



# Chicago White Sox - 2014





Batter	1	2	3	4	5	6	7	8	9	AB R H RBI BB SO LOB	TOP																								
											<p>Cleveland Indians @ Chicago White Sox            Camelback Ranch, Glendale, AZ            Sat Mar 01 2014, 3:05 PM EST</p> <p><a href="http://livebaseballscorecards.com">livebaseballscorecards.com</a></p> <p>AB 0 R 0 H 0 RBI 0 BB 0 SO 0 LOB 0</p>  <p>1B: 0 SF: 0 WP: 0 PA: 0            2B: 0 SAC: 0 FB: 0            3B: 0 DP: 0 SB: 0            HR: 0 HBP: 0 CS: 0</p>																								
Inning Stats																																			
PITCHER	IP	WLS	BF	H	R	ER	SO	BB	IBB	HBP	BLK	WP	HR	S	P	ERA	WHIP	PITCHER	IP	WLS	BF	H	R	ER	SO	BB	IBB	HBP	BLK	WP	HR	S	P	ERA	WHIP

Batter	1	2	3	4	5	6	7	8	9	AB R H RBI BB SO LOB	BOTTOM																								
											<p>Cleveland Indians @ Chicago White Sox            Camelback Ranch, Glendale, AZ            Sat Mar 01 2014, 3:05 PM EST</p> <p><a href="http://livebaseballscorecards.com">livebaseballscorecards.com</a></p> <p>AB 0 R 0 H 0 RBI 0 BB 0 SO 0 LOB 0</p>  <p>1B: 0 SF: 0 WP: 0 PA: 0            2B: 0 SAC: 0 FB: 0            3B: 0 DP: 0 SB: 0            HR: 0 HBP: 0 CS: 0</p>																								
Inning Stats																																			
PITCHER	IP	WLS	BF	H	R	ER	SO	BB	IBB	HBP	BLK	WP	HR	S	P	ERA	WHIP	PITCHER	IP	WLS	BF	H	R	ER	SO	BB	IBB	HBP	BLK	WP	HR	S	P	ERA	WHIP



Batter	1	2	3	4	5	6	7	8	9	AB	R	H	RBI	BB	SO	LOB	TOP			
1 Adam Eaton, L OBP: 0.600, SLG: 0.333 18 Blake Tekotte, L (4, 8)										2	0	0	0	0	0	2				
26 Avisail Garcia, R OBP: 0.400, SLG: 0.250 30 Alejandro De Aza, L OBP: 0.500, SLG: 0.500 29 Jared Mitchell, L OBP: 0.333, SLG: 0.333										2	1	1	0	0	0	0				
79 José Abreu, R OBP: 1.000, SLG: 1.000										3	0	0	0	0	0	3				
74 Mike McDade, S OBP: 0.400, SLG: 0.500 20 Jordan Danks, L OBP: 0.500, SLG: 0.333										3	0	2	1	0	1	2				
12 Conor Gillaspie, L OBP: 0.500, SLG: 0.667 22 Matt Davidson, R OBP: 0.500, SLG: 0.667 28 Leury Garcia, S										3	1	0	0	0	0	5				
10 Alexei Ramirez, R OBP: 0.500, SLG: 1.000 5 Marcus Semien, R										3	0	0	0	0	1	1				
21 Tyler Flowers, R OBP: 0.600, SLG: 1.250 17 Adrian Nieto, S OBP: 0.500, SLG: 0.500										2	1	1	2	0	0	0				
15 Gordon Beckham, R OBP: 0.400, SLG: 0.250 77 Yolmer Sánchez, S OBP: 1.000, SLG: 1.000										2	1	2	1	0	0	0				
<b>Inning Stats</b>	R: 1 E: 0 K: 10 S: 12	H: 2 LOB: 2 BB: 0 P: 19	R: 0 E: 0 K: 7 S: 7	H: 0 LOB: 1 BB: 1 P: 14	R: 0 E: 0 K: 1 S: 9	H: 1 LOB: 2 BB: 0 P: 15	R: 0 E: 0 K: 0 S: 7	H: 0 LOB: 0 BB: 0 P: 14	R: 0 E: 0 K: 1 S: 15	H: 3 LOB: 1 BB: 0 P: 20	R: 1 E: 0 K: 1 S: 12	H: 3 LOB: 0 BB: 0 P: 19	R: 0 E: 0 K: 0 S: 8	H: 1 LOB: 1 BB: 0 P: 11	R: 5 E: 0 K: 1 S: 23	H: 3 LOB: 3 BB: 4 P: 51	1B: 12 2B: 0 3B: 0 HR: 1	SF: 0 DP: 0 HBP: 4	WP: 1 PA: 49 CS: 0	
<b>PITCHER</b>	IP WLS BF H R ER SO BB IBB HBP BLK WP HR S P ERA WHIP	IP WLS BF H R ER SO BB IBB HBP BLK WP HR S P ERA WHIP	IP WLS BF H R ER SO BB IBB HBP BLK WP HR S P ERA WHIP	IP WLS BF H R ER SO BB IBB HBP BLK WP HR S P ERA WHIP	IP WLS BF H R ER SO BB IBB HBP BLK WP HR S P ERA WHIP	IP WLS BF H R ER SO BB IBB HBP BLK WP HR S P ERA WHIP	IP WLS BF H R ER SO BB IBB HBP BLK WP HR S P ERA WHIP	IP WLS BF H R ER SO BB IBB HBP BLK WP HR S P ERA WHIP	IP WLS BF H R ER SO BB IBB HBP BLK WP HR S P ERA WHIP	IP WLS BF H R ER SO BB IBB HBP BLK WP HR S P ERA WHIP	IP WLS BF H R ER SO BB IBB HBP BLK WP HR S P ERA WHIP	IP WLS BF H R ER SO BB IBB HBP BLK WP HR S P ERA WHIP	IP WLS BF H R ER SO BB IBB HBP BLK WP HR S P ERA WHIP	IP WLS BF H R ER SO BB IBB HBP BLK WP HR S P ERA WHIP	IP WLS BF H R ER SO BB IBB HBP BLK WP HR S P ERA WHIP	IP WLS BF H R ER SO BB IBB HBP BLK WP HR S P ERA WHIP	IP WLS BF H R ER SO BB IBB HBP BLK WP HR S P ERA WHIP	IP WLS BF H R ER SO BB IBB HBP BLK WP HR S P ERA WHIP	IP WLS BF H R ER SO BB IBB HBP BLK WP HR S P ERA WHIP	IP WLS BF H R ER SO BB IBB HBP BLK WP HR S P ERA WHIP

Chicago White Sox @ Texas Rangers  
 Surprise Stadium, Surprise, AZ  
 Sun Mar 02 2014, 3:08 PM - 6:35 PM EST  
 Att: 5,455 - Cloudy - 68 F

AB	40
R	9
H	13
RBI	9
BB	5
SO	4
LOB	32



Batter	1	2	3	4	5	6	7	8	9	AB	R	H	RBI	BB	SO	LOB	BOTTOM				
13 Jurickson Profar, S OBP: 0.357, SLG: 0.462										5	1	2	1	0	1	3					
20 Brent Lillibridge, R OBP: 0.571, SLG: 1.000 65 Kensuke Tanaka, L OBP: 0.750, SLG: 0.500										3	2	2	0	0	1	0					
84 Prince Fielder, L OBP: 0.429, SLG: 0.857 6 Kevin Koussamanoff, R OBP: 0.429, SLG: 0.833										3	0	2	1	0	1	0					
29 Adrian Beltré, R OBP: 0.333, SLG: 0.286 21 Alex Castellanos, R OBP: 0.429, SLG: 0.500										3	0	2	2	0	0	0					
64 Brad Snyder, L OBP: 0.333, SLG: 0.375 35 James Adduci, L OBP: 0.167, SLG: 0.167										3	0	0	0	0	2	4					
7 J.P. Arencibia, R OBP: 0.143, SLG: 0.286 70 Brett Nicholas, L										3	0	0	0	0	2	1					
15 Michael Choice, R OBP: 0.375, SLG: 0.500 63 Bryan Petersen, L OBP: 0.286, SLG: 0.167										2	0	0	0	0	3	0					
43 Engel Beltré, L OBP: 0.417, SLG: 0.364										3	0	0	0	1	2	1					
9 Adam Rosales, R OBP: 0.333, SLG: 0.200 12 Josh Wilson, R OBP: 0.500, SLG: 0.667										2	0	1	0	0	0	0					
<b>Inning Stats</b>	R: 2 E: 0 K: 1 S: 17	H: 4 LOB: 2 BB: 0 P: 23	R: 2 E: 0 K: 1 S: 18	H: 4 LOB: 2 BB: 1 P: 29	R: 0 E: 1 K: 2 S: 13	H: 0 LOB: 1 BB: 0 P: 18	R: 0 E: 0 K: 3 S: 12	H: 0 LOB: 0 BB: 0 P: 14	R: 0 E: 0 K: 0 S: 6	H: 0 LOB: 0 BB: 0 P: 9	R: 0 E: 0 K: 1 S: 6	H: 0 LOB: 0 BB: 0 P: 9	R: 2 E: 0 K: 1 S: 13	H: 2 LOB: 0 BB: 0 P: 16	R: 0 E: 0 K: 1 S: 15	H: 2 LOB: 2 BB: 1 P: 27	R: 1 E: 0 K: 0 S: 10	H: 1 LOB: 1 BB: 1 P: 20	1B: 11 2B: 2 3B: 0 HR: 1	SF: 0 DP: 1 HBP: 0	WP: 2 PA: 42 CS: 1
<b>PITCHER</b>	IP WLS BF H R ER SO BB IBB HBP BLK WP HR S P ERA WHIP	IP WLS BF H R ER SO BB IBB HBP BLK WP HR S P ERA WHIP	IP WLS BF H R ER SO BB IBB HBP BLK WP HR S P ERA WHIP	IP WLS BF H R ER SO BB IBB HBP BLK WP HR S P ERA WHIP	IP WLS BF H R ER SO BB IBB HBP BLK WP HR S P ERA WHIP	IP WLS BF H R ER SO BB IBB HBP BLK WP HR S P ERA WHIP	IP WLS BF H R ER SO BB IBB HBP BLK WP HR S P ERA WHIP	IP WLS BF H R ER SO BB IBB HBP BLK WP HR S P ERA WHIP	IP WLS BF H R ER SO BB IBB HBP BLK WP HR S P ERA WHIP	IP WLS BF H R ER SO BB IBB HBP BLK WP HR S P ERA WHIP	IP WLS BF H R ER SO BB IBB HBP BLK WP HR S P ERA WHIP	IP WLS BF H R ER SO BB IBB HBP BLK WP HR S P ERA WHIP	IP WLS BF H R ER SO BB IBB HBP BLK WP HR S P ERA WHIP	IP WLS BF H R ER SO BB IBB HBP BLK WP HR S P ERA WHIP	IP WLS BF H R ER SO BB IBB HBP BLK WP HR S P ERA WHIP	IP WLS BF H R ER SO BB IBB HBP BLK WP HR S P ERA WHIP	IP WLS BF H R ER SO BB IBB HBP BLK WP HR S P ERA WHIP	IP WLS BF H R ER SO BB IBB HBP BLK WP HR S P ERA WHIP	IP WLS BF H R ER SO BB IBB HBP BLK WP HR S P ERA WHIP	IP WLS BF H R ER SO BB IBB HBP BLK WP HR S P ERA WHIP	

Chicago White Sox @ Texas Rangers  
 Surprise Stadium, Surprise, AZ  
 Sun Mar 02 2014, 3:08 PM - 6:35 PM EST  
 Att: 5,455 - Cloudy - 68 F

AB	39
R	7
H	13
RBI	7
BB	3
SO	10
LOB	16









Batter	1	2	3	4	5	6	7	8	9	AB	R	H	RBI	BB	SO	LOB	TOP					
1 Adam Eaton, L (1.8) 18 Blake Tekotte, L (5.8)	G4-3		G1-3 10 79 15 2B		K		F8			3	1	1	0	0	1	0						
15 Gordon Beckham, R (1.4) 83 Micah Johnson, L (5.4)	2B		G1-3 10 79 2B		F9		K			3	1	2	0	0	0	0						
10 Alexei Ramirez, R (1.6) 60 Alex Liddi, R (5.6)	F7		G1-3		F7			HR		3	0	0	0	0	0	3						
79 José Abreu, R (1.3) 74 Mike McDade, S (6.3)	BB		2B		G4-3		G4-3			2	0	1	2	1	0	0						
44 Adam Dunn, L (1.10) 7 Jeff Keppinger, R (8.10)	G1-3		F8		K		G5-3			3	0	0	0	0	1	3						
24 Davan Vicedo, R (1.7) 82 Keenyn Walker, S (6.7)			F9		K		G6-3			2	0	0	0	1	1	0						
12 Conor Gillaspie, L (1.5) 5 Marcus Semien, R (7.5)	G3				P5		HR			3	1	1	1	0	0	1	AB 34					
21 Tyler Flowers, R (1.2) 17 Adrian Nieto, S (7.2)	K				G5-3		K			3	0	0	0	0	2	1	R 4					
29 Jared Mitchell, L (1.9) 20 Jordan Danks, L (7.9)			K		G1-3		K			1	0	0	0	0	0	0	H 7					
<b>Inning Stats</b>	R: 0 E: 0 K: 0 S: 4	H: 1 LOB: 2 BB: 1 P: 8	R: 0 E: 0 K: 1 S: 5	H: 0 LOB: 0 BB: 0 P: 5	R: 2 E: 0 K: 1 S: 8	H: 3 LOB: 1 BB: 0 P: 8	R: 0 E: 0 K: 0 S: 3	H: 0 LOB: 1 BB: 1 P: 7	R: 0 E: 0 K: 1 S: 5	H: 0 LOB: 0 BB: 0 P: 5	R: 0 E: 0 K: 2 S: 7	H: 0 LOB: 0 BB: 0 P: 7	R: 1 E: 0 K: 2 S: 9	H: 2 LOB: 1 BB: 0 P: 10	R: 1 E: 0 K: 0 S: 4	H: 1 LOB: 0 BB: 0 P: 4	R: 0 E: 0 K: 1 S: 5	H: 0 LOB: 0 BB: 0 P: 5	1B: 3 2B: 2 3B: 0 HR: 2	SF: 0 SAC: 0 DP: 0 HBP: 0	WP: 0 PB: 0 SB: 1 CS: 0	PA: 36
<b>PITCHER</b>	IP	WLS	BF	H	R	ER	SO	BB	IBB	HBP	BLK	WP	HR	S	P	ERA	WHIP					
34 Zach McAllister, R (1.1) 43 Josh Tomlin, R (3.1) 35 Marc Rzepczynski, L (6.1) 44 John Axford, R (7.1) 51 Scott Barnes, L (8.1)	2.0	0	8	1	0	0	1	1	0	0	0	0	0	9	13	0.00	1.000					
71 Bryan Price, R (9.1)	1.0	W	3	0	0	0	1	0	0	0	0	0	0	5	5	0.00	0.000					

Chicago White Sox @ Cleveland Indians  
Goodyear Ballpark, Goodyear, AZ  
Tue Mar 04 2014, 3:08 PM - 5:43 PM EST  
Att: 2,121 - Sunny - 73 F

AB 34  
R 4  
H 7  
RBI 4  
BB 2  
SO 8  
LOB 11



Batter	1	2	3	4	5	6	7	8	9	AB	R	H	RBI	BB	SO	LOB	BOTTOM					
24 Michael Bourn, L (1.8) 26 Matt Carson, R (5.8)	K		SH1-3 1-2	L9		K			P6	2	0	0	0	0	1	1						
33 Nick Swisher, S (1.3) 74 Jesús Aguilar, R (6.3)	F9		BB 22 FC3-6		K		BB 76 G6-4-3		BB 80 1B	2	0	0	0	1	1	0						
22 Jason Kipnis, L (1.4) 80 Joey Wendle, L (6.4)	G4-3		FC3-6 1-2 2-3		2B 41 2B		F8		1B 1-2 2-H	3	1	1	0	0	0	2						
41 Carlos Santana, S (1.5) 76 Ryan Rohlinger, R (7.5)	K		F7		2B 23 G4-3		G6-4-3 1-2			3	0	1	1	0	1	2						
23 Michael Brantley, L (1.7) 75 Carlos Moncrief, L (7.7)	F7		G6-3		G4-3		G3			3	0	0	0	0	0	1						
13 Adrián Beltrán, S (1.10) 1 David Adams, R (8.10)	2B 10 1B				P5		K			3	2	2	0	0	0	1						
10 Yan Gomes, R (1.2) 68 Jake Lowery, L (7.2)	1B 2-H				F7		P5			3	0	1	1	0	1	1	AB 33					
7 David Murphy, L (1.9) 72 Tyler Naquin, L (7.8)	P5				3B 4 2B		BB 67 G3		BB 80 1B	2	1	1	1	1	0	1	R 5					
4 Mike Aviles, R (1.6) 67 Francisco Lindor, S (5.6)			1B 22 FC3-6		2B 3-H		G3		F7	2	0	2	1	0	0	0	H 9					
<b>Inning Stats</b>	R: 0 E: 0 K: 1 S: 5	H: 0 LOB: 0 BB: 0 P: 5	R: 1 E: 0 K: 1 S: 7	H: 2 LOB: 1 BB: 0 P: 7	R: 0 E: 0 K: 0 S: 4	H: 1 LOB: 2 BB: 1 P: 8	R: 2 E: 0 K: 0 S: 6	H: 3 LOB: 1 BB: 0 P: 6	R: 1 E: 0 K: 1 S: 7	H: 2 LOB: 1 BB: 0 P: 7	R: 0 E: 0 K: 2 S: 7	H: 0 LOB: 1 BB: 1 P: 11	R: 0 E: 0 K: 0 S: 2	H: 0 LOB: 0 BB: 1 P: 6	R: 0 E: 0 K: 1 S: 5	H: 0 LOB: 0 BB: 0 P: 5	R: 1 E: 0 K: 0 S: 3	H: 1 LOB: 2 BB: 2 P: 11	1B: 4 2B: 4 3B: 1 HR: 0	SF: 0 SAC: 1 DP: 1 HBP: 0	WP: 0 PB: 0 SB: 0 CS: 0	PA: 39
<b>PITCHER</b>	IP	WLS	BF	H	R	ER	SO	BB	IBB	HBP	BLK	WP	HR	S	P	ERA	WHIP					
45 Erik Johnson, R (1.1) 53 Eric Surkamp, L (4.1) 64 André Rienzo, R (6.1) 52 Jake Petricka, R (8.1) 54 Deunte Heath, R (9.1)	3.0	B	11	5	3	3	1	0	0	0	0	0	0	13	13	13.50	2.500					
	2.0		7	0	0	0	2	2	0	0	0	0	0	9	17	0.00	1.000					
	1.0		3	0	0	0	1	0	0	0	0	0	0	5	5	0.00	0.000					
	0.2	L	5	1	1	1	0	2	0	0	0	0	0	3	11	13.50	4.500					

Chicago White Sox @ Cleveland Indians  
Goodyear Ballpark, Goodyear, AZ  
Tue Mar 04 2014, 3:08 PM - 5:43 PM EST  
Att: 2,121 - Sunny - 73 F

AB 33  
R 5  
H 9  
RBI 5  
BB 5  
SO 6  
LOB 15





Batter	1	2	3	4	5	6	7	8	9	AB	R	H	RBI	BB	SO	LOB	TOP	
<b>2 Everth Cabrera, S</b> (1, 6) <small>OBP: 0.417, SLG: 0.545</small> <b>68 Rico Noel, R</b> (6, 8) <small>OBP: 0.250, SLG: 0.364</small>	 <small>14 F7, 25 SH1-3, 21 1B</small>	 <small>25 FC4-6</small>		 <small>P6</small>			 <small>K</small>		 <small>K</small>	3	1	2	0	0	0	0		
<b>25 Will Venable, L</b> (1, 8) <small>OBP: 0.250, SLG: 0.143</small> <b>70 Austin Hedges, R</b> (6, 2) <small>OBP: 0.250, SLG: 0.143</small>	 <small>SH1-3</small>	 <small>FC4-6</small>		 <small>K</small>			 <small>F7</small>		 <small>G5-3</small>	2	0	0	1	0	1	1		
<b>14 Tommy Medica, R</b> (1, 3) <small>OBP: 0.356, SLG: 0.633</small> <b>74 Jace Peterson, L</b> (7, 6) <small>OBP: 0.267, SLG: 0.083</small>	 <small>F7</small>	 <small>G6-3</small>			 <small>G1-3</small>		 <small>1B</small>		 <small>1B</small>	4	0	1	0	0	0	2		
<b>21 Xavier Nady, R</b> (1, 10) <small>OBP: 0.308, SLG: 0.250</small> <b>78 Alex Dickerson, L</b> (7, PH) <small>OBP: 0.200, SLG: 0.214</small>	 <small>4 HR, 1B</small>		 <small>4 F7, 15 BB, 88 BB, FC6-4, HBP</small>		 <small>K2-3</small>		 <small>K</small>		 <small>K</small>	2	2	1	1	0	1	0		
<b>88 Kyle Blanks, R</b> (1, 7) <small>OBP: 0.462, SLG: 0.333</small> <b>63 Yelson Asencio, R</b> (5, 9) <small>OBP: 0.200, SLG: 0.200</small>	 <small>4 HR, 1B</small>		 <small>15 FC6-4, BB</small>		 <small>P4</small>			 <small>G6-3</small>		2	1	1	0	1	0	0		
<b>4 Nick Hundley, R</b> (1, 2) <small>OBP: 0.200, SLG: 0.500</small> <b>67 Jonathan Galvez, R</b> (6, 5) <small>OBP: 0.375, SLG: 0.429</small>	 <small>1 HR, 2 HR, HR</small>		 <small>F7</small>		 <small>F7</small>			 <small>79 HR, 2B</small>		3	1	1	3	0	0	2		
<b>15 Ryan Jackson, R</b> (1, 5) <small>OBP: 0.231, SLG: 0.250</small> <b>79 Cody Decker, R</b> (7, 3) <small>OBP: 0.250, SLG: 1.000</small>	 <small>K</small>		 <small>FC6-4, 1-2, 3-H</small>		 <small>G1-3</small>		 <small>2-H, HR</small>		 <small>HR</small>	3	0	0	1	0	1	1		
<b>3 Alberto Gonzalez, R</b> (1, 4) <small>OBP: 0.596, SLG: 0.429</small> <b>73 Cory Spangenberg, L</b> (5, 4) <small>OBP: 0.596, SLG: 0.429</small>		 <small>G4-3</small>	 <small>G1-3</small>		 <small>G1-3</small>		 <small>64 CS, BB</small>		 <small>G5-3</small>	2	0	0	0	0	0	1		
<b>64 Rymer Lirio, R</b> (1, 9) <small>OBP: 0.200, SLG: 0.200</small> <b>82 Daniel Robertson, R</b> (7, 7) <small>OBP: 0.200, SLG: 0.200</small>		 <small>2 1B, 25 FC4-6, 1B</small>		 <small>L8</small>		 <small>CS, 1-2</small>		 <small>14 1B, 1B</small>		 <small>G5-3</small>	3	1	2	0	0	0	0	
<b>Inning Stats</b>	<small>R: 4, H: 4, E: 0, K: 1, S: 10</small>	<small>R: 1, H: 2, E: 0, K: 0, S: 5</small>	<small>R: 1, H: 0, E: 0, K: 0, S: 3</small>	<small>R: 0, H: 0, E: 0, K: 1, S: 7</small>	<small>R: 0, H: 0, E: 0, K: 1, S: 5</small>	<small>R: 0, H: 0, E: 0, K: 0, S: 2</small>	<small>R: 0, H: 2, E: 0, K: 2, S: 9</small>	<small>R: 2, H: 2, E: 0, K: 2, S: 6</small>	<small>R: 0, H: 1, E: 0, K: 2, S: 8</small>	<small>1B: 8, 2B: 1, 3B: 0, HR: 2</small>	<small>SF: 0, SAC: 1, DP: 0, HBP: 1</small>	<small>WP: 0, PB: 0, SB: 0, CS: 1</small>	<small>PA: 41</small>					
<b>PITCHER</b>	<small>IP WLS BF H R ER SO BB IBB HBP BLK WP HR S P ERA WHIP</small>	<small>IP WLS BF H R ER SO BB IBB HBP BLK WP HR S P ERA WHIP</small>	<small>IP WLS BF H R ER SO BB IBB HBP BLK WP HR S P ERA WHIP</small>	<small>IP WLS BF H R ER SO BB IBB HBP BLK WP HR S P ERA WHIP</small>	<small>IP WLS BF H R ER SO BB IBB HBP BLK WP HR S P ERA WHIP</small>	<small>IP WLS BF H R ER SO BB IBB HBP BLK WP HR S P ERA WHIP</small>	<small>IP WLS BF H R ER SO BB IBB HBP BLK WP HR S P ERA WHIP</small>	<small>IP WLS BF H R ER SO BB IBB HBP BLK WP HR S P ERA WHIP</small>	<small>IP WLS BF H R ER SO BB IBB HBP BLK WP HR S P ERA WHIP</small>	<small>IP WLS BF H R ER SO BB IBB HBP BLK WP HR S P ERA WHIP</small>	<small>IP WLS BF H R ER SO BB IBB HBP BLK WP HR S P ERA WHIP</small>	<small>IP WLS BF H R ER SO BB IBB HBP BLK WP HR S P ERA WHIP</small>						
<b>49 Chris Sale, L</b> (1, 1) <small>ERA: 10.13</small> <b>63 Nestor Molina, R</b> (3, 1) <small>ERA: 7.71</small> <b>33 Dylan Axelrod, R</b> (5, 1) <small>ERA: 7.71</small> <b>41 David Purcey, L</b> (8, 1) <small>ERA: 7.71</small> <b>57 Zach Putnam, R</b> (9, 1) <small>ERA: 7.71</small>	<small>2.2 L 16 6 6 6 1 1 0 0 0 0 0 1 17 24 20.25 2.625</small>	<small>1.1 4 0 0 0 1 0 0 0 0 0 0 8 8 0.00 0.000</small>	<small>3.0 11 2 0 0 3 1 0 0 0 0 0 16 21 0.00 1.000</small>	<small>1.0 5 2 2 2 0 0 0 0 0 0 1 6 9 18.00 2.000</small>	<small>1.0 4 1 0 0 2 0 0 0 0 0 0 8 8 0.00 1.000</small>													
<b>Batter</b>	1	2	3	4	5	6	7	8	9	AB	R	H	RBI	BB	SO	LOB	BOTTOM	
<b>30 Alejandro De Aza, L</b> (1, 7) <small>OBP: 0.250, SLG: 0.250</small> <b>18 Blake Tekotte, L</b> (7, 7) <small>OBP: 0.250, SLG: 0.250</small>	 <small>F8</small>		 <small>B1-3</small>			 <small>K</small>			 <small>F7</small>	3	0	0	0	0	1	0		
<b>15 Gordon Beckham, R</b> (1, 4) <small>OBP: 0.364, SLG: 0.400</small> <b>77 Yolmer Sánchez, S</b> (7, 4) <small>OBP: 0.500, SLG: 0.500</small>	 <small>K</small>		 <small>K</small>			 <small>P3</small>		 <small>K</small>		3	0	0	0	0	2	0		
<b>12 Conor Gillaspie, L</b> (1, 5) <small>OBP: 0.273, SLG: 0.636</small> <b>22 Matt Davidson, R</b> (7, 5) <small>OBP: 0.250, SLG: 0.286</small>	 <small>1B</small>		 <small>G6-3</small>			 <small>F7</small>		 <small>F8</small>		3	0	1	0	0	0	0		
<b>26 Avisail Garcia, R</b> (1, 9) <small>OBP: 0.182, SLG: 0.100</small> <b>29 Jared Mitchell, L</b> (8, 9) <small>OBP: 0.296, SLG: 0.296</small>	 <small>G6-3</small>		 <small>K</small>			 <small>K</small>		 <small>K</small>		3	0	0	0	2	1	1		
<b>44 Adam Dunn, L</b> (1, 10) <small>OBP: 0.200, SLG: 0.200</small> <b>7 Jeff Keppinger, R</b> (7, PH) <small>OBP: 0.200, SLG: 0.200</small>		 <small>21 WP, 1B</small>		 <small>G3</small>		 <small>F8</small>		 <small>G3</small>		2	0	1	0	0	0	0		
<b>14 Paul Konerko, R</b> (1, 3) <small>OBP: 0.429, SLG: 0.429</small> <b>76 Andy Wilkins, L</b> (5, FR) <small>OBP: 0.714, SLG: 1.200</small>		 <small>F8, 1B</small>		 <small>1B</small>		 <small>F7</small>		 <small>1B</small>		2	0	1	0	0	0	1		
<b>20 Jordan Danks, L</b> (1, 8) <small>OBP: 0.400, SLG: 0.556</small> <b>75 Trayce Thompson, R</b> (6, 8) <small>OBP: 0.286, SLG: 0.286</small>		 <small>F7, 1B</small>		 <small>F7</small>		 <small>F7</small>		 <small>F8</small>		2	0	0	0	0	2	2		
<b>21 Tyler Flowers, R</b> (1, 2) <small>OBP: 0.300, SLG: 0.556</small> <b>36 Josh Phegley, R</b> (6, 2) <small>OBP: 0.200, SLG: 0.200</small>		 <small>G4-3</small>		 <small>K</small>		 <small>K</small>		 <small>77 WP, 5 1B, 1B</small>		2	0	0	0	1	2	0		
<b>5 Marcus Semien, R</b> (1, 6) <small>OBP: 0.273, SLG: 0.200</small>			 <small>K</small>		 <small>L6</small>		 <small>1B</small>		 <small>1B</small>	3	0	1	0	0	1	1		
<b>Inning Stats</b>	<small>R: 0, H: 1, E: 0, K: 1, S: 6</small>	<small>R: 0, H: 1, E: 0, K: 0, S: 4</small>	<small>R: 0, H: 0, E: 0, K: 2, S: 7</small>	<small>R: 0, H: 0, E: 0, K: 1, S: 5</small>	<small>R: 0, H: 1, E: 0, K: 1, S: 6</small>	<small>R: 0, H: 0, E: 0, K: 1, S: 5</small>	<small>R: 0, H: 0, E: 0, K: 1, S: 5</small>	<small>R: 0, H: 2, E: 0, K: 1, S: 7</small>	<small>R: 0, H: 0, E: 0, K: 1, S: 5</small>	<small>1B: 5, 2B: 0, 3B: 0, HR: 0</small>	<small>SF: 0, SAC: 0, DP: 0, HBP: 0</small>	<small>WP: 2, PB: 0, SB: 0, CS: 0</small>	<small>PA: 32</small>					
<b>PITCHER</b>	<small>IP WLS BF H R ER SO BB IBB HBP BLK WP HR S P ERA WHIP</small>	<small>IP WLS BF H R ER SO BB IBB HBP BLK WP HR S P ERA WHIP</small>	<small>IP WLS BF H R ER SO BB IBB HBP BLK WP HR S P ERA WHIP</small>	<small>IP WLS BF H R ER SO BB IBB HBP BLK WP HR S P ERA WHIP</small>	<small>IP WLS BF H R ER SO BB IBB HBP BLK WP HR S P ERA WHIP</small>	<small>IP WLS BF H R ER SO BB IBB HBP BLK WP HR S P ERA WHIP</small>	<small>IP WLS BF H R ER SO BB IBB HBP BLK WP HR S P ERA WHIP</small>	<small>IP WLS BF H R ER SO BB IBB HBP BLK WP HR S P ERA WHIP</small>	<small>IP WLS BF H R ER SO BB IBB HBP BLK WP HR S P ERA WHIP</small>	<small>IP WLS BF H R ER SO BB IBB HBP BLK WP HR S P ERA WHIP</small>	<small>IP WLS BF H R ER SO BB IBB HBP BLK WP HR S P ERA WHIP</small>	<small>IP WLS BF H R ER SO BB IBB HBP BLK WP HR S P ERA WHIP</small>						
<b>34 Andrew Cashner, R</b> (1, 1) <small>ERA: 13.5</small> <b>43 Joe Wieland, R</b> (4, 1) <small>ERA: 13.5</small> <b>62 Keyvius Sampson, R</b> (6, 1) <small>ERA: 12.0</small> <b>77 Leonel Campos, R</b> (8, 1) <small>ERA: 18.0</small> <b>71 Kevin Quackenbush, R</b> (9, 1) <small>ERA: 3.86</small>	<small>3.0 W 11 2 0 0 3 0 0 0 0 0 0 17 18 0.00 0.667</small>	<small>2.0 7 1 0 0 2 0 0 0 0 0 0 11 11 0.00 0.500</small>	<small>2.0 6 0 0 0 2 0 0 0 0 0 0 10 10 0.00 0.000</small>	<small>1.0 5 2 0 0 1 0 0 0 0 0 1 7 8 2.000 2.000</small>	<small>1.0 3 0 0 0 1 0 0 0 0 0 0 5 5 0.00 0.000</small>													

San Diego Padres @ Chicago White Sox  
Camelback Ranch, Glendale, AZ  
Wed Mar 05 2014, 3:09 PM - 5:47 PM EST  
Att: 2,459 - Partly Cloudy - 76 F

AB 36  
R 8  
H 11  
RBI 8  
BB 2  
SO 7  
LOB 12



San Diego Padres @ Chicago White Sox  
Camelback Ranch, Glendale, AZ  
Wed Mar 05 2014, 3:09 PM - 5:47 PM EST  
Att: 2,459 - Partly Cloudy - 76 F

AB 32  
R 0  
H 5  
RBI 0  
BB 0  
SO 9  
LOB 11



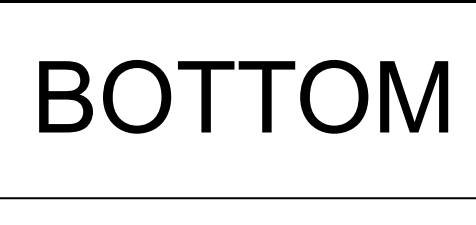


Batter	1	2	3	4	5	6	7	8	9	AB	R	H	RBI	BB	SO	LOB	TOP								
83 Micah Johnson, L OBP: 0.500, SLG: 0.500	G4-3		1B			K			90 E 1B	5	2	3	0	0	1	0	Chicago White Sox @ Kansas City Royals Surprise Stadium, Surprise, AZ Thu Mar 06 2014, 3:06 PM - 6:22 PM EST Att. 4,318 - Overcast - 77 F								
10 Alexei Ramirez, R OBP: 0.273, SLG: 0.273	26 F8 12 1B		1B			G1-3			G3	3	0	3	0	0	0	0									
87 Cleuluis Rondón, S OBP: 0.000, SLG: 0.000			1B						1-H G3	1	0	0	0	0	0	0									
90 Jaime Pedroza, S OBP: 0.000, SLG: 0.000			1B						1-H G3	1	0	0	1	0	0	0									
12 Conor Gillaspie, L OBP: 0.286, SLG: 0.571			F8			G3-6-1			K	3	0	1	0	0	0	3									
Alex Liddi, R OBP: 0.200, SLG: 0.800			1B						K	2	0	0	0	0	2	0									
26 Avisail García, R OBP: 0.286, SLG: 0.308			F8						K	3	1	2	1	0	0	2									
29 Jared Mitchell, L OBP: 0.333, SLG: 0.250			F8						K	1	0	0	0	1	1	0									
79 José Abreu, R OBP: 0.273, SLG: 0.600			G5-3						K	3	1	1	2	0	0	3									
96 Dan Black, S			G5-3						K	1	0	0	0	0	0	0									
30 Alejandro De Azá, L OBP: 0.455, SLG: 0.500			7 CS 1B						G5-3	2	1	2	0	1	0	0									
75 Tracey Thompson, R OBP: 0.250, SLG: 0.250			7 CS 1B						G5-3	1	0	0	0	0	0	0									
7 Jeff Keppinger, R OBP: 0.286, SLG: 0.286			G5-3						G5-3	4	0	2	1	0	0	2									
36 Josh Phegley, R OBP: 0.250, SLG: 0.375			F7						38 FC6-4 1B	3	0	1	0	0	0	0									
38 Hector Gimenez, S OBP: 0.250, SLG: 0.500			F7						FC6-4	1	0	0	0	0	0	1									
20 Jordan Danks, L OBP: 0.357, SLG: 0.692			K2-3						HR	4	1	1	1	0	1	2									
Inning Stats	R: 0 E: 0 K: 0 S: 10	H: 2 LOB: 2 BB: 0 P: 15	R: 0 E: 0 K: 0 S: 8	H: 1 LOB: 0 BB: 0 P: 10	R: 0 E: 0 K: 1 S: 7	H: 2 LOB: 1 BB: 0 P: 9	R: 1 E: 0 K: 0 S: 16	H: 4 LOB: 2 BB: 0 P: 26	R: 3 E: 0 K: 0 S: 11	H: 4 LOB: 1 BB: 1 P: 22	R: 0 E: 0 K: 1 S: 9	H: 0 LOB: 0 BB: 0 P: 14	R: 0 E: 0 K: 1 S: 6	H: 0 LOB: 0 BB: 1 P: 11	R: 0 E: 0 K: 0 S: 8	H: 1 LOB: 1 BB: 0 P: 14	R: 2 E: 0 K: 2 S: 16	H: 2 LOB: 0 BB: 0 P: 25	1B: 11 2B: 3 3B: 0 HR: 2	SF: 0 SAC: 0 DP: 2 HBP: 0	WP: 0 PB: 0 CS: 2	PA: 41			
PITCHER	IP	WLS	BF	H	R	ER	SO	BB	IBB	HBP	BLK	WP	HR	S	P	ERA	WHIP								
51 Jason Vargas, L ERA: 15.75	3.0		12	5	0	0	1	0	0	0	0	0	0	25	34	0.00	1.667								
53 Brad Penny, R ERA: 15.75	2.0	B	13	8	4	4	0	1	0	0	0	0	1	27	48	18.00	4.500								
43 Aaron Crow, R ERA: 15.75	1.0		3	0	0	0	1	0	0	0	0	0	0	9	14	0.00	0.000								
71 Sugar Ray Marimon, R ERA: 15.75	1.2		6	1	0	0	1	1	0	0	0	0	0	13	24	0.00	1.200								
49 Donnie Joseph, L ERA: 15.75	0.1	H	1	0	0	0	0	0	0	0	0	0	0	1	1	0.00	0.000								
40 Kelvin Herrera, R ERA: 4.5	1.0	B	5	2	2	1	2	0	0	0	0	0	0	1	16	9.00	2.000								

Batter	1	2	3	4	5	6	7	8	9	AB	R	H	RBI	BB	SO	LOB	BOTTOM								
23 Norichika Aoki, L OBP: 0.250, SLG: 0.286	L8		16 FC4-6 9 BB 4 1B			34 F9 24 1B			K	3	1	1	0	0	0	3	Chicago White Sox @ Kansas City Royals Surprise Stadium, Surprise, AZ Thu Mar 06 2014, 3:06 PM - 6:22 PM EST Att. 4,318 - Overcast - 77 F								
27 Justin Maxwell, R OBP: 0.400, SLG: 0.733			1B			1B			K	3	0	1	0	0	1	3									
9 Johnny Giavotella, R OBP: 0.375, SLG: 0.600	G5-3		16 FC4-6 BB			1B			G6-3	2	0	0	0	1	0	3									
24 Christian Colón, R OBP: 0.287, SLG: 0.333			1B			1B			G6-3	2	0	1	0	0	0	0									
35 Eric Hosmer, L OBP: 0.351, SLG: 0.650	G3-1		F7			F9			7 WP 7 1B	3	0	0	0	0	5										
34 Brandon Laird, R OBP: 0.364, SLG: 0.400			F7			F9			7 1B	2	1	1	0	0	2										
16 Billy Butler, R OBP: 0.368, SLG: 0.444	F9		FC4-6 4 1B			L5			K	3	0	0	0	0	2										
65 Melky Mesa, R OBP: 0.368, SLG: 0.444			1B			G5-3			K	2	0	0	0	0	1	3									
4 Alex Gordon, L OBP: 0.500, SLG: 0.867	8 BB 6 SF9 13 1B		1B			13 SF9 3B			26 1B 2B	3	2	3	1	0	0	0									
7 Carlos Peguero, L OBP: 0.300, SLG: 0.400			1B			1B			1-H 1B	2	1	2	1	0	0	0									
13 Salvador Pérez, R OBP: 0.471, SLG: 0.800			K			SF9			F8	2	0	1	1	0	1	2									
26 Francisco Peña, R OBP: 0.250, SLG: 0.250			8 BB 1B			54 1B 37 FC1-2 19 WP 1B			F8	2	0	1	1	0	1	2									
8 Mike Moustakas, L OBP: 0.550, SLG: 1.125			1B			45 1B 6 BB HBP			G6-3	1	0	0	0	1	1	0									
19 Danny Valencia, R OBP: 0.235, SLG: 0.375			BB			K			G6-3	2	0	0	0	0	1	1									
6 Lorenzo Cain, R OBP: 0.444, SLG: 0.467			BB			45 1B BB			G6-3	0	0	0	1	1	0	0									
54 Corkys Hernández, R OBP: 0.300, SLG: 0.250	SF9		1B			45 1B BB			G6-3	3	0	1	0	0	1	0									
45 Jason Donald, R OBP: 0.529, SLG: 0.467	L9		1B			45 1B BB			FC1-2 1B	2	0	1	0	0	2										
37 Pedro Ciriaco, R OBP: 0.533, SLG: 0.933			1B			HR			2B	3	1	2	1	0	0	2									
Inning Stats	R: 0 E: 0 K: 0 S: 7	H: 0 LOB: 0 BB: 0 P: 14	R: 1 E: 0 K: 0 S: 12	H: 2 LOB: 2 BB: 1 P: 25	R: 1 E: 0 K: 1 S: 11	H: 2 LOB: 2 BB: 1 P: 21	R: 0 E: 0 K: 0 S: 11	H: 1 LOB: 3 BB: 1 P: 24	R: 1 E: 0 K: 1 S: 13	H: 3 LOB: 2 BB: 0 P: 17	R: 1 E: 0 K: 1 S: 13	H: 3 LOB: 2 BB: 0 P: 18	R: 1 E: 0 K: 1 S: 14	H: 2 LOB: 1 BB: 0 P: 21	R: 0 E: 0 K: 1 S: 11	H: 1 LOB: 0 BB: 0 P: 20	1B: 11 2B: 2 3B: 1 HR: 1	SF: 2 SAC: 0 DP: 0 HBP: 1	WP: 2 PB: 0 SB: 0 CS: 0	PA: 46					
PITCHER	IP	WLS	BF	H	R	ER	SO	BB	IBB	HBP	BLK	WP	HR	S	P	ERA	WHIP								
71 Chris Beck, R ERA: 6.0	3.0		15	4	2	2	1	2	0	0	0	0	0	30	60	6.00	2.000								
61 Charlie Leetsman, L ERA: 2.08	2.0		10	2	1	1	1	1	0	1	0	0	0	24	44	4.50	1.500								
70 Omar Poveda, R ERA: 15.0	2.0	B	12	6	2	2	2	0	0	0	0	1	1	26	35	9.00	3.000								
66 Frank De Los Santos, L ERA: 13.5	1.0		5	2	1	1	1	0	0	0	0	1	0	14	21	9.00	2.000								
54 Dwayne Heath, R ERA: 3.38	1.0		4	1	0	0	1	0	0	0	0	0	0	11	20	0.00	1.000								

Chicago White Sox @ Kansas City Royals  
Surprise Stadium, Surprise, AZ  
Thu Mar 06 2014, 3:06 PM - 6:22 PM EST  
Att. 4,318 - Overcast - 77 F

AB 38  
R 6  
H 16  
RBI 6  
BB 2  
SO 5  
LOB 13



Chicago White Sox @ Kansas City Royals  
Surprise Stadium, Surprise, AZ  
Thu Mar 06 2014, 3:06 PM - 6:22 PM EST  
Att. 4,318 - Overcast - 77 F

AB 40  
R 6  
H 15  
RBI 6  
BB 3  
SO 6  
LOB 29









Batter	1	2	3	4	5	6	7	8	9	AB	R	H	RBI	BB	SO	LOB	TOP							
1 Adam Eaton, L (1, 8) 82 Keenyn Walker, S (5, 8) OBP: 0.714, SLG: 0.700 OBP: 0.125, SLG: 0.250										1 2 1 0 1 0 0 2 0 0 0 0 0 0							<b>Chicago White Sox @ Cincinnati Reds</b> Goodyear Ballpark, Goodyear, AZ Fri Mar 07 2014, 3:07 PM - 5:59 PM EST Att: 2,487 - Sunny - 78 F							
15 Gordon Beckham, R (1, 4) 28 Leury Garcia, S (5, 4) OBP: 0.294, SLG: 0.313 OBP: 0.429, SLG: 0.333										3 1 1 1 0 1 2 1 0 1 0 0 0 0														
Alex Liddi, R (1, 3) 76 Andy Wilkins, L (5, 3) OBP: 0.250, SLG: 0.625 OBP: 0.667, SLG: 1.000										3 0 1 1 0 1 3 0 0 0 0 1 0 0														
44 Adam Dunn, L (1, 10) 7 Jeff Keppinger, R (5, PR) OBP: 0.364, SLG: 0.364 OBP: 0.250, SLG: 0.250										3 0 2 2 0 0 1 1 0 0 0 0 0 2														
24 Dayan Viedro, R (1, 7) 18 Blake Tekotte, L (5, 7) OBP: 0.357, SLG: 0.385 OBP: 0.200, SLG: 0.111										3 0 1 0 0 1 1 1 0 1 0 0 0 0														
10 Alexei Ramirez, R (1, 6) 5 Marcus Semien, R (6, 6) OBP: 0.286, SLG: 0.286 OBP: 0.231, SLG: 0.167										3 0 1 0 0 0 0 1 0 0 0 0 0 1														
22 Matt Davidson, R (1, 5) 83 Micah Johnson, L (6, 4) OBP: 0.133, SLG: 0.143 OBP: 0.500, SLG: 0.500										4 0 0 0 0 0 2 0 0 0 0 0 0 0														
21 Tyler Flowers, R (1, 2) 73 Miguel Gonzalez, R (6, 2)										3 0 0 0 0 1 1 1 0 0 0 0 0 0														
75 Trayce Thompson, R (1, 9) 29 Jared Mitchell, L (7, 9) OBP: 0.273, SLG: 0.200 OBP: 0.300, SLG: 0.222										2 1 0 0 1 1 0 1 0 0 0 0 0 0														
<b>Inning Stats</b>	R: 1 E: 0 K: 1 S: 7	H: 2 LOB: 1 BB: 0 P: 7	R: 0 E: 0 K: 0 S: 3	H: 0 LOB: 0 BB: 0 P: 3	R: 1 E: 0 K: 2 S: 8	H: 1 LOB: 1 BB: 0 P: 10	R: 0 E: 0 K: 1 S: 6	H: 1 LOB: 1 BB: 0 P: 7	R: 2 E: 0 K: 0 S: 6	H: 3 LOB: 2 BB: 0 P: 15	R: 0 E: 0 K: 0 S: 3	H: 0 LOB: 0 BB: 0 P: 3	R: 0 E: 1 K: 0 S: 4	H: 1 LOB: 2 BB: 1 P: 8	R: 0 E: 0 K: 0 S: 3	H: 1 LOB: 0 BB: 0 P: 4		R: 0 E: 0 K: 0 S: 3	H: 0 LOB: 0 BB: 0 P: 3	1B: 8 2B: 1 3B: 0 HR: 0	SF: 0 SAC: 0 DP: 0 HBP: 1	WP: 1 PB: 0 SB: 3 CS: 3	PA: 37	
<b>PITCHER</b>	IP WLS BF H R ER SO BB IBB HBP BLK WP HR S P ERA WHIP																							
44 Mike Leake, R (1, 1) ERA: 4.5	2.0	8	2	1	1	1	1	0	0	0	0	0	0	0	10	10	4.50	1.000						
54 Aroldis Chapman, L (3, 1) ERA: 3.5	2.0	H	9	2	1	1	3	0	0	1	0	0	0	0	14	17	4.50	1.000						
83 Tim Lincecum, R (5, 1) ERA: 7.2	2.0	L	9	3	2	2	1	2	0	0	0	0	0	0	9	18	9.00	2.500						
79 Lee Hyde, L (7, 1) ERA:	2.0		8	2	0	0	0	1	0	0	0	0	1	0	7	12	0.00	1.500						
84 Drew Hayes, R (9, 1) ERA:	1.0		3	0	0	0	0	0	0	0	0	0	0	0	3	3	0.00	0.000						

Batter	1	2	3	4	5	6	7	8	9	AB	R	H	RBI	BB	SO	LOB	BOTTOM							
25 Skip Schumaker, L (1, 4) 81 Rey Navarro, S (7, 4) OBP: 0.563, SLG: 0.583 OBP: 0.300, SLG: 0.222										2 0 0 0 1 0 2 2 0 1 0 0 0 0							<b>Chicago White Sox @ Cincinnati Reds</b> Goodyear Ballpark, Goodyear, AZ Fri Mar 07 2014, 3:07 PM - 5:59 PM EST Att: 2,487 - Sunny - 78 F							
2 Zack Cozart, R (1, 6) 89 Devin Lohman, R (7, 6)										3 1 1 0 0 0 2 2 0 0 0 0 0 1														
19 Joey Votto, L (1, 3) Marquez Smith, R (7, 3) OBP: 0.133, SLG: 0.133										3 0 0 0 0 2 1 1 0 0 0 0 0 0														
32 Jay Bruce, L (1, 9) 68 Tucker Barnhart, L (7, 2) OBP: 0.563, SLG: 0.917 OBP: 0.200, SLG: 0.222										3 1 2 2 0 0 0 1 0 0 0 0 0 0														
48 Ryan Ludwick, R (1, 7) 90 Felix Perez, L (7, 7)										3 0 0 0 0 2 1 1 0 0 0 0 0 0														
29 Brayan Peña, S (1, 2) 90 Bryson Smith, R (6, PR) OBP: 0.286, SLG: 0.250 OBP: 0.143, SLG: 0.286										2 0 0 0 1 1 0 1 0 1 0 0 0 0														
39 Devin Mesoraco, R (1, 10) OBP: 0.250, SLG: 0.313										4 0 0 0 0 3 3														
15 Roger Bernadina, L (1, 8) 77 Yorman Rodriguez, R (7, 8) OBP: 0.684, SLG: 0.833 OBP: 0.214, SLG: 0.231										2 1 1 0 1 1 1 1 0 0 0 0 0 0														
27 Chris Nelson, R (1, 5) 91 Mike Costanzo, L (7, 5)										3 0 1 1 0 1 3 1 0 0 0 0 1 0														
<b>Inning Stats</b>	R: 2 E: 0 K: 2 S: 10	H: 2 LOB: 0 BB: 0 P: 11	R: 1 E: 0 K: 1 S: 7	H: 2 LOB: 1 BB: 1 P: 11	R: 0 E: 0 K: 2 S: 7	H: 0 LOB: 0 BB: 0 P: 7	R: 0 E: 0 K: 2 S: 7	H: 0 LOB: 2 BB: 2 P: 15	R: 0 E: 0 K: 0 S: 4	H: 1 LOB: 1 BB: 0 P: 4	R: 0 E: 1 K: 0 S: 8	H: 0 LOB: 0 BB: 0 P: 8	R: 0 E: 0 K: 0 S: 3	H: 0 LOB: 0 BB: 0 P: 3	R: 0 E: 0 K: 1 S: 6	H: 1 LOB: 1 BB: 0 P: 6		R: 0 E: 0 K: 1 S: 6	H: 1 LOB: 1 BB: 0 P: 6	1B: 2 2B: 4 3B: 0 HR: 1	SF: 0 SAC: 0 DP: 0 HBP: 0	WP: 0 PB: 0 SB: 0 CS: 0	PA: 38	
<b>PITCHER</b>	IP WLS BF H R ER SO BB IBB HBP BLK WP HR S P ERA WHIP																							
55 Felipe Paulino, R (1, 1) ERA: 13.5	3.0	14	4	3	3	5	2	1	0	0	0	0	0	0	24	29	9.00	1.667						
41 David Purcey, L (4, 1) ERA: 5.4	1.0	W	5	0	0	0	2	2	0	0	0	0	0	0	7	15	0.00	2.000						
39 Maikel Cleto, R (5, 1) ERA:	1.0	H	4	1	0	0	0	0	0	0	0	0	0	0	4	4	0.00	1.000						
53 Eric Surkamp, L (6, 1) ERA: 6.75	2.0	H	7	0	0	0	2	0	0	0	0	0	0	0	11	11	0.00	0.000						
57 Zach Putnam, R (8, 1) ERA:	1.0	H	4	1	0	0	1	0	0	0	0	0	0	0	6	6	0.00	1.000						








Batter	1	2	3	4	5	6	7	8	9	AB	R	H	RBI	BB	SO	LOB	TOP					
1 Adam Eaton, L (1, 8) 82 Keenyn Walker, S (6, 8) OBP: 0.647, SLG: 0.583 OBP: 0.111, SLG: 0.222	G4-3		G4-6-3 76 BB		K			L9		2	0	0	0	1	1	0						
15 Gordon Beckham, R (1, 4) 83 Micah Johnson, L (6, PR) OBP: 0.250, SLG: 0.283 OBP: 0.556, SLG: 0.556	F9		P4				E7 7 G1-3	G4-3 18 BLK E 1B		3	0	0	0	0	0	1						
76 Andy Wilkins, L (1, 3) Alex Liddi, R (6, PR) OBP: 0.222, SLG: 0.875 OBP: 0.222, SLG: 0.556	24 1B BB		G4-6-3 1-2				7 G1-3 HBP	G4-3 1-3		1	0	0	0	1	0	1						
24 Dayan Viedro, R (1, 7) 18 Blake Tekotte, L (6, 7) OBP: 0.353, SLG: 0.375 OBP: 0.167, SLG: 0.091	1-3 1B				K			E4		3	0	1	0	0	1	2						
7 Jeff Keppinger, R (1, 10) OBP: 0.250, SLG: 0.182	L6							G5-3 3-H		3	0	0	1	1	0	4						
20 Jordan Danks, L (1, 9) 75 Trave Thompson, R (6, 9) OBP: 0.350, SLG: 0.579 OBP: 0.231, SLG: 0.167		P6							F9	3	0	0	0	0	2	4						
22 Matt Davidson, R (1, 5) OBP: 0.158, SLG: 0.222										1	0	0	0	0	0	0						
36 Josh Phegley, R (1, 2) 38 Hector Gimenez, S (7, 2) OBP: 0.182, SLG: 0.273 OBP: 0.200, SLG: 0.400										4	0	1	0	0	1	1						
28 Leury Garcia, S (1, 6) 5 Marcus Semien, R (7, 6) OBP: 0.364, SLG: 0.222 OBP: 0.231, SLG: 0.167										3	0	0	0	0	1	1						
										0	0	0	0	0	0	0						
<b>Inning Stats</b>	R: 0 E: 0 K: 0 S: 4	H: 1 LOB: 2 BB: 1 P: 8	R: 0 E: 0 K: 1 S: 6	H: 1 LOB: 1 BB: 0 P: 6	R: 0 E: 0 K: 0 S: 2	H: 0 LOB: 0 BB: 1 P: 6	R: 0 E: 0 K: 2 S: 7	H: 0 LOB: 1 BB: 1 P: 11	R: 0 E: 0 K: 2 S: 7	H: 0 LOB: 0 BB: 0 P: 7	R: 1 E: 1 K: 1 S: 6	H: 0 LOB: 3 BB: 0 P: 7	R: 0 E: 0 K: 0 S: 3	H: 0 LOB: 0 BB: 0 P: 3	R: 1 E: 1 K: 0 S: 5	H: 1 LOB: 1 BB: 0 P: 5	R: 0 E: 0 K: 1 S: 5	H: 0 LOB: 0 BB: 0 P: 5	1B: 2 2B: 1 3B: 0 HR: 0	SF: 0 SAC: 0 DP: 1 HBP: 1	WP: 0 PB: 0 SB: 0 CS: 0	PA: 35
<b>PITCHER</b>	IP WLS BF H R ER SO BB IBB HBP BLK WP HR S P ERA WHIP																					
67 Dan Straily, R (1, 1) ERA: 5.06	3.1	14	2	0	0	2	3	0	0	0	0	0	0	0	15	27	0.00	1.500				
56 Fernando Abad, L (4, 1) ERA: 3.5	0.2	2	0	0	0	1	0	0	0	0	0	0	0	4	4	0.00	0.000					
45 Jim Johnson, R (5, 1) ERA: 4.5	1.0	3	0	0	0	2	0	0	0	0	0	0	0	7	7	0.00	0.000					
57 Tommy Milone, L (6, 1) ERA: 6.0	4.0	16	1	2	0	2	0	0	1	1	0	0	0	19	20	0.00	0.250					

Chicago White Sox @ Oakland Athletics  
Phoenix Municipal Stadium, Phoenix, AZ  
Sun Mar 09 2014, 4:08 PM - 6:53 PM EDT  
Att: 5,500 - Sunny - 77 F

livebaseballscores.com

AB 31  
R 2  
H 3  
RBI 1  
BB 3  
SO 7  
LOB 16




Batter	1	2	3	4	5	6	7	8	9	AB	R	H	RBI	BB	SO	LOB	BOTTOM					
4 Coco Crisp, S (1, 8) 19 Billy Burns, S (5, 8) OBP: 0.368, SLG: 0.077 OBP: 0.382, SLG: 0.300	G4-6-3 8 BB		F9					G4-3		1	0	0	0	1	0	1						
5 John Jaso, L (1, 10) OBP: 0.273, SLG: 0.400	F8		G3-6-3 1-2							3	0	0	0	1	1	4						
8 Jed Lowrie, S (1, 6) 15 Jake Elmore, R (6, PR) OBP: 0.286, SLG: 0.389 OBP: 0.235, SLG: 0.235	G4-6-3 1-2									3	0	1	0	0	1	1						
52 Yoenis Cespedes, R (1, 7) 23 Michael Taylor, R (7, 9) OBP: 0.174, SLG: 0.273 OBP: 0.367, SLG: 0.536										3	0	0	0	0	3	2						
37 Brandon Moss, L (1, 3) Jake Goebbert, L (7, 7) OBP: 0.588, SLG: 0.800 OBP: 0.273, SLG: 0.222										3	0	2	0	0	0	2						
16 Josh Reddick, L (1, 9) 7 Nate Freiman, R (7, 3) OBP: 0.409, SLG: 0.500 OBP: 0.273, SLG: 0.316										1	0	0	0	0	1	0						
20 Josh Donaldson, R (1, 5) 38 Jose Martinez, R (6, 5) 63 Darwin Perez, S (9, PR) OBP: 0.286, SLG: 0.333 OBP: 0.222, SLG: 0.222										3	0	0	0	0	1	4						
21 Stephen Vogt, L (1, 2) 35 Chris Gimenez, R (8, 2) OBP: 0.550, SLG: 0.722 OBP: 0.333, SLG: 0.167										2	1	1	1	0	1	1						
28 Eric Sogard, L (1, 4) Daniel Robertson, R (8, 6) OBP: 0.182, SLG: 0.143 OBP: 0.400, SLG: 0.400										2	0	1	0	0	0	0						
										0	0	0	0	0	0	0						
<b>Inning Stats</b>	R: 0 E: 0 K: 0 S: 2	H: 0 LOB: 0 BB: 1 P: 6	R: 0 E: 0 K: 3 S: 10	H: 1 LOB: 1 BB: 0 P: 10	R: 1 E: 0 K: 0 S: 4	H: 2 LOB: 0 BB: 0 P: 4	R: 0 E: 0 K: 2 S: 8	H: 1 LOB: 1 BB: 0 P: 8	R: 1 E: 0 K: 0 S: 5	H: 1 LOB: 0 BB: 0 P: 6	R: 0 E: 0 K: 1 S: 6	H: 1 LOB: 2 BB: 1 P: 10	R: 0 E: 0 K: 1 S: 7	H: 2 LOB: 2 BB: 0 P: 7	R: 0 E: 0 K: 1 S: 5	H: 0 LOB: 0 BB: 0 P: 5	R: 0 E: 0 K: 0 S: 4	H: 1 LOB: 1 BB: 0 P: 4	1B: 6 2B: 2 3B: 0 HR: 1	SF: 0 SAC: 0 DP: 2 HBP: 0	WP: 0 PB: 0 SB: 0 CS: 0	PA: 36
<b>PITCHER</b>	IP WLS BF H R ER SO BB IBB HBP BLK WP HR S P ERA WHIP																					
45 Erik Johnson, R (1, 1) ERA: 2.57	4.0	15	4	1	1	1	1	0	0	0	0	0	0	1	11	16	4.50	1.500				
33 Dylan Axelrod, R (5, 1) ERA: 1.8	2.0	9	2	1	1	1	1	0	0	0	0	0	0	7	7	0.00	2.000					
40 Daniel Webb, R (7, 1) ERA:	1.0	5	2	0	0	1	0	0	0	0	0	0	0	5	5	0.00	0.000					
52 Jake Petricka, R (8, 1) ERA: 4.5	1.0	3	0	0	0	1	0	0	0	0	0	0	0	5	5	0.00	0.000					
86 Cody Winiarski, R (9, 1) ERA: 6.0	1.0	4	1	0	0	0	0	0	0	0	0	0	0	4	4	0.00	1.000					

Chicago White Sox @ Oakland Athletics  
Phoenix Municipal Stadium, Phoenix, AZ  
Sun Mar 09 2014, 4:08 PM - 6:53 PM EDT  
Att: 5,500 - Sunny - 77 F

livebaseballscores.com

AB 34  
R 2  
H 9  
RBI 2  
BB 2  
SO 8  
LOB 19





Batter	1	2	3	4	5	6	7	8	9	AB	R	H	RBI	BB	SO	LOB	TOP				
83 Micah Johnson, L (1.4) OBP: 0.500, SLG: 0.455 28 Leury Garcia, S (5.4) OBP: 0.417, SLG: 0.300	4-0 FC6-4 BB	0-0 G4-3			0-0 G6-3		0-0 G6-3 5 1B		0-0 SH5-4	2	0	0	0	1	0	1					
7 Jeff Keppinger, R (1.10) OBP: 0.176, SLG: 0.125	0-0 FC6-4 12 2B 1-2		0-0 G6-3		0-0 G6-3		0-0 G6-3		0-0 FC5 76 1B 5 BB	5	1	0	1	0	0	4					
12 Conor Gillaspie, L (1.5) OBP: 0.286, SLG: 0.524 5 Marcus Semien, R (5.5) OBP: 0.333, SLG: 0.231	0-0 2B		0-3 K		0-0 G4-3		0-0 G6-3 2H		0-0 K 76 1B	3	0	1	0	0	1	0					
26 Avisail Garcia, R (1.9) OBP: 0.286, SLG: 0.400 82 Keenyn Walker, S (7.9) OBP: 0.100, SLG: 0.200	0-0 E5 10 FC6-4		0-0 G6-3		0-0 G6-3 10 G6-4-3 1B		0-3 K		0-3 K 1B	4	0	1	0	0	1	4					
44 Adam Dunn, L (1.3) OBP: 0.267, SLG: 0.267 76 Andy Wilkins, L (8.3) OBP: 0.714, SLG: 0.889	0-3 K		0-0 G4-3		0-0 G4-3		0-3 K		0-0 F7 1B	4	0	0	0	0	2	4					
10 Alexei Ramirez, R (1.6) OBP: 0.300, SLG: 0.400 Alex Liddi, R (6.6) OBP: 0.200, SLG: 0.500	0-0 FC6-4 1-2		0-0 F9		0-0 F9		0-0 G6-4-3 1-2		0-0 G6-3	3	0	0	0	0	0	4					
30 Alejandro De Aza, L (1.7) OBP: 0.044, SLG: 0.471 17 Adrian Nieto, S (7.2) OBP: 0.125, SLG: 0.125			0-0 21 F9 21 WP 1B		0-0 21 E 1B		0-0 G4-3		0-3 K	3	0	2	0	0	0	0					
21 Tyler Flowers, R (1.2) OBP: 0.250, SLG: 0.421 29 Jared Mitchell, L (7. PR) OBP: 0.394, SLG: 0.300			1-0 F9		0-0 E5		0-0 E5		0-0 K 28 SH5-4 7 FC5 75 S	3	0	1	0	0	0	2					
20 Jordan Danks, L (1.8) OBP: 0.348, SLG: 0.682 75 Trayce Thompson, R (7.8) OBP: 0.286, SLG: 0.231			0-2 K		0-0 F8		0-1 K 2H		1-0 K 7 FC5 28 SH5-4 76 1B	3	1	1	2	0	1	3					
<b>Inning Stats</b>	R: 0 E: 1 K: 1 S: 7	H: 1 LOB: 3 BB: 1 P: 11	R: 0 E: 0 K: 1 S: 6	H: 1 LOB: 1 BB: 0 P: 7	R: 0 E: 0 K: 1 S: 5	H: 0 LOB: 0 BB: 0 P: 5	R: 0 E: 0 K: 0 S: 5	H: 1 LOB: 2 BB: 0 P: 5	R: 0 E: 0 K: 1 S: 5	H: 1 LOB: 0 BB: 0 P: 5	R: 3 E: 0 K: 1 S: 10	H: 4 LOB: 2 BB: 0 P: 10	R: 0 E: 0 K: 1 S: 5	H: 0 LOB: 0 BB: 0 P: 5	R: 3 E: 0 K: 1 S: 8	H: 3 LOB: 2 BB: 1 P: 13	1B: 8 2B: 2 3B: 0 HR: 1	SF: 0 SAC: 1 DP: 1 HBP: 0	WP: 1 PB: 0 SB: 1 CS: 0	PA: 41	
<b>PITCHER</b>	IP WLS BF H R ER SO BB IBB HBP BLK WP HR S P ERA WHIP	3.1 14 7 2 0 0 3 1 0 0 0 1 0 19 24 0.00 0.900	1.0 7 3 1 0 0 1 0 0 0 0 0 5 5 0.00 1.000	1.0 7 4 3 3 1 0 0 0 0 0 1 10 10 27.00 4.000	1.0 3 0 0 0 1 0 0 0 0 0 0 5 5 0.00 0.000	1.0 L 7 3 3 3 1 1 0 0 0 0 8 13 27.00 4.000	5.4 9.1	1.0 S 7 3 3 3 1 1 0 0 0 0 5 5 0.00 0.000	1.0 S 7 3 3 3 1 1 0 0 0 0 8 13 27.00 4.000	5.4 9.1	1.0 S 7 3 3 3 1 1 0 0 0 0 8 13 27.00 4.000	1.0 S 7 3 3 3 1 1 0 0 0 0 8 13 27.00 4.000	1.0 S 7 3 3 3 1 1 0 0 0 0 8 13 27.00 4.000	1.0 S 7 3 3 3 1 1 0 0 0 0 8 13 27.00 4.000	1.0 S 7 3 3 3 1 1 0 0 0 0 8 13 27.00 4.000	1.0 S 7 3 3 3 1 1 0 0 0 0 8 13 27.00 4.000	5.4 9.1	1.0 S 7 3 3 3 1 1 0 0 0 0 8 13 27.00 4.000	5.4 9.1	1.0 S 7 3 3 3 1 1 0 0 0 0 8 13 27.00 4.000	5.4 9.1

Chicago White Sox @ Milwaukee Brewers  
Maryvale Baseball Park, Phoenix, AZ  
Mon Mar 10, 2014, 4:08 PM - 7:04 PM EDT  
Att: 4,729 - Partly Cloudy - 73 F

AB	38
R	6
H	11
RBI	6
BB	2
SO	7
LOB	25



Batter	1	2	3	4	5	6	7	8	9	AB	R	H	RBI	BB	SO	LOB	BOTTOM					
9 Jean Segura, R (1.6) OBP: 0.375, SLG: 0.364 62 Héctor Gómez, R (7.6) OBP: 0.500, SLG: 1.143	0-0 G4-3		0-0 K			0-2 K		0-0 P4		3	0	1	0	0	1	0						
20 Jonathan Lucroy, R (1.2) OBP: 0.289, SLG: 0.208 76 Kevin Mattison, L (6. PR) OBP: 0.250, SLG: 0.357	0-0 G5-3		0-0 L4			0-0 K		0-0 K		3	0	1	0	0	0	1						
78 Lucas May, R (8. PH) OBP: 1.000, SLG: 1.000						1-0 K		0-1 K		1	1	1	0	0	0	0						
18 Kris Davis, R (1.7) OBP: 0.240, SLG: 0.375 71 Adam Weisenburger, R (7.2) OBP: 1.000, SLG: 2.500 75 Mitch Haniger, R (9.8) OBP: 0.583, SLG: 0.900	0-0 1B			0-0 G4-3		1-0 P4		0-1 K		3	0	1	0	0	0	1						
16 Aramis Ramirez, R (1.5) OBP: 0.600, SLG: 0.750 3 Elian Herrera, S (5.5) OBP: 0.304, SLG: 0.545	0-3 K			0-0 P4		0-3 K		0-3 K		2	0	0	0	0	1	1						
7 Mark Reynolds, R (1.3) OBP: 0.417, SLG: 0.278 15 Caleb Gindl, L (5.9) OBP: 0.167, SLG: 0.261			0-0 G5-3		0-0 P4		0-0 F8		0-3 K	2	0	0	0	0	0	0						
12 Martín Maldonado, R (1.10) OBP: 0.160, SLG: 0.190			0-0 G5-3			0-0 K		0-0 G5-3		4	0	0	0	0	2	0						
1 Logan Schafer, L (1.8) OBP: 0.458, SLG: 0.476 67 Eugenio Velez, S (7.7) OBP: 0.118, SLG: 0.188			0-0 G5-3			0-3 K		0-0 K		2	0	0	0	0	1	0						
11 Sean Halton, R (1.9) OBP: 0.385, SLG: 0.158			0-0 G5-3			4-0 BB		0-0 K		3	0	1	1	1	0	0						
2 Scooter Gennett, L (1.4) OBP: 0.174, SLG: 0.238 65 Irving Falu, S (8.4) OBP: 0.438, SLG: 0.533			0-3 K			0-3 K		0-0 G4-3		3	0	0	0	0	2	2						
<b>Inning Stats</b>	R: 0 E: 0 K: 1 S: 6	H: 1 LOB: 0 BB: 0 P: 6	R: 0 E: 0 K: 0 S: 3	H: 0 LOB: 0 BB: 0 P: 3	R: 0 E: 0 K: 1 S: 6	H: 1 LOB: 0 BB: 0 P: 6	R: 0 E: 0 K: 0 S: 3	H: 0 LOB: 0 BB: 0 P: 3	R: 0 E: 0 K: 3 S: 9	H: 0 LOB: 1 BB: 1 P: 13	R: 1 E: 0 K: 0 S: 5	H: 2 LOB: 1 BB: 0 P: 5	R: 2 E: 0 K: 2 S: 10	H: 2 LOB: 0 BB: 0 P: 10	R: 0 E: 0 K: 1 S: 5	H: 0 LOB: 0 BB: 0 P: 5	1B: 5 2B: 0 3B: 1 HR: 1	SF: 0 SAC: 0 DP: 0 HBP: 0	WP: 0 PB: 0 SB: 1 CS: 0	PA: 35		
<b>PITCHER</b>	IP WLS BF H R ER SO BB IBB HBP BLK WP HR S P ERA WHIP	4.1 15 3 2 0 0 3 1 0 0 0 0 6 10 0.00 1.500	0.2 3 0 0 0 2 1 0 0 0 0 0 6 10 0.00 1.500	1.0 4 1 0 0 2 0 0 0 0 0 0 8 9 0.00 1.000	1.0 H 5 2 1 1 0 0 0 0 0 0 5 5 9.00 2.000	1.0 W 5 2 2 2 2 0 0 0 0 1 10 10 18.00 2.000	1.0 S 7 3 3 3 1 1 0 0 0 0 8 13 27.00 4.000	1.0 S 7 3 3 3 1 1 0 0 0 0 8 13 27.00 4.000	1.0 S 7 3 3 3 1 1 0 0 0 0 8 13 27.00 4.000	1.0 S 7 3 3 3 1 1 0 0 0 0 8 13 27.00 4.000	1.0 S 7 3 3 3 1 1 0 0 0 0 8 13 27.00 4.000	1.0 S 7 3 3 3 1 1 0 0 0 0 8 13 27.00 4.000	1.0 S 7 3 3 3 1 1 0 0 0 0 8 13 27.00 4.000	1.0 S 7 3 3 3 1 1 0 0 0 0 8 13 27.00 4.000	1.0 S 7 3 3 3 1 1 0 0 0 0 8 13 27.00 4.000	1.0 S 7 3 3 3 1 1 0 0 0 0 8 13 27.00 4.000	1.0 S 7 3 3 3 1 1 0 0 0 0 8 13 27.00 4.000	1.0 S 7 3 3 3 1 1 0 0 0 0 8 13 27.00 4.000	1.0 S 7 3 3 3 1 1 0 0 0 0 8 13 27.00 4.000	1.0 S 7 3 3 3 1 1 0 0 0 0 8 13 27.00 4.000	1.0 S 7 3 3 3 1 1 0 0 0 0 8 13 27.00 4.000	1.0 S 7 3 3 3 1 1 0 0 0 0 8 13 27.00 4.000

Chicago White Sox @ Milwaukee Brewers  
Maryvale Baseball Park, Phoenix, AZ  
Mon Mar 10, 2014, 4:08 PM - 7:04 PM EDT  
Att: 4,729 - Partly Cloudy - 73 F

AB	34
R	3
H	7
RBI	3
BB	1
SO	10
LOB	7





Batter	1	2	3	4	5	6	7	8	9	AB	R	H	RBI	BB	SO	LOB	TOP																					
13 Jurickson Profar, S OBP: 0.375, SLG: 0.528 64 Brad Snyder, R OBP: 0.350, SLG: 0.267	F8		1B		G6-4-3			K		3	0	1	0	0	0	2																						
1 Elvis Andrus, R OBP: 0.345, SLG: 0.435 20 Brent Lillibridge, R OBP: 0.583, SLG: 0.833	1B		G6-3		G6-3		G6-3	1B	1B	3	0	1	0	0	0	1																						
84 Prince Fielder, L OBP: 0.290, SLG: 0.490 6 Kevin Kouzmanoff, R OBP: 0.407, SLG: 0.435	G4-1		G3-1		G6-3		K	F8	1B	3	0	0	0	0	1	1																						
29 Adrian Beltré, R OBP: 0.300, SLG: 0.316 9 Adam Rosales, R OBP: 0.250, SLG: 0.286	K		G6-3		G4-3		G6-3	SF8	G6-4-3	3	0	0	0	0	1	1																						
18 Mitch Moreland, L OBP: 0.407, SLG: 0.429 35 James Adduci, L OBP: 0.381, SLG: 0.429		HBP							P6	1	0	1	0	1	0	0																						
43 Engel Beltré, L OBP: 0.278, SLG: 0.235 63 Bryan Petersen, L OBP: 0.250, SLG: 0.278	F8-3		L6-3				K	2B		2	0	0	0	0	0	2																						
12 Josh Wilson, R OBP: 0.227, SLG: 0.238 73 Rougned Odor, L OBP: 0.353, SLG: 0.267		BB					G4-3	E1		1	0	1	0	1	0	0																						
61 Robinson Chirinos, R OBP: 0.529, SLG: 0.633 70 Brett Nicholas, L OBP: 0.321, SLG: 0.519										2	0	2	1	1	0	0																						
2 Leonys Martín, L OBP: 0.364, SLG: 0.294 15 Michael Choice, R OBP: 0.321, SLG: 0.519	F8		FC3-6				FC4			2	0	0	0	0	0	4																						
<b>Inning Stats</b>	R: 0 E: 0 K: 1 S: 6	H: 1 LOB: 1 BB: 0 P: 6	R: 0 E: 0 K: 0 S: 3	H: 1 LOB: 2 BB: 1 P: 8	R: 0 E: 0 K: 0 S: 3	H: 1 LOB: 0 BB: 0 P: 3	R: 0 E: 0 K: 0 S: 2	H: 0 LOB: 0 BB: 1 P: 6	R: 0 E: 0 K: 0 S: 3	H: 1 LOB: 1 BB: 1 P: 7	R: 0 E: 0 K: 1 S: 5	H: 0 LOB: 0 BB: 0 P: 5	R: 1 E: 1 K: 1 S: 7	H: 2 LOB: 2 BB: 0 P: 7	R: 5 E: 1 K: 1 S: 10	H: 5 LOB: 2 BB: 2 P: 18	R: 0 E: 0 K: 0 S: 3	H: 1 LOB: 1 BB: 1 P: 7	1B: 9 2B: 5 3B: 0 HR: 0	SF: 1 SAC: 0 DP: 4 HBP: 1	WP: 1 PB: 0 SB: 0 CS: 1	PA: 41																
<b>PITCHER</b>	IP	WLS	BF	H	R	ER	SO	BB	IBB	HBP	BLK	WP	HR	S	P	ERA	WHIP	<b>PITCHER</b>				IP	WLS	BF	H	R	ER	SO	BB	IBB	HBP	BLK	WP	HR	S	P	ERA	WHIP
50 John Danks, L ERA: 0.00	5.0		19	4	0	0	1	3	0	1	0	0	0	17	30	0.00	1.400	86 Cody Winiarski, R ERA: 4.5				1.0		4	1	0	0	1	0	0	0	0	3	7	0.00	2.000		
65 Nate Jones, R ERA: 9.0	1.0		3	0	0	1	0	0	0	0	0	0	0	5	5	0.00	0.000																					
37 Scott Downs, L ERA: 14.73	1.0		5	2	1	1	1	0	0	0	0	0	0	7	7	9.00	2.000																					
43 Mitchell Boggs, R ERA: 2.09	0.2	B	6	3	4	4	0	1	0	0	0	0	0	5	9	54.00	6.000																					
46 Donnie Veal, L ERA: 2.09	0.1	B	4	2	1	1	1	1	0	0	0	1	0	5	9	27.00	9.000																					

Texas Rangers @ Chicago White Sox  
 Camelback Ranch, Glendale, AZ  
 Tue Mar 11 2014, 4:08 PM - 6:59 PM EDT  
 Att: 4,932 - Partly Cloudy - 72 F

AB	33
R	6
H	12
RBI	6
BB	6
SO	4
LOB	22



Batter	1	2	3	4	5	6	7	8	9	AB	R	H	RBI	BB	SO	LOB	BOTTOM																					
1 Adam Eaton, L OBP: 0.571, SLG: 0.563 20 Jordan Danks, L OBP: 0.333, SLG: 0.652	79 1B	K		F8		G5-3		K		4	1	1	0	0	1	1																						
15 Gordon Beckham, R OBP: 0.250, SLG: 0.391 77 Yolmer Sánchez, S OBP: 0.583, SLG: 0.667 83 Micah Johnson, L OBP: 0.500, SLG: 0.455	G5-3		HR	G6-3			P5		2B	4	1	1	1	0	0	2																						
79 José Abreu, R OBP: 0.333, SLG: 0.529 Alex Liddi, R OBP: 0.273, SLG: 0.636	FC4-6		K							4	0	3	2	0	1	0																						
26 Avisail García, R OBP: 0.240, SLG: 0.333 82 Keenyn Walker, S OBP: 0.100, SLG: 0.200	FC4-6		E5	G5-3			FC6			4	2	0	0	0	0	3																						
14 Paul Konerko, R OBP: 0.333, SLG: 0.294	10 E		F9				K			4	0	1	1	0	1	4																						
10 Alexei Ramirez, R OBP: 0.292, SLG: 0.375 28 Leury García, S OBP: 0.417, SLG: 0.300	E9									4	0	1	0	0	0	4																						
24 Dayan Viciedo, R OBP: 0.381, SLG: 0.450 29 Jared Mitchell, L OBP: 0.364, SLG: 0.300	G1-3									4	0	2	1	0	0	2																						
17 Adrian Nieto, S OBP: 0.091, SLG: 0.091 36 Josh Phegley, R OBP: 0.167, SLG: 0.250	K		G5-3							3	0	0	0	0	1	2																						
5 Marcus Semien, R OBP: 0.333, SLG: 0.200 22 Matt Davidson, R OBP: 0.200, SLG: 0.421	K									2	1	0	0	1	2	0																						
<b>Inning Stats</b>	R: 2 E: 1 K: 0 S: 7	H: 3 LOB: 2 BB: 0 P: 9	R: 0 E: 0 K: 3 S: 9	H: 0 LOB: 0 BB: 0 P: 9	R: 2 E: 1 K: 1 S: 9	H: 3 LOB: 2 BB: 0 P: 10	R: 1 E: 0 K: 0 S: 4	H: 1 LOB: 1 BB: 1 P: 8	R: 0 E: 0 K: 0 S: 3	H: 0 LOB: 0 BB: 0 P: 3	R: 0 E: 0 K: 1 S: 5	H: 0 LOB: 0 BB: 0 P: 5	R: 0 E: 1 K: 1 S: 7	H: 1 LOB: 3 BB: 0 P: 7	R: 1 E: 0 K: 1 S: 8	H: 2 LOB: 1 BB: 0 P: 9	R: 1 E: 0 K: 0 S: 2	H: 2 LOB: 2 BB: 0 P: 3	1B: 7 2B: 3 3B: 0 HR: 2	SF: 0 SAC: 0 DP: 1 HBP: 0	WP: 1 PB: 0 SB: 2 CS: 0	PA: 39																
<b>PITCHER</b>	IP	WLS	BF	H	R	ER	SO	BB	IBB	HBP	BLK	WP	HR	S	P	ERA	WHIP	<b>PITCHER</b>				IP	WLS	BF	H	R	ER	SO	BB	IBB	HBP	BLK	WP	HR	S	P	ERA	WHIP
47 Joe Saunders, L ERA: 9.0	3.0		17	6	4	3	4	0	0	0	0	0	0	25	28	9.00	2.000	86 Cody Winiarski, R ERA: 4.5				1.0		4	1	0	0	1	0	0	0	3	7	0.00	2.000			
19 Tommy Hanson, R ERA: 3.24	4.0		16	2	1	1	2	1	0	0	0	0	0	19	23	2.25	0.750																					
32 Pedro Figueroa, L ERA: 2.25	1.0	B	4	2	1	1	1	0	0	0	0	0	1	8	9	9.00	2.000																					
22 Rafael Pérez, L ERA: 6.75	0.0	L	2	2	1	1	0	0	0	0	0	0	0	2	3	∞	∞																					

Texas Rangers @ Chicago White Sox  
 Camelback Ranch, Glendale, AZ  
 Tue Mar 11 2014, 4:08 PM - 6:59 PM EDT  
 Att: 4,932 - Partly Cloudy - 72 F

AB	38
R	7
H	12
RBI	7
BB	1
SO	7
LOB	20





Batter	1	2	3	4	5	6	7	8	9	AB	R	H	RBI	BB	SO	LOB	TOP										
1 Adam Eaton, L (1, 8) OBP: 0.520, SLG: 0.500 20 Jordan Danks, L (7, 8) OBP: 0.320, SLG: 0.625	G4-3			K	1B		K		K	4	0	1	0	0	2	1	<b>Chicago White Sox @ San Francisco Giants</b> Scottsdale Stadium, Scottsdale, AZ Wed Mar 12 2014, 4:06 PM - 6:52 PM EDT Att: 10,151 - Sunny - 75 F <a href="http://livebaseballscorecards.com">livebaseballscorecards.com</a>										
15 Gordon Beckham, R (1, 4) OBP: 0.214, SLG: 0.333 77 Yolmer Sánchez, S (7, 4) OBP: 0.583, SLG: 0.667	K			F7	K		P4			4	0	0	0	0	2	5											
79 José Abreu, R (1, 3) OBP: 0.318, SLG: 0.476 76 Andy Wilkins, L (8, 3) OBP: 0.714, SLG: 0.889	G5-3			1B	K			F8		4	0	1	0	0	1	3											
44 Adam Dunn, L (1, 10) OBP: 0.263, SLG: 0.222		BB		K			F7			3	0	0	0	1	1	1											
24 Dayan Viciedo, R (1, 7) OBP: 0.360, SLG: 0.458 18 Blake Tekotte, L (8, 7) OBP: 0.167, SLG: 0.091	G6-4-3				2B		F9			4	1	1	0	0	0	1											
12 Conor Gillaspie, L (1, 5) OBP: 0.280, SLG: 0.458 95 Carl Thornome, R (9, PR)	F8				2B		K			3	0	0	0	1	1	1											
22 Matt Davidson, R (9, 5) OBP: 0.200, SLG: 0.421					G3				BB	0	0	0	0	0	0	0											
30 Alejandro De Aza, L (1, 9) OBP: 0.409, SLG: 0.429 Alex Liddi, R (9, 9) OBP: 0.273, SLG: 0.636			G3-1		1B		E1		F7	4	2	1	1	0	0	1											
21 Tyler Flowers, R (1, 2) OBP: 0.304, SLG: 0.455 83 Micah Johnson, L (7, PR) OBP: 0.500, SLG: 0.455 38 Hector Gimenez, S (7, 2) OBP: 0.167, SLG: 0.333			G5-3		1B		1B		F8	3	0	2	1	0	0	0											
28 Leury Garcia, S (1, 6) OBP: 0.438, SLG: 0.308 5 Marcus Semien, R (9, PR) OBP: 0.333, SLG: 0.200	F8				1B		1B		BB	0	0	0	0	0	0	0											
					1B		FC5-4			3	0	1	1	1	0	1											
					1B		1B			0	0	0	0	0	0	0											
<b>Inning Stats</b>	R: 0 E: 0 K: 1 S: 5	H: 0 LOB: 0 BB: 0 P: 5	R: 0 E: 0 K: 0 S: 2	H: 0 LOB: 0 BB: 1 P: 6	R: 0 E: 0 K: 0 S: 3	H: 0 LOB: 1 BB: 0 P: 3	R: 0 E: 0 K: 2 S: 8	H: 1 LOB: 1 BB: 0 P: 8	R: 2 E: 0 K: 2 S: 12	H: 5 LOB: 3 BB: 0 P: 12	R: 0 E: 0 K: 1 S: 5	H: 0 LOB: 0 BB: 0 P: 5	R: 1 E: 1 K: 1 S: 7	H: 1 LOB: 2 BB: 0 P: 8	R: 0 E: 0 K: 0 S: 3	H: 0 LOB: 2 BB: 2 P: 3	R: 0 E: 0 K: 1 S: 5	H: 0 LOB: 2 BB: 2 P: 13	1B: 6 2B: 1 3B: 0 HR: 0	SF: 0 SAC: 0 DP: 1 HBP: 0	WP: 0 PB: 0 CS: 2	PA: 37					
<b>PITCHER</b>	IP	WLS	BF	H	R	ER	SO	BB	IBB	HBP	BLK	WP	HR	S	P	ERA	WHIP										
55 Tim Lincecum, R (1, 1) ERA: 1.92	4.1		17	4	2	2	3	1	0	0	0	0	0	22	26	4.15	1.154										
45 Dan Runzler, L (5, 1) ERA: 3.0	0.2	B	4	2	0	0	2	0	0	0	0	0	0	8	8	0.00	3.000										
52 Yusmeiro Petit, R (6, 1) ERA: 9.0	2.0		8	1	1	0	2	0	0	0	0	0	0	12	13	0.00	0.500										
46 Santiago Casilla, R (8, 1) ERA:	1.0		3	0	0	0	0	0	0	0	0	0	0	3	3	0.00	0.000										
60 Mason Tobin, R (9, 1) ERA: 9.0	1.0	W	5	0	0	0	1	2	0	0	0	0	0	5	13	0.00	2.000										

Batter	1	2	3	4	5	6	7	8	9	AB	R	H	RBI	BB	SO	LOB	BOTTOM										
7 Grégor Blanco, L (1, 8) OBP: 0.292, SLG: 0.333	3B							BB		3	1	2	0	1	0	2	<b>Chicago White Sox @ San Francisco Giants</b> Scottsdale Stadium, Scottsdale, AZ Wed Mar 12 2014, 4:06 PM - 6:52 PM EDT Att: 10,151 - Sunny - 75 F <a href="http://livebaseballscorecards.com">livebaseballscorecards.com</a>										
38 Michael Morse, R (1, 7) OBP: 0.350, SLG: 0.353 22 Roger Kieschnick, L (4, 7) OBP: 0.227, SLG: 0.056	E6			K			K		F9	2	1	1	1	0	1	0											
28 Buster Posey, R (1, 2) OBP: 0.476, SLG: 0.650 52 Yusmeiro Petit, R (6, 1) ERA: 9.0	2B						K			2	0	0	0	0	1	2											
6 Ehire Adrianza, S (8, 6) OBP: 0.286, SLG: 0.700	1B			WP					G4-3	3	0	2	1	0	1	1											
8 Hunter Pence, R (1, 9) OBP: 0.286, SLG: 0.500 78 Tyler Graham, R (7, 9) OBP: 0.687, SLG: 1.000	1B			1B						0	0	0	0	0	0	0											
48 Pablo Sandoval, S (1, 5) OBP: 0.370, SLG: 0.458 79 Chris Dominguez, R (7, 5) OBP: 0.333, SLG: 0.167	FC6-4			K					BB	3	0	0	0	0	1	2											
	G4-6-3									0	0	0	0	0	0	0											
										1	0	0	0	0	1	2											
29 Héctor Sánchez, S (1, 3) OBP: 0.227, SLG: 0.273										4	0	1	0	0	1	0											
2 Juan Carlos Perez, R (9, PR) OBP: 0.394, SLG: 0.464									1B	0	1	0	0	0	0	0											
10 Tony Abreu, S (1, 4) OBP: 0.231, SLG: 0.200 21 Nick Noonan, L (8, 4) OBP: 0.300, SLG: 0.368										2	0	0	0	0	0	0											
	HBP									1	1	1	1	0	0	0											
35 Brandon Crawford, L (1, 6) OBP: 0.130, SLG: 0.217 46 Santiago Casilla, R (8, 1) ERA:										3	0	1	0	0	1	0											
60 Mason Tobin, R (9, 1) ERA: 9.0 14 Brandon Hicks, R (9, PH) OBP: 0.478, SLG: 0.789										0	0	0	0	0	0	0											
55 Tim Lincecum, L (1, 1) ERA: 1.92										1	0	0	0	0	1	2											
45 Dan Runzler, L (5, 1) ERA: 3.0 13 Joaquin Arias, R (5, PH) OBP: 0.375, SLG: 0.391										0	0	0	0	0	0	0											
										3	0	1	1	0	0	0											
<b>Inning Stats</b>	R: 2 E: 1 K: 0 S: 5	H: 3 LOB: 0 BB: 0 P: 5	R: 0 E: 0 K: 2 S: 8	H: 1 LOB: 2 BB: 0 P: 9	R: 0 E: 0 K: 3 S: 10	H: 1 LOB: 1 BB: 0 P: 12	R: 0 E: 0 K: 0 S: 3	H: 0 LOB: 0 BB: 0 P: 3	R: 0 E: 0 K: 2 S: 7	H: 0 LOB: 1 BB: 1 P: 11	R: 0 E: 0 K: 0 S: 3	H: 0 LOB: 0 BB: 0 P: 3	R: 0 E: 0 K: 1 S: 5	H: 0 LOB: 0 BB: 0 P: 5	R: 0 E: 0 K: 1 S: 6	H: 1 LOB: 2 BB: 1 P: 12	R: 2 E: 0 K: 0 S: 4	H: 3 LOB: 1 BB: 0 P: 4	1B: 7 2B: 2 3B: 0 HR: 0	SF: 0 SAC: 1 DP: 1 HBP: 1	WP: 2 PB: 1 CS: 0	PA: 36					
<b>PITCHER</b>	IP	WLS	BF	H	R	ER	SO	BB	IBB	HBP	BLK	WP	HR	S	P	ERA	WHIP										
55 Felipe Paulino, R (1, 1) ERA: 9.72	3.2		16	5	2	2	5	1	0	0	0	0	0	8	12	0.00	0.750										
52 Jake Patrick, R (4, 1) ERA: 3.39	1.1		5	0	0	0	2	1	0	0	0	0	0	3	3	0.00	0.000										
39 Maikel Cleto, R (6, 1) ERA:	1.0		3	0	0	0	0	0	0	0	0	0	0	5	5	0.00	0.000										
40 Daniel Webb, R (7, 1) ERA:	1.0	H	3	0	0	0	1	0	0	0	0	0	0	6	12	0.00	2.000										
57 Zach Putnam, R (8, 1) ERA:	1.0	H	5	1	0	0	1	1	0	0	0	0	0	6	12	0.00	2.000										









Batter	1	2	3	4	5	6	7	8	9	AB	R	H	RBI	BB	SO	LOB	TOP			
24 Michael Bourn, L (1, 8) OBP: 0.250, SLG: 0.192 87 Logan Vick, L (7, 7)	F7		G6-3		G6-3		26 HBP 1B		K	4	0	1	0	0	0	0				
13 Asdrúbal Cabrera, S (1, 10) OBP: 0.592, SLG: 0.951 26 Matt Carson, R (7, PH) OBP: 0.393, SLG: 0.500 86 Claudio Bautista, R (9, PH) (9, 10)	P5		22 WP BB		1B		1-2 HBP		L8	2	0	1	0	1	0	0				
22 Jason Kipnis, L (1, 4) OBP: 0.433, SLG: 0.482 40 Justin Sellers, R (6, 4)	G3-1		1-2 BB		K		0-3 K		K	2	0	0	0	1	1	1				
23 Michael Brantley, L (1, 7) OBP: 0.481, SLG: 0.583 92 Jordan Smith, L (6, 7) (7, 8)		G3-1	L8		L7		0-3 K		K	3	0	0	0	0	0	2				
8 Lonnie Chisenhall, L (1, 5) OBP: 0.364, SLG: 0.414 76 Ryan Rohlinger, R (6, 5)		P4			K		G4-3		1B 46 SF9 10 HBP 1B	3	0	0	0	0	1	0				
10 Yan Gomes, R (1, 2) OBP: 0.310, SLG: 0.308 57 Luke Carlin, S (8, 2)		11 1B			F8		G5-3		46 SF9 1B HBP	3	0	1	0	0	0	0				
11 Jeff Francoeur, R (1, 9) Cody Ferrell, R (7, 9) OBP: 1.000, SLG: 1.000		1-3 1B			1 S BB		G4-3		G4-3	2	0	1	0	1	0	0				
1 David Adams, R (1, 3) 46 David Cooper, R (7, PH) OBP: 0.412, SLG: 0.452 (7, 3)		G4-3			G4-3		30 G4-3 24 PB 2B		SF9	2	0	0	0	0	0	3				
30 Elliot Johnson, S (1, 6) OBP: 0.400, SLG: 0.792 84 Ronny Rodriguez, R (7, 6)			F7		L9		G4-3		G5-3	3	0	0	0	0	0	1				
<b>Inning Stats</b>	R: 0 E: 0 K: 0 S: 3	H: 0 LOB: 0 BB: 0 P: 3	R: 0 E: 0 K: 0 S: 5	H: 2 LOB: 2 BB: 0 P: 5	R: 0 E: 0 K: 0 S: 3	H: 0 LOB: 2 BB: 2 P: 11	R: 0 E: 0 K: 1 S: 6	H: 0 LOB: 1 BB: 1 P: 10	R: 0 E: 0 K: 0 S: 6	H: 0 LOB: 0 BB: 0 P: 3	R: 1 E: 0 K: 1 S: 7	H: 2 LOB: 2 BB: 0 P: 9	R: 1 E: 0 K: 0 S: 7	H: 2 LOB: 2 BB: 0 P: 8	R: 0 E: 0 K: 2 S: 7	H: 0 LOB: 0 BB: 0 P: 7	1B: 6 2B: 1 3B: 0 HR: 0	SF: 1 SAC: 0 DP: 0 HBP: 2	WP: 1 PB: 1 CS: 1	PA: 39
<b>PITCHER</b>	IP WLS BF H R ER SO BB IBB HBP BLK WP HR S P ERA WHIP	3.0 13 2 0 0 0 1 2 0 0 0 1 0 11 10 0.00 1.333	1.0 4 0 0 0 1 1 0 0 0 0 0 6 6 0.00 1.000	1.0 4 1 0 0 1 0 0 0 0 0 0 6 6 0.00 1.000	1.0 H 3 0 0 0 0 0 0 0 0 0 3 3 0.00 0.000	1.0 H 6 2 1 1 1 0 0 1 0 0 7 9 9.00 2.000	<b>PITCHER</b>	IP WLS BF H R ER SO BB IBB HBP BLK WP HR S P ERA WHIP	1.0 B 6 2 1 1 1 0 0 0 0 0 0 7 8 9.00 2.000	1.0 3 0 0 0 2 0 0 0 0 0 0 7 7 0.00 0.000										

**Cleveland Indians @ Chicago White Sox**  
 Camelback Ranch, Glendale, AZ  
 Fri Mar 14 2014, 4:09 PM - 6:55 PM EDT  
 Att: 5,786 - Partly Cloudy - 73 F

livebaseballscorecards.com

**AB 33**  
**R 2**  
**H 7**  
**RBI 1**  
**BB 3**  
**SO 6**  
**LOB 11**



Batter	1	2	3	4	5	6	7	8	9	AB	R	H	RBI	BB	SO	LOB	BOTTOM			
1 Adam Eaton, L (1, 8) OBP: 0.500, SLG: 0.478 18 Blake Tekotte, L (5, PR) OBP: 0.214, SLG: 0.385 (6, 8)	G4-3		G4-3		1B				P6	3	0	1	0	0	0	1				
15 Gordon Beckham, R (1, 4) OBP: 0.194, SLG: 0.300 28 Leury Garcia, S (6, 4) OBP: 0.368, SLG: 0.250			K		F8		F8		G4-3	3	0	0	0	1	1	0				
79 José Abreu, R (1, 3) OBP: 0.310, SLG: 0.464 76 Andy Wilkins, L (7, 3) OBP: 0.688, SLG: 0.818			K		2B		G6-3		G4-3	3	0	1	0	0	1	0				
26 Avisail García, R (1, 9) OBP: 0.250, SLG: 0.323 Alex Liddi, R (6, PR) OBP: 0.308, SLG: 0.769 (7, 9)		L3			G5-3		44 G5-6-3 1B		F8	3	0	1	0	0	0	1				
44 Adam Dunn, L (1, 10) OBP: 0.217, SLG: 0.182		K			K		G5-6-3		K	4	0	0	0	0	3	2				
24 Dayan Viciedo, R (1, 7) OBP: 0.357, SLG: 0.444 83 Micah Johnson, L (7, PR) OBP: 0.533, SLG: 0.500 22 Matt Davidson, R (8, 5) OBP: 0.250, SLG: 0.435		G5-3			K		10 CS 1B		L4	3	0	1	0	0	1	0				
10 Alexei Ramirez, R (1, 6) OBP: 0.228, SLG: 0.290 5 Marcus Semien, R (8, 6) OBP: 0.350, SLG: 0.294			F7		G5-3		1-2 P4		2B	3	0	0	0	0	0	1				
12 Conor Gillaspie, L (1, 5) OBP: 0.321, SLG: 0.577 20 Jordan Danks, L (8, 7) OBP: 0.379, SLG: 0.630			P6		HR		BB		K	2	1	1	1	1	0	0				
36 Josh Phegley, R (1, 2) OBP: 0.278, SLG: 0.611 38 Hector Gimenez, S (8, 2) OBP: 0.143, SLG: 0.286			2B		HR		F9			3	1	2	1	0	0	1				
<b>Inning Stats</b>	R: 0 E: 0 K: 2 S: 7	H: 0 LOB: 0 BB: 0 P: 7	R: 0 E: 0 K: 1 S: 5	H: 0 LOB: 0 BB: 0 P: 5	R: 0 E: 0 K: 0 S: 4	H: 1 LOB: 1 BB: 0 P: 4	R: 0 E: 0 K: 1 S: 6	H: 1 LOB: 0 BB: 0 P: 6	R: 2 E: 0 K: 1 S: 9	H: 3 LOB: 1 BB: 0 P: 10	R: 0 E: 0 K: 0 S: 3	H: 1 LOB: 1 BB: 1 P: 3	R: 0 E: 0 K: 0 S: 4	H: 1 LOB: 1 BB: 0 P: 4	R: 0 E: 0 K: 2 S: 8	H: 1 LOB: 1 BB: 0 P: 8	1B: 4 2B: 3 3B: 0 HR: 2	SF: 0 SAC: 0 DP: 1 HBP: 0	WP: 0 PB: 0 CS: 1	PA: 35
<b>PITCHER</b>	IP WLS BF H R ER SO BB IBB HBP BLK WP HR S P ERA WHIP	5.0 20 3 1 0 0 0 0 0 0 0 0 3 3 0.00 1.000	1.0 3 1 0 0 0 0 0 0 0 0 0 3 3 0.00 2.000	1.0 4 1 0 0 0 0 0 0 0 0 0 4 4 0.00 1.000	1.0 4 1 0 0 2 0 0 0 0 0 0 8 8 0.00 1.000	<b>PITCHER</b>	IP WLS BF H R ER SO BB IBB HBP BLK WP HR S P ERA WHIP	5.0 20 3 1 0 0 0 0 0 0 0 0 3 3 0.00 1.000	1.0 4 1 0 0 0 0 0 0 0 0 0 4 4 0.00 1.000	1.0 4 1 0 0 2 0 0 0 0 0 0 8 8 0.00 1.000										

**Cleveland Indians @ Chicago White Sox**  
 Camelback Ranch, Glendale, AZ  
 Fri Mar 14 2014, 4:09 PM - 6:55 PM EDT  
 Att: 5,786 - Partly Cloudy - 73 F

livebaseballscorecards.com

**AB 34**  
**R 2**  
**H 9**  
**RBI 2**  
**BB 1**  
**SO 7**  
**LOB 9**





















Batter	1	2	3	4	5	6	7	8	9	AB	R	H	RBI	BB	SO	LOB	TOP					
56 Kole Calhoun, L (1, 9) OBP: 0.423, SLG: 0.442 0 Collin Cowgill, R (7, 8) OBP: 0.326, SLG: 0.526										4	1	2	1	0	1	1	<b>Los Angeles Angels @ Chicago White Sox</b> Camelback Ranch, Glendale, AZ Wed Mar 19, 2014, 4:08 PM - 7:43 PM EDT Att: 7,448 - Sunny - 78 F					
27 Mike Trout, R (1, 8) OBP: 0.439, SLG: 0.757 3 JB Shuck, L (7, PH) OBP: 0.293, SLG: 0.474										2	2	1	1	0	1	1						
5 Albert Pujols, R (1, 3) OBP: 0.375, SLG: 0.412 10 Grant Green, R (7, PH) OBP: 0.368, SLG: 0.514										3	2	2	1	0	0	1						
32 Josh Hamilton, L (1, 7) OBP: 0.333, SLG: 0.333 8 Yovani Torrealba, R (6, 2) OBP: 0.263, SLG: 0.333										3	0	1	1	0	1	2						
6 David Freese, R (1, 5) OBP: 0.395, SLG: 0.233 44 Ian Stewart, L (7, PH) OBP: 0.378, SLG: 0.406										3	0	1	2	0	1	1						
28 Raul Ibanez, L (1, 10) OBP: 0.270, SLG: 0.333 48 Chad Tracy, L (7, PH) OBP: 0.290, SLG: 0.345										2	1	0	0	1	0	0						
47 Howie Kendrick, R (1, 4) OBP: 0.422, SLG: 0.529 77 Carlos Pena, L (7, PH) OBP: 0.228, SLG: 0.188										3	2	3	0	0	0	0						
17 Chris Iannetta, R (1, 2) OBP: 0.469, SLG: 0.625 0 Brennan Boesch, L (6, PR) OBP: 0.300, SLG: 0.357										3	0	1	1	0	1	2						
2 Erick Aybar, S (1, 6) OBP: 0.462, SLG: 0.452 18 John McDonald, R (7, 4) OBP: 0.407, SLG: 0.375										2	0	0	0	0	1	2						
<b>Inning Stats</b>	R: 1 E: 0 K: 2 S: 9	H: 2 LOB: 1 BB: 0 P: 9	R: 2 E: 0 K: 1 S: 6	H: 1 LOB: 0 BB: 1 P: 12	R: 2 E: 0 K: 0 S: 4	H: 1 LOB: 0 BB: 0 P: 6	R: 1 E: 0 K: 0 S: 3	H: 2 LOB: 1 BB: 1 P: 7	R: 2 E: 0 K: 1 S: 9	H: 3 LOB: 2 BB: 0 P: 10	R: 1 E: 0 K: 1 S: 6	H: 2 LOB: 1 BB: 0 P: 8	R: 3 E: 1 K: 1 S: 8	H: 3 LOB: 0 BB: 0 P: 8	R: 0 E: 0 K: 0 S: 3	H: 0 LOB: 1 BB: 0 P: 4		R: 2 E: 0 K: 2 S: 12	H: 4 LOB: 2 BB: 0 P: 13	1B: 10 2B: 5 3B: 1 HR: 2	SF: 1 SAC: 1 DP: 0 HBP: 2	WP: 1 PB: 0 SB: 5 CS: 1
<b>PITCHER</b>	IP WLS BF H R ER SO BB IBB HBP BLK WP HR S P ERA WHIP																					
45 Erik Johnson, R (1, 1) ERA: 7.36	4.0 L 21 8 8 7 3 2 0 0 1 0 1 1 26 39 15.75 2.500																					
46 Donnie Veal, L (5, 1) ERA: 1.42	1.0 3 1 0 0 1 0 0 0 0 0 0 0 5 5 0.00 1.000																					
43 Mitchell Boggs, R (6, 1) ERA: 11.12	1.0 4 2 1 1 1 0 0 0 0 0 0 0 6 8 9.00 2.000																					
33 Dylan Axelrod, R (7, 1) ERA: 2.7	2.0 10 3 3 2 1 0 0 1 0 0 0 0 11 12 9.00 1.500																					
52 Jake Petricka, R (9, 1) ERA: 8.14	1.0 7 4 2 2 2 0 0 0 0 0 0 1 12 13 18.00 4.000																					

Batter	1	2	3	4	5	6	7	8	9	AB	R	H	RBI	BB	SO	LOB	BOTTOM	
1 Adam Eaton, L (1, 8) OBP: 0.439, SLG: 0.543 20 Jordan Danks, L (7, 8) OBP: 0.425, SLG: 0.838										4	0	2	1	0	0	1	<b>Los Angeles Angels @ Chicago White Sox</b> Camelback Ranch, Glendale, AZ Wed Mar 19, 2014, 4:08 PM - 7:43 PM EDT Att: 7,448 - Sunny - 78 F	
5 Marcus Semien, R (1, 4) OBP: 0.486, SLG: 0.517 83 Micah Johnson, L (7, PR) OBP: 0.391, SLG: 0.333										2	1	1	0	2	0	1		
26 Avisail Garcia, R (1, 9) OBP: 0.394, SLG: 0.499 95 Courtney Hawkins, R (8, 9) OBP: 0.211, SLG: 0.333										3	1	1	1	1	0	2		
79 José Abreu, R (1, 3) OBP: 0.325, SLG: 0.513 18 Blake Tekotte, L (7, PR) OBP: 0.211, SLG: 0.333										4	1	3	3	0	1	1		
14 Paul Konerko, R (1, 10) OBP: 0.281, SLG: 0.267 Keenyn Walker, S (7, PH) OBP: 0.143, SLG: 0.214										3	0	0	0	0	1	2		
24 Dayan Viciedo, R (1, 7) OBP: 0.342, SLG: 0.371 96 Dan Black, S (8, 3) OBP: 0.294, SLG: 0.706										3	1	1	0	1	0	5		
22 Matt Davidson, R (1, 5) OBP: 0.324, SLG: 0.571 Alex Liddi, R (8, 5) OBP: 0.294, SLG: 0.706										4	1	2	3	0	2	1		
38 Hector Gimenez, S (1, 2) OBP: 0.133, SLG: 0.214 17 Adrian Nieto, S (7, 2) OBP: 0.353, SLG: 0.333										3	0	0	0	0	0	2		
28 Leury Garcia, S (1, 6) OBP: 0.357, SLG: 0.250 78 Tyler Saladino, R (6, PR) ERA: 1.74										2	1	1	0	1	0	0		
<b>Inning Stats</b>	R: 0 E: 0 K: 1 S: 6	H: 1 LOB: 1 BB: 0 P: 6	R: 3 E: 0 K: 0 S: 6	H: 3 LOB: 0 BB: 0 P: 6	R: 2 E: 0 K: 0 S: 4	H: 3 LOB: 1 BB: 1 P: 8	R: 0 E: 0 K: 1 S: 6	H: 1 LOB: 2 BB: 0 P: 6	R: 4 E: 0 K: 0 S: 8	H: 3 LOB: 2 BB: 2 P: 19	R: 1 E: 0 K: 1 S: 7	H: 1 LOB: 0 BB: 0 P: 9	R: 0 E: 0 K: 1 S: 6	H: 1 LOB: 1 BB: 0 P: 6	1B: 6 2B: 5 3B: 0 HR: 3	SF: 0 SAC: 0 DP: 1 HBP: 0		WP: 1 PB: 0 SB: 0 CS: 0
<b>PITCHER</b>	IP WLS BF H R ER SO BB IBB HBP BLK WP HR S P ERA WHIP																	
45 Tyler Skaggs, L (1, 1) ERA: 6.14	4.1 W 21 8 5 5 2 3 0 0 0 0 0 0 5 34 10.38 2.308																	
58 Cam Bedrosian, R (5, 1) ERA: 2.57	0.2 H 3 1 0 0 1 0 0 0 0 0 0 0 5 6 0.00 1.500																	
59 Fernando Salas, R (6, 1) ERA: 2.57	1.0 H 4 1 0 0 1 0 0 0 0 0 0 0 6 6 0.00 1.000																	
58 Michael Kohn, R (7, 1) ERA: 8.53	0.2 5 1 4 4 0 2 0 0 0 1 0 0 3 12 54.00 4.500																	
46 Cory Rasmus, R (7, 1) ERA: 1.74	1.1 7 3 1 1 1 0 0 0 0 0 0 2 12 16 6.75 2.250																	
<b>PITCHER</b>	IP WLS BF H R ER SO BB IBB HBP BLK WP HR S P ERA WHIP																	
36 Jeremy Berg, R (9, 1) ERA: 1.74	1.0 4 1 0 0 1 0 0 0 0 0 0 0 6 6 0.00 1.000																	















Batter	1	2	3	4	5	6	7	8	9	AB	R	H	RBI	BB	SO	LOB	TOP										
1 Adam Eaton, L (1, 8) OBP: 0.404, SLG: 0.467 Alex Liddi, R (6, 9) OBP: 0.208, SLG: 0.500	G6-3	5 1B	L6	L6	FC3-6	FC3-6	G6-3	G6-3		3	0	1	1	1	0	1											
5 Marcus Semien, R (1, 6) OBP: 0.429, SLG: 0.415	F9	1B	F9	F9	FC3-6	FC3-6	K	K		4	0	1	0	1	1	1											
12 Conor Gillaspie, L (1, 5) OBP: 0.326, SLG: 0.591 78 Tyler Saladino, R (6, PR) (6, 5)	E8	P4			44 G4-3 14 1B	FC3-6	E5	E5		4	1	2	0	0	0	5											
44 Adam Dunn, L (1, 10) OBP: 0.311, SLG: 0.250 83 Micah Johnson, L (9, PR) (9, 10)	K	K			G4-3					4	0	1	0	1	2	5											
14 Paul Konerko, R (1, 3) OBP: 0.282, SLG: 0.250 83 Keon Barnum, L (6, 3)		G5-3	G5-3	G5-3	30 1B 21 FC6-4	K	K	K		4	1	1	1	0	1	3											
30 Alejandro De Aza, L (1, 7) OBP: 0.429, SLG: 0.564 85 Adam Heisler, L (7, 7)		21 HBP 18 2B	L7	L7	21 FC6-4		K	G6-4-3 HBP		4	1	2	0	0	1	0											
21 Tyler Flowers, R (1, 2) Kevan Smith, R (7, 2)		18 2B 28 1B HBP	L9	L9	FC6-4		K	G6-4-3		3	1	0	1	0	1	1											
18 Blake Tekotte, L (1, 9) (6, 8)		28 1B 1 1B			1 E		G4-3			4	1	2	1	0	1	1											
28 Leury Garcia, S (1, 4) OBP: 0.361, SLG: 0.258		5 1B 1 1B	F8	F8		G3-1		K		4	0	1	1	0	1	1											
<b>Inning Stats</b>	R: 0 E: 1 K: 1 S: 6	H: 1 LOB: 1 BB: 0 P: 6	R: 3 E: 0 K: 1 S: 10	H: 5 LOB: 3 BB: 0 P: 11	R: 0 E: 0 K: 0 S: 3	H: 0 LOB: 0 BB: 0 P: 3	R: 0 E: 1 K: 0 S: 4	H: 1 LOB: 1 BB: 0 P: 4	R: 2 E: 0 K: 1 S: 8	H: 3 LOB: 1 BB: 0 P: 8	R: 0 E: 0 K: 1 S: 5	H: 0 LOB: 3 BB: 3 P: 17	R: 0 E: 0 K: 2 S: 7	H: 0 LOB: 0 BB: 0 P: 7	R: 0 E: 0 K: 2 S: 7	H: 0 LOB: 0 BB: 0 P: 7	R: 0 E: 1 K: 1 S: 6	H: 1 LOB: 3 BB: 0 P: 7	1B: 8 2B: 3 3B: 0 HR: 0	SF: 0 SAC: 0 DP: 1 HBP: 2	WP: 0 PB: 0 SB: 2 CS: 0	PA: 43					
<b>PITCHER</b>	IP	WLS	BF	H	R	ER	SO	BB	IBB	HBP	BLK	WP	HR	S	P	ERA	WHIP										
27 Tyler Chatwood, R (1, 1) ERA: 4.85	5.1		29	10	5	5	3	2	0	1	0	0	0	32	41	8.44	2.250										
60 Manny Corpas, R (6, 1) ERA: 1.23	0.2		3	0	0	0	1	1	0	0	0	0	0	4	8	0.00	1.500										
59 Wilton Lopez, R (7, 1) ERA: 1.86	1.0		3	0	0	0	2	0	0	0	0	0	0	7	7	0.00	0.000										
0 Adam Ottavino, R (8, 1) ERA: 2.7	1.0		3	0	0	0	2	0	0	0	0	0	0	7	7	0.00	0.000										
34 Matt Belisle, R (9, 1) ERA: 6.0	1.0		5	1	0	0	1	0	0	1	0	0	0	6	7	0.00	1.000										

Chicago White Sox @ Colorado Rockies  
Salt River Fields at Talking Stick, Scottsdale, AZ  
Sun Mar 23 2014, 4:12 PM - 7:06 PM EDT  
Att: 12,500 - Sunny - 82 F

AB 38  
R 5  
H 11  
RBI 5  
BB 3  
SO 9  
LOB 23



Batter	1	2	3	4	5	6	7	8	9	AB	R	H	RBI	BB	SO	LOB	BOTTOM										
1 Brandon Barnes, R (1, 7) (8, 8) OBP: 0.365, SLG: 0.460	G6-3			F7		K		E6		4	0	0	0	1	0												
13 Drew Stubbs, R (1, 8) OBP: 0.409, SLG: 0.436 16 Tim Wheeler, L (8, 9) OBP: 0.477, SLG: 0.842	G1-3			G6-3			58 1B 3B	93 G4-6-3 BB		3	1	1	0	0	0	0											
3 Michael Cuddyer, R (1, 9) OBP: 0.244, SLG: 0.237 0 Adam Ottavino, S (8, 1) 93 Tyler Massey, L (8, PH) 34 Matt Belisle, R (9, 1)	K			K		G5-3		G4-6-3		3	0	0	0	0	2	1											
20 Wilin Rosario, R (1, 3) OBP: 0.324, SLG: 0.545 58 Jordan Pacheco, R (6, 3) OBP: 0.435, SLG: 0.579		14 CS 1B			G4-3		6 G6-3 1B	P3		2	0	1	0	0	0	0											
8 Michael McKenry, R (1, 2) OBP: 0.259, SLG: 0.500 60 Manny Corpas, R (6, 1) 59 Wilton Lopez, R (7, 1) 6 Corey Dickerson, L (7, PH) OBP: 0.365, SLG: 0.500		F9			G5-3		G6-3	93 G6-4-3 1B		2	0	0	0	0	0	1											
14 Josh Rutledge, R (1, 6) OBP: 0.343, SLG: 0.515 93 Tim Smaling, R (9, PH)		G4-3			F7			G6-4-3		3	1	1	0	0	0	1											
9 DJ LeMahieu, R (1, 4) OBP: 0.391, SLG: 0.395 23 Charlie Culberson, R (7, 4) OBP: 0.304, SLG: 0.415				G4-3		4 G4-3 72 G6-3		72 SH5-4 4 WP 1 E BB		2	1	1	0	0	0	0											
10 Paul Janish, R (1, 5) OBP: 0.476, SLG: 0.575 4 Ryan Wheeler, L (6, 5) OBP: 0.377, SLG: 0.520				F9		G4-3		72 SH5-4 1 E BB		1	0	0	0	0	0	0											
27 Tyler Chatwood, R (1, 1) 72 Jackson Williams, R (6, 2) OBP: 0.417, SLG: 0.460				F9		G6-3		SH5-4		1	0	0	0	0	0	0											
<b>Inning Stats</b>	R: 0 E: 0 K: 1 S: 5	H: 0 LOB: 0 BB: 0 P: 5	R: 0 E: 0 K: 0 S: 3	H: 1 LOB: 0 BB: 0 P: 3	R: 0 E: 0 K: 0 S: 3	H: 0 LOB: 0 BB: 0 P: 3	R: 0 E: 0 K: 1 S: 5	H: 0 LOB: 0 BB: 0 P: 5	R: 0 E: 0 K: 0 S: 3	H: 0 LOB: 0 BB: 0 P: 3	R: 1 E: 0 K: 0 S: 4	H: 2 LOB: 0 BB: 0 P: 4	R: 3 E: 1 K: 0 S: 4	H: 1 LOB: 1 BB: 3 P: 16	R: 0 E: 0 K: 0 S: 3	H: 1 LOB: 0 BB: 0 P: 3	1B: 4 2B: 1 3B: 1 HR: 0	SF: 0 SAC: 1 DP: 3 HBP: 0	WP: 1 PB: 0 SB: 0 CS: 1	PA: 33							
<b>PITCHER</b>	IP	WLS	BF	H	R	ER	SO	BB	IBB	HBP	BLK	WP	HR	S	P	ERA	WHIP										
62 Jose Quintana, L (1, 1) ERA: 16.36	5.0		15	1	0	0	2	0	0	0	0	0	0	19	19	9.00	0.200										
40 Daniel Webb, R (6, 1) ERA: 3.5	1.0		4	1	1	1	1	0	0	0	0	0	0	6	6	9.00	1.000										
27 Matt Lindstrom, R (7, 1) ERA: 4.5	1.0		4	2	1	1	0	0	0	0	0	0	0	4	4	9.00	2.000										
37 Scott Downs, L (8, 1) ERA: 14.54	0.0	B	3	1	3	1	0	2	0	0	0	1	0	1	9	∞	∞										
65 Nate Jones, R (8, 1) ERA:	0.1		3	0	0	0	0	1	0	0	0	0	0	2	6	0.00	3.000										

Chicago White Sox @ Colorado Rockies  
Salt River Fields at Talking Stick, Scottsdale, AZ  
Sun Mar 23 2014, 4:12 PM - 7:06 PM EDT  
Att: 12,500 - Sunny - 82 F

AB 29  
R 5  
H 6  
RBI 2  
BB 3  
SO 3  
LOB 8










Batter	1	2	3	4	5	6	7	8	9	AB	R	H	RBI	BB	SO	LOB	TOP																			
13 Drew Stubbs, R OBP: 0.404, SLG: 0.452 19 Charlie Blackmon, L OBP: 0.255, SLG: 0.367										3	1	1	0	0	1	1	<b>Colorado Rockies @ Chicago White Sox</b> Camelback Ranch, Glendale, AZ Tue Mar 25 2014, 4:11 PM - 6:58 PM EDT Att: 5,686 - Sunny - 83 F																			
9 DJ LeMahieu, R OBP: 0.413, SLG: 0.476										4	1	3	1	0	1	1																				
3 Michael Cuddyer, R OBP: 0.267, SLG: 0.286										4	0	2	2	0	1	2																				
28 Nolan Arenado, R OBP: 0.412, SLG: 0.681 6 Corey Dickerson, L OBP: 0.375, SLG: 0.537										3	0	1	0	0	1	2																				
33 Justin Morneau, L OBP: 0.242, SLG: 0.313										4	0	0	0	0	0	2																				
8 Michael McKenry, R OBP: 0.298, SLG: 0.467 4 Ryan Wheeler, L OBP: 0.382, SLG: 0.577										3	0	1	0	0	2	0																				
14 Josh Rutledge, R OBP: 0.308, SLG: 0.459										4	0	0	0	0	0	1																				
58 Jordan Pacheco, R OBP: 0.400, SLG: 0.654 72 Jackson Williams, R OBP: 0.400, SLG: 0.381										3	1	1	1	0	1	0																				
23 Charlie Culberson, R OBP: 0.314, SLG: 0.413 10 Paul Janish, R OBP: 0.455, SLG: 0.548										3	1	1	0	0	1	0																				
										0	0	0	0	0	0	0																				
<b>Inning Stats</b>	R: 2 E: 0 K: 0 S: 5	H: 3 LOB: 0 BB: 0 P: 6	R: 0 E: 0 K: 2 S: 7	H: 0 LOB: 0 BB: 0 P: 7	R: 0 E: 0 K: 1 S: 6	H: 1 LOB: 1 BB: 0 P: 6	R: 0 E: 0 K: 0 S: 4	H: 2 LOB: 1 BB: 0 P: 4	R: 2 E: 0 K: 1 S: 13	H: 3 LOB: 1 BB: 0 P: 13	R: 0 E: 0 K: 1 S: 5	H: 0 LOB: 0 BB: 0 P: 5	R: 0 E: 0 K: 0 S: 3	H: 0 LOB: 0 BB: 0 P: 3	R: 0 E: 0 K: 1 S: 6	H: 2 LOB: 1 BB: 0 P: 7	R: 0 E: 0 K: 0 S: 3	H: 0 LOB: 0 BB: 0 P: 3	1B: 6 2B: 3 3B: 1 HR: 1	SF: 0 SAC: 0 DP: 2 HBP: 0	WP: 1 PB: 0 CS: 1	PA: 35														
<b>PITCHER</b>	IP	WLS	BF	H	R	ER	SO	BB	IBB	HBP	BLK	WP	HR	S	P	ERA	WHIP	<b>PITCHER</b>		IP	WLS	BF	H	R	ER	SO	BB	IBB	HBP	BLK	WP	HR	S	P	ERA	WHIP
49 Chris Sale, L ERA: 4.38	3.2	L	15	6	2	2	3	0	0	0	0	1	0	21	22	4.91	1.636	39 Maikel Cleto, R ERA: 0.93		1.0		3	0	0	0	0	0	0	0	0	0	3	3	0.00	0.000	
65 Nate Jones, R ERA: 2.7	1.1		7	3	2	2	3	0	0	0	0	0	1	14	14	13.50	2.250																			
27 Matt Lindstrom, R ERA: 3.0	1.0		3	0	0	0	1	0	0	0	0	0	0	5	5	0.00	0.000																			
40 Daniel Webb, R ERA: 3.0	1.0		3	0	0	0	0	0	0	0	0	0	0	3	3	0.00	0.000																			
51 Ronald Belisario, R ERA: 5.78	1.0		4	2	0	0	1	0	0	0	0	0	0	6	7	0.00	2.000																			

Batter	1	2	3	4	5	6	7	8	9	AB	R	H	RBI	BB	SO	LOB	BOTTOM																			
1 Adam Eaton, L OBP: 0.393, SLG: 0.449										4	0	1	0	0	1	2	<b>Colorado Rockies @ Chicago White Sox</b> Camelback Ranch, Glendale, AZ Tue Mar 25 2014, 4:11 PM - 6:58 PM EDT Att: 5,686 - Sunny - 83 F																			
26 Avisail Garcia, R OBP: 0.295, SLG: 0.351										2	0	0	0	2	1	1																				
12 Conor Gillaspie, L OBP: 0.302, SLG: 0.560										3	0	0	1	0	1	4																				
79 José Abreu, R OBP: 0.286, SLG: 0.438										4	0	0	0	0	1	6																				
44 Adam Dunn, L OBP: 0.286, SLG: 0.227										4	0	0	0	0	2	0																				
24 Dayan Viciedo, R OBP: 0.340, SLG: 0.388										3	0	0	0	1	2	0																				
10 Alexei Ramirez, R OBP: 0.241, SLG: 0.296										4	0	0	0	0	1	1																				
21 Tyler Flowers, R OBP: 0.279, SLG: 0.400										3	0	1	0	0	1	0																				
5 Marcus Semien, R OBP: 0.455, SLG: 0.522										2	1	1	0	1	0	0																				
<b>Inning Stats</b>	R: 0 E: 0 K: 3 S: 10	H: 0 LOB: 1 BB: 0 P: 10	R: 0 E: 0 K: 2 S: 7	H: 0 LOB: 0 BB: 0 P: 7	R: 0 E: 0 K: 1 S: 5	H: 0 LOB: 0 BB: 0 P: 5	R: 0 E: 0 K: 0 S: 3	H: 0 LOB: 0 BB: 0 P: 3	R: 0 E: 0 K: 1 S: 4	H: 0 LOB: 0 BB: 1 P: 8	R: 1 E: 0 K: 0 S: 4	H: 1 LOB: 2 BB: 2 P: 12	R: 0 E: 0 K: 0 S: 3	H: 0 LOB: 0 BB: 0 P: 3	R: 0 E: 0 K: 1 S: 7	H: 2 LOB: 3 BB: 1 P: 11	R: 0 E: 0 K: 2 S: 7	H: 0 LOB: 0 BB: 0 P: 7	1B: 2 2B: 1 3B: 0 HR: 0	SF: 1 SAC: 0 DP: 1 HBP: 0	WP: 1 PB: 0 CS: 0	PA: 34														
<b>PITCHER</b>	IP	WLS	BF	H	R	ER	SO	BB	IBB	HBP	BLK	WP	HR	S	P	ERA	WHIP	<b>PITCHER</b>		IP	WLS	BF	H	R	ER	SO	BB	IBB	HBP	BLK	WP	HR	S	P	ERA	WHIP
12 Juan Nicasio, R ERA: 2.86	5.0	W	16	0	0	0	7	1	0	0	0	0	0	29	33	0.00	0.200	Greg Burke, R ERA: 5.63		0.1		1	0	0	0	1	0	0	0	0	0	3	3	0.00	0.000	
35 Chad Bettis, R ERA: 1.0	1.0		6	1	1	1	0	2	0	0	0	0	0	4	12	9.00	3.000																			
34 Matt Belisle, R ERA: 5.4	1.0	H	3	0	0	0	0	0	0	0	0	0	0	3	3	0.00	0.000																			
47 Chris Martin, R ERA: 3.86	1.0	H	6	2	0	0	1	1	0	0	0	0	0	7	11	0.00	3.000																			
61 Brooks Brown, R ERA: 4.5	0.2	H	2	0	0	0	1	0	0	0	0	0	0	4	4	0.00	0.000																			

AB	35
R	4
H	11
RBI	4
BB	0
SO	8
LOB	9

AB	29
R	1
H	3
RBI	1
BB	4
SO	10
LOB	14





Batter	1	2	3	4	5	6	7	8	9	AB	R	H	RBI	BB	SO	LOB	TOP								
30 Jason Bourgeois, R OBP: 0.353, SLG: 0.300	P6		F8		FC4 27 1B		27 PB 1B		2B	5	1	2	1	0	0	1	<b>Cincinnati Reds @ Chicago White Sox</b> Camelback Ranch, Glendale, AZ Wed Mar 26, 2014, 4:09 PM - 6:54 PM EDT Att: 4,713 - Partly Cloudy - 78 F								
27 Chris Nelson, R OBP: 0.364, SLG: 0.487	F7		P3		19 WP 1B		94 1B BB		G5-3	4	0	1	1	1	0	1									
19 Joey Volto, L OBP: 0.328, SLG: 0.365 94 Travis Mattair, R OBP: 0.313, SLG: 0.267	G4-3		K		K		1-2 2-H 1B		G5-3	3	0	0	0	0	2	1									
48 Ryan Ludwick, R OBP: 0.250, SLG: 0.309		G6-3		G5-3	P3		G4-3		K	5	0	0	0	0	1	4									
32 Jay Bruce, L OBP: 0.417, SLG: 0.479 90 Felix Perez, L (8, PH)		29 E BB		K			G4-3		K2-3	2	1	0	0	1	1	0									
29 Bryan Peña, S OBP: 0.283, SLG: 0.310 50 Neftali Soto, R OBP: 0.391, SLG: 0.689		E4 7 HBP		15 1B 2B			F8		1B	3	1	1	1	0	0	0									
15 Roger Bernadina, L OBP: 0.519, SLG: 0.750		K		7 E 1B			P6		K	4	0	1	1	0	2	2									
7 Ramon Santiago, S OBP: 0.292, SLG: 0.256		HBP		G6-3			G4-3		G4-3	3	0	0	0	0	0	2									
70 Kristopher Negrón, R OBP: 0.378, SLG: 0.585		K		30 E 27 1B 1B			K		30 2B 2B	4	2	2	0	0	2	2									
<b>Inning Stats</b>	R: 0 E: 0 K: 0 S: 3	H: 0 LOB: 0 BB: 0 P: 3	R: 1 E: 2 K: 2 S: 8	H: 0 LOB: 2 BB: 1 P: 13	R: 0 E: 0 K: 1 S: 7	H: 0 LOB: 0 BB: 0 P: 7	R: 1 E: 0 K: 1 S: 7	H: 2 LOB: 1 BB: 0 P: 8	R: 1 E: 1 K: 1 S: 7	H: 2 LOB: 1 BB: 0 P: 7	R: 0 E: 0 K: 0 S: 3	H: 0 LOB: 0 BB: 0 P: 3	R: 1 E: 0 K: 1 S: 7	H: 2 LOB: 2 BB: 1 P: 11	R: 0 E: 0 K: 2 S: 8	H: 1 LOB: 1 BB: 0 P: 8		R: 1 E: 0 K: 1 S: 7	H: 2 LOB: 1 BB: 0 P: 7	1B: 6 2B: 3 3B: 0 HR: 0	SF: 0 SAC: 0 DP: 0 HBP: 1	WP: 1 PB: 1 SB: 0 CS: 0	PA: 40		
<b>PITCHER</b>	IP	WLS	BF	H	R	ER	SO	BB	IBB	HBP	BLK	WP	HR	S	P	ERA	WHIP								
50 John Danks, L ERA: 2.96	6.1	W	26	4	3	1	5	1	0	1	0	1	0	36	42	1.42	0.789								
57 Zach Putnam, R ERA: 2.53	1.0		7	3	1	1	2	1	0	0	0	0	0	10	14	9.00	4.000								
46 Donnie Veal, L ERA: 4.0	0.2		2	0	0	0	1	0	0	0	0	0	0	4	4	0.00	0.000								
37 Scott Downs, L ERA: 13.5	1.0		5	2	1	1	1	0	0	0	0	0	0	7	7	9.00	2.000								

AB	37
R	5
H	9
RBI	5
BB	2
SO	9
LOB	14



Batter	1	2	3	4	5	6	7	8	9	AB	R	H	RBI	BB	SO	LOB	BOTTOM								
1 Adam Eaton, L OBP: 0.426, SLG: 0.481	79 1B 44 2B 1B	E1 1-3 1B		5 1B 79 HR 1B	G2-3			79 G4-3 1B		5	2	4	0	0	0	3	<b>Cincinnati Reds @ Chicago White Sox</b> Camelback Ranch, Glendale, AZ Wed Mar 26, 2014, 4:09 PM - 6:54 PM EDT Att: 4,713 - Partly Cloudy - 78 F								
5 Marcus Semien, R OBP: 0.433, SLG: 0.500	K	K		79 HR 1B		F9		SF8	4	1	1	2	0	2	3										
79 José Abreu, R OBP: 0.296, SLG: 0.491	44 2B 1B	K		1-2 3-H 1B		G4-3		G4-3	5	2	2	3	0	1	3										
44 Adam Dunn, L OBP: 0.278, SLG: 0.245	1-3 2B			F8	G5-3		F8		F9	5	0	1	2	0	0	1									
26 Avisail García, R OBP: 0.308, SLG: 0.393	F8			F9			30 FC3-6 1B		30 SF8 3B	4	1	2	0	0	0	1									
30 Alejandro De Azá, L OBP: 0.375, SLG: 0.489	HBP			G3			FC3-6 10 1B 17 1B		SF8	2	1	0	1	0	0	1									
10 Alexei Ramirez, R OBP: 0.241, SLG: 0.293	K			G4-3			28 1B 17 1B 1 G2-3 1B		G5-3	4	0	1	0	0	1	2									
17 Adrian Nieto, S OBP: 0.308, SLG: 0.333		K		F9			28 1B 1-2 2-H 1B		F8	4	0	1	1	0	1	0									
28 Leury García, S OBP: 0.415, SLG: 0.343	1 E 1 1B 1B			1 1B 5 1B BB			1-2 2-3 1B		1 1B 5 SF8 2B	3	2	3	0	1	0	0									
<b>Inning Stats</b>	R: 2 E: 0 K: 2 S: 10	H: 3 LOB: 2 BB: 0 P: 11	R: 0 E: 1 K: 3 S: 11	H: 2 LOB: 2 BB: 0 P: 11	R: 0 E: 0 K: 0 S: 3	H: 0 LOB: 0 BB: 0 P: 3	R: 4 E: 0 K: 0 S: 7	H: 3 LOB: 1 BB: 1 P: 12	R: 1 E: 0 K: 0 S: 6	H: 4 LOB: 2 BB: 0 P: 6	R: 0 E: 0 K: 0 S: 3	H: 0 LOB: 0 BB: 0 P: 3	R: 1 E: 0 K: 0 S: 4	H: 1 LOB: 0 BB: 0 P: 4	R: 1 E: 0 K: 0 S: 5	H: 2 LOB: 1 BB: 0 P: 5		1B: 11 2B: 2 3B: 1 HR: 1	SF: 2 SAC: 0 DP: 1 HBP: 1	WP: 0 PB: 0 SB: 0 CS: 0	PA: 40				
<b>PITCHER</b>	IP	WLS	BF	H	R	ER	SO	BB	IBB	HBP	BLK	WP	HR	S	P	ERA	WHIP								
41 Brett Marshall, R ERA: 5.0	5.0	L	28	12	7	7	5	1	0	1	0	0	0	37	43	12.60	2.600								
43 Manny Parra, L ERA: 0.9	1.0		3	0	0	0	0	0	0	0	0	0	0	3	3	0.00	0.000								
63 Sam LeCure, R ERA: 7.0	1.0		4	1	1	1	0	0	0	0	0	0	0	4	4	9.00	1.000								
58 Nick Christiani, R ERA: 1.84	1.0		5	2	1	1	0	0	0	0	0	0	0	5	5	9.00	2.000								


AB	36
R	9
H	15
RBI	9
BB	1
SO	5
LOB	14






Batter	1	2	3	4	5	6	7	8	9	AB	R	H	RBI	BB	SO	LOB	TOP			
1 Adam Eaton, L (1, 8) 18 Blake Tekotte, L (6, 8) OBP: 0.438, SLG: 0.491 OBP: 0.321, SLG: 0.519										3	0	2	0	0	1	0	Chicago White Sox @ Chicago Cubs Cubs Park, Mesa, AZ Thu Mar 27 2014, 3:08 PM - 5:35 PM EDT Att: 15,170 - Sunny - 68 F			
5 Marcus Semien, R (1, 4) 83 Micah Johnson, L (8, PR) (8, 4) OBP: 0.422, SLG: 0.481 OBP: 0.407, SLG: 0.400										4	0	1	1	0	1	2				
79 Jose Abreu, R (1, 3) Andy Wilkins, L (6, 3) OBP: 0.298, SLG: 0.482 OBP: 0.571, SLG: 0.625										3	0	1	0	0	1	1				
26 Avisail Garcia, R (1, 9) Denis Phipps, R (7, 9) OBP: 0.294, SLG: 0.375										3	0	0	0	0	2	2				
14 Paul Konerko, R (1, 10) 44 Adam Dunn, L (7, PH) (7, 10) OBP: 0.295, SLG: 0.341 OBP: 0.286, SLG: 0.314										2	0	0	0	0	0	0				
24 Davan Velez, R (1, 7) 30 Alejandro De Aza, L (6, 7) OBP: 0.345, SLG: 0.380 OBP: 0.400, SLG: 0.596										1	0	0	0	1	0	0				
10 Alexei Ramirez, R (1, 6) 28 Leury Garcia, S (7, 6) OBP: 0.405, SLG: 0.333										3	0	0	0	0	1	2				
12 Conor Gillaspie, L (1, 5) Alex Liddi, R (8, 5) OBP: 0.192, SLG: 0.462										3	0	0	0	0	2	1				
21 Tyler Flowers, R (1, 2) 17 Adrian Nieto, S (6, 2) OBP: 0.267, SLG: 0.381 OBP: 0.296, SLG: 0.320										2	0	0	0	0	0	0				
<b>Inning Stats</b>	R: 0 E: 0 K: 0 S: 4	H: 2 LOB: 1 BB: 4	R: 0 E: 0 K: 2 S: 7	H: 0 LOB: 1 BB: 1 P: 11	R: 0 E: 0 K: 2 S: 7	H: 0 LOB: 0 BB: 0 P: 7	R: 0 E: 0 K: 1 S: 5	H: 0 LOB: 0 BB: 0 P: 5	R: 0 E: 0 K: 1 S: 6	H: 1 LOB: 1 BB: 0 P: 6	R: 0 E: 0 K: 2 S: 8	H: 1 LOB: 1 BB: 0 P: 8	R: 1 E: 0 K: 0 S: 5	H: 2 LOB: 1 BB: 0 P: 5	R: 2 E: 0 K: 2 S: 11	H: 2 LOB: 0 BB: 0 P: 15		1B: 4 2B: 2 3B: 0 HR: 2	SF: 0 SAC: 0 DP: 1 HBP: 0	WP: 0 PB: 0 SB: 0 CS: 0
<b>PITCHER</b>	IP WLS BF H R ER SO BB IBB HBP BLK WP HR S P ERA WHIP	3.0 W 11 2 0 0 0 4 1 0 0 0 0 0 18 22 0.00 1.000	2.0 H 6 0 0 0 2 0 0 0 0 0 0 0 10 10 0.00 0.000	1.0 H 4 1 0 0 1 0 0 0 0 0 0 0 6 6 0.00 1.000	1.2 8 3 1 1 2 0 0 0 0 0 0 0 12 12 5.40 1.800	0.2 H 4 2 2 2 0 0 0 0 0 0 2 6 10 27.00 3.000	<b>PITCHER</b> Neil Ramirez, R (9, 1) ERA: 0.2 IP WLS BF H R ER SO BB IBB HBP BLK WP HR S P ERA WHIP 0.2 S 2 0 0 0 2 0 0 0 0 0 0 0 6 6 0.00 0.000													

AB	34
R	3
H	8
RBI	3
BB	1
SO	11
LOB	9



Batter	1	2	3	4	5	6	7	8	9	AB	R	H	RBI	BB	SO	LOB	BOTTOM			
43 Emilio Bonifacio, S (1, 6) 86 Marco Hernandez, L (6, 6) OBP: 0.304, SLG: 0.412 OBP: 0.500, SLG: 0.500										3	1	1	0	0	1	0	Chicago White Sox @ Chicago Cubs Cubs Park, Mesa, AZ Thu Mar 27 2014, 3:08 PM - 5:35 PM EDT Att: 15,170 - Sunny - 68 F			
51 Ryan Kalish, L (1, 9) Matt Szczur, R (6, 9) OBP: 0.347, SLG: 0.279 OBP: 0.176, SLG: 0.067										3	0	0	0	0	1	1				
44 Anthony Rizzo, L (1, 3) 86 Jonathan Mota, R (6, 3) OBP: 0.385, SLG: 0.542 OBP: 0.167, SLG: 0.667										3	0	0	1	0	1	0				
30 Mike Olt, R (1, 10) OBP: 0.317, SLG: 0.582										4	1	1	0	0	2	0				
6 Ryan Sweeney, L (1, 8) 98 Zeke Devoss, S (6, PR) (7, 8) OBP: 0.191, SLG: 0.222 OBP: 0.333, SLG: 0.333										3	1	2	1	0	0	0				
5 Wellington Castillo, R (1, 2) 38 John Baker, L (5, 2) OBP: 0.417, SLG: 0.367 OBP: 0.299, SLG: 0.370										2	1	2	0	0	0	0				
20 Justin Ruggiano, R (1, 7) 28 Chris Coghlan, L (7, 7) OBP: 0.333, SLG: 0.550 OBP: 0.298, SLG: 0.409										3	0	1	1	0	1	4				
24 Luis Valbuena, L (1, 5) Chris Valaika, R (6, PR) (7, 5) OBP: 0.356, SLG: 0.821 OBP: 0.222, SLG: 0.250										1	0	0	0	2	0	1				
15 Darwin Barney, R (1, 4) 99 Stephen Bruno, R (6, PR) (7, 4) OBP: 0.373, SLG: 0.409										3	0	1	1	0	0	3				
<b>Inning Stats</b>	R: 1 E: 0 K: 0 S: 4	H: 1 LOB: 0 BB: 0 P: 5	R: 1 E: 0 K: 0 S: 6	H: 2 LOB: 1 BB: 0 P: 9	R: 0 E: 0 K: 2 S: 7	H: 0 LOB: 0 BB: 0 P: 7	R: 1 E: 0 K: 1 S: 7	H: 2 LOB: 2 BB: 1 P: 11	R: 0 E: 0 K: 1 S: 5	H: 0 LOB: 0 BB: 0 P: 5	R: 0 E: 0 K: 1 S: 5	H: 0 LOB: 0 BB: 0 P: 5	R: 0 E: 0 K: 1 S: 5	H: 0 LOB: 0 BB: 0 P: 5	R: 0 E: 0 K: 1 S: 5	H: 0 LOB: 0 BB: 0 P: 5		1B: 6 2B: 1 3B: 0 HR: 1	SF: 0 SAC: 0 DP: 0 HBP: 0	WP: 0 PB: 0 SB: 2 CS: 0
<b>PITCHER</b>	IP WLS BF H R ER SO BB IBB HBP BLK WP HR S P ERA WHIP	4.0 L 18 5 3 3 3 3 1 0 0 0 0 0 24 32 6.75 1.500	1.0 3 0 0 0 1 0 0 0 0 0 0 0 5 5 0.00 0.000	1.0 7 3 1 1 2 1 0 0 0 0 0 0 11 15 9.00 4.000	1.0 3 0 0 0 1 0 0 0 0 0 0 0 5 5 0.00 0.000	1.0 3 0 0 0 1 0 0 0 0 0 0 0 5 5 0.00 0.000	<b>PITCHER</b> Felipe Paulino, R (1, 1) ERA: 6.75 IP WLS BF H R ER SO BB IBB HBP BLK WP HR S P ERA WHIP 1.0 3 0 0 0 1 0 0 0 0 0 0 0 5 5 0.00 0.000													

AB	32
R	4
H	8
RBI	4
BB	2
SO	8
LOB	14









Batter	1	2	3	4	5	6	7	8	9	AB	R	H	RBI	BB	SO	LOB	TOP										
2 Brian Dozier, R (1,4)	G4-3		K		G4-3			K		4	0	0	0	0	2	3	<b>Minnesota Twins @ Chicago White Sox</b> U.S. Cellular Field, Chicago, IL Mon Mar 31 2014, 4:11 PM - 6:46 PM EDT Att: 37,422 - Partly Cloudy - 65 F										
8 Kurt Suzuki, R (1,2) OBP: 0.500, SLG: 0.500	P3		1B		G5-3			1B		4	0	2	3	0	0												
7 Joe Mauer, L (1,3)	G4-3		G4-3		G6-3			G6-3		4	0	0	0	0	2												
16 Josh Willingham, R (1,7)		K		F7		F8		F9		4	0	0	0	1	0												
20 Chris Colabello, R (1,10) OBP: 0.500, SLG: 0.750		1B		K			K		2B	4	0	2	0	0	2	0											
24 Trevor Plouffe, R (1,5) OBP: 0.250, SLG: 0.500	G6-4-3						K		K	4	0	1	0	0	2	2											
31 Oswaldo Arcia, L (1,9)			BB	G1			K		G1-3	3	1	0	0	1	1	2											
32 Aaron Hicks, S (1,8) OBP: 0.667, SLG: 1.000			1B		K			2B		3	2	2	0	0	1	0											
25 Pedro Florimón, S (1,6)			1B		F9					1	0	0	0	0	0	0											
5 Eduardo Escobar, S (8,PH)			SH1-3				K			1	0	0	0	0	1	1											
<b>Inning Stats</b>	R: 0 E: 0 K: 0 S: 7	H: 0 LOB: 0 BB: 0 P: 13	R: 0 E: 0 K: 1 S: 7	H: 1 LOB: 0 BB: 8 P: 8	R: 2 E: 0 K: 1 S: 12	H: 2 LOB: 1 BB: 23 P: 23	R: 0 E: 0 K: 1 S: 9	H: 1 LOB: 1 BB: 0 P: 12	R: 0 E: 0 K: 1 S: 10	H: 0 LOB: 0 BB: 0 P: 15	R: 0 E: 0 K: 0 S: 8	H: 0 LOB: 0 BB: 0 P: 12	R: 0 E: 0 K: 3 S: 11	H: 0 LOB: 0 BB: 0 P: 17	R: 1 E: 0 K: 2 S: 14	H: 2 LOB: 1 BB: 0 P: 21	R: 0 E: 0 K: 1 S: 11	H: 1 LOB: 0 BB: 0 P: 12	1B: 4 2B: 3 HR: 0	SF: 0 SAC: 1 HBP: 0	WP: 0 PB: 0 CS: 0	PA: 34					
<b>PITCHER</b>	IP	WLS	BF	H	R	ER	SO	BB	IBB	HBP	BLK	WP	HR	S	P	ERA	WHIP										
49 Chris Sale, L (1,1) ERA: 3.68	7.1	W	27	5	3	3	8	1	0	0	0	0	0	70	108	3.68	0.818										
54 Ronald Belisario, R (8,1) ERA:	0.1	H	2	1	0	0	1	0	0	0	0	0	0	5	8	0.00	3.000										
46 Donnie Veal, L (8,1) ERA:	0.1	H	1	0	0	0	0	0	0	0	0	0	0	3	5	0.00	0.000										
27 Matt Lindstrom, R (9,1) ERA:	1.0	S	4	1	0	0	1	0	0	0	0	0	0	11	12	0.00	1.000										

Batter	1	2	3	4	5	6	7	8	9	AB	R	H	RBI	BB	SO	LOB	BOTTOM										
1 Adam Eaton, L (1,8) OBP: 0.500, SLG: 0.500	G5-4-3		BB	G4-3			G3-1			4	1	2	0	0	0	0	<b>Minnesota Twins @ Chicago White Sox</b> U.S. Cellular Field, Chicago, IL Mon Mar 31 2014, 4:11 PM - 6:46 PM EDT Att: 37,422 - Partly Cloudy - 65 F										
5 Marcus Semien, R (1,4)	G5-4-3		B1		F7		K		2B	4	0	0	0	0	1	2											
12 Conor Gillaspie, L (1,5) OBP: 0.500, SLG: 0.667	G6-3		BB		44 WP		K			3	1	1	0	1	1	0											
79 José Abreu, R (1,3) OBP: 0.500, SLG: 0.750		HR	1B		F8		L8			4	1	2	1	0	0	1											
44 Adam Dunn, L (1,10)		BB	SF6		K		G3			2	0	0	1	1	1	1											
26 Avisail García, R (1,9) OBP: 0.500, SLG: 0.500	G6-4-3		1B		K			1B		4	0	2	0	0	1	2											
30 Alejandro De Aza, L (1,7) OBP: 0.500, SLG: 2.000	HR		G4-3		HR		P4			4	2	2	3	0	0	3											
10 Alexei Ramirez, R (1,6) OBP: 0.667, SLG: 0.667			L7		1B					3	0	2	0	0	0	0											
21 Tyler Flowers, R (1,2)	G5-3				K		K			3	0	0	0	0	2	1											
<b>Inning Stats</b>	R: 0 E: 0 K: 0 S: 5	H: 1 LOB: 0 BB: 0 P: 8	R: 2 E: 0 K: 0 S: 9	H: 3 LOB: 1 BB: 1 P: 16	R: 2 E: 0 K: 0 S: 14	H: 4 LOB: 2 BB: 0 P: 22	R: 0 E: 0 K: 1 S: 9	H: 0 LOB: 0 BB: 0 P: 12	R: 0 E: 0 K: 1 S: 11	H: 0 LOB: 1 BB: 1 P: 21	R: 1 E: 0 K: 2 S: 11	H: 2 LOB: 0 BB: 0 P: 14	R: 0 E: 0 K: 2 S: 19	H: 0 LOB: 0 BB: 0 P: 24	R: 0 E: 0 K: 0 S: 9	H: 1 LOB: 1 BB: 0 P: 13		1B: 7 2B: 2 3B: 0 HR: 2	SF: 1 SAC: 0 DP: 2 HBP: 0	WP: 1 PB: 0 SB: 0 CS: 0	PA: 34						
<b>PITCHER</b>	IP	WLS	BF	H	R	ER	SO	BB	IBB	HBP	BLK	WP	HR	S	P	ERA	WHIP										
47 Ricky Nolasco, R (1,1) ERA: 7.5	6.0	L	27	10	5	5	4	2	0	0	0	0	0	19	24	0.00	0.000										
51 Anthony Swarzak, R (7,1) ERA:	1.0		3	0	0	0	2	0	0	0	0	0	0	7	11	0.00	1.500										
50 Casey Fien, R (8,1) ERA:	0.2		3	1	0	0	0	0	0	0	0	0	0	2	2	0.00	0.000										
56 Caleb Thielbar, L (8,1) ERA:	0.1		1	0	0	0	0	0	0	0	0	0	0	2	2	0.00	0.000										




Batter	1	2	3	4	5	6	7	8	9	10	11	AB	R	H	RBI	BB	SO	LOB	TOP								
2 Brian Dozier, R (1,4) C: FF 94 B: FF 92 S: FF 94 F: SL 87 X: SL 87	F7	K		K		P3		G5-3		F7		6	0	0	0	0	2	5									
7 Joe Mauer, L (1,3) B: FF 94 S: SI 93 B: CH 86 X: SI 93	G3	G4-3		G5-3				G6-3		20 1B BB		4	1	0	0	2	0	4									
16 Josh Willingham, R (1,10) OBP: 0.250, SLG: 0.143 11 Jason Bartlett, R (7, PR) (7, 10)			K		K			K2-3				3	0	1	0	1	2	0									
20 Chris Colabello, R (10, PH) OBP: 0.600, SLG: 0.800 (10, 10)	1B							13 2B BB		1B		1	1	0	0	0	1	0									
13 Jason Kubel, L (1,7) D: FF 92 S: SI 93 B: SL 84 B: CH 86 X: SL 84	G4-3		24 1B 2B		K			24 1B 2B		G3-1		6	2	2	1	0	2	3									
24 Trevor Plouffe, R (1,5) OBP: 0.500, SLG: 0.556	F7		24 1B 2B					31 1B 2B		31 8 2B BB		5	1	3	3	1	0	2									
31 Oswaldo Arcia, L (1,9)	E4 1B 25 BB		K		G3			E8 32 1B		G3-1		6	1	0	0	0	1	5									
8 Kurt Suzuki, R (1,2) OBP: 0.500, SLG: 0.600	F9							K		G5-3		6	0	3	1	0	1	4									
32 Aaron Hicks, S (1,8) OBP: 0.667, SLG: 0.714	25 BB 32 BB 1B							G4-3				4	0	2	0	2	1	1									
25 Pedro Florimon, S (1,6)								P6		K		4	0	0	1	1	2	7									
<b>Inning Stats</b>	R: 0 E: 0 K: 0 S: 11	H: 1 LOB: 1 BB: 0 P: 18	R: 1 E: 1 K: 1 S: 19	H: 1 LOB: 3 BB: 2 P: 34	R: 1 E: 0 K: 2 S: 11	H: 1 LOB: 1 BB: 0 P: 17	R: 0 E: 0 K: 1 S: 12	H: 1 LOB: 1 BB: 0 P: 16	R: 0 E: 0 K: 2 S: 8	H: 1 LOB: 1 BB: 0 P: 13	R: 3 E: 1 K: 2 S: 23	H: 3 LOB: 3 BB: 2 P: 37	R: 0 E: 0 K: 1 S: 11	H: 0 LOB: 0 BB: 0 P: 17	R: 1 E: 0 K: 1 S: 14	H: 1 LOB: 2 BB: 2 P: 27	R: 0 E: 0 K: 1 S: 12	H: 1 LOB: 2 BB: 1 P: 24	R: 0 E: 0 K: 1 S: 6	H: 0 LOB: 0 BB: 0 P: 8	1B: 9 2B: 3 3B: 0 HR: 0	SF: 0 SAC: 0 DP: 0 HBP: 0	WP: 0 PB: 1 SB: 1 CS: 0	PA: 53			
<b>PITCHER</b>	IP 5.1	WLS 1	BF 26	H 7	R 2	ER 1	SO 6	BB 2	IBB 0	HBP 0	BLK 0	WP 0	HR 0	S 67	P 109	ERA 1.69	WHIP 1.688										
55 Felipe Paulino, R ERA: 1.69 39 Maikel Cleto, R ERA: 37 Scott Downs, L ERA: 65 Nate Jones, R ERA: 40 Daniel Webb, R ERA: 3.38																											
<b>PITCHER</b>	IP 1.0	WLS 0	BF 4	H 1	R 0	ER 0	SO 2	BB 2	IBB 0	HBP 0	BLK 0	WP 0	HR 0	S 13	P 29	ERA 0.00	WHIP 3.000										
46 Donnie Veal, L ERA: 54 Ronald Belisario, R ERA:																											

**Minnesota Twins @ Chicago White Sox**  
U.S. Cellular Field, Chicago, IL  
Wed Apr 02 2014, 2:11 PM - 6:29 PM EDT  
Att: 10,625 - Cloudy - 38 F

livebaseballscores.com

AB 46  
R 6  
H 12  
RBI 6  
BB 7  
SO 12  
LOB 31



Batter	1	2	3	4	5	6	7	8	9	10	11	AB	R	H	RBI	BB	SO	LOB	BOTTOM								
1 Adam Eaton, L (1,8) B: FF 90 S: SI 89 X: SI 89	G3	SF8-3-5-4		G3				G1-3		FC5 79 IBB		5	0	0	2	0	1	3									
5 Marcus Semien, R (1,5) C: FF 90 B: SL 87 X: FF 88	F8		F9		P4			P3		K		6	0	0	0	0	2	3									
79 José Abreu, R (1,3) C: SL 88 B: FF 89 C: CU 77 X: FF 88	G6-3		1B		G4-3			K		K		4	0	1	0	2	1	0									
44 Adam Dunn, L (1,10) B: SI 89 F: FF 89 S: CH 85 B: SL 87 X: SL 87	G5-3		K		G1-3			G3-1		G3-1		5	1	1	1	1	1	4									
26 Avisail Garcia, R (1,9) X: SL 87	30 1B 2B		L8		K			HR		G6-3		5	1	1	0	0	2	1									
30 Alejandro De Aza, L (1,7) OBP: 0.429, SLG: 1.286 14 Paul Konerko, R (9, PH) OBP: 1.000, SLG: 1.000 17 Adrian Nieto, S (10, 2)	10 2B 1B				K			K		24 1B 2B 1B		3	1	1	0	0	2	0									
10 Alexei Ramirez, R (1,6) B: SI 89 C: FF 89 X: SI 88	21 1B 2B		21 S BB					G1-3		K		3	1	2	2	2	1	1									
21 Tyler Flowers, R (1,2) OBP: 0.167, SLG: 0.167 24 Dayan Viciedo, R (9, PH) OBP: 0.500, SLG: 0.500 (10, 7)	28 SH 1B				K			K		1 WP 28 1B FC5		3	0	1	0	0	2	2									
28 Leury Garcia, S (1,4) B: SI 90 S: CU 80 X: SL 88	SH		G4-3		G1-3			G1-3		1 FC5 1 WP 1B		4	1	2	1	0	0	2									
<b>Inning Stats</b>	R: 0 E: 0 K: 0 S: 7	H: 0 LOB: 0 BB: 0 P: 10	R: 3 E: 1 K: 0 S: 11	H: 4 LOB: 1 BB: 0 P: 17	R: 0 E: 0 K: 1 S: 12	H: 1 LOB: 1 BB: 0 P: 20	R: 0 E: 0 K: 2 S: 10	H: 0 LOB: 1 BB: 1 P: 15	R: 0 E: 0 K: 0 S: 6	H: 0 LOB: 0 BB: 0 P: 7	R: 0 E: 0 K: 1 S: 11	H: 0 LOB: 1 BB: 0 P: 12	R: 2 E: 0 K: 2 S: 16	H: 3 LOB: 3 BB: 1 P: 28	R: 0 E: 0 K: 1 S: 14	H: 1 LOB: 1 BB: 0 P: 23	R: 1 E: 0 K: 2 S: 12	H: 1 LOB: 2 BB: 2 P: 24	1B: 9 2B: 2 3B: 0 HR: 1	SF: 1 SAC: 1 DP: 1 HBP: 0	WP: 3 PB: 0 SB: 2 CS: 0	PA: 49					
<b>PITCHER</b>	IP 6.0	WLS 1	BF 24	H 5	R 3	ER 2	SO 1	BB 1	IBB 0	HBP 0	BLK 0	WP 0	HR 0	S 53	P 118	ERA 3.00	WHIP 1.000										
30 Kevin Correia, R ERA: 3.0 50 Casey Fien, R ERA: 61 Jared Burton, R ERA: 9.0 15 Glen Perkins, L ERA: 18.0 59 Michael Tonkin, R ERA:																											
<b>PITCHER</b>	IP 0.2	WLS 0	BF 5	H 1	R 1	ER 1	SO 2	BB 1	IBB 0	HBP 0	BLK 1	WP 2	HR 0	S 12	P 24	ERA 13.50	WHIP 3.000										
21 Samuel Deduno, R ERA: 13.5																											

**Minnesota Twins @ Chicago White Sox**  
U.S. Cellular Field, Chicago, IL  
Wed Apr 02 2014, 2:11 PM - 6:29 PM EDT  
Att: 10,625 - Cloudy - 38 F

livebaseballscores.com

AB 42  
R 7  
H 11  
RBI 6  
BB 5  
SO 12  
LOB 17





Batter	1	2	3	4	5	6	7	8	9	AB	R	H	RBI	BB	SO	LOB	TOP										
2 Brian Dozier, R (1.4)	G6-3		16 BB 20 2B		K		16 S 20 G6-3	G5-3		3	2	0	0	2	1	0											
7 Joe Mauer, L (1.10)	K		F7		16 1B 20 2B		16 WP 24 1B	K		4	2	1	0	1	2	2											
16 Josh Willingham, R (1.7) 11 Jason Bartlett, R (9.7)	1B		20 2B		20 2B		P3	20 G5-3 24 1B		3	2	2	0	2	0	2											
20 Chris Colabelo, R (1.3)	K		2B		2B		G6-3	G5-3		5	0	2	6	0	1	3											
24 Trevor Plouffe, R (1.5)	F8		K		BB		2B	1B		4	1	2	2	1	1	1											
31 Oswaldo Arcia, L (1.9)	K		K2-3		G3		F8	3B		5	0	1	1	0	2	3											
43 Josmil Pinto, R (1.2)	K		L7		L8		P6	HR		5	1	1	1	0	1	2											
32 Aaron Hicks, S (1.8)	G3		L8		G5-3		G6-3	G6-3		4	0	0	0	0	0	0											
5 Eduardo Escobar, S (1.6) 13 Jason Kubel, L (8.7) 25 Pedro Florimon, S (8.6)	K		G5-3		G5-3		G6-3	G6-3		3	1	0	0	0	1	0											
<b>Inning Stats</b>	R: 0 H: 1 E: 0 K: 2 S: 12	H: 1 LOB: 1 BB: 0 P: 19	R: 0 H: 0 E: 0 K: 2 S: 8	H: 0 LOB: 0 BB: 0 P: 11	R: 3 H: 1 E: 0 K: 2 S: 21	H: 1 LOB: 1 BB: 2 P: 36	R: 0 H: 0 E: 0 K: 1 S: 5	H: 0 LOB: 0 BB: 0 P: 7	R: 2 H: 3 E: 0 K: 1 S: 15	H: 3 LOB: 2 BB: 1 P: 20	R: 0 H: 0 E: 0 K: 0 S: 8	H: 0 LOB: 1 BB: 0 P: 16	R: 2 H: 1 E: 0 K: 0 S: 19	H: 1 LOB: 1 BB: 2 P: 39	R: 1 H: 1 E: 0 K: 0 S: 12	H: 1 LOB: 0 BB: 0 P: 15	R: 2 H: 2 E: 0 K: 1 S: 18	H: 2 LOB: 1 BB: 1 P: 29	1B: 5 2B: 2 3B: 1 HR: 1	SF: 0 SAC: 0 DP: 0 HBP: 0	WP: 2 PB: 0 SB: 1 CS: 0	PA: 43					
<b>PITCHER</b>	IP WLS BF H R ER SO BB IBB HBP BLK WP HR S P ERA WHIP	IP WLS BF H R ER SO BB IBB HBP BLK WP HR S P ERA WHIP	IP WLS BF H R ER SO BB IBB HBP BLK WP HR S P ERA WHIP	IP WLS BF H R ER SO BB IBB HBP BLK WP HR S P ERA WHIP	IP WLS BF H R ER SO BB IBB HBP BLK WP HR S P ERA WHIP	IP WLS BF H R ER SO BB IBB HBP BLK WP HR S P ERA WHIP	IP WLS BF H R ER SO BB IBB HBP BLK WP HR S P ERA WHIP	IP WLS BF H R ER SO BB IBB HBP BLK WP HR S P ERA WHIP	IP WLS BF H R ER SO BB IBB HBP BLK WP HR S P ERA WHIP	IP WLS BF H R ER SO BB IBB HBP BLK WP HR S P ERA WHIP	IP WLS BF H R ER SO BB IBB HBP BLK WP HR S P ERA WHIP	IP WLS BF H R ER SO BB IBB HBP BLK WP HR S P ERA WHIP	IP WLS BF H R ER SO BB IBB HBP BLK WP HR S P ERA WHIP	IP WLS BF H R ER SO BB IBB HBP BLK WP HR S P ERA WHIP	IP WLS BF H R ER SO BB IBB HBP BLK WP HR S P ERA WHIP	IP WLS BF H R ER SO BB IBB HBP BLK WP HR S P ERA WHIP	IP WLS BF H R ER SO BB IBB HBP BLK WP HR S P ERA WHIP	IP WLS BF H R ER SO BB IBB HBP BLK WP HR S P ERA WHIP	IP WLS BF H R ER SO BB IBB HBP BLK WP HR S P ERA WHIP	IP WLS BF H R ER SO BB IBB HBP BLK WP HR S P ERA WHIP	IP WLS BF H R ER SO BB IBB HBP BLK WP HR S P ERA WHIP	IP WLS BF H R ER SO BB IBB HBP BLK WP HR S P ERA WHIP	IP WLS BF H R ER SO BB IBB HBP BLK WP HR S P ERA WHIP	IP WLS BF H R ER SO BB IBB HBP BLK WP HR S P ERA WHIP	IP WLS BF H R ER SO BB IBB HBP BLK WP HR S P ERA WHIP		
62 Jose Quintana, L (1.1)	6.0	27	5	5	2	8	3	0	0	0	0	1	0	69	109	3.00	1.333										
65 Nate Jones, R (7.1)	0.0	2	0	2	2	0	2	0	0	0	0	0	0	4	12	∞	∞										
39 Maikel Cleto, R (7.1)	1.0	H	4	1	0	0	0	0	0	0	0	1	0	15	27	0.00	1.000										
54 Ronald Belisario, R (8.1)	1.0	B	4	1	1	1	0	0	0	0	0	0	1	12	15	9.00	1.000										
27 Matt Lindstrom, R (9.1)	1.0	L	6	2	2	2	1	1	0	0	0	0	0	18	29	18.00	3.000										
<b>PITCHER</b>	IP WLS BF H R ER SO BB IBB HBP BLK WP HR S P ERA WHIP	IP WLS BF H R ER SO BB IBB HBP BLK WP HR S P ERA WHIP	IP WLS BF H R ER SO BB IBB HBP BLK WP HR S P ERA WHIP	IP WLS BF H R ER SO BB IBB HBP BLK WP HR S P ERA WHIP	IP WLS BF H R ER SO BB IBB HBP BLK WP HR S P ERA WHIP	IP WLS BF H R ER SO BB IBB HBP BLK WP HR S P ERA WHIP	IP WLS BF H R ER SO BB IBB HBP BLK WP HR S P ERA WHIP	IP WLS BF H R ER SO BB IBB HBP BLK WP HR S P ERA WHIP	IP WLS BF H R ER SO BB IBB HBP BLK WP HR S P ERA WHIP	IP WLS BF H R ER SO BB IBB HBP BLK WP HR S P ERA WHIP	IP WLS BF H R ER SO BB IBB HBP BLK WP HR S P ERA WHIP	IP WLS BF H R ER SO BB IBB HBP BLK WP HR S P ERA WHIP	IP WLS BF H R ER SO BB IBB HBP BLK WP HR S P ERA WHIP	IP WLS BF H R ER SO BB IBB HBP BLK WP HR S P ERA WHIP	IP WLS BF H R ER SO BB IBB HBP BLK WP HR S P ERA WHIP	IP WLS BF H R ER SO BB IBB HBP BLK WP HR S P ERA WHIP	IP WLS BF H R ER SO BB IBB HBP BLK WP HR S P ERA WHIP	IP WLS BF H R ER SO BB IBB HBP BLK WP HR S P ERA WHIP	IP WLS BF H R ER SO BB IBB HBP BLK WP HR S P ERA WHIP	IP WLS BF H R ER SO BB IBB HBP BLK WP HR S P ERA WHIP	IP WLS BF H R ER SO BB IBB HBP BLK WP HR S P ERA WHIP	IP WLS BF H R ER SO BB IBB HBP BLK WP HR S P ERA WHIP	IP WLS BF H R ER SO BB IBB HBP BLK WP HR S P ERA WHIP	IP WLS BF H R ER SO BB IBB HBP BLK WP HR S P ERA WHIP	IP WLS BF H R ER SO BB IBB HBP BLK WP HR S P ERA WHIP	IP WLS BF H R ER SO BB IBB HBP BLK WP HR S P ERA WHIP	
1 Adam Eaton, L (1.8)	FC3-6 5 BB	G3			79 2B 79 3B		5 BB 79 3B	B1-3		3	2	1	0	2	0	1											
5 Marcus Semien, R (1.5)	FC3-6 79 HBP		K		79 3B		79 3B	HR		4	2	1	2	1	2	2											
79 José Abreu, R (1.3)	HBP	G5-3			44 HR		44 HR	F8		4	1	2	4	0	0	0											
44 Adam Dunn, L (1.10)	K		K		HR		K	P5		5	1	1	2	0	3	3											
26 Avisail García, R (1.9)	P6		G6-3		K		G3	G6-3		5	0	0	0	0	1	3											
30 Alejandro De Azá, L (1.7) 24 Dayan Viciedo, R (9.7)	HR		P5		P2		P6	E9		4	1	1	1	0	0	0											
10 Alexei Ramirez, R (1.6)	P3		G6-3		G1-3		G1-3	L6		5	0	1	0	0	0	1											
21 Tyler Flowers, R (1.2) 14 Paul Konerko, R (9.7)	1B		1B		28 1B 5 BB		1B	G5-3		4	1	4	0	0	0	0											
28 Leury García, S (1.4)	K		K		5 BB 79 3B		F9			4	1	1	0	0	2	4											
<b>Inning Stats</b>	R: 0 H: 0 E: 0 K: 1 S: 14	H: 0 LOB: 2 BB: 1 P: 25	R: 1 H: 2 E: 0 K: 0 S: 15	H: 2 LOB: 1 BB: 0 P: 21	R: 0 H: 0 E: 0 K: 2 S: 8	H: 0 LOB: 0 BB: 0 P: 10	R: 0 H: 2 E: 0 K: 1 S: 13	H: 2 LOB: 2 BB: 0 P: 16	R: 3 H: 3 E: 0 K: 2 S: 19	H: 3 LOB: 0 BB: 0 P: 25	R: 4 H: 3 E: 0 K: 1 S: 20	H: 3 LOB: 1 BB: 2 P: 34	R: 0 H: 1 E: 0 K: 0 S: 7	H: 1 LOB: 1 BB: 0 P: 9	R: 1 H: 1 E: 0 K: 0 S: 10	H: 1 LOB: 0 BB: 0 P: 15	R: 0 H: 1 E: 1 K: 0 S: 5	H: 1 LOB: 1 BB: 0 P: 10	1B: 6 2B: 2 3B: 2 HR: 3	SF: 0 SAC: 0 DP: 0 HBP: 1	WP: 0 PB: 0 SB: 0 CS: 0	PA: 44					
<b>PITCHER</b>	IP WLS BF H R ER SO BB IBB HBP BLK WP HR S P ERA WHIP	IP WLS BF H R ER SO BB IBB HBP BLK WP HR S P ERA WHIP	IP WLS BF H R ER SO BB IBB HBP BLK WP HR S P ERA WHIP	IP WLS BF H R ER SO BB IBB HBP BLK WP HR S P ERA WHIP	IP WLS BF H R ER SO BB IBB HBP BLK WP HR S P ERA WHIP	IP WLS BF H R ER SO BB IBB HBP BLK WP HR S P ERA WHIP	IP WLS BF H R ER SO BB IBB HBP BLK WP HR S P ERA WHIP	IP WLS BF H R ER SO BB IBB HBP BLK WP HR S P ERA WHIP	IP WLS BF H R ER SO BB IBB HBP BLK WP HR S P ERA WHIP	IP WLS BF H R ER SO BB IBB HBP BLK WP HR S P ERA WHIP	IP WLS BF H R ER SO BB IBB HBP BLK WP HR S P ERA WHIP	IP WLS BF H R ER SO BB IBB HBP BLK WP HR S P ERA WHIP	IP WLS BF H R ER SO BB IBB HBP BLK WP HR S P ERA WHIP	IP WLS BF H R ER SO BB IBB HBP BLK WP HR S P ERA WHIP	IP WLS BF H R ER SO BB IBB HBP BLK WP HR S P ERA WHIP	IP WLS BF H R ER SO BB IBB HBP BLK WP HR S P ERA WHIP	IP WLS BF H R ER SO BB IBB HBP BLK WP HR S P ERA WHIP	IP WLS BF H R ER SO BB IBB HBP BLK WP HR S P ERA WHIP	IP WLS BF H R ER SO BB IBB HBP BLK WP HR S P ERA WHIP	IP WLS BF H R ER SO BB IBB HBP BLK WP HR S P ERA WHIP	IP WLS BF H R ER SO BB IBB HBP BLK WP HR S P ERA WHIP	IP WLS BF H R ER SO BB IBB HBP BLK WP HR S P ERA WHIP	IP WLS BF H R ER SO BB IBB HBP BLK WP HR S P ERA WHIP	IP WLS BF H R ER SO BB IBB HBP BLK WP HR S P ERA WHIP	IP WLS BF H R ER SO BB IBB HBP BLK WP HR S P ERA WHIP	IP WLS BF H R ER SO BB IBB HBP BLK WP HR S P ERA WHIP	IP WLS BF H R ER SO BB IBB HBP BLK WP HR S P ERA WHIP
45 Phil Hughes, R (1.1)	5.0	24	7	4	4	7	1	0	0	0	0	0	0	13	23	108.00	15.000										
51 Anthony Swarzak, R (6.1)	0.1	B	6	3	4	4	0	0	0	0	0	0	0	14	20	0.00	0.600										
52 Brian Duensing, L (6.1)	1.2	6	1	0	0	1	0	0	0	0	0	0	0	1	10	9.00	1.000										
56 Caleb Thielbar, L (8.1)	1.0	W	4	1	1	1	0	0	0	0	0	0	0	5	10	0.00	1.000										
15 Glen Perkins, L (9.1)	1.0	S	4	1	0	0	0	0	0	0	0	0	0	5	10	0.00	1.000										

Minnesota Twins @ Chicago White Sox  
U.S. Cellular Field, Chicago, IL  
Thu Apr 03 2014, 2:13 PM - 6:01 PM EDT  
Att: 11,056 - Drizzle - 37 F

AB 37  
R 10  
H 9  
RBI 10  
BB 6  
SO 9  
LOB 13



Minnesota Twins @ Chicago White Sox  
U.S. Cellular Field, Chicago, IL  
Thu Apr 03 2014, 2:13 PM - 6:01 PM EDT  
Att: 11,056 - Drizzle - 37 F

AB 40  
R 9  
H 13  
RBI 9  
BB 3  
SO 8  
LOB 15





Batter	1	2	3	4	5	6	7	8	9	AB	R	H	RBI	BB	SO	LOB	TOP					
1 Adam Eaton, L (1, 8) OBP: 0.400, SLG: 0.438										4	1	2	2	0	1	1	Chicago White Sox @ Kansas City Royals Kauffman Stadium, Kansas City, MO Fri Apr 04 2014, 3:12 PM - 6:48 PM CDT Att. 40,103 - Overcast - 46 F					
5 Marcus Samien, R (1, 4) OBP: 0.200, SLG: 0.333										4	0	1	0	1	2	3						
12 Conor Gillaspie, L (1, 5) OBP: 0.444, SLG: 0.500										3	1	1	1	1	1	2						
79 José Abreu, R (1, 3) OBP: 0.400, SLG: 0.563										4	0	0	1	0	2	4						
44 Adam Dunn, L (1, 10) OBP: 0.300, SLG: 0.563										4	1	1	0	1	1	3						
26 Avisail García, R (1, 9) OBP: 0.167, SLG: 0.167										4	0	0	1	0	1	3						
30 Alejandro De Aza, L (1, 7) OBP: 0.267, SLG: 0.867										4	0	0	0	0	0	3						
10 Alexei Ramirez, R (1, 6) OBP: 0.167, SLG: 0.500										3	1	1	0	1	0	0						
21 Tyler Flowers, R (1, 2) OBP: 0.571, SLG: 0.643										4	1	3	0	0	0	0						
<b>Inning Stats</b>	R: 1 E: 0 K: 1 S: 12	H: 2 LOB: 1 BB: 0 P: 19	R: 0 E: 0 K: 0 S: 9	H: 2 LOB: 2 BB: 0 P: 13	R: 0 E: 0 K: 1 S: 10	H: 0 LOB: 1 BB: 1 P: 17	R: 0 E: 0 K: 0 S: 9	H: 1 LOB: 0 BB: 0 P: 15	R: 1 E: 0 K: 0 S: 12	H: 1 LOB: 2 BB: 1 P: 21	R: 2 E: 0 K: 2 S: 23	H: 2 LOB: 2 BB: 2 P: 37	R: 1 E: 1 K: 0 S: 13	H: 1 LOB: 1 BB: 0 P: 19	R: 0 E: 1 K: 2 S: 9	H: 0 LOB: 1 BB: 0 P: 17		R: 0 E: 0 K: 2 S: 8	H: 0 LOB: 0 BB: 0 P: 13	1B: 7 2B: 2 3B: 0 HR: 0	SF: 2 SAC: 0 DP: 1 HBP: 1	WP: 0 PB: 0 SB: 0 CS: 0
<b>PITCHER</b>	IP WLS BF H R ER SO BB IBB HBP BLK WP HR S P ERA WHIP	IP WLS BF H R ER SO BB IBB HBP BLK WP HR S P ERA WHIP	IP WLS BF H R ER SO BB IBB HBP BLK WP HR S P ERA WHIP	IP WLS BF H R ER SO BB IBB HBP BLK WP HR S P ERA WHIP	IP WLS BF H R ER SO BB IBB HBP BLK WP HR S P ERA WHIP	IP WLS BF H R ER SO BB IBB HBP BLK WP HR S P ERA WHIP	IP WLS BF H R ER SO BB IBB HBP BLK WP HR S P ERA WHIP	IP WLS BF H R ER SO BB IBB HBP BLK WP HR S P ERA WHIP	IP WLS BF H R ER SO BB IBB HBP BLK WP HR S P ERA WHIP	56 Greg Holland, R (9, 1) ERA: 6.35	1.0 S 3 0 0 0 2 0 0 0 0 0 0 0 0 0 0 0.00 3.000											

Batter	1	2	3	4	5	6	7	8	9	AB	R	H	RBI	BB	SO	LOB	BOTTOM			
23 Norichika Aoki, L (1, 9) OBP: 0.333, SLG: 0.308										4	1	3	0	1	0	1	Chicago White Sox @ Kansas City Royals Kauffman Stadium, Kansas City, MO Fri Apr 04 2014, 3:12 PM - 6:48 PM CDT Att. 40,103 - Overcast - 46 F			
14 Omar Infante, R (1, 4) OBP: 0.429, SLG: 0.385										5	1	3	1	0	1	3				
35 Eric Hosmer, L (1, 3) OBP: 0.462, SLG: 0.545										4	1	2	0	0	0	2				
16 Billy Butler, R (1, 10) OBP: 0.385, SLG: 0.200										3	1	1	0	2	0	5				
1 Jarrod Dyson, L (8, PR) (9, 10)										0	0	0	0	0	0	0				
4 Alex Gordon, L (1, 7) OBP: 0.231, SLG: 0.273										5	0	1	3	0	0	4				
13 Salvador Perez, R (1, 2) OBP: 0.697, SLG: 0.900										3	1	1	0	2	1	1				
8 Mike Moustakas, L (1, 5)										4	1	0	0	1	0	5				
6 Lorenzo Cain, R (1, 8) OBP: 0.333, SLG: 0.333										4	1	2	2	0	0	0				
2 Alcides Escobar, R (1, 6)										4	0	0	0	0	1	2				
<b>Inning Stats</b>	R: 3 E: 0 K: 0 S: 15	H: 3 LOB: 1 BB: 0 P: 24	R: 1 E: 0 K: 0 S: 13	H: 3 LOB: 0 BB: 0 P: 19	R: 0 E: 0 K: 1 S: 7	H: 0 LOB: 0 BB: 0 P: 12	R: 0 E: 0 K: 1 S: 8	H: 2 LOB: 2 BB: 0 P: 13	R: 3 E: 0 K: 1 S: 16	H: 2 LOB: 2 BB: 3 P: 37	R: 0 E: 0 K: 0 S: 7	H: 1 LOB: 2 BB: 2 P: 20	R: 0 E: 0 K: 0 S: 10	H: 1 LOB: 1 BB: 0 P: 14	R: 0 E: 0 K: 0 S: 12	H: 1 LOB: 3 BB: 1 P: 27	1B: 10 2B: 3 3B: 0 HR: 0	SF: 0 SAC: 0 DP: 1 HBP: 1	WP: 1 PB: 0 SB: 3 CS: 0	PA: 43
<b>PITCHER</b>	IP WLS BF H R ER SO BB IBB HBP BLK WP HR S P ERA WHIP	IP WLS BF H R ER SO BB IBB HBP BLK WP HR S P ERA WHIP	IP WLS BF H R ER SO BB IBB HBP BLK WP HR S P ERA WHIP	IP WLS BF H R ER SO BB IBB HBP BLK WP HR S P ERA WHIP	IP WLS BF H R ER SO BB IBB HBP BLK WP HR S P ERA WHIP	IP WLS BF H R ER SO BB IBB HBP BLK WP HR S P ERA WHIP	IP WLS BF H R ER SO BB IBB HBP BLK WP HR S P ERA WHIP	IP WLS BF H R ER SO BB IBB HBP BLK WP HR S P ERA WHIP	IP WLS BF H R ER SO BB IBB HBP BLK WP HR S P ERA WHIP	52 Jake Petricka, R (5, 1) ERA: 13.5	2.1 L 10 2 0 0 1 2 0 0 0 0 0 0 21 41 0.00 1.714									
37 Scott Downs, L (8, 1) ERA: 9.0	1.0 S 5 1 0 0 0 0 1 0 0 0 0 0 12 27 0.00 1.000																			

AB	34
R	5
H	9
RBI	5
BB	4
SO	8
LOB	19






Batter	1	2	3	4	5	6	7	8	9	AB	R	H	RBI	BB	SO	LOB	TOP						
1 Adam Eaton, L (1,8) OBP: 0.360, SLG: 0.381										5	0	1	1	0	2	3	<b>Chicago White Sox @ Kansas City Royals</b> Kauffman Stadium, Kansas City, MO Sat Apr 05 2014, 1:14 PM - 4:13 PM CDT Att: 21,463 - Sunny - 53 F						
5 Marcus Semien, R (1,4) OBP: 0.200, SLG: 0.304										5	1	1	0	0	1	4							
79 José Abreu, R (1,3) OBP: 0.400, SLG: 0.500										4	1	1	0	0	1	3							
24 Dayan Viciedo, R (1,9) OBP: 0.571, SLG: 0.667										3	0	1	0	1	1	2							
12 Conor Gillaspie, L (1,5) OBP: 0.462, SLG: 0.500										4	0	2	1	0	1	2							
14 Paul Konerko, R (1,10) OBP: 0.197, SLG: 0.200										3	0	0	1	0	2	2							
30 Alejandro De Aza, L (1,7) OBP: 0.211, SLG: 0.684										4	0	0	0	0	2	4							
10 Alexei Ramirez, R (1,6) OBP: 0.524, SLG: 0.500										4	1	2	0	0	0	2							
17 Adrian Nieto, S (1,2) OBP: 0.250, SLG: 0.500										3	0	1	0	0	0	1							
44 Adam Dunn, L (9,PH) OBP: 0.333, SLG: 0.563										0	0	0	0	1	0	0							
28 Leury García, S (9,PR) OBP: 0.375, SLG: 0.375										0	0	0	0	0	0	0							
<b>Inning Stats</b>	R: 0 E: 0 K: 2 S: 12	H: 2 LOB: 2 BB: 0 P: 19	R: 0 E: 0 K: 2 S: 8	H: 0 LOB: 0 BB: 0 P: 13	R: 0 E: 0 K: 1 S: 7	H: 0 LOB: 0 BB: 0 P: 11	R: 0 E: 0 K: 0 S: 10	H: 2 LOB: 2 BB: 0 P: 17	R: 1 E: 0 K: 1 S: 12	H: 2 LOB: 1 BB: 0 P: 21	R: 0 E: 0 K: 1 S: 10	H: 0 LOB: 0 BB: 0 P: 13	R: 0 E: 0 K: 0 S: 9	H: 1 LOB: 1 BB: 0 P: 15	R: 2 E: 0 K: 1 S: 15	H: 2 LOB: 2 BB: 1 P: 25	R: 0 E: 0 K: 2 S: 12	H: 0 LOB: 2 BB: 1 P: 20	1B: 8 2B: 1 3B: 0 HR: 0	SF: 1 SAC: 0 DP: 0 HBP: 1	WP: 0 PB: 0 SB: 1 CS: 0	PA: 39	
<b>PITCHER</b>	IP WLS BF H R ER SO BB IBB HBP BLK WP HR S P ERA WHIP																						
52 Bruce Chen, L (1,1) ERA: 1.42	6.1	2	26	7	1	1	7	0	0	0	0	0	0	0	0	0	0	0	0	64	101	1.42	1.105
43 Aaron Crow, R (7,1) ERA:	0.2	H	2	0	0	0	0	0	0	0	0	0	0	0	4	8	0.00	0.000					
17 Wade Davis, R (8,1) ERA: 6.23	1.0	W	7	2	2	2	1	1	0	1	0	0	0	0	15	25	18.00	3.000					
56 Greg Holland, R (9,1) ERA:	1.0	S	4	0	0	0	2	1	0	0	0	0	0	0	12	20	0.00	1.000					

Batter	1	2	3	4	5	6	7	8	9	AB	R	H	RBI	BB	SO	LOB	BOTTOM					
23 Norichika Aoki, L (1,9) OBP: 0.368, SLG: 0.375										3	1	1	0	1	0	0	<b>Chicago White Sox @ Kansas City Royals</b> Kauffman Stadium, Kansas City, MO Sat Apr 05 2014, 1:14 PM - 4:13 PM CDT Att: 21,463 - Sunny - 53 F					
14 Omar Infante, R (1,4) OBP: 0.385, SLG: 0.353										4	1	1	0	0	1	2						
35 Eric Hosmer, L (1,3) OBP: 0.471, SLG: 0.500										3	0	1	0	1	1	1						
16 Billy Butler, R (1,10) OBP: 0.412, SLG: 0.250										2	1	1	2	1	0	0						
1 Jarrod Dyson, L (8,PR) (9,10)										0	0	0	0	0	0	0						
4 Alex Gordon, L (1,7) OBP: 0.294, SLG: 0.400										4	1	2	0	0	0	1						
13 Salvador Perez, R (1,2) OBP: 0.825, SLG: 0.846										3	0	1	1	1	1	0						
8 Mike Moustakas, L (1,5) OBP: 0.267, SLG: 0.267										3	0	0	1	1	1	3						
6 Lorenzo Cain, R (1,8) OBP: 0.267, SLG: 0.267										3	0	0	0	0	2	3						
2 Alcides Escobar, R (1,6) OBP: 0.267, SLG: 0.267										3	0	0	0	0	1	3						
<b>Inning Stats</b>	R: 0 E: 0 K: 0 S: 10	H: 0 LOB: 1 BB: 1 P: 16	R: 0 E: 0 K: 0 S: 8	H: 0 LOB: 0 BB: 0 P: 11	R: 0 E: 0 K: 1 S: 7	H: 0 LOB: 0 BB: 0 P: 12	R: 2 E: 0 K: 2 S: 24	H: 4 LOB: 3 BB: 2 P: 38	R: 1 E: 0 K: 1 S: 9	H: 1 LOB: 1 BB: 1 P: 14	R: 0 E: 0 K: 2 S: 11	H: 0 LOB: 0 BB: 0 P: 14	R: 0 E: 0 K: 0 S: 7	H: 0 LOB: 0 BB: 0 P: 10	R: 1 E: 0 K: 1 S: 10	H: 2 LOB: 2 BB: 1 P: 19	R: 1 E: 0 K: 1 S: 10	H: 0 LOB: 2 BB: 1 P: 19	1B: 4 2B: 3 3B: 0 HR: 0	SF: 1 SAC: 0 DP: 1 HBP: 0	WP: 0 PB: 1 SB: 1 CS: 1	PA: 34
<b>PITCHER</b>	IP WLS BF H R ER SO BB IBB HBP BLK WP HR S P ERA WHIP																					
50 John Danks, L (1,1) ERA: 3.86	7.0	3	29	5	3	3	6	4	0	0	0	0	0	0	7	115	3.86	1.286				
37 Scott Downs, L (8,1) ERA: 10.8	0.2	L	3	1	1	1	1	1	0	0	0	0	0	7	14	13.50	3.000					
39 Maikel Cleto, R (8,1) ERA:	0.1		2	1	0	0	0	0	0	0	0	0	0	3	5	0.00	3.000					

AB	35
R	3
H	9
RBI	3
BB	2
SO	10
LOB	23





















Batter	1	2	3	4	5	6	7	8	9	AB	R	H	RBI	BB	SO	LOB	TOP					
13 Asdrúbal Cabrera, S OBP: 0.263, SLG: 0.371										4	2	2	1	0	1	0	<b>Cleveland Indians @ Chicago White Sox</b> U.S. Cellular Field, Chicago, IL Thu Apr 10 2014, 8:11 PM - 11:02 PM EDT Att: 11,116 - Cloudy - 54 F					
33 Nick Swisher, S OBP: 0.227, SLG: 0.268										3	1	0	0	1	1	0						
22 Jason Kipnis, L OBP: 0.326, SLG: 0.343										4	0	1	0	0	0	0						
41 Carlos Santana, S OBP: 0.419, SLG: 0.281										4	0	0	0	0	2	3						
9 Ryan Raburn, R OBP: 0.308, SLG: 0.333										3	0	2	1	0	0	0						
23 Michael Brantley, L OBP: 0.325, SLG: 0.368										4	0	1	0	0	0	2						
10 Yan Gomes, R OBP: 0.343, SLG: 0.483										3	0	0	0	1	0	2						
4 Mike Aviles, R OBP: 0.174, SLG: 0.333										3	0	0	0	0	2	1						
7 David Murphy, L OBP: 0.300, SLG: 0.500										3	0	0	0	0	0	0						
<b>Inning Stats</b>	R: 2 H: 2 E: 1 K: 1 S: 12	H: 2 LOB: 1 BB: 1 P: 22	R: 0 H: 0 E: 0 K: 1 S: 12	H: 0 LOB: 0 BB: 0 P: 19	R: 1 H: 1 E: 1 K: 0 S: 12	H: 1 LOB: 1 BB: 0 P: 15	R: 0 H: 0 E: 0 K: 1 S: 8	H: 2 LOB: 2 BB: 0 P: 17	R: 0 H: 0 E: 0 K: 1 S: 11	H: 0 LOB: 0 BB: 0 P: 17	R: 0 H: 0 E: 0 K: 0 S: 5	H: 0 LOB: 0 BB: 0 P: 11	R: 0 H: 0 E: 0 K: 1 S: 11	H: 0 LOB: 0 BB: 0 P: 11	1B: 3 2B: 2 3B: 0 HR: 1	SF: 1 SAC: 0 DP: 2 HBP: 0	WP: 1 PB: 0 SB: 0 CS: 0	PA: 34				
<b>PITCHER</b>	IP WLS BF H R ER SO BB IBB HBP BLK WP HR S P ERA WHIP	IP WLS BF H R ER SO BB IBB HBP BLK WP HR S P ERA WHIP	IP WLS BF H R ER SO BB IBB HBP BLK WP HR S P ERA WHIP	IP WLS BF H R ER SO BB IBB HBP BLK WP HR S P ERA WHIP	IP WLS BF H R ER SO BB IBB HBP BLK WP HR S P ERA WHIP	IP WLS BF H R ER SO BB IBB HBP BLK WP HR S P ERA WHIP	IP WLS BF H R ER SO BB IBB HBP BLK WP HR S P ERA WHIP	IP WLS BF H R ER SO BB IBB HBP BLK WP HR S P ERA WHIP	IP WLS BF H R ER SO BB IBB HBP BLK WP HR S P ERA WHIP	IP WLS BF H R ER SO BB IBB HBP BLK WP HR S P ERA WHIP	IP WLS BF H R ER SO BB IBB HBP BLK WP HR S P ERA WHIP	IP WLS BF H R ER SO BB IBB HBP BLK WP HR S P ERA WHIP	IP WLS BF H R ER SO BB IBB HBP BLK WP HR S P ERA WHIP	IP WLS BF H R ER SO BB IBB HBP BLK WP HR S P ERA WHIP	IP WLS BF H R ER SO BB IBB HBP BLK WP HR S P ERA WHIP	IP WLS BF H R ER SO BB IBB HBP BLK WP HR S P ERA WHIP	IP WLS BF H R ER SO BB IBB HBP BLK WP HR S P ERA WHIP	IP WLS BF H R ER SO BB IBB HBP BLK WP HR S P ERA WHIP				
50 John Danks, L ERA: 4.15	6.0	W	25	6	3	3	4	2	0	0	0	0	0	0	0	0	1	1	62	99	4.50	1.333
40 Daniel Webb, R ERA: 2.54	2.0	H	6	0	0	0	2	0	0	0	0	0	0	0	0	0	0	0	16	26	0.00	0.000
27 Matt Lindstrom, R ERA: 6.75	1.0		3	0	0	0	0	0	0	0	0	0	0	0	0	0	0	0	5	11	0.00	0.000

Batter	1	2	3	4	5	6	7	8	9	AB	R	H	RBI	BB	SO	LOB	BOTTOM					
1 Adam Eaton, L OBP: 0.375, SLG: 0.381										4	1	2	1	0	1	1	<b>Cleveland Indians @ Chicago White Sox</b> U.S. Cellular Field, Chicago, IL Thu Apr 10 2014, 8:11 PM - 11:02 PM EDT Att: 11,116 - Cloudy - 54 F					
5 Marcus Semien, R OBP: 0.292, SLG: 0.341										3	0	0	0	1	2	1						
12 Conor Gillaspie, L OBP: 0.343, SLG: 0.406										4	0	1	0	0	3	1						
79 José Abreu, R OBP: 0.383, SLG: 0.725										4	2	2	3	0	1	2						
44 Adam Dunn, L OBP: 0.345, SLG: 0.455										2	0	0	0	2	2	0						
24 Dayan Viciedo, R OBP: 0.370, SLG: 0.391										4	1	1	0	0	1	3						
20 Jordan Danks, L OBP: 0.192, SLG: 0.520										3	1	0	0	1	1	0						
30 Alejandro De Aza, L OBP: 0.463, SLG: 0.684										4	1	2	3	0	0	0						
10 Alexei Ramirez, R OBP: 0.222, SLG: 0.333										4	1	1	0	0	3	1						
<b>Inning Stats</b>	R: 0 H: 0 E: 0 K: 3 S: 14	H: 0 LOB: 0 BB: 0 P: 20	R: 1 H: 1 E: 0 K: 3 S: 13	H: 1 LOB: 0 BB: 0 P: 22	R: 2 H: 3 E: 1 K: 2 S: 16	H: 3 LOB: 1 BB: 1 P: 27	R: 2 H: 2 E: 1 K: 2 S: 17	H: 2 LOB: 1 BB: 1 P: 27	R: 1 H: 1 E: 0 K: 1 S: 8	H: 1 LOB: 1 BB: 1 P: 21	R: 0 H: 0 E: 0 K: 1 S: 8	H: 0 LOB: 0 BB: 0 P: 10	R: 1 H: 2 E: 0 K: 1 S: 13	H: 2 LOB: 1 BB: 1 P: 20	R: 0 H: 0 E: 0 K: 1 S: 7	H: 0 LOB: 0 BB: 0 P: 10	1B: 4 2B: 2 3B: 0 HR: 3	SF: 0 SAC: 0 DP: 0 HBP: 0	WP: 1 PB: 0 SB: 0 CS: 0	PA: 36		
<b>PITCHER</b>	IP WLS BF H R ER SO BB IBB HBP BLK WP HR S P ERA WHIP	IP WLS BF H R ER SO BB IBB HBP BLK WP HR S P ERA WHIP	IP WLS BF H R ER SO BB IBB HBP BLK WP HR S P ERA WHIP	IP WLS BF H R ER SO BB IBB HBP BLK WP HR S P ERA WHIP	IP WLS BF H R ER SO BB IBB HBP BLK WP HR S P ERA WHIP	IP WLS BF H R ER SO BB IBB HBP BLK WP HR S P ERA WHIP	IP WLS BF H R ER SO BB IBB HBP BLK WP HR S P ERA WHIP	IP WLS BF H R ER SO BB IBB HBP BLK WP HR S P ERA WHIP	IP WLS BF H R ER SO BB IBB HBP BLK WP HR S P ERA WHIP	IP WLS BF H R ER SO BB IBB HBP BLK WP HR S P ERA WHIP	IP WLS BF H R ER SO BB IBB HBP BLK WP HR S P ERA WHIP	IP WLS BF H R ER SO BB IBB HBP BLK WP HR S P ERA WHIP	IP WLS BF H R ER SO BB IBB HBP BLK WP HR S P ERA WHIP	IP WLS BF H R ER SO BB IBB HBP BLK WP HR S P ERA WHIP	IP WLS BF H R ER SO BB IBB HBP BLK WP HR S P ERA WHIP	IP WLS BF H R ER SO BB IBB HBP BLK WP HR S P ERA WHIP	IP WLS BF H R ER SO BB IBB HBP BLK WP HR S P ERA WHIP	IP WLS BF H R ER SO BB IBB HBP BLK WP HR S P ERA WHIP				
31 Danny Salazar, R ERA: 6.75	3.2	L	18	6	5	5	10	2	0	0	0	0	0	0	0	0	1	1	10	21	9.00	2.000
86 Josh Outman, L ERA: 2.25	1.0		5	1	1	1	1	1	0	0	0	0	0	0	0	0	0	0	9	13	0.00	0.000
20 C.C. Lee, R ERA: 9.82	1.1		4	0	0	0	1	0	0	0	0	0	0	0	0	0	0	0	13	20	9.00	3.000
49 Blake Wood, R ERA: 9.82	1.0		6	2	1	1	1	1	0	0	0	0	0	0	0	0	0	0	7	10	0.00	0.000
48 Scott Atchison, R ERA: 6.75	1.0		3	0	0	0	1	0	0	0	0	0	0	0	0	0	0	0	7	10	0.00	0.000



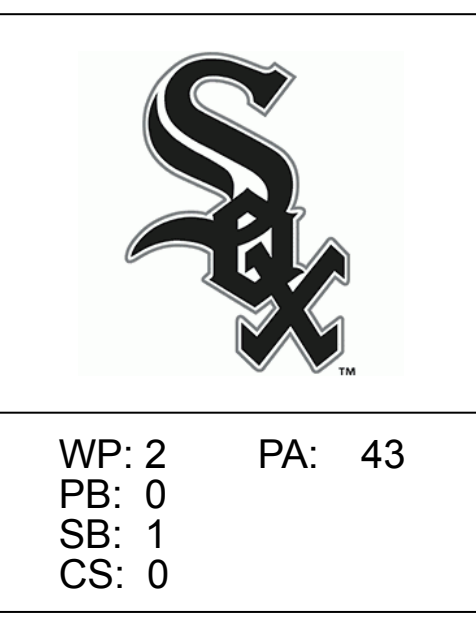
Batter	1	2	3	4	5	6	7	8	9	AB R H RBI BB SO LOB	TOP		
13 Asdrúbal Cabrera, S OBP: 0.256, SLG: 0.375										5 1 1 2 0 2 5	<b>Cleveland Indians @ Chicago White Sox</b> U.S. Cellular Field, Chicago, IL Fri Apr 11 2014, 8:12 PM - 11:38 PM EDT Att: 13,605 - Partly Cloudy - 66 F		
33 Nick Swisher, S OBP: 0.245, SLG: 0.267										4 0 1 1 1 1 2			
22 Jason Kipnis, L OBP: 0.333, SLG: 0.333										4 0 1 0 1 0 1			
41 Carlos Santana, S OBP: 0.396, SLG: 0.250										4 2 0 0 1 2 4			
9 Ryan Raburn, R OBP: 0.290, SLG: 0.310										5 0 1 1 0 1 4			
23 Michael Brantley, L OBP: 0.333, SLG: 0.367										4 1 1 1 1 1 1			
10 Yan Gomes, R OBP: 0.359, SLG: 0.485										4 0 2 0 0 1 1			
4 Mike Aviles, R OBP: 0.222, SLG: 0.360										4 1 2 1 0 0 1			
30 Elliot Johnson, S OBP: 0.091, SLG: 0.182										2 1 1 0 0 0 2			
7 David Murphy, L OBP: 0.323, SLG: 0.500										0 0 0 0 1 0 0			
<b>Inning Stats</b>	R: 0 H: 0 E: 0 LOB: 2 K: 2 BB: 2 S: 12 P: 25	R: 0 H: 2 E: 0 LOB: 2 K: 2 BB: 0 S: 18 P: 23	R: 0 H: 0 E: 0 LOB: 0 K: 1 BB: 0 S: 6 P: 9	R: 0 H: 0 E: 0 LOB: 0 K: 0 BB: 0 S: 9 P: 15	R: 3 H: 4 E: 0 LOB: 1 K: 0 BB: 0 S: 19 P: 33	R: 1 H: 1 E: 0 LOB: 2 K: 2 BB: 1 S: 14 P: 22	R: 1 H: 2 E: 0 LOB: 1 K: 1 BB: 0 S: 12 P: 17	R: 0 H: 0 E: 0 LOB: 0 K: 0 BB: 1 S: 11 P: 20	R: 1 H: 1 E: 0 LOB: 1 K: 0 BB: 1 S: 8 P: 17	1B: 8 SF: 0 2B: 2 SAC: 1 3B: 0 DP: 1 HR: 0 HBP: 0	WP: 0 PA: 42 PB: 0 SB: 0 CS: 0		
<b>PITCHER</b>	IP WLS BF H R ER SO BB IBB HBP BLK WP HR S P ERA WHIP											<b>PITCHER</b>	IP WLS BF H R ER SO BB IBB HBP BLK WP HR S P ERA WHIP
49 Chris Sale, L ERA: 2.66	5.0 W 23 6 3 3 5 2 0 0 0 0 0 0 64 105 5.40 1.600												
52 Jake Patrick, R ERA: 3.95	2.0 H 11 3 2 2 3 1 0 0 0 0 0 0 26 39 9.00 2.000												
39 Maikel Cleto, R ERA: 2.7	1.0 H 3 0 0 0 0 1 0 0 0 0 0 0 11 20 0.00 1.000												
46 Donnie Veal, L ERA: 2.7	1.0 5 1 1 1 0 1 0 0 0 0 0 0 8 17 9.00 2.000												

Batter	1	2	3	4	5	6	7	8	9	AB R H RBI BB SO LOB	BOTTOM		
1 Adam Eaton, L OBP: 0.415, SLG: 0.422										3 3 2 1 2 1 0	<b>Cleveland Indians @ Chicago White Sox</b> U.S. Cellular Field, Chicago, IL Fri Apr 11 2014, 8:12 PM - 11:38 PM EDT Att: 13,605 - Partly Cloudy - 66 F		
5 Marcus Semien, R OBP: 0.321, SLG: 0.340										3 2 1 0 2 2 2			
12 Conor Gillaspie, L OBP: 0.375, SLG: 0.457										3 0 2 4 1 0 2			
79 José Abreu, R OBP: 0.365, SLG: 0.659										4 0 0 0 1 2 5			
44 Adam Dunn, L OBP: 0.412, SLG: 0.520										3 2 2 1 2 0 0			
24 Dayan Viciedo, R OBP: 0.385, SLG: 0.346										3 0 0 1 1 0 2			
20 Jordan Danks, L										1 0 0 0 0 1 3			
30 Alejandro De Aza, L OBP: 0.194, SLG: 0.467										5 0 1 1 0 1 7			
10 Alexei Ramirez, R OBP: 0.467, SLG: 0.667										4 1 2 1 0 1 1			
21 Tyler Flowers, R OBP: 0.455, SLG: 0.548										4 1 1 0 0 2 1			
<b>Inning Stats</b>	R: 0 H: 0 E: 0 LOB: 1 K: 3 BB: 1 S: 17 P: 26	R: 0 H: 0 E: 0 LOB: 0 K: 0 BB: 0 S: 8 P: 12	R: 2 H: 3 E: 0 LOB: 1 K: 1 BB: 0 S: 9 P: 13	R: 1 H: 2 E: 0 LOB: 0 K: 0 BB: 0 S: 7 P: 14	R: 2 H: 1 E: 0 LOB: 3 K: 2 BB: 4 S: 14 P: 34	R: 2 H: 3 E: 0 LOB: 1 K: 2 BB: 0 S: 16 P: 21	R: 1 H: 2 E: 0 LOB: 1 K: 1 BB: 0 S: 17 P: 20	R: 1 H: 0 E: 0 LOB: 3 K: 1 BB: 4 S: 10 P: 28	1B: 8 SF: 1 2B: 3 SAC: 0 3B: 0 DP: 0 HR: 0 HBP: 0	WP: 2 PA: 43 PB: 0 SB: 1 CS: 0			
<b>PITCHER</b>	IP WLS BF H R ER SO BB IBB HBP BLK WP HR S P ERA WHIP											<b>PITCHER</b>	IP WLS BF H R ER SO BB IBB HBP BLK WP HR S P ERA WHIP
59 Carlos Carrasco, R ERA: 7.84	4.2 L 22 6 5 5 5 3 0 0 0 0 0 0 50 86 9.64 1.929												
35 Marc Rzepczynski, L ERA: 7.84	0.1 3 0 0 0 1 2 0 0 0 0 0 0 5 13 0.00 6.000												
27 Bryan Shaw, R ERA: 4.15	1.0 6 3 2 2 2 0 0 0 0 0 0 0 16 21 18.00 3.000												
20 C.C. Lee, R ERA: 3.86	1.0 5 2 1 1 1 0 0 0 0 0 0 0 17 20 9.00 2.000												
48 Blake Wood, R ERA: 9.64	1.0 7 0 1 1 1 3 1 0 0 0 0 0 10 28 9.00 3.000												

AB	36
R	6
H	10
RBI	6
BB	5
SO	8
LOB	21



AB	33
R	9
H	11
RBI	9
BB	9
SO	10
LOB	23





Batter	1	2	3	4	5	6	7	8	9	AB R H RBI BB SO LOB	TOP											
6 Nyer Morgan, L OBP: 0.484, SLG: 0.348										5 1 1 0 1 1 2	<p><b>Cleveland Indians @ Chicago White Sox</b> U.S. Cellular Field, Chicago, IL Sat Apr 12 2014, 2:11 PM - 5:38 PM EDT Att: 27,332 - Cloudy - 70 F</p> <p>livebaseballscorecards.com</p> <p>AB 39 R 12 H 12 RBI 12 BB 8 SO 7 LOB 20</p>											
33 Nick Swisher, S OBP: 0.255, SLG: 0.333									6 2 2 1 0 2 3													
22 Jason Kipnis, L OBP: 0.358, SLG: 0.419									4 2 2 1 1 2 2													
41 Carlos Santana, S OBP: 0.396, SLG: 0.231									3 2 0 0 2 0 1													
23 Michael Brantley, L OBP: 0.360, SLG: 0.356									3 1 1 2 2 0 1													
13 Asdrubal Cabrera, S OBP: 0.271, SLG: 0.385									4 1 1 1 1 1 5													
9 Ryan Raburn, R OBP: 0.306, SLG: 0.303									4 1 1 2 1 1 2													
7 David Murphy, L OBP: 0.333, SLG: 0.636									5 2 2 4 0 0 3													
4 Mike Aviles, R OBP: 0.250, SLG: 0.367									5 0 2 1 0 0 1													
<b>Inning Stats</b>	R: 3 E: 0 K: 1 S: 15	H: 2 LOB: 1 BB: 2 P: 27	R: 1 E: 0 K: 0 S: 10	H: 1 LOB: 0 BB: 0 P: 17	R: 0 E: 0 K: 0 S: 8	H: 1 LOB: 0 BB: 0 P: 14	R: 0 E: 0 K: 1 S: 11	H: 0 LOB: 1 BB: 0 P: 21	R: 2 E: 1 K: 1 S: 15	H: 2 LOB: 1 BB: 0 P: 27		R: 0 E: 0 K: 0 S: 6	H: 1 LOB: 1 BB: 0 P: 9	R: 2 E: 0 K: 1 S: 13	H: 2 LOB: 2 BB: 2 P: 25	R: 0 E: 0 K: 1 S: 8	H: 0 LOB: 1 BB: 1 P: 15	R: 4 E: 0 K: 2 S: 19	H: 3 LOB: 1 BB: 2 P: 34	1B: 7 2B: 1 3B: 1 HR: 3	SF: 0 SAC: 0 DP: 1 HBP: 0	WP: 1 PB: 0 SB: 1 CS: 0
<b>PITCHER</b>	IP WLS BF H R ER SO BB IBB HBP BLK WP HR S P ERA WHIP											IP WLS BF H R ER SO BB IBB HBP BLK WP HR S P ERA WHIP										
55 Felipe Paulino, R ERA: 7.98	(1, 1) 5.0 24 6 6 6 3 3 0 0 0 0 3 59 106 10.80 1.800																					
54 Ronald Belisario, R ERA: 15.19	(6, 1) 1.1 L 7 2 2 2 1 1 0 0 0 0 1 0 13 21 13.50 2.250																					
37 Scott Downs, L ERA: 16.2	(7, 1) 0.0 1 0 0 0 0 1 0 0 0 0 0 0 1 5 ∞ ∞																					
40 Daniel Webb, R ERA: 2.45	(7, 1) 1.0 4 1 0 0 0 0 0 0 0 0 0 0 7 10 0.00 1.000																					
46 Donnie Veal, L ERA: 9.5	(8, 1) 1.2 11 3 4 4 3 2 1 0 0 0 0 0 25 47 21.60 3.000																					
<b>Batter</b>	<b>1</b>	<b>2</b>	<b>3</b>	<b>4</b>	<b>5</b>	<b>6</b>	<b>7</b>	<b>8</b>	<b>9</b>	<b>AB R H RBI BB SO LOB</b>	<b>BOTTOM</b>											
1 Adam Eaton, L OBP: 0.448, SLG: 0.521										3 2 2 1 2 0 2	<p><b>Cleveland Indians @ Chicago White Sox</b> U.S. Cellular Field, Chicago, IL Sat Apr 12 2014, 2:11 PM - 5:38 PM EDT Att: 27,332 - Cloudy - 70 F</p> <p>livebaseballscorecards.com</p> <p>AB 36 R 6 H 8 RBI 6 BB 6 SO 13 LOB 26</p>											
28 Leury Garcia, S OBP: 0.287, SLG: 0.214										5 1 0 0 0 3 4												
12 Conor Gillaspie, L OBP: 0.400, SLG: 0.447									3 1 1 1 2 1 1													
79 José Abreu, R OBP: 0.351, SLG: 0.604										4 1 0 0 1 3 4												
44 Adam Dunn, L OBP: 0.410, SLG: 0.483										4 0 1 2 0 2 1												
10 Alexei Ramirez, R OBP: 0.480, SLG: 0.630										4 1 1 0 1 0 2												
30 Alejandro De Aza, L OBP: 0.222, SLG: 0.457										5 0 2 1 0 0 2												
17 Adrian Nieto, S OBP: 0.154, SLG: 0.231									4 0 0 0 0 2 6													
20 Jordan Danks, L OBP: 0.200, SLG: 0.200									4 0 1 1 0 2 4													
<b>Inning Stats</b>	R: 4 E: 1 K: 2 S: 20	H: 3 LOB: 2 BB: 2 P: 36	R: 1 E: 0 K: 2 S: 9	H: 1 LOB: 0 BB: 0 P: 10	R: 0 E: 0 K: 2 S: 10	H: 0 LOB: 1 BB: 1 P: 20	R: 0 E: 0 K: 1 S: 10	H: 1 LOB: 2 BB: 2 P: 22	R: 0 E: 0 K: 0 S: 9	H: 0 LOB: 1 BB: 1 P: 17		R: 0 E: 0 K: 2 S: 9	H: 0 LOB: 0 BB: 0 P: 9	R: 0 E: 0 K: 3 S: 12	H: 1 LOB: 1 BB: 0 P: 15	R: 0 E: 1 K: 1 S: 8	H: 0 LOB: 1 BB: 0 P: 9	1B: 6 2B: 1 3B: 0 HR: 1	SF: 0 SAC: 0 DP: 1 HBP: 1	WP: 1 PB: 0 SB: 0 CS: 0	PA: 43	
<b>PITCHER</b>	IP WLS BF H R ER SO BB IBB HBP BLK WP HR S P ERA WHIP											IP WLS BF H R ER SO BB IBB HBP BLK WP HR S P ERA WHIP										
63 Justin Masterson, R ERA: 5.87	(1, 1) 4.2 27 7 6 5 7 5 0 1 0 0 1 59 102 9.64 2.571																					
88 Josh Outman, L ERA: 1.69	(5, 1) 1.1 W 5 0 0 0 2 1 0 0 0 0 0 0 10 20 0.00 0.750																					
27 Bryan Shaw, R ERA: 3.38	(7, 1) 1.0 H 3 0 0 0 0 0 0 0 0 0 0 8 9 0.00 0.000																					
37 Cody Allen, R ERA: 1.69	(8, 1) 1.0 H 4 1 0 0 3 0 0 0 0 0 0 0 12 15 0.00 1.000																					
44 John Axford, R ERA: 1.69	(9, 1) 1.0 4 0 0 0 1 0 0 0 0 0 0 0 8 9 0.00 0.000																					



Batter	1	2	3	4	5	6	7	8	9	AB	R	H	RBI	BB	SO	LOB	TOP							
13 Asdrúbal Cabrera, S OBP: 0.297, SLG: 0.354										4	0	0	0	1	1	4								
33 Nick Swisher, S OBP: 0.297, SLG: 0.315										3	0	0	0	2	0	2								
22 Jason Kipnis, L OBP: 0.362, SLG: 0.426										4	0	1	0	1	1	4								
41 Carlos Santana, S OBP: 0.386, SLG: 0.233										4	0	1	0	0	0	1								
9 Ryan Raburn, R OBP: 0.275, SLG: 0.270										4	0	0	0	0	1	3								
23 Michael Brantley, L OBP: 0.370, SLG: 0.417										3	2	1	1	1	0	2								
10 Yan Gomes, R OBP: 0.349, SLG: 0.459										4	1	1	0	0	3	3								
7 David Murphy, L OBP: 0.325, SLG: 0.595										4	0	1	1	0	0	0								
4 Mike Aviles, R OBP: 0.286, SLG: 0.394										3	0	2	0	0	0	0								
<b>Inning Stats</b>	R: 0 H: 0 E: 0 K: 2 S: 10	H: 0 LOB: 0 BB: 0 P: 14	R: 0 H: 0 E: 0 K: 2 S: 13	H: 1 LOB: 1 BB: 1 P: 24	R: 0 H: 1 E: 0 K: 0 S: 13	H: 1 LOB: 2 BB: 1 P: 22	R: 1 H: 1 E: 0 K: 1 S: 8	H: 1 LOB: 0 BB: 0 P: 13	R: 0 H: 1 E: 0 K: 0 S: 11	H: 1 LOB: 1 BB: 0 P: 20	R: 0 H: 2 E: 0 K: 1 S: 17	H: 2 LOB: 2 BB: 0 P: 28	R: 0 H: 0 E: 0 K: 0 S: 8	H: 0 LOB: 1 BB: 1 P: 17	R: 0 H: 0 E: 0 K: 0 S: 8	H: 0 LOB: 0 BB: 1 P: 14	R: 2 H: 2 E: 1 K: 0 S: 11	H: 2 LOB: 2 BB: 1 P: 19	1B: 5 2B: 1 3B: 0 HR: 1	SF: 0 SAC: 1 DP: 1 HBP: 0	WP: 1 PB: 0 CS: 0	PA: 39		
<b>PITCHER</b>	IP WLS BF H R ER SO BB IBB HBP BLK WP HR S P ERA WHIP	6.0 25 5 1 1 6 2 0 0 0 0 1 1 72 121 1.50 1.167	2.0 7 0 0 0 0 2 0 0 0 0 0 16 31 0.00 1.000	1.0 W 7 2 2 0 0 1 0 0 0 1 0 11 19 0.00 3.000																				

Cleveland Indians @ Chicago White Sox  
U.S. Cellular Field, Chicago, IL  
Sun Apr 13 2014, 3:26 PM - 7:27 PM EDT  
Att: 14,281 - Overcast - 48 F

AB 33  
R 3  
H 7  
RBI 2  
BB 5  
SO 6  
LOB 19

Batter	1	2	3	4	5	6	7	8	9	AB	R	H	RBI	BB	SO	LOB	BOTTOM							
1 Adam Eaton, L OBP: 0.419, SLG: 0.481										4	0	0	0	0	0	1								
5 Marcus Semien, R OBP: 0.316, SLG: 0.392										4	1	1	1	0	1	1								
12 Conor Gillaspie, L OBP: 0.396, SLG: 0.439										3	1	1	0	0	0	0								
14 Paul Konerko, R OBP: 0.111, SLG: 0.125										3	0	1	0	1	1	1								
28 Leury Garcia, S OBP: 0.267, SLG: 0.214										4	0	2	0	0	2	1								
79 José Abreu, R OBP: 0.361, SLG: 0.588										3	0	1	0	1	1	1								
44 Adam Dunn, L OBP: 0.419, SLG: 0.515										4	0	2	0	0	2	1								
24 Dayan Viciedo, R OBP: 0.382, SLG: 0.414										3	0	2	1	0	0	2								
20 Jordan Danks, L OBP: 0.333, SLG: 0.200										0	1	0	0	1	0	0								
30 Alejandro De Aza, L OBP: 0.200, SLG: 0.410										4	0	0	0	0	1	4								
10 Alexei Ramirez, R OBP: 0.463, SLG: 0.680										4	1	2	2	0	0	0								
21 Tyler Flowers, R OBP: 0.417, SLG: 0.500										3	0	0	0	0	2	1								
<b>Inning Stats</b>	R: 0 H: 0 E: 0 K: 0 S: 9	H: 1 LOB: 1 BB: 0 P: 12	R: 0 H: 1 E: 0 K: 0 S: 9	H: 1 LOB: 0 BB: 0 P: 13	R: 1 H: 3 E: 1 K: 1 S: 12	H: 3 LOB: 1 BB: 0 P: 17	R: 0 H: 0 E: 0 K: 1 S: 9	H: 0 LOB: 0 BB: 0 P: 12	R: 0 H: 2 E: 0 K: 1 S: 12	H: 2 LOB: 2 BB: 0 P: 16	R: 0 H: 0 E: 0 K: 1 S: 6	H: 0 LOB: 0 BB: 0 P: 7	R: 1 H: 1 E: 0 K: 1 S: 11	H: 1 LOB: 1 BB: 1 P: 23	R: 2 H: 1 E: 0 K: 0 S: 6	H: 1 LOB: 0 BB: 1 P: 11	1B: 5 2B: 2 3B: 0 HR: 2	SF: 0 SAC: 0 DP: 1 HBP: 0	WP: 0 PB: 0 CS: 0	PA: 35				
<b>PITCHER</b>	IP WLS BF H R ER SO BB IBB HBP BLK WP HR S P ERA WHIP	7.1 29 0 0 0 0 0 0 0 0 0 0 1 70 97 2.46 1.091	0.1 1 0 0 0 0 0 0 0 0 0 0 0 2 5 0.00 0.000	0.1 2 0 0 0 1 1 0 0 0 0 0 1 6 11 54.00 6.000																				

Cleveland Indians @ Chicago White Sox  
U.S. Cellular Field, Chicago, IL  
Sun Apr 13 2014, 3:26 PM - 7:27 PM EDT  
Att: 14,281 - Overcast - 48 F

AB 33  
R 4  
H 9  
RBI 4  
BB 2  
SO 7  
LOB 11















Batter	1	2	3	4	5	6	7	8	9	AB	R	H	RBI	BB	SO	LOB	TOP					
1 Adam Eaton, L (1,8) OBP: 0.388, SLG: 0.412 20 Jordan Danks, L (5,8) OBP: 0.400, SLG: 0.143										2	0	1	0	0	1	1	Chicago White Sox @ Texas Rangers Globe Life Park in Arlington, Arlington, TX Fri Apr 18 2014, 8:08 PM - 10:49 PM EDT Att: 40,671 - Clear - 75 F					
5 Marcus Semien, R (1,5) OBP: 0.260, SLG: 0.310										4	0	0	0	0	1	3						
79 José Abreu, R (1,3) OBP: 0.303, SLG: 0.462											4	0	0	0	0	3		2				
24 Dayan Viedro, R (1,9) OBP: 0.320, SLG: 0.356											4	0	0	0	0	1		2				
14 Paul Konerko, R (1,10) OBP: 0.059, SLG: 0.063											3	0	0	0	0	0						
10 Alexei Ramirez, R (1,6) OBP: 0.423, SLG: 0.621											3	0	1	0	0	0						
30 Alejandro De Aza, L (1,7) OBP: 0.196, SLG: 0.352											3	0	0	0	0	1						
21 Tyler Flowers, R (1,2) OBP: 0.396, SLG: 0.457											3	0	0	0	0	0		1				
28 Leury Garcia, S (1,4) OBP: 0.300, SLG: 0.368											3	0	1	0	0	1						
<b>Inning Stats</b>	R: 0 E: 0 K: 2 S: 10	H: 1 LOB: 1 BB: 0 P: 12	R: 0 E: 0 K: 1 S: 6	H: 0 LOB: 0 BB: 0 P: 9	R: 0 E: 0 K: 1 S: 10	H: 1 LOB: 1 BB: 0 P: 16	R: 0 E: 0 K: 1 S: 5	H: 0 LOB: 0 BB: 0 P: 8	R: 0 E: 0 K: 1 S: 9	H: 1 LOB: 1 BB: 0 P: 13	R: 0 E: 0 K: 1 S: 10	H: 0 LOB: 1 BB: 1 P: 19	R: 0 E: 0 K: 0 S: 7	H: 0 LOB: 0 BB: 0 P: 11	R: 0 E: 0 K: 0 S: 8	H: 0 LOB: 0 BB: 0 P: 11	R: 0 E: 0 K: 1 S: 5	H: 0 LOB: 0 BB: 0 P: 10	1B: 2 2B: 1 3B: 0 HR: 0	SF: 0 SAC: 0 DP: 0 HBP: 0	WP: 0 PB: 0 SB: 0 CS: 0	PA: 31
<b>PITCHER</b> 33 Martin Pérez, L (1,1) ERA: 1.86	IP: 9.0 WLS: W BF: 31	H: 3 R: 0 ER: 0 SO: 8	BB: 1 IBB: 0 HBP: 0 BLK: 0	WP: 0 HR: 0 S: 70 P: 109	ERA: 0.00 WHIP: 0.444	<b>PITCHER</b> IP: 9.0 WLS: W BF: 31 H: 3 R: 0 ER: 0 SO: 8 BB: 1 IBB: 0 HBP: 0 BLK: 0 WP: 0 HR: 0 S: 70 P: 109 ERA: 0.00 WHIP: 0.444																

Batter	1	2	3	4	5	6	7	8	9	AB	R	H	RBI	BB	SO	LOB	BOTTOM			
17 Shin-Soo Choo, L (1,7) OBP: 0.408, SLG: 0.419 15 Michael Choice, R (7,7) OBP: 0.240, SLG: 0.333										4	1	1	0	0	1	2	Chicago White Sox @ Texas Rangers Globe Life Park in Arlington, Arlington, TX Fri Apr 18 2014, 8:08 PM - 10:49 PM EDT Att: 40,671 - Clear - 75 F			
1 Elvis Andrus, R (1,6) OBP: 0.357, SLG: 0.415 12 Josh Wilson, R (7,6) OBP: 0.286, SLG: 0.321											2	2	1	0	2	0				
Alex Rios, R (1,10) OBP: 0.342, SLG: 0.426											5	3	3	2	0	2				
84 Prince Fielder, L (1,3) OBP: 0.320, SLG: 0.302											2	1	2	1	2	0				
6 Kevin Kouzmanoff, R (1,5) OBP: 0.459, SLG: 0.647											5	0	2	2	0	0		3		
35 James Adduci, L (1,9) OBP: 0.462, SLG: 0.615											5	2	3	1	0	1		4		
16 Donnie Murphy, R (1,4) OBP: 0.304, SLG: 0.289											5	0	0	0	0	1		6		
2 Leonys Martin, L (1,8) OBP: 0.373, SLG: 0.444												5	2	3	4	0		2		
61 Robinson Chirinos, R (1,2) OBP: 0.303, SLG: 0.467											5	1	3	2	0	0	1			
<b>Inning Stats</b>	R: 2 E: 0 K: 1 S: 13	H: 2 LOB: 2 BB: 2 P: 26	R: 0 E: 0 K: 2 S: 11	H: 2 LOB: 2 BB: 0 P: 18	R: 7 E: 0 K: 0 S: 22	H: 6 LOB: 1 BB: 1 P: 36	R: 1 E: 0 K: 0 S: 14	H: 3 LOB: 1 BB: 0 P: 24	R: 0 E: 0 K: 0 S: 10	H: 1 LOB: 1 BB: 0 P: 12	R: 1 E: 0 K: 0 S: 8	H: 2 LOB: 0 BB: 0 P: 9	R: 1 E: 0 K: 1 S: 9	H: 2 LOB: 2 BB: 1 P: 19	R: 0 E: 0 K: 1 S: 10	H: 0 LOB: 0 BB: 0 P: 16	1B: 11 2B: 4 3B: 1 HR: 2	SF: 0 SAC: 0 DP: 2 HBP: 1	WP: 2 PB: 0 SB: 2 CS: 0	PA: 45
<b>PITCHER</b> 55 Felipe Paulino, R (1,1) ERA: 11.29 57 Zach Putnam, R (4,1) ERA: 3.86 37 Scott Downs, L (7,1) ERA: 8.44	IP: 3.2 WLS: L BF: 27	H: 13 R: 10 ER: 10 SO: 3	BB: 2 IBB: 1 HBP: 0 BLK: 0	WP: 2 HR: 2 S: 59 P: 103	ERA: 24.55 WHIP: 4.091	<b>PITCHER</b> IP: 2.1 WLS: 9 BF: 3 H: 1 R: 1 ER: 1 SO: 0 BB: 0 IBB: 0 HBP: 0 BLK: 0 WP: 0 HR: 0 S: 19 P: 22 ERA: 3.86 WHIP: 1.286														







Batter	1	2	3	4	5	6	7	8	9	AB	R	H	RBI	BB	SO	LOB	TOP			
5 Marcus Semien, R (1.4) OBP: 0.276, SLG: 0.346										6	2	4	4	0	1	1				
12 Conor Gillaspie, L (1.5) OBP: 0.353, SLG: 0.407										5	1	1	3	0	0	4				
79 José Abreu, R (1.3) OBP: 0.337, SLG: 0.541										6	2	3	3	0	1	1				
44 Adam Dunn, L (1.10) OBP: 0.418, SLG: 0.481										6	0	0	0	0	2	3				
24 Dayan Viedro, R (1.9) OBP: 0.373, SLG: 0.472										5	3	3	2	0	0	0				
10 Alexei Ramirez, R (1.6) OBP: 0.400, SLG: 0.587										5	2	2	0	0	1	1				
30 Alejandro De Aza, L (1.7) OBP: 0.190, SLG: 0.328										5	1	1	2	0	3	3				
21 Tyler Flowers, R (1.2) OBP: 0.421, SLG: 0.463										4	3	3	0	1	1	2				
20 Jordan Danks, L (1.8) OBP: 0.316, SLG: 0.333										4	2	1	2	1	3	4				
<b>Inning Stats</b>	R: 0 E: 0 K: 2 S: 9	H: 0 LOB: 0 BB: 0 P: 10	R: 0 E: 0 K: 1 S: 10	H: 1 LOB: 1 BB: 0 P: 13	R: 2 E: 0 K: 1 S: 15	H: 3 LOB: 1 BB: 0 P: 21	R: 0 E: 0 K: 1 S: 7	H: 0 LOB: 0 BB: 0 P: 9	R: 3 E: 1 K: 3 S: 14	H: 2 LOB: 0 BB: 1 P: 19	R: 1 E: 0 K: 1 S: 6	H: 1 LOB: 0 BB: 0 P: 11	R: 0 E: 0 K: 1 S: 12	H: 2 LOB: 2 BB: 0 P: 21	R: 7 E: 0 K: 1 S: 25	H: 7 LOB: 1 BB: 1 P: 40	1B: 9 2B: 5 3B: 1 HR: 3	SF: 1 SAC: 0 DP: 0 HBP: 0	WP: 1 PB: 0 SB: 1 CS: 0	PA: 49
<b>PITCHER</b>	IP WLS BF H R ER SO BB IBB HBP BLK WP HR S P ERA WHIP																			
46 Robbie Ross Jr., L (1.1) ERA: 2.31	5.1 L 25 7 7 4 8 0 0 0 0 0 1 2 65 86 6.75 1.312																			
37 Shawn Tolleson, R (6.1) ERA: 3.58	1.2 8 2 2 2 2 0 1 0 0 0 0 1 16 28 10.80 1.200																			
32 Pedro Figueroa, L (8.1) ERA: 4.0	1.0 5 2 0 0 1 0 0 0 0 0 0 0 12 21 0.00 2.000																			
19 Hector Noesi, R (9.1) ERA: 14.21	1.0 11 7 7 7 1 1 0 0 0 0 0 0 25 40 63.00 8.000																			

Chicago White Sox @ Texas Rangers  
Globe Life Park in Arlington, Arlington, TX  
Sun Apr 20 2014, 3:09 PM - 6:24 PM EDT  
Att: 35,402 - Partly Cloudy - 78 F

AB	46
R	16
H	18
RBI	16
BB	2
SO	12
LOB	19



Batter	1	2	3	4	5	6	7	8	9	AB	R	H	RBI	BB	SO	LOB	BOTTOM			
17 Shin-Soo Choo, L (1.7) OBP: 0.429, SLG: 0.463										1	0	0	1	1	0	2				
1 Elvis Andrus, R (1.6) OBP: 0.351, SLG: 0.394										2	1	0	0	1	0	2				
3 Luis Sardinas, S (8.6) OBP: 1.000, SLG: 1.000										1	0	1	0	0	0	0				
Alex Rios, R (1.9) OBP: 0.346, SLG: 0.434										4	0	0	0	0	0	5				
84 Prince Fielder, L (1.3) OBP: 0.325, SLG: 0.333										2	0	0	0	2	0	0				
6 Kevin Kouzmanoff, R (1.5) OBP: 0.409, SLG: 0.634										3	0	0	0	0	1	2				
16 Donnie Murphy, R (9. PH) OBP: 0.256, SLG: 0.252										1	0	0	0	0	1	0				
18 Mitch Moreland, L (1.10) OBP: 0.308, SLG: 0.426										4	0	0	0	0	2	2				
12 Josh Wilson, R (1.4) OBP: 0.314, SLG: 0.303										1	1	0	0	2	0	0				
2 Leonys Martin, L (1.8) OBP: 0.385, SLG: 0.441										2	0	1	0	0	0	0				
15 Michael Choice, R (8.8) ERA: 0.287, SLG: 0.320										1	0	0	0	0	0	1				
7 J.P. Arencibia, R (1.2) OBP: 0.125, SLG: 0.100										2	0	0	0	0	0	2				
<b>Inning Stats</b>	R: 0 E: 0 K: 0 S: 8	H: 0 LOB: 0 BB: 1 P: 16	R: 0 E: 0 K: 0 S: 2	H: 0 LOB: 0 BB: 1 P: 7	R: 1 E: 0 K: 0 S: 9	H: 1 LOB: 1 BB: 1 P: 20	R: 1 E: 0 K: 2 S: 15	H: 0 LOB: 1 BB: 2 P: 30	R: 0 E: 0 K: 0 S: 5	H: 0 LOB: 0 BB: 0 P: 11	R: 0 E: 0 K: 1 S: 7	H: 0 LOB: 0 BB: 0 P: 11	R: 0 E: 0 K: 0 S: 15	H: 1 LOB: 3 BB: 1 P: 27	R: 0 E: 0 K: 1 S: 6	H: 0 LOB: 0 BB: 0 P: 8	1B: 2 2B: 0 3B: 0 HR: 0	SF: 1 SAC: 0 DP: 2 HBP: 2	WP: 1 PB: 0 SB: 2 CS: 1	PA: 33
<b>PITCHER</b>	IP WLS BF H R ER SO BB IBB HBP BLK WP HR S P ERA WHIP																			
45 Erik Johnson, R (1.1) ERA: 5.32	5.0 W 19 1 2 1 2 4 1 0 0 0 0 0 44 87 1.80 1.000																			
54 Ronald Belisario, R (6.1) ERA: 10.24	2.0 6 0 0 0 1 0 0 1 0 0 0 0 12 22 0.00 0.000																			
64 André Rienzo, R (8.1) ERA:	1.0 6 1 0 0 1 1 0 1 0 0 0 0 15 27 0.00 2.000																			
27 Matt Lindstrom, R (9.1) ERA: 3.38	1.0 3 0 0 0 1 0 0 0 0 0 0 0 6 8 0.00 0.000																			

Chicago White Sox @ Texas Rangers  
Globe Life Park in Arlington, Arlington, TX  
Sun Apr 20 2014, 3:09 PM - 6:24 PM EDT  
Att: 35,402 - Partly Cloudy - 78 F

AB	24
R	2
H	2
RBI	1
BB	6
SO	4
LOB	16





Batter	1	2	3	4	5	6	7	8	9	AB	R	H	RBI	BB	SO	LOB	TOP										
20 Jordan Danks, L (1, 8) OBP: 0.261, SLG: 0.263	E8 5 G5-4-3		K			F7	L8			4	0	0	0	0	1	3											
5 Marcus Samien, R (1, 4) OBP: 0.275, SLG: 0.353	G5-4-3 1-2					K		G4-3		4	0	1	0	0	1	1											
12 Conor Gillaspie, L (1, 5) OBP: 0.347, SLG: 0.413	L9					G3		K		4	1	1	0	0	1	1											
79 José Abreu, R (1, 3) OBP: 0.333, SLG: 0.538		G6-3				G5-3		G4-3		4	1	1	1	0	0	1											
44 Adam Dunn, L (1, 10) OBP: 0.394, SLG: 0.446		K				G6-3		K		4	0	0	0	0	3	2											
24 Davan Vicedo, R (1, 9) OBP: 0.365, SLG: 0.474	L8					F8		F7		4	1	1	1	0	0	0											
10 Alexei Ramirez, R (1, 6) OBP: 0.393, SLG: 0.570			G1-4-3			P2		E7		4	0	1	0	0	0	0											
30 Alejandro De Aza, L (1, 7) OBP: 0.212, SLG: 0.323			G3			L3		L3		1	0	0	0	1	0	0											
17 Adrián Nieto, S (1, 2) OBP: 0.222, SLG: 0.278			G3			G3		P3		2	0	0	0	0	1	1											
14 Paul Konerko, R (7, PH) OBP: 0.056, SLG: 0.059			G3			K		P3		1	0	0	0	0	0	2											
21 Tyler Flowers, R (7, 2) OBP: 0.421, SLG: 0.463			G3			K		P3		0	0	0	0	0	0	0											
<b>Inning Stats</b>	R: 0 E: 1 K: 0 S: 6	H: 0 LOB: 0 BB: 0 P: 8	R: 0 E: 0 K: 1 S: 7	H: 0 LOB: 0 BB: 0 P: 11	R: 0 E: 0 K: 1 S: 13	H: 0 LOB: 1 BB: 1 P: 21	R: 0 E: 0 K: 0 S: 11	H: 1 LOB: 1 BB: 0 P: 17	R: 0 E: 0 K: 0 S: 4	H: 0 LOB: 0 BB: 0 P: 6	R: 0 E: 0 K: 2 S: 7	H: 0 LOB: 0 BB: 0 P: 9	R: 3 E: 1 K: 1 S: 18	H: 4 LOB: 2 BB: 0 P: 33	R: 0 E: 0 K: 1 S: 10	H: 0 LOB: 0 BB: 0 P: 15	R: 0 E: 0 K: 1 S: 7	H: 0 LOB: 0 BB: 0 P: 11	1B: 1 2B: 4 3B: 0 HR: 0	SF: 0 SAC: 0 DP: 1 HBP: 1	WP: 0 PB: 0 SB: 1 CS: 0	PA: 34					
<b>PITCHER</b>	IP	WLS	BF	H	R	ER	SO	BB	IBB	HBP	BLK	WP	HR	S	P	ERA	WHIP										
19 Anibal Sánchez, R (1, 1) ERA: 3.54	6.1	L	25	5	3	3	5	1	0	0	0	0	0	60	92	4.26	0.947										
46 Ian Krol, L (7, 1) ERA: 2.84	0.2		3	0	0	0	0	0	0	1	1	0	0	6	13	0.00	0.000										
57 Evan Reed, R (8, 1) ERA:	1.1		4	0	0	0	2	0	0	0	0	0	0	13	20	0.00	0.000										
60 Justin Miller, R (9, 1) ERA:	0.2		2	0	0	0	0	0	0	0	0	0	0	4	6	0.00	0.000										

Chicago White Sox @ Detroit Tigers  
Comerica Park, Detroit, MI  
Mon Apr 21 2014, 7:09 PM - 10:15 PM EDT  
Att: 24,997 - Partly Cloudy - 77 F

livebaseballscorecards.com

AB 32  
R 3  
H 5  
RBI 2  
BB 1  
SO 7  
LOB 11



Batter	1	2	3	4	5	6	7	8	9	AB	R	H	RBI	BB	SO	LOB	BOTTOM										
20 Rajai Davis, R (1, 7) OBP: 0.383, SLG: 0.353	P4 41 S BB					P6		F7		4	0	1	0	1	0	4											
3 Ian Kinsler, R (1, 4) OBP: 0.342, SLG: 0.456	F8		G5-3			G5-4-3		FC6-4		5	0	1	0	0	0	5											
24 Miguel Cabrera, R (1, 3) OBP: 0.275, SLG: 0.333	F8		F9			G4-3		L9		4	0	0	0	0	0	2											
41 Victor Martinez, S (1, 10) OBP: 0.365, SLG: 0.500	F8		G4-3			G5-3		G4-3		4	0	1	0	0	0	1											
48 Torii Hunter, R (1, 9) OBP: 0.304, SLG: 0.491		G4-3	K			G5-3		G4-3		4	1	2	0	0	1	1											
14 Austin Jackson, R (1, 8) OBP: 0.273, SLG: 0.473		G4-3	G4-3			F9		K2-3		3	0	1	0	1	1	1											
9 Nick Castellanos, R (1, 5) OBP: 0.333, SLG: 0.435		G4-3	G4-3			F9		G6-3		3	0	1	0	1	0	1											
13 Alex Avila, L (1, 2) OBP: 0.283, SLG: 0.250		G4-3	L4-3			L4-3		F8		4	0	1	1	0	0	3											
17 Andrew Romine, S (1, 6) OBP: 0.393, SLG: 0.261		P3	G5-3			G5-3		G6-3		3	0	1	0	0	0	2											
28 J.D. Martinez, R (9, PH) OBP: 0.273, SLG: 0.473		P3	G5-3			G5-3		G6-3		0	0	0	0	1	0	0											
29 Danny Worth, R (9, PR) OBP: 0.273, SLG: 0.473		P3	G5-3			G5-3		G6-3		0	0	0	0	0	0	0											
<b>Inning Stats</b>	R: 0 E: 0 K: 0 S: 10	H: 0 LOB: 1 BB: 1 P: 16	R: 1 E: 0 K: 0 S: 9	H: 1 LOB: 2 BB: 2 P: 21	R: 0 E: 0 K: 1 S: 10	H: 1 LOB: 1 BB: 0 P: 14	R: 0 E: 0 K: 0 S: 5	H: 1 LOB: 0 BB: 0 P: 8	R: 0 E: 0 K: 0 S: 11	H: 1 LOB: 1 BB: 0 P: 16	R: 0 E: 0 K: 0 S: 15	H: 1 LOB: 1 BB: 0 P: 19	R: 0 E: 0 K: 0 S: 8	H: 2 LOB: 1 BB: 0 P: 10	R: 0 E: 0 K: 1 S: 12	H: 1 LOB: 1 BB: 0 P: 15	R: 0 E: 0 K: 0 S: 10	H: 1 LOB: 2 BB: 1 P: 17	1B: 6 2B: 4 3B: 0 HR: 0	SF: 0 SAC: 0 DP: 2 HBP: 0	WP: 1 PB: 0 SB: 1 CS: 0	PA: 38					
<b>PITCHER</b>	IP	WLS	BF	H	R	ER	SO	BB	IBB	HBP	BLK	WP	HR	S	P	ERA	WHIP										
50 John Danks, L (1, 1) ERA: 2.84	6.1	W	27	6	1	1	1	3	0	0	0	1	0	65	101	1.42	1.421										
54 Ronald Belisario, R (7, 1) ERA: 8.74	1.2	H	6	2	0	0	1	0	0	0	0	0	0	15	18	0.00	1.200										
27 Matt Lindstrom, R (9, 1) ERA: 3.0	1.0	S	5	1	0	0	0	1	0	0	0	0	0	10	17	0.00	2.000										

Chicago White Sox @ Detroit Tigers  
Comerica Park, Detroit, MI  
Mon Apr 21 2014, 7:09 PM - 10:15 PM EDT  
Att: 24,997 - Partly Cloudy - 77 F

livebaseballscorecards.com

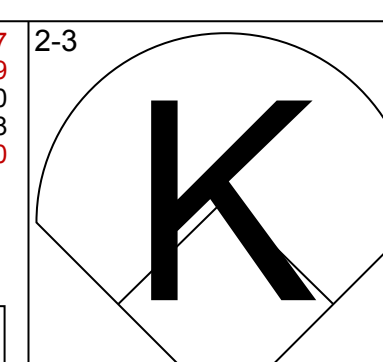
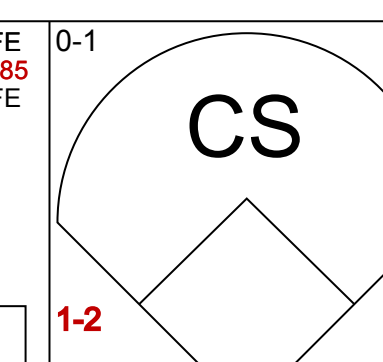
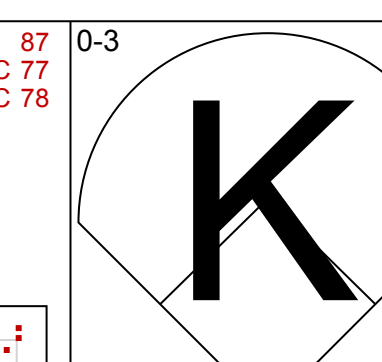
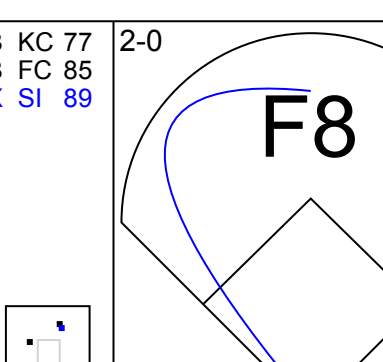
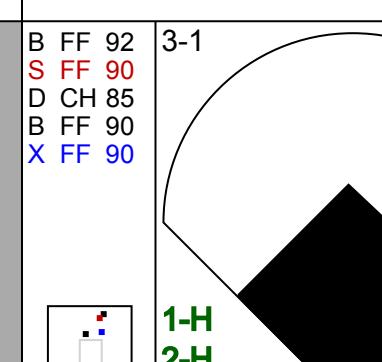
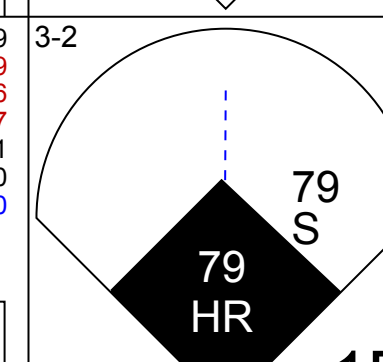
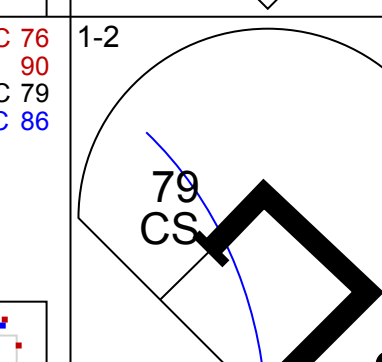
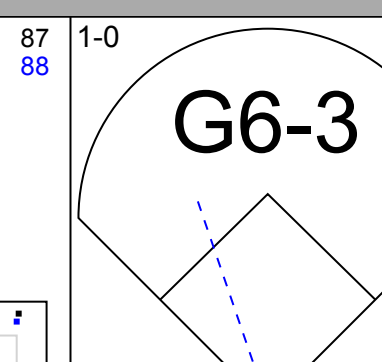
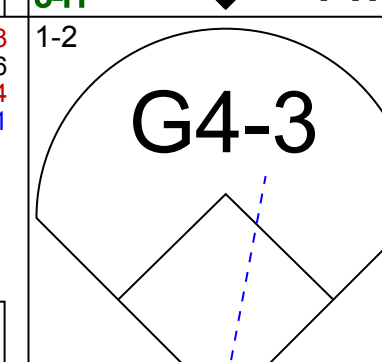
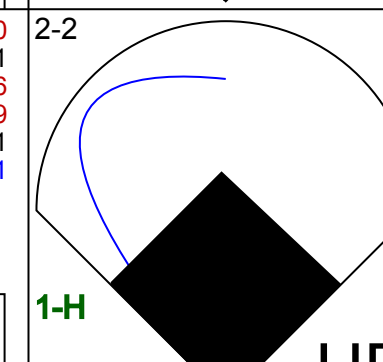
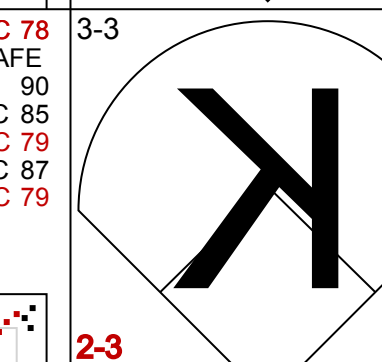
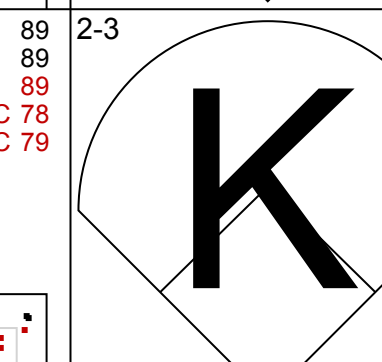
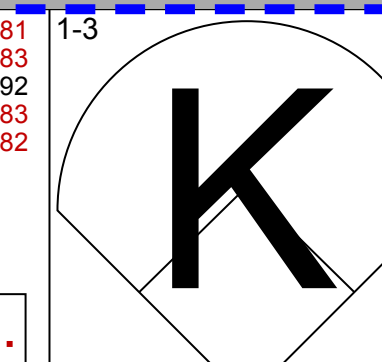
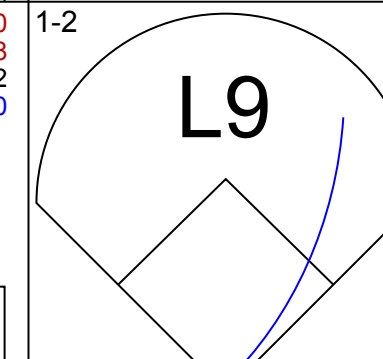
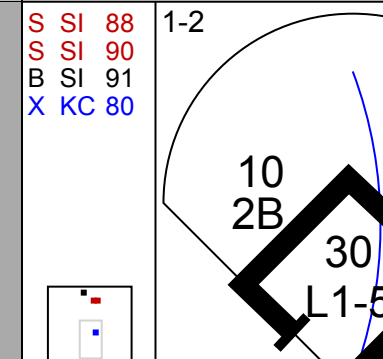
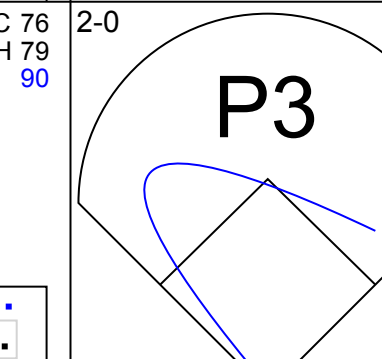
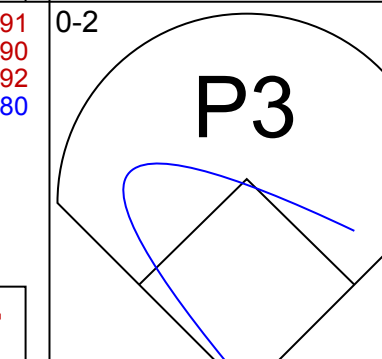
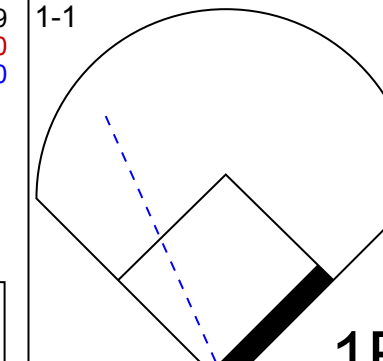
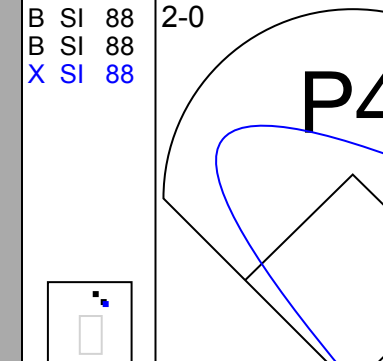
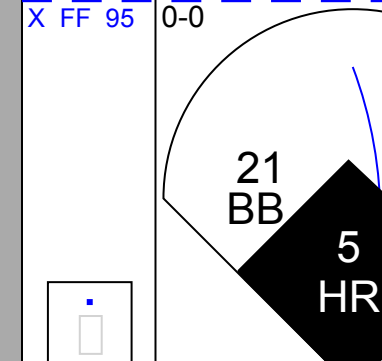
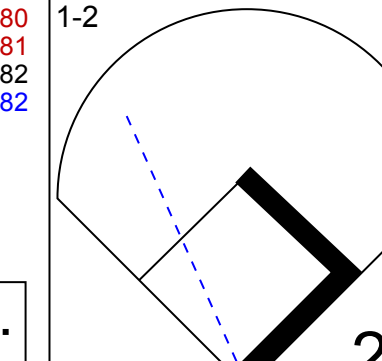
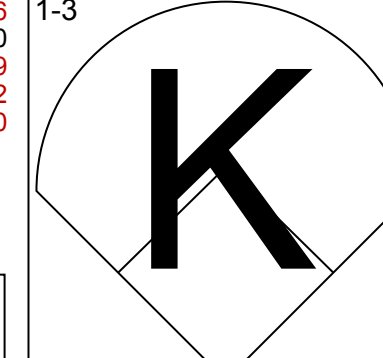
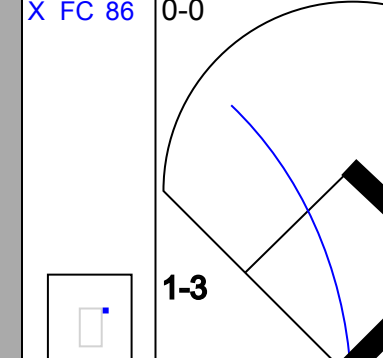
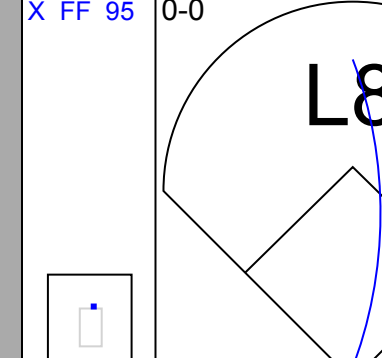
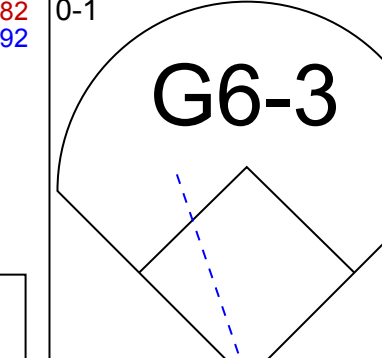
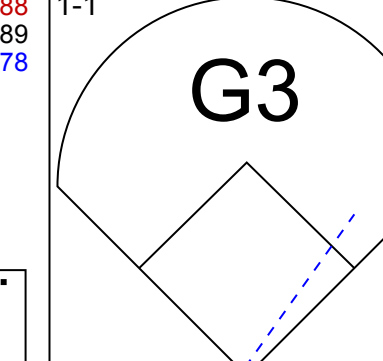
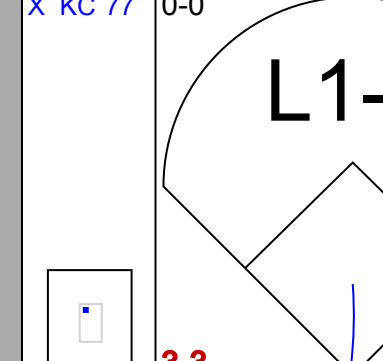
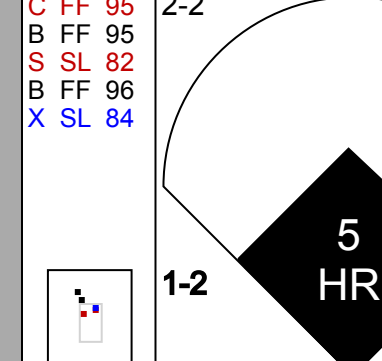
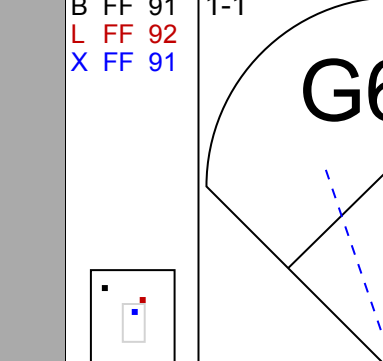
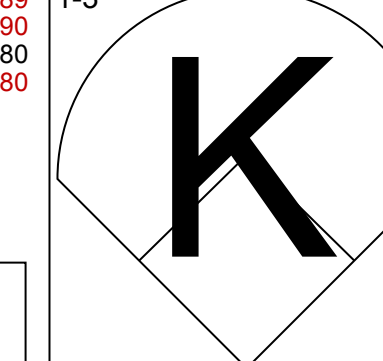
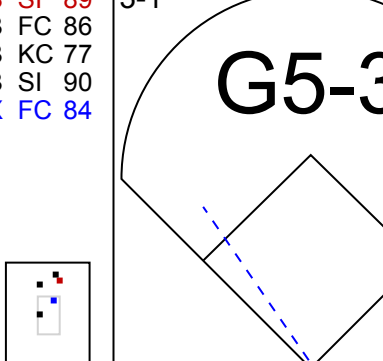
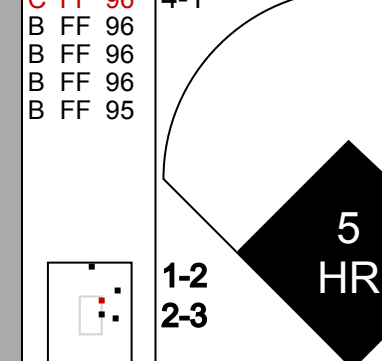
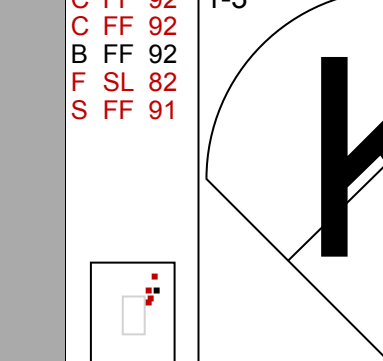
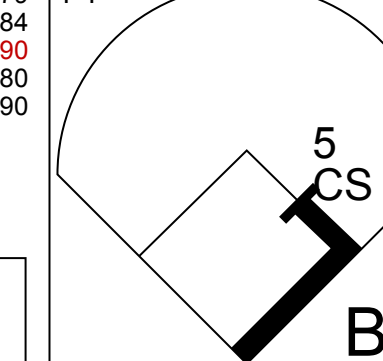
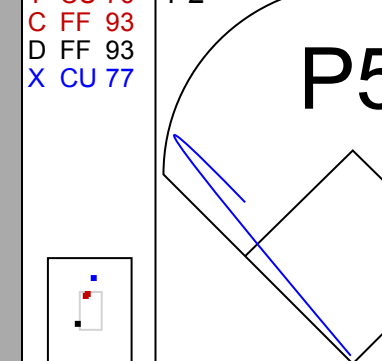
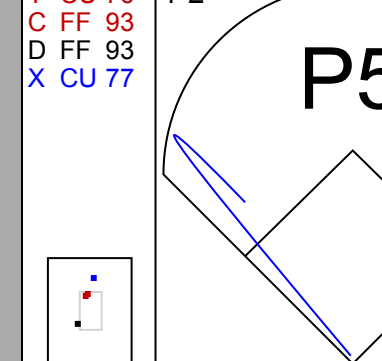
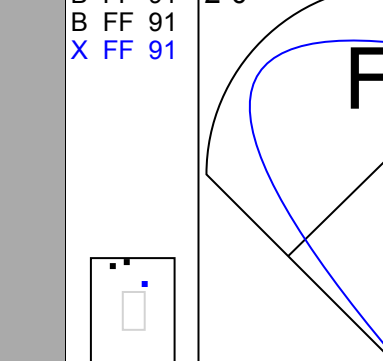
AB 34  
R 1  
H 9  
RBI 1  
BB 4  
SO 2  
LOB 20







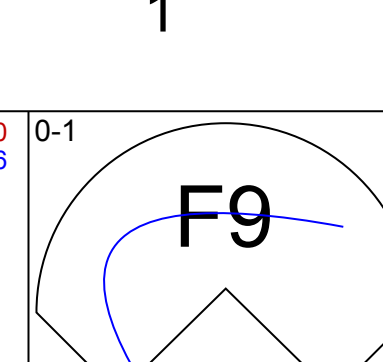
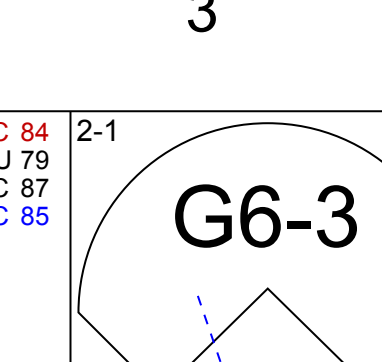
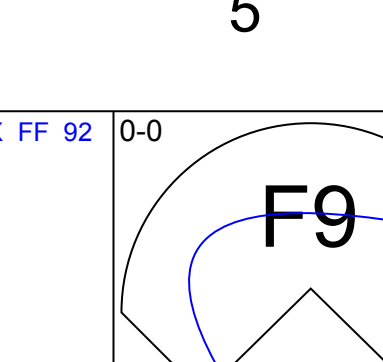
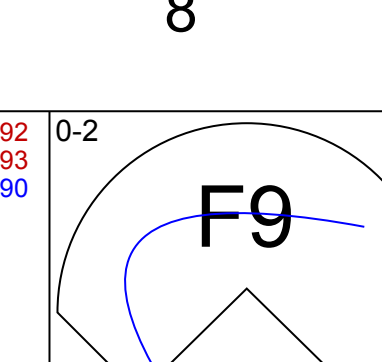
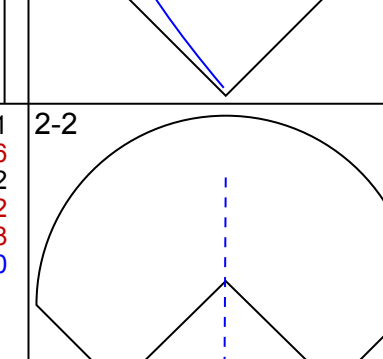
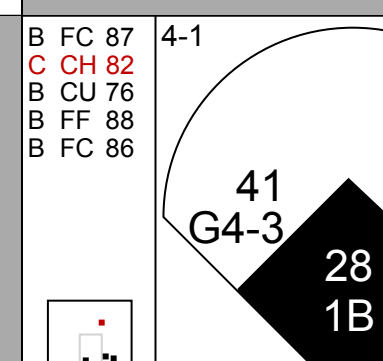
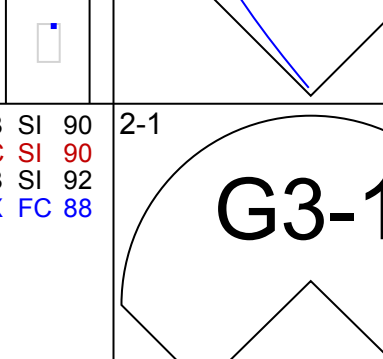
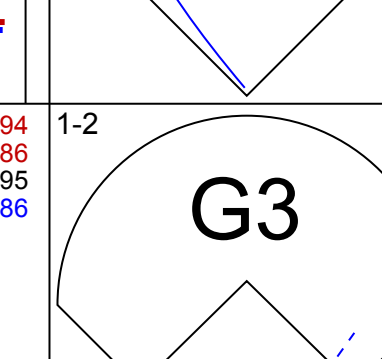
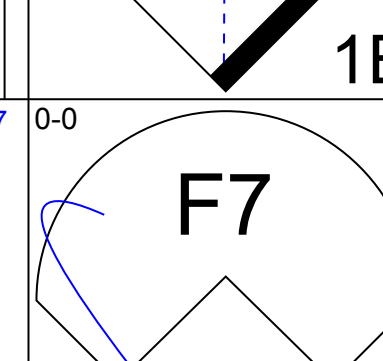
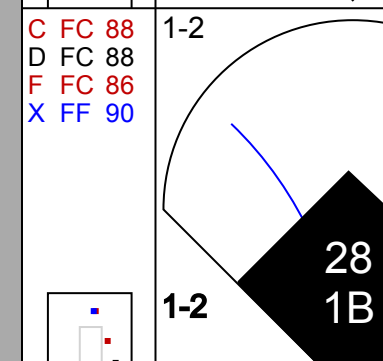
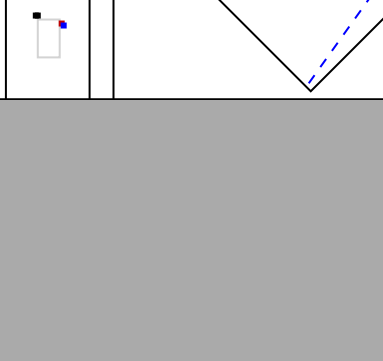
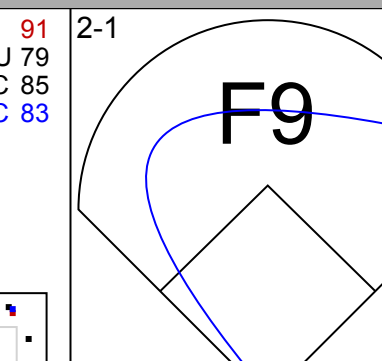
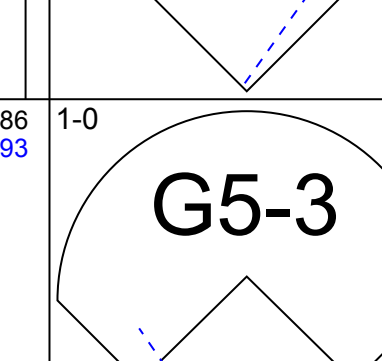
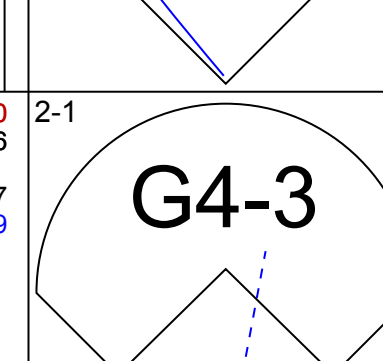
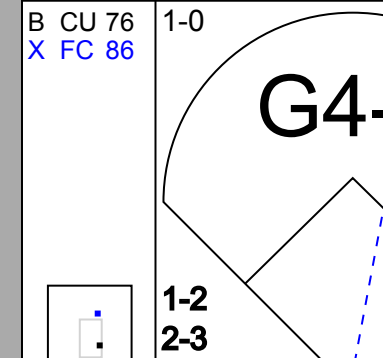
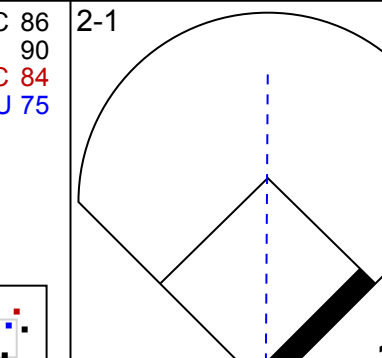
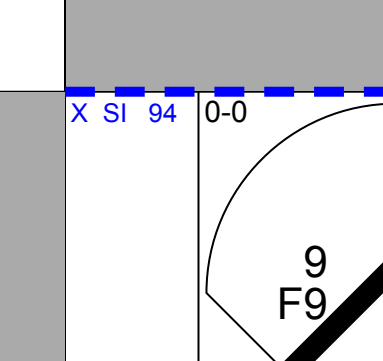
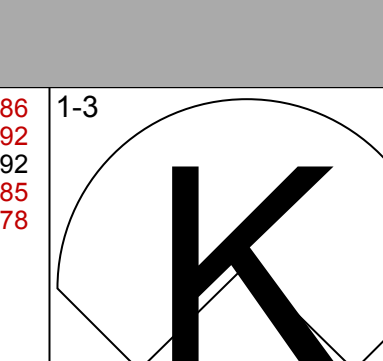
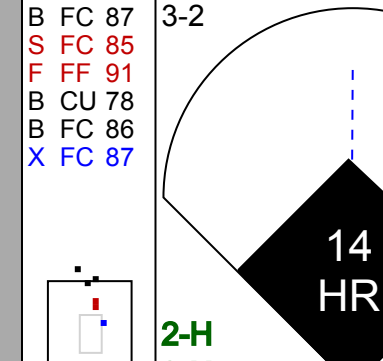
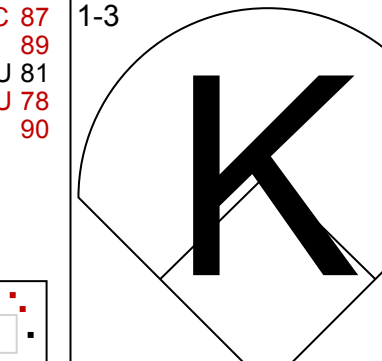
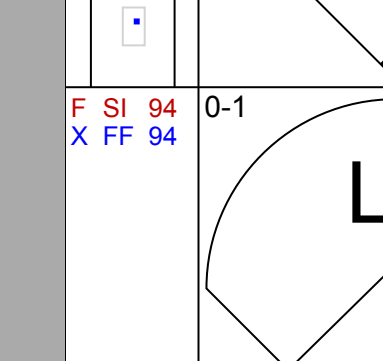

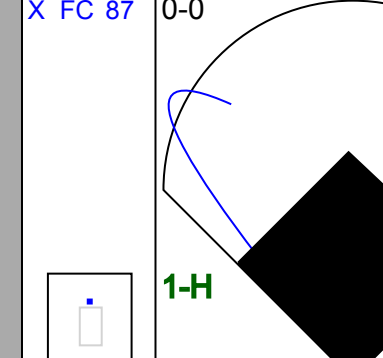
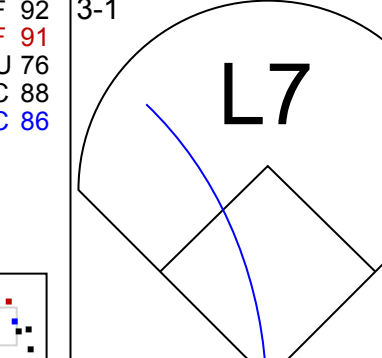
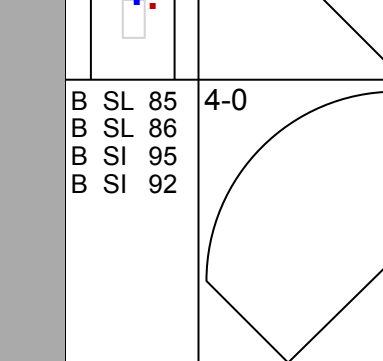

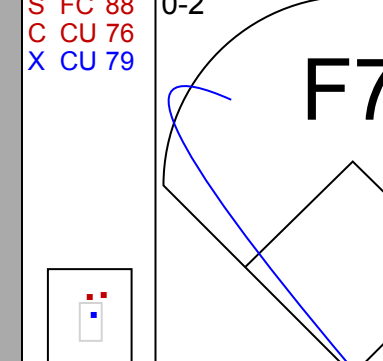
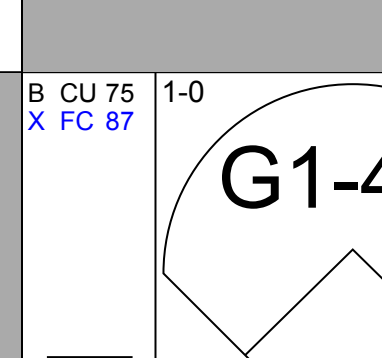
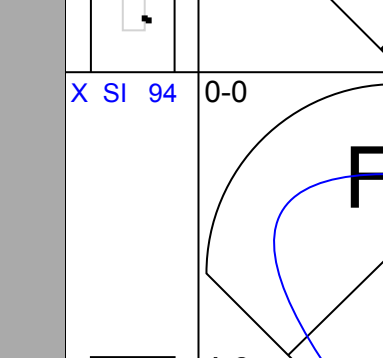
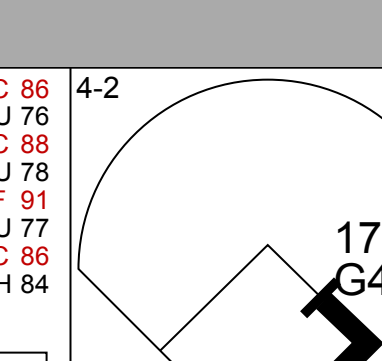
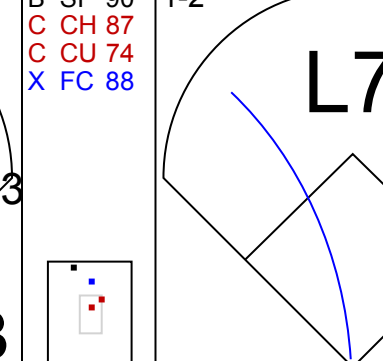
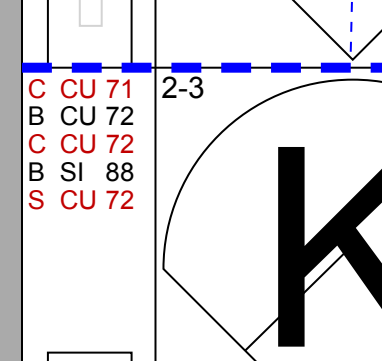
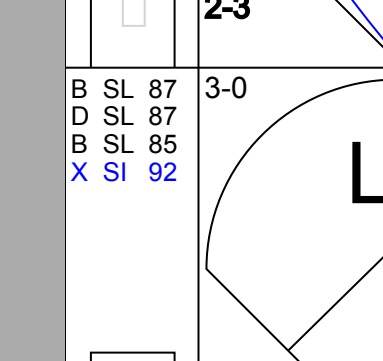

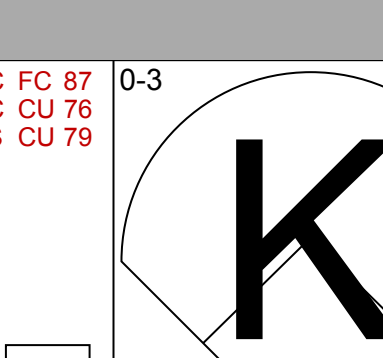
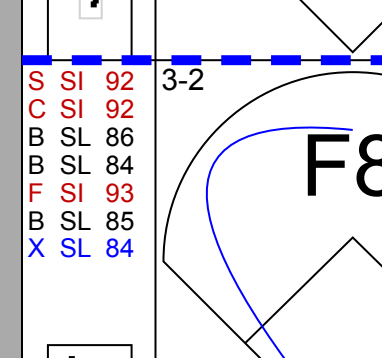


Batter	1	2	3	4	5	6	7	8	9	AB	R	H	RBI	BB	SO	LOB	TOP						
5 Marcus Semien, R OBP: 0.280, SLG: 0.394										4	1	1	4	0	2	0							
28 Leury Garcia, S OBP: 0.321, SLG: 0.385										4	1	2	0	0	0	0							
79 Jose Abreu, R OBP: 0.340, SLG: 0.600										4	1	1	2	0	3	1							
24 Dayan Viciedo, R OBP: 0.403, SLG: 0.508										4	0	1	0	0	0	0							
14 Paul Konerko, R OBP: 0.208, SLG: 0.261										4	1	3	0	0	0	1							
10 Alexei Ramirez, R OBP: 0.387, SLG: 0.557										4	0	1	0	0	1	3							
30 Alejandro De Aza, L OBP: 0.216, SLG: 0.309										4	1	1	0	0	0	2							
21 Tyler Flowers, R OBP: 0.391, SLG: 0.417										3	1	0	0	1	2	0							
20 Jordan Danks, L OBP: 0.250, SLG: 0.222										3	0	0	0	1	1	3							
<b>Inning Stats</b>	R: 2 H: 3 E: 0 K: 2 S: 20	H: 3 LOB: 1 BB: 0 P: 30	R: 0 H: 0 E: 0 K: 1 S: 7	H: 0 LOB: 0 BB: 1 P: 13	R: 0 H: 1 E: 0 K: 2 S: 9	H: 0 LOB: 0 BB: 0 P: 13	R: 0 H: 2 E: 0 K: 0 S: 6	H: 1 LOB: 1 BB: 0 P: 9	R: 0 H: 0 E: 0 K: 1 S: 9	H: 0 LOB: 0 BB: 0 P: 17	R: 0 H: 0 E: 0 K: 1 S: 5	H: 0 LOB: 0 BB: 0 P: 10	R: 4 H: 3 E: 0 K: 0 S: 14	H: 3 LOB: 0 BB: 1 P: 25	R: 0 H: 1 E: 0 K: 1 S: 13	H: 1 LOB: 1 BB: 0 P: 15	R: 0 H: 0 E: 0 K: 1 S: 7	H: 0 LOB: 0 BB: 0 P: 11	1B: 5 2B: 4 3B: 0 HR: 2	SF: 0 SAC: 0 DP: 1 HBP: 0	WP: 0 PB: 0 SB: 1 CS: 2	PA: 37	
<b>PITCHER</b>	IP WLS BF H R ER SO BB IBB HBP BLK WP HR S P ERA WHIP	IP WLS BF H R ER SO BB IBB HBP BLK WP HR S P ERA WHIP	IP WLS BF H R ER SO BB IBB HBP BLK WP HR S P ERA WHIP	IP WLS BF H R ER SO BB IBB HBP BLK WP HR S P ERA WHIP	IP WLS BF H R ER SO BB IBB HBP BLK WP HR S P ERA WHIP	IP WLS BF H R ER SO BB IBB HBP BLK WP HR S P ERA WHIP	IP WLS BF H R ER SO BB IBB HBP BLK WP HR S P ERA WHIP	IP WLS BF H R ER SO BB IBB HBP BLK WP HR S P ERA WHIP	IP WLS BF H R ER SO BB IBB HBP BLK WP HR S P ERA WHIP	IP WLS BF H R ER SO BB IBB HBP BLK WP HR S P ERA WHIP	IP WLS BF H R ER SO BB IBB HBP BLK WP HR S P ERA WHIP	IP WLS BF H R ER SO BB IBB HBP BLK WP HR S P ERA WHIP	IP WLS BF H R ER SO BB IBB HBP BLK WP HR S P ERA WHIP	IP WLS BF H R ER SO BB IBB HBP BLK WP HR S P ERA WHIP	IP WLS BF H R ER SO BB IBB HBP BLK WP HR S P ERA WHIP	IP WLS BF H R ER SO BB IBB HBP BLK WP HR S P ERA WHIP	IP WLS BF H R ER SO BB IBB HBP BLK WP HR S P ERA WHIP	IP WLS BF H R ER SO BB IBB HBP BLK WP HR S P ERA WHIP	IP WLS BF H R ER SO BB IBB HBP BLK WP HR S P ERA WHIP	IP WLS BF H R ER SO BB IBB HBP BLK WP HR S P ERA WHIP	IP WLS BF H R ER SO BB IBB HBP BLK WP HR S P ERA WHIP	IP WLS BF H R ER SO BB IBB HBP BLK WP HR S P ERA WHIP	IP WLS BF H R ER SO BB IBB HBP BLK WP HR S P ERA WHIP

Chicago White Sox @ Detroit Tigers  
Comerica Park, Detroit, MI  
Wed Apr 23 2014, 7:09 PM - 9:59 PM EDT  
Att: 23,451 - Clear - 54 F

AB	34
R	6
H	10
RBI	6
BB	2
SO	9
LOB	10



Batter	1	2	3	4	5	6	7	8	9	AB	R	H	RBI	BB	SO	LOB	BOTTOM						
3 Ian Kinsler, R OBP: 0.341, SLG: 0.461										4	0	0	0	0	0	0							
32 Don Kelly, L OBP: 0.381, SLG: 0.474										3	1	1	0	1	0	0							
24 Miguel Cabrera, R OBP: 0.295, SLG: 0.403										4	1	1	0	0	0	1							
41 Victor Martinez, S OBP: 0.361, SLG: 0.492										4	0	2	0	0	0	3							
28 J.D. Martinez, R OBP: 0.400, SLG: 0.250										4	1	1	2	0	2	2							
14 Austin Jackson, R OBP: 0.380, SLG: 0.517										3	1	1	2	1	0	1							
9 Nick Castellanos, R OBP: 0.305, SLG: 0.415										4	0	0	0	0	0	2							
13 Alex Avila, L OBP: 0.315, SLG: 0.298										3	0	0	0	1	1	2							
17 Andrew Romine, S OBP: 0.371, SLG: 0.241										3	0	0	0	0	1	1							
<b>Inning Stats</b>	R: 0 H: 1 E: 0 K: 0 S: 9	H: 0 LOB: 0 BB: 0 P: 13	R: 0 H: 0 E: 0 K: 1 S: 12	H: 0 LOB: 0 BB: 1 P: 15	R: 0 H: 0 E: 0 K: 0 S: 9	H: 0 LOB: 0 BB: 1 P: 16	R: 4 H: 3 E: 0 K: 0 S: 15	H: 3 LOB: 0 BB: 1 P: 25	R: 0 H: 0 E: 0 K: 1 S: 6	H: 0 LOB: 0 BB: 0 P: 8	R: 0 H: 1 E: 0 K: 1 S: 10	H: 1 LOB: 1 BB: 0 P: 18	R: 0 H: 0 E: 0 K: 1 S: 8	H: 0 LOB: 0 BB: 0 P: 14	R: 0 H: 0 E: 0 K: 0 S: 7	H: 0 LOB: 0 BB: 0 P: 9	R: 0 H: 1 E: 0 K: 0 S: 5	H: 1 LOB: 2 BB: 1 P: 12	1B: 5 2B: 0 3B: 0 HR: 1	SF: 0 SAC: 0 DP: 1 HBP: 0	WP: 0 PB: 0 SB: 0 CS: 0	PA: 35	
<b>PITCHER</b>	IP WLS BF H R ER SO BB IBB HBP BLK WP HR S P ERA WHIP	IP WLS BF H R ER SO BB IBB HBP BLK WP HR S P ERA WHIP	IP WLS BF H R ER SO BB IBB HBP BLK WP HR S P ERA WHIP	IP WLS BF H R ER SO BB IBB HBP BLK WP HR S P ERA WHIP	IP WLS BF H R ER SO BB IBB HBP BLK WP HR S P ERA WHIP	IP WLS BF H R ER SO BB IBB HBP BLK WP HR S P ERA WHIP	IP WLS BF H R ER SO BB IBB HBP BLK WP HR S P ERA WHIP	IP WLS BF H R ER SO BB IBB HBP BLK WP HR S P ERA WHIP	IP WLS BF H R ER SO BB IBB HBP BLK WP HR S P ERA WHIP	IP WLS BF H R ER SO BB IBB HBP BLK WP HR S P ERA WHIP	IP WLS BF H R ER SO BB IBB HBP BLK WP HR S P ERA WHIP	IP WLS BF H R ER SO BB IBB HBP BLK WP HR S P ERA WHIP	IP WLS BF H R ER SO BB IBB HBP BLK WP HR S P ERA WHIP	IP WLS BF H R ER SO BB IBB HBP BLK WP HR S P ERA WHIP	IP WLS BF H R ER SO BB IBB HBP BLK WP HR S P ERA WHIP	IP WLS BF H R ER SO BB IBB HBP BLK WP HR S P ERA WHIP	IP WLS BF H R ER SO BB IBB HBP BLK WP HR S P ERA WHIP	IP WLS BF H R ER SO BB IBB HBP BLK WP HR S P ERA WHIP	IP WLS BF H R ER SO BB IBB HBP BLK WP HR S P ERA WHIP	IP WLS BF H R ER SO BB IBB HBP BLK WP HR S P ERA WHIP	IP WLS BF H R ER SO BB IBB HBP BLK WP HR S P ERA WHIP	IP WLS BF H R ER SO BB IBB HBP BLK WP HR S P ERA WHIP	IP WLS BF H R ER SO BB IBB HBP BLK WP HR S P ERA WHIP

Chicago White Sox @ Detroit Tigers  
Comerica Park, Detroit, MI  
Wed Apr 23 2014, 7:09 PM - 9:59 PM EDT  
Att: 23,451 - Clear - 54 F

AB	32
R	4
H	6
RBI	4
BB	3
SO	4
LOB	12





Batter	1	2	3	4	5	6	7	8	9	AB	R	H	RBI	BB	SO	LOB	TOP								
20 Jordan Danks, L (1,8) OBP: 0.216, SLG: 0.188	G3		F7		K		K		K	5	0	0	0	0	3	3	<b>Chicago White Sox @ Detroit Tigers</b> Comerica Park, Detroit, MI Thu Apr 24 2014, 1:09 PM - 4:23 PM EDT Att: 28,514 - Partly Cloudy - 54 F								
5 Marcus Semien, R (1,5) OBP: 0.296, SLG: 0.388	K		F9		K		K		K	4	0	1	0	1	2	2									
79 José Abreu, R (1,3) OBP: 0.324, SLG: 0.567	G4-3		K		K		F8		K2	5	0	0	0	0	3	5									
44 Adam Dunn, L (1,10) OBP: 0.400, SLG: 0.547	HR				K		G1-3			4	2	2	1	0	1	2									
24 Dayan Viedro, R (1,9) OBP: 0.421, SLG: 0.565	P6								2B	4	2	3	0	0	0	0									
10 Alexei Ramirez, R (1,6) OBP: 0.381, SLG: 0.549	K				K		SF8		1B	3	0	1	2	0	2	1									
30 Alejandro De Aza, L (1,7) OBP: 0.381, SLG: 0.310							F8		1B	3	0	1	0	1	0	2									
15 Gordon Beckham, R (1,4)									G6-3	4	0	0	0	0	3	4									
21 Tyler Flowers, R (1,2) OBP: 0.412, SLG: 0.438									K	4	0	3	0	0	1	1									
<b>Inning Stats</b>	R: 0 E: 0 K: 1 S: 8	H: 0 LOB: 0 BB: 0 P: 13	R: 1 E: 0 K: 2 S: 13	H: 2 LOB: 1 BB: 0 P: 20	R: 0 E: 0 K: 1 S: 11	H: 1 LOB: 1 BB: 0 P: 16	R: 0 E: 0 K: 3 S: 16	H: 1 LOB: 2 BB: 1 P: 25	R: 0 E: 0 K: 2 S: 13	H: 2 LOB: 0 BB: 0 P: 22	R: 1 E: 0 K: 1 S: 11	H: 1 LOB: 0 BB: 0 P: 14	R: 0 E: 0 K: 2 S: 10	H: 1 LOB: 1 BB: 0 P: 18	R: 2 E: 0 K: 1 S: 14	H: 3 LOB: 1 BB: 0 P: 20	R: 0 E: 0 K: 2 S: 12	H: 0 LOB: 1 BB: 1 P: 18	1B: 7 2B: 3 3B: 1 HR: 1	SF: 1 SAC: 0 DP: 1 HBP: 0	WP: 0 PB: 0 SB: 1 CS: 0	PA: 39			
<b>PITCHER</b>	IP	WLS	BF	H	R	ER	SO	BB	IBB	HBP	BLK	WP	HR	S	P	ERA	WHIP								
37 Max Scherzer, R (1,1) ERA: 2.45	6.0	W	26	7	2	2	10	1	0	0	0	0	1	72	110	3.00	1.333								
62 AI Alburquerque, R (7,1) ERA: 4.7	1.0	H	4	1	0	0	2	0	0	0	0	0	0	10	18	0.00	1.000								
44 Joba Chamberlain, R (8,1) ERA: 5.87	1.0	H	6	3	2	2	1	0	0	0	0	0	14	20	18.00	3.000									
36 Joe Nathan, R (9,1) ERA: 6.23	1.0	S	3	0	0	0	2	1	0	0	0	0	0	12	18	0.00	1.000								

Batter	1	2	3	4	5	6	7	8	9	AB	R	H	RBI	BB	SO	LOB	BOTTOM								
20 Rajai Davis, R (1,7) OBP: 0.400, SLG: 0.459	K		L9		HR					5	1	3	2	0	1	0	<b>Chicago White Sox @ Detroit Tigers</b> Comerica Park, Detroit, MI Thu Apr 24 2014, 1:09 PM - 4:23 PM EDT Att: 28,514 - Partly Cloudy - 54 F								
3 Ian Kinsler, R (1,4) OBP: 0.333, SLG: 0.444	F7		24 WP 24 1B		G6-3		P5		K	5	1	1	0	0	1	5									
24 Miguel Cabrera, R (1,3) OBP: 0.305, SLG: 0.408	G3									4	0	2	3	0	0	0									
41 Victor Martinez, S (1,10) OBP: 0.342, SLG: 0.464	F9		F8				FC6			4	0	0	0	0	0	3									
48 Torii Hunter, R (1,9) OBP: 0.292, SLG: 0.452	F9				K				G5-3	4	0	1	0	0	1	0									
14 Austin Jackson, R (1,8) OBP: 0.387, SLG: 0.541					F8		L7			3	2	1	0	1	0	1									
9 Nick Castellanos, R (1,5) OBP: 0.317, SLG: 0.421					G6-3				K	4	1	2	1	0	1	0									
50 Bryan Holaday, R (1,2) OBP: 0.308, SLG: 0.308	K2-3						F9			4	1	2	1	0	1	1									
29 Danny Worth, R (1,6) OBP: 0.500, SLG: 0.333					F9				F8	3	1	1	0	1	0	2									
<b>Inning Stats</b>	R: 0 E: 0 K: 1 S: 8	H: 0 LOB: 0 BB: 0 P: 13	R: 1 E: 0 K: 1 S: 13	H: 2 LOB: 1 BB: 0 P: 19	R: 1 E: 0 K: 0 S: 13	H: 2 LOB: 1 BB: 0 P: 19	R: 0 E: 0 K: 1 S: 6	H: 0 LOB: 0 BB: 0 P: 10	R: 1 E: 0 K: 0 S: 12	H: 2 LOB: 0 BB: 0 P: 20	R: 0 E: 0 K: 0 S: 10	H: 1 LOB: 1 BB: 0 P: 17	R: 2 E: 0 K: 1 S: 15	H: 3 LOB: 2 BB: 1 P: 25	R: 2 E: 0 K: 1 S: 13	H: 3 LOB: 2 BB: 1 P: 25	1B: 10 2B: 1 3B: 1 HR: 1	SF: 0 SAC: 0 DP: 0 HBP: 0	WP: 2 PB: 0 SB: 0 CS: 1	PA: 38					
<b>PITCHER</b>	IP	WLS	BF	H	R	ER	SO	BB	IBB	HBP	BLK	WP	HR	S	P	ERA	WHIP								
62 Jose Quintana, L (1,1) ERA: 3.9	6.0	L	24	7	3	3	3	0	0	0	0	1	0	13	20	27.00	4.500								
39 Matvei Cleto, R (7,1) ERA: 3.24	0.2		5	2	2	2	1	1	0	0	0	1	0	13	20	27.00	4.500								
40 Daniel Webb, R (7,1) ERA: 3.46	1.1		9	4	2	2	1	1	0	0	0	0	0	15	30	13.50	3.750								



Batter	1	2	3	4	5	6	7	8	9	AB	R	H	RBI	BB	SO	LOB	TOP										
18 Ben Zobrist, S OBP: 0.404, SLG: 0.449	G3-1	20 BB		K		FC5-4		G4-3		5	0	2	1	0	1	0	<b>Tampa Bay Rays @ Chicago White Sox</b> U.S. Cellular Field, Chicago, IL Fri Apr 25 2014, 8:11 PM - 12:13 AM EDT Att: 17,210 - Partly Cloudy - 66 F										
8 Desmond Jennings, R OBP: 0.366, SLG: 0.466	G6-3	20 BB		20 PB		FC5-4		G4-3		4	0	1	0	1	0	1											
20 Matt Joyce, L OBP: 0.480, SLG: 0.600		3 CS		G6-4-3					3 HR	0	1	0	1	5	0	0											
3 Evan Longoria, R OBP: 0.380, SLG: 0.472	CS			G6-4-3					HR	5	2	2	2	0	1	7											
21 James Loney, L OBP: 0.382, SLG: 0.442		P6		9 BB					K	4	0	1	0	1	1	3											
9 Wil Myers, R OBP: 0.315, SLG: 0.341		K							K	4	0	1	0	1	2	2											
7 David DeJesus, L OBP: 0.279, SLG: 0.315		11 BB		L4					BB	3	1	1	0	2	0	3											
11 Yunel Escobar, R OBP: 0.281, SLG: 0.305		18 BB		K					K	4	1	1	1	1	2	3											
24 Ryan Hanigan, R OBP: 0.321, SLG: 0.468	18 BB	20 BB		G4-3					L4	4	1	1	1	0	0	5											
<b>Inning Stats</b>	R: 0 E: 0 K: 0 S: 11	H: 0 LOB: 0 BB: 1 P: 21	R: 4 E: 0 K: 1 S: 23	H: 4 LOB: 3 BB: 3 P: 40	R: 0 E: 0 K: 1 S: 11	H: 0 LOB: 2 BB: 2 P: 24	R: 0 E: 0 K: 1 S: 11	H: 1 LOB: 1 BB: 1 P: 20	R: 0 E: 0 K: 0 S: 12	H: 2 LOB: 2 BB: 1 P: 21	R: 0 E: 0 K: 1 S: 11	H: 1 LOB: 2 BB: 1 P: 19	R: 0 E: 0 K: 0 S: 7	H: 1 LOB: 0 BB: 0 P: 11	R: 0 E: 0 K: 0 S: 6	H: 0 LOB: 0 BB: 0 P: 10		R: 2 E: 0 K: 3 S: 16	H: 1 LOB: 1 BB: 2 P: 30	1B: 8 2B: 1 3B: 0 HR: 1	SF: 0 SAC: 0 DP: 3 HBP: 0	WP: 1 PB: 1 SB: 0 CS: 1	PA: 45				
<b>PITCHER</b>	IP	WLS	BF	H	R	ER	SO	BB	IBB	HBP	BLK	WP	HR	S	P	ERA	WHIP										
45 Erik Johnson, R ERA: 6.48	(1, 1)	1.2	12	4	4	4	1	4	0	0	0	1	0	33	60	21.60	4.800										
52 Jake Petricka, R ERA: 2.7	(2, 1)	2.2	13	3	0	0	2	3	0	0	0	0	0	32	59	0.00	2.250										
57 Zach Putnam, R ERA: 2.57	(5, 1)	2.2	10	2	0	0	1	2	0	0	0	0	0	21	37	0.00	1.500										
54 Ronald Belisario, R ERA: 7.24	(8, 1)	1.0	3	0	0	0	0	0	0	0	0	0	0	6	10	0.00	0.000										
27 Matt Lindstrom, R ERA: 4.09	(9, 1)	1.0	W	6	1	2	2	2	0	0	0	0	1	16	30	18.00	3.000										

Batter	1	2	3	4	5	6	7	8	9	AB	R	H	RBI	BB	SO	LOB	BOTTOM										
1 Adam Eaton, L OBP: 0.364, SLG: 0.382	79 BB			FC1-5-2-4-6			G4-3		FC4-6	5	2	1	1	0	1	5	<b>Tampa Bay Rays @ Chicago White Sox</b> U.S. Cellular Field, Chicago, IL Fri Apr 25 2014, 8:11 PM - 12:13 AM EDT Att: 17,210 - Partly Cloudy - 66 F										
5 Marcus Semien, R OBP: 0.282, SLG: 0.373	K			K			G1-3		79 HR	4	1	0	0	1	3	2											
79 José Abreu, R OBP: 0.336, SLG: 0.632				HR			L8		BB	5	2	3	6	0	1	0											
44 Adam Dunn, L OBP: 0.393, SLG: 0.529				G6-3			G5-3		HR	4	0	1	0	0	1	1											
20 Jordan Danks, L OBP: 0.216, SLG: 0.188							G5-3		BB	0	0	0	0	0	0	0											
24 Dayan Viciedo, R OBP: 0.413, SLG: 0.548	G4-3			30 BB			P2		1B	4	1	1	0	0	0	2											
10 Alexei Ramirez, R OBP: 0.386, SLG: 0.547				21 BB			G4-3		F8	4	1	2	0	0	0	0											
30 Alejandro De Aza, L OBP: 0.244, SLG: 0.333				15 BB			P5		2B	4	1	2	0	0	0	1											
21 Tyler Flowers, R OBP: 0.431, SLG: 0.463				1 BB			G4-3		BB	3	0	2	2	1	0	1											
28 Leury Garcia, S OBP: 0.321, SLG: 0.385				1 BB			G4-3		FC4-6	0	1	0	0	0	0	0											
15 Gordon Beckham, R OBP: 0.211, SLG: 0.263				1 BB			P4		BB	3	0	0	0	0	0	4											
14 Paul Konerko, R OBP: 0.240, SLG: 0.281				F9			P4		FC4-6	0	0	0	0	0	0	0											
17 Adrian Nieto, S OBP: 0.211, SLG: 0.263									BB	0	0	0	0	0	0	0											
<b>Inning Stats</b>	R: 1 E: 0 K: 2 S: 11	H: 2 LOB: 1 BB: 0 P: 19	R: 0 E: 0 K: 0 S: 9	H: 1 LOB: 1 BB: 0 P: 14	R: 1 E: 0 K: 2 S: 11	H: 1 LOB: 0 BB: 0 P: 19	R: 2 E: 0 K: 0 S: 13	H: 4 LOB: 1 BB: 0 P: 17	R: 0 E: 0 K: 0 S: 5	H: 0 LOB: 0 BB: 0 P: 9	R: 0 E: 0 K: 0 S: 12	H: 0 LOB: 0 BB: 0 P: 18	R: 0 E: 0 K: 1 S: 13	H: 1 LOB: 1 BB: 0 P: 17	R: 0 E: 0 K: 1 S: 8	H: 1 LOB: 1 BB: 0 P: 10	R: 5 E: 0 K: 0 S: 11	H: 2 LOB: 1 BB: 3 P: 25	1B: 8 2B: 3 3B: 0 HR: 2	SF: 0 SAC: 0 DP: 2 HBP: 0	WP: 0 PB: 0 SB: 1 CS: 0	PA: 39					
<b>PITCHER</b>	IP	WLS	BF	H	R	ER	SO	BB	IBB	HBP	BLK	WP	HR	S	P	ERA	WHIP										
22 Chris Archer, R ERA: 4.11	(1, 1)	6.0	26	9	4	4	4	0	0	0	0	0	0	64	101	6.00	1.500										
57 Jake McGee, L ERA: 0.5	(7, 1)	1.0	3	0	0	0	1	0	0	0	0	0	0	10	12	0.00	0.000										
62 Joel Peralta, R ERA: 2.08	(8, 1)	1.0	3	1	0	0	1	0	0	0	0	0	0	8	10	0.00	1.000										
50 Grant Balfour, R ERA: 6.1	(9, 1)	0.2	L	7	2	5	5	3	0	0	0	0	1	11	25	67.50	7.500										

AB 33  
R 6  
H 10  
RBI 6  
BB 11  
SO 7  
LOB 24



AB 36  
R 9  
H 12  
RBI 9  
BB 3  
SO 6  
LOB 16













Batter	1	2	3	4	5	6	7	8	9	AB	R	H	RBI	BB	SO	LOB	TOP					
18 Ben Zobrist, S OBP: 0.407, SLG: 0.455										5	1	2	0	0	1	2	<b>Tampa Bay Rays @ Chicago White Sox</b> U.S. Cellular Field, Chicago, IL Mon Apr 28 2014, 8:10 PM - 11:28 PM EDT Att: 11,268 - Overcast - 50 F					
8 Desmond Jennings, R OBP: 0.386, SLG: 0.415										4	1	2	0	0	0	1						
20 Matt Joyce, L OBP: 0.447, SLG: 0.540										3	0	0	1	0	0	2						
3 Evan Longoria, R OBP: 0.354, SLG: 0.431										4	0	1	0	0	0	2						
21 James Loney, L OBP: 0.366, SLG: 0.416										4	0	0	0	0	1	1						
9 Wil Myers, R OBP: 0.305, SLG: 0.337										4	1	1	0	0	1	0						
7 David DeJesus, L OBP: 0.314, SLG: 0.333										3	0	1	1	1	1	0						
11 Yunel Escobar, R OBP: 0.280, SLG: 0.293										3	0	0	0	1	0	2						
24 Ryan Hanigan, R OBP: 0.328, SLG: 0.481										3	0	0	0	1	2	2						
<b>Inning Stats</b>	R: 2 E: 1 K: 0 S: 10	H: 1 LOB: 0 BB: 0 P: 14	R: 0 E: 0 K: 1 S: 9	H: 0 LOB: 1 BB: 1 P: 19	R: 0 E: 0 K: 0 S: 8	H: 1 LOB: 1 BB: 0 P: 14	R: 1 E: 0 K: 1 S: 12	H: 2 LOB: 2 BB: 1 P: 20	R: 0 E: 0 K: 0 S: 10	H: 0 LOB: 1 BB: 1 P: 20	R: 0 E: 0 K: 2 S: 11	H: 0 LOB: 1 BB: 1 P: 18	R: 0 E: 0 K: 0 S: 7	H: 1 LOB: 1 BB: 0 P: 11	R: 0 E: 0 K: 2 S: 10	H: 0 LOB: 0 BB: 0 P: 14	R: 0 E: 0 K: 0 S: 10	H: 1 LOB: 1 BB: 0 P: 11	1B: 4 2B: 3 3B: 0 HR: 0	SF: 1 SAC: 1 DP: 0 HBP: 0	WP: 0 PB: 0 SB: 1 CS: 0	PA: 38
<b>PITCHER</b>	IP WLS BF H R ER SO BB IBB HBP BLK WP HR S P ERA WHIP	6.0 W 27 5 3 2 4 3 0 0 0 0 0 60 105 3.00 1.333	2.0 H 7 1 0 0 2 0 0 0 0 0 17 25 0.00 0.500	1.0 4 1 0 0 0 0 0 0 0 0 10 11 0.00 1.000	<b>PITCHER</b>										IP WLS BF H R ER SO BB IBB HBP BLK WP HR S P ERA WHIP							

Batter	1	2	3	4	5	6	7	8	9	AB	R	H	RBI	BB	SO	LOB	BOTTOM			
1 Adam Eaton, L OBP: 0.373, SLG: 0.393											4	0	2	2	1	1	1	<b>Tampa Bay Rays @ Chicago White Sox</b> U.S. Cellular Field, Chicago, IL Mon Apr 28 2014, 8:10 PM - 11:28 PM EDT Att: 11,268 - Overcast - 50 F		
15 Gordon Beckham, R OBP: 0.211, SLG: 0.176											4	0	0	0	1	3				
79 José Abreu, R OBP: 0.342, SLG: 0.626											4	0	2	1	1	2				
44 Adam Dunn, L OBP: 0.393, SLG: 0.521											5	1	2	0	0	1	3			
24 Dayan Viedro, R OBP: 0.413, SLG: 0.524											3	1	0	0	1	1	3			
20 Jordan Danks, L OBP: 0.216, SLG: 0.188											0	0	0	0	0	0	0			
10 Alexei Ramirez, R OBP: 0.384, SLG: 0.557											3	1	2	1	0	0				
30 Alejandro De Aza, L OBP: 0.295, SLG: 0.353											3	1	1	2	1	1	2			
21 Tyler Flowers, R OBP: 0.413, SLG: 0.440											4	1	2	0	0	2	1			
5 Marcus Semien, R OBP: 0.293, SLG: 0.381											3	2	1	1	1	1	1			
<b>Inning Stats</b>	R: 0 E: 0 K: 2 S: 9	H: 3 LOB: 1 BB: 0 P: 15	R: 2 E: 0 K: 2 S: 16	H: 3 LOB: 1 BB: 0 P: 25	R: 0 E: 0 K: 0 S: 10	H: 2 LOB: 1 BB: 0 P: 13	R: 2 E: 0 K: 1 S: 15	H: 2 LOB: 1 BB: 1 P: 26	R: 0 E: 0 K: 0 S: 4	H: 1 LOB: 1 BB: 1 P: 9	R: 2 E: 0 K: 0 S: 16	H: 2 LOB: 3 BB: 3 P: 31	R: 0 E: 0 K: 1 S: 7	H: 1 LOB: 1 BB: 0 P: 9	R: 1 E: 1 K: 3 S: 17	H: 1 LOB: 2 BB: 1 P: 28	1B: 7 2B: 4 3B: 1 HR: 1	SF: 0 SAC: 1 DP: 1 HBP: 0	WP: 0 PB: 0 SB: 1 CS: 2	PA: 40
<b>PITCHER</b>	IP WLS BF H R ER SO BB IBB HBP BLK WP HR S P ERA WHIP	4.1 L 22 4 4 4 0 2 0 0 0 0 15 28 13.50 3.750	1.1 7 2 2 2 0 3 0 0 0 0 0 2 4 0.00 0.000	0.1 1 0 0 0 0 0 0 0 0 0 0 2 4 0.00 0.000	1.0 4 1 0 0 1 0 0 0 0 0 0 7 9 0.00 1.000	1.0 6 1 1 0 3 1 0 0 0 0 0 17 28 0.00 2.000	<b>PITCHER</b>										IP WLS BF H R ER SO BB IBB HBP BLK WP HR S P ERA WHIP			

AB 33  
R 3  
H 7  
RBI 2  
BB 3  
SO 6  
LOB 12


AB 33  
R 7  
H 12  
RBI 7  
BB 6  
SO 9  
LOB 16



Batter	1	2	3	4	5	6	7	8	9	AB	R	H	RBI	BB	SO	LOB	TOP								
20 Rajai Davis, R OBP: 0.395, SLG: 0.444											4	0	0	0	0	4	0								
3 Ian Kinsler, R OBP: 0.310, SLG: 0.404											4	1	1	0	0	1	0								
24 Miguel Cabrera, R OBP: 0.316, SLG: 0.416											4	1	2	0	0	0	1								
41 Victor Martinez, S OBP: 0.337, SLG: 0.481											4	1	2	1	0	1	1								
48 Torii Hunter, R OBP: 0.333, SLG: 0.507											4	0	1	1	0	3	1								
14 Austin Jackson, R OBP: 0.375, SLG: 0.527											4	1	1	1	0	1	1								
9 Nick Castellanos, R OBP: 0.289, SLG: 0.414											4	0	0	0	0	3	3								
50 Bryan Holaday, R OBP: 0.286, SLG: 0.286											4	0	2	1	0	0	0								
29 Danny Worth, R OBP: 0.250, SLG: 0.143											4	0	0	0	0	1	2								
<b>Inning Stats</b>	R: 0 E: 0 K: 2 S: 9	H: 1 LOB: 1 BB: 0 P: 12	R: 0 E: 0 K: 3 S: 12	H: 0 LOB: 0 BB: 0 P: 16	R: 0 E: 0 K: 1 S: 10	H: 1 LOB: 0 BB: 0 P: 14	R: 1 E: 0 K: 1 S: 13	H: 2 LOB: 1 BB: 0 P: 22	R: 0 E: 0 K: 1 S: 8	H: 0 LOB: 0 BB: 0 P: 16	R: 2 E: 0 K: 2 S: 17	H: 4 LOB: 2 BB: 0 P: 27	R: 0 E: 0 K: 1 S: 8	H: 0 LOB: 0 BB: 0 P: 11	R: 0 E: 0 K: 1 S: 7	H: 0 LOB: 0 BB: 0 P: 11	R: 1 E: 1 K: 2 S: 21	H: 1 LOB: 1 BB: 0 P: 30	1B: 9 2B: 0 3B: 0 HR: 0	SF: 0 SAC: 0 DP: 1 HBP: 0	WP: 1 PB: 0 SB: 1 CS: 0	PA: 36			
<b>PITCHER</b>	IP WLS BF H R ER SO BB IBB HBP BLK WP HR S P ERA WHIP	IP WLS BF H R ER SO BB IBB HBP BLK WP HR S P ERA WHIP	IP WLS BF H R ER SO BB IBB HBP BLK WP HR S P ERA WHIP	IP WLS BF H R ER SO BB IBB HBP BLK WP HR S P ERA WHIP	IP WLS BF H R ER SO BB IBB HBP BLK WP HR S P ERA WHIP	IP WLS BF H R ER SO BB IBB HBP BLK WP HR S P ERA WHIP	IP WLS BF H R ER SO BB IBB HBP BLK WP HR S P ERA WHIP	IP WLS BF H R ER SO BB IBB HBP BLK WP HR S P ERA WHIP	IP WLS BF H R ER SO BB IBB HBP BLK WP HR S P ERA WHIP	IP WLS BF H R ER SO BB IBB HBP BLK WP HR S P ERA WHIP	IP WLS BF H R ER SO BB IBB HBP BLK WP HR S P ERA WHIP	IP WLS BF H R ER SO BB IBB HBP BLK WP HR S P ERA WHIP	IP WLS BF H R ER SO BB IBB HBP BLK WP HR S P ERA WHIP	IP WLS BF H R ER SO BB IBB HBP BLK WP HR S P ERA WHIP	IP WLS BF H R ER SO BB IBB HBP BLK WP HR S P ERA WHIP	IP WLS BF H R ER SO BB IBB HBP BLK WP HR S P ERA WHIP	IP WLS BF H R ER SO BB IBB HBP BLK WP HR S P ERA WHIP	IP WLS BF H R ER SO BB IBB HBP BLK WP HR S P ERA WHIP	IP WLS BF H R ER SO BB IBB HBP BLK WP HR S P ERA WHIP	IP WLS BF H R ER SO BB IBB HBP BLK WP HR S P ERA WHIP	IP WLS BF H R ER SO BB IBB HBP BLK WP HR S P ERA WHIP	IP WLS BF H R ER SO BB IBB HBP BLK WP HR S P ERA WHIP	IP WLS BF H R ER SO BB IBB HBP BLK WP HR S P ERA WHIP	IP WLS BF H R ER SO BB IBB HBP BLK WP HR S P ERA WHIP	IP WLS BF H R ER SO BB IBB HBP BLK WP HR S P ERA WHIP

**Detroit Tigers @ Chicago White Sox**  
 U.S. Cellular Field, Chicago, IL  
 Tue Apr 29 2014, 8:12 PM - 11:35 PM EDT  
 Att: 17,023 - Overcast - 61 F


AB 36  
 R 4  
 H 9  
 RBI 4  
 BB 0  
 SO 14  
 LOB 9



Batter	1	2	3	4	5	6	7	8	9	AB	R	H	RBI	BB	SO	LOB	BOTTOM									
1 Adam Eaton, L OBP: 0.368, SLG: 0.398											4	1	1	1	0	1	2									
15 Gordon Beckham, R OBP: 0.217, SLG: 0.190											4	1	1	1	0	1	0									
79 José Abreu, R OBP: 0.339, SLG: 0.622											4	0	1	0	0	2	1									
44 Adam Dunn, L OBP: 0.409, SLG: 0.533											2	0	1	1	2	0	0									
24 Dayan Viedro, R OBP: 0.406, SLG: 0.506											3	0	0	0	1	1	4									
10 Alexei Ramirez, R OBP: 0.379, SLG: 0.545												4	0	1	0	0	3									
30 Alejandro De Aza, L OBP: 0.295, SLG: 0.371											4	0	1	0	0	1	2									
21 Tyler Flowers, R OBP: 0.405, SLG: 0.423												3	0	0	0	1	0	0								
5 Marcus Semien, R OBP: 0.294, SLG: 0.379											3	1	1	0	0	1	2									
14 Paul Konerko, R OBP: 0.235, SLG: 0.250												1	0	0	0	0	0									
<b>Inning Stats</b>	R: 0 E: 0 K: 0 S: 10	H: 0 LOB: 0 BB: 1 P: 15	R: 0 E: 0 K: 0 S: 8	H: 0 LOB: 1 BB: 1 P: 19	R: 3 E: 0 K: 1 S: 14	H: 4 LOB: 1 BB: 0 P: 23	R: 0 E: 0 K: 0 S: 9	H: 1 LOB: 0 BB: 0 P: 14	R: 0 E: 0 K: 1 S: 7	H: 0 LOB: 0 BB: 0 P: 10	R: 0 E: 0 K: 1 S: 8	H: 0 LOB: 0 BB: 1 P: 13	R: 0 E: 0 K: 2 S: 11	H: 1 LOB: 2 BB: 1 P: 19	R: 0 E: 0 K: 2 S: 11	H: 1 LOB: 2 BB: 1 P: 20	R: 0 E: 0 K: 1 S: 7	H: 0 LOB: 0 BB: 0 P: 8	1B: 3 2B: 3 3B: 1 HR: 0	SF: 0 SAC: 0 DP: 1 HBP: 0	WP: 0 PB: 0 SB: 0 CS: 1	PA: 36				
<b>PITCHER</b>	IP WLS BF H R ER SO BB IBB HBP BLK WP HR S P ERA WHIP	IP WLS BF H R ER SO BB IBB HBP BLK WP HR S P ERA WHIP	IP WLS BF H R ER SO BB IBB HBP BLK WP HR S P ERA WHIP	IP WLS BF H R ER SO BB IBB HBP BLK WP HR S P ERA WHIP	IP WLS BF H R ER SO BB IBB HBP BLK WP HR S P ERA WHIP	IP WLS BF H R ER SO BB IBB HBP BLK WP HR S P ERA WHIP	IP WLS BF H R ER SO BB IBB HBP BLK WP HR S P ERA WHIP	IP WLS BF H R ER SO BB IBB HBP BLK WP HR S P ERA WHIP	IP WLS BF H R ER SO BB IBB HBP BLK WP HR S P ERA WHIP	IP WLS BF H R ER SO BB IBB HBP BLK WP HR S P ERA WHIP	IP WLS BF H R ER SO BB IBB HBP BLK WP HR S P ERA WHIP	IP WLS BF H R ER SO BB IBB HBP BLK WP HR S P ERA WHIP	IP WLS BF H R ER SO BB IBB HBP BLK WP HR S P ERA WHIP	IP WLS BF H R ER SO BB IBB HBP BLK WP HR S P ERA WHIP	IP WLS BF H R ER SO BB IBB HBP BLK WP HR S P ERA WHIP	IP WLS BF H R ER SO BB IBB HBP BLK WP HR S P ERA WHIP	IP WLS BF H R ER SO BB IBB HBP BLK WP HR S P ERA WHIP	IP WLS BF H R ER SO BB IBB HBP BLK WP HR S P ERA WHIP	IP WLS BF H R ER SO BB IBB HBP BLK WP HR S P ERA WHIP	IP WLS BF H R ER SO BB IBB HBP BLK WP HR S P ERA WHIP	IP WLS BF H R ER SO BB IBB HBP BLK WP HR S P ERA WHIP	IP WLS BF H R ER SO BB IBB HBP BLK WP HR S P ERA WHIP	IP WLS BF H R ER SO BB IBB HBP BLK WP HR S P ERA WHIP	IP WLS BF H R ER SO BB IBB HBP BLK WP HR S P ERA WHIP	IP WLS BF H R ER SO BB IBB HBP BLK WP HR S P ERA WHIP	IP WLS BF H R ER SO BB IBB HBP BLK WP HR S P ERA WHIP

**Detroit Tigers @ Chicago White Sox**  
 U.S. Cellular Field, Chicago, IL  
 Tue Apr 29 2014, 8:12 PM - 11:35 PM EDT  
 Att: 17,023 - Overcast - 61 F

AB 32  
 R 3  
 H 7  
 RBI 3  
 BB 4  
 SO 7  
 LOB 14





Batter	1	2	3	4	5	6	7	8	9	AB	R	H	RBI	BB	SO	LOB	TOP								
3 Ian Kinsler, R OBP: 0.314, SLG: 0.404										5	0	2	0	0	0	0									
48 Toni Hunter, R OBP: 0.325, SLG: 0.500										5	1	1	0	0	2	4									
24 Miguel Cabrera, R OBP: 0.320, SLG: 0.415										5	1	2	0	0	2	4									
41 Victor Martinez, S OBP: 0.340, SLG: 0.476										3	0	1	2	1	0	1									
28 J.D. Martinez, R OBP: 0.313, SLG: 0.286										5	1	1	0	0	3	5									
14 Austin Jackson, R OBP: 0.391, SLG: 0.520										1	1	0	0	3	0	0									
9 Nick Castellanos, R OBP: 0.275, SLG: 0.397										3	0	0	1	0	2	4									
50 Bryan Holaday, R OBP: 0.320, SLG: 0.333										3	1	1	2	1	1	0									
17 Andrew Romine, S OBP: 0.326, SLG: 0.231										4	0	0	0	0	0	2									
<b>Inning Stats</b>	R: 0 E: 0 K: 0 S: 7	H: 1 LOB: 1 BB: 0 P: 9	R: 0 E: 0 K: 2 S: 7	H: 0 LOB: 0 BB: 0 P: 11	R: 0 E: 0 K: 0 S: 5	H: 0 LOB: 0 BB: 0 P: 7	R: 4 E: 0 K: 0 S: 16	H: 4 LOB: 1 BB: 1 P: 28	R: 0 E: 0 K: 2 S: 8	H: 0 LOB: 0 BB: 0 P: 13	R: 0 E: 0 K: 0 S: 8	H: 0 LOB: 1 BB: 1 P: 14	R: 0 E: 0 K: 1 S: 10	H: 0 LOB: 0 BB: 0 P: 14	R: 0 E: 0 K: 2 S: 18	H: 2 LOB: 3 BB: 1 P: 28	R: 1 E: 1 K: 3 S: 21	H: 1 LOB: 3 BB: 2 P: 36	1B: 5 2B: 3 3B: 0 HR: 0	SF: 2 SAC: 0 DP: 0 HBP: 0	WP: 0 PB: 0 SB: 0 CS: 0	PA: 41			
<b>PITCHER</b>	IP	WLS	BF	H	R	ER	SO	BB	IBB	HBP	BLK	WP	HR	S	P	ERA	WHIP								
48 Hector Noesi, R ERA: 11.12	3.2	L	17	5	4	4	2	1	0	0	0	0	0	32	51	9.82	1.636								
52 Jake Patrick, R ERA: 2.16	2.1		8	0	0	0	2	1	0	0	0	0	0	19	31	0.00	0.429								
57 Zach Putnam, R ERA: 1.8	1.0		3	0	0	0	1	0	0	0	0	0	0	10	14	0.00	0.000								
39 Maikel Cleto, R ERA: 2.89	1.0		9	3	1	0	2	2	0	0	0	0	0	26	42	0.00	5.000								
40 Daniel Webb, R ERA: 2.87	1.0		4	0	0	0	3	1	0	0	0	0	0	13	22	0.00	1.000								

Detroit Tigers @ Chicago White Sox  
 U.S. Cellular Field, Chicago, IL  
 Wed Apr 30 2014, 2:11 PM - 5:13 PM EDT  
 Att: 15,157 - Cloudy - 53 F

AB	34
R	5
H	8
RBI	5
BB	5
SO	10
LOB	20



Batter	1	2	3	4	5	6	7	8	9	AB	R	H	RBI	BB	SO	LOB	BOTTOM								
1 Adam Eaton, L OBP: 0.364, SLG: 0.385										3	0	0	0	1	1	0									
20 Jordan Danks, L OBP: 0.216, SLG: 0.188										4	0	1	0	0	0	0									
15 Gordon Beckham, R OBP: 0.222, SLG: 0.200										4	0	1	0	0	0	2									
79 José Abreu, R OBP: 0.336, SLG: 0.617										4	0	1	0	0	0	2									
44 Adam Dunn, L OBP: 0.402, SLG: 0.513										3	0	0	0	1	2	2									
24 Dayan Viciedo, R OBP: 0.410, SLG: 0.528										4	1	2	0	0	1	2									
10 Alexei Ramirez, R OBP: 0.375, SLG: 0.535										4	0	1	0	0	0	2									
30 Alejandro De Aza, L OBP: 0.293, SLG: 0.359										3	0	0	0	1	2	2									
21 Tyler Flowers, R OBP: 0.398, SLG: 0.415										4	0	1	1	0	2	2									
5 Marcus Semien, R OBP: 0.285, SLG: 0.367										4	0	0	0	0	1	3									
<b>Inning Stats</b>	R: 0 E: 0 K: 1 S: 10	H: 1 LOB: 2 BB: 1 P: 18	R: 0 E: 0 K: 2 S: 10	H: 0 LOB: 0 BB: 0 P: 10	R: 0 E: 0 K: 1 S: 13	H: 1 LOB: 2 BB: 1 P: 21	R: 0 E: 0 K: 2 S: 18	H: 1 LOB: 0 BB: 1 P: 26	R: 0 E: 0 K: 0 S: 8	H: 0 LOB: 0 BB: 0 P: 13	R: 0 E: 0 K: 1 S: 10	H: 1 LOB: 1 BB: 0 P: 17	R: 0 E: 0 K: 1 S: 8	H: 0 LOB: 0 BB: 0 P: 14	R: 0 E: 0 K: 0 S: 5	H: 0 LOB: 0 BB: 0 P: 8	R: 1 E: 0 K: 1 S: 11	H: 2 LOB: 1 BB: 0 P: 15	1B: 3 2B: 3 3B: 0 HR: 0	SF: 0 SAC: 0 DP: 0 HBP: 0	WP: 0 PB: 0 SB: 0 CS: 0	PA: 36			
<b>PITCHER</b>	IP	WLS	BF	H	R	ER	SO	BB	IBB	HBP	BLK	WP	HR	S	P	ERA	WHIP								
37 Max Scherzer, R ERA: 2.06	6.0	W	25	4	0	0	7	3	0	0	0	0	0	69	105	0.00	1.167								
62 Ai Altuve, R ERA: 4.5	1.0		3	0	0	0	1	0	0	0	0	0	0	8	14	0.00	0.000								
44 Joba Chamberlain, R ERA: 4.35	1.0		3	0	0	0	0	0	0	0	0	0	0	5	8	0.00	0.000								
57 Evan Reed, R ERA: 3.86	1.0		5	2	1	1	1	0	0	0	0	0	0	11	15	9.00	2.000								

Detroit Tigers @ Chicago White Sox  
 U.S. Cellular Field, Chicago, IL  
 Wed Apr 30 2014, 2:11 PM - 5:13 PM EDT  
 Att: 15,157 - Cloudy - 53 F

AB	33
R	1
H	6
RBI	1
BB	3
SO	9
LOB	15









Batter	1	2	3	4	5	6	7	8	9	AB	R	H	RBI	BB	SO	LOB	TOP			
30 Alejandro De Aza, L OBP: 0.264, SLG: 0.360	F8			15 G5-3 1B		F9		F8		4	0	1	0	0	0	1	Chicago White Sox @ Cleveland Indians Progressive Field, Cleveland, OH Sat May 03 2014, 6:07 PM - 8:44 PM EDT Att: 15,834 - Clear - 54 F			
15 Gordon Beckham, R OBP: 0.229, SLG: 0.242	F9			G5-3		G6-3		2B		4	0	1	0	0	0	1				
79 José Abreu, R OBP: 0.321, SLG: 0.605	G6-3			K		G1-3		K		4	0	0	0	0	2	3				
44 Adam Dunn, L OBP: 0.406, SLG: 0.512		24 G5-4-3 1B		F7						4	0	2	0	0	0	1				
24 Dayan Viedro, R OBP: 0.389, SLG: 0.490	G5-4-3					E5 20 WP		K		4	0	0	0	0	2	2				
10 Alexei Ramirez, R OBP: 0.397, SLG: 0.516				K		K		FC6-5		4	0	0	0	0	2	2				
20 Jordan Danks, L OBP: 0.238, SLG: 0.171								G3		2	0	0	0	1	0	1				
21 Tyler Flowers, R OBP: 0.407, SLG: 0.417				E6 5 CS						2	0	1	0	0	0	0				
5 Marcus Semien, R OBP: 0.270, SLG: 0.346						L3		K		3	0	0	0	0	2	5				
<b>Inning Stats</b>	R: 0 H: 0 E: 0 K: 0 S: 8	H: 0 LOB: 0 BB: 0 P: 13	R: 0 H: 1 E: 0 K: 1 S: 7	H: 1 LOB: 0 BB: 0 P: 12	R: 0 H: 0 E: 1 K: 1 S: 6	H: 0 LOB: 1 BB: 0 P: 9	R: 0 H: 1 E: 0 K: 1 S: 11	H: 1 LOB: 0 BB: 0 P: 17	R: 0 H: 0 E: 0 K: 1 S: 6	H: 0 LOB: 0 BB: 0 P: 9	R: 0 H: 1 E: 0 K: 1 S: 11	H: 1 LOB: 1 BB: 0 P: 17	R: 0 H: 2 E: 0 K: 2 S: 15	H: 2 LOB: 2 BB: 0 P: 19	R: 0 H: 0 E: 0 K: 1 S: 9	H: 0 LOB: 0 BB: 0 P: 16	1B: 3 2B: 3 3B: 0 HR: 0	SF: 0 SAC: 0 DP: 2 HBP: 1	WP: 1 PB: 0 CS: 0	PA: 33
<b>PITCHER</b>	IP WLS BF H R ER SO BB IBB HBP BLK WP HR S P ERA WHIP	IP WLS BF H R ER SO BB IBB HBP BLK WP HR S P ERA WHIP	IP WLS BF H R ER SO BB IBB HBP BLK WP HR S P ERA WHIP	IP WLS BF H R ER SO BB IBB HBP BLK WP HR S P ERA WHIP	IP WLS BF H R ER SO BB IBB HBP BLK WP HR S P ERA WHIP	IP WLS BF H R ER SO BB IBB HBP BLK WP HR S P ERA WHIP	IP WLS BF H R ER SO BB IBB HBP BLK WP HR S P ERA WHIP	IP WLS BF H R ER SO BB IBB HBP BLK WP HR S P ERA WHIP	IP WLS BF H R ER SO BB IBB HBP BLK WP HR S P ERA WHIP	IP WLS BF H R ER SO BB IBB HBP BLK WP HR S P ERA WHIP	IP WLS BF H R ER SO BB IBB HBP BLK WP HR S P ERA WHIP	IP WLS BF H R ER SO BB IBB HBP BLK WP HR S P ERA WHIP	IP WLS BF H R ER SO BB IBB HBP BLK WP HR S P ERA WHIP	IP WLS BF H R ER SO BB IBB HBP BLK WP HR S P ERA WHIP	IP WLS BF H R ER SO BB IBB HBP BLK WP HR S P ERA WHIP	IP WLS BF H R ER SO BB IBB HBP BLK WP HR S P ERA WHIP	IP WLS BF H R ER SO BB IBB HBP BLK WP HR S P ERA WHIP			
63 Justin Masterson, R ERA: 4.01	7.1	W	27	4	0	0	6	1	0	1	0	62	101	0.00	0.682					
37 Cody Allen, R ERA: 2.19	0.2	H	3	1	0	0	1	0	0	0	0	10	12	0.00	1.500					
44 John Axford, R ERA: 2.31	1.0	S	3	0	0	0	1	0	0	0	0	9	16	0.00	0.000					

Batter	1	2	3	4	5	6	7	8	9	AB	R	H	RBI	BB	SO	LOB	BOTTOM			
24 Michael Bourn, L OBP: 0.299, SLG: 0.344	G1-3					SH3-4		G4-3		2	0	1	0	0	0	0	Chicago White Sox @ Cleveland Indians Progressive Field, Cleveland, OH Sat May 03 2014, 6:07 PM - 8:44 PM EDT Att: 15,834 - Clear - 54 F			
4 Mike Aviles, R OBP: 0.295, SLG: 0.321				33 BB 1B						1	0	0	0	0	0	0				
33 Nick Swisher, S OBP: 0.298, SLG: 0.333	F8					SF8		G6-3		2	0	0	1	1	0	0				
23 Michael Brantley, L OBP: 0.336, SLG: 0.456						G4-3		F7		4	0	1	0	0	0	2				
41 Carlos Santana, S OBP: 0.315, SLG: 0.317	G3					G4-3		G3		4	0	0	0	0	0	3				
8 Lonnie Chisenhall, L OBP: 0.407, SLG: 0.500		13 F7 7 E 2B				G3-1				3	1	1	0	0	0	2				
13 Asdrúbal Cabrera, S OBP: 0.371, SLG: 0.339	F7									2	0	1	0	0	0	1				
25 Jason Giambi, L OBP: 0.234, SLG: 0.190										2	0	0	0	0	0	2				
9 Ryan Raburn, R OBP: 0.234, SLG: 0.190	P2					F7				1	0	0	0	0	0	1				
7 David Murphy, L OBP: 0.351, SLG: 0.415	E5					G4-3		G4-1		3	0	0	0	0	0	0				
11 José Ramírez, S OBP: 0.333, SLG: 0.333	G4-3					E2 4 SH3-4 33 SF8 1B		G6-3		3	1	1	0	0	0	1				
<b>Inning Stats</b>	R: 0 H: 1 E: 0 K: 0 S: 9	H: 1 LOB: 1 BB: 0 P: 15	R: 1 H: 1 E: 1 K: 0 S: 12	H: 1 LOB: 0 BB: 0 P: 18	R: 0 H: 1 E: 0 K: 0 S: 11	H: 1 LOB: 2 BB: 1 P: 21	R: 0 H: 1 E: 0 K: 0 S: 7	H: 1 LOB: 0 BB: 0 P: 13	R: 1 H: 1 E: 1 K: 0 S: 11	H: 1 LOB: 0 BB: 0 P: 16	R: 0 H: 0 E: 0 K: 0 S: 11	H: 0 LOB: 0 BB: 0 P: 20	R: 0 H: 0 E: 0 K: 0 S: 9	H: 0 LOB: 0 BB: 0 P: 15	R: 0 H: 0 E: 0 K: 0 S: 5	H: 0 LOB: 0 BB: 0 P: 9	1B: 4 2B: 1 3B: 0 HR: 0	SF: 1 SAC: 1 DP: 1 HBP: 1	WP: 0 PB: 0 CS: 0	PA: 31
<b>PITCHER</b>	IP WLS BF H R ER SO BB IBB HBP BLK WP HR S P ERA WHIP	IP WLS BF H R ER SO BB IBB HBP BLK WP HR S P ERA WHIP	IP WLS BF H R ER SO BB IBB HBP BLK WP HR S P ERA WHIP	IP WLS BF H R ER SO BB IBB HBP BLK WP HR S P ERA WHIP	IP WLS BF H R ER SO BB IBB HBP BLK WP HR S P ERA WHIP	IP WLS BF H R ER SO BB IBB HBP BLK WP HR S P ERA WHIP	IP WLS BF H R ER SO BB IBB HBP BLK WP HR S P ERA WHIP	IP WLS BF H R ER SO BB IBB HBP BLK WP HR S P ERA WHIP	IP WLS BF H R ER SO BB IBB HBP BLK WP HR S P ERA WHIP	IP WLS BF H R ER SO BB IBB HBP BLK WP HR S P ERA WHIP	IP WLS BF H R ER SO BB IBB HBP BLK WP HR S P ERA WHIP	IP WLS BF H R ER SO BB IBB HBP BLK WP HR S P ERA WHIP	IP WLS BF H R ER SO BB IBB HBP BLK WP HR S P ERA WHIP	IP WLS BF H R ER SO BB IBB HBP BLK WP HR S P ERA WHIP	IP WLS BF H R ER SO BB IBB HBP BLK WP HR S P ERA WHIP	IP WLS BF H R ER SO BB IBB HBP BLK WP HR S P ERA WHIP				
67 Scott Carroll, R ERA: 0.88	6.0	L	25	5	2	0	1	0	0	0	0	61	103	0.00	1.000					
37 Scott Downs, L ERA: 6.97	1.0		3	0	0	0	0	0	0	0	0	9	15	0.00	0.000					
52 Jake Petricka, R ERA: 2.04	1.0		3	0	0	0	0	0	0	0	0	5	9	0.00	0.000					







Batter	1	2	3	4	5	6	7	8	9	10	11	12	AB	R	H	RBI	BB	SO	LOB	TOP							
30 Alejandro De Azua, L OBP: 0.261, SLG: 0.343													5	1	1	1	1	1	1								
15 Gordon Beckham, R OBP: 0.222, SLG: 0.214													6	0	1	0	0	2	4								
79 José Abreu, R OBP: 0.317, SLG: 0.608													2	0	0	1	1	1	0								
25 Moisés Sierra, R OBP: 0.083, SLG: 0.057													1	0	0	0	0	0	1								
44 Adam Dunn, L OBP: 0.409, SLG: 0.500													4	0	1	0	1	2	1								
24 Dayan Viciedo, R OBP: 0.376, SLG: 0.495													5	0	0	0	0	2	4								
10 Alexei Ramirez, R OBP: 0.350, SLG: 0.489													5	1	1	0	0	1	2								
21 Tyler Flowers, R OBP: 0.384, SLG: 0.385													4	1	0	0	1	0	2								
5 Marcus Semien, R OBP: 0.275, SLG: 0.356													5	0	2	1	0	2	0								
62 Jose Quintana, R ERA: 1.82													1	0	0	0	0	0	0								
29 Jeff Samardzija, R ERA: 1.82													1	0	0	0	0	0	0								
54 Neil Ramirez, R ERA: 1.82													1	0	0	0	0	0	0								
63 Brian Schlichter, R ERA: 3.5													1	0	0	0	0	0	0								
53 Wesley Wright, L ERA: 1.8													1	0	0	0	0	0	0								
52 Justin Grimm, R ERA: 3.58													1	0	0	0	0	0	0								
<b>Inning Stats</b>	R: 1 E: 1 K: 0 S: 11	H: 1 LOB: 1 BB: 0 P: 16	R: 0 E: 0 K: 1 S: 9	H: 0 LOB: 0 BB: 0 P: 12	R: 0 E: 0 K: 0 S: 6	H: 0 LOB: 0 BB: 0 P: 6	R: 0 E: 1 K: 1 S: 13	H: 1 LOB: 2 BB: 0 P: 19	R: 0 E: 0 K: 0 S: 8	H: 0 LOB: 0 BB: 0 P: 11	R: 0 E: 0 K: 3 S: 11	H: 0 LOB: 0 BB: 0 P: 17	R: 0 E: 0 K: 1 S: 10	H: 0 LOB: 0 BB: 0 P: 12	R: 0 E: 0 K: 0 S: 9	H: 0 LOB: 0 BB: 0 P: 14	R: 0 E: 0 K: 0 S: 8	H: 0 LOB: 1 BB: 2 P: 19	R: 0 E: 0 K: 2 S: 9	H: 1 LOB: 1 BB: 0 P: 12	R: 2 E: 0 K: 3 S: 17	H: 2 LOB: 3 BB: 2 P: 29	1B: 4 2B: 2 3B: 0 HR: 0	SF: 1 SAC: 1 DP: 1 HBP: 1	WP: 1 PB: 1 SB: 1 CS: 1	PA: 48	
<b>PITCHER</b>	IP 9.0	WLS 3	BF 32	H 3	R 1	ER 0	SO 7	BB 2	IBB 0	HBP 0	BLK 0	WP 1	HR 0	S 85	P 126	ERA 0.00	WHIP 0.556										
29 Jeff Samardzija, R ERA: 1.82	1.0		3	0	0	0	1	0	0	0	0	0	0	7	10	0.00	0.000										
63 Brian Schlichter, R ERA: 3.5	1.0		4	1	0	0	2	0	0	0	0	0	0	9	12	0.00	1.000										
53 Wesley Wright, L ERA: 1.8	0.1		1	0	0	0	1	0	0	0	0	0	0	3	4	0.00	0.000										
52 Justin Grimm, R ERA: 3.58	0.2	L	7	2	2	2	2	2	0	1	0	0	0	14	25	27.00	6.000										

Chicago White Sox @ Chicago Cubs  
Wrigley Field, Chicago, IL  
Mon May 05 2014, 7:09 PM - 10:59 PM CDT  
Att: 33,146 - Clear - 41 F

AB 40  
R 3  
H 6  
RBI 3  
BB 4  
SO 13  
LOB 15



Batter	1	2	3	4	5	6	7	8	9	10	11	12	AB	R	H	RBI	BB	SO	LOB	BOTTOM							
64 Emilio Bonifacio, S OBP: 0.365, SLG: 0.371													4	0	0	0	0	0	0								
21 Junior Lake, R OBP: 0.266, SLG: 0.440													2	0	0	1	0	1	0								
8 Chris Coghlan, L OBP: 0.333, SLG: 0.333													2	0	1	0	0	0	0								
44 Anthony Rizzo, L OBP: 0.420, SLG: 0.500													4	0	1	0	1	1	0								
13 Starlin Castro, R OBP: 0.317, SLG: 0.438														5	0	0	0	0	1	3							
5 Welington Castillo, R OBP: 0.333, SLG: 0.477														3	0	0	0	2	1	1							
19 Nate Schierholz, L OBP: 0.219, SLG: 0.235														4	0	0	0	1	0	2							
30 Mike Olt, R OBP: 0.227, SLG: 0.353														4	0	1	0	1	0	1							
15 Darwin Barney, R OBP: 0.220, SLG: 0.173														3	0	0	0	0	2	2							
24 Luis Valbuena, L OBP: 0.369, SLG: 0.369														2	0	0	0	0	1	1							
29 Jeff Samardzija, R ERA: 1.82													3	1	1	0	0	0	0								
63 Brian Schlichter, R ERA: 3.5													0	0	0	0	0	0	0								
37 Travis Wood, R ERA: 4.55													1	0	0	0	0	0	0								
53 Wesley Wright, R ERA: 1.8													0	0	0	0	0	0	0								
52 Justin Grimm, R ERA: 3.58													0	0	0	0	0	0	0								
<b>Inning Stats</b>	R: 0 E: 0 K: 1 S: 7	H: 0 LOB: 0 BB: 0 P: 11	R: 0 E: 0 K: 0 S: 5	H: 0 LOB: 0 BB: 0 P: 7	R: 0 E: 0 K: 1 S: 9	H: 0 LOB: 0 BB: 0 P: 12	R: 0 E: 0 K: 1 S: 7	H: 0 LOB: 0 BB: 0 P: 10	R: 0 E: 0 K: 0 S: 14	H: 0 LOB: 0 BB: 2 P: 27	R: 0 E: 0 K: 0 S: 6	H: 1 LOB: 0 BB: 0 P: 8	R: 0 E: 0 K: 0 S: 8	H: 0 LOB: 1 BB: 0 P: 20	R: 0 E: 0 K: 1 S: 8	H: 1 LOB: 1 BB: 0 P: 14	R: 0 E: 0 K: 0 S: 8	H: 0 LOB: 0 BB: 0 P: 17	R: 0 E: 0 K: 0 S: 6	H: 1 LOB: 2 BB: 0 P: 28	R: 0 E: 0 K: 1 S: 9	H: 1 LOB: 1 BB: 1 P: 15	1B: 3 2B: 1 3B: 0 HR: 0	SF: 1 SAC: 1 DP: 1 HBP: 0	WP: 0 PB: 0 SB: 1 CS: 0	PA: 44	
<b>PITCHER</b>	IP 7.0	WLS 25	BF 25	H 1	R 1	ER 1	SO 3	BB 3	IBB 0	HBP 0	BLK 0	WP 0	HR 0	S 57	P 95	ERA 1.29	WHIP 0.571										
62 Jose Quintana, L ERA: 3.58	2.0		7	1	0	0	2	0	0	0	0	0	0	16	25	0.00	0.500										
54 Ronald Belisario, R ERA: 5.3	1.0		3	0	0	0	0	0	0	0	0	0	0	6	7	0.00	0.000										
52 Jake Petricka, R ERA: 1.93	0.2		4	1	0	0	0	1	0	0	0	0	0	11	22	0.00	3.000										
37 Scott Downs, L ERA: 4.55	0.1	W	1	0	0	0	1	0	0	0	0	0	0	3	6	0.00	0.000										
40 Daniel Webb, R ERA: 2.55																											

Chicago White Sox @ Chicago Cubs  
Wrigley Field, Chicago, IL  
Mon May 05 2014, 7:09 PM - 10:59 PM CDT  
Att: 33,146 - Clear - 41 F

AB 37  
R 1  
H 4  
RBI 1  
BB 5  
SO 7  
LOB 10





Batter	1	2	3	4	5	6	7	8	9	AB	R	H	RBI	BB	SO	LOB	TOP			
30 Alejandro De Aza, L OBP: 0.250, SLG: 0.327										5	0	0	0	0	2	1				
15 Gordon Beckham, R OBP: 0.280, SLG: 0.340										5	2	4	1	0	0	1				
79 José Abreu, R OBP: 0.315, SLG: 0.604										4	0	1	0	0	1	3				
24 Dayan Viciedo, R OBP: 0.372, SLG: 0.481										3	0	0	0	0	2	2				
37 Scott Downs, L										0	0	0	0	0	0	0				
40 Daniel Webb, R										0	0	0	0	0	0	0				
10 Alexei Ramirez, R OBP: 0.348, SLG: 0.478										3	1	0	1	1	1	1				
25 Moisés Sierra, R OBP: 0.175, SLG: 0.179										4	1	4	0	0	0	0				
21 Tyler Flowers, R OBP: 0.379, SLG: 0.389										4	1	1	1	0	2	2				
5 Marcus Semien, R OBP: 0.267, SLG: 0.346										4	0	0	0	0	2	3				
48 Hector Noesi, R																				
57 Zach Putnam, R																				
44 Adam Dunn, L OBP: 0.405, SLG: 0.495																				
20 Jordan Danks, L OBP: 0.229, SLG: 0.195										2	0	0	0	0	1	0				
										1	0	1	2	0	0	0				
<b>Inning Stats</b>	R: 0 E: 0 K: 1 S: 8	H: 1 LOB: 0 BB: 0 P: 9	R: 0 E: 0 K: 1 S: 12	H: 1 LOB: 1 BB: 0 P: 17	R: 0 E: 0 K: 1 S: 6	H: 0 LOB: 0 BB: 0 P: 6	R: 1 E: 0 K: 0 S: 10	H: 2 LOB: 1 BB: 0 P: 22	R: 0 E: 0 K: 3 S: 12	H: 0 LOB: 0 BB: 0 P: 7	R: 0 E: 0 K: 2 S: 10	H: 1 LOB: 1 BB: 0 P: 15	R: 1 E: 0 K: 1 S: 14	H: 2 LOB: 1 BB: 0 P: 20	R: 3 E: 0 K: 1 S: 18	H: 3 LOB: 1 BB: 1 P: 30	1B: 6 2B: 4 3B: 0 HR: 1	SF: 0 SAC: 0 DP: 0 HBP: 1	WP: 2 PB: 0 SB: 0 CS: 0	PA: 39
<b>PITCHER</b>	IP WLS BF H R ER SO BB IBB HBP BLK WP HR S P ERA WHIP																			
36 Edwin Jackson, R ERA: 4.57	7.0 26 6 1 1 9 0 0 0 1 0 2 0 65 93 1.29 0.857																			
40 James Russell, L ERA: 4.05	0.2 2 0 0 0 0 0 0 0 0 0 0 0 1 9 12 27.00 6.000																			
54 Neil Ramirez, R ERA: 2.25	0.1 L 3 2 1 1 1 0 0 0 0 0 0 1 9 12 27.00 6.000																			
46 Pedro Strop, R ERA: 4.97	0.1 5 3 3 3 1 1 0 0 0 0 0 0 13 22 81.00 12.000																			
33 Carlos Villanueva, R ERA: 3.15	0.2 2 0 0 0 0 0 0 0 0 0 0 0 5 8 0.00 0.000																			

Chicago White Sox @ Chicago Cubs  
Wrigley Field, Chicago, IL  
Tue May 06 2014, 7:08 PM - 10:36 PM CDT  
Att: 34,305 - Partly Cloudy - 46 F

AB 36  
R 5  
H 11  
RBI 5  
BB 1  
SO 11  
LOB 13



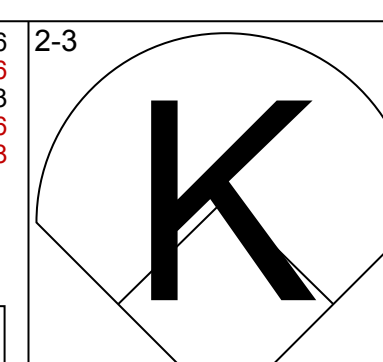
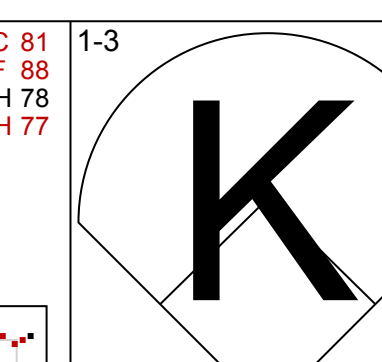
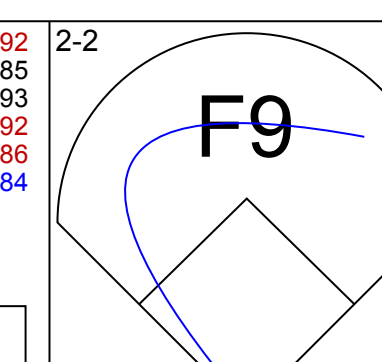
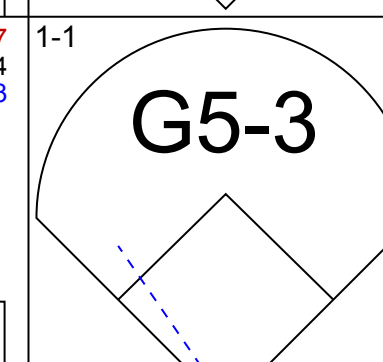
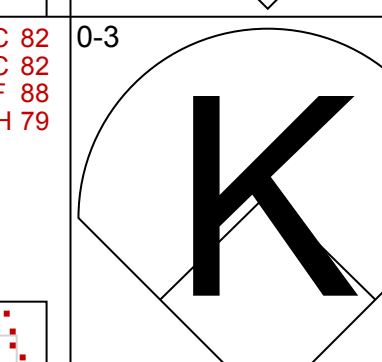
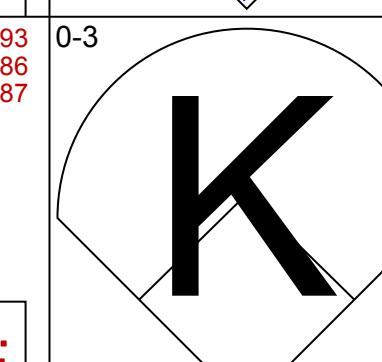
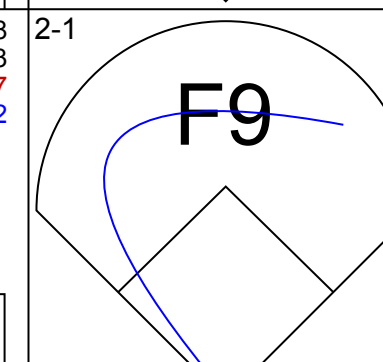
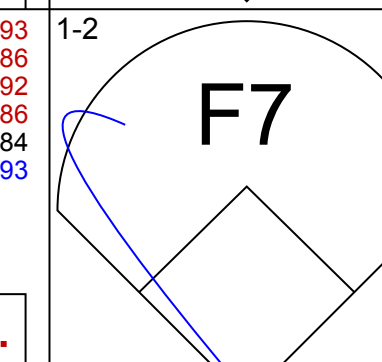
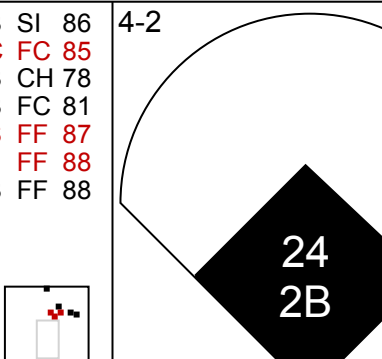
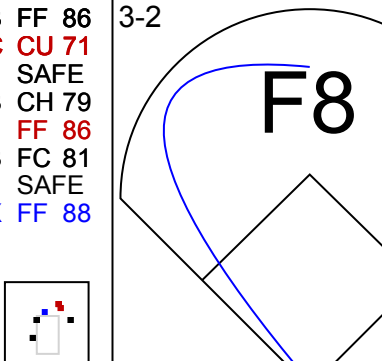
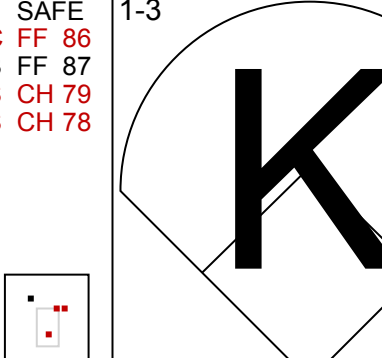
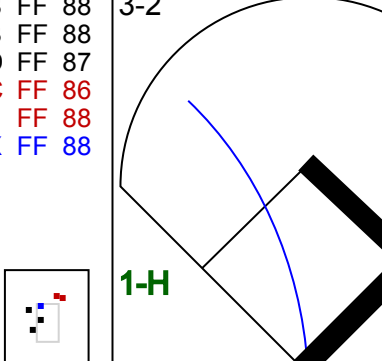
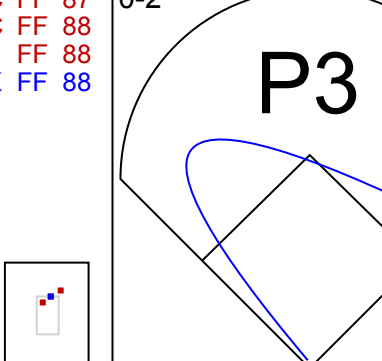
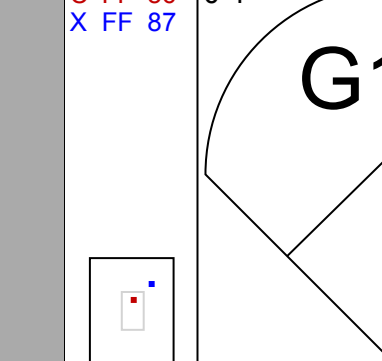
Batter	1	2	3	4	5	6	7	8	9	AB	R	H	RBI	BB	SO	LOB	BOTTOM					
64 Emilio Bonifacio, S OBP: 0.362, SLG: 0.367										4	0	1	1	0	1	0						
24 Luis Valbuena, L OBP: 0.350, SLG: 0.352										3	0	0	0	0	2	2						
30 Mike Olt, R OBP: 0.237, SLG: 0.353										0	0	0	0	1	0	0						
33 Carlos Villanueva, R										0	0	0	0	0	0	0						
44 Anthony Rizzo, L OBP: 0.415, SLG: 0.491										4	0	1	0	0	0	1						
13 Starlin Castro, R OBP: 0.315, SLG: 0.432										4	0	1	0	0	1	1						
5 Wellington Castillo, R OBP: 0.230, SLG: 0.457										4	0	0	0	0	3	2						
19 Nate Schierholtz, L OBP: 0.220, SLG: 0.228										3	0	0	0	1	1	1						
21 Junior Lake, R OBP: 0.265, SLG: 0.430										4	1	1	0	0	1	2						
8 Chris Coghlan, L OBP: 0.333, SLG: 0.200										2	0	0	0	1	0	0						
54 Neil Ramirez, R										0	0	0	0	0	0	0						
46 Pedro Strop, R										0	0	0	0	0	0	0						
15 Darwin Barney, R OBP: 0.220, SLG: 0.173										0	0	0	0	0	0	0						
36 Edwin Jackson, R OBP: 0.067, SLG: 0.133										2	0	0	0	0	1	2						
40 James Russell, L										0	0	0	0	0	0	0						
51 Ryan Kalish, L OBP: 0.305, SLG: 0.327										1	0	0	0	0	1	0						
<b>Inning Stats</b>	R: 0 E: 0 K: 1 S: 7	H: 0 LOB: 0 BB: 0 P: 11	R: 0 E: 0 K: 1 S: 11	H: 1 LOB: 1 BB: 0 P: 18	R: 0 E: 0 K: 0 S: 7	H: 0 LOB: 0 BB: 0 P: 12	R: 0 E: 0 K: 1 S: 10	H: 1 LOB: 1 BB: 0 P: 15	R: 1 E: 0 K: 3 S: 16	H: 2 LOB: 2 BB: 1 P: 25	R: 0 E: 0 K: 2 S: 10	H: 0 LOB: 0 BB: 0 P: 14	R: 0 E: 0 K: 2 S: 9	H: 0 LOB: 1 BB: 1 P: 15	R: 0 E: 0 K: 1 S: 12	H: 0 LOB: 1 BB: 1 P: 23	R: 0 E: 0 K: 1 S: 11	H: 0 LOB: 1 BB: 1 P: 19	1B: 4 2B: 0 3B: 0 HR: 0	SF: 0 SAC: 0 DP: 0 HBP: 0	WP: 2 PB: 0 SB: 2 CS: 0	PA: 34
<b>PITCHER</b>	IP WLS BF H R ER SO BB IBB HBP BLK WP HR S P ERA WHIP																					
48 Hector Noesi, R ERA: 8.27	5.0 20 4 1 1 0 0 0 0 0 0 0 0 51 81 1.80 1.000																					
57 Zach Putnam, R ERA: 1.35	2.0 W 6 0 0 0 2 0 0 0 0 0 0 0 19 29 0.00 0.000																					
37 Scott Downs, L ERA: 6.0	1.0 H 4 0 0 0 2 1 0 0 0 0 0 0 12 23 0.00 1.000																					
40 Daniel Webb, R ERA: 2.5	1.0 4 0 0 0 1 1 0 0 0 0 0 0 11 19 0.00 1.000																					

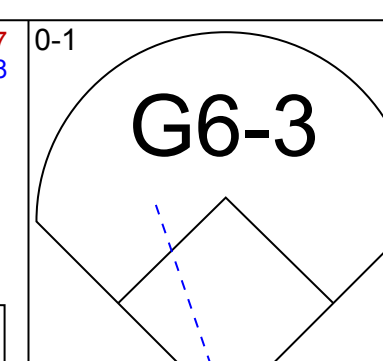
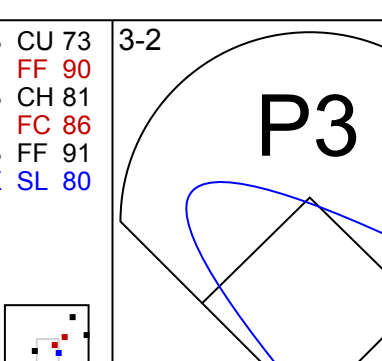
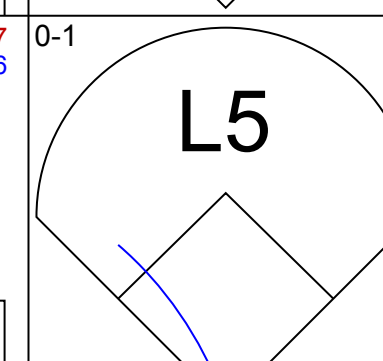




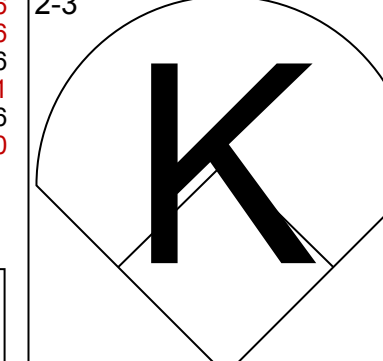
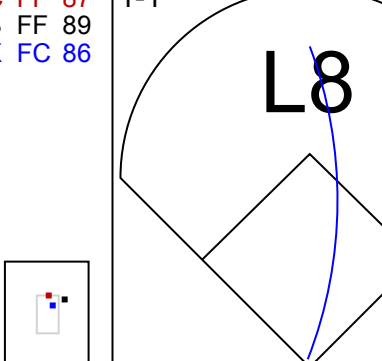
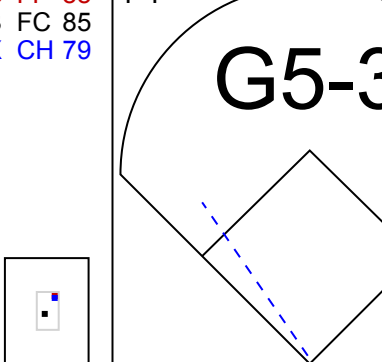
Chicago White Sox @ Chicago Cubs  
Wrigley Field, Chicago, IL  
Tue May 06 2014, 7:08 PM - 10:36 PM CDT  
Att: 34,305 - Partly Cloudy - 46 F

AB 31  
R 1  
H 4  
RBI 1  
BB 3  
SO 11  
LOB 11





Batter	1	2	3	4	5	6	7	8	9	AB	R	H	RBI	BB	SO	LOB	TOP										
64 Emilio Bonifacio, S OBP: 0.311, SLG: 0.371										4	0	1	1	0	2	0	<b>Chicago Cubs @ Chicago White Sox</b> U.S. Cellular Field, Chicago, IL Wed May 07 2014, 8:11 PM - 11:13 PM EDT Att: 21,075 - Cloudy - 62 F										
21 Junior Lake, R OBP: 0.253, SLG: 0.410										4	0	0	0	0	3	2											
44 Anthony Rizzo, L OBP: 0.403, SLG: 0.474										4	0	0	0	0	1	2											
13 Starlin Castro, R OBP: 0.321, SLG: 0.425										2	1	0	0	2	0	0											
5 Wellington Castillo, R OBP: 0.308, SLG: 0.438										4	0	0	0	0	2	2											
30 Mike Olt, R OBP: 0.238, SLG: 0.389										4	1	1	1	0	2	1											
24 Luis Valbuena, L OBP: 0.356, SLG: 0.365										3	0	1	1	0	0	0											
15 Darwin Barney, R OBP: 0.226, SLG: 0.182										3	1	1	0	0	0	1											
51 Ryan Kalish, L OBP: 0.290, SLG: 0.310										3	0	0	0	0	1	1											
<b>Inning Stats</b>	R: 0 E: 0 K: 1 S: 7	H: 0 LOB: 0 BB: 0 P: 12	R: 1 E: 0 K: 1 S: 16	H: 1 LOB: 1 BB: 1 P: 27	R: 0 E: 0 K: 2 S: 9	H: 0 LOB: 0 BB: 0 P: 10	R: 0 E: 0 K: 1 S: 7	H: 0 LOB: 0 BB: 0 P: 8	R: 2 E: 0 K: 2 S: 18	H: 3 LOB: 2 BB: 0 P: 30	R: 0 E: 0 K: 1 S: 7	H: 0 LOB: 0 BB: 0 P: 11	R: 0 E: 0 K: 1 S: 9	H: 0 LOB: 0 BB: 0 P: 13	R: 0 E: 0 K: 1 S: 12	H: 0 LOB: 0 BB: 1 P: 15		R: 0 E: 0 K: 1 S: 5	H: 0 LOB: 0 BB: 1 P: 10	1B: 1 2B: 3 3B: 0 HR: 1	SF: 0 SAC: 0 DP: 1 HBP: 0	WP: 0 PB: 0 SB: 0 CS: 0	PA: 33				
<b>PITCHER</b>	IP	WLS	BF	H	R	ER	SO	BB	IBB	HBP	BLK	WP	HR	S	P	ERA	WHIP										
50 John Danks, L ERA: 4.93	6.0	W	24	4	3	3	8	1	0	0	0	0	1	64	98	4.50	0.833										
52 Jake Petricka, R ERA: 1.74	2.0		6	0	0	0	2	0	0	0	0	0	0	21	28	0.00	0.000										
39 Maikel Cleto, R ERA: 2.25	1.0		3	0	0	0	1	1	0	0	0	0	0	5	10	0.00	1.000										

Batter	1	2	3	4	5	6	7	8	9	AB	R	H	RBI	BB	SO	LOB	BOTTOM										
15 Gordon Beckham, R OBP: 0.273, SLG: 0.385										5	1	1	3	0	0	3	<b>Chicago Cubs @ Chicago White Sox</b> U.S. Cellular Field, Chicago, IL Wed May 07 2014, 8:11 PM - 11:13 PM EDT Att: 21,075 - Cloudy - 62 F										
30 Alejandro De Aza, L OBP: 0.248, SLG: 0.322										5	0	1	0	0	3	0											
79 José Abreu, R OBP: 0.325, SLG: 0.619										5	2	3	0	0	0	1											
24 Dayan Viciedo, R OBP: 0.373, SLG: 0.473										4	1	1	0	1	1	2											
10 Alexei Ramirez, R OBP: 0.352, SLG: 0.474										3	1	1	1	1	0	2											
14 Paul Konerko, R OBP: 0.308, SLG: 0.343										3	1	2	3	1	0	0											
25 Moisés Sierra, R OBP: 0.182, SLG: 0.186										4	1	1	0	0	2	5											
5 Marcus Semien, R OBP: 0.280, SLG: 0.348										2	0	1	1	2	0	0											
17 Adrian Nieto, S OBP: 0.276, SLG: 0.321										3	1	0	0	1	1	3											
<b>Inning Stats</b>	R: 1 E: 0 K: 1 S: 17	H: 2 LOB: 3 BB: 2 P: 29	R: 0 E: 0 K: 0 S: 7	H: 0 LOB: 0 BB: 0 P: 12	R: 0 E: 0 K: 1 S: 8	H: 1 LOB: 1 BB: 0 P: 11	R: 3 E: 1 K: 1 S: 12	H: 2 LOB: 2 BB: 2 P: 25	R: 4 E: 0 K: 1 S: 17	H: 4 LOB: 1 BB: 1 P: 23	R: 0 E: 0 K: 0 S: 9	H: 1 LOB: 1 BB: 0 P: 13	R: 0 E: 0 K: 1 S: 15	H: 1 LOB: 2 BB: 1 P: 24	R: 0 E: 0 K: 2 S: 8	H: 0 LOB: 0 BB: 0 P: 14		1B: 6 2B: 4 3B: 0 HR: 1	SF: 0 SAC: 0 DP: 0 HBP: 0	WP: 0 PB: 0 SB: 0 CS: 0	PA: 40						
<b>PITCHER</b>	IP	WLS	BF	H	R	ER	SO	BB	IBB	HBP	BLK	WP	HR	S	P	ERA	WHIP										
37 Travis Wood, L ERA: 4.75	4.0	L	24	8	8	8	3	5	0	0	0	0	0	52	89	18.00	3.250										
63 Brian Schiller, R ERA: 3.27	1.0		4	1	0	0	1	0	0	0	0	0	0	9	11	0.00	1.000										
33 Carlos Villanueva, R ERA: 0.36	2.0		9	2	0	0	1	1	0	0	0	0	0	24	37	0.00	1.500										
53 Wesley Wright, L ERA: 1.54	1.0		3	0	0	0	2	0	0	0	0	0	0	8	14	0.00	0.000										



Batter	1	2	3	4	5	6	7	8	9	AB	R	H	RBI	BB	SO	LOB	TOP		
51 Ryan Kalish, L OBP: 0.294, SLG: 0.344										6	1	2	0	0	0	7			
24 Luis Valbuena, L OBP: 0.354, SLG: 0.354										5	2	1	1	1	0	3			
44 Anthony Rizzo, L OBP: 0.414, SLG: 0.513										5	3	3	2	1	1	2			
13 Starlin Castro, R OBP: 0.321, SLG: 0.439										5	2	1	2	0	1	4			
19 Nate Schierholz, L OBP: 0.243, SLG: 0.257										4	2	2	0	2	0	0			
5 Wellington Castillo, R OBP: 0.318, SLG: 0.430										4	1	1	2	0	1	1			
8 Chris Coghlan, L OBP: 0.333, SLG: 0.200										5	0	1	0	1	2	7			
30 Mike Olt, R OBP: 0.259, SLG: 0.434										4	1	2	4	0	1	4			
21 Junior Lake, R OBP: 0.272, SLG: 0.414										4	0	2	1	1	2	3			
<b>Inning Stats</b>	R: 0 H: 2 E: 0 K: 0 S: 9	H: 2 LOB: 1 BB: 0 P: 16	R: 0 H: 0 E: 1 K: 1 S: 11	H: 0 LOB: 2 BB: 0 P: 15	R: 4 H: 5 E: 0 K: 0 S: 19	LOB: 3 BB: 1 P: 32	R: 2 H: 2 E: 0 K: 1 S: 10	H: 2 LOB: 1 BB: 1 P: 16	R: 0 H: 2 E: 0 K: 1 S: 14	H: 2 LOB: 2 BB: 0 P: 20	R: 0 H: 0 E: 0 K: 2 S: 8	H: 0 LOB: 1 BB: 1 P: 18	R: 5 H: 3 E: 0 K: 1 S: 17	H: 3 LOB: 1 BB: 2 P: 35	R: 1 H: 1 E: 0 K: 0 S: 14	H: 1 LOB: 2 BB: 1 P: 23	1B: 9 2B: 1 3B: 2 HR: 3	SF: 0 SAC: 0 DP: 1 HBP: 4	WP: 1 PA: 52 PB: 1 SB: 0 CS: 0
<b>PITCHER</b>	IP WLS BF H R ER SO BB IBB HBP BLK WP HR S P ERA WHIP																		
67 Scott Carroll, R ERA: 3.63	4.0 L 27 11 6 6 2 2 0 0 0 0 2 55 90 13.50 3.250																		
37 Scott Downs, L ERA: 5.14	2.0 6 0 0 0 3 0 0 0 0 0 0 16 20 0.00 0.000																		
39 Maikel Cleto, R ERA: 5.14	2.0 13 3 5 5 3 3 0 1 0 1 1 27 53 22.50 3.000																		
52 Jake Petricka, R ERA: 2.08	1.0 6 1 1 1 0 1 0 1 0 0 0 14 23 9.00 2.000																		

Chicago Cubs @ Chicago White Sox  
U.S. Cellular Field, Chicago, IL  
Thu May 08 2014, 8:10 PM - 12:17 AM EDT  
Att: 26,332 - Overcast - 83 F

AB 42  
R 12  
H 15  
RBI 12  
BB 6  
SO 8  
LOB 31

Batter	1	2	3	4	5	6	7	8	9	AB	R	H	RBI	BB	SO	LOB	BOTTOM				
15 Gordon Beckham, R OBP: 0.288, SLG: 0.382										3	0	1	0	0	0	1					
28 Leury Garcia, S OBP: 0.324, SLG: 0.355										1	0	0	0	0	0	0					
12 Conor Gillaspie, L OBP: 0.394, SLG: 0.418										4	0	2	1	1	1	1					
79 Jose Abreu, R OBP: 0.323, SLG: 0.608										4	0	1	0	0	1	3					
5 Marcus Semien, R OBP: 0.285, SLG: 0.348										0	1	0	0	1	0	0					
44 Adam Dunn, L OBP: 0.405, SLG: 0.485										4	0	1	0	1	0	3					
24 Dayan Viciedo, R OBP: 0.366, SLG: 0.462										5	0	1	1	0	2	4					
10 Alexei Ramirez, R OBP: 0.397, SLG: 0.486										5	2	4	0	0	1	1					
30 Alejandro De Aza, L OBP: 0.246, SLG: 0.317										5	1	1	0	0	2	5					
25 Moises Sierra, R OBP: 0.188, SLG: 0.191										4	0	1	1	0	1	1					
21 Tyler Flowers, R OBP: 0.374, SLG: 0.384										4	1	1	2	0	1	1					
17 Adrian Nieto, S OBP: 0.276, SLG: 0.321										0	0	0	0	0	0	0					
<b>Inning Stats</b>	R: 0 H: 2 E: 0 K: 1 S: 12	H: 3 LOB: 0 BB: 0 P: 22	R: 2 H: 0 E: 1 K: 0 S: 14	H: 3 LOB: 0 BB: 0 P: 20	R: 0 H: 0 E: 0 K: 0 S: 5	H: 0 LOB: 1 BB: 1 P: 14	R: 2 H: 4 E: 0 K: 0 S: 16	H: 4 LOB: 2 BB: 0 P: 25	R: 0 H: 1 E: 0 K: 0 S: 9	H: 1 LOB: 1 BB: 0 P: 13	R: 0 H: 0 E: 0 K: 1 S: 11	H: 0 LOB: 1 BB: 0 P: 20	R: 0 H: 0 E: 0 K: 3 S: 12	H: 0 LOB: 1 BB: 1 P: 22	R: 0 H: 0 E: 0 K: 3 S: 10	H: 0 LOB: 0 BB: 0 P: 12	R: 1 H: 3 E: 0 K: 0 S: 16	H: 3 LOB: 3 BB: 1 P: 25	1B: 13 2B: 1 3B: 0 HR: 0	SF: 0 SAC: 0 DP: 1 HBP: 1	WP: 0 PA: 43 PB: 1 SB: 0 CS: 0
<b>PITCHER</b>	IP WLS BF H R ER SO BB IBB HBP BLK WP HR S P ERA WHIP																				
49 Jake Arrieta, R ERA: 2.89	4.0 W 7 1 0 0 0 0 0 0 1 0 0 0 16 26 0.00 0.600																				
63 Brian Schiller, R ERA: 2.84	1.2 H 3 0 0 0 2 1 0 0 0 0 0 0 8 15 0.00 1.500																				
59 Zac Rosscup, L ERA: 1.93	0.2 H 2 0 0 0 2 0 0 0 0 0 0 0 8 14 0.00 0.000																				
52 Justin Grimm, R ERA: 3.6	1.2 9 3 1 1 3 1 0 0 0 0 0 0 23 32 5.40 2.400																				
53 Wesley Wright, L ERA: 1.59	0.1 1 0 0 0 1 0 0 0 0 0 0 0 3 5 0.00 0.000																				

Chicago Cubs @ Chicago White Sox  
U.S. Cellular Field, Chicago, IL  
Thu May 08 2014, 8:10 PM - 12:17 AM EDT  
Att: 26,332 - Overcast - 83 F

AB 39  
R 5  
H 13  
RBI 5  
BB 3  
SO 9  
LOB 20



Batter	1	2	3	4	5	6	7	8	9	AB	R	H	RBI	BB	SO	LOB	TOP										
8 Gerardo Parra, L (1, 9) OBP: 0.319, SLG: 0.377	F7		1-H HR		E6		G4-3			4	1	1	2	0	0	2	<b>Arizona Diamondbacks @ Chicago White Sox</b> U.S. Cellular Field, Chicago, IL Fri May 09 2014, 8:11 PM - 10:55 PM EDT Att: 19,118 - Partly Cloudy - 67 F										
16 Chris Owings, R (1, 6) OBP: 0.336, SLG: 0.389	F9		F8		F8		L7			4	0	0	0	0	0	3											
44 Paul Goldschmidt, R (1, 3) OBP: 0.375, SLG: 0.555	G6-3				G1-3		G5-3		G5-3	4	0	0	0	0	0	0											
26 Miguel Montero, L (1, 2) OBP: 0.372, SLG: 0.431	F7				G4-3		F7		L9	4	0	0	0	0	0	0											
2 Aaron Hill, R (1, 4) OBP: 0.331, SLG: 0.430	K				F8		12 BLK BB		F8	3	0	0	0	1	1	0											
12 Eric Chavez, L (1, 10) OBP: 0.375, SLG: 0.452	L8					P4				3	0	0	0	1	0	0											
14 Martin Prado, R (1, 5) OBP: 0.281, SLG: 0.299					G4-3		K			4	0	0	0	0	2	2											
7 Cody Ross, R (1, 7) OBP: 0.175, SLG: 0.179							P4			4	2	2	0	0	1	0											
11 AJ Pollock, R (1, 8) OBP: 0.306, SLG: 0.446										3	0	1	1	0	1	1											
<b>Inning Stats</b>	R: 0 E: 0 K: 0 S: 10	H: 0 LOB: 0 BB: 0 P: 14	R: 0 E: 0 K: 1 S: 10	H: 0 LOB: 0 BB: 0 P: 14	R: 2 E: 0 K: 1 S: 14	H: 2 LOB: 0 BB: 0 P: 23	R: 0 E: 0 K: 0 S: 8	H: 0 LOB: 0 BB: 0 P: 12	R: 1 E: 1 K: 1 S: 12	H: 2 LOB: 2 BB: 0 P: 18	R: 0 E: 0 K: 1 S: 16	H: 0 LOB: 1 BB: 2 P: 26	R: 0 E: 1 K: 0 S: 8	H: 0 LOB: 0 BB: 0 P: 12	R: 0 E: 0 K: 0 S: 6	H: 0 LOB: 0 BB: 0 P: 10		R: 0 E: 0 K: 1 S: 8	H: 0 LOB: 0 BB: 0 P: 13	1B: 2 2B: 1 3B: 0 HR: 1	SF: 0 SAC: 0 DP: 0 HBP: 0	WP: 0 PB: 0 SB: 1 CS: 0	PA: 35				
<b>PITCHER</b>	IP	WLS	BF	H	R	ER	SO	BB	IBB	HBP	BLK	WP	HR	S	P	ERA	WHIP										
64 André Rienzo, R (1, 1) ERA: 4.58	5.2	W	24	4	3	3	3	2	0	0	1	0	1	67	104	4.76	1.059										
57 Zach Putnam, R (6, 1) ERA: 1.23	1.1	H	5	0	0	0	1	0	0	0	0	0	0	11	15	0.00	0.000										
54 Ronald Belisario, R (8, 1) ERA: 5.63	1.0		3	0	0	0	0	0	0	0	0	0	0	6	10	0.00	0.000										
27 Matt Lindstrom, R (9, 1) ERA: 2.81	1.0		3	0	0	0	1	0	0	0	0	0	0	8	13	0.00	0.000										

Batter	1	2	3	4	5	6	7	8	9	AB	R	H	RBI	BB	SO	LOB	BOTTOM										
30 Alejandro De Aza, L (1, 8) OBP: 0.259, SLG: 0.336	K									5	1	3	1	0	2	0	<b>Arizona Diamondbacks @ Chicago White Sox</b> U.S. Cellular Field, Chicago, IL Fri May 09 2014, 8:11 PM - 10:55 PM EDT Att: 19,118 - Partly Cloudy - 67 F										
15 Gordon Beckham, R (1, 4) OBP: 0.281, SLG: 0.357	G5-3									5	1	1	1	0	0	3											
12 Conor Gillaspie, L (1, 5) OBP: 0.366, SLG: 0.408	K									4	1	1	0	1	2	1											
79 José Abreu, R (1, 10) OBP: 0.333, SLG: 0.633	G5-3									4	2	3	2	0	0	0											
44 Adam Dunn, L (1, 3) OBP: 0.392, SLG: 0.465	P4									4	0	0	0	0	2	4											
24 Dayan Viciedo, R (1, 7) OBP: 0.370, SLG: 0.463	F8									4	1	2	0	0	1	0											
10 Alexei Ramirez, R (1, 6) OBP: 0.370, SLG: 0.521										4	1	2	4	0	1	3											
25 Moisés Sierra, R (1, 9) OBP: 0.192, SLG: 0.196	F8									4	1	1	0	0	1	4											
21 Tyler Flowers, R (1, 2) OBP: 0.378, SLG: 0.417	K									4	1	2	1	0	1	0											
<b>Inning Stats</b>	R: 0 E: 0 K: 2 S: 11	H: 0 LOB: 0 BB: 0 P: 13	R: 0 E: 0 K: 0 S: 5	H: 0 LOB: 0 BB: 0 P: 7	R: 0 E: 0 K: 2 S: 12	H: 0 LOB: 0 BB: 0 P: 13	R: 7 E: 0 K: 1 S: 24	H: 9 LOB: 1 BB: 0 P: 35	R: 0 E: 0 K: 0 S: 12	H: 1 LOB: 1 BB: 0 P: 21	R: 0 E: 0 K: 0 S: 9	H: 1 LOB: 1 BB: 0 P: 16	R: 1 E: 0 K: 3 S: 12	H: 2 LOB: 1 BB: 0 P: 19	R: 1 E: 0 K: 2 S: 9	H: 1 LOB: 0 BB: 0 P: 10		1B: 10 2B: 1 3B: 1 HR: 3	SF: 0 SAC: 0 DP: 1 HBP: 0	WP: 0 PB: 0 SB: 0 CS: 0	PA: 39						
<b>PITCHER</b>	IP	WLS	BF	H	R	ER	SO	BB	IBB	HBP	BLK	WP	HR	S	P	ERA	WHIP										
32 Brandon McCarthy, R (1, 1) ERA: 5.68	3.1	L	19	9	7	7	5	0	0	0	0	0	1	49	64	18.90	2.700										
35 Trevor Cahill, R (4, 1) ERA: 6.12	3.2		16	5	1	1	3	1	0	0	0	0	1	36	60	2.46	1.636										
54 Joe Thatcher, L (8, 1) ERA: 3.98	1.0		4	1	1	1	2	0	0	0	0	0	1	9	10	9.00	1.000										

AB	33
R	3
H	4
RBI	3
BB	2
SO	5
LOB	8













Batter	1	2	3	4	5	6	7	8	9	AB	R	H	RBI	BB	SO	LOB	TOP				
28 Leury Garcia, S (1, 8) OBP: 0.275, SLG: 0.297	F7		P6		F9			F7	K	5	0	0	0	0	1	3					
15 Gordon Beckham, R (1, 4) OBP: 0.303, SLG: 0.390	K							G4-3		3	0	1	0	1	1	0					
12 Conor Gillaspie, L (1, 5) OBP: 0.356, SLG: 0.392			L4		L8			F7		4	0	1	0	0	0	3					
79 José Abreu, R (1, 10) OBP: 0.324, SLG: 0.620	FC6-4									4	1	1	1	0	2	1					
44 Adam Dunn, L (1, 3) OBP: 0.383, SLG: 0.439 25 Moisés Sierra, R (9, PR) OBP: 0.193, SLG: 0.250		P5							HR	2	0	0	0	2	0	0					
24 Davan Vico, R (1, 9) OBP: 0.363, SLG: 0.477										0	1	0	0	0	0	0					
10 Alexei Ramirez, R (1, 6) OBP: 0.358, SLG: 0.497										4	2	2	1	0	2	1					
30 Alejandro De Aza, L (1, 7) OBP: 0.243, SLG: 0.314 14 Paul Konerko, R (9, PH) OBP: 0.289, SLG: 0.400										4	0	1	1	0	0	1					
17 Adrian Nieto, S (1, 2) OBP: 0.281, SLG: 0.323 21 Tyler Flowers, R (9, PH) OBP: 0.373, SLG: 0.413										3	0	1	0	0	1	0					
<b>Inning Stats</b>	R: 0 E: 0 K: 1 S: 9	H: 1 LOB: 1 BB: 0 P: 11	R: 1 E: 0 K: 1 S: 8	H: 1 LOB: 0 BB: 0 P: 11	R: 0 E: 0 K: 0 S: 10	H: 1 LOB: 1 BB: 0 P: 11	R: 0 E: 0 K: 2 S: 11	H: 0 LOB: 1 BB: 1 P: 17	R: 0 E: 0 K: 0 S: 9	H: 0 LOB: 0 BB: 0 P: 9	R: 0 E: 0 K: 1 S: 6	H: 0 LOB: 0 BB: 0 P: 9	R: 0 E: 0 K: 0 S: 5	H: 0 LOB: 0 BB: 0 P: 7	R: 3 E: 0 K: 2 S: 16	H: 3 LOB: 2 BB: 1 P: 23	1B: 3 2B: 2 3B: 0 HR: 2	SF: 1 SAC: 0 DP: 0 HBP: 0	WP: 1 PB: 0 CS: 0	PA: 37	
<b>PITCHER</b>	IP	WLS	BF	H	R	ER	SO	BB	IBB	HBP	BLK	WP	HR	S	P	ERA	WHIP				
60 Jesse Chavez, R (1, 1) ERA: 2.44	8.0	W	31	5	2	2	7	2	0	0	0	1	2	68	93	2.25	0.875				
56 Fernando Abad, L (9, 1) ERA: 1.23	0.0		1	0	0	0	0	1	0	0	0	0	0	2	6	∞	∞				
45 Jim Johnson, R (9, 1) ERA: 7.16	0.0		2	1	1	0	0	0	0	0	0	0	0	4	6	∞	∞				
62 Sean Doolittle, L (9, 1) ERA: 3.6	1.0	S	3	0	1	1	2	0	0	0	0	0	0	7	8	9.00	0.000				

Chicago White Sox @ Oakland Athletics  
O.co Coliseum, Oakland, CA  
Mon May 12 2014, 10:08 PM - 1:04 AM EDT  
Att: 10,120 - Partly Cloudy - 75 F

livebaseballscorecards.com

AB 33  
R 4  
H 7  
RBI 4  
BB 3  
SO 9  
LOB 10



Batter	1	2	3	4	5	6	7	8	9	AB	R	H	RBI	BB	SO	LOB	BOTTOM				
3 Craig Gentry, R (1, 8) OBP: 0.363, SLG: 0.366										4	1	1	0	1	1	5					
8 Jed Lowrie, S (1, 6) OBP: 0.366, SLG: 0.390	L9									4	0	1	2	0	1	2					
20 Josh Donaldson, R (1, 5) OBP: 0.341, SLG: 0.472										3	1	1	2	1	0	1					
52 Yoenis Cespedes, R (1, 7) OBP: 0.338, SLG: 0.508										4	0	1	0	0	1	2					
36 Derek Norris, R (1, 2) OBP: 0.457, SLG: 0.580										3	0	0	0	1	1	2					
18 Alberto Callaspo, S (1, 10) OBP: 0.346, SLG: 0.356										2	0	1	0	2	0	0					
37 Brandon Moss, L (1, 3) OBP: 0.356, SLG: 0.469										4	0	1	0	0	2	4					
1 Nick Punto, S (1, 4) OBP: 0.295, SLG: 0.257										3	1	0	0	1	1	2					
16 Josh Reddick, L (1, 9) OBP: 0.294, SLG: 0.313										3	2	2	1	1	1	3					
<b>Inning Stats</b>	R: 0 E: 0 K: 0 S: 18	H: 2 LOB: 2 BB: 0 P: 25	R: 1 E: 0 K: 1 S: 14	H: 2 LOB: 1 BB: 0 P: 22	R: 0 E: 0 K: 0 S: 7	H: 0 LOB: 0 BB: 0 P: 10	R: 0 E: 0 K: 0 S: 14	H: 1 LOB: 0 BB: 0 P: 24	R: 2 E: 0 K: 3 S: 13	H: 1 LOB: 0 BB: 1 P: 21	R: 0 E: 0 K: 1 S: 8	H: 0 LOB: 0 BB: 1 P: 14	R: 2 E: 0 K: 1 S: 9	H: 2 LOB: 1 BB: 2 P: 20	R: 0 E: 0 K: 2 S: 15	H: 0 LOB: 3 BB: 3 P: 31	1B: 5 2B: 2 3B: 1 HR: 1	SF: 0 SAC: 0 DP: 2 HBP: 0	WP: 3 PB: 0 SB: 0 CS: 0	PA: 37	
<b>PITCHER</b>	IP	WLS	BF	H	R	ER	SO	BB	IBB	HBP	BLK	WP	HR	S	P	ERA	WHIP				
50 John Danks, L (1, 1) ERA: 4.88	6.0	L	25	6	3	3	5	2	0	0	0	0	1	74	116	4.50	1.333				
40 Daniel Webb, R (7, 1) ERA: 3.0	1.0		8	2	2	2	1	4	0	0	0	2	0	10	29	18.00	6.000				
37 Scott Downs, L (8, 1) ERA: 4.7	1.0		4	0	0	0	2	1	0	0	0	0	0	14	22	0.00	1.000				

Chicago White Sox @ Oakland Athletics  
O.co Coliseum, Oakland, CA  
Mon May 12 2014, 10:08 PM - 1:04 AM EDT  
Att: 10,120 - Partly Cloudy - 75 F

livebaseballscorecards.com

AB 30  
R 5  
H 8  
RBI 5  
BB 7  
SO 8  
LOB 21





Batter	1	2	3	4	5	6	7	8	9	AB	R	H	RBI	BB	SO	LOB	TOP					
5 Marcus Semien, R OBP: 0.278, SLG: 0.338										4	0	0	0	0	4	3						
15 Gordon Beckham, R OBP: 0.286, SLG: 0.360										4	0	0	0	0	1	0						
79 José Abreu, R OBP: 0.322, SLG: 0.611										4	0	1	0	0	2	0						
24 Dayan Viedro, R OBP: 0.353, SLG: 0.463										4	0	0	0	0	0	1						
10 Alexei Ramirez, R OBP: 0.357, SLG: 0.491										2	0	0	0	1	0	1						
17 Adrian Nieto, S OBP: 0.281, SLG: 0.323										0	0	0	0	0	0	0						
14 Paul Konerko, R OBP: 0.292, SLG: 0.381										2	0	0	0	1	0	1						
25 Moisés Sierra, R OBP: 0.183, SLG: 0.237										3	0	0	0	0	3	1						
21 Tyler Flowers, R OBP: 0.375, SLG: 0.414										2	0	1	0	0	1	1						
12 Conor Gillaspie, L OBP: 0.363, SLG: 0.460										1	0	1	0	0	0	0						
28 Leury Garcia, S OBP: 0.279, SLG: 0.300										3	0	1	0	0	0	2						
<b>Inning Stats</b>	R: 0 H: 0 E: 0 K: 3 S: 10	H: 0 LOB: 0 BB: 0 P: 15	R: 0 H: 0 E: 0 K: 0 S: 4	H: 0 LOB: 0 BB: 1 P: 10	R: 0 H: 1 E: 0 K: 2 S: 11	H: 1 LOB: 1 BB: 0 P: 15	R: 0 H: 1 E: 0 K: 0 S: 12	H: 1 LOB: 1 BB: 1 P: 21	R: 0 H: 1 E: 0 K: 3 S: 12	H: 1 LOB: 2 BB: 1 P: 21	R: 0 H: 0 E: 0 K: 1 S: 8	H: 0 LOB: 0 BB: 0 P: 11	R: 0 H: 0 E: 0 K: 1 S: 7	H: 0 LOB: 0 BB: 0 P: 11	R: 0 H: 1 E: 0 K: 1 S: 7	H: 1 LOB: 0 BB: 0 P: 9	R: 0 H: 0 E: 0 K: 0 S: 6	H: 0 LOB: 0 BB: 0 P: 8	1B: 4 2B: 0 3B: 0 HR: 0	SF: 0 SAC: 0 DP: 2 HBP: 0	WP: 0 PB: 0 CS: 0	PA: 31
<b>PITCHER</b>	IP	WLS	BF	H	R	ER	SO	BB	IBB	HBP	BLK	WP	HR	S	P	ERA	WHIP					
13 Drew Pomeranz, L ERA: 1.14	5.0	W	19	3	0	0	8	2	0	0	0	0	0	49	82	0.00	1.000					
61 Dan Otero, R ERA: 2.18	2.0		6	0	0	0	2	0	0	0	0	0	0	15	22	0.00	0.000					
56 Fernando Abad, L ERA: 1.15	1.0		3	1	0	0	1	0	0	0	0	0	0	7	9	0.00	1.000					
50 Joe Savery, L ERA:	1.0		3	0	0	0	0	0	0	0	0	0	0	6	8	0.00	0.000					

Chicago White Sox @ Oakland Athletics  
O.co Coliseum, Oakland, CA  
Tue May 13 2014, 10:09 PM - 12:57 AM EDT  
Att: 13,826 - Clear - 81 F

livebaseballscorecards.com

AB 29  
R 0  
H 4  
RBI 0  
BB 2  
SO 11  
LOB 10

Batter	1	2	3	4	5	6	7	8	9	AB	R	H	RBI	BB	SO	LOB	BOTTOM					
5 John Jaso, L OBP: 0.394, SLG: 0.482										5	2	3	0	0	1	2						
8 Jed Lowrie, S OBP: 0.365, SLG: 0.400										4	1	2	0	0	0	2						
1 Nick Punto, S OBP: 0.291, SLG: 0.254										1	0	0	0	0	0	2						
52 Yoenis Cespedes, R OBP: 0.342, SLG: 0.515										4	2	2	1	0	0	2						
10 Daric Barton, L OBP: 0.234, SLG: 0.175										1	1	1	0	0	0	0						
37 Brandon Moss, L OBP: 0.364, SLG: 0.526										5	2	3	5	0	0	1						
36 Derek Norris, R OBP: 0.455, SLG: 0.576										4	1	1	1	1	1	1						
16 Josh Reddick, L OBP: 0.286, SLG: 0.342										5	2	2	2	0	0	1						
18 Alberto Callaspo, S OBP: 0.355, SLG: 0.355										3	0	1	0	2	0	0						
3 Craig Gentry, R OBP: 0.369, SLG: 0.373										4	0	2	1	0	1	1						
28 Eric Sogard, L OBP: 0.268, SLG: 0.233										4	0	0	0	0	0	4						
<b>Inning Stats</b>	R: 1 H: 3 E: 0 K: 1 S: 12	H: 3 LOB: 1 BB: 0 P: 20	R: 0 H: 0 E: 0 K: 1 S: 7	H: 0 LOB: 0 BB: 0 P: 10	R: 0 H: 1 E: 0 K: 0 S: 5	H: 1 LOB: 1 BB: 0 P: 8	R: 1 H: 2 E: 0 K: 0 S: 10	H: 2 LOB: 2 BB: 1 P: 20	R: 4 H: 5 E: 0 K: 0 S: 16	H: 5 LOB: 1 BB: 0 P: 26	R: 3 H: 3 E: 1 K: 0 S: 19	H: 3 LOB: 1 BB: 1 P: 30	R: 0 H: 1 E: 0 K: 1 S: 13	H: 1 LOB: 2 BB: 1 P: 23	R: 2 H: 2 E: 0 K: 0 S: 14	H: 2 LOB: 0 BB: 0 P: 21	1B: 9 2B: 5 3B: 0 HR: 3	SF: 0 SAC: 0 DP: 1 HBP: 0	WP: 1 PB: 1 CS: 0	PA: 43		
<b>PITCHER</b>	IP	WLS	BF	H	R	ER	SO	BB	IBB	HBP	BLK	WP	HR	S	P	ERA	WHIP					
67 Scott Carroll, R ERA: 5.24	5.0	L	26	11	6	6	2	1	0	0	0	0	1	50	84	10.80	2.400					
43 Frank Francisco, R ERA: 13.5	1.0		7	3	3	3	0	1	0	0	0	0	1	19	30	27.00	4.000					
54 Ronald Belisario, R ERA: 4.75	1.0		5	1	0	0	1	1	0	0	0	0	0	13	23	0.00	2.000					
27 Matt Lindstrom, R ERA: 3.71	1.0		5	2	2	2	0	0	0	0	0	0	1	14	21	18.00	2.000					

Chicago White Sox @ Oakland Athletics  
O.co Coliseum, Oakland, CA  
Tue May 13 2014, 10:09 PM - 12:57 AM EDT  
Att: 13,826 - Clear - 81 F

livebaseballscorecards.com

AB 40  
R 11  
H 17  
RBI 10  
BB 3  
SO 3  
LOB 16







Batter	1	2	3	4	5	6	7	8	9	AB	R	H	RBI	BB	SO	LOB	TOP								
15 Gordon Beckham, R (1, 4) OBP: 0.303, SLG: 0.405										5	1	1	1	0	2	5	<b>Chicago White Sox @ Houston Astros</b> Minute Maid Park, Houston, TX Fri May 16 2014, 7:14 PM - 10:44 PM CDT Att: 17,529 - Clear - 82 F								
12 Conor Gillaspie, L (1, 5) OBP: 0.390, SLG: 0.443										4	1	2	2	1	0	2									
79 José Abreu, R (1, 10) OBP: 0.317, SLG: 0.606										4	1	0	0	0	2	2									
44 Adam Dunn, L (1, 3) OBP: 0.391, SLG: 0.477										4	1	2	3	1	1	1									
24 Dayan Viedro, R (1, 7) OBP: 0.354, SLG: 0.469										4	1	1	0	0	2	2									
28 Leury García, S (7, 8) OBP: 0.273, SLG: 0.293										1	0	0	0	0	1	1									
10 Alexei Ramirez, R (1, 6) OBP: 0.345, SLG: 0.470										5	0	1	0	0	2	2									
30 Alejandro De Aza, L (1, 8) OBP: 0.242, SLG: 0.303										4	1	1	0	1	0	2									
21 Tyler Flowers, R (1, 2) OBP: 0.372, SLG: 0.398										3	1	1	1	2	1	3									
25 Moisés Sierra, R (1, 9) OBP: 0.206, SLG: 0.231										2	0	0	0	2	0	3									
<b>Inning Stats</b>	R: 0 E: 0 K: 2 S: 7	H: 0 LOB: 0 BB: 0 P: 9	R: 0 E: 0 K: 0 S: 6	H: 0 LOB: 0 BB: 1 P: 13	R: 0 E: 0 K: 1 S: 14	H: 1 LOB: 2 BB: 1 P: 21	R: 0 E: 0 K: 2 S: 10	H: 0 LOB: 0 BB: 0 P: 16	R: 0 E: 0 K: 1 S: 7	H: 0 LOB: 1 BB: 1 P: 13	R: 4 E: 0 K: 1 S: 20	H: 3 LOB: 3 BB: 3 P: 38	R: 0 E: 0 K: 2 S: 10	H: 1 LOB: 1 BB: 0 P: 15	R: 3 E: 1 K: 1 S: 13	H: 2 LOB: 1 BB: 1 P: 19	R: 0 E: 0 K: 1 S: 13	H: 2 LOB: 2 BB: 0 P: 16	1B: 5 2B: 3 HR: 1	SF: 0 SAC: 0 HBP: 1	WP: 0 PB: 0 SB: 1 CS: 0	PA: 44			
<b>PITCHER</b>	IP	WLS	BF	H	R	ER	SO	BB	IBB	HBP	BLK	WP	HR	S	P	ERA	WHIP								
31 Collin McHugh, R (1, 1) ERA: 3.48	5.1	L	23	3	4	4	7	4	0	1	0	0	1	55	92	6.75	1.312								
61 Josh Zeid, R (6, 1) ERA: 4.05	1.0		7	2	0	0	0	1	1	0	0	0	0	13	23	0.00	3.000								
38 Darin Downs, L (7, 1) ERA:	0.1		1	0	0	0	1	0	0	0	0	0	0	3	5	0.00	0.000								
56 Paul Clemens, R (7, 1) ERA: 4.08	2.1		13	4	3	0	3	1	0	0	0	0	0	29	40	0.00	2.143								

Batter	1	2	3	4	5	6	7	8	9	AB	R	H	RBI	BB	SO	LOB	BOTTOM								
27 Jose Altuve, R (1, 4) OBP: 0.349, SLG: 0.415										5	1	2	0	0	0	0	<b>Chicago White Sox @ Houston Astros</b> Minute Maid Park, Houston, TX Fri May 16 2014, 7:14 PM - 10:44 PM CDT Att: 17,529 - Clear - 82 F								
4 George Springer, R (1, 9) OBP: 0.341, SLG: 0.343										4	0	0	1	1	2	3									
21 Dexter Fowler, S (1, 8) OBP: 0.359, SLG: 0.357										3	0	0	0	2	2	2									
15 Jason Castro, L (1, 2) OBP: 0.311, SLG: 0.380										4	0	1	1	0	1	3									
30 Matt Dominguez, R (1, 5) OBP: 0.309, SLG: 0.409										4	0	1	0	0	0	0									
14 Jesus Guzman, R (1, 3) OBP: 0.282, SLG: 0.329										3	0	1	0	0	0	2									
18 Marc Krauss, L (8, PH) OBP: 0.305, SLG: 0.333										1	0	0	0	0	1	0									
23 Chris Carter, R (1, 10) OBP: 0.284, SLG: 0.405										4	0	2	0	0	1	1									
28 L.J. Hoes, R (1, 7) OBP: 0.303, SLG: 0.362										2	0	1	0	1	1	1									
8 Alex Presley, L (8, PH) OBP: 0.233, SLG: 0.343										1	0	0	0	0	0	1									
6 Jonathan Villar, S (1, 6) OBP: 0.277, SLG: 0.420										4	1	1	0	0	2	4									
<b>Inning Stats</b>	R: 0 E: 0 K: 2 S: 11	H: 0 LOB: 1 BB: 1 P: 20	R: 0 E: 0 K: 2 S: 13	H: 2 LOB: 2 BB: 0 P: 22	R: 0 E: 0 K: 0 S: 9	H: 0 LOB: 1 BB: 1 P: 16	R: 0 E: 0 K: 1 S: 12	H: 1 LOB: 0 BB: 0 P: 20	R: 2 E: 0 K: 0 S: 12	H: 4 LOB: 2 BB: 0 P: 24	R: 0 E: 0 K: 2 S: 14	H: 1 LOB: 2 BB: 1 P: 24	R: 0 E: 0 K: 0 S: 8	H: 0 LOB: 0 BB: 1 P: 15	R: 0 E: 0 K: 1 S: 8	H: 1 LOB: 1 BB: 0 P: 10	R: 0 E: 0 K: 2 S: 8	H: 0 LOB: 0 BB: 0 P: 11	1B: 7 2B: 3 HR: 0	SF: 0 SAC: 0 HBP: 0	WP: 0 PB: 0 SB: 0 CS: 0	PA: 39			
<b>PITCHER</b>	IP	WLS	BF	H	R	ER	SO	BB	IBB	HBP	BLK	WP	HR	S	P	ERA	WHIP								
62 Jose Quintana, L (1, 1) ERA: 3.67	5.0	W	24	7	2	2	5	2	0	0	0	0	0	57	102	3.60	1.800								
52 Jake Petricka, R (6, 1) ERA: 1.9	1.0	H	5	1	0	0	2	1	0	0	0	0	0	14	24	0.00	2.000								
57 Zach Putnam, R (7, 1) ERA: 1.65	1.0	H	3	0	0	0	0	1	0	0	0	0	0	8	15	0.00	1.000								
54 Ronald Belisario, R (8, 1) ERA: 4.3	1.0		4	1	0	0	1	0	0	0	0	0	0	8	10	0.00	1.000								
43 Frank Francisco, R (9, 1) ERA: 9.82	1.0		3	0	0	0	2	0	0	0	0	0	0	8	11	0.00	0.000								

AB	36
R	7
H	9
RBI	7
BB	7
SO	11
LOB	23






Batter	1	2	3	4	5	6	7	8	9	AB	R	H	RBI	BB	SO	LOB	TOP			
15 Gordon Beckham, R (1, 4) OBP: 0.308, SLG: 0.416										5	1	2	1	0	1	3	<b>Chicago White Sox @ Houston Astros</b> Minute Maid Park, Houston, TX Sat May 17 2014, 3:14 PM - 6:39 PM CDT Att: 20,612 - Sunny - 86 F			
12 Conor Gillaspie, L (1, 5) OBP: 0.381, SLG: 0.430										5	0	1	0	0	0	3				
79 Jose Abreu, R (1, 10) 14 Paul Konerko, R (7, PH) OBP: 0.259, SLG: 0.333 (7, 10)										3	0	0	1	0	0	1				
44 Adam Dunn, L (1, 3) OBP: 0.399, SLG: 0.474											3	1	1	0	2	1		0		
24 Dayan Viciedo, R (1, 7) OBP: 0.362, SLG: 0.469											4	2	2	0	1	0		1		
10 Alexei Ramirez, R (1, 6) OBP: 0.348, SLG: 0.480										3	1	2	1	0	0	2				
30 Alejandro De Aza, L (1, 8) OBP: 0.249, SLG: 0.306										2	0	1	1	0	0	1				
21 Tyler Flowers, R (1, 2) OBP: 0.368, SLG: 0.388										3	0	0	0	1	2	3				
25 Moisés Sierra, R (1, 9) OBP: 0.222, SLG: 0.239										2	0	1	1	1	1	1				
<b>Inning Stats</b>	R: 0 E: 0 K: 0 S: 12	H: 1 LOB: 0 BB: 0 P: 16	R: 2 E: 0 K: 0 S: 9	H: 1 LOB: 1 BB: 3 P: 27	R: 1 E: 0 K: 0 S: 11	H: 1 LOB: 1 BB: 1 P: 23	R: 0 E: 0 K: 2 S: 15	H: 2 LOB: 2 BB: 0 P: 21	R: 0 E: 0 K: 2 S: 10	H: 1 LOB: 1 BB: 0 P: 17	R: 0 E: 0 K: 1 S: 7	H: 0 LOB: 0 BB: 0 P: 14	R: 2 E: 0 K: 0 S: 12	H: 2 LOB: 2 BB: 2 P: 24	R: 0 E: 0 K: 1 S: 8	H: 0 LOB: 0 BB: 0 P: 13		1B: 8 2B: 3 3B: 0 HR: 0	SF: 3 SAC: 0 DP: 2 HBP: 0	WP: 1 PB: 0 SB: 1 CS: 0
<b>PITCHER</b>	IP WLS BF H R ER SO BB IBB HBP BLK WP HR S P ERA WHIP																			
48 Jarrod Cosart, R (1, 1) ERA: 4.41	5.0 W 24 7 3 3 2 4 0 0 0 0 1 0 60 102 5.40 2.200																			
35 Josh Fields, R (6, 1) ERA: 11.08	1.0 H 4 1 0 0 2 0 0 0 0 0 0 0 10 17 0.00 1.000																			
29 Tony Sipp, L (7, 1) ERA: 4.08	1.0 H 3 0 0 0 1 0 0 0 0 0 0 0 7 14 0.00 0.000																			
44 Kyle Farnsworth, R (8, 1) ERA: 4.08	0.2 H 6 2 2 2 0 2 0 0 0 0 0 0 9 21 27.00 6.000																			
38 Darin Downs, L (8, 1) ERA: 4.08	0.1 H 1 0 0 0 0 0 0 0 0 0 0 0 3 3 0.00 0.000																			

Batter	1	2	3	4	5	6	7	8	9	AB	R	H	RBI	BB	SO	LOB	BOTTOM			
27 Jose Altuve, R (1, 4) OBP: 0.350, SLG: 0.414										5	1	2	0	0	0	1	<b>Chicago White Sox @ Houston Astros</b> Minute Maid Park, Houston, TX Sat May 17 2014, 3:14 PM - 6:39 PM CDT Att: 20,612 - Sunny - 86 F			
4 George Springer, R (1, 9) OBP: 0.305, SLG: 0.366										4	2	2	1	1	1	1				
21 Dexter Fowler, S (1, 8) OBP: 0.372, SLG: 0.388										4	2	3	2	1	1	3				
15 Jason Castro, L (1, 2) OBP: 0.307, SLG: 0.396										5	1	1	3	0	1	5				
30 Matt Dominguez, R (1, 5) OBP: 0.313, SLG: 0.404										2	0	0	0	2	0	0				
18 Marc Krauss, L (1, 3) 14 Jesus Guzman, R (7, PH) OBP: 0.259, SLG: 0.325 (8, 3)										3	0	1	0	0	2	1				
23 Chris Carter, R (1, 10) OBP: 0.283, SLG: 0.396										3	0	0	0	1	1	3				
8 Alex Presley, L (1, 7) OBP: 0.243, SLG: 0.350										4	0	2	0	0	0	2				
9 Marwin Gonzalez, S (1, 6) OBP: 0.326, SLG: 0.400										3	0	0	0	0	1	3				
<b>Inning Stats</b>	R: 4 E: 0 K: 0 S: 17	H: 4 LOB: 2 BB: 2 P: 32	R: 0 E: 0 K: 0 S: 11	H: 1 LOB: 1 BB: 0 P: 17	R: 0 E: 0 K: 2 S: 10	H: 0 LOB: 0 BB: 0 P: 14	R: 0 E: 0 K: 1 S: 9	H: 1 LOB: 1 BB: 0 P: 11	R: 1 E: 0 K: 2 S: 13	H: 1 LOB: 1 BB: 1 P: 20	R: 0 E: 0 K: 1 S: 9	H: 0 LOB: 0 BB: 0 P: 12	R: 1 E: 1 K: 1 S: 11	H: 2 LOB: 2 BB: 1 P: 22	R: 0 E: 0 K: 1 S: 11	H: 2 LOB: 3 BB: 1 P: 19		1B: 8 2B: 0 3B: 1 HR: 2	SF: 0 SAC: 1 DP: 0 HBP: 0	WP: 0 PB: 0 SB: 2 CS: 0
<b>PITCHER</b>	IP WLS BF H R ER SO BB IBB HBP BLK WP HR S P ERA WHIP																			
48 Hector Noesi, R (1, 1) ERA: 7.31	6.0 L 29 8 6 5 6 3 0 0 0 0 0 0 2 71 109 7.50 1.833																			
37 Scott Downs, L (7, 1) ERA: 4.5	0.1 3 1 0 0 0 0 1 0 0 0 0 0 4 9 0.00 3.000																			
40 Daniel Webb, R (7, 1) ERA: 2.78	1.2 8 2 0 0 2 1 0 0 0 0 0 0 16 29 0.00 1.800																			

AB	32
R	5
H	10
RBI	5
BB	6
SO	6
LOB	15



AB	34
R	6
H	11
RBI	6
BB	5
SO	8
LOB	21





Batter	1	2	3	4	5	6	7	8	9	AB	R	H	RBI	BB	SO	LOB	TOP					
1 Adam Eaton, L (1,8) OBP: 0.359, SLG: 0.373										4	0	1	0	0	1	3						
15 Gordon Beckham, R (1,4) OBP: 0.296, SLG: 0.402										3	0	0	0	0	1	3						
5 Marcus Semien, R (7,4) OBP: 0.277, SLG: 0.336										1	0	0	0	0	1	0						
12 Conor Gillaspie, L (1,5) OBP: 0.376, SLG: 0.423										4	0	1	0	0	0	2						
24 Dayan Viedelo, R (1,9) OBP: 0.353, SLG: 0.457										4	0	0	0	0	1	1						
44 Adam Dunn, L (1,10) OBP: 0.388, SLG: 0.458										4	0	0	0	0	4	0						
14 Paul Konerko, R (1,3) OBP: 0.241, SLG: 0.308										4	0	0	0	0	1	0						
10 Alexei Ramirez, R (1,6) OBP: 0.353, SLG: 0.477										1	2	0	0	2	0	0						
28 Leury Garcia, S (7,6) OBP: 0.289, SLG: 0.310										2	0	0	0	2	1	1						
30 Alejandro De Aza, L (1,7) OBP: 0.255, SLG: 0.302										3	0	3	2	0	0	0						
17 Adrian Nieto, S (1,2) OBP: 0.343, SLG: 0.412																						
<b>Inning Stats</b>	R: 0 E: 0 K: 1 S: 7	H: 0 LOB: 0 BB: 0 P: 9	R: 0 E: 0 K: 1 S: 7	H: 0 LOB: 0 BB: 11 P: 10	R: 1 E: 0 K: 0 S: 10	H: 2 LOB: 2 BB: 2 P: 22	R: 0 E: 0 K: 2 S: 12	H: 0 LOB: 0 BB: 0 P: 16	R: 0 E: 0 K: 0 S: 9	H: 1 LOB: 1 BB: 0 P: 15	R: 0 E: 0 K: 0 S: 5	H: 1 LOB: 2 BB: 0 P: 7	R: 1 E: 0 K: 2 S: 14	H: 1 LOB: 2 BB: 2 P: 29	R: 0 E: 0 K: 2 S: 7	H: 0 LOB: 0 BB: 0 P: 12	R: 0 E: 0 K: 2 S: 10	H: 1 LOB: 1 BB: 0 P: 14	1B: 5 2B: 1 3B: 0 HR: 0	SF: 0 SAC: 0 DP: 2 HBP: 0	WP: 0 PB: 0 SB: 0 CS: 0	PA: 35
<b>PITCHER</b>	IP WLS BF H R ER SO BB IBB HBP BLK WP HR S P ERA WHIP																					
41 Brad Peacock, R (1,1) ERA: 5.2	6.2 W 27 5 2 2 5 4 0 0 0 0 0 0 0 61 104 2.70 1.350																					
35 Josh Fields, R (7,1) ERA: 10.05	1.1 4 0 0 0 3 0 0 0 0 0 0 0 10 17 0.00 0.000																					
36 Jerome Williams, R (9,1) ERA: 6.0	1.0 4 1 0 0 2 0 0 0 0 0 0 0 10 14 0.00 1.000																					

Chicago White Sox @ Houston Astros  
Minute Maid Park, Houston, TX  
Sun May 18 2014, 1:14 PM - 3:59 PM CDT  
Att: 21,532 - Partly Cloudy - 81 F

livebaseballscorecards.com

AB 31  
R 2  
H 6  
RBI 2  
BB 4  
SO 10  
LOB 10

Batter	1	2	3	4	5	6	7	8	9	AB	R	H	RBI	BB	SO	LOB	BOTTOM			
27 Jose Altuve, R (1,4) OBP: 0.347, SLG: 0.409										5	0	1	0	0	1	2				
4 George Springer, R (1,9) OBP: 0.313, SLG: 0.365										3	0	1	0	1	1	1				
21 Dexter Fowler, S (1,8) OBP: 0.375, SLG: 0.393										3	2	1	0	1	1	3				
30 Matt Dominguez, R (1,5) OBP: 0.318, SLG: 0.445										4	2	2	4	0	1	3				
23 Chris Carter, R (1,10) OBP: 0.282, SLG: 0.413										4	1	1	1	0	1	0				
14 Jesus Guzman, R (1,3) OBP: 0.281, SLG: 0.329										2	1	1	0	2	0	0				
28 L.J. Hoes, R (1,7) OBP: 0.300, SLG: 0.371										4	1	1	0	0	1	2				
22 Carlos Corporan, S (1,2) OBP: 0.196, SLG: 0.404										3	0	0	0	0	3	2				
6 Jonathan Villar, S (1,6) OBP: 0.287, SLG: 0.429										2	1	2	2	0	0	0				
9 Marwin Gonzalez, S (5,PH) OBP: 0.311, SLG: 0.381										2	0	0	0	0	0	3				
<b>Inning Stats</b>	R: 0 E: 0 K: 1 S: 10	H: 2 LOB: 1 BB: 0 P: 15	R: 4 E: 1 K: 3 S: 15	H: 3 LOB: 0 BB: 1 P: 28	R: 2 E: 0 K: 1 S: 15	H: 3 LOB: 0 BB: 0 P: 23	R: 0 E: 0 K: 1 S: 11	H: 1 LOB: 1 BB: 0 P: 16	R: 2 E: 0 K: 1 S: 13	H: 1 LOB: 2 BB: 2 P: 30	R: 0 E: 0 K: 1 S: 9	H: 0 LOB: 1 BB: 1 P: 16	R: 0 E: 0 K: 0 S: 11	H: 0 LOB: 0 BB: 0 P: 18	R: 0 E: 0 K: 1 S: 8	H: 0 LOB: 0 BB: 0 P: 8	1B: 5 2B: 2 3B: 0 HR: 3	SF: 0 SAC: 0 DP: 2 HBP: 1	WP: 2 PB: 0 SB: 0 CS: 0	PA: 37
<b>PITCHER</b>	IP WLS BF H R ER SO BB IBB HBP BLK WP HR S P ERA WHIP																			
50 John Danks, L (1,1) ERA: 5.64	4.2 L 26 10 8 7 7 3 0 0 0 0 0 0 0 62 107 13.50 2.786																			
40 Daniel Webb, R (5,1) ERA: 2.63	1.1 5 0 0 0 1 1 0 0 0 0 1 0 11 21 0.00 0.750																			
37 Scott Downs, L (7,1) ERA: 4.24	1.0 3 0 0 0 0 0 0 0 0 0 0 0 11 18 0.00 0.000																			
27 Matt Lindstrom, R (8,1) ERA: 3.32	1.0 3 0 0 0 1 0 0 0 0 0 1 0 8 8 0.00 0.000																			

Chicago White Sox @ Houston Astros  
Minute Maid Park, Houston, TX  
Sun May 18 2014, 1:14 PM - 3:59 PM CDT  
Att: 21,532 - Partly Cloudy - 81 F

livebaseballscorecards.com

AB 32  
R 8  
H 10  
RBI 7  
BB 4  
SO 9  
LOB 16




Batter	1	2	3	4	5	6	7	8	9	AB	R	H	RBI	BB	SO	LOB	TOP										
1 Adam Eaton, L (1,8) OBP: 0.352, SLG: 0.364	G4-3		FC3-6 15 BB 10 HR			F9			K	5	2	1	0	0	1	2											
15 Gordon Beckham, R (1,4) OBP: 0.304, SLG: 0.395	F9								G1-3	4	1	1	0	1	0	0											
10 Alexei Ramirez, R (1,6) OBP: 0.354, SLG: 0.492	G5-3								P4	5	1	2	4	0	0	0											
44 Adam Dunn, L (1,3) OBP: 0.397, SLG: 0.458										2	1	1	0	2	1	0											
14 Paul Konerko, R (1,10) OBP: 0.242, SLG: 0.357										4	1	1	2	0	1	3											
24 Davan Velez, R (1,7) OBP: 0.357, SLG: 0.477										4	1	2	1	0	0	0											
30 Alejandro De Aza, L (8,7) OBP: 0.295, SLG: 0.302										0	0	0	0	0	0	0											
21 Tyler Flowers, R (1,2) OBP: 0.365, SLG: 0.384										4	0	1	0	0	1	2											
25 Moisés Sierra, R (1,9) OBP: 0.224, SLG: 0.239										4	0	1	0	0	3	3											
5 Marcus Semien, R (1,5) OBP: 0.276, SLG: 0.333										4	0	1	0	0	2	2											
<b>Inning Stats</b>	R: 0 E: 0 K: 0 S: 5	H: 0 LOB: 0 BB: 0 P: 6	R: 0 E: 0 K: 2 S: 13	H: 2 LOB: 2 BB: 0 P: 21	R: 3 E: 0 K: 1 S: 13	H: 2 LOB: 0 BB: 1 P: 21	R: 1 E: 0 K: 3 S: 13	H: 1 LOB: 0 BB: 0 P: 19	R: 3 E: 0 K: 0 S: 11	H: 3 LOB: 0 BB: 1 P: 17	R: 0 E: 1 K: 0 S: 9	H: 1 LOB: 1 BB: 0 P: 10	R: 0 E: 0 K: 0 S: 19	H: 1 LOB: 1 BB: 0 P: 25	R: 0 E: 0 K: 1 S: 7	H: 0 LOB: 0 BB: 0 P: 7	1B: 8 2B: 1 3B: 0 HR: 3	SF: 0 SAC: 0 DP: 1 HBP: 0	WP: 1 PB: 0 SB: 0 CS: 0	PA: 39							
<b>PITCHER</b>	IP	WLS	BF	H	R	ER	SO	BB	IBB	HBP	BLK	WP	HR	S	P	ERA	WHIP										
51 Jason Vargas, L (1,1) ERA: 3.76	4.2	L	23	8	7	7	6	2	0	0	0	0	3	53	82	13.50	2.143										
31 Louis Coleman, R (5,1) ERA: 4.97	1.1		5	1	0	0	0	0	0	0	0	0	0	11	12	0.00	0.750										
40 Kelvin Herrera, R (7,1) ERA: 1.27	1.0		4	1	0	0	0	1	0	0	0	0	0	5	11	0.00	2.000										
17 Wade Davis, R (8,1) ERA: 1.86	1.0		4	1	0	0	2	0	0	0	0	1	0	19	25	0.00	1.000										
55 Tim Collins, L (9,1) ERA: 6.75	1.0		3	0	0	0	1	0	0	0	0	0	0	7	7	0.00	0.000										

Chicago White Sox @ Kansas City Royals  
Kauffman Stadium, Kansas City, MO  
Mon May 19 2014, 7:11 PM - 10:27 PM CDT  
Att: 16,462 - Clear - 82 F

livebaseballscorecards.com

AB 36  
R 7  
H 11  
RBI 7  
BB 3  
SO 9  
LOB 12



Batter	1	2	3	4	5	6	7	8	9	AB	R	H	RBI	BB	SO	LOB	BOTTOM											
23 Norichika Aoki, L (1,9) OBP: 0.326, SLG: 0.331										5	1	2	0	0	0	0												
1 Jarrod Dyson, L (9,FR) OBP: 0.321, SLG: 0.321										0	0	0	0	0	0	0												
2 Alcides Escobar, R (1,6) OBP: 0.328, SLG: 0.391										4	2	1	0	0	2	1												
35 Eric Hosmer, L (1,3) OBP: 0.335, SLG: 0.399										4	1	2	3	1	1	2												
16 Billy Butler, R (1,10) OBP: 0.303, SLG: 0.314										5	1	3	1	0	0	2												
4 Alex Gordon, L (1,7) OBP: 0.324, SLG: 0.398										2	1	0	0	2	0	2												
13 Salvador Perez, R (1,2) OBP: 0.319, SLG: 0.418										4	0	0	0	0	0	7												
12 Brett Hayes, R (9,2) ERA: 3.96										0	0	0	0	0	0	0												
6 Lorenzo Cain, R (1,8) OBP: 0.367, SLG: 0.383										4	0	1	2	0	1	0												
8 Mike Moustakas, L (1,5) OBP: 0.225, SLG: 0.323										3	0	0	0	1	1	1												
9 Johnny Giavotella, R (1,4) OBP: 0.216, SLG: 0.265										3	0	0	0	0	1	2												
<b>Inning Stats</b>	R: 5 E: 1 K: 0 S: 22	H: 4 LOB: 1 BB: 1 P: 40	R: 0 E: 0 K: 1 S: 11	H: 1 LOB: 3 BB: 2 P: 23	R: 0 E: 0 K: 1 S: 8	H: 0 LOB: 0 BB: 0 P: 15	R: 1 E: 0 K: 0 S: 11	H: 3 LOB: 2 BB: 0 P: 16	R: 0 E: 0 K: 0 S: 6	H: 0 LOB: 0 BB: 1 P: 11	R: 0 E: 0 K: 1 S: 7	H: 0 LOB: 0 BB: 0 P: 12	R: 0 E: 0 K: 0 S: 7	H: 0 LOB: 0 BB: 0 P: 9	R: 0 E: 0 K: 2 S: 9	H: 0 LOB: 0 BB: 0 P: 12	R: 0 E: 1 K: 1 S: 8	H: 1 LOB: 2 BB: 0 P: 12	1B: 8 2B: 1 3B: 0 HR: 0	SF: 0 SAC: 1 DP: 1 HBP: 1	WP: 0 PB: 0 SB: 1 CS: 3	PA: 41						
<b>PITCHER</b>	IP	WLS	BF	H	R	ER	SO	BB	IBB	HBP	BLK	WP	HR	S	P	ERA	WHIP											
67 Scott Carroll, R (1,1) ERA: 1.45	4.0		24	8	6	5	2	3	0	1	0	0	0	13	23	0.00	0.500											
57 Zach Putnam, R (7,1) ERA: 3.96	2.0	W	6	0	0	0	1	1	0	0	0	0	0	16	21	0.00	0.000											
54 Ronald Belisario, R (9,1) ERA: 3.32	0.0	H	6	0	0	0	2	0	0	0	0	0	0	3	4	=	=											
27 Matt Lindstrom, R (9,1) ERA: 4.15	0.1	H	1	0	0	0	1	0	0	0	0	0	0	3	4	0.00	0.000											
52 Jake Petricka, R (9,1) ERA: 1.85	0.2		1	0	0	0	0	0	0	0	0	0	0	0	0	0	0.00	0.000										

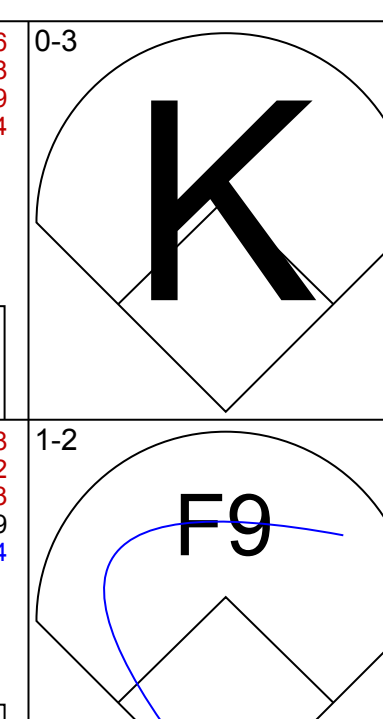
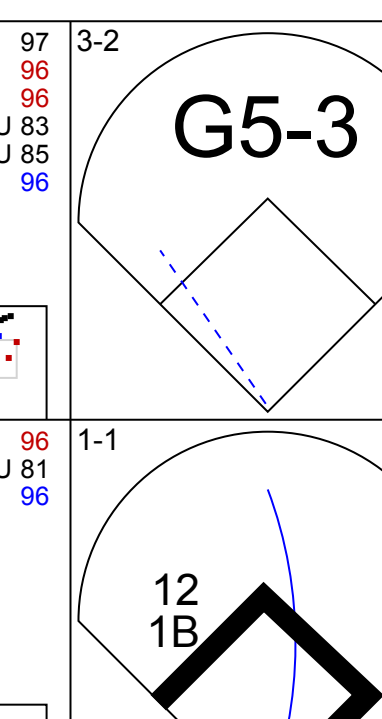
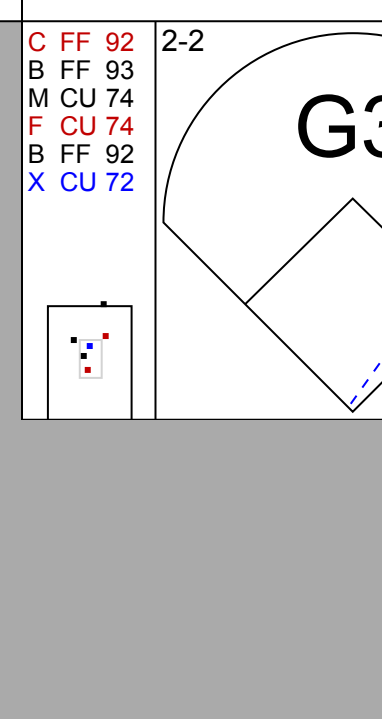
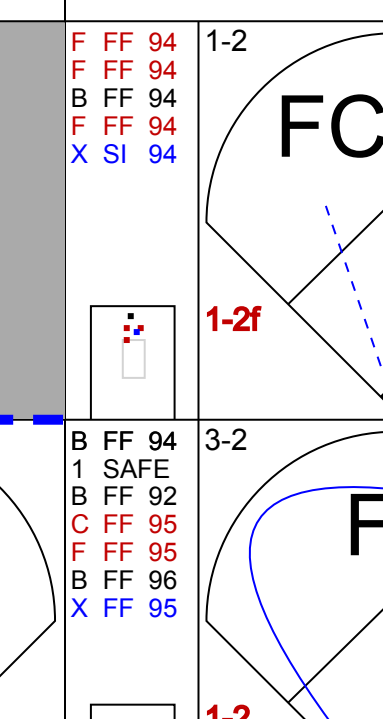
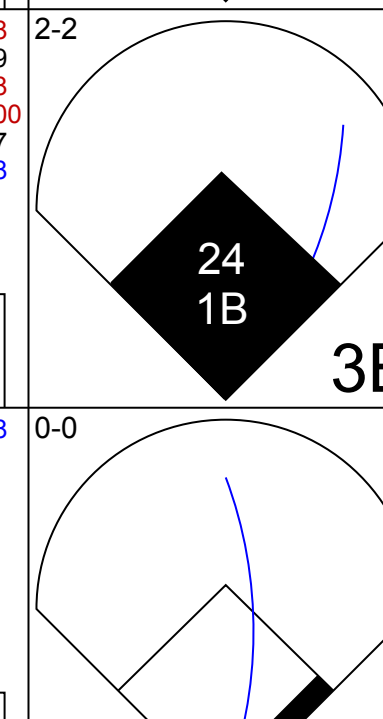
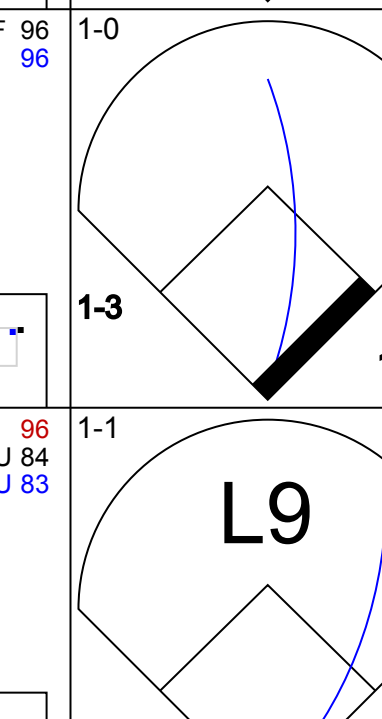
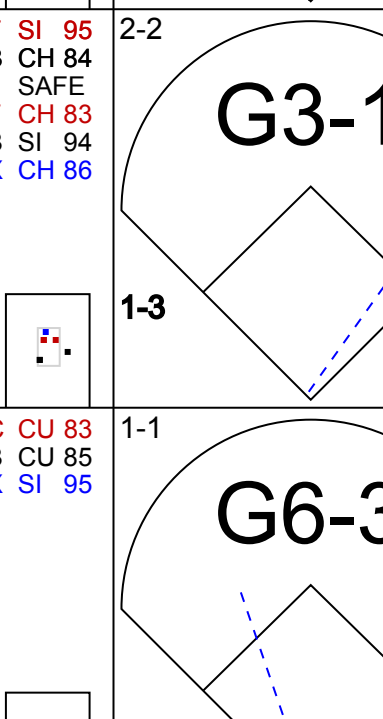
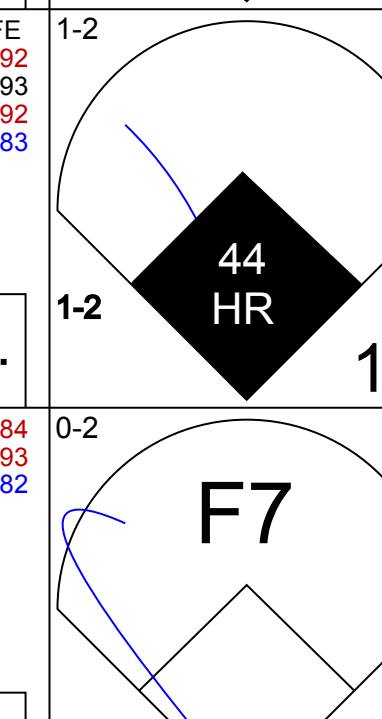
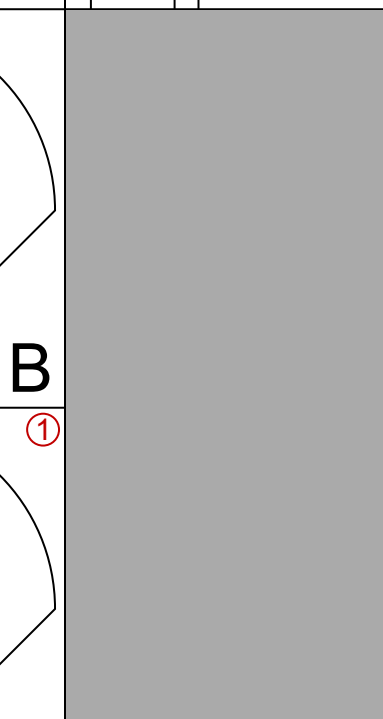
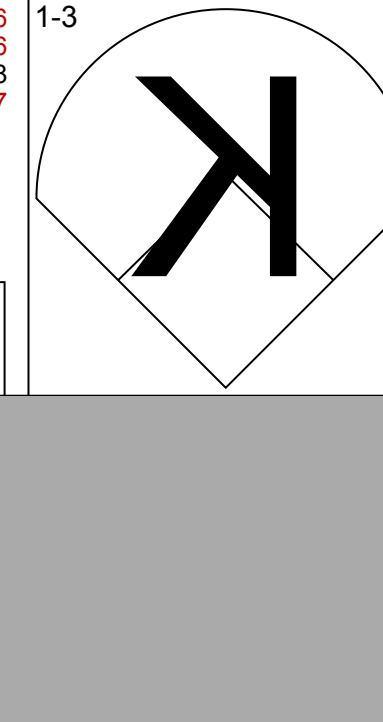


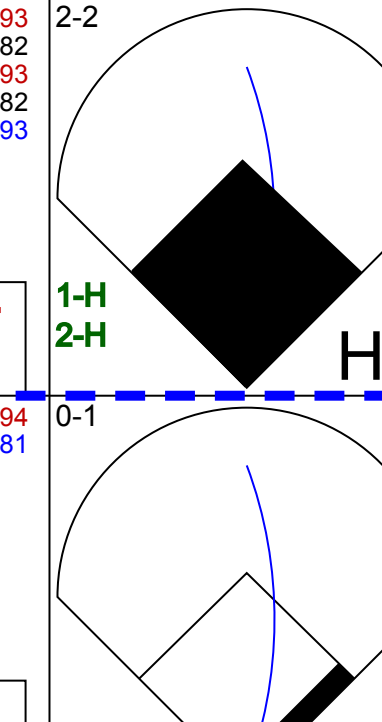



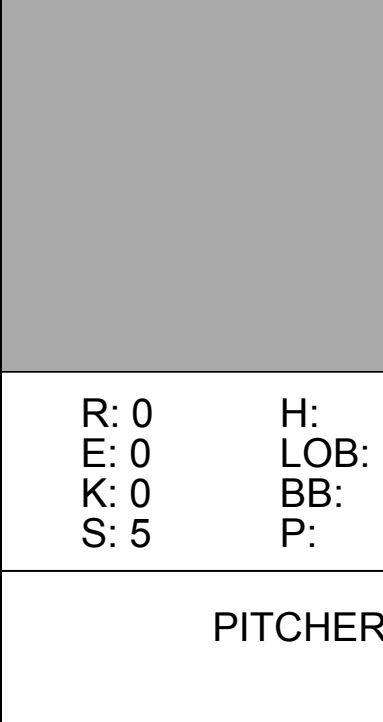
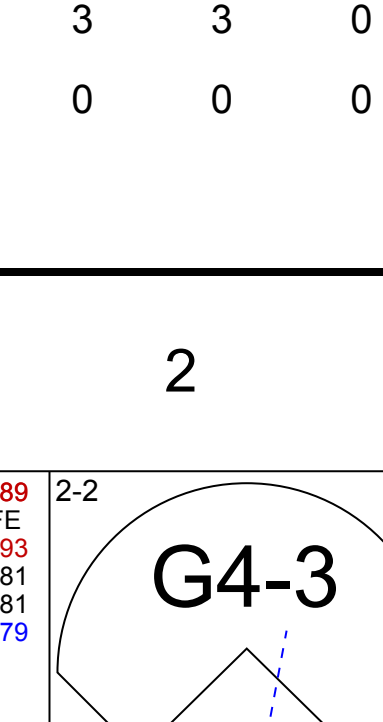
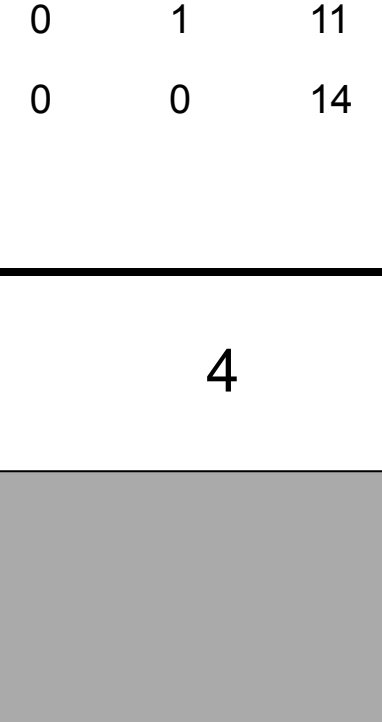
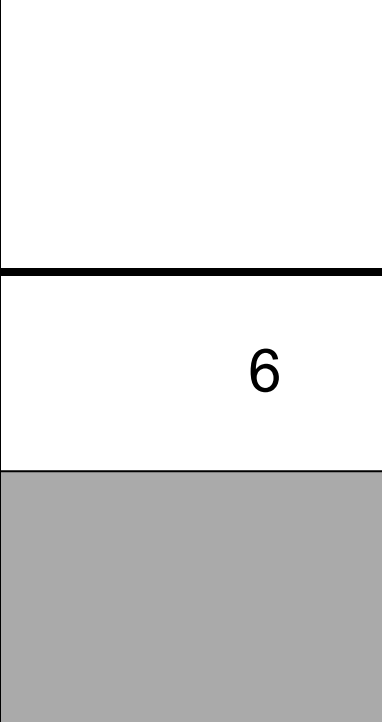



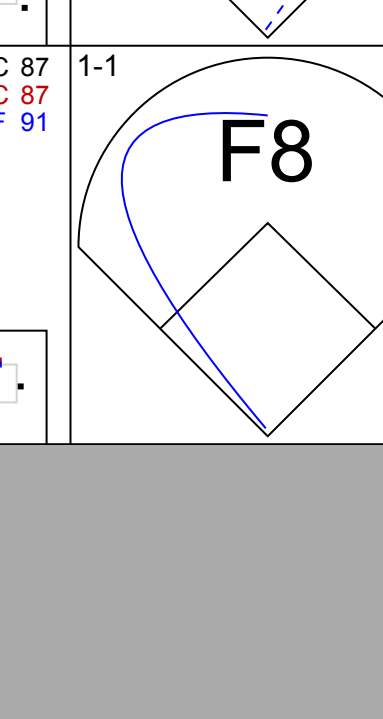





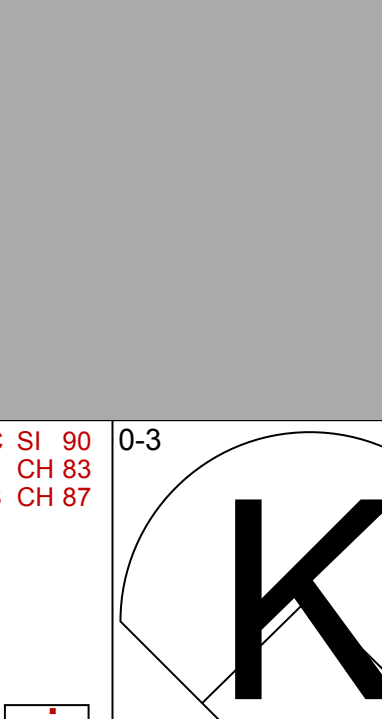
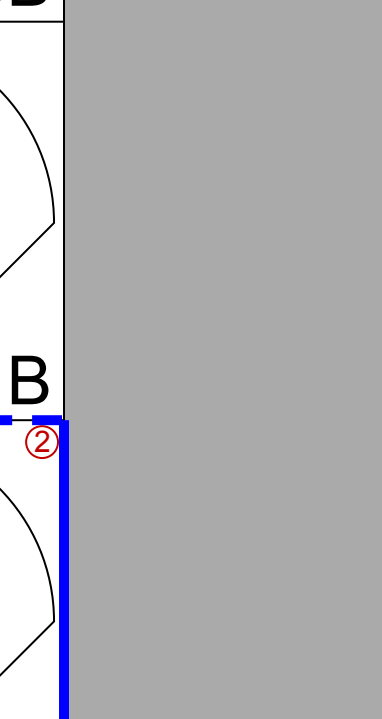
Chicago White Sox @ Kansas City Royals  
Kauffman Stadium, Kansas City, MO  
Mon May 19 2014, 7:11 PM - 10:27 PM CDT  
Att: 16,462 - Clear - 82 F

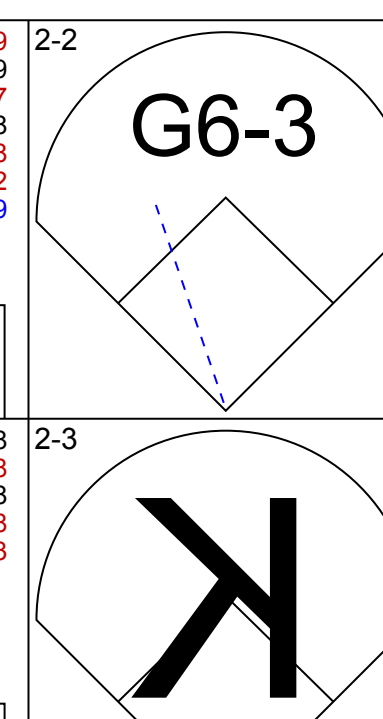
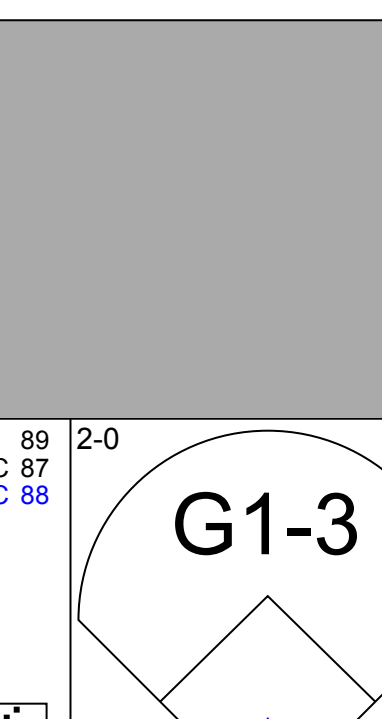
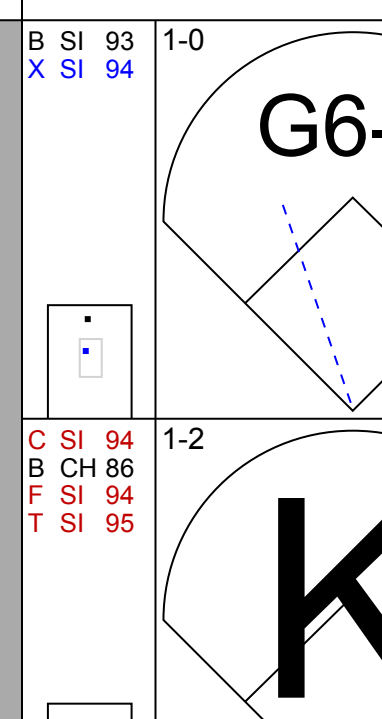
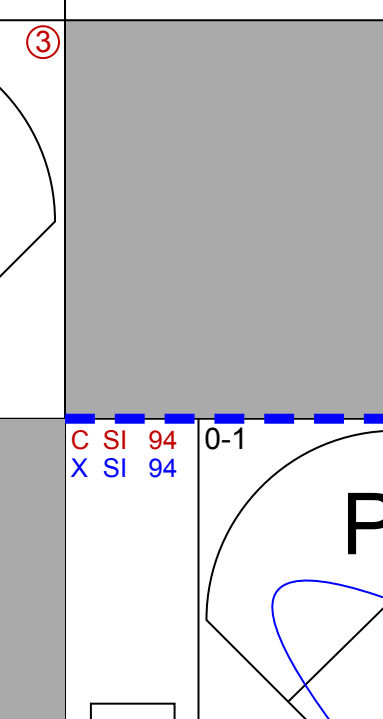

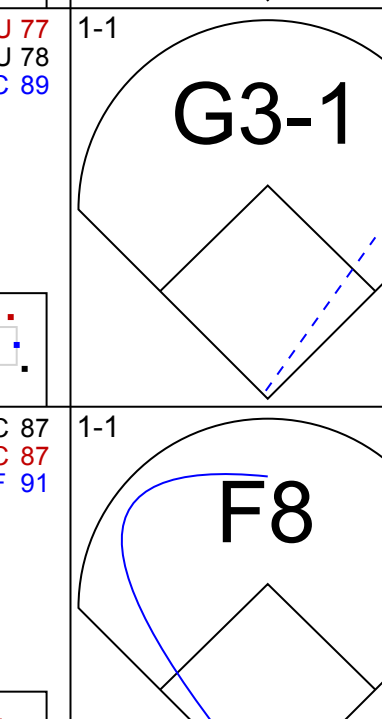
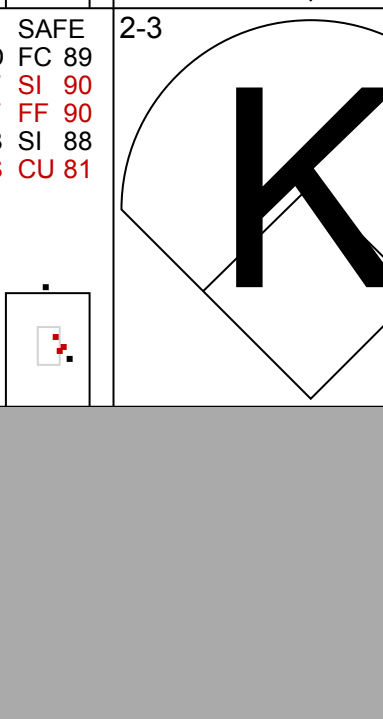




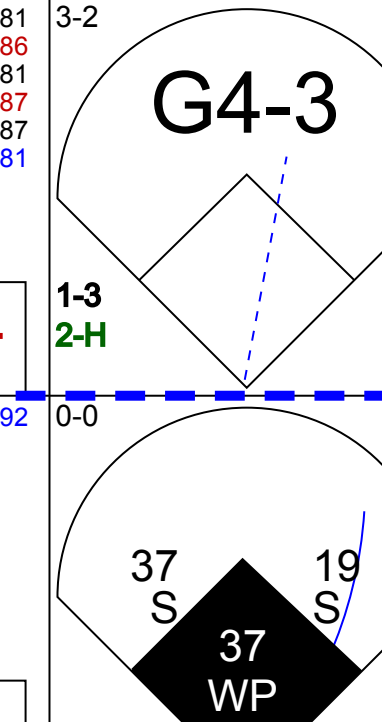
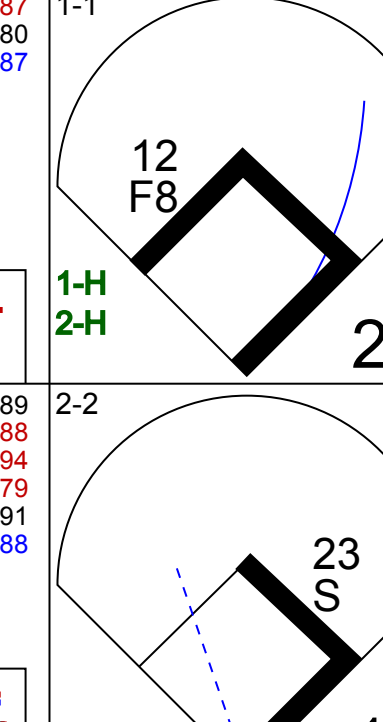


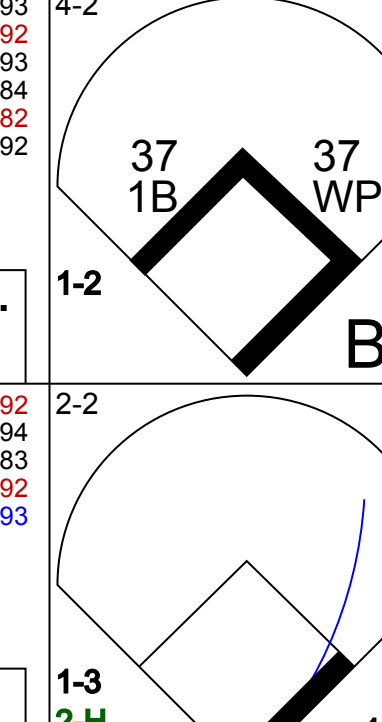
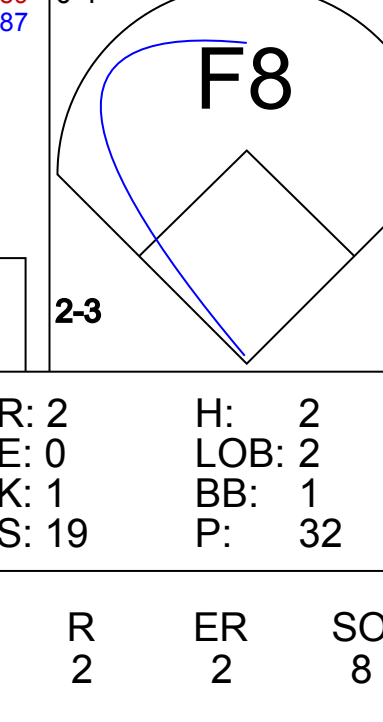
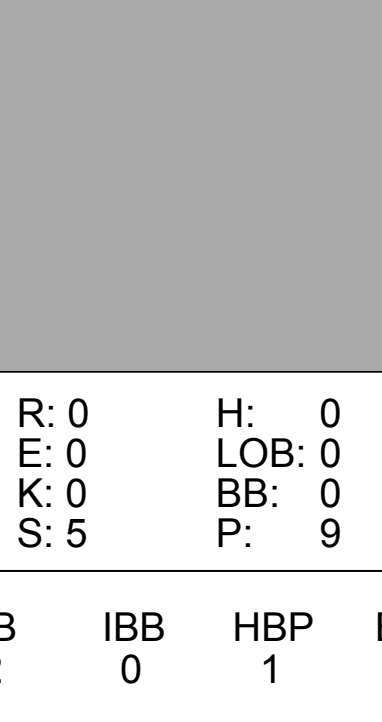
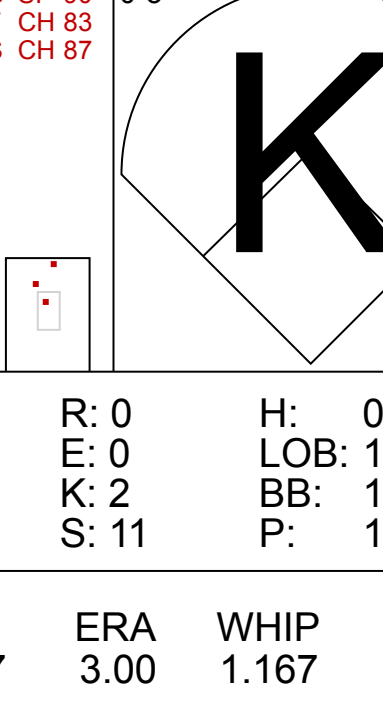
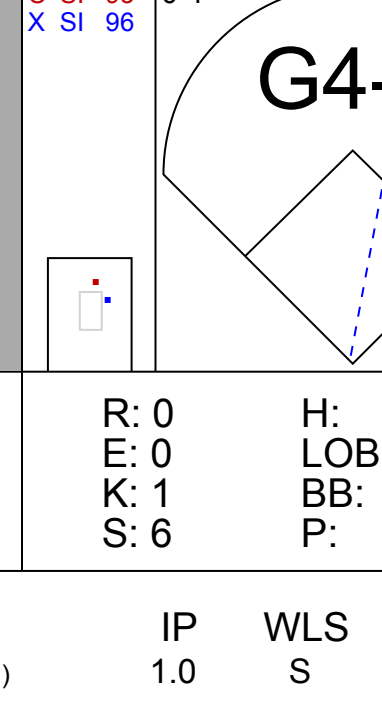




livebaseballscorecards.com

AB 34  
R 6  
H 9  
RBI 6  
BB 4  
SO 6  
LOB 17





Batter	1	2	3	4	5	6	7	8	9	AB	R	H	RBI	BB	SO	LOB	TOP							
1 Adam Eaton, L (1, 8) OBP: 0.346, SLG: 0.366										5	1	1	0	0	1	1	Chicago White Sox @ Kansas City Royals Kauffman Stadium, Kansas City, MO Tue May 20 2014, 7:12 PM - 10:30 PM CDT Att: 14,900 - Partly Cloudy - 85 F							
15 Gordon Beckham, R (1, 4) OBP: 0.318, SLG: 0.405										5	2	3	1	0	0	1								
12 Conor Gillaspie, L (1, 5) OBP: 0.389, SLG: 0.455										4	2	3	0	0	0	1								
24 Dayan Viciedo, R (1, 9) OBP: 0.354, SLG: 0.472										4	0	1	1	0	0	4								
25 Moisés Sierra, R (9, 9) OBP: 0.224, SLG: 0.239										0	0	0	0	0	0	0								
44 Adam Dunn, L (1, 3) OBP: 0.394, SLG: 0.476										4	1	1	3	0	1	1								
10 Alexei Ramirez, R (1, 6) OBP: 0.352, SLG: 0.486										4	0	1	0	0	1	0								
14 Paul Konerko, R (1, 10) OBP: 0.227, SLG: 0.333										4	0	0	0	0	0	1								
30 Alejandro De Aza, L (1, 7) OBP: 0.249, SLG: 0.294										4	0	0	0	0	0	1								
21 Tyler Flowers, R (1, 2) OBP: 0.369, SLG: 0.411										4	1	2	1	0	0	0								
																								
<b>Inning Stats</b>	R: 1 H: 2 E: 0 K: 2 S: 16	H: 2 LOB: 1 BB: 0 P: 20	R: 0 H: 0 E: 0 K: 0 S: 4	H: 0 LOB: 0 BB: 0 P: 7	R: 0 H: 2 E: 0 K: 0 S: 11	H: 2 LOB: 2 BB: 0 P: 19	R: 0 H: 0 E: 0 K: 1 S: 12	H: 0 LOB: 0 BB: 0 P: 15	R: 3 H: 3 E: 0 K: 0 S: 21	H: 3 LOB: 0 BB: 0 P: 31	R: 0 H: 0 E: 0 K: 0 S: 5	H: 0 LOB: 0 BB: 0 P: 8	R: 0 H: 0 E: 0 K: 0 S: 10	H: 0 LOB: 0 BB: 0 P: 17	R: 3 H: 4 E: 0 K: 0 S: 17	H: 4 LOB: 1 BB: 0 P: 25	R: 0 H: 1 E: 0 K: 0 S: 8	H: 1 LOB: 0 BB: 0 P: 12	1B: 8 2B: 1 3B: 1 HR: 2	SF: 0 SAC: 0 DP: 0 HBP: 0	WP: 3 PB: 0 CS: 0	PA: 38		
<b>PITCHER</b>	IP WLS BF H R ER SO BB IBB HBP BLK WP HR S P ERA WHIP	6.0 L 25 7 4 4 3 0 0 0 0 3 1 69 100 6.00 1.167	7.1 0 3 0 0 0 0 0 0 0 0 0 0 10 17 0.00 0.000	8.1 0.1 4 3 3 0 0 0 0 0 0 0 1 11 16 81.00 9.000	8.1 1.2 6 2 0 0 0 0 0 0 0 0 0 14 21 0.00 1.200																			

Batter	1	2	3	4	5	6	7	8	9	AB	R	H	RBI	BB	SO	LOB	BOTTOM							
23 Norichika Aoki, L (1, 9) OBP: 0.323, SLG: 0.324										4	0	0	0	1	0	4	Chicago White Sox @ Kansas City Royals Kauffman Stadium, Kansas City, MO Tue May 20 2014, 7:12 PM - 10:30 PM CDT Att: 14,900 - Partly Cloudy - 85 F							
2 Alcides Escobar, R (1, 6) OBP: 0.320, SLG: 0.378										5	0	0	0	0	2	1								
35 Eric Hosmer, L (1, 3) OBP: 0.332, SLG: 0.399										5	1	1	0	0	2	1								
16 Billy Butler, R (1, 10) OBP: 0.311, SLG: 0.321										3	3	1	0	2	1	0								
4 Alex Gordon, L (1, 7) OBP: 0.332, SLG: 0.400										4	1	2	2	0	0	1								
1 Jarrod Dyson, L (9, PR) OBP: 0.321, SLG: 0.321										0	0	0	0	0	0	0								
6 Lorenzo Cain, R (1, 8) OBP: 0.368, SLG: 0.395										5	1	2	1	0	2	4								
19 Danny Valencia, R (1, 5) OBP: 0.352, SLG: 0.429										3	0	2	2	1	1	1								
37 Pedro Ciriaco, R (1, 4) OBP: 0.222, SLG: 0.222										4	0	2	0	0	1	3								
12 Brett Hayes, R (1, 2) OBP: 0.222, SLG: 0.222										3	0	0	0	0	1	2								
8 Mike Moustakas, L (8, PH) OBP: 0.223, SLG: 0.320										1	0	0	0	0	0	2								
26 Francisco Peña, R (9, 2) OBP: 0.224, SLG: 0.239										0	0	0	0	0	0	0								
<b>Inning Stats</b>	R: 0 H: 0 E: 0 K: 2 S: 12	H: 2 LOB: 2 BB: 1 P: 18	R: 2 H: 2 E: 0 K: 1 S: 19	H: 2 LOB: 1 BB: 1 P: 32	R: 0 H: 0 E: 0 K: 0 S: 5	H: 0 LOB: 0 BB: 0 P: 9	R: 0 H: 1 E: 0 K: 2 S: 10	H: 1 LOB: 0 BB: 0 P: 15	R: 0 H: 0 E: 0 K: 2 S: 11	H: 0 LOB: 1 BB: 1 P: 17	R: 0 H: 2 E: 0 K: 1 S: 10	H: 2 LOB: 0 BB: 0 P: 16	R: 0 H: 0 E: 0 K: 1 S: 6	H: 0 LOB: 0 BB: 0 P: 8	R: 3 H: 3 E: 0 K: 0 S: 18	H: 3 LOB: 2 BB: 2 P: 36	R: 1 H: 2 E: 0 K: 1 S: 13	H: 2 LOB: 2 BB: 0 P: 17	1B: 6 2B: 4 3B: 0 HR: 0	SF: 0 SAC: 0 DP: 0 HBP: 1	WP: 1 PB: 2 SB: 4 CS: 0	PA: 42		
<b>PITCHER</b>	IP WLS BF H R ER SO BB IBB HBP BLK WP HR S P ERA WHIP	6.0 W 26 5 2 2 8 2 0 0 0 0 0 6 8 3.00 2.000	7.1 H 3 0 0 0 1 0 0 0 0 0 0 5 14 54.00 6.000	8.1 0.1 3 2 1 1 0 1 0 0 0 1 0 6 12 ∞ ∞	8.1 0.2 H 2 0 0 0 0 0 0 0 0 0 7 10 0.00 0.000																			

AB 38  
R 7  
H 12  
RBI 6  
BB 0  
SO 3  
LOB 10



AB 37  
R 6  
H 10  
RBI 5  
BB 4  
SO 10  
LOB 19

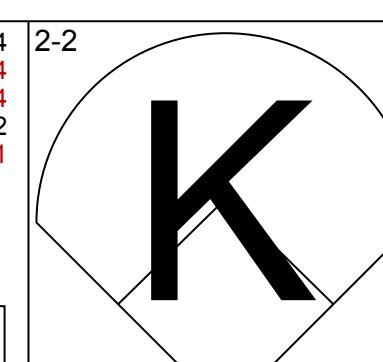
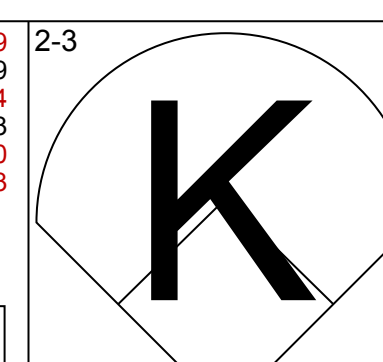
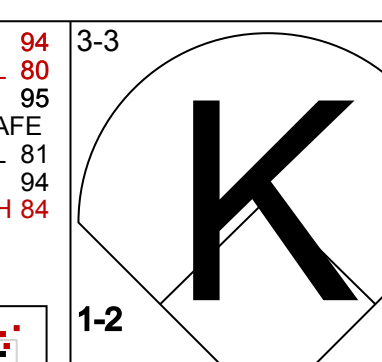
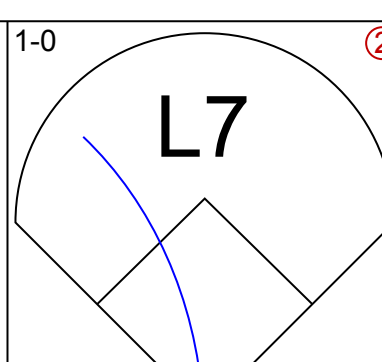

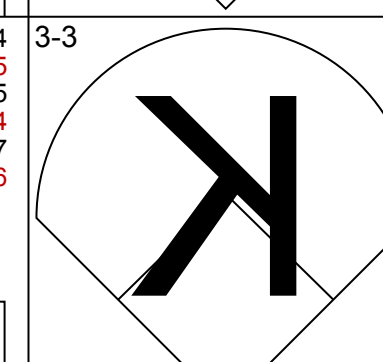
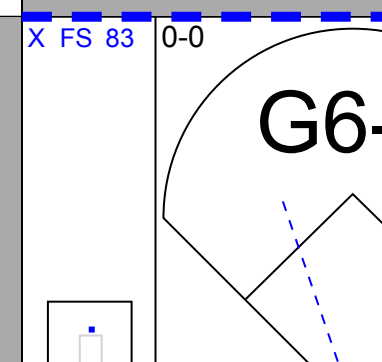
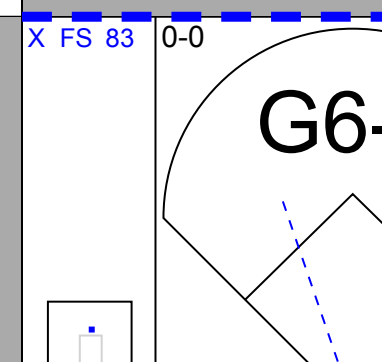
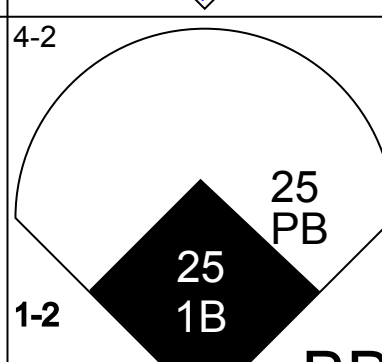
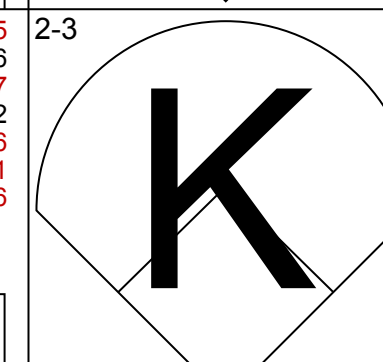
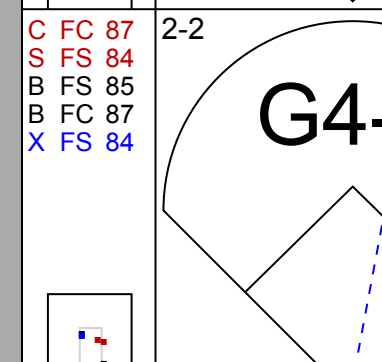
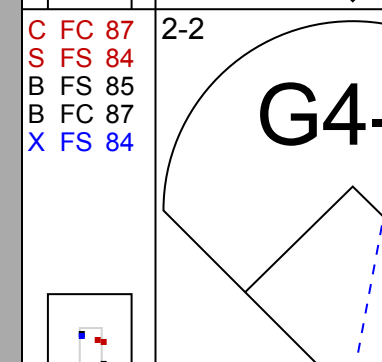
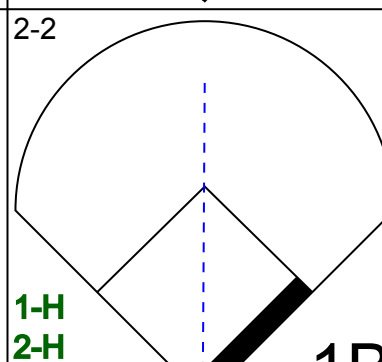
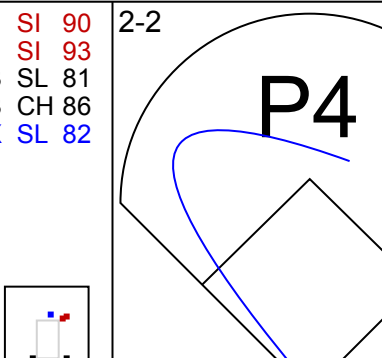
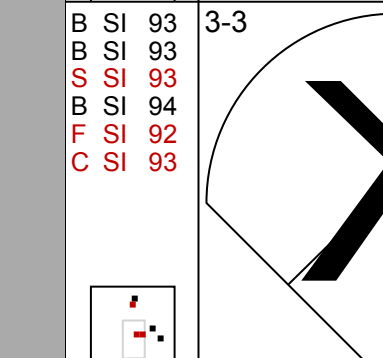
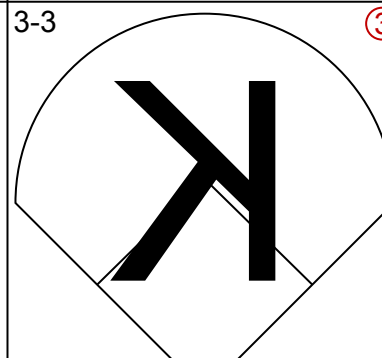
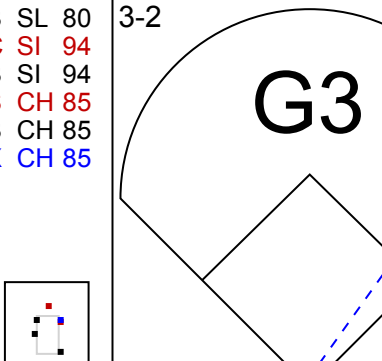
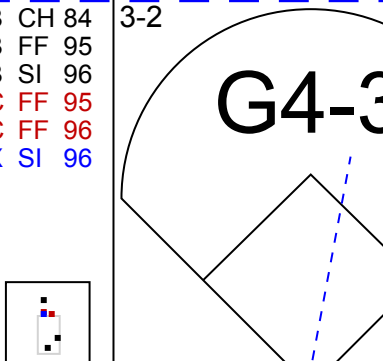
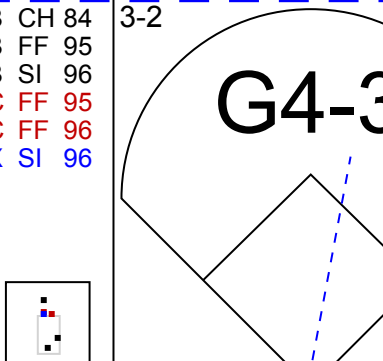
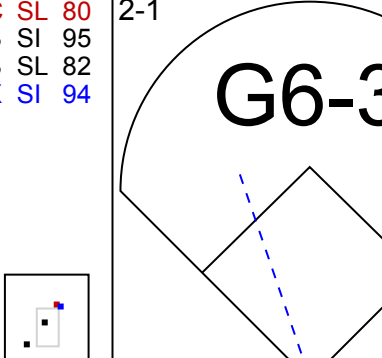
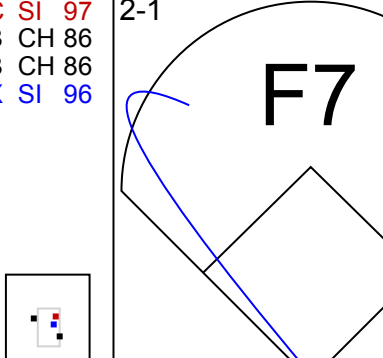
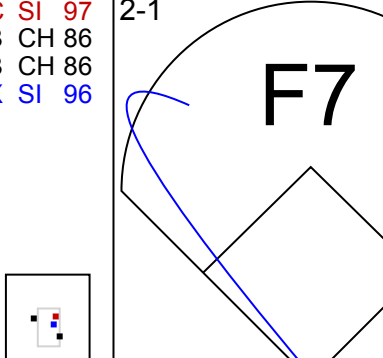
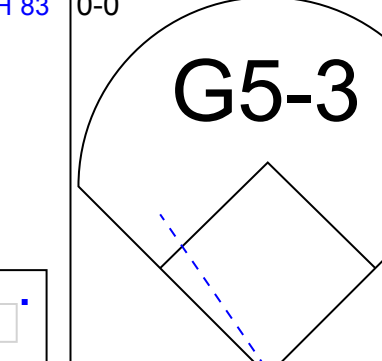
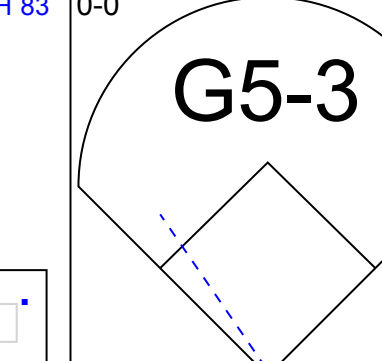
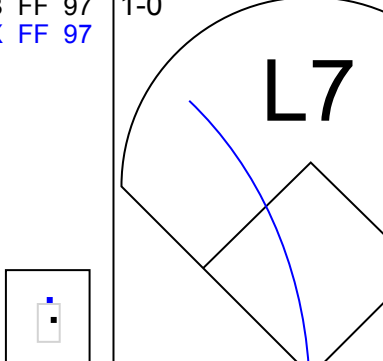
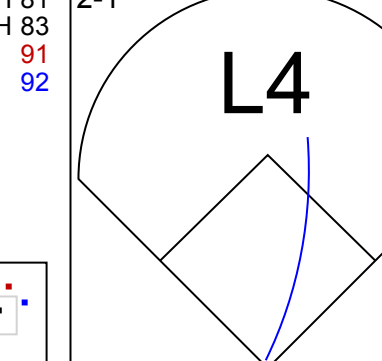
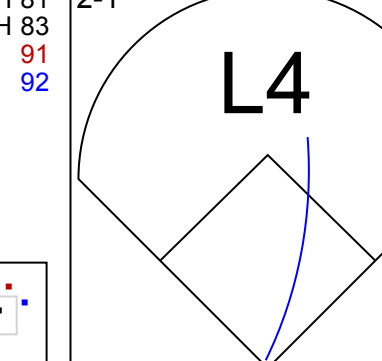
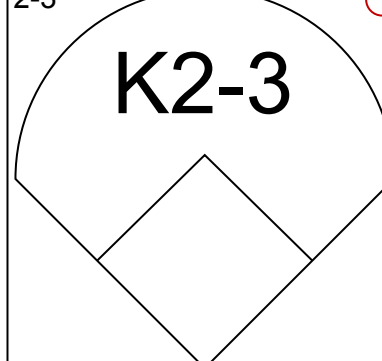
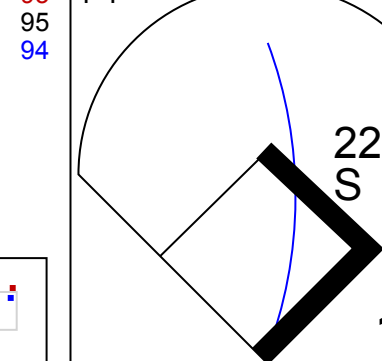
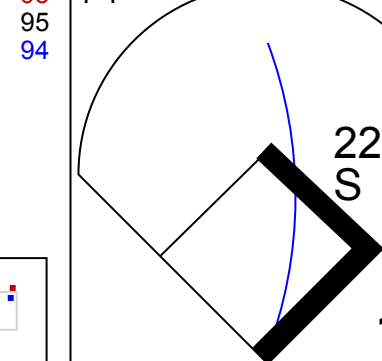
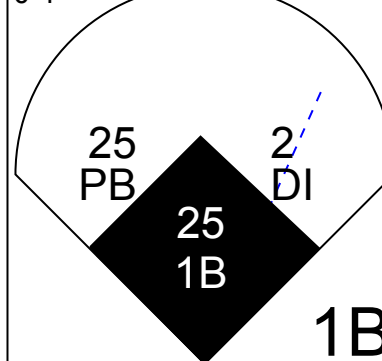
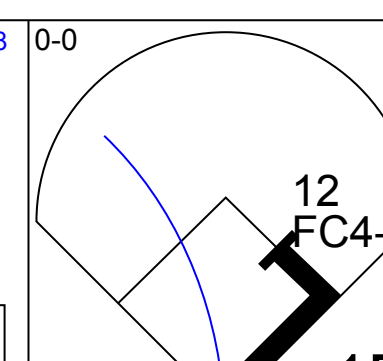
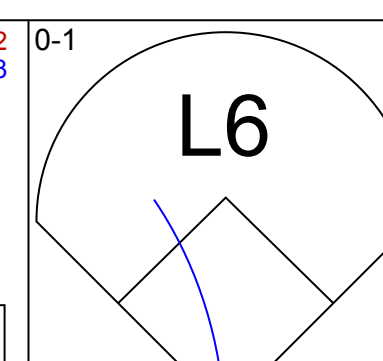
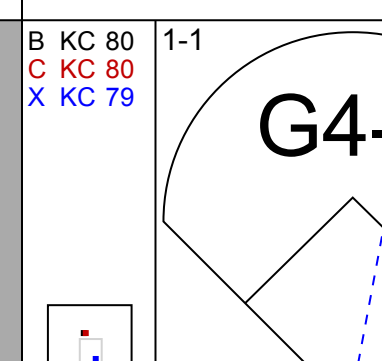

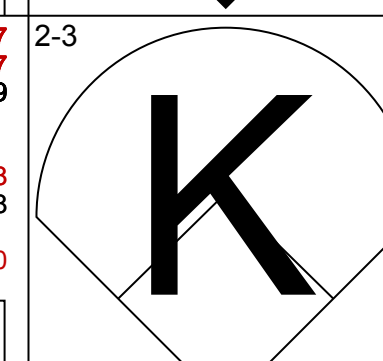
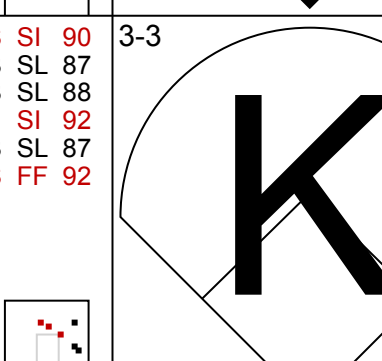
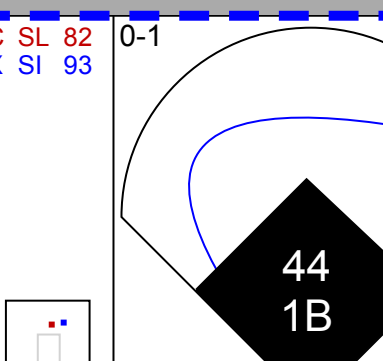
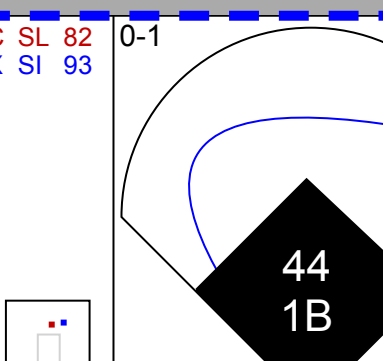
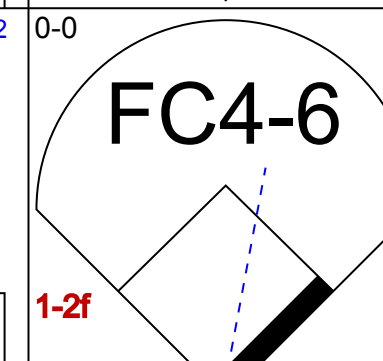
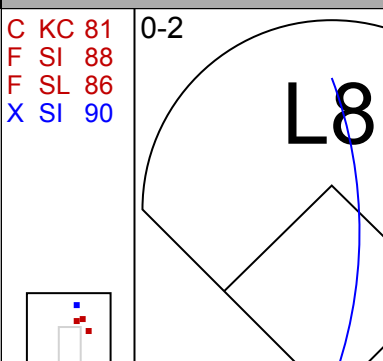
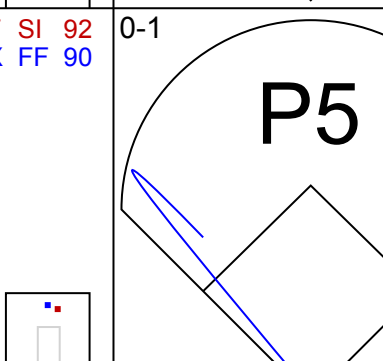
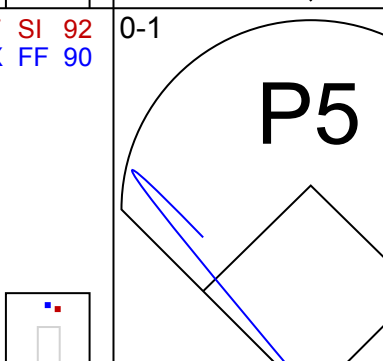
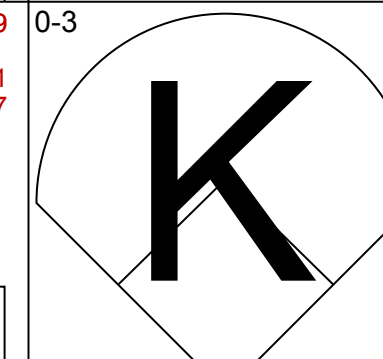
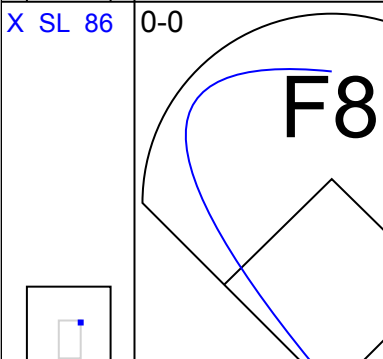
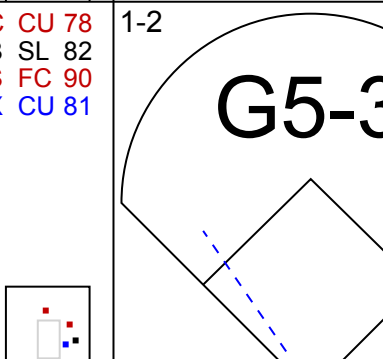
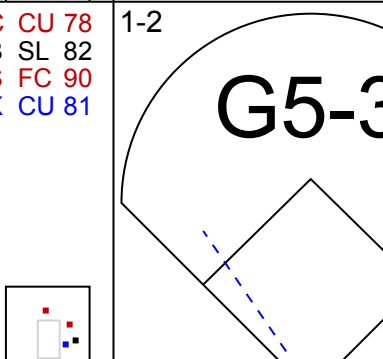
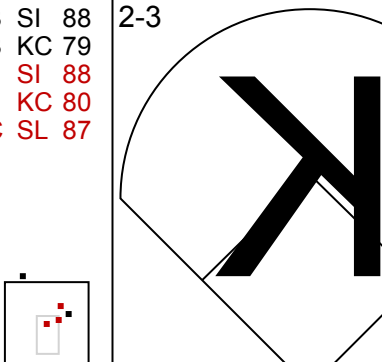
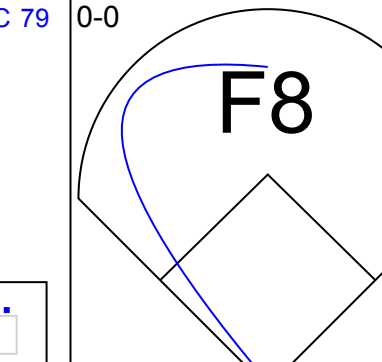
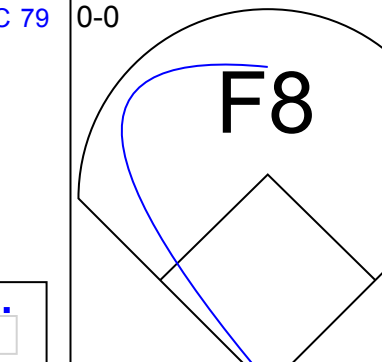
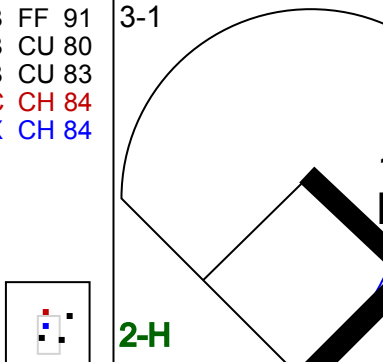
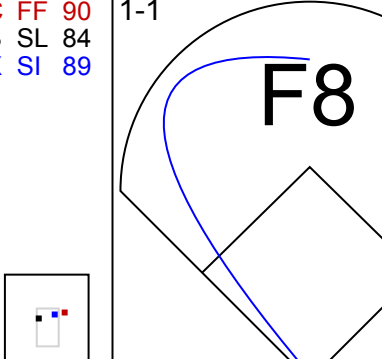
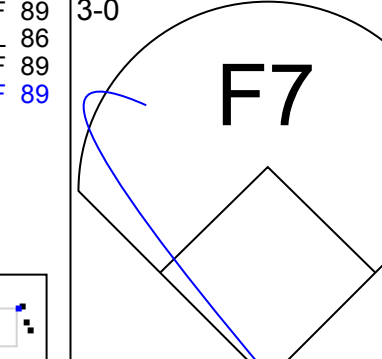
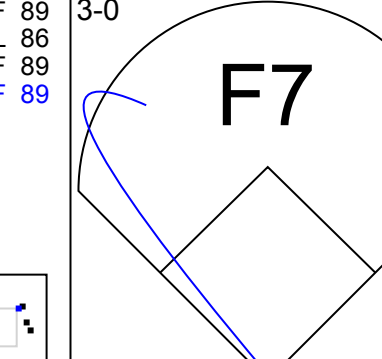
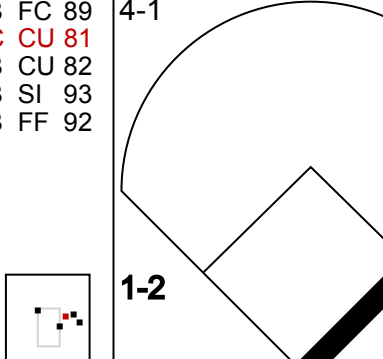
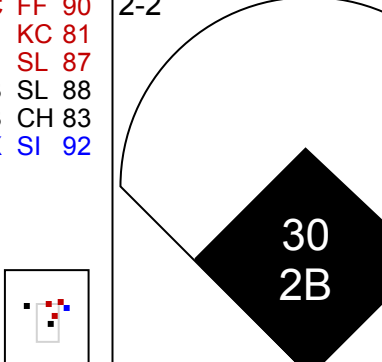
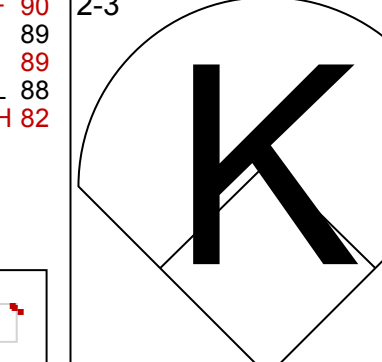
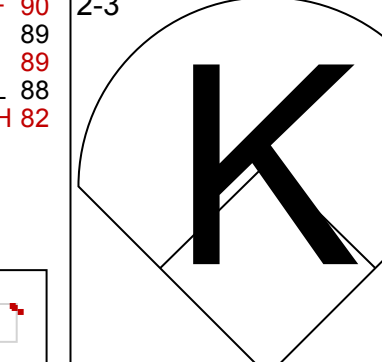
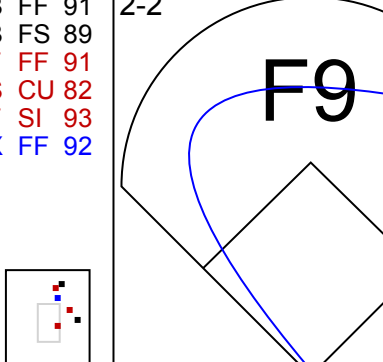
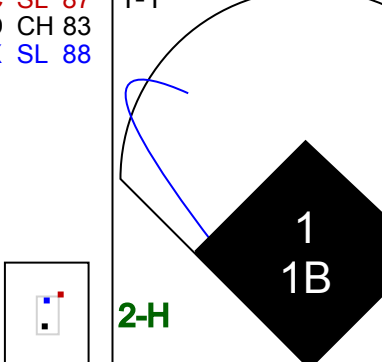
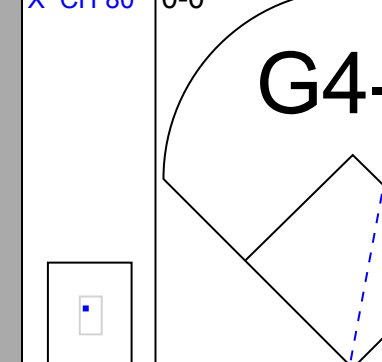
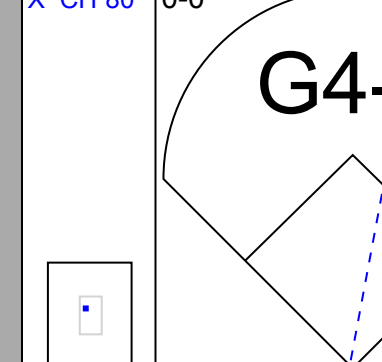
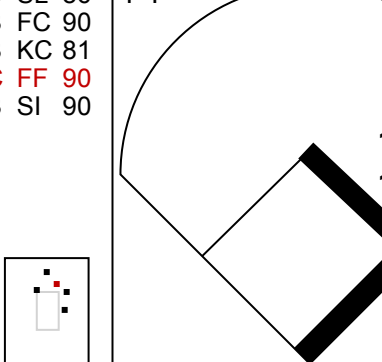





Batter	1	2	3	4	5	6	7	8	9	AB	R	H	RBI	BB	SO	LOB	TOP		
1 Adam Eaton, L (1, 8) OBP: 0.336, SLG: 0.353	G4-3		G4-3		K			K		4	0	0	0	0	2	0	Chicago White Sox @ Kansas City Royals Kauffman Stadium, Kansas City, MO Wed May 21 2014, 7:12 PM - 9:51 PM CDT Att: 17,576 - Partly Cloudy - 85 F		
15 Gordon Beckham, R (1, 4) OBP: 0.315, SLG: 0.410	F7		G4-3 12 2B			F8		F8		4	0	1	0	0	0	0			
12 Conor Gillaspie, L (1, 5) OBP: 0.315, SLG: 0.448		1B	G4-3			G3			P6	4	0	1	0	0	0	1			
24 Dayan Viciedo, R (1, 9) OBP: 0.352, SLG: 0.466	F7					G6-3			44 1B	4	0	1	0	0	0	2			
25 Moisés Sierra, R (9, PR) OBP: 0.224, SLG: 0.239			L8							0	0	0	0	0	0	0			
44 Adam Dunn, L (1, 3) OBP: 0.403, SLG: 0.472			10 FC1-4 BB					L8		1	0	0	0	3	0	0			
28 Leury Garcia, S (9, PR) OBP: 0.289, SLG: 0.310					10 FC5-4 BB				10 G6-4-3 BB	0	0	0	0	0	0	0			
10 Alexei Ramirez, R (1, 6) OBP: 0.352, SLG: 0.478			FC1-4 14 S 1B		FC5-4 14 G4-6-3				G6-4-3	3	1	0	0	0	0	4			
14 Paul Konerko, R (1, 10) OBP: 0.232, SLG: 0.333			30 FC6-4 1B		G4-6-3			P3		3	0	1	1	0	0	2			
30 Alejandro De Aza, L (1, 7) OBP: 0.244, SLG: 0.288			FC6-4 21 E			P6		G3		3	0	0	0	0	0	2			
21 Tyler Flowers, R (1, 2) OBP: 0.361, SLG: 0.402			G5-3					K2-3		3	0	0	0	0	2	1			
<b>Inning Stats</b>	R: 0 H: 1 E: 0 K: 0 S: 11	H: 1 LOB: 1 BB: 0 P: 17	R: 1 H: 1 E: 1 K: 0 S: 13	H: 1 LOB: 1 BB: 1 P: 23	R: 0 H: 1 E: 0 K: 0 S: 7	H: 0 LOB: 0 BB: 0 P: 12	R: 0 H: 0 E: 0 K: 2 S: 9	H: 0 LOB: 0 BB: 0 P: 15	R: 0 H: 0 E: 0 K: 0 S: 5	H: 0 LOB: 1 BB: 0 P: 8	R: 0 H: 0 E: 0 K: 0 S: 7	H: 0 LOB: 1 BB: 0 P: 13	R: 0 H: 0 E: 0 K: 2 S: 8	H: 0 LOB: 2 BB: 1 P: 10	R: 0 H: 1 E: 0 K: 0 S: 12	H: 1 LOB: 2 BB: 1 P: 21	1B: 3 2B: 1 3B: 0 HR: 0	SF: 0 SAC: 0 DP: 2 HBP: 1	WP: 0 PA: 33 PB: 0 SB: 1 CS: 0
<b>PITCHER</b>	IP WLS BF H R ER SO BB IBB HBP BLK WP HR S P ERA WHIP	7.0 W 3 0 0 0 2 0 0 0 0 0 0 8 10 1.29 0.714	1.0 W 3 0 0 0 2 0 0 0 0 0 0 8 10 0.00 0.000	1.0 S 4 1 0 0 0 1 0 0 0 0 0 12 21 0.00 2.000	<b>PITCHER</b>														

Batter	1	2	3	4	5	6	7	8	9	AB	R	H	RBI	BB	SO	LOB	BOTTOM		
23 Norichika Aoki, L (1, 9) OBP: 0.326, SLG: 0.328	K				G4-3					4	1	2	1	0	1	0	Chicago White Sox @ Kansas City Royals Kauffman Stadium, Kansas City, MO Wed May 21 2014, 7:12 PM - 9:51 PM CDT Att: 17,576 - Partly Cloudy - 85 F		
1 Jarrod Dyson, L (9, 8) OBP: 0.321, SLG: 0.321			2 1B							0	0	0	0	0	0	0			
2 Alcides Escobar, R (1, 6) OBP: 0.324, SLG: 0.388	K				F8					4	1	2	0	0	1	0			
35 Eric Hosmer, L (1, 3) OBP: 0.330, SLG: 0.392	G3		G3-1			G4-3				3	0	0	0	1	0	2			
16 Billy Butler, R (1, 10) OBP: 0.310, SLG: 0.321					6 1B 37 G1-2-3 1B					3	0	1	1	0	0	0			
4 Alex Gordon, L (1, 7) OBP: 0.330, SLG: 0.393					F9					3	0	0	0	1	0	1			
19 Danny Valencia, R (1, 5) OBP: 0.362, SLG: 0.423						G1-3				3	0	1	1	1	0	0			
6 Lorenzo Cain, R (1, 8) OBP: 0.364, SLG: 0.389										4	0	1	0	0	1	3			
37 Pedro Ciriaco, R (1, 4) OBP: 0.250, SLG: 0.250										3	1	1	0	0	1	3			
12 Brett Hayes, R (1, 2) OBP: 0.250, SLG: 0.250										3	0	0	0	0	0	1			
<b>Inning Stats</b>	R: 0 H: 0 E: 0 K: 2 S: 8	H: 0 LOB: 0 BB: 0 P: 11	R: 0 H: 0 E: 0 K: 0 S: 8	H: 0 LOB: 0 BB: 0 P: 13	R: 1 H: 3 E: 0 K: 1 S: 15	H: 3 LOB: 2 BB: 0 P: 22	R: 0 H: 3 E: 0 K: 0 S: 9	H: 0 LOB: 2 BB: 0 P: 15	R: 0 H: 0 E: 0 K: 0 S: 10	H: 0 LOB: 0 BB: 0 P: 15	R: 0 H: 0 E: 0 K: 1 S: 9	H: 0 LOB: 0 BB: 0 P: 13	R: 2 H: 2 E: 0 K: 0 S: 15	H: 2 LOB: 3 BB: 3 P: 33	R: 0 H: 1 E: 0 K: 0 S: 12	H: 1 LOB: 2 BB: 1 P: 21	1B: 7 2B: 1 3B: 0 HR: 0	SF: 1 SAC: 0 DP: 1 HBP: 0	WP: 0 PA: 34 PB: 0 SB: 0 CS: 0
<b>PITCHER</b>	IP WLS BF H R ER SO BB IBB HBP BLK WP HR S P ERA WHIP	7.1 L 30 8 3 3 4 2 0 0 0 0 0 8 19 0.00 3.000	0.2 L 4 0 0 0 0 2 0 0 0 0 0 8 19 0.00 3.000	<b>PITCHER</b>															



Batter	1	2	3	4	5	6	7	8	9	AB	R	H	RBI	BB	SO	LOB	TOP			
22 Jacoby Ellsbury, L (1, 8) OBP: 0.339, SLG: 0.380										4	0	0	0	0	3	2	<b>New York Yankees @ Chicago White Sox</b> U.S. Cellular Field, Chicago, IL Thu May 22 2014, 8:11 PM - 10:54 PM EDT Att: 21,677 - Partly Cloudy - 61 F			
2 Derek Jeter, R (1, 10) OBP: 0.331, SLG: 0.307										3	1	0	0	1	2	0				
25 Mark Teixeira, S (1, 3) OBP: 0.368, SLG: 0.518 33 Kelly Johnson, L (9, PR) OBP: 0.275, SLG: 0.424										4	0	1	2	0	1	0				
12 Alfonso Soriano, R (1, 9) OBP: 0.262, SLG: 0.407										4	0	0	0	0	3	1				
26 Yangervis Solarte, S (1, 5) OBP: 0.387, SLG: 0.483										3	0	0	0	0	0	0				
14 Brian Roberts, S (1, 4) OBP: 0.297, SLG: 0.336										3	0	0	0	0	0	0				
66 John Ryan Murphy, R (1, 2) OBP: 0.272, SLG: 0.365 34 Brian McCann, L (8, PH) OBP: 0.272, SLG: 0.365										2	0	0	0	0	1	0				
17 Brendan Ryan, R (1, 6) OBP: 0.444, SLG: 0.444 11 Brett Gardner, L (9, PH) OBP: 0.376, SLG: 0.421										2	0	0	0	0	1	0				
24 Zoilo Almonte, S (1, 7) OBP: 0.214, SLG: 0.429 31 Ichiro Suzuki, L (9, PH) OBP: 0.406, SLG: 0.431										2	0	1	0	0	1	0				
<b>Inning Stats</b>	R: 0 E: 0 K: 3 S: 11	H: 0 LOB: 0 BB: 0 P: 18	R: 0 E: 0 K: 0 S: 8	H: 0 LOB: 0 BB: 0 P: 15	R: 0 E: 0 K: 3 S: 12	H: 0 LOB: 0 BB: 0 P: 16	R: 0 E: 0 K: 2 S: 9	H: 1 LOB: 1 BB: 0 P: 15	R: 0 E: 0 K: 1 S: 6	H: 0 LOB: 0 BB: 0 P: 8	R: 0 E: 0 K: 1 S: 7	H: 0 LOB: 0 BB: 0 P: 9	R: 0 E: 0 K: 0 S: 6	H: 0 LOB: 0 BB: 0 P: 12	R: 2 E: 0 K: 2 S: 15	H: 2 LOB: 1 BB: 1 P: 27		1B: 3 2B: 0 3B: 0 HR: 0	SF: 0 SAC: 0 DP: 0 HBP: 0	WP: 0 PB: 1 SB: 1 CS: 0
<b>PITCHER</b>	IP WLS BF H R ER SO BB IBB HBP BLK WP HR S P ERA WHIP	IP WLS BF H R ER SO BB IBB HBP BLK WP HR S P ERA WHIP	IP WLS BF H R ER SO BB IBB HBP BLK WP HR S P ERA WHIP	IP WLS BF H R ER SO BB IBB HBP BLK WP HR S P ERA WHIP	IP WLS BF H R ER SO BB IBB HBP BLK WP HR S P ERA WHIP	IP WLS BF H R ER SO BB IBB HBP BLK WP HR S P ERA WHIP	IP WLS BF H R ER SO BB IBB HBP BLK WP HR S P ERA WHIP	IP WLS BF H R ER SO BB IBB HBP BLK WP HR S P ERA WHIP	IP WLS BF H R ER SO BB IBB HBP BLK WP HR S P ERA WHIP	IP WLS BF H R ER SO BB IBB HBP BLK WP HR S P ERA WHIP	IP WLS BF H R ER SO BB IBB HBP BLK WP HR S P ERA WHIP	IP WLS BF H R ER SO BB IBB HBP BLK WP HR S P ERA WHIP	IP WLS BF H R ER SO BB IBB HBP BLK WP HR S P ERA WHIP	IP WLS BF H R ER SO BB IBB HBP BLK WP HR S P ERA WHIP	IP WLS BF H R ER SO BB IBB HBP BLK WP HR S P ERA WHIP	IP WLS BF H R ER SO BB IBB HBP BLK WP HR S P ERA WHIP	IP WLS BF H R ER SO BB IBB HBP BLK WP HR S P ERA WHIP	IP WLS BF H R ER SO BB IBB HBP BLK WP HR S P ERA WHIP	IP WLS BF H R ER SO BB IBB HBP BLK WP HR S P ERA WHIP	IP WLS BF H R ER SO BB IBB HBP BLK WP HR S P ERA WHIP
49 Chris Sale, L (1, 1) ERA: 1.89	6.0	W	19	1	0	0	10	0	0	0	0	0	0	0	0	0	0.00	0.167		
57 Zach Putnam, R (7, 1) ERA: 1.33	1.0	H	3	0	0	0	1	0	0	0	0	0	0	0	0	0	0.00	0.000		
40 Daniel Webb, R (8, 1) ERA: 2.53	1.0	H	3	0	0	0	0	0	0	0	0	0	0	0	0	0	0.00	0.000		
54 Ronald Belisario, R (9, 1) ERA: 4.33	1.0	S	6	2	2	1	2	1	0	0	0	0	0	0	0	0	9.00	3.000		
<b>Batter</b>	1	2	3	4	5	6	7	8	9	AB	R	H	RBI	BB	SO	LOB	BOTTOM			
1 Adam Eaton, L (1, 8) OBP: 0.341, SLG: 0.358										4	0	2	1	0	0	2	<b>New York Yankees @ Chicago White Sox</b> U.S. Cellular Field, Chicago, IL Thu May 22 2014, 8:11 PM - 10:54 PM EDT Att: 21,677 - Partly Cloudy - 61 F			
15 Gordon Beckham, R (1, 4) OBP: 0.313, SLG: 0.413										4	1	1	0	0	3	3				
12 Conor Gillaspie, L (1, 5) OBP: 0.372, SLG: 0.431										4	0	0	0	0	0	2				
24 Dayan Viciedo, R (1, 9) OBP: 0.344, SLG: 0.455 25 Moisés Sierra, R (9, 9) OBP: 0.224, SLG: 0.239										4	0	0	0	0	1	2				
44 Adam Dunn, L (1, 3) OBP: 0.399, SLG: 0.465										4	0	1	1	0	1	0				
10 Alexei Ramirez, R (1, 6) OBP: 0.353, SLG: 0.476										3	0	1	0	1	0	0				
14 Paul Konerko, R (1, 10) OBP: 0.233, SLG: 0.343										4	1	1	0	0	1	3				
30 Alejandro De Aza, L (1, 7) OBP: 0.246, SLG: 0.296										3	1	1	1	0	1	1				
21 Tyler Flowers, R (1, 2) OBP: 0.367, SLG: 0.403										2	0	1	0	1	1	0				
<b>Inning Stats</b>	R: 0 E: 0 K: 2 S: 9	H: 1 LOB: 1 BB: 0 P: 11	R: 2 E: 0 K: 2 S: 17	H: 3 LOB: 2 BB: 1 P: 31	R: 0 E: 0 K: 0 S: 9	H: 0 LOB: 0 BB: 0 P: 11	R: 0 E: 0 K: 1 S: 14	H: 2 LOB: 2 BB: 0 P: 21	R: 0 E: 0 K: 1 S: 8	H: 0 LOB: 0 BB: 0 P: 10	R: 0 E: 0 K: 1 S: 5	H: 0 LOB: 0 BB: 0 P: 10	R: 0 E: 0 K: 1 S: 7	H: 0 LOB: 0 BB: 0 P: 10	R: 1 E: 0 K: 0 S: 14	H: 2 LOB: 2 BB: 1 P: 24		1B: 5 2B: 3 3B: 0 HR: 0	SF: 0 SAC: 0 DP: 0 HBP: 0	WP: 0 PB: 0 SB: 1 CS: 0
<b>PITCHER</b>	IP WLS BF H R ER SO BB IBB HBP BLK WP HR S P ERA WHIP	IP WLS BF H R ER SO BB IBB HBP BLK WP HR S P ERA WHIP	IP WLS BF H R ER SO BB IBB HBP BLK WP HR S P ERA WHIP	IP WLS BF H R ER SO BB IBB HBP BLK WP HR S P ERA WHIP	IP WLS BF H R ER SO BB IBB HBP BLK WP HR S P ERA WHIP	IP WLS BF H R ER SO BB IBB HBP BLK WP HR S P ERA WHIP	IP WLS BF H R ER SO BB IBB HBP BLK WP HR S P ERA WHIP	IP WLS BF H R ER SO BB IBB HBP BLK WP HR S P ERA WHIP	IP WLS BF H R ER SO BB IBB HBP BLK WP HR S P ERA WHIP	IP WLS BF H R ER SO BB IBB HBP BLK WP HR S P ERA WHIP	IP WLS BF H R ER SO BB IBB HBP BLK WP HR S P ERA WHIP	IP WLS BF H R ER SO BB IBB HBP BLK WP HR S P ERA WHIP	IP WLS BF H R ER SO BB IBB HBP BLK WP HR S P ERA WHIP	IP WLS BF H R ER SO BB IBB HBP BLK WP HR S P ERA WHIP	IP WLS BF H R ER SO BB IBB HBP BLK WP HR S P ERA WHIP	IP WLS BF H R ER SO BB IBB HBP BLK WP HR S P ERA WHIP	IP WLS BF H R ER SO BB IBB HBP BLK WP HR S P ERA WHIP	IP WLS BF H R ER SO BB IBB HBP BLK WP HR S P ERA WHIP	IP WLS BF H R ER SO BB IBB HBP BLK WP HR S P ERA WHIP	IP WLS BF H R ER SO BB IBB HBP BLK WP HR S P ERA WHIP
41 David Phelps, R (1, 1) ERA: 3.18	7.0	L	28	6	2	2	8	1	0	0	0	0	0	0	0	0	2.57	1.000		
91 Alfredo Aceves, R (8, 1) ERA: 6.09	1.0		6	2	1	1	0	1	0	0	0	0	0	0	0	0	9.00	3.000		













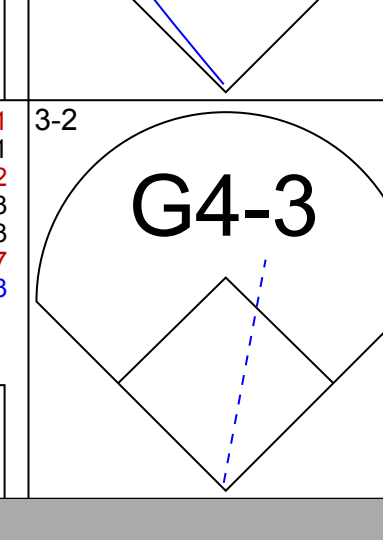




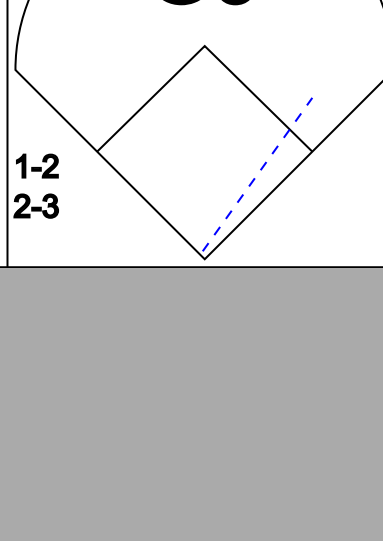




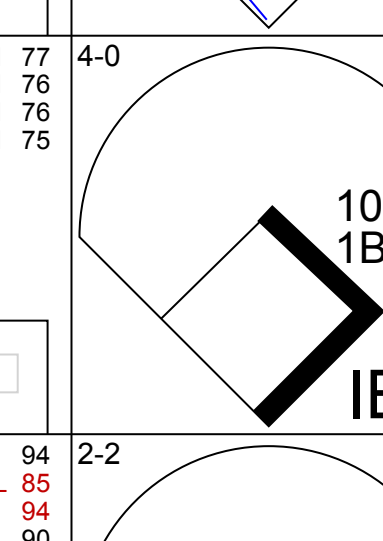
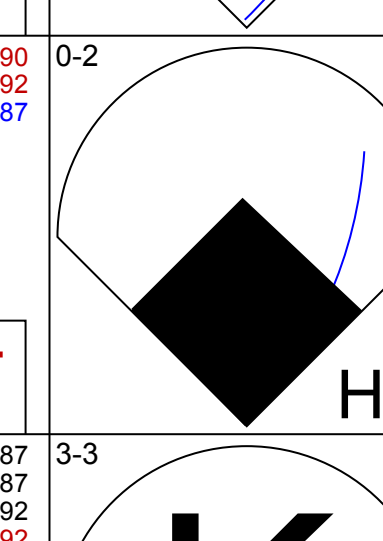
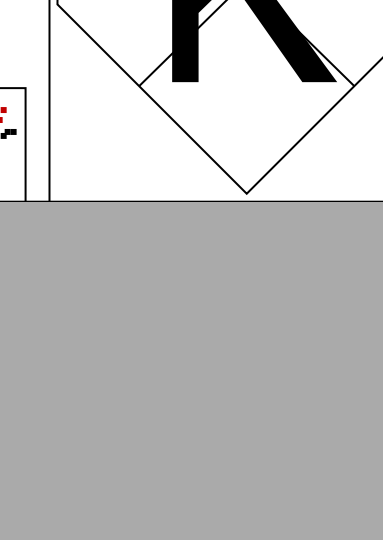


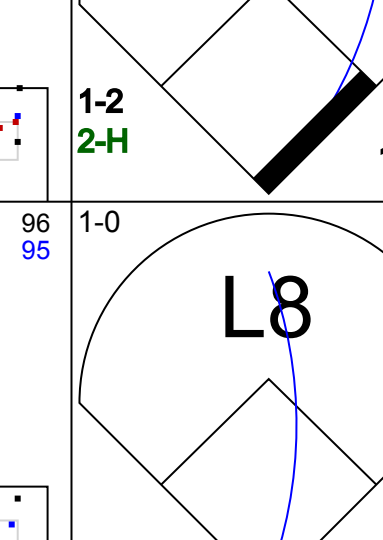
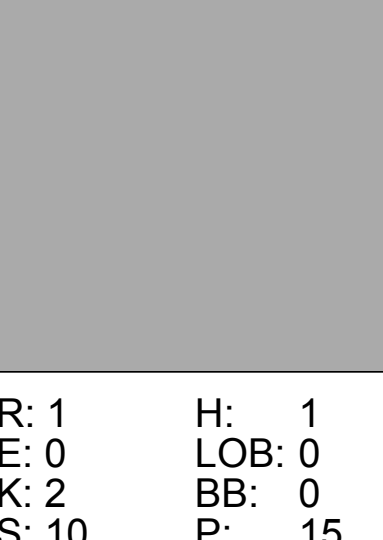

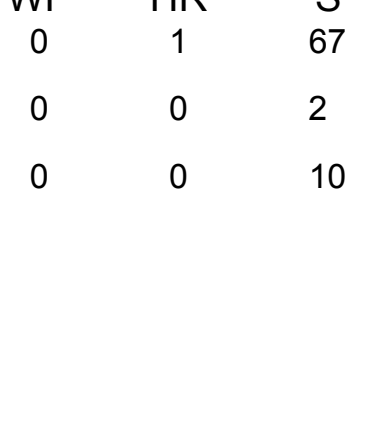



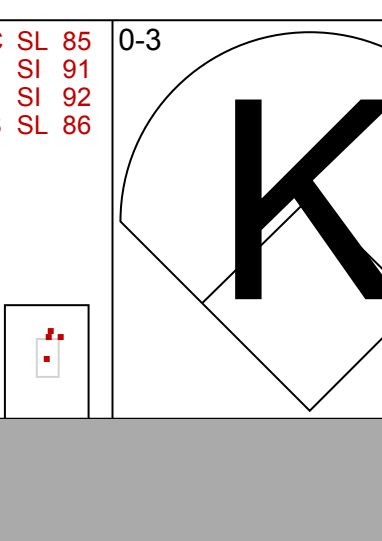






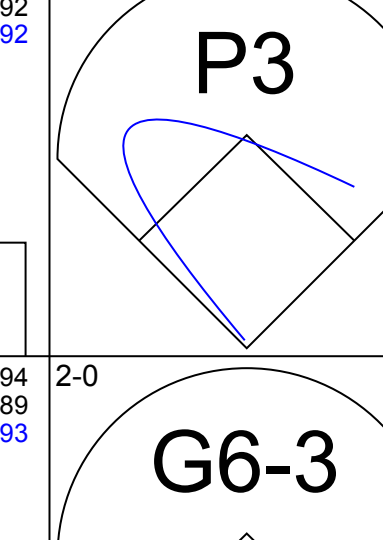

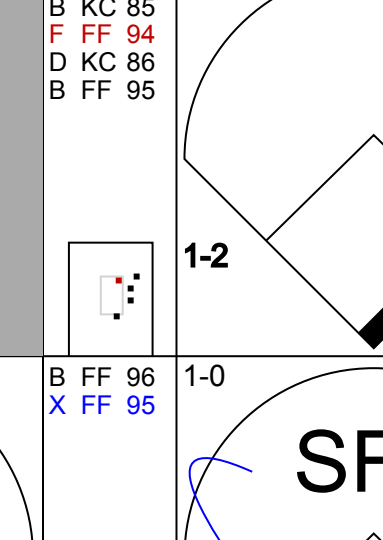



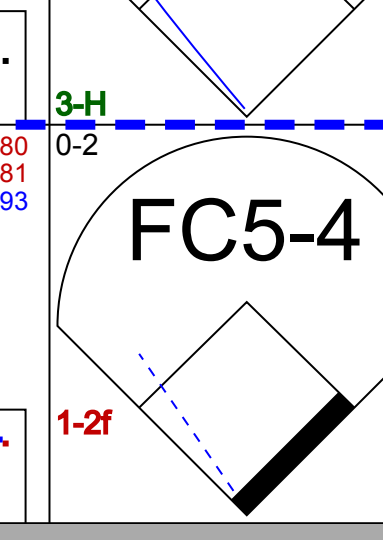
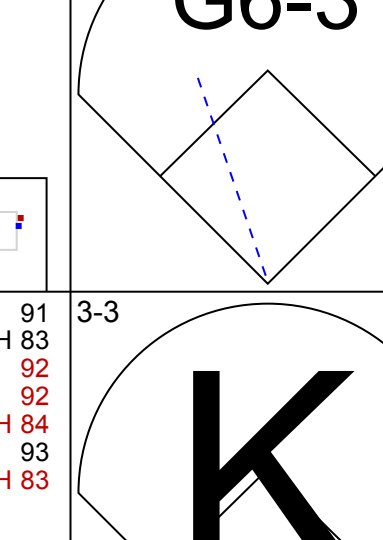


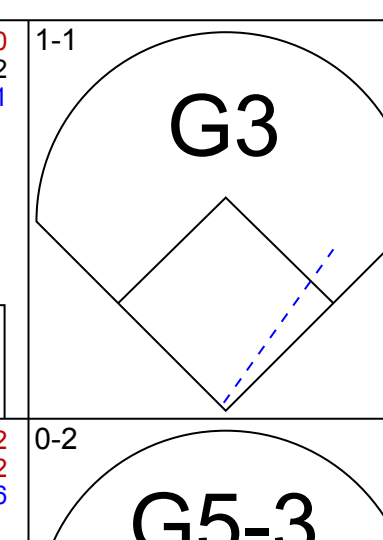
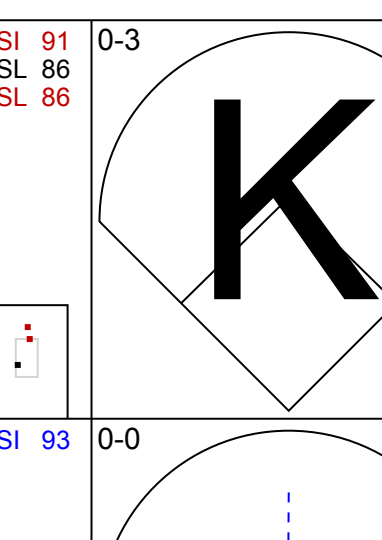
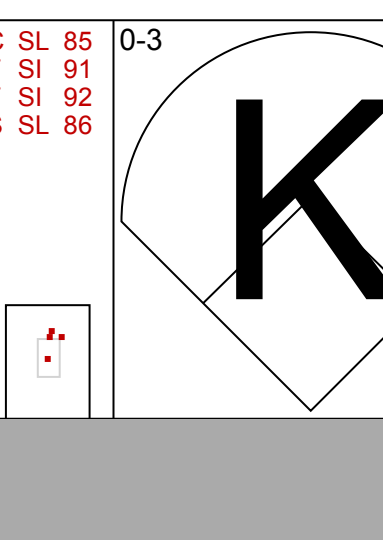
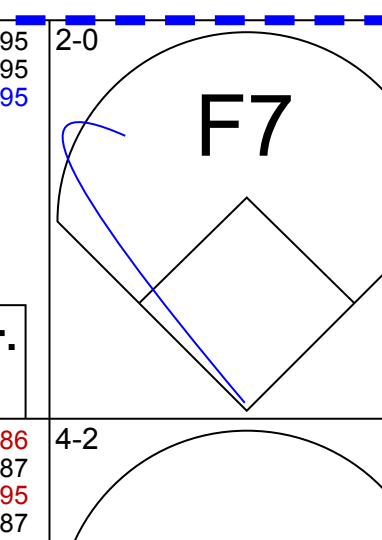
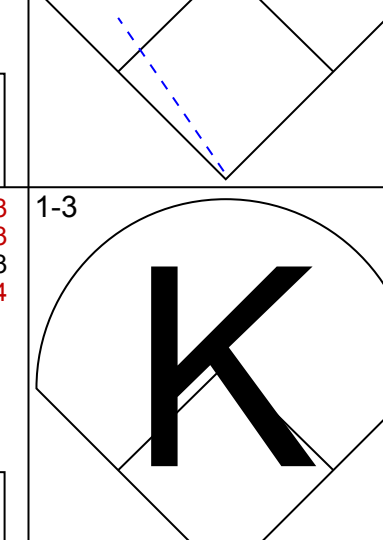
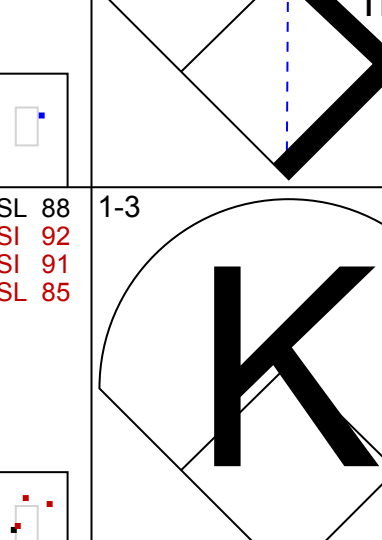

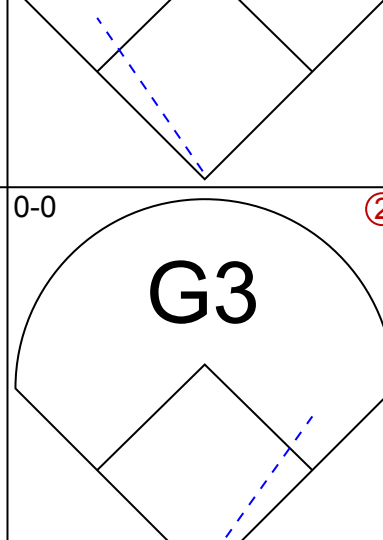
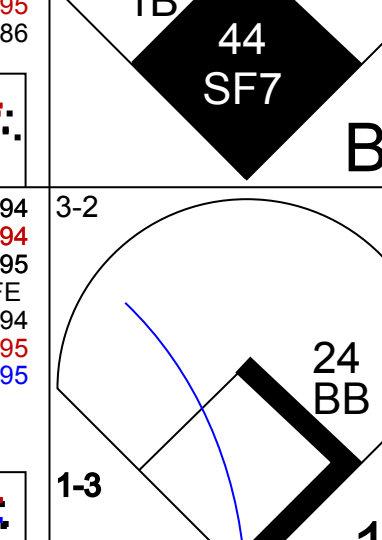

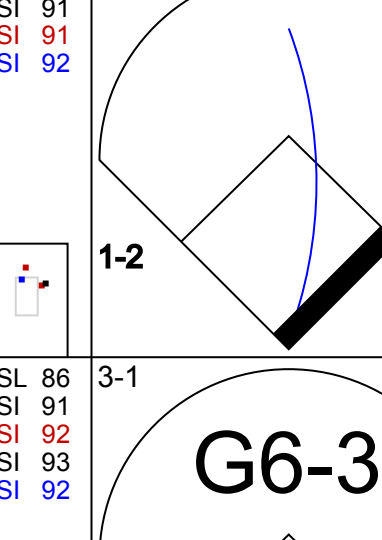


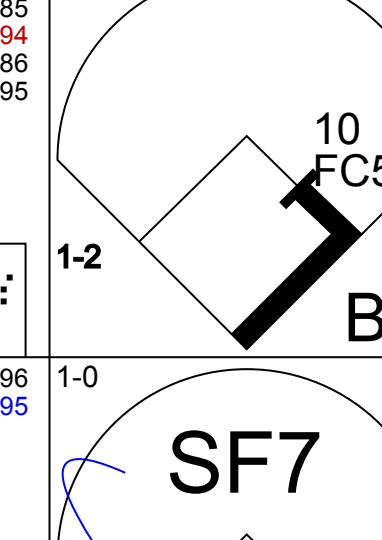
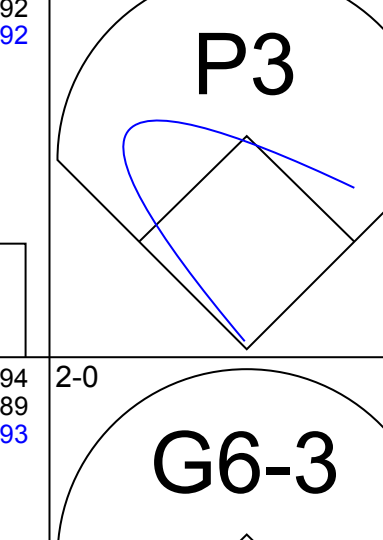
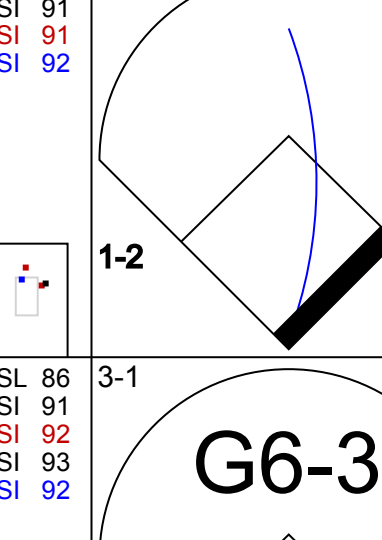


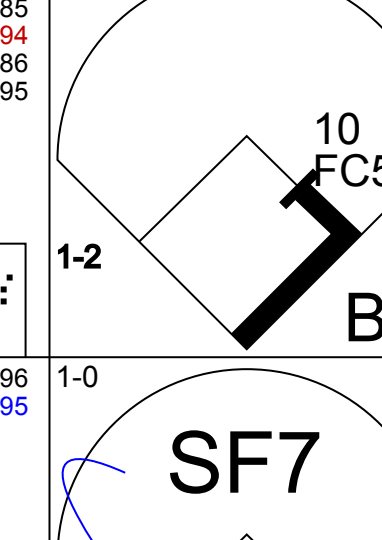
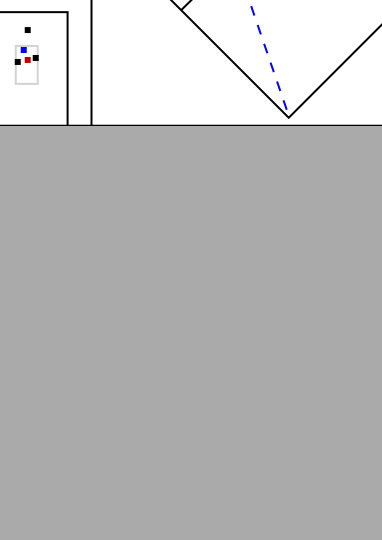
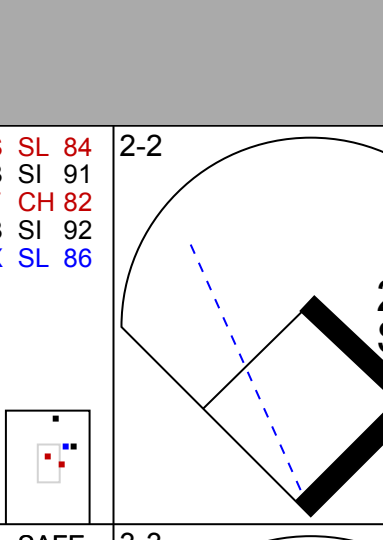
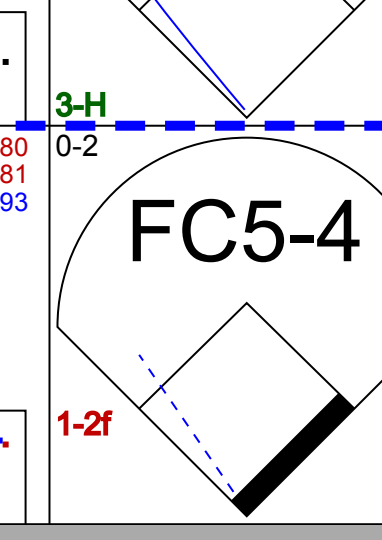
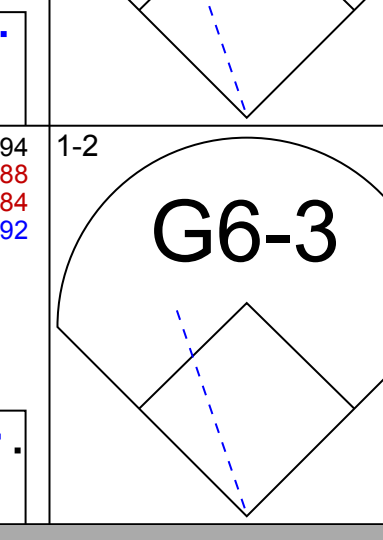


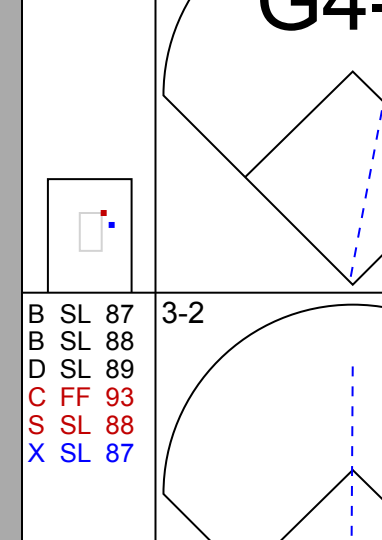


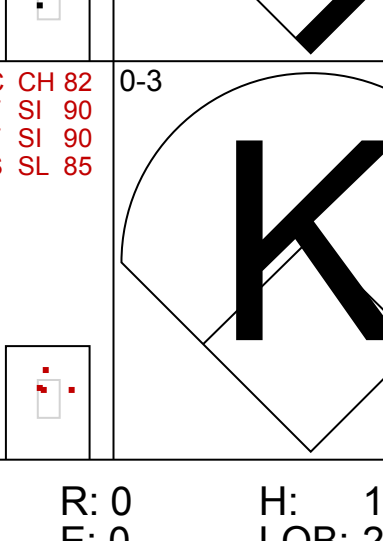
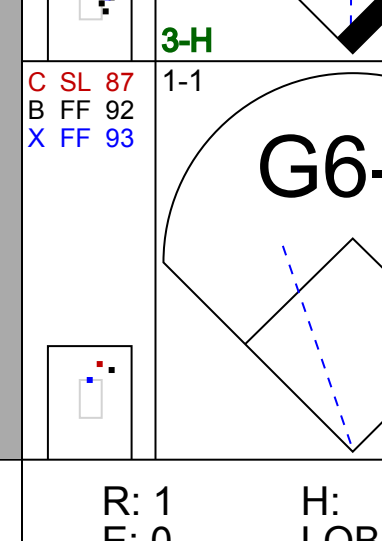


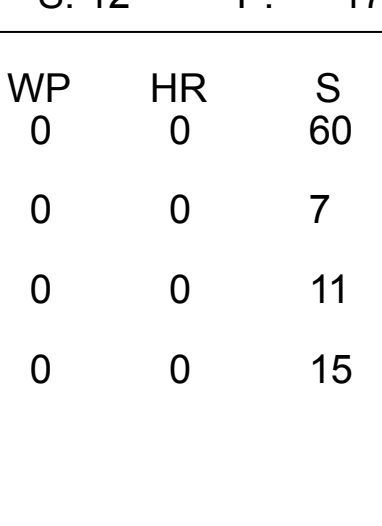
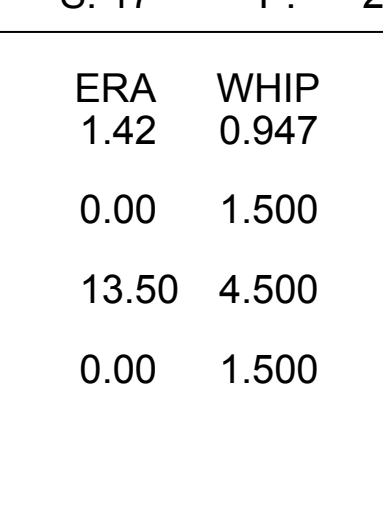











Batter	1	2	3	4	5	6	7	8	9	AB	R	H	RBI	BB	SO	LOB	TOP			
24 Michael Bourn, L (1, 8) OBP: 0.323, SLG: 0.392										3	0	1	0	0	2	1	<b>Cleveland Indians @ Chicago White Sox</b> U.S. Cellular Field, Chicago, IL Wed May 28 2014, 8:11 PM - 10:57 PM EDT Att: 14,228 - Overcast - 59 F			
13 Asdrúbal Cabrera, S (1, 6) OBP: 0.324, SLG: 0.369										4	0	0	0	0	0	3				
23 Michael Brantley, L (1, 7) OBP: 0.377, SLG: 0.510											4	1	2	0	0	0				
22 Jason Kipnis, L (1, 4) OBP: 0.342, SLG: 0.378										4	0	0	0	0	1	3				
8 Lonnie Chisenhall, L (1, 5) OBP: 0.416, SLG: 0.520											4	0	0	0	0	1				
25 Jason Giambi, L (1, 10) OBP: 0.289, SLG: 0.409											3	1	1	1	1	0				
43 Josh Tomlin, R (9, 10)											4	0	1	1	0	1				
10 Yan Gomes, R (1, 2) OBP: 0.314, SLG: 0.438											4	0	1	0	0	2				
7 David Murphy, L (1, 9) OBP: 0.332, SLG: 0.429										3	0	1	0	0	1	1				
36 Jesús Aguilar, R (1, 3) OBP: 0.286, SLG: 0.182										0	0	0	0	0	0	0				
4 Mike Aviles, R (8, PR) OBP: 0.293, SLG: 0.360																				
<b>Inning Stats</b>	R: 0 E: 0 K: 1 S: 8	H: 0 LOB: 0 BB: 0 P: 13	R: 1 E: 0 K: 2 S: 10	H: 1 LOB: 0 BB: 0 P: 15	R: 0 E: 0 K: 1 S: 11	H: 1 LOB: 1 BB: 0 P: 16	R: 0 E: 0 K: 0 S: 10	H: 0 LOB: 0 BB: 0 P: 14	R: 0 E: 0 K: 0 S: 7	H: 2 LOB: 0 BB: 0 P: 9	R: 0 E: 0 K: 0 S: 6	H: 0 LOB: 0 BB: 0 P: 9	R: 0 E: 0 K: 0 S: 7	H: 1 LOB: 1 BB: 0 P: 9	R: 1 E: 0 K: 0 S: 10	H: 2 LOB: 2 BB: 1 P: 20	1B: 6 2B: 0 3B: 0 HR: 1	SF: 0 SAC: 1 DP: 0 HBP: 0	WP: 0 PB: 0 SB: 0 CS: 0	PA: 35
<b>PITCHER</b>	IP WLS BF H R ER SO BB IBB HBP BLK WP HR S P ERA WHIP	IP WLS BF H R ER SO BB IBB HBP BLK WP HR S P ERA WHIP	IP WLS BF H R ER SO BB IBB HBP BLK WP HR S P ERA WHIP	IP WLS BF H R ER SO BB IBB HBP BLK WP HR S P ERA WHIP	IP WLS BF H R ER SO BB IBB HBP BLK WP HR S P ERA WHIP	IP WLS BF H R ER SO BB IBB HBP BLK WP HR S P ERA WHIP	IP WLS BF H R ER SO BB IBB HBP BLK WP HR S P ERA WHIP	IP WLS BF H R ER SO BB IBB HBP BLK WP HR S P ERA WHIP	IP WLS BF H R ER SO BB IBB HBP BLK WP HR S P ERA WHIP	IP WLS BF H R ER SO BB IBB HBP BLK WP HR S P ERA WHIP	IP WLS BF H R ER SO BB IBB HBP BLK WP HR S P ERA WHIP	IP WLS BF H R ER SO BB IBB HBP BLK WP HR S P ERA WHIP	IP WLS BF H R ER SO BB IBB HBP BLK WP HR S P ERA WHIP	IP WLS BF H R ER SO BB IBB HBP BLK WP HR S P ERA WHIP	IP WLS BF H R ER SO BB IBB HBP BLK WP HR S P ERA WHIP	IP WLS BF H R ER SO BB IBB HBP BLK WP HR S P ERA WHIP	IP WLS BF H R ER SO BB IBB HBP BLK WP HR S P ERA WHIP			
48 Hector Noesi, R (1, 1) ERA: 5.83	7.1	27	5	1	1	5	0	0	0	1	0	1	67	96	1.23	0.682				
41 Javy Guerra, R (8, 1) ERA: 3.38	0.2	2	0	0	0	0	0	0	0	0	0	0	2	2	0.00	0.000				
54 Ronald Belisario, R (9, 1) ERA: 5.1	1.0	W	6	2	1	1	0	0	1	0	0	0	10	20	9.00	2.000				

Batter	1	2	3	4	5	6	7	8	9	AB	R	H	RBI	BB	SO	LOB	BOTTOM					
1 Adam Eaton, L (1, 8) OBP: 0.329, SLG: 0.342										4	0	0	0	0	2	2	<b>Cleveland Indians @ Chicago White Sox</b> U.S. Cellular Field, Chicago, IL Wed May 28 2014, 8:11 PM - 10:57 PM EDT Att: 14,228 - Overcast - 59 F					
15 Gordon Beckham, R (1, 4) OBP: 0.338, SLG: 0.445										3	1	1	0	1	0							
12 Conor Gillaspie, L (1, 5) OBP: 0.394, SLG: 0.461										4	0	1	0	0	2							
24 Dayan Viciedo, R (1, 7) OBP: 0.341, SLG: 0.453										3	0	1	0	1	1							
30 Alejandro De Azca, L (8, PR) OBP: 0.240, SLG: 0.286										0	0	0	0	0	0							
44 Adam Dunn, L (1, 3) OBP: 0.388, SLG: 0.456										3	1	1	1	0	0							
10 Alexei Ramirez, R (1, 6) OBP: 0.380, SLG: 0.483										4	0	2	0	0	0							
21 Tyler Flowers, R (1, 2) ERA: 4.05											4	0	0	0	0	1						
28 Leury Garcia, S (9, PR) OBP: 0.265, SLG: 0.283											0	1	0	0	0							
5 Marcus Semien, R (1, 10) OBP: 0.286, SLG: 0.335											3	0	1	1	1							
25 Moisés Sierra, R (1, 9) OBP: 0.217, SLG: 0.231											4	0	1	1	0							
<b>Inning Stats</b>	R: 0 E: 0 K: 1 S: 8	H: 0 LOB: 0 BB: 0 P: 10	R: 0 E: 0 K: 0 S: 6	H: 0 LOB: 0 BB: 0 P: 10	R: 0 E: 0 K: 1 S: 9	H: 0 LOB: 0 BB: 0 P: 12	R: 0 E: 0 K: 2 S: 12	H: 2 LOB: 0 BB: 0 P: 17	R: 0 E: 0 K: 3 S: 17	H: 1 LOB: 2 BB: 1 P: 26	R: 0 E: 0 K: 1 S: 6	H: 0 LOB: 0 BB: 0 P: 9	R: 1 E: 0 K: 0 S: 9	H: 3 LOB: 1 BB: 0 P: 14	R: 1 E: 0 K: 0 S: 14	H: 1 LOB: 2 BB: 2 P: 28	R: 1 E: 1 K: 0 S: 12	H: 1 LOB: 1 BB: 0 P: 21	1B: 8 2B: 0 3B: 0 HR: 0	SF: 1 SAC: 0 DP: 0 HBP: 0	WP: 0 PB: 0 SB: 2 CS: 0	PA: 36
<b>PITCHER</b>	IP WLS BF H R ER SO BB IBB HBP BLK WP HR S P ERA WHIP	IP WLS BF H R ER SO BB IBB HBP BLK WP HR S P ERA WHIP	IP WLS BF H R ER SO BB IBB HBP BLK WP HR S P ERA WHIP	IP WLS BF H R ER SO BB IBB HBP BLK WP HR S P ERA WHIP	IP WLS BF H R ER SO BB IBB HBP BLK WP HR S P ERA WHIP	IP WLS BF H R ER SO BB IBB HBP BLK WP HR S P ERA WHIP	IP WLS BF H R ER SO BB IBB HBP BLK WP HR S P ERA WHIP	IP WLS BF H R ER SO BB IBB HBP BLK WP HR S P ERA WHIP	IP WLS BF H R ER SO BB IBB HBP BLK WP HR S P ERA WHIP	IP WLS BF H R ER SO BB IBB HBP BLK WP HR S P ERA WHIP	IP WLS BF H R ER SO BB IBB HBP BLK WP HR S P ERA WHIP	IP WLS BF H R ER SO BB IBB HBP BLK WP HR S P ERA WHIP	IP WLS BF H R ER SO BB IBB HBP BLK WP HR S P ERA WHIP	IP WLS BF H R ER SO BB IBB HBP BLK WP HR S P ERA WHIP	IP WLS BF H R ER SO BB IBB HBP BLK WP HR S P ERA WHIP	IP WLS BF H R ER SO BB IBB HBP BLK WP HR S P ERA WHIP	IP WLS BF H R ER SO BB IBB HBP BLK WP HR S P ERA WHIP					
58 TJ House, L (1, 1) ERA: 4.05	6.1	24	5	1	0	0	0	0	0	0	0	0	7	11	0.00	1.500						
48 Scott Atchison, R (7, 1) ERA: 1.5	0.2	B	3	1	0	0	0	0	0	0	0	0	11	25	13.50	4.500						
37 Cody Allen, R (8, 1) ERA: 3.38	0.2	L	5	1	1	1	0	0	0	0	0	0	15	24	0.00	1.500						
27 Bryan Shaw, R (8, 1) ERA: 1.46	0.2	L	4	1	1	0	0	0	0	0	0	0	15	24	0.00	1.500						

AB	33
R	2
H	7
RBI	2
BB	1
SO	5
LOB	11

AB	32
R	3
H	8
RBI	3
BB	3
SO	8
LOB	13





Batter	1	2	3	4	5	6	7	8	9	AB	R	H	RBI	BB	SO	LOB	TOP					
<b>2 Everth Cabrera, S</b> OBP: 0.277, SLG: 0.347										4	0	0	0	0	0	1						
<b>13 Chris Denorfia, R</b> OBP: 0.318, SLG: 0.390										4	0	2	0	1	1	2						
<b>18 Carlos Quentin, R</b> OBP: 0.452, SLG: 0.630										5	0	2	0	0	0	3						
<b>7 Chase Headley, S</b> OBP: 0.289, SLG: 0.328										3	0	0	0	0	0	3						
<b>14 Tommy Medica, R</b> OBP: 0.327, SLG: 0.587										3	0	0	0	1	2	2						
<b>25 Will Venable, L</b> OBP: 0.270, SLG: 0.263										0	1	0	0	0	0	0						
<b>9 Jedd Gyorko, R</b> OBP: 0.214, SLG: 0.282										4	0	0	0	0	1	1						
<b>23 Yonder Alonso, L</b> OBP: 0.258, SLG: 0.352										4	1	3	2	0	0	0						
<b>24 Cameron Maybin, R</b> OBP: 0.337, SLG: 0.455										4	1	1	1	0	1	2						
<b>44 René Rivera, R</b> OBP: 0.254, SLG: 0.426										3	1	1	0	1	1	0						
<b>Inning Stats</b>	R: 0 E: 0 K: 0 S: 14	H: 1 LOB: 1 BB: 0 P: 19	R: 0 E: 0 K: 1 S: 6	H: 1 LOB: 1 BB: 0 P: 10	R: 1 E: 0 K: 0 S: 10	H: 2 LOB: 2 BB: 1 P: 19	R: 0 E: 0 K: 1 S: 11	H: 1 LOB: 1 BB: 0 P: 20	R: 1 E: 0 K: 1 S: 10	H: 2 LOB: 2 BB: 0 P: 12	R: 0 E: 0 K: 0 S: 4	H: 0 LOB: 0 BB: 0 P: 8	R: 0 E: 1 K: 1 S: 9	H: 1 LOB: 1 BB: 0 P: 15	R: 2 E: 0 K: 2 S: 15	H: 1 LOB: 1 BB: 1 P: 27	R: 0 E: 0 K: 0 S: 11	H: 0 LOB: 1 BB: 1 P: 20	1B: 4 2B: 3 3B: 0 HR: 2	SF: 0 SAC: 1 DP: 0 HBP: 1	WP: 1 PB: 0 SB: 1 CS: 0	PA: 39
<b>PITCHER</b>	IP	WLS	BF	H	R	ER	SO	BB	IBB	HBP	BLK	WP	HR	S	P	ERA	WHIP					
<b>50 John Danks, L</b> ERA: 4.66	7.0	L	30	8	2	2	4	1	0	1	0	1	1	64	103	2.57	1.286					
<b>41 Javy Guerra, R</b> ERA: 7.35	1.0		5	1	2	2	2	1	0	0	0	0	1	15	27	18.00	2.000					
<b>40 Daniel Webb, R</b> ERA: 2.3	1.0		4	0	0	0	0	1	0	0	0	0	0	11	20	0.00	1.000					

San Diego Padres @ Chicago White Sox  
U.S. Cellular Field, Chicago, IL  
Fri May 30 2014, 8:13 PM - 11:03 PM EDT  
Att: 25,342 - Clear - 68 F

AB 34  
R 4  
H 9  
RBI 3  
BB 3  
SO 6  
LOB 14



Batter	1	2	3	4	5	6	7	8	9	AB	R	H	RBI	BB	SO	LOB	BOTTOM					
<b>1 Adam Eaton, L</b> OBP: 0.327, SLG: 0.340										4	0	1	0	0	1	0						
<b>15 Gordon Beckham, R</b> OBP: 0.328, SLG: 0.432										4	0	0	0	0	3	2						
<b>12 Conor Gillaspie, L</b> OBP: 0.397, SLG: 0.470										4	1	2	0	0	2	0						
<b>24 Dayan Viciedo, R</b> OBP: 0.335, SLG: 0.443										4	0	0	0	0	2	2						
<b>44 Adam Dunn, L</b> OBP: 0.385, SLG: 0.447										3	0	0	0	1	0	0						
<b>10 Alexei Ramirez, R</b> OBP: 0.358, SLG: 0.479										4	0	1	0	0	1	2						
<b>5 Marcus Semien, R</b> OBP: 0.292, SLG: 0.333										1	0	0	0	2	1	1						
<b>30 Alejandro De Aza, L</b> OBP: 0.241, SLG: 0.282										2	0	0	0	1	1	3						
<b>17 Adrian Nieto, S</b> OBP: 0.302, SLG: 0.357										3	0	0	0	0	2	2						
<b>Inning Stats</b>	R: 0 E: 0 K: 1 S: 9	H: 1 LOB: 1 BB: 0 P: 13	R: 0 E: 0 K: 1 S: 12	H: 1 LOB: 0 BB: 0 P: 18	R: 0 E: 0 K: 2 S: 10	H: 1 LOB: 2 BB: 1 P: 19	R: 1 E: 0 K: 0 S: 10	H: 1 LOB: 2 BB: 2 P: 27	R: 0 E: 0 K: 3 S: 10	H: 0 LOB: 0 BB: 0 P: 15	R: 0 E: 0 K: 1 S: 10	H: 0 LOB: 0 BB: 0 P: 15	R: 0 E: 0 K: 2 S: 11	H: 0 LOB: 1 BB: 1 P: 15	R: 0 E: 0 K: 1 S: 7	H: 0 LOB: 0 BB: 0 P: 8	R: 0 E: 0 K: 1 S: 7	H: 0 LOB: 0 BB: 0 P: 10	1B: 3 2B: 2 3B: 0 HR: 0	SF: 0 SAC: 0 DP: 1 HBP: 0	WP: 1 PB: 0 SB: 0 CS: 2	PA: 33
<b>PITCHER</b>	IP	WLS	BF	H	R	ER	SO	BB	IBB	HBP	BLK	WP	HR	S	P	ERA	WHIP					
<b>22 Ian Kennedy, R</b> ERA: 3.42	6.0	W	23	4	1	1	9	3	0	0	0	1	0	61	107	1.50	1.167					
<b>50 Nick Vincent, R</b> ERA: 3.09	1.0	H	4	0	0	0	2	1	0	0	0	0	0	11	15	0.00	1.000					
<b>56 Joaquin Benoit, R</b> ERA: 1.82	1.0	H	3	0	0	0	1	0	0	0	0	0	0	7	8	0.00	0.000					
<b>16 Huston Street, R</b> ERA: 1.29	1.0	S	3	0	0	0	1	0	0	0	0	0	0	7	10	0.00	0.000					

San Diego Padres @ Chicago White Sox  
U.S. Cellular Field, Chicago, IL  
Fri May 30 2014, 8:13 PM - 11:03 PM EDT  
Att: 25,342 - Clear - 68 F

AB 29  
R 1  
H 4  
RBI 0  
BB 4  
SO 13  
LOB 12









Batter	1	2	3	4	5	6	7	8	9	AB	R	H	RBI	BB	SO	LOB	TOP					
2 Everth Cabrera, S (1,6) OBP: 0.275, SLG: 0.342										4	0	0	0	0	2	0	<b>San Diego Padres @ Chicago White Sox</b> U.S. Cellular Field, Chicago, IL Sun Jun 01 2014, 2:11 PM - 4:18 PM EDT Att: 23,185 - Cloudy - 87 F					
13 Chris Denorfia, R (1,9) OBP: 0.313, SLG: 0.377										3	0	0	0	0	0	0						
18 Carlos Quentin, R (1,10) OBP: 0.436, SLG: 0.531										3	0	0	0	0	1	0						
7 Chase Headley, S (1,5) OBP: 0.287, SLG: 0.345										3	1	1	1	0	1	0						
14 Tommy Medica, R (1,7) OBP: 0.327, SLG: 0.571										3	0	1	0	0	1	0						
5 Alexi Amarista, L (8,7) OBP: 0.271, SLG: 0.281										0	0	0	0	0	0	0						
9 Jedd Gyorko, R (1,4) OBP: 0.211, SLG: 0.278										3	0	0	0	0	0	1						
23 Yonder Alonso, L (1,3) OBP: 0.254, SLG: 0.341										3	0	0	0	0	2	0						
44 René Rivera, R (1,2) OBP: 0.273, SLG: 0.452										3	0	0	0	0	1	0						
25 Will Venable, L (1,8) OBP: 0.283, SLG: 0.289										2	0	0	0	0	1	0						
8 Yasmani Grandal, S (9,PH) OBP: 0.276, SLG: 0.375										1	0	0	0	0	0	0						
<b>Inning Stats</b>	R: 0 E: 0 K: 2 S: 10	H: 0 LOB: 0 BB: 0 P: 14	R: 0 E: 0 K: 2 S: 7	H: 0 LOB: 0 BB: 0 P: 10	R: 0 E: 0 K: 0 S: 5	H: 0 LOB: 0 BB: 0 P: 5	R: 0 E: 0 K: 0 S: 9	H: 0 LOB: 0 BB: 0 P: 15	R: 1 E: 0 K: 1 S: 10	H: 2 LOB: 0 BB: 0 P: 16	R: 0 E: 0 K: 1 S: 5	H: 0 LOB: 0 BB: 0 P: 6	R: 0 E: 0 K: 0 S: 7	H: 0 LOB: 0 BB: 0 P: 8	R: 0 E: 0 K: 1 S: 7	H: 0 LOB: 0 BB: 0 P: 9	R: 0 E: 0 K: 2 S: 12	H: 0 LOB: 0 BB: 0 P: 17	1B: 1 2B: 0 3B: 0 HR: 1	SF: 0 SAC: 0 DP: 1 HBP: 0	WP: 0 PB: 0 SB: 0 CS: 0	PA: 28
<b>PITCHER</b> 49 Chris Sale, L (1,1) ERA: 1.59	IP: 9.0 WLS: W BF: 28 H: 2 R: 1 ER: 1 SO: 9 BB: 0 IBB: 0 HBP: 0 BLK: 0 WP: 0 HR: 1 S: 72 P: 100 ERA: 1.00 WHIP: 0.222															<b>PITCHER</b>						

AB 28  
R 1  
H 2  
RBI 1  
BB 0  
SO 9  
LOB 1



Batter	1	2	3	4	5	6	7	8	9	AB	R	H	RBI	BB	SO	LOB	BOTTOM			
1 Adam Eaton, L (1,8) OBP: 0.318, SLG: 0.329										4	0	1	0	0	0	0	<b>San Diego Padres @ Chicago White Sox</b> U.S. Cellular Field, Chicago, IL Sun Jun 01 2014, 2:11 PM - 4:18 PM EDT Att: 23,185 - Cloudy - 87 F			
15 Gordon Beckham, R (1,4) OBP: 0.318, SLG: 0.414										4	0	1	0	0	0	0				
24 Davan Vicedo, R (1,7) OBP: 0.332, SLG: 0.441										4	1	0	0	0	1	1				
30 Alejandro De Aza, L (9,7) OBP: 0.246, SLG: 0.279										0	0	0	0	0	0	0				
44 Adam Dunn, L (1,3) OBP: 0.375, SLG: 0.437										4	0	1	0	0	2	1				
10 Alexei Ramirez, R (1,6) OBP: 0.364, SLG: 0.477										1	1	0	0	1	1	0				
14 Paul Konerko, R (1,10) OBP: 0.229, SLG: 0.348										3	1	2	3	0	1	2				
5 Marcus Semien, R (1,5) OBP: 0.287, SLG: 0.327										3	0	0	0	0	1	1				
21 Tyler Flowers, R (1,2) OBP: 0.345, SLG: 0.395										3	1	1	1	0	2	0				
25 Moisés Sierra, R (1,9) OBP: 0.209, SLG: 0.222										3	0	0	0	0	0	0				
<b>Inning Stats</b>	R: 0 E: 0 K: 1 S: 5	H: 0 LOB: 0 BB: 0 P: 10	R: 1 E: 0 K: 1 S: 11	H: 1 LOB: 0 BB: 0 P: 21	R: 0 E: 0 K: 1 S: 8	H: 0 LOB: 0 BB: 0 P: 12	R: 0 E: 0 K: 1 S: 9	H: 1 LOB: 2 BB: 0 P: 11	R: 1 E: 0 K: 1 S: 12	H: 1 LOB: 0 BB: 0 P: 17	R: 2 E: 0 K: 1 S: 15	H: 2 LOB: 1 BB: 1 P: 25	R: 0 E: 0 K: 1 S: 12	H: 1 LOB: 0 BB: 0 P: 20	R: 0 E: 0 K: 1 S: 9	H: 0 LOB: 0 BB: 0 P: 12	1B: 2 2B: 2 3B: 0 HR: 2	SF: 0 SAC: 0 DP: 0 HBP: 1	WP: 0 PB: 0 SB: 0 CS: 1	PA: 32
<b>PITCHER</b> 53 Eric Stults, L (1,1) ERA: 5.63 59 Kevin Quackenbush, R (7,1) ERA: 4.22 33 Dale Thayer, R (8,1) ERA: 2.13	IP: 6.0 WLS: L BF: 25 H: 5 R: 4 ER: 4 SO: 6 BB: 1 IBB: 0 HBP: 0 BLK: 0 WP: 0 HR: 2 S: 2 P: 60 ERA: 6.00 WHIP: 1.000															<b>PITCHER</b>				

AB 29  
R 4  
H 6  
RBI 4  
BB 1  
SO 8  
LOB 5





Batter	1	2	3	4	5	6	7	8	9	AB	R	H	RBI	BB	SO	LOB	TOP								
1 Adam Eaton, L (1,8) OBP: 0.311, SLG: 0.321										4	0	0	0	0	1	0									
15 Gordon Beckham, R (1,4) OBP: 0.322, SLG: 0.417										4	1	2	0	0	2	0									
79 José Abreu, R (1,3) OBP: 0.311, SLG: 0.605										4	1	1	2	0	1	1									
24 Dayan Viedro, R (1,7) OBP: 0.326, SLG: 0.432										4	0	0	0	0	2	1									
10 Alexei Ramirez, R (1,6) OBP: 0.363, SLG: 0.473										4	0	1	0	0	1	1									
12 Conor Gillaspie, L (1,5) OBP: 0.392, SLG: 0.453										3	0	0	0	0	1	1									
21 Tyler Flowers, R (1,2) OBP: 0.339, SLG: 0.388										3	0	0	0	0	1	1									
25 Moisés Sierra, R (1,9) OBP: 0.213, SLG: 0.226										3	0	1	0	0	1	0									
62 Jose Quintana, R (1,1)										2	0	0	0	0	2	1									
52 Jake Petricka, R (7,1)										0	0	0	0	0	0	0									
14 Paul Konerko, R (8,PH) OBP: 0.227, SLG: 0.344										1	0	0	0	0	0	0									
41 Javy Guerra, R (8,1)										0	0	0	0	0	0	0									
<b>Inning Stats</b>	R: 0 E: 0 K: 1 S: 5	H: 0 LOB: 0 BB: 0 P: 5	R: 0 E: 0 K: 1 S: 5	H: 0 LOB: 0 BB: 0 P: 7	R: 0 E: 0 K: 1 S: 7	H: 0 LOB: 0 BB: 0 P: 9	R: 2 E: 0 K: 0 S: 10	H: 2 LOB: 0 BB: 0 P: 13	R: 0 E: 0 K: 2 S: 12	H: 1 LOB: 1 BB: 0 P: 17	R: 0 E: 0 K: 1 S: 11	H: 0 LOB: 1 BB: 0 P: 15	R: 0 E: 0 K: 1 S: 11	H: 1 LOB: 0 BB: 0 P: 16	R: 0 E: 0 K: 2 S: 10	H: 0 LOB: 0 BB: 0 P: 15	R: 0 E: 0 K: 3 S: 13	H: 1 LOB: 1 BB: 0 P: 17	1B: 4 2B: 0 3B: 0 HR: 1	SF: 0 SAC: 0 DP: 0 HBP: 0	WP: 0 PB: 0 CS: 0	PA: 32			
<b>PITCHER</b>	IP	WLS	BF	H	R	ER	SO	BB	IBB	HBP	BLK	WP	HR	S	P	ERA	WHIP								
22 Clayton Kershaw, L (1,1) ERA: 3.32	8.0	W	28	4	2	2	9	0	0	0	0	0	1	71	97	2.25	0.500								
74 Kenley Jansen, R (9,1) ERA: 3.6	1.0	S	4	1	0	0	3	0	0	0	0	0	0	13	17	0.00	1.000								

Chicago White Sox @ Los Angeles Dodgers  
 Dodger Stadium, Los Angeles, CA  
 Mon Jun 02 2014, 7:10 PM - 9:51 PM PDT  
 Att: 37,336 - Clear - 69 F

livebaseballscorecards.com

AB 32  
 R 2  
 H 5  
 RBI 2  
 BB 0  
 SO 12  
 LOB 6

Batter	1	2	3	4	5	6	7	8	9	AB	R	H	RBI	BB	SO	LOB	BOTTOM								
18 Chone Figgins, S (1,4) OBP: 0.392, SLG: 0.317										4	0	1	0	0	1	1									
27 Matt Kemp, R (1,7) OBP: 0.298, SLG: 0.410										4	1	0	0	0	1	2									
66 Yasiel Puig, R (1,9) OBP: 0.430, SLG: 0.606										4	0	0	0	0	1	2									
13 Hanley Ramirez, R (1,6) OBP: 0.336, SLG: 0.469										4	1	1	0	0	0	2									
11 Eriqel Arrieta, R (8,6) OBP: 0.557, SLG: 0.385										0	0	0	0	0	0	0									
23 Adrián González, L (1,3) OBP: 0.346, SLG: 0.495										4	1	1	1	0	0	1									
33 Scott Van Slyke, R (1,8) OBP: 0.377, SLG: 0.547										1	1	0	0	2	1	0									
16 Andre Ethier, L (8,8) OBP: 0.318, SLG: 0.394										0	0	0	0	1	0	0									
10 Justin Turner, R (1,5) OBP: 0.311, SLG: 0.405										4	0	1	2	0	1	2									
31 Drew Butera, R (1,2) OBP: 0.266, SLG: 0.321										4	0	1	1	0	0	1									
22 Clayton Kershaw, L (1,1) OBP: 0.267, SLG: 0.267										3	1	1	0	0	1	2									
74 Kenley Jansen, S (9,1)										0	0	0	0	0	0	0									
<b>Inning Stats</b>	R: 0 E: 0 K: 0 S: 9	H: 1 LOB: 0 BB: 0 P: 16	R: 0 E: 0 K: 1 S: 9	H: 0 LOB: 1 BB: 1 P: 17	R: 0 E: 0 K: 1 S: 6	H: 0 LOB: 0 BB: 0 P: 11	R: 0 E: 0 K: 0 S: 8	H: 1 LOB: 0 BB: 0 P: 11	R: 0 E: 0 K: 1 S: 6	H: 0 LOB: 0 BB: 0 P: 10	R: 5 E: 1 K: 2 S: 23	H: 4 LOB: 2 BB: 1 P: 40	R: 0 E: 1 K: 1 S: 7	H: 0 LOB: 1 BB: 0 P: 11	R: 0 E: 0 K: 0 S: 11	H: 0 LOB: 1 BB: 1 P: 19	1B: 6 2B: 0 3B: 0 HR: 0	SF: 0 SAC: 0 DP: 1 HBP: 0	WP: 0 PB: 0 CS: 0	PA: 35					
<b>PITCHER</b>	IP	WLS	BF	H	R	ER	SO	BB	IBB	HBP	BLK	WP	HR	S	P	ERA	WHIP								
62 Jose Quintana, L (1,1) ERA: 3.31	6.0	L	27	6	5	0	5	2	0	0	0	0	0	61	105	0.00	1.333								
52 Jake Petricka, R (7,1) ERA: 1.42	1.0		4	0	0	0	1	0	0	0	0	0	0	7	11	0.00	0.000								
41 Javy Guerra, R (8,1) ERA: 5.79	1.0		4	0	0	0	0	1	0	0	0	0	0	11	19	0.00	1.000								

Chicago White Sox @ Los Angeles Dodgers  
 Dodger Stadium, Los Angeles, CA  
 Mon Jun 02 2014, 7:10 PM - 9:51 PM PDT  
 Att: 37,336 - Clear - 69 F

livebaseballscorecards.com

AB 32  
 R 5  
 H 6  
 RBI 4  
 BB 3  
 SO 6  
 LOB 13







Batter	1	2	3	4	5	6	7	8	9	AB	R	H	RBI	BB	SO	LOB	TOP										
1 Adam Eaton, L (1,8) OBP: 0.306, SLG: 0.318	G4-3		G5-3			G1-3			G5-3	5	0	1	0	0	0	2	<b>Chicago White Sox @ Los Angeles Dodgers</b> Dodger Stadium, Los Angeles, CA Wed Jun 04 2014, 7:11 PM - 10:14 PM PDT Att: 45,540 - Clear - 71 F <a href="http://livebaseballscorecards.com">livebaseballscorecards.com</a>										
15 Gordon Beckham, R (1,4) OBP: 0.325, SLG: 0.421	G5-3		FC6-4 79 1B			G6-3			G5-3	4	0	1	0	0	0	1											
79 José Abreu, R (1,3) OBP: 0.318, SLG: 0.620			FC6-4						K	3	0	1	0	1	1	1											
44 Adam Dunn, L (1,7) OBP: 0.365, SLG: 0.440	G6-3									4	1	1	1	0	1	3											
25 Moisés Sierra, R (7,9) OBP: 0.213, SLG: 0.226										0	0	0	0	0	0	0											
10 Alexei Ramirez, R (1,6) OBP: 0.355, SLG: 0.461			G6-3			K			FC6-4	4	0	0	0	0	1	2											
30 Alejandro De Aza, L (1,9) OBP: 0.251, SLG: 0.284			F7							4	0	2	0	0	1	1											
21 Tyler Flowers, R (1,2) OBP: 0.331, SLG: 0.395										4	0	0	0	0	4	2											
28 Leury García, S (1,5) OBP: 0.302, SLG: 0.367										3	1	2	1	1	0	0											
50 John Danks, L (1,1) OBP: 0.333, SLG: 0.333										3	0	1	0	0	1	2											
57 Zach Putnam, R (8,1) ERA: 2.1										0	0	0	0	0	0	0											
37 Scott Downs, L (8,1) ERA: 6.41										0	0	0	0	0	0	0											
14 Paul Konerko, R (9,PH) OBP: 0.232, SLG: 0.348										1	0	0	0	0	0	0											
54 Ronald Belisario, R (9,1) ERA: 2.64										0	0	0	0	0	0	0											
<b>Inning Stats</b>	R: 0 E: 0 K: 0 S: 10	H: 1 LOB: 1 BB: 0 P: 13	R: 0 E: 0 K: 1 S: 7	H: 0 LOB: 0 BB: 0 P: 11	R: 1 E: 0 K: 0 S: 9	H: 2 LOB: 1 BB: 0 P: 14	R: 1 E: 0 K: 3 S: 14	H: 2 LOB: 2 BB: 1 P: 25	R: 0 E: 0 K: 1 S: 12	H: 3 LOB: 2 BB: 0 P: 13	R: 0 E: 0 K: 1 S: 7	H: 0 LOB: 0 BB: 0 P: 13	R: 0 E: 1 K: 2 S: 11	H: 0 LOB: 0 BB: 0 P: 15	R: 0 E: 0 K: 0 S: 7	H: 0 LOB: 0 BB: 0 P: 9	1B: 5 2B: 3 3B: 0 HR: 2	SF: 0 SAC: 0 DP: 1 HBP: 0	WP: 0 PB: 0 SB: 1 CS: 2	PA: 37							
<b>PITCHER</b>	IP	WLS	BF	H	R	ER	SO	BB	IBB	HBP	BLK	WP	HR	S	P	ERA	WHIP										
61 Josh Beckett, R (1,1) ERA: 2.57	6.0	L	28	9	2	2	6	1	1	0	0	0	2	63	99	3.00	1.667										
43 Brandon League, R (7,1) ERA: 2.1	1.0		3	0	0	0	1	0	0	0	0	0	0	7	13	0.00	0.000										
0 Brian Wilson, R (8,1) ERA: 6.41	1.0		3	0	0	0	2	0	0	0	0	0	0	11	15	0.00	0.000										
28 Jamey Wright, R (9,1) ERA: 2.64	1.0		3	0	0	0	0	0	0	0	0	0	0	7	9	0.00	0.000										


Batter	1	2	3	4	5	6	7	8	9	AB	R	H	RBI	BB	SO	LOB	BOTTOM										
9 Dee Strange-Gordon, L (1,4) OBP: 0.327, SLG: 0.372	F7 13 CS 1B		F7			L4				4	1	2	0	0	0	0	<b>Chicago White Sox @ Los Angeles Dodgers</b> Dodger Stadium, Los Angeles, CA Wed Jun 04 2014, 7:11 PM - 10:14 PM PDT Att: 45,540 - Clear - 71 F <a href="http://livebaseballscorecards.com">livebaseballscorecards.com</a>										
66 Yasiel Puig, R (1,9) OBP: 0.434, SLG: 0.603	B5					G6-3				2	0	0	0	2	0	1											
13 Hanley Ramirez, R (1,6) OBP: 0.336, SLG: 0.456										3	0	0	1	1	1	2											
23 Adrián González, L (1,3) OBP: 0.335, SLG: 0.478	G4-3									4	0	0	0	0	0	2											
27 Matt Kemp, R (1,7) OBP: 0.291, SLG: 0.398										4	0	0	0	0	1	1											
33 Scott Van Slyke, R (1,8) OBP: 0.395, SLG: 0.538										1	0	0	0	1	1	0											
10 Justin Turner, R (1,5) OBP: 0.307, SLG: 0.391										4	0	0	0	0	1	4											
31 Drew Butera, R (1,2) OBP: 0.277, SLG: 0.322										3	0	0	0	0	0	2											
61 Josh Beckett, R (1,1) ERA: 4.35										2	0	0	0	0	2	0											
43 Brandon League, R (7,1) ERA: 1.52										0	0	0	0	0	0	0											
0 Brian Wilson, R (8,1) ERA: 6.41										0	0	0	0	0	0	0											
18 Chone Figgins, S (8,PH) OBP: 0.393, SLG: 0.311										1	0	0	0	0	0	0											
28 Jamey Wright, R (9,1) ERA: 4.78										0	0	0	0	0	0	0											
<b>Inning Stats</b>	R: 0 E: 0 K: 0 S: 5	H: 1 LOB: 1 BB: 1 P: 11	R: 0 E: 0 K: 0 S: 10	H: 0 LOB: 0 BB: 0 P: 14	R: 0 E: 0 K: 1 S: 8	H: 0 LOB: 1 BB: 1 P: 16	R: 0 E: 0 K: 1 S: 10	H: 0 LOB: 1 BB: 1 P: 17	R: 0 E: 0 K: 1 S: 8	H: 0 LOB: 0 BB: 0 P: 10	R: 0 E: 0 K: 1 S: 6	H: 0 LOB: 0 BB: 0 P: 10	R: 0 E: 0 K: 1 S: 9	H: 0 LOB: 1 BB: 0 P: 19	R: 1 E: 0 K: 0 S: 15	H: 1 LOB: 1 BB: 1 P: 22	R: 0 E: 0 K: 1 S: 9	H: 0 LOB: 0 BB: 0 P: 12	1B: 1 2B: 2 3B: 0 HR: 0	SF: 0 SAC: 0 DP: 1 HBP: 2	WP: 0 PB: 0 SB: 1 CS: 1	PA: 34					
<b>PITCHER</b>	IP	WLS	BF	H	R	ER	SO	BB	IBB	HBP	BLK	WP	HR	S	P	ERA	WHIP										
50 John Danks, L (1,1) ERA: 4.35	7.1	W	28	2	1	1	5	3	0	2	0	0	0	64	107	1.23	0.682										
57 Zach Putnam, R (8,1) ERA: 1.52	0.1	H	2	0	0	0	0	1	0	0	0	0	0	5	10	0.00	3.000										
37 Scott Downs, L (8,1) ERA: 6.75	0.1	H	1	0	0	0	0	0	0	0	0	0	0	2	2	0.00	0.000										
54 Ronald Belisario, R (9,1) ERA: 4.78	1.0	S	3	0	0	0	1	0	0	0	0	0	0	9	12	0.00	0.000										








Batter	1	2	3	4	5	6	7	8	9	AB	R	H	RBI	BB	SO	LOB	TOP
1 Adam Eaton, L (1, 8) OBP: 0.311, SLG: 0.318										5	1	2	1	0	1	1	Chicago White Sox @ Los Angeles Angels Angel Stadium of Anaheim, Anaheim, CA Sat Jun 07 2014, 7:15 PM - 10:07 PM PDT Att: 39,089 - Clear - 71 F
15 Gordon Beckham, R (1, 4) OBP: 0.325, SLG: 0.409										3	0	1	1	1	0	1	
12 Conor Gillaspie, L (1, 5) OBP: 0.398, SLG: 0.453										4	0	2	0	0	0	2	
79 José Abreu, R (1, 3) OBP: 0.314, SLG: 0.604										4	0	0	0	0	4	3	
44 Adam Dunn, L (1, 10) OBP: 0.369, SLG: 0.474										4	1	1	1	0	2	0	
10 Alexei Ramirez, R (1, 6) OBP: 0.338, SLG: 0.458										3	2	1	0	1	2	0	
24 Dayan Viciedo, R (1, 9) OBP: 0.308, SLG: 0.496										4	0	0	0	0	0	2	
25 Moisés Sierra, R (8, 9) OBP: 0.213, SLG: 0.226										0	0	0	0	0	0	0	
30 Alejandro De Aza, L (1, 7) OBP: 0.265, SLG: 0.319										3	1	2	2	0	1	0	
21 Tyler Flowers, R (1, 2) OBP: 0.326, SLG: 0.388										3	0	0	0	0	2	2	
<b>Inning Stats</b>	R: 0 H: 1 E: 0 K: 2 S: 12	H: 0 R: 0 ER: 0 LOB: 0 P: 17	R: 2 H: 3 E: 1 K: 1 S: 15	H: 3 R: 1 ER: 0 LOB: 1 P: 26	R: 1 H: 2 E: 0 K: 0 S: 11	H: 2 R: 0 ER: 0 LOB: 1 P: 18	R: 0 H: 2 E: 0 K: 1 S: 10	H: 1 R: 0 ER: 0 LOB: 0 P: 24	R: 0 H: 0 E: 0 K: 2 S: 10	H: 0 R: 0 ER: 0 LOB: 0 P: 14	R: 0 H: 0 E: 0 K: 2 S: 8	H: 0 R: 0 ER: 0 LOB: 0 P: 11	1B: 5 2B: 3 3B: 0 HR: 1	SF: 1 SAC: 1 DP: 2 HBP: 0	WP: 0 PB: 0 SB: 0 CS: 0	PA: 37	
<b>PITCHER</b>	IP: 5.0 WLS: 0 BF: 23 ERA: 4.24	H: 9 R: 4 ER: 3 LOB: 6	BB: 0 IBB: 0 HBP: 0 BLK: 0	WP: 0 HR: 1 S: 58 P: 96 ERA: 5.40 WHIP: 1.800													
64 Mike Morin, R (6, 1) ERA: 1.06	1.0	5	0	1	0	1	0	0	0	0	13	20	0.00	1.000			
46 Cory Rasmus, R (7, 1) ERA: 4.15	2.0	W	6	0	0	3	1	0	0	0	15	23	0.00	0.500			
49 Ernesto Frieri, R (9, 1) ERA: 4.5	1.0	S	3	0	0	2	0	0	0	0	8	11	0.00	0.000			



Batter	1	2	3	4	5	6	7	8	9	AB	R	H	RBI	BB	SO	LOB	BOTTOM
47 Howie Kendrick, R (1, 4) OBP: 0.349, SLG: 0.388										4	1	1	0	0	1	0	Chicago White Sox @ Los Angeles Angels Angel Stadium of Anaheim, Anaheim, CA Sat Jun 07 2014, 7:15 PM - 10:07 PM PDT Att: 39,089 - Clear - 71 F
27 Mike Trout, R (1, 8) OBP: 0.379, SLG: 0.562										3	1	1	4	1	0	0	
5 Albert Pujols, R (1, 3) OBP: 0.302, SLG: 0.490										4	0	0	0	0	1	1	
6 David Freese, R (1, 5) OBP: 0.303, SLG: 0.299										4	0	1	0	0	0	2	
8 John McDonald, R (9, 5) OBP: 0.343, SLG: 0.290										0	0	0	0	0	0	0	
32 Josh Hamilton, L (1, 7) OBP: 0.472, SLG: 0.652										4	1	3	0	0	1	0	
20 C.J. Cron, R (1, 10) OBP: 0.319, SLG: 0.505										4	0	1	0	0	2	3	
2 Erick Aybar, S (1, 6) OBP: 0.321, SLG: 0.435										4	1	2	1	0	0	1	
17 Chris Iannetta, R (1, 2) OBP: 0.377, SLG: 0.451										4	1	1	1	0	1	2	
7 Collin Cowgill, R (1, 9) OBP: 0.367, SLG: 0.409										3	1	0	0	0	1	1	
<b>Inning Stats</b>	R: 0 H: 0 E: 1 K: 1 S: 11	H: 0 R: 0 ER: 0 LOB: 0 P: 8	R: 0 H: 0 E: 0 K: 1 S: 6	H: 0 R: 0 ER: 0 LOB: 0 P: 7	R: 0 H: 0 E: 0 K: 0 S: 11	H: 0 R: 0 ER: 0 LOB: 0 P: 15	R: 0 H: 1 E: 0 K: 0 S: 9	H: 0 R: 0 ER: 0 LOB: 0 P: 10	R: 0 H: 0 E: 0 K: 1 S: 7	H: 0 R: 0 ER: 0 LOB: 2 P: 12	R: 0 H: 2 E: 0 K: 1 S: 14	H: 7 R: 6 ER: 1 LOB: 2 P: 47	1B: 8 2B: 1 3B: 0 HR: 1	SF: 0 SAC: 0 DP: 2 HBP: 0	WP: 0 PB: 0 SB: 1 CS: 0	PA: 35	
<b>PITCHER</b>	IP: 7.0 WLS: 0 BF: 29 ERA: 2.06	H: 7 R: 5 ER: 4 LOB: 6	BB: 1 IBB: 0 HBP: 0 BLK: 0	WP: 0 HR: 1 S: 80 P: 115 ERA: 5.14 WHIP: 1.143													
52 Jake Petricka, R (8, 1) ERA: 1.65	1.0	L	6	3	1	1	1	0	0	0	19	25	9.00	3.000			





Batter	1	2	3	4	5	6	7	8	9	AB	R	H	RBI	BB	SO	LOB	TOP					
1 Adam Eaton, L (1, 8) OBP: 0.310, SLG: 0.317										4	0	1	1	0	2	0	<b>Chicago White Sox @ Los Angeles Angels</b> Angel Stadium of Anaheim, Anaheim, CA Sun Jun 08 2014, 12:41 PM - 3:41 PM PDT Att: 35,793 - Sunny - 77 F					
15 Gordon Beckham, R (1, 4) OBP: 0.329, SLG: 0.411										4	0	2	0	0	0	2						
79 José Abreu, R (1, 10) OBP: 0.308, SLG: 0.592										4	0	0	0	0	0	2						
24 Dayan Viedro, R (1, 7) OBP: 0.311, SLG: 0.413										4	0	2	0	0	0	0						
10 Alexei Ramirez, R (1, 6) OBP: 0.352, SLG: 0.451										4	0	0	0	0	2	2						
14 Paul Konerko, R (1, 3) OBP: 0.235, SLG: 0.340										2	0	0	0	1	1	0						
44 Adam Dunn, L (9, PH) OBP: 0.372, SLG: 0.474										0	0	0	0	1	0	0						
21 Tyler Flowers, R (1, 2) OBP: 0.313, SLG: 0.348										2	0	0	0	1	2	1						
25 Moisés Sierra, R (1, 9) OBP: 0.209, SLG: 0.221										2	0	0	0	0	0	0						
30 Alejandro De Aza, L (8, PH) OBP: 0.289, SLG: 0.328										1	1	1	0	0	0	0						
28 Leury Garcia, S (1, 5) OBP: 0.291, SLG: 0.353										2	0	0	0	0	0	0						
12 Conor Gillaspie, L (8, PH) OBP: 0.401, SLG: 0.456										1	0	1	1	0	0	0						
<b>Inning Stats</b>	R: 0 E: 0 K: 1 S: 8	H: 0 LOB: 0 BB: 0 P: 13	R: 0 E: 0 K: 1 S: 13	H: 0 LOB: 1 BB: 1 P: 25	R: 0 E: 0 K: 1 S: 6	H: 0 LOB: 0 BB: 0 P: 8	R: 0 E: 0 K: 0 S: 7	H: 1 LOB: 0 BB: 0 P: 10	R: 0 E: 0 K: 2 S: 9	H: 0 LOB: 0 BB: 0 P: 15	R: 0 E: 0 K: 0 S: 7	H: 0 LOB: 0 BB: 0 P: 11	R: 0 E: 0 K: 0 S: 9	H: 2 LOB: 1 BB: 0 P: 15	R: 2 E: 0 K: 1 S: 15	H: 3 LOB: 2 BB: 1 P: 22	R: 0 E: 0 K: 2 S: 11	H: 1 LOB: 2 BB: 1 P: 19	1B: 5 2B: 2 3B: 0 HR: 0	SF: 0 SAC: 0 DP: 3 HBP: 0	WP: 0 PB: 0 SB: 0 CS: 0	PA: 34
<b>PITCHER</b>	IP WLS BF H R ER SO BB IBB HBP BLK WP HR S P ERA WHIP																					
33 C.J. Wilson, L (1, 1) ERA: 3.32	7.1 W 25 3 1 1 6 2 0 0 0 0 0 0 65 107 1.23 0.682																					
36 Joe Smith, R (8, 1) ERA: 3.2	0.2 4 3 1 1 0 0 0 0 0 0 0 0 9 12 13.50 4.500																					
49 Ernesto Frieri, R (9, 1) ERA: 4.33	1.0 S 5 1 0 0 2 0 1 0 0 0 0 0 11 19 0.00 1.000																					

Batter	1	2	3	4	5	6	7	8	9	AB	R	H	RBI	BB	SO	LOB	BOTTOM			
47 Howie Kendrick, R (1, 4) OBP: 0.353, SLG: 0.390										4	1	2	0	1	0	1	<b>Chicago White Sox @ Los Angeles Angels</b> Angel Stadium of Anaheim, Anaheim, CA Sun Jun 08 2014, 12:41 PM - 3:41 PM PDT Att: 35,793 - Sunny - 77 F			
27 Mike Trout, R (1, 8) OBP: 0.375, SLG: 0.554										5	2	1	0	0	1	3				
5 Albert Pujols, R (1, 10) OBP: 0.304, SLG: 0.486										4	0	1	0	1	1	3				
6 David Freese, R (1, 5) OBP: 0.320, SLG: 0.299										0	1	0	0	4	0	0				
8 John McDonald, R (9, 5) OBP: 0.343, SLG: 0.290										0	0	0	0	0	0	0				
32 Josh Hamilton, L (1, 7) OBP: 0.474, SLG: 0.660										4	0	2	3	0	1	6				
20 C.J. Cron, R (1, 3) OBP: 0.316, SLG: 0.495										4	0	1	1	0	2	5				
2 Erick Aybar, S (1, 6) OBP: 0.320, SLG: 0.432										4	0	1	0	0	2	2				
17 Chris Iannetta, R (1, 2) OBP: 0.373, SLG: 0.440										3	0	0	0	1	2	2				
7 Collin Cowgill, R (1, 9) OBP: 0.364, SLG: 0.404										4	0	1	0	0	0	1				
<b>Inning Stats</b>	R: 0 E: 0 K: 1 S: 15	H: 1 LOB: 3 BB: 2 P: 29	R: 0 E: 0 K: 2 S: 9	H: 0 LOB: 0 BB: 0 P: 10	R: 1 E: 0 K: 1 S: 15	H: 2 LOB: 2 BB: 1 P: 25	R: 0 E: 0 K: 0 S: 8	H: 0 LOB: 0 BB: 0 P: 10	R: 3 E: 1 K: 2 S: 18	H: 4 LOB: 2 BB: 1 P: 30	R: 0 E: 0 K: 2 S: 10	H: 1 LOB: 3 BB: 2 P: 19	R: 0 E: 1 K: 1 S: 9	H: 1 LOB: 1 BB: 1 P: 16	R: 0 E: 0 K: 0 S: 5	H: 0 LOB: 0 BB: 0 P: 7	1B: 8 2B: 1 3B: 0 HR: 0	SF: 0 SAC: 0 DP: 0 HBP: 0	WP: 1 PB: 0 SB: 0 CS: 1	PA: 39
<b>PITCHER</b>	IP WLS BF H R ER SO BB IBB HBP BLK WP HR S P ERA WHIP																			
62 Jose Quintana, L (1, 1) ERA: 3.59	4.1 L 24 4 0 0 4 4 0 0 0 0 0 0 16 27 0.00 1.200																			
41 Javy Guerra, R (5, 1) ERA: 4.25	1.2 8 1 0 0 4 1 1 0 0 0 0 0 16 27 0.00 1.200																			
40 Daniel Webb, R (7, 1) ERA: 2.03	2.0 7 1 0 0 1 1 0 0 0 0 1 0 14 23 0.00 1.000																			



Batter	1	2	3	4	5	6	7	8	9	AB	R	H	RBI	BB	SO	LOB	TOP					
3 Ian Kinsler, R OBP: 0.316, SLG: 0.449	F8		F8		P5		G6-3		K	5	0	0	0	0	1	3						
32 Don Kelly, L OBP: 0.325, SLG: 0.301	P2				K		G3		G5-3	4	0	0	0	0	1	0						
48 Tori Hunter, R OBP: 0.291, SLG: 0.448							G4-3			1	0	0	0	0	0	2						
24 Miguel Cabrera, R OBP: 0.379, SLG: 0.576	F9				HR		41 HR		K	4	2	2	1	0	1	0						
41 Victor Martinez, S OBP: 0.387, SLG: 0.597		F8			F7		1B			4	1	2	2	0	0	0						
28 J.D. Martinez, R OBP: 0.312, SLG: 0.471		K					HR		2B	4	0	2	0	0	2	1						
9 Nick Castellanos, R OBP: 0.307, SLG: 0.397					1B		2B		K	4	0	0	0	0	2	3						
					L5		K		K													
14 Austin Jackson, R OBP: 0.319, SLG: 0.385			F9			G5-3			BB	3	1	1	0	1	0	0						
13 Alex Avila, L OBP: 0.339, SLG: 0.372									2B	4	0	2	1	0	1	2						
20 Rajai Davis, R OBP: 0.324, SLG: 0.395					K		G4-3		2B	0	0	0	0	0	0	0						
30 Eugenio Suárez, R OBP: 0.417, SLG: 0.909					1B				2B	4	1	1	1	0	1	2						
					K		HR		F8													
<b>Inning Stats</b>	R: 0 E: 0 K: 0 S: 7	H: 0 LOB: 0 BB: 0 P: 10	R: 0 E: 0 K: 1 S: 9	H: 0 LOB: 0 BB: 0 P: 11	R: 0 E: 0 K: 1 S: 11	H: 1 LOB: 1 BB: 0 P: 16	R: 1 E: 0 K: 1 S: 13	H: 2 LOB: 1 BB: 0 P: 17	R: 1 E: 0 K: 1 S: 11	H: 1 LOB: 0 BB: 0 P: 18	R: 2 E: 0 K: 1 S: 13	H: 3 LOB: 2 BB: 1 P: 20	R: 0 E: 0 K: 3 S: 13	H: 0 LOB: 0 BB: 0 P: 13	R: 0 E: 0 K: 3 S: 13	H: 1 LOB: 1 BB: 0 P: 18	R: 1 E: 0 K: 1 S: 12	H: 2 LOB: 2 BB: 0 P: 17	1B: 3 2B: 4 3B: 0 HR: 3	SF: 0 SAC: 0 DP: 0 HBP: 0	WP: 0 PB: 0 SB: 0 CS: 0	PA: 38
<b>PITCHER</b>	IP	WLS	BF	H	R	ER	SO	BB	IBB	HBP	BLK	WP	HR	S	P	ERA	WHIP					
48 Hector Noesi, R ERA: 5.4	(1, 1)	5.2	W 25	7	4	4	5	1	0	0	0	0	3	62	89	6.35	1.412					
37 Scott Downs, L ERA: 5.66	(6, 1)	0.1	H 1	0	0	0	0	0	0	0	0	0	0	2	3	0.00	0.000					
52 Jake Petricka, R ERA: 1.59	(7, 1)	1.1	H 5	1	0	0	1	0	0	0	0	0	0	14	19	0.00	0.750					
57 Zach Putnam, R ERA: 1.46	(8, 1)	0.2	H 2	0	0	0	2	0	0	0	0	0	0	8	12	0.00	0.000					
54 Ronald Belisario, R ERA: 4.91	(9, 1)	1.0	S 5	2	1	1	1	0	0	0	0	0	0	12	17	9.00	2.000					

**Detroit Tigers @ Chicago White Sox**  
 U.S. Cellular Field, Chicago, IL  
 Mon Jun 09 2014, 8:10 PM - 11:23 PM EDT  
 Att: 18,803 - Cloudy - 62 F

AB	37
R	5
H	10
RBI	5
BB	1
SO	9
LOB	13



Batter	1	2	3	4	5	6	7	8	9	AB	R	H	RBI	BB	SO	LOB	BOTTOM					
1 Adam Eaton, L OBP: 0.312, SLG: 0.330	15 1B		L4		K		15 G4-6-3		F7	5	1	2	1	0	1	1						
15 Gordon Beckham, R OBP: 0.337, SLG: 0.429	12 FC3-6		12 1B		2B		G4-6-3		K	5	1	3	1	0	1	1						
12 Conor Gillaspie, L OBP: 0.404, SLG: 0.458	FC3-6		79 G6-3		1B		G4-3			4	1	2	2	0	0	1						
79 José Abreu, R OBP: 0.312, SLG: 0.610	F9		G6-3		HR		G3-1			4	1	2	2	0	0	3						
44 Adam Dunn, L OBP: 0.374, SLG: 0.478	K				2B		10 G3-1		BB	3	0	1	0	1	2	1						
10 Alexei Ramirez, R OBP: 0.347, SLG: 0.444			K		F7		F7		G3-1	4	0	0	0	0	1	3						
24 Dayan Viciedo, R OBP: 0.310, SLG: 0.407			P2		E7		P2		IBB	3	0	0	0	1	0	1						
25 Moisés Sierra, R OBP: 0.209, SLG: 0.221					30 E					0	0	0	0	0	0	0						
30 Alejandro De Aza, L OBP: 0.269, SLG: 0.326			F7		E3		E1		F8	4	1	1	0	0	0	4						
21 Tyler Flowers, R OBP: 0.325, SLG: 0.377			15 2B		G5-3		K		K	3	1	0	0	1	2	3						
<b>Inning Stats</b>	R: 1 E: 0 K: 1 S: 13	H: 2 LOB: 1 BB: 0 P: 21	R: 0 E: 0 K: 1 S: 8	H: 0 LOB: 0 BB: 0 P: 13	R: 1 E: 0 K: 0 S: 13	H: 2 LOB: 1 BB: 1 P: 18	R: 0 E: 2 K: 1 S: 10	H: 0 LOB: 2 BB: 0 P: 13	R: 3 E: 0 K: 1 S: 14	H: 4 LOB: 1 BB: 0 P: 25	R: 1 E: 1 K: 1 S: 9	H: 2 LOB: 0 BB: 0 P: 16	R: 0 E: 0 K: 0 S: 11	H: 1 LOB: 3 BB: 2 P: 23	R: 0 E: 0 K: 2 S: 10	H: 0 LOB: 0 BB: 0 P: 16	1B: 5 2B: 4 3B: 1 HR: 1	SF: 0 SAC: 0 DP: 2 HBP: 0	WP: 0 PB: 0 SB: 0 CS: 0	PA: 38		
<b>PITCHER</b>	IP	WLS	BF	H	R	ER	SO	BB	IBB	HBP	BLK	WP	HR	S	P	ERA	WHIP					
21 Rick Porcello, R ERA: 4.04	(1, 1)	5.0	L 26	9	6	5	4	1	0	0	0	0	1	59	91	9.00	2.000					
49 Corey Knebel, R ERA: 7.94	(6, 1)	1.0	3	1	0	0	1	0	0	0	0	0	0	8	15	0.00	1.000					
46 Ian Krol, L ERA: 2.05	(7, 1)	1.0	6	1	0	0	0	1	1	0	0	0	0	11	23	0.00	2.000					
57 Evan Reed, R ERA: 4.26	(8, 1)	1.0	3	0	0	0	2	0	0	0	0	0	0	10	16	0.00	0.000					

**Detroit Tigers @ Chicago White Sox**  
 U.S. Cellular Field, Chicago, IL  
 Mon Jun 09 2014, 8:10 PM - 11:23 PM EDT  
 Att: 18,803 - Cloudy - 62 F

AB	35
R	6
H	11
RBI	6
BB	3
SO	7
LOB	18





Batter	1	2	3	4	5	6	7	8	9	AB	R	H	RBI	BB	SO	LOB	TOP					
20 Raiji Davis, R OBP: 0.326, SLG: 0.401	F7		FC6-4		P3		2B		1B	5	0	2	1	0	0	3						
3 Ian Kinsler, R OBP: 0.314, SLG: 0.444	P3		F7		L7		P3		1B	5	0	1	0	0	0	4						
24 Miguel Cabrera, R OBP: 0.375, SLG: 0.572	F7			41 F9 48 G4-3		F8		F8	G4-3	5	1	1	0	0	0	2						
41 Victor Martinez, S OBP: 0.385, SLG: 0.591		K			F9		1B		G3-1	4	0	1	0	0	1	1						
48 Tori Hunter, R OBP: 0.290, SLG: 0.441		F9			G4-3		K		14 1B BB	3	0	0	1	1	1	1						
14 Austin Jackson, R OBP: 0.322, SLG: 0.388					F8		K		1B	4	0	2	0	0	1	1						
9 Nick Castellanos, R OBP: 0.311, SLG: 0.464									F9	4	0	2	0	0	1	3						
13 Alex Avila, L OBP: 0.337, SLG: 0.365					G6-3				K	3	0	0	0	0	1	1						
30 Eugenio Suárez, R OBP: 0.467, SLG: 0.833									P6	1	1	0	0	2	0	0						
<b>Inning Stats</b>	R: 0 H: 0 E: 0 K: 0 S: 6	H: 0 LOB: 0 BB: 0 P: 8	R: 0 H: 1 E: 0 K: 2 S: 11	LOB: 1 BB: 0 P: 15	R: 0 H: 0 E: 0 K: 0 S: 9	H: 0 LOB: 1 BB: 1 P: 15	R: 1 H: 1 E: 0 K: 0 S: 10	H: 1 LOB: 0 BB: 0 P: 16	R: 0 H: 1 E: 0 K: 2 S: 9	H: 1 LOB: 2 BB: 0 P: 11	R: 0 H: 1 E: 0 K: 2 S: 9	H: 1 LOB: 1 BB: 0 P: 13	R: 1 H: 2 E: 0 K: 0 S: 8	H: 2 LOB: 1 BB: 1 P: 15	R: 0 H: 1 E: 0 K: 0 S: 13	H: 1 LOB: 2 BB: 1 P: 22	R: 0 H: 2 E: 0 K: 1 S: 11	H: 2 LOB: 2 BB: 0 P: 14	1B: 6 2B: 3 HR: 0	SF: 0 SAC: 1 DP: 1 HBP: 1	WP: 0 PB: 0 SB: 1 CS: 0	PA: 39
<b>PITCHER</b>	IP	WLS	BF	H	R	ER	SO	BB	IBB	HBP	BLK	WP	HR	S	P	ERA	WHIP					
50 John Danks, L ERA: 4.17	7.0	W	29	6	2	2	4	2	0	1	0	0	0	62	93	2.57	1.143					
41 Javy Guerra, R ERA: 3.24	2.0		10	3	0	0	1	1	0	0	0	0	0	24	36	0.00	2.000					

**Detroit Tigers @ Chicago White Sox**  
 U.S. Cellular Field, Chicago, IL  
 Wed Jun 11 2014, 8:11 PM - 11:28 PM EDT  
 Att: 18,424 - Overcast - 62 F

AB	34
R	2
H	9
RBI	2
BB	3
SO	5
LOB	16



Batter	1	2	3	4	5	6	7	8	9	AB	R	H	RBI	BB	SO	LOB	BOTTOM					
1 Adam Eaton, L OBP: 0.314, SLG: 0.339	K		G3-1				K			4	1	1	0	1	2	3						
15 Gordon Beckham, R OBP: 0.338, SLG: 0.424										4	1	1	2	1	1	1						
12 Conor Gillaspie, L OBP: 0.398, SLG: 0.456										5	1	1	2	0	1	4						
28 Leury Garcia, S OBP: 0.291, SLG: 0.353	P3		F6		G4-3				K	0	0	0	0	0	0	0						
79 José Abreu, R OBP: 0.323, SLG: 0.627										4	2	3	1	1	1	3						
44 Adam Dunn, L OBP: 0.376, SLG: 0.478										4	1	2	1	0	2	0						
25 Moisés Sierra, R OBP: 0.217, SLG: 0.230										1	0	1	0	0	0	0						
10 Alexei Ramirez, R OBP: 0.348, SLG: 0.443										5	0	2	0	0	0	4						
24 Dayan Viedo, R OBP: 0.309, SLG: 0.402										3	0	0	0	1	0	3						
30 Alejandro De Aza, L OBP: 0.273, SLG: 0.327										3	1	1	1	0	0	2						
17 Adrian Nieto, S OBP: 0.327, SLG: 0.333										2	1	0	0	2	2	1						
<b>Inning Stats</b>	R: 0 H: 0 E: 0 K: 2 S: 10	H: 1 LOB: 0 BB: 0 P: 12	R: 1 H: 1 E: 0 K: 1 S: 10	H: 1 LOB: 0 BB: 0 P: 15	R: 0 H: 0 E: 0 K: 1 S: 21	H: 0 LOB: 2 BB: 2 P: 33	R: 0 H: 1 E: 0 K: 1 S: 10	H: 1 LOB: 1 BB: 0 P: 16	R: 0 H: 1 E: 0 K: 1 S: 7	H: 1 LOB: 1 BB: 0 P: 13	R: 7 H: 7 E: 0 K: 0 S: 20	H: 7 LOB: 2 BB: 3 P: 44	R: 0 H: 0 E: 0 K: 2 S: 11	H: 0 LOB: 1 BB: 1 P: 23	R: 0 H: 2 E: 0 K: 1 S: 10	H: 2 LOB: 2 BB: 0 P: 14	1B: 9 2B: 1 3B: 1 HR: 1	SF: 0 SAC: 0 DP: 1 HBP: 1	WP: 0 PB: 0 SB: 0 CS: 0	PA: 42		
<b>PITCHER</b>	IP	WLS	BF	H	R	ER	SO	BB	IBB	HBP	BLK	WP	HR	S	P	ERA	WHIP					
35 Justin Verlander, R ERA: 4.91	5.2	L	29	8	7	7	6	4	0	1	0	0	0	4	9	-	-					
46 Ian Krot, L ERA: 2.45	0.0		3	2	1	1	0	0	1	0	0	0	0	4	9	-	-					
62 Al Alburquerque, R ERA: 3.28	0.1		1	0	0	0	0	0	0	0	0	0	0	2	2	0.00	0.000					
49 Corey Knebel, R ERA: 6.75	1.0		4	0	0	0	2	1	0	0	0	0	0	11	23	0.00	1.000					
40 Phil Coke, L ERA: 5.73	1.0		5	2	0	0	1	0	0	0	0	0	0	10	14	0.00	2.000					

**Detroit Tigers @ Chicago White Sox**  
 U.S. Cellular Field, Chicago, IL  
 Wed Jun 11 2014, 8:11 PM - 11:28 PM EDT  
 Att: 18,424 - Overcast - 62 F

AB	35
R	8
H	12
RBI	7
BB	6
SO	9
LOB	21





Batter	1	2	3	4	5	6	7	8	9	AB	R	H	RBI	BB	SO	LOB	TOP								
20 Rajai Davis, R OBP: 0.325, SLG: 0.398 (1, 8)	G6-3					G3		G5-3		4	0	1	0	0	0	2	<p><b>Detroit Tigers @ Chicago White Sox</b> U.S. Cellular Field, Chicago, IL Thu Jun 12 2014, 8:11 PM - 11:02 PM EDT Att: 20,626 - Cloudy - 74 F</p>								
3 Ian Kinsler, R OBP: 0.309, SLG: 0.437 (1, 4)	K			F8		F9		K		4	0	0	0	0	2	3									
24 Miguel Cabrera, R OBP: 0.374, SLG: 0.567 (1, 3)	G6-3			K		F8				4	0	1	2	0	1	0									
41 Victor Martinez, S OBP: 0.383, SLG: 0.598 (1, 10)	G6-3					HR		F9		4	1	1	1	0	0	1									
48 Torii Hunter, R OBP: 0.289, SLG: 0.438 (1, 9)	F9					50 1B		K		4	0	1	0	0	2	0									
28 J.D. Martinez, R OBP: 0.313, SLG: 0.466 32 Don Kelly, L OBP: 0.337, SLG: 0.311 (8, 5)	G4-3					K				3	0	1	0	0	1	1									
9 Nick Castellanos, R OBP: 0.307, SLG: 0.366 14 Austin Jackson, R OBP: 0.321, SLG: 0.386 (8, 8)				K		K				3	0	0	0	0	3	2									
50 Bryan Holaday, R OBP: 0.339, SLG: 0.364 (1, 2)				K						1	1	1	0	0	0	0									
30 Eugenio Suárez, R OBP: 0.421, SLG: 0.688 (1, 6)				K						4	1	1	0	0	3	3									
<b>Inning Stats</b>	R: 0 E: 0 K: 1 S: 9	H: 0 LOB: 0 BB: 0 P: 13	R: 0 E: 0 K: 0 S: 8	H: 0 LOB: 0 BB: 0 P: 11	R: 0 E: 0 K: 3 S: 10	H: 0 LOB: 0 BB: 0 P: 13	R: 0 E: 0 K: 1 S: 11	H: 1 LOB: 0 BB: 0 P: 17	R: 1 E: 0 K: 3 S: 19	H: 3 LOB: 2 BB: 0 P: 29	R: 0 E: 0 K: 0 S: 10	H: 0 LOB: 0 BB: 0 P: 16	R: 0 E: 0 K: 2 S: 12	H: 1 LOB: 1 BB: 0 P: 17	R: 2 E: 0 K: 1 S: 15	H: 3 LOB: 1 BB: 0 P: 19		R: 1 E: 0 K: 2 S: 13	H: 2 LOB: 1 BB: 0 P: 25	1B: 9 2B: 0 3B: 0 HR: 1	SF: 0 SAC: 0 DP: 0 HBP: 0	WP: 0 PB: 0 SB: 1 CS: 1	PA: 36		
<b>PITCHER</b>	IP	WLS	BF	H	R	ER	SO	BB	IBB	HBP	BLK	WP	HR	S	P	ERA	WHIP								
49 Chris Sale, L ERA: 1.97 (1, 1)	7.0	L	25	5	1	1	10	0	0	0	0	0	1	79	116	1.29	0.714								
52 Jake Patrick, R ERA: 2.05 (8, 1)	1.0		6	3	2	2	1	0	0	0	0	0	0	15	19	18.00	3.000								
40 Daniel Webb, R ERA: 2.25 (9, 1)	1.0		5	2	1	1	2	0	0	0	0	0	0	13	25	9.00	2.000								

Batter	1	2	3	4	5	6	7	8	9	AB	R	H	RBI	BB	SO	LOB	BOTTOM								
1 Adam Eaton, L OBP: 0.313, SLG: 0.333 (1, 8)	F7							F9		3	0	0	0	1	1	1	<p><b>Detroit Tigers @ Chicago White Sox</b> U.S. Cellular Field, Chicago, IL Thu Jun 12 2014, 8:11 PM - 11:02 PM EDT Att: 20,626 - Cloudy - 74 F</p>								
15 Gordon Beckham, R OBP: 0.337, SLG: 0.425 (1, 4)	P2			BB						4	0	1	0	0	0	3									
12 Conor Gillaspie, L OBP: 0.389, SLG: 0.444 (1, 5)	F7							G4-3		4	0	0	0	0	0	1									
79 José Abreu, R OBP: 0.317, SLG: 0.615 (1, 3)	G4-3									4	0	0	0	0	1	1									
44 Adam Dunn, L OBP: 0.374, SLG: 0.473 (1, 10)	F7									4	0	1	0	0	2	1									
10 Alexei Ramirez, R OBP: 0.347, SLG: 0.444 (1, 6)	G5-3									4	0	1	0	0	1	1									
24 Dayan Viedro, R OBP: 0.304, SLG: 0.395 (1, 9)	G4-3									4	0	0	0	0	1	3									
30 Alejandro De Aza, L OBP: 0.274, SLG: 0.323 (1, 7)										2	0	0	0	1	0	0									
21 Tyler Flowers, R OBP: 0.325, SLG: 0.373 (1, 2)	K									2	0	0	0	1	2	1									
<b>Inning Stats</b>	R: 0 E: 0 K: 0 S: 3	H: 0 LOB: 0 BB: 0 P: 6	R: 0 E: 0 K: 0 S: 9	H: 0 LOB: 0 BB: 0 P: 15	R: 0 E: 0 K: 1 S: 11	H: 0 LOB: 2 BB: 2 P: 23	R: 0 E: 1 K: 1 S: 8	H: 1 LOB: 2 BB: 0 P: 13	R: 0 E: 0 K: 1 S: 9	H: 0 LOB: 1 BB: 1 P: 15	R: 0 E: 0 K: 1 S: 8	H: 0 LOB: 0 BB: 0 P: 9	R: 0 E: 0 K: 1 S: 6	H: 0 LOB: 0 BB: 0 P: 7	R: 0 E: 0 K: 1 S: 9	H: 1 LOB: 1 BB: 0 P: 11		R: 0 E: 0 K: 2 S: 10	H: 1 LOB: 1 BB: 0 P: 14	1B: 1 2B: 2 3B: 0 HR: 0	SF: 0 SAC: 0 DP: 0 HBP: 0	WP: 0 PB: 0 SB: 1 CS: 0	PA: 34		
<b>PITCHER</b>	IP	WLS	BF	H	R	ER	SO	BB	IBB	HBP	BLK	WP	HR	S	P	ERA	WHIP								
37 Max Scherzer, R ERA: 3.05 (1, 1)	9.0	W	34	3	0	0	8	3	0	0	0	0	0	73	113	0.00	0.667								

AB	36
R	4
H	10
RBI	4
BB	0
SO	13
LOB	13



AB	31
R	0
H	3
RBI	0
BB	3
SO	8
LOB	12













Batter	1	2	3	4	5	6	7	8	9	AB	R	H	RBI	BB	SO	LOB	TOP										
1 Jarrod Dyson, L OBP: 0.352, SLG: 0.317	G4-3	G4-3		2H 1B		G3			G4-3 1B	5	0	2	1	0	0	1											
14 Omar Infante, R OBP: 0.288, SLG: 0.337	35 HR 1B		F8	P3			K		G4-6-3 1-2	5	1	1	0	0	1	2											
35 Eric Hosmer, L OBP: 0.305, SLG: 0.381	1H HR		G5-3	F7			K		K	5	1	1	2	0	2	1											
16 Billy Butler, R OBP: 0.316, SLG: 0.342	13 1B 1B					F8				2	1	1	0	1	0	0											
4 Alex Gordon, L OBP: 0.365, SLG: 0.440	F9						K			3	1	0	0	1	1	2											
13 Salvador Perez, R OBP: 0.331, SLG: 0.441							F7			3	1	2	3	1	0	0											
6 Lorenzo Cain, R OBP: 0.337, SLG: 0.405	K									3	1	2	3	1	0	0											
8 Mike Moustakas, L OBP: 0.246, SLG: 0.355						L9				4	0	0	0	0	2	3											
2 Alcides Escobar, R OBP: 0.328, SLG: 0.398										3	0	0	0	1	0	3											
<b>Inning Stats</b>	R: 2 H: 4 E: 0 K: 1 S: 14	H: 4 LOB: 2 BB: 0 P: 19	R: 0 H: 0 E: 0 K: 0 S: 4	R: 0 H: 0 E: 0 K: 0 S: 4	R: 3 H: 1 E: 0 K: 1 S: 16	LOB: 1 BB: 1 P: 32	R: 1 H: 1 E: 0 K: 0 S: 8	H: 1 LOB: 1 BB: 1 P: 16	R: 0 H: 0 E: 0 K: 1 S: 8	H: 0 LOB: 0 BB: 0 P: 12	R: 0 H: 0 E: 0 K: 0 S: 5	H: 0 LOB: 1 BB: 1 P: 14	R: 0 H: 0 E: 0 K: 2 S: 10	H: 1 LOB: 1 BB: 1 P: 17	R: 0 H: 1 E: 0 K: 1 S: 7	H: 1 LOB: 0 BB: 0 P: 10	1B: 6 2B: 0 3B: 0 HR: 2	SF: 0 SAC: 0 DP: 2 HBP: 1	WP: 0 PB: 0 SB: 0 CS: 1	PA: 39							
<b>PITCHER</b>	IP	WLS	BF	H	R	ER	SO	BB	IBB	HBP	BLK	WP	HR	S	P	ERA	WHIP										
64 André Rienzo, R ERA: 5.67	6.0	L	28	6	6	6	3	4	0	1	0	0	2	55	105	9.00	1.667										
52 Jake Petricka, R ERA: 2.02	0.2		3	0	0	0	2	1	0	0	0	0	0	9	16	0.00	1.500										
37 Scott Downs, L ERA: 5.48	0.1		1	0	0	0	0	0	0	0	0	0	0	1	1	0.00	0.000										
57 Zach Putnam, R ERA: 1.42	1.0		4	1	0	0	0	1	0	0	0	0	0	8	12	0.00	2.000										
54 Ronald Belisario, R ERA: 4.78	1.0		3	1	0	0	1	0	0	0	0	0	0	7	10	0.00	1.000										

**Kansas City Royals @ Chicago White Sox**  
 U.S. Cellular Field, Chicago, IL  
 Sun Jun 15 2014, 2:11 PM - 5:21 PM EDT  
 Att: 29,152 - Cloudy - 79 F

livebaseballscorecards.com

AB 32  
 R 6  
 H 8  
 RBI 6  
 BB 6  
 SO 6  
 LOB 12



Batter	1	2	3	4	5	6	7	8	9	AB	R	H	RBI	BB	SO	LOB	BOTTOM										
1 Adam Eaton, L OBP: 0.338, SLG: 0.356	15 BLK 3B									4	1	3	0	1	1	0											
15 Gordon Beckham, R OBP: 0.333, SLG: 0.412	G1-3									5	0	1	0	0	0	6											
12 Conor Gillaspie, L OBP: 0.381, SLG: 0.435	F7									4	0	1	0	1	0	0											
79 José Abreu, R OBP: 0.320, SLG: 0.603										4	0	2	0	1	0	3											
44 Adam Dunn, L OBP: 0.364, SLG: 0.456										5	1	1	0	0	3	4											
10 Alexei Ramirez, R OBP: 0.345, SLG: 0.437										5	1	2	0	0	0	2											
24 Dayan Viciedo, R OBP: 0.297, SLG: 0.382										5	0	0	0	0	1	4											
30 Alejandro De Aza, L OBP: 0.277, SLG: 0.327										4	0	1	2	0	0	0											
17 Adrian Nieto, S OBP: 0.339, SLG: 0.333										3	0	1	0	1	0	1											
<b>Inning Stats</b>	R: 1 H: 2 E: 0 K: 1 S: 18	H: 2 LOB: 1 BB: 0 P: 29	R: 0 H: 0 E: 0 K: 0 S: 10	R: 0 H: 1 E: 0 K: 1 S: 13	R: 2 H: 4 E: 0 K: 0 S: 10	H: 4 LOB: 2 BB: 0 P: 17	R: 0 H: 2 E: 0 K: 0 S: 12	H: 2 LOB: 2 BB: 0 P: 17	R: 0 H: 1 E: 0 K: 0 S: 4	H: 1 LOB: 1 BB: 0 P: 5	R: 0 H: 0 E: 0 K: 1 S: 11	H: 0 LOB: 2 BB: 2 P: 24	R: 0 H: 1 E: 0 K: 1 S: 15	H: 1 LOB: 2 BB: 1 P: 23	1B: 7 2B: 4 3B: 1 HR: 0	SF: 0 SAC: 0 DP: 0 HBP: 0	WP: 1 PB: 0 SB: 0 CS: 0	PA: 43									
<b>PITCHER</b>	IP	WLS	BF	H	R	ER	SO	BB	IBB	HBP	BLK	WP	HR	S	P	ERA	WHIP										
33 James Shields, R ERA: 3.5	6.0	W	29	10	3	3	3	1	0	0	0	0	0	70	110	4.50	1.833										
67 Francisley Bueno, L ERA: 1.93	0.2	H	3	1	0	0	0	0	0	0	0	0	0	3	4	0.00	1.500										
40 Kelvin Herrera, R ERA: 2.35	0.1	H	1	0	0	0	0	0	0	0	0	0	0	1	1	0.00	0.000										
17 Wade Davis, R ERA: 1.19	1.0	H	5	0	0	0	1	2	0	0	0	0	0	11	24	0.00	2.000										
56 Greg Holland, R ERA: 1.35	1.0	S	5	1	0	0	1	1	0	0	0	1	0	15	23	0.00	2.000										

**Kansas City Royals @ Chicago White Sox**  
 U.S. Cellular Field, Chicago, IL  
 Sun Jun 15 2014, 2:11 PM - 5:21 PM EDT  
 Att: 29,152 - Cloudy - 79 F

livebaseballscorecards.com

AB 39  
 R 3  
 H 12  
 RBI 2  
 BB 4  
 SO 5  
 LOB 20






Batter	1	2	3	4	5	6	7	8	9	AB	R	H	RBI	BB	SO	LOB	TOP										
7 <b>Grégor Blanco, L</b> OBP: 0.328, SLG: 0.316										3	1	0	0	2	0	2	<b>San Francisco Giants @ Chicago White Sox</b> U.S. Cellular Field, Chicago, IL Tue Jun 17 2014, 8:11 PM - 10:53 PM EDT Att: 25,278 - Partly Cloudy - 78 F										
8 <b>Hunter Pence, R</b> OBP: 0.369, SLG: 0.486										5	1	2	1	0	0	3											
28 <b>Buster Posey, R</b> OBP: 0.332, SLG: 0.420										4	0	1	1	0	1	3											
48 <b>Pablo Sandoval, S</b> OBP: 0.310, SLG: 0.419										4	0	2	0	0	0	2											
38 <b>Michael Morse, R</b> OBP: 0.342, SLG: 0.538										4	0	1	0	0	0	4											
29 <b>Héctor Sánchez, S</b> OBP: 0.256, SLG: 0.353										4	0	0	0	0	1	2											
35 <b>Brandon Crawford, L</b> OBP: 0.332, SLG: 0.449										4	0	1	0	0	1	1											
2 <b>Juan Carlos Pérez, R</b> OBP: 0.167, SLG: 0.286										4	0	0	0	0	2	2											
14 <b>Brandon Hicks, R</b> OBP: 0.293, SLG: 0.344										2	0	0	0	2	0	0											
<b>Inning Stats</b>	R: 1 H: 2 E: 0 K: 1 S: 12	H: 2 LOB: 1 BB: 0 P: 15	R: 0 H: 0 E: 0 K: 1 S: 8	H: 0 LOB: 0 BB: 0 P: 12	R: 1 H: 1 E: 1 K: 0 S: 16	H: 1 LOB: 2 BB: 1 P: 26	R: 0 H: 0 E: 0 K: 2 S: 9	H: 0 LOB: 1 BB: 1 P: 11	R: 0 H: 2 E: 0 K: 0 S: 7	H: 2 LOB: 2 BB: 0 P: 10	R: 0 H: 1 E: 0 K: 0 S: 9	H: 1 LOB: 1 BB: 1 P: 14	R: 0 H: 1 E: 0 K: 1 S: 12	H: 1 LOB: 1 BB: 0 P: 16	R: 0 H: 0 E: 0 K: 0 S: 6	H: 0 LOB: 1 BB: 1 P: 15		1B: 6 2B: 0 3B: 0 HR: 1	SF: 0 SAC: 0 DP: 1 HBP: 0	WP: 0 PB: 0 SB: 0 CS: 0	PA: 38						
<b>PITCHER</b>	IP	WLS	BF	H	R	ER	SO	BB	IBB	HBP	BLK	WP	HR	S	P	ERA	WHIP										
50 <b>John Danks, L</b> ERA: 3.97	6.1	W	28	5	2	1	4	3	0	0	0	0	1	65	97	1.42	1.263										
41 <b>Javy Guerra, R</b> ERA: 2.39	0.2		2	1	0	0	0	0	0	0	0	0	0	2	3	0.00	1.500										
57 <b>Zach Putnam, R</b> ERA: 1.37	1.0		4	1	0	0	1	0	0	0	0	0	0	12	16	0.00	1.000										
40 <b>Daniel Webb, R</b> ERA: 2.91	1.0		4	0	0	0	0	1	0	0	0	0	0	6	15	0.00	1.000										

Batter	1	2	3	4	5	6	7	8	9	AB	R	H	RBI	BB	SO	LOB	BOTTOM										
1 <b>Adam Eaton, L</b> OBP: 0.341, SLG: 0.359										4	1	2	1	0	0	0	<b>San Francisco Giants @ Chicago White Sox</b> U.S. Cellular Field, Chicago, IL Tue Jun 17 2014, 8:11 PM - 10:53 PM EDT Att: 25,278 - Partly Cloudy - 78 F										
15 <b>Gordon Beckham, R</b> OBP: 0.332, SLG: 0.424										4	1	1	2	0	2	2											
12 <b>Conor Gillaspie, L</b> OBP: 0.383, SLG: 0.437										4	1	2	0	0	0	0											
79 <b>José Abreu, R</b> OBP: 0.318, SLG: 0.596										4	1	1	0	0	1	2											
44 <b>Adam Dunn, L</b> OBP: 0.362, SLG: 0.452										4	1	1	1	0	1	1											
10 <b>Alexei Ramírez, R</b> OBP: 0.344, SLG: 0.434										4	1	1	0	0	0	1											
24 <b>Dayan Viciedo, R</b> OBP: 0.300, SLG: 0.396										4	2	2	2	0	1	0											
30 <b>Alejandro De Aza, L</b> OBP: 0.272, SLG: 0.321										4	0	0	0	0	0	3											
21 <b>Tyler Flowers, R</b> OBP: 0.314, SLG: 0.355										2	0	0	1	1	1	0											
<b>Inning Stats</b>	R: 0 H: 1 E: 0 K: 1 S: 12	H: 1 LOB: 1 BB: 0 P: 14	R: 0 H: 0 E: 0 K: 0 S: 4	H: 0 LOB: 0 BB: 0 P: 8	R: 2 H: 2 E: 0 K: 1 S: 15	H: 2 LOB: 0 BB: 0 P: 20	R: 3 H: 4 E: 1 K: 1 S: 20	H: 3 LOB: 2 BB: 1 P: 29	R: 0 H: 0 E: 0 K: 0 S: 14	H: 0 LOB: 0 BB: 0 P: 20	R: 0 H: 0 E: 0 K: 1 S: 6	H: 0 LOB: 0 BB: 0 P: 8	R: 0 H: 0 E: 0 K: 1 S: 8	H: 0 LOB: 0 BB: 0 P: 9	R: 0 H: 0 E: 0 K: 1 S: 12	H: 0 LOB: 0 BB: 0 P: 17		1B: 8 2B: 0 3B: 0 HR: 2	SF: 0 SAC: 0 DP: 0 HBP: 0	WP: 1 PB: 0 SB: 1 CS: 0	PA: 35						
<b>PITCHER</b>	IP	WLS	BF	H	R	ER	SO	BB	IBB	HBP	BLK	WP	HR	S	P	ERA	WHIP										
18 <b>Matt Cain, R</b> ERA: 4.52	5.0	L	26	10	8	7	3	1	0	0	0	0	1	65	91	12.60	2.200										
52 <b>Yusmeiro Petit, R</b> ERA: 4.33	3.0		9	0	0	0	3	0	0	0	0	0	0	26	34	0.00	0.000										

AB 34  
R 2  
H 7  
RBI 2  
BB 4  
SO 5  
LOB 19



AB 34  
R 8  
H 10  
RBI 7  
BB 1  
SO 6  
LOB 9





Batter	1	2	3	4	5	6	7	8	9	AB	R	H	RBI	BB	SO	LOB	TOP					
7 <b>Grégor Blanco, L</b> OBP: 0.346, SLG: 0.339 (1, 7)	 C SI 94 2-3 B SI 90 8 S SI 94 8 X SL 81		 B SI 93 2-1 B SI 95 8 X SI 91			 C SI 91 0-2 X SL 80		 C SI 79 4-2 B SI 84 8 D SI 84 8 F SI 84 8 X SL 82	 C SI 81 1-1 B SI 87 8 X SL 86		4	1	3	1	1	1	0	<b>San Francisco Giants @ Chicago White Sox</b> U.S. Cellular Field, Chicago, IL Wed Jun 18, 2014, 2:23 PM - 5:34 PM EDT Att: 20,059 - Overcast - 68 F				
8 <b>Hunter Pence, R</b> OBP: 0.370, SLG: 0.484 (1, 9)	 B CH 86 2-3 S CH 85 8 F CH 84 8 X CH 87		 X CH 86 0-0 FC5-4 28 HBP			 D CH 86 2-2 C CH 85 8 D CH 86 8 F CH 85 8 X CH 87		 C SI 94 2-1 B SI 95 8 D CH 86 8 X CH 86	 C SI 96 3-2 B SI 96 8 S SI 96 8 X SL 96		5	1	2	1	0	1	3					
28 <b>Buster Posey, R</b> OBP: 0.377, SLG: 0.424 (1, 2)	 B SI 93 3-2 S CH 86 8 F CH 84 8 X CH 87		 H SI 95 1-0			 B SI 94 3-1 B SI 94 8 X CH 86		 C SI 96 1-2 B SI 96 8 X SL 96	 C SI 96 2-2 B SI 96 8 X SL 96		3	0	2	2	0	0	1					
48 <b>Pablo Sandoval, S</b> OBP: 0.311, SLG: 0.424 (1, 5)	 F SI 79 1-3 B SI 93 8 S SI 94 8		 B SI 95 1-2 B SI 94 8 X SL 82			 S SI 94 2-1 B SI 94 8 X SL 88		 F SI 94 1-2 B SI 94 8 X SL 87		 F CH 88 0-2 B SI 96 8 X SL 97	4	1	2	1	0	1	4					
38 <b>Michael Morse, R</b> OBP: 0.343, SLG: 0.533 (1, 10)	 C CH 84 2-3 B SI 92 8 S CH 86 8 X CH 88			 C SL 78 3-2 F CH 86 8 B SI 90 8 H SI 84 8 X SL 80		 C SI 94 0-2 F CH 86 8 X CH 86		 C SI 95 2-3 B SI 97 8 S SI 96 8	 B SI 95 1-1 B SI 96 8 X SL 96	4	0	1	0	0	2	4						
13 <b>Joaquín Arias, R</b> OBP: 0.218, SLG: 0.183 29 <b>Héctor Sánchez, S</b> OBP: 0.252, SLG: 0.347 (7, 2)	 S CH 84 1-2 F SI 81 8 X SL 94		 14 G5-4-3 1B			 C CH 84 0-1 X CH 84		 C SI 96 0-1 X SL 96	 S SI 96 1-3 B SI 96 8 S SL 87	3	0	1	0	0	0	1	5					
14 <b>Brandon Hicks, R</b> OBP: 0.289, SLG: 0.339 21 <b>Tyler Colvin, L</b> OBP: 0.321, SLG: 0.481 (8, 7)	 B CH 84 2-2 B SI 91 8 S CH 84 8 F CH 86 8 X CH 86		 B SI 93 3-3 S CH 84 8 F CH 85 8 X CH 86			 B SI 90 2-3 E: 0 S: 7		 B SI 90 2-3 E: 0 S: 7	 B SI 94 1-3 B SI 95 8 S SI 94 8	3	0	0	0	0	2	2						
6 <b>Ehire Adrianza, S</b> OBP: 0.247, SLG: 0.235 (8, 4)		 X SI 91 0-0 FC5-4 8 7 1B		 X CH 86 0-0			 C CH 82 0-1 X CH 82	 C SI 95 1-2 B SI 95 8 X SL 85	 F SI 96 0-1 X SL 89	5	1	2	0	0	0	2						
2 <b>Juan Carlos Pérez, R</b> OBP: 0.179, SLG: 0.289 35 <b>Brandon Crawford, L</b> OBP: 0.335, SLG: 0.449 (8, 6)			 1 SAFE B CH 84 3-3 F CH 84 8 B SI 94 8 S CH 85 8		 B CH 82 1-0 X SI 92		 C CH 84 0-1 X SI 92	 B SI 91 4-2 D SI 90 8 F SI 90 8 X SL 84		3	1	1	0	0	1	1						
<b>Inning Stats</b>	R: 0 E: 0 K: 3 S: 13	H: 1 LOB: 1 BB: 0 P: 21	R: 0 E: 0 K: 1 S: 10	H: 1 LOB: 0 BB: 0 P: 15	R: 0 E: 0 K: 1 S: 11	H: 2 LOB: 3 BB: 0 P: 18	R: 0 E: 0 K: 1 S: 9	H: 0 LOB: 0 BB: 0 P: 15	R: 2 E: 0 K: 0 S: 15	H: 3 LOB: 1 BB: 0 P: 23	R: 0 E: 0 K: 1 S: 7	H: 0 LOB: 0 BB: 0 P: 9	R: 1 E: 0 K: 1 S: 20	H: 3 LOB: 3 BB: 1 P: 30	R: 2 E: 0 K: 1 S: 17	H: 2 LOB: 1 BB: 1 P: 29	R: 1 E: 0 K: 1 S: 11		H: 2 LOB: 1 BB: 0 P: 13	1B: 12 2B: 2 HR: 0	SF: 3 SAC: 0 HBP: 2	WP: 0 PB: 0 CS: 0
<b>PITCHER</b>	IP WLS BF H R ER SO BB IBB HBP BLK WP HR S P ERA WHIP																					
49 <b>Chris Sale, L</b> ERA: 2.2 52 <b>Jake Peck, R</b> ERA: 1.96 57 <b>Zach Putnam, R</b> ERA: 2.03 37 <b>Scott Downs, L</b> ERA: 5.48 54 <b>Ronald Belisario, R</b> ERA: 4.78	(1, 1) 6.0 W 28 8 3 3 7 1 0 2 0 0 0 0 71 111 4.50 1.500	(7, 1) 1.0 5 2 0 0 1 0 0 0 0 0 0 14 20 0.00 2.000	(8, 1) 0.1 3 1 2 2 1 1 0 0 0 0 0 9 15 54.00 6.000	(8, 1) 0.0 1 1 0 0 0 0 0 0 0 0 0 2 3 = =	(8, 1) 1.2 S 7 2 1 1 1 0 0 0 0 0 0 0 17 24 5.40 1.200																	

AB	37
R	6
H	14
RBI	6
BB	2
SO	10
LOB	23



Batter	1	2	3	4	5	6	7	8	9	AB	R	H	RBI	BB	SO	LOB	BOTTOM			
1 <b>Adam Eaton, L</b> OBP: 0.339, SLG: 0.362 (1, 8)	 C SI 88 0-1 X FF 88		 C SI 88 1-1 X FC 84		 S SI 88 1-2 B SI 88 8 X SL 89		 C FF 92 0-1 X SI 93			4	0	1	0	0	0	2	<b>San Francisco Giants @ Chicago White Sox</b> U.S. Cellular Field, Chicago, IL Wed Jun 18, 2014, 2:23 PM - 5:34 PM EDT Att: 20,059 - Overcast - 68 F			
15 <b>Gordon Beckham, R</b> OBP: 0.325, SLG: 0.415 (1, 4)	 C SI 89 2-2 B FC 84 8 B CU 76 8 X SI 90		 C SI 88 1-2 C FC 86 8 X SI 90		 D FC 84 3-2 B FC 83 8 B SI 90 8 X SL 89		 C CU 84 0-2 F SI 83 8 X CU 83			4	0	0	0	0	0	3				
12 <b>Conor Gillaspie, L</b> OBP: 0.386, SLG: 0.444 (1, 5)	 C SI 89 0-2 F FF 89 8 X FF 90		 X FS 81 0-0 FC4-2 79 HR		 C SI 87 0-1 X CU 72		 C SI 92 2-2 B SI 92 8 F CH 87 8 B CU 80 8 X CH 83			4	2	2	0	0	0	1				
79 <b>José Abreu, R</b> OBP: 0.321, SLG: 0.608 (1, 3)	 F SI 89 0-2 X FS 83		 X SI 90 0-0 FC6-4		 X SI 88 0-0		 B SI 84 3-2 F KC 81 8 B SI 91 8 S SI 95 8 X KC 82			4	2	2	2	0	0	1				
44 <b>Adam Dunn, L</b> OBP: 0.364, SLG: 0.465 (1, 10)	 B SI 90 3-1 B SI 90 8 S SI 87 8 X FC 83		 C FS 89 4-1 B FS 80 8 B SI 81 8		 C SI 90 0-2 X SI 89		 B CH 89 3-3 C KC 81 8 B SI 94 8 S KC 81 8			3	2	1	3	1	1	0				
10 <b>Alexei Ramírez, R</b> OBP: 0.342, SLG: 0.432 (1, 6)		 C FF 88 1-1 B FC 83 8 X SI 89	 B SI 89 2-1 B SI 88 8 X SI 90	 B FC 84 3-1 B FC 84 8 X FF 89		 B SI 96 1-0 X KC 80			4	0	1	0	0	0	0	1				
24 <b>Dayan Viciedo, R</b> OBP: 0.299, SLG: 0.394 25 <b>Moisés Sierra, R</b> OBP: 0.219, SLG: 0.242 (9, 9)		 X SI 88 0-0	 C SI 89 2-2 B SI 89 8 X FC 84	 X FC 84 0-0		 B SI 95 2-0 X SL 89			4	1	1	0	0	0	0	1				
30 <b>Alejandro De Az, L</b> OBP: 0.280, SLG: 0.343 (1, 7)	 B FF 89 1-1 X FF 90		 B SI 89 2-2 B SI 89 8 X FS 81	 B FF 88 1-0 X FS 82		 X SI 96 0-0			4	0	3	0	0	0	0	0				
21 <b>Tyler Flowers, R</b> OBP: 0.313, SLG: 0.353 (1, 2)	 C FC 83 1-1 X SI 89		 B SI 89 1-0 X SI 89	 X CU 83 0-0		 B KC 82 2-1 B SI 90 8 X KC 81			4	0	1	2	0	0	2					
<b>Inning Stats</b>	R: 2 E: 0 K: 0 S: 14	H: 2 LOB: 0 BB: 0 P: 19	R: 0 E: 0 K: 0 S: 7	H: 2 LOB: 0 BB: 0 P: 10	R: 0 E: 0 K: 0 S: 7	H: 1 LOB: 1 BB: 0 P: 9	R: 2 E: 0 K: 0 S: 16	H: 3 LOB: 2 BB: 1 P: 31	R: 3 E: 0 K: 0 S: 11	H: 4 LOB: 1 BB: 0 P: 15	R: 0 E: 0 K: 0 S: 10	H: 0 LOB: 0 BB: 0 P: 12	R: 0 E: 0 K: 1 S: 7	H: 0 LOB: 0 BB: 0 P: 14	R: 0 E: 0 K: 0 S: 4	H: 0 LOB: 0 BB: 0 P: 8		1B: 6 2B: 3 3B: 1 HR: 2	SF: 0 SAC: 0 DP: 1 HBP: 0	WP: 0 PB: 0 SB: 0 CS: 0
<b>PITCHER</b>	IP WLS BF H R ER SO BB IBB HBP BLK WP HR S P ERA WHIP																			
17 <b>Tim Hudson, R</b> ERA: 2.39 57 <b>Juan Gutiérrez, R</b> ERA: 3.55 46 <b>Santiago Casilla, R</b> ERA: 1.23	(1, 1) 4.2 L 26 12 7 7 0 0 1 0 0 0 0 0 0 11 13 0.00 0.000	(5, 1) 1.1 4 0 0 0 0 0 0 0 0 0 0 0 11 13 0.00 0.000	(7, 1) 2.0 6 0 0 0 1 0 0 0 0 0 0 0 11 22 0.00 0.000																	

AB	35
R	7
H	12
RBI	7
BB	1
SO	1
LOB	11





Batter	1	2	3	4	5	6	7	8	9	AB	R	H	RBI	BB	SO	LOB	TOP										
1 Adam Eaton, L (1,8) OBP: 0.338, SLG: 0.359										4	1	1	0	0	2	1	<b>Chicago White Sox @ Minnesota Twins</b> Target Field, Minneapolis, MN Thu Jun 19 2014, 9:17 PM - 12:00 AM CDT Att: 31,195 - Overcast - 67 F										
15 Gordon Beckham, R (1,4) OBP: 0.324, SLG: 0.409									3	0	0	0	1	1	1												
12 Conor Gillaspie, L (1,5) OBP: 0.383, SLG: 0.440									4	0	1	2	0	0	0												
79 José Abreu, R (1,3) OBP: 0.359, SLG: 0.602									4	0	1	0	0	2	1												
44 Adam Dunn, L (1,10) OBP: 0.359, SLG: 0.456										4	0	0	0	0	1	1											
10 Alexei Ramirez, R (1,6) OBP: 0.341, SLG: 0.433										4	0	1	0	0	1	1											
24 Dayan Viedo, R (1,9) OBP: 0.296, SLG: 0.389										3	0	0	0	0	1	1											
30 Alejandro De Aza, L (1,7) OBP: 0.285, SLG: 0.347										3	1	2	0	0	0	0											
21 Tyler Flowers, R (1,2) OBP: 0.308, SLG: 0.347										3	0	0	0	0	1	2											
<b>Inning Stats</b>	R: 0 E: 0 K: 2 S: 9	H: 0 LOB: 0 BB: 0 P: 13	R: 0 E: 0 K: 1 S: 11	H: 1 LOB: 1 BB: 0 P: 16	R: 2 E: 0 K: 1 S: 16	H: 3 LOB: 1 BB: 1 P: 23	R: 0 E: 0 K: 0 S: 9	H: 0 LOB: 0 BB: 0 P: 11	R: 0 E: 0 K: 1 S: 8	H: 1 LOB: 1 BB: 0 P: 11	R: 0 E: 0 K: 0 S: 7	H: 0 LOB: 0 BB: 0 P: 10	R: 0 E: 0 K: 2 S: 8	H: 0 LOB: 0 BB: 0 P: 10	R: 0 E: 0 K: 1 S: 5	H: 0 LOB: 0 BB: 0 P: 5		R: 0 E: 0 K: 1 S: 13	H: 1 LOB: 1 BB: 0 P: 21	1B: 5 2B: 1 3B: 0 HR: 0	SF: 0 SAC: 0 DP: 0 HBP: 0	WP: 0 PB: 0 SB: 1 CS: 0	PA: 33				
<b>PITCHER</b>	IP	WLS	BF	H	R	ER	SO	BB	IBB	HBP	BLK	WP	HR	S	P	ERA	WHIP										
63 Yohan Pino, R (1,1) ERA: 2.57	7.0		26	5	2	2	7	1	0	0	0	0	0	68	94	2.57	0.857										
50 Casey Fien, R (8,1) ERA: 2.57	1.0	W	3	0	0	0	1	0	0	0	0	0	0	5	5	0.00	0.000										
15 Glen Perkins, L (9,1) ERA: 2.67	1.0	S	4	1	0	0	1	0	0	0	0	0	0	13	21	0.00	1.000										

Batter	1	2	3	4	5	6	7	8	9	AB	R	H	RBI	BB	SO	LOB	BOTTOM										
39 Danny Santana, S (1,6) OBP: 0.377, SLG: 0.452										4	2	2	0	0	1	0	<b>Chicago White Sox @ Minnesota Twins</b> Target Field, Minneapolis, MN Thu Jun 19 2014, 9:17 PM - 12:00 AM CDT Att: 31,195 - Overcast - 67 F										
2 Brian Dozier, R (1,4) OBP: 0.352, SLG: 0.451										3	1	2	0	1	1	1											
7 Joe Mauer, L (1,3) OBP: 0.334, SLG: 0.335										4	0	2	2	0	1	2											
16 Josh Willingham, R (1,7) OBP: 0.403, SLG: 0.495										4	1	1	1	0	1	3											
17 Kendrys Morales, S (1,10) OBP: 0.279, SLG: 0.300										3	0	0	0	1	1	0											
25 Pedro Florimón, S (8, PR) OBP: 0.189, SLG: 0.149										0	0	0	0	0	0	0											
8 Kurt Suzuki, R (1,2) OBP: 0.397, SLG: 0.400										3	0	1	1	0	0	0											
27 Chris Parmelee, L (1,9) OBP: 0.253, SLG: 0.377										4	0	1	0	0	1	3											
5 Eduardo Escobar, S (1,5) OBP: 0.344, SLG: 0.448										3	0	0	0	0	1	2											
1 Sam Fuld, L (1,8) OBP: 0.271, SLG: 0.354										3	0	0	0	0	0	0											
<b>Inning Stats</b>	R: 0 E: 0 K: 1 S: 9	H: 2 LOB: 1 BB: 0 P: 15	R: 1 E: 0 K: 3 S: 19	H: 2 LOB: 1 BB: 0 P: 28	R: 1 E: 0 K: 1 S: 12	H: 2 LOB: 1 BB: 0 P: 20	R: 0 E: 0 K: 0 S: 10	H: 1 LOB: 1 BB: 0 P: 15	R: 0 E: 0 K: 1 S: 9	H: 1 LOB: 1 BB: 0 P: 12	R: 0 E: 0 K: 0 S: 6	H: 0 LOB: 0 BB: 0 P: 7	R: 0 E: 0 K: 0 S: 7	H: 0 LOB: 0 BB: 0 P: 11	R: 2 E: 0 K: 1 S: 18	H: 3 LOB: 2 BB: 1 P: 29	1B: 3 2B: 5 3B: 0 HR: 1	SF: 1 SAC: 0 DP: 1 HBP: 0	WP: 0 PB: 0 SB: 0 CS: 0	PA: 34							
<b>PITCHER</b>	IP	WLS	BF	H	R	ER	SO	BB	IBB	HBP	BLK	WP	HR	S	P	ERA	WHIP										
62 Jose Quintana, L (1,1) ERA: 3.87	7.0		27	6	2	2	6	1	0	0	0	0	0	72	108	3.87	1.000										
52 Jake Petricka, R (8,1) ERA: 2.39	1.0	L	7	3	2	2	1	0	1	0	0	0	0	18	29	18.00	3.000										

AB	32
R	2
H	6
RBI	2
BB	1
SO	9
LOB	8






Batter	1	2	3	4	5	6	7	8	9	AB	R	H	RBI	BB	SO	LOB	TOP							
1 Adam Eaton, L (1,8) OBP: 0.343, SLG: 0.367	G6-3		F8							4	0	2	1	1	0	0	Chicago White Sox @ Minnesota Twins Target Field, Minneapolis, MN Fri Jun 20 2014, 7:12 PM - 10:25 PM CDT Att: 32,071 - Clear - 83 F							
15 Gordon Beckham, R (1,4) OBP: 0.326, SLG: 0.421	HR		F9							4	1	1	1	1	0	2								
12 Conor Gillaspie, L (1,5) OBP: 0.383, SLG: 0.439	F8									5	0	2	0	0	0	3								
79 José Abreu, R (1,3) OBP: 0.319, SLG: 0.609	HR		CS							4	1	1	1	0	1	1								
44 Adam Dunn, L (1,10) OBP: 0.361, SLG: 0.455	F9									3	0	1	0	1	1	0								
10 Alexei Ramirez, R (1,6) OBP: 0.337, SLG: 0.427	F8									4	0	0	0	0	0	3								
24 Dayan Viedo, R (1,9) OBP: 0.299, SLG: 0.396										3	1	1	0	1	0	3								
30 Alejandro De Aza, L (1,7) OBP: 0.282, SLG: 0.342										3	0	0	0	0	0	1								
14 Paul Konerko, R (9,PH) OBP: 0.299, SLG: 0.390										1	0	1	1	0	0	0								
25 Moisés Sierra, R (9,PR) OBP: 0.219, SLG: 0.242										0	1	0	0	0	0	0								
21 Tyler Flowers, R (1,2) OBP: 0.307, SLG: 0.345										4	0	1	0	0	1	1								
28 Leury García, S (9,PR) OBP: 0.283, SLG: 0.339										0	0	0	0	0	0	0								
17 Adrian Nieto, S (9,2) OBP: 0.339, SLG: 0.333										0	0	0	0	0	0	0								
<b>Inning Stats</b>	R: 2 H: 2 E: 0 K: 0 S: 14	H: 2 LOB: 0 BB: 0 P: 22	R: 0 H: 0 E: 0 K: 1 S: 7	H: 0 LOB: 1 BB: 1 P: 13	R: 0 H: 1 E: 0 K: 0 S: 8	H: 1 LOB: 0 BB: 0 P: 16	R: 0 H: 1 E: 0 K: 0 S: 13	H: 1 LOB: 1 BB: 0 P: 21	R: 0 H: 1 E: 0 K: 1 S: 13	H: 1 LOB: 2 BB: 1 P: 25	R: 0 H: 0 E: 0 K: 1 S: 7	H: 0 LOB: 0 BB: 0 P: 11	R: 2 H: 4 E: 0 K: 0 S: 13	H: 4 LOB: 3 BB: 1 P: 20	1B: 6 2B: 1 3B: 1 HR: 2	SF: 0 SAC: 0 DP: 1 HBP: 0	WP: 0 PB: 0 SB: 0 CS: 1	PA: 40						
<b>PITCHER</b>	IP WLS BF H R ER SO BB IBB HBP BLK WP HR S P ERA WHIP																							
47 Ricky Nolasco, R (1,1) ERA: 5.52	5.1	23	6	2	2	2	2	0	0	0	0	0	0	0	0	0	0	0	0	2	61	104	3.38	1.500
54 Matt Guerrier, R (6,1) ERA: 2.7	0.2	H	2	0	0	0	0	0	0	0	0	0	0	0	0	0	0	0	0	0	4	8	0.00	0.000
56 Caleb Thielbar, L (7,1) ERA: 3.28	0.2	H	3	0	0	0	0	1	0	0	0	0	0	0	0	0	0	0	0	0	12	18	0.00	1.500
61 Jared Burton, R (7,1) ERA: 5.7	1.1	H	4	0	0	0	1	0	0	0	0	0	0	0	0	0	0	0	0	0	9	14	0.00	0.000
15 Glen Perkins, L (9,1) ERA: 3.16	1.0	W	7	4	2	2	0	0	1	0	0	0	0	0	0	0	0	0	0	0	13	20	18.00	4.000

Batter	1	2	3	4	5	6	7	8	9	AB	R	H	RBI	BB	SO	LOB	BOTTOM							
39 Danny Santana, S (1,6) OBP: 0.362, SLG: 0.433										5	0	0	0	0	1	3	Chicago White Sox @ Minnesota Twins Target Field, Minneapolis, MN Fri Jun 20 2014, 7:12 PM - 10:25 PM CDT Att: 32,071 - Clear - 83 F							
2 Brian Dozier, R (1,4) OBP: 0.350, SLG: 0.447	L8		F8							5	0	1	1	0	1	0								
7 Joe Mauer, L (1,3) OBP: 0.333, SLG: 0.333	G3-1									4	1	1	0	0	0	0								
16 Josh Willingham, R (1,7) OBP: 0.406, SLG: 0.490										3	0	1	0	1	2	0								
17 Kendrys Morales, S (1,10) OBP: 0.277, SLG: 0.279										3	1	0	0	1	0	3								
8 Kurt Suzuki, R (1,2) OBP: 0.374, SLG: 0.412										4	1	3	1	0	0	0								
31 Oswaldo Arcia, L (1,9) OBP: 0.280, SLG: 0.408										3	1	0	0	0	0	3								
5 Eduardo Escobar, S (1,5) OBP: 0.347, SLG: 0.451										3	1	1	2	1	1	1								
1 Sam Fuld, L (1,8) OBP: 0.270, SLG: 0.347										2	0	0	1	1	0	1								
<b>Inning Stats</b>	R: 0 H: 0 E: 0 K: 1 S: 9	H: 2 LOB: 1 BB: 1 P: 25	R: 3 H: 2 E: 0 K: 1 S: 14	H: 2 LOB: 1 BB: 1 P: 18	R: 1 H: 2 E: 0 K: 0 S: 11	H: 2 LOB: 0 BB: 1 P: 18	R: 0 H: 0 E: 0 K: 0 S: 8	H: 0 LOB: 0 BB: 0 P: 10	R: 0 H: 1 E: 0 K: 0 S: 9	H: 1 LOB: 1 BB: 0 P: 16	R: 0 H: 1 E: 0 K: 1 S: 7	H: 1 LOB: 0 BB: 0 P: 10	R: 0 H: 0 E: 0 K: 1 S: 9	H: 0 LOB: 0 BB: 0 P: 16	R: 1 H: 1 E: 0 K: 0 S: 9	H: 1 LOB: 2 BB: 2 P: 21		1B: 5 2B: 2 3B: 0 HR: 0	SF: 1 SAC: 0 DP: 0 HBP: 1	WP: 0 PB: 0 SB: 0 CS: 0	PA: 38			
<b>PITCHER</b>	IP WLS BF H R ER SO BB IBB HBP BLK WP HR S P ERA WHIP																							
48 Hector Noesi, R (1,1) ERA: 5.34	7.0	30	6	4	4	4	2	0	1	0	0	0	0	0	0	0	0	0	0	0	68	108	5.14	1.143
40 Daniel Webb, R (8,1) ERA: 3.06	1.1	L	6	0	1	1	1	2	0	0	0	0	0	0	0	0	0	0	0	0	13	30	6.75	1.500
37 Scott Downs, L (9,1) ERA: 5.4	0.1		1	0	0	0	0	0	0	0	0	0	0	0	0	0	0	0	0	0	3	4	0.00	0.000
54 Ronald Belisario, R (9,1) ERA: 4.79	0.0		1	0	0	0	0	0	0	0	0	0	0	0	0	0	0	0	0	0	2	3	*	*

AB	35
R	4
H	10
RBI	4
BB	4
SO	3
LOB	14









Batter	1	2	3	4	5	6	7	8	9	AB	R	H	RBI	BB	SO	LOB	TOP			
1 Adam Eaton, L (1, 8) OBP: 0.339, SLG: 0.370										4	0	1	0	0	1	3	Chicago White Sox @ Minnesota Twins Target Field, Minneapolis, MN Sun Jun 22 2014, 1:14 PM - 4:07 PM CDT Att: 30,491 - Overcast - 73 F			
15 Gordon Beckham, R (1, 4) OBP: 0.322, SLG: 0.416										4	1	1	2	0	0	1				
79 José Abreu, R (1, 3) OBP: 0.320, SLG: 0.598										4	1	1	2	0	0	1				
44 Adam Dunn, L (1, 10) OBP: 0.360, SLG: 0.444										4	0	0	0	0	2	2				
10 Alexei Ramirez, R (1, 6) OBP: 0.331, SLG: 0.418										4	0	1	0	0	0	1				
12 Conor Gillaspie, L (1, 5) OBP: 0.383, SLG: 0.446										4	0	1	1	0	2	0				
25 Moisés Sierra, R (1, 9) OBP: 0.222, SLG: 0.245										3	1	1	0	0	0	2				
24 Dayan Viciedo, R (0, PH) OBP: 0.297, SLG: 0.392										1	0	0	0	0	1	0				
30 Alejandro De Aza, L (1, 7) OBP: 0.285, SLG: 0.344										4	1	2	0	0	0	0				
21 Tyler Flowers, R (1, 2) OBP: 0.307, SLG: 0.342										2	1	0	0	1	0	1				
<b>Inning Stats</b>	R: 0 E: 0 K: 0 S: 8	H: 1 LOB: 0 BB: 0 P: 13	R: 0 E: 0 K: 1 S: 10	H: 0 LOB: 0 BB: 0 P: 14	R: 5 E: 0 K: 2 S: 23	H: 6 LOB: 2 BB: 1 P: 35	R: 0 E: 0 K: 0 S: 5	H: 1 LOB: 1 BB: 0 P: 7	R: 0 E: 1 K: 1 S: 13	H: 0 LOB: 0 BB: 0 P: 18	R: 0 E: 0 K: 0 S: 8	H: 0 LOB: 0 BB: 0 P: 12	R: 0 E: 0 K: 0 S: 9	H: 0 LOB: 0 BB: 0 P: 12	R: 0 E: 0 K: 2 S: 9	H: 0 LOB: 0 BB: 0 P: 12	1B: 7 2B: 1 3B: 0 HR: 0	SF: 0 DP: 2 HBP: 0	WP: 0 PB: 0 SB: 0 CS: 0	PA: 35
<b>PITCHER</b>	IP WLS BF H R ER SO BB IBB HBP BLK WP HR S P ERA WHIP																			
45 Phil Hughes, R (1, 1) ERA: 3.4	5.0 W 23 8 5 5 4 1 0 0 0 0 0 0 59 87 9.00 1.800																			
51 Anthony Swarzak, R (6, 1) ERA: 4.51	2.0 H 6 0 0 0 0 0 0 0 0 0 0 0 14 20 0.00 0.000																			
50 Casey Fien, R (8, 1) ERA: 2.51	1.0 H 3 0 0 0 0 0 0 0 0 0 0 0 9 12 0.00 0.000																			
61 Jared Burton, R (9, 1) ERA: 5.52	1.0 S 3 0 0 0 2 0 0 0 0 0 0 0 9 12 0.00 0.000																			

Batter	1	2	3	4	5	6	7	8	9	AB	R	H	RBI	BB	SO	LOB	BOTTOM			
39 Danny Santana, S (1, 6) OBP: 0.363, SLG: 0.425										3	2	1	0	1	0	2	Chicago White Sox @ Minnesota Twins Target Field, Minneapolis, MN Sun Jun 22 2014, 1:14 PM - 4:07 PM CDT Att: 30,491 - Overcast - 73 F			
2 Brian Dozier, R (1, 4) OBP: 0.359, SLG: 0.450										2	1	1	1	2	1	1				
7 Joe Mauer, L (1, 3) OBP: 0.334, SLG: 0.338										4	0	2	2	0	0	2				
16 Josh Willingham, R (1, 7) OBP: 0.394, SLG: 0.476										3	0	0	2	0	1	3				
27 Chris Parmelee, L (9, 7) OBP: 0.276, SLG: 0.400										0	0	0	0	0	0	0				
17 Kendrys Morales, S (1, 10) OBP: 0.273, SLG: 0.275										4	0	1	0	0	0	1				
31 Oswaldo Arcia, L (1, 9) OBP: 0.261, SLG: 0.377										4	0	0	0	0	2	2				
8 Kurt Suzuki, R (1, 2) OBP: 0.378, SLG: 0.420										4	0	3	0	0	0	0				
5 Eduardo Escobar, S (1, 5) OBP: 0.343, SLG: 0.443										4	1	1	0	0	1	2				
1 Sam Fuld, L (1, 8) OBP: 0.288, SLG: 0.368										3	2	2	1	1	0	1				
<b>Inning Stats</b>	R: 1 E: 0 K: 1 S: 11	H: 1 LOB: 2 BB: 2 P: 24	R: 2 E: 0 K: 0 S: 12	H: 4 LOB: 2 BB: 1 P: 22	R: 0 E: 0 K: 0 S: 9	H: 0 LOB: 0 BB: 0 P: 14	R: 3 E: 0 K: 0 S: 17	H: 3 LOB: 1 BB: 1 P: 28	R: 0 E: 0 K: 0 S: 9	H: 1 LOB: 0 BB: 0 P: 9	R: 0 E: 0 K: 1 S: 6	H: 0 LOB: 0 BB: 0 P: 10	R: 0 E: 0 K: 1 S: 10	H: 0 LOB: 0 BB: 0 P: 15	R: 0 E: 0 K: 2 S: 12	H: 1 LOB: 1 BB: 0 P: 15	1B: 8 2B: 3 3B: 0 HR: 0	SF: 1 DP: 1 HBP: 0	WP: 1 PB: 0 SB: 1 CS: 1	PA: 36
<b>PITCHER</b>	IP WLS BF H R ER SO BB IBB HBP BLK WP HR S P ERA WHIP																			
50 John Danks, L (1, 1) ERA: 4.34	5.0 L 27 10 0 0 6 1 4 0 0 0 0 0 60 101 4.34 2.800																			
52 Jake Petricka, R (6, 1) ERA: 2.27	2.0 5 0 0 0 2 0 0 0 0 0 0 0 14 21 0.00 0.000																			
37 Scott Downs, L (8, 1) ERA: 5.32	0.1 2 1 0 0 1 0 0 0 0 0 0 0 7 9 0.00 3.000																			
57 Zach Putnam, R (8, 1) ERA: 1.98	0.2 2 0 0 0 1 0 0 0 0 0 0 0 5 6 0.00 0.000																			

livebaseballscorecards.com

AB 34  
R 5  
H 8  
RBI 5  
BB 1  
SO 6  
LOB 11

livebaseballscorecards.com

AB 31  
R 6  
H 11  
RBI 6  
BB 4  
SO 5  
LOB 14



Batter	1	2	3	4	5	6	7	8	9	AB	R	H	RBI	BB	SO	LOB	TOP										
1 Adam Eaton, L (1,8) OBP: 0.336, SLG: 0.366	G5-3		G6-3 15 2B 79 G6-3 1B		G6-3		L8		P6	5	1	1	0	0	0	1											
15 Gordon Beckham, R (1,4) OBP: 0.325, SLG: 0.420	24 BB BB				G3		F7			3	0	1	0	1	0	1											
79 José Abreu, R (1,10) OBP: 0.322, SLG: 0.613	P3		G5-3				HR			4	1	2	3	0	0	2											
24 Dayan Viciedo, R (1,7) OBP: 0.300, SLG: 0.396	1-2 BB		G5-3				HR			3	1	1	0	1	0	2											
30 Alejandro De Azca, L (9,7) OBP: 0.285, SLG: 0.344	1-2 BB						14 F9 12 2B		G6-3	0	0	0	0	0	0	0											
10 Alexei Ramirez, R (1,6) OBP: 0.333, SLG: 0.421	F7									3	0	1	0	1	0	3											
14 Paul Konerko, R (1,3) OBP: 0.381, SLG: 0.381	F9									4	0	0	0	0	0	3											
12 Conor Gillaspie, L (1,5) OBP: 0.381, SLG: 0.447	F7									4	0	1	1	0	0	2											
25 Moisés Sierra, R (1,9) OBP: 0.214, SLG: 0.235	K									4	0	0	0	0	1	2											
21 Tyler Flowers, R (1,2) OBP: 0.306, SLG: 0.340	K									4	1	1	0	0	2	0											
<b>Inning Stats</b>	R: 0 H: 0 E: 0 K: 0 S: 9	H: 0 LOB: 2 BB: 2 P: 20	R: 0 H: 0 E: 0 K: 1 S: 16	H: 0 LOB: 0 BB: 0 P: 22	R: 1 H: 2 E: 0 K: 1 S: 11	H: 2 LOB: 1 BB: 0 P: 12	R: 0 H: 1 E: 0 K: 0 S: 9	H: 1 LOB: 1 BB: 0 P: 13	R: 0 H: 0 E: 0 K: 1 S: 9	H: 0 LOB: 0 BB: 0 P: 13	R: 2 H: 3 E: 0 K: 0 S: 19	H: 3 LOB: 1 BB: 0 P: 25	R: 1 H: 2 E: 0 K: 0 S: 10	H: 2 LOB: 1 BB: 0 P: 15	R: 0 H: 0 E: 0 K: 0 S: 8	H: 0 LOB: 0 BB: 0 P: 12	R: 0 H: 0 E: 0 K: 0 S: 7	H: 0 LOB: 0 BB: 0 P: 12	1B: 2 2B: 6 3B: 0 HR: 1	SF: 0 SAC: 0 DP: 1 HBP: 0	WP: 0 PB: 0 SB: 0 CS: 0	PA: 37					
<b>PITCHER</b>	IP	WLS	BF	H	R	ER	SO	BB	IBB	HBP	BLK	WP	HR	S	P	ERA	WHIP										
16 Wei-Yin Chen, L (1,1) ERA: 3.84	5.2		25	6	3	3	3	2	0	0	0	0	1	68	98	4.76	1.412										
58 Ryan Webb, R (6,1) ERA: 2.55	1.1		6	2	1	1	0	0	0	0	0	0	0	15	22	6.75	1.500										
35 Brad Brach, R (8,1) ERA: 4.87	2.0	W	6	0	0	0	0	1	0	0	0	0	0	15	24	0.00	0.500										

Chicago White Sox @ Baltimore Orioles  
 Oriole Park at Camden Yards, Baltimore, MD  
 Mon Jun 23 2014, 7:09 PM - 10:16 PM EDT  
 Att: 17,931 - Clear - 80 F

AB 34  
 R 4  
 H 8  
 RBI 4  
 BB 3  
 SO 3  
 LOB 16



Batter	1	2	3	4	5	6	7	8	9	AB	R	H	RBI	BB	SO	LOB	BOTTOM										
21 Nick Markakis, L (1,9) OBP: 0.354, SLG: 0.401	G4-3	P6				G4-6-3			G4-3	4	0	0	0	0	0	2											
28 Steve Pearce, R (1,3) OBP: 0.396, SLG: 0.566	10 HR BB		G6-3		F9		F8			4	2	1	0	1	0	3											
10 Adam Jones, R (1,8) OBP: 0.320, SLG: 0.489	1-H HR		23 1B		K		L8			4	2	2	2	0	1	3											
23 Nelson Cruz, R (1,7) OBP: 0.364, SLG: 0.591	P4		1B		K		K			5	0	2	0	0	2	2											
27 Delmon Young, R (1,10) OBP: 0.340, SLG: 0.451			1B		K		K			4	0	3	0	0	1	2											
19 Chris Davis, L (9,PH) OBP: 0.329, SLG: 0.438	1B				K		2B			1	1	1	3	0	0	0											
2 J.J. Hardy, R (1,6) OBP: 0.321, SLG: 0.373	L9		K		K		K			4	0	1	0	0	2	4											
13 Manny Machado, R (1,5) OBP: 0.278, SLG: 0.330		L6			FC5-2				G6-3	4	0	1	0	0	0	3											
6 Jonathan Schoop, R (1,4) OBP: 0.269, SLG: 0.345		F8			G4-6-3				K	4	0	1	0	0	1	3											
36 Caleb Joseph, R (1,2) OBP: 0.262, SLG: 0.311		2B			SH5-4				HR	3	1	3	1	0	0	0											
<b>Inning Stats</b>	R: 2 H: 2 E: 0 K: 0 S: 16	H: 1 LOB: 1 BB: 1 P: 24	R: 0 H: 1 E: 0 K: 0 S: 8	H: 1 LOB: 0 BB: 0 P: 12	R: 0 H: 2 E: 0 K: 2 S: 15	H: 2 LOB: 2 BB: 0 P: 19	R: 0 H: 2 E: 0 K: 1 S: 19	H: 2 LOB: 3 BB: 0 P: 28	R: 0 H: 3 E: 0 K: 0 S: 8	H: 3 LOB: 2 BB: 0 P: 10	R: 0 H: 1 E: 0 K: 0 S: 9	H: 1 LOB: 0 BB: 0 P: 14	R: 0 H: 1 E: 0 K: 2 S: 16	H: 1 LOB: 1 BB: 0 P: 21	R: 1 H: 1 E: 0 K: 1 S: 11	H: 1 LOB: 0 BB: 0 P: 15	R: 3 H: 2 E: 0 K: 1 S: 12	H: 2 LOB: 0 BB: 0 P: 18	1B: 10 2B: 2 3B: 0 HR: 3	SF: 0 SAC: 1 DP: 2 HBP: 2	WP: 1 PB: 0 SB: 0 CS: 0	PA: 41					
<b>PITCHER</b>	IP	WLS	BF	H	R	ER	SO	BB	IBB	HBP	BLK	WP	HR	S	P	ERA	WHIP										
49 Chris Sale, L (1,1) ERA: 2.27	6.0		29	11	2	2	3	1	0	1	0	0	1	75	107	3.00	2.000										
41 Javy Guerra, R (7,1) ERA: 2.19	1.0	H	4	1	0	0	2	0	0	0	0	1	0	16	21	0.00	1.000										
57 Zach Putnam, R (8,1) ERA: 2.22	1.0	H	4	1	1	1	1	0	0	0	0	0	1	11	15	9.00	1.000										
54 Ronald Belisario, R (9,1) ERA: 5.5	0.1	L	4	2	3	3	1	0	0	1	0	0	1	12	18	81.00	6.000										

Chicago White Sox @ Baltimore Orioles  
 Oriole Park at Camden Yards, Baltimore, MD  
 Mon Jun 23 2014, 7:09 PM - 10:16 PM EDT  
 Att: 17,931 - Clear - 80 F

AB 37  
 R 6  
 H 15  
 RBI 6  
 BB 1  
 SO 7  
 LOB 22





Batter	1	2	3	4	5	6	7	8	9	AB	R	H	RBI	BB	SO	LOB	TOP			
1 Adam Eaton, L (1, 8) OBP: 0.341, SLG: 0.366	F8	BB			BB	1B			K	3	0	1	0	2	1	0	<b>Chicago White Sox @ Baltimore Orioles</b> Oriole Park at Camden Yards, Baltimore, MD Tue Jun 24 2014, 7:08 PM - 10:16 PM EDT Att: 20,596 - Clear - 81 F			
15 Gordon Beckham, R (1, 4) OBP: 0.322, SLG: 0.425	HR	CS	P4	G1-3		G4-6-3			G5-3	5	1	1	1	0	0	5				
12 Conor Gillaspie, L (1, 5) OBP: 0.358, SLG: 0.451	79 F9			G4-3					G4-3	5	0	2	0	0	0	0				
79 José Abreu, R (1, 3) OBP: 0.321, SLG: 0.607	F8			G5-3					K	4	0	1	0	0	1	1				
44 Adam Dunn, L (1, 10) OBP: 0.358, SLG: 0.438	L9			G6-3					P5	3	0	0	0	1	0	1				
10 Alexei Ramirez, R (1, 6) OBP: 0.335, SLG: 0.425				F7					24 PB 24 S	4	2	2	0	0	0	3				
24 Dayan Viciedo, R (1, 9) OBP: 0.299, SLG: 0.393				G4-3					G6-3	4	1	1	0	0	0	5				
25 Moisés Sierra, R (8, 9) OBP: 0.214, SLG: 0.235									G6-4-3	0	0	0	0	0	0	0				
30 Alejandro De Aza, L (1, 7) OBP: 0.292, SLG: 0.348									FC4	3	0	2	2	0	0	0				
21 Tyler Flowers, R (1, 2) OBP: 0.305, SLG: 0.338									G4-3	4	0	1	1	0	1	3				
<b>Inning Stats</b>	R: 1 H: 2 E: 0 K: 0 S: 15	H: 2 LOB: 1 BB: 0 P: 23	R: 1 H: 2 E: 0 K: 1 S: 14	H: 2 LOB: 1 BB: 1 P: 22	R: 0 H: 0 E: 0 K: 0 S: 4	H: 0 LOB: 0 BB: 0 P: 5	R: 1 H: 3 E: 0 K: 0 S: 12	H: 3 LOB: 3 BB: 1 P: 20	R: 0 H: 2 E: 0 K: 0 S: 7	H: 1 LOB: 2 BB: 1 P: 17	R: 0 H: 1 E: 0 K: 0 S: 4	H: 0 LOB: 0 BB: 0 P: 10	R: 1 H: 1 E: 0 K: 0 S: 5	H: 1 LOB: 0 BB: 0 P: 8	R: 0 H: 0 E: 0 K: 1 S: 11	H: 0 LOB: 0 BB: 0 P: 15	1B: 8 2B: 2 3B: 0 HR: 1	SF: 0 SAC: 0 DP: 3 HBP: 1	WP: 0 PB: 1 SB: 2 CS: 1	PA: 40
<b>PITCHER</b>	IP WLS BF H R ER SO BB IBB HBP BLK WP HR S P ERA WHIP																			
50 Miguel González, R (1, 1) ERA: 4.48	5.0 L 25 9 3 3 1 3 0 0 0 0 0 1 52 87 5.40 2.400																			
66 T.J. McFarland, L (6, 1) ERA: 2.51	2.0 7 1 0 0 1 0 0 0 1 0 0 0 10 16 0.00 0.500																			
29 Tommy Hunter, R (8, 1) ERA: 5.25	1.0 4 1 1 0 0 0 0 0 0 0 0 0 5 8 0.00 1.000																			
53 Zack Britton, L (9, 1) ERA: 1.6	1.0 3 0 0 0 1 0 0 0 0 0 0 0 11 15 0.00 0.000																			

Batter	1	2	3	4	5	6	7	8	9	AB	R	H	RBI	BB	SO	LOB	BOTTOM					
21 Nick Markakis, L (1, 9) OBP: 0.350, SLG: 0.396	K		F8			K			G6-4-3	4	0	0	0	0	2	2	<b>Chicago White Sox @ Baltimore Orioles</b> Oriole Park at Camden Yards, Baltimore, MD Tue Jun 24 2014, 7:08 PM - 10:16 PM EDT Att: 20,596 - Clear - 81 F					
28 Steve Pearce, R (1, 7) OBP: 0.406, SLG: 0.592	G5-3					10 1B			HR	3	1	2	1	1	0	0						
10 Adam Jones, R (1, 8) OBP: 0.322, SLG: 0.492	L7								BB	4	0	2	0	0	0	1						
23 Nelson Cruz, R (1, 10) OBP: 0.363, SLG: 0.586									F9	4	0	1	0	0	1	3						
19 Chris Davis, L (1, 3) OBP: 0.332, SLG: 0.437										3	0	1	0	1	2	2						
2 J.J. Hardy, R (8, 6) OBP: 0.316, SLG: 0.367										4	1	0	0	0	1	4						
13 Manny Machado, R (1, 5) OBP: 0.287, SLG: 0.335										3	0	2	0	1	0	1						
6 Jonathan Schoop, R (1, 4) OBP: 0.266, SLG: 0.341										3	0	0	0	0	1	3						
27 Delmon Young, R (9, PH) OBP: 0.346, SLG: 0.456										1	0	1	1	0	0	0						
9 David Lough, L (9, FR) OBP: 0.262, SLG: 0.282										0	0	0	0	0	0	0						
36 Caleb Joseph, R (1, 2) OBP: 0.264, SLG: 0.303										2	0	0	0	1	1	0						
3 Ryan Flaherty, L (9, PH) OBP: 0.281, SLG: 0.308										1	0	0	0	0	0	2						
<b>Inning Stats</b>	R: 0 H: 0 E: 0 K: 1 S: 8	H: 0 LOB: 0 BB: 0 P: 11	R: 0 H: 1 E: 0 K: 1 S: 13	H: 1 LOB: 2 BB: 1 P: 24	R: 0 H: 2 E: 0 K: 0 S: 8	H: 2 LOB: 0 BB: 0 P: 15	R: 0 H: 0 E: 0 K: 1 S: 9	H: 0 LOB: 0 BB: 1 P: 15	R: 0 H: 0 E: 0 K: 3 S: 10	H: 0 LOB: 0 BB: 0 P: 14	R: 1 H: 2 E: 0 K: 2 S: 10	H: 2 LOB: 1 BB: 0 P: 16	R: 0 H: 1 E: 0 K: 0 S: 9	H: 1 LOB: 1 BB: 1 P: 20	R: 0 H: 0 E: 0 K: 0 S: 5	H: 0 LOB: 0 BB: 1 P: 12	R: 1 H: 3 E: 0 K: 0 S: 15	H: 3 LOB: 2 BB: 0 P: 22	1B: 7 2B: 1 3B: 0 HR: 1	SF: 0 SAC: 0 DP: 4 HBP: 0	WP: 1 PB: 0 SB: 0 CS: 0	PA: 36
<b>PITCHER</b>	IP WLS BF H R ER SO BB IBB HBP BLK WP HR S P ERA WHIP																					
62 Jose Quintana, L (1, 1) ERA: 3.69	7.0 W 28 6 1 1 8 3 0 0 0 0 0 0 5 67 1.29 1.286																					
52 Jake Petricka, R (8, 1) ERA: 2.21	1.0 H 3 0 0 0 0 1 0 0 0 0 0 0 5 12 0.00 1.000																					
37 Scott Downs, L (9, 1) ERA: 5.7	0.0 1 1 1 1 0 0 0 0 0 0 0 0 5 6 ∞ ∞																					
54 Ronald Belisario, R (9, 1) ERA: 5.35	1.0 S 4 2 0 0 0 0 0 0 0 0 0 0 10 16 0.00 2.000																					







Batter	1	2	3	4	5	6	7	8	9	AB	R	H	RBI	BB	SO	LOB	TOP	
1 Adam Eaton, L (1, 8) OBP: 0.351, SLG: 0.385 28 Leury Garcia, S (1, 8) OBP: 0.270, SLG: 0.322	G4-3		G4-6-3			G6-3		G4-3		1	0	0	0	0	0	0		
15 Gordon Beckham, R (1, 4) OBP: 0.317, SLG: 0.420	P4					K				3	0	1	0	1	1	0		
79 José Abreu, R (1, 3) OBP: 0.324, SLG: 0.609	K					G5-3				4	0	1	0	0	1	3		
24 Dayan Viedelo, R (1, 7) OBP: 0.298, SLG: 0.387		K				P3				4	0	0	0	0	3	2		
10 Alexei Ramirez, R (1, 6) OBP: 0.326, SLG: 0.413		G6-3				K				4	0	0	0	0	2	1		
12 Conor Gillaspie, L (1, 5) OBP: 0.369, SLG: 0.435										4	0	0	0	0	1	0		
14 Paul Konerko, R (1, 10) OBP: 0.248, SLG: 0.367										3	0	0	0	0	0	1		
25 Moisés Sierra, R (1, 9) OBP: 0.224, SLG: 0.255										3	0	2	0	0	1	1		
17 Adrián Nieto, S (1, 2) OBP: 0.333, SLG: 0.304										2	0	0	0	1	1	2		
<b>Inning Stats</b>	R: 0 H: 0 E: 0 K: 1 S: 12	H: 0 LOB: 0 BB: 0 P: 17	R: 0 H: 0 E: 0 K: 1 S: 9	H: 0 LOB: 0 BB: 0 P: 14	R: 0 H: 1 E: 0 K: 0 S: 6	H: 1 LOB: 1 BB: 1 P: 14	R: 0 H: 1 E: 0 K: 1 S: 11	H: 1 LOB: 1 BB: 0 P: 17	R: 0 H: 0 E: 0 K: 2 S: 8	H: 0 LOB: 0 BB: 0 P: 11	R: 0 H: 1 E: 0 K: 1 S: 14	H: 1 LOB: 2 BB: 1 P: 21	R: 0 H: 0 E: 0 K: 2 S: 8	H: 0 LOB: 0 BB: 0 P: 11	1B: 2 2B: 2 3B: 0 HR: 0	SF: 0 SAC: 0 DP: 1 HBP: 0	WP: 0 PB: 0 SB: 0 CS: 0	PA: 33
<b>PITCHER</b>	IP WLS BF H R ER SO BB IBB HBP BLK WP HR S P ERA WHIP																	
48 J.A. Happ, L (1, 1) ERA: 4.29	7.2 W 29 4 0 0 8 2 0 0 0 0 0 0 0 0 0.00 0.783																	
29 Dustin McGowan, R (8, 1) ERA: 3.95	0.1 1 0 0 0 0 0 0 0 0 0 0 0 0 0.00 0.000																	
64 Chad Jenkins, R (9, 1) ERA: 4.7	1.0 3 0 0 0 2 0 0 0 0 0 0 0 0 0.00 0.000																	

**Chicago White Sox @ Toronto Blue Jays**  
Rogers Centre, Toronto, ON  
Thu Jun 26 2014, 7:09 PM - 10:09 PM EDT  
Att: 23,248 - Clear - 75 F

livebaseballscorecards.com

AB 31  
R 0  
H 4  
RBI 0  
BB 2  
SO 10  
LOB 13




Batter	1	2	3	4	5	6	7	8	9	AB	R	H	RBI	BB	SO	LOB	BOTTOM			
7 José Reyes, S (1, 6) OBP: 0.323, SLG: 0.414	E4 26 2B 53 1B					P4				5	2	3	1	0	0	0				
53 Melky Cabrera, S (1, 7) OBP: 0.349, SLG: 0.471										3	2	1	1	2	0	3				
26 Adam Lind, L (1, 10) OBP: 0.417, SLG: 0.523										5	0	3	3	0	1	3				
10 Edwin Encarnación, R (1, 3) OBP: 0.362, SLG: 0.594										4	0	1	1	0	1	4				
30 Dioner Navarro, S (1, 2) OBP: 0.311, SLG: 0.361										4	0	0	0	0	2	3				
28 Colby Rasmus, L (1, 8) OBP: 0.271, SLG: 0.468										4	0	0	0	0	0	3				
47 Juan Francisco, L (1, 5) OBP: 0.314, SLG: 0.518										2	1	0	0	1	1	0				
18 Steve Tolleson, R (7, 5) OBP: 0.303, SLG: 0.400										1	0	0	0	0	0	0				
66 Munenori Kawasaki, L (1, 4) OBP: 0.320, SLG: 0.311										4	1	1	0	0	1	1				
8 Anthony Gose, L (1, 9) OBP: 0.351, SLG: 0.289										3	1	1	0	1	0	1				
<b>Inning Stats</b>	R: 2 H: 2 E: 2 K: 1 S: 16	H: 2 LOB: 1 BB: 0 P: 21	R: 1 H: 1 E: 0 K: 1 S: 10	H: 1 LOB: 1 BB: 1 P: 16	R: 0 H: 1 E: 0 K: 1 S: 9	H: 1 LOB: 1 BB: 0 P: 15	R: 2 H: 3 E: 0 K: 1 S: 17	H: 3 LOB: 2 BB: 1 P: 29	R: 0 H: 0 E: 0 K: 0 S: 8	H: 0 LOB: 0 BB: 0 P: 10	R: 0 H: 0 E: 0 K: 0 S: 5	H: 0 LOB: 0 BB: 0 P: 9	R: 1 H: 1 E: 0 K: 2 S: 14	H: 1 LOB: 1 BB: 1 P: 23	R: 1 H: 2 E: 0 K: 0 S: 19	H: 2 LOB: 2 BB: 1 P: 33	1B: 7 2B: 2 3B: 1 HR: 0	SF: 0 SAC: 0 DP: 0 HBP: 0	WP: 0 PB: 0 SB: 0 CS: 0	PA: 39
<b>PITCHER</b>	IP WLS BF H R ER SO BB IBB HBP BLK WP HR S P ERA WHIP																			
67 Scott Carroll, R (1, 1) ERA: 4.41	5.0 L 25 7 5 3 4 2 0 0 0 0 0 0 0 0.00 1.800																			
53 Eric Surkamp, L (6, 1) ERA: 6.75	1.1 5 0 1 1 1 1 0 0 0 0 0 0 0 6.75 0.750																			
64 André Rienzo, R (7, 1) ERA: 5.85	1.2 9 3 1 1 1 1 0 0 0 0 0 0 0 5.40 2.400																			

**Chicago White Sox @ Toronto Blue Jays**  
Rogers Centre, Toronto, ON  
Thu Jun 26 2014, 7:09 PM - 10:09 PM EDT  
Att: 23,248 - Clear - 75 F

livebaseballscorecards.com

AB 35  
R 7  
H 10  
RBI 6  
BB 4  
SO 6  
LOB 18









Batter	1	2	3	4	5	6	7	8	9	AB	R	H	RBI	BB	SO	LOB	TOP				
1 Adam Eaton, L (1, 8) OBP: 0.349, SLG: 0.383	G6-3		G6-3			L9		15 10 1B		4	1	1	0	0	0	0					
15 Gordon Beckham, R (1, 4) OBP: 0.315, SLG: 0.415	K			G5-3			F9	10 1B		4	0	1	0	0	0	1					
12 Conor Gillaspie, L (1, 5) OBP: 0.358, SLG: 0.421	F8			G3			G6-3	10 1B		3	0	0	0	0	0	0					
10 Alexei Ramirez, R (8, PH) (8, 6)				G3			G6-3	10 1B		1	0	1	1	0	0	0					
79 José Abreu, R (1, 3) OBP: 0.329, SLG: 0.631			G6-3		F8		24 HR	G6-3		4	1	1	0	0	0	2					
44 Adam Dunn, L (1, 10) OBP: 0.370, SLG: 0.447		G4-3				30 CS	24 HR	30 1B	24 1B	2	1	2	0	2	0	0					
24 Davan Vicedo, R (1, 9) OBP: 0.300, SLG: 0.408		G4-3						30 1B		4	1	2	3	0	1	2					
25 Moisés Sierra, R (9, PR) (9, 9)		G4-3						30 1B		0	0	0	0	0	0	0					
30 Alejandro De Aza, L (1, 7) OBP: 0.293, SLG: 0.347		G3-1								4	0	1	0	0	2	2					
21 Tyler Flowers, R (1, 2) OBP: 0.297, SLG: 0.327			K			P3			F9	4	0	0	0	0	2	3					
28 Leury Garcia, S (1, 6) (8, 5)		K				K			G4-3	4	0	0	0	0	2	3					
									G1-2-3												
<b>Inning Stats</b>	R: 0 H: 0 E: 0 K: 1 S: 9	H: 0 LOB: 0 BB: 0 P: 17	R: 0 H: 1 E: 0 K: 0 S: 8	H: 1 LOB: 1 BB: 0 P: 14	R: 0 H: 0 E: 0 K: 2 S: 8	H: 0 LOB: 0 BB: 0 P: 13	R: 0 H: 0 E: 0 K: 0 S: 8	H: 0 LOB: 0 BB: 0 P: 14	R: 0 H: 0 E: 0 K: 2 S: 7	H: 0 LOB: 1 BB: 1 P: 15	R: 3 H: 2 E: 0 K: 1 S: 11	H: 2 LOB: 0 BB: 1 P: 19	R: 1 H: 3 E: 0 K: 1 S: 14	H: 3 LOB: 2 BB: 0 P: 20	R: 0 H: 3 E: 0 K: 0 S: 10	H: 3 LOB: 2 BB: 0 P: 16	1B: 6 2B: 3 HR: 1	SF: 0 SAC: 0 DP: 2 HBP: 0	WP: 0 PB: 0 CS: 1	PA: 36	
<b>PITCHER</b>	IP WLS BF H R ER SO BB IBB HBP BLK WP HR S P ERA WHIP	6.2 L 23 2 2 2 6 2 0 0 0 0 0 1 13 22 2.70 0.600	1.0 L 6 3 2 2 2 0 0 0 0 0 0 1 13 22 18.00 3.000	0.1 L 2 1 0 0 0 0 0 0 0 0 0 5 9 0.00 3.000	1.0 S 5 3 0 0 0 0 0 0 0 0 0 10 16 0.00 3.000																

Chicago White Sox @ Toronto Blue Jays  
Rogers Centre, Toronto, ON  
Sat Jun 28 2014, 1:11 PM - 4:07 PM EDT  
Att: 39,623 - Sunny - 71 F

livebaseballscorecards.com

AB 34  
R 4  
H 9  
RBI 4  
BB 2  
SO 8  
LOB 12



Batter	1	2	3	4	5	6	7	8	9	AB	R	H	RBI	BB	SO	LOB	BOTTOM					
7 José Reyes, S (1, 6) OBP: 0.316, SLG: 0.402	F8		K		F8				FC3-6	5	0	1	0	0	1	1						
53 Melky Cabrera, S (1, 7) OBP: 0.345, SLG: 0.466	K2-3		L9		G6-3		53 G4-6-3	10 FC6-4	F9	5	0	0	0	0	1	2						
10 Edwin Encarnación, R (1, 3) OBP: 0.364, SLG: 0.597								L5	FC6-4	3	0	1	0	2	0	1						
30 Dioner Navarro, S (1, 2) OBP: 0.313, SLG: 0.368				P4				47 1B		2	0	0	0	2	0	2						
55 Brad Glenn, R (1, 10) OBP: 0.412, SLG: 0.516				K		P4		K		3	0	0	0	0	1	2						
26 Adam Lind, L (8, PH) (9, 10)										1	0	0	0	0	1	1						
18 Steve Tolleson, R (1, 5) OBP: 0.309, SLG: 0.412										3	0	1	0	0	1	0						
47 Juan Francisco, L (8, PH) OBP: 0.314, SLG: 0.514										1	0	1	0	0	0	0						
28 Colby Rasmus, L (1, 8) OBP: 0.280, SLG: 0.483										2	1	0	0	2	1	3						
33 Darin Mastroianni, R (1, 9) OBP: 0.118, SLG: 0.250										3	1	1	2	0	0	2						
8 Anthony Coose, L (8, PH) OBP: 0.583, SLG: 0.304										1	1	1	0	0	0	0						
66 Munenori Kawasaki, L (1, 4) OBP: 0.345, SLG: 0.327										4	0	1	1	0	1	1						
<b>Inning Stats</b>	R: 0 H: 1 E: 0 K: 1 S: 10	H: 1 LOB: 2 BB: 1 P: 17	R: 0 H: 1 E: 0 K: 2 S: 8	H: 1 LOB: 0 BB: 0 P: 14	R: 0 H: 0 E: 0 K: 1 S: 11	H: 0 LOB: 1 BB: 1 P: 16	R: 2 H: 1 E: 0 K: 1 S: 15	H: 1 LOB: 0 BB: 1 P: 26	R: 0 H: 0 E: 0 K: 0 S: 7	H: 0 LOB: 1 BB: 1 P: 14	R: 0 H: 0 E: 0 K: 1 S: 7	H: 0 LOB: 0 BB: 1 P: 11	R: 0 H: 1 E: 0 K: 0 S: 7	H: 1 LOB: 2 BB: 0 P: 10	R: 0 H: 1 E: 0 K: 1 S: 16	H: 1 LOB: 2 BB: 1 P: 24	R: 1 H: 2 E: 0 K: 0 S: 10	H: 2 LOB: 1 BB: 0 P: 17	1B: 5 2B: 1 3B: 0 HR: 1	SF: 0 SAC: 0 DP: 1 HBP: 0	WP: 0 PB: 1 CS: 0	PA: 39
<b>PITCHER</b>	IP WLS BF H R ER SO BB IBB HBP BLK WP HR S P ERA WHIP	7.0 W 29 4 2 2 6 5 0 0 0 0 0 0 8 13 0.00 1.286	0.1 H 2 0 0 0 0 0 0 0 0 0 0 3 3 0.00 0.000	0.1 H 1 0 0 0 1 0 0 0 0 0 0 3 3 0.00 0.000	1.1 S 7 3 1 1 0 0 0 0 0 0 0 15 25 6.75 2.250																	

Chicago White Sox @ Toronto Blue Jays  
Rogers Centre, Toronto, ON  
Sat Jun 28 2014, 1:11 PM - 4:07 PM EDT  
Att: 39,623 - Sunny - 71 F

livebaseballscorecards.com

AB 33  
R 3  
H 7  
RBI 3  
BB 6  
SO 7  
LOB 15






Batter	1	2	3	4	5	6	7	8	9	AB	R	H	RBI	BB	SO	LOB	TOP							
1 Adam Eaton, L (1, 8) OBP: 0.348, SLG: 0.378										3	0	0	0	1	1	0								
15 Gordon Beckham, R (1, 4) OBP: 0.314, SLG: 0.416										4	1	1	0	0	0	1								
79 José Abreu, R (1, 10) OBP: 0.328, SLG: 0.625										4	0	1	1	1	0	1								
24 Dayan Viciedo, R (1, 7) OBP: 0.299, SLG: 0.403										3	0	0	0	1	1	0								
30 Alejandro De Azca, L (8, 7) OBP: 0.293, SLG: 0.347										0	0	0	0	0	0	0								
10 Alexei Ramirez, R (1, 6) OBP: 0.329, SLG: 0.426										4	0	2	0	0	0	2								
14 Paul Konerko, R (1, 3) OBP: 0.296, SLG: 0.366										3	1	1	0	1	1	1								
25 Moisés Sierra, R (1, 9) OBP: 0.234, SLG: 0.302										4	2	2	1	0	1	3								
21 Tyler Flowers, R (1, 2) OBP: 0.296, SLG: 0.326										4	0	1	2	0	1	2								
28 Leury Garcia, S (1, 5) OBP: 0.224, SLG: 0.264										4	0	0	0	0	0	1								
<b>Inning Stats</b>	R: 0 H: 0 E: 0 K: 1 S: 9	H: 0 LOB: 0 BB: 0 P: 11	R: 0 H: 2 E: 0 K: 2 S: 13	H: 2 LOB: 2 BB: 0 P: 20	R: 1 H: 2 E: 0 K: 0 S: 8	H: 2 LOB: 2 BB: 1 P: 16	R: 1 H: 1 E: 0 K: 1 S: 10	H: 1 LOB: 0 BB: 0 P: 16	R: 0 H: 0 E: 0 K: 0 S: 7	H: 0 LOB: 0 BB: 1 P: 13	R: 0 H: 1 E: 0 K: 1 S: 14	H: 1 LOB: 1 BB: 0 P: 21	R: 0 H: 0 E: 0 K: 0 S: 5	H: 0 LOB: 0 BB: 0 P: 9	R: 0 H: 0 E: 0 K: 0 S: 6	H: 0 LOB: 0 BB: 0 P: 9	R: 2 H: 2 E: 0 K: 0 S: 9	H: 2 LOB: 0 BB: 1 P: 15	1B: 4 2B: 4 HR: 1	SF: 0 SAC: 0 DP: 2 HBP: 0	WP: 0 PB: 0 CS: 0	PA: 36		
<b>PITCHER</b>	IP WLS BF H R ER SO BB IBB HBP BLK WP HR S P ERA WHIP	IP WLS BF H R ER SO BB IBB HBP BLK WP HR S P ERA WHIP	IP WLS BF H R ER SO BB IBB HBP BLK WP HR S P ERA WHIP	IP WLS BF H R ER SO BB IBB HBP BLK WP HR S P ERA WHIP	IP WLS BF H R ER SO BB IBB HBP BLK WP HR S P ERA WHIP	IP WLS BF H R ER SO BB IBB HBP BLK WP HR S P ERA WHIP	IP WLS BF H R ER SO BB IBB HBP BLK WP HR S P ERA WHIP	IP WLS BF H R ER SO BB IBB HBP BLK WP HR S P ERA WHIP	IP WLS BF H R ER SO BB IBB HBP BLK WP HR S P ERA WHIP	IP WLS BF H R ER SO BB IBB HBP BLK WP HR S P ERA WHIP	IP WLS BF H R ER SO BB IBB HBP BLK WP HR S P ERA WHIP	IP WLS BF H R ER SO BB IBB HBP BLK WP HR S P ERA WHIP	IP WLS BF H R ER SO BB IBB HBP BLK WP HR S P ERA WHIP	IP WLS BF H R ER SO BB IBB HBP BLK WP HR S P ERA WHIP	IP WLS BF H R ER SO BB IBB HBP BLK WP HR S P ERA WHIP	IP WLS BF H R ER SO BB IBB HBP BLK WP HR S P ERA WHIP	IP WLS BF H R ER SO BB IBB HBP BLK WP HR S P ERA WHIP	IP WLS BF H R ER SO BB IBB HBP BLK WP HR S P ERA WHIP	IP WLS BF H R ER SO BB IBB HBP BLK WP HR S P ERA WHIP	IP WLS BF H R ER SO BB IBB HBP BLK WP HR S P ERA WHIP	IP WLS BF H R ER SO BB IBB HBP BLK WP HR S P ERA WHIP	IP WLS BF H R ER SO BB IBB HBP BLK WP HR S P ERA WHIP	IP WLS BF H R ER SO BB IBB HBP BLK WP HR S P ERA WHIP	IP WLS BF H R ER SO BB IBB HBP BLK WP HR S P ERA WHIP

Chicago White Sox @ Toronto Blue Jays  
Rogers Centre, Toronto, ON  
Sun Jun 29 2014, 1:09 PM - 3:39 PM EDT  
Att: 33,177 - Sunny - 81 F

AB 33  
R 4  
H 8  
RBI 4  
BB 3  
SO 5  
LOB 11



Batter	1	2	3	4	5	6	7	8	9	AB	R	H	RBI	BB	SO	LOB	BOTTOM							
7 José Reyes, S (1, 6) OBP: 0.318, SLG: 0.407										4	0	2	0	0	0	0								
33 Darin Mastroianni, R (1, 7) OBP: 0.150, SLG: 0.203										3	0	1	0	0	0	2								
47 Juan Francisco, L (9, 5) OBP: 0.313, SLG: 0.511										3	0	1	0	1	0	2								
10 Edwin Encarnación, R (1, 10) OBP: 0.365, SLG: 0.594										2	0	0	0	0	2	1								
30 Dioner Navarro, S (1, 2) OBP: 0.310, SLG: 0.365										1	0	0	0	0	2	2								
19 José Bautista, R (6, PH) OBP: 0.432, SLG: 0.524										3	0	0	0	0	1	0								
22 Josh Thole, L (7, 2) OBP: 0.338, SLG: 0.290										3	0	0	0	0	1	0								
55 Brad Glenn, R (1, 9) OBP: 0.350, SLG: 0.301										1	0	0	0	0	0	1								
8 Anthony Gose, L (9, PH) OBP: 0.350, SLG: 0.301										3	0	0	0	0	1	0								
26 Adam Lind, L (1, 3) OBP: 0.406, SLG: 0.506										3	0	0	0	0	1	0								
18 Steve Tolleson, R (1, 5) OBP: 0.309, SLG: 0.402										2	0	0	0	1	1	0								
28 Colby Rasmus, L (1, 8) OBP: 0.275, SLG: 0.475										3	0	0	0	0	2	1								
66 Munenori Kawasaki, L (1, 4) OBP: 0.333, SLG: 0.315										2	0	0	0	0	0	0								
53 Melky Cabrera, S (8, PH) OBP: 0.344, SLG: 0.465										1	0	0	0	0	0	0								
<b>Inning Stats</b>	R: 0 H: 1 E: 0 K: 0 S: 6	H: 0 LOB: 0 BB: 0 P: 8	R: 0 H: 0 E: 0 K: 2 S: 10	H: 0 LOB: 0 BB: 0 P: 12	R: 0 H: 0 E: 0 K: 1 S: 7	H: 0 LOB: 0 BB: 0 P: 9	R: 0 H: 1 E: 0 K: 1 S: 18	H: 1 LOB: 0 BB: 0 P: 26	R: 0 H: 0 E: 0 K: 1 S: 10	H: 0 LOB: 1 BB: 1 P: 18	R: 0 H: 1 E: 0 K: 0 S: 12	H: 1 LOB: 2 BB: 1 P: 24	R: 0 H: 0 E: 0 K: 2 S: 11	H: 0 LOB: 0 BB: 0 P: 17	R: 0 H: 0 E: 0 K: 0 S: 8	H: 0 LOB: 0 BB: 0 P: 11	R: 0 H: 1 E: 0 K: 1 S: 12	H: 1 LOB: 0 BB: 0 P: 16	1B: 3 2B: 2 HR: 0	SF: 0 SAC: 0 DP: 1 HBP: 0	WP: 1 PB: 0 CS: 0	PA: 32		
<b>PITCHER</b>	IP WLS BF H R ER SO BB IBB HBP BLK WP HR S P ERA WHIP	IP WLS BF H R ER SO BB IBB HBP BLK WP HR S P ERA WHIP	IP WLS BF H R ER SO BB IBB HBP BLK WP HR S P ERA WHIP	IP WLS BF H R ER SO BB IBB HBP BLK WP HR S P ERA WHIP	IP WLS BF H R ER SO BB IBB HBP BLK WP HR S P ERA WHIP	IP WLS BF H R ER SO BB IBB HBP BLK WP HR S P ERA WHIP	IP WLS BF H R ER SO BB IBB HBP BLK WP HR S P ERA WHIP	IP WLS BF H R ER SO BB IBB HBP BLK WP HR S P ERA WHIP	IP WLS BF H R ER SO BB IBB HBP BLK WP HR S P ERA WHIP	IP WLS BF H R ER SO BB IBB HBP BLK WP HR S P ERA WHIP	IP WLS BF H R ER SO BB IBB HBP BLK WP HR S P ERA WHIP	IP WLS BF H R ER SO BB IBB HBP BLK WP HR S P ERA WHIP	IP WLS BF H R ER SO BB IBB HBP BLK WP HR S P ERA WHIP	IP WLS BF H R ER SO BB IBB HBP BLK WP HR S P ERA WHIP	IP WLS BF H R ER SO BB IBB HBP BLK WP HR S P ERA WHIP	IP WLS BF H R ER SO BB IBB HBP BLK WP HR S P ERA WHIP	IP WLS BF H R ER SO BB IBB HBP BLK WP HR S P ERA WHIP	IP WLS BF H R ER SO BB IBB HBP BLK WP HR S P ERA WHIP	IP WLS BF H R ER SO BB IBB HBP BLK WP HR S P ERA WHIP	IP WLS BF H R ER SO BB IBB HBP BLK WP HR S P ERA WHIP	IP WLS BF H R ER SO BB IBB HBP BLK WP HR S P ERA WHIP	IP WLS BF H R ER SO BB IBB HBP BLK WP HR S P ERA WHIP	IP WLS BF H R ER SO BB IBB HBP BLK WP HR S P ERA WHIP	IP WLS BF H R ER SO BB IBB HBP BLK WP HR S P ERA WHIP

Chicago White Sox @ Toronto Blue Jays  
Rogers Centre, Toronto, ON  
Sun Jun 29 2014, 1:09 PM - 3:39 PM EDT  
Att: 33,177 - Sunny - 81 F

AB 30  
R 0  
H 4  
RBI 0  
BB 2  
SO 8  
LOB 10





Batter	1	2	3	4	5	6	7	8	9	AB	R	H	RBI	BB	SO	LOB	TOP			
56 Kole Calhoun, L OBP: 0.339, SLG: 0.477										3	0	0	0	2	2	4				
27 Mike Trout, R OBP: 0.407, SLG: 0.615										4	1	1	3	1	3	1				
5 Albert Pujols, R OBP: 0.313, SLG: 0.473										5	2	1	1	0	1	4				
32 Josh Hamilton, L OBP: 0.389, SLG: 0.469										4	1	2	1	1	2	1				
2 Erick Aybar, S OBP: 0.321, SLG: 0.426										5	0	0	1	0	0	2				
47 Howie Kendrick, R OBP: 0.322, SLG: 0.373										4	1	0	0	1	3	2				
6 David Freese, R OBP: 0.305, SLG: 0.299										4	0	1	0	0	0	2				
8 John McDonald, R OBP: 0.298, SLG: 0.244										0	1	0	0	0	0	0				
17 Chris Iannetta, R OBP: 0.379, SLG: 0.421										2	1	2	2	2	0	0				
7 Collin Cowgill, R OBP: 0.359, SLG: 0.429										4	1	1	0	0	2	4				
<b>Inning Stats</b>	R: 0 H: 0 K: 3 S: 10	H: 0 LOB: 1 BB: 1 P: 19	R: 0 H: 0 K: 0 S: 10	H: 0 LOB: 0 BB: 0 P: 14	R: 0 H: 0 K: 1 S: 9	H: 0 LOB: 2 BB: 3 P: 22	R: 0 H: 0 K: 1 S: 8	H: 0 LOB: 1 BB: 1 P: 16	R: 4 H: 3 K: 2 S: 20	H: 3 LOB: 0 BB: 1 P: 33	R: 1 H: 1 K: 0 S: 10	H: 1 LOB: 1 BB: 1 P: 18	R: 1 H: 1 K: 1 S: 17	H: 2 LOB: 2 BB: 0 P: 25	R: 1 H: 1 K: 2 S: 13	H: 1 LOB: 1 BB: 0 P: 17	1B: 4 2B: 1 3B: 0 HR: 3	SF: 0 SAC: 0 DP: 1 HBP: 0	WP: 2 PB: 0 CS: 0 SB: 0	PA: 42
<b>PITCHER</b>	IP: 5.0 WLS: L BF: 24 ERA: 9.00	H: 3 R: 5 ER: 5 SO: 7	H: 0 R: 2 ER: 1 SO: 1	H: 0 R: 1 ER: 1 SO: 5	H: 0 R: 0 ER: 0 SO: 0	H: 0 R: 0 ER: 0 SO: 0	H: 0 R: 0 ER: 0 SO: 0	H: 0 R: 0 ER: 0 SO: 0	H: 0 R: 1 ER: 1 SO: 15	H: 3 R: 21 ER: 4.50 SO: 21	H: 0 R: 0 ER: 0 SO: 2	H: 1 R: 15 ER: 4.50 SO: 42	H: 0 R: 0 ER: 0 SO: 0	H: 0 R: 0 ER: 0 SO: 0	H: 0 R: 0 ER: 0 SO: 0	H: 0 R: 0 ER: 0 SO: 0	WP: 0 HR: 0 S: 0 P: 0	ERA: 9.00 WHIP: 2.000		
48 Hector Noesi, R ERA: 5.33	IP: 5.0 WLS: L BF: 24 ERA: 5.33	H: 3 R: 5 ER: 5 SO: 7	H: 0 R: 2 ER: 1 SO: 1	H: 0 R: 1 ER: 1 SO: 5	H: 0 R: 0 ER: 0 SO: 0	H: 0 R: 0 ER: 0 SO: 0	H: 0 R: 0 ER: 0 SO: 0	H: 0 R: 0 ER: 0 SO: 0	H: 0 R: 1 ER: 1 SO: 15	H: 3 R: 21 ER: 4.50 SO: 21	H: 0 R: 0 ER: 0 SO: 2	H: 1 R: 15 ER: 4.50 SO: 42	H: 0 R: 0 ER: 0 SO: 0	H: 0 R: 0 ER: 0 SO: 0	H: 0 R: 0 ER: 0 SO: 0	H: 0 R: 0 ER: 0 SO: 0	WP: 0 HR: 0 S: 0 P: 0	ERA: 5.33 WHIP: 1.000		
54 Ronald Belisario, R ERA: 5.49	IP: 2.0 WLS: 0 BF: 8 ERA: 5.49	H: 2 R: 1 ER: 1 SO: 1	H: 0 R: 0 ER: 0 SO: 0	H: 0 R: 0 ER: 0 SO: 0	H: 0 R: 0 ER: 0 SO: 0	H: 0 R: 0 ER: 0 SO: 0	H: 0 R: 0 ER: 0 SO: 0	H: 0 R: 0 ER: 0 SO: 0	H: 0 R: 1 ER: 1 SO: 15	H: 3 R: 21 ER: 4.50 SO: 21	H: 0 R: 0 ER: 0 SO: 2	H: 1 R: 15 ER: 4.50 SO: 42	H: 0 R: 0 ER: 0 SO: 0	H: 0 R: 0 ER: 0 SO: 0	H: 0 R: 0 ER: 0 SO: 0	H: 0 R: 0 ER: 0 SO: 0	WP: 0 HR: 0 S: 0 P: 0	ERA: 5.49 WHIP: 1.500		
40 Daniel Webb, R ERA: 3.38	IP: 2.0 WLS: 0 BF: 10 ERA: 3.38	H: 3 R: 2 ER: 1 SO: 5	H: 0 R: 0 ER: 0 SO: 0	H: 0 R: 0 ER: 0 SO: 0	H: 0 R: 0 ER: 0 SO: 0	H: 0 R: 0 ER: 0 SO: 0	H: 0 R: 0 ER: 0 SO: 0	H: 0 R: 0 ER: 0 SO: 0	H: 0 R: 1 ER: 1 SO: 15	H: 3 R: 21 ER: 4.50 SO: 21	H: 0 R: 0 ER: 0 SO: 2	H: 1 R: 15 ER: 4.50 SO: 42	H: 0 R: 0 ER: 0 SO: 0	H: 0 R: 0 ER: 0 SO: 0	H: 0 R: 0 ER: 0 SO: 0	H: 0 R: 0 ER: 0 SO: 0	WP: 0 HR: 0 S: 0 P: 0	ERA: 3.38 WHIP: 1.500		

Los Angeles Angels @ Chicago White Sox  
U.S. Cellular Field, Chicago, IL  
Tue Jul 01 2014, 5:11 PM - 8:06 PM EDT  
Partly Cloudy - 81 F

livebaseballscorecards.com

AB 35  
R 8  
H 8  
RBI 8  
BB 7  
SO 13  
LOB 20

Batter	1	2	3	4	5	6	7	8	9	AB	R	H	RBI	BB	SO	LOB	BOTTOM					
1 Adam Eaton, L OBP: 0.350, SLG: 0.382										3	1	1	0	1	1	0						
15 Gordon Beckham, R OBP: 0.313, SLG: 0.411										3	1	0	0	1	0	2						
12 Conor Gillaspie, L OBP: 0.354, SLG: 0.415										3	0	0	0	0	2	2						
14 Paul Konerko, R OBP: 0.262, SLG: 0.372										1	1	1	0	0	0	0						
79 José Abreu, R OBP: 0.330, SLG: 0.633										3	1	1	3	1	1	0						
44 Adam Dunn, L OBP: 0.368, SLG: 0.442										3	0	0	0	1	2	0						
10 Alexei Ramirez, R OBP: 0.326, SLG: 0.421										4	0	0	0	0	0	2						
24 Dayan Viciedo, R OBP: 0.296, SLG: 0.398										4	0	0	0	0	0	1						
30 Alejandro De Aza, L OBP: 0.293, SLG: 0.344										2	0	0	0	0	1	0						
21 Tyler Flowers, R OBP: 0.294, SLG: 0.323										2	0	0	0	0	1	1						
25 Moisés Sierra, R OBP: 0.232, SLG: 0.299										1	0	0	0	0	1	0						
17 Adrian Nieto, S OBP: 0.333, SLG: 0.304										0	0	0	0	0	0	0						
<b>Inning Stats</b>	R: 3 H: 1 K: 2 S: 16	H: 0 LOB: 2 BB: 2 P: 30	R: 0 H: 0 K: 1 S: 8	H: 0 LOB: 0 BB: 0 P: 15	R: 0 H: 0 K: 1 S: 7	H: 0 LOB: 0 BB: 0 P: 10	R: 0 H: 0 K: 2 S: 9	H: 0 LOB: 0 BB: 0 P: 12	R: 0 H: 1 K: 1 S: 9	H: 1 LOB: 2 BB: 0 P: 13	R: 0 H: 0 K: 0 S: 8	H: 0 LOB: 0 BB: 0 P: 14	R: 0 H: 0 K: 0 S: 5	H: 0 LOB: 0 BB: 0 P: 9	R: 0 H: 0 K: 2 S: 11	H: 0 LOB: 0 BB: 0 P: 12	R: 1 H: 1 K: 0 S: 7	H: 1 LOB: 2 BB: 2 P: 18	1B: 1 2B: 1 3B: 0 HR: 1	SF: 0 SAC: 0 DP: 1 HBP: 1	WP: 1 PB: 0 CS: 0 SB: 0	PA: 34
<b>PITCHER</b>	IP: 8.0 WLS: W BF: 29 ERA: 2.81	H: 3 R: 3 ER: 3 SO: 9	H: 0 R: 0 ER: 0 SO: 0	H: 0 R: 0 ER: 0 SO: 0	H: 0 R: 0 ER: 0 SO: 0	H: 0 R: 0 ER: 0 SO: 0	H: 0 R: 0 ER: 0 SO: 0	H: 0 R: 0 ER: 0 SO: 0	H: 0 R: 1 ER: 1 SO: 15	H: 3 R: 21 ER: 3.38 SO: 21	H: 0 R: 0 ER: 0 SO: 2	H: 1 R: 15 ER: 4.50 SO: 42	H: 0 R: 0 ER: 0 SO: 0	H: 0 R: 0 ER: 0 SO: 0	H: 0 R: 0 ER: 0 SO: 0	H: 0 R: 0 ER: 0 SO: 0	H: 0 R: 0 ER: 0 SO: 0	WP: 0 HR: 0 S: 0 P: 0	ERA: 2.81 WHIP: 0.500			
51 Rich Hill, L ERA: 2.81	IP: 8.0 WLS: W BF: 29 ERA: 2.81	H: 3 R: 3 ER: 3 SO: 9	H: 0 R: 0 ER: 0 SO: 0	H: 0 R: 0 ER: 0 SO: 0	H: 0 R: 0 ER: 0 SO: 0	H: 0 R: 0 ER: 0 SO: 0	H: 0 R: 0 ER: 0 SO: 0	H: 0 R: 0 ER: 0 SO: 0	H: 0 R: 1 ER: 1 SO: 15	H: 3 R: 21 ER: 3.38 SO: 21	H: 0 R: 0 ER: 0 SO: 2	H: 1 R: 15 ER: 4.50 SO: 42	H: 0 R: 0 ER: 0 SO: 0	H: 0 R: 0 ER: 0 SO: 0	H: 0 R: 0 ER: 0 SO: 0	H: 0 R: 0 ER: 0 SO: 0	WP: 0 HR: 0 S: 0 P: 0	ERA: 2.81 WHIP: 0.500				
38 Joe Smith, R ERA: 2.86	IP: 1.0 WLS: S BF: 2 ERA: 2.86	H: 0 R: 0 ER: 0 SO: 0	H: 0 R: 0 ER: 0 SO: 0	H: 0 R: 0 ER: 0 SO: 0	H: 0 R: 0 ER: 0 SO: 0	H: 0 R: 0 ER: 0 SO: 0	H: 0 R: 0 ER: 0 SO: 0	H: 0 R: 0 ER: 0 SO: 0	H: 0 R: 1 ER: 1 SO: 15	H: 3 R: 21 ER: 3.38 SO: 21	H: 0 R: 0 ER: 0 SO: 2	H: 1 R: 15 ER: 4.50 SO: 42	H: 0 R: 0 ER: 0 SO: 0	H: 0 R: 0 								

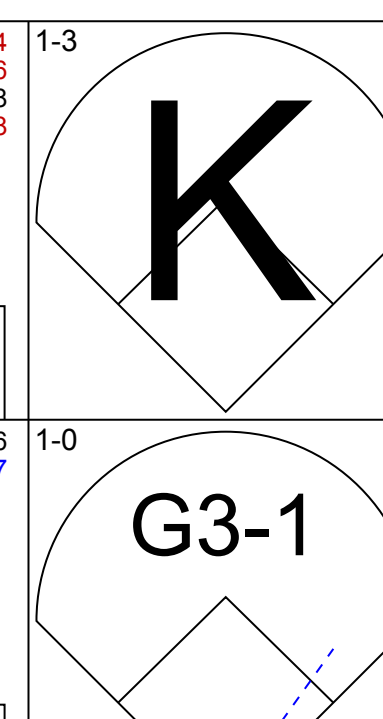
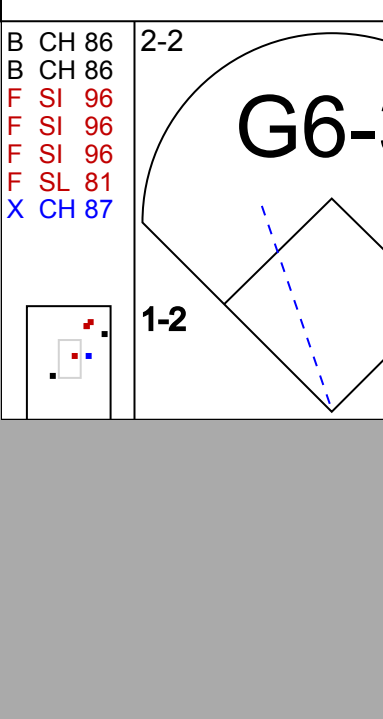
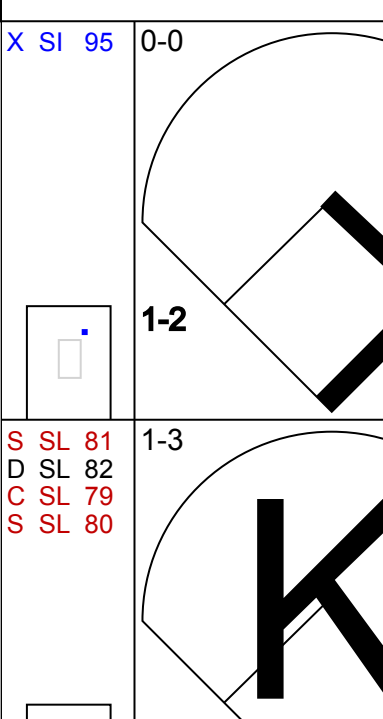
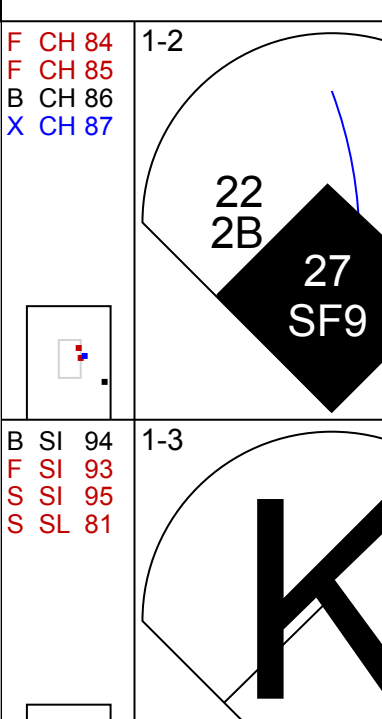
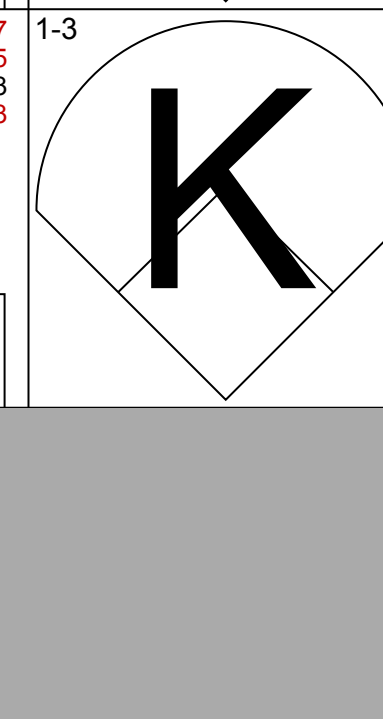
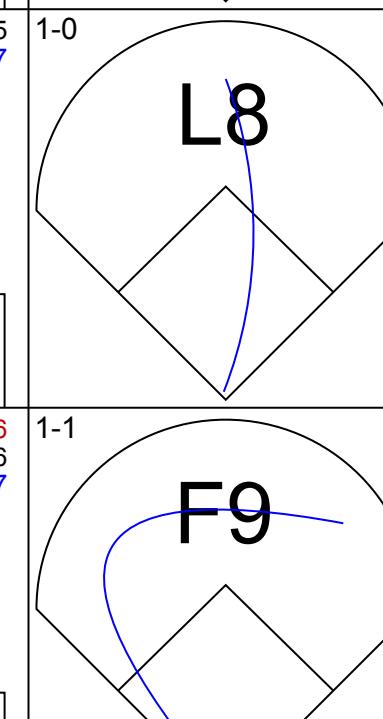
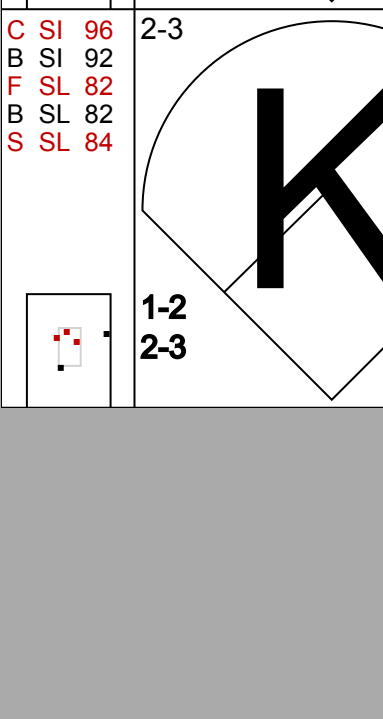
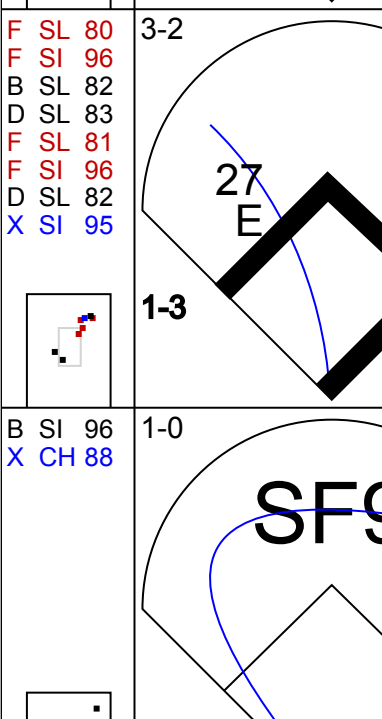



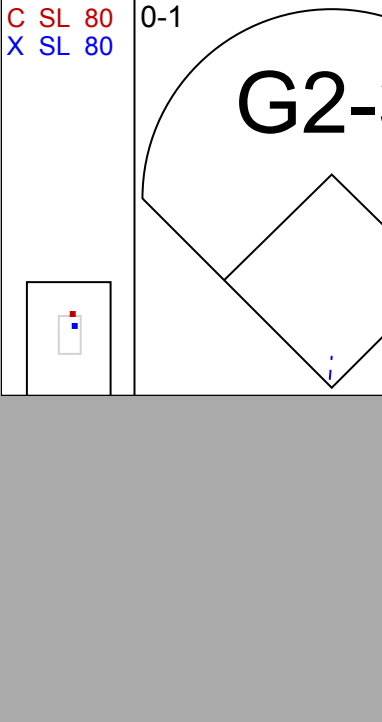
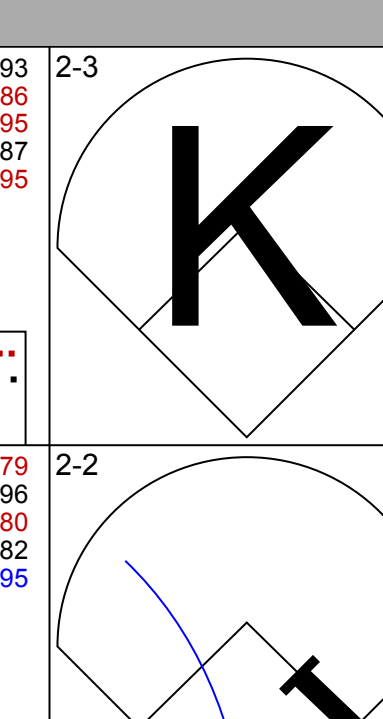
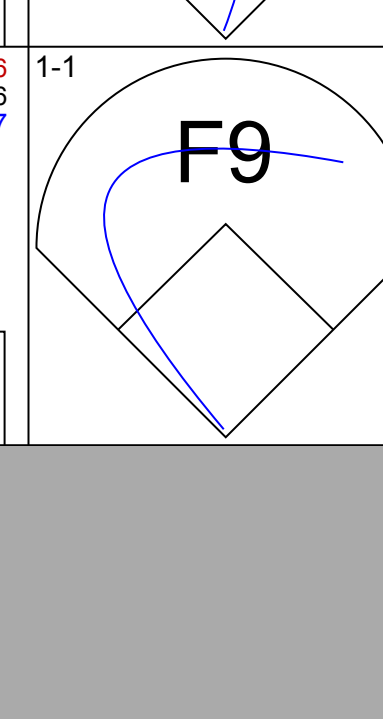
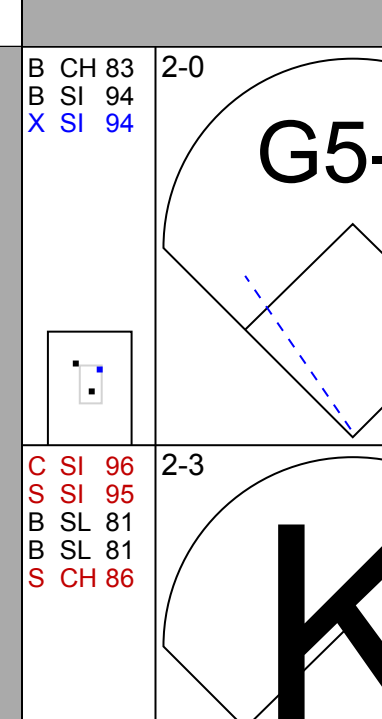
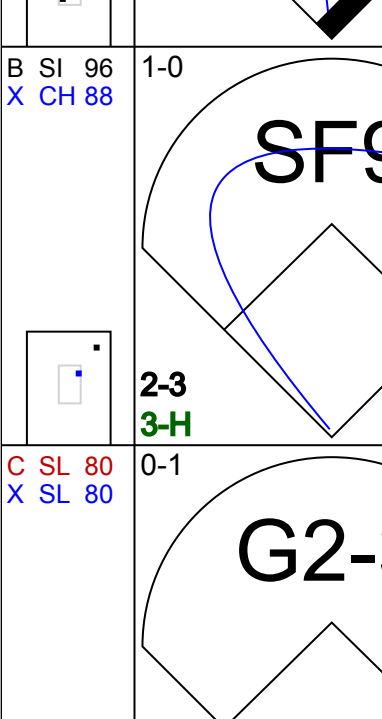

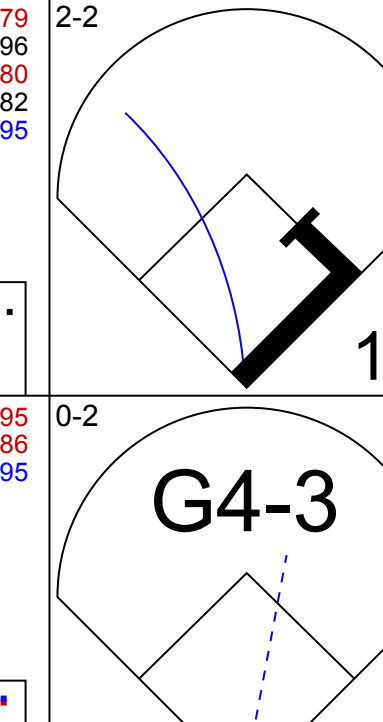
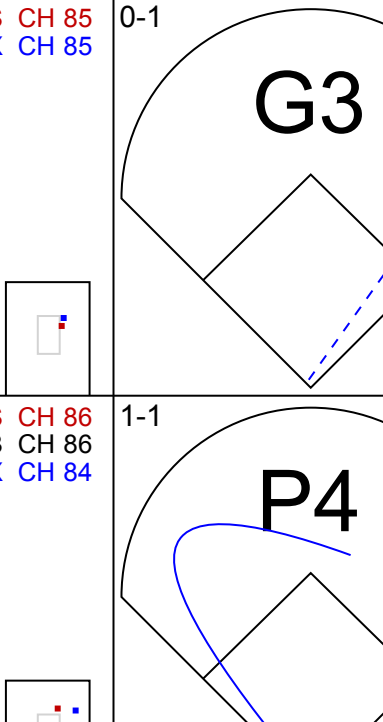
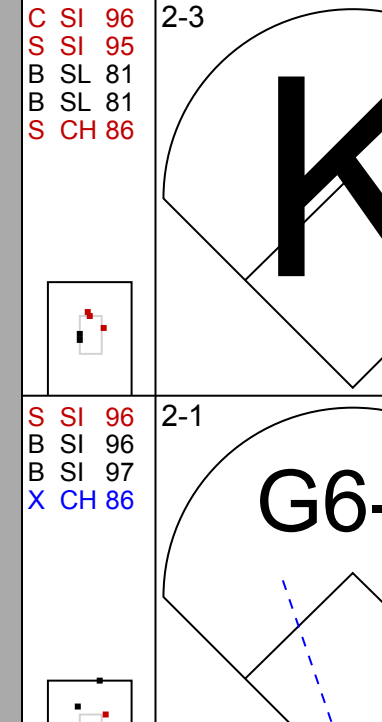
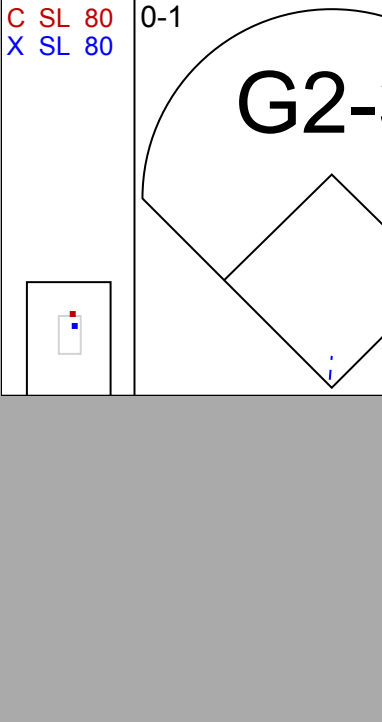
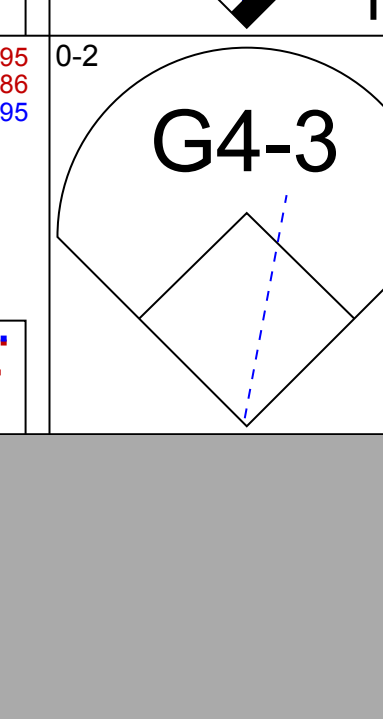
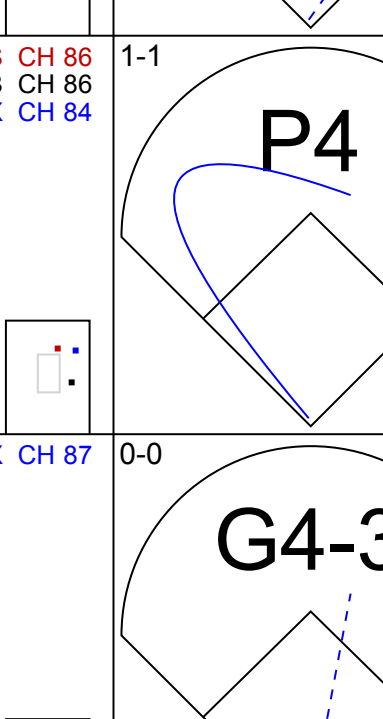
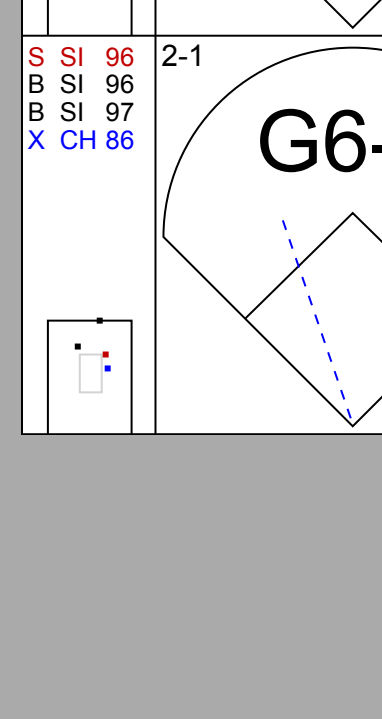
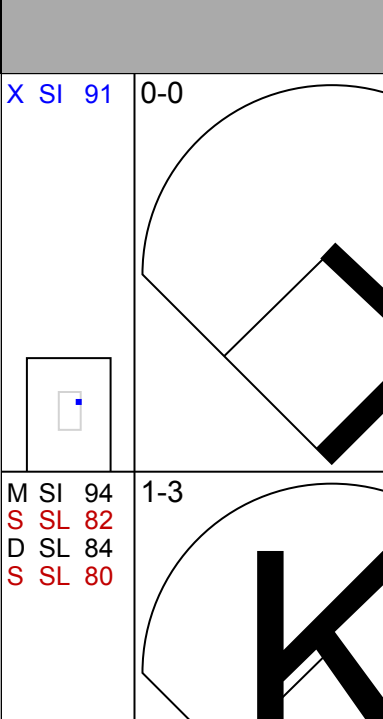
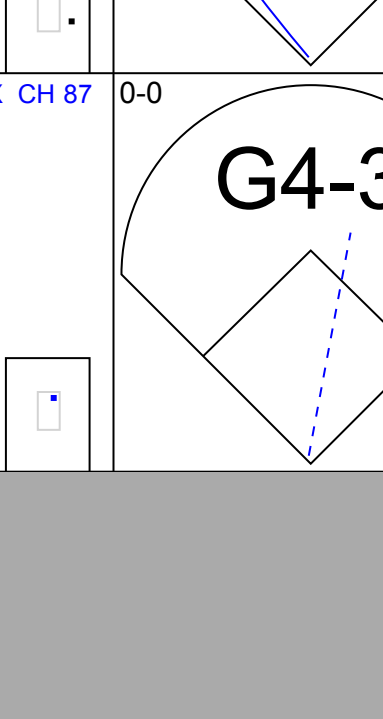
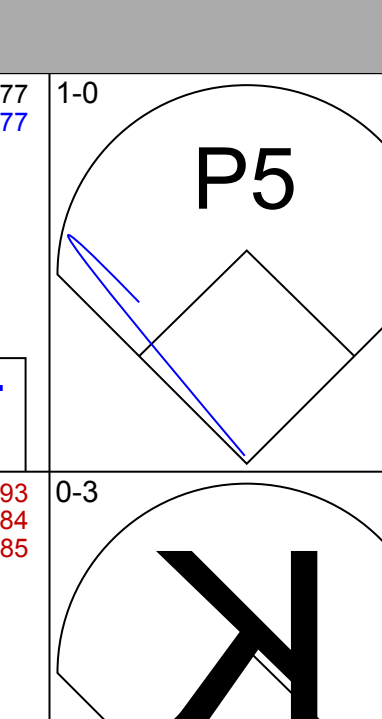
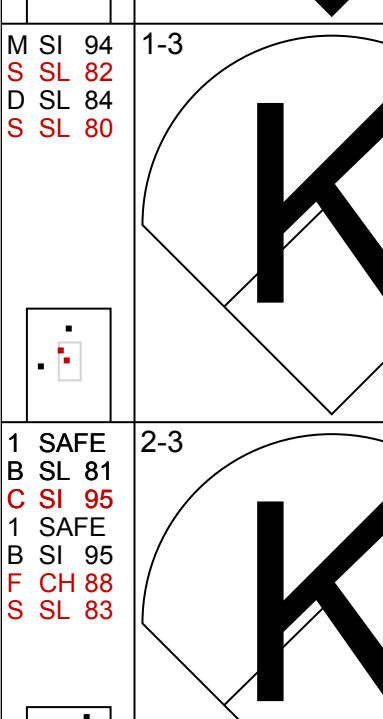
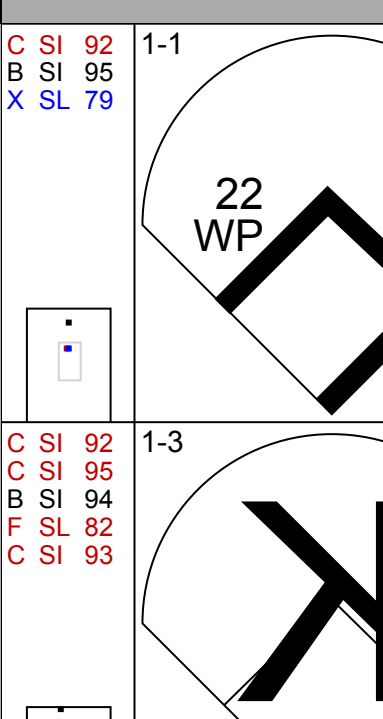
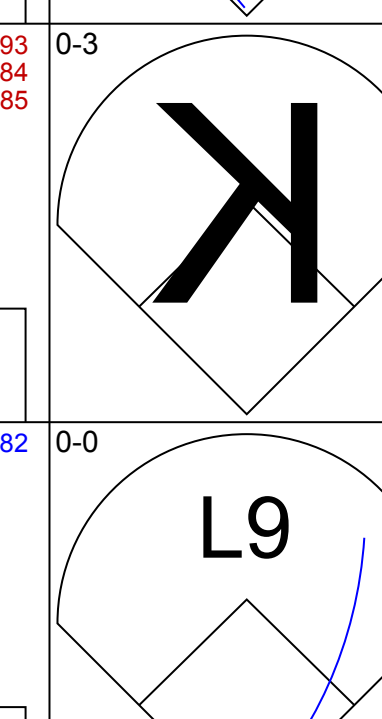
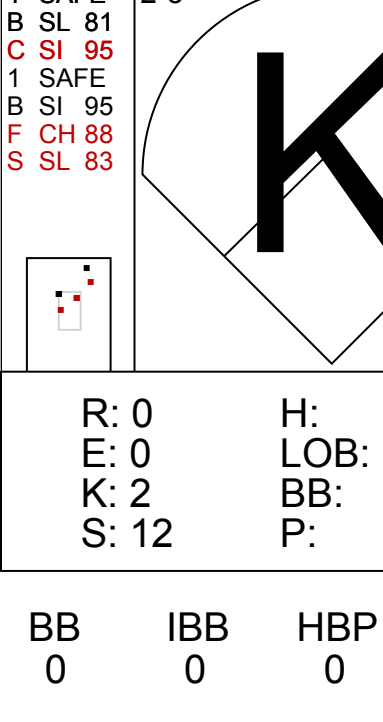
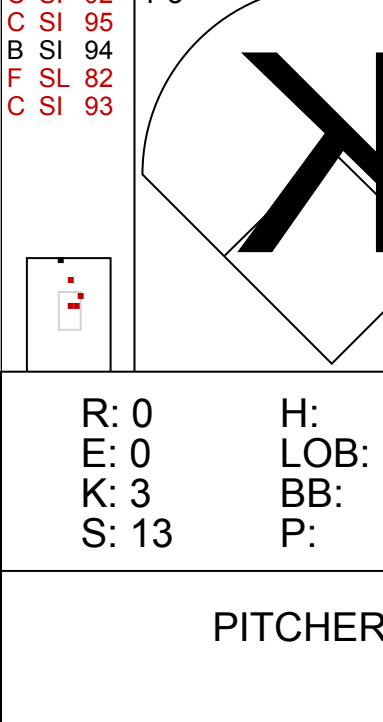
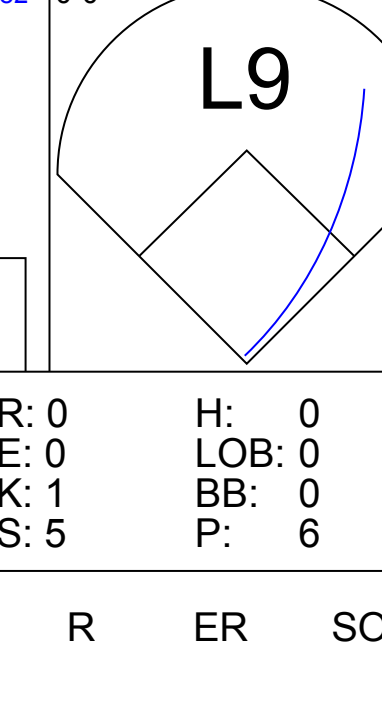


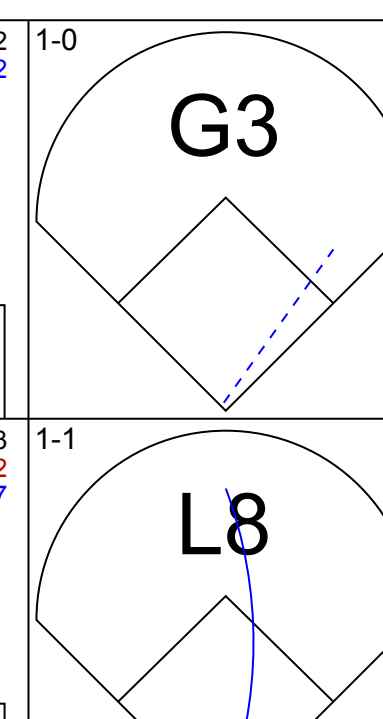
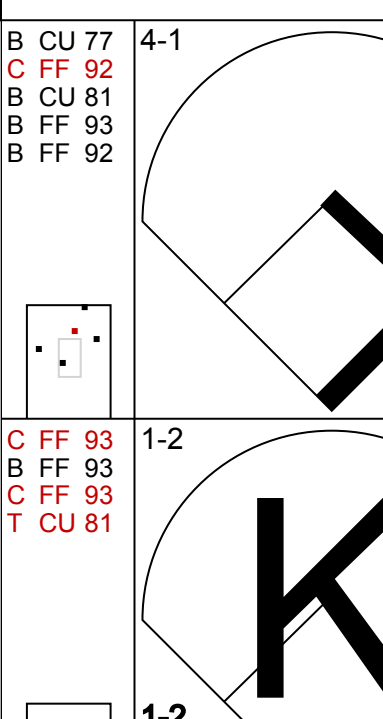
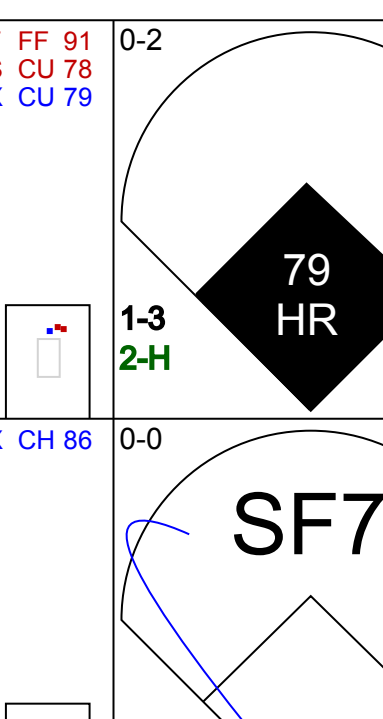
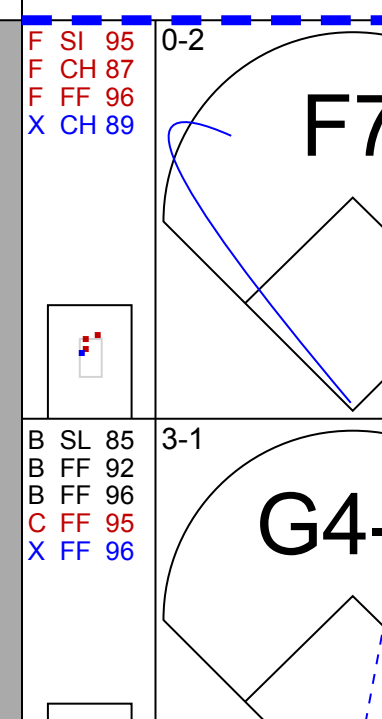

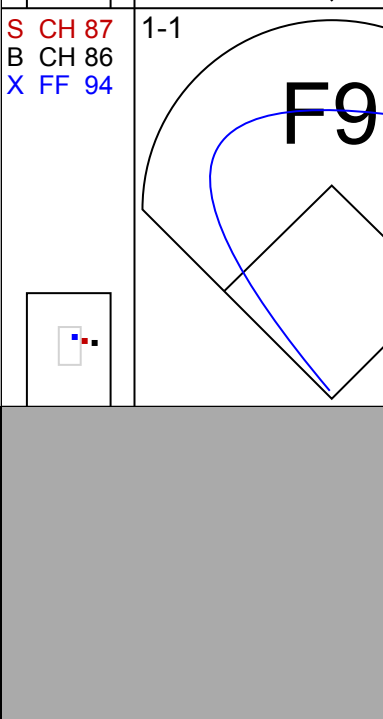
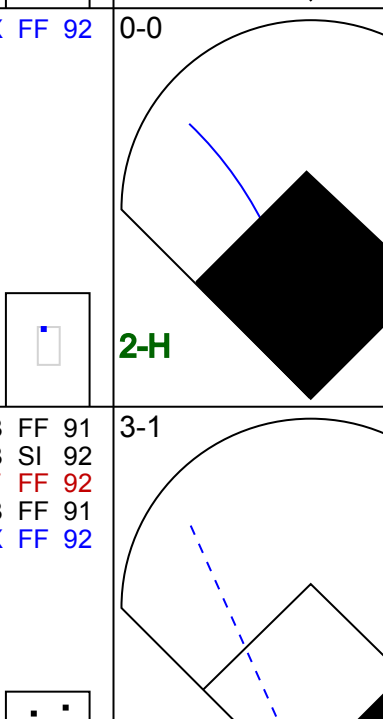
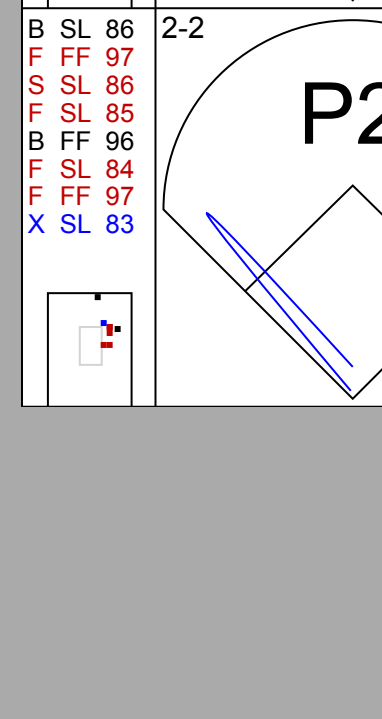


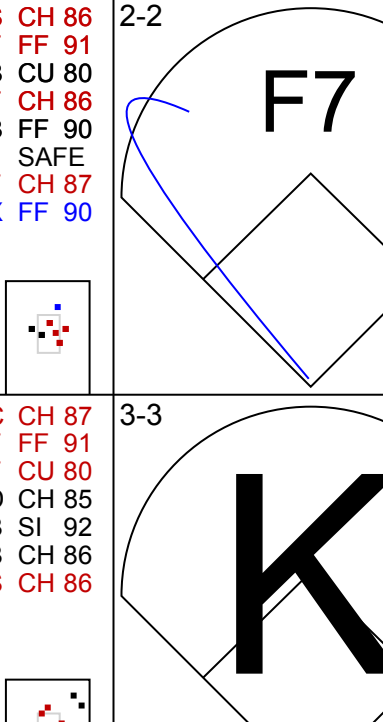

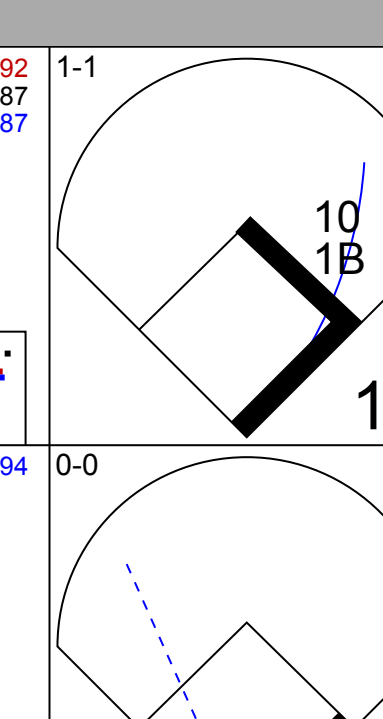
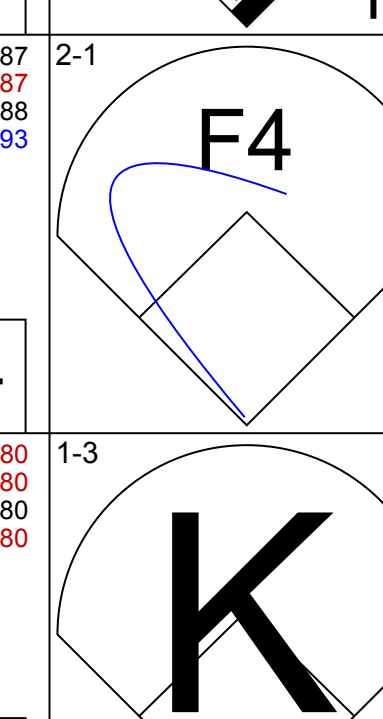
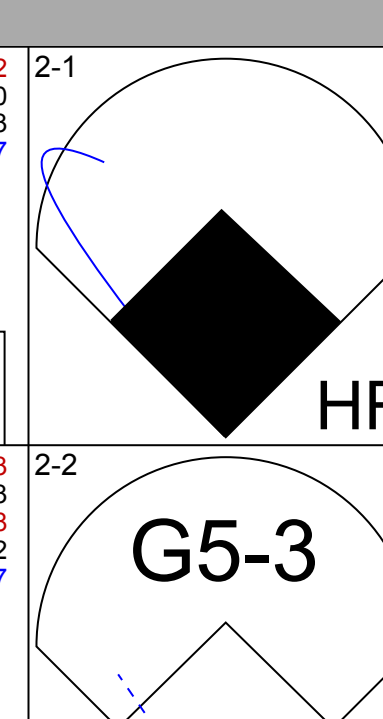
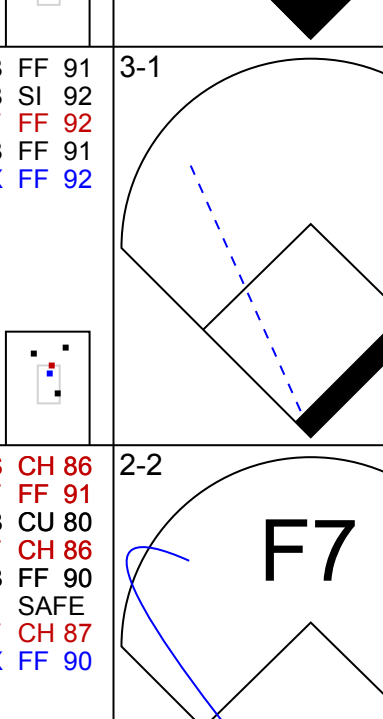

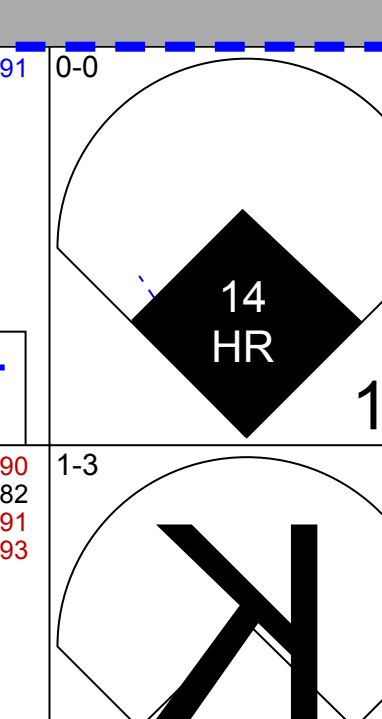

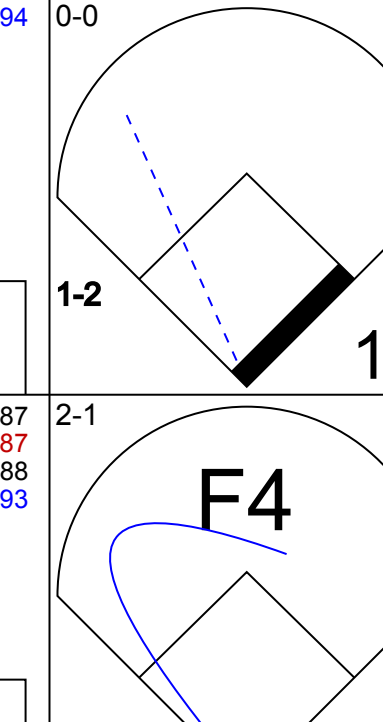
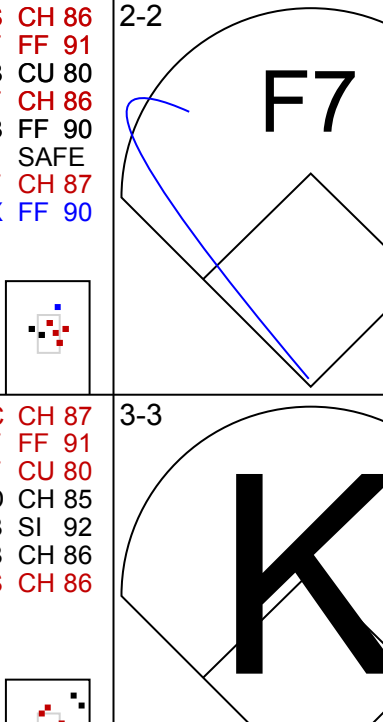


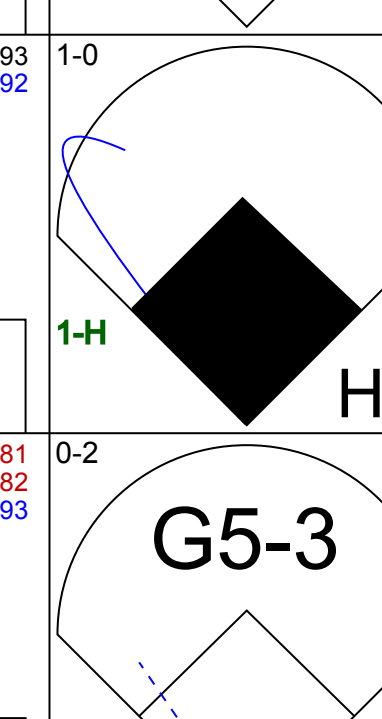
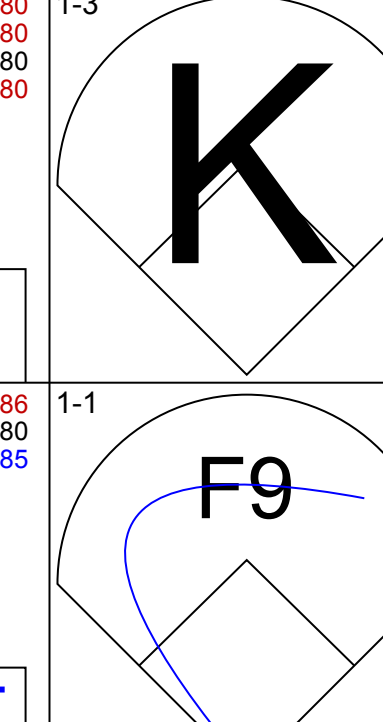
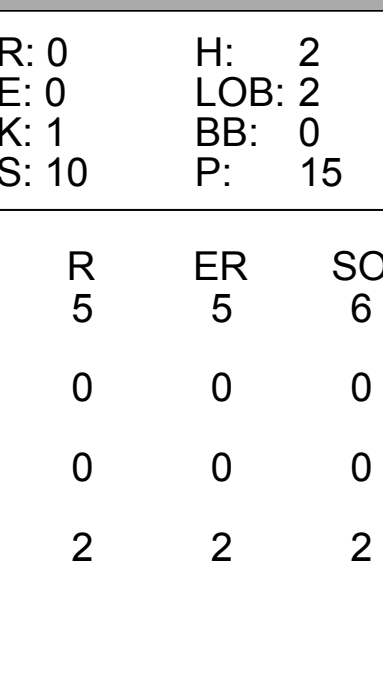



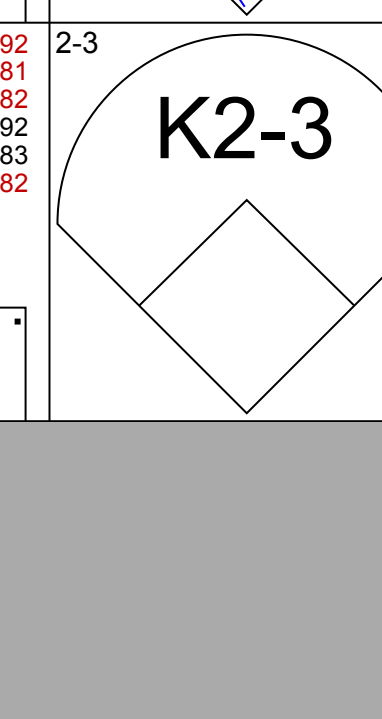
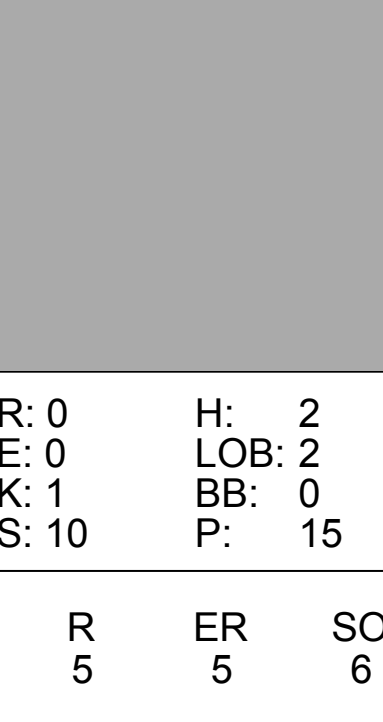
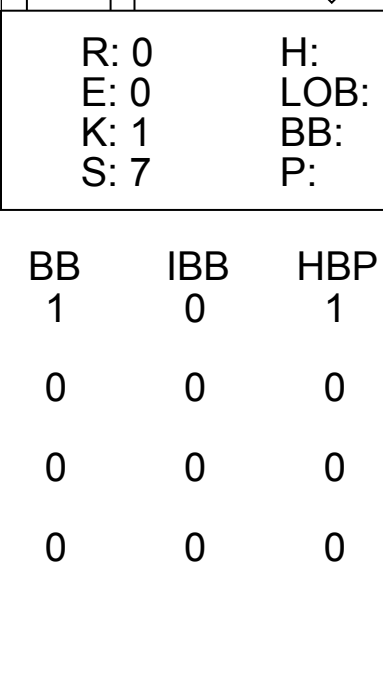
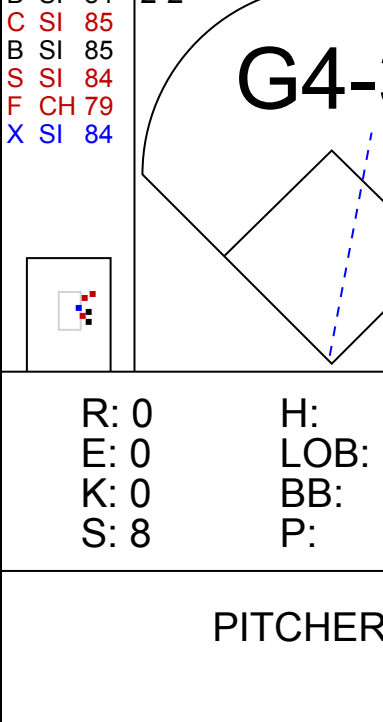
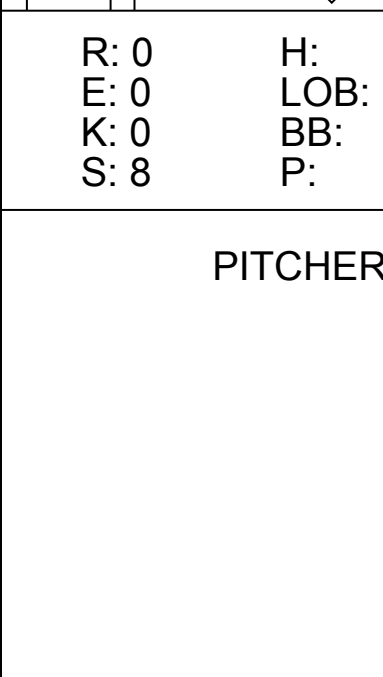
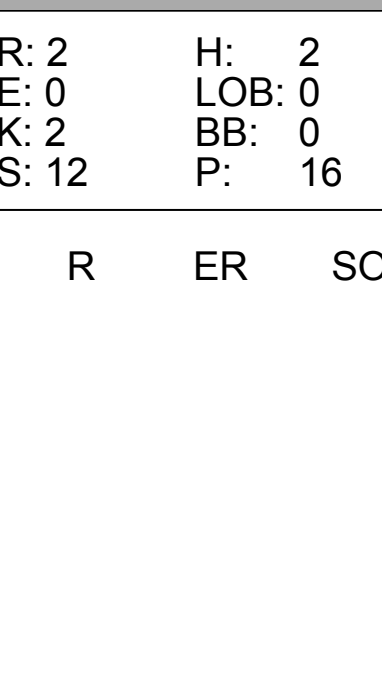
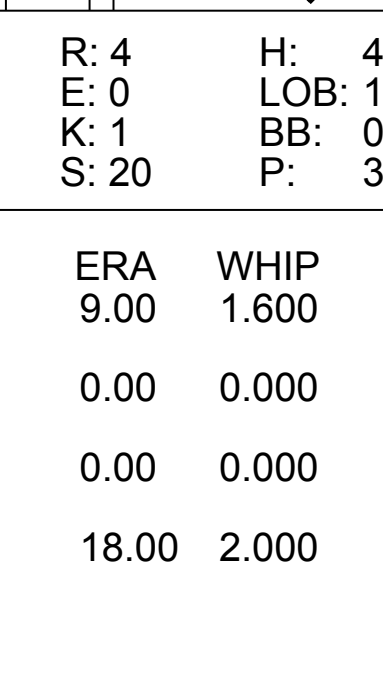
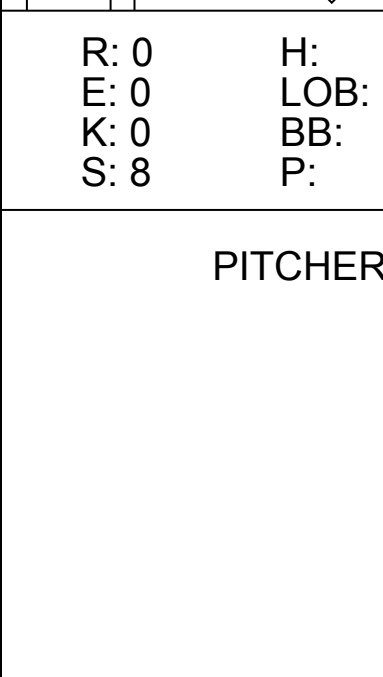
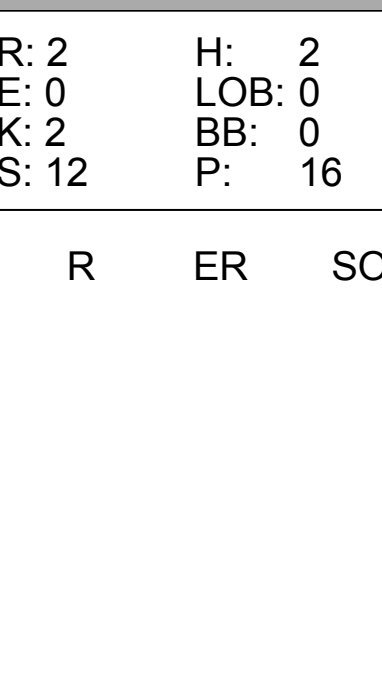











Batter	1	2	3	4	5	6	7	8	9	AB	R	H	RBI	BB	SO	LOB	TOP			
8 Willie Bloomquist, R OBP: 0.295, SLG: 0.352										4	1	2	0	0	1	1	<b>Seattle Mariners @ Chicago White Sox</b> U.S. Cellular Field, Chicago, IL Fri Jul 04 2014, 7:12 PM - 9:39 PM EDT Att: 30,297 - Clear - 69 F			
99 James Jones, L OBP: 0.317, SLG: 0.354										4	0	0	0	0	3	3				
22 Robinson Canó, L OBP: 0.381, SLG: 0.448										4	0	1	0	0	2	2				
27 Corey Hart, R OBP: 0.288, SLG: 0.345										3	0	0	1	0	1	0				
15 Kyle Seager, L OBP: 0.394, SLG: 0.497										4	0	1	0	0	1	1				
3 Mike Zunino, R OBP: 0.276, SLG: 0.433										3	0	0	0	0	0	0				
20 Logan Morrison, L OBP: 0.306, SLG: 0.408										3	0	1	0	0	0	0				
55 Michael Saunders, L OBP: 0.309, SLG: 0.422										3	0	1	0	0	2	1				
13 Dustin Ackley, L OBP: 0.286, SLG: 0.346										3	0	0	0	0	2	2				
<b>Inning Stats</b>	R: 0 E: 0 K: 2 S: 7	H: 0 LOB: 0 BB: 0 P: 10	R: 0 E: 0 K: 1 S: 9	H: 1 LOB: 0 BB: 0 P: 13	R: 0 E: 0 K: 2 S: 12	H: 1 LOB: 1 BB: 0 P: 17	R: 0 E: 0 K: 1 S: 6	H: 0 LOB: 0 BB: 0 P: 10	R: 0 E: 0 K: 0 S: 5	H: 2 LOB: 2 BB: 0 P: 6	R: 0 E: 0 K: 1 S: 6	H: 0 LOB: 0 BB: 0 P: 12	R: 0 E: 0 K: 1 S: 5	H: 0 LOB: 0 BB: 0 P: 6	R: 1 E: 1 K: 1 S: 14	H: 2 LOB: 1 BB: 0 P: 20		1B: 5 2B: 1 3B: 0 HR: 0	SF: 1 SAC: 0 DP: 0 HBP: 0	WP: 2 PB: 0 SB: 0 CS: 0
<b>PITCHER</b> 49 Chris Sale, L ERA: 2.16	IP: 9.0 WLS: W BF: 32 H: 6 R: 1 ER: 1 SO: 12 BB: 0 IBB: 0 HBP: 0 BLK: 0 WP: 2 HR: 0 S: 77 P: 112 ERA: 1.00 WHIP: 0.667											<b>PITCHER</b>	IP: 9.0 WLS: W BF: 32 H: 6 R: 1 ER: 1 SO: 12 BB: 0 IBB: 0 HBP: 0 BLK: 0 WP: 2 HR: 0 S: 77 P: 112 ERA: 1.00 WHIP: 0.667							

Batter	1	2	3	4	5	6	7	8	9	AB	R	H	RBI	BB	SO	LOB	BOTTOM			
1 Adam Eaton, L OBP: 0.348, SLG: 0.377										3	1	1	1	1	0	0	<b>Seattle Mariners @ Chicago White Sox</b> U.S. Cellular Field, Chicago, IL Fri Jul 04 2014, 7:12 PM - 9:39 PM EDT Att: 30,297 - Clear - 69 F			
15 Gordon Beckham, R OBP: 0.314, SLG: 0.411										3	0	0	1	0	1	1				
79 José Abreu, R OBP: 0.330, SLG: 0.629										4	1	1	2	0	1	1				
24 Dayan Viciedo, R OBP: 0.303, SLG: 0.422										4	2	4	1	0	0	0				
10 Alexei Ramirez, R OBP: 0.326, SLG: 0.419									4	0	1	0	0	1	2					
14 Paul Konerko, R OBP: 0.294, SLG: 0.392										4	1	1	2	0	2	3				
12 Conor Gillaspie, L OBP: 0.353, SLG: 0.421									4	0	0	0	0	2	2					
25 Moisés Sierra, R OBP: 0.227, SLG: 0.289										4	1	1	0	0	1	2				
21 Tyler Flowers, R OBP: 0.291, SLG: 0.316										2	1	0	0	0	0	0				
<b>Inning Stats</b>	R: 0 E: 0 K: 1 S: 7	H: 2 LOB: 2 BB: 0 P: 12	R: 0 E: 0 K: 1 S: 10	H: 2 LOB: 0 BB: 0 P: 15	R: 0 E: 0 K: 1 S: 7	H: 0 LOB: 1 BB: 1 P: 14	R: 1 E: 0 K: 2 S: 11	H: 1 LOB: 0 BB: 0 P: 16	R: 4 E: 0 K: 1 S: 20	H: 4 LOB: 1 BB: 0 P: 30	R: 0 E: 0 K: 0 S: 8	H: 0 LOB: 0 BB: 0 P: 11	R: 0 E: 0 K: 0 S: 12	H: 0 LOB: 0 BB: 0 P: 17	R: 2 E: 0 K: 2 S: 12	H: 2 LOB: 0 BB: 0 P: 16		1B: 5 2B: 1 3B: 0 HR: 3	SF: 1 SAC: 0 DP: 0 HBP: 1	WP: 0 PB: 0 SB: 1 CS: 0
<b>PITCHER</b> 29 Roenis Elias, L ERA: 4.19	IP: 5.0 WLS: L BF: 24 H: 7 R: 5 ER: 5 SO: 6 BB: 1 IBB: 0 HBP: 0 BLK: 0 WP: 0 HR: 2 S: 55 P: 87 ERA: 9.00 WHIP: 1.600											<b>PITCHER</b>	IP: 5.0 WLS: L BF: 24 H: 7 R: 5 ER: 5 SO: 6 BB: 1 IBB: 0 HBP: 0 BLK: 0 WP: 0 HR: 2 S: 55 P: 87 ERA: 9.00 WHIP: 1.600							
97 Joe Beimel, L ERA: 1.35	1.0	3	0	0	0	0	0	0	0	0	0	8	11	0.00	0.000					
52 Dominic Leone, R ERA: 2.06	1.0	3	0	0	0	0	0	0	0	0	0	12	17	0.00	0.000					
41 Charlie Furbush, L ERA: 4.26	1.0	5	2	2	2	2	0	0	0	0	1	12	16	18.00	2.000					

AB	31
R	1
H	6
RBI	1
BB	0
SO	12
LOB	10



AB	32
R	7
H	9
RBI	7
BB	1
SO	8
LOB	11









Batter	1	2	3	4	5	6	7	8	9	AB	R	H	RBI	BB	SO	LOB	TOP			
9 Endy Chavez, L OBP: 0.277, SLG: 0.368	G4-3		K		SH2-3		F9			3	0	0	0	0	1	3	<b>Seattle Mariners @ Chicago White Sox</b> U.S. Cellular Field, Chicago, IL Sun Jul 06 2014, 2:10 PM - 4:59 PM EDT Att: 23,257 - Overcast - 83 F			
55 Michael Saunders, L OBP: 0.316, SLG: 0.420	P5		G1-3		G1-3		BB			3	0	0	0	1	0	2				
22 Robinson Canó, L OBP: 0.381, SLG: 0.443	F7			K		BB	F8			3	0	0	0	1	1	3				
27 Corey Hart, R OBP: 0.292, SLG: 0.342		1B			BB				L8	3	0	1	0	1	1	1				
15 Kyle Seager, L OBP: 0.347, SLG: 0.483	P5			E4					G4-3	4	0	0	0	0	1	3				
20 Logan Morrison, L OBP: 0.305, SLG: 0.398	G1-3			F9					G3-1	4	0	0	0	0	0	4				
4 John Buck, R OBP: 0.293, SLG: 0.286	K2-3			L4						4	0	0	0	0	2	3				
13 Dustin Ackley, L OBP: 0.287, SLG: 0.346										4	0	2	0	0	1	0				
5 Brad Miller, L OBP: 0.276, SLG: 0.339	G5-3								L7	4	0	2	0	0	0	1				
<b>Inning Stats</b>	R: 0 E: 0 K: 0 S: 7	H: 0 LOB: 0 BB: 0 P: 9	R: 0 E: 0 K: 1 S: 8	H: 1 LOB: 1 BB: 0 P: 10	R: 0 E: 0 K: 1 S: 7	H: 1 LOB: 1 BB: 0 P: 9	R: 0 E: 1 K: 1 S: 12	H: 0 LOB: 2 BB: 1 P: 18	R: 0 E: 0 K: 2 S: 10	H: 0 LOB: 1 BB: 1 P: 22	R: 0 E: 0 K: 0 S: 9	H: 2 LOB: 3 BB: 1 P: 17	R: 0 E: 0 K: 0 S: 7	H: 0 LOB: 0 BB: 0 P: 9	R: 0 E: 0 K: 2 S: 9	H: 0 LOB: 0 BB: 0 P: 13	1B: 5 2B: 0 3B: 0 HR: 0	SF: 0 SAC: 1 DP: 0 HBP: 0	WP: 1 PB: 0 SB: 1 CS: 0	PA: 36
<b>PITCHER</b>	IP WLS BF H R ER SO BB IBB HBP BLK WP HR S P ERA WHIP	IP WLS BF H R ER SO BB IBB HBP BLK WP HR S P ERA WHIP	IP WLS BF H R ER SO BB IBB HBP BLK WP HR S P ERA WHIP	IP WLS BF H R ER SO BB IBB HBP BLK WP HR S P ERA WHIP	IP WLS BF H R ER SO BB IBB HBP BLK WP HR S P ERA WHIP	IP WLS BF H R ER SO BB IBB HBP BLK WP HR S P ERA WHIP	IP WLS BF H R ER SO BB IBB HBP BLK WP HR S P ERA WHIP	IP WLS BF H R ER SO BB IBB HBP BLK WP HR S P ERA WHIP	IP WLS BF H R ER SO BB IBB HBP BLK WP HR S P ERA WHIP	IP WLS BF H R ER SO BB IBB HBP BLK WP HR S P ERA WHIP	IP WLS BF H R ER SO BB IBB HBP BLK WP HR S P ERA WHIP	IP WLS BF H R ER SO BB IBB HBP BLK WP HR S P ERA WHIP	IP WLS BF H R ER SO BB IBB HBP BLK WP HR S P ERA WHIP	IP WLS BF H R ER SO BB IBB HBP BLK WP HR S P ERA WHIP	IP WLS BF H R ER SO BB IBB HBP BLK WP HR S P ERA WHIP	IP WLS BF H R ER SO BB IBB HBP BLK WP HR S P ERA WHIP	IP WLS BF H R ER SO BB IBB HBP BLK WP HR S P ERA WHIP			
48 Hector Noesi, R ERA: 4.9	6.2	W	28	5	0	0	5	2	0	0	0	0	1	0	58	88	0.00	1.050		
53 Eric Surkamp, L ERA: 5.0	0.1	H	2	0	0	0	0	1	0	0	0	0	0	0	3	8	0.00	3.000		
52 Jake Petricka, R ERA: 1.85	2.0	S	6	0	0	0	2	0	0	0	0	0	0	0	16	22	0.00	0.000		

Batter	1	2	3	4	5	6	7	8	9	AB	R	H	RBI	BB	SO	LOB	BOTTOM			
1 Adam Eaton, L OBP: 0.340, SLG: 0.367	G4-3	F7		G5-3			F7			4	0	0	0	0	0	2	<b>Seattle Mariners @ Chicago White Sox</b> U.S. Cellular Field, Chicago, IL Sun Jul 06 2014, 2:10 PM - 4:59 PM EDT Att: 23,257 - Overcast - 83 F			
15 Gordon Beckham, R OBP: 0.302, SLG: 0.395	K		G5-3		K		G4-3			4	0	0	0	0	2	0				
12 Conor Gillaspie, L OBP: 0.361, SLG: 0.427										0	1	0	0	2	0	0				
28 Leury Garcia, S OBP: 0.235, SLG: 0.272	BB				HBP		K			1	0	0	0	0	1	0				
79 José Abreu, R OBP: 0.325, SLG: 0.616	1B				P4				L4	4	0	1	0	0	1	2				
44 Adam Dunn, L OBP: 0.365, SLG: 0.423	BB				BB				K	1	0	0	0	3	1	0				
10 Alexei Ramirez, R OBP: 0.320, SLG: 0.408	FC6-4				FC5-4					3	0	0	0	1	1	6				
24 Dayan Viedo, R OBP: 0.303, SLG: 0.420		F8								3	0	0	0	1	0	1				
25 Moisés Sierra, R OBP: 0.227, SLG: 0.289									G1-3	0	0	0	0	0	0	0				
30 Alejandro De Aza, L OBP: 0.290, SLG: 0.339		F7								3	0	0	0	0	1	1				
17 Adrián Nieto, S OBP: 0.319, SLG: 0.306										3	0	1	0	0	1	1				
<b>Inning Stats</b>	R: 1 E: 0 K: 1 S: 14	H: 1 LOB: 2 BB: 2 P: 29	R: 0 E: 0 K: 0 S: 12	H: 1 LOB: 0 BB: 0 P: 16	R: 0 E: 0 K: 2 S: 15	H: 0 LOB: 2 BB: 2 P: 26	R: 0 E: 0 K: 0 S: 8	H: 0 LOB: 1 BB: 1 P: 12	R: 0 E: 0 K: 1 S: 6	H: 0 LOB: 2 BB: 1 P: 14	R: 0 E: 0 K: 2 S: 9	H: 0 LOB: 0 BB: 0 P: 15	R: 0 E: 0 K: 1 S: 9	H: 0 LOB: 0 BB: 0 P: 10	R: 0 E: 0 K: 1 S: 7	H: 0 LOB: 1 BB: 1 P: 14	1B: 1 2B: 1 3B: 0 HR: 0	SF: 0 SAC: 0 DP: 0 HBP: 1	WP: 2 PB: 0 SB: 0 CS: 0	PA: 34
<b>PITCHER</b>	IP WLS BF H R ER SO BB IBB HBP BLK WP HR S P ERA WHIP	IP WLS BF H R ER SO BB IBB HBP BLK WP HR S P ERA WHIP	IP WLS BF H R ER SO BB IBB HBP BLK WP HR S P ERA WHIP	IP WLS BF H R ER SO BB IBB HBP BLK WP HR S P ERA WHIP	IP WLS BF H R ER SO BB IBB HBP BLK WP HR S P ERA WHIP	IP WLS BF H R ER SO BB IBB HBP BLK WP HR S P ERA WHIP	IP WLS BF H R ER SO BB IBB HBP BLK WP HR S P ERA WHIP	IP WLS BF H R ER SO BB IBB HBP BLK WP HR S P ERA WHIP	IP WLS BF H R ER SO BB IBB HBP BLK WP HR S P ERA WHIP	IP WLS BF H R ER SO BB IBB HBP BLK WP HR S P ERA WHIP	IP WLS BF H R ER SO BB IBB HBP BLK WP HR S P ERA WHIP	IP WLS BF H R ER SO BB IBB HBP BLK WP HR S P ERA WHIP	IP WLS BF H R ER SO BB IBB HBP BLK WP HR S P ERA WHIP	IP WLS BF H R ER SO BB IBB HBP BLK WP HR S P ERA WHIP	IP WLS BF H R ER SO BB IBB HBP BLK WP HR S P ERA WHIP	IP WLS BF H R ER SO BB IBB HBP BLK WP HR S P ERA WHIP				
32 Taijuan Walker, R ERA: 3.6	4.0	L	19	2	1	1	3	4	1	0	0	0	0	0	49	83	2.25	1.500		
52 Dominic Leone, R ERA: 1.95	2.0		8	0	0	0	3	1	0	1	0	0	0	15	29	0.00	0.500			
37 Brandon Maurer, R ERA: 6.18	2.0		7	0	0	0	2	1	0	0	0	0	0	16	24	0.00	0.500			



Batter	1	2	3	4	5	6	7	8	9	AB	R	H	RBI	BB	SO	LOB	TOP					
1 Adam Eaton, L (1, 8) OBP: 0.335, SLG: 0.362	L8		G4-3		G6-3			K		4	0	0	0	0	1	0	Chicago White Sox @ Boston Red Sox Fenway Park, Boston, MA Mon Jul 07 2014, 7:53 PM - 10:45 PM EDT Att: 35,114 - Cloudy - 77 F					
15 Gordon Beckham, R (1, 4) OBP: 0.286, SLG: 0.399	F8			G6-3	P3			G5-3		4	0	0	0	0	0							
79 José Abreu, R (1, 3) OBP: 0.324, SLG: 0.611	G6-3			K		G3			10 G4-6-3 1B	4	0	1	0	0	1	0						
44 Adam Dunn, L (1, 10) OBP: 0.366, SLG: 0.441		HR		24 HR	2B	K			L9	4	2	2	1	0	1	1						
10 Alexei Ramirez, R (1, 6) OBP: 0.319, SLG: 0.405	P6			24 HR	BB	K			G4-6-3	3	1	0	0	1	1	1						
24 Davan Vicedo, R (1, 9) OBP: 0.306, SLG: 0.432							P2			3	1	2	3	0	0	0						
30 Alejandro De Aza, L (1, 7) OBP: 0.291, SLG: 0.338			G4-6-3					K		3	0	1	0	0	1	1						
21 Tyler Flowers, R (1, 2) OBP: 0.282, SLG: 0.307			L8		K			K		3	0	0	0	0	2	1						
28 Leury Garcia, S (1, 5) OBP: 0.227, SLG: 0.262		G3				K		G1-3		3	0	0	0	0	1	0						
<b>Inning Stats</b>	R: 0 E: 0 K: 0 S: 11	H: 0 LOB: 0 BB: 0 P: 16	R: 1 E: 0 K: 0 S: 7	H: 2 LOB: 0 BB: 0 P: 10	R: 0 E: 0 K: 0 S: 6	H: 0 LOB: 0 BB: 0 P: 11	R: 3 E: 0 K: 2 S: 23	H: 3 LOB: 1 BB: 1 P: 38	R: 0 E: 0 K: 1 S: 8	H: 0 LOB: 0 BB: 0 P: 8	R: 0 E: 0 K: 2 S: 8	H: 0 LOB: 0 BB: 0 P: 11	R: 0 E: 0 K: 2 S: 9	H: 0 LOB: 0 BB: 0 P: 17	R: 0 E: 0 K: 1 S: 8	H: 0 LOB: 0 BB: 0 P: 12	R: 0 E: 0 K: 0 S: 10	H: 1 LOB: 0 BB: 0 P: 13	1B: 3 2B: 1 3B: 0 HR: 2	SF: 0 SAC: 0 DP: 2 HBP: 0	WP: 0 PB: 0 SB: 0 CS: 0	PA: 32
<b>PITCHER</b>	IP WLS BF H R ER SO BB IBB HBP BLK WP HR S P ERA WHIP	7.0 L 26 5 4 4 7 1 0 0 0 0 0 2 72 111 5.14 0.857	2.0 6 1 0 0 1 0 0 0 0 0 0 0 0 18 25 0.00 0.500	<b>PITCHER</b>										IP WLS BF H R ER SO BB IBB HBP BLK WP HR S P ERA WHIP								

Batter	1	2	3	4	5	6	7	8	9	AB	R	H	RBI	BB	SO	LOB	BOTTOM					
26 Brock Holt, L (1, 9) OBP: 0.359, SLG: 0.425	K		G6-3			G6-3		G3-1		4	0	0	0	0	1	3	Chicago White Sox @ Boston Red Sox Fenway Park, Boston, MA Mon Jul 07 2014, 7:53 PM - 10:45 PM EDT Att: 35,114 - Cloudy - 77 F					
29 Daniel Nava, S (1, 7) OBP: 0.313, SLG: 0.291	G4-3			G3-1		G4-3		L7		4	0	0	0	0	1							
15 Dustin Pedroia, R (1, 4) OBP: 0.350, SLG: 0.382	G4-3			K2-3		G5-3		G5-3		4	0	0	0	0	1	0						
34 David Ortiz, L (1, 10) OBP: 0.360, SLG: 0.489		G4-3		G4-3		G3			12 FC6-4 BB	3	0	0	0	1	0	0						
12 Mike Napoli, R (1, 3) OBP: 0.387, SLG: 0.436	G4-3			G6-3			BB	FC6-4		3	0	0	0	1	0	1						
7 Stephen Drew, L (1, 6) OBP: 0.167, SLG: 0.247	K			G3		F7				3	0	0	0	0	1	1						
40 A.J. Pierzynski, L (1, 2) OBP: 0.286, SLG: 0.348					L7			G4-3		3	0	1	0	0	0	0						
25 Jackie Bradley Jr., L (1, 8) OBP: 0.302, SLG: 0.311									2 G6-3 1B	2	0	1	0	1	1	1						
2 Xander Bogaerts, R (1, 5) OBP: 0.317, SLG: 0.358	F8							G6-3		3	0	0	0	0	1	3						
<b>Inning Stats</b>	R: 0 E: 0 K: 1 S: 8	H: 0 LOB: 0 BB: 0 P: 14	R: 0 E: 0 K: 1 S: 7	H: 0 LOB: 0 BB: 0 P: 11	R: 0 E: 0 K: 1 S: 12	H: 1 LOB: 0 BB: 0 P: 18	R: 0 E: 0 K: 1 S: 6	H: 0 LOB: 0 BB: 0 P: 9	R: 0 E: 0 K: 0 S: 9	H: 0 LOB: 0 BB: 0 P: 12	R: 0 E: 0 K: 1 S: 17	H: 0 LOB: 1 BB: 1 P: 27	R: 0 E: 0 K: 0 S: 7	H: 0 LOB: 1 BB: 1 P: 16	R: 0 E: 0 K: 0 S: 8	H: 1 LOB: 0 BB: 0 P: 12	R: 0 E: 0 K: 0 S: 10	H: 0 LOB: 1 BB: 1 P: 19	1B: 2 2B: 0 3B: 0 HR: 0	SF: 0 SAC: 0 DP: 0 HBP: 0	WP: 0 PB: 0 SB: 1 CS: 0	PA: 32
<b>PITCHER</b>	IP WLS BF H R ER SO BB IBB HBP BLK WP HR S P ERA WHIP	6.2 W 23 1 0 0 0 2 0 0 0 0 0 9 65 105 0.00 0.450	1.1 5 1 0 0 0 0 0 0 0 0 0 0 9 14 0.00 0.750	1.0 4 0 0 0 0 1 0 0 0 0 0 0 10 19 0.00 1.000	<b>PITCHER</b>										IP WLS BF H R ER SO BB IBB HBP BLK WP HR S P ERA WHIP							

AB	31
R	4
H	6
RBI	4
BB	1
SO	8
LOB	4



AB	29
R	0
H	2
RBI	0
BB	3
SO	5
LOB	10









Batter	1	2	3	4	5	6	7	8	9	AB	R	H	RBI	BB	SO	LOB	TOP										
1 Adam Eaton, L (1, 8) OBP: 0.335, SLG: 0.366	L1	F9			K		2B			4	0	1	1	0	1	1	<b>Chicago White Sox @ Boston Red Sox</b> Fenway Park, Boston, MA Wed Jul 09 2014, 7:15 PM - 10:08 PM EDT Att: 36,218 - Partly Cloudy - 86 F										
15 Gordon Beckham, R (1, 4) OBP: 0.293, SLG: 0.394	G5-3		K		L9		P3			4	0	0	0	0	1												
79 José Abreu, R (1, 3) OBP: 0.333, SLG: 0.627	HR	G6-3			G6-3			G1-6-3 1B		4	1	2	1	0	0	0											
44 Adam Dunn, L (1, 10) OBP: 0.363, SLG: 0.437	2B	G6-3			G6-3	G3		F7		4	0	1	0	0	0	1											
10 Alexei Ramirez, R (1, 6) OBP: 0.314, SLG: 0.397	G4-3				L7	F8		G1-6-3		4	0	0	0	0	0	2											
12 Conor Gillaspie, L (1, 5) OBP: 0.302, SLG: 0.422	HR	HR			24 E	F7			K	4	2	2	1	0	1	0											
24 Dayan Viciedo, R (1, 9) OBP: 0.227, SLG: 0.289	K	K			E3			K	4	0	0	0	0	0	3	0											
25 Moisés Sierra, R (9, 9)								K	0	0	0	0	0	0	0	0											
30 Alejandro De Aza, L (1, 7) OBP: 0.300, SLG: 0.366	21 L8	2B			21 2B	1B		K	4	0	3	0	0	1	0												
21 Tyler Flowers, R (1, 2) OBP: 0.278, SLG: 0.306	L8				G3-1	1 2B	2B			3	1	1	0	0	0	2											
<b>Inning Stats</b>	R: 1 H: 2 E: 0 K: 0 S: 11	H: 2 LOB: 1 BB: 0 P: 17	R: 1 H: 2 E: 0 K: 1 S: 17	LOB: 1 BB: 0 P: 25	R: 0 H: 0 E: 0 K: 1 S: 9	H: 0 LOB: 0 BB: 0 P: 15	R: 1 H: 2 E: 1 K: 0 S: 10	H: 2 LOB: 1 BB: 0 P: 17	R: 0 H: 0 E: 0 K: 0 S: 4	H: 0 LOB: 0 BB: 0 P: 7	R: 1 H: 3 E: 0 K: 1 S: 10	H: 3 LOB: 1 BB: 0 P: 15	R: 0 H: 1 E: 0 K: 0 S: 11	H: 1 LOB: 0 BB: 0 P: 14	R: 0 H: 0 E: 0 K: 3 S: 9	H: 0 LOB: 0 BB: 0 P: 13	1B: 2 2B: 5 3B: 1 HR: 2	SF: 0 SAC: 0 DP: 1 HBP: 0	WP: 0 PB: 0 SB: 0 CS: 0	PA: 35							
<b>PITCHER</b>	IP	WLS	BF	H	R	ER	SO	BB	IBB	HBP	BLK	WP	HR	S	P	ERA	WHIP										
62 Rubby De La Rosa, R (1, 1) ERA: 2.89	5.0		21	6	3	3	3	0	0	0	0	0	2	54	84	5.40	1.200										
32 Craig Breslow, L (6, 1) ERA: 5.06	1.0		3	0	0	0	0	0	0	0	0	0	0	4	7	0.00	0.000										
54 Edward Mujica, R (7, 1) ERA: 5.61	1.0		5	3	1	1	1	0	0	0	0	0	0	10	15	9.00	3.000										
36 Junichi Tazawa, R (8, 1) ERA: 2.7	1.0		3	1	0	0	0	0	0	0	0	0	0	11	14	0.00	1.000										
19 Koji Uehara, R (9, 1) ERA: 1.27	1.0	W	3	0	0	0	3	0	0	0	0	0	0	9	13	0.00	0.000										

Batter	1	2	3	4	5	6	7	8	9	AB	R	H	RBI	BB	SO	LOB	BOTTOM										
26 Brock Holt, L (1, 6) OBP: 0.357, SLG: 0.433	K		G4-3		K			G1-3		5	0	1	1	0	2	2	<b>Chicago White Sox @ Boston Red Sox</b> Fenway Park, Boston, MA Wed Jul 09 2014, 7:15 PM - 10:08 PM EDT Att: 36,218 - Partly Cloudy - 86 F										
15 Dustin Pedroia, R (1, 4) OBP: 0.350, SLG: 0.384	L4		F8			F8		34 2B	1B	4	1	1	1	0	0	0											
34 David Ortiz, L (1, 10) OBP: 0.359, SLG: 0.486	1B				F8	F9		5 2B	2B	4	1	2	1	0	0	0											
12 Mike Napoli, R (1, 3) OBP: 0.393, SLG: 0.441	K		G6-3			K		5 2B	BB	3	0	0	0	1	2	1											
5 Jonny Gomes, R (1, 7) OBP: 0.340, SLG: 0.365		1B			FC6-4 HBP		G5-3		2B	3	0	2	1	0	0	0											
2 Xander Bogaerts, R (1, 5) OBP: 0.314, SLG: 0.353	K				FC6-4		P3		G3-1	3	0	0	0	0	1	2											
37 Mike Carp, L (8, PH) OBP: 0.310, SLG: 0.278										1	0	0	0	0	0	2											
7 Stephen Drew, L (9, 6) OBP: 0.170, SLG: 0.238										0	0	0	0	0	0	0											
25 Jackie Bradley Jr., L (1, 8) OBP: 0.299, SLG: 0.306	F8				F8		F9		P5	4	0	0	0	0	0	1											
50 Mookie Betts, R (1, 9) OBP: 0.286, SLG: 0.423	K							55 G4-3 15 1B	2B	3	2	2	0	0	1	1											
55 Christian Vázquez, R (1, 2) OBP: 0.317, SLG: 0.302	F9				L6			G4-3	2B	3	0	0	0	0	0	2											
29 Daniel Nava, S (9, PH)								26 1B	2B	1	1	1	1	0	0	0											
<b>Inning Stats</b>	R: 0 H: 1 E: 0 K: 2 S: 11	H: 1 LOB: 1 BB: 0 P: 16	R: 0 H: 1 E: 0 K: 2 S: 9	LOB: 1 BB: 0 P: 15	R: 0 H: 0 E: 0 K: 0 S: 9	H: 0 LOB: 0 BB: 0 P: 11	R: 0 H: 0 E: 0 K: 0 S: 9	H: 0 LOB: 1 BB: 0 P: 14	R: 0 H: 1 E: 0 K: 1 S: 17	H: 1 LOB: 1 BB: 0 P: 23	R: 0 H: 0 E: 0 K: 1 S: 8	H: 0 LOB: 0 BB: 0 P: 10	R: 0 H: 0 E: 0 K: 0 S: 10	H: 0 LOB: 0 BB: 0 P: 11	R: 3 H: 4 E: 0 K: 0 S: 14	H: 4 LOB: 2 BB: 1 P: 23	R: 2 H: 2 E: 0 K: 0 S: 12	H: 2 LOB: 1 BB: 0 P: 15	1B: 4 2B: 5 3B: 0 HR: 0	SF: 0 SAC: 0 DP: 0 HBP: 2	WP: 0 PB: 0 SB: 0 CS: 0	PA: 37					
<b>PITCHER</b>	IP	WLS	BF	H	R	ER	SO	BB	IBB	HBP	BLK	WP	HR	S	P	ERA	WHIP										
49 Chris Sale, L (1, 1) ERA: 2.08	7.2		28	4	1	1	6	0	0	0	0	0	0	80	107	1.17	0.522										
52 Jake Peckham, R (8, 1) ERA: 2.22	0.0		4	3	2	2	0	1	0	0	0	0	0	6	13	∞	∞										
41 Javy Guerra, R (8, 1) ERA: 2.7	0.2	L	5	2	2	2	0	0	0	1	0	0	0	13	18	27.00	3.000										




Batter	1	2	3	4	5	6	7	8	9	10	AB	R	H	RBI	BB	SO	LOB							
1 Adam Eaton, L OBP: 0.340, SLG: 0.370	(1,8) B FF 92 1-2 C SI 91 F FC 89 X FF 94 X FC 95		X FF 91 0-0 L7		C FC 92 2-1 B CU 76 C FC 89 X FC 92		C FC 86 2-2 B CU 75 C FC 82 B FC 89 X FC 88		B FF 93 2-1 B FF 94 F FC 82 X SAFE X FC 94	B FF 93 2-1 B FF 94 F FC 82 X SAFE X FC 94	5	1	3	0	0	0	0							
15 Gordon Beckham, R OBP: 0.289, SLG: 0.378	(1,4) B FF 93 2-3 C SI 91 F FC 89 B FC 88 S FC 87		C FF 91 1-3 B CU 74 F FC 88 F FC 93 S FC 76		F FF 92 0-2 C FC 91 T FC 88		C FF 93 1-2 F FC 94 X FC 87		B FF 94 2-1 B FF 94 F FC 82 X SAFE X FC 94	B FF 94 2-1 B FF 94 F FC 82 X SAFE X FC 94	4	0	0	0	0	3	2							
79 José Abreu, R OBP: 0.337, SLG: 0.629	(1,3) B FF 94 3-2 B SI 92 F FC 88 F FC 89 X FC 88		B FF 94 1-3 C FC 76 F FC 93 S FC 77		X FF 92 0-0		C CU 75 0-3 F FC 95 S FC 90		I IN 76 4-0 I IN 77 I IN 76	I IN 76 4-0 I IN 77 I IN 76	4	0	2	1	1	2	0							
24 Dayan Viciedo, R OBP: 0.297, SLG: 0.416	(1,7) F FC 94 1-3 S FC 84 F FC 84 C FC 94		C FC 73 0-3 B FC 88 F FC 92 X FC 76		F FF 89 0-1 X FC 93		F FF 95 2-3 B FC 90 B FC 94 S FC 76		C SL 84 1-1 B FC 83 X FC 93	C SL 84 1-1 B FC 83 X FC 93	5	0	0	0	0	3	4							
10 Alexei Ramirez, R OBP: 0.318, SLG: 0.403	(1,6) S CU 76 0-1 X FC 94		B FC 90 2-0 B CU 74 X FC 94		B FF 92 1-2 C FC 89 C FC 76 X FC 93		C FF 88 1-1 S FC 89 F FC 90 X FC 76		C FF 88 1-1 B FC 83 X FC 94	C FF 88 1-1 B FC 83 X FC 94	5	1	3	0	0	0	3							
14 Paul Konerko, R OBP: 0.257, SLG: 0.386	(1,10) B FF 92 1-3 C SI 92 S FC 89 S FC 76		B FC 88 1-1 F FC 92 X FC 93		C CU 74 1-3 S FC 89 F FC 90 F FC 93 S FC 76		C SI 89 1-1 X FC 88		B FS 79 3-3 B FF 88 B FC 88 C FC 87 F FC 87 S FC 80 C FC 87	B FS 79 3-3 B FF 88 B FC 88 C FC 87 F FC 87 S FC 80 C FC 87	4	0	0	0	0	3	4							
25 Moisés Sierra, R OBP: 0.230, SLG: 0.291	(1,9) B FF 94 2-1 B FC 89 B FC 92 X SI 91		F FF 93 3-3 B FC 91 B FC 93 S FC 75		S FC 88 1-1 B FC 92 X FC 76		1-2 2-3		1-1 SAFE B FC 88 X FC 80	1-1 SAFE B FC 88 X FC 80	3	0	1	0	0	1	3							
12 Conor Gillaspie, L OBP: 0.371, SLG: 0.480	(9,5) B FF 94 2-1 B FC 89 B FC 92 X SI 91		F FF 93 3-3 B FC 91 B FC 93 S FC 75		S FC 88 1-1 B FC 92 X FC 76		1-2 2-3		1-1 SAFE B FC 88 X FC 80	1-1 SAFE B FC 88 X FC 80	1	1	1	2	0	0	0							
21 Tyler Flowers, R OBP: 0.274, SLG: 0.301	(1,2) B FF 92 2-3 B FC 89 F FC 77 S FC 88		X FC 87 0-0		C FC 88 1-1 B FC 92 X FC 76		C SI 89 1-1 X FC 88		C FF 88 1-3 B FC 83 C FC 88	C FF 88 1-3 B FC 83 C FC 88	4	0	0	0	0	2	1							
28 Leury García, S OBP: 0.217, SLG: 0.250	(9,9) X FC 89 0-0		C FC 88 0-0		C FF 90 0-3 C FC 92 C FC 93		B FF 91 1-3 F FC 86 T CU 73 S CU 75		F FF 88 1-1 B FC 83 X FC 79	F FF 88 1-1 B FC 83 X FC 79	4	0	0	0	0	2	1							
<b>Inning Stats</b>	R: 1 E: 0 K: 2 S: 16	H: 2 LOB: 1 BB: 0 P: 23	R: 0 E: 0 K: 2 S: 10	H: 1 LOB: 0 BB: 0 P: 15	R: 0 E: 0 K: 2 S: 9	H: 0 LOB: 0 BB: 0 P: 11	R: 0 E: 0 K: 2 S: 10	H: 1 LOB: 1 BB: 0 P: 16	R: 0 E: 0 K: 1 S: 8	H: 0 LOB: 0 BB: 0 P: 12	R: 0 E: 0 K: 2 S: 9	H: 0 LOB: 0 BB: 0 P: 12	R: 2 E: 0 K: 2 S: 11	H: 2 LOB: 0 BB: 0 P: 17	R: 0 E: 0 K: 0 S: 8	H: 1 LOB: 2 BB: 1 P: 18	1B: 7 2B: 2 3B: 0 HR: 1	SF: 0 SAC: 1 DP: 0 HBP: 0	WP: 0 PB: 0 SB: 3 CS: 0	PA: 41				
<b>PITCHER</b>	IP 7.0	WLS H	BF 28	H 7	R 1	ER 1	SO 12	BB 0	IBB 0	HBP 0	BLK 0	WP 0	HR 0	S 76	P 105	ERA 1.29	WHIP 1.000							
31 Jon Lester, L ERA: 2.65	(1,1) IP 7.0	WLS H	BF 28	H 7	R 1	ER 1	SO 12	BB 0	IBB 0	HBP 0	BLK 0	WP 0	HR 0	S 76	P 105	ERA 1.29	WHIP 1.000							
36 Junichi Tazawa, R ERA: 2.63	(8,1) 1.0	H	3	0	0	0	2	0	0	0	0	0	0	9	12	0.00	0.000							
19 Koji Uehara, R ERA: 1.65	(9,1) 1.0	B	5	2	2	2	0	0	0	0	0	0	1	11	17	18.00	2.000							
30 Andrew Miller, L ERA: 2.27	(10,1) 1.0	W	5	1	0	0	0	0	1	0	0	0	0	8	18	0.00	1.000							

**Chicago White Sox @ Boston Red Sox**  
 Fenway Park, Boston, MA  
 Thu Jul 10 2014, 4:10 PM - 7:30 PM EDT  
 Att: 37,547 - Cloudy - 81 F

livebaseballscorecards.com

AB	39
R	3
H	10
RBI	3
BB	1
SO	16
LOB	18




Batter	1	2	3	4	5	6	7	8	9	10	AB	R	H	RBI	BB	SO	LOB							
26 Brock Holt, L OBP: 0.351, SLG: 0.426	(1,5) C FF 90 0-1 X CU 80			C FC 79 3-3 B FF 92 B FC 81 S SI 92		B SI 92 2-2 B CU 80 F FC 81 X SI 92		B FF 98 2-1 B CH 88 X SI 96			4	0	0	0	0	1	2							
15 Dustin Pedroia, R OBP: 0.346, SLG: 0.380	(1,4) C FF 92 1-3 C CU 81 F FC 90 S CU 80		C CH 87 1-2 C SI 93 F FC 93 X CH 84		C CU 81 0-2 F FC 93 X SI 92		B CH 86 2-2 B FF 96 F FC 96 F FC 96 X FC 96			4	0	0	0	0	1	2								
34 David Ortiz, L OBP: 0.358, SLG: 0.486	(1,10) B CU 79 1-2 S CU 81 F FC 82 X CU 80		B FF 88 2-1 B FC 79 S SI 92		B SI 92 3-1 B CU 81 F FC 80 X CU 80		B SI 83 2-2 S CU 78 B FC 79 X CU 78			4	0	1	2	0	0	0								
12 Mike Napoli, R OBP: 0.368, SLG: 0.435	(1,3) C CU 78 2-3 B FF 92 C CH 86 C CU 81 C FC 80 F FC 90		B CH 85 2-3 C SI 92 C SI 93 B CU 80 C FC 90		S SI 92 1-2 C SI 93 B CU 81		B SI 84 2-1 B SI 95 X SI 94			4	0	0	0	0	2	1								
5 Jonny Gomes, R OBP: 0.335, SLG: 0.359	(1,7) C SI 93 1-1 B SI 93 X SI 92		C CH 84 0-1 X SI 93		X CH 83 0-0					3	0	0	0	0	0	0								
29 Daniel Nava, S OBP: 0.320, SLG: 0.302	(10,PH) C SI 93 1-1 B SI 93 X SI 92		C CH 84 0-1 X SI 93		X CH 83 0-0					0	1	0	0	1	0	0								
50 Mookie Betts, R OBP: 0.258, SLG: 0.379	(1,9) C FF 92 1-3 B CU 81 C FC 92 C FC 94		B CH 84 2-1 B SI 92 X SI 92		B FF 90 3-2 B SI 92 B CU 80 C SI 91		B FF 90 3-2 B SI 92 B CU 80 C SI 91			3	0	0	0	0	1	0								
7 Stephen Drew, L OBP: 0.185, SLG: 0.233	(1,6) C CU 80 0-3 S SI 93		B CU 80 0-3 M SI 91 B SI 92 X CU 82		B CU 78 4-2 B FC 79 B SI 91 F FC 78 F FC 92 B FC 91		C CU 77 1-3 B SI 92 F FC 79 C SI 92			2	1	0	0	2	2	0								
3 David Ross, R OBP: 0.239, SLG: 0.365	(1,2) C SI 92 2-2 B SI 91 F FC 92 X SI 93		B FF 90 4-2 B SI 91 F FC 91 F FC 92 B SI 92		B FF 90 4-2 B SI 91 F FC 91 F FC 92 B SI 92		B SI 96 1-3 B SI 96 S FC 96			2	1	0	0	1	1	0								
37 Mike Carp, L OBP: 0.318, SLG: 0.288	(10,PH) C SI 92 2-2 B SI 91 F FC 92 X SI 93		B CU 80 1-2 M SI 91 B SI 92 X CU 82		B FF 90 1-2 B SI 91 F FC 91 F FC 92 B SI 92		B SI 85 1-0 X FC 98			1	0	1	1	0	0	0								
25 Jackie Bradley Jr., L OBP: 0.298, SLG: 0.307	(1,8) C CU 80 1-2 M SI 91 B SI 92 X CU 82		B CU 80 3-2 M SI 91 B SI 92 X CU 82		B FF 90 1-2 B SI 91 F FC 91 F FC 92 B SI 92		B SI 85 1-0 X FC 98			3	1	1	1	0	0	0								
<b>Inning Stats</b>	R: 0 E: 0 K: 1 S: 8	H: 0 LOB: 0 BB: 0 P: 10	R: 0 E: 0 K: 2 S: 9	H: 0 LOB: 0 BB: 0 P: 13	R: 0 E: 0 K: 1 S: 9	H: 0 LOB: 0 BB: 0 P: 12	R: 0 E: 0 K: 1 S: 7	H: 0 LOB: 0 BB: 0 P: 11	R: 3 E: 0 K: 0 S: 21	H: 2 LOB: 1 BB: 2 P: 38	R: 0 E: 0 K: 1 S: 8	H: 0 LOB: 0 BB: 0 P: 12	R: 0 E: 0 K: 0 S: 9	H: 0 LOB: 0 BB: 0 P: 15	R: 1 E: 0 K: 0 S: 8	H: 1 LOB: 2 BB: 2 P: 18	1B: 2 2B: 1 3B: 0 HR: 0	SF: 0 SAC: 1 DP: 0 HBP: 0	WP: 0 PB: 0 SB: 0 CS: 0	PA: 35				
<b>PITCHER</b>	IP 7.0	WLS H	BF 25	H 2	R 3	ER 3	SO 7	BB 2	IBB 0	HBP 0	BLK 0	WP 0	HR 0	S 71	P 111	ERA 3.86	WHIP 0.571							
62 Jose Quintana, L ERA: 3.24	(1,1) IP 7.0	WLS H	BF 25	H 2	R 3	ER 3	SO 7	BB 2	IBB 0	HBP 0	BLK 0	WP 0	HR 0	S 71	P 111	ERA 3.86	WHIP 0.571							
40 Daniel Webb, R ERA: 3.26	(8,1) 1.1		4	0	0	0	1	0	0	0	0	0	0	10	16	0.00	0.000							
53 Eric Surkamp, L ERA: 4.19	(9,1) 0.1		1	0	0	0	0	0	0	0	0	0	0	3	5	0.00	0.000							
54 Ronald Belisario, R ERA: 5.16	(9,1) 0.2	L	5	1	1	1	0	1	1	0	0	0	0	10	22	13.50	3.000							

**Chicago White Sox @ Boston Red Sox**  
 Fenway Park, Boston, MA  
 Thu Jul 10 2014, 4:10 PM - 7:30 PM EDT  
 Att: 37,547 - Cloudy - 81 F

livebaseballscorecards.com

AB	30
R	4
H	3
RBI	4
BB	4
SO	8
LOB	5





Batter	1	2	3	4	5	6	7	8	9	AB	R	H	RBI	BB	SO	LOB	TOP										
1 Adam Eaton, L OBP: 0.340, SLG: 0.372	G6-3	HBP		2B		G4-6-3			K	4	0	1	1	0	1	1	<b>Chicago White Sox @ Cleveland Indians</b> Progressive Field, Cleveland, OH Fri Jul 11 2014, 7:08 PM - 10:23 PM EDT Att: 24,652 - Partly Cloudy - 75 F										
10 Alexei Ramirez, R OBP: 0.317, SLG: 0.401	1B	L8		K			G4-3			4	0	1	0	0	1	3											
79 José Abreu, R OBP: 0.336, SLG: 0.624	L9			1B		G5-3			K	4	0	1	0	0	1	2											
44 Adam Dunn, L OBP: 0.362, SLG: 0.445	G4-3			K			G3			4	1	1	1	0	1	2											
24 Dayan Viedro, R OBP: 0.294, SLG: 0.411		K		K		P4			K	4	0	0	0	0	3	1											
12 Conor Gillaspie, L OBP: 0.373, SLG: 0.482	30 1B 17 2B					G4-3			G4-3	3	1	1	0	1	0	0											
30 Alejandro De Aza, L OBP: 0.299, SLG: 0.364						G4-3			K	4	1	1	0	0	2	2											
17 Adrian Nieto, S OBP: 0.329, SLG: 0.333	28 G3 1B					F7			K	4	0	2	1	0	1	0											
28 Leury Garcia, S OBP: 0.219, SLG: 0.242	G3					FC5-4			K	3	1	0	1	1	1	2											
<b>Inning Stats</b>	R: 0 E: 0 K: 0 S: 7	H: 1 LOB: 1 BB: 0 P: 11	R: 2 E: 0 K: 1 S: 15	H: 3 LOB: 2 BB: 0 P: 22	R: 0 E: 0 K: 3 S: 12	H: 1 LOB: 2 BB: 1 P: 22	R: 1 E: 0 K: 1 S: 13	H: 2 LOB: 1 BB: 0 P: 17	R: 1 E: 0 K: 0 S: 9	H: 1 LOB: 0 BB: 0 P: 15	R: 0 E: 0 K: 0 S: 12	H: 0 LOB: 0 BB: 0 P: 19	R: 0 E: 0 K: 1 S: 9	H: 0 LOB: 0 BB: 0 P: 14	R: 0 E: 0 K: 2 S: 9	H: 0 LOB: 0 BB: 0 P: 13		R: 0 E: 0 K: 3 S: 10	H: 0 LOB: 0 BB: 0 P: 12	1B: 4 2B: 3 HR: 1	SF: 0 SAC: 0 DP: 1 HBP: 1	WP: 0 PB: 0 CS: 0	PA: 37				
<b>PITCHER</b>	IP	WLS	BF	H	R	ER	SO	BB	IBB	HBP	BLK	WP	HR	S	P	ERA	WHIP										
28 Corey Kluber, R ERA: 3.01	6.0	W	28	8	4	4	5	2	0	1	0	0	1	68	106	6.00	1.667										
44 John Axford, R ERA: 3.41	1.0	H	3	0	0	0	1	0	0	0	0	0	0	9	14	0.00	0.000										
27 Bryan Shaw, R ERA: 2.34	1.0	H	3	0	0	0	2	0	0	0	0	0	0	9	13	0.00	0.000										
37 Cody Allen, R ERA: 2.21	1.0	S	3	0	0	0	3	0	0	0	0	0	0	10	12	0.00	0.000										

AB	34
R	4
H	8
RBI	4
BB	2
SO	11
LOB	13



Batter	1	2	3	4	5	6	7	8	9	AB	R	H	RBI	BB	SO	LOB	BOTTOM										
22 Jason Kipnis, L OBP: 0.332, SLG: 0.355	F8		G6-3	G1-3				G4-6-3		4	0	0	0	1	0	4	<b>Chicago White Sox @ Cleveland Indians</b> Progressive Field, Cleveland, OH Fri Jul 11 2014, 7:08 PM - 10:23 PM EDT Att: 24,652 - Partly Cloudy - 75 F										
13 Adrián Cabrera, S OBP: 0.316, SLG: 0.369	23 G4-6-3 1B							K		4	1	2	0	1	1	2											
23 Michael Brantley, L OBP: 0.387, SLG: 0.519	G4-6-3		L9							4	1	1	0	0	0	3											
41 Carlos Santana, S OBP: 0.351, SLG: 0.394		K								3	1	1	1	1	2	1											
8 Lonnie Chisenhall, L OBP: 0.389, SLG: 0.520	L7									3	1	2	1	0	0	0											
33 Nick Swisher, S OBP: 0.288, SLG: 0.351										4	2	2	2	0	1	3											
7 David Murphy, L OBP: 0.305, SLG: 0.368										3	1	1	2	0	0	2											
9 Ryan Raburn, R OBP: 0.248, SLG: 0.270										1	0	0	0	0	1	2											
10 Yan Gomes, R OBP: 0.305, SLG: 0.427										2	0	0	0	2	1	2											
38 Chris Dickerson, L OBP: 0.500, SLG: 0.529										2	0	1	1	1	0	0											
<b>Inning Stats</b>	R: 0 E: 0 K: 0 S: 8	H: 1 LOB: 0 BB: 0 P: 13	R: 2 E: 0 K: 2 S: 12	H: 2 LOB: 0 BB: 0 P: 18	R: 0 E: 0 K: 0 S: 8	H: 0 LOB: 1 BB: 1 P: 16	R: 1 E: 0 K: 1 S: 10	H: 1 LOB: 3 BB: 3 P: 25	R: 3 E: 1 K: 1 S: 14	H: 3 LOB: 0 BB: 0 P: 18	R: 0 E: 0 K: 0 S: 6	H: 0 LOB: 2 BB: 2 P: 14	R: 1 E: 1 K: 1 S: 14	H: 2 LOB: 0 BB: 0 P: 19	R: 0 E: 0 K: 1 S: 7	H: 1 LOB: 0 BB: 0 P: 11	1B: 7 2B: 1 3B: 0 HR: 2	SF: 0 SAC: 2 DP: 3 HBP: 0	WP: 0 PB: 1 SB: 1 CS: 0	PA: 38							
<b>PITCHER</b>	IP	WLS	BF	H	R	ER	SO	BB	IBB	HBP	BLK	WP	HR	S	P	ERA	WHIP										
48 Hector Noesi, R ERA: 5.26	4.2	L	24	7	6	6	4	4	0	0	0	0	0	13	25	6.75	3.000										
64 André Ríenzo, R ERA: 5.87	1.1		7	2	1	1	0	2	0	0	0	0	0	3	4	0.00	0.000										
53 Eric Surkamp, L ERA: 3.86	0.1		2	0	0	0	0	0	0	0	0	0	0	3	4	0.00	0.000										
40 Daniel Webb, R ERA: 3.12	1.2		5	1	0	0	2	0	0	0	0	0	0	13	17	0.00	0.600										

AB	30
R	7
H	10
RBI	7
BB	6
SO	6
LOB	19













Batter	1	2	3	4	5	6	7	8	9	AB	R	H	RBI	BB	SO	LOB	TOP								
27 Jose Altuve, R OBP: 0.372, SLG: 0.434										4	0	1	0	0	3	0	<b>Houston Astros @ Chicago White Sox</b> U.S. Cellular Field, Chicago, IL Fri Jul 18 2014, 8:13 PM - 11:01 PM EDT Att: 28,777 - Partly Cloudy - 74 F								
15 Jason Castro, L OBP: 0.301, SLG: 0.380										4	0	0	0	0	1	2									
4 George Springer, R OBP: 0.278, SLG: 0.460										3	0	0	0	1	2	0									
23 Chris Carter, R OBP: 0.295, SLG: 0.458										4	0	0	0	0	4	1									
30 Matt Dominguez, R OBP: 0.285, SLG: 0.365										4	1	1	0	0	0	0									
21 Jon Singleton, L OBP: 0.276, SLG: 0.360										3	1	1	0	0	1	0									
19 Robbie Grossman, S OBP: 0.295, SLG: 0.299										3	0	0	1	0	2	0									
6 Enrique Hernández, R OBP: 0.370, SLG: 0.450										2	0	0	0	1	0	0									
0 L.J. Hoes, R OBP: 0.239, SLG: 0.278										3	0	0	0	0	1	1									
<b>Inning Stats</b>	R: 0 H: 0 K: 2 S: 17	H: 0 LOB: 1 BB: 1 P: 25	R: 2 H: 3 K: 2 S: 20	H: 3 LOB: 2 BB: 1 P: 29	R: 0 H: 0 K: 1 S: 10	H: 0 LOB: 0 BB: 0 P: 17	R: 0 H: 0 K: 2 S: 12	H: 0 LOB: 0 BB: 0 P: 17	R: 0 H: 0 K: 1 S: 12	H: 0 LOB: 0 BB: 0 P: 18	R: 0 H: 0 K: 2 S: 10	H: 0 LOB: 0 BB: 0 P: 16	R: 0 H: 0 K: 1 S: 8	H: 0 LOB: 0 BB: 0 P: 13	R: 0 H: 0 K: 1 S: 11	H: 0 LOB: 0 BB: 0 P: 15	R: 0 H: 0 K: 2 S: 8	H: 0 LOB: 0 BB: 0 P: 15	1B: 3 2B: 0 3B: 0 HR: 0	SF: 0 SAC: 0 DP: 0 HBP: 0	WP: 0 PB: 0 SB: 0 CS: 0	PA: 32			
<b>PITCHER</b>	IP WLS BF H R ER SO BB IBB HBP BLK WP HR S P ERA WHIP	IP WLS BF H R ER SO BB IBB HBP BLK WP HR S P ERA WHIP	IP WLS BF H R ER SO BB IBB HBP BLK WP HR S P ERA WHIP	IP WLS BF H R ER SO BB IBB HBP BLK WP HR S P ERA WHIP	IP WLS BF H R ER SO BB IBB HBP BLK WP HR S P ERA WHIP	IP WLS BF H R ER SO BB IBB HBP BLK WP HR S P ERA WHIP	IP WLS BF H R ER SO BB IBB HBP BLK WP HR S P ERA WHIP	IP WLS BF H R ER SO BB IBB HBP BLK WP HR S P ERA WHIP	IP WLS BF H R ER SO BB IBB HBP BLK WP HR S P ERA WHIP	IP WLS BF H R ER SO BB IBB HBP BLK WP HR S P ERA WHIP	IP WLS BF H R ER SO BB IBB HBP BLK WP HR S P ERA WHIP	IP WLS BF H R ER SO BB IBB HBP BLK WP HR S P ERA WHIP	IP WLS BF H R ER SO BB IBB HBP BLK WP HR S P ERA WHIP	IP WLS BF H R ER SO BB IBB HBP BLK WP HR S P ERA WHIP	IP WLS BF H R ER SO BB IBB HBP BLK WP HR S P ERA WHIP	IP WLS BF H R ER SO BB IBB HBP BLK WP HR S P ERA WHIP	IP WLS BF H R ER SO BB IBB HBP BLK WP HR S P ERA WHIP	IP WLS BF H R ER SO BB IBB HBP BLK WP HR S P ERA WHIP	IP WLS BF H R ER SO BB IBB HBP BLK WP HR S P ERA WHIP	IP WLS BF H R ER SO BB IBB HBP BLK WP HR S P ERA WHIP	IP WLS BF H R ER SO BB IBB HBP BLK WP HR S P ERA WHIP	IP WLS BF H R ER SO BB IBB HBP BLK WP HR S P ERA WHIP	IP WLS BF H R ER SO BB IBB HBP BLK WP HR S P ERA WHIP	IP WLS BF H R ER SO BB IBB HBP BLK WP HR S P ERA WHIP	IP WLS BF H R ER SO BB IBB HBP BLK WP HR S P ERA WHIP

AB	30
R	2
H	3
RBI	1
BB	2
SO	14
LOB	4



Batter	1	2	3	4	5	6	7	8	9	AB	R	H	RBI	BB	SO	LOB	BOTTOM								
1 Adam Eaton, L OBP: 0.339, SLG: 0.377										4	0	1	0	0	1	3	<b>Houston Astros @ Chicago White Sox</b> U.S. Cellular Field, Chicago, IL Fri Jul 18 2014, 8:13 PM - 11:01 PM EDT Att: 28,777 - Partly Cloudy - 74 F								
10 Alexei Ramirez, R OBP: 0.315, SLG: 0.396										4	0	0	0	0	2										
79 José Abreu, R OBP: 0.344, SLG: 0.631										3	1	1	0	1	1	0									
44 Adam Dunn, L OBP: 0.360, SLG: 0.438										4	0	1	0	0	2										
24 Dayan Viciedo, R OBP: 0.295, SLG: 0.414										3	1	1	2	1	1	1									
25 Moisés Sierra, R OBP: 0.234, SLG: 0.294										0	0	0	0	0	0	0									
12 Conor Gillaspie, L OBP: 0.373, SLG: 0.479										3	0	0	0	0	0	1									
15 Gordon Beckham, R OBP: 0.288, SLG: 0.375										3	0	0	0	0	0	1									
30 Alejandro De Aza, L OBP: 0.300, SLG: 0.360										3	1	2	0	0	0	0									
21 Tyler Flowers, R OBP: 0.278, SLG: 0.309										2	0	1	1	1	1	0									
<b>Inning Stats</b>	R: 0 H: 2 K: 0 S: 6	H: 2 LOB: 1 BB: 0 P: 10	R: 0 H: 0 K: 0 S: 8	H: 0 LOB: 1 BB: 1 P: 17	R: 0 H: 0 K: 1 S: 7	H: 0 LOB: 0 BB: 0 P: 11	R: 0 H: 1 K: 0 S: 9	H: 1 LOB: 1 BB: 0 P: 13	R: 0 H: 1 K: 1 S: 14	H: 1 LOB: 2 BB: 1 P: 23	R: 2 H: 1 K: 0 S: 8	H: 1 LOB: 0 BB: 1 P: 15	R: 1 H: 2 K: 0 S: 12	H: 2 LOB: 1 BB: 0 P: 20	R: 0 H: 0 K: 2 S: 9	H: 0 LOB: 0 BB: 0 P: 13	1B: 2 2B: 4 3B: 1 HR: 1	SF: 0 SAC: 0 DP: 2 HBP: 0	WP: 0 PB: 0 SB: 1 CS: 0	PA: 32					
<b>PITCHER</b>	IP WLS BF H R ER SO BB IBB HBP BLK WP HR S P ERA WHIP	IP WLS BF H R ER SO BB IBB HBP BLK WP HR S P ERA WHIP	IP WLS BF H R ER SO BB IBB HBP BLK WP HR S P ERA WHIP	IP WLS BF H R ER SO BB IBB HBP BLK WP HR S P ERA WHIP	IP WLS BF H R ER SO BB IBB HBP BLK WP HR S P ERA WHIP	IP WLS BF H R ER SO BB IBB HBP BLK WP HR S P ERA WHIP	IP WLS BF H R ER SO BB IBB HBP BLK WP HR S P ERA WHIP	IP WLS BF H R ER SO BB IBB HBP BLK WP HR S P ERA WHIP	IP WLS BF H R ER SO BB IBB HBP BLK WP HR S P ERA WHIP	IP WLS BF H R ER SO BB IBB HBP BLK WP HR S P ERA WHIP	IP WLS BF H R ER SO BB IBB HBP BLK WP HR S P ERA WHIP	IP WLS BF H R ER SO BB IBB HBP BLK WP HR S P ERA WHIP	IP WLS BF H R ER SO BB IBB HBP BLK WP HR S P ERA WHIP	IP WLS BF H R ER SO BB IBB HBP BLK WP HR S P ERA WHIP	IP WLS BF H R ER SO BB IBB HBP BLK WP HR S P ERA WHIP	IP WLS BF H R ER SO BB IBB HBP BLK WP HR S P ERA WHIP	IP WLS BF H R ER SO BB IBB HBP BLK WP HR S P ERA WHIP	IP WLS BF H R ER SO BB IBB HBP BLK WP HR S P ERA WHIP	IP WLS BF H R ER SO BB IBB HBP BLK WP HR S P ERA WHIP	IP WLS BF H R ER SO BB IBB HBP BLK WP HR S P ERA WHIP	IP WLS BF H R ER SO BB IBB HBP BLK WP HR S P ERA WHIP	IP WLS BF H R ER SO BB IBB HBP BLK WP HR S P ERA WHIP	IP WLS BF H R ER SO BB IBB HBP BLK WP HR S P ERA WHIP	IP WLS BF H R ER SO BB IBB HBP BLK WP HR S P ERA WHIP	IP WLS BF H R ER SO BB IBB HBP BLK WP HR S P ERA WHIP

AB	29
R	3
H	7
RBI	3
BB	3
SO	4
LOB	10









Batter	1	2	3	4	5	6	7	8	9	AB	R	H	RBI	BB	SO	LOB	TOP					
27 Jose Altuve, R OBP: 0.373, SLG: 0.443										5	2	2	2	0	0	2						
6 Enrique Hernández, R OBP: 0.400, SLG: 0.469										5	1	2	0	0	1	0						
23 Chris Carter, R OBP: 0.282, SLG: 0.463										3	2	2	1	1	0	1						
30 Matt Dominguez, R OBP: 0.286, SLG: 0.375										5	2	3	4	0	1	2						
21 Jon Singleton, L OBP: 0.269, SLG: 0.345										5	1	1	0	0	3	3						
22 Carlos Corporán, S OBP: 0.298, SLG: 0.430										5	0	1	0	0	2	2						
19 Robbie Grossman, S OBP: 0.309, SLG: 0.303										4	1	2	1	1	1	0						
0 L.J. Hoes, R OBP: 0.237, SLG: 0.284										5	1	1	1	0	1	3						
9 Marwin Gonzalez, S OBP: 0.338, SLG: 0.414										4	1	3	2	0	1	0						
<b>Inning Stats</b>	R: 1 E: 0 K: 0 S: 10	H: 2 LOB: 0 BB: 0 P: 13	R: 0 E: 0 K: 3 S: 11	H: 1 LOB: 1 BB: 0 P: 18	R: 3 E: 0 K: 1 S: 13	H: 4 LOB: 1 BB: 0 P: 19	R: 0 E: 0 K: 0 S: 12	H: 1 LOB: 1 BB: 0 P: 17	R: 3 E: 0 K: 0 S: 13	H: 5 LOB: 1 BB: 0 P: 19	R: 0 E: 0 K: 2 S: 7	H: 0 LOB: 0 BB: 0 P: 11	R: 4 E: 0 K: 1 S: 16	H: 4 LOB: 1 BB: 1 P: 25	R: 0 E: 0 K: 2 S: 10	H: 0 LOB: 1 BB: 1 P: 21	R: 0 E: 0 K: 1 S: 6	H: 0 LOB: 0 BB: 0 P: 8	1B: 10 2B: 5 3B: 0 HR: 2	SF: 1 SAC: 0 DP: 2 HBP: 0	WP: 0 PB: 0 SB: 1 CS: 0	PA: 44
<b>PITCHER</b>	IP WLS BF H R ER SO BB IBB HBP BLK WP HR S P ERA WHIP																					
50 John Danks, L ERA: 4.35	4.1		24	12	7	7	4	0	0	0	0	0	0	0	0	11	19	0.00	0.600			
60 Taylor Thompson, R ERA: 4.35	1.2		5	1	0	0	2	0	0	0	0	0	0	0	0	16	25	36.00	4.000			
40 Daniel Webb, R ERA: 3.74	1.0	L	8	4	4	4	1	0	1	0	0	0	0	0	10	21	0.00	1.000				
53 Eric Surkamp, L ERA: 4.05	1.0		4	0	0	0	2	1	0	0	0	0	0	0	6	8	0.00	0.000				
41 Javy Guerra, R ERA: 3.19	1.0		3	0	0	0	1	0	0	0	0	0	0	0	6	8	0.00	0.000				
<b>Batter</b>	<b>1</b>	<b>2</b>	<b>3</b>	<b>4</b>	<b>5</b>	<b>6</b>	<b>7</b>	<b>8</b>	<b>9</b>	<b>AB</b>	<b>R</b>	<b>H</b>	<b>RBI</b>	<b>BB</b>	<b>SO</b>	<b>LOB</b>	<b>BOTTOM</b>					
1 Adam Eaton, L OBP: 0.351, SLG: 0.384										3	1	2	0	2	0	1						
10 Alexei Ramirez, R OBP: 0.314, SLG: 0.396										5	1	1	1	0	2	5						
79 José Abreu, R OBP: 0.342, SLG: 0.621										5	1	2	1	0	2	4						
44 Adam Dunn, L OBP: 0.357, SLG: 0.432										4	0	0	1	1	2	3						
24 Dayan Viedo, R OBP: 0.293, SLG: 0.409										5	1	1	0	0	1	3						
12 Conor Gillaspie, L OBP: 0.372, SLG: 0.474										5	1	2	0	0	0	1						
30 Alejandro De Aza, L OBP: 0.307, SLG: 0.367											3	1	0	1	2	1						
15 Gordon Beckham, R OBP: 0.284, SLG: 0.369											4	0	1	0	0	3						
17 Adrian Nieto, S OBP: 0.325, SLG: 0.329										4	1	1	1	0	0	2						
<b>Inning Stats</b>	R: 0 E: 0 K: 2 S: 14	H: 1 LOB: 2 BB: 1 P: 28	R: 0 E: 0 K: 0 S: 9	H: 1 LOB: 1 BB: 1 P: 18	R: 1 E: 0 K: 1 S: 13	H: 2 LOB: 0 BB: 0 P: 20	R: 2 E: 1 K: 0 S: 13	H: 1 LOB: 2 BB: 2 P: 26	R: 1 E: 0 K: 1 S: 10	H: 2 LOB: 1 BB: 0 P: 12	R: 3 E: 2 K: 0 S: 12	H: 3 LOB: 1 BB: 0 P: 20	R: 0 E: 0 K: 1 S: 9	H: 0 LOB: 0 BB: 0 P: 13	R: 0 E: 0 K: 3 S: 13	H: 0 LOB: 1 BB: 1 P: 19	R: 0 E: 0 K: 0 S: 3	H: 0 LOB: 0 BB: 0 P: 6	1B: 9 2B: 1 3B: 0 HR: 0	SF: 0 SAC: 0 DP: 1 HBP: 0	WP: 1 PB: 0 SB: 1 CS: 0	PA: 43
<b>PITCHER</b>	IP WLS BF H R ER SO BB IBB HBP BLK WP HR S P ERA WHIP																					
48 Jarrod Cosart, R ERA: 4.23	5.0		26	7	4	3	4	4	0	0	0	0	0	0	0	5	9	27.00	3.000			
38 Darin Downs, L ERA: 5.25	0.1	H	2	1	1	1	0	0	0	0	0	0	0	0	6	10	27.00	6.000				
55 Jose Veras, R ERA: 6.86	0.1	B	4	2	2	1	0	0	0	0	0	0	0	0	12	20	0.00	0.750				
29 Tony Sipp, L ERA: 2.54	1.1	W	5	0	0	0	1	1	0	0	0	0	0	0	11	13	0.00	0.000				
35 Josh Fields, R ERA: 4.67	1.0		3	0	0	0	3	0	0	0	0	0	0	0	11	13	0.00	0.000				

Houston Astros @ Chicago White Sox  
U.S. Cellular Field, Chicago, IL  
Sun Jul 20 2014, 2:11 PM - 5:48 PM EDT  
Att: 26,256 - Partly Cloudy - 82 F

AB 41  
R 11  
H 17  
RBI 11  
BB 2  
SO 10  
LOB 13



Houston Astros @ Chicago White Sox  
U.S. Cellular Field, Chicago, IL  
Sun Jul 20 2014, 2:11 PM - 5:48 PM EDT  
Att: 26,256 - Partly Cloudy - 82 F

AB 38  
R 7  
H 10  
RBI 5  
BB 5  
SO 8  
LOB 23





















Batter	1	2	3	4	5	6	7	8	9	AB	R	H	RBI	BB	SO	LOB	TOP					
1 Adam Eaton, L OBP: 0.355, SLG: 0.384										6	1	1	0	0	0	2	<b>Chicago White Sox @ Minnesota Twins</b> Target Field, Minneapolis, MN Fri Jul 25 2014, 7:12 PM - 10:01 PM CDT Att: 28,728 - Cloudy - 77 F					
10 Alexei Ramirez, R OBP: 0.321, SLG: 0.401										5	3	2	1	1	0	2						
79 José Abreu, R OBP: 0.341, SLG: 0.620										5	2	2	3	0	1	2						
44 Adam Dunn, L OBP: 0.366, SLG: 0.439										5	1	2	1	0	1	1						
24 Dayan Viciedo, R OBP: 0.290, SLG: 0.403										5	1	4	1	0	1	2						
25 Moisés Sierra, R OBP: 0.237, SLG: 0.317										0	0	0	0	0	0	0						
12 Conor Gillaspie, L OBP: 0.372, SLG: 0.462										5	0	2	1	0	0	3						
15 Gordon Beckham, R OBP: 0.275, SLG: 0.358										5	0	2	1	0	0	3						
30 Alejandro De Aza, L OBP: 0.305, SLG: 0.354										4	0	0	0	1	1	2						
21 Tyler Flowers, R OBP: 0.297, SLG: 0.344										5	1	3	1	0	0	3						
<b>Inning Stats</b>	R: 3 E: 0 K: 0 S: 14	H: 4 LOB: 1 BB: 0 P: 26	R: 0 E: 0 K: 0 S: 7	H: 0 LOB: 0 BB: 0 P: 9	R: 2 E: 0 K: 0 S: 14	H: 4 LOB: 3 BB: 1 P: 20	R: 2 E: 1 K: 0 S: 14	H: 3 LOB: 2 BB: 1 P: 24	R: 0 E: 0 K: 0 S: 7	H: 1 LOB: 1 BB: 0 P: 12	R: 1 E: 0 K: 2 S: 19	H: 3 LOB: 2 BB: 0 P: 30	R: 1 E: 0 K: 1 S: 11	H: 2 LOB: 2 BB: 0 P: 16	R: 0 E: 0 K: 0 S: 6	H: 0 LOB: 0 BB: 0 P: 10	R: 0 E: 0 K: 1 S: 9	H: 1 LOB: 1 BB: 0 P: 11	1B: 13 2B: 2 HR: 3	SF: 0 SAC: 0 DP: 0 HBP: 1	WP: 1 PB: 0 CS: 0	PA: 48
<b>PITCHER</b>	IP WLS BF H R ER SO BB IBB HBP BLK WP HR S P ERA WHIP																					
30 Kevin Correia, R ERA: 5.14	(1, 1) 4.0 L 25 11 7 7 0 2 0 0 0 0 1 2 49 79 15.75 3.250																					
56 Caleb Thielbar, L ERA: 2.53	(5, 1) 2.0 10 4 1 1 2 0 0 0 0 0 0 26 42 4.50 2.000																					
61 Jared Burton, R ERA: 4.54	(7, 1) 1.0 6 2 1 1 1 0 0 0 1 0 0 1 16 9.00 2.000																					
52 Brian Duensing, L ERA: 2.27	(8, 1) 1.0 3 0 0 0 0 0 0 0 0 0 0 6 10 0.00 0.000																					
50 Casey Fien, R ERA: 2.25	(9, 1) 1.0 4 1 0 0 1 0 0 0 0 0 0 9 11 0.00 1.000																					

AB	45
R	9
H	18
RBI	9
BB	2
SO	4
LOB	20



Batter	1	2	3	4	5	6	7	8	9	AB	R	H	RBI	BB	SO	LOB	BOTTOM					
39 Danny Santana, S OBP: 0.359, SLG: 0.460										4	1	1	0	0	1	0	<b>Chicago White Sox @ Minnesota Twins</b> Target Field, Minneapolis, MN Fri Jul 25 2014, 7:12 PM - 10:01 PM CDT Att: 28,728 - Cloudy - 77 F					
9 Eduardo Núñez, R OBP: 0.289, SLG: 0.393										4	1	1	0	0	1	0						
2 Brian Dozier, R OBP: 0.330, SLG: 0.426										3	0	0	0	0	0	2						
11 Jorge Polanco, S OBP: 0.500, SLG: 0.833										1	0	0	0	0	1	0						
20 Chris Colabello, R OBP: 0.286, SLG: 0.403										4	0	1	2	0	1	0						
16 Josh Willingham, R OBP: 0.354, SLG: 0.421										4	2	2	1	0	1	1						
31 Oswaldo Arcia, L OBP: 0.310, SLG: 0.390										4	1	2	1	0	1	0						
8 Kurt Suzuki, R OBP: 0.365, SLG: 0.393										3	0	1	1	0	0	0						
5 Eduardo Escobar, S OBP: 0.314, SLG: 0.394										4	0	1	0	0	0	1						
1 Sam Fuld, L OBP: 0.343, SLG: 0.362										4	0	0	0	0	1	2						
<b>Inning Stats</b>	R: 0 E: 0 K: 1 S: 6	H: 0 LOB: 0 BB: 0 P: 9	R: 1 E: 0 K: 1 S: 12	H: 2 LOB: 1 BB: 0 P: 20	R: 0 E: 0 K: 2 S: 9	H: 0 LOB: 0 BB: 0 P: 13	R: 0 E: 0 K: 1 S: 11	H: 0 LOB: 0 BB: 0 P: 14	R: 0 E: 0 K: 0 S: 11	H: 0 LOB: 0 BB: 0 P: 17	R: 2 E: 0 K: 0 S: 11	H: 3 LOB: 1 BB: 0 P: 16	R: 1 E: 0 K: 0 S: 6	H: 1 LOB: 0 BB: 0 P: 11	R: 0 E: 0 K: 1 S: 10	H: 0 LOB: 0 BB: 0 P: 15	R: 1 E: 0 K: 0 S: 16	H: 3 LOB: 2 BB: 0 P: 24	1B: 7 2B: 0 HR: 2	SF: 1 SAC: 0 DP: 0 HBP: 0	WP: 0 PB: 0 CS: 0	PA: 36
<b>PITCHER</b>	IP WLS BF H R ER SO BB IBB HBP BLK WP HR S P ERA WHIP																					
50 John Danks, L ERA: 4.4	(1, 1) 7.0 W 27 6 4 4 4 0 0 0 0 0 0 66 100 5.14 0.857																					
41 Javy Guerra, R ERA: 2.92	(8, 1) 1.0 3 0 0 0 1 0 0 0 0 0 0 10 15 0.00 0.000																					
60 Taylor Thompson, R ERA: 2.7	(9, 1) 1.0 6 3 1 1 1 0 0 0 0 0 0 1 16 24 9.00 3.000																					

AB	35
R	5
H	9
RBI	5
BB	0
SO	7
LOB	6









Batter	1	2	3	4	5	6	7	8	9	AB	R	H	RBI	BB	SO	LOB	TOP							
1 Adam Eaton, L (1, 8) OBP: 0.355, SLG: 0.383										4	1	1	0	0	1	0	<b>Chicago White Sox @ Minnesota Twins</b> Target Field, Minneapolis, MN Sun Jul 27 2014, 1:15 PM - 3:57 PM CDT Att: 27,818 - Cloudy - 72 F							
10 Alexei Ramirez, R (1, 6) OBP: 0.319, SLG: 0.405										3	0	0	1	0	0	0								
79 Jose Abreu, R (1, 3) OBP: 0.344, SLG: 0.619										3	0	2	1	1	0	0								
28 Leury Garcia, S (9, PR) OBP: 0.229, SLG: 0.253										0	0	0	0	0	0	0								
44 Adam Dunn, L (1, 10) OBP: 0.363, SLG: 0.435										3	0	0	0	0	1	2								
14 Paul Konerko, R (9, PH) OBP: 0.268, SLG: 0.381										1	0	1	0	0	0	0								
25 Moisés Sierra, R (9, PR) OBP: 0.237, SLG: 0.317										0	0	0	0	0	0	0								
24 Dayan Viciedo, R (1, 9) OBP: 0.286, SLG: 0.396										4	0	1	0	0	1	2								
12 Conor Gillaspie, L (1, 5) OBP: 0.375, SLG: 0.464										3	0	0	0	1	2	1								
30 Alejandro De Aza, L (1, 7) OBP: 0.303, SLG: 0.352										4	0	1	0	0	2	4								
15 Gordon Beckham, R (1, 4) OBP: 0.275, SLG: 0.363										4	1	1	0	0	1	3								
17 Adrian Nieto, S (1, 2) OBP: 0.325, SLG: 0.368										2	1	1	1	0	0	0								
<b>Inning Stats</b>	R: 0 E: 0 K: 2 S: 13	H: 0 LOB: 1 BB: 1 P: 21	R: 0 E: 0 K: 2 S: 10	H: 0 LOB: 0 BB: 0 P: 14	R: 0 E: 0 K: 1 S: 9	H: 0 LOB: 0 BB: 0 P: 13	R: 0 E: 0 K: 0 S: 5	H: 0 LOB: 0 BB: 0 P: 6	R: 0 E: 0 K: 1 S: 11	H: 1 LOB: 0 BB: 0 P: 19	R: 2 E: 0 K: 0 S: 10	H: 3 LOB: 1 BB: 0 P: 19	R: 0 E: 0 K: 0 S: 4	H: 1 LOB: 0 BB: 0 P: 5	R: 1 E: 0 K: 0 S: 12	H: 1 LOB: 0 BB: 0 P: 18	R: 0 E: 0 K: 2 S: 22	H: 2 LOB: 3 BB: 1 P: 33	1B: 5 2B: 3 3B: 0 HR: 1	SF: 1 SAC: 1 DP: 0 HBP: 0	WP: 0 PB: 0 SB: 0 CS: 1	PA: 36		
<b>PITCHER</b>	IP WLS BF H R ER SO BB IBB HBP BLK WP HR S P ERA WHIP																							
63 Yohan Pino, R (1, 1) ERA: 4.38	6.0	22	4	2	2	6	1	0	0	0	0	0	0	0	58	92	3.00	0.833						
61 Jared Burton, R (7, 1) ERA: 4.43	1.0	W 3	1	0	0	0	0	0	0	0	0	0	0	4	5	0.00	1.000							
50 Casey Fien, R (8, 1) ERA: 2.4	1.0	H 4	1	1	1	0	0	0	0	0	0	1	12	18	9.00	1.000								
15 Glen Perkins, L (9, 1) ERA: 2.64	1.0	S 6	2	0	0	2	1	0	0	0	0	0	22	33	0.00	3.000								

Batter	1	2	3	4	5	6	7	8	9	AB	R	H	RBI	BB	SO	LOB	BOTTOM					
39 Danny Santana, S (1, 8) OBP: 0.348, SLG: 0.458										3	0	1	2	0	0	0	<b>Chicago White Sox @ Minnesota Twins</b> Target Field, Minneapolis, MN Sun Jul 27 2014, 1:15 PM - 3:57 PM CDT Att: 27,818 - Cloudy - 72 F					
1 Sam Fuld, L (1, 7) OBP: 0.350, SLG: 0.367										3	0	2	2	1	0	1						
2 Brian Dozier, R (1, 4) OBP: 0.325, SLG: 0.418										4	0	0	0	0	0	3						
24 Trevor Plouffe, R (1, 5) OBP: 0.313, SLG: 0.405										4	0	0	0	0	0	2						
31 Oswaldo Arcia, L (1, 9) OBP: 0.303, SLG: 0.385										4	0	0	0	0	3	1						
16 Josh Willingham, R (1, 10) OBP: 0.361, SLG: 0.421										2	1	1	0	1	1	0						
27 Chris Parmelee, L (1, 3) OBP: 0.307, SLG: 0.386										3	1	1	0	0	0	1						
26 Eric Fryer, R (1, 2) OBP: 0.226, SLG: 0.143										2	1	0	0	1	0	0						
5 Eduardo Escobar, S (1, 6) OBP: 0.315, SLG: 0.396										3	1	1	0	0	0	3						
<b>Inning Stats</b>	R: 0 E: 0 K: 0 S: 11	H: 1 LOB: 1 BB: 0 P: 18	R: 0 E: 0 K: 2 S: 9	H: 0 LOB: 0 BB: 0 P: 12	R: 1 E: 0 K: 0 S: 11	H: 2 LOB: 1 BB: 0 P: 14	R: 0 E: 0 K: 1 S: 8	H: 1 LOB: 0 BB: 0 P: 12	R: 0 E: 0 K: 1 S: 8	H: 0 LOB: 1 BB: 0 P: 8	R: 0 E: 0 K: 1 S: 6	H: 0 LOB: 1 BB: 1 P: 14	R: 3 E: 0 K: 0 S: 14	H: 2 LOB: 1 BB: 2 P: 26	R: 0 E: 0 K: 0 S: 7	H: 0 LOB: 0 BB: 0 P: 8		R: 0 E: 0 K: 2 S: 22	H: 0 LOB: 0 BB: 1 P: 33	1B: 4 2B: 1 3B: 1 HR: 0	SF: 1 SAC: 0 DP: 0 HBP: 0	WP: 1 PB: 0 SB: 1 CS: 0
<b>PITCHER</b>	IP WLS BF H R ER SO BB IBB HBP BLK WP HR S P ERA WHIP																					
67 Scott Carroll, R (1, 1) ERA: 4.25	6.0	23	4	1	1	4	1	0	0	0	0	0	53	78	1.50	0.833						
54 Ronald Belisario, R (7, 1) ERA: 5.22	0.0	L 3	1	3	3	0	2	0	0	0	1	0	5	13	-	-						
41 Javy Guerra, R (7, 1) ERA: 2.81	1.0	B 3	1	0	0	0	0	0	0	0	0	0	9	13	0.00	1.000						
40 Daniel Webb, R (8, 1) ERA: 3.45	1.0	3	0	0	0	0	0	0	0	0	0	0	7	8	0.00	0.000						

AB	31
R	3
H	8
RBI	3
BB	2
SO	8
LOB	12



AB	28
R	4
H	6
RBI	4
BB	3
SO	4
LOB	11

















Batter	1	2	3	4	5	6	7	8	9	AB	R	H	RBI	BB	SO	LOB	TOP										
<b>39 Danny Santana, S</b> OBP: 0.338, SLG: 0.455										5	0	0	0	0	1	2											
<b>2 Brian Dozier, R</b> OBP: 0.335, SLG: 0.424										4	3	3	0	1	1	1											
<b>24 Trevor Plouffe, R</b> OBP: 0.308, SLG: 0.394										5	1	3	0	0	1	2											
<b>16 Josh Willingham, R</b> OBP: 0.363, SLG: 0.426										5	1	2	1	0	0	3											
<b>9 Eduardo Núñez, R</b> OBP: 0.275, SLG: 0.381										0	0	0	0	0	0	0											
<b>8 Kurt Suzuki, R</b> OBP: 0.372, SLG: 0.395										4	1	2	3	0	0	2											
<b>19 Kannyas Vargas, S</b> OBP: 0.200, SLG: 0.400										5	1	1	2	0	2	6											
<b>20 Chris Colabelo, R</b> OBP: 0.272, SLG: 0.380										3	0	0	1	0	2	0											
<b>31 Oswaldo Arcia, L</b> OBP: 0.296, SLG: 0.379										2	0	0	0	0	2	2											
<b>27 Chris Parmelee, L</b> OBP: 0.315, SLG: 0.396										4	1	1	1	0	2	0											
<b>5 Eduardo Escobar, S</b> OBP: 0.315, SLG: 0.397										4	0	2	0	0	0	0											
<b>Inning Stats</b>	R: 0 E: 0 K: 1 S: 14	H: 1 LOB: 3 BB: 1 P: 24	R: 0 E: 0 K: 2 S: 8	H: 0 LOB: 0 BB: 0 P: 13	R: 5 E: 0 K: 1 S: 20	H: 5 LOB: 0 BB: 0 P: 33	R: 0 E: 0 K: 0 S: 9	H: 1 LOB: 1 BB: 0 P: 15	R: 0 E: 0 K: 0 S: 8	H: 0 LOB: 0 BB: 0 P: 11	R: 0 E: 0 K: 1 S: 8	H: 1 LOB: 1 BB: 0 P: 11	R: 1 E: 0 K: 0 S: 14	H: 2 LOB: 1 BB: 0 P: 18	R: 1 E: 0 K: 2 S: 11	H: 1 LOB: 2 BB: 0 P: 19	R: 1 E: 0 K: 2 S: 16	H: 3 LOB: 2 BB: 0 P: 22	1B: 10 2B: 3 HR: 1	SF: 0 SAC: 0 DP: 0 HBP: 1	WP: 0 PB: 1 SB: 0 CS: 0	PA: 43					
<b>PITCHER</b>	IP	WLS	BF	H	R	ER	SO	BB	IBB	HBP	BLK	WP	HR	S	P	ERA	WHIP										
<b>49 Chris Sale, L</b> ERA: 2.09	6.0		28	8	5	4	7	1	0	1	0	0	0	67	107	6.00	1.500										
<b>40 Daniel Webb, R</b> ERA: 3.49	1.0	B	5	2	1	1	0	0	0	0	0	0	0	14	18	9.00	2.000										
<b>53 Eric Surkamp, L</b> ERA: 6.75	0.1		2	1	1	1	0	0	0	0	0	0	1	7	12	27.00	3.000										
<b>41 Javy Guerra, R</b> ERA: 2.6	0.2	W	2	0	0	0	1	0	0	0	0	0	0	4	7	0.00	0.000										
<b>52 Jake Petricka, R</b> ERA: 2.11	1.0	S	6	3	1	1	2	0	0	0	0	0	0	16	22	9.00	3.000										

Minnesota Twins @ Chicago White Sox  
U.S. Cellular Field, Chicago, IL  
Fri Aug 01 2014, 8:11 PM - 11:57 PM EDT  
Att: 28,060 - Partly Cloudy - 74 F

AB 41  
R 8  
H 14  
RBI 8  
BB 1  
SO 11  
LOB 18



Batter	1	2	3	4	5	6	7	8	9	AB	R	H	RBI	BB	SO	LOB	BOTTOM										
<b>1 Adam Eaton, L</b> OBP: 0.365, SLG: 0.392										4	2	2	1	1	0	1											
<b>15 Gordon Beckham, R</b> OBP: 0.285, SLG: 0.355										5	0	1	0	0	2	3											
<b>79 José Abreu, R</b> OBP: 0.364, SLG: 0.639										3	2	3	1	1	0	0											
<b>14 Paul Konerko, R</b> OBP: 0.283, SLG: 0.392										5	0	2	1	0	2	5											
<b>24 Dayan Viciedo, R</b> OBP: 0.292, SLG: 0.388										0	1	0	0	0	0	0											
<b>10 Alexei Ramirez, R</b> OBP: 0.319, SLG: 0.408										5	2	2	2	0	0	3											
<b>12 Conor Gillaspie, L</b> OBP: 0.372, SLG: 0.458										5	0	1	1	0	2	4											
<b>21 Tyler Flowers, R</b> OBP: 0.305, SLG: 0.359										4	1	2	2	1	1	1											
<b>30 Alejandro De Aza, L</b> OBP: 0.304, SLG: 0.350										5	1	2	1	0	0	1											
<b>25 Moisés Sierra, R</b> OBP: 0.270, SLG: 0.363										4	1	2	1	1	0	3											
<b>Inning Stats</b>	R: 0 E: 1 K: 1 S: 11	H: 0 LOB: 2 BB: 2 P: 25	R: 2 E: 1 K: 1 S: 14	H: 2 LOB: 1 BB: 1 P: 22	R: 1 E: 0 K: 1 S: 9	H: 1 LOB: 0 BB: 0 P: 15	R: 1 E: 0 K: 1 S: 13	H: 2 LOB: 2 BB: 1 P: 19	R: 1 E: 0 K: 1 S: 15	H: 2 LOB: 1 BB: 0 P: 22	R: 1 E: 0 K: 0 S: 15	H: 3 LOB: 2 BB: 0 P: 22	R: 0 E: 0 K: 0 S: 8	H: 1 LOB: 0 BB: 0 P: 9	R: 4 E: 0 K: 1 S: 24	H: 6 LOB: 2 BB: 0 P: 31	1B: 13 2B: 2 3B: 1 HR: 1	SF: 0 SAC: 0 DP: 0 HBP: 1	WP: 0 PB: 0 SB: 0 CS: 1	PA: 46							
<b>PITCHER</b>	IP	WLS	BF	H	R	ER	SO	BB	IBB	HBP	BLK	WP	HR	S	P	ERA	WHIP										
<b>38 Logan Darnell, L</b> ERA: 8.25	4.0		22	5	4	4	4	4	0	0	0	0	0	28	40	10.80	3.000										
<b>51 Anthony Swarzak, R</b> ERA: 4.23	1.2		10	5	2	2	2	0	0	0	0	0	1	28	40	10.80	3.000										
<b>52 Brian Duensing, L</b> ERA: 2.18	1.1		4	1	0	0	0	0	0	0	0	0	0	10	13	0.00	0.750										
<b>50 Casey Fien, R</b> ERA: 3.11	0.1	L	5	4	4	4	1	0	0	0	0	0	0	12	14	108.00	12.000										
<b>56 Caleb Thielbar, L</b> ERA: 3.28	0.1		1	0	0	0	0	0	0	0	0	0	0	2	3	0.00	0.000										

Minnesota Twins @ Chicago White Sox  
U.S. Cellular Field, Chicago, IL  
Fri Aug 01 2014, 8:11 PM - 11:57 PM EDT  
Att: 28,060 - Partly Cloudy - 74 F

AB 40  
R 10  
H 17  
RBI 10  
BB 4  
SO 7  
LOB 21





Batter	1	2	3	4	5	6	7	8	9	AB	R	H	RBI	BB	SO	LOB	TOP										
<b>39 Danny Santana, S</b> OBP: 0.345, SLG: 0.471										4	3	2	1	1	0	0											
<b>2 Brian Dozier, R</b> OBP: 0.335, SLG: 0.423										4	1	1	0	1	1	1											
<b>24 Trevor Plouffe, R</b> OBP: 0.315, SLG: 0.406										5	1	4	2	0	1	0											
<b>16 Josh Willingham, R</b> OBP: 0.365, SLG: 0.422										2	0	0	0	1	1	1											
<b>9 Eduardo Núñez, R</b> OBP: 0.273, SLG: 0.359										1	1	0	0	0	0	2											
<b>8 Kurt Suzuki, R</b> OBP: 0.371, SLG: 0.394										4	1	1	1	0	0	3											
<b>19 Kannyo Vargas, S</b> OBP: 0.333, SLG: 0.444										4	1	2	0	0	0	3											
<b>31 Oswaldo Arcia, L</b> OBP: 0.300, SLG: 0.386										4	0	2	2	0	0	1											
<b>27 Chris Parmelee, L</b> OBP: 0.311, SLG: 0.387										4	0	0	0	0	0	4											
<b>5 Eduardo Escobar, S</b> OBP: 0.311, SLG: 0.391										4	0	0	0	0	2	0											
<b>Inning Stats</b>	R: 2 H: 2 E: 0 K: 0 S: 11	H: 2 R: 1 ER: 0 LOB: 1 BB: 2 P: 26	R: 0 H: 0 E: 1 K: 0 S: 7	H: 0 R: 1 ER: 0 LOB: 0 BB: 0 P: 9	R: 1 H: 2 E: 0 K: 2 S: 13	H: 2 R: 1 ER: 0 LOB: 0 BB: 0 P: 17	R: 1 H: 2 E: 0 K: 0 S: 9	H: 2 R: 1 ER: 0 LOB: 0 BB: 0 P: 11	R: 0 H: 0 E: 0 K: 1 S: 8	H: 0 R: 0 ER: 0 LOB: 1 BB: 0 P: 8	R: 0 H: 0 E: 0 K: 1 S: 12	H: 0 R: 0 ER: 0 LOB: 0 BB: 0 P: 16	R: 3 H: 3 E: 0 K: 0 S: 17	H: 3 R: 1 ER: 0 LOB: 2 BB: 1 P: 26	R: 1 H: 2 E: 0 K: 1 S: 12	H: 2 R: 1 ER: 0 LOB: 1 BB: 1 P: 21	1B: 8 2B: 3 3B: 0 HR: 1	SF: 0 SAC: 0 DP: 4 HBP: 1	WP: 1 PB: 0 SB: 0 CS: 0	PA: 40							
<b>PITCHER</b>	IP	WLS	BF	H	R	ER	SO	BB	IBB	HBP	BLK	WP	HR	S	P	ERA	WHIP										
<b>67 Scott Carroll, R</b> ERA: 4.38	7.0		28	7	4	4	4	2	0	0	0	1	0	67	99	5.14	1.286										
<b>54 Ronald Belisario, R</b> ERA: 5.54	0.1	L	4	2	3	3	0	0	0	1	0	0	0	9	14	81.00	6.000										
<b>52 Jake Petricka, R</b> ERA: 2.05	0.2	B	3	1	0	0	0	0	0	0	0	0	0	8	12	0.00	1.500										
<b>40 Daniel Webb, R</b> ERA: 3.6	1.0		5	2	1	1	1	1	0	0	0	0	1	12	21	9.00	3.000										

**Minnesota Twins @ Chicago White Sox**  
U.S. Cellular Field, Chicago, IL  
Sat Aug 02 2014, 7:11 PM - 10:08 PM EDT  
Att: 27,446 - Clear - 75 F

**AB 36**  
**R 8**  
**H 12**  
**RBI 6**  
**BB 3**  
**SO 5**  
**LOB 15**

Batter	1	2	3	4	5	6	7	8	9	AB	R	H	RBI	BB	SO	LOB	BOTTOM										
<b>1 Adam Eaton, L</b> OBP: 0.317, SLG: 0.406										5	1	4	2	0	0	0											
<b>15 Gordon Beckham, R</b> OBP: 0.271, SLG: 0.350										5	1	2	2	0	1	2											
<b>79 José Abreu, R</b> OBP: 0.365, SLG: 0.634										3	0	0	0	2	0	2											
<b>44 Adam Dunn, L</b> OBP: 0.358, SLG: 0.444										4	0	0	0	0	2	5											
<b>14 Paul Konerko, R</b> OBP: 0.296, SLG: 0.396										1	0	1	0	0	0	0											
<b>10 Alexei Ramirez, R</b> OBP: 0.319, SLG: 0.415										5	1	2	2	0	0	1											
<b>12 Conor Gillaspie, L</b> OBP: 0.388, SLG: 0.452										4	0	0	0	0	0	2											
<b>24 Dayan Viciedo, R</b> OBP: 0.282, SLG: 0.387										4	1	1	0	0	2	0											
<b>30 Alejandro De Aza, L</b> OBP: 0.309, SLG: 0.356										3	2	2	0	1	0	0											
<b>17 Adrián Nieto, S</b> OBP: 0.322, SLG: 0.354										2	0	0	0	1	1	2											
<b>25 Moisés Sierra, R</b> OBP: 0.270, SLG: 0.363										0	0	0	0	0	0	0											
<b>21 Tyler Flowers, R</b> OBP: 0.305, SLG: 0.359										0	0	0	0	0	0	0											
<b>Inning Stats</b>	R: 0 H: 1 E: 0 K: 1 S: 11	H: 0 R: 0 ER: 0 LOB: 0 BB: 0 P: 19	R: 0 H: 0 E: 0 K: 1 S: 6	H: 0 R: 1 ER: 0 LOB: 0 BB: 0 P: 11	R: 1 H: 1 E: 0 K: 1 S: 8	H: 1 R: 1 ER: 0 LOB: 2 BB: 2 P: 17	R: 1 H: 2 E: 0 K: 1 S: 10	H: 2 R: 1 ER: 0 LOB: 1 BB: 0 P: 15	R: 0 H: 1 E: 0 K: 0 S: 6	H: 0 R: 0 ER: 0 LOB: 0 BB: 0 P: 8	R: 0 H: 0 E: 0 K: 1 S: 5	H: 0 R: 0 ER: 0 LOB: 0 BB: 0 P: 8	R: 4 H: 5 E: 0 K: 0 S: 12	H: 5 R: 1 ER: 0 LOB: 2 BB: 1 P: 20	R: 0 H: 1 E: 0 K: 0 S: 9	H: 1 R: 0 ER: 0 LOB: 2 BB: 1 P: 16	R: 0 H: 1 E: 0 K: 1 S: 11	H: 1 R: 0 ER: 0 LOB: 1 BB: 0 P: 11	1B: 6 2B: 5 3B: 0 HR: 1	SF: 0 SAC: 1 DP: 1 HBP: 0	WP: 0 PB: 0 SB: 0 CS: 0	PA: 41					
<b>PITCHER</b>	IP	WLS	BF	H	R	ER	SO	BB	IBB	HBP	BLK	WP	HR	S	P	ERA	WHIP										
<b>63 Yohan Pino, R</b> ERA: 4.57	6.1		27	7	4	4	4	2	0	0	0	0	0	1	1	5.68	1.421										
<b>52 Brian Duensing, L</b> ERA: 2.4	0.0	B	1	1	0	0	0	0	0	0	0	0	0	1	1	0.00	1.000										
<b>61 Jared Burton, R</b> ERA: 4.57	0.1		4	2	2	2	0	0	1	0	0	0	0	4	9	54.00	6.000										
<b>57 Ryan Pressly, R</b> ERA: 1.35	0.1	W	1	0	0	0	0	0	0	0	0	0	0	1	1	0.00	0.000										
<b>50 Casey Fien, R</b> ERA: 3.04	1.0	H	4	1	0	0	0	1	0	0	0	0	0	9	16	0.00	2.000										

**Minnesota Twins @ Chicago White Sox**  
U.S. Cellular Field, Chicago, IL  
Sat Aug 02 2014, 7:11 PM - 10:08 PM EDT  
Att: 27,446 - Clear - 75 F

**AB 36**  
**R 6**  
**H 12**  
**RBI 6**  
**BB 4**  
**SO 6**  
**LOB 14**
















Batter	1	2	3	4	5	6	7	8	9	AB	R	H	RBI	BB	SO	LOB	TOP										
17 Shin-Soo Choo, L (1, 10) OBP: 0.346, SLG: 0.365										4	0	1	0	0	2	0	<b>Texas Rangers @ Chicago White Sox</b> U.S. Cellular Field, Chicago, IL Wed Aug 06 2014, 2:11 PM - 5:07 PM EDT Att: 18,898 - Partly Cloudy - 72 F										
1 Elvis Andrus, R (1, 6) OBP: 0.324, SLG: 0.350										3	0	2	0	1	0	1											
Alex Rios, R (1, 9) OBP: 0.323, SLG: 0.412										4	0	0	0	0	2	3											
29 Adrián Beltré, R (1, 5) OBP: 0.371, SLG: 0.508										3	0	0	0	1	0	1											
7 J.P. Arencibia, R (1, 3) OBP: 0.261, SLG: 0.411										3	1	0	0	0	2	2											
28 Mike Carp, L (9, 3) OBP: 0.315, SLG: 0.267										0	0	0	0	0	0	0											
9 Adam Rosales, R (1, 4) OBP: 0.410, SLG: 0.618										4	2	2	3	0	1	0											
61 Robinson Chirinos, R (1, 2) OBP: 0.276, SLG: 0.427										3	0	0	0	0	2	1											
35 James Adduci, L (1, 7) OBP: 0.300, SLG: 0.274										3	0	0	0	0	0	0											
19 Daniel Robertson, R (1, 8) OBP: 0.333, SLG: 0.323										2	0	0	0	0	1	0											
2 Leonys Martin, L (7, PH) OBP: 0.314, SLG: 0.359										1	0	0	0	0	0	0											
<b>Inning Stats</b>	R: 0 E: 0 K: 1 S: 11	H: 1 LOB: 1 BB: 0 P: 15	R: 2 E: 0 K: 1 S: 14	H: 1 LOB: 0 BB: 0 P: 20	R: 0 E: 0 K: 2 S: 10	H: 0 LOB: 0 BB: 1 P: 19	R: 0 E: 0 K: 2 S: 15	H: 0 LOB: 1 BB: 0 P: 21	R: 0 E: 0 K: 1 S: 9	H: 1 LOB: 1 BB: 1 P: 15	R: 1 E: 0 K: 0 S: 13	H: 1 LOB: 0 BB: 0 P: 17	R: 0 E: 0 K: 0 S: 6	H: 1 LOB: 0 BB: 0 P: 9	R: 0 E: 0 K: 1 S: 8	H: 0 LOB: 0 BB: 0 P: 10	1B: 3 2B: 0 3B: 0 HR: 2	SF: 0 SAC: 0 DP: 1 HBP: 1	WP: 0 PB: 0 SB: 0 CS: 2	PA: 34							
<b>PITCHER</b>	IP	WLS	BF	H	R	ER	SO	BB	IBB	HBP	BLK	WP	HR	S	P	ERA	WHIP										
49 Chris Sale, L (1, 1) ERA: 2.14	6.0	L	23	3	2	2	9	1	1	1	0	0	1	71	111	3.00	0.667										
40 Daniel Webb, R (7, 1) ERA: 3.71	1.0		4	1	1	1	0	0	0	0	0	0	1	13	17	9.00	1.000										
41 Javy Guerra, R (8, 1) ERA: 3.34	1.0		3	1	0	0	0	0	0	0	0	0	0	6	9	0.00	1.000										
52 Jake Petricka, R (9, 1) ERA: 2.05	1.0		3	0	0	0	1	0	0	0	0	0	0	8	10	0.00	0.000										

Batter	1	2	3	4	5	6	7	8	9	AB	R	H	RBI	BB	SO	LOB	BOTTOM										
1 Adam Eaton, L (1, 8) OBP: 0.371, SLG: 0.402										1	0	0	0	0	0	0	<b>Texas Rangers @ Chicago White Sox</b> U.S. Cellular Field, Chicago, IL Wed Aug 06 2014, 2:11 PM - 5:07 PM EDT Att: 18,898 - Partly Cloudy - 72 F										
28 Leury Garcia, S (2, 8) OBP: 0.216, SLG: 0.236										3	0	0	0	3	2												
10 Alexei Ramirez, R (1, 6) OBP: 0.326, SLG: 0.425										4	0	3	0	0	1												
79 José Abreu, R (1, 3) OBP: 0.361, SLG: 0.619										3	0	0	0	1	0	4											
44 Adam Dunn, L (1, 10) OBP: 0.348, SLG: 0.429										4	0	0	0	0	1												
24 Dayan Viciedo, R (1, 9) OBP: 0.286, SLG: 0.400										4	1	2	1	0	1	0											
12 Conor Gillaspie, L (1, 5) OBP: 0.394, SLG: 0.450										4	0	0	0	0	1	1											
21 Tyler Flowers, R (1, 2) OBP: 0.307, SLG: 0.376										3	0	1	0	0	0	1											
30 Alejandro De Aza, L (1, 7) OBP: 0.312, SLG: 0.361										2	0	2	0	0	0	0											
14 Paul Konerko, R (7, PH) OBP: 0.279, SLG: 0.383										1	0	0	0	0	1	1											
25 Moisés Sierra, R (8, 9) OBP: 0.262, SLG: 0.353										0	0	0	0	0	0	0											
15 Gordon Beckham, R (1, 4) OBP: 0.269, SLG: 0.351										2	0	0	0	1	0	2											
<b>Inning Stats</b>	R: 0 E: 0 K: 0 S: 14	H: 1 LOB: 1 BB: 1 P: 21	R: 0 E: 0 K: 0 S: 8	H: 0 LOB: 0 BB: 0 P: 12	R: 0 E: 0 K: 1 S: 6	H: 1 LOB: 0 BB: 0 P: 7	R: 0 E: 0 K: 0 S: 7	H: 1 LOB: 0 BB: 0 P: 13	R: 0 E: 0 K: 0 S: 6	H: 2 LOB: 2 BB: 0 P: 7	R: 1 E: 0 K: 1 S: 15	H: 2 LOB: 1 BB: 0 P: 25	R: 0 E: 0 K: 1 S: 9	H: 0 LOB: 1 BB: 1 P: 14	R: 0 E: 0 K: 2 S: 9	H: 0 LOB: 0 BB: 0 P: 15	1B: 5 2B: 3 3B: 0 HR: 1	SF: 0 SAC: 0 DP: 3 HBP: 0	WP: 0 PB: 0 SB: 0 CS: 1	PA: 33							
<b>PITCHER</b>	IP	WLS	BF	H	R	ER	SO	BB	IBB	HBP	BLK	WP	HR	S	P	ERA	WHIP										
23 Nick Tepesch, R (1, 1) ERA: 4.46	5.2	W	20	6	0	0	2	1	0	0	0	0	0	55	79	0.00	1.235										
55 Roman Mendez, R (6, 1) ERA: 1.8	1.0	H	5	2	1	1	0	0	0	0	0	0	1	14	23	9.00	2.000										
56 Neal Cotts, L (7, 1) ERA: 3.26	1.2	H	6	0	0	0	2	1	0	0	0	0	0	13	19	0.00	0.600										
30 Nefthali Feliz, R (9, 1) ERA: 3.0	0.2	S	2	0	0	0	2	0	0	0	0	0	0	8	14	0.00	0.000										

AB	30
R	3
H	5
RBI	3
BB	2
SO	10
LOB	8



AB	31
R	1
H	8
RBI	1
BB	2
SO	6
LOB	13





Batter	1	2	3	4	5	6	7	8	9	AB	R	H	RBI	BB	SO	LOB	TOP										
28 Leury Garcia, S OBP: 0.215, SLG: 0.235	L8		G6-3			K		10 2B	K	5	1	1	0	0	2	2	<b>Chicago White Sox @ Seattle Mariners</b> Safeco Field, Seattle, WA Thu Aug 07 2014, 7:10 PM - 10:18 PM PDT Att: 18,740 - Partly Cloudy - 74 F										
10 Alexei Ramirez, R OBP: 0.326, SLG: 0.425	B2-3			K		G4-3		1-H	2B	4	0	1	1	0	1	0											
79 José Abreu, R OBP: 0.362, SLG: 0.616	G5-3			G5-3			24 HR		HBP	2	1	0	0	0	0	0											
24 Dayan Viedro, R OBP: 0.286, SLG: 0.406	F9			G5-3		1-H	HR		L7	4	1	1	2	0	0	2											
14 Paul Konerko, R OBP: 0.278, SLG: 0.376						P4			P3	3	0	0	0	1	1	2											
12 Conor Gillaspie, L OBP: 0.363, SLG: 0.450						2B				4	0	1	0	0	2	1											
21 Tyler Flowers, R OBP: 0.304, SLG: 0.371						G6-3				4	0	0	0	0	1	2											
25 Moisés Sierra, R OBP: 0.262, SLG: 0.345										3	0	0	0	1	1	0											
15 Gordon Beckham, R OBP: 0.269, SLG: 0.350				G5-3		P3			1B	4	0	1	0	0	1	2											
<b>Inning Stats</b>	R: 0 E: 0 K: 0 S: 8	H: 0 LOB: 0 BB: 0 P: 9	R: 0 E: 0 K: 2 S: 12	H: 0 LOB: 1 BB: 1 P: 22	R: 0 E: 0 K: 1 S: 7	H: 0 LOB: 0 BB: 0 P: 10	R: 0 E: 0 K: 1 S: 10	H: 0 LOB: 0 BB: 0 P: 15	R: 0 E: 0 K: 0 S: 11	H: 1 LOB: 2 BB: 1 P: 21	R: 2 E: 0 K: 2 S: 14	H: 1 LOB: 0 BB: 0 P: 18	R: 0 E: 0 K: 0 S: 11	H: 0 LOB: 0 BB: 0 P: 16	R: 1 E: 0 K: 1 S: 9	H: 2 LOB: 2 BB: 0 P: 12	R: 0 E: 1 K: 2 S: 13	H: 1 LOB: 2 BB: 0 P: 18	1B: 2 2B: 2 3B: 0 HR: 1	SF: 0 SAC: 0 DP: 0 HBP: 2	WP: 0 PB: 0 SB: 0 CS: 0	PA: 37					
<b>PITCHER</b>	IP	WLS	BF	H	R	ER	SO	BB	IBB	HBP	BLK	WP	HR	S	P	ERA	WHIP										
29 Roenis Elias, L ERA: 4.14	5.2	W	22	2	2	2	5	2	0	1	0	0	1	59	92	3.18	0.706										
37 Brandon Maurer, R ERA: 4.98	1.1	H	4	0	0	0	1	0	0	0	0	0	0	14	19	0.00	0.000										
40 Danny Farquhar, R ERA: 2.74	2.0		11	3	1	1	3	0	0	1	0	0	0	22	30	4.50	1.500										

Batter	1	2	3	4	5	6	7	8	9	AB	R	H	RBI	BB	SO	LOB	BOTTOM										
16 Austin Jackson, R OBP: 0.330, SLG: 0.387	F9		K		L6	13 1B 21 WP	13 G4-3 1B			4	1	1	0	1	1	1	<b>Chicago White Sox @ Seattle Mariners</b> Safeco Field, Seattle, WA Thu Aug 07 2014, 7:10 PM - 10:18 PM PDT Att: 18,740 - Partly Cloudy - 74 F										
13 Dustin Ackley, L OBP: 0.303, SLG: 0.398	HR		P5		22 HR	21 WP 1B	G4-3			4	2	2	4	1	0	3											
22 Robinson Cano, L OBP: 0.400, SLG: 0.473	HR				22 HR	21 WP 1B	G4-3			2	1	2	2	2	0	0											
5 Brad Miller, L OBP: 0.271, SLG: 0.316	1B				HR	21 WP 1B	P6			1	0	0	0	0	0	2											
21 Kendrys Morales, S OBP: 0.254, SLG: 0.296	G1-6-3		L3		G3	G6-3		15 HR	HBP	4	1	0	0	0	0	5											
15 Kyle Seager, L OBP: 0.348, SLG: 0.482				G6-3	G4-3		20 2B	HR		4	2	2	2	1	0	0											
20 Logan Morrison, L OBP: 0.273, SLG: 0.351	FC6-4			G4-3		9 SH2-4 13 1B 3 HBP	3 F8 9 1B	L7		4	2	1	1	1	0	1											
3 Mike Zunino, R OBP: 0.260, SLG: 0.426	K			9 HR	1B	9 SH2-4 13 1B HBP	F8	K		4	2	1	0	0	2	2											
9 Endy Chavez, L OBP: 0.293, SLG: 0.357	F8			HR		SH2-4	16 1B 13 G4-3 1 E		BB	3	2	2	3	1	0	1											
1 Chris Taylor, R OBP: 0.368, SLG: 0.457			13 BLK	K		G5-3	FC5 13 G4-3 16 1B	F9		5	0	1	0	0	1	4											
<b>Inning Stats</b>	R: 1 E: 0 K: 0 S: 7	H: 2 LOB: 0 BB: 0 P: 11	R: 0 E: 0 K: 1 S: 9	H: 1 LOB: 0 BB: 0 P: 15	R: 0 E: 0 K: 1 S: 8	H: 1 LOB: 2 BB: 1 P: 15	R: 2 E: 0 K: 1 S: 15	H: 2 LOB: 0 BB: 0 P: 24	R: 2 E: 0 K: 0 S: 10	H: 1 LOB: 2 BB: 1 P: 21	R: 3 E: 0 K: 0 S: 13	H: 1 LOB: 2 BB: 3 P: 30	R: 3 E: 1 K: 0 S: 19	H: 3 LOB: 2 BB: 1 P: 31	R: 2 E: 0 K: 1 S: 9	H: 1 LOB: 1 BB: 1 P: 16	1B: 7 2B: 1 3B: 0 HR: 4	SF: 0 SAC: 1 DP: 1 HBP: 2	WP: 1 PB: 0 SB: 0 CS: 0	PA: 45							
<b>PITCHER</b>	IP	WLS	BF	H	R	ER	SO	BB	IBB	HBP	BLK	WP	HR	S	P	ERA	WHIP										
67 Scott Carroll, R ERA: 4.81	5.0	L	25	7	7	7	3	2	1	1	1	1	1	50	94	12.60	1.800										
53 Eric Surkamp, L ERA: 7.71	0.1		1	0	0	0	0	0	0	0	0	0	0	1	1	0.00	0.000										
40 Daniel Webb, R ERA: 3.83	0.2		5	1	1	1	0	1	1	0	0	1	0	11	21	13.50	3.000										
64 André Rienzo, R ERA: 6.82	0.1		6	3	3	2	0	1	0	0	0	0	0	16	26	54.00	12.000										
39 Maikel Cleto, R ERA: 5.82	1.2		8	1	2	2	1	1	0	1	0	0	1	12	21	10.80	1.200										



Batter	1	2	3	4	5	6	7	8	9	AB	R	H	RBI	BB	SO	LOB	TOP				
1 Adam Eaton, L (1, 8) OBP: 0.370, SLG: 0.401 28 Leury Garcia, S (1, 8) OBP: 0.218, SLG: 0.237	G5-3		K		K			K		1	0	0	0	0	0	0	Chicago White Sox @ Seattle Mariners Safeco Field, Seattle, WA Fri Aug 08 2014, 7:14 PM - 9:54 PM PDT Att: 23,223 - Clear - 74 F				
10 Alexei Ramirez, R (1, 6) OBP: 0.323, SLG: 0.422	P2		G5-3			G6-3		K		4	0	0	0	0	1						
79 Jose Abreu, R (1, 3) OBP: 0.361, SLG: 0.612	1B			F9		F7		G4-3		4	0	1	0	0	0						
44 Adam Dunn, L (1, 10) OBP: 0.345, SLG: 0.423	G2-3			L5		G5-3		G6-3		4	0	0	0	0	1						
24 Dayan Viedro, R (1, 9) OBP: 0.285, SLG: 0.412	K			HR		G4-3		F7		4	1	1	1	0	1						
12 Conor Gillaspie, L (1, 5) OBP: 0.362, SLG: 0.449	1B			F7		F7				3	0	1	0	0	0						
15 Gordon Beckham, R (1, 4) OBP: 0.267, SLG: 0.347	F7			L3		G4-1				3	0	0	0	0	1						
30 Alejandro De Aza, L (1, 7) OBP: 0.310, SLG: 0.359 25 Moises Sierra, R (8, 9) OBP: 0.260, SLG: 0.343	F8			P6		K		K		2	0	0	0	0	1						
17 Adrian Nieto, S (1, 2) OBP: 0.337, SLG: 0.369	1B			1B		K		K		3	0	2	0	0	1						
<b>Inning Stats</b>	R: 0 E: 0 K: 0 S: 11	H: 1 LOB: 1 BB: 0 P: 14	R: 0 E: 0 K: 1 S: 13	H: 1 LOB: 1 BB: 0 P: 15	R: 0 E: 0 K: 1 S: 7	H: 1 LOB: 0 BB: 0 P: 11	R: 1 E: 0 K: 0 S: 8	H: 1 LOB: 0 BB: 0 P: 12	R: 0 E: 0 K: 0 S: 8	H: 0 LOB: 0 BB: 0 P: 10	R: 0 E: 0 K: 0 S: 10	H: 0 LOB: 0 BB: 0 P: 15	R: 0 E: 0 K: 3 S: 12	H: 1 LOB: 1 BB: 0 P: 16	R: 0 E: 0 K: 0 S: 8	H: 0 LOB: 0 BB: 0 P: 11		1B: 5 2B: 1 3B: 0 HR: 1	SF: 0 SAC: 0 DP: 1 HBP: 0	WP: 0 PB: 0 SB: 0 CS: 1	PA: 32
<b>PITCHER</b>	IP	WLS	BF	H	R	ER	SO	BB	IBB	HBP	BLK	WP	HR	S	P	ERA	WHIP				
18 Hisashi Iwakuma, R (1, 1) ERA: 2.86	7.0	W	25	5	1	1	3	0	0	0	0	0	1	66	90	1.29	0.714				
41 Charlie Furbush, L (8, 1) ERA: 3.86	0.2	H	3	1	0	0	2	0	0	0	0	0	0	9	13	0.00	1.500				
31 Yoervis Medina, R (8, 1) ERA: 2.29	0.1	H	1	0	0	0	1	0	0	0	0	0	0	3	3	0.00	0.000				
56 Fernando Rodney, R (9, 1) ERA: 2.31	1.0	S	3	0	0	0	0	0	0	0	0	0	0	8	11	0.00	0.000				

Batter	1	2	3	4	5	6	7	8	9	AB	R	H	RBI	BB	SO	LOB	BOTTOM				
16 Austin Jackson, R (1, 8) OBP: 0.331, SLG: 0.388	K		K		21 SF9 13 SH1-3	1B		1B		4	0	2	0	0	2	Chicago White Sox @ Seattle Mariners Safeco Field, Seattle, WA Fri Aug 08 2014, 7:14 PM - 9:54 PM PDT Att: 23,223 - Clear - 74 F					
13 Dustin Ackley, L (1, 7) OBP: 0.301, SLG: 0.395	K		F7		SH1-3	F7				3	0	0	0	1	5						
22 Robinson Cano, L (1, 4) OBP: 0.401, SLG: 0.472	G6-3			L6		IBB		15 1B		3	0	1	0	1	0						
21 Kendrys Morales, S (1, 10) OBP: 0.249, SLG: 0.292	L7			F7		SF9		K		3	0	0	1	0	1						
15 Kyle Seager, L (1, 5) OBP: 0.345, SLG: 0.477	F8			P4		F9		K		4	0	0	0	1	3						
28 Chris Denorfia, R (1, 9) OBP: 0.288, SLG: 0.307	K				20 3 HR	BB		G6-3		3	1	0	0	1	1						
20 Logan Morrison, L (1, 3) OBP: 0.277, SLG: 0.354	1B		1B		E5 3 HR	1B		G3		4	1	2	0	0	1						
3 Mike Zunino, R (1, 2) OBP: 0.260, SLG: 0.433	L8				16 1B	F7		F8		4	1	1	3	0	2						
1 Chris Taylor, R (1, 6) OBP: 0.485, SLG: 0.487	1B				13 21 SF9	16 1B		G6-3		4	1	3	0	0	0						
<b>Inning Stats</b>	R: 0 E: 0 K: 2 S: 8	H: 0 LOB: 0 BB: 0 P: 12	R: 0 E: 0 K: 1 S: 8	H: 0 LOB: 0 BB: 0 P: 13	R: 0 E: 0 K: 1 S: 16	H: 2 LOB: 2 BB: 0 P: 22	R: 0 E: 0 K: 0 S: 6	H: 0 LOB: 0 BB: 0 P: 10	R: 4 E: 1 K: 0 S: 14	H: 3 LOB: 2 BB: 2 P: 28	R: 0 E: 0 K: 0 S: 9	H: 3 LOB: 3 BB: 0 P: 13	R: 0 E: 0 K: 2 S: 12	H: 1 LOB: 1 BB: 0 P: 20	R: 0 E: 0 K: 0 S: 6		H: 0 LOB: 0 BB: 0 P: 8	1B: 8 2B: 0 3B: 0 HR: 1	SF: 1 SAC: 1 DP: 0 HBP: 0	WP: 0 PB: 1 SB: 1 CS: 0	PA: 36
<b>PITCHER</b>	IP	WLS	BF	H	R	ER	SO	BB	IBB	HBP	BLK	WP	HR	S	P	ERA	WHIP				
62 Jose Quintana, L (1, 1) ERA: 3.04	5.2	L	27	7	4	2	4	1	1	0	0	0	0	16	25	0.00	1.500				
54 Ronald Belisario, R (8, 1) ERA: 6.08	1.1		6	2	0	0	2	0	0	0	0	0	0	6	8	0.00	0.000				
57 Zach Putnam, R (8, 1) ERA: 2.29	1.0		3	0	0	0	0	0	0	0	0	0	0	6	8	0.00	0.000				



Batter	1	2	3	4	5	6	7	8	9	10	AB	R	H	RBI	BB	SO	LOB	TOP				
28 Leury Garcia, S OBP: 0.213, SLG: 0.231	(1,5) K			G6-3		K		K			3	0	0	0	2	1		Chicago White Sox @ Seattle Mariners Safeco Field, Seattle, WA Sat Aug 09 2014, 6:28 PM - 9:17 PM PDT Att: 40,122 - Clear - 78 F				
12 Conor Gillaspie, L OBP: 0.363, SLG: 0.450	(8,PH) K									L8	5	0	1	0	0	1	4					
30 Alejandro De Aza, L OBP: 0.309, SLG: 0.357	(1,8) K2-3							G4-3														
79 José Abreu, R OBP: 0.363, SLG: 0.613	(1,10) K			G1-4-3							4	1	2	0	0	1	1					
24 Dayan Viciedo, R OBP: 0.263, SLG: 0.408	(1,7) F8			G4-3				F9			4	0	0	0	0	0	2					
10 Alexei Ramirez, R OBP: 0.324, SLG: 0.425	(1,6) G5-3									G5-4-3	4	0	2	1	0	0	1					
14 Paul Konerko, R OBP: 0.277, SLG: 0.373	(1,3) G4-3							P4			4	0	1	0	0	1	1					
21 Tyler Flowers, R OBP: 0.303, SLG: 0.369	(1,2) G6-3			G4-6-3				G6-3			4	0	1	0	0	0	3					
25 Moisés Sierra, R OBP: 0.261, SLG: 0.342	(1,9) G5-3									FC3-6	3	0	1	0	0	0	0					
20 Jordan Danks, L OBP: 0.224, SLG: 0.190	(10,PH) G5-3									E6	1	1	0	0	0	0	1					
15 Gordon Beckham, R OBP: 0.267, SLG: 0.347	(1,4) G5-3							SH3-4			3	0	1	0	0	0	1					
<b>Inning Stats</b>	R: 0 E: 0 K: 3 S: 9	H: 0 LOB: 0 BB: 0 P: 13	R: 0 E: 0 K: 0 S: 4	H: 0 LOB: 0 BB: 0 P: 7	R: 0 E: 0 K: 0 S: 7	H: 0 LOB: 0 BB: 0 P: 9	R: 0 E: 0 K: 0 S: 8	H: 1 LOB: 0 BB: 0 P: 9	R: 0 E: 0 K: 1 S: 14	H: 1 LOB: 1 BB: 0 P: 19	R: 1 E: 0 K: 0 S: 9	H: 2 LOB: 1 BB: 0 P: 14	R: 0 E: 0 K: 1 S: 9	H: 1 LOB: 1 BB: 0 P: 13	R: 0 E: 0 K: 0 S: 6	H: 1 LOB: 0 BB: 0 P: 7	R: 1 E: 1 K: 1 S: 13	H: 2 LOB: 2 BB: 0 P: 19	1B: 8 2B: 2 3B: 0 HR: 0	SF: 0 SAC: 1 DP: 3 HBP: 0	WP: 1 PB: 0 SB: 2 CS: 0	PA: 38
<b>PITCHER</b>	IP 6.1	WLS 23	H 6	R 1	ER 1	SO 4	BB 0	IBB 0	HBP 0	BLK 0	WP 1	HR 0	S 56	P 77	ERA 1.42	WHIP 0.947						
65 James Paxton, L ERA: 2.38	(1,1)																					
37 Brandon Maurer, R ERA: 4.73	(7,1)																					
31 Yoenis Medina, R ERA: 2.23	(9,1)																					
56 Fernando Rodney, R ERA: 2.27	(10,1)	L	6	2	1	0	1	0	0	0	0	0	0	13	19	0.00	2.000					

Batter	1	2	3	4	5	6	7	8	9	10	AB	R	H	RBI	BB	SO	LOB	BOTTOM				
16 Austin Jackson, R OBP: 0.328, SLG: 0.384	(1,8) F9			K	G4-3			K			4	0	0	0	0	2	1	Chicago White Sox @ Seattle Mariners Safeco Field, Seattle, WA Sat Aug 09 2014, 6:28 PM - 9:17 PM PDT Att: 40,122 - Clear - 78 F				
13 Dustin Ackley, L OBP: 0.301, SLG: 0.393	(1,7) P6			F8				K			4	0	1	0	0	1	1					
22 Robinson Canó, L OBP: 0.398, SLG: 0.467	(1,4) F7			E4				F8			4	1	0	0	0	0	1					
21 Kendrys Morales, S OBP: 0.253, SLG: 0.296	(1,3) K										4	0	2	0	0	1	1					
28 Chris Denorfia, R OBP: 0.288, SLG: 0.307	(9,PR) K							F9			0	0	0	0	0	0	0					
56 Fernando Rodney, R ERA: 2.27	(10,1)										0	0	0	0	0	0	0					
15 Kyle Seager, L OBP: 0.345, SLG: 0.476	(1,5) G6-3							CS			4	0	1	1	0	0	1					
3 Mike Zunino, R OBP: 0.263, SLG: 0.433	(1,2) K										3	0	1	0	1	1	0					
20 Logan Morrison, L OBP: 0.276, SLG: 0.352	(1,10) F8							G4-6-3			4	0	1	0	0	0	4					
1 Chris Taylor, R OBP: 0.391, SLG: 0.465	(1,6) P4										4	0	1	0	0	0	1					
9 Endy Chavez, L OBP: 0.290, SLG: 0.353	(1,9) K							SH1-4			2	0	0	0	0	1	0					
<b>Inning Stats</b>	R: 0 E: 0 K: 0 S: 5	H: 0 LOB: 0 BB: 0 P: 7	R: 0 E: 0 K: 2 S: 10	H: 0 LOB: 0 BB: 0 P: 14	R: 0 E: 0 K: 1 S: 7	H: 0 LOB: 0 BB: 10 P: 10	R: 1 E: 1 K: 1 S: 17	H: 2 LOB: 3 BB: 1 P: 25	R: 0 E: 0 K: 0 S: 6	H: 0 LOB: 0 BB: 0 P: 6	R: 0 E: 0 K: 0 S: 9	H: 1 LOB: 0 BB: 0 P: 11	R: 0 E: 0 K: 2 S: 11	H: 1 LOB: 1 BB: 0 P: 14	R: 0 E: 0 K: 0 S: 7	H: 1 LOB: 1 BB: 0 P: 10	R: 0 E: 0 K: 0 S: 5	H: 1 LOB: 0 BB: 0 P: 8	1B: 6 2B: 1 3B: 0 HR: 0	SF: 0 SAC: 1 DP: 3 HBP: 0	WP: 0 PB: 0 SB: 0 CS: 1	PA: 36
<b>PITCHER</b>	IP 7.1	WLS 27	H 5	R 1	ER 0	SO 4	BB 1	IBB 0	HBP 0	BLK 0	WP 0	HR 0	S 66	P 92	ERA 0.00	WHIP 0.818						
48 Hector Noesi, R ERA: 4.67	(1,1)																					
41 Javy Guerra, R ERA: 3.23	(8,1)																					
53 Eric Surkamp, L ERA: 7.3	(9,1)	W	1	0	0	0	0	0	0	0	0	0	2	3	0.00	0.000						
52 Jake Petricka, R ERA: 2.02	(10,1)	S	3	1	0	0	0	0	0	0	0	0	5	8	0.00	1.000						





Batter	1	2	3	4	5	6	7	8	9	AB	R	H	RBI	BB	SO	LOB	TOP		
30 Alejandro De Aza, L OBP: 0.311, SLG: 0.357										3	0	1	0	1	0	1			
10 Alexei Ramirez, R OBP: 0.324, SLG: 0.423										4	1	1	0	0	0	2			
79 José Abreu, R OBP: 0.362, SLG: 0.610										4	0	1	0	0	2	1			
44 Adam Dunn, L OBP: 0.346, SLG: 0.424										4	0	2	0	0	1	2			
24 Dayan Viedro, R OBP: 0.280, SLG: 0.404										4	0	0	0	0	2	4			
12 Conor Gillaspie, L OBP: 0.362, SLG: 0.447										4	0	1	1	0	0	0			
28 Leury García, S OBP: 0.213, SLG: 0.231										0	0	0	0	0	0	0			
21 Tyler Flowers, R OBP: 0.308, SLG: 0.380										2	1	1	1	0	0	0			
20 Jordan Danks, L OBP: 0.245, SLG: 0.217										4	0	2	0	0	1	3			
15 Gordon Beckham, R OBP: 0.265, SLG: 0.344										3	0	0	0	0	1	3			
<b>Inning Stats</b>	R: 0 E: 0 K: 0 S: 7	H: 0 LOB: 0 BB: 1 P: 12	R: 0 E: 0 K: 0 S: 13	H: 1 LOB: 0 BB: 0 P: 18	R: 0 E: 0 K: 1 S: 11	H: 1 LOB: 1 BB: 0 P: 14	R: 0 E: 0 K: 1 S: 8	H: 1 LOB: 1 BB: 0 P: 11	R: 0 E: 0 K: 1 S: 8	H: 0 LOB: 0 BB: 0 P: 14	R: 1 E: 0 K: 0 S: 8	H: 1 LOB: 0 BB: 0 P: 13	R: 1 E: 0 K: 3 S: 20	H: 3 LOB: 3 BB: 0 P: 27	1B: 8 2B: 2 3B: 0 HR: 1	SF: 0 SAC: 0 DP: 3 HBP: 2	WP: 0 PB: 0 SB: 0 CS: 0	PA: 35	
<b>PITCHER</b>	IP	WLS	BF	H	R	ER	SO	BB	IBB	HBP	BLK	WP	HR	S	P	ERA	WHIP		
50 Erasmo Ramírez, R ERA: 4.06	4.1		17	4	0	0	2	1	0	1	0	0	0	45	65	0.00	1.154		
52 Dominic Leone, R ERA: 2.06	1.2	W	4	1	0	0	1	0	0	0	0	0	0	11	17	0.00	0.600		
54 Tom Wilhelmsen, R ERA: 2.29	2.0	H	7	1	1	1	1	0	0	0	0	0	1	16	27	4.50	0.500		
56 Fernando Rodney, R ERA: 2.4	1.0	S	7	3	1	1	3	0	0	1	0	0	0	20	27	9.00	3.000		

Chicago White Sox @ Seattle Mariners  
Safeco Field, Seattle, WA  
Sun Aug 10 2014, 1:13 PM - 4:01 PM PDT  
Att: 27,236 - Sunny - 75 F

AB 32  
R 2  
H 9  
RBI 2  
BB 1  
SO 7  
LOB 16



Batter	1	2	3	4	5	6	7	8	9	AB	R	H	RBI	BB	SO	LOB	BOTTOM		
16 Austin Jackson, R OBP: 0.332, SLG: 0.390										4	0	3	4	0	0	0			
13 Dustin Ackley, L OBP: 0.297, SLG: 0.389										4	0	0	0	0	0	3			
22 Robinson Canó, L OBP: 0.399, SLG: 0.465										2	0	0	0	2	0	0			
21 Kendrys Morales, S OBP: 0.249, SLG: 0.290										4	0	0	0	0	0	3			
15 Kyle Seager, L OBP: 0.342, SLG: 0.473										4	0	0	0	0	0	0			
28 Chris Denorfia, R OBP: 0.291, SLG: 0.309										4	0	2	0	0	1	0			
20 Logan Morrison, L OBP: 0.276, SLG: 0.350										4	1	1	0	0	0	2			
1 Chris Taylor, R OBP: 0.429, SLG: 0.511										2	2	2	0	1	0	0			
2 Jesús Sucre, R OBP: 0.167, SLG: 0.167										2	1	1	0	0	0	1			
<b>Inning Stats</b>	R: 0 E: 0 K: 0 S: 10	H: 1 LOB: 1 BB: 1 P: 15	R: 3 E: 0 K: 1 S: 20	H: 4 LOB: 1 BB: 0 P: 28	R: 0 E: 0 K: 0 S: 9	H: 0 LOB: 0 BB: 0 P: 12	R: 0 E: 0 K: 0 S: 11	H: 1 LOB: 1 BB: 0 P: 15	R: 0 E: 0 K: 0 S: 8	H: 1 LOB: 1 BB: 0 P: 12	R: 1 E: 0 K: 0 S: 14	H: 1 LOB: 2 BB: 2 P: 27	R: 0 E: 0 K: 0 S: 7	H: 1 LOB: 0 BB: 0 P: 7	1B: 7 2B: 2 3B: 0 HR: 0	SF: 0 SAC: 1 DP: 2 HBP: 0	WP: 0 PB: 0 SB: 0 CS: 0	PA: 34	
<b>PITCHER</b>	IP	WLS	BF	H	R	ER	SO	BB	IBB	HBP	BLK	WP	HR	S	P	ERA	WHIP		
50 John Danks, L ERA: 4.96	6.1	L	28	8	4	4	4	2	0	0	0	0	0	75	108	5.68	1.579		
53 Eric Surkamp, L ERA: 7.11	0.1		2	0	0	0	0	0	1	0	0	0	0	3	7	0.00	0.000		
40 Daniel Webb, R ERA: 3.74	1.1		4	1	0	0	0	0	0	0	0	0	0	9	10	0.00	0.750		

Chicago White Sox @ Seattle Mariners  
Safeco Field, Seattle, WA  
Sun Aug 10 2014, 1:13 PM - 4:01 PM PDT  
Att: 27,236 - Sunny - 75 F

AB 30  
R 4  
H 9  
RBI 4  
BB 3  
SO 1  
LOB 9





Batter	1	2	3	4	5	6	7	8	9	10	AB	R	H	RBI	BB	SO	LOB	TOP			
30 Alejandro De Aza, L OBP: 0.312, SLG: 0.355											4	0	1	0	1	2	2	Chicago White Sox @ San Francisco Giants AT&T Park, San Francisco, CA Tue Aug 12 2014, 7:17 PM - 10:27 PM PDT Att. 42,317 - Cloudy - 63 F			
15 Gordon Beckham, R OBP: 0.264, SLG: 0.342											5	0	1	1	0	0	2				
79 José Abreu, R OBP: 0.358, SLG: 0.602											5	1	0	0	0	2	3				
44 Adam Dunn, L OBP: 0.346, SLG: 0.433											3	1	1	2	0	1	0				
14 Paul Konerko, R OBP: 0.276, SLG: 0.370											1	0	0	0	0	1	0				
52 Jake Petricka, R											0	0	0	0	0	0	0				
57 Zach Putnam, R											0	0	0	0	0	0	0				
10 Alexei Ramirez, R OBP: 0.323, SLG: 0.420											3	0	0	0	1	0	0				
12 Conor Gillaspie, L OBP: 0.361, SLG: 0.451											4	0	1	0	0	0	1				
21 Tyler Flowers, R OBP: 0.307, SLG: 0.376											3	0	0	0	0	1	2				
20 Jordan Danks, L OBP: 0.246, SLG: 0.204											3	0	0	0	1	1	2				
49 Chris Sale, L											3	0	0	0	0	2	2				
25 Moisés Sierra, R OBP: 0.266, SLG: 0.347											1	1	1	0	0	0	0				
<b>Inning Stats</b>	R: 2 E: 0 K: 0 S: 11	H: 2 LOB: 0 BB: 0 P: 13	R: 0 E: 0 K: 13 S: 13	H: 1 LOB: 1 BB: 0 P: 22	R: 0 E: 0 K: 1 S: 8	H: 0 LOB: 0 BB: 0 P: 13	R: 0 E: 0 K: 0 S: 13	H: 0 LOB: 1 BB: 1 P: 21	R: 0 E: 0 K: 1 S: 8	H: 0 LOB: 1 BB: 1 P: 16	R: 0 E: 0 K: 1 S: 5	H: 0 LOB: 0 BB: 0 P: 6	R: 0 E: 0 K: 2 S: 9	H: 0 LOB: 0 BB: 0 P: 14	R: 0 E: 0 K: 1 S: 7	H: 0 LOB: 0 BB: 0 P: 7	R: 1 E: 0 K: 2 S: 15	H: 2 LOB: 2 BB: 1 P: 26	1B: 3 2B: 0 3B: 1 HR: 1	SF: 0 SAC: 0 DP: 0 HBP: 1	WP: 0 PA: 39
<b>PITCHER</b>	IP WLS BF H R ER SO BB IBB HBP BLK WP HR S P ERA WHIP	32 Ryan Vogelsong, R ERA: 3.71	63 Jean Machi, R ERA: 1.6	49 Javier López, L ERA: 1.95	46 Santiago Casilla, R ERA: 1.44	<b>PITCHER</b>	IP WLS BF H R ER SO BB IBB HBP BLK WP HR S P ERA WHIP	32 Ryan Vogelsong, R ERA: 3.71	63 Jean Machi, R ERA: 1.6	49 Javier López, L ERA: 1.95	46 Santiago Casilla, R ERA: 1.44										

Batter	1	2	3	4	5	6	7	8	9	10	AB	R	H	RBI	BB	SO	LOB	BOTTOM			
16 Ángel Pagán, S OBP: 0.353, SLG: 0.400											5	0	1	0	0	1	0	Chicago White Sox @ San Francisco Giants AT&T Park, San Francisco, CA Tue Aug 12 2014, 7:17 PM - 10:27 PM PDT Att. 42,317 - Cloudy - 63 F			
8 Hunter Pence, R OBP: 0.341, SLG: 0.469											5	0	1	0	0	3	1				
28 Buster Posey, R OBP: 0.345, SLG: 0.428											5	0	1	0	0	0	2				
48 Pablo Sandoval, S OBP: 0.328, SLG: 0.433											5	1	1	0	0	1	3				
38 Michael Morse, R OBP: 0.328, SLG: 0.453											3	0	1	0	1	1	0				
50 Matt Duffy, R OBP: 0.261, SLG: 0.190											0	1	0	0	0	0	0				
37 Adam Duvall, R OBP: 0.234, SLG: 0.356											3	0	1	0	0	2	1				
45 Travis Ishikawa, L OBP: 0.265, SLG: 0.356											1	0	1	0	0	0	0				
12 Joe Panik, L OBP: 0.310, SLG: 0.291											4	0	1	0	0	1	4				
46 Santiago Casilla, R											0	0	0	0	0	0	0				
35 Brandon Crawford, L OBP: 0.320, SLG: 0.383											3	0	1	1	1	1	2				
32 Ryan Vogelsong, R ERA: 3.71											2	0	0	0	0	2	1				
13 Josh Willingham, R OBP: 0.312, SLG: 0.425											1	0	0	0	0	0	2				
63 Jean Machi, R ERA: 1.6											0	0	0	0	0	0	0				
49 Javier López, L ERA: 1.95											0	0	0	0	0	0	0				
7 Gregor Blanco, L OBP: 0.144, SLG: 0.231											1	0	0	0	0	1	1				
<b>Inning Stats</b>	R: 0 E: 0 K: 1 S: 10	H: 1 LOB: 1 BB: 0 P: 14	R: 0 E: 0 K: 2 S: 7	H: 0 LOB: 1 BB: 1 P: 12	R: 0 E: 0 K: 3 S: 11	H: 0 LOB: 0 BB: 0 P: 16	R: 0 E: 0 K: 0 S: 9	H: 0 LOB: 0 BB: 0 P: 13	R: 0 E: 0 K: 2 S: 11	H: 1 LOB: 1 BB: 1 P: 12	R: 0 E: 0 K: 1 S: 8	H: 1 LOB: 1 BB: 0 P: 9	R: 0 E: 0 K: 2 S: 12	H: 1 LOB: 2 BB: 1 P: 25	R: 0 E: 0 K: 1 S: 13	H: 0 LOB: 0 BB: 0 P: 16	R: 2 E: 0 K: 1 S: 17	H: 4 LOB: 1 BB: 0 P: 25	1B: 8 2B: 0 3B: 1 HR: 0	SF: 0 SAC: 0 DP: 1 HBP: 1	WP: 0 PA: 40
<b>PITCHER</b>	IP WLS BF H R ER SO BB IBB HBP BLK WP HR S P ERA WHIP	49 Chris Sale, L ERA: 2.01	52 Jake Petricka, R ERA: 2.3	57 Zach Putnam, R ERA: 2.21	<b>PITCHER</b>	IP WLS BF H R ER SO BB IBB HBP BLK WP HR S P ERA WHIP	49 Chris Sale, L ERA: 2.01	52 Jake Petricka, R ERA: 2.3	57 Zach Putnam, R ERA: 2.21												





Batter	1	2	3	4	5	6	7	8	9	AB	R	H	RBI	BB	SO	LOB	TOP			
30 Alejandro De Aza, L (1.7)	G3		L3			79 1B 2B		G1-3		4	0	1	0	0	0	1	<b>Chicago White Sox @ San Francisco Giants</b> AT&T Park, San Francisco, CA Wed Aug 13 2014, 12:46 PM - 3:30 PM PDT Att: 41,725 - Partly Cloudy - 67 F			
15 Gordon Beckham, R (1.4)	F9			P4		F7		1B		4	0	1	0	0	0	1				
79 José Abreu, R (1.3)				G5-3		44 WP 1B		G1-3		3	0	1	0	1	0	1				
44 Adam Dunn, L (1.9)	K			HR		1B				3	1	1	1	1	1	1				
10 Alexei Ramirez, R (1.6)		G4-3		F7		P4				4	0	0	0	0	0	3				
12 Conor Gillaspie, L (1.5)						P6		F8		3	0	0	0	1	1	0				
21 Tyler Flowers, R (1.2)						F9		G4-3		3	0	0	0	0	0	1				
20 Jordan Danks, L (1.8)						K		G3-1		3	0	1	0	0	1	0				
54 Ronald Belisario, R (7.1)										0	0	0	0	0	0	0				
41 Javy Guerra, R (7.1)										0	0	0	0	0	0	0				
27 Matt Lindstrom, R (8.1)										0	0	0	0	0	0	0				
62 Jose Quintana, R (1.1)								G6-3		2	0	0	0	0	1	1				
28 Leury Garcia, S (7.8)										1	0	0	0	0	0	0				
<b>Inning Stats</b>	R: 0 H: 0 E: 0 K: 1 S: 12	H: 0 LOB: 1 BB: 1 P: 21	R: 0 H: 0 E: 0 K: 0 S: 9	H: 0 LOB: 0 BB: 1 P: 14	R: 0 H: 1 E: 0 K: 0 S: 6	H: 1 LOB: 0 BB: 0 P: 9	R: 1 H: 1 E: 0 K: 0 S: 8	H: 1 LOB: 0 BB: 0 P: 15	R: 0 H: 2 E: 0 K: 1 S: 13	H: 2 LOB: 3 BB: 1 P: 18	R: 0 H: 0 E: 0 K: 0 S: 9	H: 0 LOB: 0 BB: 0 P: 15	R: 0 H: 1 E: 0 K: 1 S: 11	H: 1 LOB: 1 BB: 0 P: 18	R: 0 H: 0 E: 0 K: 1 S: 6	H: 0 LOB: 0 BB: 0 P: 10	1B: 3 2B: 2 3B: 0 HR: 1	SF: 0 SAC: 0 DP: 2 HBP: 0	WP: 1 PB: 0 CS: 0	PA: 33
<b>PITCHER</b>	IP WLS BF H R ER SO BB IBB HBP BLK WP HR S P ERA WHIP																			
22 Jake Peavy, R (1.1)	7.0 W 26 4 1 1 3 2 1 0 0 0 1 1 64 100 1.29 0.857																			
41 Jeremy Affeldt, L (8.1)	1.0 4 1 0 0 0 0 0 0 0 0 0 0 11 18 0.00 1.000																			
54 Sergio Romo, R (9.1)	1.0 3 0 0 0 1 0 0 0 0 0 0 0 6 10 0.00 0.000																			

Batter	1	2	3	4	5	6	7	8	9	AB	R	H	RBI	BB	SO	LOB	BOTTOM	
16 Angel Pagán, S (1.8)	G4-3		G4-3			K				4	1	1	2	0	1	0	<b>Chicago White Sox @ San Francisco Giants</b> AT&T Park, San Francisco, CA Wed Aug 13 2014, 12:46 PM - 3:30 PM PDT Att: 41,725 - Partly Cloudy - 67 F	
8 Hunter Pence, R (1.9)	F9		K			F7				4	1	1	1	0	1	0		
28 Buster Posey, R (1.2)	G6-3					K				4	1	2	1	0	1	0		
48 Pablo Sandoval, S (1.5)			L9			L4				4	0	0	0	0	0	1		
38 Michael Morse, R (1.7)			K			K				3	0	1	0	0	2	1		
7 Gregor Blanco, L (7, PR) (8.7)										1	1	0	0	0	0	2		
37 Adam Duvall, R (1.3)										3	1	1	0	1	1	1		
54 Sergio Romo, R (9.1)										0	0	0	0	0	0	0		
12 Joe Panik, L (1.4)						K				4	1	1	1	0	1	1		
35 Brandon Crawford, L (1.6)						F7				4	0	0	0	0	1	4		
22 Jake Peavy, R (1.1)										2	0	0	0	0	1	0		
13 Joaquin Arias, R (7, PH) (8.1)										0	1	0	0	1	0	0		
41 Jeremy Affeldt, L (8.1)										0	0	0	0	0	0	0		
45 Travis Ishikawa, L (9.3)										0	0	0	0	0	0	0		
<b>Inning Stats</b>	R: 0 H: 0 E: 0 K: 0 S: 7	H: 0 LOB: 0 BB: 0 P: 11	R: 0 H: 1 E: 0 K: 1 S: 11	H: 1 LOB: 2 BB: 1 P: 20	R: 0 H: 0 E: 0 K: 2 S: 8	H: 0 LOB: 0 BB: 0 P: 12	R: 0 H: 1 E: 0 K: 1 S: 8	H: 1 LOB: 1 BB: 0 P: 8	R: 0 H: 0 E: 0 K: 2 S: 8	H: 0 LOB: 0 BB: 0 P: 10	R: 7 H: 5 E: 1 K: 0 S: 16	H: 5 LOB: 2 BB: 1 P: 31	R: 0 H: 0 E: 0 K: 2 S: 9	H: 0 LOB: 0 BB: 0 P: 15	1B: 6 2B: 0 3B: 1 HR: 0	SF: 0 SAC: 0 DP: 0 HBP: 0	WP: 0 PB: 0 SB: 0 CS: 0	PA: 35
<b>PITCHER</b>	IP WLS BF H R ER SO BB IBB HBP BLK WP HR S P ERA WHIP																	
62 Jose Quintana, L (1.1)	6.2 L 27 4 4 4 7 2 0 0 0 0 0 0 3 7 = =																	
54 Ronald Belisario, R (7.1)	0.0 3 3 1 1 0 0 0 0 0 0 0 0 3 7 = =																	
41 Javy Guerra, R (7.1)	0.1 2 0 2 0 0 0 0 0 0 0 0 0 3 6 0.00 0.000																	
27 Matt Lindstrom, R (8.1)	1.0 3 0 0 0 2 0 0 0 0 0 0 0 9 15 0.00 0.000																	



Batter	1	2	3	4	5	6	7	8	9	AB	R	H	RBI	BB	SO	LOB	TOP																								
7 José Reyes, S OBP: 0.337, SLG: 0.410										4	1	1	1	0	1	1	<b>Toronto Blue Jays @ Chicago White Sox</b> U.S. Cellular Field, Chicago, IL Fri Aug 15 2014, 8:11 PM - 11:32 PM EDT Att: 22,739 - Partly Cloudy - 75 F																								
53 Melky Cabrera, S OBP: 0.368, SLG: 0.478										5	1	1	2	0	0	1																									
19 José Bautista, R OBP: 0.408, SLG: 0.512										3	0	0	0	1	1	0																									
10 Edwin Encarnación, R OBP: 0.364, SLG: 0.584										4	0	0	0	0	1	2																									
26 Adam Lind, L OBP: 0.388, SLG: 0.481										4	1	2	1	0	1	0																									
30 Dioner Navarro, S OBP: 0.309, SLG: 0.384										4	0	2	0	0	0	2																									
28 Colby Rasmus, L OBP: 0.288, SLG: 0.439										3	1	1	0	1	0	1																									
15 Danny Valencia, R OBP: 0.329, SLG: 0.382										3	0	0	0	0	2	3																									
47 Juan Francisco, L OBP: 0.392, SLG: 0.466										1	0	0	0	0	1	2																									
66 Munenori Kawasaki, L OBP: 0.320, SLG: 0.305										4	1	2	0	0	1	1																									
<b>Inning Stats</b>	R: 1 E: 0 K: 1 S: 18	H: 2 LOB: 2 BB: 1 P: 28	R: 3 E: 0 K: 1 S: 14	H: 3 LOB: 0 BB: 0 P: 21	R: 0 E: 0 K: 1 S: 10	H: 0 LOB: 0 BB: 0 P: 14	R: 0 E: 0 K: 1 S: 13	H: 1 LOB: 1 BB: 0 P: 15	R: 0 E: 0 K: 0 S: 9	H: 0 LOB: 0 BB: 0 P: 9	R: 1 E: 0 K: 1 S: 13	H: 2 LOB: 1 BB: 1 P: 20	R: 0 E: 0 K: 1 S: 8	H: 0 LOB: 0 BB: 0 P: 12	R: 0 E: 1 K: 1 S: 13	H: 1 LOB: 2 BB: 0 P: 20	R: 0 E: 0 K: 1 S: 7	H: 0 LOB: 0 BB: 0 P: 10	1B: 7 2B: 3 3B: 0 HR: 1	SF: 1 SAC: 0 DP: 1 HBP: 0	WP: 0 PB: 0 CS: 0	PA: 38																			
<b>PITCHER</b>	IP	WLS	BF	H	R	ER	SO	BB	IBB	HBP	BLK	WP	HR	S	P	ERA	WHIP	<b>PITCHER</b>				IP	WLS	BF	H	R	ER	SO	BB	IBB	HBP	BLK	WP	HR	S	P	ERA	WHIP			
48 Hector Noesi, R ERA: 4.84	5.0	W	25	8	5	5	4	2	0	0	0	0	0	1	72	100	9.00	2.000					5.0	W	25	8	5	5	4	2	0	0	0	0	0	0	1	72	100	9.00	2.000
41 Javy Guerra, R ERA: 3.0	2.0		5	0	0	0	2	0	0	0	0	0	0	0	13	19	0.00	0.000					2.0		5	0	0	0	2	0	0	0	0	0	0	0	13	19	0.00	0.000	
39 Maikel Cleto, R ERA: 5.5	1.0		5	1	0	0	1	0	0	0	0	0	0	0	13	20	0.00	1.000					1.0		5	1	0	0	1	0	0	0	0	0	0	0	13	20	0.00	1.000	
40 Daniel Webb, R ERA: 3.67	1.0		3	0	0	0	1	0	0	0	0	0	0	0	7	10	0.00	0.000					1.0		3	0	0	0	1	0	0	0	0	0	0	7	10	0.00	0.000		

Batter	1	2	3	4	5	6	7	8	9	AB	R	H	RBI	BB	SO	LOB	BOTTOM																						
30 Alejandro De Aza, L OBP: 0.315, SLG: 0.361										4	2	2	1	1	1	0	<b>Toronto Blue Jays @ Chicago White Sox</b> U.S. Cellular Field, Chicago, IL Fri Aug 15 2014, 8:11 PM - 11:32 PM EDT Att: 22,739 - Partly Cloudy - 75 F																						
10 Alexei Ramirez, R OBP: 0.320, SLG: 0.417										4	3	2	0	0	0	1																							
79 José Abreu, R OBP: 0.361, SLG: 0.600										5	2	3	3	0	1	1																							
44 Adam Dunn, L OBP: 0.351, SLG: 0.446										5	0	3	2	0	0	2																							
24 Dayan Viciedo, R OBP: 0.284, SLG: 0.406										3	1	2	2	1	1	1																							
25 Moisés Sierra, R OBP: 0.265, SLG: 0.345										1	0	0	0	0	1	0																							
28 Leury García, S OBP: 0.211, SLG: 0.230										0	0	0	0	0	0	0																							
12 Conor Gillaspie, L OBP: 0.363, SLG: 0.450										4	1	2	1	1	0	2																							
21 Tyler Flowers, R OBP: 0.303, SLG: 0.368										4	0	0	0	1	3	8																							
20 Jordan Danks, L OBP: 0.262, SLG: 0.228										5	1	2	1	0	2	3																							
15 Gordon Beckham, R OBP: 0.264, SLG: 0.340										5	1	1	0	0	1	2																							
<b>Inning Stats</b>	R: 5 E: 0 K: 1 S: 22	H: 5 LOB: 1 BB: 0 P: 40	R: 1 E: 0 K: 2 S: 20	H: 4 LOB: 3 BB: 0 P: 29	R: 0 E: 0 K: 1 S: 8	H: 0 LOB: 1 BB: 1 P: 16	R: 0 E: 0 K: 2 S: 9	H: 1 LOB: 2 BB: 1 P: 20	R: 5 E: 0 K: 0 S: 31	H: 6 LOB: 2 BB: 1 P: 43	R: 0 E: 0 K: 2 S: 7	H: 0 LOB: 0 BB: 0 P: 9	R: 0 E: 0 K: 1 S: 7	H: 1 LOB: 0 BB: 0 P: 10	R: 0 E: 0 K: 1 S: 6	H: 0 LOB: 1 BB: 1 P: 12	1B: 14 2B: 3 3B: 0 HR: 0	SF: 0 SAC: 0 DP: 1 HBP: 1	WP: 1 PB: 0 CS: 0	PA: 45																			
<b>PITCHER</b>	IP	WLS	BF	H	R	ER	SO	BB	IBB	HBP	BLK	WP	HR	S	P	ERA	WHIP	<b>PITCHER</b>				IP	WLS	BF	H	R	ER	SO	BB	IBB	HBP	BLK	WP	HR	S	P	ERA	WHIP	
6 Marcus Stroman, R ERA: 3.83	0.2	L	8	5	5	1	3	1	0	0	0	0	0	0	33	52	3.38	2.250					0.2	L	8	5	5	1	3	1	0	0	0	0	0	33	52	3.38	2.250
64 Chad Jenkins, R ERA: 2.66	2.2		14	5	1	1	3	1	0	0	0	0	0	0	30	51	67.50	10.500					2.2		14	5	1	1	3	1	0	0	0	0	0	30	51	67.50	10.500
58 Todd Redmond, R ERA: 4.18	1.0		3	0	0	0	0	0	0	0	0	0	0	7	8	0.00	0.000					1.0		3	0	0	0	0	0	0	0	0	0	7	8	0.00	0.000		
41 Aaron Sanchez, R ERA: 2.03	1.0		3	0	0	0	2	0	0	0	0	0	0	7	9	0.00	0.000					1.0		3	0	0	0	2	0	0	0	0	7	9	0.00	0.000			
62 Aaron Loup, L ERA: 2.91	1.0		3	1	0	0	1	1	0	0	0	0	0	6	12	0.00	1.000					1.0		3	1	0	0	1	1	0	0	0	6	12	0.00	1.000			
44 Casey Janssen, R ERA: 3.34	1.0		4	0	0	0	1	1	0	0	0	0	0	6	12	0.00	1.000					1.0		4	0	0	0	1	1	0	0	0	6	12	0.00	1.000			





Batter	1	2	3	4	5	6	7	8	9	AB	R	H	RBI	BB	SO	LOB	TOP								
7 José Reyes, S OBP: 0.337, SLG: 0.412	G5-3		G6-3					G5-3		5	1	2	1	0	0	1									
53 Melky Cabrera, S OBP: 0.368, SLG: 0.479	F8		L6					E8		5	1	2	2	0	0	1									
19 José Bautista, R OBP: 0.406, SLG: 0.508	F9		G6-3					F9		5	0	1	1	0	0	1									
10 Edwin Encarnación, R OBP: 0.362, SLG: 0.579										5	1	1	0	0	0	2									
15 Danny Valencia, R OBP: 0.335, SLG: 0.394										3	1	2	0	0	0	0									
26 Adam Lind, L OBP: 0.386, SLG: 0.479										1	0	0	0	0	0	1									
30 Dioner Navarro, S OBP: 0.309, SLG: 0.382										2	0	0	1	1	1	1									
14 Nolan Reimold, R OBP: 0.327, SLG: 0.477										3	0	2	1	0	0	0									
47 Juan Francisco, L OBP: 0.291, SLG: 0.465										1	0	0	0	0	1	0									
28 Colby Rasmus, L OBP: 0.287, SLG: 0.440										4	1	1	0	0	1	4									
18 Steve Tolleson, R OBP: 0.299, SLG: 0.367										2	0	0	0	0	0	2									
66 Munenori Kawasaki, L OBP: 0.329, SLG: 0.314										2	1	2	0	0	0	0									
<b>Inning Stats</b>	R: 0 E: 0 K: 0 S: 7	H: 0 LOB: 0 BB: 0 P: 10	R: 2 E: 0 K: 0 S: 16	H: 3 LOB: 1 BB: 0 P: 25	R: 0 E: 0 K: 0 S: 7	H: 0 LOB: 0 BB: 0 P: 9	R: 0 E: 0 K: 0 S: 8	H: 0 LOB: 0 BB: 0 P: 14	R: 1 E: 0 K: 0 S: 12	H: 2 LOB: 1 BB: 0 P: 21	R: 0 E: 0 K: 0 S: 14	H: 2 LOB: 3 BB: 0 P: 24	R: 3 E: 1 K: 1 S: 15	H: 4 LOB: 1 BB: 0 P: 18	R: 0 E: 0 K: 2 S: 12	H: 1 LOB: 0 BB: 0 P: 18	R: 0 E: 0 K: 0 S: 8	H: 1 LOB: 0 BB: 0 P: 11	1B: 9 2B: 4 3B: 0 HR: 0	SF: 1 SAC: 0 DP: 1 HBP: 0	WP: 0 PB: 0 SB: 1 CS: 0	PA: 40			
<b>PITCHER</b>	IP WLS BF H R ER SO BB IBB HBP BLK WP HR S P ERA WHIP	IP WLS BF H R ER SO BB IBB HBP BLK WP HR S P ERA WHIP	IP WLS BF H R ER SO BB IBB HBP BLK WP HR S P ERA WHIP	IP WLS BF H R ER SO BB IBB HBP BLK WP HR S P ERA WHIP	IP WLS BF H R ER SO BB IBB HBP BLK WP HR S P ERA WHIP	IP WLS BF H R ER SO BB IBB HBP BLK WP HR S P ERA WHIP	IP WLS BF H R ER SO BB IBB HBP BLK WP HR S P ERA WHIP	IP WLS BF H R ER SO BB IBB HBP BLK WP HR S P ERA WHIP	IP WLS BF H R ER SO BB IBB HBP BLK WP HR S P ERA WHIP	IP WLS BF H R ER SO BB IBB HBP BLK WP HR S P ERA WHIP	IP WLS BF H R ER SO BB IBB HBP BLK WP HR S P ERA WHIP	IP WLS BF H R ER SO BB IBB HBP BLK WP HR S P ERA WHIP	IP WLS BF H R ER SO BB IBB HBP BLK WP HR S P ERA WHIP	IP WLS BF H R ER SO BB IBB HBP BLK WP HR S P ERA WHIP	IP WLS BF H R ER SO BB IBB HBP BLK WP HR S P ERA WHIP	IP WLS BF H R ER SO BB IBB HBP BLK WP HR S P ERA WHIP	IP WLS BF H R ER SO BB IBB HBP BLK WP HR S P ERA WHIP	IP WLS BF H R ER SO BB IBB HBP BLK WP HR S P ERA WHIP	IP WLS BF H R ER SO BB IBB HBP BLK WP HR S P ERA WHIP	IP WLS BF H R ER SO BB IBB HBP BLK WP HR S P ERA WHIP	IP WLS BF H R ER SO BB IBB HBP BLK WP HR S P ERA WHIP	IP WLS BF H R ER SO BB IBB HBP BLK WP HR S P ERA WHIP	IP WLS BF H R ER SO BB IBB HBP BLK WP HR S P ERA WHIP	IP WLS BF H R ER SO BB IBB HBP BLK WP HR S P ERA WHIP	
50 John Danks, L ERA: 4.84	6.0	26	7	3	3	0	1	0	0	0	0	0	0	0	64	103	4.50	1.333							
27 Matt Lindstrom, R ERA: 4.29	1.0	L	7	4	3	1	0	0	0	0	0	0	0	15	18	27.00	4.000								
53 Eric Surkamp, L ERA: 6.59	1.0		5	2	0	2	0	0	0	0	0	0	0	15	22	0.00	2.000								
54 Ronald Belisario, R ERA: 6.13	1.0		2	0	0	0	0	0	0	0	0	0	0	5	7	0.00	0.000								
<b>Batter</b>	1	2	3	4	5	6	7	8	9	AB	R	H	RBI	BB	SO	LOB	BOTTOM								
10 Alexei Ramirez, R OBP: 0.323, SLG: 0.416	G4-3		P5					G5-4-3		4	0	1	0	0	0	2									
15 Gordon Beckham, R OBP: 0.283, SLG: 0.339	G4-3		F9					G1-3		4	1	1	0	0	0	2									
79 José Abreu, R OBP: 0.363, SLG: 0.600	G5-3							L9		4	1	2	0	0	0	1									
26 Avisail García, R OBP: 0.368, SLG: 0.500								G1-3		4	1	2	1	0	0	2									
24 Dayan Viedo, R OBP: 0.282, SLG: 0.403								G6-3		3	0	0	1	0	0	3									
14 Paul Konerko, R OBP: 0.275, SLG: 0.367								G5-3		4	0	1	1	0	1	2									
12 Conor Gillaspie, L OBP: 0.362, SLG: 0.448								F9		4	0	1	0	0	2	2									
21 Tyler Flowers, R OBP: 0.303, SLG: 0.367								K		4	0	1	0	0	2	1									
20 Jordan Danks, L OBP: 0.265, SLG: 0.233								G5-3		3	0	1	0	0	1	2									
<b>Inning Stats</b>	R: 0 E: 0 K: 0 S: 8	H: 0 LOB: 0 BB: 0 P: 10	R: 0 E: 0 K: 2 S: 10	H: 1 LOB: 1 BB: 0 P: 15	R: 0 E: 0 K: 1 S: 11	H: 1 LOB: 1 BB: 0 P: 14	R: 0 E: 0 K: 0 S: 6	H: 1 LOB: 1 BB: 0 P: 10	R: 0 E: 0 K: 1 S: 5	H: 1 LOB: 0 BB: 0 P: 7	R: 3 E: 0 K: 1 S: 18	H: 4 LOB: 0 BB: 0 P: 31	R: 0 E: 0 K: 1 S: 8	H: 1 LOB: 0 BB: 0 P: 9	R: 0 E: 0 K: 0 S: 12	H: 1 LOB: 1 BB: 0 P: 18	R: 0 E: 0 K: 1 S: 9	H: 0 LOB: 0 BB: 0 P: 13	1B: 9 2B: 1 3B: 0 HR: 0	SF: 1 SAC: 0 DP: 2 HBP: 0	WP: 1 PB: 0 SB: 0 CS: 0	PA: 35			
<b>PITCHER</b>	IP WLS BF H R ER SO BB IBB HBP BLK WP HR S P ERA WHIP	IP WLS BF H R ER SO BB IBB HBP BLK WP HR S P ERA WHIP	IP WLS BF H R ER SO BB IBB HBP BLK WP HR S P ERA WHIP	IP WLS BF H R ER SO BB IBB HBP BLK WP HR S P ERA WHIP	IP WLS BF H R ER SO BB IBB HBP BLK WP HR S P ERA WHIP	IP WLS BF H R ER SO BB IBB HBP BLK WP HR S P ERA WHIP	IP WLS BF H R ER SO BB IBB HBP BLK WP HR S P ERA WHIP	IP WLS BF H R ER SO BB IBB HBP BLK WP HR S P ERA WHIP	IP WLS BF H R ER SO BB IBB HBP BLK WP HR S P ERA WHIP	IP WLS BF H R ER SO BB IBB HBP BLK WP HR S P ERA WHIP	IP WLS BF H R ER SO BB IBB HBP BLK WP HR S P ERA WHIP	IP WLS BF H R ER SO BB IBB HBP BLK WP HR S P ERA WHIP	IP WLS BF H R ER SO BB IBB HBP BLK WP HR S P ERA WHIP	IP WLS BF H R ER SO BB IBB HBP BLK WP HR S P ERA WHIP	IP WLS BF H R ER SO BB IBB HBP BLK WP HR S P ERA WHIP	IP WLS BF H R ER SO BB IBB HBP BLK WP HR S P ERA WHIP	IP WLS BF H R ER SO BB IBB HBP BLK WP HR S P ERA WHIP	IP WLS BF H R ER SO BB IBB HBP BLK WP HR S P ERA WHIP	IP WLS BF H R ER SO BB IBB HBP BLK WP HR S P ERA WHIP	IP WLS BF H R ER SO BB IBB HBP BLK WP HR S P ERA WHIP	IP WLS BF H R ER SO BB IBB HBP BLK WP HR S P ERA WHIP	IP WLS BF H R ER SO BB IBB HBP BLK WP HR S P ERA WHIP	IP WLS BF H R ER SO BB IBB HBP BLK WP HR S P ERA WHIP	IP WLS BF H R ER SO BB IBB HBP BLK WP HR S P ERA WHIP	IP WLS BF H R ER SO BB IBB HBP BLK WP HR S P ERA WHIP
56 Mark Buehrle, L ERA: 3.38	0.1	B	2	1	0	0	0	0	0	0	0	0	0	0	5	8	0.00	3.000							
29 Dustin McGowan, R ERA: 4.19	0.2	W	3	1	0	0	0	0	0	0	0	0	0	10	13	0.00	1.500								
27 Brett Cecil, L ERA: 3.63	1.2	H	5	1	0	0	0	0	0	0	0	0	0	15	21	0.00	0.600								
41 Aaron Sanchez, R ERA: 1.8	1.0	S	3	0	0	0	1	0	0	0	0	0	0	9	13	0.00	0.000								

Toronto Blue Jays @ Chicago White Sox  
U.S. Cellular Field, Chicago, IL  
Sat Aug 16 2014, 7:11 PM - 10:04 PM EDT  
Att: 29,420 - Partly Cloudy - 78 F

AB	38
R	6
H	13
RBI	6
BB	1
SO	3
LOB	13



Toronto Blue Jays @ Chicago White Sox  
U.S. Cellular Field, Chicago, IL  
Sat Aug 16 2014, 7:11 PM - 10:04 PM EDT  
Att: 29,420 - Partly Cloudy - 78 F

AB	34
R	3
H	10
RBI	3
BB	0
SO	6
LOB	17





Batter	1	2	3	4	5	6	7	8	9	AB	R	H	RBI	BB	SO	LOB	TOP					
7 José Reyes, S OBP: 0.340, SLG: 0.416										5	2	3	0	0	0	1						
53 Melky Cabrera, S OBP: 0.369, SLG: 0.479										4	0	2	0	0	1	2						
19 José Bautista, R OBP: 0.408, SLG: 0.507										3	0	1	1	2	0	2						
10 Edwin Encarnación, R OBP: 0.365, SLG: 0.585										3	1	1	2	2	0	2						
6 Marcus Stroman, R OBP: 0.321, SLG: 0.467										2	0	0	0	1	0	3						
26 Adam Lind, L OBP: 0.385, SLG: 0.474										2	0	0	0	1	0	3						
15 Danny Valencia, R OBP: 0.337, SLG: 0.395										2	0	1	0	0	0	1						
28 Colby Rasmus, L OBP: 0.286, SLG: 0.436										5	0	1	0	0	1	5						
66 Munenori Kawasaki, L OBP: 0.297, SLG: 0.364										3	0	0	0	0	1	2						
18 Steve Tolleson, R OBP: 0.297, SLG: 0.364										1	0	0	0	0	1	0						
14 Nolan Reimold, R OBP: 0.321, SLG: 0.467										1	0	0	0	0	0	3						
47 Juan Francisco, L OBP: 0.290, SLG: 0.465										4	1	1	0	0	0	1						
22 Josh Thole, L OBP: 0.342, SLG: 0.288										1	1	0	0	1	0	0						
30 Dioner Navarro, S OBP: 0.312, SLG: 0.383										1	0	1	1	1	0	0						
<b>Inning Stats</b>	R: 1 H: 1 E: 0 K: 0 S: 7	H: 1 LOB: 0 BB: 0 P: 9	R: 0 H: 0 E: 0 K: 1 S: 12	H: 0 LOB: 1 BB: 1 P: 21	R: 0 H: 2 E: 0 K: 0 S: 14	H: 2 LOB: 3 BB: 1 P: 20	R: 0 H: 0 E: 0 K: 1 S: 8	H: 0 LOB: 0 BB: 0 P: 10	R: 3 H: 3 E: 0 K: 0 S: 11	H: 3 LOB: 2 BB: 1 P: 18	R: 1 H: 4 E: 0 K: 1 S: 16	H: 4 LOB: 2 BB: 0 P: 23	R: 0 H: 0 E: 0 K: 0 S: 9	H: 0 LOB: 1 BB: 1 P: 20	R: 0 H: 0 E: 0 K: 1 S: 10	H: 0 LOB: 1 BB: 1 P: 18	R: 0 H: 1 E: 0 K: 0 S: 10	H: 1 LOB: 3 BB: 2 P: 20	1B: 8 2B: 2 3B: 0 HR: 1	SF: 0 SAC: 1 DP: 3 HBP: 0	WP: 0 PB: 0 CS: 0	PA: 43
<b>PITCHER</b>	IP WLS BF H R ER SO BB IBB HBP BLK WP HR S P ERA WHIP																					
67 Scott Carroll, R ERA: 4.99	5.2 W 26 8 5 5 2 3 0 0 0 0 1 58 86 7.94 1.941																					
40 Daniel Webb, R ERA: 3.52	0.2 H 5 2 0 0 1 1 0 0 0 0 0 15 27 0.00 4.500																					
53 Eric Surkamp, L ERA: 6.28	0.2 H 2 0 0 0 0 0 0 0 0 0 0 8 8 0.00 0.000																					
57 Zach Putnam, R ERA: 2.16	1.0 H 4 0 0 0 1 1 0 0 0 0 0 10 18 0.00 1.000																					
52 Jake Petricka, R ERA: 2.99	1.0 S 6 1 0 0 0 2 0 0 0 0 0 10 20 0.00 3.000																					

Toronto Blue Jays @ Chicago White Sox  
U.S. Cellular Field, Chicago, IL  
Sun Aug 17 2014, 2:10 PM - 5:10 PM EDT  
Att: 25,761 - Cloudy - 66 F

livebaseballscorecards.com

AB 35  
R 5  
H 11  
RBI 4  
BB 7  
SO 4  
LOB 22

Batter	1	2	3	4	5	6	7	8	9	AB	R	H	RBI	BB	SO	LOB	BOTTOM			
30 Alejandro De Aza, L OBP: 0.317, SLG: 0.386										4	1	2	0	0	1	0				
10 Alexei Ramirez, R OBP: 0.320, SLG: 0.413										4	0	0	0	0	0	2				
79 José Abreu, R OBP: 0.362, SLG: 0.596										4	0	1	0	0	0	1				
44 Adam Dunn, L OBP: 0.353, SLG: 0.446										2	1	1	0	1	0	2				
14 Paul Konerko, R OBP: 0.274, SLG: 0.385										1	0	0	0	0	0	0				
26 Avisail García, R OBP: 0.381, SLG: 0.514										3	1	1	0	1	1	1				
12 Conor Gillaspie, L OBP: 0.363, SLG: 0.456										3	2	1	4	1	0	0				
15 Gordon Beckham, R OBP: 0.266, SLG: 0.341										3	1	2	0	0	0	0				
20 Jordan Danks, L OBP: 0.268, SLG: 0.290										2	1	1	3	0	0	0				
17 Adrian Nieto, S OBP: 0.326, SLG: 0.356										3	0	0	0	0	1	0				
<b>Inning Stats</b>	R: 6 H: 4 E: 0 K: 1 S: 23	H: 4 LOB: 2 BB: 2 P: 39	R: 0 H: 2 E: 0 K: 0 S: 6	H: 2 LOB: 1 BB: 0 P: 7	R: 0 H: 0 E: 0 K: 0 S: 7	H: 0 LOB: 0 BB: 0 P: 10	R: 0 H: 0 E: 0 K: 0 S: 4	H: 0 LOB: 0 BB: 0 P: 5	R: 0 H: 1 E: 0 K: 1 S: 10	H: 1 LOB: 1 BB: 0 P: 17	R: 1 H: 1 E: 0 K: 0 S: 4	H: 1 LOB: 0 BB: 1 P: 10	R: 0 H: 0 E: 0 K: 1 S: 7	H: 0 LOB: 0 BB: 0 P: 10	R: 0 H: 1 E: 0 K: 0 S: 7	H: 1 LOB: 0 BB: 0 P: 10	1B: 5 2B: 3 3B: 0 HR: 2	SF: 1 SAC: 0 DP: 2 HBP: 0	WP: 1 PB: 0 SB: 1 CS: 0	PA: 33
<b>PITCHER</b>	IP WLS BF H R ER SO BB IBB HBP BLK WP HR S P ERA WHIP																			
36 Drew Hutchison, R ERA: 4.81	7.0 L 30 8 7 7 3 3 0 0 0 0 1 2 61 98 9.00 1.571																			
62 Aaron Loup, L ERA: 2.96	1.0 3 1 0 0 0 0 0 0 0 0 0 7 10 0.00 1.000																			

Toronto Blue Jays @ Chicago White Sox  
U.S. Cellular Field, Chicago, IL  
Sun Aug 17 2014, 2:10 PM - 5:10 PM EDT  
Att: 25,761 - Cloudy - 66 F

livebaseballscorecards.com

AB 29  
R 7  
H 9  
RBI 7  
BB 3  
SO 3  
LOB 6



Batter	1	2	3	4	5	6	7	8	9	AB	R	H	RBI	BB	SO	LOB	TOP			
21 Nick Markakis, L OBP: 0.362, SLG: 0.414										5	2	3	2	0	1	0	<b>Baltimore Orioles @ Chicago White Sox</b> U.S. Cellular Field, Chicago, IL Mon Aug 18 2014, 8:11 PM - 11:12 PM EDT Att: 17,686 - Partly Cloudy - 79 F			
28 Steve Pearce, R OBP: 0.356, SLG: 0.512										5	0	3	1	0	0	0				
3 Ryan Flaherty, L OBP: 0.259, SLG: 0.306										5	0	1	0	0	2	3				
10 Adam Jones, R OBP: 0.312, SLG: 0.473																				
23 Nelson Cruz, R OBP: 0.329, SLG: 0.516										3	1	1	1	1	1	2				
9 David Lough, L OBP: 0.294, SLG: 0.319										5	0	1	0	0	2	3				
27 Delmon Young, R OBP: 0.326, SLG: 0.434										5	2	2	1	0	2	2				
2 J.J. Hardy, R OBP: 0.319, SLG: 0.397																				
19 Chris Davis, L OBP: 0.297, SLG: 0.397										3	1	0	0	0	1	2				
36 Caleb Joseph, R OBP: 0.289, SLG: 0.418										2	1	0	0	2	0	0				
6 Jonathan Schoop, R OBP: 0.256, SLG: 0.361										4	1	1	3	0	2	2				
<b>Inning Stats</b>	R: 0 H: 2 E: 0 K: 1 S: 11	WLS: 2 BF: 18 LOB: 2	H: 1 R: 3 ER: 0 K: 1 S: 9	H: 1 R: 3 ER: 0 K: 1 S: 12	R: 0 H: 0 E: 0 K: 2 S: 15	H: 0 R: 1 ER: 0 K: 2 S: 10	H: 0 R: 0 ER: 0 K: 2 S: 15	R: 1 H: 3 E: 0 K: 0 S: 16	H: 2 R: 2 ER: 0 K: 2 S: 19	R: 0 H: 0 E: 0 K: 1 S: 7	H: 0 R: 0 ER: 0 K: 1 S: 10	R: 5 H: 4 E: 0 K: 1 S: 20	H: 4 R: 1 ER: 0 K: 1 S: 35	R: 0 H: 0 E: 0 K: 2 S: 10	H: 0 R: 0 ER: 0 K: 2 S: 13	1B: 5 2B: 4 3B: 0 HR: 3	SF: 0 SAC: 0 DP: 0 HBP: 1	WP: 0 PB: 0 SB: 0 CS: 0	PA: 42	
<b>PITCHER</b>	IP: 6.0 WLS: L BF: 27 LOB: 0	H: 8 R: 3 ER: 1 K: 1	R: 3 ER: 1 K: 1	R: 3 ER: 1 K: 1	BB: 2 IBB: 0 HBP: 0 BLK: 0	WP: 0 HR: 2 S: 80 P: 121	ERA: 4.50 WHIP: 1.667		IP: 6.0 WLS: L BF: 27 LOB: 0	H: 8 R: 3 ER: 1 K: 1	R: 3 ER: 1 K: 1	R: 3 ER: 1 K: 1	R: 3 ER: 1 K: 1	BB: 2 IBB: 0 HBP: 0 BLK: 0	WP: 0 HR: 2 S: 80 P: 121	ERA: 4.50 WHIP: 1.667				
49 Chris Sale, L ERA: 2.12	(1, 1)	6.0	L	27	8	3	3	8	2	0	0	0	0	0	0	0				
54 Ronald Belisario, R ERA: 6.11	(7, 1)	1.2		6	1	1	1	1	0	0	0	0	0	0	0	0				
53 Eric Surkamp, L ERA: 6.91	(8, 1)	0.0		1	0	0	0	0	0	0	1	0	0	0	0	0				
27 Matt Lindstrom, R ERA: 5.57	(8, 1)	0.0		4	3	4	4	0	1	0	0	0	0	0	0	0				
39 Maikel Cleto, R ERA: 5.12	(8, 1)	1.1		4	0	0	0	2	0	0	0	0	0	0	0	0				

Batter	1	2	3	4	5	6	7	8	9	AB	R	H	RBI	BB	SO	LOB	BOTTOM			
30 Alejandro De Aza, L OBP: 0.316, SLG: 0.363										3	1	0	0	0	2	0	<b>Baltimore Orioles @ Chicago White Sox</b> U.S. Cellular Field, Chicago, IL Mon Aug 18 2014, 8:11 PM - 11:12 PM EDT Att: 17,686 - Partly Cloudy - 79 F			
10 Alexei Ramirez, R OBP: 0.320, SLG: 0.413										4	1	1	0	0	0	0				
79 José Abreu, R OBP: 0.359, SLG: 0.591										4	0	0	0	0	1	2				
44 Adam Dunn, L OBP: 0.350, SLG: 0.442										3	0	0	0	0	2	2				
26 Avisail García, R OBP: 0.378, SLG: 0.500										3	0	1	2	0	0	0				
12 Conor Gillaspie, L OBP: 0.360, SLG: 0.452										3	0	0	0	0	0	1				
21 Tyler Flowers, R OBP: 0.300, SLG: 0.363										3	0	0	0	0	2	0				
20 Jordan Danks, L OBP: 0.270, SLG: 0.292										3	0	1	0	0	0	0				
15 Gordon Beckham, R OBP: 0.264, SLG: 0.339										3	0	0	0	0	0	1				
<b>Inning Stats</b>	R: 0 H: 0 E: 0 K: 1 S: 7	H: 0 R: 0 ER: 0 K: 0 S: 5	H: 0 R: 0 ER: 0 K: 0 S: 6	H: 0 R: 0 ER: 0 K: 0 S: 6	H: 1 R: 0 ER: 0 K: 1 S: 10	H: 0 R: 0 ER: 0 K: 1 S: 6	H: 0 R: 0 ER: 0 K: 1 S: 9	H: 0 R: 0 ER: 0 K: 1 S: 12	H: 0 R: 0 ER: 0 K: 1 S: 7	H: 0 R: 0 ER: 0 K: 0 S: 6	H: 0 R: 0 ER: 0 K: 1 S: 13	H: 0 R: 0 ER: 0 K: 1 S: 10	H: 0 R: 0 ER: 0 K: 1 S: 18	H: 0 R: 0 ER: 0 K: 1 S: 6	H: 0 R: 0 ER: 0 K: 1 S: 13	H: 0 R: 0 ER: 0 K: 1 S: 8		1B: 2 2B: 1 3B: 0 HR: 0	SF: 0 SAC: 0 DP: 0 HBP: 1	WP: 0 PB: 0 SB: 0 CS: 1
<b>PITCHER</b>	IP: 7.0 WLS: W BF: 24 LOB: 0	H: 7 R: 2 ER: 0 K: 0	R: 2 ER: 0 K: 0	R: 2 ER: 0 K: 0	BB: 0 IBB: 0 HBP: 0 BLK: 0	WP: 0 HR: 0 S: 54 P: 82	ERA: 2.57 WHIP: 0.429		IP: 7.0 WLS: W BF: 24 LOB: 0	H: 7 R: 2 ER: 0 K: 0	R: 2 ER: 0 K: 0	R: 2 ER: 0 K: 0	R: 2 ER: 0 K: 0	BB: 0 IBB: 0 HBP: 0 BLK: 0	WP: 0 HR: 0 S: 54 P: 82	ERA: 2.57 WHIP: 0.429				
25 Bud Norris, R ERA: 3.69	(1, 1)	7.0	W	24	7	2	2	0	0	0	0	0	0	0	0	0				
35 Brad Brach, R ERA: 2.61	(8, 1)	2.0		6	0	0	0	2	0	0	0	0	0	0	0	0				



Batter	1	2	3	4	5	6	7	8	9	AB	R	H	RBI	BB	SO	LOB	TOP			
21 Nick Markakis, L OBP: 0.359, SLG: 0.411			G4-3		L5		L6			4	0	0	0	0	1	1	<p><b>Baltimore Orioles @ Chicago White Sox</b> U.S. Cellular Field, Chicago, IL Tue Aug 19 2014, 8:11 PM - 10:51 PM EDT Att: 13,307 - Partly Cloudy - 81 F</p> <p>livebaseballscorecards.com</p>			
28 Steve Pearce, R OBP: 0.355, SLG: 0.512			P6			F9	G5-3			4	1	1	0	0	0	0				
3 Ryan Flaherty, L OBP: 0.259, SLG: 0.306			K2-3				G3			4	1	2	1	0	1	0				
10 Adam Jones, R OBP: 0.314, SLG: 0.475					G6-3	F7		F7		4	0	0	0	0	0	2				
23 Nelson Cruz, R OBP: 0.327, SLG: 0.512					G6-3			G5-3		4	1	2	1	0	0	0				
27 Delmon Young, R OBP: 0.330, SLG: 0.435						2B	1B			0	0	0	0	0	0	0				
9 David Lough, L OBP: 0.284, SLG: 0.319										4	1	1	0	0	0	2				
2 J.J. Hardy, R OBP: 0.316, SLG: 0.395										4	0	1	2	0	1	0				
19 Chris Davis, L OBP: 0.297, SLG: 0.398		G3			G3-1					4	0	1	2	0	1	0				
6 Jonathan Schoop, R OBP: 0.253, SLG: 0.357		P4			K		P6			4	0	0	0	0	1	1				
40 Nick Hundley, R OBP: 0.271, SLG: 0.347		G5-3								4	1	2	1	0	0	0				
<b>Inning Stats</b>	R: 1 H: 3 E: 0 K: 1 S: 16	H: 3 LOB: 2 BB: 0 P: 20	R: 0 H: 0 E: 0 K: 0 S: 11	H: 0 LOB: 0 BB: 0 P: 14	R: 0 H: 0 E: 0 K: 1 S: 6	H: 0 LOB: 0 BB: 0 P: 8	R: 0 H: 0 E: 0 K: 0 S: 8	H: 1 LOB: 1 BB: 0 P: 15	R: 3 H: 4 E: 0 K: 0 S: 18	H: 4 LOB: 1 BB: 0 P: 26	R: 1 H: 1 E: 0 K: 0 S: 8	H: 1 LOB: 0 BB: 0 P: 11	R: 0 H: 0 E: 0 K: 0 S: 6	H: 0 LOB: 0 BB: 0 P: 10	R: 0 H: 0 E: 0 K: 1 S: 8	H: 0 LOB: 0 BB: 0 P: 12	1B: 5 2B: 3 3B: 0 HR: 1	SF: 0 SAC: 0 DP: 0 HBP: 0	WP: 1 PB: 0 SB: 1 CS: 0	PA: 36
<b>PITCHER</b>	IP WLS BF H R ER SO BB IBB HBP BLK WP HR S P ERA WHIP																			
62 Jose Quintana, L ERA: 3.25	(1, 1) 6.0 L 26 8 4 4 3 0 0 0 0 0 1 0 69 97 6.00 1.333																			
40 Daniel Webb, R ERA: 3.55	(7, 1) 2.0 7 1 1 1 0 0 0 0 0 0 1 14 21 4.50 0.500																			
52 Jake Petricka, R ERA: 2.23	(9, 1) 1.0 3 0 0 0 1 0 0 0 0 0 0 8 12 0.00 0.000																			

Batter	1	2	3	4	5	6	7	8	9	AB	R	H	RBI	BB	SO	LOB	BOTTOM			
30 Alejandro De Aza, L OBP: 0.315, SLG: 0.361						G3-1			G3	4	0	1	0	0	1	0	<p><b>Baltimore Orioles @ Chicago White Sox</b> U.S. Cellular Field, Chicago, IL Tue Aug 19 2014, 8:11 PM - 10:51 PM EDT Att: 13,307 - Partly Cloudy - 81 F</p> <p>livebaseballscorecards.com</p>			
10 Alexei Ramirez, R OBP: 0.317, SLG: 0.410					G5-3				K	4	0	0	0	0	1	1				
79 José Abreu, R OBP: 0.360, SLG: 0.596					G4-3				E5	3	1	1	1	1	0	0				
44 Adam Dunn, L OBP: 0.347, SLG: 0.437					K				L3	4	0	0	0	0	3	2				
26 Avisail García, R OBP: 0.354, SLG: 0.465		G5-3			K				FC1-4	3	0	0	0	0	1	1				
12 Conor Gillaspie, L OBP: 0.280, SLG: 0.451					L8				P5	3	0	1	0	0	0	1				
21 Tyler Flowers, R OBP: 0.298, SLG: 0.360					K				P4	3	0	0	0	0	1	1				
20 Jordan Danks, L OBP: 0.260, SLG: 0.279					F9				G1-3	3	0	0	0	0	1	0				
15 Gordon Beckham, R OBP: 0.263, SLG: 0.336					K				K	3	0	0	0	0	2	0				
<b>Inning Stats</b>	R: 1 H: 1 E: 0 K: 2 S: 9	H: 1 LOB: 0 BB: 0 P: 14	R: 0 H: 1 E: 0 K: 0 S: 7	H: 1 LOB: 0 BB: 0 P: 11	R: 0 H: 1 E: 0 K: 2 S: 13	H: 1 LOB: 1 BB: 0 P: 19	R: 0 H: 0 E: 0 K: 2 S: 8	H: 0 LOB: 0 BB: 0 P: 10	R: 0 H: 0 E: 0 K: 1 S: 6	H: 0 LOB: 0 BB: 0 P: 10	R: 0 H: 0 E: 0 K: 0 S: 10	H: 0 LOB: 1 BB: 1 P: 17	R: 0 H: 0 E: 0 K: 1 S: 5	H: 0 LOB: 0 BB: 0 P: 10	R: 0 H: 0 E: 1 K: 1 S: 10	H: 0 LOB: 1 BB: 0 P: 14		1B: 2 2B: 0 3B: 0 HR: 1	SF: 0 SAC: 0 DP: 1 HBP: 0	WP: 0 PB: 0 SB: 0 CS: 0
<b>PITCHER</b>	IP WLS BF H R ER SO BB IBB HBP BLK WP HR S P ERA WHIP																			
30 Chris Tillman, R ERA: 3.55	(1, 1) 8.0 W 27 3 1 1 9 1 0 0 0 0 0 0 105 1.12 0.500																			
29 Tommy Hunter, R ERA: 3.35	(9, 1) 1.0 4 0 0 0 1 0 0 0 0 0 0 10 14 0.00 0.000																			



Batter	1	2	3	4	5	6	7	8	9	AB	R	H	RBI	BB	SO	LOB	TOP					
21 Nick Markakis, L OBP: 0.357, SLG: 0.408										4	0	0	0	0	1	2						
28 Steve Pearce, R OBP: 0.353, SLG: 0.520										4	1	1	1	0	1	1						
10 Adam Jones, R OBP: 0.317, SLG: 0.483										4	2	3	1	0	0	0						
23 Nelson Cruz, R OBP: 0.326, SLG: 0.516										4	1	1	2	0	2	1						
9 David Lough, L OBP: 0.294, SLG: 0.319										0	0	0	0	0	0	0						
27 Delmon Young, R OBP: 0.328, SLG: 0.432										4	0	1	0	0	2	0						
2 J.J. Hardy, R OBP: 0.315, SLG: 0.392										4	0	0	0	0	1	1						
19 Chris Davis, L OBP: 0.357, SLG: 0.394										4	0	0	0	0	1	0						
3 Ryan Flaherty, L OBP: 0.259, SLG: 0.306										0	0	0	0	0	0	0						
6 Jonathan Schoop, R OBP: 0.254, SLG: 0.360										3	0	1	0	0	1	0						
40 Nick Hundley, R OBP: 0.272, SLG: 0.347										3	0	1	0	0	0	1						
<b>Inning Stats</b>	R: 0 H: 1 E: 0 K: 2 S: 13	H: 1 LOB: 1 BB: 0 P: 19	R: 0 H: 0 E: 0 K: 1 S: 9	H: 0 LOB: 0 BB: 0 P: 14	R: 0 H: 0 E: 0 K: 2 S: 12	H: 0 LOB: 0 BB: 0 P: 18	R: 3 H: 3 E: 0 K: 1 S: 13	H: 3 LOB: 0 BB: 0 P: 16	R: 0 H: 1 E: 0 K: 0 S: 9	H: 1 LOB: 1 BB: 0 P: 14	R: 1 H: 1 E: 0 K: 2 S: 10	H: 1 LOB: 0 BB: 0 P: 17	R: 0 H: 1 E: 0 K: 0 S: 8	H: 1 LOB: 1 BB: 0 P: 13	R: 0 H: 0 E: 0 K: 1 S: 7	H: 0 LOB: 0 BB: 0 P: 12	R: 0 H: 1 E: 0 K: 0 S: 9	H: 1 LOB: 0 BB: 0 P: 10	1B: 4 2B: 1 3B: 0 HR: 3	SF: 0 SAC: 0 DP: 1 HBP: 0	WP: 0 PB: 0 CS: 0	PA: 34
<b>PITCHER</b>	IP: 7.0 WLS: L BF: 28	H: 7 R: 4 ER: 4 SO: 8	BB: 0 IBB: 0 HBP: 0 BLK: 0	WP: 0 HR: 3 S: 74 P: 111	ERA: 5.14 WHIP: 1.000																	
48 Hector Noesi, R ERA: 4.86	IP: 1.0 WLS: 0 BF: 3	H: 0 R: 0 ER: 0 SO: 1	BB: 0 IBB: 0 HBP: 0 BLK: 0	WP: 0 HR: 0 S: 7 P: 12	ERA: 0.00 WHIP: 0.000																	
57 Zach Putnam, R ERA: 2.11	IP: 1.0 WLS: 1 BF: 3	H: 1 R: 0 ER: 0 SO: 0	BB: 0 IBB: 0 HBP: 0 BLK: 0	WP: 0 HR: 0 S: 9 P: 10	ERA: 0.00 WHIP: 1.000																	
52 Jake Petricka, R ERA: 2.19																						

**Baltimore Orioles @ Chicago White Sox**  
 U.S. Cellular Field, Chicago, IL  
 Wed Aug 20 2014, 8:10 PM - 10:47 PM EDT  
 Att: 15,137 - Partly Cloudy - 83 F

AB 34  
 R 4  
 H 8  
 RBI 4  
 BB 0  
 SO 9  
 LOB 6

Batter	1	2	3	4	5	6	7	8	9	AB	R	H	RBI	BB	SO	LOB	BOTTOM					
10 Alexei Ramirez, R OBP: 0.319, SLG: 0.413										4	1	2	0	0	0	0						
30 Alejandro De Aza, L OBP: 0.310, SLG: 0.360										4	0	1	0	0	1	1						
79 José Abreu, R OBP: 0.361, SLG: 0.594										3	1	1	0	1	2	2						
26 Avisail Garcia, R OBP: 0.346, SLG: 0.522										3	1	1	3	0	1	2						
24 Dayan Viciedo, R OBP: 0.280, SLG: 0.400										4	0	0	0	0	2	1						
14 Paul Konerko, R OBP: 0.273, SLG: 0.368										4	0	1	0	0	1	0						
12 Conor Gillaspie, L OBP: 0.357, SLG: 0.447										3	0	0	0	0	0	1						
21 Tyler Flowers, R OBP: 0.297, SLG: 0.359										1	0	0	0	0	1	0						
17 Adrian Nieto, S OBP: 0.316, SLG: 0.344										3	0	0	0	0	1	1						
28 Leury Garcia, S OBP: 0.206, SLG: 0.224										3	0	0	0	0	1	1						
<b>Inning Stats</b>	R: 2 H: 2 E: 0 K: 2 S: 11	H: 2 LOB: 0 BB: 0 P: 13	R: 0 H: 0 E: 0 K: 1 S: 6	H: 0 LOB: 0 BB: 0 P: 9	R: 0 H: 0 E: 0 K: 0 S: 8	H: 0 LOB: 0 BB: 0 P: 10	R: 0 H: 0 E: 0 K: 2 S: 10	H: 0 LOB: 0 BB: 0 P: 13	R: 0 H: 1 E: 0 K: 1 S: 6	H: 1 LOB: 1 BB: 0 P: 11	R: 1 H: 1 E: 0 K: 0 S: 11	H: 1 LOB: 1 BB: 1 P: 17	R: 0 H: 0 E: 0 K: 1 S: 7	H: 0 LOB: 0 BB: 0 P: 7	R: 0 H: 2 E: 0 K: 2 S: 14	H: 2 LOB: 2 BB: 0 P: 16	R: 0 H: 0 E: 0 K: 1 S: 7	H: 0 LOB: 0 BB: 0 P: 11	1B: 3 2B: 2 3B: 0 HR: 1	SF: 1 SAC: 0 DP: 0 HBP: 0	WP: 0 PB: 0 CS: 0	PA: 34
<b>PITCHER</b>	IP: 7.1 WLS: W BF: 29	H: 6 R: 3 ER: 3 SO: 7	BB: 1 IBB: 0 HBP: 0 BLK: 0	WP: 0 HR: 1 S: 65 P: 86	ERA: 3.68 WHIP: 0.955																	
16 Wei-Yin Chen, L ERA: 3.76	IP: 0.2 WLS: H BF: 2	H: 0 R: 0 ER: 0 SO: 2	BB: 0 IBB: 0 HBP: 0 BLK: 0	WP: 0 HR: 0 S: 8 P: 10	ERA: 0.00 WHIP: 0.000																	
56 Darren O'Day, R ERA: 0.95	IP: 1.0 WLS: S BF: 3	H: 0 R: 0 ER: 0 SO: 1	BB: 0 IBB: 0 HBP: 0 BLK: 0	WP: 0 HR: 0 S: 7 P: 11	ERA: 0.00 WHIP: 0.000																	
53 Zack Britton, L ERA: 2.04																						

**Baltimore Orioles @ Chicago White Sox**  
 U.S. Cellular Field, Chicago, IL  
 Wed Aug 20 2014, 8:10 PM - 10:47 PM EDT  
 Att: 15,137 - Partly Cloudy - 83 F

AB 32  
 R 3  
 H 6  
 RBI 3  
 BB 1  
 SO 10  
 LOB 9



Batter	1	2	3	4	5	6	7	8	9	AB	R	H	RBI	BB	SO	LOB	TOP					
30 Alejandro De Aza, L (1,7) OBP: 0.316, SLG: 0.361										5	1	2	0	0	2	1						
77 Yoelmer Sánchez, S (1,4) OBP: 0.333, SLG: 0.333										4	1	3	0	0	0	0						
79 José Abreu, R (1,3) OBP: 0.362, SLG: 0.600										4	1	2	3	0	1	3						
44 Adam Dunn, L (1,10) OBP: 0.346, SLG: 0.434										3	0	0	0	1	1	3						
26 Avisail García, R (1,9) OBP: 0.321, SLG: 0.480										4	0	0	0	0	2	2						
12 Conor Gillaspie, L (1,5) OBP: 0.359, SLG: 0.445										2	0	0	0	1	1	0						
10 Alexei Ramirez, R (1,6) OBP: 0.320, SLG: 0.413										4	0	2	0	0	2	0						
20 Jordan Danks, L (1,8) OBP: 0.259, SLG: 0.278										4	0	1	0	0	2	4						
21 Tyler Flowers, R (1,2) OBP: 0.296, SLG: 0.358										4	0	1	0	0	2	3						
<b>Inning Stats</b>	R: 3 E: 0 K: 1 S: 16	H: 4 LOB: 2 BB: 1 P: 28	R: 0 E: 0 K: 2 S: 15	H: 2 LOB: 2 BB: 0 P: 20	R: 0 E: 0 K: 3 S: 11	H: 0 LOB: 0 BB: 0 P: 14	R: 0 E: 0 K: 0 S: 4	H: 1 LOB: 0 BB: 0 P: 5	R: 0 E: 0 K: 1 S: 12	H: 1 LOB: 1 BB: 1 P: 19	R: 0 E: 0 K: 2 S: 11	H: 2 LOB: 2 BB: 0 P: 20	R: 0 E: 0 K: 0 S: 6	H: 1 LOB: 0 BB: 0 P: 10	R: 0 E: 0 K: 2 S: 8	H: 0 LOB: 0 BB: 0 P: 9	R: 0 E: 0 K: 2 S: 7	H: 0 LOB: 0 BB: 0 P: 10	1B: 10 3B: 0 HR: 1	SF: 0 SAC: 0 DP: 3 HBP: 1	WP: 0 PB: 0 SB: 0 CS: 0	PA: 37
<b>PITCHER</b>	IP WLS BF H R ER SO BB IBB HBP BLK WP HR S P ERA WHIP	5.0 1 1 25 9 3 3 7 2 0 1 0 0 0 0 10 17 5.40 2.200	6.1 1.1 4 1 0 0 2 0 0 0 0 0 0 0 10 16 0.00 0.750	7.1 1.2 5 1 0 0 2 0 0 0 0 0 0 0 12 17 0.00 0.600	9.1 1.0 W 3 0 0 0 2 0 0 0 0 0 0 0 7 10 0.00 0.000																	

Chicago White Sox @ New York Yankees  
 Yankee Stadium, Bronx, NY  
 Fri Aug 22 2014, 7:09 PM - 10:32 PM EDT  
 Att: 43,811 - Overcast - 69 F

livebaseballscores.com

AB 34  
 R 3  
 H 11  
 RBI 3  
 BB 2  
 SO 13  
 LOB 16

Batter	1	2	3	4	5	6	7	8	9	AB	R	H	RBI	BB	SO	LOB	BOTTOM					
11 Brett Gardner, L (1,7) OBP: 0.349, SLG: 0.439										2	1	1	0	1	0	3						
2 Derek Jeter, R (1,6) OBP: 0.317, SLG: 0.320										5	0	1	0	0	1	3						
22 Jacoby Ellsbury, L (1,8) OBP: 0.343, SLG: 0.401										4	1	2	1	1	0	2						
25 Mark Teixeira, S (1,3) OBP: 0.332, SLG: 0.436										3	0	0	0	2	0	4						
14 Martín Prado, R (1,4) OBP: 0.311, SLG: 0.380											5	1	2	3	0	4						
34 Brian McCann, L (1,10) OBP: 0.287, SLG: 0.381										4	0	1	0	0	1	2						
12 Chase Headley, S (1,5) OBP: 0.309, SLG: 0.355										2	0	0	0	2	0	0						
29 Francisco Cervelli, R (1,2) ERA: 4.86										4	0	0	0	0	2	3						
45 Zelus Wheeler, R (1,9) OBP: 0.257, SLG: 0.429										2	0	1	0	0	0	0						
31 Ichiro Suzuki, L (6,PH) (7,9) OBP: 0.325, SLG: 0.328										2	1	1	0	0	0	0						
<b>Inning Stats</b>	R: 0 E: 0 K: 0 S: 8	H: 0 LOB: 1 BB: 1 P: 15	R: 0 E: 0 K: 1 S: 20	H: 2 LOB: 3 BB: 1 P: 28	R: 2 E: 0 K: 1 S: 10	H: 2 LOB: 0 BB: 0 P: 11	R: 0 E: 0 K: 1 S: 6	H: 0 LOB: 0 BB: 0 P: 9	R: 1 E: 0 K: 1 S: 17	H: 2 LOB: 2 BB: 0 P: 23	R: 0 E: 0 K: 0 S: 7	H: 0 LOB: 1 BB: 1 P: 16	R: 0 E: 0 K: 2 S: 15	H: 1 LOB: 2 BB: 1 P: 23	R: 0 E: 0 K: 0 S: 6	H: 0 LOB: 0 BB: 0 P: 11	R: 1 E: 0 K: 0 S: 12	H: 2 LOB: 3 BB: 2 P: 24	1B: 7 3B: 0 HR: 1	SF: 0 SAC: 1 DP: 1 HBP: 1	WP: 0 PB: 0 SB: 1 CS: 0	PA: 41
<b>PITCHER</b>	IP WLS BF H R ER SO BB IBB HBP BLK WP HR S P ERA WHIP	5.0 25 6 1 0 0 1 3 0 0 0 0 0 0 11 18 0.00 0.750	6.1 1.1 4 1 0 0 1 0 0 0 0 0 0 0 11 18 0.00 0.750	7.1 1.2 5 1 0 0 1 1 0 0 0 0 0 0 15 26 0.00 0.600	9.1 0.2 L 6 2 1 1 0 1 1 0 0 0 0 0 0 12 24 13.50 4.500																	

Chicago White Sox @ New York Yankees  
 Yankee Stadium, Bronx, NY  
 Fri Aug 22 2014, 7:09 PM - 10:32 PM EDT  
 Att: 43,811 - Overcast - 69 F

livebaseballscores.com

AB 33  
 R 4  
 H 9  
 RBI 4  
 BB 6  
 SO 6  
 LOB 21



Batter	1	2	3	4	5	6	7	8	9	AB	R	H	RBI	BB	SO	LOB	TOP										
30 Alejandro De Aza, L (1,7) OBP: 0.318, SLG: 0.363 24 Dayan Viciedo, R (9,PH) OBP: 0.279, SLG: 0.399	F9	K			79 WP 1B BB		77 G1 2B		K	3	1	1	0	1	1	1											
77 Yoelmer Sánchez, S (1,4) OBP: 0.286, SLG: 0.357	44 F9 2B		P6		F8		G1		P6	5	0	1	1	0	0	3											
79 José Abreu, R (1,3) OBP: 0.365, SLG: 0.600	E6				44 G4-5-3 1B					3	0	2	1	1	0	1											
44 Adam Dunn, L (1,10) OBP: 0.343, SLG: 0.429	F9		K		G4-5-3		F9			4	0	0	0	0	1	6											
26 Avisail García, R (1,9) OBP: 0.300, SLG: 0.444	K		FC6-4						G3-1	4	0	0	0	0	2	3											
12 Conor Gillaspie, L (1,5) OBP: 0.338, SLG: 0.445		10 2B			P6		G3-1		L8	4	1	1	0	0	0	0											
10 Alexei Ramirez, R (1,6) OBP: 0.319, SLG: 0.414					P2		G6-3		L6	4	0	1	1	0	0	0											
20 Jordan Danks, L (1,8) OBP: 0.271, SLG: 0.280			K						K	3	1	1	0	1	2	1											
17 Adrian Nieto, S (1,2) OBP: 0.307, SLG: 0.333 14 Paul Konerko, R (9,PH) OBP: 0.277, SLG: 0.368 21 Tyler Flowers, R (9,PR) OBP: 0.296, SLG: 0.358					G3		K		BB	3	0	0	0	0	2	3											
<b>Inning Stats</b>	R: 0 H: 1 E: 0 K: 1 S: 12	H: 1 LOB: 2 BB: 0 P: 20	R: 1 H: 2 E: 0 K: 3 S: 15	H: 2 LOB: 1 BB: 0 P: 22	R: 0 H: 1 E: 0 K: 1 S: 12	LOB: 1 BB: 0 P: 19	R: 0 H: 0 E: 0 K: 0 S: 7	H: 0 LOB: 1 BB: 1 P: 13	R: 1 H: 1 E: 0 K: 0 S: 7	H: 1 LOB: 0 BB: 0 P: 16	R: 0 H: 0 E: 0 K: 1 S: 7	H: 0 LOB: 0 BB: 0 P: 11	R: 1 H: 2 E: 0 K: 1 S: 12	H: 2 LOB: 2 BB: 1 P: 21	R: 0 H: 0 E: 0 K: 0 S: 7	H: 0 LOB: 0 BB: 0 P: 10	R: 0 H: 0 E: 0 K: 2 S: 9	H: 0 LOB: 1 BB: 1 P: 15	1B: 3 2B: 4 3B: 0 HR: 0	SF: 0 SAC: 0 DP: 1 HBP: 0	WP: 1 PB: 0 SB: 0 CS: 0	PA: 38					
<b>PITCHER</b>	IP	WLS	BF	H	R	ER	SO	BB	IBB	HBP	BLK	WP	HR	S	P	ERA	WHIP										
18 Hiroki Kuroda, R (1,1) ERA: 3.94 27 Shawn Kelley, R (7,1) ERA: 4.46 68 Dellin Betances, R (7,1) ERA: 1.42 43 Adam Warren, R (8,1) ERA: 3.43 30 David Robertson, R (9,1) ERA: 2.94	6.0	W	25	5	2	2	6	2	0	0	0	1	0	60	101	3.00	1.167										

Chicago White Sox @ New York Yankees  
Yankee Stadium, Bronx, NY  
Sat Aug 23 2014, 1:19 PM - 4:12 PM EDT  
Att: 47,594 - Cloudy - 72 F

AB	34
R	3
H	7
RBI	3
BB	4
SO	9
LOB	19



Batter	1	2	3	4	5	6	7	8	9	AB	R	H	RBI	BB	SO	LOB	BOTTOM										
22 Jacoby Ellsbury, L (1,8) OBP: 0.340, SLG: 0.398	G4-3		L8		G3		L8			4	0	0	0	0	0	3											
11 Brett Gardner, L (1,7) OBP: 0.346, SLG: 0.435	P3		G3		G3		F9			4	0	0	0	0	0	0											
34 Brian McCann, L (1,2) OBP: 0.287, SLG: 0.382	G4-3				36 1B 14 2B 2B		F8		L9	4	1	1	0	0	0	0											
25 Mark Teixeira, S (1,3) OBP: 0.337, SLG: 0.435		14 1B 12 G6-3 BB			36 1B BB		L6		36 G1-6-3 HBP	1	1	0	0	2	0	0											
36 Carlos Beltrán, S (1,10) OBP: 0.296, SLG: 0.429		12 G6-3 14 1B			14 2B 1B		HR		G1-6-3	4	2	2	1	0	0	2											
14 Martín Prado, R (1,4) OBP: 0.314, SLG: 0.387					12 G6-3 1B				L9	4	1	3	2	0	0	0											
12 Chase Headley, S (1,5) OBP: 0.307, SLG: 0.352			G6-3		31 1B 33 BB		G3-1			3	0	0	0	0	0	4											
33 Stephen Drew, L (1,6) OBP: 0.248, SLG: 0.317			G4-3		31 1B BB		SF9			1	0	0	1	1	0	1											
31 Ichiro Suzuki, L (1,9) OBP: 0.325, SLG: 0.328			G2-3				F8			3	0	1	0	0	0	0											
<b>Inning Stats</b>	R: 0 H: 0 E: 0 K: 0 S: 9	H: 0 LOB: 0 BB: 0 P: 12	R: 1 H: 1 E: 1 K: 0 S: 5	H: 1 LOB: 1 BB: 1 P: 12	R: 0 H: 0 E: 0 K: 0 S: 7	LOB: 0 BB: 0 P: 10	R: 2 H: 4 E: 0 K: 0 S: 19	H: 4 LOB: 3 BB: 2 P: 34	R: 0 H: 0 E: 0 K: 0 S: 5	H: 0 LOB: 0 BB: 0 P: 11	R: 2 H: 2 E: 0 K: 0 S: 7	H: 2 LOB: 0 BB: 0 P: 8	R: 0 H: 0 E: 0 K: 0 S: 5	H: 0 LOB: 0 BB: 0 P: 8	R: 0 H: 0 E: 0 K: 0 S: 6	H: 0 LOB: 0 BB: 0 P: 10	1B: 3 2B: 3 3B: 0 HR: 1	SF: 1 SAC: 0 DP: 2 HBP: 1	WP: 0 PB: 0 SB: 0 CS: 0	PA: 33							
<b>PITCHER</b>	IP	WLS	BF	H	R	ER	SO	BB	IBB	HBP	BLK	WP	HR	S	P	ERA	WHIP										
67 Scott Carroll, R (1,1) ERA: 5.05 27 Matt Lindstrom, R (7,1) ERA: 5.09	6.0	L	27	7	5	4	0	3	0	0	0	0	0	11	18	6.00	1.667										

Chicago White Sox @ New York Yankees  
Yankee Stadium, Bronx, NY  
Sat Aug 23 2014, 1:19 PM - 4:12 PM EDT  
Att: 47,594 - Cloudy - 72 F

AB	28
R	5
H	7
RBI	4
BB	3
SO	0
LOB	10

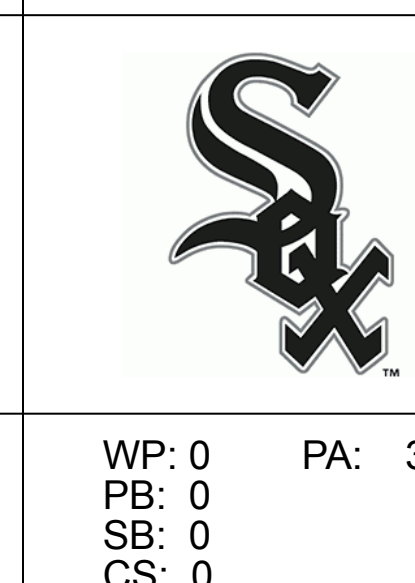




Batter	1	2	3	4	5	6	7	8	9	10	AB	R	H	RBI	BB	SO	LOB	TOP				
10 Alexei Ramirez, R OBP: 0.318, SLG: 0.418											5	1	1	1	0	1	1	Chicago White Sox @ New York Yankees Yankee Stadium, Bronx, NY Sun Aug 24 2014, 1:10 PM - 4:26 PM EDT Att. 43,366 - Sunny - 78 F				
77 Yolmer Sánchez, S OBP: 0.316, SLG: 0.368											5	0	2	0	0	0	0					
79 José Abreu, R OBP: 0.366, SLG: 0.598											5	1	2	0	0	2	2					
26 Avisail Garcia, R OBP: 0.297, SLG: 0.483											4	1	1	1	0	3	2					
12 Conor Gillaspie, L OBP: 0.357, SLG: 0.451											4	1	1	2	0	0	0					
14 Paul Konerko, R OBP: 0.271, SLG: 0.360											4	0	0	0	0	3	0					
24 Dayan Viciedo, R OBP: 0.279, SLG: 0.397											4	0	1	0	0	0	0					
21 Tyler Flowers, R OBP: 0.296, SLG: 0.355											3	0	0	0	0	1	0					
20 Jordan Danks, L OBP: 0.270, SLG: 0.278											4	0	1	0	0	0	2					
<b>Inning Stats</b>	R: 1 E: 0 K: 1 S: 9	H: 1 LOB: 0 BB: 0 P: 13	R: 0 E: 0 K: 0 S: 14	H: 1 LOB: 2 BB: 0 P: 25	R: 0 E: 0 K: 1 S: 12	H: 2 LOB: 1 BB: 0 P: 19	R: 0 E: 0 K: 0 S: 7	H: 0 LOB: 0 BB: 0 P: 9	R: 2 E: 0 K: 1 S: 13	H: 2 LOB: 0 BB: 0 P: 23	R: 0 E: 0 K: 1 S: 7	H: 0 LOB: 0 BB: 0 P: 11	R: 0 E: 0 K: 1 S: 6	H: 0 LOB: 0 BB: 0 P: 10	R: 1 E: 0 K: 1 S: 7	H: 1 LOB: 0 BB: 0 P: 11	R: 0 E: 0 K: 2 S: 13		H: 2 LOB: 2 BB: 0 P: 17	1B: 6 2B: 0 3B: 0 HR: 3	SF: 0 SAC: 0 DP: 0 HBP: 1	WP: 0 PB: 0 SB: 0 CS: 0
<b>PITCHER</b>	IP WLS BF H R ER SO BB IBB HBP BLK WP HR S P ERA WHIP	6.0 0.2 24 6 2 0 3 5 0 0 0 0 2 60 97 4.50 1.000	26 Chris Capuano, L ERA: 4.37	53 Esmil Rogers, R ERA: 5.35	57 Rich Hill, L ERA: 3.86	43 Adam Warren, R ERA: 3.38	30 David Robertson, R ERA: 3.06	<b>PITCHER</b>	IP WLS BF H R ER SO BB IBB HBP BLK WP HR S P ERA WHIP	10.1 1.0 5 2 0 0 2 17 0 0 0 0 13 17 0.00 2.000	55 David Huff, L ERA: 4.07											

Chicago White Sox @ New York Yankees  
Yankee Stadium, Bronx, NY  
Sun Aug 24 2014, 1:10 PM - 4:26 PM EDT  
Att. 43,366 - Sunny - 78 F


AB 38  
R 4  
H 9  
RBI 4  
BB 0  
SO 10  
LOB 7



Batter	1	2	3	4	5	6	7	8	9	10	AB	R	H	RBI	BB	SO	LOB	BOTTOM				
2 Derek Jeter, R OBP: 0.314, SLG: 0.317											5	0	0	0	0	0	3	Chicago White Sox @ New York Yankees Yankee Stadium, Bronx, NY Sun Aug 24 2014, 1:10 PM - 4:26 PM EDT Att. 43,366 - Sunny - 78 F				
14 Martín Prado, R OBP: 0.313, SLG: 0.385											5	1	1	0	0	2	1					
25 Mark Teixeira, S OBP: 0.335, SLG: 0.434											5	1	1	1	0	1	1					
36 Carlos Beltrán, S OBP: 0.298, SLG: 0.429											4	2	1	0	1	0	0					
12 Chase Headley, S OBP: 0.311, SLG: 0.354											3	1	1	0	2	1	2					
29 Francisco Cervelli, R OBP: 0.359, SLG: 0.435											3	1	0	0	1	3	2					
34 Brian McCann, L OBP: 0.286, SLG: 0.391											1	1	1	3	0	0	0					
45 Zelous Wheeler, R OBP: 0.263, SLG: 0.405											2	0	0	1	0	2	1					
22 Jacoby Ellsbury, L OBP: 0.341, SLG: 0.399											1	0	1	0	0	0	0					
31 Ichiro Suzuki, L OBP: 0.328, SLG: 0.331											4	0	2	2	0	0	1					
17 Brendan Ryan, R OBP: 0.259, SLG: 0.253											3	0	0	0	0	1	3					
33 Stephen Drew, L OBP: 0.251, SLG: 0.317											0	0	0	0	1	0	0					
<b>Inning Stats</b>	R: 0 E: 0 K: 1 S: 6	H: 0 LOB: 0 BB: 0 P: 10	R: 0 E: 0 K: 2 S: 14	H: 1 LOB: 1 BB: 0 P: 21	R: 0 E: 0 K: 1 S: 10	H: 1 LOB: 1 BB: 0 P: 17	R: 0 E: 0 K: 1 S: 9	H: 0 LOB: 0 BB: 0 P: 13	R: 4 E: 1 K: 1 S: 14	H: 2 LOB: 2 BB: 2 P: 28	R: 0 E: 0 K: 0 S: 7	H: 1 LOB: 0 BB: 0 P: 13	R: 0 E: 0 K: 1 S: 8	H: 0 LOB: 0 BB: 0 P: 13	R: 0 E: 0 K: 0 S: 9	H: 1 LOB: 1 BB: 1 P: 14	R: 3 E: 0 K: 2 S: 12	H: 2 LOB: 0 BB: 1 P: 24	1B: 4 2B: 3 3B: 0 HR: 1	SF: 0 SAC: 0 DP: 2 HBP: 1	WP: 0 PB: 0 SB: 1 CS: 0	PA: 42
<b>PITCHER</b>	IP WLS BF H R ER SO BB IBB HBP BLK WP HR S P ERA WHIP	6.0 1.0 27 4 1 0 7 3 0 0 0 0 13 63 102 0.00 1.167	49 Chris Sale, L ERA: 2.03	57 Zach Putnam, R ERA: 1.90	41 Javy Guerra, R ERA: 2.88	52 Jake Petricka, R ERA: 2.57	<b>PITCHER</b>	IP WLS BF H R ER SO BB IBB HBP BLK WP HR S P ERA WHIP	10.1 1.0 5 2 0 0 2 17 0 0 0 0 13 17 0.00 2.000	55 David Huff, L ERA: 4.07												

Chicago White Sox @ New York Yankees  
Yankee Stadium, Bronx, NY  
Sun Aug 24 2014, 1:10 PM - 4:26 PM EDT  
Att. 43,366 - Sunny - 78 F

AB 36  
R 7  
H 8  
RBI 7  
BB 5  
SO 10  
LOB 14





Batter	1	2	3	4	5	6	7	8	9	10	AB	R	H	RBI	BB	SO	LOB	TOP			
24 Michael Bourn, L OBP: 0.323, SLG: 0.371	(1, 8) SH1-4 41 2B	(1, 8) SH1-4 2B		(1, 2) G4-6-3		(1, 2) K		(1, 2) F7		(1, 2) K	5	1	2	0	1	1	2				
11 José Ramírez, S OBP: 0.293, SLG: 0.318	(1, 6) SH1-4	(1, 2) SH1-4 23 2B		(1, 2) G1-3		(1, 2) K		(1, 2) G5-3			4	1	1	0	0	1	2				
23 Michael Brantley, L OBP: 0.370, SLG: 0.497	(1, 7) SH1-4 41 2B 22 G4-3 HBP	(1, 2) SH1-4 2B		(1, 2) G3-1		(1, 2) P5		(1, 2) L8			4	1	1	1	0	0	0				
41 Carlos Santana, S OBP: 0.367, SLG: 0.426	(1, 3) SH1-4 22 G4-3 4 1B	(1, 2) SH1-4 K		(1, 2) F7		(1, 2) BB		(1, 2) K			4	1	1	1	1	2	1				
22 Jason Kipnis, L OBP: 0.323, SLG: 0.350	(1, 4) G4-3			(1, 2) G6-3		(1, 2) 1B		(1, 2) K			5	0	2	1	0	1	1				
4 Mike Aviles, R OBP: 0.279, SLG: 0.345	(1, 5) 6 1B			(1, 2) P4		(1, 2) 55 1B		(1, 2) F4		(1, 2) 6 HR	4	1	2	1	0	0	3				
8 Lonnie Chisenhall, L OBP: 0.356, SLG: 0.451	(10, PH) 6 1B			(1, 2) P4		(1, 2) 55 1B		(1, 2) F4		(1, 2) 6 HR	1	1	1	0	0	0	0				
6 Zach Walters, S OBP: 0.266, SLG: 0.529	(1, 10) 3-H 1B			(1, 2) F8		(1, 2) 55 1B		(1, 2) P6		(1, 2) HR	4	2	2	2	1	0	3				
62 Tyler Holt, R OBP: 0.375, SLG: 0.391	(1, 9) SH1-4			(1, 2) K		(1, 2) K		(1, 2) SH1-4 55 BB		(1, 2) K	3	0	0	0	0	3	5				
38 Chris Dickerson, L OBP: 0.320, SLG: 0.348	(8, PH) SH1-4			(1, 2) K		(1, 2) K		(1, 2) SH1-4 55 BB		(1, 2) K	1	0	0	0	1	1	0				
55 Roberto Pérez, R OBP: 0.300, SLG: 0.362	(1, 2) L9			(1, 2) 24 G4-6-3 1B		(1, 2) E8		(1, 2) SH1-4 55 BB		(1, 2) K	4	0	2	1	0	1	0				
<b>Inning Stats</b>	R: 3 E: 0 K: 1 S: 21	H: 4 LOB: 2 BB: 0 P: 32	R: 1 E: 0 K: 1 S: 14	H: 2 LOB: 1 BB: 1 P: 24	R: 0 E: 0 K: 1 S: 9	H: 1 LOB: 0 BB: 0 P: 12	R: 0 E: 0 K: 1 S: 10	H: 0 LOB: 0 BB: 0 P: 10	R: 2 E: 1 K: 2 S: 16	H: 3 LOB: 1 BB: 1 P: 23	R: 0 E: 0 K: 0 S: 9	H: 0 LOB: 1 BB: 1 P: 15	R: 0 E: 0 K: 2 S: 8	H: 0 LOB: 0 BB: 0 P: 13	R: 2 E: 0 K: 3 S: 17	H: 2 LOB: 0 BB: 0 P: 27	1B: 8 2B: 5 3B: 0 HR: 1	SF: 0 SAC: 2 DP: 1 HBP: 1	WP: 0 PB: 0 SB: 0 CS: 1	PA: 46	
<b>PITCHER</b>	IP 5.0	WLS 25	BF 9	H 6	R 6	ER 3	SO 3	BB 2	IBB 0	HBP 1	BLK 0	WP 0	HR 0	S 66	P 102	ERA 10.80	WHIP 2.200				
62 Jose Quintana, L ERA: 3.48																					
27 Matt Lindstrom, R ERA: 4.88																					
41 Javy Guerra, R ERA: 2.78																					
57 Zach Putnam, R ERA: 1.91																					
52 Jake Petricka, R ERA: 2.86																					
<b>PITCHER</b>	IP 1.0	WLS 3	BF 0	H 0	R 0	ER 0	SO 3	BB 0	IBB 0	HBP 0	BLK 0	WP 0	HR 0	S 15	P 15	ERA 0.00	WHIP 0.000				
39 Maikel Cleto, R ERA: 4.87																					

Cleveland Indians @ Chicago White Sox  
U.S. Cellular Field, Chicago, IL  
Tue Aug 26 2014, 8:12 PM - 11:57 PM EDT  
Att. 12,462 - Partly Cloudy - 71 F

livebaseballscorecards.com

AB 39  
R 8  
H 14  
RBI 7  
BB 4  
SO 10  
LOB 17

C

Batter	1	2	3	4	5	6	7	8	9	10	AB	R	H	RBI	BB	SO	LOB	BOTTOM						
1 Adam Eaton, L OBP: 0.369, SLG: 0.399	(1, 8) G1-3			(1, 2) G4-3		(1, 2) 10 HR 1B		(1, 2) SH5-4		(1, 2) G1-3	4	1	1	1	0	0	0							
10 Alexei Ramirez, R OBP: 0.319, SLG: 0.424	(1, 6) 7B 2B 26 1B			(1, 2) L8		(1, 2) HR		(1, 2) G6-3		(1, 2) L9	5	2	2	3	0	0	1							
79 José Abreu, R OBP: 0.368, SLG: 0.599	(1, 3) 26 1B 2B			(1, 2) G3-1		(1, 2) BB		(1, 2) 26 FC6-4 IBB		(1, 2) G4-3	3	1	1	0	2	0	0							
26 Avisail Garcia, R OBP: 0.304, SLG: 0.482	(1, 9) 14 G5-4-3 1B			(1, 2) K		(1, 2) K		(1, 2) FC6-4		(1, 2) K	5	0	2	2	0	2	3							
14 Paul Konerko, R OBP: 0.271, SLG: 0.354	(1, 10) G5-4-3			(1, 2) K		(1, 2) 24 G4-6-3 HBP		(1, 2) F8		(1, 2) K	3	0	0	0	0	1	2							
12 Conor Gillaspie, L OBP: 0.356, SLG: 0.449	(1, 5) 21 G4-6-3 1B			(1, 2) G4-3		(1, 2) K		(1, 2) K		(1, 2) K	4	0	1	0	0	2	3							
24 Dayan Viciedo, R OBP: 0.279, SLG: 0.399	(1, 7) K			(1, 2) K		(1, 2) 77 F9 1B		(1, 2) G4-6-3		(1, 2) K	3	1	1	0	0	1	3							
30 Alejandro De Aza, L OBP: 0.317, SLG: 0.362	(8, PH) K			(1, 2) K		(1, 2) 77 F9 1B		(1, 2) G4-6-3		(1, 2) K	1	0	0	0	0	1	0							
21 Tyler Flowers, R OBP: 0.296, SLG: 0.353	(1, 2) G4-6-3			(1, 2) K		(1, 2) K		(1, 2) SH5-4 10 1B G6-3		(1, 2) G3	4	1	1	0	0	1	2							
77 Yolmer Sánchez, S OBP: 0.304, SLG: 0.348	(1, 4) G6-3			(1, 2) F9		(1, 2) SH5-4 1B		(1, 2) K		(1, 2) K	4	0	1	0	0	1	1							
<b>Inning Stats</b>	R: 2 E: 0 K: 0 S: 10	H: 3 LOB: 0 BB: 0 P: 15	R: 0 E: 0 K: 1 S: 9	H: 1 LOB: 0 BB: 0 P: 13	R: 0 E: 0 K: 0 S: 7	H: 0 LOB: 0 BB: 0 P: 12	R: 0 E: 0 K: 2 S: 8	H: 0 LOB: 1 BB: 1 P: 19	R: 3 E: 1 K: 1 S: 13	H: 3 LOB: 0 BB: 0 P: 19	R: 0 E: 0 K: 1 S: 9	H: 1 LOB: 1 BB: 0 P: 13	R: 1 E: 0 K: 0 S: 13	H: 2 LOB: 2 BB: 1 P: 22	R: 0 E: 0 K: 2 S: 7	H: 0 LOB: 0 BB: 0 P: 12	R: 0 E: 0 K: 1 S: 10	H: 0 LOB: 0 BB: 0 P: 13	R: 0 E: 0 K: 1 S: 8	H: 0 LOB: 0 BB: 0 P: 11	1B: 6 2B: 3 3B: 0 HR: 1	SF: 0 SAC: 1 DP: 3 HBP: 1	WP: 0 PB: 0 SB: 0 CS: 0	PA: 40
<b>PITCHER</b>	IP 4.2	WLS 20	BF 7	H 5	R 5	ER 4	SO 4	BB 1	IBB 0	HBP 0	BLK 0	WP 0	HR 0	S 44	P 74	ERA 9.64	WHIP 1.714							
58 T.J. House, L ERA: 4.16																								
20 C.C. Lee, R ERA: 3.66																								
35 Marc Rzepczynski, L ERA: 3.07																								
48 Scott Atchison, R ERA: 2.82																								
50 Nick Hagadone, L ERA: 1.27																								
<b>PITCHER</b>	IP 2.1	WLS 7	BF 0	H 0	R 0	ER 0	SO 3	BB 0	IBB 0	HBP 0	BLK 0	WP 0	HR 0	S 21	P 29	ERA 0.00	WHIP 0.000							
27 Bryan Shaw, R ERA: 2.44																								

Cleveland Indians @ Chicago White Sox  
U.S. Cellular Field, Chicago, IL  
Tue Aug 26 2014, 8:12 PM - 11:57 PM EDT  
Att. 12,462 - Partly Cloudy - 71 F

livebaseballscorecards.com

AB 36  
R 6  
H 10  
RBI 6  
BB 2  
SO 9  
LOB 15

CS



Batter	1	2	3	4	5	6	7	8	9	AB	R	H	RBI	BB	SO	LOB	TOP			
24 Michael Bourn, L (1, 8) OBP: 0.325, SLG: 0.373	F8		1B			1B		K		4	0	2	1	0	1	0	<b>Cleveland Indians @ Chicago White Sox</b> U.S. Cellular Field, Chicago, IL Wed Aug 27 2014, 8:11 PM - 11:16 PM EDT Att: 11,976 - Partly Cloudy - 72 F			
11 José Ramírez, S (1, 6) OBP: 0.296, SLG: 0.310	F7		G6-3			SH1-4		G4-3		3	0	0	0	0	0	1				
23 Michael Brantley, L (1, 7) OBP: 0.367, SLG: 0.493	F8			G6-3		F7		F8		4	0	0	0	0	0	2				
41 Carlos Santana, S (1, 3) OBP: 0.366, SLG: 0.424		P5			G6-3				P5	4	0	1	0	0	0	2				
22 Jason Kipnis, L (1, 4) OBP: 0.322, SLG: 0.349		G6-3			G1-6-3					4	0	1	0	0	0	1				
8 Lonnie Chisenhall, L (1, 5) OBP: 0.359, SLG: 0.457										4	1	1	1	0	1	1				
6 Zach Walters, S (1, 10) OBP: 0.265, SLG: 0.511				K2-3						3	0	0	0	0	3	0				
38 Chris Dickerson, L (1, 9) OBP: 0.318, SLG: 0.337				K						3	0	0	0	1	1	2				
55 Roberto Pérez, R (1, 2) OBP: 0.321, SLG: 0.400										3	1	2	0	0	0	1				
<b>Inning Stats</b>	R: 0 E: 0 K: 0 S: 6	H: 0 LOB: 0 BB: 0 P: 8	R: 0 E: 0 K: 1 S: 8	H: 0 LOB: 0 BB: 0 P: 10	R: 1 E: 0 K: 2 S: 20	H: 2 LOB: 1 BB: 0 P: 29	R: 0 E: 0 K: 0 S: 6	H: 1 LOB: 0 BB: 0 P: 8	R: 0 E: 0 K: 1 S: 6	H: 2 LOB: 2 BB: 0 P: 8	R: 1 E: 0 K: 1 S: 15	H: 1 LOB: 1 BB: 1 P: 27	R: 0 E: 0 K: 1 S: 7	H: 0 LOB: 0 BB: 0 P: 11	R: 0 E: 0 K: 0 S: 13	H: 1 LOB: 2 BB: 0 P: 25		1B: 5 2B: 1 3B: 0 HR: 1	SF: 0 SAC: 1 DP: 1 HBP: 1	WP: 0 PB: 0 SB: 0 CS: 0
<b>PITCHER</b>	IP WLS BF H R ER SO BB IBB HBP BLK WP HR S P ERA WHIP	7.0 W 27 6 2 2 5 1 0 0 0 0 1 67 99 2.57 1.000	1.2 H 7 1 0 0 1 0 0 1 0 0 0 19 33 0.00 0.600	0.1 S 1 0 0 0 0 0 0 0 0 0 0 1 3 0.00 0.000	<b>PITCHER</b>										IP WLS BF H R ER SO BB IBB HBP BLK WP HR S P ERA WHIP					

AB 32  
R 2  
H 7  
RBI 2  
BB 1  
SO 6  
LOB 10



Batter	1	2	3	4	5	6	7	8	9	AB	R	H	RBI	BB	SO	LOB	BOTTOM			
1 Adam Eaton, L (1, 8) OBP: 0.371, SLG: 0.408	G5-3		1B		G4-3					4	2	2	0	0	0	0	<b>Cleveland Indians @ Chicago White Sox</b> U.S. Cellular Field, Chicago, IL Wed Aug 27 2014, 8:11 PM - 11:16 PM EDT Att: 11,976 - Partly Cloudy - 72 F			
10 Alexei Ramirez, R (1, 6) OBP: 0.317, SLG: 0.420	P4		L3			F7				4	0	0	0	0	0	3				
79 José Abreu, R (1, 3) OBP: 0.371, SLG: 0.602										4	1	3	2	0	1	0				
44 Adam Dunn, L (1, 10) OBP: 0.343, SLG: 0.431										3	0	1	1	0	2	1				
14 Paul Konerko, R (7, PH) OBP: 0.269, SLG: 0.392	K									1	0	0	0	0	0	2				
26 Avisail García, R (1, 9) OBP: 0.301, SLG: 0.470										3	0	0	0	1	1	2				
12 Conor Gillaspie, L (1, 5) OBP: 0.359, SLG: 0.452										4	0	3	0	0	1	0				
21 Tyler Flowers, R (1, 2) OBP: 0.295, SLG: 0.350										3	0	0	0	1	1	5				
30 Alejandro De Aza, L (1, 7) OBP: 0.314, SLG: 0.358										4	0	0	0	0	2	2				
77 Yolmer Sánchez, S (1, 4) OBP: 0.308, SLG: 0.346										3	0	1	0	0	2	0				
<b>Inning Stats</b>	R: 0 E: 0 K: 1 S: 10	H: 1 LOB: 1 BB: 0 P: 16	R: 0 E: 0 K: 1 S: 10	H: 1 LOB: 1 BB: 0 P: 15	R: 2 E: 0 K: 1 S: 20	H: 4 LOB: 3 BB: 1 P: 32	R: 0 E: 0 K: 1 S: 8	H: 0 LOB: 0 BB: 0 P: 10	R: 0 E: 0 K: 2 S: 7	H: 0 LOB: 1 BB: 1 P: 12	R: 0 E: 0 K: 2 S: 10	H: 0 LOB: 1 BB: 1 P: 18	R: 1 E: 0 K: 1 S: 15	H: 3 LOB: 2 BB: 0 P: 19	R: 0 E: 0 K: 1 S: 7	H: 1 LOB: 0 BB: 0 P: 9	1B: 6 2B: 3 3B: 1 HR: 0	SF: 0 SAC: 0 DP: 0 HBP: 0	WP: 0 PB: 0 SB: 0 CS: 1	PA: 35
<b>PITCHER</b>	IP WLS BF H R ER SO BB IBB HBP BLK WP HR S P ERA WHIP	6.1 L 30 9 3 3 8 2 0 0 0 0 0 76 118 4.26 1.737	0.1 1 0 0 0 0 0 0 0 0 0 0 0 1 1 0.00 0.000	1.0 3 1 0 0 2 0 0 0 0 0 0 0 8 8 0.00 1.000	0.1 1 0 0 0 0 0 0 0 0 0 0 0 2 4 0.00 0.000	<b>PITCHER</b>										IP WLS BF H R ER SO BB IBB HBP BLK WP HR S P ERA WHIP				

AB 33  
R 3  
H 10  
RBI 3  
BB 2  
SO 10  
LOB 15













Batter	1	2	3	4	5	6	7	8	9	AB	R	H	RBI	BB	SO	LOB	TOP			
3 Ian Kinsler, R OBP: 0.311, SLG: 0.417										5	1	1	1	0	0	5				
48 Toni Hunter, R OBP: 0.316, SLG: 0.450										4	1	1	0	0	3	0				
24 Miguel Cabrera, R OBP: 0.365, SLG: 0.489										4	0	1	0	0	3	1				
41 Victor Martinez, S OBP: 0.395, SLG: 0.559										4	1	2	2	0	1	1				
28 J.D. Martinez, R OBP: 0.352, SLG: 0.555										4	0	1	0	0	2	1				
9 Nick Castellanos, R OBP: 0.310, SLG: 0.411										3	0	0	0	1	3	3				
50 Bryan Holaday, R 61 Ezequiel Carrera, L OBP: 0.278, SLG: 0.281 OBP: 0.271, SLG: 0.326										3	0	0	0	0	1	1				
30 Eugenio Suárez, R OBP: 0.329, SLG: 0.364										2	0	0	0	1	1	1				
20 Rajai Davis, R OBP: 0.327, SLG: 0.414										3	0	2	0	1	0	0				
<b>Inning Stats</b>	R: 3 E: 0 K: 3 S: 18	H: 3 LOB: 0 BB: 0 P: 23	R: 0 E: 0 K: 0 S: 8	H: 1 LOB: 1 BB: 0 P: 11	R: 0 E: 0 K: 3 S: 15	H: 2 LOB: 2 BB: 0 P: 23	R: 0 E: 0 K: 0 S: 10	H: 0 LOB: 1 BB: 0 P: 18	R: 0 E: 0 K: 3 S: 11	H: 0 LOB: 0 BB: 0 P: 13	R: 0 E: 0 K: 1 S: 10	H: 0 LOB: 0 BB: 0 P: 13	R: 0 E: 0 K: 1 S: 10	H: 1 LOB: 1 BB: 0 P: 16	R: 0 E: 0 K: 1 S: 10	H: 1 LOB: 1 BB: 0 P: 18	1B: 5 2B: 1 3B: 0 HR: 2	SF: 0 SAC: 0 DP: 2 HBP: 1	WP: 0 PB: 0 SB: 0 CS: 0	PA: 37
<b>PITCHER</b>	IP WLS BF H R ER SO BB IBB HBP BLK WP HR S P ERA WHIP																			
49 Chris Sale, L ERA: 2.11	(1, 1) 7.0 W 29 6 3 3 13 2 0 1 0 0 0 2 82 119 3.86 1.143																			
54 Ronald Belisario, R ERA: 5.85	(8, 1) 0.0 0 1 1 0 0 0 0 0 0 0 0 0 2 2 ∞ ∞																			
57 Zach Putnam, R ERA: 1.85	(8, 1) 1.0 H 3 0 0 0 1 0 0 0 0 0 0 0 8 14 0.00 0.000																			
52 Jake Petricka, R ERA: 2.81	(9, 1) 1.0 S 4 1 0 0 1 1 0 0 0 0 0 0 0 10 18 0.00 2.000																			

**Detroit Tigers @ Chicago White Sox**  
 U.S. Cellular Field, Chicago, IL  
 Sat Aug 30 2014, 1:12 PM - 4:04 PM EDT  
 Att: 20,556 - Overcast - 83 F  
[livebaseballscorecards.com](http://livebaseballscorecards.com)

AB	33
R	3
H	8
RBI	3
BB	3
SO	15
LOB	13

Batter	1	2	3	4	5	6	7	8	9	AB	R	H	RBI	BB	SO	LOB	BOTTOM			
1 Adam Eaton, L OBP: 0.378, SLG: 0.414										4	1	2	0	0	0	1				
10 Alexei Ramirez, R OBP: 0.315, SLG: 0.417										4	2	1	1	0	1	2				
79 José Abreu, R OBP: 0.378, SLG: 0.605										4	1	3	1	0	1	1				
Adam Dunn, L OBP: 0.340, SLG: 0.433										3	1	1	2	1	1	1				
26 Avisail García, R OBP: 0.294, SLG: 0.442										4	0	1	0	0	2	2				
12 Conor Gillaspie, L OBP: 0.352, SLG: 0.440										4	0	0	0	0	1	4				
Alejandro De Aza, L OBP: 0.309, SLG: 0.354										4	0	0	0	0	2	0				
21 Tyler Flowers, R OBP: 0.294, SLG: 0.359										4	1	1	1	0	2	0				
77 Yolmer Sánchez, S OBP: 0.270, SLG: 0.297										4	0	1	0	0	2	0				
<b>Inning Stats</b>	R: 1 E: 2 K: 2 S: 13	H: 1 LOB: 1 BB: 0 P: 18	R: 0 E: 0 K: 2 S: 9	H: 0 LOB: 0 BB: 0 P: 12	R: 4 E: 0 K: 1 S: 20	H: 4 LOB: 0 BB: 0 P: 28	R: 1 E: 0 K: 0 S: 9	H: 2 LOB: 1 BB: 0 P: 12	R: 0 E: 0 K: 2 S: 13	H: 1 LOB: 1 BB: 0 P: 17	R: 0 E: 0 K: 3 S: 9	H: 0 LOB: 0 BB: 0 P: 12	R: 0 E: 0 K: 1 S: 19	H: 2 LOB: 3 BB: 1 P: 28	R: 0 E: 0 K: 1 S: 5	H: 0 LOB: 0 BB: 0 P: 6	1B: 7 2B: 1 3B: 0 HR: 2	SF: 0 SAC: 0 DP: 0 HBP: 0	WP: 0 PB: 0 SB: 1 CS: 0	PA: 36
<b>PITCHER</b>	IP WLS BF H R ER SO BB IBB HBP BLK WP HR S P ERA WHIP																			
37 Max Scherzer, R ERA: 3.26	(1, 1) 6.2 L 30 9 6 5 11 1 0 0 0 0 0 0 12 19 6.75 1.350																			
57 Evan Reed, R ERA: 4.71	(7, 1) 1.0 5 1 0 0 1 1 0 0 0 0 0 0 12 19 0.00 2.000																			
63 Patrick McCoy, L ERA: 4.26	(8, 1) 0.1 1 0 0 0 0 0 0 0 0 0 0 0 1 1 0.00 0.000																			

**Detroit Tigers @ Chicago White Sox**  
 U.S. Cellular Field, Chicago, IL  
 Sat Aug 30 2014, 1:12 PM - 4:04 PM EDT  
 Att: 20,556 - Overcast - 83 F  
[livebaseballscorecards.com](http://livebaseballscorecards.com)

AB	35
R	6
H	10
RBI	5
BB	1
SO	12
LOB	11



Batter	1	2	3	4	5	6	7	8	9	AB	R	H	RBI	BB	SO	LOB	TOP					
20 Rajai Davis, R OBP: 0.328, SLG: 0.412	G1-3		3 1B	3 1B		L9			F8	4	2	1	1	1	0	1						
3 Ian Kinsler, R OBP: 0.313, SLG: 0.419	F8		24 G6-3	24 G1-3		L8			41 HBP	5	1	3	3	0	0	1						
24 Miguel Cabrera, R OBP: 0.383, SLG: 0.486 9 Nick Castellanos, R OBP: 0.311, SLG: 0.411	K		G6-3	G1-3		L4			41 HBP	3	0	0	1	0	1	2						
41 Victor Martinez, S OBP: 0.397, SLG: 0.557	L7			L9					13 1B	2	1	0	0	2	0	1						
28 J.D. Martinez, R OBP: 0.347, SLG: 0.548	F9		K			G1-3			SF8	4	0	0	1	0	2	3						
13 Alex Avila, L OBP: 0.323, SLG: 0.369	32 HBP		K			K			32 2B	4	0	1	1	1	2	3						
32 Don Kelly, L OBP: 0.346, SLG: 0.305	HBP					P2				4	1	3	1	0	0	0						
17 Andrew Romine, S OBP: 0.261, SLG: 0.265	G3			SH5-4		G4-3				3	0	0	0	0	0	3						
61 Ezequiel Carrera, L OBP: 0.308, SLG: 0.380			20 1B	3 1B					G4-3	4	2	3	0	0	0	0						
<b>Inning Stats</b>	R: 0 E: 0 K: 1 S: 7	H: 0 LOB: 0 BB: 0 P: 11	R: 0 E: 0 K: 0 S: 11	H: 0 LOB: 2 BB: 1 P: 18	R: 2 E: 0 K: 2 S: 18	H: 3 LOB: 2 BB: 1 P: 28	R: 3 E: 0 K: 0 S: 11	H: 3 LOB: 1 BB: 1 P: 17	R: 0 E: 0 K: 1 S: 6	H: 0 LOB: 0 BB: 0 P: 8	R: 0 E: 0 K: 0 S: 9	H: 1 LOB: 1 BB: 0 P: 15	R: 0 E: 0 K: 1 S: 10	H: 0 LOB: 1 BB: 1 P: 18	R: 0 E: 0 K: 0 S: 6	H: 1 LOB: 0 BB: 0 P: 10	R: 3 E: 0 K: 0 S: 18	H: 4 LOB: 2 BB: 0 P: 26	1B: 10 2B: 2 3B: 0 HR: 0	SF: 1 SAC: 1 DP: 1 HBP: 2	WP: 0 PB: 0 SB: 3 CS: 0	PA: 43
<b>PITCHER</b>	IP	WLS	BF	H	R	ER	SO	BB	IBB	HBP	BLK	WP	HR	S	P	ERA	WHIP					
61 Chris Bassitt, R ERA: 7.11	6.1	L	31	7	5	5	4	3	1	1	0	0	0	65	106	7.11	1.579					
40 Daniel Webb, R ERA: 3.58	1.2		5	1	0	0	1	0	0	0	0	0	0	13	19	0.00	0.600					
39 Maikel Cleto, R ERA: 5.32	0.1		3	2	2	2	0	0	0	0	0	0	0	7	9	54.00	6.000					
41 Javy Guerra, R ERA: 2.84	0.2		4	2	1	1	0	0	0	1	0	0	0	11	17	13.50	3.000					

**Detroit Tigers @ Chicago White Sox**  
 U.S. Cellular Field, Chicago, IL  
 Sat Aug 30 2014, 7:12 PM - 10:33 PM EDT  
 Att: 23,723 - Partly Cloudy - 81 F

AB	35
R	8
H	12
RBI	8
BB	4
SO	5
LOB	14



Batter	1	2	3	4	5	6	7	8	9	AB	R	H	RBI	BB	SO	LOB	BOTTOM					
1 Adam Eaton, L OBP: 0.378, SLG: 0.413	G6-3		G4-3						G1-3	4	1	1	0	1	0	0						
10 Alexei Ramirez, R OBP: 0.316, SLG: 0.422	2B		P4			F7			26 FC4-6	4	1	2	0	0	0	2						
79 José Abreu, R OBP: 0.381, SLG: 0.605	26 FC4-6		G6-3						26 FC4-6	2	0	1	0	2	0	0						
26 Avisail Garcia, R OBP: 0.281, SLG: 0.420	G4-6-3		K			G3-1			24 HR	4	1	0	1	0	1	5						
24 Dayan Viedo, R OBP: 0.277, SLG: 0.402	G1-3		P4			F8			HR	4	1	1	3	0	0	1						
14 Paul Konerko, R OBP: 0.294, SLG: 0.344	G5-3		G5-3			F8			K	4	0	0	0	0	1	1						
77 Yolmer Sánchez, S OBP: 0.268, SLG: 0.293	17 BB		G6-3						G3-1	4	0	1	0	0	1	0						
17 Adrian Nieto, S OBP: 0.305, SLG: 0.323			G6-3						F9	2	0	0	0	1	1	0						
12 Conor Gillaspie, L OBP: 0.351, SLG: 0.439										1	0	0	0	0	0	0						
28 Leury Garcia, S OBP: 0.207, SLG: 0.225	G4-3								G6-3	4	0	1	0	0	0	2						
<b>Inning Stats</b>	R: 0 E: 0 K: 0 S: 7	H: 1 LOB: 1 BB: 1 P: 15	R: 0 E: 0 K: 0 S: 11	H: 1 LOB: 2 BB: 1 P: 18	R: 0 E: 0 K: 0 S: 12	H: 0 LOB: 0 BB: 0 P: 17	R: 0 E: 0 K: 1 S: 9	H: 0 LOB: 0 BB: 0 P: 13	R: 0 E: 0 K: 0 S: 9	H: 2 LOB: 2 BB: 0 P: 16	R: 0 E: 0 K: 0 S: 12	H: 1 LOB: 1 BB: 0 P: 18	R: 0 E: 0 K: 2 S: 8	H: 0 LOB: 0 BB: 0 P: 10	R: 4 E: 0 K: 1 S: 20	H: 2 LOB: 2 BB: 2 P: 36	R: 0 E: 0 K: 0 S: 8	H: 0 LOB: 0 BB: 0 P: 15	1B: 4 2B: 2 3B: 0 HR: 1	SF: 0 SAC: 0 DP: 1 HBP: 0	WP: 0 PB: 0 SB: 0 CS: 0	PA: 37
<b>PITCHER</b>	IP	WLS	BF	H	R	ER	SO	BB	IBB	HBP	BLK	WP	HR	S	P	ERA	WHIP					
56 Kyle Ryan, L ERA: 2.12	6.0	W	24	5	0	0	1	2	0	0	0	0	0	10	16	9.00	1.000					
49 Jim Johnson, R ERA: 7.38	0.0		2	1	0	0	0	1	0	0	0	0	0	9	15	∞	∞					
44 Joba Chamberlain, R ERA: 3.5	1.0	H	4	1	3	3	1	0	0	0	0	0	1	9	15	27.00	1.000					
36 Joe Nathan, R ERA: 5.14	1.0		3	0	0	0	0	0	0	0	0	0	0	8	15	0.00	0.000					

**Detroit Tigers @ Chicago White Sox**  
 U.S. Cellular Field, Chicago, IL  
 Sat Aug 30 2014, 7:12 PM - 10:33 PM EDT  
 Att: 23,723 - Partly Cloudy - 81 F

AB	33
R	4
H	7
RBI	4
BB	4
SO	4
LOB	11






Batter	1	2	3	4	5	6	7	8	9	AB	R	H	RBI	BB	SO	LOB	TOP										
20 Rajai Davis, R OBP: 0.327, SLG: 0.413										4	1	1	0	0	0	0	<b>Detroit Tigers @ Chicago White Sox</b> U.S. Cellular Field, Chicago, IL Sun Aug 31 2014, 2:13 PM - 5:15 PM EDT Att: 26,336 - Partly Cloudy - 86 F										
3 Ian Kinsler, R OBP: 0.313, SLG: 0.420										4	1	1	1	0	1	0											
48 Tori Hunter, R OBP: 0.318, SLG: 0.450										4	0	2	0	0	1	1											
41 Victor Martinez, S OBP: 0.396, SLG: 0.554										4	0	1	1	0	0	2											
28 J.D. Martinez, R OBP: 0.343, SLG: 0.542										4	0	0	0	0	2	2											
9 Nick Castellanos, R OBP: 0.310, SLG: 0.410										4	0	1	0	0	1	1											
32 Don Kelly, L OBP: 0.346, SLG: 0.301										2	0	0	0	1	0	1											
30 Eugenio Suárez, R OBP: 0.325, SLG: 0.359										3	0	0	0	0	1	2											
50 Bryan Holaday, R OBP: 0.272, SLG: 0.274										3	0	0	0	0	0	1											
<b>Inning Stats</b>	R: 0 E: 0 K: 0 S: 9	H: 1 LOB: 1 BB: 0 P: 14	R: 0 E: 0 K: 0 S: 6	H: 0 LOB: 1 BB: 0 P: 14	R: 0 E: 0 K: 0 S: 7	H: 0 LOB: 0 BB: 0 P: 9	R: 0 E: 0 K: 0 S: 16	H: 1 LOB: 1 BB: 0 P: 23	R: 0 E: 0 K: 1 S: 10	H: 1 LOB: 1 BB: 0 P: 15	R: 2 E: 0 K: 2 S: 17	H: 3 LOB: 1 BB: 0 P: 27	R: 0 E: 0 K: 0 S: 5	H: 0 LOB: 0 BB: 0 P: 7	R: 0 E: 0 K: 1 S: 5	H: 0 LOB: 0 BB: 0 P: 5	1B: 4 2B: 3 3B: 0 HR: 0	SF: 0 SAC: 0 DP: 1 HBP: 0	WP: 1 PB: 0 SB: 0 CS: 0	PA: 33							
<b>PITCHER</b>	IP	WLS	BF	H	R	ER	SO	BB	IBB	HBP	BLK	WP	HR	S	P	ERA	WHIP										
62 Jose Quintana, L ERA: 3.44	7.0	W	27	6	2	2	3	1	0	0	0	1	0	70	109	2.57	1.000										
57 Zach Putnam, R ERA: 1.82	1.0		3	0	0	0	2	0	0	0	0	0	0	7	12	0.00	0.000										
52 Jake Petricka, R ERA: 2.77	1.0		3	0	0	0	1	0	0	0	0	0	0	5	5	0.00	0.000										

Batter	1	2	3	4	5	6	7	8	9	AB	R	H	RBI	BB	SO	LOB	BOTTOM										
1 Adam Eaton, L OBP: 0.376, SLG: 0.413										5	2	1	0	0	1	1	<b>Detroit Tigers @ Chicago White Sox</b> U.S. Cellular Field, Chicago, IL Sun Aug 31 2014, 2:13 PM - 5:15 PM EDT Att: 26,336 - Partly Cloudy - 86 F										
77 Yolmer Sánchez, S OBP: 0.283, SLG: 0.304										5	2	2	1	0	1	2											
79 José Abreu, R OBP: 0.381, SLG: 0.602										4	0	1	1	0	0	3											
26 Avisail García, R OBP: 0.298, SLG: 0.435										4	1	2	2	1	1	3											
12 Conor Gillaspie, L OBP: 0.349, SLG: 0.436										5	0	1	1	0	1	6											
24 Dayan Viciedo, R OBP: 0.277, SLG: 0.400										4	0	1	0	0	1	3											
25 Moisés Sierra, R OBP: 0.265, SLG: 0.345										0	0	0	0	0	0	0											
38 Andy Wilkins, L										4	0	0	0	0	3	3											
21 Tyler Flowers, R OBP: 0.296, SLG: 0.363										4	0	2	0	0	1	2											
28 Leury García, S OBP: 0.209, SLG: 0.226										4	1	1	0	0	0	4											
<b>Inning Stats</b>	R: 2 E: 2 K: 2 S: 14	H: 1 LOB: 2 BB: 1 P: 22	R: 3 E: 2 K: 2 S: 18	H: 3 LOB: 2 BB: 0 P: 26	R: 0 E: 0 K: 1 S: 10	H: 1 LOB: 1 BB: 0 P: 11	R: 0 E: 0 K: 0 S: 11	H: 1 LOB: 1 BB: 0 P: 13	R: 0 E: 0 K: 0 S: 7	H: 1 LOB: 1 BB: 0 P: 12	R: 1 E: 0 K: 0 S: 7	H: 2 LOB: 1 BB: 0 P: 8	R: 0 E: 1 K: 2 S: 11	H: 1 LOB: 2 BB: 0 P: 16	R: 0 E: 0 K: 2 S: 12	H: 1 LOB: 2 BB: 0 P: 19	1B: 8 2B: 3 3B: 0 HR: 0	SF: 0 SAC: 0 DP: 0 HBP: 1	WP: 0 PB: 0 SB: 3 CS: 0	PA: 41							
<b>PITCHER</b>	IP	WLS	BF	H	R	ER	SO	BB	IBB	HBP	BLK	WP	HR	S	P	ERA	WHIP										
21 Rick Porcello, R ERA: 3.05	6.2	L	35	10	0	2	7	1	0	0	0	0	0	75	105	2.70	1.650										
40 Phil Coke, L ERA: 4.11	0.2		3	1	0	0	1	0	0	0	0	0	0	7	8	0.00	1.500										
57 Evan Reed, R ERA: 4.6	0.2		3	0	0	0	1	0	0	0	1	0	0	8	14	0.00	0.000										

AB	32
R	2
H	6
RBI	2
BB	1
SO	6
LOB	10



AB	39
R	6
H	11
RBI	5
BB	1
SO	9
LOB	27






Batter	1	2	3	4	5	6	7	8	9	10	AB	R	H	RBI	BB	SO	LOB	TOP		
1 Adam Eaton, L OBP: 0.375, SLG: 0.409	G4-3			F8														3 0 0 0 1 1 2		
20 Jordan Danks, L OBP: 0.278, SLG: 0.278		BB																0 0 0 0 1 0 0		
10 Alexei Ramirez, R OBP: 0.315, SLG: 0.419	P6	G2																4 0 0 0 1 0 4		
26 Avisail Garcia, R OBP: 0.293, SLG: 0.433	P3		2B	F8														5 0 1 0 0 0 3		
24 Dayan Viciedo, R OBP: 0.280, SLG: 0.408	G6-3		K															4 1 2 1 1 1 1		
14 Paul Konerko, R OBP: 0.272, SLG: 0.344		G4-3																3 0 1 0 2 0 1		
25 Moises Sierra, R OBP: 0.265, SLG: 0.345			BB															0 1 0 0 0 0 0		
51 Michael Taylor, R OBP: 0.298, SLG: 0.380																		4 1 0 0 1 3 5		
38 Andy Wilkins, L			K															0 0 0 0 0 0 0		
21 Tyler Flowers, R OBP: 0.298, SLG: 0.380																		5 2 2 4 0 2 4		
5 Marcus Semien, R OBP: 0.285, SLG: 0.324																		5 1 1 0 0 1 1		
77 Yolmer Sánchez, S OBP: 0.333, SLG: 0.380																		4 0 3 1 1 0 1		
Inning Stats	R: 0 E: 0 K: 0 S: 11	H: 0 LOB: 0 BB: 0 P: 14	R: 3 E: 0 K: 0 S: 20	H: 3 LOB: 2 BB: 2 P: 34	R: 0 E: 0 K: 3 S: 11	H: 1 LOB: 2 BB: 1 P: 20	R: 0 E: 0 K: 1 S: 13	H: 0 LOB: 0 BB: 1 P: 19	R: 0 E: 0 K: 2 S: 10	H: 0 LOB: 0 BB: 0 P: 12	R: 0 E: 0 K: 0 S: 7	H: 1 LOB: 1 BB: 0 P: 11	R: 3 E: 0 K: 1 S: 17	H: 3 LOB: 1 BB: 0 P: 29	1B: 5 2B: 2 3B: 0 HR: 3	SF: 0 SAC: 0 DP: 2 HBP: 0	WP: 0 PB: 0 SB: 0 CS: 1	PA: 45		
PITCHER	IP	WLS	BF	H	R	ER	SO	BB	IBB	HBP	BLK	WP	HR	S	P	ERA	WHIP			
49 Tommy Milone, L ERA: 4.23	3.2		20	5	3	3	3	4	0	0	0	0	0	27	41	0.00	1.286			
51 Anthony Swarzak, R ERA: 4.15	2.1		9	1	0	0	2	2	0	0	0	0	0	10	17	0.00	1.000			
61 Jared Burton, R ERA: 4.2	1.0		3	0	0	0	0	1	0	0	0	0	0	10	12	0.00	0.000			
50 Casey Fien, R ERA: 3.32	1.0		3	0	0	0	2	0	0	0	0	0	0	10	12	0.00	0.000			
15 Glen Perkins, L ERA: 2.78	1.0		4	1	0	0	0	1	0	0	0	0	0	7	11	0.00	2.000			
PITCHER	IP	WLS	BF	H	R	ER	SO	BB	IBB	HBP	BLK	WP	HR	S	P	ERA	WHIP			
48 Lester Oliveros, R ERA: 8.10	0.1	L	4	3	3	3	0	0	0	0	0	0	0	5	8	81.00	9.000			
59 Michael Tonkin, R ERA: 5.54	0.2		2	0	0	0	1	0	0	0	0	0	0	5	8	0.00	0.000			
Batter	1	2	3	4	5	6	7	8	9	10	AB	R	H	RBI	BB	SO	LOB	BOTTOM		
39 Danny Santana, S OBP: 0.351, SLG: 0.472																		5 1 2 1 0 0 1		
2 Brian Dozier, R OBP: 0.347, SLG: 0.417																		3 0 0 0 1 2 2		
7 Joe Mauer, L OBP: 0.351, SLG: 0.373																		4 0 0 0 0 1 2		
19 Kennys Vargas, S OBP: 0.338, SLG: 0.492																		4 1 1 2 0 0 0		
24 Trevor Plouffe, R OBP: 0.319, SLG: 0.425																		4 0 1 0 0 1 0		
31 Oswaldo Arcia, L OBP: 0.288, SLG: 0.425																		3 0 0 0 1 1 1		
32 Aaron Hicks, S OBP: 0.338, SLG: 0.262																		0 0 0 0 0 0 0		
8 Kurt Suzuki, R OBP: 0.349, SLG: 0.381																		4 0 1 0 0 1 1		
5 Eduardo Escobar, S OBP: 0.311, SLG: 0.392																		4 1 1 0 0 1 1		
1 Jordan Schafer, L OBP: 0.335, SLG: 0.321																		4 0 3 0 0 0 0		
Inning Stats	R: 2 E: 0 K: 2 S: 15	H: 3 LOB: 1 BB: 0 P: 23	R: 1 E: 0 K: 1 S: 13	H: 3 LOB: 0 BB: 0 P: 15	R: 0 E: 0 K: 2 S: 8	H: 0 LOB: 0 BB: 0 P: 12	R: 0 E: 0 K: 0 S: 7	H: 1 LOB: 0 BB: 0 P: 9	R: 0 E: 0 K: 1 S: 10	H: 0 LOB: 0 BB: 0 P: 14	R: 0 E: 1 K: 0 S: 9	H: 2 LOB: 2 BB: 0 P: 17	R: 0 E: 0 K: 1 S: 8	H: 0 LOB: 2 BB: 1 P: 19	R: 0 E: 0 K: 1 S: 7	H: 0 LOB: 0 BB: 0 P: 10	1B: 7 2B: 1 3B: 0 HR: 1	SF: 0 SAC: 0 DP: 2 HBP: 0	WP: 0 PB: 0 SB: 1 CS: 0	PA: 37
PITCHER	IP	WLS	BF	H	R	ER	SO	BB	IBB	HBP	BLK	WP	HR	S	P	ERA	WHIP			
48 Hector Noesi, R ERA: 4.7	7.0		27	9	3	3	5	0	0	0	0	0	0	68	101	3.86	1.286			
41 Javy Guerra, R ERA: 2.82	0.1		2	0	0	0	0	1	0	0	0	0	0	5	9	0.00	3.000			
53 Eric Surkamp, L ERA: 6.48	1.0		2	0	0	0	0	0	0	0	0	0	0	4	9	0.00	0.000			
40 Daniel Webb, R ERA: 3.54	0.2	W	3	0	0	0	1	1	0	0	0	0	0	6	14	0.00	1.500			
52 Jake Petricka, R ERA: 2.79	1.0	S	3	0	0	0	1	0	0	0	0	0	0	7	10	0.00	0.000			

Chicago White Sox @ Minnesota Twins  
Target Field, Minneapolis, MN  
Tue Sep 02 2014, 7:12 PM - 10:45 PM CDT  
Att: 23,719 - Partly Cloudy - 77 F

livebaseballscorecards.com

AB 37  
R 6  
H 10  
RBI 6  
BB 8  
SO 8  
LOB 22



Chicago White Sox @ Minnesota Twins  
Target Field, Minneapolis, MN  
Tue Sep 02 2014, 7:12 PM - 10:45 PM CDT  
Att: 23,719 - Partly Cloudy - 77 F

livebaseballscorecards.com

AB 35  
R 3  
H 9  
RBI 3  
BB 2  
SO 7  
LOB 8













Batter	1	2	3	4	5	6	7	8	9	AB	R	H	RBI	BB	SO	LOB	TOP					
1 Adam Eaton, L (1, 8) OBP: 0.370, SLG: 0.402	L7		E3		F8			G1-3		4	0	0	0	0	0	2	Chicago White Sox @ Cleveland Indians Progressive Field, Cleveland, OH Sat Sep 06 2014, 7:07 PM - 9:52 PM EDT Att: 17,367 - Overcast - 69 F					
10 Alexei Ramirez, R (1, 6) OBP: 0.313, SLG: 0.419	G6-3		G5-3		K			G5-3		4	0	0	0	0	1							
79 José Abreu, R (1, 10) OBP: 0.382, SLG: 0.600	G6-3		G5-3		K			G5-3		4	0	0	0	0	1							
12 Conor Gillaspie, L (1, 5) OBP: 0.347, SLG: 0.431		P5		K				G4-3		4	0	1	0	0	1							
26 Avisail García, R (1, 9) OBP: 0.304, SLG: 0.426	G6-3		G6-3					FC5-4		4	0	1	0	0	0	1						
38 Andy Wilkins, L (1, 3) OBP: 0.298, SLG: 0.382	G4-3		G4-3					K		4	0	0	0	0	1	2						
77 Yolmer Sánchez, S (1, 4) OBP: 0.322, SLG: 0.345	G6-3		G6-3		K			K		3	0	1	0	0	1	1						
20 Jordan Danks, L (1, 7) OBP: 0.280, SLG: 0.280			1B		K			L9		3	1	1	0	0	1	2						
21 Tyler Flowers, R (1, 2) OBP: 0.298, SLG: 0.382			K					K2-3		3	0	1	0	0	2	1						
<b>Inning Stats</b>	R: 0 E: 0 K: 0 S: 6	H: 0 LOB: 0 BB: 0 P: 9	R: 0 E: 0 K: 0 S: 3	H: 0 LOB: 0 BB: 0 P: 7	R: 1 E: 0 K: 1 S: 12	H: 1 LOB: 0 BB: 0 P: 17	R: 0 E: 0 K: 1 S: 7	H: 0 LOB: 0 BB: 0 P: 10	R: 0 E: 0 K: 1 S: 8	H: 2 LOB: 2 BB: 0 P: 11	R: 0 E: 0 K: 2 S: 11	H: 0 LOB: 0 BB: 0 P: 15	R: 0 E: 0 K: 1 S: 7	H: 1 LOB: 1 BB: 0 P: 9	R: 0 E: 0 K: 1 S: 9	H: 0 LOB: 0 BB: 0 P: 12	R: 0 E: 0 K: 1 S: 11	H: 1 LOB: 1 BB: 0 P: 14	1B: 4 2B: 1 3B: 0 HR: 0	SF: 0 SAC: 0 DP: 0 HBP: 0	WP: 0 PB: 0 SB: 1 CS: 0	PA: 33
<b>PITCHER</b> 28 Corey Kluber, R (1, 1) ERA: 2.6	IP: 9.0 WLS: W BF: 33 H: 5 R: 1 ER: 0 SO: 8 BB: 0 IBB: 0 HBP: 0 BLK: 0 WP: 0 HR: 0 S: 74 P: 104 ERA: 0.00 WHIP: 0.556															<b>PITCHER</b>						

Batter	1	2	3	4	5	6	7	8	9	AB	R	H	RBI	BB	SO	LOB	BOTTOM			
24 Michael Bourn, L (1, 8) OBP: 0.324, SLG: 0.376	K		K		2B			BB		3	1	1	0	1	2	0	Chicago White Sox @ Cleveland Indians Progressive Field, Cleveland, OH Sat Sep 06 2014, 7:07 PM - 9:52 PM EDT Att: 17,367 - Overcast - 69 F			
11 José Ramírez, S (1, 6) OBP: 0.303, SLG: 0.342	F8		1B		1B			3B		4	1	3	1	0	0	0				
23 Michael Brantley, L (1, 7) OBP: 0.372, SLG: 0.486	1B		G3		1B			1B		4	0	3	1	0	0	1				
41 Carlos Santana, S (1, 10) OBP: 0.366, SLG: 0.437	BB		HR		P3			F9		3	1	1	1	1	0	4				
10 Yan Gomes, R (1, 2) OBP: 0.323, SLG: 0.475	FC6-4		G5-3		K			F7		4	0	0	0	0	1	6				
22 Jason Kipnis, L (1, 4) OBP: 0.315, SLG: 0.339	F7		1B		L7			G1-3		4	0	1	0	0	0	0				
36 Jesús Aguilar, R (1, 3) OBP: 0.250, SLG: 0.130	K		L9		K			F9		4	0	0	0	0	2	1				
8 Lonnie Chisenhall, L (1, 5) OBP: 0.355, SLG: 0.454	K		P6		K			F9		4	0	0	0	0	2	1				
62 Tyler Holt, R (1, 9) OBP: 0.327, SLG: 0.304	F9		F9		F9			P5		2	0	0	0	0	0	0				
39 JB Shuck, L (7, PH) OBP: 0.193, SLG: 0.247										1	0	0	0	0	0	0				
<b>Inning Stats</b>	R: 0 E: 0 K: 1 S: 9	H: 1 LOB: 2 BB: 1 P: 17	R: 0 E: 0 K: 2 S: 8	H: 0 LOB: 0 BB: 0 P: 13	R: 0 E: 0 K: 1 S: 12	H: 1 LOB: 1 BB: 0 P: 21	R: 1 E: 0 K: 0 S: 9	H: 2 LOB: 1 BB: 0 P: 13	R: 0 E: 0 K: 1 S: 12	H: 3 LOB: 3 BB: 0 P: 19	R: 0 E: 0 K: 2 S: 11	H: 0 LOB: 0 BB: 0 P: 17	R: 2 E: 1 K: 0 S: 18	H: 2 LOB: 1 BB: 1 P: 27	R: 0 E: 0 K: 0 S: 5	H: 0 LOB: 0 BB: 0 P: 7	1B: 6 2B: 1 3B: 1 HR: 1	SF: 0 SAC: 0 DP: 0 HBP: 0	WP: 0 PB: 0 SB: 2 CS: 0	PA: 35
<b>PITCHER</b> 62 Jose Quintana, L (1, 1) ERA: 3.38 57 Zach Putnam, R (7, 1) ERA: 2.15 27 Matt Lindstrom, R (8, 1) ERA: 4.33	IP: 6.0 WLS: L BF: 6 H: 2 R: 2 ER: 2 SO: 0 BB: 1 IBB: 0 HBP: 0 BLK: 0 WP: 0 HR: 1 S: 61 P: 100 ERA: 18.00 WHIP: 3.000															<b>PITCHER</b>				

AB	33
R	1
H	5
RBI	0
BB	0
SO	8
LOB	10

AB	33
R	3
H	9
RBI	3
BB	2
SO	7
LOB	13









Batter	1	2	3	4	5	6	7	8	9	10	11	12	AB	R	H	RBI	BB	SO	LOB	TOP				
4 Coco Crisp, S OBP: 0.347, SLG: 0.396	F9		G3-1		G4-3			10 WP 23 1B		L7			5	0	1	0	0	0	0					
23 Sam Fuld, L OBP: 0.327, SLG: 0.346	F7			G4-3		G3		10 WP 1B			BB		4	0	1	1	1	0	0					
20 Josh Donaldson, R OBP: 0.340, SLG: 0.453	K			K		K		K			P4		5	0	0	0	0	4	3					
10 Adam Dunn, L OBP: 0.341, SLG: 0.440				K		G3		K			L5		5	0	1	0	0	2	2					
36 Derek Norris, R OBP: 0.362, SLG: 0.423		G5-4-3				16 HR 1B		L8			F9		5	1	2	0	0	0	1					
16 Josh Reddick, L OBP: 0.313, SLG: 0.431						HR		P2		G3		L8	4	1	1	2	1	0	1					
8 Jed Lowrie, S OBP: 0.322, SLG: 0.362	F9					HR		G1-3					4	1	1	1	1	0	1					
37 Brandon Moss, L OBP: 0.335, SLG: 0.444								G4-3		G6-3			2	0	0	0	0	0	0					
3 Craig Gentry, R OBP: 0.316, SLG: 0.287	F9												1	0	0	0	0	0	0					
35 Nate Freiman, R OBP: 0.282, SLG: 0.530													2	0	0	0	0	1	2					
28 Eric Sogard, L OBP: 0.301, SLG: 0.272	F9												2	0	0	0	0	0	0					
7 Alberto Callaspo, S OBP: 0.294, SLG: 0.299													0	0	0	0	1	0	0					
1 Billy Burns, S													0	1	0	0	0	0	0					
12 Andy Parrino, S OBP: 0.216, SLG: 0.283													2	0	0	0	0	0	0					
<b>Inning Stats</b>	R: 0 E: 0 K: 1 S: 8	H: 0 LOB: 0 BB: 13	R: 0 E: 0 K: 0 S: 12	H: 1 LOB: 1 BB: 22	R: 0 E: 0 K: 0 S: 8	H: 0 LOB: 0 BB: 0 P: 14	R: 0 E: 0 K: 1 S: 7	H: 0 LOB: 0 BB: 0 P: 10	R: 3 E: 0 K: 0 S: 12	H: 3 LOB: 0 BB: 0 P: 18	R: 0 E: 0 K: 0 S: 8	H: 0 LOB: 0 BB: 0 P: 13	R: 0 E: 0 K: 0 S: 6	H: 0 LOB: 0 BB: 0 P: 15	R: 0 E: 0 K: 0 S: 6	H: 0 LOB: 0 BB: 0 P: 12	R: 0 E: 0 K: 0 S: 8	H: 0 LOB: 0 BB: 0 P: 7	R: 0 E: 0 K: 1 S: 6	H: 0 LOB: 0 BB: 0 P: 7	1B: 4 2B: 0 3B: 1 HR: 2	SF: 0 SAC: 0 DP: 2 HBP: 0	WP: 1 PB: 0 SB: 0 CS: 0	PA: 45
<b>PITCHER</b>	IP WLS BF H R ER SO BB IBB HBP BLK WP HR S P ERA WHIP	IP WLS BF H R ER SO BB IBB HBP BLK WP HR S P ERA WHIP	IP WLS BF H R ER SO BB IBB HBP BLK WP HR S P ERA WHIP	IP WLS BF H R ER SO BB IBB HBP BLK WP HR S P ERA WHIP	IP WLS BF H R ER SO BB IBB HBP BLK WP HR S P ERA WHIP	IP WLS BF H R ER SO BB IBB HBP BLK WP HR S P ERA WHIP	IP WLS BF H R ER SO BB IBB HBP BLK WP HR S P ERA WHIP	IP WLS BF H R ER SO BB IBB HBP BLK WP HR S P ERA WHIP	IP WLS BF H R ER SO BB IBB HBP BLK WP HR S P ERA WHIP	IP WLS BF H R ER SO BB IBB HBP BLK WP HR S P ERA WHIP	IP WLS BF H R ER SO BB IBB HBP BLK WP HR S P ERA WHIP	IP WLS BF H R ER SO BB IBB HBP BLK WP HR S P ERA WHIP	IP WLS BF H R ER SO BB IBB HBP BLK WP HR S P ERA WHIP	IP WLS BF H R ER SO BB IBB HBP BLK WP HR S P ERA WHIP	IP WLS BF H R ER SO BB IBB HBP BLK WP HR S P ERA WHIP	IP WLS BF H R ER SO BB IBB HBP BLK WP HR S P ERA WHIP	IP WLS BF H R ER SO BB IBB HBP BLK WP HR S P ERA WHIP	IP WLS BF H R ER SO BB IBB HBP BLK WP HR S P ERA WHIP	IP WLS BF H R ER SO BB IBB HBP BLK WP HR S P ERA WHIP	IP WLS BF H R ER SO BB IBB HBP BLK WP HR S P ERA WHIP	IP WLS BF H R ER SO BB IBB HBP BLK WP HR S P ERA WHIP	IP WLS BF H R ER SO BB IBB HBP BLK WP HR S P ERA WHIP	IP WLS BF H R ER SO BB IBB HBP BLK WP HR S P ERA WHIP	IP WLS BF H R ER SO BB IBB HBP BLK WP HR S P ERA WHIP

Oakland Athletics @ Chicago White Sox  
U.S. Cellular Field, Chicago, IL  
Mon Sep 08 2014, 8:10 PM - 11:48 PM EDT  
Att. 15,517 - Partly Cloudy - 75 F

AB 41  
R 4  
H 7  
RBI 4  
BB 4  
SO 7  
LOB 10



Batter	1	2	3	4	5	6	7	8	9	10	11	12	AB	R	H	RBI	BB	SO	LOB	BOTTOM										
1 Adam Eaton, L OBP: 0.365, SLG: 0.395	79 F9 10 BB 12 E	G4-3			G4-3			G1-3		L7			4	1	0	0	1	0	2											
10 Alexei Ramirez, R OBP: 0.310, SLG: 0.414	26 WP 12 E 26 SF9		F8		F7		L5			K			4	1	0	0	1	1	1											
79 José Abreu, R OBP: 0.377, SLG: 0.591	F9		K2-3		K			K		L7			5	0	0	0	0	3	2											
12 Conor Gillaspie, L OBP: 0.347, SLG: 0.437	E3 26 SF9 26 WP	G3-1						G3					4	1	1	2	1	0	1											
26 Avisail García, R OBP: 0.289, SLG: 0.419	SF9							G5-3		P3			4	0	1	1	0	0	1											
38 Andy Wilkins, L OBP: 0.058, SLG: 0.111	P4												3	0	0	0	0	2	2											
51 Michael Taylor, R OBP: 0.250, SLG: 0.273					K								2	0	0	0	0	1	0											
24 Dayan Viciedo, R OBP: 0.279, SLG: 0.407		G4-3						G5-3		G6-3			4	0	0	0	0	1	0											
21 Tyler Flowers, R OBP: 0.304, SLG: 0.402		G5-3											4	2	3	2	1	0	0											
5 Marcus Semien, R OBP: 0.283, SLG: 0.319					G4-6-3								3	0	1	0	0	0	3											
<b>Inning Stats</b>	R: 2 E: 1 K: 0 S: 12	H: 0 LOB: 1 BB: 23	R: 0 E: 0 K: 0 S: 9	H: 1 LOB: 1 BB: 0 P: 12	R: 0 E: 0 K: 1 S: 9	H: 0 LOB: 0 BB: 0 P: 10	R: 0 E: 0 K: 1 S: 10	H: 2 LOB: 2 BB: 0 P: 16	R: 0 E: 0 K: 1 S: 8	H: 0 LOB: 0 BB: 0 P: 11	R: 0 E: 0 K: 0 S: 8	H: 0 LOB: 0 BB: 0 P: 17	R: 1 E: 0 K: 1 S: 11	H: 1 LOB: 0 BB: 0 P: 17	R: 0 E: 0 K: 0 S: 8	H: 0 LOB: 0 BB: 0 P: 15	R: 0 E: 0 K: 1 S: 8	H: 0 LOB: 0 BB: 0 P: 9	R: 1 E: 0 K: 1 S: 15	H: 1 LOB: 0 BB: 0 P: 22	R: 0 E: 0 K: 0 S: 9	H: 0 LOB: 0 BB: 0 P: 11	R: 0 E: 0 K: 0 S: 5	H: 0 LOB: 0 BB: 0 P: 11	R: 1 E: 0 K: 1 S: 4	H: 1 LOB: 0 BB: 0 P: 6	1B: 3 2B: 0 3B: 0 HR: 3	SF: 1 SAC: 1 DP: 2 HBP: 1	WP: 1 PB: 0 SB: 0 CS: 0	PA: 44
<b>PITCHER</b>	IP WLS BF H R ER SO BB IBB HBP BLK WP HR S P ERA WHIP	IP WLS BF H R ER SO BB IBB HBP BLK WP HR S P ERA WHIP	IP WLS BF H R ER SO BB IBB HBP BLK WP HR S P ERA WHIP	IP WLS BF H R ER SO BB IBB HBP BLK WP HR S P ERA WHIP	IP WLS BF H R ER SO BB IBB HBP BLK WP HR S P ERA WHIP	IP WLS BF H R ER SO BB IBB HBP BLK WP HR S P ERA WHIP	IP WLS BF H R ER SO BB IBB HBP BLK WP HR S P ERA WHIP	IP WLS BF H R ER SO BB IBB HBP BLK WP HR S P ERA WHIP	IP WLS BF H R ER SO BB IBB HBP BLK WP HR S P ERA WHIP	IP WLS BF H R ER SO BB IBB HBP BLK WP HR S P ERA WHIP	IP WLS BF H R ER SO BB IBB HBP BLK WP HR S P ERA WHIP	IP WLS BF H R ER SO BB IBB HBP BLK WP HR S P ERA WHIP	IP WLS BF H R ER SO BB IBB HBP BLK WP HR S P ERA WHIP	IP WLS BF H R ER SO BB IBB HBP BLK WP HR S P ERA WHIP	IP WLS BF H R ER SO BB IBB HBP BLK WP HR S P ERA WHIP	IP WLS BF H R ER SO BB IBB HBP BLK WP HR S P ERA WHIP	IP WLS BF H R ER SO BB IBB HBP BLK WP HR S P ERA WHIP	IP WLS BF H R ER SO BB IBB HBP BLK WP HR S P ERA WHIP	IP WLS BF H R ER SO BB IBB HBP BLK WP HR S P ERA WHIP	IP WLS BF H R ER SO BB IBB HBP BLK WP HR S P ERA WHIP	IP WLS BF H R ER SO BB IBB HBP BLK WP HR S P ERA WHIP	IP WLS BF H R ER SO BB IBB HBP BLK WP HR S P ERA WHIP	IP WLS BF H R ER SO BB IBB HBP BLK WP HR S P ERA WHIP	IP WLS BF H R ER SO BB IBB HBP BLK WP HR S P ERA WHIP	IP WLS BF H R ER SO BB IBB HBP BLK WP HR S P ERA WHIP					

Oakland Athletics @ Chicago White Sox  
U.S. Cellular Field, Chicago, IL  
Mon Sep 08 2014, 8:10 PM - 11:48 PM EDT  
Att. 15,517 - Partly Cloudy - 75 F

AB 37  
R 5  
H 6  
RBI 5  
BB 4  
SO 8  
LOB 12

















Batter	1	2	3	4	5	6	7	8	9	AB	R	H	RBI	BB	SO	LOB	TOP										
39 Danny Santana, S OBP: 0.351, SLG: 0.468										4	0	0	0	0	3	2	<b>Minnesota Twins @ Chicago White Sox</b> U.S. Cellular Field, Chicago, IL Sat Sep 13 2014, 4:12 PM - 6:47 PM EDT Cloudy - 58 F										
2 Brian Dozier, R OBP: 0.343, SLG: 0.406										4	0	0	0	0	2	1											
7 Joe Mauer, L OBP: 0.356, SLG: 0.370										4	0	1	0	0	1	0											
19 Kennys Vargas, S OBP: 0.309, SLG: 0.470										4	0	0	0	0	2	0											
24 Trevor Plouffe, R OBP: 0.318, SLG: 0.413										3	0	0	0	1	2	0											
31 Oswaldo Arcia, L OBP: 0.297, SLG: 0.440										3	0	1	0	0	1	0											
8 Kurt Suzuki, R OBP: 0.347, SLG: 0.375										2	1	1	0	1	1	2											
5 Eduardo Escobar, S OBP: 0.313, SLG: 0.401										3	0	0	0	0	3	4											
32 Aaron Hicks, S OBP: 0.333, SLG: 0.268										2	0	0	0	0	2	3											
27 Chris Parmelee, L (8, PH) OBP: 0.311, SLG: 0.391										1	0	1	1	0	0	0											
<b>Inning Stats</b>	R: 0 H: 1 E: 0 K: 1 S: 10	H: 1 LOB: 1 BB: 0 P: 15	R: 0 H: 0 E: 0 K: 1 S: 8	H: 0 LOB: 0 BB: 0 P: 10	R: 0 H: 1 E: 0 K: 2 S: 10	H: 1 LOB: 0 BB: 0 P: 13	R: 0 H: 0 E: 0 K: 1 S: 5	H: 0 LOB: 0 BB: 0 P: 10	R: 0 H: 1 E: 0 K: 3 S: 15	H: 1 LOB: 2 BB: 1 P: 26	R: 0 H: 0 E: 0 K: 3 S: 10	H: 0 LOB: 0 BB: 0 P: 18	R: 0 H: 0 E: 0 K: 2 S: 8	H: 0 LOB: 0 BB: 0 P: 11	R: 1 H: 1 E: 0 K: 2 S: 18	H: 1 LOB: 1 BB: 1 P: 26	R: 0 H: 0 E: 0 K: 2 S: 8	H: 0 LOB: 0 BB: 0 P: 10	1B: 3 2B: 1 3B: 0 HR: 0	SF: 0 SAC: 0 DP: 0 HBP: 0	WP: 0 PB: 0 SB: 0 CS: 0	PA: 32					
<b>PITCHER</b>	IP	WLS	BF	H	R	ER	SO	BB	IBB	HBP	BLK	WP	HR	S	P	ERA	WHIP										
62 Jose Quintana, L ERA: 3.3	7.0	W	26	3	1	1	13	2	0	0	0	0	0	70	111	1.29	0.714										
57 Zach Putnam, R ERA: 2.06	1.0	H	4	1	0	0	2	0	0	0	0	0	0	14	18	0.00	1.000										
41 Javy Guerra, R ERA: 2.55	1.0		3	0	0	0	2	0	0	0	0	0	0	8	10	0.00	0.000										

Batter	1	2	3	4	5	6	7	8	9	AB	R	H	RBI	BB	SO	LOB	BOTTOM										
1 Adam Eaton, L OBP: 0.361, SLG: 0.388										4	0	0	0	0	1	2	<b>Minnesota Twins @ Chicago White Sox</b> U.S. Cellular Field, Chicago, IL Sat Sep 13 2014, 4:12 PM - 6:47 PM EDT Cloudy - 58 F										
10 Alexei Ramirez, R OBP: 0.309, SLG: 0.417										4	2	2	2	0	0	0											
79 José Abreu, R OBP: 0.380, SLG: 0.592										3	1	2	0	0	1	0											
12 Conor Gillaspie, L OBP: 0.344, SLG: 0.430										3	0	0	0	0	1	2											
5 Marcus Semien, R (8, PH) OBP: 0.293, SLG: 0.339										1	0	1	1	0	0	0											
26 Avisail García, R OBP: 0.318, SLG: 0.410										3	0	0	0	1	2	1											
20 Jordan Danks, L OBP: 0.291, SLG: 0.289										2	1	1	0	1	0	0											
24 Dayan Viciedo, R (8, PH) OBP: 0.276, SLG: 0.408										1	0	0	0	0	1	3											
25 Moisés Sierra, R OBP: 0.261, SLG: 0.340										0	0	0	0	0	0	0											
21 Tyler Flowers, R OBP: 0.300, SLG: 0.392										3	0	0	1	0	3	2											
38 Andy Wilkins, L OBP: 0.111, SLG: 0.148										4	0	1	1	0	1	3											
77 Yolmer Sánchez, S OBP: 0.280, SLG: 0.311										3	1	0	0	0	2	1											
<b>Inning Stats</b>	R: 0 H: 0 E: 0 K: 1 S: 6	H: 0 LOB: 0 BB: 0 P: 11	R: 0 H: 0 E: 0 K: 3 S: 13	H: 0 LOB: 1 BB: 1 P: 22	R: 2 H: 2 E: 1 K: 2 S: 12	H: 2 LOB: 1 BB: 0 P: 15	R: 0 H: 0 E: 0 K: 2 S: 9	H: 0 LOB: 0 BB: 0 P: 11	R: 0 H: 1 E: 0 K: 0 S: 9	H: 1 LOB: 1 BB: 0 P: 13	R: 1 H: 2 E: 0 K: 2 S: 11	H: 2 LOB: 1 BB: 0 P: 14	R: 2 H: 2 E: 0 K: 1 S: 14	H: 2 LOB: 2 BB: 1 P: 22	R: 2 H: 2 E: 0 K: 1 S: 14	H: 2 LOB: 2 BB: 1 P: 22	1B: 1 2B: 5 3B: 0 HR: 1	SF: 0 SAC: 0 DP: 1 HBP: 2	WP: 0 PB: 0 SB: 0 CS: 0	PA: 35							
<b>PITCHER</b>	IP	WLS	BF	H	R	ER	SO	BB	IBB	HBP	BLK	WP	HR	S	P	ERA	WHIP										
45 Phil Hughes, R ERA: 3.56	7.0	L	30	6	5	3	11	1	0	1	0	0	0	75	106	3.86	1.000										
64 Aaron Thompson, L ERA: 5.06	0.0		2	1	0	0	0	0	1	0	0	0	0	2	6	∞	∞										
59 Michael Tonkin, R ERA: 5.06	1.0		3	0	0	0	1	0	0	1	0	0	0	7	9	0.00	0.000										

AB	30
R	1
H	4
RBI	1
BB	2
SO	17
LOB	12



AB	31
R	5
H	7
RBI	5
BB	2
SO	12
LOB	14



WP	0
PB	0
SB	0
CS	0



Batter	1	2	3	4	5	6	7	8	9	AB	R	H	RBI	BB	SO	LOB	TOP			
1 Jordan Schafer, L OBP: 0.322, SLG: 0.300										4	0	1	0	1	1	2	<b>Minnesota Twins @ Chicago White Sox</b> U.S. Cellular Field, Chicago, IL Sat Sep 13 2014, 7:22 PM - 10:55 PM EDT Att: 20,106 - Sunny - 61 F			
2 Brian Dozier, R OBP: 0.342, SLG: 0.404										3	1	0	0	0	1	2				
7 Joe Mauer, L OBP: 0.355, SLG: 0.367										3	1	0	0	1	2	2				
19 Kennys Vargas, S OBP: 0.302, SLG: 0.459										4	0	0	0	0	2	2				
39 Danny Santana, S OBP: 0.351, SLG: 0.466										0	0	0	0	0	0	0				
24 Trevor Plouffe, R OBP: 0.320, SLG: 0.420										4	2	2	2	0	1	0				
31 Oswaldo Arcia, L OBP: 0.299, SLG: 0.450										4	1	2	3	0	0	0				
32 Aaron Hicks, S OBP: 0.333, SLG: 0.268										0	1	0	0	0	0	0				
9 Eduardo Núñez, R OBP: 0.285, SLG: 0.401										3	0	1	0	0	0	0				
27 Chris Parmelee, L OBP: 0.310, SLG: 0.393										4	0	1	0	0	1	1				
26 Eric Fryer, R OBP: 0.276, SLG: 0.314										3	0	1	0	0	1	0				
8 Kurt Suzuki, R OBP: 0.349, SLG: 0.379										1	0	1	1	0	0	0				
<b>Inning Stats</b>	R: 4 E: 0 K: 0 S: 17	H: 3 LOB: 0 BB: 1 P: 30	R: 0 E: 0 K: 0 S: 17	H: 1 LOB: 2 BB: 1 P: 27	R: 0 E: 0 K: 0 S: 6	H: 0 LOB: 0 BB: 0 P: 10	R: 0 E: 0 K: 1 S: 8	H: 0 LOB: 0 BB: 0 P: 11	R: 0 E: 0 K: 1 S: 8	H: 0 LOB: 0 BB: 0 P: 12	R: 1 E: 0 K: 1 S: 17	H: 2 LOB: 1 BB: 0 P: 25	R: 0 E: 0 K: 2 S: 7	H: 0 LOB: 0 BB: 0 P: 13	R: 0 E: 0 K: 3 S: 10	H: 0 LOB: 0 BB: 0 P: 15	R: 1 E: 0 K: 1 S: 10	H: 3 LOB: 2 2B: 3 3B: 1 HR: 2	SF: 0 SAC: 1 DP: 0 HBP: 1	WP: 0 PA: 37 PB: 0 SB: 0 CS: 1
<b>PITCHER</b>	IP WLS BF H R ER SO BB IBB HBP BLK WP HR S P ERA WHIP																			
67 Scott Carroll, R ERA: 5.01	(1, 1) 5.0 21 4 4 4 2 2 0 0 1 0 0 1 56 90 7.20 1.200																			
40 Daniel Webb, R ERA: 3.5	(6, 1) 1.1 6 2 1 1 2 0 0 0 0 0 0 1 20 31 6.75 1.500																			
53 Eric Surkamp, L ERA: 5.95	(7, 1) 1.2 6 1 1 1 4 0 0 0 0 0 0 0 16 25 5.40 0.600																			
52 Jake Petricka, R ERA: 2.61	(9, 1) 1.0 W 4 2 0 0 1 0 0 0 0 0 0 0 8 12 0.00 2.000																			

Batter	1	2	3	4	5	6	7	8	9	AB	R	H	RBI	BB	SO	LOB	BOTTOM				
5 Marcus Semien, R OBP: 0.286, SLG: 0.345										5	1	2	0	0	0	0	<b>Minnesota Twins @ Chicago White Sox</b> U.S. Cellular Field, Chicago, IL Sat Sep 13 2014, 7:22 PM - 10:55 PM EDT Att: 20,106 - Sunny - 61 F				
10 Alexei Ramirez, R OBP: 0.307, SLG: 0.414										5	0	0	0	0	1	2					
79 José Abreu, R OBP: 0.383, SLG: 0.598										3	3	2	1	2	0	0					
20 Jordan Danks, L OBP: 0.291, SLG: 0.289										0	0	0	0	0	0	0					
26 Avisail García, R OBP: 0.328, SLG: 0.438										4	2	2	3	1	0	2					
24 Dayan Viciedo, R OBP: 0.279, SLG: 0.415										4	1	2	2	0	1	2					
51 Michael Taylor, R OBP: 0.364, SLG: 0.316										3	0	2	0	1	0	2					
25 Moisés Sierra, R OBP: 0.256, SLG: 0.333										3	0	0	0	0	1	6					
12 Conor Gillaspie, L OBP: 0.345, SLG: 0.431										1	0	1	1	0	0	0					
36 Josh Phegley, R										4	0	0	0	0	2	4					
28 Leury García, S OBP: 0.199, SLG: 0.214										4	0	0	0	0	2	0					
<b>Inning Stats</b>	R: 3 E: 0 K: 1 S: 21	H: 4 LOB: 2 BB: 1 P: 35	R: 0 E: 0 K: 0 S: 7	H: 0 LOB: 0 BB: 0 P: 10	R: 0 E: 0 K: 2 S: 13	H: 1 LOB: 2 BB: 1 P: 20	R: 0 E: 0 K: 1 S: 7	H: 0 LOB: 0 BB: 0 P: 10	R: 1 E: 0 K: 1 S: 16	H: 2 LOB: 2 BB: 1 P: 28	R: 0 E: 0 K: 0 S: 8	H: 1 LOB: 1 BB: 0 P: 11	R: 1 E: 0 K: 1 S: 18	H: 2 LOB: 2 BB: 0 P: 26	R: 0 E: 0 K: 1 S: 8	H: 0 LOB: 0 BB: 0 P: 11	R: 2 E: 0 K: 0 S: 17	H: 1 LOB: 1 BB: 1 P: 24	2B: 1 3B: 0 HR: 3	SF: 0 SAC: 0 DP: 0 HBP: 1	WP: 0 PA: 41 PB: 0 SB: 1 CS: 0
<b>PITCHER</b>	IP WLS BF H R ER SO BB IBB HBP BLK WP HR S P ERA WHIP																				
38 Logan Darnell, L ERA: 8.14	(1, 1) 4.1 22 7 4 3 3 2 0 0 0 0 0 0 15 24 0.00 1.200																				
57 Ryan Pressly, R ERA: 2.82	(5, 1) 1.2 7 1 0 0 0 1 0 0 0 0 0 0 18 26 9.00 2.000																				
61 Jared Burton, R ERA: 4.7	(7, 1) 1.0 B 6 2 1 1 1 0 0 0 0 0 0 0 8 11 0.00 0.000																				
50 Casey Fien, R ERA: 3.73	(8, 1) 1.0 L 3 1 2 2 0 1 0 0 0 0 0 0 1 17 24 54.00 6.000																				
15 Glen Perkins, L ERA: 3.17	(9, 1) 0.1 3 1 2 2 0 1 0 0 0 0 0 1 17 24 54.00 6.000																				



Batter	1	2	3	4	5	6	7	8	9	AB	R	H	RBI	BB	SO	LOB	TOP							
39 Danny Santana, S OBP: 0.352, SLG: 0.470										5	1	2	0	0	1	1	<b>Minnesota Twins @ Chicago White Sox</b> U.S. Cellular Field, Chicago, IL Sun Sep 14 2014, 2:10 PM - 4:53 PM EDT Att: 17,044 - Partly Cloudy - 72 F							
8 Kurt Suzuki, R OBP: 0.347, SLG: 0.380										4	0	1	2	0	0	1								
7 Joe Mauer, L OBP: 0.357, SLG: 0.369										4	0	2	0	1	0	1								
24 Trevor Plouffe, R OBP: 0.322, SLG: 0.427										4	1	2	1	1	0	3								
31 Oswaldo Arcia, L OBP: 0.303, SLG: 0.448										3	1	1	0	2	0	4								
43 Josmil Pinto, R OBP: 0.218, SLG: 0.406										4	0	0	0	0	1	3								
12 Chris Herrmann, L OBP: 0.218, SLG: 0.173										4	0	1	0	0	1	1								
32 Aaron Hicks, S OBP: 0.333, SLG: 0.268										0	0	0	0	0	0	0								
5 Eduardo Escobar, S OBP: 0.312, SLG: 0.401										3	1	1	1	0	0	1								
1 Jordan Schafer, L OBP: 0.325, SLG: 0.321										4	2	2	2	0	1	1								
<b>Inning Stats</b>	R: 0 E: 0 K: 1 S: 8	H: 0 LOB: 0 BB: 0 P: 11	R: 2 E: 0 K: 1 S: 17	H: 3 LOB: 1 BB: 0 P: 30	R: 0 E: 0 K: 0 S: 10	H: 1 LOB: 2 BB: 1 P: 19	R: 2 E: 0 K: 1 S: 8	H: 2 LOB: 0 BB: 0 P: 9	R: 0 E: 0 K: 0 S: 6	H: 0 LOB: 0 BB: 1 P: 10	R: 0 E: 0 K: 0 S: 7	H: 0 LOB: 0 BB: 1 P: 14	R: 1 E: 0 K: 0 S: 10	H: 2 LOB: 2 BB: 1 P: 18	R: 0 E: 0 K: 1 S: 7	H: 0 LOB: 1 BB: 1 P: 13	R: 1 E: 0 K: 0 S: 13	H: 3 LOB: 2 BB: 0 P: 21	1B: 8 2B: 2 3B: 0 HR: 2	SF: 2 SAC: 0 DP: 2 HBP: 0	WP: 1 PB: 0 SB: 2 CS: 0	PA: 41		
<b>PITCHER</b>	IP WLS BF H R ER SO BB IBB HBP BLK WP HR S P ERA WHIP	IP WLS BF H R ER SO BB IBB HBP BLK WP HR S P ERA WHIP	IP WLS BF H R ER SO BB IBB HBP BLK WP HR S P ERA WHIP	IP WLS BF H R ER SO BB IBB HBP BLK WP HR S P ERA WHIP	IP WLS BF H R ER SO BB IBB HBP BLK WP HR S P ERA WHIP	IP WLS BF H R ER SO BB IBB HBP BLK WP HR S P ERA WHIP	IP WLS BF H R ER SO BB IBB HBP BLK WP HR S P ERA WHIP	IP WLS BF H R ER SO BB IBB HBP BLK WP HR S P ERA WHIP	IP WLS BF H R ER SO BB IBB HBP BLK WP HR S P ERA WHIP	IP WLS BF H R ER SO BB IBB HBP BLK WP HR S P ERA WHIP	IP WLS BF H R ER SO BB IBB HBP BLK WP HR S P ERA WHIP	IP WLS BF H R ER SO BB IBB HBP BLK WP HR S P ERA WHIP	IP WLS BF H R ER SO BB IBB HBP BLK WP HR S P ERA WHIP	IP WLS BF H R ER SO BB IBB HBP BLK WP HR S P ERA WHIP	IP WLS BF H R ER SO BB IBB HBP BLK WP HR S P ERA WHIP	IP WLS BF H R ER SO BB IBB HBP BLK WP HR S P ERA WHIP	IP WLS BF H R ER SO BB IBB HBP BLK WP HR S P ERA WHIP	IP WLS BF H R ER SO BB IBB HBP BLK WP HR S P ERA WHIP	IP WLS BF H R ER SO BB IBB HBP BLK WP HR S P ERA WHIP	IP WLS BF H R ER SO BB IBB HBP BLK WP HR S P ERA WHIP	IP WLS BF H R ER SO BB IBB HBP BLK WP HR S P ERA WHIP	IP WLS BF H R ER SO BB IBB HBP BLK WP HR S P ERA WHIP	IP WLS BF H R ER SO BB IBB HBP BLK WP HR S P ERA WHIP	IP WLS BF H R ER SO BB IBB HBP BLK WP HR S P ERA WHIP
48 Hector Noesi, R ERA: 4.77	6.2	L	28	8	5	5	3	2	0	0	0	0	1	2	62	103	6.75	1.500						
54 Ronald Belisario, R ERA: 5.54	0.1		3	1	0	0	0	0	0	0	0	0	0	0	4	8	0.00	3.000						
39 Maikel Cleto, R ERA: 5.4	1.0		4	0	0	0	1	1	0	0	0	0	0	7	13	0.00	1.000							
27 Matt Lindstrom, R ERA: 4.55	1.0		6	3	1	1	0	0	0	0	0	0	0	13	21	9.00	3.000							
<b>Batter</b>	<b>1</b>	<b>2</b>	<b>3</b>	<b>4</b>	<b>5</b>	<b>6</b>	<b>7</b>	<b>8</b>	<b>9</b>	<b>AB</b>	<b>R</b>	<b>H</b>	<b>RBI</b>	<b>BB</b>	<b>SO</b>	<b>LOB</b>	<b>BOTTOM</b>							
1 Adam Eaton, L OBP: 0.360, SLG: 0.387										4	1	1	0	0	1	0	<b>Minnesota Twins @ Chicago White Sox</b> U.S. Cellular Field, Chicago, IL Sun Sep 14 2014, 2:10 PM - 4:53 PM EDT Att: 17,044 - Partly Cloudy - 72 F							
10 Alexei Ramirez, R OBP: 0.306, SLG: 0.414										4	1	1	0	0	0	0								
79 José Abreu, R OBP: 0.384, SLG: 0.604										4	1	2	2	0	0	0								
12 Conor Gillaspie, L OBP: 0.345, SLG: 0.431										3	0	1	1	0	1	0								
5 Marcus Semien, R OBP: 0.289, SLG: 0.349										1	0	1	0	0	0	0								
26 Avisail García, R OBP: 0.319, SLG: 0.424										4	0	0	0	0	3	3								
38 Andy Wilkins, L OBP: 0.100, SLG: 0.133										3	0	0	0	0	2	2								
51 Michael Taylor, R OBP: 0.348, SLG: 0.300										1	0	0	0	0	0	1								
24 Dayan Viciedo, R OBP: 0.277, SLG: 0.412										4	0	0	0	0	2	3								
77 Yolmer Sánchez, S OBP: 0.269, SLG: 0.299										3	0	0	0	0	2	0								
17 Adrián Nieto, S OBP: 0.306, SLG: 0.353										3	1	1	1	0	1	0								
<b>Inning Stats</b>	R: 0 E: 0 K: 1 S: 12	H: 0 LOB: 0 BB: 0 P: 14	R: 0 E: 0 K: 2 S: 10	H: 0 LOB: 0 BB: 0 P: 12	R: 0 E: 0 K: 2 S: 9	H: 0 LOB: 0 BB: 0 P: 13	R: 2 E: 0 K: 3 S: 19	H: 4 LOB: 2 BB: 0 P: 25	R: 1 E: 0 K: 1 S: 10	H: 1 LOB: 0 BB: 0 P: 16	R: 0 E: 0 K: 1 S: 10	H: 0 LOB: 0 BB: 0 P: 13	R: 0 E: 0 K: 0 S: 6	H: 0 LOB: 0 BB: 0 P: 8	R: 0 E: 0 K: 1 S: 7	H: 0 LOB: 0 BB: 0 P: 10	R: 1 E: 0 K: 1 S: 11	H: 2 LOB: 1 BB: 0 P: 12	1B: 4 2B: 1 3B: 0 HR: 2	SF: 0 SAC: 0 DP: 0 HBP: 0	WP: 0 PB: 0 SB: 0 CS: 0	PA: 34		
<b>PITCHER</b>	IP WLS BF H R ER SO BB IBB HBP BLK WP HR S P ERA WHIP	IP WLS BF H R ER SO BB IBB HBP BLK WP HR S P ERA WHIP	IP WLS BF H R ER SO BB IBB HBP BLK WP HR S P ERA WHIP	IP WLS BF H R ER SO BB IBB HBP BLK WP HR S P ERA WHIP	IP WLS BF H R ER SO BB IBB HBP BLK WP HR S P ERA WHIP	IP WLS BF H R ER SO BB IBB HBP BLK WP HR S P ERA WHIP	IP WLS BF H R ER SO BB IBB HBP BLK WP HR S P ERA WHIP	IP WLS BF H R ER SO BB IBB HBP BLK WP HR S P ERA WHIP	IP WLS BF H R ER SO BB IBB HBP BLK WP HR S P ERA WHIP	IP WLS BF H R ER SO BB IBB HBP BLK WP HR S P ERA WHIP	IP WLS BF H R ER SO BB IBB HBP BLK WP HR S P ERA WHIP	IP WLS BF H R ER SO BB IBB HBP BLK WP HR S P ERA WHIP	IP WLS BF H R ER SO BB IBB HBP BLK WP HR S P ERA WHIP	IP WLS BF H R ER SO BB IBB HBP BLK WP HR S P ERA WHIP	IP WLS BF H R ER SO BB IBB HBP BLK WP HR S P ERA WHIP	IP WLS BF H R ER SO BB IBB HBP BLK WP HR S P ERA WHIP	IP WLS BF H R ER SO BB IBB HBP BLK WP HR S P ERA WHIP	IP WLS BF H R ER SO BB IBB HBP BLK WP HR S P ERA WHIP	IP WLS BF H R ER SO BB IBB HBP BLK WP HR S P ERA WHIP	IP WLS BF H R ER SO BB IBB HBP BLK WP HR S P ERA WHIP	IP WLS BF H R ER SO BB IBB HBP BLK WP HR S P ERA WHIP	IP WLS BF H R ER SO BB IBB HBP BLK WP HR S P ERA WHIP	IP WLS BF H R ER SO BB IBB HBP BLK WP HR S P ERA WHIP	IP WLS BF H R ER SO BB IBB HBP BLK WP HR S P ERA WHIP
65 Trevor May, R ERA: 7.71	6.0	W	23	5	3	3	10	0	0	0	0	0	0	0	0	0	4.50	0.833						
61 Jared Burton, R ERA: 4.62	1.0	H	3	0	0	0	0	0	0	0	0	0	0	6	8	0.00	0.000							
50 Casey Fien, R ERA: 3.67	1.0	H	3	0	0	0	1	0	0	0	0	0	0	7	10	0.00	0.000							
15 Glen Perkins, L ERA: 3.26	1.0	S	5	2	1	1	1	0	0	0	0	0	0	1	11	12	9.00	2.000						











Batter	1	2	3	4	5	6	7	8	9	AB	R	H	RBI	BB	SO	LOB	TOP										
1 Adam Eaton, L (1, 8) OBP: 0.364, SLG: 0.400	G4-3		SF7			L8		G4-3		3	0	0	1	0	0	1	Chicago White Sox @ Kansas City Royals Kauffman Stadium, Kansas City, MO Wed Sep 17 2014, 7:11 PM - 10:00 PM CDT Att: 26,425 - Partly Cloudy - 72 F										
10 Alexei Ramirez, R (1, 6) OBP: 0.307, SLG: 0.414	L8		K			79 G4-6-3 1B		79 S 1B		4	0	2	1	0	1	2											
79 José Abreu, R (1, 3) OBP: 0.382, SLG: 0.594	12 2-6 BB		K			G4-6-3 1-2		K		3	0	0	0	1	2	4											
12 Conor Gillaspie, L (1, 5) OBP: 0.342, SLG: 0.429	2-6	P5			F7			K		4	0	0	0	0	2	0											
26 Avisail García, R (1, 9) OBP: 0.318, SLG: 0.413		F9			K			K		4	0	0	0	0	2	0											
24 Davan Vicedo, R (1, 10) OBP: 0.280, SLG: 0.410		L9			K					3	0	0	0	1	1	0											
20 Jordan Danks, L (1, 7) OBP: 0.291, SLG: 0.289			5 HBP 1 SF7 1B			K		G3		3	1	1	0	0	1	1											
21 Tyler Flowers, R (1, 2) OBP: 0.302, SLG: 0.395			1 E 5 HBP 1B			L9		G4-3 10 1B 2B		3	1	2	0	0	0	0											
5 Marcus Semien, R (1, 4) OBP: 0.284, SLG: 0.338			1-2 2-3 HBP			G6-3		K		2	0	0	0	0	1	1											
<b>Inning Stats</b>	R: 0 E: 0 K: 0 S: 8	H: 0 LOB: 1 BB: 1 P: 15	R: 0 E: 0 K: 0 S: 9	H: 0 LOB: 0 BB: 0 P: 15	R: 1 E: 1 K: 2 S: 12	H: 2 LOB: 2 BB: 0 P: 20	R: 0 E: 0 K: 2 S: 8	H: 0 LOB: 0 BB: 0 P: 13	R: 0 E: 0 K: 1 S: 5	H: 0 LOB: 0 BB: 0 P: 9	R: 0 E: 0 K: 0 S: 5	H: 1 LOB: 1 BB: 1 P: 10	R: 0 E: 0 K: 2 S: 11	H: 0 LOB: 1 BB: 1 P: 18	R: 1 E: 0 K: 2 S: 14	H: 2 LOB: 1 BB: 0 P: 18	R: 0 E: 0 K: 1 S: 6	H: 0 LOB: 0 BB: 0 P: 7	1B: 4 2B: 1 3B: 0 HR: 0	SF: 1 SAC: 0 DP: 1 HBP: 1	WP: 0 PB: 0 SB: 1 CS: 0	PA: 33					
<b>PITCHER</b>	IP	WLS	BF	H	R	ER	SO	BB	IBB	HBP	BLK	WP	HR	S	P	ERA	WHIP	<b>PITCHER</b>									
30 Yordano Ventura, R (1, 1) ERA: 3.19	7.0	W	26	3	1	1	7	2	0	1	0	0	0	58	100	1.29	0.714										
17 Wade Davis, R (8, 1) ERA: 0.94	1.0		5	2	1	1	2	0	0	0	0	0	0	14	18	9.00	2.000										
56 Greg Holland, R (9, 1) ERA: 1.54	1.0		3	0	0	0	1	0	0	0	0	0	0	6	7	0.00	0.000										

Batter	1	2	3	4	5	6	7	8	9	AB	R	H	RBI	BB	SO	LOB	BOTTOM										
2 Alcides Escobar, R (1, 6) OBP: 0.310, SLG: 0.369	K		23 1B 6 HR			HBP		F8		4	2	2	1	0	1	0	Chicago White Sox @ Kansas City Royals Kauffman Stadium, Kansas City, MO Wed Sep 17 2014, 7:11 PM - 10:00 PM CDT Att: 26,425 - Partly Cloudy - 72 F										
23 Norichika Aoki, L (1, 9) OBP: 0.350, SLG: 0.353			1B	HR				G5-3		4	1	3	0	1	0	0											
1 Jarrod Dyson, L (9, 8) OBP: 0.322, SLG: 0.324	2B		1B	1B				E6		0	0	0	0	0	0	0											
6 Lorenzo Cain, R (1, 8) OBP: 0.337, SLG: 0.413	P4		1B	1B				1B		5	1	3	3	0	1	2											
7 Josh Willingham, R (1, 10) OBP: 0.353, SLG: 0.407	4 FC4-6 BB		13 1B 13 1B BB					G6-3		3	1	0	0	2	2	3											
4 Alex Gordon, L (1, 7) OBP: 0.351, SLG: 0.438	FC4-6		1B			G4-3		13 1B 35 E BB		3	1	0	0	1	1	3											
13 Salvador Perez, R (1, 2) OBP: 0.291, SLG: 0.401		P3	16 FC6-4 1B			F7		35 FC3-6 1B		4	0	2	1	0	0	0											
16 Billy Butler, R (1, 3) OBP: 0.318, SLG: 0.373			1B					FC3-6		3	0	1	0	0	1	1											
35 Eric Hosmer, L (6, PR) OBP: 0.314, SLG: 0.386	K		FC6-4			2B				1	0	0	0	0	0	1											
14 Omar Infante, R (1, 4) OBP: 0.293, SLG: 0.341	L8				F9			F8		3	0	0	0	1	0	1											
12 Jayson Nix, R (1, 5) OBP: 0.174, SLG: 0.160										2	0	0	0	0	2	0											
18 Raul Ibanez, L (6, PH) OBP: 0.262, SLG: 0.288										1	0	0	0	0	1	0											
8 Mike Moustakas, L (7, 5) OBP: 0.272, SLG: 0.373										1	0	0	0	0	0	2											
<b>Inning Stats</b>	R: 0 E: 0 K: 1 S: 9	H: 1 LOB: 2 BB: 1 P: 17	R: 0 E: 0 K: 1 S: 9	H: 0 LOB: 0 BB: 0 P: 14	R: 4 E: 0 K: 2 S: 20	H: 4 LOB: 1 BB: 1 P: 29	R: 1 E: 0 K: 2 S: 21	H: 3 LOB: 2 BB: 0 P: 27	R: 0 E: 0 K: 0 S: 8	H: 1 LOB: 1 BB: 0 P: 9	R: 0 E: 0 K: 2 S: 9	H: 0 LOB: 1 BB: 1 P: 20	R: 1 E: 1 K: 1 S: 10	H: 1 LOB: 2 BB: 2 P: 23	R: 0 E: 1 K: 0 S: 4	H: 1 LOB: 1 BB: 0 P: 8	1B: 7 2B: 2 3B: 0 HR: 2	SF: 0 SAC: 0 DP: 0 HBP: 1	WP: 0 PB: 0 SB: 0 CS: 1	PA: 40							
<b>PITCHER</b>	IP	WLS	BF	H	R	ER	SO	BB	IBB	HBP	BLK	WP	HR	S	P	ERA	WHIP	<b>PITCHER</b>									
49 Chris Sale, L (1, 1) ERA: 2.2	5.0	L	26	5	5	5	6	2	0	1	0	0	0	15	34	0.00	2.250										
39 Markel Cleto, R (6, 1) ERA: 5.13	1.1		7	1	1	0	3	2	0	1	0	0	0	4	9	0.00	0.000										
68 Scott Snodgrass, L (7, 1) ERA: 15.43	0.2		3	0	0	0	0	0	1	0	0	0	0	4	9	0.00	0.000										
27 Matt Lindstrom, R (8, 1) ERA: 4.6	1.0		4	1	0	0	0	0	0	0	0	0	0	4	8	0.00	1.000										









Batter	1	2	3	4	5	6	7	8	9	AB	R	H	RBI	BB	SO	LOB	TOP										
1 Adam Eaton, L (1, 8) OBP: 0.361, SLG: 0.397	E4 79 1B		10 G5-3 BB			G4-3		G4-3		3	0	0	0	1	0	0	Chicago White Sox @ Tampa Bay Rays Tropicana Field, St. Petersburg, FL Sat Sep 20 2014, 7:11 PM - 10:16 PM EDT Att: 21,830 - Dome - 72 F										
10 Alexei Ramirez, R (1, 6) OBP: 0.306, SLG: 0.412	F7		G5-3			F7		G5-3		4	0	0	0	0	0	2											
79 José Abreu, R (1, 3) OBP: 0.386, SLG: 0.592	12 G4-3 1B		G6-3			G6-3				3	1	1	0	1	0	1											
12 Conor Gillaspie, L (1, 5) OBP: 0.339, SLG: 0.423	G4-3				G6-3					2	0	0	0	1	0	2											
5 Marcus Semien, R (9, PH) OBP: 0.296, SLG: 0.348						24 F7 26 BB				1	0	1	1	0	0	0											
26 Avisail García, R (1, 9) OBP: 0.325, SLG: 0.414		G6-3								2	0	1	0	2	0	0											
24 Davan Vicedo, R (1, 7) OBP: 0.280, SLG: 0.407										2	0	1	0	2	0	0											
38 Andy Wilkins, L (1, 10) OBP: 0.280, SLG: 0.335										3	0	0	0	0	0	3											
14 Paul Konerko, R (9, PH) OBP: 0.266, SLG: 0.335										1	0	0	0	0	0	2											
21 Tyler Flowers, R (1, 2)										4	0	0	0	0	3	5											
77 Yolmer Sánchez, S (1, 4) OBP: 0.299, SLG: 0.289										3	0	0	0	0	2	0											
<b>Inning Stats</b>	R: 0 E: 1 K: 0 S: 11	H: 1 LOB: 1 BB: 0 P: 14	R: 0 E: 0 K: 1 S: 8	H: 0 LOB: 1 BB: 1 P: 13	R: 0 E: 0 K: 0 S: 9	H: 0 LOB: 1 BB: 1 P: 17	R: 0 E: 0 K: 0 S: 4	H: 1 LOB: 0 BB: 0 P: 5	R: 0 E: 0 K: 2 S: 9	H: 0 LOB: 0 BB: 0 P: 14	R: 0 E: 0 K: 0 S: 5	H: 0 LOB: 0 BB: 0 P: 9	R: 0 E: 0 K: 0 S: 18	H: 0 LOB: 0 BB: 2 P: 31	R: 0 E: 0 K: 1 S: 10	H: 0 LOB: 0 BB: 0 P: 12	R: 1 E: 0 K: 1 S: 15	H: 1 LOB: 2 BB: 2 P: 28	1B: 3 2B: 1 3B: 0 HR: 0	SF: 0 SAC: 0 DP: 2 HBP: 0	WP: 0 PB: 0 SB: 0 CS: 0	PA: 35					
<b>PITCHER</b>	IP	WLS	BF	H	R	ER	SO	BB	IBB	HBP	BLK	WP	HR	S	P	ERA	WHIP										
22 Chris Archer, R (1, 1) ERA: 3.42	6.1	W	24	2	0	0	3	4	0	0	0	0	0	58	95	0.00	0.947										
62 Joel Peralta, L (7, 1) ERA: 4.3	1.0	H	3	0	0	0	1	0	0	0	0	0	0	9	12	0.00	0.000										
38 Jeff Beliveau, L (8, 1) ERA: 1.61	0.1	H	1	0	0	0	0	0	0	0	0	0	0	5	6	0.00	0.000										
50 Grant Balfour, R (8, 1) ERA: 5.1	0.1	H	1	0	0	0	0	0	0	0	0	0	0	2	2	0.00	0.000										
57 Jake McGee, L (9, 1) ERA: 1.92	1.0	S	6	1	1	1	1	2	0	0	0	0	0	15	28	9.00	3.000										
<b>Batter</b>	1	2	3	4	5	6	7	8	9	AB	R	H	RBI	BB	SO	LOB	BOTTOM										
18 Ben Zobrist, S (1, 7) OBP: 0.355, SLG: 0.394	G5-3		7 G5-4-3 BB							3	0	2	1	1	0	0	Chicago White Sox @ Tampa Bay Rays Tropicana Field, St. Petersburg, FL Sat Sep 20 2014, 7:11 PM - 10:16 PM EDT Att: 21,830 - Dome - 72 F										
7 David DeJesus, L (1, 10) OBP: 0.354, SLG: 0.419	F9		G5-4-3							4	0	0	0	0	4												
3 Evan Longoria, R (1, 5) OBP: 0.320, SLG: 0.407	L8									3	0	1	0	1	0	2											
21 James Loney, L (1, 3) OBP: 0.335, SLG: 0.382										4	1	1	0	0	2												
2 Nick Franklin, S (1, 4) OBP: 0.250, SLG: 0.293										3	1	2	2	1	1	0											
20 Matt Joyce, L (1, 9) OBP: 0.346, SLG: 0.379										3	0	0	0	0	3												
11 Yunel Escobar, R (1, 6) OBP: 0.321, SLG: 0.339										3	1	1	0	0	1												
39 Kevin Kiermaier, L (1, 8) OBP: 0.314, SLG: 0.446										2	0	0	0	1	1												
24 Ryan Hanigan, R (1, 2) OBP: 0.324, SLG: 0.338										2	0	0	0	1	0	1											
<b>Inning Stats</b>	R: 0 E: 0 K: 0 S: 8	H: 0 LOB: 0 BB: 0 P: 9	R: 2 E: 0 K: 0 S: 13	H: 2 LOB: 0 BB: 0 P: 21	R: 0 E: 0 K: 0 S: 5	H: 0 LOB: 0 BB: 1 P: 12	R: 0 E: 0 K: 0 S: 8	H: 1 LOB: 1 BB: 1 P: 16	R: 1 E: 0 K: 1 S: 11	H: 2 LOB: 2 BB: 1 P: 17	R: 0 E: 0 K: 0 S: 10	H: 1 LOB: 0 BB: 0 P: 16	R: 0 E: 0 K: 0 S: 8	H: 1 LOB: 1 BB: 1 P: 14	R: 0 E: 0 K: 1 S: 8	H: 0 LOB: 0 BB: 1 P: 13		1B: 4 2B: 4 3B: 0 HR: 1	SF: 0 SAC: 0 DP: 4 HBP: 0	WP: 1 PB: 0 SB: 0 CS: 0	PA: 32						
<b>PITCHER</b>	IP	WLS	BF	H	R	ER	SO	BB	IBB	HBP	BLK	WP	HR	S	P	ERA	WHIP										
48 Hector Noesi, R (1, 1) ERA: 4.76	6.0	L	25	6	3	3	1	3	0	0	0	0	0	55	91	4.50	1.500										
41 Javy Guerra, R (7, 1) ERA: 2.64	1.0		4	1	0	0	0	1	0	0	0	0	0	8	14	0.00	2.000										
39 Maikel Cleto, R (8, 1) ERA: 4.94	1.0		3	0	0	0	1	1	0	0	0	0	0	8	13	0.00	1.000										



Batter	1	2	3	4	5	6	7	8	9	AB	R	H	RBI	BB	SO	LOB	TOP				
10 Alexei Ramirez, R OBP: 0.307, SLG: 0.413 28 Leury Garcia, S OBP: 0.197, SLG: 0.213	G3	G5-3			K			F8		4	1	1	2	0	1	0					
77 Yolmer Sánchez, S OBP: 0.267, SLG: 0.287	K		G6-3			G4-3				4	0	1	0	1	1	1					
79 José Abreu, R OBP: 0.365, SLG: 0.589 17 Adrián Nieto, S OBP: 0.304, SLG: 0.350	L8		G4-3		L9					4	0	1	1	0	0	1					
26 Avisail García, R OBP: 0.333, SLG: 0.460			L9							5	2	3	2	0	0	1					
24 Dayan Viedro, R OBP: 0.282, SLG: 0.408 25 Moisés Sierra, R OBP: 0.265, SLG: 0.333					F8					2	2	1	0	0	0	0					
20 Jordan Danks, L OBP: 0.304, SLG: 0.297										4	2	2	0	1	1	4					
5 Marcus Semien, R OBP: 0.298, SLG: 0.364					L8					5	2	2	3	0	0	2					
38 Andy Wilkins, L OBP: 0.143, SLG: 0.125			K2-3							4	1	1	1	1	3	1					
36 Josh Phegley, R OBP: 0.083, SLG: 0.130			G6-3							5	0	0	1	0	2	4					
<b>Inning Stats</b>	R: 0 E: 0 K: 1 S: 8	H: 0 LOB: 0 BB: 0 P: 13	R: 4 E: 0 K: 1 S: 14	H: 3 LOB: 0 BB: 0 P: 20	R: 0 E: 0 K: 0 S: 13	H: 0 LOB: 0 BB: 0 P: 16	R: 0 E: 0 K: 1 S: 9	H: 0 LOB: 1 BB: 1 P: 17	R: 0 E: 0 K: 2 S: 13	H: 0 LOB: 1 BB: 1 P: 22	R: 6 E: 0 K: 0 S: 21	H: 6 LOB: 1 BB: 1 P: 33	R: 0 E: 0 K: 1 S: 13	H: 1 LOB: 2 BB: 1 P: 21	R: 0 E: 0 K: 1 S: 11	H: 2 LOB: 3 BB: 1 P: 16	1B: 8 2B: 1 3B: 0 HR: 3	SF: 0 SAC: 0 DP: 0 HBP: 1	WP: 0 PB: 0 SB: 1 CS: 0	PA: 45	
<b>PITCHER</b>	IP	WLS	BF	H	R	ER	SO	BB	IBB	HBP	BLK	WP	HR	S	P	ERA	WHIP				
51 Nate Karns, R ERA: 4.5	5.0	L	23	5	6	6	5	2	0	1	0	0	3	60	91	10.80	1.400				
37 Alex Colomé, R ERA: 3.63	1.0		8	4	4	4	0	1	0	0	0	0	0	18	30	36.00	5.000				
27 Cesár Ramos, L ERA: 3.84	1.0		5	1	0	0	1	1	0	0	0	0	0	13	21	0.00	2.000				
49 Kirby Yates, R ERA: 3.18	1.0		6	2	0	0	1	1	0	0	0	0	0	11	21	0.00	3.000				
26 Brad Boxberger, R ERA: 2.55	1.0		3	0	0	0	2	0	0	0	0	0	0	11	16	0.00	0.000				

Chicago White Sox @ Tampa Bay Rays  
Tropicana Field, St. Petersburg, FL  
Sun Sep 21 2014, 1:43 PM - 5:08 PM EDT  
Att: 21,270 - Dome - 72 F

livebaseballscorecards.com

AB 39  
R 10  
H 12  
RBI 10  
BB 5  
SO 9  
LOB 15



Batter	1	2	3	4	5	6	7	8	9	AB	R	H	RBI	BB	SO	LOB	BOTTOM					
18 Ben Zobrist, S OBP: 0.353, SLG: 0.393 2 Nick Franklin, S OBP: 0.269, SLG: 0.317	G1-3		G5-3			K				2	0	0	0	0	0	0						
5 Brandon Guyer, R OBP: 0.335, SLG: 0.372	P4				F8					5	1	2	2	0	1	2						
3 Evan Longoria, R OBP: 0.326, SLG: 0.406 39 Kevin Kiermaier, L OBP: 0.314, SLG: 0.445	K					G4-3				2	0	0	0	0	2	0						
9 Wil Myers, R OBP: 0.296, SLG: 0.321										4	0	1	1	1	1	2						
11 Logan Forsythe, R OBP: 0.294, SLG: 0.340					L9					5	0	1	0	0	1	4						
11 Yunel Escobar, R OBP: 0.323, SLG: 0.339					G4-3					3	0	1	0	1	0	1						
21 James Loney, L OBP: 0.336, SLG: 0.382										3	1	1	0	1	0	3						
1 Sean Rodríguez, R OBP: 0.255, SLG: 0.430										4	0	0	0	0	0	3						
59 Curt Casali, R OBP: 0.272, SLG: 0.211										2	2	1	1	2	0	0						
<b>Inning Stats</b>	R: 0 E: 0 K: 1 S: 8	H: 0 LOB: 0 BB: 0 P: 13	R: 0 E: 0 K: 0 S: 5	H: 0 LOB: 1 BB: 1 P: 14	R: 0 E: 0 K: 0 S: 6	H: 0 LOB: 0 BB: 0 P: 9	R: 0 E: 0 K: 2 S: 9	H: 0 LOB: 0 BB: 0 P: 12	R: 0 E: 0 K: 0 S: 6	H: 0 LOB: 1 BB: 1 P: 14	R: 2 E: 0 K: 2 S: 15	H: 2 LOB: 1 BB: 1 P: 24	R: 1 E: 1 K: 1 S: 14	H: 3 LOB: 2 BB: 1 P: 22	R: 0 E: 0 K: 1 S: 11	H: 1 LOB: 2 BB: 1 P: 21	R: 2 E: 0 K: 0 S: 13	H: 3 LOB: 2 BB: 1 P: 28	1B: 6 2B: 4 3B: 0 HR: 0	SF: 0 SAC: 0 DP: 1 HBP: 0	WP: 0 PB: 0 SB: 0 CS: 0	PA: 41
<b>PITCHER</b>	IP	WLS	BF	H	R	ER	SO	BB	IBB	HBP	BLK	WP	HR	S	P	ERA	WHIP					
50 John Danks, L ERA: 4.82	6.0	W	23	2	2	2	5	3	0	0	0	0	0	14	22	3.00	0.833					
27 Matt Lindstrom, R ERA: 4.45	1.0		6	3	1	0	1	1	0	0	0	0	0	8	20	54.00	9.000					
53 Eric Surkamp, L ERA: 5.32	1.0		5	1	0	0	1	1	0	0	0	0	0	11	21	0.00	2.000					
40 Daniel Webb, R ERA: 3.82	0.1		4	2	2	2	0	1	0	0	0	0	0	8	20	54.00	9.000					
68 Scott Snodgrass, L ERA: 15.43	0.0		1	1	0	0	0	0	0	0	0	0	0	1	1	∞	∞					

Chicago White Sox @ Tampa Bay Rays  
Tropicana Field, St. Petersburg, FL  
Sun Sep 21 2014, 1:43 PM - 5:08 PM EDT  
Att: 21,270 - Dome - 72 F

livebaseballscorecards.com

AB 35  
R 5  
H 9  
RBI 5  
BB 6  
SO 7  
LOB 17













Batter	1	2	3	4	5	6	7	8	9	AB	R	H	RBI	BB	SO	LOB	TOP		
1 Adam Eaton, L (1, 8) OBP: 0.360, SLG: 0.395	L8		K		FC3-2		P6			4	0	0	0	0	1	2	<b>Chicago White Sox @ Detroit Tigers</b> Comerica Park, Detroit, MI Wed Sep 24, 2014, 1:11 PM - 4:12 PM EDT Att: 36,810 - Sunny - 68 F		
10 Alexei Ramirez, R (1, 6) OBP: 0.308, SLG: 0.414	12 1B		G6-3		L7		F7			4	0	1	0	0	0	2			
79 José Abreu, R (1, 3) OBP: 0.381, SLG: 0.580	F8				F7		12 24 3B		F7	4	1	1	0	0	0	1			
12 Conor Gillaspie, L (1, 5) OBP: 0.341, SLG: 0.423	26 FC6-4				1B		P6		K	4	0	2	0	0	1	1			
26 Avisail García, R (1, 9) OBP: 0.317, SLG: 0.432	FC6-4				P6		G5-3		F7	4	0	0	0	0	0	4			
24 Dayan Viciedo, R (1, 10) OBP: 0.280, SLG: 0.409	F8				P4		3B		K	4	0	1	1	0	1	1			
20 Jordan Danks, L (1, 7) OBP: 0.300, SLG: 0.292	K				5 1B		K		G3	4	0	1	0	0	2	1			
21 Tyler Flowers, R (1, 2) OBP: 0.297, SLG: 0.396	G6-3				K		K			3	0	0	0	0	2	1			
5 Marcus Semien, R (1, 4) OBP: 0.293, SLG: 0.355	G6-3				1 FC3-2		P4			3	0	1	0	0	0	0			
<b>Inning Stats</b>	R: 0 H: 2 E: 0 K: 0 S: 13	LOB: 2 BB: 0 P: 16	R: 0 H: 0 E: 0 K: 1 S: 7	LOB: 0 BB: 0 P: 8	R: 0 H: 0 E: 0 K: 1 S: 6	LOB: 0 BB: 0 P: 9	R: 0 H: 1 E: 0 K: 0 S: 7	LOB: 1 BB: 0 P: 10	R: 0 H: 2 E: 0 K: 1 S: 9	LOB: 2 BB: 0 P: 13	R: 1 H: 2 E: 0 K: 1 S: 11	LOB: 1 BB: 0 P: 19	R: 0 H: 0 E: 0 K: 1 S: 12	LOB: 0 BB: 0 P: 15	R: 0 H: 0 E: 0 K: 1 S: 10	LOB: 0 BB: 0 P: 12	1B: 6 2B: 0 3B: 1 HR: 0	SF: 0 SAC: 0 DP: 0 HBP: 0	WP: 0 PA: 34 PB: 0 SB: 1 CS: 0
<b>PITCHER</b>	IP WLS BF H R ER SO BB IBB HBP BLK WP HR S P ERA WHIP																		
35 Justin Verlander, R (1, 1) ERA: 4.54	8.0 W 31 7 1 1 6 0 0 0 0 0 0 0 76 109 1.12 0.875																		
38 Joakim Soria, R (9, 1) ERA: 3.32	1.0 3 0 0 0 1 0 0 0 0 0 0 0 10 12 0.00 0.000																		

Batter	1	2	3	4	5	6	7	8	9	AB	R	H	RBI	BB	SO	LOB	BOTTOM		
3 Ian Kinsler, R (1, 4) OBP: 0.308, SLG: 0.419	48 PB		F9		BB		48 24 1B		48 BB	3	1	2	2	2	0	1	<b>Chicago White Sox @ Detroit Tigers</b> Comerica Park, Detroit, MI Wed Sep 24, 2014, 1:11 PM - 4:12 PM EDT Att: 36,810 - Sunny - 68 F		
48 Torii Hunter, R (1, 9) OBP: 0.323, SLG: 0.451	G5-3		1B		K		2B		1B	4	0	2	0	1	1	2			
24 Miguel Cabrera, R (1, 3) OBP: 0.372, SLG: 0.517	K		K		K		SF7		K	4	0	0	1	0	4	5			
41 Victor Martinez, S (1, 10) OBP: 0.408, SLG: 0.562	IBB		K		K		F8			2	1	0	0	1	1	3			
28 J.D. Martinez, R (1, 7) OBP: 0.363, SLG: 0.565	K		50 G4-6-3		9 SF8		9 SF8		50 SH5-4	4	1	3	0	0	1	2			
9 Nick Castellanos, R (1, 5) OBP: 0.310, SLG: 0.395	K		K		K		SF8		17 SH1-3	2	0	0	1	1	2	1			
32 Don Kelly, L (8, PR) OBP: 0.331, SLG: 0.288	K		K		K		SF8		17 SH1-3	0	1	0	0	0	0	0			
50 Bryan Holaday, R (1, 2) OBP: 0.268, SLG: 0.277	K		G4-6-3		K2-3		K2-3		SH5-4	3	0	0	0	0	2	2			
17 Andrew Romine, S (1, 6) OBP: 0.270, SLG: 0.269	P3				P4		G3-1		SH1-3	3	0	0	1	0	0	0			
20 Rajai Davis, R (1, 8) OBP: 0.320, SLG: 0.401	48 1B		G4-3		G4-3		3 2B		3 1B	4	2	3	1	0	0	0			
<b>Inning Stats</b>	R: 0 H: 0 E: 0 K: 2 S: 14	LOB: 2 BB: 2 P: 25	R: 0 H: 0 E: 0 K: 2 S: 9	LOB: 0 BB: 0 P: 13	R: 0 H: 2 E: 0 K: 2 S: 18	LOB: 2 BB: 0 P: 24	R: 0 H: 1 E: 0 K: 1 S: 9	LOB: 0 BB: 0 P: 11	R: 0 H: 0 E: 0 K: 1 S: 9	LOB: 1 BB: 1 P: 13	R: 1 H: 1 E: 0 K: 2 S: 9	LOB: 1 BB: 0 P: 15	R: 2 H: 3 E: 0 K: 0 S: 15	LOB: 3 BB: 0 P: 24	R: 3 H: 3 E: 0 K: 1 S: 14	LOB: 2 BB: 2 P: 29	1B: 8 2B: 2 3B: 0 HR: 0	SF: 2 SAC: 2 DP: 1 HBP: 1	WP: 0 PA: 39 PB: 1 SB: 1 CS: 0
<b>PITCHER</b>	IP WLS BF H R ER SO BB IBB HBP BLK WP HR S P ERA WHIP																		
49 Chris Sale, L (1, 1) ERA: 2.17	6.0 L 6 3 2 2 0 0 0 0 0 0 0 0 15 24 1.50 1.000																		
41 Javy Guerra, R (7, 1)	1.0 6 3 2 2 0 0 0 0 0 0 0 0 15 24 18.00 3.000																		
27 Matt Lindstrom, R (8, 1) ERA: 5.18	0.2 6 3 3 3 0 1 0 0 0 0 0 0 10 20 40.50 6.000																		
40 Daniel Webb, R (8, 1) ERA: 3.8	0.1 2 0 0 0 1 1 0 0 0 0 0 0 4 9 0.00 3.000																		



Batter	1	2	3	4	5	6	7	8	9	AB	R	H	RBI	BB	SO	LOB	TOP										
2 Alcides Escobar, R OBP: 0.313, SLG: 0.373										5	0	1	1	0	1	1	<b>Kansas City Royals @ Chicago White Sox</b> U.S. Cellular Field, Chicago, IL Thu Sep 25 2014, 8:13 PM - 11:17 PM EDT Att: 19,587 - Partly Cloudy - 72 F										
23 Norichika Aoki, L OBP: 0.348, SLG: 0.356										4	0	1	0	0	1	0											
1 Jarrod Dyson, L OBP: 0.326, SLG: 0.329										0	1	0	0	1	0	0											
6 Lorenzo Cain, R OBP: 0.342, SLG: 0.417										5	2	4	1	0	0	0											
35 Eric Hosmer, L OBP: 0.323, SLG: 0.406										5	1	3	2	0	0	2											
16 Billy Butler, R OBP: 0.320, SLG: 0.375										4	0	0	1	0	1	3											
0 Terrance Gore, R										0	1	0	0	0	0	0											
4 Alex Gordon, L OBP: 0.351, SLG: 0.432										4	0	2	1	0	1	1											
13 Salvador Perez, R OBP: 0.292, SLG: 0.402										4	1	2	0	0	1	1											
14 Omar Infante, R OBP: 0.296, SLG: 0.340										4	0	0	0	0	1	3											
8 Mike Moustakas, L OBP: 0.267, SLG: 0.359										4	0	1	0	0	1	1											
<b>Inning Stats</b>	R: 1 H: 2 K: 1 S: 10	H: 2 LOB: 1 BB: 0 P: 18	R: 0 H: 0 K: 1 S: 6	H: 0 LOB: 0 BB: 0 P: 7	R: 0 H: 1 K: 0 S: 7	H: 1 LOB: 0 BB: 0 P: 11	R: 0 H: 1 K: 1 S: 9	H: 1 LOB: 1 BB: 0 P: 14	R: 1 H: 3 K: 2 S: 10	H: 3 LOB: 2 BB: 0 P: 14	R: 1 H: 2 K: 1 S: 11	H: 2 LOB: 1 BB: 0 P: 14	R: 0 H: 0 K: 0 S: 4	H: 0 LOB: 0 BB: 0 P: 7	R: 2 H: 4 K: 1 S: 13	H: 4 LOB: 2 BB: 0 P: 20	R: 1 H: 1 K: 0 S: 13	H: 1 LOB: 1 BB: 1 P: 21	1B: 10 2B: 2 HR: 1	SF: 0 SAC: 0 HBP: 0	WP: 0 PB: 1 CS: 1	PA: 40					
<b>PITCHER</b>	IP	WLS	BF	H	R	ER	SO	BB	IBB	HBP	BLK	WP	HR	S	P	ERA	WHIP										
62 Jose Quintana, L ERA: 3.32	7.1	L	31	11	5	5	7	0	0	0	0	0	1	64	95	6.14	1.500										
52 Jake Patricka, R ERA: 2.85	0.2		4	2	0	0	0	0	0	0	0	0	0	6	10	0.00	3.000										
53 Eric Surkamp, L ERA: 5.09	1.0		5	1	1	0	0	1	0	0	0	0	0	13	21	0.00	2.000										

Batter	1	2	3	4	5	6	7	8	9	AB	R	H	RBI	BB	SO	LOB	BOTTOM										
1 Adam Eaton, L OBP: 0.358, SLG: 0.393										5	0	1	0	0	2	4	<b>Kansas City Royals @ Chicago White Sox</b> U.S. Cellular Field, Chicago, IL Thu Sep 25 2014, 8:13 PM - 11:17 PM EDT Att: 19,587 - Partly Cloudy - 72 F										
10 Alexei Ramirez, R OBP: 0.306, SLG: 0.410										5	0	0	0	0	1	3											
79 José Abreu, R OBP: 0.379, SLG: 0.576										5	0	1	0	0	2	3											
12 Conor Gillaspie, L OBP: 0.339, SLG: 0.420										4	0	0	0	0	1	1											
26 Avisail García, R OBP: 0.315, SLG: 0.429										1	0	0	0	0	0	0											
25 Moisés Sierra, R OBP: 0.268, SLG: 0.346										3	1	1	0	0	1	0											
20 Jordan Danks, L OBP: 0.306, SLG: 0.294										3	1	1	1	1	1	0											
24 Dayan Viciedo, R OBP: 0.280, SLG: 0.497										4	0	1	0	0	1	2											
36 Josh Phegley, R OBP: 0.129, SLG: 0.267										4	1	2	2	0	0	3											
5 Marcus Semien, R OBP: 0.302, SLG: 0.367										1	0	1	0	2	0	0											
<b>Inning Stats</b>	R: 0 H: 1 K: 0 S: 8	H: 2 LOB: 1 BB: 1 P: 15	R: 2 H: 2 K: 2 S: 19	H: 2 LOB: 1 BB: 1 P: 31	R: 0 H: 0 K: 0 S: 10	H: 0 LOB: 0 BB: 0 P: 13	R: 1 H: 2 K: 1 S: 18	H: 2 LOB: 2 BB: 1 P: 30	R: 0 H: 0 K: 0 S: 5	H: 0 LOB: 0 BB: 0 P: 11	R: 0 H: 0 K: 1 S: 7	H: 0 LOB: 0 BB: 0 P: 12	R: 0 H: 2 K: 1 S: 12	H: 2 LOB: 0 BB: 0 P: 18	R: 0 H: 1 K: 2 S: 10	H: 1 LOB: 2 BB: 0 P: 15	R: 0 H: 0 K: 2 S: 10	H: 0 LOB: 1 BB: 1 P: 15	1B: 5 2B: 1 3B: 1 HR: 1	SF: 0 SAC: 1 DP: 0 HBP: 0	WP: 1 PB: 0 SB: 0 CS: 0	PA: 39					
<b>PITCHER</b>	IP	WLS	BF	H	R	ER	SO	BB	IBB	HBP	BLK	WP	HR	S	P	ERA	WHIP										
33 James Shields, R ERA: 3.21	6.0		25	5	3	3	4	2	0	0	0	0	0	12	18	0.00	2.000										
40 Kelvin Herrera, R ERA: 1.43	1.0	W	5	2	0	0	1	0	0	0	0	0	0	10	15	0.00	1.000										
17 Wade Davis, R ERA: 0.89	1.0	H	5	1	0	0	2	0	0	0	0	0	0	10	15	0.00	1.000										
56 Greg Holland, R ERA: 1.47	1.0	S	4	0	0	0	2	1	0	0	0	0	0	10	15	0.00	1.000										







Batter	1	2	3	4	5	6	7	8	9	AB	R	H	RBI	BB	SO	LOB	TOP									
2 Alcides Escobar, R OBP: 0.315, SLG: 0.373										4	1	1	0	1	1	2										
23 Norichika Aoki, L OBP: 0.346, SLG: 0.359										4	0	1	1	0	0	2										
6 Lorenzo Cain, R OBP: 0.341, SLG: 0.415										4	0	1	1	0	1	0										
35 Eric Hosmer, L OBP: 0.320, SLG: 0.400										4	0	0	0	0	0	2										
16 Billy Butler, R OBP: 0.321, SLG: 0.375										4	0	1	0	0	0	1										
4 Alex Gordon, L OBP: 0.351, SLG: 0.430										2	1	1	0	2	0	0										
13 Salvador Perez, R OBP: 0.290, SLG: 0.404										4	1	1	1	0	1	4										
14 Omar Infante, R OBP: 0.296, SLG: 0.338										3	0	0	0	1	0	1										
8 Mike Moustakas, L OBP: 0.270, SLG: 0.358										4	1	2	1	0	0	1										
0 Terrance Gore, R (9, PR)										0	0	0	0	0	0	0										
<b>Inning Stats</b>	R: 0 E: 0 K: 2 S: 8	H: 0 LOB: 0 BB: 0 P: 11	R: 0 E: 0 K: 1 S: 10	H: 0 LOB: 1 BB: 1 P: 16	R: 1 E: 0 K: 0 S: 10	H: 2 LOB: 0 BB: 0 P: 11	R: 0 E: 0 K: 0 S: 12	H: 2 LOB: 2 BB: 0 P: 18	R: 0 E: 0 K: 0 S: 12	H: 0 LOB: 0 BB: 1 P: 21	R: 0 E: 0 K: 0 S: 6	H: 0 LOB: 0 BB: 0 P: 11	R: 1 E: 0 K: 0 S: 12	H: 1 LOB: 0 BB: 0 P: 13	R: 1 E: 0 K: 0 S: 13	H: 2 LOB: 1 BB: 1 P: 24	R: 1 E: 0 K: 0 S: 9	H: 1 LOB: 1 BB: 1 P: 20	1B: 7 2B: 0 3B: 0 HR: 1	SF: 0 SAC: 0 DP: 1 HBP: 0	WP: 0 PB: 0 SB: 0 CS: 1	PA: 38				
<b>PITCHER</b>	IP	WLS	BF	H	R	ER	SO	BB	IBB	HBP	BLK	WP	HR	S	P	ERA	WHIP									
50 John Danks, L ERA: 4.74	(1, 1)	7.0	W	27	5	2	2	3	2	0	0	0	0	1	70	101	2.57	1.000								
54 Ronald Belisario, R ERA: 5.56	(8, 1)	0.0		3	2	1	1	0	1	0	0	0	0	0	9	17	∞	∞								
53 Eric Surkamp, L ERA: 4.81	(8, 1)	0.2	H	1	0	0	0	0	0	0	0	0	0	1	1	0.00	0.000									
52 Jake Petricka, R ERA: 2.96	(8, 1)	0.1	H	2	0	1	1	0	1	0	0	0	0	0	4	11	27.00	3.000								
41 Javy Guerra, R ERA: 2.91	(9, 1)	1.0	S	4	1	0	0	0	0	0	0	0	0	8	15	0.00	1.000									
<b>Batter</b>	<b>1</b>	<b>2</b>	<b>3</b>	<b>4</b>	<b>5</b>	<b>6</b>	<b>7</b>	<b>8</b>	<b>9</b>	<b>AB</b>	<b>R</b>	<b>H</b>	<b>RBI</b>	<b>BB</b>	<b>SO</b>	<b>LOB</b>	<b>BOTTOM</b>									
1 Adam Eaton, L OBP: 0.358, SLG: 0.395										3	1	1	0	1	1	1										
10 Alexei Ramirez, R OBP: 0.305, SLG: 0.408										4	1	1	1	0	2	2										
79 José Abreu, R OBP: 0.383, SLG: 0.581										2	1	2	2	2	0	0										
26 Avisail García, R OBP: 0.308, SLG: 0.419										4	0	0	0	0	0	4										
14 Paul Konerko, R OBP: 0.258, SLG: 0.322										3	0	0	0	0	2	1										
38 Andy Wilkins, L OBP: 0.140, SLG: 0.122										1	0	0	0	0	1	0										
24 Dayan Viciedo, R OBP: 0.276, SLG: 0.405										3	0	0	0	0	0	0										
20 Jordan Danks, L OBP: 0.305, SLG: 0.292										0	0	0	0	0	0	0										
5 Marcus Semien, R OBP: 0.298, SLG: 0.361										3	0	0	0	0	0	0										
36 Josh Phegley, R OBP: 0.176, SLG: 0.485										3	2	2	2	0	1	0										
77 Yolmer Sánchez, S OBP: 0.260, SLG: 0.299										3	0	1	0	0	0	0										
<b>Inning Stats</b>	R: 3 E: 0 K: 0 S: 19	H: 2 LOB: 0 BB: 1 P: 32	R: 1 E: 0 K: 0 S: 13	H: 2 LOB: 1 BB: 0 P: 24	R: 0 E: 0 K: 1 S: 11	H: 1 LOB: 1 BB: 0 P: 18	R: 0 E: 0 K: 1 S: 6	H: 0 LOB: 0 BB: 0 P: 12	R: 0 E: 0 K: 1 S: 11	H: 1 LOB: 2 BB: 1 P: 19	R: 0 E: 0 K: 1 S: 13	H: 0 LOB: 0 BB: 0 P: 21	R: 1 E: 0 K: 2 S: 9	H: 1 LOB: 0 BB: 0 P: 15	R: 0 E: 0 K: 1 S: 7	H: 0 LOB: 0 BB: 1 P: 13	1B: 3 2B: 2 3B: 0 HR: 3	SF: 0 SAC: 0 DP: 2 HBP: 0	WP: 0 PB: 0 SB: 1 CS: 1	PA: 32						
<b>PITCHER</b>	IP	WLS	BF	H	R	ER	SO	BB	IBB	HBP	BLK	WP	HR	S	P	ERA	WHIP									
41 Danny Duffy, L ERA: 2.50	(1, 1)	2.0	L	12	5	4	4	0	1	0	0	0	0	2	37	63	18.00	3.000								
31 Louis Coleman, R ERA: 5.73	(3, 1)	2.0		5	0	0	0	2	0	0	0	0	0	12	23	0.00	0.000									
27 Brandon Finnegan, L ERA: 1.28	(5, 1)	0.2		4	1	0	0	1	1	0	0	0	0	0	10	17	0.00	3.000								
54 Jason Frasier, R ERA: 2.66	(5, 1)	1.1		4	0	0	0	1	0	0	0	0	0	14	23	0.00	0.000									
55 Tim Collins, L ERA: 4.05	(7, 1)	1.0		4	1	1	1	2	0	0	0	0	0	1	9	15	9.00	1.000								
<b>PITCHER</b>	IP	WLS	BF	H	R	ER	SO	BB	IBB	HBP	BLK	WP	HR	S	P	ERA	WHIP									
40 Kelvin Herrera, R ERA: 1.41	(8, 1)	1.0		3	0	0	0	1	0	0	0	0	0	7	13	0.00	1.000									

Kansas City Royals @ Chicago White Sox  
U.S. Cellular Field, Chicago, IL  
Sat Sep 27 2014, 8:00 PM - 11:18 PM EDT  
Att: 38,160 - Partly Cloudy - 70 F

AB 33  
R 4  
H 8  
RBI 4  
BB 4  
SO 3  
LOB 13



Kansas City Royals @ Chicago White Sox  
U.S. Cellular Field, Chicago, IL  
Sat Sep 27 2014, 8:00 PM - 11:18 PM EDT  
Att: 38,160 - Partly Cloudy - 70 F

AB 29  
R 5  
H 7  
RBI 5  
BB 3  
SO 7  
LOB 8





Batter	1	2	3	4	5	6	7	8	9	AB	R	H	RBI	BB	SO	LOB	TOP							
2 Alcides Escobar, R OBP: 0.317, SLG: 0.377 12 Jayson Nix, R OBP: 0.169, SLG: 0.157										3	0	2	0	0	0	1								
23 Norichika Aoki, L OBP: 0.348, SLG: 0.360 34 Carlos Peguero, L OBP: 0.300, SLG: 0.333										3	0	2	0	0	0	1								
6 Lorenzo Cain, R OBP: 0.318, SLG: 0.398 1 Jarrod Dyson, L OBP: 0.324, SLG: 0.327 0 Terrance Gore, R OBP: 0.169, SLG: 0.157										3	0	0	0	0	1	4								
35 Eric Hosmer, L OBP: 0.318, SLG: 0.398 45 Lane Adams, R OBP: 0.169, SLG: 0.157										3	0	0	0	0	4									
16 Billy Butler, R OBP: 0.323, SLG: 0.379 7 Josh Willingham, R OBP: 0.346, SLG: 0.397										2	1	2	0	0	0	0								
4 Alex Gordon, L OBP: 0.351, SLG: 0.432 18 Raul Ibanez, L OBP: 0.264, SLG: 0.285										2	1	1	0	0	0	2								
13 Salvador Perez, R OBP: 0.289, SLG: 0.403 19 Erik Kratz, R OBP: 0.243, SLG: 0.391										1	0	0	1	0	1	0								
14 Omar Infante, R OBP: 0.295, SLG: 0.337 9 Johnny Giavotella, R OBP: 0.269, SLG: 0.324										2	0	0	0	0	1	1								
8 Mike Moustakas, L OBP: 0.271, SLG: 0.361 24 Christian Colón, R OBP: 0.375, SLG: 0.489										2	0	1	1	0	1	0								
<b>Inning Stats</b>	R: 0 E: 0 K: 0 S: 8	H: 1 LOB: 1 BB: 0 P: 11	R: 2 E: 0 K: 0 S: 13	H: 3 LOB: 1 BB: 0 P: 19	R: 0 E: 0 K: 0 S: 12	H: 2 LOB: 2 BB: 0 P: 20	R: 0 E: 0 K: 3 S: 13	H: 0 LOB: 0 BB: 0 P: 19	R: 0 E: 0 K: 2 S: 15	H: 2 LOB: 2 BB: 0 P: 23	R: 3 E: 0 K: 2 S: 13	H: 3 LOB: 1 BB: 1 P: 24	R: 0 E: 0 K: 2 S: 9	H: 0 LOB: 1 BB: 1 P: 16	R: 1 E: 0 K: 2 S: 17	H: 1 LOB: 3 BB: 1 P: 28	R: 0 E: 0 K: 1 S: 9	H: 0 LOB: 0 BB: 0 P: 13	1B: 7 2B: 5 3B: 0 HR: 0	SF: 1 SAC: 0 DP: 0 HBP: 2	WP: 1 PB: 1 SB: 0 CS: 0	PA: 44		
<b>PITCHER</b>	IP WLS BF H R ER SO BB IBB HBP BLK WP HR S P ERA WHIP	IP WLS BF H R ER SO BB IBB HBP BLK WP HR S P ERA WHIP	IP WLS BF H R ER SO BB IBB HBP BLK WP HR S P ERA WHIP	IP WLS BF H R ER SO BB IBB HBP BLK WP HR S P ERA WHIP	IP WLS BF H R ER SO BB IBB HBP BLK WP HR S P ERA WHIP	IP WLS BF H R ER SO BB IBB HBP BLK WP HR S P ERA WHIP	IP WLS BF H R ER SO BB IBB HBP BLK WP HR S P ERA WHIP	IP WLS BF H R ER SO BB IBB HBP BLK WP HR S P ERA WHIP	IP WLS BF H R ER SO BB IBB HBP BLK WP HR S P ERA WHIP	IP WLS BF H R ER SO BB IBB HBP BLK WP HR S P ERA WHIP	IP WLS BF H R ER SO BB IBB HBP BLK WP HR S P ERA WHIP	IP WLS BF H R ER SO BB IBB HBP BLK WP HR S P ERA WHIP	IP WLS BF H R ER SO BB IBB HBP BLK WP HR S P ERA WHIP	IP WLS BF H R ER SO BB IBB HBP BLK WP HR S P ERA WHIP	IP WLS BF H R ER SO BB IBB HBP BLK WP HR S P ERA WHIP	IP WLS BF H R ER SO BB IBB HBP BLK WP HR S P ERA WHIP	IP WLS BF H R ER SO BB IBB HBP BLK WP HR S P ERA WHIP	IP WLS BF H R ER SO BB IBB HBP BLK WP HR S P ERA WHIP	IP WLS BF H R ER SO BB IBB HBP BLK WP HR S P ERA WHIP	IP WLS BF H R ER SO BB IBB HBP BLK WP HR S P ERA WHIP	IP WLS BF H R ER SO BB IBB HBP BLK WP HR S P ERA WHIP	IP WLS BF H R ER SO BB IBB HBP BLK WP HR S P ERA WHIP	IP WLS BF H R ER SO BB IBB HBP BLK WP HR S P ERA WHIP	
61 Chris Bassitt, R ERA: 3.94 40 Daniel Webb, R ERA: 3.59 67 Scott Carroll, R ERA: 4.8	IP WLS BF H R ER SO BB IBB HBP BLK WP HR S P ERA WHIP	IP WLS BF H R ER SO BB IBB HBP BLK WP HR S P ERA WHIP	IP WLS BF H R ER SO BB IBB HBP BLK WP HR S P ERA WHIP	IP WLS BF H R ER SO BB IBB HBP BLK WP HR S P ERA WHIP	IP WLS BF H R ER SO BB IBB HBP BLK WP HR S P ERA WHIP	IP WLS BF H R ER SO BB IBB HBP BLK WP HR S P ERA WHIP	IP WLS BF H R ER SO BB IBB HBP BLK WP HR S P ERA WHIP	IP WLS BF H R ER SO BB IBB HBP BLK WP HR S P ERA WHIP	IP WLS BF H R ER SO BB IBB HBP BLK WP HR S P ERA WHIP	IP WLS BF H R ER SO BB IBB HBP BLK WP HR S P ERA WHIP	IP WLS BF H R ER SO BB IBB HBP BLK WP HR S P ERA WHIP	IP WLS BF H R ER SO BB IBB HBP BLK WP HR S P ERA WHIP	IP WLS BF H R ER SO BB IBB HBP BLK WP HR S P ERA WHIP	IP WLS BF H R ER SO BB IBB HBP BLK WP HR S P ERA WHIP	IP WLS BF H R ER SO BB IBB HBP BLK WP HR S P ERA WHIP	IP WLS BF H R ER SO BB IBB HBP BLK WP HR S P ERA WHIP	IP WLS BF H R ER SO BB IBB HBP BLK WP HR S P ERA WHIP	IP WLS BF H R ER SO BB IBB HBP BLK WP HR S P ERA WHIP	IP WLS BF H R ER SO BB IBB HBP BLK WP HR S P ERA WHIP	IP WLS BF H R ER SO BB IBB HBP BLK WP HR S P ERA WHIP	IP WLS BF H R ER SO BB IBB HBP BLK WP HR S P ERA WHIP	IP WLS BF H R ER SO BB IBB HBP BLK WP HR S P ERA WHIP	IP WLS BF H R ER SO BB IBB HBP BLK WP HR S P ERA WHIP	IP WLS BF H R ER SO BB IBB HBP BLK WP HR S P ERA WHIP

**Kansas City Royals @ Chicago White Sox**  
U.S. Cellular Field, Chicago, IL  
Sun Sep 28 2014, 2:13 PM - 5:45 PM EDT  
Att: 32,266 - Partly Cloudy - 78 F

livebaseballscorecards.com

AB 38  
R 6  
H 12  
RBI 5  
BB 3  
SO 12  
LOB 27

Batter	1	2	3	4	5	6	7	8	9	AB	R	H	RBI	BB	SO	LOB	BOTTOM
1 Adam Eaton, L OBP: 0.362, SLG: 0.401 25 Moisés Sierra, R OBP: 0.265, SLG: 0.342										3	1	3	0	0	0	1	
5 Marcus Semien, R OBP: 0.300, SLG: 0.372										4	1	1	3	1	2	1	
26 Avisail García, R OBP: 0.305, SLG: 0.413										5	0	1	0	0	2	4	
14 Paul Konerko, R OBP: 0.254, SLG: 0.317 38 Andy Wilkins, L OBP: 0.176, SLG: 0.166										3	0	0	0	0	2	1	
24 Dayan Viciedo, R OBP: 0.281, SLG: 0.405 51 Michael Taylor, R OBP: 0.364, SLG: 0.286																	