Chicago White Sox - 2015

Batter	1	2	3	4	5	6	7	8	9	AB	R	H	RBI	BB	SO	LOB
1 Adam Eaton, L (1, 8) OBP: 0.667, SLG: 0.667	x 0-0 ① G3-1		x 0-0 79 1B 25 2B 1B	x 0-0 1-2 1B		x 0-0 ② G4-3			x 0-0 ① ② G1-6-3 1-2f	3	1	2	0	0	0	0
64 Emilio Bonifácio, S (4, 8)										1	0	0	0	0	0	0
81 Kevan Smith, R (8, 2)										1	0	0	0	0	0	1
53 Melky Cabrera, S (1, 7)	x 0-0 ② F7		x 0-0 ② L6	S S S 0-3 ③ K		S S S 0-3 ③ K			x 0-0 ③ F9	3	0	0	0	0	1	3
86 Courtney Hawkins, R (4, 7)										2	0	0	0	0	1	0
79 José Abreu, R (1, 3) OBP: 0.667, SLG: 0.667	x 0-0 ③ G5-3		x 0-0 1-3 25 2B 1B		x 0-0 26 BB 10 2B 1B		S S C 0-3 ① K			3	1	2	0	0	0	0
38 Andy Wilkins, L (5, PR) (5, 3)										1	1	0	0	0	1	0
25 Adam LaRoche, L (1, 10) OBP: 0.500, SLG: 1.000		x 0-0 ① G4-3	x 0-0 1-H 3-H 26 2B 2B		S S S 0-3 ① K		x 0-0 ② G4-3			2	1	1	2	0	0	0
84 Dan Black, S (5, PH) (5, 10)										2	0	0	0	0	1	1
26 Avisaíl García, R (1, 9) OBP: 1.000, SLG: 2.000		x 0-0 10 1B 2B	x 0-0 2-H 2B		B B B B 4-0 1-2 10 2B BB		S S S 0-3 ③ K			2	1	2	1	1	0	0
20 JB Shuck, L (5, PR) (5, 9)										1	1	0	0	0	1	0
10 Alexei Ramírez, R (1, 6) OBP: 0.667, SLG: 1.000		x 0-0 21 S 2-H 1B	x 0-0 ③ G5-3		x 0-0 15 G4-3 1-H 2-H 2B			x 0-0 ① F9		3	0	2	3	0	0	1
18 Tyler Saladino, R (5, PR) (5, 6)										1	0	0	0	0	0	0
15 Gordon Beckham, R (1, 5)		x 0-0 ② F7	S S S 0-3 ① K		x 0-0 ② G4-3 2-3			x 0-0 ② F8		3	0	0	0	0	1	3
22 Matt Davidson, R (5, 5)										1	0	0	0	0	0	0
21 Tyler Flowers, R (1, 2)	B X 1-0 ③ L7 1-2		B B B B 4-0 1 1B BB	S S S 0-3 ③ K				x 0-0 ③ F7		1	0	0	0	1	0	1
36 Rob Brantly, L (4, 2)										2	0	0	0	0	1	3
75 Trayce Thompson, R (8, 8)										0	0	0	0	0	0	0
5 Yolmer Sánchez, S (1, 4)		S S C 0-3 ① K	S S S 0-3 ② K			x 0-0 ① G3			B B B B 4-0 81 G1-6-3 BB	3	0	0	0	0	2	1
7 Micah Johnson, L (6, 4)										0	0	0	0	1	0	0
Inning Stats	R: 0 E: 0 K: 0 S: 3 H: 0 LOB: 0 BB: 0 P: 3	R: 1 E: 0 K: 0 S: 5 H: 2 LOB: 1 BB: 0 P: 6	R: 3 E: 0 K: 1 S: 9 H: 4 LOB: 1 BB: 0 P: 9	R: 0 E: 0 K: 3 S: 10 H: 1 LOB: 2 BB: 1 P: 14	R: 2 E: 0 K: 2 S: 9 H: 2 LOB: 3 BB: 1 P: 13	R: 0 E: 0 K: 2 S: 5 H: 0 LOB: 0 BB: 0 P: 5	R: 0 E: 0 K: 2 S: 7 H: 0 LOB: 0 BB: 0 P: 7	R: 0 E: 0 K: 0 S: 3 H: 0 LOB: 0 BB: 0 P: 3	R: 0 E: 0 K: 0 S: 2 H: 0 LOB: 0 BB: 1 P: 6	1B: 5 2B: 4 3B: 0 HR: 0	SF: 0 SAC: 0 DP: 1 HBP: 0						

TOP

Chicago White Sox @ Los Angeles Dodgers

Camelback Ranch, Glendale, AZ

Wed Mar 04 2015, 5:52 PM - 5:55 PM EST

Att. 5,137 - Sunny - 65 F

livebaseballscorecards.com

AB	35
R	6
H	9
RBI	6
BB	3
SO	9
LOB	14

WP: 0 PB: 0 SB: 1 CS: 0 PA: 38

PITCHER		IP	WLS	BF	H	R	ER	SO	BB	IBB	HBP	BLK	WP	HR	S	P	ERA	WHIP
57 Erik Bedard, L ERA: 4.5	(1, 1)	2.0	L	8	2	1	1	0	0	0	0	0	0	0	8	9	4.50	1.000
12 Juan Nicasio, R ERA: 27.0	(3, 1)	1.0		7	4	3	3	1	0	0	0	0	0	0	9	9	27.00	4.000
77 Carlos Frías, R ERA: 9.0	(4, 1)	2.0		11	3	2	2	5	2	0	0	0	0	0	19	27	9.00	2.500
26 Sergio Santos, R ERA:	(6, 1)	1.0		3	0	0	0	1	0	0	0	0	0	0	5	5	0.00	0.000
36 Adam Liberatore, L ERA:	(7, 1)	1.0		3	0	0	0	2	0	0	0	0	0	0	7	7	0.00	0.000

PITCHER		IP	WLS	BF	H	R	ER	SO	BB	IBB	HBP	BLK	WP	HR	S	P	ERA	WHIP
71 Josh Ravin, R ERA:	(8, 1)	1.0		3	0	0	0	0	0	0	0	0	0	0	3	3	0.00	0.000
Blake Smith, R ERA:	(9, 1)	1.0		3	0	0	0	0	1	0	0	0	0	0	2	6	0.00	1.000

Batter	1	2	3	4	5	6	7	8	9	AB	R	H	RBI	BB	SO	LOB
11 Jimmy Rollins, S (1, 6) OBP: 0.500, SLG: 0.500 14 Enrique Hernández, R (5, 6)	G5-3		3 1B 1-3 1B		K		P3		K	2 3	0 0	1 0	0 0	0 0	0 2	0 4
3 Carl Crawford, L (1, 7) OBP: 0.500, SLG: 0.500 83 Scott Schebler, L (5, 7) OBP: 0.333, SLG: 0.333	P5		1-2 3-H 1B			F9		1B	G4-1	2 3	0 0	1 1	1 0	0 0	0 0	0 2
23 Adrián González, L (1, 3) 79 O'Koyea Dickson, R (5, 3) OBP: 0.500, SLG: 2.000	K		G4-3			HR		F8		2 2	0 1	0 1	0 1	0 0	1 0	2 1
47 Howie Kendrick, R (1, 4) 6 Darwin Barney, R (5, 4)		L9		K		G6-3		F7		2 2	0 0	0 0	0 0	0 0	1 0	0 1
9 Yasmani Grandal, S (1, 2) 65 Austin Barnes, R (5, 2)		G4-3		K		K		K		2 2	0 0	0 0	0 0	0 0	1 2	0 1
16 Andre Ethier, L (1, 8) 80 Darnell Sweeney, S (5, 8) OBP: 1.000, SLG: 1.000	K2-3			K2-3			61 7 BB 1B 68 G6-4-3 BB		7 1B 61 1B	2 1	0 2	0 1	0 0	0 1	2 0	0 0
5 Juan Uribe, R (1, 5) 7 Alex Guerrero, R (6, 5) OBP: 1.000, SLG: 1.000			G4-3		G6-3		68 61 G6-4-3 BB 1-2 1B		68 61 F9 1B 1-2 1B	2 2	0 0	0 2	0 0	0 0	0 0	0 0
31 Joc Pederson, L (1, 10) OBP: 1.000, SLG: 1.500 61 Corey Seager, L (7, PH) OBP: 1.000, SLG: 1.000 (8, 10)			11 1B 3 1B 1B			2B		68 G6-4-3 1-2 2-3 BB	1-2 2-H 1B	2 1	1 0	2 1	0 1	0 1	0 0	0 0
28 Chris Heisey, R (1, 9) 68 Kyle Jensen, R (6, 9)			K			F7		G6-4-3 1-2f 2-3 3-H	F9 2-3	2 2	0 0	0 0	0 0	0 0	1 0	2 4
Inning Stats	R: 0 H: 0 E: 0 LOB: 0 K: 1 BB: 0 S: 5 P: 5	R: 0 H: 0 E: 0 LOB: 0 K: 1 BB: 0 S: 5 P: 5	R: 1 H: 3 E: 0 LOB: 2 K: 1 BB: 0 S: 8 P: 8	R: 0 H: 0 E: 0 LOB: 0 K: 3 BB: 0 S: 9 P: 9	R: 0 H: 1 E: 0 LOB: 1 K: 1 BB: 0 S: 6 P: 6	R: 1 H: 1 E: 0 LOB: 0 K: 1 BB: 0 S: 6 P: 7	R: 1 H: 1 E: 0 LOB: 1 K: 0 BB: 2 S: 3 P: 11	R: 0 H: 1 E: 0 LOB: 1 K: 1 BB: 0 S: 6 P: 6	R: 1 H: 3 E: 0 LOB: 2 K: 1 BB: 0 S: 8 P: 8	1B: 8 2B: 1 3B: 0 HR: 1	SF: 0 SAC: 0 DP: 1 HBP: 0					

PITCHER		IP	WLS	BF	H	R	ER	SO	BB	IBB	HBP	BLK	WP	HR	S	P	ERA	WHIP
62 Jose Quintana, L ERA:	(1, 1)	2.0	W	6	0	0	0	2	0	0	0	0	0	0	10	10	0.00	0.000
46 Brad Penny, R ERA: 4.5	(3, 1)	2.0		9	3	1	1	4	0	0	0	0	0	0	17	17	4.50	1.500
54 Eric Surkamp, L ERA: 4.5	(5, 1)	2.0		8	2	1	1	2	0	0	0	0	0	1	12	13	4.50	1.000
83 Tyler Danish, R ERA: 9.0	(7, 1)	1.0	H	5	1	1	1	0	2	0	0	0	0	0	3	11	9.00	3.000
74 Zach Phillips, L ERA:	(8, 1)	1.0	H	4	1	0	0	1	0	0	0	0	0	0	6	6	0.00	1.000

PITCHER		IP	WLS	BF	H	R	ER	SO	BB	IBB	HBP	BLK	WP	HR	S	P	ERA	WHIP
73 Logan Kensing, R ERA: 9.0	(9, 1)	1.0	S	6	3	1	1	1	0	0	0	0	0	0	8	8	9.00	3.000

BOTTOM

Chicago White Sox @ Los Angeles Dodgers

Camelback Ranch, Glendale, AZ

Wed Mar 04 2015, 5:52 PM - 5:55 PM EST

Att. 5,137 - Sunny - 65 F

livebaseballscorecards.com

AB	36
R	4
H	10
RBI	3
BB	2
SO	10
LOB	17

WP: 0 PB: 0 SB: 0 CS: 0 PA: 38

Los Angeles Dodgers @ Chicago White Sox

Camelback Ranch, Glendale, AZ

Thu Mar 05 2015, 5:41 PM - 5:44 PM EST

Att. 4,855 - Clear - 70 F

livebaseballscorecards.com

TOP

Batter	1	2	3	4	5	6	7	8	9	AB	R	H	RBI	BB	SO	LOB
31 Joc Pederson, L (1, 8) OBP: 0.750, SLG: 1.000	0-0 6 2B 66 G4-3 1B		0-0 ② G3			0-0 ① G4-3		0-0 ① G1-3	B 1-0 1-H 2-H 2B	2	1	1	0	0	0	0
83 Scott Schebler, L (5, 8) OBP: 0.333, SLG: 0.500										3	0	1	2	0	0	0
6 Darwin Barney, R (1, 6) OBP: 0.500, SLG: 0.667	0-0 66 G4-3 1-3 2B		B B B B 4-0 66 FC6-4 BB			B B B B 4-0 79 2B BB		B B B B 4-0 68 HR BB	0-0 ③ G4-3	1	0	1	0	1	0	0
61 Corey Seager, L (5, 6) OBP: 0.800, SLG: 0.500										1	2	0	0	2	0	1
66 Yasiel Puig, R (1, 9)	0-0 ① G4-3 2-3 3-H		0-0 ③ FC6-4 1-2f			0-0 1-H 2B		0-0 ② F8		2	0	0	1	0	0	2
79 O'Koyea Dickson, R (5, 7) OBP: 0.500, SLG: 1.500										2	0	1	1	0	0	1
33 Scott Van Slyke, R (1, 3)	0-0 ② F9			0-0 ① F7		S S S 0-3 ② K		B B S S X 2-2 1-H HR		2	0	0	0	0	0	1
68 Kyle Jensen, R (5, 3) OBP: 0.250, SLG: 1.000										2	1	1	2	0	1	1
10 Justin Turner, R (1, 5)	0-0 ③ P6			0-0 ② L6		0-0 ③ F8		0-0 ③ P5		2	0	0	0	0	0	1
81 Buck Britton, L (5, 5)										2	0	0	0	0	0	1
(9, 9)																
17 A.J. Ellis, R (1, 2)		0-0 ① F7		0-0 ③ L7			B B B B 4-0 7 F8 80 E BB		0-0 ① F8	2	0	0	0	0	0	0
65 Austin Barnes, R (5, 2)										1	0	0	0	1	0	0
70 Chris O'Brien, S (9, 2)										0	0	0	0	0	0	0
14 Enrique Hernández, R (1, 4)		0-0 ② G6-3			0-0 ① G6-3		0-0 E6 82 G4-3 1-2		0-0 E6 83 WP 7 1B 83 2B	2	0	0	0	0	0	0
80 Darnell Sweeney, S (5, 4) OBP: 0.500, SLG: 0.333										2	1	0	0	0	0	1
28 Chris Heisey, R (1, 10)		0-0 ③ F8			B B B B 4-0 55 G4-6-3 BB		0-0 ① F8 2-3		0-0 83 WP 1-2 83 2B 1B	1	0	0	0	1	0	0
7 Alex Guerrero, R (5, PR) OBP: 0.750, SLG: 0.750										2	1	1	0	0	0	2
(5, 10)																
55 Matt Carson, R (1, 7)			S S S 0-3 ① K		0-0 ② ③ G4-6-3 1-2f		0-0 ② ③ G4-3 1-2f		0-0 ② P4	2	0	0	0	0	1	1
82 Travis Witherspoon, R (5, 9)										1	0	0	0	0	0	2
18 Erisbel Arruebarrena, R (9, PH)										1	0	0	0	0	0	2
(9, 5)																
Inning Stats	R: 1 H: 2 E: 0 LOB: 1 K: 0 BB: 0 S: 5 P: 5	R: 0 H: 0 E: 0 LOB: 0 K: 0 BB: 0 S: 3 P: 3	R: 0 H: 0 E: 0 LOB: 1 K: 1 BB: 1 S: 5 P: 9	R: 0 H: 0 E: 0 LOB: 0 K: 0 BB: 0 S: 3 P: 3	R: 0 H: 0 E: 0 LOB: 1 K: 0 BB: 1 S: 2 P: 6	R: 1 H: 1 E: 0 LOB: 1 K: 1 BB: 1 S: 6 P: 10	R: 0 H: 0 E: 1 LOB: 1 K: 0 BB: 1 S: 3 P: 7	R: 2 H: 1 E: 0 LOB: 0 K: 0 BB: 1 S: 6 P: 12	R: 2 H: 2 E: 1 LOB: 1 K: 0 BB: 0 S: 6 P: 7							

AB	33
R	6
H	6
RBI	6
BB	5
SO	2
LOB	16

1B: 2 SF: 0
2B: 3 SAC: 0
3B: 0 DP: 2
HR: 1 HBP: 0

WP: 1 PA: 38
PB: 0
SB: 0
CS: 0

PITCHER		IP	WLS	BF	H	R	ER	SO	BB	IBB	HBP	BLK	WP	HR	S	P	ERA	WHIP
50 John Danks, L ERA: 4.5	(1, 1)	2.0	L	8	2	1	1	0	0	0	0	0	0	0	8	8	4.50	1.000
52 Jake Petricka, R ERA:	(3, 1)	1.0		4	0	0	0	1	1	0	0	0	0	0	5	9	0.00	1.000
41 Javy Guerra, R ERA:	(4, 1)	1.0		3	0	0	0	0	0	0	0	0	0	0	3	3	0.00	0.000
40 Daniel Webb, R ERA: 5.4	(5, 1)	1.2		7	1	1	1	1	2	0	0	0	0	0	7	15	5.40	1.800
43 Dan Jennings, L ERA:	(6, 1)	1.1		5	0	0	0	0	1	0	0	0	0	0	4	8	0.00	0.750

PITCHER		IP	WLS	BF	H	R	ER	SO	BB	IBB	HBP	BLK	WP	HR	S	P	ERA	WHIP
66 Michael Ynoa, R ERA: 18.0	(8, 1)	1.0		5	1	2	2	0	1	0	0	0	0	1	6	12	18.00	2.000
68 Raul Fernandez, R ERA:	(9, 1)	1.0		6	2	2	0	0	0	0	0	0	1	0	6	7	0.00	2.000

BOTTOM

Los Angeles Dodgers @ Chicago White Sox

Camelback Ranch, Glendale, AZ

Thu Mar 05 2015, 5:41 PM - 5:44 PM EST

Att. 4,855 - Clear - 70 F

livebaseballscorecards.com

Batter	1	2	3	4	5	6	7	8	9	AB	R	H	RBI	BB	SO	LOB
7 Micah Johnson, L (1, 4)	SSC 0-3 ① K			SSS 0-3 ① K		X 0-0 ① B1-3		X 0-0 ② L3		3	0	0	0	0	2	0
5 Yolmer Sánchez, S (7, 4)										1	0	0	0	0	0	0
64 Emilio Bonifácio, S (1, 8)	X 0-0 ② G6-3			X 0-0 ② G4-3		X 0-0 ② G3		X 0-0 ③ G1-3		3	0	0	0	0	0	0
27 Leury García, S (7, 8)										1	0	0	0	0	0	0
79 José Abreu, R (1, 3) OBP: 0.600, SLG: 0.600	SSC 0-3 ③ K			X 0-0 10 1B 53 E 1B		X 0-0 84 BB 1B			X 0-0 HR	2	0	1	0	0	1	0
86 Courtney Hawkins, R (4, PR) OBP: 0.500, SLG: 1.250										2	1	2	1	0	0	0
(5, 7)																
53 Melky Cabrera, S (1, 7)		X 0-0 ① G1-3		X 0-0 E6 10 1B 1-2		BBBB 4-0 1-2 BB			X 0-0 ① F7	2	0	0	0	0	0	1
84 Dan Black, S (5, 3)										1	0	0	0	1	0	0
10 Alexei Ramirez, R (1, 6) OBP: 0.600, SLG: 0.800		X 0-0 ② G6-3		X 0-0 1-2 2-3 1B		SSS 0-3 ③ K			X 0-0 1B	2	0	1	0	0	0	0
87 Tim Anderson, R (5, 6) OBP: 0.500, SLG: 0.500										2	0	1	0	0	1	2
12 Conor Gillaspie, L (1, 5)		SSS 0-3 ③ K		X 0-0 ③ G3-1			X 0-0 ① G6-3		SSS 0-3 ② K	3	0	0	0	0	1	3
22 Matt Davidson, R (8, 5)										1	0	0	0	0	1	1
58 Geovany Soto, R (1, 2)		SSS 0-3 ① K			X 0-0 ① G4-3		X 0-0 ② G3		X 0-0 ③ G3	2	0	0	0	0	1	0
44 George Kottaras, L (6, 2)										2	0	0	0	0	0	1
51 Michael Taylor, R (1, 10)		X 0-0 ② G6-3			X 0-0 ② F8		SSS 0-3 ③ K			2	0	0	0	0	0	0
85 Juan Diaz, L (7, PH)										1	0	0	0	0	1	0
(8, 10)																
75 Trayce Thompson, R (1, 9)		X 0-0 ③ F8			SSC 0-3 ③ K			X 0-0 ① F9		3	0	0	0	0	1	0
Inning Stats	R: 0 E: 0 K: 2 S: 7 H: 0 LOB: 0 BB: 0 P: 7	R: 0 E: 0 K: 1 S: 5 H: 0 LOB: 0 BB: 0 P: 5	R: 0 E: 0 K: 1 S: 5 H: 0 LOB: 0 BB: 0 P: 5	R: 0 E: 1 K: 1 S: 8 H: 2 LOB: 3 BB: 0 P: 8	R: 0 E: 0 K: 1 S: 5 H: 0 LOB: 0 BB: 0 P: 5	R: 0 E: 0 K: 1 S: 6 H: 1 LOB: 2 BB: 1 P: 10	R: 0 E: 0 K: 1 S: 5 H: 0 LOB: 0 BB: 0 P: 5	R: 0 E: 0 K: 0 S: 3 H: 0 LOB: 0 BB: 0 P: 3	R: 1 E: 0 K: 1 S: 7 H: 2 LOB: 1 BB: 0 P: 7	1B: 4 2B: 0 3B: 0 HR: 1	SF: 0 SAC: 0 DP: 0 HBP: 0						

	AB	33
	R	1
	H	5
	RBI	1
	BB	1
	SO	9
	LOB	8

WP: 0 PB: 0 SB: 0 CS: 0 PA: 34

PITCHER	IP	WLS	BF	H	R	ER	SO	BB	IBB	HBP	BLK	WP	HR	S	P	ERA	WHIP
22 Clayton Kershaw, L (1, 1) ERA:	2.0	W	6	0	0	0	3	0	0	0	0	0	0	12	12	0.00	0.000
43 Brandon League, R (3, 1) ERA:	1.0	H	3	0	0	0	1	0	0	0	0	0	0	5	5	0.00	0.000
41 Chris Hatcher, R (4, 1) ERA:	1.0	H	6	2	0	0	1	0	0	0	0	0	0	8	8	0.00	2.000
45 Joe Wieland, R (5, 1) ERA:	2.0	H	8	1	0	0	2	1	0	0	0	0	0	11	15	0.00	1.000
64 Danny Coulombe, L (7, 1) ERA:	1.0	H	3	0	0	0	1	0	0	0	0	0	0	5	5	0.00	0.000

PITCHER	IP	WLS	BF	H	R	ER	SO	BB	IBB	HBP	BLK	WP	HR	S	P	ERA	WHIP
76 Ryan Buchter, L (8, 1) ERA:	1.0		3	0	0	0	0	0	0	0	0	0	0	3	3	0.00	0.000
80 Jeremy Kehrt, R (9, 1) ERA: 9.0	1.0		5	2	1	1	1	0	0	0	0	0	1	7	7	9.00	2.000

Chicago White Sox @ San Diego Padres

Peoria Stadium, Peoria, AZ

Fri Mar 06 2015, 3:07 PM - 5:59 PM EST

Att. 4,276 - Sunny - 78 F

TOP

livebaseballscorecards.com

Batter	1	2	3	4	5	6	7	8	9	AB	R	H	RBI	BB	SO	LOB
1 Adam Eaton, L (1, 8) OBP: 0.667, SLG: 0.800 75 Trayce Thompson, R (6, PR) (5, 8)	BBBCCS 3-3 ① K		BSBB1 SAFE 4-1 ① 15 S 1-2 BB		CBBX 2-1 ① 2B			CSX 0-2 ① G6-3		2 1	0 0	1 0	0 0	1 0	1 0	0 0
15 Gordon Beckham, R (1, 4) 27 Leury García, S (5, 4) OBP: 0.500, SLG: 0.500	BBX 2-0 ② P2		CCFFX 0-2 ② P4 1-2		X 0-0 ③ F8			SX 0-1 ① 84 1B 1B		3 1	0 0	0 1	0 0	0 0	0 0	2 0
25 Adam LaRoche, L (1, 3) OBP: 0.200, SLG: 0.400 84 Dan Black, S (6, 3) OBP: 0.400, SLG: 0.250	BCSS 1-3 ③ K		SBX 1-1 ③ G4-3			BBX 2-0 ① G4-3		CCBSAFE 3-2 ① 1-2 1B		3 1	0 0	0 1	0 0	0 0	1 0	1 0
26 Avisaíl García, R (1, 9) OBP: 0.833, SLG: 1.200 77 Jared Mitchell, L (6, 9)		CCBBBX 3-2 ① 38 E 20 SH1-3 1B		BBSBCX 3-2 ① 20 FC3-5 20 S 1B		SCBBFFS 2-3 ② K		SCS 0-3 ② K		3 1	0 0	2 0	0 0	0 0	1 1	0 2
20 JB Shuck, L (1, 7) OBP: 0.333, SLG: 0.333 51 Michael Taylor, R (6, 7)		X 0-0 ① SH1-3 1-2		BBX 2-0 ① FC3-5 22 S 1-3		BBX 2-0 ① 1B		CFX 0-2 ③ P5		2 1	0 0	1 0	0 0	0 0	0 0	1 2
22 Matt Davidson, R (1, 5) 18 Tyler Saladino, R (6, 5)		BBBB 4-0 ① 38 1B 38 E BB		1 SAFE CFFBX 1-2 ② F9 1-2		CTT 0-2 ③ K			BCCFBT 2-2 ① K	2 1	0 0	0 0	0 0	1 0	1 1	2 0
38 Andy Wilkins, L (1, 10) OBP: 0.333, SLG: 0.333 44 George Kottaras, L (7, PH) (7, 10)	CBSFBX 2-2 ② E6 1-3 2-3 1B			SCDC 1-3 ③ K			X 0-0 ① G4-3		CSS 0-3 ② K	2 2	0 0	1 0	0 0	0 0	1 1	1 0
36 Rob Brantly, L (1, 2) 17 Adrian Nieto, S (5, 2)	X 0-0 ③ F9				CX 0-1 ① G6-3		FFBFX 1-2 ② G3-1		SCBFBFX 2-2 ③ G5-3	2 2	0 0	0 0	0 0	0 0	0 0	2 0
85 Juan Diaz, L (1, 6) OBP: 0.333, SLG: 0.333 87 Tim Anderson, R (5, 6) OBP: 0.333, SLG: 0.333		BCX 1-1 1 CS 1B			SBBFBX 3-2 ② G4-3		BCFS 1-3 ③ K			2 1	0 0	1 0	0 0	0 0	0 1	0 0
Inning Stats	R: 0 H: 0 E: 0 LOB: 0 K: 2 BB: 0 S: 7 P: 13	R: 0 H: 2 E: 1 LOB: 2 K: 0 BB: 1 S: 9 P: 18	R: 0 H: 1 E: 0 LOB: 1 K: 0 BB: 1 S: 10 P: 16	R: 0 H: 1 E: 0 LOB: 1 K: 1 BB: 0 S: 11 P: 18	R: 0 H: 1 E: 0 LOB: 1 K: 0 BB: 0 S: 8 P: 13	R: 0 H: 1 E: 0 LOB: 1 K: 2 BB: 0 S: 10 P: 16	R: 0 H: 0 E: 0 LOB: 0 K: 1 BB: 0 S: 8 P: 10	R: 0 H: 2 E: 0 LOB: 2 K: 1 BB: 0 S: 16 P: 19	R: 0 H: 0 E: 0 LOB: 0 K: 2 BB: 0 S: 12 P: 16	1B: 7 2B: 1 3B: 0 HR: 0	SF: 0 SAC: 1 DP: 0 HBP: 0				WP: 0 PB: 0 SB: 3 CS: 1	PA: 35	

	AB	32
	R	0
	H	8
	RBI	0
	BB	2
	SO	9
	LOB	13

PITCHER	IP	WLS	BF	H	R	ER	SO	BB	IBB	HBP	BLK	WP	HR	S	P	ERA	WHIP
40 Odrisamer Despaigne, R (1, 1) ERA:	2.0		8	2	0	0	2	1	0	0	0	0	0	16	31	0.00	1.500
21 Brandon Morrow, R (3, 1) ERA:	2.0		8	2	0	0	1	1	0	0	0	0	0	21	34	0.00	1.500
59 Kevin Quackenbush, R (5, 1) ERA:	1.0	W	4	1	0	0	0	0	0	0	0	0	0	8	13	0.00	1.000
50 Nick Vincent, R (6, 1) ERA:	1.0	H	4	1	0	0	2	0	0	0	0	0	0	10	16	0.00	1.000
54 Alex Torres, L (7, 1) ERA:	1.0	H	3	0	0	0	1	0	0	0	0	0	0	8	10	0.00	0.000

PITCHER	IP	WLS	BF	H	R	ER	SO	BB	IBB	HBP	BLK	WP	HR	S	P	ERA	WHIP
37 Brandon Maurer, R (8, 1) ERA:	1.0		5	2	0	0	1	0	0	0	0	0	0	16	19	0.00	2.000
46 Jose Valverde, R (9, 1) ERA:	1.0		3	0	0	0	2	0	0	0	0	0	0	12	16	0.00	0.000

Batter	1	2	3	4	5	6	7	8	9	AB	R	H	RBI	BB	SO	LOB
24 Cameron Maybin, R (1, 8) OBP: 0.333, SLG: 0.200	F C F B S 1-3 ① K		C C S 0-3 ② K		X 0-0 ① F8		B X 1-0 ① G1-3 2-3	F X 0-1 ③ F9		3	0	0	0	0	2	2
43 Wil Nieves, R (6, 2)										2	0	0	0	0	0	1
78 Rocky Gale, R (9, 2)										0	0	0	0	0	0	0
23 Yonder Alonso, L (1, 3)	C C B S 1-3 ② K		C B X 1-1 ③ G6-3		X 0-0 ② G3		C B X 1-1 71 PB 71 E 3-H 1B			3	0	0	0	0	1	2
79 Cody Decker, R (7, 3) OBP: 0.500, SLG: 0.500					2-3					1	1	1	1	0	0	0
27 Matt Kemp, R (1, 9) OBP: 0.333, SLG: 0.333	B X 1-0 18 HBP 1B			B X 1-0 ① F8	B X 1-0 18 FC6-4 3-H 1B		B B C B X 3-1 E6 15 BB 7 1B 67 G3-1 1-H			3	0	2	1	0	0	0
71 Hunter Renfroe, R (5, PR)										1	1	0	0	0	0	0
(6, 9)																
18 Carlos Quentin, R (1, 10)	C T H 1-2 HBP			F B X 1-1 ② G6-3	B B S X 2-1 ③ FC6-4 1-2f		C T B F X 1-2 67 G3-1 15 BB 1-2 1B			2	0	0	0	0	0	2
7 Tommy Medica, R (7, PH) OBP: 0.667, SLG: 0.667										1	0	1	0	0	0	0
(8, 10)																
9 Jedd Gyorko, R (1, 4) OBP: 0.167, SLG: 0.167	D B F C C 2-3 ③ K			C X 0-1 26 BB 1B		C B B F B F S 3-3 ① K	F B C B B D 4-2 67 G3-1 1-2 2-3 BB			3	0	1	0	0	2	2
15 Cory Spangenberg, L (7, 5) OBP: 0.667, SLG: 0.750										0	0	0	0	1	0	0
26 Yangervis Solarte, S (1, 5) OBP: 0.500, SLG: 0.600	B F F X 1-2 ① L9			B B B C B 4-1 1-2 BB		B F X 1-1 ② F9	B X 1-0 ② G3-1 1-2 2-3 3-H			2	0	0	0	1	0	0
67 Taylor Lindsey, L (7, 4) OBP: 0.333, SLG: 1.333										1	0	0	1	0	0	2
28 Rymer Liriano, R (1, 7) OBP: 0.286, SLG: 0.333	B B F X 2-1 ② L7			B F C F X 1-2 ③ F8		F B B F F X 2-2 2B	C B B F C 2-3 ③ K			3	0	1	0	0	0	2
68 Rico Noel, R (7, 8)										1	0	0	0	0	1	2
12 Clint Barmes, R (1, 6) OBP: 0.250, SLG: 0.250	C B S S 1-3 ③ K				C X 0-1 29 2B 1B	B X 1-0 ③ F7		X 0-0 ① G4-3		2	0	1	0	0	1	0
16 Abraham Almonte, S (6, PR)										2	1	0	0	0	0	1
(6, 8)																
(7, 7)																
29 Tim Federowicz, R (1, 2) OBP: 0.250, SLG: 0.500	C F B B S 2-3 ① K				B C X 1-1 23 G3 27 1B 1-H 2B		B C X 1-1 43 G1-3 79 1B 2B	C B S S X 1-2 ② G1-3		2	0	1	1	0	1	0
66 Ramiro Pena, S (5, PR) OBP: 0.250, SLG: 0.500										1	2	1	0	0	0	0
(6, 6)																
84 Brett Wallace, L (8, PH) OBP: 0.600, SLG: 0.750										1	0	0	0	0	0	0
85 Diego Goris, R (9, 6) OBP: 1.000, SLG: 1.000										0	0	0	0	0	0	0
Inning Stats	R: 0 H: 1 E: 0 LOB: 2 K: 3 BB: 0 S: 13 P: 19		R: 0 H: 0 E: 0 LOB: 0 K: 1 BB: 0 S: 8 P: 12	R: 0 H: 0 E: 0 LOB: 0 K: 2 BB: 0 S: 8 P: 11	R: 0 H: 1 E: 0 LOB: 2 K: 0 BB: 1 S: 10 P: 17	R: 2 H: 3 E: 0 LOB: 1 K: 0 BB: 0 S: 9 P: 13	R: 0 H: 1 E: 0 LOB: 2 K: 1 BB: 1 S: 10 P: 17	R: 3 H: 3 E: 1 LOB: 0 K: 1 BB: 0 S: 17 P: 31	R: 0 H: 0 E: 0 LOB: 0 K: 0 BB: 0 S: 6 P: 7								

PITCHER		IP	WLS	BF	H	R	ER	SO	BB	IBB	HBP	BLK	WP	HR	S	P	ERA	WHIP
80 Carlos Rodón, L	(1, 1)	2.0		8	1	0	0	4	0	0	1	0	0	0	21	31	0.00	0.500
ERA:																		
34 Matt Albers, R	(3, 1)	2.0		8	1	0	0	2	1	0	0	0	0	0	18	28	0.00	1.000
ERA:																		
33 Zach Duke, L	(5, 1)	1.0	L	6	3	2	2	0	0	0	0	0	0	0	9	13	18.00	3.000
ERA: 18.0																		
39 Maikel Cleto, R	(6, 1)	1.0		4	1	0	0	1	0	0	0	0	0	0	10	17	0.00	1.000
ERA:																		
61 Onelki Garcia, L	(7, 1)	0.2		7	3	3	1	0	1	0	0	0	0	0	14	26	13.50	6.000
ERA: 13.5																		

PITCHER		IP	WLS	BF	H	R	ER	SO	BB	IBB	HBP	BLK	WP	HR	S	P	ERA	WHIP
55 Joe Savery, L	(7, 1)	0.1		1	0	0	0	1	0	0	0	0	0	0	3	5	0.00	0.000
ERA:																		
63 Jairo Asencio, R	(8, 1)	1.0		3	0	0	0	0	0	0	0	0	0	0	6	7	0.00	0.000
ERA:																		

BOTTOM

White Sox @ San Diego Padres

Peoria Stadium, Peoria, AZ

Fri Mar 06 2015, 3:07 PM - 5:59 PM EST

Att. 4,276 - Sunny - 78 F

Chicago White Sox

livebaseballscorecards.com

AB	34
R	5
H	9
RBI	4
BB	2
SO	8
LOB	16

1B: 6 SF: 0
2B: 3 SAC: 0
3B: 0 DP: 0
HR: 0 HBP: 1

WP: 0 PA: 37
PB: 1
SB: 0
CS: 0

Batter	1	2	3	4	5	6	7	8	9	AB	R	H	RBI	BB	SO	LOB
72 Ketel Marte, S (1, 4) OBP: 0.444, SLG: 0.375 83 Tim Lopes, R (7, 4)	G3		12 S 12 HR 1B 2-3 3-H	SBBBB 99 FC6-4 BB		82 1B 1B		G5-3		3 1	1 0	2 0	1 0	1 0	0 0	0 0
12 Justin Ruggiano, R (1, 9) OBP: 0.333, SLG: 0.833 82 Ian Miller, L (4, 9) OBP: 1.000, SLG: 1.000 (5, 7)	G6-3		SBBSX 2-2 HR 1-H 3-H	P6		99 G6-4-3 1-2 1B		99 G1-3 1B		3 2	1 0	1 2	3 0	0 0	0 0	3 0
30 Franklin Gutierrez, R (1, 8) 99 James Jones, L (4, PH) OBP: 0.222, SLG: 0.222 (4, 8)	F9		F9	FC6-4 15 WP 15 1B 1-2f 2-3 3-H		G6-4-3 1-2f		G1-3 1-2		2 3	0 1	0 0	0 1	0 0	0 0	0 5
15 Kyle Seager, L (1, 10) OBP: 0.500, SLG: 0.500 17 Stefen Romero, R (7, PH) OBP: 0.333, SLG: 0.143 (7, 10)		F7	SSC K	B 20 G3 1B 1-H 3-H			G6-3		SSS K	3 2	0 0	1 0	1 0	0 0	1 1	0 0
20 Logan Morrison, L (1, 3) OBP: 0.500, SLG: 0.667 69 Jordy Lara, R (4, 5) OBP: 0.375, SLG: 0.714		G5-3	55 1B 13 1B 2B G3				1-0 HR		BBBBB WP BB	3 1	1 1	1 1	1 1	0 1	0 0	1 0
55 Carlos Rivero, R (1, 5) OBP: 0.167, SLG: 0.167 (4, 3) 63 Jesus Montero, R (5, 3) OBP: 0.429, SLG: 0.333		P6		13 1B 5 1B 1B 2-3	G5-3		P4		F9	3 2	1 0	1 0	1 0	0 0	0 0	0 1
13 Dustin Ackley, L (1, 7) OBP: 0.500, SLG: 0.250 Estarlyn Morales, R (5, 9) OBP: 0.500, SLG: 1.000			BBBB 5 2B 72 1B BB	5 1B 4 2B 1B 1-2 3-H	G3-1		2B		B 1-0 F8 1-2	2 2	2 0	1 1	1 0	1 0	0 0	0 1
5 Brad Miller, L (1, 6) OBP: 0.600, SLG: 0.750 83 Jack Reinheimer, R (5, 6)			72 1B 12 HR 2B 1-3	4 2B 99 FC6-4 1B 1-3 2-H	F7		F9			3 1	2 0	2 0	1 0	0 0	0 0	0 1
4 John Baker, L (1, 2) OBP: 0.200, SLG: 0.400 6 John Hicks, R (6, 2) OBP: 0.500, SLG: 0.750			SSS K	99 FC6-4 15 WP 2B 1-3 3-H		G5-3		P6		3 1	1 0	1 0	1 0	0 0	1 0	2 0
Inning Stats	R: 0 E: 0 K: 0 S: 3 H: 0 LOB: 0 BB: 0 P: 3	R: 0 E: 0 K: 0 S: 3 H: 0 LOB: 0 BB: 0 P: 3	R: 4 E: 0 K: 2 S: 12 H: 3 LOB: 0 BB: 1 P: 18	R: 6 E: 0 K: 0 S: 10 H: 6 LOB: 1 BB: 1 P: 15	R: 0 E: 0 K: 0 S: 3 H: 0 LOB: 0 BB: 0 P: 3	R: 0 E: 0 K: 0 S: 4 H: 2 LOB: 1 BB: 0 P: 4	R: 1 E: 0 K: 0 S: 5 H: 2 LOB: 1 BB: 0 P: 6	R: 0 E: 0 K: 0 S: 4 H: 1 LOB: 1 BB: 0 P: 4	R: 0 E: 0 K: 1 S: 5 H: 0 LOB: 1 BB: 1 P: 10	1B: 8 2B: 4 3B: 0 HR: 2 SF: 0 SAC: 0 DP: 1 HBP: 0						

PITCHER		IP	WLS	BF	H	R	ER	SO	BB	IBB	HBP	BLK	WP	HR	S	P	ERA	WHIP
48 Hector Noesí, R ERA:	(1, 1)	2.0		6	0	0	0	0	0	0	0	0	0	0	6	6	0.00	0.000
57 Zach Putnam, R ERA: 54.0	(3, 1)	0.2	L	6	3	4	4	1	1	0	0	0	0	1	9	15	54.00	6.000
54 Eric Surkamp, L ERA: 23.14	(3, 1)	0.1		6	5	5	5	1	0	0	0	0	0	0	8	8	135.00	15.000
67 Scott Carroll, R ERA: 4.5	(4, 1)	2.0		8	1	1	1	0	1	0	0	0	1	0	8	13	4.50	1.000
74 Zach Phillips, L ERA: 3.0	(6, 1)	2.0		9	4	1	1	0	0	0	0	0	0	1	9	10	4.50	2.000

PITCHER		IP	WLS	BF	H	R	ER	SO	BB	IBB	HBP	BLK	WP	HR	S	P	ERA	WHIP
73 Logan Kensing, R ERA: 4.5	(8, 1)	1.0		4	1	0	0	0	0	0	0	0	0	0	4	4	0.00	1.000
78 Arcenio Leon, R ERA:	(9, 1)	1.0		4	0	0	0	1	1	0	0	0	1	0	5	10	0.00	1.000

TOP

Seattle Mariners @ Chicago White Sox

Camelback Ranch, Glendale, AZ

Sat Mar 07 2015, 6:15 PM - 6:18 PM EST
Att. 4,542 - Partly Cloudy - 78 F

livebaseballscorecards.com

AB	40
R	11
H	14
RBI	10
BB	3
SO	3
LOB	14

WP: 2 PB: 0 SB: 1 CS: 0 PA: 43

Batter	1	2	3	4	5	6	7	8	9	AB	R	H	RBI	BB	SO	LOB
64 Emilio Bonifácio, S (1, 8)	BBBB									2	1	0	0	1	0	1
27 Leury García, S (6, 8) OBP: 0.750, SLG: 0.750	4-0 79 S 53 G4-3 79 G6-3 BB									2	2	2	1	0	0	0
53 Melky Cabrera, S (1, 7) OBP: 0.125, SLG: 0.125	X 0-0 ① G4-3 1-2		X 0-0 ② G6-3		X 0-0 ① F8		X 0-0 ① F7	X 0-0 84 WP 84 1B 1B 1-3		3	0	1	0	0	0	1
86 Courtney Hawkins, R (5, PR) OBP: 0.500, SLG: 1.000																
(6, 7)					1-2 1B					2	1	1	0	0	0	1
79 José Abreu, R (1, 3) OBP: 0.375, SLG: 0.375	S X 0-1 ② G6-3 2-H		X 0-0 E6		S S C 0-3 ② K		B B B B 4-0 51 FC6-4 1-2 BB	B X 1-0 1-H 3-H 1B		3	0	0	1	0	1	2
84 Dan Black, S (6, 3) OBP: 0.571, SLG: 0.400										1	0	1	1	1	0	0
25 Adam LaRoche, L (1, 10) OBP: 0.125, SLG: 0.250	S S S 0-3 K		S S S 0-3 ③ K		S S C 0-3 ③ K		X 0-0 ② FC6-4 1-2f 2-H	S S S 0-3 ③ K		3	0	0	0	0	3	3
51 Michael Taylor, R (7, PH)																
(8, 10)										2	0	0	0	0	1	2
26 Avisaíl García, R (1, 9) OBP: 0.778, SLG: 1.000	X 0-0 ③ P4			X 0-0 10 FC5-4 1B		X 0-0 10 FC4 1B	X 0-0 ③ G4-3		B B B B 4-0 ③ 85 G6-4-3 BB	3	0	2	0	0	0	1
20 JB Shuck, L (6, PR) OBP: 0.400, SLG: 0.250																
(7, 9)										1	0	0	0	1	0	1
10 Alexei Ramirez, R (1, 6) OBP: 0.500, SLG: 0.625		X 0-0 12 G4-3 12 S 1B		X 0-0 ① FC5-4 1-2f 21 G6-3		X 0-0 ① FC4 1-2f 12 F8 58 2B		X 0-0 ① G4-3	X 0-0 ① ② G6-4-3 1-2f	3	0	1	0	0	0	2
85 Juan Diaz, L (6, PR) OBP: 0.200, SLG: 0.200																
(7, 6)										2	1	0	0	0	0	1
12 Conor Gillaspie, L (1, 5)		S X 0-1 ① G4-3 1-3		X 0-0 ② F8		X 0-0 ② F8 2-3		X 0-0 ② F9	X 0-0 ③ G3	3	0	0	0	0	0	4
18 Tyler Saladino, R (7, 5)										2	0	0	0	0	0	0
21 Tyler Flowers, R (1, 2)		X 0-0 ② G5-3		X 0-0 ③ G6-3 1-2		X 0-0 3-H 2B		X 0-0 7 3B 2B		2	0	0	0	0	0	2
58 Geovany Soto, R (5, 2) OBP: 0.500, SLG: 1.000										2	0	2	1	0	0	0
87 Tim Anderson, R (8, PR) OBP: 0.333, SLG: 0.333										0	1	0	0	0	0	0
81 Kevan Smith, R (9, 2)										0	0	0	0	0	0	0
5 Yolmer Sánchez, S (1, 4) OBP: 0.167, SLG: 0.167		S S S 0-3 ③ K			X 0-0 53 1B 1B	S S C 0-3 ③ K		X 0-0 27 2-H 1B 3B		2	0	1	0	0	1	1
7 Micah Johnson, L (6, 4) OBP: 0.333, SLG: 0.600										2	1	1	1	0	1	2
Inning Stats	R: 1 E: 0 K: 1 S: 7 H: 0 LOB: 1 BB: 1 P: 11	R: 0 E: 0 K: 1 S: 7 H: 1 LOB: 1 BB: 0 P: 7	R: 0 E: 1 K: 1 S: 6 H: 0 LOB: 1 BB: 0 P: 6	R: 0 E: 0 K: 0 S: 4 H: 1 LOB: 1 BB: 0 P: 4	R: 0 E: 0 K: 2 S: 9 H: 2 LOB: 2 BB: 0 P: 9	R: 1 E: 1 K: 1 S: 7 H: 2 LOB: 2 BB: 0 P: 7	R: 1 E: 1 K: 0 S: 4 H: 1 LOB: 1 BB: 1 P: 8	R: 4 E: 0 K: 1 S: 10 H: 5 LOB: 1 BB: 0 P: 11	R: 0 E: 0 K: 0 S: 2 H: 0 LOB: 0 BB: 1 P: 6	1B: 9 2B: 2 3B: 1 HR: 0	SF: 0 SAC: 0 DP: 1 HBP: 0						

PITCHER		IP	WLS	BF	H	R	ER	SO	BB	IBB	HBP	BLK	WP	HR	S	P	ERA	WHIP
74 Jordan Pries, R (1, 1) ERA: 4.5		2.0	W	9	1	1	1	2	1	0	0	0	1	0	14	18	4.50	1.000
38 Rafael Perez, L (3, 1) ERA: 4.5		1.0	H	4	0	0	0	1	0	0	0	0	0	0	6	6	0.00	0.000
61 Stephen Landazuri, R (4, 1) ERA:		2.0		9	3	0	0	2	0	0	0	0	0	0	13	13	0.00	1.500
Scott DeCecco, L (6, 1) ERA: 9.0		1.0		5	2	1	1	1	0	0	0	0	0	0	7	7	9.00	2.000
58 Sam Gaviglio, R (7, 1) ERA: 9.82		1.2		12	6	5	4	0	1	0	0	0	1	0	11	16	21.60	4.200

PITCHER		IP	WLS	BF	H	R	ER	SO	BB	IBB	HBP	BLK	WP	HR	S	P	ERA	WHIP
91 Matt Anderson, R (8, 1) ERA:		0.1		1	0	0	0	1	0	0	0	0	0	0	3	3	0.00	0.000
39 Carson Smith, R (9, 1) ERA:		1.0		3	0	0	0	0	1	0	0	0	0	0	2	6	0.00	1.000

BOTTOM

Seattle Mariners @ Chicago White Sox

Camelback Ranch, Glendale, AZ

Sat Mar 07 2015, 6:15 PM - 6:18 PM EST

Att. 4,542 - Partly Cloudy - 78 F

livebaseballscorecards.com

AB	40
R	7
H	12
RBI	5
BB	3
SO	7
LOB	24

1B: 9 SF: 0 WP: 2 PA: 43
2B: 2 SAC: 0 PB: 0
3B: 1 DP: 1 SB: 2
HR: 0 HBP: 0 CS: 0

Batter	1	2	3	4	5	6	7	8	9	AB	R	H	RBI	BB	SO	LOB
1 Adam Eaton, L (1, 8) OBP: 0.667, SLG: 0.857	B B B B 4-0 79 G4-3 79 S BB		X 0-0 ① F8	X 0-0 79 WP 79 2B 1-H 2-H 2B		X 0-0 1B		X 0-0 5 1B 1-2 2-3 1B	B B B B 4-0 1-2 BB	2 1 1 2 1 0 0						
75 Trayce Thompson, R (4, 8) OBP: 0.333, SLG: 0.333										2 0 2 0 0 0 0						
88 Engel Beltre, L (8, 8)										0 0 0 0 1 0 0						
7 Micah Johnson, L (1, 4) OBP: 0.300, SLG: 0.375	C S C 0-3 ① K		X 0-0 ② L7	B B B B 4-0 79 WP 79 2B BB		X 0-0 ③ G5-3		X 0-0 1-2 2-H 3-H 1B	X 0-0 ③ F7	3 1 0 0 1 1 2						
5 Yolmer Sánchez, S (6, 4) OBP: 0.250, SLG: 0.250										2 0 1 2 0 0 2						
79 José Abreu, R (1, 10) OBP: 0.364, SLG: 0.455	B X 1-0 ② G4-3 1-3		X 0-0 ③ L8	B X 1-0 1-H 2-H 2B			S S C 0-3 ① K	X 0-0 ① P4		3 0 1 2 0 0 1						
70 Andy LaRoche, R (4, PR) (4, 10)										2 0 0 0 0 1 2						
38 Andy Wilkins, L (1, 3) OBP: 0.333, SLG: 0.200	C S S 0-3 ③ K			20 L6 15 BB 86 1B BB 0-3 ③ K			C S C 0-3 ② K	X 0-0 ② L8		2 1 0 0 1 2 2						
84 Dan Black, S (5, 3) OBP: 0.444, SLG: 0.286										2 0 0 0 0 1 2						
15 Gordon Beckham, R (1, 6)		C S C 0-3 ① K	B B B B 4-0 86 1B 36 1B 1-2 BB	X 0-0 ① G6-3		B B B B 4-0 BB	X 0-0 ① F9		2 1 0 0 1 1 0							
85 Juan Diaz, L (6, 6) OBP: 0.286, SLG: 0.167										1 0 0 0 1 0 2						
20 JB Shuck, L (1, 9) OBP: 0.375, SLG: 0.286		X 0-0 36 1B 86 WP 1B	X 0-0 ① L9 2-3	X 0-0 ② L7			X 0-0 ③ G5-3		C S S 0-3 ① K	3 0 1 0 0 0 2						
51 Michael Taylor, R (6, 9)										2 0 0 0 0 1 1						
86 Courtney Hawkins, R (1, 7) OBP: 0.444, SLG: 0.778	B C S S 1-3 ② K 1-2		X 0-0 36 1B 1 2B 1-2 3-H 1B	S S S 0-3 ③ K				B B B B 4-0 44 BB 18 1B BB	S C S 0-3 ② K	3 1 1 1 0 2 1						
77 Jared Mitchell, L (6, 7)										1 1 0 0 1 1 0						
36 Rob Brantly, L (1, 2) OBP: 0.286, SLG: 0.286		X 0-0 2-3 1B	X 0-0 1 2B 1-2 2-H 1B			X 0-0 ① G6-3		B B B B 4-0 75 1B 18 1B 5 1B 1-2 BB	B C X 1-1 HR	3 1 2 1 0 0 0						
44 George Kottaras, L (6, 2) OBP: 0.333, SLG: 0.800										1 2 1 1 1 0 0						
27 Leury García, S (1, 5) OBP: 0.500, SLG: 0.500		X 0-0 ③ G4-3	X 0-0 ② F8			X 0-0 ② F9		X 0-0 75 1B 5 1B 1-2 2-H 1B	X 0-0 88 BB 1B	2 0 0 0 0 0 4						
18 Tyler Saladino, R (4, 5) OBP: 0.286, SLG: 0.286										3 1 2 1 0 0 0						
Inning Stats	R: 0 H: 0 E: 0 LOB: 1 K: 2 BB: 1 S: 7 P: 12	R: 0 H: 2 E: 0 LOB: 2 K: 2 BB: 0 S: 9 P: 10	R: 0 H: 0 E: 0 LOB: 0 K: 0 BB: 0 S: 3 P: 3	R: 6 H: 4 E: 0 LOB: 1 K: 1 BB: 3 S: 9 P: 22	R: 0 H: 0 E: 0 LOB: 0 K: 1 BB: 0 S: 5 P: 5	R: 0 H: 1 E: 0 LOB: 1 K: 0 BB: 0 S: 4 P: 4	R: 0 H: 0 E: 0 LOB: 1 K: 2 BB: 1 S: 7 P: 11	R: 3 H: 3 E: 0 LOB: 2 K: 0 BB: 2 S: 6 P: 14	R: 1 H: 2 E: 0 LOB: 2 K: 2 BB: 1 S: 10 P: 15	1B: 9 SF: 0 2B: 2 SAC: 0 3B: 0 DP: 0 HR: 1 HBP: 0							

TOP

Chicago White Sox @ Oakland Athletics

Hohokam Stadium, Mesa, AZ

Sun Mar 08 2015, 7:44 PM - 7:48 PM EDT

Att. 6,639 - Sunny - 79 F

livebaseballscorecards.com

AB	39
R	10
H	12
RBI	10
BB	8
SO	10
LOB	21

WP: 2	PA: 47
PB: 0	
SB: 1	
CS: 0	

PITCHER		IP	WLS	BF	H	R	ER	SO	BB	IBB	HBP	BLK	WP	HR	S	P	ERA	WHIP
13 Drew Pomeranz, L ERA:	(1, 1)	2.0		9	2	0	0	4	1	0	0	0	1	0	16	22	0.00	1.500
53 Ryan Verdugo, L ERA:	(3, 1)	1.0		3	0	0	0	0	0	0	0	0	0	0	3	3	0.00	0.000
36 Tyler Clippard, R ERA: 21.6	(4, 1)	0.2	L	6	2	4	4	0	2	0	0	0	0	0	4	12	54.00	6.000
74 Pat Venditte, S ERA: 9.0	(4, 1)	0.1		4	2	2	2	1	1	0	0	0	1	0	5	10	54.00	9.000
56 Fernando Abad, L ERA:	(5, 1)	1.0		3	0	0	0	1	0	0	0	0	0	0	5	5	0.00	0.000

PITCHER		IP	WLS	BF	H	R	ER	SO	BB	IBB	HBP	BLK	WP	HR	S	P	ERA	WHIP
68 Arnold Leon, R ERA:	(6, 1)	1.0		4	1	0	0	0	0	0	0	0	0	0	4	4	0.00	1.000
49 Brad Mills, L ERA: 13.5	(7, 1)	1.0		7	1	3	3	2	3	0	0	0	0	0	8	20	27.00	4.000
76 Brock Huntzinger, R ERA: 3.0	(8, 1)	1.0		5	2	0	0	0	0	0	0	0	0	0	5	5	0.00	2.000
97 Bobby Wahl, R ERA: 5.4	(9, 1)	0.2		5	2	1	1	2	1	0	0	0	0	1	9	14	13.50	4.500
81 Seth Frankoff, R ERA:	(9, 1)	0.1		1	0	0	0	0	0	0	0	0	0	0	1	1	0.00	0.000

BOTTOM

Chicago White Sox @ Oakland Athletics

Hohokam Stadium, Mesa, AZ

Sun Mar 08 2015, 7:44 PM - 7:48 PM EDT

Att. 6,639 - Sunny - 79 F

livebaseballscorecards.com

Batter	1	2	3	4	5	6	7	8	9	AB	R	H	RBI	BB	SO	LOB
4 Coco Crisp, S (1, 7) 79 Alex Hassan, R (3, 7) OBP: 0.385, SLG: 0.385	G4-3		3 2B 1B 3-H		F9		G6-4-3 1-2f		G6-3	1 4	0 1	0 1	0 1	0 0	0 0	0 3
3 Craig Gentry, R (1, 8) OBP: 0.333, SLG: 0.364 1 Billy Burns, S (6, 8) OBP: 0.429, SLG: 0.583	L7		1-H 2B			L8		G5-3		2 2	0 0	1 0	1 0	0 0	0 0	0 0
18 Ben Zobrist, S (1, 4) OBP: 0.556, SLG: 1.125 52 Joey Wendle, L (6, 4) OBP: 0.500, SLG: 0.375	L8			17 1B 2B		K		G4-1		2 2	0 0	1 0	0 0	0 0	0 1	0 0
16 Billy Butler, R (1, 10) OBP: 0.300, SLG: 0.571 20 Mark Canha, R (8, PH) OBP: 0.357, SLG: 0.615 (9, 10)		BBBB 17 G6-4-3 BB		K		HR		G5-3		2 1	1 0	1 0	1 0	1 0	1 0	1 0
17 Ike Davis, L (1, 3) OBP: 0.500, SLG: 0.429 57 Renato Núñez, R (6, 5) OBP: 0.375, SLG: 0.375		G6-4-3 1-2f		2-3 1B		77 1B 1B			67 BB 77 BB 78 G4-3 1B	2 2	0 1	1 2	0 0	0 0	0 0	1 0
15 Brett Lawrie, R (1, 5) OBP: 0.125, SLG: 0.125 77 Matt Olson, L (6, 3) OBP: 0.273, SLG: 0.111		F8		K		1-2 1B			BBBB 78 G4-3 67 BB 1-2 BB	2 1	0 0	0 1	0 0	0 1	1 0	2 0
7 Jason Pridie, L (1, 9) OBP: 0.308, SLG: 0.667 66 Bruce Maxwell, L (9, PH)			28 G4-3 79 1B 2B	G4-3		F8			F7	3 1	1 0	1 0	1 0	0 0	0 0	4 2
45 Bryan Anderson, L (1, 2) OBP: 0.714, SLG: 0.600 67 Carson Blair, R (6, 2)			K	28 G4-6-3 1B		G5-3			BBBB 78 G4-3 1-2 2-3 BB	2 1	0 0	1 0	0 0	0 1	1 0	1 0
28 Eric Sogard, L (1, 6) OBP: 0.300, SLG: 0.333 78 Niuman Romero, S (7, 6) OBP: 0.200, SLG: 0.200			G4-3 2-3	G4-6-3 1-2f		79 G6-4-3 1B			G4-3 1-2 2-3 3-H	2 2	0 0	0 1	0 1	0 0	0 0	2 2

	AB	34
	R	4
	H	11
	RBI	4
	BB	3
	SO	4
	LOB	18

Inning Stats	1	2	3	4	5	6	7	8	9
	R: 0 E: 0 K: 0 S: 3 H: 0 LOB: 0 BB: 0 P: 3	R: 0 E: 0 K: 0 S: 2 H: 0 LOB: 0 BB: 1 P: 6	R: 2 E: 0 K: 1 S: 7 H: 3 LOB: 1 BB: 0 P: 7	R: 0 E: 0 K: 2 S: 9 H: 2 LOB: 2 BB: 0 P: 9	R: 0 E: 0 K: 0 S: 3 H: 1 LOB: 0 BB: 0 P: 3	R: 1 E: 0 K: 1 S: 10 H: 3 LOB: 2 BB: 0 P: 10	R: 0 E: 0 K: 0 S: 3 H: 1 LOB: 0 BB: 0 P: 3	R: 0 E: 0 K: 0 S: 3 H: 0 LOB: 0 BB: 0 P: 3	R: 1 E: 0 K: 0 S: 4 H: 1 LOB: 2 BB: 2 P: 12

	1B: 7	SF: 0	WP: 0	PA: 37
	2B: 3	SAC: 0	PB: 0	
	3B: 0	DP: 3	SB: 0	
	HR: 1	HBP: 0	CS: 0	

PITCHER	IP	WLS	BF	H	R	ER	SO	BB	IBB	HBP	BLK	WP	HR	S	P	ERA	WHIP
29 Jeff Samardzija, R (1, 1) ERA: 6.0	3.0	W	11	3	2	2	1	1	0	0	0	0	0	12	16	6.00	1.333
52 Jake Petricka, R (4, 1) ERA:	1.0		5	2	0	0	2	0	0	0	0	0	0	9	9	0.00	2.000
41 Javy Guerra, R (5, 1) ERA:	1.0		3	1	0	0	0	0	0	0	0	0	0	3	3	0.00	1.000
71 Chris Beck, R (6, 1) ERA: 4.5	2.0		9	4	1	1	1	0	0	0	0	0	1	13	13	4.50	2.000
43 Dan Jennings, L (8, 1) ERA:	1.0		3	0	0	0	0	0	0	0	0	0	0	3	3	0.00	0.000

PITCHER	IP	WLS	BF	H	R	ER	SO	BB	IBB	HBP	BLK	WP	HR	S	P	ERA	WHIP
40 Daniel Webb, R (9, 1) ERA: 6.75	1.0		6	1	1	1	0	2	0	0	0	0	0	4	12	9.00	3.000

Batter	1	2	3	4	5	6	7	8	9	AB	R	H	RBI	BB	SO	LOB
11 AJ Pollock, R (1, 8) OBP: 0.462, SLG: 0.417 77 Nick Buss, L (5, 9) OBP: 0.200, SLG: 0.143 (7, 8)	0-0 5 FC1-6 1B		0-0 44 WP 5 G3 1B		0-0 5 1B 44 SF9 1B		0-0 G3-1		0-3 K 1-2	3 2	1 0	3 0	0 0	0 0	0 1	0 1
5 Ender Inciarte, L (1, 9) (5, 8) OBP: 0.385, SLG: 0.333 68 Sócrates Brito, L (7, 9) OBP: 0.214, SLG: 0.154	0-0 FC1-6 44 BLK 1-2f		0-0 G3 1-2		0-0 1-3 1B		0-0 G3-1		0-3 K	4 1	0 0	1 0	0 0	0 0	0 1	2 1
44 Paul Goldschmidt, R (1, 3) OBP: 0.455, SLG: 0.500 28 Nick Evans, R (5, 3) OBP: 0.333, SLG: 0.375	SSS 0-3 K 1-2		B SSS 1-3 K 2-3		0-0 SF9 3-H			0-0 8 G6-3 79 F7 76 1B 1B	0-3 K	2 2	0 1	0 1	1 0	0 0	2 1	2 1
6 David Peralta, L (1, 7) OBP: 0.385, SLG: 0.300 79 Danny Dorn, L (5, 7) OBP: 0.400, SLG: 0.615	0-0 G4-3		0-0 P6		0-0 F7			0-0 F7 1-2		3 1	0 0	0 0	0 0	0 0	0 0	3 1
72 Peter O'Brien, R (1, 10) OBP: 0.429, SLG: 0.333 8 Ben Francisco, R (8, PH) OBP: 0.143, SLG: 0.143 (8, 10)		SSS 0-3 K		0-0 G6-3		0-0 P6		0-0 G6-3 2-3		3 1	0 0	0 0	0 0	0 0	1 0	0 1
62 Brandon Drury, R (1, 4) OBP: 0.583, SLG: 1.111 76 Danny Worth, R (7, 4) OBP: 0.400, SLG: 0.500		0-0 31 F9 9 1B 2B		0-0 1B		SSS 0-3 K		0-0 75 E 3-H 1B		3 1	1 0	2 1	0 1	0 0	1 0	0 0
31 Jordan Pacheco, R (1, 5) OBP: 0.400, SLG: 0.286 75 Jamie Romak, R (6, 5) OBP: 0.556, SLG: 1.000	0-0 F9 2-3		0-0 F9		H 1-0 HBP			0-0 E5 73 FC4 1-2		2 1	0 0	0 0	0 0	0 0	0 0	2 1
9 Tuffy Gosewisch, R (1, 2) OBP: 0.300, SLG: 0.300 73 Mark Thomas, R (7, 2) OBP: 0.500, SLG: 0.500	0-0 3-H 1B		CCC 0-3 K			0-0 F8		0-0 FC4 1-2f		3 1	0 0	1 0	1 0	0 0	1 0	2 2
13 Nick Ahmed, R (1, 6) OBP: 0.250, SLG: 0.333 74 Walter Ibarra, S (7, 6) OBP: 0.556, SLG: 0.500	SSS 0-3 K				0-0 G1-3		0-0 G3		BBBB 4-0 77 S BB	3 0	0 0	0 0	0 0	0 1	1 0	1 0
Inning Stats	R: 0 E: 0 K: 1 S: 6 H: 1 LOB: 1 BB: 0 P: 6	R: 1 E: 0 K: 2 S: 9 H: 2 LOB: 1 BB: 0 P: 9	R: 0 E: 0 K: 1 S: 6 H: 1 LOB: 1 BB: 0 P: 7	R: 0 E: 0 K: 1 S: 6 H: 1 LOB: 1 BB: 0 P: 6	R: 1 E: 0 K: 0 S: 5 H: 2 LOB: 1 BB: 0 P: 5	R: 0 E: 0 K: 1 S: 5 H: 0 LOB: 1 BB: 0 P: 6	R: 0 E: 0 K: 0 S: 3 H: 0 LOB: 0 BB: 0 P: 3	R: 1 E: 1 K: 0 S: 6 H: 2 LOB: 2 BB: 0 P: 6	R: 0 E: 0 K: 3 S: 9 H: 0 LOB: 1 BB: 1 P: 13	1B: 8 2B: 1 3B: 0 HR: 0 SF: 1 SAC: 0 DP: 0 HBP: 1						

PITCHER		IP	WLS	BF	H	R	ER	SO	BB	IBB	HBP	BLK	WP	HR	S	P	ERA	WHIP
62 Jose Quintana, L ERA: 2.25	(1, 1)	2.0		9	3	1	1	3	0	0	0	1	0	0	15	15	4.50	1.500
30 David Robertson, R ERA:	(3, 1)	1.0		4	1	0	0	1	0	0	0	0	1	0	6	7	0.00	1.000
46 Brad Penny, R ERA: 4.5	(4, 1)	2.0		9	3	1	1	1	0	0	0	0	0	0	11	11	4.50	1.500
34 Matt Albers, R ERA:	(6, 1)	1.0		4	0	0	0	1	0	0	1	0	0	0	5	6	0.00	0.000
63 Jairo Asencio, R ERA:	(7, 1)	1.0		3	0	0	0	0	0	0	0	0	0	0	3	3	0.00	0.000

PITCHER		IP	WLS	BF	H	R	ER	SO	BB	IBB	HBP	BLK	WP	HR	S	P	ERA	WHIP
33 Zach Duke, L ERA: 13.5	(8, 1)	1.0		6	2	1	1	0	0	0	0	0	0	0	6	6	9.00	2.000
39 Maikel Cleto, R ERA:	(9, 1)	1.0		4	0	0	0	3	1	0	0	0	0	0	9	13	0.00	1.000

TOP

Arizona Diamondbacks @ Chicago White Sox

Camelback Ranch, Glendale, AZ

Mon Mar 09 2015, 7:20 PM - 7:20 PM EDT

Att. 5,148 - Sunny - 83 F

livebaseballscorecards.com

AB	36
R	3
H	9
RBI	3
BB	1
SO	9
LOB	20

WP: 1 PA: 39
PB: 0
SB: 1
CS: 0

Batter	1	2	3	4	5	6	7	8	9	AB	R	H	RBI	BB	SO	LOB
64 Emilio Bonifácio, S (1, 8) 75 Trayce Thompson, R (6, 8) OBP: 0.286, SLG: 0.333 20 JB Shuck, L (9, PH) OBP: 0.444, SLG: 0.375	G3		P5		F7		SF9 3-H		85 E 1B	3 0 1	0 0 0	0 0 1	0 1 0	0 0 0	0 0 0	1 0 0
10 Alexei Ramirez, R (1, 6) OBP: 0.455, SLG: 0.545 85 Juan Diaz, L (6, 6) OBP: 0.333, SLG: 0.625	53 G3 1B		G5-3		G4-6-3 1-2f		1-2 HR		SAFE G3 1-3	3 2	0 1	1 1	0 1	0 0	0 0	1 1
53 Melky Cabrera, S (1, 7) OBP: 0.273, SLG: 0.111 86 Courtney Hawkins, R (6, PR) OBP: 0.364, SLG: 0.636 (7, 7)	G3 1-2		25 1B BB			12 BB	K		F9	1 2	0 0	0 0	0 0	0 0	2 1	0 2
25 Adam LaRoche, L (1, 3) OBP: 0.182, SLG: 0.273 84 Dan Black, S (7, 3) OBP: 0.400, SLG: 0.250	K		1-3 1B			K		G3-1		3 1	0 0	1 0	0 0	0 0	2 0	2 0
27 Leury García, S (1, 9) OBP: 0.333, SLG: 0.333 77 Jared Mitchell, L (7, 9)	K	K	L4			F9		18 G5-3 BB		3 0	0 0	0 0	0 0	0 1	1 0	3 0
12 Conor Gillaspie, L (1, 5) OBP: 0.222, SLG: 0.125 18 Tyler Saladino, R (6, PR) OBP: 0.250, SLG: 0.250 (7, 5)	15 BB 1B	K				1-2 BB		G5-3 1-2		2 1	0 0	1 0	0 0	1 0	1 0	0 1
15 Gordon Beckham, R (1, 10) 70 Andy LaRoche, R (8, PH) (9, 10)	1-2 BB		G3-1		G1-3			G3-1		2 1	0 0	0 0	0 0	1 0	0 0	2 1
21 Tyler Flowers, R (1, 2) OBP: 0.286, SLG: 0.333 17 Adrian Nieto, S (7, PR) (8, 2)	K		G5-3				7 1B 75 SF9 2B		G6-3	3 1	0 1	1 1	0 0	0 0	1 0	2 0
5 Yolmer Sánchez, S (1, 4) OBP: 0.300, SLG: 0.300 7 Micah Johnson, L (6, 4) OBP: 0.417, SLG: 0.800	F8				10 G4-6-3 1B		85 CS 2-3 1B		HR	2 2	0 1	1 2	0 1	0 0	0 0	2 0
Inning Stats	R: 0 E: 0 K: 1 S: 6 H: 1 LOB: 1 BB: 0 P: 6	R: 0 E: 0 K: 2 S: 8 H: 1 LOB: 2 BB: 1 P: 12	R: 0 E: 0 K: 0 S: 4 H: 1 LOB: 2 BB: 1 P: 8	R: 0 E: 0 K: 1 S: 5 H: 0 LOB: 0 BB: 0 P: 5	R: 0 E: 0 K: 0 S: 3 H: 1 LOB: 0 BB: 0 P: 3	R: 0 E: 0 K: 1 S: 5 H: 0 LOB: 2 BB: 2 P: 13	R: 2 E: 0 K: 1 S: 8 H: 3 LOB: 1 BB: 0 P: 9	R: 0 E: 0 K: 0 S: 3 H: 0 LOB: 1 BB: 1 P: 7	R: 1 E: 1 K: 0 S: 5 H: 2 LOB: 1 BB: 0 P: 5	1B: 6 2B: 1 3B: 0 HR: 2 SF: 1 SAC: 0 DP: 1 HBP: 0						WP: 0 PB: 0 SB: 0 CS: 1 PA: 39	

PITCHER		IP	WLS	BF	H	R	ER	SO	BB	IBB	HBP	BLK	WP	HR	S	P	ERA	WHIP
57 Chase Anderson, R ERA:	(1, 1)	2.2		11	2	0	0	3	1	0	0	0	0	0	16	20	0.00	1.125
64 Will Locante, L ERA: 6.75	(3, 1)	0.1	H	3	1	0	0	0	1	0	0	0	0	0	2	6	0.00	6.000
12 Rubby De La Rosa, R ERA:	(4, 1)	3.0	H	11	1	0	0	2	2	0	0	0	0	0	13	21	0.00	1.000
70 Aaron Blair, R ERA: 4.5	(7, 1)	2.0	B	9	3	2	2	1	1	0	0	0	0	1	11	16	9.00	2.000
63 Enrique Burgos, R ERA: 4.5	(9, 1)	1.0	B	5	2	1	1	0	0	0	0	0	0	1	5	5	9.00	2.000

PITCHER	IP	WLS	BF	H	R	ER	SO	BB	IBB	HBP	BLK	WP	HR	S	P	ERA	WHIP

BOTTOM

Arizona Diamondbacks @ Chicago White Sox

Camelback Ranch, Glendale, AZ

Mon Mar 09 2015, 7:20 PM - 7:20 PM EDT

Att. 5,148 - Sunny - 83 F

livebaseballscorecards.com

AB	33
R	3
H	9
RBI	3
BB	5
SO	6
LOB	19

Chicago White Sox @ Kansas City Royals

Surprise Stadium, Surprise, AZ

Tue Mar 10 2015, 4:05 PM - 7:04 PM EDT

Att. 6,462 - Sunny - 79 F

TOP

livebaseballscorecards.com

Batter	1	2	3	4	5	6	7	8	9	AB	R	H	RBI	BB	SO	LOB
1 Adam Eaton, L (1, 8) OBP: 0.615, SLG: 0.700	C H 1-1 7 2B 79 1B HBP	C C B B B F X 3-2 ③ F7		X 0-0 7 1B 1-2 1B		X 0-0 ② FC1-6 7 1B 38 1B 1-2f		C X 0-1 5 G5-4-3 1-2 2-3 1B		3	1	1	0	0	0	2
88 Engel Beltre, L (6, PR) OBP: 1.000, SLG: 1.000 (6, 8)										1	1	1	0	0	0	0
7 Micah Johnson, L (1, 4) OBP: 0.563, SLG: 0.929	L X 0-1 79 1B 20 1B 1-3 2B		B B F B X 3-1 79 1B 10 SF7 1B	B C B F X 2-2 1-2 2-3 1B		S D S B X 2-2 38 1B 1-2 3-H 1B		C B B C X 2-2 ②③ G5-4-3 1-2f		4	2	4	1	0	0	0
5 Yolmer Sánchez, S (6, PR) OBP: 0.273, SLG: 0.273 (6, 4)										1	0	0	0	0	0	3
79 José Abreu, R (1, 3) OBP: 0.429, SLG: 0.500	B F X 1-1 20 1B 15 1B 2-3 3-H 1B		X 0-0 20 1B 1-3 1B	F B 2 SAFE C F X 1-2 ③ G5-3		B B X 2-0 ③ 1-3 2-H 1B			C C X 0-2 ① F9	3	1	2	1	0	0	3
38 Andy Wilkins, L (4, 3) OBP: 0.375, SLG: 0.286										2	0	1	1	0	0	0
10 Alexei Ramirez, R (1, 6) OBP: 0.357, SLG: 0.462	B C B F F B X 3-2 ① L5		D B X 2-0 ① SF7 3-H	F F X 0-2 ① F8			B X 1-0 ① F9		C X 0-1 ② G6-3	2	0	0	1	0	0	2
87 Tim Anderson, R (5, 6) OBP: 0.200, SLG: 0.200										2	0	0	0	0	0	0
20 JB Shuck, L (1, 7) OBP: 0.462, SLG: 0.417	B C B F X 2-2 15 1B 1-3 3-H 1B		C S T F B B X 2-2 ② 1-3 1B	B C X 1-1 ② G4-3			C B S X 1-2 ② G3		X 0-0 1B	4	0	2	1	0	0	0
86 Courtney Hawkins, R (7, 7) OBP: 0.417, SLG: 0.667										1	0	1	0	0	0	0
15 Gordon Beckham, R (1, 5) OBP: 0.200, SLG: 0.077	1 SAFE C B X 1-1 58 G5-4-3 1-2 3-H 1B		C B B C X 2-2 ③ G6-3		C B C B B X 3-2 ③ G2-3		C B X 1-1 ③ F8		B C F X 1-2 ③ G6-3	3	0	1	1	0	0	1
70 Andy LaRoche, R (5, 5)										2	0	0	0	0	0	1
58 Geovany Soto, R (1, 2) OBP: 0.429, SLG: 0.667	B F X 1-1 ②③ G5-4-3 1-2f			C X 0-1 ① F8		B C B S B B 4-2 21 1B 21 WP 7 1B BB		C C X 0-2 88 1B 94 E 1B		2	1	0	0	1	0	2
81 Kevan Smith, R (6, 2) OBP: 0.500, SLG: 0.500										1	0	1	0	0	0	0
21 Tyler Flowers, R (1, 10) OBP: 0.300, SLG: 0.333		F S B S 1-3 ① K		S F B F C 1-3 ② K		B B X 2-0 1 FC1-6 1-3 1B		1 SAFE X 0-0 E6 88 1B 1-2		3	0	1	0	0	2	0
94 Jason Coats, R (6, PR)										1	0	0	0	0	0	1
(6, 10)																
75 Trayce Thompson, R (1, 9) OBP: 0.333, SLG: 0.286		X 0-0 ② G5-3		B B B C B 4-1 7 1B 1 1B BB		F F C 0-3 ① K		C X 0-1 ① L5		1	0	0	0	1	0	0
77 Jared Mitchell, L (5, 9)										2	0	0	0	0	1	4
Inning Stats	R: 3 E: 0 K: 0 S: 16 H: 4 LOB: 1 BB: 0 P: 25	R: 0 E: 0 K: 1 S: 8 H: 0 LOB: 0 BB: 0 P: 12	R: 1 E: 0 K: 0 S: 12 H: 3 LOB: 1 BB: 0 P: 21	R: 0 E: 0 K: 1 S: 15 H: 2 LOB: 3 BB: 1 P: 23	R: 0 E: 0 K: 0 S: 8 H: 0 LOB: 0 BB: 0 P: 12	R: 2 E: 0 K: 1 S: 11 H: 3 LOB: 2 BB: 1 P: 21	R: 0 E: 0 K: 0 S: 6 H: 0 LOB: 0 BB: 0 P: 9	R: 0 E: 1 K: 0 S: 11 H: 2 LOB: 2 BB: 0 P: 13	R: 0 E: 0 K: 0 S: 9 H: 1 LOB: 1 BB: 0 P: 10	1B: 14 2B: 1 3B: 0 HR: 0 SF: 1 SAC: 0 DP: 2 HBP: 1						

AB	38
R	6
H	15
RBI	6
BB	2
SO	3
LOB	19

WP: 1 PB: 0 SB: 0 CS: 0 PA: 42

PITCHER		IP	WLS	BF	H	R	ER	SO	BB	IBB	HBP	BLK	WP	HR	S	P	ERA	WHIP
11 Jeremy Guthrie, R ERA: 13.5	(1, 1)	2.0	L	10	4	3	3	1	0	0	1	0	0	0	24	37	13.50	2.000
56 Greg Holland, R ERA: 4.5	(3, 1)	1.0		5	3	1	1	0	0	0	0	0	0	0	12	21	9.00	3.000
54 Jason Frasor, R ERA:	(4, 1)	1.0		6	2	0	0	1	1	0	0	0	0	0	15	23	0.00	3.000
27 Brandon Finnegan, L ERA: 9.0	(5, 1)	2.0		9	3	2	2	1	1	0	0	0	1	0	19	33	9.00	2.000
52 Casey Coleman, R ERA: 4.5	(7, 1)	1.0		3	0	0	0	0	0	0	0	0	0	0	6	9	0.00	0.000
73 Scott Alexander, L ERA: 6.0	(8, 1)	1.0		5	2	0	0	0	0	0	0	0	0	0	9	11	0.00	2.000
31 Louis Coleman, R ERA: 2.25	(9, 1)	1.0		4	1	0	0	0	0	0	0	0	0	0	9	10	0.00	1.000

BOTTOM

Chicago White Sox @ Kansas City Royals

Surprise Stadium, Surprise, AZ

Tue Mar 10 2015, 4:05 PM - 7:04 PM EDT

Att. 6,462 - Sunny - 79 F

livebaseballscorecards.com

Batter	1	2	3	4	5	6	7	8	9	AB	R	H	RBI	BB	SO	LOB
1 Jarrod Dyson, L (1, 7)	B F B X 2-1 HR		B F X 1-1 ① FC4-6 6 F9 8 1B 1-2f	B B C F X 2-2 ③ F7			C B C S 1-3 ② K		B X 1-0 ② P1	3	1	1	1	0	0	4
0 Terrance Gore, R (6, 7)										2	0	0	0	0	1	1
8 Mike Moustakas, L (1, 5) OBP: 0.400, SLG: 0.429	B X 1-0 ① B5-3		C T 1 SAFE X 0-2 1-2 1B		B C F X 1-2 1B		B X 1-0 ③ G1-3		B D B B 4-0 BB	3	0	2	0	0	0	0
34 Rey Fuentes, L (5, PR) OBP: 0.286, SLG: 0.429										0	0	0	0	0	0	0
61 Cheslor Cuthbert, R (6, 5) OBP: 0.250, SLG: 0.200										1	0	0	0	1	0	0
6 Lorenzo Cain, R (1, 8) OBP: 0.273, SLG: 0.200	C S X 0-2 ② G6-3		F B F F D X 2-2 ② F9 2-3		1 SAFE C F D X 1-2 ① F7			C F F X 0-2 66 G5-4-3 1B	B C B S S 2-3 ③ K	3	0	0	0	0	0	3
16 Paulo Orlando, R (6, 8) OBP: 0.364, SLG: 0.636										2	0	1	0	0	1	2
35 Eric Hosmer, L (1, 3) OBP: 0.308, SLG: 0.846	X 0-0 ③ F7		C C F D X 1-2 ③ G6-3		1 SAFE 1 SAFE F B X 1-1 ② F7			X 0-0 ① ② G5-4-3 1-2f		3	0	0	0	0	0	3
66 Matt Fields, R (6, 3) OBP: 0.333, SLG: 0.400										1	0	0	0	0	0	1
25 Kendrys Morales, S (1, 10) OBP: 0.320, SLG: 0.500		C B B X 2-1 ① F9		B S S C 1-3 ① K	B C B X 2-1 ③ G4-3			B F C B B F X 3-2 E4 43 1B		4	0	0	0	0	1	1
65 Whit Merrifield, R (8, PR) OBP: 0.333, SLG: 0.333										0	0	0	0	0	0	0
(9, 10)																
15 Alex Rios, R (1, 9) OBP: 0.500, SLG: 1.308		C B S S 1-3 ② K		C S H 1-2 24 BB 9 1B HBP		C S B B S 2-3 ① K		T B S F X 1-2 1-2 1B		1	0	0	0	0	1	0
43 Moisés Sierra, R (6, 9) OBP: 0.400, SLG: 0.444										2	0	1	0	0	1	0
19 Erik Kratz, R (1, 2) OBP: 0.500, SLG: 0.700		T B F X 1-2 9 1B 2B		X 0-0 ② F9		S S B F X 1-2 ② F7		C S B C 1-3 ③ K		2	1	1	0	0	0	1
26 Francisco Peña, R (6, PH) OBP: 0.143, SLG: 0.143										2	0	0	0	0	1	2
(7, 2)																
9 Ryan Jackson, R (1, 6) OBP: 0.800, SLG: 0.714		C F B D B X 3-2 ③ 2-H 1B		B C X 1-1 24 BB 1-2 1B		B S B B C X 3-2 ③ F8			X 0-0 3B	2	0	2	1	0	0	0
75 Adalberto Mondesi, S (6, 6) OBP: 0.545, SLG: 0.778										2	0	1	0	0	0	0
24 Christian Colón, R (1, 4) OBP: 0.417, SLG: 0.222			F H 1-1 1 FC4-6 HBP	C B B B 4-1 1-2 2-3 BB			B S S S 1-3 ① K		B F F B S 2-3 ① K	0	0	0	0	1	0	0
12 Ryan Roberts, R (6, 4) OBP: 0.250, SLG: 0.625										2	0	0	0	0	2	1

Inning Stats	1	2	3	4	5	6	7	8	9	1B: 6	SF: 0	WP: 0	PA: 39
	R: 1 H: 1 E: 0 LOB: 0 K: 0 BB: 0 S: 7 P: 10	R: 1 H: 2 E: 0 LOB: 1 K: 1 BB: 0 S: 11 P: 18	R: 0 H: 1 E: 0 LOB: 2 K: 0 BB: 0 S: 14 P: 19	R: 0 H: 1 E: 0 LOB: 3 K: 1 BB: 1 S: 12 P: 21	R: 0 H: 1 E: 0 LOB: 1 K: 0 BB: 0 S: 10 P: 15	R: 0 H: 0 E: 0 LOB: 0 K: 1 BB: 0 S: 10 P: 16	R: 0 H: 0 E: 0 LOB: 0 K: 2 BB: 0 S: 7 P: 10	R: 0 H: 2 E: 1 LOB: 2 K: 1 BB: 0 S: 16 P: 21	R: 0 H: 1 E: 0 LOB: 2 K: 2 BB: 1 S: 8 P: 17	2B: 1	SAC: 0	PB: 0	
										3B: 1	DP: 1	SB: 0	
										HR: 1	HBP: 2	CS: 0	

PITCHER		IP	WLS	BF	H	R	ER	SO	BB	IBB	HBP	BLK	WP	HR	S	P	ERA	WHIP
83 Tyler Danish, R	(1, 1)	2.1	W	10	3	2	2	1	0	0	1	0	0	1	21	33	7.71	1.286
ERA: 8.1																		
74 Zach Phillips, L	(3, 1)	1.1	H	7	2	0	0	1	0	0	1	0	0	0	19	25	0.00	1.500
ERA: 2.08																		
68 Raul Fernandez, R	(4, 1)	1.1	H	6	1	0	0	0	1	0	0	0	0	0	14	25	0.00	1.500
ERA:																		
67 Scott Carroll, R	(6, 1)	2.2		10	2	0	0	3	0	0	0	0	0	0	30	43	0.00	0.750
ERA: 1.93																		
54 Eric Surkamp, L	(8, 1)	1.1		6	1	0	0	3	1	0	0	0	0	0	11	21	0.00	1.500
ERA: 14.73																		

PITCHER	IP	WLS	BF	H	R	ER	SO	BB	IBB	HBP	BLK	WP	HR	S	P	ERA	WHIP

Texas Rangers @ Chicago White Sox

Camelback Ranch, Glendale, AZ

Wed Mar 11 2015, 4:07 PM - 6:54 PM EDT

Att. 4,739 - Partly Cloudy - 85 F

TOP

livebaseballscorecards.com

Batter	1	2	3	4	5	6	7	8	9	AB	R	H	RBI	BB	SO	LOB
2 Leonys Martin, L (1, 8) OBP: 0.316, SLG: 0.444	B X	B B B		X			X		S S S	3	2	2	0	1	0	2
64 Antoan Richardson, S (7, 8)	1-0 16 1B 84 1B 1B	4-0 16 1B BB		0-0 ② G3			0-0 16 S 9 1B 1B		0-3 ③ K	1	0	0	0	0	1	0
16 Ryan Rua, R (1, 10) OBP: 0.333, SLG: 0.471	X	X		X			B S S S			4	1	2	0	0	1	3
	0-0 84 1B 70 1B 1-2 1B	0-0 ③ 1-2 1B		0-0 ③ G6-3			1-3 ② K 1-2									
84 Prince Fielder, L (1, 3) OBP: 0.308, SLG: 0.538	X		X	X	X		X			3	1	1	1	0	0	0
9 Adam Rosales, R (6, 3) OBP: 0.308, SLG: 0.182	0-0 70 1B 41 PB 3 WP 1-3 2-H 1B		0-0 ① G4-3		0-0 ① G6-3		0-0 2-H 1B			1	0	1	1	0	0	0
41 Ryan Ludwick, R (1, 7) OBP: 0.182, SLG: 0.455	B S S S		X	X	X		X			4	0	0	0	0	1	3
Royce Bolinger, R (7, 7)	1-3 ① K 1-2		0-0 ② F8		0-0 ② G5-3		0-0 ③ G2			0	0	0	0	0	0	0
70 Joey Gallo, L (1, 5) OBP: 0.438, SLG: 0.538	X		B B B B		X			S S S	0-3 ① K	3	0	1	1	1	1	0
	0-0 3 WP 2-3 3-H 1B		4-0 BB		0-0 ③ G6-3											
3 Carlos Corporán, S (1, 2) OBP: 0.222, SLG: 0.333	B X		S S S			X		X		3	0	0	0	0	1	2
6 Tomás Telis, S (6, 2) OBP: 0.571, SLG: 0.714	1-0 ② F9 1-2 3-H		0-3 ③ K			0-0 ① F7		0-0 ② G6-3		1	0	0	0	0	0	0
20 Jake Smolinski, R (1, 9) OBP: 0.375, SLG: 0.571	X			X		X		X		4	0	1	0	0	0	1
	0-0 ③ G5-3			0-0 68 FC6 2B		0-0 ② G6-3		0-0 ③ G4-3								
68 Hanser Alberto, R (1, 6) OBP: 0.188, SLG: 0.250		X		X		X			X	4	0	0	0	0	0	1
		0-0 ① G6-3		0-0 FC6 39 S 2-3		0-0 ③ F9			0-0 ① G4-3							
39 Tommy Field, R (1, 4) OBP: 0.222, SLG: 0.267		X		B C C C			C C C		X	4	0	0	0	0	2	2
		0-0 ② L4		1-3 ① K 1-2			0-3 ① K		0-0 ② G1-3							

	AB	R	H	RBI	BB	SO	LOB
	35	4	8	3	2	7	14

Inning Stats	1	2	3	4	5	6	7	8	9
	R: 3 E: 0 K: 1 S: 9	H: 4 LOB: 1 BB: 0 P: 12	R: 0 E: 0 K: 0 S: 3	H: 1 LOB: 1 BB: 1 P: 7	R: 0 E: 0 K: 1 S: 5	H: 0 LOB: 1 BB: 1 P: 9	R: 0 E: 0 K: 1 S: 7	H: 1 LOB: 2 BB: 0 P: 8	R: 0 E: 0 K: 0 S: 3	H: 0 LOB: 0 BB: 0 P: 3	R: 0 E: 0 K: 0 S: 3	H: 0 LOB: 0 BB: 0 P: 3	R: 1 E: 0 K: 2 S: 9	H: 2 LOB: 1 BB: 0 P: 10	R: 0 E: 0 K: 1 S: 5	H: 0 LOB: 0 BB: 0 P: 5	R: 0 E: 0 K: 1 S: 5	H: 0 LOB: 0 BB: 0 P: 5

	1B	SF	WP	PA
	7	0	1	37
	2B: 1	SAC: 0	PB: 1	
	3B: 0	DP: 0	SB: 2	
	HR: 0	HBP: 0	CS: 0	

PITCHER		IP	WLS	BF	H	R	ER	SO	BB	IBB	HBP	BLK	WP	HR	S	P	ERA	WHIP
80 Carlos Rodón, L ERA: 6.23	(1, 1)	2.1		12	5	3	3	1	1	0	0	0	1	0	13	20	11.57	2.571
73 Logan Kensing, R ERA: 3.38	(3, 1)	0.2		3	0	0	0	1	1	0	0	0	0	0	4	8	0.00	1.500
40 Daniel Webb, R ERA: 4.91	(4, 1)	1.0		5	1	0	0	1	0	0	0	0	0	0	7	8	0.00	1.000
33 Zach Duke, L ERA: 9.0	(5, 1)	1.0		3	0	0	0	0	0	0	0	0	0	0	3	3	0.00	0.000
41 Javy Guerra, R ERA:	(6, 1)	1.0		3	0	0	0	0	0	0	0	0	0	0	3	3	0.00	0.000

PITCHER		IP	WLS	BF	H	R	ER	SO	BB	IBB	HBP	BLK	WP	HR	S	P	ERA	WHIP
63 Jairo Asencio, R ERA: 3.0	(7, 1)	1.0		5	2	1	1	2	0	0	0	0	0	0	9	10	9.00	2.000
43 Dan Jennings, L ERA:	(8, 1)	1.0		3	0	0	0	1	0	0	0	0	0	0	5	5	0.00	0.000
52 Jake Petricka, R ERA:	(9, 1)	1.0		3	0	0	0	1	0	0	0	0	0	0	5	5	0.00	0.000

Texas Rangers @ Chicago White Sox

Camelback Ranch, Glendale, AZ

Wed Mar 11 2015, 4:07 PM - 6:54 PM EDT

Att. 4,739 - Partly Cloudy - 85 F

livebaseballscorecards.com

BOTTOM

Batter	1	2	3	4	5	6	7	8	9	AB	R	H	RBI	BB	SO	LOB
64 Emilio Bonifácio, S (1, 8) 20 JB Shuck, L (6, 8) OBP: 0.429, SLG: 0.385	P4		BB: 53 G5-3; 25 E		G6-3		K			2 1	1 0	0 0	0 0	1 0	0 1	0 0
53 Melky Cabrera, S (1, 7) OBP: 0.200, SLG: 0.077 85 Juan Diaz, L (9, 5) OBP: 0.333, SLG: 0.625	G3		G5-3 1-2		G5-3			G6-3		4 0	0 0	0 0	0 0	0 0	0 0	1 0
25 Adam LaRoche, L (1, 3) OBP: 0.231, SLG: 0.308 38 Andy Wilkins, L (5, 3) OBP: 0.500, SLG: 0.500 86 Courtney Hawkins, R (8, PR) OBP: 0.417, SLG: 0.667 (9, 7)	F8		E4: 26 WP 2-H 1B			BB: 26 G6-3; 12 2B		70 2B		2 1 0	0 1 1	1 1 0	0 0 0	0 1 0	0 0 0	0 0 0
26 Avisaíl García, R (1, 9) OBP: 0.667, SLG: 0.800 70 Andy LaRoche, R (7, 5) OBP: 0.167, SLG: 0.333 75 Trayce Thompson, R (8, PR) OBP: 0.333, SLG: 0.286 84 Dan Black, S (9, 3) OBP: 0.400, SLG: 0.250		HBP: 18 FC4-6; 12 1B; 58 1B	L8 1-2			G6-3 1-2		2B 2-H		2 1 0 0	1 0 0 0	0 1 0 0	0 1 0 0	0 0 0 0	0 0 0 0	2 0 0 0
12 Conor Gillaspie, L (1, 5) OBP: 0.333, SLG: 0.364 88 Engel Beltre, L (6, PR) OBP: 0.667, SLG: 0.500 (7, 9)		1B: 18 FC4-6 1-2	G3			2B: 18 F9 2-H		P6		3 1	0 0	2 0	1 0	0 0	0 0	1 1
18 Tyler Saladino, R (1, 6) OBP: 0.167, SLG: 0.167		FC4-6: 58 1B 1-2f 2-3		G3-4-1		F9 2-3		L9		4	0	0	0	0	0	4
36 Rob Brantly, L (1, 2) OBP: 0.222, SLG: 0.222 44 George Kottaras, L (6, PH) OBP: 0.250, SLG: 0.571 (7, 2)		P5		P5		G3			P6	2 2	0 0	0 0	0 0	0 0	0 0	2 2
58 Geovany Soto, R (1, 10) OBP: 0.455, SLG: 0.600		1B 1-2 3-H		K			P4		1B	4	0	2	1	0	1	0
5 Yolmer Sánchez, S (1, 4) OBP: 0.214, SLG: 0.214 7 Micah Johnson, L (8, 4) OBP: 0.529, SLG: 0.867		K			G6-3		F7		G5-3	3 1	0 0	0 0	0 0	0 0	1 0	2 0
Inning Stats	R: 0 E: 0 K: 0 S: 3 H: 0 LOB: 0 BB: 0 P: 3	R: 1 E: 0 K: 1 S: 7 H: 2 LOB: 2 BB: 0 P: 8	R: 1 E: 1 K: 0 S: 4 H: 1 LOB: 1 BB: 1 P: 9	R: 0 E: 0 K: 1 S: 5 H: 0 LOB: 0 BB: 0 P: 5	R: 0 E: 0 K: 0 S: 3 H: 0 LOB: 0 BB: 0 P: 3	R: 1 E: 0 K: 0 S: 4 H: 1 LOB: 2 BB: 1 P: 8	R: 0 E: 0 K: 1 S: 5 H: 0 LOB: 0 BB: 0 P: 5	R: 1 E: 0 K: 0 S: 5 H: 2 LOB: 1 BB: 0 P: 5	R: 0 E: 0 K: 0 S: 3 H: 1 LOB: 0 BB: 0 P: 3	1B: 4 2B: 3 3B: 0 HR: 0	SF: 0 SAC: 0 DP: 0 HBP: 1			WP: 1 PB: 0 SB: 0 CS: 0	PA: 36		

PITCHER		IP	WLS	BF	H	R	ER	SO	BB	IBB	HBP	BLK	WP	HR	S	P	ERA	WHIP
73 Alec Asher, R ERA: 9.82	(1, 1)	2.0		9	2	1	1	1	0	0	1	0	0	0	10	11	4.50	1.000
50 Michael Kirkman, L ERA: 9.0	(3, 1)	1.0	H	5	1	1	1	0	1	0	0	0	1	0	4	9	9.00	2.000
57 Juan Carlos Oviedo, R ERA: 6.0	(4, 1)	1.0	H	3	0	0	0	1	0	0	0	0	0	0	5	5	0.00	0.000
58 Alex Claudio, L ERA: 2.25	(5, 1)	1.0	H	3	0	0	0	0	0	0	0	0	0	0	3	3	0.00	0.000
44 Spencer Patton, R ERA: 3.0	(6, 1)	1.0	B	5	1	1	1	0	1	0	0	0	0	0	4	8	9.00	2.000

PITCHER		IP	WLS	BF	H	R	ER	SO	BB	IBB	HBP	BLK	WP	HR	S	P	ERA	WHIP
36 Jon Edwards, R ERA:	(7, 1)	1.0	H	3	0	0	0	1	0	0	0	0	0	0	5	5	0.00	0.000
65 Ross Wolf, R ERA: 7.2	(8, 1)	1.0	B	5	2	1	1	0	0	0	0	0	0	0	5	5	9.00	2.000
30 Will Lamb, L ERA:	(9, 1)	1.0		3	1	0	0	0	0	0	0	0	0	0	3	3	0.00	1.000

AB	33
R	4
H	7
RBI	3
BB	2
SO	3
LOB	15

Batter	1	2	3	4	5	6	7	8	9	AB	R	H	RBI	BB	SO	LOB
64 Emilio Bonifácio, S (1, 8) 70 Andy LaRoche, R (5, 5) OBP: 0.143, SLG: 0.286	B F B S B X 3-2 ① P4	F B 1 SAFE X 1-1 ③ L7			X 0-0 ② G3		B F F X 1-2 ③ F8			3 0 0 0 0 0 1 1 0 0 0 0 0 0						
18 Tyler Saladino, R (1, 6) OBP: 0.188, SLG: 0.188 85 Juan Diaz, L (8, 6) OBP: 0.333, SLG: 0.625	B F B X 2-1 ② G3		X 0-0 ① L4		C B B S X 2-2 12 1B 1B			B C B C S 2-3 ① K		4 0 1 0 0 1 0 0 0 0 0 0 0 0						
12 Conor Gillaspie, L (1, 5) OBP: 0.333, SLG: 0.357 88 Engel Beltre, L (5, PR) OBP: 0.500, SLG: 0.333 (5, 8)	C C X 0-2 ③ F8		B F B X 2-1 ② L9		B X 1-0 26 FC6-4 1-3 1B			S S B B F S 2-3 ② K		3 0 1 0 0 0 0 1 0 0 0 0 1 0						
26 Avisaíl García, R (1, 9) OBP: 0.600, SLG: 0.692 77 Jared Mitchell, L (5, 9)	B B F B S F X 3-2 58 1B 86 2B 1B		X 0-0 ③ L7		1 SAFE F 1 SAFE B B F X 2-2 ③ FC6-4 1-2f			C B C B B B 4-2 BB		3 1 1 0 0 0 2 0 0 0 0 1 0 0						
58 Geovany Soto, R (1, 2) OBP: 0.462, SLG: 0.583 36 Rob Brantly, L (5, 2) OBP: 0.273, SLG: 0.200	C F F D X 1-2 86 2B 5 1B 1-2 1B			B C S X 1-2 ① L7		B B B C B 4-1 38 G4-6-3 BB		X 0-0 ③ G4-3		2 1 1 0 0 0 0 1 0 0 0 1 0 1						
38 Andy Wilkins, L (1, 3) OBP: 0.385, SLG: 0.364 91 Danny Hayes, L (6, 3)	C B F F C 1-3 ① K			X 0-0 ② G4-3		C B S B X 2-2 ① ② G4-6-3 1-2f			C S X 0-2 ① FC7	3 0 0 0 0 1 3 1 0 0 0 0 0 0						
86 Courtney Hawkins, R (1, 7) OBP: 0.467, SLG: 0.733 93 Hunter Jones, R (7, 7)	X 0-0 5 1B 1-3 2-H 2B			B X 1-0 ③ F8					F B X 1-1 ② F9	3 1 2 1 0 0 0 1 0 0 0 0 0 0						
84 Dan Black, S (1, 10) OBP: 0.308, SLG: 0.182 17 Adrian Nieto, S (9, PH)	C F C 0-3 ② K			B D C F X 2-2 ③ G6-3			C B S F B B F F F 3-2 X ① G3-1		C F S 0-3 ③ K2-3	3 0 0 0 0 1 3 1 0 0 0 0 1 0						
5 Yolmer Sánchez, S (1, 4) OBP: 0.235, SLG: 0.235 89 Justin Jirschele, L (7, 4)	C B X 1-1 2-H 3-H 1B				C B B F X 2-2 ① G6-3		S S F S 0-3 ② K			3 0 1 2 0 1 0 0 0 0 0 0 0 0						
Inning Stats	R: 0 E: 0 K: 0 S: 8 H: 0 LOB: 0 BB: 0 P: 13	R: 3 E: 0 K: 2 S: 20 H: 4 LOB: 1 BB: 0 P: 27	R: 0 E: 0 K: 0 S: 4 H: 0 LOB: 0 BB: 0 P: 6	R: 0 E: 0 K: 0 S: 8 H: 1 LOB: 1 BB: 0 P: 12	R: 0 E: 0 K: 0 S: 11 H: 2 LOB: 2 BB: 0 P: 18	R: 0 E: 0 K: 0 S: 5 H: 0 LOB: 0 BB: 1 P: 12	R: 0 E: 0 K: 1 S: 14 H: 0 LOB: 0 BB: 0 P: 18	R: 0 E: 0 K: 2 S: 10 H: 0 LOB: 1 BB: 1 P: 18	R: 0 E: 0 K: 1 S: 8 H: 0 LOB: 0 BB: 0 P: 9	1B: 6 2B: 1 3B: 0 HR: 0 SF: 0 SAC: 0 DP: 1 HBP: 0						

TOP

Chicago White Sox @ Texas Rangers

Surprise Stadium, Surprise, AZ

Thu Mar 12 2015, 4:07 PM - 6:50 PM EDT

Att. 5,374 - Cloudy - 86 F

livebaseballscorecards.com

AB	33
R	3
H	7
RBI	3
BB	2
SO	6
LOB	10

WP: 0 PB: 0 SB: 0 CS: 0 PA: 35

PITCHER		IP	WLS	BF	H	R	ER	SO	BB	IBB	HBP	BLK	WP	HR	S	P	ERA	WHIP
46 Anthony Ranaudo, R ERA: 6.23	(1, 1)	2.1		11	4	3	3	2	0	0	0	0	0	0	29	41	11.57	1.714
70 Juan Pablo Perez, L ERA:	(3, 1)	0.2		2	0	0	0	0	0	0	0	0	0	0	3	5	0.00	0.000
23 Nick Tepesch, R ERA: 13.5	(4, 1)	3.1	W	13	3	0	0	0	1	0	0	0	0	0	31	52	0.00	1.200
35 Phil Klein, R ERA:	(7, 1)	0.2	H	2	0	0	0	1	0	0	0	0	0	0	7	8	0.00	0.000
21 Kyuji Fujikawa, R ERA:	(8, 1)	1.0	H	4	0	0	0	2	1	0	0	0	0	0	10	18	0.00	1.000

PITCHER		IP	WLS	BF	H	R	ER	SO	BB	IBB	HBP	BLK	WP	HR	S	P	ERA	WHIP
74 Keone Kela, R ERA:	(9, 1)	1.0		3	0	0	0	1	0	0	0	0	0	0	8	9	0.00	0.000

Batter	1	2	3	4	5	6	7	8	9	AB	R	H	RBI	BB	SO	LOB
7 Delino DeShields, R (1, 8) OBP: 0.133, SLG: 0.214 64 Antoan Richardson, S (6, 8)	B C B X 2-1 ① G5-3		L F C 0-3 ② K		F S X 0-2 ① G4-3		C C B F F S 1-3 ③ K2-3			3 0 0 0 0 1 0 1 0 0 0 0 1 0						
1 Elvis Andrus, R (1, 6) OBP: 0.333, SLG: 0.333 19 Ed Lucas, R (6, 6) OBP: 0.357, SLG: 0.538	C B F B X 2-2 ② G6-3		X 0-0 ③ G6-3		B F T B X 2-2 ② F9			C B X 1-1 15 BB 32 1B 8 1B 1B		3 0 0 0 0 0 0 1 1 1 0 0 0 0						
18 Mitch Moreland, L (1, 3) OBP: 0.222, SLG: 0.556 32 Kyle Blanks, R (6, 3) OBP: 1.000, SLG: 1.000	C C X 0-2 ③ G6-3			B S B X 2-1 17 3B 1B	C B S X 1-2 ③ G6-3			X 0-0 15 BB 1-2 8 1B 1B		3 1 1 0 0 0 0 1 1 1 0 0 0 0						
29 Adrián Beltré, R (1, 5) OBP: 0.231, SLG: 0.538 70 Joey Gallo, L (7, 5) OBP: 0.412, SLG: 0.500		C F B X 1-2 ① L6		B C B C X 2-2 ① L9		F B B X 2-1 HR		X 0-0 ① F6		3 1 1 1 0 0 1 1 0 0 0 0 0 2						
17 Shin-Soo Choo, L (1, 10) OBP: 0.250, SLG: 0.375		C B F S 1-3 ② K		C 1 SAFE X 0-1 41 SF9 1-H 3B		B C B F B F F X 3-2 ① L7		C F F X 0-2 ② F8		4 1 1 1 0 1 2						
41 Ryan Ludwick, R (1, 7) OBP: 0.231, SLG: 0.500 15 Michael Choice, R (6, 7) OBP: 0.231, SLG: 0.100		B C B F B F X 3-2 1B		B C B X 2-1 ② SF9 3-H		C X 0-1 ② FC5-3		B D B B 4-0 8 1B 1-2 2-3 BB		1 0 1 1 0 0 0 1 0 0 0 1 0 0						
43 Carlos Peguero, L (1, 9) OBP: 0.563, SLG: 0.583 8 Nate Schierholtz, L (6, 9) OBP: 0.556, SLG: 0.333	C C X 0-2 ③ G4-3			B S S B F B B 4-2 62 2B BB		S X 0-1 ③ G4-3		F C X 0-2 1-3 2-H 3-H 1B		1 1 0 0 1 0 1 2 0 1 2 0 0 0						
62 Jorge Alfaro, R (1, 2) OBP: 0.364, SLG: 0.636 38 Chris Gimenez, R (6, 2) OBP: 0.154, SLG: 0.154			B S S F F F X 1-2 12 G4-3 3B	X 0-0 1-H 2B			C B B F B X 3-2 ① F8	B X 1-0 ③ F8		2 1 2 1 0 0 0 2 0 0 0 0 0 2						
12 Rougned Odor, L (1, 4) OBP: 0.400, SLG: 0.733 78 Elliot Johnson, S (6, 4) OBP: 0.214, SLG: 0.083			B F F X 1-2 ① G4-3 3-H	B B F X 2-1 ③ F8			S B B F X 2-2 ② L4			2 0 0 1 0 0 1 1 0 0 0 0 0 0						
Inning Stats	R: 0 H: 0 E: 0 LOB: 0 K: 0 BB: 0 S: 8 P: 12	R: 0 H: 1 E: 0 LOB: 1 K: 1 BB: 0 S: 13 P: 18	R: 1 H: 1 E: 0 LOB: 0 K: 1 BB: 0 S: 13 P: 15	R: 3 H: 3 E: 0 LOB: 1 K: 0 BB: 1 S: 15 P: 27	R: 0 H: 0 E: 0 LOB: 0 K: 0 BB: 0 S: 9 P: 12	R: 1 H: 1 E: 0 LOB: 0 K: 0 BB: 0 S: 11 P: 16	R: 0 H: 0 E: 0 LOB: 0 K: 1 BB: 0 S: 11 P: 17	R: 2 H: 3 E: 0 LOB: 2 K: 0 BB: 1 S: 12 P: 18		1B: 5 SF: 1 2B: 1 SAC: 0 3B: 2 DP: 0 HR: 1 HBP: 0						

PITCHER		IP	WLS	BF	H	R	ER	SO	BB	IBB	HBP	BLK	WP	HR	S	P	ERA	WHIP
60 Frankie Montas, R ERA: 4.5	(1, 1)	2.0		8	2	1	1	1	0	0	0	0	0	0	27	37	4.50	1.000
71 Chris Beck, R ERA: 9.0	(3, 1)	2.0	L	10	3	3	3	1	1	0	0	0	0	0	22	35	13.50	2.000
55 Joe Savery, L ERA:	(5, 1)	1.0		3	0	0	0	0	0	0	0	0	0	0	9	12	0.00	0.000
63 J.D. Martin, R ERA: 4.5	(6, 1)	2.0		7	1	1	1	1	0	0	0	0	0	1	22	33	4.50	0.500
68 Raul Fernandez, R ERA: 5.4	(8, 1)	1.0		7	3	2	2	0	1	0	0	0	0	0	12	18	18.00	4.000

PITCHER	IP	WLS	BF	H	R	ER	SO	BB	IBB	HBP	BLK	WP	HR	S	P	ERA	WHIP

BOTTOM

Chicago White Sox @ Texas Rangers

Surprise Stadium, Surprise, AZ

Thu Mar 12 2015, 4:07 PM - 6:50 PM EDT

Att. 5,374 - Cloudy - 86 F

livebaseballscorecards.com

AB	32
R	7
H	9
RBI	7
BB	2
SO	3
LOB	9

WP: 0 PA: 35
PB: 0
SB: 0
CS: 0

Batter	1	2	3	4	5	6	7	8	9	AB	R	H	RBI	BB	SO	LOB
16 Ángel Pagán, S (1, 8) OBP: 0.375, SLG: 0.167	G3-1		F8 1-2	K			G5-3	K		3	0	0	0	0	1	4
56 Gary Brown, R (4, 8) OBP: 0.316, SLG: 0.471										2	0	0	0	0	1	1
7 Grégor Blanco, L (1, 7) OBP: 0.375, SLG: 0.500	F8		K		G6-3		K		G3	3	0	0	0	0	1	0
47 Jarrett Parker, L (5, 7) OBP: 0.444, SLG: 0.400										2	0	0	0	0	1	0
28 Buster Posey, R (1, 10) OBP: 0.250, SLG: 0.200	L8			F8	45 HR BB		45 S BB		HR	2	1	0	0	1	0	0
21 Brandon Hicks, R (7, PH) OBP: 0.412, SLG: 0.538 (7, 10)										1	1	1	1	1	0	0
45 Travis Ishikawa, L (1, 3) OBP: 0.650, SLG: 0.857		29 2B BB	29 1B 43 1B BB		1-H HR		6 FC4 1-2 BB		G4-3	2	3	1	2	3	0	0
29 Héctor Sánchez, S (1, 2) OBP: 0.333, SLG: 0.467	1-H 2B		37 F8 43 1B 50 1B 1-2 1B	F8			FC4 1-2f		G6-3	3	1	2	1	0	0	0
6 Guillermo Quiroz, R (6, 2) OBP: 0.182, SLG: 0.455										2	0	0	0	0	0	2
43 Justin Maxwell, R (1, 9) OBP: 0.316, SLG: 0.188	G6-3		1 HBP 50 1B 1-2 2-H 1B	K				50 2B 1B		4	1	2	1	0	1	1
37 Adam Duvall, R (1, 5) OBP: 0.292, SLG: 0.333	K	F8 2-3		F8				F7		4	0	0	0	0	1	4
50 Matt Duffy, R (1, 4) OBP: 0.333, SLG: 0.588	K	1 HBP 1-2 3-H 1B		K			1 G3-1 1-H 2B			4	0	2	2	0	2	1
1 Ehire Adrianza, S (1, 6) OBP: 0.381, SLG: 0.353		16 CS 1B	1-2 2-3 HBP			P4	G3-1 2-3			3	0	1	0	0	0	1
Inning Stats	R: 0 E: 0 K: 0 S: 3 H: 0 LOB: 0 BB: 0 P: 3	R: 1 E: 0 K: 2 S: 8 H: 1 LOB: 1 BB: 1 P: 12	R: 0 E: 0 K: 1 S: 5 H: 1 LOB: 0 BB: 0 P: 6	R: 2 E: 0 K: 1 S: 8 H: 3 LOB: 3 BB: 1 P: 13	R: 2 E: 0 K: 1 S: 6 H: 1 LOB: 0 BB: 1 P: 10	R: 0 E: 0 K: 1 S: 5 H: 0 LOB: 0 BB: 0 P: 5	R: 0 E: 0 K: 1 S: 5 H: 0 LOB: 2 BB: 2 P: 13	R: 1 E: 0 K: 1 S: 7 H: 2 LOB: 1 BB: 0 P: 7	R: 1 E: 0 K: 0 S: 4 H: 1 LOB: 0 BB: 0 P: 4	1B: 5 2B: 2 3B: 0 HR: 2 SF: 0 SAC: 0 DP: 0 HBP: 1						

PITCHER		IP	WLS	BF	H	R	ER	SO	BB	IBB	HBP	BLK	WP	HR	S	P	ERA	WHIP
48 Hector Noesí, R ERA: 1.8	(1, 1)	3.0		11	2	1	1	3	1	0	0	0	0	0	16	21	3.00	1.000
30 David Robertson, R ERA: 10.8	(4, 1)	0.2	L	7	3	2	2	0	1	0	1	0	0	0	5	10	27.00	6.000
45 Erik Johnson, R ERA: 7.71	(4, 1)	2.1		9	1	2	2	3	1	0	0	0	0	1	14	18	7.71	0.857
34 Matt Albers, R ERA:	(7, 1)	1.0		5	0	0	0	1	2	0	0	0	0	0	5	13	0.00	2.000
39 Maikel Cleto, R ERA: 3.0	(8, 1)	1.0		5	2	1	1	1	0	0	0	0	0	0	7	7	9.00	2.000

PITCHER		IP	WLS	BF	H	R	ER	SO	BB	IBB	HBP	BLK	WP	HR	S	P	ERA	WHIP
57 Zach Putnam, R ERA: 27.0	(9, 1)	1.0		4	1	1	1	0	0	0	0	0	0	1	4	4	9.00	1.000

TOP

San Francisco Giants @ Chicago White Sox

Camelback Ranch, Glendale, AZ

Thu Mar 12 2015, 7:09 PM - 10:26 PM EDT

Att. 8,454 - Cloudy - 84 F

livebaseballscorecards.com

AB	35
R	7
H	9
RBI	7
BB	5
SO	8
LOB	14

WP: 0	PA: 41				
PB: 0					
SB: 1					
CS: 1					

Batter	1	2	3	4	5	6	7	8	9	AB	R	H	RBI	BB	SO	LOB
1 Adam Eaton, L (1, 8) OBP: 0.563, SLG: 0.583 95 Jacob May, S (7, 8)	G6-3		B1-3			BBBB 4-0 53 1B 79 1B BB		G4-3		2 1 0 0 1 0 0 1 0 0 0 0 0 0						
53 Melky Cabrera, S (1, 7) OBP: 0.278, SLG: 0.188 92 Keon Barnum, L (7, 3)	25 E 10 1B 1B		P2			25 G3 79 1B 10 SF8 1-3 1B		E6 75 1B		3 2 2 0 0 0 0 1 0 0 0 0 0 0						
79 José Abreu, R (1, 3) OBP: 0.412, SLG: 0.471 75 Trayce Thompson, R (6, PR) OBP: 0.400, SLG: 0.375 (7, 7)	K		G5-3			10 SF8 25 G3 1-2 3-H 1B		81 G6-3 1-2 1B		3 0 1 1 0 1 1 1 0 1 0 0 0 0						
25 Adam LaRoche, L (1, 10) OBP: 0.250, SLG: 0.313 81 Kevan Smith, R (8, PH) OBP: 0.333, SLG: 0.333 (9, 10)	E9 10 1B 1-3 1B			G4-3		G3 1-2 2-3		G6-3 1-2f		3 1 1 0 0 0 2 1 0 0 0 0 0 2						
10 Alexei Ramirez, R (1, 6) OBP: 0.353, SLG: 0.467 87 Tim Anderson, R (7, 6) OBP: 0.167, SLG: 0.167	2-H 3-H 1B			G6-3		SF8 2-3 3-H			G5-3	2 0 1 3 0 0 0 1 0 0 0 0 0 0						
20 JB Shuck, L (1, 9) OBP: 0.353, SLG: 0.313 94 Jason Coats, R (9, 9)	F9			G3		G3-1			G5-3	3 0 0 0 0 0 3 1 0 0 0 0 0 0						
15 Gordon Beckham, R (1, 5) OBP: 0.167, SLG: 0.063 44 George Kottaras, L (8, 2) OBP: 0.222, SLG: 0.500		L6			G5-3		F9		K	3 0 0 0 0 0 0 1 0 0 0 0 1 0						
21 Tyler Flowers, R (1, 2) OBP: 0.231, SLG: 0.250 86 Trey Michalczewski, S (8, 5)		K			L9		K			3 0 0 0 0 2 0 0 0 0 0 0 0 0						
7 Micah Johnson, L (1, 4) OBP: 0.450, SLG: 0.722 89 Cleuluis Rondon, S (8, 4)		K			K		G4-3			3 0 0 0 0 2 0 0 0 0 0 0 0 0						
Inning Stats	R: 2 H: 3 E: 1 LOB: 1 K: 1 BB: 0 S: 8 P: 8	R: 0 H: 0 E: 0 LOB: 0 K: 2 BB: 0 S: 7 P: 7	R: 0 H: 0 E: 0 LOB: 0 K: 0 BB: 0 S: 3 P: 3	R: 0 H: 0 E: 0 LOB: 0 K: 0 BB: 0 S: 3 P: 3	R: 0 H: 0 E: 0 LOB: 0 K: 1 BB: 0 S: 5 P: 5	R: 2 H: 2 E: 0 LOB: 2 K: 0 BB: 1 S: 5 P: 9	R: 0 H: 0 E: 0 LOB: 0 K: 1 BB: 0 S: 5 P: 5	R: 0 H: 1 E: 1 LOB: 1 K: 0 BB: 0 S: 4 P: 4	R: 0 H: 0 E: 0 LOB: 0 K: 1 BB: 0 S: 5 P: 5	1B: 6 SF: 1 2B: 0 SAC: 0 3B: 0 DP: 1 HR: 0 HBP: 0						

BOTTOM

San Francisco Giants @ Chicago White Sox

Camelback Ranch, Glendale, AZ

Thu Mar 12 2015, 7:09 PM - 10:26 PM EDT

Att. 8,454 - Cloudy - 84 F

livebaseballscorecards.com

AB	32
R	4
H	6
RBI	4
BB	1
SO	6
LOB	8

WP: 0 PA: 34
PB: 0
SB: 0
CS: 0

PITCHER		IP	WLS	BF	H	R	ER	SO	BB	IBB	HBP	BLK	WP	HR	S	P	ERA	WHIP
40 Madison Bumgarner, L ERA: 9.95	(1, 1)	2.2		11	3	2	1	3	0	0	0	0	0	0	17	17	3.38	1.125
61 Joan Gregorio, R ERA:	(3, 1)	1.1	W	4	0	0	0	0	0	0	0	0	0	0	4	4	0.00	0.000
68 Chris Stratton, R ERA: 6.0	(5, 1)	2.0	H	9	2	2	2	1	1	0	0	0	0	0	10	14	9.00	1.500
60 Hunter Strickland, R ERA: 7.2	(7, 1)	1.0	H	3	0	0	0	1	0	0	0	0	0	0	5	5	0.00	0.000
72 Steven Okert, L ERA: 2.7	(8, 1)	1.0	H	4	1	0	0	0	0	0	0	0	0	0	4	4	0.00	1.000

PITCHER		IP	WLS	BF	H	R	ER	SO	BB	IBB	HBP	BLK	WP	HR	S	P	ERA	WHIP
63 Jean Machi, R ERA: 4.5	(9, 1)	1.0	S	3	0	0	0	1	0	0	0	0	0	0	5	5	0.00	0.000

Chicago White Sox @ Colorado Rockies

Salt River Fields at Talking Stick, Scottsdale, AZ

Fri Mar 13 2015, 4:10 PM - 7:04 PM EDT

Att. 11,009 - Sunny - 82 F

TOP

livebaseballscorecards.com

Batter	1	2	3	4	5	6	7	8	9	AB	R	H	RBI	BB	SO	LOB
1 Adam Eaton, L (1, 8) OBP: 0.474, SLG: 0.467	C F F S 0-3 ① K		C F C 0-3 ② K		X 0-0 ③ FC6-4 1-2f		X 0-0 ② FC4-6 84 S 1-2f		C X 0-1 ③ G4-3 1-2	3	0	0	0	0	2	1
20 JB Shuck, L (5, 8) OBP: 0.316, SLG: 0.278										2	0	0	0	0	0	2
64 Emilio Bonifácio, S (1, 5) OBP: 0.158, SLG: 0.118	X 0-0 ② G4-3		B B S B C X 3-2 ③ L9			C C B B F X 2-2 79 1B 26 1B 2B	B 1 SAFE X 1-0 ③ F8 1-2			3	1	1	0	0	0	0
84 Dan Black, S (6, 3) OBP: 0.286, SLG: 0.167										1	0	0	0	0	0	1
79 José Abreu, R (1, 3)	F B F S 1-3 ③ K			B F C B X 2-2 26 FC4-2 3B		F X 0-1 26 1B 88 G4-3 2-3 1B		X 0-0 ① F8		3	0	2	0	0	1	0
22 Matt Davidson, R (6, PR) (6, 5)										1	1	0	0	0	0	0
10 Alexei Ramirez, R (1, 6) OBP: 0.300, SLG: 0.389		C F F X 0-2 ① F9		C D F X 1-2 ① G6-3		B C F D S 2-3 ① K		B X 1-0 1B		3	0	0	0	0	1	3
85 Juan Diaz, L (6, 6) OBP: 0.400, SLG: 0.667										1	0	1	0	0	0	0
26 Avisaíl García, R (1, 10) OBP: 0.556, SLG: 0.625		B B X 2-0 ② G6-3		S B D X 2-1 ② FC4-2 3-H		B F F X 1-2 88 G4-3 1-3 3-H 1B		X 0-0 ② F8		3	0	1	1	0	0	1
36 Rob Brantly, L (8, PH) OBP: 0.250, SLG: 0.182										1	0	0	0	0	0	1
88 Engel Beltre, L (1, 9) OBP: 0.429, SLG: 0.333		F X 0-1 58 BB 1B		B X 1-0 ③ G4-3		X 0-0 ② G4-3 1-2 3-H		B C S S 1-3 ③ K		3	0	1	1	0	0	2
77 Jared Mitchell, L (6, 9)										1	0	0	0	0	1	1
58 Geovany Soto, R (1, 2) OBP: 0.467, SLG: 0.538		B B 1 SAFE 1 SAFE B B 4-0 1-2 BB			C X 0-1 ① G6-3	B X 1-0 ③ P4			B C B X 2-1 ① L6	1	0	0	0	1	0	0
44 George Kottaras, L (5, 2) OBP: 0.182, SLG: 0.400										2	0	0	0	0	0	2
15 Gordon Beckham, R (1, 4) OBP: 0.143, SLG: 0.053		B F D B X 3-1 ③ G4-3			B F C X 1-2 ② F9		B X 1-0 E6 20 FC4-6		H 1-0 20 DI HBP	3	0	0	0	0	0	2
5 Yolmer Sánchez, S (7, 4) OBP: 0.278, SLG: 0.235										0	0	0	0	0	0	0
86 Courtney Hawkins, R (1, 7) OBP: 0.444, SLG: 0.667			C X 0-1 ① P3		F B X 1-1 1 FC6-4 1B		F F B B S 2-3 ① K		C X 0-1 ② F9	3	0	1	0	0	1	1
75 Trayce Thompson, R (7, 7) OBP: 0.364, SLG: 0.333										1	0	0	0	0	0	1
Inning Stats	R: 0 E: 0 K: 2 S: 8 H: 0 LOB: 0 BB: 0 P: 9	R: 0 E: 0 K: 0 S: 9 H: 1 LOB: 2 BB: 1 P: 18	R: 0 E: 0 K: 1 S: 8 H: 0 LOB: 0 BB: 0 P: 11	R: 0 E: 0 K: 0 S: 9 H: 1 LOB: 1 BB: 0 P: 15	R: 0 E: 0 K: 0 S: 8 H: 1 LOB: 1 BB: 0 P: 10	R: 2 E: 0 K: 1 S: 14 H: 3 LOB: 2 BB: 0 P: 20	R: 0 E: 1 K: 1 S: 6 H: 0 LOB: 1 BB: 0 P: 10	R: 0 E: 0 K: 1 S: 6 H: 1 LOB: 1 BB: 0 P: 8	R: 0 E: 0 K: 0 S: 6 H: 0 LOB: 1 BB: 0 P: 9	1B: 5 2B: 1 3B: 1 HR: 0 SF: 0 SAC: 0 DP: 0 HBP: 1							

AB	35
R	2
H	7
RBI	2
BB	1
SO	6
LOB	18

WP: 0 PB: 0 SB: 1 CS: 0 PA: 37

PITCHER		IP	WLS	BF	H	R	ER	SO	BB	IBB	HBP	BLK	WP	HR	S	P	ERA	WHIP
15 Tyler Matzek, L ERA: 7.71	(1, 1)	3.0		11	1	0	0	3	1	0	0	0	0	0	25	38	0.00	0.667
55 Jon Gray, R ERA:	(4, 1)	2.0		8	2	0	0	0	0	0	0	0	0	0	17	25	0.00	1.000
52 Chris Rusin, L ERA: 6.75	(6, 1)	2.0	W	10	3	2	2	2	0	0	0	0	0	0	20	30	9.00	1.500
53 Christian Friedrich, L ERA:	(8, 1)	1.0	H	4	1	0	0	1	0	0	0	0	0	0	6	8	0.00	1.000
51 Brooks Brown, R ERA:	(9, 1)	1.0	S	4	0	0	0	0	0	0	1	0	0	0	6	9	0.00	0.000

PITCHER	IP	WLS	BF	H	R	ER	SO	BB	IBB	HBP	BLK	WP	HR	S	P	ERA	WHIP

BOTTOM

Chicago White Sox @ Colorado Rockies

Salt River Fields at Talking Stick, Scottsdale, AZ

Fri Mar 13 2015, 4:10 PM - 7:04 PM EDT

Att. 11,009 - Sunny - 82 F

livebaseballscorecards.com

Batter	1	2	3	4	5	6	7	8	9	AB	R	H	RBI	BB	SO	LOB
19 Charlie Blackmon, L (1, 9) OBP: 0.200, SLG: 0.200 7 Matt McBride, R (6, 9) OBP: 0.286, SLG: 0.450	C F X 0-2 2 K 1B		B 1 SAFE B C F X 2-2 ③ G4-3		B C B F B T 3-2 ① K	C B X 1-1 1-H 2B		B B D 1 SAFE C C F X 3-2 ③ G5-3		3 0 1 0 0 1 1 2 0 1 1 0 0 1						
2 Troy Tulowitzki, R (1, 6) OBP: 0.333, SLG: 0.800 91 Joey Wong, L (5, 6) OBP: 0.500, SLG: 0.667	C S B B D S 3-3 ① ② K 1-2			B B X 2-0 ① P2	B X 1-0 28 FC5-4 1B	X 0-0 ③ G3				2 0 0 0 0 1 1 2 0 1 0 0 0 1						
6 Corey Dickerson, L (1, 7) OBP: 0.235, SLG: 0.143 84 Jordan Patterson, L (6, 7) OBP: 0.500, SLG: 1.500	S C F F B X 1-2 ③ G4-3			B F S B B F B 4-2 28 1B 33 1B BB	S B 1 SAFE F F 1 B 1 SAFE F 2-3 1 SAFE F S ② K		X 0-0 3B			2 1 0 0 1 1 1 1 0 1 0 0 0 0						
28 Nolan Arenado, R (1, 5) OBP: 0.316, SLG: 0.529 Dean Espy, R (6, 5)		B X 1-0 ① P4		1 SAFE F F D D 1 SAFE F 1 SAFE X 2-2 33 1B 13 1B 1-3 1B	C X 0-1 ③ FC5-4 1-2f		F C F X 0-2 G1-3			3 1 1 0 0 0 1 1 0 0 0 0 0 1						
33 Justin Morneau, L (1, 3) OBP: 0.167, SLG: 0.250 20 Wilin Rosario, R (5, 3) OBP: 0.368, SLG: 0.722		F C F B B F F F B 3-3 C ② K		C 1 SAFE X 0-1 13 E 13 1B 1-2 3-H 1B		B S X 1-1 8 WP 13 PB 72 SF9 1B	C F X 0-2 ② G3			2 0 1 1 0 1 0 2 1 1 0 0 0 1						
13 Drew Stubbs, R (1, 8) OBP: 0.500, SLG: 0.615 59 Rosell Herrera, S (7, 8) OBP: 0.286, SLG: 0.308		B C B C B F S 3-3 ③ K		X 0-0 E7 1-3 2-H 1B		B B F F C B 4-2 72 SF9 8 WP 9 1B 1-2 BB	B C C B X 2-2 ③ G4-3			2 1 1 1 1 1 0 1 0 0 0 0 0 1						
4 Nick Hundley, R (1, 2) OBP: 0.167, SLG: 0.500 8 Michael McKenry, R (6, 2) OBP: 0.417, SLG: 0.455			C S B F B F X 2-2 ① G6-3	B F F F C 1-3 ② K		B B F F F X 2-2 ① G6-3 1-2 2-3		B F C B F X 2-2 ① F8		2 0 0 0 0 1 2 2 0 0 0 0 0 2						
72 Ryan Casteel, R (1, 10) OBP: 0.211, SLG: 0.294			C S B X 1-2 ② G4-3	B B B B 4-0 BB		B F X 1-1 ② SF9 2-3 3-H		C B B B F S 2-3 ② K		2 0 0 1 1 1 0						
9 DJ LeMahieu, R (1, 4) OBP: 0.467, SLG: 0.417 78 Juan Ciriaco, R (7, 4) OBP: 1.000, SLG: 1.000			C X 0-1 1B	C B X 1-1 ③ F9		D B B X 3-0 7 2B 3-H 1B		C F F X 0-2 1B		3 1 2 1 0 0 3 1 0 1 0 0 0 0						
Inning Stats	R: 0 H: 1 E: 0 LOB: 0 K: 1 BB: 0 S: 11 P: 15	R: 0 H: 0 E: 0 LOB: 0 K: 2 BB: 0 S: 12 P: 19	R: 0 H: 1 E: 0 LOB: 1 K: 0 BB: 0 S: 13 P: 18	R: 2 H: 3 E: 1 LOB: 3 K: 1 BB: 2 S: 17 P: 31	R: 0 H: 1 E: 0 LOB: 1 K: 2 BB: 0 S: 12 P: 18	R: 3 H: 3 E: 0 LOB: 1 K: 0 BB: 1 S: 13 P: 25	R: 0 H: 1 E: 0 LOB: 1 K: 0 BB: 0 S: 11 P: 13	R: 0 H: 1 E: 0 LOB: 1 K: 1 BB: 0 S: 15 P: 22		1B: 9 SF: 1 2B: 1 SAC: 0 3B: 1 DP: 0 HR: 0 HBP: 0				WP: 1 PA: 37 PB: 1 SB: 0 CS: 0		

	AB	33
	R	5
	H	11
	RBI	5
	BB	3
	SO	7
	LOB	16

PITCHER		IP	WLS	BF	H	R	ER	SO	BB	IBB	HBP	BLK	WP	HR	S	P	ERA	WHIP
62 Jose Quintana, L ERA: 1.35	(1, 1)	2.2		8	1	0	0	3	0	0	0	0	0	0	31	45	0.00	0.375
41 Javy Guerra, R ERA: 4.15	(3, 1)	1.1		10	4	2	2	1	2	0	0	0	0	0	22	38	13.50	4.500
73 Logan Kensing, R ERA: 2.45	(5, 1)	1.0		4	1	0	0	2	0	0	0	0	0	0	12	18	0.00	1.000
40 Daniel Webb, R ERA: 10.38	(6, 1)	0.2	L	6	3	3	3	0	1	0	0	0	1	0	12	24	40.50	6.000
63 Jairo Asencio, R ERA: 2.08	(6, 1)	1.1		5	1	0	0	0	0	0	0	0	0	0	12	14	0.00	0.750

PITCHER		IP	WLS	BF	H	R	ER	SO	BB	IBB	HBP	BLK	WP	HR	S	P	ERA	WHIP
74 Zach Phillips, L ERA: 1.69	(8, 1)	1.0		4	1	0	0	1	0	0	0	0	0	0	15	22	0.00	1.000

Batter	1	2	3	4	5	6	7	8	9	AB	R	H	RBI	BB	SO	LOB
7 Micah Johnson, L (1, 4) OBP: 0.500, SLG: 0.727	S X 0-1 53 1B 18 1B 25 SF9 1B		X 0-0 ① B1-3	X 0-0 53 1B 25 HR 1-2 2-H 1B		X 0-0 18 FC5-4 1B		X 0-0 85 G6-4-3 1-2 1B		4	2	3	1	0	0	0
5 Yolmer Sánchez, S (6, 4) OBP: 0.316, SLG: 0.278										1	0	1	0	0	0	0
18 Tyler Saladino, R (1, 6) OBP: 0.250, SLG: 0.250	X 0-0 53 1B 1-2 1B		X 0-0 26 BB 53 1B 1B	S S T 0-2 ② K		X 0-0 ② FC5-4 86 2B 1-2f		X 0-0 ①② G6-4-3 1-2f 2-3		4	1	2	0	0	1	3
85 Juan Diaz, L (6, 6) OBP: 0.364, SLG: 0.600										1	0	0	0	0	0	2
53 Melky Cabrera, S (1, 7) OBP: 0.381, SLG: 0.316	X 0-0 1-2 2-3 1B		X 0-0 26 BB 1-2 1B	X 0-0 25 HR 1-2 2-3 1B		X 0-0 1-H 2B		S S S 0-3 ③ K		3	1	3	0	0	0	0
86 Courtney Hawkins, R (4, 7) OBP: 0.450, SLG: 0.700										2	0	1	1	0	1	1
25 Adam LaRoche, L (1, 3) OBP: 0.263, SLG: 0.500	X 0-0 ① SF9 3-H		S S S 0-3 ② K	B S X 1-1 1-H 2-H 3-H HR		S S S 0-3 ③ K			S S S 0-3 ① K	2	1	1	5	0	1	2
70 Andy LaRoche, R (4, 3) OBP: 0.111, SLG: 0.222										2	0	0	0	0	2	1
26 Avisaíl García, R (1, 9) OBP: 0.500, SLG: 0.526	X 0-0 ② F9		B B B B 4-0 1-2 2-3 BB	X 0-0 ③ F9			X 0-0 ① G4-3		X 0-0 ② G5-3	3	0	0	0	1	0	2
77 Jared Mitchell, L (7, 9)										1	0	0	0	0	0	0
12 Conor Gillaspie, L (1, 5) OBP: 0.278, SLG: 0.294	X 0-0 ③ F7		X 0-0 ③ F7		X 0-0 ① G3		X 0-0 36 G3 1B		X 0-0 ③ G6-3	3	0	0	0	0	0	5
22 Matt Davidson, R (5, 5) OBP: 0.250, SLG: 0.143										2	0	1	0	0	0	0
21 Tyler Flowers, R (1, 2) OBP: 0.250, SLG: 0.214		X 0-0 ① G4-3	B B B B 4-0 17 1B 7 1B BB	S S S 0-3 ② K		X 0-0 ② G3 1-2				2	1	0	0	1	1	0
36 Rob Brantly, L (6, 2) OBP: 0.231, SLG: 0.167										1	0	0	0	0	0	1
17 Adrian Nieto, S (1, 10) OBP: 0.143, SLG: 0.143	C C C 0-3 ② K			X 0-0 53 1B 7 1B 25 HR 1-2 1B	X 0-0 ③ G6-3	X 0-0 ③ G6-3				3	1	1	0	0	1	0
81 Kevan Smith, R (7, PH) OBP: 0.250, SLG: 0.250 (7, 10)										1	0	0	0	0	0	1
75 Trayce Thompson, R (1, 8) OBP: 0.333, SLG: 0.308	X 0-0 ③ F8			X 0-0 ① F7		X 0-0 G6-3		X 0-0 85 G6-4-3 5 1B 1B		4	0	1	0	0	0	2
Inning Stats	R: 1 H: 3 E: 0 LOB: 2 K: 0 BB: 0 S: 7 P: 7	R: 0 H: 0 E: 0 LOB: 0 K: 1 BB: 0 S: 5 P: 5	R: 0 H: 2 E: 0 LOB: 3 K: 1 BB: 1 S: 7 P: 11	R: 5 H: 4 E: 0 LOB: 0 K: 1 BB: 1 S: 10 P: 15	R: 0 H: 0 E: 0 LOB: 0 K: 1 BB: 0 S: 5 P: 5	R: 1 H: 2 E: 0 LOB: 1 K: 1 BB: 0 S: 7 P: 7	R: 0 H: 1 E: 0 LOB: 1 K: 0 BB: 0 S: 4 P: 4	R: 0 H: 2 E: 0 LOB: 1 K: 1 BB: 0 S: 6 P: 6	R: 0 H: 0 E: 0 LOB: 0 K: 1 BB: 0 S: 5 P: 5	1B: 12 SF: 1 2B: 1 SAC: 0 3B: 0 DP: 1 HR: 1 HBP: 0						

Chicago White Sox @ Los Angeles Angels

Tempe Diablo Stadium, Tempe, AZ

Sat Mar 14 2015, 4:10 PM - 7:25 PM EDT

Att. 9,081 - Sunny - 84 F

TOP

livebaseballscorecards.com

AB	39
R	7
H	14
RBI	7
BB	2
SO	7
LOB	20

PITCHER		IP	WLS	BF	H	R	ER	SO	BB	IBB	HBP	BLK	WP	HR	S	P	ERA	WHIP
28 Andrew Heaney, L ERA: 4.5	(1, 1)	3.0	L	16	5	2	2	2	2	0	0	0	0	0	19	27	6.00	2.333
46 Cory Rasmus, R ERA: 15.0	(4, 1)	1.0		7	4	4	4	1	0	0	0	0	0	1	10	11	36.00	4.000
73 Scott Snodgress, L ERA: 2.08	(5, 1)	2.0		8	2	1	1	2	0	0	0	0	0	0	12	12	4.50	1.000
60 Jeremy McBryde, R ERA: 9.82	(7, 1)	1.0		4	1	0	0	0	0	0	0	0	0	0	4	4	0.00	1.000
68 Cam Bedrosian, R ERA: 11.57	(8, 1)	1.0		4	2	0	0	1	0	0	0	0	0	0	6	6	0.00	2.000

PITCHER		IP	WLS	BF	H	R	ER	SO	BB	IBB	HBP	BLK	WP	HR	S	P	ERA	WHIP
47 Ryan Mattheus, R ERA: 8.1	(9, 1)	1.0		3	0	0	0	1	0	0	0	0	0	0	5	5	0.00	0.000

WP: 0	PA: 42		
PB: 0			
SB: 0			
CS: 0			

Batter	1	2	3	4	5	6	7	8	9	AB	R	H	RBI	BB	SO	LOB
56 Kole Calhoun, L (1, 9) OBP: 0.350, SLG: 0.235	x 0-0 ① G1-3		x 0-0 1-2 2-3 1B		BBBB 4-0 27 BB BB		CCC 0-3 ② K	CCC 0-3 ② K		2	0	1	0	1	0	0
57 Alfredo Marte, R (6, 9)										2	0	0	0	0	2	2
27 Mike Trout, R (1, 8) OBP: 0.600, SLG: 0.938	x 0-0 5 SF9 3B		x 0-0 ① F8		BBBB 4-0 5 G6-4-3 1-2 BB		x 0-0 38 S 1B	x 0-0 1-2 3-H 1B		2	1	1	0	1	0	3
80 Johnni Turbo, R (6, 8) OBP: 0.667, SLG: 0.667										2	0	2	1	0	0	0
5 Albert Pujols, R (1, 3) OBP: 0.400, SLG: 0.421	x 0-0 ② SF9 3-H		x 0-0 ②③ F8-2 3-H		x 0-0 ②③ G6-4-3 1-2f		SX 0-1 ③ G6-3 1-2	x 0-0 ③ F8		2	0	0	1	0	0	5
38 Brian Hernandez, R (6, 3)										2	0	0	0	0	0	3
20 Matt Joyce, L (1, 7) OBP: 0.375, SLG: 0.429	x 0-0 ③ F7			x 0-0 ① F8		x 0-0 2 G3 99 1B 2B		BBBB 4-0 13 G6-3 54 BB 99 1B BB	x 0-0 54 CS 1B	3	0	1	0	0	0	0
87 Sherman Johnson, L (6, PR) OBP: 0.429, SLG: 0.333 (7, 5)										1	2	1	0	1	0	0
6 David Freese, R (1, 5) OBP: 0.211, SLG: 0.263		SSS 0-3 ① K		x 0-0 2 G6-3 2B		SSS 0-3 ① K		BBBB 4-0 13 G6-3 99 1B 1-2 BB	SSS 0-3 ① ② K 1-2	3	0	1	0	0	2	1
54 Roger Kieschnick, L (7, 7) OBP: 0.500, SLG: 0.167										1	1	0	0	1	1	1
2 Erick Aybar, S (1, 6) OBP: 0.235, SLG: 0.313		x 0-0 ② G3		x 0-0 ② G6-3 2-3		x 0-0 ② G3 2-3		x 0-0 ① G6-3 1-2 2-3	SSS 0-3 ③ K	3	0	0	0	0	0	2
13 Erick Salcedo, S (7, 6)										1	0	0	0	0	0	2
96 Stephen McGee, R (9, PH)										1	0	0	0	0	1	0
17 Chris Iannetta, R (1, 2) OBP: 0.333, SLG: 0.385		x 0-0 ③ F8		BBBB 4-0 BB		x 0-0 3-H 1B		x 0-0 39 1B 8 1B 2-H 3-H 1B		1	0	0	0	1	0	0
99 Carlos Pérez, R (6, 2) OBP: 0.300, SLG: 0.444										2	1	2	3	0	0	0
39 Marc Krauss, L (1, 10) OBP: 0.643, SLG: 0.900			x 0-0 56 1B 12 1B 5 F8-2 1B	SSS 0-3 ③ K		x 0-0 ③ G4-3		x 0-0 8 1B 80 1B 1-2 1B		4	1	2	0	0	1	4
12 Johnny Giavotella, R (1, 4) OBP: 0.438, SLG: 0.692			x 0-0 56 1B 1-2 1B		x 0-0 ① F8		SSS 0-3 ① K	x 0-0 80 1B 1-3 2-H 1B		2	0	1	0	0	0	0
8 Taylor Featherston, R (7, 4) OBP: 0.412, SLG: 0.533										2	0	1	1	0	1	0
Inning Stats	R: 1 E: 0 K: 0 S: 4 H: 1 LOB: 0 BB: 0 P: 4	R: 0 E: 0 K: 1 S: 5 H: 0 LOB: 0 BB: 0 P: 5	R: 0 E: 0 K: 0 S: 5 H: 3 LOB: 2 BB: 0 P: 5	R: 0 E: 0 K: 1 S: 6 H: 1 LOB: 2 BB: 1 P: 10	R: 0 E: 0 K: 0 S: 2 H: 0 LOB: 1 BB: 2 P: 10	R: 1 E: 0 K: 1 S: 7 H: 2 LOB: 2 BB: 0 P: 7	R: 0 E: 0 K: 2 S: 9 H: 1 LOB: 1 BB: 0 P: 9	R: 4 E: 0 K: 1 S: 9 H: 4 LOB: 2 BB: 2 P: 17	R: 0 E: 0 K: 2 S: 7 H: 1 LOB: 0 BB: 0 P: 7	1B: 10 2B: 3 3B: 1 HR: 0 SF: 1 SAC: 0 DP: 2 HBP: 0							

BOTTOM

Chicago White Sox @ Los Angeles Angels

Tempe Diablo Stadium, Tempe, AZ

Sat Mar 14 2015, 4:10 PM - 7:25 PM EDT

Att. 9,081 - Sunny - 84 F

livebaseballscorecards.com

AB	36
R	6
H	13
RBI	6
BB	5
SO	8
LOB	23

WP: 0 PB: 0 SB: 1 CS: 1 PA: 42

PITCHER		IP	WLS	BF	H	R	ER	SO	BB	IBB	HBP	BLK	WP	HR	S	P	ERA	WHIP
46 Brad Penny, R ERA: 3.52	(1, 1)	3.2	W	16	5	1	1	1	1	0	0	0	0	0	17	21	2.46	1.636
43 Dan Jennings, L ERA:	(4, 1)	0.2		3	0	0	0	1	1	0	0	0	0	0	4	8	0.00	1.500
39 Maikel Cleto, R ERA: 3.38	(5, 1)	2.1		10	3	1	1	3	1	0	0	0	0	0	15	19	3.86	1.714
55 Joe Savery, L ERA: 18.0	(7, 1)	0.2		6	2	4	4	0	2	0	0	0	0	0	5	13	54.00	6.000
82 Nolan Sanburn, R ERA:	(8, 1)	0.2	H	4	2	0	0	1	0	0	0	0	0	0	6	6	0.00	3.000

PITCHER		IP	WLS	BF	H	R	ER	SO	BB	IBB	HBP	BLK	WP	HR	S	P	ERA	WHIP
34 Matt Albers, R ERA:	(9, 1)	1.0	S	3	1	0	0	2	0	0	0	0	0	0	7	7	0.00	1.000

Batter	1	2	3	4	5	6	7	8	9	AB	R	H	RBI	BB	SO	LOB
56 Kole Calhoun, L (1, 9) OBP: 0.304, SLG: 0.200	F9	P4			P5		1B			3	0	0	0	0	0	2
19 Efren Navarro, L (6, 9) OBP: 0.391, SLG: 0.478										1	0	1	0	0	0	0
27 Mike Trout, R (1, 8) OBP: 0.652, SLG: 0.944	6 HR 1B		6 S 5 S 6 G6-3 1B		5 G4-6-3 1-2 BB		F8			2	2	2	0	1	0	0
8 Taylor Featherston, R (6, 5) OBP: 0.389, SLG: 0.500										1	0	0	0	0	0	1
5 Albert Pujols, R (1, 3) OBP: 0.348, SLG: 0.364	F7		G6-3 1-2		G4-6-3 1-2f		F7			3	0	0	0	0	0	4
12 Johnny Giavotella, R (6, 4) OBP: 0.412, SLG: 0.643										1	0	0	0	0	0	1
6 David Freese, R (1, 5) OBP: 0.273, SLG: 0.429	1-H HR		G6-3 2-H			2 1B BB		G6-3		2	1	1	3	1	0	0
10 Grant Green, R (6, PR) OBP: 0.368, SLG: 0.421										1	0	0	0	0	0	0
(6, 6)																
2 Erick Aybar, S (1, 6) OBP: 0.300, SLG: 0.368	1B		P3			1-2 1B		G4-3		3	0	2	0	0	0	0
98 Jett Bandy, R (6, 2)										1	0	0	0	0	0	0
24 C.J. Cron, R (1, 10) OBP: 0.414, SLG: 0.640	F8			K	K	K		K	K	3	0	0	0	0	2	3
81 Alex Yarbrough, S (8, PH) OBP: 0.412, SLG: 0.357										1	0	0	0	0	1	0
(8, 10)																
13 Josh Rutledge, R (1, 4) OBP: 0.276, SLG: 0.286		44 1B 1B		P4	K	K			K	3	0	1	0	0	1	2
87 Sherman Johnson, L (6, 7) OBP: 0.375, SLG: 0.286										1	0	0	0	0	1	0
99 Carlos Pérez, R (1, 2) OBP: 0.250, SLG: 0.364		F8		G5-3		K			K	2	0	0	0	0	0	1
39 Marc Krauss, L (6, PH) OBP: 0.563, SLG: 0.750										2	0	0	0	0	2	2
(6, 3)																
44 Daniel Robertson, R (1, 7) OBP: 0.269, SLG: 0.261		1-3 1B			27 WP BB		F7		K	2	0	1	0	1	0	0
(6, 8)										1	0	0	0	0	1	0
97 Charlie Cutler, L (9, PH) OBP: 0.667, SLG: 0.500																

TOP

Los Angeles Angels @ Chicago White Sox

Camelback Ranch, Glendale, AZ

Sun Mar 15 2015, 4:09 PM - 7:14 PM EDT

Att. 8,124 - Partly Cloudy - 85 F

livebaseballscorecards.com

AB	33
R	3
H	8
RBI	3
BB	3
SO	8
LOB	16

Inning Stats	1	2	3	4	5	6	7	8	9
	R: 2 H: 3 E: 0 LOB: 1 K: 0 BB: 0 S: 6 P: 6	R: 0 H: 2 E: 0 LOB: 1 K: 0 BB: 0 S: 4 P: 4	R: 1 H: 1 E: 0 LOB: 0 K: 0 BB: 0 S: 4 P: 6	R: 0 H: 0 E: 0 LOB: 0 K: 1 BB: 0 S: 5 P: 5	R: 0 H: 0 E: 0 LOB: 1 K: 0 BB: 2 S: 2 P: 10	R: 0 H: 1 E: 0 LOB: 2 K: 3 BB: 1 S: 10 P: 14	R: 0 H: 1 E: 0 LOB: 1 K: 0 BB: 0 S: 4 P: 4	R: 0 H: 0 E: 0 LOB: 0 K: 1 BB: 0 S: 5 P: 5	R: 0 H: 0 E: 0 LOB: 0 K: 3 BB: 0 S: 9 P: 9

1B: 7 SF: 0
2B: 0 SAC: 0
3B: 0 DP: 1
HR: 1 HBP: 0

WP: 1 PA: 36
PB: 0
SB: 2
CS: 0

PITCHER		IP	WLS	BF	H	R	ER	SO	BB	IBB	HBP	BLK	WP	HR	S	P	ERA	WHIP
50 John Danks, L ERA: 6.35	(1, 1)	3.2		16	6	3	3	1	0	0	0	0	0	1	18	20	7.36	1.636
73 Logan Kensing, R ERA: 2.25	(4, 1)	0.1	W	1	0	0	0	0	0	0	0	0	0	0	1	1	0.00	0.000
30 David Robertson, R ERA: 6.75	(5, 1)	1.0	H	4	0	0	0	0	2	0	0	0	1	0	2	10	0.00	2.000
40 Daniel Webb, R ERA: 8.44	(6, 1)	1.0	H	5	1	0	0	3	1	0	0	0	0	0	10	14	0.00	2.000
63 Jairo Asencio, R ERA: 1.69	(7, 1)	1.0	H	4	1	0	0	0	0	0	0	0	0	0	4	4	0.00	1.000

PITCHER		IP	WLS	BF	H	R	ER	SO	BB	IBB	HBP	BLK	WP	HR	S	P	ERA	WHIP
54 Eric Surkamp, L ERA: 11.57	(8, 1)	1.0	H	3	0	0	0	1	0	0	0	0	0	0	5	5	0.00	0.000
57 Zach Putnam, R ERA: 16.88	(9, 1)	1.0	S	3	0	0	0	3	0	0	0	0	0	0	9	9	0.00	0.000

BOTTOM

Batter	1	2	3	4	5	6	7	8	9	AB	R	H	RBI	BB	SO	LOB
1 Adam Eaton, L (1, 8) OBP: 0.435, SLG: 0.421 75 Trayce Thompson, R (7, 8) OBP: 0.375, SLG: 0.357	G6-3		53 CS 1B	F6		G4-1		86 1-2 1B		4 1	0 0	1 1	0 0	0 0	0 0	3 0
53 Melky Cabrera, S (1, 7) OBP: 0.417, SLG: 0.350 86 Courtney Hawkins, R (5, 7) OBP: 0.455, SLG: 0.667	1B		79 1B 10 2B BB 1-2	SF9 3-H		22 FC5 38 1B BB		K2 1-2f		1 1	1 0	1 0	1 0	1 1	0 1	0 1
79 José Abreu, R (1, 3) OBP: 0.435, SLG: 0.565 38 Andy Wilkins, L (5, 3) OBP: 0.429, SLG: 0.417	F9		10 2B 12 1B 1B 1-3	FC6-4 1-2f		22 FC5 1-2				3 1	1 0	1 1	0 0	0 0	0 0	3 0
10 Alexei Ramirez, R (1, 6) OBP: 0.304, SLG: 0.429 22 Matt Davidson, R (6, 5) OBP: 0.222, SLG: 0.125	G1-3		12 1B 58 BLK 2B 1-3 3-H		F7	FC5 1-2 2-3f				3 1	1 0	1 0	1 0	0 0	0 0	1 2
12 Conor Gillaspie, L (1, 5) OBP: 0.333, SLG: 0.350 44 George Kottaras, L (6, 2) OBP: 0.167, SLG: 0.364		58 G6-4-3 1B	1B 2-3 3-H		F7		G3			3 1	0 0	2 0	1 0	0 0	0 0	0 0
58 Geovany Soto, R (1, 2) OBP: 0.444, SLG: 0.467 18 Tyler Saladino, R (5, PR) OBP: 0.238, SLG: 0.238 (6, 6)		G6-4-3 1-2f	L4 3-H		20 S BB		K			2 1	0 0	0 0	0 0	1 0	0 1	2 0
20 JB Shuck, L (1, 9) OBP: 0.364, SLG: 0.300 77 Jared Mitchell, L (7, 9)	36 S BB			15 BB 53 SF9 1B	K 1-2		81 WP 81 S BB			2 0	1 0	1 0	0 0	1 1	1 0	1 0
36 Rob Brantly, L (1, 10) OBP: 0.313, SLG: 0.429 81 Kevan Smith, R (7, PH) OBP: 0.200, SLG: 0.200 (8, 10)	K 1-2			15 BB 1-2		HR	G5-3 1-3			2 1	1 0	1 0	1 0	1 0	1 0	1 1
15 Gordon Beckham, R (1, 4) OBP: 0.167, SLG: 0.048 64 Emilio Bonifácio, S (7, 4) OBP: 0.150, SLG: 0.111			G1-3	79 FC6-4 BB 1-2 2-3		G4-3		G3		2 1	0 0	0 0	0 0	1 0	0 0	0 0
Inning Stats	R: 0 E: 0 K: 0 S: 4 H: 1 LOB: 1 BB: 0 P: 4	R: 0 E: 0 K: 1 S: 5 H: 1 LOB: 1 BB: 1 P: 10	R: 3 E: 0 K: 0 S: 6 H: 4 LOB: 1 BB: 1 P: 11	R: 1 E: 0 K: 0 S: 4 H: 1 LOB: 2 BB: 2 P: 12	R: 0 E: 0 K: 1 S: 5 H: 0 LOB: 2 BB: 1 P: 10	R: 1 E: 0 K: 0 S: 5 H: 2 LOB: 2 BB: 1 P: 9	R: 0 E: 0 K: 1 S: 6 H: 0 LOB: 1 BB: 1 P: 12	R: 0 E: 0 K: 1 S: 5 H: 1 LOB: 1 BB: 0 P: 5		1B: 8 2B: 2 3B: 0 HR: 1	SF: 1 SAC: 0 DP: 2 HBP: 0						

PITCHER		IP	WLS	BF	H	R	ER	SO	BB	IBB	HBP	BLK	WP	HR	S	P	ERA	WHIP
53 Héctor Santiago, L ERA: 5.87	(1, 1)	2.2		14	6	3	3	1	2	0	0	0	0	0	14	23	10.12	3.000
Greg Mahle, L ERA:	(3, 1)	0.1	B	1	0	0	0	0	0	0	0	1	0	0	1	2	0.00	0.000
16 Huston Street, R ERA: 5.4	(4, 1)	0.2	L	5	1	1	1	0	2	0	0	0	0	0	3	11	13.50	4.500
41 Frank Herrmann, R ERA: 18.0	(4, 1)	0.1		1	0	0	0	0	0	0	0	0	0	0	1	1	0.00	0.000
40 Alex Sanabia, R ERA:	(5, 1)	1.0		4	0	0	0	1	1	0	0	0	0	0	5	10	0.00	1.000

PITCHER		IP	WLS	BF	H	R	ER	SO	BB	IBB	HBP	BLK	WP	HR	S	P	ERA	WHIP
37 Cesár Ramos, L ERA: 4.5	(6, 1)	1.0		6	2	1	1	0	1	0	0	0	0	1	5	9	9.00	3.000
22 Matt Lindstrom, R ERA: 4.5	(7, 1)	1.0		4	0	0	0	1	1	0	0	0	1	0	6	12	0.00	1.000
48 Jose Alvarez, L ERA: 4.5	(8, 1)	1.0		3	1	0	0	1	0	0	0	0	0	0	5	5	0.00	1.000

Los Angeles Angels @ Chicago White Sox

Camelback Ranch, Glendale, AZ

Sun Mar 15 2015, 4:09 PM - 7:14 PM EDT

Att. 8,124 - Partly Cloudy - 85 F

livebaseballscorecards.com

AB	30
R	5
H	10
RBI	4
BB	7
SO	4
LOB	15

1B: 8	SF: 1	WP: 1	PA: 38
2B: 2	SAC: 0	PB: 0	
3B: 0	DP: 2	SB: 3	
HR: 1	HBP: 0	CS: 1	

Batter	1	2	3	4	5	6	7	8	9	AB	R	H	RBI	BB	SO	LOB
7 Micah Johnson, L (1, 4) OBP: 0.519, SLG: 0.708 5 Yolmer Sánchez, S (5, 4) OBP: 0.350, SLG: 0.278	C B F F X 1-2 ① G6-3		B B S B F F B 4-2 64 E BB		C X 0-1 2-H 1B			B B C F B B 4-2 64 FC3-6 BB		2 0 1 1 1 0 0 0 0 0 0 1 0 0						
64 Emilio Bonifácio, S (1, 8) OBP: 0.167, SLG: 0.095 20 JB Shuck, L (8, 8) OBP: 0.364, SLG: 0.300	B X 1-0 ② G4-3		1 SAFE 1 SAFE C B B B F F B 4-2 1-3 BB		B B F 1 SAFE 1 SAFE F F F S 2-3 ③ K			C B B X 2-1 FC3-6 1-2f ②		3 0 0 0 1 1 2 0 0 0 0 0 0 0						
26 Avisaíl García, R (1, 9) OBP: 0.480, SLG: 0.500 88 Engel Beltre, L (6, 9) OBP: 0.375, SLG: 0.286	F B X 1-1 ③ P3		C B X 1-1 ③ G4-3			X 0-0 25 CS 1B		1 SAFE B C F S 1-3 ③ K2-3		3 0 1 0 0 0 2 1 0 0 0 0 1 1						
25 Adam LaRoche, L (1, 3) OBP: 0.227, SLG: 0.429 84 Dan Black, S (6, 3) OBP: 0.267, SLG: 0.154		B F X 1-1 ① G3-1		B C B F F C 2-3 ① K		B S B S B S 3-3 ① ② K 1-2			C C X 0-2 ① G2-3	3 0 0 0 0 2 1 1 0 0 0 0 0 0						
21 Tyler Flowers, R (1, 10) OBP: 0.250, SLG: 0.176 38 Andy Wilkins, L (9, PR) OBP: 0.429, SLG: 0.417		B B F F F S 2-3 ② K		B C B C F X 2-2 ② L7		B X 1-0 ③ G5-3			B B B B 4-0 BB	3 0 0 0 1 1 0 0 0 0 0 0 0 0						
86 Courtney Hawkins, R (1, 7) OBP: 0.417, SLG: 0.609 75 Trayce Thompson, R (6, 7) OBP: 0.389, SLG: 0.375		S B B B X 3-1 ③ G1-3		B B S S B F S 3-3 ③ K			C B X 1-1 22 CS 1B		X 0-0 ② F9	2 0 0 0 0 1 0 2 0 1 0 0 0 1						
22 Matt Davidson, R (1, 5) OBP: 0.154, SLG: 0.083			X 0-0 ① G6-3		B B X 2-0 ① L5		B B F F F F B S 3-3 ① ② K 1-2		C F D F S 1-3 ③ K	4 0 0 0 0 2 2						
18 Tyler Saladino, R (1, 6) OBP: 0.292, SLG: 0.391 87 Tim Anderson, R (8, 6) OBP: 0.167, SLG: 0.167			C B C B X 2-2 HR		C B B B B 4-1 81 S 7 1B BB		C X 0-1 ③ F8			2 2 1 1 1 0 0 0 0 0 0 0 0 0						
81 Kevan Smith, R (1, 2) OBP: 0.125, SLG: 0.125 17 Adrian Nieto, S (8, 2) OBP: 0.143, SLG: 0.143			B C B E B T 3-2 ② K		B B 1 SAFE 1 SAFE F C S 2-3 ② K 1-2			B X 1-0 ① G5-3		3 0 0 0 0 2 1 0 0 0 0 0 0 0						
Inning Stats	R: 0 H: 0 E: 0 LOB: 0 K: 0 BB: 0 S: 7 P: 10	R: 0 H: 0 E: 0 LOB: 0 K: 1 BB: 0 S: 8 P: 14	R: 1 H: 1 E: 0 LOB: 2 K: 1 BB: 2 S: 14 P: 28	R: 0 H: 0 E: 0 LOB: 0 K: 2 BB: 0 S: 12 P: 19	R: 1 H: 1 E: 0 LOB: 1 K: 2 BB: 1 S: 12 P: 22	R: 0 H: 1 E: 0 LOB: 0 K: 1 BB: 0 S: 5 P: 9	R: 0 H: 1 E: 0 LOB: 0 K: 1 BB: 0 S: 9 P: 13	R: 0 H: 0 E: 0 LOB: 1 K: 1 BB: 1 S: 8 P: 16	R: 0 H: 0 E: 0 LOB: 0 K: 1 BB: 1 S: 8 P: 13	1B: 3 SF: 0 2B: 1 SAC: 0 3B: 0 DP: 1 HR: 1 HBP: 0						

PITCHER		IP	WLS	BF	H	R	ER	SO	BB	IBB	HBP	BLK	WP	HR	S	P	ERA	WHIP
48 Randall Delgado, R ERA: 1.13	(1, 1)	3.0		12	1	1	1	2	2	0	0	0	0	1	29	52	3.00	1.000
38 Robbie Ray, L ERA: 5.0	(4, 1)	4.0	W	14	3	1	1	6	1	0	0	0	0	0	38	63	2.25	1.000
65 A.J. Schugel, R ERA:	(8, 1)	1.0		4	0	0	0	1	1	0	0	0	0	0	8	16	0.00	1.000
47 Dan Runzler, L ERA: 5.06	(9, 1)	1.0		4	0	0	0	1	1	0	0	0	0	0	8	13	0.00	1.000

PITCHER	IP	WLS	BF	H	R	ER	SO	BB	IBB	HBP	BLK	WP	HR	S	P	ERA	WHIP

TOP

Chicago White Sox @ Arizona Diamondbacks

Salt River Fields at Talking Stick, Scottsdale, AZ

Mon Mar 16 2015, 4:12 PM - 6:58 PM EDT

Att. 11,383 - Sunny - 84 F

livebaseballscorecards.com

AB	29
R	2
H	4
RBI	2
BB	5
SO	10
LOB	10



BOTTOM

Chicago White Sox @ Arizona Diamondbacks

Salt River Fields at Talking Stick, Scottsdale, AZ

Mon Mar 16 2015, 4:12 PM - 6:58 PM EDT

Att. 11,383 - Sunny - 84 F

livebaseballscorecards.com

Batter	1	2	3	4	5	6	7	8	9	AB	R	H	RBI	BB	SO	LOB
11 AJ Pollock, R (1, 8) OBP: 0.444, SLG: 0.480 77 Nick Buss, L (7, 8) OBP: 0.240, SLG: 0.208	C B B B B 4-1 24 HBP 2 S 6 1B BB	1 SAFE X 0-0 ② F9			B X 1-0 ② G6-3	B X 1-0 74 1B 79 1B 1-2 3-H 1B				2 1	1 1	0 1	0 1	1 0	0 0	1 0
16 Chris Owings, R (1, 6) OBP: 0.167, SLG: 0.167 74 Walter Ibarra, S (6, 4) OBP: 0.438, SLG: 0.467	B X 1-0 ① L9	1 SAFE B C T F F 1 SAFE 1 SAFE 1-3 S ③ K			B X 1-0 ③ G6-3		B X 1-0 79 1B 1-3 2-H 1B			3 1	0 0	0 1	0 1	0 0	1 0	2 0
44 Paul Goldschmidt, R (1, 3) OBP: 0.440, SLG: 0.368 79 Danny Dorn, L (7, 3) OBP: 0.250, SLG: 0.346	B B X 2-0 ② P3		C C B F X 1-2 ① F7			B B B B 4-0 24 G6-4-3 BB	C 1 SAFE S 1 B X 1-2 1-3 3-H 1B			2 1	0 0	0 1	0 1	1 0	0 0	1 0
2 Aaron Hill, R (1, 10) OBP: 0.250, SLG: 0.227	C B B B B 4-1 24 HBP 6 1B 1-2 BB		B B X 2-0 ② L8			C B X 1-1 ① F9	X 0-0 ② F9			3	1	0	0	1	0	3
24 Yasmany Tomás, R (1, 9) OBP: 0.257, SLG: 0.424 68 Sócrates Brito, L (7, 9) OBP: 0.240, SLG: 0.292	S S H 1-2 6 1B 1-2 2-3 HBP		B B B C S 2-3 ③ K			X 0-0 ②③ G6-4-3 1-2f	C F D F B X 2-2 ③ G3			2 1	0 0	0 0	0 0	0 0	1 0	1 2
6 David Peralta, L (1, 7) OBP: 0.464, SLG: 0.364	X 0-0 1-2 2-H 3-H 1B			B C X 1-1 ① G4-3			X 0-0 19 SH 18 E 4 SF9 1B	B X 1-0 ① G3		4 1	1 2	2 2	2 0	0 0	0 0	0 0
18 Gerald Laird, R (1, 2) OBP: 0.231, SLG: 0.385 31 Jordan Pacheco, R (8, 2) OBP: 0.438, SLG: 0.538	C B X 1-1 ③ F7			F F F X 0-2 ② G6-3			B P C 1 C F B X SAFE 3-2 E5 4 SF9 19 SH 77 1B 1-2	B X 1-0 2B		3 1	1 0	0 1	0 0	0 0	0 0	3 0
19 Jake Lamb, L (1, 5) OBP: 0.355, SLG: 0.538		B X 1-0 1B		C B B B F F S 3-3 ③ K			X 0-0 SH 77 1B 74 1B 1-2 2-3	C T F B S 1-3 ② K		3	1	1	0	0	2	1
4 Cliff Pennington, S (1, 4) (6, 6)		B 1 SAFE S S S 1-3 ① K			B X 1-0 ① G4-3		F B B X 2-1 ① SF9 2-3 3-H	C B F S 1-3 ③ K		3	0	0	1	0	2	2
Inning Stats	R: 2 H: 1 E: 0 LOB: 2 K: 0 BB: 2 S: 9 P: 22	R: 0 H: 1 E: 0 LOB: 1 K: 2 BB: 0 S: 11 P: 14	R: 0 H: 0 E: 0 LOB: 0 K: 1 BB: 0 S: 8 P: 13	R: 0 H: 0 E: 0 LOB: 0 K: 1 BB: 0 S: 10 P: 14	R: 0 H: 0 E: 0 LOB: 0 K: 0 BB: 0 S: 3 P: 6	R: 0 H: 0 E: 0 LOB: 0 K: 0 BB: 1 S: 3 P: 8	R: 4 H: 4 E: 2 LOB: 2 K: 0 BB: 0 S: 19 P: 28	R: 0 H: 1 E: 0 LOB: 1 K: 2 BB: 0 S: 9 P: 13		1B: 6 SF: 1 2B: 1 SAC: 1 3B: 0 DP: 1 HR: 0 HBP: 1				WP: 0 PA: 36 PB: 0 SB: 1 CS: 0		

	AB	30
	R	6
	H	7
	RBI	6
	BB	3
	SO	6
	LOB	16

PITCHER		IP	WLS	BF	H	R	ER	SO	BB	IBB	HBP	BLK	WP	HR	S	P	ERA	WHIP
80 Carlos Rodón, L ERA: 6.14	(1, 1)	3.0		14	2	2	2	3	2	0	1	0	0	0	28	49	6.00	1.333
41 Javy Guerra, R ERA: 3.38	(4, 1)	1.0		3	0	0	0	1	0	0	0	0	0	0	10	14	0.00	0.000
83 Tyler Danish, R ERA: 5.06	(5, 1)	2.0		7	1	1	0	0	1	0	0	0	0	0	7	15	0.00	1.000
74 Zach Phillips, L ERA: 1.59	(7, 1)	0.1	L	6	3	3	0	0	0	0	0	0	0	0	13	20	0.00	9.000
78 Arcenio Leon, R ERA:	(7, 1)	0.2		2	0	0	0	0	0	0	0	0	0	0	5	7	0.00	0.000

PITCHER		IP	WLS	BF	H	R	ER	SO	BB	IBB	HBP	BLK	WP	HR	S	P	ERA	WHIP
66 Michael Ynoa, R ERA: 9.0	(8, 1)	1.0		4	1	0	0	2	0	0	0	0	0	0	9	13	0.00	1.000

Seattle Mariners @ Chicago White Sox

Camelback Ranch, Glendale, AZ

Tue Mar 17 2015, 4:07 PM - 7:19 PM EDT

Att. 5,878 - Sunny - 86 F

TOP

livebaseballscorecards.com

Batter	1	2	3	4	5	6	7	8	9	AB	R	H	RBI	BB	SO	LOB
99 James Jones, L (1, 8) OBP: 0.303, SLG: 0.345 Estarlyn Morales, R (7, 8) OBP: 0.333, SLG: 0.667	B X 1-0 ① F9		X 0-0 ② P6		X 0-0 22 1B 2-H 2B		B B B B 4-0 17 1B 17 S 72 2B BB		X 0-0 ① F7	3 1	2 0	1 0	1 0	1 0	0 0	0 0
7 Seth Smith, L (1, 9) OBP: 0.333, SLG: 0.444 17 Stefen Romero, R (5, 9) OBP: 0.417, SLG: 0.476	X 0-0 15 2B 1B		X 0-0 22 WP 1B		S S T 0-2 ② K		B X 1-0 72 2B 1-3 1B		X 0-0 ② G5-3	3 2	0 0	2 1	0 0	0 0	1 0	1 0
22 Robinson Canó, L (1, 4) OBP: 0.357, SLG: 0.500 72 Ketel Marte, S (5, PR) (5, 4) OBP: 0.333, SLG: 0.435 (7, 6)	X 0-0 ② F7		B S S S 1-3 ③ K 1-2		X 0-0 2-H 1B		X 0-0 1-3 3-H 2B		X 0-0 ③ B2-3	3 2	0 0	1 1	1 1	0 0	1 0	2 0
15 Kyle Seager, L (1, 5) OBP: 0.360, SLG: 0.500 8 Willie Bloomquist, R (5, 5) OBP: 0.313, SLG: 0.214 (7, 4)	X 0-0 1-3 2B			X 0-0 ① G4-3	X 0-0 ③ F7		X 0-0 ① G6-3			3 1	0 0	1 0	0 0	0 0	0 0	1 2
20 Logan Morrison, L (1, 3) OBP: 0.320, SLG: 0.560 46 D.J. Peterson, R (6, PR) OBP: 0.194, SLG: 0.321 (6, 3)	X 0-0 ③ G1-3			B B B C C X 3-2 HR		X 0-0 13 3B 3B	S S S 0-3 ② K			3 1	1 1	2 0	1 0	0 0	0 1	2 2
3 Mike Zunino, R (1, 2) OBP: 0.421, SLG: 0.588 2 Jesús Sucre, R (6, 2) OBP: 0.133, SLG: 0.077		X 0-0 ① P4		S S S 0-3 ② K2-3		S S S 0-3 ① K	X 0-0 ③ G3			3 1	0 0	0 0	0 0	0 0	2 0	1 2
13 Dustin Ackley, L (1, 7) OBP: 0.500, SLG: 0.526 67 Patrick Kivlehan, R (6, PR) OBP: 0.278, SLG: 0.500 (6, 7)	F S S 0-3 ② K			X 0-0 ③ G1-3		X 0-0 3-H 3B		X 0-0 ① P4		3 1	0 0	1 0	1 0	0 0	1 0	0 0
5 Brad Miller, L (1, 6) OBP: 0.476, SLG: 0.833 55 Carlos Rivero, R (5, 6) OBP: 0.235, SLG: 0.313 (7, 5)	X 0-0 ③ L4				B B B B 4-0 63 S 99 2B BB		S S S 0-3 ② K	X 0-0 ② G6-3		1 2	1 0	0 0	0 0	1 1	0 1	0 1
63 Jesus Montero, R (1, 10) OBP: 0.250, SLG: 0.200		X 0-0 ① P3			B S S S 1-3 ① K 1-2	S S T 0-2 ③ K		C C C 0-3 ③ K		4	0	0	0	0	3	2
Inning Stats	R: 0 E: 0 K: 0 S: 5 H: 2 LOB: 2 BB: 0 P: 6	R: 0 E: 0 K: 1 S: 5 H: 0 LOB: 0 BB: 0 P: 5	R: 0 E: 0 K: 1 S: 6 H: 1 LOB: 1 BB: 0 P: 7	R: 1 E: 0 K: 1 S: 8 H: 1 LOB: 0 BB: 0 P: 11	R: 2 E: 0 K: 2 S: 9 H: 2 LOB: 1 BB: 1 P: 14	R: 1 E: 0 K: 3 S: 11 H: 2 LOB: 1 BB: 0 P: 11	R: 1 E: 0 K: 1 S: 7 H: 2 LOB: 2 BB: 1 P: 12	R: 0 E: 0 K: 1 S: 5 H: 0 LOB: 0 BB: 0 P: 5	R: 0 E: 0 K: 0 S: 3 H: 0 LOB: 0 BB: 0 P: 3	1B: 4 2B: 3 3B: 2 HR: 1 SF: 0 SAC: 0 DP: 0 HBP: 0						

	AB	37
	R	5
	H	10
	RBI	5
	BB	2
	SO	10
	LOB	16

WP: 1 PB: 0 SB: 2 CS: 0 PA: 39

PITCHER		IP	WLS	BF	H	R	ER	SO	BB	IBB	HBP	BLK	WP	HR	S	P	ERA	WHIP
29 Jeff Samardzija, R ERA: 5.14	(1, 1)	4.0		17	4	2	2	3	1	0	0	0	1	1	24	33	4.50	1.250
54 Eric Surkamp, L ERA: 11.12	(5, 1)	1.0		5	2	1	1	2	0	0	0	0	0	0	9	10	9.00	2.000
60 Frankie Montas, R ERA: 9.0	(6, 1)	1.0		8	4	2	2	3	1	0	0	0	0	0	13	18	18.00	5.000
71 Chris Beck, R ERA: 6.0	(7, 1)	2.0		6	0	0	0	2	0	0	0	0	0	0	10	10	0.00	0.000
40 Daniel Webb, R ERA: 7.11	(9, 1)	1.0		3	0	0	0	0	0	0	0	0	0	0	3	3	0.00	0.000

PITCHER	IP	WLS	BF	H	R	ER	SO	BB	IBB	HBP	BLK	WP	HR	S	P	ERA	WHIP

BOTTOM

Batter	1	2	3	4	5	6	7	8	9	AB	R	H	RBI	BB	SO	LOB
7 Micah Johnson, L (1, 4) OBP: 0.500, SLG: 0.667	G4-3		79 WP, 1-2, 1B		FC6-4, 1-2f		86 1B, 1-2, HBP	2B		3	0	1	0	0	0	1
64 Emilio Bonifácio, S (7, 4) OBP: 0.231, SLG: 0.182										1	0	1	0	0	0	0
53 Melky Cabrera, S (1, 7) OBP: 0.407, SLG: 0.348	79 G6-4-3, 1B		F8		G5-3		15 FC5-4, 1-2, 2-3, 1B	G6-3		3	0	1	0	0	0	3
86 Courtney Hawkins, R (6, 7) OBP: 0.423, SLG: 0.600										2	0	1	0	0	0	1
79 José Abreu, R (1, 3) OBP: 0.423, SLG: 0.538	G6-4-3, 1-2f		P3, 1-2, 2-3			25 2B, 1B	SF8, 3-H		P4	3	0	1	0	0	0	3
87 Tim Anderson, R (6, PR) OBP: 0.167, SLG: 0.167										0	1	0	0	0	0	0
38 Andy Wilkins, L (7, 3) OBP: 0.400, SLG: 0.417										0	0	0	1	0	0	0
84 Dan Black, S (9, PH) OBP: 0.250, SLG: 0.143										1	0	0	0	0	0	0
25 Adam LaRoche, L (1, 10) OBP: 0.240, SLG: 0.458		P5		G3		10 F8, 1-H, 2B	FC5-4, 1-2f		BBBB, P4, 18 WP, 70 1B, BB	3	0	1	1	0	0	0
15 Gordon Beckham, R (6, PR) OBP: 0.192, SLG: 0.045										1	0	0	0	1	0	2
(7, 10)																
26 Avisaíl García, R (1, 9) OBP: 0.500, SLG: 0.520						L6		G4-3	18 WP, 1-2, 1B	3	0	2	0	0	0	2
77 Jared Mitchell, L (7, 9)										1	0	0	0	0	0	0
70 Andy LaRoche, R (9, PH) OBP: 0.200, SLG: 0.300										1	0	1	0	0	0	0
88 Engel Beltre, L (9, PR) OBP: 0.375, SLG: 0.286										0	0	0	0	0	0	0
10 Alexei Ramirez, R (1, 6) OBP: 0.269, SLG: 0.375		P5		K		F8, 2-3		22 2B, 58 G1-3, 1B	1-2, 2-3	3	0	0	0	0	1	4
18 Tyler Saladino, R (7, 6) OBP: 0.308, SLG: 0.400										2	1	1	0	0	1	2
12 Conor Gillaspie, L (1, 5) OBP: 0.292, SLG: 0.304		F8		F8		K		58 G1-3, 1-3, HR, 2B	G5-3	3	0	0	0	0	1	5
22 Matt Davidson, R (7, 5) OBP: 0.200, SLG: 0.214										2	1	1	0	0	0	3
21 Tyler Flowers, R (1, 2) OBP: 0.227, SLG: 0.158			K		K		86 1B, 64 HBP, 38 SF8, BB	G1-3, 2-3, 3-H		2	0	0	0	0	2	0
58 Geovany Soto, R (7, 2) OBP: 0.450, SLG: 0.438										1	1	0	1	1	0	1
20 JB Shuck, L (1, 8) OBP: 0.400, SLG: 0.348			79 WP, 7 1B, 1B		7 FC6-4, 1B		P5	HR		3	0	2	0	0	0	1
Trayce Thompson, R (8, 8) OBP: 0.421, SLG: 0.588										1	1	1	2	0	0	0
Inning Stats	R: 0 E: 0 K: 0 S: 3 H: 1 LOB: 0 BB: 0 P: 3	R: 0 E: 0 K: 0 S: 4 H: 1 LOB: 1 BB: 0 P: 4	R: 0 E: 0 K: 1 S: 7 H: 2 LOB: 2 BB: 0 P: 8	R: 0 E: 0 K: 1 S: 6 H: 1 LOB: 1 BB: 0 P: 6	R: 0 E: 0 K: 1 S: 6 H: 1 LOB: 1 BB: 0 P: 6	R: 1 E: 0 K: 1 S: 7 H: 2 LOB: 3 BB: 0 P: 7	R: 1 E: 0 K: 0 S: 4 H: 1 LOB: 2 BB: 1 P: 9	R: 3 E: 0 K: 0 S: 8 H: 4 LOB: 1 BB: 0 P: 8	R: 0 E: 0 K: 1 S: 6 H: 1 LOB: 3 BB: 1 P: 11	1B: 10 2B: 3 3B: 0 HR: 1		SF: 1 SAC: 0 DP: 1 HBP: 1				

PITCHER		IP	WLS	BF	H	R	ER	SO	BB	IBB	HBP	BLK	WP	HR	S	P	ERA	WHIP
18 Hisashi Iwakuma, R ERA:	(1, 1)	4.0		16	5	0	0	2	0	0	0	0	1	0	20	21	0.00	1.250
37 Kevin Correia, R ERA:	(5, 1)	1.0	H	4	1	0	0	1	0	0	0	0	0	0	6	6	0.00	1.000
31 Yoervis Medina, R ERA: 1.59	(6, 1)	1.0		5	2	1	1	1	0	0	0	0	0	0	7	7	9.00	2.000
41 Charlie Furbush, L ERA: 7.2	(7, 1)	1.0		6	1	1	1	0	1	0	1	0	0	0	4	9	9.00	2.000
38 Rafael Perez, L ERA: 11.57	(8, 1)	0.2	B	6	4	3	3	0	0	0	0	0	0	1	7	7	40.50	6.000

PITCHER		IP	WLS	BF	H	R	ER	SO	BB	IBB	HBP	BLK	WP	HR	S	P	ERA	WHIP
35 Joe Saunders, L ERA: 18.9	(8, 1)	1.1		6	1	0	0	1	1	0	0	0	1	0	7	12	0.00	1.500

Seattle Mariners @ Chicago White Sox

Camelback Ranch, Glendale, AZ

Tue Mar 17 2015, 4:07 PM - 7:19 PM EDT

Att. 5,878 - Sunny - 86 F

livebaseballscorecards.com

AB	39
R	5
H	14
RBI	5
BB	2
SO	5
LOB	28

Batter	1	2	3	4	5	6	7	8	9	AB	R	H	RBI	BB	SO	LOB
64 Emilio Bonifácio, S (1, 4) OBP: 0.267, SLG: 0.240 5 Yolmer Sánchez, S (7, 4) OBP: 0.333, SLG: 0.263	G4-3			26 S 88 G4-3 10 2B BB	1-3 2B		G3-1		F8	3 1 1 0 1 0 0 1 0 0 0 0 0 0						
88 Engel Beltre, L (1, 8) OBP: 0.250, SLG: 0.182 44 George Kottaras, L (9, PH) OBP: 0.231, SLG: 0.500 (9, 2)	F7			G4-3 1-2	P3		G4-3		92 G4-3 85 1B 2B	4 0 0 0 0 0 3 1 1 1 0 0 0 0						
26 Avisaíl García, R (1, 9) OBP: 0.469, SLG: 0.464 63 Jairo Asencio, R (7, 1) 92 Keon Barnum, L (8, 3)	G6-3			10 2B 2-3 BB	G1-3		G6-3		G4-3 2-3	3 1 0 0 1 0 2 0 0 0 0 0 0 0 1 0 0 0 0 0 1						
10 Alexei Ramirez, R (1, 6) OBP: 0.276, SLG: 0.407 85 Juan Diaz, L (6, 6) OBP: 0.385, SLG: 0.583		G5-3		1-H 3-H 2B	F9			F8	94 1B 3-H 1B	3 0 1 2 0 0 2 2 0 1 1 0 0 0						
20 JB Shuck, L (1, 7) OBP: 0.379, SLG: 0.333 94 Jason Coats, R (8, 7) OBP: 0.333, SLG: 0.333		G4-3		1B		G4-3		F8	1-2 1B	4 0 1 0 0 0 0 1 0 1 0 0 0 0						
58 Geovany Soto, R (1, 2) OBP: 0.435, SLG: 0.579 30 David Robertson, R (6, 1) 86 Courtney Hawkins, R (7, 9) OBP: 0.429, SLG: 0.704		F8		G5-3		HR		HR	G5-3	3 1 1 1 0 0 1 0 0 0 0 0 0 0 2 1 1 1 0 0 2						
38 Andy Wilkins, L (1, 3) OBP: 0.421, SLG: 0.467 90 Drew Garcia, S (8, PR) (8, 5)			G4-3		15 BLK 15 2B BB	K		15 HR 2B		3 1 1 0 1 1 0 0 1 0 0 0 0 0						
15 Gordon Beckham, R (1, 5) OBP: 0.267, SLG: 0.346 74 Zach Phillips, L (8, 1) 97 Keenyn Walker, S (9, 8)			G6-3		62 1B 1-H 2B	2B		2-H HR		4 2 3 3 0 0 0 0 0 0 0 0 0 0 0 0 0 0 0 0 0						
62 Jose Quintana, R (1, 1) OBP: 0.500, SLG: 0.500 78 Arcenio Leon, R (5, 1) 36 Rob Brantly, L (6, PH) OBP: 0.278, SLG: 0.375 (6, 2) 41 Javy Guerra, R (9, 1)			K	64 2B 2-H 1B	G3		G4-1			2 0 1 1 0 1 0 0 0 0 0 0 0 0 2 0 0 0 0 0 2 0 0 0 0 0 0 0						
Inning Stats	R: 0 E: 0 K: 0 S: 3 H: 0 LOB: 0 BB: 0 P: 4	R: 0 E: 0 K: 0 S: 3 H: 0 LOB: 0 BB: 0 P: 3	R: 0 E: 0 K: 1 S: 5 H: 0 LOB: 0 BB: 0 P: 5	R: 2 E: 0 K: 0 S: 4 H: 2 LOB: 1 BB: 2 P: 12	R: 2 E: 0 K: 0 S: 6 H: 3 LOB: 2 BB: 1 P: 11	R: 1 E: 0 K: 1 S: 8 H: 2 LOB: 1 BB: 0 P: 9	R: 0 E: 0 K: 0 S: 3 H: 0 LOB: 0 BB: 0 P: 3	R: 3 E: 0 K: 0 S: 9 H: 3 LOB: 1 BB: 0 P: 12	R: 1 E: 0 K: 0 S: 6 H: 3 LOB: 2 BB: 0 P: 6	1B: 4 2B: 6 3B: 0 HR: 3 SF: 0 SAC: 0 DP: 0 HBP: 0						

PITCHER		IP	WLS	BF	H	R	ER	SO	BB	IBB	HBP	BLK	WP	HR	S	P	ERA	WHIP
31 Jason Marquis, R ERA: 3.21	(1, 1)	5.0	L	22	5	4	4	1	3	0	0	1	0	0	21	35	7.20	1.600
50 Jose Mijares, L ERA: 6.23	(6, 1)	1.0		5	2	1	1	1	0	0	0	0	0	1	8	9	9.00	2.000
58 Nate Adcock, R ERA: 3.6	(7, 1)	1.0		3	0	0	0	0	0	0	0	0	0	0	3	3	0.00	0.000
62 Pedro Villarreal, R ERA: 9.0	(8, 1)	1.0		6	3	3	3	0	0	0	0	0	0	2	9	12	27.00	3.000
48 Keyvius Sampson, R ERA: 2.25	(9, 1)	1.0		6	3	1	1	0	0	0	0	0	0	0	6	6	9.00	3.000

PITCHER	IP	WLS	BF	H	R	ER	SO	BB	IBB	HBP	BLK	WP	HR	S	P	ERA	WHIP

TOP

Chicago White Sox @ Cincinati Reds

Goodyear Ballpark, Goodyear, AZ

Wed Mar 18 2015, 4:08 PM - 7:13 PM EDT

Att. 4,039 - Cloudy - 81 F

livebaseballscorecards.com

AB	39
R	9
H	13
RBI	9
BB	3
SO	2
LOB	13

WP: 0 PB: 0 SB: 1 CS: 0 PA: 42

Chicago White Sox @ Cincinnati Reds

Goodyear Ballpark, Goodyear, AZ

Wed Mar 18 2015, 4:08 PM - 7:13 PM EDT

Att. 4,039 - Cloudy - 81 F

BOTTOM

Batter	1	2	3	4	5	6	7	8	9	AB	R	H	RBI	BB	SO	LOB
6 Billy Hamilton, S (1, 8) OBP: 0.176, SLG: 0.353	F9		G5-3		F7		F8 1-3		F8	3	0	0	0	0	0	0
17 Kristopher Negrón, R (7, 8) OBP: 0.370, SLG: 0.440										2	0	0	0	0	0	2
19 Joey Votto, L (1, 3) OBP: 0.438, SLG: 0.200	F7		BB		K		SF8 3-H		G6-3 1-2	2	0	0	0	1	1	0
80 Chad Wallach, R (6, 3) OBP: 0.357, SLG: 0.333										1	0	0	1	0	0	1
4 Brandon Phillips, R (1, 4) OBP: 0.345, SLG: 0.400	G5-3		F7			21 HR BB	66 CS 66 E BB			2	1	0	0	1	0	1
71 Irving Falu, S (7, 4) OBP: 0.421, SLG: 0.400										0	0	0	0	1	0	0
21 Todd Frazier, R (1, 5) OBP: 0.231, SLG: 0.560		9 1B 27 E 1B	K			1-H HR	1 SAFE 1 B B CS 1-3	G4-3		3	2	2	2	0	1	1
66 Josh Satin, R (7, 5) OBP: 0.174, SLG: 0.182										1	0	0	0	0	0	0
9 Marlon Byrd, R (1, 7) OBP: 0.435, SLG: 0.476		27 E 1-3 1B		K2-3		27 WP 1B		P6		3	0	2	0	0	1	0
75 Kyle Waldrop, L (7, 7) OBP: 0.333, SLG: 0.636										1	0	0	0	0	0	0
27 Brennan Boesch, L (1, 9) OBP: 0.448, SLG: 0.793		E4 1-3 3-H		G4-3		P6 1-2		BB		3	0	0	1	0	0	2
89 Chris Dominguez, R (7, 9) OBP: 0.276, SLG: 0.481										0	0	0	0	1	0	0
29 Brayan Peña, S (1, 2) OBP: 0.200, SLG: 0.240		L4		E4		P6		G4-3		3	0	0	0	0	0	3
16 Tucker Barnhart, L (7, 2) OBP: 0.222, SLG: 0.235										1	0	0	0	0	0	1
7 Eugenio Suárez, R (1, 6) OBP: 0.308, SLG: 0.560		K		F7		K			K	3	0	0	0	0	2	4
67 Iván De Jesús Jr., R (7, 6) OBP: 0.421, SLG: 0.588										1	0	0	0	0	1	0
31 Jason Marquis, L (1, 1)		F7			F9		17 F8 17 WP 80 SF8 BB		80 DI BB	2	0	0	0	0	0	2
50 Jose Mijares, L (6, 1)										0	0	0	0	0	0	0
58 Nate Adcock, R (7, 1)										0	0	0	0	0	0	0
73 Kyle Skipworth, L (7, PH) OBP: 0.412, SLG: 0.600										0	1	0	0	1	0	0
62 Pedro Villarreal, R (8, 1)										0	0	0	0	0	0	0
48 Keyvius Sampson, R (9, 1)										0	0	0	0	0	0	0
7 Bryson Smith, R (9, PH)										0	0	0	0	1	0	0
Inning Stats	R: 0 E: 0 K: 0 S: 3 H: 0 LOB: 0 BB: 0 P: 3	R: 1 E: 1 K: 1 S: 8 H: 2 LOB: 2 BB: 0 P: 8	R: 0 E: 0 K: 1 S: 5 H: 0 LOB: 1 BB: 1 P: 9	R: 0 E: 1 K: 1 S: 6 H: 0 LOB: 1 BB: 0 P: 6	R: 0 E: 0 K: 1 S: 7 H: 0 LOB: 0 BB: 0 P: 7	R: 2 E: 0 K: 1 S: 7 H: 2 LOB: 1 BB: 1 P: 12	R: 1 E: 1 K: 0 S: 2 H: 0 LOB: 0 BB: 2 P: 13	R: 0 E: 0 K: 0 S: 3 H: 0 LOB: 1 BB: 1 P: 7	R: 0 E: 0 K: 1 S: 5 H: 0 LOB: 1 BB: 1 P: 10	1B: 3 2B: 0 3B: 0 HR: 1	SF: 1 SAC: 0 DP: 0 HBP: 0						

livebaseballscorecards.com

AB	31
R	4
H	4
RBI	4
BB	6
SO	6
LOB	17

WP: 2 PB: 0 SB: 0 CS: 1 PA: 39

PITCHER		IP	WLS	BF	H	R	ER	SO	BB	IBB	HBP	BLK	WP	HR	S	P	ERA	WHIP
62 Jose Quintana, L ERA: 1.59	(1, 1)	4.2	W	19	2	1	1	3	1	0	0	0	0	0	26	30	1.93	0.643
78 Arcenio Leon, R ERA:	(5, 1)	0.1		1	0	0	0	1	0	0	0	0	0	0	3	3	0.00	0.000
30 David Robertson, R ERA: 9.82	(6, 1)	1.0		6	2	2	2	1	1	0	0	0	1	1	7	12	18.00	3.000
63 Jairo Asencio, R ERA: 2.84	(7, 1)	1.0	H	4	0	1	1	0	2	0	0	0	1	0	2	13	9.00	2.000
74 Zach Phillips, L ERA: 1.35	(8, 1)	1.0		4	0	0	0	0	1	0	0	0	0	0	3	7	0.00	1.000

PITCHER		IP	WLS	BF	H	R	ER	SO	BB	IBB	HBP	BLK	WP	HR	S	P	ERA	WHIP
41 Javy Guerra, R ERA: 2.84	(9, 1)	1.0		4	0	0	0	1	1	0	0	0	0	0	5	10	0.00	1.000

Chicago Cubs @ Chicago White Sox

Camelback Ranch, Glendale, AZ

Fri Mar 20 2015, 4:06 PM - 6:56 PM EDT

Att. 13,101 - Sunny - 77 F

TOP

livebaseballscorecards.com

Batter	1	2	3	4	5	6	7	8	9	AB	R	H	RBI	BB	SO	LOB
11 Tommy La Stella, L (1, 5) OBP: 0.387, SLG: 0.429	G4-3		G4-3			6 FC4-6 21 2B 1B	7 HR 3B		1-H HR	4	2	2	0	0	0	0
65 Anthony Giansanti, R (7, 9) OBP: 0.500, SLG: 2.000						7 BB				1	1	1	2	0	0	0
7 Arismendy Alcántara, S (1, 4) OBP: 0.355, SLG: 0.462	K		BB			6 FC4-6 1-2 BB	3-H HR			2	1	1	2	2	1	0
94 Ryan Dent, R (7, 4)										1	0	0	0	0	1	0
6 Ryan Sweeney, L (1, 9) OBP: 0.238, SLG: 0.300	K		G6-3			FC4-6 21 2B 1-2f 2-3	G3		K	4	1	0	0	0	1	3
30 Jason Motte, R (7, 1)										0	0	0	0	0	0	0
60 Joe Ortiz, L (8, 1)										0	0	0	0	0	0	0
74 Kyle Schwarber, L (9, PH) OBP: 0.188, SLG: 0.375										1	0	0	0	0	1	0
59 Zac Rosscup, R (9, 1)										0	0	0	0	0	0	0
21 Junior Lake, R (1, 7) OBP: 0.310, SLG: 0.308		K		K		33 WP 1-H 3-H 2B		G6-3		4	1	1	2	0	2	0
33 Mike Baxter, L (1, 3) OBP: 0.172, SLG: 0.043		F7		K		K 3-H		G5-3		4	0	0	0	0	2	0
78 Albert Almora Jr., R (1, 8) OBP: 0.409, SLG: 0.524		3 HR 1B		P4		1B		G1-3		4	1	2	0	0	0	0
3 David Ross, R (1, 2) OBP: 0.250, SLG: 0.450		1-H HR			P6	K			HR	3	1	1	2	0	1	1
12 Taylor Teagarden, R (8, 2) OBP: 0.400, SLG: 0.625										1	1	1	1	0	0	0
19 Jonathan Herrera, S (1, 6) OBP: 0.292, SLG: 0.304		F9			F8		G5-3		P6	4	0	0	0	0	0	0
37 Travis Wood, R (1, 1)			F8		G6-3		K		65 HR BB	2	0	0	0	0	0	0
63 Brian Schlitter, R (5, 1)										0	0	0	0	0	0	0
16 Chris Valaika, R (7, PH) OBP: 0.154, SLG: 0.120										1	1	0	0	1	1	0
(7, 5)																

Inning Stats										
	R: 0 E: 0 K: 2 S: 7	H: 0 LOB: 0 BB: 0 P: 7	R: 2 E: 0 K: 1 S: 9	H: 2 LOB: 0 BB: 0 P: 12	R: 0 E: 0 K: 0 S: 3	H: 0 LOB: 1 BB: 1 P: 7	R: 0 E: 0 K: 2 S: 7	H: 0 LOB: 0 BB: 0 P: 7	R: 0 E: 0 K: 0 S: 3	H: 0 LOB: 0 BB: 0 P: 3
	R: 3 E: 0 K: 2 S: 10	H: 3 LOB: 1 BB: 1 P: 16	R: 2 E: 0 K: 1 S: 8	H: 2 LOB: 0 BB: 0 P: 9	R: 0 E: 0 K: 0 S: 3	H: 0 LOB: 0 BB: 0 P: 3	R: 3 E: 0 K: 2 S: 9	H: 2 LOB: 0 BB: 1 P: 13	1B: 3 2B: 1 3B: 1 HR: 4	SF: 0 SAC: 0 DP: 0 HBP: 0
									WP: 1 PB: 0 SB: 0 CS: 0	PA: 39

PITCHER		IP	WLS	BF	H	R	ER	SO	BB	IBB	HBP	BLK	WP	HR	S	P	ERA	WHIP
48 Hector Noesí, R ERA: 2.89	(1, 1)	4.1		16	2	2	2	5	1	0	0	0	0	1	27	34	4.15	0.692
33 Zach Duke, L ERA: 11.25	(5, 1)	1.0	H	5	1	2	2	0	1	0	0	0	0	0	4	8	18.00	2.000
63 Jairo Asencio, R ERA: 3.86	(6, 1)	0.2	B	4	2	1	1	2	0	0	0	0	1	0	8	10	13.50	3.000
34 Matt Albers, R ERA: 3.0	(7, 1)	1.0	L	5	2	2	2	1	0	0	0	0	0	1	8	9	18.00	2.000
43 Dan Jennings, L ERA:	(8, 1)	1.0		3	0	0	0	0	0	0	0	0	0	0	3	3	0.00	0.000

PITCHER		IP	WLS	BF	H	R	ER	SO	BB	IBB	HBP	BLK	WP	HR	S	P	ERA	WHIP
57 Zach Putnam, R ERA: 19.64	(9, 1)	1.0		6	2	3	3	2	1	0	0	0	0	2	9	13	27.00	3.000

AB	36
R	10
H	9
RBI	9
BB	3
SO	10
LOB	4

Batter	1	2	3	4	5	6	7	8	9	AB	R	H	RBI	BB	SO	LOB
1 Adam Eaton, L (1, 8) OBP: 0.385, SLG: 0.364	S S S 0-3 ① K	1 SAFE X 0-0 ① ② F7 1-2		X 0-0 ③ F8		B B S S C 1-3 ③ K 1-2			B B B B 4-0 38 1B 36 G3 1-2 BB	3	0	0	0	0	1	1
64 Emilio Bonifácio, S (6, PH) OBP: 0.281, SLG: 0.231 (7, 8)										1	1	0	0	1	1	1
53 Melky Cabrera, S (1, 7) OBP: 0.433, SLG: 0.385	X 0-0 79 1B 25 2B 1B	X 0-0 ③ F9			X 0-0 79 1B 1B		X 0-0 ① F7		X 0-0 36 G3 1-3 2-H 1B	3	1	2	0	0	0	0
38 Andy Wilkins, L (6, 3) OBP: 0.429, SLG: 0.471										2	0	1	1	0	0	0
79 José Abreu, R (1, 3) OBP: 0.483, SLG: 0.621	X 0-0 25 2B 26 1B 1-3 1B	X 0-0 26 1B 2B			X 0-0 26 G6-4-3 1-2 1B		X 0-0 P4		X 0-0 ① P2	3	2	3	0	0	0	0
86 Courtney Hawkins, R (5, PR) OBP: 0.400, SLG: 0.655 (6, 7)										2	0	0	0	0	0	2
25 Adam LaRoche, L (1, 10) OBP: 0.276, SLG: 0.481	X 0-0 26 1B 10 1B 1-3 3-H 2B	X 0-0 ① P5			X 0-0 ① F7		B B B B 4-0 BB		X 0-0 ② G3 1-2 3-H	3	1	1	1	1	0	3
36 Rob Brantly, L (7, PR) OBP: 0.263, SLG: 0.353 (8, 10)										1	0	0	1	0	0	1
26 Avisaíl García, R (1, 9) OBP: 0.472, SLG: 0.469	X 0-0 10 1B 2-3 3-H 1B	X 0-0 10 CS 2-H 1B			X 0-0 ② ③ G6-4-3 1-2f		X 0-0 ③ F8		B B B B B 4-0 BB	4	0	2	2	0	0	3
20 JB Shuck, L (8, 9) OBP: 0.400, SLG: 0.333										0	0	0	0	1	0	0
10 Alexei Ramirez, R (1, 6) OBP: 0.344, SLG: 0.467	X 0-0 21 FC6-4 1-2 3-H 1B	B X 1-0 ② 1-2 1B				X 0-0 21 G6-3 12 G4-3 7 1B 1B		X 0-0 ① F9	X 0-0 ③ P4	3	1	3	1	0	0	0
15 Gordon Beckham, R (7, 5) OBP: 0.250, SLG: 0.321										2	0	0	0	0	0	2
12 Conor Gillaspie, L (1, 5) OBP: 0.259, SLG: 0.269	X 0-0 ② F6	X 0-0 ③ P3				X 0-0 ① G4-3 1-2		X 0-0 ② G1-3		3	0	0	0	0	0	4
85 Juan Diaz, L (7, 6) OBP: 0.357, SLG: 0.538										1	0	0	0	0	0	0
21 Tyler Flowers, R (1, 2) OBP: 0.200, SLG: 0.136	X 0-0 ③ FC6-4 1-2f			S S S 0-3 ① K		X 0-0 ② G6-3 2-3		X 0-0 ③ P4		3	0	0	0	0	1	3
44 George Kottaras, L (7, 2) OBP: 0.214, SLG: 0.462										1	0	0	0	0	0	0
7 Micah Johnson, L (1, 4) OBP: 0.515, SLG: 0.667		X 0-0 1 F7 1B		X 0-0 ② G1-3		X 0-0 64 S 3-H 1B			X 0-0 64 BB 38 1B 1B	3	0	2	1	0	0	0
5 Yolmer Sánchez, S (8, 4) OBP: 0.364, SLG: 0.300										1	1	1	0	0	0	0
Inning Stats	R: 3 H: 5 E: 0 LOB: 2 K: 1 BB: 0 S: 10 P: 10	R: 0 H: 1 E: 0 LOB: 0 K: 0 BB: 0 S: 3 P: 3	R: 1 H: 3 E: 0 LOB: 1 K: 0 BB: 0 S: 5 P: 6	R: 0 H: 0 E: 0 LOB: 0 K: 1 BB: 0 S: 5 P: 5	R: 0 H: 2 E: 0 LOB: 2 K: 0 BB: 0 S: 4 P: 4	R: 1 H: 2 E: 0 LOB: 1 K: 1 BB: 0 S: 7 P: 8	R: 0 H: 0 E: 0 LOB: 1 K: 0 BB: 1 S: 3 P: 7	R: 0 H: 0 E: 0 LOB: 0 K: 0 BB: 0 S: 3 P: 3	R: 2 H: 2 E: 0 LOB: 2 K: 0 BB: 2 S: 5 P: 13	1B: 13 SF: 0 2B: 2 SAC: 0 3B: 0 DP: 1 HR: 0 HBP: 0						

PITCHER		IP	WLS	BF	H	R	ER	SO	BB	IBB	HBP	BLK	WP	HR	S	P	ERA	WHIP
37 Travis Wood, L ERA: 3.77	(1, 1)	4.1		22	11	4	4	2	0	0	0	0	0	0	26	27	8.31	2.538
63 Brian Schlitter, R ERA: 14.29	(5, 1)	1.2	W	6	2	1	1	1	0	0	0	0	0	0	8	9	5.40	1.200
30 Jason Motte, R ERA: 5.79	(7, 1)	1.0	H	4	0	0	0	0	1	0	0	0	0	0	3	7	0.00	1.000
60 Joe Ortiz, L ERA: 1.23	(8, 1)	1.0	H	3	0	0	0	0	0	0	0	0	0	0	3	3	0.00	0.000
59 Zac Rosscup, L ERA: 4.5	(9, 1)	1.0		7	2	2	2	0	2	0	0	0	0	0	5	13	18.00	4.000

PITCHER	IP	WLS	BF	H	R	ER	SO	BB	IBB	HBP	BLK	WP	HR	S	P	ERA	WHIP

BOTTOM

Chicago Cubs @ Chicago White Sox

Camelback Ranch, Glendale, AZ

Fri Mar 20 2015, 4:06 PM - 6:56 PM EDT

Att. 13,101 - Sunny - 77 F

livebaseballscorecards.com

AB	39
R	7
H	15
RBI	7
BB	3
SO	3
LOB	20

WP: 0 PA: 42
PB: 0
SB: 1
CS: 1

Kansas City Royals @ Chicago White Sox

Camelback Ranch, Glendale, AZ

Sat Mar 21 2015, 4:06 PM - 6:43 PM EDT

Att. 7,734 - Sunny - 80 F

TOP

livebaseballscorecards.com

Batter	1	2	3	4	5	6	7	8	9	AB	R	H	RBI	BB	SO	LOB
2 Alcides Escobar, R (1, 6) OBP: 0.294, SLG: 0.394	G4-3		G6-3 2-3		G6-3			61 L4-3 1B		3	0	0	0	0	0	1
9 Ryan Jackson, R (6, 6) OBP: 0.500, SLG: 0.375										1	0	1	0	0	0	0
8 Mike Moustakas, L (1, 5) OBP: 0.333, SLG: 0.394	L9		G6-3 3-H		G4-3			L4-3 1-1		3	0	0	0	0	0	0
61 Cheslor Cuthbert, R (6, 5) OBP: 0.296, SLG: 0.417										1	0	0	0	0	0	1
4 Alex Gordon, L (1, 7)	K			L3		G6-3		G5-3		3	0	0	0	0	1	0
16 Paulo Orlando, R (6, 7) OBP: 0.417, SLG: 0.696										1	0	0	0	0	0	0
25 Kendrys Morales, S (1, 3) OBP: 0.354, SLG: 0.587		G6-3		14 1B 1B		L4			L4	3	0	1	0	0	0	0
53 Casey Kotchman, L (6, 3)										1	0	0	0	0	0	0
14 Omar Infante, R (1, 10) OBP: 0.273, SLG: 0.333		G4-3		68 G6-4-3 1-2 1B		K			G5-3	3	0	1	0	0	1	0
12 Ryan Roberts, R (9, PH) OBP: 0.296, SLG: 0.360 (9, 10)										1	0	0	0	0	0	0
68 Brett Eibner, R (1, 9) OBP: 0.538, SLG: 1.120		HR		G6-4-3 1-2f			78 G4-3 78 S 1B		G6-3	2	1	1	1	0	0	2
43 Moisés Sierra, R (4, 9) OBP: 0.423, SLG: 0.409										2	0	1	0	0	0	0
24 Christian Colón, R (1, 4) OBP: 0.485, SLG: 0.407		G6-3			19 HR 1B		G4-3 1-3			2	1	1	0	0	0	0
78 Gabriel Noriega, R (6, 4) OBP: 0.269, SLG: 0.208										1	0	0	0	0	0	1
19 Erik Kratz, R (1, 2) OBP: 0.333, SLG: 0.640			2 G6-3 1 G5-3 8 WP 1B		1-H HR		K			3	2	2	2	0	1	1
26 Francisco Peña, R (7, 2) OBP: 0.222, SLG: 0.176										0	0	0	0	0	0	0
1 Jarrod Dyson, L (1, 8) OBP: 0.333, SLG: 0.387			G5-3 1-2		G1-3		K			2	0	0	0	0	0	1
34 Rey Fuentes, L (6, 8) OBP: 0.273, SLG: 0.381										1	0	0	0	0	1	1

	AB	33
	R	4
	H	8
	RBI	3
	BB	0
	SO	4
	LOB	8

Inning Stats	1	2	3	4	5	6	7	8	9
	R: 0 H: 0 E: 0 LOB: 0 K: 1 BB: 0 S: 5 P: 5	R: 1 H: 1 E: 0 LOB: 0 K: 0 BB: 0 S: 5 P: 5	R: 1 H: 1 E: 0 LOB: 0 K: 0 BB: 0 S: 4 P: 5	R: 0 H: 2 E: 0 LOB: 1 K: 0 BB: 0 S: 4 P: 4	R: 2 H: 2 E: 0 LOB: 0 K: 0 BB: 0 S: 5 P: 5	R: 0 H: 0 E: 0 LOB: 0 K: 1 BB: 0 S: 5 P: 5	R: 0 H: 1 E: 0 LOB: 1 K: 2 BB: 0 S: 8 P: 9	R: 0 H: 1 E: 0 LOB: 0 K: 0 BB: 0 S: 3 P: 3	R: 0 H: 0 E: 0 LOB: 0 K: 0 BB: 0 S: 3 P: 3

	1B	6	SF	0	WP	1	PA	33
	2B	1	SAC	0	PB	0		
	3B	0	DP	2	SB	1		
	HR	2	HBP	0	CS	0		

PITCHER		IP	WLS	BF	H	R	ER	SO	BB	IBB	HBP	BLK	WP	HR	S	P	ERA	WHIP
46 Brad Penny, R ERA: 4.63	(1, 1)	4.0		16	5	3	3	1	0	0	0	0	1	1	19	20	6.75	1.250
52 Jake Petricka, R ERA: 2.25	(5, 1)	1.0		4	1	1	1	0	0	0	0	0	0	1	4	4	9.00	1.000
30 David Robertson, R ERA: 7.71	(6, 1)	1.0		3	0	0	0	1	0	0	0	0	0	0	5	5	0.00	0.000
80 Carlos Rodón, L ERA: 5.4	(7, 1)	1.0		4	1	0	0	2	0	0	0	0	0	0	8	9	0.00	1.000
41 Javy Guerra, R ERA: 2.45	(8, 1)	1.0		3	1	0	0	0	0	0	0	0	0	0	3	3	0.00	1.000

PITCHER		IP	WLS	BF	H	R	ER	SO	BB	IBB	HBP	BLK	WP	HR	S	P	ERA	WHIP
40 Daniel Webb, R ERA: 6.14	(9, 1)	1.0	W	3	0	0	0	0	0	0	0	0	0	0	3	3	0.00	0.000

Batter	1	2	3	4	5	6	7	8	9	AB	R	H	RBI	BB	SO	LOB
1 Adam Eaton, L (1, 8) OBP: 0.433, SLG: 0.400 93 Adam Engel, R (9, 8)	G3		20 FC4-6 1B		BBB 4-0 20 1B 79 SF9 BB		E4 86 HR 2-H 1B		SH2-3 1-2	3 0	2 0	2 0	0 0	1 0	0 0	0 0
20 JB Shuck, L (1, 7) OBP: 0.424, SLG: 0.400 86 Courtney Hawkins, R (6, 7) OBP: 0.438, SLG: 0.871	79 F9 2B		FC4-6 79 1B 1-2f		1-3 1B		C X 2-H HR		C S X 2-H HR	3 2	0 2	2 2	0 4	0 0	0 0	1 0
79 José Abreu, R (1, 10) OBP: 0.469, SLG: 0.613 94 Jason Coats, R (7, PH) OBP: 0.250, SLG: 0.250 (8, 10)	F9 2-3		1-3 1B		SF9 3-H		G5-3			2 1	0 0	1 0	1 0	0 0	0 0	1 0
25 Adam LaRoche, L (1, 3) OBP: 0.250, SLG: 0.433 38 Andy Wilkins, L (6, 3) OBP: 0.409, SLG: 0.444	G4-3		G4-3		G3		G3			3 1	0 0	0 0	0 0	0 0	0 0	3 0
58 Geovany Soto, R (1, 2) OBP: 0.462, SLG: 0.571 85 Juan Diaz, L (6, PR) OBP: 0.333, SLG: 0.500 (7, 6)		F8		BB		27 FC4-6 1B		G1-3		2 1	0 0	1 0	0 0	1 0	0 0	0 0
12 Conor Gillaspie, L (1, 5) OBP: 0.241, SLG: 0.250 27 Leury García, S (5, 5) OBP: 0.273, SLG: 0.273		G3		P5		FC4-6 15 G6-3 1-2f		S S S K2-3		2 2	0 0	0 0	0 0	0 0	0 1	1 1
15 Gordon Beckham, R (1, 6) OBP: 0.257, SLG: 0.323 36 Rob Brantly, L (7, 2) OBP: 0.263, SLG: 0.353 44 George Kottaras, L (8, 2) OBP: 0.267, SLG: 0.462		88 1B 1B		F9		G6-3 1-2f		B B B BB		3 0 0	0 0 0	1 0 0	0 0 0	0 0 1	0 0 0	2 0 0
88 Engel Beltre, L (1, 9) OBP: 0.267, SLG: 0.214 91 Christian Marrero, L (8, PH) (9, 9)		1-2 1B		S S S K			S S S K		G4-3	3 1	0 0	1 0	0 0	0 0	2 0	1 1
64 Emilio Bonifácio, S (1, 4) OBP: 0.265, SLG: 0.214 5 Yolmer Sánchez, S (6, 4) OBP: 0.417, SLG: 0.364		S S S K			S S S K		E1 1 E 1B		93 SH2-3 86 HR 1B	2 2	0 2	0 2	0 2	0 0	2 0	2 0
Inning Stats	R: 0 E: 0 K: 0 S: 4 H: 1 LOB: 1 BB: 0 P: 4	R: 0 E: 0 K: 1 S: 7 H: 2 LOB: 2 BB: 0 P: 7	R: 0 E: 0 K: 0 S: 4 H: 2 LOB: 1 BB: 0 P: 4	R: 0 E: 0 K: 1 S: 5 H: 0 LOB: 1 BB: 1 P: 9	R: 1 E: 0 K: 1 S: 6 H: 1 LOB: 1 BB: 1 P: 10	R: 0 E: 0 K: 0 S: 3 H: 1 LOB: 1 BB: 0 P: 3	R: 3 E: 2 K: 1 S: 9 H: 3 LOB: 0 BB: 0 P: 9	R: 0 E: 0 K: 1 S: 5 H: 0 LOB: 1 BB: 1 P: 9	R: 2 E: 0 K: 0 S: 5 H: 2 LOB: 0 BB: 0 P: 5	1B: 9 2B: 1 3B: 0 HR: 2	SF: 1 SAC: 1 DP: 1 HBP: 0					WP: 0 PB: 0 SB: 0 CS: 0	PA: 38

BOTTOM

Kansas City Royals @ Chicago White Sox

Camelback Ranch, Glendale, AZ

Sat Mar 21 2015, 4:06 PM - 6:43 PM EDT

Att. 7,734 - Sunny - 80 F

livebaseballscorecards.com

AB	33
R	6
H	12
RBI	5
BB	3
SO	5
LOB	13

PITCHER		IP	WLS	BF	H	R	ER	SO	BB	IBB	HBP	BLK	WP	HR	S	P	ERA	WHIP
49 Joe Blanton, R ERA: 2.79	(1, 1)	4.2		21	6	1	1	3	2	0	0	0	0	0	25	33	1.93	1.714
33 Brian Flynn, L ERA: 1.74	(5, 1)	1.1	H	4	1	0	0	0	0	0	0	0	0	0	4	4	0.00	0.750
67 Franklin Morales, L ERA: 4.5	(7, 1)	1.0	B	6	3	3	3	1	0	0	0	0	0	1	9	9	27.00	3.000
27 Brandon Finnegan, L ERA: 8.53	(8, 1)	1.1	L	7	2	2	2	1	1	0	0	0	0	1	10	14	13.50	2.250

PITCHER	IP	WLS	BF	H	R	ER	SO	BB	IBB	HBP	BLK	WP	HR	S	P	ERA	WHIP

Chicago White Sox @ Milwaukee Brewers

Maryvale Baseball Park, Phoenix, AZ

Sun Mar 22 2015, 4:18 PM - 7:41 PM EDT

Att. 6,950 - Sunny - 84 F

TOP

livebaseballscorecards.com

Batter	1	2	3	4	5	6	7	8	9	AB	R	H	RBI	BB	SO	LOB
7 Micah Johnson, L (1, 4) OBP: 0.514, SLG: 0.636	B B B B 4-0 10 E 10 2B BB	B 1-0 ③ CS 1-2	S S S 0-3 ① K		x 0-0 10 1B 1-2 1B		x 0-0 G3-1 ①		S S S 0-3 ① K	3	1	1	0	1	1	0
5 Yolmer Sánchez, S (7, 4) OBP: 0.400, SLG: 0.348										1	0	0	0	0	1	1
10 Alexei Ramirez, R (1, 6) OBP: 0.371, SLG: 0.515	1 SAFE 1 SAFE x 0-0 53 G3-1 1-H 2B	x 0-0 ② G5-3	x 0-0 G4-6-3 1-2f		x 0-0 1-2 2-H 1B		x 0-0 ② F9		x 0-0 ②③ G4-6-3 1-2f	3	0	2	2	0	0	0
85 Juan Diaz, L (5, 6) OBP: 0.294, SLG: 0.438										2	0	0	0	0	0	1
53 Melky Cabrera, S (1, 10) OBP: 0.382, SLG: 0.333	x 0-0 ① G3-1 2-3		x 0-0 ③ G4-3		x 0-0 ③ F9		x 0-0 ③ G4-3			4	0	0	0	0	0	3
26 Avisaíl García, R (1, 9) OBP: 0.462, SLG: 0.457	x 0-0 ② G6-3			x 0-0 ① L4		x 0-0 38 FC4 1B		x 0-0 27 F8 86 2B		3	0	1	0	0	0	1
94 Jason Coats, R (6, PR) OBP: 0.400, SLG: 0.600										1	1	1	0	0	0	0
(6, 9)																
12 Conor Gillaspie, L (1, 3) OBP: 0.226, SLG: 0.233	S S S 0-3 ③ K			x 0-0 ② G4-3		x 0-0 ① FC4 15 E 15 1B 1-2f 20 2B		S S S 0-3 ① K		2	0	0	0	0	1	1
38 Andy Wilkins, L (5, 3) OBP: 0.375, SLG: 0.400										2	1	0	0	0	1	2
91 Danny Hayes, L (8, 3)										0	0	0	0	0	0	0
15 Gordon Beckham, R (1, 5) OBP: 0.263, SLG: 0.324		x 0-0 ① L5		x 0-0 ③ L7		x 0-0 E4 20 2B 1-3 1B		x 0-0 ② F8 2-3		3	0	1	0	0	0	0
27 Leury García, S (6, 5) OBP: 0.250, SLG: 0.250										1	0	0	0	0	0	1
20 JB Shuck, L (1, 7) OBP: 0.444, SLG: 0.455		x 0-0 64 E 21 S 1B			x 0-0 ① G4-3	x 0-0 1-3 3-H 2B		x 0-0 3-H 2B		3	0	2	1	0	0	0
86 Courtney Hawkins, R (6, 7) OBP: 0.455, SLG: 0.906										1	0	1	1	0	0	0
21 Tyler Flowers, R (1, 2) OBP: 0.222, SLG: 0.167	B C C 1-3 ② K 1-2				x 0-0 64 FC5-4 1B	S S S 0-3 ② K		x 0-0 ③ G4-3		2	0	1	0	0	1	1
44 George Kottaras, L (5, 2) OBP: 0.235, SLG: 0.400										2	0	0	0	0	1	4
64 Emilio Bonifácio, S (1, 8) OBP: 0.243, SLG: 0.194	x 0-0 E3 7 CS 2-3				x 0-0 ② FC5-4 7 1B 10 1B 1-2f	S S S 0-3 ③ K		B B B B 4-0 85 G4-6-3 BB		3	1	0	0	0	1	5
88 Engel Beltre, L (6, 8) OBP: 0.313, SLG: 0.214										0	0	0	0	1	0	0

	AB	36
	R	4
	H	10
	RBI	4
	BB	2
	SO	7
	LOB	20

Inning Stats	1	2	3	4	5	6	7	8	9
	R: 1 E: 1 K: 1 S: 6	R: 0 E: 1 K: 1 S: 6	R: 0 E: 0 K: 1 S: 5	R: 0 E: 0 K: 0 S: 3	R: 1 E: 0 K: 0 S: 6	R: 1 E: 1 K: 2 S: 10	R: 0 E: 0 K: 0 S: 3	R: 1 E: 0 K: 1 S: 7	R: 0 E: 0 K: 1 S: 4
	H: 1 LOB: 1 BB: 1 P: 10	H: 1 LOB: 1 BB: 0 P: 8	H: 0 LOB: 0 BB: 0 P: 5	H: 0 LOB: 0 BB: 0 P: 3	H: 3 LOB: 2 BB: 0 P: 6	H: 3 LOB: 3 BB: 0 P: 10	H: 0 LOB: 0 BB: 0 P: 3	H: 2 LOB: 1 BB: 0 P: 7	H: 0 LOB: 0 BB: 1 P: 8

1B: 6	SF: 0	WP: 0	PA: 39
2B: 4	SAC: 0	PB: 0	
3B: 0	DP: 1	SB: 1	
HR: 0	HBP: 0	CS: 1	

PITCHER		IP	WLS	BF	H	R	ER	SO	BB	IBB	HBP	BLK	WP	HR	S	P	ERA	WHIP
22 Matt Garza, R ERA: 5.4	(1, 1)	4.2		19	4	2	2	3	1	0	0	0	0	0	24	30	3.86	1.071
59 Josh Roenicke, R ERA: 3.86	(5, 1)	0.1	W	2	1	0	0	0	0	0	0	0	0	0	2	2	0.00	3.000
57 Francisco Rodríguez, R ERA: 9.0	(6, 1)	1.0	H	6	3	1	1	2	0	0	0	0	0	0	10	10	9.00	3.000
21 Jeremy Jeffress, R ERA: 2.35	(7, 1)	1.0		3	0	0	0	0	0	0	0	0	0	0	3	3	0.00	0.000
68 Ariel Peña, R ERA: 2.84	(8, 1)	1.0		5	2	1	1	1	0	0	0	0	0	0	7	7	9.00	2.000

PITCHER		IP	WLS	BF	H	R	ER	SO	BB	IBB	HBP	BLK	WP	HR	S	P	ERA	WHIP
77 David Goforth, R ERA: 1.42	(9, 1)	1.0		3	0	0	0	1	1	0	0	0	0	0	4	8	0.00	1.000

BOTTOM

Chicago White Sox @ Milwaukee Brewers

Maryvale Baseball Park, Phoenix, AZ

Sun Mar 22 2015, 4:18 PM - 7:41 PM EDT

Att. 6,950 - Sunny - 84 F

livebaseballscorecards.com

Batter	1	2	3	4	5	6	7	8	9	AB	R	H	RBI	BB	SO	LOB
2 Scooter Gennett, L (1, 4) OBP: 0.258, SLG: 0.333	P6		G3		20 HR 1B	20 WP, 20 1B 1B 2-3 3-H	FC6-4 1-2f			3	1	1	0	0	0	0
64 Shane Peterson, L (6, 9) OBP: 0.400, SLG: 0.480										2	1	1	1	0	0	3
20 Jonathan Lucroy, R (1, 2) OBP: 0.412, SLG: 0.813	P4		F7		1-H HR	1-H 3-H 1B		G1-3		4	1	2	4	0	0	0
61 Bryan Petersen, L (6, PR) OBP: 0.273, SLG: 0.250 (7, 7)										1	0	0	0	0	0	0
8 Ryan Braun, R (1, 9) OBP: 0.348, SLG: 0.500	K		P4		HR	F7		HR		3	1	1	1	0	1	0
60 Matt Clark, L (6, 3) OBP: 0.361, SLG: 0.639										2	1	1	1	0	0	1
24 Adam Lind, L (1, 3) OBP: 0.450, SLG: 0.667		7 1B, 9 1B 1B		9 G6-3 1B	9 G4-6-3 1B	L6		G6-3		3	0	3	0	0	0	0
5 Héctor Gómez, R (5, PR) OBP: 0.286, SLG: 0.382 (6, 6)										2	0	0	0	0	0	1
9 Jean Segura, R (1, 6) OBP: 0.273, SLG: 0.258			G6-3 1-2f		G4-6-3 1-2f		41 E, 70 WP BB	66 1B, 3 HR 1B		3	1	1	0	0	0	2
57 Francisco Rodríguez, R (6, 1)		7 1B 1-2 1B								0	0	0	0	0	0	0
21 Jeremy Jeffress, R (7, 1)										0	0	0	0	0	0	0
93 Kyle Wren, L (7, PH) OBP: 1.000, SLG: 1.000 (8, 8)										1	1	1	0	1	0	0
7 Logan Schafer, L (1, 7) OBP: 0.314, SLG: 0.375		70 F9 1-H 2-3 1B		HR		70 WP, 41 1B BB	K	3 HR 1-3 1B		2	2	2	1	1	0	0
66 Juan Centeno, L (7, 2) OBP: 0.417, SLG: 0.636										2	1	1	0	0	1	1
70 Matt Long, L (1, 8) OBP: 0.393, SLG: 0.783	F9 2-3		E4			41 1B, 64 1B 1-2 BB	41 E 1-2 BB	HR 1-H 3-H		2	1	0	0	2	0	1
3 Elian Herrera, S (8, 5) OBP: 0.360, SLG: 0.478										1	1	1	3	0	0	0
14 Luis Jimenez, R (1, 5) OBP: 0.243, SLG: 0.265			P5			F8	F9	K		3	0	0	0	0	0	5
68 Ariel Peña, R (8, 1)										0	0	0	0	0	0	0
94 Ben Guez, R (8, PH)										1	0	0	0	0	1	0
77 David Goforth, R (9, 1)	HBP									0	0	0	0	0	0	0
22 Matt Garza, R (1, 1)		G6-3			K	64 1B, 20 1B 1B 1-3 2-H	E5, 64 FC6-4 1-2 2-3			1	0	0	0	0	0	2
59 Josh Roenicke, R (5, 1)										0	0	0	0	0	0	0
41 Pete Orr, L (5, PH) OBP: 0.231, SLG: 0.231 (6, 4)										3	1	1	1	0	1	2
Inning Stats	R: 0 E: 0 K: 1 S: 5 H: 0 LOB: 0 BB: 0 P: 5	R: 1 E: 0 K: 0 S: 5 H: 3 LOB: 2 BB: 0 P: 7	R: 0 E: 0 K: 0 S: 3 H: 0 LOB: 0 BB: 0 P: 3	R: 1 E: 1 K: 0 S: 6 H: 2 LOB: 1 BB: 0 P: 6	R: 3 E: 0 K: 1 S: 11 H: 4 LOB: 1 BB: 0 P: 12	R: 4 E: 0 K: 0 S: 6 H: 3 LOB: 1 BB: 2 P: 15	R: 0 E: 1 K: 1 S: 6 H: 0 LOB: 3 BB: 2 P: 14	R: 4 E: 0 K: 1 S: 11 H: 4 LOB: 0 BB: 0 P: 13		1B: 11 2B: 0 3B: 0 HR: 5 SF: 0 SAC: 0 DP: 2 HBP: 1						

	AB	39
	R	13
	H	16
	RBI	12
	BB	4
	SO	4
	LOB	18

WP: 3 PB: 0 SB: 0 CS: 0 PA: 44

PITCHER		IP	WLS	BF	H	R	ER	SO	BB	IBB	HBP	BLK	WP	HR	S	P	ERA	WHIP
29 Jeff Samardzija, R ERA: 7.15	(1, 1)	4.1	L	21	8	5	5	2	0	0	1	0	0	3	28	31	10.38	1.846
33 Zach Duke, L ERA: 9.64	(5, 1)	0.2		2	1	0	0	0	0	0	0	0	0	0	2	2	0.00	1.500
39 Maikel Cleto, R ERA: 6.75	(6, 1)	0.0		2	0	2	2	0	2	0	0	0	1	0	0	8	∞	∞
43 Dan Jennings, L ERA: 3.0	(6, 1)	1.0		6	3	2	2	0	0	0	0	0	1	0	6	7	18.00	3.000
78 Arcenio Leon, R ERA:	(7, 1)	1.0		6	0	0	0	1	2	0	0	0	1	0	6	14	0.00	2.000

PITCHER		IP	WLS	BF	H	R	ER	SO	BB	IBB	HBP	BLK	WP	HR	S	P	ERA	WHIP
74 Zach Phillips, L ERA: 5.87	(8, 1)	1.0		7	4	4	4	1	0	0	0	0	0	2	11	13	36.00	4.000

Batter	1	2	3	4	5	6	7	8	9	AB	R	H	RBI	BB	SO	LOB
1 Adam Eaton, L (1, 8) OBP: 0.382, SLG: 0.345 38 Andy Wilkins, L (8, 3) OBP: 0.400, SLG: 0.476	X 0-0 G6-3		1 SAFE B C 1 SAFE B C B S 3-3 K 1-2			C B S C 1-3 K		C F B F X 1-2 G4-3	C X 0-1 1-H 2-H 3-H 2B	4 1	0 0	0 1	0 3	0 0	2 0	1 0
53 Melky Cabrera, S (1, 7) OBP: 0.351, SLG: 0.303 86 Courtney Hawkins, R (7, 7) OBP: 0.429, SLG: 0.853	B C F B F X 2-2 G6-3			B F F X 1-2 G4-3		C B B C X 2-2 F8		C T B F S 1-3 K	F F X 0-2 F9	3 2	0 0	0 0	0 0	0 0	0 1	0 2
79 José Abreu, R (1, 3) OBP: 0.472, SLG: 0.588 20 JB Shuck, L (8, PR) OBP: 0.444, SLG: 0.455 (8, 8)	B X 1-0 G6-3			B C S B B F D 4-2 12 2B 12 WP BB		B S B X 2-1 G3		X 0-0 1B		3 0	0 0	1 0	0 0	1 0	0 0	0 0
12 Conor Gillaspie, L (1, 5) OBP: 0.265, SLG: 0.303 64 Emilio Bonifácio, S (7, PR) OBP: 0.237, SLG: 0.188 (7, 5)		C B X 1-1 G4-3		S B S B D F X 3-2 1-3 2B			B X 1-0 10 2B 1B	X 0-0 F8		3 1	0 1	2 0	0 0	0 0	0 0	0 1
26 Avisaíl García, R (1, 9) OBP: 0.429, SLG: 0.421 44 George Kottaras, L (7, 2) OBP: 0.278, SLG: 0.438 93 Adam Engel, R (9, PR)		B B S S F S 2-3 K		F S S 0-3 K			T X 0-1 F9		B C B B X 3-1 5 1B 21 HBP 38 2B 1B	3 1 0	0 0 1	0 1 0	0 0 0	0 0 0	2 0 0	3 0 0
10 Alexei Ramirez, R (1, 6) OBP: 0.368, SLG: 0.528 27 Leury García, S (7, PR) OBP: 0.231, SLG: 0.231 (7, 6)		C X 0-1 G5-3		S C B S 1-3 K			X 0-0 21 G4-3 1-H 2B		B X 1-0 F8	3 1	0 0	1 0	1 0	0 0	1 0	2 1
21 Tyler Flowers, R (1, 10) OBP: 0.226, SLG: 0.148 90 Drew Garcia, S (9, PR)			C C X 0-2 G5-3		B X 1-0 G5-3		S B B X 2-1 G4-3 2-3		C H 1-1 5 1B 38 2B 1-2 HBP	3 0	0 1	0 0	0 0	0 0	0 0	2 0
58 Geovany Soto, R (1, 2) OBP: 0.448, SLG: 0.522 88 Engel Beltre, L (7, PR) OBP: 0.294, SLG: 0.200 (7, 9)			F B B S B F S 3-3 K		B C B S B X 3-2 F9		C S B B D B 4-2 BB		C F S 0-3 K	2 1	0 0	0 0	0 0	1 0	1 1	0 2
5 Yolmer Sánchez, S (1, 4) OBP: 0.414, SLG: 0.346			B S S B F H 3-2 1 S HBP		F B B S X 2-2 G6-3		B B C X 2-1 G1-3		X 0-0 38 2B 1-2 2-3 1B	3	1	1	0	0	0	3
Inning Stats	R: 0 E: 0 K: 0 S: 6 H: 0 LOB: 0 BB: 0 P: 9	R: 0 E: 0 K: 1 S: 8 H: 0 LOB: 0 BB: 0 P: 11	R: 0 E: 0 K: 2 S: 13 H: 0 LOB: 1 BB: 0 P: 22	R: 0 E: 0 K: 2 S: 16 H: 1 LOB: 2 BB: 1 P: 25	R: 0 E: 0 K: 0 S: 7 H: 0 LOB: 0 BB: 0 P: 13	R: 0 E: 0 K: 1 S: 8 H: 0 LOB: 0 BB: 0 P: 13	R: 1 E: 0 K: 0 S: 10 H: 2 LOB: 3 BB: 1 P: 19	R: 0 E: 0 K: 1 S: 10 H: 1 LOB: 1 BB: 0 P: 12	R: 3 E: 0 K: 1 S: 13 H: 3 LOB: 2 BB: 0 P: 18	1B: 4 2B: 3 3B: 0 HR: 0 SF: 0 SAC: 0 DP: 0 HBP: 2						

PITCHER		IP	WLS	BF	H	R	ER	SO	BB	IBB	HBP	BLK	WP	HR	S	P	ERA	WHIP
38 Tyson Ross, R ERA: 2.84	(1, 1)	5.0	W	18	1	0	0	5	1	0	1	0	1	0	50	80	0.00	0.400
59 Kevin Quackenbush, R ERA: 4.5	(6, 1)	1.0	H	3	0	0	0	1	0	0	0	0	0	0	8	13	0.00	0.000
53 Joaquín Benoit, R ERA: 1.8	(7, 1)	1.0	H	6	2	1	1	0	1	0	0	0	0	0	10	19	9.00	3.000
44 Dale Thayer, R ERA: 3.0	(8, 1)	1.0		4	1	0	0	1	0	0	0	0	0	0	10	12	0.00	1.000
88 Marcos Mateo, R ERA: 6.14	(9, 1)	1.0		7	3	3	3	1	0	0	1	0	0	0	13	18	27.00	3.000

PITCHER	IP	WLS	BF	H	R	ER	SO	BB	IBB	HBP	BLK	WP	HR	S	P	ERA	WHIP

TOP

Chicago White Sox @ San Diego Padres

Peoria Stadium, Peoria, AZ

Mon Mar 23 2015, 4:07 PM - 7:09 PM EDT

Att. 4,010 - Sunny - 80 F

livebaseballscorecards.com

AB	34
R	4
H	7
RBI	4
BB	2
SO	8
LOB	17

WP: 1	PA: 38				
PB: 0					
SB: 1					
CS: 0					

Batter	1	2	3	4	5	6	7	8	9	AB	R	H	RBI	BB	SO	LOB
24 Cameron Maybin, R (1, 8) OBP: 0.378, SLG: 0.471 2 Jake Goebbert, L (7, PR) OBP: 0.286, SLG: 0.500 (8, 9)	B F B B B 4-1 26 1B BB		C B B C X 2-2 ② G6-3		B C B X 2-1 ① 23 1B 1-H 2-H 3-H 2B		C C F X 0-2 78 BB 16 S 15 3B 1B	B B C X 2-1 23 G3-1 16 SF8 1-H 2B		3 1	1 2	2 1	2 1	1 0	0 0	0 0
26 Yangervis Solarte, S (1, 3) OBP: 0.349, SLG: 0.366 23 Yonder Alonso, L (5, PH) OBP: 0.278, SLG: 0.412 (6, 3)	B B 1 B C X SAFE 3-1 27 G1-6-3 1-2 1B		C X 0-1 ③ G6-3		X 0-0 27 2B 27 E 3-H 1B		B B F C S 2-3 ① K	F S D X 1-2 G3-1 2-3		2 3	0 1	1 1	0 1	0 0	0 1	0 2
10 Justin Upton, R (1, 7) OBP: 0.353, SLG: 0.645 16 Abraham Almonte, S (6, 9) OBP: 0.314, SLG: 0.355 (8, 8)	C S B D B X 3-2 ① P4			B B F B B 4-1 27 G6-4-3 BB	B B X 2-0 ② F7		B 1 SAFE B B C T F B 4-2 78 BB 15 3B 1-2 BB	B S F D X 2-2 ② SF8 3-H		2 0	0 1	0 0	0 1	1 1	0 0	3 0
27 Matt Kemp, R (1, 9) OBP: 0.394, SLG: 0.645 78 Rocky Gale, R (6, 2) OBP: 0.500, SLG: 0.400 79 Cody Decker, R (9, 2) OBP: 0.333, SLG: 0.714	F T X 0-2 ②③ G1-6-3 1-2f			X 0-0 ① G6-4-3 ② 1-2f	C X 0-1 E9 18 1B 1-H 2B		B B B B 4-0 15 3B 1-2 2-3 BB	F B S B X 2-2 15 1B 84 1B 1B		3 1 0	1 1 0	1 1 0	0 0 0	0 1 0	0 0 0	3 0 0
18 Carlos Quentin, R (1, 10) OBP: 0.355, SLG: 0.517 84 Brett Wallace, L (7, PH) OBP: 0.476, SLG: 0.474 (8, 10)		C S B F B X 2-2 ① G6-3		F B F B B F X 3-2 2B	X 0-0 3-H 1B		B X 1-0 ② F7	S B B F F X 2-2 15 1B 1-2 1B		3 2	0 0	2 1	1 0	0 0	0 0	0 3
11 Will Middlebrooks, R (1, 5) OBP: 0.324, SLG: 0.528 15 Cory Spangenberg, L (7, 5) OBP: 0.412, SLG: 0.483		B B X 2-0 ② F9	B F D X 2-1 ③ G6-3		D B D C F F F X 3-2 ③ F7		C B X 1-1 1-H 2-H 3-H 3B	X 0-0 1-2 2-3 1B		3 2	0 0	0 2	0 3	0 0	0 0	2 0
9 Jedd Gyorko, R (1, 4) OBP: 0.316, SLG: 0.400 66 Ramiro Pena, S (7, 4) OBP: 0.333, SLG: 0.348	B B C B X 3-1 1B			F B F X 1-2 5 1B 3 1B 24 2B 1B	S C X 0-2 7 L7-3 1B		B B B C S B 4-2 BB	B X 1-0 ③ G1-4-3		3 1	1 0	3 0	0 0	0 1	0 0	0 3
3 Derek Norris, R (1, 2) OBP: 0.152, SLG: 0.097 7 Tommy Medica, R (6, 7) OBP: 0.563, SLG: 1.000	B X 1-0 ③ P3			D X 1-0 5 1B 24 2B 1-2 1B	B X 1-0 ①② L7-3 1-1	C F S 0-3 ③ K				2 2	1 0	1 0	0 0	0 0	0 1	1 3
5 Alexi Amarista, L (1, 6) OBP: 0.355, SLG: 0.387 89 Mike McCoy, R (7, 6)			B C X 1-1 ① G3		2 SAFE L C F B F F X 1-2 24 2B 1-2 2-3 1B	B B B C F X 3-2 ③ L4		B B B B 4-0 2 WP 2 2B BB		3 0	0 1	1 0	0 0	0 1	0 0	0 0
Inning Stats	R: 0 E: 0 K: 0 S: 9 H: 1 LOB: 1 BB: 1 P: 19	R: 0 E: 0 K: 0 S: 8 H: 1 LOB: 1 BB: 0 P: 16	R: 0 E: 0 K: 0 S: 7 H: 0 LOB: 0 BB: 0 P: 10	R: 0 E: 0 K: 0 S: 8 H: 1 LOB: 1 BB: 1 P: 17	R: 5 E: 1 K: 0 S: 22 H: 7 LOB: 1 BB: 0 P: 32	R: 0 E: 0 K: 0 S: 7 H: 1 LOB: 0 BB: 0 P: 11	R: 3 E: 0 K: 2 S: 18 H: 2 LOB: 2 BB: 3 P: 34	R: 2 E: 0 K: 0 S: 17 H: 4 LOB: 3 BB: 1 P: 31		1B: 12 2B: 5 3B: 1 HR: 0 SF: 1 SAC: 0 DP: 3 HBP: 0						

PITCHER		IP	WLS	BF	H	R	ER	SO	BB	IBB	HBP	BLK	WP	HR	S	P	ERA	WHIP
62 Jose Quintana, L ERA: 3.45	(1, 1)	4.1	L	20	8	4	4	0	2	0	0	0	0	0	45	80	8.31	2.308
52 Jake Petricka, R ERA: 3.86	(5, 1)	0.2		4	2	1	1	0	0	0	0	0	0	0	9	14	13.50	3.000
60 Frankie Montas, R ERA: 10.8	(6, 1)	2.0		11	3	3	3	2	3	0	0	0	0	0	25	45	13.50	3.000
40 Daniel Webb, R ERA: 7.56	(8, 1)	1.0		8	4	2	2	0	1	0	0	0	1	0	17	31	18.00	5.000

PITCHER	IP	WLS	BF	H	R	ER	SO	BB	IBB	HBP	BLK	WP	HR	S	P	ERA	WHIP

BOTTOM

Chicago White Sox @ San Diego Padres

Peoria Stadium, Peoria, AZ

Mon Mar 23 2015, 4:07 PM - 7:09 PM EDT

Att. 4,010 - Sunny - 80 F

livebaseballscorecards.com

AB	36
R	10
H	17
RBI	9
BB	6
SO	2
LOB	20

WP: 1 PA: 43
PB: 0
SB: 1
CS: 0

Colorado Rockies @ Chicago White Sox

Camelback Ranch, Glendale, AZ

Tue Mar 24 2015, 4:10 PM - 6:47 PM EDT

Att. 4,815 - Sunny - 82 F

TOP

livebaseballscorecards.com

Batter	1	2	3	4	5	6	7	8	9	AB	R	H	RBI	BB	SO	LOB
19 Charlie Blackmon, L (1, 9) OBP: 0.357, SLG: 0.417	F9		K		FC3-6, 6, 20, 13 BB, 1B, 1-2, 1B	K			CS, 1B	4	1	1	0	0	2	0
96 Tim Wheeler, L (6, 9) OBP: 0.300, SLG: 0.556										1	0	1	0	0	0	0
13 Drew Stubbs, R (1, 8) OBP: 0.359, SLG: 0.424	K			K	6, FC3-6, 1-2, 2-3, BB	6, G5-4-3, BB			F8, 1-2	2	0	0	0	2	2	0
David Dahl, L (6, 8) OBP: 0.125, SLG: 0.125										1	0	0	0	0	0	1
6 Corey Dickerson, L (1, 7) OBP: 0.300, SLG: 0.486	G4-3			G3	FC3-6, 20, 1B, 7, 1B, 1-2f, 2-3, 3-H	G5-4-3, 1-2f			P4	4	1	0	1	0	0	3
93 Randy Reyes, R (6, 7)										1	0	0	0	0	0	0
20 Wilin Rosario, R (1, 2) OBP: 0.316, SLG: 0.514		P3		7, BB, 43, 1B, 1B	7, 1B, 7, E, 1B, 1-2, 3-H		P4			4	2	2	1	0	0	0
72 Ryan Casteel, R (7, 2) OBP: 0.212, SLG: 0.276										0	0	0	0	0	0	0
7 Matt McBride, R (1, 3) OBP: 0.341, SLG: 0.472		E5, 43, G4-3		43, 1B, BB, 1-2	E7, 43, E, 1-H, 2-H, 1B		F7			3	1	1	1	1	0	0
Will Swanner, R (7, 3) OBP: 0.667, SLG: 1.667										0	0	0	0	0	0	0
43 Rafael Ynoa, S (1, 6) OBP: 0.310, SLG: 0.300		G4-3, 1-2		1-3, 2-H, 1B	E7, 9, 1B, 2-H		F7			4	1	1	1	0	0	1
78 Juan Ciriaco, R (7, 4) OBP: 1.000, SLG: 1.000										0	0	0	0	0	0	0
9 DJ LeMahieu, R (1, 4) OBP: 0.333, SLG: 0.300		G5-3		L1	65, 1B, 65, S, 2-H, 1B			F9		3	0	1	1	0	0	3
91 Joey Wong, L (7, 5) OBP: 0.429, SLG: 0.417										1	0	0	0	0	0	0
(8, 6)																
65 Cristhian Adames, S (1, 5) OBP: 0.361, SLG: 0.400			G4-3		13, BB, 19, 1B, 6, FC3-6, 1B			P6		4	1	2	0	0	0	0
(7, 6)																
82 Matt Wessinger, R (8, 5)					1-3, 1B					0	0	0	0	0	0	0
24 Jordan Lyles, R (1, 1)			K		P3			K		1	0	0	0	0	1	0
16 Kyle Parker, R (5, PH) OBP: 0.405, SLG: 0.459										2	0	0	0	0	1	3
47 Jairo Díaz, R (5, 1)					K					0	0	0	0	0	0	0
36 Christian Bergman, R (6, 1)										1	0	0	0	0	1	0
Inning Stats	R: 0 E: 0 K: 1 S: 5 H: 0 LOB: 0 BB: 0 P: 5	R: 0 E: 1 K: 0 S: 4 H: 0 LOB: 1 BB: 0 P: 4	R: 0 E: 0 K: 2 S: 7 H: 0 LOB: 0 BB: 0 P: 7	R: 1 E: 0 K: 1 S: 7 H: 2 LOB: 2 BB: 1 P: 11	R: 6 E: 2 K: 1 S: 12 H: 6 LOB: 2 BB: 1 P: 17	R: 0 E: 0 K: 1 S: 4 H: 0 LOB: 0 BB: 1 P: 8	R: 0 E: 0 K: 0 S: 3 H: 0 LOB: 0 BB: 0 P: 3	R: 0 E: 0 K: 1 S: 5 H: 0 LOB: 0 BB: 0 P: 5	R: 0 E: 0 K: 0 S: 3 H: 1 LOB: 0 BB: 0 P: 4	1B: 9 2B: 0 3B: 0 HR: 0 SF: 0 SAC: 0 DP: 1 HBP: 0							

AB	36
R	7
H	9
RBI	5
BB	3
SO	7
LOB	11

WP: 0 PB: 0 SB: 1 CS: 1 PA: 39

PITCHER		IP	WLS	BF	H	R	ER	SO	BB	IBB	HBP	BLK	WP	HR	S	P	ERA	WHIP
50 John Danks, L ERA: 6.97	(1, 1)	4.2		21	4	4	4	4	2	0	0	0	0	0	27	35	7.71	1.286
34 Matt Albers, R ERA: 2.84	(5, 1)	0.1	L	6	4	3	0	1	0	0	0	0	0	0	8	9	0.00	12.000
33 Zach Duke, L ERA: 7.94	(6, 1)	1.0		3	0	0	0	1	1	0	0	0	0	0	4	8	0.00	1.000
39 Maikel Cleto, R ERA: 4.91	(7, 1)	2.0		6	0	0	0	1	0	0	0	0	0	0	8	8	0.00	0.000
57 Zach Putnam, R ERA: 15.43	(9, 1)	1.0		3	1	0	0	0	0	0	0	0	0	0	3	4	0.00	1.000

PITCHER	IP	WLS	BF	H	R	ER	SO	BB	IBB	HBP	BLK	WP	HR	S	P	ERA	WHIP

BOTTOM

Colorado Rockies @ Chicago White Sox

Camelback Ranch, Glendale, AZ

Tue Mar 24 2015, 4:10 PM - 6:47 PM EDT

Att. 4,815 - Sunny - 82 F

livebaseballscorecards.com

Batter	1	2	3	4	5	6	7	8	9	AB	R	H	RBI	BB	SO	LOB
1 Adam Eaton, L (1, 8) OBP: 0.378, SLG: 0.323	H 1-0 79 G5-3 53 S HBP		X 0-0 ③ G4-3		S S S 0-3 ① K		X 0-0 ③ G6-3			2	0	0	0	0	1	0
7 Micah Johnson, L (6, 4) OBP: 0.500, SLG: 0.618										1	0	0	0	0	0	0
53 Melky Cabrera, S (1, 7) OBP: 0.390, SLG: 0.343	B B B B 4-0 79 G5-3 1-2 BB			H 1-0 79 HBP 25 E HBP	X 0-0 ② P6			X 0-0 2B		2	1	1	0	1	0	0
79 José Abreu, R (1, 3) OBP: 0.475, SLG: 0.649	B X 1-0 ① ② G5-3 1-2 2-3			H 1-0 25 E 15 2B 1-2 HBP	B B B X 3-0 HR			X 0-0 ① P3		3	2	1	1	0	0	3
25 Adam LaRoche, L (1, 10) OBP: 0.229, SLG: 0.394	X 0-0 ③ G4-3			X 0-0 E4 15 2B 1-2 2-H	X 0-0 ③ F8			C C C 0-3 ② K		3	1	0	0	0	0	2
58 Geovany Soto, R (8, PH) OBP: 0.433, SLG: 0.500 (9, 10)										1	0	0	0	0	1	1
10 Alexei Ramirez, R (1, 6) OBP: 0.357, SLG: 0.500		X 0-0 ① G5-3		X 0-0 ① F4		X 0-0 20 CS 1B		X 0-0 ③ G5-3		4	0	1	0	0	0	3
86 Trey Michalczewski, S (9, 5)										0	0	0	0	0	0	0
20 JB Shuck, L (1, 9) OBP: 0.425, SLG: 0.417		B B B B 4-0 15 G4-6-3 BB		C C C 0-3 ② K		1 SAFE X 0-0 ① ② F7 1-2			X 0-0 ① G6-3	3	0	0	0	1	1	3
15 Gordon Beckham, R (1, 4) OBP: 0.262, SLG: 0.342		X 0-0 ② ③ G4-6-3 1-2f		X 0-0 21 HR 1-H 2-H 2B		X 0-0 ③ G5-3			X 0-0 ② P3	4	1	1	2	0	0	1
(6, 5)																
(9, 6)																
21 Tyler Flowers, R (1, 2) OBP: 0.235, SLG: 0.267			X 0-0 ① G6-3	B X 1-0 2-H HR			X 0-0 ① F8		X 0-0 ③ F7	3	1	1	2	0	0	0
36 Rob Brantly, L (8, 2) OBP: 0.250, SLG: 0.333										1	0	0	0	0	0	0
64 Emilio Bonifácio, S (1, 5) OBP: 0.220, SLG: 0.171			X 0-0 ② G4-3	X 0-0 ③ F7			X 0-0 ② F7			3	0	0	0	0	0	0
(6, 8)																
95 Jacob May, S (8, 8)										0	0	0	0	0	0	0
Inning Stats	R: 0 E: 0 K: 0 S: 2 H: 0 LOB: 1 BB: 1 P: 8	R: 0 E: 0 K: 0 S: 2 H: 0 LOB: 0 BB: 1 P: 6	R: 0 E: 0 K: 0 S: 3 H: 0 LOB: 0 BB: 0 P: 3	R: 5 E: 1 K: 1 S: 8 H: 2 LOB: 0 BB: 0 P: 11	R: 1 E: 0 K: 1 S: 6 H: 1 LOB: 0 BB: 0 P: 9	R: 0 E: 0 K: 0 S: 3 H: 1 LOB: 0 BB: 0 P: 3	R: 0 E: 0 K: 0 S: 3 H: 0 LOB: 0 BB: 0 P: 3	R: 0 E: 0 K: 1 S: 6 H: 1 LOB: 1 BB: 0 P: 6	R: 0 E: 0 K: 0 S: 3 H: 0 LOB: 0 BB: 0 P: 3							

	AB	30
	R	6
	H	5
	RBI	5
	BB	2
	SO	3
	LOB	13

PITCHER	IP	WLS	BF	H	R	ER	SO	BB	IBB	HBP	BLK	WP	HR	S	P	ERA	WHIP
24 Jordan Lyles, R (1, 1) ERA: 0.6	4.0	W	18	2	5	0	1	2	0	3	0	0	1	15	28	0.00	1.000
47 Jairo Díaz, R (5, 1) ERA: 7.94	1.0	H	4	1	1	1	1	0	0	0	0	0	1	6	9	9.00	1.000
36 Christian Bergman, R (6, 1) ERA: 2.31	4.0	S	13	2	0	0	1	0	0	0	0	0	0	15	15	0.00	0.500

PITCHER	IP	WLS	BF	H	R	ER	SO	BB	IBB	HBP	BLK	WP	HR	S	P	ERA	WHIP

1B: 1	SF: 0	WP: 0	PA: 35
2B: 2	SAC: 0	PB: 0	
3B: 0	DP: 1	SB: 1	
HR: 2	HBP: 3	CS: 1	

Batter	1	2	3	4	5	6	7	8	9	AB	R	H	RBI	BB	SO	LOB
1 Adam Eaton, L (1, 8) OBP: 0.375, SLG: 0.303 64 Emilio Bonifácio, S (5, 8) OBP: 0.233, SLG: 0.243	C F B S 1-3 K		B 1 SAFE F B D C D 4-2 53 1B 1-2 BB		X 0-0 F8			B X 1-0 20 2B 3B	C X 0-1 G5-3	2 0 0 0 1 1 0 2 1 1 0 0 0 0						
53 Melky Cabrera, S (1, 7) OBP: 0.386, SLG: 0.342 20 JB Shuck, L (6, 7) OBP: 0.429, SLG: 0.447 93 Adam Engel, R (9, 7)	C X 0-1 F7		X 0-0 1-3 2-H 1B			X 0-0 L5		B F B S B F X 3-2 92 HR 3-H 2B	B B C C C 2-3 K	3 0 1 1 0 0 0 2 1 1 1 0 1 0 0 0 0 0 0 0 0						
79 José Abreu, R (1, 10) OBP: 0.465, SLG: 0.625 96 Neftali Soto, R (8, PH) OBP: 0.375, SLG: 0.286 (8, 10)	C S B B F S 2-3 K		C X 0-1 G1-3			F B S X 1-2 1B		B B F B B F B 4-2 92 HR BB		3 0 1 0 0 1 2 0 1 0 0 1 0 0						
12 Conor Gillaspie, L (1, 3) OBP: 0.270, SLG: 0.306 92 Keon Barnum, L (7, 3) OBP: 0.333, SLG: 1.333		C X 0-1 G4-3		C X 0-1 26 G5-3 1B		X 0-0 F9		C B S F X 1-2 1-H 2-H HR		3 0 1 0 0 0 0 1 1 1 3 0 0 0						
26 Avisaíl García, R (1, 9) OBP: 0.422, SLG: 0.488 88 Engel Beltre, L (7, 9) OBP: 0.278, SLG: 0.188		S F F F B B S 2-3 K		X 0-0 G5-3 1-2			B C X 1-1 HR	C X 0-1 G3		3 1 1 1 0 1 1 1 0 0 0 0 0 0						
15 Gordon Beckham, R (1, 6) OBP: 0.239, SLG: 0.310 Tim Anderson, R (8, 6) OBP: 0.167, SLG: 0.167		B F F B B S 2-3 K		B B C X 2-1 G6-3			C F B F B F B F X 3-2 F7	C B F C 1-3 K		4 0 0 0 0 2 1 0 0 0 0 0 0 0						
5 Yolmer Sánchez, S (1, 5) OBP: 0.438, SLG: 0.357 86 Trey Michalczewski, S (7, 5) OBP: 1.000, SLG: 2.000			B C B B B 4-1 90 FC6-4 BB	S B D B F F F F X 3-2 L7			C X 0-1 44 F9 1B	B B B C X 3-1 2B		2 0 1 0 1 0 1 1 0 1 0 0 0 0						
90 Brett Austin, S (1, 2) 44 George Kottaras, L (5, 2) OBP: 0.250, SLG: 0.389			F 1 SAFE C X 0-2 FC6-4 7 FC4 1-2f		F B X 1-1 G3-1		B B X 2-0 F9 1-2	C B B D C C 3-3 K		2 0 0 0 0 0 1 2 0 0 0 0 1 2						
7 Micah Johnson, L (1, 4) OBP: 0.463, SLG: 0.568 89 Justin Jirschele, L (7, 4)			L F F B B X 2-2 FC4 1 S 53 1B 1-2f		C X 0-1 G4-3		F X 0-1 G4-3		C F B X 1-2 F3-1	3 1 0 0 0 0 2 1 0 0 0 0 0 0						
Inning Stats	R: 0 H: 0 E: 0 LOB: 0 K: 2 BB: 0 S: 9 P: 12	R: 0 H: 0 E: 0 LOB: 0 K: 2 BB: 0 S: 10 P: 14	R: 1 H: 1 E: 0 LOB: 2 K: 0 BB: 2 S: 13 P: 23	R: 0 H: 1 E: 0 LOB: 1 K: 0 BB: 0 S: 11 P: 16	R: 0 H: 0 E: 0 LOB: 0 K: 0 BB: 0 S: 5 P: 6	R: 0 H: 1 E: 0 LOB: 0 K: 0 BB: 0 S: 5 P: 6	R: 1 H: 2 E: 0 LOB: 1 K: 0 BB: 0 S: 13 P: 19	R: 4 H: 4 E: 0 LOB: 1 K: 2 BB: 1 S: 21 P: 37	R: 0 H: 0 E: 0 LOB: 0 K: 1 BB: 0 S: 8 P: 11	1B: 4 SF: 0 2B: 2 SAC: 0 3B: 1 DP: 0 HR: 2 HBP: 0						

PITCHER		IP	WLS	BF	H	R	ER	SO	BB	IBB	HBP	BLK	WP	HR	S	P	ERA	WHIP
51 Jason Vargas, L ERA: 9.95	(1, 1)	6.0	L	22	3	1	1	4	2	0	0	0	0	0	53	77	1.50	0.833
31 Louis Coleman, R ERA: 3.72	(7, 1)	1.0		5	2	1	1	0	0	0	0	0	0	1	13	19	9.00	2.000
67 Franklin Morales, L ERA: 8.0	(8, 1)	1.0		8	4	4	4	2	1	0	0	0	0	1	21	37	36.00	5.000
33 Brian Flynn, L ERA: 1.59	(9, 1)	1.0		3	0	0	0	1	0	0	0	0	0	0	8	11	0.00	0.000

PITCHER	IP	WLS	BF	H	R	ER	SO	BB	IBB	HBP	BLK	WP	HR	S	P	ERA	WHIP

TOP

Chicago White Sox @ Kansas City Royals

Surprise Stadium, Surprise, AZ

Wed Mar 25 2015, 9:08 PM - 11:53 PM EDT

Att. 7,288 - Clear - 85 F

livebaseballscorecards.com

AB	35
R	6
H	9
RBI	6
BB	3
SO	7
LOB	10

1B: 4	SF: 0	WP: 0	PA: 38
2B: 2	SAC: 0	PB: 0	
3B: 1	DP: 0	SB: 1	
HR: 2	HBP: 0	CS: 0	

BOTTOM

Chicago White Sox @ Kansas City Royals

Surprise Stadium, Surprise, AZ

Wed Mar 25 2015, 9:08 PM - 11:53 PM EDT

Att. 7,288 - Clear - 85 F

livebaseballscorecards.com

Batter	1	2	3	4	5	6	7	8	9	AB	R	H	RBI	BB	SO	LOB
2 Alcides Escobar, R (1, 6) OBP: 0.275, SLG: 0.359 78 Gabriel Noriega, R (8, 6) OBP: 0.286, SLG: 0.200	C B F S 1-3 K ①		F B S 1 SAFE B S 2-3 K 1-2 ①		B S X 1-1 G6-3 ③			B B B 4-0 16 1B BB		3 0 0 0 0 2 1 0 0 0 0 1 0 0						
4 Alex Gordon, L (1, 7) OBP: 0.231, SLG: 0.231 43 Moisés Sierra, R (8, 7) OBP: 0.414, SLG: 0.440	C S S 0-3 K ②		C B X 1-1 P6 ②			B C B S B X 3-2 6 G6-4-3 1B		C F C 0-3 K ①		3 0 1 0 0 1 1 1 0 0 0 0 1 1						
6 Lorenzo Cain, R (1, 8) OBP: 0.368, SLG: 0.429 16 Paulo Orlando, R (8, 8) OBP: 0.444, SLG: 0.692	C S X 0-2 1B		C B F B F D S 3-3 K ③			1 SAFE C B T X 1-2 G6-4-3 1-2f ① ②		F B X 1-1 1-2 1B		3 0 1 0 0 1 2 1 0 1 0 0 0 0						
35 Eric Hosmer, L (1, 3) OBP: 0.341, SLG: 0.575 65 Whit Merrifield, R (8, 3) OBP: 0.333, SLG: 0.429	C 1 SAFE F S 0-3 K ③			B C B S F S 2-3 K ①		B S B F B S 3-3 K ③		B C B C B S 3-3 K ②		3 0 0 0 0 3 1 1 0 0 0 0 1 2						
25 Kendrys Morales, S (1, 10) OBP: 0.316, SLG: 0.509 9 Ryan Jackson, R (7, PR) OBP: 0.457, SLG: 0.345 (8, 10)		B F B X 2-1 8 FC6-4 1B		B C B S F S 3-3 K ②			B S B F X 2-2 E4 15 1B	C X 0-1 L4 ③		3 0 1 0 0 1 0 1 0 0 0 0 0 2						
15 Alex Rios, R (1, 9) OBP: 0.349, SLG: 0.619 1 Jarrod Dyson, L (7, PR) OBP: 0.343, SLG: 0.394 (8, 9)		B C B F S 2-3 K ①		C F B X 1-2 1B			B B B C X 3-1 1-2 1B		C B F X 1-2 G5-3 ①	3 0 2 0 0 1 1 1 0 0 0 0 0 0						
8 Mike Moustakas, L (1, 5) OBP: 0.356, SLG: 0.439 12 Ryan Roberts, R (8, 5) OBP: 0.267, SLG: 0.321		C X 0-1 FC6-4 1-2f ②		1 SAFE F B B X 2-1 G3 ③			F X 0-1 F7 ①		X 0-0 E5 76 1B	3 0 0 0 0 0 4 1 0 0 0 0 0 0						
19 Erik Kratz, R (1, 2) OBP: 0.281, SLG: 0.533 76 J.C. Boscan, R (8, 2) OBP: 0.308, SLG: 0.308 87 Angel Franco, S (9, PR)		B C C C 1-3 K ③			B S B B X 3-1 F8 ①		B S F B C 2-3 K ②		F B B X 2-1 24 G6-4-3 1-3 1B	3 0 0 0 0 2 3 1 0 1 0 0 0 0 0 0 0 0 0 0 0						
14 Omar Infante, R (1, 4) OBP: 0.321, SLG: 0.407 24 Christian Colón, R (8, 4) OBP: 0.474, SLG: 0.419			C F X 0-2 2 PB 1B		C B X 1-1 G6-3 ②		B B F X 2-1 F9 ③		B X 1-0 G6-4-3 1-2f ② ③	3 0 1 0 0 0 2 1 0 0 0 0 0 2						
Inning Stats	R: 0 E: 0 K: 3 S: 12 H: 1 LOB: 1 BB: 0 P: 13	R: 0 E: 0 K: 2 S: 11 H: 1 LOB: 1 BB: 0 P: 16	R: 0 E: 0 K: 2 S: 12 H: 1 LOB: 1 BB: 0 P: 18	R: 0 E: 0 K: 2 S: 12 H: 1 LOB: 1 BB: 0 P: 20	R: 0 E: 0 K: 0 S: 6 H: 0 LOB: 0 BB: 0 P: 11	R: 0 E: 0 K: 1 S: 9 H: 1 LOB: 0 BB: 0 P: 16	R: 0 E: 1 K: 1 S: 12 H: 1 LOB: 2 BB: 0 P: 21	R: 0 E: 0 K: 2 S: 10 H: 1 LOB: 2 BB: 1 P: 18	R: 0 E: 1 K: 0 S: 7 H: 1 LOB: 2 BB: 0 P: 11	1B: 8 2B: 0 3B: 0 HR: 0 SF: 0 SAC: 0 DP: 2 HBP: 0							

	AB	35
	R	0
	H	8
	RBI	0
	BB	1
	SO	13
	LOB	22

WP: 0 PB: 1 SB: 0 CS: 0 PA: 36

PITCHER		IP	WLS	BF	H	R	ER	SO	BB	IBB	HBP	BLK	WP	HR	S	P	ERA	WHIP
80 Carlos Rodón, L ERA: 3.65	(1, 1)	4.0	W	16	4	0	0	9	0	0	0	0	0	0	47	67	0.00	1.000
71 Chris Beck, R ERA: 4.0	(5, 1)	3.0	H	11	2	0	0	2	0	0	0	0	0	0	27	48	0.00	0.667
67 Scott Carroll, R ERA: 1.59	(8, 1)	1.0		5	1	0	0	2	1	0	0	0	0	0	10	18	0.00	2.000
78 Arcenio Leon, R ERA:	(9, 1)	1.0		4	1	0	0	0	0	0	0	0	0	0	7	11	0.00	1.000

PITCHER		IP	WLS	BF	H	R	ER	SO	BB	IBB	HBP	BLK	WP	HR	S	P	ERA	WHIP

Los Angeles Dodgers @ Chicago White Sox

Camelback Ranch, Glendale, AZ

Thu Mar 26 2015, 4:08 PM - 7:27 PM EDT

Att. 7,650 - Sunny - 86 F

TOP

livebaseballscorecards.com

Batter	1	2	3	4	5	6	7	8	9	AB	R	H	RBI	BB	SO	LOB
11 Jimmy Rollins, S (1, 6) OBP: 0.333, SLG: 0.600	C C C 0-3 K	X 0-0 G6-3 2-3 3-H		X 0-0 23 1B 2-H 2B		B B B F X 3-1 1-H HR		X 0-0 F8		4	2	2	4	0	1	1
6 Darwin Barney, R (7, 6) OBP: 0.389, SLG: 0.516										1	0	0	0	0	0	0
66 Yasiel Puig, R (1, 9) OBP: 0.317, SLG: 0.658	X 0-0 F9	B B S F X 2-2 3-H HR		S S S 0-3 K		X 0-0 G4-3		X 0-0 F8		4	1	1	2	0	1	1
28 Chris Heisey, R (7, 9) OBP: 0.139, SLG: 0.156										1	0	0	0	0	0	0
23 Adrián González, L (1, 3) OBP: 0.277, SLG: 0.395	X 0-0 9 1B 1B	X 0-0 G3		X 0-0 2-H 1B		S S S 0-3 K		S S S 0-3 K		4	0	2	1	0	1	0
33 Scott Van Slyke, R (7, 3) OBP: 0.324, SLG: 0.469										1	0	0	0	0	1	0
9 Yasmani Grandal, S (1, 2) OBP: 0.239, SLG: 0.273	X 0-0 1-2 1B		X 0-0 G6-3	X 0-0 F7		B B B 4-0 47 HBP BB			C X 0-1 HR	3	0	1	0	1	0	1
52 Pedro Báez, R (8, 1)										0	0	0	0	0	0	0
Ryan Buchter, L (8, 1)										0	0	0	0	0	0	0
14 Enrique Hernández, R (9, PH) OBP: 0.295, SLG: 0.605										1	1	1	1	0	0	0
41 Chris Hatcher, R (9, 1)										0	0	0	0	0	0	0
47 Howie Kendrick, R (1, 4) OBP: 0.452, SLG: 0.615	X 0-0 G4-3		B B B B 4-0 3 CS BB		X 0-0 5 S 1B	H 1-0 1-2 HBP			S S S 0-3 K	2	0	1	0	1	0	2
Nate Samson, R (7, 4) OBP: 0.800, SLG: 1.250										1	0	0	0	0	1	0
3 Carl Crawford, L (1, 7) OBP: 0.243, SLG: 0.257		B B B B 4-0 5 16 1B BB	C X 0-1 1-2 2B	S S S 0-3 K		C C C 0-3 K			X 0-0 WP 2B	3	1	1	0	1	2	3
Jacob Scavuzzo, R (7, 7) OBP: 1.000, SLG: 2.000										1	0	1	0	0	0	0
5 Juan Uribe, R (1, 5) OBP: 0.275, SLG: 0.263		X 0-0 16 1B 11 G6-3 1-2 1B	X 0-0 F9		S S S 0-3 K 1-2		X 0-0 G6-3		X 0-0 P5	4	1	1	0	0	1	2
Buck Britton, L (7, 5) OBP: 0.350, SLG: 0.474										1	0	0	0	0	0	1
16 Andre Ethier, L (1, 8) OBP: 0.404, SLG: 0.500		X 0-0 11 G6-3 22 SH1-4 66 HR 1-3 2-H 1B		B B B 4-0 22 SH1-4 11 2B BB	X 0-0 F8		X 0-0 G3-1		B X 1-0 G3-1 2-3	3	2	1	1	1	0	1
Peter Lavin, L (7, 8)										1	0	0	0	0	0	1
22 Clayton Kershaw, L (1, 1) OBP: 0.667, SLG: 0.667		X 0-0 SH1-4 1-2		X 0-0 SH1-4 1-2		X 0-0 11 HR 1B	S S S 0-3 K			1	1	1	0	0	0	0
31 Joc Pederson, L (7, PH) OBP: 0.438, SLG: 0.756										1	0	0	0	0	1	0
62 Joel Peralta, R (7, 1)										0	0	0	0	0	0	0
60 Ali Solis, R (8, 2)										0	0	0	0	0	0	0

Inning Stats	1	2	3	4	5	6	7	8	9
	R: 0 E: 0 K: 1 S: 7	R: 4 E: 0 K: 0 S: 8	R: 0 E: 0 K: 0 S: 4	R: 2 E: 0 K: 1 S: 7	R: 0 E: 0 K: 2 S: 8	R: 2 E: 0 K: 2 S: 10	R: 0 E: 0 K: 1 S: 5	R: 0 E: 0 K: 1 S: 5	R: 1 E: 0 K: 1 S: 8
	H: 2 LOB: 2 BB: 0 P: 7	H: 3 LOB: 0 BB: 1 P: 14	H: 1 LOB: 1 BB: 1 P: 8	H: 2 LOB: 1 BB: 1 P: 11	H: 1 LOB: 1 BB: 0 P: 8	H: 2 LOB: 2 BB: 1 P: 18	H: 0 LOB: 0 BB: 0 P: 5	H: 0 LOB: 0 BB: 0 P: 5	H: 2 LOB: 1 BB: 0 P: 9

| | | | | | | | | | |

Batter	1	2	3	4	5	6	7	8	9	AB	R	H	RBI	BB	SO	LOB
7 Micah Johnson, L (1, 4) OBP: 0.413, SLG: 0.500	K		K		G4-3		E3 10 1B 1-2	K 2-3 3-H		5	0	0	0	0	3	4
10 Alexei Ramirez, R (1, 6) OBP: 0.370, SLG: 0.488	BB 79 1B 25 2B		F7			G3-1	1-2 2-H 1B		F7	3	1	1	1	1	0	0
89 Cleuluis Rondon, S (7, PR) (8, 6)										1	0	0	0	0	0	0
79 José Abreu, R (1, 3) OBP: 0.500, SLG: 0.651	1B 25 2B 1-2		1B			1B	F9		K2-3	3	0	3	0	0	0	0
91 Danny Hayes, L (6, PR) (7, 3)										2	0	0	0	0	1	2
25 Adam LaRoche, L (1, 10) OBP: 0.243, SLG: 0.429	2B 1-3 2-H		G4-3			F8		BB 88 FC4-6	1B	2	0	1	1	0	0	1
58 Geovany Soto, R (6, PH) OBP: 0.438, SLG: 0.480										1	0	0	0	1	0	1
(7, 10)																
90 Drew Garcia, S (8, PR) OBP: 1.000, SLG: 1.000										1	0	1	0	0	0	0
(9, 10)																
26 Avisaíl García, R (1, 9) OBP: 0.396, SLG: 0.455	K			K		K		FC4-6 15 2B 1-2f	F9	3	0	0	0	0	3	3
88 Engel Beltre, L (7, 9) OBP: 0.250, SLG: 0.167										2	1	0	0	0	0	2
12 Conor Gillaspie, L (1, 5) OBP: 0.250, SLG: 0.282	K			G4-3			F9	91 1B 1-H		3	0	0	0	0	1	2
15 Gordon Beckham, R (8, 5) OBP: 0.255, SLG: 0.349								2B		1	1	1	1	0	0	0
21 Tyler Flowers, R (1, 2) OBP: 0.243, SLG: 0.303		P6		F8			20 1B 2B	95 E 7 WP 95 1B 2-H 1B		3	0	1	0	0	0	0
91 Christian Marrero, L (7, PR) OBP: 0.500, SLG: 0.500										1	2	1	1	0	0	0
(8, 7)																
20 JB Shuck, L (1, 7) OBP: 0.422, SLG: 0.439		K			G3-1		7 E 10 1B 2-H 1B	K		3	1	1	1	0	1	0
44 George Kottaras, L (8, 2) OBP: 0.238, SLG: 0.368										1	0	0	0	0	1	1
64 Emilio Bonifácio, S (1, 8) OBP: 0.217, SLG: 0.225		G6-3					P6	E3 7 WP 1-3 1B		3	0	0	0	0	1	2
95 Jacob May, S (8, 8) OBP: 0.500, SLG: 0.500										1	0	1	0	0	0	0
Inning Stats	R: 1 H: 2 E: 0 LOB: 2 K: 3 BB: 1 S: 11 P: 15	R: 0 H: 0 E: 0 LOB: 0 K: 1 BB: 0 S: 5 P: 5	R: 0 H: 1 E: 0 LOB: 1 K: 1 BB: 0 S: 6 P: 6	R: 0 H: 0 E: 0 LOB: 0 K: 1 BB: 0 S: 5 P: 5	R: 0 H: 0 E: 0 LOB: 0 K: 1 BB: 0 S: 5 P: 5	R: 0 H: 1 E: 0 LOB: 1 K: 1 BB: 0 S: 6 P: 6	R: 2 H: 3 E: 1 LOB: 2 K: 0 BB: 0 S: 7 P: 7	R: 3 H: 3 E: 1 LOB: 2 K: 2 BB: 1 S: 10 P: 15	R: 0 H: 1 E: 0 LOB: 1 K: 1 BB: 0 S: 6 P: 6	1B: 8 SF: 0 2B: 3 SAC: 0 3B: 0 DP: 0 HR: 0 HBP: 0							

PITCHER	IP	WLS	BF	H	R	ER	SO	BB	IBB	HBP	BLK	WP	HR	S	P	ERA	WHIP
22 Clayton Kershaw, L (1, 1) ERA: 1.86	6.0	W	23	4	1	1	8	1	0	0	0	0	0	38	42	1.50	0.833
62 Joel Peralta, R (7, 1) ERA: 5.4	1.0		7	3	2	1	0	0	0	0	0	0	0	7	7	9.00	3.000
52 Pedro Báez, R (8, 1) ERA: 4.91	0.2		6	3	3	2	1	1	0	0	0	0	0	7	11	27.00	6.000
Ryan Buchter, L (8, 1) ERA: 1.8	0.1	H	1	0	0	0	1	0	0	0	0	1	0	3	4	0.00	0.000
41 Chris Hatcher, R (9, 1) ERA: 8.53	1.0	S	4	1	0	0	1	0	0	0	0	0	0	6	6	0.00	1.000

PITCHER	IP	WLS	BF	H	R	ER	SO	BB	IBB	HBP	BLK	WP	HR	S	P	ERA	WHIP

BOTTOM

Los Angeles Dodgers @ Chicago White Sox

Camelback Ranch, Glendale, AZ

Thu Mar 26 2015, 4:08 PM - 7:27 PM EDT

Att. 7,650 - Sunny - 86 F

livebaseballscorecards.com

AB	39
R	6
H	11
RBI	5
BB	2
SO	11
LOB	18

Batter	1	2	3	4	5	6	7	8	9	AB	R	H	RBI	BB	SO	LOB
1 Adam Eaton, L (1, 8) OBP: 0.364, SLG: 0.297	10 G6-4-3 1B		E6		K			F7		4	0	1	0	0	1	0
10 Alexei Ramirez, R (1, 6) OBP: 0.340, SLG: 0.447	G6-4-3 1-2f		F8			F8		F8		4	0	0	0	0	0	2
53 Melky Cabrera, S (1, 7) OBP: 0.417, SLG: 0.452	F7			12 G6-4-3 1B		26 FC5-4 1B			HR	4	1	3	1	0	0	0
12 Conor Gillaspie, L (1, 3) OBP: 0.250, SLG: 0.279		L6		G6-4-3 1-2f		F7			26 G6-4-3 1B	4	0	1	0	0	0	2
26 Avisaíl García, R (1, 10) OBP: 0.365, SLG: 0.417		G4-3		G5-3		FC5-4 1-2f			G6-4-3 1-2f	4	0	0	0	0	0	2
20 JB Shuck, L (1, 9) OBP: 0.429, SLG: 0.467		2B			21 E 21 HR 1B		G3-1		G1-3	4	1	2	0	0	0	0
21 Tyler Flowers, R (1, 2) OBP: 0.250, SLG: 0.389		F9			2-1 1-H HR		K			3	1	1	2	0	1	1
15 Gordon Beckham, R (1, 5) OBP: 0.240, SLG: 0.326 86 Trey Michalczewski, S (8, 5) OBP: 1.000, SLG: 2.000			K		P4		K			3 0	0 0	0 0	0 0	0 0	2 0	0 0
7 Micah Johnson, L (1, 4) OBP: 0.388, SLG: 0.467			B2-3		G1-3			G6-3		3	0	0	0	0	0	0
Inning Stats	R: 0 E: 0 K: 0 S: 3 H: 1 LOB: 0 BB: 0 P: 3	R: 0 E: 0 K: 0 S: 4 H: 1 LOB: 1 BB: 0 P: 4	R: 0 E: 1 K: 1 S: 6 H: 0 LOB: 1 BB: 0 P: 6	R: 0 E: 0 K: 0 S: 3 H: 1 LOB: 0 BB: 0 P: 3	R: 2 E: 0 K: 1 S: 8 H: 2 LOB: 0 BB: 0 P: 10	R: 0 E: 0 K: 0 S: 4 H: 1 LOB: 1 BB: 0 P: 4	R: 0 E: 0 K: 2 S: 7 H: 0 LOB: 0 BB: 0 P: 7	R: 0 E: 0 K: 0 S: 3 H: 0 LOB: 0 BB: 0 P: 3	R: 1 E: 0 K: 0 S: 5 H: 2 LOB: 0 BB: 0 P: 6	1B: 5 2B: 1 3B: 0 HR: 2 SF: 0 SAC: 0 DP: 3 HBP: 0						

PITCHER	IP	WLS	BF	H	R	ER	SO	BB	IBB	HBP	BLK	WP	HR	S	P	ERA	WHIP
39 Jason Hammel, R (1, 1) ERA: 3.6	6.0	W	23	6	2	2	2	0	0	0	0	0	1	28	30	3.00	1.000
46 Pedro Strop, R (7, 1) ERA: 1.29	1.0		3	0	0	0	2	0	0	0	0	0	0	7	7	0.00	0.000
27 Phil Coke, L (8, 1) ERA:	1.0		3	0	0	0	0	0	0	0	0	0	0	3	3	0.00	0.000
56 Héctor Rondón, R (9, 1) ERA: 1.29	1.0		4	2	1	1	0	0	0	0	0	0	1	5	6	9.00	2.000

PITCHER	IP	WLS	BF	H	R	ER	SO	BB	IBB	HBP	BLK	WP	HR	S	P	ERA	WHIP

TOP

Chicago White Sox @ Chicago Cubs

Sloan Park, Mesa, AZ

Fri Mar 27 2015, 4:09 PM - 6:34 PM EDT

Att. 15,342 - Sunny - 89 F

livebaseballscorecards.com

AB	33
R	3
H	8
RBI	3
BB	0
SO	4
LOB	7

WP: 0 PB: 0 SB: 0 CS: 0 PA: 33

BOTTOM

Chicago White Sox @ Chicago Cubs

Sloan Park, Mesa, AZ

Fri Mar 27 2015, 4:09 PM - 6:34 PM EDT

Att. 15,342 - Sunny - 89 F

livebaseballscorecards.com

Batter	1	2	3	4	5	6	7	8	9	AB	R	H	RBI	BB	SO	LOB
24 Dexter Fowler, S (1, 8) OBP: 0.372, SLG: 0.265 21 Junior Lake, R (7, 7) OBP: 0.368, SLG: 0.364	68 HR 1B	F8	K	K	K	B1-3	K2-3	E4 41 FC5-2 55 WP 1-3		3 1 1 0 0 1 1 1 0 0 0 0 1 0						
8 Chris Coghlan, L (1, 7) OBP: 0.405, SLG: 0.531 20 Mike Olt, R (7, 5) OBP: 0.409, SLG: 0.622	P6	K2-3	1-H HR	P3	K	K	68 BB 1B	G6-3 1-2		3 1 1 2 0 1 1 1 0 1 0 0 0 0						
68 Jorge Soler, R (1, 9) OBP: 0.370, SLG: 0.619 65 Anthony Giansanti, R (7, PR) OBP: 0.250, SLG: 1.000 (8, 9)	1-H HR	K	P3	1-2f FC5-4	K	K	1-2 BB	FC5-2 43 WP 2-3 3-H		3 1 1 2 1 1 0 0 0 0 0 0 0 0						
44 Anthony Rizzo, L (1, 3) OBP: 0.244, SLG: 0.317 19 Jonathan Herrera, S (7, PH) OBP: 0.286, SLG: 0.269 (8, 6)	G3		G3	3-1 HR			K			3 1 1 1 0 0 0 1 0 0 0 0 1 2						
13 Starlin Castro, R (1, 6) OBP: 0.294, SLG: 0.469 89 Wes Darvill, L (8, 4) OBP: 0.286, SLG: 0.286	G6-3		1-1 HR	L8				6 E 6 E 41 FC5-2 1B		3 1 1 1 0 0 0 1 0 1 0 0 0 0						
7 Arismendy Alcántara, S (1, 5) OBP: 0.341, SLG: 0.500 46 Pedro Strop, R (7, 1) 27 Phil Coke, L (8, 1) 6 Ryan Sweeney, L (8, PH) OBP: 0.214, SLG: 0.259 Rubi Silva, L (8, PR) OBP: 0.333, SLG: 0.333 56 Hector Rondon, R (9, 1)		K	K	K		B1-3		E4 41 FC5-2 55 WP 1-3		3 0 0 0 0 2 0 0 0 0 0 0 0 0 0 0 0 0 0 0 0 1 0 0 0 0 0 1 0 0 0 0 0 0 0 0 0 0 0 0 0 0						
47 Miguel Montero, L (1, 2) OBP: 0.176, SLG: 0.303 55 Jonathan Mota, R (8, 3)		F7	K 39 FC5-4		K			G6-3 1-2		3 0 0 0 0 2 0 1 0 0 0 0 0 2						
39 Jason Hammel, R (1, 1) OBP: 0.333, SLG: 0.333 41 Matt Szczur, R (6, PH) OBP: 0.389, SLG: 0.758 (7, 8)	1B		FC5-4 1-2f		K			FC5-2 43 WP 2-3 3-H		2 0 1 0 0 0 1 2 0 0 0 0 1 3						
11 Tommy La Stella, L (1, 4) OBP: 0.359, SLG: 0.371 43 Cael Brockmeyer, R (8, 2)		K			8 HR 1B		G1-3	F9 1-2		3 1 1 0 0 1 1 1 0 0 0 0 0 2						
Inning Stats	R: 2 H: 2 E: 0 LOB: 0 K: 0 BB: 0 S: 5 P: 7	R: 0 H: 1 E: 0 LOB: 1 K: 2 BB: 0 S: 8 P: 8	R: 0 H: 0 E: 0 LOB: 0 K: 2 BB: 0 S: 7 P: 7	R: 1 H: 1 E: 0 LOB: 1 K: 2 BB: 0 S: 10 P: 11	R: 3 H: 3 E: 0 LOB: 0 K: 1 BB: 0 S: 10 P: 13	R: 0 H: 0 E: 0 LOB: 0 K: 2 BB: 0 S: 7 P: 7	R: 0 H: 1 E: 0 LOB: 2 K: 2 BB: 1 S: 8 P: 12	R: 0 H: 1 E: 1 LOB: 3 K: 0 BB: 0 S: 5 P: 7		1B: 5 SF: 0 2B: 0 SAC: 0 3B: 0 DP: 0 HR: 4 HBP: 0						

AB	35
R	6
H	9
RBI	6
BB	1
SO	11
LOB	14

WP: 2 PA: 36
PB: 1
SB: 0
CS: 0

PITCHER		IP	WLS	BF	H	R	ER	SO	BB	IBB	HBP	BLK	WP	HR	S	P	ERA	WHIP
29 Jeff Samardzija, R ERA: 7.79	(1, 1)	6.0	L	26	7	6	6	9	0	0	0	0	0	4	47	53	9.00	1.167
33 Zach Duke, L ERA: 6.75	(7, 1)	1.0		5	1	0	0	2	1	0	0	0	0	0	8	12	0.00	2.000
41 Javy Guerra, R ERA: 2.16	(8, 1)	1.0		5	1	0	0	0	0	0	0	0	2	0	5	7	0.00	1.000

PITCHER	IP	WLS	BF	H	R	ER	SO	BB	IBB	HBP	BLK	WP	HR	S	P	ERA	WHIP

Batter	1	2	3	4	5	6	7	8	9	AB	R	H	RBI	BB	SO	LOB
1 Billy Burns, S (1, 7) (5, 8) OBP: 0.437, SLG: 0.508	19 2B 23 E 1B	1-3 23 CS 1B			G5-3		1-2 20 1B 19 WP 1B	1-2 50 2B 82 BB 1B		5	3	4	0	0	0	0
23 Sam Fuld, L (1, 8) OBP: 0.269, SLG: 0.375	1-2 19 2B 25 G6-3 E4	1-2 CS	G4-3		2B		1-3 2-H 19 WP 1B	1-2 2-3 50 2B BB		3	1	1	0	0	0	1
84 Matt Angle, L (5, 7) OBP: 0.400, SLG: 0.250										0	0	0	0	0	0	0
20 Mark Canha, R (7, PH) OBP: 0.323, SLG: 0.574										1	0	1	1	0	0	0
82 Tyler Marincov, R (7, PR) OBP: 0.667, SLG: 0.500										0	1	0	0	1	0	0
10 Marcus Semien, R (1, 6) OBP: 0.351, SLG: 0.481	K		K		G5-3		4-0 19 WP BB	1-H 2-H 3-H 19 F8 2B		3	0	0	0	0	2	3
50 Max Muncy, L (6, 3) (8, 5) OBP: 0.475, SLG: 0.719										1	0	1	3	1	0	0
19 Josh Phegley, R (1, 10) OBP: 0.286, SLG: 0.522	1-3 2-H 2B		F7			F8	1-2 2-3 3-H K	2-3 F8		5	0	1	1	0	1	3
25 Tyler Ladendorf, R (1, 5) OBP: 0.302, SLG: 0.434	3-H G6-3			K		G1-3		1-H 12 2B 1B		4	1	1	1	0	1	1
96 Anthony Aliotti, L (8, PH) (8, 3)								G3		1	0	0	0	0	0	1
17 Ike Davis, L (1, 3) OBP: 0.500, SLG: 0.600	G6-3			K		K		1-H 7 HR 2B	F9	3	0	0	0	0	2	1
12 Andy Parrino, S (6, 6) OBP: 0.264, SLG: 0.283										2	1	1	1	0	0	0
79 Alex Hassan, R (1, 9) OBP: 0.474, SLG: 0.500		1 1B 1 WP 1B		K			G3-1	3-H HR	86 G5-3 1B	2	0	2	0	0	0	0
7 Jason Pridie, L (4, PR) (4, 9) OBP: 0.289, SLG: 0.462										3	1	2	2	0	0	0
21 Stephen Vogt, L (1, 2) OBP: 0.353, SLG: 0.533		L4		G4-3			K	82 BB 1 1B 50 2B BB	1-2 G5-3	3	0	0	0	0	1	2
86 Wade Kirkland, R (7, 4) OBP: 0.400, SLG: 0.250										1	1	0	0	1	0	1
28 Eric Sogard, L (1, 4) OBP: 0.340, SLG: 0.489		F8			F8		1 1B 20 1B	K	K	3	1	1	0	0	0	1
45 Bryan Anderson, L (7, 2) OBP: 0.286, SLG: 0.269										2	0	0	0	0	2	2
Inning Stats	R: 2 E: 1 K: 1 S: 8 H: 2 LOB: 1 BB: 0 P: 8	R: 0 E: 0 K: 0 S: 4 H: 2 LOB: 1 BB: 0 P: 5	R: 0 E: 0 K: 1 S: 5 H: 0 LOB: 0 BB: 0 P: 5	R: 0 E: 0 K: 2 S: 8 H: 1 LOB: 1 BB: 0 P: 8	R: 0 E: 0 K: 0 S: 4 H: 1 LOB: 1 BB: 0 P: 4	R: 0 E: 0 K: 1 S: 5 H: 0 LOB: 0 BB: 0 P: 5	R: 2 E: 0 K: 2 S: 10 H: 3 LOB: 2 BB: 1 P: 15	R: 6 E: 0 K: 1 S: 11 H: 5 LOB: 1 BB: 2 P: 20	R: 0 E: 0 K: 1 S: 6 H: 1 LOB: 1 BB: 0 P: 6	1B: 10 2B: 4 3B: 0 HR: 1 SF: 0 SAC: 0 DP: 0 HBP: 0							

PITCHER		IP	WLS	BF	H	R	ER	SO	BB	IBB	HBP	BLK	WP	HR	S	P	ERA	WHIP
62 Jose Quintana, L ERA: 2.91	(1, 1)	6.0		24	6	2	1	5	0	0	0	0	1	0	34	35	1.50	1.000
34 Matt Albers, R ERA: 5.14	(7, 1)	0.2	H	4	2	2	2	1	0	0	0	0	0	0	6	6	27.00	3.000
43 Dan Jennings, L ERA: 2.84	(7, 1)	0.1	B	3	1	0	0	1	1	0	0	0	1	0	4	9	0.00	6.000
39 Maikel Cleto, R ERA: 11.74	(8, 1)	0.1	L	7	4	6	6	1	2	0	0	0	0	1	8	17	162.00	18.000
63 Jairo Asencio, R ERA: 3.12	(8, 1)	0.2		3	1	0	0	0	0	0	0	0	0	0	3	3	0.00	1.500

PITCHER		IP	WLS	BF	H	R	ER	SO	BB	IBB	HBP	BLK	WP	HR	S	P	ERA	WHIP
57 Zach Putnam, R ERA: 10.8	(9, 1)	1.0		4	1	0	0	1	0	0	0	0	0	0	6	6	0.00	1.000

TOP

Oakland Athletics @ Chicago White Sox

Camelback Ranch, Glendale, AZ

Sat Mar 28 2015, 4:12 PM - 7:29 PM EDT

Att. 6,184 - Sunny - 89 F

livebaseballscorecards.com

AB	42
R	10
H	15
RBI	9
BB	3
SO	9
LOB	16

1B: 10 SF: 0
2B: 4 SAC: 0
3B: 0 DP: 0
HR: 1 HBP: 0

WP: 2 PA: 46
PB: 0
SB: 0
CS: 1

BOTTOM

Oakland Athletics @ Chicago White Sox

Camelback Ranch, Glendale, AZ

Sat Mar 28 2015, 4:12 PM - 7:29 PM EDT

Att. 6,184 - Sunny - 89 F

livebaseballscorecards.com

Batter	1	2	3	4	5	6	7	8	9	AB	R	H	RBI	BB	SO	LOB
1 Adam Eaton, L (1, 8)	BBBB 4-0 53 G1-4-3 BB		BBBB 4-0 1-2 BB		x 0-0 F7 ③		x 0-0 SH5-3 ① 1-2	SSC 0-3 K ③		2	0	0	0	2	1	4
96 Martin Medina, R (9, 2)										0	0	0	0	0	0	0
53 Melky Cabrera, S (1, 7)	x 0-0 G1-4-3 ①② 1-2f		x 0-0 L5 ③			SSC 0-3 K ①	x 0-0 79 F8 2B 2-H		x 0-0 P4 ①	3	0	0	0	0	1	3
OBP: 0.392, SLG: 0.422																
20 JB Shuck, L (7, 7)										2	0	1	1	0	0	0
OBP: 0.431, SLG: 0.489																
79 José Abreu, R (1, 3)	CSS 0-3 K ③			x 0-0 G5-3 ①		x 0-0 26 2B 10 1B 1B	x 0-0 F8 ② 2-3		x 0-0 26 G5-4-3 1B	5	1	2	0	0	1	1
OBP: 0.490, SLG: 0.625																
90 Jake Peter, L (9, PR)										0	0	0	0	0	0	0
26 Avisaíl García, R (1, 9)		x 0-0 G5-3 ①		x 0-0 G4-3 ②		x 0-0 10 1B 2B 1-3	BBBB 4-0 BB		x 0-0 G5-4-3 ②③ 1-2f	4	1	1	0	1	0	1
OBP: 0.368, SLG: 0.423																
10 Alexei Ramirez, R (1, 6)		x 0-0 G4-3 ②		x 0-0 G6-3 ③		x 0-0 15 F7 58 2B 1B 2-H 3-H	x 0-0 L6 ③			4	1	1	2	0	0	2
OBP: 0.333, SLG: 0.431																
15 Gordon Beckham, R (1, 5)		x 0-0 G4-3 ③			x 0-0 5 1B 1B	x 0-0 F7 ② 2-3		x 0-0 44 L3-6 58 BB 1B		3	0	1	0	0	0	1
OBP: 0.245, SLG: 0.327																
89 Cleuluis Rondon, S (7, 4)										1	0	1	0	0	0	0
OBP: 0.500, SLG: 0.500																
58 Geovany Soto, R (1, 2)			x 0-0 F9 ①		SSC 0-3 K ①	x 0-0 3-H 2B		BBBB 4-0 64 1B 1-2 BB		3	0	1	1	1	1	1
OBP: 0.444, SLG: 0.500																
95 Jacob May, S (8, PR)										0	0	0	0	0	0	0
OBP: 0.500, SLG: 0.500																
(9, 8)																
5 Yolmer Sánchez, S (1, 10)			x 0-0 E5 64 FC4-6		x 0-0 1-2 1B	x 0-0 G5-3 ③		x 0-0 L3-6 ①② 2-2		3	0	1	0	0	0	1
OBP: 0.429, SLG: 0.355																
44 George Kottaras, L (8, PH)										1	0	0	0	0	0	2
OBP: 0.227, SLG: 0.350																
(9, 10)																
64 Emilio Bonifácio, S (1, 4)			x 0-0 FC4-6 ② 1 BB 1-2f		SCS 0-3 K ②		x 0-0 1 SH5-3 20 2B 1B	x 0-0 1-2 1B		4	1	2	0	0	1	3
OBP: 0.240, SLG: 0.250																
(7, 5)																
Inning Stats	R: 0 E: 0 K: 1 S: 4 H: 0 LOB: 0 BB: 1 P: 8	R: 0 E: 0 K: 0 S: 3 H: 0 LOB: 0 BB: 0 P: 3	R: 0 E: 1 K: 0 S: 4 H: 0 LOB: 2 BB: 1 P: 8	R: 0 E: 0 K: 0 S: 3 H: 0 LOB: 0 BB: 0 P: 3	R: 0 E: 0 K: 2 S: 9 H: 2 LOB: 2 BB: 0 P: 9	R: 3 E: 0 K: 1 S: 9 H: 4 LOB: 1 BB: 0 P: 9	R: 1 E: 0 K: 0 S: 5 H: 2 LOB: 2 BB: 1 P: 9	R: 0 E: 0 K: 1 S: 6 H: 2 LOB: 2 BB: 1 P: 10	R: 0 E: 0 K: 0 S: 3 H: 1 LOB: 1 BB: 0 P: 3	1B: 8 2B: 4 3B: 0 HR: 0	SF: 0 SAC: 1 DP: 3 HBP: 0						

	AB	35
	R	4
	H	11
	RBI	4
	BB	4
	SO	5
	LOB	19

WP: 0 PB: 0 SB: 0 CS: 0 PA: 40

PITCHER		IP	WLS	BF	H	R	ER	SO	BB	IBB	HBP	BLK	WP	HR	S	P	ERA	WHIP
26 Scott Kazmir, L	(1, 1)	5.1		20	2	0	0	4	2	0	0	0	0	0	26	34	0.00	0.750
ERA: 0.75																		
97 Bobby Wahl, R	(6, 1)	0.2	B	6	4	3	3	0	0	0	0	0	0	0	6	6	40.50	6.000
ERA: 10.8																		
40 Chris Bassitt, R	(7, 1)	1.0	W	6	2	1	1	0	1	0	0	0	0	0	5	9	9.00	3.000
ERA: 8.78																		
76 Brock Huntzinger, R	(8, 1)	1.0		5	2	0	0	1	1	0	0	0	0	0	6	10	0.00	3.000
ERA: 3.72																		
74 Pat Venditte, S	(9, 1)	1.0		3	1	0	0	0	0	0	0	0	0	0	3	3	0.00	1.000
ERA: 4.5																		

PITCHER	IP	WLS	BF	H	R	ER	SO	BB	IBB	HBP	BLK	WP	HR	S	P	ERA	WHIP

Batter	1	2	3	4	5	6	7	8	9	AB	R	H	RBI	BB	SO	LOB
7 Micah Johnson, L (1, 4) OBP: 0.396, SLG: 0.490	0-0 15 G6-4-3 1B		0-0 G4-3		0-0 12 1B 2B			0-0 F8		4	1	2	0	0	0	0
15 Gordon Beckham, R (1, 6) OBP: 0.246, SLG: 0.308	0-0 G6-4-3 1-2f			BBBB 4-0 21 2B BB	0-0 G2			SSS 0-3 K		3	1	0	0	1	1	2
12 Conor Gillaspie, L (1, 5) OBP: 0.250, SLG: 0.277	0-0 G6-3			SSS 0-3 K	0-0 2-H 1B			0-0 G6-3		4	0	1	1	0	1	1
25 Adam LaRoche, L (1, 3) OBP: 0.220, SLG: 0.385		0-0 G6-3		SSC 0-3 K		0-0 G5-3			SSS 0-3 K	4	0	0	0	0	2	1
21 Tyler Flowers, R (1, 10) OBP: 0.273, SLG: 0.425		0-0 20 F8 1B		0-0 1-H 44 2B 2B		0-0 F8			SSS 0-3 K	4	1	2	1	0	1	0
20 JB Shuck, L (1, 7) OBP: 0.418, SLG: 0.460		0-0 F8 1-2		BBBB 4-0 44 2B BB		SSS 0-3 K			0-0 G4-3	3	1	0	0	1	1	1
44 George Kottaras, L (1, 2) OBP: 0.240, SLG: 0.391		SSS 0-3 K		0-0 1-H 2-H 2B			SSC 0-3 K			3	0	1	2	0	2	1
88 Engel Beltre, L (1, 9) OBP: 0.217, SLG: 0.143			0-0 G3	0-0 G3			SSS 0-3 K			3	0	0	0	0	1	1
64 Emilio Bonifácio, S (1, 8) OBP: 0.226, SLG: 0.234			0-0 G6-3		0-0 G6-3		0-0 L6			3	0	0	0	0	0	0
Inning Stats	R: 0 E: 0 K: 0 S: 3 H: 1 LOB: 0 BB: 0 P: 3	R: 0 E: 0 K: 1 S: 6 H: 1 LOB: 1 BB: 0 P: 6	R: 0 E: 0 K: 0 S: 3 H: 0 LOB: 0 BB: 0 P: 3	R: 3 E: 0 K: 2 S: 9 H: 2 LOB: 1 BB: 2 P: 17	R: 1 E: 0 K: 0 S: 3 H: 2 LOB: 1 BB: 0 P: 3	R: 0 E: 0 K: 1 S: 5 H: 0 LOB: 0 BB: 0 P: 5	R: 0 E: 0 K: 2 S: 7 H: 0 LOB: 0 BB: 0 P: 7	R: 0 E: 0 K: 1 S: 5 H: 0 LOB: 0 BB: 0 P: 5	R: 0 E: 0 K: 2 S: 7 H: 0 LOB: 0 BB: 0 P: 7	1B: 3 2B: 3 3B: 0 HR: 0 SF: 0 SAC: 0 DP: 1 HBP: 0						

PITCHER		IP	WLS	BF	H	R	ER	SO	BB	IBB	HBP	BLK	WP	HR	S	P	ERA	WHIP
58 TJ House, L ERA: 5.7	(1, 1)	6.0	L	24	6	4	4	4	2	0	0	0	0	0	29	37	6.00	1.333
39 Scott Downs, L ERA: 2.84	(7, 1)	1.0		3	0	0	0	2	0	0	0	0	0	0	7	7	0.00	0.000
57 Kyle Crockett, L ERA: 1.8	(8, 1)	1.0		3	0	0	0	1	0	0	0	0	0	0	5	5	0.00	0.000
53 Jeff Manship, R ERA: 0.96	(9, 1)	1.0		3	0	0	0	2	0	0	0	0	0	0	7	7	0.00	0.000

PITCHER	IP	WLS	BF	H	R	ER	SO	BB	IBB	HBP	BLK	WP	HR	S	P	ERA	WHIP

TOP

Chicago White Sox @ Cleveland Indians

Goodyear Ballpark, Goodyear, AZ

Sun Mar 29 2015, 4:07 PM - 6:20 PM EDT

Att. 4,750 - Sunny - 93 F

livebaseballscorecards.com

AB	31
R	4
H	6
RBI	4
BB	2
SO	9
LOB	7

Batter	1	2	3	4	5	6	7	8	9	AB	R	H	RBI	BB	SO	LOB
24 Michael Bourn, L (1, 8) OBP: 0.400, SLG: 0.468	S S C 0-3 ① K		x 0-0 ① G4-3		x 0-0 ③ G4-3			x 0-0 ①② G6-3 1-2f		4	0	0	0	0	1	1
17 Clint Frazier, R (9, 8) OBP: 0.167, SLG: 0.667										0	0	0	0	0	0	0
22 Jason Kipnis, L (1, 4) OBP: 0.323, SLG: 0.407	B B B B 4-0 23 41 E 1B BB		x 0-0 ② G4-3			x 0-0 E6 23 G4-6-3		S S S 0-3 ③ K		3	1	0	0	1	1	0
2 Willi Castro, S (9, 4)										0	0	0	0	0	0	0
23 Michael Brantley, L (1, 7) OBP: 0.364, SLG: 0.355	x 0-0 41 FC3-6 1-2 1B		x 0-0 ③ F7			x 0-0 ①② G4-6-3 1-2f			x 0-0 ① G5-3	3	0	1	0	0	0	1
62 Tyler Holt, R (7, 7) OBP: 0.340, SLG: 0.333										1	0	0	0	0	0	0
41 Carlos Santana, S (1, 3) OBP: 0.276, SLG: 0.420	x 0-0 ② FC3-6 1-2f 2-H			x 0-0 ① G4-3		x 0-0 ③ G3			x 0-0 ② G6-3	3	0	0	0	0	0	1
36 Jesús Aguilar, R (7, 3) OBP: 0.357, SLG: 0.500										1	0	0	0	0	0	0
44 Brandon Moss, L (1, 9) OBP: 0.313, SLG: 0.742	x 0-0 ③ G4-3			x 0-0 8 G4-3 2B			x 0-0 ① F7		x 0-0 ③ P6	3	0	1	0	0	0	1
28 Bradley Zimmer, L (8, 9) OBP: 0.750, SLG: 1.200										1	0	0	0	0	0	0
8 Lonnie Chisenhall, L (1, 5) OBP: 0.383, SLG: 0.465		x 0-0 ① G3		x 0-0 ② G4-3 2-3			x 0-0 7 G4-3 1B			3	0	1	0	0	0	1
17 Grant Fink, R (7, PR) (8, 5)										0	0	0	0	0	0	0
7 David Murphy, L (1, 10) OBP: 0.233, SLG: 0.195		x 0-0 ② G3-1		x 0-0 ③ G4-3			x 0-0 ② G4-3 1-2			3	0	0	0	0	0	2
4 Mike Aviles, R (1, 6) OBP: 0.342, SLG: 0.314		x 0-0 1B			x 0-0 ① G4-3		x 0-0 ③ L4			3	0	1	0	0	0	2
27 Paul Hendrix, R (8, 6)										0	0	0	0	0	0	0
55 Roberto Pérez, R (1, 2) OBP: 0.414, SLG: 0.542		x 0-0 ③ G6-3			S S C 0-3 ② K			x 0-0 24 G6-3 1B		2	0	0	0	0	1	1
12 Brett Hayes, R (7, 2) OBP: 0.417, SLG: 0.650										1	0	1	0	0	0	0
Inning Stats	R: 1 H: 1 E: 1 LOB: 1 K: 1 BB: 1 S: 6 P: 10	R: 0 H: 1 E: 0 LOB: 1 K: 0 BB: 0 S: 4 P: 4	R: 0 H: 0 E: 0 LOB: 0 K: 0 BB: 0 S: 3 P: 3	R: 0 H: 1 E: 0 LOB: 1 K: 0 BB: 0 S: 4 P: 4	R: 0 H: 0 E: 0 LOB: 0 K: 1 BB: 0 S: 5 P: 5	R: 0 H: 0 E: 1 LOB: 0 K: 0 BB: 0 S: 3 P: 3	R: 0 H: 1 E: 0 LOB: 2 K: 0 BB: 0 S: 4 P: 4	R: 0 H: 1 E: 0 LOB: 0 K: 1 BB: 0 S: 5 P: 5	R: 0 H: 0 E: 0 LOB: 0 K: 0 BB: 0 S: 3 P: 3	1B: 4 SF: 0 2B: 1 SAC: 0 3B: 0 DP: 2 HR: 0 HBP: 0						

PITCHER	IP	WLS	BF	H	R	ER	SO	BB	IBB	HBP	BLK	WP	HR	S	P	ERA	WHIP
67 Scott Carroll, R (1, 1) ERA: 1.04	3.0	W	12	2	1	0	1	1	0	0	0	0	0	13	17	0.00	1.000
30 David Robertson, R (4, 1) ERA: 6.35	1.0	H	4	1	0	0	0	0	0	0	0	0	0	4	4	0.00	1.000
78 Arcenio Leon, R (5, 1) ERA:	2.0	H	6	0	0	0	1	0	0	0	0	0	0	8	8	0.00	0.000
98 Jace Fry, L (7, 1) ERA:	3.0	S	10	2	0	0	1	0	0	0	0	0	0	12	12	0.00	0.667

PITCHER	IP	WLS	BF	H	R	ER	SO	BB	IBB	HBP	BLK	WP	HR	S	P	ERA	WHIP

BOTTOM

Chicago White Sox @ Cleveland Indians

Goodyear Ballpark, Goodyear, AZ

Sun Mar 29 2015, 4:07 PM - 6:20 PM EDT

Att. 4,750 - Sunny - 93 F

livebaseballscorecards.com

AB	31
R	1
H	5
RBI	0
BB	1
SO	3
LOB	10

Batter	1	2	3	4	5	6	7	8	9	AB	R	H	RBI	BB	SO	LOB
11 José Ramírez, S (1, 6) OBP: 0.241, SLG: 0.333 Audy Ciriaco, R (5, 5) OBP: 0.200, SLG: 0.400	F9		F8		F8		1 L3 1B		K	3 2	0 0	0 1	0 0	0 0	0 1	1 0
4 Mike Aviles, R (1, 4) OBP: 0.317, SLG: 0.289 1 Michael Martinez, S (5, 4) OBP: 0.278, SLG: 0.444	F8		G5-3 1-2		G6-3		L3 1-1			3 1	0 0	0 0	0 0	0 0	0 0	1 1
23 Michael Brantley, L (1, 7) OBP: 0.361, SLG: 0.353 61 Jerry Sands, R (5, 7) OBP: 0.395, SLG: 0.513	41 BB 1B		K		G4-3			1-1 HR		3 1	0 1	1 1	0 1	0 0	1 0	1 0
41 Carlos Santana, S (1, 3) OBP: 0.311, SLG: 0.431 36 Jesús Aguilar, R (6, PR) (6, 3) OBP: 0.372, SLG: 0.500	1-2 BB			28 HR BB		28 BB 1B		44 WP BB		1 0	1 0	1 0	0 0	2 1	0 0	0 0
44 Brandon Moss, L (1, 10) OBP: 0.286, SLG: 0.676 44 Bobby Bradley, L (8, PH) OBP: 0.400, SLG: 0.400 (8, 10)	K			K	F7			1-2 K		3 1	0 0	0 0	0 0	0 0	2 1	4 1
7 David Murphy, L (1, 9) OBP: 0.217, SLG: 0.182 27 Bryson Myles, R (6, 9)		K		F8	F9			P5		3 1	0 0	0 0	0 0	0 0	1 0	2 1
28 Bradley Zimmer, L (1, 8) OBP: 0.667, SLG: 1.250		F7		1-H HR		1-2 BB		K		3	1	1	2	1	1	1
12 Brett Hayes, R (1, 2) OBP: 0.407, SLG: 0.739 9 Alex Lavisky, R (8, 2)		K		HR		K			L5	3 1	1 0	1 0	1 0	0 0	2 0	2 0
76 Ryan Rohlinger, R (1, 5) OBP: 0.395, SLG: 0.594 (5, 6) 1 Ivan Castillo, S (9, 6)			4 G5-3 1B	G5-3			G5-3		F8	4 0	0 0	1 0	0 0	0 0	0 0	0 0
Inning Stats	R: 0 E: 0 K: 1 S: 6 H: 1 LOB: 2 BB: 1 P: 10	R: 0 E: 0 K: 2 S: 7 H: 0 LOB: 0 BB: 0 P: 7	R: 0 E: 0 K: 1 S: 6 H: 1 LOB: 1 BB: 0 P: 6	R: 3 E: 0 K: 1 S: 8 H: 2 LOB: 0 BB: 1 P: 13	R: 0 E: 0 K: 0 S: 3 H: 0 LOB: 0 BB: 0 P: 3	R: 0 E: 0 K: 1 S: 6 H: 1 LOB: 2 BB: 1 P: 10	R: 0 E: 0 K: 0 S: 3 H: 1 LOB: 0 BB: 0 P: 3	R: 1 E: 0 K: 2 S: 9 H: 1 LOB: 1 BB: 1 P: 15	R: 0 E: 0 K: 1 S: 5 H: 0 LOB: 0 BB: 0 P: 5	1B: 4 2B: 1 3B: 0 HR: 3 SF: 0 SAC: 0 DP: 1 HBP: 0						

PITCHER		IP	WLS	BF	H	R	ER	SO	BB	IBB	HBP	BLK	WP	HR	S	P	ERA	WHIP
48 Hector Noesí, R ERA: 3.68	(1, 1)	5.1	L	23	5	3	3	5	2	0	0	0	0	2	32	41	5.06	1.312
41 Javy Guerra, R ERA: 2.0	(6, 1)	0.2		3	0	0	0	1	1	0	0	0	0	0	4	8	0.00	1.500
57 Zach Putnam, R ERA: 9.39	(7, 1)	1.0		3	1	0	0	0	0	0	0	0	0	0	3	3	0.00	1.000
33 Zach Duke, L ERA: 7.04	(8, 1)	1.0		5	1	1	1	2	1	0	0	0	1	1	9	15	9.00	2.000
97 Junior Guerra, R ERA:	(9, 1)	1.0		3	0	0	0	1	0	0	0	0	0	0	5	5	0.00	0.000

PITCHER	IP	WLS	BF	H	R	ER	SO	BB	IBB	HBP	BLK	WP	HR	S	P	ERA	WHIP

TOP

Cleveland Indians @ Chicago White Sox

Camelback Ranch, Glendale, AZ

Mon Mar 30 2015, 4:09 PM - 6:45 PM EDT

Att. 3,345 - Partly Cloudy - 91 F

livebaseballscorecards.com

AB	33
R	4
H	7
RBI	4
BB	4
SO	9
LOB	15

WP: 1 PA: 37
PB: 0
SB: 0
CS: 0

Batter	1	2	3	4	5	6	7	8	9	AB	R	H	RBI	BB	SO	LOB
1 Adam Eaton, L (1, 8) OBP: 0.404, SLG: 0.310	x 0-0 53 53 S 1B		B B B B 4-0 BB		x 0-0 ③ G3			x 0-0 1-2 1B		3	0	2	0	1	0	0
94 Omar Narváez, L (9, 2)										0	0	0	0	0	0	0
53 Melky Cabrera, S (1, 7) OBP: 0.364, SLG: 0.388	B S SAFE C C C 1-3 ①②		C C C 0-3 ② K			C C C 0-3 ① K		x 0-0 ② L9		4	0	0	0	0	3	4
25 Adam LaRoche, L (1, 10) OBP: 0.200, SLG: 0.349	S S S 0-3 ③ K		S S S 0-3 ③ K			C C C 0-3 ② K		x 0-0 ③ G4-3		4	0	0	0	0	3	3
26 Avisaíl García, R (1, 9) OBP: 0.361, SLG: 0.411		x 0-0 ① G6-3		x 0-0 ① F9		S S S 0-3 ③ K			x 0-0 64 G4-6-3 1B	4	0	1	0	0	1	0
10 Alexei Ramirez, R (1, 6) OBP: 0.316, SLG: 0.407		x 0-0 ② G4-3		x 0-0 ② F8			x 0-0 ① F8		x 0-0 ①② G4-6-3 1-2f	3	0	0	0	0	0	0
89 Cleuluis Rondon, S (8, 6) OBP: 0.500, SLG: 0.500										0	0	0	0	0	0	0
64 Emilio Bonifácio, S (9, PH) OBP: 0.222, SLG: 0.229										1	0	0	0	0	0	1
12 Conor Gillaspie, L (1, 3) OBP: 0.269, SLG: 0.294	x 0-0 1B			x 0-0 1B			x 0-0 ② F7		x 0-0 ③ G6-3	4	0	2	0	0	0	0
15 Gordon Beckham, R (1, 5) OBP: 0.233, SLG: 0.291	x 0-0 ③ F9			x 0-0 ③ G4-3			x 0-0 ③ F9			3	0	0	0	0	0	2
21 Tyler Flowers, R (1, 2) OBP: 0.298, SLG: 0.512			B C S B X 2-2 HR		x 0-0 ① F8			x 0-0 1 1B 1B		3	1	2	1	0	0	0
95 Jacob May, S (8, PR) OBP: 0.500, SLG: 0.500										0	0	0	0	0	0	0
(9, 8)																
7 Micah Johnson, L (1, 4) OBP: 0.375, SLG: 0.462			x 0-0 ① F8		x 0-0 ② F7			S S S 0-3 ① K		3	0	0	0	0	1	1
Inning Stats	R: 0 H: 1 E: 0 LOB: 0 K: 2 BB: 0 S: 7 P: 8	R: 0 H: 1 E: 0 LOB: 1 K: 0 BB: 0 S: 4 P: 4	R: 1 H: 1 E: 0 LOB: 1 K: 2 BB: 1 S: 10 P: 16	R: 0 H: 1 E: 0 LOB: 1 K: 0 BB: 0 S: 4 P: 4	R: 0 H: 0 E: 0 LOB: 0 K: 0 BB: 0 S: 3 P: 3	R: 0 H: 0 E: 0 LOB: 0 K: 3 BB: 0 S: 9 P: 9	R: 0 H: 0 E: 0 LOB: 0 K: 0 BB: 0 S: 3 P: 3	R: 0 H: 2 E: 0 LOB: 2 K: 1 BB: 0 S: 7 P: 7	R: 0 H: 1 E: 0 LOB: 0 K: 0 BB: 0 S: 3 P: 3	1B: 6 2B: 0 3B: 0 HR: 1	SF: 0 SAC: 0 DP: 1 HBP: 0						

PITCHER	IP	WLS	BF	H	R	ER	SO	BB	IBB	HBP	BLK	WP	HR	S	P	ERA	WHIP
47 Trevor Bauer, R (1, 1) ERA: 4.57	6.1	W	23	4	1	1	7	1	0	0	0	0	1	38	45	1.42	0.789
35 Marc Rzepczynski, L (7, 1) ERA: 1.23	0.2	H	2	0	0	0	0	0	0	0	0	0	0	2	2	0.00	0.000
51 Anthony Swarzak, R (8, 1) ERA: 9.0	0.1	H	2	1	0	0	1	0	0	0	0	0	0	4	4	0.00	3.000
50 Nick Hagadone, L (8, 1) ERA:	0.2	H	3	1	0	0	0	0	0	0	0	0	0	3	3	0.00	1.500
48 Scott Atchison, R (9, 1) ERA: 1.42	1.0	S	3	1	0	0	0	0	0	0	0	0	0	3	3	0.00	1.000

PITCHER	IP	WLS	BF	H	R	ER	SO	BB	IBB	HBP	BLK	WP	HR	S	P	ERA	WHIP

BOTTOM

Cleveland Indians @ Chicago White Sox

Camelback Ranch, Glendale, AZ

Mon Mar 30 2015, 4:09 PM - 6:45 PM EDT

Att. 3,345 - Partly Cloudy - 91 F

livebaseballscorecards.com

AB	32
R	1
H	7
RBI	1
BB	1
SO	8
LOB	11

Chicago White Sox @ Los Angeles Dodgers

Camelback Ranch, Glendale, AZ

Tue Mar 31 2015, 4:08 PM - 6:51 PM EDT

Att. 6,141 - Sunny - 90 F

TOP

livebaseballscorecards.com

Batter	1	2	3	4	5	6	7	8	9	AB	R	H	RBI	BB	SO	LOB
20 JB Shuck, L (1, 8) OBP: 0.417, SLG: 0.473	0-0 53 CS 1B		0-0 53 SF7 79 2B 1-3 2B		0-0 ① G3-1		S S C 0-3 ① K		0-0 ③ F7	5	1	2	0	0	1	0
53 Melky Cabrera, S (1, 7) OBP: 0.339, SLG: 0.365	B X 1-0 ① ② F8 1-2		0-0 ① SF7 2-3 3-H		0-0 ② F7		0-0 ② G3-1			3	0	0	1	0	0	1
79 José Abreu, R (1, 3) OBP: 0.527, SLG: 0.692 92 Nick Basto, R (7, 3)	0-0 1B		0-0 3-H 2B		0-0 2B		0-0 1B			4 0	0 0	4 0	1 0	0 0	0 0	0 0
92 Keon Barnum, L (1, 10) OBP: 0.143, SLG: 0.571	0-0 ③ F7		0-0 ② L6		0-0 ③ G3-1		0-0 ③ G1-3			4	0	0	0	0	0	4
10 Alexei Ramirez, R (1, 6) OBP: 0.311, SLG: 0.397 Tim Anderson, R (8, 6) OBP: 0.167, SLG: 0.167		0-0 1B	0-0 ③ F8			0-0 ① G3-1		S S C 0-3 ① K		4 0	0 0	1 0	0 0	0 0	1 0	1 0
26 Avisaíl García, R (1, 9) OBP: 0.354, SLG: 0.400 88 Engel Beltre, L (8, 9) OBP: 0.217, SLG: 0.143		0-0 ① F9		0-0 12 FC6-4 1B		0-0 ② F9		S S S 0-3 ② K		4 0	0 0	1 0	0 0	0 0	1 0	1 0
12 Conor Gillaspie, L (1, 5) OBP: 0.273, SLG: 0.283 7 Micah Johnson, L (6, PR) OBP: 0.368, SLG: 0.453 (6, 4)		0-0 ② F8		0-0 ① FC6-4 5 1B 1-2f		B B B B 4-0 58 BB BB		S S S 0-3 ③ K		2 1	0 0	0 0	0 0	1 0	0 1	2 0
58 Geovany Soto, R (1, 2) OBP: 0.425, SLG: 0.452	S S S 0-3 ③ K2-3		0-0 ② F8			B B B B 4-0 5 FC6-4 1-2 BB			X 0-0 ① G4-3	3	0	0	0	1	1	2
5 Yolmer Sánchez, S (1, 4) OBP: 0.436, SLG: 0.371 (6, 5)			0-0 20 2B 53 SF7 1B	0-0 ③ 1-3 1B		0-0 ③ FC6-4 1-2f			S S S 0-3 ② K2-3	4	1	2	0	0	1	2
Inning Stats	R: 0 E: 0 K: 0 S: 4 H: 2 LOB: 1 BB: 0 P: 5	R: 0 E: 0 K: 1 S: 6 H: 1 LOB: 1 BB: 0 P: 6	R: 2 E: 0 K: 0 S: 6 H: 3 LOB: 1 BB: 0 P: 6	R: 0 E: 0 K: 0 S: 4 H: 2 LOB: 2 BB: 0 P: 4	R: 0 E: 0 K: 0 S: 4 H: 1 LOB: 1 BB: 0 P: 4	R: 0 E: 0 K: 0 S: 3 H: 0 LOB: 2 BB: 2 P: 11	R: 0 E: 0 K: 1 S: 6 H: 1 LOB: 1 BB: 0 P: 6	R: 0 E: 0 K: 3 S: 9 H: 0 LOB: 0 BB: 0 P: 9	R: 0 E: 0 K: 1 S: 5 H: 0 LOB: 0 BB: 0 P: 5	1B: 7 2B: 3 3B: 0 HR: 0 SF: 1 SAC: 0 DP: 0 HBP: 0						

	AB	34
	R	2
	H	10
	RBI	2
	BB	2
	SO	6
	LOB	13

WP: 0 PB: 0 SB: 0 CS: 1 PA: 37

PITCHER		IP	WLS	BF	H	R	ER	SO	BB	IBB	HBP	BLK	WP	HR	S	P	ERA	WHIP
45 Joe Wieland, R ERA: 1.93	(1, 1)	5.0	L	22	9	2	2	1	0	0	0	0	0	0	24	25	3.60	1.800
58 David Aardsma, R ERA: 2.0	(6, 1)	1.0		5	0	0	0	0	2	0	0	0	0	0	3	11	0.00	2.000
12 Juan Nicasio, R ERA: 6.57	(7, 1)	1.0		4	1	0	0	1	0	0	0	0	0	0	6	6	0.00	1.000
63 Yimi García, R ERA: 0.87	(8, 1)	1.0		3	0	0	0	3	0	0	0	0	0	0	9	9	0.00	0.000
26 Sergio Santos, R ERA: 4.15	(9, 1)	1.0		3	0	0	0	1	0	0	0	0	0	0	5	5	0.00	0.000

PITCHER	IP	WLS	BF	H	R	ER	SO	BB	IBB	HBP	BLK	WP	HR	S	P	ERA	WHIP

Batter	1	2	3	4	5	6	7	8	9	AB	R	H	RBI	BB	SO	LOB
11 Jimmy Rollins, S (1, 6) OBP: 0.333, SLG: 0.579 6 Darwin Barney, R (6, 6) OBP: 0.362, SLG: 0.476	G6-3		23 CS 66 G3 1B		F8 1-2			K		3 0 1 0 0 0 1 1 0 0 0 0 1 0						
66 Yasiel Puig, R (1, 9) OBP: 0.327, SLG: 0.612 72 Joey Curletta, R (6, 9) OBP: 0.111, SLG: 0.111	23 G4-3 23 S 1B		G3 1-2		G1-3			F7		3 0 1 0 0 0 1 1 0 0 0 0 0 0						
23 Adrián González, L (1, 3) OBP: 0.276, SLG: 0.407 33 Scott Van Slyke, R (7, 3) OBP: 0.391, SLG: 0.550	G4-3 1-3		P5 2-3			F7		F9		3 0 0 0 0 0 2 1 0 0 0 0 0 0						
47 Howie Kendrick, R (1, 4) OBP: 0.453, SLG: 0.553 Nate Samson, R (7, 4) OBP: 0.833, SLG: 1.200	G5-3			G5-3		G1-3			SH1-3 60 HBP 1B	3 0 0 0 0 0 1 1 0 1 0 0 0 0						
9 Yasmani Grandal, S (1, 2) OBP: 0.268, SLG: 0.340 60 Ali Solis, R (7, 2)		K		BB		2B			SH1-3 1-2 HBP	2 0 1 0 1 1 0 0 0 0 0 0 0 0						
3 Carl Crawford, L (1, 7) OBP: 0.271, SLG: 0.311 Peter Lavin, L (7, 7)		5 FC9-6 BB		K		G3-1			SH1-3 1-2 2-3	2 0 0 0 1 1 2 0 0 0 0 0 0 0						
5 Juan Uribe, R (1, 5) OBP: 0.255, SLG: 0.244 7 Alex Guerrero, R (7, 5) OBP: 0.356, SLG: 0.545		FC9-6 16 HBP 1-2f		P6			28 CS 1B		K	2 0 0 0 0 0 2 2 0 1 0 0 1 2						
16 Andre Ethier, L (1, 8) OBP: 0.400, SLG: 0.458 28 Chris Heisey, R (2, PR) OBP: 0.180, SLG: 0.267 (3, 8)		1-2 HBP			HR		G6-3 1-2		F8	0 0 0 0 0 0 0 3 1 1 1 0 0 3						
45 Joe Wieland, R (1, 1) 10 Justin Turner, R (5, PH) OBP: 0.500, SLG: 0.818 58 David Aardsma, R (6, 1) 12 Juan Nicasio, R (7, 1) 14 Enrique Hernández, R (7, PH) OBP: 0.286, SLG: 0.882 63 Yimi García, R (8, 1) 26 Sergio Santos, R (9, 1)		F8			11 CS 1B		G6-3			1 0 0 0 0 0 2 1 0 1 0 0 0 0 0 0 0 0 0 0 0 0 0 0 0 0 0 0 1 0 0 0 0 0 0 0 0 0 0 0 0 0 0 0 0 0 0 0 0						
Inning Stats	R: 0 H: 1 E: 0 LOB: 1 K: 0 BB: 0 S: 4 P: 5	R: 0 H: 0 E: 0 LOB: 2 K: 1 BB: 1 S: 5 P: 10	R: 0 H: 1 E: 0 LOB: 0 K: 0 BB: 0 S: 3 P: 4	R: 0 H: 0 E: 0 LOB: 1 K: 1 BB: 1 S: 5 P: 9	R: 1 H: 2 E: 0 LOB: 0 K: 0 BB: 0 S: 5 P: 7	R: 0 H: 1 E: 0 LOB: 1 K: 0 BB: 0 S: 4 P: 4	R: 0 H: 1 E: 0 LOB: 0 K: 0 BB: 0 S: 3 P: 4	R: 0 H: 0 E: 0 LOB: 0 K: 1 BB: 0 S: 5 P: 5	R: 0 H: 1 E: 0 LOB: 2 K: 1 BB: 0 S: 6 P: 7	1B: 5 SF: 0 2B: 1 SAC: 1 3B: 0 DP: 0 HR: 1 HBP: 2						

PITCHER		IP	WLS	BF	H	R	ER	SO	BB	IBB	HBP	BLK	WP	HR	S	P	ERA	WHIP
80 Carlos Rodón, L ERA: 3.06	(1, 1)	5.1	W	21	4	1	1	2	2	0	1	0	0	1	23	36	1.69	1.125
51 Kyle Drabek, R ERA: 2.16	(6, 1)	1.1	H	5	2	0	0	0	0	0	0	0	0	0	5	6	0.00	1.500
33 Zach Duke, L ERA: 6.75	(7, 1)	0.1	H	1	0	0	0	0	0	0	0	0	0	0	1	1	0.00	0.000
63 Jairo Asencio, R ERA: 2.53	(8, 1)	2.0	S	8	1	0	0	2	0	0	1	0	0	0	11	12	0.00	0.500

PITCHER	IP	WLS	BF	H	R	ER	SO	BB	IBB	HBP	BLK	WP	HR	S	P	ERA	WHIP

BOTTOM

Chicago White Sox @ Los Angeles Dodgers

Camelback Ranch, Glendale, AZ

Tue Mar 31 2015, 4:08 PM - 6:51 PM EDT

Att. 6,141 - Sunny - 90 F

livebaseballscorecards.com

AB	30
R	1
H	7
RBI	1
BB	2
SO	4
LOB	16

1B: 5	SF: 0	WP: 0	PA: 35
2B: 1	SAC: 1	PB: 0	
3B: 0	DP: 0	SB: 1	
HR: 1	HBP: 2	CS: 3	

Batter	1	2	3	4	5	6	7	8	9	AB	R	H	RBI	BB	SO	LOB
64 Emilio Bonifácio, S (1, 8) OBP: 0.233, SLG: 0.226	B C B C B B 4-2 79 2B 26 1B BB	C B B B X 3-1 ① L8	F B C S 1-3 ③ K	B C S B B C 2-3 ③ K		S B B C S 2-3 ③ K		C X 0-1 1-2 1B		5	1	1	0	1	3	6
53 Melky Cabrera, S (1, 7) OBP: 0.349, SLG: 0.393 93 Adam Engel, R (6, 7) OBP: 0.000, SLG: 0.000	C S T 0-2 ① K	F X 0-1 26 1B 1-H 2-H 2B		B B B C F X 3-2 ① L9	C F B B X 1-2 79 G6-4-3 1B		C X 0-1 ① G5-3	B X 1-0 ③ L8		4 2	1 0	2 0	2 0	0 0	1 0	1 2
79 José Abreu, R (1, 3) OBP: 0.525, SLG: 0.696 92 Keon Barnum, L (6, 3) OBP: 0.111, SLG: 0.444	C F B B F 1 SAFE X 2-2 26 1B 15 1B 1-3 2B	C B F X 1-2 ② G2-3		B B X 2-0 26 HR 1B	B X 1-0 ① ② G6-4-3 1-2f		S S B B C 2-3 ② K		B B X 2-0 ① G3	4 2	2 0	2 0	0 0	0 0	0 1	2 0
26 Avisaíl García, R (1, 9) OBP: 0.377, SLG: 0.469 94 Jason Coats, R (6, 9) OBP: 0.571, SLG: 0.857	S F F F X 0-2 15 1B 2-3 3-H 1B	C B X 1-1 2-H 1B		X 0-0 1-H HR	B X 1-0 ③ F9		B C F B X 2-2 44 1B 2B		C C F X 0-2 89 FC4-6 1B	4 2	1 0	3 2	4 0	0 0	0 0	0 0
44 George Kottaras, L (1, 2) OBP: 0.267, SLG: 0.370 96 Martin Medina, R (8, 2) OBP: 0.000, SLG: 0.000	C D X 1-1 ② P6	C B D X 2-1 ③ F9		B B C B B 4-1 15 2B BB		B S C S 1-3 ① K	B B X 2-0 89 FC4-6 2-3 1B		F S B S 1-3 ② K	4 1	1 0	1 0	0 0	1 0	1 1	3 1
15 Gordon Beckham, R (1, 6) OBP: 0.266, SLG: 0.339 89 Cleuluis Rondon, S (7, PH) OBP: 0.250, SLG: 0.250 (7, 6)	F B X 1-1 1-3 3-H 1B	C B C X 1-2 ① G6-3	B B X 2-0 95 1B 5 1B 1-H 2B	X 0-0 95 HR 1B	F B B F X 2-2 ③ FC4-6 1-2f		C X 0-1 ③ FC6-4 1-2f		4 2	2 0	3 0	2 0	0 0	0 0	0 3
86 Trey Michalczewski, S (1, 5) OBP: 0.167, SLG: 0.333	D C D F S 2-3 ③ K	X 0-0 ② L9	X 0-0 ② G6-3		C C S 0-3 ② K		B F C F S 1-3 ① K		5	0	0	0	0	3	4
95 Jeremy Farrell, R (1, 10) OBP: 0.800, SLG: 1.600	S T B B X 2-2 5 1B 53 2B 1B	C X 0-1 5 1B 2B	B X 1-0 5 1B 2-3 1B		B C B X 2-1 1-H HR		C S B B F B F F 3-3 S ② K		5	3	4	2	0	1	0
5 Yolmer Sánchez, S (1, 4) OBP: 0.500, SLG: 0.436 90 Jake Peter, L (8, 4) OBP: 0.000, SLG: 0.000	F S F X 0-2 53 2B 1-2 1B	D B F F X 2-2 2-H 1B	X 0-0 1-2 3-H 1B		X 0-0 1B		C B B B T F B 4-2 64 1B BB		4 0	1 0	4 0	2 0	1 0	0 0	0 0
Inning Stats	R: 2 H: 3 E: 0 LOB: 2 K: 2 BB: 1 S: 21 P: 31	R: 3 H: 4 E: 0 LOB: 1 K: 0 BB: 0 S: 18 P: 27	R: 1 H: 2 E: 0 LOB: 1 K: 1 BB: 0 S: 12 P: 16	R: 4 H: 5 E: 0 LOB: 2 K: 1 BB: 1 S: 13 P: 27	R: 0 H: 1 E: 0 LOB: 0 K: 0 BB: 0 S: 5 P: 8	R: 2 H: 3 E: 0 LOB: 1 K: 3 BB: 0 S: 13 P: 18	R: 0 H: 2 E: 0 LOB: 2 K: 1 BB: 0 S: 12 P: 20	R: 0 H: 1 E: 0 LOB: 2 K: 2 BB: 1 S: 17 P: 26	R: 0 H: 1 E: 0 LOB: 1 K: 1 BB: 0 S: 10 P: 13	1B: 15 SF: 0 2B: 5 SAC: 0 3B: 0 DP: 1 HR: 2 HBP: 0						

TOP

Chicago White Sox @ Seattle Mariners

Peoria Stadium, Peoria, AZ

Wed Apr 01 2015, 4:09 PM - 7:23 PM EDT

Att. 4,085 - Sunny - 86 F

livebaseballscorecards.com

AB	48
R	12
H	22
RBI	12
BB	3
SO	11
LOB	22

PITCHER		IP	WLS	BF	H	R	ER	SO	BB	IBB	HBP	BLK	WP	HR	S	P	ERA	WHIP
65 James Paxton, L ERA: 7.84	(1, 1)	3.1	L	21	10	7	7	3	1	0	0	0	0	0	55	83	18.90	3.300
52 Dominic Leone, R ERA: 12.86	(4, 1)	0.2		7	4	3	3	1	1	0	0	0	0	1	9	18	40.50	7.500
56 Fernando Rodney, R ERA:	(5, 1)	1.0		3	1	0	0	0	0	0	0	0	0	0	5	8	0.00	1.000
41 Charlie Furbush, L ERA: 6.97	(6, 1)	1.0		6	3	2	2	3	0	0	0	0	0	1	13	18	18.00	3.000
31 Yoervis Medina, R ERA: 0.75	(7, 1)	1.0		5	2	0	0	1	0	0	0	0	0	0	12	20	0.00	2.000

PITCHER		IP	WLS	BF	H	R	ER	SO	BB	IBB	HBP	BLK	WP	HR	S	P	ERA	WHIP
92 Emilio Pagán, R ERA: 4.5	(8, 1)	1.0		5	1	0	0	2	1	0	0	0	0	0	17	26	0.00	2.000
93 Trey Cochran-Gill, R ERA: 6.0	(9, 1)	1.0		4	1	0	0	1	0	0	0	0	0	0	10	13	0.00	1.000

BOTTOM

Chicago White Sox @ Seattle Mariners

Peoria Stadium, Peoria, AZ

Wed Apr 01 2015, 4:09 PM - 7:23 PM EDT

Att. 4,085 - Sunny - 86 F

Batter	1	2	3	4	5	6	7	8	9	AB	R	H	RBI	BB	SO	LOB
16 Austin Jackson, R (1, 8)	1-1 22 FC6-5 2B		0-1 ② G6-3 2-3			3-2 22 DI 1B		0-1 86 G3-1 82 2B 2B	2-2 1-2 2-3 1B	3	0	2	0	0	0	1
12 Justin Ruggiano, R (7, 8)										1	0	1	0	0	0	0
82 Ian Miller, L (8, PR)										1	1	1	0	0	0	0
OBP: 0.571, SLG: 0.571 (9, 8)																
7 Seth Smith, L (1, 9)	3-2 ① F7		0-2 22 WP 1B 3-H			2-2 ① L7		0-2 ① G3-1 2-3	0-3 ① K	3	0	1	1	0	0	2
OBP: 0.326, SLG: 0.385																
86 Burt Reynolds, R (7, 9)										2	0	0	0	0	1	4
OBP: 0.250, SLG: 0.750 (8, 3)																
22 Robinson Canó, L (1, 4)	1-2 ② FC6-5 2-3		2-1 ③ G3 1-2			3-3 ② K 1-2		0-0 ② 84 1B 2B 3-H	0-0 ② F9	3	0	0	0	0	1	3
OBP: 0.365, SLG: 0.529																
82 Luis Caballero, R (7, 6)										2	1	1	1	0	0	3
OBP: 0.500, SLG: 1.000																
23 Nelson Cruz, R (1, 10)	1-1 ③ L8			1-2 ① G5-3		2-0 ③ P5		2-3 ② K	3-2 ③ F7	3	0	0	0	0	0	2
OBP: 0.393, SLG: 0.549																
Tyler Marlette, R (8, PH)										2	0	0	0	0	1	4
OBP: 0.429, SLG: 0.429 (9, 10)																
15 Kyle Seager, L (1, 5)		2-2 ① G5-3		2-2 ② G3-1			4-2 25 2B 8 1B BB	3-1 87 BB 2-H 1B		2	0	0	0	1	0	0
OBP: 0.369, SLG: 0.471																
84 Tyler Smith, R (7, PR)										1	1	1	1	0	0	0
OBP: 0.263, SLG: 0.222 (8, 4)																
20 Logan Morrison, L (1, 3)		0-0 ② G4-3		3-2 ③ P6			2-3 ① K	4-2 86 FC6 1-2 BB		3	0	0	0	0	1	1
OBP: 0.262, SLG: 0.379																
87 Tyler O'Neill, R (8, 9)										0	0	0	0	1	0	0
13 Dustin Ackley, L (1, 7)		0-1 ③ L3			0-0 ① G4-3		0-0 8 1B 1-3 2B	3-1 ③ FC6 1-2f		2	0	0	0	0	0	0
OBP: 0.412, SLG: 0.543																
25 Rickie Weeks Jr., R (7, 7)										1	0	1	0	0	0	0
OBP: 0.295, SLG: 0.436																
86 Leury Bonilla, R (7, PR) (8, 7)										1	0	0	0	0	0	2
5 Brad Miller, L (1, 6)			1-2 16 G6-3 7 1B HBP		2-2 ② G2		0-1 2 G6-4-3 2-3 3-H 1B		1-1 82 1B 2 BB 1B	1	1	0	0	0	0	0
OBP: 0.373, SLG: 0.581																
8 Willie Bloomquist, R (7, 4)										2	0	2	1	0	0	0
OBP: 0.366, SLG: 0.436 (8, 5)																
81 Carlton Tanabe, R (9, PR)										0	0	0	0	0	0	0
2 Jesús Sucre, R (1, 2)			1 SAFE 1 SAFE 1-1 ① F9 1-2		1-1 ③ G6-3		2-0 ②③ G6-4-3 1-2f		4-2 82 1B 1-2 BB	3	0	0	0	1	0	4
OBP: 0.200, SLG: 0.115																
Inning Stats	R: 0 H: 1 E: 0 LOB: 1 K: 0 BB: 0 S: 10 P: 16	R: 0 H: 0 E: 0 LOB: 0 K: 0 BB: 0 S: 6 P: 8	R: 1 H: 1 E: 1 LOB: 1 K: 0 BB: 0 S: 12 P: 16	R: 0 H: 0 E: 0 LOB: 0 K: 0 BB: 0 S: 9 P: 15	R: 0 H: 0 E: 0 LOB: 0 K: 0 BB: 0 S: 6 P: 9	R: 0 H: 1 E: 0 LOB: 1 K: 1 BB: 0 S: 12 P: 22	R: 1 H: 2 E: 0 LOB: 3 K: 1 BB: 1 S: 11 P: 19	R: 2 H: 3 E: 0 LOB: 2 K: 1 BB: 1 S: 16 P: 28	R: 0 H: 2 E: 0 LOB: 3 K: 1 BB: 1 S: 16 P: 26	1B: 6 2B: 4 3B: 0 HR: 0	SF: 0 SAC: 0 DP: 1 HBP: 1			WP: 1 PB: 0 SB: 0 CS: 0		PA: 40	

livebaseballscorecards.com

	AB	36
	R	4
	H	10
	RBI	4
	BB	3
	SO	4
	LOB	26

PITCHER		IP	WLS	BF	H	R	ER	SO	BB	IBB	HBP	BLK	WP	HR	S	P	ERA	WHIP
67 Scott Carroll, R	(1, 1)	2.2	W	11	2	1	1	0	0	0	1	0	0	0	26	36	3.38	0.750
ERA: 1.59																		
91 Jarrett Casey, L	(3, 1)	1.1		4	0	0	0	0	0	0	0	0	1	0	11	19	0.00	0.000
ERA:																		
97 Junior Guerra, R	(5, 1)	1.0		3	0	0	0	0	0	0	0	0	0	0	6	9	0.00	0.000
ERA:																		
84 Robinson Leyer, R	(6, 1)	2.0		9	3	1	1	2	1	0	0	0	0	0	23	41	4.50	2.000
ERA: 4.5																		
Zach Phillips, L	(8, 1)	1.0		7	3	2	2	1	1	0	0	0	0	0	16	28	18.00	4.000
ERA: 7.45																		

PITCHER		IP	WLS	BF	H	R	ER	SO	BB	IBB	HBP	BLK	WP	HR	S	P	ERA	WHIP
85 Terance Marin, R	(9, 1)	1.0		6	2	0	0	1	1	0	0	0	0	0	16	26	0.00	3.000
ERA:																		

San Diego Padres @ Chicago White Sox

Camelback Ranch, Glendale, AZ

Wed Apr 01 2015, 4:07 PM - 6:38 PM EDT

Att. 2,725 - Partly Cloudy - 86 F

TOP

livebaseballscorecards.com

Batter	1	2	3	4	5	6	7	8	9	AB	R	H	RBI	BB	SO	LOB
24 Cameron Maybin, R (1, 8) OBP: 0.351, SLG: 0.396 95 Trea Turner, R (7, 6)	0-0 26 1B 18 1B 1B	0-0 ② F7			0-0 ② F8		0-0 ① F8		0-0 ① G4-3	4 1	1 0	1 0	0 0	0 0	0 0	0 0
23 Yonder Alonso, L (1, 3) OBP: 0.362, SLG: 0.415 90 Tyson Gillies, L (7, PR) OBP: 1.000, SLG: 1.000 (7, 8)	0-0 ① F7	0-0 ③ G4-1			4-0 26 WP 26 HR BB		0-0 26 G3-6-1 1B		4-0 BB	3 0	1 0	1 0	0 0	1 1	0 0	1 0
26 Yangervis Solarte, S (1, 5) OBP: 0.344, SLG: 0.448 92 Casey McElroy, L (7, 5)	0-0 18 1B 25 1B 1-2 1B		0-0 18 G5-4-3 1B		3-2 1-H HR		0-0 ②③ G3-6-1 1-2f		0-3 ② K	4 1	2 0	3 0	2 0	0 0	0 1	1 1
18 Carlos Quentin, R (1, 10) OBP: 0.311, SLG: 0.390 90 Robert Kral, L (9, PH) (9, 10)	0-0 25 1B 9 HR 1-2 2-H 1B		0-0 ①② G5-4-3 1-2f		0-0 ③ G5-3			0-0 ① G6-3	0-0 ③ G4-3	4 1	1 0	1 0	1 0	0 0	0 0	1 1
25 Will Venable, L (1, 9) OBP: 0.339, SLG: 0.400 94 Yeison Asencio, R (8, PR) (8, 9)	0-0 9 S 9 HR 1-3 2-H 1B		0-0 ③ G1-3			4-0 15 FC4-6 9 WP 12 1B BB		0-0 HBP 15 E 1B		3 0	2 0	2 0	1 0	1 0	0 0	0 0
9 Jedd Gyorko, R (1, 4) OBP: 0.367, SLG: 0.453 66 Ramiro Pena, S (6, 4) OBP: 0.303, SLG: 0.290	2-2 1-H 3-H HR			0-3 ① K2-3		4-0 15 FC4-6 1-2 BB		0-0 ② P6		2 1	1 0	1 0	3 0	1 0	1 0	0 1
15 Cory Spangenberg, L (1, 7) OBP: 0.321, SLG: 0.354	0-3 ② K			0-0 ② G4-3		0-0 ① FC4-6 12 1B 1-2f 2-3		0-0 E4 HBP 1-2		4	0	0	0	0	1	3
12 Clint Barmes, R (1, 6) OBP: 0.357, SLG: 0.361 Jake Goebbert, L (7, 3) OBP: 0.278, SLG: 0.412	0-0 ③ G5-3			0-3 ③ K		0-0 43 G6-4-3 1-3 3-H 1B		1-0 1-2 2-3 HBP		3 0	0 0	1 0	1 0	0 0	1 0	0 0
43 Wil Nieves, R (1, 2) OBP: 0.257, SLG: 0.226 78 Rocky Gale, R (8, PH) OBP: 0.333, SLG: 0.250 (8, 2)		0-0 ① F9			0-3 ① K	0-0 ②③ G6-4-3 1-2f		0-3 ③ K		3 1	0 0	0 0	0 0	0 0	1 1	2 3
Inning Stats	R: 5 E: 0 K: 1 S: 12 H: 5 LOB: 0 BB: 0 P: 14	R: 0 E: 0 K: 0 S: 3 H: 0 LOB: 0 BB: 0 P: 3	R: 0 E: 0 K: 0 S: 3 H: 1 LOB: 0 BB: 0 P: 3	R: 0 E: 0 K: 2 S: 7 H: 0 LOB: 0 BB: 0 P: 7	R: 2 E: 0 K: 1 S: 8 H: 1 LOB: 0 BB: 1 P: 15	R: 1 E: 0 K: 0 S: 3 H: 1 LOB: 1 BB: 2 P: 11	R: 0 E: 0 K: 0 S: 3 H: 1 LOB: 1 BB: 0 P: 3	R: 0 E: 1 K: 1 S: 7 H: 1 LOB: 3 BB: 0 P: 8	R: 0 E: 0 K: 1 S: 5 H: 0 LOB: 1 BB: 1 P: 9	1B: 8 2B: 0 3B: 0 HR: 2	SF: 0 SAC: 0 DP: 3 HBP: 1				WP: 2 PB: 0 SB: 1 CS: 0	PA: 40	

	AB	35
	R	8
	H	10
	RBI	8
	BB	4
	SO	6
	LOB	14

PITCHER		IP	WLS	BF	H	R	ER	SO	BB	IBB	HBP	BLK	WP	HR	S	P	ERA	WHIP
29 Jeff Samardzija, R ERA: 8.44	(1, 1)	4.0	L	17	6	5	5	3	0	0	0	0	0	1	25	27	11.25	1.500
30 David Robertson, R ERA: 8.1	(5, 1)	1.0		5	1	2	2	1	1	0	0	0	1	1	8	15	18.00	2.000
78 Arcenio Leon, R ERA: 1.13	(6, 1)	2.0		8	2	1	1	0	2	0	0	0	1	0	6	14	4.50	2.000
Brian Clark, L ERA:	(8, 1)	0.2		5	1	0	0	0	0	0	1	0	0	0	4	5	0.00	1.500
96 Kyle Hansen, R ERA:	(8, 1)	1.1		5	0	0	0	2	1	0	0	0	0	0	8	12	0.00	0.750

PITCHER	IP	WLS	BF	H	R	ER	SO	BB	IBB	HBP	BLK	WP	HR	S	P	ERA	WHIP

Batter	1	2	3	4	5	6	7	8	9	AB	R	H	RBI	BB	SO	LOB
1 Adam Eaton, L (1, 8) OBP: 0.418, SLG: 0.333 95 Jacob May, S (7, 8) OBP: 0.667, SLG: 1.000	S S S 0-3 K2-3		X 0-0 20 E 1-2 1B		B X 1-0 20 S 2-H 1B			X 0-0 58 1B 2B		3 0 2 1 0 1 0 1 1 1 0 0 0 0						
20 JB Shuck, L (1, 7) OBP: 0.391, SLG: 0.441	X 0-0 F8		B 2 SAFE X 1-0 F8 1-2 2-3		B S S C 1-3 K 1-2			S S C 0-3 K		4 0 0 0 0 2 4						
10 Alexei Ramirez, R (1, 6) OBP: 0.297, SLG: 0.377 58 Geovany Soto, R (7, 2) OBP: 0.439, SLG: 0.469	X 0-0 L5			X 0-0 F8		X 0-0 P5		X 0-0 96 E 96 1B 2-H 1B		3 0 0 0 0 0 0 1 0 1 1 0 0 0						
25 Adam LaRoche, L (1, 10) OBP: 0.208, SLG: 0.370 96 Neftali Soto, R (6, PR) OBP: 0.444, SLG: 0.375 (7, 10)		X 0-0 G3		S S S 0-3 K		X 0-0 2B		X 0-0 E9 1-3 1B		3 0 1 0 0 1 0 1 0 1 0 0 0 0						
21 Tyler Flowers, R (1, 2) OBP: 0.320, SLG: 0.522 Tim Anderson, R (7, 6) OBP: 0.143, SLG: 0.143		X 0-0 12 G3-6-3 1B		X 0-0 1B		X 0-0 P6		X 0-0 G4-3		3 0 2 0 0 0 1 1 0 0 0 0 0 1						
12 Conor Gillaspie, L (1, 5) OBP: 0.259, SLG: 0.268 Joey DeMichele, L (7, 5)		X 0-0 G3-6-3 1-2f		X 0-0 F8		X 0-0 F8			X 0-0 F7	3 0 0 0 0 0 3 1 0 0 0 0 0 0						
88 Engel Beltre, L (1, 9) OBP: 0.185, SLG: 0.120			X 0-0 G3-1		X 0-0 F8		X 0-0 G1-3		X 0-0 G5-3	4 0 0 0 0 0 0						
91 Danny Hayes, L (1, 3)			S S C 0-3 K		X 0-0 G4-3		X 0-0 G5-3		X 0-0 F8	4 0 0 0 0 1 0						
7 Micah Johnson, L (1, 4) OBP: 0.383, SLG: 0.482			X 0-0 20 E 1 1B 1B		X 0-0 1 WP 1 1B 2B		S S T 0-2 K			3 1 2 0 0 1 0						
Inning Stats	R: 0 E: 0 K: 1 S: 5 H: 0 LOB: 0 BB: 0 P: 5	R: 0 E: 0 K: 0 S: 3 H: 1 LOB: 0 BB: 0 P: 3	R: 0 E: 1 K: 1 S: 7 H: 2 LOB: 2 BB: 0 P: 8	R: 0 E: 0 K: 1 S: 6 H: 1 LOB: 1 BB: 0 P: 6	R: 1 E: 0 K: 1 S: 7 H: 2 LOB: 1 BB: 0 P: 9	R: 0 E: 0 K: 0 S: 4 H: 1 LOB: 1 BB: 0 P: 4	R: 0 E: 0 K: 1 S: 5 H: 0 LOB: 0 BB: 0 P: 5	R: 1 E: 1 K: 1 S: 7 H: 3 LOB: 1 BB: 0 P: 7	R: 0 E: 0 K: 0 S: 3 H: 0 LOB: 0 BB: 0 P: 3	1B: 7 2B: 3 3B: 0 HR: 0 SF: 0 SAC: 0 DP: 1 HBP: 0						

PITCHER		IP	WLS	BF	H	R	ER	SO	BB	IBB	HBP	BLK	WP	HR	S	P	ERA	WHIP
33 James Shields, R ERA: 2.79	(1, 1)	3.0	W	11	3	0	0	2	0	0	0	0	0	0	15	16	0.00	1.000
59 Kevin Quackenbush, R ERA: 3.72	(4, 1)	1.0		4	1	0	0	1	0	0	0	0	0	0	6	6	0.00	1.000
98 Zack Segovia, R ERA: 5.4	(5, 1)	1.0		5	2	1	1	1	0	0	0	0	1	0	7	9	9.00	2.000
37 Brandon Maurer, R ERA: 3.86	(6, 1)	1.0		4	1	0	0	0	0	0	0	0	0	0	4	4	0.00	1.000
53 Joaquín Benoit, R ERA: 2.35	(7, 1)	1.0		3	0	0	0	1	0	0	0	0	0	0	5	5	0.00	0.000

PITCHER		IP	WLS	BF	H	R	ER	SO	BB	IBB	HBP	BLK	WP	HR	S	P	ERA	WHIP
44 Dale Thayer, R ERA: 4.0	(8, 1)	1.0		5	3	1	1	1	0	0	0	0	0	0	7	7	9.00	3.000
56 Shawn Kelley, R ERA: 3.72	(9, 1)	1.0		3	0	0	0	0	0	0	0	0	0	0	3	3	0.00	0.000

BOTTOM

San Diego Padres @ Chicago White Sox

Camelback Ranch, Glendale, AZ

Wed Apr 01 2015, 4:07 PM - 6:38 PM EDT

Att. 2,725 - Partly Cloudy - 86 F

livebaseballscorecards.com

AB	35
R	2
H	10
RBI	2
BB	0
SO	6
LOB	9

1B: 7	SF: 0	WP: 1	PA: 35
2B: 3	SAC: 0	PB: 0	
3B: 0	DP: 1	SB: 1	
HR: 0	HBP: 0	CS: 0	

Batter	1	2	3	4	5	6	7	8	9	AB	R	H	RBI	BB	SO	LOB
1 Adam Eaton, L (1, 8) OBP: 0.441, SLG: 0.340	C B B B F B 4-2 10 1B 10 1B BB		C FF 96 B CH 86 B CH 88 C SI 96 B SL 88 F CH 89 X CH 90 3-2 ③ F7		B SL 80 B FF 97 F FF 98 F FF 99 H FF 98 3-2 HBP		X SI 85 0-0 15 BB 1-2 2-H 1B		C SI 93 X 0-1 ② G3 1-2	2	0	1	1	1	0	0
43 Dan Jennings, L (7, 1)										0	0	0	0	0	0	0
5 Yolmer Sánchez, S (9, PH) OBP: 0.489, SLG: 0.425										1	0	0	0	0	0	1
53 Melky Cabrera, S (1, 7) OBP: 0.348, SLG: 0.390	X 0-0 ① L7			B CH 92 B SI 93 B SL 86 X SI 95 3-0 79 1B 26 1B 1B	1 SAFE 1 SAFE 1 SAFE C FF 97 1 SAFE B CH 87 B FA 88 F FF 97 X 2-2 ③ G3		C CU 72 B SI 84 S CH 76 B CU 72 B CU 73 F SI 85 B CU 72 4-2 1-2 2-3 BB		B C B SI 93 S SL 83 X SL 84 2-2 2-3 1B	3	1	1	0	0	0	2
57 Zach Putnam, R (5, 1)										0	0	0	0	0	0	0
15 Gordon Beckham, R (6, 5) OBP: 0.288, SLG: 0.350										1	0	1	0	1	0	0
79 José Abreu, R (1, 3) OBP: 0.516, SLG: 0.678	C F C 0-3 ② K			F FF 95 S CH 90 B FF 99 F SL 85 X CH 92 1-2 12 G3 26 1B 1-2 1B		F X 0-1 ① G6-3	S CU 72 S SI 84 B CU 73 T CH 78 1-2 ③ K		S SI 92 F SL 86 D C FF 94 1-3 ③ K	3	0	1	0	0	1	1
51 Kyle Drabek, R (6, 1)										0	0	0	0	0	0	0
58 Geovany Soto, R (7, PH) OBP: 0.419, SLG: 0.441										2	0	0	0	0	2	5
(7, 2)																
10 Alexei Ramirez, R (1, 6) OBP: 0.309, SLG: 0.375	1 SAFE B X 1-0 ③ 1-H 1B			B SL 86 C FF 99 S SI 98 B SI 98 X CH 90 2-2 ① L7		X SI 94 0-0 ② G5-3		S FF 94 B SL 86 F SL 88 B SL 88 B FF 96 B SL 88 4-2 BB		3	0	1	0	1	0	2
Tim Anderson, R (8, PR) OBP: 0.143, SLG: 0.143										0	0	0	0	0	0	0
(8, 6)																
26 Avisaíl García, R (1, 9) OBP: 0.370, SLG: 0.456		C SI 93 B SI 93 F FF 95 X CH 89 1-2 ① G5-3		X SL 86 0-0 12 G3 1-2 2-H 1B		F FF 98 B FF 97 F FF 96 T FF 97 1-2 ③ K		S FF 97 F FF 96 F SL 86 F FF 97 B SL 86 S SL 86 1-3 ① K		4	0	1	1	0	2	1
Courtney Hawkins, R (8, 7) OBP: 0.429, SLG: 0.853										0	0	0	0	0	0	0
12 Conor Gillaspie, L (1, 5) OBP: 0.242, SLG: 0.250		B FF 95 B SI 94 F CH 86 F FF 95 X 2-2 ② G3-1		F SI 96 B FF 98 X CH 88 1-1 ② G3 1-2 2-3			B FF 92 X 1-0 ① F8	C FF 96 B FF 96 F SL 89 F FF 96 F FF 96 B SL 85 S FF 96 2-3 ② K		4	0	0	0	0	1	3
(6, 3)																
21 Tyler Flowers, R (1, 2) OBP: 0.302, SLG: 0.490		B FF 95 S S B B S 3-3 ③ K		X FF 95 0-0 ③ G6-3			F SI 84 B SI 84 X 1-1 ② G5-3	S SL 87 B FF 97 B FF 96 F FF 97 D FF 96 F FF 98 F SL 88 X FF 96 3-2 ③ L8		3	0	0	0	0	1	2
88 Engel Beltre, L (7, 7) OBP: 0.179, SLG: 0.115										1	0	0	0	0	0	1
(8, 9)																
7 Micah Johnson, L (1, 4) OBP: 0.391, SLG: 0.475			C CH 93 C SI 94 S SL 86 0-3 ① K		F FF 92 X 0-1 ① G4-3		B SI 84 X 1-0 20 1B 1 1B 1B		B SI 93 B SI 92 B SI 92 C FF 93 B FF 93 4-1 20 FC4-6 BB	3	1	1	0	1	1	0
62 Jose Quintana, R (1, 1) OBP: 0.500, SLG: 0.500			F FF 95 X 0-1 ② G4-3		S FF 94 F FF 96 B CH 89 X 1-2 ② G4-3		S SI 84 B CH 76 S X CU 74 1-2 15 BB 1 1B 1-2 1B		C SI 92 F FF 94 D SL 86 F SL 84 D SL 86 B SI 93 X FF 93 3-2 ① FC4-6 15 1B 5 G3 1-2f	0	0	0	0	0	0	0
64 Emilio Bonifacio, S (3, PH) OBP: 0.230, SLG: 0.222										1	0	0	0	0	0	0
34 Matt Albers, L (3, 1)										0	0	0	0	0	0	0
20 JB Shuck, L (5, PH) OBP: 0.388, SLG: 0.435										3	0	1	0	0	0	1
(5, 7)																
(7, 8)																

TOP

Chicago White Sox @ Arizona Diamondbacks

Salt River Fields at Talking Stick, Scottsdale, AZ

Thu Apr 02 2015, 3:12 PM - 6:30 PM EDT

Att. 8,504 - Cloudy - 81 F

livebaseballscorecards.com

AB	34
R	2
H	8
RBI	2
BB	4
SO	8
LOB	19

Inning Stats	1	2	3	4	5	6	7	8	9
	R: 0 E: 0 K: 1 S: 8	H: 1 LOB: 2 BB: 1 P: 13	R: 0 E: 0 K: 1 S: 9	H: 0 LOB: 0 BB: 0 P: 15	R: 0 E: 0 K: 1 S: 9	H: 0 LOB: 0 BB: 0 P: 12	R: 1 E: 0 K: 0 S: 12	H: 3 LOB: 2 BB: 0 P: 19	R: 0 E: 0 K: 0 S: 10	H: 0 LOB: 1 BB: 0 P: 16
	R: 0 E: 0 K: 1 S: 6	H: 0 LOB: 0 BB: 0 P: 7	R: 1 E: 0 K: 1 S: 14	H: 3 LOB: 3 BB: 1 P: 23	R: 0 E: 0 K: 2 S: 17	H: 0 LOB: 1 BB: 1 P: 27	R: 0 E: 0 K: 1 S: 13	H: 1 LOB: 2 BB: 1 P: 23		

PITCHER		IP	WLS	BF	H	R	ER	SO	BB	IBB	HBP	BLK	WP	HR	S	P	ERA	WHIP	PITCHER		IP	WLS	BF	H	R	ER	SO	BB	IBB	HBP	BLK	WP	HR	S	P	ERA	WHIP
12 Rubby De La Rosa, R ERA: 3.15	(1, 1)	6.0	W	23	4	1	1	4	1	0	1	0	0	0	54	82	1.50	0.833																			
59 Oliver Pérez, L ERA: 2.45	(7, 1)	0.1		1	0	0	0	0	0	0	0	0	0	0	1	2	0.00	0.000																			
29 Brad Ziegler, R ERA: 5.4	(7, 1)	0.2		6	3	1	1	1	1	0	0	0	0	0	13	21	13.50	6.000																			
63 Enrique Burgos, R ERA: 1.54	(8, 1)	1.0		4	0	0	0	2	1	0	0	0	0	0	17	27	0.00	1.000																			
43 Addison Reed, R ERA:	(9, 1)	1.0		5	1	0	0	1	1	0	0	0	0	0	13	23	0.00	2.000																			

1B: 8	SF: 0
2B: 0	SAC: 0
3B: 0	DP: 0
HR: 0	HBP: 1

WP: 0	PA: 39
PB: 0	
SB: 0	
CS: 0	

Batter	1	2	3	4	5	6	7	8	9	AB	R	H	RBI	BB	SO	LOB
11 AJ Pollock, R (1, 8) OBP: 0.414, SLG: 0.523	C B B X 2-1 44 2B 1B	F FF 91 B FF 89 B FF 90 X 2-1 1-H 16 2B 1B		C FF 87 B S F X 1-2 ① G5-3		C FF 94 S FC 91 F FC 91 X 0-2 16 E 7 SF9 2B	B SL 83 B SL 84 B SL 85 B FF 92 4-0 7 WP BB			3	2	2	1	0	0	0
5 Ender Inciarte, L (5, 8) OBP: 0.414, SLG: 0.429										1	1	1	0	1	0	0
Breland Almadova, R (9, 8) OBP: 0.333, SLG: 0.667										0	0	0	0	0	0	0
16 Chris Owings, R (1, 4) OBP: 0.256, SLG: 0.366	1 SAFE C FF 90 F CH 85 S FF 90 0-3 ① K	F FF 90 S FF 92 B FF 90 X FF 91 1-2 44 2B 2-H 2B		S F FF 89 X SL 88 0-2 44 L3-4 2B		D SL 90 S FF 93 F SL 90 F SI 92 X SL 86 1-2 E3 7 SF9 31 BB 24 1B 2-3	C FF 92 S SL 84 F SL 84 F SL 83 B FF 94 F SL 85 S SL 85 1-3 ② K 1-2			4	1	2	1	0	1	2
7 Ryan Gebhardt, R (6, PR) (7, 4)										1	1	0	0	0	1	1
44 Paul Goldschmidt, R (1, 3) OBP: 0.385, SLG: 0.481	C FF 92 F FF 91 F FF 90 F CU 81 B FF 92 1 SAFE X CU 81 1-2 1-H 2B	B FF 91 C FF 91 X FF 90 1-1 15 2B 2-H 2B		F FF 90 B FF 90 C SL 82 B SI 91 X FF 90 2-2 ② L3-4 ③ 2-2		B SI 91 F SL 90 D SI 91 T SL 89 C FF 92 2-3 ① K	S SL 84 D SL 85 X FF 92 1-1 ③ G3-1			3	1	2	2	0	0	1
34 Rudy Flores, L (5, 3) OBP: 0.286, SLG: 0.167										2	0	0	0	0	1	3
15 Mark Trumbo, R (1, 9) OBP: 0.418, SLG: 0.692	F CU 81 S CH 86 B FF 92 D CU 81 F CU 80 C FF 93 2-3 ② K	F FF 91 X CU 79 0-1 2-H 2B			C FS 85 B FF 88 C FF 87 B FS 85 X 2-2 ① F8	F SI 91 F SL 89 D SL 87 B FF 92 D SL 90 F FF 91 F SL 90 B FF 91 4-2 24 1B 9 1B 1-2 BB		B FF 90 X 1-0 ① L5		3	0	1	1	0	1	1
31 Jordan Pacheco, R (6, 5) OBP: 0.436, SLG: 0.400										1	1	0	0	1	0	0
7 Cody Ross, R (1, 7) OBP: 0.340, SLG: 0.333	S FF 92 B SI 92 S CU 80 F F CH 86 X SL 79 1-2 ③ F7	X FF 90 0-0 ③ G5-3			B FF 88 T FS 85 F FS 85 B FF 88 X FF 88 2-2 9 1B 13 1B 1B	X SL 90 0-0 ② SF9 2-3 3-H		C FF 92 X FF 84 0-1 ② G4-3		3	1	1	1	0	0	2
60 Blake Lalli, L (7, 2) OBP: 0.345, SLG: 0.400										1	0	0	0	0	0	0
24 Yasmany Tomás, R (1, 5) OBP: 0.324, SLG: 0.439		B FF 90 X 1-0 ① L3	B B FF 88 B FF 89 F FF 88 X 3-1 ① L9		F FS 85 C FF 88 S FS 85 0-3 ② K	B SI 93 S SI 91 X SL 88 1-1 9 1B 9 WP 1-3 3-H 1B		B FF 92 C SL 84 B FF 86 F FF 91 B SL 84 S SL 84 3-3 ③ K2-3		4	0	1	1	0	1	1
(6, 9)																
52 Todd Glaesmann, R (8, 9)										1	0	0	0	0	1	0
9 Tuffy Gosewisch, R (1, 2) OBP: 0.391, SLG: 0.405		F FF 90 B CH 85 B CU 78 B SI 84 F FF 90 X FF 91 3-2 13 WP 13 1B 1B	S SL 87 S SL 88 B FF 89 X FF 90 1-2 1B		S FF 87 B FF 88 S FF 87 B FF 88 B FS 85 X FF 88 3-2 13 1B 1-3 1B	S FF 91 B SI 90 D SL 86 B SL 89 F SI 90 X 3-2 1-3 3-H 1B				4	1	4	1	0	0	0
11 Tom Belza, L (7, 7) OBP: 0.250, SLG: 0.250										0	0	0	0	0	0	0
13 Nick Ahmed, R (1, 6) OBP: 0.350, SLG: 0.431		F CU 79 C FF 90 D SI 83 1 SAFE B SI 81 B FF 90 X 3-2 11 S 11 1B 1-H 1B	C SL 88 F SI 88 D SL 84 S SI 88 1-3 ② K		F FS 84 X FS 85 0-1 1-2 3-H 1B	S FF 91 B FF 90 B CU 76 D FF 90 X FF 90 3-1 ③ F7				4	1	2	2	0	1	3
59 Oliver Pérez, L (7, 1)										0	0	0	0	0	0	0
29 Brad Ziegler, R (7, 1)										0	0	0	0	0	0	0
63 Enrique Burgos, R (8, 1)										0	0	0	0	0	0	0
43 Addison Reed, L (9, 1)										0	0	0	0	0	0	0
12 Rubby De La Rosa, R (1, 1)		C FF 89 L FF 91 L FF 91 0-3 ② K	S FF 89 C S SL 80 0-3 ③ K		S FF 88 F FS 85 B FF 88 F FS 85 F FS 84 X FF 92 1-2 ③ G6-3		B FF 91 S FF 92 X 1-1 ① G5-3			3	0	0	0	0	2	4
3 Alvaro Rondon, L (7, 6)										1	0	0	0	0	0	0
Inning Stats	R: 1 E: 0 K: 2 S: 19 H: 2 LOB: 1 BB: 0 P: 25	R: 5 E: 0 K: 1 S: 20 H: 6 LOB: 1 BB: 0 P: 31	R: 0 E: 0 K: 2 S: 11 H: 1 LOB: 1 BB: 0 P: 16	R: 0 E: 0 K: 0 S: 10 H: 1 LOB: 0 BB: 0 P: 13	R: 1 E: 0 K: 1 S: 19 H: 3 LOB: 2 BB: 0 P: 27	R: 3 E: 1 K: 1 S: 23 H: 3 LOB: 2 BB: 1 P: 37	R: 0 E: 0 K: 1 S: 10 H: 0 LOB: 1 BB: 1 P: 17	R: 0 E: 0 K: 1 S: 6 H: 0 LOB: 0 BB: 0 P: 10		1B: 10 2B: 7 3B: 0 HR: 0 SF: 1 SAC: 0 DP: 1 HBP: 0					WP: 3 PB: 0 SB: 1 CS: 0 PA: 42	

PITCHER		IP	WLS	BF	H	R	ER	SO	BB	IBB	HBP	BLK	WP	HR	S	P	ERA	WHIP
62 Jose Quintana, L ERA: 4.94	(1, 1)	2.0	L	14	8	6	6	3	0	0	0	0	1	0	39	56	27.00	4.000
34 Matt Albers, R ERA: 4.0	(3, 1)	2.0		7	2	0	0	2	0	0	0	0	0	0	21	29	0.00	1.000
57 Zach Putnam, R ERA: 9.35	(5, 1)	1.0		6	3	1	1	1	0	0	0	0	0	0	19	27	9.00	3.000
51 Kyle Drabek, R ERA: 1.93	(6, 1)	1.0		8	3	3	0	1	1	0	0	0	1	0	23	37	0.00	4.000
43 Dan Jennings, L ERA: 2.16	(7, 1)	2.0		7	0	0	0	2	1	0	0	0	1	0	16	27	0.00	0.500

PITCHER	IP	WLS	BF	H	R	ER	SO	BB	IBB	HBP	BLK	WP	HR	S	P	ERA	WHIP

BOTTOM

Chicago White Sox @ Arizona Diamondbacks

Salt River Fields at Talking Stick, Scottsdale, AZ

Thu Apr 02 2015, 3:12 PM - 6:30 PM EDT

Att. 8,504 - Cloudy - 81 F

livebaseballscorecards.com

AB	39
R	10
H	16
RBI	10
BB	2
SO	9
LOB	18

Chicago White Sox @ Charlotte Knights

BB&T Ballpark, Charlotte, NC

Fri Apr 03 2015, 6:09 PM - 8:54 PM EDT

Att. 10,556 - Partly Cloudy - 81 F

TOP

livebaseballscorecards.com

Batter	1	2	3	4	5	6	7	8	9	AB	R	H	RBI	BB	SO	LOB
1 Adam Eaton, L (1, 8) OBP: 1.000, SLG: 2.000	B B B B 4-0 53 S BB		X 0-0 53 1B 2B			S S S 0-3 K2-3		S S S 0-3 K		1	1	1	0	1	0	0
64 Emilio Bonifácio, S (4, 8)										2	0	0	0	0	2	0
53 Melky Cabrera, S (1, 7) OBP: 0.500, SLG: 0.500	C X 0-1 F7 1-2		X 0-0 79 G6-4-3 2-H 1B			X 0-0 25 FC6 1B		S S S 0-3 K		2	0	1	1	0	0	1
20 JB Shuck, L (4, 7) OBP: 1.000, SLG: 1.000										1	0	1	0	0	0	0
Courtney Hawkins, R (7, 7)										1	0	0	0	0	1	0
79 José Abreu, R (1, 3)	X 0-0 G5-3		X 0-0 G6-4-3 1-2f			X 0-0 L6		S S S 0-3 K2-3		3	0	0	0	0	0	3
Dan Black, S (6, 3)										1	0	0	0	0	1	0
25 Adam LaRoche, L (1, 10)	X 0-0 F7			X 0-0 F7		X 0-0 FC6 1-2f			X 0-0 2B	3	0	0	0	0	0	2
44 George Kottaras, L (9, PH) OBP: 1.000, SLG: 2.000										0	1	0	0	0	0	0
10 Alexei Ramirez, R (1, 6) OBP: 0.500, SLG: 1.000		X 0-0 2B		X 0-0 P2			B B B B 4-0 7 1B BB		S S S 0-3 K	2	0	1	0	0	0	0
15 Gordon Beckham, R (5, 6)										0	0	0	0	1	0	0
Tim Anderson, R (7, 6)										1	0	0	0	0	1	1
26 Avisaíl García, R (1, 9)		S S S 0-3 K		X 0-0 G3			X 0-0 1-2 1B		X 0-0 86 L3 2-H 1B	2	0	0	0	0	1	1
88 Engel Beltre, L (5, 9) OBP: 1.000, SLG: 1.000										0	0	0	0	0	0	0
94 Jason Coats, R (9, PH) OBP: 1.000, SLG: 1.000										1	0	1	1	0	0	0
12 Conor Gillaspie, L (1, 5) OBP: 0.500, SLG: 0.500		S S S 0-3 K			X 0-0 21 G5-4-3 1B		S S S 0-3 K		X 0-0 L3 1-1	2	0	1	0	0	1	1
86 Trey Michalczewski, S (5, 5)										2	0	0	0	0	1	3
21 Tyler Flowers, R (1, 2)	X 0-0 L4				X 0-0 G5-4-3 1-2f		X 0-0 P4			2	0	0	0	0	0	2
58 Geovany Soto, R (5, 2)										0	0	0	0	0	0	0
7 Micah Johnson, L (1, 4)			X 0-0 G5-3		S S S 0-3 K2-3		S S S 0-3 K			0	0	0	0	0	0	0
5 Yolmer Sánchez, S (5, 4)										1	0	0	0	0	1	2
Inning Stats	R: 0 E: 0 K: 0 S: 4 H: 0 LOB: 1 BB: 1 P: 8	R: 0 E: 0 K: 2 S: 8 H: 1 LOB: 1 BB: 0 P: 8	R: 1 E: 0 K: 0 S: 4 H: 2 LOB: 0 BB: 0 P: 4	R: 0 E: 0 K: 0 S: 3 H: 0 LOB: 0 BB: 0 P: 3	R: 0 E: 0 K: 1 S: 5 H: 1 LOB: 0 BB: 0 P: 5	R: 0 E: 0 K: 1 S: 6 H: 1 LOB: 1 BB: 0 P: 6	R: 0 E: 0 K: 2 S: 8 H: 1 LOB: 2 BB: 1 P: 12	R: 0 E: 0 K: 3 S: 9 H: 0 LOB: 0 BB: 0 P: 9	R: 1 E: 0 K: 1 S: 6 H: 2 LOB: 0 BB: 0 P: 6	1B: 5 2B: 4 3B: 0 HR: 0	SF: 0 SAC: 0 DP: 3 HBP: 0						

	AB	27
	R	2
	H	6
	RBI	2
	BB	2
	SO	9
	LOB	16

PITCHER		IP	WLS	BF	H	R	ER	SO	BB	IBB	HBP	BLK	WP	HR	S	P	ERA	WHIP
28 Shawn Haviland, R ERA: 2.25	(1, 1)	4.0	W	15	3	1	1	2	1	0	0	0	0	0	19	23	2.25	1.000
43 Junior Guerra, R ERA:	(5, 1)	0.0		0	0	0	0	0	0	0	0	0	0	0	0	0	∞	∞
13 Jarrett Casey, L ERA:	(7, 1)	0.0		0	0	0	0	0	0	0	0	0	0	0	0	0	∞	∞
40 Daniel Webb, R ERA: 6.75	(8, 1)	1.1		5	2	1	1	2	0	0	0	0	0	0	9	9	6.75	1.500

PITCHER	IP	WLS	BF	H	R	ER	SO	BB	IBB	HBP	BLK	WP	HR	S	P	ERA	WHIP

BOTTOM

Chicago White Sox @ Charlotte Knights

BB&T Ballpark, Charlotte, NC

Fri Apr 03 2015, 6:09 PM - 8:54 PM EDT

Att. 10,556 - Partly Cloudy - 81 F

livebaseballscorecards.com

Batter	1	2	3	4	5	6	7	8	9	AB	R	H	RBI	BB	SO	LOB
8 Tyler Saladino, R (1, 6) OBP: 0.667, SLG: 0.500 Drew Garcia, S (6, PH) OBP: 0.500, SLG: 0.500 (7, 6)	BBBB 4-0 24 E 24 S 6 G4-3 BB		X 0-0 24 HR 1B	X 0-0 ③ G1-3		X 0-0 2-H 1B		SSS 0-3 ① K		2 2 1 0 1 0 1 2 0 1 1 0 1 0						
24 Leury García, S (1, 9) OBP: 0.800, SLG: 1.667	BX 1-0 FC1 6 G4-3 6 S 1-3		BBBCX 3-1 1-H HR		BBBB 4-0 6 HR BB	X 0-0 1-3 1B		BBBB 4-0 BB		3 2 2 2 2 0 1						
6 Neftali Soto, R (1, 3) OBP: 0.200, SLG: 0.800	BX 1-0 ① G4-3 1-3 3-H		X 0-0 ② G4-3		CX 0-1 1-H HR	SSS 0-3 ③ K		SSS 0-3 ② K		5 0 1 3 0 2 4						
22 Matt Davidson, R (1, 5) OBP: 0.200, SLG: 0.200	SSS 0-3 ② K		X 0-0 ③ G5-3		CCC 0-3 ① K	X 0-0 15 1B 18 1B 15 E 1B		SSS 0-3 ③ K		5 1 1 0 0 3 2						
18 Matt Tuiasosopo, R (1, 10) OBP: 0.500, SLG: 0.333	X 0-0 ③ G6-3			BBBB 4-0 BB	CCC 0-3 ② K	X 0-0 1-2 1B				3 0 1 0 1 1 1						
32 Kevan Smith, R (1, 2) 25 Brett Austin, S (5, PH) (6, 2)		CCC 0-3 ① K		SSS 0-3 ① K	SSS 0-3 ③ K2-3		SSS 0-3 ① K			2 0 0 0 0 2 1 2 0 0 0 0 2 2						
15 Trayce Thompson, R (1, 8) OBP: 0.750, SLG: 0.750		X 0-0 9 CS 1B	X 0-0 ② G1-3 1-2			X 0-0 9 2B 17 L7-2 1B	X 0-0 E5 9 G3-1 1-3 2-H 1B			4 0 3 0 0 0 1						
9 Jared Mitchell, L (1, 7) OBP: 0.500, SLG: 1.500		1 SAFE SSS 0-3 ②③ K 1-2	BBBCFX 3-2 2-H HR			X 0-0 1-3 1B 2B	X 0-0 ② G3-1 1-2 3-H			4 2 2 3 0 1 2						
17 Juan Diaz, L (1, 4) OBP: 0.250, SLG: 0.500			X 0-0 ① G1-3	X 0-0 2B		X 0-0 ①② L7-2 3-H	X 0-0 ③ G1-3			4 0 1 0 0 0 3						
Inning Stats	R: 1 E: 1 K: 1 S: 6 H: 0 LOB: 1 BB: 1 P: 12	R: 0 E: 0 K: 2 S: 7 H: 1 LOB: 0 BB: 0 P: 7	R: 2 E: 0 K: 0 S: 6 H: 2 LOB: 0 BB: 0 P: 9	R: 2 E: 0 K: 1 S: 9 H: 2 LOB: 1 BB: 1 P: 16	R: 2 E: 0 K: 3 S: 11 H: 1 LOB: 0 BB: 1 P: 15	R: 1 E: 0 K: 1 S: 8 H: 4 LOB: 2 BB: 0 P: 8	R: 2 E: 1 K: 1 S: 8 H: 3 LOB: 1 BB: 0 P: 8	R: 0 E: 0 K: 3 S: 9 H: 0 LOB: 1 BB: 1 P: 13		1B: 8 2B: 3 3B: 0 HR: 3	SF: 0 SAC: 0 DP: 1 HBP: 0					

	AB	36
	R	7
	H	13
	RBI	9
	BB	4
	SO	12
	LOB	18

WP: 0 PB: 0 SB: 2 CS: 1 PA: 40

PITCHER		IP	WLS	BF	H	R	ER	SO	BB	IBB	HBP	BLK	WP	HR	S	P	ERA	WHIP
50 John Danks, L ERA: 9.0	(1, 1)	4.0	L	19	5	5	4	4	2	0	0	0	0	2	28	44	9.00	1.750
63 Jairo Asencio, R ERA: 18.0	(5, 1)	1.0		5	1	2	2	3	1	0	0	0	0	1	11	15	18.00	2.000
41 Javy Guerra, R ERA: 9.0	(6, 1)	1.0		6	4	1	1	1	0	0	0	0	0	0	8	8	9.00	4.000
33 Zach Duke, L ERA: 9.0	(7, 1)	1.0		6	3	2	1	1	0	0	0	0	0	0	8	8	9.00	3.000
Brian Clark, L ERA:	(8, 1)	1.0		4	0	0	0	3	1	0	0	0	0	0	9	13	0.00	1.000

PITCHER	IP	WLS	BF	H	R	ER	SO	BB	IBB	HBP	BLK	WP	HR	S	P	ERA	WHIP

Chicago White Sox @ Kansas City Royals

Kauffman Stadium, Kansas City, MO

Mon Apr 06 2015, 3:16 PM - 6:04 PM CDT

Att. 40,085 - Drizzle - 59 F

livebaseballscorecards.com

TOP

Batter	1	2	3	4	5	6	7	8	9	AB	R	H	RBI	BB	SO	LOB
1 Adam Eaton, L (1, 8) OBP: 0.250, SLG: 0.250	B B B C C X 3-2 ① G4-3		T X 0-1 ② F8			B 1 SAFE 1 SAFE S B F X 2-2 ① ② G3 1-2			C X 0-1 53 G4-6-3 1B	4	0	1	0	0	0	1
53 Melky Cabrera, S (1, 7) OBP: 0.250, SLG: 0.250	F F B X 1-2 79 G5-4-3 1B		C X 0-1 ③ G3-1			B F X 1-1 ③ G3-1			C X 0-1 ① ② G4-6-3 1-2f	4	0	1	0	0	0	1
79 José Abreu, R (1, 3) OBP: 0.500, SLG: 1.333	X 0-0 ② ③ G5-4-3 1-2f			F S X 0-2 ① F9			B B X 2-0 HR		B B B F B 4-1 BB	3	1	1	1	1	0	1
25 Adam LaRoche, L (1, 10)		X 0-0 ① F7		C F B S 1-3 ② K			B B F B S S 3-3 ① K		B B F X 2-1 ③ P6	4	0	0	0	0	2	1
26 Avisaíl García, R (1, 9)		C T H 1-2 12 2B HBP		B B C X 2-1 ③ G5-3			X 0-0 ② G6-3			2	0	0	0	0	0	0
10 Alexei Ramirez, R (1, 6)		C X 0-1 ② L7			F S X 0-2 ① L6		B X 1-0 ③ F8			3	0	0	0	0	0	1
12 Conor Gillaspie, L (1, 5) OBP: 0.667, SLG: 1.000		B X 1-0 1-3 2B			B S B B F B 4-2 21 G4-6-3 BB			C B F B B X 3-2 ① G3-1		2	0	1	0	1	0	0
21 Tyler Flowers, R (1, 2) 20 JB Shuck, L (8, PH) 58 Geovany Soto, R (8, 2)		B C S S 1-3 ③ K2-3			C C X 0-2 ② ③ G4-6-3 1-2f			B C F B X 2-2 ② G6-3		2 1 0	0 0 0	0 0 0	0 0 0	0 0 0	1 0 0	3 0 0
7 Micah Johnson, L (1, 4) OBP: 0.333, SLG: 0.333			B S S B B F F F F 3-2 ① F8			B F X 1-1 1 G3 1B		B C C X 1-2 ③ G1-3		3	0	1	0	0	0	0
Inning Stats	R: 0 E: 0 K: 0 S: 7 H: 1 LOB: 0 BB: 0 P: 11	R: 0 E: 0 K: 1 S: 9 H: 1 LOB: 2 BB: 0 P: 12	R: 0 E: 0 K: 0 S: 14 H: 0 LOB: 0 BB: 0 P: 17	R: 0 E: 0 K: 1 S: 8 H: 0 LOB: 0 BB: 0 P: 11	R: 0 E: 0 K: 0 S: 9 H: 0 LOB: 0 BB: 1 P: 13	R: 0 E: 0 K: 0 S: 7 H: 1 LOB: 0 BB: 0 P: 11	R: 1 E: 0 K: 1 S: 6 H: 1 LOB: 0 BB: 0 P: 12	R: 0 E: 0 K: 0 S: 9 H: 0 LOB: 0 BB: 0 P: 15	R: 0 E: 0 K: 0 S: 7 H: 1 LOB: 1 BB: 1 P: 13	1B: 3 2B: 1 3B: 0 HR: 1 SF: 0 SAC: 0 DP: 3 HBP: 1						

	AB	28
	R	1
	H	5
	RBI	1
	BB	2
	SO	3
	LOB	8

WP: 0 PB: 0 SB: 0 CS: 0 PA: 31

PITCHER		IP	WLS	BF	H	R	ER	SO	BB	IBB	HBP	BLK	WP	HR	S	P	ERA	WHIP
30 Yordano Ventura, R ERA: 1.5	(1, 1)	6.0	W	21	4	1	1	2	1	0	1	0	0	1	55	78	1.50	0.833
40 Kelvin Herrera, R ERA:	(7, 1)	1.0	H	3	0	0	0	1	0	0	0	0	0	0	5	9	0.00	0.000
17 Wade Davis, R ERA:	(8, 1)	1.0		3	0	0	0	0	0	0	0	0	0	0	9	15	0.00	0.000
46 Ryan Madson, R ERA:	(9, 1)	1.0		4	1	0	0	0	1	0	0	0	0	0	7	13	0.00	2.000

PITCHER	IP	WLS	BF	H	R	ER	SO	BB	IBB	HBP	BLK	WP	HR	S	P	ERA	WHIP

Batter	1	2	3	4	5	6	7	8	9	AB	R	H	RBI	BB	SO	LOB
2 Alcides Escobar, R (1, 6) OBP: 0.600, SLG: 0.750	C F X 0-2 ① F9		F B F F F B X 2-2 8 SH3 6 1B 2B		C B X 1-1 ① F7		B B B B 4-0 6 G6-3 8 BB 4 1B BB	C F B X 1-2 6 G6-4-3 8 1B 35 1B 1B		4	3	2	0	1	0	0
8 Mike Moustakas, L (1, 5) OBP: 0.750, SLG: 1.667	C B F F F B S 2-3 ② K		X 0-0 ① SH3 2-3		C B X 1-1 HR		1 SAFE B C 1 B B B 4-1 6 G6-3 4 1B 1-2 BB	B F C X 1-2 6 G6-4-3 1-2 1B		3	2	2	1	1	1	0
6 Lorenzo Cain, R (1, 8) OBP: 0.400, SLG: 0.250	B X 1-0 ③ P6		S B X 1-1 35 G3 35 S 25 WP 3-H 1B		H 1-0 35 G4-3 HBP		X 0-0 ① G6-3 1-2 2-3	D F C X 1-2 ① ② G6-4-3 1-2f 2-3		4	1	1	1	0	0	4
35 Eric Hosmer, L (1, 3) OBP: 0.200, SLG: 0.200		B B T S X 2-2 ① G3	1 SAFE B 1 SAFE C B C X 2-2 ② G3 1-3		1 SAFE X 0-0 ② G4-3 1-2		C B S S 1-3 ② K	S X 0-1 25 2B 3-H 1B		5	0	1	1	0	1	4
25 Kendrys Morales, S (1, 10) OBP: 0.800, SLG: 1.000		F B F B F B F B 4-2 15 FC1-4 4 HBP 13 2B BB	C B B B B 4-1 3-H BB		X 0-0 ③ F7		I I I I 4-0 4 1B 15 HR IBB	F X 0-1 1-3 2B		2	2	1	0	3	0	1
4 Alex Gordon, L (1, 7) OBP: 0.400, SLG: 0.250		F H 1-1 15 FC1-4 1-2 HBP	C B C X 1-2 ③ F8			X 0-0 ① G4-3	C B F B X 2-2 15 HR 1-3 2-H 3-H 1B	D B F S S 2-3 ③ K		4	1	1	2	0	1	3
15 Alex Rios, R (1, 9) OBP: 0.750, SLG: 1.500		B B S B X 3-1 ② FC1-4 13 2B 1-2f 2-3		C X 0-1 13 F9-3 1B		B F B F F X 2-2 13 S 1B	B B C 1 D X SAFE 3-1 1-H 3-H HR			4	1	3	3	0	0	2
13 Salvador Perez, R (1, 2) OBP: 0.500, SLG: 0.750		X 0-0 1-3 3-H 2B	C X 0-1 ① ② F9-3 1-1			C X 0-1 ② F8 1-2	C B X 1-1 1B			4	0	2	1	0	0	2
14 Omar Infante, R (1, 4)		B X 1-0 ③ F8	X 0-0 ③ F7			B B B C X 3-1 ③ L5	C X 0-1 ③ F8			4	0	0	0	0	0	4
Inning Stats	R: 0 E: 0 K: 1 S: 9 H: 0 LOB: 0 BB: 0 P: 12	R: 1 E: 0 K: 0 S: 12 H: 1 LOB: 2 BB: 1 P: 23	R: 2 E: 0 K: 0 S: 15 H: 2 LOB: 1 BB: 1 P: 25	R: 0 E: 0 K: 0 S: 5 H: 1 LOB: 0 BB: 0 P: 5	R: 1 E: 0 K: 0 S: 6 H: 1 LOB: 1 BB: 0 P: 9	R: 0 E: 0 K: 0 S: 9 H: 1 LOB: 1 BB: 0 P: 14	R: 5 E: 0 K: 1 S: 14 H: 3 LOB: 1 BB: 3 P: 33	R: 1 E: 0 K: 1 S: 16 H: 4 LOB: 2 BB: 0 P: 21		1B: 8 2B: 4 3B: 0 HR: 2	SF: 0 SAC: 1 DP: 2 HBP: 2					

PITCHER		IP	WLS	BF	H	R	ER	SO	BB	IBB	HBP	BLK	WP	HR	S	P	ERA	WHIP
29 Jeff Samardzija, R ERA: 7.5	(1, 1)	6.0	L	28	6	5	5	1	3	0	2	0	1	1	56	92	7.50	1.500
43 Dan Jennings, L ERA: 40.5	(7, 1)	0.2		5	1	1	1	1	1	1	0	0	0	0	8	19	13.50	3.000
51 Kyle Drabek, R ERA: 13.5	(7, 1)	1.1		9	6	4	4	1	0	0	0	0	0	1	22	31	27.00	4.500

PITCHER	IP	WLS	BF	H	R	ER	SO	BB	IBB	HBP	BLK	WP	HR	S	P	ERA	WHIP

BOTTOM

Chicago White Sox @ Kansas City Royals

Kauffman Stadium, Kansas City, MO

Mon Apr 06 2015, 3:16 PM - 6:04 PM CDT

Att. 40,085 - Drizzle - 59 F

livebaseballscorecards.com

AB	34
R	10
H	13
RBI	9
BB	5
SO	3
LOB	20

Batter	1	2	3	4	5	6	7	8	9	AB	R	H	RBI	BB	SO	LOB
1 Adam Eaton, L (1, 8) OBP: 0.125, SLG: 0.125	C FF 96 F FF 97 X CU 86 0-2 G3		C CU 81 B CU 82 B FF 96 X FF 94 2-1 G6-3		F FF 92 1 SAFE 1 SAFE F CU 78 D CH 83 C CH 84 1-3 K 1-2		C FF 96 F FF 98 X FF 100 0-2 FC6-4 53 CS 1-2f			4	0	0	0	0	1	2
53 Melky Cabrera, S (1, 7) OBP: 0.125, SLG: 0.125	C SI 96 F FF 96 F FF 97 B CU 86 X CH 86 1-2 G6-3		X SI 94 0-0 F9		B EP 68 F FF 94 B SI 93 X CU 82 2-1 G6-3		1 SAFE B FF 98 1-0 CS 1-2	C FF 95 B FC 93 F KC 86 F FC 93 S FF 97 1-3 K		4	0	0	0	0	1	0
79 José Abreu, R (1, 3) OBP: 0.375, SLG: 0.857	S CH 87 X FF 96 0-1 G6-3		S SI 94 F FF 96 S FF 95 0-3 K			X CU 81 0-0 26 1B 10 SF9 2B		C FF 96 B FC 94 F FF 97 B FF 95 S FF 97 2-3 K		4	1	1	0	0	2	0
26 Avisaíl García, R (1, 9) OBP: 0.571, SLG: 0.667		F SI 95 B CH 85 F FF 95 B CU 85 F CU 83 S FF 96 2-3 K		B CU 82 X FF 92 1-0 15 1B 2B		X FF 93 0-0 2-3 1B		B FF 98 X KC 86 1-0 1B		4	1	3	0	0	1	0
10 Alexei Ramirez, R (1, 6)		C CH 86 S CH 84 B CH 85 X FF 96 1-2 G4-3		F SI 93 F FF 93 F CU 82 F FF 94 F FF 94 F CU 80 F CU 84 D CH 82 D CH 86 2-2 X CU 82 P3		1 SAFE C FF 92 X SL 83 0-1 SF9 3-H		X FC 93 0-0 G5-3		3	0	0	1	0	0	2
25 Adam LaRoche, L (1, 10) OBP: 0.125, SLG: 0.250		B FF 96 C CU 85 B FF 96 F FF 95 X FF 96 2-2 15 1B 21 HR 2B		C CU 84 B FF 93 C CU 83 C CU 82 1-3 K		1 SAFE C SL 81 S CH 87 C FF 92 0-3 K			B FF 94 F FF 95 X FF 95 1-1 G3	4	1	1	0	0	2	2
15 Gordon Beckham, R (1, 5) OBP: 0.500, SLG: 0.500		F FF 94 B FF 94 C CH 86 X CU 84 1-2 21 HR 2-3 1B		B SI 94 B FF 92 F FF 94 F FF 95 X CU 83 2-2 2-H 1B		1 SAFE S SL 83 C FF 91 B FF 93 C FF 92 1-3 K			F FF 95 X FF 95 0-1 F8	4	1	2	1	0	1	1
21 Tyler Flowers, R (1, 2) OBP: 0.200, SLG: 0.800 20 JB Shuck, L (9, PH)		B CH 86 X CH 86 1-0 1-H 3-H HR		1 SAFE X FF 95 0-0 L4			S SI 99 F FF 97 F FF 100 S CH 87 0-3 K	C FF 95 X FS 87 0-1 G3		3 1	1 0	1 0	3 0	0 0	1 0	1 0
5 Yolmer Sánchez, S (1, 4) OBP: 0.667, SLG: 0.667 7 Micah Johnson, L (7, PR) OBP: 0.333, SLG: 0.333 (7, 4)		F SI 96 F FF 95 F FF 96 F CU 82 S CH 85 0-3 K			B SI 91 C FF 91 F FF 92 X FF 93 1-2 1 A4 D8 1B		B CU 80 F SI 98 X CH 88 1-1 1 FC6-4 1B			3 0	0 0	2 0	0 0	0 0	1 0	0 0
Inning Stats	R: 0 E: 0 K: 0 S: 9 H: 0 LOB: 0 BB: 0 P: 10	R: 3 E: 0 K: 2 S: 19 H: 3 LOB: 0 BB: 0 P: 26	R: 0 E: 0 K: 1 S: 6 H: 0 LOB: 0 BB: 0 P: 8	R: 1 E: 0 K: 1 S: 17 H: 2 LOB: 1 BB: 0 P: 23	R: 0 E: 0 K: 1 S: 8 H: 1 LOB: 0 BB: 0 P: 12	R: 1 E: 0 K: 2 S: 10 H: 2 LOB: 1 BB: 0 P: 11	R: 0 E: 0 K: 1 S: 9 H: 1 LOB: 1 BB: 0 P: 11	R: 0 E: 0 K: 2 S: 9 H: 1 LOB: 1 BB: 0 P: 13	R: 0 E: 0 K: 0 S: 6 H: 0 LOB: 0 BB: 0 P: 7	1B: 6 2B: 3 3B: 0 HR: 1 SF: 1 SAC: 0 DP: 0 HBP: 0						

TOP

Chicago White Sox @ Kansas City Royals

Kauffman Stadium, Kansas City, MO

Wed Apr 08 2015, 7:11 PM - 10:21 PM CDT

Att. 23,385 - Cloudy - 74 F

livebaseballscorecards.com

AB	34
R	5
H	10
RBI	5
BB	0
SO	10
LOB	8

PITCHER		IP	WLS	BF	H	R	ER	SO	BB	IBB	HBP	BLK	WP	HR	S	P	ERA	WHIP
41 Danny Duffy, L ERA: 9.0	(1, 1)	5.0		22	8	5	5	5	0	0	0	0	0	1	61	81	9.00	1.600
54 Jason Frasor, R ERA:	(6, 1)	1.0	B	3	0	0	0	2	0	0	0	0	0	0	8	9	0.00	0.000
40 Kelvin Herrera, R ERA:	(7, 1)	1.0		3	1	0	0	1	0	0	0	0	0	0	9	11	0.00	1.000
17 Wade Davis, R ERA:	(8, 1)	1.0	W	4	1	0	0	2	0	0	0	0	0	0	9	13	0.00	1.000
56 Greg Holland, R ERA:	(9, 1)	1.0	S	3	0	0	0	0	0	0	0	0	0	0	6	7	0.00	0.000

PITCHER	IP	WLS	BF	H	R	ER	SO	BB	IBB	HBP	BLK	WP	HR	S	P	ERA	WHIP

Batter	1	2	3	4	5	6	7	8	9	AB	R	H	RBI	BB	SO	LOB
2 Alcides Escobar, R (1, 6) OBP: 0.600, SLG: 0.667	C FF 91 B CH 85 B FF 91 F FF 92 F CU 80 B FF 91 X FF 93 3-2 ① P3		C CU 77 X CH 85 0-1 ① G6-3	X FF 92 0-0 8 FC3-2 8 S 1-3 1B		C SL 87 X FF 93 0-1 8 FC5-4 1B		B FS 83 B FS 85 C FC 87 X SI 89 2-1 6 HR 1B		5	1	3	0	0	0	0
8 Mike Moustakas, L (1, 5) OBP: 0.556, SLG: 1.000	C CU 79 B FF 92 C SI 93 B FF 93 F FF 93 X CU 81 2-2 25 1B 2B		C CU 80 F CH 87 B CH 84 F FF 91 H FF 92 2-2 6 1B 35 HR HBP	C FF 92 D FF 92 B FF 91 X FF 92 2-1 ② FC3-2 1-3 3-H		B FF 94 B FF 93 1 SAFE 1 SAFE F FF 94 X FF 93 2-1 ① FC5-4 6 1B 1-2f		B FC 88 1 SAFE X FC 87 1-0 ① F8		4	2	1	0	0	0	4
6 Lorenzo Cain, R (1, 8) OBP: 0.600, SLG: 0.875	H FF 92 1-0 25 1B HBP		F FF 92 B FF 92 X FF 92 1-1 35 HR 1-2 1B	X CU 82 0-0 ③ L7		C FF 94 X FF 94 0-1 35 G3-6-3 1-2 1B		1 SAFE X FC 87 0-0 1-H HR		4	2	3	2	0	0	2
35 Eric Hosmer, L (1, 3) OBP: 0.300, SLG: 0.600	X FF 93 0-0 ② F6		C FF 92 B FF 91 X FF 88 1-1 1-H 2-H HR		C FF 91 X FF 92 0-1 15 1B 13 1B 1B	S FF 94 B FF 93 F FF 90 D FF 92 2 SAFE F CU 78 B SL 90 F FF 94 F SL 88 3-2 ②③ X FF 93 G3-6-3 1-2f		F FS 85 F FS 85 F FC 87 B FS 86 S FS 84 1-3 ② K		5	2	2	3	0	1	4
25 Kendrys Morales, S (1, 10) OBP: 0.500, SLG: 0.429	D CU 81 S FF 93 B FF 93 D CU 80 F CH 86 X FF 91 2-2 1-2 2-H 1B		C CU 79 F CU 80 B FF 92 B CH 86 B CU 78 F FF 91 F FF 92 X CU 78 3-2 ② G5-3		1 SAFE C FF 90 C FF 92 X FF 90 0-2 ① F9		B SI 87 S SI 91 X CU 76 1-1 ① L8	S FS 85 B FS 84 X FS 85 1-1 ③ G6-3		5	0	1	1	0	0	1
4 Alex Gordon, L (1, 7) OBP: 0.444, SLG: 0.167	D CU 81 C CU 81 B FF 92 X CU 82 2-1 ③ G3-1		C FF 92 B FF 92 F FF 91 B SI 91 F CU 79 B FF 92 F FF 91 B FF 90 4-2 BB		C FF 92 B FF 91 1 SAFE C FF 91 1 SAFE S FF 92 1-3 ② K		C SI 90 B SL 84 C SL 84 F SI 89 B CU 77 F FF 89 B SI 92 B SL 83 4-2 13 F9 15 1B BB			2	0	0	0	2	1	3
15 Alex Rios, R (1, 9) OBP: 0.625, SLG: 1.000		C FF 90 C FF 91 S CH 85 0-3 ① K	1 SAFE X FF 91 0-0 ③ G6-3		C CH 88 B FF 92 X CH 87 1-1 13 1B 1-2 1B		B SI 91 S CH 86 1 SAFE X CH 84 1-1 1-2 1B			4	0	2	0	0	1	1
13 Salvador Perez, R (1, 2) OBP: 0.500, SLG: 0.625		F FF 92 X CH 84 0-1 ② F9		B FF 90 F FF 90 X CU 79 1-1 2 1B 8 FC3-2 1B	B FF 91 F FF 93 C CU 79 D CU 80 F CU 79 F FF 92 X FF 92 2-2 14 S 1-3 2-H 1B		B SI 90 B SL 84 X SI 90 2-0 ② F9 2-3			4	0	2	1	0	0	2
14 Omar Infante, R (1, 4)		C FF 92 B CH 86 C CU 79 X CH 86 1-2 ③ L9		C FF 90 1 SAFE B FF 90 S CU 79 S FF 91 1-3 ① K	S FF 91 F FF 90 B FF 90 F CH 86 D CU 80 S FF 92 2-3 ③ K 1-2		X FF 90 0-0 ③ G1-3			4	0	0	0	0	2	5
Inning Stats	R: 1 E: 0 K: 0 S: 15 H: 2 LOB: 2 BB: 0 P: 25	R: 0 E: 0 K: 1 S: 8 H: 0 LOB: 0 BB: 0 P: 9	R: 3 E: 0 K: 0 S: 19 H: 2 LOB: 1 BB: 1 P: 30	R: 0 E: 0 K: 1 S: 9 H: 2 LOB: 2 BB: 0 P: 13	R: 1 E: 0 K: 2 S: 19 H: 3 LOB: 2 BB: 0 P: 25	R: 0 E: 0 K: 0 S: 12 H: 2 LOB: 1 BB: 0 P: 17	R: 0 E: 0 K: 0 S: 10 H: 1 LOB: 2 BB: 1 P: 18	R: 2 E: 0 K: 1 S: 10 H: 2 LOB: 0 BB: 0 P: 15		1B: 11 2B: 1 3B: 0 HR: 2 SF: 0 SAC: 0 DP: 1 HBP: 2					WP: 0 PB: 0 SB: 2 CS: 0 PA: 41	

PITCHER		IP	WLS	BF	H	R	ER	SO	BB	IBB	HBP	BLK	WP	HR	S	P	ERA	WHIP
62 Jose Quintana, L ERA: 9.0	(1, 1)	5.0		27	9	5	5	4	1	0	2	0	0	1	70	102	9.00	2.000
41 Javy Guerra, R ERA:	(6, 1)	1.0		4	2	0	0	0	0	0	0	0	0	0	12	17	0.00	2.000
33 Zach Duke, L ERA:	(7, 1)	1.0		5	1	0	0	0	1	0	0	0	0	0	10	18	0.00	2.000
57 Zach Putnam, R ERA: 18.0	(8, 1)	1.0	L	5	2	2	2	1	0	0	0	0	0	1	10	15	18.00	2.000

PITCHER	IP	WLS	BF	H	R	ER	SO	BB	IBB	HBP	BLK	WP	HR	S	P	ERA	WHIP

BOTTOM

Chicago White Sox @ Kansas City Royals

Kauffman Stadium, Kansas City, MO

Wed Apr 08 2015, 7:11 PM - 10:21 PM CDT

Att. 23,385 - Cloudy - 74 F

livebaseballscorecards.com

AB	37
R	7
H	14
RBI	7
BB	2
SO	5
LOB	22

Chicago White Sox @ Kansas City Royals

Kauffman Stadium, Kansas City, MO

Thu Apr 09 2015, 1:12 PM - 3:48 PM CDT

Att. 20,236 - Partly Cloudy - 72 F

TOP

livebaseballscorecards.com

Batter	1	2	3	4	5	6	7	8	9	AB	R	H	RBI	BB	SO	LOB
1 Adam Eaton, L (1, 8) OBP: 0.083, SLG: 0.083	B FF 95 X FF 95 1-0 ① G3			C SI 93 X SI 93 0-1 ① F8		B KC 79 B CH 84 B FF 94 C SI 93 X SI 92 3-1 ③ G4-3		C SI 92 B KC 80 X KC 76 1-1 ② G6-3 2-3		4	0	0	0	0	0	1
53 Melky Cabrera, S (1, 7) OBP: 0.167, SLG: 0.167	C FF 94 X CH 86 0-1 79 L4-6-3 1B			C KC 79 X SI 95 0-1 ② F8			B KC 78 C FF 93 X KC 80 1-1 ① G1-6-3	C KC 81 B KC 78 X KC 78 1-1 ③ F7		4	0	1	0	0	0	1
79 José Abreu, R (1, 3) OBP: 0.333, SLG: 0.727	D KC 83 B SI 95 B CH 83 C SI 95 X SI 94 3-1 ② ③ L4-6-3 1-1			C KC 81 B CH 87 S CH 86 X FF 94 1-2 2B			C SI 93 B CH 85 B KC 79 B FF 94 S SI 92 S CH 85 3-3 ② K		X FF 94 0-0 ① G4-3	4	0	1	0	0	1	1
25 Adam LaRoche, L (1, 10) OBP: 0.167, SLG: 0.182		X FF 94 0-0 ① F8		C CH 86 B KC 81 B CH 86 F KC 82 S FF 95 2-3 ③ K			H FF 97 1-0 26 BB 10 1B HBP		C FF 94 C CU 76 B SL 88 S SL 88 1-3 ② K2-3	3	1	0	0	0	2	1
26 Avisaíl García, R (1, 9) OBP: 0.455, SLG: 0.444		B SI 94 X SI 94 1-0 ② F9			C SI 90 X SI 92 0-1 ① G6-3		S SI 94 D CH 87 D CH 87 F SI 94 D CH 86 B SI 96 4-2 10 1B BB 1-2		F FF 95 S FF 95 B SL 88 F SL 89 T FF 95 1-2 ③ K	3	0	0	0	1	1	0
10 Alexei Ramirez, R (1, 6) OBP: 0.100, SLG: 0.111		C SI 95 X KC 83 0-1 ③ G5-3			X SI 93 0-0 ② F8		F FF 94 X FF 94 0-1 1-2 2-H 1B			3	0	1	1	0	0	0
12 Conor Gillaspie, L (1, 5) OBP: 0.333, SLG: 0.400		C SI 94 B FF 94 S CH 84 B CH 87 T SI 96 2-2 ① K			C SI 94 B KC 78 S KC 79 B CH 86 S CH 84 2-3 ③ K		C KC 78 B CH 82 B CH 83 X SI 94 2-1 ③ F7			3	0	0	0	0	2	2
58 Geovany Soto, R (1, 2) 64 Emilio Bonifácio, S (8, PH) 21 Tyler Flowers, R (8, 2) OBP: 0.200, SLG: 0.800		C SI 94 B KC 82 C KC 81 B CH 86 X FF 94 2-2 ② P4				C SI 92 F SI 92 B CH 84 B KC 82 S CH 86 2-3 ① K		B SI 90 X FF 91 1-0 ① G3		2 1 0	0 0 0	0 0 0	0 0 0	0 0 0	1 0 0	0 0 0
7 Micah Johnson, L (1, 4) OBP: 0.333, SLG: 0.500			X FF 96 0-0 ③ F8			B KC 78 F SI 93 F SI 94 X CH 84 1-2 ② G1-3		B SI 91 B FF 91 F SI 91 B SI 90 X FF 92 3-1 1 G6-3 2B		3	0	1	0	0	0	0
Inning Stats	R: 0 H: 1 E: 0 LOB: 0 K: 0 BB: 0 S: 5 P: 9	R: 0 H: 0 E: 0 LOB: 0 K: 0 BB: 0 S: 4 P: 5	R: 0 H: 0 E: 0 LOB: 0 K: 1 BB: 0 S: 7 P: 11	R: 0 H: 1 E: 0 LOB: 1 K: 1 BB: 0 S: 10 P: 13	R: 0 H: 0 E: 0 LOB: 0 K: 1 BB: 0 S: 6 P: 8	R: 0 H: 0 E: 0 LOB: 0 K: 1 BB: 0 S: 8 P: 14	R: 1 H: 1 E: 0 LOB: 2 K: 1 BB: 1 S: 11 P: 22	R: 0 H: 1 E: 0 LOB: 1 K: 0 BB: 0 S: 7 P: 13	R: 0 H: 0 E: 0 LOB: 0 K: 2 BB: 0 S: 8 P: 10	1B: 2 2B: 3 3B: 0 HR: 0	SF: 0 SAC: 0 DP: 1 HBP: 1			WP: 0 PB: 0 SB: 0 CS: 0	PA: 32		

	AB	30
	R	1
	H	4
	RBI	1
	BB	1
	SO	7
	LOB	6

PITCHER		IP	WLS	BF	H	R	ER	SO	BB	IBB	HBP	BLK	WP	HR	S	P	ERA	WHIP
36 Edinson Volquez, R ERA: 1.13	(1, 1)	8.0	W	29	4	1	1	5	1	0	1	0	0	0	58	95	1.12	0.625
56 Greg Holland, R ERA:	(9, 1)	1.0	S	3	0	0	0	2	0	0	0	0	0	0	8	10	0.00	0.000

PITCHER		IP	WLS	BF	H	R	ER	SO	BB	IBB	HBP	BLK	WP	HR	S	P	ERA	WHIP

BOTTOM

Chicago White Sox @ Kansas City Royals

Kauffman Stadium, Kansas City, MO

Thu Apr 09 2015, 1:12 PM - 3:48 PM CDT

Att. 20,236 - Partly Cloudy - 72 F

livebaseballscorecards.com

Batter	1	2	3	4	5	6	7	8	9	AB	R	H	RBI	BB	SO	LOB
2 Alcides Escobar, R (1, 6) OBP: 0.538, SLG: 0.667	B FF 86 B FF 89 C FF 90 S FF 90 F SI 92 F FF 91 X SI 91 2-2 8 SH1-3 6 G6-3 2B		X FF 88 0-0 ① SH5-4 1-2 2-3		F FC 86 X FF 90 0-1 ② F9		B SI 91 1 SAFE X SI 91 1-0 ① F7			3	1	1	0	0	0	2
8 Mike Moustakas, L (1, 5) OBP: 0.417, SLG: 0.700	X FF 88 0-0 ① SH1-3 2-3		X FF 89 0-0 ② P3		B FF 90 F FC 86 B CH 81 X FC 87 2-1 ③ L8		C SI 89 1 SAFE X CH 80 0-1 ② P5			3	0	0	0	0	0	4
6 Lorenzo Cain, R (1, 8) OBP: 0.500, SLG: 0.750	B CH 81 F CU 75 D CH 81 X FC 85 2-1 ② G6-3 3-H		F CH 80 B CU 75 X CH 80 1-1 ③ F8			C CU 74 X FC 84 0-1 35 G4-3 25 2B 2B	C SL 86 B SI 90 B SI 91 F SI 91 X SI 92 2-2 ③ FC6-4 1-2f			4	1	1	1	0	0	3
35 Eric Hosmer, L (1, 3) OBP: 0.357, SLG: 0.571	X FF 89 0-0 ③ G4-3			C CU 73 X FF 89 0-1 1B		F CH 78 S SI 88 X SI 88 0-2 ① G4-3 2-3		X FC 92 0-0 15 S 25 WP 15 FC5-2 1B		4	0	2	0	0	0	1
25 Kendrys Morales, S (1, 10) OBP: 0.429, SLG: 0.455		C CU 75 S CH 81 B CH 81 S FF 90 1-3 ① K		1 SAFE S CH 79 S CH 80 F CH 80 B FF 88 X CH 79 1-2 ① F8		X CH 80 0-0 13 HR 3-H 2B		B FC 92 B FC 92 B FC 92 C FC 92 F FC 92 F FC 93 S KC 83 3-3 ① K 1-2		4	1	1	1	0	2	2
15 Alex Rios, R (1, 9) OBP: 0.417, SLG: 0.667		B FF 89 X CH 82 1-0 ② G5-3		C SI 89 1 SAFE S CH 80 X CH 81 0-2 ② F8		X CH 79 0-0 ② G6-3		C FC 93 B KC 84 C FC 91 X KC 83 1-2 ② FC5-2 13 S 2-H		4	0	0	0	0	0	3
13 Salvador Perez, R (1, 2) OBP: 0.500, SLG: 0.818		B FF 88 F FC 85 C CH 81 X FF 90 1-2 ③ L9		X FC 85 0-0 ③ F8		B CH 79 C FF 88 F FF 88 D CH 80 F CH 80 X CH 81 3-2 2-H HR		C FC 92 1 SAFE B FC 90 D KC 82 C FC 90 B FC 91 F KC 82 B FC 91 4-2 1-2 BB		3	1	1	2	1	0	1
16 Paulo Orlando, R (1, 7) OBP: 0.500, SLG: 1.000			B FF 87 C FF 88 F FF 90 B FF 90 F CH 81 B FF 90 B CH 81 4-2 2 SH5-4 14 1B BB		C SI 88 X CU 75 0-1 3B	B FF 89 B FF 90 C FF 90 C SL 84 F CU 76 X FF 93 2-2 ③ L4		B FC 93 X FC 91 1-0 ③ G4-3		3	0	1	0	1	0	2
14 Omar Infante, R (1, 4) OBP: 0.091, SLG: 0.091			C FF 89 X CH 80 0-1 2 SH5-4 1-2 1B		B FF 88 B CH 80 F FF 89 F FF 90 X SI 90 2-2 ① P4		C SI 90 B SI 90 X SI 91 1-1 E5 6 FC6-4			3	0	1	0	0	0	1
Inning Stats	R: 1 H: 1 E: 0 LOB: 0 K: 0 BB: 0 S: 9 P: 13	R: 0 H: 0 E: 0 LOB: 0 K: 1 BB: 0 S: 7 P: 10	R: 0 H: 1 E: 0 LOB: 2 K: 0 BB: 1 S: 9 P: 14	R: 0 H: 1 E: 0 LOB: 1 K: 0 BB: 0 S: 10 P: 11	R: 0 H: 1 E: 0 LOB: 1 K: 0 BB: 0 S: 9 P: 13	R: 3 H: 3 E: 0 LOB: 0 K: 0 BB: 0 S: 15 P: 20	R: 0 H: 0 E: 1 LOB: 1 K: 0 BB: 0 S: 8 P: 12	R: 0 H: 1 E: 0 LOB: 2 K: 1 BB: 1 S: 12 P: 21		1B: 3 SF: 0 2B: 3 SAC: 2 3B: 1 DP: 0 HR: 1 HBP: 0						

	AB	31
	R	4
	H	8
	RBI	4
	BB	2
	SO	2
	LOB	19

WP: 1 PA: 35
PB: 0
SB: 2
CS: 0

PITCHER		IP	WLS	BF	H	R	ER	SO	BB	IBB	HBP	BLK	WP	HR	S	P	ERA	WHIP
50 John Danks, L ERA: 6.35	(1, 1)	5.2	L	25	7	4	4	1	1	0	0	0	0	1	55	75	6.35	1.412
41 Javy Guerra, R ERA:	(6, 1)	0.1		1	0	0	0	0	0	0	0	0	0	0	4	6	0.00	0.000
34 Matt Albers, R ERA:	(7, 1)	1.0		4	0	0	0	0	0	0	0	0	0	0	8	12	0.00	0.000
30 David Robertson, R ERA:	(8, 1)	1.0		5	1	0	0	1	1	0	0	0	1	0	12	21	0.00	2.000

PITCHER	IP	WLS	BF	H	R	ER	SO	BB	IBB	HBP	BLK	WP	HR	S	P	ERA	WHIP

Batter	1	2	3	4	5	6	7	8	9	AB	R	H	RBI	BB	SO	LOB
2 Brian Dozier, R (1, 4) OBP: 0.176, SLG: 0.353	C FF 93 F FF 94 B CH 88 B CH 88 F CH 89 B FF 95 S CH 88 3-3 K ①	B FF 93 S CH 86 F SI 92 X SL 89 1-2 7 BB 2-3 1B		X SI 91 0-0 L7 ③		C SI 92 B SL 87 B SI 93 F SI 92 X SI 92 2-2 HR		B SL 83 C FF 92 B SI 92 X FF 92 2-1 G5-3 ①	C FC 88 B FC 88 F FS 86 D FS 86 X FS 85 2-2 L6 ③	6	1	2	1	0	1	1
5 Eduardo Escobar, S (1, 6) OBP: 0.300, SLG: 0.333	C FF 93 H CU 81 1-1 7 WP 7 1B HBP	1 SAFE F FF 92 S CH 87 S SL 90 0-3 K ②			C SL 88 X SL 88 0-1 24 BB 31 WP 2B	C CH 83 X CH 82 0-1 G5-3 ②		S FF 94 S SL 85 S SL 86 0-3 K ②		4	2	1	0	0	2	2
7 Joe Mauer, L (1, 3) OBP: 0.500, SLG: 0.333	C CH 86 S FF 92 1 SAFE B CH 88 X CH 88 1-2 24 BB 19 BB 1-H 1B	**1 SAFE** **B SL 88** **C FF 91** 1 SAFE 1 SAFE B SL 90 B FF 94 B SI 92 4-1 1-2 BB			C SL 88 B SI 92 D SL 89 F FF 92 B FF 92 D CH 86 4-2 31 WP 24 BB BB	B SI 92 B CH 82 B SI 92 B SI 92 4-0 BB		C SL 84 B SI 93 F FF 94 B SL 86 S SL 85 2-3 K ③		2	0	1	1	3	1	0
48 Torii Hunter, R (1, 9) OBP: 0.125, SLG: 0.125	F FF 92 F FF 92 F SL 88 X FF 94 0-2 P4 ②	B SL 88 S CH 87 S FF 93 T SL 90 1-2 K ③			C SL 89 D SL 89 S FF 92 X FF 92 1-2 F3 ①	B CH 86 F CH 87 F SI 92 X CH 88 1-2 G5-3 ③			C FC 87 F FS 83 B FS 85 B FS 85 X FS 84 2-2 31 S 8 1B 1B	5	1	1	0	0	1	7
19 Kennys Vargas, S (1, 10) OBP: 0.333, SLG: 0.308	B SL 88 B CH 87 F CH 87 S SI 94 B SI 94 B CH 87 4-2 24 BB 1-2 BB	S CU 82 X CH 88 0-1 G6-3 ①			S SL 89 B SI 93 F SI 92 F SL 90 F SL 89 X SL 88 1-2 F5 ②		B SI 93 X SL 83 1-0 24 FC4-6 1B		1 SAFE **B FC 88** **F SI 90** **F FS 84** 1 SAFE F FS 84 1 SAFE S FC 88 1-3 K ①	4	0	1	0	1	1	3
24 Trevor Plouffe, R (1, 5) OBP: 0.267, SLG: 0.083	B SL 88 B SL 89 S FF 93 C FF 94 B SL 89 B FF 94 4-2 1-2 2-3 BB	B FF 94 C SL 90 C FF 94 F CU 81 B CH 89 X SL 90 2-2 F7 ②			B SL 88 F SI 92 B SI 94 D CH 86 B FF 92 4-1 31 WP 1-2 2-3 BB		C FF 94 B FF 93 C FF 94 X SL 85 1-2 FC4-6 ① 31 1B 1-2f		1 SAFE S FC 87 X FS 83 0-1 F8 ②	3	0	0	0	2	0	2
31 Oswaldo Arcia, L (1, 7) OBP: 0.364, SLG: 0.222 21 Shane Robinson, R (9, PR) (9, 7)	S FF 94 B SI 94 S SI 95 X FF 95 1-2 P5 ③	C FF 94 B CH 88 S SI 94 B FF 93 B FF 93 S SI 94 3-3 K ③			B CH 86 I IN 71 I IN 72 I IN 74 4-0 1-2 2-3 3-H IBB		F FF 93 C FF 94 1 SAFE D SL 85 X SL 86 1-2 1-3 1B		B FS 84 D FS 85 I IN 78 I IN 78 4-0 8 E 8 1B 1 1B 1-2 IBB	3 0	0 1	1 0	0 0	2 0	1 0	3 0
8 Kurt Suzuki, R (1, 2) OBP: 0.286, SLG: 0.231		B FF 92 X FF 93 1-0 2 1B 1 BLK 1B		B FF 93 C SL 89 B CH 88 B FF 93 X SL 89 3-1 G5-3 ①	C SL 85 B SI 89 X SI 92 1-1 G4-3 ③		I IN 54 I IN 54 I IN 53 I IN 51 4-0 IBB		C SI 90 X SI 90 0-1 E6 1 1B 1-3 2-H 1B	4	1	2	1	1	0	3
1 Jordan Schafer, L (1, 8) OBP: 0.231, SLG: 0.308		S SI 94 F SI 94 B SI 92 F SI 93 F FF 93 F SI 94 S SL 89 1-3 K ① 1-2		C CH 87 B CH 87 C CH 87 B FF 94 S SL 89 2-3 K ②		C SI 90 B CH 84 B CH 79 F SI 91 F SI 93 B CH 81 F SI 92 X SI 93 3-2 G3-1 ①	X FF 92 0-0 G3 ③		S FC 89 F FC 87 D FS 86 X FC 89 1-2 2-H 3-H 1B	5	0	1	2	0	2	3

Inning Stats																								
	R: 1	H: 1	R: 0	H: 2	R: 0	H: 0	R: 0	H: 0	R: 1	H: 1	R: 1	H: 1	R: 0	H: 2	R: 0	H: 0	R: 3	H: 3	1B: 8	SF: 0	WP: 2	PA: 46
	E: 0	LOB: 3	E: 0	LOB: 3	E: 0	LOB: 0	E: 0	LOB: 0	E: 0	LOB: 3	E: 0	LOB: 1	E: 0	LOB: 2	E: 0	LOB: 0	E: 1	LOB: 1	2B: 1	SAC: 0	PB: 0	
	K: 1	BB: 2	K: 3	BB: 1	K: 1	BB: 0	K: 1	BB: 0	K: 0	BB: 3	K: 0	BB: 1	K: 0	BB: 1	K: 2	BB: 0	K: 1	BB: 1	3B: 0	DP: 0	SB: 1	
	S: 19	P: 33	S: 17	P: 25	S: 9	P: 14	S: 6	P: 11	S: 15	P: 30	S: 13	P: 23	S: 8	P: 15	S: 8	P: 12	S: 17	P: 27	HR: 1	HBP: 1	CS: 0	

PITCHER		IP	WLS	BF	H	R	ER	SO	BB	IBB	HBP	BLK	WP	HR	S	P	ERA	WHIP
48 Hector Noesí, R ERA: 3.86	(1, 1)	4.2	L	25	4	2	2	6	5	1	1	1	2	0	64	110	3.86	1.929
34 Matt Albers, R ERA: 3.86	(5, 1)	1.1		6	1	1	1	0	1	0	0	0	0	1	15	26	6.75	1.500
43 Dan Jennings, L ERA: 10.13	(7, 1)	2.0		8	2	0	0	2	0	1	0	0	0	0	16	27	0.00	1.000
57 Zach Putnam, R ERA: 18.0	(9, 1)	1.0		7	3	3	2	1	0	1	0	0	0	0	17	27	18.00	3.000

PITCHER	IP	WLS	BF	H	R	ER	SO	BB	IBB	HBP	BLK	WP	HR	S	P	ERA	WHIP

TOP

Minnesota Twins @ Chicago White Sox

U.S. Cellular Field, Chicago, IL

Fri Apr 10 2015, 4:12 PM - 7:12 PM EDT

Att. 38,533 - Sunny - 66 F

livebaseballscorecards.com

AB	36
R	6
H	10
RBI	5
BB	9
SO	9
LOB	24

BOTTOM

Minnesota Twins @ Chicago White Sox

U.S. Cellular Field, Chicago, IL

Fri Apr 10 2015, 4:12 PM - 7:12 PM EDT

Att. 38,533 - Sunny - 66 F

livebaseballscorecards.com

Batter	1	2	3	4	5	6	7	8	9	AB	R	H	RBI	BB	SO	LOB
1 Adam Eaton, L (1, 8) OBP: 0.125, SLG: 0.188	B FF 86 B FF 87 C FF 86 F FF 89 B FF 89 X FF 90 3-2 ① F7		C FF 87 L FF 87 X FF 88 0-2 ① G4-3 1-2			X CU 75 0-0 ② G3			C SI 89 B SL 82 X SI 90 1-1 53 G1-4-3 79 P6-2 2B	4	0	1	0	0	0	1
53 Melky Cabrera, S (1, 7) OBP: 0.125, SLG: 0.125	C FF 88 X FF 88 0-1 ② G6-3		B SI 87 S CH 82 X FF 88 1-1 ②③ G6-3 2-3			C CU 74 B FF 88 X FF 87 1-1 ③ F8			C SI 90 X SL 82 0-1 ① G1-4-3 2-3	4	0	0	0	0	0	2
79 José Abreu, R (1, 3) OBP: 0.313, SLG: 0.571	C FF 89 B FF 89 B FF 90 B FF 89 B FF 89 4-1 26 BB BB			C FF 88 B FF 87 B FF 88 F CH 82 X FF 87 2-2 ① G4-3			B FF 87 X FF 86 1-0 ① L4		B SL 82 X SL 82 1-0 ②③ P6-2 3-Hf	3	0	0	0	1	0	1
26 Avisaíl García, R (1, 9) OBP: 0.429, SLG: 0.364	B FF 88 D CH 82 B SI 87 C FF 89 S CH 82 B CH 82 4-2 1-2 BB			B CH 82 F CH 82 C FF 88 S FF 88 1-3 ② K			B SI 87 X FF 88 1-0 ② G6-3			2	0	0	0	1	1	0
25 Adam LaRoche, L (1, 10) OBP: 0.133, SLG: 0.143	B FF 88 T FF 87 B FF 89 S FF 87 B FF 86 S FF 85 3-3 ③ K			C FF 88 C CU 75 B FF 89 C FF 89 1-3 ③ K			B CU 75 X FC 86 1-0 ③ F8			3	0	0	0	0	2	2
10 Alexei Ramirez, R (1, 6) OBP: 0.077, SLG: 0.083		C FF 87 X FF 86 0-1 ① P3			B CH 80 C FF 86 B FF 86 X SI 88 2-1 ① G4-3			C FF 86 B FF 87 F FF 87 S CH 81 1-3 ① K		3	0	0	0	0	1	0
15 Gordon Beckham, R (1, 5) OBP: 0.286, SLG: 0.286		C SI 87 F FF 87 X CH 80 0-2 ② L4			S FF 88 B FF 88 F FF 87 F FF 89 B CH 81 F FF 87 F CU 74 X FF 88 2-2 ② L7			B SI 87 F FF 87 F FF 88 B CH 81 B FF 86 F FF 88 X FF 89 3-2 ② P3		3	0	0	0	0	0	0
21 Tyler Flowers, R (1, 2) OBP: 0.250, SLG: 0.750		C FF 87 C FF 88 B FF 88 S CH 81 1-3 ③ K			B CH 81 F FF 86 F FF 87 S FF 88 1-3 ③ K			X FF 88 0-0 2B		3	0	1	0	0	2	0
7 Micah Johnson, L (1, 4) OBP: 0.333, SLG: 0.444			X FF 87 0-0 53 CS 1 G4-3 1B			B FF 87 S FC 85 B FF 86 F FF 88 F FF 87 F FF 87 F FF 86 S FF 88 2-3 ① K		S SL 83 F SI 92 B SI 93 F SL 81 X SL 82 1-2 ③ L7		3	0	1	0	0	1	1
Inning Stats	R: 0 E: 0 K: 1 S: 11 H: 0 LOB: 2 BB: 2 P: 25	R: 0 E: 0 K: 1 S: 8 H: 0 LOB: 0 BB: 0 P: 9	R: 0 E: 0 K: 0 S: 6 H: 1 LOB: 0 BB: 0 P: 7	R: 0 E: 0 K: 2 S: 9 H: 0 LOB: 0 BB: 0 P: 13	R: 0 E: 0 K: 1 S: 11 H: 0 LOB: 0 BB: 0 P: 16	R: 0 E: 0 K: 1 S: 9 H: 0 LOB: 0 BB: 0 P: 12	R: 0 E: 0 K: 0 S: 3 H: 0 LOB: 0 BB: 0 P: 6	R: 0 E: 0 K: 1 S: 12 H: 1 LOB: 1 BB: 0 P: 17	R: 0 E: 0 K: 0 S: 5 H: 1 LOB: 0 BB: 0 P: 7	1B: 1 2B: 3 3B: 0 HR: 0 SF: 0 SAC: 0 DP: 1 HBP: 0						

	AB	28
	R	0
	H	3
	RBI	0
	BB	2
	SO	7
	LOB	7

WP: 0 PA: 30
PB: 0
SB: 0
CS: 1

PITCHER		IP	WLS	BF	H	R	ER	SO	BB	IBB	HBP	BLK	WP	HR	S	P	ERA	WHIP
33 Tommy Milone, L ERA:	(1, 1)	7.2	W	26	2	0	0	7	2	0	0	0	0	0	65	100	0.00	0.522
52 Brian Duensing, L ERA:	(8, 1)	1.1	S	4	1	0	0	0	0	0	0	0	0	0	9	12	0.00	0.750

PITCHER	IP	WLS	BF	H	R	ER	SO	BB	IBB	HBP	BLK	WP	HR	S	P	ERA	WHIP

Batter	1	2	3	4	5	6	7	8	9	AB	R	H	RBI	BB	SO	LOB
39 Danny Santana, S (1, 6) OBP: 0.125, SLG: 0.125	B FF 92 C FF 93 C FF 91 X FC 92 1-2 2 S 1B	B FF 94 B SL 86 F FF 94 B FF 95 X FF 94 3-1 1-H 2 2B 1B		X FF 94 0-0 ② F7			M CU 81 B SI 96 S CU 80 X CU 79 1-2 ② G5-3			4	1	2	1	0	0	1
2 Brian Dozier, R (1, 4) OBP: 0.190, SLG: 0.381	1 SAFE B SI 94 F FF 94 C SL 82 X SL 83 1-2 ① G6-3 1-2	X SL 88 0-0 1-H 2B		C CU 82 0-1 ③ CS 1-2	X FF 94 0-0 ① L6		C FF 94 F CU 82 B FF 97 C CU 84 1-3 ③			4	0	1	1	0	1	1
7 Joe Mauer, L (1, 3) OBP: 0.400, SLG: 0.250	C FF 95 F FF 92 B FS 84 X SL 84 1-2 ② P6	C SI 96 B SL 83 B FF 93 F FC 92 S FS 85 2-3 ③ K			C FF 95 F SI 96 B SI 96 X SL 83 1-2 ② F7			F FF 90 B SI 90 X SL 84 1-1 ① L6		4	0	0	0	0	1	2
19 Kennys Vargas, S (1, 10) OBP: 0.263, SLG: 0.235	B FF 96 S CU 83 F SL 87 S FF 95 1-3 ③ K		B SI 94 F FF 93 F FC 91 B FS 84 X FF 95 2-2 ① G3-1		X SI 96 0-0 ③ G5-3			C SI 92 S SI 87 B CH 86 S CU 77 1-3 ② K		4	0	0	0	0	2	1
24 Trevor Plouffe, R (1, 5) OBP: 0.316, SLG: 0.200		C FF 96 C SL 83 B FF 96 B SL 83 X FF 96 2-2 31 G4-3 12 3B 2B	B FF 93 C SL 84 C FF 94 X FF 94 1-2 ② G4-3			C CU 81 X CU 81 0-1 E5		C SI 91 B SI 87 F SI 91 B SI 87 B CU 76 B SL 84 4-2 BB		3	1	1	0	1	0	0
31 Oswaldo Arcia, L (1, 7) OBP: 0.357, SLG: 0.250 48 Torii Hunter, R (8, PH) OBP: 0.118, SLG: 0.118 (8, 9)		F FF 95 F FF 94 F FS 85 F FF 95 F FS 84 F FF 93 B FF 96 X FS 84 1-2 ① G4-3 2-3	C CU 80 X SL 84 0-1 1B			S FF 94 S FF 94 S SI 96 0-3 ① K		B SI 90 F SI 92 X FF 92 1-1 ③ G3-1		3 1	0 0	1 0	0 0	0 0	1 0	2 1
12 Chris Herrmann, L (1, 2) OBP: 0.200, SLG: 0.600		X SL 84 0-0 21 1B 3-H 3B	C SI 95 B FF 95 F FF 92 F CU 83 1 SAFE B CU 83 B SL 81 X FF 96 3-2 ③ G4-3			1 SAFE B SI 95 1 SAFE F FF 94 B SL 82 1 SAFE T FF 94 X FF 94 2-2 ② P5			C FC 94 S KC 82 F FC 94 B KC 84 S KC 84 1-3 ① K	4	1	1	1	0	1	2
21 Shane Robinson, R (1, 9) OBP: 0.200, SLG: 0.200 (8, 7)		D SL 86 C SL 86 B FF 96 X SL 86 2-1 39 E 39 S 39 1B 3-H 1B	B FF 93 B FF 93 C FF 94 X SL 86 2-2 ① G1-3			B SI 95 F CU 81 B FF 95 C FF 95 C FF 96 2-3 ③ K			S FC 92 B FC 93 S KC 84 F KC 84 C FC 94 1-3 ② K	4	1	1	1	0	2	1
1 Jordan Schafer, L (1, 8) OBP: 0.235, SLG: 0.294		F SI 94 1 SAFE S FF 95 F FF 96 1 SAFE S FF 94 0-3 ② K	C FF 95 B CU 83 X SI 95 1-1 2 CS 1B				F SI 92 F FC 91 B FF 95 F FS 83 B FF 92 B CU 82 X FF 96 3-2 ① G4-3		C KC 84 S KC 83 B FC 94 B KC 82 C FC 94 2-3 ③ K	4	0	1	0	0	2	1
Inning Stats	R: 0 E: 0 K: 1 S: 12 H: 1 LOB: 1 BB: 0 P: 16	R: 4 E: 0 K: 2 S: 23 H: 5 LOB: 1 BB: 0 P: 33	R: 0 E: 0 K: 0 S: 12 H: 1 LOB: 1 BB: 0 P: 18	R: 0 E: 0 K: 0 S: 7 H: 1 LOB: 0 BB: 0 P: 10	R: 0 E: 0 K: 0 S: 5 H: 0 LOB: 0 BB: 0 P: 6	R: 0 E: 1 K: 2 S: 11 H: 0 LOB: 1 BB: 0 P: 15	R: 0 E: 0 K: 1 S: 10 H: 0 LOB: 0 BB: 0 P: 15	R: 0 E: 0 K: 1 S: 9 H: 0 LOB: 1 BB: 1 P: 16	R: 0 E: 0 K: 3 S: 11 H: 0 LOB: 0 BB: 0 P: 15	1B: 5 2B: 2 3B: 1 HR: 0 SF: 0 SAC: 0 DP: 0 HBP: 0						

PITCHER	IP	WLS	BF	H	R	ER	SO	BB	IBB	HBP	BLK	WP	HR	S	P	ERA	WHIP
29 Jeff Samardzija, R (1, 1) ERA: 6.23	7.0		29	8	4	4	6	0	0	0	0	0	0	80	113	5.14	1.143
33 Zach Duke, L (8, 1) ERA:	1.0	W	4	0	0	0	1	1	0	0	0	0	0	9	16	0.00	1.000
30 David Robertson, R (9, 1) ERA:	1.0	S	3	0	0	0	3	0	0	0	0	0	0	11	15	0.00	0.000

PITCHER	IP	WLS	BF	H	R	ER	SO	BB	IBB	HBP	BLK	WP	HR	S	P	ERA	WHIP

TOP

Minnesota Twins @ Chicago White Sox

U.S. Cellular Field, Chicago, IL

Sat Apr 11 2015, 2:09 PM - 5:02 PM EDT

Att. 22,317 - Sunny - 72 F

livebaseballscorecards.com

AB	35
R	4
H	8
RBI	4
BB	1
SO	10
LOB	12

PA: 37

WP: 0
PB: 0
SB: 2
CS: 1

BOTTOM

Minnesota Twins @ Chicago White Sox

U.S. Cellular Field, Chicago, IL

Sat Apr 11 2015, 2:09 PM - 5:02 PM EDT

Att. 22,317 - Sunny - 72 F

livebaseballscorecards.com

Batter	1	2	3	4	5	6	7	8	9	AB	R	H	RBI	BB	SO	LOB
1 Adam Eaton, L (1, 8) OBP: 0.100, SLG: 0.150	C FF 94 B FF 96 X FS 82 1-1 ① F7	C FS 81 F CU 74 X SL 84 0-2 ③ G3		F FS 81 X CU 73 0-1 ② G6-3			S SL 82 F SL 81 X SL 82 0-2 ① G4-3			4	0	0	0	0	0	2
53 Melky Cabrera, S (1, 7) OBP: 0.150, SLG: 0.150	B SI 96 X SI 95 1-0 ② F7		B CU 75 F CU 74 F FS 83 X SI 95 1-2 25 BB 79 HBP 26 1B 1B	B SI 93 S FS 80 S CU 72 X FS 83 1-2 ③ G4-3			B FF 90 B CH 84 C FF 90 C FF 90 B SL 83 F SL 83 S SL 82 3-3 ② K			4	1	1	0	0	1	0
79 José Abreu, R (1, 10) OBP: 0.300, SLG: 0.471	B FF 96 X SL 86 1-0 ③ G6-3		B SI 94 S SL 85 B SI 94 1 SAFE H SI 94 3-1 26 1B 25 BB 10 FC5-2 1-2 HBP		X SI 93 0-0 ① G6-3		F SL 81 X CH 83 0-1 ③ G6-3			3	0	0	0	0	0	0
25 Adam LaRoche, L (1, 3) OBP: 0.211, SLG: 0.353		B SI 95 F SI 96 X SI 95 1-1 HR	C FS 81 B CU 73 C SI 92 B SI 94 B FS 83 S SI 94 4-2 10 FC5-2 26 1B 1-2 2-3 BB		C SI 93 B CU 74 F SI 93 B FS 82 F FS 80 S FS 82 2-3 ② K			S SL 83 F FF 90 B SL 82 X SL 81 1-2 ① G3		3	1	1	1	1	1	0
26 Avisaíl García, R (1, 9) OBP: 0.444, SLG: 0.467		X SL 86 0-0 10 G4-3 12 1B 2B	C SI 93 B SI 94 S SI 94 B SI 93 X FS 84 2-2 10 FC5-2 1-2 2-3 3-H 1B		F SL 82 X SI 92 0-1 ③ G6-3			F FF 95 C FF 94 X FF 90 0-2 ② G6-3		4	1	2	1	0	0	0
10 Alexei Ramirez, R (1, 6) OBP: 0.059, SLG: 0.063		X SI 95 0-0 ① G4-3 2-3	C SI 94 B SI 94 X SI 95 1-1 ① ② FC5-2 1-2 2-3 3-H			C SL 83 C FF 95 B FF 96 C FF 95 1-3 ① K		X FF 94 0-0 E6 12 2B 20 1B		4	1	0	0	0	1	4
12 Conor Gillaspie, L (1, 5) OBP: 0.500, SLG: 0.667 15 Gordon Beckham, R (9, 5) OBP: 0.286, SLG: 0.286		X SI 93 0-0 58 1B 1B 3-H	B CU 74 B SI 93 S FS 81 B FS 82 S SI 94 F SI 93 X SI 93 3-2 ③ G5-3			C FF 95 S SL 84 B FF 96 F CH 84 B SI 93 B FF 95 F FF 95 F FF 94 X FF 94 3-2 1B		B SI 94 C FF 91 1 SAFE X SL 85 1-1 20 1B 1-3 2B		4 0	0 0	3 0	1 0	0 0	0 0	2 0
58 Geovany Soto, R (1, 2) OBP: 0.400, SLG: 1.000 20 JB Shuck, L (8, PH) OBP: 0.333, SLG: 0.333 21 Tyler Flowers, R (9, 2) OBP: 0.250, SLG: 0.750		B SI 94 S FF 94 X SI 94 1-1 1-2 1B		B SL 85 B SI 94 B SI 93 C SI 93 C SI 93 F SI 94 F SI 94 F SI 94 X SI 94 3-2 HR		C SL 83 X FF 92 0-1 ② F8		D SI 94 C FF 94 X FF 94 1-1 ③ 2-H 3-H 1B		3 1 0	1 0 0	2 1 0	1 1 0	0 0 0	0 0 0	1 0 0
7 Micah Johnson, L (1, 4) OBP: 0.250, SLG: 0.333		B SI 93 F FS 80 B CU 72 S SI 93 S SI 93 2-3 ② K		S FS 80 B SI 93 X CU 72 1-1 ① G5-3		S FF 95 C FF 94 F SL 82 1 SAFE 1 SAFE B FF 95 C FF 95 1-3 ③ K				3	0	0	0	0	2	3
Inning Stats	R: 0 E: 0 K: 0 S: 4 H: 0 LOB: 0 BB: 0 P: 7	R: 2 E: 0 K: 1 S: 13 H: 4 LOB: 2 BB: 0 P: 17	R: 1 E: 0 K: 0 S: 15 H: 2 LOB: 2 BB: 1 P: 29	R: 1 E: 0 K: 0 S: 13 H: 1 LOB: 0 BB: 0 P: 18	R: 0 E: 0 K: 1 S: 7 H: 0 LOB: 0 BB: 0 P: 9	R: 0 E: 0 K: 2 S: 15 H: 1 LOB: 1 BB: 0 P: 20	R: 0 E: 0 K: 1 S: 9 H: 0 LOB: 0 BB: 0 P: 12	R: 1 E: 1 K: 0 S: 11 H: 2 LOB: 2 BB: 0 P: 14		1B: 6 2B: 2 3B: 0 HR: 2 SF: 0 SAC: 0 DP: 1 HBP: 1				WP: 0 PB: 0 SB: 0 CS: 0 PA: 35		

	AB	33
	R	5
	H	10
	RBI	5
	BB	1
	SO	5
	LOB	12

PITCHER		IP	WLS	BF	H	R	ER	SO	BB	IBB	HBP	BLK	WP	HR	S	P	ERA	WHIP
37 Mike Pelfrey, R ERA: 7.2	(1, 1)	5.0		23	7	4	4	2	1	0	1	0	0	2	52	80	7.20	1.600
62 J.R. Graham, R ERA:	(6, 1)	1.0		4	1	0	0	2	0	0	0	0	0	0	15	20	0.00	1.000
64 Aaron Thompson, L ERA: 2.7	(7, 1)	1.1		4	0	0	0	1	0	0	0	0	0	0	12	16	0.00	0.000
36 Blaine Boyer, R ERA: 6.0	(8, 1)	0.2	L	4	2	1	0	0	0	0	0	0	0	0	8	10	0.00	3.000

PITCHER	IP	WLS	BF	H	R	ER	SO	BB	IBB	HBP	BLK	WP	HR	S	P	ERA	WHIP

Batter	1	2	3	4	5	6	7	8	9	AB	R	H	RBI	BB	SO	LOB
39 Danny Santana, S (1, 6) OBP: 0.200, SLG: 0.250	C SI 96 X SI 89 0-1 ① F8		B SI 96 S CH 85 X SI 96 1-1 2-H 2B		1 SAFE C CH 85 F SI 96 X SL 82 0-2 2 FC5 1-2 1B			C SI 90 B SI 89 F SL 83 B CU 77 S CH 87 2-3 ① K2-3		4	0	2	1	0	1	0
2 Brian Dozier, R (1, 4) OBP: 0.200, SLG: 0.360	B SI 97 F SI 97 S SI 97 X CH 87 1-2 ② G5-3		C CH 86 S CH 86 B SI 98 F CH 86 S SI 96 1-3 ② K		D CH 88 F SI 96 F SI 96 F CH 85 X SI 97 1-2 ③ FC5 1-2 2-3f			C CH 86 B SL 84 B SI 90 X SI 90 2-1 7 1B 48 FC3 1B		4	1	1	0	0	1	3
7 Joe Mauer, L (1, 10) OBP: 0.417, SLG: 0.300	B SI 94 C SI 92 X CH 86 1-1 1B		B SI 93 S SI 98 B SL 80 C SL 81 B SI 97 C SI 96 3-3 ③ K			C SL 75 B CH 84 S CH 84 X SL 81 1-2 ① G4-3		C SI 90 S CU 78 B SI 92 B SI 90 1 SAFE B SI 89 F CU 78 1 SAFE F SI 91 3-2 F SI 90 X FF 90 1-3 48 FC3 1B		4	0	2	0	0	1	1
48 Torii Hunter, R (1, 9) OBP: 0.143, SLG: 0.143	F SI 92 S SI 96 S SI 97 0-3 ③ K			T CH 84 F SI 96 F SI 96 X SL 81 1-2 ① G6-3		C CH 84 S CH 86 F SI 95 B SI 96 X SL 81 1-2 1B		S SI 92 F SL 83 X SI 90 0-2 FC3 1-2 3-H		4	0	1	1	0	1	2
24 Trevor Plouffe, R (1, 3) OBP: 0.261, SLG: 0.158		C SI 90 C SI 94 B CH 87 C CH 87 1-3 ① K		C SL 78 S CH 86 S SI 97 0-3 ② K		S SI 94 C SI 94 B SI 96 S SI 94 1-3 ② K		C SI 89 F SI 88 X SL 83 0-2 ② F6		4	0	0	0	0	3	3
5 Eduardo Escobar, S (1, 5) OBP: 0.214, SLG: 0.231		C SI 89 S SI 91 X CH 86 0-2 ② G3		X CH 86 0-0 ③ G6-3		1 SAFE B SI 96 B SI 96 C CH 85 S SI 96 S SI 98 2-3 ③ K		D CH 85 C SI 89 B SI 90 S CH 86 B SI 91 F CH 86 X SI 91 3-2 ③ G4-3		4	0	0	0	0	1	3
8 Kurt Suzuki, R (1, 2) OBP: 0.333, SLG: 0.200		C SI 95 B SI 92 T SI 96 B SI 98 B CH 89 F SI 98 F SI 96 X SI 96 3-2 ③ L8			C SI 92 B CH 83 F CH 86 B SL 81 B SI 92 F SI 92 F CH 85 B CH 84 4-2 2 FC5 39 1B BB		C FF 91 C SL 87 B FC 89 B FF 92 F FF 92 F FF 92 B FF 93 B FF 92 4-2 31 G1-6-3 BB		C FC 92 F FC 90 B KC 83 F CH 89 X FC 90 1-2 ① L9	2	0	0	0	2	0	0
9 Eduardo Núñez, R (1, 7) OBP: 0.667, SLG: 1.000 1 Jordan Schafer, L (7, PH) OBP: 0.211, SLG: 0.263 (7, 8)			C SI 91 F SI 94 X SL 81 0-2 39 2B 2B		B SI 91 B SI 94 B SI 95 C SI 89 C SI 93 S SI 96 3-3 ① K		B FF 92 F FF 89 B SL 89 B FF 91 X FF 90 3-1 ① P5		B FC 92 B FC 92 C FC 93 S FC 94 S FC 94 2-3 ② K	2 2	1 0	1 0	0 0	0 0	1 1	1 1
21 Shane Robinson, R (1, 8) OBP: 0.143, SLG: 0.143 31 Oswaldo Arcia, L (7, PH) OBP: 0.313, SLG: 0.214 (7, 7)			T SI 96 B SI 90 X SI 97 1-1 ① P4		C CH 85 X SI 95 0-1 ② F7		C FF 90 X SL 83 0-1 ② ③ G1-6-3 1-2f		X CH 93 0-0 ③ L9	2 2	0 0	0 0	0 0	0 0	0 0	2 1
Inning Stats	R: 0 H: 1 E: 0 LOB: 1 K: 1 BB: 0 S: 10 P: 12	R: 0 H: 0 E: 0 LOB: 0 K: 1 BB: 0 S: 11 P: 15	R: 1 H: 2 E: 0 LOB: 1 K: 2 BB: 0 S: 14 P: 20	R: 0 H: 0 E: 0 LOB: 0 K: 1 BB: 0 S: 8 P: 9	R: 0 H: 1 E: 0 LOB: 2 K: 1 BB: 1 S: 16 P: 24	R: 0 H: 1 E: 0 LOB: 1 K: 2 BB: 0 S: 13 P: 18	R: 0 H: 0 E: 0 LOB: 0 K: 0 BB: 1 S: 8 P: 15	R: 1 H: 2 E: 0 LOB: 2 K: 1 BB: 0 S: 21 P: 31	R: 0 H: 0 E: 0 LOB: 0 K: 1 BB: 0 S: 8 P: 11	1B: 5 2B: 2 3B: 0 HR: 0	SF: 0 SAC: 0 DP: 1 HBP: 0	WP: 0 PB: 0 SB: 0 CS: 0	PA: 36				

PITCHER		IP	WLS	BF	H	R	ER	SO	BB	IBB	HBP	BLK	WP	HR	S	P	ERA	WHIP
49 Chris Sale, L ERA: 1.5	(1, 1)	6.0	W	24	5	1	1	8	1	0	0	0	0	0	72	98	1.50	1.000
41 Javy Guerra, R ERA:	(7, 1)	0.1	H	2	0	0	0	0	1	0	0	0	0	0	6	13	0.00	3.000
43 Dan Jennings, L ERA: 8.1	(7, 1)	0.2	H	1	0	0	0	0	0	0	0	0	0	0	2	2	0.00	0.000
33 Zach Duke, L ERA: 3.0	(8, 1)	1.0	H	6	2	1	1	1	0	0	0	0	0	0	21	31	9.00	2.000
30 David Robertson, R ERA:	(9, 1)	1.0		3	0	0	0	1	0	0	0	0	0	0	8	11	0.00	0.000

PITCHER	IP	WLS	BF	H	R	ER	SO	BB	IBB	HBP	BLK	WP	HR	S	P	ERA	WHIP

TOP

Minnesota Twins @ Chicago White Sox

U.S. Cellular Field, Chicago, IL

Sun Apr 12 2015, 2:10 PM - 5:05 PM EDT

Att. 23,057 - Partly Cloudy - 71 F

livebaseballscorecards.com

AB	34
R	2
H	7
RBI	2
BB	2
SO	10
LOB	17

BOTTOM

Batter	1	2	3	4	5	6	7	8	9	AB	R	H	RBI	BB	SO	LOB
1 Adam Eaton, L (1, 8) OBP: 0.080, SLG: 0.120	F FF 92 C FF 93 B FF 93 F SI 94 F FF 91 X FF 93 1-2 ① P6	C FF 92 F FF 93 B FF 94 F FF 93 X FF 88 1-2 ② FC5-2 53 E 3-H		C SI 92 F FF 93 X FC 90 0-2 ③ L7			C FF 90 F FF 90 S SL 80 0-3 ① K	C FF 92 X SL 82 0-1 ③ P6		5	0	0	0	0	1	2
53 Melky Cabrera, S (1, 7) OBP: 0.208, SLG: 0.208	B FF 93 X FF 92 1-0 79 1B 25 1B 1B	B FF 93 X FF 92 1-0 E5 79 FC6-4 1-3			C SI 89 X FF 90 0-1 79 1B 1B		B FF 89 X SL 80 1-0 ② B1			4	1	2	0	0	0	1
79 José Abreu, R (1, 3) OBP: 0.333, SLG: 0.476	C FF 93 F FF 92 F FF 94 D FF 90 1 SAFE X FF 93 1-2 25 1B 1-3 1B	F FF 93 B FF 92 F SI 92 X FC 89 1-2 ③ FC6-4 1-2f			B KC 75 D SI 90 F SI 91 X SI 89 2-1 1-2 1B		B FF 90 B FF 89 S SL 81 S FF 90 X SL 82 2-2 ③ F8			4	0	2	0	0	0	2
25 Adam LaRoche, L (1, 10) OBP: 0.261, SLG: 0.524	X FF 93 0-0 ② 26 1B 10 2B 1-3 3-H 1B		X FF 90 0-0 HR		C SI 91 F FF 91 F FC 90 C FC 88 0-3 ① K			B SL 82 C SL 82 C FF 89 B SL 82 S FF 90 2-3 ① K		4	2	2	2	0	2	2
26 Avisaíl García, R (1, 9) OBP: 0.455, SLG: 0.474	C KC 77 F FF 93 B FF 91 F FF 94 B FC 90 D KC 79 F FF 93 F FC 91 X FF 93 3-2 10 2B 1-3 1B		B KC 75 X FC 88 1-0 ① F9		F SI 91 S FF 91 B FC 89 B FC 87 S SI 92 2-3 ② K			X FF 92 0-0 10 S 10 1B 1B		4	1	2	0	0	1	2
10 Alexei Ramirez, R (1, 6) OBP: 0.143, SLG: 0.200	B KC 77 B FC 87 X SI 92 2-0 1-3 3-H 2B		X FF 91 0-0 ② P3		B FF 92 F SI 91 B FF 92 X FF 92 2-1 ③ P6			S SL 85 S SL 88 F FF 92 B CU 78 D CU 78 B FF 94 X SL 87 3-2 15 HR 1-H 1B		4	1	2	2	0	0	2
12 Conor Gillaspie, L (1, 5) OBP: 0.385, SLG: 0.500 15 Gordon Beckham, R (7, 5) OBP: 0.375, SLG: 0.750	C FF 92 B FF 91 T FF 92 C FC 91 1-3 ③ K		B FF 91 X FF 90 1-0 ③ L3				F FF 90 F FF 92 X FF 91 0-2 ① G4-3	1 SAFE S FF 91 1 SAFE X SL 87 0-1 1-H HR		3 1	0 1	0 1	0 2	0 0	1 0	2 0
21 Tyler Flowers, R (1, 2) OBP: 0.250, SLG: 0.583		C FF 91 B FF 92 F FF 92 X FC 90 1-2 ① L4		X FF 90 0-0 ① F7			C FF 91 B FF 91 S FF 91 F FF 91 B FC 88 C FC 88 2-3 ② K	B FF 92 X FF 92 1-0 1B		4	0	1	0	0	1	0
7 Micah Johnson, L (1, 4) OBP: 0.188, SLG: 0.250		B FF 93 S FF 91 F FF 93 B FF 93 B FF 93 X FF 93 3-2 E7 1 FC5-2		B FF 90 B FF 91 C FF 91 T FF 90 F FF 91 F FF 93 B FC 89 X FF 92 3-2 ② L7			X FF 91 0-0 ③ B1-3	B SI 92 F FF 91 S SI 92 S SL 83 1-3 ② K		4	0	0	0	0	1	1
Inning Stats	R: 2 H: 5 E: 0 LOB: 2 K: 1 BB: 0 S: 21 P: 30	R: 0 H: 0 E: 2 LOB: 2 K: 0 BB: 0 S: 14 P: 21	R: 1 H: 1 E: 0 LOB: 0 K: 0 BB: 0 S: 4 P: 6	R: 0 H: 0 E: 0 LOB: 0 K: 0 BB: 0 S: 9 P: 12	R: 0 H: 2 E: 0 LOB: 2 K: 2 BB: 0 S: 13 P: 19	R: 0 H: 0 E: 0 LOB: 0 K: 1 BB: 0 S: 8 P: 10	R: 0 H: 0 E: 0 LOB: 0 K: 1 BB: 0 S: 7 P: 10	R: 3 H: 4 E: 0 LOB: 1 K: 2 BB: 0 S: 16 P: 23		1B: 9 2B: 1 3B: 0 HR: 2	SF: 0 SAC: 0 DP: 0 HBP: 0		WP: 0 PB: 0 SB: 1 CS: 0	PA: 37		

PITCHER	IP	WLS	BF	H	R	ER	SO	BB	IBB	HBP	BLK	WP	HR	S	P	ERA	WHIP
45 Phil Hughes, R (1, 1) ERA: 5.25	6.0	L	27	8	3	3	4	0	0	0	0	0	1	69	98	4.50	1.333
64 Aaron Thompson, L (7, 1) ERA: 1.93	1.1		4	0	0	0	2	0	0	0	0	0	0	10	15	0.00	0.000
36 Blaine Boyer, R (8, 1) ERA: 15.0	0.0		4	4	3	3	0	0	0	0	0	0	1	8	12	∞	∞
52 Brian Duensing, L (8, 1) ERA:	0.2		2	0	0	0	1	0	0	0	0	0	0	5	6	0.00	0.000

PITCHER	IP	WLS	BF	H	R	ER	SO	BB	IBB	HBP	BLK	WP	HR	S	P	ERA	WHIP

Minnesota Twins @ Chicago White Sox

U.S. Cellular Field, Chicago, IL

Sun Apr 12 2015, 2:10 PM - 5:05 PM EDT

Att. 23,057 - Partly Cloudy - 71 F

livebaseballscorecards.com

AB	37
R	6
H	12
RBI	6
BB	0
SO	7
LOB	14

Chicago White Sox @ Cleveland Indians

Progressive Field, Cleveland, OH

Tue Apr 14 2015, 7:12 PM - 10:13 PM EDT

Att. 10,642 - Cloudy - 48 F

TOP

livebaseballscorecards.com

Batter	1	2	3	4	5	6	7	8	9	AB	R	H	RBI	BB	SO	LOB
1 Adam Eaton, L (1, 8) OBP: 0.138, SLG: 0.207	B CH 91 C FF 95 F FF 96 X CH 87 1-2 25 WP 53 1B 25 G4-3 1B		B FF 92 X FF 91 1-0 ① G4-3		C FF 92 B FF 93 C SL 77 X SL 77 1-2 ① G6-3		F SL 84 B FF 92 C FF 92 X SL 85 1-2 ③ 2B			4	1	2	0	0	0	0
53 Melky Cabrera, S (1, 7) OBP: 0.214, SLG: 0.214	C FF 92 F FF 94 B FF 94 1 SAFE X CH 86 1-2 25 G4-3 25 WP 26 1B 1-2 1B		B FF 92 C FF 93 X FC 86 1-1 ② F7		B FC 88 F FF 93 X FF 93 1-1 ② G6-3			C FF 96 B CH 86 X FF 96 1-1 ① G6-3		4	1	1	0	0	0	0
79 José Abreu, R (1, 3) OBP: 0.321, SLG: 0.560	B FC 87 T FC 88 F FC 88 C FF 97 1-3 ① K		B FF 91 X FC 88 1-0 ③ F9		B FF 94 B FC 88 X FF 92 2-0 HR			B SL 86 S SL 86 S SL 86 X SL 87 1-2 ② L4		4	1	1	1	0	1	2
25 Adam LaRoche, L (1, 10) OBP: 0.296, SLG: 0.500	B CU 79 X FF 95 1-0 ② G4-3 1-3 2-H			B CU 76 B FF 92 X FF 91 2-0 26 FC6-5 26 WP 1B	S FF 93 F FF 94 S SL 80 0-3 ③ K			B CH 87 C FF 94 B CH 87 B FF 96 F FF 95 B SL 88 4-2 BB		3	0	1	1	1	1	1
26 Avisaíl García, R (1, 9) OBP: 0.423, SLG: 0.435	F FC 88 F FF 94 B FF 96 B FF 96 F FF 96 D CU 83 X SI 96 3-2 10 CS 3-H 1B			B FC 87 X FC 86 1-0 ① FC6-5 10 BB 21 1B 1-3		C FF 91 S SL 82 B SL 83 S SL 84 1-3 ① K		X FF 95 0-0 ③ F8		4	1	1	1	0	1	2
10 Alexei Ramirez, R (1, 6) OBP: 0.160, SLG: 0.174	B FC 87 1-0 ③ CS 1-2	C FC 86 B FF 91 B FF 92 B FC 87 X FF 93 3-1 ① G6-3		B FC 87 B FC 88 B FF 92 D FF 93 4-0 21 1B 1-2 BB		F FF 92 F FF 92 B SL 85 S SL 85 1-3 ② K			C SL 85 C FF 95 B SL 86 B SL 85 X SL 86 2-2 ① F7	3	0	0	0	1	1	0
12 Conor Gillaspie, L (1, 5) OBP: 0.313, SLG: 0.400 15 Gordon Beckham, R (7, 5) OBP: 0.333, SLG: 0.667		C FF 92 X CH 86 0-1 ② F7	B FF 94 B FF 92 C FF 92 B FF 93 X FF 92 3-1 ② F8		X FF 92 0-0 ③ G4-3				X FF 95 0-0 ② G6-3	3 1	0 0	0 0	0 0	0 0	0 0	2 0
21 Tyler Flowers, R (1, 2) OBP: 0.313, SLG: 0.563		C CU 76 B FC 88 B FC 87 F FC 86 X FF 94 2-2 1B	C FC 88 X FF 90 0-1 1-2 2-H 1B				X SL 82 0-0 ① L7		C FF 96 X SL 86 0-1 ③ F9	4	0	2	1	0	0	0
64 Emilio Bonifácio, S (1, 4)		B FF 91 X FF 92 1-0 ③ F9	B FF 93 T FF 94 B FF 93 F FF 91 B FF 92 S FF 91 3-3 ③ K				C FF 91 B FF 92 B FF 92 B FF 91 X FF 91 3-1 ② F7			3	0	0	0	0	1	3

	AB	R	H	RBI	BB	SO	LOB
	33	4	8	4	2	5	10

Inning Stats																								
	R: 2	E: 0	K: 1	S: 14	H: 3	LOB: 0	BB: 0	P: 22	R: 0	E: 0	K: 0	S: 8	H: 1	LOB: 1	BB: 0	P: 14	R: 0	E: 0	K: 0	S: 4	H: 0	LOB: 0	BB: 0	P: 7
	R: 1	E: 0	K: 1	S: 9	H: 2	LOB: 2	BB: 1	P: 22	R: 1	E: 0	K: 1	S: 9	H: 1	LOB: 0	BB: 0	P: 13	R: 0	E: 0	K: 2	S: 7	H: 0	LOB: 0	BB: 0	P: 9
	R: 0	E: 0	K: 0	S: 6	H: 1	LOB: 1	BB: 0	P: 10	R: 0	E: 0	K: 0	S: 8	H: 0	LOB: 1	BB: 1	P: 14	R: 0	E: 0	K: 0	S: 6	H: 0	LOB: 0	BB: 0	P: 8

	1B: 6	2B: 1	3B: 0	HR: 1	SF: 0	SAC: 0	DP: 0	HBP: 0
	WP: 2	PB: 0	SB: 0	CS: 1	PA: 36			

PITCHER		IP	WLS	BF	H	R	ER	SO	BB	IBB	HBP	BLK	WP	HR	S	P	ERA	WHIP
59 Carlos Carrasco, R ERA: 2.84	(1, 1)	0.0	L	2	2	2	2	0	0	0	0	0	0	0	6	8	∞	∞
34 Zach McAllister, R ERA: 7.04	(1, 1)	3.2		15	4	1	1	1	1	0	0	0	2	0	26	51	2.46	1.364
50 Nick Hagadone, L ERA: 5.4	(4, 1)	1.1		5	1	1	1	2	0	0	0	0	0	1	12	19	6.75	0.750
51 Anthony Swarzak, R ERA: 2.08	(6, 1)	2.0		6	1	0	0	2	0	0	0	0	0	0	13	19	0.00	0.500
49 Austin Adams, R ERA: 1.93	(8, 1)	2.0		7	0	0	0	0	1	0	0	0	0	0	14	22	0.00	0.500

PITCHER	IP	WLS	BF	H	R	ER	SO	BB	IBB	HBP	BLK	WP	HR	S	P	ERA	WHIP

Batter	1	2	3	4	5	6	7	8	9	AB	R	H	RBI	BB	SO	LOB
24 Michael Bourn, L (1, 8) OBP: 0.250, SLG: 0.233	C FF 89 S CU 79 B CU 78 B CU 79 B FF 91 C FF 91 3-3 ① K		1 SAFE C FF 90 D CU 79 F SI 90 2 SAFE S CU 78 1-3 ② K 1-2		X FF 89 0-0 ② G1-3		B FF 92 X FF 91 1-0 ③ G4-3			4	0	0	0	0	2	3
4 Mike Aviles, R (1, 5) OBP: 0.316, SLG: 0.412	C FF 90 B CH 85 B FF 89 F FF 92 F FF 92 B FF 92 F FF 91 X FF 91 3-2 22 L8-3 1B		C SI 90 S FF 90 B FF 89 B FF 91 D CU 78 F CH 85 B FF 91 4-2 BB		C FF 88 C SI 89 B FF 89 X CU 78 1-2 ③ G5-3			B SI 88 F SI 88 F FF 88 S CU 76 1-3 ① K		3	0	1	0	1	1	0
22 Jason Kipnis, L (1, 4) OBP: 0.258, SLG: 0.333	C SI 90 1 SAFE C FF 90 B FF 90 D CU 80 X SI 90 2-2 ② ③ L8-3 1-1		D CU 80 B FF 91 2 SAFE X FF 91 2-0 ③ F7			X CU 77 0-0 ① G6-3		F SI 89 F SI 90 B CU 76 B CU 77 B CU 76 F SI 90 S SL 82 3-3 ② K		4	0	0	0	0	1	3
41 Carlos Santana, S (1, 3) OBP: 0.452, SLG: 0.458		C CU 78 S CH 85 B FF 92 F FF 92 B CU 79 B CH 85 B CU 77 4-2 BB		B FF 89 B FF 88 X FF 88 2-0 ① F8		C FF 89 C FF 88 F FF 90 B CU 78 X FF 90 1-2 ② L8		C CU 76 B CU 76 B CH 85 B CU 75 F FF 88 C SI 88 3-3 ③ K		3	0	0	0	1	1	0
40 Jerry Sands, R (1, 7) OBP: 0.385, SLG: 0.538		C FF 91 D SI 91 B CH 86 B FF 91 X FF 90 3-1 ① F9		B FF 88 C FF 89 X FF 89 1-1 9 PB 9 2B 1B		B FF 89 F FF 89 B CU 76 F CH 87 X CU 78 2-2 ③ G4-3			C FC 92 C FC 88 C KC 83 0-3 ① K	4	1	1	0	0	1	1
44 Brandon Moss, L (1, 9) OBP: 0.250, SLG: 0.150		D CU 80 C FF 91 D CU 80 S FF 91 S FF 92 2-3 ② K		F FF 89 D FF 88 B FF 90 C FF 90 1 SAFE B SI 89 S CU 79 3-3 ② K			C SI 91 C SL 84 B SL 84 S SL 84 1-3 ① K		B FC 91 C FC 92 B FC 91 C FC 92 S FC 92 2-3 ② K	4	0	0	0	0	4	2
9 Ryan Raburn, R (1, 10) OBP: 0.200, SLG: 0.357 7 David Murphy, L (9, PH) OBP: 0.364, SLG: 0.400		D CU 78 B FF 92 C FF 90 F FF 91 D CU 80 C FF 92 3-3 ③ K		F FF 90 T FF 90 B CH 84 F FF 90 B CU 79 X CH 84 2-2 1-H 2B			F FF 92 F FF 92 B SL 85 C SL 84 1-3 ② K		C FC 93 S KC 83 B KC 85 S KC 84 1-3 ③ K2-3	3 1	0 0	1 0	1 0	0 0	2 1	1 0
55 Roberto Pérez, R (1, 2) OBP: 0.273, SLG: 0.556			B FF 90 X FF 89 1-0 ① G6-3	S FF 89 C FF 90 B FF 90 C FF 91 1-3 ③ K			B FF 92 C SL 83 B SL 83 F FF 92 B SL 84 F FF 91 B FF 92 4-2 11 E BB			2	0	0	0	1	1	1
11 José Ramírez, S (1, 6) OBP: 0.273, SLG: 0.350			B FF 90 C FF 90 C FF 91 B CU 79 X CU 78 2-2 E5 24 S		C FF 89 B CH 88 X CH 82 1-1 ① L7		C FF 90 B SI 91 X SI 91 1-1 E6 1-3			3	0	0	0	0	0	1
Inning Stats	R: 0 E: 0 K: 1 S: 11 H: 1 LOB: 0 BB: 0 P: 19	R: 0 E: 0 K: 2 S: 11 H: 0 LOB: 1 BB: 1 P: 23	R: 0 E: 1 K: 1 S: 11 H: 0 LOB: 2 BB: 1 P: 21	R: 1 E: 0 K: 2 S: 13 H: 2 LOB: 1 BB: 0 P: 22	R: 0 E: 0 K: 0 S: 6 H: 0 LOB: 0 BB: 0 P: 8	R: 0 E: 0 K: 0 S: 8 H: 0 LOB: 0 BB: 0 P: 11	R: 0 E: 1 K: 2 S: 12 H: 0 LOB: 2 BB: 1 P: 20	R: 0 E: 0 K: 3 S: 10 H: 0 LOB: 0 BB: 0 P: 17	R: 0 E: 0 K: 3 S: 9 H: 0 LOB: 0 BB: 0 P: 12	1B: 2 2B: 2 3B: 0 HR: 0 SF: 0 SAC: 0 DP: 1 HBP: 0						WP: 0 PB: 1 SB: 1 CS: 0 PA: 34	

PITCHER	IP	WLS	BF	H	R	ER	SO	BB	IBB	HBP	BLK	WP	HR	S	P	ERA	WHIP
62 Jose Quintana, L (1, 1) ERA: 4.09	6.0	W	23	3	1	0	6	2	0	0	0	0	0	60	104	0.00	0.833
43 Dan Jennings, L (7, 1) ERA: 6.23	1.0	H	5	0	0	0	2	1	0	0	0	0	0	12	20	0.00	1.000
33 Zach Duke, L (8, 1) ERA: 2.25	1.0	H	3	0	0	0	3	0	0	0	0	0	0	10	17	0.00	0.000
30 David Robertson, R (9, 1) ERA:	1.0	S	3	0	0	0	3	0	0	0	0	0	0	9	12	0.00	0.000

PITCHER	IP	WLS	BF	H	R	ER	SO	BB	IBB	HBP	BLK	WP	HR	S	P	ERA	WHIP

BOTTOM

Chicago White Sox @ Cleveland Indians

Progressive Field, Cleveland, OH

Tue Apr 14 2015, 7:12 PM - 10:13 PM EDT

Att. 10,642 - Cloudy - 48 F

livebaseballscorecards.com

AB	31
R	1
H	3
RBI	1
BB	3
SO	14
LOB	12

Batter	1	2	3	4	5	6	7	8	9	AB	R	H	RBI	BB	SO	LOB
1 Adam Eaton, L (1, 8) OBP: 0.118, SLG: 0.176	B FF 92 C FF 91 B FF 92 F CH 86 X SI 93 2-2 L5 ①		1 SAFE B FF 92 C FF 93 1 SAFE 1 SAFE C FC 85 F CH 85 1 SAFE X SI 92 1-2 F9 ②		C FF 90 F CH 84 X CH 86 0-2 G3 ②		B FF 90 F FF 90 F SL 85 B FF 91 C FF 91 2-3 K ②		L FF 92 B FF 92 L FF 94 B KC 86 L FF 94 2-3 K ①	5	0	0	0	0	2	3
53 Melky Cabrera, S (1, 7) OBP: 0.182, SLG: 0.182	X FF 92 0-0 L8 ②		B FF 91 X FF 92 1-0 G3 ③		B FF 91 B CH 82 F FF 91 B CH 85 X FF 91 3-1 F8 ③		C FF 90 S CU 77 B FF 91 S CU 78 1-3 K ③		C FF 94 B FF 94 B FF 95 B FF 94 F FF 94 X FF 95 3-2 FC6-4 ② 1-2f 2-3	5	0	0	0	0	1	3
79 José Abreu, R (1, 3) OBP: 0.303, SLG: 0.500	B FF 93 S FC 85 S SL 83 S FF 92 1-3 K ③			C FF 92 X FF 92 0-1 10 1B 25 BB 1B		B FF 90 C CH 83 B FC 81 B CH 83 F FF 90 C SI 92 3-3 K ①		B CU 77 S SL 85 B FF 90 C SL 86 X FF 90 2-2 G3-1 ① S SI 91 F SL 83 B SL 84 F SI 93 S SL 84 1-3 K ②	S KC 85 B KC 85 D KC 86 S FF 93 S KC 85 2-3 K ③	5	0	1	0	0	3	2
25 Adam LaRoche, L (1, 10) OBP: 0.355, SLG: 0.480		C CH 84 B FF 91 B FC 84 B CH 85 B FF 93 4-1 BB		C FC 84 B CH 84 B FF 92 S FC 84 B CH 86 B FF 93 4-2 10 1B 1-2 BB		B FF 91 B FF 90 B FF 91 C FF 92 B FF 91 4-1 12 2B 10 G5-3 BB				1	1	0	0	3	1	0
12 Conor Gillaspie, L (1, 5) OBP: 0.316, SLG: 0.444 15 Gordon Beckham, R (8, PH) OBP: 0.400, SLG: 0.700 (8, 5)		B FF 92 F FF 91 S FC 86 D CH 87 F SL 83 F SI 92 S CH 86 2-3 K ①		C FF 93 F FF 92 F KC 77 F FC 85 B FF 93 D CH 86 S FF 93 2-3 K ①		X FF 91 0-0 20 1B 1-3 2B		B FC 92 B FC 92 B FC 92 C FC 91 X FC 90 3-1 20 FC5 10 1B 1B		3	1	1	0	0	2	3
										1	0	1	0	0	0	0
10 Alexei Ramirez, R (1, 6) OBP: 0.207, SLG: 0.222		C FC 83 C FC 86 B SI 94 S FF 92 1-3 K ②		X FC 84 0-0 1-2 2-3 1B		S FC 90 F SI 92 X KC 77 0-2 G5-3 ② 3-H		X SL 79 0-0 20 FC5 1-2 1B		4	0	2	1	0	1	2
20 JB Shuck, L (1, 9) OBP: 0.286, SLG: 0.286		C FF 93 X FF 92 0-1 P5 ③		F FC 85 X FF 94 0-1 P5 ②		B CH 84 C FF 91 X FC 84 1-1 2-H 1B		C FC 92 C FC 93 X FC 93 0-2 FC5 ③ 1-2 2-3f		4	0	1	1	0	0	6
58 Geovany Soto, R (1, 2) OBP: 0.250, SLG: 0.625 64 Emilio Bonifácio, S (9, PH)			C FF 91 C FC 82 B KC 76 S FF 92 1-3 K ①	B FC 85 S FC 85 B FF 93 S FF 92 C FF 94 2-3 K ③		1 SAFE S FC 83 F FF 92 F SI 93 S FC 85 0-3 K ③			C FF 94 B KC 86 B KC 85 B FF 94 C FF 95 F FF 95 B FF 95 4-2 53 FC6-4 7 HBP BB	3	0	0	0	0	3	4
										0	0	0	0	1	0	0
7 Micah Johnson, L (1, 4) OBP: 0.250, SLG: 0.222			C FF 92 B FF 91 B FF 92 S FC 85 F SI 93 B FC 85 B FF 94 4-2 BB		C FC 89 S FF 91 B FF 91 X KC 76 1-2 G1-3 ①		C FF 89 B SL 85 C FF 89 B SL 86 C SL 85 2-3 K ①		B FF 94 F FF 95 F FF 94 H KC 85 2-2 53 FC6-4 1-2 HBP	2	0	0	0	1	1	0
Inning Stats	R: 0 E: 0 K: 1 S: 7 H: 0 LOB: 0 BB: 0 P: 10	R: 0 E: 0 K: 2 S: 11 H: 0 LOB: 1 BB: 1 P: 18	R: 0 E: 0 K: 1 S: 11 H: 0 LOB: 1 BB: 1 P: 18	R: 0 E: 0 K: 2 S: 15 H: 2 LOB: 3 BB: 1 P: 23	R: 0 E: 0 K: 0 S: 8 H: 0 LOB: 0 BB: 0 P: 12	R: 2 E: 0 K: 2 S: 14 H: 2 LOB: 1 BB: 1 P: 22	R: 0 E: 0 K: 3 S: 9 H: 0 LOB: 0 BB: 0 P: 14	R: 0 E: 0 K: 1 S: 13 H: 2 LOB: 2 BB: 0 P: 19	R: 0 E: 0 K: 2 S: 14 H: 0 LOB: 2 BB: 1 P: 27	1B: 5 2B: 1 3B: 0 HR: 0 SF: 0 SAC: 0 DP: 0 HBP: 1						

PITCHER		IP	WLS	BF	H	R	ER	SO	BB	IBB	HBP	BLK	WP	HR	S	P	ERA	WHIP
47 Trevor Bauer, R ERA: 1.5	(1, 1)	6.0	W	26	4	2	2	8	4	0	0	0	0	0	66	103	3.00	1.333
48 Scott Atchison, R ERA:	(7, 1)	1.1	H	4	0	0	0	3	0	0	0	0	0	0	12	19	0.00	0.000
35 Marc Rzepczynski, L ERA: 13.5	(8, 1)	0.1	H	1	0	0	0	1	0	0	0	0	0	0	4	5	0.00	0.000
27 Bryan Shaw, R ERA: 4.5	(8, 1)	0.1	H	3	2	0	0	0	0	0	0	0	0	0	6	9	0.00	6.000
37 Cody Allen, R ERA: 13.5	(9, 1)	1.0	S	5	0	0	0	2	1	0	1	0	0	0	14	27	0.00	1.000

PITCHER	IP	WLS	BF	H	R	ER	SO	BB	IBB	HBP	BLK	WP	HR	S	P	ERA	WHIP

TOP

Chicago White Sox @ Cleveland Indians

Progressive Field, Cleveland, OH

Wed Apr 15 2015, 12:12 PM - 3:09 PM EDT

Att. 11,042 - Partly Cloudy - 52 F

livebaseballscorecards.com

AB	33
R	2
H	6
RBI	2
BB	5
SO	14
LOB	23

WP: 0	PA: 39								
PB: 0									
SB: 0									
CS: 0									

Batter	1	2	3	4	5	6	7	8	9	AB	R	H	RBI	BB	SO	LOB
24 Michael Bourn, L (1, 8) OBP: 0.278, SLG: 0.294	B SI 86 F FF 87 C FC 84 F FC 85 X SI 89 1-2 ① L1		F FF 87 X SI 88 0-1 ② G4-3 2-3 3-H		X FC 85 0-0 4 G1-4-3 1B		C FF 90 B SL 82 B FF 91 T FF 91 F FF 90 B SL 83 X FF 92 3-2 2B			4	0	2	1	0	0	1
4 Mike Aviles, R (1, 7) OBP: 0.304, SLG: 0.350	B FF 88 B FC 85 C FF 88 F FF 88 F FC 85 X CH 82 2-2 ② L6		D SI 88 B SI 87 B CU 74 C FC 82 F CH 80 F FF 88 F CH 81 B CH 80 4-2 BB		C FC 85 X CH 79 0-1 ①② G1-4-3 1-2f		B FF 91 L FF 90 L FF 90 S SL 83 1-3 ① K			3	0	0	0	1	1	2
22 Jason Kipnis, L (1, 4) OBP: 0.257, SLG: 0.303	C FF 86 B FF 88 X FC 85 1-1 ③ G4-3		C FC 83 1 SAFE 1 SAFE B FC 84 B FC 83 X FF 88 2-1 ③ F7		B FF 87 F FF 86 F SI 88 B FF 88 B SI 87 F FF 87 B FF 88 4-2 41 S 41 1B BB		B SL 82 C FF 89 F FF 91 S SL 84 1-3 ② K			3	1	0	0	1	1	3
41 Carlos Santana, S (1, 3) OBP: 0.429, SLG: 0.429		B FF 86 B SI 88 B FF 87 C FF 87 F FF 87 F FF 88 F FF 87 X FF 88 3-2 ① L4	C SI 86 F SI 86 B FF 85 C CH 79 1-3 ① K		1 SAFE C CU 72 F CH 80 D CH 79 X SI 88 1-2 40 1B 1-H 1B		C SI 90 X SL 83 0-1 ③ G3			4	0	1	1	0	1	1
40 Jerry Sands, R (1, 9) OBP: 0.412, SLG: 0.529		C SI 88 B SI 88 X FC 84 1-1 ② F8	F FC 82 B CU 74 B CU 72 B CH 80 S CH 80 X CH 80 3-2 9 2B 8 2B 1B		B SI 87 1 SAFE S SI 88 C SI 89 F SI 89 F SI 89 B SL 82 X SI 90 2-2 1-2 1B			C FF 90 B FF 90 B FC 87 F SI 89 S FS 83 2-3 ① K		4	1	2	0	0	1	0
9 Ryan Raburn, R (1, 10) OBP: 0.235, SLG: 0.438 7 David Murphy, L (5, PH) OBP: 0.308, SLG: 0.333 (6, 10)		B SI 87 C FF 87 F SI 88 F FF 89 B CU 75 S FF 88 2-3 ③ K	B SI 88 1 SAFE C CH 80 X CH 79 1-1 8 2B 1-3 2B		B SI 90 B CH 80 F SI 90 B SI 90 X SI 91 3-1 ③ G4-3			B SI 90 B FS 84 C SI 89 B SI 90 F FF 89 X FS 83 3-2 ② G3		2 2	1 0	1 0	0 0	0 0	1 0	0 2
8 Lonnie Chisenhall, L (1, 5) OBP: 0.292, SLG: 0.273			C FC 85 X FC 81 0-1 11 SH2-3 55 SH 24 G4-3 1B	B FF 87 D FC 83 C FF 87 X FF 88 2-1 2-H 3-H 2B		C SI 88 F CH 78 C SI 92 0-3 ① K		X SI 89 0-0 ③ F7		4	1	2	2	0	1	0
55 Roberto Pérez, R (1, 2) OBP: 0.231, SLG: 0.455			L SI 87 X CH 79 0-1 SH 24 G4-3 11 SH2-3 1-2	S CH 78 S FC 82 S CH 78 0-3 ② K		C SI 91 C SL 83 C SI 91 0-3 ② K				2	0	0	0	0	2	1
11 José Ramírez, S (1, 6) OBP: 0.250, SLG: 0.318			X FF 85 0-0 ① SH2-3 1-2 2-3	C SI 87 B CH 78 X CH 78 1-1 ③ G5-3		B SI 91 C SI 91 B CH 81 F FF 91 F FF 92 S SI 93 2-3 ③ K				2	0	0	0	0	1	1
Inning Stats	R: 0 E: 0 K: 0 S: 10 H: 0 LOB: 0 BB: 0 P: 14	R: 0 E: 0 K: 1 S: 11 H: 0 LOB: 0 BB: 0 P: 17	R: 1 E: 0 K: 0 S: 13 H: 1 LOB: 2 BB: 1 P: 19	R: 2 E: 0 K: 2 S: 15 H: 3 LOB: 1 BB: 0 P: 23	R: 1 E: 0 K: 0 S: 16 H: 3 LOB: 2 BB: 1 P: 26	R: 0 E: 0 K: 3 S: 10 H: 0 LOB: 0 BB: 0 P: 12	R: 0 E: 0 K: 2 S: 12 H: 1 LOB: 1 BB: 0 P: 17	R: 0 E: 0 K: 1 S: 7 H: 0 LOB: 0 BB: 0 P: 12		1B: 5 2B: 3 3B: 0 HR: 0	SF: 0 SAC: 2 DP: 1 HBP: 0					

BOTTOM

Chicago White Sox @ Cleveland Indians

Progressive Field, Cleveland, OH

Wed Apr 15 2015, 12:12 PM - 3:09 PM EDT

Att. 11,042 - Partly Cloudy - 52 F

livebaseballscorecards.com

AB	30
R	4
H	8
RBI	4
BB	2
SO	9
LOB	11

WP: 0 PB: 0 SB: 1 CS: 0 PA: 34

PITCHER		IP	WLS	BF	H	R	ER	SO	BB	IBB	HBP	BLK	WP	HR	S	P	ERA	WHIP
50 John Danks, L ERA: 6.97	(1, 1)	4.2	L	22	6	4	4	3	2	0	0	0	0	0	58	87	7.71	1.714
34 Matt Albers, R ERA: 2.45	(5, 1)	1.1		5	1	0	0	3	0	0	0	0	0	0	17	24	0.00	0.750
43 Dan Jennings, L ERA: 5.06	(7, 1)	1.0		4	1	0	0	2	0	0	0	0	0	0	12	17	0.00	1.000
57 Zach Putnam, R ERA: 12.0	(8, 1)	1.0		3	0	0	0	1	0	0	0	0	0	0	7	12	0.00	0.000

PITCHER	IP	WLS	BF	H	R	ER	SO	BB	IBB	HBP	BLK	WP	HR	S	P	ERA	WHIP

Batter	1	2	3	4	5	6	7	8	9	AB	R	H	RBI	BB	SO	LOB
1 Adam Eaton, L (1, 8) OBP: 0.158, SLG: 0.211	B FF 91 X SI 93 1-0 ① B1-3		B CH 85 C FF 94 F KC 80 B SI 95 X FC 88 2-2 53 FC5-4 1B		C SI 94 C FF 95 X SI 95 0-2 ③ G5-3			X SI 94 0-0 1B		4	0	2	0	0	0	1
53 Melky Cabrera, S (1, 7) OBP: 0.162, SLG: 0.162	B FF 92 C SI 94 F KC 80 X SI 94 1-2 ② F9		B FF 95 B SI 95 F FF 94 X SI 95 2-1 ② FC5-4 1-2f			C CH 84 B FF 94 B FF 94 B FF 93 F FF 93 X FF 95 3-2 ① G6-3		C FF 94 1 SAFE F FF 94 B FF 93 S FF 94 1-3 ③ K		4	0	0	0	0	1	2
79 José Abreu, R (1, 3) OBP: 0.270, SLG: 0.441	C FF 94 X FF 95 0-1 ③ G4-3		S CH 86 C SI 95 B SI 96 B SI 96 C FF 96 2-3 ③ K			B SI 94 X FF 95 1-0 ② G6-3			B FF 90 B FF 90 X FF 90 2-0 ① G5-3	4	0	0	0	0	1	1
26 Avisaíl García, R (1, 9) OBP: 0.400, SLG: 0.519		X FF 92 0-0 HR		C CH 85 S CH 85 F FF 94 B FF 95 X CH 86 1-2 ① G4-3		C CH 84 B FF 94 F FF 95 S CH 85 1-3 ③ K			B FF 91 T FF 90 X FF 91 1-1 ② G4-3	4	1	1	1	0	1	0
25 Adam LaRoche, L (1, 10) OBP: 0.343, SLG: 0.429		B SI 92 B CH 84 X SI 93 2-0 ① F8		F CH 85 X SI 94 0-1 ② G4-3			B KC 80 B SI 93 B SI 93 C FF 93 F SI 94 B FF 94 4-2 15 G1-6-3 BB		B FF 90 B FF 89 C FF 91 X FF 91 2-1 ③ F9	3	0	0	0	1	0	0
10 Alexei Ramirez, R (1, 6) OBP: 0.188, SLG: 0.200		B SI 93 B CH 84 B FF 94 C FF 93 X SI 94 3-1 ② F9		C KC 81 S CH 86 C SI 94 0-3 ③ K			X FF 94 0-0 ① P3			3	0	0	0	0	1	1
15 Gordon Beckham, R (1, 5) OBP: 0.385, SLG: 0.583		B FF 93 F SI 94 F SI 94 F FF 95 F KC 80 B FC 89 B FC 90 B FF 95 4-2 BB			C CH 83 F FF 93 B CH 85 B SI 94 F FF 94 F FC 89 S KC 82 2-3 ① K2-3		C FF 94 F FF 94 X FC 84 0-2 ② ③ G1-6-3 1-2f			2	0	0	0	1	1	1
58 Geovany Soto, R (1, 2) OBP: 0.273, SLG: 0.545		F FF 94 F CH 86 B CH 87 S FF 95 1-3 ③ K			B CH 85 C CH 85 C KC 80 B SI 95 B CH 85 X FF 94 3-2 1B			C FF 94 S CH 83 C FF 94 0-3 ① K		3	0	1	0	0	2	1
64 Emilio Bonifácio, S (1, 4)			C FF 92 B CH 85 X FF 92 1-1 ① B1-3		C CH 86 C CH 85 C FF 95 0-3 ② K			C CH 83 S FF 94 C FF 95 0-3 ② K		3	0	0	0	0	2	1

TOP

Chicago White Sox @ Detroit Tigers
Comerica Park, Detroit, MI
Fri Apr 17 2015, 1:09 PM - 3:43 PM EDT
Att. 33,084 - Sunny - 64 F

livebaseballscorecards.com

AB	30
R	1
H	4
RBI	1
BB	2
SO	9
LOB	8

Inning Stats	1	2	3	4	5	6	7	8	9					
	R: 0 E: 0 K: 0 S: 6	H: 0 LOB: 0 BB: 0 P: 8	R: 1 E: 0 K: 1 S: 11	H: 1 LOB: 1 BB: 1 P: 21	R: 0 E: 0 K: 1 S: 10	H: 1 LOB: 1 BB: 0 P: 17	R: 0 E: 0 K: 1 S: 9	H: 0 LOB: 0 BB: 0 P: 10	R: 0 E: 0 K: 2 S: 14	H: 1 LOB: 1 BB: 0 P: 19	R: 0 E: 0 K: 1 S: 7	H: 0 LOB: 0 BB: 0 P: 12	R: 0 E: 0 K: 0 S: 6	H: 0 LOB: 0 BB: 1 P: 10
	R: 0 E: 0 K: 3 S: 10	H: 1 LOB: 1 BB: 0 P: 11	R: 0 E: 0 K: 0 S: 5	H: 0 LOB: 0 BB: 0 P: 10	1B: 3 2B: 0 3B: 0 HR: 1	SF: 0 SAC: 0 DP: 1 HBP: 0	WP: 0 PB: 0 SB: 0 CS: 0	PA: 32						

PITCHER	IP	WLS	BF	H	R	ER	SO	BB	IBB	HBP	BLK	WP	HR	S	P	ERA	WHIP
14 David Price, L (1, 1) ERA: 0.4	8.0		29	4	1	1	9	2	0	0	0	0	1	73	108	1.12	0.750
38 Joakim Soria, R (9, 1) ERA: 1.59	1.0	W	3	0	0	0	0	0	0	0	0	0	0	5	10	0.00	0.000

PITCHER	IP	WLS	BF	H	R	ER	SO	BB	IBB	HBP	BLK	WP	HR	S	P	ERA	WHIP

BOTTOM

Chicago White Sox @ Detroit Tigers

Comerica Park, Detroit, MI

Fri Apr 17 2015, 1:09 PM - 3:43 PM EDT

Att. 33,084 - Sunny - 64 F

livebaseballscorecards.com

Batter	1	2	3	4	5	6	7	8	9	AB	R	H	RBI	BB	SO	LOB
12 Anthony Gose, L (1, 8) OBP: 0.407, SLG: 0.667	X FF 92 0-0 3 FC3-6 1B		T FF 94 1 SAFE X SI 94 0-1 FC4 3 FC5-2 1-3		C FC 91 F FS 85 X FC 92 0-2 24 1B 1B		C FC 91 B FF 91 F FC 92 X FS 86 1-2 ② G4-3 2-3			4	0	2	0	0	0	2
3 Ian Kinsler, R (1, 4) OBP: 0.362, SLG: 0.405	C FF 93 1 SAFE 1 SAFE S FF 93 1 SAFE B CU 83 F CU 83 1 SAFE X SI 95 1-2 ① FC3-6 24 2B 1-2f		C FF 96 1 SAFE X CU 82 0-1 ① FC5-2 24 G5-4-3 1-2 3-H		1 SAFE P PQ 87 X SI 94 1-0 ② L9		C CU 84 X FF 93 0-1 ③ G4-3			4	0	0	0	0	0	5
24 Miguel Cabrera, R (1, 3) OBP: 0.500, SLG: 0.683	C CU 82 X SI 95 0-1 1-3 2B		S CU 82 B CU 83 D FS 87 C CU 84 X SL 84 2-2 ②③ G5-4-3 1-2f		X SI 95 0-0 1-3 1B			F CU 81 F FF 95 S FF 94 0-3 ① K		4	0	2	0	0	1	2
28 J.D. Martinez, R (1, 9) OBP: 0.273, SLG: 0.558	C SI 95 X SI 95 0-1 ② P3			X CU 82 0-0 ① P6	S CU 85 B CU 84 C SI 95 S SI 96 1-3 ③ K			X CU 83 0-0 ② F8		4	0	0	0	0	1	4
52 Yoenis Cespedes, R (1, 10) OBP: 0.318, SLG: 0.512	B FF 96 B CU 85 C CU 84 F CU 85 X CU 84 2-2 ③ G6-3			B FF 94 B FF 96 C FF 94 X SL 83 2-1 HR	C FF 94 C FC 92 B FC 93 B FS 85 S FF 96 2-3 ① K			S FC 93 B FF 95 B FF 95 S FF 95 S FF 96 2-3 ③ K		4	1	1	1	0	2	2
9 Nick Castellanos, R (1, 5) OBP: 0.326, SLG: 0.447 17 Andrew Romine, S (9, PR) OBP: 0.800, SLG: 0.500		B FF 94 C SL 82 S FS 86 F CU 84 S FF 96 1-3 ① K		F FF 94 B FS 87 F FF 95 F CU 84 X CU 85 1-2 1B	S FF 95 T FF 94 F FF 96 B CU 85 B FC 93 F SI 95 S CU 83 2-3 ② K				X SI 90 0-0 13 SH5-4 1 1B 2B	4 0	0 1	2 0	0 0	0 0	2 0	0 0
13 Alex Avila, L (1, 2) OBP: 0.393, SLG: 0.333		T SI 96 B SL 84 S FS 85 F FF 94 B FS 86 S FC 93 2-3 ② K		B SI 95 X FS 85 1-0 ② F8	S FS 85 B FS 86 F FC 93 F FS 86 X FC 93 1-2 ③ L6				X SI 90 0-0 ① SH5-4 2-3	3	0	0	0	0	1	1
1 Jose Iglesias, R (1, 6) OBP: 0.529, SLG: 0.581		B FF 96 T FF 96 F FC 92 B FF 97 X CU 84 2-2 ③ L8		B FF 94 B SI 94 C FF 94 X SI 95 2-1 ③ G5-3			X SI 93 0-0 12 G4-3 2B		C SI 90 F CU 77 F FF 91 F SL 83 X SI 91 0-2 3-H 1B	4	0	2	1	0	0	1
20 Rajai Davis, R (1, 7) OBP: 0.417, SLG: 0.421			C FF 94 F SL 84 B FF 97 X CU 85 1-2 12 E 12 FC4 3 FC5-2 1B		C FF 94 X CU 82 0-1 ① G5-3		X FF 91 0-0 ① B5			3	0	1	0	0	0	1
Inning Stats	R: 0 E: 0 K: 0 S: 12 H: 2 LOB: 2 BB: 0 P: 15	R: 0 E: 0 K: 2 S: 11 H: 0 LOB: 0 BB: 0 P: 16	R: 0 E: 1 K: 0 S: 10 H: 1 LOB: 1 BB: 0 P: 13	R: 1 E: 0 K: 0 S: 10 H: 2 LOB: 1 BB: 0 P: 16	R: 0 E: 0 K: 1 S: 11 H: 2 LOB: 2 BB: 0 P: 12	R: 0 E: 0 K: 2 S: 12 H: 0 LOB: 0 BB: 0 P: 17	R: 0 E: 0 K: 0 S: 7 H: 1 LOB: 1 BB: 0 P: 8	R: 0 E: 0 K: 2 S: 7 H: 0 LOB: 0 BB: 0 P: 9	R: 1 E: 0 K: 0 S: 7 H: 2 LOB: 2 BB: 0 P: 7	1B: 6 2B: 3 3B: 0 HR: 1 SF: 0 SAC: 1 DP: 1 HBP: 0						

	AB	34
	R	2
	H	10
	RBI	2
	BB	0
	SO	7
	LOB	18

PITCHER		IP	WLS	BF	H	R	ER	SO	BB	IBB	HBP	BLK	WP	HR	S	P	ERA	WHIP
29 Jeff Samardzija, R ERA: 4.29	(1, 1)	8.0		32	8	1	1	7	0	0	0	0	0	1	80	106	1.12	1.000
33 Zach Duke, L ERA: 4.15	(9, 1)	0.1	L	3	2	1	1	0	0	0	0	0	0	0	7	7	27.00	6.000

PITCHER	IP	WLS	BF	H	R	ER	SO	BB	IBB	HBP	BLK	WP	HR	S	P	ERA	WHIP

Chicago White Sox @ Detroit Tigers

Comerica Park, Detroit, MI

Sat Apr 18 2015, 1:09 PM - 4:10 PM EDT

Att. 39,877 - Sunny - 70 F

TOP

livebaseballscorecards.com

Batter	1	2	3	4	5	6	7	8	9	AB	R	H	RBI	BB	SO	LOB
1 Adam Eaton, L (1, 8) OBP: 0.163, SLG: 0.190	C SI 90 F FC 90 X SL 86 0-2 P5		B CU 79 B FF 92 B SI 92 B FF 90 4-0 53 53 S 53 2B BB	S FS 86 S SL 88 F FF 92 T SL 86 0-2 K	F FF 86 X FF 87 0-1 F7	C CH 87 F FF 94 F CH 88 X CH 88 0-2 FC4-6 1-2f			X FF 90 0-0 L8	4	1	0	0	1	1	6
64 Emilio Bonifácio, S (8, 8)										1	0	0	0	0	0	0
53 Melky Cabrera, S (1, 7) OBP: 0.238, SLG: 0.262	B FF 90 F FS 86 X SL 87 1-1 79 2B 1B		1 SAFE B FF 91 B SL 87 X FS 84 2-0 79 1B 25 HR 1-H 2B	F FF 92 B FF 92 T SL 85 F FF 92 D FC 87 X CU 80 2-2 79 HR 1-2 2-3 3-H 1B	C CH 77 F CH 78 B FF 86 F CU 74 F CH 77 F FF 88 X CU 76 1-2 79 FC6-4 1-2 1B		C SI 89 C SI 88 S SI 89 0-3 K	B FF 91 B SL 84 C SI 90 X FF 92 2-1 79 G6-4-3 1B	5	2	4	2	0	1	0
20 JB Shuck, L (7, 7) OBP: 0.375, SLG: 0.375										1	0	1	0	0	0	0
79 José Abreu, R (1, 10) OBP: 0.302, SLG: 0.550	C FF 91 X FF 92 0-1 1-3 2B		B FF 92 S SL 86 X FF 92 1-1 25 HR 2-3 1B	S FF 92 B FC 90 C CH 73 B FF 92 F FF 93 X FC 86 2-2 1-H 2-H 3-H HR	C FF 87 S CH 77 B FF 87 X FF 87 1-2 FC6-4 25 2B 1-2f 2-3		X SI 88 0-0 L8	B CU 77 X SL 85 1-0 G6-4-3 1-2f	6	2	3	4	0	0	3
25 Adam LaRoche, L (1, 3) OBP: 0.375, SLG: 0.576	S SL 88 S FF 92 F FF 92 D SL 87 S SL 86 1-3 K		B FF 92 B CH 77 S FF 93 X FF 93 2-1 1-H 3-H HR	B FF 86 F FF 88 F FF 85 X CU 77 1-2 12 WP 26 1B 12 1B 1B	B FF 88 C FC 83 B FC 84 X FF 86 2-1 1-3 3-H 2B		T FF 88 B SL 79 F SL 78 S FF 91 1-3 K		5	2	3	4	0	2	2
26 Avisaíl García, R (1, 9) OBP: 0.371, SLG: 0.469	F FC 92 T FF 92 B FF 93 X SI 94 1-2 G6-3		C CU 80 X FF 93 0-1 L9	F FF 88 X FC 85 0-1 12 1B 12 WP 10 SF7 1-2 1B	D FF 94 F FC 87 X FC 86 1-1 G6-3			X SI 91 0-0 G5-3		5	1	1	0	0	0	4
12 Conor Gillaspie, L (1, 5) OBP: 0.292, SLG: 0.391		C FF 89 B SL 89 F FF 91 X FF 91 1-2 P5	C FF 92 B FC 91 F FA 89 B FC 91 X SI 93 2-2 P1	B FC 85 F FF 87 B FC 85 F FF 88 X FF 89 2-2 1-3 2-H 1B		B SI 94 F SI 93 S CH 87 S CH 88 1-3 K		B SI 93 X SL 83 1-0 G1-3		5	0	1	1	0	1	0
10 Alexei Ramirez, R (1, 6) OBP: 0.216, SLG: 0.242		X CU 76 0-0 F7		C FF 90 S CU 78 X SI 91 1-1 21 2B 53 1B 2B B FF 87 S CH 78 X FF 88 1-1 SF7 2-H 3-H 1B		B FC 88 S FC 89 X SI 94 1-1 G6-3		B SL 86 C SI 92 S SL 83 F SI 92 B SL 83 F SI 91 F SL 84 F SL 84 B SL 84 4-2 B SI 93 21 1B BB	3	1	1	1	1	0	0
15 Gordon Beckham, R (8, 6) OBP: 0.385, SLG: 0.583										0	0	0	0	0	0	0
21 Tyler Flowers, R (1, 2) OBP: 0.381, SLG: 0.600		C FF 92 X FF 91 0-1 P3		C FF 92 B FF 92 X SL 88 2-0 53 1B 79 HR 2-3 2B B FF 88 X FF 88 1-0 F9		C FF 95 B FC 90 B FC 89 B SI 94 B FF 95 4-1 7 1B BB		X SI 92 0-0 1-2 1B	4	1	2	0	1	0	1
7 Micah Johnson, L (1, 4) OBP: 0.320, SLG: 0.238			B FS 83 B FF 90 S FS 83 C FS 84 F FF 91 X SI 92 2-2 G4-3	B FF 92 D FS 84 C FF 91 C FF 92 B SL 87 F FS 85 B FF 92 4-2 53 1B 79 HR BB	B FC 83 F FF 86 B CU 74 B FF 86 B FF 87 4-1 79 FC6-4 53 1B 25 2B BB	B FF 94 C CH 87 F CH 87 X CH 89 1-2 1 FC4-6 1-2 1B		B SI 94 T SL 84 C SI 93 C SI 93 1-3 K		3	2	1	0	2	1	2

Inning Stats																								
	R: 0	H: 2	R: 0	H: 0	R: 4	H: 3	R: 7	H: 7	R: 1	H: 2	R: 0	H: 1	R: 0	H: 0	R: 0	H: 1	R: 0	H: 1	1B: 10	SF: 1	WP: 1	PA: 48
	E: 0	LOB: 2	E: 0	LOB: 0	E: 0	LOB: 0	E: 0	LOB: 1	E: 0	LOB: 2	E: 0	LOB: 0	E: 0	LOB: 0	E: 0	LOB: 2	E: 0	LOB: 0	2B: 5	SAC: 0	PB: 0	
	K: 1	BB: 0	K: 0	BB: 0	K: 0	BB: 1	K: 1	BB: 1	K: 0	BB: 1	K: 1	BB: 1	K: 2	BB: 0	K: 1	BB: 1	K: 0	BB: 0	3B: 0	DP: 1	SB: 1	
	S: 14	P: 17	S: 6	P: 7	S: 14	P: 27	S: 29	P: 45	S: 16	P: 25	S: 13	P: 20	S: 7	P: 8	S: 12	P: 18	S: 4	P: 7	HR: 2	HBP: 0	CS: 0	

PITCHER		IP	WLS	BF	H	R	ER	SO	BB	IBB	HBP	BLK	WP	HR	S	P	ERA	WHIP
19 Aníbal Sánchez, R	(1, 1)	3.1	L	21	9	9	9	2	2	0	0	0	0	2	52	80	24.30	3.300
ERA: 7.71																		
65 Blaine Hardy, L	(4, 1)	1.1		10	5	3	3	0	1	0	0	0	1	0	25	38	20.25	4.500
ERA: 12.46																		
60 Angel Nesbitt, R	(5, 1)	1.1		6	1	0	0	1	1	0	0	0	0	0	15	23	0.00	1.500
ERA:																		
32 Tom Gorzelanny, L	(7, 1)	1.0		3	0	0	0	2	0	0	0	0	0	0	7	8	0.00	0.000
ERA:																		
62 Al Alburquerque, R	(8, 1)	1.0		5	1	0	0	1	1	0	0	0	0	0	12	18	0.00	2.000
ERA: 2.7																		

PITCHER		IP	WLS	BF	H	R	ER	SO	BB	IBB	HBP	BLK	WP	HR	S	P	ERA	WHIP
44 Joba Chamberlain, R	(9, 1)	1.0		3	1	0	0	0	0	0	0	0	0	0	4	7	0.00	1.000
ERA:																		

AB	42
R	12
H	17
RBI	12
BB	5
SO	6
LOB	18

BOTTOM

Chicago White Sox @ Detroit Tigers

Comerica Park, Detroit, MI

Sat Apr 18 2015, 1:09 PM - 4:10 PM EDT

Att. 39,877 - Sunny - 70 F

livebaseballscorecards.com

Batter	1	2	3	4	5	6	7	8	9	AB	R	H	RBI	BB	SO	LOB
20 Rajai Davis, R (1, 8) (8, 7) OBP: 0.393, SLG: 0.435	F SI 95 X CH 89 0-1 24 E 2B		X CH 85 0-0 ① L6		B SI 90 F SI 89 B SI 93 X CH 84 2-1 ② G5-3			B FC 89 C SI 92 F SL 86 X CU 79 1-2 ② P6		4	1	1	0	0	0	1
3 Ian Kinsler, R (1, 4) OBP: 0.340, SLG: 0.378 17 Andrew Romine, S (7, 5) OBP: 0.833, SLG: 0.667	S SI 97 F SI 97 F SI 97 F SI 98 S SL 82 0-3 ① K2-3		C SI 94 C SI 89 F SI 94 X SI 95 0-2 ② FC3-6 24 BB 1-2f		B CH 86 B SI 91 S SI 93 F SI 96 F SI 96 F SL 82 F SI 95 X SI 96 2-2 ③ G4-3			B SI 92 B SI 92 X SI 91 2-0 13 BB 9 1B 1B		3 1	0 1	0 1	0 1	0 0	1 0	2 0
24 Miguel Cabrera, R (1, 3) OBP: 0.510, SLG: 0.674 13 Alex Avila, L (7, 3) OBP: 0.414, SLG: 0.333	F SI 94 B SI 98 B SI 96 F SL 84 F CH 89 F SI 96 F SI 98 B SI 98 X SL 84 3-2 E8 2-H 1B		C SI 94 B SI 96 B SI 96 B SI 97 B SI 92 4-1 41 FC6-4 1-2 BB			C CH 81 B CH 88 B SI 90 T SI 92 S SI 94 2-3 ① K		C CU 78 B FC 90 B CH 85 B FC 91 B SI 91 4-1 9 1B 1-2 BB		2 0	0 0	1 0	1 0	1 0	1 1	0 0
41 Victor Martinez, S (1, 10) OBP: 0.375, SLG: 0.231 9 Nick Castellanos, R (8, PH) (9, 10) OBP: 0.341, SLG: 0.462	C SI 92 S CH 88 F CH 88 F SI 98 F SL 83 D CH 88 X CH 86 1-2 ② G6-3		B CH 87 B SI 97 S SI 93 X CH 89 2-1 ③ FC6-4 1-2f			X SI 90 0-0 ② G5-3		C FC 89 X SI 91 0-1 1-2 2-H 1B		3 1	0 0	0 1	0 1	0 0	0 0	3 0
28 J.D. Martinez, R (1, 9) OBP: 0.271, SLG: 0.596	S SI 94 F SI 97 B SI 97 F CH 87 T SI 97 1-2 ③ K			B CH 88 B CH 83 B SI 90 C SI 92 F SI 94 X SI 97 3-2 HR		F CH 81 B SI 89 S CH 84 B SI 89 F CH 84 C SL 82 2-3 ③ K		D FF 90 X SL 85 1-0 ③ F7		4	1	1	1	0	2	3
52 Yoenis Cespedes, R (1, 7) OBP: 0.298, SLG: 0.478 12 Anthony Gose, L (8, 8) OBP: 0.393, SLG: 0.643		B SI 91 B CH 84 F SI 94 B SI 95 F SI 92 T SI 96 3-2 ① K		B CH 84 X SI 90 1-0 ① F8			B FS 83 C FC 87 B FC 86 S FS 83 T FS 83 2-2 ① K		S FC 89 B CH 86 X SI 92 1-1 ① F8	3 1	0 0	0 0	0 0	0 0	2 0	0 0
34 James McCann, R (1, 2) OBP: 0.188, SLG: 0.133		C SI 91 X SI 96 0-1 ② P4		B SI 90 S CH 85 F CH 86 F SI 96 B CH 84 X CH 84 2-2 ② P6			X FC 87 0-0 ② G5-3		B CU 78 C FC 89 F CH 87 B FF 91 X FC 89 2-2 ② G6-3	4	0	0	0	0	0	0
26 Hernán Pérez, R (1, 5) (7, 4) OBP: 0.167, SLG: 0.167		C CH 87 S SI 89 B CH 86 S SI 96 1-3 ③ K		X CH 82 0-0 ③ F7			B FC 87 F FS 84 F FS 85 X FS 84 1-2 ③ G6-3		B CU 79 X FC 88 1-0 1B	4	0	1	0	0	1	0
1 Jose Iglesias, R (1, 6) OBP: 0.500, SLG: 0.543			B SI 93 X SI 90 1-0 3 FC3-6 1B		B SI 93 C SI 90 B CH 84 C CH 85 X CH 87 2-2 ① F8			B SI 91 F FC 90 X FC 87 1-1 ① F8	B FC 88 F FC 86 F FF 91 X CU 80 1-2 ③ P6	4	0	1	0	0	0	1
Inning Stats	R: 1 E: 1 K: 2 S: 23 H: 2 LOB: 1 BB: 0 P: 28	R: 0 E: 0 K: 2 S: 8 H: 0 LOB: 0 BB: 0 P: 12	R: 0 E: 0 K: 0 S: 9 H: 1 LOB: 2 BB: 1 P: 16	R: 1 E: 0 K: 0 S: 10 H: 1 LOB: 0 BB: 0 P: 16	R: 0 E: 0 K: 0 S: 11 H: 0 LOB: 0 BB: 0 P: 17	R: 0 E: 0 K: 2 S: 8 H: 0 LOB: 0 BB: 0 P: 12	R: 0 E: 0 K: 1 S: 7 H: 0 LOB: 0 BB: 0 P: 10	R: 1 E: 0 K: 0 S: 10 H: 2 LOB: 2 BB: 1 P: 19	R: 0 E: 0 K: 0 S: 9 H: 1 LOB: 1 BB: 0 P: 14	1B: 5 2B: 1 3B: 0 HR: 1 SF: 0 SAC: 0 DP: 0 HBP: 0						WP: 0 PB: 0 SB: 0 CS: 0 PA: 36	

	AB	34
	R	3
	H	7
	RBI	3
	BB	2
	SO	7
	LOB	10

PITCHER		IP	WLS	BF	H	R	ER	SO	BB	IBB	HBP	BLK	WP	HR	S	P	ERA	WHIP
49 Chris Sale, L ERA: 2.25	(1, 1)	6.0	W	23	4	2	2	6	1	0	0	0	0	1	69	101	3.00	0.833
57 Zach Putnam, R ERA: 9.0	(7, 1)	1.0		3	0	0	0	1	0	0	0	0	0	0	7	10	0.00	0.000
51 Kyle Drabek, R ERA: 8.1	(8, 1)	2.0		10	3	1	1	0	1	0	0	0	0	0	19	33	4.50	2.000

PITCHER	IP	WLS	BF	H	R	ER	SO	BB	IBB	HBP	BLK	WP	HR	S	P	ERA	WHIP

Batter	1	2	3	4	5	6	7	8	9	AB	R	H	RBI	BB	SO	LOB
1 Adam Eaton, L OBP: 0.174, SLG: 0.182 64 Emilio Bonifácio, S	(1, 8) (8, PH) (8, 8)									2 1	0 0	0 0	0 0	1 0	0 1	1 0
53 Melky Cabrera, S OBP: 0.261, SLG: 0.283 20 JB Shuck, L OBP: 0.375, SLG: 0.375	(1, 7) (8, 7)									4 0	1 0	2 0	0 0	0 0	0 0	1 0
79 José Abreu, R OBP: 0.304, SLG: 0.581 15 Gordon Beckham, R OBP: 0.429, SLG: 0.692	(1, 3) (8, 5)									3 1	0 0	1 1	1 0	0 0	0 0	2 0
25 Adam LaRoche, L OBP: 0.364, SLG: 0.541	(1, 10)									4	0	1	0	0	1	2
26 Avisaíl García, R OBP: 0.359, SLG: 0.429	(1, 9)									3	0	0	0	1	2	2
12 Conor Gillaspie, L OBP: 0.250, SLG: 0.333	(1, 5) (8, 3)									4	0	0	0	0	0	2
10 Alexei Ramirez, R OBP: 0.250, SLG: 0.235	(1, 6)									1	0	0	0	2	0	0
21 Tyler Flowers, R OBP: 0.333, SLG: 0.522	(1, 2)									3	0	0	0	0	0	2
7 Micah Johnson, L OBP: 0.321, SLG: 0.250	(1, 4)									3	0	1	0	0	1	0

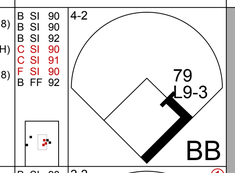

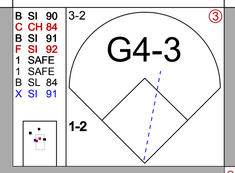

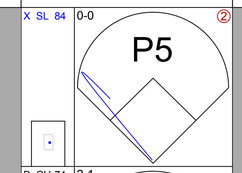

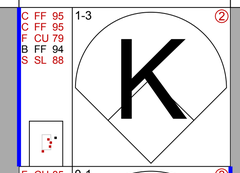

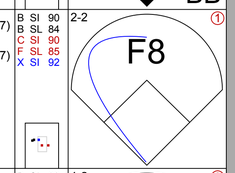

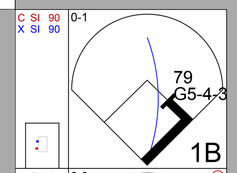

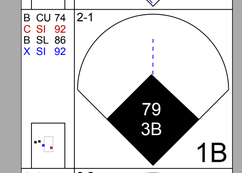

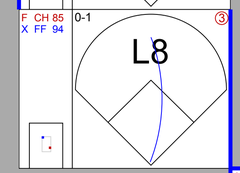

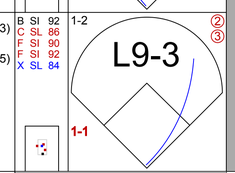

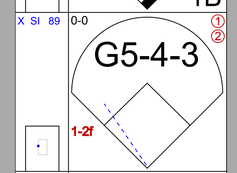

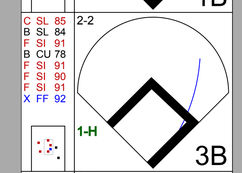

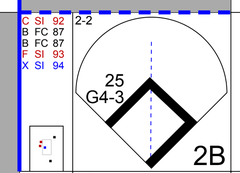

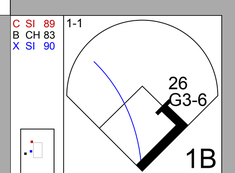

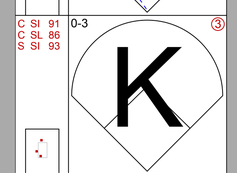

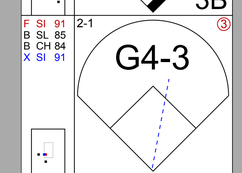

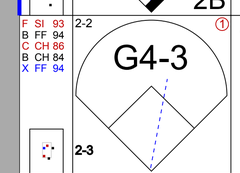

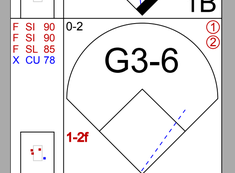

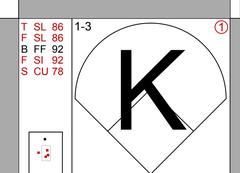

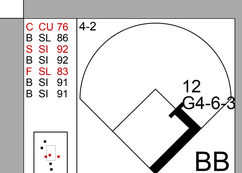

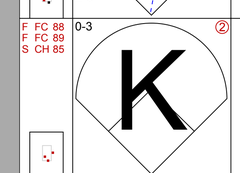



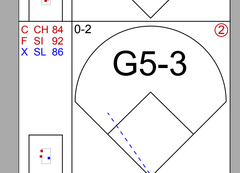

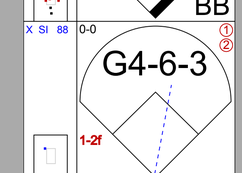

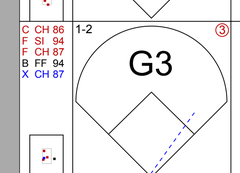

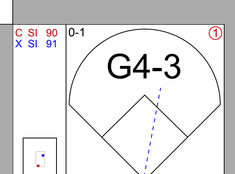

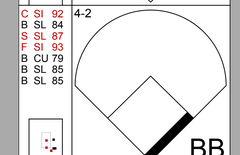

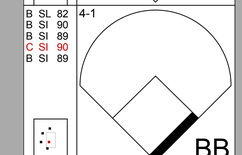

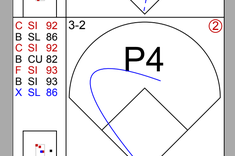

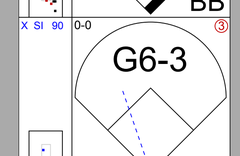

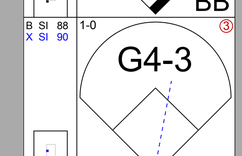

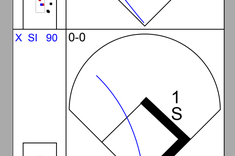

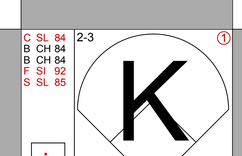

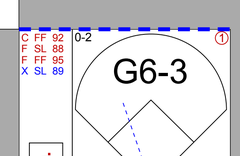

Inning Stats	1	2	3	4	5	6	7	8	9
	R: 0 E: 0 K: 0 S: 10	H: 0 LOB: 0 BB: 1 P: 17	R: 0 E: 0 K: 0 S: 8	H: 1 LOB: 0 BB: 0 P: 10	R: 0 E: 0 K: 0 S: 10	H: 1 LOB: 1 BB: 0 P: 16	R: 0 E: 0 K: 1 S: 6	H: 1 LOB: 0 BB: 0 P: 6	R: 0 E: 0 K: 1 S: 11	H: 0 LOB: 1 BB: 1 P: 16	R: 1 E: 0 K: 1 S: 14	H: 2 LOB: 1 BB: 0 P: 22	R: 0 E: 0 K: 0 S: 6	H: 0 LOB: 1 BB: 2 P: 15	R: 0 E: 0 K: 1 S: 10	H: 0 LOB: 0 BB: 0 P: 11	R: 0 E: 0 K: 1 S: 13	H: 1 LOB: 1 BB: 0 P: 18

| | | | | | | | | |

Batter	1	2	3	4	5	6	7	8	9	AB	R	H	RBI	BB	SO	LOB
20 Rajai Davis, R (1, 8) OBP: 0.364, SLG: 0.393	C FF 89 C FF 89 B FF 90 F FF 92 B FF 92 B FF 90 F FF 90 X FF 91 3-2 ① G5-3	X FF 91 0-0 3 CS 1B 3-H		X FF 90 0-0 ② F9		X SI 91 0-0 ② G5-3		B SI 90 D FC 89 X FC 88 2-0 ③ FC6-4 1-2f		5	0	1	1	0	0	2
3 Ian Kinsler, R (1, 4) OBP: 0.352, SLG: 0.408	C FF 90 F FF 88 B FF 91 B CU 81 F FF 91 B FF 89 X FF 90 3-2 41 1B 52 HR 1B	F FF 90 1 SAFE F FF 91 B FF 91 1 SAFE 1 SAFE F CU 80 B CH 83 F CU 79 3-2 ②③ F8 1-2		D FF 89 D SI 90 X FF 90 2-0 ③ P4		C SI 91 B SI 91 X SI 92 1-1 2B				4	1	2	0	0	0	2
24 Miguel Cabrera, R (1, 3) OBP: 0.491, SLG: 0.660	1 SAFE C FF 91 F FF 91 1 SAFE B SI 92 B CH 86 1 SAFE S FF 90 2-3 ② K		C FF 88 B CH 84 S CU 79 B CH 86 B FF 89 X FF 88 3-2 ① P3		C CH 82 B FF 89 X CH 83 1-1 41 2B 2B	F SL 87 B SI 92 T SI 93 S SL 84 1-3 ③ K				4	1	1	0	0	2	2
41 Victor Martinez, S (1, 10) OBP: 0.429, SLG: 0.345 13 Alex Avila, L (7, PH) OBP: 0.400, SLG: 0.318 (8, 10)	1 SAFE B FF 90 B FF 89 C FF 91 F FF 89 D CU 81 F FF 92 F FF 90 X FF 92 3-2 28 BB 52 HR 1B 1-3		C CU 77 B CH 85 B CU 79 C CU 75 X CU 79 2-2 52 HR 1B		C CU 78 X FF 89 0-1 9 2B 2B 2-H		X FF 91 0-0 ① F9			3 1	3 0	3 0	1 0	0 0	0 0	0 0
28 J.D. Martinez, R (1, 9) OBP: 0.269, SLG: 0.560	C FF 92 S FF 92 B FF 90 B FF 92 B FF 93 D CU 82 4-2 52 HR BB 1-2		F FF 88 X FF 90 0-1 ② L9		C SI 88 B SI 89 F SI 89 X SL 83 1-2 ① G5-3		F FC 91 F CH 88 X SI 91 0-2 ② F7			3	1	0	0	1	0	2
52 Yoenis Cespedes, R (1, 7) OBP: 0.314, SLG: 0.600	C CU 81 B FF 92 B FF 91 F FF 91 B FF 92 X FF 92 3-2 1-H 2-H 3-H HR		C FF 90 X FF 90 0-1 1-H HR		B SL 86 B SL 85 B SI 92 C SI 90 X SL 86 3-1 ② L8		C FC 90 B CH 86 S FF 92 B CU 82 S CH 86 2-3 ③ K			4	2	2	6	0	1	1
9 Nick Castellanos, R (1, 5) OBP: 0.354, SLG: 0.476	B FF 91 X FF 90 1-0 ③ P3		C CU 77 S CH 85 B CU 77 X CH 84 1-2 ③ G4-3		C SL 84 X SI 91 0-1 2-H 2B			S FC 88 B CH 85 S CH 86 B SI 91 B CH 87 F SI 90 B FC 89 4-2 20 FC6-4 BB		3	0	1	1	1	0	0
34 James McCann, R (1, 2) OBP: 0.200, SLG: 0.263		C FF 89 F CU 78 B FF 91 X FF 90 1-2 20 1B 3B		B CU 77 B FF 88 X FF 88 2-0 ① L8	C SI 91 B SI 91 X SL 83 1-1 ③ F7			C FC 89 S CU 79 D CH 84 S CU 79 1-3 ① K		4	1	1	0	0	1	2
1 Jose Iglesias, R (1, 6) OBP: 0.476, SLG: 0.538		D CU 78 X FF 91 1-0 ① L3		B FF 90 C CH 83 B CU 78 X FF 89 2-1 2B		C SI 91 F CH 85 S SI 91 0-3 ① K		C FC 88 S CU 80 X CU 78 0-2 ② P6		4	0	1	0	0	1	2
Inning Stats	R: 4 H: 3 E: 0 LOB: 0 K: 1 BB: 1 S: 23 P: 42	R: 1 H: 2 E: 0 LOB: 0 K: 0 BB: 0 S: 11 P: 16	R: 2 H: 2 E: 0 LOB: 0 K: 0 BB: 0 S: 13 P: 19	R: 0 H: 1 E: 0 LOB: 1 K: 0 BB: 0 S: 5 P: 11	R: 2 H: 3 E: 0 LOB: 1 K: 0 BB: 0 S: 13 P: 19	R: 0 H: 1 E: 0 LOB: 1 K: 2 BB: 0 S: 9 P: 11	R: 0 H: 0 E: 0 LOB: 0 K: 1 BB: 0 S: 7 P: 9	R: 0 H: 0 E: 0 LOB: 1 K: 1 BB: 1 S: 10 P: 17		1B: 4 SF: 0 2B: 5 SAC: 0 3B: 1 DP: 0 HR: 2 HBP: 0					WP: 0 PA: 37 PB: 0 SB: 0 CS: 1	

BOTTOM

Chicago White Sox @ Detroit Tigers

Comerica Park, Detroit, MI

Sun Apr 19 2015, 1:10 PM - 3:55 PM EDT

Att. 30,357 - Partly Cloudy - 54 F

livebaseballscorecards.com

AB	35
R	9
H	12
RBI	9
BB	2
SO	5
LOB	13

PITCHER		IP	WLS	BF	H	R	ER	SO	BB	IBB	HBP	BLK	WP	HR	S	P	ERA	WHIP
62 Jose Quintana, L ERA: 8.4	(1, 1)	4.0	L	22	10	9	9	1	1	0	0	0	0	2	56	93	20.25	2.750
34 Matt Albers, R ERA: 1.59	(5, 1)	2.0		8	2	0	0	2	0	0	0	0	0	0	18	25	0.00	1.000
51 Kyle Drabek, R ERA: 5.06	(7, 1)	2.0		7	0	0	0	2	1	0	0	0	0	0	17	26	0.00	0.500

PITCHER	IP	WLS	BF	H	R	ER	SO	BB	IBB	HBP	BLK	WP	HR	S	P	ERA	WHIP

Batter	1	2	3	4	5	6	7	8	9	AB	R	H	RBI	BB	SO	LOB
22 Jason Kipnis, L (1, 4) OBP: 0.250, SLG: 0.265	C FF 87 B FF 89 S FF 90 F FF 90 B FF 90 F FF 90 X FF 91 2-2 ① F7		X FF 87 0-0 ② G3-1		B FC 83 C FF 88 B FC 84 X FF 88 2-1 ② F8		L FF 92 X SL 84 0-1 ② G3			4	0	0	0	0	0	0
4 Mike Aviles, R (1, 8) OBP: 0.379, SLG: 0.440	C FF 88 X SI 90 0-1 1B		B FF 87 C FF 89 B CU 76 C SI 89 B FF 89 B FC 86 4-2 23 2B BB		X SI 88 0-0 1B		B FF 93 C FF 92 B SL 85 S FF 92 X SL 86 2-2 ③ G6-3			3	1	2	0	1	0	0
23 Michael Brantley, L (1, 7) OBP: 0.240, SLG: 0.292	B FF 88 X FF 88 1-0 ② P5		B FF 89 X FF 89 1-0 1-H 2B		1 SAFE B FF 88 C FF 87 B FC 84 1 SAFE X CH 81 2-1 ③ G3			C SL 83 C FF 92 B SL 84 S SL 83 1-3 ① K		4	0	1	1	0	1	2
41 Carlos Santana, S (1, 3) OBP: 0.327, SLG: 0.378	C FF 89 F FF 89 1 SAFE X FC 85 0-2 ③ L8		D CH 81 S CH 82 F CH 81 C FF 89 1-3 ③ K			B FC 82 B CH 80 X FF 89 2-0 ① F9		C FF 91 B SL 83 C SL 84 B SL 84 X SL 84 2-2 ② G6-3		4	0	0	0	0	1	2
9 Ryan Raburn, R (1, 10) OBP: 0.333, SLG: 0.684		C FF 86 S FF 87 F FF 88 F FC 85 B CH 81 B FF 90 F FF 89 B FC 86 X FF 89 3-2 HR		C SI 87 C CU 75 B CH 81 B CH 81 C SI 89 2-3 ① K		F FF 88 X CH 80 0-1 8 F8 2B		F FF 92 B FF 92 B FF 92 F FF 92 B SL 85 F FF 91 F FF 92 F FF 91 F FF 92 4-2 B FF 93 7 FC6 BB		3	1	2	1	1	1	0
40 Jerry Sands, R (1, 9) OBP: 0.409, SLG: 0.450 7 David Murphy, L (8, PH) OBP: 0.217, SLG: 0.190 (8, 9)		B FF 89 C FF 89 F FF 89 X SI 90 1-2 ① F8		S FF 88 C FF 89 B CH 82 B FF 89 B CH 82 S CH 81 3-3 ② K		D FF 88 B CH 80 B CH 80 B CH 81 4-0 BB		C FS 83 S FC 87 X SI 89 0-2 ③ FC6 1-2f		2 1	0 0	0 0	0 0	1 0	1 0	0 1
8 Lonnie Chisenhall, L (1, 5) OBP: 0.268, SLG: 0.243		C FF 88 B CU 76 B CU 75 X SI 89 2-1 ② G4-3		C FF 89 X FC 85 0-1 ③ F8		D FF 87 X FF 88 1-0 ② F8 2-3			X FC 92 0-0 ① L6	4	0	0	0	0	0	2
12 Brett Hayes, R (1, 2) OBP: 0.200, SLG: 0.800		C FF 89 S FF 90 F SI 90 T FF 90 0-2 ③ K			B FF 86 S CH 79 X CH 80 1-1 HR	F FF 87 X FC 84 0-1 ③ F8			C FC 91 F KC 83 B FC 93 S KC 84 1-3 ② K	4	1	1	1	0	2	2
11 José Ramírez, S (1, 6) OBP: 0.220, SLG: 0.282			X FF 86 0-0 ① B1-3		C FF 87 B FF 88 X CH 81 1-1 ① G5-3		B FF 92 F FF 92 B FF 92 X FF 93 2-1 ① G3		C FC 94 C FC 94 S KC 85 0-3 ③ K	4	0	0	0	0	1	0

Inning Stats																		
	R: 0	H: 1	R: 1	H: 1	R: 1	H: 1	R: 0	H: 0	R: 1	H: 2	R: 0	H: 1	R: 0	H: 0	R: 0	H: 0	1B: 2	SF: 0	WP: 0	PA: 36
	E: 0	LOB: 1	E: 0	LOB: 0	E: 0	LOB: 1	E: 0	LOB: 0	E: 0	LOB: 1	E: 0	LOB: 2	E: 0	LOB: 1	E: 0	LOB: 0	2B: 2	SAC: 0	PB: 0	
	K: 0	BB: 0	K: 1	BB: 0	K: 1	BB: 1	K: 2	BB: 0	K: 0	BB: 1	K: 0	BB: 1	K: 0	BB: 0	K: 1	BB: 1	3B: 0	DP: 0	SB: 0	
	S: 11	P: 14	S: 15	P: 21	S: 8	P: 14	S: 8	P: 13	S: 9	P: 15	S: 6	P: 13	S: 7	P: 11	S: 15	P: 22	HR: 2	HBP: 0	CS: 0	

PITCHER		IP	WLS	BF	H	R	ER	SO	BB	IBB	HBP	BLK	WP	HR	S	P	ERA	WHIP
50 John Danks, L ERA: 6.06	(1, 1)	6.0		26	6	3	3	4	2	0	0	0	0	2	57	90	4.50	1.333
43 Dan Jennings, L ERA: 3.86	(7, 1)	1.2		6	0	0	0	1	1	0	0	0	0	0	19	30	0.00	0.600
57 Zach Putnam, R ERA: 8.31	(8, 1)	0.1		1	0	0	0	0	0	0	0	0	0	0	3	3	0.00	0.000
30 David Robertson, R ERA:	(9, 1)	1.0	W	3	0	0	0	2	0	0	0	0	0	0	7	8	0.00	0.000

PITCHER	IP	WLS	BF	H	R	ER	SO	BB	IBB	HBP	BLK	WP	HR	S	P	ERA	WHIP

TOP

Cleveland Indians @ Chicago White Sox

U.S. Cellular Field, Chicago, IL

Mon Apr 20 2015, 8:12 PM - 11:03 PM EDT

Att. 13,055 - Overcast - 46 F

livebaseballscorecards.com

AB	33
R	3
H	6
RBI	3
BB	3
SO	7
LOB	9

Batter	1	2	3	4	5	6	7	8	9	AB	R	H	RBI	BB	SO	LOB
1 Adam Eaton, L (1, 8) OBP: 0.216, SLG: 0.191	B FF 92 B FF 92 F FF 92 B FF 92 B FF 91 4-1 79 1B BB		1 SAFE B SI 93 B CH 86 B CH 86 C FF 94 C FF 93 F CH 87 F FF 94 F CH 86 4-2 B FF 94 53 G5-4-3 1-2 BB		C FF 91 X CH 85 0-1 ③ L8			F FF 96 F FF 96 S FF 96 0-3 ② K	F FF 95 S KC 86 B KC 86 D KC 86 X FF 94 2-2 53 1B 1-2 2-3 1B	3	0	1	0	2	1	0
53 Melky Cabrera, S (1, 7) OBP: 0.275, SLG: 0.280	B SI 91 F FC 86 T CH 86 1 SAFE B FF 93 B CH 86 1 SAFE X FF 95 3-2 ① F7		L CH 86 F FC 87 D KC 80 B CH 88 B SI 94 X SI 94 3-2 ①② G5-4-3 1-2f 2-3			B CH 84 B FF 91 C FF 91 X FC 84 2-1 ① G4-3		C FC 92 B SL 79 B FF 96 B FF 95 B FF 94 4-1 BB	D KC 85 B FF 95 F FF 94 F FF 95 F FF 95 B KC 85 X FF 95 3-2 1-2 2-3 3-H 1B	4	0	1	1	1	0	3
79 José Abreu, R (1, 3) OBP: 0.300, SLG: 0.553	1 SAFE 1 SAFE X FF 91 0-0 1-2 1B		S FC 86 S FC 86 X FC 86 0-2 ③ P6			B FC 86 X FC 83 1-0 ② F8		B SL 81 B FC 92 F FC 92 F FC 91 S SL 83 2-3 ③ K		4	0	1	0	0	1	2
25 Adam LaRoche, L (1, 10) OBP: 0.333, SLG: 0.488	C CH 86 S FF 94 B FF 94 B FC 88 S CH 88 2-3 ② K			B CH 86 F FF 92 B CH 85 F FC 84 S FF 95 2-3 ① K		C FC 84 B KC 76 C CH 85 B KC 80 X FF 94 2-2 ③ G6-3			C FF 96 C KC 86 C FF 95 0-3 ① K	4	0	0	0	0	3	2
26 Avisaíl García, R (1, 9) OBP: 0.372, SLG: 0.462	X FC 86 0-0 ③ G6-3			C FF 92 F FC 87 S KC 79 0-3 ② K			F FF 92 F FC 85 B FF 91 B SI 92 X KC 79 2-2 20 FC4 1B		F FF 96 F FF 96 X KC 86 0-2 10 WP 10 2B 2B	4	1	2	0	0	1	2
12 Conor Gillaspie, L (1, 5) OBP: 0.281, SLG: 0.367		B FF 92 F CH 84 S FC 85 B FC 79 S CH 86 2-3 ① K		F CH 87 X CH 85 0-1 2B			C FF 91 F FC 83 D CH 88 B FC 85 X SI 93 2-2 ① F7		B FF 95 F FF 96 C KC 84 B KC 85 B FF 95 F FF 96 B FF 96 4-2 10 WP 10 2B BB	3	1	1	0	1	1	1
10 Alexei Ramirez, R (1, 6) OBP: 0.250, SLG: 0.263		C FC 85 C FF 92 B FC 78 B SI 94 F FF 94 F FC 88 B SI 94 S FC 87 3-3 ② K		F FC 85 B FF 94 F FF 93 S FC 89 1-3 ③ K			B CH 86 S FC 84 B FC 86 B FF 93 X FF 93 3-1 ② L7		B KC 88 X FF 95 1-0 21 1B 15 1B 1-H 2-H 2B	4	1	1	2	0	2	2
58 Geovany Soto, R (1, 2) OBP: 0.231, SLG: 0.462 20 JB Shuck, L (7, PH) OBP: 0.333, SLG: 0.333 21 Tyler Flowers, R (8, 2) OBP: 0.360, SLG: 0.542		C FF 94 F FF 93 B KC 78 B SI 96 B FC 86 S FC 86 3-3 ③ K			X FF 91 0-0 ① P3		C FF 93 X FF 93 0-1 ③ FC4 1-2f		C KC 85 X KC 85 0-1 1 1B 15 1B 53 1B 2-3 1B	2 1 1	0 0 1	0 0 1	0 0 0	0 0 0	1 0 0	0 1 0
7 Micah Johnson, L (1, 4) OBP: 0.333, SLG: 0.269 15 Gordon Beckham, R (8, PH) OBP: 0.438, SLG: 0.667 (9, 4)			B FF 93 X FF 92 1-0 53 G5-4-3 1 S 1B		C FF 90 X FF 91 0-1 ② G4-3			C FF 95 B FF 95 B FF 94 F FF 94 B FF 94 X FF 94 3-2 ① P3	X FF 94 0-0 53 1B 1 1B 1-2 3-H 1B	2 2	0 0	1 1	0 0	0 0	0 0	0 0
Inning Stats	R: 0 E: 0 K: 1 S: 9 H: 1 LOB: 2 BB: 1 P: 18	R: 0 E: 0 K: 3 S: 11 H: 0 LOB: 0 BB: 0 P: 19	R: 0 E: 0 K: 0 S: 12 H: 1 LOB: 1 BB: 1 P: 20	R: 0 E: 0 K: 3 S: 11 H: 1 LOB: 1 BB: 0 P: 14	R: 0 E: 0 K: 0 S: 5 H: 0 LOB: 0 BB: 0 P: 5	R: 0 E: 0 K: 0 S: 6 H: 0 LOB: 0 BB: 0 P: 11	R: 0 E: 0 K: 0 S: 10 H: 1 LOB: 1 BB: 0 P: 17	R: 0 E: 0 K: 2 S: 10 H: 0 LOB: 1 BB: 1 P: 19	R: 4 E: 0 K: 1 S: 20 H: 6 LOB: 3 BB: 1 P: 30	1B: 7 2B: 3 3B: 0 HR: 0 SF: 0 SAC: 0 DP: 1 HBP: 0						

PITCHER	IP	WLS	BF	H	R	ER	SO	BB	IBB	HBP	BLK	WP	HR	S	P	ERA	WHIP
47 Trevor Bauer, R (1, 1) ERA: 0.95	7.0		26	4	0	0	7	2	0	0	0	0	0	64	104	0.00	0.857
50 Nick Hagadone, L (8, 1) ERA: 3.0	0.2	H	3	0	0	0	1	1	0	0	0	0	0	7	14	0.00	1.500
27 Bryan Shaw, R (8, 1) ERA: 4.91	0.1	H	1	0	0	0	1	0	0	0	0	0	0	3	5	0.00	0.000
37 Cody Allen, R (9, 1) ERA: 18.0	0.1	L	8	6	4	4	1	1	0	0	0	1	0	20	30	108.00	21.000

PITCHER	IP	WLS	BF	H	R	ER	SO	BB	IBB	HBP	BLK	WP	HR	S	P	ERA	WHIP

BOTTOM

Cleveland Indians @ Chicago White Sox

U.S. Cellular Field, Chicago, IL

Mon Apr 20 2015, 8:12 PM - 11:03 PM EDT

Att. 13,055 - Overcast - 46 F

livebaseballscorecards.com

AB	34
R	4
H	10
RBI	4
BB	4
SO	10
LOB	13

WP: 1 PA: 38
PB: 0
SB: 1
CS: 0

Batter	1	2	3	4	5	6	7	8	9	AB	R	H	RBI	BB	SO	LOB
24 Michael Bourn, L (1, 8) OBP: 0.264, SLG: 0.229	C FF 94 B CU 81 S FF 94 X FF 95 1-2 ① P6		B CH 87 S CH 87 B CH 87 X CH 87 2-1 ③ F8			L FF 90 B FF 91 B CH 87 X CH 86 2-1 ① G3	B FF 95 X FF 93 1-0 ① SH5-3 1-2 2-3		B CU 76 C SI 88 B SI 88 C SI 88 B SI 88 B SL 80 4-2 22 CS BB	3	0	0	0	1	0	0
22 Jason Kipnis, L (1, 4) OBP: 0.246, SLG: 0.264	C FF 95 B FF 96 F SL 90 F FF 94 F FF 94 X CH 88 1-2 ② G4-3			B FF 91 C CH 87 F CH 87 S FF 92 1-3 ① K		B CH 85 X CH 86 1-0 41 F9 23 1B 9 1B 1B	B SI 94 C SI 95 B SI 94 X FF 95 2-1 ② SF7 3-H		1 SAFE C SI 88 1 SAFE B SL 80 F FF 88 S CU 76 1-3 ②③ K 1-2	4	1	1	1	0	2	1
23 Michael Brantley, L (1, 7) OBP: 0.276, SLG: 0.321	B FF 95 B FF 95 X FF 94 2-0 ③ F9			C FF 92 F SL 89 B FF 92 F FF 92 F FF 93 B CH 87 X CH 87 2-2 ② G3		1 SAFE X FF 90 0-0 44 BB 9 1B 1-2 1B	B FF 95 X SI 96 1-0 2-H 1B			4	1	2	1	0	0	0
41 Carlos Santana, S (1, 3) OBP: 0.339, SLG: 0.438		C FF 93 B SL 90 F SL 90 B FF 94 B CH 89 X FF 94 3-2 HR		B CU 81 B CH 86 B FF 89 C FF 92 C FF 93 B FF 92 4-2 44 S BB		C FF 90 S CH 86 B FF 91 B CH 86 X CH 86 2-2 ② F9 2-3	S SL 85 B FF 96 B SI 93 B SL 85 C FF 94 X FF 95 3-2 ③ L4			3	1	1	1	1	0	3
44 Brandon Moss, L (1, 9) OBP: 0.268, SLG: 0.286		C SL 90 B FF 93 S FF 94 B SL 91 S CH 87 2-3 ① K		B FF 90 S CH 86 F CH 86 B FF 92 S CH 86 2-3 ③ K 1-2		B FF 97 B FF 97 B FF 96 B FF 96 4-0 9 1B 1-2 BB		C FF 93 B FF 94 B SI 94 B SI 94 C FF 92 X FF 94 3-2 ① G5-3		3	0	0	0	1	2	1
7 David Murphy, L (1, 10) OBP: 0.240, SLG: 0.348 9 Ryan Raburn, R (6, PH) OBP: 0.391, SLG: 0.762 (6, 10)		C FF 94 B FF 93 X CH 86 1-1 ② L8			C FF 91 B CH 88 X FF 88 1-1 HR	D SL 86 B FF 96 C FF 96 B FF 96 F FF 96 F FF 98 F FF 97 X FF 98 3-2 1-2 2-H 3-H 1B		F SI 94 F SI 96 B SL 87 B SL 87 X FF 94 2-2 2B		2	1	1	1	0	0	0
										2	0	2	2	0	0	0
8 Lonnie Chisenhall, L (1, 5) OBP: 0.244, SLG: 0.220		F FF 93 F FF 94 B FF 92 F FF 94 F FF 94 X FF 94 1-2 ③ F8			F CH 87 S FF 92 F FF 92 B CH 87 X CH 87 1-2 ① G1-3	S SL 88 D SL 89 X FF 96 1-1 ③ G5-3		B SL 85 B SI 94 F FF 94 F FF 94 S SL 87 2-3 ② K		4	0	0	0	0	1	3
55 Roberto Pérez, R (1, 2) OBP: 0.276, SLG: 0.462			C FF 92 F FF 93 B SL 88 B SL 88 B SL 90 F FF 94 S CH 85 3-3 ① K		S SL 88 F FF 92 F SL 88 F CH 86 C CH 86 0-3 ② K		B SL 87 C SI 94 B FF 96 B SI 94 F FF 95 F FF 96 B FF 96 4-2 24 SH5-3 11 BB 22 SF7 BB	B SI 93 X FF 94 1-0 ③ G6-3		3	1	0	0	1	2	1
11 José Ramírez, S (1, 6) OBP: 0.222, SLG: 0.262			B FF 92 B SI 92 F SL 93 B FF 92 X FF 91 3-1 ② P6		B CU 80 B FF 91 X CH 86 2-0 ③ P6		B FF 93 1 SAFE B SI 93 F SI 95 L FF 96 D SL 88 B SI 94 4-2 24 SH5-3 23 1B 1-2 BB		C SI 87 B CH 84 F SL 80 X SI 89 1-2 ① G6-3	3	1	0	0	1	0	0
Inning Stats	R: 0 E: 0 K: 0 S: 9 H: 0 LOB: 0 BB: 0 P: 13	R: 1 E: 0 K: 1 S: 13 H: 1 LOB: 0 BB: 0 P: 20	R: 0 E: 0 K: 1 S: 8 H: 0 LOB: 0 BB: 0 P: 16	R: 0 E: 0 K: 2 S: 13 H: 0 LOB: 1 BB: 1 P: 22	R: 1 E: 0 K: 1 S: 12 H: 1 LOB: 0 BB: 0 P: 16	R: 2 E: 0 K: 0 S: 14 H: 3 LOB: 2 BB: 1 P: 27	R: 2 E: 0 K: 0 S: 12 H: 1 LOB: 1 BB: 2 P: 27	R: 0 E: 0 K: 1 S: 10 H: 1 LOB: 1 BB: 0 P: 18	R: 0 E: 0 K: 1 S: 8 H: 0 LOB: 0 BB: 1 P: 14	1B: 4 2B: 1 3B: 0 HR: 2 SF: 1 SAC: 1 DP: 0 HBP: 0	WP: 0 PB: 0 SB: 1 CS: 1 PA: 38					

PITCHER		IP	WLS	BF	H	R	ER	SO	BB	IBB	HBP	BLK	WP	HR	S	P	ERA	WHIP
48 Hector Noesí, R ERA: 5.23	(1, 1)	5.2	L	22	4	4	4	5	1	0	0	0	0	2	62	99	6.35	0.882
55 Carlos Rodón, L ERA: 7.71	(6, 1)	2.1		13	3	2	2	1	3	0	0	0	0	0	29	60	7.71	2.571
33 Zach Duke, L ERA: 3.38	(9, 1)	1.0		3	0	0	0	1	1	0	0	0	0	0	8	14	0.00	1.000

PITCHER	IP	WLS	BF	H	R	ER	SO	BB	IBB	HBP	BLK	WP	HR	S	P	ERA	WHIP

TOP

Cleveland Indians @ Chicago White Sox

U.S. Cellular Field, Chicago, IL

Tue Apr 21 2015, 8:11 PM - 11:17 PM EDT

Att. 14,032 - Partly Cloudy - 46 F

livebaseballscorecards.com

AB	31
R	6
H	7
RBI	6
BB	5
SO	7
LOB	9

BOTTOM

Cleveland Indians @ Chicago White Sox

U.S. Cellular Field, Chicago, IL

Tue Apr 21 2015, 8:11 PM - 11:17 PM EDT

Att. 14,032 - Partly Cloudy - 46 F

livebaseballscorecards.com

Batter	1	2	3	4	5	6	7	8	9	AB	R	H	RBI	BB	SO	LOB
1 Adam Eaton, L (1, 8) OBP: 0.236, SLG: 0.216	C FF 96 F FF 97 B FF 98 F SL 89 F SL 89 T FF 97 1-2 ① K		X FF 89 0-0 53 G4-6-3 1-2 1B			C FF 89 B FF 88 B SL 84 X FF 89 2-1 ① G4-3		S FF 94 X CH 89 0-1 53 1B 79 1B 1B		4	1	2	0	0	1	0
53 Melky Cabrera, S (1, 7) OBP: 0.291, SLG: 0.296	B FF 97 F SL 90 S SI 98 B FF 96 S CH 89 2-3 ② K		F FF 92 B FF 93 S CH 85 X CH 88 1-2 ① ② G4-6-3 1-2f 2-3			C FF 89 X CU 76 0-1 79 WP 1B		B FF 93 B FF 93 C FF 93 B SI 94 C SI 94 F FF 94 X FF 95 3-2 25 E 79 1B 1-3 1B		4	0	2	0	0	1	2
79 José Abreu, R (1, 3) OBP: 0.315, SLG: 0.608	C SI 97 B CH 90 T CH 88 B SI 97 X SL 88 2-2 HR		C CH 88 F SI 96 S CH 89 0-3 ③ K2-3			B SL 85 C SL 86 B SL 85 S SL 86 B FF 91 S SL 86 3-3 ② K 1-2		X FC 91 0-0 25 E 1-2 3-H 1B		4	1	2	2	0	2	2
25 Adam LaRoche, L (1, 10) OBP: 0.308, SLG: 0.444	B FF 95 C FF 95 B CH 86 F FF 95 S CH 89 2-3 ③ K			F CH 81 X FF 94 0-1 ① G6-3		S SL 84 D SL 84 F SL 84 S SL 83 1-3 ③ K		C FF 93 B FF 95 F FF 94 D SL 79 B FF 93 F FF 92 X FF 92 3-2 E6 1-2 2-3		4	0	0	0	0	2	3
26 Avisaíl García, R (1, 9) OBP: 0.340, SLG: 0.419		S FF 92 F FF 93 B FF 93 S CH 87 1-3 ① K		X CH 87 0-0 ② L8			X SI 90 0-0 ① G6-3	B FC 93 C FC 92 S FC 93 F SL 82 B FC 95 S FC 94 2-3 ③ K		4	0	0	0	0	2	3
12 Conor Gillaspie, L (1, 5) OBP: 0.250, SLG: 0.324		X FF 94 0-0 ② F7		B FF 94 S CH 85 F FF 95 F CH 87 S CH 87 1-3 ③ K			C SI 90 S SL 85 S SI 92 0-3 ② K		C FF 94 B KC 85 C FF 94 B FF 94 B KC 85 F FF 95 F FF 94 X FF 94 3-2 ① G4-3	4	0	0	0	0	2	0
10 Alexei Ramirez, R (1, 6) OBP: 0.250, SLG: 0.286		X SI 93 0-0 2B			S CH 81 B SI 93 X SL 87 1-1 ① G5-3		C FC 87 S SL 80 B SL 82 F CU 80 F FF 95 B SL 83 X FF 95 2-2 ③ G1-3		C KC 84 F KC 85 B KC 86 B KC 84 C FF 95 2-3 ② K	4	0	1	0	0	1	0
21 Tyler Flowers, R (1, 2) OBP: 0.310, SLG: 0.464		B CH 86 F SL 85 T FF 95 F SI 95 F CH 86 C SL 88 1-3 ③ K			T CH 84 X SL 86 0-1 ② G5-3			C FF 94 B CU 82 F FF 92 B CH 87 F FF 96 B FC 90 F SI 96 C FF 96 3-3 ① K	B KC 85 C KC 84 B FF 94 C FF 94 T FF 95 2-2 ③ K	4	0	0	0	0	3	1
7 Micah Johnson, L (1, 4) OBP: 0.333, SLG: 0.276			B CH 87 X CH 91 1-0 53 G4-6-3 1 1B 1B		B FF 94 C CH 82 L FF 94 S CH 86 1-3 ③ K2-3			C FF 95 B SL 80 F FF 93 X FF 95 1-2 ② G6-3		3	0	1	0	0	1	0

Inning Stats	1	2	3	4	5	6	7	8	9
	R: 1 E: 0 K: 3 S: 14	R: 0 E: 0 K: 2 S: 10	R: 0 E: 0 K: 1 S: 8	R: 0 E: 0 K: 1 S: 7	R: 0 E: 0 K: 1 S: 7	R: 0 E: 0 K: 2 S: 10	R: 0 E: 0 K: 1 S: 9	R: 1 E: 1 K: 2 S: 23	R: 0 E: 0 K: 2 S: 11
	H: 1 LOB: 0 BB: 0 P: 21	H: 1 LOB: 1 BB: 0 P: 12	H: 2 LOB: 1 BB: 0 P: 10	H: 0 LOB: 0 BB: 0 P: 8	H: 0 LOB: 0 BB: 0 P: 9	H: 1 LOB: 1 BB: 0 P: 16	H: 0 LOB: 0 BB: 0 P: 11	H: 3 LOB: 3 BB: 0 P: 35	H: 0 LOB: 0 BB: 0 P: 18

1B: 6 2B: 1 3B: 0 HR: 1	SF: 0 SAC: 0 DP: 1 HBP: 0	WP: 1 PB: 0 SB: 0 CS: 0	PA: 35
---	---	---	---

PITCHER		IP	WLS	BF	H	R	ER	SO	BB	IBB	HBP	BLK	WP	HR	S	P	ERA	WHIP
59 Carlos Carrasco, R ERA: 2.38	(1, 1)	5.0	W	18	4	1	1	8	0	0	0	0	0	1	46	60	1.80	0.800
48 Scott Atchison, R ERA:	(6, 1)	0.2	H	3	1	0	0	1	0	0	0	0	1	0	7	12	0.00	1.500
35 Marc Rzepczynski, L ERA: 6.0	(6, 1)	1.0	H	3	0	0	0	2	0	0	0	0	0	0	7	8	0.00	0.000
34 Zach McAllister, R ERA: 6.1	(7, 1)	1.0		6	3	1	1	1	0	0	0	0	0	0	20	29	9.00	3.000
50 Nick Hagadone, L ERA: 3.0	(8, 1)	0.0		1	0	0	0	0	0	0	0	0	0	0	4	7	∞	∞

PITCHER		IP	WLS	BF	H	R	ER	SO	BB	IBB	HBP	BLK	WP	HR	S	P	ERA	WHIP
27 Bryan Shaw, R ERA: 4.5	(8, 1)	0.1	H	1	0	0	0	1	0	0	0	0	0	0	4	6	0.00	0.000
37 Cody Allen, R ERA: 14.4	(9, 1)	1.0		3	0	0	0	2	0	0	0	0	0	0	11	18	0.00	0.000

Cleveland Indians @ Chicago White Sox

U.S. Cellular Field, Chicago, IL

Wed Apr 22 2015, 2:12 PM - 5:06 PM EDT

Att. 14,429 - Cloudy - 43 F

TOP

livebaseballscorecards.com

Batter	1	2	3	4	5	6	7	8	9	AB	R	H	RBI	BB	SO	LOB
24 Michael Bourn, L (1, 8) OBP: 0.276, SLG: 0.245	C FF 91 B FC 90 B FF 92 X FC 90 2-1 G3 ①		B FF 92 C SI 94 B FS 83 X FF 91 2-1 41 BB, 22 1B, 1B ①	C CU 82 B CU 82 B FF 92 S SL 83 F CU 82 F CU 82 X FC 91 2-2 G3 ③			C FF 94 X SL 84 0-1 G6-3 ②		B SI 92 B SI 94 C SI 93 F SI 92 D SI 95 X SI 93 3-2 22 G6-3, 1-2, 1B ①	5	0	2	0	0	0	2
22 Jason Kipnis, L (1, 4) OBP: 0.242, SLG: 0.259	C FF 92 F FC 91 S FC 91 0-3 K ②		1 SAFE B FF 91 X SI 92 1-0 41 BB, 1-2, 1B ①		X FC 89 0-0 G4-3 ①		C FF 93 F SL 84 F SL 84 S SL 85 0-3 K ③		C SI 92 B CH 86 F SI 94 B CH 86 X SI 94 2-2 G6-3, 1-2f ② ③	5	0	1	0	0	2	2
23 Michael Brantley, L (1, 10) OBP: 0.273, SLG: 0.290	B FF 92 F FF 93 B FF 94 B FC 91 F SI 94 X FF 93 3-2 P6 ③		B FS 84 B SI 93 C FF 93 X FF 91 2-1 F7 ②		C FF 89 F SI 92 C CU 80 0-3 K ②			B FF 88 S FF 90 C SI 89 F SL 82 B SI 91 B CU 77 B SI 89 4-2 40 1B, BB		3	0	0	0	1	1	2
41 Carlos Santana, S (1, 3) OBP: 0.333, SLG: 0.412		F FF 92 X SL 83 0-1 G4-3 ①	C CU 81 C FS 85 B FS 86 F CU 81 B FF 93 B FF 92 B CU 81 4-2 1-2, 2-3, BB		B FS 84 C FF 92 B FC 90 C CU 80 B SI 92 X SI 93 3-2 P6 ③			C SI 91 S CH 86 C FF 90 0-3 K ①		3	0	0	0	1	1	1
44 Brandon Moss, L (1, 9) OBP: 0.295, SLG: 0.324 9 Ryan Raburn, R (8, PH) OBP: 0.375, SLG: 0.727 (8, 7)		S SI 93 F SI 93 B FF 93 B FC 91 F FF 94 B CU 79 B FC 91 4-2 7, 1B, BB	F SI 94 C FC 91 B FC 92 X CU 80 1-2 F7 ③			X SI 92 0-0 7, G4-3, 2B		C SI 90 F CH 85 C CU 76 0-3 K ②		2 1	0 0	1 0	0 0	1 0	0 1	3 1
7 David Murphy, L (1, 7) OBP: 0.286, SLG: 0.385 40 Jerry Sands, R (8, PH) OBP: 0.435, SLG: 0.476 (8, 9)		C SI 93 B SI 92 B SI 92 1 SAFE F FC 91 F FC 91 F FC 91 B SI 94 F FF 94 3-2 X FF 84, 1-3, 1B		C CU 77 B FF 92 B FS 84 B SI 93 F SI 92 X SI 92 3-2 11, 1B, 1B		B CU 80 X SI 93 1-0 G4-3, 2-3 ①		B SI 88 X SI 90 1-0 1-2, 1B		3 1	0 0	2 1	0 0	0 0	0 0	1 0
8 Lonnie Chisenhall, L (1, 5) OBP: 0.229, SLG: 0.205 4 Mike Aviles, R (8, PH) OBP: 0.367, SLG: 0.423 (8, 5)		B FC 90 B FF 93 S FF 92 1 SAFE X FC 91 2-1 P5 ②		C FF 92 F FC 90 D FS 84 F SI 93 X FC 90 1-2 F8 ①		S FC 90 S FC 91 X FF 92 0-2 F8 ②		C SI 90 B SI 89 D CH 85 B SI 89 F SI 90 F SI 89 F SI 88 X SI 91 3-2 L8 ③		3 1	0 0	0 0	0 0	0 0	0 0	4 2
55 Roberto Pérez, R (1, 2) OBP: 0.273, SLG: 0.414		B FF 93 C FC 91 B FF 92 C FF 93 X FF 94 2-2 L9 ③		1 SAFE C SI 93 F SI 92 F SI 93 F CU 82 B FF 93 F SL 84 S CU 82 1-3 K ②		D CU 80 C SI 94 C CU 81 X CU 82 1-2 G6-3 ③			B SI 91 B SI 91 B SI 92 C SI 92 B SI 91 4-1 11, FC6-4, BB	3	0	0	0	1	1	4
11 José Ramírez, S (1, 6) OBP: 0.224, SLG: 0.261			C SI 91 B FC 90 C FC 90 X FC 90 1-2 G6-3 ① 1-2, 1B	1 SAFE B FF 91 B SI 92 X SI 92 2-0 1-2, 1B			B FF 92 X FF 92 1-0 G5-3 ①		C SI 92 X SI 94 0-1 FC6-4, 24, 1B, 1-2f ①	4	0	1	0	0	0	1

Inning Stats	1	2	3	4	5	6	7	8	9	1B: 7	SF: 0	WP: 0	PA: 38
	R: 0 E: 0 K: 1 S: 8 H: 0 LOB: 0 BB: 0 P: 13	R: 0 E: 0 K: 0 S: 16 H: 1 LOB: 2 BB: 1 P: 27	R: 0 E: 0 K: 0 S: 14 H: 2 LOB: 3 BB: 1 P: 25	R: 0 E: 0 K: 1 S: 19 H: 2 LOB: 2 BB: 0 P: 28	R: 0 E: 0 K: 1 S: 7 H: 0 LOB: 0 BB: 0 P: 10	R: 0 E: 0 K: 0 S: 8 H: 1 LOB: 1 BB: 0 P: 10	R: 0 E: 0 K: 1 S: 7 H: 0 LOB: 0 BB: 0 P: 8	R: 0 E: 0 K: 2 S: 15 H: 1 LOB: 2 BB: 1 P: 23	R: 0 E: 0 K: 0 S: 9 H: 1 LOB: 1 BB: 1 P: 18	2B: 1 3B: 0 HR: 0	SAC: 0 DP: 1 HBP: 0	PB: 0 SB: 0 CS: 0	

	AB	34
	R	0
	H	8
	RBI	0
	BB	4
	SO	6
	LOB	23

PITCHER		IP	WLS	BF	H	R	ER	SO	BB	IBB	HBP	BLK	WP	HR	S	P	ERA	WHIP
29 Jeff Samardzija, R ERA: 3.33	(1, 1)	6.0	W	26	6	0	0	3	2	0	0	0	0	0	72	113	0.00	1.333
43 Dan Jennings, L ERA: 3.38	(7, 1)	1.0	H	3	0	0	0	1	0	0	0	0	0	0	7	8	0.00	0.000
33 Zach Duke, L ERA: 2.84	(8, 1)	1.0		5	1	0	0	2	1	0	0	0	0	0	15	23	0.00	2.000
52 Jake Petricka, R ERA:	(9, 1)	1.0		4	1	0	0	0	1	0	0	0	0	0	9	18	0.00	2.000

PITCHER	IP	WLS	BF	H	R	ER	SO	BB	IBB	HBP	BLK	WP	HR	S	P	ERA	WHIP

Batter	1	2	3	4	5	6	7	8	9	AB	R	H	RBI	BB	SO	LOB
1 Adam Eaton, L (1, 8) OBP: 0.250, SLG: 0.250	C SI 92 B SI 92 B SI 93 F SI 93 C SI 94 2-3 K		B SL 90 F SI 93 C SI 92 F SL 89 F SI 94 B SI 93 B SL 88 X SI 93 3-2 53 1B 79 G5-4-3 2B	1 SAFE B SI 92 B SI 91 2-0 CS 1-2	B SI 92 F CH 85 S SL 88 F SL 89 F CU 83 X SL 89 1-2 L9		B CH 86 X SL 89 1-0 53 1B 79 2B 1-3 1B	C FF 92 B FF 93 X FF 92 1-1 F8		5	2	2	0	0	1	1
53 Melky Cabrera, S (1, 7) OBP: 0.305, SLG: 0.310	B SI 93 B SI 93 B SI 93 C SI 93 C SI 94 F SL 90 T SI 94 3-2 K		L FF 90 X SL 89 0-1 79 G5-4-3 2-3 1B		S CH 86 B CH 85 X SI 92 1-1 G6-3		X SI 93 0-0 79 2B 1-2 3-H 1B			4	1	2	1	0	1	0
79 José Abreu, R (1, 3) OBP: 0.328, SLG: 0.673	B SI 94 X SL 90 1-0 HR		B SI 93 F CU 85 X CU 84 1-1 G5-4-3 1-2f 3-H		C CU 83 X SI 92 0-1 G5-3		F SL 88 B SI 93 D CU 84 S SL 89 F SL 90 F SL 89 X SL 86 2-2 26 G6-3 1-H 2-H 2B			4	1	2	3	0	0	1
25 Adam LaRoche, L (1, 10) OBP: 0.339, SLG: 0.458	X SI 94 0-0 1B		B SL 88 B SL 89 B SI 92 S SL 88 F SL 87 B SI 93 4-2 26 1B BB			B CH 84 B SI 93 X SL 89 2-0 26 FC6-4 1B	B FF 93 S FF 92 X FF 93 1-1 L7			3	0	2	0	1	0	1
26 Avisaíl García, R (1, 9) OBP: 0.333, SLG: 0.404	C SI 92 S SL 90 B SI 95 S SL 89 1-3 K		X SL 90 0-0 1-2 1B			X SI 93 0-0 FC6-4 12 2B 10 WP 1-2f	X FF 93 0-0 G6-3 2-3			4	1	1	0	0	1	3
12 Conor Gillaspie, L (1, 5) OBP: 0.256, SLG: 0.351 15 Gordon Beckham, R (6, PR) OBP: 0.412, SLG: 0.625 (7, 5)		B SI 91 B CH 84 X SI 91 2-0 G5-3	X SI 92 0-0 F8			X SI 92 0-0 10 WP 1-3 2B	B FF 94 C FF 93 B FF 94 S FF 93 F FF 95 F FF 94 S FF 95 2-3 K			3 1	0 0	1 0	0 0	0 0	0 1	2 1
10 Alexei Ramirez, R (1, 6) OBP: 0.269, SLG: 0.326		X SI 93 0-0 2B	C CU 82 S SL 88 F SL 88 B CU 84 T CU 83 1-2 K		B CU 85 B SL 92 S CU 82 S CU 85 C FF 91 2-3 3-H	X SL 84 0-0 1B				4	0	2	0	0	2	1
58 Geovany Soto, R (1, 2) OBP: 0.176, SLG: 0.353		S SL 87 B SL 85 S SL 88 D SL 89 S SI 94 2-3 K	B SI 93 F SL 88 X SL 90 1-1 F9		C SL 90 F CU 83 X SL 90 0-2 G6-3	C FF 91 F FF 93 C FF 94 0-3 K				4	0	0	0	0	2	4
7 Micah Johnson, L (1, 4) OBP: 0.351, SLG: 0.303		B SL 88 C SL 89 X SI 93 1-1 G4-3	C SI 91 B SI 93 S SL 88 X SI 94 1-2 1 CS 1B			C SL 88 X SL 88 0-1 1 1B 1 WP 53 1B 1B	B FF 92 F FF 91 C FF 93 B FF 92 B FF 92 S FF 92 3-3 K			4	1	2	0	0	1	2
Inning Stats	R: 1 E: 0 K: 3 S: 12 H: 2 LOB: 1 BB: 0 P: 19	R: 0 E: 0 K: 1 S: 7 H: 1 LOB: 1 BB: 0 P: 12	R: 1 E: 0 K: 0 S: 13 H: 3 LOB: 2 BB: 1 P: 21	R: 0 E: 0 K: 1 S: 9 H: 1 LOB: 0 BB: 0 P: 14	R: 0 E: 0 K: 0 S: 9 H: 0 LOB: 0 BB: 0 P: 11	R: 1 E: 0 K: 1 S: 9 H: 2 LOB: 2 BB: 0 P: 13	R: 3 E: 0 K: 1 S: 17 H: 4 LOB: 1 BB: 0 P: 23	R: 0 E: 0 K: 2 S: 9 H: 1 LOB: 1 BB: 0 P: 13		1B: 9 2B: 4 3B: 0 HR: 1	SF: 0 SAC: 0 DP: 1 HBP: 0					

PITCHER	IP	WLS	BF	H	R	ER	SO	BB	IBB	HBP	BLK	WP	HR	S	P	ERA	WHIP
28 Corey Kluber, R (1, 1) ERA: 3.9	6.0	L	30	13	6	6	6	1	0	0	0	2	1	68	102	9.00	2.333
51 Anthony Swarzak, R (7, 1) ERA: 3.86	2.0		7	1	0	0	3	0	0	0	0	0	0	17	24	0.00	0.500

PITCHER	IP	WLS	BF	H	R	ER	SO	BB	IBB	HBP	BLK	WP	HR	S	P	ERA	WHIP

BOTTOM

Cleveland Indians @ Chicago White Sox

U.S. Cellular Field, Chicago, IL

Wed Apr 22 2015, 2:12 PM - 5:06 PM EDT

Att. 14,429 - Cloudy - 43 F

livebaseballscorecards.com

AB	36
R	6
H	14
RBI	4
BB	1
SO	9
LOB	16

Batter	1	2	3	4	5	6	7	8	9	10	11	12	13	AB	R	H	RBI	BB	SO	LOB
2 Alcides Escobar, R (1, 6) OBP: 0.313, SLG: 0.361	B SI 96 X SI 94 1-0 L8	B CH 89 X CH 86 1-0 G6-4-3 1-2f			1 SAFE X CH 84 0-0 G4-3 1-2f			C FF 88 X SL 81 0-1 L7		C FS 85 B FC 88 S FS 86 F FS 85 S FS 85 1-3 K			X SI 91 0-0 G6-3	6	0	0	0	0	1	2
8 Mike Moustakas, L (1, 5) OBP: 0.411, SLG: 0.516	C SI 91 B SI 96 S SL 83 X SL 83 1-2 35 BB 6 1B 25 1B 1B		C CH 83 B CH 86 B SI 94 S CH 86 F CH 87 F SI 95 X SI 95 2-2 G4-3		C CH 87 F SI 95 F SL 81 H CH 86 1-2 6 CS HBP			C SI 88 B SI 88 X CU 76 1-1 1B			C FF 93 F SL 85 X SL 85 0-2 G3		C SI 91 C SI 92 B CH 86 F CH 84 B SI 94 X SL 90 2-2 1 FC6-4 1B	5	1	3	0	0	0	0
6 Lorenzo Cain, R (1, 8) 1 Jarrod Dyson, L (8, PH) (8, 8) OBP: 0.463, SLG: 0.571 OBP: 0.200, SLG: 0.143	F SI 92 X SI 93 0-1 35 BB 25 1B 1-2 1B		C SI 89 S CH 84 B CH 87 F CH 85 F SI 95 X SI 92 1-2 G5-3		F CH 86 1 SAFE 0-1 CS 1-2	B SI 90 F SI 90 S SI 92 B SI 94 X SI 96 2-2 G4-3		B SI 87 C FF 88 B SI 88 1 SAFE F SI 89 S CU 75 2-3 K		B SI 84 X FF 94 1-0 G6-3		1 SAFE X SI 92 0-0 FC6-4 1-2f	3	1	1	0	0	0	0
								B SI 89 1 SAFE B SL 81 F SI 89 X SI 88 2-1 G3			B FF 92 C FF 92 F SL 85 B SL 86 X SL 86 2-2 2B		1 SAFE 1 SAFE 1 SAFE B SI 93 C SI 90 1 SAFE C SI 92 B SI 92 2-2 X CH 85 1-H 2B	3	1	0	0	0	1	2
35 Eric Hosmer, L (1, 3) OBP: 0.444, SLG: 0.475	B SI 93 B SI 95 B SI 97 C SI 92 S CH 88 B SI 97 4-2 25 1B 1-2 2-3 BB		C CH 84 X FA 89 0-1 1B		C CH 84 X CH 84 0-1 G6-3	C CH 84 X SL 80 0-1 G4-3								5	0	3	1	1	0	1
25 Kendrys Morales, S (1, 10) OBP: 0.384, SLG: 0.485	X SI 96 0-0 1-2 2-H 3-H 1B					C CH 84 T SL 76 X CH 83 0-2 L9			S FC 83 B KC 83 S KC 84 S FC 93 1-3 K		I IN 54 I IN 55 I IN 53 I IN 52 4-0 IBB		C CH 84 B SI 92 F CH 86 X SI 92 1-2 G4-3	5	0	1	2	1	1	2
4 Alex Gordon, L (1, 7) OBP: 0.377, SLG: 0.364	B SI 91 C CH 86 S FA 89 C SI 98 1-3 K			S CH 86 S CH 86 B SL 82 B CH 86 B SI 93 F CH 86 F SI 95 X CH 86 3-2 13 G3-6-3 1B			B SI 93 F SI 89 B SL 79 X CH 83 2-1 24 L6-4 13 1B		C FC 94 C KC 83 F FF 94 B KC 84 B FC 93 F FC 92 B CH 88 F FC 93 X FC 94 3-2 L9		D SL 84 B FF 91 C FF 92 S FF 92 X FF 93 3-2 G3			5	0	2	0	0	1	4
13 Salvador Perez, R (1, 2) OBP: 0.338, SLG: 0.524	C CH 88 B SI 97 X SI 96 1-1 F8			F CH 87 F SI 90 B SI 96 X SI 95 1-2 G3-6-3 1-2f			B SI 89 X CH 86 1-0 1-2 1B		F FC 94 F FC 92 C KC 85 0-3 K			X SI 93 0-0 G6-3		5	0	1	0	0	1	3
16 Paulo Orlando, R (1, 9) OBP: 0.310, SLG: 0.500		B SI 91 F CH 85 F SI 95 F SI 97 X SI 97 1-2 2 G6-4-3 1B		X CH 85 0-0 G6-3			S CH 85 B SI 93 X CH 84 1-1 B1			C FS 84 S FC 88 S FS 84 0-3 K2-3		C SI 93 X SI 92 0-1 G5-3		5	0	1	0	0	1	2
24 Christian Colón, R (1, 4) OBP: 0.333, SLG: 0.292		1 SAFE F SI 97 1 SAFE S CH 85 F SI 96 B CH 87 F CH 84 1 SAFE B SI 97 3-3 K			C CH 84 C CH 85 B SI 90 X SI 91 1-2 2 G4-3 1B		B SI 94 X CH 84 1-0 L6-4 2-2			B FC 87 B FC 87 C FC 86 C FC 86 F FS 86 B FS 85 F FS 84 X FC 88 3-2 P2			C SI 91 X SL 89 0-1 F8	5	0	1	0	0	1	3
Inning Stats	R: 2 E: 0 K: 1 S: 14 H: 3 LOB: 2 BB: 1 P: 22	R: 0 E: 0 K: 1 S: 11 H: 1 LOB: 0 BB: 0 P: 16	R: 0 E: 0 K: 0 S: 14 H: 1 LOB: 1 BB: 0 P: 17	R: 0 E: 0 K: 0 S: 9 H: 1 LOB: 0 BB: 0 P: 13	R: 0 E: 0 K: 0 S: 8 H: 1 LOB: 0 BB: 0 P: 10	R: 0 E: 0 K: 0 S: 8 H: 0 LOB: 0 BB: 0 P: 10	R: 0 E: 0 K: 0 S: 6 H: 2 LOB: 1 BB: 0 P: 11	R: 0 E: 0 K: 1 S: 9 H: 1 LOB: 1 BB: 0 P: 14	R: 0 E: 0 K: 2 S: 12 H: 0 LOB: 0 BB: 0 P: 16	R: 0 E: 0 K: 2 S: 12 H: 0 LOB: 0 BB: 0 P: 16	R: 0 E: 0 K: 0 S: 10 H: 1 LOB: 2 BB: 1 P: 20	R: 0 E: 0 K: 0 S: 5 H: 0 LOB: 0 BB: 0 P: 5	R: 1 E: 0 K: 0 S: 12 H: 2 LOB: 1 BB: 0 P: 17	1B: 11 2B: 3 3B: 0 HR: 0 SF: 0 SAC: 0 DP: 4 HBP: 1		WP: 0 PB: 0 SB: 0 CS: 1 PA: 51				

PITCHER		IP	WLS	BF	H	R	ER	SO	BB	IBB	HBP	BLK	WP	HR	S	P	ERA	WHIP
49 Chris Sale, L ERA: 2.37	(1, 1)	7.0		27	9	2	2	2	1	0	1	0	0	0	70	99	2.57	1.429
33 Zach Duke, L ERA: 2.45	(8, 1)	1.0		4	1	0	0	1	0	0	0	0	0	0	9	14	0.00	1.000
30 David Robertson, R ERA:	(9, 1)	1.0		3	0	0	0	2	0	0	0	0	0	0	12	16	0.00	0.000
57 Zach Putnam, R ERA: 6.75	(10, 1)	1.0		3	0	0	0	2	0	0	0	0	0	0	12	16	0.00	0.000
43 Dan Jennings, L ERA: 3.0	(11, 1)	1.0		5	1	0	0	0	0	1	0	0	0	0	10	20	0.00	1.000

PITCHER		IP	WLS	BF	H	R	ER	SO	BB	IBB	HBP	BLK	WP	HR	S	P	ERA	WHIP
52 Jake Petricka, R ERA: 3.0	(12, 1)	2.0	L	8	2	1	1	0	0	0	0	0	0	0	17	22	4.50	1.000

TOP

Kansas City Royals @ Chicago White Sox

U.S. Cellular Field, Chicago, IL

Thu Apr 23 2015, 8:10 PM - 12:17 AM EDT

Att. 14,218 - Clear - 50 F

livebaseballscorecards.com

AB	47
R	3
H	13
RBI	3
BB	2
SO	7
LOB	19

Batter	1	2	3	4	5	6	7	8	9	10	11	12	13	AB	R	H	RBI	BB	SO	LOB
1 Adam Eaton, L (1, 8) OBP: 0.242, SLG: 0.230	B FF 95 C FF 94 T FF 96 F CH 88 F FF 96 S SI 96 1-3 ① **K**		1 SAFE B CH 85 B SI 93 B FF 94 B FF 94 4-0 1-2 **BB**		B CU 81 C CH 87 F FC 93 S CU 84 1-3 ② **K2-3**		C FF 95 X FF 96 0-1 ③ **G1-3**			B FF 93 S CH 81 B FF 92 X FF 94 2-1 E6 25 WP		C FF 94 F FF 93 X FF 93 0-2 ② **G4-3**		5	0	0	0	1	2	0
53 Melky Cabrera, S (1, 7) OBP: 0.308, SLG: 0.317	C FF 95 X FF 94 0-1 ② **G6-3**		X FF 97 0-0 ③ **L8**		B CH 88 C FC 92 F CU 84 X FF 99 1-2 79 2B **2B**			C SI 97 B CH 88 B SI 98 F FF 97 B FF 100 B FF 99 4-2 25 FC3-6 79 1B **BB**		F FC 89 X CH 81 0-1 ① **P5**		C SL 88 B SI 92 F SL 88 B FF 93 B FF 94 F FF 94 F FF 93 F SL 88 3-2 X SI 85 ③ **G6-3**		5	1	1	0	1	0	3
79 José Abreu, R (1, 3) OBP: 0.359, SLG: 0.678	C FF 95 X SI 93 0-1 ③ **G6-3**			B CU 80 S FC 90 B FF 97 F FF 95 F CH 89 H FF 98 3-2 26 FC6-4 25 1B 12 FC3-5-2-3 **HBP**	X SI 94 0-0 2-H **2B**			X FF 97 0-0 25 FC3-6 1-2 **1B**		I IN 65 I IN 66 I I IN 66 4-0 25 WP **IBB**			B FC 93 B FF 94 X FF 95 2-0 ① **P6**	4	0	2	1	1	0	0
25 Adam LaRoche, L (1, 10) OBP: 0.323, SLG: 0.426		C FF 93 F FF 94 B CU 84 S CH 88 1-3 ① **K**		X CH 87 0-0 26 FC6-4 1-2 **1B**	S FF 97 S CH 89 D CU 86 D CH 89 B CH 89 T CH 89 3-2 ③ **K**			S FF 99 X CH 89 0-1 ① **FC3-6** 1-2f 2-3		F CH 81 S FF 93 D CH 81 B FF 94 F FF 94 S CH 83 2-3 ② 1-2 2-3 **K**			C KC 84 B FF 96 F FC 92 B FF 96 S FF 95 2-3 ② **K**	6	0	1	0	0	4	5
26 Avisaíl García, R (1, 9) OBP: 0.316, SLG: 0.377	B SI 95 S FC 91 S SI 95 B FF 97 S CH 89 2-3 ② **K**		D FF 96 B FF 96 B SI 96 C FF 96 X SI 95 3-1 ① **FC6-4** 12 1-2f 2-3 10 1B	X SI 93 0-0 ① **L6**	B FF 99 S FF 97 S FF 96 S FF 99 1-3 ② **K**			F FC 88 F FC 88 B CH 81 X FF 94 1-2 ③ **G5-3**			F FF 95 S FF 97 B FC 92 X FC 92 1-2 **1B**	6	1	1	0	0	2	6
12 Conor Gillaspie, L (1, 5) OBP: 0.233, SLG: 0.317 15 Gordon Beckham, R (9, 5) OBP: 0.421, SLG: 0.588	B FC 91 C FC 91 S CH 87 S FF 97 1-3 ③ **K**		C FF 97 S CH 87 F FF 97 F CH 88 X CU 84 0-2 ② FC3-5-2-3 21 FC5 10 1B 1-3 3-H	C SI 94 X CU 83 0-1 ② **G3**	S FF 100 D FF 96 S CH 90 F FF 100 S CH 89 1-3 ③ **K**			B FC 87 F FC 88 F FF 93 B CH 82 B FF 94 B FF 94 4-2 7 CS **BB**			X FC 92 0-0 ③ **F8**	4 1	0 0	0 0	0 0	2 1	4 0	1
10 Alexei Ramirez, R (1, 6) OBP: 0.263, SLG: 0.314		C FC 92 B FC 91 B FC 90 C FF 93 X FF 97 2-2 ① **L8**	C SI 96 X FF 96 0-1 21 FC5 1-2 3-H **1B**	X SI 95 0-0 ③ **F8**			B SL 83 C SL 83 X SL 83 1-1 ① **G1-3**			1 SAFE S FC 89 1 SAFE L FC 87 X FC 86 0-2 ① **F9**		5	0	1	1	0	0	1
21 Tyler Flowers, R (1, 2) OBP: 0.265, SLG: 0.394		C FF 97 S CU 83 F FF 99 B CU 85 B CH 88 F FC 93 T FF 96 2-2 ② **K**	S SI 96 X SI 96 0-1 ③ **FC5** 1-2 2-3f		C FF 96 B CU 83 X SI 94 1-1 ① **G5-3**			F FF 91 B CH 85 X SL 83 1-1 ② **F7**			1 SAFE S CH 82 C FF 91 B FF 92 1 SAFE S CH 81 1-3 ② **K**		5	0	0	0	0	2	3
7 Micah Johnson, L (1, 4) OBP: 0.341, SLG: 0.297 64 Emilio Bonifácio, S (12, PH) (13, 4)		C FF 93 B FC 92 X FF 94 1-1 1 BB **1B**			B FF 93 S FF 93 L FF 95 S CU 83 1-3 ① **K**			B FF 95 C CH 86 X FC 91 1-1 ② **G6-3**		B FF 91 X CH 86 1-0 ③ **G4-3**		C FF 93 1 SAFE F FF 92 B FF 91 1-2 ③ **CS** 1-2	B FF 91 B SL 88 C FF 92 S FF 92 B FF 93 C FF 94 3-3 ① **K**	4 1	0 0	1 0	0 0	0 0	1 1	0 0
Inning Stats	R: 0 E: 0 K: 1 S: 9 H: 0 LOB: 0 BB: 0 P: 10	R: 0 E: 0 K: 3 S: 9 H: 0 LOB: 0 BB: 0 P: 13	R: 0 E: 0 K: 1 S: 11 H: 1 LOB: 2 BB: 1 P: 20	R: 1 E: 0 K: 0 S: 15 H: 2 LOB: 2 BB: 0 P: 21	R: 1 E: 0 K: 3 S: 13 H: 2 LOB: 1 BB: 0 P: 19	R: 0 E: 0 K: 0 S: 4 H: 0 LOB: 0 BB: 0 P: 4	R: 0 E: 0 K: 0 S: 6 H: 0 LOB: 0 BB: 0 P: 8	R: 0 E: 0 K: 2 S: 12 H: 1 LOB: 2 BB: 1 P: 18	R: 0 E: 0 K: 0 S: 5 H: 0 LOB: 0 BB: 0 P: 8	R: 0 E: 1 K: 1 S: 11 H: 0 LOB: 2 BB: 1 P: 20	R: 0 E: 0 K: 1 S: 10 H: 0 LOB: 0 BB: 1 P: 16	R: 0 E: 0 K: 1 S: 13 H: 0 LOB: 0 BB: 0 P: 19	R: 0 E: 0 K: 1 S: 8 H: 1 LOB: 1 BB: 0 P: 13	1B: 5 2B: 2 3B: 0 HR: 0 SF: 0 SAC: 0 DP: 0 HBP: 1	WP: 1 PB: 0 SB: 0 CS: 1 PA: 52						

PITCHER		IP	WLS	BF	H	R	ER	SO	BB	IBB	HBP	BLK	WP	HR	S	P	ERA	WHIP
30 Yordano Ventura, R ERA: 4.09	(1, 1)	7.0		28	5	2	2	8	1	0	1	0	0	0	67	95	2.57	0.857
40 Kelvin Herrera, R ERA:	(8, 1)	1.0		5	1	0	0	2	1	0	0	0	0	0	12	18	0.00	2.000
54 Jason Frasor, R ERA:	(9, 1)	1.0		3	0	0	0	0	0	0	0	0	0	0	5	8	0.00	0.000
46 Ryan Madson, R ERA: 1.17	(10, 1)	2.0		8	0	0	0	2	1	1	0	0	1	0	21	36	0.00	0.500
47 Franklin Morales, L ERA:	(12, 1)	1.0	W	3	0	0	0	1	0	0	0	0	0	0	13	19	0.00	0.000

PITCHER		IP	WLS	BF	H	R	ER	SO	BB	IBB	HBP	BLK	WP	HR	S	P	ERA	WHIP
17 Wade Davis, R ERA:	(13, 1)	1.0	S	4	1	0	0	1	0	0	0	0	0	0	8	13	0.00	1.000

BOTTOM

Kansas City Royals @ Chicago White Sox

U.S. Cellular Field, Chicago, IL

Thu Apr 23 2015, 8:10 PM - 12:17 AM EDT

Att. 14,218 - Clear - 50 F

livebaseballscorecards.com

AB	46
R	2
H	7
RBI	2
BB	4
SO	14
LOB	23

Batter	1	2	3	4	5	6	7	8	9	AB	R	H	RBI	BB	SO	LOB
2 Alcides Escobar, R (1, 6) OBP: 0.309, SLG: 0.354	C FF 90 B FF 91 X FF 92 1-1 ① G4-3		D CU 80 X FF 89 1-0 8 CS 3-H 1B			C FF 90 B CH 85 S FF 91 B CU 82 S CU 78 2-3 ① K		1 SAFE B FF 89 X FF 89 1-0 ② P5		4	0	1	1	0	1	1
8 Mike Moustakas, L (1, 5) OBP: 0.390, SLG: 0.485	C FF 92 F FF 92 B FF 91 C FF 94 1-3 ② K		C FF 91 S FF 91 P PO 88 1 SAFE F CU 81 B CU 80 F FF 90 F FF 91 3-2 ②③ F9 1-2			C CU 78 X CH 86 0-1 ② G6-3		B FF 89 C SI 89 B FS 84 F FF 90 F FS 85 F FS 84 S FS 83 2-3 ③ K		4	0	0	0	0	2	2
6 Lorenzo Cain, R (1, 8) OBP: 0.465, SLG: 0.583	B CH 87 X FF 92 1-0 1B			B FF 91 C CH 86 S CH 86 B CH 86 X FF 92 2-2 ① F9		B FF 90 F CH 84 X CH 86 1-1 2B			B FC 91 S FC 92 B FC 93 F FF 93 F FC 93 C KC 83 2-3 ① K	4	0	2	0	0	1	0
35 Eric Hosmer, L (1, 3) OBP: 0.421, SLG: 0.444	X FF 91 0-0 ③ P6			B CU 78 X FF 92 1-0 ② F8		F FF 89 B FF 91 F CU 81 B FF 90 D CU 81 F FF 90 S CU 81 3-3 ③ K			B FC 92 F FC 94 S KC 84 S KC 84 1-3 ② K	4	0	0	0	0	2	2
25 Kendrys Morales, S (1, 10) OBP: 0.377, SLG: 0.471		B FF 90 C CH 86 B CU 80 X FF 90 2-1 ① G6-3		B CH 87 B FF 91 B FF 91 C FF 90 F FF 90 X FF 92 3-2 ③ G5-3			F FF 88 C CU 78 B CU 78 X CU 80 1-2 13 G5-4-3 1B		B KC 82 S FC 92 C FC 94 F FC 94 X KC 84 1-2 E3	4	0	1	0	0	0	0
4 Alex Gordon, L (1, 7) OBP: 0.368, SLG: 0.340		B FF 91 C FF 91 B FF 90 X FF 91 2-1 ② G4-3			B CU 76 B CU 77 C FF 90 S FF 90 B FF 92 F FF 89 F FF 90 B FF 91 4-2 13 1B 16 1B BB		B FF 89 X FF 90 1-0 ① F8		C FF 93 B FC 94 B FC 93 F FC 93 S KC 84 2-3 ③ K	3	1	0	0	1	1	2
13 Salvador Perez, R (1, 2) OBP: 0.338, SLG: 0.515		F FF 92 S FF 92 C FF 92 0-3 ③ K			C FF 90 B FF 91 1 SAFE X FF 89 1-1 ① 1-3 1B		F FF 90 X FF 88 0-1 ②③ G5-4-3 1-2f			3	0	1	0	0	1	1
16 Paulo Orlando, R (1, 9) OBP: 0.356, SLG: 0.561			C FF 91 F FF 92 B FF 92 F CU 80 X FF 93 1-2 14 G4-3 2 1B 2B		B FF 90 B FF 92 X FF 92 2-0 14 CS 3-H 1B			C FF 89 X FC 87 0-1 14 FC3-6 1B		3	1	3	1	0	0	0
14 Omar Infante, R (1, 4) OBP: 0.227, SLG: 0.326			C FF 92 B FF 91 X FF 91 1-1 ① G4-3 2-3		1 SAFE C FF 91 S FF 91 1 SAFE B FF 92 1 SAFE S CH 86 1-3 ②③ K 1-2			1 SAFE X FF 88 0-0 ① FC3-6 1-2f		3	0	0	0	0	1	3
Inning Stats	R: 0 E: 0 K: 1 S: 7 H: 1 LOB: 1 BB: 0 P: 10	R: 0 E: 0 K: 1 S: 7 H: 0 LOB: 0 BB: 0 P: 11	R: 1 E: 0 K: 0 S: 16 H: 2 LOB: 0 BB: 0 P: 21	R: 0 E: 0 K: 0 S: 7 H: 0 LOB: 0 BB: 0 P: 13	R: 1 E: 0 K: 1 S: 10 H: 2 LOB: 1 BB: 1 P: 18	R: 0 E: 0 K: 2 S: 11 H: 1 LOB: 1 BB: 0 P: 17	R: 0 E: 0 K: 0 S: 6 H: 1 LOB: 0 BB: 0 P: 8	R: 0 E: 0 K: 1 S: 9 H: 1 LOB: 1 BB: 0 P: 12	R: 0 E: 1 K: 3 S: 14 H: 0 LOB: 1 BB: 0 P: 20	1B: 6 2B: 3 3B: 0 HR: 0 SF: 0 SAC: 0 DP: 2 HBP: 0						

PITCHER		IP	WLS	BF	H	R	ER	SO	BB	IBB	HBP	BLK	WP	HR	S	P	ERA	WHIP
62 Jose Quintana, L ERA: 6.55	(1, 1)	7.0		25	7	2	2	5	1	0	0	0	0	0	64	98	2.57	1.143
57 Zach Putnam, R ERA: 5.68	(8, 1)	1.0		4	1	0	0	1	0	0	0	0	0	0	9	12	0.00	1.000
30 David Robertson, R ERA:	(9, 1)	1.0	W	4	0	0	0	3	0	0	0	0	0	0	14	20	0.00	0.000

PITCHER	IP	WLS	BF	H	R	ER	SO	BB	IBB	HBP	BLK	WP	HR	S	P	ERA	WHIP

TOP

Kansas City Royals @ Chicago White Sox

U.S. Cellular Field, Chicago, IL

Fri Apr 24 2015, 8:11 PM - 2:29 PM EDT

Att. 20,350 - Overcast - 44 F

livebaseballscorecards.com

AB	32
R	2
H	8
RBI	2
BB	1
SO	9
LOB	11

WP: 0	PB: 0	SB: 0	CS: 2
PA: 33			

Kansas City Royals @ Chicago White Sox

U.S. Cellular Field, Chicago, IL

Fri Apr 24 2015, 8:11 PM - 2:29 PM EDT

Att. 20,350 - Overcast - 44 F

livebaseballscorecards.com

BOTTOM

Batter	1	2	3	4	5	6	7	8	9	AB	R	H	RBI	BB	SO	LOB
1 Adam Eaton, L (1, 8) OBP: 0.254, SLG: 0.273	B FF 94 C FF 94 X SI 94 1-1 ① G3		1 SAFE F FF 94 F FF 92 1 SAFE X FF 94 0-2 ② 79 FC1-2 53 SH1-3 1-2 1B		B FF 90 X FC 91 1-0 ① B1-3		C CH 88 X FF 89 0-1 53 SF9 3B		B FF 98 C FF 96 S FF 98 X FF 99 1-2 ② L7	5	1	2	0	0	0	0
53 Melky Cabrera, S (1, 7) OBP: 0.304, SLG: 0.308	C FF 95 B SI 96 F FF 95 B FF 97 F CH 87 F SI 96 F FF 95 B CU 82 X FF 94 3-2 ② F9		X SI 94 0-0 ① SH1-3 1-2 2-3		C CU 81 C SI 92 F SI 93 B CU 79 X CU 81 1-2 ② G6-3		C SI 90 B SI 90 X SI 91 1-1 ① SF9 3-H		B FF 98 B CH 89 B FF 97 B FF 96 4-0 79 WP 26 1B BB	2	1	0	1	1	0	0
79 José Abreu, R (1, 3) OBP: 0.377, SLG: 0.667	B CU 84 B CU 82 F FF 95 S CU 81 X FF 96 2-2 26 1B 1B		C SI 95 X SI 95 0-1 ② FC1-2 2-3 3-H		B CU 82 C CU 79 C CH 85 X CU 80 1-2 1B		B FF 87 S SL 81 F FF 87 X FF 87 1-2 ② G4-3		C FF 99 B CH 87 I IN 85 I IN 91 I IN 85 4-1 26 1B 1-2 IBB	4	0	2	0	1	0	2
26 Avisaíl García, R (1, 9) OBP: 0.323, SLG: 0.379	1 SAFE C CU 82 X SI 94 0-1 1-2 1B		F SI 96 B FF 94 D CU 84 S CU 82 S CU 83 2-3 ③ K		B SI 94 X SI 94 1-0 ③ G3		B FF 87 B FF 87 F FF 87 F SL 80 B FF 87 S FF 86 3-3 ③ K		F FF 96 X FF 94 0-1 1-2 2-H 1B	5	0	2	1	0	2	3
10 Alexei Ramirez, R (1, 6) OBP: 0.262, SLG: 0.309	F SI 94 X CU 80 0-1 ③ F7			B CU 81 C SI 92 B CU 81 B CH 86 X FF 93 3-1 E6 25 F8 21 G4-3		C CU 78 B CH 84 B CH 84 B SI 90 X FC 91 3-1 58 F8 25 E 1B		B FF 84 T FF 86 S SL 79 S SL 80 1-3 ① K		4	1	1	0	0	1	2
25 Adam LaRoche, L (1, 10) OBP: 0.303, SLG: 0.397		B FF 92 F FF 93 B CU 80 X FF 92 2-1 ① P6		B FF 94 B CU 81 X FF 95 2-0 ① F8 2-3		C SI 93 B CU 78 1 SAFE C CU 79 F CU 79 B CU 78 F CH 84 F FF 93 F SI 93 2-2 ① F CH 85 X FF 94 P6 1-2		B FF 86 F FF 86 S SL 79 F FF 87 B SL 79 B SL 78 C SL 78 3-3 ② K		4	0	0	0	0	1	2
15 Gordon Beckham, R (1, 5) OBP: 0.478, SLG: 0.556		B SI 94 F CH 86 B FF 94 F FF 93 F CU 80 X FF 94 2-2 ② G5-3		D CU 85 B SI 95 B FF 93 F FF 93 F CU 82 B CU 82 4-2 7 WP 21 G4-3 BB		B SL 82 B FF 90 B FF 90 B FF 91 4-0 BB		B CH 77 B SL 78 B FF 86 B FF 85 4-0 BB		1	0	0	0	3	0	0
21 Tyler Flowers, R (1, 2) OBP: 0.250, SLG: 0.371 20 JB Shuck, L (6, PH) OBP: 0.333, SLG: 0.333 58 Geovany Soto, R (6, PH) OBP: 0.158, SLG: 0.316 (7, 2)		C CU 82 S SI 95 F FF 95 B SI 94 S CU 83 1-3 ③ K		C CU 80 X SI 94 0-1 ② G4-3 1-2 3-H		B FF 90 C SL 88 X FF 91 1-1 ② F8 2-3		B FF 85 B FF 85 B FF 86 C FF 85 X FF 86 3-1 ③ F7		2	0	0	1	0	1	1
										0	0	0	0	0	0	0
										2	0	0	0	0	0	3
7 Micah Johnson, L (1, 4) OBP: 0.349, SLG: 0.308 64 Emilio Bonifácio, S (6, PH) (7, 4)			X FF 92 0-0 53 SH1-3 1 1B 79 FC1-2 1B	F SI 94 B CU 82 C SI 93 B CU 82 F FF 95 S SI 94 2-3 ③ K 2-3		B FF 90 F SL 87 T FF 91 X FF 89 1-2 ③ L7			B FF 97 B FF 94 C FF 95 F FF 94 S CH 89 2-3 ① K	2	0	1	0	0	1	1
										2	0	0	0	0	1	2

	AB	R	H	RBI	BB	SO	LOB
	33	3	8	3	5	7	16

Inning Stats	1	2	3	4	5	6	7	8	9	1B	SF	WP	PA
R:	0	0	0	1	0	0	1	0	1	7	1	2	40
E:	0	0	0	1	0	1	0	0	0	2B: 0	SAC: 1	PB: 0	
K:	0	1	1	1	0	0	1	2	1	3B: 1	DP: 0	SB: 0	
S:	15	10	10	11	9	15	10	9	9	HR: 0	HBP: 0	CS: 0	
H:	2	0	2	0	1	1	1	0	1				
LOB:	2	0	2	1	1	2	0	1	2				
BB:	0	0	0	0	0	1	0	1	1				
P:	21	15	12	22	13	26	15	20	20				

PITCHER		IP	WLS	BF	H	R	ER	SO	BB	IBB	HBP	BLK	WP	HR	S	P	ERA	WHIP
41 Danny Duffy, L ERA: 4.15	(1, 1)	5.1		24	6	1	0	3	1	0	0	0	1	0	65	98	0.00	1.312
54 Jason Frasor, R ERA:	(6, 1)	0.0		1	0	0	0	0	1	0	0	0	0	0	0	4	∞	∞
47 Franklin Morales, L ERA: 1.59	(6, 1)	1.0		4	1	1	1	0	0	0	0	0	0	0	9	12	9.00	1.000
32 Chris Young, R ERA: 2.08	(7, 1)	1.2		6	0	0	0	3	1	0	0	0	0	0	15	30	0.00	0.600
40 Kelvin Herrera, R ERA: 1.23	(9, 1)	0.2	L	5	1	1	1	1	1	1	0	0	1	0	9	20	13.50	3.000

PITCHER	IP	WLS	BF	H	R	ER	SO	BB	IBB	HBP	BLK	WP	HR	S	P	ERA	WHIP

Batter	1	2	3	4	5	6	7	8	9	AB	R	H	RBI	BB	SO	LOB
2 Alcides Escobar, R (1, 6) OBP: 0.319, SLG: 0.368	C FF 88 F CH 81 F SI 91 F FF 91 F FF 91 B CU 76 X CH 82 1-2 ① G6-3		X FF 87 0-0 ② F8		B SI 89 B FF 88 F CH 81 F FF 88 B SI 89 B SI 88 4-2 8 FC4-6 BB			B SI 91 C SI 92 C CH 84 F SI 93 X SI 92 1-2 2B		3	0	1	0	1	0	1
8 Mike Moustakas, L (1, 5) OBP: 0.395, SLG: 0.493	C FF 88 B SI 91 C CU 77 B CH 82 H FF 90 3-2 HBP		F SI 88 X SI 89 0-1 2-H 2B		C CH 79 1 SAFE B SI 89 1 SAFE C CH 79 F CH 79 B FC 85 1 SAFE F CH 79 2-2 ② X SI 80 FC4-6 6 1B 1-2f 6 1B			C SI 90 B SL 82 B CU 77 S SI 90 F SI 90 F SI 91 F SL 82 S CU 77 2-3 ① K		3	0	1	1	0	1	2
6 Lorenzo Cain, R (1, 8) OBP: 0.453, SLG: 0.563	F FF 90 B CH 81 X SI 89 1-1 ② F9		S CH 81 F CH 81 F CU 76 C FF 90 0-3 ③ K		F FF 88 X SI 88 0-1 ③ 1-H 1B			F SI 90 S SL 82 D CU 76 D CH 86 X CU 77 2-2 ② G5-3		4	0	1	0	0	1	3
35 Eric Hosmer, L (1, 3) OBP: 0.400, SLG: 0.418	C FF 90 1 SAFE C FC 86 B SI 90 B FC 87 1 SAFE S CH 81 2-3 ③ K			C CU 75 F CH 81 S CH 81 0-3 ① K		X CH 78 0-0 ① F8		X SI 90 0-0 ③ F7		4	0	0	0	0	2	2
25 Kendrys Morales, S (1, 10) OBP: 0.370, SLG: 0.459		B CH 80 C FF 88 X FC 85 1-1 ① G1-3		F FF 88 X CH 81 0-1 4 E 4 HR 1B		B CH 78 B FF 88 F FF 88 X CH 80 2-1 ② G5-3			C KC 81 C KC 82 S KC 82 0-3 ① K	4	1	1	0	0	1	0
4 Alex Gordon, L (1, 7) OBP: 0.377, SLG: 0.412		B FF 89 B FF 89 C FF 90 B CH 82 F FF 90 C FF 90 3-3 ② K		C CH 81 D CH 80 1 SAFE D CU 75 X FF 88 2-1 1-H HR		F CH 79 C CU 74 B FF 89 X CU 76 1-2 ③ F8			C FC 91 X KC 81 0-1 16 1B	4	1	2	2	0	1	0
13 Salvador Perez, R (1, 2) OBP: 0.319, SLG: 0.486		B FC 87 B FF 89 F FC 86 S CU 76 C FF 91 2-3 ③ K		F FC 85 F SI 90 S CH 82 0-3 ② K2-1-3			C SI 91 X SI 93 0-1 ① G1-3		F FC 92 B FC 92 B FC 93 S FC 92 S FC 94 2-3 ② K	4	0	0	0	0	3	1
16 Paulo Orlando, R (1, 9) OBP: 0.347, SLG: 0.533			B FF 88 C FF 89 B FF 90 C CH 80 F FF 90 S FF 90 2-3 ① K	B FC 84 S CH 82 F FF 90 B FF 90 F FF 90 F FF 90 F FC 87 S CH 82 2-3 ③ K			C SI 91 F SI 93 B SI 93 S SI 95 1-3 ② K		S FC 94 S FC 94 X FC 94 0-2 1-2 1B	4	0	1	0	0	3	0
14 Omar Infante, R (1, 4) OBP: 0.229, SLG: 0.340			B FF 87 B FC 85 F FF 90 X FF 90 2-1 8 2B 2B		C CH 78 C FF 88 B CH 79 F CH 80 X SI 89 1-2 ① P4		F SI 92 S CH 86 C SI 95 0-3 ③ K		F FC 92 D KC 85 C FC 93 X KC 84 1-2 ③ G6-3	4	1	1	0	0	1	2
Inning Stats	R: 0 E: 0 K: 1 S: 13 H: 0 LOB: 1 BB: 0 P: 20	R: 0 E: 0 K: 2 S: 8 H: 0 LOB: 0 BB: 0 P: 14	R: 1 E: 0 K: 2 S: 13 H: 2 LOB: 1 BB: 0 P: 17	R: 2 E: 1 K: 3 S: 16 H: 2 LOB: 0 BB: 0 P: 20	R: 0 E: 0 K: 0 S: 13 H: 1 LOB: 2 BB: 1 P: 20	R: 0 E: 0 K: 0 S: 6 H: 0 LOB: 0 BB: 0 P: 9	R: 0 E: 0 K: 2 S: 8 H: 0 LOB: 0 BB: 0 P: 9	R: 0 E: 0 K: 1 S: 14 H: 1 LOB: 1 BB: 0 P: 19	R: 0 E: 0 K: 2 S: 14 H: 2 LOB: 2 BB: 0 P: 17	1B: 4 2B: 3 3B: 0 HR: 1 SF: 0 SAC: 0 DP: 0 HBP: 1						

PITCHER		IP	WLS	BF	H	R	ER	SO	BB	IBB	HBP	BLK	WP	HR	S	P	ERA	WHIP
50 John Danks, L ERA: 5.64	(1, 1)	6.0	W	24	5	3	3	8	1	0	1	0	0	1	69	100	4.50	1.000
52 Jake Petricka, R ERA: 2.25	(7, 1)	1.0	H	4	1	0	0	2	0	0	0	0	0	0	12	14	0.00	1.000
33 Zach Duke, L ERA: 2.16	(8, 1)	1.0	H	3	0	0	0	1	0	0	0	0	0	0	10	14	0.00	0.000
30 David Robertson, R ERA:	(9, 1)	1.0	S	5	2	0	0	2	0	0	0	0	0	0	14	17	0.00	2.000

PITCHER	IP	WLS	BF	H	R	ER	SO	BB	IBB	HBP	BLK	WP	HR	S	P	ERA	WHIP

TOP

Kansas City Royals @ Chicago White Sox

U.S. Cellular Field, Chicago, IL

Sun Apr 26 2015, 3:08 PM - 5:55 PM EDT

Att. 23,317 - Sunny - 54 F

livebaseballscorecards.com

AB	34
R	3
H	8
RBI	3
BB	1
SO	13
LOB	11

WP: 0 PA: 36
PB: 0
SB: 0
CS: 0

BOTTOM

Kansas City Royals @ Chicago White Sox

U.S. Cellular Field, Chicago, IL

Sun Apr 26 2015, 3:08 PM - 5:55 PM EDT

Att. 23,317 - Sunny - 54 F

livebaseballscorecards.com

Batter	1	2	3	4	5	6	7	8	9	AB	R	H	RBI	BB	SO	LOB
1 Adam Eaton, L (1, 8) OBP: 0.253, SLG: 0.271	C SI 94 C CH 84 X CH 86 0-2 ① G4-3		C SI 95 C SI 95 S CH 87 0-3 ③ K			B KC 78 X SI 94 1-0 79 WP 53 BB 79 E 1B	B FF 92 B SL 87 C FF 91 X FF 92 2-1 ① G4-3			4	1	1	0	0	1	0
53 Melky Cabrera, S (1, 7) OBP: 0.315, SLG: 0.299	C SI 95 B SI 95 S SI 95 B CH 85 B CH 85 B SI 95 4-2 BB			C SI 94 F SI 95 F SI 94 B CH 88 X KC 83 1-2 E1 26 L7-4 79 1B		1 SAFE B SI 92 D CH 86 B FF 93 C SI 94 B SI 94 4-1 79 E 25 1B 1-2 BB	C SI 93 X CU 75 0-1 ② F8			2	1	0	0	2	0	0
79 José Abreu, R (1, 3) OBP: 0.370, SLG: 0.642	C FF 95 1 SAFE S FF 93 F CH 85 B FF 96 F KC 80 S CH 87 1-3 ② K			S KC 82 S CH 86 1 SAFE X SI 96 0-2 1-2 1B		B CH 88 C SI 95 X FF 95 1-1 E5 26 1B 25 1B 12 1B 1-2 2-H	C SI 93 B SI 94 B FF 93 F SI 93 F SI 94 X FF 90 2-2 ③ G6-3			4	1	1	1	0	1	2
25 Adam LaRoche, L (1, 10) OBP: 0.300, SLG: 0.387	1 SAFE C CH 85 X CH 86 0-1 ③ G4-3			B FF 94 S FF 95 D SI 88 F SI 95 F SI 95 X SI 88 2-2 ① F9		B KC 81 B CH 85 B CH 84 C SI 94 F SI 94 X KC 80 3-2 26 1B 12 1B 1-2 2-H 1B		S FC 88 B CH 83 X FC 89 1-1 ① G3-1		4	1	1	1	0	0	3
26 Avisaíl García, R (1, 9) OBP: 0.318, SLG: 0.371		C SI 93 B KC 80 B SI 95 X FF 95 2-1 ① G5-3		S KC 81 S FF 96 F FF 96 X FF 88 0-2 ② ③ L7-4 2-2		B FF 95 X FF 94 1-0 12 1B 21 1B 1-2 2-3 1B		C FF 94 B FC 89 S FC 88 T FF 95 1-2 ② K		4	1	1	0	0	1	2
10 Alexei Ramirez, R (1, 6) OBP: 0.246, SLG: 0.288		X SI 95 0-0 ② G5-3			C CH 73 S KC 80 B SI 87 X SI 94 1-2 ① G3-1	F FF 95 F FF 94 S KC 80 0-3 ② K		X FF 95 0-0 ③ G4-3		4	0	0	0	0	1	3
12 Conor Gillaspie, L (1, 5) OBP: 0.239, SLG: 0.318 15 Gordon Beckham, R (7, 5) OBP: 0.478, SLG: 0.556		C SI 96 X CH 86 0-1 ③ L8			C SI 94 C KC 78 S KC 80 0-3 ② K	B KC 81 B KC 80 F SI 94 X FF 94 2-1 21 1B 1-3 2-H 3-H 1B				3 0	0 0	1 0	2 0	0 0	1 0	0 0
21 Tyler Flowers, R (1, 2) OBP: 0.256, SLG: 0.368			C KC 80 C KC 81 C FF 95 0-3 ① K		S KC 81 B CH 87 F CH 86 S KC 81 1-3 ③ K	B SL 82 F SL 82 X SL 84 1-1 1-2 3-H 1B				3	0	1	1	0	2	0
7 Micah Johnson, L (1, 4) OBP: 0.326, SLG: 0.286			X SI 95 0-0 ② F8			B SI 93 C FF 93 D SL 83 D CH 86 X FF 88 2-2 ① F7 B FF 91 C FF 91 D SL 83 D CH 86 X CH 86 3-2 ③ G3-1				3	0	0	0	0	0	2
Inning Stats	R: 0 E: 0 K: 1 S: 12 H: 0 LOB: 1 BB: 1 P: 17	R: 0 E: 0 K: 0 S: 5 H: 0 LOB: 0 BB: 0 P: 7	R: 0 E: 0 K: 2 S: 7 H: 0 LOB: 0 BB: 0 P: 7	R: 0 E: 1 K: 0 S: 15 H: 1 LOB: 1 BB: 0 P: 18	R: 0 E: 0 K: 2 S: 9 H: 0 LOB: 0 BB: 0 P: 11	R: 5 E: 1 K: 1 S: 21 H: 5 LOB: 2 BB: 1 P: 39	R: 0 E: 0 K: 0 S: 8 H: 0 LOB: 0 BB: 0 P: 12	R: 0 E: 0 K: 1 S: 6 H: 0 LOB: 0 BB: 0 P: 8		1B: 6 2B: 1 3B: 0 HR: 0 SF: 0 SAC: 0 DP: 1 HBP: 0				WP: 1 PB: 0 SB: 0 CS: 0 PA: 33		

	AB	31
	R	5
	H	6
	RBI	5
	BB	2
	SO	7
	LOB	12

PITCHER		IP	WLS	BF	H	R	ER	SO	BB	IBB	HBP	BLK	WP	HR	S	P	ERA	WHIP
36 Edinson Volquez, R ERA: 1.91	(1, 1)	5.2	L	25	5	5	1	6	2	0	0	0	1	0	64	90	1.59	1.235
54 Jason Frasor, R ERA:	(6, 1)	0.1		2	1	0	0	0	0	0	0	0	0	0	5	9	0.00	3.000
47 Franklin Morales, L ERA: 1.35	(7, 1)	1.0		3	0	0	0	0	0	0	0	0	0	0	8	12	0.00	0.000
46 Ryan Madson, R ERA: 1.04	(8, 1)	1.0		3	0	0	0	1	0	0	0	0	0	0	6	8	0.00	0.000

PITCHER	IP	WLS	BF	H	R	ER	SO	BB	IBB	HBP	BLK	WP	HR	S	P	ERA	WHIP

Chicago White Sox @ Baltimore Orioles

Oriole Park at Camden Yards, Baltimore, MD

Wed Apr 29 2015, 2:07 PM - 4:08 PM EDT

Sunny - 73 F

TOP

livebaseballscorecards.com

Batter	1	2	3	4	5	6	7	8	9	AB	R	H	RBI	BB	SO	LOB
1 Adam Eaton, L (1, 8) OBP: 0.244, SLG: 0.260 64 Emilio Bonifácio, S (9, PH) OBP: 0.143, SLG: 0.077	C FF 87 C SI 90 B SI 90 S FS 83 1-3 ① K			X SI 87 0-0 ① G6-3		C SL 79 F FS 81 B FS 82 F SI 88 X SI 88 1-2 ① L7			B SI 94 F SI 93 B SI 94 X SI 94 2-1 79 G6-3 53 G4-3 1B	3 1	0 0	0 1	0 0	0 0	1 0	0 0
53 Melky Cabrera, S (1, 7) OBP: 0.312, SLG: 0.296	C SI 89 F SI 89 B FF 92 B SI 89 X FS 84 2-2 ② G1-3			C SI 86 C CU 74 F FF 90 X CU 76 0-2 ② F8		B FS 78 B FS X 79 C SI 87 C SI 88 F SI 88 B SL 82 X SI 88 3-2 79 G5-4-3 1B			B SI 94 X SI 94 1-0 ① G4-3 1-2	4	0	1	0	0	0	1
79 José Abreu, R (1, 3) OBP: 0.351, SLG: 0.606	C SI 89 B SI 91 B CU 76 F FF 90 C SI 91 2-3 ③ K			C SL 82 F FF 88 F FF 90 S FF 91 0-3 ③ K		C SL 80 X SL 83 0-1 ②③ G5-4-3 1-2f			X SI 96 0-0 ② G6-3 2-3	4	0	0	0	0	2	2
25 Adam LaRoche, L (1, 10) OBP: 0.297, SLG: 0.369		C FF 87 X SI 88 0-1 ① G3			B CU 79 F SI 88 C SL 80 B SI 89 B FF 90 B SI 87 4-2 10 FC5 26 1B 10 E BB		C FF 87 F FS 80 B FF 90 B FS 81 S FF 88 2-3 ① K		C SI 95 F SI 95 B SL 83 S SL 82 1-3 ③ K	3	1	0	0	1	2	1
26 Avisaíl García, R (1, 9) OBP: 0.333, SLG: 0.385		B SI 89 B SI 90 B FF 90 C FF 88 X SI 90 3-1 12 G4-5-3 1B			X SI 89 0-0 10 E 58 G6-3 1-2 1B		S FS 81 F FS 83 F FF 88 C FF 90 0-3 ② K			3	1	2	0	0	1	0
12 Conor Gillaspie, L (1, 5) OBP: 0.224, SLG: 0.298		B SI 87 F FF 89 X SI 89 1-1 ②③ G4-5-3 1-2f			B SL 81 X SI 88 1-0 ① F7		X SL 82 0-0 ③ F7			3	0	0	0	0	0	3
10 Alexei Ramirez, R (1, 6) OBP: 0.235, SLG: 0.274			B SL 80 C SL 80 X FF 90 1-1 ① G4-3		B FS 80 B SL 84 C SI 89 F FS 84 X CU 76 2-2 FC5 1-3 2-H			C FF 94 B SL 80 F FF 94 B SL 80 F FF 95 F FF 92 F FF 96 C FF 93 2-3 ① K		3	0	0	0	0	1	1
58 Geovany Soto, R (1, 2) OBP: 0.136, SLG: 0.273			B SI 86 C SI 90 B SL 82 B SI 89 X SI 88 3-1 ② L8		B SL 80 S SI 90 X SI 90 1-1 ② G6-3 3-H			B FF 92 C FS 90 F FS 95 B SL 82 S FF 92 2-3 ② K		3	0	0	1	0	1	1
7 Micah Johnson, L (1, 4) OBP: 0.306, SLG: 0.267			F SI 87 F SL 81 B SI 90 C FF 89 1-3 ③ K		C FS 79 F SI 88 X FS 82 0-2 ③ G4-3			F FF 92 X FS 84 0-1 ③ G4-3		3	0	0	0	0	1	1
Inning Stats	R: 0 E: 0 K: 2 S: 9 H: 0 LOB: 0 BB: 0 P: 14	R: 0 E: 0 K: 0 S: 6 H: 1 LOB: 0 BB: 0 P: 10	R: 0 E: 0 K: 1 S: 7 H: 0 LOB: 0 BB: 0 P: 12	R: 0 E: 0 K: 1 S: 9 H: 0 LOB: 0 BB: 0 P: 9	R: 2 E: 1 K: 0 S: 12 H: 1 LOB: 1 BB: 1 P: 20	R: 0 E: 0 K: 0 S: 10 H: 1 LOB: 0 BB: 0 P: 14	R: 0 E: 0 K: 2 S: 8 H: 0 LOB: 0 BB: 0 P: 10	R: 0 E: 0 K: 2 S: 11 H: 0 LOB: 0 BB: 0 P: 15	R: 0 E: 0 K: 1 S: 7 H: 1 LOB: 1 BB: 0 P: 11	1B: 4 2B: 0 3B: 0 HR: 0	SF: 0 SAC: 0 DP: 2 HBP: 0			WP: 0 PB: 0 SB: 0 CS: 0	PA: 31		

	AB	30
	R	2
	H	4
	RBI	1
	BB	1
	SO	9
	LOB	10

PITCHER		IP	WLS	BF	H	R	ER	SO	BB	IBB	HBP	BLK	WP	HR	S	P	ERA	WHIP
31 Ubaldo Jiménez, R ERA: 1.59	(1, 1)	7.0	W	24	3	2	0	6	1	0	0	0	0	0	61	89	0.00	0.571
39 Kevin Gausman, R ERA: 4.91	(8, 1)	1.0		3	0	0	0	2	0	0	0	0	0	0	11	15	0.00	0.000
53 Zack Britton, L ERA: 1.93	(9, 1)	1.0		4	1	0	0	1	0	0	0	0	0	0	7	11	0.00	1.000

PITCHER	IP	WLS	BF	H	R	ER	SO	BB	IBB	HBP	BLK	WP	HR	S	P	ERA	WHIP

Batter	1	2	3	4	5	6	7	8	9	AB	R	H	RBI	BB	SO	LOB
12 Alejandro De Aza, L (1, 7) (8, 9) OBP: 0.281, SLG: 0.400	BB 1B		G1-6-3 1-2f			L3				3	1	1	0	1	0	2
38 Jimmy Paredes, S (1, 10) OBP: 0.400, SLG: 0.769	FC3 G4-3			K		K				4	1	0	0	0	2	3
27 Delmon Young, R (1, 9) OBP: 0.386, SLG: 0.405 9 David Lough, L (8, 7) OBP: 0.364, SLG: 0.600	1B	P3		G5-3			G6-3			4 0	1 0	1 0	0 0	0 0	0 0	0 0
10 Adam Jones, R (1, 8) OBP: 0.440, SLG: 0.707	SF9	F8		K			2B			3	0	1	1	0	1	0
19 Chris Davis, L (1, 3) OBP: 0.333, SLG: 0.549	HR	K			K2-3		L7			4	1	1	3	0	2	1
13 Manny Machado, R (1, 5) OBP: 0.325, SLG: 0.479	2B		1B		HR		G4-3			4	3	3	1	0	0	1
1 Everth Cabrera, S (1, 6) OBP: 0.264, SLG: 0.279	2B		2B		K			G1-3		4	1	2	1	0	1	0
36 Caleb Joseph, R (1, 2) OBP: 0.441, SLG: 0.469	1B		1B		L9			K		4	0	2	2	0	1	0
43 Rey Navarro, S (1, 4) OBP: 0.250, SLG: 0.375	F9		F7			G3-1		F8		4	0	0	0	0	0	3
Inning Stats	R: 6 E: 1 K: 0 S: 23 H: 6 LOB: 2 BB: 1 P: 32	R: 0 E: 0 K: 1 S: 10 H: 0 LOB: 0 BB: 0 P: 12	R: 1 E: 0 K: 0 S: 9 H: 3 LOB: 1 BB: 0 P: 14	R: 0 E: 0 K: 2 S: 8 H: 0 LOB: 0 BB: 0 P: 11	R: 1 E: 0 K: 2 S: 12 H: 1 LOB: 0 BB: 0 P: 18	R: 0 E: 0 K: 1 S: 7 H: 0 LOB: 0 BB: 0 P: 10	R: 0 E: 0 K: 0 S: 8 H: 1 LOB: 1 BB: 0 P: 10	R: 0 E: 0 K: 1 S: 5 H: 0 LOB: 0 BB: 0 P: 5		1B: 5 2B: 4 3B: 0 HR: 2	SF: 1 SAC: 0 DP: 1 HBP: 0						

BOTTOM

Chicago White Sox @ Baltimore Orioles

Oriole Park at Camden Yards, Baltimore, MD

Wed Apr 29 2015, 2:07 PM - 4:08 PM EDT

Sunny - 73 F

livebaseballscorecards.com

AB	34
R	8
H	11
RBI	8
BB	1
SO	7
LOB	10

PITCHER		IP	WLS	BF	H	R	ER	SO	BB	IBB	HBP	BLK	WP	HR	S	P	ERA	WHIP
29 Jeff Samardzija, R ERA: 4.78	(1, 1)	5.0	L	26	10	8	7	5	1	0	0	0	0	2	62	87	12.60	2.200
67 Scott Carroll, R ERA:	(6, 1)	2.0		7	1	0	0	1	0	0	0	0	0	0	15	20	0.00	0.500
55 Carlos Rodón, L ERA: 5.4	(8, 1)	1.0		3	0	0	0	1	0	0	0	0	0	0	5	5	0.00	0.000

PITCHER	IP	WLS	BF	H	R	ER	SO	BB	IBB	HBP	BLK	WP	HR	S	P	ERA	WHIP

Batter	1	2	3	4	5	6	7	8	9	AB	R	H	RBI	BB	SO	LOB
1 Adam Eaton, L (1, 8) OBP: 0.241, SLG: 0.256	C FF 92 F FF 92 B CH 84 B FF 92 F FF 92 S FF 92 2-3 **K** ①		T SI 90 1 SAFE C CU 75 1 SAFE X FF 93 0-2 10 FC6-4 1B 1-2	B SI 92 B SI 91 X SI 90 2-0 G6-3 ③		X SI 90 0-0 G6-3 ③			B FF 94 C FF 94 F SL 86 C FF 95 1-3 **K** ②	5	0	1	0	0	2	4
10 Alexei Ramirez, R (1, 6) OBP: 0.247, SLG: 0.313	B FF 92 X FF 90 1-0 53 1B 2B		B SL 84 C SL 84 F SI 91 D CH 84 B SI 92 X SL 83 3-2 FC6-4 53 1B ① 79 1B 1-2f 2-3		C FF 92 X FF 92 0-1 L9 ①		B SI 89 C SI 90 C SI 90 B CH 83 F SI 92 X SI 91 2-2 G3-1 ①		S SL 86 B SL 86 X FF 96 1-1 2B	5	1	2	0	0	0	2
53 Melky Cabrera, S (1, 7) OBP: 0.317, SLG: 0.303	C FF 93 F FF 92 X FF 93 0-2 2-H 1B ②		F FF 92 X SI 91 0-1 79 1B 1-2 3-H 1B		B SI 91 C SI 90 B CU 75 S SI 90 F CH 84 X CH 83 2-2 P5 ②		C SI 91 B CU 71 B CH 83 B SI 89 C SI 90 F SI 90 X SI 91 3-2 G6-3 ②		C FF 96 X SL 85 0-1 G4-3 ③	5	0	2	1	0	0	1
79 José Abreu, R (1, 3) OBP: 0.346, SLG: 0.587	B SL 86 X FF 92 1-0 G4-3 ③		X SL 84 0-0 1-2 2-H 1B		B SL 85 X SL 83 1-0 F9 ③		B SI 92 X CH 83 1-0 G6-3 ③			4	0	1	1	0	0	1
25 Adam LaRoche, L (1, 10) OBP: 0.286, SLG: 0.353 64 Emilio Bonifácio, S (8, PH) OBP: 0.200, SLG: 0.143 (8, 10)		C CU 75 B SI 91 C SI 89 B CH 84 S CH 83 2-3 **K** ①	D CH 84 B CH 83 X SI 90 2-0 F7 ②			B FF 90 B SI 90 B SI 91 C FF 90 X FF 92 3-1 F9 ①		C SI 90 B CU 69 B SI 91 X SI 89 2-1 1B		3 1	0 0	0 1	0 0	0 0	1 0	2 0
26 Avisaíl García, R (1, 9) OBP: 0.347, SLG: 0.397 20 JB Shuck, L (6, 9) OBP: 0.300, SLG: 0.300		C FF 93 B FF 93 X FF 92 1-1 1B	F SL 85 S CU 79 S CU 78 0-3 **K** ③			C FF 92 X FF 93 0-1 21 F9 12 1B 1B		C SI 89 C SL 78 S SL 79 0-3 **K** ①		3 1	0 0	2 0	0 0	0 0	1 1	2 1
12 Conor Gillaspie, L (1, 5) OBP: 0.226, SLG: 0.294		X FF 90 0-0 F9 ②		C FF 91 B CU 75 X SI 91 1-1 G3-1 ①		C FF 91 B CU 74 B CU 75 T FF 90 D CH 84 X SI 90 3-2 7 BB 1-2 1B		C SL 77 D SI 91 F SI 91 S SL 80 1-3 **K** ②		4	0	1	0	0	1	2
21 Tyler Flowers, R (1, 2) OBP: 0.233, SLG: 0.333		C FF 93 1 SAFE S FF 92 B FF 92 F CU 76 1 SAFE F FF 92 D CU 79 X FF 92 2-2 P6 ③		C FF 92 B FF 93 B FF 92 F FF 92 S FF 93 2-3 **K** ②		B FF 91 F FF 92 B SL 81 C FF 91 X FF 93 2-2 F9 ② 2-3		X SI 93 0-0 P3 ③		4	0	0	0	0	1	4
7 Micah Johnson, L (1, 4) OBP: 0.340, SLG: 0.292			C FF 91 S FF 91 B FF 91 F FF 92 X CH 83 1-2 10 FC6-4 1 1B 53 1B 1B	C FF 94 X FF 94 0-1 1B		B CU 74 B SI 92 B FF 90 B FF 92 4-0 1-2 BB			B FF 95 B FF 95 C FF 95 F FF 95 X FF 95 2-2 G5-3 ①	3	1	2	0	1	0	0
Inning Stats	R: 0 H: 2 E: 0 LOB: 1 K: 1 BB: 0 S: 9 P: 13	R: 0 H: 1 E: 0 LOB: 1 K: 1 BB: 0 S: 11 P: 16	R: 2 H: 4 E: 0 LOB: 2 K: 1 BB: 0 S: 17 P: 23	R: 0 H: 1 E: 0 LOB: 1 K: 1 BB: 0 S: 8 P: 13	R: 0 H: 0 E: 0 LOB: 0 K: 0 BB: 0 S: 7 P: 10	R: 0 H: 2 E: 0 LOB: 3 K: 0 BB: 1 S: 11 P: 23	R: 0 H: 0 E: 0 LOB: 0 K: 0 BB: 0 S: 9 P: 15	R: 0 H: 1 E: 0 LOB: 1 K: 2 BB: 0 S: 9 P: 12	R: 0 H: 1 E: 0 LOB: 1 K: 1 BB: 0 S: 10 P: 14	1B: 10 SF: 0 2B: 2 SAC: 0 3B: 0 DP: 0 HR: 0 HBP: 0						

PITCHER		IP	WLS	BF	H	R	ER	SO	BB	IBB	HBP	BLK	WP	HR	S	P	ERA	WHIP
65 Trevor May, R ERA: 4.43	(1, 1)	5.2	W	27	10	2	2	4	1	0	0	0	0	0	62	97	3.18	1.941
56 Caleb Thielbar, L ERA: 5.4	(6, 1)	2.0		7	1	0	0	2	0	0	0	0	0	0	18	27	0.00	0.500
59 Michael Tonkin, R ERA:	(8, 1)	0.1		1	0	0	0	0	0	0	0	0	0	0	1	1	0.00	0.000
62 J.R. Graham, R ERA: 3.18	(9, 1)	1.0		4	1	0	0	1	0	0	0	0	0	0	10	14	0.00	1.000

PITCHER	IP	WLS	BF	H	R	ER	SO	BB	IBB	HBP	BLK	WP	HR	S	P	ERA	WHIP

TOP

Chicago White Sox @ Minnesota Twins

Target Field, Minneapolis, MN

Thu Apr 30 2015, 7:13 PM - 9:52 PM CDT

Att. 20,736 - Clear - 67 F

livebaseballscorecards.com

AB	38
R	2
H	12
RBI	2
BB	1
SO	7
LOB	19

WP: 0 PA: 39
PB: 0
SB: 0
CS: 0

Batter	1	2	3	4	5	6	7	8	9	AB	R	H	RBI	BB	SO	LOB
2 Brian Dozier, R (1, 4) OBP: 0.305, SLG: 0.366	F SI 94 C SI 92 X SI 94 0-2 ① F7	1 SAFE C SI 96 X CH 86 0-1 48 FC6-4 1B 1-H	C SI 90 X SI 92 0-1 1-H 2-H HR			C CU 80 F CU 77 B SL 80 B FF 90 X SI 89 2-2 ① G6-3		B SI 93 X SI 92 1-0 ② FC6-4 12 2B 1-2f 2-3		5	2	2	4	0	0	2
48 Torii Hunter, R (1, 9) OBP: 0.244, SLG: 0.315 12 Chris Herrmann, L (8, PH) OBP: 0.316, SLG: 0.412 (9, 9)	X SI 90 0-0 7 1B 2B	B CH 87 1 SAFE X CH 87 1-0 ③ FC6-4 1-2f	C CH 85 F CH 84 S CH 84 0-3 ② K			C SL 82 B CH 81 X CH 81 1-1 ② G6-3		X SI 92 0-0 7 1B 2B 1-H 3-H		4 1	1 1	1 1	0 2	0 0	1 0	1 0
7 Joe Mauer, L (1, 3) OBP: 0.392, SLG: 0.412	C SI 98 S SL 83 B SL 84 F SI 97 F SL 85 B SI 96 D SL 79 X CH 87 3-2 24 BB 1B 2-H	8 CH 83 C SI 91 X SI 92 1-1 8 1B 2B C SI 92 C SL 76 X SL 79 0-2 ③ F7				B SI 89 F SI 89 F SI 90 S CH 82 1-3 ③ K		C CH 85 X CH 85 0-1 2-H 1B		5	1	3	2	0	1	0
24 Trevor Plouffe, R (1, 5) OBP: 0.318, SLG: 0.392	B CH 85 C CH 87 1 SAFE B SI 98 B CH 86 B SI 94 4-1 1-2 BB	B SL 80 B CH 88 B SI 96 C SI 91 B SI 96 4-1 8 1B 5 E BB	S FF 90 B SL 82 S CH 81 F FF 90 X SI 90 1-2 ① G6-3				C FF 92 S FF 92 B SL 85 B SL 84 S SL 84 2-3 ① K	S SI 93 D SI 94 X CH 86 1-1 ③ G5-3		3	1	0	0	2	1	1
8 Kurt Suzuki, R (1, 2) OBP: 0.323, SLG: 0.345	F SI 94 S SI 97 C SI 98 0-3 ② K	C CH 86 F SI 97 B SI 95 B SI 97 B CH 86 X SI 96 3-2 19 PB 5 E 1B 1-3 2-H	C FF 92 B SI 91 B CU 79 C CH 82 X SI 91 2-2 ② L8				C SL 84 F SL 84 X SL 84 0-2 ② G6-3			4	1	1	1	0	1	2
19 Kennys Vargas, S (1, 10) OBP: 0.232, SLG: 0.234	C SL 81 S CH 84 B CH 86 C SI 98 1-3 ③ K	B SI 96 C CH 85 S SI 96 S SI 95 1-3 ① K 1-2	B SI 90 X SI 89 1-0 ③ G6-3				C SL 86 B SL 85 F SL 84 X FF 93 1-2 ③ G1-3			4	0	0	0	0	2	4
5 Eduardo Escobar, S (1, 7) OBP: 0.218, SLG: 0.283		C CH 89 T SI 93 X CH 84 0-2 ① F8	C SI 96 C SL 81 F SI 95 X SL 80 0-2 E8 21 1B 2-H 3-H 1B		C SI 89 C CU 76 B CH 81 S SI 90 1-3 ① K			X SI 91 0-0 2 FC6-4 21 1B 12 2B 1B		4	2	2	2	0	1	0
21 Shane Robinson, R (1, 8) OBP: 0.405, SLG: 0.368		F SI 95 X CH 85 0-1 ② P3	C SL 78 T SI 90 B CH 83 F SI 95 F SI 94 X CH 86 1-2 39 1B 2 HR 3-H 1B		X SL 82 0-0 ② G1-3			X SI 90 0-0 2 FC6-4 1-2 1B		4	1	2	1	0	0	0
39 Danny Santana, S (1, 6) OBP: 0.266, SLG: 0.295		B SI 94 X CH 82 1-0 E6 2 1B 2 1B	F SI 90 X CH 86 0-1 2 HR 1-2 1B		B CU 76 S SI 90 X SI 90 1-1 ③ L7			C SI 91 X CH 85 0-1 ① L7		4	2	1	0	0	0	2
Inning Stats	R: 1 E: 0 K: 2 S: 16 H: 2 LOB: 2 BB: 1 P: 24	R: 1 E: 1 K: 0 S: 9 H: 1 LOB: 1 BB: 0 P: 11	R: 7 E: 1 K: 2 S: 28 H: 6 LOB: 0 BB: 1 P: 38	R: 0 E: 0 K: 0 S: 8 H: 0 LOB: 0 BB: 0 P: 12	R: 0 E: 0 K: 1 S: 6 H: 0 LOB: 0 BB: 0 P: 8	R: 0 E: 0 K: 1 S: 8 H: 0 LOB: 0 BB: 0 P: 12	R: 0 E: 0 K: 1 S: 9 H: 0 LOB: 0 BB: 0 P: 12	R: 3 E: 0 K: 0 S: 10 H: 4 LOB: 1 BB: 0 P: 12		1B: 9 2B: 3 3B: 0 HR: 1	SF: 0 SAC: 0 DP: 0 HBP: 0		WP: 0 PB: 1 SB: 0 CS: 0	PA: 40		

PITCHER		IP	WLS	BF	H	R	ER	SO	BB	IBB	HBP	BLK	WP	HR	S	P	ERA	WHIP
49 Chris Sale, L ERA: 5.32	(1, 1)	3.0	L	21	9	9	8	4	2	0	0	0	0	1	53	73	24.00	3.667
67 Scott Carroll, R ERA:	(4, 1)	3.0		9	0	0	0	2	0	0	0	0	0	0	22	32	0.00	0.000
43 Dan Jennings, L ERA: 2.7	(7, 1)	1.0		3	0	0	0	1	0	0	0	0	0	0	9	12	0.00	0.000
52 Jake Petricka, R ERA: 7.2	(8, 1)	1.0		7	4	3	3	0	0	0	0	0	0	0	10	12	27.00	4.000

PITCHER	IP	WLS	BF	H	R	ER	SO	BB	IBB	HBP	BLK	WP	HR	S	P	ERA	WHIP

BOTTOM

Chicago White Sox @ Minnesota Twins

Target Field, Minneapolis, MN

Thu Apr 30 2015, 7:13 PM - 9:52 PM CDT

Att. 20,736 - Clear - 67 F

livebaseballscorecards.com

AB	38
R	12
H	13
RBI	12
BB	2
SO	7
LOB	12

Chicago White Sox @ Minnesota Twins

Target Field, Minneapolis, MN

Fri May 01 2015, 7:13 PM - 9:42 PM CDT

Att. 22,794 - Partly Cloudy - 66 F

TOP

livebaseballscorecards.com

Batter	1	2	3	4	5	6	7	8	9	AB	R	H	RBI	BB	SO	LOB
7 Micah Johnson, L (1, 4) OBP: 0.316, SLG: 0.269	C FF 91 B FF 90 C FF 91 F SI 92 B FF 92 T SI 93 2-2 K		C CU 79 F SI 93 B FF 92 B SI 92 S SI 93 2-3 K		B FF 91 B SI 87 F SI 92 1 SAFE 1 SAFE 1 SAFE X SI 90 2-1 G4-3			B FF 92 X FF 91 1-0 F7		4	0	0	0	0	2	1
10 Alexei Ramirez, R (1, 6) OBP: 0.234, SLG: 0.296	X FF 93 0-0 P3		B CU 82 B SI 94 X SI 93 2-0 E6			C SL 82 S CH 82 B SL 85 X FF 90 1-2 E6 53 G4-6-3		X FF 91 0-0 G5-3		4	0	0	0	0	0	0
53 Melky Cabrera, S (1, 7) OBP: 0.302, SLG: 0.288	B FF 93 B SI 91 X CH 86 2-0 L5		C FF 93 C FF 91 1 SAFE D CH 84 X CU 81 1-2 L6			X SI 90 0-0 G4-6-3 1-2f		C SI 92 X CH 83 0-1 G1-3		4	0	0	0	0	0	2
79 José Abreu, R (1, 3) OBP: 0.329, SLG: 0.557		B SI 91 X SI 91 1-0 G5-3		C SL 84 S CH 84 B SI 92 S SL 86 1-3 K		B FF 93 S SI 91 B SI 92 F SI 93 S CH 84 2-3 K			B FF 93 B FF 93 C FF 93 B FF 94 S FF 93 F FF 94 X FF 94 3-2 P3	4	0	0	0	0	2	0
25 Adam LaRoche, L (1, 10) OBP: 0.296, SLG: 0.361 64 Emilio Bonifácio, S (9, PR) OBP: 0.200, SLG: 0.143		X SI 92 0-0 26 2B 1B		X SI 92 0-0 G1-3			C CU 79 B CH 82 B CH 82 X SI 89 2-1 G1-3		C FF 94 X SL 82 0-1 26 FC4-6 1B	4 0	0 0	2 0	0 0	0 0	0 0	0 0
26 Avisaíl García, R (1, 9) OBP: 0.355, SLG: 0.408		B FF 92 F SI 92 B SI 93 X FF 92 2-1 1-3 2B		C CU 81 B SL 87 B FF 93 S CH 84 B SI 93 X CH 85 3-2 L8			T SL 85 B SL 82 F SI 91 B FF 89 B SI 92 B SI 90 4-2 21 FC5-4 12 1B BB		B FF 93 1 SAFE X FF 92 1-0 FC4-6 15 E 1-2f	3	0	1	0	1	0	1
12 Conor Gillaspie, L (1, 5) OBP: 0.250, SLG: 0.302 15 Gordon Beckham, R (9, PH) OBP: 0.500, SLG: 0.579		B SI 93 S CH 84 F FF 92 H SL 86 2-2 21 G6-4-3 HBP			B CH 81 B SI 90 X SI 88 2-0 F9		X SI 93 0-0 21 FC5-4 1-2 1B		B FF 94 F FF 93 X FF 94 1-1 E7 1-3 1B	2 1	0 0	1 1	0 0	0 0	0 0	0 0
21 Tyler Flowers, R (1, 2) OBP: 0.234, SLG: 0.326		B SI 92 C FF 92 S FF 92 X FF 93 1-2 G6-4-3 1-2f			B FF 91 X SI 92 1-0 20 FC3-6 1B		X SI 91 0-0 FC5-4 1-2f 2-3		S FF 94 S FF 94 C FF 95 0-3 K	4	0	1	0	0	1	8
20 JB Shuck, L (1, 8) OBP: 0.231, SLG: 0.231			C SI 90 B FF 89 X FF 91 1-1 B1-3		B FF 92 B FF 91 X CH 85 2-0 FC3-6 1-2f		B FF 92 C FF 92 B FF 91 X FF 92 2-1 L5			3	0	0	0	0	0	3
Inning Stats	R: 0 E: 0 K: 1 S: 6 H: 0 LOB: 0 BB: 0 P: 10	R: 0 E: 0 K: 0 S: 9 H: 2 LOB: 2 BB: 0 P: 15	R: 0 E: 1 K: 1 S: 9 H: 0 LOB: 1 BB: 0 P: 15	R: 0 E: 0 K: 1 S: 7 H: 0 LOB: 0 BB: 0 P: 11	R: 0 E: 0 K: 0 S: 5 H: 1 LOB: 1 BB: 0 P: 12	R: 0 E: 1 K: 1 S: 7 H: 0 LOB: 0 BB: 0 P: 10	R: 0 E: 0 K: 0 S: 8 H: 1 LOB: 2 BB: 1 P: 16	R: 0 E: 0 K: 0 S: 4 H: 0 LOB: 0 BB: 0 P: 5	R: 0 E: 1 K: 1 S: 12 H: 2 LOB: 3 BB: 0 P: 17	1B: 5 2B: 1 3B: 0 HR: 0 SF: 0 SAC: 0 DP: 2 HBP: 1						

	AB	33
	R	0
	H	6
	RBI	0
	BB	1
	SO	5
	LOB	15

WP: 0 PB: 0 SB: 0 CS: 0 PA: 35

PITCHER		IP	WLS	BF	H	R	ER	SO	BB	IBB	HBP	BLK	WP	HR	S	P	ERA	WHIP
44 Kyle Gibson, R ERA: 3.56	(1, 1)	8.0	W	30	4	0	0	4	1	0	1	0	0	0	55	94	0.00	0.625
15 Glen Perkins, L ERA: 0.9	(9, 1)	1.0	S	5	2	0	0	1	0	0	0	0	0	0	12	17	0.00	2.000

PITCHER	IP	WLS	BF	H	R	ER	SO	BB	IBB	HBP	BLK	WP	HR	S	P	ERA	WHIP

BOTTOM

Chicago White Sox @ Minnesota Twins

Target Field, Minneapolis, MN

Fri May 01 2015, 7:13 PM - 9:42 PM CDT

Att. 22,794 - Partly Cloudy - 66 F

livebaseballscorecards.com

Batter	1	2	3	4	5	6	7	8	9	AB	R	H	RBI	BB	SO	LOB
2 Brian Dozier, R (1, 4) OBP: 0.303, SLG: 0.360	F FF 91 X FF 92 0-1 ① F9			F CH 84 B SI 90 X SI 91 1-1 ① G6-3	F FF 92 S CU 81 B SI 92 X CU 81 1-2 ② F8 1-2 2-3			B FC 87 S FS 84 C FC 87 B FS 84 X FS 84 2-2 7 G6-3 48 S 1B		4	0	1	0	0	0	2
48 Torii Hunter, R (1, 9) OBP: 0.268, SLG: 0.329	B CH 85 B FF 92 B FF 93 C FF 91 F FF 92 F FF 93 F FF 93 F CU 80 X FF 92 3-2 7 G6-3 1B			F CU 79 B CH 86 S CH 86 B FF 93 B FF 91 F CH 86 X FF 91 3-2 24 BB 7 BB 1B	C FF 90 F FF 92 B FF 91 B CU 80 S CU 80 2-3 ③ K 2-3 3-H			B FS 82 D FS 84 B FC 88 C FC 88 D FC 87 4-1 7 G6-3 BB 1-2		3	0	2	0	1	1	1
7 Joe Mauer, L (1, 3) OBP: 0.386, SLG: 0.398	B FF 91 1 SAFE B FF 92 C FF 92 1 SAFE X FF 91 2-1 ②③ G6-3 1-2f			1 SAFE B FF 93 B FF 90 B SI 92 B FF 91 4-0 24 BB 1-2 BB		C CU 79 X CU 80 0-1 ① F7		C SI 90 B CU 76 X SI 91 1-1 ①② G6-3 1-2f 2-3		3	0	0	0	1	0	3
24 Trevor Plouffe, R (1, 5) OBP: 0.326, SLG: 0.390		L FF 90 X CH 85 0-1 ① P3		B FF 92 F FF 92 B FF 93 C CH 87 D CH 87 D CU 82 4-2 1-2 2-3 BB		B CU 77 X CH 86 1-0 1B		T SL 84 F SI 90 D SI 89 B SL 83 D CU 76 C CU 77 3-3 ③ K		3	0	1	0	1	1	1
8 Kurt Suzuki, R (1, 2) OBP: 0.309, SLG: 0.328		C CU 78 X CH 87 0-1 ② G4-3		B FF 91 S SI 92 F FF 91 D CU 80 B FF 92 F FF 93 S CU 82 3-3 ② K		1 SAFE B SI 90 B FF 90 C FF 89 F FF 90 1 SAFE 1 SAFE X FF 90 2-2 ② F7				3	0	0	0	0	1	4
5 Eduardo Escobar, S (1, 7) OBP: 0.207, SLG: 0.268		C CH 86 X CH 85 0-1 ③ G6-3		C CU 80 X CU 79 0-1 ③ G6-3		1 SAFE D CH 87 B FF 90 C FF 92 S CU 82 S CU 80 2-3 ③ K				3	0	0	0	0	1	4
19 Kennys Vargas, S (1, 10) OBP: 0.250, SLG: 0.254			F CU 79 X FF 90 0-1 ① G1-3		B FF 88 B CH 84 F FF 91 C FF 90 F CU 80 X FF 92 2-2 2 F8 21 1B 48 WP 1B		X FF 89 0-0 ① 1B			3	1	2	0	0	0	0
21 Shane Robinson, R (1, 8) OBP: 0.400, SLG: 0.366			B FF 89 C FF 90 B FF 89 F CH 86 T FF 92 2-2 ② K		X CU 80 0-0 48 WP 2 F8 1-2 1B		B FF 89 T FF 90 F FF 89 B CU 80 X CU 82 2-2 ② G5-3			3	0	1	0	0	1	0
39 Danny Santana, S (1, 6) OBP: 0.256, SLG: 0.284			F CU 80 F CH 84 B FF 90 X CU 80 1-2 ③ G6-3		B FF 91 B FF 92 F FF 91 S SI 92 S FF 93 2-3 ① K		F CH 86 B SI 89 X CH 86 1-1 ③ G6-3			3	0	0	0	0	1	2
Inning Stats	R: 0 E: 0 K: 0 S: 10 H: 1 LOB: 0 BB: 0 P: 15	R: 0 E: 0 K: 0 S: 6 H: 0 LOB: 0 BB: 0 P: 6	R: 0 E: 0 K: 1 S: 8 H: 0 LOB: 0 BB: 0 P: 11	R: 0 E: 0 K: 1 S: 14 H: 1 LOB: 3 BB: 2 P: 29	R: 1 E: 0 K: 2 S: 14 H: 2 LOB: 1 BB: 0 P: 21	R: 0 E: 0 K: 1 S: 9 H: 1 LOB: 1 BB: 0 P: 14	R: 0 E: 0 K: 0 S: 6 H: 1 LOB: 0 BB: 0 P: 9	R: 0 E: 0 K: 1 S: 9 H: 1 LOB: 1 BB: 1 P: 19		1B: 7 2B: 0 3B: 0 HR: 0 SF: 0 SAC: 0 DP: 2 HBP: 0				WP: 1 PB: 0 SB: 1 CS: 0 PA: 31		

	AB	28
	R	1
	H	7
	RBI	0
	BB	3
	SO	6
	LOB	17

PITCHER		IP	WLS	BF	H	R	ER	SO	BB	IBB	HBP	BLK	WP	HR	S	P	ERA	WHIP
62 Jose Quintana, L ERA: 5.28	(1, 1)	7.0	L	27	6	1	1	5	2	0	0	0	1	0	67	105	1.29	1.143
57 Zach Putnam, R ERA: 5.68	(8, 1)	0.0		2	1	0	0	0	1	0	0	0	0	0	4	10	∞	∞
33 Zach Duke, L ERA: 1.93	(8, 1)	1.0		2	0	0	0	1	0	0	0	0	0	0	5	9	0.00	0.000

PITCHER	IP	WLS	BF	H	R	ER	SO	BB	IBB	HBP	BLK	WP	HR	S	P	ERA	WHIP

Chicago White Sox @ Minnesota Twins

Target Field, Minneapolis, MN

Sat May 02 2015, 1:11 PM - 4:16 PM CDT

Att. 30,551 - Sunny - 74 F

livebaseballscorecards.com

Batter	1	2	3	4	5	6	7	8	9	AB	R	H	RBI	BB	SO	LOB
20 JB Shuck, L (1, 8) OBP: 0.313, SLG: 0.313	C FF 91 X FF 92 0-1 G3	X FS 80 0-0 2-H 1B			C FF 91 B SL 84 X FF 91 1-1 53 FC4-6 1B			C FF 88 B FF 88 X FF 89 1-1 G5-3		3	0	2	1	0	0	0
15 Gordon Beckham, R (8, PH) OBP: 0.480, SLG: 0.550 (8, 5)										1	0	0	0	0	0	0
53 Melky Cabrera, S (1, 7) OBP: 0.322, SLG: 0.310	B FF 91 C SI 92 B FS 81 B SI 91 X SI 91 3-1 79 G5-3 1B		C FF 90 C CU 72 B CU 73 B FS 81 F CU 73 X FF 92 2-2 25 G4-6-3 26 1B 79 E 1B		1 SAFE B SI 90 B FS 79 X FF 91 2-0 FC4-6 1-2f			C SL 81 B CH 81 X CH 81 1-1 21 BB 1B		4	1	3	0	0	0	1
79 José Abreu, R (1, 3) OBP: 0.326, SLG: 0.537	C FF 92 B SI 90 X SI 90 1-1 G5-3 1-2		C SI 91 S SL 82 1 SAFE H CU 73 1-2 25 G4-6-3 1-2 HBP		B SL 82 S SL 81 S CU 74 S CU 73 1-3 K			C SL 87 F SI 95 X SI 95 0-2 L9		3	0	0	0	0	1	3
25 Adam LaRoche, L (1, 10) OBP: 0.298, SLG: 0.351 21 Tyler Flowers, R (8, PH) OBP: 0.250, SLG: 0.326 (8, 10)	B FS 80 F SI 92 B FS 80 B FF 92 F FF 92 B SI 93 4-2 BB		B FF 92 X SI 92 1-0 G4-6-3 1-2f 2-3			C FF 90 C FF 90 C SL 81 0-3		C SI 92 B FF 93 F FF 92 B SI 92 B SL 81 B SI 92 4-2 1-2 BB		2	0	0	0	1	1	2
						X FF 90 0-0 10 G4-6-3 1B				0	0	0	0	1	0	0
26 Avisaíl García, R (1, 9) OBP: 0.363, SLG: 0.413	C SL 84 F SL 82 X CU 74 0-2 F9		F FF 93 B SI 93 S SL 84 X SL 83 1-2 10 CS 3-H 1B					B SL 83 B SI 94 C SI 95 C SI 95 F SI 96 B SI 96 X SI 95 3-2 F8		4	0	2	1	0	0	4
10 Alexei Ramirez, R (1, 6) OBP: 0.247, SLG: 0.307		B FF 91 X FF 91 1-0 12 2B 7 G4-1 1B	B SI 93 C SL 83 1-1 CS 1-2	C SL 81 F SI 90 X SI 91 0-2 12 CS 1B		B FF 90 X CH 82 1-0 G4-6-3 1-2f			X FF 93 0-0 F8	4	1	2	0	0	0	1
12 Conor Gillaspie, L (1, 5) OBP: 0.259, SLG: 0.327 64 Emilio Bonifácio, S (7, PH) OBP: 0.176, SLG: 0.125 (7, 5) (8, 8)		B SI 90 1 SAFE 1 SAFE X SI 90 1-0 20 1B 1-3 2B		B FF 90 F FS 79 1 SAFE B CU 73 1 SAFE B SI 89 1 SAFE F SI 90 S SL 81 3-3 K 1-2			B FF 88 B CH 80 B FF 87 C FF 87 C FF 87 X FF 88 3-2 P2	B FF 94 C FF 94 X FF 94 1-1 B1-3		2	1	1	0	0	1	1
										2	0	0	0	0	0	0
58 Geovany Soto, R (1, 2) OBP: 0.115, SLG: 0.231		C FF 92 B SL 82 S SL 83 C CU 74 1-3 K		C SL 85 C CU 74 B SL 84 B SI 93 S CU 73 2-3 K			B SL 80 C FF 88 B FF 89 X CH 83 2-1 G5-3		C FF 93 F FF 94 B SL 81 B SL 84 B FF 94 X FF 93 3-2 G5-3	4	0	0	0	0	2	2
7 Micah Johnson, L (1, 4) OBP: 0.300, SLG: 0.255		B FF 93 S SL 83 X FF 93 1-1 G4-1 3-H			C FF 89 F FF 90 B CU 72 X CU 72 1-2 L9		C SL 82 B SL 82 B FF 90 B FF 90 F FF 89 X FF 90 3-2 L5			3	0	0	1	0	0	1
Inning Stats	R: 0 E: 0 K: 0 S: 11 H: 1 LOB: 2 BB: 1 P: 19	R: 2 E: 0 K: 1 S: 8 H: 3 LOB: 1 BB: 0 P: 12	R: 1 E: 1 K: 0 S: 11 H: 2 LOB: 0 BB: 0 P: 17	R: 0 E: 0 K: 2 S: 9 H: 1 LOB: 0 BB: 0 P: 14	R: 0 E: 0 K: 1 S: 9 H: 1 LOB: 1 BB: 0 P: 14	R: 0 E: 0 K: 1 S: 5 H: 1 LOB: 0 BB: 0 P: 6	R: 0 E: 0 K: 0 S: 8 H: 0 LOB: 0 BB: 0 P: 16	R: 0 E: 0 K: 0 S: 13 H: 1 LOB: 2 BB: 1 P: 22	R: 0 E: 0 K: 0 S: 6 H: 0 LOB: 0 BB: 0 P: 10	1B: 9 2B: 2 3B: 0 HR: 0 SF: 0 SAC: 0 DP: 3 HBP: 1						

	AB	32
	R	3
	H	10
	RBI	3
	BB	2
	SO	5
	LOB	15

WP: 0 PB: 0 SB: 0 CS: 2 PA: 36

PITCHER		IP	WLS	BF	H	R	ER	SO	BB	IBB	HBP	BLK	WP	HR	S	P	ERA	WHIP
47 Ricky Nolasco, R ERA: 10.13	(1, 1)	5.0	W	21	8	3	3	4	1	0	1	0	0	0	48	76	5.40	1.800
64 Aaron Thompson, L ERA: 2.2	(6, 1)	2.1	H	8	2	0	0	1	0	0	0	0	0	0	17	28	0.00	0.857
36 Blaine Boyer, R ERA: 3.55	(8, 1)	0.1	H	1	0	0	0	0	0	0	0	0	0	0	3	3	0.00	0.000
52 Brian Duensing, L ERA: 7.36	(8, 1)	0.0		1	0	0	0	0	1	0	0	0	0	0	2	6	∞	∞
59 Michael Tonkin, R ERA:	(8, 1)	0.1	H	1	0	0	0	0	0	0	0	0	0	0	4	7	0.00	0.000

PITCHER		IP	WLS	BF	H	R	ER	SO	BB	IBB	HBP	BLK	WP	HR	S	P	ERA	WHIP
15 Glen Perkins, L ERA: 0.82	(9, 1)	1.0	S	3	0	0	0	0	0	0	0	0	0	0	6	10	0.00	0.000

Batter	1	2	3	4	5	6	7	8	9	AB	R	H	RBI	BB	SO	LOB
2 Brian Dozier, R (1, 4) OBP: 0.288, SLG: 0.341	B FF 93 X FF 92 1-0 ① G5-3		S FF 92 S FF 92 B FF 92 S SL 88 1-3 ② K		B FF 92 X FF 92 1-0 ① P6	B FF 94 B SL 89 F SI 94 B SL 85 2 SAFE S SL 87 X SL 88 3-2 ③ L5		D SI 93 C SI 94 D CH 86 X SI 95 2-1 ②③ G6-4-3 1-2f		5	0	0	0	0	1	5
48 Torii Hunter, R (1, 10) OBP: 0.291, SLG: 0.388	C FF 93 X SL 90 0-1 ② G6-3		C SL 87 S FF 93 F FF 94 B FF 94 B SL 88 X SL 88 2-2 2-H HR		B FF 92 B FF 93 F CH 85 S CH 85 X CH 86 2-2 24 1B 7 BB 8 SF7 2-3 1B		C SI 93 B SI 93 F FF 94 X FF 95 1-2 5 PB 7 1B 1B			4	2	3	2	0	0	0
7 Joe Mauer, L (1, 3) OBP: 0.390, SLG: 0.396	C FF 92 X SI 93 0-1 ③ G1-3		B FF 90 C CH 86 X FF 94 1-1 ③ F7		B FF 96 B FF 95 F FF 96 F SL 89 B SL 90 B SL 88 4-2 24 1B 1-2 BB		B FF 95 D SL 89 C FF 95 1 SAFE X SI 95 2-1 5 PB 1-2 1B			3	0	1	0	1	0	0
24 Trevor Plouffe, R (1, 5) OBP: 0.344, SLG: 0.435		C FF 92 X CU 80 0-1 HR	B FF 91 B FF 92 F FF 92 B FF 92 B FF 92 4-1 8 1B BB		B FF 97 S SL 89 S SL 89 D SL 91 F FF 98 F SL 89 X FF 97 2-2 5 FC6-4 1-2 2-3 3-H 1B		F SL 89 X SL 88 0-1 ① F9			3	1	2	2	1	0	2
8 Kurt Suzuki, R (1, 2) OBP: 0.306, SLG: 0.328		C FF 91 X FF 92 0-1 ① F8	1 SAFE B FF 91 F FF 91 1 SAFE C SL 87 X SL 87 1-2 1-2 1B		B FF 96 B FF 95 X FF 96 2-0 ② SF7 3-H		C SI 96 B CH 86 X SL 90 1-1 ② F8			3	0	1	1	0	0	2
5 Eduardo Escobar, S (1, 7) OBP: 0.194, SLG: 0.250		B FF 92 S FF 93 X FF 94 1-1 ② F8	B SI 91 B FF 92 B FF 92 2 SAFE C FF 91 X FF 92 3-1 ① F7		B SI 95 X SL 88 1-0 ③ FC6-4 1-2f		D SL 90 B SI 95 C SI 93 F SI 96 B SL 87 F SL 90 S SL 91 3-3 ③ K 1-2 2-3			4	0	0	0	0	1	6
31 Oswaldo Arcia, L (1, 9) OBP: 0.306, SLG: 0.357		B FF 92 B FF 93 S FF 94 B SI 92 F FF 93 S FF 94 3-3 ③ K	S CH 87 B FF 93 X CH 86 1-1 ② F8			S SL 87 F SL 86 F FF 97 F SL 89 F SL 88 S SI 97 0-3 ① K		B FF 92 C FF 93 X SI 94 1-1 1 FC1-6 1B		4	0	1	0	0	2	2
1 Jordan Schafer, L (1, 8) OBP: 0.208, SLG: 0.216			B FF 91 C FF 93 B FF 93 B FF 93 B FF 94 4-1 39 G4-3 48 HR BB	B FF 92 B FF 92 X CH 86 2-0 ③ G1-3		B FF 93 B FF 93 F FF 95 S FF 94 X FF 95 2-2 ② F8		L FF 93 1 SAFE X FF 93 0-1 ① FC1-6 39 1B 1-2f		3	1	0	0	1	0	3
39 Danny Santana, S (1, 6) OBP: 0.279, SLG: 0.329			1 SAFE B FF 91 C FF 92 1 SAFE B SI 91 F FF 92 F FF 92 F FF 92 1 SAFE 2-2 ① X CH 85 G4-3 1-2		B FF 90 X FF 91 1-0 48 1B 24 1B 2B	C SI 95 X SL 87 0-1 2B		1 SAFE X SI 93 0-0 2 G6-4-3 1-2 1B		4	1	3	0	0	0	1
Inning Stats	R: 0 E: 0 K: 0 S: 5 H: 0 LOB: 0 BB: 0 P: 6	R: 1 E: 0 K: 1 S: 9 H: 1 LOB: 0 BB: 0 P: 13	R: 2 E: 0 K: 1 S: 15 H: 1 LOB: 0 BB: 1 P: 25	R: 0 E: 0 K: 0 S: 9 H: 1 LOB: 2 BB: 1 P: 20	R: 2 E: 0 K: 0 S: 14 H: 3 LOB: 2 BB: 1 P: 27	R: 0 E: 0 K: 1 S: 14 H: 1 LOB: 1 BB: 0 P: 19	R: 0 E: 0 K: 1 S: 13 H: 2 LOB: 2 BB: 0 P: 20	R: 0 E: 0 K: 0 S: 7 H: 2 LOB: 1 BB: 0 P: 10		1B: 7 2B: 2 3B: 0 HR: 2	SF: 1 SAC: 0 DP: 1 HBP: 0					

BOTTOM

Chicago White Sox @ Minnesota Twins

Target Field, Minneapolis, MN

Sat May 02 2015, 1:11 PM - 4:16 PM CDT

Att. 30,551 - Sunny - 74 F

livebaseballscorecards.com

AB	33
R	5
H	11
RBI	5
BB	3
SO	4
LOB	21

PITCHER		IP	WLS	BF	H	R	ER	SO	BB	IBB	HBP	BLK	WP	HR	S	P	ERA	WHIP
48 Hector Noesí, R ERA: 6.75	(1, 1)	4.1	L	20	5	5	5	2	2	0	0	0	0	2	43	73	10.38	1.615
55 Carlos Rodón, L ERA: 2.84	(5, 1)	3.0		16	6	0	0	2	1	0	0	0	0	0	41	63	0.00	2.333
52 Jake Petricka, R ERA: 6.35	(8, 1)	0.2		1	0	0	0	0	0	0	0	0	0	0	2	4	0.00	0.000

PITCHER	IP	WLS	BF	H	R	ER	SO	BB	IBB	HBP	BLK	WP	HR	S	P	ERA	WHIP

Batter	1	2	3	4	5	6	7	8	9	AB	R	H	RBI	BB	SO	LOB
20 JB Shuck, L (1, 8) OBP: 0.286, SLG: 0.250	C SI 91 B SI 91 B SI 91 F FF 92 X SI 93 2-2 ① G3		F SI 93 B SI 93 X FF 93 1-1 ② P5	C FF 94 B FF 93 X SI 95 1-1 ② F7			B FF 93 B SL 80 B FF 90 C FF 90 F FF 90 F FF 92 X SL 81 3-2 ① F9		B FF 96 B FF 96 B FF 97 C FF 96 B FF 96 4-1 64 G6-4-3 BB	4	0	0	0	1	0	5
53 Melky Cabrera, S (1, 7) OBP: 0.330, SLG: 0.310 64 Emilio Bonifácio, S (9, PH) OBP: 0.167, SLG: 0.118	C SI 92 X FS 80 0-1 79 G6-4-3 1B		B CU 68 B SI 92 B SI 94 C SI 93 B SI 94 4-1 79 FC6-4 BB	B FF 95 F FF 95 F FF 95 C CU 82 1-3 ③ K			B SI 92 F FF 91 X CH 83 1-1 ②③ G6-4-3 1-2f		X FF 96 0-0 ②③ G6-4-3 1-2f	3 1	0 0	1 0	0 0	1 0	1 0	4 1
79 José Abreu, R (1, 10) OBP: 0.323, SLG: 0.523	B FF 91 B FF 91 C FF 90 X SI 91 2-1 ②③ G6-4-3 1-2f		B SL 83 B SI 94 X SI 93 2-0 ③ FC6-4 1-2f		C SI 93 F SL 89 F FF 94 F CU 82 B SL 88 C CU 82 1-3 ① K			B FF 95 S FF 95 F SL 86 X FF 95 1-2 12 E 26 1B 12 FC3 1B		4	1	1	0	0	1	3
25 Adam LaRoche, L (1, 3) OBP: 0.310, SLG: 0.355 12 Conor Gillaspie, L (5, 3) OBP: 0.254, SLG: 0.321		B CU 71 C SI 91 X FS 80 1-1 10 G5-4-3 26 1B 1B		C FF 92 B SI 92 C SI 92 F SI 93 F FF 94 B FS 80 B FS 81 B FF 94 4-2 10 HBP 26 1B 58 HBP BB	B FF 94 B FF 93 F FF 92 X SI 94 2-1 ② G4-3			X FF 96 0-0 FC3 15 F9 26 1B 1-3		2 1	1 0	1 0	0 0	1 0	0 0	0 1
26 Avisaíl García, R (1, 9) OBP: 0.381, SLG: 0.430		X FF 90 0-0 10 G5-4-3 1-2 1B		B FF 92 B SI 93 C SI 92 S SI 93 X FF 92 2-2 58 HBP 10 HBP 7 HBP 1-2 1B	S SL 87 F SI 93 X CU 83 0-2 ③ G5-3			B SL 86 S SL 86 X FF 96 1-1 1-2 3-H 1B		4	1	3	1	0	0	0
10 Alexei Ramirez, R (1, 6) OBP: 0.247, SLG: 0.295		C FF 93 X SI 92 0-1 ①② G5-4-3 1-2f 2-3		C SL 83 F FF 93 H SI 93 1-2 7 HBP 58 HBP 1-2 2-3 HBP		F FF 93 B SL 88 F SL 87 F FF 95 X FF 94 1-2 ① G5-3		X FF 95 0-0 ① F9		3	0	0	0	0	0	4
15 Gordon Beckham, R (1, 5) OBP: 0.414, SLG: 0.458		X SI 93 0-0 ③ G5-3		B SI 92 C SI 93 C SL 81 B SL 85 F FF 94 B FF 93 T SI 94 3-2 ① K		C FF 94 F CH 87 X CU 82 0-2 ② G5-3		B SL 87 B FF 96 F FF 96 C FF 97 X FF 97 2-2 ② F9 2-3		4	0	0	0	0	1	6
58 Geovany Soto, R (1, 2) OBP: 0.167, SLG: 0.241			X SI 93 0-0 7 SH3 1B	C SI 94 B SL 81 B SI 93 H SI 92 3-1 7 HBP 1-2 2-3 3-H HBP		C SL 87 S CU 79 F CU 82 S CU 81 0-3 ③ K		S FF 98 C SL 87 B SL 88 X FF 97 1-2 ③ F8		3	0	1	1	0	1	2
7 Micah Johnson, L (1, 4) OBP: 0.317, SLG: 0.263			X SI 92 0-0 ① SH3 1-2	C SI 93 F SI 94 H SI 94 1-2 2-3 3-H HBP			B FF 92 B FF 91 C FF 91 F FF 92 B SI 91 X FF 92 3-2 53 G6-4-3 1B		X FF 96 0-0 ① F9	2	0	1	1	0	0	0
Inning Stats	R: 0 E: 0 K: 0 S: 7 H: 1 LOB: 0 BB: 0 P: 11	R: 0 E: 0 K: 0 S: 6 H: 2 LOB: 1 BB: 0 P: 7	R: 0 E: 0 K: 0 S: 6 H: 1 LOB: 2 BB: 1 P: 13	R: 2 E: 0 K: 2 S: 21 H: 1 LOB: 3 BB: 1 P: 37	R: 0 E: 0 K: 1 S: 10 H: 0 LOB: 0 BB: 0 P: 13	R: 0 E: 0 K: 1 S: 11 H: 0 LOB: 0 BB: 0 P: 12	R: 0 E: 0 K: 0 S: 10 H: 1 LOB: 0 BB: 0 P: 17	R: 1 E: 1 K: 0 S: 13 H: 2 LOB: 2 BB: 0 P: 18	R: 0 E: 0 K: 0 S: 3 H: 0 LOB: 0 BB: 1 P: 7	1B: 8 2B: 0 3B: 0 HR: 0 SF: 0 SAC: 1 DP: 4 HBP: 3	WP: 0 PB: 0 SB: 0 CS: 0 PA: 38					

PITCHER		IP	WLS	BF	H	R	ER	SO	BB	IBB	HBP	BLK	WP	HR	S	P	ERA	WHIP
37 Mike Pelfrey, R ERA: 2.63	(1, 1)	3.1		18	5	2	2	1	2	0	3	0	0	0	35	61	5.40	2.100
57 Ryan Pressly, R ERA:	(4, 1)	2.2	W	8	0	0	0	3	0	0	0	0	0	0	26	32	0.00	0.000
52 Brian Duensing, L ERA: 5.79	(7, 1)	1.0		3	1	0	0	0	0	0	0	0	0	0	10	17	0.00	1.000
62 J.R. Graham, R ERA: 2.35	(8, 1)	2.0		9	2	1	0	0	1	0	0	0	0	0	16	25	0.00	1.500

PITCHER	IP	WLS	BF	H	R	ER	SO	BB	IBB	HBP	BLK	WP	HR	S	P	ERA	WHIP

TOP

Chicago White Sox @ Minnesota Twins

Target Field, Minneapolis, MN

Sun May 03 2015, 1:13 PM - 4:32 PM CDT

Att. 22,423 - Partly Cloudy - 76 F

livebaseballscorecards.com

AB	31
R	3
H	8
RBI	3
BB	3
SO	4
LOB	26

Batter	1	2	3	4	5	6	7	8	9	AB	R	H	RBI	BB	SO	LOB
2 Brian Dozier, R (1, 4) OBP: 0.318, SLG: 0.385	B FF 87 B FF 88 C FF 89 X SI 90 2-1 1B		X SI 88 0-0 7 E 48 1B 24 HR 1B 1 SAFE 2-2 1 SAFE B CH 81 B CH 82 F SI 91 X CH 81 48 1-2 G4-6-3 3-H 1B	C SL 84 B SL 86 X SL 85 1-1 ③ F7 2-3 3-H		B FS 85 B SI 91 C FS 85 D FS 84 B FS 85 4-1 48 1B 1-2 2-3 BB		B FC 90 B FC 91 X FC 91 2-0 3B		5	1	4	1	1	0	2
48 Torii Hunter, R (1, 9) OBP: 0.293, SLG: 0.384	B SI 90 F FF 90 B CH 82 1 SAFE C CH 81 C SI 90 2-3 ① K		1 SAFE 0-0 X FC 84 7 E 1-2 24 HR 1B D SI 90 F SI 89 X CH 83 1-1 G4-6-3 1-2f		F FF 92 B SL 84 B FF 94 X FF 94 2-1 ① G4-3	B FC 89 F FC 86 D FS 85 S FC 88 B FS 86 F FS 85 F FC 88 X FC 88 3-2 1-2 2-3 3-H 1B		F FC 92 S CH 86 B FC 93 S CH 86 1-3 ③ K		6	1	2	1	0	2	4
7 Joe Mauer, L (1, 10) OBP: 0.382, SLG: 0.396	1 SAFE C SI 90 1 SAFE F FF 87 B SI 90 1 SAFE B SI 90 S CH 82 2-3 ② K		B FC 84 B FF 89 C FC 86 F FF 90 X FF 90 2-2 E1 24 HR 1-2 2-3	C SI 87 B SI 90 B CH 81 X SI 90 2-1 24 1B 2B	B FF 94 C FF 94 X FF 94 1-1 ② G6-3	B FF 89 X SI 91 1-0 ③ F7				5	2	1	0	0	1	6
24 Trevor Plouffe, R (1, 5) OBP: 0.356, SLG: 0.478	F FF 90 C FC 86 C FC 86 0-3 ③ K		B CH 80 S CH 81 X CH 80 1-1 1-H 2-H 3-H HR	B SI 90 X CH 82 1-0 19 E 19 FC4 31 1B 2-H 1B	C FF 95 C FF 94 B SL 87 X SL 87 1-2 ③ G6-3		X SI 90 0-0 1 FC3-6 1B			5	2	3	5	0	1	1
19 Kennys Vargas, S (1, 3) OBP: 0.260, SLG: 0.306		C SI 89 C FC 87 B FC 87 F FF 92 B FF 88 F CH 83 F CH 82 X FF 88 2-2 12 FC3-6 31 WP 1B	B FF 90 C FC 87 X CH 82 1-1 ① F8	B SI 89 F SI 90 X SI 90 1-1 FC4 31 1B 12 1B 1-3		B FF 90 X FF 90 1-0 HR	B SI 90 D SI 91 C SI 91 S CH 86 B CU 78 F SL 83 F SI 91 X SI 90 3-2 ① F9			5	2	2	1	0	0	2
31 Oswaldo Arcia, L (1, 7) OBP: 0.338, SLG: 0.379 1 Jordan Schafer, L (4, PR) (5, 7) OBP: 0.218, SLG: 0.226		C FF 90 S FF 91 F FF 91 F FC 88 F FF 91 B CU 76 F FC 87 H CH 81 2-2 12 FC3-6 1-2 HBP	S FF 89 S FF 91 B SI 92 X SI 92 1-2 12 E 21 1B 39 1B 1B	X CH 82 0-0 39 WP 12 1B 2 E 2-3 3-H 1B		C FC 90 B FS 85 X FS 84 1-1 2 BB 21 1B 48 1B 1B	X SI 90 0-0 ② FC3-6 21 FC4-6 1-2f			2 2	1 2	2 1	1 0	0 0	0 1	0 1
21 Shane Robinson, R (1, 8) OBP: 0.400, SLG: 0.370		C FF 89 B CH 80 F CH 81 X CH 81 1-2 ① F4	B CH 81 X FC 87 1-0 12 E 39 1B 1-2 1B	B SI 90 C CH 82 F CH 81 S FC 86 1-3 ① K		B FS 82 X FS 84 1-0 48 1B 2 BB 1-2 1B	B SI 89 X SI 90 1-0 ③ FC4-6 1-2f			5	1	2	0	0	1	5
12 Chris Herrmann, L (1, 2) OBP: 0.292, SLG: 0.364		B FF 89 X FF 90 1-0 ② FC3-6 1-2f 2-3	D FC 86 S FC 86 B SI 90 F FC 85 X CH 80 2-2 FC1 39 1B 2 1B 1-2 2-3	X FF 92 0-0 2 F7 39 WP 1-2 3-H 1B		C FF 91 S FS 84 D FS 85 F FS 84 F FS 83 S FS 84 1-3 ① K		C FC 91 F FC 92 F KC 84 B FC 92 X FC 93 1-2 ① P5		5	1	1	1	0	1	6
39 Danny Santana, S (1, 6) OBP: 0.275, SLG: 0.322		F SI 90 1 SAFE F SI 90 X SI 90 0-2 ③ F7	B FC 85 1 SAFE X FC 86 1-0 2 1B 1-3 2-H 3-H 1B	C FF 93 S SL 84 T SL 86 0-2 ② K 1-2 2-3		S FS 85 D FS 85 S FS 85 S FS 85 1-3 ② K		C FC 91 X FC 92 0-1 ② G3		5	0	1	2	0	2	6
Inning Stats	R: 0 E: 0 K: 3 S: 11 H: 1 LOB: 1 BB: 0 P: 17	R: 0 E: 0 K: 0 S: 19 H: 1 LOB: 2 BB: 0 P: 25	R: 7 E: 2 K: 0 S: 22 H: 7 LOB: 1 BB: 0 P: 34	R: 4 E: 1 K: 2 S: 15 H: 4 LOB: 2 BB: 0 P: 21	R: 0 E: 0 K: 0 S: 7 H: 0 LOB: 0 BB: 0 P: 11	R: 2 E: 0 K: 2 S: 19 H: 4 LOB: 3 BB: 1 P: 32	R: 0 E: 0 K: 0 S: 8 H: 1 LOB: 1 BB: 0 P: 12	R: 0 E: 0 K: 1 S: 10 H: 1 LOB: 1 BB: 0 P: 14			1B: 15 2B: 1 3B: 1 HR: 2	SF: 0 SAC: 0 DP: 1 HBP: 1				

PITCHER		IP	WLS	BF	H	R	ER	SO	BB	IBB	HBP	BLK	WP	HR	S	P	ERA	WHIP
50 John Danks, L ERA: 6.2	(1, 1)	2.1	L	18	8	7	3	3	0	0	1	0	1	1	47	68	11.57	3.429
67 Scott Carroll, R ERA: 1.5	(3, 1)	1.0		7	4	4	1	1	0	0	0	0	0	0	14	22	9.00	4.000
43 Dan Jennings, L ERA: 2.31	(4, 1)	1.2		6	1	0	0	1	0	0	0	0	1	0	13	18	0.00	0.600
57 Zach Putnam, R ERA: 7.71	(6, 1)	0.2		7	4	2	2	2	1	0	0	0	0	1	18	30	27.00	7.500
33 Zach Duke, L ERA: 1.69	(6, 1)	1.1		5	1	0	0	0	0	0	0	0	0	0	9	14	0.00	0.750

PITCHER		IP	WLS	BF	H	R	ER	SO	BB	IBB	HBP	BLK	WP	HR	S	P	ERA	WHIP
30 David Robertson, R ERA:	(8, 1)	1.0		4	1	0	0	1	0	0	0	0	0	0	10	14	0.00	1.000

BOTTOM

Chicago White Sox @ Minnesota Twins

Target Field, Minneapolis, MN

Sun May 03 2015, 1:13 PM - 4:32 PM CDT

Att. 22,423 - Partly Cloudy - 76 F

livebaseballscorecards.com

AB	45
R	13
H	19
RBI	12
BB	1
SO	8
LOB	33

Batter	1	2	3	4	5	6	7	8	9	AB	R	H	RBI	BB	SO	LOB
12 Anthony Gose, L (1, 8) OBP: 0.343, SLG: 0.448	X FF 93 0-0 3 E 3 1B 1B		C FF 91 B SL 84 F SL 83 F SL 85 T FS 85 1-2 ① K		C SI 95 F SL 84 F FS 85 F FF 94 X FS 85 0-2 3 1B 1B		F FF 93 B SL 85 F FF 93 S FF 94 1-3 ② K			4	1	2	0	0	2	2
3 Ian Kinsler, R (1, 4) OBP: 0.356, SLG: 0.358	C SL 86 B FF 95 X SL 85 1-1 24 G4-6-3 1-H 1B		B FF 94 C SL 84 X SL 84 1-1 ② G6-3		1 SAFE F FF 94 X SL 86 0-1 1-3 1B		X SL 86 0-0 ③ L1-3			4	0	2	1	0	0	2
24 Miguel Cabrera, R (1, 3) OBP: 0.443, SLG: 0.598	1 SAFE C FF 95 1 SAFE B SL 85 C FF 94 1 SAFE X FF 94 1-2 ① ② G4-6-3 1-2f		B FF 96 C FF 93 B FC 92 B SL 87 T FF 94 F FC 93 X FF 93 3-2 ③ F9		C FC 93 F FF 94 T FF 94 0-2 ③ K			C SI 89 X CH 85 0-1 ① G6-3		4	0	0	0	0	1	3
41 Victor Martinez, S (1, 10) OBP: 0.316, SLG: 0.215	X FF 94 0-0 ③ F8			B FF 92 B FF 92 C FF 93 X FC 91 2-1 ① F9		F SI 93 B FF 93 F FC 92 B SL 83 X FC 92 2-2 ① G5-3		B SI 90 B CH 86 X SI 91 2-0 ② G4-3		4	0	0	0	0	0	0
28 J.D. Martinez, R (1, 9) OBP: 0.259, SLG: 0.462		S SL 84 B SL 84 X FF 96 1-1 ① F9		C FF 95 B SL 86 B SI 96 B SL 86 S SL 86 2-3 ② K		F FF 94 T FF 92 B FF 94 B FF 94 F FF 96 F SL 84 F FF 95 S FF 94 2-3 ② K		T CH 85 B CH 86 C FF 90 S CU 75 1-3 ③ K		4	0	0	0	0	3	0
52 Yoenis Cespedes, R (1, 7) OBP: 0.324, SLG: 0.534		C FC 92 B SL 88 S FF 95 B FF 95 S FF 94 2-3 ② K		B FC 92 F FC 92 B SI 96 B FC 91 F FF 92 B FF 96 4-2 BB		B SL 86 B FC 92 X FF 92 2-0 ③ F9			C FC 92 F FC 92 X FC 92 0-2 E4 13 FC3-6	3	0	0	0	1	1	0
13 Alex Avila, L (1, 2) OBP: 0.362, SLG: 0.339		B FC 92 B SI 96 S FF 96 X FF 95 2-1 HR		S FC 92 X FF 93 0-1 ③ L5			B FC 90 F FC 92 B SL 84 X FC 91 2-1 17 1B 1B	C FC 92 B FC 92 X FC 93 1-1 ① FC3-6 20 WP 1-2f		4	1	2	1	0	0	2
9 Nick Castellanos, R (1, 5) OBP: 0.277, SLG: 0.359		B FF 95 S FF 96 B FF 94 X FF 95 2-1 E6 17 FC4-6			F FF 94 B FF 94 X SL 84 1-1 ① F8		F FF 95 B SL 87 S SL 84 D SL 86 S FF 93 2-3 ① K	B FC 92 S FC 92 X FF 93 1-1 ② F9		4	0	0	0	0	1	2
17 Andrew Romine, S (1, 6) OBP: 0.588, SLG: 0.500 20 Rajai Davis, R (9, PH) OBP: 0.381, SLG: 0.389		X SI 95 0-0 ③ FC4-6 1-2f			C FF 92 X FF 94 0-1 ② G3		F FF 92 X FF 93 0-1 1-2 1B	F FC 92 S FC 92 B KC 86 X FC 93 1-2 ③ L3 1-2		3 1	0 0	1 0	0 0	0 0	0 0	1 1
Inning Stats	R: 1 H: 2 E: 0 LOB: 0 K: 0 BB: 0 S: 7 P: 9	R: 1 H: 1 E: 1 LOB: 1 K: 1 BB: 0 S: 10 P: 17	R: 0 H: 0 E: 0 LOB: 0 K: 1 BB: 0 S: 10 P: 15	R: 0 H: 0 E: 0 LOB: 1 K: 1 BB: 1 S: 9 P: 17	R: 0 H: 2 E: 0 LOB: 2 K: 1 BB: 0 S: 14 P: 15	R: 0 H: 0 E: 0 LOB: 0 K: 1 BB: 0 S: 10 P: 16	R: 0 H: 2 E: 0 LOB: 2 K: 2 BB: 0 S: 11 P: 16	R: 0 H: 0 E: 0 LOB: 0 K: 1 BB: 0 S: 6 P: 9	R: 0 H: 0 E: 1 LOB: 1 K: 0 BB: 0 S: 10 P: 13	1B: 6 SF: 0 2B: 0 SAC: 0 3B: 0 DP: 1 HR: 1 HBP: 0					WP: 1 PA: 36 PB: 0 SB: 0 CS: 0	

TOP

Detroit Tigers @ Chicago White Sox

U.S. Cellular Field, Chicago, IL

Tue May 05 2015, 8:11 PM - 10:48 PM EDT

Att. 16,351 - Overcast - 53 F

livebaseballscorecards.com

AB	35
R	2
H	7
RBI	2
BB	1
SO	8
LOB	13

PITCHER		IP	WLS	BF	H	R	ER	SO	BB	IBB	HBP	BLK	WP	HR	S	P	ERA	WHIP
29 Jeff Samardzija, R ERA: 4.38	(1, 1)	7.0	W	29	7	2	2	7	1	0	0	0	0	1	71	105	2.57	1.143
33 Zach Duke, L ERA: 1.54	(8, 1)	1.0	H	3	0	0	0	1	0	0	0	0	0	0	6	9	0.00	0.000
30 David Robertson, R ERA:	(9, 1)	1.0	S	4	0	0	0	0	0	0	0	0	1	0	10	13	0.00	0.000

PITCHER	IP	WLS	BF	H	R	ER	SO	BB	IBB	HBP	BLK	WP	HR	S	P	ERA	WHIP

Batter	1	2	3	4	5	6	7	8	9	AB	R	H	RBI	BB	SO	LOB
1 Adam Eaton, L (1, 8) OBP: 0.241, SLG: 0.268	C SI 90 B SI 92 X CH 85 1-1 79 1B 2B		C SI 92 1 SAFE P PO 92 B FF 93 1 SAFE F SI 95 B SL 88 X SI 93 3-2 ① G4-3 1-2	X SL 87 0-0 ② ③ G3-6-3 1-2f			B FF 86 C FF 88 B FF 86 F FF 87 X CU 76 2-2 ② G4-3			4	1	1	0	0	0	2
53 Melky Cabrera, S (1, 7) OBP: 0.337, SLG: 0.303	B SI 91 B SI 91 B FF 93 C SI 91 B SI 92 4-1 79 1B BB		B CH 86 F SL 86 B SL 89 B SI 94 C SI 94 F SL 86 B SI 93 4-2 25 BB 79 BB 26 FC5-4 BB		B SI 92 F FF 92 X SL 88 1-1 ① G4-3		C FF 88 B CH 79 X FC 85 1-1 ③ F9			2	1	0	0	2	0	0
79 José Abreu, R (1, 3) OBP: 0.330, SLG: 0.517	B CU 78 X SI 92 1-0 26 G6-4-3 1-3 2-H 1B		B SI 93 B SL 82 D SL 83 B FF 94 4-0 26 FC5-4 25 BB 12 3B 1-2 2-3 BB		B SI 93 F SL 87 S FF 93 F FF 94 X SI 92 1-2 ② G5-3			B FF 94 F FF 94 B SL 82 F FF 96 B FC 89 S SL 82 3-3 ① K		3	1	1	1	1	1	0
25 Adam LaRoche, L (1, 10) OBP: 0.319, SLG: 0.346	B SI 92 X CH 85 1-0 ① P6		B SI 93 B SL 88 B SL 85 C SI 92 B FF 92 4-1 26 FC5-4 1-2 2-3 3-H BB		F FF 93 F FF 93 B FF 93 B SL 86 B SL 87 F SI 93 F FF 94 B SL 87 4-2 BB			C CH 88 B FF 96 X FF 95 1-1 ② F7		2	0	0	1	2	0	2
26 Avisaíl García, R (1, 9) OBP: 0.364, SLG: 0.410	D CU 80 S CU 79 X CU 80 1-1 ② ③ G6-4-3 1-2f		X SI 93 0-0 ② FC5-4 12 3B 1-2f 2-3 3-H		S FF 93 X FF 92 0-1 ③ F8			B SL 82 X FF 94 1-0 ③ G6-3		4	1	0	1	0	0	5
12 Conor Gillaspie, L (1, 5) OBP: 0.274, SLG: 0.373 15 Gordon Beckham, R (7, 5) OBP: 0.414, SLG: 0.458		B SI 91 X CH 84 1-0 10 CS 1B	B SI 92 X SL 85 1-0 1-H 3-H 3B				B SI 92 F SL 88 B FF 93 F SI 92 B FF 92 X FF 92 3-2 ① P6			3 0	0 0	2 0	2 0	0 0	0 0	0 0
10 Alexei Ramirez, R (1, 6) OBP: 0.239, SLG: 0.284		1 SAFE B SI 92 D CU 80 F SI 92 F SI 93 B SL 87 F SL 86 S CU 79 3-3 ① ② K 1-2	C SL 87 F SL 87 C SI 92 0-3 ③ K				S SL 88 X SL 87 0-1 ② G6-3			3	0	0	0	0	2	2
58 Geovany Soto, R (1, 2) OBP: 0.182, SLG: 0.250		B SI 94 C SL 87 X SL 87 1-1 ③ G5-3		C FF 92 X SL 87 0-1 1 G3-6-3 1B			C FF 93 S FF 92 X FF 94 0-2 ③ L8			3	0	1	0	0	0	0
7 Micah Johnson, L (1, 4) OBP: 0.318, SLG: 0.267			B SI 91 C SL 88 B SI 91 S SL 88 X CU 80 2-2 79 BB 1 G4-3 25 BB 1B	C SI 92 B FF 92 X SL 87 1-1 ① P4			X FF 86 0-0 ① B1-3			3	1	1	0	0	0	1
Inning Stats	R: 1 E: 0 K: 0 S: 7 H: 2 LOB: 1 BB: 1 P: 15	R: 0 E: 0 K: 1 S: 7 H: 1 LOB: 0 BB: 0 P: 12	R: 4 E: 0 K: 1 S: 16 H: 2 LOB: 1 BB: 3 P: 33	R: 0 E: 0 K: 0 S: 5 H: 1 LOB: 0 BB: 0 P: 6	R: 0 E: 0 K: 0 S: 12 H: 0 LOB: 1 BB: 1 P: 18	R: 0 E: 0 K: 0 S: 8 H: 0 LOB: 0 BB: 0 P: 11	R: 0 E: 0 K: 0 S: 6 H: 0 LOB: 0 BB: 0 P: 9	R: 0 E: 0 K: 1 S: 6 H: 0 LOB: 0 BB: 0 P: 11		1B: 4 2B: 2 3B: 1 HR: 0 SF: 0 SAC: 0 DP: 3 HBP: 0					WP: 0 PB: 0 SB: 0 CS: 1 PA: 32	

PITCHER		IP	WLS	BF	H	R	ER	SO	BB	IBB	HBP	BLK	WP	HR	S	P	ERA	WHIP
61 Shane Greene, R ERA: 5.56	(1, 1)	2.2	L	15	5	5	5	1	4	0	0	0	0	0	27	57	16.88	3.375
30 Alex Wilson, R ERA: 3.12	(3, 1)	3.1		11	1	0	0	1	1	0	0	0	0	0	28	38	0.00	0.600
65 Blaine Hardy, L ERA: 5.4	(7, 1)	1.0		3	0	0	0	0	0	0	0	0	0	0	6	9	0.00	0.000
60 Angel Nesbitt, R ERA: 2.79	(8, 1)	1.0		3	0	0	0	1	0	0	0	0	0	0	6	11	0.00	0.000

PITCHER	IP	WLS	BF	H	R	ER	SO	BB	IBB	HBP	BLK	WP	HR	S	P	ERA	WHIP

BOTTOM

Detroit Tigers @ Chicago White Sox

U.S. Cellular Field, Chicago, IL

Tue May 05 2015, 8:11 PM - 10:48 PM EDT

Att. 16,351 - Overcast - 53 F

livebaseballscorecards.com

AB	27
R	5
H	6
RBI	5
BB	5
SO	3
LOB	12

Batter	1	2	3	4	5	6	7	8	9	AB	R	H	RBI	BB	SO	LOB
20 Rajai Davis, R (1, 8) OBP: 0.388, SLG: 0.448	B SI 92 F CH 87 B SI 96 B SI 93 X SI 93 3-1 41 SF9 3B		C SI 92 B SI 94 X SL 79 1-1 ① G5-3		X SI 90 0-0 24 1B 2B	C SI 94 F SI 95 B SI 94 D SI 96 F SI 95 X SI 94 2-2 ② FC4-6 3 BB 1-2f 2-3 3-H		1 SAFE L FC 87 1 SAFE X FC 88 0-1 ① SH1-4 1-2		4	2	2	1	0	0	2
3 Ian Kinsler, R (1, 4) OBP: 0.366, SLG: 0.352	C SL 82 B SI 97 F SL 83 B SI 96 B CH 89 S SI 97 3-3 ① K		C CH 85 B CH 87 B CH 87 X SI 93 2-1 ② G1-3		F SI 93 B SI 95 B SI 94 B SI 95 B SI 95 4-1 24 1B BB	B SI 92 1 SAFE 1 SAFE B SI 93 C SI 94 F SI 95 B SI 94 B SI 94 4-2 1-2 BB		B FC 89 C FC 87 D FC 88 B SI 91 B FC 88 4-1 41 1B BB		2	0	0	0	3	1	1
24 Miguel Cabrera, R (1, 3) OBP: 0.450, SLG: 0.590	B SI 97 F SL 83 B SI 98 B SI 96 B SI 96 4-1 BB		B SI 92 C SI 94 F SI 95 F SI 96 B SL 84 B CH 86 F SI 96 B SI 97 4-2 41 WP 41 HR BB		B SI 91 B SI 95 C SI 92 C SI 91 X CH 85 2-2 41 G1-4-3 1-3 2-H 1B	X SI 94 0-0 ③ P4		C FS 86 B FC 88 S FC 90 S FS 85 1-3 ② K		3	1	1	1	2	1	5
41 Victor Martinez, S (1, 10) OBP: 0.320, SLG: 0.265	D CH 89 C CH 89 C SI 95 F CH 88 X SI 97 1-2 ② SF9 3-H		C SI 94 S SL 80 F SL 81 X CH 87 0-2 1-H HR		X SI 94 0-0 ①② G1-4-3 1-2f		B SI 92 C CH 85 B SI 92 B CH 86 X SI 93 3-1 ① G5-3	C FS 85 X FS 85 0-1 1-3 2-H 1B		4	1	2	4	0	0	2
52 Yoenis Cespedes, R (1, 7) OBP: 0.319, SLG: 0.519	C SI 93 X SL 82 0-1 ③ L6		C SI 91 B SI 93 S CH 85 X SI 95 1-2 ③ F9		B SI 90 F SI 96 B SI 91 C SI 93 B SI 94 S CH 83 3-3 ③ K		F SI 94 X SI 94 0-1 28 WP 1B	C FS 86 S FC 88 S FS 85 0-3 ③ K		5	0	1	0	0	2	4
28 J.D. Martinez, R (1, 9) OBP: 0.274, SLG: 0.453		F SI 91 F CH 86 S SL 80 0-3 ① K	B SL 76 B SI 91 B CH 84 C SI 90 B CH 84 4-1 BB			F SI 90 F SI 90 B SI 91 B SL 80 B CH 84 B SI 92 4-2 1 1B 34 1B 20 FC4-6 BB	1 SAFE B SI 92 B SI 94 B CH 86 C SI 94 B SI 93 4-1 1-2 BB		C FC 92 F KC 80 B KC 85 C FF 94 1-3 ① K	2	1	0	0	3	2	0
9 Nick Castellanos, R (1, 5) OBP: 0.274, SLG: 0.351 17 Andrew Romine, S (9, PR) OBP: 0.588, SLG: 0.500		F CH 85 C CH 86 T CH 86 0-2 ② K	1 SAFE B SI 93 B SI 92 C SI 91 B SI 91 X CH 85 3-1 ① F9			D CH 85 1 SAFE B SI 92 F CH 85 S SI 94 B CH 84 F SI 94 S SI 94 3-3 ① K	C SI 93 B SI 95 S CH 85 B SI 95 F CH 88 S SI 94 2-3 ② K		C KC 82 S FF 94 X KC 83 0-2 34 1B 1B	5 0	0 0	1 0	0 0	0 0	3 0	4 0
34 James McCann, R (1, 2) OBP: 0.317, SLG: 0.450		C SI 93 S SI 96 X SI 95 0-2 1B	1 SAFE C SI 91 L CH 85 C SL 82 0-3 ② K			X SI 93 0-0 20 FC4-6 1 1B 1-2 1B	B SI 93 C SI 92 F SI 93 F CH 87 S SI 93 1-3 ③ K		1 SAFE B FF 93 X FC 93 1-0 ② 1-3 1B	5	0	3	0	0	2	3
1 Jose Iglesias, R (1, 6) OBP: 0.400, SLG: 0.482		C SI 95 C CH 87 X SL 82 0-2 ③ L9	C CH 84 S SI 94 X SI 94 0-2 ③ G3			C SI 93 B SI 93 X SL 79 1-1 20 FC4-6 1-2 2-3 1B		B FC 88 B FC 89 C FC 88 F FS 85 H FS 84 3-2 20 SH1-4 41 1B HBP	B FC 92 X FC 92 1-0 ③ G4-3	4	1	1	0	0	0	4
Inning Stats	R: 1 E: 0 K: 1 S: 12 H: 1 LOB: 1 BB: 1 P: 23	R: 0 E: 0 K: 2 S: 12 H: 1 LOB: 1 BB: 0 P: 12	R: 2 E: 0 K: 0 S: 15 H: 1 LOB: 0 BB: 1 P: 23	R: 0 E: 0 K: 1 S: 9 H: 0 LOB: 1 BB: 1 P: 16	R: 1 E: 0 K: 1 S: 9 H: 2 LOB: 1 BB: 1 P: 18	R: 1 E: 0 K: 1 S: 16 H: 2 LOB: 3 BB: 2 P: 30	R: 0 E: 0 K: 2 S: 13 H: 1 LOB: 2 BB: 1 P: 23	R: 1 E: 0 K: 2 S: 13 H: 1 LOB: 2 BB: 1 P: 21	R: 0 E: 0 K: 1 S: 8 H: 2 LOB: 2 BB: 0 P: 11	1B: 8 2B: 1 3B: 1 HR: 1	SF: 1 SAC: 1 DP: 1 HBP: 1	WP: 2 PB: 0 SB: 0 CS: 0	PA: 45			

PITCHER		IP	WLS	BF	H	R	ER	SO	BB	IBB	HBP	BLK	WP	HR	S	P	ERA	WHIP
49 Chris Sale, L ERA: 5.93	(1, 1)	5.1		27	7	5	5	6	5	0	0	0	1	1	66	109	8.44	2.250
52 Jake Petricka, R ERA: 4.91	(6, 1)	1.2		8	1	0	0	2	2	0	0	0	1	0	20	36	0.00	1.800
57 Zach Putnam, R ERA: 7.88	(8, 1)	1.0	W	6	1	1	1	2	1	0	1	0	0	0	13	21	9.00	2.000
30 David Robertson, R ERA:	(9, 1)	1.0	S	4	2	0	0	1	0	0	0	0	0	0	8	11	0.00	2.000

PITCHER	IP	WLS	BF	H	R	ER	SO	BB	IBB	HBP	BLK	WP	HR	S	P	ERA	WHIP

TOP

Detroit Tigers @ Chicago White Sox

U.S. Cellular Field, Chicago, IL

Wed May 06 2015, 8:11 PM - 11:51 PM EDT

Att. 18,268 - Clear - 61 F

livebaseballscorecards.com

AB	34
R	6
H	11
RBI	6
BB	8
SO	11
LOB	25

Batter	1	2	3	4	5	6	7	8	9	AB	R	H	RBI	BB	SO	LOB
1 Adam Eaton, L (1, 8) OBP: 0.250, SLG: 0.267	C SI 91 B SI 90 C FS 82 S FS 83 1-3 K ①	D SI 93 B FS 84 C FS 83 S FS 86 B FS 82 X FS 84 3-2 L8 ③		1 SAFE X SI 91 0-0 53 SF7 1-3 1B		B SL 84 C FF 94 B SL 84 B FF 94 B FF 94 4-1 53 FC6-4 BB		B FF 93 C FF 92 1 SAFE X FF 92 1-1 E5 53 HR 1-2		4	1	1	0	1	1	2
53 Melky Cabrera, S (1, 7) OBP: 0.340, SLG: 0.337	B SI 92 F SI 92 F FC 87 B FS 83 B FS 85 B SI 93 4-2 25 BB BB	B SI 93 F SI 92 S FS 84 X FS 84 1-2 L7 ①	X SI 92 0-0 SF7 ② 1-2 3-H		C SI 89 X SI 90 0-1 FC6-4 ③ 1-2f		C CU 78 B FF 95 D SL 82 X SL 88 2-1 1-H 2-H HR		3	1	1	4	1	0	2
79 José Abreu, R (1, 3) OBP: 0.333, SLG: 0.511	B SI 92 X FC 88 1-0 L7 ②	C SI 93 B CU 76 F FS 86 X FC 88 1-2 12 BB 26 BB 10 WP 1B	B SI 93 F FC 87 X SI 94 1-1 L8 ③				B SI 89 C SI 89 B CH 85 F SI 90 B FF 90 X SI 91 3-2 F8 ①	C CU 80 X SL 87 0-1 25 1B 26 1B 1B		5	2	2	0	0	0	2
25 Adam LaRoche, L (1, 10) OBP: 0.333, SLG: 0.354	B SI 93 C FS 83 B FS 84 1 SAFE D FS 84 B SI 91 4-1 1-2 BB	B FS 81 C SI 93 B FS 84 C FS 83 F FS 83 B FS 83 F SI 93 F FF 93 X SI 94 3-2 F7 ②			B FS 84 C FF 91 C SI 93 B FS 85 B FS 78 F FF 92 S FF 92 3-3 K ①		C SL 78 B FF 91 F FF 91 F FF 90 B FF 90 X SL 79 2-2 1B	B FF 93 B FF 93 B FF 92 F FF 92 X FF 92 3-1 26 1B 1-3 1B		4	0	2	0	1	1	1
26 Avisaíl García, R (1, 9) OBP: 0.366, SLG: 0.402	B FC 88 C FF 93 S SI 93 B CU 78 D FC 90 F FC 89 F FC 89 X FC 88 3-2 F9 ③		S SI 94 B CU 74 B SI 92 D FC 87 1 SAFE B FF 93 4-1 10 WP 12 BB 1-2 BB		B FF 93 B SI 92 B FF 93 C FF 92 C FF 93 F FF 94 X SI 93 3-2 G5-3 ②		B FF 94 C FF 94 B FC 89 C FC 88 F FF 96 S SI 96 2-3 K ②	S SL 87 S SL 89 D FF 89 F SL 88 F FF 95 B CU 81 X SL 87 2-2 1-3 3-H 1B		4	0	1	1	1	1	3
12 Conor Gillaspie, L (1, 5) OBP: 0.288, SLG: 0.419 15 Gordon Beckham, R (8, PH) OBP: 0.400, SLG: 0.440 (9, 5)		B SI 93 B FS 84 X SI 93 2-0 HR	D FS 84 B FS 83 F FS 82 D FS 82 B FS 84 4-1 10 WP 1-2 2-3 BB		C FC 83 B B FS 85 X FS 83 2-1 G1-3 ③		X FC 90 0-0 G3 ③	B FC 85 1 SAFE B FF 89 1 SAFE X FF 88 2-0 L8 ③		3 1	1 0	1 0	1 0	1 0	0 0	1 2
10 Alexei Ramirez, R (1, 6) OBP: 0.239, SLG: 0.282		B FF 92 B FF 92 X FF 92 2-0 P4 ①	C FF 92 B FS 87 F FF 94 X FS 84 1-2 G1-3 ③ 1-2 2-3 3-H			B SI 93 B SL 84 C SI 92 B SI 91 F SI 92 F SI 93 X SI 92 3-2 7 G4-3 21 S 1B		C FF 93 X FF 93 0-1 G6-3 ①		4	0	1	0	0	0	2
21 Tyler Flowers, R (1, 2) OBP: 0.231, SLG: 0.300		C FF 93 X FC 86 0-1 L9 ②		F FF 91 B SI 92 F SI 92 F FS 83 X SI 93 1-2 G5-3 ①		B SI 93 C SL 84 X SL 85 1-1 L4 ① 1-2		S FF 94 F FF 95 B FF 94 B FF 95 B SL 89 X SL 86 3-2 P4 ②		4	0	0	0	0	0	1
7 Micah Johnson, L (1, 4) OBP: 0.343, SLG: 0.313		B SI 93 F SI 92 B FC 85 X SI 92 2-1 2B		X SI 94 0-0 1 1B 53 SF7 1B		B SI 94 D SL 86 B SL 85 C FF 94 X FF 93 3-1 G4-3 ② 2-3		B CU 79 C FF 93 X CU 80 1-1 1 E 53 HR 1B		4	2	3	0	0	0	1
Inning Stats	R: 0 E: 0 K: 1 S: 12 H: 0 LOB: 2 BB: 2 P: 25	R: 1 E: 0 K: 0 S: 9 H: 2 LOB: 1 BB: 0 P: 18	R: 1 E: 0 K: 0 S: 17 H: 1 LOB: 2 BB: 2 P: 31	R: 1 E: 0 K: 0 S: 9 H: 2 LOB: 1 BB: 0 P: 11	R: 0 E: 0 K: 1 S: 10 H: 0 LOB: 0 BB: 0 P: 18	R: 0 E: 0 K: 0 S: 11 H: 1 LOB: 2 BB: 1 P: 22	R: 0 E: 0 K: 1 S: 12 H: 1 LOB: 1 BB: 0 P: 19	R: 4 E: 1 K: 0 S: 21 H: 5 LOB: 2 BB: 0 P: 35		1B: 9 2B: 1 3B: 0 HR: 2 SF: 1 SAC: 0 DP: 0 HBP: 0						

PITCHER		IP	WLS	BF	H	R	ER	SO	BB	IBB	HBP	BLK	WP	HR	S	P	ERA	WHIP
31 Alfredo Simon, R ERA: 3.44	(1, 1)	5.0		24	5	3	3	2	4	0	0	0	1	1	57	103	5.40	1.800
62 Al Alburquerque, R ERA: 8.31	(6, 1)	0.2	H	4	1	0	0	0	1	0	0	0	0	0	9	20	0.00	3.000
32 Tom Gorzelanny, L ERA: 2.53	(6, 1)	0.2	H	3	1	0	0	0	0	0	0	0	0	0	9	14	0.00	1.500
60 Angel Nesbitt, R ERA: 2.61	(7, 1)	0.2	H	2	0	0	0	1	0	0	0	0	0	0	5	7	0.00	0.000
44 Joba Chamberlain, R ERA: 1.35	(8, 1)	0.2	L	8	5	4	0	0	0	0	0	0	0	1	20	32	0.00	7.500

PITCHER		IP	WLS	BF	H	R	ER	SO	BB	IBB	HBP	BLK	WP	HR	S	P	ERA	WHIP
65 Blaine Hardy, L ERA: 5.23	(8, 1)	0.1		1	0	0	0	0	0	0	0	0	0	0	1	3	0.00	0.000

BOTTOM

Detroit Tigers @ Chicago White Sox

U.S. Cellular Field, Chicago, IL

Wed May 06 2015, 8:11 PM - 11:51 PM EDT

Att. 18,268 - Clear - 61 F

livebaseballscorecards.com

AB	36
R	7
H	12
RBI	6
BB	5
SO	3
LOB	17

WP: 1 PA: 42
PB: 0
SB: 1
CS: 0

Batter	1	2	3	4	5	6	7	8	9	AB	R	H	RBI	BB	SO	LOB
20 Rajai Davis, R (1, 8) OBP: 0.375, SLG: 0.419	S FF 90 B FF 90 B FF 92 F FF 91 S FF 92 2-3 ① K		B FF 89 F FF 91 C FF 92 S CU 82 1-3 ① K		F CH 86 B CH 85 B CU 81 C FF 92 B CU 81 B FF 91 4-2 24 S 3 1B 24 G5-3 BB		C FF 93 X SL 83 0-1 ③ G5-3		C FS 83 X FS 84 0-1 ① L8	4	1	0	0	1	2	0
3 Ian Kinsler, R (1, 4) OBP: 0.367, SLG: 0.363	B FF 90 C FF 93 B FF 92 X FF 90 2-1 ② L5		F CU 79 B CU 80 B CH 88 X CU 79 2-1 ② F8		1 SAFE C SI 90 C FF 92 1 SAFE 1 SAFE F FF 92 F FF 92 P PO 88 D CU 81 2-2 1 SAFE 1 SAFE X FF 90 24 G5-3 1-2 1B			C SL 82 B FF 92 X FF 93 1-1 41 1B 2B	B FC 88 B FC 88 C FC 86 B FS 84 F FC 88 C FC 88 3-3 ② K	5	1	2	0	0	1	0
24 Miguel Cabrera, R (1, 3) OBP: 0.456, SLG: 0.583	C FF 92 B SI 91 S CU 82 H FF 92 2-2 41 1B 52 WP HBP		F CU 80 F CH 88 B CU 80 B FF 92 F FF 93 B CU 82 X FF 92 3-2 41 2B 1B		S SI 92 F SI 92 D CU 82 F SI 92 X CU 82 1-2 ② G5-3 1-2 2-H			I IN 58 I IN 56 I IN 56 I IN 53 4-0 52 F8 41 1B 9 1B IBB	S FC 89 B FC 87 X FC 87 1-1 ③ G6-3	3	2	1	1	1	0	1
41 Victor Martinez, S (1, 10) OBP: 0.337, SLG: 0.299	X FF 92 0-0 52 WP 1-3 1B		B FF 92 B CU 82 X FF 90 2-0 1-3 2B		C CU 81 S CU 81 F CU 82 D CU 81 S CU 80 1-3 ③ K			D SL 84 X FF 92 1-0 9 1B 52 F8 1-2 2-H 1B		4	0	3	1	0	1	1
52 Yoenis Cespedes, R (1, 7) OBP: 0.316, SLG: 0.505	B FF 92 F CU 82 F FF 92 D CU 82 B FF 93 B CU 81 4-2 1-2 3-H BB		F CU 82 D CU 82 B FF 89 F CU 81 F CU 82 F CU 82 F SI 92 D CU 82 F FF 93 3-2 X FF 82 ③ G5-3			C CH 88 X SL 87 0-1 ① G6-3		S SL 84 S SL 85 D SL 85 X SL 86 1-2 ① F8 1-2 2-3		3	0	0	0	1	0	4
28 J.D. Martinez, R (1, 9) OBP: 0.274, SLG: 0.440	C CU 81 D CU 83 T FF 88 F FF 93 D CU 83 F CU 81 S FF 93 2-3 ③ K			C CH 86 S CU 81 S FF 92 0-3 ① K		C SI 90 X SI 91 0-1 ② L9		I IN 54 I IN 55 I IN 54 I IN 52 4-0 9 1B IBB		3	0	0	0	1	2	2
9 Nick Castellanos, R (1, 5) OBP: 0.273, SLG: 0.347 17 Andrew Romine, S (8, PR) OBP: 0.588, SLG: 0.500 (8, 6)		C CH 85 B SI 91 F FF 91 F CH 85 S CU 81 1-3 ① K		B FF 89 F FF 92 B SI 89 C CU 80 F CH 87 X FF 92 2-2 ② F8		C SI 91 S CH 84 B SL 88 B CH 84 X SI 92 2-2 ③ G5-3		B FF 95 F FF 94 C FF 94 F SL 87 F SL 86 X SL 87 1-2 1-2 2-3 3-H 1B		4 0	0 0	1 0	1 0	0 0	1 0	0 0
13 Alex Avila, L (1, 2) OBP: 0.342, SLG: 0.317		C CU 79 S FF 93 B CU 83 F FF 92 C CU 80 1-3 ② K		F FF 92 X SI 91 0-1 ③ G4-3			B SL 81 B FF 92 F FF 93 B FF 94 X FF 93 3-1 ① G4-3	B FF 92 F FF 94 S FF 93 F SL 85 T FF 94 1-2 ② K		4	0	0	0	0	2	3
26 Hernán Pérez, R (1, 6) OBP: 0.111, SLG: 0.111 (8, 5)		S FF 92 S FF 92 F CU 81 S FF 91 0-3 ③ K			C CU 77 B CH 84 F CH 84 X FF 92 1-2 ① G5-3		B FF 94 C SL 84 X FF 94 1-1 ② L4	X FS 83 0-0 ③ P2		4	0	0	0	0	1	3
Inning Stats	R: 1 H: 1 E: 0 LOB: 2 K: 2 BB: 1 S: 15 P: 27	R: 0 H: 0 E: 0 LOB: 0 K: 3 BB: 0 S: 12 P: 14	R: 0 H: 2 E: 0 LOB: 2 K: 1 BB: 0 S: 17 P: 28	R: 0 H: 0 E: 0 LOB: 0 K: 1 BB: 0 S: 9 P: 11	R: 1 H: 1 E: 0 LOB: 1 K: 1 BB: 1 S: 19 P: 27	R: 0 H: 0 E: 0 LOB: 0 K: 0 BB: 0 S: 7 P: 9	R: 0 H: 0 E: 0 LOB: 0 K: 0 BB: 0 S: 6 P: 10	R: 2 H: 3 E: 0 LOB: 3 K: 1 BB: 2 S: 16 P: 29	R: 0 H: 0 E: 0 LOB: 0 K: 1 BB: 0 S: 7 P: 11	1B: 5 2B: 2 3B: 0 HR: 0	SF: 0 SAC: 0 DP: 0 HBP: 1			WP: 1 PB: 0 SB: 1 CS: 0	PA: 39		

PITCHER		IP	WLS	BF	H	R	ER	SO	BB	IBB	HBP	BLK	WP	HR	S	P	ERA	WHIP
62 Jose Quintana, L ERA: 5.03	(1, 1)	5.0	L	22	4	2	2	8	2	0	1	0	1	0	72	107	3.60	1.200
52 Jake Petricka, R ERA: 4.32	(6, 1)	1.0		3	0	0	0	0	0	0	0	0	0	0	7	9	0.00	0.000
43 Dan Jennings, L ERA: 3.38	(7, 1)	1.2		10	3	2	2	1	0	2	0	0	0	0	21	38	10.80	1.800
57 Zach Putnam, R ERA: 6.75	(8, 1)	1.1		4	0	0	0	1	0	0	0	0	0	0	8	12	0.00	0.000

PITCHER	IP	WLS	BF	H	R	ER	SO	BB	IBB	HBP	BLK	WP	HR	S	P	ERA	WHIP

TOP

Detroit Tigers @ Chicago White Sox

U.S. Cellular Field, Chicago, IL

Thu May 07 2015, 2:11 PM - 5:03 PM EDT

Att. 20,081 - Partly Cloudy - 83 F

livebaseballscorecards.com

AB	34
R	4
H	7
RBI	3
BB	4
SO	10
LOB	14

BOTTOM

Detroit Tigers @ Chicago White Sox

U.S. Cellular Field, Chicago, IL

Thu May 07 2015, 2:11 PM - 5:03 PM EDT

Att. 20,081 - Partly Cloudy - 83 F

Batter	1	2	3	4	5	6	7	8	9	AB	R	H	RBI	BB	SO	LOB
1 Adam Eaton, L (1, 8) OBP: 0.240, SLG: 0.256	B FF 87 C SI 87 F SI 86 X SI 88 1-2 ① G4-3		C SI 87 C FC 83 B CU 76 S SI 88 1-3 ③ K		C SI 87 B CU 75 X FC 81 1-1 ③ G4-3			B SI 86 B SI 86 T SI 86 X SI 86 2-1 ①② G4-6-3 1-2f		4	0	0	0	0	1	1
53 Melky Cabrera, S (1, 7) OBP: 0.336, SLG: 0.333	B SI 87 F FF 87 X FF 88 1-1 ② G4-3			B CH 80 F SI 86 X SI 88 1-1 E4 79 1B 26 1B		C SI 86 F FC 83 X SI 87 0-2 ① G4-3		C SI 87 B SI 88 X SI 86 1-1 1B		4	1	1	0	0	0	0
79 José Abreu, R (1, 3) OBP: 0.340, SLG: 0.505	B SI 87 B CH 80 B SI 88 B FF 86 4-0 BB			1 SAFE B SI 85 C SI 85 D FC 82 F CH 79 X SI 88 2-2 26 1B 10 FC5-2 1-3 1B		B FF 84 B FF 86 X SI 86 2-0 ② G6-3		B FF 92 C FF 92 F FC 93 S FF 92 1-3 ③ K		3	0	1	0	1	1	1
26 Avisaíl García, R (1, 9) OBP: 0.361, SLG: 0.396	B SI 88 X SI 86 1-0 ③ F9			F SI 88 X SI 88 0-1 10 FC5-2 25 BB 1-3 3-H 1B		F SI 87 B SI 88 S FC 83 S FC 84 1-3 ③ K			S FF 90 S FC 93 S CU 70 0-3 ① K	4	0	1	1	0	2	1
25 Adam LaRoche, L (1, 10) OBP: 0.330, SLG: 0.341		B SI 86 S FC 82 X FC 83 1-1 ① G3-1		S FC 81 1 SAFE B FC 82 C SI 87 B FC 81 B FC 80 F SI 88 1 SAFE B FC 82 4-2 10 FC5-2 1-2 BB			C FC 82 B CU 77 X FC 83 1-1 ① G5-3		B FF 94 C FF 92 C FC 93 F FC 94 S CU 74 1-3 ② K	3	0	0	0	1	1	0
10 Alexei Ramirez, R (1, 6) OBP: 0.240, SLG: 0.281		C SI 87 B CH 80 X SI 87 1-1 ② G3		X FF 88 0-0 ①② FC5-2 1-2 2-3 3-H			C SI 86 B SI 87 F FC 82 B SI 88 B SI 87 X SI 88 3-2 1B		S FF 92 F FF 91 F FC 92 S CU 71 0-3 ③ K	4	0	1	0	0	1	3
15 Gordon Beckham, R (1, 5) OBP: 0.364, SLG: 0.393		C SI 86 B FF 87 F CU 76 X SI 88 1-2 ③ G1-3		B FF 88 B CH 80 X SI 88 2-0 ③ G3			X SI 86 0-0 ② L8			3	0	0	0	0	0	3
21 Tyler Flowers, R (1, 2) OBP: 0.218, SLG: 0.283			C SI 86 B SI 86 X FF 87 1-1 ① F9		C FF 86 B FF 86 F FF 87 B SI 88 F FC 81 B FF 88 T SI 88 3-2 ① K		1 SAFE 1 SAFE 1 SAFE X SI 86 0-0 ③ F8			3	0	0	0	0	1	1
7 Micah Johnson, L (1, 4) OBP: 0.342, SLG: 0.313			C SI 87 C CU 76 X CU 76 0-2 ② G1-3		B CU 76 X FC 83 1-0 ② B2			C SI 85 C FC 82 F SI 86 F FC 79 F SI 87 X FC 82 0-2 1 G4-6-3 1B		3	0	1	0	0	0	0
Inning Stats	R: 0 H: 0 E: 0 LOB: 1 K: 0 BB: 1 S: 6 P: 13	R: 0 H: 0 E: 0 LOB: 0 K: 0 BB: 0 S: 7 P: 10	R: 0 H: 0 E: 0 LOB: 0 K: 1 BB: 0 S: 8 P: 10	R: 1 H: 2 E: 1 LOB: 2 K: 0 BB: 1 S: 12 P: 21	R: 0 H: 0 E: 0 LOB: 0 K: 1 BB: 0 S: 7 P: 12	R: 0 H: 0 E: 0 LOB: 0 K: 1 BB: 0 S: 7 P: 10	R: 0 H: 1 E: 0 LOB: 1 K: 0 BB: 0 S: 7 P: 11	R: 0 H: 2 E: 0 LOB: 1 K: 1 BB: 0 S: 13 P: 17	R: 0 H: 0 E: 0 LOB: 0 K: 3 BB: 0 S: 11 P: 12	1B: 5 SF: 0 2B: 0 SAC: 0 3B: 0 DP: 2 HR: 0 HBP: 0						

livebaseballscorecards.com

AB	31
R	1
H	5
RBI	1
BB	2
SO	7
LOB	10

WP: 0 PA: 33
PB: 0
SB: 0
CS: 0

PITCHER		IP	WLS	BF	H	R	ER	SO	BB	IBB	HBP	BLK	WP	HR	S	P	ERA	WHIP
53 Kyle Lobstein, L ERA: 3.0	(1, 1)	7.2	W	29	5	1	0	3	2	0	0	0	0	0	64	100	0.00	0.913
38 Joakim Soria, R ERA: 1.38	(8, 1)	1.1	S	4	0	0	0	4	0	0	0	0	0	0	14	16	0.00	0.000

PITCHER	IP	WLS	BF	H	R	ER	SO	BB	IBB	HBP	BLK	WP	HR	S	P	ERA	WHIP

Batter	1	2	3	4	5	6	7	8	9	AB	R	H	RBI	BB	SO	LOB
6 Billy Hamilton, S (1, 8) OBP: 0.261, SLG: 0.318	C FF 93 C SL 90 B FF 94 B CH 88 S CH 89 2-3 K	B FF 93 X FF 93 1-0 9 FC5 1-2 2-3 1B			C CU 76 M CH 83 X CH 83 0-2 ② G4-3		B CU 76 B CH 82 C SI 89 B SI 90 B SI 88 4-1 9 F8 9 S 32 G4-3 BB	X FC 88 0-0 SH1-3 1-2 2-3	B FF 92 B FF 91 B FF 90 C FF 92 X FF 91 3-1 ② SF8 2-3 3-H	3	1	1	1	1	1	0
9 Marlon Byrd, R (1, 7) OBP: 0.271, SLG: 0.460	B SL 89 C SL 89 B FF 94 B FF 94 S FF 93 B FF 95 4-2 21 1B BB	S SL 82 X SI 91 0-1 ③ FC5 1-2 2-3f			F SI 91 S CH 83 B SI 91 X CH 84 1-2 1B		1 SAFE 1 SAFE F SI 88 1 SAFE 1 SAFE P PO 82 X SI 87 1-1 ① F8 1-3	F FS 86 D FC 89 S FS 84 S FS 85 1-3 ②③ K 2-3 3-H	X CH 90 0-0 1-H 3-H HR	5	1	2	3	1	1	6
21 Todd Frazier, R (1, 5) OBP: 0.349, SLG: 0.583	1 SAFE C SL 88 C FF 92 1 SAFE X SL 88 0-2 1-2 1B	B CH 81 F SI 90 H CH 81 2-1 32 S 4 G2-3-2 HBP			1 SAFE X SI 89 0-0 ③ L8		B SI 91 B SI 90 B SI 90 F SI 90 B SI 89 4-1 4 E 32 G4-3 BB		32 K2-3 32 WP 4 1B 1B G4-3	4	1	2	0	1	0	1
32 Jay Bruce, L (1, 9) OBP: 0.284, SLG: 0.374	B SL 89 S CH 87 B CH 87 S CH 87 B FF 94 F CH 87 S FF 93 3-3 ② K	B SI 90 C SI 90 X SI 90 1-1 ① G5-3 1-2				B SL 81 B SI 90 X SI 89 2-0 4 FC5-4 1B	1 SAFE X FC 88 0-0 ② G4-3 1-2 3-H		1 SAFE C FF 93 S FF 94 1 SAFE B SL 86 F SL 85 S SI 94 1-3 ① K2-3 1-3	5	0	1	1	0	2	5
4 Brandon Phillips, R (1, 4) OBP: 0.333, SLG: 0.346	F SL 88 C FF 94 X CH 87 0-2 ③ F8	C FF 90 D FC 83 F SI 89 D CH 82 F CH 84 F SI 91 B FC 84 X SI 90 3-2 ②③ G2-3-2 2-Hf				F FF 89 X SI 89 0-1 ① FC5-4 29 1B 2 FC6-4 1-2f	X FS 84 0-0 E5 29 HBP 2-3		B FF 95 D FF 94 F FF 93 X FF 92 2-1 2 BB 29 BB 55 1B 3-H 1B	5	2	1	1	0	0	5
29 Brayan Peña, S (1, 2) OBP: 0.408, SLG: 0.369		F SL 88 B CH 85 C CH 86 F FF 93 B CH 88 B FF 93 X CH 87 3-2 2 FC6-4 1B		B SI 89 C SI 90 S CU 77 X CH 82 1-2 ① G4-3		1 SAFE 1 SAFE B SI 88 1 SAFE C SI 87 X SI 89 1-1 2 FC6-4 1-3 1B	H FC 87 1-0 HBP 1-2		B SI 93 C SI 93 1 SAFE B FF 93 B SI 92 1 SAFE C SI 92 B SI 92 4-2 55 1B 2 BB 17 BB 1-2 BB	3	1	2	0	1	0	0
2 Zack Cozart, R (1, 6) OBP: 0.346, SLG: 0.531		X FF 94 0-0 ① FC6-4 6 1B 17 WP 1-2f		C SI 90 B CH 84 X CH 83 1-1 55 S 55 L9-2 2B		L SI 90 F SI 90 X SI 90 0-2 ② FC6-4 55 2B 1-2f 3-H	F FC 88 B FC 88 F FS 84 F FS 85 S FS 84 1-3 ③ K		C SL 83 F FF 93 F SL 83 D SL 85 F FF 93 D SL 85 B FF 93 B FF 92 4-2 17 BB 55 1B 6 SF8 1-2 2-3 BB	4	2	1	1	1	1	5
55 Skip Schumaker, L (1, 10) OBP: 0.258, SLG: 0.300		F SI 92 1 SAFE F FF 93 B FF 92 S FF 93 1-3 ② K		B SI 90 D CU 80 S CH 82 X FF 91 2-1 ②③ L9-2 2-H		X SI 90 0-0 17 WP 2-H 2B		B FS 83 X FS 84 1-0 6 SH1-3 17 BB 9 K 1B	F FF 91 B FF 93 X FF 92 1-1 6 SF8 17 BB 9 HR 1-2 2-3 3-H 1B	5	1	3	2	0	1	2
17 Kristopher Negrón, R (1, 3) OBP: 0.273, SLG: 0.111		C FF 93 D SL 88 S CH 86 F FF 94 F FF 93 1 SAFE D CH 85 B CH 87 B CH 85 4-2 9 FC5 6 1B 1-2 BB			C SL 80 X CU 77 0-1 ① L7	C FC 84 F SI 90 B CU 79 D FC 84 S SI 90 2-3 ③ K2-3 2-3		B FC 86 1 SAFE B FC 86 B FC 87 B FC 88 4-0 9 K 6 SH1-3 1-2 BB	B FF 92 C FF 91 B FF 91 B FF 90 B FF 92 4-1 9 HR 1-2 2-3 3-H BB	2	1	0	1	3	1	1

Inning Stats	1	2	3	4	5	6	7	8	9
	R: 0 E: 0 K: 2 S: 15	H: 1 LOB: 2 BB: 1 P: 24	R: 0 E: 0 K: 1 S: 15	H: 2 LOB: 3 BB: 1 P: 24	R: 0 E: 0 K: 0 S: 8	H: 0 LOB: 0 BB: 0 P: 14	R: 0 E: 0 K: 0 S: 7	H: 1 LOB: 0 BB: 0 P: 11	R: 0 E: 0 K: 0 S: 9	H: 1 LOB: 1 BB: 0 P: 10	R: 2 E: 1 K: 1 S: 12	H: 3 LOB: 1 BB: 0 P: 17	R: 1 E: 1 K: 1 S: 11	H: 0 LOB: 3 BB: 2 P: 21	R: 0 E: 0 K: 1 S: 5	H: 1 LOB: 2 BB: 1 P: 11	R: 7 E: 0 K: 1 S: 22	H: 4 LOB: 0 BB: 3 P: 43

1B: 10	SF: 1	WP: 3	PA: 48
2B: 4	SAC: 1	PB: 0	
3B: 0	DP: 2	SB: 3	
HR: 1	HBP: 2	CS: 0	

PITCHER		IP	WLS	BF	H	R	ER	SO	BB	IBB	HBP	BLK	WP	HR	S	P	ERA	WHIP
48 Hector Noesí, R ERA: 6.06	(1, 1)	1.2		10	3	0	0	3	2	0	0	0	1	0	28	46	0.00	3.000
67 Scott Carroll, R ERA: 2.53	(2, 1)	4.2	L	20	5	3	2	1	2	0	1	0	1	0	43	67	3.86	1.500
57 Zach Putnam, R ERA: 5.73	(7, 1)	1.2		8	1	0	0	2	1	0	1	0	0	0	11	19	0.00	1.200
43 Dan Jennings, L ERA: 7.07	(9, 1)	0.2		8	3	6	6	1	3	0	0	0	1	0	19	39	81.00	9.000
52 Jake Petricka, R ERA: 5.19	(9, 1)	0.1		2	1	1	1	0	0	0	0	0	0	1	3	4	27.00	3.000

PITCHER	IP	WLS	BF	H	R	ER	SO	BB	IBB	HBP	BLK	WP	HR	S	P	ERA	WHIP

TOP

Cincinnati Reds @ Chicago White Sox

U.S. Cellular Field, Chicago, IL

Sat May 09 2015, 4:11 PM - 7:43 PM EDT

Cloudy - 59 F

livebaseballscorecards.com

AB	36
R	10
H	13
RBI	10
BB	8
SO	7
LOB	25

Batter	1	2	3	4	5	6	7	8	9	AB	R	H	RBI	BB	SO	LOB
1 Adam Eaton, L (1, 8) OBP: 0.240, SLG: 0.266	C SI 89 F FF 91 X FC 87 0-2 53 L8 2B		B FC 88 C CH 81 C FF 91 X SL 79 1-2 ① G3		S FF 92 C FF 90 F FF 92 F FF 93 X SL 85 0-2 ③ P5			C FC 88 S CH 85 X SI 93 0-2 ② G5-3		4	0	1	0	0	0	1
53 Melky Cabrera, S (1, 7) OBP: 0.324, SLG: 0.320	M FF 90 F FC 89 B SI 92 X CH 83 1-2 ① L8 2-3		X CH 84 0-0 ② G3-1			C FC 88 B FF 90 X CH 84 1-1 ① G3-1		C CH 82 B SL 81 F SI 93 F FC 86 B FF 94 B FF 94 S FC 88 3-3 ③ K		4	0	0	0	0	1	1
79 José Abreu, R (1, 3) OBP: 0.336, SLG: 0.525	C FF 94 F SI 94 B FC 88 F FF 94 F FC 85 F SI 94 B FC 89 F CH 86 F SI 94 2-2 ② X SI 84 P3		B SL 81 X SL 84 1-0 ③ P3			C SL 81 S FF 94 X FF 93 0-2 ② F8			B CH 80 S CH 81 B CH 81 F FF 92 X CH 84 2-2 HR	4	1	1	1	0	0	1
25 Adam LaRoche, L (1, 10) OBP: 0.337, SLG: 0.333	B SI 94 B FF 93 C FC 89 B FF 92 B CH 83 4-1 BB			B FF 91 C FF 92 C SL 85 X SI 92 1-2 ① F7		B CH 84 B CH 84 B SL 79 C SI 92 C FC 88 C SI 92 3-3 ③ K			B CH 82 S SI 92 C FC 87 B FF 94 B FF 93 B FC 89 4-2 26 2B 12 SF9 BB	2	1	0	0	2	1	0
26 Avisaíl García, R (1, 9) OBP: 0.356, SLG: 0.400	C FF 93 X SI 94 0-1 ③ P3			S CH 86 B CH 87 X SI 94 1-1 ② G6-3			C FF 92 F SI 90 B FC 87 B CH 84 S CH 83 2-3 ① K		X FF 93 0-0 12 SF9 1-3 10 G6-3 2B	4	1	1	0	0	1	2
12 Conor Gillaspie, L (1, 5) OBP: 0.286, SLG: 0.415		C FC 88 B FF 92 B CH 83 X FC 88 2-1 1B		X CH 86 0-0 ③ F7			B CH 84 X CH 83 1-0 ② G4-3		F FF 92 S FC 89 B SI 92 X SL 83 1-2 ① SF9 2-3 3-H	3	0	1	1	0	0	0
10 Alexei Ramirez, R (1, 6) OBP: 0.250, SLG: 0.323		C SL 85 X FF 91 0-1 ① L7			C SL 83 C CH 85 X FF 92 0-2 1B		X SL 84 0-0 HR		C FF 92 F FF 93 D SL 84 X CU 74 1-2 ② G6-3 3-H	4	1	2	2	0	0	1
21 Tyler Flowers, R (1, 2) 20 JB Shuck, L (9, PH) OBP: 0.207, SLG: 0.268 OBP: 0.273, SLG: 0.238		C FC 89 F SI 91 B FF 91 C SL 83 1-3 ② K			F SI 92 F SI 92 B FC 87 C FF 93 1-3 ① K		B SL 83 F CH 83 C FC 88 S CH 86 1-3 ③ K		C FF 92 F FF 93 F FF 94 X FF 93 0-2 ③ G6-3	3 1	0 0	0 0	0 0	0 0	3 0	2 0
7 Micah Johnson, L (1, 4) OBP: 0.329, SLG: 0.300		L SI 90 F FF 91 F CH 84 B FC 86 C FF 92 1-3 ③ K			F FF 93 B FC 88 1 SAFE X FF 92 1-1 ② L6			C CH 83 B FC 88 C FC 88 X CH 86 1-2 ① G1-3		3	0	0	0	0	1	2
Inning Stats	R: 0 E: 0 K: 0 S: 17 H: 1 LOB: 2 BB: 1 P: 24	R: 0 E: 0 K: 2 S: 11 H: 1 LOB: 1 BB: 0 P: 15	R: 0 E: 0 K: 0 S: 5 H: 0 LOB: 0 BB: 0 P: 7	R: 0 E: 0 K: 0 S: 6 H: 0 LOB: 0 BB: 0 P: 8	R: 0 E: 0 K: 1 S: 13 H: 1 LOB: 1 BB: 0 P: 15	R: 0 E: 0 K: 1 S: 8 H: 0 LOB: 0 BB: 0 P: 12	R: 1 E: 0 K: 2 S: 8 H: 1 LOB: 0 BB: 0 P: 12	R: 0 E: 0 K: 1 S: 10 H: 0 LOB: 0 BB: 0 P: 14	R: 3 E: 0 K: 0 S: 16 H: 2 LOB: 0 BB: 1 P: 24	1B: 2 2B: 2 3B: 0 HR: 2 SF: 1 SAC: 0 DP: 0 HBP: 0						

PITCHER		IP	WLS	BF	H	R	ER	SO	BB	IBB	HBP	BLK	WP	HR	S	P	ERA	WHIP
47 Johnny Cueto, R ERA: 2.98	(1, 1)	8.1	W	33	6	4	4	7	2	0	0	0	0	2	87	123	4.32	0.960
60 J.J. Hoover, R ERA: 3.65	(9, 1)	0.2		2	0	0	0	0	0	0	0	0	0	0	7	8	0.00	0.000

PITCHER	IP	WLS	BF	H	R	ER	SO	BB	IBB	HBP	BLK	WP	HR	S	P	ERA	WHIP

BOTTOM

Cincinnati Reds @ Chicago White Sox

U.S. Cellular Field, Chicago, IL

Sat May 09 2015, 4:11 PM - 7:43 PM EDT

Cloudy - 59 F

livebaseballscorecards.com

AB	32
R	4
H	6
RBI	4
BB	2
SO	7
LOB	10

WP: 0 PA: 35
PB: 0
SB: 0
CS: 0

Cincinnati Reds @ Chicago White Sox

U.S. Cellular Field, Chicago, IL

Sat May 09 2015, 8:22 PM - 11:13 PM EDT

Att. 27,980 - Cloudy - 47 F

TOP

livebaseballscorecards.com

Batter	1	2	3	4	5	6	7	8	9	AB	R	H	RBI	BB	SO	LOB
6 Billy Hamilton, S (1, 8) OBP: 0.268, SLG: 0.319	B SI 93 B FF 94 B FF 94 C FF 94 C FF 94 B FF 96 4-2 9 PB 9 S BB		B FF 92 C SI 94 B FF 92 1 SAFE F SI 94 1 SAFE X SL 88 2-2 9 BB 19 1B 1-2 1B		C SI 94 B SL 86 F FF 94 B FF 96 F FF 95 X FF 95 2-2 ② G6-3		X SI 90 0-0 ② ③ G6-3 1-2f			3	1	1	0	1	0	2
9 Marlon Byrd, R (1, 7) OBP: 0.288, SLG: 0.455 17 Kristopher Negrón, R (8, 7) OBP: 0.273, SLG: 0.111	C SI 96 1 SAFE C SL 86 B SL 85 B FF 94 F SL 88 F FF 95 B FF 96 B SL 89 4-2 21 P3-4 1-3 BB		D CH 87 C FF 94 B FF 94 B SL 88 S FF 96 B SL 88 4-2 19 1B 1-2 2-3 BB		C SL 88 B SI 94 F SL 88 B FF 97 F FF 97 S FF 98 2-3 ③ K			B SI 88 B SI 88 B SI 90 C SI 90 B SI 90 4-1 21 G6-4-3 19 1B BB		1 0	0 0	0 0	3 0	1 0	0 0
19 Joey Votto, L (1, 3) OBP: 0.424, SLG: 0.579	B SL 89 C FF 94 B SI 96 F SI 95 S SL 90 2-3 ① K		B FF 96 B SI 95 F SI 95 S SI 96 X SI 96 2-2 4 FC6-4 1-2 2-H 3-H 1B			C SL 85 B SL 87 B SI 92 X SI 94 2-1 ① 1B		S SI 89 B FF 90 F SL 82 B SI 90 F CU 77 B SL 83 F SI 89 F SI 90 F SI 91 3-2 X SI 89 21 G6-4-3 1-2 1B		4	0	3	2	0	1	2
21 Todd Frazier, R (1, 5) OBP: 0.338, SLG: 0.563	F SI 94 1 SAFE X SL 89 0-1 ② ③ P3-4 1-1f		C SL 86 C SI 94 S SL 88 0-3 ② K			F SI 94 F SI 95 F SL 91 F FF 98 S SL 89 0-3 ② K		X SI 90 0-0 ① ② G6-4-3 1-2f 2-3		4	0	0	0	0	2	6
4 Brandon Phillips, R (1, 4) OBP: 0.330, SLG: 0.336		F SI 91 X CH 84 0-1 ① F9	X SL 87 0-0 ③ FC6-4 1-2f			F SI 97 B FF 97 S FF 95 B FF 98 B SL 88 B SL 88 4-2 BB		C SI 90 S CH 86 B CU 77 D SI 89 S SL 83 2-3 ③ K		3	0	0	0	1	1	3
39 Devin Mesoraco, R (1, 10) OBP: 0.200, SLG: 0.067		C FF 92 B SL 88 C SL 86 B SL 87 X FF 95 2-2 ② G3		C SL 84 C SL 85 B SL 84 S FF 95 1-3 ① K		S FF 97 X FF 96 0-1 ③ F7			F FC 90 B FC 92 F FC 88 S KC 80 1-3 ① K	4	0	0	0	0	2	1
27 Brennan Boesch, L (1, 9) OBP: 0.222, SLG: 0.200		B FF 94 F SI 94 F SL 88 S SL 90 1-3 ③ K		F SL 83 F SI 93 S SL 89 0-3 ② K			C SI 92 S SL 88 X CH 87 0-2 ① G6-3		B FC 91 C FC 91 B FC 92 S FC 92 X FC 92 2-2 ② G3	4	0	0	0	0	2	0
16 Tucker Barnhart, L (1, 2) OBP: 0.318, SLG: 0.550			F SI 92 B FF 93 C FF 93 B FF 95 S SL 85 2-3 ① K	B SI 93 F SI 92 C FF 95 B SL 86 F FF 96 B FF 96 X SI 95 3-2 ③ G4-3			C SI 94 B CH 88 X SI 94 1-1 2 BB 1B		B FF 92 B FC 91 F FC 91 C FC 92 S KC 83 2-3 ③ K	4	0	1	0	0	2	0
2 Zack Cozart, R (1, 6) OBP: 0.355, SLG: 0.531			B SL 86 X SI 93 1-0 9 BB 6 1B 19 1B 1B		B SI 90 C SI 91 C FF 92 B FF 95 B SL 86 X SI 92 3-2 ① L8		D SI 92 B SI 91 B SI 92 B SI 92 4-0 6 G6-3 1-2 BB			2	1	1	0	1	0	0

AB	29
R	2
H	6
RBI	2
BB	6
SO	11
LOB	14

Inning Stats									
	R: 0 E: 0 K: 1 S: 11	H: 0 LOB: 1 BB: 2 P: 21	R: 0 E: 0 K: 1 S: 8	H: 0 LOB: 0 BB: 0 P: 11	R: 2 E: 0 K: 2 S: 16	H: 3 LOB: 2 BB: 1 P: 27	R: 0 E: 0 K: 2 S: 10	H: 0 LOB: 0 BB: 0 P: 14	R: 0 E: 0 K: 1 S: 11	H: 0 LOB: 0 BB: 0 P: 18
	R: 0 E: 0 K: 1 S: 11	H: 1 LOB: 1 BB: 1 P: 17	R: 0 E: 0 K: 0 S: 6	H: 1 LOB: 1 BB: 1 P: 11	R: 0 E: 0 K: 1 S: 12	H: 1 LOB: 1 BB: 1 P: 21	R: 0 E: 0 K: 2 S: 9	H: 0 LOB: 0 BB: 0 P: 14	1B: 6 2B: 1 3B: 0 HR: 0	SF: 0 SAC: 0 DP: 3 HBP: 0

PITCHER		IP	WLS	BF	H	R	ER	SO	BB	IBB	HBP	BLK	WP	HR	S	P	ERA	WHIP
55 Carlos Rodón, L ERA: 2.92	(1, 1)	6.0	W	24	4	2	2	8	4	0	0	0	0	0	67	108	3.00	1.333
52 Jake Petricka, R ERA: 5.0	(7, 1)	0.1	H	3	1	0	0	0	1	0	0	0	0	0	5	10	0.00	6.000
33 Zach Duke, L ERA: 1.35	(7, 1)	1.2	H	5	1	0	0	1	1	0	0	0	0	0	13	22	0.00	1.200
30 David Robertson, R ERA:	(9, 1)	1.0		3	0	0	0	2	0	0	0	0	0	0	9	14	0.00	0.000

PITCHER		IP	WLS	BF	H	R	ER	SO	BB	IBB	HBP	BLK	WP	HR	S	P	ERA	WHIP

WP: 0	PA: 35
PB: 1	
SB: 1	
CS: 0	

Batter	1	2	3	4	5	6	7	8	9	AB	R	H	RBI	BB	SO	LOB
1 Adam Eaton, L (1, 8) OBP: 0.248, SLG: 0.258	C SI 89 X SI 88 0-1 F7 ①		B CH 80 B SI 88 C SI 88 M SI 88 B CH 78 B SI 86 4-2 79 G4-3 53 1B BB	D SI 88 F SI 88 S CH 78 X CH 78 1-2 P2 ③		1 SAFE P PO 89 1-0 CS ③ 1-2	B SL 88 B SI 92 B SI 92 C SI 92 B SI 93 4-1 53 BLK 53 1B BB	B SI 88 C FS 84 B SL 81 B FS 83 C SI 87 F SI 88 X SI 88 3-2 L7 ②		3	1	0	0	2	0	2
53 Melky Cabrera, S (1, 7) OBP: 0.328, SLG: 0.324	C SI 89 F SI 88 B SI 89 X CH 81 1-2 G5-3 ②		1 SAFE X SI 87 0-0 79 G4-3 1-2 1B		C SI 88 X CH 78 0-1 P5 ①		B SL 89 C SI 93 C SL 89 1 SAFE X SL 90 1-2 79 1B 25 1B 1-H 1B	B SI 89 B SI 89 X SI 88 2-0 G6-3 ③		5	1	2	1	0	0	0
79 José Abreu, R (1, 10) OBP: 0.333, SLG: 0.514	C SI 90 S SL 84 B SL 85 X SL 84 1-2 P6 ③		C SI 88 B SL 83 B SL 84 F SI 88 F CH 78 F CH 78 B SL 83 F SL 83 X SI 90 3-2 G4-3 ② 1-2 2-3		X CH 78 0-0 G4-3 ②		B SI 93 F CU 84 B SI 92 X SL 89 2-1 25 1B 26 FC5-2 1-2 1B			4	0	1	0	0	0	2
25 Adam LaRoche, L (1, 3) OBP: 0.343, SLG: 0.341		X SI 89 0-0 26 FC6-4 1B	C CH 79 C SI 89 F CH 80 X CH 80 0-2 P6 ③		C SL 81 X CH 79 0-1 G3-1 ③		B SL 90 X SI 92 1-0 10 1B 26 FC5-2 15 SF9 1-3 2-H 1B			4	1	2	1	0	0	2
26 Avisaíl García, R (1, 9) OBP: 0.362, SLG: 0.434		B SI 89 S SI 89 S SL 84 X SL 84 1-2 FC6-4 ① 10 HR 1-2f		S SI 88 F SL 83 F SL 84 X SL 83 0-2 10 CS 1B		B SI 88 S SL 82 X SL 82 1-1 HR	X SI 92 0-0 FC5-2 ① 15 SF9 10 1B 1-2 3-H			4	2	2	1	0	0	3
10 Alexei Ramirez, R (1, 6) OBP: 0.269, SLG: 0.381		B SI 89 F SI 89 B SI 90 B SI 89 X SI 89 3-1 1-H HR	B SI 88 1 SAFE B SL 83 B SL 83 F SI 89 X SL 81 3-1 15 1B 1-2 2B ①			S CH 77 X CH 77 0-1 F7 ①	F SI 93 X SI 93 0-1 1-2 2-3 1B			4	2	3	2	0	0	0
15 Gordon Beckham, R (1, 5) OBP: 0.378, SLG: 0.516		C SL 86 B SL 83 X SL 83 1-1 G6-3 ②	C SI 87 X SI 88 0-1 58 1B 2-H 1B			B SI 88 B CH 78 C SI 89 S CH 78 F CH 78 B CH 78 X CH 77 3-2 HR	C SI 89 B SI 90 X SI 88 1-1 SF9 ② 2-3 3-H			3	1	2	3	0	0	0
58 Geovany Soto, R (1, 2) OBP: 0.189, SLG: 0.250		B SI 90 S SL 82 X SL 84 1-1 F9 ③		B SI 89 X SL 82 1-0 1-2 1B		B SI 88 B SI 87 B SI 88 C SI 85 X SI 87 3-1 G5-3 ② C SI 87 B SI 89 C SI 88 F SI 88 F SI 88 B SI 89 F SI 90 X SI 89 2-2 L9 ③			4	0	1	0	0	0	2
64 Emilio Bonifácio, S (1, 4) OBP: 0.182, SLG: 0.143			C SI 89 X CH 82 0-1 G4-3 ① B SI 88 X SI 87 1-0 L8 ②			B SL 81 S CH 78 B SI 88 B CH 78 F SI 86 F CH 79 X SI 88 3-2 1 CS 1B	C SL 80 B FS 83 C FS 83 C FS 84 1-3 K ①			4	0	1	0	0	1	2
Inning Stats	R: 0 E: 0 K: 0 S: 8 H: 0 LOB: 0 BB: 0 P: 10	R: 2 E: 0 K: 0 S: 10 H: 2 LOB: 0 BB: 0 P: 16	R: 0 E: 0 K: 0 S: 15 H: 1 LOB: 2 BB: 1 P: 22	R: 1 E: 0 K: 0 S: 13 H: 4 LOB: 2 BB: 0 P: 19	R: 0 E: 0 K: 0 S: 5 H: 0 LOB: 0 BB: 0 P: 5	R: 2 E: 0 K: 0 S: 15 H: 3 LOB: 0 BB: 0 P: 25	R: 3 E: 0 K: 0 S: 18 H: 4 LOB: 2 BB: 1 P: 29	R: 0 E: 0 K: 1 S: 8 H: 0 LOB: 0 BB: 0 P: 14		1B: 10 2B: 1 3B: 0 HR: 3 SF: 1 SAC: 0 DP: 0 HBP: 0			WP: 0 PB: 0 SB: 0 CS: 2 PA: 39	

PITCHER		IP	WLS	BF	H	R	ER	SO	BB	IBB	HBP	BLK	WP	HR	S	P	ERA	WHIP
31 Jason Marquis, R ERA: 5.66	(1, 1)	5.2	L	27	10	5	5	0	1	0	0	0	0	3	65	96	7.94	1.941
62 Pedro Villarreal, R ERA: 10.13	(6, 1)	0.2		6	4	3	3	0	1	0	0	1	0	0	11	19	40.50	7.500
25 Burke Badenhop, R ERA: 11.17	(7, 1)	1.2		5	0	0	0	1	0	0	0	0	0	0	16	25	0.00	0.000

PITCHER	IP	WLS	BF	H	R	ER	SO	BB	IBB	HBP	BLK	WP	HR	S	P	ERA	WHIP

BOTTOM

Cincinnati Reds @ Chicago White Sox

U.S. Cellular Field, Chicago, IL

Sat May 09 2015, 8:22 PM - 11:13 PM EDT

Att. 27,980 - Cloudy - 47 F

livebaseballscorecards.com

AB	35
R	8
H	14
RBI	8
BB	2
SO	1
LOB	13

Batter	1	2	3	4	5	6	7	8	9	AB	R	H	RBI	BB	SO	LOB
6 Billy Hamilton, S (1, 8) OBP: 0.258, SLG: 0.305	C FF 88 C FC 87 B CH 81 S FF 91 1-3 ① K		S CH 80 F FF 89 B FF 89 B CH 81 F CH 80 X SI 91 2-2 ① L8		1 SAFE 1 SAFE C CH 78 1 SAFE B FF 88 B FC 86 C CH 78 1 SAFE T FF 90 2-2 ① K		F FF 88 1 SAFE X FF 88 0-1 ③ F7		C FC 94 L FC 93 B FF 95 S KC 84 1-3 ① K	5	0	0	0	0	3	4
9 Marlon Byrd, R (1, 7) OBP: 0.293, SLG: 0.442	C CH 80 B SI 91 B CU 76 S CH 82 S FF 91 2-3 ② K		F FF 90 C CH 81 B CH 81 X FF 91 1-2 ② G6-3		B SI 89 S CH 80 1 SAFE B SI 89 B CH 79 D CH 79 4-1 ② 1-2 BB			C CH 86 B SI 90 T SL 82 B SI 89 B CU 77 B SI 91 4-2 19 G3-6-3 BB	C FC 93 C FC 91 C FC 90 0-3 ② K	3	0	0	0	2	2	2
19 Joey Votto, L (1, 3) OBP: 0.415, SLG: 0.559	F FF 91 B FC 88 B CH 82 C CH 82 B FF 92 F CH 84 B FF 91 4-2 BB		S FC 85 B SI 91 C CH 81 F FC 87 B FC 86 B FF 92 T CH 83 3-2 ③ K		B CH 79 C FC 85 F FF 90 D CU 76 X SI 89 2-2 ③ G4-3			C SI 91 B SI 89 B SI 84 F SI 91 B FF 90 F SL 84 1 SAFE X SI 90 3-2 ① ② G3-6-3 1-2f	X FC 93 0-0 ③ G4-3	4	0	0	0	1	1	4
21 Todd Frazier, R (1, 5) OBP: 0.336, SLG: 0.552	F FC 87 B SI 92 F CH 82 1 SAFE F FF 90 X CH 81 1-2 ③ F8			B SI 88 X CH 80 1-0 ① P6		B FF 88 F FC 84 T CU 75 F FF 90 B FF 89 X FF 90 2-2 ① P3		X CU 77 0-0 4 PB 1B		4	0	1	0	0	0	1
4 Brandon Phillips, R (1, 4) OBP: 0.345, SLG: 0.345		B CU 72 S CH 80 X FC 85 1-1 ① G5-3		C FF 87 B CU 73 C FF 89 X CH 81 1-2 32 WP 39 3B 1B		C CH 80 S FF 89 F FF 90 F FF 89 X CH 80 0-2 32 G4-6-3 1B		1 SAFE 1 SAFE B SI 89 F SL 84 1 SAFE B SI 88 I IN 75 I IN 74 4-1 1-2 IBB		3	1	2	0	1	0	0
32 Jay Bruce, L (1, 9) OBP: 0.283, SLG: 0.363		B FF 88 C FF 90 F CH 82 B FC 87 F FF 91 B CU 77 F CH 83 F CH 82 D CH 82 4-2 29 1B BB		B FC 83 X FF 88 1-0 ② P5 1-2		C FF 88 X FC 86 0-1 ② ③ G4-6-3 1-2f		X SI 88 0-0 ③ F8		3	0	0	0	1	0	4
39 Devin Mesoraco, R (1, 10) OBP: 0.231, SLG: 0.176 27 Brennan Boesch, L (9, PR) OBP: 0.222, SLG: 0.200 (9, 10)		F SI 90 1 SAFE B CH 81 X CH 80 1-1 ② F8		X CH 80 0-0 2-H 3B			C CU 71 B FF 88 C FF 89 F FF 88 F FC 85 X FF 90 1-2 ① F8		C FC 90 X FC 92 0-1 2 PB 29 1B 2 2B 1B	4 0	0 1	2 0	1 0	0 0	0 0	1 0
29 Brayan Peña, S (1, 2) OBP: 0.413, SLG: 0.377 17 Kristopher Negrón, R (9, PR) OBP: 0.273, SLG: 0.111 16 Tucker Barnhart, L (9, 2) OBP: 0.318, SLG: 0.550		B CH 80 B FC 86 C CH 82 X FC 85 2-1 1-2 1B		D FF 89 F FC 86 B FF 89 X CH 82 2-1 ③ F7			B CH 81 B CH 80 B FC 83 C FF 88 X FF 89 3-1 ② F9		X FC 92 0-0 2 PB 2 2B 1B	4 0 0	0 1 0	2 0 0	0 0 0	0 0 0	0 0 0	1 0 0
2 Zack Cozart, R (1, 6) OBP: 0.369, SLG: 0.549		F CH 80 X SI 90 0-1 ③ P4			X CH 79 0-0 9 CS 1B		B FF 88 F FF 89 F CH 80 X FC 86 1-2 1B		S FC 92 C FC 93 D FF 92 B FC 94 X FC 92 2-2 1-H 2-H 2B	4	0	3	2	0	0	2
Inning Stats	R: 0 E: 0 K: 2 S: 13 H: 0 LOB: 1 BB: 1 P: 21	R: 0 E: 0 K: 0 S: 13 H: 1 LOB: 2 BB: 1 P: 21	R: 0 E: 0 K: 1 S: 11 H: 0 LOB: 0 BB: 0 P: 17	R: 1 E: 0 K: 0 S: 8 H: 2 LOB: 1 BB: 0 P: 13	R: 0 E: 0 K: 1 S: 8 H: 1 LOB: 1 BB: 1 P: 16	R: 0 E: 0 K: 0 S: 11 H: 1 LOB: 0 BB: 0 P: 13	R: 0 E: 0 K: 0 S: 12 H: 1 LOB: 1 BB: 0 P: 17	R: 0 E: 0 K: 0 S: 9 H: 1 LOB: 2 BB: 2 P: 20	R: 2 E: 0 K: 2 S: 13 H: 3 LOB: 2 BB: 0 P: 16	1B: 8 2B: 1 3B: 1 HR: 0	SF: 0 SAC: 0 DP: 2 HBP: 0			WP: 1 PB: 2 SB: 0 CS: 1	PA: 39		

PITCHER	IP	WLS	BF	H	R	ER	SO	BB	IBB	HBP	BLK	WP	HR	S	P	ERA	WHIP
50 John Danks, L (1, 1) ERA: 5.12	7.0		28	6	1	1	4	3	0	0	0	1	0	76	118	1.29	1.286
33 Zach Duke, L (8, 1) ERA: 1.26	1.0	H	5	1	0	0	0	1	1	0	0	0	0	9	20	0.00	2.000
30 David Robertson, R (9, 1) ERA: 0.69	1.0	W	6	3	2	1	2	0	0	0	0	0	0	13	16	9.00	3.000

PITCHER	IP	WLS	BF	H	R	ER	SO	BB	IBB	HBP	BLK	WP	HR	S	P	ERA	WHIP

TOP

Cincinnati Reds @ Chicago White Sox

U.S. Cellular Field, Chicago, IL

Sun May 10 2015, 2:11 PM - 5:20 PM EDT

Att. 20,123 - Overcast - 54 F

livebaseballscorecards.com

AB	34
R	3
H	10
RBI	3
BB	5
SO	6
LOB	19

Batter	1	2	3	4	5	6	7	8	9	AB	R	H	RBI	BB	SO	LOB
64 Emilio Bonifácio, S (1, 4) OBP: 0.259, SLG: 0.200	B FF 92 B FF 93 B FF 93 C FF 93 B FF 93 4-1 53 FC6-4 BB	S FF 94 B FF 95 F FF 95 X CH 84 1-2 1-3 2-H 1B		B FF 92 X FF 92 1-0 79 G3-6-1 1-2 2-3 1B		C FF 92 B FF 92 F FF 92 S CU 75 1-3 ② K		B SI 97 B FF 98 X FF 98 2-0 ② G4-3 2-H		4	0	2	2	1	1	1
53 Melky Cabrera, S (1, 7) OBP: 0.314, SLG: 0.309	1 SAFE C FF 93 1 SAFE F FF 93 X FF 94 0-2 ① FC6-4 25 BB 1-2f	F FF 94 B FF 95 X SI 94 1-1 ③ L7		B FF 94 F FF 93 X FF 94 1-1 ① L5		B FF 92 B FF 92 C FF 93 X FF 91 2-1 ③ P6 1-2		B SL 89 X FF 98 1-0 ③ G3-1		5	0	0	0	0	0	8
79 José Abreu, R (1, 10) OBP: 0.336, SLG: 0.505	C FF 95 F FF 94 1 SAFE B FF 96 S SL 90 1-3 ② K	C SL 85 B SL 87 S SL 86 B SL 86 B FF 96 X CH 86 3-2 26 1B 1B	F FF 94 B FF 96 F FF 95 F FF 97 F SL 90 X FF 96 1-2 ②③ G3-6-1 1-2f			B SL 80 B SL 80 B FF 92 B FF 92 4-0 26 F8 25 BB 10 SF9 BB		B FF 99 F FF 99 B CH 87 S FF 100 F FF 101 S FF 102 2-3 ① K	4	1	1	0	1	2	4
25 Adam LaRoche, L (1, 3) OBP: 0.354, SLG: 0.351	B FF 94 F FF 94 C FF 95 B SI 96 B SI 96 B FF 96 4-2 1-2 BB	B FF 94 B FF 94 S FF 93 B FF 95 F FF 94 S CH 85 3-3 ① K	B CU 80 B CH 85 B FF 94 C FF 93 X FF 94 3-1 2B			B FF 93 1 SAFE B FF 92 B FF 93 B FF 91 4-0 10 SF9 26 F8 1-2 BB		S FF 100 X FF 101 0-1 ② G4-3	3	0	1	0	2	1	1
26 Avisaíl García, R (1, 9) OBP: 0.364, SLG: 0.433	B FF 96 F FF 94 X FF 95 1-1 ③ L3	X FF 94 0-0 1-2 1B		S FF 94 X FF 94 0-1 ① L8		B FF 93 C FF 92 X FF 92 1-1 ① F8 1-2 2-3		B CH 89 S CH 89 B CH 87 S FF 100 X FF 101 2-2 15 WP 10 1B 15 1B 1B	5	1	2	0	0	0	5
10 Alexei Ramirez, R (1, 6) OBP: 0.266, SLG: 0.376		X FF 94 0-0 ① F8	B FF 94 X SL 86 1-0 ② F7		B SI 97 B CU 78 D CH 86 X CU 78 3-0 ② G5-3		B FF 94 S FF 93 X FF 93 1-1 ② SF9 2-3 3-H		1 SAFE 1 SAFE X FF 99 0-0 15 1B 15 WP 1-2 1B	4	0	1	1	0	0	3
15 Gordon Beckham, R (1, 5) OBP: 0.357, SLG: 0.472		C FF 94 S SL 88 F FF 96 F SL 86 F FF 96 X SL 87 0-2 ② L8	C FF 94 B FF 94 B FF 93 X SL 87 2-1 ③ L4		X FF 96 0-0 ③ F9		B FF 94 F FF 92 F FF 92 F FF 93 X FF 92 1-2 ③ G4-3		B FF 102 C FF 100 B FF 101 S FF 100 3 SAFE X FF 100 2-2 1-3 2-H 1B	5	0	1	1	0	0	4
21 Tyler Flowers, R (1, 2) OBP: 0.258, SLG: 0.310 7 Micah Johnson, L (8, PR) OBP: 0.329, SLG: 0.300 58 Geovany Soto, R (9, 2) OBP: 0.189, SLG: 0.250		F FF 95 B CH 86 X CH 84 1-1 64 1B 2B		B CU 78 B SL 83 B FF 92 B FF 93 4-0 64 1B 20 1B BB		B CU 75 B CU 73 S FF 92 B FF 94 F FF 91 B FF 94 4-2 20 FC4-6 BB		C SL 85 B SL 86 F FF 98 B CH 92 B FF 99 F FF 96 X SL 86 3-2 64 WP 20 SH5-3 64 G4-3 1B		2	1	2	0	2	0	0
										0	1	0	0	0	0	0
										0	0	0	0	0	0	0
20 JB Shuck, L (1, 8) OBP: 0.320, SLG: 0.261		B FF 94 F FF 92 B FF 94 D FF 94 B FF 94 4-1 64 1B BB	C FF 93 X FF 92 0-1 64 1B 1-2 1B			X FF 92 0-0 ① FC4-6 53 S 1-2f		X FF 97 0-0 ① SH5-3 1-2		2	0	1	0	1	0	1
Inning Stats	R: 0 E: 0 K: 1 S: 11 H: 0 LOB: 2 BB: 2 P: 21	R: 1 E: 0 K: 0 S: 15 H: 2 LOB: 2 BB: 1 P: 22	R: 0 E: 0 K: 1 S: 10 H: 2 LOB: 2 BB: 0 P: 19	R: 0 E: 0 K: 0 S: 10 H: 2 LOB: 2 BB: 1 P: 17	R: 0 E: 0 K: 0 S: 6 H: 1 LOB: 1 BB: 0 P: 12	R: 0 E: 0 K: 1 S: 8 H: 0 LOB: 1 BB: 1 P: 15	R: 1 E: 0 K: 0 S: 8 H: 0 LOB: 1 BB: 2 P: 19	R: 1 E: 0 K: 0 S: 7 H: 1 LOB: 1 BB: 0 P: 13	R: 1 E: 0 K: 1 S: 13 H: 3 LOB: 2 BB: 0 P: 19	1B: 9 2B: 2 3B: 0 HR: 0 SF: 1 SAC: 1 DP: 1 HBP: 0						

PITCHER		IP	WLS	BF	H	R	ER	SO	BB	IBB	HBP	BLK	WP	HR	S	P	ERA	WHIP
50 Michael Lorenzen, R ERA: 2.81	(1, 1)	5.0		25	7	1	1	2	4	0	0	0	0	0	52	91	1.80	2.200
60 J.J. Hoover, R ERA: 3.46	(6, 1)	0.2		3	0	0	0	1	1	0	0	0	0	0	6	11	0.00	1.500
52 Tony Cingrani, L ERA: 2.45	(6, 1)	1.1		6	0	1	1	0	2	0	0	0	0	0	10	23	6.75	1.500
70 Jumbo Díaz, R ERA: 8.44	(8, 1)	1.0		4	1	1	1	0	0	0	0	0	1	0	7	13	9.00	1.000
54 Aroldis Chapman, L ERA: 0.68	(9, 1)	0.2	L	5	3	1	1	1	0	0	0	0	1	0	13	19	13.50	4.500

PITCHER	IP	WLS	BF	H	R	ER	SO	BB	IBB	HBP	BLK	WP	HR	S	P	ERA	WHIP

BOTTOM

Cincinnati Reds @ Chicago White Sox

U.S. Cellular Field, Chicago, IL

Sun May 10 2015, 2:11 PM - 5:20 PM EDT

Att. 20,123 - Overcast - 54 F

livebaseballscorecards.com

AB	34
R	4
H	11
RBI	4
BB	7
SO	4
LOB	27

Chicago White Sox @ Milwaukee Brewers

Miller Park, Milwaukee, WI

Mon May 11 2015, 6:21 PM - 9:30 PM CDT

Att. 29,886 - Roof Closed - 69 F

livebaseballscorecards.com

TOP

Batter	1	2	3	4	5	6	7	8	9	AB	R	H	RBI	BB	SO	LOB
1 Adam Eaton, L (1, 8) OBP: 0.273, SLG: 0.294	C SI 94 X SI 94 0-1 E6 53 G4-3			B SL 79 C SI 95 X SI 95 1-1 53 G6-3 1B	C SL 79 B SI 96 F SI 95 F SL 86 B SI 95 X FF 95 2-2 1-3 2B		B FF 94 C FF 93 C FF 94 X FF 92 1-2 79 WP 79 1B 3-H 1B	B SI 94 B SI 95 C SI 94 F SI 93 F SL 89 F FF 95 F SL 89 X SL 88 2-2 1-2 3-H 1B		5	1	4	2	0	0	0
53 Melky Cabrera, S (1, 7) OBP: 0.310, SLG: 0.298 33 Zach Duke, L (8, 1) 48 Hector Noesí, R (8, 1)	F SI 95 1 SAFE X SI 94 0-1 ①② G4-3 1-2f			D SI 95 C CH 83 F SI 96 X SI 95 1-2 ① ② G6-3 1-2f	B FF 95 F FF 96 B CH 85 C SL 82 D SI 97 B SL 82 4-2 79 FC5-4 BB		X FF 93 0-0 ② F7	D CU 79 B SI 92 C SI 92 X SI 92 2-1 ③ L8		4 0 0	0 0 0	0 0 0	0 0 0	1 0 0	0 0 0	6 0 0
79 José Abreu, R (1, 3) OBP: 0.347, SLG: 0.509	C SI 94 F CH 84 B SI 96 B FF 96 X SL 85 2-2 ③ G5-3			X FF 95 0-0 26 FC6-4 1B	B FF 97 S SL 84 B SI 94 S SI 94 X SL 86 2-2 ③ FC5-4 1-2f		C FF 94 B SI 95 B SI 94 F SI 96 X SI 96 2-2 1-H 2-H 1B		C FF 89 X FF 89 0-1 26 G6-4-3 1B	5	0	3	2	0	0	3
26 Avisaíl García, R (1, 9) OBP: 0.348, SLG: 0.413		C FF 95 B FS 83 S SI 96 X SI 95 1-2 ① G6-3		B SL 82 F SI 95 F SI 94 X SL 85 1-2 ③ FC6-4 1-2f		B FF 94 C SL 80 X CH 82 1-1 ① F9	C FF 96 F FF 96 C FF 95 0-3 ③ K		C SI 89 S CH 82 F CH 84 X CH 86 0-2 ①② G6-4-3 1-2f	5	0	0	0	0	1	3
12 Conor Gillaspie, L (1, 5) OBP: 0.293, SLG: 0.429		C SL 84 B SI 96 F SI 96 B SL 87 F SI 95 B FF 96 S SI 97 3-3 ② K			B SI 94 F SI 94 X SI 95 1-1 10 G5-3 58 HR 1B	X SL 80 0-0 ② G6-3		B SI 92 X SI 94 1-0 10 1B 25 1B 2B	B SI 90 C CH 81 X CH 82 1-1 ③ G5-3	5	2	2	0	0	1	0
10 Alexei Ramirez, R (1, 6) OBP: 0.265, SLG: 0.371		C FF 95 X SL 84 0-1 ③ G6-3			C SI 93 D CH 81 S SI 94 B FF 95 F FF 94 B SL 84 X SI 93 3-2 ① G5-3 1-2	B FF 93 B FF 94 F FF 95 C SL 82 B CH 84 S SL 82 3-3 ③ K		F FF 94 X FF 95 0-1 15 L9 25 1B 1 1B 2-3 1B		4	1	1	0	0	1	1
58 Geovany Soto, R (1, 2) OBP: 0.225, SLG: 0.359 25 Adam LaRoche, L (8, PH) OBP: 0.360, SLG: 0.358 21 Tyler Flowers, R (8, 2) OBP: 0.258, SLG: 0.310			C SI 93 C FF 95 X FF 95 0-2 ① G5-3		F FF 94 X SI 94 0-1 2-H HR		B SI 91 B FF 92 C FF 92 X SI 91 2-1 15 E 15 FC1 1 1B 1B	B SI 93 C SI 93 B SI 92 X SI 93 2-1 1 1B 1-2 3-H 1B		3 1 0	2 0 0	2 1 0	2 1 0	0 0 0	0 0 0	0 0 0
7 Micah Johnson, L (1, 4) OBP: 0.321, SLG: 0.292 64 Emilio Bonifácio, S (7, PH) OBP: 0.250, SLG: 0.192 57 Zach Putnam, R (7, 1) 20 JB Shuck, L (8, PH) OBP: 0.308, SLG: 0.250 (8, 7)		C SL 80 F SI 96 S SI 97 0-3 ② K		X SI 96 0-0 ② G3-1			B CU 77 F SI 90 D FF 93 S FF 93 S SL 82 2-3 ① K	L SI 94 L SI 93 S SL 89 0-3 ① K		2 1 0 1	0 0 0 0	0 0 0 0	0 0 0 0	1 1 0 1	0 1 0 2	0 1 0 2
29 Jeff Samardzija, R (1, 1) OBP: 0.500, SLG: 0.500 15 Gordon Beckham, R (7, PH) OBP: 0.341, SLG: 0.447 (7, 4)		B SI 94 B FF 93 C FF 91 S FF 94 C FF 95 2-3 ③ K			B FF 92 C FF 93 C FF 95 F SL 86 F SI 93 B SL 83 B SI 94 X FF 94 3-2 1 2B 1B		D CU 75 B CU 76 C SI 90 S SL 82 X SL 81 2-2 FC1 79 WP 1 1B 79 1B 1-3	C SL 88 X SL 87 0-1 ② L9 2-3		2 2	0 1	1 0	0 0	1 0	0 3	0 3

	AB	40
	R	7
	H	14
	RBI	7
	BB	1
	SO	7
	LOB	19

Inning Stats	1	2	3	4	5	6	7	8	9	1B: 11	SF: 0	WP: 1	PA: 41
	R: 0 E: 1 K: 0 S: 7	R: 0 E: 0 K: 1 S: 9	R: 0 E: 0 K: 2 S: 9	R: 0 E: 0 K: 0 S: 9	R: 2 E: 0 K: 0 S: 23	R: 0 E: 0 K: 1 S: 6	R: 3 E: 1 K: 2 S: 18	R: 2 E: 0 K: 1 S: 18	R: 0 E: 0 K: 0 S: 8	2B: 2 3B: 0 HR: 1	SAC: 0 DP: 3 HBP: 0	PB: 0 SB: 0 CS: 0	
	H: 0 LOB: 0 BB: 0 P: 9	H: 0 LOB: 0 BB: 0 P: 13	H: 0 LOB: 0 BB: 0 P: 11	H: 2 LOB: 1 BB: 0 P: 12	H: 4 LOB: 3 BB: 1 P: 38	H: 0 LOB: 0 BB: 0 P: 10	H: 3 LOB: 1 BB: 0 P: 27	H: 4 LOB: 2 BB: 0 P: 25	H: 1 LOB: 0 BB: 0 P: 9				

PITCHER		IP	WLS	BF	H	R	ER	SO	BB	IBB	HBP	BLK	WP	HR	S	P	ERA	WHIP
38 Wily Peralta, R ERA: 3.8	(1, 1)	6.0		24	6	2	2	4	1	0	0	0	0	1	63	93	3.00	1.167
13 Will Smith, L ERA: 2.45	(7, 1)	0.2		5	2	3	0	1	0	0	0	0	0	0	12	19	0.00	3.000
21 Jeremy Jeffress, R ERA: 3.18	(7, 1)	0.1	H	2	1	0	0	1	0	0	0	0	1	0	6	8	0.00	3.000
51 Jonathan Broxton, R ERA: 7.82	(8, 1)	1.0	W	7	4	2	2	1	0	0	0	0	0	0	18	25	18.00	4.000
57 Francisco Rodríguez, R ERA: 1.38	(9, 1)	1.0	S	3	1	0	0	0	0	0	0	0	0	0	8	9	0.00	1.000

PITCHER		IP	WLS	BF	H	R	ER	SO	BB	IBB	HBP	BLK	WP	HR	S	P	ERA	WHIP

BOTTOM

Chicago White Sox @ Milwaukee Brewers

Miller Park, Milwaukee, WI

Mon May 11 2015, 6:21 PM - 9:30 PM CDT

Att. 29,886 - Roof Closed - 69 F

livebaseballscorecards.com

Batter	1	2	3	4	5	6	7	8	9	AB	R	H	RBI	BB	SO	LOB
28 Gerardo Parra, L (1, 7) OBP: 0.302, SLG: 0.481	B FC 90 F FF 92 F CU 83 X FC 91 1-2 8 E 8 S 24 FC4-6 1B	S FC 92 X FF 92 0-1 8 1B 2-H 2B		F FF 94 F FF 95 B FS 83 F FS 83 F SI 94 S FS 84 1-3 ② K		F FC 89 F CU 81 C SI 94 0-3 ③ K		C FF 94 B SL 90 X CH 88 1-1 ③ L6		5	2	2	1	0	2	1
8 Ryan Braun, R (1, 9) OBP: 0.336, SLG: 0.440	1 SAFE B SI 92 F SI 95 X FF 95 1-1 E6 24 FC4-6 1-3	C SI 94 X SL 85 0-1 2-H 1B		B FF 92 B FF 92 B SL 86 C FF 92 C FF 94 B SL 87 4-2 BB			C FC 88 S FS 83 B FS 85 B FS 83 F FS 84 B FS 84 C FC 89 3-3 ① K			3	0	1	1	1	1	1
24 Adam Lind, L (1, 3) OBP: 0.395, SLG: 0.559	X FC 92 0-0 ① FC4-6 27 HR 1-2f 3-H	F FF 93 F FF 95 1 SAFE S FS 83 0-3 ③ K		B FF 95 B FS 84 S SI 94 F FF 94 F SL 84 F FS 85 C SI 95 2-3 ③ K			B SI 91 F FF 90 F FS 84 S FS 84 1-3 ② K			4	1	0	1	0	3	4
27 Carlos Gómez, R (1, 8) OBP: 0.262, SLG: 0.453	D SI 95 X SL 84 1-0 1-H HR		C FF 92 B FC 92 F FC 91 S FF 94 1-3 ① K		B FC 90 B SI 92 C FC 90 T FC 91 X SI 94 2-2 E9 3B		S FS 85 S FS 85 F FS 85 F FS 86 B FS 84 X FS 85 1-2 ③ F8			4	2	2	2	0	1	0
2 Scooter Gennett, L (1, 4) OBP: 0.246, SLG: 0.245 9 Jean Segura, R (8, PH) (9, 6) OBP: 0.308, SLG: 0.361	C FF 94 X FF 93 0-1 ② G4-3		F FC 92 X SL 85 0-1 ② P6		X SI 92 0-0 ① G3			B SI 88 X SL 81 1-0 ① G4-3		3 1	0 0	0 0	0 0	0 0	0 0	0 0
12 Martín Maldonado, R (1, 2) OBP: 0.250, SLG: 0.275	F FF 93 X SI 95 0-1 ③ B5-3		C SI 94 B SI 94 S SL 85 F SL 84 S SI 95 1-3 ③ K		T FF 92 X SI 93 0-1 ② G6-3			B SL 82 B SI 89 B SI 90 C SI 90 B SI 89 4-1 3 HR BB		3	1	0	0	1	1	0
3 Elian Herrera, S (1, 5) OBP: 0.288, SLG: 0.444		B FC 91 X FC 91 1-0 ① L6		S SL 83 F SL 82 X FC 91 0-2 5 2B 2B	C SI 93 X FF 91 0-1 ③ F9			B SI 91 1 SAFE X SI 90 1-0 1-H HR		4	2	2	2	0	0	0
5 Héctor Gómez, R (1, 6) OBP: 0.264, SLG: 0.412 (9, 4)		F FF 93 C SI 95 F CU 85 X FF 94 0-2 38 SH1-4 28 2B 1B		B SI 94 X FF 92 1-0 2-H 2B		B CU 79 B CU 80 C SI 92 X SI 93 2-1 ① L7		C CU 75 F CH 84 S CU 76 0-3 ② K		4	1	2	1	0	1	0
38 Wily Peralta, R (1, 1) 15 Jason Rogers, R (6, PH) OBP: 0.296, SLG: 0.481 13 Will Smith, R (7, 1) 21 Jeremy Jeffress, R (7, 1) 51 Jonathan Broxton, R (8, 1) 18 Khris Davis, R (8, PH) OBP: 0.350, SLG: 0.433 57 Francisco Rodríguez, R (9, 1)		1 SAFE L FF 92 1 SAFE X FF 93 0-1 ② SH1-4 1-2		X FF 92 0-0 ① B1-4		C SI 93 X FF 91 0-1 ② F9		B SI 87 X CU 76 1-0 HR		1 1 0 0 0 0 1 0	0 0 0 0 0 0 1 0	0 0 0 0 0 0 1 0	0 0 0 0 0 0 1 0	0 0 0 0 0 0 0 0	0 0 0 0 0 0 0 0	1 0 0 0 0 0 0 0
Inning Stats	R: 3 E: 1 K: 0 S: 11 H: 2 LOB: 0 BB: 0 P: 14	R: 2 E: 0 K: 1 S: 14 H: 3 LOB: 1 BB: 0 P: 15	R: 0 E: 0 K: 2 S: 9 H: 0 LOB: 0 BB: 0 P: 11	R: 1 E: 0 K: 2 S: 17 H: 2 LOB: 2 BB: 1 P: 25	R: 1 E: 1 K: 0 S: 8 H: 1 LOB: 0 BB: 0 P: 10	R: 0 E: 0 K: 1 S: 7 H: 0 LOB: 0 BB: 0 P: 9	R: 0 E: 0 K: 2 S: 12 H: 0 LOB: 0 BB: 0 P: 17	R: 3 E: 0 K: 1 S: 9 H: 2 LOB: 0 BB: 1 P: 17		1B: 3 2B: 3 3B: 1 HR: 3	SF: 0 SAC: 1 DP: 0 HBP: 0		WP: 0 PB: 0 SB: 1 CS: 0	PA: 37		

	AB	34
	R	10
	H	10
	RBI	9
	BB	2
	SO	9
	LOB	7

PITCHER		IP	WLS	BF	H	R	ER	SO	BB	IBB	HBP	BLK	WP	HR	S	P	ERA	WHIP
29 Jeff Samardzija, R ERA: 4.8	(1, 1)	6.0		28	8	7	5	6	1	0	0	0	0	1	66	84	7.50	1.500
57 Zach Putnam, R ERA: 5.25	(7, 1)	1.0		3	0	0	0	2	0	0	0	0	0	0	12	17	0.00	0.000
33 Zach Duke, L ERA: 3.0	(8, 1)	0.2	L	5	2	3	3	1	1	0	0	0	0	2	7	14	40.50	4.500
48 Hector Noesí, R ERA: 5.94	(8, 1)	0.1		1	0	0	0	0	0	0	0	0	0	0	2	3	0.00	0.000

PITCHER	IP	WLS	BF	H	R	ER	SO	BB	IBB	HBP	BLK	WP	HR	S	P	ERA	WHIP

Chicago White Sox @ Milwaukee Brewers

Miller Park, Milwaukee, WI

Tue May 12 2015, 7:11 PM - 9:59 PM CDT

Att. 26,935 - Roof Closed - 66 F

TOP

livebaseballscorecards.com

Batter	1	2	3	4	5	6	7	8	9	AB	R	H	RBI	BB	SO	LOB
1 Adam Eaton, L (1, 8) OBP: 0.270, SLG: 0.290	B FF 91 B FF 90 C FF 91 C FF 91 S FF 91 2-3 K			C FF 89 B CU 72 X CH 82 1-1 ① G4-3	F CH 85 S FF 89 F FF 91 B FF 90 2 SAFE T CU 74 1-2 ② K		C SL 81 B SL 82 C FF 93 X SL 82 1-2 ③ L7		1 SAFE B FF 88 1 SAFE B SL 83 X FF 90 2-0 79 1B 1-2 1B	5	0	1	0	0	2	3
53 Melky Cabrera, S (1, 7) OBP: 0.298, SLG: 0.286	C FF 91 B CH 86 X CH 86 1-1 ② G1-3			C FF 90 B FF 90 C FF 90 F FF 90 B CU 74 F FF 91 F FF 90 X CH 85 2-2 ② G6-3	C CU 73 F FF 91 F FF 90 X CU 73 0-2 ③ G4-3			C CU 73 X SI 90 0-1 ① G4-3	X SI 89 0-0 ② P5	5	0	0	0	0	0	3
79 José Abreu, R (1, 3) OBP: 0.349, SLG: 0.500	C FF 91 B FF 92 C FF 90 B FF 92 F FC 86 F FC 83 B FF 91 F FC 84 X FC 85 3-2 ③ F7			C FC 85 F FF 90 F FF 90 X CU 74 0-2 E5 26 1B		F FC 84 X FC 84 0-1 ① F8		B FF 93 B SL 81 F CU 79 S SL 82 B SL 82 B SL 81 4-2 12 WP 26 1B 10 SF8 BB	C SI 90 X SI 91 0-1 1-3 2-H 1B	4	1	1	1	1	0	0
26 Avisaíl García, R (1, 9) OBP: 0.350, SLG: 0.412		S FF 89 F FF 90 F FC 83 S FF 91 0-3 ① K		B FC 86 B FC 86 X CH 85 2-0 2-3 1B		X FC 85 0-0 ② F7		F FF 93 X SL 81 0-1 10 SF8 12 WP 1-2 1B	S SI 92 X SI 91 0-1 ③ G5-3	5	0	2	0	0	1	2
12 Conor Gillaspie, L (1, 5) OBP: 0.291, SLG: 0.411 15 Gordon Beckham, R (8, 5) OBP: 0.341, SLG: 0.447		C FF 90 B CU 71 B CH 84 B CH 84 X FF 91 3-1 ② L8		B CU 72 X CH 85 1-0 ③ P5		C FF 90 S CU 73 S CU 74 0-3 ③ K		B CU 77 B SI 91 B SI 92 I IN 82 4-0 1-2 2-3 IBB		3 0	0 0	0 0	0 0	1 0	1 0	2 0
10 Alexei Ramirez, R (1, 6) OBP: 0.265, SLG: 0.380		C FF 90 S CU 74 X CU 74 0-2 ③ F8			F FF 89 B FF 88 C FC 79 X FF 91 1-2 21 2B 2B		B CU 68 C FF 87 B FF 89 B SL 78 X FF 89 3-1 ① P2	B CU 74 B SI 92 X FF 94 2-0 ② SF8 2-3 3-H		3	1	1	1	0	0	0
21 Tyler Flowers, R (1, 2) OBP: 0.273, SLG: 0.339			B CU 71 B FF 90 X FF 91 2-0 ① L7		B FF 90 D FC 83 F FF 90 X CH 84 2-1 7 1B 2-H 2B		T FF 89 B CU 71 B FC 83 X FF 89 2-1 49 FC5-6 7 BB 1B	X SL 82 0-0 ③ G5-3		4	1	2	1	0	0	2
7 Micah Johnson, L (1, 4) OBP: 0.333, SLG: 0.297 30 David Robertson, R (9, 1)			B CU 72 B FF 91 B FF 91 C FF 89 F FF 88 F FF 90 C FF 90 3-3 ② K	F FF 88 D CU 74 B FF 90 X FF 88 2-1 49 S 2-H 1B			D CU 71 1 SAFE B FF 89 B FF 88 B FF 90 4-0 49 FC5-6 1-2 BB		C SL 85 F SL 89 0-2 CI 64 1B	2 0	0 0	1 0	1 0	1 0	1 0	0 0
49 Chris Sale, L (1, 1) 64 Emilio Bonifácio, S (9, PH) OBP: 0.276, SLG: 0.222 (9, 4)			C FF 89 C FF 91 S FF 90 0-3 ③ K	C FF 87 M CH 84 L FF 90 0-3 ① K 1-2			X FF 92 0-0 ② FC5-6 1-2 2-3f		X FF 89 0-0 ① 1 1B 79 1B 1-3 1B	3 1	0 1	0 1	0 0	0 0	2 0	3 0
Inning Stats	R: 0 E: 0 K: 1 S: 11 H: 0 LOB: 0 BB: 0 P: 17	R: 0 E: 0 K: 1 S: 9 H: 0 LOB: 0 BB: 0 P: 12	R: 0 E: 0 K: 2 S: 8 H: 0 LOB: 0 BB: 0 P: 13	R: 0 E: 1 K: 0 S: 14 H: 1 LOB: 2 BB: 0 P: 20	R: 2 E: 0 K: 2 S: 18 H: 3 LOB: 1 BB: 0 P: 24	R: 0 E: 0 K: 1 S: 6 H: 0 LOB: 0 BB: 0 P: 6	R: 0 E: 0 K: 0 S: 8 H: 1 LOB: 2 BB: 1 P: 18	R: 1 E: 0 K: 0 S: 8 H: 1 LOB: 2 BB: 2 P: 18	R: 1 E: 1 K: 0 S: 9 H: 3 LOB: 2 BB: 0 P: 11	1B: 7 2B: 2 3B: 0 HR: 0 SF: 1 SAC: 0 DP: 0 HBP: 0						WP: 1 PB: 0 SB: 1 CS: 0 PA: 40	

	AB	35
	R	4
	H	9
	RBI	4
	BB	3
	SO	7
	LOB	15

PITCHER		IP	WLS	BF	H	R	ER	SO	BB	IBB	HBP	BLK	WP	HR	S	P	ERA	WHIP
50 Mike Fiers, R ERA: 5.0	(1, 1)	6.1		26	5	2	2	7	1	0	0	0	0	0	70	105	2.84	0.947
13 Will Smith, L ERA: 2.31	(7, 1)	0.2		2	0	0	0	0	0	0	0	0	0	0	4	5	0.00	0.000
54 Michael Blazek, R ERA: 1.53	(8, 1)	1.0	L	6	1	1	1	0	1	1	0	0	1	0	8	18	9.00	2.000
48 Neal Cotts, L ERA: 5.54	(9, 1)	0.2		4	2	1	1	0	0	0	0	0	0	0	5	7	13.50	3.000
53 Brandon Kintzler, R ERA: 6.75	(9, 1)	0.1		2	1	0	0	0	0	0	0	0	0	0	4	4	0.00	3.000

PITCHER		IP	WLS	BF	H	R	ER	SO	BB	IBB	HBP	BLK	WP	HR	S	P	ERA	WHIP

Batter	1	2	3	4	5	6	7	8	9	AB	R	H	RBI	BB	SO	LOB
9 Jean Segura, R (1, 6) OBP: 0.306, SLG: 0.373	C SI 92 B SI 93 F CH 84 F SI 95 F SL 81 X SI 95 1-2 8 G3-1 3B		C CH 84 X CH 85 0-1 ② F7			B SI 91 F CH 83 C SI 94 F SI 94 F SL 79 F SI 95 T SI 95 1-2 ① K		F SI 96 S SI 96 1 SAFE S CH 84 0-3 ③ K		4	1	1	0	0	2	1
18 Khris Davis, R (1, 7) OBP: 0.339, SLG: 0.417	B SI 95 S SI 95 B SI 95 F CH 86 B CH 88 S SI 96 3-3 ① K		C SI 92 B SI 92 X CH 85 1-1 ③ F9			B CH 84 B CH 84 B CH 84 F SI 92 S SI 94 S SI 95 3-3 ② K			B FC 91 S FC 91 S FC 90 F FC 90 S KC 83 1-3 ① K	4	0	0	0	0	3	1
8 Ryan Braun, R (1, 9) OBP: 0.325, SLG: 0.425	S SL 79 B SI 95 X SI 95 1-1 ② G3-1 3-H			C SI 91 B SI 92 S SI 92 B SL 77 X CH 85 2-2 ① G1-3		B SI 93 F SI 93 F SI 95 F SI 95 S SL 81 1-3 ③ K2-3			F FC 90 S KC 82 F KC 81 S FC 91 0-3 ② K	4	0	0	1	0	2	0
27 Carlos Gómez, R (1, 8) OBP: 0.261, SLG: 0.441	X SI 92 0-0 E5 15 S			F SI 91 B SI 93 X SI 94 1-1 3 CS 1B			X SI 92 0-0 ① G6-3		B FC 90 F FC 90 S FC 91 X FC 90 1-2 ③ F8	4	0	1	0	0	0	0
15 Jason Rogers, R (1, 3) OBP: 0.267, SLG: 0.433	1 SAFE B SI 92 F CH 85 S CH 86 B SI 94 X CH 86 2-2 ③ P4 1-2			1 SAFE S SI 93 B SI 92 1 SAFE 1 SAFE C CH 82 1 SAFE S SI 94 1-3 ② K			B SI 89 B SI 91 C CH 81 X SI 93 2-1 ② F9			3	0	0	0	0	1	2
3 Elian Herrera, S (1, 5) OBP: 0.290, SLG: 0.491		F SI 92 X CH 83 0-1 ① F9		1 SAFE B CH 84 B CH 82 F SI 94 1 SAFE 2-1 ③ CS 1-2	C SL 74 C SL 77 B SI 91 B SI 93 X SL 78 2-2 HR		T SI 93 X SI 95 0-1 ③ P4			3	1	1	1	0	0	0
12 Martín Maldonado, R (1, 2) OBP: 0.241, SLG: 0.264		C SI 91 S SI 93 B CH 84 S SI 93 1-3 ② K			C CH 84 S CH 85 B CH 87 S CH 84 1-3 ① K			C CH 85 B SI 93 S SI 93 B SI 95 C SI 94 2-3 ① K		3	0	0	0	0	3	0
5 Héctor Gómez, R (1, 4) OBP: 0.250, SLG: 0.389		C CH 84 F SI 92 S SL 78 0-3 ③ K2-3			C SI 94 F CH 83 B SI 95 X CH 83 1-2 ② L7			X SI 94 0-0 ② F9		3	0	0	0	0	1	0
50 Mike Fiers, R (1, 1) 13 Will Smith, R (7, 1) 54 Michael Blazek, R (8, 1) 28 Gerardo Parra, L (8, PH) OBP: 0.310, SLG: 0.481 48 Neal Cotts, L (9, 1) 53 Brandon Kintzler, R (9, 1)			C SI 91 F SI 94 B SL 79 X CH 84 1-2 ① G1-3		T SI 92 F SI 96 S SI 94 0-3 ③ K			B SL 78 B SI 95 C SI 93 B CH 85 C CH 85 B SL 80 4-2 BB		2 0 0 0 0 0 0	0 0 0 0 0 0 0	0 0 0 0 1 0 0	0 0 0 0 0 0 0	1 0 0 0 0 0 0	0 0 0 0 0 0 0	0 0 0 0 0 0 0
Inning Stats	R: 1 E: 1 K: 1 S: 14 H: 1 LOB: 1 BB: 0 P: 21	R: 0 E: 0 K: 2 S: 8 H: 0 LOB: 0 BB: 0 P: 9	R: 0 E: 0 K: 0 S: 7 H: 0 LOB: 0 BB: 0 P: 9	R: 0 E: 0 K: 1 S: 9 H: 1 LOB: 0 BB: 0 P: 15	R: 1 E: 0 K: 2 S: 12 H: 1 LOB: 0 BB: 0 P: 16	R: 0 E: 0 K: 3 S: 13 H: 0 LOB: 0 BB: 0 P: 18	R: 0 E: 0 K: 0 S: 5 H: 0 LOB: 0 BB: 0 P: 7	R: 0 E: 0 K: 2 S: 9 H: 0 LOB: 1 BB: 1 P: 15	R: 0 E: 0 K: 2 S: 11 H: 0 LOB: 0 BB: 0 P: 13	1B: 1 2B: 0 3B: 1 HR: 1	SF: 0 SAC: 0 DP: 0 HBP: 0	WP: 0 PB: 0 SB: 1 CS: 1	PA: 32			

PITCHER	IP	WLS	BF	H	R	ER	SO	BB	IBB	HBP	BLK	WP	HR	S	P	ERA	WHIP
49 Chris Sale, L (1, 1) ERA: 5.09	8.0	W	28	3	2	2	11	1	0	0	0	0	1	77	110	2.25	0.500
30 David Robertson, R (9, 1) ERA: 0.64	1.0	S	3	0	0	0	2	0	0	0	0	0	0	11	13	0.00	0.000

PITCHER	IP	WLS	BF	H	R	ER	SO	BB	IBB	HBP	BLK	WP	HR	S	P	ERA	WHIP

BOTTOM

Chicago White Sox @ Milwaukee Brewers

Miller Park, Milwaukee, WI

Tue May 12 2015, 7:11 PM - 9:59 PM CDT

Att. 26,935 - Roof Closed - 66 F

livebaseballscorecards.com

AB	30
R	2
H	3
RBI	2
BB	1
SO	13
LOB	4

Chicago White Sox @ Milwaukee Brewers

Miller Park, Milwaukee, WI

Wed May 13 2015, 7:15 PM - 10:18 PM CDT

Att. 29,679 - Roof Closed - 68 F

livebaseballscorecards.com

TOP

Batter	1	2	3	4	5	6	7	8	9	AB	R	H	RBI	BB	SO	LOB
1 Adam Eaton, L (1, 8) OBP: 0.283, SLG: 0.291	C FF 93 B SI 94 F SI 95 F KC 83 B FF 95 F SI 95 F SI 95 F SI 95 F KC 83 4-2 B KC 81 F SI 94 B SI 94 64 G3-1 64 WP 53 SF7 BB		B KC 81 C SI 93 F SI 94 F SI 94 X KC 82 1-2 ① G3		F KC 80 F SI 93 B KC 79 S KC 81 1-3 ② K2-3		B SI 93 B SI 94 D SI 94 C SI 93 C SI 93 B SI 92 4-2 53 BB 64 1B BB		L SL 85 F SL 85 B SL 84 B SL 89 X FF 89 2-2 64 FC6-4 1B	3	1	1	0	2	1	1
64 Emilio Bonifácio, S (1, 4) OBP: 0.265, SLG: 0.219	B SI 93 D SI 93 X SI 92 2-0 ① G3-1 1-3		F SI 93 F KC 83 F SI 95 F SI 95 X SL 86 0-2 ② G5-3		C SI 93 X SI 93 0-1 ③ G4-3		X SI 94 0-0 53 BB 1-2 3-H 1B		1 SAFE F FF 88 B FF 88 1 SAFE F SL 84 D SL 82 X FF 89 2-2 ③ FC6-4 1-2f	5	0	1	1	0	0	3
53 Melky Cabrera, S (1, 7) OBP: 0.304, SLG: 0.289	X SI 92 0-0 ② SF7 3-H		C SI 95 X SI 94 0-1 26 FC4-6 1B			C KC 81 B KC 80 S FF 93 X KC 81 1-2 ① L8	B FF 90 D FF 91 B SI 90 C SI 89 B SI 91 4-1 1-2 2-3 BB			2	0	1	1	1	0	0
26 Avisaíl García, R (1, 9) OBP: 0.355, SLG: 0.441	X FF 94 0-0 HR		B SL 85 S SI 93 B SI 93 F SL 85 1 SAFE X SI 93 2-2 ③ FC4-6 1-2f			B SL 85 X SI 93 1-0 1B	B SI 92 F SI 92 F SI 92 S SI 92 1-3 ③ K			4	1	2	1	0	1	4
25 Adam LaRoche, L (1, 3) OBP: 0.364, SLG: 0.388	B KC 82 B KC 82 B SI 94 C SI 94 X SI 94 3-1 HR			C KC 80 S FF 94 B FF 94 S SL 85 1-3 ① K		C FF 92 F KC 81 B FF 93 X FF 93 1-2 ② F7		F SI 89 B SI 90 B CH 85 B CH 84 S SL 80 F SL 82 B SI 90 4-2 10 G6-4-3 BB		3	1	1	1	1	1	1
10 Alexei Ramirez, R (1, 6) OBP: 0.264, SLG: 0.375	S SL 88 B SL 86 X SI 94 1-1 ③ G4-3			F FF 94 X SI 94 0-1 15 G6-4-3 1B		1 SAFE S KC 82 X KC 81 0-1 ③ F7		B SI 91 S SL 83 X SI 91 1-1 ①② G6-4-3 1-2f		4	0	1	0	0	0	2
15 Gordon Beckham, R (1, 5) OBP: 0.333, SLG: 0.452		C KC 81 C FF 94 X FF 94 0-2 ① L3		1 SAFE C SL 86 1 SAFE F FF 93 F KC 81 X SI 93 0-2 ②③ G6-4-3 1-2f			C SL 84 F FF 93 X KC 80 0-2 62 G4-3 64 1B 2B	C SI 91 C SI 91 B FF 91 B SL 83 B SI 91 C SI 92 3-3 ③ K		4	1	1	0	0	1	1
21 Tyler Flowers, R (1, 2) OBP: 0.271, SLG: 0.333		B FF 94 F SL 86 C SL 88 F SI 94 B SL 87 B SL 86 X SI 94 3-2 ② P5			F FF 93 B SL 86 C SI 91 B KC 80 F SL 85 F SI 92 X SL 86 2-2 62 SH1-3 1B		C FF 91 S FF 93 B FF 92 S SI 92 1-3 ① K		B SL 83 X SL 83 1-0 ① F8	4	0	1	0	0	1	1
62 Jose Quintana, R (1, 1) 52 Jake Petricka, R (8, 1) 20 JB Shuck, L (9, PH) OBP: 0.296, SLG: 0.240 30 David Robertson, R (9, 1)		C FF 94 X FF 94 0-1 ③ G4-3			X FF 91 0-0 ① SH1-3 1-2		X SI 92 0-0 ② G4-3 2-3		B SL 85 F SL 88 F SL 88 X SL 85 1-2 ② G6-3	2 0 1 0	0 0 0 0	0 0 0 0	0 0 0 0	0 0 0 0	0 0 0 0	1 0 0 0

Inning Stats																								
	R: 3	H: 2	R: 0	H: 0	R: 0	H: 1	R: 0	H: 1	R: 0	H: 1	R: 0	H: 1	R: 1	H: 2	R: 0	H: 0	R: 0	H: 1	1B: 6	SF: 1	WP: 1	PA: 38
	E: 0	LOB: 0	E: 0	LOB: 0	E: 0	LOB: 1	E: 0	LOB: 0	E: 0	LOB: 1	E: 0	LOB: 0	E: 0	LOB: 3	E: 0	LOB: 0	E: 0	LOB: 1	2B: 1	SAC: 1	PB: 0	
	K: 0	BB: 1	K: 0	BB: 0	K: 0	BB: 0	K: 1	BB: 0	K: 0	BB: 0	K: 0	BB: 0	K: 2	BB: 2	K: 1	BB: 1	K: 0	BB: 0	3B: 0	DP: 2	SB: 0	
	S: 15	P: 25	S: 9	P: 12	S: 14	P: 17	S: 9	P: 10	S: 11	P: 14	S: 9	P: 12	S: 14	P: 24	S: 8	P: 16	S: 10	P: 16	HR: 2	HBP: 0	CS: 0	

PITCHER		IP	WLS	BF	H	R	ER	SO	BB	IBB	HBP	BLK	WP	HR	S	P	ERA	WHIP
52 Jimmy Nelson, R ERA: 4.22	(1, 1)	6.2	L	29	8	4	4	3	2	0	0	0	1	2	77	105	5.40	1.500
53 Brandon Kintzler, R ERA: 3.38	(7, 1)	1.1		5	0	0	0	2	2	0	0	0	0	0	12	25	0.00	1.500
48 Neal Cotts, L ERA: 5.14	(9, 1)	1.0		4	1	0	0	0	0	0	0	0	0	0	10	16	0.00	1.000

PITCHER		IP	WLS	BF	H	R	ER	SO	BB	IBB	HBP	BLK	WP	HR	S	P	ERA	WHIP

AB	32
R	4
H	9
RBI	4
BB	4
SO	5
LOB	14

BOTTOM

Chicago White Sox @ Milwaukee Brewers

Miller Park, Milwaukee, WI

Wed May 13 2015, 7:15 PM - 10:18 PM CDT

Att. 29,679 - Roof Closed - 68 F

livebaseballscorecards.com

Batter	1	2	3	4	5	6	7	8	9	AB	R	H	RBI	BB	SO	LOB
3 Elian Herrera, S (1, 5) (9, 4) OBP: 0.288, SLG: 0.475	C FF 88 C FF 91 F FF 91 B CU 80 C FF 92 1-3 ① K		F CH 86 B FF 90 X FF 92 1-1 ③ G5-3			F FF 91 B FF 89 C CU 80 F CU 80 B CH 84 X FF 92 2-2 ③ F9		B SI 92 F SI 92 X SI 93 1-1 18 G6-4-3 1-2 1B		4	0	1	0	0	1	1
18 Khris Davis, R (1, 7) OBP: 0.344, SLG: 0.414 48 Neal Cotts, L (9, 1)	C FF 91 B CH 86 C FF 92 F FF 92 B CU 80 X FF 93 2-2 ② G6-3			C CH 84 F CU 80 B FF 90 B CU 80 F CU 81 B FF 90 F FF 91 F CU 79 F FF 91 4-2 B FF 92 8 G4-6-3 BB			C FF 90 F FF 90 B FF 90 X CU 79 1-2 27 G4-3 8 1B 1B	C SI 94 X SI 94 0-1 ②③ G6-4-3 1-2f		3 0	0 0	1 0	0 0	1 0	0 0	2 0
8 Ryan Braun, R (1, 9) OBP: 0.323, SLG: 0.419	B FF 92 X CH 87 1-0 ③ G2-3			B FF 91 F FF 89 B FF 91 1 SAFE 1 SAFE X CU 81 2-1 ①② G4-6-3 1-2f			F FF 91 C FF 91 B CH 85 D CU 82 F CU 80 D SI 92 X CU 80 3-2 27 G4-3 1-2 1B		M KC 80 S KC 81 B KC 83 C FC 92 1-3 ① K		4	0	1	0	0	1	1
27 Carlos Gómez, R (1, 8) OBP: 0.260, SLG: 0.472		C FF 92 T FF 92 F CU 81 B CH 85 F FF 92 B FF 94 F CU 80 F FF 92 B FF 90 3-3 S CU 80 ① K		B FF 91 C FF 91 F SI 91 B FF 91 B FF 92 F FF 91 X FF 92 3-2 ③ F9			X FF 91 0-0 ① G4-3 1-2 2-3		F FC 90 B CH 84 B FC 92 S KC 82 B SI 90 X FC 92 3-2 HR	4	1	1	1	0	1	2
24 Adam Lind, L (1, 3) OBP: 0.391, SLG: 0.544		C FF 91 T FF 93 F CU 80 S CU 79 0-3 ② K			F CU 77 X CU 80 0-1 ① F8		B FF 90 C FF 91 S FF 91 B FF 91 S CU 82 2-3 ② K		B FC 92 B FC 92 F FC 91 F FC 92 B FC 93 B FC 91 4-2 BB	3	0	0	0	1	2	2
12 Martín Maldonado, R (1, 2) OBP: 0.229, SLG: 0.250		C CU 79 F FF 93 C SI 92 0-3 ③ K			B CH 82 S CH 83 C CU 79 B CH 85 C FF 92 2-3 ② K		C FF 92 B FF 91 S CU 80 D CU 82 F FF 92 T FF 92 2-2 ③ K		B FC 91 B FC 91 B FC 92 C FC 91 X FC 91 3-1 ② L5	4	0	0	0	0	3	3
5 Héctor Gómez, R (1, 6) OBP: 0.267, SLG: 0.448			C CU 78 X FF 91 0-1 2B		X CU 78 0-0 ③ P3			L CU 78 S CH 84 X CH 84 0-2 28 1B 3B	B KC 84 S FC 92 F KC 81 F FC 92 F KC 83 S KC 82 1-3 ③ K	4	1	2	0	0	1	1
2 Scooter Gennett, L (1, 4) OBP: 0.237, SLG: 0.236 15 Jason Rogers, R (8, PH) OBP: 0.258, SLG: 0.419 (9, 5)			M FF 91 D CU 81 C FF 92 D CU 83 S FF 93 2-3 ① K			F CU 78 F FF 91 S FF 89 0-3 ① K		C SI 92 B SI 93 B SI 93 F SI 93 X SI 94 2-2 ① G2-3		2 1	0 0	0 0	0 0	0 0	2 0	1 1
52 Jimmy Nelson, R (1, 1) OBP: 0.083, SLG: 0.167 53 Brandon Kintzler, R (7, 1) 28 Gerardo Parra, L (8, PH) OBP: 0.318, SLG: 0.488 (9, 7)			F FF 92 C FF 92 S FF 92 0-3 ② K			C FF 91 F FF 91 B CU 77 F FF 90 X FF 91 1-2 ② G5-3		X SI 91 0-0 3 1B 3-H 1B		2 0 1	0 0 0	0 0 1	0 0 1	0 0 0	1 0 0	1 0 0
Inning Stats	R: 0 E: 0 K: 1 S: 9 H: 0 LOB: 0 BB: 0 P: 13	R: 0 E: 0 K: 3 S: 14 H: 0 LOB: 0 BB: 0 P: 17	R: 0 E: 0 K: 2 S: 10 H: 1 LOB: 1 BB: 0 P: 13	R: 0 E: 0 K: 0 S: 12 H: 0 LOB: 0 BB: 1 P: 21	R: 0 E: 0 K: 1 S: 6 H: 0 LOB: 0 BB: 0 P: 8	R: 0 E: 0 K: 1 S: 11 H: 0 LOB: 0 BB: 0 P: 14	R: 0 E: 0 K: 2 S: 15 H: 2 LOB: 2 BB: 0 P: 23	R: 0 E: 0 K: 0 S: 11 H: 3 LOB: 1 BB: 0 P: 14	R: 1 E: 0 K: 2 S: 15 H: 1 LOB: 1 BB: 1 P: 27	1B: 4 2B: 1 3B: 1 HR: 1	SF: 0 SAC: 0 DP: 2 HBP: 0						

AB	32
R	2
H	7
RBI	2
BB	2
SO	12
LOB	15

PITCHER		IP	WLS	BF	H	R	ER	SO	BB	IBB	HBP	BLK	WP	HR	S	P	ERA	WHIP	PITCHER	IP	WLS	BF	H	R	ER	SO	BB	IBB	HBP	BLK	WP	HR	S	P	ERA	WHIP
62 Jose Quintana, L ERA: 4.39	(1, 1)	7.0	W	25	4	1	1	10	1	0	0	0	0	0	80	112	1.29	0.714																	
52 Jake Petricka, R ERA: 4.5	(8, 1)	1.0		4	2	0	0	0	0	0	0	0	0	0	8	11	0.00	2.000																	
30 David Robertson, R ERA: 1.2	(9, 1)	1.0	S	5	1	1	1	2	1	0	0	0	0	1	15	27	9.00	2.000																	

Batter	1	2	3	4	5	6	7	8	9	AB	R	H	RBI	BB	SO	LOB
1 Adam Eaton, L (1, 8) OBP: 0.288, SLG: 0.304	B SI 90 F FF 92 B CU 73 C FF 92 X CU 75 2-2 79 1B 25 BB 2B	C CH 84 B CU 74 C SI 91 B SI 91 F FF 90 X CH 84 2-2 ② G6-3			B SI 90 C CH 83 B FF 90 B SI 92 C SI 91 T SI 92 3-2 ① K		B FF 93 S FF 94 F FF 94 X FF 95 1-2 ② FC6-4 53 1B 25 2B 1-2f 2-3		B FS 85 F FF 90 X FS 86 1-1 53 CS 1B	5	2	2	0	0	1	2
53 Melky Cabrera, S (1, 7) OBP: 0.307, SLG: 0.288	B FF 92 D CH 85 D SI 92 B FF 92 4-0 25 BB 79 1B 26 FC5-2 BB	B CU 74 F CU 74 F SI 91 F CH 85 B CH 85 B CU 73 X FF 92 3-2 ③ L7			C CU 73 F FF 92 X CU 74 0-2 ② G4-3		F FF 93 B FF 93 X FC 90 1-1 79 HBP 25 2B 1-3 3-H 1B		1 SAFE 1 SAFE B FF 92 F FF 91 F FF 91 X SL 83 1-2 ①② L7 1-2	4	1	1	1	1	0	1
79 José Abreu, R (1, 3) OBP: 0.358, SLG: 0.496	X SI 94 0-0 26 FC5-2 25 BB 12 1B 1-2 2-3 1B		B FF 91 B SI 91 H SI 89 3-0 25 G4-6-3 HBP		B CU 74 X SI 93 1-0 ③ G6-3		D CU 78 F FF 92 S CU 81 1 SAFE D CU 82 F FF 91 D CU 81 F CU 78 H FF 95 4-2 25 2B 26 2B 1-2 HBP		B FF 91 X SL 84 1-0 ③ L7	3	2	1	0	0	0	0
25 Adam LaRoche, L (1, 10) OBP: 0.369, SLG: 0.396	C CU 75 F CH 84 B CU 75 B CU 74 B SI 93 B SI 94 4-2 12 1B 26 FC5-2 10 FC1-2 1-2 2-3 3-H BB	C CH 83 B SI 91 C CH 84 X CU 73 1-2 ①② G4-6-3 1-2f				C CH 81 C SI 90 B CU 72 X CU 73 1-2 ① L8	B SI 91 B SI 90 X SI 90 2-0 26 2B 1-3 2-H 3-H 2B			3	1	1	3	1	0	1
26 Avisaíl García, R (1, 9) OBP: 0.352, SLG: 0.443	X SI 92 0-0 ① FC5-2 10 FC1-2 12 1B 1-2 2-3 3-Hf	B CU 73 F SI 92 S CU 74 S SL 82 1-3 ③ K				B CU 73 B SI 92 F SI 90 F CU 74 B SI 93 S SL 81 3-3 ② K	C CU 72 X CU 71 0-1 2-H 3-H 2B			4	0	1	2	0	2	3
12 Conor Gillaspie, L (1, 5) OBP: 0.289, SLG: 0.403 15 Gordon Beckham, R (7, 5) OBP: 0.333, SLG: 0.452	B SI 92 B CH 86 X FF 92 2-0 10 FC1-2 1-2 2-3 3-H 1B			C SI 92 C SI 88 S CU 73 0-3 ① K		C FF 91 C CU 73 B CU 73 B SI 94 B FF 91 X CH 84 3-2 ③ G3-1	C FF 92 F CU 73 S CU 73 0-3 ③ K			4 0	0 0	1 0	1 0	0 0	2 0	1 0
10 Alexei Ramirez, R (1, 6) OBP: 0.264, SLG: 0.371	F SI 93 B CU 74 S CU 73 F CU 74 F SL 81 X FF 92 1-2 ② FC1-2 58 FC6 1-2 2-3 3-Hf			F CU 72 B SL 82 X SI 90 1-1 1B			B CU 72 X SI 91 1-0 ① L8	B FF 90 C FC 85 C FF 90 B FC 86 S CU 72 2-3 ① K		4	0	1	0	0	1	3
58 Geovany Soto, R (1, 2) OBP: 0.205, SLG: 0.326	B CU 75 X SI 92 1-0 ③ FC6 1-2f			D SI 91 1 SAFE B SI 92 X FF 90 2-0 ② F9			C SI 91 B CU 75 X SI 91 1-1 E5 1 FC6-4 5 1B 53 1B	B CU 72 C FF 90 F FF 90 S FC 85 1-3 ② K		4	1	0	0	0	1	4
5 Yolmer Sánchez, S (1, 4) OBP: 0.429, SLG: 0.429		B FF 90 C SI 91 S SI 91 C CU 72 1-3 ① K		X SI 92 0-0 ③ G4-3			C SI 93 D CH 85 F CH 83 B CU 73 X FF 90 2-2 1 FC6-4 1-2 1B	C CU 71 F FF 91 S CU 72 0-3 ③ K2-3		4	0	1	0	0	2	1
Inning Stats	R: 2 E: 0 K: 0 S: 14 H: 3 LOB: 3 BB: 2 P: 28	R: 0 E: 0 K: 1 S: 11 H: 0 LOB: 0 BB: 0 P: 17	R: 0 E: 0 K: 1 S: 6 H: 0 LOB: 0 BB: 0 P: 11	R: 0 E: 0 K: 1 S: 7 H: 1 LOB: 1 BB: 0 P: 10	R: 0 E: 0 K: 1 S: 7 H: 0 LOB: 0 BB: 0 P: 11	R: 0 E: 0 K: 1 S: 9 H: 0 LOB: 0 BB: 0 P: 16	R: 5 E: 1 K: 1 S: 21 H: 4 LOB: 1 BB: 0 P: 33	R: 0 E: 0 K: 3 S: 9 H: 0 LOB: 0 BB: 0 P: 12	R: 0 E: 0 K: 0 S: 6 H: 1 LOB: 0 BB: 0 P: 9	1B: 6 2B: 3 3B: 0 HR: 0 SF: 0 SAC: 0 DP: 1 HBP: 2						

PITCHER		IP	WLS	BF	H	R	ER	SO	BB	IBB	HBP	BLK	WP	HR	S	P	ERA	WHIP
32 Jesse Hahn, R ERA: 4.42	(1, 1)	6.1		27	5	4	4	5	2	0	1	0	0	0	60	103	5.68	1.105
33 Fernando Rodriguez Jr., R ERA: 3.38	(7, 1)	0.1	H	3	1	0	0	0	0	0	1	0	0	0	9	15	0.00	3.000
56 Fernando Abad, L ERA: 6.3	(7, 1)	0.0	L	1	1	1	0	0	0	0	0	0	0	0	1	3	∞	∞
58 Evan Scribner, R ERA: 2.61	(7, 1)	1.1	B	5	1	2	1	4	0	0	0	0	0	0	14	17	6.75	0.750
49 Edward Mujica, R ERA: 4.02	(9, 1)	1.0		3	1	0	0	0	0	0	0	0	0	0	6	9	0.00	1.000

PITCHER	IP	WLS	BF	H	R	ER	SO	BB	IBB	HBP	BLK	WP	HR	S	P	ERA	WHIP

TOP

Chicago White Sox @ Oakland Athletics

O.co Coliseum, Oakland, CA

Fri May 15 2015, 10:09 PM - 1:43 AM EDT

Att. 21,464 - Cloudy - 55 F

livebaseballscorecards.com

AB	35
R	7
H	9
RBI	7
BB	2
SO	9
LOB	16

BOTTOM

Batter	1	2	3	4	5	6	7	8	9	AB	R	H	RBI	BB	SO	LOB
4 Coco Crisp, S (1, 7) OBP: 0.162, SLG: 0.091	C SI 92 X SI 92 0-1 L8	B SL 89 S SL 86 F SL 88 B SI 96 1 SAFE S SL 89 2-3 K		B SI 93 B SL 84 B SI 92 C SI 94 C SI 94 F SI 95 B SI 95 4-2 22 3B 1-2 2-3 BB	B FF 90 C CH 84 B CH 82 B SI 90 X SI 89 3-1 FC5-2 10 FC6-4 1-2 2-3 3-Hf		C SI 91 C SL 83 F SL 84 X SL 84 0-2 L9		X SI 88 0-0 1-H 2B	5	1	1	0	1	1	6
10 Marcus Semien, R (1, 6) OBP: 0.348, SLG: 0.510	C SI 91 C SI 92 B SL 87 S SL 86 1-3 K		B SI 91 C SI 92 B CH 85 X SI 93 2-1 22 WP 1B	C SL 87 B SL 85 F SI 95 B SL 88 S SL 88 2-3 K	B CH 83 S CH 81 X SI 90 1-1 FC6-4 1-2f			B FF 90 F FF 90 F FF 91 B SL 83 F SL 83 X SI 90 2-2 G6-3		5	0	1	0	0	2	6
22 Josh Reddick, L (1, 9) OBP: 0.417, SLG: 0.589	B FF 93 B SI 93 B SI 93 C SI 94 B SI 93 4-1 16 E BB		1 SAFE B FF 92 C SI 94 1 SAFE S SL 85 F SL 89 D SL 87 F SL 87 B SI 95 3-3 S SL 87 K 1-2	C SL 89 B SI 95 X SL 88 1-1 1-H 2-H 3-H 3B		C SI 89 X CH 80 0-1 16 1B 2B		B SL 84 X SI 92 1-0 G3		4	1	2	3	1	1	1
16 Billy Butler, R (1, 10) OBP: 0.310, SLG: 0.372 23 Sam Fuld, L (8, PR) OBP: 0.270, SLG: 0.310 (9, 10)	C SI 93 B SI 93 X SI 92 1-1 E5 1-2		F SL 86 F SL 87 C FF 96 0-3 K	C SI 94 F SI 94 X SI 95 0-2 L9		C SI 89 C CH 82 X CH 81 0-2 19 G6-4-3 2-H 1B		C SI 93 B SI 94 C SI 94 B CH 87 X CH 85 2-2 15 1B 1B		5 0	0 0	2 0	1 0	0 0	1 0	3 0
15 Brett Lawrie, R (1, 5) OBP: 0.295, SLG: 0.341	C SI 94 F SL 87 D SL 88 X SL 87 1-2 F9		C SL 88 B FF 96 X SL 86 1-1 G4-3		C SI 91 F CH 84 B SI 94 B SL 86 B SI 93 B SI 94 4-2 1 BB 19 BB 28 1B BB	C SI 89 S CH 82 X CH 83 0-2 L8		B CH 85 C SI 88 1 SAFE X CH 86 1-1 19 FC6-4 1-2 1B		4	1	1	0	1	0	4
19 Josh Phegley, R (1, 2) OBP: 0.302, SLG: 0.342		B SI 91 B SI 94 S SI 92 X SI 93 2-1 L7		C SI 93 B CH 83 S SI 93 B SL 87 X SI 94 2-2 HR	F SI 94 B CH 83 B CH 82 B SI 94 B SI 92 4-1 28 1B 1 BB 4 FC5-2 1-2 BB	B CH 83 C CH 82 S SI 90 X SI 90 1-2 G6-4-3 1-2f		B SL 84 X SI 89 1-0 FC6-4 1-2f		4	1	1	1	1	0	3
20 Mark Canha, R (1, 3) OBP: 0.295, SLG: 0.408		X SI 91 0-0 G5-3		B SI 94 X SI 93 1-0 F9	B SI 88 S SI 90 C SI 90 D FC 85 F SI 90 B CH 81 F SI 90 F SI 89 F SI 89 3-3 F SI 90 C SI 90 K		B SI 92 C FF 92 X FF 93 1-1 L9		B SI 89 B FF 88 B SI 87 C SI 89 C SI 89 S SL 84 3-3 K	5	0	0	0	0	2	2
1 Billy Burns, S (1, 8) OBP: 0.346, SLG: 0.333		X SI 92 0-0 28 1B 1B		B SL 85 B SI 90 B SI 93 B SI 93 4-0 4 BB 28 BB 22 3B BB	B SI 89 F SI 89 F CH 82 B SI 90 B CH 82 B SI 89 4-2 4 FC5-2 28 1B 1-2 2-3 BB		B FF 92 X SI 91 1-0 G6-3		S SI 91 B SI 90 X SI 90 1-1 G3	3	1	1	0	2	0	0
28 Eric Sogard, L (1, 4) OBP: 0.299, SLG: 0.342 21 Stephen Vogt, L (9, PH) OBP: 0.430, SLG: 0.673		B SI 92 X SI 92 1-0 1-3 1B		1 SAFE B FF 92 1 SAFE C SI 92 B SI 92 B SI 93 C FF 95 1 SAFE B SI 95 4-2 4 BB 22 3B 1-2 BB	X SI 90 0-0 4 FC5-2 1-2 2-3 3-H 1B		C FF 93 B SL 85 B FF 92 C FF 92 B FF 91 X FF 92 3-2 1B		B SI 88 B FF 89 B SI 89 C SI 91 F SI 90 B CU 77 4-2 4 2B BB	3 0	1 0	3 0	1 0	1 1	0 0	0 0
Inning Stats	R: 0 E: 1 K: 1 S: 11 H: 0 LOB: 2 BB: 1 P: 18	R: 0 E: 0 K: 1 S: 8 H: 2 LOB: 2 BB: 0 P: 13	R: 0 E: 0 K: 2 S: 12 H: 1 LOB: 1 BB: 0 P: 18	R: 4 E: 0 K: 1 S: 17 H: 2 LOB: 1 BB: 3 P: 35	R: 1 E: 0 K: 1 S: 19 H: 1 LOB: 3 BB: 3 P: 38	R: 1 E: 0 K: 0 S: 11 H: 2 LOB: 0 BB: 0 P: 12	R: 0 E: 0 K: 0 S: 10 H: 1 LOB: 1 BB: 0 P: 15	R: 0 E: 0 K: 0 S: 11 H: 2 LOB: 2 BB: 0 P: 18	R: 0 E: 0 K: 1 S: 8 H: 1 LOB: 2 BB: 1 P: 16	1B: 8 2B: 2 3B: 1 HR: 1 SF: 0 SAC: 0 DP: 1 HBP: 0	WP: 1 PB: 0 SB: 0 CS: 0 PA: 46					

PITCHER		IP	WLS	BF	H	R	ER	SO	BB	IBB	HBP	BLK	WP	HR	S	P	ERA	WHIP
55 Carlos Rodón, L ERA: 4.96	(1, 1)	4.0		24	5	5	5	5	6	0	0	0	1	1	52	96	11.25	2.750
67 Scott Carroll, R ERA: 2.84	(5, 1)	2.0	W	9	3	1	1	1	1	0	0	0	0	0	26	38	4.50	2.000
43 Dan Jennings, L ERA: 6.32	(7, 1)	1.2	H	6	1	0	0	0	0	0	0	0	0	0	15	23	0.00	0.600
52 Jake Petricka, R ERA: 4.5	(8, 1)	0.0		1	1	0	0	0	0	0	0	0	0	0	3	5	∞	∞
33 Zach Duke, L ERA: 2.76	(8, 1)	1.1	S	6	2	0	0	1	1	0	0	0	0	0	11	21	0.00	2.250

PITCHER	IP	WLS	BF	H	R	ER	SO	BB	IBB	HBP	BLK	WP	HR	S	P	ERA	WHIP

Chicago White Sox @ Oakland Athletics

O.co Coliseum, Oakland, CA

Fri May 15 2015, 10:09 PM - 1:43 AM EDT

Att. 21,464 - Cloudy - 55 F

livebaseballscorecards.com

AB	38
R	6
H	12
RBI	6
BB	8
SO	7
LOB	25

Batter	1	2	3	4	5	6	7	8	9	AB	R	H	RBI	BB	SO	LOB
1 Adam Eaton, L (1, 8) OBP: 0.292, SLG: 0.308	B FF 93 B SI 93 B FF 91 C SI 92 C FF 92 C FF 92 3-3 K ①		C CH 83 C SI 92 X FF 92 0-2 53 1B 26 1B 1B		C CU 75 X CH 84 0-1 P5 ①		X FF 91 0-0 E1 53 1B 1B		B SI 89 C SI 88 B FF 90 C CH 81 X SI 89 2-2 G6-3 ①	5	2	2	0	0	1	0
53 Melky Cabrera, S (1, 7) OBP: 0.317, SLG: 0.300	X SI 93 0-0 G3-1 ②		1 SAFE C FF 89 X CH 82 0-1 25 BB 26 1B 1-3 1B		C CH 83 B FF 91 X FF 91 1-1 79 G6-3 1B		C CH 85 X FF 92 0-1 79 2B 3-H 1B		B SI 91 B SI 89 C SI 90 X SI 90 2-1 L7 ②	5	2	3	1	0	0	0
79 José Abreu, R (1, 3) OBP: 0.367, SLG: 0.504	B FF 93 B CH 84 X SI 92 2-0 25 FC4-6 1B		C FF 90 B SI 89 B FF 91 S FF 91 S FF 93 2-3 K ②		B SI 91 S CH 84 X SI 89 1-1 G6-3 ②③ 1-2f		1 SAFE 1 SAFE B FF 92 F FF 92 S FF 91 1 SAFE X FF 93 1-2 1-H 2B		B SL 81 C SI 90 B FF 90 H SI 90 3-1 HBP	4	0	2	1	0	1	3
25 Adam LaRoche, L (1, 10) OBP: 0.370, SLG: 0.390	C CH 83 X FF 92 0-1 FC4-6 ③ 1-2f		B SI 93 F CH 84 B FF 92 1 SAFE B FF 92 B FF 91 4-1 26 1B 1-2 BB			X FF 91 0-0 12 WP 26 WP 1B	B CH 72 C KC 74 B KC 77 C CH 70 B KC 79 F KC 74 S KC 76 3-3 K ③		C CH 82 B SL 88 S SI 90 B CH 83 F SI 90 X CH 83 2-2 G3 ③	4	0	1	0	1	1	3
26 Avisaíl García, R (1, 9) OBP: 0.371, SLG: 0.464		B CH 83 F SI 90 F FF 92 B FC 90 X CH 85 2-2 2B	C SI 92 F FF 93 B FF 92 F FF 92 B FF 94 F FC 91 F FF 92 B FF 92 X FF 92 3-2 1-3 2-H 3-H 1B			B FF 89 F CH 83 B SI 91 S FF 91 B CU 78 B CH 85 4-2 10 G6-4-3 1-2 BB		F SL 84 X FS 85 0-1 12 FC5-4 1B		3	0	3	2	1	0	0
12 Conor Gillaspie, L (1, 5) 15 Gordon Beckham, R (8, PR) OBP: 0.287, SLG: 0.395 OBP: 0.333, SLG: 0.452 (8, 5)		F FF 93 F FF 94 F FC 91 B FF 92 X FF 91 1-2 ① 10 G4-3 2-3 1B	B CH 84 C FC 89 X CH 84 1-1 G1-3 ③			F CH 83 B FF 91 B FF 91 1 SAFE 1 SAFE X CH 83 2-1 ① L3 2-3		1 SAFE C FF 89 S FS 85 B FS 85 X FS 83 1-2 ① FC5-4 10 1B 1-2f		4 0	0 0	1 0	0 0	0 0	0 0	5 0
10 Alexei Ramirez, R (1, 6) OBP: 0.264, SLG: 0.367		B FF 91 B SI 93 F FF 92 F FF 90 F FF 92 X FF 92 2-2 ② G4-3 2-3		X FF 90 0-0 ① F8		C CH 84 X SI 89 0-1 ②③ G6-4-3 1-2f		C SL 82 X SL 85 0-1 1-2 1B		4	0	1	0	0	0	3
21 Tyler Flowers, R (1, 2) OBP: 0.257, SLG: 0.314		C FF 93 B FF 93 S FF 92 B FF 94 B FF 95 S FF 93 3-3 K ③		B SI 92 F FF 92 S FF 91 X FF 91 1-2 ② P3			F FF 91 F FF 91 X FF 92 0-2 ① F9	B FF 91 B FF 92 F FF 91 C FF 91 F FF 90 F FF 90 B FF 92 S FF 89 3-3 K ②		4	0	0	0	0	2	3
5 Yolmer Sánchez, S (1, 4) OBP: 0.273, SLG: 0.273			B SI 91 B CH 83 B FF 90 C SI 91 F FF 90 F FF 91 X FF 90 3-2 ① F7	B SI 91 C CH 84 X CH 85 1-1 ③ G4-3			B CU 75 C FF 91 X CH 85 1-1 ② G6-3	S FS 87 S FS 87 X FS 85 0-2 ③ G6-3		4	0	0	0	0	0	2
Inning Stats	R: 0 E: 0 K: 1 S: 7 H: 1 LOB: 1 BB: 0 P: 12	R: 0 E: 0 K: 1 S: 14 H: 2 LOB: 1 BB: 0 P: 22	R: 2 E: 0 K: 1 S: 21 H: 3 LOB: 2 BB: 1 P: 34	R: 0 E: 0 K: 0 S: 6 H: 0 LOB: 0 BB: 0 P: 8	R: 0 E: 0 K: 0 S: 6 H: 1 LOB: 0 BB: 0 P: 8	R: 0 E: 0 K: 0 S: 7 H: 1 LOB: 1 BB: 1 P: 13	R: 2 E: 1 K: 1 S: 15 H: 3 LOB: 1 BB: 0 P: 20	R: 0 E: 0 K: 1 S: 15 H: 2 LOB: 2 BB: 0 P: 19	R: 0 E: 0 K: 0 S: 10 H: 0 LOB: 1 BB: 0 P: 19	1B: 11 2B: 2 3B: 0 HR: 0 SF: 0 SAC: 0 DP: 2 HBP: 1	WP: 2 PB: 0 SB: 0 CS: 0 PA: 40					

PITCHER	IP	WLS	BF	H	R	ER	SO	BB	IBB	HBP	BLK	WP	HR	S	P	ERA	WHIP
30 Jesse Chavez, R (1, 1) ERA: 2.63	6.0		25	8	2	2	3	2	0	0	0	2	0	61	97	3.00	1.667
33 Fernando Rodriguez Jr., R (7, 1) ERA: 6.0	0.2	L	5	3	2	2	0	0	0	0	0	0	0	11	13	27.00	4.500
56 Fernando Abad, L (7, 1) ERA: 6.1	0.1		1	0	0	0	1	0	0	0	0	0	0	4	7	0.00	0.000
49 Edward Mujica, R (8, 1) ERA: 3.78	1.0		5	2	0	0	1	0	0	0	0	0	0	15	19	0.00	2.000
61 Dan Otero, R (9, 1) ERA: 4.11	1.0		4	0	0	0	0	0	0	1	0	0	0	10	19	0.00	0.000

PITCHER	IP	WLS	BF	H	R	ER	SO	BB	IBB	HBP	BLK	WP	HR	S	P	ERA	WHIP

TOP

Chicago White Sox @ Oakland Athletics

O.co Coliseum, Oakland, CA

Sat May 16 2015, 9:09 PM - 12:13 AM EDT

Att. 28,445 - Cloudy - 58 F

livebaseballscorecards.com

AB	37
R	4
H	13
RBI	4
BB	2
SO	5
LOB	19

Batter	1	2	3	4	5	6	7	8	9	AB	R	H	RBI	BB	SO	LOB
1 Billy Burns, S (1, 8) OBP: 0.339, SLG: 0.327	C FF 85 S CH 80 B FF 89 S CH 80 1-3 ① K	F CU 74 F FF 88 F FF 87 B FC 86 F CH 79 F FF 88 F CH 81 F CH 81 D FC 84 2-2 ③ X FF 88 P3			B FC 82 X FF 86 1-0 ② F7			C SI 88 B SL 81 L CU 76 F CU 76 X SL 82 1-2 10 1B 22 G4-6-3 1B		4	1	1	0	0	1	2
10 Marcus Semien, R (1, 6) OBP: 0.352, SLG: 0.510	C SI 89 F SI 89 B FC 84 X CH 81 1-2 16 HR 1B		C CH 78 X SI 87 0-1 ① F9		C FC 83 C CU 75 B CH 80 S CH 80 1-3 ③ K			B SI 89 X SI 87 1-0 22 G4-6-3 1-3 1B		4	1	2	0	0	1	0
22 Josh Reddick, L (1, 9) OBP: 0.405, SLG: 0.569	1 SAFE B FF 87 C FF 88 1 SAFE F SI 88 X FC 85 1-2 ② F7		B FC 83 B FF 88 B SI 88 C FF 87 X FF 87 3-1 ② L3			B CH 79 C FF 88 X FF 87 1-1 ① P6		1 SAFE C SI 88 X SI 88 0-1 ① ② G4-6-3 1-2f 3-H		4	0	0	0	0	0	2
16 Billy Butler, R (1, 10) OBP: 0.314, SLG: 0.396 23 Sam Fuld, L (8, PR) OBP: 0.270, SLG: 0.310 (9, 10)	1 SAFE 1 SAFE C SI 86 X SI 88 0-1 1-H HR		S FC 84 C CU 74 X CH 81 0-2 ③ F8			B CU 74 B FC 84 B CU 74 C FF 89 C CH 81 X CH 81 3-2 ② G5-3		B SI 90 B CH 83 B SI 91 C SI 91 F SI 92 F SI 91 X SI 94 3-2 21 1B 1B		4 0	1 0	2 0	2 0	0 0	0 0	0 0
21 Stephen Vogt, L (1, 2) OBP: 0.432, SLG: 0.663	C SI 88 B FC 87 C CU 75 B FF 90 S CH 81 2-3 ③ K			C CU 74 B CH 79 F CH 80 B FC 84 X FF 88 2-2 ① F9		B FF 88 B FF 88 B FF 88 C FF 89 F CH 82 F CH 80 B CU 75 4-2 BB		B FF 92 1 SAFE B FF 91 X FF 89 2-0 1-2 1B		3	0	1	0	1	1	0
15 Brett Lawrie, R (1, 5) OBP: 0.300, SLG: 0.348		F FF 86 X CU 75 0-1 2B		B CH 79 B FF 88 B FF 88 B FF 88 4-0 4 FC6-4 BB		X SI 88 0-0 ③ G4-3		B FC 91 C FC 90 S KC 82 D KC 84 B FC 92 X KC 81 3-2 ③ L8		3	0	1	0	1	0	3
4 Coco Crisp, S (1, 7) OBP: 0.146, SLG: 0.081		L CH 79 C CH 78 S FC 85 0-3 ① K		1 SAFE F FC 84 D FF 86 1 SAFE C FF 86 X CH 80 1-2 ② FC6-4 1-2f			S CH 78 F FC 83 B FF 86 B FF 88 X CH 79 2-2 ① L7		B KC 80 C FC 90 C FC 92 B KC 84 F FC 92 X FC 91 2-2 ① L7	4	0	0	0	0	1	2
20 Mark Canha, R (1, 3) OBP: 0.293, SLG: 0.396		B CU 74 B CH 79 B CH 78 C SI 88 B CH 80 4-1 BB		1 SAFE 1 SAFE S SI 87 B CH 79 S CH 79 X SI 87 1-2 ③ F8			C CU 72 B CU 72 F FC 82 B FF 87 C FF 88 2-3 ② K		F FC 89 S KC 81 B KC 82 F FC 92 F KC 82 B FC 91 X FC 90 2-2 ② F9	3	0	0	0	1	1	1
28 Eric Sogard, L (1, 4) OBP: 0.289, SLG: 0.331		C FF 87 F CH 78 D FF 87 C FF 88 1-3 ② K			X CH 78 0-0 ① G3		C FF 87 X CU 73 0-1 ③ B3		C FC 92 B FC 92 S KC 84 B KC 84 X FC 92 2-2 ③ F8	4	0	0	0	0	1	2
Inning Stats	R: 2 E: 0 K: 2 S: 14 H: 2 LOB: 0 BB: 0 P: 19	R: 0 E: 0 K: 2 S: 17 H: 1 LOB: 2 BB: 1 P: 24	R: 0 E: 0 K: 0 S: 7 H: 0 LOB: 0 BB: 0 P: 10	R: 0 E: 0 K: 0 S: 9 H: 0 LOB: 1 BB: 1 P: 17	R: 0 E: 0 K: 1 S: 5 H: 0 LOB: 0 BB: 0 P: 7	R: 0 E: 0 K: 0 S: 9 H: 0 LOB: 1 BB: 1 P: 17	R: 0 E: 0 K: 1 S: 8 H: 0 LOB: 0 BB: 0 P: 12	R: 1 E: 0 K: 0 S: 15 H: 4 LOB: 2 BB: 0 P: 25	R: 0 E: 0 K: 0 S: 12 H: 0 LOB: 0 BB: 0 P: 18	1B: 5 2B: 1 3B: 0 HR: 1 SF: 0 SAC: 0 DP: 1 HBP: 0						

PITCHER		IP	WLS	BF	H	R	ER	SO	BB	IBB	HBP	BLK	WP	HR	S	P	ERA	WHIP
50 John Danks, L ERA: 4.66	(1, 1)	7.0	W	27	3	2	2	6	3	0	0	0	0	1	69	106	2.57	0.857
33 Zach Duke, L ERA: 3.18	(8, 1)	0.2	H	3	2	1	1	0	0	0	0	0	0	0	7	9	13.50	3.000
52 Jake Petricka, R ERA: 4.5	(8, 1)	0.0		1	1	0	0	0	0	0	0	0	0	0	4	7	∞	∞
43 Dan Jennings, L ERA: 6.32	(8, 1)	0.0		1	1	0	0	0	0	0	0	0	0	0	1	3	∞	∞
30 David Robertson, R ERA: 1.1	(8, 1)	1.1	S	4	0	0	0	0	0	0	0	0	0	0	15	24	0.00	0.000

PITCHER	IP	WLS	BF	H	R	ER	SO	BB	IBB	HBP	BLK	WP	HR	S	P	ERA	WHIP

BOTTOM

Chicago White Sox @ Oakland Athletics

O.co Coliseum, Oakland, CA

Sat May 16 2015, 9:09 PM - 12:13 AM EDT

Att. 28,445 - Cloudy - 58 F

livebaseballscorecards.com

AB	33
R	3
H	7
RBI	2
BB	3
SO	6
LOB	12

WP: 0	PA: 36							
PB: 0								
SB: 0								
CS: 0								

Batter	1	2	3	4	5	6	7	8	9	AB	R	H	RBI	BB	SO	LOB
1 Adam Eaton, L (1, 8) OBP: 0.289, SLG: 0.312	B SI 91 B SI 90 C SI 90 X SI 90 2-1 64 SH 26 FC1-2 2B	B SL 82 C SI 91 X FC 89 1-1 ② FC6-2 2-3 3-H			B SI 90 B SI 91 C SI 90 B SI 91 S SI 91 F SI 92 X SI 92 3-2 E6 53 FC6-4 64 1B 79 1B	C CH 82 S FF 89 T FF 90 0-2 ② K		X SI 90 0-0 ③ B3-4		5	1	1	0	0	1	3
64 Emilio Bonifácio, S (1, 10) OBP: 0.263, SLG: 0.222	C SI 91 X SI 91 0-1 SH 53 G5-3 26 E 2-3	C SI 93 B SI 93 F SI 92 B SI 95 C SI 94 2-3 ③ K			B SI 91 F SI 91 F SI 91 X SI 93 1-2 53 FC6-4 1B 1-2	X SI 88 0-0 ③ G3-1			C FF 91 C CH 77 B FF 92 B FS 82 F CH 79 B FF 92 F FF 92 X CH 78 3-2 ① L8	4	1	1	0	0	1	2
53 Melky Cabrera, S (1, 7) OBP: 0.313, SLG: 0.296	S SI 90 B SI 91 S CH 75 X SI 93 1-2 ① G5-3 1-2		C SI 88 B SI 90 L CH 76 X SI 92 1-2 ① G4-3		L CH 74 F CH 76 B CH 72 X SI 94 1-2 ① FC6-4 26 1B 79 1B 15 BB 1-2f 2-3		X CH 81 0-0 ① L8		C CH 79 B FF 91 X CH 79 1-1 26 HR 1B	5	2	1	0	0	0	4
79 José Abreu, R (1, 3) OBP: 0.368, SLG: 0.496	B CH 74 D CH 76 B CH 76 B FC 88 4-0 26 E BB		B FC 86 S CH 76 C SI 92 B SI 92 S CH 77 2-3 ② K		B SI 94 X FC 89 1-0 15 BB 26 1B 10 1B 1-2 3-H		B FF 90 C SI 89 S SI 89 X CU 79 1-2 ② G5-3		D CH 79 B FF 92 C CH 78 1 SAFE F FF 92 1 SAFE F CH 79 S FF 92 2-3 ② K	4	1	1	1	1	2	1
26 Avisaíl García, R (1, 9) OBP: 0.380, SLG: 0.492	S CH 77 C SI 92 F SI 93 F CH 77 F CH 74 X FC 89 0-2 ② FC1-2 1-3 2-H 3-Hf		C SI 92 F SI 92 F CH 76 S FC 90 0-3 ③ K		B SI 92 S CH 78 X SI 93 1-1 15 BB 10 1B 1-2 2-3		B SI 91 X CH 83 1-0 1B		S FF 91 X FF 92 0-1 1-H HR	5	2	3	2	0	1	2
15 Gordon Beckham, R (1, 5) OBP: 0.321, SLG: 0.413	B SI 92 X CH 78 1-0 ③ G4-3			B SI 88 C SI 89 B SI 91 B SI 90 C SI 91 F SI 91 F SI 91 F FC 86 C SI 91 3-3 ① K	B SI 92 D SI 93 B SI 92 C SI 93 F SI 93 B SI 94 4-2 10 1B BB 1-2 2-3 3-H		C SI 89 B FF 91 C SI 89 B SI 90 F SI 91 F FF 92 1 SAFE F SI 90 X SI 90 2-2 ③ G6-3		B FF 90 B CH 79 B FF 92 C FF 90 F FF 91 S FF 91 3-3 ③ K	4	0	0	1	1	2	3
10 Alexei Ramirez, R (1, 6) OBP: 0.271, SLG: 0.371		B FC 86 C SI 89 X SI 90 1-1 5 2B 1 FC6-2 1B		S CH 75 X CH 76 0-1 ② G6-3	S CH 79 S CH 79 F CH 79 X CH 78 0-2 58 G6-4-3 1B 1-3 2-H 3-H			X SI 89 0-0 ① G3		4	0	2	2	0	0	0
58 Geovany Soto, R (1, 2) OBP: 0.208, SLG: 0.304		C FC 86 B CH 77 F CH 77 F SI 92 D CH 73 S FC 88 2-3 ① K		B SI 91 B SI 92 B SI 91 B SI 90 4-0 BB	C SI 88 F SI 88 B SI 88 X SI 89 1-2 ②③ G6-4-3 1-2f			C FF 89 C SL 80 B CU 78 B SI 91 C SI 89 2-3 ② K		3	0	0	0	1	2	3
5 Yolmer Sánchez, S (1, 4) OBP: 0.267, SLG: 0.333		C SI 90 X CH 74 0-1 1 FC6-2 2B 1-3		C SI 93 B SI 92 S SI 93 C SI 94 1-3 ③ K		C SI 88 F CH 81 B CH 82 X CH 82 1-2 ① L7		C SI 89 F FF 90 B SI 89 B CH 84 F SI 90 X FF 90 2-2 E6		4	0	1	0	0	1	1
Inning Stats	R: 1 H: 1 E: 2 LOB: 2 K: 0 BB: 1 S: 14 P: 22	R: 0 H: 2 E: 0 LOB: 2 K: 2 BB: 0 S: 13 P: 19	R: 0 H: 0 E: 0 LOB: 0 K: 2 BB: 0 S: 10 P: 13	R: 0 H: 0 E: 0 LOB: 1 K: 2 BB: 1 S: 11 P: 19	R: 4 H: 4 E: 1 LOB: 1 K: 0 BB: 1 S: 22 P: 34	R: 0 H: 0 E: 0 LOB: 0 K: 1 BB: 0 S: 7 P: 8	R: 0 H: 1 E: 0 LOB: 1 K: 0 BB: 0 S: 11 P: 15	R: 0 H: 0 E: 1 LOB: 1 K: 1 BB: 0 S: 9 P: 13	R: 2 H: 2 E: 0 LOB: 0 K: 2 BB: 0 S: 16 P: 25	1B: 7 SF: 0 2B: 2 SAC: 1 3B: 0 DP: 1 HR: 1 HBP: 0					WP: 0 PA: 42 PB: 0 SB: 0 CS: 0	

TOP

Chicago White Sox @ Oakland Athletics

O.co Coliseum, Oakland, CA

Sun May 17 2015, 4:08 PM - 7:04 PM EDT

Att. 33,195 - Cloudy - 55 F

livebaseballscorecards.com

AB	38
R	7
H	10
RBI	6
BB	3
SO	10
LOB	19

PITCHER		IP	WLS	BF	H	R	ER	SO	BB	IBB	HBP	BLK	WP	HR	S	P	ERA	WHIP
26 Scott Kazmir, L ERA: 3.08	(1, 1)	4.1	L	25	7	5	3	6	3	0	0	0	0	0	67	103	6.23	2.308
61 Dan Otero, R ERA: 3.38	(5, 1)	3.1		11	1	0	0	2	0	0	0	0	0	0	29	39	0.00	0.300
56 Fernando Abad, L ERA: 5.91	(8, 1)	0.1		1	0	0	0	0	0	0	0	0	0	0	1	1	0.00	0.000
36 Tyler Clippard, R ERA: 2.65	(9, 1)	1.0		5	2	2	2	2	0	0	0	0	0	1	16	25	18.00	2.000

PITCHER	IP	WLS	BF	H	R	ER	SO	BB	IBB	HBP	BLK	WP	HR	S	P	ERA	WHIP

Batter	1	2	3	4	5	6	7	8	9	AB	R	H	RBI	BB	SO	LOB
1 Billy Burns, S (1, 8) OBP: 0.367, SLG: 0.357	X FF 92 0-0 10 G4-6-3 1B		F FF 93 X SL 84 0-1 22 G4-6-3 10 1B 1B		C FC 90 B FS 85 B FC 90 X FC 91 2-1 22 1B 10 S 16 FC3-6 1B		B FF 92 F FF 93 B FF 93 X FF 93 2-1 ② G3			4	1	3	0	0	0	0
10 Marcus Semien, R (1, 6) OBP: 0.356, SLG: 0.510	X SI 92 0-0 ①② G4-6-3 1-2f		1 SAFE B SI 93 1 SAFE 1 SAFE X SI 94 1-0 22 G4-6-3 1-2 1B		C SL 81 F FF 93 S CU 83 0-3 ① K 1-2		C FF 93 F CU 83 F SI 94 X FF 95 0-2 1B			4	0	2	0	0	1	2
22 Josh Reddick, L (1, 9) OBP: 0.407, SLG: 0.563	C FF 93 B FF 91 B FS 86 B SI 94 B FF 93 4-1 16 1B BB		B SI 95 B FC 92 C SL 83 F FF 95 X FS 87 2-2 ①② G4-6-3 1-2f 2-3		B FC 91 S FC 90 F FC 91 F FS 86 F FC 92 B FS 86 X FS 86 2-2 16 FC3-6 2-3 1B		1 SAFE C SL 84 X SL 85 0-1 ③ G3			3	0	1	0	1	0	3
16 Billy Butler, R (1, 10) OBP: 0.313, SLG: 0.392	1 SAFE C FF 93 B SL 84 1 SAFE B SL 84 F FC 91 B FS 86 F FC 92 F SI 94 3-2 F SL 86 X SC 85 21 BB 1-3 1B		X FF 96 0-0 ③ G4-3		X FF 95 0-0 ② FC3-6 1-2f 3-H			C SL 84 F SI 92 S SI 94 0-3 ① K		4	0	1	1	0	1	2
21 Stephen Vogt, L (1, 2) OBP: 0.426, SLG: 0.645	B FC 92 B FC 93 B FC 93 B FC 92 4-0 1-2 BB			B FF 94 B FS 87 F FF 95 X FC 93 2-1 ① F9	B SI 93 X FF 94 1-0 ③ F7			B SL 83 C SI 92 X FS 87 1-1 ② F8		3	0	0	0	1	0	1
4 Coco Crisp, S (1, 7) OBP: 0.156, SLG: 0.075	X FF 95 0-0 ③ F9			B FC 92 B CU 81 F FC 91 F FC 92 B SI 95 F FF 94 B SI 94 4-2 50 HR BB		C CU 81 B FS 87 X FF 93 1-1 ① F7		F FC 90 B FS 87 X FC 91 1-1 ③ P4		3	1	0	0	1	0	3
15 Brett Lawrie, R (1, 5) OBP: 0.292, SLG: 0.338		F FF 93 C FC 92 X FF 95 0-2 ① G4-3		C SI 95 1 SAFE F SI 94 1 SAFE B SL 83 S SI 95 1-3 ② K		C SL 82 F SL 86 B SI 94 F SI 94 B SL 87 B FF 95 F FF 95 F FF 95 X SL 84 3-2 ② L9		S FC 88 B FC 86 B FS 84 F FC 86 S FS 84 2-3 ① K		4	0	0	0	0	2	1
50 Max Muncy, L (1, 3) OBP: 0.280, SLG: 0.409		B FC 92 C FS 87 B FS 87 X FC 92 2-1 ② P6		1 SAFE C FC 91 1 SAFE S SI 95 X SI 95 0-2 1-H HR		S FC 92 X FC 93 0-1 ③ F8			C SI 89 B FS 85 B FS 85 C SI 89 B FS 85 X SI 90 3-2 ② G1-3	4	1	1	2	0	0	0
28 Eric Sogard, L (1, 4) OBP: 0.280, SLG: 0.320		B FF 92 B FF 94 C FF 94 B FC 92 C SI 95 F FF 95 F FF 96 S FF 93 3-3 ③ K		C FF 94 F FF 93 B FS 88 B FS 87 S FC 92 2-3 ③ K		X FC 90 0-0 ① L9		S FS 84 L FS 86 X FS 85 0-2 ③ G6-3		4	0	0	0	0	2	0
Inning Stats	R: 0 E: 0 K: 0 S: 10 H: 2 LOB: 3 BB: 2 P: 21	R: 0 E: 0 K: 1 S: 10 H: 0 LOB: 0 BB: 0 P: 15	R: 0 E: 0 K: 0 S: 7 H: 2 LOB: 1 BB: 0 P: 10	R: 2 E: 0 K: 2 S: 14 H: 1 LOB: 0 BB: 1 P: 23	R: 1 E: 0 K: 1 S: 12 H: 2 LOB: 1 BB: 0 P: 17	R: 0 E: 0 K: 0 S: 10 H: 0 LOB: 0 BB: 0 P: 14	R: 0 E: 0 K: 0 S: 9 H: 1 LOB: 1 BB: 0 P: 11	R: 0 E: 0 K: 1 S: 7 H: 0 LOB: 0 BB: 0 P: 9	R: 0 E: 0 K: 1 S: 9 H: 0 LOB: 0 BB: 0 P: 14	1B: 7 2B: 0 3B: 0 HR: 1	SF: 0 SAC: 0 DP: 2 HBP: 0	WP: 0 PB: 0 SB: 1 CS: 0	PA: 36				

PITCHER	IP	WLS	BF	H	R	ER	SO	BB	IBB	HBP	BLK	WP	HR	S	P	ERA	WHIP
29 Jeff Samardzija, R (1, 1) ERA: 4.58	8.0	W	33	8	3	3	5	3	0	0	0	0	1	79	120	3.38	1.375
57 Zach Putnam, R (9, 1) ERA: 4.85	1.0		3	0	0	0	1	0	0	0	0	0	0	9	14	0.00	0.000

PITCHER	IP	WLS	BF	H	R	ER	SO	BB	IBB	HBP	BLK	WP	HR	S	P	ERA	WHIP

BOTTOM

Chicago White Sox @ Oakland Athletics

O.co Coliseum, Oakland, CA

Sun May 17 2015, 4:08 PM - 7:04 PM EDT

Att. 33,195 - Cloudy - 55 F

livebaseballscorecards.com

AB	33
R	3
H	8
RBI	3
BB	3
SO	6
LOB	12

Batter	1	2	3	4	5	6	7	8	9	10	AB	R	H	RBI	BB	SO	LOB
22 Jason Kipnis, L (1, 4) OBP: 0.399, SLG: 0.497	F SI 95 X CH 86 0-1 P6		B SI 94 B SI 94 C SI 96 X SI 92 2-1 SH5-3 2-3		B SI 90 F SI 91 S SI 91 B SL 81 B CH 84 S SI 97 3-3 K			B SL 76 F SI 95 S SI 96 S SL 82 1-3 K			3	0	0	0	0	2	0
11 José Ramírez, S (1, 6) OBP: 0.230, SLG: 0.240	C SI 94 S SI 96 X SI 95 0-2 1B		S SI 96 F CH 85 X SI 96 0-2 SF9 3-H		C SI 95 B SL 76 C CH 85 X SL 81 1-2 1B			X CH 84 0-0 F7			3	0	2	1	0	0	0
23 Michael Brantley, L (1, 8) OBP: 0.416, SLG: 0.546	1 SAFE C SI 95 X SI 93 0-1 L6		X CH 85 0-0 G6-3		1 SAFE C SI 93 1 SAFE S SI 94 B SI 91 B SI 89 S SL 81 2-3 K			C SI 95 C SI 97 X SI 97 0-2 L7			4	0	0	0	0	1	2
9 Ryan Raburn, R (1, 9) OBP: 0.344, SLG: 0.526 7 David Murphy, L (9, PH) OBP: 0.342, SLG: 0.473 (9, 9)	1 SAFE B CH 85 B SI 94 C SI 94 1 SAFE F SI 94 S SI 94 2-3 K			C SL 77 B CH 85 X CH 86 1-1 G5-3		S SI 93 C SI 92 F SL 81 B CH 86 X CH 88 1-2 L8			C FC 92 T FC 91 X FC 92 0-2 L6		3 1	0 0	0 0	0 0	0 0	1 0	1 0
33 Nick Swisher, S (1, 10) OBP: 0.289, SLG: 0.293		C SI 92 C SI 91 B SI 93 S CH 84 1-3 K		S CH 86 B CH 88 B SI 96 F CH 85 B CH 89 B CH 86 4-2 44 1B BB		C SL 77 B SL 80 F SI 94 X SI 94 1-2 F8			C FC 92 B CH 87 B CH 88 X FC 92 2-1 P5		3	0	0	0	1	1	0
4 Mike Aviles, R (1, 5) OBP: 0.349, SLG: 0.429		C SI 94 C SI 95 B SI 95 B SI 96 B SI 95 F CH 83 X CH 86 3-2 L8		C SI 96 C SI 90 S CH 83 0-3 K		B CH 84 X SI 94 1-0 F9			C FC 92 C FC 92 B KC 85 B KC 82 F FC 92 X FC 92 2-2 G3-1		4	0	0	0	0	1	1
44 Brandon Moss, L (1, 3) OBP: 0.289, SLG: 0.421		B SI 94 C SI 92 B SI 96 S CH 86 B SI 96 B CH 86 4-2 6 FC6-4 BB		C SI 96 B SI 96 X CH 82 1-1 1-2 1B			C CH 84 B SL 78 S CH 86 S SI 97 1-3 K			X SI 88 0-0 G6-3	3	0	1	0	1	1	0
6 Zach Walters, S (1, 7) OBP: 0.059, SLG: 0.059		B SI 95 X CH 84 1-0 FC6-4 1-2f		B CH 86 F SI 95 C SL 80 B CH 85 X SI 96 2-2 L8			C SI 94 B SI 96 X SI 96 1-1 G3-1			B SI 89 F SI 89 F SI 91 S CU 77 1-3 K	4	0	0	0	0	1	3
55 Roberto Pérez, R (1, 2) OBP: 0.299, SLG: 0.324			B CH 82 B SI 92 X SI 92 2-0 22 SH5-3 11 SF9 2B		X CH 89 0-0 F9			B SI 96 C SI 96 B SI 97 F SI 96 X SI 98 2-2 F8		C SI 89 B SL 82 X CH 85 1-1 G6-3	4	1	1	0	0	0	0
Inning Stats	R: 0 H: 1 E: 0 LOB: 1 K: 1 BB: 0 S: 10 P: 12	R: 0 H: 0 E: 0 LOB: 1 K: 1 BB: 1 S: 10 P: 19	R: 1 H: 1 E: 0 LOB: 0 K: 0 BB: 0 S: 7 P: 11	R: 0 H: 1 E: 0 LOB: 2 K: 1 BB: 1 S: 12 P: 20	R: 0 H: 1 E: 0 LOB: 1 K: 2 BB: 0 S: 10 P: 16	R: 0 H: 0 E: 0 LOB: 0 K: 0 BB: 0 S: 8 P: 11	R: 0 H: 0 E: 0 LOB: 0 K: 1 BB: 0 S: 8 P: 12	R: 0 H: 0 E: 0 LOB: 0 K: 1 BB: 0 S: 7 P: 8	R: 0 H: 0 E: 0 LOB: 0 K: 0 BB: 0 S: 9 P: 13	R: 0 H: 0 E: 0 LOB: 0 K: 1 BB: 0 S: 6 P: 8	1B: 3 SF: 1 2B: 1 SAC: 1 3B: 0 DP: 0 HR: 0 HBP: 0						

PITCHER	IP	WLS	BF	H	R	ER	SO	BB	IBB	HBP	BLK	WP	HR	S	P	ERA	WHIP
49 Chris Sale, L (1, 1) ERA: 4.36	8.0		30	4	1	1	7	2	0	0	0	0	0	72	109	1.12	0.750
30 David Robertson, R (9, 1) ERA: 1.04	1.0		3	0	0	0	0	0	0	0	0	0	0	9	13	0.00	0.000
33 Zach Duke, L (10, 1) ERA: 3.0	1.0	W	3	0	0	0	1	0	0	0	0	0	0	6	8	0.00	0.000

PITCHER	IP	WLS	BF	H	R	ER	SO	BB	IBB	HBP	BLK	WP	HR	S	P	ERA	WHIP

TOP

Cleveland Indians @ Chicago White Sox

U.S. Cellular Field, Chicago, IL

Mon May 18 2015, 8:11 PM - 10:44 PM EDT

Att. 17,712 - Clear - 67 F

livebaseballscorecards.com

AB	32
R	1
H	4
RBI	1
BB	2
SO	8
LOB	7

WP: 0		PA:	36
PB: 0			
SB: 0			
CS: 0			

Cleveland Indians @ Chicago White Sox

Mon May 18 2015, 8:11 PM - 10:44 PM EDT
U.S. Cellular Field, Chicago, IL
Att. 17,712 - Clear - 67 F

livebaseballscorecards.com

Batter	1	2	3	4	5	6	7	8	9	10	AB	R	H	RBI	BB	SO	LOB
1 Adam Eaton, L (1, 8) OBP: 0.288, SLG: 0.326	C SI 93 F FF 94 B FF 94 B SI 94 B SI 95 S SI 94 3-3 ① K			B SI 94 S SL 89 F SI 94 B SI 95 X FF 92 2-2 ① L8		C SI 94 B CU 83 X SL 89 1-1 79 WP 3B		X FF 94 0-0 ③ P5			4	1	1	0	0	1	2
53 Melky Cabrera, S (1, 7) OBP: 0.318, SLG: 0.302	C SI 95 C CU 83 F SI 94 F CU 85 S SL 90 0-3 ② K			B SI 95 B SL 89 C SI 94 S SL 91 X CU 85 2-2 79 1B 1B		F FF 94 F FF 95 S FF 92 0-3 ② K			B SI 94 F SL 90 F FF 93 X FF 91 1-2 25 G3-5-3 1B		4	0	2	0	0	2	1
79 José Abreu, R (1, 3) OBP: 0.365, SLG: 0.489	B SI 95 F SI 94 F FF 94 B FF 96 S CU 86 2-3 ③ K			C SI 95 X SI 94 0-1 1-2 1B		C SL 86 B FF 96 S CU 86 F CU 86 S FF 95 1-3 ③ K 3-H			B FF 95 S FF 91 1 SAFE B FF 94 F FF 94 F FF 96 S CU 86 2-3 ① K		4	0	1	0	0	3	1
25 Adam LaRoche, L (1, 10) OBP: 0.359, SLG: 0.376		C SI 93 C SL 89 S FF 94 0-3 ① K		F SI 95 T FF 95 S FF 91 0-3 ② K			F SI 93 X SI 94 0-1 ① G3		F SI 94 B FF 94 C SL 90 B FF 94 X SL 89 2-2 ②③ G3-5-3 1-2f		4	0	0	0	0	2	3
26 Avisaíl García, R (1, 9) OBP: 0.376, SLG: 0.481 20 JB Shuck, L (10, PR) OBP: 0.296, SLG: 0.240		F SI 94 F SI 94 F FF 96 S CU 86 0-3 ② K		X CU 86 0-0 ③ L9			X CU 84 0-0 ② G5-3			B FF 96 B FC 89 B FF 96 B FF 96 4-0 12 1B 5 1B BB	3 0	0 1	0 0	0 0	1 0	1 0	2 0
12 Conor Gillaspie, L (1, 5) OBP: 0.297, SLG: 0.400		C SL 90 B CU 83 B SI 95 X SL 89 2-1 ③ G3-1			B CH 85 B SI 94 F SL 90 B SI 94 X FF 95 3-1 10 G6-4-3 1B		C SI 94 C CU 84 X SL 90 0-2 ③ L7			B FF 93 B FF 95 C FF 95 X SI 94 2-1 5 1B 1-2 1B	4	0	2	0	0	0	0
10 Alexei Ramirez, R (1, 6) OBP: 0.263, SLG: 0.359			X SI 94 0-0 ① P4	C FF 90 X SI 93 0-1 ①② G6-4-3 1-2f				S SL 89 S SL 90 X FF 93 0-2 ① L9		X FC 90 0-0 ① F4	4	0	0	0	0	0	3
21 Tyler Flowers, R (1, 2) OBP: 0.260, SLG: 0.306 64 Emilio Bonifácio, S (8, PR) OBP: 0.263, SLG: 0.222 58 Geovany Soto, R (9, 2) OBP: 0.204, SLG: 0.298			B FF 93 F FF 93 C CU 84 S SL 85 1-3 ② K	S CU 84 B CU 84 S CU 84 C CU 85 1-3 ③ K				B SI 94 B SL 90 B SL 90 C FF 94 F FF 94 B FF 95 4-2 5 G3 BB		C FF 96 B FF 96 S FF 96 B FF 97 S FF 97 2-3 ② K	2 0 1	0 0 0	0 0 0	0 0 0	1 0 0	2 0 1	0 0 2
5 Yolmer Sánchez, S (1, 4) OBP: 0.263, SLG: 0.316			C CU 83 S FF 93 C SI 94 0-3 ③ K			C CH 86 X SI 94 0-1 ① G4-3		1 SAFE B SI 93 X SL 89 1-0 ② G3 1-2		S FF 97 F FF 97 X SI 96 0-2 1-2 2-H 1B	4	0	1	1	0	1	1
Inning Stats	R: 0 E: 0 K: 3 S: 11 H: 0 LOB: 0 BB: 0 P: 16	R: 0 E: 0 K: 2 S: 9 H: 0 LOB: 0 BB: 0 P: 11	R: 0 E: 0 K: 2 S: 7 H: 0 LOB: 0 BB: 0 P: 8	R: 0 E: 0 K: 1 S: 12 H: 2 LOB: 2 BB: 0 P: 16	R: 0 E: 0 K: 1 S: 7 H: 1 LOB: 0 BB: 0 P: 11	R: 1 E: 0 K: 2 S: 11 H: 1 LOB: 0 BB: 0 P: 13	R: 0 E: 0 K: 0 S: 6 H: 0 LOB: 0 BB: 0 P: 6	R: 0 E: 0 K: 0 S: 7 H: 0 LOB: 2 BB: 1 P: 12	R: 0 E: 0 K: 1 S: 10 H: 1 LOB: 0 BB: 0 P: 15	R: 1 E: 0 K: 1 S: 9 H: 2 LOB: 2 BB: 1 P: 17	1B: 6 2B: 0 3B: 1 HR: 0 SF: 0 SAC: 0 DP: 2 HBP: 0						

BOTTOM	
AB	34
R	2
H	7
RBI	1
BB	2
SO	13
LOB	15

WP: 1 PA: 36
PB: 0
SB: 0
CS: 0

PITCHER		IP	WLS	BF	H	R	ER	SO	BB	IBB	HBP	BLK	WP	HR	S	P	ERA	WHIP
28 Corey Kluber, R ERA: 3.79	(1, 1)	9.0		31	5	1	1	12	1	0	0	0	1	0	80	108	1.00	0.667
34 Zach McAllister, R ERA: 3.42	(10, 1)	0.2	L	5	2	1	1	1	1	0	0	0	0	0	9	17	13.50	4.500

PITCHER	IP	WLS	BF	H	R	ER	SO	BB	IBB	HBP	BLK	WP	HR	S	P	ERA	WHIP

Batter	1	2	3	4	5	6	7	8	9	AB	R	H	RBI	BB	SO	LOB
22 Jason Kipnis, L (1, 4) OBP: 0.404, SLG: 0.510	B FF 90 X FF 90 1-0 23 SF8 3B		C FF 92 B CU 82 B FF 91 1 SAFE C CU 81 F SI 91 H CU 80 3-2 11 FC1-4 1-2 HBP		C CU 79 S CH 88 B CU 80 B CU 80 X FF 92 2-2 11 2B 1B		B CU 78 X FF 89 1-0 G6-3 ①		C SL 83 C SL 85 B SL 84 X SL 84 1-2 P5 ①	4	2	2	0	0	0	0
11 José Ramírez, S (1, 6) OBP: 0.237, SLG: 0.250	F FF 91 F FF 90 D CU 82 D CU 82 F FF 91 B FF 93 B FF 92 4-2 9 K 9 S BB		B CU 80 F FF 92 X CU 81 1-1 ② FC1-4 1-2f 2-3		B FF 92 1 SAFE X FF 92 1-0 1-H 2B		B FF 89 C CH 84 X FF 90 1-1 ② G6-3		C FF 92 B FF 93 S SL 83 S SL 84 1-3 ② K2-3	4	0	1	1	1	1	2
23 Michael Brantley, L (1, 7) OBP: 0.408, SLG: 0.537	1 SAFE B FF 94 B FF 93 F FF 92 1 SAFE X FF 93 2-1 ① SF8 3-H		B SI 91 1 SAFE X FF 91 1-0 ③ L8		B CU 82 C FF 92 C FF 92 D CU 84 X FF 93 2-2 ③ G5-3		F FF 90 B FF 90 X FF 91 1-1 9 BB 1B		C FF 93 X FF 93 0-1 ③ L7	4	0	1	1	0	0	3
9 Ryan Raburn, R (1, 9) OBP: 0.354, SLG: 0.517	1 SAFE B FF 93 C CU 81 2 SAFE B FF 92 S CU 80 S FF 93 2-3 ② ③ K 1-3			C CH 85 F FF 90 B CU 80 X FF 92 1-2 ① F9		X CH 84 0-0 4 SH3-4 33 BB 1B	1 SAFE F FF 91 D CU 80 S FF 90 B FF 91 D CU 82 D FF 92 4-2 1-2 BB			3	0	1	0	1	1	1
33 Nick Swisher, S (1, 10) OBP: 0.306, SLG: 0.295		C FF 90 X CU 81 0-1 4 G1-4-3 1B		C CU 80 X FF 92 0-1 ② G6-3		D FF 92 F CU 80 B CH 87 1 SAFE C FF 93 B CU 82 F CU 81 B FF 91 4-2 4 SH3-4 1-2 BB	B CU 81 F FF 93 B SI 90 C CU 80 S FF 92 2-3 ③ K			3	0	1	0	1	1	2
4 Mike Aviles, R (1, 5) OBP: 0.354, SLG: 0.431 8 Lonnie Chisenhall, L (8, PH) OBP: 0.263, SLG: 0.371 (8, 5)		D FF 91 B FF 91 X FF 90 2-0 ① ② G1-4-3 1-2f		C FF 92 B FF 91 X FF 93 1-1 1B		X FF 90 0-0 ① SH3-4 1-2 2-3		C FC 89 S FS 85 F FS 84 B FS 84 S FS 85 1-3 ① K		2 1	0 0	1 0	0 0	0 0	0 1	1 0
44 Brandon Moss, L (1, 3) OBP: 0.288, SLG: 0.440		F FF 91 C CU 80 B FF 91 B CU 82 S FF 93 2-3 ③ K		C CU 79 B FF 92 1 SAFE 1 SAFE X FF 92 1-1 ③ F7		B FF 90 X CU 81 1-0 ② G3		B FS 83 S FS 83 S FS 85 X FC 88 1-2 HR		4	1	1	1	0	1	3
55 Roberto Pérez, R (1, 2) OBP: 0.308, SLG: 0.324			X FF 90 0-0 11 FC1-4 22 HBP 1B		C FF 90 B FF 89 B CH 85 S CH 85 X CU 79 2-2 ① G4-3	I IN 60 I IN 66 I IN 66 I IN 66 4-0 IBB		B FC 88 B FC 88 B FC 88 C SI 90 C FC 88 C FC 87 3-3 ② K		3	0	1	0	1	1	0
24 Michael Bourn, L (1, 8) OBP: 0.306, SLG: 0.292			1 SAFE C CU 80 X FF 91 0-1 ① F8		C CU 78 B CU 81 B CU 79 S FF 91 B CU 80 C CU 78 3-3 ② K	X CU 80 0-0 ③ G1-3		S FS 84 B FS 85 B FS 83 S FS 83 B FS 84 S FS 84 3-3 ③ K		4	0	0	0	0	2	4
Inning Stats	R: 1 E: 0 K: 1 S: 9 H: 1 LOB: 0 BB: 1 P: 18	R: 0 E: 0 K: 1 S: 6 H: 1 LOB: 0 BB: 0 P: 10	R: 0 E: 0 K: 0 S: 9 H: 1 LOB: 2 BB: 0 P: 14	R: 0 E: 0 K: 0 S: 9 H: 1 LOB: 1 BB: 0 P: 12	R: 1 E: 0 K: 1 S: 13 H: 2 LOB: 1 BB: 0 P: 23	R: 0 E: 0 K: 0 S: 7 H: 1 LOB: 2 BB: 1 P: 16	R: 0 E: 0 K: 1 S: 10 H: 1 LOB: 3 BB: 1 P: 19	R: 1 E: 0 K: 3 S: 13 H: 1 LOB: 0 BB: 0 P: 21	R: 0 E: 0 K: 1 S: 8 H: 0 LOB: 0 BB: 0 P: 10	1B: 6 2B: 1 3B: 1 HR: 1 SF: 1 SAC: 1 DP: 1 HBP: 1						

PITCHER		IP	WLS	BF	H	R	ER	SO	BB	IBB	HBP	BLK	WP	HR	S	P	ERA	WHIP
62 Jose Quintana, L ERA: 4.13	(1, 1)	7.0	L	32	8	2	2	4	3	1	1	0	0	0	63	112	2.57	1.571
57 Zach Putnam, R ERA: 5.14	(8, 1)	1.0		4	1	1	1	3	0	0	0	0	0	1	13	21	9.00	1.000
43 Dan Jennings, L ERA: 5.94	(9, 1)	1.0		3	0	0	0	1	0	0	0	0	0	0	8	10	0.00	0.000

PITCHER	IP	WLS	BF	H	R	ER	SO	BB	IBB	HBP	BLK	WP	HR	S	P	ERA	WHIP

TOP

Cleveland Indians @ Chicago White Sox

U.S. Cellular Field, Chicago, IL

Tue May 19 2015, 8:12 PM - 11:08 PM EDT

Att. 15,681 - Clear - 50 F

livebaseballscorecards.com

AB	32
R	3
H	9
RBI	3
BB	4
SO	8
LOB	16

WP: 0	PB: 0	SB: 1	CS: 0
PA: 39			

BOTTOM

Cleveland Indians @ Chicago White Sox

U.S. Cellular Field, Chicago, IL

Tue May 19 2015, 8:12 PM - 11:08 PM EDT

Att. 15,681 - Clear - 50 F

livebaseballscorecards.com

Batter	1	2	3	4	5	6	7	8	9	AB	R	H	RBI	BB	SO	LOB
1 Adam Eaton, L (1, 8) OBP: 0.287, SLG: 0.323	B FF 92 B FF 92 C FF 92 C SI 93 B SI 93 X SI 93 3-2 ① G6-3			X FF 92 0-0 ① P5	C FF 92 B FF 92 F FF 94 S KC 79 1-3 ② K			B SI 90 C SI 91 B FC 84 B SI 92 S FF 92 X SI 92 3-2 79 PB 1B		4	0	1	0	0	1	1
53 Melky Cabrera, S (1, 7) OBP: 0.310, SLG: 0.294	B FF 94 B FF 93 X FF 94 2-0 ② P5			B FF 92 B FF 92 C FF 93 X FF 93 2-1 ② P6	C FF 94 B KC 77 F FC 85 F KC 78 X SI 93 1-2 ③ F8			F FF 92 X SI 94 0-1 ① L9		4	0	0	0	0	0	2
79 José Abreu, R (1, 3) OBP: 0.368, SLG: 0.493	B FF 92 B FC 88 F SI 94 F SI 94 B KC 80 F SI 94 S FC 85 3-3 ③ K			C FF 94 X FF 93 0-1 26 1B 2B		C FC 82 X SI 92 0-1 ① L8		C SL 79 B FC 90 B SL 81 B SL 80 B FC 92 4-1 1-2 BB		3	1	1	0	1	1	0
25 Adam LaRoche, L (1, 10) OBP: 0.363, SLG: 0.369		X FF 92 0-0 ① F7		B SI 93 B SI 94 D FC 86 B FF 93 4-0 12 BB 26 1B BB		B CH 83 C CH 85 C FC 87 B FC 87 B KC 78 B SI 93 4-2 26 FC1-6 BB		C SI 92 D SL 86 B SI 94 F SI 94 S SL 87 2-3 ② K		2	0	0	0	2	1	2
26 Avisaíl García, R (1, 9) OBP: 0.372, SLG: 0.474		B FF 92 S FC 84 B FC 83 F SI 92 S KC 78 2-3 ② K		C FF 94 B FC 85 X SI 94 1-1 12 BB 1-2 2-H 1B		F FC 84 B FC 83 X SI 93 1-1 ② FC1-6 1-2f		B FF 96 C FF 96 F KC 86 B FF 96 F KC 88 C FF 96 2-3 ③ K		4	0	1	1	0	2	3
12 Conor Gillaspie, L (1, 5) OBP: 0.295, SLG: 0.386		C FC 84 X SI 94 0-1 ③ F8		B FF 94 C FC 86 B FF 94 B FC 85 B FF 94 4-1 1-2 2-3 BB		B FC 83 C FF 93 F FF 93 D FC 80 D KC 79 F SI 93 C SI 93 3-3 ③ K			C FF 95 B KC 86 F FF 96 B FF 96 T FF 96 2-2 ① K	3	0	0	0	1	2	1
10 Alexei Ramirez, R (1, 6) OBP: 0.255, SLG: 0.348			C SI 91 B KC 75 F FC 85 X KC 78 1-2 ① G5-3	F FC 86 B FC 85 S FF 94 F FC 85 S KC 79 1-3 ③ K			B SI 92 B FF 91 C FC 82 X FF 92 2-1 ① P3		B FF 95 C KC 86 X KC 88 1-1 ② P3	4	0	0	0	0	1	3
21 Tyler Flowers, R (1, 2) OBP: 0.263, SLG: 0.307 64 Emilio Bonifácio, S (9, PH) OBP: 0.256, SLG: 0.216			C SI 93 B FF 93 C FF 94 B CH 86 X FC 84 2-2 ② L7		B FF 91 X SI 92 1-0 5 SH5-3 1B		F FC 83 S FF 93 T FF 92 0-2 ② K		C FF 96 T FF 96 T FF 96 0-2 ③ K	3 1	0 0	1 0	0 0	0 0	1 1	0 0
5 Yolmer Sánchez, S (1, 4) OBP: 0.238, SLG: 0.286			B FF 92 S FF 92 X FC 84 1-1 ③ G3		B FF 92 F FF 93 X FC 84 1-1 ① SH5-3 1-2		B FF 92 C FF 92 S FC 86 F KC 79 S KC 80 1-3 ③ K2-3			2	0	0	0	0	1	0
Inning Stats	R: 0 E: 0 K: 1 S: 8 H: 0 LOB: 0 BB: 0 P: 16	R: 0 E: 0 K: 1 S: 6 H: 0 LOB: 0 BB: 0 P: 8	R: 0 E: 0 K: 0 S: 8 H: 0 LOB: 0 BB: 0 P: 12	R: 1 E: 0 K: 1 S: 12 H: 2 LOB: 3 BB: 2 P: 24	R: 0 E: 0 K: 1 S: 10 H: 1 LOB: 1 BB: 0 P: 14	R: 0 E: 1 K: 1 S: 10 H: 0 LOB: 1 BB: 1 P: 18	R: 0 E: 0 K: 2 S: 9 H: 0 LOB: 0 BB: 0 P: 12	R: 0 E: 0 K: 2 S: 13 H: 1 LOB: 2 BB: 1 P: 24	R: 0 E: 0 K: 2 S: 8 H: 0 LOB: 0 BB: 0 P: 11	1B: 3 2B: 1 3B: 0 HR: 0 SF: 0 SAC: 1 DP: 0 HBP: 0						

	AB	30
	R	1
	H	4
	RBI	1
	BB	4
	SO	11
	LOB	12

WP: 0 PB: 1 SB: 0 CS: 0 PA: 35

PITCHER		IP	WLS	BF	H	R	ER	SO	BB	IBB	HBP	BLK	WP	HR	S	P	ERA	WHIP
47 Trevor Bauer, R ERA: 3.31	(1, 1)	7.1	W	29	4	1	1	7	3	0	0	0	0	0	68	112	1.23	0.955
27 Bryan Shaw, R ERA: 2.13	(8, 1)	0.0		1	0	0	0	0	1	0	0	0	0	0	1	5	∞	∞
35 Marc Rzepczynski, L ERA: 4.66	(8, 1)	0.1	H	1	0	0	0	1	0	0	0	0	0	0	3	5	0.00	0.000
37 Cody Allen, R ERA: 6.46	(8, 1)	1.1	S	4	0	0	0	3	0	0	0	0	0	0	12	17	0.00	0.000

PITCHER	IP	WLS	BF	H	R	ER	SO	BB	IBB	HBP	BLK	WP	HR	S	P	ERA	WHIP

Cleveland Indians @ Chicago White Sox

U.S. Cellular Field, Chicago, IL

Wed May 20 2015, 8:41 PM - 11:37 PM EDT

Att. 15,146 - Drizzle - 51 F

livebaseballscorecards.com

Batter	1	2	3	4	5	6	7	8	9	AB	R	H	RBI	BB	SO	LOB
22 Jason Kipnis, L (1, 4) OBP: 0.396, SLG: 0.497	C FF 90 F SL 85 S SL 88 0-3 ① K		B FF 91 C FF 92 X SL 85 1-1 ① G4-3		B SI 91 C FF 92 1 SAFE F SI 94 X SL 91 1-2 ③ FC6 1-2f	X FF 92 0-0 ① SH5-4 1-2 2-3	B FS 85 X FS 84 1-0 ② G3-1		4	0	0	0	0	1	1
11 José Ramírez, S (1, 6) OBP: 0.260, SLG: 0.261	C FF 91 X SI 93 0-1 9 S 1B		B FF 92 B SI 92 C FF 93 B SI 92 C FF 93 D SL 88 4-2 23 G6-4-3 BB			B SI 91 C SI 93 C SI 91 F SL 88 B FF 93 B SI 94 B SI 94 4-2 33 1B 23 S 4 SF7 BB	B FF 91 B FF 92 B FF 92 C FF 91 X FF 91 3-1 23 2B 1B 2-3 3-H		B FS 85 C FS 84 B FS 85 C FC 88 X FS 84 2-2 ③ F7	3	2	2	1	2	0	0
23 Michael Brantley, L (1, 7) OBP: 0.404, SLG: 0.535	1 SAFE X FF 92 0-0 ② F7		B FF 90 1 SAFE F FF 91 B SI 92 F FF 93 X SL 87 2-2 ② ③ G6-4-3 1-2f			1 SAFE C FF 95 D SL 89 B FF 94 C FF 95 D SL 90 S SI 95 3-3 ① K 1-2	B FF 91 1 SAFE B FF 93 B FF 92 C FF 91 1 SAFE X FF 91 3-1 1-H 3-H 2B			4	0	1	2	0	1	3
9 Ryan Raburn, R (1, 9) OBP: 0.368, SLG: 0.508 7 David Murphy, L (7, PH) OBP: 0.338, SLG: 0.467 (7, 9)	B SI 92 1 SAFE B FF 91 C SL 84 B FF 93 B SL 85 4-1 33 FC6-4 1-2 BB			F SI 92 S SL 86 S SL 88 0-3 ① K B SL 84 C FF 92 B SL 85 B SI 92 F SI 93 D SL 89 4-2 4 G6-4-3 BB		B FF 93 D SL 86 T FF 94 C SI 93 B FF 96 D SL 86 4-2 33 1B BB	F SI 93 F CH 88 B SI 94 F CH 87 F SL 90 S SL 90 2-3 ② K			1 1	0 0	0 0	0 0	2 0	1 1	0 1
33 Nick Swisher, S (1, 10) OBP: 0.321, SLG: 0.298	B SL 86 B SI 93 C SI 93 C FF 93 X FF 94 2-2 ③ FC6-4 1-2f					D SL 84 C SI 92 B SI 92 X SI 94 2-1 1-2 2-3 1B	B SI 93 C SI 92 B SI 94 B SL 89 S CH 86 X CH 88 3-2 ③ G4-3			3	0	1	0	1	0	3
4 Mike Aviles, R (1, 5) OBP: 0.353, SLG: 0.433 8 Lonnie Chisenhall, L (8, PH) OBP: 0.261, SLG: 0.368 (8, 5)		B SI 89 X SI 91 1-0 24 S 1B		B SI 93 F FF 93 B FF 94 F SI 94 X FF 94 2-2 ② ③ G6-4-3 1-2f		B SI 95 F FF 94 X FF 94 1-1 ② SF7 3-H		C CH 86 F SL 90 C SI 94 0-3 ① K		2 1	0 0	1 0	1 0	0 0	0 1	1 0
44 Brandon Moss, L (1, 3) OBP: 0.280, SLG: 0.426		X FF 90 0-0 ① P4			B SL 86 C FF 92 C SL 83 X SL 90 1-2 ① F8	B FF 93 C FF 93 B FF 93 X FF 93 2-1 ③ F7		F SI 94 F CH 86 B SI 95 B CH 87 B SI 94 S CH 87 3-3 ② K2-3		4	0	0	0	0	1	3
12 Brett Hayes, R (1, 2) OBP: 0.229, SLG: 0.438		B SI 90 1 SAFE F SI 91 X FF 90 1-1 ② L8			B SL 83 B FF 94 F SI 93 X FF 93 2-1 ② F8		C SL 81 F FF 92 B SL 86 F SL 85 B FF 92 B FF 93 F FF 92 B FF 92 4-2 22 SH5-4 24 SH 11 1B BB	F SI 93 B SL 89 S CH 86 X SL 90 1-2 ③ L6		3	1	0	0	1	0	1
24 Michael Bourn, L (1, 8) OBP: 0.307, SLG: 0.293		1 SAFE C SL 83 B SL 85 1 SAFE B SL 81 C FF 92 B SL 87 S SL 88 3-3 ③ K 1-2			B SI 92 B FF 94 B FF 93 C SI 92 X SI 93 3-1 22 FC6 1B		C SL 83 1 SAFE B FF 92 1 SAFE X FF 92 1-1 SH 11 1B 22 SH5-4 23 2B 1-2		C FS 83 B FS 84 F FS 84 B FS 84 C FC 89 2-3 ① K	3	1	1	0	0	2	1

Inning Stats																								
	R: 0 E: 0 K: 1 S: 10	H: 1 LOB: 2 BB: 1 P: 16	R: 0 E: 0 K: 1 S: 7	H: 1 LOB: 1 BB: 0 P: 12	R: 0 E: 0 K: 0 S: 7	H: 0 LOB: 0 BB: 1 P: 14	R: 0 E: 0 K: 1 S: 8	H: 0 LOB: 0 BB: 1 P: 14	R: 0 E: 0 K: 0 S: 10	H: 1 LOB: 1 BB: 0 P: 17	R: 1 E: 0 K: 1 S: 14	H: 1 LOB: 2 BB: 2 P: 30	R: 3 E: 0 K: 1 S: 19	H: 2 LOB: 1 BB: 1 P: 35	R: 0 E: 0 K: 2 S: 9	H: 0 LOB: 0 BB: 0 P: 13	R: 0 E: 0 K: 1 S: 7	H: 0 LOB: 0 BB: 0 P: 12	1B: 5 2B: 1 3B: 0 HR: 0	SF: 1 SAC: 2 DP: 2 HBP: 0	WP: 0 PB: 0 SB: 3 CS: 0	PA: 38

PITCHER		IP	WLS	BF	H	R	ER	SO	BB	IBB	HBP	BLK	WP	HR	S	P	ERA	WHIP
55 Carlos Rodón, L ERA: 4.03	(1, 1)	6.0		25	4	1	1	4	5	0	0	0	0	0	56	103	1.50	1.500
43 Dan Jennings, L ERA: 7.41	(7, 1)	0.1	L	5	2	3	3	0	1	0	0	0	0	0	11	22	81.00	9.000
52 Jake Petricka, R ERA: 3.86	(7, 1)	1.2		5	0	0	0	3	0	0	0	0	0	0	17	26	0.00	0.000
57 Zach Putnam, R ERA: 4.8	(9, 1)	1.0		3	0	0	0	1	0	0	0	0	0	0	7	12	0.00	0.000

PITCHER	IP	WLS	BF	H	R	ER	SO	BB	IBB	HBP	BLK	WP	HR	S	P	ERA	WHIP

TOP	
AB	29
R	4
H	6
RBI	4
BB	6
SO	8
LOB	14

Batter	1	2	3	4	5	6	7	8	9	AB	R	H	RBI	BB	SO	LOB
1 Adam Eaton, L (1, 8) OBP: 0.286, SLG: 0.343	B SI 85 B SI 86 C SI 84 C CH 80 B SI 86 X CH 80 3-2 ① G3		B CH 78 C FC 83 B SI 86 X FC 83 2-1 HR			C CU 70 F FF 85 F CU 72 B CH 79 C FF 84 1-3 ① K		B SL 82 F FF 95 X FF 96 1-1 ③ G1-3		4	1	1	1	0	1	0
53 Melky Cabrera, S (1, 7) OBP: 0.302, SLG: 0.286	B FF 86 B CH 77 B SI 84 C SI 84 C SI 86 S FF 86 3-3 ② K		B CH 80 C FF 86 C FF 87 B CH 80 X CH 80 2-2 ③ G6-3			C CU 72 F FF 86 B CH 80 F CH 79 B FF 86 X SI 86 2-2 ② F8			B FF 94 C FF 96 B KC 86 X FF 96 2-1 ① L8	4	0	0	0	0	1	0
79 José Abreu, R (1, 3) OBP: 0.365, SLG: 0.486	B SI 87 F SL 80 B FF 86 S CH 79 X FC 83 2-2 ③ L8			B FF 84 C FC 82 F FC 83 S CH 81 1-3 ① K		B CH 80 X FC 83 1-0 ③ G5-3			B KC 87 X FF 96 1-0 26 BB 25 BB 10 1B 1B	4	1	1	0	0	1	0
25 Adam LaRoche, L (1, 10) OBP: 0.367, SLG: 0.368 64 Emilio Bonifácio, S (9, PR) OBP: 0.256, SLG: 0.216		C FF 84 C CH 79 B FC 84 B FF 85 B CH 78 X SI 86 3-2 1B		X CH 75 0-0 ② P6			B FF 84 C FF 84 X CU 70 1-1 ① G6-3		B FF 96 B FF 96 B FF 96 B FF 96 4-0 10 1B 26 BB 1-2 BB	3 0	0 0	1 0	0 0	1 0	0 0	0 0
26 Avisaíl García, R (1, 9) OBP: 0.369, SLG: 0.464		S FC 83 1 SAFE B FC 83 B FC 83 X SL 80 2-1 ① L8		C FF 86 B FC 83 B SL 78 X FF 86 2-1 ③ G5-3			F FC 81 X FC 81 0-1 ② G5-3		B FF 96 B FF 96 F FF 95 B FF 96 B FF 96 4-1 10 1B 1-2 2-3 BB	3	0	0	0	1	0	1
12 Conor Gillaspie, L (1, 5) OBP: 0.303, SLG: 0.424		B SI 85 S FF 85 S CH 80 B CH 80 S CH 81 2-3 ② K			X SL 77 0-0 1B		B CU 71 B FF 86 C FF 85 X FF 86 2-1 HR		X FF 96 0-0 ② P5	4	1	2	1	0	1	4
10 Alexei Ramirez, R (1, 6) OBP: 0.255, SLG: 0.346		C FC 83 C SI 86 F CH 81 B CH 81 S CH 80 1-3 ③ K			1 SAFE B FF 85 1 SAFE X FC 83 1-0 ① F7		B FF 95 C FF 95 F FF 96 X FF 96 1-2 ③ G4-3		C KC 86 X KC 87 0-1 1-2 2-3 3-H 1B	4	0	1	1	0	1	2
21 Tyler Flowers, R (1, 2) OBP: 0.253, SLG: 0.295 20 JB Shuck, L (9, PH) OBP: 0.286, SLG: 0.231			X FF 84 0-0 ① P3		1 SAFE C FF 86 1 SAFE B FF 86 X FC 82 1-1 ② L7			B FC 88 S FF 94 X FF 94 1-1 ① P4	C FF 96 S KC 88 S KC 87 0-3 ③ K	3 1	0 0	0 0	0 0	0 1	0 3	1 3
5 Yolmer Sánchez, S (1, 4) OBP: 0.208, SLG: 0.250			B FF 85 C FF 84 C CH 79 S CH 79 1-3 ② K2-3		X CH 80 0-0 ③ G6-3			B FF 94 C FF 94 S FC 89 F FF 95 B SL 83 B FF 96 X FF 95 3-2 ② L8		3	0	0	0	0	1	1
Inning Stats	R: 0 E: 0 K: 1 S: 9 H: 0 LOB: 0 BB: 0 P: 17	R: 0 E: 0 K: 2 S: 12 H: 1 LOB: 1 BB: 0 P: 20	R: 1 E: 0 K: 1 S: 9 H: 1 LOB: 0 BB: 0 P: 14	R: 0 E: 0 K: 1 S: 6 H: 0 LOB: 0 BB: 0 P: 9	R: 0 E: 0 K: 0 S: 5 H: 1 LOB: 1 BB: 0 P: 7	R: 0 E: 0 K: 1 S: 9 H: 0 LOB: 0 BB: 0 P: 13	R: 1 E: 0 K: 0 S: 9 H: 1 LOB: 0 BB: 0 P: 13	R: 0 E: 0 K: 0 S: 8 H: 0 LOB: 0 BB: 0 P: 13	R: 1 E: 0 K: 1 S: 10 H: 2 LOB: 3 BB: 2 P: 21	1B: 4 2B: 0 3B: 0 HR: 2	SF: 0 SAC: 0 DP: 0 HBP: 0			WP: 0 PB: 0 SB: 0 CS: 0	PA: 35		

PITCHER		IP	WLS	BF	H	R	ER	SO	BB	IBB	HBP	BLK	WP	HR	S	P	ERA	WHIP
38 Shaun Marcum, R ERA: 2.31	(1, 1)	6.2	W	24	4	2	2	6	0	0	0	0	0	2	56	89	2.70	0.600
34 Zach McAllister, R ERA: 3.24	(7, 1)	1.1	H	4	0	0	0	0	0	0	0	0	0	0	11	17	0.00	0.000
37 Cody Allen, R ERA: 6.61	(9, 1)	1.0	S	7	2	1	1	1	2	0	0	0	0	0	10	21	9.00	4.000

PITCHER	IP	WLS	BF	H	R	ER	SO	BB	IBB	HBP	BLK	WP	HR	S	P	ERA	WHIP

BOTTOM

Cleveland Indians @ Chicago White Sox

U.S. Cellular Field, Chicago, IL

Wed May 20 2015, 8:41 PM - 11:37 PM EDT

Att. 15,146 - Drizzle - 51 F

livebaseballscorecards.com

AB	33
R	3
H	6
RBI	3
BB	2
SO	7
LOB	12

Batter	1	2	3	4	5	6	7	8	9	AB	R	H	RBI	BB	SO	LOB
22 Jason Kipnis, L (1, 4) OBP: 0.396, SLG: 0.497	B FF 86 B FF 88 B FF 88 C FF 88 X FF 88 3-1 23 WP 23 1B 2B	X FC 84 0-0 ① FC4-6 41 E 41 G2-3 1-2f 2-3			B FC 83 F CH 80 F FF 88 B FC 85 X FF 89 2-2 ① P6	C CH 83 F SI 90 B SL 82 X CH 85 1-2 ③ F8		B SI 90 I IN 51 I IN 50 I IN 48 4-0 1-2 IBB		4	1	1	0	1	0	5
41 Carlos Santana, S (1, 3) OBP: 0.360, SLG: 0.331	B FF 89 C FF 90 S CH 82 B FF 91 B FF 90 D CH 83 4-2 23 1B 23 WP 9 G6-4-3 BB	B CH 80 B FF 89 B FF 90 C FF 90 1 SAFE 1 SAFE S CH 80 1 SAFE X CH 82 3-2 ② G2-3 1-3 3-H			C FC 83 X CU 75 0-1 ② F8		F CU 79 B CH 82 B CH 82 B SI 90 C SI 90 X SI 90 3-2 ① G3-1	B CU 77 B SI 90 F SI 90 F SI 90 F SI 92 C SI 92 2-3 ③		4	1	0	1	1	1	4
23 Michael Brantley, L (1, 7) OBP: 0.404, SLG: 0.527	B FF 89 F FF 90 B FC 87 X FF 90 2-1 9 G6-4-3 1-3 2-H 1B	X FF 89 0-0 ③ G4-3			B FF 88 B CU 76 B FF 88 C FF 88 B CH 80 4-1 BB		C SI 91 X SI 91 0-1 ② G3		X FF 94 0-0 ① P5	4	0	1	1	1	0	1
9 Ryan Raburn, R (1, 9) OBP: 0.352, SLG: 0.484 7 David Murphy, L (7, PH) OBP: 0.341, SLG: 0.481 (7, 9)	1 SAFE B FF 89 X FC 83 1-0 ① ② G6-4-3 1-2f 3-H		B CU 73 B CH 81 S CH 81 B CU 74 F CH 82 F FF 90 X CH 82 3-2 ① G6-3		S CH 79 D FC 85 X CH 79 1-1 ③ F8		C SI 90 S CH 84 X CH 85 0-2 2B		C FF 95 X FF 94 0-1 ② G4-3	3 2	0 0	0 1	0 0	0 0	0 0	2 0
33 Nick Swisher, S (1, 10) OBP: 0.328, SLG: 0.365	C FF 88 B FC 86 S CH 82 X FF 89 1-2 HR		C CU 74 B FF 89 F CH 81 B CH 82 C FC 86 2-3 ② K			B CU 72 F CU 72 X FF 89 1-1 ① F8	F FC 83 B CH 82 X SI 91 1-1 ③ G4-3		X FF 95 0-0 4 E 4 1B 1B	5	1	2	1	0	1	1
4 Mike Aviles, R (1, 5) OBP: 0.384, SLG: 0.508	F FC 86 B CH 82 S CH 82 X CH 81 1-2 HR		B FF 88 B FC 84 B FF 88 C FF 88 F FF 88 X FF 88 3-2 ③ F9			X CH 79 0-0 55 BB 11 BB 1B		C FF 90 B SI 90 X CH 82 1-1 55 SH1-4 24 FC6-2 11 1B 1B	B SL 90 F FF 95 F FF 96 X SL 91 1-2 E5 1-3 1B	5	1	4	1	0	0	0
11 José Ramírez, S (1, 6) OBP: 0.266, SLG: 0.261	B FF 88 S FF 90 C CU 77 X CH 82 1-2 ③ F9			B FC 83 C FF 88 C CU 74 X CH 80 1-2 ① F8		1 SAFE B FF 87 S CH 80 1 SAFE B CH 79 B FF 88 C CH 79 1 SAFE B CH 79 4-2 55 BB 1-2 BB		B SI 90 C SI 89 C FF 90 B SI 88 F CH 82 X SI 89 2-2 24 FC6-2 55 SH1-4 1-2 1B	1 SAFE C FF 95 X FF 96 0-1 ③ F7	4	0	1	0	1	0	2
55 Roberto Pérez, R (1, 2) OBP: 0.319, SLG: 0.320		B FF 87 B CH 81 C FF 88 B FF 89 B FF 89 4-1 22 FC4-6 24 1B 41 G2-3 BB		B CH 81 C CH 80 B FF 88 B FC 84 C FF 89 S CH 81 3-3 ② K		B SI 88 S SI 91 B SI 90 B CH 82 B SI 91 4-1 1-2 2-3 BB		X SI 91 0-0 ① SH1-4 1-2 2-3		1	1	0	0	2	1	0
24 Michael Bourn, L (1, 8) OBP: 0.305, SLG: 0.291		X FC 84 0-0 22 FC4-6 1-2 1B		C CU 73 C CU 74 B CH 80 B FC 85 B CU 76 S CH 81 3-3 ③ K		C CH 82 F SI 88 D CH 83 B SI 90 D CH 84 X SI 89 3-2 ② F7		C CU 80 B SI 91 B SI 90 S CH 83 F FF 92 B CH 84 X CH 84 3-2 ② FC6-2 22 S 2-3 3-H		4	0	1	0	0	1	5
Inning Stats	R: 4 E: 0 K: 0 S: 16 H: 4 LOB: 0 BB: 1 P: 29	R: 1 E: 1 K: 0 S: 7 H: 1 LOB: 1 BB: 1 P: 14	R: 0 E: 0 K: 1 S: 10 H: 0 LOB: 0 BB: 0 P: 18	R: 0 E: 0 K: 2 S: 9 H: 0 LOB: 0 BB: 0 P: 16	R: 0 E: 0 K: 0 S: 8 H: 0 LOB: 1 BB: 1 P: 15	R: 0 E: 0 K: 0 S: 12 H: 1 LOB: 3 BB: 2 P: 25	R: 0 E: 0 K: 0 S: 10 H: 1 LOB: 1 BB: 0 P: 14	R: 0 E: 0 K: 1 S: 15 H: 2 LOB: 3 BB: 1 P: 27	R: 0 E: 1 K: 0 S: 9 H: 2 LOB: 2 BB: 0 P: 10	1B: 7 2B: 2 3B: 0 HR: 2 SF: 0 SAC: 1 DP: 1 HBP: 0						

PITCHER		IP	WLS	BF	H	R	ER	SO	BB	IBB	HBP	BLK	WP	HR	S	P	ERA	WHIP
50 John Danks, L ERA: 5.11	(1, 1)	5.1	L	25	6	5	5	3	4	0	0	0	1	2	55	102	8.44	1.875
67 Scott Carroll, R ERA: 2.35	(6, 1)	2.2		13	3	0	0	1	1	1	0	0	0	0	32	56	0.00	1.500
48 Hector Noesí, R ERA: 5.6	(9, 1)	1.0		5	2	0	0	0	0	0	0	0	0	0	9	10	0.00	2.000

PITCHER	IP	WLS	BF	H	R	ER	SO	BB	IBB	HBP	BLK	WP	HR	S	P	ERA	WHIP

Cleveland Indians @ Chicago White Sox

U.S. Cellular Field, Chicago, IL

Thu May 21 2015, 8:12 PM - 11:15 PM EDT

Att. 18,321 - Clear - 69 F

TOP

livebaseballscorecards.com

AB	36
R	5
H	11
RBI	4
BB	6
SO	4
LOB	20

WP: 1 PB: 0 SB: 1 CS: 0 PA: 43

Batter	1	2	3	4	5	6	7	8	9	AB	R	H	RBI	BB	SO	LOB
1 Adam Eaton, L (1, 8) OBP: 0.291, SLG: 0.343	C FF 96 F FF 95 F FF 96 X CH 88 0-2 79 1B 1B		B FF 96 B FF 96 B FF 97 B FF 96 4-0 25 BB 1-2 BB		B FF 94 C FF 94 X FF 95 1-1 ① F8		B CH 84 B SI 92 X SI 91 2-0 ③ G4-3			3	0	1	0	1	0	0
53 Melky Cabrera, S (1, 7) OBP: 0.301, SLG: 0.285	B FF 96 S FF 96 B FF 96 F FF 97 F FF 98 X FF 97 2-2 ① F7		C FF 97 F FF 96 F FF 97 F FF 97 S CH 88 0-3 ① K		B FF 95 C FF 96 C CH 85 X FF 96 1-2 79 F8-4-3 1B			C SI 92 X CH 85 0-1 ① L8		4	0	1	0	0	1	3
79 José Abreu, R (1, 3) OBP: 0.363, SLG: 0.479	F FF 97 X SL 86 0-1 1-3 1B		F CH 86 S FF 98 F FF 96 S FF 97 0-3 ② K		F FF 96 F CH 87 F CH 87 X FF 97 0-2 ②③ F8-4-3 1-1			C SI 92 C SL 84 F SL 84 X SL 84 0-2 ② F7		4	0	1	0	0	1	3
25 Adam LaRoche, L (1, 10) OBP: 0.364, SLG: 0.359	C FF 97 B FF 97 D CH 88 F FF 97 B FF 97 F FF 98 S CH 89 3-3 ② K		B FF 97 F FF 96 B FF 96 B CH 86 B FF 97 4-1 1-2 2-3 BB			C FF 93 S FF 94 B SI 93 F CH 85 B FF 96 X CH 85 2-2 ① G6-3		S SL 85 S SL 85 S SL 85 0-3 ③ K		3	0	0	0	1	2	2
26 Avisaíl García, R (1, 9) OBP: 0.359, SLG: 0.451	S FF 98 S FF 98 F FF 97 B FF 97 S CH 87 1-3 ③ K		S CH 87 D CH 88 B FF 97 S FF 98 S FF 98 2-3 ③ K			S SL 85 S FF 97 F FF 97 S CH 85 0-3 ② K			B FC 92 F FC 92 B FC 92 X FC 91 2-1 ① F9	4	0	0	0	0	3	5
10 Alexei Ramirez, R (1, 6) OBP: 0.255, SLG: 0.350		C FF 97 F CU 81 X FF 97 0-2 ① F9		B CU 78 B SL 86 F FF 97 F FF 97 X FF 97 2-2 ① G4-3		X FF 96 0-0 2B			B FC 92 B FC 90 B FC 92 C FC 91 X FC 92 3-1 ② F8	4	0	1	0	0	0	0
15 Gordon Beckham, R (1, 5) OBP: 0.333, SLG: 0.429		B FF 97 B SL 85 B FF 96 B SI 97 4-0 21 G6-4-3 BB		B FF 96 F FF 97 B FF 97 X SI 97 2-1 E6		C FF 96 X FF 94 0-1 ③ F8			C FC 92 C FC 92 X SL 81 0-2 21 HR 2B	3	1	1	0	1	0	1
21 Tyler Flowers, R (1, 2) OBP: 0.253, SLG: 0.329		C FF 96 S CH 86 F FF 97 1 SAFE F FF 97 X CH 87 0-2 ②③ G6-4-3 1-2f		F FF 95 C FF 97 F FF 97 S CH 86 0-3 ② K			C SI 92 B SL 84 B SL 85 S SI 94 C SI 94 2-3 ① K		F FC 92 X SL 80 0-1 2-H HR	4	1	1	2	0	2	2
64 Emilio Bonifácio, S (1, 4) OBP: 0.256, SLG: 0.220			B FF 95 B FF 96 C FF 96 F FF 97 F FF 97 X CH 88 2-2 25 BB 1 BB 1B	B FF 95 C FF 96 C FF 97 B FF 96 S FF 97 2-3 ③ K			F CH 84 B SI 92 F SL 82 B SI 93 S SL 86 2-3 ② K		F FC 93 B FC 93 F SL 81 B FC 91 X SL 81 2-2 ③ F9	4	0	1	0	0	2	1
Inning Stats	R: 0 E: 0 K: 2 S: 18 H: 2 LOB: 2 BB: 0 P: 24	R: 0 E: 0 K: 0 S: 8 H: 0 LOB: 0 BB: 1 P: 12	R: 0 E: 0 K: 3 S: 17 H: 1 LOB: 3 BB: 2 P: 29	R: 0 E: 1 K: 2 S: 12 H: 0 LOB: 1 BB: 0 P: 18	R: 0 E: 0 K: 0 S: 9 H: 1 LOB: 0 BB: 0 P: 11	R: 0 E: 0 K: 1 S: 11 H: 1 LOB: 1 BB: 0 P: 13	R: 0 E: 0 K: 2 S: 7 H: 0 LOB: 0 BB: 0 P: 13	R: 0 E: 0 K: 1 S: 9 H: 0 LOB: 0 BB: 0 P: 9	R: 2 E: 0 K: 0 S: 12 H: 2 LOB: 0 BB: 0 P: 19	1B: 4 2B: 3 3B: 0 HR: 1 SF: 0 SAC: 0 DP: 2 HBP: 0						

PITCHER		IP	WLS	BF	H	R	ER	SO	BB	IBB	HBP	BLK	WP	HR	S	P	ERA	WHIP
31 Danny Salazar, R ERA: 3.5	(1, 1)	6.0	W	25	5	0	0	8	3	0	0	0	0	0	75	107	0.00	1.333
54 Ryan Webb, R ERA: 1.42	(7, 1)	1.2		5	0	0	0	2	0	0	0	0	0	0	13	19	0.00	0.000
35 Marc Rzepczynski, L ERA: 4.5	(8, 1)	0.1		1	0	0	0	1	0	0	0	0	0	0	3	3	0.00	0.000
27 Bryan Shaw, R ERA: 3.29	(9, 1)	1.0		5	2	2	2	0	0	0	0	0	0	1	12	19	18.00	2.000

PITCHER	IP	WLS	BF	H	R	ER	SO	BB	IBB	HBP	BLK	WP	HR	S	P	ERA	WHIP

BOTTOM

Cleveland Indians @ Chicago White Sox

U.S. Cellular Field, Chicago, IL

Thu May 21 2015, 8:12 PM - 11:15 PM EDT

Att. 18,321 - Clear - 69 F

livebaseballscorecards.com

AB	33
R	2
H	7
RBI	2
BB	3
SO	11
LOB	17

Minnesota Twins @ Chicago White Sox

U.S. Cellular Field, Chicago, IL

Fri May 22 2015, 8:12 PM - 10:31 PM EDT

Att. 21,067 - Partly Cloudy - 56 F

livebaseballscorecards.com

TOP

Batter	1	2	3	4	5	6	7	8	9	AB	R	H	RBI	BB	SO	LOB
2 Brian Dozier, R (1, 4) OBP: 0.335, SLG: 0.471	B FF 93 B FC 91 C FF 95 C FF 92 B SL 85 X FF 96 3-2 ① F9		C SL 84 B SL 83 S FF 92 X FC 91 1-2 ① P5			S SL 82 C SI 94 F FF 95 B FF 94 S SL 82 1-3 ① K		C SL 83 B FF 92 S FF 96 B FF 95 B SL 85 F FF 96 S SL 83 3-3 ③ K		4	0	0	0	0	2	0
48 Torii Hunter, R (1, 9) OBP: 0.327, SLG: 0.459	F FF 92 B SI 94 F FC 92 B SI 88 F FF 96 B FS 88 X FC 92 3-2 ② 7 2B 1B		X SL 84 0-0 ② G4-3			C SI 95 F SL 84 F FF 94 B SL 84 F FF 95 S FS 85 1-3 ② K			S FC 91 C FC 91 S FC 93 0-3 ① K	4	1	1	0	0	2	0
7 Joe Mauer, L (1, 3) OBP: 0.339, SLG: 0.384	C FF 95 S FF 93 B FF 96 B FS 87 F FF 93 B FF 95 X FF 93 3-2 ③ 24 S 24 SF8 2B 1-H		B FF 94 B FC 91 C FC 91 F FF 94 S FC 92 2-3 ③ K			C FF 95 C SL 82 F FS 88 F FF 96 S FF 93 0-3 ③ K			X FF 93 0-0 ② G3	4	1	1	1	0	2	0
24 Trevor Plouffe, R (1, 5) OBP: 0.344, SLG: 0.450	B SL 84 C SL 84 B FF 95 B FF 95 S SL 85 X SL 86 3-2 ② SF8 2-H			B FF 95 C FF 95 X FF 94 1-1 ① G5-3			B FF 94 C SL 83 X SI 95 1-1 ① L5		F FC 92 B FC 93 B FC 92 F FC 92 S KC 85 2-3 ③ K	3	0	0	1	0	1	0
8 Kurt Suzuki, R (1, 2) OBP: 0.302, SLG: 0.325	C FF 93 X FF 92 0-1 ③ L9			C FF 93 X SL 84 0-1 ② G5-3			B FF 94 C FF 94 C FS 85 F SI 94 X FF 95 1-2 ② G5-3			3	0	0	0	0	0	0
5 Eduardo Escobar, S (1, 10) OBP: 0.283, SLG: 0.374		C FC 90 F SL 84 B SI 88 B SI 88 F FC 92 B FF 93 B FC 92 4-2 20 SH3-4 BB		S FF 94 B FS 85 S FF 93 B FF 93 X SL 84 2-2 ③ F7			B SI 96 C SI 94 S FF 94 B FF 94 F FF 95 X SL 86 2-2 1B			2	0	1	0	1	0	0
20 Eddie Rosario, L (1, 7) OBP: 0.237, SLG: 0.333		1 SAFE 1 SAFE X FF 92 0-0 ① SH3-4 1-2			C FF 92 B FS 84 F SI 94 S FS 85 1-3 ① K		1 SAFE S FF 93 S FF 92 S FF 94 0-3 ③ K			2	0	0	0	0	2	1
32 Aaron Hicks, S (1, 8) OBP: 0.265, SLG: 0.273		X SL 85 0-0 ② F8			F FC 92 B FC 92 X FF 94 1-1 ② G4-3			B FF 93 B FF 91 X FF 94 2-0 ① L3		3	0	0	0	0	0	1
39 Danny Santana, S (1, 6) OBP: 0.258, SLG: 0.327		C FF 92 F SL 85 X SI 88 0-2 ③ L8			S FC 92 S SI 95 T FF 94 0-2 ③ K			L FC 92 S SL 82 F FF 93 F FS 86 S SI 95 0-3 ② K		3	0	0	0	0	2	1
Inning Stats	R: 2 E: 0 K: 0 S: 16 H: 2 LOB: 0 BB: 0 P: 28	R: 0 E: 0 K: 0 S: 8 H: 0 LOB: 1 BB: 1 P: 12	R: 0 E: 0 K: 1 S: 7 H: 0 LOB: 0 BB: 0 P: 10	R: 0 E: 0 K: 0 S: 7 H: 0 LOB: 0 BB: 0 P: 10	R: 0 E: 0 K: 2 S: 8 H: 0 LOB: 0 BB: 0 P: 10	R: 0 E: 0 K: 3 S: 14 H: 0 LOB: 0 BB: 0 P: 16	R: 0 E: 0 K: 1 S: 13 H: 1 LOB: 1 BB: 0 P: 17	R: 0 E: 0 K: 2 S: 10 H: 0 LOB: 0 BB: 0 P: 15	R: 0 E: 0 K: 2 S: 7 H: 0 LOB: 0 BB: 0 P: 9	1B: 2 2B: 1 3B: 0 HR: 0	SF: 1 SAC: 1 DP: 0 HBP: 0			WP: 0 PB: 0 SB: 1 CS: 0	PA: 31		

PITCHER	IP	WLS	BF	H	R	ER	SO	BB	IBB	HBP	BLK	WP	HR	S	P	ERA	WHIP
29 Jeff Samardzija, R (1, 1) ERA: 4.28	8.0	W	28	3	2	2	9	1	0	0	0	0	0	83	118	2.25	0.500
30 David Robertson, R (9, 1) ERA: 0.98	1.0	S	3	0	0	0	2	0	0	0	0	0	0	7	9	0.00	0.000

PITCHER	IP	WLS	BF	H	R	ER	SO	BB	IBB	HBP	BLK	WP	HR	S	P	ERA	WHIP

AB	28
R	2
H	3
RBI	2
BB	1
SO	11
LOB	3

BOTTOM

Minnesota Twins @ Chicago White Sox

U.S. Cellular Field, Chicago, IL

Fri May 22 2015, 8:12 PM - 10:31 PM EDT

Att. 21,067 - Partly Cloudy - 56 F

livebaseballscorecards.com

Batter	1	2	3	4	5	6	7	8	9	AB	R	H	RBI	BB	SO	LOB
1 Adam Eaton, L (1, 8) OBP: 0.284, SLG: 0.333	C FF 91 B KC 77 X FF 92 1-1 ① P6		C FF 90 X FF 91 0-1 ① P6	C SI 91 F FF 91 F FF 91 F FF 91 1 SAFE X KC 77 0-2 ③ L9			C KC 75 X SI 89 0-1 ① G4-3			4	0	0	0	0	0	2
53 Melky Cabrera, S (1, 7) OBP: 0.300, SLG: 0.284	C FF 91 X FF 92 0-1 1B		B FF 91 C SI 90 B KC 76 X SI 91 2-1 ② F7		B SI 90 X FF 90 1-0 ① G4-3		C SI 89 C KC 77 F FC 85 B SI 91 S FC 87 1-3 ② K			4	0	1	0	0	1	0
79 José Abreu, R (1, 3) OBP: 0.360, SLG: 0.473	F FF 92 C KC 77 C KC 78 0-3 ② K		X KC 77 0-0 ③ G5-3		F FF 91 F FF 91 B FC 87 F KC 78 X KC 79 1-2 1B		X FF 91 0-0 ③ G2			4	0	1	0	0	1	1
25 Adam LaRoche, L (1, 10) OBP: 0.361, SLG: 0.350	C KC 77 F FF 92 T KC 78 0-2 ③ K			S SI 90 B FF 91 F FF 90 B FF 90 B KC 80 F FF 91 B FF 93 4-2 20 1B 12 PB 58 2B BB	X SI 90 0-0 ② F8			C SI 83 F FF 91 X FF 92 0-2 ① G1-3		3	1	0	0	1	1	2
12 Conor Gillaspie, L (1, 5) OBP: 0.294, SLG: 0.411 15 Gordon Beckham, R (8, PH) OBP: 0.345, SLG: 0.429 (9, 5)		C FF 91 X KC 78 0-1 ① G4-3		B SI 91 X SI 92 1-0 ① F8 1-2	C FF 90 X FF 91 0-1 ③ L4			B SL 83 B CH 84 B FF 91 B FF 90 4-0 10 1B 20 SF8 BB		3 0	0 1	0 0	0 1	0 0	0 0	2 0
10 Alexei Ramirez, R (1, 6) OBP: 0.268, SLG: 0.361		C FF 91 F FF 92 F KC 79 X KC 79 0-2 58 F8 20 1B 1B		F FF 92 X KC 79 0-1 ② L8		X FF 91 0-0 20 G4-6-3 1B		C SI 94 1 SAFE B SI 94 F SL 82 X SI 96 1-2 58 S 1-3 1B		4	0	3	0	0	0	1
20 JB Shuck, L (1, 9) OBP: 0.313, SLG: 0.276		B FF 91 1 SAFE C FF 92 X SI 91 1-1 1-2 1B		C KC 77 C FF 92 X KC 79 0-2 58 2B 2-3 1B		B SI 89 1 SAFE X SI 88 1-0 ① ② G4-6-3 1-2f		X SI 95 0-0 ② SF8 3-H		3	1	2	1	0	0	1
58 Geovany Soto, R (1, 2) OBP: 0.226, SLG: 0.333		X FF 93 0-0 ② F8 2-3		S FF 89 C FF 89 X KC 80 0-2 1-H 3-H 2B		B FF 91 F CH 88 X FC 87 1-1 1B		1 SAFE D SL 81 B SI 94 C SI 95 C SI 95 S SL 85 2-3 ③ K2-3 1-2		4	0	2	2	0	1	3
5 Yolmer Sánchez, S (1, 4) OBP: 0.222, SLG: 0.231		C FF 92 B FF 92 F FF 92 F FF 90 F KC 80 X FF 88 1-2 ③ L8		F FF 92 F FF 91 B FC 89 F FF 92 F FC 88 H KC 80 2-2 HBP		F FF 89 F FF 89 X FC 87 0-2 ③ G4-3				2	0	0	0	0	0	3
Inning Stats	R: 0 E: 0 K: 2 S: 10 H: 1 LOB: 1 BB: 0 P: 11	R: 0 E: 0 K: 0 S: 14 H: 2 LOB: 2 BB: 0 P: 16	R: 0 E: 0 K: 0 S: 5 H: 0 LOB: 0 BB: 0 P: 7	R: 2 E: 0 K: 0 S: 21 H: 2 LOB: 2 BB: 1 P: 28	R: 0 E: 0 K: 0 S: 8 H: 1 LOB: 1 BB: 0 P: 10	R: 0 E: 0 K: 0 S: 7 H: 2 LOB: 1 BB: 0 P: 9	R: 0 E: 0 K: 1 S: 7 H: 0 LOB: 0 BB: 0 P: 8	R: 1 E: 0 K: 1 S: 10 H: 1 LOB: 1 BB: 1 P: 17		1B: 8 2B: 1 3B: 0 HR: 0 SF: 1 SAC: 0 DP: 1 HBP: 1					WP: 0 PB: 1 SB: 1 CS: 0 PA: 35	

	AB	31
	R	3
	H	9
	RBI	3
	BB	2
	SO	4
	LOB	15

PITCHER		IP	WLS	BF	H	R	ER	SO	BB	IBB	HBP	BLK	WP	HR	S	P	ERA	WHIP
45 Phil Hughes, R ERA: 4.5	(1, 1)	7.0		30	8	2	2	3	1	0	1	0	0	0	72	89	2.57	1.286
64 Aaron Thompson, L ERA: 3.63	(8, 1)	0.1	L	2	0	1	1	0	1	0	0	0	0	0	3	7	27.00	3.000
59 Michael Tonkin, R ERA: 5.4	(8, 1)	0.2		3	1	0	0	1	0	0	0	0	0	0	7	10	0.00	1.500

PITCHER	IP	WLS	BF	H	R	ER	SO	BB	IBB	HBP	BLK	WP	HR	S	P	ERA	WHIP

Batter	1	2	3	4	5	6	7	8	9	AB	R	H	RBI	BB	SO	LOB
2 Brian Dozier, R (1, 4) OBP: 0.333, SLG: 0.472	F SI 96 S SI 97 B SI 97 B CH 89 F SI 97 S SI 96 2-3 ① K		L CH 86 X CH 85 0-1 21 G6-3 24 1B 1-3 2B		C CH 83 F SI 93 B SI 92 S CH 83 1-3 ① K			F CH 88 B SI 90 X CH 81 1-1 G6-3		4	1	1	0	0	2	0
21 Shane Robinson, R (1, 7) OBP: 0.324, SLG: 0.288	F SI 96 S SI 93 B SI 94 S SI 97 1-3 ② K		C SL 79 X CH 87 0-1 ① G6-3 2-3 3-H		F SL 78 B SI 93 X SI 93 1-1 24 G6-4-3 1B			S SI 92 S CH 83 X SI 93 0-2 ② F8		4	0	1	1	0	1	1
24 Trevor Plouffe, R (1, 3) OBP: 0.348, SLG: 0.448	B SI 92 X CH 86 1-0 ③ G5-3		C SL 80 B SI 94 C SL 80 X SL 80 1-2 48 FC9-6 1B 3-H		C SI 95 C SI 96 X CH 84 0-2 ②③ G6-4-3 1-2f			B CH 82 F CH 83 B SL 75 B CH 82 S CH 84 F SI 94 F SI 95 F CH 81 B CH 84 4-2 BB		3	0	1	1	1	0	1
48 Torii Hunter, R (1, 9) OBP: 0.325, SLG: 0.473		B CH 85 F SI 94 X SI 96 1-1 HR	F SI 96 1 SAFE D CH 87 C SL 80 B CH 89 X CH 84 2-2 ② FC9-6 8 HBP 1-2f			B SL 75 B CH 83 C CH 83 S SL 78 B SI 95 S SI 95 3-3 ① K		B SI 93 X CH 83 1-0 ③ F9		4	1	1	1	0	1	2
8 Kurt Suzuki, R (1, 2) OBP: 0.308, SLG: 0.325		B SI 93 X SI 96 1-0 ① F8	B SI 92 B CH 84 H SI 93 3-0 5 FC6-4 HBP 1-2			X SI 91 0-0 ② G5-3			B SI 91 B SI 92 X SI 92 2-0 5 SH5-3 1B	3	0	1	0	0	0	0
5 Eduardo Escobar, S (1, 5) OBP: 0.276, SLG: 0.364		C SI 96 C CH 85 F SI 95 S SL 82 0-3 ② K	C SL 79 F CH 84 X CH 84 0-2 ③ FC6-4 1-2f			B CH 83 S CH 83 F SL 78 C SI 95 1-3 ③ K			1 SAFE X SI 94 0-0 ① SH5-3 1-2	3	0	0	0	0	2	2
9 Eduardo Núñez, R (1, 10) OBP: 0.414, SLG: 0.630 7 Joe Mauer, L (9, PH) OBP: 0.343, SLG: 0.384 (9, 10)		F CH 83 X SI 96 0-1 HR		F SL 77 B SI 90 X SI 93 1-1 ① G6-3			C SI 92 B SL 78 F SI 93 X CH 83 1-2 ① G4-3		I IN 77 I IN 77 I IN 79 I IN 79 4-0 32 G4-6-3 IBB	3 0	1 0	1 0	1 0	0 1	0 0	0 0
32 Aaron Hicks, S (1, 8) OBP: 0.237, SLG: 0.243		C SL 78 B SI 91 B CH 85 S CH 85 B CH 88 S CH 84 3-3 ③ K		S SI 93 F SI 91 F SI 94 C SL 79 0-3 ② K			S SL 77 B CH 83 C CH 83 B SI 95 B SI 94 X CH 82 3-2 ② G4-3		C SI 94 F SI 94 X SI 93 0-2 ②③ G4-6-3 1-2f	4	0	0	0	0	2	2
39 Danny Santana, S (1, 6) OBP: 0.253, SLG: 0.320			X SI 90 0-0 E5 2 2B 21 G6-3	C SL 74 B CH 84 S CH 84 B CH 84 S SI 94 2-3 ③ K			S CH 83 C SI 94 F SI 93 S CH 83 0-3 ③ K			3	1	0	0	0	2	0
Inning Stats	R: 0 E: 0 K: 2 S: 8 H: 0 LOB: 0 BB: 0 P: 12	R: 2 E: 0 K: 2 S: 12 H: 2 LOB: 0 BB: 0 P: 17	R: 2 E: 1 K: 0 S: 14 H: 2 LOB: 2 BB: 0 P: 20	R: 0 E: 0 K: 2 S: 9 H: 0 LOB: 0 BB: 0 P: 12	R: 0 E: 0 K: 1 S: 8 H: 1 LOB: 0 BB: 0 P: 10	R: 0 E: 0 K: 2 S: 7 H: 0 LOB: 0 BB: 0 P: 11	R: 0 E: 0 K: 1 S: 10 H: 0 LOB: 0 BB: 0 P: 14	R: 0 E: 0 K: 0 S: 11 H: 0 LOB: 1 BB: 1 P: 17	R: 0 E: 0 K: 0 S: 5 H: 1 LOB: 1 BB: 1 P: 11	1B: 3 2B: 1 3B: 0 HR: 2 SF: 0 SAC: 1 DP: 2 HBP: 1						

PITCHER		IP	WLS	BF	H	R	ER	SO	BB	IBB	HBP	BLK	WP	HR	S	P	ERA	WHIP
49 Chris Sale, L ERA: 4.21	(1, 1)	8.0	L	31	5	4	3	10	1	0	1	0	0	2	79	113	3.38	0.750
52 Jake Petricka, R ERA: 3.55	(9, 1)	1.0		4	1	0	0	0	0	1	0	0	0	0	5	11	0.00	1.000

PITCHER	IP	WLS	BF	H	R	ER	SO	BB	IBB	HBP	BLK	WP	HR	S	P	ERA	WHIP

TOP

Minnesota Twins @ Chicago White Sox

U.S. Cellular Field, Chicago, IL

Sat May 23 2015, 4:41 PM - 6:52 PM EDT

Att. 38,714 - Sunny - 75 F

livebaseballscorecards.com

AB	31
R	4
H	6
RBI	4
BB	2
SO	10
LOB	8

WP: 0	PA: 35
PB: 0	
SB: 0	
CS: 0	

Batter	1	2	3	4	5	6	7	8	9	AB	R	H	RBI	BB	SO	LOB
1 Adam Eaton, L (1, 8) OBP: 0.289, SLG: 0.351	C FF 92 L FF 94 F FF 95 S CU 78 0-3 K ①		S SI 94 1 SAFE B FF 92 X CU 76 1-1 53 G4-3 3B 1-H ①		B CH 87 X SI 93 1-0 1B 1-2 ①			X SL 83 0-0 F8 ①		4	1	2	1	0	1	0
53 Melky Cabrera, S (1, 7) OBP: 0.293, SLG: 0.277	C FF 93 B CU 77 B SI 95 B FF 92 X SI 93 3-1 F8 ②		F SI 94 B FF 93 X FF 93 1-1 G4-3 ② 3-H		X CH 84 0-0 G1-3 ③			B CH 82 C FF 91 B FF 89 X CH 84 2-1 G4-3 ②		4	0	0	1	0	0	2
79 José Abreu, R (1, 3) OBP: 0.351, SLG: 0.461	C FF 94 B FF 94 F FF 94 S CU 78 1-3 K ③		X CU 79 0-0 P6 ③			B FF 96 B CH 86 F CU 76 S FF 94 S SI 88 2-3 K ①		C SL 86 X SL 87 0-1 G3 ③		4	0	0	0	0	2	0
25 Adam LaRoche, L (1, 10) OBP: 0.358, SLG: 0.355		C SI 92 B FF 94 X CU 78 1-1 12 G4-3 10 1B 2B		C CU 76 F FF 94 S CH 88 0-3 K ①		C SI 95 B CH 88 F CH 87 B CH 86 S CH 88 2-3 K ②			C FF 94 X FF 94 0-1 F7 ①	4	1	1	0	0	2	0
12 Conor Gillaspie, L (1, 5) OBP: 0.286, SLG: 0.398 15 Gordon Beckham, R (9, PH) OBP: 0.339, SLG: 0.420		X SI 93 0-0 G4-3 ① 2-3		B CH 86 X CH 86 1-0 G3 ②		B CU 80 F SI 93 B SI 95 X CH 86 2-1 G3 ③			C SL 82 B FF 95 S SL 83 S FF 93 1-3 K ②	3 1	0 0	0 0	0 0	0 0	0 1	1 0
10 Alexei Ramirez, R (1, 6) OBP: 0.274, SLG: 0.365		F FF 92 B FF 94 X FF 93 1-1 20 CS 1B 3-H ①		X SL 85 0-0 G1-3 ③			C SL 84 X CU 78 0-1 G5-3 ①		C SL 82 S SL 84 F SL 82 X SL 81 0-2 20 S 1B	4	0	2	1	0	0	0
20 JB Shuck, L (1, 9) OBP: 0.306, SLG: 0.250		C FF 93 F SI 95 B CH 86 S CH 85 1-3 K ② ③ 1-2		C CU 76 X CH 86 0-1 G1-3 ①			C CU 77 S SI 94 X SI 89 0-2 E6		C FF 94 B SL 84 S SL 81 B FF 95 F FF 95 1 SAFE B FF 96 B SL 81 4-2 BB	3	0	0	0	1	1	1
21 Tyler Flowers, R (1, 2) OBP: 0.253, SLG: 0.326			C FF 93 F FF 94 B CU 80 S FF 94 1-3 K ①		C CU 78 C SL 84 X FF 95 0-2 1 1B		1 SAFE 1 SAFE X SL 81 0-0 F7 ②		F SL 82 C FF 95 B FF 94 C FF 94 1-3 K ③	4	0	1	0	0	2	3
5 Yolmer Sánchez, S (1, 4) OBP: 0.233, SLG: 0.214			H FF 94 1-0 1 3B HBP		F CH 86 F CH 85 S CH 87 0-3 K ②		1 SAFE 1 SAFE C CH 85 D CH 85 F CH 85 1 SAFE B CH 85 F SI 94 F CH 87 2-3 1 SAFE S CH 87 K ③			2	1	0	0	0	2	2
Inning Stats	R: 0 E: 0 K: 2 S: 9 H: 0 LOB: 0 BB: 0 P: 13	R: 1 E: 0 K: 1 S: 8 H: 2 LOB: 0 BB: 0 P: 11	R: 2 E: 0 K: 1 S: 8 H: 1 LOB: 0 BB: 0 P: 12	R: 0 E: 0 K: 1 S: 5 H: 0 LOB: 0 BB: 0 P: 6	R: 0 E: 0 K: 1 S: 10 H: 2 LOB: 2 BB: 0 P: 11	R: 0 E: 0 K: 2 S: 8 H: 0 LOB: 0 BB: 0 P: 14	R: 0 E: 1 K: 1 S: 11 H: 0 LOB: 1 BB: 0 P: 13	R: 0 E: 0 K: 0 S: 5 H: 0 LOB: 0 BB: 0 P: 7	R: 0 E: 0 K: 2 S: 15 H: 1 LOB: 2 BB: 1 P: 21	1B: 4 2B: 1 3B: 1 HR: 0 SF: 0 SAC: 0 DP: 0 HBP: 1						

PITCHER	IP	WLS	BF	H	R	ER	SO	BB	IBB	HBP	BLK	WP	HR	S	P	ERA	WHIP
65 Trevor May, R (1, 1) ERA: 4.95	7.0	W	27	5	3	3	9	0	0	1	0	0	0	59	80	3.86	0.714
64 Aaron Thompson, L (8, 1) ERA: 3.52	0.2	H	2	0	0	0	0	0	0	0	0	0	0	3	5	0.00	0.000
36 Blaine Boyer, R (8, 1) ERA: 2.45	0.1	H	1	0	0	0	0	0	0	0	0	0	0	2	2	0.00	0.000
15 Glen Perkins, L (9, 1) ERA: 1.33	1.0	S	5	1	0	0	2	1	0	0	0	0	0	15	21	0.00	2.000

PITCHER	IP	WLS	BF	H	R	ER	SO	BB	IBB	HBP	BLK	WP	HR	S	P	ERA	WHIP

BOTTOM

Minnesota Twins @ Chicago White Sox

U.S. Cellular Field, Chicago, IL

Sat May 23 2015, 4:41 PM - 6:52 PM EDT

Att. 38,714 - Sunny - 75 F

livebaseballscorecards.com

AB	33
R	3
H	6
RBI	3
BB	1
SO	11
LOB	9

Minnesota Twins @ Chicago White Sox

U.S. Cellular Field, Chicago, IL

Sun May 24 2015, 2:11 PM - 4:48 PM EDT

Att. 30,180 - Cloudy - 72 F

TOP

livebaseballscorecards.com

Batter	1	2	3	4	5	6	7	8	9	AB	R	H	RBI	BB	SO	LOB
2 Brian Dozier, R (1, 4) OBP: 0.335, SLG: 0.506	B FF 90 X FF 90 1-0 HR		F FF 92 B CH 85 X CH 87 1-1 ③ F7	F CU 81 F FF 91 B FF 93 F CU 82 S FF 93 1-3 ③ K			1 SAFE S SI 89 1 SAFE F SI 89 1 SAFE X SI 90 0-2 1-H 3-H HR		C SL 82 B FF 94 F FF 92 S SL 86 1-3 ① K2-3	5	2	2	4	0	2	2
21 Shane Robinson, R (1, 7) OBP: 0.316, SLG: 0.296	C FF 90 C FF 92 F CU 81 X CU 80 0-2 ① G5-3			X CH 85 0-0 7 E 2B	C FF 89 C FF 90 B CH 85 B FF 92 X FF 92 2-2 ① G6-3		B SI 91 S CU 80 X CH 83 1-1 ① G1-3		C SL 85 B SL 85 B FF 93 X SL 85 2-1 ② G5-3	5	1	1	0	0	0	0
7 Joe Mauer, L (1, 3) OBP: 0.333, SLG: 0.372	C FF 91 F CU 80 B CU 81 X FF 92 1-2 ② G4-3			C FF 91 B FF 90 B CU 82 X FF 92 2-1 E8 24 1B 48 1B 2-H	S FF 92 X FF 90 0-1 ② L7		C CU 76 B FC 82 X CH 83 1-1 ② L6		C SL 86 B SL 84 B SL 86 F FF 93 F FF 93 T FF 94 2-2 ③ K	5	1	0	0	0	1	0
24 Trevor Plouffe, R (1, 5) OBP: 0.351, SLG: 0.456	C FF 93 B FF 92 B FF 90 B CU 80 F FF 92 S FF 91 3-3 ③ K			B FF 92 B FF 91 F FF 92 F CU 81 X CH 87 2-2 5 L9 48 1B 20 1B 2-3 1B	S CU 81 C CH 86 B FF 90 X FF 92 1-2 ③ F9		C SL 80 F SI 91 X FC 84 0-2 2B			4	1	2	0	0	1	0
48 Torii Hunter, R (1, 10) OBP: 0.329, SLG: 0.471		C CU 78 B CH 84 F SI 90 F FF 92 S CU 82 1-3 ① K		C FF 91 F FF 92 B FF 92 D CU 81 1 SAFE X CU 81 2-2 5 L9 20 1B 1-2 3-H 1B		B CH 86 C CH 85 F FF 90 F FF 89 F CU 80 X CH 84 1-2 ① G1-3	B FF 91 B FF 91 B FF 90 B FF 90 4-0 BB			3	1	1	1	1	1	0
5 Eduardo Escobar, S (1, 6) OBP: 0.267, SLG: 0.351		S CU 80 X FF 89 0-1 ② G4-3		C CU 81 F CU 80 X CU 81 0-2 ① L9 1-2 2-3		B CH 86 F CH 86 B FF 91 X CH 86 2-1 ② G4-3	C SI 90 B FF 89 F CH 84 D CH 85 X SI 91 2-2 ③ G3			4	0	0	0	0	0	4
12 Chris Herrmann, L (1, 2) OBP: 0.211, SLG: 0.229		C FF 92 T FF 93 B CU 81 S FF 92 1-3 ③ K		S CU 83 B CU 83 C FF 93 B FF 94 D CU 83 B FF 92 4-2 20 1B BB		F FF 91 F FF 92 F CU 77 F FF 90 X FF 90 0-2 ③ P4		B SL 83 F FF 91 B FF 93 C SL 84 F FF 94 X SL 85 2-2 ① P6		3	0	0	0	1	1	0
20 Eddie Rosario, L (1, 9) OBP: 0.262, SLG: 0.350			B FF 89 X FF 89 1-0 ① G3	C CU 81 X CU 82 0-1 1-2 2-H 3-H 1B			C CU 79 F FF 89 X FF 90 0-2 32 1B 2 HR 1B	X FF 93 0-0 ② L7		4	1	2	2	0	0	0
32 Aaron Hicks, S (1, 8) OBP: 0.238, SLG: 0.244			C FF 90 C CH 85 S FF 92 0-3 ② K	S FF 93 F FF 94 X CU 82 0-2 ② F9			1 SAFE 1 SAFE B FF 89 B FF 90 X FF 91 2-0 1-3 2 HR 1B	B SL 86 B FF 93 F FF 92 F FF 92 X SL 86 2-2 ③ G6-3		4	1	1	0	0	1	2
Inning Stats	R: 1 E: 0 K: 1 S: 11 H: 1 LOB: 0 BB: 0 P: 16	R: 0 E: 0 K: 2 S: 9 H: 0 LOB: 0 BB: 0 P: 11	R: 0 E: 0 K: 1 S: 6 H: 0 LOB: 0 BB: 0 P: 8	R: 4 E: 1 K: 1 S: 23 H: 4 LOB: 2 BB: 1 P: 34	R: 0 E: 0 K: 0 S: 8 H: 0 LOB: 0 BB: 0 P: 11	R: 0 E: 0 K: 0 S: 12 H: 0 LOB: 0 BB: 0 P: 15	R: 3 E: 0 K: 0 S: 17 H: 4 LOB: 2 BB: 1 P: 27	R: 0 E: 0 K: 0 S: 8 H: 0 LOB: 0 BB: 0 P: 12	R: 0 E: 0 K: 2 S: 9 H: 0 LOB: 0 BB: 0 P: 14	1B: 5 2B: 2 3B: 0 HR: 2 SF: 0 SAC: 0 DP: 0 HBP: 0	WP: 0 PB: 0 SB: 0 CS: 0 PA: 39					

	AB	37
	R	8
	H	9
	RBI	7
	BB	2
	SO	7
	LOB	8

PITCHER		IP	WLS	BF	H	R	ER	SO	BB	IBB	HBP	BLK	WP	HR	S	P	ERA	WHIP
62 Jose Quintana, L ERA: 4.67	(1, 1)	6.0	L	27	7	7	6	5	1	0	0	0	0	1	73	101	9.00	1.333
67 Scott Carroll, R ERA: 2.76	(7, 1)	1.0		6	2	1	1	0	1	0	0	0	0	1	13	21	9.00	3.000
43 Dan Jennings, L ERA: 6.63	(8, 1)	2.0		6	0	0	0	2	0	0	0	0	0	0	17	26	0.00	0.000

PITCHER		IP	WLS	BF	H	R	ER	SO	BB	IBB	HBP	BLK	WP	HR	S	P	ERA	WHIP

Batter	1	2	3	4	5	6	7	8	9	AB	R	H	RBI	BB	SO	LOB
1 Adam Eaton, L (1, 8) OBP: 0.288, SLG: 0.349	C FF 92 B SI 93 X FF 93 1-1 ① L7		B FF 93 X CH 84 1-0 53 G6-4-3 1B			C FF 90 F CU 82 B FF 89 X CH 84 1-2 ① G4-3		B FF 93 C FF 92 S SL 86 B FF 91 F SL 86 X FF 93 2-2 ③ G4-3		4	0	1	0	0	0	0
53 Melky Cabrera, S (1, 7) OBP: 0.287, SLG: 0.270	B SI 93 B FF 95 C SI 91 X FF 95 2-1 ② L7		F FF 93 X SI 91 0-1 ②③ G6-4-3 1-2f			B CU 80 X CH 83 1-0 ② F8			C FF 92 B SI 91 X CH 84 1-1 ① G4-3	4	0	0	0	0	0	1
79 José Abreu, R (1, 10) OBP: 0.349, SLG: 0.474	S SL 84 S SI 95 B FF 92 X CH 86 1-2 ③ G6-3			C FF 92 B FF 90 F CH 84 X CH 87 1-2 HR		B SI 93 X SI 92 1-0 ③ G1-3			B CH 85 X FF 92 1-0 ② G6-3	4	1	1	1	0	0	0
25 Adam LaRoche, L (1, 3) OBP: 0.351, SLG: 0.346 58 Geovany Soto, R (9, PH) OBP: 0.222, SLG: 0.327		F FF 93 C SI 92 F CH 84 B FF 92 S SL 88 1-3 ① K		X CH 84 0-0 ① G3			C FF 90 B SI 88 L SI 88 C SL 86 1-3 ① K		C FF 92 B SI 91 X SI 91 1-1 ③ G5-3	3 1	0 0	0 0	0 0	0 0	2 0	0 0
26 Avisaíl García, R (1, 9) OBP: 0.361, SLG: 0.452 20 JB Shuck, L (7, PH) OBP: 0.324, SLG: 0.250 (8, 9)		S FF 96 B SI 94 F SI 94 B FF 91 X SL 88 2-2 12 1B 1B		C SI 93 S CU 81 S SL 86 0-3 ② K			C FF 92 C SI 91 H SL 86 1-2 12 G3 HBP			2	0	1	0	0	1	0
12 Conor Gillaspie, L (1, 5) OBP: 0.287, SLG: 0.396		C CH 84 B FF 92 B SI 94 S SI 92 X SI 92 2-2 1-2 1B		F CH 85 C FF 95 B SI 93 B SL 87 S CH 86 2-3 ③ K			B SI 89 X SI 92 1-0 ② G3 1-2			0	0	0	0	0	0	0
10 Alexei Ramirez, R (1, 6) OBP: 0.269, SLG: 0.358		F FF 94 B SI 93 S SL 88 D SL 87 T CH 85 2-2 ② K			C CU 80 B FF 90 S CH 83 B FF 92 B CH 84 F SL 84 F CH 84 X SL 87 3-2 ① G6-3		C SI 94 B SL 86 X SI 93 1-1 ③ G4-3			3	0	0	0	0	1	3
21 Tyler Flowers, R (1, 2) OBP: 0.245, SLG: 0.315		F SL 85 S SL 86 D SL 86 B CH 86 B CH 85 S SI 93 3-3 ③ K			X FF 95 0-0 ② G4-3			C FF 90 F SI 89 S SI 92 0-3 ① K		3	0	0	0	0	2	2
5 Yolmer Sánchez, S (1, 4) OBP: 0.212, SLG: 0.194			C CH 83 B SI 90 F SI 85 S SL 85 1-3 ① K		C FF 94 B CH 86 F SI 92 B CH 85 F FF 92 X SL 84 2-2 ③ G4-3			C CH 84 C SI 90 F SL 86 X CH 84 0-2 ② G3-1		3	0	0	0	0	1	0
Inning Stats	R: 0 E: 0 K: 0 S: 7 H: 0 LOB: 0 BB: 0 P: 11	R: 0 E: 0 K: 3 S: 16 H: 2 LOB: 2 BB: 0 P: 26	R: 0 E: 0 K: 1 S: 6 H: 1 LOB: 0 BB: 0 P: 8	R: 1 E: 0 K: 2 S: 10 H: 1 LOB: 0 BB: 0 P: 13	R: 0 E: 0 K: 0 S: 10 H: 0 LOB: 0 BB: 0 P: 15	R: 0 E: 0 K: 0 S: 5 H: 0 LOB: 0 BB: 0 P: 8	R: 0 E: 0 K: 1 S: 8 H: 0 LOB: 1 BB: 0 P: 12	R: 0 E: 0 K: 1 S: 11 H: 0 LOB: 0 BB: 0 P: 13	R: 0 E: 0 K: 0 S: 5 H: 0 LOB: 0 BB: 0 P: 8	1B: 3 2B: 0 3B: 0 HR: 1	SF: 0 SAC: 0 DP: 1 HBP: 1					

PITCHER		IP	WLS	BF	H	R	ER	SO	BB	IBB	HBP	BLK	WP	HR	S	P	ERA	WHIP
44 Kyle Gibson, R ERA: 2.72	(1, 1)	8.0	W	28	4	1	1	8	0	0	1	0	0	1	73	106	1.12	0.500
52 Brian Duensing, L ERA: 8.38	(9, 1)	1.0		3	0	0	0	0	0	0	0	0	0	0	5	8	0.00	0.000

PITCHER	IP	WLS	BF	H	R	ER	SO	BB	IBB	HBP	BLK	WP	HR	S	P	ERA	WHIP

BOTTOM

Minnesota Twins @ Chicago White Sox

U.S. Cellular Field, Chicago, IL

Sun May 24 2015, 2:11 PM - 4:48 PM EDT

Att. 30,180 - Cloudy - 72 F

livebaseballscorecards.com

AB	30
R	1
H	4
RBI	1
BB	0
SO	8
LOB	7

Batter	1	2	3	4	5	6	7	8	9	AB	R	H	RBI	BB	SO	LOB
1 Adam Eaton, L (1, 8) OBP: 0.281, SLG: 0.340	C FF 91 B FF 91 F FF 91 S SI 92 1-3 ① **K**		B FF 92 B FF 91 C FF 91 B FF 92 X FF 92 3-1 ③ F7			F FF 91 1 SAFE F FF 91 B CH 83 1 SAFE X FF 91 1-2 ① P5			C FF 92 X CH 86 0-1 ② G6-3	4	0	0	0	0	1	1
15 Gordon Beckham, R (1, 5) OBP: 0.333, SLG: 0.407	B FF 90 C FF 91 F FF 92 X SL 86 1-2 53 G6-3 1B			C FF 91 S FF 92 B FF 93 X FF 93 1-2 ① P4		C FF 91 1 SAFE X FF 93 0-1 ②③ G5-4-3 1-2f			C FF 93 X FF 91 0-1 ③ G6-3	4	0	1	0	0	0	1
53 Melky Cabrera, S (1, 7) OBP: 0.287, SLG: 0.271	F FF 91 F CH 86 1 SAFE X FF 91 0-2 ② G6-3 1-2			C SL 84 X CH 85 0-1 1B			C FF 92 C CH 86 B FF 92 F FF 93 X CH 85 1-2 ① G4-3			3	0	1	0	0	0	1
79 José Abreu, R (1, 3) OBP: 0.343, SLG: 0.465	X FF 91 0-0 ③ P4			C FF 92 1 SAFE F FF 92 F SL 84 S SL 84 0-3 ② **K**			C SL 82 X SL 83 0-1 ② F7			3	0	0	0	0	1	2
25 Adam LaRoche, L (1, 10) OBP: 0.344, SLG: 0.338		B FF 89 F FF 91 B CH 85 C FF 91 T FF 92 2-2 ① **K**		F CH 85 B CH 85 1 SAFE F FF 92 F FF 93 C FF 94 1-3 ③ **K**			F FF 93 B CH 87 S CH 86 B FF 94 X FF 93 2-2 ③ G3			3	0	0	0	0	2	1
26 Avisaíl García, R (1, 9) OBP: 0.365, SLG: 0.456 20 JB Shuck, L (2, 9) OBP: 0.308, SLG: 0.235		X FF 92 0-0 10 G6-4-3 1B			C FF 91 B FF 92 X FF 91 1-1 ① F7			B FF 92 B FF 91 C FF 91 B FF 91 X FF 91 3-1 ① L7		1 2	0 0	1 0	0 0	0 0	0 0	0 0
10 Alexei Ramirez, R (1, 6) OBP: 0.264, SLG: 0.351		B FF 92 1 SAFE C FF 91 B FF 92 X SI 92 2-1 ②③ G6-4-3 1-2f			B FF 92 X FF 91 1-0 ② G5-3			X FF 92 0-0 ② G5-3		3	0	0	0	0	0	1
58 Geovany Soto, R (1, 2) OBP: 0.211, SLG: 0.309			B FF 91 C X 1-1 ① F8		C FF 93 F FF 92 C SL 84 0-3 ③ **K**			B FF 92 F FF 93 C SL 84 B SL 84 S FF 94 2-3 ③ **K**		3	0	0	0	0	2	0
64 Emilio Bonifácio, S (1, 4) OBP: 0.261, SLG: 0.227			C FF 91 B SL 82 B FF 92 B FF 91 C FF 92 S FF 92 3-3 ② **K**			X FF 91 0-0 15 G5-4-3 1B			C FF 91 F FF 92 S FF 92 0-3 ① **K**	3	0	1	0	0	2	0
Inning Stats	R: 0 E: 0 K: 1 S: 10 H: 1 LOB: 1 BB: 0 P: 12	R: 0 E: 0 K: 1 S: 6 H: 1 LOB: 0 BB: 0 P: 10	R: 0 E: 0 K: 1 S: 7 H: 0 LOB: 0 BB: 0 P: 14	R: 0 E: 0 K: 2 S: 13 H: 1 LOB: 1 BB: 0 P: 15	R: 0 E: 0 K: 1 S: 6 H: 0 LOB: 0 BB: 0 P: 8	R: 0 E: 0 K: 0 S: 6 H: 1 LOB: 0 BB: 0 P: 7	R: 0 E: 0 K: 0 S: 9 H: 0 LOB: 0 BB: 0 P: 12	R: 0 E: 0 K: 1 S: 6 H: 0 LOB: 0 BB: 0 P: 11	R: 0 E: 0 K: 1 S: 7 H: 0 LOB: 0 BB: 0 P: 7	1B: 4 2B: 0 3B: 0 HR: 0	SF: 0 SAC: 0 DP: 2 HBP: 0					

PITCHER	IP	WLS	BF	H	R	ER	SO	BB	IBB	HBP	BLK	WP	HR	S	P	ERA	WHIP
36 Drew Hutchison, R (1, 1) ERA: 5.12	9.0	W	29	4	0	0	8	0	0	0	0	0	0	70	96	0.00	0.444

PITCHER	IP	WLS	BF	H	R	ER	SO	BB	IBB	HBP	BLK	WP	HR	S	P	ERA	WHIP

TOP

Chicago White Sox @ Toronto Blue Jays

Rogers Centre, Toronto, ON

Mon May 25 2015, 7:08 PM - 9:19 PM EDT

Att. 15,168 - Cloudy - 66 F

livebaseballscorecards.com

AB	29
R	0
H	4
RBI	0
BB	0
SO	8
LOB	7

BOTTOM

Chicago White Sox @ Toronto Blue Jays

Rogers Centre, Toronto, ON

Mon May 25 2015, 7:08 PM - 9:19 PM EDT

Att. 15,168 - Cloudy - 66 F

livebaseballscorecards.com

Batter	1	2	3	4	5	6	7	8	9	AB	R	H	RBI	BB	SO	LOB
7 José Reyes, S (1, 6) OBP: 0.265, SLG: 0.313	C FF 93 C SI 95 F CH 88 F FF 94 B CH 90 X CU 81 1-2 10 G4-6-3 15 1B 2B	C SI 91 F CU 83 X SI 94 0-2 ② G5-3			C CH 85 F CU 82 F SL 89 X FF 93 0-2 ① G5-3		C SI 93 B CH 88 B CH 87 F SL 90 S CH 88 2-3 ③ K			4	1	1	0	0	1	0
20 Josh Donaldson, R (1, 5) OBP: 0.363, SLG: 0.533	B SL 88 F SL 90 B SL 90 B FF 94 B FF 96 4-1 10 G4-6-3 15 1B BB	S SL 90 B SL 91 X FF 95 1-1 HR			B SL 90 X CH 86 1-0 ② F8			C SI 88 B SI 90 X SI 90 1-1 55 FC6-4 10 BB 14 1B 1B		3	3	2	1	1	0	0
10 Edwin Encarnación, R (1, 10) OBP: 0.323, SLG: 0.485	S SI 95 B CH 88 B SL 90 F FF 95 B SI 96 X SL 91 3-2 ① G4-6-3 1-2 2-3	X 0-0 ③ F8			C FF 93 F FF 94 F SL 91 B FF 94 B SL 90 B SL 88 F FF 95 X FF 94 3-2 ③ G5-3			C SI 91 F SI 90 F CH 83 F CH 84 1 SAFE B SI 90 F CH 84 D SI 90 F CH 85 4-2 B SI 90 B CH 83 55 FC6-4 1-2 BB		3	0	0	0	1	0	2
55 Russell Martin, R (1, 2) OBP: 0.355, SLG: 0.507	B FF 91 X FF 94 1-0 ② G5-3		C FF 93 B SL 90 F SL 90 F FF 94 B SL 89 B FF 94 C FF 94 3-3 ① K			C CU 81 B SL 88 B FF 94 B SL 90 B FF 93 4-1 15 G5-4-3 BB		S SI 89 F SI 91 B CH 82 X FC 83 1-2 ① FC6-4 14 1B 1-2f 2-3		3	0	0	0	1	1	4
15 Chris Colabello, R (1, 7) OBP: 0.439, SLG: 0.581 18 Steve Tolleson, R (9, 7) OBP: 0.326, SLG: 0.410	X SI 95 0-0 14 HR 2-H 3-H 1B		C FF 95 B SL 90 T SL 90 X FF 96 1-2 ② P3			X FF 92 0-0 ①② G5-4-3 1-2f		B SI 91 1 SAFE C SI 90 1 SAFE D FC 84 F SI 91 1 SAFE D CH 83 X SI 88 3-2 ② P4		4 0	1 0	1 0	2 0	0 0	0 0	3 0
14 Justin Smoak, S (1, 3) OBP: 0.343, SLG: 0.426	B FF 93 X SI 95 1-0 1-H HR		B CU 82 B FF 93 C FF 94 S SL 90 B SL 91 S SL 91 3-3 ③ K			B CH 86 B SI 93 B FF 93 B FF 92 4-0 BB		B SI 90 C SI 89 B SI 89 X CH 83 2-1 1-3 3-H 1B		3	1	2	3	1	1	0
3 Ezequiel Carrera, L (1, 9) OBP: 0.339, SLG: 0.327	S FF 94 B FF 96 S CH 89 X FF 95 1-2 1B		C SI 92 B FF 93 F CH 87 X CH 88 1-2 ① G6-3			B FF 92 F SL 89 F SL 89 F FF 92 X CH 86 1-2 ③ G4-3		B SI 90 C SI 88 B SI 90 1 SAFE F SL 83 X SI 90 2-2 ③ G4-3		4	0	1	0	0	0	3
11 Kevin Pillar, R (1, 8) OBP: 0.258, SLG: 0.307	1 SAFE B F FF 94 1 SAFE X SL 90 1-1 ③ P2		B CU 82 X SL 90 1-0 ② P3				C FF 93 B CH 87 F FF 93 X SL 90 1-2 ① G6-3			3	0	0	0	0	0	1
17 Ryan Goins, L (1, 4) OBP: 0.292, SLG: 0.337		B FF 93 F CH 88 B CH 88 S FF 95 F FF 95 S CH 89 2-3 ① K			X SL 90 0-0 ③ G4-3		C SL 90 F FF 93 B CH 87 B FF 94 F SL 90 X CH 87 2-2 ② G4-3			3	0	0	0	0	1	0
Inning Stats	R: 4 E: 0 K: 0 S: 17 H: 4 LOB: 1 BB: 1 P: 29	R: 1 E: 0 K: 1 S: 10 H: 1 LOB: 0 BB: 0 P: 13	R: 0 E: 0 K: 2 S: 10 H: 0 LOB: 0 BB: 0 P: 17	R: 0 E: 0 K: 0 S: 5 H: 0 LOB: 0 BB: 0 P: 7	R: 0 E: 0 K: 0 S: 10 H: 0 LOB: 0 BB: 0 P: 14	R: 0 E: 0 K: 0 S: 6 H: 0 LOB: 1 BB: 2 P: 15	R: 0 E: 0 K: 1 S: 10 H: 0 LOB: 0 BB: 0 P: 15	R: 1 E: 0 K: 0 S: 19 H: 2 LOB: 2 BB: 1 P: 32		1B: 4 2B: 1 3B: 0 HR: 2 SF: 0 SAC: 0 DP: 1 HBP: 0						

	AB	30
	R	6
	H	7
	RBI	6
	BB	4
	SO	4
	LOB	13

WP: 0 PB: 0 SB: 0 CS: 0 PA: 34

PITCHER		IP	WLS	BF	H	R	ER	SO	BB	IBB	HBP	BLK	WP	HR	S	P	ERA	WHIP
48 Hector Noesí, R ERA: 5.84	(1, 1)	7.0	L	28	5	5	5	4	3	0	0	0	0	2	68	110	6.43	1.143
67 Scott Carroll, R ERA: 3.12	(8, 1)	1.0		6	2	1	1	0	1	0	0	0	0	0	19	32	9.00	3.000

PITCHER	IP	WLS	BF	H	R	ER	SO	BB	IBB	HBP	BLK	WP	HR	S	P	ERA	WHIP

Batter	1	2	3	4	5	6	7	8	9	AB	R	H	RBI	BB	SO	LOB
1 Adam Eaton, L (1, 8) OBP: 0.285, SLG: 0.338	C KN 70 S KN 75 F KN 76 S KN 77 0-3 ① K	B KN 77 F KN 77 B KN 77 F KN 77 F KN 78 F EP 64 F KN 78 B KN 77 X KN 76 3-2 ③ L8			B KN 72 B KN 70 B KN 78 C KN 77 B FF 80 4-1 53 1B 79 HR BB	S SI 94 B SI 94 C SL 82 B SI 95 X SI 96 2-2 ① FC5-4 53 FC6-4 1-2f 2-3		B SI 95 C SI 95 C SI 95 X SL 86 1-2 53 1B 79 FC4-6 1B 2-H		4	2	1	1	1	1	4
53 Melky Cabrera, S (1, 7) OBP: 0.290, SLG: 0.275	B KN 74 B KN 71 F KN 79 X FF 82 2-1 ② F8		B KN 73 B KN 71 X KN 68 2-0 ① F9		B KN 74 S KN 70 B KN 74 1 SAFE X KN 73 2-1 79 HR 1-2 1B	B CH 81 B SI 95 X SI 95 2-0 ② FC6-4 1-2f 3-H		B SI 96 C SI 95 X SL 87 1-1 79 FC4-6 2-3 1B		5	1	2	1	0	0	1
79 José Abreu, R (1, 3) OBP: 0.339, SLG: 0.476	B KN 74 C KN 74 F KN 77 S KN 79 1-3 ③ K		C KN 77 S KN 77 F EP 65 C KN 79 0-3 ② K		B KN 77 B KN 76 B KN 72 C FF 82 X FF 82 3-1 HR 1-H 2-H	C SI 94 B SI 96 D CH 84 S CH 82 S CH 85 2-3 ③ K		D SL 88 F FF 97 X SI 95 1-1 ② FC4-6 25 1B 10 1B 1-2f 3-H		5	2	1	4	0	3	2
25 Adam LaRoche, L (1, 10) OBP: 0.352, SLG: 0.343		B KN 72 B KN 72 B KN 72 C KN 79 C FF 80 X FF 82 3-2 10 FC1-4 1B	B KN 74 B KN 76 B KN 71 B FF 81 4-0 10 PB BB		C FF 82 S KN 77 B KN 78 F KN 78 X KN 72 1-2 ① G6-3		B FF 94 C FF 94 S CH 81 F CH 83 X FF 96 1-2 E6 20 FC4-6	F SI 96 X SI 95 0-1 10 1B 1-3 1B		4	0	2	0	1	0	0
10 Alexei Ramirez, R (1, 6) OBP: 0.268, SLG: 0.352		C KN 74 S KN 76 X KN 78 0-2 ① FC1-4 20 1B 15 1B 1-2f	B KN 76 B KN 76 B KN 72 C FF 81 X KN 73 3-1 ③ L4 1-2		C KN 75 B KN 77 S KN 77 X KN 78 1-2 20 G4-3 20 S 1B		S FF 96 F FF 96 B FF 97 B SL 88 F FF 97 F FF 95 F FF 96 X CH 82 2-2 ① F7	D SL 88 B FF 96 X FF 96 2-0 1-2 3-H 1B		5	1	2	1	0	0	3
20 JB Shuck, L (1, 9) OBP: 0.318, SLG: 0.282		C KN 75 F KN 76 X KN 77 0-2 21 1B 15 1B 5 SF8 1-2 1B		C KN 79 B KN 75 F KN 75 B KN 78 X KN 74 2-2 2B	C KN 75 F KN 77 X KN 78 0-2 ② G4-3 1-3		B CH 84 B FF 96 B CH 82 C FF 94 X FF 94 3-1 ② FC4-6 1-2f	B FF 93 B FF 94 C FF 94 F FF 93 X FF 94 2-2 ③ G4-3		5	1	2	0	0	0	4
15 Gordon Beckham, R (1, 5) OBP: 0.324, SLG: 0.390		B KN 77 F KN 74 X KN 78 1-1 5 E 21 1B 1-2 2-H 1B		L KN 74 B KN 78 X KN 77 1-1 ① F7	F KN 76 B EP 61 S KN 76 F KN 78 F KN 69 C KN 77 1-3 ③ K		1 SAFE C FF 95 1 SAFE 1 SAFE X SI 95 0-1 ③ F7		B FF 91 X FF 92 1-0 ① L7	5	0	1	1	0	1	3
21 Tyler Flowers, R (1, 2) OBP: 0.253, SLG: 0.330		X KN 77 0-0 5 E 1-2 2-3 1B		S KN 75 B KN 77 X KN 77 1-1 ② G5-3		C SL 84 B FF 95 X FC 88 1-1 1 FC5-4 53 FC6-4 2B		F FF 96 F FF 96 T FF 97 0-2 ① K	B FF 91 F FF 93 S SL 84 B SL 85 F FF 93 T FF 92 2-2 ② K	5	1	2	0	0	2	1
5 Yolmer Sánchez, S (1, 4) OBP: 0.237, SLG: 0.235		F KN 74 F KN 77 X KN 78 0-2 ② SF8 1-2 2-3 3-H		B KN 76 C KN 71 F KN 77 S KN 78 1-3 ③ K		D FF 95 H FF 94 2-0 1 FC5-4 HBP		F SI 95 X SI 95 0-1 1 1B 2B	X CH 88 0-0 ③ F7	3	1	1	1	0	1	1
Inning Stats	R: 0 E: 0 K: 2 S: 9 H: 0 LOB: 0 BB: 0 P: 12	R: 2 E: 1 K: 0 S: 21 H: 4 LOB: 2 BB: 0 P: 28	R: 0 E: 0 K: 1 S: 7 H: 0 LOB: 1 BB: 1 P: 16	R: 0 E: 0 K: 1 S: 10 H: 1 LOB: 1 BB: 0 P: 15	R: 3 E: 0 K: 1 S: 20 H: 3 LOB: 1 BB: 1 P: 32	R: 1 E: 0 K: 1 S: 9 H: 1 LOB: 1 BB: 0 P: 18	R: 0 E: 1 K: 0 S: 14 H: 0 LOB: 1 BB: 0 P: 20	R: 3 E: 0 K: 1 S: 18 H: 5 LOB: 2 BB: 0 P: 25	R: 0 E: 0 K: 1 S: 6 H: 0 LOB: 0 BB: 0 P: 9	1B: 10 2B: 3 3B: 0 HR: 1	SF: 1 SAC: 0 DP: 0 HBP: 1	WP: 0 PB: 1 SB: 1 CS: 0	PA: 45			

TOP

Chicago White Sox @ Toronto Blue Jays

Rogers Centre, Toronto, ON

Tue May 26 2015, 7:09 PM - 10:20 PM EDT

Att. 17,276 - Clear - 70 F

livebaseballscorecards.com

AB	41
R	9
H	14
RBI	9
BB	2
SO	8
LOB	19

PITCHER		IP	WLS	BF	H	R	ER	SO	BB	IBB	HBP	BLK	WP	HR	S	P	ERA	WHIP
43 R.A. Dickey, R ERA: 5.77	(1, 1)	5.0		25	8	5	5	5	2	0	0	0	0	1	67	103	9.00	2.000
52 Ryan Tepera, R ERA: 4.91	(6, 1)	0.0		2	1	1	1	0	0	0	1	0	0	0	2	5	∞	∞
62 Aaron Loup, L ERA: 5.19	(6, 1)	1.0	B	3	0	0	0	1	0	0	0	0	0	0	7	13	0.00	0.000
54 Roberto Osuna, R ERA: 0.76	(7, 1)	1.0		4	0	0	0	0	0	0	0	0	0	0	14	20	0.00	0.000
31 Liam Hendriks, R ERA: 4.29	(8, 1)	0.2	B	7	5	3	3	1	0	0	0	0	0	0	15	20	40.50	7.500

PITCHER		IP	WLS	BF	H	R	ER	SO	BB	IBB	HBP	BLK	WP	HR	S	P	ERA	WHIP
50 Steve Delabar, R ERA: 1.17	(8, 1)	1.1	W	4	0	0	0	1	0	0	0	0	0	0	9	14	0.00	0.000

Batter	1	2	3	4	5	6	7	8	9	AB	R	H	RBI	BB	SO	LOB
7 José Reyes, S (1, 6) OBP: 0.260, SLG: 0.319	C FF 88 B CU 75 B FF 90 B CH 81 F FF 90 S FF 90 3-3 ① K		X SI 91 0-0 ② P3		D CH 80 X FC 86 1-0 ① B5		C CH 86 X SI 94 0-1 ② G3		C FC 94 B FC 94 X FC 93 1-1 1-3 20 HR 2B	5	1	1	0	0	1	2
20 Josh Donaldson, R (1, 5) OBP: 0.379, SLG: 0.582	X FF 90 0-0 HR		C SI 90 F CH 79 F SI 90 B CU 73 X SI 91 1-2 1-3 19 2B 2B		B FC 84 C CU 74 F CH 79 B SI 90 F SI 90 B SI 91 B FC 85 4-2 19 2B BB		B SI 94 S CH 84 F SI 93 X SI 94 1-2 19 E 1B		B FC 94 S FC 93 X FC 94 1-1 2-H 3-H HR	4	5	4	4	1	0	0
19 José Bautista, R (1, 10) OBP: 0.373, SLG: 0.485	B FF 90 C CH 83 B FC 87 F CH 82 B FF 91 F CH 83 F FF 92 X FF 91 3-2 ② F9		F CU 75 D SI 92 C CH 81 D CU 77 F FF 91 X CH 80 2-2 2-H 3-H 2B		B SI 90 S CU 76 S FF 90 X FC 86 1-2 1-H 2-H 2B		1 SAFE F SI 94 1 SAFE C CH 87 1 SAFE X SI 94 0-2 1-H E4 2B			4	0	3	5	0	0	0
10 Edwin Encarnación, R (1, 3) OBP: 0.317, SLG: 0.474	C CU 75 F CH 82 T SI 91 0-2 ③ K		C CU 74 F FC 88 B CH 80 B CH 81 F CU 77 S CH 80 2-3 ③ K		F CH 80 B CH 79 B CH 80 2 SAFE F CU 74 F FF 89 C CU 74 2-3 ② K		C SI 95 X SI 92 0-1 ③ F9			4	0	0	0	0	3	3
15 Chris Colabello, R (1, 9) OBP: 0.430, SLG: 0.577		C CU 73 B CH 81 S CH 80 B CH 80 X FF 89 2-2 ① F9		S CH 80 B FC 86 F FF 90 B FF 90 F CH 82 X SI 90 2-2 ① L8	C CU 74 S CH 80 S CH 79 0-3 ③ K			C CU 75 C SI 91 B CU 76 X SI 91 1-2 11 G4-3 2B		4	0	1	0	0	1	1
23 Danny Valencia, R (1, 7) OBP: 0.338, SLG: 0.471 (9, 4)		B CH 80 B FF 89 F FF 89 C FF 90 X SI 90 2-2 ② F8		C CU 74 B SI 91 B CH 82 X SI 90 2-1 ② P4		C SI 94 F SI 94 S SL 90 0-3 ① K		D SI 88 S SL 81 F CU 78 X CU 76 1-2 ① G5-3		4	0	0	0	0	1	1
11 Kevin Pillar, R (1, 8) OBP: 0.253, SLG: 0.300		B CU 75 F SI 90 B FC 86 S CH 82 X CH 81 2-2 ③ F7		F SI 90 X CU 76 0-1 ③ G1-3		C SI 93 X SL 90 0-1 ② G4-3		B CU 75 B SI 90 F SI 89 B CU 76 F SL 81 F CU 77 X SI 90 3-2 ② 2-3 G4-3		4	0	0	0	0	0	1
18 Steve Tolleson, R (1, 4) OBP: 0.333, SLG: 0.439 17 Ryan Goins, L (6, 4) OBP: 0.289, SLG: 0.333 55 Russell Martin, R (8, PH) OBP: 0.353, SLG: 0.503 3 Ezequiel Carrera, L (9, 7) OBP: 0.339, SLG: 0.327			C FC 84 C CU 74 X CH 81 0-2 ① G6-3		C CH 79 X SI 90 0-1 22 2B 2B	C SI 92 B CH 88 S CH 86 B CH 86 S CH 86 2-3 ③ K		B FC 92 C FC 92 C FC 93 X FC 94 1-2 ③ G4-3		2 1 1 0	1 0 0 0	1 0 0 0	0 0 0 0	0 0 0 0	0 1 0 0	0 0 1 0
22 Josh Thole, L (1, 2) OBP: 0.292, SLG: 0.318			F FF 89 C SI 90 F FC 86 X FC 86 0-2 20 2B 19 2B 1B		D FF 89 B FF 89 B FF 89 C SI 90 X FF 89 3-1 19 2B 2-H 2B		C SI 93 X SI 93 0-1 ① G6-3		C FC 93 F KC 83 X KC 83 0-2 7 2B 20 HR 1B	4	3	3	1	0	0	0
Inning Stats	R: 1 H: 1 E: 0 LOB: 0 K: 2 BB: 0 S: 12 P: 18	R: 0 H: 0 E: 0 LOB: 0 K: 0 BB: 0 S: 9 P: 15	R: 2 H: 3 E: 0 LOB: 1 K: 1 BB: 0 S: 20 P: 25	R: 0 H: 0 E: 0 LOB: 0 K: 0 BB: 0 S: 8 P: 12	R: 3 H: 3 E: 0 LOB: 1 K: 2 BB: 1 S: 18 P: 29	R: 0 H: 0 E: 0 LOB: 0 K: 2 BB: 0 S: 8 P: 10	R: 1 H: 2 E: 1 LOB: 1 K: 0 BB: 0 S: 12 P: 13	R: 0 H: 1 E: 0 LOB: 1 K: 0 BB: 0 S: 13 P: 19	R: 3 H: 3 E: 0 LOB: 0 K: 0 BB: 0 S: 7 P: 9	1B: 3 SF: 0 2B: 8 SAC: 0 3B: 0 DP: 0 HR: 2 HBP: 0						WP: 0 PA: 38 PB: 0 SB: 0 CS: 0

PITCHER		IP	WLS	BF	H	R	ER	SO	BB	IBB	HBP	BLK	WP	HR	S	P	ERA	WHIP
50 John Danks, L ERA: 5.69	(1, 1)	5.0		23	7	6	6	5	1	0	0	0	0	1	67	99	10.80	1.600
52 Jake Petricka, R ERA: 3.68	(6, 1)	2.0		8	2	1	1	2	0	0	0	0	0	0	20	23	4.50	1.000
33 Zach Duke, L ERA: 2.89	(8, 1)	0.2	H	3	1	0	0	0	0	0	0	0	0	0	10	15	0.00	1.500
30 David Robertson, R ERA: 2.41	(8, 1)	0.1	L	4	3	3	3	0	0	0	0	0	0	1	10	13	81.00	9.000

PITCHER	IP	WLS	BF	H	R	ER	SO	BB	IBB	HBP	BLK	WP	HR	S	P	ERA	WHIP

BOTTOM

Chicago White Sox @ Toronto Blue Jays

Rogers Centre, Toronto, ON

Tue May 26 2015, 7:09 PM - 10:20 PM EDT

Att. 17,276 - Clear - 70 F

livebaseballscorecards.com

AB	37
R	10
H	13
RBI	10
BB	1
SO	7
LOB	9

Batter	1	2	3	4	5	6	7	8	9	10	AB	R	H	RBI	BB	SO	LOB
1 Adam Eaton, L (1, 8) OBP: 0.288, SLG: 0.339	B FF 88 C FF 89 F FF 89 S CH 78 1-3 ① K		D CH 79 B FF 90 X FF 89 2-0 ① 79 2B 1-2 1B		B FF 90 C FF 88 S CH 80 X CH 80 1-2 ② F7		L CH 80 X FF 90 0-1 1B		B FC 92 B FC 94 D CU 86 C FF 94 C FC 92 X FF 94 3-2 ② FC4-6 1-2f 2-3		5	1	2	0	0	1	2
53 Melky Cabrera, S (1, 7) OBP: 0.288, SLG: 0.273	L CH 77 X CH 77 0-1 ② F9		B FF 89 C FF 90 B CH 79 D CH 79 X CH 79 3-1 ② F7		C FF 90 B FF 90 F FF 89 F FF 90 X FF 90 1-2 1B		F FF 88 D CH 79 C CU 78 D CH 78 X CH 79 2-2 ③ G4-3		C FC 93 S CU 86 X FF 94 0-2 ③ G5-3		5	0	1	0	0	0	5
79 José Abreu, R (1, 3) OBP: 0.346, SLG: 0.497	C FF 90 X CH 78 0-1 ③ P3		B CU 78 S CH 79 B CH 81 X CH 80 2-1 ① 10 PO 1-H 2-H 2B		C FF 89 X FF 90 0-1 ③ P3			X CH 82 0-0 1B		C FF 94 T SL 88 B SI 95 X SL 88 1-2 25 1B 3B	5	1	3	2	0	0	1
25 Adam LaRoche, L (1, 10) OBP: 0.359, SLG: 0.348 64 Emilio Bonifácio, S (10, PR) OBP: 0.261, SLG: 0.227 (10, 10)		X FF 89 0-0 ① F7	H FC 88 1-0 HBP			C CU 77 B CH 81 X CH 80 1-1 10 G1 20 1B 1B		F SI 93 F SI 93 C SI 95 0-3 ① K		B FF 97 B FF 95 C FF 96 X FF 96 2-1 10 F7 15 2B 3-H 1B	4	1	2	1	0	1	1
											0	1	0	0	0	0	0
10 Alexei Ramirez, R (1, 6) OBP: 0.260, SLG: 0.341		B FF 89 C FF 90 C FF 89 B CH 80 F CH 79 X CH 78 2-2 ② F7	S CH 78 C CU 77 F FF 89 D CH 80 D CH 80 D CU 80 2 SAFE 3-2 ③ PO 2-3	F FF 87 B FF 90 B CU 77 X CU 77 2-1 ① F8		B FF 88 F CH 81 C FF 89 X FF 90 1-2 ① G1 1-2		C SI 93 F SI 94 C SI 94 0-3 ② K		1 SAFE B SI 96 X FC 88 1-0 ① F7 1-2	5	0	0	0	0	1	3
20 JB Shuck, L (1, 9) OBP: 0.327, SLG: 0.295		B FF 89 B FF 89 C FF 89 X FF 90 2-1 15 S 1B		B CH 78 C FF 89 C CU 77 X CH 78 1-2 E3 58 FC6-4		X CH 79 0-0 ② 2-H 1B		F SI 94 X SL 81 0-1 ③ G3		X SI 94 0-0 ② F9	5	0	2	1	0	0	3
15 Gordon Beckham, R (1, 5) OBP: 0.329, SLG: 0.406		F FF 90 D CU 78 B CH 79 C FF 90 X CH 78 2-2 ③ G5-3 1-2		F CU 76 X FF 90 0-1 ② F9		S CH 80 F FF 89 B FF 91 S FF 91 1-3 ③ K			F FF 93 S CU 85 B CU 86 X FF 94 1-2 1 FC4-6 58 1B 1B	C FF 95 F FF 96 X FF 95 0-2 2-H 2B	5	0	2	1	0	1	2
58 Geovany Soto, R (1, 2) OBP: 0.210, SLG: 0.300			B FF 90 B FC 88 X FF 89 2-0 ① G5-3	C CU 78 X CH 80 0-1 ③ FC6-4 1-2f			B FF 89 C CH 80 B FF 89 X FF 89 2-1 ① L8		1 SAFE S FF 91 1 SAFE D CU 84 X FF 91 1-1 1 FC4-6 1-2 1B	F FF 95 F SL 89 B SL 89 C SI 96 1-3 ③ K	5	0	1	0	0	1	3
5 Yolmer Sánchez, S (1, 4) OBP: 0.238, SLG: 0.237			B FF 90 C CH 78 F CU 80 B CH 78 X CU 79 2-2 1 1B 79 2B 1B		C FF 89 B FF 89 B CH 81 X CH 79 2-1 ① P6		C CH 80 F FF 89 F CH 78 B CU 77 X CH 79 1-2 ② G4-3		L FF 93 L FF 94 D CU 86 F CU 86 F FC 91 S FF 94 1-3 ① K		4	1	1	0	0	1	2
Inning Stats	R: 0 E: 0 K: 1 S: 7 H: 0 LOB: 0 BB: 0 P: 8	R: 0 E: 0 K: 0 S: 10 H: 1 LOB: 1 BB: 0 P: 16	R: 2 E: 0 K: 0 S: 12 H: 3 LOB: 1 BB: 0 P: 27	R: 0 E: 1 K: 0 S: 9 H: 0 LOB: 1 BB: 0 P: 12	R: 0 E: 0 K: 0 S: 11 H: 1 LOB: 1 BB: 0 P: 15	R: 1 E: 0 K: 1 S: 9 H: 2 LOB: 0 BB: 0 P: 12	R: 0 E: 0 K: 0 S: 11 H: 1 LOB: 1 BB: 0 P: 16	R: 0 E: 0 K: 2 S: 9 H: 1 LOB: 1 BB: 0 P: 9	R: 0 E: 0 K: 1 S: 16 H: 2 LOB: 2 BB: 0 P: 22	R: 2 E: 0 K: 1 S: 13 H: 3 LOB: 2 BB: 0 P: 18	1B: 11 2B: 2 3B: 1 HR: 0	SF: 0 SAC: 0 DP: 0 HBP: 1					

PITCHER		IP	WLS	BF	H	R	ER	SO	BB	IBB	HBP	BLK	WP	HR	S	P	ERA	WHIP
25 Marco Estrada, R ERA: 3.89	(1, 1)	7.0		29	8	3	3	2	0	0	1	0	0	0	69	106	3.86	1.143
62 Aaron Loup, L ERA: 4.91	(8, 1)	1.0		4	1	0	0	2	0	0	0	0	0	0	9	9	0.00	1.000
27 Brett Cecil, L ERA: 3.0	(9, 1)	1.0		5	2	0	0	1	0	0	0	0	0	0	16	22	0.00	2.000
54 Roberto Osuna, R ERA: 1.46	(10, 1)	1.0	L	6	3	2	2	1	0	0	0	0	0	0	13	18	18.00	3.000

PITCHER	IP	WLS	BF	H	R	ER	SO	BB	IBB	HBP	BLK	WP	HR	S	P	ERA	WHIP

TOP

Chicago White Sox @ Toronto Blue Jays

Rogers Centre, Toronto, ON

Wed May 27 2015, 12:38 PM - 4:09 PM EDT

Att. 15,463 - Cloudy - 66 F

livebaseballscorecards.com

AB	43
R	5
H	14
RBI	5
BB	0
SO	6
LOB	22

WP: 0 PB: 0 SB: 1 CS: 0

PA: 45

Batter	1	2	3	4	5	6	7	8	9	10	AB	R	H	RBI	BB	SO	LOB
7 José Reyes, S (1, 6) OBP: 0.269, SLG: 0.338	C FF 92 X SL 84 0-1 2B		B FF 92 C FF 92 X FC 91 1-1 1B		C FF 93 S FS 84 X FF 95 0-2 ② P5		B FF 92 B FF 93 T FF 93 F FF 94 X FS 85 2-2 ① G5-3 1-2 2-3		C FC 93 C KC 83 S KC 85 0-3 ① K		5	0	2	0	0	1	2
20 Josh Donaldson, R (1, 5) OBP: 0.374, SLG: 0.590	B FF 94 B SI 93 X FF 92 2-0 ① F7		1 SAFE 1 SAFE B SI 94 X FC 92 1-0 ① P6		S SL 86 S SL 84 B SL 87 F SL 86 B FF 96 X SL 88 2-2 ③ G5-3		S SI 96 X SI 97 0-1 ② SF9 2-3 3-H		B FC 93 B FF 93 X FC 92 2-0 HR		4	1	1	2	0	0	2
19 José Bautista, R (1, 10) OBP: 0.368, SLG: 0.475	F SI 95 B FF 94 B FS 83 B FS 84 C SL 86 F FS 84 X SL 86 3-2 ② F8		C SL 87 F SI 94 1 SAFE F FF 95 F SL 86 P PO 90 X SL 86 1-2 ② F9			B FF 92 X FF 92 1-0 15 1B 1B	B FF 95 X FF 95 1-0 ③ F7		S FC 93 X FC 93 0-1 ② P4		5	0	1	0	0	0	3
10 Edwin Encarnación, R (1, 3) OBP: 0.309, SLG: 0.461	C FF 93 F FS 85 B FF 95 X SL 87 1-2 ③ G6-3		C FF 95 B SL 87 1 SAFE C FF 94 F FF 95 1 SAFE X SI 96 1-2 ③ G2-3			B SI 94 S FF 92 F FS 84 F FF 96 C FF 93 1-3 ① K		B SL 88 C CH 89 X SL 89 1-1 ① G6-3	B FC 93 B FC 92 T FF 93 C FC 93 B KC 85 F FC 93 F KC 84 X FC 94 3-2 ③ F9		5	0	0	0	0	1	3
55 Russell Martin, R (1, 2) OBP: 0.355, SLG: 0.500 (9, 4)		B FF 94 B SL 88 F FF 91 F FF 92 F FF 96 F FF 96 C SL 86 2-3 ① K		C FF 94 S FF 91 B SL 86 X SI 95 1-2 15 G4-3 1B		B SI 96 B FF 94 T FC 93 F FF 94 S SL 87 2-3 ② K		B SI 91 X SI 92 1-0 15 14 1B 1B		C FC 93 X FC 92 0-1 ① G4-3	5	1	2	0	0	2	1
15 Chris Colabello, R (1, 7) OBP: 0.440, SLG: 0.578		C SL 83 B SI 96 C FF 93 B SI 96 X SI 96 2-2 ② G4-3		F SI 95 F SI 95 X SL 86 0-2 ① G4-3 1-2		X SL 87 0-0 1-2 1B		X SL 88 0-0 11 FC5-4 14 1B 1-2 1B		C FC 94 X FC 92 0-1 22 BB 1B	5	0	3	0	0	0	1
3 Ezequiel Carrera, L (1, 9) OBP: 0.339, SLG: 0.327 14 Justin Smoak, S (8, PH) OBP: 0.352, SLG: 0.435 22 Josh Thole, L (9, 2) OBP: 0.320, SLG: 0.318		X FF 92 0-0 11 BB 1B		T FF 95 B FF 95 S FF 94 F FS 87 B FS 85 S SL 87 2-3 ② K		C SL 85 B SL 84 F FF 93 S FS 85 1-3 ③ K		B SI 90 C FS 82 X FS 84 1-1 11 FC5-4 1-2 2-H 1B		C FF 93 B FF 93 S FF 93 B FC 92 B FF 94 B FF 94 4-2 23 FC6-4 1-2 BB	3 1 0	0 0 0	1 1 0	0 1 0	0 0 1	2 0 0	3 0 0
11 Kevin Pillar, R (1, 8) OBP: 0.256, SLG: 0.299		B FF 95 B SL 86 B FF 96 B SI 94 4-0 1-2 BB		X SL 87 0-0 ③ G6-3			C FF 94 B SL 83 B FC 92 F SI 95 X SI 95 2-2 7 PB 17 1B 20 SF9 1B	C FC 88 F FS 85 X FS 83 0-2 ② FC5-4 1-2f 2-3	B FC 93 S FF 93 S FC 93 S FC 94 1-3 ② K		4	1	1	0	1	1	5
17 Ryan Goins, L (1, 4) OBP: 0.291, SLG: 0.333 23 Danny Valencia, R (8, PH) OBP: 0.329, SLG: 0.458 (9, 9)		C FF 92 F FS 84 B FS 86 B FF 95 F FF 97 X FS 87 2-2 ③ G3			C FC 91 B SL 86 X FF 92 1-1 ① F7		1 SAFE F SI 94 X SI 95 0-1 20 SF9 7 PB 1-2 1B	C SI 89 F CU 75 B SI 91 F SL 82 B SI 90 X SI 91 2-2 ③ G3		C FF 95 B FC 94 B FC 93 C FC 92 X KC 86 2-2 ③ FC6-4 1-2f	3 2	0 0	1 0	0 0	0 0	0 0	2 4
Inning Stats	R: 0 H: 1 E: 0 LOB: 1 K: 0 BB: 0 S: 10 P: 16	R: 0 H: 1 E: 0 LOB: 2 K: 1 BB: 1 S: 13 P: 23	R: 0 H: 1 E: 0 LOB: 1 K: 0 BB: 0 S: 13 P: 16	R: 0 H: 1 E: 0 LOB: 2 K: 1 BB: 0 S: 11 P: 14	R: 0 H: 0 E: 0 LOB: 0 K: 0 BB: 0 S: 9 P: 12	R: 0 H: 2 E: 0 LOB: 2 K: 3 BB: 0 S: 12 P: 17	R: 1 H: 2 E: 0 LOB: 1 K: 0 BB: 0 S: 11 P: 16	R: 1 H: 3 E: 0 LOB: 2 K: 0 BB: 0 S: 13 P: 18	R: 1 H: 1 E: 0 LOB: 0 K: 1 BB: 0 S: 11 P: 16	R: 0 H: 1 E: 0 LOB: 2 K: 1 BB: 1 S: 12 P: 19	1B: 11 2B: 1 3B: 0 HR: 1	SF: 1 SAC: 0 DP: 0 HBP: 0		WP: 0 PB: 1 SB: 0 CS: 0	PA: 45			

PITCHER	IP	WLS	BF	H	R	ER	SO	BB	IBB	HBP	BLK	WP	HR	S	P	ERA	WHIP
29 Jeff Samardzija, R (1, 1) ERA: 3.84	7.0		30	8	1	0	5	1	0	0	0	0	0	79	114	0.00	1.286
52 Jake Petricka, R (8, 1) ERA: 4.2	0.1	H	3	2	1	1	0	0	0	0	0	0	0	4	6	27.00	6.000
57 Zach Putnam, R (8, 1) ERA: 4.7	0.1	H	2	1	0	0	0	0	0	0	0	0	0	5	6	0.00	3.000
33 Zach Duke, L (8, 1) ERA: 2.84	0.1	H	1	0	0	0	0	0	0	0	0	0	0	4	6	0.00	0.000
30 David Robertson, R (9, 1) ERA: 2.61	2.0	W	9	2	1	1	2	1	0	0	0	0	1	23	35	4.50	1.500

PITCHER	IP	WLS	BF	H	R	ER	SO	BB	IBB	HBP	BLK	WP	HR	S	P	ERA	WHIP

BOTTOM

Chicago White Sox @ Toronto Blue Jays

Rogers Centre, Toronto, ON

Wed May 27 2015, 12:38 PM - 4:09 PM EDT

Att. 15,463 - Cloudy - 66 F

livebaseballscorecards.com

AB	42
R	3
H	13
RBI	3
BB	2
SO	7
LOB	26

Batter	1	2	3	4	5	6	7	8	9	AB	R	H	RBI	BB	SO	LOB
1 Adam Eaton, L (1, 8) OBP: 0.293, SLG: 0.339	C FF 90 F SI 91 F FF 90 F FF 90 X CU 83 0-2 ① L6		B FF 90 X CH 82 1-0 1-2 1B			B CU 79 B FF 90 B FF 87 C FF 89 B FF 90 4-1 53 2B BB	B ST 82 B ST 81 X SI 92 2-0 ③ G6-3			3	1	1	0	1	0	1
53 Melky Cabrera, S (1, 7) OBP: 0.287, SLG: 0.278	B FF 90 C FF 90 B FF 91 X CH 84 2-1 ② G4-3		F CU 81 C FF 91 X FF 91 0-2 ③ P4			1 SAFE X CH 83 0-0 1-H 25 2B 2B		C SI 92 C ST 80 B ST 83 S SI 91 1-3 ① K		4	1	1	1	0	1	2
79 José Abreu, R (1, 3) OBP: 0.339, SLG: 0.486	C FF 92 F FF 90 B FF 92 X FF 93 1-2 ③ G4-3			F SI 90 B FF 90 S CU 80 X FF 91 1-2 ① L6		B CU 80 C CU 80 S CU 80 C FF 90 B SI 90 X CU 80 3-2 ① P3		B ST 82 B SI 92 C SI 93 X SI 91 2-1 ② G6-3		4	0	0	0	0	0	1
25 Adam LaRoche, L (1, 10) OBP: 0.368, SLG: 0.373 64 Emilio Bonifácio, S (8, PR) OBP: 0.261, SLG: 0.227 (8, 10)		B FF 90 F SI 90 C CH 84 B FF 90 X SI 91 2-2 10 F8-5 2B		C SI 90 B CH 85 B CH 82 X FF 90 2-1 ② G3		B CU 79 B SI 89 X CH 82 2-0 2-H 2B		B SL 84 C SL 84 B FF 91 F FF 91 X SL 85 2-2 10 CS 1B		4 0	0 0	3 0	1 0	0 0	0 0	0 0
10 Alexei Ramirez, R (1, 6) OBP: 0.254, SLG: 0.333		B FF 91 B FF 90 F FF 91 X FF 90 2-1 ①② F8-5 2-3		S CU 81 B CU 82 X FF 90 1-1 ③ G6-3		X FF 90 0-0 ② G6-3		C SI 90 1 SAFE B SI 91 F CH 83 1 SAFE F SI 90 F CH 83 1 SAFE 1 SAFE 1-2 ③ CS	B CU 81 S CU 80 S SI 94 F CU 82 B SI 95 F SI 96 X FF 97 2-2 ① P3	4	0	0	0	0	0	2
20 JB Shuck, L (1, 9) OBP: 0.340, SLG: 0.313		C FF 92 B FF 91 F FF 90 X CU 83 1-2 ③ G4-3			C CU 78 S CU 80 B FF 90 X FF 90 1-2 15 S 1B	C FF 90 S CU 80 B CU 81 X SI 91 1-2 ③ G4-3			C FF 95 F SI 94 B CU 82 X FF 95 1-2 15 1B 15 S 21 FC6-4 1B	4	1	2	0	0	0	1
15 Gordon Beckham, R (1, 5) OBP: 0.338, SLG: 0.412			B FF 91 X CU 80 1-0 ① G1-3		C FF 90 C FF 91 F CU 82 B SI 91 T CU 82 1-2 ① K 1-2	B ST 82 C SI 91 F ST 84 X SI 93 1-2 1B			B CU 84 1 SAFE 1 SAFE C SI 94 X CU 83 1-1 21 FC6-4 1-3 1B	4	0	2	0	0	1	1
21 Tyler Flowers, R (1, 2) OBP: 0.252, SLG: 0.320			F FF 91 B SI 90 S SI 90 B FF 91 H SI 91 3-2 1 1B HBP		X CU 80 0-0 ② G5-3	1 SAFE B SI 92 C ST 84 F SI 92 B FF 93 X ST 83 2-2 ① P4			F SI 94 X FC 93 0-1 ② FC6-4 1-2f 3-H	3	0	0	1	0	0	3
5 Yolmer Sánchez, S (1, 4) OBP: 0.217, SLG: 0.214			B SI 89 B FF 90 C FF 91 B FF 89 X FF 90 3-1 ② L7		B CH 84 X SI 90 1-0 ③ G3-1	F SI 92 S FF 92 X FF 92 0-2 ② L7			B CU 82 X CU 82 1-0 ③ F7	4	0	0	0	0	0	4
Inning Stats	R: 0 E: 0 K: 0 S: 10 H: 0 LOB: 0 BB: 0 P: 13	R: 0 E: 0 K: 0 S: 8 H: 1 LOB: 0 BB: 0 P: 13	R: 0 E: 0 K: 0 S: 9 H: 1 LOB: 2 BB: 0 P: 17	R: 0 E: 0 K: 0 S: 7 H: 0 LOB: 0 BB: 0 P: 11	R: 0 E: 0 K: 1 S: 9 H: 1 LOB: 1 BB: 0 P: 12	R: 2 E: 0 K: 0 S: 10 H: 2 LOB: 1 BB: 1 P: 20	R: 0 E: 0 K: 0 S: 10 H: 1 LOB: 1 BB: 0 P: 15	R: 0 E: 0 K: 1 S: 12 H: 1 LOB: 1 BB: 0 P: 18	R: 1 E: 0 K: 0 S: 13 H: 2 LOB: 1 BB: 0 P: 18	1B: 6 2B: 4 3B: 0 HR: 0 SF: 0 SAC: 0 DP: 1 HBP: 1						

PITCHER		IP	WLS	BF	H	R	ER	SO	BB	IBB	HBP	BLK	WP	HR	S	P	ERA	WHIP
63 Tyler Wilson, R ERA: 3.38	(1, 1)	6.0	L	24	5	2	2	1	1	0	1	0	0	0	53	86	3.00	1.000
65 Chaz Roe, R ERA:	(7, 1)	1.2		6	1	0	0	1	0	0	0	0	0	0	15	23	0.00	0.600
17 Brian Matusz, L ERA: 3.12	(8, 1)	0.1		1	1	0	0	0	0	0	0	0	0	0	7	10	0.00	3.000
29 Tommy Hunter, R ERA: 4.95	(9, 1)	1.0		5	2	1	1	0	0	0	0	0	0	0	13	18	9.00	2.000

PITCHER	IP	WLS	BF	H	R	ER	SO	BB	IBB	HBP	BLK	WP	HR	S	P	ERA	WHIP

TOP

Chicago White Sox @ Baltimore Orioles

Oriole Park at Camden Yards, Baltimore, MD

Thu May 28 2015, 1:09 PM - 3:57 PM EDT

Cloudy - 84 F

livebaseballscorecards.com

AB	34
R	3
H	9
RBI	3
BB	1
SO	2
LOB	15

PA: 37	WP: 0	PB: 0	SB: 2	CS: 1														

Batter	1	2	3	4	5	6	7	8	9	AB	R	H	RBI	BB	SO	LOB
13 Manny Machado, R (1, 5) OBP: 0.333, SLG: 0.444	C SI 91 B SL 78 F SI 93 F SL 78 F CH 83 F SI 94 T SI 96 1-2 ① K	1 SAFE B SI 92 S CH 82 1 SAFE X SI 93 1-1 ③ F8	C SL 75 F CH 88 C SL 78 0-3 ② K	B CU 74 F SL 80 F SI 89 B CU 75 F SL 80 F CH 85 F SI 90 S CH 83 2-3 ③ K		4	0	0	0	0	3	1
3 Ryan Flaherty, L (9, 5) OBP: 0.348, SLG: 0.462										0	0	0	0	0	0	0
38 Jimmy Paredes, S (1, 10) OBP: 0.367, SLG: 0.564	S CH 82 S CH 84 S CH 82 0-3 ② K	C CH 80 F SI 91 B SI 93 S SL 78 1-3 ① K	B SL 73 F CH 81 X CH 83 1-1 ③ F7			C CU 74 F CU 75 F CH 86 S CU 74 0-3 ① K		4	0	0	0	0	3	0
10 Adam Jones, R (1, 8) OBP: 0.353, SLG: 0.472	C SL 76 S SI 93 S SL 78 0-3 ③ K	F CH 84 X CH 82 0-1 ② F8	C CH 87 B CH 88 B SI 91 S SI 93 B SI 95 X CH 82 3-2 ① 19 FC4-6 1B	B SI 88 C SI 89 S SL 81 S CU 74 1-3 ② K2-3		4	0	1	0	0	2	0
27 Delmon Young, R (1, 9) OBP: 0.319, SLG: 0.339	S CH 81 B SI 93 S CH 83 X CH 82 1-2 ① G6-3	X CH 82 0-0 1B	B SI 92 B SI 95 S CH 82 B SI 91 1 SAFE S CH 82 S SI 95 3-3 ① K	C CU 77 B SI 88 S SL 80 F CU 76 X SI 88 1-2 19 HR 1B		4	1	2	0	0	1	1
19 Chris Davis, L (1, 3) OBP: 0.292, SLG: 0.478	C SL 77 C SI 90 B SI 94 F SL 81 X SL 80 1-2 ② G6-3	S SL 78 S SL 79 F SL 76 B SL 78 F CH 81 B SI 95 X SL 78 2-2 ③ F9		B SI 91 B SI 95 X SI 92 2-1 ② FC4-6 28 1B 1-2f		B CU 76 S SL 82 S CU 76 B SI 90 X CU 76 2-2 1-H HR		4	1	1	2	0	0	2
28 Steve Pearce, R (1, 7) OBP: 0.267, SLG: 0.370 23 Travis Snider, L (9, PH) OBP: 0.349, SLG: 0.355	X SI 91 0-0 ③ F9	B CH 86 B CH 81 C CH 82 F SI 91 F SI 94 S SL 80 2-3 ① K		C SI 91 F SI 91 F SI 96 B SL 80 B SL 76 F CH 82 F SI 96 F SI 96 X SL 76 2-2 1-2 1B		C SI 92 F SI 94 C SI 94 0-3 ③ K		3	0	1	0	0	1	0
										1	0	0	0	0	1	0
2 J.J. Hardy, R (1, 6) OBP: 0.214, SLG: 0.294		B CH 87 B SI 92 C SI 93 X CH 82 2-1 ① F8	B CH 83 C CH 89 B CH 89 S CH 82 B SI 90 C SI 94 3-3 ② K			X CH 89 0-0 ③ P3				3	0	0	0	0	1	2
36 Caleb Joseph, R (1, 2) OBP: 0.350, SLG: 0.420		C CH 81 S SI 93 B SI 94 B SI 92 F CH 83 X SI 95 2-2 ② F8	B CH 88 C SL 75 B CH 81 S CH 82 C SL 78 2-3 ③ K					C CH 79 F SI 91 B SL 77 B CH 86 F SI 95 F SL 80 S SI 96 2-3 ① K		3	0	0	0	0	2	0
1 Everth Cabrera, S (1, 4) OBP: 0.245, SLG: 0.231		B SI 94 X SI 94 1-0 1B				C SI 90 S SL 75 B SI 92 F SL 79 F SI 94 B SL 78 S CH 82 2-3 ① K		C SI 91 C SI 90 B SI 96 F SL 80 S SI 96 1-3 ② K		3	0	1	0	0	2	0
Inning Stats	R: 0 E: 0 K: 3 S: 12 H: 0 LOB: 0 BB: 0 P: 13	R: 0 E: 0 K: 0 S: 8 H: 0 LOB: 0 BB: 0 P: 10	R: 0 E: 0 K: 0 S: 9 H: 1 LOB: 1 BB: 0 P: 15	R: 0 E: 0 K: 1 S: 11 H: 1 LOB: 1 BB: 0 P: 14	R: 0 E: 0 K: 3 S: 10 H: 0 LOB: 0 BB: 0 P: 17	R: 0 E: 0 K: 2 S: 10 H: 0 LOB: 0 BB: 0 P: 13	R: 0 E: 0 K: 1 S: 16 H: 2 LOB: 2 BB: 0 P: 26	R: 0 E: 0 K: 3 S: 15 H: 0 LOB: 0 BB: 0 P: 20	R: 2 E: 0 K: 3 S: 17 H: 2 LOB: 0 BB: 0 P: 21	1B: 5 2B: 0 3B: 0 HR: 1 SF: 0 SAC: 0 DP: 0 HBP: 0						

BOTTOM

Chicago White Sox @ Baltimore Orioles

Oriole Park at Camden Yards, Baltimore, MD

Thu May 28 2015, 1:09 PM - 3:57 PM EDT

Cloudy - 84 F

livebaseballscorecards.com

AB	33
R	2
H	6
RBI	2
BB	0
SO	16
LOB	6

PITCHER		IP	WLS	BF	H	R	ER	SO	BB	IBB	HBP	BLK	WP	HR	S	P	ERA	WHIP
49 Chris Sale, L ERA: 3.66	(1, 1)	7.2	W	27	4	0	0	12	0	0	0	0	0	0	85	120	0.00	0.522
33 Zach Duke, L ERA: 3.6	(8, 1)	1.0	H	5	2	2	2	3	0	0	0	0	0	1	20	26	18.00	2.000
52 Jake Petricka, R ERA: 4.11	(9, 1)	0.1	S	1	0	0	0	1	0	0	0	0	0	0	3	3	0.00	0.000

PITCHER	IP	WLS	BF	H	R	ER	SO	BB	IBB	HBP	BLK	WP	HR	S	P	ERA	WHIP

Chicago White Sox @ Baltimore Orioles

Oriole Park at Camden Yards, Baltimore, MD

Thu May 28 2015, 4:43 PM - 7:30 PM EDT

Att. 18,441 - Overcast - 83 F

TOP

livebaseballscorecards.com

Batter	1	2	3	4	5	6	7	8	9	AB	R	H	RBI	BB	SO	LOB
1 Adam Eaton, L (1, 8) OBP: 0.292, SLG: 0.355	C SI 91 B FF 93 B FF 93 B SI 91 X FF 92 3-1 HR		B FF 89 B FF 90 C FF 91 F FF 91 B FF 95 F FF 93 X FF 93 3-2 ① G4-3		B FF 94 X FF 93 1-0 ② B3		B FF 94 X FF 94 1-0 ② F8			4	1	1	1	0	0	0
53 Melky Cabrera, S (1, 7) OBP: 0.291, SLG: 0.283	C CU 73 F FF 93 F SL 84 C FF 95 0-3 ① K		F CU 75 X FF 92 0-1 25 HR 1B		B FF 92 B SI 93 X SI 92 2-0 79 FC5-4 1B		C SI 93 B FS 87 B FS 87 S FF 94 F FF 94 X FS 85 2-2 ③ F8			4	1	2	0	0	1	0
79 José Abreu, R (1, 10) OBP: 0.337, SLG: 0.480	B FF 92 X FF 92 1-0 1B		B FF 90 C SL 82 B SI 93 F SL 82 F FF 95 X FF 93 2-2 ② F8		X SL 81 0-0 ③ FC5-4 1-2f			C SL 79 B SL 80 X FF 86 1-1 ① P4		4	0	1	0	0	0	2
25 Adam LaRoche, L (1, 3) OBP: 0.371, SLG: 0.393	B SI 92 C FF 93 S SL 83 B SL 84 F FF 95 F FF 93 F SL 81 F FF 96 F SL 84 3-2 ② D FF 84 F FF 94 X FF 95 L8		B FF 92 X CU 77 1-0 1-H HR			B FS 81 B FS 81 B FF 90 B FF 92 4-0 12 F9-6-3 15 BB BB		B SL 79 B SL 79 F FF 86 C SL 79 B FF 88 X FF 87 3-2 ② P5		3	1	1	2	1	0	1
15 Gordon Beckham, R (1, 6) OBP: 0.333, SLG: 0.394	F FF 93 F FF 94 B SL 86 T SL 83 1-2 ③ K		B SL 82 X FF 92 1-0 ③ G5-3			B FF 91 C FS 83 S FF 91 B FS 81 D FS 82 F FS 82 F FS 82 F FS 80 F FF 91 4-2 B FS 81 12 F9-6-3 1-2 BB		C SL 79 B FF 87 S SL 80 T FF 88 1-2 ③ K		3	0	0	0	1	2	1
12 Conor Gillaspie, L (1, 5) OBP: 0.279, SLG: 0.385 5 Yolmer Sánchez, S (9, PH) OBP: 0.213, SLG: 0.209		B FF 88 C FF 89 X CU 77 1-1 ① G4-3		C FF 92 B SL 81 X FF 92 1-1 ① G6-3		B FF 90 F FF 91 C FS 81 B FS 81 F FS 82 X FF 91 2-2 ①② F9-6-3 1-2 2-3			C SI 94 S SI 94 B SI 95 X SI 95 1-2 ① G5-3	3 1	0 0	0 0	0 0	0 0	0 0	2 0
58 Geovany Soto, R (1, 2) OBP: 0.227, SLG: 0.317		C FF 90 B FF 91 B SL 82 X FF 92 2-1 20 G4-3 2B		B FF 93 C FF 92 C SL 82 B FF 95 X SL 84 2-2 ② F9		B FS 82 B FS 81 C FS 81 B FF 92 C FS 81 B FS 81 4-2 BB			B SI 94 C SI 94 X SI 95 1-1 ② F9	3	0	1	0	1	0	0
20 JB Shuck, L (1, 9) OBP: 0.321, SLG: 0.294 10 Alexei Ramirez, R (9, PH) OBP: 0.253, SLG: 0.331		B FF 91 C FF 89 F CH 79 X SL 87 1-2 ② G4-3 2-3		C CU 79 B FF 94 F FF 94 X CH 82 1-2 ③ F8		C FS 82 X FS 81 0-1 ③ L4			B SI 94 F SI 94 F SI 95 S SL 83 1-3 ③ K	3 1	0 0	0 0	0 0	0 0	3 0	3 0
64 Emilio Bonifácio, S (1, 4) OBP: 0.245, SLG: 0.213		X SL 81 0-0 ③ P5			C SI 90 F SL 80 F FF 95 B CH 83 X CH 79 1-2 ① P6		B FF 93 C SI 92 F FF 94 B FF 94 F FS 86 X FF 94 2-2 ① G4-3			3	0	0	0	0	0	1
Inning Stats	R: 1 E: 0 K: 2 S: 19 H: 2 LOB: 1 BB: 0 P: 27	R: 0 E: 0 K: 0 S: 8 H: 1 LOB: 1 BB: 0 P: 12	R: 2 E: 0 K: 0 S: 12 H: 2 LOB: 0 BB: 0 P: 19	R: 0 E: 0 K: 0 S: 8 H: 0 LOB: 0 BB: 0 P: 12	R: 0 E: 0 K: 0 S: 7 H: 1 LOB: 1 BB: 0 P: 11	R: 0 E: 0 K: 0 S: 14 H: 0 LOB: 2 BB: 3 P: 28	R: 0 E: 0 K: 0 S: 9 H: 0 LOB: 0 BB: 0 P: 14	R: 0 E: 0 K: 1 S: 8 H: 0 LOB: 0 BB: 0 P: 13	R: 0 E: 0 K: 1 S: 8 H: 0 LOB: 0 BB: 0 P: 11	1B: 3 2B: 2 3B: 0 HR: 2 SF: 0 SAC: 0 DP: 1 HBP: 0						

	AB	32
	R	3
	H	6
	RBI	3
	BB	3
	SO	4
	LOB	10

WP: 0 PB: 0 SB: 0 CS: 0 PA: 35

PITCHER		IP	WLS	BF	H	R	ER	SO	BB	IBB	HBP	BLK	WP	HR	S	P	ERA	WHIP
59 Mike Wright Jr., R ERA: 1.4	(1, 1)	5.0	W	21	6	3	3	2	0	0	0	0	0	2	54	81	5.40	1.200
71 Oliver Drake, R ERA:	(6, 1)	1.0	H	5	0	0	0	0	3	0	0	0	0	0	14	28	0.00	3.000
35 Brad Brach, R ERA: 3.28	(7, 1)	1.0	H	3	0	0	0	0	0	0	0	0	0	0	9	14	0.00	0.000
56 Darren O'Day, R ERA: 1.0	(8, 1)	1.0	H	3	0	0	0	1	0	0	0	0	0	0	8	13	0.00	0.000
53 Zack Britton, L ERA: 2.33	(9, 1)	1.0	S	3	0	0	0	1	0	0	0	0	0	0	8	11	0.00	0.000

PITCHER	IP	WLS	BF	H	R	ER	SO	BB	IBB	HBP	BLK	WP	HR	S	P	ERA	WHIP

Batter	1	2	3	4	5	6	7	8	9	AB	R	H	RBI	BB	SO	LOB
13 Manny Machado, R (1, 5) OBP: 0.335, SLG: 0.451	X FF 90 0-0 10 G5-3 3B	1 SAFE B FF 93 D SL 83 F FF 91 B FF 92 D SL 86 4-1 1-2 BB		C CH 81 C CH 82 B CH 85 C SL 86 1-3 K ①		F FF 89 X SI 91 0-1 G6-3 ②		X FF 95 0-0 L8 ①		4	1	1	0	1	1	1
23 Travis Snider, L (1, 9) OBP: 0.351, SLG: 0.367	B FF 91 X FF 94 1-0 G1-3 ①	X CH 84 0-0 G3 ③		X FF 92 0-0 2B		B CH 85 F CH 83 B CH 83 B SL 86 F CH 82 F FF 93 X SL 86 3-2 38 1B 3-H 1B		X SI 95 0-0 L7 ②		5	0	2	1	0	0	3
38 Jimmy Paredes, S (1, 10) OBP: 0.368, SLG: 0.556	B FF 93 B CH 84 F CH 84 F FF 93 F FF 94 D CH 84 D CH 85 4-2 10 G5-3 19 2B BB		X CU 76 0-0 F8 ① C FF 91 S CU 79 B FF 92 S FF 93 1-3 K ②			B FF 91 F CH 82 F CH 81 F FF 92 X CH 83 1-2 10 FC6-4 1-3 1B		C SI 94 B CH 86 F FF 95 B SI 95 S SL 86 2-3 K ③		4	1	1	0	1	2	1
10 Adam Jones, R (1, 8) OBP: 0.351, SLG: 0.467	1 SAFE B FF 91 B FF 90 F FF 92 X FF 92 2-1 G5-3 ② 1-2 3-H		C CH 82 F FF 90 B FF 92 X SL 86 1-2 19 BB 45 1B 1B	C FF 93 F CH 83 X CH 84 0-2 L9 ③		F SI 90 X FF 91 0-1 FC6-4 ③ 1-2f				4	1	1	1	0	0	4
19 Chris Davis, L (1, 3) OBP: 0.302, SLG: 0.484	B CH 83 X FF 93 1-0 2-H 2B		B FF 92 B FF 91 1 SAFE B FF 92 B FF 92 4-0 45 E 45 1B 2 1B 1-2 BB		B SL 81 B CH 82 F FF 91 C CH 84 B CH 84 F SL 86 B FF 93 4-2 45 G4-6-3 BB		X SL 82 0-0 F7 ①			2	1	1	1	2	0	0
45 Steve Clevenger, L (1, 2) OBP: 0.500, SLG: 0.500	B FF 92 S FF 93 F FF 94 B FF 94 F CH 86 F SL 87 B FF 94 C FF 93 3-3 K ③		C FF 91 B CH 84 F FF 91 X CH 84 1-2 E2 2 1B 1-3 2-H 1B		B FF 92 F FF 93 1 SAFE C SL 84 1 SAFE B FF 92 F FF 92 X CH 84 2-2 G4-6-3 ①② 1-2f		F FF 92 B FF 93 F SL 82 X SL 84 1-2 3 1B 9 1B 1B			4	1	2	1	0	1	2
2 J.J. Hardy, R (1, 6) OBP: 0.216, SLG: 0.292		C FF 92 X SL 84 0-1 P4 ① B FF 92 X CH 83 1-0 9 FC4-6 2-3 3-H 1B		B FF 90 X SL 84 1-0 P6 ③			B FF 93 1 SAFE C SL 84 1 SAFE S SL 84 S SL 84 1-3 K ②			4	0	1	1	0	1	1
3 Ryan Flaherty, L (1, 4) OBP: 0.360, SLG: 0.488		X FF 91 0-0 F7 ② X FF 92 0-0 F7 ②				C CU 76 F FF 89 X CH 83 0-2 9 SH1-3 23 1B 2B	B FF 93 1 SAFE B SL 83 X FF 90 2-0 9 E 9 1B 9 1B 1-3 1B			4	1	2	0	0	0	2
9 David Lough, L (1, 7) OBP: 0.333, SLG: 0.361		B FF 92 F CH 84 X SL 85 1-1 13 S 1B	D CH 83 X FF 92 1-0 FC4-6 ③ 1-2f			X FF 87 0-0 SH1-3 ① 2-3	B SL 82 X SL 82 1-0 E6 ③ 1-H 3-H 1B			3	0	2	1	0	0	2
Inning Stats	R: 2 E: 0 K: 1 S: 13 H: 2 LOB: 1 BB: 1 P: 24	R: 0 E: 0 K: 0 S: 7 H: 1 LOB: 2 BB: 1 P: 12	R: 2 E: 1 K: 0 S: 10 H: 3 LOB: 2 BB: 1 P: 18	R: 0 E: 0 K: 2 S: 10 H: 1 LOB: 1 BB: 0 P: 12	R: 0 E: 0 K: 0 S: 8 H: 0 LOB: 0 BB: 0 P: 15	R: 1 E: 0 K: 0 S: 16 H: 3 LOB: 2 BB: 0 P: 20	R: 1 E: 1 K: 1 S: 9 H: 3 LOB: 2 BB: 0 P: 14	R: 0 E: 0 K: 1 S: 5 H: 0 LOB: 0 BB: 0 P: 7								

1B: 9 SF: 0 WP: 0 PA: 39
2B: 3 SAC: 1 PB: 0
3B: 1 DP: 1 SB: 1
HR: 0 HBP: 0 CS: 0

PITCHER		IP	WLS	BF	H	R	ER	SO	BB	IBB	HBP	BLK	WP	HR	S	P	ERA	WHIP
54 Chris Beck, R ERA: 6.0	(1, 1)	6.0	L	31	10	5	4	3	4	0	0	0	0	0	64	101	6.00	2.333
43 Dan Jennings, L ERA: 6.75	(7, 1)	1.0		5	3	1	1	1	0	0	0	0	0	0	9	14	9.00	3.000
40 Daniel Webb, R ERA:	(8, 1)	1.0		3	0	0	0	1	0	0	0	0	0	0	5	7	0.00	0.000

PITCHER	IP	WLS	BF	H	R	ER	SO	BB	IBB	HBP	BLK	WP	HR	S	P	ERA	WHIP

BOTTOM

Chicago White Sox @ Baltimore Orioles

Oriole Park at Camden Yards, Baltimore, MD

Thu May 28 2015, 4:43 PM - 7:30 PM EDT

Att. 18,441 - Overcast - 83 F

livebaseballscorecards.com

AB	34
R	6
H	13
RBI	6
BB	4
SO	5
LOB	16

Chicago White Sox @ Houston Astros

Minute Maid Park, Houston, TX

Fri May 29 2015, 7:13 PM - 11:20 PM CDT

Att. 25,957 - Roof Closed - 73 F

TOP

livebaseballscorecards.com

Batter	1	2	3	4	5	6	7	8	9	10	11	AB	R	H	RBI	BB	SO	LOB
1 Adam Eaton, L (1, 8) OBP: 0.298, SLG: 0.352	C FF 93 B CH 88 C FF 94 H KC 85 2-2 79 1B HBP	B CH 89 F FF 93 B KC 84 C KC 84 H FF 95 3-2 1-2 HBP		B CH 86 C FF 93 S KC 83 B CH 86 S FF 94 2-3 ③ K		C FC 92 X CU 80 0-1 ② G3-1			S SI 89 F SI 89 S SL 81 0-3 ① K		C SL 80 D SL 80 F SI 91 X SL 81 1-2 58 2B 1-2 1B	4	1	1	0	0	2	0
53 Melky Cabrera, S (1, 7) OBP: 0.283, SLG: 0.274	B FF 94 1 SAFE X FF 94 1-0 ① L8	C KC 84 B CH 89 B KC 84 F FF 95 X KC 84 2-2 ③ G4-3			B CH 85 X FF 92 1-0 ① L8	C FC 91 F FC 91 B CU 80 B FC 92 F FC 92 X FC 91 2-2 ③ G3			S SI 90 B FF 90 F SL 83 T FF 90 1-2 ② K		C CH 80 S CH 81 D CH 80 B FF 91 D CH 81 S CH 79 3-3 ② K	6	0	0	0	0	2	6
79 José Abreu, R (1, 3) OBP: 0.340, SLG: 0.481 58 Geovany Soto, R (8, 2) OBP: 0.250, SLG: 0.344	1 SAFE C KC 84 1 SAFE B FF 93 F KC 84 D KC 83 F FF 95 X KC 84 2-2 1-2 1B		B FF 93 B KC 83 F FF 95 X FF 94 2-1 ① G4-3		C KC 82 B FF 94 X KC 83 1-1 10 BB 25 BB 15 SF8 1B		C SL 82 B SL 85 F SI 91 F SI 92 X SL 85 1-2 ① G4-3		B SL 82 B FF 89 B SL 83 B SI 89 4-0 BB		S CH 80 B CH 81 X FF 92 1-1 1-H 2-H 25 1B 2B	4 1	1 1	2 1	0 2	0 1	0 0	0 0
25 Adam LaRoche, L (1, 10) OBP: 0.370, SLG: 0.387 (11, 3)	B CH 88 C FF 94 S CH 90 D CH 91 T KC 84 2-2 ② K		B FF 95 C KC 84 F KC 83 B KC 86 C FF 95 2-3 ② K		F FF 94 B CH 88 D KC 85 F KC 83 B CH 87 B KC 84 4-2 20 BB 10 BB 1-2 BB		C CH 68 C SI 91 S SI 92 0-3 ② K		X FF 89 0-0 ③ G3		B FF 92 C SL 81 B FF 92 F SL 82 F SL 81 X SL 81 2-2 2-H 1B	5	0	1	1	1	3	3
10 Alexei Ramirez, R (1, 6) OBP: 0.255, SLG: 0.333	C KC 82 B FF 94 C FF 94 F KC 85 S FF 95 1-3 ③ K		X FF 94 0-0 12 K 2B		B KC 83 D KC 84 B FF 91 B FF 93 4-0 20 BB 1-2 2-3 BB		L SL 85 B SI 90 C SI 91 S SL 85 1-3 ③ K			B SL 84 X FF 94 1-0 ① F9	X CH 80 0-0 ③ L5	5	1	1	0	1	2	3
12 Conor Gillaspie, L (1, 5) OBP: 0.283, SLG: 0.387 15 Gordon Beckham, R (5, PH) OBP: 0.333, SLG: 0.438 (5, 5)		C FF 94 X FF 95 0-1 5 1B 1B	C KC 84 F FF 95 F KC 84 B FF 94 S FF 95 1-3 K 2-H		C FC 86 X FF 86 0-1 ② SF8 3-H			X SI 92 0-0 HR		B KC 78 B SL 85 S FF 93 B FF 94 X FF 94 3-1 ② G3		2 2	0 1	1 1	0 2	0 0	1 0	0 0
20 JB Shuck, L (1, 9) OBP: 0.328, SLG: 0.278		B FF 95 X FF 94 1-0 ① F7	B KC 82 C FF 94 F FF 94 X KC 84 1-2 ③ G3		B FF 85 B FF 85 B FF 85 B FF 86 4-0 1-2 2-3 BB			B SI 91 C SI 91 B SI 91 F SI 90 X SL 85 2-2 ① G3		B FF 94 B FF 94 B FF 93 B FF 92 4-0 21 CS BB		3	0	0	0	2	0	2
21 Tyler Flowers, R (1, 2) OBP: 0.241, SLG: 0.304 (8, 3) 30 David Robertson, R (11, 1)		C FF 95 S KC 85 D KC 84 C FF 95 1-3 ② K	B FF 92 F FF 93 S KC 83 S KC 81 1-3 ① K		B FC 92 B FC 92 B FC 92 C FC 92 F FC 92 F FC 92 F FC 93 X FC 92 3-2 ③ F9			B SL 85 C SI 91 S SL 84 X SL 86 1-2 ② G4-3		F FF 95 B FF 94 1-1 ③ CS 1-2	C KC 76 C FF 93 F FF 93 S KC 79 0-3 ① K	5 0	0 0	0 0	0 0	0 0	3 0	4 0
5 Yolmer Sánchez, S (1, 4) OBP: 0.231, SLG: 0.213		B FF 94 X FF 94 1-0 1 HBP 1-3 1B		B FF 94 B FF 92 C FF 94 X FF 93 2-1 ② L8		B FC 91 B FC 91 C FC 90 B FC 92 S FC 91 F FC 91 F FC 91 X FF 91 3-2 ① G3-1		X SI 91 0-0 ③ G4-3		B FF 94 B FF 93 B FF 92 B FF 93 4-0 1 1B 58 2B BB	4	1	1	0	1	0	0
Inning Stats	R: 0 E: 0 K: 2 S: 14 H: 1 LOB: 2 BB: 0 P: 22	R: 0 E: 0 K: 1 S: 12 H: 2 LOB: 3 BB: 0 P: 20	R: 1 E: 1 K: 2 S: 13 H: 1 LOB: 1 BB: 0 P: 19	R: 0 E: 0 K: 2 S: 8 H: 0 LOB: 0 BB: 0 P: 13	R: 1 E: 0 K: 0 S: 12 H: 1 LOB: 3 BB: 3 P: 29	R: 0 E: 0 K: 0 S: 11 H: 0 LOB: 0 BB: 0 P: 16	R: 0 E: 0 K: 2 S: 10 H: 0 LOB: 0 BB: 0 P: 12	R: 1 E: 0 K: 0 S: 8 H: 1 LOB: 0 BB: 0 P: 11	R: 0 E: 0 K: 2 S: 7 H: 0 LOB: 1 BB: 1 P: 12	R: 0 E: 0 K: 0 S: 4 H: 0 LOB: 0 BB: 1 P: 13	R: 3 E: 0 K: 2 S: 17 H: 3 LOB: 1 BB: 1 P: 28	1B: 6 2B: 2 3B: 0 HR: 1 SF: 1 SAC: 0 DP: 0 HBP: 2	WP: 0 PB: 0 SB: 0 CS: 1 PA: 51						

PITCHER		IP	WLS	BF	H	R	ER	SO	BB	IBB	HBP	BLK	WP	HR	S	P	ERA	WHIP
43 Lance McCullers Jr., R ERA: 2.4	(1, 1)	4.1		23	5	2	1	7	2	0	2	0	0	0	52	89	2.08	1.615
54 Joe Thatcher, L ERA: 2.7	(5, 1)	0.1		2	0	0	0	0	1	0	0	0	0	0	2	6	0.00	3.000
36 Will Harris, R ERA: 0.38	(5, 1)	1.1		4	0	0	0	0	0	0	0	0	0	0	16	24	0.00	0.000
37 Pat Neshek, R ERA: 2.41	(7, 1)	1.0	H	3	0	0	0	2	0	0	0	0	0	0	10	12	0.00	0.000
50 Chad Qualls, R ERA: 4.19	(8, 1)	1.0	B	4	1	1	1	0	0	0	0	0	0	1	8	11	9.00	1.000

PITCHER		IP	WLS	BF	H	R	ER	SO	BB	IBB	HBP	BLK	WP	HR	S	P	ERA	WHIP
44 Luke Gregerson, R ERA: 3.74	(9, 1)	1.0		4	0	0	0	2	1	0	0	0	0	0	7	12	0.00	1.000
35 Josh Fields, R ERA: 1.38	(10, 1)	1.1	L	5	0	1	1	1	2	0	0	0	0	0	8	21	6.75	1.500
29 Tony Sipp, L ERA: 2.45	(11, 1)	0.2		5	3	2	2	1	0	0	0	0	0	0	13	20	27.00	4.500

AB	41
R	6
H	9
RBI	5
BB	6
SO	13
LOB	18

Batter	1	2	3	4	5	6	7	8	9	10	11	AB	R	H	RBI	BB	SO	LOB
4 George Springer, R (1, 9) OBP: 0.346, SLG: 0.423	F FF 94 B SL 84 S FF 94 B FF 97 F SL 87 S SI 96 2-3 ① K		B SL 84 B CH 84 B FF 93 C SI 92 F SI 94 F SI 96 S FF 96 3-3 ③ K		B FF 95 C FF 94 X FF 96 1-1 ③ L8		C SI 95 X SL 85 0-1 ③ G6-3			B FC 89 S FS 84 B FS 85 B FC 88 B FS 83 4-1 27 BB BB		4	0	0	0	1	2	1
27 Jose Altuve, R (1, 4) OBP: 0.352, SLG: 0.429	B SI 94 S CH 85 X SI 94 1-1 20 F8 1B 1B			B CH 82 B CH 84 X SI 93 2-0 ① F9		X SI 90 0-0 20 2B 23 SF7 1B		B FF 94 X FF 94 1-0 ① G6-3		1 SAFE 1 SAFE B FS 83 B FC 88 F FC 86 1 SAFE B FS 83 1 SAFE B FC 88 4-1 1-2 BB		4	1	2	0	1	0	0
20 Preston Tucker, L (1, 7) OBP: 0.393, SLG: 0.556	1 SAFE 1 SAFE X SI 92 0-0 ② F8 1-2			B SI 93 C SL 85 X SL 86 1-1 ② G4-3		1 SAFE B SI 90 B SI 91 F SI 92 B FF 90 1 SAFE F SI 93 X SI 94 3-2 23 E 18 E 1-3 2B		X SI 94 0-0 2B		F SL 83 B SL 83 X SL 83 1-1 ② F5		5	1	2	0	0	0	3
Evan Gattis, R (1, 10) OBP: 0.256, SLG: 0.471	F SL 86 B SI 93 X FF 92 1-1 ③ 2-H 1B			B SI 94 S SI 92 B CH 86 F CH 86 X SI 92 2-2 23 PB 23 1B 1B		X SL 84 0-0 ① G1-3		C SL 85 B CH 84 S SL 85 S SL 86 1-3 ② K		D SL 84 F SL 84 F SL 84 D SL 86 S SL 83 2-3 ③ K		5	1	2	0	0	2	5
23 Chris Carter, R (1, 3) OBP: 0.287, SLG: 0.333		F SI 93 F SL 82 B SL 89 B SI 95 X SL 87 2-2 18 G4-3 1B		B FF 91 B SI 93 X SL 85 2-0 1-H ① 1B		X SL 88 0-0 ② SF7 2-3 3-H		C SL 81 S SL 86 S SL 87 0-3 ③ K			C FC 89 S FC 91 C FC 91 0-3 ① K	4	0	2	2	0	2	1
18 Luis Valbuena, L (1, 5) OBP: 0.255, SLG: 0.401		X SI 92 0-0 ①② G4-3 1-2f 1B		B SL 86 F SI 94 X SI 93 1-1 ③ G6-3		X SL 89 0-0 E3 3-H			C FS 83 S FS 82 B FS 83 S FS 83 1-3 ① K		B FC 91 B FC 89 C FC 90 S FC 91 X FC 91 2-2 ② G6-3	5	0	0	0	0	1	2
2 Jonathan Villar, S (1, 6) OBP: 0.320, SLG: 0.319		F FF 93 B FF 94 X FF 93 1-1 ③ G6-3	B SL 83 B SI 92 B SI 91 C SI 92 X SI 92 3-1 16 G4-3 2B	1 SAFE B FF 93 1 SAFE C SI 92 B SI 94 C SL 85 F FF 94 B SL 88 F SI 94 3-2 ③ X SI 85 G4-3					B FS 83 B FC 88 B FC 89 C FF 90 B FS 84 4-1 16 CS BB		B FC 91 X FC 91 1-0 16 DI 1B	4	0	2	0	1	0	1
16 Hank Conger, L (1, 2) OBP: 0.283, SLG: 0.311			C SI 91 X SI 93 0-1 ① L8	B SI 92 C SI 93 X SI 94 1-1 ① G4-3 2-3			S CH 83 B CH 84 B CH 84 B SI 93 F SI 93 F FF 94 F SI 94 S SL 86 3-3 ① K		B FC 88 1 SAFE 1 SAFE 1 SAFE B FF 89 1 SAFE S SI 89 C FF 89 X FS 83 2-2 ②③ L7 1-2		C FC 91 X FC 92 0-1 ③ P4 1-2	5	0	0	0	0	1	3
6 Jake Marisnick, R (1, 8) OBP: 0.299, SLG: 0.401			B SI 93 B FF 92 X SI 93 2-0 ② F9	S SL 88 F FF 96 F SL 88 S SL 87 0-3 ② K2-3			F SL 84 B FF 93 B FF 94 B FF 93 F FF 94 S FF 94 3-3 ② K			F FS 83 B FC 88 S FS 84 F FS 84 F FS 84 F FS 84 F FS 84 S FS 83 1-3 ① K		4	0	0	0	0	3	1
Inning Stats	R: 0 H: 2 E: 0 LOB: 2 K: 1 BB: 0 S: 9 P: 13	R: 0 H: 1 E: 0 LOB: 0 K: 0 BB: 0 S: 6 P: 9	R: 0 H: 0 E: 0 LOB: 0 K: 1 BB: 0 S: 7 P: 12	R: 1 H: 2 E: 0 LOB: 1 K: 0 BB: 0 S: 9 P: 17	R: 0 H: 1 E: 0 LOB: 1 K: 1 BB: 0 S: 10 P: 15	R: 2 H: 2 E: 2 LOB: 1 K: 0 BB: 0 S: 12 P: 18	R: 0 H: 0 E: 0 LOB: 0 K: 2 BB: 0 S: 10 P: 16	R: 0 H: 1 E: 0 LOB: 1 K: 2 BB: 0 S: 8 P: 10	R: 0 H: 0 E: 0 LOB: 0 K: 1 BB: 1 S: 7 P: 14	R: 0 H: 0 E: 0 LOB: 2 K: 2 BB: 2 S: 14 P: 26	R: 0 H: 1 E: 0 LOB: 1 K: 1 BB: 0 S: 9 P: 12	1B: 7 SF: 1 2B: 3 SAC: 0 3B: 0 DP: 1 HR: 0 HBP: 0						

PITCHER	IP	WLS	BF	H	R	ER	SO	BB	IBB	HBP	BLK	WP	HR	S	P	ERA	WHIP
55 Carlos Rodón, L (1, 1) ERA: 3.45	6.1		26	8	3	1	4	0	0	0	0	0	0	58	92	1.42	1.263
40 Daniel Webb, R (7, 1) ERA:	1.2		6	1	0	0	3	0	0	0	0	0	0	13	18	0.00	0.600
57 Zach Putnam, R (9, 1) ERA: 4.32	1.1		6	0	0	0	2	3	0	0	0	0	0	16	32	0.00	2.250
43 Dan Jennings, L (10, 1) ERA: 6.53	0.2	W	2	0	0	0	1	0	0	0	0	0	0	5	8	0.00	0.000
30 David Robertson, R (11, 1) ERA: 2.49	1.0	S	4	1	0	0	1	0	0	0	0	0	0	9	12	0.00	1.000

PITCHER	IP	WLS	BF	H	R	ER	SO	BB	IBB	HBP	BLK	WP	HR	S	P	ERA	WHIP

BOTTOM

Chicago White Sox @ Houston Astros

Minute Maid Park, Houston, TX

Fri May 29 2015, 7:13 PM - 11:20 PM CDT

Att. 25,957 - Roof Closed - 73 F

livebaseballscorecards.com

AB	40
R	3
H	10
RBI	2
BB	3
SO	11
LOB	17

WP: 0		PA:	44
PB: 1			
SB: 0			
CS: 1			

Chicago White Sox @ Houston Astros

Minute Maid Park, Houston, TX

Sat May 30 2015, 3:11 PM - 5:40 PM CDT

Att. 29,720 - Roof Closed - 73 F

TOP

livebaseballscorecards.com

Batter	1	2	3	4	5	6	7	8	9	AB	R	H	RBI	BB	SO	LOB
1 Adam Eaton, L (1, 8) OBP: 0.292, SLG: 0.344	C FF 88 X SI 90 0-1 G1-3		F SI 90 B SI 91 D SL 79 C SI 91 S SL 80 2-3 K			C SI 88 B SL 79 B SI 89 F SI 90 B FF 91 C SI 91 3-3 K		C SI 89 B SI 91 X SL 80 1-1 L5-3 1-1		4	0	0	0	0	2	2
64 Emilio Bonifácio, S (1, 10) OBP: 0.226, SLG: 0.196	C FF 88 S SI 90 S SI 90 0-3 K		S SI 90 S SI 90 D SI 90 B SI 90 T SI 90 2-2 K			B SI 89 X SI 89 1-0 G6-3			C SI 88 X SI 89 0-1 G4-3	4	0	0	0	0	2	1
26 Avisaíl García, R (1, 9) OBP: 0.363, SLG: 0.450	X SI 90 0-0 G6-3			C SI 88 S CH 79 S SI 90 0-3 K		F CH 78 B SI 90 B SI 90 X SI 90 2-1 53 FC4 1B			S SI 89 S CH 79 B SI 90 X CH 80 1-2 G1-3	4	0	1	0	0	1	0
53 Melky Cabrera, S (1, 7) OBP: 0.282, SLG: 0.273		C FF 86 X SI 88 0-1 G1-3		C SI 88 X SI 89 0-1 1B		C SI 90 B FF 90 S SL 81 X SI 90 1-2 FC4 1-2f			C FF 88 B FF 91 F SI 90 B SL 80 F SL 81 F SI 90 F SI 91 S SI 90 2-3 K	4	0	1	0	0	1	1
25 Adam LaRoche, L (1, 3) OBP: 0.364, SLG: 0.379		F FF 88 B SI 90 C SI 90 B SL 80 B SI 91 C SI 91 3-3 K		B SI 89 B SI 89 F SI 90 C SI 90 S SL 80 2-3 K			C SI 88 S SL 78 S SL 80 0-3 K			3	0	0	0	0	3	1
10 Alexei Ramirez, R (1, 6) OBP: 0.251, SLG: 0.328		B SI 90 X SI 90 1-0 E5		C FC 85 C SI 90 D SL 80 F SI 90 S SL 82 1-3 K			X SI 90 0-0 G4-3			3	0	0	0	0	1	1
15 Gordon Beckham, R (1, 5) OBP: 0.333, SLG: 0.434		C FF 87 F SI 89 B SI 90 D SL 80 X SI 90 2-2 G3			C FF 88 T CH 78 X CH 78 0-2 58 L9-3 1B		B CH 78 C SI 89 X SI 89 1-1 G3			3	0	1	0	0	0	1
58 Geovany Soto, R (1, 2) OBP: 0.254, SLG: 0.343 20 JB Shuck, L (8, PR) OBP: 0.328, SLG: 0.278 21 Tyler Flowers, R (8, 2) OBP: 0.241, SLG: 0.304			B C SI 88 B SI 88 X FF 89 2-1 5 G4-3 5 PB 1B		C SI 90 B SI 89 F SI 90 B SL 79 B SI 90 F SI 90 X SI 91 3-2 L9-3 1-1			X SI 88 0-0 E5 1 L5-3		3 0 0	0 0 0	1 0 0	0 0 0	0 0 0	1 0 0	1 0 0
5 Yolmer Sánchez, S (1, 4) OBP: 0.218, SLG: 0.200			B FF 89 X SI 88 1-0 G4-3 1-3		B SI 90 C SI 90 B SI 90 F SI 89 B SL 81 X SI 90 3-2 L8			C SI 90 C SI 90 B SI 90 S SL 80 1-3 K		3	0	0	0	0	1	2

Inning Stats																				
	R: 0	H: 0	R: 0	H: 0	R: 0	H: 1	R: 0	H: 1	R: 0	H: 1	R: 0	H: 1	R: 0	H: 0	R: 0	H: 0	R: 0	H: 0	1B: 4	SF: 0	WP: 0	PA: 31
	E: 0	LOB: 0	E: 1	LOB: 1	E: 0	LOB: 1	E: 0	LOB: 1	E: 0	LOB: 0	E: 0	LOB: 1	E: 0	LOB: 1	E: 1	LOB: 1	E: 0	LOB: 0	2B: 2	SAC: 0	PB: 1	
	K: 1	BB: 0	K: 1	BB: 0	K: 2	BB: 0	K: 3	BB: 0	K: 0	BB: 0	K: 1	BB: 0	K: 1	BB: 0	K: 1	BB: 0	K: 1	BB: 0	3B: 0	DP: 2	SB: 0	
	S: 6	P: 6	S: 9	P: 15	S: 9	P: 16	S: 12	P: 15	S: 10	P: 16	S: 9	P: 16	S: 6	P: 7	S: 6	P: 8	S: 11	P: 14	HR: 0	HBP: 0	CS: 0	

PITCHER	IP	WLS	BF	H	R	ER	SO	BB	IBB	HBP	BLK	WP	HR	S	P	ERA	WHIP
60 Dallas Keuchel, L (1, 1) ERA: 1.76	9.0	W	31	4	0	0	11	0	0	0	0	0	0	78	113	0.00	0.444

PITCHER	IP	WLS	BF	H	R	ER	SO	BB	IBB	HBP	BLK	WP	HR	S	P	ERA	WHIP

AB	31
R	0
H	4
RBI	0
BB	0
SO	11
LOB	10

BOTTOM

Chicago White Sox @ Houston Astros

Minute Maid Park, Houston, TX

Sat May 30 2015, 3:11 PM - 5:40 PM CDT

Att. 29,720 - Roof Closed - 73 F

livebaseballscorecards.com

Batter	1	2	3	4	5	6	7	8	9	AB	R	H	RBI	BB	SO	LOB
4 George Springer, R (1, 9) OBP: 0.349, SLG: 0.418	S FF 90 B SI 91 S CH 87 B CH 87 F CU 82 C FF 92 2-3 ① K		1 SAFE S FF 92 P PO 89 B CU 82 C CH 87 B FF 92 F SI 93 B FF 92 4-2 1-2 BB		S CU 81 B CU 79 B FF 90 B FF 89 S FF 91 B FF 92 4-2 BB		C SI 93 F SI 93 B SI 94 C SI 93 1-3 ② K			2	0	0	0	2	2	2
27 Jose Altuve, R (1, 4) OBP: 0.345, SLG: 0.421	C FF 92 S CU 81 S CU 81 0-3 ② K		B CU 82 B SI 92 X SI 92 2-0 ③ G5-3		1 SAFE B CU 81 1 SAFE B SI 90 X FF 91 2-0 ③ G1-3		B SL 88 X SI 93 1-0 ③ L7			4	0	0	0	0	1	5
20 Preston Tucker, L (1, 7) OBP: 0.400, SLG: 0.552 28 Colby Rasmus, L (9, 7) OBP: 0.303, SLG: 0.500	B CU 81 F FF 92 B SI 92 F CU 82 S FF 92 2-3 ③ K			S FF 90 F FF 91 B FF 91 B SI 92 X CU 82 2-2 1B 2 SF7 1B		C CU 79 F SI 89 X SI 90 0-2 2 1B 1B		X 0-0 ① G3-1		4 0	1 0	2 0	0 0	0 0	1 0	0 0
Evan Gattis, R (1, 10) OBP: 0.261, SLG: 0.489		B FF 90 X CH 85 1-0 ① G4-3		X FF 91 0-0 ① 1-3 1B		1 SAFE B FF 90 1 SAFE C CU 80 S CU 80 F CU 80 S FF 90 1-3 ① K		B SL 83 B SL 83 C FF 92 F SL 82 X SL 84 2-2 HR		4	1	2	1	0	1	1
23 Chris Carter, R (1, 3) OBP: 0.292, SLG: 0.352		C FF 91 B CH 87 X CU 82 1-1 ② G6-3		D CU 83 C FF 92 B CH 86 B FF 90 S CU 82 B CU 81 4-2 2 SF7 BB		C CU 80 S FF 91 B FF 90 D CU 81 S FF 91 2-3 ② K		C FF 93 B FF 93 F FF 93 B FF 93 X SL 84 2-2 HR		3	1	1	1	1	1	1
2 Jonathan Villar, S (1, 5) OBP: 0.316, SLG: 0.319		B FF 92 F FF 92 X CU 82 1-1 ③ G5-3		B CH 88 B SI 93 D CU 82 S FF 92 F SI 92 1 SAFE F CU 80 X CU 80 3-2 ② SF7 1-2 3-H		1 SAFE 1 SAFE C CU 79 F CU 80 X SI 91 0-2 ③ 1-3 1B		B SL 85 F FF 92 S SI 93 S SI 92 1-3 ② K		3	0	1	1	0	1	0
15 Jason Castro, L (1, 2) OBP: 0.289, SLG: 0.391			B FF 90 C CU 81 F CH 87 B FF 91 S SI 92 2-3 ① K	C CU 81 S SI 91 F SI 92 X SI 92 0-2 ③ G4-3			F CU 79 X SI 89 0-1 ① F8	B SL 83 B SL 83 C FF 92 S FF 93 S FF 93 2-3 ③ K		4	0	0	0	0	2	1
9 Marwin Gonzalez, S (1, 6) OBP: 0.255, SLG: 0.390			S CU 81 S CU 82 S CU 80 0-3 ② K		S CU 79 B FF 91 F CU 80 F CU 81 F FF 91 X FF 90 1-2 ① F8		F SI 90 F SI 90 X CU 77 0-2 6 1B 1B			3	0	1	0	0	1	0
6 Jake Marisnick, R (1, 8) OBP: 0.307, SLG: 0.403			F CH 88 B SI 88 T FF 91 B FF 92 F CU 81 F FF 90 F FF 92 B FF 91 B FF 93 4-2 4 S BB		C CU 79 X CU 79 0-1 ② F8		B SI 92 X SI 92 1-0 1-2 1B			2	0	1	0	1	0	0

Inning Stats	1	2	3	4	5	6	7	8	9
	R: 0 E: 0 K: 3 S: 10	R: 0 E: 0 K: 0 S: 5	R: 0 E: 0 K: 2 S: 16	R: 1 E: 0 K: 0 S: 14	R: 0 E: 0 K: 0 S: 10	R: 0 E: 0 K: 2 S: 13	R: 0 E: 0 K: 1 S: 10	R: 2 E: 0 K: 2 S: 13	
	H: 0 LOB: 0 BB: 0 P: 14	H: 0 LOB: 0 BB: 0 P: 8	H: 0 LOB: 2 BB: 2 P: 27	H: 2 LOB: 1 BB: 1 P: 23	H: 0 LOB: 1 BB: 1 P: 17	H: 2 LOB: 2 BB: 0 P: 16	H: 2 LOB: 2 BB: 0 P: 13	H: 2 LOB: 0 BB: 0 P: 20	

AB	29
R	3
H	8
RBI	3
BB	4
SO	10
LOB	10

1B: 6	SF: 1	WP: 0	PA: 34
2B: 0	SAC: 0	PB: 0	
3B: 0	DP: 0	SB: 1	
HR: 2	HBP: 0	CS: 0	

PITCHER	IP	WLS	BF	H	R	ER	SO	BB	IBB	HBP	BLK	WP	HR	S	P	ERA	WHIP
62 Jose Quintana, L (1, 1) ERA: 4.33	6.1	L	26	5	1	1	7	4	0	0	0	0	0	73	110	1.42	1.421
52 Jake Petricka, R (7, 1) ERA: 3.94	0.2		3	1	0	0	1	0	0	0	0	0	0	5	8	0.00	1.500
43 Dan Jennings, L (8, 1) ERA: 7.06	1.0		5	2	2	2	2	0	0	0	0	0	2	13	20	18.00	2.000

PITCHER	IP	WLS	BF	H	R	ER	SO	BB	IBB	HBP	BLK	WP	HR	S	P	ERA	WHIP

Batter	1	2	3	4	5	6	7	8	9	AB	R	H	RBI	BB	SO	LOB
1 Adam Eaton, L (1, 8) OBP: 0.290, SLG: 0.341	B FF 86 C FF 86 X CH 81 1-1 P6 ①		C FF 88 B FF 89 X CH 83 1-1 53 2B 12 1B 1B	C CH 81 B FF 88 X CH 81 1-1 F8 ③		X SL 81 0-0 G3 ③			F FF 92 C CH 83 X SL 78 0-2 L6 ①	5	1	1	0	0	0	2
53 Melky Cabrera, S (1, 7) OBP: 0.280, SLG: 0.276	C FF 87 X CH 81 0-1 G6-3 ②		1 SAFE 1 SAFE B FF 87 C FF 87 F CH 81 X FF 88 1-2 1-3 12 1B 2B		C CH 82 B SL 85 X CH 82 1-1 G3 ①		F SI 89 X CH 82 0-1 G4-3 ①		C FF 95 B CH 84 X CH 84 1-1 2-3 F8 ②	5	1	1	0	0	0	1
25 Adam LaRoche, L (1, 3) OBP: 0.365, SLG: 0.395	B FF 88 C FF 88 X CH 83 1-1 G4-3 ③		B CH 83 B CH 84 F CH 84 B FF 90 B FF 89 4-1 12 1B 10 FC4-6 BB		C FF 90 B CH 84 B FF 89 S CH 82 B CH 83 F SI 90 F FF 89 X CH 83 3-2 F8 ②		F CH 84 B SL 84 B SI 89 B CH 83 C SI 89 X SI 89 3-2 HR		B FF 94 C CH 84 B FF 94 F FF 94 S SL 78 2-3 K ③	4	2	1	1	1	1	1
26 Avisaíl García, R (1, 9) OBP: 0.360, SLG: 0.445		C FF 87 X CH 83 0-1 G4-3 ①	F FF 89 F CH 83 B FF 88 B CH 82 X CH 82 2-2 F8 ①		F SL 84 C SI 89 B FF 89 B SL 84 F FF 89 F CH 83 X FF 89 2-2 1B		C SL 86 S SL 84 B CU 78 B FF 89 F SL 84 X SL 84 2-2 F8 ②			4	0	1	0	0	0	3
12 Conor Gillaspie, L (1, 10) OBP: 0.291, SLG: 0.391		B FF 88 F FF 88 X CH 82 1-1 15 1B 21 1B 1B	X FF 89 0-0 10 FC4-6 1-3 2-H 3-H 1B		F FF 88 B CH 83 X CH 82 1-1 L7 ③		B SI 89 X CH 83 1-0 G4-3 ③			4	1	2	2	0	0	1
10 Alexei Ramirez, R (1, 6) OBP: 0.246, SLG: 0.320		C FF 88 B SL 86 F FF 88 T SI 88 1-2 K ②	F FF 88 F CH 82 X SL 84 0-2 FC4-6 15 S 1-2f 3-H ②			C FF 88 X CH 82 0-1 E6 5 S 5 1B		X SI 89 0-0 F8 ①		4	1	0	1	0	1	2
15 Gordon Beckham, R (1, 5) OBP: 0.330, SLG: 0.425		C SI 88 B FF 89 F CH 82 X FF 89 1-2 21 1B 1-3 1B	1 SAFE B FF 88 C SL 84 X FF 88 1-1 G5-3 ③ 1-2			C FF 88 X SL 85 0-1 L6 ①		C SL 85 F SI 90 F CU 77 B SL 83 F CH 83 X SI 90 1-2 G5-3 ②		4	0	1	0	0	0	2
21 Tyler Flowers, R (1, 2) OBP: 0.241, SLG: 0.302		B SL 86 X FF 89 1-0 1-2 3-H 1B	B FF 87 C FF 88 X SL 81 1-1 G6-3 ①		F SL 85 X SL 84 0-1 F8 ②		X SL 84 0-0 G4-3 ③		4	0	1	1	0	0	1
5 Yolmer Sánchez, S (1, 4) OBP: 0.237, SLG: 0.241		B FF 88 C FF 88 B CH 81 B FF 89 F FF 89 X FF 89 3-2 G6-3 ③		C FF 88 F CH 82 F CH 81 B SL 82 S CH 81 1-3 K ②	1 SAFE 1 SAFE F FF 88 D CH 82 B FF 88 X CH 81 2-1 1-H 1B				C FF 94 S FF 95 B FF 96 B FF 95 B FF 95 X FF 93 3-2 53 F8 2B	4	0	2	1	0	1	2
Inning Stats	R: 0 E: 0 K: 0 S: 6 H: 0 LOB: 0 BB: 0 P: 8	R: 1 E: 0 K: 1 S: 14 H: 3 LOB: 2 BB: 0 P: 21	R: 3 E: 0 K: 0 S: 15 H: 3 LOB: 1 BB: 1 P: 24	R: 0 E: 0 K: 1 S: 8 H: 0 LOB: 0 BB: 0 P: 11	R: 0 E: 0 K: 0 S: 14 H: 1 LOB: 1 BB: 0 P: 21	R: 1 E: 1 K: 0 S: 9 H: 1 LOB: 1 BB: 0 P: 11	R: 1 E: 0 K: 0 S: 10 H: 1 LOB: 0 BB: 0 P: 16	R: 0 E: 0 K: 0 S: 7 H: 0 LOB: 0 BB: 0 P: 8	R: 0 E: 0 K: 1 S: 11 H: 1 LOB: 1 BB: 0 P: 17	1B: 7 2B: 2 3B: 0 HR: 1 SF: 0 SAC: 0 DP: 0 HBP: 0	WP: 0 PB: 0 SB: 2 CS: 0 PA: 39					

PITCHER		IP	WLS	BF	H	R	ER	SO	BB	IBB	HBP	BLK	WP	HR	S	P	ERA	WHIP
56 Roberto Hernandez, R ERA: 4.92	(1, 1)	5.2	L	27	8	5	4	2	1	0	0	0	0	0	65	95	6.35	1.588
29 Tony Sipp, L ERA: 2.41	(6, 1)	0.1		1	0	0	0	0	0	0	0	0	0	0	1	1	0.00	0.000
58 Jake Buchanan, R ERA: 1.59	(7, 1)	2.0		7	1	1	1	0	0	0	0	0	0	1	17	24	4.50	0.500
68 Michael Feliz, R ERA:	(9, 1)	1.0		4	1	0	0	1	0	0	0	0	0	0	11	17	0.00	1.000

PITCHER	IP	WLS	BF	H	R	ER	SO	BB	IBB	HBP	BLK	WP	HR	S	P	ERA	WHIP

TOP

Chicago White Sox @ Houston Astros

Minute Maid Park, Houston, TX

Sun May 31 2015, 1:14 PM - 3:51 PM CDT

Att. 27,423 - Roof Closed - 73 F

livebaseballscorecards.com

AB	38
R	6
H	10
RBI	6
BB	1
SO	3
LOB	15

Batter	1	2	3	4	5	6	7	8	9	AB	R	H	RBI	BB	SO	LOB
4 George Springer, R (1, 9) OBP: 0.347, SLG: 0.414	S FF 87 B CH 81 B FF 90 S FF 89 F CH 82 S CH 80 2-3 K		F CH 79 B FF 89 D SI 89 S FF 89 F CH 80 D CH 80 X CH 80 3-2 27 G4-6-3 1-2 2-3 1B		C SI 87 F SI 89 B SI 89 B FF 90 F SI 90 S FF 86 2-3 K			C CH 79 X CH 79 0-1 G6-3		4	0	1	0	0	2	1
27 Jose Altuve, R (1, 4) OBP: 0.344, SLG: 0.417	F FF 88 B CU 75 X CH 81 1-1 F8		B SI 89 X SI 89 1-0 G4-6-3 1-2f			C CU 72 C CU 71 F CH 79 X CU 73 0-2 G5-4-3 1B		S CH 79 B CU 74 X CH 79 1-1 G5-3		4	0	1	0	0	0	3
20 Preston Tucker, L (1, 7) OBP: 0.377, SLG: 0.516	F CH 80 B FF 89 B FC 85 S FF 89 F FF 90 F SI 90 X SI 90 2-2 P4			C FC 84 X CU 74 0-1 F9		F FF 87 S FC 83 B FC 82 S CH 78 1-3 K			C FF 88 X CU 73 0-1 G3	4	0	0	0	0	1	1
Evan Gattis, R (1, 10) OBP: 0.261, SLG: 0.489		B SI 88 F FC 84 X CH 80 1-1 G6-3		X SI 87 0-0 G3-1		B FF 88 X SI 88 1-0 G5-4-3 1-2f			X FC 83 0-0 2B	4	0	1	0	0	0	1
23 Chris Carter, R (1, 3) OBP: 0.296, SLG: 0.357		F CH 83 F SI 89 B FF 89 X CH 80 1-2 G2-3		C FF 88 F SI 89 B CH 79 X CH 79 1-2 2B			B CH 79 S CH 78 F FC 83 B FF 89 S SI 89 2-3 K		B SI 88 B CH 80 C SI 88 S SI 89 D SI 89 B CH 80 4-2 18 G4-3 BB	3	0	1	0	1	1	0
18 Luis Valbuena, L (1, 5) OBP: 0.250, SLG: 0.392		B FC 84 S FF 88 B CU 76 F CH 81 F FF 89 S FF 90 2-3 K		B FF 88 X SI 88 1-0 F8			C FF 88 B CU 74 F FC 84 B FF 89 X CH 80 2-2 F7		C FC 84 X FC 84 0-1 G4-3 1-2f	4	0	0	0	0	1	3
2 Jonathan Villar, S (1, 6) OBP: 0.329, SLG: 0.373			B CH 79 C FF 88 X FC 82 1-1 G5-3		B CH 79 F FF 87 B FF 88 F SI 88 X SI 89 2-2 3B		C FF 87 B CU 73 S CH 80 X CH 80 1-2 15 1B 2B			3	0	2	0	0	0	0
15 Jason Castro, L (1, 2) OBP: 0.297, SLG: 0.397			F FC 83 F CH 80 B SI 88 B SI 88 X CH 80 2-2 4 1B 6 1B 1B		X EP 63 0-0 F9		C FF 88 X SI 88 0-1 2-H 1B			3	0	2	0	0	0	0
6 Jake Marisnick, R (1, 8) OBP: 0.314, SLG: 0.415			X SI 88 0-0 4 1B 1-2 1B		B SI 87 F FC 83 T CU 73 B CH 80 X CH 79 2-2 2B			F FC 82 S CH 79 S CH 79 0-3 K		3	0	2	0	0	1	0
Inning Stats	R: 0 E: 0 K: 1 S: 11 H: 0 LOB: 0 BB: 0 P: 16	R: 0 E: 0 K: 1 S: 9 H: 0 LOB: 0 BB: 0 P: 13	R: 0 E: 0 K: 0 S: 11 H: 3 LOB: 2 BB: 0 P: 18	R: 0 E: 0 K: 0 S: 7 H: 1 LOB: 1 BB: 0 P: 9	R: 0 E: 0 K: 1 S: 11 H: 2 LOB: 1 BB: 0 P: 17	R: 0 E: 0 K: 1 S: 8 H: 1 LOB: 0 BB: 0 P: 10	R: 0 E: 0 K: 1 S: 11 H: 2 LOB: 2 BB: 0 P: 16	R: 0 E: 0 K: 1 S: 7 H: 0 LOB: 0 BB: 0 P: 8	R: 0 E: 0 K: 0 S: 7 H: 1 LOB: 1 BB: 1 P: 11	1B: 5 2B: 4 3B: 1 HR: 0 SF: 0 SAC: 0 DP: 3 HBP: 0						

PITCHER	IP	WLS	BF	H	R	ER	SO	BB	IBB	HBP	BLK	WP	HR	S	P	ERA	WHIP
50 John Danks, L (1, 1) ERA: 4.81	9.0	W	33	10	0	0	6	1	0	0	0	0	0	82	118	0.00	1.222

PITCHER	IP	WLS	BF	H	R	ER	SO	BB	IBB	HBP	BLK	WP	HR	S	P	ERA	WHIP

BOTTOM

Chicago White Sox @ Houston Astros

Minute Maid Park, Houston, TX

Sun May 31 2015, 1:14 PM - 3:51 PM CDT

Att. 27,423 - Roof Closed - 73 F

livebaseballscorecards.com

AB	32
R	0
H	10
RBI	0
BB	1
SO	6
LOB	9

WP: 0 PA: 33
PB: 0
SB: 0
CS: 0

Chicago White Sox @ Texas Rangers

Globe Life Park in Arlington, Arlington, TX

Tue Jun 02 2015, 8:08 PM - 10:43 PM EDT

Att. 27,558 - Clear - 87 F

TOP

livebaseballscorecards.com

Batter	1	2	3	4	5	6	7	8	9	AB	R	H	RBI	BB	SO	LOB
1 Adam Eaton, L (1, 8) OBP: 0.289, SLG: 0.354	B FF 87 X FF 87 1-0 ① F7		B FF 88 C CH 84 F CU 75 F FF 87 F CU 77 B CU 77 F FF 87 F CU 78 X SL 84 2-2 1-H HR		C FF 89 C FF 88 B FF 88 B FF 88 S FF 89 2-3 ② K			C FF 95 C FF 95 B FF 96 F SL 87 X SL 89 1-2 ① F8		4	1	1	2	0	1	0
53 Melky Cabrera, S (1, 7) OBP: 0.275, SLG: 0.271	B FF 88 C FF 85 X CH 85 1-1 ② F8		C FF 89 F CU 78 F SL 85 X FF 88 0-2 ② G3		C CU 77 B SI 88 F FF 86 X FF 89 1-2 ③ F9			B SL 79 C FF 94 B FF 95 C FF 94 S FF 95 2-3 ② K		4	0	0	0	0	1	0
25 Adam LaRoche, L (1, 3) OBP: 0.363, SLG: 0.391	C CU 76 X FF 88 0-1 ③ G6-3		C FF 89 B CH 84 X CU 78 1-1 ③ F8			C FF 88 X FF 88 0-1 ① F7		X FF 96 0-0 1B		4	0	1	0	0	0	0
26 Avisaíl García, R (1, 9) OBP: 0.351, SLG: 0.434		B FF 88 C FF 87 B FF 87 X SL 81 2-1 ① G3		F SL 84 X CU 78 0-1 ① G6-3		B SL 83 S SL 82 S FF 88 X SL 82 1-2 ② G6-3		C SL 87 B FF 95 B FF 94 X SL 88 2-1 ③ L8		4	0	0	0	0	0	1
12 Conor Gillaspie, L (1, 10) OBP: 0.289, SLG: 0.386		B FF 86 X FF 85 1-0 ② G3		C FF 88 S CU 76 X CU 78 0-2 15 1B 1B		C FF 89 C FF 89 F FF 89 B FF 89 F SL 83 F FF 88 F SL 85 C FF 89 1-3 ③ K			C FC 91 B CH 82 S FC 92 B FF 93 T FF 92 2-2 ① K	4	0	1	0	0	2	0
10 Alexei Ramirez, R (1, 6) OBP: 0.246, SLG: 0.319		C FF 89 X SL 82 0-1 15 S 1B		C FF 88 B FF 87 X FF 88 1-1 ② L9			C SL 82 X FF 87 0-1 ① G4-3		X FC 94 0-0 ② L9	4	0	1	0	0	0	1
15 Gordon Beckham, R (1, 5) OBP: 0.337, SLG: 0.429		C FF 87 X SL 83 0-1 ③ P4 1-2		C FF 86 X FF 88 0-1 1-2 1B			C FF 88 F CU 77 X FF 88 0-2 1B		B FC 93 F FF 92 X SL 84 1-1 ③ L9	4	0	2	0	0	0	1
58 Geovany Soto, R (1, 2) OBP: 0.257, SLG: 0.343			B FF 88 F FF 89 C FF 89 B FF 89 F SL 83 X SL 84 2-2 1 HR 1B	C SL 84 C FF 88 B CU 78 S FF 89 1-3 ③ K			C FF 87 F FF 88 S SL 82 0-3 ② K			3	1	1	0	0	2	3
5 Yolmer Sánchez, S (1, 4) OBP: 0.226, SLG: 0.228			B FF 87 B FF 86 X FF 88 2-0 ① F8		B FF 86 C FF 87 B CU 76 B FF 88 X FF 88 3-1 ① L7		B CU 75 X FF 86 1-0 ③ F7			3	0	0	0	0	0	2

Inning Stats	1	2	3	4	5	6	7	8	9
	R: 0 E: 0 K: 0 S: 5	R: 0 E: 0 K: 0 S: 7	R: 2 E: 0 K: 0 S: 18	R: 0 E: 0 K: 1 S: 12	R: 0 E: 0 K: 1 S: 8	R: 0 E: 0 K: 1 S: 12	R: 0 E: 0 K: 1 S: 9	R: 0 E: 0 K: 1 S: 10	R: 0 E: 0 K: 1 S: 6
	H: 0 LOB: 0 BB: 0 P: 7	H: 1 LOB: 1 BB: 0 P: 10	H: 2 LOB: 0 BB: 0 P: 25	H: 2 LOB: 2 BB: 0 P: 14	H: 0 LOB: 0 BB: 0 P: 14	H: 0 LOB: 0 BB: 0 P: 14	H: 1 LOB: 1 BB: 0 P: 10	H: 1 LOB: 1 BB: 0 P: 15	H: 0 LOB: 0 BB: 0 P: 9

	AB	34
	R	2
	H	7
	RBI	2
	BB	0
	SO	6
	LOB	8

1B: 6 SF: 0
2B: 0 SAC: 0
3B: 0 DP: 0
HR: 1 HBP: 0

WP: 0 PA: 34
PB: 0
SB: 1
CS: 0

PITCHER		IP	WLS	BF	H	R	ER	SO	BB	IBB	HBP	BLK	WP	HR	S	P	ERA	WHIP
48 Colby Lewis, R ERA: 4.48	(1, 1)	7.0	W	27	6	2	2	4	0	0	0	0	0	1	71	94	2.57	0.857
36 Jon Edwards, R ERA:	(8, 1)	1.0		4	1	0	0	1	0	0	0	0	0	0	10	15	0.00	1.000
63 Anthony Bass, R ERA: 4.22	(9, 1)	1.0		3	0	0	0	1	0	0	0	0	0	0	6	9	0.00	0.000

PITCHER		IP	WLS	BF	H	R	ER	SO	BB	IBB	HBP	BLK	WP	HR	S	P	ERA	WHIP

BOTTOM

Chicago White Sox @ Texas Rangers

Globe Life Park in Arlington, Arlington, TX

Tue Jun 02 2015, 8:08 PM - 10:43 PM EDT

Att. 27,558 - Clear - 87 F

Batter	1	2	3	4	5	6	7	8	9	AB	R	H	RBI	BB	SO	LOB
7 Delino DeShields, R (1, 7) OBP: 0.376, SLG: 0.366	C FF 91 B SL 82 S SI 92 B SL 84 B SI 93 F FF 93 F FF 93 X FF 93 3-2 ① L9	X FC 92 0-0 17 G4-6-3 1B		B SL 85 C CU 83 C SL 86 S SL 85 1-3 ① K		1 SAFE C FF 93 X SL 84 0-1 17 1B 84 G6-3 1-2 1B	X FF 92 0-0 ① L7	B SL 88 X FF 92 1-0 ③ P4		6	1	2	0	0	1	1
17 Shin-Soo Choo, L (1, 9) OBP: 0.330, SLG: 0.447	C FF 91 X FC 90 0-1 ② F7	1 SAFE B FF 92 1 SAFE X SI 93 1-0 ①② G4-6-3 1-2f		B SI 94 B FF 94 F FF 94 X FF 95 2-1 HR		C SL 81 S SL 83 X SL 83 0-2 1 BB 84 G6-3 3 1B 1-3 1B 2-H	X FF 92 0-0 84 G1-6-3 1-3 1B			5	2	3	2	0	0	1
84 Prince Fielder, L (1, 10) OBP: 0.407, SLG: 0.555	X FC 90 0-0 1 1B 18 1B 13 1B 1B	C FF 93 S FS 84 F SI 85 B FF 93 F FS 85 F FF 92 F FS 85 X FF 95 1-2 ③ G4-3		X SI 94 0-0 ② G6-3		F FF 93 B SI 93 X SL 84 1-1 ① G6-3 1-2 3-H	F SL 88 B CH 85 T CH 86 F CH 86 B FF 94 X CH 86 2-2 ②③ G1-6-3 1-2f			5	1	1	1	0	0	3
18 Mitch Moreland, L (1, 3) OBP: 0.356, SLG: 0.500	C FC 90 X FC 90 0-1 1 1B 13 1B 1-2 1B		C SI 93 C FC 92 S FS 85 0-3 ① K	C SL 83 F SI 95 F FS 85 S FS 85 0-3 ③ K		D SL 84 B FF 92 B FF 92 C FF 91 B FF 91 4-1 1 BB 3 1B BB		F FF 91 C FF 92 X SL 88 0-2 1 3B 1B		4	3	2	0	1	2	0
1 Elvis Andrus, R (1, 6) OBP: 0.302, SLG: 0.327	B SL 84 F FF 94 X FF 94 1-1 13 1B 2 1B 1-2 1B 2-3		B CU 83 C FF 93 F FF 93 B FF 95 B FF 94 F FF 94 B FF 95 4-2 13 HR BB		C FF 94 S SL 85 B SL 85 F FS 85 X FS 85 1-2 ① G4-3	B FF 93 B SL 83 B SI 92 B SI 91 4-0 3 1B 1-2 BB 2-3		B FF 91 B SL 88 F FF 92 B FF 93 X FF 93 3-1 1-H 3 HR 3B		3	3	2	1	2	0	0
13 Joey Gallo, L (1, 5) OBP: 0.800, SLG: 1.750	B FF 93 F FF 93 X SL 85 1-1 61 HBP 2 1B 1-3 1B 2-H 3-H	1 SAFE X FF 92 0-0 1-H HR			B FF 95 C SL 86 F FS 86 B FS 85 X FC 92 2-2 2B	B SL 84 C SL 82 S SL 83 S SL 84 1-3 ② K		S SL 89 B CH 87 S CH 88 D CH 88 B CH 87 F SL 88 F SL 89 B FF 94 4-2 3 HR BB		4	3	3	4	1	1	3
61 Robinson Chirinos, R (1, 2) OBP: 0.328, SLG: 0.465 3 Carlos Corporán, S (3, PH) OBP: 0.268, SLG: 0.319 (4, 2)	C SI 94 H FF 94 1-1 2 1B 1-2 HBP	B SI 93 F SI 91 S FF 93 X FS 85 1-2 ② F8			S SL 85 F SL 86 T FS 83 1-2 ② K	B SI 92 C SL 83 X SL 84 1-1 1-3 2-H 3-H 1B		C FF 92 F CH 85 X CH 86 0-2 1-H 3-H HR		0 4	0 1	0 2	0 5	0 0	0 1	0 1
2 Leonys Martin, L (1, 8) OBP: 0.269, SLG: 0.342	B FF 93 F FC 91 X SL 84 1-1 1-3 2-H 3-H 1B		F FF 94 X SL 86 0-1 1B		B FS 82 S SI 93 D FS 86 X SI 94 2-1 ③ G4-3	C FF 92 X SL 83 0-1 ③ F9		C FF 91 F FF 92 F SL 88 F FF 92 B FF 93 B SL 89 X FF 92 2-2 ① G4-3		5	0	2	2	0	0	3
68 Hanser Alberto, R (1, 4) OBP: 0.375, SLG: 0.500	1 SAFE X FF 94 0-0 ③ L9		C SL 85 1 SAFE F FF 92 X SL 85 0-2 ③ G5-3			B FF 93 C SL 84 B SI 93 C SL 85 F FF 95 X SL 86 2-2 7 1B 17 1B 1B	B FF 92 F FF 92 B FF 92 X SL 88 2-1 17 1B 1B	C FF 92 X SL 88 0-1 ② L9		5	1	2	0	0	0	3
Inning Stats	R: 4 E: 0 K: 0 S: 18 H: 5 LOB: 2 BB: 0 P: 25	R: 0 E: 0 K: 0 S: 9 H: 1 LOB: 0 BB: 0 P: 11	R: 2 E: 0 K: 1 S: 15 H: 2 LOB: 1 BB: 1 P: 20	R: 1 E: 0 K: 2 S: 10 H: 1 LOB: 0 BB: 0 P: 13	R: 0 E: 0 K: 1 S: 12 H: 1 LOB: 1 BB: 0 P: 18	R: 4 E: 0 K: 1 S: 19 H: 4 LOB: 2 BB: 2 P: 32	R: 0 E: 0 K: 0 S: 8 H: 2 LOB: 1 BB: 0 P: 12	R: 4 E: 0 K: 0 S: 20 H: 3 LOB: 0 BB: 1 P: 30		1B: 14 2B: 1 3B: 1 HR: 3 SF: 0 SAC: 0 DP: 2 HBP: 1						

livebaseballscorecards.com

AB	41
R	15
H	19
RBI	15
BB	4
SO	5
LOB	15

WP: 0 PA: 46
PB: 0
SB: 0
CS: 0

PITCHER		IP	WLS	BF	H	R	ER	SO	BB	IBB	HBP	BLK	WP	HR	S	P	ERA	WHIP
29 Jeff Samardzija, R ERA: 4.68	(1, 1)	5.0	L	28	12	9	9	4	1	0	1	0	0	2	70	95	16.20	2.600
43 Dan Jennings, L ERA: 7.54	(6, 1)	1.0		7	2	2	2	1	2	0	0	0	0	0	13	24	18.00	4.000
48 Hector Noesí, R ERA: 6.75	(7, 1)	2.0		11	5	4	4	0	1	0	0	0	0	1	28	42	18.00	3.000

PITCHER	IP	WLS	BF	H	R	ER	SO	BB	IBB	HBP	BLK	WP	HR	S	P	ERA	WHIP

Batter	1	2	3	4	5	6	7	8	9	AB	R	H	RBI	BB	SO	LOB
1 Adam Eaton, L (1, 8) OBP: 0.297, SLG: 0.359	B FF 89 B FF 88 B FF 90 C FF 90 C FF 90 X FF 90 3-2 F7 ①	C CU 74 F CH 83 X FF 90 0-2 79 HR 1-H 2-H 2B		B CH 81 B SI 86 C FF 88 B FF 86 F FF 89 B FF 89 4-2 53 E 53 S 79 1B BB	C FF 94 X CH 84 0-1 G4-3 ③		S FF 95 C FF 96 B FF 96 F FF 96 B FF 90 B CU 83 B FF 95 4-2 BB			3	2	1	2	2	0	1
53 Melky Cabrera, S (1, 7) OBP: 0.274, SLG: 0.269	B FF 90 C CH 83 X CH 83 1-1 1B	D CU 75 C SI 89 B FF 89 F SI 89 F SL 81 C FF 89 2-3 K ②		C SI 88 F FF 89 1 SAFE B SI 88 B SI 88 B SL 81 X CH 81 3-2 L7 ① 1-3		C FF 91 F SL 81 B CH 82 F SL 83 X CH 83 1-2 G6-3 ①	B FF 94 B FF 93 F FF 94 F FF 94 F FF 94 T FF 95 2-2 K ③			5	0	1	0	0	2	3
79 José Abreu, R (1, 10) OBP: 0.343, SLG: 0.497 64 Emilio Bonifácio, S (8, PH) OBP: 0.222, SLG: 0.192 (8, 10)	C FF 89 F FF 88 S SL 81 0-3 K ②	C SL 80 B FF 89 X SL 79 1-1 2-H HR		F FF 89 B SI 88 F SI 88 B FF 90 D SL 82 F FF 89 X FF 88 3-2 26 BB 25 BB 3-H 1B		C SL 82 B FF 93 B CH 82 B FF 92 X SI 92 2-1 L9 ②		F SI 94 B SI 94 B FF 92 X FF 92 2-1 P4 ①		4 1	1 0	2 0	3 0	0 0	1 0	1 0
25 Adam LaRoche, L (1, 3) OBP: 0.369, SLG: 0.396	F FF 89 C FF 90 1 SAFE C FF 90 0-3 K ③	C FF 90 F FF 90 F FF 90 B SL 80 F FF 91 F CU 74 X FF 89 1-2 2B		F CH 81 B FF 86 S FF 88 B FF 89 B FF 87 B CH 80 4-2 26 BB 1-2 BB		C SL 82 B SL 82 B FF 92 B FF 92 B FF 93 4-1 BB		C SL 82 B SL 85 B FF 93 X SL 81 2-1 G6-3 ②		3	0	1	0	2	1	1
26 Avisaíl García, R (1, 9) OBP: 0.353, SLG: 0.426 20 JB Shuck, L (8, 9) OBP: 0.328, SLG: 0.278	C FF 88 H SI 89 1-1 15 1B 10 1B 5 1B HBP C SL 80 B FF 87 F FF 88 S SI 88 1-3 K ③			S SI 91 B CH 89 B FF 92 D SL 84 B FC 92 4-1 10 G4-6-3 1-2 2-3 BB		B SI 92 C SL 83 F SL 85 B SI 92 F SL 85 B CH 83 F FC 94 F FC 96 X SL 84 3-2 L9 ③		B FS 82 X FS 82 1-0 G5-3 ③		3 0	1 0	0 0	0 0	1 0	1 0	2 0
10 Alexei Ramirez, R (1, 6) OBP: 0.245, SLG: 0.316	B SI 88 B FF 87 X SL 80 2-0 15 1B 5 1B 1-2 1B	B FF 88 C SI 88 X FF 87 1-1 F9 ①	X FC 93 0-0 G4-6-3 ② ③ 1-2f				X FF 95 0-0 G4-3 ①		B FF 93 B FF 93 B FF 93 C FF 92 X FF 93 3-1 G5-3 ①	5	1	1	0	0	0	3
15 Gordon Beckham, R (1, 5) OBP: 0.350, SLG: 0.432	C FF 89 X SL 80 0-1 1 PB 5 1B 1 2B 1-2 2-3 1B	F FF 87 X FF 89 0-1 P5 ②	F FF 91 F SI 92 B CH 88 F FF 93 F FF 92 F SI 93 B SL 86 F FC 93 F SL 85 3-2 P6 ①				B FF 94 F FF 94 B CU 84 X FF 96 2-1 21 HR 1B		B FF 93 B SL 81 B FF 93 B FF 92 4-0 BB	4	2	2	0	1	0	0
21 Tyler Flowers, R (1, 2) OBP: 0.256, SLG: 0.351	B FF 88 C FF 88 B FF 89 S SL 82 B SI 90 S SI 89 3-3 K ①	X SI 89 0-0 5 FC6-4 1B			C SL 83 X SI 94 0-1 5 G4-3 2B		X FF 94 0-0 1-H HR		B FF 92 B CH 85 X FF 92 2-0 L9 ②	5	1	3	2	0	1	4
5 Yolmer Sánchez, S (1, 4) OBP: 0.224, SLG: 0.226	D CU 74 B FF 89 S CH 83 B SI 88 X FF 90 3-1 1 PB 1 2B 1-2 2-H 3-H 1B	C SI 87 X FF 88 0-1 FC6-4 ③ 1-2f			B FC 94 B FC 92 C CH 82 F FF 93 X FF 93 2-2 G4-3 ② 2-3		C FF 96 S CH 89 B CH 90 S FF 96 1-3 K ②		C FF 93 S CH 85 D SL 82 B FF 93 B FF 93 S CH 85 3-3 K ③	5	1	1	2	0	2	3

Inning Stats																		
	R: 0	H: 1	R: 6	H: 6	R: 0	H: 1	R: 1	H: 1	R: 0	H: 1	R: 0	H: 0	R: 2	H: 2	R: 0	H: 0	R: 0	H: 0
	E: 0	LOB: 1	E: 0	LOB: 1	E: 0	LOB: 1	E: 0	LOB: 2	E: 0	LOB: 1	E: 0	LOB: 0	E: 0	LOB: 1	E: 0	LOB: 0	E: 0	LOB: 1
	K: 2	BB: 0	K: 3	BB: 0	K: 0	BB: 0	K: 0	BB: 3	K: 0	BB: 0	K: 0	BB: 1	K: 2	BB: 1	K: 0	BB: 0	K: 1	BB: 1
	S: 11	P: 15	S: 27	P: 41	S: 7	P: 8	S: 13	P: 31	S: 15	P: 20	S: 13	P: 23	S: 14	P: 23	S: 5	P: 10	S: 6	P: 18

1B: 7	SF: 0	WP: 0	PA: 45
2B: 3	SAC: 0	PB: 1	
3B: 0	DP: 1	SB: 1	
HR: 2	HBP: 1	CS: 0	

PITCHER		IP	WLS	BF	H	R	ER	SO	BB	IBB	HBP	BLK	WP	HR	S	P	ERA	WHIP
22 Nick Martinez, R ERA: 2.89	(1, 1)	3.1	L	22	9	7	7	5	2	0	1	0	0	1	56	89	18.90	3.300
63 Anthony Bass, R ERA: 3.89	(4, 1)	2.2		10	1	0	0	0	2	0	0	0	0	0	30	49	0.00	1.125
52 Tanner Scheppers, R ERA: 6.23	(7, 1)	1.0		6	2	2	2	2	1	0	0	0	0	1	14	23	18.00	3.000
71 Sam Freeman, L ERA: 5.87	(8, 1)	1.0		3	0	0	0	0	0	0	0	0	0	0	5	10	0.00	0.000
25 Ross Ohlendorf, R ERA: 3.52	(9, 1)	1.0		4	0	0	0	1	1	0	0	0	0	0	6	18	0.00	1.000

PITCHER	IP	WLS	BF	H	R	ER	SO	BB	IBB	HBP	BLK	WP	HR	S	P	ERA	WHIP

TOP

Chicago White Sox @ Texas Rangers

Globe Life Park in Arlington, Arlington, TX

Wed Jun 03 2015, 8:09 PM - 11:13 PM EDT

Att. 32,598 - Clear - 86 F

livebaseballscorecards.com

AB	38
R	9
H	12
RBI	9
BB	6
SO	8
LOB	18

BOTTOM

Chicago White Sox @ Texas Rangers

Globe Life Park in Arlington, Arlington, TX

Wed Jun 03 2015, 8:09 PM - 11:13 PM EDT

Att. 32,598 - Clear - 86 F

Batter	1	2	3	4	5	6	7	8	9	AB	R	H	RBI	BB	SO	LOB
7 Delino DeShields, R (1, 8) OBP: 0.380, SLG: 0.381	C SI 94 B SI 91 S CH 82 F SI 95 B SI 96 X CH 83 2-2 17 BB 1B		C CH 82 X SI 94 0-1 2B		F SI 94 B SI 96 B SL 77 S CH 83 C SL 81 2-3 ③ K			F SI 92 B SI 94 F CH 86 D SI 95 S CH 87 2-3 ② K		4	0	2	0	0	2	1
17 Shin-Soo Choo, L (1, 9) OBP: 0.338, SLG: 0.448	B SL 77 F SI 94 B SI 91 B SI 93 C SI 94 B CH 83 4-2 18 G6-3 1-2 BB		C SL 77 B SI 94 F SL 78 D SL 66 B SI 96 B SI 96 4-2 BB			S SI 92 B SL 80 S CH 83 C SI 96 1-3 ① K		F SI 93 B SI 89 B SI 93 B SI 94 X SI 94 3-1 18 BB 1 BB 1-3 1B		2	0	1	0	2	1	0
1 Elvis Andrus, R (1, 6) OBP: 0.301, SLG: 0.322	B SI 95 S CH 84 S CH 83 F SI 94 F SI 94 S SL 79 1-3 ① K		S CH 83 B SI 94 F SI 94 F SI 96 B SI 94 F SL 78 X CH 82 2-2 ② L3			B SI 92 X CH 82 1-0 ② L9		D SI 96 B SI 93 B SI 93 C SI 94 B SI 93 4-1 18 BB 1-2 BB		3	0	0	0	1	1	4
18 Mitch Moreland, L (1, 3) OBP: 0.353, SLG: 0.488	B SL 77 F SI 95 C SI 94 F SL 81 X SI 96 1-2 ②③ G6-3 1-2f		C SI 93 X SL 77 0-1 ③ L4			C SI 92 F SI 95 F SI 96 S SL 82 0-3 ③ K		S SL 81 B CU 76 D SL 81 B SI 90 C SL 82 F SI 88 B SI 90 4-2 1-2 2-3 3-H BB		3	0	0	1	1	1	4
9 Adam Rosales, R (1, 5) OBP: 0.300, SLG: 0.378		C CH 89 B CH 83 X SI 93 1-1 1B		C SI 90 S SL 74 B SL 77 B CH 81 B SL 79 S CH 82 3-3 ① K			F SI 96 S SL 80 F SI 92 F SI 96 F SL 82 F CH 82 F SI 96 B SI 92 B SL 81 2-3 S SI 96 ① K	C CU 76 B CU 76 F SL 82 B SI 88 B SL 82 S SI 88 3-3 ③ K		4	0	1	0	0	3	3
13 Joey Gallo, L (1, 10) OBP: 0.556, SLG: 1.375		C SL 77 B SL 80 C SL 78 S SL 79 1-3 ① K		C SL 76 F SL 77 S SL 80 0-3 ② K			S SL 72 F CH 87 B SL 81 B SL 74 S CH 83 2-3 ② K		B SL 79 X CU 75 1-0 HR	4	1	1	1	0	3	1
20 Jake Smolinski, R (1, 7) OBP: 0.282, SLG: 0.211		C SI 96 C SI 96 B SI 96 F SI 96 F SL 78 S CH 84 1-3 ② K		B CH 82 C CH 81 S CH 83 S CH 83 1-3 ③ K			S CH 82 B SI 97 X SI 96 1-1 ③ P1		B SI 87 F SI 88 S SI 88 S CU 75 1-3 ① K	4	0	0	0	0	3	1
3 Carlos Corporán, S (1, 2) OBP: 0.256, SLG: 0.303		B SL 75 S SI 95 X CH 84 1-1 ③ G5-3			C CH 82 S SI 92 X CH 88 0-2 ① L3			C CH 85 B SI 94 S SI 93 F SI 94 X SL 89 1-2 ① L9	X CU 75 0-0 ② G5-3	4	0	0	0	0	0	1
68 Hanser Alberto, R (1, 4) OBP: 0.350, SLG: 0.450			B CH 88 C SI 91 S SI 93 T SI 94 1-2 ① K		C CH 81 F CH 81 S SL 80 0-3 ② K			F SI 94 B CH 86 S SL 88 F SI 93 X SL 87 1-2 17 1B 18 BB 1B	F SI 88 F CU 74 F FF 86 B CU 74 B SI 88 X SL 79 2-2 ③ F9	4	1	1	0	0	2	0
Inning Stats	R: 0 E: 0 K: 1 S: 15 H: 1 LOB: 1 BB: 1 P: 23	R: 0 E: 0 K: 2 S: 12 H: 1 LOB: 1 BB: 0 P: 16	R: 0 E: 0 K: 1 S: 14 H: 1 LOB: 2 BB: 1 P: 21	R: 0 E: 0 K: 3 S: 9 H: 0 LOB: 0 BB: 0 P: 13	R: 0 E: 0 K: 2 S: 9 H: 0 LOB: 0 BB: 0 P: 11	R: 0 E: 0 K: 2 S: 8 H: 0 LOB: 0 BB: 0 P: 10	R: 0 E: 0 K: 2 S: 13 H: 0 LOB: 0 BB: 0 P: 18	R: 1 E: 0 K: 2 S: 20 H: 2 LOB: 3 BB: 2 P: 38	R: 1 E: 0 K: 1 S: 9 H: 1 LOB: 0 BB: 0 P: 13	1B: 4 2B: 1 3B: 0 HR: 1 SF: 0 SAC: 0 DP: 1 HBP: 0						WP: 0 PB: 0 SB: 0 CS: 0 PA: 36

PITCHER		IP	WLS	BF	H	R	ER	SO	BB	IBB	HBP	BLK	WP	HR	S	P	ERA	WHIP
49 Chris Sale, L ERA: 3.27	(1, 1)	7.0	W	25	3	0	0	13	2	0	0	0	0	0	80	112	0.00	0.714
52 Jake Petricka, R ERA: 4.32	(8, 1)	0.2		5	2	1	1	1	1	0	0	0	0	0	14	25	13.50	4.500
33 Zach Duke, L ERA: 3.8	(8, 1)	1.1		6	1	1	1	2	1	0	0	0	0	1	15	26	6.75	1.500

PITCHER	IP	WLS	BF	H	R	ER	SO	BB	IBB	HBP	BLK	WP	HR	S	P	ERA	WHIP

AB	32
R	2
H	6
RBI	2
BB	4
SO	16
LOB	15

livebaseballscorecards.com

Chicago White Sox @ Texas Rangers

Globe Life Park in Arlington, Arlington, TX

Thu Jun 04 2015, 8:08 PM - 12:03 AM EDT

Att. 27,616 - Clear - 88 F

livebaseballscorecards.com

Batter	1	2	3	4	5	6	7	8	9	10	11	AB	R	H	RBI	BB	SO	LOB
1 Adam Eaton, L (1, 8) OBP: 0.299, SLG: 0.360	B SL 87 C SL 88 B SL 86 X CH 87 2-1 G6-3 ①	C SL 88 B CU 79 X CU 79 1-1 G1-3 ③ 1-2			X CU 77 0-0 G3-1 ①		C SL 79 B FF 94 B FF 94 B FF 92 F FF 94 X FF 94 3-2 53 S 1B		L CH 82 F CH 82 F FF 94 F CH 79 B FF 92 B FF 92 B FF 93 X CH 81 3-2 1B			5	0	2	0	0	0	1
53 Melky Cabrera, S (1, 7) OBP: 0.272, SLG: 0.268	C SL 87 C SI 90 B FF 90 F CU 78 X CU 78 1-2 E8 25 F9 1B	B SI 89 F CH 82 C SL 87 C FF 90 1-3 K ①			C SL 88 B CH 84 X SL 86 1-1 G4-3 ②		1 SAFE B SI 92 C FF 93 B FF 93 S FF 93 X FF 94 2-2 G6-3 ③ 1-2		C FF 91 B FF 92 1 SAFE 1 SAFE 1 SAFE X CH 79 1-1 G3 ③			5	0	1	0	0	1	2
79 José Abreu, R (1, 10) OBP: 0.340, SLG: 0.487	F FF 90 B SI 90 B SI 91 B SL 89 B SI 91 4-1 26 BB BB	B SL 89 F SI 90 B FF 90 B FF 90 X SI 91 3-1 F9 ②			B CU 78 X SI 90 1-0 G6-3 ③			C FF 96 F FF 97 F CU 84 F FF 96 F CU 86 X CH 92 0-2 F7 ①		B FF 92 S FF 92 F FF 93 X SL 84 1-2 F8 ①		4	0	0	0	1	0	0
25 Adam LaRoche, L (1, 3) OBP: 0.365, SLG: 0.391	B FF 90 B SI 91 X FF 91 2-0 F9 ② 2-3	C CH 85 B SL 88 S SL 88 B SI 91 F CU 79 B FF 91 F SL 88 S FF 92 3-3 K ③				B FF 89 C FF 89 X CH 84 1-1 E4		X FF 97 0-0 10 E 1B		C CH 82 X FF 93 0-1 G6-3 ②		5	0	1	0	0	1	2
26 Avisaíl García, R (1, 9) OBP: 0.348, SLG: 0.416	C SI 91 B FF 91 T FF 90 B FF 91 F FF 91 B FF 91 F SL 90 D CU 80 4-2 1-2 BB			F SL 86 B FF 90 B SI 90 X SL 87 2-1 E5 10 1B 15 SF8		S SL 86 B SI 89 B SI 90 B SI 92 F SI 91 S SL 88 2-3 K ①		S CU 83 F FF 95 S CU 85 0-3 K ②		C SL 85 X FF 92 0-1 G5-3 ③		4	1	0	0	1	2	2
10 Alexei Ramirez, R (1, 6) OBP: 0.244, SLG: 0.313	B FF 91 D FF 91 X FF 90 2-0 L8 ③			C FF 90 F SI 90 B CU 79 B SI 91 1 SAFE D SL 88 X FF 90 3-2 21 FC4-6 1B 1-3		X SL 86 0-0 F8 ②		B FF 96 D FF 96 X FF 96 2-0 E5 1-2			B FF 96 F FF 94 B FF 96 X FF 95 2-1 F8 ①	5	0	1	0	0	0	5
15 Gordon Beckham, R (1, 5) OBP: 0.343, SLG: 0.424		C FF 88 B SL 87 B FF 89 C FF 90 X SI 90 2-2 1 WP 1B		1 SAFE S FF 90 B SL 87 1 SAFE C SL 90 B FF 91 B SL 88 F SL 88 F FF 91 3-2 1 SAFE X FF 91 SF8 ① 3-H		F SI 91 C FF 91 B CU 79 F CU 79 B SL 88 C SI 90 2-3 K ③		B FF 96 X FF 96 1-0 L8 ③		B CU 84 B CU 82 B FF 96 C FF 93 X FF 94 3-1 G5-3 ②	4	0	1	1	0	1	3
21 Tyler Flowers, R (1, 2) OBP: 0.246, SLG: 0.336		C SI 90 X CU 78 0-1 L9 ①		1 SAFE C SL 87 1 SAFE B FF 89 F SL 87 B SL 87 X SL 86 2-2 FC4-6 ② 1-2f			C SL 88 B SL 89 X SL 88 1-1 F7 ①		S FF 92 B FF 93 S FF 92 F FF 94 S FF 93 1-3 K ①		C CU 84 S FF 96 T CU 84 0-2 K ③	5	0	0	0	2	2
5 Yolmer Sánchez, S (1, 4) OBP: 0.211, SLG: 0.212		C SL 88 B SL 87 1 SAFE B SI 90 X SL 86 2-1 P2 ②		B SI 90 X SL 86 1-0 F7 ③			B FF 95 F FF 93 B SL 79 X FF 94 2-1 F8 ②		C FF 93 X CH 82 0-1 F8 ②			4	0	0	0	0	0	2
Inning Stats	R: 0 E: 1 K: 0 S: 13 H: 1 LOB: 3 BB: 2 P: 28	R: 0 E: 0 K: 0 S: 9 H: 1 LOB: 1 BB: 0 P: 14	R: 0 E: 0 K: 2 S: 10 H: 0 LOB: 0 BB: 0 P: 17	R: 1 E: 1 K: 0 S: 14 H: 1 LOB: 1 BB: 0 P: 25	R: 0 E: 0 K: 0 S: 4 H: 0 LOB: 0 BB: 0 P: 6	R: 0 E: 1 K: 2 S: 11 H: 0 LOB: 1 BB: 0 P: 16	R: 0 E: 0 K: 0 S: 10 H: 1 LOB: 1 BB: 0 P: 18	R: 0 E: 1 K: 1 S: 12 H: 1 LOB: 2 BB: 0 P: 15	R: 0 E: 0 K: 1 S: 13 H: 1 LOB: 1 BB: 0 P: 18	R: 0 E: 0 K: 0 S: 7 H: 0 LOB: 0 BB: 0 P: 8	R: 0 E: 0 K: 1 S: 7 H: 0 LOB: 0 BB: 0 P: 12	1B: 6 2B: 0 3B: 0 HR: 0	SF: 1 SAC: 0 DP: 0 HBP: 0		WP: 1 PB: 0 SB: 1 CS: 0	PA: 44		

TOP

	AB	R	H	RBI	BB	SO	LOB
	41	1	6	1	2	7	19

PITCHER		IP	WLS	BF	H	R	ER	SO	BB	IBB	HBP	BLK	WP	HR	S	P	ERA	WHIP
49 Yovani Gallardo, R ERA: 3.54	(1, 1)	6.0		25	3	1	0	4	2	0	0	0	1	0	61	106	0.00	0.833
36 Jon Edwards, R ERA:	(7, 1)	0.2		3	1	0	0	0	0	0	0	0	0	0	7	13	0.00	1.500
71 Sam Freeman, L ERA: 5.63	(7, 1)	0.1		1	0	0	0	0	0	0	0	0	0	0	3	5	0.00	0.000
50 Keone Kela, R ERA: 1.82	(8, 1)	1.0		5	1	0	0	1	0	0	0	0	0	0	12	15	0.00	1.000
37 Shawn Tolleson, R ERA: 2.49	(9, 1)	2.0		7	1	0	0	1	0	0	0	0	0	0	20	26	0.00	0.500

PITCHER		IP	WLS	BF	H	R	ER	SO	BB	IBB	HBP	BLK	WP	HR	S	P	ERA	WHIP
52 Tanner Scheppers, R ERA: 5.79	(11, 1)	1.0	W	3	0	0	0	1	0	0	0	0	0	0	7	12	0.00	0.000

Batter	1	2	3	4	5	6	7	8	9	10	11	AB	R	H	RBI	BB	SO	LOB
7 Delino DeShields, R (1, 7) OBP: 0.386, SLG: 0.391	C SI 90 X SI 92 0-1 84 1B 2B	1 SAFE X FF 91 0-0 ② B3			T SI 92 F FF 93 S SL 88 0-3 ① K		C SI 93 C SL 89 B CH 86 B SI 93 B CH 86 X SI 93 3-2 17 S 1B		C SL 85 F FF 96 S SL 87 0-3 ① K		I IN 54 I IN 64 I IN 62 I IN 58 4-0 17 1B IBB	5	1	2	0	1	2	2
17 Shin-Soo Choo, L (1, 9) OBP: 0.343, SLG: 0.443	B FF 91 B SI 90 B SI 91 B FF 90 4-0 84 1B BB	1 SAFE C SL 84 B FF 94 B FF 94 C SL 87 B FF 96 F FF 95 B SL 88 4-2 1-2 BB			C FF 92 B FF 94 C SI 94 B FF 93 F SL 90 B SI 96 S SL 87 3-3 K		1 SAFE 1 SAFE B FF 88 T SI 87 F SL 82 1 SAFE 1 SAFE B SI 88 3-3 F SI 89 1 SAFE S SI 90 K 1-2		B CH 86 B SI 95 C SI 94 X FF 96 2-1 ② L9		B SL 83 F SL 83 X SL 85 1-1 1-2 2-H 1B	4	0	1	1	2	2	1
84 Prince Fielder, L (1, 10) OBP: 0.411, SLG: 0.553	C SL 86 B SL 87 B FF 93 S SL 85 X SL 86 2-2 1-3 2-H 1B	X SL 87 0-0 ③ G4-3			B FF 94 F FF 94 F CH 85 B FF 95 B SL 88 F SL 88 X SL 89 3-2 1B		I IN 82 I IN 78 I IN 80 I IN 79 4-0 IBB		S SL 87 B CH 87 S SL 86 B FF 96 B CH 86 C SL 86 3-3			4	0	2	1	1	1	3
18 Mitch Moreland, L (1, 3) OBP: 0.348, SLG: 0.476 9 Adam Rosales, R (10, PR) OBP: 0.300, SLG: 0.378 (11, 3)	D SL 88 T FF 92 C SL 85 S SL 87 1-3 ① K		B SL 83 S SL 85 B SL 83 F SL 82 B FF 94 X SL 86 3-2 ① F7		C SI 93 B FF 91 S SL 86 S SL 88 1-3 ③ K		C SI 88 F SI 90 F CU 76 F SI 90 F SI 88 X CU 75 0-2 ③ G4-3			X SI 94 0-0 61 L4 1 G6-3 1B		5	0	1	0	0	2	5
												0	0	0	0	0	0	0
1 Elvis Andrus, R (1, 6) OBP: 0.299, SLG: 0.316	B SI 93 B FF 92 F SI 92 C FF 94 S SL 86 2-3 ② K		C CH 84 F CH 84 S SL 89 0-3 ② K			B FF 91 F FF 92 B FF 93 B FF 92 B SI 91 4-1 61 G6-3 13 F8 BB		B SI 87 L SL 81 X SL 82 1-1 ① F9		1 SAFE L FF 93 1 SAFE B SI 90 X FF 95 1-1 ① G6-3 1-2		4	0	0	0	1	2	3
13 Joey Gallo, L (1, 5) OBP: 0.500, SLG: 1.000	B SL 88 C FF 94 F FF 94 S SL 88 1-3 ③ K		S SL 87 F FF 94 B FF 95 S SL 85 1-3 ③ K2-3			1 SAFE F FF 92 1 SAFE B FF 90 X FF 91 1-1 ① F8 1-2		X SI 88 0-0 2 1B 61 1B 1B		I IN 67 I IN 72 I IN 72 I IN 72 4-0 IBB		4	0	1	0	1	2	3
61 Robinson Chirinos, R (1, 2) OBP: 0.323, SLG: 0.453		B SI 92 F FF 91 F FF 91 F SL 86 S SI 94 1-3 ① K		B SL 82 C SI 89 B CH 81 B FF 90 B SI 93 F SI 93 S SL 87 3-3 ① K		B SI 93 S SL 85 F SL 85 B FF 95 X SL 87 2-2 ② G6-3 2-3		1 SAFE B FF 94 B FF 94 B FF 95 C SI 93 X FF 95 3-1 ② 2 1B 1-2 1B		B SI 95 S FF 95 X FF 96 1-1 ②③ L4 2-2		5	0	1	0	0	2	3
2 Leonys Martin, L (1, 8) OBP: 0.278, SLG: 0.349		X FF 92 0-0 68 1B 1B		C SL 82 X FF 92 0-1 ② F8		B SL 87 S SL 86 B SI 96 B SL 87 S FF 93 X SL 86 3-2 ③ G1-3		C FF 96 X SI 94 0-1 68 G6-4-3 1-2 2-3 1B		C SL 82 B FF 92 B FF 91 C SL 82 X FF 93 2-2 68 SH3 17 1B 1B		5	1	3	0	0	0	1
68 Hanser Alberto, R (1, 4) OBP: 0.333, SLG: 0.417		C FF 92 B SI 92 X FF 91 1-1 17 S 1-3 1B		B SL 84 F SI 92 B FF 94 X SI 91 2-1 ③ F8			C SI 92 X SI 92 0-1 ① G6-3	F SI 96 X FF 96 0-1 ②③ G6-4-3 1-2f		1 SAFE L FF 92 X FF 88 0-1 ① SH3 1-2		4	0	1	0	0	0	3
Inning Stats	R: 1 E: 0 K: 3 S: 14 H: 2 LOB: 2 BB: 1 P: 24	R: 0 E: 0 K: 1 S: 12 H: 2 LOB: 3 BB: 1 P: 18	R: 0 E: 0 K: 2 S: 9 H: 0 LOB: 0 BB: 0 P: 13	R: 0 E: 0 K: 1 S: 8 H: 0 LOB: 0 BB: 0 P: 13	R: 0 E: 0 K: 3 S: 14 H: 1 LOB: 1 BB: 0 P: 21	R: 0 E: 0 K: 0 S: 9 H: 0 LOB: 1 BB: 1 P: 19	R: 0 E: 0 K: 1 S: 16 H: 1 LOB: 2 BB: 1 P: 26	R: 0 E: 0 K: 0 S: 9 H: 3 LOB: 2 BB: 0 P: 13	R: 0 E: 0 K: 2 S: 8 H: 0 LOB: 0 BB: 0 P: 13	R: 0 E: 0 K: 0 S: 5 H: 1 LOB: 1 BB: 1 P: 11	R: 1 E: 0 K: 0 S: 7 H: 2 LOB: 2 BB: 1 P: 14	1B: 11 2B: 2 3B: 0 HR: 0 SF: 0 SAC: 1 DP: 2 HBP: 0						

PITCHER		IP	WLS	BF	H	R	ER	SO	BB	IBB	HBP	BLK	WP	HR	S	P	ERA	WHIP
55 Carlos Rodón, L ERA: 3.12	(1, 1)	6.0		26	5	1	1	10	3	0	0	0	0	0	66	108	1.50	1.333
52 Jake Petricka, R ERA: 4.24	(7, 1)	0.1		2	1	0	0	0	0	0	0	0	0	0	5	8	0.00	3.000
33 Zach Duke, L ERA: 3.63	(7, 1)	1.0		5	1	0	0	1	0	1	0	0	0	0	14	22	0.00	1.000
40 Daniel Webb, R ERA:	(8, 1)	2.2		10	3	0	0	2	0	1	0	0	0	0	19	33	0.00	1.125
43 Dan Jennings, L ERA: 7.83	(11, 1)	0.1	L	4	2	1	1	0	0	1	0	0	0	0	7	14	27.00	6.000

PITCHER	IP	WLS	BF	H	R	ER	SO	BB	IBB	HBP	BLK	WP	HR	S	P	ERA	WHIP

BOTTOM

Chicago White Sox @ Texas Rangers
Globe Life Park in Arlington, Arlington, TX
Thu Jun 04 2015, 8:08 PM - 12:03 AM EDT
Att. 27,616 - Clear - 88 F

livebaseballscorecards.com

AB	40
R	2
H	12
RBI	2
BB	6
SO	13
LOB	24

WP: 0 PB: 0 SB: 2 CS: 0 PA: 47

Detroit Tigers @ Chicago White Sox

U.S. Cellular Field, Chicago, IL

Fri Jun 05 2015, 8:12 PM - 11:19 PM EDT

Att. 24,761 - Partly Cloudy - 55 F

TOP

livebaseballscorecards.com

Batter	1	2	3	4	5	6	7	8	9	10	11	AB	R	H	RBI	BB	SO	LOB
20 Rajai Davis, R (1, 8) OBP: 0.344, SLG: 0.407	C FF 91 B FF 93 F FF 93 X FF 94 1-2 ① G1-3		C FF 92 X CH 87 0-1 3B		1 SAFE B FF 93 X FF 92 1-0 ②③ G4-6-3 1-2f		L FF 92 X CU 81 0-1 ② FC4-6 1-2f 2-3			B FC 91 F FF 91 X CH 90 1-1 ② G4-3		5	0	1	0	0	0	3
3 Ian Kinsler, R (1, 4) OBP: 0.342, SLG: 0.353	B FF 92 X FF 94 1-0 ② G5-3		F CU 81 X FF 91 0-1 ③ G5-3			X FF 92 0-0 24 CS 1B	1 SAFE B FF 92 S FF 92 1 SAFE B FF 91 1 SAFE X FF 91 2-1 ③ F7			B FC 92 X FC 91 1-0 ③ F8		5	0	1	0	0	0	3
24 Miguel Cabrera, R (1, 3) OBP: 0.430, SLG: 0.558	B FF 95 S FF 94 S FF 94 X FF 94 1-2 ③ G1-3			B FF 92 X FF 91 1-0 ① P4		B FF 93 B FF 93 C FF 93 C FF 93 B FF 94 1 SAFE B FF 93 4-2 ① 52 G3 1-2 BB		F FC 89 F FS 84 S FS 86 0-3 ① K			B SL 89 B SI 94 X SI 94 2-0 ① L4	4	0	0	0	1	1	0
52 Yoenis Cespedes, R (1, 7) OBP: 0.319, SLG: 0.481		C CU 80 B FF 92 B CH 86 X FF 93 2-1 1B		B FF 92 C CH 87 S CU 82 X CU 82 1-2 9 1B 2B		B CH 87 C FF 93 1 SAFE B FF 93 S CH 88 X FF 93 2-2 ②③ G3 1-2f		C FC 90 S FS 86 S FS 86 0-3 ② K			B SI 94 B SL 90 X SI 94 2-0 ② G6-3	5	1	2	0	0	1	1
28 J.D. Martinez, R (1, 9) OBP: 0.319, SLG: 0.438		C FF 92 S FF 93 1 SAFE S FF 93 0-3 ① K		B CH 86 S FF 93 S FF 93 B SI 92 B SI 92 S CU 82 3-3 ② K			X CH 86 0-0 34 SH5-4 9 BB 39 1B 1B	B FS 85 S FS 86 F FS 86 B FS 84 S FS 86 2-3 ③ K			C SI 93 F SI 95 B SI 95 F SI 96 F SI 95 B SL 90 B SL 89 S SL 89 3-3 ③ K	5	1	1	0	0	4	2
9 Nick Castellanos, R (1, 10) OBP: 0.288, SLG: 0.362		F FF 93 B CH 88 X FF 93 1-1 ② F9		B FF 94 F SI 89 X CU 82 1-1 2-H 1B			1 SAFE 1 SAFE B FF 92 B SI 92 F FF 92 B SI 91 B FF 92 4-1 34 SH5-4 1-2 39 1B BB		C FC 92 C FC 92 B KC 82 S FC 92 1-3 ① K			3	1	1	1	1	1	1
34 James McCann, R (1, 2) OBP: 0.304, SLG: 0.398	C FF 94 1 SAFE 1 SAFE B FF 94 S FF 93 F CU 84 F CU 81 S FF 93 1-3 ③ K			C FF 94 B FF 94 F CU 84 B FF 92 S FF 94 2-3 ③ K			X SI 92 0-0 ① SH5-4 1-2 2-3		F FC 92 S KC 82 B KC 82 B KC 82 C FC 92 2-3 ② K			3	0	0	0	0	3	2
39 Josh Wilson, R (1, 5) OBP: 0.250, SLG: 0.250			X CU 80 0-0 ① F7		C FF 92 X FF 90 0-1 ① G6-3		B FF 92 X FF 91 1-0 20 FC4-6 1 1B 2-H 3-H 1B		C FC 92 C FC 90 S FC 92 0-3 ③ K			4	0	1	2	0	1	0
1 Jose Iglesias, R (1, 6) OBP: 0.382, SLG: 0.408			C FF 91 X CU 81 0-1 ② G5-3		X FF 92 0-0 20 G4-6-3 1B		C FF 92 P PO 88 B FF 92 1 SAFE D CU 82 F FF 92 F FF 92 1 SAFE X FF 92 3-2 20 FC4-6 1-2 1B			X FF 91 0-0 ① P6		4	0	2	0	0	0	0
Inning Stats	R: 0 E: 0 K: 0 S: 7 H: 0 LOB: 0 BB: 0 P: 10	R: 0 E: 0 K: 2 S: 12 H: 1 LOB: 1 BB: 0 P: 16	R: 0 E: 0 K: 0 S: 7 H: 1 LOB: 1 BB: 0 P: 7	R: 1 E: 0 K: 2 S: 12 H: 2 LOB: 1 BB: 0 P: 20	R: 0 E: 0 K: 0 S: 4 H: 1 LOB: 0 BB: 0 P: 5	R: 0 E: 0 K: 0 S: 6 H: 1 LOB: 0 BB: 1 P: 12	R: 2 E: 0 K: 0 S: 13 H: 3 LOB: 2 BB: 1 P: 22	R: 0 E: 0 K: 3 S: 9 H: 0 LOB: 0 BB: 0 P: 11	R: 0 E: 0 K: 3 S: 9 H: 0 LOB: 0 BB: 0 P: 12	R: 0 E: 0 K: 0 S: 4 H: 0 LOB: 0 BB: 0 P: 6	R: 0 E: 0 K: 1 S: 7 H: 0 LOB: 0 BB: 0 P: 14							

AB	38
R	3
H	9
RBI	3
BB	2
SO	11
LOB	12

1B: 7	SF: 0
2B: 1	SAC: 1
3B: 1	DP: 2
HR: 0	HBP: 0

WP: 0	PA: 41
PB: 0	
SB: 0	
CS: 1	

PITCHER		IP	WLS	BF	H	R	ER	SO	BB	IBB	HBP	BLK	WP	HR	S	P	ERA	WHIP
62 Jose Quintana, L ERA: 4.28	(1, 1)	7.0		29	9	3	3	4	2	0	0	0	0	0	61	92	3.86	1.571
57 Zach Putnam, R ERA: 4.08	(8, 1)	1.0		3	0	0	0	3	0	0	0	0	0	0	9	11	0.00	0.000
30 David Robertson, R ERA: 2.28	(9, 1)	2.0		6	0	0	0	3	0	0	0	0	0	0	13	18	0.00	0.000
52 Jake Petricka, R ERA: 4.0	(11, 1)	1.0	W	3	0	0	0	1	0	0	0	0	0	0	7	14	0.00	0.000

PITCHER	IP	WLS	BF	H	R	ER	SO	BB	IBB	HBP	BLK	WP	HR	S	P	ERA	WHIP

Batter	1	2	3	4	5	6	7	8	9	10	11	AB	R	H	RBI	BB	SO	LOB
1 Adam Eaton, L (1, 8) OBP: 0.297, SLG: 0.356	C FF 89 F FF 88 B FC 86 S FC 86 1-3 K ①		C CU 78 X FC 85 0-1 G6-3 ②			C FC 84 B FF 88 C FF 88 B FC 85 X SI 88 2-2 G6-3 ①		F FC 82 X CU 77 0-1 G4-3 ② 2-3			B SI 92 B FF 91 B SI 91 C SI 90 C SI 91 X SI 91 3-2 10 1B 26 HBP 1B	5	1	1	0	0	1	1
10 Alexei Ramirez, R (1, 6) OBP: 0.252, SLG: 0.317	C SI 88 S FC 86 B FC 87 B FF 90 X SI 90 2-2 79 2B 1B		C FC 86 B CH 84 B CH 83 B FF 90 C SI 88 B FC 87 4-2 79 FC6-4 BB			C CH 82 B CH 82 F FC 87 F FF 89 B CH 83 X CH 82 2-2 L5 ②		F FF 93 F FF 92 B CU 69 X FF 94 1-2 G6-3 ③			C FF 93 1 SAFE F SL 88 X SL 88 0-2 26 HBP 79 IBB 1-3 1B	4	1	2	0	1	0	1
79 José Abreu, R (1, 10) OBP: 0.341, SLG: 0.487	1 SAFE C FF 89 F FC 87 1 SAFE 1 SAFE X FF 89 0-2 1-H 2B		1 SAFE C SI 87 1 SAFE 1 SAFE 1 SAFE F CH 82 F SI 88 1 SAFE X CH 82 0-2 1-2f FC6-4 ③			C SI 88 X SI 89 0-1 G6-3 ③			S FF 90 F FF 92 B FF 91 C CU 68 1-3 K ①		I IN 75 I IN 78 I IN 78 I IN 76 4-0 26 HBP 1-2 IBB	4	0	1	1	1	1	1
26 Avisaíl García, R (1, 9) OBP: 0.350, SLG: 0.429	C FC 86 F FF 90 B FC 86 S FC 86 1-3 K ②			X SI 87 0-0 G6-3 ①			C SI 86 F FC 85 B FC 84 F FF 87 X CH 80 1-2 HR		F SL 80 F SL 81 B SL 79 B FC 92 X CU 70 2-2 G6-3 ②		D SL 88 F SI 92 C SI 93 H SI 92 2-2 1-2 2-3 3-H HBP	4	1	1	2	0	1	1
25 Adam LaRoche, L (1, 3) OBP: 0.362, SLG: 0.405	C FC 85 C SI 88 B FC 85 D FC 86 X CU 78 2-2 F8 ③			C FF 88 S FF 88 B FF 90 X FF 89 1-2 F7 ②			B FC 85 C FC 84 S FC 85 X FC 87 1-2 F7 ①		F FF 94 X FF 94 0-1 HR			4	1	1	1	0	0	1
53 Melky Cabrera, S (1, 7) OBP: 0.267, SLG: 0.263		C CU 77 F FF 89 F FC 85 B SI 88 B FC 85 X CH 84 2-2 G1-3 ①		C SI 88 B SI 88 C FC 85 S SI 89 1-3 K ③			M FC 85 S FC 86 B FC 87 S SI 88 1-3 K ②		F FF 93 X FF 92 0-1 P6 ③			4	0	0	0	0	2	0
15 Gordon Beckham, R (1, 5) OBP: 0.330, SLG: 0.406		B FC 84 X SI 89 1-0 F9 ②			B CU 76 C SI 87 X CH 83 1-1 P4 ①		B SI 88 C SI 88 X FC 86 1-1 G4-3 ③			C FF 93 F SL 87 B SL 88 X SL 86 1-2 G6-3 ①	4	0	0	0	0	0	0
21 Tyler Flowers, R (1, 2) 20 JB Shuck, L (8, PH) OBP: 0.339, SLG: 0.291 58 Geovany Soto, R (9, 2) OBP: 0.253, SLG: 0.338		C FF 88 B FF 90 F FF 89 F FC 86 X FC 86 1-2 G5-3 ③			X SI 88 0-0 G6-3 ②			F FF 94 X FF 96 0-1 1 G4-3 5 SH5-3 1B		C SL 88 F SL 87 B SL 87 X SL 86 1-2 G6-3 ②	2 1 1	0 0 0	0 1 0	0 0 0	0 0 0	0 0 0	0 0 0
5 Yolmer Sánchez, S (1, 4) OBP: 0.203, SLG: 0.203			B SI 88 C SI 88 S FC 84 B FC 84 B SI 88 X FF 90 3-2 L8 ①		B SI 87 C SI 88 B CH 82 X SI 88 2-1 G3 ③			1 SAFE B FF 92 1 SAFE X FF 91 1-0 SH5-3 ① 1-2		B FF 92 F SI 92 F SI 92 B SL 89 X FF 92 2-2 G1-3 ③	3	0	0	0	0	0	0
Inning Stats	R: 1 E: 0 K: 2 S: 15 H: 2 LOB: 1 BB: 0 P: 21	R: 0 E: 0 K: 0 S: 9 H: 0 LOB: 0 BB: 0 P: 13	R: 0 E: 0 K: 0 S: 11 H: 0 LOB: 1 BB: 1 P: 18	R: 0 E: 0 K: 1 S: 7 H: 0 LOB: 0 BB: 0 P: 9	R: 0 E: 0 K: 0 S: 5 H: 0 LOB: 0 BB: 0 P: 8	R: 0 E: 0 K: 0 S: 9 H: 0 LOB: 0 BB: 0 P: 13	R: 1 E: 0 K: 1 S: 12 H: 1 LOB: 0 BB: 0 P: 16	R: 0 E: 0 K: 0 S: 8 H: 1 LOB: 1 BB: 0 P: 10	R: 1 E: 0 K: 1 S: 10 H: 1 LOB: 0 BB: 0 P: 13	R: 0 E: 0 K: 0 S: 9 H: 0 LOB: 0 BB: 0 P: 13	R: 1 E: 0 K: 0 S: 8 H: 2 LOB: 3 BB: 1 P: 17	1B: 4 2B: 1 3B: 0 HR: 2	SF: 0 SAC: 1 DP: 0 HBP: 1	WP: 0 PB: 0 SB: 0 CS: 0	PA: 40			

PITCHER		IP	WLS	BF	H	R	ER	SO	BB	IBB	HBP	BLK	WP	HR	S	P	ERA	WHIP
56 Kyle Ryan, L ERA: 2.7	(1, 1)	7.0		25	3	2	2	4	1	0	0	0	0	1	68	98	2.57	0.571
44 Joba Chamberlain, R ERA: 1.15	(8, 1)	0.1	H	2	1	0	0	0	0	0	0	0	0	0	3	4	0.00	3.000
65 Blaine Hardy, L ERA: 2.74	(8, 1)	0.1	H	1	0	0	0	0	0	0	0	0	0	0	2	2	0.00	0.000
38 Joakim Soria, R ERA: 1.52	(8, 1)	1.1	B	5	1	1	1	1	0	0	0	0	0	1	13	17	6.75	0.750
30 Alex Wilson, R ERA: 1.93	(10, 1)	1.0	L	7	2	1	1	0	0	1	1	0	0	0	17	30	9.00	2.000

PITCHER	IP	WLS	BF	H	R	ER	SO	BB	IBB	HBP	BLK	WP	HR	S	P	ERA	WHIP

BOTTOM

Detroit Tigers @ Chicago White Sox

U.S. Cellular Field, Chicago, IL

Fri Jun 05 2015, 8:12 PM - 11:19 PM EDT

Att. 24,761 - Partly Cloudy - 55 F

livebaseballscorecards.com

AB	36
R	4
H	7
RBI	4
BB	2
SO	5
LOB	5

Detroit Tigers @ Chicago White Sox

U.S. Cellular Field, Chicago, IL

Sat Jun 06 2015, 7:16 PM - 10:09 PM EDT

Att. 28,368 - Clear - 65 F

TOP

livebaseballscorecards.com

Batter	1	2	3	4	5	6	7	8	9	AB	R	H	RBI	BB	SO	LOB
20 Rajai Davis, R (1, 8) OBP: 0.336, SLG: 0.395	C FF 88 X CH 82 0-1 24 G3-1 3 S 1B		C FF 88 X SI 90 0-1 ① FC5-4 24 BB 1-2f		B CU 74 -1 D CH 80 F FF 92 X FF 88 G4-3 ③ C FF 94 F FF 94 K SL 86 0-2 FC5-4 ③ 1-2f		X SL 90 0-0 ③ P4		B SL 90 X FF 95 1-0 ③ G3	6	0	1	0	0	0	5
3 Ian Kinsler, R (1, 4) OBP: 0.343, SLG: 0.355	1 SAFE B FF 90 F FF 90 X CH 82 1-1 ① L9 1-2		1 SAFE 1 SAFE 1 SAFE X FF 89 0-0 ② F8		C FF 89 C FF 89 F FF 90 B FF 91 X CH 82 1-2 24 HR 1B	C FF 93 S SL 84 B SL 85 X FF 95 1-2 1B		B SL 88 B SL 89 F FF 94 X FF 94 2-1 ① F7		5	1	2	0	0	0	2
24 Miguel Cabrera, R (1, 3) OBP: 0.430, SLG: 0.567	F SI 91 2 SAFE B FC 86 X CH 82 1-1 ② G3-1 2-3		1 SAFE B SI 88 B FF 89 B CH 81 B FF 90 4-0 52 FC5-4 1-2 BB		B FF 90 1 SAFE F CH 80 X FC 86 1-1 1-H HR	F FF 95 D SI 96 1 SAFE X FF 95 1-1 ① F9		B SL 89 B SL 90 C FF 94 S SL 89 F SL 90 F FF 95 X SL 89 2-2 ② G4-3		4	1	1	2	1	0	2
52 Yoenis Cespedes, R (1, 7) OBP: 0.325, SLG: 0.481	B FF 91 C CH 82 B CH 81 B FC 87 B CH 82 4-1 28 FC6-4 BB		B FC 87 F FF 90 X CH 80 1-1 ③ FC5-4 1-2f		B SI 88 B SI 89 C CH 81 F SI 89 F FF 90 X CH 81 2-2 9 1B 34 2B 1B	B SI 95 1 SAFE F CH 84 C SL 84 S SL 87 1-3 ② K		C FF 95 C FF 95 X FF 95 0-2 28 2B 1B		4	2	2	0	1	1	3
28 J.D. Martinez, R (1, 9) OBP: 0.316, SLG: 0.437	F SI 89 1 SAFE S CH 80 X CH 81 0-2 ③ FC6-4 1-2f			F FF 87 F FF 89 C SI 89 0-3 ① K	1 SAFE F FF 88 F FF 90 B FF 89 1 SAFE X FF 89 1-2 ② F9	S SI 94 1 SAFE X FF 94 0-1 ③ F8		X FF 94 0-0 1-H 2B		5	0	1	1	0	1	4
9 Nick Castellanos, R (1, 10) OBP: 0.286, SLG: 0.358		C FF 89 C FC 86 F FC 86 X FC 87 0-2 ① G5-3		C CU 73 B CU 73 S SI 90 B FF 91 C FF 90 2-3 ② K	1 SAFE X SI 88 0-0 34 2B 39 1B 1-2 1B		F FF 92 S FF 94 X FF 94 0-2 ① L8	S SL 89 B SL 89 S SL 88 X SL 89 1-2 ③ G6-3		5	1	1	0	0	1	1
34 James McCann, R (1, 2) OBP: 0.315, SLG: 0.415		C CH 81 F SI 90 B FF 91 X FF 91 1-2 ② G6-3		B CU 74 S CH 81 S CH 81 X CH 81 1-2 39 1B 1B	S CH 79 D CH 80 C CU 74 X CH 80 1-2 39 1B 1 1B 1-3 2-H 2B	B FF 92 F FF 94 B SL 90 X FF 94 2-1 ② G4-3			B FF 91 C FF 94 X FF 94 1-1 1 G4-6-3 39 1B 1B	5	1	3	1	0	0	0
39 Josh Wilson, R (1, 5) OBP: 0.556, SLG: 0.556		S FF 90 S FF 91 S SI 91 0-3 ③ K		F FF 90 B CU 75 D CH 81 F FF 90 X FC 85 2-2 1 FC5-4 1-2 1B	X CH 80 0-0 1 1B 2-3 3-H 1B		C FF 94 X SL 90 0-1 1 2B 1B		B SL 89 T FF 94 T FF 94 F FF 94 X FF 93 1-2 1 G4-6-3 1-2 1B	5	1	4	1	0	1	0
1 Jose Iglesias, R (1, 6) OBP: 0.388, SLG: 0.420			X FF 88 0-0 20 FC5-4 1B	C CH 81 D CH 80 X FC 86 1-1 ③ FC5-4 1-2f	C FF 89 C FF 89 1 SAFE F SI 88 B FF 90 X FF 89 1-2 20 FC5-4 1-2 3-H 1B		B FF 94 X FF 94 1-0 1-H 2B		B SL 90 C SL 89 B FF 94 X SL 90 2-1 ①② G4-6-3 1-2f 2-3	5	0	3	2	0	0	4

	AB	44
	R	7
	H	18
	RBI	7
	BB	2
	SO	4
	LOB	21

Inning Stats																				
	R: 0 E: 0 K: 0 S: 10	H: 1 LOB: 2 BB: 1 P: 16	R: 0 E: 0 K: 1 S: 10	H: 0 LOB: 0 BB: 0 P: 11	R: 0 E: 0 K: 0 S: 6	H: 1 LOB: 2 BB: 1 P: 11	R: 0 E: 0 K: 2 S: 14	H: 2 LOB: 2 BB: 0 P: 20	R: 5 E: 0 K: 0 S: 27	H: 7 LOB: 2 BB: 0 P: 36	R: 0 E: 0 K: 1 S: 10	H: 1 LOB: 1 BB: 0 P: 13	R: 1 E: 0 K: 0 S: 9	H: 2 LOB: 1 BB: 0 P: 12	R: 1 E: 0 K: 0 S: 14	H: 2 LOB: 1 BB: 0 P: 19	R: 0 E: 0 K: 0 S: 9	H: 2 LOB: 1 BB: 0 P: 14	1B: 14 2B: 3 3B: 0 HR: 1	SF: 0 SAC: 0 DP: 1 HBP: 0	WP: 0 PB: 0 SB: 1 CS: 0	PA: 46

PITCHER		IP	WLS	BF	H	R	ER	SO	BB	IBB	HBP	BLK	WP	HR	S	P	ERA	WHIP
50 John Danks, L ERA: 5.17	(1, 1)	4.2	L	27	11	5	5	3	2	0	0	0	0	1	64	91	9.64	2.786
40 Daniel Webb, R ERA:	(5, 1)	1.1		5	1	0	0	1	0	0	0	0	0	0	13	16	0.00	0.750
48 Hector Noesí, R ERA: 6.67	(7, 1)	3.0		14	6	2	2	0	0	0	0	0	0	0	32	45	6.00	2.000

PITCHER	IP	WLS	BF	H	R	ER	SO	BB	IBB	HBP	BLK	WP	HR	S	P	ERA	WHIP

BOTTOM

Detroit Tigers @ Chicago White Sox

U.S. Cellular Field, Chicago, IL

Sat Jun 06 2015, 7:16 PM - 10:09 PM EDT

Att. 28,368 - Clear - 65 F

Batter	1	2	3	4	5	6	7	8	9	AB	R	H	RBI	BB	SO	LOB
1 Adam Eaton, L (1, 8) OBP: 0.291, SLG: 0.350	C FF 93 B FC 86 B FF 94 C FF 94 X FC 89 2-2 ① L6		F FF 94 L FC 88 X KC 79 0-2 ① G6-3 2-3		C FF 94 C CH 85 B KC 76 S SI 94 1-3 ③ K			X FF 93 0-0 ② ③ L5-3 1-2		4	0	0	0	0	1	2
10 Alexei Ramirez, R (1, 6) OBP: 0.257, SLG: 0.325	B FF 94 F FF 94 S CH 85 X KC 81 1-2 79 G6-4-3 1B		F FF 95 S FC 88 X FC 88 0-2 3-H 2B			B CH 83 C SI 93 B FC 86 S CH 84 S SI 94 2-3 ① K			X SI 92 0-0 ① L8	4	0	2	1	0	1	0
79 José Abreu, R (1, 10) OBP: 0.335, SLG: 0.477	B FF 94 X CH 86 1-0 ② ③ G6-4-3 1-2f		B FF 95 F KC 82 B FF 96 X FC 88 2-1 ② L4			B KC 79 F FF 94 F KC 80 C SI 94 1-3 ② K			C KC 77 B KC 77 X KC 84 1-1 ② F7	4	0	0	0	0	1	2
26 Avisaíl García, R (1, 9) OBP: 0.342, SLG: 0.420		B KC 79 S SI 94 F SI 94 S FC 88 1-3 ① K	S KC 81 T SI 95 C SI 96 0-3 ③ K			C KC 80 F FC 86 B FF 95 F CH 85 T SI 95 1-2 ③ K			C CH 83 B KC 76 S CH 84 F SI 94 B FC 85 X FF 94 2-2 ③ G6-3	4	0	0	0	0	3	1
25 Adam LaRoche, L (1, 3) OBP: 0.367, SLG: 0.409		C KC 80 X FC 86 0-1 E7 1B		X FF 93 0-0 15 G6-4-3 1B			B SI 92 X CH 84 1-0 ① G3-1			3	0	2	0	0	0	0
15 Gordon Beckham, R (1, 5) OBP: 0.321, SLG: 0.394		C FF 94 B FF 95 X KC 80 1-1 ② L7		C SI 93 X FF 94 0-1 ① ② G6-4-3 1-2f			B CH 83 S CH 84 F SI 93 X FC 88 1-2 ② F9			3	0	0	0	0	0	2
58 Geovany Soto, R (1, 2) OBP: 0.256, SLG: 0.329		B FF 95 B FF 95 B FF 95 B FF 94 4-0 BB		C FF 93 B FF 95 C FC 87 S CH 85 1-3 ③ K			F FF 94 F SI 94 B SI 95 S CH 86 1-3 ③ K			2	0	0	0	1	2	0
5 Yolmer Sánchez, S (1, 4) OBP: 0.208, SLG: 0.197		C KC 81 X FF 95 0-1 ③ G3			C CH 83 B KC 77 F CH 84 C SI 93 1-3 ① K			B SI 91 C CH 85 B KC 77 F CH 84 F KC 78 F CH 84 B SI 94 B FC 88 4-2 1 L5-3 BB		2	0	0	0	1	1	2
64 Emilio Bonifácio, S (1, 7) OBP: 0.228, SLG: 0.218			C FF 92 C CH 84 B FC 89 F FF 95 X FC 89 1-2 1 G6-3 10 2B 2B		C CH 83 S FF 93 F CH 85 S FF 94 0-3 ② K			B FF 94 S CH 85 F CH 84 C FF 94 1-3 ① K		3	1	1	0	0	2	1

Inning Stats																																	
	R: 0	E: 0	K: 0	S: 7	H: 1	LOB: 0	BB: 0	P: 11	R: 0	E: 1	K: 1	S: 9	H: 1	LOB: 2	BB: 1	P: 15	R: 1	E: 0	K: 1	S: 15	H: 2	LOB: 1	BB: 0	P: 18	R: 0	E: 0	K: 1	S: 6	H: 1	LOB: 0	BB: 0	P: 7
	R: 0	E: 0	K: 3	S: 10	H: 0	LOB: 0	BB: 0	P: 12	R: 0	E: 0	K: 3	S: 10	H: 0	LOB: 0	BB: 0	P: 14	R: 0	E: 0	K: 1	S: 7	H: 0	LOB: 0	BB: 0	P: 10	R: 0	E: 0	K: 1	S: 8	H: 0	LOB: 0	BB: 1	P: 13
	R: 0	E: 0	K: 0	S: 7	H: 0	LOB: 0	BB: 0	P: 10																								

PITCHER	IP	WLS	BF	H	R	ER	SO	BB	IBB	HBP	BLK	WP	HR	S	P	ERA	WHIP
14 David Price, L (1, 1) ERA: 2.7	9.0	W	31	5	1	1	11	2	0	0	0	0	0	79	110	1.00	0.778

PITCHER	IP	WLS	BF	H	R	ER	SO	BB	IBB	HBP	BLK	WP	HR	S	P	ERA	WHIP

1B: 3	SF: 0	WP: 0	PA: 31		
2B: 3	SAC: 0	PB: 0			
3B: 0	DP: 3	SB: 0			
HR: 0	HBP: 0	CS: 0			

livebaseballscorecards.com

AB	29
R	1
H	5
RBI	1
BB	2
SO	11
LOB	10

Detroit Tigers @ Chicago White Sox

U.S. Cellular Field, Chicago, IL

Sun Jun 07 2015, 2:11 PM - 4:48 PM EDT

Att. 29,059 - Overcast - 76 F

TOP

livebaseballscorecards.com

Batter	1	2	3	4	5	6	7	8	9	AB	R	H	RBI	BB	SO	LOB
12 Anthony Gose, L (1, 8) OBP: 0.328, SLG: 0.399	S SL 84 S SL 85 T SL 86 0-2 ① K		C FF 93 B SL 83 B FC 92 F FC 91 X FF 94 2-2 ① G6-3		X FF 94 0-0 ③ L7		C SL 84 B SL 87 X FC 91 1-1 ③ L8			4	0	0	0	0	1	0
3 Ian Kinsler, R (1, 4) OBP: 0.345, SLG: 0.362	C FF 94 S FF 94 X FC 93 0-2 ② F9		C FF 94 X FF 93 0-1 ② F9			B FC 91 C FC 91 X SL 85 1-1 24 G6-4-3 1B		B SL 84 X FC 91 1-0 24 G6-3 52 1B 2B		4	1	2	0	0	0	0
24 Miguel Cabrera, R (1, 3) OBP: 0.427, SLG: 0.558	F FF 93 B FC 93 F CU 84 F FF 95 F SL 85 F FF 94 F FF 96 B FS 85 B SI 96 4-2 B FF 93 18 1B 52 1B BB		B FF 93 F FF 93 F SL 85 S FF 95 1-3 ③ K			D FC 92 1 SAFE F FF 93 S FF 93 X FC 93 1-2 ①② G6-4-3 1-2f		F FC 92 X FF 91 0-1 ① G6-3 2-3		3	1	0	0	1	1	2
52 Yoenis Cespedes, R (1, 10) OBP: 0.332, SLG: 0.500	B FC 92 B SL 87 F FC 91 F SI 93 F FC 94 X FF 94 2-2 18 1B 1-2 1B			B CU 83 C SL 91 F FF 93 F FS 85 S FC 93 1-3 ① K		B FF 93 X FF 96 1-0 HR		X SI 95 0-0 20 G6-4-3 1B 3-H		4	1	3	2	0	1	0
18 Tyler Collins, L (1, 7) OBP: 0.359, SLG: 0.472 20 Rajai Davis, R (8, PH) OBP: 0.333, SLG: 0.392 (8, 7)	X FF 93 0-0 1-3 2-H 1B			C FC 93 C SL 85 F SL 85 X FC 93 0-2 28 1B 3B		C FF 94 F FS 85 X SL 86 0-2 28 HR 1B		1 SAFE C SI 89 F CH 86 F CU 77 1 SAFE X CH 85 0-2 ②③ G6-4-3 1-2f		3 1	2 0	3 0	1 0	0 0	0 0	0 1
28 J.D. Martinez, R (1, 9) OBP: 0.319, SLG: 0.452	B FF 94 S SI 93 X FF 95 1-1 ③ L6			X SI 94 0-0 9 F9-3 3-H 1B		X FF 93 0-0 1-H HR			B SI 92 X SI 91 1-0 ① F9	4	1	2	3	0	0	2
9 Nick Castellanos, R (1, 5) OBP: 0.281, SLG: 0.351 17 Andrew Romine, S (9, 5) OBP: 0.405, SLG: 0.342		C FF 94 S FC 91 B FF 93 T SL 84 1-2 ① K		B SL 84 X FF 92 1-0 ②③ F9-3 1-1		B CU 85 X SL 88 1-0 ③ G1-4-3			B SI 92 X SI 93 1-0 ② G6-3	4 0	0 0	0 0	0 0	0 0	1 0	1 0
34 James McCann, R (1, 2) OBP: 0.306, SLG: 0.402		B FF 93 S SI 94 B SI 93 X FF 93 2-1 ② P2			B FC 90 C FC 92 B FC 91 F FF 92 X CU 83 2-2 ① F7		T FC 92 B CU 85 B SI 93 X FC 92 2-1 ① L8		C SI 92 S SI 94 X SI 95 0-2 ③ G6-3	4	0	0	0	0	0	0
1 Jose Iglesias, R (1, 6) OBP: 0.382, SLG: 0.413		B FF 94 C FC 92 S FC 92 B FF 94 F FC 92 X SI 95 2-2 ③ G5-3			C FC 92 F FC 91 F FS 85 S SL 85 0-3 ② K		C CU 82 X FC 92 0-1 ② L9			3	0	0	0	0	1	0
Inning Stats	R: 1 E: 0 K: 1 S: 19 H: 2 LOB: 2 BB: 1 P: 26	R: 0 E: 0 K: 1 S: 9 H: 0 LOB: 0 BB: 0 P: 14	R: 0 E: 0 K: 1 S: 8 H: 0 LOB: 0 BB: 0 P: 11	R: 1 E: 0 K: 1 S: 10 H: 2 LOB: 0 BB: 0 P: 12	R: 0 E: 0 K: 1 S: 8 H: 0 LOB: 0 BB: 0 P: 10	R: 3 E: 0 K: 0 S: 11 H: 4 LOB: 0 BB: 0 P: 15	R: 0 E: 0 K: 0 S: 6 H: 0 LOB: 0 BB: 0 P: 9	R: 1 E: 0 K: 0 S: 8 H: 2 LOB: 0 BB: 0 P: 9	R: 0 E: 0 K: 0 S: 5 H: 0 LOB: 0 BB: 0 P: 7	1B: 6 2B: 2 3B: 1 HR: 2 SF: 0 SAC: 0 DP: 3 HBP: 0						

	AB	34
	R	6
	H	10
	RBI	6
	BB	1
	SO	5
	LOB	6

WP: 0 PA: 35
PB: 0
SB: 0
CS: 0

PITCHER		IP	WLS	BF	H	R	ER	SO	BB	IBB	HBP	BLK	WP	HR	S	P	ERA	WHIP
29 Jeff Samardzija, R ERA: 4.93	(1, 1)	7.1	L	31	10	6	6	5	1	0	0	0	0	2	75	102	7.36	1.500
33 Zach Duke, L ERA: 3.52	(8, 1)	0.2		1	0	0	0	0	0	0	0	0	0	0	4	4	0.00	0.000
52 Jake Petricka, R ERA: 3.79	(9, 1)	1.0		3	0	0	0	0	0	0	0	0	0	0	5	7	0.00	0.000

PITCHER	IP	WLS	BF	H	R	ER	SO	BB	IBB	HBP	BLK	WP	HR	S	P	ERA	WHIP

Batter	1	2	3	4	5	6	7	8	9	AB	R	H	RBI	BB	SO	LOB
1 Adam Eaton, L (1, 8) OBP: 0.295, SLG: 0.367	C SI 92 F FS 83 B FS 86 X FS 86 1-2 ① F8	X SI 93 0-0 1-H 3B		D FS 87 1 SAFE C FS 85 1-1 ③ CS 1-2	B SI 92 F FF 92 X FS 86 1-1 2B		B FS 85 C SI 94 B FC 90 C FC 89 T FC 91 2-2 ③ K			4	0	2	1	0	1	0
53 Melky Cabrera, S (1, 7) OBP: 0.263, SLG: 0.258	B SI 92 B SI 93 X SI 92 2-0 ② L8	B SI 95 X FF 95 1-0 ③ P6			C FF 94 X FF 94 0-1 ① P6			C FC 88 S FC 88 X FC 87 0-2 ① P5		4	0	0	0	0	0	2
79 José Abreu, R (1, 10) OBP: 0.333, SLG: 0.473	C FF 92 X FC 87 0-1 25 E 26 HR 1B		C SI 93 C CU 76 B CU 77 X CU 78 1-2 ① L5		S SI 95 F SI 94 D SI 95 S SI 95 1-3 ② K			F SI 94 X SI 95 0-1 ② G5-3		4	1	1	0	0	1	1
25 Adam LaRoche, L (1, 3) OBP: 0.360, SLG: 0.400	X SI 92 0-0 E3 1-2 26 HR		F FF 93 C FS 87 F FS 86 B FF 94 F FS 86 S FC 90 1-3 ② K		B FF 94 C FS 88 F FC 90 X FC 91 1-2 ③ G3			X FS 83 0-0 ③ G4-3		4	1	0	0	0	1	2
26 Avisaíl García, R (1, 9) OBP: 0.346, SLG: 0.435	D FS 86 C FS 85 B SI 92 X FS 86 2-1 1-H 2-H HR		F FF 94 B SI 94 B CU 78 S FC 91 B FF 94 B SI 95 4-2 10 FC6-4 BB			C FS 89 S SI 94 F SI 95 F CU 79 C FC 89 0-3 ① K			B FF 92 F FF 92 B FF 93 F FF 91 X FF 93 2-2 ① G4-3	3	1	1	3	1	1	0
10 Alexei Ramirez, R (1, 6) OBP: 0.257, SLG: 0.324	X FF 92 0-0 ③ L8		1 SAFE C SI 94 X FC 90 0-1 ③ FC6-4 1-2f			X SI 96 0-0 ② G5-3			C FF 91 F FF 91 X FC 92 0-2 20 DI 1B	4	0	1	0	0	0	1
12 Conor Gillaspie, L (1, 5) OBP: 0.280, SLG: 0.373		B SI 91 X SI 93 1-0 ① G3		F FS 86 F FF 93 F FC 89 B FS 85 F CU 77 F FF 95 X FS 85 1-2 ① G4-3		C FC 89 B EP 49 S FS 88 X FC 90 1-2 ③ P6			B FF 91 B FF 92 X FC 92 2-0 ② F8	4	0	0	0	0	0	1
58 Geovany Soto, R (1, 2) OBP: 0.259, SLG: 0.342 20 JB Shuck, L (9, PH) OBP: 0.333, SLG: 0.286		B FF 92 F FF 93 S FC 88 B FC 90 F FC 90 S FC 89 2-3 ② K		B FC 89 B FC 90 X FF 94 2-0 5 FC6-5 2B			B FF 93 B FC 89 C FF 93 S FC 89 S FC 91 2-3 ① K		B FF 93 C FF 93 C FF 92 X CU 73 1-2 ③ L3 1-2	3 1	0 0	1 0	0 0	0 0	2 0	0 1
5 Yolmer Sánchez, S (1, 4) OBP: 0.213, SLG: 0.192		B FF 93 B FS 85 B SI 94 C SI 92 B SI 93 4-1 1 3B BB		S FS 87 C FS 86 F FS 86 X FS 88 0-2 ② FC6-5 1 CS 2-3			C SI 94 B FC 88 S SI 89 B SI 91 S FC 90 2-3 ② K			2	1	0	0	1	1	1
Inning Stats	R: 3 H: 2 E: 1 LOB: 0 K: 0 BB: 0 S: 10 P: 15	R: 1 H: 1 E: 0 LOB: 1 K: 1 BB: 1 S: 8 P: 16	R: 0 H: 0 E: 0 LOB: 1 K: 1 BB: 1 S: 12 P: 18	R: 0 H: 1 E: 0 LOB: 0 K: 0 BB: 0 S: 12 P: 16	R: 0 H: 1 E: 0 LOB: 1 K: 1 BB: 0 S: 10 P: 13	R: 0 H: 0 E: 0 LOB: 0 K: 1 BB: 0 S: 9 P: 10	R: 0 H: 0 E: 0 LOB: 0 K: 3 BB: 0 S: 9 P: 15	R: 0 H: 0 E: 0 LOB: 0 K: 0 BB: 0 S: 6 P: 6	R: 0 H: 1 E: 0 LOB: 1 K: 0 BB: 0 S: 10 P: 15	1B: 2 2B: 2 3B: 1 HR: 1	SF: 0 SAC: 0 DP: 0 HBP: 0			WP: 0 PB: 0 SB: 0 CS: 1	PA: 36		

PITCHER		IP	WLS	BF	H	R	ER	SO	BB	IBB	HBP	BLK	WP	HR	S	P	ERA	WHIP
31 Alfredo Simon, R ERA: 2.76	(1, 1)	8.0	W	31	5	4	1	7	2	0	0	0	0	1	76	109	1.12	0.875
38 Joakim Soria, R ERA: 1.46	(9, 1)	1.0	S	4	1	0	0	0	0	0	0	0	0	0	10	15	0.00	1.000

PITCHER	IP	WLS	BF	H	R	ER	SO	BB	IBB	HBP	BLK	WP	HR	S	P	ERA	WHIP

BOTTOM

Detroit Tigers @ Chicago White Sox

U.S. Cellular Field, Chicago, IL

Sun Jun 07 2015, 2:11 PM - 4:48 PM EDT

Att. 29,059 - Overcast - 76 F

livebaseballscorecards.com

AB	33
R	4
H	6
RBI	4
BB	2
SO	7
LOB	9

Batter	1	2	3	4	5	6	7	8	9	AB	R	H	RBI	BB	SO	LOB
4 George Springer, R (1, 9) OBP: 0.354, SLG: 0.419	B SI 95 C SI 96 X SI 97 1-1 P4		F CH 85 B SI 94 B SI 97 F SI 97 X SI 98 2-2 F8		C SL 78 B SI 94 S SI 96 X CH 85 1-2 G6-3			B SI 96 B SI 96 X CH 83 2-0 2B		4	0	1	0	0	0	0
2 Jonathan Villar, S (1, 7) OBP: 0.317, SLG: 0.368	F SI 97 F CH 83 S SI 96 0-3 K			S CH 83 X CH 84 0-1 27 E 1 1B 1B	B SI 96 C SL 76 F CH 85 F SI 96 B SI 96 B CH 84 S CH 84 3-3 K			F SI 98 B SI 98 S SI 97 C SI 97 1-3 K		4	1	1	0	0	3	1
27 Jose Altuve, R (1, 4) OBP: 0.340, SLG: 0.409	X SI 90 0-0 2B			1 SAFE F SI 95 S CH 84 B SI 95 1 SAFE B SL 80 1 SAFE X CH 83 2-2 E7 1 1B 1-3 1B		C SL 77 S SL 74 B SL 77 T SI 94 1-2 K		C CH 86 B SI 95 C SL 81 S SL 83 1-3 K		4	0	2	0	0	2	1
Evan Gattis, R (1, 10) OBP: 0.259, SLG: 0.469	S CH 85 X CH 84 0-1 F7			C SL 82 S SI 96 F SL 83 D CH 86 F SL 84 F SI 96 F SL 82 S SI 98 1-3 K		S SI 97 B SI 97 F SI 96 B SL 82 S CH 86 2-3 K			B KC 80 C FC 90 B FC 90 X FC 91 2-1 P3	4	0	0	0	0	2	3
23 Chris Carter, R (1, 3) OBP: 0.304, SLG: 0.379		S SI 96 C SI 95 S SI 94 0-3 K		D CH 86 C SI 97 B SI 96 S SL 82 D CH 85 S SI 99 3-3 K		C CH 87 S SI 90 B CH 86 X SI 97 1-2 F8			F FC 91 B FC 91 F KC 81 H FC 90 2-2 16 DI HBP	3	0	0	0	0	2	2
1 Carlos Correa, R (1, 6) OBP: 0.250, SLG: 0.250		C SL 79 X CH 84 0-1 P5		B CH 88 X SI 96 1-0 16 BB 2-3 3-H 1B			C CH 82 F SI 95 B SL 81 X CH 85 1-2 G4-3		C FC 93 S FC 92 D FF 93 D KC 84 T FC 94 2-2 K	4	0	1	1	0	1	1
16 Hank Conger, L (1, 2) OBP: 0.314, SLG: 0.400		C SI 97 B SI 94 S CH 85 F SI 96 C SL 81 1-3 K		1 SAFE B SI 95 B CH 84 S CH 88 B SI 95 C SL 81 B SL 82 4-2 9 FC6-4 1-2 BB			X SI 95 0-0 G5-3		C FC 92 F FC 92 S FC 92 0-3 K 1-2	3	0	0	0	1	2	1
9 Marwin Gonzalez, S (1, 5) OBP: 0.228, SLG: 0.344			C SI 96 B SI 96 C SL 80 F CH 84 F SI 97 C SL 82 1-3 K	S CH 85 X CH 86 0-1 FC6-4 1-2f			B CH 85 B CH 82 S CH 84 S CH 85 C SI 96 2-3 K			3	0	0	0	0	2	3
6 Jake Marisnick, R (1, 8) OBP: 0.300, SLG: 0.405			C SL 76 X SI 96 0-1 F9		C SI 90 F SI 95 B SL 80 B CH 84 F SI 95 S CH 87 2-3 K			B SI 97 B CH 82 F SI 92 S CH 82 C SI 97 2-3 K		3	0	0	0	0	2	0
Inning Stats	R: 0 E: 0 K: 1 S: 8 H: 1 LOB: 1 BB: 0 P: 9	R: 0 E: 0 K: 2 S: 9 H: 0 LOB: 0 BB: 0 P: 10	R: 0 E: 0 K: 1 S: 10 H: 0 LOB: 0 BB: 0 P: 13	R: 1 E: 1 K: 2 S: 20 H: 3 LOB: 3 BB: 1 P: 31	R: 0 E: 0 K: 2 S: 11 H: 0 LOB: 0 BB: 0 P: 17	R: 0 E: 0 K: 2 S: 9 H: 0 LOB: 0 BB: 0 P: 13	R: 0 E: 0 K: 1 S: 7 H: 0 LOB: 0 BB: 0 P: 10	R: 0 E: 0 K: 3 S: 10 H: 1 LOB: 1 BB: 0 P: 16	R: 0 E: 0 K: 2 S: 10 H: 0 LOB: 1 BB: 0 P: 16	1B: 3 2B: 2 3B: 0 HR: 0	SF: 0 SAC: 0 DP: 0 HBP: 1			WP: 0 PB: 0 SB: 0 CS: 0	PA: 34		

PITCHER		IP	WLS	BF	H	R	ER	SO	BB	IBB	HBP	BLK	WP	HR	S	P	ERA	WHIP
49 Chris Sale, L ERA: 3.04	(1, 1)	8.0	W	30	5	1	1	14	1	0	0	0	0	0	84	119	1.12	0.750
30 David Robertson, R ERA: 2.19	(9, 1)	1.0	S	4	0	0	0	2	0	0	1	0	0	0	10	16	0.00	0.000

PITCHER	IP	WLS	BF	H	R	ER	SO	BB	IBB	HBP	BLK	WP	HR	S	P	ERA	WHIP

TOP

Houston Astros @ Chicago White Sox

U.S. Cellular Field, Chicago, IL

Mon Jun 08 2015, 8:36 PM - 11:26 PM EDT

Att. 17,352 - Rain - 71 F

livebaseballscorecards.com

AB	32
R	1
H	5
RBI	1
BB	1
SO	16
LOB	12

Batter	1	2	3	4	5	6	7	8	9	AB	R	H	RBI	BB	SO	LOB
1 Adam Eaton, L (1, 8) OBP: 0.290, SLG: 0.360	F SI 95 B CH 90 B FF 96 F FF 96 S KC 87 2-3 K		B CH 90 B CH 88 S FF 96 C KC 86 F FF 97 X KC 86 2-2 G4-3		B SI 98 B CH 90 C FF 97 C KC 86 S KC 85 2-3 K2-3			C CH 78 X SL 80 0-1 G6-3		4	0	0	0	0	2	0
10 Alexei Ramirez, R (1, 6) OBP: 0.253, SLG: 0.319	F FF 94 B KC 84 S KC 84 B FF 97 X KC 86 2-2 F7		B KC 85 C FF 97 F KC 84 F KC 87 X FF 95 1-2 G2-3			S KC 87 B CH 92 C FF 97 B SI 94 B KC 88 F KC 88 F FF 97 S KC 87 3-3 K				3	0	0	0	0	1	0
79 José Abreu, R (1, 3) OBP: 0.333, SLG: 0.471	C FF 98 F FF 96 B FF 97 F FF 96 X KC 86 1-2 L4			C KC 83 S KC 84 F FF 95 B KC 86 X SI 96 1-2 25 F8 26 HR 1B		S FF 98 X SI 92 0-1 G5-3				3	1	1	0	0	0	0
25 Adam LaRoche, L (1, 10) OBP: 0.359, SLG: 0.404		X FF 96 0-0 26 G4-3 53 1B 2B		B CH 90 X CH 91 1-0 F8 1-2		B KC 86 F KC 86 B CH 93 S KC 87 S KC 87 2-3 K				3	1	1	0	0	1	1
26 Avisaíl García, R (1, 9) OBP: 0.351, SLG: 0.453		C KC 84 X FF 95 0-1 G4-3 2-3		F KC 86 B KC 84 F CH 87 X FF 97 1-2 2-H HR			C KC 86 F CH 91 B KC 87 B KC 86 H CH 89 3-2 53 G3-6 HBP			2	1	1	2	0	0	1
53 Melky Cabrera, S (1, 7) OBP: 0.264, SLG: 0.259		B CH 89 D CH 90 X KC 86 2-0 3-H 1B		C KC 86 B CH 92 S CH 93 S CH 94 1-3 K			X FF 96 0-0 G3-6 1-2f			3	0	1	1	0	1	1
15 Gordon Beckham, R (1, 5) OBP: 0.313, SLG: 0.382		C FF 95 D KC 86 S CH 89 X CH 90 1-2 L8		B SI 96 S CH 92 X KC 86 1-1 G6-3			B KC 88 B FF 97 C FF 97 B FF 97 X FF 97 3-1 P4			3	0	0	0	0	0	1
21 Tyler Flowers, R (1, 2) OBP: 0.236, SLG: 0.322		X KC 86 0-0 G5-3			C FF 96 S KC 84 S KC 85 0-3 K			C FF 90 B CH 80 S CH 79 B CH 80 S CH 78 2-3 K		3	0	0	0	0	2	1
5 Yolmer Sánchez, S (1, 4) OBP: 0.205, SLG: 0.184			F FF 95 F CH 89 X KC 86 0-2 G6-3		C CH 91 B CH 89 F FF 97 S KC 87 1-3 K2-3			F FF 91 S CH 80 S SL 80 0-3 K		3	0	0	0	0	2	0
Inning Stats	R: 0 E: 0 K: 1 S: 10 H: 0 LOB: 0 BB: 0 P: 15	R: 1 E: 0 K: 0 S: 8 H: 2 LOB: 1 BB: 0 P: 11	R: 0 E: 0 K: 0 S: 11 H: 0 LOB: 0 BB: 0 P: 14	R: 2 E: 0 K: 1 S: 13 H: 2 LOB: 0 BB: 0 P: 18	R: 0 E: 0 K: 3 S: 9 H: 0 LOB: 0 BB: 0 P: 12	R: 0 E: 0 K: 2 S: 10 H: 0 LOB: 0 BB: 0 P: 15	R: 0 E: 0 K: 0 S: 5 H: 0 LOB: 0 BB: 0 P: 11	R: 0 E: 0 K: 2 S: 8 H: 0 LOB: 0 BB: 0 P: 10		1B: 2 2B: 1 3B: 0 HR: 1 SF: 0 SAC: 0 DP: 1 HBP: 1					WP: 0 PB: 0 SB: 0 CS: 0 PA: 28	

PITCHER		IP	WLS	BF	H	R	ER	SO	BB	IBB	HBP	BLK	WP	HR	S	P	ERA	WHIP
43 Lance McCullers Jr., R ERA: 2.32	(1, 1)	7.0	L	25	4	3	3	7	0	0	1	0	0	1	66	96	3.86	0.571
29 Tony Sipp, L ERA: 2.18	(8, 1)	1.0		3	0	0	0	2	0	0	0	0	0	0	8	10	0.00	0.000

PITCHER	IP	WLS	BF	H	R	ER	SO	BB	IBB	HBP	BLK	WP	HR	S	P	ERA	WHIP

BOTTOM

Houston Astros @ Chicago White Sox

U.S. Cellular Field, Chicago, IL

Mon Jun 08 2015, 8:36 PM - 11:26 PM EDT

Att. 17,352 - Rain - 71 F

livebaseballscorecards.com

AB	27
R	3
H	4
RBI	3
BB	0
SO	9
LOB	5

Batter	1	2	3	4	5	6	7	8	9	AB	R	H	RBI	BB	SO	LOB
4 George Springer, R (1, 9) OBP: 0.350, SLG: 0.418	B SI 93 B SI 92 C SI 92 X FF 93 2-1 L8		X SI 92 0-0 2B		F SL 84 B CH 85 X CH 84 1-1 G6-3		C FC 90 S FF 90 B FS 84 B FS 86 S FS 86 2-3 K		B FC 93 B FC 93 B FC 92 C FC 92 C FC 94 X FC 93 3-2 L9 1-2	5	0	1	0	0	1	1
27 Jose Altuve, R (1, 4) OBP: 0.335, SLG: 0.402	F FF 92 F CH 86 F SL 86 B FF 95 F SL 87 B CH 87 B FF 94 F SL 86 F SI 96 3-2 X FF 95 G6-3		C SL 85 B SL 87 B CH 84 B FF 95 C SL 84 S SL 89 3-3 K		F CH 85 S SL 86 F CH 86 X SL 89 0-2 L4			C SL 88 B CH 89 X SL 88 1-1 G4-3		4	0	0	0	0	1	1
Evan Gattis, R (1, 10) OBP: 0.259, SLG: 0.465	F FF 94 F SL 85 F SL 86 F FF 95 X FF 95 0-2 20 BB 1B		C SL 85 S SL 85 F SL 89 X FF 96 0-2 G4-3		B CH 86 B FF 95 X CH 85 2-0 G1-3			S SI 95 B SL 88 S CH 89 1-3 K2-3		4	0	1	0	0	1	1
20 Preston Tucker, L (1, 7) OBP: 0.337, SLG: 0.434	B SL 85 B SL 82 B FF 93 B FF 92 4-0 1-2 BB			B SL 84 C FF 93 X FF 95 1-1 16 BB 23 HBP 1B		C SI 92 F SL 87 F SL 90 B SL 89 C SI 95 1-3 K		B SI 90 C SL 84 B SI 88 B SI 90 C SI 90 X SL 85 3-2 G3-1		3	0	1	0	1	1	0
23 Chris Carter, R (1, 3) OBP: 0.307, SLG: 0.383	B FF 94 F FF 92 B FF 93 X FF 94 2-1 L7			B SI 92 1 SAFE B FF 94 B SI 93 H FF 93 4-0 16 BB 1-2 HBP		B FF 94 B CH 84 X FF 95 2-0 F7			B SI 90 X FF 88 1-0 1 HR 2B	3	1	1	0	0	0	2
1 Carlos Correa, R (1, 6) OBP: 0.375, SLG: 0.750		C SI 92 F SI 92 T SL 87 0-2 K		F CH 84 F SL 87 X SL 88 0-2 L5		C CH 86 F SI 95 B FF 98 X SL 90 1-2 16 S 1B			C SI 89 X SL 83 0-1 2-H HR	4	1	2	2	0	1	2
16 Hank Conger, L (1, 2) OBP: 0.324, SLG: 0.397		B SI 93 C CH 85 F SI 94 F SL 85 X FF 94 1-2 L7		F SL 86 S SL 87 D SL 88 D CH 87 D SL 88 F SL 86 B FF 95 4-2 6 FC6-4 1-2 2-3 BB		1 SAFE C SI 94 F SI 92 F FF 96 F SL 90 B SI 96 X SL 89 1-2 P3 1-2			C KC 82 B KC 82 B FC 91 X FC 91 2-1 4 DI 1B	3	0	1	0	1	0	1
18 Luis Valbuena, L (1, 5) OBP: 0.249, SLG: 0.390	B FF 93 F FF 94 B SI 92 C SL 84 F FF 96 F SI 96 F SL 88 S SL 87 2-3 K		D SL 87 B FF 94 S FF 94 D FF 94 C FF 95 F SL 89 F SL 86 F SL 88 S FF 96 3-3 K				C FS 84 B FS 86 C FS 85 F FS 85 B FS 85 B FC 88 X FS 85 3-2 L9		B FC 92 F FF 91 S KC 83 D KC 83 X FC 92 2-2 F9	4	0	0	0	0	2	4
6 Jake Marisnick, R (1, 8) OBP: 0.297, SLG: 0.400 28 Colby Rasmus, L (7, PH) OBP: 0.304, SLG: 0.477 (7, 8)			C FF 92 B FF 93 X FF 92 1-1 G3	C SL 88 F FF 94 F FF 97 X SL 90 0-2 FC6-4 1-2f			C FS 84 B FS 84 S FS 85 B FS 85 X FS 86 2-2 B2-3		S KC 83 S KC 82 S KC 82 0-3 K	2 2	0 0	0 0	0 0	0 0	0 1	3 1
Inning Stats	R: 0 E: 0 K: 0 S: 16 H: 1 LOB: 2 BB: 1 P: 27	R: 0 E: 0 K: 2 S: 13 H: 0 LOB: 0 BB: 0 P: 16	R: 0 E: 0 K: 1 S: 10 H: 1 LOB: 1 BB: 0 P: 14	R: 0 E: 0 K: 1 S: 19 H: 1 LOB: 3 BB: 1 P: 31	R: 0 E: 0 K: 0 S: 7 H: 0 LOB: 0 BB: 0 P: 10	R: 0 E: 0 K: 1 S: 13 H: 1 LOB: 1 BB: 0 P: 18	R: 0 E: 0 K: 1 S: 10 H: 0 LOB: 0 BB: 0 P: 17	R: 0 E: 0 K: 1 S: 8 H: 0 LOB: 0 BB: 0 P: 13	R: 2 E: 0 K: 1 S: 14 H: 3 LOB: 1 BB: 0 P: 22	1B: 4 2B: 2 3B: 0 HR: 1 SF: 0 SAC: 0 DP: 0 HBP: 1						

PITCHER		IP	WLS	BF	H	R	ER	SO	BB	IBB	HBP	BLK	WP	HR	S	P	ERA	WHIP
55 Carlos Rodón, L ERA: 2.66	(1, 1)	6.0	W	25	4	0	0	5	2	0	1	0	0	0	78	116	0.00	1.000
57 Zach Putnam, R ERA: 3.86	(7, 1)	1.0	H	3	0	0	0	1	0	0	0	0	0	0	10	17	0.00	0.000
52 Jake Petricka, R ERA: 3.66	(8, 1)	0.2	H	2	0	0	0	1	0	0	0	0	0	0	5	7	0.00	0.000
33 Zach Duke, L ERA: 4.24	(8, 1)	0.1	H	3	2	2	2	0	0	0	0	0	0	1	6	10	54.00	6.000
30 David Robertson, R ERA: 2.1	(9, 1)	1.0	S	4	1	0	0	1	0	0	0	0	0	0	11	18	0.00	1.000

PITCHER | IP | WLS | BF | H | R | ER | SO | BB | IBB | HBP | BLK | WP | HR | S | P | ERA | WHIP

TOP

Houston Astros @ Chicago White Sox

U.S. Cellular Field, Chicago, IL

Tue Jun 09 2015, 8:11 PM - 11:17 PM EDT

Att. 18,439 - Clear - 86 F

livebaseballscorecards.com

AB	34
R	2
H	7
RBI	2
BB	2
SO	8
LOB	16

WP: 0 PB: 0 SB: 1 CS: 0 PA: 37

BOTTOM

Houston Astros @ Chicago White Sox

U.S. Cellular Field, Chicago, IL

Tue Jun 09 2015, 8:11 PM - 11:17 PM EDT

Att. 18,439 - Clear - 86 F

livebaseballscorecards.com

Batter	1	2	3	4	5	6	7	8	9	AB	R	H	RBI	BB	SO	LOB
1 Adam Eaton, L (1, 8) OBP: 0.288, SLG: 0.356	C FF 89 X SI 90 0-1 G5-3 ①		C SL 77 X SI 89 0-1 G4-3 ①		C SI 91 S SL 83 X SI 92 0-2 G4-3 ③		C SI 91 X SI 91 0-1 1B	S FF 96 S FF 96 B FF 96 S FF 95 1-3 K ③		5	0	1	0	0	1	4
10 Alexei Ramirez, R (1, 6) OBP: 0.253, SLG: 0.318	X FF 90 0-0 G1-3 ②		C FF 90 C FF 89 B FC 81 B FC 82 X SI 93 2-2 G4-3 ②			C FC 86 B FC 85 F FC 85 X SI 91 1-2 79 HR 1B	C SL 79 F FF 87 B SI 90 X SL 82 1-2 F8 ③			4	1	1	0	0	0	1
79 José Abreu, R (1, 3) OBP: 0.336, SLG: 0.486	B SI 90 B SI 90 C FF 90 X SL 80 2-1 P4 ③		B SI 91 B SL 80 S SI 91 X SI 91 2-1 L9 ③			C SL 79 B SI 91 X FF 91 1-1 1-H HR		B SL 85 F SL 85 B SI 94 X SI 94 2-1 26 1B 53 2B 1B		4	2	2	2	0	0	0
26 Avisaíl García, R (1, 9) OBP: 0.354, SLG: 0.454		B FF 90 X SI 90 1-0 53 1B 58 1B 1B		B SI 90 F SL 79 B FC 86 S FC 86 F SI 91 S FF 88 2-3 K ①		X SL 79 0-0 G6-3 ①		B SI 92 B SI 93 B SL 87 C SI 93 F SI 91 X SI 93 3-2 58 S 53 2B 1-3 1B		4	1	2	0	0	1	0
58 Geovany Soto, R (1, 10) OBP: 0.271, SLG: 0.342		B SI 90 C SI 91 X SI 91 1-1 53 1B 1-2 1B		C FF 90 B FF 88 B FF 87 C SL 80 B SI 92 C SL 81 3-3 K ②		B FF 91 B FF 90 B FF 90 C FF 90 F FF 91 C FF 88 3-3 K ②		S SL 87 B SL 87 S SL 88 D SL 88 F SL 88 D SL 89 D SL 87 4-2 53 2B 1-2 BB		3	0	1	0	1	2	0
53 Melky Cabrera, S (1, 7) OBP: 0.272, SLG: 0.269		L SL 79 B SI 90 X CH 80 1-1 64 FC5-4 1-2 2-3 1B		C SL 80 B CH 82 S FF 88 B SL 82 X SI 92 2-2 G4-3 ③		C CH 80 B SI 90 C SL 79 B SI 92 B FC 83 F FF 91 B FF 88 4-2 15 FC4-6 BB		X SI 93 0-0 1-3 2-H 3-H 2B		3	0	2	2	1	0	0
15 Gordon Beckham, R (1, 5) OBP: 0.311, SLG: 0.371		B SL 81 X FF 88 1-0 F8 ①			B FF 90 F FF 89 B FF 91 X FF 91 2-1 G5-3 ①	F SL 79 X SI 90 0-1 FC4-6 ③ 1-2f		D SL 86 F FF 94 D SL 85 F FF 95 B FF 96 B FF 96 4-2 BB		3	0	0	0	1	0	4
21 Tyler Flowers, R (1, 2) OBP: 0.244, SLG: 0.323		F FC 81 F FF 88 D SL 81 S FC 82 1-3 K ②			B FF 92 F SI 92 C FF 91 B FF 92 B SL 81 B SL 78 4-2 64 FC5-4 BB		B SI 89 C SL 78 B FF 90 B FF 87 X FF 90 3-1 64 K2 1B	C FF 96 D KC 80 S FF 96 F FF 95 B FF 96 F FF 96 B KC 80 F FF 96 S FF 96 3-3 K ①		3	0	1	0	1	2	6
64 Emilio Bonifácio, S (1, 4) OBP: 0.213, SLG: 0.203		X FC 81 0-0 FC5-4 ③ 1-2f			C SL 80 C SI 91 D SL 80 B SI 92 F SI 92 B SI 92 X SI 92 3-2 FC5-4 ② 1-2f		M SL 80 L FC 80 B SI 92 B SI 91 S SL 80 2-3 K2 ①② 1-1f	F FF 96 F FF 96 D SL 84 B FF 96 C FF 96 2-3 K ②		4	0	0	0	0	2	8
Inning Stats	R: 0 E: 0 K: 0 S: 5 H: 0 LOB: 0 BB: 0 P: 7	R: 0 E: 0 K: 1 S: 10 H: 3 LOB: 3 BB: 0 P: 15	R: 0 E: 0 K: 0 S: 7 H: 0 LOB: 0 BB: 0 P: 11	R: 0 E: 0 K: 2 S: 10 H: 0 LOB: 0 BB: 0 P: 17	R: 0 E: 0 K: 0 S: 11 H: 0 LOB: 1 BB: 1 P: 20	R: 2 E: 0 K: 1 S: 14 H: 2 LOB: 1 BB: 0 P: 23	R: 0 E: 0 K: 1 S: 10 H: 2 LOB: 1 BB: 1 P: 16	R: 2 E: 0 K: 3 S: 23 H: 3 LOB: 3 BB: 2 P: 42		1B: 8 2B: 2 3B: 0 HR: 1	SF: 0 SAC: 0 DP: 1 HBP: 0		WP: 0 PB: 0 SB: 1 CS: 0	PA: 37		

	AB	33
	R	4
	H	10
	RBI	4
	BB	4
	SO	8
	LOB	23

PITCHER		IP	WLS	BF	H	R	ER	SO	BB	IBB	HBP	BLK	WP	HR	S	P	ERA	WHIP
60 Dallas Keuchel, L ERA: 1.9	(1, 1)	7.0	L	29	7	2	2	5	2	0	0	0	0	1	67	109	2.57	1.286
50 Chad Qualls, R ERA: 5.31	(8, 1)	0.0		4	3	2	2	0	1	0	0	0	0	0	9	18	∞	∞
35 Josh Fields, R ERA: 2.25	(8, 1)	1.0		4	0	0	0	3	1	0	0	0	0	0	14	24	0.00	1.000

PITCHER	IP	WLS	BF	H	R	ER	SO	BB	IBB	HBP	BLK	WP	HR	S	P	ERA	WHIP

Batter	1	2	3	4	5	6	7	8	9	AB	R	H	RBI	BB	SO	LOB
4 George Springer, R (1, 9) OBP: 0.364, SLG: 0.433	X FF 94 0-0 27 FC5-4 1B	1 SAFE 1 SAFE S CH 88 C CU 82 1 SAFE D CU 81 F FF 93 X FF 94 1-2 27 S 1-3 1B		F FF 93 B CH 87 B FF 91 C CU 80 X CU 81 2-2 1B			C CU 80 B CH 87 X FF 93 1-1 20 F7 1B		F FC 91 B KC 83 C FC 92 X FC 92 1-2 1B	5	0	5	0	0	0	0
27 Jose Altuve, R (1, 4) OBP: 0.328, SLG: 0.394	D CH 88 X FF 93 1-0 ① FC5-4 20 E 20 FC4 1-2f FC5-2-6	C SI 90 1 SAFE S FF 93 B FF 92 X FF 93 1-2 ③ G4-3 1-2		S FF 91 1 SAFE X FF 92 0-1 ③ L8			S FF 92 X FF 93 0-1 ① L4		X SI 92 0-0 ③ G4-3	5	0	0	0	0	0	6
20 Preston Tucker, L (1, 7) OBP: 0.323, SLG: 0.414	1 SAFE B FF 94 1 SAFE C CU 83 1 SAFE F CU 83 X FF 94 1-2 FC4 1-3		F FF 92 X FF 92 0-1 ① G4-3		C CU 82 B CU 81 X CU 82 1-1 ① G3		1 SAFE F FF 92 1 SAFE X CU 83 0-1 ② F7 1-2			4	0	0	0	0	0	2
Evan Gattis, R (1, 10) OBP: 0.254, SLG: 0.456	F FF 92 F FA 88 X FF 92 0-2 ② FC5-2-6 3-H		C CU 81 X CH 88 0-1 ② G5-3		F FF 90 X CH 87 0-1 ② P3		X CU 82 0-0 ③ L7			4	0	0	0	0	0	3
1 Carlos Correa, R (1, 6) OBP: 0.333, SLG: 0.667	C CU 82 B FF 89 X CU 83 1-1 ③ G4-3		C FF 92 C CH 88 B CU 82 F CU 82 F FF 92 B CU 82 F CU 80 B FF 92 X FF 94 3-2 2B		B FF 93 C FF 92 S CU 82 B CU 78 X FF 93 2-2 E4			F FC 89 S FS 86 B FS 84 B FS 86 B FS 85 F FS 85 F FS 84 S FS 84 3-3 ① K		4	0	1	0	0	1	2
23 Chris Carter, R (1, 3) OBP: 0.310, SLG: 0.388		S FF 93 B FF 93 S FF 92 B FF 92 B FF 94 F FF 94 X FF 93 3-2 15 WP 6 SF7 2B	B FF 88 B CU 83 F FF 93 B CH 88 B CH 88 4-1 BB		X CH 87 0-0 ③ P4			C FC 90 B FS 85 B FC 89 S FS 84 B FS 85 S FS 86 3-3 ② K		3	1	1	0	1	1	1
15 Jason Castro, L (1, 2) OBP: 0.280, SLG: 0.384		S FF 94 F FF 94 B CU 83 B CU 81 X FF 94 2-2 ① P5 2-3	C CU 83 F FF 94 S FF 94 0-3 ③ K			C FF 92 C CU 81 B FF 91 S CU 83 1-3 ① K2-3		B FS 84 C FF 91 F FS 85 S FS 85 1-3 ③ K		4	0	0	0	0	3	3
9 Marwin Gonzalez, S (1, 5) OBP: 0.228, SLG: 0.336		D FF 89 B FF 93 D FF 89 B FF 92 4-0 4 1B BB		C FF 92 F CU 82 B FF 92 B CU 82 X FF 93 2-2 ① G6-3		C CU 80 X FF 88 0-1 ② L8			X FC 93 0-0 ① G4-3	3	0	0	0	1	0	0
6 Jake Marisnick, R (1, 8) OBP: 0.291, SLG: 0.395 16 Hank Conger, L (9, PH) OBP: 0.320, SLG: 0.391		D CU 83 F FF 94 X FF 92 1-1 ② SF7 3-H		X CU 82 0-0 ② L9		B FF 92 C CU 82 F FF 90 S FF 92 1-3 ③ K			C FC 91 X SI 90 0-1 ② G3-1	2 1	0 0	0 0	1 0	0 0	1 0	0 0
Inning Stats	R: 0 E: 1 K: 0 S: 10 H: 1 LOB: 2 BB: 0 P: 13	R: 1 E: 0 K: 0 S: 16 H: 2 LOB: 2 BB: 1 P: 28	R: 0 E: 0 K: 1 S: 14 H: 1 LOB: 2 BB: 1 P: 21	R: 0 E: 0 K: 0 S: 9 H: 1 LOB: 1 BB: 0 P: 13	R: 0 E: 1 K: 0 S: 8 H: 0 LOB: 1 BB: 0 P: 11	R: 0 E: 0 K: 2 S: 8 H: 0 LOB: 0 BB: 0 P: 10	R: 0 E: 0 K: 0 S: 7 H: 1 LOB: 1 BB: 0 P: 8	R: 0 E: 0 K: 3 S: 11 H: 0 LOB: 0 BB: 0 P: 18	R: 0 E: 0 K: 0 S: 7 H: 1 LOB: 1 BB: 0 P: 8	1B: 5 2B: 2 3B: 0 HR: 0 SF: 1 SAC: 0 DP: 0 HBP: 0	WP: 1 PB: 0 SB: 1 CS: 0 PA: 38					

TOP

Houston Astros @ Chicago White Sox

U.S. Cellular Field, Chicago, IL

Wed Jun 10 2015, 8:11 PM - 11:22 PM EDT

Att. 17,455 - Partly Cloudy - 68 F

livebaseballscorecards.com

AB	35
R	1
H	7
RBI	1
BB	2
SO	6
LOB	17

PITCHER		IP	WLS	BF	H	R	ER	SO	BB	IBB	HBP	BLK	WP	HR	S	P	ERA	WHIP
62 Jose Quintana, L ERA: 4.0	(1, 1)	7.0	W	31	6	1	1	3	2	0	0	0	1	0	72	104	1.29	1.143
57 Zach Putnam, R ERA: 3.66	(8, 1)	1.0	H	3	0	0	0	3	0	0	0	0	0	0	11	18	0.00	0.000
30 David Robertson, R ERA: 2.03	(9, 1)	1.0	S	4	1	0	0	0	0	0	0	0	0	0	7	8	0.00	1.000

PITCHER	IP	WLS	BF	H	R	ER	SO	BB	IBB	HBP	BLK	WP	HR	S	P	ERA	WHIP

Batter	1	2	3	4	5	6	7	8	9	AB	R	H	RBI	BB	SO	LOB
20 JB Shuck, L (1, 8) OBP: 0.358, SLG: 0.322	C FF 96 C FF 96 X FF 97 0-2 25 WP 2B		C FF 96 B FF 96 S CH 88 F CU 81 F FF 98 F FF 96 B CH 85 F CH 88 B FF 97 3-2 F FF 96 X FF 97 79 1B		F SL 83 C FF 95 X CU 86 0-2 ② G4-3 1-2		C SL 82 B SL 82 B FF 90 B SL 82 C FF 92 F SL 82 B FF 93 4-2 64 CS BB			3	0	2	0	1	0	1
64 Emilio Bonifácio, S (1, 4) OBP: 0.203, SLG: 0.194 5 Yolmer Sánchez, S (8, 4) OBP: 0.214, SLG: 0.195	D FF 96 B FF 95 X FF 94 2-0 ① P6		X FF 96 0-0 ② F7		C FF 97 X CH 86 0-1 ③ G3-1		C FF 91 1 SAFE S SL 80 B SL 80 1-2 ③ CS 1-2	L SI 88 F CH 69 F SI 93 X CH 70 0-2 79 HR 1B		3 1	0 1	0 1	0 0	0 0	0 0	3 0
79 José Abreu, R (1, 3) OBP: 0.339, SLG: 0.500	C CU 82 C FF 95 F SL 83 D SL 82 S FF 96 1-3 ② K		1 SAFE B FF 96 B FF 94 X FF 96 2-0 1-2 1B			B FF 94 F FF 94 C CU 82 X CU 82 1-2 ① G5-3		B SI 92 F SL 82 C SI 92 B SI 86 F SL 84 F SI 92 X SL 85 2-2 1-H HR		4	1	2	2	0	1	1
25 Adam LaRoche, L (1, 10) OBP: 0.362, SLG: 0.422	C FF 96 B CH 88 X FF 95 1-1 ③ G4-3 2-3		C FF 96 B CH 89 S CH 87 F SI 98 S CU 84 1-3 ③ K			B FC 94 X FF 95 1-0 HR		B CH 68 X SI 92 1-0 58 BB 12 1B 1B		4	1	2	1	0	1	3
26 Avisaíl García, R (1, 9) OBP: 0.356, SLG: 0.449		B FF 95 B FF 95 B FF 96 B FF 94 4-0 53 CS BB		B CU 82 B SL 82 C FF 95 F CU 81 B FF 96 B FF 95 4-2 58 CS BB		B CU 80 B FF 94 C FF 93 F FC 94 F CU 83 S CU 83 2-3 ② K		C SL 83 S SL 85 S SL 85 0-3 ① K		2	0	0	0	2	2	1
53 Melky Cabrera, S (1, 7) OBP: 0.271, SLG: 0.265		B FF 96 C FF 97 1 SAFE B CH 87 B FF 96 C FF 95 F FF 97 F FF 93 F SL 85 4-2 ① B FF 97 1-2 BB		C FF 95 1 SAFE B FF 96 B FF 96 F FF 96 S FF 96 2-3 ① K		B FC 93 C FC 92 X FC 94 1-1 ③ G5-3		F SI 91 B SI 92 F SI 91 X SI 92 1-2 ② F7		3	0	0	0	1	1	2
58 Geovany Soto, R (1, 2) OBP: 0.281, SLG: 0.378		C FF 95 F CU 82 1 SAFE S CU 80 0-3 ② K		B FF 95 D SL 83 C FF 95 1 SAFE C FF 95 F SL 83 B SL 82 F FF 96 C FF 96 3-3 ②③ K 1-2			X FF 92 0-0 HR	C SL 84 S SL 85 B SL 85 B SL 83 B SI 91 B SI 89 4-2 12 1B 1-2 BB		3	1	1	1	1	2	2
12 Conor Gillaspie, L (1, 5) OBP: 0.287, SLG: 0.372		X FF 97 0-0 ③ F8			B FF 95 B FF 95 T FF 94 B CH 89 F FF 94 F FF 96 F CH 90 B FF 96 4-2 20 G4-3 BB		X SL 83 0-0 ① G4-3	B FC 85 X FC 86 1-0 ③ 1-3 2-H 1B		3	0	1	0	1	0	1
15 Gordon Beckham, R (1, 6) OBP: 0.303, SLG: 0.361			B FF 94 C FF 95 X SL 82 1-1 ① F9		B FF 96 C FF 95 X SL 82 1-1 ① P5		C FF 91 X CH 81 0-1 ② G1-3			3	0	0	0	0	0	1
Inning Stats	R: 0 E: 0 K: 1 S: 10 H: 1 LOB: 1 BB: 0 P: 14	R: 0 E: 0 K: 1 S: 9 H: 0 LOB: 1 BB: 2 P: 17	R: 0 E: 0 K: 1 S: 16 H: 2 LOB: 2 BB: 0 P: 23	R: 0 E: 0 K: 2 S: 10 H: 0 LOB: 1 BB: 1 P: 19	R: 0 E: 0 K: 0 S: 11 H: 0 LOB: 1 BB: 1 P: 16	R: 1 E: 0 K: 1 S: 10 H: 1 LOB: 0 BB: 0 P: 15	R: 1 E: 0 K: 0 S: 9 H: 1 LOB: 0 BB: 1 P: 14	R: 2 E: 0 K: 1 S: 19 H: 4 LOB: 2 BB: 1 P: 28		1B: 5 2B: 2 3B: 0 HR: 3 SF: 0 SAC: 0 DP: 1 HBP: 0		WP: 1 PB: 0 SB: 0 CS: 3 PA: 36				

PITCHER		IP	WLS	BF	H	R	ER	SO	BB	IBB	HBP	BLK	WP	HR	S	P	ERA	WHIP
67 Vince Velasquez, R ERA:	(1, 1)	5.0		20	3	0	0	5	4	0	0	0	1	0	56	89	0.00	1.400
36 Will Harris, R ERA: 0.94	(6, 1)	1.0	B	4	1	1	1	1	0	0	0	0	0	1	10	15	9.00	1.000
29 Tony Sipp, L ERA: 2.49	(7, 1)	1.0	L	4	1	1	1	0	1	0	0	0	0	1	9	14	9.00	2.000
37 Pat Neshek, R ERA: 2.82	(8, 1)	0.2		6	3	2	2	1	1	0	0	0	0	1	18	26	27.00	6.000
54 Joe Thatcher, L ERA: 2.31	(8, 1)	0.1		1	1	0	0	0	0	0	0	0	0	0	1	2	0.00	3.000

PITCHER	IP	WLS	BF	H	R	ER	SO	BB	IBB	HBP	BLK	WP	HR	S	P	ERA	WHIP

BOTTOM

Houston Astros @ Chicago White Sox

U.S. Cellular Field, Chicago, IL

Wed Jun 10 2015, 8:11 PM - 11:22 PM EDT

Att. 17,455 - Partly Cloudy - 68 F

livebaseballscorecards.com

AB	29
R	4
H	9
RBI	4
BB	6
SO	7
LOB	15

Chicago White Sox @ Tampa Bay Rays

Tropicana Field, St. Petersburg, FL

Fri Jun 12 2015, 7:11 PM - 10:17 PM EDT

Att. 13,448 - Dome - 72 F

TOP

livebaseballscorecards.com

Batter	1	2	3	4	5	6	7	8	9	AB	R	H	RBI	BB	SO	LOB
1 Adam Eaton, L (1, 8) OBP: 0.290, SLG: 0.357	B FF 89 B FF 89 C FF 89 B FF 90 C FF 90 X FF 91 3-2 ① F8		C CH 83 B SL 82 X FF 90 1-1 ② G6-3		B FF 91 1 SAFE B FF 91 C FF 90 1 SAFE X SL 83 2-1 E2 10 SF8 1-H 1B		C FF 85 D CH 87 B CH 86 X FF 88 2-1 10 G6-3 10 WP 79 HR 1-2 1B		B SI 95 C SI 94 F SI 96 X FF 97 1-2 ③ L7	5	2	2	0	0	0	0
10 Alexei Ramirez, R (1, 6) OBP: 0.249, SLG: 0.313	B FF 91 X FC 86 1-0 ② F7		C CU 77 F CU 78 F FF 92 B SI 90 X FC 86 1-2 ③ L9		B FC 86 X FC 86 1-0 ② SF8 3-H		B SL 82 S SL 80 F SL 81 B FF 91 F FF 91 B SL 83 F SL 81 F SL 81 X FF 92 3-2 ② G6-3 1-3 2-H			3	0	0	2	0	0	1
79 José Abreu, R (1, 3) OBP: 0.342, SLG: 0.514	C FF 91 X CU 79 0-1 1B			B SL 84 X SL 83 1-0 ① L9	C FF 90 C FF 90 S FF 91 0-3 ③ K		C SL 83 F SL 84 F FF 92 B FS 84 X FF 92 1-2 3-H HR			4	1	2	2	0	1	0
25 Adam LaRoche, L (1, 10) OBP: 0.356, SLG: 0.414	F FF 91 B CH 84 F CH 84 B FF 91 F FC 87 S FF 92 2-3 ③ K			F SL 82 X CU 78 0-1 ② G3		C CU 77 C FF 90 B FF 90 C FF 90 1-3 ① K	F FS 83 B FS 83 F FF 91 S FS 83 1-3 ③ K			4	0	0	0	0	3	1
26 Avisaíl García, R (1, 9) OBP: 0.354, SLG: 0.444		F SL 84 X FC 86 0-1 ① G1-3		B FF 90 X FF 91 1-0 53 1B 1B		S FC 88 F FC 88 B FC 87 F FC 87 S FF 92 1-3 ② K		F FF 90 B FF 90 B SL 81 X FF 92 2-1 ① F9		4	0	1	0	0	1	0
53 Melky Cabrera, S (1, 7) OBP: 0.275, SLG: 0.269		C SI 88 B SI 90 F SI 90 B FF 90 X SL 84 2-2 ② G6-3		B SI 89 C FF 91 1 SAFE X FF 90 1-1 1-3 1B		B CU 78 B CU 77 B FF 90 C FF 91 X FF 91 3-1 1B		B FF 90 B FF 91 F FF 90 B FF 90 X FF 91 3-1 ② P4		4	0	2	0	0	0	0
12 Conor Gillaspie, L (1, 5) OBP: 0.290, SLG: 0.374 15 Gordon Beckham, R (6, PH) OBP: 0.298, SLG: 0.355 (6, 5)		B CH 84 F SI 90 X FF 91 1-1 1B		B CH 82 X SL 82 1-0 ③ F7		C CH 85 C FF 87 1 SAFE F FF 87 D CU 79 X FF 87 1-2 ③ G6-3		B FF 91 B FF 91 X FF 89 2-0 ③ P2		2 2	0 0	1 0	0 0	0 0	0 0	2 1
21 Tyler Flowers, R (1, 2) OBP: 0.244, SLG: 0.320		B FC 88 C FC 86 F FC 87 1 SAFE X FF 91 1-2 ③ G3			S CU 75 B SL 85 S FF 90 B FF 90 S FF 91 2-3 ① K		C FF 86 B CU 77 S CU 77 F CU 77 B FF 89 X CU 79 2-2 5 FC3-6 1B		F FF 93 F CU 76 B FF 97 C FF 94 1-3 ① K	4	0	1	0	0	2	1
5 Yolmer Sánchez, S (1, 4) OBP: 0.216, SLG: 0.188			C SI 88 C FF 90 F FF 90 X CU 78 0-2 ① L8		B SI 89 B FF 91 B FF 90 4-0 1 1B 1 E BB		B FF 85 B FF 86 C FF 88 F FF 88 X FF 86 2-2 ① FC3-6 10 WP 1 1B 10 G6-3 1-2f		S FF 94 S SI 96 B FF 97 F FF 95 B SI 96 S SI 96 2-3 ② K	3	2	0	0	1	1	1
Inning Stats	R: 0 E: 0 K: 1 S: 10 H: 1 LOB: 1 BB: 0 P: 16	R: 0 E: 0 K: 0 S: 10 H: 1 LOB: 1 BB: 0 P: 14	R: 0 E: 0 K: 0 S: 10 H: 0 LOB: 0 BB: 0 P: 12	R: 0 E: 0 K: 0 S: 7 H: 2 LOB: 2 BB: 0 P: 11	R: 2 E: 1 K: 2 S: 9 H: 1 LOB: 0 BB: 1 P: 18	R: 0 E: 0 K: 2 S: 13 H: 1 LOB: 1 BB: 0 P: 19	R: 3 E: 0 K: 1 S: 22 H: 3 LOB: 0 BB: 0 P: 33	R: 0 E: 0 K: 0 S: 5 H: 0 LOB: 0 BB: 0 P: 12	R: 0 E: 0 K: 2 S: 10 H: 0 LOB: 0 BB: 0 P: 14	1B: 8 2B: 0 3B: 0 HR: 1	SF: 1 SAC: 0 DP: 0 HBP: 0						

	AB	35
	R	5
	H	9
	RBI	4
	BB	1
	SO	8
	LOB	7

WP: 1 PB: 0 SB: 0 CS: 0 PA: 37

PITCHER		IP	WLS	BF	H	R	ER	SO	BB	IBB	HBP	BLK	WP	HR	S	P	ERA	WHIP
35 Matt Andriese, R ERA: 3.76	(1, 1)	5.2	W	24	6	2	0	5	1	0	0	0	0	0	55	85	0.00	1.235
31 Xavier Cedeño, L ERA: 3.45	(6, 1)	0.2	H	4	2	2	2	0	0	0	0	0	0	0	13	20	27.00	3.000
47 Brandon Gomes, R ERA: 2.49	(7, 1)	0.2	H	3	1	1	1	1	0	0	0	0	1	1	13	18	13.50	1.500
54 Steve Geltz, R ERA: 2.73	(8, 1)	1.0	H	3	0	0	0	0	0	0	0	0	0	0	5	12	0.00	0.000
57 Jake McGee, L ERA: 2.7	(9, 1)	1.0	S	3	0	0	0	2	0	0	0	0	0	0	10	14	0.00	0.000

PITCHER		IP	WLS	BF	H	R	ER	SO	BB	IBB	HBP	BLK	WP	HR	S	P	ERA	WHIP

BOTTOM

Chicago White Sox @ Tampa Bay Rays

Tropicana Field, St. Petersburg, FL

Fri Jun 12 2015, 7:11 PM - 10:17 PM EDT

Att. 13,448 - Dome - 72 F

livebaseballscorecards.com

Batter	1	2	3	4	5	6	7	8	9	AB	R	H	RBI	BB	SO	LOB
5 Brandon Guyer, R (1, 7) OBP: 0.351, SLG: 0.385 39 Kevin Kiermaier, L (6, PH) OBP: 0.284, SLG: 0.408 (7, 8)	X FF 87 0-0 F9 ①		B SI 88 X CH 79 1-0 9 1B 2-3 3-H 1B		C CU 71 F FC 83 F FF 90 X CH 78 0-2 F8 ①	B FF 94 B FF 95 X FF 94 2-0 9 1B 9 PB 1-2 3-H 1B		C FF 92 T FS 85 F FS 86 B FF 93 X FS 84 1-2 11 F9 9 S 20 2-5-1 1B		3 2	0 0	1 2	1 1	0 0	0 0	0 0
9 Joey Butler, R (1, 10) OBP: 0.369, SLG: 0.521	C FF 87 C SI 89 X CH 80 0-2 G1-3 ②		1 SAFE 1 SAFE T SI 88 X SI 89 0-1 1-3 3-H 1B		F SI 88 S FF 89 B CH 78 X CH 78 1-2 3 1B 11 SF8 1B	S SI 96 B FF 94 B SL 85 F FF 94 X SL 86 2-2 1-3 2-H 1B		C FF 92 F CU 82 B FS 85 1 SAFE S SL 85 1-3 K ① 1-2		5	1	3	2	0	1	1
3 Evan Longoria, R (1, 5) OBP: 0.347, SLG: 0.414	C FF 88 B CH 81 X CH 80 1-1 P5 ③		S CH 78 F CH 78 B SI 88 1 SAFE X CH 77 1-2 P4 ②		X SI 88 0-0 1-3 1B	1 SAFE T FF 95 F FF 94 F CH 82 S FF 95 0-3 K ②		I IN 83 I IN 86 I IN 87 I IN 87 4-0 IBB		4	0	1	0	1	1	4
11 Logan Forsythe, R (1, 4) OBP: 0.349, SLG: 0.436		B CH 79 C CH 79 X FF 88 1-1 P2 ①	1 SAFE B CH 76 C CH 77 1 SAFE B CU 73 C CH 77 1 SAFE F FF 89 F CH 78 3-3 B SI 89 S CH 78 K ③		C SI 87 B FF 89 F FF 89 1 SAFE X FF 89 1-2 SF8 ② 3-H	1 SAFE B FF 93 B FF 93 B FF 93 C FF 94 1 SAFE C FF 94 F SI 94 S CH 83 3-3 K ③		C FF 94 D FF 92 X CU 80 1-1 F9 ② 2-3		4	0	0	1	0	2	6
20 Steven Souza Jr., R (1, 9) OBP: 0.308, SLG: 0.443		S FF 87 S CU 73 B CH 79 X CH 78 1-2 G1-3 ②		C CU 71 X CH 78 0-1 2 2B 1B	F SI 88 B SI 89 1 SAFE B FC 83 X CH 78 2-1 L8 ③		F FF 93 S CU 81 B FS 86 X FS 86 1-2 2 WP 10 1B 2 1B 1B	F FF 93 D FS 85 1-1 2-5-1 ③ 3-H		4	1	2	0	0	0	1
10 Jake Elmore, R (1, 3) OBP: 0.333, SLG: 0.407		C FF 87 C CU 73 B CH 80 X SI 90 1-2 F7 ③		C SI 88 1 SAFE X CH 77 0-1 F8 ①		B CH 77 F FF 86 B FC 82 C CH 80 B CU 73 F SI 87 F FF 88 F CH 79 F CH 79 3-2 X SI 87 27 SH1-4 2 E 44 FC4 1B	X FF 94 0-0 2 1B 2 WP 7 1-2 FC1-5-6 1B		4	1	2	0	0	0	1
2 Nick Franklin, S (1, 6) OBP: 0.224, SLG: 0.231			F FC 81 B CU 72 B CH 79 C CH 79 B FF 89 B CH 80 4-2 44 SH1-4 27 1B 5 1B BB	1 SAFE C SI 86 X CU 73 0-1 1-3 2B	F FF 87 B SI 89 1 SAFE C SI 89 F SI 89 F FF 88 F FC 85 X CH 78 1-2 E3 44 FC4 27 SH1-4 39 1B 1-2	B FF 94 X CU 82 1-0 7 FC1-5-6 1-3 2-H 1B		3	2	2	1	1	0	1
27 Mikie Mahtook, R (1, 8) OBP: 0.227, SLG: 0.450 (7, 7) 7 David DeJesus, L (7, PH) OBP: 0.353, SLG: 0.448 (8, 7)			C FF 88 X SI 88 0-1 5 1B 44 SH1-4 9 1B 1-2 1B	B FC 83 S CH 78 F FF 88 S CH 78 1-3 K ②	B SI 86 X SI 88 1-0 SH1-4 ① 1-2 2-3	B FF 94 X FF 94 1-0 FC1-5-6 ① ② 1-3 3-H				2 1	1 0	1 0	0 0	0 0	1 0	2 2
44 René Rivera, R (1, 2) OBP: 0.201, SLG: 0.244			X CH 80 0-0 SH1-4 ① 1-2 2-3	F CH 78 B FF 88 F FC 83 F FF 89 S CH 78 1-3 K ③	C FF 93 B FF 94 X FF 93 1-1 FC4 9 PB 39 1B 9 1B 2-3 3-H	F FF 94 1 SAFE B FS 86 S FS 86 1 SAFE F FS 86 S FS 86 1-3 K ③				3 1	1 0	0 1	1 0	0 2	2 4	4 4

Inning Stats																															
	R: 0 E: 0 K: 0 S: 6	H: 0 LOB: 0 BB: 0 P: 7		R: 0 E: 0 K: 0 S: 8	H: 0 LOB: 0 BB: 0 P: 11		R: 2 E: 0 K: 1 S: 16	H: 3 LOB: 2 BB: 1 P: 25		R: 0 E: 0 K: 2 S: 13	H: 2 LOB: 2 BB: 0 P: 15		R: 1 E: 0 K: 0 S: 13	H: 2 LOB: 1 BB: 0 P: 17		R: 3 E: 1 K: 2 S: 28	H: 3 LOB: 2 BB: 0 P: 41		R: 1 E: 0 K: 1 S: 10	H: 3 LOB: 1 BB: 0 P: 14		R: 0 E: 0 K: 1 S: 10	H: 1 LOB: 2 BB: 1 P: 18		1B: 13 2B: 2 3B: 0 HR: 0	SF: 1 SAC: 2 DP: 1 HBP: 0		WP: 1 PB: 1 SB: 1 CS: 0	PA: 40

PITCHER		IP	WLS	BF	H	R	ER	SO	BB	IBB	HBP	BLK	WP	HR	S	P	ERA	WHIP
50 John Danks, L ERA: 5.29	(1, 1)	5.1	L	26	8	5	4	3	1	0	0	0	0	0	70	94	6.75	1.688
40 Daniel Webb, R ERA:	(6, 1)	0.2		5	2	1	0	2	0	0	0	0	0	0	14	22	0.00	3.000
63 Junior Guerra, R ERA: 4.5	(7, 1)	2.0		10	4	1	1	2	0	1	0	0	1	0	20	32	4.50	2.000

PITCHER	IP	WLS	BF	H	R	ER	SO	BB	IBB	HBP	BLK	WP	HR	S	P	ERA	WHIP

AB	35
R	7
H	14
RBI	7
BB	2
SO	7
LOB	22

Batter	1	2	3	4	5	6	7	8	9	AB	R	H	RBI	BB	SO	LOB
20 JB Shuck, L (1, 8) OBP: 0.352, SLG: 0.317	C FF 92 C CH 86 F SL 87 B FF 96 X SL 90 1-2 G6-3		X CH 85 0-0 P6		B FF 95 C FF 95 C SL 89 X FF 97 1-2 G6-3			C FF 91 S CH 80 B CH 79 B FF 93 X CH 80 2-2 25 FC4-6 10 1B 1B	F FF 95 X SI 96 0-1 P3	4	0	1	0	0	0	0
21 Tyler Flowers, R (8, 2) OBP: 0.243, SLG: 0.318										1	0	0	0	0	0	2
10 Alexei Ramirez, R (1, 6) OBP: 0.253, SLG: 0.317	B FF 94 F FF 94 B SL 87 B SL 87 X FF 94 3-1 79 WP 79 1B 1B			C SL 84 F SL 86 B FF 96 B FF 95 X SL 87 2-2 L9		F FF 94 B CH 84 X FF 95 1-1 G6-3		C CH 80 F FF 93 B FF 92 1 SAFE X FF 92 1-2 25 FC4-6 1-2 1B		4	1	2	0	0	0	0
79 José Abreu, R (1, 10) OBP: 0.345, SLG: 0.514	B FF 95 S SL 88 X SL 89 1-1 25 G6-5-3 1-H 1B			C FF 94 B FF 96 X FF 97 1-1 26 FC6-4 25 1B 53 1B 1B		C FF 95 B FF 96 X SL 88 1-1 G6-3		B CH 81 C CU 76 F CU 77 S FF 93 1-3 K		4	1	2	1	0	1	2
25 Adam LaRoche, L (1, 3) OBP: 0.354, SLG: 0.410	B FF 93 C FF 94 S CH 85 X SL 89 1-2 G6-5-3 1-2f			F SL 85 B CH 84 S FF 94 X SL 86 1-2 26 FC6-4 1-2 1B		X FF 95 0-0 L8		B FF 91 B CH 80 C CH 80 X CH 80 2-1 FC4-6 1-2f 2-3		4	0	1	0	0	0	3
26 Avisaíl García, R (1, 9) OBP: 0.348, SLG: 0.435		F FF 93 S FF 94 F SL 88 S SL 89 0-3 K		B SL 88 X SL 87 1-0 FC6-4 53 1B 1-2f 2-3			S SL 88 X SL 88 0-2 G5-3	B CU 76 B CH 79 C CH 78 S CH 78 F CH 79 F FF 91 S FF 92 2-3 K		4	0	0	0	0	2	4
53 Melky Cabrera, S (1, 7) OBP: 0.275, SLG: 0.269		C FF 94 X CH 86 0-1 P5		X CH 85 0-0 1-2 3-H 1B			X FF 94 0-0 P6		C FF 93 F SI 94 S SI 96 0-3 K	4	0	1	1	0	1	0
15 Gordon Beckham, R (1, 5) OBP: 0.297, SLG: 0.345 (8, 4)	C FF 94 X SL 89 0-1 G5-3			B FF 95 B SL 88 F SL 87 F FF 95 S SL 90 2-3 K			C SL 86 B SL 86 S SL 87 B FF 96 B SL 89 F SL 90 S SL 87 3-3 K		B FF 94 F FF 93 B FF 94 B FF 95 B FF 93 4-1 1 1B BB	3	0	0	0	1	2	2
5 Yolmer Sánchez, S (1, 4) OBP: 0.211, SLG: 0.183			C FF 94 F FF 95 F FF 96 S SL 91 0-3 K		C FF 93 F FF 95 F SL 88 X SL 90 0-2 G3			C FF 93 C SL 87 B FF 95 F SL 90 F FF 97 B FF 96 B SL 89 B SL 87 4-2 12 HR BB	C FF 94 X SI 95 0-1 1-2 1B	2	0	0	0	0	1	0
1 Adam Eaton, L (8, PH) OBP: 0.296, SLG: 0.360 (8, 8)										1	1	1	0	1	0	0
58 Geovany Soto, R (1, 2) OBP: 0.275, SLG: 0.369			C SL 85 F FF 96 X FF 97 0-2 G5-3		C FF 94 C SL 87 B SL 89 F FF 96 B SL 90 S SL 88 2-3 K			C FF 93 1 SAFE F FF 92 F FF 93 X FF 93 0-2 1-H HR	C SI 93 B FF 94 C FF 94 S FF 96 1-3 K	2	0	0	0	0	1	0
12 Conor Gillaspie, L (8, PH) OBP: 0.295, SLG: 0.403 (8, 5)										1	1	1	2	0	0	0
64 Emilio Bonifácio, S (9, PH) OBP: 0.200, SLG: 0.190										1	0	0	0	0	1	2
Inning Stats	R: 1 E: 0 K: 0 S: 11 H: 2 LOB: 0 BB: 0 P: 17	R: 0 E: 0 K: 1 S: 8 H: 0 LOB: 0 BB: 0 P: 8	R: 0 E: 0 K: 1 S: 8 H: 0 LOB: 0 BB: 0 P: 8	R: 1 E: 0 K: 1 S: 13 H: 3 LOB: 2 BB: 0 P: 20	R: 0 E: 0 K: 1 S: 11 H: 0 LOB: 0 BB: 0 P: 14	R: 0 E: 0 K: 0 S: 5 H: 0 LOB: 0 BB: 0 P: 7	R: 0 E: 0 K: 1 S: 8 H: 0 LOB: 0 BB: 0 P: 11	R: 2 E: 0 K: 2 S: 24 H: 3 LOB: 2 BB: 1 P: 36	R: 0 E: 0 K: 2 S: 11 H: 1 LOB: 2 BB: 1 P: 16	1B: 8 2B: 0 3B: 0 HR: 1 SF: 0 SAC: 0 DP: 1 HBP: 0						

PITCHER		IP	WLS	BF	H	R	ER	SO	BB	IBB	HBP	BLK	WP	HR	S	P	ERA	WHIP
22 Chris Archer, R ERA: 2.0	(1, 1)	7.0		26	5	3	3	5	1	0	0	0	1	0	68	93	3.86	0.857
26 Brad Boxberger, R ERA: 3.04	(8, 1)	1.0	W	6	3	1	1	2	0	0	0	0	0	1	20	28	9.00	3.000
57 Jake McGee, L ERA: 2.45	(9, 1)	1.0	S	5	1	0	0	2	1	0	0	0	0	0	11	16	0.00	2.000

PITCHER	IP	WLS	BF	H	R	ER	SO	BB	IBB	HBP	BLK	WP	HR	S	P	ERA	WHIP

TOP

Chicago White Sox @ Tampa Bay Rays

Tropicana Field, St. Petersburg, FL

Sat Jun 13 2015, 4:10 PM - 6:56 PM EDT

Att. 20,248 - Dome - 72 F

livebaseballscorecards.com

AB	35
R	4
H	9
RBI	4
BB	2
SO	9
LOB	15

WP: 1 PA: 37
PB: 0
SB: 0
CS: 0

BOTTOM

Chicago White Sox @ Tampa Bay Rays

Tropicana Field, St. Petersburg, FL

Sat Jun 13 2015, 4:10 PM - 6:56 PM EDT

Att. 20,248 - Dome - 72 F

livebaseballscorecards.com

Batter	1	2	3	4	5	6	7	8	9	AB	R	H	RBI	BB	SO	LOB
39 Kevin Kiermaier, L (1, 8) OBP: 0.293, SLG: 0.422	B FF 91 B FF 92 X FF 93 2-0 3 1B 3B		C SL 82 F SL 83 F SL 83 H FF 94 1-2 9 2B 3 G6-3 HBP		X FS 84 0-0 9 1B 1B		F FC 92 F FC 92 S FF 94 0-3 ③ K			3	2	2	0	0	1	0
9 Joey Butler, R (1, 10) OBP: 0.373, SLG: 0.529	F FF 93 F FF 93 S SL 86 0-3 ① K		D SI 93 1 SAFE F FF 93 S FF 92 1 SAFE B SI 93 B SL 87 X SL 84 3-2 3 G6-3 1-3 2B		1 SAFE B FF 94 X FF 94 1-0 1-3 1B			C FS 83 B FS 82 B FS 82 X FS 82 2-1 ① F8		4	0	2	0	0	1	1
3 Evan Longoria, R (1, 5) OBP: 0.346, SLG: 0.411	B FF 94 S FS 83 B FS 83 X FF 93 2-1 ② 3-H 1B		C SL 86 B SL 88 X FF 94 1-1 ② G6-3 2-3 3-H		B SL 89 B FF 94 C FS 84 B FS 83 C SL 87 C FF 95 3-3 ③ K			C FS 83 S FS 84 F FS 81 B FS 83 B FS 83 S FS 83 2-3 ② K		4	0	1	2	0	2	3
7 David DeJesus, L (1, 7) OBP: 0.356, SLG: 0.445	B SI 90 B FC 90 B FF 92 B FC 92 4-0 20 FC6-4 BB		F FC 90 B SL 83 F SL 84 F FF 92 X SL 84 1-2 ③ L8			B SL 82 B SI 92 C FC 91 X SI 93 2-1 ① G4-3		B FS 83 B FS 84 C FS 83 X FC 89 2-1 20 S 20 1B 1B		3	1	1	0	1	0	1
20 Steven Souza Jr., R (1, 9) OBP: 0.307, SLG: 0.439	1 SAFE F SL 85 X FF 93 0-1 ③ FC6-4 1-2f			C FF 93 C SL 82 S SL 85 0-3 ① K		B SL 85 X SI 95 1-0 ② P4		S FS 83 D FS 84 C FS 82 D FS 84 F FS 84 F FS 83 F FS 83 F FS 84 X FS 84 2-2 10 1B 13 S 10 E 1-H 1B		4	1	1	1	0	1	1
13 Asdrúbal Cabrera, S (1, 6) OBP: 0.266, SLG: 0.307		X FF 92 0-0 ① L8		B FC 89 F FC 90 X SL 84 1-1 ② L9		C FF 92 F FC 92 X FF 93 0-2 ③ P4		B FC 89 1 SAFE 1 SAFE B FC 88 I IN 77 I IN 79 4-0 10 E 1-2 IBB		3	0	0	0	1	0	0
10 Jake Elmore, R (1, 3) OBP: 0.328, SLG: 0.397		C FF 92 B SL 87 L FF 94 B FS 83 S SL 88 2-3 ② K		C FF 93 X SL 84 0-1 ③ F7			C SI 93 X SL 84 0-1 ① P4	B SI 92 B SI 91 C SI 91 B SL 88 X SI 93 3-1 E6 1-2 2-H 1B		4	0	1	0	0	1	0
2 Nick Franklin, S (1, 4) OBP: 0.226, SLG: 0.268		B FC 92 X FF 93 1-0 ③ G4-3			B FC 90 B FS 83 F FC 90 F SL 83 F SL 83 S FC 93 2-3 ① K		B FS 82 F FC 89 X SL 84 1-1 11 G6-3 3B	X SI 92 0-0 ③ F8		4	1	1	0	0	1	2
19 Curt Casali, R (1, 2) 11 Logan Forsythe, R (7, PH) OBP: 0.347, SLG: 0.434 44 René Rivera, R (8, 2) OBP: 0.201, SLG: 0.244			C SL 84 T FF 94 B FF 94 X SL 87 1-2 ① G4-3		C FF 93 B SL 85 S CU 84 B SL 86 B FF 95 C FF 95 3-3 ② K		C SL 85 B FF 94 S SL 86 X SL 86 1-2 ② G6-3 3-H			2	0	0	0	1	0
										1	0	0	1	0	0	0
										0	0	0	0	0	0	0
Inning Stats	R: 1 E: 0 K: 1 S: 8 H: 2 LOB: 1 BB: 1 P: 16	R: 0 E: 0 K: 1 S: 5 H: 0 LOB: 0 BB: 0 P: 8	R: 1 E: 0 K: 0 S: 15 H: 1 LOB: 1 BB: 0 P: 22	R: 0 E: 0 K: 1 S: 7 H: 0 LOB: 0 BB: 0 P: 8	R: 0 E: 0 K: 3 S: 12 H: 2 LOB: 2 BB: 0 P: 21	R: 0 E: 0 K: 0 S: 6 H: 0 LOB: 0 BB: 0 P: 9	R: 1 E: 0 K: 1 S: 10 H: 1 LOB: 0 BB: 0 P: 12	R: 2 E: 1 K: 1 S: 18 H: 3 LOB: 2 BB: 1 P: 33		1B: 6 2B: 1 3B: 2 HR: 0 SF: 0 SAC: 0 DP: 0 HBP: 1					WP: 0 PB: 0 SB: 2 CS: 0 PA: 35	

	AB	32
	R	5
	H	9
	RBI	4
	BB	2
	SO	8
	LOB	8

PITCHER		IP	WLS	BF	H	R	ER	SO	BB	IBB	HBP	BLK	WP	HR	S	P	ERA	WHIP
29 Jeff Samardzija, R ERA: 4.84	(1, 1)	7.0		28	6	3	3	7	1	0	1	0	0	0	63	96	3.86	1.000
57 Zach Putnam, R ERA: 3.98	(8, 1)	0.2	L	5	2	2	1	1	0	1	0	0	0	0	15	27	13.50	3.000
52 Jake Petricka, R ERA: 3.6	(8, 1)	0.1		2	1	0	0	0	0	0	0	0	0	0	3	6	0.00	3.000

PITCHER	IP	WLS	BF	H	R	ER	SO	BB	IBB	HBP	BLK	WP	HR	S	P	ERA	WHIP

Batter	1	2	3	4	5	6	7	8	9	AB	R	H	RBI	BB	SO	LOB
1 Adam Eaton, L (1, 8) OBP: 0.300, SLG: 0.362	B FF 89 C FF 89 F FF 90 X KC 81 1-2 79 BB 1B	C FF 89 F FF 89 F FF 91 B FF 91 F FF 91 B CH 84 S CH 86 2-3 ① K	F FF 91 B FF 92 T CH 86 X FF 91 1-2 10 G4-3 1B	M SL 78 F SL 78 D SL 79 X FF 89 1-2 ② FC6-4 10 CS 1-2f			4	0	2	0	0	1	1
10 Alexei Ramirez, R (1, 6) OBP: 0.253, SLG: 0.316	C FF 90 X FF 91 0-1 ① L7	S KC 79 B KC 81 S CH 85 X CH 85 1-2 79 S 1B	B FF 90 1 SAFE B FF 90 C KC 77 B FF 91 F FF 90 F CH 83 X FF 90 3-2 ② G4-3 1-2	1 SAFE 1 SAFE C CH 79 S FF 88 0-2 ③ CS 1-2	B FF 91 C FF 91 B FF 91 F FF 92 F FF 93 X FF 91 2-2 ① G6-3		4	0	1	0	0	0	2
79 José Abreu, R (1, 3) OBP: 0.343, SLG: 0.507	B KC 78 B FF 90 1 SAFE B FF 90 4-0 1-2 BB	B FF 89 F FF 89 1 SAFE B FF 90 C KC 76 F KC 82 B FF 90 X CH 83 3-2 ② G5-3 1-2	B KC 77 B KC 78 C KC 76 X KC 82 2-1 ③ L3		C FS 82 X FF 90 0-1 ② G6-3		3	0	0	0	1	0	2
25 Adam LaRoche, L (1, 10) OBP: 0.348, SLG: 0.402	B FF 91 C CH 85 F CH 85 C FF 91 1-3 ② K	C FF 90 S KC 79 F CH 85 S FF 91 0-3 ③ K	B KC 77 S KC 77 S CH 84 C FF 91 1-3 ① K	B FS 82 C FS 82 B FS 83 S FS 84 C FF 91 2-3 ③ K			4	0	0	0	0	4	3
26 Avisaíl García, R (1, 9) OBP: 0.341, SLG: 0.426	C KC 79 S KC 81 X KC 80 0-2 ③ F9	B FF 89 F KC 76 F FF 88 S FF 90 1-3 ① K	X KC 80 0-0 ② G5-3	B FF 95 X FF 95 1-0 ① P3			4	0	0	0	0	1	2
53 Melky Cabrera, S (1, 7) OBP: 0.278, SLG: 0.277	C FF 88 X CH 85 0-1 ① G5-3	F CH 84 B CH 85 B CH 83 X FF 90 2-1 15 WP 1B	C KC 78 X KC 79 0-1 2B	C FF 94 X FF 95 0-1 ② G6-3			4	0	2	0	0	0	0
15 Gordon Beckham, R (1, 5) OBP: 0.298, SLG: 0.353 12 Conor Gillaspie, L (9, PH) OBP: 0.293, SLG: 0.400	C FF 90 B FF 91 F FF 90 B FF 91 F FF 91 B KC 82 X FF 91 3-2 5 1B 2B	B C FF 90 F FF 90 T CH 83 1-2 ② K 1-2	C FF 92 B FF 93 D CH 84 B KC 79 F FF 91 X KC 80 3-2 ③ G5-3	C FF 93 S CU 82 S CU 82 0-3 ③ K			3 1	1 0	1 0	0 0	0 0	1 1	2 0
5 Yolmer Sánchez, S (1, 4) OBP: 0.215, SLG: 0.188	B CH 84 T FF 90 X CH 85 1-1 ② 2-H 1B	B CH 83 C FF 90 C FF 90 S FF 91 1-3 ③ K		C FF 87 B FF 89 B SL 77 X FF 88 2-1 ① G6-3			3	0	1	1	0	1	1
21 Tyler Flowers, R (1, 2) OBP: 0.245, SLG: 0.318	C KC 80 X KC 79 0-1 ③ G5-3		C FF 89 F KC 76 B KC 82 B FF 92 F KC 82 B FF 92 S FF 91 3-3 ① K	C CH 79 S CH 80 B FF 88 B FF 88 X CH 78 2-2 1 FC6-4 1B			3	0	1	0	0	1	0
Inning Stats	R: 0 E: 0 K: 1 S: 11 H: 1 LOB: 2 BB: 1 P: 17	R: 1 E: 0 K: 0 S: 10 H: 2 LOB: 0 BB: 0 P: 14	R: 0 E: 0 K: 2 S: 16 H: 1 LOB: 1 BB: 0 P: 22	R: 0 E: 0 K: 3 S: 11 H: 1 LOB: 1 BB: 0 P: 16	R: 0 E: 0 K: 1 S: 13 H: 1 LOB: 1 BB: 0 P: 22	R: 0 E: 0 K: 1 S: 9 H: 1 LOB: 1 BB: 0 P: 13	R: 0 E: 0 K: 0 S: 10 H: 1 LOB: 0 BB: 0 P: 15	R: 0 E: 0 K: 1 S: 9 H: 0 LOB: 0 BB: 0 P: 13	R: 0 E: 0 K: 1 S: 6 H: 0 LOB: 0 BB: 0 P: 7	1B: 6 2B: 2 3B: 0 HR: 0 SF: 0 SAC: 0 DP: 0 HBP: 0						

PITCHER		IP	WLS	BF	H	R	ER	SO	BB	IBB	HBP	BLK	WP	HR	S	P	ERA	WHIP
51 Nate Karns, R ERA: 3.67	(1, 1)	6.0		25	7	1	1	8	1	0	0	0	1	0	70	104	1.50	1.333
34 C.J. Riefenhauser, L ERA: 11.57	(7, 1)	1.0	W	3	1	0	0	0	0	0	0	0	0	0	10	15	0.00	1.000
54 Steve Geltz, R ERA: 2.63	(8, 1)	1.0	H	3	0	0	0	1	0	0	0	0	0	0	9	13	0.00	0.000
40 Kevin Jepsen, R ERA: 2.63	(9, 1)	1.0	S	3	0	0	0	1	0	0	0	0	0	0	6	7	0.00	0.000

PITCHER	IP	WLS	BF	H	R	ER	SO	BB	IBB	HBP	BLK	WP	HR	S	P	ERA	WHIP

TOP

Chicago White Sox @ Tampa Bay Rays

Tropicana Field, St. Petersburg, FL

Sun Jun 14 2015, 1:11 PM - 3:52 PM EDT

Att. 17,962 - Dome - 72 F

livebaseballscorecards.com

AB	33
R	1
H	8
RBI	1
BB	1
SO	10
LOB	13

WP: 1 PA: 35
PB: 0
SB: 1
CS: 1

Batter	1	2	3	4	5	6	7	8	9	AB	R	H	RBI	BB	SO	LOB
5 Brandon Guyer, R (1, 8) (8, 7) OBP: 0.361, SLG: 0.387	B SI 95 C SI 96 S SI 96 F SI 95 B SL 80 X SI 95 2-2 9 BB 1B		H CH 86 1-0 3 S 9 E HBP		C CH 86 F SI 91 F SI 96 S SL 79 0-3 ③ K		B SI 96 B CH 85 B SI 95 C SI 93 B SI 91 4-1 1-2 BB			2	0	1	0	1	1	0
9 Joey Butler, R (1, 7) OBP: 0.369, SLG: 0.516 39 Kevin Kiermaier, L (8, 8) OBP: 0.293, SLG: 0.422	B SI 95 1 SAFE B SI 94 B SI 95 B SI 92 4-0 1-2 BB		S SI 95 S SI 96 B SI 97 1 SAFE B SI 97 X CH 85 2-2 E5 3 WP 1-2			B SL 75 F SI 93 B SL 79 S CH 83 S SI 96 2-3 ① K	F SI 92 B SI 93 S SI 91 C SI 92 1-3 ③ K			3 0	0 0	0 0	0 0	1 0	2 0	3 0
3 Evan Longoria, R (1, 5) OBP: 0.344, SLG: 0.408	B CH 85 S CH 87 S CH 84 F SI 96 F CH 84 S SI 96 1-3 ① K		C SI 96 B SL 81 F SI 96 F SI 97 S SL 82 1-3 ② K 1-2 2-3			B CH 83 X SI 94 1-0 ② F9		C SI 89 X SI 89 0-1 20 G6-4-3 11 1B 1B		4	0	1	0	0	2	4
11 Logan Forsythe, R (1, 4) OBP: 0.346, SLG: 0.431	B SI 96 C SI 95 C SL 80 B CH 84 F SI 96 B SI 94 X CH 84 3-2 ② P3		C CH 85 B CH 85 S CH 86 S SI 96 1-3 ③ K			C CH 85 F SI 96 B SI 96 B SI 96 C SL 81 2-3 ③ K		B SI 89 B SI 89 B SI 89 C SI 90 F SI 90 F SI 89 1 SAFE F SL 83 X SI 89 3-2 20 G6-4-3 1-2 1B		4	0	1	0	0	2	4
20 Steven Souza Jr., R (1, 9) OBP: 0.306, SLG: 0.433	X CH 85 0-0 ③ P6			C SL 74 B CH 84 S SI 93 X CH 84 1-2 ① G1-3			B SI 95 F CH 83 C SL 79 B SI 96 B SL 80 B CH 85 4-2 13 HR BB	F SI 89 B CU 76 X CH 85 1-1 ① ② G6-4-3 1-2f 2-3		3	1	0	0	1	0	4
13 Asdrúbal Cabrera, S (1, 6) OBP: 0.265, SLG: 0.321		B CH 83 B SI 91 C CH 85 B SI 95 F SI 94 S SI 96 3-3 ① K		S SI 93 B CH 83 F SI 96 X SI 96 1-2 ② P4			1 SAFE B CH 83 C CH 85 X SI 93 1-1 1-H HR	B SI 88 F SI 88 X CU 75 1-1 ③ F8		4	1	1	2	0	1	1
10 Jake Elmore, R (1, 3) OBP: 0.329, SLG: 0.394		B SI 91 C SI 92 X CH 83 1-1 ② F8		C SI 94 B SI 95 B SL 78 B SI 95 C CH 82 F SI 95 S SI 96 3-3 ③ K			F SI 96 B SI 96 C SI 96 X SL 80 1-2 5 S 1B			3	0	1	0	0	1	0
2 Nick Franklin, S (1, 10) OBP: 0.215, SLG: 0.254		B CH 83 S CH 85 B CH 84 S CH 84 S SI 96 2-3 ③ K			S SI 90 C SL 76 S CH 84 0-3 ① K		1 SAFE B SI 97 B SI 96 S CH 84 C SI 96 B SI 97 S SI 97 3-3 ① K			3	0	0	0	0	3	1
44 René Rivera, R (1, 2) OBP: 0.198, SLG: 0.239			C SL 75 F SI 94 F CH 84 B SL 79 B CH 86 X CH 84 2-2 ① G5-3		X CH 83 0-0 ② P6		B SI 97 S SI 96 1 SAFE S SI 96 F SI 96 B SI 97 F SI 96 T CH 84 2-2 ② K			3	0	0	0	0	1	1
Inning Stats	R: 0 H: 1 E: 0 LOB: 2 K: 1 BB: 1 S: 14 P: 24	R: 0 H: 0 E: 0 LOB: 0 K: 2 BB: 0 S: 8 P: 14	R: 0 H: 0 E: 1 LOB: 2 K: 2 BB: 0 S: 14 P: 21	R: 0 H: 0 E: 0 LOB: 0 K: 1 BB: 0 S: 10 P: 15	R: 0 H: 0 E: 0 LOB: 0 K: 2 BB: 0 S: 8 P: 8	R: 0 H: 0 E: 0 LOB: 0 K: 2 BB: 0 S: 7 P: 12	R: 2 H: 2 E: 0 LOB: 2 K: 3 BB: 2 S: 19 P: 35	R: 0 H: 2 E: 0 LOB: 1 K: 0 BB: 0 S: 11 P: 16		1B: 4 SF: 0 2B: 0 SAC: 0 3B: 0 DP: 1 HR: 1 HBP: 1				WP: 1 PA: 33 PB: 0 SB: 2 CS: 0		

PITCHER		IP	WLS	BF	H	R	ER	SO	BB	IBB	HBP	BLK	WP	HR	S	P	ERA	WHIP
49 Chris Sale, L ERA: 3.01	(1, 1)	6.2	L	28	3	2	2	12	3	0	1	0	1	1	77	125	2.70	0.900
52 Jake Petricka, R ERA: 3.54	(7, 1)	0.1		1	0	0	0	1	0	0	0	0	0	0	3	4	0.00	0.000
33 Zach Duke, L ERA: 4.07	(8, 1)	1.0		4	2	0	0	0	0	0	0	0	0	0	11	16	0.00	2.000

PITCHER	IP	WLS	BF	H	R	ER	SO	BB	IBB	HBP	BLK	WP	HR	S	P	ERA	WHIP

BOTTOM

Chicago White Sox @ Tampa Bay Rays

Tropicana Field, St. Petersburg, FL

Sun Jun 14 2015, 1:11 PM - 3:52 PM EDT

Att. 17,962 - Dome - 72 F

livebaseballscorecards.com

AB	29
R	2
H	5
RBI	2
BB	3
SO	13
LOB	18

Batter	1	2	3	4	5	6	7	8	9	AB	R	H	RBI	BB	SO	LOB
1 Adam Eaton, L (1, 8) OBP: 0.299, SLG: 0.358	B SI 92 C SI 92 S SL 85 X SL 88 1-2 E4 79 G6-4-3			B SI 93 C SI 92 B SL 87 B SL 86 B SI 94 4-1 10 PB BB		S SL 87 B SI 92 F SI 94 B SI 95 F SL 87 S SL 81 2-3 ③ K			C SI 93 B SL 86 B SL 87 F FF 92 F SI 93 B CH 89 X FF 91 3-2 ③ F8	3	0	0	0	1	1	0
10 Alexei Ramirez, R (1, 6) OBP: 0.254, SLG: 0.316	1 SAFE C SI 93 S CH 85 1 SAFE F SL 84 B SI 92 F CH 84 S SL 85 1-3 ① K			S CH 84 B SI 91 F SL 85 D SL 87 S SI 93 2-3 ① K 1-2			B SI 90 C SI 90 X CH 85 1-1 79 G5-4-3 1B			3	0	1	0	0	2	2
79 José Abreu, R (1, 3) OBP: 0.339, SLG: 0.500	C SI 91 1 SAFE D CH 85 S CH 85 B SI 93 X SL 85 2-2 ②③ G6-4-3 1-2f			C SI 93 B SL 86 S CH 86 S SL 87 1-3 ② K			B SI 91 X CH 84 1-0 ①② G5-4-3 1-2f			3	0	0	0	0	1	3
26 Avisaíl García, R (1, 9) OBP: 0.336, SLG: 0.420		C SI 90 B SL 81 S CH 83 S SL 84 1-3 ① K		S CH 85 D SL 87 S CH 84 D SL 85 D CH 85 S SL 87 3-3 ③ K			B SI 92 S CH 84 F SI 92 F SI 94 S CH 84 1-3 ③ K			3	0	0	0	0	3	1
53 Melky Cabrera, S (1, 7) OBP: 0.279, SLG: 0.278 63 Junior Guerra, R (8, 1)		C SI 90 X SI 92 0-1 ② F8			C SI 92 X CH 84 0-1 5 G4-6-3 1B			B SI 91 C SL 81 F SL 82 B SI 93 S SI 93 2-3 ① K		3 0	0 0	1 0	0 0	0 0	1 0	0 0
15 Gordon Beckham, R (1, 5) OBP: 0.291, SLG: 0.345		C SI 92 C SL 85 B CH 84 X SL 85 1-2 ③ G5-3			F SI 90 B SI 93 F CH 85 F SL 86 S SL 87 1-3 ① K			C SL 83 S CH 85 X SL 83 0-2 ② G6-3		3	0	0	0	0	1	1
5 Yolmer Sánchez, S (1, 4) OBP: 0.211, SLG: 0.184 48 Hector Noesí, R (5, 1) 20 JB Shuck, L (8, PH) OBP: 0.347, SLG: 0.313 (8, 7)			B SI 90 B CH 83 C SI 92 X SI 93 2-1 ① G1-3		F SI 93 D CH 86 X CH 85 1-1 ②③ G4-6-3 1-2f			B SL 84 C SI 93 X SL 86 1-1 ③ G3		2 0 1	0 0 0	0 0 0	0 0 0	0 0 0	0 0 0	1 0 0
21 Tyler Flowers, R (1, 2) OBP: 0.239, SLG: 0.311			C SL 83 B CH 84 X CH 84 1-1 ② F9			C SI 90 B SL 83 C SI 92 S SL 83 1-3 ① K			S FF 94 S SI 94 F FF 94 B CU 80 B SI 93 B SI 93 X SI 94 3-2 ① G5-3	3	0	0	0	0	1	0
55 Carlos Rodón, L (1, 1) 40 Daniel Webb, R (4, 1) 64 Emilio Bonifácio, S (5, 4) OBP: 0.194, SLG: 0.185			C SI 95 C SI 95 S SL 88 0-3 ③ K			C SI 92 B SI 92 C SI 94 S FF 94 1-3 ② K			S SL 88 B FF 94 S CU 78 F CU 79 B SI 93 C SL 86 2-3 ② K	1 0 2	0 0 0	0 0 0	0 0 0	0 0 0	1 0 2	0 0 0
Inning Stats	R: 0 E: 1 K: 1 S: 11 H: 0 LOB: 0 BB: 0 P: 15	R: 0 E: 0 K: 1 S: 8 H: 0 LOB: 0 BB: 0 P: 10	R: 0 E: 0 K: 1 S: 7 H: 0 LOB: 0 BB: 0 P: 10	R: 0 E: 0 K: 3 S: 10 H: 0 LOB: 1 BB: 1 P: 20	R: 0 E: 0 K: 1 S: 8 H: 1 LOB: 0 BB: 0 P: 10	R: 0 E: 0 K: 3 S: 10 H: 0 LOB: 0 BB: 0 P: 14	R: 0 E: 0 K: 1 S: 7 H: 1 LOB: 0 BB: 0 P: 10	R: 0 E: 0 K: 1 S: 8 H: 0 LOB: 0 BB: 0 P: 11	R: 0 E: 0 K: 1 S: 12 H: 0 LOB: 0 BB: 0 P: 20	1B: 2 2B: 0 3B: 0 HR: 0 SF: 0 SAC: 0 DP: 3 HBP: 0						

PITCHER		IP	WLS	BF	H	R	ER	SO	BB	IBB	HBP	BLK	WP	HR	S	P	ERA	WHIP
47 Francisco Liriano, L ERA: 2.94	(1, 1)	8.0	W	25	2	0	0	12	1	0	0	0	0	0	69	100	0.00	0.375
52 Rob Scahill, R ERA: 1.5	(9, 1)	1.0		3	0	0	0	1	0	0	0	0	0	0	12	20	0.00	0.000

PITCHER	IP	WLS	BF	H	R	ER	SO	BB	IBB	HBP	BLK	WP	HR	S	P	ERA	WHIP

TOP

Chicago White Sox @ Pittsburgh Pirates

PNC Park, Pittsburgh, PA

Mon Jun 15 2015, 7:10 PM - 10:00 PM EDT

Att. 24,536 - Cloudy - 82 F

livebaseballscorecards.com

AB	27
R	0
H	2
RBI	0
BB	1
SO	13
LOB	8

WP: 0	PB: 1	SB: 0	CS: 0	PA: 28		

Batter	1	2	3	4	5	6	7	8	9	AB	R	H	RBI	BB	SO	LOB
5 Josh Harrison, R (1, 4) OBP: 0.317, SLG: 0.397	B SI 93 B SI 92 C SI 93 B FF 94 C SI 93 B SL 84 4-2 22 WP 6 1B 22 1B BB	C SL 83 F SI 93 B FF 95 B SL 86 F FF 95 X SI 96 2-2 6 S 1B		S FF 95 X SI 95 0-1 6 S 6 E 3-H 1B		C CU 80 S CH 88 X SL 88 0-2 6 E 1B	B FF 94 F FF 94 F FF 94 X CU 80 1-2 6 1B 1-2 1B			4	3	4	1	1	0	0
6 Starling Marte, R (1, 7) OBP: 0.335, SLG: 0.492 (7, 8)	X SI 93 0-0 22 1B 22 WP 27 1B 1-2 1B	B SI 92 B FF 95 X FF 94 2-0 G5-3 1-2 ②		1 SAFE C FF 95 S SI 94 B FF 96 1 SAFE F CH 83 F SI 97 B SL 87 F CH 88 2-2 X SL 86 E3 1-H 1B		X FF 94 0-0 E5 1-H 2B	D CH 87 S CH 86 C FF 95 X FF 95 1-2 1-2 2-3 1B			5	2	4	2	0	0	1
22 Andrew McCutchen, R (1, 8) OBP: 0.371, SLG: 0.482 25 Gregory Polanco, L (7, 7) OBP: 0.311, SLG: 0.355	B FF 94 C SI 94 B SL 85 B FF 95 X SI 94 3-1 27 1B 29 3B 1-3 2-H 1B	D SL 84 B SL 83 X SI 94 2-0 G5-3 ③		S FF 97 B SI 95 S CH 86 B CH 87 S FF 97 2-3 K ③		B SL 88 X SL 89 1-0 27 2B 2B	B FF 95 X CH 89 1-0 P5 ③			4 1	2 0	2 0	1 0	0 0	1 0	2 3
27 Jung Ho Kang, R (1, 5) OBP: 0.362, SLG: 0.406	B FF 92 S FF 94 B FF 92 B CH 83 1 SAFE X SI 94 3-1 29 3B 1-2 3-H 1B		C CH 83 S CH 84 B FF 95 F CH 86 X SL 88 1-2 L5 ①		B FF 93 C FF 94 C SI 96 B CH 88 B SL 88 F CH 85 F FF 96 B SL 89 4-2 31 29 G4-6-3 10 BB 2B BB	B FF 96 B CH 87 S FF 95 X FF 94 2-1 2-H 2B		C FF 96 B CU 82 B FF 94 F FF 94 X FS 86 2-2 G6-3 ①		4	2	2	2	1	0	0
29 Francisco Cervelli, R (1, 2) OBP: 0.402, SLG: 0.401	X SI 93 0-0 31 1B 1-H 2-H 3B		C FF 93 B CH 85 S CH 84 X FF 95 1-2 31 G6-4-3 1B		1 SAFE C SL 88 1 SAFE B CH 87 1 SAFE F SL 88 F CH 86 F FF 95 F SL 90 4-2 D CH 87 B FF 95 B FF 95 31 G4-6-3 1-2 BB	B SL 88 F CH 86 X FF 93 1-1 P4 ②		C FF 96 B CU 82 C CU 81 F FS 88 X FS 86 1-2 G5-3 ②		4	1	2	2	1	0	1
31 Jose Tabata, R (1, 9) OBP: 0.323, SLG: 0.300	B SL 82 X SI 94 1-0 10 CS 3-H 1B		X SI 91 0-0 ② ③ G6-4-3 1-2f		C SL 88 X FF 95 0-1 ① ② G4-6-3 1-2f 2-3	B CU 79 F FF 95 X FF 96 1-1 ③ G4-3		C CU 82 B FF 94 X FF 95 1-1 1B		5	0	2	1	0	0	4
10 Jordy Mercer, R (1, 6) OBP: 0.276, SLG: 0.302	C FF 93 B SI 94 B FF 93 B SI 94 F SI 94 F SI 94 S SL 87 3-3 ① ② K 1-2		C CH 83 X FF 93 0-1 3 G4-3 5 1B 2B	C FF 96 D SL 91 B SL 88 F FF 96 F CH 88 D CH 88 F FF 96 X FF 96 3-2 3-H 2B		C CU 79 F CH 88 F FF 94 C FF 94 0-3 ① K	B CU 82 X FF 94 1-0 ③ F9		5	1	2	1	0	2	2
3 Sean Rodríguez, R (1, 3) OBP: 0.256, SLG: 0.346	S SL 85 S CH 85 B SL 88 F SI 95 S SL 87 1-3 ③ K			X CH 82 0-0 ① G4-3 2-3	F SL 88 X SL 89 0-1 ③ L8		S CU 80 B FF 94 B CU 81 S CH 86 X CH 87 2-2 E6 6 1B 5 1B			4	0	0	0	0	1	2
47 Francisco Liriano, L (1, 1) OBP: 0.071, SLG: 0.071 52 Rob Scahill, L (9, 1)		B FF 93 B FF 93 B SI 92 C SI 93 C SI 93 C SI 93 3-3 ① K	D SL 84 F FF 93 X SI 93 1-1 ② G1-6-3		B FF 92 F FF 94 S FF 94 X FF 95 1-2 ① P4	F FF 92 F CH 86 S FF 93 0-3 ② K				4 0	0 0	0 0	0 0	0 0	2 0	2 0
Inning Stats	R: 5 E: 0 K: 2 S: 18 H: 5 LOB: 0 BB: 1 P: 33	R: 0 E: 0 K: 1 S: 9 H: 1 LOB: 1 BB: 0 P: 18	R: 0 E: 0 K: 0 S: 8 H: 1 LOB: 0 BB: 0 P: 10	R: 2 E: 1 K: 1 S: 16 H: 3 LOB: 1 BB: 0 P: 21	R: 1 E: 0 K: 0 S: 18 H: 1 LOB: 1 BB: 2 P: 29	R: 3 E: 1 K: 0 S: 14 H: 4 LOB: 1 BB: 0 P: 20	R: 0 E: 1 K: 2 S: 17 H: 2 LOB: 3 BB: 0 P: 22	R: 0 E: 0 K: 0 S: 10 H: 1 LOB: 1 BB: 0 P: 15		1B: 12 2B: 6 3B: 1 HR: 0	SF: 0 SAC: 0 DP: 3 HBP: 0					

PITCHER		IP	WLS	BF	H	R	ER	SO	BB	IBB	HBP	BLK	WP	HR	S	P	ERA	WHIP
55 Carlos Rodón, L ERA: 3.86	(1, 1)	3.2	L	19	9	7	7	3	1	0	0	0	1	0	42	69	17.18	2.727
40 Daniel Webb, R ERA:	(4, 1)	0.1		2	1	0	0	1	0	0	0	0	0	0	9	13	0.00	3.000
48 Hector Noesí, R ERA: 6.89	(5, 1)	3.0		18	7	4	3	2	2	0	0	0	0	0	49	71	9.00	3.000
63 Junior Guerra, R ERA: 3.0	(8, 1)	1.0		4	1	0	0	0	0	0	0	0	0	0	10	15	0.00	1.000

PITCHER	IP	WLS	BF	H	R	ER	SO	BB	IBB	HBP	BLK	WP	HR	S	P	ERA	WHIP

BOTTOM

Chicago White Sox @ Pittsburgh Pirates

PNC Park, Pittsburgh, PA

Mon Jun 15 2015, 7:10 PM - 10:00 PM EDT

Att. 24,536 - Cloudy - 82 F

livebaseballscorecards.com

AB	40
R	11
H	18
RBI	10
BB	3
SO	6
LOB	17

WP: 1 PA: 43
PB: 0
SB: 2
CS: 1

Batter	1	2	3	4	5	6	7	8	9	AB	R	H	RBI	BB	SO	LOB
1 Adam Eaton, L (1, 8) OBP: 0.302, SLG: 0.357	C SI 91 B SI 91 B SI 91 S SI 91 B SI 93 B SI 93 4-2 10 FC2-5 10 S BB		B CU 78 C SI 91 X SI 91 1-1 1B			B SI 91 C SI 90 F FS 84 F FF 90 X SI 90 1-2 ① G4-3		C SI 94 X SI 95 0-1 ② G5-3		3	0	1	0	1	0	0
10 Alexei Ramirez, R (1, 6) OBP: 0.254, SLG: 0.312	1 SAFE 1 SAFE B SI 91 S SI 91 B CU 76 F SI 90 B SI 92 F SI 92 F SI 92 3-2 ① X SI 92 FC2-5 79 1B 1-3		X SI 90 0-0 ② F8			C CU 77 B CU 78 F SI 90 X SI 90 1-2 ② F9		S CH 86 B CH 85 B SI 94 B SI 95 B SI 94 4-1 BB		3	0	0	0	1	0	2
79 José Abreu, R (1, 3) OBP: 0.337, SLG: 0.496	B SI 92 1 SAFE F SI 91 X SI 90 1-1 26 FC4-6 1-2 1B		1 SAFE 1 SAFE D SI 91 X SI 92 1-0 ③ G5-3			C SI 90 B CU 78 B SI 89 F SI 90 X FF 91 2-2 ③ F9		B SI 94 B CH 87 F SI 96 X CH 88 2-1 ③ F9		4	0	1	0	0	0	2
53 Melky Cabrera, S (1, 7) OBP: 0.278, SLG: 0.277	F SI 92 F SI 93 B SI 91 X CU 78 1-2 ② F8			C CU 76 B SI 89 X FS 83 1-1 ① L8			C SI 89 B SI 89 X SI 90 1-1 26 FC6-4 1B		B FF 93 C FC 91 X KC 82 1-1 ① G6-3	4	0	1	0	0	0	2
26 Avisaíl García, R (1, 9) OBP: 0.330, SLG: 0.412	C CU 77 D SI 91 X SI 92 1-1 ③ FC4-6 1-2f			S SI 90 X SI 91 0-1 ② G6-3			S SI 89 X SI 89 0-1 ① FC6-4 58 1B 1-2f		B KC 81 X FC 91 1-0 ② L8	4	0	0	0	0	0	3
12 Conor Gillaspie, L (1, 5) OBP: 0.285, SLG: 0.388		C SI 90 F CU 78 B SI 91 S CU 76 1-3 ① K		C SI 91 F FS 84 B CU 77 X FS 83 1-2 ③ G4-3			F FS 83 X FS 83 0-1 ② P6		C FC 92 S KC 82 X FC 90 0-2 ③ G3-1	4	0	0	0	0	1	1
58 Geovany Soto, R (1, 2) OBP: 0.277, SLG: 0.368		C SI 91 B CU 77 B FF 90 X SI 90 2-1 ② G6-3			C SI 91 F SI 91 B SI 90 B CU 78 X SI 90 2-2 ① G5-3		1 SAFE C SI 90 B CU 77 D SI 91 X SI 91 2-1 25 FC6-4 1-2 1B			3	0	1	0	0	0	0
5 Yolmer Sánchez, S (1, 4) OBP: 0.206, SLG: 0.180 25 Adam LaRoche, L (7, PH) OBP: 0.346, SLG: 0.400 40 Daniel Webb, R (7, 1) 33 Zach Duke, L (8, 1)		C SI 90 B SI 91 C CU 77 F CU 77 F CU 78 X SI 91 1-2 ③ G1-3			S FS 83 X FS 84 0-1 ② G4-3		D SI 92 X SI 92 1-0 ③ FC6-4 1-2f			2 1 0 0	0 0 0 0	0 0 0 0	0 0 0 0	0 0 0 0	0 2 0 0	0 0 0 0
62 Jose Quintana, R (1, 1) 64 Emilio Bonifácio, S (7, 4) OBP: 0.191, SLG: 0.182			C SI 92 S SI 91 S CU 78 0-3 ① K		B SI 91 C SI 91 C SI 91 C SI 92 1-3 ③ K			B SI 94 C SI 94 X CH 86 1-1 ① G6-3		2 1	0 0	0 0	0 0	0 0	2 0	0 0
Inning Stats	R: 0 E: 0 K: 0 S: 14 H: 1 LOB: 2 BB: 1 P: 24	R: 0 E: 0 K: 1 S: 10 H: 0 LOB: 0 BB: 0 P: 14	R: 0 E: 0 K: 1 S: 7 H: 1 LOB: 1 BB: 0 P: 9	R: 0 E: 0 K: 0 S: 7 H: 0 LOB: 0 BB: 0 P: 9	R: 0 E: 0 K: 1 S: 8 H: 0 LOB: 0 BB: 0 P: 11	R: 0 E: 0 K: 0 S: 10 H: 0 LOB: 0 BB: 0 P: 14	R: 0 E: 0 K: 0 S: 9 H: 2 LOB: 2 BB: 0 P: 13	R: 0 E: 0 K: 0 S: 7 H: 0 LOB: 1 BB: 1 P: 14	R: 0 E: 0 K: 0 S: 6 H: 0 LOB: 0 BB: 0 P: 8	1B: 4 2B: 0 3B: 0 HR: 0	SF: 0 SAC: 0 DP: 0 HBP: 0					

TOP

Chicago White Sox @ Pittsburgh Pirates

PNC Park, Pittsburgh, PA

Tue Jun 16 2015, 7:08 PM - 9:51 PM EDT

Att. 28,413 - Partly Cloudy - 79 F

livebaseballscorecards.com

AB	31
R	0
H	4
RBI	0
BB	2
SO	3
LOB	12

PITCHER		IP	WLS	BF	H	R	ER	SO	BB	IBB	HBP	BLK	WP	HR	S	P	ERA	WHIP
50 Charlie Morton, R ERA: 1.62	(1, 1)	7.0	W	26	4	0	0	3	1	0	0	0	0	0	65	94	0.00	0.714
44 Tony Watson, L ERA: 1.83	(8, 1)	1.0	H	4	0	0	0	0	1	0	0	0	0	0	7	14	0.00	1.000
35 Mark Melancon, R ERA: 1.99	(9, 1)	1.0	S	3	0	0	0	0	0	0	0	0	0	0	6	8	0.00	0.000

PITCHER	IP	WLS	BF	H	R	ER	SO	BB	IBB	HBP	BLK	WP	HR	S	P	ERA	WHIP

Batter	1	2	3	4	5	6	7	8	9	AB	R	H	RBI	BB	SO	LOB
5 Josh Harrison, R (1, 9) OBP: 0.323, SLG: 0.396	C FF 91 X FF 92 0-1 ① F7	B FF 92 F CU 82 F FF 88 X CU 81 1-2 ③ FC6-4 1-2f		F FF 92 S FF 90 H FF 90 1-2 6 CS HBP			S SI 95 F SI 95 F SL 86 B SL 88 X SI 96 1-2 6 FC5-4 1B	D CH 85 B SI 87 B SI 89 B SI 89 4-0 BB		3	0	1	0	1	0	1
6 Starling Marte, R (1, 7) OBP: 0.336, SLG: 0.490	C FF 93 F FF 92 B FF 92 S CU 80 1-3 ② K		X CU 80 0-0 22 S 22 1B 1B	C CU 80 1 SAFE 1 SAFE F FF 91 P PO 88 D CU 82 2-2 ③ CS 1-2	F CH 86 F FF 91 B CU 79 B CU 79 X FF 92 2-2 22 G6-4-3 1B		C FF 95 X SI 95 0-1 ① FC5-4 27 HBP 22 S 29 FC5-2 1-2f	C CU 75 F CU 75 D CU 75 S CU 75 1-3 ③ K		5	1	2	0	0	2	3
22 Andrew McCutchen, R (1, 8) OBP: 0.377, SLG: 0.485	C CU 80 B FF 91 B CH 87 C FF 93 F CU 82 X FF 93 2-2 29 BB 27 1B 1B		1 SAFE B FF 92 1 SAFE B CH 86 B FF 92 C FF 92 S CU 80 X CU 81 3-2 1-H 1B		B FF 90 1 SAFE X CH 88 1-0 ① ② G6-4-3 1-2f		1 SAFE S FF 95 1 SAFE B FF 96 B SL 86 B SL 86 S FF 96 D SL 86 4-2 29 FC5-2 27 HBP 1-2 BB			3	0	2	1	1	0	1
27 Jung Ho Kang, R (1, 5) OBP: 0.365, SLG: 0.404	1 SAFE B FF 93 C FF 93 1 SAFE C CU 81 1 SAFE X CU 82 1-2 29 BB 1B		B FF 91 F CH 87 S CU 82 D CU 82 X FF 92 2-2 ① G6-3		C FF 91 B FF 91 C CH 86 B CU 79 X FF 91 2-2 ③ L5		B FF 96 H CH 85 2-0 29 FC5-2 1-2 2-3 HBP			3	0	1	0	0	0	1
29 Francisco Cervelli, R (1, 2) OBP: 0.404, SLG: 0.418	F FF 93 B FF 93 B FF 93 B CU 83 F FF 94 B FF 94 4-2 1-2 2-3 BB		B CU 82 2 SAFE B FF 92 C CU 81 F CU 82 D CU 82 X FF 92 3-2 ② G1-3			B FF 91 B FF 90 X FF 91 2-0 HR	B SL 83 B FF 96 X SI 93 2-0 ② FC5-2 10 FC5-4 1-2 2-3 3-Hf			3	1	1	1	1	0	4
10 Jordy Mercer, R (1, 6) OBP: 0.270, SLG: 0.295	B CU 82 S FF 93 X FF 92 1-1 ③ F9		C CU 81 B FF 92 S CU 83 B SI 92 S FF 93 2-3 ③ K			X FF 90 0-0 ① L7	D SL 86 X FF 95 1-0 ③ FC5-4 1-2f			4	0	0	0	0	1	7
18 Neil Walker, S (1, 4) OBP: 0.308, SLG: 0.374		C FF 91 B FF 93 S CU 82 B SI 93 C FF 94 2-3 ① K		B CH 84 F FF 90 X CU 79 1-1 ① G1-3		C CU 79 C CH 87 C FF 91 0-3 ② K		B SI 88 B CH 85 B SI 89 C SI 89 X SI 90 3-1 ① F8		4	0	0	0	0	2	0
3 Sean Rodríguez, R (1, 3) OBP: 0.279, SLG: 0.393		C FF 94 B FF 89 F CU 83 B FF 93 S CU 80 2-3 ② K		C FF 91 B SI 92 X CU 80 1-1 HR		C FF 92 F FF 91 F FF 92 B FF 92 B CU 82 B CU 80 X FF 90 3-2 1B		B CH 86 C SI 88 H SL 81 2-1 12 S HBP		3	1	2	1	0	1	0
50 Charlie Morton, R (1, 1) OBP: 0.200, SLG: 0.111 44 Tony Watson, L (8, 1) 12 Corey Hart, R (8, PH) OBP: 0.213, SLG: 0.273 35 Mark Melancon, R (9, 1)		C FF 92 X FF 93 0-1 5 FC6-4 1B		C FF 91 B FF 91 X FF 92 1-1 ② F9		C CU 79 S CU 80 D CU 79 1 SAFE B CU 80 F FF 91 C FF 91 2-3 ③ K		B SI 89 S SI 88 S CH 84 1 SAFE S CU 75 1-3 ② K 1-2		3 0 1 0	0 0 0 0	1 0 0 0	0 0 0 0	0 0 1 0	1 0 1 0	1 0 1 0
Inning Stats	R: 0 E: 0 K: 1 S: 16 H: 2 LOB: 3 BB: 1 P: 25	R: 0 E: 0 K: 2 S: 11 H: 1 LOB: 1 BB: 0 P: 16	R: 1 E: 0 K: 1 S: 13 H: 2 LOB: 1 BB: 0 P: 23	R: 1 E: 0 K: 0 S: 11 H: 1 LOB: 0 BB: 0 P: 16	R: 0 E: 0 K: 0 S: 7 H: 1 LOB: 0 BB: 0 P: 12	R: 1 E: 0 K: 2 S: 13 H: 2 LOB: 1 BB: 0 P: 20	R: 0 E: 0 K: 0 S: 10 H: 1 LOB: 3 BB: 1 P: 20	R: 0 E: 0 K: 2 S: 9 H: 0 LOB: 2 BB: 1 P: 20		1B: 8 2B: 0 3B: 0 HR: 2	SF: 0 SAC: 0 DP: 1 HBP: 3			WP: 0 PB: 0 SB: 3 CS: 1	PA: 39		

PITCHER		IP	WLS	BF	H	R	ER	SO	BB	IBB	HBP	BLK	WP	HR	S	P	ERA	WHIP
62 Jose Quintana, L ERA: 4.03	(1, 1)	6.0	L	27	9	3	3	6	1	0	1	0	0	2	71	112	4.50	1.667
40 Daniel Webb, R ERA:	(7, 1)	1.0		6	1	0	0	0	1	0	1	0	0	0	10	20	0.00	2.000
33 Zach Duke, L ERA: 3.91	(8, 1)	1.0		5	0	0	0	2	1	0	1	0	0	0	9	20	0.00	1.000

PITCHER	IP	WLS	BF	H	R	ER	SO	BB	IBB	HBP	BLK	WP	HR	S	P	ERA	WHIP

BOTTOM

Chicago White Sox @ Pittsburgh Pirates

PNC Park, Pittsburgh, PA

Tue Jun 16 2015, 7:08 PM - 9:51 PM EDT

Att. 28,413 - Partly Cloudy - 79 F

livebaseballscorecards.com

AB	32
R	3
H	10
RBI	3
BB	3
SO	8
LOB	19

Batter	1	2	3	4	5	6	7	8	9	AB	R	H	RBI	BB	SO	LOB
5 Josh Harrison, R (1, 4) OBP: 0.322, SLG: 0.397	C FF 88 B FC 87 X CH 82 1-1 6 SH1-3 22 1B 2B		C FF 88 B SI 89 B FF 90 F FF 90 F FF 91 B FF 92 X FF 91 3-2 ① P2		C CH 81 X CH 81 0-1 ③ G1-3			B CH 86 F SI 91 X FF 90 1-1 ② L9		4	1	1	0	0	0	0
6 Starling Marte, R (1, 8) OBP: 0.332, SLG: 0.484 24 Pedro Alvarez, L (9, 3) OBP: 0.311, SLG: 0.447	S FF 90 X FC 86 0-1 ① SH1-3 2-3		C CH 82 F CU 77 F FF 90 X CH 80 0-2 ② G6-3			X FF 87 0-0 ① L8		F FF 90 X SI 89 0-1 ③ G6-3		3 0	0 0	0 0	0 0	0 0	0 0	0 0
22 Andrew McCutchen, R (1, 10) OBP: 0.379, SLG: 0.485	C CH 81 F FF 91 D CH 82 B CH 82 F FF 91 B CH 81 F CH 82 F CH 82 X FF 91 3-2 27 HR 3-H 1B		X FF 90 0-0 1B			B FF 89 B CH 80 X CH 81 2-0 ② P4			C FC 92 C FC 92 F FC 92 B KC 84 F KC 82 B SI 92 X FC 92 2-2 ① G5-3	4	1	2	1	0	0	0
27 Jung Ho Kang, R (1, 5) OBP: 0.363, SLG: 0.420	X FF 90 0-0 1-H HR		C CH 81 C CH 80 B CH 80 B CH 79 X FF 90 2-2 ③ L9			C FF 88 C FF 89 F CH 81 S CH 80 0-3 ③ K			F FC 93 B CH 87 B FC 92 F FC 91 F FC 93 B KC 85 X FC 91 3-2 ② G6-3	4	1	1	2	0	1	1
29 Francisco Cervelli, R (1, 2) OBP: 0.396, SLG: 0.408	C FF 90 B CU 78 B CH 83 F FF 90 S CH 82 2-3 ② K			S CH 81 X FF 90 0-1 ① L7			C FF 87 X CH 81 1-1 ① L8		B SI 92 B FC 93 C FC 93 X FC 92 2-1 ③ L8	4	0	0	0	0	1	0
10 Jordy Mercer, R (1, 6) OBP: 0.266, SLG: 0.291	B FF 90 X FF 90 1-0 ③ L5			C CU 74 X FF 90 0-1 ② L8			C FC 83 C CU 74 X CH 80 0-2 ② G3			3	0	0	0	0	0	0
3 Sean Rodríguez, R (1, 7) OBP: 0.281, SLG: 0.391 (7, 3) (9, 9)		B FF 88 X FF 90 1-0 ① P3		C FF 88 X FF 89 0-1 ③ G3			B FF 88 F FF 90 B CH 81 F FF 90 B FF 90 F CH 81 F CH 80 X CH 81 3-2 1B			3	0	1	0	0	0	0
12 Corey Hart, R (1, 3) OBP: 0.200, SLG: 0.255 31 Jose Tabata, R (7, 7) OBP: 0.323, SLG: 0.300		C FF 90 B CH 83 S CU 77 S CH 82 1-3 ② K			B FC 84 X FF 89 1-0 ① G6-3		X FF 89 0-0 ③ F8			3 0	0 0	0 0	0 0	0 0	1 0	1 0
25 Gregory Polanco, L (1, 9) OBP: 0.307, SLG: 0.350 (9, 8)		B FF 90 C FF 90 F CH 82 B CU 77 F CH 82 B CU 77 F FF 90 F CH 83 F FF 91 3-2 X CH 83 ③ G4-3			C FF 89 C CU 75 B FF 90 F CH 81 B CH 81 S CH 81 2-3 ② K			C FF 89 S SL 81 B CU 76 B SI 87 F SI 89 S SI 90 2-3 ① K		3	0	0	0	0	2	0
Inning Stats	R: 3 E: 0 K: 1 S: 15 H: 3 LOB: 0 BB: 0 P: 22	R: 0 E: 0 K: 1 S: 11 H: 0 LOB: 0 BB: 0 P: 16	R: 0 E: 0 K: 0 S: 12 H: 1 LOB: 1 BB: 0 P: 17	R: 0 E: 0 K: 0 S: 6 H: 0 LOB: 0 BB: 0 P: 6	R: 0 E: 0 K: 1 S: 7 H: 0 LOB: 0 BB: 0 P: 10	R: 0 E: 0 K: 1 S: 6 H: 0 LOB: 0 BB: 0 P: 8	R: 0 E: 0 K: 0 S: 11 H: 1 LOB: 1 BB: 0 P: 15	R: 0 E: 0 K: 1 S: 8 H: 0 LOB: 0 BB: 0 P: 11	R: 0 E: 0 K: 0 S: 11 H: 0 LOB: 0 BB: 0 P: 18	1B: 3 2B: 1 3B: 0 HR: 1	SF: 0 SAC: 1 DP: 0 HBP: 0					

TOP

Pittsburgh Pirates @ Chicago White Sox

U.S. Cellular Field, Chicago, IL

Wed Jun 17 2015, 8:11 PM - 10:38 PM EDT

Att. 19,194 - Overcast - 69 F

livebaseballscorecards.com

AB	31
R	3
H	5
RBI	3
BB	0
SO	5
LOB	2

WP: 0 PA: 32
PB: 0
SB: 0
CS: 0

PITCHER		IP	WLS	BF	H	R	ER	SO	BB	IBB	HBP	BLK	WP	HR	S	P	ERA	WHIP
50 John Danks, L ERA: 5.16	(1, 1)	7.0	L	26	5	3	3	4	0	0	0	0	0	1	68	94	3.86	0.714
33 Zach Duke, L ERA: 3.76	(8, 1)	1.0		3	0	0	0	1	0	0	0	0	0	0	8	11	0.00	0.000
30 David Robertson, R ERA: 1.95	(9, 1)	1.0		3	0	0	0	0	0	0	0	0	0	0	11	18	0.00	0.000

PITCHER	IP	WLS	BF	H	R	ER	SO	BB	IBB	HBP	BLK	WP	HR	S	P	ERA	WHIP

Batter	1	2	3	4	5	6	7	8	9	AB	R	H	RBI	BB	SO	LOB
1 Adam Eaton, L (1, 8) OBP: 0.305, SLG: 0.354	C SI 91 X SI 93 0-1 G1-3			C KC 79 B KC 82 S SI 92 H SI 92 2-2 53 K2 HBP		C SI 92 B FF 93 B SI 92 B SI 92 C SI 92 B FF 94 4-2 53 2B BB		B SI 94 B SI 96 X SI 95 2-0 G4-3		2	1	0	0	1	0	0
53 Melky Cabrera, S (1, 7) OBP: 0.281, SLG: 0.285	C SI 92 X KC 82 0-1 G6-3			C SI 93 B FF 93 1 SAFE B SI 92 B SI 92 F CH 81 1 SAFE F SI 93 F FF 93 3-3 S CH 80 K2 1-1f		S KC 79 X CH 82 0-1 1-H 26 1B 2B		B SI 95 C SI 96 B SI 95 F SI 94 B SI 96 X SI 96 3-2 1B		4	1	2	1	0	1	1
79 José Abreu, R (1, 3) OBP: 0.340, SLG: 0.494	C SI 93 B FF 94 B CH 83 S CH 83 F SI 94 B FF 95 X CH 83 3-2 F9			B CH 80 S CH 81 X SI 93 1-1 1B		B SI 92 B SI 92 B CH 82 B SI 93 4-0 26 1B BB		C SI 97 S SI 96 F SI 96 T CH 88 0-2 K		3	0	1	0	1	1	1
26 Avisaíl García, R (1, 9) OBP: 0.329, SLG: 0.409		F KC 78 B SI 93 B SI 92 F CH 81 S CH 82 2-3 K		C SI 92 B FF 93 S CH 82 D CH 82 B CH 82 X CH 81 3-2 G5-3		X KC 75 0-0 1-2 2-H 1B			S FC 92 S KC 83 S KC 82 0-3 K	4	0	1	1	0	2	1
25 Adam LaRoche, L (1, 10) OBP: 0.340, SLG: 0.392		B SI 93 B KC 80 C SI 93 F SI 93 S CH 82 2-3 K			C KC 78 F KC 79 B FF 91 B FF 94 F SI 92 S CH 81 2-3 K	B SI 92 S SI 90 X KC 78 1-1 G3			B FC 91 C FC 90 C KC 81 B FC 91 F KC 82 X FC 90 2-2 G4-3	4	0	0	0	0	2	2
10 Alexei Ramirez, R (1, 6) OBP: 0.250, SLG: 0.306		C CH 81 B SI 94 C SI 94 F KC 82 B CH 82 F CH 82 C SI 94 2-3 K			B SI 93 F SI 94 F SI 93 F FF 93 F KC 83 B CH 82 B CH 81 C SI 93 3-3 K		X FF 99 0-0 G6-3		B FF 93 B FC 90 X FC 91 2-0 P6	4	0	0	0	0	2	0
15 Gordon Beckham, R (1, 5) OBP: 0.287, SLG: 0.339 12 Conor Gillaspie, L (7, PH) OBP: 0.283, SLG: 0.385 (8, 5)			B SI 90 B SI 91 X SI 91 2-0 G5-3		B CH 82 X CH 82 1-0 F7		B FF 98 X FF 97 1-0 B2-3			2 1	0 0	0 0	0 0	0 0	0 0	0 0
58 Geovany Soto, R (1, 2) OBP: 0.268, SLG: 0.356			F SI 93 X CH 81 0-1 L8			B SI 90 F FF 92 B KC 79 X CH 81 2-1 F8	B FF 99 B SL 91 C FF 99 C SL 91 B FF 100 F FF 100 X FF 99 3-2 P2			3	0	0	0	0	0	0
5 Yolmer Sánchez, S (1, 4) OBP: 0.200, SLG: 0.174			C SI 93 C SI 93 F KC 82 B KC 83 T CH 81 1-2 K			C CH 80 S KC 81 B SI 92 C SI 93 1-3 K		F SI 95 X SI 95 0-1 G3-1		3	0	0	0	0	2	0
Inning Stats	R: 0 E: 0 K: 0 S: 8 H: 0 LOB: 0 BB: 0 P: 11	R: 0 E: 0 K: 3 S: 11 H: 0 LOB: 0 BB: 0 P: 17	R: 0 E: 0 K: 1 S: 7 H: 0 LOB: 0 BB: 0 P: 10	R: 0 E: 0 K: 1 S: 12 H: 1 LOB: 1 BB: 0 P: 21	R: 0 E: 0 K: 2 S: 10 H: 0 LOB: 0 BB: 0 P: 16	R: 2 E: 0 K: 1 S: 12 H: 2 LOB: 2 BB: 2 P: 24	R: 0 E: 0 K: 0 S: 6 H: 0 LOB: 0 BB: 0 P: 10	R: 0 E: 0 K: 1 S: 10 H: 1 LOB: 1 BB: 0 P: 15	R: 0 E: 0 K: 1 S: 8 H: 0 LOB: 0 BB: 0 P: 12	1B: 3 2B: 2 3B: 0 HR: 0	SF: 0 SAC: 0 DP: 1 HBP: 1	WP: 0 PB: 0 SB: 0 CS: 0	PA: 33			

BOTTOM

Pittsburgh Pirates @ Chicago White Sox

U.S. Cellular Field, Chicago, IL

Wed Jun 17 2015, 8:11 PM - 10:38 PM EDT

Att. 19,194 - Overcast - 69 F

livebaseballscorecards.com

AB	30
R	2
H	4
RBI	2
BB	2
SO	10
LOB	5

PITCHER		IP	WLS	BF	H	R	ER	SO	BB	IBB	HBP	BLK	WP	HR	S	P	ERA	WHIP
49 Jeff Locke, L ERA: 4.74	(1, 1)	6.0	W	23	3	2	2	8	2	0	1	0	0	0	60	99	3.00	0.833
37 Arquimedes Caminero, R ERA: 3.07	(7, 1)	1.0	H	3	0	0	0	0	0	0	0	0	0	0	6	10	0.00	0.000
44 Tony Watson, L ERA: 1.78	(8, 1)	1.0	H	4	1	0	0	1	0	0	0	0	0	0	10	15	0.00	1.000
35 Mark Melancon, R ERA: 1.93	(9, 1)	1.0	S	3	0	0	0	1	0	0	0	0	0	0	8	12	0.00	0.000

PITCHER	IP	WLS	BF	H	R	ER	SO	BB	IBB	HBP	BLK	WP	HR	S	P	ERA	WHIP

Batter	1	2	3	4	5	6	7	8	9	AB	R	H	RBI	BB	SO	LOB
5 Josh Harrison, R (1, 4) OBP: 0.323, SLG: 0.399	X FF 93 0-0 ① F9			C FF 94 X SL 87 0-1 6 FC5-4 1B	B FF 96 X FF 96 1-0 ② SF8 2-3 3-H		X SL 88 0-0 1-2 1B		C FF 90 F SI 90 S FS 85 0-3 ① K	4	0	2	1	0	1	1
6 Starling Marte, R (1, 7) OBP: 0.333, SLG: 0.482	B FF 94 C SL 86 T FF 93 B FF 94 X FS 84 2-2 22 CS 1B			B FF 94 X SI 95 1-0 ① FC5-4 22 1B 27 1B 1-2f	C SL 88 C SL 89 B FF 94 D SL 86 S FF 95 2-3 ③ K		B FF 95 B SI 95 C FF 94 F FF 96 B FF 94 S FF 94 3-3 ③ K		F SI 91 S FS 85 1 SAFE B FS 85 X FS 86 1-2 1B	5	1	2	0	0	2	5
22 Andrew McCutchen, R (1, 8) OBP: 0.375, SLG: 0.479	F FC 92 1 SAFE F FF 92 P PO 88 B FF 94 1 SAFE T FF 95 2-2 ②③ K 1-2			B SL 87 1 SAFE F FF 95 F FF 95 X FC 89 1-2 27 1B 1-3 1B	C SL 85 S FS 84 B FS 85 F FS 86 X FF 95 1-2 ① G4-3			C SI 94 B SL 91 X SI 95 1-1 ① G6-3	D FS 86 C SI 92 F FS 85 X FS 85 1-2 ② L5	5	0	1	0	0	1	3
27 Jung Ho Kang, R (1, 5) OBP: 0.364, SLG: 0.419		C FF 94 B FF 94 F FF 94 B FF 94 X SL 86 2-2 ① L7		X FF 96 0-0 24 G1-6-3 1-2 3-H 1B		C SL 86 S SL 87 F FF 96 F FS 84 B SI 96 X SL 88 1-2 ② G6-3		C SI 95 F SL 90 X SI 96 0-2 24 1B 25 G4-3 1B	B FS 84 X FF 89 1-0 ③ P4	5	1	2	1	0	0	2
24 Pedro Alvarez, L (1, 3) OBP: 0.315, SLG: 0.448 3 Sean Rodríguez, R (8, PR) OBP: 0.281, SLG: 0.391 (8, 3)		C FF 94 T FS 84 B FS 85 B FS 84 F FF 94 B FS 86 F SL 88 F FF 96 F FF 94 3-2 ② X FF 85 G4-3		F SI 94 B FF 94 B FF 94 X FF 96 2-1 ②③ G1-6-3 1-2f		B FF 94 F FS 85 F FF 93 F FF 94 X FF 92 1-2 1B		S SL 81 B SI 89 C SI 90 B CU 76 F SI 90 1 SAFE F SL 82 F SI 89 X CU 75 2-2 25 G4-3 1-3 1B		4 0	0 0	2 0	0 0	0 0	0 0	2 0
25 Gregory Polanco, L (1, 9) OBP: 0.302, SLG: 0.344		B FF 94 F FF 94 X SL 88 1-1 ③ G1-3			L FF 93 B FF 92 S FF 92 B FS 84 B FF 92 S FF 93 3-3 ① K	B FF 94 B FF 95 F FF 96 S FF 94 B FF 94 S FF 94 3-3 ③ K		X SI 91 0-0 ② G4-3 1-2 3-H		4	0	0	1	0	2	2
10 Jordy Mercer, R (1, 6) OBP: 0.270, SLG: 0.291			C FF 94 B SL 87 S SL 87 S SL 87 1-3 ① K	C SL 84 F FF 94 B FF 95 F SL 88 B FF 95 F FF 93 X FF 96 2-2 12 1B 5 SF8 1B		C SL 84 B FF 93 X SL 84 1-1 ① G6-3	B SI 88 B CH 85 F SI 89 B SI 89 B SI 88 4-1 31 FC5-4 BB		3	1	1	0	1	1	0
12 Corey Hart, R (1, 10) OBP: 0.245, SLG: 0.300 31 Jose Tabata, R (7, PR) OBP: 0.313, SLG: 0.290 (7, 10)			C SL 86 X FF 93 0-1 19 G5-4-3 1B	1 SAFE C FF 94 X FF 94 0-1 5 SF8 19 HBP 1-3 1B			F FF 92 X FS 84 0-1 5 1B 1B	X FF 89 0-0 ③ FC5-4 1-2f		3 1	0 0	3 0	0 0	0 0	0 0	0 2
19 Chris Stewart, R (1, 2) OBP: 0.319, SLG: 0.375			B FF 94 X FF 95 1-0 ②③ G5-4-3 1-2f	F FF 95 B FF 96 C FF 95 F SI 96 H FF 96 2-2 1-2 HBP			1 SAFE S SL 87 S SL 89 S SL 88 0-3 ② K		C FC 88 B SI 90 B FS 84 B FC 90 B SI 90 4-1 6 1B BB	2	0	0	0	1	1	2
Inning Stats	R: 0 E: 0 K: 1 S: 8 H: 1 LOB: 1 BB: 0 P: 11	R: 0 E: 0 K: 0 S: 12 H: 0 LOB: 0 BB: 0 P: 18	R: 0 E: 0 K: 1 S: 6 H: 1 LOB: 0 BB: 0 P: 8	R: 1 E: 0 K: 0 S: 9 H: 3 LOB: 1 BB: 0 P: 13	R: 1 E: 0 K: 2 S: 17 H: 2 LOB: 2 BB: 0 P: 27	R: 0 E: 0 K: 1 S: 16 H: 1 LOB: 1 BB: 0 P: 22	R: 0 E: 0 K: 2 S: 11 H: 2 LOB: 2 BB: 0 P: 15	R: 1 E: 0 K: 0 S: 14 H: 2 LOB: 2 BB: 1 P: 21	R: 0 E: 0 K: 1 S: 11 H: 1 LOB: 2 BB: 1 P: 18	1B: 13 2B: 1 3B: 0 HR: 0 SF: 1 SAC: 0 DP: 3 HBP: 1						

PITCHER		IP	WLS	BF	H	R	ER	SO	BB	IBB	HBP	BLK	WP	HR	S	P	ERA	WHIP
29 Jeff Samardzija, R ERA: 4.67	(1, 1)	7.0		29	10	2	2	7	0	0	1	0	0	0	79	114	2.57	1.429
52 Jake Petricka, R ERA: 3.92	(8, 1)	0.1	L	2	1	1	1	0	0	0	0	0	0	0	5	6	27.00	3.000
33 Zach Duke, L ERA: 3.71	(8, 1)	0.1		3	1	0	0	0	1	0	0	0	0	0	8	14	0.00	6.000
57 Zach Putnam, R ERA: 3.74	(8, 1)	1.1		6	1	0	0	1	1	0	0	0	0	0	12	19	0.00	1.500

PITCHER	IP	WLS	BF	H	R	ER	SO	BB	IBB	HBP	BLK	WP	HR	S	P	ERA	WHIP

TOP

Pittsburgh Pirates @ Chicago White Sox

U.S. Cellular Field, Chicago, IL

Thu Jun 18 2015, 8:11 PM - 11:08 PM EDT

Att. 21,296 - Cloudy - 77 F

livebaseballscorecards.com

AB	36
R	3
H	13
RBI	3
BB	2
SO	8
LOB	19

BOTTOM

Batter	1	2	3	4	5	6	7	8	9	AB	R	H	RBI	BB	SO	LOB
1 Adam Eaton, L (1, 8) OBP: 0.308, SLG: 0.354	F FF 96 B FF 95 B FF 96 X FF 96 2-1 20 WP 1B		B SL 86 X SL 88 1-0 ② F8			B FF 97 B FF 95 B FF 93 C FF 95 C FF 96 B FF 97 4-2 20 SH5-3 20 S BB		X FF 97 0-0 ① F7		3	0	1	0	1	0	0
20 JB Shuck, L (1, 9) OBP: 0.333, SLG: 0.299	B FF 97 B FF 96 F FF 96 F FF 98 S SL 88 2-3 ① K 1-2		C SL 85 B FF 96 C FF 96 X FF 97 1-2 ③ G2-3			1 SAFE S SL 88 X FF 97 0-1 ① SH5-3 1-3		C FF 97 B FF 99 F FF 98 B FS 90 X SI 99 2-2 ② G1-3		3	0	0	0	0	1	1
79 José Abreu, R (1, 3) OBP: 0.339, SLG: 0.494	C FF 99 X FF 97 0-1 ② G1-3			B KC 80 X CU 82 1-0 25 F8 53 SF9 2B		B FF 97 X FF 97 1-0 ② G5-3		B SL 92 X SL 91 1-0 ③ L7		4	1	1	0	0	0	2
25 Adam LaRoche, L (1, 10) OBP: 0.339, SLG: 0.386	B FF 98 C FF 98 D SL 88 C SL 88 S FF 98 2-3 ③ K			B SL 84 F SL 87 B FF 97 S FF 97 F SL 86 D SL 90 F SI 97 X FF 98 3-2 ① F8 2-3		C FF 97 B FF 97 F FF 97 B FF 97 D SL 89 D SL 90 4-2 BB			C FF 92 S KC 82 F FC 93 B FF 92 F FF 92 S KC 81 1-3 ① K	3	0	0	0	1	2	2
53 Melky Cabrera, S (1, 7) OBP: 0.277, SLG: 0.281		B FF 97 F FF 95 B FF 95 S FF 97 F FF 98 F SL 87 X FF 97 2-2 ① G1-3		S SL 89 F FF 97 B FF 98 X SL 90 1-2 ② SF9 3-H		T FF 97 B FF 98 F FF 98 F FF 99 X FF 98 1-2 ③ L8			C FC 92 F KC 82 B FC 91 C FC 92 1-3 ② K	3	0	0	1	0	1	2
10 Alexei Ramirez, R (1, 6) OBP: 0.246, SLG: 0.301		X FF 96 0-0 ② G5-3		B FF 96 S SL 86 B CU 82 X FF 95 2-1 ③ L8			C KC 81 B SL 87 X SL 86 1-1 ① G6-3		C FC 92 F KC 81 X FF 92 0-2 ③ G3-1	4	0	0	0	0	0	0
12 Conor Gillaspie, L (1, 5) OBP: 0.284, SLG: 0.379		B FF 95 B FF 95 B FF 95 B FF 95 4-0 BB			B SL 86 C FF 95 S FF 96 S FF 97 1-3 ① K		X CU 81 0-0 ② F9			2	0	0	0	1	1	0
58 Geovany Soto, R (1, 2) OBP: 0.270, SLG: 0.387		C FF 98 D FF 95 X FF 97 1-1 ③ G3			B FF 95 B FF 93 C FF 94 X FF 96 2-1 ② G1-3		C FF 93 C SL 84 F FF 98 F FF 96 B SL 86 B KC 82 F FF 98 B FF 96 X FF 98 3-2 HR			3	1	1	1	0	0	1
15 Gordon Beckham, R (1, 4) OBP: 0.281, SLG: 0.331			C FF 95 X FF 96 0-1 ① G6-3		F SL 87 C FF 98 B FF 99 T SL 86 1-2 ③ K		C FF 98 F FF 95 X SL 87 0-2 ③ G1-4-3			3	0	0	0	0	1	0
Inning Stats	R: 0 H: 1 E: 0 LOB: 1 K: 2 BB: 0 S: 10 P: 16	R: 0 H: 0 E: 0 LOB: 1 K: 0 BB: 1 S: 8 P: 15	R: 0 H: 0 E: 0 LOB: 0 K: 0 BB: 0 S: 6 P: 8	R: 1 H: 1 E: 0 LOB: 0 K: 0 BB: 0 S: 11 P: 18	R: 0 H: 0 E: 0 LOB: 0 K: 2 BB: 0 S: 8 P: 12	R: 0 H: 0 E: 0 LOB: 2 K: 0 BB: 2 S: 11 P: 21	R: 1 H: 1 E: 0 LOB: 0 K: 0 BB: 0 S: 12 P: 16	R: 0 H: 0 E: 0 LOB: 0 K: 0 BB: 0 S: 5 P: 8	R: 0 H: 0 E: 0 LOB: 0 K: 2 BB: 0 S: 11 P: 13	1B: 1 SF: 1 2B: 1 SAC: 1 3B: 0 DP: 0 HR: 1 HBP: 0						

PITCHER		IP	WLS	BF	H	R	ER	SO	BB	IBB	HBP	BLK	WP	HR	S	P	ERA	WHIP
45 Gerrit Cole, R ERA: 1.78	(1, 1)	7.0	W	27	3	2	2	4	3	0	0	0	1	1	66	106	2.57	0.857
37 Arquimedes Caminero, R ERA: 2.97	(8, 1)	1.0	H	3	0	0	0	0	0	0	0	0	0	0	5	8	0.00	0.000
35 Mark Melancon, R ERA: 1.87	(9, 1)	1.0	S	3	0	0	0	2	0	0	0	0	0	0	11	13	0.00	0.000

PITCHER	IP	WLS	BF	H	R	ER	SO	BB	IBB	HBP	BLK	WP	HR	S	P	ERA	WHIP

Pittsburgh Pirates @ Chicago White Sox

U.S. Cellular Field, Chicago, IL

Thu Jun 18 2015, 8:11 PM - 11:08 PM EDT

Att. 21,296 - Cloudy - 77 F

livebaseballscorecards.com

AB	28
R	2
H	3
RBI	2
BB	3
SO	6
LOB	8

WP: 1	PA: 33		
PB: 0			
SB: 1			
CS: 0			

Batter	1	2	3	4	5	6	7	8	9	AB	R	H	RBI	BB	SO	LOB
17 Shin-Soo Choo, L (1, 9) OBP: 0.326, SLG: 0.396	C SI 96 B SI 98 B SI 95 F SI 98 X SI 95 2-2 ① F8			X SL 76 0-0 ① G4-3		B SL 79 B SL 78 S SI 96 C CH 85 S SI 98 2-3 ③ K			S KC 84 B KC 83 S KC 84 F FF 93 B FC 94 B KC 85 B FC 94 4-2 13 WP, 1 1B, 18 1B BB	3	1	0	0	1	1	1
1 Elvis Andrus, R (1, 6) OBP: 0.296, SLG: 0.316	C CH 87 C SI 96 B SI 97 B SI 96 S SL 81 2-3 ② K			B SI 90 C SI 94 C SI 95 F SI 96 F SL 82 B CH 87 B CH 86 X CH 87 3-2 ② G3-1			X SI 94 0-0 ① F9		C FC 92 B FF 94 X FC 92 1-1 13 WP, 18 1B 1-2 1B	4	1	1	0	0	1	0
13 Joey Gallo, L (1, 5) OBP: 0.318, SLG: 0.500	B SL 78 S SI 95 B SL 83 F SL 80 C SI 97 2-3 ③ K			B CH 85 S SL 79 B SL 83 S SL 80 B SL 80 C SL 77 3-3 ③ K			C SI 90 B CH 85 C SL 80 S SI 96 1-3 ② K		F FC 93 F FF 92 B KC 86 C KC 86 1-3 ② 1-2 2-3 K	4	0	0	0	0	4	2
84 Prince Fielder, L (1, 10) OBP: 0.407, SLG: 0.525		B SL 77 B SI 93 X SI 91 2-0 ① L9			C SI 94 C SI 95 S SL 81 0-3 ① K		X SI 93 0-0 1B		I IN 68 I IN 66 I IN 66 I IN 68 4-0 18 1B IBB	3	0	1	0	1	1	0
9 Adam Rosales, R (1, 3) OBP: 0.309, SLG: 0.353 18 Mitch Moreland, L (9, PH) OBP: 0.360, SLG: 0.520 (9, 3)		C SI 90 B SL 81 C CH 86 B SL 80 C CH 86 2-3 ② K			S SL 77 B CH 86 B CH 86 B CH 86 X CH 87 3-1 ② G1-3		X CH 87 0-0 ③ G1-3		B FC 93 X FF 92 1-0 1-3 2-H 3-H 1B	3 1	0 0	0 1	0 2	0 0	1 0	1 0
16 Ryan Rua, R (1, 7) OBP: 0.227, SLG: 0.238		C SI 92 S SI 95 B SI 95 F CH 86 F SI 98 S CH 88 1-3 ③ K			S CH 85 B CH 85 X CH 86 1-1 ③ G5-3			T SI 96 F SI 97 S SL 82 0-3 ① K	C FC 92 S KC 83 B FC 91 F KC 81 C FC 93 1-3 ③ K	4	0	0	0	0	3	2
61 Robinson Chirinos, R (1, 2) OBP: 0.307, SLG: 0.421			B CH 83 B CH 85 C CH 86 F SI 95 B CH 86 F SI 96 X SI 97 3-2 ① P5			C SL 77 S SI 95 B SI 95 F SL 81 B SI 95 X CH 86 2-2 ① G4-3		S CH 86 C SI 96 B SI 97 F SI 96 C SI 98 1-3 ② K		3	0	0	0	0	1	0
2 Leonys Martin, L (1, 8) OBP: 0.279, SLG: 0.340			B SL 80 B SI 96 C CH 87 T SI 96 B SL 83 S CH 87 3-3 ② K			F SI 95 F SI 92 F SI 94 F SL 81 S SI 97 0-3 ② K		C SL 79 S SL 80 B SL 83 C SL 82 1-3 ③ K		3	0	0	0	0	3	0
68 Hanser Alberto, R (1, 4) OBP: 0.302, SLG: 0.344 12 Rougned Odor, L (9, PH) OBP: 0.278, SLG: 0.257 (9, 4)			C SI 95 B SI 94 B SI 95 C SI 96 B SI 96 S CH 86 3-3 ③ K			F CH 86 X CH 86 0-1 1B			B FC 93 C FF 93 X FC 93 1-1 ① P6	2 1	0 0	1 0	0 0	0 0	1 0	0 0

Inning Stats	1	2	3	4	5	6	7	8	9
	R: 0 H: 0 E: 0 LOB: 0 K: 2 BB: 0 S: 9 P: 15	R: 0 H: 0 E: 0 LOB: 0 K: 2 BB: 0 S: 9 P: 14	R: 0 H: 0 E: 0 LOB: 0 K: 2 BB: 0 S: 10 P: 19	R: 0 H: 0 E: 0 LOB: 0 K: 1 BB: 0 S: 9 P: 15	R: 0 H: 0 E: 0 LOB: 0 K: 1 BB: 0 S: 7 P: 11	R: 0 H: 1 E: 0 LOB: 1 K: 2 BB: 0 S: 14 P: 18	R: 0 H: 1 E: 0 LOB: 1 K: 1 BB: 0 S: 6 P: 7	R: 0 H: 0 E: 0 LOB: 0 K: 3 BB: 0 S: 10 P: 12	R: 2 H: 2 E: 0 LOB: 2 K: 2 BB: 2 S: 15 P: 28

PITCHER	IP	WLS	BF	H	R	ER	SO	BB	IBB	HBP	BLK	WP	HR	S	P	ERA	WHIP
49 Chris Sale, L (1, 1) ERA: 2.74	8.0		26	2	0	0	14	0	0	0	0	0	0	74	111	0.00	0.250
30 David Robertson, R (9, 1) ERA: 2.51	1.0	L	7	2	2	2	2	1	1	0	0	1	0	15	28	18.00	3.000

TOP

Texas Rangers @ Chicago White Sox

U.S. Cellular Field, Chicago, IL

Fri Jun 19 2015, 8:11 PM - 10:36 PM EDT

Att. 22,864 - Cloudy - 61 F

livebaseballscorecards.com

AB	31
R	2
H	4
RBI	2
BB	2
SO	16
LOB	6

1B: 4	SF: 0	WP: 1	PA: 33
2B: 0	SAC: 0	PB: 0	
3B: 0	DP: 0	SB: 0	
HR: 0	HBP: 0	CS: 0	

Batter	1	2	3	4	5	6	7	8	9	AB	R	H	RBI	BB	SO	LOB
1 Adam Eaton, L (1, 8) OBP: 0.310, SLG: 0.352	C FF 89 X CU 77 0-1 G4-3 ①		B SL 76 B SI 87 C FF 88 C SI 87 S CU 78 2-3 K ①		B SL 77 S FF 85 B FF 88 C FF 85 B SL 86 S SI 87 3-3 K ②		F CU 76 C FF 87 F CU 76 B FF 88 B SL 77 X SI 89 2-2 1-2 2-3 1B		B CH 81 F FF 94 C FF 95 B FF 94 F FF 95 D CH 81 H FF 95 4-2 1-2 HBP	4	0	1	0	0	2	0
53 Melky Cabrera, S (1, 7) OBP: 0.272, SLG: 0.276	C FF 89 S SL 85 X FF 89 0-2 P5 ②		C SL 83 F FF 86 S SL 85 0-3 K ②		F CU 77 F SL 83 B FF 88 B SL 84 C FF 86 2-3 K ③		C SL 82 B CU 77 F SL 84 X SL 84 1-2 P4 ③		S FC 88 F SL 86 X SL 83 0-2 P4 ③	5	0	0	0	0	2	5
79 José Abreu, R (1, 3) OBP: 0.341, SLG: 0.494	B FF 90 X FF 89 1-0 25 1B 1B		C FF 90 B SI 89 B FF 89 S SL 84 F SL 84 C FF 89 2-3 K ③			B SL 81 B FF 89 X FF 88 2-0 P6 ①		B SL 83 S SL 82 F FF 89 F FF 89 F SL 84 X SL 84 1-2 1B		4	0	2	0	0	1	0
25 Adam LaRoche, L (1, 10) OBP: 0.337, SLG: 0.384	B FF 89 X FF 88 1-0 1-2 1B			C CH 82 B SL 83 X FF 86 1-1 G4-3 ①		X CU 76 0-0 P5 ②		X CH 84 0-0 F8 ①		4	0	1	0	0	0	1
26 Avisaíl García, R (1, 9) OBP: 0.328, SLG: 0.406	D SL 85 F FF 89 B FF 88 B SL 83 F FF 90 F FF 90 S SL 84 3-3 K ③			B SL 83 X SL 82 1-0 12 2B 1B		B FF 89 X SL 82 1-0 F8 ③		C FF 86 T FF 87 F FF 88 S FF 89 0-3 K ②		4	0	1	0	0	2	3
12 Conor Gillaspie, L (1, 5) OBP: 0.285, SLG: 0.385 15 Gordon Beckham, R (8, 5) OBP: 0.279, SLG: 0.328		B FF 88 X CH 84 1-0 G3 ①		X SI 87 0-0 1-H 2B ②			B SI 86 X SI 86 1-0 G4-3 ① X FF 86 0-0 P3 ③			3 1	0 0	1 0	0 0	0 0	0 0	0 1
10 Alexei Ramirez, R (1, 6) OBP: 0.242, SLG: 0.296		C FF 89 B FF 88 S SL 84 B FF 90 B CH 85 X FF 90 3-2 G6-3 ②		D SL 83 B SL 83 C FF 87 X SL 82 2-1 G6-3 ③			X FF 88 0-0 F9 ②		C SI 94 B FC 89 X FC 90 1-1 G6-3 ①	4	0	0	0	0	0	1
21 Tyler Flowers, R (1, 2) OBP: 0.248, SLG: 0.341 20 JB Shuck, L (9, PH) OBP: 0.329, SLG: 0.294		C SL 83 C FF 90 B FF 90 X FF 86 1-2 E5			F SL 83 X SL 82 0-1 HR		B SL 84 B SL 83 C FF 88 C FF 88 B FF 88 X SL 83 3-2 1 1B 5 1B 1B		B FF 95 X FF 94 1-0 P5 ②	3 1	1 0	2 0	1 0	0 0	0 0	0 0
5 Yolmer Sánchez, S (1, 4) OBP: 0.204, SLG: 0.179 58 Geovany Soto, R (9, PH) OBP: 0.277, SLG: 0.387		B FF 89 X CH 84 1-0 F8 ③			C SI 88 X FF 88 0-1 G6-3 ①		C CH 84 X CU 77 0-1 1 1B 1-2 1B		C FC 87 B FF 94 B FF 88 B FC 88 B FF 94 4-1 1 HBP BB	3 0	0 0	1 0	0 0	0 1	0 0	1 0
Inning Stats	R: 0 E: 0 K: 1 S: 11 H: 2 LOB: 2 BB: 0 P: 16	R: 0 E: 1 K: 0 S: 8 H: 0 LOB: 1 BB: 0 P: 14	R: 0 E: 0 K: 3 S: 10 H: 0 LOB: 0 BB: 0 P: 14	R: 0 E: 0 K: 0 S: 6 H: 2 LOB: 1 BB: 0 P: 10	R: 1 E: 0 K: 2 S: 10 H: 1 LOB: 0 BB: 0 P: 15	R: 0 E: 0 K: 0 S: 3 H: 0 LOB: 0 BB: 0 P: 6	R: 0 E: 0 K: 0 S: 14 H: 3 LOB: 3 BB: 0 P: 21	R: 0 E: 0 K: 1 S: 11 H: 1 LOB: 1 BB: 0 P: 12	R: 0 E: 0 K: 0 S: 10 H: 0 LOB: 2 BB: 1 P: 20	1B: 7 2B: 1 3B: 0 HR: 1 SF: 0 SAC: 0 DP: 0 HBP: 1						

PITCHER	IP	WLS	BF	H	R	ER	SO	BB	IBB	HBP	BLK	WP	HR	S	P	ERA	WHIP
48 Colby Lewis, R (1, 1) ERA: 4.08	8.0	W	33	9	1	1	7	0	0	0	0	0	1	73	108	1.12	1.125
37 Shawn Tolleson, R (9, 1) ERA: 2.53	1.0	S	5	0	0	0	0	1	0	1	0	0	0	10	20	0.00	1.000

PITCHER	IP	WLS	BF	H	R	ER	SO	BB	IBB	HBP	BLK	WP	HR	S	P	ERA	WHIP

BOTTOM

Texas Rangers @ Chicago White Sox

U.S. Cellular Field, Chicago, IL

Fri Jun 19 2015, 8:11 PM - 10:36 PM EDT

Att. 22,864 - Cloudy - 61 F

livebaseballscorecards.com

AB	36
R	1
H	9
RBI	1
BB	1
SO	7
LOB	12

Texas Rangers @ Chicago White Sox

U.S. Cellular Field, Chicago, IL

Sat Jun 20 2015, 2:12 PM - 4:52 PM EDT

Att. 25,738 - Cloudy - 76 F

TOP

livebaseballscorecards.com

Batter	1	2	3	4	5	6	7	8	9	AB	R	H	RBI	BB	SO	LOB
17 Shin-Soo Choo, L (1, 9) OBP: 0.321, SLG: 0.389	B FF 92 S FF 93 B FF 92 C SL 85 X SI 94 2-2 ① G3		B SL 83 C SI 92 1 SAFE X SI 93 1-1 ②③ G1-6-3 1-2f		1 SAFE B SL 86 S SL 86 C SL 86 D SL 92 C SL 90 2-3 ③ K 1-2			B SL 82 S SL 81 S CU 78 F SI 90 S SI 89 1-3 ② K		4	0	0	0	0	2	2
1 Elvis Andrus, R (1, 6) OBP: 0.295, SLG: 0.313	B CH 83 B FF 93 C SI 89 B SI 92 C SI 93 B FF 94 4-2 BB			C FF 90 F SI 92 B SL 88 X CH 86 1-2 ① G5-3		B SL 84 B SI 93 C SI 92 S SL 86 B SI 96 X SI 93 3-2 ① G5-3		C SI 88 B CH 86 B CU 78 B CU 76 X SI 89 3-2 ③ G6-3		3	0	0	0	1	0	0
84 Prince Fielder, L (1, 10) OBP: 0.401, SLG: 0.517	B SL 88 B FF 94 C FF 94 S SL 87 1 SAFE S SL 89 2-3 ② K			S SL 84 B SI 96 B SI 95 C SL 88 C SI 95 2-3 ② K		F SL 86 B CH 85 C FF 94 X SI 97 1-2 ② G4-3			F FC 92 S KC 85 S KC 85 0-3 ① K	4	0	0	0	0	3	1
18 Mitch Moreland, L (1, 3) OBP: 0.358, SLG: 0.514	C FF 93 C FF 93 D SL 89 S SI 95 1-3 ③ K			C SL 84 B SI 95 B SI 88 F SL 85 F FF 95 B SI 94 C SL 88 3-3 ③ K		X FF 96 0-0 1B			X FF 94 0-0 ② P5	4	0	1	0	0	2	1
16 Ryan Rua, R (1, 7) OBP: 0.231, SLG: 0.240		C SI 89 X CH 84 0-1 ① G4-3			B CH 83 B CH 83 F SI 92 F SI 92 X SL 89 2-2 2 SH2-3 9 WP 3 1B 1B	F SI 94 S FF 94 B FF 95 X FF 94 1-2 ③ F9			X FF 94 0-0 ③ P3	4	1	1	0	0	0	1
9 Adam Rosales, R (1, 5) OBP: 0.323, SLG: 0.353 13 Joey Gallo, L (7, PH) OBP: 0.313, SLG: 0.492 (7, 5)		B CH 83 B CH 84 B SI 93 B SI 93 4-0 2 G6-4-3 BB			B SL 84 C FF 93 B SI 94 S FF 94 F SI 95 F FF 96 F SI 94 D SL 90 B SI 96 4-2 3 1B 2 SH2-3 12 FC4-6 1-2 BB		C FS 84 B FS 84 B FS 84 B FS 84 S FS 84 S FS 85 3-3 ① K			0	1	0	0	2	0	0
										1	0	0	0	0	1	0
2 Leonys Martin, L (1, 8) OBP: 0.276, SLG: 0.336		C FF 93 D FF 93 1 SAFE S FF 93 X SI 93 1-2 ②③ G6-4-3 1-2f			S SL 86 B SI 94 X SL 86 1-1 ① SH2-3 1-2 2-3		B FS 84 S FS 85 F FF 90 S FS 85 1-3 ② K			2	0	0	0	0	1	1
3 Carlos Corporán, S (1, 2) OBP: 0.252, SLG: 0.283			B FF 92 T SI 93 X FF 92 1-1 17 G1-6-3 1B		B SI 94 S FF 93 X SI 95 1-1 12 FC4-6 1B 2-3 3-H		S FS 85 F FS 85 S FS 84 0-3 ③ K			3	0	2	1	0	1	0
12 Rougned Odor, L (1, 4) OBP: 0.271, SLG: 0.250			C SI 94 D SI 92 1 SAFE B SI 92 F SI 93 B FF 94 X SL 88 3-2 ① F8		F SL 87 B FF 95 B FF 94 X SL 87 2-1 ② FC4-6 17 S 1-2f 3-H			C SI 88 S CU 76 S CU 76 0-3 ① K		3	0	0	1	0	1	2

Inning Stats	1	2	3	4	5	6	7	8	9
	R: 0 E: 0 K: 2 S: 11	R: 0 E: 0 K: 0 S: 5	R: 0 E: 0 K: 0 S: 7	R: 0 E: 0 K: 2 S: 10	R: 2 E: 0 K: 1 S: 17	R: 0 E: 0 K: 0 S: 10	R: 0 E: 0 K: 3 S: 9	R: 0 E: 0 K: 2 S: 10	R: 0 E: 0 K: 1 S: 5
	H: 0 LOB: 1 BB: 1 P: 20	H: 0 LOB: 0 BB: 1 P: 10	H: 1 LOB: 0 BB: 0 P: 12	H: 0 LOB: 0 BB: 0 P: 16	H: 2 LOB: 1 BB: 1 P: 29	H: 1 LOB: 1 BB: 0 P: 15	H: 0 LOB: 0 BB: 0 P: 13	H: 0 LOB: 0 BB: 0 P: 14	H: 0 LOB: 0 BB: 0 P: 5

1B: 4	SF: 0
2B: 0	SAC: 1
3B: 0	DP: 2
HR: 0	HBP: 0

WP: 1	PA: 32
PB: 0	
SB: 1	
CS: 0	

AB	28
R	2
H	4
RBI	2
BB	3
SO	11
LOB	8

PITCHER		IP	WLS	BF	H	R	ER	SO	BB	IBB	HBP	BLK	WP	HR	S	P	ERA	WHIP
55 Carlos Rodón, L ERA: 3.75	(1, 1)	6.0	W	23	4	2	2	5	3	0	0	0	1	0	60	102	3.00	1.167
57 Zach Putnam, R ERA: 3.57	(7, 1)	1.0	H	3	0	0	0	3	0	0	0	0	0	0	9	13	0.00	0.000
33 Zach Duke, L ERA: 3.58	(8, 1)	1.0	H	3	0	0	0	2	0	0	0	0	0	0	10	14	0.00	0.000
30 David Robertson, R ERA: 2.43	(9, 1)	1.0	S	3	0	0	0	1	0	0	0	0	0	0	5	5	0.00	0.000

PITCHER	IP	WLS	BF	H	R	ER	SO	BB	IBB	HBP	BLK	WP	HR	S	P	ERA	WHIP

Texas Rangers @ Chicago White Sox

U.S. Cellular Field, Chicago, IL

Sat Jun 20 2015, 2:12 PM - 4:52 PM EDT

Att. 25,738 - Cloudy - 76 F

livebaseballscorecards.com

BOTTOM

Batter	1	2	3	4	5	6	7	8	9	AB	R	H	RBI	BB	SO	LOB
1 Adam Eaton, L (1, 8) OBP: 0.313, SLG: 0.355	C FF 90 F CU 76 B FF 92 B FF 92 F SI 91 F FF 91 B CU 75 X SI 91 3-2 79 WP 1B		B CU 74 B CH 84 C FF 90 C FF 90 B FF 89 X FF 90 3-2 79 1B 26 1B 25 SF7 1B	C CH 83 B CH 84 C FF 90 X FF 90 1-2 ① F8		B FF 90 C CH 84 X FF 89 1-1 ① L8		1 SAFE 1 SAFE B FF 92 C FF 94 1 SAFE 1-1 ③ CS 1-2		4	1	2	0	0	0	0
26 Avisaíl García, R (1, 9) OBP: 0.326, SLG: 0.403	1 SAFE B FF 90 X SL 81 1-0 ① L7		X FF 90 0-0 ② 25 SF7 79 1B 10 FC6 1-2 1B	S SL 81 S SI 89 B FF 91 F SL 82 X FF 91 1-2 ② L6		C SL 80 X SI 89 0-1 E6 79 G1-4-3				4	1	1	0	0	0	1
79 José Abreu, R (1, 3) OBP: 0.340, SLG: 0.490	C FF 89 1 SAFE B FF 91 1 SAFE B SL 82 X FF 91 2-1 ② G5-3 1-3		C SI 89 F SI 89 B SL 82 X SI 91 1-2 10 FC6 53 HBP 10 E 1-2 2-3 1B	F FF 89 B SI 90 X SI 90 1-1 ③ G4-3		C CU 75 B FF 89 F FF 89 B CH 84 X SL 81 2-2 ②③ G1-4-3 1-2f				4	1	1	0	0	0	2
25 Adam LaRoche, L (1, 10) OBP: 0.340, SLG: 0.382	D CU 76 B CH 84 B SI 90 B FF 92 4-0 53 HBP BB		B CH 84 B SI 90 X FF 90 2-0 ① SF7 2-3 3-H		B SI 88 F SI 88 B FF 90 B CH 84 B FF 89 4-1 21 BB 10 1B BB		B FF 94 C SI 92 F SI 93 X FF 93 1-2 ① G4-3			1	0	0	1	2	0	0
53 Melky Cabrera, S (1, 7) OBP: 0.276, SLG: 0.274	B SI 91 C CH 85 F FF 92 H SL 82 2-2 1-2 HBP		B FF 89 C CU 75 H SL 82 2-1 10 E 1-2 HBP		B SI 89 X CH 84 1-0 ① L4		C FF 95 B CH 87 X CH 86 1-1 ② G6-3			2	0	0	0	0	0	1
10 Alexei Ramirez, R (1, 6) OBP: 0.242, SLG: 0.296	B SI 90 F FF 89 B SL 82 X CH 84 2-1 ③ G1-3		C FF 89 B FF 89 C SI 90 X FF 91 1-2 FC6 21 HBP 1-3 2-H 3-H		X SL 80 0-0 5 FC5 21 BB 1-2 1B		C SL 78 X CH 86 0-1 ③ G6-3			4	0	1	1	0	0	4
12 Conor Gillaspie, L (1, 5) OBP: 0.286, SLG: 0.384 15 Gordon Beckham, R (8, 5) OBP: 0.277, SLG: 0.325		B FF 90 X FF 90 1-0 21 G4-6-3 1B	X FF 90 0-0 ② P6		C CU 72 S CH 82 S FF 91 0-3 ② K			C SI 92 X SL 78 0-1 ① F9		3 1	0 0	1 0	0 0	1 0	4 0	
21 Tyler Flowers, R (1, 2) OBP: 0.262, SLG: 0.338 64 Emilio Bonifácio, S (8, PR) OBP: 0.191, SLG: 0.182 58 Geovany Soto, R (9, 2) OBP: 0.277, SLG: 0.387		C FF 90 X FF 89 0-1 ①② G4-6-3 1-2f	F CU 74 F FF 89 H FF 91 1-2 1-2 HBP		C SI 90 B FF 90 B CU 75 D SL 80 B FF 89 4-1 5 FC5 1-2 2-3 BB			B CH 85 B CH 85 B SI 92 C FF 94 B FF 93 4-1 1 CS BB		1 0 0	0 0 0	0 0 0	0 0 0	2 0 0	0 0 0	1 0 0
5 Yolmer Sánchez, S (1, 4) OBP: 0.196, SLG: 0.172		C FF 91 B FF 90 X CH 84 1-1 ③ L8	F FF 91 F FF 92 F FF 91 F CU 75 C FF 90 0-3 ③ K		X CH 83 0-0 ③ FC5 1-2 2-3f			B FF 92 B CH 83 X SI 93 2-0 ② L9		4	0	0	0	0	1	7

Inning Stats	1	2	3	4	5	6	7	8	9
	R: 0 E: 0 K: 0 S: 12 H: 1 LOB: 3 BB: 1 P: 26	R: 0 E: 0 K: 0 S: 5 H: 1 LOB: 0 BB: 0 P: 7	R: 3 E: 1 K: 1 S: 20 H: 3 LOB: 3 BB: 0 P: 30	R: 0 E: 0 K: 0 S: 9 H: 0 LOB: 0 BB: 0 P: 12	R: 0 E: 0 K: 1 S: 8 H: 1 LOB: 3 BB: 2 P: 17	R: 0 E: 1 K: 0 S: 7 H: 0 LOB: 0 BB: 0 P: 10	R: 0 E: 0 K: 0 S: 7 H: 0 LOB: 0 BB: 0 P: 9	R: 0 E: 0 K: 0 S: 5 H: 0 LOB: 1 BB: 1 P: 12	

1B: 6 SF: 1
2B: 0 SAC: 0
3B: 0 DP: 2
HR: 0 HBP: 3

WP: 2 PA: 37
PB: 0
SB: 0
CS: 1

	AB	28
	R	3
	H	6
	RBI	2
	BB	4
	SO	2
	LOB	20

PITCHER	IP	WLS	BF	H	R	ER	SO	BB	IBB	HBP	BLK	WP	HR	S	P	ERA	WHIP
22 Nick Martinez, R (1, 1) ERA: 2.77	6.0	L	30	6	3	2	2	3	0	3	0	1	0	61	102	3.00	1.500
47 Ross Detwiler, L (7, 1) ERA: 6.81	2.0		6	0	0	0	0	1	0	0	0	0	0	12	21	0.00	0.500

PITCHER	IP	WLS	BF	H	R	ER	SO	BB	IBB	HBP	BLK	WP	HR	S	P	ERA	WHIP

Batter	1	2	3	4	5	6	7	8	9	10	11	AB	R	H	RBI	BB	SO	LOB
17 Shin-Soo Choo, L (1, 9) OBP: 0.319, SLG: 0.390	F FF 91 F FF 92 X CU 80 0-2 G3 ①		C CU 81 B SI 91 C SI 92 B CU 82 S FF 92 2-3 K ②		C SI 90 B FF 92 X FF 90 1-1 16 FC6-2 1-3 2B		C FF 92 B FF 91 X FF 91 1-1 F7 ②			C FS 84 S FS 85 B FS 85 S FS 85 1-3 K ①		5	0	1	0	0	2	0
16 Ryan Rua, R (1, 7) OBP: 0.233, SLG: 0.345 12 Rougned Odor, L (10, PH) OBP: 0.277, SLG: 0.257 (10, 4)	C FF 92 B FF 93 B FF 92 X FF 93 2-1 HR		B FF 92 X CU 80 1-0 F8 ③		S FF 90 X FF 91 0-1 FC6-2 84 IBB 2-3 3-H		B CH 88 C CH 86 B FF 91 F CH 87 F CH 86 X FF 92 2-2 L6 ③			F FS 85 X FS 84 0-1 84 WP 1B		4 1	1 0	1 1	1 0	0 0	0 0	2 0
84 Prince Fielder, L (1, 10) OBP: 0.408, SLG: 0.521	C CU 81 S CU 81 B CU 82 X FF 94 1-2 18 G3 2B			B FF 91 B FF 91 B CU 81 B FF 91 4-0 13 1B BB	I IN 57 I IN 60 I IN 63 I IN 61 4-0 1-2 IBB			C SI 88 S SL 80 B SI 88 S CU 76 1-3 K ①		I SAFE S FS 84 B FS 85 I IN 78 I IN 80 I IN 80 4-1 18 G4-6-3 1-3 IBB		2	0	1	0	3	1	0
18 Mitch Moreland, L (1, 3) OBP: 0.348, SLG: 0.500	X CU 80 0-0 G3 ② 2-3			C SI 91 C FF 92 X FF 91 0-2 L8 ① D CU 81 X FF 90 1-0 P5 ③				F SI 90 X SI 89 0-1 G4-3 ②		B FS 84 F FS 85 X FS 85 1-1 G4-6-3 ②③ 1-2f		5	0	0	0	0	0	7
9 Adam Rosales, R (1, 4) OBP: 0.317, SLG: 0.356 (10, 5)	X SI 92 0-0 F9 ③			C CH 88 X FF 90 0-1 P4 ② D CU 83 X CU 81 1-0 1-3 1B		B CU 80 C CH 86 B CH 86 T FF 91 T FF 92 2-2 K ① S CU 80 B SI 91 F SI 91 S FF 92 1-3 K ②		C SI 89 B CH 85 F CH 86 F SI 87 B SI 89 B CU 74 F CH 85 F SL 82 X SI 89 3-2 G5-3 ③			C SL 90 X CH 88 0-1 61 SH3-4 68 G5-2-3 2B	5	0	1	0	0	1	2
13 Joey Gallo, L (1, 5) OBP: 0.319, SLG: 0.476 (10, 7)		X CU 81 0-0 G3 ①							C KC 81 X KC 84 0-1 F9 ①		I IN 78 I IN 78 I IN 78 I IN 75 4-0 61 SH3-4 IBB	4	0	1	0	1	1	0
61 Robinson Chirinos, R (1, 2) OBP: 0.299, SLG: 0.410		C FF 92 B CH 86 X CU 81 1-1 L4 ②		C FF 90 B FF 91 S FF 93 B FF 92 D CU 82 F FF 93 F FF 92 S FF 92 3-3 K ③		F CH 86 C SI 92 B FF 92 B SI 92 B CU 80 F CH 87 F FF 92 F FF 92 3-2 X CU 80 F8 ③			C KC 83 B FC 92 F KC 81 B KC 85 C KC 82 2-3 K ②		L SI 94 X SI 94 0-1 SH3-4 ① 1-2 2-3	4	0	0	0	0	2	2
2 Leonys Martin, L (1, 8) OBP: 0.283, SLG: 0.353		C CU 82 F FF 92 B FF 92 B FF 92 C FF 92 2-3 K ③			B CU 80 L CU 78 C FF 92 B CU 81 X SI 90 2-2 G4-3 ①		B CU 80 C CU 79 X CU 80 1-1 HR		B KC 84 C FF 94 C FC 93 X KC 83 1-2 1B		I IN 75 I IN 76 I IN 77 I IN 74 4-0 IBB	4	1	2	1	1	1	0
68 Hanser Alberto, R (1, 6) OBP: 0.279, SLG: 0.318			C FF 92 B FF 90 F FF 92 F FF 91 B CU 82 B FF 92 F FF 92 X CU 81 3-2 G4-3 ①		C FF 85 B FF 90 X CH 87 1-1 E5 17 2B 16 FC6-2		C FF 88 X CH 87 0-1 G5-3 ①		X FC 93 0-0 L9 ③		B SI 93 X SI 94 1-0 G5-2-3 ②③ 3-Hf	5	0	0	0	0	0	4
Inning Stats	R: 1 E: 0 K: 0 S: 10 H: 2 LOB: 1 BB: 0 P: 13	R: 0 E: 0 K: 1 S: 6 H: 0 LOB: 0 BB: 0 P: 9	R: 0 E: 0 K: 1 S: 9 H: 0 LOB: 0 BB: 0 P: 15	R: 0 E: 0 K: 1 S: 11 H: 1 LOB: 2 BB: 1 P: 19	R: 0 E: 1 K: 0 S: 10 H: 1 LOB: 3 BB: 1 P: 19	R: 0 E: 0 K: 2 S: 13 H: 0 LOB: 0 BB: 0 P: 19	R: 1 E: 0 K: 0 S: 10 H: 1 LOB: 0 BB: 0 P: 14	R: 0 E: 0 K: 1 S: 11 H: 0 LOB: 0 BB: 0 P: 15	R: 0 E: 0 K: 1 S: 9 H: 1 LOB: 1 BB: 0 P: 12	R: 0 E: 0 K: 1 S: 8 H: 1 LOB: 1 BB: 1 P: 14	R: 0 E: 0 K: 0 S: 5 H: 1 LOB: 2 BB: 2 P: 14	1B: 3 2B: 3 3B: 0 HR: 2 SF: 0 SAC: 1 DP: 2 HBP: 0	WP: 2 PB: 0 SB: 0 CS: 0 PA: 45					

PITCHER	IP	WLS	BF	H	R	ER	SO	BB	IBB	HBP	BLK	WP	HR	S	P	ERA	WHIP
62 Jose Quintana, L (1, 1) ERA: 3.92	7.0		29	5	2	2	5	1	1	0	0	0	2	69	108	2.57	0.857
33 Zach Duke, L (8, 1) ERA: 3.45	1.0		3	0	0	0	1	0	0	0	0	0	0	11	15	0.00	0.000
30 David Robertson, R (9, 1) ERA: 2.35	1.0		4	1	0	0	1	0	0	0	0	0	0	9	12	0.00	1.000
57 Zach Putnam, R (10, 1) ERA: 3.42	1.0		4	1	0	0	1	0	1	0	0	1	0	8	14	0.00	1.000
52 Jake Petricka, R (11, 1) ERA: 3.74	1.0	W	5	1	0	0	0	0	2	0	0	0	0	5	14	0.00	1.000

PITCHER	IP	WLS	BF	H	R	ER	SO	BB	IBB	HBP	BLK	WP	HR	S	P	ERA	WHIP

TOP

Texas Rangers @ Chicago White Sox

U.S. Cellular Field, Chicago, IL

Sun Jun 21 2015, 2:11 PM - 6:00 PM EDT

Att. 33,668 - Partly Cloudy - 90 F

livebaseballscorecards.com

AB	39
R	2
H	8
RBI	2
BB	5
SO	8
LOB	17

Batter	1	2	3	4	5	6	7	8	9	10	11	AB	R	H	RBI	BB	SO	LOB
1 Adam Eaton, L (1, 8) OBP: 0.310, SLG: 0.349	B FF 88 C SI 88 B SL 87 B CH 83 C CH 87 F SI 90 S FF 89 3-3 ① **K**		C CU 79 F SL 88 F FF 93 B SI 92 1 SAFE F CU 80 B SL 88 1 SAFE X FF 92 2-2 ② **F7**		B FF 90 1 SAFE F SI 91 B SL 87 X SI 91 2-1 ② **L8**		S CU 83 C FF 98 X FF 98 0-2 ② **G1-3**		I IN 54 I IN 55 I IN 54 I IN 53 4-0 **IBB**			4	0	0	0	1	1	3
26 Avisaíl García, R (1, 9) OBP: 0.319, SLG: 0.394	B SI 91 F SI 90 C SI 90 B FF 89 C FF 90 2-3 ② **K**		D SL 89 B SL 88 B SI 91 C FF 91 S SI 92 S FF 91 3-3 ③ **K**		S CU 80 D CU 80 B SL 88 X SI 92 2-2 ③ **L8**		C CU 84 F FF 97 S FF 97 0-3 ③ **K**		B CU 82 X CU 81 1-0 ③ **P2**			5	0	0	0	0	3	5
79 José Abreu, R (1, 10) OBP: 0.341, SLG: 0.488	F FF 91 B SI 91 X CU 78 1-1 ③ **G5-3**			B FF 90 S SL 88 B FF 91 C CU 79 B FF 91 F SI 91 X SI 92 3-2 **10 L9 53 1B 1B**		B SI 94 B SI 93 S FF 94 X CH 86 2-1 **53 1B 10 1B 1B**		C CU 82 F FF 97 F FF 96 S CU 84 0-3 ① **K**		C SL 81 C CH 68 B CH 70 B SL 80 F CU 74 C SI 86 2-3 ① **K**		5	1	2	0	0	2	0
25 Adam LaRoche, L (1, 3) OBP: 0.333, SLG: 0.373		B FF 89 S SL 87 B CH 85 X CH 84 2-1 ① **G6-3**		C SL 89 F CU 79 B SL 87 B SI 91 B CU 80 F SL 88 X SI 92 3-2 ① **F7**		F SI 94 S SI 94 0-3 ① **K**		B FF 95 S FF 94 C FF 95 B FF 95 C FF 95 2-3 ② **K**		C SL 81 S CH 69 S CU 75 0-3 ② **K**		5	0	0	0	0	3	2
53 Melky Cabrera, S (1, 7) OBP: 0.288, SLG: 0.291		C SI 91 X FF 89 0-1 **10 L1-3 1B**		C SL 88 C SI 92 X CU 80 0-2 **1-2 1B**		B SI 95 D SI 93 1 SAFE F FF 96 B CH 86 X SI 94 3-1 **10 1B 12 SF7 1-2 1B**		C FS 86 S SI 96 B FF 96 B FS 86 X FS 86 2-2 **2B**		C SI 86 B SI 85 B SL 81 X CH 69 2-1 **10 FC6-4 1B**		5	1	5	0	0	0	0
10 Alexei Ramirez, R (1, 6) OBP: 0.242, SLG: 0.294	B SI 92 1 SAFE C SI 90 C SI 92 X SI 91 1-2 ② ③ **L1-3** **1-1**		F SI 92 B SI 92 F CU 80 X SI 92 1-2 ② **L9** **2-3**		B SI 95 C SI 93 B FF 95 F SI 91 B SI 94 X SI 94 3-2 **1-3 2-H 1B**		B CU 84 X FF 95 1-0 ③ **G6-3**		S SL 80 1 SAFE D CU 74 1 SAFE 1 SAFE F SL 78 X SI 86 1-2 ③ **FC6-4** **1-2f**			5	0	1	1	0	0	5
12 Conor Gillaspie, L (1, 5) OBP: 0.285, SLG: 0.390 15 Gordon Beckham, R (10, 5) OBP: 0.282, SLG: 0.354			B SI 90 X CH 88 1-0 **21 G3 2B**	D CU 79 D CH 86 F SL 88 F CH 84 F FF 92 F CU 80 X SL 88 2-2 ③ **L8**		1 SAFE B SL 78 X SI 94 1-0 ② **SF7** **3-H**			S CU 83 S CU 83 B CU 84 B FF 96 S CU 81 2-3 ① **K**		X CH 70 0-0 **HR**	3 1	0 1	1 1	1 1	0 0	1 0	2 0
21 Tyler Flowers, R (1, 2) OBP: 0.261, SLG: 0.331			B SI 91 S FF 90 C SI 91 D CU 80 F FF 91 B SI 92 F SI 91 F SL 87 F FF 92 3-2 ① **G3** **2-3**		B SI 89 B SL 87 B SI 89 B SI 90 4-0 **BB**	F FF 95 B FF 95 1 SAFE B FF 95 1 SAFE S FF 95 S SL 88 3-3 ③ **K**			X CU 83 0-0 ② **G5-3**			3	0	0	0	1	1	2
5 Yolmer Sánchez, S (1, 4) OBP: 0.207, SLG: 0.194			C SL 88 F FF 92 X SL 89 0-2 **1B**		B CU 78 1 SAFE B SL 87 X SI 90 2-0 ① **F7**	B FF 96 B FF 96 C FF 96 F FF 97 X FF 98 2-2 ① **L5**			F FF 95 X CU 82 0-1 **2B**			4	0	2	0	0	0	1
Inning Stats	R: 0 E: 0 K: 2 S: 9 H: 0 LOB: 0 BB: 0 P: 15	R: 0 E: 0 K: 0 S: 7 H: 1 LOB: 0 BB: 0 P: 10	R: 0 E: 0 K: 1 S: 20 H: 2 LOB: 2 BB: 0 P: 29	R: 0 E: 0 K: 0 S: 19 H: 2 LOB: 2 BB: 0 P: 28	R: 0 E: 0 K: 0 S: 6 H: 0 LOB: 1 BB: 1 P: 16	R: 2 E: 0 K: 2 S: 14 H: 3 LOB: 1 BB: 0 P: 26	R: 0 E: 0 K: 1 S: 9 H: 0 LOB: 0 BB: 0 P: 11	R: 0 E: 0 K: 2 S: 11 H: 1 LOB: 1 BB: 0 P: 16	R: 0 E: 0 K: 1 S: 7 H: 1 LOB: 2 BB: 1 P: 14	R: 0 E: 0 K: 2 S: 12 H: 1 LOB: 1 BB: 0 P: 17	R: 1 E: 0 K: 0 S: 1 H: 1 LOB: 0 BB: 0 P: 1	1B: 8 2B: 4 3B: 0 HR: 1 SF: 1 SAC: 0 DP: 1 HBP: 0	WP: 0 PB: 0 SB: 0 CS: 0 PA: 43					

PITCHER		IP	WLS	BF	H	R	ER	SO	BB	IBB	HBP	BLK	WP	HR	S	P	ERA	WHIP
49 Yovani Gallardo, R ERA: 2.98	(1, 1)	5.0		20	5	0	0	3	1	0	0	0	0	0	61	98	0.00	1.200
47 Ross Detwiler, L ERA: 7.17	(6, 1)	0.2	B	5	3	2	2	1	0	0	0	0	0	0	11	20	27.00	4.500
36 Jon Edwards, R ERA: 6.0	(6, 1)	0.1		1	0	0	0	1	0	0	0	0	0	0	3	6	0.00	0.000
50 Keone Kela, R ERA: 2.37	(7, 1)	1.1		4	0	0	0	2	0	0	0	0	0	0	13	15	0.00	0.000
71 Sam Freeman, L ERA: 5.91	(8, 1)	0.1		2	1	0	0	1	0	0	0	0	0	0	6	10	0.00	3.000

PITCHER		IP	WLS	BF	H	R	ER	SO	BB	IBB	HBP	BLK	WP	HR	S	P	ERA	WHIP
52 Tanner Scheppers, R ERA: 4.98	(8, 1)	1.1		6	1	0	0	1	0	1	0	0	0	0	8	16	0.00	0.750
58 Alex Claudio, L ERA: 3.07	(10, 1)	1.0	L	5	2	1	1	2	0	0	0	0	0	1	13	18	9.00	2.000

BOTTOM

Texas Rangers @ Chicago White Sox

U.S. Cellular Field, Chicago, IL

Sun Jun 21 2015, 2:11 PM - 6:00 PM EDT

Att. 33,668 - Partly Cloudy - 90 F

livebaseballscorecards.com

AB	40
R	3
H	12
RBI	3
BB	2
SO	11
LOB	20

Batter	1	2	3	4	5	6	7	8	9	AB	R	H	RBI	BB	SO	LOB
1 Adam Eaton, L (1, 8) OBP: 0.309, SLG: 0.344	F FF 87 X FF 88 0-1 ① F9		C FF 86 C CU 74 S CU 71 0-3 ② K	B CU 74 C FF 86 B CU 72 X FF 89 2-1 ③ FC5-6 2-3		S FF 88 C FF 86 F CU 72 B FF 88 X FF 85 1-2 ③ G4-3			B FF 93 H SL 84 2-0 79 G5-4-3 HBP	4	0	0	0	0	1	3
26 Avisaíl García, R (1, 9) OBP: 0.324, SLG: 0.397 64 Emilio Bonifácio, S (7, PH) OBP: 0.186, SLG: 0.176 (7, 7)	T FF 89 X FF 88 0-1 1B		X CH 82 0-0 79 2B 25 1B		C FF 87 X FF 86 0-1 ① G4-3		C SI 92 X CU 74 0-1 ① G4-3		B FF 96 F FF 95 B SL 82 D FF 96 S FF 96 X FF 96 3-2 ① L5	3 2	1 0	2 0	0 0	0 0	0 0	0 1
79 José Abreu, R (1, 3) OBP: 0.342, SLG: 0.490	C FF 88 B FF 88 T FF 89 B FF 89 F FF 89 D CH 82 1 SAFE F FF 89 X FF 89 3-2 ② P4		B FF 89 X FF 89 1-0 25 1B 1-3 2B	B FF 88 F FF 88 X FF 88 1-1 53 FC6-4 1B		B SL 86 X SL 87 1-0 ② F8			X SL 85 0-0 ② ③ G5-4-3 1-2f	5	1	2	0	0	0	2
53 Melky Cabrera, S (1, 7) OBP: 0.289, SLG: 0.289 20 JB Shuck, L (7, PH) OBP: 0.338, SLG: 0.294 (7, 9)	C FF 89 B CH 82 S CH 82 1 SAFE X FF 88 1-2 ③ P3		B FF 89 B CH 82 B CH 81 C FF 89 B FF 89 4-1 25 1B 10 1B BB	C FF 89 F CU 73 F CH 80 F FF 86 X CH 80 0-2 ② FC6-4 1-2f		C SI 93 B FF 95 B SI 95 B SI 94 B SI 93 4-1 BB			2 0	0 0	0 0	0 0	1 1	0 0	2 0
25 Adam LaRoche, L (1, 10) OBP: 0.336, SLG: 0.376		S FF 85 C FF 88 X FF 88 0-2 1B	S FC 85 B FF 85 B FC 84 X FF 89 2-1 10 1B 1-2 2-H 3-H 1B		X CU 73 0-0 ③ B1-3		B SI 95 C SI 95 F SI 96 C SL 87 1-3 ③ K			4	0	2	2	0	1	2
10 Alexei Ramírez, R (1, 6) OBP: 0.249, SLG: 0.298		S CH 81 X FF 88 0-1 ① P4	B FF 89 B FF 88 B CH 83 C FF 88 X FF 88 3-1 ③ 1-2 2-H 1B			B CU 72 B FF 85 C FF 87 C FF 88 B CH 81 D CH 81 4-2 5 1B BB		B SL 83 B FF 95 C FF 95 B FF 96 X FF 95 3-1 15 BB 1B		3	0	2	0	1	0	1
15 Gordon Beckham, R (1, 5) OBP: 0.288, SLG: 0.354		B FF 89 C FF 89 B FF 88 B CH 82 F FF 89 F FF 90 X CH 82 3-2 ② P4		C FF 86 X CU 73 0-1 ① 1B		X CH 80 0-0 ① L6		D SL 85 B SL 84 B FF 97 C FF 96 B FF 97 4-1 5 G6-4-3 1-2 BB		3	0	1	0	1	0	2
58 Geovany Soto, R (1, 2) OBP: 0.276, SLG: 0.392		F CH 81 F FF 89 D CU 72 D CH 82 F CH 80 S FF 88 2-3 ③ K		B FF 88 B CU 72 X FF 88 2-0 1 FC5-6 2B		X CH 81 0-0 ② F9		C FF 97 D SL 86 F FF 98 B SL 87 S SL 87 2-3 ① K		4	0	1	0	0	2	4
5 Yolmer Sánchez, S (1, 4) OBP: 0.209, SLG: 0.196			B FF 88 S CH 82 L FF 88 X CU 71 1-2 ① G3	C FF 88 X CH 82 0-1 ② G1-3		C CU 73 B FF 86 B FF 88 B FF 86 X FF 88 3-1 1-2 1B		X SL 86 0-0 ② ③ G6-4-3 1-2f		4	0	1	0	0	0	3
Inning Stats	R: 0 E: 0 K: 0 S: 12 H: 1 LOB: 1 BB: 0 P: 16	R: 0 E: 0 K: 1 S: 13 H: 1 LOB: 1 BB: 0 P: 18	R: 2 E: 0 K: 1 S: 13 H: 4 LOB: 2 BB: 1 P: 24	R: 0 E: 0 K: 0 S: 7 H: 2 LOB: 1 BB: 0 P: 11	R: 0 E: 0 K: 0 S: 10 H: 1 LOB: 1 BB: 0 P: 11	R: 0 E: 0 K: 0 S: 10 H: 1 LOB: 2 BB: 1 P: 18	R: 0 E: 0 K: 1 S: 7 H: 0 LOB: 1 BB: 1 P: 13	R: 0 E: 0 K: 1 S: 7 H: 1 LOB: 1 BB: 1 P: 16	R: 0 E: 0 K: 0 S: 4 H: 0 LOB: 0 BB: 0 P: 9	1B: 9 2B: 2 3B: 0 HR: 0 SF: 0 SAC: 0 DP: 2 HBP: 1						

PITCHER		IP	WLS	BF	H	R	ER	SO	BB	IBB	HBP	BLK	WP	HR	S	P	ERA	WHIP
33 Tommy Milone, L ERA: 3.59	(1, 1)	6.0	W	28	10	2	2	2	2	0	0	0	0	0	65	98	3.00	2.000
36 Blaine Boyer, R ERA: 2.41	(7, 1)	1.0		4	0	0	0	1	1	0	0	0	0	0	7	13	0.00	1.000
62 J.R. Graham, R ERA: 3.41	(8, 1)	2.0		7	1	0	0	1	1	0	1	0	0	0	11	25	0.00	1.000

PITCHER	IP	WLS	BF	H	R	ER	SO	BB	IBB	HBP	BLK	WP	HR	S	P	ERA	WHIP

TOP

Chicago White Sox @ Minnesota Twins

Target Field, Minneapolis, MN

Mon Jun 22 2015, 7:12 PM - 10:05 PM CDT

Att. 24,094 - Partly Cloudy - 80 F

livebaseballscorecards.com

AB	34
R	2
H	11
RBI	2
BB	4
SO	4
LOB	20

BOTTOM

Chicago White Sox @ Minnesota Twins

Target Field, Minneapolis, MN

Mon Jun 22 2015, 7:12 PM - 10:05 PM CDT

Att. 24,094 - Partly Cloudy - 80 F

livebaseballscorecards.com

Batter	1	2	3	4	5	6	7	8	9	AB	R	H	RBI	BB	SO	LOB
25 Byron Buxton, R (1, 8) OBP: 0.250, SLG: 0.300	B SI 88 B SI 89 X FF 89 2-0 2 1B 2B		C FC 83 B CU 75 X FC 85 1-1 ② G5-3	C FC 86 F CU 77 B FF 91 B CH 80 T CH 80 2-2 ③ K		C SI 91 F SI 90 B SI 91 D FC 84 B SI 90 X SL 82 3-2 2 WP 48 2B 1B		B SI 95 S FF 95 B FF 94 X FF 95 2-1 2 HR 1B		5	3	3	0	0	1	0
2 Brian Dozier, R (1, 4) OBP: 0.340, SLG: 0.522	B FF 89 S CH 81 X CH 81 1-1 48 G4-3 7 S 2-H 1B		B FF 88 X CH 81 1-0 ③ G5-3		B FC 84 C FF 86 X CH 79 1-1 ① G5-3	C SI 91 F CH 84 F CH 82 B SL 82 F FC 85 X SI 90 1-2 ② P4 1-2 2-3		D FF 94 X SI 96 1-0 1-H HR		5	1	2	3	0	0	2
7 Joe Mauer, L (1, 3) OBP: 0.331, SLG: 0.374 21 Shane Robinson, R (8, 9) OBP: 0.294, SLG: 0.317	C FF 89 F CU 76 B SI 90 B SI 90 X FF 90 2-2 ① G6-3 1-2			B FF 88 B FC 84 X FF 89 2-0 HR	B FF 88 B FC 84 B FF 88 C FF 89 F FF 89 S FF 88 3-3 ② K	I IN 52 I IN 52 I IN 49 I IN 50 4-0 48 2B IBB		C FF 95 B CU 83 B CU 84 F FF 94 X FS 85 2-2 ① G1-3		3 1	1 0	1 0	1 0	1 0	1 0	1 0
48 Torii Hunter, R (1, 9) OBP: 0.322, SLG: 0.409 12 Chris Herrmann, L (8, 3) OBP: 0.250, SLG: 0.327	X CH 82 0-0 ② G4-3 2-3			B FC 84 B CH 82 B SI 90 B FF 90 4-0 24 E 24 FC6 8 SF7 BB	B CU 74 F SI 88 F FF 89 X CH 80 1-2 ③ G5-3	X SI 90 0-0 1-3 2-H 3-H 2B		C CU 84 F FF 93 F SL 85 S FS 86 0-3 ② K		3 1	1 0	1 0	2 0	1 0	0 1	1 0
24 Trevor Plouffe, R (1, 5) OBP: 0.308, SLG: 0.436	L CH 82 B CH 82 C SI 90 F SI 91 X CH 81 1-2 ③ F9			1 SAFE F FC 86 F CH 80 1 SAFE X CH 79 0-2 FC6 20 E 19 1B 1-3		X SI 90 0-0 20 1B 19 HR 2B B SL 82 B FF 92 X FC 84 2-0 P3		B FF 94 S CU 83 F FF 94 X FS 85 1-2 ③ G4-3		5	2	1	0	0	0	4
20 Eddie Rosario, L (1, 7) OBP: 0.306, SLG: 0.422		X FF 88 0-0 ① F8		B FF 90 B CU 73 F FF 90 1 SAFE X FF 89 2-1 ① F7 1-2		B FC 83 S CH 79 S CH 78 F CH 79 F CH 78 X CU 75 1-2 19 WP 19 HR 1B 2-3	B SI 88 X SI 91 1-0 ① G1-3			4	1	1	0	0	0	2
8 Kurt Suzuki, R (1, 2) OBP: 0.291, SLG: 0.313		C SI 88 C CU 75 F CH 81 X CH 79 0-2 ② F9		B FC 85 X CH 79 1-0 ② SF7 3-H		1 SAFE X CH 79 0-0 ① F9	C SI 91 C SL 82 B CH 83 X SL 83 1-2 ② L8			3	0	0	1	0	0	2
19 Kennys Vargas, S (1, 10) OBP: 0.283, SLG: 0.379		F SI 89 C CH 80 B SI 91 F FF 91 B CH 81 X CU 76 2-2 9 PO 1B		B CU 75 D CH 80 S CH 81 X CH 82 2-1 9 HR 1B 2-H		B FC 85 C CH 78 F CH 78 1 SAFE B CH 78 B CH 79 X CH 80 3-2 1-H HR 3-H	X SI 89 0-0 1B			4	2	4	4	0	0	0
9 Eduardo Núñez, R (1, 6) OBP: 0.333, SLG: 0.532		C SI 90 F SI 90 1 SAFE 0-2 ③ PO 1-2	C FF 88 X FC 84 0-1 ① G6-3	B FC 84 F FC 83 C CH 80 B CH 77 F FC 86 D CH 79 F CH 80 X FF 87 3-2 1-H HR		C SI 90 B SL 82 S SL 82 X SI 91 1-2 E1 2 WP 48 2B 1B	F CH 82 F SI 90 B FC 83 C SI 90 1-3 ③ K			4	2	2	2	0	1	1
Inning Stats	R: 1 H: 2 E: 0 LOB: 1 K: 0 BB: 0 S: 11 P: 17	R: 0 H: 1 E: 0 LOB: 0 K: 0 BB: 0 S: 11 P: 13	R: 0 H: 0 E: 0 LOB: 0 K: 0 BB: 0 S: 5 P: 7	R: 5 H: 3 E: 2 LOB: 0 K: 1 BB: 1 S: 17 P: 33	R: 0 H: 0 E: 0 LOB: 0 K: 1 BB: 0 S: 8 P: 13	R: 5 H: 6 E: 1 LOB: 2 K: 0 BB: 1 S: 23 P: 38	R: 0 H: 1 E: 0 LOB: 1 K: 1 BB: 0 S: 8 P: 11	R: 2 H: 2 E: 0 LOB: 0 K: 1 BB: 0 S: 13 P: 19		1B: 8 SF: 1 2B: 3 SAC: 0 3B: 0 DP: 0 HR: 4 HBP: 0						WP: 2 PA: 42 PB: 0 SB: 1 CS: 0

	AB	38
	R	13
	H	15
	RBI	13
	BB	2
	SO	4
	LOB	13

PITCHER		IP	WLS	BF	H	R	ER	SO	BB	IBB	HBP	BLK	WP	HR	S	P	ERA	WHIP
50 John Danks, L ERA: 5.38	(1, 1)	5.1	L	26	9	9	5	2	1	0	0	0	1	3	62	97	8.44	1.875
67 Scott Carroll, R ERA: 3.79	(6, 1)	1.2		10	4	2	2	1	0	1	0	0	1	0	21	35	10.80	2.400
63 Junior Guerra, R ERA: 6.75	(8, 1)	1.0		5	2	2	2	1	0	0	0	0	0	1	13	19	18.00	2.000

PITCHER	IP	WLS	BF	H	R	ER	SO	BB	IBB	HBP	BLK	WP	HR	S	P	ERA	WHIP

Batter	1	2	3	4	5	6	7	8	9	AB	R	H	RBI	BB	SO	LOB
1 Adam Eaton, L (1, 8) OBP: 0.314, SLG: 0.352	X SI 94 0-0 79 1B 1B	X SI 93 0-0 1-2 1B			C CU 75 C SI 93 B SI 94 X SI 94 1-2 ① G1-3		B CU 73 B SI 94 F FF 94 T FF 94 F SI 94 F FS 82 B SI 95 X SI 94 3-2 ① G3-1	B FF 92 C SL 88 B FF 93 B FF 92 F SL 88 F SL 88 F FF 92 F SL 89 X SL 88 3-2 2-H 2B		5	0	3	1	0	0	0
26 Avisaíl García, R (1, 9) OBP: 0.317, SLG: 0.389	S SI 93 X SI 93 0-1 ① L9	X FF 95 0-0 ③ G5-3			B SL 84 X SI 95 1-0 ② G5-3		C FF 94 S SI 94 B SI 95 X FF 95 1-2 ② G1-3	S SL 87 S FF 91 B FF 92 F SL 87 D SL 89 X FF 92 2-2 ③ F8		5	0	0	0	0	0	4
79 José Abreu, R (1, 10) OBP: 0.350, SLG: 0.500	F SI 94 F SI 93 X SI 94 0-2 25 BB 1-3 1B		C SL 83 C FF 95 X FS 82 0-2 ① G5-3		B SL 85 X SL 82 1-0 2B		F SI 95 X SI 96 0-1 25 BB 53 1B 1B		C FF 91 C FF 91 X FF 91 0-2 25 1B 25 E 1B	5	2	4	0	0	0	0
25 Adam LaRoche, L (1, 3) OBP: 0.341, SLG: 0.375	F FS 80 B SI 93 F SI 94 B FS 79 B FS 80 B FS 77 4-2 10 FC6-4 1-2 BB		C CU 74 B SI 95 B SI 94 C SI 95 F FS 83 C SI 96 2-3 ② K		X SI 94 0-0 ③ F8		D SI 95 B SI 94 B FS 81 C SI 94 F SI 95 B SI 93 4-2 53 1B 1-2 BB		C SL 84 C SL 81 B SL 82 B SL 82 X FF 92 2-2 E9 15 2B 1-H 1B	3	1	1	0	2	1	1
53 Melky Cabrera, S (1, 7) OBP: 0.291, SLG: 0.295	F SI 94 C SI 93 S FS 81 0-3 ② K		C CU 74 C SI 95 S SI 95 0-3 ③ K			B SI 92 B SI 94 C SI 93 C SI 95 X FS 81 2-2 12 G3 58 1B 2B	B SI 94 X SI 94 1-0 10 FC6-4 1-2 2-H 1B		B CH 84 D SL 84 X FF 91 2-0 ① L1	5	1	2	1	0	2	4
10 Alexei Ramirez, R (1, 6) OBP: 0.245, SLG: 0.292	B FF 96 F SI 94 B SI 95 X SI 95 2-1 ③ FC6-4 1-2f			B SL 83 C SI 95 C SI 95 F FS 81 B FS 80 S SI 96 2-3 ① K		B SI 93 S SI 94 X SI 94 1-1 ① G6-3	B SL 88 X SL 88 1-0 ③ FC6-4 1-2f		B FF 94 B FF 95 T SL 88 C CU 82 X CU 84 2-2 ② F7	5	0	0	0	0	1	7
12 Conor Gillaspie, L (1, 5) OBP: 0.286, SLG: 0.396 15 Gordon Beckham, R (7, 5) OBP: 0.291, SLG: 0.364		C FF 94 F SI 94 B FS 81 F FS 78 X SI 95 1-2 ① G3-1		C CU 73 B SI 95 B SI 95 X SI 95 2-1 58 1B 2B		F FS 79 X FS 79 0-1 ② G3 2-3		S FF 92 B SL 89 X SL 89 1-1 ① G5-3	B FF 96 B SL 88 F SL 89 C FF 95 D CU 84 F CU 83 X CU 84 3-2 3-H 2B	3 2	1 0	1 1	0 1	0 0	0 0	1 0
58 Geovany Soto, R (1, 2) OBP: 0.291, SLG: 0.396		B SI 95 C SL 83 B SL 82 B SI 95 B SI 95 4-1 5 FC6-4 BB		B SL 82 X SI 94 1-0 ② 2-H 1B		C SI 95 F SI 95 X SI 96 0-2 3-H 1B		S SL 88 B SL 90 B SL 89 F FF 93 X SL 89 2-2 ② G6-3	C FF 95 B FF 95 F SL 88 F FF 95 C FF 96 1-3 ③ K	4	0	2	2	1	1	1
5 Yolmer Sánchez, S (1, 4) OBP: 0.210, SLG: 0.207		C SI 93 X SI 94 0-1 ② FC6-4 1 1B 1-2f		B CU 73 C SI 95 F FS 81 B SI 94 B FS 81 X SI 95 3-2 ③ G4-3		B SI 93 B SI 92 B SI 92 C SI 92 X SI 94 3-1 ③ G4-3		B FF 91 B FF 92 X FF 91 2-0 1 2B 2B		4	1	1	0	0	0	2
Inning Stats	R: 0 E: 0 K: 1 S: 13 H: 2 LOB: 3 BB: 1 P: 19	R: 0 E: 0 K: 0 S: 9 H: 1 LOB: 2 BB: 1 P: 14	R: 0 E: 0 K: 2 S: 10 H: 0 LOB: 0 BB: 0 P: 12	R: 1 E: 0 K: 1 S: 10 H: 2 LOB: 0 BB: 0 P: 18	R: 0 E: 0 K: 0 S: 6 H: 1 LOB: 1 BB: 0 P: 9	R: 1 E: 0 K: 0 S: 12 H: 2 LOB: 1 BB: 0 P: 18	R: 1 E: 0 K: 0 S: 14 H: 2 LOB: 2 BB: 1 P: 24	R: 1 E: 0 K: 0 S: 16 H: 2 LOB: 1 BB: 0 P: 26	R: 2 E: 1 K: 1 S: 18 H: 3 LOB: 1 BB: 0 P: 28	1B: 9 2B: 6 3B: 0 HR: 0 SF: 0 SAC: 0 DP: 0 HBP: 0	WP: 0 PB: 0 SB: 0 CS: 0 PA: 44					

TOP

Chicago White Sox @ Minnesota Twins

Target Field, Minneapolis, MN

Tue Jun 23 2015, 7:10 PM - 10:07 PM CDT

Att. 27,349 - Partly Cloudy - 79 F

livebaseballscorecards.com

AB	41
R	6
H	15
RBI	5
BB	3
SO	5
LOB	20

PITCHER	IP	WLS	BF	H	R	ER	SO	BB	IBB	HBP	BLK	WP	HR	S	P	ERA	WHIP
37 Mike Pelfrey, R (1, 1) ERA: 3.06	6.2	L	32	10	3	3	4	3	0	0	0	0	0	73	112	4.05	1.950
50 Casey Fien, R (7, 1) ERA: 2.49	1.1		6	2	1	1	0	0	0	0	0	0	0	17	28	6.75	1.500
64 Aaron Thompson, L (9, 1) ERA: 5.4	0.1		3	2	2	1	0	0	0	0	0	0	0	7	11	27.00	6.000
57 Ryan Pressly, R (9, 1) ERA: 2.7	0.2		3	1	0	0	1	0	0	0	0	0	0	11	17	0.00	1.500

PITCHER	IP	WLS	BF	H	R	ER	SO	BB	IBB	HBP	BLK	WP	HR	S	P	ERA	WHIP

Batter	1	2	3	4	5	6	7	8	9	AB	R	H	RBI	BB	SO	LOB
2 Brian Dozier, R (1, 4) OBP: 0.335, SLG: 0.515	S FC 92 B FC 91 B FF 94 X FF 94 2-1 ① G4-3		C SL 85 F FF 93 F FF 95 S FS 85 0-3 ② K		D SI 94 B FC 92 X FC 93 2-0 ② F7		1 SAFE C SI 94 1 SAFE S FF 94 1 SAFE S SL 90 0-3 ② K			4	0	0	0	0	2	2
20 Eddie Rosario, L (1, 7) OBP: 0.304, SLG: 0.439	F FC 91 B SL 83 F FF 92 X FS 84 1-2 HR		B SL 87 C FF 94 S FC 92 F FC 91 F FF 94 B FF 95 B SL 86 C FC 94 3-3 ③ K		B SL 82 C FF 94 B FC 92 F FF 94 F SL 89 F FF 95 S FF 93 2-3 ③ K		1 SAFE C FF 93 0-1 ③ CS 1-2	C SI 89 F SL 82 X SI 88 0-2 ① G6-3		4	1	1	1	0	2	1
7 Joe Mauer, L (1, 3) OBP: 0.333, SLG: 0.376	B FF 94 C SI 94 S SL 84 X FC 92 1-2 24 1B 1B			C FF 92 X FS 82 0-1 ① G4-3		C FF 92 B FF 91 C FS 83 X FC 92 1-2 ① L4		C FF 88 B SI 89 X SI 90 1-1 1B		4	0	2	0	0	0	0
24 Trevor Plouffe, R (1, 5) OBP: 0.307, SLG: 0.433	D SI 93 F FC 91 X SL 86 1-1 48 G6-4-3 1-2 1B			B SL 86 C SL 85 C SL 88 S SL 86 1-3 ② K2-3		B FF 95 S FF 93 X SL 86 1-1 ② L7		C SI 95 B SI 96 F SL 92 X CH 87 1-2 ② F8		4	0	1	0	0	1	1
48 Torii Hunter, R (1, 9) OBP: 0.325, SLG: 0.408	D SL 86 B SL 86 X FC 92 2-0 ② ③ G6-4-3 1-2f			S SL 86 H FF 95 1-1 9 1B 8 2B HBP		X FF 94 0-0 9 BB 1B		C SI 97 B SI 96 X SI 97 1-1 ③ G6-3		3	1	1	0	0	0	3
9 Eduardo Núñez, R (1, 6) OBP: 0.341, SLG: 0.524		B SL 86 C FF 93 X SI 94 1-1 ① P5		C FC 91 X SL 87 0-1 8 2B 1-2 1B		1 SAFE B SL 88 B SL 86 C FF 94 B FF 94 B FF 94 4-1 BB 1-2			B SI 93 B SI 93 X SI 94 2-0 ① G6-3	3	0	1	0	1	0	0
8 Kurt Suzuki, R (1, 2) OBP: 0.290, SLG: 0.316		B FF 93 C SL 84 X FC 92 1-1 ② P6		F SL 87 F FF 94 F FC 93 D SL 87 B FF 94 X FS 84 2-2 ③ 1-H 2-H 2B		X FF 94 0-0 ③ G6-3			C SI 94 X SI 95 0-1 ② G4-3	4	0	1	1	0	0	2
19 Kennys Vargas, S (1, 10) OBP: 0.282, SLG: 0.376		C CU 84 B FC 92 S FS 84 B FF 94 X SL 84 2-2 ③ P4			B FF 91 C FF 93 X FF 94 1-1 25 G5-3 1B		C SI 93 B SL 83 S FC 91 F FF 94 B FS 84 S FC 92 2-3 ① K		B SI 95 X SI 95 1-0 ③ G4-3	4	0	1	0	0	1	0
25 Byron Buxton, R (1, 8) OBP: 0.257, SLG: 0.303			C CU 83 F SL 84 S SI 95 0-3 ① K		B SI 94 B SL 85 S SI 94 B SI 94 C FF 94 X FF 94 3-2 ① G5-3 1-2		B SL 84 X FF 95 1-0 20 CS 1B			3	0	1	0	0	1	1
Inning Stats	R: 1 H: 3 E: 0 LOB: 1 K: 0 BB: 0 S: 11 P: 18	R: 0 H: 0 E: 0 LOB: 0 K: 0 BB: 0 S: 7 P: 11	R: 0 H: 0 E: 0 LOB: 0 K: 3 BB: 0 S: 12 P: 15	R: 1 H: 2 E: 0 LOB: 2 K: 1 BB: 0 S: 12 P: 16	R: 0 H: 1 E: 0 LOB: 1 K: 1 BB: 0 S: 11 P: 19	R: 0 H: 1 E: 0 LOB: 2 K: 0 BB: 1 S: 8 P: 14	R: 0 H: 1 E: 0 LOB: 0 K: 2 BB: 0 S: 9 P: 12	R: 0 H: 1 E: 0 LOB: 1 K: 0 BB: 0 S: 10 P: 13	R: 0 H: 0 E: 0 LOB: 0 K: 0 BB: 0 S: 4 P: 7	1B: 7 SF: 0 2B: 1 SAC: 0 3B: 0 DP: 1 HR: 1 HBP: 1					WP: 0 PA: 36 PB: 0 SB: 0 CS: 1	

PITCHER		IP	WLS	BF	H	R	ER	SO	BB	IBB	HBP	BLK	WP	HR	S	P	ERA	WHIP
29 Jeff Samardzija, R ERA: 4.53	(1, 1)	7.0	W	28	8	2	2	7	1	0	1	0	0	1	70	105	2.57	1.286
33 Zach Duke, L ERA: 3.41	(8, 1)	0.1	H	2	1	0	0	0	0	0	0	0	0	0	5	6	0.00	3.000
52 Jake Petricka, R ERA: 3.47	(8, 1)	1.2	S	5	0	0	0	0	0	0	0	0	0	0	9	14	0.00	0.000

PITCHER	IP	WLS	BF	H	R	ER	SO	BB	IBB	HBP	BLK	WP	HR	S	P	ERA	WHIP

BOTTOM

Chicago White Sox @ Minnesota Twins

Target Field, Minneapolis, MN

Tue Jun 23 2015, 7:10 PM - 10:07 PM CDT

Att. 27,349 - Partly Cloudy - 79 F

livebaseballscorecards.com

AB	33
R	2
H	9
RBI	2
BB	1
SO	7
LOB	10

Chicago White Sox @ Minnesota Twins

Target Field, Minneapolis, MN

Wed Jun 24 2015, 12:11 PM - 2:30 PM CDT

Att. 28,854 - Cloudy - 74 F

livebaseballscorecards.com

Batter	1	2	3	4	5	6	7	8	9	AB	R	H	RBI	BB	SO	LOB
1 Adam Eaton, L (1, 8) OBP: 0.316, SLG: 0.362	C FF 90 X FF 91 0-1 L9		C KC 76 B SI 91 B KC 77 X FF 91 2-1 3B		L FF 89 B CH 85 C CH 88 B FC 89 1 SAFE F KC 76 B FC 87 F FC 88 X SI 90 3-2 G6-3			X SI 91 0-0 1B		4	0	2	0	0	0	1
12 Conor Gillaspie, L (1, 5) OBP: 0.285, SLG: 0.392	C FF 91 C KC 76 B FC 88 X FC 88 1-2 L7		X FF 93 0-0 G4-3			B KC 74 X FF 90 1-0 1B		B FF 89 C FF 88 F SI 89 X FC 87 1-2 F8		4	0	1	0	0	0	2
79 José Abreu, R (1, 3) OBP: 0.345, SLG: 0.492	X FF 91 0-0 G4-3			B KC 74 S FC 86 X FF 91 1-1 G5-3		C FC 87 F FF 88 C KC 76 0-3 K		F FC 86 X FC 88 0-1 F9		4	0	0	0	0	1	2
25 Adam LaRoche, L (1, 10) OBP: 0.347, SLG: 0.404		C SI 90 X FF 91 0-1 HR		B KC 75 B CH 86 B SI 90 C FF 90 X FF 90 3-1 2B		F FF 89 C CH 85 B FC 88 B CH 84 S FC 87 2-3 K			B SI 93 X SI 92 1-0 2B	4	1	3	1	0	1	1
53 Melky Cabrera, S (1, 7) OBP: 0.287, SLG: 0.290		C FF 92 C KC 76 F FC 87 X FC 87 0-2 L8		B FF 92 X FF 91 1-0 P5		F FF 89 X FF 90 0-1 G3			B CU 74 X FF 94 1-0 G1-3	4	0	0	0	0	0	3
26 Avisaíl García, R (1, 9) OBP: 0.312, SLG: 0.382		X FF 90 0-0 L8		C KC 78 C FC 87 B FC 87 B FC 88 S FC 88 2-3 K			F KC 75 S FC 86 F FC 86 B FC 86 X FC 87 1-2 F9		X SL 88 0-0 G6-3	4	0	0	0	0	1	2
10 Alexei Ramirez, R (1, 6) OBP: 0.241, SLG: 0.288		C KC 76 X FC 87 0-1 G6-3			X FC 86 0-0 P4		C FF 90 X FC 88 0-1 L8		C SL 86 X SI 94 0-1 G4-3	4	0	0	0	0	0	1
21 Tyler Flowers, R (1, 2) OBP: 0.263, SLG: 0.331			F FF 90 B KC 76 S KC 75 B KC 77 C FF 91 2-3 K		C FF 89 S FF 91 X FF 92 0-2 5 FC3-6 1B		S KC 75 B FF 92 B FC 88 F FC 87 F KC 77 S KC 78 2-3 K			3	0	1	0	0	2	0
5 Yolmer Sánchez, S (1, 4) OBP: 0.207, SLG: 0.204 20 JB Shuck, L (8, PH) OBP: 0.333, SLG: 0.290 15 Gordon Beckham, R (8, 4) OBP: 0.291, SLG: 0.364			C FF 91 F FF 92 B FF 91 F FC 89 X KC 77 1-2 G4-3		X FF 90 0-0 FC3-6 1-2f			C SI 88 C KC 75 B FC 87 X FC 87 1-2 F8		2 1 0	0 0 0	0 0 0	0 0 0	0 0 0	0 0 0	1 0 0
Inning Stats	R: 0 E: 0 K: 0 S: 6 H: 0 LOB: 0 BB: 0 P: 7	R: 1 E: 0 K: 0 S: 9 H: 1 LOB: 0 BB: 0 P: 9	R: 0 E: 0 K: 1 S: 10 H: 1 LOB: 1 BB: 0 P: 15	R: 0 E: 0 K: 1 S: 8 H: 1 LOB: 1 BB: 0 P: 15	R: 0 E: 0 K: 0 S: 10 H: 1 LOB: 1 BB: 0 P: 13	R: 0 E: 0 K: 2 S: 9 H: 1 LOB: 1 BB: 0 P: 12	R: 0 E: 0 K: 1 S: 10 H: 0 LOB: 0 BB: 0 P: 13	R: 0 E: 0 K: 0 S: 9 H: 1 LOB: 1 BB: 0 P: 11	R: 0 E: 0 K: 0 S: 5 H: 1 LOB: 1 BB: 0 P: 7	1B: 3 2B: 2 3B: 1 HR: 1	SF: 0 SAC: 0 DP: 0 HBP: 0					

PITCHER		IP	WLS	BF	H	R	ER	SO	BB	IBB	HBP	BLK	WP	HR	S	P	ERA	WHIP
45 Phil Hughes, R ERA: 4.2	(1, 1)	8.0	W	30	6	1	1	5	0	0	0	0	0	1	71	95	1.12	0.750
36 Blaine Boyer, R ERA: 2.34	(9, 1)	1.0		4	1	0	0	0	0	0	0	0	0	0	5	7	0.00	1.000

PITCHER	IP	WLS	BF	H	R	ER	SO	BB	IBB	HBP	BLK	WP	HR	S	P	ERA	WHIP

AB	34
R	1
H	7
RBI	1
BB	0
SO	5
LOB	13

WP: 0	PB: 0	SB: 0	CS: 0	PA: 34		

Batter	1	2	3	4	5	6	7	8	9	AB	R	H	RBI	BB	SO	LOB
25 Byron Buxton, R (1, 8) OBP: 0.231, SLG: 0.270	C SI 90 B SI 93 S SI 91 S SI 94 1-3 K ①		C CH 84 B SI 93 1 SAFE B SI 94 L CH 82 B CH 83 S SI 95 3-3 K ③		C CH 88 B SL 77 C SL 76 S SI 94 1-3 K ②		C SI 94 S SI 96 C SL 80 0-3 K ①			4	0	0	0	0	4	2
2 Brian Dozier, R (1, 4) OBP: 0.338, SLG: 0.518	S CH 83 S SI 90 X CH 84 0-2 L7 ②			B SI 91 B SI 92 C CH 84 X SI 93 2-1 G6-3 7 48 2B 2B	C SI 91 F SL 77 B SI 94 F SI 94 F CH 83 S SI 95 1-3 K ③		F SI 94 X SL 76 0-1 G4-3 7 3-H 1B			4	1	2	1	0	1	0
7 Joe Mauer, L (1, 10) OBP: 0.329, SLG: 0.370	B CH 89 C SI 92 C SL 79 B CH 84 F SL 80 X SI 92 2-2 G5-3 ③			B SI 93 C SI 92 C SI 95 X SI 94 1-2 G6-3 ① 2-3		C CH 82 B SL 76 X CH 85 1-1 E6	1 SAFE C SL 77 F SI 96 1 SAFE B SI 94 F SL 80 F SI 97 D CH 87 B SL 81 3-2 G4-3 ② 1-2			4	0	0	0	0	0	2
48 Torii Hunter, R (1, 9) OBP: 0.323, SLG: 0.410		C CH 84 F SI 92 B SI 93 S SL 77 1-3 K ①		F SL 80 X CH 84 0-1 9 2B 2B 3-H		1 SAFE F SI 93 S SI 95 C SI 94 0-3 K ①	S CH 85 B FF 96 X CH 86 1-1 L9 ③			4	1	1	1	0	2	2
24 Trevor Plouffe, R (1, 5) OBP: 0.313, SLG: 0.436		X CH 88 0-0 1B ②		B CH 85 B CH 88 S SI 96 F SI 96 B SL 80 B SI 94 2 SAFE 4-2 9 2B 8 SF7 BB		X SI 91 0-0 F8 ②		X SL 85 0-0 8 1B 9 G1-3 1B		3	1	2	0	1	0	1
9 Eduardo Núñez, R (1, 6) OBP: 0.337, SLG: 0.523		C CH 82 F SL 75 B SI 92 C SI 91 1-3 K ③		X CH 85 0-0 1-3 2-H 2B		B CH 84 C SI 96 S SL 79 X SI 93 1-2 F8 ③		C SI 95 X SI 96 0-1 G1-3 ① 1-2		4	0	1	1	0	1	2
8 Kurt Suzuki, R (1, 2) OBP: 0.294, SLG: 0.327			F CH 89 B CH 83 F CH 85 F SI 94 C SL 79 1-3 K ①	C SI 94 X SI 94 0-1 SF7 ② 3-H			C SL 76 F CH 82 B SL 79 X SI 94 1-2 19 1B 21 1B 2B	X SI 96 0-0 19 G4-6-3 2-3 1B		3	1	2	1	0	1	0
19 Kennys Vargas, S (1, 3) OBP: 0.281, SLG: 0.373			B SL 76 S CH 83 S CH 84 S CH 84 1-3 K ②	B CH 85 B SI 95 S CH 85 C SI 96 F SL 79 D CH 86 X SI 96 3-2 G6-3 ③			B SI 95 F SI 95 B SI 96 X CH 85 2-1 21 1B 21 E 2-3 1B	B FF 97 X FF 96 1-0 G4-6-3 ②③ 1-2f		4	1	1	0	0	1	3
21 Shane Robinson, R (1, 7) OBP: 0.304, SLG: 0.327			X SI 92 0-0 1B		X SI 93 0-0 L9 ①		B SL 78 B SI 96 X CH 86 2-0 E8 2 1B 1-H 3-H 1B			3	1	2	1	0	0	0
Inning Stats	R: 0 E: 0 K: 1 S: 10 H: 0 LOB: 0 BB: 0 P: 13	R: 0 E: 0 K: 2 S: 7 H: 1 LOB: 0 BB: 0 P: 9	R: 0 E: 0 K: 3 S: 11 H: 1 LOB: 1 BB: 0 P: 16	R: 3 E: 0 K: 0 S: 16 H: 3 LOB: 1 BB: 1 P: 26	R: 0 E: 0 K: 2 S: 9 H: 0 LOB: 0 BB: 0 P: 11	R: 0 E: 1 K: 1 S: 9 H: 0 LOB: 1 BB: 0 P: 11	R: 3 E: 1 K: 1 S: 20 H: 4 LOB: 1 BB: 0 P: 29	R: 0 E: 0 K: 0 S: 5 H: 2 LOB: 1 BB: 0 P: 6		1B: 7 2B: 4 3B: 0 HR: 0 SF: 1 SAC: 0 DP: 1 HBP: 0				WP: 0 PB: 0 SB: 0 CS: 0 PA: 35		

PITCHER		IP	WLS	BF	H	R	ER	SO	BB	IBB	HBP	BLK	WP	HR	S	P	ERA	WHIP
49 Chris Sale, L ERA: 3.02	(1, 1)	6.2	L	30	9	6	5	10	1	0	0	0	0	0	80	112	6.75	1.500
40 Daniel Webb, R ERA:	(7, 1)	1.1		5	2	0	0	0	0	0	0	0	0	0	7	9	0.00	1.500

PITCHER	IP	WLS	BF	H	R	ER	SO	BB	IBB	HBP	BLK	WP	HR	S	P	ERA	WHIP

BOTTOM

Chicago White Sox @ Minnesota Twins

Target Field, Minneapolis, MN

Wed Jun 24 2015, 12:11 PM - 2:30 PM CDT

Att. 28,854 - Cloudy - 74 F

livebaseballscorecards.com

AB	33
R	6
H	11
RBI	5
BB	1
SO	10
LOB	12

Chicago White Sox @ Detroit Tigers

Comerica Park, Detroit, MI

Thu Jun 25 2015, 1:09 PM - 5:01 PM EDT

Att. 40,355 - Overcast - 70 F

TOP

livebaseballscorecards.com

Batter	1	2	3	4	5	6	7	8	9	10	AB	R	H	RBI	BB	SO	LOB
1 Adam Eaton, L (1, 8) OBP: 0.321, SLG: 0.375	HR	1B			BB		SH5-3		P4	P5	4	2	2	1	1	0	2
15 Gordon Beckham, R (1, 6) OBP: 0.288, SLG: 0.353 (8, 5)	G6-3	F7			G6-3		BB		F8		4	0	0	0	1	0	4
79 José Abreu, R (1, 3) OBP: 0.343, SLG: 0.485	K		K		BB		K		K		4	1	0	0	1	4	3
25 Adam LaRoche, L (1, 10) OBP: 0.344, SLG: 0.403	L7		K		2B		K			G6-3	5	0	1	2	0	2	2
53 Melky Cabrera, S (1, 7) OBP: 0.292, SLG: 0.291		1B	G3-1		F8			BB		BB	3	2	1	0	2	0	1
26 Avisaíl García, R (1, 9) OBP: 0.314, SLG: 0.384		2B		K		G5-3		G4-3		HBP	4	2	1	1	0	1	1
12 Conor Gillaspie, L (1, 5) OBP: 0.280, SLG: 0.384		G4-3		G4-3		P6		2B		K	3	0	0	0	0	0	1
10 Alexei Ramirez, R (8, PH) OBP: 0.243, SLG: 0.293 (8, 6)											2	0	1	0	0	1	2
21 Tyler Flowers, R (1, 2) OBP: 0.263, SLG: 0.329		1B		F9		F8		F8		1B	4	0	1	1	0	0	1
20 JB Shuck, L (10, PH) OBP: 0.342, SLG: 0.300											1	1	1	0	0	0	0
58 Geovany Soto, R (10, 2) OBP: 0.291, SLG: 0.396											0	0	0	0	0	0	0
5 Yolmer Sánchez, S (1, 4) OBP: 0.214, SLG: 0.229		FC6-4 1B			G1-3		K SH5-3		1B	3B	5	0	2	3	0	1	1

	AB	39
	R	8
	H	10
	RBI	8
	BB	5
	SO	9
	LOB	18

| Inning Stats | | | | | | | | | | |

Chicago White Sox @ Detroit Tigers

Comerica Park, Detroit, MI

Thu Jun 25 2015, 1:09 PM - 5:01 PM EDT

Att. 40,355 - Overcast - 70 F

livebaseballscorecards.com

Batter	1	2	3	4	5	6	7	8	9	10	AB	R	H	RBI	BB	SO	LOB
20 Rajai Davis, R (1, 8) OBP: 0.348, SLG: 0.431 50 Bryan Holaday, R (9, 2) OBP: 0.275, SLG: 0.425	B FF 92 X SI 91 1-0 3 HR 1B	X SL 84 0-0 ③ P4		1 SAFE C SI 92 1 SAFE X CH 84 0-1 E5 3 FC4 1-3		B SI 93 1 SAFE L SI 95 C CH 86 1 SAFE B SI 96 X SI 96 2-2 24 G4-6-3 1-2 1B		C FS 84 C FS 85 B FS 84 B FS 85 S FS 84 2-3 ③ K		B FC 93 F FC 92 B FC 93 F FC 93 F KC 83 X KC 82 2-2 24 IBB 1-2 2-H 3-H 1B	5 1	1 0	2 1	0 2	0 0	1 0	4 0
3 Ian Kinsler, R (1, 4) OBP: 0.330, SLG: 0.345	1 SAFE X SI 90 0-0 1-H HR		B SL 85 C CH 84 F SL 88 B FF 95 B SL 87 S SL 88 3-3 ① K2-3	B SL 83 F SL 85 X FF 94 1-1 ③ FC4 1-2f		X SI 95 0-0 ① B1			C SI 89 B SI 89 X CH 86 1-1 ① F9	X FC 94 0-0 ② F8	6	1	1	2	0	1	6
24 Miguel Cabrera, R (1, 3) OBP: 0.453, SLG: 0.582	C SI 93 X SI 93 0-1 41 G4-6-3 1B		C SI 95 C SI 97 B SL 92 S SL 91 1-3 ② K		C SL 84 B CH 85 C FF 96 S SL 88 1-3 ① K	X SI 97 0-0 ②③ G4-6-3 1-2f			B SI 89 X SI 89 1-0 ② G6-3	I IN 71 I IN 71 I IN 75 I IN 73 4-0 1-2 2-3 IBB	5	0	1	0	1	2	2
41 Victor Martinez, S (1, 10) OBP: 0.323, SLG: 0.321 39 Josh Wilson, R (9, PR) OBP: 0.389, SLG: 0.444 (10, 10)	X SI 91 0-0 ①② G4-6-3 1-2f		B FF 96 B CH 87 C SI 93 B SI 95 B SI 94 4-1 52 1B BB		B SI 95 B SL 86 B SI 94 C SI 94 X SI 93 3-1 28 HR 2B		C SL 87 F CH 88 B SI 95 X SL 89 1-2 52 G6-4-3 1B		B CU 76 F SI 89 B CU 76 B CH 86 X SI 90 3-1 1B	S FC 94 B FC 93 S FC 93 S FC 94 1-3 ③ K	4 1	1 0	3 0	0 0	1 0	0 1	1 3
52 Yoenis Cespedes, R (1, 7) OBP: 0.336, SLG: 0.498	C SL 86 B SL 85 F FF 94 S SL 89 1-3 ③ K		C CH 84 B CH 84 X CH 85 1-1 1-2 1B		C SL 82 B FF 95 B FF 94 F SL 85 F SL 90 S SL 90 2-3 ② K		B SI 96 B SI 96 F SI 94 B SI 96 X CH 87 3-1 ①② G6-4-3 1-2f		B SI 89 B CH 85 S CU 77 S SI 89 X CU 75 2-2 ③ P3		5	0	1	0	0	2	3
28 J.D. Martinez, R (1, 9) OBP: 0.329, SLG: 0.522		C SL 84 B FF 92 B CH 83 S CH 84 B FF 95 X SL 87 3-2 ① G5-3	S SL 84 D SL 88 B FF 94 S SL 87 D SL 89 X SL 87 3-2 ③ F9		X SL 83 0-0 2-H HR		S SI 96 C SI 95 S CH 89 0-3 ③ K			C FC 92 C FC 92 B FC 93 S KC 82 1-3 ① K	5	1	1	2	0	2	2
9 Nick Castellanos, R (1, 5) OBP: 0.274, SLG: 0.347 17 Andrew Romine, S (8, PR) OBP: 0.347, SLG: 0.439 (9, 5)		C SI 94 S CH 84 F CH 87 B FF 94 S SL 88 1-3 ② K		B CH 83 C SI 93 B CH 86 S CH 84 X SI 94 2-2 1 FC4-2 3B 4-2 BB	C CH 85 B CH 82 S SL 88 B SL 88 B CH 85 B SL 89			C FS 82 X FS 84 0-1 1 WP 1 SF7 2B		T FC 92 F FC 92 X FC 93 0-2 1 1B 12 BB 50 1B 1B	3 1	0 2	2 1	0 0	1 0	1 0	0 0
34 James McCann, R (1, 2) OBP: 0.290, SLG: 0.370 12 Anthony Gose, L (8, PH) OBP: 0.310, SLG: 0.361 (9, 8)		C CH 85 B SI 95 B SI 94 F SL 85 B CH 85 B CH 83 4-2 1 1B BB		C SL 85 S FF 95 S SL 90 0-3 ① K	T SI 93 B SI 94 F SI 93 B SL 89 F SL 86 X SI 94 2-2 ③ G1-3			L FS 83 2 SAFE L SI 90 D FS 84 F FS 84 S FS 85 1-3 ① K		F FC 92 D KC 84 D FC 93 B FC 93 B FF 93 4-1 1 1B 50 1B 1-2 BB	2 1	0 1	0 1	0 1	1 1	1 1	2 1
1 Jose Iglesias, R (1, 6) OBP: 0.382, SLG: 0.393		C SI 91 D SL 88 C SI 93 D SL 89 F SL 87 X FF 95 2-2 1-2 1B		B SL 88 B SL 87 C SI 95 F SL 88 X SL 91 2-2 ② FC4-2 20 E 3-H		B CH 85 C SI 93 B SL 90 F CH 86 X SI 95 2-2 20 1B 1B		D FS 85 F FS 84 B FS 85 X FS 84 2-1 ② SF7 2-H		C FC 92 B FC 94 F FC 93 X KC 82 1-2 24 IBB 50 1B 1-2 2-3 1B	4	0	3	1	0	0	1
Inning Stats	R: 2 E: 0 K: 1 S: 8 H: 3 LOB: 0 BB: 0 P: 10	R: 0 E: 0 K: 1 S: 14 H: 1 LOB: 2 BB: 1 P: 24	R: 0 E: 0 K: 2 S: 12 H: 1 LOB: 2 BB: 1 P: 24	R: 0 E: 1 K: 1 S: 13 H: 1 LOB: 2 BB: 0 P: 18	R: 2 E: 0 K: 2 S: 16 H: 2 LOB: 1 BB: 1 P: 28	R: 0 E: 0 K: 0 S: 8 H: 2 LOB: 1 BB: 0 P: 12	R: 0 E: 0 K: 1 S: 8 H: 1 LOB: 0 BB: 0 P: 12	R: 1 E: 0 K: 2 S: 11 H: 1 LOB: 1 BB: 0 P: 16	R: 0 E: 0 K: 0 S: 8 H: 1 LOB: 1 BB: 0 P: 15	R: 2 E: 0 K: 2 S: 18 H: 3 LOB: 3 BB: 2 P: 31	1B: 11 2B: 2 3B: 1 HR: 2 SF: 1 SAC: 0 DP: 3 HBP: 0	WP: 1 PB: 0 SB: 0 CS: 0 PA: 49						

PITCHER	IP	WLS	BF	H	R	ER	SO	BB	IBB	HBP	BLK	WP	HR	S	P	ERA	WHIP
55 Carlos Rodón, L (1, 1) ERA: 4.07	5.0		26	8	4	4	7	3	0	0	0	0	2	63	104	7.20	2.200
52 Jake Petricka, R (6, 1) ERA: 3.2	2.0	H	7	3	0	0	1	0	0	0	0	0	0	16	24	0.00	1.500
57 Zach Putnam, R (8, 1) ERA: 3.65	1.0	B	4	1	1	1	2	0	0	0	0	1	0	11	16	9.00	1.000
33 Zach Duke, L (9, 1) ERA: 3.3	1.0	W	4	1	0	0	0	0	0	0	0	0	0	8	15	0.00	1.000
30 David Robertson, R (10, 1) ERA: 2.84	1.0	S	8	3	2	2	2	1	1	0	0	0	0	18	31	18.00	4.000

PITCHER	IP	WLS	BF	H	R	ER	SO	BB	IBB	HBP	BLK	WP	HR	S	P	ERA	WHIP

AB	43
R	7
H	16
RBI	7
BB	5
SO	12
LOB	25

Chicago White Sox @ Detroit Tigers

Comerica Park, Detroit, MI

Fri Jun 26 2015, 7:09 PM - 10:02 PM EDT

Att. 38,455 - Cloudy - 73 F

TOP

livebaseballscorecards.com

Batter	1	2	3	4	5	6	7	8	9	AB	R	H	RBI	BB	SO	LOB
1 Adam Eaton, L (1, 8) OBP: 0.319, SLG: 0.383	B FF 90 C FF 90 B FC 91 X FF 91 2-1 HR		C CU 76 F FC 90 B FF 92 F FS 86 F SL 87 S CU 81 1-3 ① K		S FF 91 S FF 90 B SL 90 F FS 84 B SL 89 C CU 78 2-3 ② K		B FC 89 X FS 86 1-0 ② G1-3		C FF 95 X CH 88 0-1 ③ FC6 1-2f	5	1	1	1	0	2	2
10 Alexei Ramirez, R (1, 6) OBP: 0.243, SLG: 0.290	B FF 92 B SL 85 B FF 91 C FF 90 F FF 90 F SL 85 F FS 86 B SI 94 4-2 25 G1 BB		B FF 91 C CU 77 B FF 92 F FS 86 X SL 89 2-2 ② G4-3		C FF 92 X SI 92 0-1 ③ G4-3		B SL 86 C CU 78 B FS 86 X SI 91 2-1 ③ G5-3			3	0	0	0	1	0	0
79 José Abreu, R (1, 3) OBP: 0.341, SLG: 0.493	1 SAFE 1 SAFE C CU 73 F SI 91 B FF 92 T FF 93 1-2 ① K		B FF 92 X FC 91 1-0 HR			C CU 78 B SL 89 F FC 90 X SL 89 1-2 ① L1		C FF 96 F FF 97 B FF 100 X SL 87 1-2 ① P3		4	1	1	1	0	1	1
25 Adam LaRoche, L (1, 10) OBP: 0.343, SLG: 0.405	1 SAFE C FF 90 C SL 87 B FC 90 F SI 93 X CU 76 1-2 ② G1 1-2		X FS 88 0-0 ③ G5-3			B FF 92 X CU 78 1-0 53 3B 2B		B FA 88 C CH 89 B FF 97 B FF 96 S FF 96 S SL 87 3-3 ② K		4	1	1	0	0	1	1
53 Melky Cabrera, S (1, 7) OBP: 0.291, SLG: 0.297	B SI 92 S SL 89 T SL 90 B FC 90 X FC 90 2-2 ③ L4			C FF 90 C FF 90 B SI 90 B FS 86 S SL 89 2-3 ① K		B FS 85 B SL 88 F FF 92 X FF 93 2-1 2-H 3B		C FF 97 B FF 98 X CH 89 1-1 ③ F8		4	0	1	1	0	1	1
26 Avisaíl García, R (1, 9) OBP: 0.317, SLG: 0.390		C FF 89 B SL 86 F FF 90 X SL 87 1-2 12 S 1B		S FF 92 F FF 92 B SI 92 B FS 86 X CU 79 2-2 ② G6-3		S FF 91 F SI 91 B FF 93 B FF 93 B CU 76 S SL 90 3-3 ② K			B FF 91 B SL 78 F FF 91 S FF 93 X FF 93 2-2 20 1B 2B	4	0	2	0	0	1	1
12 Conor Gillaspie, L (1, 5) OBP: 0.280, SLG: 0.379 15 Gordon Beckham, R (7, 5) OBP: 0.286, SLG: 0.350		C FC 91 S FS 86 S CU 76 0-3 ① K 1-2		B FS 87 B SL 88 B CU 77 B FF 91 4-0 BB		X FC 91 0-0 ③ G1			S FC 93 F SL 81 F FF 94 F FF 92 S CU 71 0-3 ① K	2	0	0	0	1	1	2
										1	0	0	0	0	1	1
21 Tyler Flowers, R (1, 2) OBP: 0.264, SLG: 0.349 20 JB Shuck, L (9, PH) OBP: 0.350, SLG: 0.310		C CU 76 S FF 92 S FF 93 0-3 ② K		X FF 92 0-0 ③ F9			C CU 77 C CU 77 X FF 90 0-2 HR		C FF 93 F FF 92 X FF 94 0-2 1 FC6 2-3 1B	3	1	1	1	0	1	2
										1	0	1	0	0	0	0
5 Yolmer Sánchez, S (1, 4) OBP: 0.208, SLG: 0.221		B CU 75 C FF 92 X SL 89 1-1 ③ L8			B FS 84 C FS 85 X SL 88 1-1 ① G4-3		X FF 91 0-0 ① G6-3		S FF 92 D CH 89 X FF 93 1-1 ② B3	4	0	0	0	0	0	3

Inning Stats	1	2	3	4	5	6	7	8	9
	R: 1 E: 0 K: 1 S: 16	R: 0 E: 0 K: 2 S: 11	R: 1 E: 0 K: 1 S: 10	R: 0 E: 0 K: 1 S: 7	R: 0 E: 0 K: 1 S: 8	R: 1 E: 0 K: 1 S: 10	R: 1 E: 0 K: 0 S: 7	R: 0 E: 0 K: 1 S: 8	R: 0 E: 0 K: 1 S: 15
	H: 1 LOB: 1 BB: 1 P: 26	H: 1 LOB: 1 BB: 0 P: 13	H: 1 LOB: 0 BB: 0 P: 14	H: 0 LOB: 1 BB: 1 P: 15	H: 0 LOB: 0 BB: 0 P: 11	H: 2 LOB: 1 BB: 0 P: 17	H: 1 LOB: 0 BB: 0 P: 10	H: 0 LOB: 0 BB: 0 P: 13	H: 2 LOB: 2 BB: 0 P: 18

AB	35
R	4
H	8
RBI	4
BB	2
SO	9
LOB	14

1B: 2	SF: 0
2B: 2	SAC: 0
3B: 1	DP: 0
HR: 3	HBP: 0

WP: 0	PA: 37
PB: 0	
SB: 1	
CS: 0	

PITCHER		IP	WLS	BF	H	R	ER	SO	BB	IBB	HBP	BLK	WP	HR	S	P	ERA	WHIP
19 Aníbal Sánchez, R ERA: 4.63	(1, 1)	7.0		29	6	4	4	7	2	0	0	0	0	3	69	106	5.14	1.143
43 Bruce Rondón, R ERA:	(8, 1)	1.0	W	3	0	0	0	1	0	0	0	0	0	0	8	13	0.00	0.000
38 Joakim Soria, R ERA: 2.73	(9, 1)	1.0	S	5	2	0	0	1	0	0	0	0	0	0	15	18	0.00	2.000

PITCHER	IP	WLS	BF	H	R	ER	SO	BB	IBB	HBP	BLK	WP	HR	S	P	ERA	WHIP

Batter	1	2	3	4	5	6	7	8	9	AB	R	H	RBI	BB	SO	LOB
20 Rajai Davis, R (1, 8) OBP: 0.346, SLG: 0.445 12 Anthony Gose, L (9, 8) OBP: 0.310, SLG: 0.361	C FF 91 B FF 91 X SI 91 1-1 ① G6-3		B CH 85 X FF 92 1-0 ① L8	X FF 90 0-0 ③ FC6-4 1-2f			F SI 93 F SI 95 X CH 87 0-2 HR			4 0	1 0	1 0	1 0	0 0	0 0	2 0
3 Ian Kinsler, R (1, 4) OBP: 0.332, SLG: 0.347	C FF 92 B FF 92 B FF 91 X SI 92 2-1 24 2B 1B		B FF 91 C FF 92 X FF 92 1-1 ② F9		C CU 79 B CH 85 X CH 86 1-1 24 L4-3 1B		B SI 94 X SI 94 1-0 ① G6-3			4	1	2	0	0	0	0
24 Miguel Cabrera, R (1, 3) OBP: 0.457, SLG: 0.596	B FF 93 S FF 93 B FF 93 X FF 91 2-1 1-H 2B		F FF 92 F FF 93 B FF 90 X FF 93 1-2 2B		1 SAFE S FF 91 X FF 92 0-1 ①② L4-3 1-1		B SI 96 B SI 96 B CH 85 F SI 94 X SI 95 3-1 2B			4	0	3	1	0	0	1
41 Victor Martinez, S (1, 10) OBP: 0.321, SLG: 0.319	C CU 82 C FF 93 F CU 82 B FF 92 B CH 88 F CU 82 F SI 93 F FF 93 F FF 92 2-2 ② P5		B CU 80 F FF 92 C FF 92 F FF 92 F CU 81 S FF 91 1-3 ③ K		X FF 91 0-0 52 3B 1B		F SI 94 X SI 95 0-1 ② G1-3			4	1	1	0	0	1	3
52 Yoenis Cespedes, R (1, 7) OBP: 0.334, SLG: 0.502	X CU 82 0-0 ③ F7			C FF 91 X FF 90 0-1 ① G5-3	B FF 90 B CH 88 F FF 91 X FF 91 2-1 1-H 3B		C SI 95 B SI 95 F SI 94 S SL 88 1-3 ③ K			4	0	1	1	0	1	2
28 J.D. Martinez, R (1, 9) OBP: 0.331, SLG: 0.533		C FF 92 B CH 86 X FF 90 1-1 ① F8		C FF 92 B SI 91 B FF 92 X CH 88 2-1 9 1B 1 1B 1B	C CU 80 F FF 91 S FF 91 0-3 ③ K			B SI 88 X SI 89 1-0 HR		4	2	2	1	0	1	1
9 Nick Castellanos, R (1, 5) OBP: 0.278, SLG: 0.349 17 Andrew Romine, S (9, 5) OBP: 0.347, SLG: 0.439		C CU 80 S CH 87 B FF 92 B FF 91 X CH 88 2-2 ② G6-3		B FF 92 1 SAFE C FF 92 D FF 91 S CU 80 X CH 86 2-2 1 1B 1-2 1B	B FF 90 1 SAFE F FF 90 B FF 91 F FF 91 X FF 91 3-2 1 G4-6-3 1B			C SI 90 F SL 82 X CU 77 0-2 ① P4		4 0	0 0	2 0	0 0	0 0	0 0	0 0
50 Bryan Holaday, R (1, 2) OBP: 0.273, SLG: 0.409		S CU 80 B CH 85 X CH 87 1-1 1B		C SI 92 T FF 92 S FF 92 0-3 ② K			1 SAFE X FF 90 0-0 ① F9	B CU 75 S CH 85 B SI 89 S CH 86 F CU 76 C FF 87 2-3 ② K		4	0	1	0	0	2	3
1 Jose Iglesias, R (1, 6) OBP: 0.380, SLG: 0.390		C FF 92 X CU 80 0-1 ③ G6-3		F CU 81 X CU 81 0-1 20 FC6-4 1-2 2-H 1B			B FF 92 D CU 82 F FF 91 1 SAFE F FF 89 X CU 80 2-2 ②③ G4-6-3 1-2f	B SL 87 X SI 94 1-0 ③ P4		4	0	1	1	0	0	2
Inning Stats	R: 1 E: 0 K: 0 S: 16 H: 2 LOB: 1 BB: 0 P: 23	R: 0 E: 0 K: 0 S: 9 H: 1 LOB: 1 BB: 0 P: 13	R: 0 E: 0 K: 1 S: 11 H: 1 LOB: 1 BB: 0 P: 15	R: 1 E: 0 K: 1 S: 13 H: 3 LOB: 2 BB: 0 P: 17	R: 1 E: 0 K: 1 S: 10 H: 3 LOB: 1 BB: 0 P: 13	R: 0 E: 0 K: 0 S: 7 H: 1 LOB: 0 BB: 0 P: 12	R: 1 E: 0 K: 1 S: 11 H: 2 LOB: 1 BB: 0 P: 16	R: 1 E: 0 K: 1 S: 9 H: 1 LOB: 0 BB: 0 P: 13		1B: 8 2B: 4 3B: 1 HR: 2	SF: 0 SAC: 0 DP: 2 HBP: 0			WP: 0 PB: 0 SB: 0 CS: 0	PA: 36	

BOTTOM

Chicago White Sox @ Detroit Tigers

Comerica Park, Detroit, MI

Fri Jun 26 2015, 7:09 PM - 10:02 PM EDT

Att. 38,455 - Cloudy - 73 F

livebaseballscorecards.com

AB	36
R	5
H	14
RBI	5
BB	0
SO	5
LOB	14

PITCHER		IP	WLS	BF	H	R	ER	SO	BB	IBB	HBP	BLK	WP	HR	S	P	ERA	WHIP
62 Jose Quintana, L ERA: 3.95	(1, 1)	6.0		27	11	3	3	3	0	0	0	0	0	0	66	93	4.50	1.833
52 Jake Petricka, R ERA: 3.42	(7, 1)	1.0	B	5	2	1	1	1	0	0	0	0	0	1	11	16	9.00	2.000
33 Zach Duke, L ERA: 3.52	(8, 1)	0.2	L	3	1	1	1	1	0	0	0	0	0	1	8	11	13.50	1.500
40 Daniel Webb, R ERA:	(8, 1)	0.1		1	0	0	0	0	0	0	0	0	0	0	1	2	0.00	0.000

PITCHER		IP	WLS	BF	H	R	ER	SO	BB	IBB	HBP	BLK	WP	HR	S	P	ERA	WHIP

Batter	1	2	3	4	5	6	7	8	9	AB	R	H	RBI	BB	SO	LOB
1 Adam Eaton, L (1, 8) OBP: 0.318, SLG: 0.388	B FF 90 B FF 92 C FF 91 X FF 94 2-1 G6-3		C KC 81 C FC 88 B CH 87 X FC 88 1-2 F7 ③			C FC 86 X KC 79 0-1 26 1B 3B	1 SAFE C SL 87 1 SAFE 1 SAFE B FF 93 F SI 93 F FF 93 B SI 94 X CH 88 1-2 2-2 P6 ②③			4	1	1	0	0	0	1
79 José Abreu, R (1, 10) OBP: 0.343, SLG: 0.495	B FF 93 B FC 89 B FF 94 C FF 94 F FC 90 F FC 90 X CH 87 3-2 P3 ②			B KC 78 C KC 76 F FF 94 X FC 90 1-2 E7 26 SF7 2B		C FF 94 S SI 94 F FF 96 F SI 95 F FF 96 H FF 96 1-2 53 1B 26 1B 25 SF7 HBP		C SL 85 B SI 90 B SI 91 F SL 88 S CU 84 2-3 K ①		3	2	1	0	0	1	0
26 Avisaíl García, R (1, 9) OBP: 0.319, SLG: 0.393	C KC 80 S FC 90 X SI 95 0-2 1B			C KC 80 F FF 95 X CH 86 0-2 SF7 ① 3-H		S FC 90 S FC 90 F SI 96 B FC 90 B KC 79 F FC 89 X SI 95 2-2 10 FC6-4 53 1B 1-2 3-H 1B		B SI 92 F SL 86 B CU 83 S SI 92 F SI 92 F CU 84 X SL 87 2-2 F7 ②		3	0	2	2	0	0	0
53 Melky Cabrera, S (1, 7) OBP: 0.297, SLG: 0.314	F FF 94 X FF 94 0-1 F8 ③			L FF 94 B KC 80 S FC 89 B FF 95 B KC 80 F FC 91 F FF 96 X CH 87 3-2 HR		F SI 95 B FF 95 X FF 96 1-1 10 FC6-4 1-2 2-3 1B		C SI 92 B SI 89 X SL 77 1-1 1B		4	1	3	1	0	0	1
25 Adam LaRoche, L (1, 3) OBP: 0.338, SLG: 0.400		B FF 92 B CH 84 X SI 93 2-0 G1-3 ①		B CH 86 C FF 95 B FC 89 B CH 87 S FF 96 F FF 97 S FF 96 3-3 K ②		B KC 81 C FF 95 B FF 95 F FC 89 X SI 95 2-2 SF7 ① 3-H		C SI 91 B FF 92 B SL 80 F SI 91 B SI 90 F SI 91 S SL 80 3-3 K ③		3	0	0	1	0	2	1
10 Alexei Ramirez, R (1, 6) OBP: 0.240, SLG: 0.286		C CH 84 B FF 93 F FF 94 X FC 89 1-2 F8 ②		B FF 96 X CH 87 1-0 G6-3 ③		F SI 94 X CH 86 0-1 FC6-4 ② 1-2f 2-3			B FF 91 B FF 91 C FF 93 X FF 93 2-1 G1-3 ①	4	0	0	0	0	0	2
15 Gordon Beckham, R (1, 5) OBP: 0.278, SLG: 0.340		C FF 94 S KC 81 B FF 95 T CH 86 1-2 K ③	C FF 93 B FF 93 X KC 80 1-1 F7 ①		X FC 89 0-0 G4-3 ③				S FC 92 C FC 93 B FF 93 F CH 85 F FC 92 F CU 70 S SL 80 1-3 K ②	4	0	0	0	0	2	2
58 Geovany Soto, R (1, 2) OBP: 0.289, SLG: 0.390		B FF 92 B FF 93 C FF 94 B CH 85 F FF 95 S FC 90 3-3 K ①	X FF 94 0-0 G4-3 ②			S SL 87 X SL 86 0-1 64 FC1-4 1B			C FF 93 B SL 80 B FF 94 B FF 94 X FF 92 3-1 F8 ③	4	0	1	0	0	1	0
64 Emilio Bonifácio, S (1, 4) OBP: 0.178, SLG: 0.169 5 Yolmer Sánchez, S (7, 4) OBP: 0.208, SLG: 0.221		C KC 80 B CH 85 F KC 80 C SI 96 1-3 K ②	F FF 94 C KC 78 B FC 90 S CH 85 1-3 K ③			B SI 92 L SI 91 L SL 87 X FF 93 1-2 FC1-4 1 CS 1-2f ①				3 0	0 0	0 0	0 0	0 0	2 0	1 0
Inning Stats	R: 0 E: 0 K: 0 S: 11 H: 1 LOB: 1 BB: 0 P: 16	R: 0 E: 0 K: 1 S: 7 H: 0 LOB: 0 BB: 0 P: 11	R: 0 E: 0 K: 2 S: 9 H: 0 LOB: 0 BB: 0 P: 14	R: 2 E: 1 K: 1 S: 16 H: 2 LOB: 0 BB: 0 P: 24	R: 0 E: 0 K: 1 S: 6 H: 0 LOB: 0 BB: 0 P: 8	R: 2 E: 0 K: 0 S: 20 H: 3 LOB: 2 BB: 0 P: 26	R: 0 E: 0 K: 0 S: 9 H: 1 LOB: 0 BB: 0 P: 12	R: 0 E: 0 K: 2 S: 14 H: 1 LOB: 1 BB: 0 P: 22	R: 0 E: 0 K: 1 S: 10 H: 0 LOB: 0 BB: 0 P: 16	1B: 5 2B: 1 3B: 1 HR: 1 SF: 2 SAC: 0 DP: 0 HBP: 1						

PITCHER		IP	WLS	BF	H	R	ER	SO	BB	IBB	HBP	BLK	WP	HR	S	P	ERA	WHIP
14 David Price, L ERA: 2.62	(1, 1)	6.0		25	6	4	4	5	0	0	1	0	0	1	69	99	6.00	1.000
30 Alex Wilson, R ERA: 1.62	(7, 1)	1.2		5	1	0	0	1	0	0	0	0	0	0	17	24	0.00	0.600
32 Tom Gorzelanny, L ERA: 6.75	(8, 1)	0.1		2	1	0	0	1	0	0	0	0	0	0	6	10	0.00	3.000
38 Joakim Soria, R ERA: 2.64	(9, 1)	1.0	W	3	0	0	0	1	0	0	0	0	0	0	10	16	0.00	0.000

PITCHER	IP	WLS	BF	H	R	ER	SO	BB	IBB	HBP	BLK	WP	HR	S	P	ERA	WHIP

TOP

Chicago White Sox @ Detroit Tigers

Comerica Park, Detroit, MI

Sun Jun 28 2015, 1:10 PM - 4:09 PM EDT

Att. 39,455 - Partly Cloudy - 69 F

livebaseballscorecards.com

AB	32
R	4
H	8
RBI	4
BB	0
SO	8
LOB	8

BOTTOM

Chicago White Sox @ Detroit Tigers

Comerica Park, Detroit, MI

Sun Jun 28 2015, 1:10 PM - 4:09 PM EDT

Att. 39,455 - Partly Cloudy - 69 F

livebaseballscorecards.com

Batter	1	2	3	4	5	6	7	8	9	AB	R	H	RBI	BB	SO	LOB
12 Anthony Gose, L (1, 8) OBP: 0.314, SLG: 0.360	X SI 91 0-0 ① L8		X FF 91 0-0 ② G3 1-2			B SI 94 B SI 93 C SI 93 B SL 86 B FF 92 4-1 3 1B BB		F FF 96 X FF 93 0-1 3 HBP 41 2B 1-2 2-3 1B		3	1	1	0	1	0	1
3 Ian Kinsler, R (1, 4) OBP: 0.334, SLG: 0.347	X FF 92 0-0 ② G5-3		C SL 84 S FF 94 S FF 94 0-3 ③ K			C SI 94 F SL 87 B SI 95 X SL 87 1-2 1-3 1B		B SI 96 F FF 96 H SI 96 2-1 41 2B 1-2 2-3 3-H HBP		3	1	1	1	0	1	1
24 Miguel Cabrera, R (1, 3) OBP: 0.454, SLG: 0.589	B FF 92 B FF 90 B FF 93 C FF 92 B FF 91 4-1 BB			C FF 91 X FF 94 0-1 ① G5-3		B FC 93 X FC 94 1-0 ② F9		S FF 95 B FF 96 S FF 95 S FF 94 1-3 ① K		3	0	0	0	1	1	5
41 Victor Martinez, S (1, 10) OBP: 0.320, SLG: 0.324	B FF 93 S FF 91 S FS 83 F FS 84 X FF 93 1-2 ③ L7			C SL 85 B FS 82 B FF 92 F FF 94 F FF 92 B FS 84 X FF 95 3-2 ② P6		B FS 84 B FF 94 X SI 95 2-0 ③ F7		X FF 96 0-0 1-H 2-H 3-H 2B		4	0	1	3	0	0	3
52 Yoenis Cespedes, R (1, 7) OBP: 0.330, SLG: 0.495		B FF 92 B SL 86 X FF 94 2-0 ① P3		B SL 87 B FF 93 X SI 95 2-0 ③ F9			B SL 86 S SI 95 B SI 93 X FF 94 2-1 ① F8	C FC 89 S FS 85 S FS 86 0-3 ② K		4	0	0	0	0	1	1
28 J.D. Martinez, R (1, 9) OBP: 0.327, SLG: 0.525		B FF 94 C FF 92 F SI 94 B SL 88 F SI 96 F FS 84 S FF 96 2-3 ② K			C FF 94 C SL 86 S FS 84 0-3 ① K		X FF 93 0-0 ② P3	D FS 85 S FS 85 B FS 86 F FS 85 D FS 86 X FS 85 3-2 ③ P3		4	0	0	0	0	2	1
9 Nick Castellanos, R (1, 5) OBP: 0.274, SLG: 0.344		X FF 92 0-0 ③ G4-3			B FF 94 B SL 87 X FF 93 2-0 ② L9		C SL 86 B SL 88 F SI 94 F FS 85 B FF 96 F FF 96 F SI 97 X SL 86 2-2 ③ G6-3		C FC 89 F FC 89 B FC 86 B FS 86 S FS 86 2-3 ① K	4	0	0	0	0	1	0
34 James McCann, R (1, 2) OBP: 0.294, SLG: 0.391		B FF 93 F FC 91 F SI 94 B SL 89 F FF 96 X FS 84 2-2 ① G6-3			X FF 95 0-0 ③ G6-3			F FC 91 F FF 95 B FF 94 X FS 84 1-2 12 1B 1 BB 3 HBP 1B	C FF 89 S FC 89 X FS 86 0-2 HR	4	2	2	1	0	0	0
1 Jose Iglesias, R (1, 6) OBP: 0.384, SLG: 0.392			C FF 95 F SL 89 B FF 96 B SL 90 X SI 95 2-2 12 G3 1B			C FF 93 X SL 86 0-1 ① F9		F SI 93 F SI 95 B FF 95 B SL 89 F SI 95 F SL 87 D SL 90 F FF 94 F FF 94 4-2 B SI 95 3 HBP 12 1B 41 2B 1-2 BB		2	1	1	0	1	0	0
Inning Stats	R: 0 E: 0 K: 0 S: 7 H: 0 LOB: 1 BB: 1 P: 12	R: 0 E: 0 K: 1 S: 7 H: 0 LOB: 0 BB: 0 P: 11	R: 0 E: 0 K: 1 S: 11 H: 1 LOB: 1 BB: 0 P: 15	R: 0 E: 0 K: 0 S: 7 H: 0 LOB: 0 BB: 0 P: 12	R: 0 E: 0 K: 1 S: 5 H: 0 LOB: 0 BB: 0 P: 7	R: 0 E: 0 K: 0 S: 8 H: 1 LOB: 2 BB: 1 P: 16	R: 0 E: 0 K: 0 S: 9 H: 0 LOB: 0 BB: 0 P: 13	R: 4 E: 0 K: 2 S: 22 H: 3 LOB: 1 BB: 1 P: 33	R: 1 E: 0 K: 1 S: 6 H: 1 LOB: 0 BB: 0 P: 8	1B: 4 2B: 1 3B: 0 HR: 1	SF: 0 SAC: 0 DP: 0 HBP: 1		WP: 0 PB: 0 SB: 0 CS: 0	PA: 35			

	AB	31
	R	5
	H	6
	RBI	5
	BB	3
	SO	6
	LOB	12

PITCHER		IP	WLS	BF	H	R	ER	SO	BB	IBB	HBP	BLK	WP	HR	S	P	ERA	WHIP
29 Jeff Samardzija, R ERA: 4.56	(1, 1)	7.1		31	5	4	4	4	3	0	1	0	0	0	70	110	4.91	1.091
57 Zach Putnam, R ERA: 3.86	(8, 1)	1.0	L	4	1	1	1	2	0	0	0	0	0	1	12	17	9.00	1.000

PITCHER	IP	WLS	BF	H	R	ER	SO	BB	IBB	HBP	BLK	WP	HR	S	P	ERA	WHIP

Batter	1	2	3	4	5	6	7	8	9	10	11	AB	R	H	RBI	BB	SO	LOB
1 Adam Eaton, L (1, 8) OBP: 0.313, SLG: 0.382	F SI 89 B CU 75 B CH 87 F FF 90 F FF 92 C FF 92 2-3 K ①		B FF 92 C FF 91 S SI 90 F SI 93 F FF 92 B FF 92 B FF 92 F FF 93 F FF 93 3-2 F FF 93 F SI 92 F SI 93 X SI 92 1-2 G4-3 ①		B CU 74 B CU 76 B FF 90 C FF 89 C FF 90 T FF 91 3-2 K ①		B SL 75 C SL 73 F SI 83 B SI 84 B SI 83 S SI 83 3-3 K ③		F FF 96 S FF 97 B FF 98 S CH 87 1-3 K ③		5	0	0	0	0	4	3
79 José Abreu, R (1, 3) OBP: 0.344, SLG: 0.493	B FF 92 B FF 92 B FF 92 C FF 92 X SI 91 3-1 G4-3 ②		C FF 92 B FF 92 B FF 91 X SI 91 2-1 2-H 1B		F SI 91 B SI 91 C FF 91 X FF 92 1-2 G3 ②			B FF 94 B FF 93 X FF 94 2-0 1B		C FF 88 B SI 89 F CH 83 B FF 90 S CH 84 2-3 K ①		5	0	2	1	0	1	0
53 Melky Cabrera, S (1, 7) OBP: 0.296, SLG: 0.310	B CH 85 X FF 92 1-0 F8 ③		C FF 92 B SI 90 X FF 92 1-1 L8 ②		C SI 90 B FF 92 F SI 91 B SL 87 B FF 91 B FF 93 4-2 BB			X FF 94 0-0 B3 ①		B SI 90 B CH 83 X CH 85 2-0 G5-3 ②		4	0	0	0	1	0	2
26 Avisaíl García, R (1, 9) OBP: 0.317, SLG: 0.390		F FF 89 F FF 91 X SI 90 0-2 10 E 12 1B 1B	B SL 87 B SL 86 S SI 92 F FF 93 S SI 92 2-3 K ③		X SL 86 0-0 L9 ③			X FF 93 0-0 P4 ②		B SI 90 S SI 90 S CH 83 F CH 83 S FF 90 1-3 K ③		5	0	1	0	0	2	3
12 Conor Gillaspie, L (1, 5) OBP: 0.287, SLG: 0.385 15 Gordon Beckham, R (8, PH) OBP: 0.275, SLG: 0.336 (8, 5)		B CH 87 X SI 88 1-0 10 E 1-2 1B	C FF 89 F FF 90 B SL 87 B SL 87 F FF 92 B SI 92 X FF 92 3-2 21 1B 1B		S CU 76 F FF 90 B SL 86 B FF 91 B SI 89 X SI 90 3-2 G4-3 ①			C FF 94 C FF 94 B FF 94 D FF 94 B FF 94 F FF 93 C FF 94 3-3 K ③		B SL 81 B SL 81 S SL 81 S FF 89 B FF 90 S SL 82 3-3 K ①		3 2	0 0	2 0	0 0	0 0	0 2	0 1
10 Alexei Ramirez, R (1, 6) OBP: 0.235, SLG: 0.281		C FF 92 B FF 92 B FF 91 F FF 91 X FF 91 2-2 FC5 5 G6-3 1-2 2-3	C SI 90 B FF 91 1 SAFE 1 SAFE B FF 91 F SL 85 T SI 91 2-2 K ①		T FF 91 F FF 90 F SI 90 S SI 92 1-3 K ②				B CU 79 B FF 95 X FF 96 2-0 G6-3 ①		C FF 90 F FF 90 B SL 82 B CH 82 B SL 82 X SL 81 3-2 F7 ②	5	0	0	0	0	2	3
21 Tyler Flowers, R (1, 2) OBP: 0.268, SLG: 0.369		F FF 93 S FF 92 S SI 92 0-3 K ①	C FF 92 B FF 91 B FF 91 F SI 90 B SI 91 F SI 92 X SI 92 3-2 1-2 1B		B FF 92 F SI 91 S FF 91 B SI 91 X SI 91 2-2 P3 ③				S CU 79 B FF 97 X FF 97 1-1 L4 ②		F SL 82 C FF 89 B FF 90 X FF 89 1-2 HR	5	1	2	1	0	1	3
5 Yolmer Sánchez, S (1, 4) OBP: 0.207, SLG: 0.220		S FF 92 F FF 92 B FF 94 F FF 94 X FF 94 1-2 G6-3 ② ③ 1-2f	B SI 90 C SI 89 X FF 91 1-1 F5 ②				C SI 84 F SI 82 B SL 74 X SI 84 1-2 G1-3 ①		F FF 97 X FF 97 0-1 25 BB 1B		C CH 80 S CH 81 B CH 80 C CH 82 1-3 K ③	5	0	1	0	0	1	5
49 Chris Sale, L (1, 1) OBP: 0.167, SLG: 0.167 25 Adam LaRoche, L (8, PH) OBP: 0.340, SLG: 0.400 52 Jake Petricka, R (9, 1) 33 Zach Duke, L (10, 1) 40 Daniel Webb, R (10, 1) 30 David Robertson, R (11, 1)			C FF 90 F FF 90 B FF 91 F FF 92 X SI 92 1-2 1 G4-3 79 1B 1B	X FF 92 0-0 G3-1 ③			C SI 83 S SI 84 S SL 74 0-3 K ②		B FF 96 B CH 86 B CH 88 D CH 87 4-0 1-2 BB			3 0 0 0 0 0	1 0 0 0 0 0	1 0 0 0 0 0	0 1 0 0 0 0	1 0 0 0 0 0	2 0 0 0 0 0
Inning Stats	R: 0 E: 0 K: 1 S: 7 H: 0 LOB: 0 BB: 0 P: 13	R: 0 E: 1 K: 1 S: 14 H: 2 LOB: 2 BB: 0 P: 18	R: 1 E: 0 K: 1 S: 21 H: 2 LOB: 1 BB: 0 P: 30	R: 0 E: 0 K: 1 S: 14 H: 2 LOB: 2 BB: 0 P: 23	R: 0 E: 0 K: 1 S: 9 H: 0 LOB: 1 BB: 1 P: 17	R: 0 E: 0 K: 1 S: 10 H: 0 LOB: 0 BB: 0 P: 16	R: 0 E: 0 K: 2 S: 9 H: 0 LOB: 0 BB: 0 P: 13	R: 0 E: 0 K: 1 S: 7 H: 1 LOB: 1 BB: 0 P: 12	R: 0 E: 0 K: 1 S: 8 H: 1 LOB: 2 BB: 1 P: 16	R: 0 E: 0 K: 2 S: 8 H: 0 LOB: 0 BB: 0 P: 13	R: 1 E: 0 K: 2 S: 12 H: 1 LOB: 0 BB: 0 P: 20						

PITCHER		IP	WLS	BF	H	R	ER	SO	BB	IBB	HBP	BLK	WP	HR	S	P	ERA	WHIP
31 Lance Lynn, R ERA: 2.74	(1, 1)	6.0		25	6	1	1	6	1	0	0	0	0	0	75	117	1.50	1.167
36 Randy Choate, L ERA: 2.25	(7, 1)	1.0		3	0	0	0	2	0	0	0	0	0	0	9	13	0.00	0.000
46 Kevin Siegrist, L ERA: 1.57	(8, 1)	1.0		4	1	0	0	1	0	0	0	0	0	0	7	12	0.00	1.000
44 Trevor Rosenthal, R ERA: 0.51	(9, 1)	1.0		5	1	0	0	1	1	0	0	0	0	0	8	16	0.00	2.000
43 Seth Maness, R ERA: 3.0	(10, 1)	1.0		3	0	0	0	2	0	0	0	0	0	0	8	13	0.00	0.000

PITCHER		IP	WLS	BF	H	R	ER	SO	BB	IBB	HBP	BLK	WP	HR	S	P	ERA	WHIP
63 Miguel Socolovich, R ERA: 2.31	(11, 1)	1.0	L	4	1	1	1	2	0	0	0	0	0	1	12	20	9.00	1.000

TOP

Chicago White Sox @ St. Louis Cardinals

Busch Stadium, St. Louis, MO

Tue Jun 30 2015, 7:17 PM - 10:49 PM CDT

Att. 45,626 - Overcast - 85 F

livebaseballscorecards.com

AB	42
R	2
H	9
RBI	2
BB	2
SO	14
LOB	22

1B: 8	SF: 0	WP: 0	PA: 44
2B: 0	SAC: 0	PB: 0	
3B: 0	DP: 1	SB: 0	
HR: 1	HBP: 0	CS: 0	

Batter	1	2	3	4	5	6	7	8	9	10	11	AB	R	H	RBI	BB	SO	LOB
8 Peter Bourjos, R (1, 8) OBP: 0.331, SLG: 0.400	C SI 95 X SI 95 0-1 P4		C CH 84 S SL 73 B CH 84 S CH 87 1-3 K		F SI 95 F SI 95 B SL 79 B CH 86 F SI 95 F SI 96 S SI 96 2-3 K			B SI 96 S SI 95 B SI 95 C CH 86 X SI 96 2-2 15 1B 1B		B FF 96 X FF 96 1-0 FC6-5-4-6 2-3		4	0	1	0	0	2	1
19 Jon Jay, L (10, PH) OBP: 0.311, SLG: 0.265 (11, 8)												1	0	0	0	0	0	1
15 Randal Grichuk, R (1, 7) OBP: 0.318, SLG: 0.574	C SI 96 F SI 96 S SI 96 0-3 K			C SL 74 X CH 82 0-1 HR		X SI 94 0-0 12 G4-3 2B		S SI 94 1 SAFE F SI 95 X SI 96 0-2 1-2 1B		B SI 95 S SI 96 F FF 95 B SI 96 X FF 96 2-2 G6-3		5	1	3	1	0	1	1
27 Jhonny Peralta, R (1, 6) OBP: 0.356, SLG: 0.479	F SI 96 T SI 96 F SL 81 F SI 96 B SI 97 X CH 86 1-2 G5-3			S SI 92 B SI 94 T SI 94 F SI 96 X SI 95 1-2 P4		F SI 96 B SI 95 B SL 80 C SL 81 S SI 96 2-3 K		F SI 92 F SI 93 D SL 79 S SI 94 1-3 K			C KC 81 B FC 91 F KC 80 F KC 82 B FC 91 B FC 92 X FC 91 3-2 L6	5	0	0	0	0	2	3
12 Mark Reynolds, R (1, 5) OBP: 0.302, SLG: 0.369		X SI 94 0-0 1B		B SL 77 T SI 95 B CH 86 F SL 79 B SI 95 F SI 96 S SI 96 3-3 K		B SL 80 C SI 95 X SL 79 1-1 G4-3 2-3		S SI 94 X SI 94 0-1 F8			S KC 82 S KC 82 S KC 82 0-3 K2-3	5	0	1	0	0	2	3
22 Jason Heyward, L (1, 9) OBP: 0.324, SLG: 0.438		B SI 95 1 SAFE X SI 96 1-0 L8		B SL 77 B SL 78 B SI 95 B SI 95 4-0 4 FC6-4 BB		B SI 95 C SL 82 F SI 96 F SI 95 S SL 82 1-3 K			B SI 95 S SI 94 X SI 95 1-1 G4-3		B FF 92 X FF 92 1-0 4 1B 1B	4	0	1	0	1	1	2
4 Yadier Molina, R (1, 2) OBP: 0.336, SLG: 0.374	B CH 88 1 SAFE S SI 96 F SI 94 S SI 97 1-3 K			X SI 96 0-0 FC6-4 1-2f		B SL 75 X SL 74 1-0 G5-3			B SI 95 C SI 94 X SI 95 1-1 G6-3		X KC 82 0-0 1-2 1B	5	0	1	0	0	1	2
59 Xavier Scruggs, R (1, 3) OBP: 0.375, SLG: 0.458	C SL 76 S SI 96 B SI 96 S SL 80 1-3 K			B SI 93 F SI 94 B SI 95 F CH 86 B SI 96 S CH 84 3-3 K		B SL 76 B SI 94 F CH 85 B SL 77 X SI 94 3-1 F8			T SI 94 B SI 96 S CH 88 C SI 96 1-3 K		F KC 82 F KC 84 X KC 83 0-2 G5-3	5	0	0	0	0	3	3
38 Pete Kozma, R (1, 4) OBP: 0.224, SLG: 0.148 44 Trevor Rosenthal, R (9, 1) 43 Seth Maness, R (10, 1) 13 Matt Carpenter, L (10, PH) OBP: 0.378, SLG: 0.461 63 Miguel Socolovich, R (11, 1)			C SI 93 C SL 78 F SI 95 S SL 79 0-3 K		F SI 95 C SL 80 B SL 78 X SI 95 1-2 31 SH2-4 1B		C SI 94 B SI 95 B SI 95 B SI 95 C CH 86 X SL 80 3-2 G6-3			C FF 87 B SL 82 B SL 80 B SI 89 F FF 88 F SL 81 B CU 76 4-2 19 16 G4-3 FC6-5-4-6 BB	3 0 0 0 0	0 0 0 0 0	1 0 0 0 0	0 0 0 1 0	0 0 0 0 0	1 0 0 0 0	0 0 0 0 0
31 Lance Lynn, S (1, 1) OBP: 0.167, SLG: 0.208 36 Randy Choate, L (7, 1) 46 Kevin Siegrist, L (8, 1) 16 Kolten Wong, L (8, PH) OBP: 0.346, SLG: 0.464 (9, 4)			C SI 95 B SI 94 S SI 96 S SI 92 1-3 K		1 SAFE X SI 94 0-0 SH2-4 1-2			B SL 78 F SI 95 X SL 80 1-2 F9		1 SAFE F SL 83 X SI 90 0-1 G4-3 1-2		1 0 0 2	0 0 0 0	0 0 0 0	0 0 0 0	1 0 0 0	0 0 0 1	0 0 0 0
Inning Stats	R: 0 H: 0 E: 0 LOB: 0 K: 1 BB: 0 S: 10 P: 11	R: 0 H: 1 E: 0 LOB: 1 K: 2 BB: 0 S: 8 P: 11	R: 0 H: 0 E: 0 LOB: 0 K: 3 BB: 0 S: 10 P: 12	R: 1 H: 1 E: 0 LOB: 1 K: 1 BB: 1 S: 11 P: 19	R: 0 H: 1 E: 0 LOB: 1 K: 2 BB: 0 S: 12 P: 18	R: 0 H: 1 E: 0 LOB: 1 K: 2 BB: 0 S: 10 P: 14	R: 0 H: 0 E: 0 LOB: 0 K: 0 BB: 0 S: 6 P: 13	R: 0 H: 2 E: 0 LOB: 2 K: 1 BB: 0 S: 14 P: 18	R: 0 H: 0 E: 0 LOB: 0 K: 1 BB: 0 S: 7 P: 10	R: 0 H: 0 E: 0 LOB: 1 K: 0 BB: 1 S: 9 P: 16	R: 0 H: 2 E: 0 LOB: 2 K: 1 BB: 0 S: 12 P: 16	1B: 6 SF: 0 2B: 1 SAC: 1 3B: 0 DP: 0 HR: 1 HBP: 0					WP: 0 PA: 43 PB: 0 SB: 0 CS: 0	

PITCHER	IP	WLS	BF	H	R	ER	SO	BB	IBB	HBP	BLK	WP	HR	S	P	ERA	WHIP
49 Chris Sale, L (1, 1) ERA: 2.87	8.0		31	6	1	1	12	1	0	0	0	0	1	81	116	1.12	0.875
52 Jake Petricka, R (9, 1) ERA: 3.29	1.0		3	0	0	0	1	0	0	0	0	0	0	7	10	0.00	0.000
33 Zach Duke, L (10, 1) ERA: 3.48	0.1		2	0	0	0	0	1	0	0	0	0	0	5	9	0.00	3.000
40 Daniel Webb, R (10, 1) ERA:	0.2	W	2	0	0	0	0	0	0	0	0	0	0	4	7	0.00	0.000
30 David Robertson, R (11, 1) ERA: 2.76	1.0	S	5	2	0	0	1	0	0	0	0	0	0	12	16	0.00	2.000

PITCHER	IP	WLS	BF	H	R	ER	SO	BB	IBB	HBP	BLK	WP	HR	S	P	ERA	WHIP

BOTTOM

Chicago White Sox @ St. Louis Cardinals

Busch Stadium, St. Louis, MO

Tue Jun 30 2015, 7:17 PM - 10:49 PM CDT

Att. 45,626 - Overcast - 85 F

livebaseballscorecards.com

AB	40
R	1
H	8
RBI	1
BB	2
SO	14
LOB	17

Chicago White Sox @ St. Louis Cardinals

Busch Stadium, St. Louis, MO

Wed Jul 01 2015, 9:05 PM - 12:51 AM CDT

Att. 41,696 - Cloudy - 76 F

TOP

livebaseballscorecards.com

Batter	1	2	3	4	5	6	7	8	9	AB	R	H	RBI	BB	SO	LOB
1 Adam Eaton, L (1, 8) OBP: 0.317, SLG: 0.383	G6-3		P6		1B		1B		HBP	4	1	2	1	0	0	1
79 José Abreu, R (1, 3) OBP: 0.342, SLG: 0.488	L3		K		P6		K		1B	5	0	1	1	0	2	3
67 Scott Carroll, R (9, 1)										0	0	0	0	0	0	0
53 Melky Cabrera, S (1, 7) OBP: 0.294, SLG: 0.318	G4-3			G6-3		HR		F9	G4-3	5	1	1	2	0	0	2
26 Avisaíl García, R (1, 9) OBP: 0.322, SLG: 0.391		BB		1B	K		K	1B	G6-3	4	0	2	0	1	1	1
12 Conor Gillaspie, L (1, 5) OBP: 0.282, SLG: 0.377		G3		F7		G4-3		K	K	3	0	0	0	0	0	2
15 Gordon Beckham, R (8, PH) OBP: 0.272, SLG: 0.331 (8, 5)										2	0	0	0	0	2	2
10 Alexei Ramirez, R (1, 6) OBP: 0.242, SLG: 0.288		BB		FC6-4		2B			1B	3	1	2	0	1	0	1
21 Tyler Flowers, R (1, 2) OBP: 0.273, SLG: 0.391		G4-6-3			1B	K			HR	4	2	2	2	0	1	3
5 Yolmer Sánchez, S (1, 4) OBP: 0.216, SLG: 0.237			1B		G3		L8		2B	4	1	2	0	0	0	1
62 Jose Quintana, R (1, 1)			K		K		G4-3		HBP	2	0	0	0	0	2	2
64 Emilio Bonifácio, S (7, PH) OBP: 0.176, SLG: 0.167										1	0	0	0	0	0	0
57 Zach Putnam, R (7, 1)										0	0	0	0	0	0	0
33 Zach Duke, L (7, 1)										0	0	0	0	0	0	0
52 Jake Petricka, R (8, 1)										0	0	0	0	0	0	0
25 Adam LaRoche, L (9, PH) OBP: 0.343, SLG: 0.400 (9, 3)										0	1	0	0	0	0	0
Inning Stats	R: 0 E: 0 K: 0 S: 10 H: 0 LOB: 0 BB: 0 P: 15	R: 0 E: 0 K: 0 S: 11 H: 0 LOB: 1 BB: 2 P: 22	R: 0 E: 0 K: 2 S: 13 H: 1 LOB: 1 BB: 0 P: 14	R: 0 E: 0 K: 0 S: 9 H: 1 LOB: 1 BB: 0 P: 11	R: 1 E: 0 K: 1 S: 9 H: 2 LOB: 1 BB: 0 P: 10	R: 1 E: 0 K: 2 S: 14 H: 2 LOB: 1 BB: 0 P: 17	R: 0 E: 0 K: 1 S: 11 H: 1 LOB: 1 BB: 0 P: 17	R: 0 E: 0 K: 1 S: 7 H: 1 LOB: 0 BB: 0 P: 11	R: 5 E: 1 K: 1 S: 22 H: 4 LOB: 1 BB: 0 P: 36	1B: 8 2B: 2 3B: 0 HR: 2 SF: 0 SAC: 0 DP: 1 HBP: 2	WP: 0 PB: 0 SB: 1 CS: 0 PA: 41					

	AB	37
	R	7
	H	12
	RBI	6
	BB	2
	SO	8
	LOB	18

PITCHER		IP	WLS	BF	H	R	ER	SO	BB	IBB	HBP	BLK	WP	HR	S	P	ERA	WHIP
41 John Lackey, R ERA: 3.3	(1, 1)	7.0	L	29	7	2	2	6	2	0	0	0	0	1	77	106	2.57	1.286
46 Kevin Siegrist, L ERA: 1.53	(8, 1)	1.0		3	1	0	0	1	0	0	0	0	0	0	7	11	0.00	1.000
43 Seth Maness, R ERA: 3.9	(9, 1)	0.0		3	3	3	3	0	0	0	0	0	0	1	8	12	∞	∞
36 Randy Choate, L ERA: 2.81	(9, 1)	0.0		2	0	0	0	0	0	0	2	0	0	0	6	12	∞	∞
67 Marcus Hatley, R ERA:	(9, 1)	1.0		4	1	2	1	1	0	0	0	0	0	0	8	12	9.00	1.000

PITCHER		IP	WLS	BF	H	R	ER	SO	BB	IBB	HBP	BLK	WP	HR	S	P	ERA	WHIP

BOTTOM

Chicago White Sox @ St. Louis Cardinals

Busch Stadium, St. Louis, MO

Wed Jul 01 2015, 9:05 PM - 12:51 AM CDT

Att. 41,696 - Cloudy - 76 F

livebaseballscorecards.com

Batter	1	2	3	4	5	6	7	8	9	AB	R	H	RBI	BB	SO	LOB
16 Kolten Wong, L (1, 4) OBP: 0.345, SLG: 0.461	C FF 91 B FF 93 X CU 79 1-1 27 2B 1B		X CU 78 0-0 ① F8		L FF 91 B FF 91 S FF 90 B SI 90 X FF 92 2-2 ② P6		C SL 81 S CU 74 1 SAFE F CU 76 1 SAFE F SI 87 B CU 74 1 SAFE F SI 88 1-2 1 SAFE X CH 86 ③ P4			4	1	1	0	0	0	1
13 Matt Carpenter, L (1, 5) OBP: 0.373, SLG: 0.454	B FF 91 1 SAFE B CU 81 C FF 91 1 SAFE 1 SAFE B FF 92 C FF 92 X FF 92 3-2 ① L8		C FF 90 C FF 90 B CU 81 B FF 92 X FF 91 2-2 ② F7		C CU 78 B SI 92 B CU 79 C FF 89 X FF 90 2-2 ③ G4-3			C SI 87 F CH 86 X SL 81 0-2 ① F8		4	0	0	0	0	0	1
27 Jhonny Peralta, R (1, 6) OBP: 0.358, SLG: 0.483	B FF 92 S FF 92 1 SAFE X FF 92 1-1 1-H 2B		F FF 91 X SI 90 0-1 1B			B CH 84 B FF 89 X FF 91 2-0 ① G5-3		B SI 95 B SI 94 X SI 93 2-0 ② G4-3		4	0	2	1	0	0	0
12 Mark Reynolds, R (1, 3) OBP: 0.301, SLG: 0.377	B CU 81 B SI 92 C FF 91 F FF 92 F FF 93 B CU 81 S FF 92 3-3 ② K		C CU 80 S FF 91 F FF 91 S CU 80 0-3 ③ K			B CH 84 C FF 90 X CU 78 1-1 3B		F SI 94 B SI 94 X SI 95 1-1 ③ G6-3		4	0	1	0	0	2	2
15 Randal Grichuk, R (1, 7) OBP: 0.311, SLG: 0.559	C FF 92 B FF 91 B FF 92 F CU 81 S FF 93 2-3 ③ K			X CU 79 0-0 ① P4		F FF 89 B FF 89 F CU 80 B FF 89 T FF 88 2-2 ② K			S SI 88 B CH 82 S CH 82 X CH 82 1-2 ① F7	4	0	0	0	0	2	2
4 Yadier Molina, R (1, 2) OBP: 0.336, SLG: 0.374 48 Tony Cruz, R (9, PH) OBP: 0.241, SLG: 0.235		X FF 91 0-0 ① F9		B FF 91 B FF 90 X FF 91 2-0 8 WP 1B		F SI 91 B FF 91 X FF 91 1-1 ③ F8			C SI 88 B SI 88 X CH 82 1-1 ② F7	3 1	0 0	1 0	0 0	0 0	0 0	1 0
22 Jason Heyward, L (1, 9) OBP: 0.326, SLG: 0.443		B FF 91 C FF 90 S FF 91 X FF 92 1-2 2B		C CU 80 F FF 90 F CU 80 F CU 78 1 SAFE B FF 90 S CU 79 1-3 ② K			C FS 84 F FS 84 S FS 84 0-3 ① K		B SI 89 S CH 81 X FF 90 1-1 1B	4	0	2	0	0	2	1
8 Peter Bourjos, R (1, 8) OBP: 0.329, SLG: 0.390		F FF 91 C FF 91 B FF 89 F CU 80 S FF 92 1-3 ② K		C FF 90 S CU 79 B CU 79 F FF 91 S CU 79 1-3 ③ K2-3 1-2			C FS 83 B FS 84 B FS 84 S FS 83 B FS 84 F FS 83 F FS 82 B SI 89 4-2 35 FC1-6 BB		F SI 90 B SI 88 C CH 82 S CH 82 1-3 ③ K	3	0	0	0	1	3	3
41 John Lackey, R (1, 1) OBP: 0.172, SLG: 0.154 35 Greg Garcia, L (7, PH) OBP: 0.455, SLG: 0.818 46 Kevin Siegrist, L (8, 1) 43 Seth Maness, R (9, 1) 36 Randy Choate, L (9, 1) 67 Marcus Hatley, R (9, 1)		B FF 91 F FF 92 F FF 92 B CU 77 X FF 92 2-2 ③ G1-6-3			C FF 90 B CU 79 S CU 77 C FF 91 1-3 ① K		1 SAFE 1 SAFE F FS 82 1 SAFE F FS 83 X FS 82 0-2 ② FC1-6 1-2f			2 1 0 0 0 0	0 0 0 0 0 0	0 0 0 0 0 0	0 0 0 0 0 0	1 0 0 0 0 0	1 1 0 0 0 0	1 1 0 0 0 0
Inning Stats	R: 1 E: 0 K: 2 S: 14 H: 2 LOB: 1 BB: 0 P: 24	R: 0 E: 0 K: 1 S: 11 H: 1 LOB: 1 BB: 0 P: 15	R: 0 E: 0 K: 1 S: 10 H: 1 LOB: 1 BB: 0 P: 12	R: 0 E: 0 K: 2 S: 11 H: 1 LOB: 1 BB: 0 P: 15	R: 0 E: 0 K: 1 S: 9 H: 0 LOB: 0 BB: 0 P: 14	R: 0 E: 0 K: 1 S: 8 H: 1 LOB: 1 BB: 0 P: 14	R: 0 E: 0 K: 1 S: 16 H: 0 LOB: 1 BB: 1 P: 21	R: 0 E: 0 K: 0 S: 6 H: 0 LOB: 0 BB: 0 P: 9	R: 0 E: 0 K: 1 S: 10 H: 1 LOB: 1 BB: 0 P: 14	1B: 4 2B: 2 3B: 1 HR: 0 SF: 0 SAC: 0 DP: 0 HBP: 0						WP: 1 PB: 0 SB: 0 CS: 0 PA: 35

	AB	34
	R	1
	H	7
	RBI	1
	BB	1
	SO	10
	LOB	13

PITCHER		IP	WLS	BF	H	R	ER	SO	BB	IBB	HBP	BLK	WP	HR	S	P	ERA	WHIP
62 Jose Quintana, L ERA: 3.81	(1, 1)	6.0	W	24	6	1	1	8	0	0	0	0	1	0	63	94	1.50	1.000
57 Zach Putnam, R ERA: 3.76	(7, 1)	0.2	H	3	0	0	0	1	1	0	0	0	0	0	10	14	0.00	1.500
33 Zach Duke, L ERA: 3.41	(7, 1)	0.2	H	2	0	0	0	0	0	0	0	0	0	0	9	10	0.00	0.000
52 Jake Petricka, R ERA: 3.21	(8, 1)	0.2	H	2	0	0	0	0	0	0	0	0	0	0	3	6	0.00	0.000
67 Scott Carroll, R ERA: 3.6	(9, 1)	1.0		4	1	0	0	1	0	0	0	0	0	0	10	14	0.00	1.000

PITCHER	IP	WLS	BF	H	R	ER	SO	BB	IBB	HBP	BLK	WP	HR	S	P	ERA	WHIP

Batter	1	2	3	4	5	6	7	8	9	AB	R	H	RBI	BB	SO	LOB
13 Manny Machado, R (1, 5) OBP: 0.356, SLG: 0.519	F FF 90 F SI 91 X CH 82 0-2 G6-3		X FF 90 0-0 FC6 1-2f			B FC 83 B CH 81 X CH 81 2-0 32 FC6-4 1B		C SI 94 C SI 96 B SI 95 B SI 96 F CH 88 F SI 96 F SI 96 B SI 94 S CH 86 3-3 K		4	0	1	0	0	1	1
14 Nolan Reimold, R (1, 7) OBP: 0.364, SLG: 0.500 41 Chris Parmelee, L (8, PH) OBP: 0.310, SLG: 0.593 (8, 3)	B FF 91 C CH 82 B FF 91 X CH 82 2-1 10 G5-4-3 1B			C CU 75 X FF 90 0-1 F8		1 SAFE C CH 80 C FF 90 1 SAFE X FF 90 0-2 L8		B SI 94 C SI 94 C CH 88 X SI 95 1-2 F7		3 1	0 0	1 0	0 0	0 0	0 0	1 0
10 Adam Jones, R (1, 8) OBP: 0.334, SLG: 0.463	F FF 90 F SI 91 X SI 91 0-2 G5-4-3 1-2f			B CH 82 F CH 82 F FC 85 S CU 78 1-3 K		X CH 80 0-0 F7		B CH 88 F SI 96 F SI 97 B SI 95 X SL 89 2-2 G6-3		4	0	0	0	0	1	2
32 Matt Wieters, S (1, 10) OBP: 0.265, SLG: 0.492		C CU 75 X CH 80 0-1 F8		B FC 85 B CU 76 S FC 86 S FF 90 S CU 77 2-3 K		1 SAFE S FF 89 1 SAFE S FF 89 F FF 89 X FC 87 0-2 FC6-4 1-2f			F KC 84 B FC 92 C FC 92 S KC 84 1-3 K2-3	4	0	0	0	0	2	1
19 Chris Davis, L (1, 9) OBP: 0.325, SLG: 0.479		B FF 89 X FF 90 1-0 P6			B CU 74 B CH 81 S FC 86 C FF 91 X FC 87 2-2 28 FC5-4 2 1B 1B		S CH 79 C FF 88 B FF 89 B CH 81 F FF 91 B CU 78 X CH 82 3-2 P4		S FC 93 F FC 92 S FC 92 0-3 K	4	0	1	0	0	1	0
2 J.J. Hardy, R (1, 6) OBP: 0.280, SLG: 0.346		C FF 90 F SI 90 B FF 90 S CH 82 1-3 K			C SI 89 C SI 90 1 SAFE F FC 88 B CH 80 X FC 87 1-2 28 FC5-4 1-2 1B		B CH 80 B FF 90 B FF 90 D FF 90 4-0 36 WP 28 1B BB		B KC 80 C FC 93 F FC 92 B FC 92 S KC 85 2-3 K2-3	3	0	1	0	1	2	0
28 Steve Pearce, R (1, 3) OBP: 0.287, SLG: 0.374 (8, 7)			C FF 88 B CU 76 F CH 81 X FF 90 1-2 F9		F FC 86 C FF 90 X FF 90 0-2 FC5-4 36 BB 1-2 2-3		X SI 88 0-0 36 WP 1-2 1B			3	0	1	0	0	0	2
36 Caleb Joseph, R (1, 2) OBP: 0.310, SLG: 0.373			S CH 81 C CU 78 B FF 90 X CH 82 1-2 E5 13 FC6		1 SAFE F FF 89 1 SAFE B FF 89 D CU 78 1 SAFE B FF 90 S CH 82 D CU 78 4-2 1-2 BB		S CH 80 D CH 80 F CU 77 D CH 81 F FC 86 F FF 90 T CU 78 2-2 K 1-2 2-3			2	0	0	0	1	1	2
3 Ryan Flaherty, L (1, 4) OBP: 0.322, SLG: 0.384			S CU 77 S SI 90 B FF 89 S CU 78 1-3 K		B FF 90 X FC 86 1-0 G6-3		C CU 77 B CH 81 X FC 86 1-1 F7			3	0	0	0	0	1	5
Inning Stats	R: 0 E: 0 K: 0 S: 8 H: 1 LOB: 0 BB: 0 P: 10	R: 0 E: 0 K: 1 S: 6 H: 0 LOB: 0 BB: 0 P: 8	R: 0 E: 1 K: 1 S: 10 H: 0 LOB: 1 BB: 0 P: 13	R: 0 E: 0 K: 2 S: 8 H: 0 LOB: 0 BB: 0 P: 11	R: 0 E: 0 K: 0 S: 13 H: 2 LOB: 2 BB: 1 P: 21	R: 0 E: 0 K: 0 S: 9 H: 1 LOB: 1 BB: 0 P: 11	R: 0 E: 0 K: 1 S: 12 H: 1 LOB: 2 BB: 1 P: 22	R: 0 E: 0 K: 1 S: 12 H: 0 LOB: 0 BB: 0 P: 18	R: 0 E: 0 K: 3 S: 9 H: 0 LOB: 0 BB: 0 P: 12	1B: 5 2B: 0 3B: 0 HR: 0 SF: 0 SAC: 0 DP: 2 HBP: 0						

PITCHER		IP	WLS	BF	H	R	ER	SO	BB	IBB	HBP	BLK	WP	HR	S	P	ERA	WHIP
50 John Danks, L ERA: 4.95	(1, 1)	7.0	W	27	5	0	0	5	2	0	0	0	1	0	66	96	0.00	1.000
52 Jake Petricka, R ERA: 3.1	(8, 1)	1.0	H	3	0	0	0	1	0	0	0	0	0	0	12	18	0.00	0.000
30 David Robertson, R ERA: 2.67	(9, 1)	1.0	S	3	0	0	0	3	0	0	0	0	0	0	9	12	0.00	0.000

PITCHER	IP	WLS	BF	H	R	ER	SO	BB	IBB	HBP	BLK	WP	HR	S	P	ERA	WHIP

TOP

Baltimore Orioles @ Chicago White Sox

U.S. Cellular Field, Chicago, IL

Fri Jul 03 2015, 8:12 PM - 10:34 PM EDT

Att. 27,384 - Clear - 71 F

livebaseballscorecards.com

AB	31
R	0
H	5
RBI	0
BB	2
SO	9
LOB	14

WP: 1	PA: 33		
PB: 0			
SB: 0			
CS: 0			

BOTTOM

Baltimore Orioles @ Chicago White Sox

U.S. Cellular Field, Chicago, IL

Fri Jul 03 2015, 8:12 PM - 10:34 PM EDT

Att. 27,384 - Clear - 71 F

livebaseballscorecards.com

Batter	1	2	3	4	5	6	7	8	9	AB	R	H	RBI	BB	SO	LOB
1 Adam Eaton, L (1, 8) OBP: 0.313, SLG: 0.378	F SI 91 B SI 92 F FS 85 B FF 94 B SI 87 X FS 86 3-2 ① G6-3	B CU 77 X SL 84 1-0 ③ G3			B SI 91 C SI 91 C SI 91 S SI 86 1-3 ② K2-3		X FS 85 0-0 ③ FC4-6 1-2f			4	0	0	0	0	1	3
79 José Abreu, R (1, 3) OBP: 0.341, SLG: 0.495	C SI 92 B SI 91 X SI 92 1-1 ② G6-3		C FS 84 C SI 92 X FF 92 0-2 HR		B SI 90 F FS 85 B SI 92 X FS 85 2-1 ③ G6-3			C SL 84 C FF 95 S FS 87 0-3 ① K		4	1	1	1	0	1	0
53 Melky Cabrera, S (1, 7) OBP: 0.297, SLG: 0.323	C FF 92 X FS 87 0-1 26 WP 2B		B CU 76 C SI 91 B SI 90 B FS 83 C SI 91 C SI 91 3-3 ① K			X SI 89 0-0 ① L7		X FS 87 0-0 25 L1-3 1B		4	0	2	0	0	1	0
25 Adam LaRoche, L (1, 10) OBP: 0.341, SLG: 0.395	C SI 94 D SI 88 C SL 87 B SI 93 D SI 88 B SI 93 4-2 26 WP BB		C SI 91 S SI 92 B SI 92 X CU 76 1-2 ② G6-3			C SI 89 B SL 84 F FS 82 B FF 91 B SI 90 X SI 91 3-2 ② G6-3		B FF 93 B FF 94 C FF 95 1 SAFE D FS 86 C FF 94 X FF 94 3-2 ②③ L1-3 1-1		3	0	0	0	1	0	1
26 Avisaíl García, R (1, 9) OBP: 0.326, SLG: 0.395	S SL 86 S SI 94 B FF 94 B SI 89 X SI 93 2-2 ③ G5-3 1-2 2-3		S FS 85 F SI 87 B SI 92 F SL 83 X SI 91 1-2 ③ 1B			C SL 83 B SI 92 X SI 90 1-1 1B				3	0	2	0	0	0	2
12 Conor Gillaspie, L (1, 5) OBP: 0.283, SLG: 0.373 15 Gordon Beckham, R (7, 5) OBP: 0.272, SLG: 0.331		B SI 90 B SI 90 F SI 90 B FS 86 F SI 91 B SI 92 4-2 10 1B BB		F CU 76 B SI 91 F SI 90 F FS 84 S SI 86 1-3 ① K		C SL 85 X SI 91 0-1 ③ F8				2 0	0 0	0 0	0 0	1 0	1 0	1 0
10 Alexei Ramirez, R (1, 6) OBP: 0.243, SLG: 0.289		S SL 82 F SI 91 X SI 93 0-2 1-2 1B		C SI 92 X SI 86 0-1 ② L8			B FS 84 C SL 85 F FS 84 F SI 91 F FS 85 F FF 91 B FF 92 X SL 79 2-2 ① G5-3			3	0	1	0	0	0	0
21 Tyler Flowers, R (1, 2) OBP: 0.274, SLG: 0.390		C FF 91 X FF 91 0-1 ① L6		X FF 91 0-0 ③ G6-3			C SI 92 X SI 92 0-1 1 FC4-6 1B			3	0	1	0	0	0	2
5 Yolmer Sánchez, S (1, 4) OBP: 0.211, SLG: 0.231		C SL 85 D SI 86 S SI 86 F SI 92 S SI 86 1-3 ② K			B SL 82 C FS 81 C SI 91 F FF 90 F SI 92 F SI 91 X FF 91 1-2 ① F9		B CU 50 X SL 83 1-0 ② F7			3	0	0	0	0	1	3
Inning Stats	R: 0 E: 0 K: 0 S: 12 H: 1 LOB: 2 BB: 1 P: 22	R: 0 E: 0 K: 1 S: 12 H: 1 LOB: 2 BB: 1 P: 18	R: 1 E: 0 K: 1 S: 13 H: 2 LOB: 1 BB: 0 P: 18	R: 0 E: 0 K: 1 S: 7 H: 0 LOB: 0 BB: 0 P: 8	R: 0 E: 0 K: 1 S: 11 H: 0 LOB: 0 BB: 0 P: 15	R: 0 E: 0 K: 0 S: 8 H: 1 LOB: 1 BB: 0 P: 12	R: 0 E: 0 K: 0 S: 10 H: 1 LOB: 1 BB: 0 P: 13	R: 0 E: 0 K: 1 S: 7 H: 1 LOB: 0 BB: 0 P: 10		1B: 5 2B: 2 3B: 0 HR: 1 SF: 0 SAC: 0 DP: 1 HBP: 0						

	AB	29
	R	1
	H	7
	RBI	1
	BB	2
	SO	5
	LOB	12

PITCHER		IP	WLS	BF	H	R	ER	SO	BB	IBB	HBP	BLK	WP	HR	S	P	ERA	WHIP
31 Ubaldo Jiménez, R ERA: 2.96	(1, 1)	7.0	L	28	6	1	1	4	2	0	0	0	1	1	73	106	1.29	1.143
35 Brad Brach, R ERA: 3.35	(8, 1)	1.0		3	1	0	0	1	0	0	0	0	0	0	7	10	0.00	1.000

PITCHER		IP	WLS	BF	H	R	ER	SO	BB	IBB	HBP	BLK	WP	HR	S	P	ERA	WHIP

Batter	1	2	3	4	5	6	7	8	9	AB	R	H	RBI	BB	SO	LOB
13 Manny Machado, R (1, 5) OBP: 0.357, SLG: 0.527	B FF 93 B FC 92 B FF 94 C FF 94 B FC 92 4-1 10 G5-4-3 BB			C FF 92 B SL 85 B SI 94 X FF 93 2-1 ① F7		B SL 89 1 SAFE B FF 93 1 SAFE C SI 94 X SI 95 2-1 ③ G4-3		C FS 85 X FS 85 0-1 1-H HR		3	1	1	2	1	0	1
38 Jimmy Paredes, S (1, 10) OBP: 0.344, SLG: 0.508	X FF 94 0-0 ① L7			B FF 93 S SL 87 S FS 85 B FF 95 F FF 96 B FS 86 S FS 86 3-3 ② K			B FC 91 S SL 85 X SL 87 1-1 41 WP 19 1B 1B	X SI 91 0-0 ③ G1-3		4	0	1	0	0	1	1
10 Adam Jones, R (1, 8) OBP: 0.330, SLG: 0.456	1 SAFE X FF 93 0-0 ② ③ G5-4-3 1-2f			C SL 87 X FF 94 0-1 ③ G4-3			C FF 95 F SL 86 S FF 93 0-3 ① K		X FC 92 0-0 ① F8	4	0	0	0	0	1	2
19 Chris Davis, L (1, 9) OBP: 0.324, SLG: 0.475		C FF 91 X FS 83 0-1 ① G3			F FF 94 B FF 94 S FS 84 B FS 86 F FF 95 F FS 86 X FS 85 2-2 ① G3		B SL 84 F FF 92 B FF 92 S FF 95 1 SAFE B FF 93 X FF 95 3-2 41 WP 1-2 1B		B FC 92 X FF 92 1-0 ② F9	4	0	1	0	0	0	0
32 Matt Wieters, S (1, 2) OBP: 0.250, SLG: 0.463		C FC 90 S FF 91 B FF 94 X FS 85 1-2 ② P6			B FS 83 F SL 87 F FF 93 B FS 85 S FF 96 2-3 ② K		S FF 93 D FS 86 S FF 93 B FF 94 S FS 85 2-3 ② K		C FC 93 B KC 83 C FC 93 C FF 94 1-3 ③ K	4	0	0	0	0	3	2
41 Chris Parmelee, L (1, 3) OBP: 0.295, SLG: 0.561		B FF 91 S SL 86 C FS 86 B FF 94 S FS 86 2-3 ③ K			B SL 87 B FF 96 B FF 95 S FF 94 X FF 95 3-1 ③ F8		B FF 94 C FF 92 F FS 85 D SI 86 S FS 85 2-3 ③ K 1-2 2-3			3	0	0	0	0	2	2
2 J.J. Hardy, R (1, 6) OBP: 0.276, SLG: 0.341			C FF 93 B FF 92 B SL 85 S FC 92 C FF 93 2-3 ① K			B SL 85 C FF 95 C FF 92 X SL 88 1-2 ① G6-3		C FF 94 B SL 88 X FF 93 1-1 ① F8		3	0	0	0	0	1	0
23 Travis Snider, L (1, 7) OBP: 0.330, SLG: 0.381			C FF 92 F FS 84 F FS 85 B FF 93 S FF 95 1-3 ② K			B FS 85 X SI 94 1-0 ② F7		S FS 83 B FS 82 B FF 93 F FF 94 F FS 86 F FF 96 X FS 85 2-2 ② F7		3	0	0	0	0	1	0
3 Ryan Flaherty, L (1, 4) OBP: 0.328, SLG: 0.386			F FF 93 F FF 96 S FF 95 0-3 ③ K			X FF 96 0-0 1B		C SL 86 B FS 85 F FF 94 B FF 94 B FS 86 F FF 96 B FF 94 4-2 13 HR BB		2	1	1	0	1	1	0
Inning Stats	R: 0 E: 0 K: 0 S: 3 H: 0 LOB: 0 BB: 1 P: 7	R: 0 E: 0 K: 1 S: 8 H: 0 LOB: 0 BB: 0 P: 11	R: 0 E: 0 K: 3 S: 10 H: 0 LOB: 0 BB: 0 P: 13	R: 0 E: 0 K: 1 S: 8 H: 0 LOB: 0 BB: 0 P: 13	R: 0 E: 0 K: 1 S: 10 H: 0 LOB: 0 BB: 0 P: 17	R: 0 E: 0 K: 0 S: 7 H: 1 LOB: 1 BB: 0 P: 11	R: 0 E: 0 K: 3 S: 14 H: 2 LOB: 2 BB: 0 P: 22	R: 2 E: 0 K: 0 S: 13 H: 1 LOB: 0 BB: 1 P: 20	R: 0 E: 0 K: 1 S: 5 H: 0 LOB: 0 BB: 0 P: 7	1B: 3 2B: 0 3B: 0 HR: 1 SF: 0 SAC: 0 DP: 1 HBP: 0						

PITCHER		IP	WLS	BF	H	R	ER	SO	BB	IBB	HBP	BLK	WP	HR	S	P	ERA	WHIP
29 Jeff Samardzija, R ERA: 4.33	(1, 1)	7.2		27	3	1	1	9	2	0	0	0	1	0	70	111	1.17	0.652
57 Zach Putnam, R ERA: 4.05	(8, 1)	0.1	W	2	1	1	1	0	0	0	0	0	0	1	3	3	27.00	3.000
30 David Robertson, R ERA: 2.6	(9, 1)	1.0	S	3	0	0	0	1	0	0	0	0	0	0	5	7	0.00	0.000

PITCHER	IP	WLS	BF	H	R	ER	SO	BB	IBB	HBP	BLK	WP	HR	S	P	ERA	WHIP

TOP

Baltimore Orioles @ Chicago White Sox

U.S. Cellular Field, Chicago, IL

Sat Jul 04 2015, 2:11 PM - 5:02 PM EDT

Att. 22,559 - Sunny - 83 F

livebaseballscorecards.com

AB	30
R	2
H	4
RBI	2
BB	2
SO	10
LOB	8

WP: 1	PA: 32					
PB: 0						
SB: 0						
CS: 0						

BOTTOM

Baltimore Orioles @ Chicago White Sox

U.S. Cellular Field, Chicago, IL

Sat Jul 04 2015, 2:11 PM - 5:02 PM EDT

Att. 22,559 - Sunny - 83 F

livebaseballscorecards.com

Batter	1	2	3	4	5	6	7	8	9	AB	R	H	RBI	BB	SO	LOB
1 Adam Eaton, L (1, 8) OBP: 0.309, SLG: 0.372	C FF 90 B FF 89 B FF 90 F FF 90 B FF 93 F FF 92 F FF 93 X FF 92 3-2 G5-3 ①	M FF 93 B FF 93 S KC 77 F FF 94 X KC 78 1-2 G3 ③ 1-2		C CH 84 B FF 92 F FF 92 F FF 94 T FF 94 1-2 K ③		F FF 94 C SL 86 C FF 95 0-3 K ②		F FF 88 S SI 87 S SI 85 0-3 K ③		5	0	0	0	0	3	5
79 José Abreu, R (1, 10) OBP: 0.343, SLG: 0.505	S FF 93 F FF 92 X FF 92 0-2 53 1B; 26 1B 2B		C FF 92 F KC 76 B SL 88 F FF 92 F KC 77 B FF 92 T FF 93 2-2 K ①		B KC 74 S SL 85 B FF 90 B FF 91 F FF 92 F FF 94 X SL 87 3-2 53 SF7 3B	C FF 96 X FF 96 0-1 G4-3 ③				4	2	2	0	0	1	1
53 Melky Cabrera, S (1, 7) OBP: 0.299, SLG: 0.327	B FF 93 F FF 91 B KC 76 X FF 94 2-1 26 1B 2-3 1B		C CH 84 B FF 93 F FF 92 X FF 91 1-2 25 1B 1B		F FF 94 F CH 88 B FF 94 F SL 88 X CH 86 1-2 SF7 ① 3-H		S SL 85 B SI 95 B FF 94 F SI 95 F SL 85 F SI 97 X FF 95 2-2 L5 ①			3	0	2	1	0	0	0
25 Adam LaRoche, L (1, 3) OBP: 0.344, SLG: 0.397	C KC 77 T FF 91 F FF 93 X FF 94 0-2 P6 ②		1 SAFE B CH 83 F CH 84 B FF 93 F FF 93 1 SAFE B SL 88 X FF 93 3-2 26 G4-6-3 1-3 1B		B KC 77 C FF 92 B KC 77 B CH 83 X FF 93 3-1 12 1B 1B		B FF 96 X SI 95 1-0 G3 ②			4	0	2	0	0	0	2
26 Avisaíl García, R (1, 9) OBP: 0.325, SLG: 0.392	X FF 91 0-0 1-3 3-H 1B		D SL 88 S FF 92 F SL 87 X SL 87 1-2 G4-6-3 ②③ 1-2f		F FF 93 F FF 93 S FF 95 0-3 K ②		C SL 86 S SL 85 S SL 85 0-3 K ③			4	0	1	1	0	2	3
12 Conor Gillaspie, L (1, 5) OBP: 0.290, SLG: 0.384 15 Gordon Beckham, R (8, 5) OBP: 0.276, SLG: 0.331	F FF 92 D KC 77 S FF 93 B FF 95 B SL 88 X FF 93 3-2 L8 ③			S KC 75 X FF 91 0-1 5 WP 2B	S CH 85 B FF 93 X FF 94 1-1 1-2 1B			B SL 84 C FF 94 F SL 84 B SL 85 B FF 95 F FF 96 B FF 95 4-2 10 SH3-4 20 2B BB		3 0	0 1	2 0	0 0	0 1	0 0	2 0
10 Alexei Ramirez, R (1, 6) OBP: 0.244, SLG: 0.289		C FF 91 X SL 85 0-1 1 S 1B		X SL 87 0-0 G6-3 ①	C SL 87 B FF 94 S SL 87 B SL 87 B FF 95 X SL 88 3-2 F9 ③			B SL 87 1 SAFE X FF 94 1-0 SH3-4 ① 1-2		3	0	1	0	0	0	3
58 Geovany Soto, R (1, 2) OBP: 0.291, SLG: 0.383 20 JB Shuck, L (8, PH) OBP: 0.358, SLG: 0.333 21 Tyler Flowers, R (9, 2) OBP: 0.274, SLG: 0.390		C SL 86 F FF 93 X FF 94 0-2 F9 ①		B FF 90 B FF 93 D SL 88 B FF 91 4-0 5 WP BB		S SL 86 B FF 94 X SI 95 1-1 L8 ①		X SL 79 0-0 2-H 2B		2 1 0	0 0 0	0 1 0	0 1 0	1 0 0	0 0 0	1 0 0
5 Yolmer Sánchez, S (1, 4) OBP: 0.205, SLG: 0.225		1 SAFE 1 SAFE X FF 91 0-0 F8 ②		C FF 92 D KC 77 B CH 84 F FF 92 F KC 78 F SL 89 F CH 83 F FF 93 B FF 93 3-3 S FF 93 1-2 2-3 K ②		C SI 95 B SI 96 F FF 94 F FF 96 S SL 85 1-3 K		B SI 86 S SL 80 B FF 88 F SL 80 B FF 87 X SI 86 3-2 L8 ②		4	0	0	0	0	2	4
Inning Stats	R: 1 E: 0 K: 0 S: 18 H: 3 LOB: 2 BB: 0 P: 26	R: 0 E: 0 K: 0 S: 10 H: 1 LOB: 1 BB: 0 P: 11	R: 0 E: 0 K: 1 S: 14 H: 2 LOB: 1 BB: 0 P: 21	R: 0 E: 0 K: 2 S: 14 H: 1 LOB: 2 BB: 1 P: 22	R: 1 E: 0 K: 1 S: 18 H: 3 LOB: 2 BB: 0 P: 29	R: 0 E: 1 K: 2 S: 11 H: 0 LOB: 1 BB: 0 P: 13	R: 0 E: 0 K: 1 S: 9 H: 0 LOB: 0 BB: 0 P: 12	R: 1 E: 0 K: 1 S: 11 H: 1 LOB: 1 BB: 1 P: 19		1B: 7 2B: 3 3B: 1 HR: 0 SF: 1 SAC: 1 DP: 1 HBP: 0				WP: 1 PB: 0 SB: 1 CS: 0 PA: 37		

	AB	33
	R	3
	H	11
	RBI	3
	BB	2
	SO	8
	LOB	21

PITCHER		IP	WLS	BF	H	R	ER	SO	BB	IBB	HBP	BLK	WP	HR	S	P	ERA	WHIP
30 Chris Tillman, R ERA: 5.57	(1, 1)	4.2		24	10	2	2	4	1	0	0	0	1	0	71	103	3.86	2.357
25 Bud Norris, R ERA: 6.63	(5, 1)	2.2	L	10	0	1	1	3	1	0	0	0	0	0	27	40	3.38	0.375
56 Darren O'Day, R ERA: 1.14	(8, 1)	0.2		3	1	0	0	1	0	0	0	0	0	0	7	10	0.00	1.500

PITCHER	IP	WLS	BF	H	R	ER	SO	BB	IBB	HBP	BLK	WP	HR	S	P	ERA	WHIP

Batter	1	2	3	4	5	6	7	8	9	AB	R	H	RBI	BB	SO	LOB
13 Manny Machado, R (1, 5) OBP: 0.356, SLG: 0.522	C SI 91 C SI 93 S SL 88 0-3 K2-3 ①	T SI 93 B FF 94 X FF 92 1-1 SH1-3 ② 1-2			B SI 94 B CH 82 F SI 94 S FF 96 B SI 97 B FF 96 4-2 14 S BB	X SI 96 0-0 G6-3 ③	C SI 94 F FF 93 S SL 84 0-3 K ③			3	0	0	0	1	2	3
14 Nolan Reimold, R (1, 7) OBP: 0.340, SLG: 0.463 9 David Lough, L (7, PH) OBP: 0.267, SLG: 0.354 (7, 7)	X SI 94 0-0 E5 10 2B	C SI 95 B SI 96 D SL 88 S CH 86 C FF 95 2-3 K ③			B FF 96 B FF 96 C FF 95 F SL 88 S FF 97 2-3 K ① 1-3		C SL 84 X SI 95 0-1 10 BB 19 1B 1B	B SI 90 X CH 81 1-0 G6-3 ①		3 2	1 1	0 1	0 0	0 0	2 0	2 0
10 Adam Jones, R (1, 8) OBP: 0.334, SLG: 0.464	B FF 93 S SL 84 S CH 86 F SL 87 D SL 89 F SI 94 X SL 88 2-2 28 F8 2-H 2B	C SI 93 F SI 94 S FF 96 0-3 K ①			F FF 96 F FF 97 F SL 92 S SI 99 0-3 K ②		1 SAFE B FF 95 B SI 91 B FF 96 D FF 95 4-0 19 1B 28 1B 1-2 BB	F SI 92 S CH 82 X CH 83 0-2 19 WP 19 SF7 2B		4	2	2	1	1	2	1
19 Chris Davis, L (1, 9) OBP: 0.325, SLG: 0.474 41 Chris Parmelee, L (8, 3) OBP: 0.295, SLG: 0.561	C SI 95 B SI 94 D SL 87 S SL 85 B SI 93 F SL 88 B FF 95 4-2 38 FC6-4 BB	C SI 96 B CH 87 S SI 93 F SI 96 B SL 89 X SL 91 2-2 F8 ②			F SI 99 B FF 98 C FF 96 B FF 90 S SI 97 2-3 K ③		X FF 96 0-0 2 E 28 1B 6 E 1-3 2-H 1B	F SI 90 B FC 84 X SI 91 1-1 SF7 ② 2-H		3 0	1 0	1 0	2 0	1 0	1 0	1 0
28 Steve Pearce, R (1, 3) OBP: 0.301, SLG: 0.384 (8, 9)	X SI 94 0-0 F8 ② 2-3	B SI 94 B SI 93 C FF 94 B FF 92 B SI 93 4-1 BB				B FF 94 C FF 95 S CH 83 X FF 97 1-2 38 1B 36 2B 1B	S SI 96 B FF 96 X FF 96 1-1 6 E 2 E 36 G6-3 1-2 3-H 1B	X SI 92 0-0 1B		4	2	3	1	1	0	2
38 Jimmy Paredes, S (1, 10) OBP: 0.341, SLG: 0.502	X SL 86 0-0 FC6-4 ③ 1-2f	B SI 94 X SI 93 1-0 L8 ③				F SI 92 B FF 94 1 SAFE B FF 95 1 SAFE S CH 83 X CH 85 2-2 36 2B 1-2 1B	B FF 93 X SI 91 1-0 L5 ①	S SL 81 S FF 91 F CH 84 S SL 80 0-3 K ③		5	1	1	0	0	1	6
2 J.J. Hardy, R (1, 6) OBP: 0.269, SLG: 0.332		C SI 91 B SI 94 B CH 85 X SI 93 2-1 G6-3 ①		B FF 93 C SI 92 C SI 89 T FF 94 1-2 K ①	F FF 95 X SI 94 0-1 F4 ①	B FF 93 C FF 93 B FF 94 X SI 94 2-1 FC1 36 G6-3 6 E 1-2 2-3		C SI 90 F SI 92 X SL 82 0-2 G6-3 ①		5	0	0	0	0	1	4
6 Jonathan Schoop, R (1, 4) OBP: 0.294, SLG: 0.656		C SL 83 X CH 86 0-1 HR		F SI 96 T FF 97 B SI 96 X SL 90 1-2 G5-3 ②	S FF 95 C FF 95 X FF 96 0-2 F3 ②	B FF 93 X SI 93 1-0 E4 36 G6-3 1-2 2-3 3-H		C SL 81 F SI 91 F SI 91 S SL 81 0-3 K ②		5	1	1	2	0	1	4
36 Caleb Joseph, R (1, 2) OBP: 0.312, SLG: 0.376		B SI 92 B SI 92 B SI 92 C SI 90 S SI 92 F SL 86 F SI 94 B SL 88 4-2 13 SH1-3 BB		C CH 85 S CH 84 F FF 97 B CH 84 B SI 94 F SL 87 X FF 96 2-2 L9 ③	B FF 96 B FF 96 C CH 86 T FF 96 D CH 87 F FF 96 F FF 97 F FF 95 F FF 97 3-2 X FF 97 1-H 2-H 2B	X SI 93 0-0 G6-3 ② 1-2 2-3 3-H	C SI 92 B SI 91 F SI 91 T SL 82 1-2 K ③		4	0	1	3	1	1	2
Inning Stats	R: 1 E: 1 K: 1 S: 14 H: 1 LOB: 2 BB: 1 P: 20	R: 1 E: 0 K: 1 S: 13 H: 1 LOB: 1 BB: 1 P: 22	R: 0 E: 0 K: 1 S: 9 H: 0 LOB: 1 BB: 1 P: 16	R: 0 E: 0 K: 1 S: 11 H: 0 LOB: 0 BB: 0 P: 15	R: 0 E: 0 K: 3 S: 12 H: 0 LOB: 1 BB: 1 P: 20	R: 2 E: 0 K: 0 S: 19 H: 3 LOB: 1 BB: 0 P: 25	R: 4 E: 2 K: 1 S: 13 H: 3 LOB: 2 BB: 1 P: 22	R: 1 E: 0 K: 1 S: 11 H: 2 LOB: 1 BB: 0 P: 13	R: 0 E: 0 K: 2 S: 10 H: 0 LOB: 0 BB: 0 P: 11	1B: 6 2B: 3 3B: 0 HR: 1	SF: 1 SAC: 1 DP: 0 HBP: 0	WP: 1 PB: 0 SB: 2 CS: 0	PA: 45				

PITCHER		IP	WLS	BF	H	R	ER	SO	BB	IBB	HBP	BLK	WP	HR	S	P	ERA	WHIP
55 Carlos Rodón, L ERA: 4.18	(1, 1)	5.0	L	24	4	4	3	7	4	0	0	0	0	1	65	102	5.40	1.600
40 Daniel Webb, R ERA: 1.5	(6, 1)	1.0		8	4	4	2	0	1	0	0	0	0	0	18	26	18.00	5.000
43 Dan Jennings, L ERA: 7.5	(7, 1)	1.0		5	0	0	0	1	0	0	0	0	0	0	8	12	0.00	0.000
67 Scott Carroll, R ERA: 3.68	(8, 1)	2.0		8	2	1	1	3	0	0	0	0	1	0	21	24	4.50	1.000

PITCHER	IP	WLS	BF	H	R	ER	SO	BB	IBB	HBP	BLK	WP	HR	S	P	ERA	WHIP

TOP

Baltimore Orioles @ Chicago White Sox

U.S. Cellular Field, Chicago, IL

Sun Jul 05 2015, 2:11 PM - 5:24 PM EDT

Att. 22,519 - Partly Cloudy - 84 F

livebaseballscorecards.com

AB	38
R	9
H	10
RBI	9
BB	5
SO	11
LOB	25

Baltimore Orioles @ Chicago White Sox

U.S. Cellular Field, Chicago, IL

Sun Jul 05 2015, 2:11 PM - 5:24 PM EDT

Att. 22,519 - Partly Cloudy - 84 F

BOTTOM

livebaseballscorecards.com

Batter	1	2	3	4	5	6	7	8	9	AB	R	H	RBI	BB	SO	LOB
1 Adam Eaton, L (1, 8) OBP: 0.308, SLG: 0.373	C SI 90 B CU 76 B FF 91 S SI 93 X SI 92 2-2 ① F7		C CH 85 D CH 84 X SI 92 1-1 1-3 2B			B FF 90 C FF 90 F CU 77 X CH 86 1-2 ① G3		B ST 83 B SI 94 X SI 93 2-0 ② F7		4	0	1	0	0	0	0
79 José Abreu, R (1, 3) OBP: 0.342, SLG: 0.502	C FF 93 B SI 92 X FF 93 1-1 ② G6-3		C SI 92 S CU 79 B FF 91 B SL 85 S CH 87 2-3 ③ K			C SL 82 S SL 84 F SI 91 B CH 85 X SI 91 1-2 53 2B 1B		C SI 95 B ST 83 C ST 83 F FF 94 F ST 83 B SI 93 C SI 94 2-3 ③ K		4	1	1	0	0	2	2
53 Melky Cabrera, S (1, 7) OBP: 0.299, SLG: 0.330 20 JB Shuck, L (8, 7) OBP: 0.354, SLG: 0.329	B SI 93 F FF 93 B CH 86 B SL 87 X SI 93 3-1 ③ F7			B CU 77 C SL 83 F FF 91 F FF 92 B FF 93 X CH 87 2-2 ① L6		B FF 91 F FF 93 X SI 91 1-1 ② 1-H 2B			B FF 91 F FF 91 B SL 82 F FF 92 X FF 92 2-2 ① G6-3	3 1	0 0	1 0	1 0	0 0	0 0	0 0
25 Adam LaRoche, L (1, 10) OBP: 0.339, SLG: 0.390		B FF 92 B SI 91 X SI 92 2-0 ① L8		L FF 92 F CU 79 X SI 93 0-2 ② G5-3		B SL 85 B SI 90 X FF 92 2-0 ③ F8			C FF 91 B FF 92 F SL 83 C FF 93 1-3 ② K	4	0	0	0	0	1	0
26 Avisaíl García, R (1, 9) OBP: 0.327, SLG: 0.392		F SL 85 X SI 92 0-1 ② P3		B SL 86 S FF 93 B SI 94 X SI 93 2-1 1B			F SI 94 S SI 93 B ST 84 B SI 94 S ST 84 2-3 ① K		B FF 92 B FF 91 S FF 91 B FF 93 B FF 94 4-1 BB	3	0	1	0	1	1	0
12 Conor Gillaspie, L (1, 5) OBP: 0.283, SLG: 0.375		B FF 92 F FF 91 B FF 93 S SL 87 S SI 87 2-3 ③ K		L SL 87 B SI 92 B CH 84 X CH 85 2-1 ③ G3			C SI 94 B CH 88 X SI 94 1-1 ② G4-3		C FF 91 D FF 91 S SL 84 S SL 84 1-3 ③ K	4	0	0	0	0	2	2
10 Alexei Ramirez, R (1, 6) OBP: 0.248, SLG: 0.291			C FF 92 B CH 86 B SL 85 B SI 93 B FF 93 4-1 21 CS BB		C FF 91 B CH 85 B SL 84 F FF 91 X SI 92 2-2 ① P3		S ST 83 B ST 83 X SI 94 1-1 1B			2	0	1	0	1	0	0
21 Tyler Flowers, R (1, 2) OBP: 0.270, SLG: 0.383 58 Geovany Soto, R (9, 2) OBP: 0.291, SLG: 0.383			C FF 92 C SI 93 1 SAFE F FF 93 B SI 92 1 SAFE B CU 77 F FF 92 B SL 85 3-3 ① ② S SI 84 K 1-2		B SL 84 B SL 84 F ST 92 B FF 93 X FF 92 3-1 ② F8		C FF 94 B ST 84 F ST 84 B SI 92 S ST 84 2-3 ③ K			3 0	0 0	0 0	0 0	0 0	2 0	2 0
5 Yolmer Sánchez, S (1, 4) OBP: 0.209, SLG: 0.223 64 Emilio Bonifácio, S (8, 4) OBP: 0.173, SLG: 0.164			B SL 85 B SI 93 F FF 92 H FF 93 3-1 1 2B HBP		C FF 92 S CH 85 B SI 91 B CH 86 B CH 86 X CH 86 3-2 ③ G3			B SI 94 B SI 93 X SI 94 2-0 ① G3		1 1	0 0	0 0	0 0	0 0	0 0	0 0
Inning Stats	R: 0 E: 0 K: 0 S: 7 H: 0 LOB: 0 BB: 0 P: 13	R: 0 E: 0 K: 1 S: 6 H: 0 LOB: 0 BB: 0 P: 10	R: 0 E: 0 K: 2 S: 12 H: 1 LOB: 2 BB: 1 P: 25	R: 0 E: 0 K: 0 S: 11 H: 1 LOB: 1 BB: 0 P: 17	R: 0 E: 0 K: 0 S: 8 H: 0 LOB: 0 BB: 0 P: 16	R: 1 E: 0 K: 0 S: 10 H: 2 LOB: 0 BB: 0 P: 15	R: 0 E: 0 K: 2 S: 10 H: 1 LOB: 1 BB: 0 P: 16	R: 0 E: 0 K: 1 S: 7 H: 0 LOB: 0 BB: 0 P: 13	R: 0 E: 0 K: 2 S: 10 H: 0 LOB: 1 BB: 1 P: 18	1B: 3 2B: 2 3B: 0 HR: 0	SF: 0 SAC: 0 DP: 0 HBP: 1		WP: 0 PB: 0 SB: 0 CS: 1	PA: 33			

	AB	30
	R	1
	H	5
	RBI	1
	BB	2
	SO	8
	LOB	6

PITCHER		IP	WLS	BF	H	R	ER	SO	BB	IBB	HBP	BLK	WP	HR	S	P	ERA	WHIP
50 Miguel González, R ERA: 3.87	(1, 1)	6.0	W	22	4	1	1	3	1	0	1	0	0	0	54	96	1.50	0.833
65 Chaz Roe, R ERA: 2.25	(7, 1)	2.0		7	1	0	0	3	0	0	0	0	0	0	17	29	0.00	0.500
17 Brian Matusz, L ERA: 2.36	(9, 1)	1.0		4	0	0	0	2	1	0	0	0	0	0	10	18	0.00	1.000

PITCHER	IP	WLS	BF	H	R	ER	SO	BB	IBB	HBP	BLK	WP	HR	S	P	ERA	WHIP

Toronto Blue Jays @ Chicago White Sox

U.S. Cellular Field, Chicago, IL

Mon Jul 06 2015, 8:12 PM - 10:04 PM EDT

Att. 24,593 - Cloudy - 80 F

TOP

livebaseballscorecards.com

Batter	1	2	3	4	5	6	7	8	9	AB	R	H	RBI	BB	SO	LOB
7 José Reyes, S (1, 6) OBP: 0.303, SLG: 0.385	B SI 98 F SI 98 F SI 98 F SI 98 B CH 83 X CH 89 2-2 20 G6-4-3 1B		B CH 86 S CH 88 X CH 88 1-1 ③ G6-3			C SL 78 X SI 94 0-1 ① F8		T CH 88 C SI 97 X SI 97 0-2 ③ G6-3		4	0	1	0	0	0	0
20 Josh Donaldson, R (1, 5) OBP: 0.357, SLG: 0.537	X SI 99 0-0 ① ② G6-4-3 1-2f			B CH 86 F CH 85 H SL 79 2-1 10 1B HBP		F SI 96 S SI 95 B SL 81 X SI 97 1-2 HR			F SI 90 F SI 95 X SL 81 0-2 10 1B	3	1	2	1	0	0	1
19 José Bautista, R (1, 9) OBP: 0.392, SLG: 0.512	C SI 98 B SI 98 B SL 83 X SI 99 2-1 ③ G6-3			B SI 94 B CH 86 B SI 96 C CH 86 1 SAFE X SI 95 3-1 ① P6		C SI 89 B CH 89 B CH 88 C CH 86 F SL 80 X CH 85 2-2 ② L7			F SI 97 F SI 98 B SI 98 F SL 82 1 SAFE S SI 98 1-3 ① K	4	0	0	0	0	1	2
10 Edwin Encarnación, R (1, 10) OBP: 0.327, SLG: 0.460 3 Ezequiel Carrera, L (9, PR) OBP: 0.342, SLG: 0.358		B SI 96 X CH 89 1-0 ① G6-3		B SI 96 B SI 93 S SI 96 X SI 89 2-1 1-2 1B		X SI 96 0-0 ③ L8			B SI 90 X SI 97 1-0 23 G6-4-3 1-2 1B	4 0	0 0	2 0	0 0	0 0	0 0	0 0
23 Danny Valencia, R (1, 7) OBP: 0.336, SLG: 0.529		X SI 97 0-0 ② G6-3		B CH 87 C SI 97 F SI 98 C SI 96 1-3 ② K			C SL 76 X CH 84 0-1 ① G5-3		X SI 90 0-0 ② ③ G6-4-3 1-2f	4	0	0	0	0	1	4
55 Russell Martin, R (1, 2) OBP: 0.341, SLG: 0.470		S SI 92 S CH 89 X SI 98 0-2 ③ P3		B SI 96 C CH 86 C SL 80 B CH 87 F SI 98 B SL 82 S CH 87 3-3 ③ K			C SL 77 C CH 87 F SL 79 B CH 86 X SI 96 1-2 ② P5			3	0	0	0	0	1	2
15 Chris Colabello, R (1, 3) OBP: 0.373, SLG: 0.518			B SL 77 S CH 86 X SI 96 1-1 HR		C SI 94 S CH 86 B SL 79 S SI 96 1-3 ① K		B CH 86 F CH 84 B SL 79 F CH 88 B SL 79 S CH 87 3-3 ③ K			3	1	1	1	0	2	0
11 Kevin Pillar, R (1, 8) OBP: 0.309, SLG: 0.408			C CH 88 C SI 97 X SL 81 0-2 ① F7		C SI 95 F SI 96 X SI 96 0-2 ② L7			F CH 86 X SI 94 0-1 ① G4-3		3	0	0	0	0	0	0
29 Devon Travis, R (1, 4) OBP: 0.344, SLG: 0.494			C CH 86 B CH 86 F SI 96 C SI 97 1-3 ② K		X CH 86 0-0 ③ P3			C CH 85 B SI 92 C SL 79 B SL 81 X CH 86 2-2 ② G1-3		3	0	0	0	0	1	0

	AB	31
	R	2
	H	6
	RBI	2
	BB	0
	SO	6
	LOB	9

Inning Stats	1	2	3	4	5	6	7	8	9
	R: 0 E: 0 K: 0 S: 7	R: 0 E: 0 K: 0 S: 5	R: 1 E: 0 K: 1 S: 10	R: 0 E: 0 K: 2 S: 12	R: 0 E: 0 K: 1 S: 7	R: 1 E: 0 K: 0 S: 10	R: 0 E: 0 K: 1 S: 9	R: 0 E: 0 K: 0 S: 8	R: 0 E: 0 K: 1 S: 9
	H: 1 LOB: 0 BB: 0 P: 11	H: 0 LOB: 0 BB: 0 P: 6	H: 1 LOB: 0 BB: 0 P: 13	H: 1 LOB: 2 BB: 0 P: 23	H: 0 LOB: 0 BB: 0 P: 8	H: 1 LOB: 0 BB: 0 P: 13	H: 0 LOB: 0 BB: 0 P: 13	H: 0 LOB: 0 BB: 0 P: 10	H: 2 LOB: 2 BB: 0 P: 11

	1B: 4	SF: 0	WP: 0	PA: 32
	2B: 0	SAC: 0	PB: 0	
	3B: 0	DP: 2	SB: 0	
	HR: 2	HBP: 1	CS: 0	

PITCHER	IP	WLS	BF	H	R	ER	SO	BB	IBB	HBP	BLK	WP	HR	S	P	ERA	WHIP
49 Chris Sale, L (1, 1) ERA: 2.8	9.0	W	32	6	2	2	6	0	0	1	0	0	2	77	108	2.00	0.667

PITCHER	IP	WLS	BF	H	R	ER	SO	BB	IBB	HBP	BLK	WP	HR	S	P	ERA	WHIP

Batter	1	2	3	4	5	6	7	8	9	AB	R	H	RBI	BB	SO	LOB
1 Adam Eaton, L (1, 8) OBP: 0.310, SLG: 0.375	B FF 86 B FF 86 C FF 86 B FF 88 C FF 87 F FF 87 X FF 86 3-2 79 G5-4-3 1B		F FF 86 X CU 74 0-1 ②③ G3-6-3 1-2f			C SI 81 X CU 73 0-1 ① P4		F FF 85 C FF 86 D SI 81 D CU 74 B FF 87 X FF 86 3-2 79 1B 53 2B 1-3 1B		4	1	2	0	0	0	1
79 José Abreu, R (1, 3) OBP: 0.341, SLG: 0.498	C SI 82 B FF 87 F FF 87 F SI 87 B SI 88 D SI 82 X FF 88 3-2 ①② G5-4-3 1-2f			B FC 80 X SI 84 1-0 ① G4-3		C SI 86 B SI 82 B CH 79 F SI 86 F FF 87 X SI 81 2-2 ② G6-3		X SI 82 0-0 53 2B 1-2 3-H 1B		4	1	1	1	0	0	1
53 Melky Cabrera, S (1, 7) OBP: 0.302, SLG: 0.335	C FF 88 F SI 81 X SI 88 0-2 ③ G6-3			B SI 85 F FF 84 X FC 81 1-1 26 1B 26 E 1B		C FF 86 F FF 87 F SI 86 B FF 87 X SI 87 1-2 ③ G4-3		C FF 86 B FF 86 B SI 86 X SI 81 2-1 1-H 2-H 2B		4	1	2	2	0	0	0
26 Avisaíl García, R (1, 9) OBP: 0.326, SLG: 0.390		S CU 72 C FF 86 S SI 82 0-3 ① K		B SI 81 X FF 86 1-0 E9 25 L3 1-H 1B			C SI 80 F FF 86 C SI 85 0-3 ① K	X FF 87 0-0 ③ F9		4	0	1	0	0	2	1
25 Adam LaRoche, L (1, 10) OBP: 0.336, SLG: 0.386		S FC 80 C SI 82 B SI 81 B CU 74 F FF 87 X SI 82 2-2 ② G6-3		F FF 86 X SI 86 0-1 ②③ L3 1-2			C CU 73 B SI 80 B SI 80 X CU 74 2-1 ② G3			3	0	0	0	0	0	1
10 Alexei Ramirez, R (1, 6) OBP: 0.252, SLG: 0.298		B FF 82 B SI 82 F FF 86 B FF 86 X SI 83 3-1 2B			B CU 72 X FC 80 1-0 1B		B SI 85 B SI 86 C SI 80 B FF 85 F FF 85 X FF 86 3-2 ③ G6-3			3	0	2	0	0	0	0
15 Gordon Beckham, R (1, 5) OBP: 0.271, SLG: 0.324		D CU 73 B FF 86 X SI 81 2-0 ③ L7			C FF 86 B SI 86 F SI 86 X SI 86 1-2 ① F8			F CH 80 X SI 85 0-1 E6 1 1B 79 1B		3	1	0	0	0	0	2
21 Tyler Flowers, R (1, 2) OBP: 0.271, SLG: 0.382			C SI 86 B FF 86 F FC 81 F SI 87 X SI 86 1-2 1 G3-6-3 1B		X CU 73 0-0 ② F8			X FF 85 0-0 ① F9		3	0	1	0	0	0	2
5 Yolmer Sánchez, S (1, 4) OBP: 0.205, SLG: 0.218			C SI 86 X FF 86 0-1 ① B2		B SI 80 X CH 80 1-0 ③ G1-5-3			C CH 80 X FF 86 0-1 ② L8		3	0	0	0	0	0	3
Inning Stats	R: 0 E: 0 K: 0 S: 11 H: 1 LOB: 0 BB: 0 P: 17	R: 0 E: 0 K: 1 S: 10 H: 1 LOB: 1 BB: 0 P: 17	R: 0 E: 0 K: 0 S: 8 H: 1 LOB: 0 BB: 0 P: 9	R: 1 E: 1 K: 0 S: 6 H: 2 LOB: 0 BB: 0 P: 9	R: 0 E: 0 K: 0 S: 6 H: 1 LOB: 1 BB: 0 P: 9	R: 0 E: 0 K: 0 S: 10 H: 0 LOB: 0 BB: 0 P: 13	R: 0 E: 0 K: 1 S: 8 H: 0 LOB: 0 BB: 0 P: 13	R: 3 E: 1 K: 0 S: 12 H: 3 LOB: 1 BB: 0 P: 17		1B: 7 2B: 3 3B: 0 HR: 0 SF: 0 SAC: 0 DP: 3 HBP: 0				WP: 0 PB: 0 SB: 0 CS: 0 PA: 31		

PITCHER	IP	WLS	BF	H	R	ER	SO	BB	IBB	HBP	BLK	WP	HR	S	P	ERA	WHIP
56 Mark Buehrle, L (1, 1) ERA: 3.38	8.0	L	31	9	4	0	2	0	0	0	0	0	0	71	104	0.00	1.125

PITCHER	IP	WLS	BF	H	R	ER	SO	BB	IBB	HBP	BLK	WP	HR	S	P	ERA	WHIP

BOTTOM

Toronto Blue Jays @ Chicago White Sox

U.S. Cellular Field, Chicago, IL

Mon Jul 06 2015, 8:12 PM - 10:04 PM EDT

Att. 24,593 - Cloudy - 80 F

livebaseballscorecards.com

AB	31
R	4
H	9
RBI	3
BB	0
SO	2
LOB	11

Toronto Blue Jays @ Chicago White Sox

U.S. Cellular Field, Chicago, IL

Tue Jul 07 2015, 8:12 PM - 10:44 PM EDT

Att. 17,028 - Clear - 61 F

TOP

livebaseballscorecards.com

Batter	1	2	3	4	5	6	7	8	9	AB	R	H	RBI	BB	SO	LOB
7 José Reyes, S (1, 6) OBP: 0.302, SLG: 0.383	F FF 92 C SI 92 B CU 80 B FF 94 F FF 94 X CU 80 2-2 20 G5-3 20 S 19 G6-3 1B		C FF 92 B FF 92 B CH 87 S CH 86 F FF 91 X CU 80 2-2 ③ G5-3			C FF 89 C SI 90 F FF 90 F FF 89 B CU 81 B CH 84 X FF 92 2-2 ① G6-3		1 SAFE 1 SAFE F FF 91 F FF 92 X SI 91 0-2 ②③ G4-6-3 1-2f		4	1	1	0	0	0	1
20 Josh Donaldson, R (1, 5) OBP: 0.358, SLG: 0.544	1 SAFE C FF 94 1 SAFE B SI 94 X CU 82 1-1 ① G5-3 1-3			B CU 80 B CH 86 X SI 91 2-0 HR		C FF 90 F FF 91 B CU 78 X FF 90 1-2 ② L4			B SI 95 B CH 87 B SI 95 B SI 96 4-0 19 G4-3 BB	3	1	1	1	1	0	1
19 José Bautista, R (1, 9) OBP: 0.388, SLG: 0.504	B FF 90 C SI 93 B FF 92 F FF 93 D CU 83 X FF 94 3-2 ② G6-3 3-H			X FF 92 0-0 ① F8		B CH 87 B FF 89 C CU 80 B CU 81 C CU 80 F FF 91 F SI 91 X SI 92 3-2 ③ G3			B SI 96 1 SAFE C SI 95 B SI 95 S CH 87 F SI 95 B SI 95 1 SAFE F CH 88 3-2 ①② X SI 96 G4-3 1-2f	4	0	0	1	0	0	1
10 Edwin Encarnación, R (1, 10) OBP: 0.329, SLG: 0.460	B CU 80 B FF 92 F FF 91 S FF 92 B FF 93 F FF 93 X FF 94 3-2 ③ G5-3			F FF 90 C FF 91 X FF 92 0-2 1B			S CU 81 B CH 86 X CH 87 1-1 ① G5-3		B SI 96 B CH 88 X SI 94 2-0 ③ 1B	4	0	2	0	0	0	0
55 Russell Martin, R (1, 2) OBP: 0.338, SLG: 0.464		C CU 79 C FF 91 B CU 81 S FF 90 1-3 ① K		T CU 82 F FF 92 B CU 81 C FF 93 1-3 ② K			B FF 90 B CH 85 C CU 79 X FF 89 2-1 ② G1-3			3	0	0	0	0	2	1
15 Chris Colabello, R (1, 3) OBP: 0.373, SLG: 0.515 14 Justin Smoak, S (7, 3) OBP: 0.343, SLG: 0.521		C CU 79 X CH 85 0-1 ② G1-3		C FF 93 S FF 92 1 SAFE S CU 81 0-3 ③ K			X FF 89 0-0 1B			3 0	0 0	1 0	0 0	0 0	1 0	1 0
23 Danny Valencia, R (1, 7) OBP: 0.328, SLG: 0.516 3 Ezequiel Carrera, L (9, 7) OBP: 0.342, SLG: 0.358		C CU 80 X FF 91 0-1 ③ G5-3			C FF 90 B CH 86 B CH 86 S CU 80 F FF 91 B CU 80 S CU 80 3-3 ① K		F FF 92 C FF 91 B FF 91 B FF 90 D CU 82 1 SAFE F CU 81 C FF 92 3-3 ③ K			3 0	0 0	0 0	0 0	0 0	2 0	1 0
11 Kevin Pillar, R (1, 8) OBP: 0.306, SLG: 0.404			B FF 90 X FF 91 1-0 ① G4-3		F FF 91 F SI 91 S CU 80 0-3 ② K			C FF 89 B FF 90 X SI 90 1-1 ① G1-3		3	0	0	0	0	1	0
29 Devon Travis, R (1, 4) OBP: 0.339, SLG: 0.485			F FF 91 C SI 90 B FF 91 B FF 91 C FF 92 2-3 ② K		B CU 78 C FF 91 F FF 92 B FF 92 S FF 90 2-3 ③ K			C CU 79 X FF 91 0-1 E6 7 G4-6-3		3	0	0	0	0	2	0
Inning Stats	R: 1 H: 1 E: 0 LOB: 0 K: 0 BB: 0 S: 13 P: 22	R: 0 H: 0 E: 0 LOB: 0 K: 1 BB: 0 S: 7 P: 8	R: 0 H: 0 E: 0 LOB: 0 K: 1 BB: 0 S: 8 P: 13	R: 1 H: 2 E: 0 LOB: 1 K: 2 BB: 0 S: 11 P: 14	R: 0 H: 0 E: 0 LOB: 0 K: 3 BB: 0 S: 10 P: 15	R: 0 H: 0 E: 0 LOB: 0 K: 0 BB: 0 S: 13 P: 19	R: 0 H: 1 E: 0 LOB: 1 K: 1 BB: 0 S: 9 P: 15	R: 0 H: 0 E: 1 LOB: 0 K: 0 BB: 0 S: 7 P: 8	R: 0 H: 1 E: 0 LOB: 1 K: 0 BB: 1 S: 6 P: 15	1B: 4 SF: 0 2B: 0 SAC: 0 3B: 0 DP: 2 HR: 1 HBP: 0						

	AB	30
	R	2
	H	5
	RBI	2
	BB	1
	SO	8
	LOB	6

WP: 0 PA: 31
PB: 0
SB: 1
CS: 0

PITCHER		IP	WLS	BF	H	R	ER	SO	BB	IBB	HBP	BLK	WP	HR	S	P	ERA	WHIP
62 Jose Quintana, L ERA: 3.69	(1, 1)	8.0	L	28	4	2	2	8	0	0	0	0	0	1	78	114	2.25	0.500
52 Jake Petricka, R ERA: 3.0	(9, 1)	1.0		3	1	0	0	0	1	0	0	0	0	0	6	15	0.00	2.000

PITCHER		IP	WLS	BF	H	R	ER	SO	BB	IBB	HBP	BLK	WP	HR	S	P	ERA	WHIP

Batter	1	2	3	4	5	6	7	8	9	AB	R	H	RBI	BB	SO	LOB
1 Adam Eaton, L (1, 8) OBP: 0.310, SLG: 0.373	C FC 89 B CU 74 F FF 90 S CU 75 1-3 K ①	C FC 87 D CU 76 F FF 93 S CU 77 1-3 K ③			C SI 91 X SI 91 0-1 G6-3 ②		C CH 84 X CU 75 0-1 79 FC6-4 1B			4	0	1	0	0	2	2
79 José Abreu, R (1, 3) OBP: 0.339, SLG: 0.495	C SI 90 F FC 86 X CU 75 0-2 G5-3 ②		F CH 82 B FF 93 X FF 92 1-1 G4-3 ①		X FF 92 0-0 1B		X FF 92 0-0 FC6-4 ③ 1-2f			4	0	1	0	0	0	1
53 Melky Cabrera, S (1, 7) OBP: 0.304, SLG: 0.335	B FF 90 X FF 90 1-0 26 FC5-4 1B		B SI 92 B SI 93 B CH 86 B FF 91 4-0 BB		X CH 83 0-0 G5-3 ③			C FF 95 F FF 93 F FF 96 S CH 89 0-3 K ①		3	0	1	0	1	1	1
26 Avisaíl García, R (1, 9) OBP: 0.322, SLG: 0.384	D FC 88 X CH 85 1-0 FC5-4 ③ 1-2f		F CH 86 S FF 92 D FF 93 S CU 76 1-3 K ②			F FF 90 B FF 92 X CH 83 1-1 G5-3 ①		B FC 93 F FF 97 B FF 97 S FF 96 S SL 88 2-3 K2-3 ②		4	0	0	0	0	2	2
25 Adam LaRoche, L (1, 10) OBP: 0.331, SLG: 0.380		S FF 91 B FC 87 C CU 75 S CU 76 1-3 K ①	C FC 86 B CU 76 C CU 75 F FC 89 B CU 76 X FF 93 2-2 F7 ③			F SI 92 B CU 76 C FC 86 B FC 90 F CU 74 C CH 81 2-3 K ②		B SL 79 B SI 93 B SI 94 C SI 93 X SI 93 3-1 G3 ③		4	0	0	0	0	2	1
10 Alexei Ramirez, R (1, 6) OBP: 0.256, SLG: 0.301		X CH 84 0-0 G5-3 ②		C FF 90 F SI 91 B FF 91 B CH 83 X FF 92 2-2 L4 ①		C FF 92 B CH 82 S CU 75 B CH 84 F CU 74 X FF 93 2-2 15 S 1B			B FF 96 B FF 95 F FF 95 X FF 97 2-1 20 WP 15 SH1-4 1B	4	0	2	0	0	0	0
15 Gordon Beckham, R (1, 5) OBP: 0.272, SLG: 0.331		B FF 92 C CH 85 X CH 85 1-1 5 1B 2B		F FF 89 B SI 92 C FF 92 B SI 92 F FF 92 S CH 81 2-3 K ②		B SI 93 D CH 84 B FF 91 C CH 83 X FF 92 3-1 G6-3 ③ 1-2			1 SAFE L FF 97 X FF 95 0-1 SH1-4 ① 1-2	3	1	1	0	0	1	1
21 Tyler Flowers, R (1, 2) OBP: 0.272, SLG: 0.378 20 JB Shuck, L (9, PH) OBP: 0.349, SLG: 0.324		C FC 87 H CH 83 1-1 5 1B HBP		X FF 90 0-0 F7 ③			C CH 81 B SI 92 X SI 91 1-1 E6 5 G6-4-3		B FF 97 F FF 96 S FF 96 F FF 97 D CH 85 B FF 99 X FF 98 3-2 F7 ② 2-3	2 1	0 0	0 0	0 0	0 0	0 0	0 1
5 Yolmer Sánchez, S (1, 4) OBP: 0.208, SLG: 0.221 12 Conor Gillaspie, L (9, PH) OBP: 0.282, SLG: 0.373		C FF 90 X FC 87 0-1 1-2 2-H 1B			B SI 91 C CH 84 B CU 74 X SI 90 2-1 G4-3 ①		L SI 90 F SI 90 F CH 82 X FF 91 0-2 G6-4-3 ①② 1-2f		S SI 97 F FF 97 B FF 97 X FF 98 1-2 P5 ③	3 1	0 0	1 0	1 0	0 0	0 0	1 1
Inning Stats	R: 0 H: 1 E: 0 LOB: 1 K: 1 BB: 0 S: 8 P: 11	R: 1 H: 2 E: 0 LOB: 2 K: 2 BB: 0 S: 12 P: 16	R: 0 H: 0 E: 0 LOB: 1 K: 1 BB: 1 S: 9 P: 17	R: 0 H: 0 E: 0 LOB: 0 K: 1 BB: 0 S: 8 P: 12	R: 0 H: 1 E: 0 LOB: 1 K: 0 BB: 0 S: 6 P: 8	R: 0 H: 1 E: 0 LOB: 1 K: 1 BB: 0 S: 12 P: 20	R: 0 H: 1 E: 1 LOB: 1 K: 0 BB: 0 S: 9 P: 10	R: 0 H: 0 E: 0 LOB: 0 K: 2 BB: 0 S: 9 P: 14	R: 0 H: 1 E: 0 LOB: 1 K: 0 BB: 0 S: 11 P: 17	1B: 6 2B: 1 3B: 0 HR: 0	SF: 0 SAC: 1 DP: 1 HBP: 1			WP: 1 PB: 0 SB: 1 CS: 0	PA: 36		

PITCHER		IP	WLS	BF	H	R	ER	SO	BB	IBB	HBP	BLK	WP	HR	S	P	ERA	WHIP
57 Felix Doubront, L ERA: 2.0	(1, 1)	6.2	W	28	6	1	1	6	1	0	1	0	0	0	63	93	1.35	1.050
47 Bo Schultz, R ERA: 1.86	(7, 1)	1.0	H	3	0	0	0	2	0	0	0	0	0	0	8	10	0.00	0.000
62 Aaron Loup, L ERA: 5.06	(8, 1)	0.1	H	1	0	0	0	0	0	0	0	0	0	0	2	5	0.00	0.000
54 Roberto Osuna, R ERA: 2.08	(9, 1)	1.0	S	4	1	0	0	0	0	0	0	0	1	0	11	17	0.00	1.000

PITCHER	IP	WLS	BF	H	R	ER	SO	BB	IBB	HBP	BLK	WP	HR	S	P	ERA	WHIP

BOTTOM

Toronto Blue Jays @ Chicago White Sox

U.S. Cellular Field, Chicago, IL

Tue Jul 07 2015, 8:12 PM - 10:44 PM EDT

Att. 17,028 - Clear - 61 F

livebaseballscorecards.com

AB	33
R	1
H	7
RBI	1
BB	1
SO	8
LOB	11

Batter	1	2	3	4	5	6	7	8	9	10	11	AB	R	H	RBI	BB	SO	LOB
7 José Reyes, S (1, 6) OBP: 0.299, SLG: 0.378	C FF 90 B FF 92 B CH 84 X FF 91 2-1 ① P6		B CH 83 B FF 91 X FF 90 2-0 20 2B 10 SF7 1-3 2-H 3-H 1B		L CH 81 B FF 88 CU 74 B CH 80 F FF 89 X CH 81 3-2 ① L8	C CU 79 S CH 83 X CH 83 0-2 ② P5			B SI 89 X SI 88 1-0 ① G5-3		1 SAFE 1 SAFE X FF 90 0-0 ③ G6-3	6	1	1	2	0	0	5
20 Josh Donaldson, R (1, 10) OBP: 0.361, SLG: 0.549	B CH 84 S FF 92 C FC 88 B CH 83 X FC 89 2-2 ② G5-3		X SI 90 0-0 ③ 10 SF7 1-3 3-H 2B		F CU 76 X CH 79 0-1 19 1B 2-H 2B	X SI 90 0-0 ③ G6-3			B CH 84 S SL 81 B SI 89 B CH 85 C CU 75 B CU 75 4-2 19 L1-3 BB			4	1	2	2	1	0	3
19 José Bautista, R (1, 9) OBP: 0.385, SLG: 0.498	B CH 83 C CU 79 F CH 84 F CU 79 B CH 84 F SI 92 B FF 92 F FF 92 C FF 92 3-3 ③ K		C CU 74 D CH 83 S CH 83 S CU 78 1-3 ① K		C FC 86 F CU 75 F FC 86 X CH 81 0-2 2-H 1B		C SI 90 C CH 82 B FC 84 T SI 91 1-2 ① K		X CH 85 0-0 ② ③ L1-3 1-1			5	0	1	1	0	3	3
10 Edwin Encarnación, R (1, 3) OBP: 0.330, SLG: 0.457		B FC 86 C FF 89 C FF 90 B CU 77 B CH 84 B FF 90 4-2 15 G5-4-3 BB	D CH 83 B FC 87 F CU 78 B FF 91 C CU 76 X CH 82 3-2 ② SF7 2-3 3-H		C SI 91 S CU 80 S SL 82 0-3 ② K		H CH 82 1-0 15 CS HBP			C FC 90 C KC 80 B KC 82 F FC 92 S KC 82 1-3 ① K		2	0	0	1	1	2	1
15 Chris Colabello, R (1, 7) OBP: 0.366, SLG: 0.505 3 Ezequiel Carrera, L (7, 7) OBP: 0.339, SLG: 0.355		B CH 83 D CH 82 B FF 90 C FF 90 X FF 90 3-1 ① ② G5-4-3 1-2f	B FC 83 C CU 76 S CH 82 B CU 77 X FF 89 2-2 ③ G6-3		X CU 80 0-0 ③ G6-3		C SI 90 B SI 91 C SI 90 F SI 90 B FC 84 B SI 90 F SI 90 F CH 81 S SI 89 3-3 ② ③ K 1-2			B FC 91 B FF 92 X FC 92 2-0 ② G6-3		4 1	0 0	0 0	0 0	0 0	1 0	4 0
23 Danny Valencia, R (1, 5) OBP: 0.324, SLG: 0.504	F FF 89 B CU 76 B FC 89 S CH 82 B CH 82 C FF 91 3-3 ③ K		C CU 73 F FC 84 F FF 89 F CU 76 B CH 82 S FC 86 1-3 ① K		B SI 89 X SL 82 1-0 29 WP 11 1B 1B			C SI 89 B CH 86 B SI 89 F SL 82 B CU 77 C SI 90 3-3 ① K		C KC 83 S KC 83 B FC 92 B KC 85 C FC 91 2-3 ③ K		5	0	1	0	0	4	0
30 Dioner Navarro, S (1, 2) OBP: 0.296, SLG: 0.353 17 Ryan Goins, L (11, PR) OBP: 0.267, SLG: 0.319 55 Russell Martin, R (11, 2) OBP: 0.338, SLG: 0.464			X FF 88 0-0 29 1B 11 1B 7 1B 1B	B FF 89 C FF 89 F FC 86 B FF 90 F FF 90 X CU 75 2-2 ② F7	B SI 90 B SI 90 C SI 88 1 SAFE B SI 90 X SI 90 3-1 ① F8			C CU 76 F CU 76 B FF 89 B CU 76 F SI 87 F SL 82 C FF 90 2-3 ② K		B FS 84 B SI 91 F SI 90 B FC 90 B SI 90 4-1 29 FC6-5-4 11 SH1-3 BB	4 0 0	1 0 0	1 0 0	0 0 0	1 0 0	1 0 0	1 0 0
11 Kevin Pillar, R (1, 8) OBP: 0.312, SLG: 0.406			B FF 89 B FF 89 C FF 89 X FF 90 2-1 29 1B 7 1B 1-2 1B	X FF 89 0-0 ③ L7	B SI 90 B SI 90 C SI 90 F SI 91 X SI 91 2-2 29 WP 1-2 1B			B SI 89 S SI 89 F SL 83 B CU 77 F CU 76 B SI 89 B CU 76 4-2 29 FC5-4 BB		X SI 89 0-0 ① SH1-3 1-2	3	1	2	0	1	0	0
29 Devon Travis, R (1, 4) OBP: 0.346, SLG: 0.491			F FF 90 B CU 77 S CH 82 B CH 82 F FF 90 F CH 82 X FC 86 2-2 7 1B 20 2B 1-2 2-3 1B	B CU 75 F FF 88 X FF 89 1-1 20 2B 2B	F SI 91 S SI 88 D FC 85 B SI 89 B SI 88 F SI 90 D FF 89 4-2 1-2 2-3 BB			X SI 90 0-0 ③ FC5-4 1-2f		X FS 85 0-0 ② FC6-5-4 2-3	4	2	2	0	1	0	3
Inning Stats	R: 0 E: 0 K: 1 S: 11 H: 0 LOB: 0 BB: 0 P: 18	R: 0 E: 0 K: 1 S: 7 H: 0 LOB: 0 BB: 1 P: 17	R: 4 E: 0 K: 1 S: 19 H: 5 LOB: 1 BB: 0 P: 31	R: 0 E: 0 K: 1 S: 10 H: 0 LOB: 0 BB: 0 P: 13	R: 2 E: 0 K: 1 S: 15 H: 3 LOB: 1 BB: 0 P: 19	R: 0 E: 0 K: 0 S: 13 H: 2 LOB: 3 BB: 1 P: 23	R: 0 E: 0 K: 2 S: 9 H: 0 LOB: 1 BB: 0 P: 14	R: 0 E: 0 K: 2 S: 12 H: 0 LOB: 1 BB: 1 P: 21	R: 0 E: 0 K: 0 S: 4 H: 0 LOB: 0 BB: 1 P: 9	R: 0 E: 0 K: 2 S: 8 H: 0 LOB: 0 BB: 0 P: 13	R: 0 E: 0 K: 0 S: 4 H: 0 LOB: 1 BB: 1 P: 8	1B: 7 2B: 5 3B: 0 HR: 0	SF: 1 SAC: 1 DP: 3 HBP: 1					

PITCHER	IP	WLS	BF	H	R	ER	SO	BB	IBB	HBP	BLK	WP	HR	S	P	ERA	WHIP
50 John Danks, L (1, 1) ERA: 5.3	4.1		21	8	6	6	4	1	0	0	0	0	0	58	94	12.46	2.077
67 Scott Carroll, R (5, 1) ERA: 3.28	2.2		11	2	0	0	3	1	0	1	0	1	0	26	41	0.00	1.125
33 Zach Duke, L (8, 1) ERA: 3.21	2.0		7	0	0	0	2	2	0	0	0	0	0	16	30	0.00	1.000
30 David Robertson, R (10, 1) ERA: 2.52	1.0		3	0	0	0	2	0	0	0	0	0	0	8	13	0.00	0.000
57 Zach Putnam, R (11, 1) ERA: 3.9	1.0	W	4	0	0	0	0	1	0	0	0	0	0	4	8	0.00	1.000

PITCHER	IP	WLS	BF	H	R	ER	SO	BB	IBB	HBP	BLK	WP	HR	S	P	ERA	WHIP

TOP

Toronto Blue Jays @ Chicago White Sox

U.S. Cellular Field, Chicago, IL

Wed Jul 08 2015, 8:11 PM - 12:01 AM EDT

Att. 17,032 - Cloudy - 65 F

livebaseballscorecards.com

AB	38
R	6
H	10
RBI	6
BB	5
SO	11
LOB	20

WP: 1	PA: 46		
PB: 0			
SB: 0			
CS: 1			

Batter	1	2	3	4	5	6	7	8	9	10	11	AB	R	H	RBI	BB	SO	LOB
1 Adam Eaton, L (1, 8) OBP: 0.316, SLG: 0.385	F FF 91 B FF 93 C FF 92 B SL 88 B FF 92 B FF 93 4-2 79 1B 53 SF8 BB	F FF 93 B FF 93 B FF 92 2-1 ③ CS 1-2	C SL 82 B FF 93 B FF 92 B FF 91 C FF 92 F FF 92 F FF 92 F FF 92 X FF 91 3-2 ① P5		B FF 92 C SL 86 C SL 84 H SL 85 2-2 53 1B HBP	C SI 94 C SI 94 X SI 95 0-2 2-3 3-H 1B		X FC 91 0-0 ② FC1-6 1-2f 2-3		B FF 94 X FF 94 1-0 HR	4	2	2	2	1	0	2
79 José Abreu, R (1, 10) OBP: 0.340, SLG: 0.497	B FF 92 B FF 91 S FF 92 1 SAFE X FF 92 2-1 26 1B 25 2B 1-3 1B	X SL 80 0-0 26 1B 2B	1 SAFE B FF 92 S SL 84 1 SAFE F CH 85 B FF 93 S FF 95 2-3 ① K		X CH 83 0-0 ③ F8		C FC 91 B FF 96 S FC 92 F FC 91 C FF 97 1-3 ③ K				5	2	2	0	0	2	5
53 Melky Cabrera, S (1, 7) OBP: 0.305, SLG: 0.335	B FF 93 X FF 92 1-0 ① SF8 3-H	B FF 94 B FF 92 B CH 86 C FF 93 B CH 86 4-1 26 1B BB	1 SAFE B FF 91 F SL 84 1 SAFE F FF 92 X FF 94 1-2 26 G6-4-3 1-2 1B		C SI 92 C CH 84 S FF 93 0-3 ① K			C FF 93 B CH 89 B FF 94 X FF 94 2-1 ① F8			3	0	1	1	1	1	0
26 Avisaíl García, R (1, 9) OBP: 0.330, SLG: 0.395	X SL 85 0-0 25 2B 1-2 1B	C FF 93 X FF 93 0-1 1-3 2-H 1B	S SL 87 S SL 86 D SL 88 B FF 95 F FF 95 D SL 88 X SL 88 3-2 ②③ G6-4-3 1-2f		B CU 84 B CU 83 C SI 93 X FC 86 2-1 2B			F FF 95 X FF 95 0-1 ② 1B			5	1	4	1	0	0	2
25 Adam LaRoche, L (1, 3) OBP: 0.336, SLG: 0.385	X CH 86 0-0 ② 1-H 2-H 2B	B FF 92 1 SAFE C FF 93 B SL 83 B FF 94 C SL 86 S FF 93 3-3 ② K			B SI 94 B SI 94 S SI 94 X SI 94 2-1 10 1B 5 1B 1B	B FC 89 B FF 90 F SI 93 F SI 93 S CU 82 2-3 ② K		S CH 87 B SI 90 B FF 96 B FF 93 B CH 88 4-1 10 FC4-6 BB			4	1	2	2	1	2	3
10 Alexei Ramirez, R (1, 6) OBP: 0.255, SLG: 0.299	C FF 92 X SL 85 0-1 ③ G6-3	X FF 94 0-0 ③ G4-3			C CH 88 B SI 96 F FF 96 X SL 88 1-2 5 1B 1 1B 1-2 1B	D CU 86 X FF 93 1-0 ③ G3		F FF 95 F FF 95 B FF 96 F CH 88 F CH 88 X FF 95 1-2 ③ FC4-6 1-2f			5	1	1	0	0	0	4
15 Gordon Beckham, R (1, 5) OBP: 0.264, SLG: 0.321		C SL 84 F SL 83 S FF 94 0-3 ① K		F SL 85 B FF 93 C FF 94 T FF 94 1-2 ① K	C FF 96 B FF 96 B SI 96 F SI 96 X SL 87 2-2 ① P4	X FF 98 0-0 ① G4-3				S SL 85 C FF 93 S FF 95 0-3 ① K		5	0	0	0	0	3	2
21 Tyler Flowers, R (1, 2) OBP: 0.277, SLG: 0.381 64 Emilio Bonifácio, S (8, PR) OBP: 0.173, SLG: 0.164 58 Geovany Soto, R (9, 2) OBP: 0.288, SLG: 0.380		B FF 94 X SL 85 1-0 1 CS 1B	C SL 88 S SL 87 F FF 95 B FF 95 F SL 86 S FF 96 1-3 ② K		B SL 86 F FF 95 D SL 88 F SL 87 S FF 95 2-3 ② K	X FF 98 0-0 1 FC1-6 5 1B 1B				B FF 95 F FF 93 C CH 87 B CH 87 X FF 94 2-2 ② F7		4 0 1	0 0 0	2 0 0	0 0 0	0 0 0	2 0 0	2 0 0
5 Yolmer Sánchez, S (1, 4) OBP: 0.214, SLG: 0.227		C FF 93 X FF 94 0-1 ② L8		C SL 85 B SL 85 S FF 93 B FF 95 F FF 94 S SL 86 2-3 ③ K	B SI 95 F SI 95 X SI 96 1-1 1 1B 1-3 2-H 1B	B FF 94 X FF 95 1-0 1 FC1-6 1-2 1B				S FF 94 F FF 95 F FF 95 B FF 94 T CH 89 1-2 ③ K		5	0	2	1	0	2	1
Inning Stats	R: 3 H: 3 E: 0 LOB: 0 K: 0 BB: 1 S: 9 P: 16	R: 0 H: 1 E: 0 LOB: 0 K: 1 BB: 0 S: 7 P: 10	R: 1 H: 2 E: 0 LOB: 2 K: 1 BB: 1 S: 14 P: 24	R: 0 H: 0 E: 0 LOB: 0 K: 3 BB: 0 S: 13 P: 17	R: 0 H: 1 E: 0 LOB: 1 K: 1 BB: 0 S: 12 P: 20	R: 2 H: 4 E: 0 LOB: 2 K: 1 BB: 0 S: 17 P: 25	R: 0 H: 1 E: 0 LOB: 1 K: 2 BB: 0 S: 9 P: 14	R: 0 H: 2 E: 0 LOB: 2 K: 1 BB: 0 S: 8 P: 10	R: 0 H: 1 E: 0 LOB: 1 K: 0 BB: 1 S: 10 P: 17	R: 0 H: 0 E: 0 LOB: 0 K: 2 BB: 0 S: 10 P: 13	R: 1 H: 1 E: 0 LOB: 0 K: 0 BB: 0 S: 1 P: 2	1B: 12 2B: 3 3B: 0 HR: 1	SF: 1 SAC: 0 DP: 1 HBP: 1					

PITCHER		IP	WLS	BF	H	R	ER	SO	BB	IBB	HBP	BLK	WP	HR	S	P	ERA	WHIP
36 Drew Hutchison, R ERA: 5.33	(1, 1)	5.0		22	7	4	4	6	2	0	1	0	0	0	55	87	7.20	1.800
31 Liam Hendriks, R ERA: 3.0	(6, 1)	0.2	H	5	3	2	2	1	0	0	0	0	0	0	13	21	27.00	4.500
62 Aaron Loup, L ERA: 5.01	(6, 1)	0.1	B	2	1	0	0	0	0	0	0	0	0	0	4	4	0.00	3.000
27 Brett Cecil, L ERA: 4.82	(7, 1)	1.0		4	1	0	0	2	0	0	0	0	0	0	9	14	0.00	1.000
47 Bo Schultz, R ERA: 1.77	(8, 1)	1.0		5	2	0	0	1	0	0	0	0	0	0	8	10	0.00	2.000

PITCHER		IP	WLS	BF	H	R	ER	SO	BB	IBB	HBP	BLK	WP	HR	S	P	ERA	WHIP
50 Steve Delabar, R ERA: 3.04	(9, 1)	2.0		7	1	0	0	2	1	0	0	0	0	0	20	30	0.00	1.000
54 Roberto Osuna, R ERA: 2.31	(11, 1)	0.0	L	1	1	1	1	0	0	0	0	0	0	1	1	2	∞	∞

BOTTOM

Toronto Blue Jays @ Chicago White Sox

U.S. Cellular Field, Chicago, IL

Wed Jul 08 2015, 8:11 PM - 12:01 AM EDT

Att. 17,032 - Cloudy - 65 F

livebaseballscorecards.com

AB	41
R	7
H	16
RBI	7
BB	3
SO	12
LOB	21

1B: 12 SF: 1
2B: 3 SAC: 0
3B: 0 DP: 1
HR: 1 HBP: 1

WP: 0 PA: 47
PB: 0
SB: 0
CS: 1

Batter	1	2	3	4	5	6	7	8	9	AB	R	H	RBI	BB	SO	LOB
29 Devon Travis, R (1, 4) OBP: 0.349, SLG: 0.492	C FF 92 C SL 85 S FS 84 0-3 K2-3		X SL 88 0-0 P4			X FF 94 0-0 20 G6-4-3 1-3 1B			C FF 96 X SL 87 0-1 20 G4-6-3 1B	4	0	2	0	0	1	1
20 Josh Donaldson, R (1, 5) OBP: 0.358, SLG: 0.543	B FF 96 S SI 96 S FS 84 B FF 92 F FF 96 B FS 84 S FF 96 3-3 K			B FF 92 B FF 94 C FF 93 X SL 86 2-1 G6-3		1 SAFE F FF 94 B FF 95 1 SAFE X SL 88 1-1 G6-4-3 1-2f			F FF 94 B FC 91 D SL 88 B FF 95 X FF 95 3-1 G4-6-3 1-2f	4	0	0	0	0	1	3
19 José Bautista, R (1, 9) OBP: 0.380, SLG: 0.491	B FF 96 B SL 88 B FF 96 C FF 95 C SL 86 S FS 86 3-3 K			X FF 96 0-0 P4			B FF 94 B SI 94 B SL 85 C FF 94 X FF 95 3-1 G5-3		C FF 97 S SL 90 B FF 97 B SL 89 B FF 97 S SL 86 3-3 K	4	0	0	0	0	2	0
14 Justin Smoak, S (1, 3) OBP: 0.336, SLG: 0.508		S FC 92 X FS 83 0-1 L7		C FF 94 B FF 92 X FF 95 1-1 G6-3			F FF 93 X FF 93 0-1 F9			3	0	0	0	0	0	0
55 Russell Martin, R (1, 2) OBP: 0.338, SLG: 0.463		B FF 95 F FC 93 B FF 96 X FF 94 2-1 G4-3			B FF 93 B SL 86 C FF 94 C SL 86 X FF 96 2-2 F9		B SI 94 S SL 87 S SL 86 B SL 85 B FF 96 F SL 89 F SL 88 X FF 95 3-2 1B			3	0	1	0	0	0	0
30 Dioner Navarro, S (1, 10) OBP: 0.287, SLG: 0.341		S SI 95 X FF 95 0-1 F8			B SL 88 B FF 94 C SI 96 S SL 88 X FS 84 2-2 G4-3		F FF 95 X SL 84 0-1 F8			3	0	0	0	0	0	1
11 Kevin Pillar, R (1, 8) OBP: 0.309, SLG: 0.402			C FF 94 B FF 94 S FF 93 F FF 94 X FS 84 1-2 P4		S FF 95 F FF 95 B FF 95 B FC 91 S SL 88 2-3 K			F SL 84 S SL 87 F FF 96 X SL 87 0-2 L9		3	0	0	0	0	1	0
3 Ezequiel Carrera, L (1, 7) OBP: 0.331, SLG: 0.345			X FF 95 0-0 G4-3			C FF 94 F FF 94 X FS 84 0-2 G1-3			X FF 93 0-0 B3	3	0	0	0	0	0	0
17 Ryan Goins, L (1, 6) OBP: 0.273, SLG: 0.321			C FF 94 B FF 92 F FF 94 B FF 95 B SL 83 B FF 96 4-2 BB			B CU 82 B FF 93 C FF 92 X FF 93 2-1 29 1B 1B			B FC 91 X SI 94 1-0 G6-3	2	0	1	0	1	0	0
Inning Stats	R: 0 E: 0 K: 3 S: 10 H: 0 LOB: 0 BB: 0 P: 16	R: 0 E: 0 K: 0 S: 6 H: 0 LOB: 0 BB: 0 P: 8	R: 0 E: 0 K: 0 S: 8 H: 0 LOB: 1 BB: 1 P: 13	R: 0 E: 0 K: 0 S: 5 H: 0 LOB: 0 BB: 0 P: 8	R: 0 E: 0 K: 1 S: 9 H: 0 LOB: 0 BB: 0 P: 15	R: 0 E: 0 K: 0 S: 8 H: 2 LOB: 1 BB: 0 P: 11	R: 0 E: 0 K: 0 S: 11 H: 1 LOB: 1 BB: 0 P: 17	R: 0 E: 0 K: 0 S: 6 H: 0 LOB: 0 BB: 0 P: 7	R: 0 E: 0 K: 1 S: 7 H: 1 LOB: 0 BB: 0 P: 13	1B: 4 2B: 0 3B: 0 HR: 0 SF: 0 SAC: 0 DP: 2 HBP: 0						

PITCHER	IP	WLS	BF	H	R	ER	SO	BB	IBB	HBP	BLK	WP	HR	S	P	ERA	WHIP
29 Jeff Samardzija, R (1, 1) ERA: 4.02	9.0	W	30	4	0	0	5	1	0	0	0	0	0	70	108	0.00	0.556

PITCHER	IP	WLS	BF	H	R	ER	SO	BB	IBB	HBP	BLK	WP	HR	S	P	ERA	WHIP

TOP

Toronto Blue Jays @ Chicago White Sox

U.S. Cellular Field, Chicago, IL

Thu Jul 09 2015, 2:11 PM - 4:24 PM EDT

Att. 23,298 - Cloudy - 69 F

livebaseballscorecards.com

AB	29
R	0
H	4
RBI	0
BB	1
SO	5
LOB	5

WP: 0 PA: 30
PB: 0
SB: 0
CS: 0

Batter	1	2	3	4	5	6	7	8	9	AB	R	H	RBI	BB	SO	LOB
1 Adam Eaton, L (1, 8) OBP: 0.315, SLG: 0.389	C FF 83 B KN 79 S KN 77 F KN 80 B KN 80 F KN 78 X 2-2 ① P5			C KN 76 C KN 80 F KN 80 X EP 66 0-2 ① P2		B KN 74 B KN 71 C FF 81 B KN 74 X FF 80 3-1 53 PB 3B		B FF 95 F FF 95 B FC 90 B FF 96 F FF 95 S FF 97 3-3 ① K		4	1	1	0	0	1	0
79 José Abreu, R (1, 10) OBP: 0.342, SLG: 0.497	C KN 79 C KN 79 S KN 80 0-3 ② K			F EP 64 B KN 80 X KN 80 1-1 53 PB 1B		C KN 79 C KN 79 B KN 81 S KN 80 1-3 ① K		S FC 91 F FF 95 F FC 90 B SL 86 X FF 96 1-2 25 WP 53 G1-3 1B		4	0	2	0	0	2	1
53 Melky Cabrera, S (1, 7) OBP: 0.305, SLG: 0.344	C FF 85 C KN 80 X KN 80 0-2 ③ G4-6-3			S KN 77 D KN 79 X KN 78 1-1 ② G6-3 1-2		B FF 80 C KN 78 X KN 79 1-1 3-H HR		F FC 90 D CH 89 F FC 89 X SL 84 1-2 ② G1-3 1-2		4	1	1	1	0	0	2
25 Adam LaRoche, L (1, 3) OBP: 0.331, SLG: 0.380		B KN 76 C KN 74 F KN 79 S FF 81 1-3 ① K		F KN 79 X KN 80 0-1 ③ P6		C KN 77 S KN 68 F KN 80 S EP 65 0-3 ② K		B FC 90 F FF 96 C FC 91 X FF 95 1-2 ③ F8 2-3		4	0	0	0	0	2	2
26 Avisaíl García, R (1, 9) OBP: 0.327, SLG: 0.391		S KN 76 F KN 80 B FF 80 F KN 80 F EP 67 B KN 80 X KN 78 2-2 ② G5-3			X KN 76 0-0 E3 12 G4-3	S KN 79 S KN 80 F KN 80 F EP 65 X KN 81 0-2 ③ G5-3				3	0	0	0	0	0	0
12 Conor Gillaspie, L (1, 5) OBP: 0.277, SLG: 0.366		C FF 84 X KN 80 0-1 ③ G3			B KN 76 X KN 75 1-0 ① G4-3 2-3		B KN 76 X KN 70 1-0 ① G1-3			3	0	0	0	0	0	1
58 Geovany Soto, R (1, 2) OBP: 0.306, SLG: 0.385			C KN 75 B KN 79 X KN 76 1-1 15 G6-4-3 1B		B KN 77 C KN 79 B KN 79 B KN 73 S KN 74 F KN 78 B KN 78 4-2 BB		B KN 72 C FF 82 B KN 76 B FF 82 B FF 81 4-1 BB			1	0	1	0	2	0	0
5 Yolmer Sánchez, S (1, 4) OBP: 0.210, SLG: 0.222			S KN 77 F KN 78 B KN 78 F KN 78 B KN 78 F KN 78 D KN 77 1 SAFE F KN 75 3-3 S KN 77 ① K		X KN 78 0-0 ② P6		B KN 73 D KN 71 C KN 74 F KN 75 B KN 75 X KN 75 3-2 ② F8			3	0	0	0	0	1	4
15 Gordon Beckham, R (1, 6) OBP: 0.260, SLG: 0.314			B KN 75 F FF 83 B KN 78 B FF 85 F FF 83 X KN 76 3-2 ② ③ G6-4-3 1-2f		B KN 76 B KN 73 B KN 75 C KN 80 S FF 83 F KN 75 F FF 83 F KN 77 S KN 77 3-3 ③ K		C FF 83 B KN 78 F KN 75 X FF 83 1-2 ③ F9			3	0	0	0	0	1	4
Inning Stats	R: 0 E: 0 K: 1 S: 11 H: 0 LOB: 0 BB: 0 P: 13	R: 0 E: 0 K: 1 S: 10 H: 0 LOB: 0 BB: 0 P: 13	R: 0 E: 0 K: 1 S: 11 H: 1 LOB: 0 BB: 0 P: 18	R: 0 E: 0 K: 0 S: 10 H: 1 LOB: 1 BB: 0 P: 12	R: 0 E: 1 K: 1 S: 12 H: 0 LOB: 2 BB: 1 P: 20	R: 2 E: 0 K: 2 S: 16 H: 2 LOB: 0 BB: 0 P: 21	R: 0 E: 0 K: 0 S: 8 H: 0 LOB: 1 BB: 1 P: 17	R: 0 E: 0 K: 1 S: 13 H: 1 LOB: 1 BB: 0 P: 19		1B: 3 2B: 0 3B: 1 HR: 1 SF: 0 SAC: 0 DP: 1 HBP: 0						

PITCHER		IP	WLS	BF	H	R	ER	SO	BB	IBB	HBP	BLK	WP	HR	S	P	ERA	WHIP
43 R.A. Dickey, R ERA: 4.87	(1, 1)	7.0	L	27	4	2	2	6	2	0	0	0	0	1	78	114	2.57	0.857
52 Ryan Tepera, R ERA: 2.2	(8, 1)	1.0		4	1	0	0	1	0	0	0	0	1	0	13	19	0.00	1.000

PITCHER	IP	WLS	BF	H	R	ER	SO	BB	IBB	HBP	BLK	WP	HR	S	P	ERA	WHIP

BOTTOM

Toronto Blue Jays @ Chicago White Sox

U.S. Cellular Field, Chicago, IL

Thu Jul 09 2015, 2:11 PM - 4:24 PM EDT

Att. 23,298 - Cloudy - 69 F

livebaseballscorecards.com

AB	29
R	2
H	5
RBI	1
BB	2
SO	7
LOB	14

Batter	1	2	3	4	5	6	7	8	9	AB	R	H	RBI	BB	SO	LOB
1 Adam Eaton, L (1, 8) OBP: 0.312, SLG: 0.386	C FC 87 B SI 87 B SI 87 S SI 86 T FC 89 2-2 ① **K**		B CH 78 C SI 87 S CH 79 X CH 79 1-2 ③ **P6**		B CH 78 C FC 87 B FC 87 B SI 87 S CH 79 F CH 80 S FC 89 3-3 ③ **K**			B SI 96 1 SAFE 1 SAFE B SI 96 C FF 97 X SI 96 2-1 ① **SH5-3** 1-3		3	0	0	0	0	2	2
18 Tyler Saladino, R (1, 5) 20 JB Shuck, L (8, PH) OBP: 0.345, SLG: 0.324 15 Gordon Beckham, R (8, 5) OBP: 0.260, SLG: 0.314	B FC 88 F SI 87 F SI 88 X CH 79 1-2 ② **G6-3**			C SI 87 C CH 79 B CH 78 F SI 89 X SI 88 1-2 ① **G6-3**		F SI 87 B FC 86 B SI 88 F SI 88 X SI 87 2-2 ① **G3-1**		D SL 87 S SL 87 P PO 93 F SL 86 X SI 97 2-2 ② **SF7** 3-H		3 0 0	0 0 0	0 0 0	0 1 0	0 0 0	0 0 0	0 0 0
79 José Abreu, R (1, 3) OBP: 0.344, SLG: 0.495 33 Zach Duke, L (8, 1) 30 David Robertson, R (9, 1)	B FC 88 C SI 87 F SI 88 F CH 79 X CH 79 1-2 ③ **G6-3**			C SI 87 B FC 88 C SI 88 F SI 88 F CU 78 X CH 80 1-2 **53 1B** **1B**		H SI 86 1-0 **53 G3-6 HBP**		C SL 88 X SI 98 0-1 ③ **G3-1**		3 0 0	0 0 0	1 0 0	0 0 0	0 0 0	0 0 0	0 0 0
53 Melky Cabrera, S (1, 7) OBP: 0.304, SLG: 0.343		C FC 88 B SI 87 F SI 87 C SI 86 1-3 ① **K**		D SI 86 S CH 78 X SI 88 1-1 **1-2** **1B**		X FC 87 0-0 ② ③ **G3-6** **1-2f**			S CU 82 C CU 84 B FF 94 F CU 84 S FF 96 1-3 ① **K**	4	0	1	0	0	2	1
26 Avisaíl García, R (1, 9) OBP: 0.322, SLG: 0.385		X SI 87 0-0 ② **L4**		B SI 88 X SI 87 1-0 ② **F7**			B CU 76 S CH 77 X SI 87 1-1 ① **L4**		B FF 95 X FF 96 1-0 ② **G4-3**	4	0	0	0	0	0	2
10 Alexei Ramirez, R (1, 6) OBP: 0.252, SLG: 0.295		B SI 87 C SI 87 L SI 88 X SI 88 1-2 ③ **P1**		X CH 78 0-0 ③ **G1-3**			C CH 77 B SI 86 X CH 78 1-1 ② **F8**		B CU 86 X CU 84 1-0 ③ **G4-3**	4	0	0	0	0	0	2
21 Tyler Flowers, R (1, 2) OBP: 0.277, SLG: 0.380			C SI 87 C SI 87 B CH 78 S CH 78 1-3 ① **K**		C SI 87 C SI 85 B CH 79 X SI 88 1-2 ① **G6-3**		S CH 77 B FC 86 S CH 79 X CH 78 1-2 **1B**			3	0	1	0	0	1	0
5 Yolmer Sánchez, S (1, 4) OBP: 0.218, SLG: 0.231			C FC 88 X SI 87 0-1 **55 SH5-4** **1B**		B CH 78 C SI 87 X CH 80 1-1 **55 SH5-4** **1B**		1 SAFE B FC 86 S CH 78 1 SAFE D CH 79 S CH 79 B CH 79 X CH 79 3-2 ③ **L4**			3	0	2	0	0	0	1
55 Carlos Rodón, L (1, 1) 52 Jake Petricka, R (7, 1) 64 Emilio Bonifácio, S (8, PH) OBP: 0.184, SLG: 0.164 25 Adam LaRoche, L (8, 3) OBP: 0.331, SLG: 0.380			X FC 85 0-0 ② **SH5-4** **1-2**		1 SAFE C FC 86 1 SAFE X CH 77 0-1 ② **SH5-4** **1-2**			B FF 96 C FF 97 H SL 87 2-1 **1 SH5-3 1 S 20 SF7 HBP**		0 0 0 0	0 0 1 0	0 0 0 0	0 0 0 0	0 0 0 0	0 0 0 0	0 0 0 0
Inning Stats	R: 0 E: 0 K: 1 S: 10 H: 0 LOB: 0 BB: 0 P: 14	R: 0 E: 0 K: 1 S: 7 H: 0 LOB: 0 BB: 0 P: 9	R: 0 E: 0 K: 1 S: 9 H: 1 LOB: 1 BB: 0 P: 11	R: 0 E: 0 K: 0 S: 13 H: 2 LOB: 2 BB: 0 P: 17	R: 0 E: 0 K: 1 S: 11 H: 1 LOB: 1 BB: 0 P: 16	R: 0 E: 0 K: 0 S: 4 H: 0 LOB: 0 BB: 0 P: 7	R: 0 E: 0 K: 0 S: 10 H: 1 LOB: 1 BB: 0 P: 16	R: 1 E: 0 K: 0 S: 9 H: 0 LOB: 0 BB: 0 P: 14	R: 0 E: 0 K: 1 S: 6 H: 0 LOB: 0 BB: 0 P: 9	1B: 5 2B: 0 3B: 0 HR: 0	SF: 1 SAC: 3 DP: 1 HBP: 2	WP: 0 PB: 0 SB: 1 CS: 0	PA: 33			

PITCHER		IP	WLS	BF	H	R	ER	SO	BB	IBB	HBP	BLK	WP	HR	S	P	ERA	WHIP
28 Kyle Hendricks, R ERA: 3.55	(1, 1)	7.0		26	5	0	0	4	0	0	1	0	0	0	64	90	0.00	0.714
56 Héctor Rondón, R ERA: 2.17	(8, 1)	1.0	L	4	0	1	1	0	0	0	1	0	0	0	9	14	9.00	0.000
52 Justin Grimm, R ERA: 1.19	(9, 1)	1.0		3	0	0	0	1	0	0	0	0	0	0	6	9	0.00	0.000

PITCHER	IP	WLS	BF	H	R	ER	SO	BB	IBB	HBP	BLK	WP	HR	S	P	ERA	WHIP

TOP

Chicago White Sox @ Chicago Cubs

Wrigley Field, Chicago, IL

Fri Jul 10 2015, 3:07 PM - 5:45 PM CDT

Att. 41,580 - Sunny - 74 F

livebaseballscorecards.com

AB	27
R	1
H	5
RBI	1
BB	0
SO	5
LOB	8

Batter	1	2	3	4	5	6	7	8	9	AB	R	H	RBI	BB	SO	LOB
24 Dexter Fowler, S (1, 8) OBP: 0.306, SLG: 0.369	C SI 91 F SI 91 C SL 86 0-3 ① K		B SL 85 B SI 94 X SI 92 2-0 ②③ L9-2-6 2-2			B SI 90 F SI 91 1 SAFE 1 SAFE 1 SAFE F FF 93 B FF 91 B FF 94 3-3 ① K F SL 87 F SL 88 C FF 93		1 SAFE F SI 89 C SI 90 B CU 77 1 SAFE D SL 82 B SI 89 C CU 75 3-3 ② K		4	0	0	0	0	3	4
44 Anthony Rizzo, L (1, 3) OBP: 0.409, SLG: 0.542	B FF 95 B SL 87 C FF 94 B SI 92 B FF 94 4-1 17 G4-6-3 BB			B SI 93 B SI 92 C SI 94 B SI 93 C SI 95 B SI 91 4-2 17 FC6-4 BB		1 SAFE X FF 93 0-0 ② L8		B SI 89 C SI 90 F FF 89 B SI 91 F CU 77 F FF 89 S CU 77 2-3 ③ K		2	0	0	0	2	1	2
17 Kris Bryant, R (1, 5) OBP: 0.380, SLG: 0.473	1 SAFE C SI 93 X SI 94 0-1 ②③ G4-6-3 1-2f			B SI 92 C CH 83 F SL 86 1 SAFE X CH 86 1-2 ① FC6-4 15 CS 68 1B 1-2f		C SI 93 B SI 94 1 SAFE B SI 93 B SI 94 B CH 84 4-1 1-2 BB			S FC 92 B KC 82 C FC 92 B KC 83 S FC 93 2-3 ① K	3	0	0	0	1	1	2
68 Jorge Soler, R (1, 9) OBP: 0.320, SLG: 0.398		F SI 92 F SL 83 S SL 89 0-3 ① K		B SI 93 X SI 92 1-0 1-2 1B		D SL 84 S CH 83 F SL 88 F SL 88 X SL 87 1-2 ③ L5			S KC 83 S KC 82 B KC 84 S KC 83 1-3 ② K	4	0	1	0	0	2	2
15 Chris Denorfia, R (1, 7) OBP: 0.357, SLG: 0.404 8 Chris Coghlan, L (7, PH) OBP: 0.344, SLG: 0.411 (8, 7)		C SI 92 B SL 84 C SI 93 B SL 87 B SI 94 B SI 93 4-2 13 G6-4-3 BB		C FF 93 B SI 93 B FF 94 F CH 85 B FF 91 S SL 88 3-3 ②③ K 2-3			C SI 94 F CH 87 X SI 94 0-2 13 G6-3 1B		B KC 83 B FC 92 X FC 91 2-0 ③ L4	1 2	0 0	0 1	0 0	1 0	1 0	2 0
13 Starlin Castro, R (1, 6) OBP: 0.282, SLG: 0.323	B SI 91 1 SAFE B SI 92 F SI 91 B FF 93 1 SAFE C SI 92 X SL 90 3-2 ②③ G6-4-3 1-2f				F SI 93 B CH 82 B CH 84 B FF 91 C SI 92 F SL 86 C FF 94 3-3 ① K		1 SAFE X SI 96 0-0 ①② G6-3 1-2f			3	0	0	0	0	1	2
27 Taylor Teagarden, R (1, 2) OBP: 0.200, SLG: 0.200			C SL 80 B SI 92 S FF 92 B FF 94 F SL 87 X FF 93 2-2 ① P4	F FF 94 C FF 94 B FF 92 B SL 88 F FF 92 F SI 93 X SL 87 2-2 ② G5-3			B SI 94 S SI 94 F SL 90 F SI 96 B SI 95 F SI 96 S CH 87 2-3 ③ K			3	0	0	0	0	1	0
28 Kyle Hendricks, R (1, 1) OBP: 0.114, SLG: 0.118 56 Héctor Rondón, R (8, 1) 19 Jonathan Herrera, S (8, PH) OBP: 0.265, SLG: 0.321 52 Justin Grimm, R (9, 1)			S SI 92 X SI 94 0-1 24 L9-2-6 22 PB 1B	B SI 91 F FF 92 S SL 84 B SL 85 C FF 94 2-3 ③ K				B SI 89 B SI 91 C SI 91 L SI 87 S CU 77 2-3 ① K		2 0 1 0	0 0 0 0	1 0 0 0	0 0 0 0	1 0 1 0	0 0 0 0	0 0 0 0
22 Addison Russell, R (1, 4) OBP: 0.299, SLG: 0.359			B SI 92 C SI 90 B FF 93 F SI 92 B SL 88 B SL 88 4-2 1-2 BB			C SL 82 S CH 84 B SL 87 B SL 84 B CH 85 B FF 94 4-2 17 BB BB		C SI 89 B SI 87 B SI 90 C SL 82 B CU 76 F SI 88 B SI 89 4-2 BB		0	0	0	0	3	0	0
Inning Stats	R: 0 E: 0 K: 1 S: 6 H: 0 LOB: 0 BB: 1 P: 10	R: 0 E: 0 K: 1 S: 8 H: 0 LOB: 0 BB: 1 P: 15	R: 0 E: 0 K: 0 S: 9 H: 1 LOB: 1 BB: 1 P: 17	R: 0 E: 0 K: 1 S: 9 H: 1 LOB: 2 BB: 1 P: 18	R: 0 E: 0 K: 2 S: 12 H: 0 LOB: 0 BB: 0 P: 19	R: 0 E: 0 K: 1 S: 13 H: 0 LOB: 2 BB: 2 P: 25	R: 0 E: 0 K: 1 S: 9 H: 1 LOB: 0 BB: 0 P: 11	R: 0 E: 0 K: 3 S: 14 H: 0 LOB: 1 BB: 1 P: 25	R: 0 E: 0 K: 2 S: 7 H: 0 LOB: 0 BB: 0 P: 12	1B: 3 2B: 2 3B: 0 HR: 0	SF: 0 SAC: 0 DP: 5 HBP: 0	WP: 0 PB: 1 SB: 0 CS: 1	PA: 32			

PITCHER		IP	WLS	BF	H	R	ER	SO	BB	IBB	HBP	BLK	WP	HR	S	P	ERA	WHIP
55 Carlos Rodón, L ERA: 3.8	(1, 1)	6.0		22	2	0	0	6	6	0	0	0	0	0	57	104	0.00	1.333
52 Jake Petricka, R ERA: 2.9	(7, 1)	1.0	W	3	1	0	0	1	0	0	0	0	0	0	9	11	0.00	1.000
33 Zach Duke, L ERA: 3.12	(8, 1)	1.0	H	4	0	0	0	3	1	0	0	0	0	0	14	25	0.00	1.000
30 David Robertson, R ERA: 2.45	(9, 1)	1.0	S	3	0	0	0	2	0	0	0	0	0	0	7	12	0.00	0.000

PITCHER	IP	WLS	BF	H	R	ER	SO	BB	IBB	HBP	BLK	WP	HR	S	P	ERA	WHIP

BOTTOM

Chicago White Sox @ Chicago Cubs

Wrigley Field, Chicago, IL

Fri Jul 10 2015, 3:07 PM - 5:45 PM CDT

Att. 41,580 - Sunny - 74 F

livebaseballscorecards.com

AB	25
R	0
H	3
RBI	0
BB	7
SO	12
LOB	14

Chicago White Sox @ Chicago Cubs

Wrigley Field, Chicago, IL

Sat Jul 11 2015, 3:08 PM - 5:52 PM CDT

Att. 41,596 - Overcast - 73 F

TOP

livebaseballscorecards.com

Batter	1	2	3	4	5	6	7	8	9	AB	R	H	RBI	BB	SO	LOB
1 Adam Eaton, L (1, 8) OBP: 0.312, SLG: 0.387	C FF 92 B FF 92 B FC 89 C FF 93 X FF 93 2-2 18 3B 2B		B FF 91 C FF 92 B FC 89 X FC 88 2-1 ① F8			B SI 89 C FC 88 B SI 91 C FF 91 S CU 76 2-3 ① K2-3	F FF 90 D SI 91 C CU 75 X FC 89 1-2 ③ F7			4	1	1	0	0	1	1
18 Tyler Saladino, R (1, 5) OBP: 0.143, SLG: 0.429	B FF 93 X FF 93 1-0 79 1B 2-H 3B		B CH 84 X FF 91 1-0 ② G6-3			C CU 73 S CH 85 B FF 92 S CU 76 1-3 ② K		B FF 92 X FF 91 1-0 ① G5-3		4	1	1	1	0	1	0
79 José Abreu, R (1, 3) OBP: 0.343, SLG: 0.492 33 Zach Duke, L (9, 1)	B FF 90 X FC 89 1-0 53 WP 3-H 1B		C FC 89 C CU 74 B CU 76 B FF 92 B CU 76 S CH 83 3-3 ③ K			B SI 92 F FC 90 F CU 73 B CH 86 S FC 88 2-3 ③ K		X CU 77 0-0 ② P3		4 0	0 0	1 0	1 0	0 0	2 0	0 0
53 Melky Cabrera, S (1, 7) OBP: 0.306, SLG: 0.342	D SI 92 B CH 85 C FF 93 F FF 93 S CU 78 2-3 ① K 1-2			C SI 90 X CH 84 0-1 ① G6-3			C SI 90 B CH 83 F FC 88 B CH 84 X SI 91 2-2 26 E 10 1B 1B	B CU 77 B FF 94 C FF 93 B FF 93 B FF 94 4-1 26 S 26 1B BB		3	1	1	0	1	1	1
26 Avisaíl García, R (1, 9) OBP: 0.321, SLG: 0.383	B FF 92 S FC 89 B CU 77 B CU 74 X FF 90 3-1 G6-3			C CU 72 B FF 90 B SI 91 F FC 89 X FF 91 2-2 ② P4			X FC 89 0-0 E5 10 1B 21 2B 1-3 1B	F SL 85 1 SAFE B FF 94 X CU 77 1-1 ③ 1-H 1B		4	1	1	0	0	0	2
10 Alexei Ramirez, R (1, 6) OBP: 0.252, SLG: 0.294	B CU 74 C CU 74 B FF 89 B FC 89 F FC 89 X FC 88 3-2 L8			B SI 91 B FC 87 X FF 91 2-0 ③ G4-3			B FC 90 B FC 90 D CH 84 X FF 92 3-0 21 2B 2-3 3-H 1B		X FF 93 0-0 ① G6-3	4	1	1	1	0	0	1
21 Tyler Flowers, R (1, 2) OBP: 0.282, SLG: 0.388		B FC 86 B SI 90 C FF 90 X FC 88 2-1 5 G6-4-3 1B			F FF 91 F FC 88 B CU 72 B FF 92 B FC 87 C FF 92 3-3 ① K		X SI 90 0-0 1-H 3-H 2B		C FF 94 C SL 87 F FF 97 B FF 90 S SI 89 1-3 ② K	4	0	2	2	0	2	0
5 Yolmer Sánchez, S (1, 4) OBP: 0.219, SLG: 0.238		X FF 91 0-0 ① ② G6-4-3 1-2f			C SI 92 B FF 89 F CH 84 B SI 91 X FF 93 2-2 ② G3		S FC 90 F FC 88 D CU 75 D CH 84 S CU 76 2-3 ① K2-3		B SL 88 B FF 94 B FF 93 C FF 92 C FF 94 X FF 94 3-2 2B	4	0	1	0	0	1	2
49 Chris Sale, L (1, 1) OBP: 0.111, SLG: 0.111 52 Jake Petricka, R (8, 1) 25 Adam LaRoche, L (8, 3) OBP: 0.330, SLG: 0.378		B FF 92 B FF 92 B FF 91 C FF 90 F FF 91 F FF 92 X FF 92 3-2 ③ G3			F FF 92 S FC 90 B FF 91 S CU 76 1-3 ③ K		F FC 89 S FF 90 F FF 90 B CU 77 B FC 89 F FF 93 B FC 90 X FF 93 3-2 ② F9		S SL 87 X FF 94 0-1 ③ F8	3 0 1	0 0 0	0 0 0	0 0 0	0 0 0	1 0 0	1 0 1
Inning Stats	R: 2 E: 0 K: 1 S: 13 H: 3 LOB: 1 BB: 0 P: 25	R: 0 E: 0 K: 0 S: 7 H: 1 LOB: 0 BB: 0 P: 12	R: 0 E: 0 K: 1 S: 6 H: 0 LOB: 0 BB: 0 P: 12	R: 0 E: 0 K: 0 S: 6 H: 0 LOB: 0 BB: 0 P: 10	R: 0 E: 0 K: 2 S: 9 H: 0 LOB: 0 BB: 0 P: 15	R: 0 E: 0 K: 3 S: 9 H: 0 LOB: 0 BB: 0 P: 14	R: 3 E: 1 K: 1 S: 17 H: 3 LOB: 1 BB: 0 P: 28	R: 0 E: 0 K: 0 S: 5 H: 1 LOB: 2 BB: 1 P: 11	R: 0 E: 0 K: 1 S: 10 H: 1 LOB: 1 BB: 0 P: 14	1B: 5 2B: 3 3B: 1 HR: 0 SF: 0 SAC: 0 DP: 1 HBP: 0						

	AB	35
	R	5
	H	9
	RBI	5
	BB	1
	SO	9
	LOB	9

WP: 1 PB: 0 SB: 1 CS: 0 PA: 36

PITCHER		IP	WLS	BF	H	R	ER	SO	BB	IBB	HBP	BLK	WP	HR	S	P	ERA	WHIP
34 Jon Lester, L ERA: 3.59	(1, 1)	7.0	L	28	7	5	4	8	0	0	0	0	1	0	67	116	5.14	1.000
54 Neil Ramírez, R ERA: 4.26	(8, 1)	1.0		4	1	0	0	0	1	0	0	0	0	0	5	11	0.00	2.000
36 Edwin Jackson, R ERA: 3.19	(9, 1)	1.0		4	1	0	0	1	0	0	0	0	0	0	10	14	0.00	1.000

PITCHER		IP	WLS	BF	H	R	ER	SO	BB	IBB	HBP	BLK	WP	HR	S	P	ERA	WHIP

Chicago White Sox @ Chicago Cubs

Wrigley Field, Chicago, IL

Sat Jul 11 2015, 3:08 PM - 5:52 PM CDT

Att. 41,596 - Overcast - 73 F

livebaseballscorecards.com

BOTTOM

Batter	1	2	3	4	5	6	7	8	9	AB	R	H	RBI	BB	SO	LOB
24 Dexter Fowler, S (1, 8) OBP: 0.303, SLG: 0.364	C SI 98 B SI 98 X SI 98 1-1 ① P4		1 SAFE B CH 86 X CH 87 1-0 ① G3 1-2		B SL 75 T CH 86 X SI 96 1-1 ② F9		C SL 81 X CH 88 0-1 ③ G5-3			4	0	0	0	0	0	2
44 Anthony Rizzo, L (1, 3) OBP: 0.412, SLG: 0.544	B SI 99 B SI 98 F SI 97 B SL 81 B CH 88 4-1 BB		F SI 98 B SL 81 X SI 97 1-1 1B 2-3		C SI 92 S SL 79 S SL 78 0-3 ③ K			C SL 80 S CH 84 B SL 81 X SL 80 1-2 1B 17 FC5-4		3	0	2	0	1	1	0
17 Kris Bryant, R (1, 5) OBP: 0.375, SLG: 0.466	S SI 98 B SI 90 S SI 90 C SL 83 1-3 ② K		B SI 91 S CH 88 B CH 88 S CH 88 F CH 88 F SI 98 S SI 96 2-3 ② K			S SL 76 S SI 95 B SL 76 S CH 86 1-3 ① K		B SI 94 S SI 94 B SI 95 S CH 86 B SI 96 X CH 87 3-2 ① FC5-4 68 G5-3 1-2f		4	0	0	0	0	3	4
68 Jorge Soler, R (1, 9) OBP: 0.315, SLG: 0.391	S CH 89 B CH 88 X SI 98 1-1 ③ P3		C SL 81 F CH 88 B SL 80 F SI 98 B SI 97 X SL 82 2-2 ③ F9			B CH 87 B CH 86 S CH 84 B SL 79 X CH 86 3-1 ② G5-3		F SI 96 B SI 94 T CH 88 B SI 95 X SI 95 2-2 ② G5-3 1-2		4	0	0	0	0	0	4
15 Chris Denorfia, R (1, 7) OBP: 0.353, SLG: 0.398		B SI 97 C SI 97 F SI 98 X SI 97 1-2 1B		B CH 87 C CH 88 B SI 93 X CH 88 2-1 ① F9	X SI 95 0-0 ③ F8			F SI 95 B SI 92 F SI 94 S SI 96 1-3 ③ K		4	0	1	0	0	1	1
13 Starlin Castro, R (1, 6) OBP: 0.285, SLG: 0.323		C CH 89 1 SAFE B SI 97 F SI 96 1 SAFE B SL 80 B CH 85 S CH 86 3-3 ① K		C SL 80 B CH 88 S SL 79 F SI 98 B SL 81 B CH 89 F SI 98 S SI 97 3-3 K			B CH 84 F SI 94 F SI 94 X SI 96 1-2 1B 19 2B		B SI 93 B SI 94 C SI 94 B SI 94 C SI 93 B SI 94 4-2 BB 27 G4-6-3	3	1	1	0	1	2	1
47 Miguel Montero, L (1, 2) OBP: 0.337, SLG: 0.392 27 Taylor Teagarden, R (3, 2) OBP: 0.125, SLG: 0.125	1 SAFE B SI 97 C SI 96 F SI 96 B SI 94 1 SAFE S SL 79 2-3 ② K		C SI 96 F SI 96 X SL 80 0-2 ② L9				S CH 87 F CH 88 S SI 96 0-3 ① K		C SI 93 F SI 94 X SI 95 0-2 ① ② G4-6-3 1-2f	1 3	0 0	0 0	0 0	0 0	1 1	1 3
34 Jon Lester, L (1, 1) OBP: 0.029, SLG: 0.029 19 Jonathan Herrera, S (7, PH) OBP: 0.274, SLG: 0.341 54 Neil Ramírez, R (8, 1) 36 Edwin Jackson, R (9, 1) 8 Chris Coghlan, L (9, PH) OBP: 0.343, SLG: 0.410	1 SAFE C SI 94 X SI 95 0-1 ③ G5-3		F SI 92 B SI 96 C CH 88 C SL 74 1-3 ③ K				X SI 95 0-0 ② 1-H 2B		B CU 76 C SL 80 S SL 83 B CU 76 X SI 89 2-2 ③ G4-3	2 1 0 0 1	0 0 0 0 0	0 1 0 0 0	0 1 0 0 0	0 0 0 0 0	1 0 0 0 0	2 0 0 0 0
22 Addison Russell, R (1, 4) OBP: 0.299, SLG: 0.358			F SI 96 C SL 74 B CH 86 B SI 96 X CH 85 2-2 44 1B 24 G3 1B		C SI 93 B SI 91 S SL 80 F SL 81 F SI 94 F SL 80 F CH 85 B SI 96 B SL 73 3-3 ① K		X CH 89 0-0 ② L8			3	0	1	0	0	1	1

	AB	R	H	RBI	BB	SO	LOB
	33	1	6	1	2	11	19

Inning Stats	1	2	3	4	5	6	7	8	9
	R: 0 E: 0 K: 1 S: 8	H: 0 LOB: 1 BB: 1 P: 15	R: 0 E: 0 K: 2 S: 11	H: 1 LOB: 1 BB: 0 P: 17	R: 0 E: 0 K: 1 S: 15	H: 2 LOB: 2 BB: 0 P: 23	R: 0 E: 0 K: 2 S: 13	H: 0 LOB: 1 BB: 0 P: 19	R: 0 E: 0 K: 2 S: 12	H: 0 LOB: 0 BB: 0 P: 16	R: 0 E: 0 K: 1 S: 6	H: 0 LOB: 0 BB: 0 P: 10	R: 1 E: 0 K: 1 S: 10	H: 2 LOB: 1 BB: 0 P: 11	R: 0 E: 0 K: 1 S: 12	H: 1 LOB: 1 BB: 0 P: 19	R: 0 E: 0 K: 0 S: 8	H: 0 LOB: 0 BB: 1 P: 14

1B: 5 2B: 1 3B: 0 HR: 0 SF: 0 SAC: 0 DP: 1 HBP: 0

WP: 0 PB: 1 SB: 0 CS: 0 PA: 35

PITCHER		IP	WLS	BF	H	R	ER	SO	BB	IBB	HBP	BLK	WP	HR	S	P	ERA	WHIP
49 Chris Sale, L ERA: 2.72	(1, 1)	7.0	W	29	6	1	1	10	1	0	0	0	0	0	78	115	1.29	1.000
52 Jake Petricka, R ERA: 2.76	(8, 1)	1.2		5	0	0	0	1	1	0	0	0	0	0	14	24	0.00	0.600
33 Zach Duke, L ERA: 3.09	(9, 1)	0.1		1	0	0	0	0	0	0	0	0	0	0	3	5	0.00	0.000

PITCHER	IP	WLS	BF	H	R	ER	SO	BB	IBB	HBP	BLK	WP	HR	S	P	ERA	WHIP

Chicago White Sox @ Chicago Cubs

Wrigley Field, Chicago, IL

Sun Jul 12 2015, 1:23 PM - 3:40 PM CDT

Att. 41,688 - Sunny - 74 F

TOP

livebaseballscorecards.com

Batter	1	2	3	4	5	6	7	8	9	AB	R	H	RBI	BB	SO	LOB
1 Adam Eaton, L (1, 8) OBP: 0.309, SLG: 0.383	F SI 95 S SL 89 S CU 82 0-3 ① K2-3			B SL 91 B SI 94 B SL 90 C FF 92 C SL 90 X SL 92 3-2 ① G6-3		B SL 90 B SI 96 C SL 90 X SL 92 2-1 ② SH1-3 3-H			F SI 95 F SI 96 F CU 82 F SI 96 F SL 91 B CU 81 C SL 92 1-3 ② K	3	0	0	1	0	2	0
18 Tyler Saladino, R (1, 5) OBP: 0.200, SLG: 0.400 20 JB Shuck, L (9, PH) OBP: 0.341, SLG: 0.320	C SI 94 C SI 95 B CU 81 T SL 93 1-2 ② K			B FF 93 X FF 95 1-0 1B		X SI 95 0-0 ③ G4-3			C FF 96 F SI 96 S CU 81 0-3 ③ K	3 1	0 0	1 0	0 0	0 0	1 1	0 0
53 Melky Cabrera, S (1, 7) OBP: 0.304, SLG: 0.339	C SI 96 B SI 95 F SL 92 S CU 82 1-3 ③ K			B SI 95 1 SAFE C FF 96 1 SAFE F SL 90 1 SAFE X CH 88 1-2 ② L7			B SI 95 F SL 90 F FF 96 X CU 81 1-2 ① F7			3	0	0	0	0	1	1
26 Avisaíl García, R (1, 9) OBP: 0.318, SLG: 0.379		B SI 93 X SL 89 1-0 ① F8		X SL 90 0-0 ③ G4-3			B SL 92 B SL 90 C FF 96 F SI 96 B CU 82 X SL 91 3-2 ② G6-3			3	0	0	0	0	0	1
25 Adam LaRoche, L (1, 3) OBP: 0.327, SLG: 0.374		B SI 95 F SI 95 C SL 92 X CU 82 1-2 ② P6			X SI 95 0-0 ① G5-3		C CH 89 X SI 96 0-1 ③ G3-1			3	0	0	0	0	0	0
10 Alexei Ramirez, R (1, 6) OBP: 0.249, SLG: 0.292		C FF 95 F FF 96 S SL 91 0-3 ③ K			B SI 94 X SL 91 1-0 ② L4			C FF 95 F CU 81 X SL 92 0-2 ① G3-1		3	0	0	0	0	1	0
21 Tyler Flowers, R (1, 2) OBP: 0.279, SLG: 0.384 12 Conor Gillaspie, L (8, PH) OBP: 0.276, SLG: 0.364 58 Geovany Soto, R (8, 2) OBP: 0.306, SLG: 0.385		B SL 90 C SI 95 B SI 96 S SL 92 S SL 92 2-3 ① K			C SI 96 C CU 80 F FF 95 X CU 81 0-2 ③ G5-3			B SI 96 X SI 96 1-0 ② F7		2 1 0	0 0 0	0 0 0	0 0 0	0 0 0	1 0 0	0 0 0
5 Yolmer Sánchez, S (1, 4) OBP: 0.221, SLG: 0.245		B SI 96 C SL 91 B SL 90 F SL 93 B CU 79 F SL 91 X SL 90 3-2 ② G5-3				B SI 95 B FF 96 C FF 93 X SL 92 2-1 62 G1-3 1 SH1-3 2B		B SI 96 B SI 96 F SL 90 X SL 92 3-1 ③ P4		3	1	1	0	0	0	0
62 Jose Quintana, R (1, 1) 57 Zach Putnam, R (8, 1) 64 Emilio Bonifácio, S (9, PH) OBP: 0.182, SLG: 0.162		C FF 93 C FF 94 S SL 90 0-3 ③ K				M SL 90 S SL 92 B FF 93 X SI 96 1-2 ① G1-3 2-3			B SI 94 S FF 95 B FF 95 S SI 96 B SL 92 S SI 95 3-3 ① K	2 0 1	0 0 0	0 0 0	0 0 0	0 0 0	1 0 1	1 0 0
Inning Stats	R: 0 E: 0 K: 3 S: 9 H: 0 LOB: 0 BB: 0 P: 11	R: 0 E: 0 K: 1 S: 7 H: 0 LOB: 0 BB: 0 P: 9	R: 0 E: 0 K: 2 S: 10 H: 0 LOB: 0 BB: 0 P: 15	R: 0 E: 0 K: 0 S: 8 H: 1 LOB: 1 BB: 0 P: 13	R: 0 E: 0 K: 0 S: 6 H: 0 LOB: 0 BB: 0 P: 7	R: 1 E: 0 K: 0 S: 8 H: 1 LOB: 0 BB: 0 P: 13	R: 0 E: 0 K: 0 S: 8 H: 0 LOB: 0 BB: 0 P: 12	R: 0 E: 0 K: 0 S: 6 H: 0 LOB: 0 BB: 0 P: 10	R: 0 E: 0 K: 3 S: 12 H: 0 LOB: 0 BB: 0 P: 16	1B: 1 2B: 1 3B: 0 HR: 0 SF: 0 SAC: 1 DP: 0 HBP: 0						

PITCHER		IP	W/L/S	BF	H	R	ER	SO	BB	IBB	HBP	BLK	WP	HR	S	P	ERA	WHIP
49 Jake Arrieta, R ERA: 2.66	(1, 1)	9.0	W	29	2	1	1	9	0	0	0	0	0	0	74	106	1.00	0.222

PITCHER	IP	W/L/S	BF	H	R	ER	SO	BB	IBB	HBP	BLK	WP	HR	S	P	ERA	WHIP

AB	28
R	1
H	2
RBI	1
BB	0
SO	9
LOB	3

WP: 0 PB: 0 SB: 0 CS: 0 PA: 29

Batter	1	2	3	4	5	6	7	8	9	AB	R	H	RBI	BB	SO	LOB
24 Dexter Fowler, S (1, 8) OBP: 0.308, SLG: 0.369	X FF 90 0-0 17 3B 1B		S SI 92 F FF 90 B FF 92 X CU 79 1-2 44 HBP 1B		C CH 86 B CH 83 F FF 90 S CU 80 1-3 ② K			C FF 88 X FF 90 0-1 44 1B 1B		4	1	3	0	0	1	0
44 Anthony Rizzo, L (1, 3) OBP: 0.413, SLG: 0.542	S FF 91 1 SAFE C FF 92 X CU 81 0-2 ① L7		B CU 80 B FF 92 S FF 92 S FF 92 F FF 93 1 SAFE H SI 93 3-2 1-2 HBP		X CU 78 0-0 ③ F7			C CU 80 F FF 91 1 SAFE X CU 80 0-2 ① 17 HBP 1-3 1B		3	0	1	0	0	0	1
17 Kris Bryant, R (1, 5) OBP: 0.376, SLG: 0.472	1 SAFE X CU 82 0-0 68 1B 1-H 3B		C FF 92 F SI 92 B FF 91 B CU 81 S FF 92 2-3 ② K			F CH 83 B CH 84 S CH 85 S FF 89 1-3 ① K		H SI 91 1-0 1-2 HBP		3	1	1	1	0	2	2
68 Jorge Soler, R (1, 9) OBP: 0.314, SLG: 0.388	X FF 91 0-0 15 G4-6-3 3-H 1B		C CU 81 B FF 92 F CH 87 D CU 82 S FF 93 2-3 ③ K			C CU 80 B CH 84 S CH 87 B FF 91 C CU 80 2-3 ② K		C FS 84 S FS 85 C FS 84 0-3 ② K		4	0	1	1	0	3	4
15 Chris Denorfia, R (1, 7) OBP: 0.342, SLG: 0.384	B FF 92 C SI 92 S FF 91 1 SAFE B FF 91 B FF 93 X FF 92 3-2 ②③ G4-6-3 1-2f			C CH 84 X FF 90 0-1 ① F7		C FF 90 B FF 91 F SI 90 B FF 89 S FF 91 2-3 ③ K		C FF 90 X FS 84 0-1 ③ F8		4	0	0	0	0	1	3
13 Starlin Castro, R (1, 6) OBP: 0.283, SLG: 0.321		X FF 90 0-0 ① G5-3		C FF 91 C CH 86 S FF 92 0-3 ② K			C CH 82 F FF 88 X CU 80 0-2 ① G2			3	0	0	0	0	1	0
27 Taylor Teagarden, R (1, 2) OBP: 0.182, SLG: 0.182		C FF 91 B FF 90 F FF 92 F CU 80 B FF 91 B FF 91 F SI 93 F FF 91 F FF 92 3-2 ② X FF 92 F9		X FF 92 0-0 ③ L4			B CH 85 X FF 90 1-0 49 SH3-4 1B			3	0	1	0	0	0	0
49 Jake Arrieta, R (1, 1) OBP: 0.105, SLG: 0.184		B FF 92 F FF 91 C CU 79 B FF 92 S FF 92 2-3 ③ K		S FF 88 S CU 80 X FF 90 0-2 HR			L FF 91 X SI 90 0-1 ② SH3-4 1-2			2	1	1	1	0	1	0
22 Addison Russell, R (1, 4) OBP: 0.296, SLG: 0.354			C CU 78 C FF 91 B CU 80 S FF 91 1-3 ① K		C CU 80 C CH 85 B FF 90 B FF 92 F CU 80 B FF 91 X FF 91 3-2 ① F8		C CU 81 X FF 92 0-1 ③ G6-3			3	0	0	0	0	1	1
Inning Stats	R: 2 E: 0 K: 0 S: 9 H: 3 LOB: 0 BB: 0 P: 12	R: 0 E: 0 K: 1 S: 11 H: 0 LOB: 0 BB: 0 P: 16	R: 0 E: 0 K: 3 S: 15 H: 1 LOB: 2 BB: 0 P: 24	R: 0 E: 0 K: 1 S: 6 H: 0 LOB: 0 BB: 0 P: 6	R: 1 E: 0 K: 1 S: 11 H: 1 LOB: 0 BB: 0 P: 15	R: 0 E: 0 K: 3 S: 9 H: 0 LOB: 0 BB: 0 P: 14	R: 0 E: 0 K: 0 S: 8 H: 1 LOB: 1 BB: 0 P: 9	R: 0 E: 0 K: 1 S: 10 H: 2 LOB: 2 BB: 0 P: 11		1B: 6 2B: 0 3B: 1 HR: 1 SF: 0 SAC: 1 DP: 1 HBP: 2						

PITCHER		IP	WLS	BF	H	R	ER	SO	BB	IBB	HBP	BLK	WP	HR	S	P	ERA	WHIP
62 Jose Quintana, L ERA: 3.69	(1, 1)	7.1	L	29	8	3	3	9	0	0	1	0	0	1	74	101	3.68	1.091
57 Zach Putnam, R ERA: 3.81	(8, 1)	0.2		3	0	0	0	1	0	0	1	0	0	0	5	6	0.00	0.000

PITCHER		IP	WLS	BF	H	R	ER	SO	BB	IBB	HBP	BLK	WP	HR	S	P	ERA	WHIP

BOTTOM

Chicago White Sox @ Chicago Cubs

Wrigley Field, Chicago, IL

Sun Jul 12 2015, 1:23 PM - 3:40 PM CDT

Att. 41,688 - Sunny - 74 F

livebaseballscorecards.com

AB	29
R	3
H	8
RBI	3
BB	0
SO	10
LOB	11

Batter	1	2	3	4	5	6	7	8	9	AB	R	H	RBI	BB	SO	LOB
2 Alcides Escobar, R (1, 6) OBP: 0.327, SLG: 0.369	F FF 93 S FS 82 B FS 84 B SL 85 B FF 95 B FF 95 4-2 8 S 6 2B BB		B SL 83 X FF 93 1-0 ① G3		B SL 84 X SI 94 1-0 ② G5-3		C FF 91 B FS 83 F FF 92 X SI 94 1-2 ② F9			3	1	0	0	1	0	0
8 Mike Moustakas, L (1, 5) OBP: 0.355, SLG: 0.436	F FF 92 1 SAFE 1 SAFE S FC 91 S FF 91 0-3 ① K 1-2		B FC 91 B FF 91 S FF 92 S FF 94 B FC 91 F FF 92 F SI 95 B FF 94 4-2 6 1B BB		C FS 82 B FS 82 S FF 91 F FF 93 F FC 92 B FS 83 F FF 92 F SI 96 B FS 83 3-2 F FF 93 F FF 96 X SI 96 HR		B FF 91 C SL 84 C FS 83 F FS 83 B FS 82 B FS 84 X SL 86 3-2 ③ P5			3	1	1	1	1	1	1
6 Lorenzo Cain, R (1, 8) OBP: 0.374, SLG: 0.495	D SL 86 B FF 93 X FF 92 2-0 2-H 2B		X SI 95 0-0 1-2 1B		B SL 86 X SL 86 1-0 ③ F8			C SI 94 X SL 84 0-1 ① F8		4	0	2	1	0	0	0
35 Eric Hosmer, L (1, 3) OBP: 0.351, SLG: 0.434	F FF 92 C FC 90 S FC 91 0-3 ② K		C SL 83 X FF 92 0-1 ② P5			B FF 92 C SI 93 B FF 93 S SL 85 B FF 93 F FF 95 F CU 86 X FF 94 3-2 25 1B 14 G4-6-3 2B		C SL 84 B SI 93 B FF 93 F SL 85 F FF 94 X SL 85 2-2 ② G3-1		4	1	1	0	0	1	3
25 Kendrys Morales, S (1, 10) OBP: 0.338, SLG: 0.455	C FS 83 B CU 82 B FC 90 C FF 92 X SL 83 2-2 ③ G3		S FF 92 B SL 84 F FF 93 T FF 93 1-2 ③ K			X FC 93 0-0 14 G4-6-3 2-3 1B		X SI 93 0-0 ③ G4-6-3		4	0	1	0	0	1	3
14 Omar Infante, R (1, 4) OBP: 0.247, SLG: 0.305		C FC 91 B SI 92 X SI 93 1-1 ① G5-3		B FF 91 C FF 94 B SL 85 X SI 94 2-1 ① F8		X SI 95 0-0 ①② G4-6-3 1-2f 3-H			B FF 95 B FF 95 B SI 94 B FF 94 4-0 9 CS BB	3	0	0	0	1	0	1
15 Alex Rios, R (1, 9) OBP: 0.272, SLG: 0.307		B SL 85 C SL 85 F SI 94 B SL 85 B FS 84 B SL 87 4-2 9 1B BB		B FF 93 B CU 84 X SI 94 2-0 ② G6-3		B FF 94 C SL 85 S SL 85 F SL 86 X SL 87 1-2 HR			B SI 94 1 SAFE B SL 84 C FF 95 X SI 96 2-1 ① L9	3	1	1	1	1	0	1
9 Drew Butera, R (1, 2) OBP: 0.207, SLG: 0.211		B SI 94 1 SAFE X FF 94 1-0 1 G6-4-3 1-2 1B		B CU 83 S FC 92 C CU 84 X FS 83 1-2 ③ F7		X SI 94 0-0 ③ G5-3			1 SAFE B FF 96 S FF 94 S SL 84 B SL 86 F FF 97 S SL 87 2-3 ②③ K 1-2	4	0	1	0	0	1	1
1 Jarrod Dyson, L (1, 7) OBP: 0.308, SLG: 0.402		F FF 93 B FC 92 X FC 92 1-1 ②③ G6-4-3 1-2f			C FF 91 C CU 83 B CU 80 F FF 92 X FS 82 1-2 ① L9		X FF 93 0-0 ① G6-3			3	0	0	0	0	0	2

Inning Stats	1	2	3	4	5	6	7	8	9
	R: 1 E: 0 K: 2 S: 12 H: 1 LOB: 1 BB: 1 P: 20	R: 0 E: 0 K: 0 S: 7 H: 1 LOB: 1 BB: 1 P: 14	R: 0 E: 0 K: 1 S: 11 H: 1 LOB: 2 BB: 1 P: 17	R: 0 E: 0 K: 0 S: 6 H: 0 LOB: 0 BB: 0 P: 11	R: 1 E: 0 K: 0 S: 15 H: 1 LOB: 0 BB: 0 P: 21	R: 2 E: 0 K: 0 S: 12 H: 3 LOB: 0 BB: 0 P: 16	R: 0 E: 0 K: 0 S: 8 H: 0 LOB: 0 BB: 0 P: 12	R: 0 E: 0 K: 0 S: 7 H: 0 LOB: 0 BB: 0 P: 9	R: 0 E: 0 K: 1 S: 6 H: 0 LOB: 0 BB: 1 P: 14

1B: 3 SF: 0 WP: 0 PA: 35
2B: 2 SAC: 0 PB: 0
3B: 0 DP: 2 SB: 1
HR: 2 HBP: 0 CS: 1

PITCHER		IP	WLS	BF	H	R	ER	SO	BB	IBB	HBP	BLK	WP	HR	S	P	ERA	WHIP
29 Jeff Samardzija, R ERA: 4.08	(1, 1)	7.0	L	29	7	4	4	3	3	0	0	0	0	2	71	111	5.14	1.429
43 Dan Jennings, L ERA: 7.2	(8, 1)	1.0		3	0	0	0	0	0	0	0	0	0	0	7	9	0.00	0.000
40 Daniel Webb, R ERA: 1.38	(9, 1)	1.0		3	0	0	0	1	1	0	0	0	0	0	6	14	0.00	1.000

PITCHER	IP	WLS	BF	H	R	ER	SO	BB	IBB	HBP	BLK	WP	HR	S	P	ERA	WHIP

TOP

Kansas City Royals @ Chicago White Sox

U.S. Cellular Field, Chicago, IL

Fri Jul 17 2015, 2:12 PM - 4:55 PM EDT
Att. 25,807 - Partly Cloudy - 92 F

livebaseballscorecards.com

AB	31
R	4
H	7
RBI	3
BB	4
SO	4
LOB	12

BOTTOM

Kansas City Royals @ Chicago White Sox

U.S. Cellular Field, Chicago, IL

Fri Jul 17 2015, 2:12 PM - 4:55 PM EDT

Att. 25,807 - Partly Cloudy - 92 F

livebaseballscorecards.com

Batter	1	2	3	4	5	6	7	8	9	AB	R	H	RBI	BB	SO	LOB
1 Adam Eaton, L (1, 8) OBP: 0.311, SLG: 0.392	B FF 85 B FF 86 B FF 86 C FF 87 B FF 86 4-1 79 CS BB		B FF 85 1 SAFE 1 SAFE 1 SAFE C CH 79 F CH 79 B FF 87 X FF 86 2-2 ② P5		C FF 87 X CH 80 0-1 HR		F SI 98 F FF 99 B SI 97 B FF 99 X FF 98 2-2 ② ③ G4-6-3 1-2f			3	1	1	1	1	0	2
79 José Abreu, R (1, 3) OBP: 0.342, SLG: 0.488	C FF 87 ① ② 1 SAFE F FF 85 F SL 79 1 SAFE 1 SAFE B FF 84 S SL 82 1-3 K 1-2		1 SAFE B FF 86 B FF 85 B SL 80 F FF 86 1 SAFE D SL 80 4-1 53 E BB 1-2		X SL 79 0-0 ③ F7			F FF 95 B KC 86 F FF 96 C FF 96 1-3 ① K		3	0	0	0	1	2	1
53 Melky Cabrera, S (1, 7) OBP: 0.303, SLG: 0.336	B FF 86 C FF 88 F CH 81 F SL 82 B FF 89 X CH 80 2-2 ③ G3-1		B CH 80 2 SAFE F CH 80 B SL 80 C FF 88 S FF 88 2-3 ③ K 1-2 2-3			C SI 94 B FF 94 F FF 94 B CH 83 X FF 96 2-2 ① G6-3		B FC 93 B FC 92 B FF 96 C FF 96 B FF 96 4-1 26 G6-3 BB		3	0	0	0	1	1	2
26 Avisaíl García, R (1, 9) OBP: 0.321, SLG: 0.379		B FF 87 B FF 88 B FF 88 C FF 87 B FF 88 4-1 58 CS BB		X SL 77 0-0 ① F7		B FC 90 B CH 84 C FF 96 X FF 96 2-1 25 2B 1B		X FC 93 0-0 ② G6-3 1-2		3	0	1	0	1	0	1
25 Adam LaRoche, L (1, 10) OBP: 0.326, SLG: 0.376		F SL 81 S FF 86 S SL 81 0-3 ① K		L FF 86 B SL 80 C FF 87 B FF 87 F SL 82 X FF 87 2-2 ② L9		X FF 95 0-0 1-3 2B		C KC 86 C FF 97 S FF 98 0-3 ③ K		4	0	1	0	0	2	2
10 Alexei Ramirez, R (1, 6) OBP: 0.249, SLG: 0.289		C SL 80 F FF 86 D SL 79 X SL 80 1-2 ② F8		C SL 81 B CH 78 B FF 86 B SL 80 D FF 87 4-1 BB		C FF 94 F FF 95 F CH 84 X FF 96 0-2 ② G1-3			C SL 81 C SL 84 B FF 93 X FF 94 1-2 ① G5-3	3	0	0	0	1	0	3
58 Geovany Soto, R (1, 2) OBP: 0.306, SLG: 0.411 64 Emilio Bonifácio, S (9, PH) OBP: 0.192, SLG: 0.173	B FF 87 B SL 80 2-0 ③ CS 1-2		B SL 79 B FF 88 B FF 86 C FF 87 X FF 87 3-1 HR	B FF 85 C SL 80 1 SAFE B SL 79 B SL 80 T FF 87 S FF 87 3-3 ③ K		S CH 84 D CH 84 C FF 96 B FF 96 X CH 85 2-2 ③ G1-3			C SL 85 B FF 94 S SL 84 X FF 95 1-2 20 FC3-6 1B	3 1	1 0	1 1	1 0	0 0	1 0	3 0
5 Yolmer Sánchez, S (1, 4) OBP: 0.217, SLG: 0.241 20 JB Shuck, L (9, PH) OBP: 0.337, SLG: 0.316			C FF 87 S CH 79 F FF 87 F CH 79 X FF 88 0-2 ① F7		B CH 78 X FF 87 1-0 ① F7		B SI 97 C SI 96 F FF 98 X FF 100 1-2 ① G4-3		X SL 84 0-0 ② FC3-6 1-2f	3 1	0 0	0 0	0 0	0 0	0 0	0 1
18 Tyler Saladino, R (1, 5) OBP: 0.286, SLG: 0.429			X FF 87 0-0 53 E 79 BB 1B		C FF 86 B SL 80 X SL 81 1-1 ② P6		S FF 100 X FF 100 0-1 1 G4-6-3 1B		B SL 85 B SL 85 X FF 94 2-0 ③ G5-3	4	0	2	0	0	0	1

Inning Stats	1	2	3	4	5	6	7	8	9
	R: 0 E: 0 K: 1 S: 9 H: 0 LOB: 0 BB: 1 P: 16	R: 0 E: 0 K: 1 S: 7 H: 0 LOB: 0 BB: 1 P: 14	R: 1 E: 1 K: 1 S: 15 H: 2 LOB: 2 BB: 1 P: 26	R: 0 E: 0 K: 1 S: 9 H: 0 LOB: 1 BB: 1 P: 18	R: 1 E: 0 K: 0 S: 6 H: 1 LOB: 0 BB: 0 P: 8	R: 0 E: 0 K: 0 S: 13 H: 2 LOB: 2 BB: 0 P: 19	R: 0 E: 0 K: 0 S: 8 H: 1 LOB: 0 BB: 0 P: 11	R: 0 E: 0 K: 2 S: 8 H: 0 LOB: 1 BB: 1 P: 13	R: 0 E: 0 K: 0 S: 8 H: 1 LOB: 1 BB: 0 P: 12

1B: 4	SF: 0
2B: 1	SAC: 0
3B: 0	DP: 1
HR: 2	HBP: 0

WP: 0	PA: 37
PB: 0	
SB: 0	
CS: 2	

AB	**31**
R	**2**
H	**7**
RBI	**2**
BB	**5**
SO	**6**
LOB	**16**

PITCHER		IP	WLS	BF	H	R	ER	SO	BB	IBB	HBP	BLK	WP	HR	S	P	ERA	WHIP
32 Chris Young, R ERA: 3.03	(1, 1)	5.0	W	20	3	2	2	4	4	0	0	0	0	2	46	82	3.60	1.400
46 Ryan Madson, R ERA: 1.96	(6, 1)	1.0	H	5	2	0	0	0	0	0	0	0	0	0	13	19	0.00	2.000
40 Kelvin Herrera, R ERA: 1.89	(7, 1)	1.0	H	3	1	0	0	0	0	0	0	0	0	0	8	11	0.00	1.000
17 Wade Davis, R ERA: 0.45	(8, 1)	1.0	H	4	0	0	0	2	1	0	0	0	0	0	8	13	0.00	1.000
56 Greg Holland, R ERA: 2.6	(9, 1)	1.0	S	4	1	0	0	0	0	0	0	0	0	0	8	12	0.00	1.000

PITCHER	IP	WLS	BF	H	R	ER	SO	BB	IBB	HBP	BLK	WP	HR	S	P	ERA	WHIP

Kansas City Royals @ Chicago White Sox

U.S. Cellular Field, Chicago, IL

Fri Jul 17 2015, 8:11 PM - 11:18 PM EDT

Att. 25,701 - Partly Cloudy - 86 F

TOP

livebaseballscorecards.com

Batter	1	2	3	4	5	6	7	8	9	AB	R	H	RBI	BB	SO	LOB
2 Alcides Escobar, R (1, 6) OBP: 0.331, SLG: 0.370	S SI 88 B SI 89 X CH 82 1-1 6 FC5-4 1B		B CH 80 F FF 89 T FC 84 B CU 78 F SI 90 B CU 79 F FF 90 B CH 83 4-2 6 WP BB		C SI 87 B FC 85 B CU 76 B FF 88 B FF 89 4-1 35 CS BB		C SI 89 C SI 90 X CH 86 0-2 ③ G3-1			2	0	1	0	2	0	1
35 Eric Hosmer, L (1, 3) OBP: 0.347, SLG: 0.429	C FF 88 1 SAFE S CH 80 1 SAFE B FF 90 B FF 91 S CU 79 2-3 ① K		C FF 90 C FC 86 P PO 80 X SI 91 1-2 ② L5		1 SAFE 1 SAFE F CH 81 B CH 80 B FF 90 X CU 77 2-1 ②③ G6-3 1-2			S SL 81 B CU 75 C SL 82 C SI 89 1-3 ① K		4	0	0	0	0	2	3
6 Lorenzo Cain, R (1, 8) OBP: 0.373, SLG: 0.492	X CH 80 0-0 ② FC5-4 1-2f		1 SAFE C SI 88 F SI 89 1 SAFE B CU 78 X FF 90 1-2 ③ F8 1-2			B CH 79 S CH 80 C SI 89 X SI 89 1-2 1B		B CH 85 C CH 85 F SL 81 B CU 76 F CU 76 X SI 89 2-2 ② G3-1		4	0	1	0	0	0	2
25 Kendrys Morales, S (1, 10) OBP: 0.337, SLG: 0.452	1 SAFE C CH 80 1 SAFE B SI 90 S SI 90 F CU 78 X SI 91 1-2 ③ F9			B CU 73 C FF 88 X CH 81 1-1 15 BB 1B		1 SAFE X CH 79 0-0 ① F8		B CU 75 X SI 90 1-0 ③ G6-3		4	0	1	0	0	0	2
13 Salvador Perez, R (1, 2) OBP: 0.269, SLG: 0.447		C CU 75 X CH 81 0-1 ① P4		X FF 88 0-0 ① F7		C SI 89 1 SAFE F CH 80 X FF 90 0-2 ② F7			C KC 83 F FC 92 B KC 85 B FC 92 S KC 84 2-3 ① K	4	0	0	0	0	1	2
14 Omar Infante, R (1, 4) OBP: 0.247, SLG: 0.304		C FF 88 X CH 81 0-1 1B		B FF 88 C FF 88 X CU 76 1-1 ② P6		1 SAFE C FF 88 1 SAFE F SI 90 X CH 79 0-2 ③ G1-3			C FC 92 B KC 82 B KC 84 C FC 92 X FC 93 2-2 ② L9	4	0	1	0	0	0	2
15 Alex Rios, R (1, 9) OBP: 0.277, SLG: 0.303		C SI 89 F CH 81 B CH 80 D CH 81 C SI 92 2-3 ② K	B FF 89 B FF 89 D CH 82 C SI 89 F FF 90 B FF 90 4-2 1-2 BB				B CU 73 F CH 79 F FF 87 B CU 76 F FF 89 B FF 90 B CH 81 4-2 16 G1-3 BB		C KC 83 C FC 92 F FC 94 F FC 92 B KC 85 B FC 91 C FC 92 2-3 ③ K	2	0	0	0	2	2	1
16 Paulo Orlando, R (1, 7) OBP: 0.276, SLG: 0.414		1 SAFE B SI 90 B CH 81 B CH 81 C SI 90 X FF 91 3-1 ③ P4	F FF 90 B FF 90 F CH 81 F SI 89 F CU 77 F FC 85 S CH 80 1-3 ③ K				X SI 92 0-0 ① G1-3 1-2			3	0	0	0	0	1	4
43 Dusty Coleman, R (1, 5) 8 Mike Moustakas, L (7, PH) OBP: 0.354, SLG: 0.434 (7, 5)			C CH 79 F CU 74 B FF 88 S CU 78 1-3 ① K2-3		X CH 80 0-0 ① P6		C SI 90 S SL 83 X CU 76 0-2 ② G5-3			2 1	0 0	0 0	0 0	0 0	1 0	0 1

| Inning Stats | | | |

Batter	1	2	3	4	5	6	7	8	9	AB	R	H	RBI	BB	SO	LOB
1 Adam Eaton, L (1, 8) OBP: 0.313, SLG: 0.392	X SI 91 0-0 G4-3 ①		B SI 93 C CH 81 F KC 80 S CH 84 1-3 K ①		B FF 93 B CH 84 F SI 94 B SI 94 X SI 93 3-1 1-2 1B ②		B SI 92 C SI 93 S SI 94 B CU 76 B SI 94 F SI 94 B SI 94 4-2 15 1B BB			3	0	1	0	1	1	1
15 Gordon Beckham, R (1, 5) OBP: 0.260, SLG: 0.313	C SI 93 B KC 80 B SI 93 X SI 94 2-1 G1-3 ②		B SI 94 1 SAFE 1 SAFE C CH 82 1 SAFE S KC 82 T FF 94 1-2 K ②		F CH 85 1 SAFE B CH 84 F CH 84 B FF 94 F CH 86 B CH 86 X CH 85 3-2 G6-3 ③		C SI 93 X SL 88 0-1 1-2 2-3 1B			4	0	1	0	0	1	2
53 Melky Cabrera, S (1, 7) OBP: 0.303, SLG: 0.338	C SI 94 X KC 79 0-1 G3 ③		B KC 80 1 SAFE 1 SAFE F CH 83 X KC 83 1-1 G1-3 ③			C CH 83 X SI 91 0-1 79 L8 26 WP 2B	D SL 89 F FF 89 S SI 94 B SI 94 F SI 94 S FF 95 2-3 K ②			4	1	1	0	0	1	4
79 José Abreu, R (1, 10) OBP: 0.341, SLG: 0.483		X SI 93 0-0 G6-3 ①		C CH 82 B FF 94 B CH 84 B SI 95 B SI 94 4-1 26 1B BB		C SI 94 B CH 86 B SI 95 F CH 86 X CH 87 2-2 L8 ① 2-3	C FF 89 F FF 94 B FF 95 X SI 95 1-2 G1-3 ③			3	0	0	0	1	0	4
25 Adam LaRoche, L (1, 3) OBP: 0.322, SLG: 0.371		C SI 93 B CH 84 F CH 83 F SI 94 B SI 92 X SI 94 2-2 G6-3 ②		C CH 84 C KC 83 B CH 86 F KC 82 S SI 96 1-3 K ①		X SI 95 0-0 G3 ②		B KC 80 F FC 90 X KC 80 1-1 G4-1 ①		4	0	0	0	0	1	2
26 Avisaíl García, R (1, 9) OBP: 0.326, SLG: 0.389		F SI 94 B KC 81 F CH 83 B KC 82 B CH 84 X SI 94 3-2 21 1B 3B		B CH 86 X FF 95 1-0 21 G6-4-3 1-2 1B		B SI 95 B KC 83 C FF 95 B KC 85 B CH 86 4-1 3-H BB		S FF 95 B FF 95 C FF 95 X FF 95 1-2 G4-3 ②		3	1	2	0	1	0	0
21 Tyler Flowers, R (1, 2) OBP: 0.279, SLG: 0.381		B SI 94 S KC 81 D KC 82 F FF 94 X KC 82 2-2 3-H 1B		B SI 96 F SI 96 B CH 86 F CH 86 F SI 95 X CH 86 2-2 G6-4-3 ②③ 1-2f		X CH 85 0-0 G5-3 ③		C KC 80 B FC 90 C FC 90 S FC 91 1-3 K ③		4	0	1	1	0	1	3
5 Yolmer Sánchez, S (1, 4) OBP: 0.225, SLG: 0.249		F SI 94 B CH 84 X CH 83 1-1 P5 ③			C CH 82 F CH 83 B FF 93 B KC 80 B KC 82 X SI 93 3-2 18 FC5-4 1B		F SI 92 B KC 79 B CH 83 X SI 93 2-1 15 1B 18 SH3-4 1B			3	0	2	0	0	0	1
18 Tyler Saladino, R (1, 6) OBP: 0.313, SLG: 0.438			B SI 92 B SI 92 C SI 93 F SI 93 F SI 94 X KC 80 2-2 1B		1 SAFE C CH 83 S SI 94 1 SAFE B FF 93 X CH 85 1-2 FC5-4 ① 1 CS 1-2f		L CH 82 X SI 92 0-1 SH3-4 ① 1-2			2	0	1	0	0	0	1
Inning Stats	R: 0 E: 0 K: 0 S: 5 H: 0 LOB: 0 BB: 0 P: 7	R: 1 E: 0 K: 0 S: 13 H: 2 LOB: 1 BB: 0 P: 21	R: 0 E: 0 K: 2 S: 12 H: 1 LOB: 1 BB: 0 P: 17	R: 0 E: 0 K: 1 S: 10 H: 1 LOB: 1 BB: 1 P: 18	R: 0 E: 0 K: 0 S: 12 H: 2 LOB: 1 BB: 0 P: 22	R: 1 E: 0 K: 0 S: 8 H: 1 LOB: 1 BB: 1 P: 14	R: 0 E: 0 K: 1 S: 16 H: 2 LOB: 3 BB: 1 P: 25	R: 0 E: 0 K: 1 S: 8 H: 0 LOB: 0 BB: 0 P: 11								

PITCHER		IP	WLS	BF	H	R	ER	SO	BB	IBB	HBP	BLK	WP	HR	S	P	ERA	WHIP
36 Edinson Volquez, R ERA: 3.28	(1, 1)	6.1	L	27	8	2	2	3	2	0	0	0	1	0	64	105	2.84	1.579
47 Franklin Morales, L ERA: 2.48	(7, 1)	0.2		4	1	0	0	1	1	0	0	0	0	0	12	19	0.00	3.000
44 Luke Hochevar, R ERA: 3.79	(8, 1)	1.0		3	0	0	0	1	0	0	0	0	0	0	8	11	0.00	0.000

PITCHER	IP	WLS	BF	H	R	ER	SO	BB	IBB	HBP	BLK	WP	HR	S	P	ERA	WHIP

BOTTOM

Kansas City Royals @ Chicago White Sox

U.S. Cellular Field, Chicago, IL

Fri Jul 17 2015, 8:11 PM - 11:18 PM EDT

Att. 25,701 - Partly Cloudy - 86 F

livebaseballscorecards.com

AB	30
R	2
H	9
RBI	1
BB	3
SO	5
LOB	18

1B: 7	SF: 0	WP: 1	PA: 34
2B: 1	SAC: 1	PB: 0	
3B: 1	DP: 1	SB: 0	
HR: 0	HBP: 0	CS: 1	

Batter	1	2	3	4	5	6	7	8	9	10	11	12	13	AB	R	H	RBI	BB	SO	LOB
2 Alcides Escobar, R (1, 6) OBP: 0.336, SLG: 0.372	X FF 92 0-0 8 2B 1B	B FF 91 C FF 90 1 SAFE B CH 88 C CU 80 X CU 81 2-2 ② G5-3 1-2		C CH 86 F CU 80 F CH 86 B FF 90 B CU 81 F SI 89 B CH 86 B SI 92 4-2 BB		C FC 90 B FC 90 D FS 85 X FF 92 2-1 8 G4-6-3 2-3 1B		B SI 93 L SI 93 M SI 94 X CH 86 1-2 25 BB 8 SF7 1-2 2-3 1B	X FF 95 0-0 G6-3			C FF 93 X FF 93 0-1 G3		6	1	3	0	1	0	2
8 Mike Moustakas, L (1, 5) OBP: 0.350, SLG: 0.432	1 SAFE F FF 92 X CU 81 0-1 6 1B 35 1B 1-H 2B	F SI 92 B SI 91 B SI 93 X SI 92 2-1 ③ L8		X SI 90 0-0 ③ F9		F FC 90 1 SAFE X FF 91 0-1 ②③ G4-6-3 1-2f		C SI 90 B SL 82 X SI 89 1-1 SF7 1-2 2-3 3-H		X FF 94 0-0 ① F9		B SL 84 F FF 92 F SL 84 B SL 85 X SL 85 2-2 ③ P6		6	1	1	2	0	0	4
6 Lorenzo Cain, R (1, 8) OBP: 0.380, SLG: 0.507	B FF 91 S FF 92 F FF 92 X CU 81 1-2 25 G6-4-3 35 1B 13 2B 2-3 1B	B CU 80 S CU 79 B CH 86 X CU 80 2-1 14 FC5 2B	B FF 89 C CU 81 B CH 86 F FF 90 X FF 92 2-2 ① G5-3	S FS 86 C FC 90 B FS 85 F FC 85 B FC 91 B SI 92 X FS 86 3-2 ① L4	I IN 77 I IN 75 I IN 77 I IN 77 4-0 25 BB IBB			B SL 83 B SL 83 B FF 95 B FF 93 4-0 35 L8-6 35 WP BB		C SL 82 B SL 83 X SL 84 1-1 HR		5	2	3	1	2	0	0
35 Eric Hosmer, L (1, 3) OBP: 0.346, SLG: 0.426	B SI 92 B SI 92 1 SAFE C CU 82 X FF 92 2-1 25 G6-4-3 1-2 3-H 1B	S CU 81 B CU 81 B SI 92 B CU 81 C CU 81 S FF 92 3-3 ① K	C SI 91 T FF 92 B SI 91 F SI 92 F SI 92 B CU 79 T FF 92 2-2 ② K	B FS 86 B FF 92 F FF 92 M FS 87 F FS 87 X FS 87 2-2 25 HBP 1B	D SL 82 B CU 74 F SL 82 B SI 89 F SL 82 S SI 89 3-3 ② K			C SL 84 B FF 94 C SL 84 1 SAFE D SL 85 B SL 84 X SL 84 3-2 ②③ L8-6 1-2		X FF 92 0-0 ① L6		7	0	2	1	0	3	5
25 Kendrys Morales, S (1, 10) OBP: 0.342, SLG: 0.452	F CU 81 S CU 81 B FF 92 D CU 83 F CU 81 B FF 92 X CU 81 3-2 ①② G6-4-3 1-2f 2-3	C CU 80 B FF 90 F CU 80 2 SAFE X FF 92 1-2 ② P4	X FF 91 0-0 1B	H FC 90 1-0 1-2 HBP	B CU 74 B SI 87 B SI 88 B SI 89 4-0 1-2 2-3 3-H BB			X SL 82 0-0 ① G4-3		C SI 93 C SI 92 B SL 86 B SL 85 F FF 93 X SL 85 2-2 1B		5	0	2	1	1	0	3
13 Salvador Perez, R (1, 2) OBP: 0.270, SLG: 0.445	B SI 92 X FF 92 1-0 3-H 2B	C CU 80 T SI 91 H CU 81 1-2 14 FC5 HBP	F SI 91 C SI 92 F CH 87 X FF 90 0-2 ③ P6	B SI 92 S FS 86 S FF 92 F FS 87 F FS 84 S FS 85 1-3 ② K	C SL 80 B CU 74 X SI 88 1-1 ③ G4-3			C SI 92 B SL 84 F SL 84 S SL 86 1-3 ② K		F SI 93 T FF 92 B FF 93 X FF 93 1-2 ② L9		6	0	1	1	0	2	7
14 Omar Infante, R (1, 4) OBP: 0.244, SLG: 0.301	B CU 83 C SI 93 F CU 81 F FF 92 D CU 82 F SI 93 S CU 81 2-3 ③ K	X CU 80 0-0 ③ FC5 1-2 2-3f	B CH 85 B CH 85 C SI 89 B FF 91 X FF 90 3-1 ① G5-3	C FF 91 S FS 86 D FS 87 S FS 86 1-3 ③ K		C SL 84 S SL 85 B SL 87 X FF 95 1-2 ① G1-3		S SL 84 F SL 86 B SI 92 F SL 84 F SL 86 X SI 93 1-2 E1 1B		C FF 92 X FF 92 0-1 ③ F9		7	0	1	0	0	2	6
15 Alex Rios, R (1, 9) OBP: 0.282, SLG: 0.314 1 Jarrod Dyson, L (8, PR) OBP: 0.311, SLG: 0.398 (8, 7)	C CU 79 B CH 85 X CH 86 1-1 ① F8	C CH 84 X SI 91 0-1 ① G5-3	B SI 92 B CH 86 B SI 90 C FF 91 X FF 90 3-1 16 2B 2B	B SI 94 X SI 93 1-0 2 1B 16 BB 8 SF7 1B	B FF 95 B SI 93 B FF 94 B FF 94 4-0 16 G4-3 16 S BB			B SL 85 B FF 92 C FF 91 C FF 93 X FF 91 3-2 G6-3				4 1	1 1	2 0	0 0	0 1	0 0	0 1
16 Paulo Orlando, R (1, 7) OBP: 0.286, SLG: 0.421 (8, 9)	C FF 90 X FF 90 0-1 2 PB 1B	C SI 89 T CU 79 F SI 91 B CU 80 S CU 79 1-3 ② K	S CU 80 B FF 91 F CU 80 F FF 90 X SI 91 1-2 2 1B 2-H 2B	C SI 93 B SI 92 P PO 90 B SI 92 B SI 92 4-1 8 SF7 2 1B 25 BB 1-2 BB	1 SAFE B FF 93 F FF 93 B FF 93 X FF 95 2-1 ② G4-3 1-3			B SL 83 C SI 90 X FF 92 1-1 G5-3				5	1	2	1	1	1	1
Inning Stats	R: 3 H: 5 E: 0 LOB: 1 K: 1 BB: 0 S: 18 P: 27	R: 0 H: 1 E: 0 LOB: 1 K: 0 BB: 0 S: 9 P: 14	R: 0 H: 1 E: 0 LOB: 2 K: 1 BB: 0 S: 11 P: 18	R: 0 H: 0 E: 0 LOB: 1 K: 1 BB: 1 S: 11 P: 16	R: 0 H: 1 E: 0 LOB: 1 K: 1 BB: 0 S: 13 P: 17	R: 1 H: 3 E: 0 LOB: 1 K: 0 BB: 0 S: 12 P: 21	R: 0 H: 1 E: 0 LOB: 2 K: 2 BB: 0 S: 16 P: 24	R: 2 H: 2 E: 0 LOB: 3 K: 1 BB: 3 S: 13 P: 31	R: 0 H: 0 E: 0 LOB: 1 K: 0 BB: 1 S: 6 P: 13	R: 0 H: 0 E: 0 LOB: 0 K: 0 BB: 1 S: 4 P: 11	R: 0 H: 1 E: 1 LOB: 1 K: 1 BB: 0 S: 12 P: 17	R: 0 H: 0 E: 0 LOB: 0 K: 0 BB: 0 S: 7 P: 10	R: 1 H: 2 E: 0 LOB: 1 K: 0 BB: 0 S: 12 P: 16	1B: 11 2B: 6 3B: 0 HR: 1	SF: 1 SAC: 0 DP: 3 HBP: 2	WP: 1 PB: 1 SB: 1 CS: 0	PA: 61			

PITCHER		IP	WLS	BF	H	R	ER	SO	BB	IBB	HBP	BLK	WP	HR	S	P	ERA	WHIP
62 Jose Quintana, L ERA: 3.83	(1, 1)	5.1		27	10	4	4	4	1	0	1	0	0	0	70	107	6.75	2.062
57 Zach Putnam, R ERA: 3.6	(6, 1)	1.2		7	2	0	0	2	0	0	1	0	0	0	20	30	0.00	1.200
52 Jake Petricka, R ERA: 3.27	(8, 1)	0.0		3	2	2	2	0	1	0	0	0	0	0	6	11	∞	∞
33 Zach Duke, L ERA: 2.87	(8, 1)	1.0		5	0	0	0	1	1	1	0	0	0	0	7	20	0.00	1.000
40 Daniel Webb, R ERA: 1.26	(9, 1)	1.1		6	0	0	0	0	2	0	0	0	0	0	7	18	0.00	1.500

PITCHER		IP	WLS	BF	H	R	ER	SO	BB	IBB	HBP	BLK	WP	HR	S	P	ERA	WHIP
43 Dan Jennings, L ERA: 6.59	(10, 1)	3.2	L	13	3	1	1	1	0	0	0	0	1	1	34	49	2.46	0.818

TOP

Kansas City Royals @ Chicago White Sox

U.S. Cellular Field, Chicago, IL

Sat Jul 18 2015, 2:33 PM - 7:29 PM EDT

Att. 33,559 - Cloudy - 87 F

livebaseballscorecards.com

AB	52
R	7
H	17
RBI	7
BB	6
SO	8
LOB	29

Kansas City Royals @ Chicago White Sox

U.S. Cellular Field, Chicago, IL

Sat Jul 18 2015, 2:33 PM - 7:29 PM EDT

Att. 33,559 - Cloudy - 87 F

livebaseballscorecards.com

BOTTOM

Batter	1	2	3	4	5	6	7	8	9	10	11	12	13	AB	R	H	RBI	BB	SO	LOB
1 Adam Eaton, L (1, 8) OBP: 0.315, SLG: 0.391	G1-3		BB	1B		P6		K		K2-3			1B	6	1	2	1	1	2	1
18 Tyler Saladino, R (1, 5) OBP: 0.304, SLG: 0.391	1B		E9	L8		FC6-4		L8		K			K	7	0	2	0	0	2	4
53 Melky Cabrera, S (1, 7) OBP: 0.302, SLG: 0.337	L7		1B		1B	P6			L9		G6-3		L5-3	7	1	2	1	0	0	3
79 José Abreu, R (1, 3) OBP: 0.341, SLG: 0.479	F7		HBP		1B		G3		K		K			5	0	1	0	0	2	1
25 Adam LaRoche, L (1, 10) OBP: 0.320, SLG: 0.367		F7	K		F9		L7		1B		G6-3			5	0	1	0	0	1	5
15 Gordon Beckham, R (9, PR) OBP: 0.258, SLG: 0.311 (10, 10)														1	1	0	0	0	0	0
10 Alexei Ramirez, R (1, 6) OBP: 0.254, SLG: 0.301		L7		1B	SF8		HR		BB			G4-3		4	2	2	2	1	0	0
20 JB Shuck, L (1, 9) OBP: 0.348, SLG: 0.346		G3-1			2B		BB		2B					5	1	2	2	1	1	1
21 Tyler Flowers, R (1, 2) OBP: 0.273, SLG: 0.373			K		K		G4-3		G4-3			2B		4	0	0	0	0	2	4
26 Avisail García, R (9, PH) OBP: 0.325, SLG: 0.387														1	0	0	0	0	0	2
58 Geovany Soto, R (10, 2) OBP: 0.312, SLG: 0.425														1	0	1	0	0	0	0
5 Yolmer Sánchez, S (1, 4) OBP: 0.228, SLG: 0.247		G6-3		1B		BB		K		K2-3			G4-3	5	0	1	0	1	2	1
Inning Stats	R: 0 E: 0 K: 0 S: 7 H: 1 LOB: 1 BB: 0 P: 11	R: 0 E: 0 K: 0 S: 7 H: 0 LOB: 0 BB: 0 P: 9	R: 1 E: 1 K: 1 S: 18 H: 2 LOB: 3 BB: 1 P: 29	R: 1 E: 0 K: 1 S: 15 H: 3 LOB: 2 BB: 0 P: 23	R: 1 E: 0 K: 1 S: 12 H: 3 LOB: 2 BB: 0 P: 16	R: 0 E: 0 K: 0 S: 8 H: 0 LOB: 1 BB: 1 P: 18	R: 1 E: 0 K: 0 S: 6 H: 1 LOB: 1 BB: 1 P: 14	R: 0 E: 0 K: 2 S: 9 H: 0 LOB: 0 BB: 0 P: 17	R: 2 E: 0 K: 1 S: 14 H: 2 LOB: 2 BB: 1 P: 26	R: 0 E: 0 K: 3 S: 14 H: 0 LOB: 0 BB: 0 P: 18	R: 0 E: 0 K: 1 S: 11 H: 0 LOB: 0 BB: 0 P: 16	R: 0 E: 0 K: 1 S: 9 H: 1 LOB: 1 BB: 0 P: 15	R: 0 E: 0 K: 1 S: 7 H: 1 LOB: 0 BB: 0 P: 8	1B: 10 2B: 4 3B: 0 HR: 1 SF: 1 SAC: 0 DP: 1 HBP: 1	WP: 0 PB: 0 SB: 0 CS: 0	PA: 57					

PITCHER		IP	WLS	BF	H	R	ER	SO	BB	IBB	HBP	BLK	WP	HR	S	P	ERA	WHIP
11 Jeremy Guthrie, R ERA: 5.36	(1, 1)	5.0		26	9	3	3	3	1	0	1	0	0	0	59	88	5.40	2.000
47 Franklin Morales, L ERA: 2.41	(6, 1)	1.0	H	4	0	0	0	0	1	0	0	0	0	0	8	18	0.00	1.000
40 Kelvin Herrera, R ERA: 2.08	(7, 1)	1.0	B	5	1	1	1	0	1	0	0	0	0	1	6	14	9.00	2.000
17 Wade Davis, R ERA: 0.44	(8, 1)	1.0	H	3	0	0	0	2	0	0	0	0	0	0	9	17	0.00	0.000
56 Greg Holland, R ERA: 3.14	(9, 1)	1.0	B	6	2	2	2	1	1	0	0	0	0	0	14	26	18.00	3.000

PITCHER		IP	WLS	BF	H	R	ER	SO	BB	IBB	HBP	BLK	WP	HR	S	P	ERA	WHIP
44 Luke Hochevar, R ERA: 3.6	(10, 1)	1.0		3	0	0	0	3	0	0	0	0	0	0	14	18	0.00	0.000
27 Brandon Finnegan, L ERA: 2.96	(11, 1)	2.0	W	7	1	0	0	2	0	0	0	0	0	0	20	31	0.00	0.500
46 Ryan Madson, R ERA: 1.91	(13, 1)	1.0	S	3	1	0	0	1	0	0	0	0	0	0	7	8	0.00	1.000

AB	51
R	6
H	14
RBI	6
BB	4
SO	12
LOB	22

Batter	1	2	3	4	5	6	7	8	9	AB	R	H	RBI	BB	SO	LOB
2 Alcides Escobar, R (1, 6) OBP: 0.337, SLG: 0.372	F SI 96 S CH 87 F SL 80 B CH 87 X CH 87 1-2 8 1B 35 1B 1B	B SI 97 X SI 97 1-0 ③ G6-3			C SL 79 X SI 95 0-1 ② L6		X CH 86 0-0 6 FC1-6-4 8 1B 1B		C SL 86 C SI 90 S SI 91 0-3 ③ K	5	1	2	0	0	1	1
8 Mike Moustakas, L (1, 5) OBP: 0.354, SLG: 0.435	B SI 94 1 SAFE S SI 96 F CH 84 F SI 95 1 SAFE B SL 81 X SI 98 2-2 35 1B 1-3 1B		B SI 91 B SL 78 B SI 95 C SI 94 C CH 85 D SI 96 4-2 6 G6-4-3 BB		C SI 96 B SI 91 B SI 93 X SI 96 2-1 ③ P6		1 SAFE F SI 95 C SI 96 X SI 96 0-2 6 FC1-6-4 1-2 1B			3	0	2	0	1	0	0
6 Lorenzo Cain, R (1, 8) OBP: 0.378, SLG: 0.513	B CH 89 X SI 97 1-0 ① F8		1 SAFE C SI 90 X SI 97 0-1 ①② G6-4-3 1-2f			C SI 95 X SI 94 0-1 HR	X SI 88 0-0 ② FC1-6-4 35 S 1-2f 2-3			4	1	1	1	0	0	5
35 Eric Hosmer, L (1, 3) OBP: 0.351, SLG: 0.430	B SL 82 X SI 97 1-0 1-2 3-H 1B		C CH 89 X SL 81 0-1 1B			C SL 77 S SI 92 B SI 96 F SL 82 F SI 95 X CH 86 1-2 13 G6-3 1B	B CH 78 B CH 80 C SI 88 F SI 89 X SL 83 2-2 ③ G3 1-2			4	0	3	1	0	0	2
25 Kendrys Morales, S (1, 10) OBP: 0.341, SLG: 0.449	S SL 77 F SL 82 C SI 97 0-3 ② K		C CH 89 B CH 84 B CH 87 B SI 97 C CH 89 X SI 96 3-2 G5-3			F SL 79 1 SAFE B SI 97 B SI 97 B CH 89 S CH 89 F SI 97 F SI 97 S CH 89 3-3 ① K		B SI 88 C SI 87 C CH 79 X CH 77 1-2 13 FC5-4 1B		4	0	1	0	0	2	4
13 Salvador Perez, R (1, 2) OBP: 0.266, SLG: 0.439	C CH 89 F SL 79 C SI 96 0-3 ③ K			C CH 86 F CH 88 C SL 76 0-3 ① K		B SI 97 1 SAFE X SI 90 1-0 ②③ G6-3 1-2f		B SI 89 B SI 89 F SI 90 B SI 88 X SI 90 3-1 ① FC5-4 14 G6-4-3 1-2f		4	0	0	0	0	2	4
14 Omar Infante, R (1, 4) OBP: 0.245, SLG: 0.303		B CH 86 B CH 87 S CH 86 S CH 88 B SI 97 X CH 87 3-2 15 PB 2B		X SI 94 0-0 ② L8			C CH 86 F SI 94 B SI 94 F CH 88 S SL 81 1-3 ① K	C SI 89 X SI 90 0-1 ②③ G6-4-3 1-2f		4	0	1	0	0	1	1
15 Alex Rios, R (1, 9) OBP: 0.286, SLG: 0.318		B SL 82 B CH 88 C CH 87 F SI 96 F SI 98 B SL 82 F SI 90 X SI 98 3-2 ① F9 2-3		F CH 87 S CH 89 X SL 75 0-2 ③ F9			B SI 96 C SI 96 B SI 95 B SI 95 X CH 86 3-1 16 HR 1B		X SI 90 0-0 16 L1-3 1B	4	1	2	0	0	0	1
16 Paulo Orlando, R (1, 7) OBP: 0.285, SLG: 0.438		X SI 96 0-0 ② F9			S CH 87 C SI 96 F SI 95 S CH 87 0-3 ① K		F SI 97 X SI 95 0-1 1-H HR		B SI 89 1 SAFE F SI 90 F SI 90 F SI 89 1 SAFE B SL 83 B SI 90 1 SAFE 3-2 ①② X SI 81 L1-3 1-1	4	1	1	2	0	1	2
Inning Stats	R: 1 E: 0 K: 2 S: 16 H: 3 LOB: 2 BB: 0 P: 21	R: 0 E: 0 K: 0 S: 10 H: 1 LOB: 1 BB: 0 P: 17	R: 0 E: 0 K: 0 S: 9 H: 1 LOB: 1 BB: 1 P: 16	R: 0 E: 0 K: 1 S: 7 H: 0 LOB: 0 BB: 0 P: 7	R: 0 E: 0 K: 1 S: 8 H: 0 LOB: 0 BB: 0 P: 10	R: 1 E: 0 K: 1 S: 13 H: 2 LOB: 0 BB: 0 P: 18	R: 2 E: 0 K: 1 S: 16 H: 4 LOB: 2 BB: 0 P: 22	R: 0 E: 0 K: 0 S: 7 H: 1 LOB: 0 BB: 0 P: 11	R: 0 E: 0 K: 1 S: 8 H: 1 LOB: 0 BB: 0 P: 11	1B: 10 2B: 2 3B: 0 HR: 2 SF: 0 SAC: 0 DP: 4 HBP: 0	WP: 0 PB: 1 SB: 1 CS: 0 PA: 37					

PITCHER		IP	WLS	BF	H	R	ER	SO	BB	IBB	HBP	BLK	WP	HR	S	P	ERA	WHIP
49 Chris Sale, L ERA: 2.86	(1, 1)	6.1	L	29	11	4	4	6	1	0	0	0	0	2	75	105	5.68	1.895
34 Matt Albers, R ERA: 1.08	(7, 1)	2.2		8	2	0	0	1	0	0	0	0	0	0	19	28	0.00	0.750

PITCHER	IP	WLS	BF	H	R	ER	SO	BB	IBB	HBP	BLK	WP	HR	S	P	ERA	WHIP

TOP

Kansas City Royals @ Chicago White Sox

U.S. Cellular Field, Chicago, IL

Sun Jul 19 2015, 2:12 PM - 4:54 PM EDT

Att. 32,175 - Cloudy - 85 F

livebaseballscorecards.com

AB	36
R	4
H	13
RBI	4
BB	1
SO	7
LOB	20

Batter	1	2	3	4	5	6	7	8	9	AB	R	H	RBI	BB	SO	LOB
1 Adam Eaton, L (1, 8) OBP: 0.317, SLG: 0.390	C FF 92 C FF 94 B CU 80 B CU 80 F FF 94 F FF 95 X SI 94 2-2 ① L5-6-3		B FF 95 B FF 95 C FF 93 C FF 93 B CU 81 D FF 94 4-2 18 E BB			B CU 79 B FF 92 F SI 92 B FF 92 F SI 93 1 SAFE X FF 93 3-2 18 SH1-4 1-2 1B		X FF 92 0-0 ③ F7		3	0	1	0	1	0	0
18 Tyler Saladino, R (1, 5) OBP: 0.308, SLG: 0.500	B SI 95 X FF 93 1-0 ② F8		1 SAFE B SI 95 X FF 94 1-0 ③ G6-3 1-2			X FF 94 0-0 ① SH1-4 1-2 2-3			B FF 91 C FF 91 B CU 79 X FF 92 2-1 HR	3	1	1	1	0	0	1
79 José Abreu, R (1, 10) OBP: 0.337, SLG: 0.473	B SI 95 B CH 86 X SI 95 2-0 ③ G6-3			C CU 80 C SI 94 X FF 95 0-2 ① G4-3		S SI 94 D SI 94 F CU 82 F FF 95 F SI 95 F CU 83 F CU 83 F CU 83 S SI 94 1-3 ② K			C SL 84 S FF 92 B SL 84 B CH 87 S SL 84 2-3 ① K	4	0	0	0	0	2	2
53 Melky Cabrera, S (1, 7) OBP: 0.304, SLG: 0.342		B SI 93 B FF 93 C FF 92 B FF 94 F FF 93 X FF 93 3-2 26 FC6-5 2B		B FF 93 B SI 92 X SI 92 2-0 26 G6-4-3 1B		C SI 94 B FF 94 B CH 86 C CU 82 F FF 94 D CU 83 F CU 82 C CU 82 3-3 ③ K			C SI 92 F SL 84 B CH 87 S FF 92 1-3 ② K	4	0	2	0	0	2	2
26 Avisaíl García, R (1, 9) OBP: 0.321, SLG: 0.382		C SI 95 X FF 95 0-1 ① FC6-5 25 1B 2-3		F SI 94 F CH 86 X FF 94 0-2 ② ③ G6-4-3 1-2f			X SI 90 0-0 ① G6-3		B SL 85 F SI 92 X FF 92 1-1 ③ G6-3	4	0	0	0	0	0	2
25 Adam LaRoche, L (1, 3) OBP: 0.320, SLG: 0.367		S FF 96 X FF 94 0-1 10 G1-4-3 1-2 1B		F FF 92 B CU 82 X CU 79 1-1 ① L8			B FF 92 B SI 91 F SI 90 B FF 91 F FF 91 F FF 93 F SI 93 X FF 94 3-2 ② G4-3			3	0	1	0	0	0	0
10 Alexei Ramirez, R (1, 6) OBP: 0.251, SLG: 0.298		X FF 95 0-0 ② ③ G1-4-3 1-2f		C FF 92 C CH 86 F FF 94 B CU 83 X FF 94 1-2 ② L7			B FF 92 B SI 90 S FF 91 X FF 91 2-1 ③ G5-3			3	0	0	0	0	0	2
21 Tyler Flowers, R (1, 2) OBP: 0.269, SLG: 0.367			C FF 94 B CU 82 B FF 93 F FF 93 S FF 95 2-3 ① K	S FF 93 S FF 93 X FF 94 0-2 ③ L8				C FF 91 B CU 79 T FF 92 B FF 93 C CU 79 2-3 ① K		3	0	0	0	0	2	0
5 Yolmer Sánchez, S (1, 4) OBP: 0.230, SLG: 0.249			X FF 94 0-0 ② G4-3			C SI 92 S CU 77 B FF 93 X CH 86 1-2 18 SH1-4 1 1B 1B		B FF 92 B FF 91 C FF 90 F FC 91 X FF 93 2-2 ② G4-3		3	0	1	0	0	0	0
Inning Stats	R: 0 E: 0 K: 0 S: 7 H: 0 LOB: 0 BB: 0 P: 12	R: 0 E: 0 K: 0 S: 8 H: 2 LOB: 1 BB: 0 P: 11	R: 0 E: 1 K: 1 S: 7 H: 0 LOB: 1 BB: 1 P: 14	R: 0 E: 0 K: 0 S: 7 H: 1 LOB: 0 BB: 0 P: 9	R: 0 E: 0 K: 0 S: 9 H: 0 LOB: 0 BB: 0 P: 11	R: 0 E: 0 K: 2 S: 20 H: 2 LOB: 2 BB: 0 P: 28	R: 0 E: 0 K: 0 S: 8 H: 0 LOB: 0 BB: 0 P: 13	R: 0 E: 0 K: 1 S: 7 H: 0 LOB: 0 BB: 0 P: 11	R: 1 E: 0 K: 2 S: 10 H: 1 LOB: 0 BB: 0 P: 16	1B: 4 2B: 1 3B: 0 HR: 1 SF: 0 SAC: 1 DP: 2 HBP: 0						

PITCHER		IP	WLS	BF	H	R	ER	SO	BB	IBB	HBP	BLK	WP	HR	S	P	ERA	WHIP
41 Danny Duffy, L ERA: 4.24	(1, 1)	8.0	W	29	6	1	1	4	1	0	0	0	0	1	75	113	1.12	0.875
49 Joe Blanton, R ERA: 4.37	(9, 1)	1.0	S	3	0	0	0	2	0	0	0	0	0	0	8	12	0.00	0.000

PITCHER	IP	WLS	BF	H	R	ER	SO	BB	IBB	HBP	BLK	WP	HR	S	P	ERA	WHIP

BOTTOM

Kansas City Royals @ Chicago White Sox

U.S. Cellular Field, Chicago, IL

Sun Jul 19 2015, 2:12 PM - 4:54 PM EDT

Att. 32,175 - Cloudy - 85 F

livebaseballscorecards.com

AB	30
R	1
H	6
RBI	1
BB	1
SO	6
LOB	9

Batter	1	2	3	4	5	6	7	8	9	AB	R	H	RBI	BB	SO	LOB
16 Kolten Wong, L (1, 4) OBP: 0.336, SLG: 0.426	B FF 91 C FF 90 B CH 85 X FF 91 2-1 F7	S SL 87 B SL 89 F SI 93 C SL 88 1-3 K		H SL 81 1-0 7 HR 1-2 2-3 HBP	C SL 84 T SL 85 X SL 87 0-2 G4-3			B SI 86 X CH 78 1-0 L1-3		4	1	0	0	0	1	3
15 Randal Grichuk, R (1, 8) (9, 7) OBP: 0.324, SLG: 0.543	C SI 90 C SL 85 S FF 94 0-3 K		B SI 92 X SI 90 1-0 F9	B SI 93 S SI 92 B SI 93 S SI 93 F SL 89 B SI 93 X SL 88 3-2 P6		X FF 95 0-0 F8		F SL 81 C SI 88 B SI 87 F SI 88 F SI 88 B SI 82 X SI 90 2-2 G5-3		5	0	0	0	0	1	3
7 Matt Holliday, R (1, 10) OBP: 0.413, SLG: 0.434	B SI 92 C FF 93 X FF 93 1-1 F9		C FF 91 B FF 91 B SI 91 S SL 87 X FF 94 2-2 22 2B 4 1B 1B	X SL 87 0-0 1-H 2-H 3-H HR		B FF 95 S SL 84 B SL 84 F FF 96 B FF 95 B SL 85 4-2 27 WP BB		B SI 87 B SI 87 C SI 90 C SI 88 B SI 89 X SI 89 3-2 G5-3		4	2	2	4	1	0	0
27 Jhonny Peralta, R (1, 6) OBP: 0.357, SLG: 0.483		C FF 90 X CH 83 0-1 13 1B 3B	1 SAFE B SI 93 B SL 84 F SI 92 T SI 94 F FF 92 F SL 86 F FF 93 C SL 90 2-3 K	B SI 95 S SI 93 B SI 94 H SL 87 3-1 22 FC5-4 HBP		F SL 85 B SL 85 B FF 94 C FF 96 D SL 86 X SL 85 3-2 G6-3 1-2			X FF 92 0-0 F8	4	1	1	0	0	1	2
22 Jason Heyward, L (1, 9) OBP: 0.342, SLG: 0.436		B SI 94 F FF 92 B SI 94 B FF 95 B SL 84 4-1 12 BB 13 1B BB	X SI 93 0-0 4 1B 1-3 2B	C FF 93 B FF 93 B SL 88 F FF 94 B SL 88 X FF 94 3-2 FC5-4 4 FC6-4 1-2f		X FF 95 0-0 G4-3			B FF 92 X FF 91 1-0 G1-3	4	1	1	0	1	0	2
4 Yadier Molina, R (1, 2) OBP: 0.321, SLG: 0.356		B SI 94 B FF 92 3 SAFE S SI 93 S FF 92 T FF 94 2-2 K	B FF 94 C SL 90 B FF 94 S SL 86 D SL 87 F SL 89 F FF 94 X FF 95 3-2 2-H 3-H 1B	B SI 94 B SI 92 F FF 94 F FF 94 X SL 89 2-2 FC6-4 1-2f			C FF 94 F FF 94 X FF 94 0-2 13 G4-6-3 1B		X FF 92 0-0 13 1B 1B	5	0	3	2	0	1	3
13 Matt Carpenter, L (1, 5) OBP: 0.362, SLG: 0.416		C FF 92 X SI 93 0-1 12 BB 1-2 3-H 1B	S FF 93 S SL 89 D SL 91 F SL 90 C FF 94 1-3 K		X FF 94 0-0 F7		1 SAFE L SL 84 1 SAFE X SI 95 0-1 G4-6-3 1-2f		C SL 83 D SL 84 B FF 93 S FF 91 X SL 85 2-2 1-2 1B	5	0	2	1	0	1	2
12 Mark Reynolds, R (1, 3) OBP: 0.306, SLG: 0.398		D SL 87 F SL 84 C FF 94 B FF 92 D SL 88 B FF 95 4-2 1-2 2-3 BB		F SI 91 B SL 86 B FF 93 B SL 87 F SI 92 B SI 93 4-2 16 HBP 55 1B 7 HR BB	B FF 95 X FF 95 1-0 HR		B CH 86 B SL 87 B FF 96 C FF 95 C SL 84 D SL 86 4-2 BB		B SL 84 C SL 83 D SL 85 C FF 93 B FF 93 C FF 92 3-3 K	2	2	1	1	3	1	2
55 Stephen Piscotty, R (1, 7) OBP: 0.250, SLG: 0.250 8 Peter Bourjos, R (9, 8) OBP: 0.330, SLG: 0.365		S SL 87 S SL 87 S SL 90 0-3 K		B FF 92 B CH 85 X FF 92 2-0 16 HBP 7 HR 1-2 1B	X FF 96 0-0 F9		F FF 95 C FF 96 1 SAFE S SL 87 0-3 K			4 0	1 0	1 0	0 0	0 0	2 0	4 0
Inning Stats	R: 0 E: 0 K: 1 S: 7 H: 0 LOB: 0 BB: 0 P: 10	R: 1 E: 0 K: 3 S: 16 H: 2 LOB: 3 BB: 2 P: 27	R: 2 E: 0 K: 2 S: 20 H: 3 LOB: 1 BB: 0 P: 29	R: 4 E: 0 K: 0 S: 15 H: 2 LOB: 1 BB: 1 P: 33	R: 1 E: 0 K: 0 S: 6 H: 1 LOB: 0 BB: 0 P: 7	R: 0 E: 0 K: 0 S: 7 H: 0 LOB: 1 BB: 1 P: 14	R: 0 E: 0 K: 1 S: 10 H: 1 LOB: 1 BB: 1 P: 14	R: 0 E: 0 K: 0 S: 9 H: 0 LOB: 0 BB: 0 P: 15	R: 0 E: 0 K: 1 S: 9 H: 2 LOB: 2 BB: 0 P: 15	1B: 7 2B: 1 3B: 1 HR: 2	SF: 0 SAC: 0 DP: 1 HBP: 2		WP: 1 PB: 0 SB: 0 CS: 0	PA: 44			

PITCHER		IP	WLS	BF	H	R	ER	SO	BB	IBB	HBP	BLK	WP	HR	S	P	ERA	WHIP
55 Carlos Rodón, L ERA: 4.48	(1, 1)	4.0	L	24	7	7	7	6	3	0	2	0	0	1	58	99	15.75	2.500
40 Daniel Webb, R ERA: 1.56	(5, 1)	3.0		12	2	1	1	1	2	0	0	0	1	1	23	35	3.00	1.333
34 Matt Albers, R ERA: 0.96	(8, 1)	1.0		3	0	0	0	0	0	0	0	0	0	0	9	15	0.00	0.000
43 Dan Jennings, L ERA: 6.37	(9, 1)	1.0		5	2	0	0	1	0	0	0	0	0	0	9	15	0.00	2.000

PITCHER	IP	WLS	BF	H	R	ER	SO	BB	IBB	HBP	BLK	WP	HR	S	P	ERA	WHIP

TOP

St. Louis Cardinals @ Chicago White Sox

U.S. Cellular Field, Chicago, IL

Tue Jul 21 2015, 8:11 PM - 11:17 PM EDT

Att. 29,728 - Clear - 78 F

livebaseballscorecards.com

AB	37
R	8
H	11
RBI	8
BB	5
SO	8
LOB	21

Batter	1	2	3	4	5	6	7	8	9	AB	R	H	RBI	BB	SO	LOB
1 Adam Eaton, L (1, 8) OBP: 0.321, SLG: 0.388	B CU 75 C FF 95 X FF 96 1-1 ① L7			C FF 94 C CU 77 F FC 89 B CH 88 F CU 78 B FF 96 F FF 96 B FF 96 F FF 96 4-2 B FF 96 18 1B 79 1B BB	B FF 97 B FF 93 B FF 96 B FF 96 4-0 18 HR BB		B FF 99 B SL 89 C FF 98 C FF 98 B FF 98 B FF 97 4-2 18 E 18 FC3 BB		C FF 99 F CH 90 F FF 100 S FF 98 0-3 ② K	2	2	0	0	3	1	1
18 Tyler Saladino, R (1, 5) OBP: 0.355, SLG: 0.613	C FF 95 F FF 96 C FF 96 0-3 ② K			B FF 95 F FF 94 B FF 95 F FF 96 X FC 91 2-2 79 1B 53 SF7 1-2 1B	1 SAFE C FF 94 B CU 76 B CU 76 F FF 95 B FF 96 F FF 95 X FF 96 3-2 1-H HR		B FF 97 F SL 90 C SL 88 X CU 81 1-2 FC3 1-3		B FF 98 F FF 98 X FF 99 1-1 1-2 1B	5	2	3	2	0	1	1
79 José Abreu, R (1, 3) OBP: 0.335, SLG: 0.469	F FF 97 B FF 96 B CU 76 F FF 96 B FF 89 X CU 78 3-2 ③ G6-3			F FF 96 F FF 96 B FF 97 X FF 97 1-2 1-3 2-H 1B	S CU 79 B CU 80 B FF 89 F FF 96 S CU 80 2-3 ③ K		D SL 88 D SL 90 X SL 87 2-0 ② G1-3		B FF 98 X FF 98 1-0 ③ G5-3	5	0	1	1	0	1	4
53 Melky Cabrera, S (1, 7) OBP: 0.301, SLG: 0.339		C FF 95 C FF 95 F FF 98 B FC 89 B CH 88 X FF 96 2-2 ① F7		F FF 97 C FC 89 D FF 91 X FF 90 1-2 ① SF7 3-H		F FF 89 F FF 89 B SI 89 X SI 90 1-2 ① G4-3	C FF 94 C FF 94 B FF 94 T FF 95 1-2 ③ K			3	0	0	1	0	1	2
26 Avisaíl García, R (1, 9) OBP: 0.320, SLG: 0.378		B FF 96 X FF 96 1-0 ② G6-3		S CU 78 F FF 97 D CU 80 S FF 89 1-3 ② K		T SI 90 S SL 83 B SL 83 F SL 81 B SL 82 S FF 91 2-3 ② K		B CH 85 B FF 94 B FF 95 B FF 95 4-0 25 G4-6-3 BB		3	0	0	0	1	2	1
25 Adam LaRoche, L (1, 10) OBP: 0.319, SLG: 0.366		S FF 97 F FF 97 B FF 98 B FF 97 B FF 90 S FC 89 3-3 ③ K		C FF 95 B FF 96 F CU 78 S FF 90 1-3 ③ K		X SI 90 0-0 10 1B 1B		C FF 94 B FF 95 X FF 94 1-1 ①② G4-6-3 1-2f		4	0	1	0	0	2	2
10 Alexei Ramirez, R (1, 6) OBP: 0.251, SLG: 0.298			C FF 94 B FF 94 F FF 95 F FC 92 B FF 98 F CU 78 S FF 95 2-3 ① K		C CU 76 B CU 77 S FF 93 X FF 93 1-2 ① G4-3	C FF 90 X FF 90 0-1 1-2 1B		X CH 86 0-0 ③ L7		4	0	1	0	0	1	0
58 Geovany Soto, R (1, 2) OBP: 0.313, SLG: 0.448 20 JB Shuck, L (9, PH) OBP: 0.344, SLG: 0.341			C FF 95 B FF 94 B FF 95 S FF 96 X FF 97 2-2 ② F8		B FF 94 B FF 93 X FF 94 2-0 HR	B SL 82 C SI 90 C FF 90 B SL 82 X FF 90 2-2 ③ G6-3			B FF 97 C FF 97 B FF 98 B FF 97 F FF 98 C FF 98 3-3 ① K	3 1	1 0	1 0	1 0	0 0	0 1	2 0
5 Yolmer Sánchez, S (1, 4) OBP: 0.230, SLG: 0.249			B FF 96 F FF 96 T FF 96 F FF 98 S FF 89 1-3 ③ K		F FF 96 C CU 77 S CH 86 0-3 ② K		B FF 98 B FF 98 C FF 97 X FF 97 2-1 ① G4-3		C FF 98 B FF 99 X FF 99 1-1 18 1B 1B	4	0	1	0	0	2	0
Inning Stats	R: 0 E: 0 K: 1 S: 8 H: 0 LOB: 0 BB: 0 P: 12	R: 0 E: 0 K: 1 S: 8 H: 0 LOB: 0 BB: 0 P: 14	R: 0 E: 0 K: 2 S: 12 H: 0 LOB: 0 BB: 0 P: 17	R: 2 E: 0 K: 2 S: 21 H: 2 LOB: 1 BB: 1 P: 31	R: 3 E: 0 K: 2 S: 14 H: 2 LOB: 0 BB: 1 P: 26	R: 0 E: 0 K: 1 S: 13 H: 2 LOB: 2 BB: 0 P: 18	R: 0 E: 1 K: 1 S: 11 H: 0 LOB: 2 BB: 1 P: 21	R: 0 E: 0 K: 0 S: 3 H: 0 LOB: 0 BB: 1 P: 8	R: 0 E: 0 K: 2 S: 12 H: 2 LOB: 2 BB: 0 P: 18	1B: 6 2B: 0 3B: 0 HR: 2 SF: 1 SAC: 0 DP: 1 HBP: 0						

PITCHER		IP	WLS	BF	H	R	ER	SO	BB	IBB	HBP	BLK	WP	HR	S	P	ERA	WHIP
52 Michael Wacha, R ERA: 3.2	(1, 1)	5.0	W	21	4	5	5	8	2	0	0	0	0	2	63	100	9.00	1.200
43 Seth Maness, R ERA: 3.89	(6, 1)	1.0	H	5	2	0	0	1	0	0	0	0	0	0	13	18	0.00	2.000
64 Sam Tuivailala, R ERA: 2.08	(7, 1)	0.2	H	4	0	0	0	0	1	0	0	0	0	0	8	17	0.00	1.500
46 Kevin Siegrist, L ERA: 1.43	(7, 1)	1.1	H	4	0	0	0	1	1	0	0	0	0	0	6	12	0.00	0.750
44 Trevor Rosenthal, R ERA: 1.62	(9, 1)	1.0	S	5	2	0	0	2	0	0	0	0	0	0	12	18	0.00	2.000

PITCHER	IP	WLS	BF	H	R	ER	SO	BB	IBB	HBP	BLK	WP	HR	S	P	ERA	WHIP

BOTTOM

St. Louis Cardinals @ Chicago White Sox

U.S. Cellular Field, Chicago, IL

Tue Jul 21 2015, 8:11 PM - 11:17 PM EDT

Att. 29,728 - Clear - 78 F

livebaseballscorecards.com

AB	34
R	5
H	8
RBI	5
BB	4
SO	12
LOB	13

Batter	1	2	3	4	5	6	7	8	9	AB	R	H	RBI	BB	SO	LOB
16 Kolten Wong, L (1, 4) OBP: 0.332, SLG: 0.420	C FF 90 F CH 82 B FC 88 X CU 78 1-2 G3		B CH 82 B FF 90 B FF 90 C FF 90 F FF 90 F FF 92 T FF 92 3-2 K		B FC 88 F FC 88 X FF 90 1-1 F8			B SL 81 C SI 89 X SI 89 1-1 G4-3	C KC 83 C KC 83 F KC 84 S KC 85 0-3 K	5	0	0	0	0	2	2
15 Randal Grichuk, R (1, 8) OBP: 0.323, SLG: 0.538	C FF 91 S FF 90 B CH 83 S CH 83 1-3 K		B FF 90 F FF 92 C CH 84 S FC 88 1-3 K			X FF 87 0-0 F9		F SI 89 B SI 90 X CH 85 1-1 22 CI 7 HBP 4 3B 1B		4	1	1	0	0	2	0
7 Matt Holliday, R (1, 10) OBP: 0.415, SLG: 0.432 38 Pete Kozma, R (8, PR) OBP: 0.228, SLG: 0.153 (8, 10)	F FC 87 X CH 83 0-1 27 1B 1B			X CU 74 0-0 F7		B FF 90 B FC 86 B FF 90 X FF 90 3-0 P3		S SI 88 D SI 90 S SL 84 D CU 75 H CU 76 3-2 22 CI 4 3B 1-2 HBP		3 0	0 1	1 0	0 0	0 0	0 0	0 0
27 Jhonny Peralta, R (1, 6) OBP: 0.356, SLG: 0.480	F FC 88 1 SAFE B CH 82 C FF 91 X CU 79 1-2 1-2 1B			B FF 89 X FF 89 1-0 F8		B FF 90 S CH 82 C CU 77 B FF 92 F FC 88 B FF 90 F CH 82 S CH 82 3-3 K		F SL 81 B SL 81 S CU 76 F SL 81 S SI 88 1-3 K		4	0	1	0	0	2	2
22 Jason Heyward, L (1, 9) OBP: 0.339, SLG: 0.432	C FF 91 B FF 91 F CH 82 D CU 79 D CH 84 S CH 84 3-3 K			C FF 88 F FC 87 X FF 91 0-2 P5			C CH 80 B FC 87 X CH 81 1-1 L9	B SI 89 B SI 89 C SL 83 F SI 89 2-2 CI 4 3B 1-2 2-3		3	1	0	0	0	1	2
4 Yadier Molina, R (1, 2) OBP: 0.326, SLG: 0.367		B FC 84 X FF 89 1-0 F9			B CH 80 B FF 89 F FF 89 S FC 88 X CH 81 2-2 55 2B 1B		C FF 89 B FC 87 F FF 89 X CU 78 1-2 12 BB 1B	B FC 93 S FC 93 B FC 92 C FC 93 X FC 93 2-2 1-H 2-H 3-H 3B		4	0	3	3	0	0	0
13 Matt Carpenter, L (1, 5) OBP: 0.358, SLG: 0.410		F FC 88 F FF 90 B CU 79 X CH 83 1-2 G3			S FF 90 S FC 87 F FF 90 B CU 77 B FC 88 F CH 83 X FC 88 2-2 L4		X FC 84 0-0 F8	C FC 93 C FC 94 S FF 94 0-3 K		4	0	0	0	0	1	4
12 Mark Reynolds, R (1, 3) OBP: 0.309, SLG: 0.395		B CH 81 F FC 87 X CH 82 1-1 P2			B CH 82 D FC 88 X FC 88 2-0 P6		B SI 92 C SI 94 B SI 95 B SI 94 B SI 95 4-1 1-2 BB		B KC 81 C FC 91 F KC 81 B FC 90 B FC 91 B FC 92 4-2 55 G6-3 BB	2	0	0	0	2	0	1
55 Stephen Piscotty, R (1, 7) OBP: 0.250, SLG: 0.375			C CH 81 C FF 89 B CH 83 X CH 83 1-2 L6		F FF 89 X SI 90 0-1 1-3 2B		F SI 94 C SI 95 B SI 95 X CH 87 1-2 P3		1 SAFE X FC 91 0-0 1-2f G6-3	4	0	1	0	0	0	3
Inning Stats	R: 0 E: 0 K: 2 S: 14 H: 2 LOB: 2 BB: 0 P: 20	R: 0 E: 0 K: 0 S: 6 H: 0 LOB: 0 BB: 0 P: 9	R: 0 E: 0 K: 2 S: 10 H: 0 LOB: 0 BB: 0 P: 15	R: 0 E: 0 K: 0 S: 5 H: 0 LOB: 0 BB: 0 P: 6	R: 0 E: 0 K: 0 S: 13 H: 2 LOB: 2 BB: 0 P: 20	R: 0 E: 0 K: 1 S: 7 H: 0 LOB: 0 BB: 0 P: 13	R: 0 E: 0 K: 0 S: 10 H: 1 LOB: 2 BB: 1 P: 17	R: 3 E: 1 K: 2 S: 18 H: 2 LOB: 2 BB: 0 P: 28	R: 0 E: 0 K: 1 S: 7 H: 0 LOB: 0 BB: 1 P: 11	1B: 5 2B: 1 3B: 1 HR: 0 SF: 0 SAC: 0 DP: 1 HBP: 1						

PITCHER		IP	WLS	BF	H	R	ER	SO	BB	IBB	HBP	BLK	WP	HR	S	P	ERA	WHIP
50 John Danks, L ERA: 4.66	(1, 1)	6.2		25	5	0	0	5	0	0	0	0	0	0	61	91	0.00	0.750
52 Jake Petricka, R ERA: 3.24	(7, 1)	0.1	H	2	0	0	0	0	1	0	0	0	0	0	4	9	0.00	3.000
33 Zach Duke, L ERA: 3.29	(8, 1)	0.2	L	5	1	3	2	1	0	0	1	0	0	0	12	20	27.00	1.500
30 David Robertson, R ERA: 2.31	(8, 1)	1.1	B	5	1	0	0	2	1	0	0	0	0	0	13	19	0.00	1.500

PITCHER	IP	WLS	BF	H	R	ER	SO	BB	IBB	HBP	BLK	WP	HR	S	P	ERA	WHIP

TOP

St. Louis Cardinals @ Chicago White Sox

U.S. Cellular Field, Chicago, IL

Wed Jul 22 2015, 8:11 PM - 11:13 PM EDT

Att. 30,046 - Clear - 79 F

livebaseballscorecards.com

AB	33
R	3
H	7
RBI	3
BB	2
SO	8
LOB	14

WP: 0	PA: 37
PB: 0	
SB: 0	
CS: 0	

Batter	1	2	3	4	5	6	7	8	9	AB	R	H	RBI	BB	SO	LOB
1 Adam Eaton, L (1, 8) OBP: 0.323, SLG: 0.390	B FF 89 B FF 90 C FF 91 F FF 92 B FF 92 X FF 93 3-2 ① F9		X FF 90 0-0 1-3 2B			1 SAFE B FF 93 C FF 94 B SI 91 B FF 92 F FF 94 F FF 94 B FF 94 4-2 18 FC6-4 1-2 BB	C CH 83 B FF 93 F CH 83 B CH 84 F FF 93 D CH 83 S CH 83 3-3 ③ K			3	0	1	0	1	1	1
18 Tyler Saladino, R (1, 5) OBP: 0.314, SLG: 0.543	C FF 92 X FF 92 0-1 ② G6-3		C FF 95 B FF 95 B FF 94 B FF 94 F FF 96 F FF 95 F FF 95 C SL 89 3-3 ③ K			F SI 93 B SL 88 B FF 95 B SI 92 F SI 94 F SI 94 X SI 92 3-2 ① FC6-4 79 53 1B 1B 1-2f 2-3		B SL 89 C FF 98 B SL 89 X FF 98 2-1 ① L4		4	1	0	0	0	1	4
79 José Abreu, R (1, 3) OBP: 0.337, SLG: 0.470	C FF 92 B SL 89 B FF 92 B SI 91 X FF 92 3-1 ③ F8			B CU 77 B FF 93 X FF 90 2-0 ① G4-3		B FF 94 X SI 93 1-0 53 1B 1B 1-2 3-H		C FF 99 F SI 98 F SL 87 F CU 81 B SL 87 X SL 87 1-2 26 1B 1B		4	0	2	1	0	0	0
53 Melky Cabrera, S (1, 7) OBP: 0.301, SLG: 0.338		C FF 89 S CH 87 B FF 93 F FF 93 S FF 94 1-3 ① K		X FF 92 0-0 ② F8		B FF 93 B FF 93 B SI 88 C FF 92 X FF 91 3-1 1-2 2-H 1B		C FF 97 F FF 97 B FF 96 F CU 81 S FF 97 1-3 ② K		4	0	1	1	0	2	1
26 Avisaíl García, R (1, 9) OBP: 0.319, SLG: 0.377		C FF 94 B FF 92 S FF 94 F FF 95 B FF 90 S FF 92 2-3 ② K		S CU 80 S FF 95 B FF 95 S CU 80 1-3 ③ K		B FF 92 B SI 93 S FF 93 S FF 94 S FF 95 2-3 ② K		C FF 97 B FF 97 X SL 87 1-1 1-3 1B		4	0	1	0	0	3	2
25 Adam LaRoche, L (1, 10) OBP: 0.316, SLG: 0.361		F SI 89 C CU 80 B CU 80 B FF 95 X FF 95 2-2 ③ F8			C CU 76 B CU 78 C SI 90 B FF 94 B SI 92 X SI 93 3-2 ① G5-3	X FF 94 0-0 ③ F8		C FF 93 F FF 95 S FF 95 0-3 ③ K		4	0	0	0	0	1	4
10 Alexei Ramirez, R (1, 6) OBP: 0.251, SLG: 0.297			B FF 90 F SI 89 B CU 77 F FF 92 X FF 93 2-2 ① G6-3		B SL 81 B FF 93 B SI 92 C FF 92 F SI 92 S FF 95 3-3 ② K		B FF 92 C SL 83 C SL 94 B CH 81 F SL 83 B FF 92 F SL 84 X SL 84 3-2 5 S 1B		B CU 80 X FF 97 1-0 ① G6-3		4	0	1	0	0	1	0
21 Tyler Flowers, R (1, 2) OBP: 0.265, SLG: 0.362 20 JB Shuck, L (9, PH) OBP: 0.340, SLG: 0.337			C FF 94 B FF 94 B FF 92 C FF 94 T FF 95 2-2 ② K		F CU 79 F FF 93 B FF 91 B SL 87 F SL 88 S FF 94 2-3 ③ K		S SL 84 1 SAFE F SL 83 S FF 92 0-3 ① K		C FF 96 B FF 97 X CH 88 1-1 ② G3	3 1	0 0	0 0	0 0	0 0	3 0	1 0
5 Yolmer Sánchez, S (1, 4) OBP: 0.236, SLG: 0.254			X FF 93 0-0 1 2B 1B			B FF 89 F FF 89 X CH 83 1-1 18 1 FC6-4 BB 79 1B 1B	P PO 86 S CH 82 1 SAFE S CH 83 X CH 84 1-2 ② L8		B FF 97 F FF 98 B FF 97 F FF 98 S CH 89 2-3 ③ K	4	1	2	0	0	1	1
Inning Stats	R: 0 E: 0 K: 0 S: 7 H: 0 LOB: 0 BB: 0 P: 13	R: 0 E: 0 K: 2 S: 11 H: 0 LOB: 0 BB: 0 P: 16	R: 0 E: 0 K: 2 S: 13 H: 2 LOB: 2 BB: 0 P: 20	R: 0 E: 0 K: 1 S: 5 H: 0 LOB: 0 BB: 0 P: 8	R: 0 E: 0 K: 2 S: 10 H: 0 LOB: 0 BB: 0 P: 18	R: 2 E: 0 K: 1 S: 16 H: 3 LOB: 2 BB: 1 P: 30	R: 0 E: 0 K: 2 S: 16 H: 1 LOB: 1 BB: 0 P: 22	R: 0 E: 0 K: 2 S: 16 H: 2 LOB: 2 BB: 0 P: 21	R: 0 E: 0 K: 1 S: 6 H: 0 LOB: 0 BB: 0 P: 10	1B: 7 2B: 1 3B: 0 HR: 0 SF: 0 SAC: 0 DP: 0 HBP: 0						

PITCHER		IP	WLS	BF	H	R	ER	SO	BB	IBB	HBP	BLK	WP	HR	S	P	ERA	WHIP
31 Lance Lynn, R ERA: 2.8	(1, 1)	6.0		24	5	2	2	8	1	0	0	0	0	0	62	105	3.00	1.000
63 Miguel Socolovich, R ERA: 1.74	(7, 1)	1.0	W	4	1	0	0	2	0	0	0	0	0	0	16	22	0.00	1.000
64 Sam Tuivailala, R ERA: 1.93	(8, 1)	0.2	H	4	2	0	0	1	0	0	0	0	0	0	13	18	0.00	3.000
46 Kevin Siegrist, L ERA: 1.42	(8, 1)	0.1	H	1	0	0	0	1	0	0	0	0	0	0	3	3	0.00	0.000
44 Trevor Rosenthal, R ERA: 1.59	(9, 1)	1.0	S	3	0	0	0	1	0	0	0	0	0	0	6	10	0.00	0.000

PITCHER	IP	WLS	BF	H	R	ER	SO	BB	IBB	HBP	BLK	WP	HR	S	P	ERA	WHIP

BOTTOM

St. Louis Cardinals @ Chicago White Sox

U.S. Cellular Field, Chicago, IL

Wed Jul 22 2015, 8:11 PM - 11:13 PM EDT

Att. 30,046 - Clear - 79 F

livebaseballscorecards.com

AB	35
R	2
H	8
RBI	2
BB	1
SO	13
LOB	14

Batter	1	2	3	4	5	6	7	8	9	AB	R	H	RBI	BB	SO	LOB
1 Adam Eaton, L (1, 8) OBP: 0.321, SLG: 0.396	B FF 92 X FF 93 1-0 F8		B CH 85 B FF 93 C FF 95 X CH 87 2-1 G4-3		C FF 92 B KC 76 X SI 91 1-1 HR		C SL 78 F FF 90 X SL 78 0-2 G6-3		B SI 92 S SL 84 B SL 84 X SI 93 2-1 G5-3 1-2	5	1	1	1	0	0	3
18 Tyler Saladino, R (1, 5) OBP: 0.275, SLG: 0.487	B FF 93 X CH 86 1-0 G5-3		C FC 87 C KC 76 X FF 96 0-2 G3-1		B FF 95 C FC 83 X FC 84 1-1 G6-3		F FF 89 B FF 91 X FF 90 1-1 SF9 3-H		B SL 84 D SL 81 X SI 92 2-0 G6-3	4	0	0	1	0	0	1
53 Melky Cabrera, S (1, 7) OBP: 0.305, SLG: 0.357	B FF 94 B CH 86 C FF 94 B CH 86 C FF 95 B SI 95 4-2 79 FC4-6 BB			C CU 84 S CH 86 X SI 94 0-2 HR	F FC 84 F FC 87 B KC 78 S KC 79 1-3 K		X FF 90 0-0 2-H HR			3	2	2	3	1	1	0
79 José Abreu, R (1, 10) OBP: 0.336, SLG: 0.467	C FC 85 X FF 94 0-1 FC4-6 1-2f			B FC 85 C KC 76 X FF 94 1-1 26 1B 10 HR 1B	S FF 93 X FF 95 0-1 G3		C CH 83 F FF 91 B FF 92 S SL 82 1-3 K			4	1	1	0	0	1	1
25 Adam LaRoche, L (1, 3) OBP: 0.312, SLG: 0.356		F FF 93 B FF 94 B KC 78 C FF 95 F SI 94 B FC 86 X SI 94 3-2 G5-3		S CH 85 S CH 84 B CH 84 S KC 79 1-3 K		C FC 85 F FC 86 S KC 78 0-3 K		C SI 91 B CU 83 F CU 84 F CU 83 B SI 91 F SI 92 B CU 84 C SI 92 3-3 K		4	0	0	0	0	3	1
26 Avisaíl García, R (1, 9) OBP: 0.321, SLG: 0.378		F FC 87 B KC 77 B FF 95 F FF 95 F FF 95 X FC 85 2-2 L8		B CH 85 X FF 94 1-0 10 HR 1-2 1B	S FF 94 F KC 77 B KC 79 S KC 78 1-3 K2-3		S SI 92 S SI 92 B CU 85 X SI 92 1-2 10 G5-4-3 1B			4	1	2	0	0	1	0
10 Alexei Ramirez, R (1, 6) OBP: 0.254, SLG: 0.308		C FF 95 B CH 87 X FF 95 1-1 1B		S FC 83 B FF 94 X CH 84 1-1 1-H 2-H HR	B FC 85 C FC 82 F FC 83 S KC 79 1-3 K		X SI 92 0-0 G5-4-3 1-2f			4	1	2	3	0	1	1
58 Geovany Soto, R (1, 2) OBP: 0.311, SLG: 0.437		C SI 96 1 SAFE F FF 94 S KC 79 0-3 K		B FF 96 S FC 83 B FC 84 F FF 94 B FC 85 C SI 94 3-3 K			F FF 93 B KC 78 S FC 84 B KC 78 B SI 94 B FC 84 4-2 5 2B 18 SF9 BB		F SI 91 B CH 85 X SI 92 1-1 G6-3	3	1	0	0	1	2	1
5 Yolmer Sánchez, S (1, 4) OBP: 0.237, SLG: 0.261 27 Leury García, S (8, 4) OBP: 1.000, SLG: 1.000			F FF 94 B FC 86 B CH 86 F FF 94 C SI 94 2-3 K	B FF 93 S FC 85 S CH 86 S KC 78 1-3 K2-3			B FF 88 B FF 88 X FF 88 2-0 53 HR 1-3 2B		X SI 91 0-0 1 G5-3 1B	3 1	1 0	1 1	0 0	0 0	2 0	0 0
Inning Stats	R: 0 E: 0 K: 0 S: 6 H: 0 LOB: 1 BB: 1 P: 12	R: 0 E: 0 K: 1 S: 13 H: 1 LOB: 1 BB: 0 P: 19	R: 0 E: 0 K: 1 S: 8 H: 0 LOB: 0 BB: 0 P: 12	R: 4 E: 0 K: 3 S: 17 H: 4 LOB: 0 BB: 0 P: 25	R: 1 E: 0 K: 1 S: 9 H: 1 LOB: 0 BB: 0 P: 12	R: 0 E: 0 K: 3 S: 9 H: 0 LOB: 0 BB: 0 P: 11	R: 3 E: 0 K: 1 S: 12 H: 2 LOB: 0 BB: 1 P: 20	R: 0 E: 0 K: 1 S: 9 H: 1 LOB: 0 BB: 0 P: 13	R: 0 E: 0 K: 0 S: 6 H: 1 LOB: 1 BB: 0 P: 11	1B: 5 2B: 1 3B: 0 HR: 4 SF: 1 SAC: 0 DP: 1 HBP: 0				WP: 0 PB: 0 SB: 0 CS: 0		PA: 38	

TOP

Chicago White Sox @ Cleveland Indians

Progressive Field, Cleveland, OH

Thu Jul 23 2015, 7:12 PM - 9:39 PM EDT

Att. 16,317 - Clear - 76 F

livebaseballscorecards.com

AB	35
R	8
H	10
RBI	8
BB	2
SO	11
LOB	8

PITCHER		IP	WLS	BF	H	R	ER	SO	BB	IBB	HBP	BLK	WP	HR	S	P	ERA	WHIP
47 Trevor Bauer, R ERA: 4.29	(1, 1)	6.0	L	26	6	6	6	9	2	0	0	0	0	3	64	97	9.00	1.333
57 Kyle Crockett, L ERA: 3.0	(7, 1)	1.0		5	2	2	2	1	0	0	0	0	0	1	10	14	18.00	2.000
53 Jeff Manship, R ERA: 0.75	(8, 1)	1.0		3	1	0	0	1	0	0	0	0	0	0	9	13	0.00	1.000
35 Marc Rzepczynski, L ERA: 3.72	(9, 1)	1.0		4	1	0	0	0	0	0	0	0	0	0	6	11	0.00	1.000

PITCHER		IP	WLS	BF	H	R	ER	SO	BB	IBB	HBP	BLK	WP	HR	S	P	ERA	WHIP

Batter	1	2	3	4	5	6	7	8	9	AB	R	H	RBI	BB	SO	LOB
22 Jason Kipnis, L (1, 4) OBP: 0.402, SLG: 0.484	C FF 92 B FC 91 F SL 83 B CU 82 X FC 91 2-2 ① P5		X FS 82 0-0 ③ G3			B SI 93 C FS 90 X FS 83 1-1 ① G4-3 1-2		B FS 84 X FF 94 1-0 ③ F7		4	0	0	0	0	0	2
12 Francisco Lindor, S (1, 6) OBP: 0.290, SLG: 0.354	B FF 91 F FF 93 B FC 91 X FF 94 2-1 ② G4-3			B FF 93 C FC 90 B SI 93 F FF 93 F FF 95 B SL 84 X FF 94 3-2 7 FC6-4 1B		B SL 82 B SI 93 X SI 93 2-0 2-H 1B			B FF 90 B SI 90 C SI 90 C SI 89 T FS 85 2-2 ① K	4	0	2	1	0	1	0
23 Michael Brantley, L (1, 7) OBP: 0.377, SLG: 0.446	X FF 92 0-0 ③ G4-3			B FC 90 1 SAFE X FF 91 1-0 ① F8		1 SAFE C FF 92 X FC 92 0-1 ② F9			B SI 91 B FS 85 B SI 90 C SI 90 B FF 91 4-1 7 G3 BB	3	0	0	0	1	0	2
7 David Murphy, L (1, 10) OBP: 0.347, SLG: 0.443		C FF 92 B SL 80 F FC 90 X FS 82 1-2 ① F8		B SI 92 X SI 93 1-0 ② FC6-4 1-2f		B SI 94 1 SAFE C FC 92 1 SAFE F SI 94 F FF 93 X SL 83 1-2 ③ F8			C FS 84 D FS 86 F SI 90 X FS 85 1-2 ② G3 1-2	4	0	0	0	0	0	3
41 Carlos Santana, S (1, 3) OBP: 0.360, SLG: 0.386		C SI 92 C FF 92 B FF 93 B CU 81 B FF 95 X SI 95 3-2 ② G6-3		C SL 81 S SL 81 B FF 94 D SL 81 D FS 84 S FF 94 3-3 ③ K			X SI 93 0-0 ① F8		B FF 91 B FS 86 B SI 91 C SI 90 F SI 90 F FS 84 S FS 84 3-3 ③ K	4	0	0	0	0	2	2
10 Yan Gomes, R (1, 2) OBP: 0.253, SLG: 0.351 55 Roberto Pérez, R (8, 2) OBP: 0.358, SLG: 0.415		C FF 94 F FF 94 C SL 87 0-3 ③ K			B FF 93 X SI 93 1-0 ① P3		C FF 92 F SL 84 F FF 94 X SL 82 0-2 ② P4			3 0	0 0	0 0	0 0	0 0	1 0	0 0
44 Brandon Moss, L (1, 9) OBP: 0.291, SLG: 0.420			B SI 93 F FC 91 C SL 85 F SL 81 B FC 92 X FC 93 2-2 ① F9		X FF 94 0-0 ② L7		F FC 92 S FF 93 C SL 82 0-3 ③ K			3	0	0	0	0	1	0
4 Mike Aviles, R (1, 5) OBP: 0.300, SLG: 0.343			C SL 84 B SI 92 X SL 84 1-1 ② G5-3		B FF 95 C CU 82 C FF 92 B FS 83 X FF 94 2-2 ③ F8			C SL 82 F FF 93 F FS 83 B FC 92 F FF 95 X SI 96 1-2 ① G6-3		3	0	0	0	0	0	0
24 Michael Bourn, L (1, 8) OBP: 0.299, SLG: 0.276			S FC 91 B FC 93 C FS 83 B FF 93 B SL 84 F FC 92 X FF 95 3-2 2B			X FC 91 0-0 22 G4-3 12 1B 1B		B CU 83 C FF 94 S FF 95 X FS 83 1-2 ② G4-3		3	1	2	0	0	0	0
Inning Stats	R: 0 H: 0 E: 0 LOB: 0 K: 0 BB: 0 S: 6 P: 10	R: 0 H: 0 E: 0 LOB: 0 K: 1 BB: 0 S: 9 P: 13	R: 0 H: 1 E: 0 LOB: 1 K: 0 BB: 0 S: 11 P: 17	R: 0 H: 1 E: 0 LOB: 1 K: 1 BB: 0 S: 9 P: 17	R: 0 H: 0 E: 0 LOB: 0 K: 0 BB: 0 S: 5 P: 8	R: 1 H: 2 E: 0 LOB: 1 K: 0 BB: 0 S: 10 P: 14	R: 0 H: 0 E: 0 LOB: 0 K: 1 BB: 0 S: 8 P: 8	R: 0 H: 0 E: 0 LOB: 0 K: 0 BB: 0 S: 9 P: 12	R: 0 H: 0 E: 0 LOB: 1 K: 2 BB: 1 S: 11 P: 21	1B: 3 SF: 0 2B: 1 SAC: 0 3B: 0 DP: 0 HR: 0 HBP: 0						

PITCHER		IP	WLS	BF	H	R	ER	SO	BB	IBB	HBP	BLK	WP	HR	S	P	ERA	WHIP
29 Jeff Samardzija, R ERA: 3.91	(1, 1)	8.0	W	28	4	1	1	3	0	0	0	0	0	0	67	99	1.12	0.500
57 Zach Putnam, R ERA: 3.48	(9, 1)	1.0		4	0	0	0	2	1	0	0	0	0	0	11	21	0.00	1.000

PITCHER	IP	WLS	BF	H	R	ER	SO	BB	IBB	HBP	BLK	WP	HR	S	P	ERA	WHIP

BOTTOM

Chicago White Sox @ Cleveland Indians

Progressive Field, Cleveland, OH

Thu Jul 23 2015, 7:12 PM - 9:39 PM EDT

Att. 16,317 - Clear - 76 F

livebaseballscorecards.com

AB	31
R	1
H	4
RBI	1
BB	1
SO	5
LOB	9

Batter	1	2	3	4	5	6	7	8	9	AB	R	H	RBI	BB	SO	LOB
1 Adam Eaton, L (1, 8) OBP: 0.320, SLG: 0.393	X SI 90 0-0 ① L7		C SI 90 C SL 86 C CU 82 0-3 ② K		B CH 83 X SL 86 1-0 ③ P4			B FF 90 B CH 82 B SI 91 C FF 89 L SI 90 F SL 88 X FF 92 3-2 18 1B 18 S 53 2B 1B	B SI 89 C CH 83 B SI 91 F CH 83 F SL 84 X CH 84 2-2 ① F8	5	1	1	0	0	1	2
18 Tyler Saladino, R (1, 5) OBP: 0.267, SLG: 0.455	B SI 91 F FF 90 B SI 91 S SL 88 S SL 89 2-3 ② K		S SL 86 B FF 90 F SI 91 1 SAFE F SL 88 C SI 91 1-3 ③ K			C CU 78 B SL 85 F SL 86 X CU 81 1-2 ① P4		1 SAFE 1 SAFE C CH 89 1 SAFE 1 SAFE F SI 91 B SI 91 X SL 87 1-2 53 2B 1B 1-3	C SI 91 X CH 84 0-1 ② FC5-4 1-2f	5	1	1	0	0	2	2
53 Melky Cabrera, S (1, 7) OBP: 0.307, SLG: 0.363	X SI 91 0-0 ③ G4-3			C CH 88 F SL 86 F CU 81 B CU 82 B FF 92 X SL 88 2-2 25 1B 2B		F SL 85 B CH 82 C CH 84 B SL 90 X CU 81 2-2 ② F7		F CH 83 F FF 90 X CU 82 0-2 25 G3-1 10 2B 2B 1-H 3-H	C SI 90 B CH 84 X SL 82 1-1 ③ L7	5	1	2	2	0	0	1
79 José Abreu, R (1, 3) OBP: 0.338, SLG: 0.474		B SL 88 F FF 90 B SI 92 X SL 88 2-1 ① F8		B SL 88 X SI 92 1-0 ① G5-3		X FF 91 0-0 HR		I IN 74 I IN 73 I IN 74 I IN 74 4-0 25 G3-1 10 2B IBB		3	2	1	1	1	0	1
25 Adam LaRoche, L (1, 10) OBP: 0.311, SLG: 0.354		B SI 90 F FF 92 F FF 92 S CH 84 1-3 ② K		B FF 91 X SI 91 1-0 2-3 1B		C SL 89 B CU 79 X SI 90 1-1 ③ F8		X SI 91 0-0 ① G3-1 1-2 2-3		4	0	1	0	0	1	2
26 Avisaíl García, R (1, 9) OBP: 0.318, SLG: 0.373		B SL 89 B FF 92 F SI 91 S SL 88 F FF 93 F CU 83 F SL 88 C SL 89 2-3 ③ K		X SI 91 0-0 ② L4			C SL 85 F CH 88 B SL 85 C CU 81 1-3 ① K	S SL 79 B FC 90 F SL 80 B FC 94 X FC 93 2-2 ② G3		4	0	0	0	0	2	4
10 Alexei Ramirez, R (1, 6) OBP: 0.260, SLG: 0.317			X SL 89 0-0 21 G6-3 5 WP 21 S 1B	C SI 90 F SL 89 D CU 83 X CU 83 1-2 ③ P4			B SL 85 X SI 91 1-0 5 S 1B	S SL 79 X SL 79 0-1 2-H 3-H 2B		4	1	3	2	0	0	2
21 Tyler Flowers, R (1, 2) OBP: 0.260, SLG: 0.355			B FF 89 F SL 87 S SI 90 X CU 80 1-2 ① G6-3 1-3		B CU 79 F FF 91 X SI 90 1-1 ① G5-3		1 SAFE 1 SAFE X SI 90 0-0 ② P6	C FC 92 F FC 91 B FC 92 S FC 92 1-3 ③ K		4	0	0	0	0	1	3
5 Yolmer Sánchez, S (1, 4) OBP: 0.243, SLG: 0.262			F SL 87 B SL 87 B FF 90 B SI 91 B FF 92 4-1 3-H BB		C SL 87 S CH 82 F FF 90 X CU 81 0-2 ② F7		C CU 83 C CH 81 F CU 82 B FF 92 F SL 87 C SI 92 1-3 ③ K 1-2		F SI 89 X CH 83 0-1 18 FC5-4 1B	3	0	1	0	1	1	1
Inning Stats	R: 0 E: 0 K: 1 S: 5 H: 0 LOB: 0 BB: 0 P: 7	R: 0 E: 0 K: 2 S: 11 H: 0 LOB: 0 BB: 0 P: 16	R: 1 E: 0 K: 2 S: 12 H: 1 LOB: 1 BB: 1 P: 18	R: 0 E: 0 K: 0 S: 10 H: 2 LOB: 2 BB: 0 P: 15	R: 0 E: 0 K: 0 S: 7 H: 0 LOB: 0 BB: 0 P: 9	R: 1 E: 0 K: 0 S: 9 H: 1 LOB: 0 BB: 0 P: 13	R: 0 E: 0 K: 2 S: 10 H: 1 LOB: 1 BB: 0 P: 13	R: 4 E: 0 K: 1 S: 19 H: 4 LOB: 1 BB: 1 P: 30	R: 0 E: 0 K: 0 S: 10 H: 1 LOB: 1 BB: 0 P: 13	1B: 6 2B: 3 3B: 0 HR: 1 SF: 0 SAC: 0 DP: 0 HBP: 0						

PITCHER		IP	WLS	BF	H	R	ER	SO	BB	IBB	HBP	BLK	WP	HR	S	P	ERA	WHIP
28 Corey Kluber, R ERA: 3.59	(1, 1)	7.0	L	31	8	6	6	7	1	1	0	0	1	1	74	109	7.71	1.286
35 Marc Rzepczynski, L ERA: 3.66	(8, 1)	0.1		1	0	0	0	0	0	0	0	0	0	0	1	1	0.00	0.000
27 Bryan Shaw, R ERA: 1.8	(8, 1)	0.2		3	1	0	0	1	0	0	0	0	0	0	8	11	0.00	1.500
54 Ryan Webb, R ERA: 2.48	(9, 1)	1.0		4	1	0	0	0	0	0	0	0	0	0	10	13	0.00	1.000

PITCHER	IP	WLS	BF	H	R	ER	SO	BB	IBB	HBP	BLK	WP	HR	S	P	ERA	WHIP

TOP

Chicago White Sox @ Cleveland Indians

Progressive Field, Cleveland, OH

Fri Jul 24 2015, 7:11 PM - 9:54 PM EDT

Att. 26,553 - Partly Cloudy - 77 F

livebaseballscorecards.com

AB	37
R	6
H	10
RBI	5
BB	2
SO	8
LOB	18

WP: 1 PA: 39
PB: 0
SB: 3
CS: 0

Batter	1	2	3	4	5	6	7	8	9	AB	R	H	RBI	BB	SO	LOB
22 Jason Kipnis, L (1, 4) OBP: 0.401, SLG: 0.481	C SI 91 B CU 80 X CU 79 1-1 G4-3 ①		X CU 79 0-0 23 1B 1B		C FF 91 F FF 91 1 SAFE F SI 91 F SI 91 S CU 79 0-3 K ③			C CH 84 X SI 90 0-1 G3 ③		4	0	1	0	0	1	1
12 Francisco Lindor, S (1, 6) OBP: 0.289, SLG: 0.351	B FF 91 X FF 92 1-0 F7 ②		C SI 90 1 SAFE B CH 86 F FF 90 B FF 92 S CU 80 2-3 K ②			B CH 85 X FF 90 1-0 F9 ①			C CU 78 F FF 89 F CU 78 B CU 78 B SI 90 B CU 79 X SI 90 3-2 23 G3-6-3-4 1B	4	0	1	0	0	1	1
23 Michael Brantley, L (1, 8) OBP: 0.378, SLG: 0.450	C FF 92 B FF 93 B SI 92 X FF 93 2-1 2B		1 SAFE B FF 90 F FF 92 B FF 92 F FF 92 1 SAFE B SI 92 X FF 92 1-3 3-2 1B ③			C CU 80 B SI 91 X FF 91 1-1 G5-3 ②			C FF 90 B SI 91 B FF 90 X CU 80 1-2f 2-1 G3-6-3-4 ①②	4	0	2	0	0	0	1
9 Ryan Raburn, R (1, 9) OBP: 0.366, SLG: 0.492	C CU 82 B FF 91 C FF 92 B FF 93 S CU 83 2-3 K ③			C CU 78 X FF 89 0-1 P4 ①		C CH 85 B CU 79 C CU 79 B CU 80 S FF 89 2-3 K ③			C CH 84 B FF 87 S FF 90 B SI 89 X FF 90 2-2 G4-3 ③	4	0	0	0	0	2	1
41 Carlos Santana, S (1, 10) OBP: 0.357, SLG: 0.382		C CU 78 B CH 84 B CH 86 B CU 80 C FF 92 X FF 91 3-2 F7 ①		B SI 91 F FF 90 B CH 84 C CH 85 B CU 79 S CU 78 3-3 K ②			X FF 90 0-0 G1-3 ①			3	0	0	0	0	1	0
10 Yan Gomes, R (1, 2) OBP: 0.254, SLG: 0.351		C CU 79 X FF 90 0-1 36 1B 1B		B CH 84 S CU 80 C CH 85 X CU 79 1-2 L7 ③			C CH 84 C FF 90 B CU 79 B FF 90 S FF 91 2-3 K ②			3	0	1	0	0	1	0
36 Jesús Aquilar, R (1, 3) OBP: 0.333, SLG: 0.333		C FF 90 X FF 91 0-1 39 G6-4-3 1-2 1B			B CH 83 C SI 90 S SI 91 B SI 91 F CU 79 B CU 80 F SI 90 T SI 92 3-2 K ①		C FF 90 C CH 84 S SI 90 0-3 K ③			3	0	1	0	0	2	0
39 Gio Urshela, R (1, 5) OBP: 0.286, SLG: 0.319		B FF 92 S SI 92 F SI 92 B FF 92 X FF 93 2-2 G6-4-3 ②③ 1-2f			S CU 80 B CH 86 B CH 85 X SI 90 2-1 4 FC6-4 1B			B FF 88 C FF 90 X CU 78 1-1 G6-3 ①		3	0	1	0	0	0	2
4 Mike Aviles, R (1, 7) OBP: 0.295, SLG: 0.337			C FF 90 C SI 91 B CU 79 X FF 90 1-2 G5-3 ①		X FF 90 0-0 FC6-4 ② 1-2f			C FF 90 S CU 79 B CU 80 B CU 77 X FF 89 2-2 G6-3 ②		3	0	0	0	0	0	1
Inning Stats	R: 0 E: 0 K: 1 S: 8 H: 1 LOB: 1 BB: 0 P: 14	R: 0 E: 0 K: 0 S: 10 H: 2 LOB: 1 BB: 0 P: 15	R: 0 E: 0 K: 1 S: 10 H: 2 LOB: 2 BB: 0 P: 16	R: 0 E: 0 K: 1 S: 8 H: 0 LOB: 0 BB: 0 P: 12	R: 0 E: 0 K: 2 S: 13 H: 1 LOB: 1 BB: 0 P: 18	R: 0 E: 0 K: 1 S: 6 H: 0 LOB: 0 BB: 0 P: 10	R: 0 E: 0 K: 2 S: 7 H: 0 LOB: 0 BB: 0 P: 9	R: 0 E: 0 K: 0 S: 7 H: 0 LOB: 0 BB: 0 P: 10	R: 0 E: 0 K: 0 S: 9 H: 1 LOB: 0 BB: 0 P: 16	1B: 6 2B: 1 3B: 0 HR: 0 SF: 0 SAC: 0 DP: 2 HBP: 0						

PITCHER	IP	WLS	BF	H	R	ER	SO	BB	IBB	HBP	BLK	WP	HR	S	P	ERA	WHIP
62 Jose Quintana, L (1, 1) ERA: 3.56	9.0	W	31	7	0	0	8	0	0	0	0	0	0	78	120	0.00	0.778

PITCHER	IP	WLS	BF	H	R	ER	SO	BB	IBB	HBP	BLK	WP	HR	S	P	ERA	WHIP

BOTTOM

Chicago White Sox @ Cleveland Indians

Progressive Field, Cleveland, OH

Fri Jul 24 2015, 7:11 PM - 9:54 PM EDT

Att. 26,553 - Partly Cloudy - 77 F

livebaseballscorecards.com

AB	31
R	0
H	7
RBI	0
BB	0
SO	8
LOB	7

WP: 0 PA: 31
PB: 0
SB: 0
CS: 0

Batter	1	2	3	4	5	6	7	8	9	AB	R	H	RBI	BB	SO	LOB
1 Adam Eaton, L (1, 8) OBP: 0.327, SLG: 0.397	B FF 95 B SI 94 C SI 95 F FF 96 B SI 95 F SI 94 X FF 96 3-2 53 1B 18 1B 1B	B FF 94 B CH 86 C CH 86 B SI 94 B SI 94 4-1 18 G5-4-3 BB		B CH 90 F FF 92 B CH 91 B CH 91 B CH 90 4-1 18 S BB			C CU 81 B SI 91 B CU 84 X SI 92 2-1 53 1B 18 1B 1B	F FF 95 B FF 94 C KC 84 S KC 86 1-3 K		2	2	2	0	2	0	0
20 JB Shuck, L (8, PH) (8, 8) OBP: 0.337, SLG: 0.333										1	0	0	0	0	1	1
18 Tyler Saladino, R (1, 5) OBP: 0.300, SLG: 0.469	C FF 95 1 SAFE C FF 93 B CH 89 F SI 94 X SL 88 1-2 79 PB 53 1B 79 1B 1-2 1B	1 SAFE F CH 86 B FF 93 X SL 85 1-1 G5-4-3 1-2f		C SL 86 C CU 83 F SL 85 B FF 93 X CU 80 1-2 G5-3 1-2			F FF 96 F FF 96 X FF 97 0-2 53 1B 25 1B 1-2 1B		B SI 90 C SI 91 F SL 82 X SI 91 1-2 53 2B 79 1B 1B	5	3	3	0	0	0	2
53 Melky Cabrera, S (1, 7) OBP: 0.310, SLG: 0.369	B SI 95 X CH 89 1-0 79 PB 79 1B 1-2 2-H 1B	C CU 81 F CH 88 S SL 87 0-3 K			C SI 92 F CU 81 B SI 91 S CU 84 1-3 K		F FF 98 F FF 98 B CH 91 D CH 91 F FF 98 X FF 97 2-2 25 1B 1-3 2-H 1B		C CH 83 X SL 83 0-1 79 1B 26 1B 1-3 2B	5	2	3	2	0	2	0
79 José Abreu, R (1, 3) OBP: 0.339, SLG: 0.473	B SI 96 X SI 96 1-0 26 FC5-4 1-H 2-H 1B		B SL 87 S SI 93 S CU 85 X SL 88 1-2 G5-3		C CU 83 B SI 93 C SI 91 S CU 86 1-3 K		C SL 85 B FF 96 C FF 97 D SL 86 F SL 86 T FF 97 2-2 K		C SI 92 S SL 83 B SL 83 X SI 92 1-2 10 F9 26 1B 2-3 3-H 1B	5	0	2	3	0	2	2
25 Adam LaRoche, L (1, 10) OBP: 0.310, SLG: 0.352	S FF 94 B FF 95 F CH 88 F CH 89 C FF 95 1-3 K		F FF 95 S SL 87 F CH 88 B FF 91 S SL 88 1-3 K		B SI 92 F SI 92 C SI 92 F CU 85 F SI 92 B CU 80 F SI 92 S CU 84 2-3 K		X FF 98 0-0 1-2 3-H 1B		C CH 83 B CH 82 F SI 90 S SL 81 1-3 K	5	0	1	1	0	4	3
26 Avisaíl García, R (1, 9) OBP: 0.316, SLG: 0.371	F CH 88 B SI 94 X CH 88 1-1 FC5-4 10 2B 21 1B 1-2f		B SI 94 B CH 88 S CH 88 F FF 95 F CU 82 F SL 88 F SI 94 S CU 82 2-3 K			F CU 82 X CU 84 0-1 G5-3	X FF 98 0-0 G4-3		F SI 91 B SL 80 B SL 82 F SI 91 X CH 85 2-2 1-2 3-H 1B	5	1	1	1	0	1	3
10 Alexei Ramirez, R (1, 6) OBP: 0.259, SLG: 0.318	B SI 94 B SI 94 C SL 87 S SL 88 1 SAFE B CH 89 F SI 94 X SI 94 3-2 21 1B 1-3 2B			S FF 92 B FF 93 C CU 81 S SL 87 1-3 K		C SI 92 S CU 84 B CU 85 X CU 84 1-2 L7		X FF 96 0-0 G1-3	C SI 91 F SI 90 X SI 91 0-2 F9 2-3	5	1	1	0	0	1	2
21 Tyler Flowers, R (1, 2) OBP: 0.259, SLG: 0.351	F SL 88 X FF 94 0-1 2-H 3-H 1B			B SL 86 B FF 94 X SI 92 2-0 G5-3		B SI 92 X CU 83 1-0 P3		B FF 95 F FF 93 B FF 97 X FF 96 2-1 F7	C SI 91 B SI 90 B SL 82 X SI 90 2-1 G5-3	5	0	1	2	0	0	2
5 Yolmer Sánchez, S (1, 4) OBP: 0.248, SLG: 0.282	B FF 94 F SI 94 X CH 86 1-1 G1-3			C FF 94 B CU 83 F SL 87 X SL 87 1-2 HR			C SI 90 B SI 89 S CU 84 X SI 90 1-2 G5-3	X FF 94 0-0 1B		4	1	2	1	0	0	1
Inning Stats	R: 5 E: 0 K: 1 S: 24 H: 6 LOB: 1 BB: 0 P: 36	R: 0 E: 0 K: 1 S: 6 H: 0 LOB: 0 BB: 1 P: 11	R: 0 E: 0 K: 2 S: 13 H: 0 LOB: 0 BB: 0 P: 17	R: 1 E: 0 K: 1 S: 12 H: 1 LOB: 1 BB: 1 P: 21	R: 0 E: 0 K: 3 S: 12 H: 0 LOB: 0 BB: 0 P: 16	R: 0 E: 0 K: 0 S: 6 H: 0 LOB: 0 BB: 0 P: 8	R: 2 E: 0 K: 1 S: 18 H: 4 LOB: 2 BB: 0 P: 25	R: 0 E: 0 K: 1 S: 7 H: 1 LOB: 1 BB: 0 P: 10	R: 2 E: 0 K: 1 S: 19 H: 4 LOB: 2 BB: 0 P: 26	1B: 13 2B: 2 3B: 0 HR: 1 SF: 0 SAC: 0 DP: 1 HBP: 0	WP: 0 PB: 1 SB: 1 CS: 0 PA: 44					

TOP

Chicago White Sox @ Cleveland Indians

Progressive Field, Cleveland, OH

Sat Jul 25 2015, 7:12 PM - 10:04 PM EDT

Att. 24,763 - Clear - 86 F

livebaseballscorecards.com

AB	42
R	10
H	16
RBI	10
BB	2
SO	11
LOB	16

PITCHER		IP	WLS	BF	H	R	ER	SO	BB	IBB	HBP	BLK	WP	HR	S	P	ERA	WHIP
59 Carlos Carrasco, R ERA: 4.26	(1, 1)	4.0	L	20	7	6	6	5	2	0	0	0	0	1	55	85	13.50	2.250
53 Jeff Manship, R ERA: 1.26	(5, 1)	2.1		8	1	1	1	3	0	0	0	0	0	0	23	32	3.86	0.429
49 Austin Adams, R ERA: 3.26	(7, 1)	1.1		7	3	1	1	1	0	0	0	0	0	0	16	22	6.75	2.250
37 Cody Allen, R ERA: 3.57	(8, 1)	0.1		2	1	0	0	1	0	0	0	0	0	0	4	5	0.00	3.000
54 Ryan Webb, R ERA: 3.0	(9, 1)	1.0		7	4	2	2	1	0	0	0	0	0	0	19	26	18.00	4.000

PITCHER	IP	WLS	BF	H	R	ER	SO	BB	IBB	HBP	BLK	WP	HR	S	P	ERA	WHIP

Batter	1	2	3	4	5	6	7	8	9	AB	R	H	RBI	BB	SO	LOB
4 Mike Aviles, R (1, 4) OBP: 0.289, SLG: 0.330	C SI 96 F SI 94 B SL 78 B SL 80 B SI 96 X CH 85 3-2 G6-3 ①		C CH 84 B SL 77 S CH 88 B SL 78 X CH 89 2-2 F8 ③			C SI 92 B CH 83 F SI 94 F SI 94 X SL 74 1-2 L6 ①	X CH 86 0-0 G5-3 ③			4	0	0	0	0	0	1
12 Francisco Lindor, S (1, 6) OBP: 0.295, SLG: 0.362	C SI 94 B SL 78 F SI 96 X SI 95 1-2 G4-3 ②			C CH 82 X CH 83 0-1 G6-3 ①		B CH 84 B SI 94 X CH 84 2-0 41 WP 9 1B 1B		B SI 89 B SI 86 X SI 90 2-0 23 G3-1 9 G6-3 2B		4	1	2	0	0	0	0
23 Michael Brantley, L (1, 8) OBP: 0.377, SLG: 0.451	C CH 84 F SI 91 B SI 93 F SL 79 F CH 84 X SI 96 1-2 2B			C SI 91 B SI 95 C SL 77 C SL 74 1-3 K ②		1 SAFE F SI 95 F SI 96 X SI 90 0-2 L6 ②		B FF 90 F SL 82 X SI 90 1-1 G3-1 ① 2-3		4	0	1	0	0	1	2
9 Ryan Raburn, R (1, 7) OBP: 0.362, SLG: 0.485	C SI 95 B SI 97 B SL 80 C CH 86 B SI 90 S SI 97 3-3 K ③			C CH 86 B SI 90 C SI 94 B SL 80 B CH 83 F CH 86 X SI 96 3-2 L8 ③		C SI 95 X SI 95 0-1 41 WP 1-2 1B		X SI 87 0-0 G6-3 ② 3-H		4	0	1	1	0	1	1
41 Carlos Santana, S (1, 3) OBP: 0.356, SLG: 0.383		C CH 84 B SI 93 C SL 76 X CH 85 1-2 G6-3 ①			B SL 74 X CH 85 1-0 36 1B 2B	B SI 96 C SI 96 S SI 96 B SL 77 X CH 89 3-2 G6-3 ③ 1-2 2-3		B CU 74 B SI 89 B SL 84 C SI 90 C CH 84 C CU 74 3-3 K ③		4	1	1	0	0	1	2
10 Yan Gomes, R (1, 2) OBP: 0.254, SLG: 0.354		C SI 90 B SI 92 B SI 92 X CH 85 2-1 F9 ②			F SI 94 F SI 94 B SI 96 S SI 96 1-3 K ①		X CH 83 0-0 39 2B 2B		F FC 88 X FC 89 0-1 G6-3 ①	4	1	1	0	0	1	1
44 Brandon Moss, L (1, 9) OBP: 0.288, SLG: 0.414		B SI 92 C SI 93 S SL 76 S SL 79 1-3 K ③			X SI 95 0-0 F8 ②	C SL 76 S CH 86 B SL 77 B SL 76 F CH 84 S SI 94 2-3 K ①			C FS 86 S FS 85 S FC 86 0-3 K ②	4	0	0	0	0	3	2
36 Jesús Aguilar, R (1, 10) OBP: 0.286, SLG: 0.286			F SI 93 F SI 95 B SI 90 S SL 79 1-3 K ①		C CH 86 B CH 82 S CH 86 F SI 96 X SL 81 1-2 2-H 1B	C CH 87 X SI 96 0-1 F8 ②			B FC 88 S FS 85 S FS 85 S FS 84 1-3 K2-3 ③	4	0	1	1	0	2	1
39 Gio Urshela, R (1, 5) OBP: 0.287, SLG: 0.328			C CH 84 B SI 93 B CH 84 S CH 84 F CH 83 S SI 95 2-3 K ②		X SI 96 0-0 G4-3 ③		C SI 95 D SL 79 S SL 74 F SI 96 X SI 96 1-2 2-H 2B			3	0	1	1	0	1	1
Inning Stats	R: 0 E: 0 K: 1 S: 14 H: 1 LOB: 1 BB: 0 P: 22	R: 0 E: 0 K: 1 S: 8 H: 0 LOB: 0 BB: 0 P: 12	R: 0 E: 0 K: 2 S: 10 H: 0 LOB: 0 BB: 0 P: 15	R: 0 E: 0 K: 1 S: 9 H: 0 LOB: 0 BB: 0 P: 13	R: 1 E: 0 K: 1 S: 10 H: 2 LOB: 1 BB: 0 P: 13	R: 0 E: 0 K: 0 S: 13 H: 2 LOB: 2 BB: 0 P: 19	R: 1 E: 0 K: 1 S: 12 H: 2 LOB: 1 BB: 0 P: 15	R: 1 E: 0 K: 1 S: 7 H: 1 LOB: 0 BB: 0 P: 13	R: 0 E: 0 K: 2 S: 8 H: 0 LOB: 0 BB: 0 P: 9	1B: 3 2B: 5 3B: 0 HR: 0	SF: 0 SAC: 0 DP: 0 HBP: 0		WP: 1 PB: 0 SB: 0 CS: 0	PA: 35			

PITCHER		IP	WLS	BF	H	R	ER	SO	BB	IBB	HBP	BLK	WP	HR	S	P	ERA	WHIP
49 Chris Sale, L ERA: 2.85	(1, 1)	7.0	W	28	7	2	2	7	0	0	0	0	1	0	76	109	2.57	1.000
33 Zach Duke, L ERA: 3.43	(8, 1)	1.0		4	1	1	1	1	0	0	0	0	0	0	7	13	9.00	1.000
57 Zach Putnam, R ERA: 3.38	(9, 1)	1.0		3	0	0	0	2	0	0	0	0	0	0	8	9	0.00	0.000

PITCHER	IP	WLS	BF	H	R	ER	SO	BB	IBB	HBP	BLK	WP	HR	S	P	ERA	WHIP

BOTTOM

Chicago White Sox @ Cleveland Indians

Progressive Field, Cleveland, OH

Sat Jul 25 2015, 7:12 PM - 10:04 PM EDT

Att. 24,763 - Clear - 86 F

livebaseballscorecards.com

AB	35
R	3
H	8
RBI	3
BB	0
SO	10
LOB	11

Batter	1	2	3	4	5	6	7	8	9	AB	R	H	RBI	BB	SO	LOB
20 JB Shuck, L (1, 8) OBP: 0.330, SLG: 0.326	C CH 89 F FF 93 X CH 81 0-2 ① G1-3		X FF 94 0-0 ① G4-3		C FF 91 F FF 93 X SI 93 0-2 ② FC4-6 18 BB 1-2f		1 SAFE 1 SAFE B SI 93 X SI 92 1-0 ② F9		C SL 83 F SI 91 X SL 83 0-2 18 CS 1B	5	0	1	0	0	0	2
18 Tyler Saladino, R (1, 5) OBP: 0.327, SLG: 0.451	B FF 92 B SL 83 F FF 93 B FF 92 C FF 93 D FF 94 4-2 53 G4-3 BB		C FF 93 C FF 93 F SI 94 F FF 95 F CH 86 F FF 95 X FF 96 0-2 ② G6-3		1 SAFE B FF 92 1 SAFE B FF 92 B FF 92 C SI 92 B SI 94 4-1 1-2 BB		T FF 94 B FF 94 B FF 94 F FF 94 B FF 94 F FF 94 B FF 94 4-2 53 E 53 1B 1-2 BB		1 SAFE 1 SAFE B FC 90 C FC 90 F FC 93 X FC 92 1-2 ②③ F9 1-2	2	0	0	0	3	0	1
53 Melky Cabrera, S (1, 7) OBP: 0.312, SLG: 0.371	B FF 91 B SI 90 C FF 93 F FF 94 X CH 84 2-2 ② G4-3 1-2		B FF 95 F FF 93 B SL 85 X CH 83 2-1 1B		C FF 95 X FF 94 0-1 ③ L6		C FF 96 X FC 92 0-1 E5 1-3 2-H 1B			4	0	2	1	0	0	3
79 José Abreu, R (1, 3) OBP: 0.340, SLG: 0.472	D SI 94 B CH 84 S SL 84 S CH 84 B FF 95 X SL 85 3-2 ③ F7		C FF 94 D SL 86 X SI 93 1-1 ③ G1-3			C FF 93 B SL 86 B SL 86 C CH 84 X SL 85 2-2 E7 1B	I IN 54 I IN 58 I IN 53 I IN 50 4-0 IBB			3	0	1	0	1	0	2
25 Adam LaRoche, L (1, 10) OBP: 0.306, SLG: 0.347		C SL 82 B FF 93 F SI 92 S CH 83 1-3 ① K	X CH 89 0-0 ① F7			C FF 95 F CH 85 B FF 94 S FF 95 1-3 ① K	B FF 96 S FF 95 F FF 96 F FF 97 F FF 96 S FF 97 1-3 ③ K			4	0	0	0	0	3	4
26 Avisaíl García, R (1, 9) OBP: 0.315, SLG: 0.369		C FF 94 X CH 85 0-1 10 S 1B	C FF 93 C FF 92 B FF 94 B FF 94 B SI 94 S FF 95 3-3 ② K			B FF 94 S FF 95 F FF 95 S FF 95 1-3 ② K		S FF 95 F FF 95 B CU 83 B FF 97 S FF 96 2-3 ① K		4	0	1	0	0	3	1
10 Alexei Ramirez, R (1, 6) OBP: 0.256, SLG: 0.314		D FF 94 1 SAFE C FF 93 C CU 78 B CU 78 1 SAFE B FF 94 S CH 84 3-3 ② K 1-2	F FF 94 X FF 94 0-1 ③ G3-1			X FF 96 0-0 ③ F9		X FF 94 0-0 ② G6-3		4	0	0	0	0	1	2
21 Tyler Flowers, R (1, 2) OBP: 0.254, SLG: 0.344		B FF 95 B FF 95 D FF 94 C FF 93 S FF 94 S FF 94 3-3 ③ K			F FF 91 F FF 94 S FF 94 0-3 ① K		B SI 93 C CH 82 B FF 93 F FF 95 B FF 96 S FF 94 3-3 ① K	B SL 82 F SI 95 S FF 94 S FF 95 1-3 ③ K		4	0	0	0	0	4	1
5 Yolmer Sánchez, S (1, 4) OBP: 0.257, SLG: 0.307			C CH 82 F FF 93 F CH 84 F SL 84 X SL 83 0-2 HR		C SI 93 F FF 95 X FF 95 0-2 20 FC4-6 1B		X FF 95 0-0 18 BB 53 1B 1B		C SI 91 S SL 84 B SL 84 S SL 84 1-3 ① K2-3	4	2	3	1	0	1	0

Inning Stats	1	2	3	4	5	6	7	8	9
	R: 0 E: 0 K: 0 S: 11	R: 0 E: 0 K: 3 S: 11	R: 1 E: 0 K: 0 S: 17	R: 0 E: 0 K: 1 S: 6	R: 0 E: 0 K: 1 S: 12	R: 0 E: 1 K: 2 S: 10	R: 1 E: 1 K: 2 S: 15	R: 0 E: 0 K: 2 S: 7	R: 0 E: 0 K: 1 S: 9
	H: 0 LOB: 1 BB: 1 P: 20	H: 1 LOB: 1 BB: 0 P: 18	H: 2 LOB: 0 BB: 0 P: 20	H: 0 LOB: 0 BB: 0 P: 9	H: 1 LOB: 2 BB: 1 P: 16	H: 1 LOB: 1 BB: 0 P: 14	H: 2 LOB: 3 BB: 2 P: 28	H: 0 LOB: 0 BB: 0 P: 10	H: 1 LOB: 0 BB: 0 P: 11

1B: 7 SF: 0
2B: 0 SAC: 0
3B: 0 DP: 0
HR: 1 HBP: 0

WP: 0 PA: 38
PB: 0
SB: 1
CS: 1

PITCHER		IP	WLS	BF	H	R	ER	SO	BB	IBB	HBP	BLK	WP	HR	S	P	ERA	WHIP
31 Danny Salazar, R ERA: 3.72	(1, 1)	6.2	L	29	6	2	2	8	3	0	0	0	0	1	75	113	2.70	1.350
34 Zach McAllister, R ERA: 3.0	(7, 1)	1.1		6	1	0	0	3	0	1	0	0	0	0	14	22	0.00	0.750
35 Marc Rzepczynski, L ERA: 3.6	(9, 1)	0.1		2	1	0	0	1	0	0	0	0	0	0	6	7	0.00	3.000
27 Bryan Shaw, R ERA: 1.77	(9, 1)	0.2		1	0	0	0	0	0	0	0	0	0	0	3	4	0.00	0.000

PITCHER	IP	WLS	BF	H	R	ER	SO	BB	IBB	HBP	BLK	WP	HR	S	P	ERA	WHIP

TOP

Chicago White Sox @ Cleveland Indians

Progressive Field, Cleveland, OH

Sun Jul 26 2015, 1:13 PM - 4:04 PM EDT

Att. 17,751 - Sunny - 80 F

livebaseballscorecards.com

AB	34
R	2
H	8
RBI	2
BB	4
SO	12
LOB	16

BOTTOM

Chicago White Sox @ Cleveland Indians

Progressive Field, Cleveland, OH

Sun Jul 26 2015, 1:13 PM - 4:04 PM EDT

Att. 17,751 - Sunny - 80 F

livebaseballscorecards.com

Batter	1	2	3	4	5	6	7	8	9	AB	R	H	RBI	BB	SO	LOB
22 Jason Kipnis, L (1, 4) OBP: 0.397, SLG: 0.476	C CH 86 C SI 89 X SL 84 0-2 ① F9		B SL 88 F FF 92 F SI 91 X SI 94 1-2 ②③ G6-4-3 1-2f			C SL 85 X SI 92 0-1 ① L6		C SI 89 F SL 81 S CU 76 0-3 ② K		4	0	0	0	0	1	2
12 Francisco Lindor, S (1, 6) OBP: 0.300, SLG: 0.362	L SI 89 X CH 82 0-1 ② G5-3			C CH 88 F SL 85 X SL 89 0-2 1B		B CH 85 S CH 83 B CH 83 F CH 83 F SL 89 B CH 83 F SI 94 S SL 88 3-3 ② K2-3		C CU 75 B CH 85 F CU 76 B SI 87 B CH 86 F CU 76 F SL 83 B SI 89 4-2 BB		3	0	1	0	1	1	0
23 Michael Brantley, L (1, 8) OBP: 0.373, SLG: 0.445	B SL 84 B SI 91 C SI 91 B SL 84 C SL 83 S SL 86 3-3 ③ K			1 SAFE L FF 90 F FF 90 S SL 86 0-3 ① K		C SL 89 B SL 87 C SL 89 X SL 92 1-2 ③ G4-3		B SL 82 F SL 84 B SI 90 B SI 89 1 SAFE X SL 84 3-1 ③ P5		4	0	0	0	0	2	2
9 Ryan Raburn, R (1, 7) OBP: 0.355, SLG: 0.474 39 Gio Urshela, R (8, 5) OBP: 0.292, SLG: 0.350		C CH 87 B CH 80 B SL 85 F SL 84 C FF 93 2-3 ① K		1 SAFE F SI 90 F SI 90 1 SAFE T FF 93 0-2 ② K			C CH 82 B CH 84 F SI 92 S SL 88 1-3 ① K2-3		B KC 80 F FC 90 X KC 82 1-1 7 G4-3 3B	3 1	0 1	0 1	0 0	0 0	3 0	1 0
41 Carlos Santana, S (1, 10) OBP: 0.355, SLG: 0.382		C FF 92 B SL 87 B FF 92 S CH 85 S SL 88 2-3 ② K		B CH 84 F SL 84 B SI 94 X SL 86 2-1 ③ G5-3			B SL 86 B CH 84 C SI 93 B SI 91 F SI 91 X FF 94 3-2 44 1B 1B		C KC 82 B FC 93 C FF 92 S KC 83 1-3 ① K	4	0	1	0	0	2	2
36 Jesús Aguilar, R (1, 3) OBP: 0.300, SLG: 0.222 7 David Murphy, L (9, PH) OBP: 0.345, SLG: 0.441		B CH 86 C SI 92 F CH 83 B SL 89 B FF 93 X SL 87 3-2 ③ F8			C CH 84 F FF 94 F SI 94 B SL 88 H SI 94 2-2 HBP		B SI 92 T SI 92 S CH 84 F SL 89 F SL 88 1 SAFE S CH 85 1-3 ② K		C KC 82 X KC 83 0-1 ② G4-3 3-H	2 1	0 0	0 0	0 1	0 0	1 0	1 0
44 Brandon Moss, L (1, 9) OBP: 0.290, SLG: 0.415			B SL 85 B FF 89 B SI 89 C SI 90 X SI 91 3-1 55 2B 4 FC3-2 1B		S SL 84 F SL 87 F SL 89 S SL 88 0-3 ① K		B SL 87 B SI 94 S SL 87 X SL 86 2-1 1-3 1B		B KC 83 F KC 81 B KC 82 X FC 92 2-1 ③ F8	4	0	2	0	0	1	1
55 Roberto Pérez, R (1, 2) OBP: 0.357, SLG: 0.421			B SI 90 B SI 90 C SI 92 B SI 90 X SI 90 3-1 1-3 2B		D SI 94 F SI 93 1 SAFE B SI 92 C SL 86 X SI 95 2-2 ② L9		C SI 92 B SI 94 C SI 95 S SI 95 1-3 ③ K			3	0	1	0	0	1	3
4 Mike Aviles, R (1, 5) OBP: 0.285, SLG: 0.324 (8, 7)			B SI 93 B SL 83 B SL 86 C SI 92 X SI 92 3-1 ① FC3-2 22 G6-4-3 3-H		F SL 83 B SL 86 S CH 83 X SL 87 1-2 ③ F9			S CH 87 S CH 86 S SI 96 0-3 ① K		3	0	0	0	0	1	3
Inning Stats	R: 0 E: 0 K: 1 S: 8 H: 0 LOB: 0 BB: 0 P: 11	R: 0 E: 0 K: 2 S: 9 H: 0 LOB: 0 BB: 0 P: 16	R: 0 E: 0 K: 0 S: 9 H: 2 LOB: 1 BB: 0 P: 19	R: 0 E: 0 K: 2 S: 11 H: 1 LOB: 1 BB: 0 P: 13	R: 0 E: 0 K: 1 S: 13 H: 0 LOB: 1 BB: 0 P: 18	R: 0 E: 0 K: 1 S: 10 H: 0 LOB: 0 BB: 0 P: 14	R: 0 E: 0 K: 3 S: 16 H: 2 LOB: 2 BB: 0 P: 24	R: 0 E: 0 K: 2 S: 12 H: 0 LOB: 1 BB: 1 P: 19	R: 1 E: 0 K: 1 S: 9 H: 1 LOB: 0 BB: 0 P: 13	1B: 4 2B: 1 3B: 1 HR: 0 SF: 0 SAC: 0 DP: 1 HBP: 1						

	AB	32
	R	1
	H	6
	RBI	1
	BB	1
	SO	13
	LOB	15

PITCHER		IP	WLS	BF	H	R	ER	SO	BB	IBB	HBP	BLK	WP	HR	S	P	ERA	WHIP
55 Carlos Rodón, L ERA: 4.09	(1, 1)	6.2	W	25	5	0	0	9	0	0	1	0	0	0	73	111	0.00	0.750
52 Jake Petricka, R ERA: 3.18	(7, 1)	0.2	H	2	0	0	0	2	0	0	0	0	0	0	6	7	0.00	0.000
33 Zach Duke, L ERA: 3.38	(8, 1)	0.2	H	3	0	0	0	1	1	0	0	0	0	0	9	16	0.00	1.500
30 David Robertson, R ERA: 2.48	(9, 1)	1.0	S	4	1	1	1	1	0	0	0	0	0	0	9	13	9.00	1.000

PITCHER	IP	WLS	BF	H	R	ER	SO	BB	IBB	HBP	BLK	WP	HR	S	P	ERA	WHIP

Batter	1	2	3	4	5	6	7	8	9	AB	R	H	RBI	BB	SO	LOB
1 Adam Eaton, L (1, 10) OBP: 0.329, SLG: 0.407	S FF 92 X FF 92 0-1 18 3B 3B	B SL 87 C CH 85 S SL 88 B SL 87 F CH 86 F FF 94 C FF 95 2-3 ② K		1 SAFE F FF 90 X CU 76 0-1 ② F8		X FF 90 0-0 2-H 2B	B CU 77 F SL 86 F FF 92 F SL 87 F FF 92 X SL 87 1-2 ③ 2-H 1B		C SI 89 S SI 90 C SL 82 0-3 ③ K	6	1	3	2	0	2	3
18 Tyler Saladino, R (1, 5) OBP: 0.317, SLG: 0.464	X FF 96 0-0 53 2B 3-H 3B	B SI 96 C SI 94 B SL 85 X SL 85 2-1 ③ G6-3		1 SAFE 1 SAFE B CH 78 X CH 78 1-0 ③ G4-3		C CU 75 F SL 84 X FF 92 0-2 ① G1-3		B FF 91 F FF 92 B FF 92 F FF 92 S SL 80 2-3 ① K		5	1	1	1	0	1	2
53 Melky Cabrera, S (1, 7) OBP: 0.313, SLG: 0.376	B CU 80 X CU 78 1-0 26 1B 20 E 3-H 2B		C SL 85 S FF 93 B FF 94 B SL 84 F FF 95 B FF 96 X SI 95 3-2 79 1B 2B		C FF 90 B CH 79 F CU 72 F FF 89 B SL 86 S SL 86 2-3 ① K	B FF 92 C FF 91 B FF 91 F FF 92 D SL 87 F SL 86 T FF 93 3-2 ② K		B CU 75 F FF 93 B SL 79 F FF 94 X SL 80 2-2 ② G4-3		5	2	2	1	0	2	1
79 José Abreu, R (1, 3) OBP: 0.346, SLG: 0.477	F FF 93 F FF 95 H FF 95 1-2 20 E 26 1B 10 G4-3 HBP		B SL 86 D SL 87 F FF 95 S CU 80 B SI 94 X FF 95 3-2 2-H 1B		B CU 71 S CH 81 B FF 91 X CH 82 2-1 20 BB 10 PB 2B	B CU 78 S SL 87 D SL 87 B SL 87 B CU 76 4-1 BB		B FF 93 C CU 75 C FF 93 B FF 94 S FO 88 2-3 ③ K		3	2	2	1	1	1	0
26 Avisaíl García, R (1, 9) OBP: 0.319, SLG: 0.371	B FF 93 X FF 94 1-0 10 G4-3 20 E 1-2 2-3 1B		F SI 96 F FF 95 B SL 87 F FF 95 D SL 87 X SL 85 2-2 ① F8		I IN 61 I IN 58 I IN 59 I IN 57 4-0 10 PB 20 BB IBB	C FF 93 D SL 86 X SL 86 1-1 ③ G5-3			B FF 90 X SI 88 1-0 20 SH2-3 21 2B 1B	4	1	2	0	1	0	3
20 JB Shuck, L (1, 8) OBP: 0.337, SLG: 0.337	C FF 95 B FF 96 X FF 96 1-1 E1 10 G4-3 1-2 2-3 3-H	B SI 95 C SI 94 1 SAFE B SI 96 D CH 86 X FF 95 3-1 ② P6			B SL 86 F FF 90 B FF 89 B SL 86 B SL 86 4-1 10 PB 1-2 2-3 BB		B CU 74 C FF 92 X SL 85 1-1 21 1B 2B		1 SAFE B SI 89 X SI 88 1-0 ① SH2-3 1-2	3	1	1	1	1	0	3
10 Alexei Ramirez, R (1, 6) OBP: 0.255, SLG: 0.311	D SL 83 X SI 96 1-0 ① ② G4-3 1-2f 2-3 3-H	C FF 96 F SI 94 B FF 96 B SL 86 D SL 87 S SL 87 3-3 ③ K			B SL 83 C FF 93 X SI 94 1-1 ② G5-3 1-2 2-3 3-H		B SL 84 X SL 86 1-0 ① F9		B FF 87 B SI 89 I I 4-0 21 2B IBB	4	0	0	0	1	1	6
21 Tyler Flowers, R (1, 2) OBP: 0.258, SLG: 0.350	F FF 96 B FF 94 S SL 86 X SL 87 1-2 ③ L3			F SL 84 F FF 95 F FF 95 X CH 85 0-2 ① G6-3	S SI 94 D SI 94 B SI 94 C FF 94 S FF 95 2-3 ③ K		F FF 93 B SL 87 C SL 86 F SL 87 X SL 88 1-2 1 1B 2-H 1B		B FF 89 X CH 82 1-0 1-3 2-H 2B	5	1	2	2	0	1	3
5 Yolmer Sánchez, S (1, 4) OBP: 0.260, SLG: 0.314		B CH 84 F SI 93 C FF 93 X FF 95 1-2 ① G4-3		B SI 95 C FF 94 B SL 88 B SL 86 X SI 94 3-1 1B		B CU 74 C FF 91 X FF 91 1-1 1 2B 2B	C CU 76 S SL 86 F SL 87 X FF 92 0-2 ② P1		X SI 89 0-0 ② G5-3	5	1	2	0	0	0	3
Inning Stats	R: 4 E: 1 K: 0 S: 13 H: 4 LOB: 1 BB: 0 P: 19	R: 0 E: 0 K: 1 S: 10 H: 0 LOB: 0 BB: 0 P: 15	R: 1 E: 0 K: 1 S: 16 H: 2 LOB: 1 BB: 0 P: 30	R: 0 E: 0 K: 0 S: 9 H: 1 LOB: 1 BB: 0 P: 13	R: 1 E: 0 K: 2 S: 12 H: 1 LOB: 2 BB: 2 P: 27	R: 1 E: 0 K: 1 S: 13 H: 2 LOB: 2 BB: 1 P: 22	R: 2 E: 0 K: 0 S: 16 H: 3 LOB: 1 BB: 0 P: 20	R: 0 E: 0 K: 2 S: 9 H: 0 LOB: 0 BB: 0 P: 15	R: 1 E: 0 K: 1 S: 7 H: 2 LOB: 2 BB: 1 P: 14	1B: 6 2B: 7 3B: 2 HR: 0 SF: 0 SAC: 1 DP: 1 HBP: 1						

PITCHER		IP	WLS	BF	H	R	ER	SO	BB	IBB	HBP	BLK	WP	HR	S	P	ERA	WHIP
56 Joe Kelly, R ERA: 5.94	(1, 1)	3.1		18	7	5	4	2	0	0	1	0	0	0	45	73	10.80	2.100
32 Craig Breslow, L ERA: 3.65	(4, 1)	1.0		6	1	1	0	1	1	1	0	0	0	0	10	23	0.00	2.000
41 Alexi Ogando, R ERA: 3.86	(5, 1)	0.2	B	2	0	0	0	1	0	0	0	0	0	0	5	8	0.00	0.000
28 Robbie Ross Jr., L ERA: 3.72	(6, 1)	2.0	L	11	5	3	3	1	1	0	0	0	0	0	29	42	13.50	3.000
36 Junichi Tazawa, R ERA: 2.74	(8, 1)	1.0		3	0	0	0	2	0	0	0	0	0	0	9	15	0.00	0.000

PITCHER		IP	WLS	BF	H	R	ER	SO	BB	IBB	HBP	BLK	WP	HR	S	P	ERA	WHIP
59 Tommy Layne, L ERA: 3.16	(9, 1)	1.0		6	2	1	1	1	0	1	0	0	0	0	7	14	9.00	2.000

Chicago White Sox @ Boston Red Sox

Fenway Park, Boston, MA

Mon Jul 27 2015, 7:12 PM - 11:06 PM EDT

Att. 37,401 - Cloudy - 78 F

TOP

livebaseballscorecards.com

AB	40
R	10
H	15
RBI	8
BB	4
SO	8
LOB	24

WP: 0 PB: 1 SB: 0 CS: 0 PA: 46

BOTTOM

Chicago White Sox @ Boston Red Sox

Fenway Park, Boston, MA

Mon Jul 27 2015, 7:12 PM - 11:06 PM EDT

Att. 37,401 - Cloudy - 78 F

livebaseballscorecards.com

Batter	1	2	3	4	5	6	7	8	9	AB	R	H	RBI	BB	SO	LOB
50 Mookie Betts, R (1, 8) OBP: 0.318, SLG: 0.440	B FF 87 C FF 88 B CH 82 C FF 90 X FC 86 2-2 FC6-5 2 13 G6-3 1B	D CH 82 X CH 82 1-0 3-H 2B		C CU 74 F CH 81 D CU 76 X CH 82 1-2 1-2 2-3 3-H 13 E 1B		1 SAFE C SI 88 1 SAFE B CH 88 C CH 88 X SI 88 1-2 ① G1-3 1-2		C SI 94 C SL 87 B SI 94 S SI 96 1-3 ② K		5	0	3	2	0	1	1
13 Hanley Ramirez, R (1, 7) OBP: 0.309, SLG: 0.462	C FF 90 F FC 87 B SI 90 1 SAFE X FC 86 1-2 ① G6-3 1-2	B CU 75 F FF 90 X FC 87 1-1 ③ G4-3		C SH 81 X FC 87 0-1 E5 1-2 2-3 3-H		C SI 89 X SI 89 0-1 ② G5-3		C SL 87 F SI 88 F SI 97 B SI 96 F CH 89 X SI 95 1-2 ③ G4-3		5	0	0	1	0	0	5
2 Xander Bogaerts, R (1, 6) OBP: 0.341, SLG: 0.412	C CU 75 S CH 81 B CH 80 X FC 85 1-2 ② FC6-5 34 HR 2-3		C CH 80 X FF 91 0-1 ① G3	C FF 89 S CH 83 F SI 90 D CU 77 S CH 81 1-3 ② K		B SL 86 C SI 89 B SI 90 F SI 90 X SL 86 2-2 ③ G4-3			F FC 91 S KC 82 B KC 83 B KC 83 X FC 92 2-2 ① G4-3	5	1	0	0	0	1	5
34 David Ortiz, L (1, 10) OBP: 0.330, SLG: 0.473	B FF 90 F FF 90 B FF 91 X FF 91 2-1 1-H HR		C CU 76 X CH 82 0-1 ② G3	F SI 90 X SI 91 0-1 ③ F8			C SI 89 B SL 82 X SI 90 1-1 ① G6-3		C CH 86 B KC 84 C KC 84 F FC 93 F KC 84 X FF 93 1-2 ② G6-3	5	1	1	2	0	0	3
12 Mike Napoli, R (1, 3) OBP: 0.305, SLG: 0.376 29 Daniel Nava, S (2, 3) OBP: 0.260, SLG: 0.182	F FC 86 C FF 91 F CH 81 C FF 90 0-3 ③ K		C FF 90 B CH 82 X CH 81 1-1 ③ F8		C FF 88 B FC 85 B FC 85 C FF 90 X FF 90 2-2 ① F8		C CH 85 B SI 89 B SI 90 F SL 85 H CU 76 3-2 31 1B HBP		B FC 92 C FC 92 B CH 87 B FC 93 B FC 92 4-1 DI 1B BB	1 2	0 1	0 0	0 0	0 1	1 0	0 0
Pablo Sandoval, S (1, 5) OBP: 0.305, SLG: 0.372		C FF 89 B CU 76 F FC 86 X SI 91 1-2 ① G5-3		X CH 79 0-0 ① G3-1	B FF 90 X FF 90 1-0 38 G4-3 10 E 2B		C SI 90 X SL 84 0-1 ② F9		C FC 92 F FC 92 X KC 84 0-2 31 DI 1-H 1B	5	1	2	1	0	0	1
38 Rusney Castillo, R (1, 9) OBP: 0.275, SLG: 0.289 31 Alejandro De Aza, L (7, PH) OBP: 0.313, SLG: 0.433 (8, 9)		B FF 90 B FC 86 B CH 82 C FF 90 F FF 91 B CH 80 4-2 10 2B 30 G4-3 BB		B CH 79 X FF 89 1-0 30 1B 10 1B 50 1B 1B	B SL 84 F SI 87 F CH 88 X CU 80 1-2 ② G4-3 2-3		B SI 94 F SI 92 F SI 94 B SI 96 1 SAFE F CH 88 B SI 95 X CH 88 3-2 1-3 1B		S FC 93 B FC 92 B FC 91 B FC 92 F FC 92 F FC 92 F FC 93 F FC 92 F FC 92 4-2 B FC 84 1-2 BB	2 1	2 0	1 1	0 0	1 1	0 0	1 0
10 Ryan Hanigan, R (1, 2) OBP: 0.353, SLG: 0.300		C SI 91 S SI 90 X CU 76 0-2 30 G4-3 50 2B 1-3 2B		1 SAFE B FF 90 X FF 89 1-0 50 1B 30 1B 13 E 1-2 1B	C SI 88 F SI 89 B SL 84 X SI 90 1-2 E5 30 2-5 3-H		F SI 94 1 SAFE B SI 96 B SI 94 1 SAFE F SI 93 B SI 95 1 SAFE C SI 95 3-3 ③ K		F FC 92 B KC 83 F FC 92 X KC 82 1-2 ③ G5-3	5	2	2	0	0	1	4
30 Jemile Weeks, S (1, 4) OBP: 0.500, SLG: 0.500		C FC 86 X FC 87 0-1 ② G4-3 2-3 3-H		C FF 90 F CU 75 D CH 78 F FC 85 X FF 89 1-2 13 E 50 1B 1B 1-2 2-3	B SI 88 B SI 89 D CH 80 3-0 ③ 2-5 2-3	C CH 87 F CH 78 B SI 89 B SI 90 X SI 88 2-2 50 G1-3 1B		C SI 92 F SI 94 C SI 95 0-3 ① K		4	0	2	1	0	1	1
Inning Stats	R: 2 E: 0 K: 1 S: 15 H: 2 LOB: 0 BB: 0 P: 21	R: 2 E: 0 K: 0 S: 13 H: 2 LOB: 1 BB: 1 P: 20	R: 0 E: 0 K: 0 S: 6 H: 0 LOB: 0 BB: 0 P: 7	R: 2 E: 1 K: 1 S: 18 H: 4 LOB: 3 BB: 0 P: 23	R: 1 E: 1 K: 0 S: 10 H: 1 LOB: 1 BB: 0 P: 18	R: 0 E: 0 K: 0 S: 11 H: 1 LOB: 1 BB: 0 P: 16	R: 0 E: 0 K: 1 S: 13 H: 1 LOB: 2 BB: 0 P: 23	R: 0 E: 0 K: 2 S: 11 H: 0 LOB: 0 BB: 0 P: 13	R: 1 E: 0 K: 0 S: 21 H: 1 LOB: 2 BB: 2 P: 33	1B: 8 2B: 3 3B: 0 HR: 1 SF: 0 SAC: 0 DP: 0 HBP: 1						

AB	40
R	8
H	12
RBI	7
BB	3
SO	5
LOB	21

PITCHER		IP	WLS	BF	H	R	ER	SO	BB	IBB	HBP	BLK	WP	HR	S	P	ERA	WHIP
50 John Danks, L ERA: 4.97	(1, 1)	4.1		24	9	7	6	2	1	0	0	0	0	1	56	78	12.46	2.308
34 Matt Albers, R ERA: 0.82	(5, 1)	1.2	W	7	1	0	0	0	0	0	0	0	0	0	17	27	0.00	0.600
33 Zach Duke, L ERA: 3.32	(7, 1)	0.2	H	3	0	0	0	0	0	0	1	0	0	0	6	10	0.00	0.000
52 Jake Petricka, R ERA: 3.06	(7, 1)	1.1	H	5	1	0	0	3	0	0	0	0	0	0	18	26	0.00	0.750
30 David Robertson, R ERA: 2.63	(9, 1)	1.0	S	6	1	1	1	0	2	0	0	0	0	0	21	33	9.00	3.000

PITCHER	IP	WLS	BF	H	R	ER	SO	BB	IBB	HBP	BLK	WP	HR	S	P	ERA	WHIP

WP: 0 PA: 44
PB: 0
SB: 0
CS: 0

Chicago White Sox @ Boston Red Sox

Fenway Park, Boston, MA

Tue Jul 28 2015, 7:29 PM - 10:07 PM EDT

Att. 38,063 - Partly Cloudy - 79 F

TOP

livebaseballscorecards.com

Batter	1	2	3	4	5	6	7	8	9	AB	R	H	RBI	BB	SO	LOB
1 Adam Eaton, L (1, 8) OBP: 0.333, SLG: 0.406	B SI 89 C SI 90 B SI 90 F SL 87 C FF 94 2-3 ① K	M SL 85 B FF 90 B SL 80 X SL 83 2-1 ① L3		C FF 89 C FF 91 B SL 88 H SI 90 2-2 79 FC6-4 HBP		C CU 78 B CU 77 X SL 87 1-1 79 HR 1B		C SI 87 F SI 89 B SL 80 F SL 80 B FF 91 B SI 89 H SI 86 4-2 79 2B HBP		3	2	1	0	0	1	0
18 Tyler Saladino, R (1, 5) OBP: 0.308, SLG: 0.433	B SI 90 B SI 90 B SI 91 C SI 91 F FF 92 D FF 92 4-2 79 1B 53 2B BB	B SI 91 X CH 88 1-0 ② G2-3		C SI 91 B CH 83 1 SAFE C SI 90 T SL 88 1-2 ② K		1 SAFE B SI 89 F SI 89 F CH 83 S SI 90 1-3 ② K		B SI 86 F SI 87 F SI 87 S SL 82 1-3 ① K		4	1	0	0	1	3	3
79 José Abreu, R (1, 3) OBP: 0.349, SLG: 0.489	1 SAFE 1 SAFE C FF 91 B CH 84 B FF 92 F FF 90 X SL 86 2-2 53 2B 26 1B 1-2 1B	C CH 83 C SI 90 B SL 85 B SL 87 S SI 92 2-3 ③ K		B CH 83 X SI 91 1-0 ③ FC6-4 1-2f		X SI 91 0-0 1-H HR		B SL 79 X SI 87 1-0 1-H 2B		5	2	3	3	0	1	1
53 Melky Cabrera, S (1, 7) OBP: 0.319, SLG: 0.392	C SI 91 B CH 84 X CH 83 1-1 26 1B 58 E 1-3 2-H 2B		B FF 89 C SI 89 B FF 90 F CU 78 X CU 79 2-2 10 F8 58 BB 1B		C SI 89 F SI 89 B FF 90 X SI 90 1-2 26 G4-3 58 BB 2B	C SI 88 X SI 89 0-1 3B		B SL 80 X FF 90 1-0 ② F7		5	1	4	1	0	0	1
26 Avisaíl García, R (1, 9) OBP: 0.318, SLG: 0.368	D SI 92 S FF 92 X FF 92 1-1 58 E 2-3 3-H 1B		C SI 91 F SI 91 S SI 90 0-3 ① K		F SI 91 S CH 82 X CH 81 0-2 ① G4-3 2-3	B SI 88 F SI 87 B SL 80 F SI 87 S SL 80 2-3 ③ K		C SL 80 F SI 89 S SL 82 0-3 ③ K		5	1	1	1	0	3	4
58 Geovany Soto, R (1, 2) OBP: 0.336, SLG: 0.479	1 SAFE C CU 77 B CU 78 X FF 92 1-1 E6 64 2B 1-H 3-H 2B		B CU 78 B SI 90 B CH 84 B FF 91 4-0 1-2 BB		F SI 91 D CU 79 B CU 79 C CU 78 B SI 92 B SI 92 4-2 ② 10 2B 3-H BB		X FF 88 0-0 HR		S SL 78 B SL 80 B SL 80 B SI 88 D SI 85 4-1 10 G6-3 BB	2	2	2	3	3	0	0
10 Alexei Ramirez, R (1, 6) OBP: 0.255, SLG: 0.312	C FF 91 F SL 88 X SI 92 0-2 ② G1-3		S SI 91 X SI 91 0-1 ② F8 2-3		B SI 92 B SI 91 F CH 85 X FF 92 2-1 1-3 2B	X SI 89 0-0 ① G6-3		C SI 86 X SI 86 0-1 ① ② G6-3 1-2f		5	0	1	0	0	0	4
64 Emilio Bonifácio, S (1, 10) OBP: 0.200, SLG: 0.195 5 Yolmer Sánchez, S (5, PH) OBP: 0.261, SLG: 0.319 (5, 10)	F FF 91 X SL 86 0-1 3-H 2B		C SI 92 B SI 92 X SI 92 1-1 ③ G5-3		C CH 84 F CH 84 B FF 92 X SI 92 1-2 ③ G1-3		B SI 88 C SL 77 B SI 86 F SI 86 B SL 80 S SI 85 3-3 ② K	B SI 86 X SI 84 1-0 2B		2 3	0 0	1 1	1 0	0 0	0 1	2 2
15 Gordon Beckham, R (1, 4) OBP: 0.251, SLG: 0.302	C SI 92 B SI 92 F SI 93 B SI 93 F SI 92 F CU 78 B SL 80 X CU 79 3-2 ③ F8			B CU 77 X CU 77 1-0 ① L8		X SL 86 0-0 ① G6-3	C SI 87 B SL 79 X SI 88 1-1 ③ G6-3		X SI 85 0-0 ③ G4-3	5	0	0	0	0	0	2
Inning Stats	R: 5 E: 1 K: 1 S: 24 H: 5 LOB: 1 BB: 1 P: 38	R: 0 E: 0 K: 1 S: 6 H: 0 LOB: 0 BB: 0 P: 11	R: 0 E: 0 K: 1 S: 10 H: 1 LOB: 2 BB: 1 P: 17	R: 0 E: 0 K: 1 S: 7 H: 0 LOB: 1 BB: 0 P: 12	R: 0 E: 0 K: 0 S: 13 H: 2 LOB: 2 BB: 1 P: 21	R: 2 E: 0 K: 2 S: 12 H: 3 LOB: 1 BB: 0 P: 16	R: 1 E: 0 K: 1 S: 7 H: 1 LOB: 0 BB: 0 P: 11	R: 1 E: 0 K: 2 S: 11 H: 1 LOB: 1 BB: 0 P: 18	R: 0 E: 0 K: 0 S: 5 H: 1 LOB: 1 BB: 1 P: 10	1B: 4 2B: 7 3B: 1 HR: 2 SF: 0 SAC: 0 DP: 1 HBP: 2						

	AB	39
	R	9
	H	14
	RBI	9
	BB	4
	SO	9
	LOB	19

PITCHER		IP	WLS	BF	H	R	ER	SO	BB	IBB	HBP	BLK	WP	HR	S	P	ERA	WHIP
20 Wade Miley, L ERA: 4.65	(1, 1)	5.2	L	30	10	7	7	5	3	0	1	0	0	1	67	108	11.12	2.294
63 Justin Masterson, R ERA: 5.63	(6, 1)	3.1		15	4	2	2	4	1	0	1	0	0	1	28	46	5.40	1.500

PITCHER		IP	WLS	BF	H	R	ER	SO	BB	IBB	HBP	BLK	WP	HR	S	P	ERA	WHIP

WP: 0 PB: 0 SB: 0 CS: 0 PA: 45

BOTTOM

Chicago White Sox @ Boston Red Sox

Fenway Park, Boston, MA

Tue Jul 28 2015, 7:29 PM - 10:07 PM EDT

Att. 38,063 - Partly Cloudy - 79 F

livebaseballscorecards.com

Batter	1	2	3	4	5	6	7	8	9	AB	R	H	RBI	BB	SO	LOB
50 Mookie Betts, R (1, 8) OBP: 0.317, SLG: 0.438 38 Rusney Castillo, R (6, 8) OBP: 0.280, SLG: 0.295	C FF 92 B CU 83 B FF 93 X FC 92 2-1 F7 ①		B FF 93 X FF 93 1-0 G5-3 ①			C FF 93 X SL 84 0-1 G5-3 ①		B FC 93 C SL 85 B SI 95 S CU 84 X SL 82 2-2 1B		2 0 0 0 0 0 0 2 0 1 0 0 0 0						
31 Alejandro De Aza, L (1, 9) OBP: 0.316, SLG: 0.436	C FF 94 S FC 92 B CU 80 X SI 96 1-2 2 G3 2B		X FC 91 0-0 B2-3 ②			B FC 92 C SI 95 B FS 83 B FC 93 F SI 95 F SI 96 F FF 95 B FF 96 4-2 2 FC4 BB		C FC 93 X FC 92 0-1 G3 ③		3 0 1 0 1 0 1						
2 Xander Bogaerts, R (1, 6) OBP: 0.340, SLG: 0.410	B FF 93 C FF 94 B FF 95 S FC 93 X FF 93 2-2 G3 ② 2-3		C FF 93 X SL 84 0-1 F8 ③			B SL 85 1 SAFE X SI 95 1-0 FC4 ② 1-2f			C FF 97 X FF 98 0-1 34 1B 13 1B 1B	4 1 1 0 0 0 2						
34 David Ortiz, L (1, 10) OBP: 0.329, SLG: 0.470	X FF 94 0-0 P5 ③			X SI 95 0-0 L8 ①		B SL 82 X FF 93 1-0 F9 ③			C SL 83 C CU 81 B FF 94 F CU 81 D SL 84 D FS 85 X SL 83 3-2 1B 13 1B 12 G4-6-3 1-3 1B	4 1 1 0 0 0 2						
13 Hanley Ramirez, R (1, 7) OBP: 0.311, SLG: 0.463		X FF 95 0-0 HR 1B		X SL 83 0-0 G5-3 ②			B SL 85 C FF 94 X FF 95 1-1 F8 ①		B FF 95 S SL 86 S SL 86 F FF 95 B CU 85 F SL 86 X SL 85 2-2 12 G4-6-3 1B 1-2 3-H 1B	4 1 2 1 0 0 0						
Pablo Sandoval, S (1, 5) OBP: 0.307, SLG: 0.382		B FC 92 B CU 84 X FC 91 2-0 1-H HR		B FF 94 X FF 95 1-0 G6-3 ③			B SL 83 B FF 93 B SI 96 C FF 94 X FF 93 3-1 G3-1 ②		B FF 92 F SL 82 X SL 85 1-1 12 G4-6-3 1-2 2-3 1B	4 1 2 2 0 0 0						
12 Mike Napoli, R (1, 3) OBP: 0.301, SLG: 0.371		B FF 96 C SL 84 B FC 92 F SL 85 S SL 84 2-3 K ①			C CU 84 B FC 92 F FF 96 B FC 93 X CU 83 2-2 F8 ①		B FF 94 C SL 85 X FF 94 1-1 L6 ③		B FF 93 C FF 91 X FF 93 1-1 G4-6-3 ①② 1-2f 2-3 3-H	4 0 0 0 0 1 2						
23 Blake Swihart, S (1, 2) OBP: 0.270, SLG: 0.325		S FF 92 B FF 93 C FF 95 S FS 84 1-3 K ②			B FC 92 B FC 93 C FC 93 B FF 96 F FF 96 F FF 96 F FF 94 X FF 96 3-2 L7 ②			X FF 94 0-0 F7 ①	B FF 94 C FF 94 S SL 84 S SL 86 1-3 K ③	4 0 0 0 0 2 1						
30 Jemile Weeks, S (1, 4) OBP: 0.333, SLG: 0.333		B FF 92 B FF 93 B SI 94 C FF 94 C FF 94 X FF 96 3-2 F8 ③			B FF 96 C FC 94 F CU 85 C SI 98 1-3 K ③			B FF 93 C FF 94 F FF 93 B FS 82 B SI 95 F SI 95 X SL 84 3-2 G4-3 ②		3 0 0 0 0 1 0						
Inning Stats	R: 0 E: 0 K: 0 S: 9 H: 1 LOB: 1 BB: 0 P: 14	R: 2 E: 0 K: 2 S: 11 H: 2 LOB: 0 BB: 0 P: 19	R: 0 E: 0 K: 0 S: 4 H: 0 LOB: 0 BB: 0 P: 5	R: 0 E: 0 K: 0 S: 3 H: 0 LOB: 0 BB: 0 P: 4	R: 0 E: 0 K: 1 S: 11 H: 0 LOB: 0 BB: 0 P: 17	R: 0 E: 0 K: 0 S: 8 H: 0 LOB: 1 BB: 1 P: 14	R: 0 E: 0 K: 0 S: 6 H: 0 LOB: 0 BB: 0 P: 11	R: 0 E: 0 K: 0 S: 10 H: 1 LOB: 1 BB: 0 P: 15	R: 2 E: 0 K: 1 S: 18 H: 4 LOB: 1 BB: 0 P: 26	1B: 6 2B: 1 3B: 0 HR: 1 SF: 0 SAC: 0 DP: 1 HBP: 0						

	AB	34
	R	4
	H	8
	RBI	3
	BB	1
	SO	4
	LOB	8

WP: 0 PA: 35
PB: 0
SB: 0
CS: 0

PITCHER		IP	WLS	BF	H	R	ER	SO	BB	IBB	HBP	BLK	WP	HR	S	P	ERA	WHIP
29 Jeff Samardzija, R ERA: 3.94	(1, 1)	8.0	W	32	7	4	4	3	1	0	0	0	0	1	73	115	4.50	1.000
43 Dan Jennings, L ERA: 6.16	(9, 1)	1.0		3	1	0	0	1	0	0	0	0	0	0	7	10	0.00	1.000

PITCHER	IP	WLS	BF	H	R	ER	SO	BB	IBB	HBP	BLK	WP	HR	S	P	ERA	WHIP

Batter	1	2	3	4	5	6	7	8	9	AB	R	H	RBI	BB	SO	LOB
1 Adam Eaton, L (1, 8) OBP: 0.335, SLG: 0.416	F FF 92 B CU 73 F SL 87 B FF 94 B SI 92 X SL 87 3-2 HR	B FF 92 C SI 92 F CU 75 X CH 82 1-2 18 1B 53 1B 2-H 1B	B SI 89 F SL 84 C FF 90 X SL 87 1-2 ① L7		B SI 89 C FF 90 B CU 78 B CH 78 C FF 89 X SL 86 3-2 ③ G4-3		B SI 89 C SI 89 F SI 87 B SI 91 F SI 90 C SL 82 2-3 ③ K		C FF 86 X FS 79 0-1 1-2 1B	6	2	3	2	0	1	3
18 Tyler Saladino, R (1, 5) OBP: 0.324, SLG: 0.422	B FF 92 B FF 90 F FF 91 F FF 93 B SI 91 F FF 93 X FF 92 3-2 ① G3-1	D CH 48 C SI 92 B FF 93 X SL 85 2-1 79 BB 25 HBP 53 1B 2-3 1B	B CH 79 B CH 79 F FF 90 S CH 78 B FF 90 F FF 91 D SL 85 4-2 79 FC6-5 1-2 BB			B SI 89 B SL 83 B SI 89 C SI 87 B SI 88 4-1 53 CS 53 S BB		C FF 94 B FC 95 B SL 84 B FF 94 F FF 95 C FF 94 3-3 ① K	C FS 79 B FF 87 B FS 79 X FF 87 2-1 ② F4	4	1	1	0	2	1	2
53 Melky Cabrera, S (1, 7) OBP: 0.322, SLG: 0.396	X SI 89 0-0 25 1B 25 E 1B	B SI 91 X SL 87 1-0 25 HBP 79 BB 1-2 3-H 1B	B SI 90 C FF 90 F SL 87 F CH 78 S FF 91 1-3 ② K			C SI 88 B SL 86 B SI 90 B SI 88 F SI 87 C SL 85 3-3 ① K 1-3 ②		B SI 95 X FF 95 1-0 79 1B 2B	S FS 79 B FS 80 C FS 80 T FF 87 1-2 ③ K	6	2	3	1	0	3	6
79 José Abreu, R (1, 3) OBP: 0.350, SLG: 0.487	C CU 71 B SI 91 X SI 91 1-1 ② L9	B SI 92 F FF 90 D SL 87 F FF 91 B FF 91 D CH 83 4-2 25 HBP 1-2 2-3 BB	B CH 81 B CH 80 S CH 79 F FF 91 F FF 91 F CH 80 X FF 91 2-2 ③ FC6-5 1-2 2-3f			C SL 86 B SI 91 X SI 88 1-1 ③ L9		B SL 90 X SI 93 1-0 25 E 25 FC1 2-H 1B		4	0	1	1	1	0	4
25 Adam LaRoche, L (1, 10) OBP: 0.307, SLG: 0.346	1 SAFE C CU 74 F FF 93 1 SAFE X CU 74 0-2 E4 1-H 1B	F CH 83 H FF 92 1-1 26 FC4-6 1-2 2-3 3-H HBP		S SL 85 X CU 77 0-1 ① P2			B SI 88 S SL 85 B SI 91 X SI 87 2-1 ① G3	B CH 88 C SL 89 F SL 89 X FF 95 1-2 FC1 1-3		4	0	1	1	0	0	1
26 Avisaíl García, R (1, 9) OBP: 0.316, SLG: 0.366	S FF 90 B FF 92 F FF 91 T FF 93 1-2 ③ K	X SL 85 0-0 ③ FC4-6 1-2f		B CH 79 X CH 80 1-0 ② G6-3			F FF 89 F SI 92 B CU 81 X CH 82 1-2 10 2B 5 G5-3 1B	D SL 88 F SL 89 B FF 94 F SL 88 F FC 94 B FF 94 X SL 88 3-2 ② F9		5	1	1	0	0	1	6
10 Alexei Ramirez, R (1, 6) OBP: 0.257, SLG: 0.324		B SI 89 C SI 90 F FF 89 X FF 92 1-2 ① L7	C SI 88 C SL 83 X SI 88 0-2 HR	C CH 80 X FF 90 0-1 ③ G6-3			B FF 89 X SI 87 1-0 5 G5-3 21 1B 1-3 2B	S SI 94 F FF 94 B FF 94 F FF 94 B FF 95 F SL 88 X SL 88 2-2 ③ L6		5	2	2	1	0	0	2
5 Yolmer Sánchez, S (1, 4) OBP: 0.269, SLG: 0.335		C SL 89 X FF 92 0-1 1 1B 2B	B SI 88 B CH 81 F SI 88 B FF 90 X FF 88 3-1 21 1B 2B		C FF 88 F CH 78 F CH 78 S FF 90 0-3 ① K		B SI 88 X SI 89 1-0 ② G5-3 2-3 3-H		C FS 80 B FS 80 C FS 79 B FS 80 B FF 88 F FS 79 F FF 87 X FS 80 3-2 1 1B 1B	5	1	3	1	0	1	1
21 Tyler Flowers, R (1, 2) OBP: 0.261, SLG: 0.351		B SI 90 B CU 73 B SI 92 C FF 92 F SI 92 T FF 93 3-2 ② K	B CU 73 B SI 91 F FF 90 B FF 90 X FF 90 3-1 79 FC6-5 18 BB 2-3 1B		F CH 78 B CU 72 S CH 78 S CH 79 1-3 ② K		B FF 89 B SI 88 C SL 83 F SI 91 B CU 82 X SL 85 3-2 3-H 1B		B SL 79 B FF 87 F FS 79 C FF 88 S FF 88 2-3 ① K	5	0	2	1	0	3	2
Inning Stats	R: 2 E: 1 K: 1 S: 16 H: 3 LOB: 1 BB: 0 P: 24	R: 3 E: 0 K: 1 S: 18 H: 4 LOB: 3 BB: 1 P: 31	R: 1 E: 0 K: 1 S: 22 H: 3 LOB: 3 BB: 1 P: 36	R: 0 E: 0 K: 0 S: 5 H: 0 LOB: 0 BB: 0 P: 6	R: 0 E: 0 K: 2 S: 10 H: 0 LOB: 0 BB: 0 P: 14	R: 0 E: 0 K: 1 S: 6 H: 0 LOB: 0 BB: 1 P: 14	R: 2 E: 0 K: 1 S: 14 H: 3 LOB: 1 BB: 0 P: 24	R: 1 E: 1 K: 1 S: 17 H: 2 LOB: 2 BB: 0 P: 28	R: 0 E: 0 K: 2 S: 15 H: 2 LOB: 2 BB: 0 P: 23	1B: 11 2B: 4 3B: 0 HR: 2 SF: 0 SAC: 0 DP: 0 HBP: 1	WP: 0 PB: 0 SB: 1 CS: 1 PA: 48					

TOP

Chicago White Sox @ Boston Red Sox

Fenway Park, Boston, MA

Wed Jul 29 2015, 7:23 PM - 11:03 PM EDT

Att. 37,104 - Partly Cloudy - 91 F

livebaseballscorecards.com

AB	44
R	9
H	17
RBI	8
BB	3
SO	10
LOB	27

PITCHER		IP	WLS	BF	H	R	ER	SO	BB	IBB	HBP	BLK	WP	HR	S	P	ERA	WHIP
22 Rick Porcello, R ERA: 5.81	(1, 1)	2.0	L	18	10	6	5	2	1	0	1	0	0	2	41	68	22.50	5.500
32 Craig Breslow, L ERA: 3.38	(3, 1)	3.0		10	0	0	0	3	1	0	0	0	0	0	30	43	0.00	0.333
59 Tommy Layne, L ERA: 3.51	(6, 1)	2.0		9	3	2	2	2	1	0	0	0	0	0	20	38	9.00	2.000
41 Alexi Ogando, R ERA: 3.97	(8, 1)	1.0		6	2	1	1	1	0	0	0	0	0	0	17	28	9.00	2.000
19 Koji Uehara, R ERA: 2.45	(9, 1)	1.0		5	2	0	0	2	0	0	0	0	0	0	15	23	0.00	2.000

PITCHER	IP	WLS	BF	H	R	ER	SO	BB	IBB	HBP	BLK	WP	HR	S	P	ERA	WHIP

BOTTOM

Chicago White Sox @ Boston Red Sox

Fenway Park, Boston, MA

Wed Jul 29 2015, 7:23 PM - 11:03 PM EDT

Att. 37,104 - Partly Cloudy - 91 F

livebaseballscorecards.com

Batter	1	2	3	4	5	6	7	8	9	AB	R	H	RBI	BB	SO	LOB
26 Brock Holt, L (1, 4) OBP: 0.366, SLG: 0.396	C FF 91 B CU 81 F SI 92 B SI 92 B CU 80 F FF 92 X SI 92 3-2 ① G6-3		D CU 82 C FF 91 X CU 80 1-1 ③ G1-3			B CU 79 B CU 78 C FF 90 X SI 91 2-1 2 G6-4-3 1B		B FS 84 B FF 91 C FF 90 X FS 83 2-1 E8 1B		4	0	2	0	0	0	1
2 Xander Bogaerts, R (1, 6) OBP: 0.339, SLG: 0.408	C SI 92 C SI 93 F CU 80 B CH 87 S CU 81 1-3 ② K2-3			C CH 83 B CH 85 F SI 91 B SI 94 X SI 93 2-2 13 G6-3 12 2B 1B		C SI 91 F FF 92 1 SAFE B FF 89 D CU 82 X CH 86 2-2 ①② G6-4-3 1-2f		B FC 89 D FC 89 C FC 88 S FC 88 F FS 85 X FS 86 2-2 ② L6		4	1	1	0	0	1	2
13 Hanley Ramirez, R (1, 7) OBP: 0.308, SLG: 0.457	B CU 79 X CU 78 1-0 ③ L8			B SI 92 X SI 93 1-0 ① G6-3 1-2		C FF 89 C CH 86 B FF 90 S CU 79 1-3 ③ K		F FC 89 B FS 84 F FS 85 D FS 84 B FS 84 S FS 85 3-3 ③ K		4	0	0	0	0	2	2
34 David Ortiz, L (1, 10) OBP: 0.328, SLG: 0.466		B SI 92 B SI 92 X SI 92 2-0 ① L9		C CU 81 F SI 93 D CU 80 B SI 93 S CU 82 2-3 ② K			B CH 85 B CU 81 B SI 90 C FF 90 F FF 90 X FF 91 3-2 ① P5		B FF 96 B CH 85 B FF 95 C SI 93 F SI 95 F FF 97 F FF 96 B CH 85 4-2 12 BB BB	3	0	0	0	1	1	1
12 Mike Napoli, R (1, 3) OBP: 0.307, SLG: 0.387		B FF 92 X FF 92 1-0 ② L6		F CU 81 B FF 91 X CU 81 1-1 2-H 2B			T CH 85 X FF 90 0-1 HR		C FF 97 D SI 96 D SL 84 F FF 97 D CH 86 B FF 96 4-2 1-2 BB	3	1	2	2	1	0	0
38 Rusney Castillo, R (1, 9) OBP: 0.279, SLG: 0.305		C FF 92 C SI 92 B CU 81 B FF 90 F SI 93 F FF 90 X FF 94 2-2 ③ G6-3		F CH 87 F FF 92 D CU 81 X CU 80 1-2 ③ G6-3			F SI 92 T CH 86 F SI 91 B CU 80 B CH 85 X SI 92 2-2 2B		B SI 94 B SI 95 D FF 96 C FF 95 F FF 94 S SI 96 3-3 ① K	4	0	1	0	0	1	3
Pablo Sandoval, S (1, 5) OBP: 0.308, SLG: 0.381 30 Josh Rutledge, R (6, 5)			B FF 91 F SI 91 F SI 92 F CU 80 B CU 80 F SI 92 B SI 93 F SI 92 B FF 93 4-2 10 2B BB		C CU 80 B CU 80 S CU 79 B SI 92 F SI 92 X SI 92 2-2 ① P5		X FC 88 0-0 ② F9		B FF 96 C FF 95 F SI 93 D SL 86 S CH 85 2-3 ② K	1 2	0 0	0 0	0 0	1 0	0 1	0 3
10 Ryan Hanigan, R (1, 2) OBP: 0.350, SLG: 0.308			B SI 93 B SI 93 C FF 92 X SI 93 2-1 ① 1-H 2B		B SI 91 C CU 80 B FF 89 B CU 82 X FF 92 3-1 ② G6-3		B FC 89 C FS 80 D FS 84 C FS 82 F FS 84 F FC 90 S FS 84 2-3 ③ K		T FF 96 B SL 85 F FF 96 B FF 96 X FF 95 2-2 ③ P3	4	0	1	0	0	1	3
25 Jackie Bradley Jr., L (1, 8) OBP: 0.211, SLG: 0.212			X SI 93 0-0 ② L7		B SI 91 C CU 79 F CU 80 X CU 79 1-2 ③ G1-3			B FS 84 B FS 84 C FF 90 F FS 83 X FS 84 2-2 ① F7		3	0	0	0	0	0	1

	AB	32
	R	2
	H	7
	RBI	2
	BB	3
	SO	7
	LOB	16

Inning Stats																																
	R: 0 E: 0 K: 1 S: 9		H: 0 LOB: 0 BB: 0 P: 14		R: 0 E: 0 K: 0 S: 7		H: 0 LOB: 0 BB: 0 P: 12		R: 0 E: 0 K: 0 S: 10		H: 1 LOB: 1 BB: 1 P: 17		R: 1 E: 0 K: 1 S: 12		H: 2 LOB: 1 BB: 0 P: 19		R: 0 E: 0 K: 0 S: 9		H: 0 LOB: 0 BB: 0 P: 15		R: 0 E: 0 K: 1 S: 8		H: 1 LOB: 0 BB: 0 P: 13		R: 1 E: 0 K: 1 S: 15		H: 2 LOB: 1 BB: 0 P: 22		R: 0 E: 1 K: 1 S: 12		H: 1 LOB: 1 BB: 0 P: 21		R: 0 E: 0 K: 2 S: 15		H: 0 LOB: 2 BB: 2 P: 30		1B: 3 2B: 3 3B: 0 HR: 1		SF: 0 SAC: 0 DP: 1 HBP: 0		WP: 0 PB: 0 SB: 0 CS: 0		PA: 35

PITCHER		IP	WLS	BF	H	R	ER	SO	BB	IBB	HBP	BLK	WP	HR	S	P	ERA	WHIP
62 Jose Quintana, L ERA: 3.52	(1, 1)	6.1	W	24	6	2	2	3	1	0	0	0	0	1	64	104	2.84	1.105
57 Zach Putnam, R ERA: 3.21	(7, 1)	1.2		6	1	0	0	2	0	0	0	0	0	0	18	29	0.00	0.600
40 Daniel Webb, R ERA: 1.47	(9, 1)	1.0		5	0	0	0	2	2	0	0	0	0	0	15	30	0.00	2.000

PITCHER		IP	WLS	BF	H	R	ER	SO	BB	IBB	HBP	BLK	WP	HR	S	P	ERA	WHIP

Chicago White Sox @ Boston Red Sox

Fenway Park, Boston, MA

Thu Jul 30 2015, 8:02 PM - 10:41 PM EDT

Att. 36,215 - Cloudy - 78 F

TOP

livebaseballscorecards.com

Batter	1	2	3	4	5	6	7	8	9	AB	R	H	RBI	BB	SO	LOB
1 Adam Eaton, L (1, 8) OBP: 0.339, SLG: 0.418	B CU 70 B CU 66 C FF 80 X CU 69 2-1 79 HR 1B		S KN 74 C KN 74 S KN 77 0-3 ② K		B KN 73 B KN 73 B FF 82 C FF 80 B FF 82 4-1 18 S BB		C KN 74 B KN 74 X KN 73 1-1 18 FC6-4 1B			3	1	2	0	1	1	0
18 Tyler Saladino, R (1, 5) OBP: 0.320, SLG: 0.412	B FF 83 1 SAFE C FF 80 1 SAFE C KN 73 F KN 75 C FF 88 1-3 ① K		B KN 74 B FF 83 X FF 82 2-0 53 BB 1B		1 SAFE B KN 71 C FF 80 B KN 74 F KN 72 S KN 74 2-3 ② K 1-2		X KN 74 0-0 ③ FC6-4 1-2f			4	0	1	0	0	2	3
53 Melky Cabrera, S (1, 7) OBP: 0.321, SLG: 0.393	B KN 74 S KN 73 F KN 74 S KN 75 1-3 ② K		B KN 73 B KN 72 B KN 74 B FF 83 4-0 1-2 BB		F KN 72 F KN 74 F KN 76 S CU 68 0-3 ③ K			C CU 75 C SL 86 F SL 87 S FF 92 0-3 ① K		3	0	0	0	1	3	2
79 José Abreu, R (1, 3) OBP: 0.349, SLG: 0.492	C KN 77 B KN 77 X KN 76 1-1 1-H HR		B KN 75 B FF 85 B KN 74 C FF 84 X FF 84 3-1 ③ F9			C KN 74 B KN 75 X KN 76 1-1 ① F7		F FF 93 C FF 93 B SL 88 F FF 93 S CU 78 1-3 ② K		4	1	1	2	0	1	2
25 Adam LaRoche, L (1, 10) OBP: 0.304, SLG: 0.342	C KN 72 C KN 72 B KN 73 X KN 73 1-2 ③ F9			C CU 70 S KN 72 F KN 71 F KN 73 B CU 68 B KN 74 X KN 73 2-2 ① F8		B KN 72 B KN 72 C KN 71 X KN 73 2-1 ② P6		C CU 74 X CU 77 0-1 ③ F8		4	0	0	0	0	0	0
10 Alexei Ramirez, R (1, 6) OBP: 0.259, SLG: 0.329		C CU 70 B KN 71 F KN 73 C KN 73 1-3 ① K		C KN 71 X CU 70 0-1 ② F8		C KN 73 X KN 74 0-1 1B			X FF 92 0-0 20 G4-3 2B	4	0	2	0	0	1	0
20 JB Shuck, L (1, 9) OBP: 0.333, SLG: 0.333		C FF 82 B KN 73 F KN 74 F CU 67 F FF 88 B KN 73 F KN 71 X KN 73 2-2 ② F7		C CU 71 B KN 72 B CU 70 F KN 71 B KN 73 X KN 72 3-2 1B		B KN 72 1 SAFE C FF 81 F KN 72 F CU 70 X KN 75 1-2 ③ G4-3			C FF 93 B FF 93 S CU 74 D FO 88 B CU 77 X FF 95 3-2 ① G4-3 2-3	4	0	1	0	0	0	2
21 Tyler Flowers, R (1, 2) OBP: 0.257, SLG: 0.347 27 Leury García, S (9, PH) OBP: 0.500, SLG: 0.500		C KN 75 C KN 74 F KN 78 B CU 65 B KN 74 X KN 75 2-2 ③ P6		X FF 83 0-0 ③ F8			C FF 83 S KN 73 X KN 76 0-2 ① G1-3		B FF 93 S FF 93 C FF 94 B FF 94 B FF 94 S FF 95 3-3 ② K	3 1	0 0	0 0	0 0	0 1	0 1	1 1
5 Yolmer Sánchez, S (1, 4) OBP: 0.264, SLG: 0.329			C FF 82 F KN 71 B FF 85 S KN 74 1-3 ① K		C KN 71 L KN 72 B KN 75 X KN 75 1-2 ① G5-3		B KN 71 C KN 71 F KN 72 S KN 76 1-3 ② K		F FF 94 B CU 76 X FF 93 1-1 ③ F9	4	0	0	0	0	2	1

	AB	34
	R	2
	H	7
	RBI	2
	BB	2
	SO	11
	LOB	12

Inning Stats	1	2	3	4	5	6	7	8	9	1B: 5	SF: 0	WP: 0	PA: 36
	R: 2 E: 0 K: 2 S: 14 H: 2 LOB: 0 BB: 0 P: 20	R: 0 E: 0 K: 1 S: 13 H: 0 LOB: 0 BB: 0 P: 18	R: 0 E: 0 K: 2 S: 9 H: 1 LOB: 2 BB: 1 P: 19	R: 0 E: 0 K: 0 S: 11 H: 1 LOB: 1 BB: 0 P: 16	R: 0 E: 0 K: 2 S: 11 H: 0 LOB: 1 BB: 1 P: 18	R: 0 E: 0 K: 0 S: 10 H: 1 LOB: 1 BB: 0 P: 14	R: 0 E: 0 K: 1 S: 9 H: 1 LOB: 1 BB: 0 P: 11	R: 0 E: 0 K: 2 S: 10 H: 0 LOB: 0 BB: 0 P: 11	R: 0 E: 0 K: 1 S: 9 H: 1 LOB: 1 BB: 0 P: 16	2B: 1 3B: 0 HR: 1	SAC: 0 DP: 0 HBP: 0	PB: 0 SB: 1 CS: 0	

PITCHER		IP	WLS	BF	H	R	ER	SO	BB	IBB	HBP	BLK	WP	HR	S	P	ERA	WHIP
35 Steven Wright, R ERA: 4.53	(1, 1)	7.0	W	29	6	2	2	8	2	0	0	0	0	1	77	116	2.57	1.143
28 Robbie Ross Jr., L ERA: 3.63	(8, 1)	1.0		3	0	0	0	2	0	0	0	0	0	0	10	11	0.00	0.000
36 Junichi Tazawa, R ERA: 2.68	(9, 1)	1.0		4	1	0	0	1	0	0	0	0	0	0	9	16	0.00	1.000

PITCHER	IP	WLS	BF	H	R	ER	SO	BB	IBB	HBP	BLK	WP	HR	S	P	ERA	WHIP

BOTTOM

Chicago White Sox @ Boston Red Sox

Fenway Park, Boston, MA

Thu Jul 30 2015, 8:02 PM - 10:41 PM EDT

Att. 36,215 - Cloudy - 78 F

livebaseballscorecards.com

Batter	1	2	3	4	5	6	7	8	9	AB	R	H	RBI	BB	SO	LOB
26 Brock Holt, L (1, 4) OBP: 0.363, SLG: 0.393	C SI 95 B SL 76 S SI 93 C SL 81 1-3 K ①		C SL 75 C SI 96 S SI 93 0-3 K ②		B SI 97 1 SAFE 1 SAFE B SI 95 X SI 94 2-0 FC3-6 2 1B 13 1B 1-2f ②	C SL 76 B SI 97 C SI 96 X SL 80 1-2 13 G5-3 1B 1-3 2-H 3-H		F FF 92 F FF 92 B SL 84 B SL 84 B FF 93 X FF 92 3-2 G1-3 ①		5	1	1	2	0	2	1
2 Xander Bogaerts, R (1, 6) OBP: 0.343, SLG: 0.412	X SI 95 0-0 34 WP 34 S 34 2B 1B		S SI 95 T SI 96 X SL 81 0-2 1B ③		B CH 86 1 SAFE X CH 87 1-0 13 1B 34 1B 1-3 1B	X CH 85 0-0 SF9 ① 3-H		B SL 82 B FF 92 C FF 92 S FF 93 X SL 85 2-2 G1-3 ②		4	2	3	1	0	0	0
13 Hanley Ramirez, R (1, 7) OBP: 0.306, SLG: 0.454	1 SAFE F SI 97 B SI 97 F CH 87 S SI 97 1-3 K ②			X SI 93 0-0 G6-3 ①	B CH 89 F SI 91 1 SAFE F SI 97 F SL 81 X SI 98 1-2 34 1B 1-3 3-H 1B	1 SAFE B SI 86 1 SAFE X SI 87 1-0 G5-3 ② 1-2		C FF 94 S FF 92 F SL 86 B SL 86 S SL 86 1-3 K ③		5	0	1	1	0	2	2
34 David Ortiz, L (1, 10) OBP: 0.335, SLG: 0.474	F SL 80 C SI 95 B SL 78 1 SAFE B SL 79 B CH 84 X SI 98 3-2 1-H 2B			X SL 74 0-0 38 FC5-4 12 BB 1B	C CH 88 B SL 79 B CH 88 X CH 88 2-1 1-2 1B 3-H	I IN 64 I IN 66 I IN 67 I IN 66 4-0 IBB				3	0	3	2	1	0	0
12 Mike Napoli, R (1, 3) OBP: 0.306, SLG: 0.383	C CH 88 B SI 97 S SL 80 B SL 82 S CH 86 2-3 K ③			B SI 94 C SI 95 B SI 94 B SI 95 B SI 97 4-1 38 FC5-4 1-2 BB	C SL 77 B SI 95 F SI 96 X SI 97 1-2 P4 ③	C SL 84 C SI 88 C SI 88 0-3 K ③				3	0	0	0	1	2	5
38 Rusney Castillo, R (1, 9) OBP: 0.289, SLG: 0.349		F SI 94 B SI 96 X CH 85 1-1 G5-3 ①		F CH 87 X CH 88 0-1 FC5-4 ② 1-2f 2-3		C SI 92 C SI 93 F SI 93 X SL 77 0-2 23 1B 30 HBP 25 1B 1B	X SI 87 0-0 HR			4	2	2	1	0	0	2
Pablo Sandoval, S (1, 5) OBP: 0.307, SLG: 0.379 30 Josh Rutledge, R (5, 5)		F SI 94 C SL 77 S SI 92 0-3 K ②		F SI 95 1 SAFE 1 SAFE S SI 96 S SI 91 0-3 K ③		1 SAFE H SI 96 1-0 25 1B 23 1B 26 1B 1-2 HBP	C CH 87 X SL 83	0-1 F8 ①		2 1	0 1	0 1	0 0	0 0	2 0	2 0
23 Blake Swihart, S (1, 2) OBP: 0.276, SLG: 0.329		C SI 93 B SI 96 B CH 85 S CH 84 B CH 85 X CH 86 3-2 1B ③			B CH 85 F SI 95 B SI 96 F SI 95 F SI 96 X SI 96 2-2 F8 ①	C SI 94 B SI 96 B CH 88 X CH 88 2-1 25 1B 1-2 26 1B 1B 2-3	C CH 78 S CH 78 C SI 88	0-3 K ②		4	1	2	0	0	1	0
25 Jackie Bradley Jr., L (1, 8) OBP: 0.238, SLG: 0.222			C SI 92 F SI 94 S SL 80 0-3 K ①		B SL 77 H SI 93 2-0 26 FC3-6 HBP	F SI 96 C SL 77 X SL 77 0-2 26 1B 2 SF9 1-2 1B 2-3 3-H	X CH 78	0-0 F7 ③		3	1	1	1	0	1	0

	AB	34
	R	8
	H	13
	RBI	8
	BB	2
	SO	10
	LOB	12

Inning Stats	1	2	3	4	5	6	7	8	9
	R: 1 E: 0 K: 3 S: 13 H: 2 LOB: 1 BB: 0 P: 20	R: 0 E: 0 K: 1 S: 8 H: 1 LOB: 1 BB: 0 P: 12	R: 0 E: 0 K: 2 S: 9 H: 1 LOB: 1 BB: 0 P: 9	R: 0 E: 0 K: 1 S: 8 H: 1 LOB: 2 BB: 1 P: 12	R: 2 E: 0 K: 0 S: 15 H: 3 LOB: 2 BB: 0 P: 26	R: 4 E: 0 K: 1 S: 17 H: 4 LOB: 2 BB: 1 P: 26	R: 1 E: 0 K: 1 S: 7 H: 1 LOB: 0 BB: 0 P: 7	R: 0 E: 0 K: 1 S: 10 H: 0 LOB: 0 BB: 0 P: 16	

| | | | |

New York Yankees @ Chicago White Sox

U.S. Cellular Field, Chicago, IL

Fri Jul 31 2015, 8:12 PM - 12:07 AM EDT

Att. 30,359 - Clear - 81 F

TOP

livebaseballscorecards.com

Batter	1	2	3	4	5	6	7	8	9	AB	R	H	RBI	BB	SO	LOB
22 Jacoby Ellsbury, L (1, 8) OBP: 0.357, SLG: 0.366	C FF 91 C SI 92 B SL 89 X SI 94 1-2 G3-1 ①	B FF 95 F SL 86 F SI 95 X SL 90 1-2 L8 ②	B SI 96 S SL 88 S SL 88 B SL 91 F SI 97 B SL 88 C SL 86 3-3 K ③	F SI 90 F SI 90 F CH 84 C SI 92 0-3 K ②		S SL 84 D SL 85 S FF 93 B FF 93 F SL 85 F SL 85 X FF 94 2-2 13 BB 3-H 1B		B FF 93 B FF 94 B FF 95 C FF 95 B FF 95 4-1 25 BB 24 1B BB		5	0	1	1	1	2	4
24 Chris Young, R (1, 7) OBP: 0.319, SLG: 0.494 (7, 9)	B SI 93 C FF 92 C SL 83 S SL 89 1-3 K ②	C SL 84 D SL 88 B FF 95 B SL 88 S CH 85 B CH 86 4-2 13 1B 25 HR BB	3-2 13 WP 2B 1-2 G5-3 ③			S FF 93 C FF 94 S SL 86 0-3 K ②		B SI 95 S SL 83 S SL 85 B FF 96 X SL 85 2-2 25 BB 1-2 1B		5	2	2	0	1	2	3
13 Alex Rodriguez, R (1, 10) OBP: 0.386, SLG: 0.544 34 Brian McCann, L (8, PH) OBP: 0.324, SLG: 0.459 (8, 10)	X SI 95 0-0 25 WP 36 2B 2B	B SL 87 X SI 95 1-0 25 HR 1-2 2-3 3-H 1B		B CH 86 B SI 93 B SI 93 B SI 93 4-0 25 HR 2-H BB	B FF 92 C SL 84 B FF 93 B SL 85 S FF 94 B FF 93 4-2 25 2B 12 1B BB	C SL 85 B FF 93 B FF 93 C FF 91 D SL 84 B FF 92 4-2 1-2 BB		F SI 95 B SL 85 F SI 94 B FF 96 S SL 84 2-3 K ②		2 1	4 0	2 0	1 0	3 0	0 1	0 2
25 Mark Teixeira, S (1, 3) OBP: 0.375, SLG: 0.585	B FF 94 B SL 86 B SI 94 B FF 94 4-0 36 2B 2-3 BB	B SL 84 C SL 84 X SL 84 1-1 1-H 2-H 3-H HR		B SI 86 B CH 78 C SI 88 C SI 89 B SI 90 X SI 89 3-2 1-H HR	B FF 94 B FF 93 C FF 93 B FF 93 F FF 93 F FF 93 X FF 94 3-2 12 1B 1-3 2B	B FF 92 F FF 92 S FF 91 D SL 86 B SL 86 X FF 90 3-2 G5-3 ③		B SI 96 C SI 95 B FF 95 B CH 86 B SL 84 4-1 1-2 2-3 BB		4	2	3	6	2	0	2
36 Carlos Beltrán, S (1, 9) OBP: 0.316, SLG: 0.435 29 Dustin Ackley, L (7, PH) OBP: 0.267, SLG: 0.362 (7, 7)	F FF 94 F SL 85 X SL 88 0-2 1-3 3-H 2B	C SI 93 F SL 88 F FF 97 X SL 89 0-2 2B		B CH 81 X SI 90 1-0 66 BB 12 1B 17 1B 1B	B FF 94 S FF 93 S FF 92 S SL 87 1-3 K ①		C FF 93 X CH 85 0-1 G4-3 ①	C SI 95 X CH 86 0-1 G6-3 ③		4 2	1 0	3 0	1 0	0 0	1 0	2 3
12 Chase Headley, S (1, 5) OBP: 0.324, SLG: 0.393 14 Stephen Drew, L (8, 4) OBP: 0.264, SLG: 0.377	C SI 91 B SI 93 B SL 87 X FF 93 2-1 P3 ③	B CH 87 F SI 92 B CH 85 B FF 94 B SI 91 4-1 BB		C SI 89 B SI 87 X CH 80 1-1 17 1B 66 BB 18 SF8 1-2 1B	B SL 84 F SL 93 X FF 93 1-1 66 G4-6-3 2-3 3-H 1B		C SL 84 X FF 95 0-1 G3 ②		B CH 80 B SL 80 X SL 80 2-0 P4 ①	4 1	1 0	2 0	1 0	1 0	0 0	2 0
66 John Ryan Murphy, R (1, 2) OBP: 0.327, SLG: 0.389	X SI 90 0-0 18 SH5-3 17 1B 13 1B 1B 3-3 K ③			B SI 88 B SI 89 B SI 91 B SI 90 4-0 18 SF8 17 1B 1-2 2-3 BB	X FF 94 0-0 G4-6-3 ② ③ 1-2f		X FF 94 0-0 2B		C CH 81 F SL 70 X CH 85 0-2 G4-3 ②	5	1	2	0	1	1	4
17 Brendan Ryan, R (1, 4) OBP: 0.351, SLG: 0.543 (8, 5)	C FF 92 F CH 84 B SL 87 X SL 83 1-2 13 1B 18 SH5-3 25 HR 1-2 1B	B SI 92 S CH 88 B CH 84 C FF 94 S CH 86 2-3 K ①	B SI 91 C SI 90 S SI 91 X SI 90 1-2 1-2 2-3 3-H 1B			C FF 92 B SL 83 B FF 91 X FF 91 2-1 18 G6-3 22 1B 2B	C SL 84 B FF 94 X FF 94 1-1 G1-4-3 ③		B CU 63 C CU 62 B CH 83 C CH 84 B CU 50 S FF 85 3-3 K ③	6	2	3	1	0	2	1
18 Didi Gregorius, L (1, 6) OBP: 0.305, SLG: 0.350	C FF 92 X SI 91 0-1 SH5-3 ① 1-2 2-3	B FF 93 F SI 93 F SI 91 F SI 96 X SL 91 1-2 G5-3 ②	B SI 91 C SI 91 B CH 82 X SI 91 2-1 SF8 ① 2-3 3-H			X FF 92 0-0 G6-3 ① 2-3		C SI 93 B CH 85 B SL 84 X SI 93 2-1 G3-1 ①		3	0	0	1	0	0	1

Inning Stats	1	2	3	4	5	6	7	8	9
	R: 1 E: 0 K: 1 S: 12	R: 5 E: 0 K: 1 S: 28	R: 0 E: 0 K: 2 S: 11	R: 5 E: 0 K: 1 S: 23	R: 1 E: 0 K: 1 S: 13	R: 1 E: 0 K: 1 S: 17	R: 0 E: 0 K: 0 S: 7	R: 0 E: 0 K: 1 S: 12	R: 0 E: 0 K: 1 S: 7
	H: 2 LOB: 2 BB: 1 P: 20	H: 5 LOB: 2 BB: 2 P: 43	H: 0 LOB: 0 BB: 0 P: 17	H: 5 LOB: 2 BB: 2 P: 43	H: 2 LOB: 1 BB: 1 P: 22	H: 2 LOB: 2 BB: 1 P: 28	H: 1 LOB: 1 BB: 0 P: 8	H: 1 LOB: 3 BB: 2 P: 26	H: 0 LOB: 0 BB: 0 P: 12

AB	42
R	13
H	18
RBI	12
BB	9
SO	9
LOB	24

	1B: 9	SF: 1	WP: 3	PA: 53
	2B: 7	SAC: 1	PB: 0	
	3B: 0	DP: 1	SB: 0	
	HR: 2	HBP: 0	CS: 0	

PITCHER		IP	WLS	BF	H	R	ER	SO	BB	IBB	HBP	BLK	WP	HR	S	P	ERA	WHIP
55 Carlos Rodón, L ERA: 4.84	(1, 1)	3.0	L	21	8	8	8	4	4	0	0	0	2	1	55	91	24.00	4.000
34 Matt Albers, R ERA: 3.21	(4, 1)	1.0		8	4	3	3	1	1	0	0	0	0	1	19	32	27.00	5.000
43 Dan Jennings, L ERA: 6.15	(5, 1)	2.0		11	4	2	2	2	2	0	0	0	0	0	30	50	9.00	3.000
40 Daniel Webb, R ERA: 1.33	(7, 1)	2.0		10	2	0	0	1	2	0	0	0	0	0	19	34	0.00	2.000
25 Adam LaRoche, L ERA:	(9, 1)	1.0		3	0	0	0	1	0	0	0	0	0	0	7	12	0.00	0.000

PITCHER	IP	WLS	BF	H	R	ER	SO	BB	IBB	HBP	BLK	WP	HR	S	P	ERA	WHIP

Batter	1	2	3	4	5	6	7	8	9	AB	R	H	RBI	BB	SO	LOB
1 Adam Eaton, L (1, 8) OBP: 0.342, SLG: 0.421	B FF 98 B FF 99 C FF 99 B FS 91 C FF 98 F FF 100 F FF 99 B FS 90 4-2 18 S BB		B CU 76 C CU 77 X FS 92 1-1 18 G5-3 79 HR 2B		C FF 96 F SL 86 F FF 98 X SL 86 0-2 ① G3 2-3	C SL 86 B SI 94 F FF 94 B SL 91 B SL 90 T SL 88 3-2 ③ K 1-2		C FF 94 X CU 79 0-1 1B		4	1	2	0	1	1	3
18 Tyler Saladino, R (1, 5) OBP: 0.313, SLG: 0.397 (7, 3) (8, 6)	B SL 86 1 SAFE B FF 97 F SL 85 B FF 99 C FF 98 F FF 99 S SL 85 3-3 ① K 1-2		B FF 98 C SL 85 B FS 91 F FF 98 X SL 86 2-2 ② G5-3 2-3		C CU 77 B FF 97 F FF 99 B FF 98 S FS 90 2-3 ② K		B FF 94 F FF 94 F CH 85 X SL 90 1-2 15 G5-3 20 3B 1B	F SI 94 X CH 87 0-1 ③ L5		5	1	1	0	0	2	4
79 José Abreu, R (1, 3) OBP: 0.351, SLG: 0.500 15 Gordon Beckham, R (7, 5) OBP: 0.254, SLG: 0.310	C SL 85 F FS 91 B FF 96 S SL 86 1-3 ② K		C FS 90 B SL 88 F FS 91 X FF 99 1-2 3-H HR		C FF 98 S FS 89 B FS 90 D FS 91 D SL 88 B FS 90 4-2 53 1B BB		C FF 94 F SL 89 F SL 90 X CH 87 0-2 ① G5-3 1-2		F FF 93 C FF 93 B SL 82 B SL 82 F FF 93 X SL 82 2-2 25 1B 2B	2 2	1 1	1 1	2 0	1 0	1 0	1 1
53 Melky Cabrera, S (1, 7) OBP: 0.321, SLG: 0.393 20 JB Shuck, L (7, 7) OBP: 0.339, SLG: 0.361 21 Tyler Flowers, R (8, 3) OBP: 0.256, SLG: 0.345	C CU 77 F FF 96 F SL 85 B FF 96 X FS 90 1-2 ③ G6-3		B CU 77 B FS 91 C FF 98 X FS 90 2-1 ③ G4-3		C SL 86 B FF 98 F FF 97 B FF 97 X FS 90 2-2 1-3 3-H 1B		B FF 94 B SL 89 X SI 94 2-0 26 WP 2-H 3B		B FF 92 B FF 93 F FF 91 X FF 92 2-1 ① F9	3 1 1	0 1 0	1 1 0	1 1 0	0 0 0	0 0 0	1 0 1
26 Avisaíl García, R (1, 9) OBP: 0.312, SLG: 0.360		C CU 77 F SL 83 B SL 86 B SL 87 S SL 86 2-3 ① K		B FF 97 B SL 86 F FF 99 X FF 99 2-1 ① G4-3	B SL 87 F SL 86 F FF 96 B FF 99 F FS 88 F FS 89 B SL 87 X SL 85 3-2 ③ F9		F SL 90 B FF 95 B CH 88 F SL 91 B SL 89 F SL 90 S FF 95 3-3 ② K 3-H		C SL 81 S SL 81 B FF 93 B SL 82 F FF 93 F FF 92 F SL 81 F FF 91 S SL 81 2-3 ② K	5	0	0	0	0	3	3
25 Adam LaRoche, L (1, 10) OBP: 0.311, SLG: 0.352 (9, 1)		X CU 77 0-0 ② F8	C CU 76 B FS 90 B FS 91 B SL 88 X FF 99 3-1 2B	C CU 76 B FS 90 E FS 91 3-1		X FS 89 0-0 5 F8 58 BB 1B	C CU 80 S FF 95 B FF 94 X SL 90 1-2 1B		B FF 92 B FF 92 F FF 92 X FF 92 2-1 2-H 1B	5	0	4	1	0	0	0
10 Alexei Ramirez, R (1, 6) OBP: 0.260, SLG: 0.329 27 Leury García, S (7, 6) OBP: 0.250, SLG: 0.250 (8, 7)		C FF 100 X FS 90 0-1 1B	X FF 96 0-0 ② P3			C FF 94 F FF 96 F FF 97 X CH 87 0-2 ① F8	C FF 95 B FF 96 S CH 87 F FF 94 F SL 91 F FC 87 F FF 96 C SL 91 1-3 ③ K		S SL 82 S SL 82 F SL 81 X SL 81 0-2 ③ G3-1	3 2	0 0	1 0	0 0	0 1	0 2	2 2
58 Geovany Soto, R (1, 2) OBP: 0.333, SLG: 0.468		C FF 99 D SL 87 B SL 86 S FS 88 S FS 90 2-3 ③ K	B SL 86 F FF 98 B CU 76 B SL 86 F FF 99 X FF 98 3-2 ③ G6-3			B FS 87 B FF 95 B SL 84 C FF 95 B FF 95 4-1 1 WP 1-2 BB		B FF 93 C FF 93 B CU 79 F SI 93 B SL 89 C FF 94 3-3 ① K		3	0	0	0	1	2	2
5 Yolmer Sánchez, S (1, 4) OBP: 0.264, SLG: 0.332			C FF 98 F FF 98 F FS 91 X FS 93 0-2 ① G6-3		B FF 97 F FF 98 X FS 90 1-1 1 G3 53 1B 2B	B FS 89 C FF 96 X FS 88 1-1 ② F8 2-3		C CU 80 X FF 94 0-1 ② G3-1		4	1	1	0	0	0	2

Inning Stats																				
	R: 0 E: 0 K: 2 S: 15	H: 0 LOB: 1 BB: 1 P: 24	R: 0 E: 0 K: 2 S: 9	H: 1 LOB: 1 BB: 0 P: 13	R: 2 E: 0 K: 0 S: 14	H: 2 LOB: 0 BB: 0 P: 20	R: 0 E: 0 K: 0 S: 8	H: 1 LOB: 1 BB: 0 P: 16	R: 1 E: 0 K: 1 S: 19	H: 2 LOB: 2 BB: 1 P: 31	R: 0 E: 0 K: 1 S: 11	H: 1 LOB: 2 BB: 1 P: 19	R: 2 E: 0 K: 2 S: 22	H: 3 LOB: 1 BB: 0 P: 30	R: 0 E: 0 K: 1 S: 9	H: 1 LOB: 1 BB: 0 P: 12	R: 1 E: 0 K: 1 S: 19	H: 2 LOB: 1 BB: 0 P: 27	1B: 7 2B: 4 3B: 1 HR: 1	SF: 0 SAC: 0 DP: 0 HBP: 0	WP: 2 PB: 0 SB: 1 CS: 0	PA: 43

PITCHER		IP	WLS	BF	H	R	ER	SO	BB	IBB	HBP	BLK	WP	HR	S	P	ERA	WHIP
30 Nathan Eovaldi, R ERA: 4.3	(1, 1)	5.2	W	27	7	3	3	5	3	0	0	0	0	1	73	117	4.76	1.765
43 Adam Warren, R ERA: 3.5	(6, 1)	2.1		11	4	2	2	4	0	0	0	0	2	0	34	48	7.71	1.714
74 Nick Goody, R ERA: 6.75	(9, 1)	1.0		5	2	1	1	1	0	0	0	0	0	0	19	27	9.00	2.000

PITCHER	IP	WLS	BF	H	R	ER	SO	BB	IBB	HBP	BLK	WP	HR	S	P	ERA	WHIP

BOTTOM

New York Yankees @ Chicago White Sox

U.S. Cellular Field, Chicago, IL

Fri Jul 31 2015, 8:12 PM - 12:07 AM EDT

Att. 30,359 - Clear - 81 F

livebaseballscorecards.com

AB	40
R	6
H	13
RBI	5
BB	3
SO	10
LOB	22

Batter	1	2	3	4	5	6	7	8	9	AB	R	H	RBI	BB	SO	LOB
22 Jacoby Ellsbury, L (1, 8) OBP: 0.355, SLG: 0.361	C FF 91 C CU 76 F SI 93 B CH 83 S CU 81 1-3 K2-3 ①		C FF 88 S CU 77 S CU 78 0-3 K ②		B FF 92 B CH 84 B FF 91 B FF 91 4-0 11 BLK BB		B SL 82 B SI 90 X SL 84 2-0 L9 ②			3	0	0	0	1	2	2
11 Brett Gardner, L (1, 7) OBP: 0.370, SLG: 0.457	C FF 92 B CH 84 X FF 92 1-1 G3 ②		B CU 78 C FF 91 X FF 92 1-1 G4-3 ③		B CU 80 C FF 93 B FC 89 B FF 92 F FF 92 T FF 91 3-2 K ③ 1-2		B SL 84 B SI 90 C SL 84 F SI 90 S FF 92 2-3 K ③			4	0	0	0	0	2	3
13 Alex Rodriguez, R (1, 10) OBP: 0.384, SLG: 0.539	C CU 78 C CH 83 B FF 93 B CH 84 C FC 91 2-3 K ③			B CH 82 B CU 76 C CH 83 S CH 83 X FC 90 2-2 P6 ①		X FC 86 0-0 G4-3 ①		B FS 86 C FC 90 B FS 86 F FC 91 B FS 88 B FC 90 4-2 24 G6-4-3 BB		3	0	0	0	1	1	0
25 Mark Teixeira, S (1, 3) OBP: 0.374, SLG: 0.580		C FF 90 B FC 90 B FF 92 S CH 84 S FC 90 2-3 K ①		S FC 88 B CH 83 S CH 84 B CU 79 S CH 83 2-3 K ②		B FF 91 B FF 89 C FC 87 F FF 91 B CU 77 B CH 83 4-2 12 1B BB		C FF 91 S FS 86 S FS 86 0-3 K ①		3	0	0	0	1	3	1
24 Chris Young, R (1, 9) OBP: 0.318, SLG: 0.488		C CH 84 F CH 84 X FF 92 0-2 L8 ②		B FF 88 B CU 77 B CH 84 B FF 92 4-0 12 BB BB		C FF 90 F FF 91 F CU 78 B CH 80 F CH 82 F FC 88 D CH 80 F FF 93 B FF 92 3-2 F CH 84 F FF 92 1 SAFE X FF 91 P6 ②		C FF 91 B FF 91 D FS 86 F FS 87 X FF 91 2-2 G6-4-3 ②③ 1-2f		3	0	0	0	1	0	2
12 Chase Headley, S (1, 5) OBP: 0.325, SLG: 0.393		C CU 78 B FC 90 S CU 79 F FF 93 C FF 93 1-3 K ③		B FF 91 1 SAFE B CH 82 D FF 92 C FF 91 S CH 83 F FF 93 B FF 92 4-2 1-2 BB		B CU 76 D CH 81 X FF 90 2-0 1-3 1B			B FS 85 B FS 85 S FF 90 B FS 86 X SI 92 3-1 L9 ①	3	0	1	0	1	1	0
66 John Ryan Murphy, R (1, 2) OBP: 0.330, SLG: 0.402 34 Brian McCann, L (6, PH) OBP: 0.325, SLG: 0.470 (6, 2)			B FC 86 X FF 91 1-0 17 1B 18 SF9 2B	D CU 78 B FC 89 C FF 92 B CU 78 X CH 85 3-1 G5-3 ③		C SI 94 B SI 97 D SI 95 C SI 95 X SI 96 2-2 G4-3 ③			F FC 90 X FF 91 0-1 HR	2 2	1 1	1 1	0 1	0 0	0 0	2 2
17 Brendan Ryan, R (1, 4) OBP: 0.350, SLG: 0.526 14 Stephen Drew, L (9, PH) OBP: 0.263, SLG: 0.375			X FC 89 0-0 18 SF9 2-3 1B		B FF 89 B CH 82 C FF 91 C SI 91 C FF 92 2-3 K ①		X SI 94 0-0 F8 ①		B FS 85 X FS 85 1-0 L8 ②	3 1	0 0	1 0	0 0	0 0	1 0	0 0
18 Didi Gregorius, L (1, 6) OBP: 0.305, SLG: 0.350			F FF 91 B SI 91 F CU 79 X CH 81 1-2 SF9 ① 1-2 3-H		C CU 77 B CU 80 B CU 79 F FF 91 F SI 93 X CU 80 2-2 G3 ②		C SI 94 X CH 88 0-1 1B		C FS 87 S FS 85 B FS 86 S FS 86 1-3 K2-3 ③	3	0	1	1	0	1	0
Inning Stats	R: 0 E: 0 K: 2 S: 9 H: 0 LOB: 0 BB: 0 P: 13	R: 0 E: 0 K: 2 S: 10 H: 0 LOB: 0 BB: 0 P: 13	R: 1 E: 0 K: 1 S: 10 H: 2 LOB: 1 BB: 0 P: 13	R: 0 E: 0 K: 1 S: 11 H: 0 LOB: 2 BB: 2 P: 26	R: 0 E: 0 K: 2 S: 10 H: 0 LOB: 1 BB: 1 P: 21	R: 0 E: 0 K: 0 S: 16 H: 1 LOB: 2 BB: 1 P: 27	R: 0 E: 0 K: 1 S: 7 H: 1 LOB: 1 BB: 0 P: 11	R: 0 E: 0 K: 1 S: 8 H: 0 LOB: 0 BB: 1 P: 14	R: 1 E: 0 K: 1 S: 8 H: 1 LOB: 0 BB: 0 P: 13	1B: 3 2B: 1 3B: 0 HR: 1 SF: 1 SAC: 0 DP: 1 HBP: 0						

PITCHER		IP	WLS	BF	H	R	ER	SO	BB	IBB	HBP	BLK	WP	HR	S	P	ERA	WHIP
50 John Danks, L ERA: 4.8	(1, 1)	5.2	W	24	3	1	1	8	4	0	0	1	0	0	63	108	1.59	1.235
52 Jake Petricka, R ERA: 3.0	(6, 1)	0.2		3	1	0	0	0	0	0	0	0	0	0	6	8	0.00	1.500
33 Zach Duke, L ERA: 3.27	(7, 1)	0.2		2	0	0	0	1	0	0	0	0	0	0	4	8	0.00	0.000
57 Zach Putnam, R ERA: 3.28	(8, 1)	2.0		7	1	1	1	2	1	0	0	0	0	1	16	27	4.50	1.000

PITCHER	IP	WLS	BF	H	R	ER	SO	BB	IBB	HBP	BLK	WP	HR	S	P	ERA	WHIP

TOP

New York Yankees @ Chicago White Sox

U.S. Cellular Field, Chicago, IL

Sat Aug 01 2015, 7:11 PM - 10:07 PM EDT

Att. 34,379 - Partly Cloudy - 86 F

livebaseballscorecards.com

AB	30
R	2
H	5
RBI	2
BB	5
SO	11
LOB	12

WP: 0	PA: 36		
PB: 0			
SB: 0			
CS: 0			

Batter	1	2	3	4	5	6	7	8	9	AB	R	H	RBI	BB	SO	LOB
1 Adam Eaton, L (1, 8) OBP: 0.345, SLG: 0.422	F FF 97 X FF 98 0-1 79 2B 1B	B FC 94 B FC 94 C FF 97 B CH 88 B FF 96 4-1 18 FC6-4 BB			C CU 84 B CH 90 C CU 83 X CU 83 1-2 18 WP 18 1B 1B	C CH 88 B FF 96 S CH 88 X SL 87 1-2 ② F9		X FF 96 0-0 ② G6-3		4	2	2	0	1	0	1
18 Tyler Saladino, R (1, 5) OBP: 0.306, SLG: 0.385	B FF 96 F FC 94 1 SAFE X FC 94 1-1 ① L4	C CU 81 X CU 84 0-1 ③ FC6-4 1-2f			B FF 96 X FC 92 1-0 79 S 53 HR 1-H 1B	B FF 95 F SL 88 1 SAFE B FF 94 X SL 87 2-1 ③ F8		B FF 95 B FF 95 B FF 95 C FF 95 C FF 93 X CH 86 3-2 ③ G6-3		5	1	1	1	0	0	4
79 José Abreu, R (1, 3) OBP: 0.353, SLG: 0.501	B FF 95 1 SAFE C CU 84 X FF 97 1-1 1-H 2B		B CU 84 B CU 82 F FC 94 B FF 96 C FC 92 S CU 86 3-3 ① K		D SL 90 S CH 89 C SL 91 H CH 89 2-2 53 HR 1-2 HBP		X FF 95 0-0 ① P3			3	1	1	1	0	1	0
53 Melky Cabrera, S (1, 7) OBP: 0.325, SLG: 0.403	T CU 84 B FC 95 D FF 96 B CU 84 B FF 96 4-1 26 G6-4-3 BB		B CU 82 B CH 90 C FF 96 B CH 89 X FF 97 3-1 ② L9		B FF 96 X CH 88 1-0 1-H 2-H HR		C FF 96 F SL 90 B FF 95 X CH 89 1-2 25 BB 10 2B 1B			3	2	2	3	1	0	0
26 Avisaíl García, R (1, 9) OBP: 0.311, SLG: 0.359	B FC 93 F FC 93 S FF 96 X CU 84 1-2 ②③ G6-4-3 1-2f		B FC 94 B FC 93 X FF 97 2-0 1B		X SL 88 0-0 ① F7		B FF 95 1 SAFE T FF 95 X FF 95 1-1 ② F8			4	0	1	0	0	0	3
25 Adam LaRoche, L (1, 10) OBP: 0.310, SLG: 0.349		F FF 96 B FF 95 B CU 82 F CH 88 C CU 84 2-3 ① K	B FF 95 C FF 96 S FC 93 S CU 85 1-3 ③ K		S FF 96 B SI 96 B CH 89 S SL 89 X CH 90 2-2 ② G4-3		B FF 95 D SL 89 B FF 95 B FF 95 4-0 10 2B 5 WP 1-2 BB			3	1	0	0	1	2	1
10 Alexei Ramirez, R (1, 6) OBP: 0.262, SLG: 0.341		B CU 82 F FC 92 X FF 95 1-1 HR		C FF 95 B FC 93 F FC 93 F CU 84 F CU 82 X CU 84 1-2 ① G5-3	F FF 97 X FF 96 0-1 ③ L9		B CH 87 B SL 87 C CH 88 F FF 96 X SL 89 2-2 5 WP 1-3 2-H 2B			4	1	2	2	0	0	0
5 Yolmer Sánchez, S (1, 4) OBP: 0.260, SLG: 0.326		S CU 85 X CU 85 0-1 ② G4-3		C CU 83 B FF 97 F CH 89 F FC 91 S CU 85 1-3 ② K2-3		B FF 96 B FF 95 F FF 96 B FF 95 X FF 96 3-2 ① F9	S CH 87 B SL 88 C CH 88 X SL 89 1-2 ③ F9 2-3 3-H			4	0	0	0	0	1	1
21 Tyler Flowers, R (1, 2) OBP: 0.260, SLG: 0.352		S FC 91 C FF 96 F CU 84 B CU 85 X FF 96 1-2 2B		C FF 96 B FF 97 S CU 84 S FC 92 1-3 ③ K		B SL 88 C FF 96 X CH 87 1-1 1B		X FF 92 0-0 ① F8		4	0	2	0	0	1	0
Inning Stats	R: 1 E: 0 K: 0 S: 10 H: 2 LOB: 1 BB: 1 P: 17	R: 1 E: 0 K: 1 S: 14 H: 2 LOB: 2 BB: 1 P: 22	R: 0 E: 0 K: 2 S: 9 H: 1 LOB: 1 BB: 0 P: 18	R: 0 E: 0 K: 2 S: 12 H: 0 LOB: 0 BB: 0 P: 15	R: 4 E: 0 K: 0 S: 13 H: 3 LOB: 0 BB: 0 P: 20	R: 0 E: 0 K: 0 S: 10 H: 1 LOB: 1 BB: 0 P: 17	R: 2 E: 0 K: 0 S: 12 H: 2 LOB: 1 BB: 1 P: 21	R: 0 E: 0 K: 0 S: 5 H: 0 LOB: 0 BB: 0 P: 8		1B: 6 2B: 3 3B: 0 HR: 2 SF: 0 SAC: 0 DP: 1 HBP: 1		WP: 2 PB: 0 SB: 1 CS: 0 PA: 38		

PITCHER		IP	WLS	BF	H	R	ER	SO	BB	IBB	HBP	BLK	WP	HR	S	P	ERA	WHIP
55 Bryan Mitchell, R ERA: 4.73	(1, 1)	4.0	L	20	7	4	4	5	2	0	0	0	1	1	49	78	9.00	2.250
64 Diego Moreno, R ERA: 5.23	(5, 1)	3.0		15	4	4	4	0	1	0	1	0	1	1	31	52	12.00	1.667
53 Nick Rumbelow, R ERA: 2.08	(8, 1)	1.0		3	0	0	0	0	0	0	0	0	0	0	5	8	0.00	0.000

PITCHER	IP	WLS	BF	H	R	ER	SO	BB	IBB	HBP	BLK	WP	HR	S	P	ERA	WHIP

BOTTOM

New York Yankees @ Chicago White Sox

U.S. Cellular Field, Chicago, IL

Sat Aug 01 2015, 7:11 PM - 10:07 PM EDT

Att. 34,379 - Partly Cloudy - 86 F

livebaseballscorecards.com

AB	34
R	8
H	11
RBI	7
BB	3
SO	5
LOB	10

Batter	1	2	3	4	5	6	7	8	9	AB	R	H	RBI	BB	SO	LOB
22 Jacoby Ellsbury, L (1, 8) OBP: 0.356, SLG: 0.373	B SI 93 X FF 91 1-0 HR		C FF 93 F SL 86 B SL 83 F SL 85 B FF 96 F SL 84 B FF 96 X FF 95 3-2 ① P6	D SL 88 F SL 87 B FF 96 X SL 88 2-1 ② SF8 1-2 2-3 3-H	S CU 78 D CU 79 B CH 84 B SI 92 B SI 90 4-1 BB		B SL 81 F SL 81 B CU 77 B CU 80 X SI 88 3-1 ① G6-3 3-H			3	1	1	3	1	0	0
11 Brett Gardner, L (1, 7) OBP: 0.370, SLG: 0.454	F FF 93 H FF 93 1-1 13 G5-3 HBP		B CU 83 X FF 93 1-0 ② F9	C SL 85 B SL 83 S SI 95 F FC 93 B SL 82 X SL 86 2-2 2-H 3-H 1B	B SI 90 D CU 78 X SI 90 2-0 ③ G3		S SI 90 B CU 77 B CH 82 B SI 89 X SI 89 3-1 ② G3			4	0	1	2	0	0	2
13 Alex Rodriguez, R (1, 10) OBP: 0.383, SLG: 0.535 29 Dustin Ackley, L (7, PH) OBP: 0.266, SLG: 0.360 (7, 10)	1 SAFE B SL 86 C FF 93 B SL 85 1 SAFE F FF 93 B FF 94 F SI 96 F FF 95 3-2 ① 1 SAFE X FF 94 G5-3 1-2		B CU 85 C FF 96 B SL 84 F FC 94 S FF 93 2-3 ③ K	F FF 94 C CU 85 1 SAFE S SL 86 0-3 ③ K		B SI 90 S SI 92 B SI 91 B SI 92 F SI 91 B SI 91 4-2 BB	B SI 90 C SL 81 X CU 78 1-1 ③ P3			3 1	0 0	0 0	0 0	1 0	2 0	2 0
25 Mark Teixeira, S (1, 3) OBP: 0.373, SLG: 0.585 17 Brendan Ryan, R (8, PH) OBP: 0.341, SLG: 0.513 (8, 3) (9, 5)	X FC 93 0-0 ② F9			B FF 95 C CU 85 B SL 83 F CU 84 S FF 93 2-3 ① K	B FF 93 B CU 82 B FF 94 C FF 92 X FF 93 3-1 HR	C SI 92 D CH 84 F CH 82 B SI 91 S SL 82 2-3 ① K		B SI 89 B SL 81 F SL 82 F SL 82 T CU 78 2-2 ① K		4 1	1 0	1 0	1 0	0 0	2 1	2 0
34 Brian McCann, L (1, 2) OBP: 0.324, SLG: 0.465 (9, 3)	C CU 83 F FF 92 F FS 84 X SL 85 0-2 ③ F7			X FF 92 0-0 12 1B 36 BB 18 1B 1B	C SL 84 B CU 84 F FS 84 B FF 93 B FS 86 F CU 84 F SL 85 F FF 93 X CU 85 3-2 ① L6	B SL 82 C SL 82 B CH 81 F SI 90 F SL 82 F SI 92 D CU 78 F SI 91 F SI 92 3-3 ② C SI 90 K		X SI 89 0-0 ② G3		5	1	1	0	0	1	2
36 Carlos Beltrán, S (1, 9) OBP: 0.316, SLG: 0.432 24 Chris Young, R (5, 9) OBP: 0.316, SLG: 0.483		C SI 95 B SL 84 B FF 93 X FF 93 2-1 ① F8		B SI 95 B FF 92 D SL 87 B SI 94 4-0 12 1B 18 1B 1-2 BB	B SI 94 B CU 84 B SI 95 C FC 91 C FF 94 X FF 95 3-2 ② L5	B SI 90 X SI 92 1-0 ③ L7		B CU 80 C SI 90 B SI 91 C SI 89 S CU 78 2-3 ③ K		2 2	1 0	0 0	0 0	1 0	0 1	0 1
12 Chase Headley, S (1, 5) OBP: 0.329, SLG: 0.397 66 John Ryan Murphy, R (9, PH) OBP: 0.327, SLG: 0.398 (9, 2)		C SL 84 X FC 91 0-1 ② G4-3		C FF 93 C CU 87 B SL 84 X SL 85 1-2 14 1B 18 1B 22 SF8 1-2 2-3 1B	B SI 88 H FS 88 2-0 18 BB 14 2B HBP		S SI 90 X SI 90 0-1 18 E 14 3B 2B		B SI 88 C SI 90 C CU 78 B CU 78 C SL 81 2-3 ① K	3 1	3 0	2 0	0 0	0 0	0 1	0 0
18 Didi Gregorius, L (1, 6) OBP: 0.309, SLG: 0.352		B SI 94 X SI 94 1-0 1B		B FF 94 F SI 96 B FS 84 X FF 94 2-1 22 SF8 14 1B 11 1B 1-2 2-H 3-H 1B	B SI 95 B SL 85 B FF 94 B FF 92 4-0 14 2B 1-2 BB		C SI 90 B CH 82 B CH 81 D SI 89 X SI 90 3-1 E4 14 3B 2-3		X SI 90 0-0 ② G6-3	4	3	2	2	1	0	1
14 Stephen Drew, L (1, 4) OBP: 0.268, SLG: 0.390		B FC 92 C SL 84 X FC 93 1-1 ③ G3		X FF 94 0-0 22 SF8 11 1B 1-2 2-3 1B	C SI 90 X SI 90 0-1 1-H 2-H 2B		B SI 90 B SL 82 X SI 91 2-0 22 G6-3 1-H 3-H 3B		S SI 90 C CU 77 B CU 76 B CU 78 S SI 90 2-3 ③ K	5	2	3	4	0	1	1
Inning Stats	R: 1 E: 0 K: 0 S: 12 H: 1 LOB: 1 BB: 0 P: 17	R: 0 E: 0 K: 0 S: 7 H: 1 LOB: 1 BB: 0 P: 11	R: 0 E: 0 K: 1 S: 9 H: 0 LOB: 0 BB: 0 P: 15	R: 5 E: 0 K: 2 S: 19 H: 5 LOB: 1 BB: 1 P: 32	R: 3 E: 0 K: 0 S: 15 H: 2 LOB: 2 BB: 2 P: 36	R: 0 E: 0 K: 2 S: 13 H: 0 LOB: 1 BB: 1 P: 23	R: 3 E: 1 K: 0 S: 11 H: 2 LOB: 0 BB: 0 P: 23	R: 0 E: 0 K: 2 S: 7 H: 0 LOB: 0 BB: 0 P: 11	R: 0 E: 0 K: 2 S: 7 H: 0 LOB: 0 BB: 0 P: 11	1B: 6 2B: 2 3B: 1 HR: 2	SF: 1 SAC: 0 DP: 0 HBP: 2			WP: 0 PB: 0 SB: 0 CS: 0	PA: 45		

PITCHER		IP	WLS	BF	H	R	ER	SO	BB	IBB	HBP	BLK	WP	HR	S	P	ERA	WHIP
29 Jeff Samardzija, R ERA: 4.35	(1, 1)	4.2	L	26	8	9	9	3	2	0	2	0	0	2	58	101	17.36	2.143
Scott Carroll, R ERA: 3.41	(5, 1)	4.1		19	3	3	2	6	2	0	0	0	0	0	42	78	4.15	1.154

PITCHER	IP	WLS	BF	H	R	ER	SO	BB	IBB	HBP	BLK	WP	HR	S	P	ERA	WHIP

TOP

New York Yankees @ Chicago White Sox

U.S. Cellular Field, Chicago, IL

Sun Aug 02 2015, 2:11 PM - 5:18 PM EDT

Att. 38,840 - Sunny - 98 F

livebaseballscorecards.com

AB	38
R	12
H	11
RBI	12
BB	4
SO	9
LOB	11

Batter	1	2	3	4	5	6	7	8	9	AB	R	H	RBI	BB	SO	LOB
1 Adam Eaton, L (1, 8) OBP: 0.349, SLG: 0.426	B SI 92 C FF 92 S CU 80 B CU 79 X CU 80 2-2 G4-3		C CU 80 B FF 93 B CH 88 B FF 94 C SI 93 X SI 94 3-2 18 E 18 S 1B			B CH 86 B SI 91 C FF 92 B SI 93 B FF 92 4-1 79 G6-3 53 1B BB	C CH 83 B CH 82 F FF 92 B SL 84 X CH 83 2-2 2B			3	1	2	0	1	0	0
18 Tyler Saladino, R (1, 5) OBP: 0.292, SLG: 0.366	C FF 93 F SI 93 B FF 94 B FF 94 S CU 80 2-3 K		B SI 94 B SI 94 B SI 94 C FF 93 F SI 94 F SI 95 F SI 95 F SI 96 T SI 95 3-2 K 1-3			C SI 91 X CU 80 0-1 P2	C SL 85 C FF 94 D SL 86 F SL 83 B FF 96 B FF 94 F FF 96 X FF 94 3-2 F9			4	0	0	0	0	2	3
79 José Abreu, R (1, 10) OBP: 0.352, SLG: 0.499	C FF 94 F SI 93 X FF 94 0-2 53 FC6-4 1B			C CU 79 B SI 93 X SI 94 1-1 G6-3		B SI 94 C CU 79 S CU 81 X CU 81 1-2 G6-3 1-2		B SL 83 C FF 94 F SL 83 T FF 95 1-2 K		4	0	1	0	0	1	1
53 Melky Cabrera, S (1, 7) OBP: 0.326, SLG: 0.403	B SI 94 X CU 79 1-0 FC6-4 1-2f			C SI 93 F SI 94 B SI 93 F FF 94 B CU 82 X CU 81 2-2 F7		C SI 92 X FF 94 0-1 2-H 1B		X FF 96 0-0 26 G4-6-3 1B		4	0	2	1	0	0	1
26 Avisaíl García, R (1, 9) OBP: 0.310, SLG: 0.358		X CU 79 0-0 25 G6-3 1B		B SI 94 S SI 92 F SI 92 S CU 82 1-3 K2-3		S SI 93 S SI 93 S CU 82 0-3 K		B FF 96 B SL 88 X FF 95 2-0 G4-6-3 1-2f		4	0	1	0	0	2	2
25 Adam LaRoche, L (1, 3) OBP: 0.310, SLG: 0.348 15 Gordon Beckham, R (9, PH) OBP: 0.253, SLG: 0.308		B SI 92 X FF 94 1-0 G6-3 1-2f			X SI 90 0-0 1B		C FF 92 C FF 92 B CH 83 B CH 83 F FF 92 C FF 93 2-3 K		B FF 90 X FF 90 1-0 F8	3 1	0 0	1 0	0 0	0 0	1 0	1 0
10 Alexei Ramírez, R (1, 6) OBP: 0.264, SLG: 0.349		B FF 93 F FF 93 F SI 93 B CU 82 F FF 94 B CU 81 B SI 94 4-2 5 CS BB			D CU 79 C SI 92 F SI 92 C CU 79 1-3 K		B CH 82 B FF 92 F FF 92 C FF 91 X FF 92 2-2 HR		B FF 91 X FF 91 1-0 L7	3	1	1	1	1	1	1
5 Yolmer Sánchez, S (1, 4) OBP: 0.255, SLG: 0.320	1 SAFE 0-0 CS 1-2		C SI 94 B FF 94 C CU 80 F CU 82 S SI 94 1-3 K		S CH 88 X SI 92 0-1 L7		S FF 92 C FF 92 B CH 83 X CH 83 1-2 G4-3		X FF 94 0-0 G4-3	4	0	0	0	0	1	1
58 Geovany Soto, R (1, 2) OBP: 0.333, SLG: 0.488			B SI 94 C FF 94 X FF 94 1-1 G4-3		B SI 92 S CU 80 C CH 88 B SI 93 B CU 80 S SI 93 3-3 K		B FF 91 B FF 91 X FF 92 2-0 HR			3	1	1	1	0	1	1
Inning Stats	R: 0 E: 0 K: 1 S: 10 H: 1 LOB: 1 BB: 0 P: 15	R: 0 E: 0 K: 0 S: 5 H: 1 LOB: 0 BB: 1 P: 10	R: 0 E: 0 K: 2 S: 15 H: 1 LOB: 1 BB: 0 P: 23	R: 0 E: 0 K: 1 S: 9 H: 0 LOB: 0 BB: 0 P: 13	R: 0 E: 0 K: 2 S: 9 H: 1 LOB: 1 BB: 0 P: 13	R: 1 E: 0 K: 1 S: 11 H: 1 LOB: 1 BB: 1 P: 16	R: 2 E: 0 K: 1 S: 19 H: 3 LOB: 1 BB: 0 P: 31	R: 0 E: 0 K: 1 S: 5 H: 1 LOB: 0 BB: 0 P: 8	R: 0 E: 0 K: 0 S: 3 H: 0 LOB: 0 BB: 0 P: 5	1B: 6 2B: 1 3B: 0 HR: 2 SF: 0 SAC: 0 DP: 2 HBP: 0						

PITCHER	IP	WLS	BF	H	R	ER	SO	BB	IBB	HBP	BLK	WP	HR	S	P	ERA	WHIP
47 Iván Nova, R (1, 1) ERA: 3.1	6.0	W	23	5	1	1	7	2	0	0	0	0	0	59	90	1.50	1.167
45 Chasen Shreve, L (7, 1) ERA: 2.18	0.2		5	3	2	2	1	0	0	0	0	0	2	14	23	27.00	4.500
57 Branden Pinder, R (7, 1) ERA: 2.63	1.1		4	1	0	0	1	0	0	0	0	0	0	10	16	0.00	0.750
48 Andrew Miller, L (9, 1) ERA: 1.75	1.0		3	0	0	0	0	0	0	0	0	0	0	3	5	0.00	0.000

PITCHER	IP	WLS	BF	H	R	ER	SO	BB	IBB	HBP	BLK	WP	HR	S	P	ERA	WHIP

BOTTOM

New York Yankees @ Chicago White Sox

U.S. Cellular Field, Chicago, IL

Sun Aug 02 2015, 2:11 PM - 5:18 PM EDT

Att. 38,840 - Sunny - 98 F

livebaseballscorecards.com

AB	33
R	3
H	9
RBI	3
BB	2
SO	9
LOB	11

Batter	1	2	3	4	5	6	7	8	9	AB	R	H	RBI	BB	SO	LOB
5 Brandon Guyer, R (1, 7) OBP: 0.349, SLG: 0.377	C FF 92 B FF 91 B FF 92 C FF 92 B FF 91 X FF 94 3-2 G5-3 ①	C CU 78 B CH 86 X CH 85 1-1 G1-3 ③			C CU 79 B FF 90 F FF 91 F CU 79 F FF 92 X CU 79 1-2 G5-3 ①		F SI 93 B CH 88 S CH 88 X CH 86 1-2 E9 3 2B 2B	B SL 81 X SL 83 1-0 HR		3	0	0	0	0	0	0
24 Grady Sizemore, L (7, PH) OBP: 0.274, SLG: 0.353 (7, 7)										2	2	2	1	0	0	0
9 Joey Butler, R (1, 10) OBP: 0.340, SLG: 0.419	B SI 93 X SI 93 1-0 3 1B 11 2B 1B		C FF 91 X FF 92 0-1 L8 ①		X CH 86 0-0 3 1B 11 SF8 2B		S SI 94 B SI 96 B SI 96 X CH 88 2-1 G3 ①	B SI 88 X SI 89 1-0 G3 ③		3	2	2	0	0	0	0
28 John Jaso, L (7, PH) OBP: 0.414, SLG: 0.508 (7, 10)										1	0	0	0	0	0	1
1 Tim Beckham, R (8, PH) OBP: 0.298, SLG: 0.452 (8, 10)										1	0	0	0	0	0	0
3 Evan Longoria, R (1, 5) OBP: 0.346, SLG: 0.424	C FF 93 1 SAFE B CH 87 C CU 81 B FF 93 1 SAFE B CH 87 F CU 81 X FF 94 3-2 11 2B 1-2 1B		C FF 92 B SI 93 X CH 87 1-1 G6-3 ②		B SI 92 F CU 80 D SI 92 X CH 87 2-1 13 1B 2-3 1B		F SI 96 D SI 96 B SI 95 X SI 95 2-1 36 BB 3-H 2B		X KC 84 0-0 G5-3 ①	5	0	3	1	0	0	0
11 Logan Forsythe, R (1, 4) OBP: 0.365, SLG: 0.441	D CU 83 C FF 94 X FF 94 1-1 27 FC5 1-3 2-H 2B		C FF 91 C CU 81 B CU 81 F SI 91 F FF 92 B FF 91 X FF 91 2-2 1B		D FF 92 F FF 92 C CU 80 D CU 79 X SI 92 2-2 SF8 ② 3-H		D SI 97 B SI 95 B SI 94 C SI 96 S CH 88 X SI 96 3-2 G5-3 ②		C FF 92 B KC 84 S KC 84 B KC 83 B FC 92 F FC 92 F FC 93 D KC 84 4-2 13 1B 27 1B BB	3	1	2	2	1	0	1
13 Asdrúbal Cabrera, S (1, 6) OBP: 0.289, SLG: 0.380	S FF 91 C CU 81 F CU 81 F CU 80 F FF 94 F CU 80 D CU 81 S FF 93 1-3 K ②		X CU 81 0-0 L9 ③		S FF 90 X FF 93 0-1 1-2 1B		I IN 82 I IN 79 I IN 79 I IN 77 4-0 36 BB IBB		B FC 92 X FC 94 1-0 27 1B 1-3 1B	4	0	2	0	1	1	3
36 Richie Shaffer, R (1, 3) 21 James Loney, L (7, 3) OBP: 0.311, SLG: 0.344	B SI 93 H FF 92 2-0 27 FC5 HBP			C CU 79 C SI 91 B FF 91 B CU 80 B FF 92 S FF 92 3-3 K ①	B CU 80 C FF 93 S SI 92 F FF 92 B CU 80 C FF 93 2-3 K ③		B SI 94 F SI 95 S CH 88 D SI 96 D SI 96 D CH 89 4-2 1-2 2-3 BB		C FF 94 F FC 93 D KC 86 1 SAFE S KC 86 1-3 K ②	2	0	0	0	1	2	2
										1	0	0	0	0	1	2
27 Mikie Mahtook, R (1, 9) OBP: 0.278, SLG: 0.406	X CU 80 0-0 FC5 ③ 1-2 2-3f			B FF 92 B CH 86 F FF 91 C FF 92 B FF 91 F FF 93 B FF 92 4-2 39 FC4-6 BB		C CU 78 B CH 85 T CU 78 S CU 78 1-3 K2-3 ①	S SI 94 C SI 98 S SI 97 0-3 K ③		S FC 93 X KC 83 0-1 1-2 3-H 1B	4	0	1	1	1	2	6
39 Kevin Kiermaier, L (1, 8) OBP: 0.275, SLG: 0.401		X SI 91 0-0 G3 ①		1 SAFE C SI 92 1 SAFE B SI 91 X SI 92 1-1 FC4-6 ② 1-2f		B CU 78 B FF 91 X CU 79 2-1 G3 ②		B SI 89 X SI 88 1-0 F7 ①	S FC 91 T FF 93 B FC 94 X FC 91 1-2 P6 ③	5	0	0	0	0	0	3
19 Curt Casali, R (1, 2) OBP: 0.282, SLG: 0.600		C FF 91 B CU 81 F CU 80 C FF 91 1-3 K ②		1 SAFE B CU 81 F CU 80 1 SAFE F SI 91 1 SAFE S SI 93 1-3 K ③		S CH 84 B FF 88 B CH 86 S SI 91 B FF 92 S FF 92 3-3 K ③		S SI 89 F SI 89 B CU 75 B CU 77 F SL 82 X SI 90 2-2 G6-3 ②		4	0	0	0	0	3	1

Inning Stats									
	R: 1 E: 0 K: 1 S: 18	H: 3 LOB: 3 BB: 0 P: 29	R: 0 E: 0 K: 1 S: 6	H: 0 LOB: 0 BB: 0 P: 8	R: 0 E: 0 K: 0 S: 10	H: 1 LOB: 1 BB: 0 P: 13	R: 0 E: 0 K: 2 S: 11	H: 0 LOB: 1 BB: 1 P: 20	R: 1 E: 0 K: 1 S: 18	H: 3 LOB: 2 BB: 0 P: 25
	R: 0 E: 0 K: 2 S: 8	H: 0 LOB: 0 BB: 0 P: 14	R: 1 E: 1 K: 1 S: 15	H: 2 LOB: 3 BB: 2 P: 31	R: 1 E: 0 K: 0 S: 7	H: 1 LOB: 0 BB: 0 P: 12	R: 1 E: 0 K: 1 S: 14	H: 2 LOB: 2 BB: 1 P: 21	1B: 7 2B: 4 3B: 0 HR: 1	SF: 1 SAC: 0 DP: 0 HBP: 1	WP: 0 PB: 0 SB: 0 CS: 0	PA: 44

PITCHER		IP	WLS	BF	H	R	ER	SO	BB	IBB	HBP	BLK	WP	HR	S	P	ERA	WHIP
62 Jose Quintana, L ERA: 3.5	(1, 1)	6.0		27	7	2	2	7	1	0	1	0	0	0	71	109	3.00	1.333
52 Jake Petricka, R ERA: 3.16	(7, 1)	1.0		7	2	1	1	1	1	1	0	0	0	0	15	31	9.00	3.000
33 Zach Duke, L ERA: 3.4	(8, 1)	1.0	B	4	1	1	1	0	0	0	0	0	0	1	7	12	9.00	1.000
30 David Robertson, R ERA: 2.79	(9, 1)	1.0	L	6	2	1	1	1	1	0	0	0	0	0	14	21	9.00	3.000

PITCHER	IP	WLS	BF	H	R	ER	SO	BB	IBB	HBP	BLK	WP	HR	S	P	ERA	WHIP

TOP

Tampa Bay Rays @ Chicago White Sox

U.S. Cellular Field, Chicago, IL

Mon Aug 03 2015, 8:12 PM - 11:18 PM EDT

Att. 16,496 - Clear - 79 F

livebaseballscorecards.com

AB	38
R	5
H	12
RBI	5
BB	4
SO	9
LOB	19

Batter	1	2	3	4	5	6	7	8	9	AB	R	H	RBI	BB	SO	LOB
1 Adam Eaton, L (1, 8) OBP: 0.346, SLG: 0.422	C FF 93 S FF 93 B FF 95 F KC 84 B FF 95 S KC 84 2-3 ① K		B KC 80 C FF 92 T KC 82 C FF 94 1-3 ② K			C KC 78 L KC 81 X KC 83 0-2 ① F8	F SL 84 B FS 85 F FS 84 B FF 94 S FF 93 2-3 ③ K			4	0	0	0	0	3	0
18 Tyler Saladino, R (1, 5) OBP: 0.290, SLG: 0.360	C FF 94 B FF 93 B FF 92 F FF 94 X KC 83 2-2 ② P3		C KC 81 S CH 88 F KC 85 T KC 84 0-2 ③ K			B FF 94 T FF 94 X FF 93 1-1 79 HR 1B		B FF 92 F FF 92 S FF 94 S FF 94 1-3 ① K		4	1	1	0	0	2	0
79 José Abreu, R (1, 10) OBP: 0.355, SLG: 0.510	C KC 83 B FF 92 S KC 81 B FF 94 B FF 94 B KC 82 4-2 BB			B FF 92 F CH 86 X CH 88 1-1 2B		X KC 81 0-0 1-H HR		C FF 94 X FF 94 0-1 ② L8		3	1	2	2	1	0	0
53 Melky Cabrera, S (1, 7) OBP: 0.324, SLG: 0.400	B FF 93 X FF 93 1-0 ③ L9			X KC 81 0-0 ① F7		B CU 74 B SI 90 X SI 89 2-0 ② G4-3		X FF 96 0-0 ③ F9		4	0	0	0	0	0	2
10 Alexei Ramirez, R (1, 6) OBP: 0.264, SLG: 0.348		C FF 93 X FF 94 0-1 ① P4		D KC 81 X FF 92 1-0 ② P3		C FF 92 B SL 83 F SL 82 B SL 81 B SL 81 X SI 92 3-2 ③ L6			C FF 93 B FF 95 S CH 80 X FF 94 1-2 25 S 25 1B 1B	4	0	1	0	0	0	1
25 Adam LaRoche, L (1, 3) OBP: 0.312, SLG: 0.348 27 Leury García, S (9, PR) OBP: 0.250, SLG: 0.250		C KC 80 B CH 88 B CH 85 B FF 94 B FF 93 4-1 BB		C CH 87 B FF 93 B CH 87 F KC 83 D KC 85 C CH 87 3-3 ③ K			B FF 90 S CU 82 F FF 90 B CU 82 F CU 83 S CU 83 2-3 ① K		C CH 80 S CH 80 B FF 96 X CH 80 1-2 ① 1-H 1B	3 0	0 0	1 0	0 0	1 0	2 0	1 0
26 Avisaíl García, R (1, 9) OBP: 0.310, SLG: 0.360		B FF 91 S KC 82 F FF 93 T KC 84 1-2 ② K	C FF 92 S FF 92 S KC 85 0-3 ① K				C FF 94 X SL 83 0-1 5 WP 5 HR 2B		C FF 95 S FF 93 T FF 93 0-2 ② K	4	1	1	0	0	3	2
5 Yolmer Sánchez, S (1, 4) OBP: 0.255, SLG: 0.332		B KC 78 B FF 93 X FF 92 2-0 ③ F7	C FF 93 C KC 83 F FF 93 X CH 88 0-2 ② G4-3				C SL 84 B FS 85 X FF 94 1-1 2-H HR		S CH 80 F CH 81 F FF 93 B FF 94 B FF 93 X CH 81 2-2 ③ L9	4	1	1	2	0	0	2
21 Tyler Flowers, R (1, 2) OBP: 0.257, SLG: 0.348			B KC 76 F FF 92 B KC 81 S FF 94 B KC 85 T FF 93 3-2 ① K		F FF 94 B CH 88 B KC 83 B FF 93 S FF 92 X FF 93 3-2 ③ P3		B FF 94 C FF 93 S FS 85 F FF 94 X FF 94 1-2 ② G4-3			3	0	0	0	0	1	0
Inning Stats	R: 0 H: 0 E: 0 LOB: 1 K: 1 BB: 1 S: 10 P: 19	R: 0 H: 0 E: 0 LOB: 1 K: 1 BB: 1 S: 7 P: 14	R: 0 H: 0 E: 0 LOB: 0 K: 3 BB: 0 S: 10 P: 14	R: 0 H: 1 E: 0 LOB: 1 K: 1 BB: 0 S: 7 P: 12	R: 0 H: 0 E: 0 LOB: 0 K: 1 BB: 0 S: 10 P: 13	R: 2 H: 2 E: 0 LOB: 0 K: 0 BB: 0 S: 10 P: 16	R: 2 H: 2 E: 0 LOB: 0 K: 2 BB: 0 S: 15 P: 21	R: 0 H: 0 E: 0 LOB: 0 K: 1 BB: 0 S: 6 P: 7	R: 0 H: 2 E: 0 LOB: 1 K: 1 BB: 0 S: 13 P: 17	1B: 3 SF: 0 2B: 2 SAC: 0 3B: 0 DP: 0 HR: 2 HBP: 0						

PITCHER		IP	WLS	BF	H	R	ER	SO	BB	IBB	HBP	BLK	WP	HR	S	P	ERA	WHIP
51 Nate Karns, R ERA: 3.37	(1, 1)	5.1		21	3	2	2	7	2	0	0	0	0	1	50	79	3.38	0.938
47 Brandon Gomes, R ERA: 4.5	(6, 1)	0.2		2	0	0	0	0	0	0	0	0	0	0	4	9	0.00	0.000
31 Xavier Cedeño, L ERA: 2.59	(7, 1)	0.1	H	1	0	0	0	1	0	0	0	0	0	0	4	6	0.00	0.000
54 Steve Geltz, R ERA: 3.73	(7, 1)	0.2	B	4	2	2	2	1	0	0	0	0	1	1	11	15	27.00	3.000
57 Jake McGee, L ERA: 1.95	(8, 1)	1.0	W	3	0	0	0	1	0	0	0	0	0	0	6	7	0.00	0.000

PITCHER		IP	WLS	BF	H	R	ER	SO	BB	IBB	HBP	BLK	WP	HR	S	P	ERA	WHIP
26 Brad Boxberger, R ERA: 2.89	(9, 1)	1.0	S	4	2	0	0	1	0	0	0	0	0	0	13	17	0.00	2.000

BOTTOM

Tampa Bay Rays @ Chicago White Sox

U.S. Cellular Field, Chicago, IL

Mon Aug 03 2015, 8:12 PM - 11:18 PM EDT

Att. 16,496 - Clear - 79 F

livebaseballscorecards.com

AB	33
R	4
H	7
RBI	4
BB	2
SO	11
LOB	8

WP: 1 PA: 35
PB: 0
SB: 1
CS: 0

Tampa Bay Rays @ Chicago White Sox

U.S. Cellular Field, Chicago, IL

Tue Aug 04 2015, 8:11 PM - 11:02 PM EDT

Att. 18,499 - Partly Cloudy - 76 F

TOP

livebaseballscorecards.com

Batter	1	2	3	4	5	6	7	8	9	AB	R	H	RBI	BB	SO	LOB
5 Brandon Guyer, R (1, 7) OBP: 0.352, SLG: 0.375 24 Grady Sizemore, L (6, PH) OBP: 0.271, SLG: 0.348 (6, 7)	B SI 93 B SI 96 B SI 94 C SI 95 B SI 96 4-1 11 HR BB		C SI 92 F CH 85 F SL 78 B SI 92 S SL 76 1-3 ① K		H SL 77 1-0 1-2 HBP	F FF 94 X FF 94 0-1 ② FC3-4-6 21 1B 3 1B 1-2f 3-H	B SI 92 X FF 91 1-0 ③ F8			1 2	1 1	0 0	0 1	1 0	1 0	1 2
1 Tim Beckham, R (1, 4) OBP: 0.292, SLG: 0.442 21 James Loney, L (6, PH) OBP: 0.318, SLG: 0.347 (6, 3)	C SI 96 1 SAFE X SI 96 0-1 ① P6		B CH 85 S CH 86 S CH 87 S SL 79 1-3 ② K		S CH 87 B CH 86 C SI 96 S SL 82 1-3 ② K	B FF 96 X FF 93 1-0 3 1B 1-2 1B		B FF 92 B SL 84 B SI 91 B FF 92 4-0 9 G4-6-3 BB		3 1	0 0	0 1	0 0	0 1	2 0	4 0
3 Evan Longoria, R (1, 10) OBP: 0.345, SLG: 0.422 9 Joey Butler, R (8, PH) OBP: 0.339, SLG: 0.417 (8, 10)	C SI 92 S CH 86 1 SAFE S CH 86 0-3 ② K		S CH 86 F CH 85 F SI 95 B SL 80 X CH 87 1-2 ③ G1-3		S CH 86 B SI 94 F SI 95 X SL 80 1-2 ③ G5-3	C SL 85 F FF 94 X SL 86 0-2 1-2 2-H 1B		S FF 93 D SL 84 B FF 89 X FF 93 2-1 ①② G4-6-3 1-2f		4 1	0 0	1 0	1 0	0 0	1 0	4 1
11 Logan Forsythe, R (1, 3) OBP: 0.366, SLG: 0.447 (6, 4)	1 SAFE C SI 96 B SI 96 F CH 87 D SL 79 X SI 97 2-2 1-H HR			C SL 77 B SL 79 F CH 85 S SL 74 1-3 ① K		4-1 36 BB 13 1B 39 1B BB 2-1 P6 ③		C SL 84 B SL 86 F SL 86 B SL 87 B SI 94 C FF 93 3-3 ③		4	2	1	2	1	2	2
13 Asdrúbal Cabrera, S (1, 6) OBP: 0.294, SLG: 0.390	B SL 80 C CH 86 C SL 81 B SL 82 X SL 78 2-2 ③ G5-3			F SL 74 B CH 84 C CH 87 F SL 74 X SI 91 1-2 ② G6-3		1 SAFE F CH 88 B CH 85 1 SAFE C CH 88 F SL 79 X CH 89 1-2 39 1B 36 BB 39 E 1B	B SL 84 C SL 84 B FF 94 B SL 84 X SI 94 3-1 HR		C CH 78 B SI 89 B CH 79 F SI 89 B SI 91 F SI 89 B SI 90 4-2 36 PB 39 1B BB	4	3	2	1	1	0	0
36 Richie Shaffer, R (1, 5) OBP: 0.444, SLG: 0.667		S SI 93 S CH 86 B CH 86 S SL 80 1-3 ① K2-3		B SL 78 C CH 87 C CH 84 B SI 93 B SL 79 X CH 87 3-2 ③ P5		C CH 88 B SL 75 B SL 77 B SI 95 B SI 93 4-1 39 E 44 1B 1-2 2-3 BB	B SL 84 F FF 96 C FF 95 F FF 94 B SL 86 X FF 96 2-2 HR		S SI 89 B SI 90 B SI 91 C SI 90 C SI 91 2-3 ① K 1-2	4	2	1	1	1	2	1
27 Mikie Mahtook, R (1, 9) OBP: 0.268, SLG: 0.459		F CH 87 B CH 86 S CH 85 C SI 96 1-3 ② K			C CH 84 B SI 91 F SI 94 X SI 96 1-2 HR	F SI 96 C SI 96 D SL 81 F SI 94 B SL 80 C SL 78 2-3 ① K	X FF 95 0-0 ① L7		C SI 91 F SL 84 S SI 90 0-3 ② K	5	1	1	1	0	3	4
39 Kevin Kiermaier, L (1, 8) OBP: 0.280, SLG: 0.404		C SI 93 S SL 79 B SI 93 F SL 82 T SI 95 1-2 ③ K			B SI 92 S SI 94 S SI 92 F SL 79 B SI 96 X SI 95 2-2 44 FC5-4 1B	B SI 93 B SI 94 X SI 94 2-0 E2 44 1B 24 FC3-4-6 1-3 2-H 3-H 1B	C CH 86 C CH 86 B FF 93 X SL 85 1-2 ② G4-3		B CH 78 X SI 91 1-0 2-H 1B	5	1	3	2	0	1	0
44 René Rivera, R (1, 2) OBP: 0.218, SLG: 0.293			X SI 93 0-0 1B		1 SAFE X CH 88 0-0 ① FC5-4 5 HBP 1-2f	X SI 93 0-0 24 FC3-4-6 2-3 3-H 1B	S CH 86 F CH 86 X FF 94 0-2 1B		B CH 86 F SI 90 S SI 90 B SI 90 X SI 90 2-2 ③ P6	5	0	3	1	0	0	2

Inning Stats																						
	R: 2	H: 1	R: 0	H: 0	R: 0	H: 1	R: 0	H: 0	R: 1	H: 2	R: 5	H: 5	R: 2	H: 3	R: 0	H: 0	R: 1	H: 1	1B: 9	SF: 0	WP: 0	PA: 45
	E: 0	LOB: 0	E: 0	LOB: 0	E: 0	LOB: 1	E: 0	LOB: 0	E: 0	LOB: 2	E: 1	LOB: 2	E: 0	LOB: 0	E: 0	LOB: 1	E: 0	LOB: 1	2B: 0	SAC: 0	PB: 1	
	K: 1	BB: 1	K: 3	BB: 0	K: 2	BB: 0	K: 1	BB: 0	K: 1	BB: 0	K: 1	BB: 2	K: 0	BB: 1	K: 1	BB: 1	K: 2	BB: 1	3B: 0	DP: 1	SB: 0	
	S: 12	P: 20	S: 10	P: 13	S: 12	P: 15	S: 10	P: 15	S: 14	P: 20	S: 20	P: 36	S: 14	P: 21	S: 5	P: 14	S: 13	P: 22	HR: 4	HBP: 1	CS: 0	

PITCHER		IP	WLS	BF	H	R	ER	SO	BB	IBB	HBP	BLK	WP	HR	S	P	ERA	WHIP
49 Chris Sale, L ERA: 3.52	(1, 1)	5.1	L	26	6	7	7	9	3	0	1	0	0	2	69	107	11.81	1.688
40 Daniel Webb, R ERA: 2.49	(6, 1)	1.1		10	6	3	3	0	0	0	0	0	0	2	22	31	20.25	4.500
43 Dan Jennings, L ERA: 5.91	(7, 1)	1.1		4	0	0	0	1	1	0	0	0	0	0	6	16	0.00	0.750
34 Matt Albers, R ERA: 3.0	(9, 1)	1.0		5	1	1	0	2	1	0	0	0	0	0	13	22	0.00	2.000

PITCHER	IP	WLS	BF	H	R	ER	SO	BB	IBB	HBP	BLK	WP	HR	S	P	ERA	WHIP

AB	39
R	11
H	13
RBI	10
BB	5
SO	12
LOB	21

BOTTOM

Tampa Bay Rays @ Chicago White Sox

U.S. Cellular Field, Chicago, IL

Tue Aug 04 2015, 8:11 PM - 11:02 PM EDT

Att. 18,499 - Partly Cloudy - 76 F

livebaseballscorecards.com

Batter	1	2	3	4	5	6	7	8	9	AB	R	H	RBI	BB	SO	LOB
1 Adam Eaton, L (1, 8) OBP: 0.345, SLG: 0.424 28 Trayce Thompson, R (7, PH) (8, 8)	C FF 93 C CH 87 X SL 88 0-2 2B	C CH 86 B CH 89 B FF 95 F FF 96 S SL 90 2-3 ② K2-3	B SL 86 F FF 94 S SL 89 S SL 90 1-3 ③ K	C FF 96 T FF 98 B FF 98 S SL 91 1-3 ③ K			3 0 1 0 0 2 1 1 0 0 0 0 1 1
18 Tyler Saladino, R (1, 5) OBP: 0.299, SLG: 0.400 (8, 6)	F FF 95 C SL 89 F SL 88 S SL 90 0-3 ① K	S FF 98 X FF 98 0-1 HR	C SL 87 C SL 88 B SL 88 B FF 97 F SL 88 B FF 97 X FF 97 3-2 1B	B FF 96 B FF 96 X FF 95 2-0 ① F9			4 1 2 1 0 1 1
79 José Abreu, R (1, 10) OBP: 0.352, SLG: 0.505	C FF 97 C FF 96 S FF 96 0-3 ② K	B FF 98 F FF 97 X SL 90 1-1 ③ L8	F FF 96 T FF 97 S FF 98 0-3 ① K	B FF 97 C FF 96 S FC 85 F FC 84 S FC 85 1-3 ② K			4 0 0 0 0 3 2
53 Melky Cabrera, S (1, 7) OBP: 0.321, SLG: 0.397 27 Leury García, S (8, 7) OBP: 0.200, SLG: 0.200	B FF 98 F FF 97 T FF 98 X FF 96 1-2 ③ G3	B CH 84 S FF 95 X FF 97 1-1 ① L7	C SL 88 S SL 90 B FF 96 F SL 88 F SL 89 B FF 98 X FF 97 2-2 ② P5	F FF 96 B CH 89 F FF 95 C FC 83 1-3 ③			3 0 0 0 0 0 2 1 0 0 0 0 1 0
10 Alexei Ramirez, R (1, 6) OBP: 0.262, SLG: 0.346 15 Gordon Beckham, R (8, 5) OBP: 0.251, SLG: 0.306	X FF 97 0-0 ① P6	B FF 96 C FF 96 B FF 98 B FF 97 X FF 95 3-1 ② F7	B FF 97 D SL 88 B SL 86 C FF 95 X FF 95 3-1 ③ F8	C FF 92 F SL 85 F KC 77 B KC 77 X SL 84 1-2 ① P5	3 0 0 0 0 0 1 1 0 0 0 0 0 0
25 Adam LaRoche, L (1, 3) OBP: 0.312, SLG: 0.347	L FF 96 F FF 97 B FF 98 T FF 98 1-2 ② K	X FF 96 0-0 ③ F7	C FF 95 X FF 96 0-1 26 FC4-6 1B	B FF 93 B FF 92 X FF 93 2-0 ② F7	4 0 1 0 0 1 0
26 Avisaíl García, R (1, 9) OBP: 0.312, SLG: 0.369	F FF 97 B FF 97 B FF 98 X SL 90 2-1 1B	X SL 89 0-0 ① P3	B FF 95 C FF 95 F SL 88 X SL 89 1-2 ① FC4-6 5 1B 21 FC5-4 1-2f	S FF 94 X SL 84 0-1 HR	4 2 2 1 0 0 1
5 Yolmer Sánchez, S (1, 4) OBP: 0.255, SLG: 0.331	B FF 95 F FF 95 C SL 90 X SL 92 1-2 ③ G3	C FF 95 B FF 96 S FF 96 B FF 96 B SL 92 X SL 90 3-2 ② G4-3	B FF 95 F FF 96 X SL 89 1-1 21 FC5-4 1-3 1B	F FF 93 B CH 84 S CH 85 B KC 79 X CH 83 2-2 ③ G4-3	4 0 1 0 0 0 1
21 Tyler Flowers, R (1, 2) OBP: 0.258, SLG: 0.345	B FF 95 X FF 96 1-0 ① G6-3	C FF 97 S FF 97 B FF 98 B FF 99 B SL 90 B SL 90 4-2 BB	S FF 97 B FF 96 B FF 97 S SL 90 B FF 98 F FF 96 X SL 89 3-2 ② FC5-4 1-2f 3-H	2 0 0 1 1 0 1

Inning Stats	1	2	3	4	5	6	7	8	9
	R: 0 E: 0 K: 2 S: 13 H: 1 LOB: 1 BB: 0 P: 14	R: 0 E: 0 K: 1 S: 9 H: 1 LOB: 1 BB: 0 P: 13	R: 1 E: 0 K: 1 S: 8 H: 1 LOB: 0 BB: 0 P: 12	R: 0 E: 0 K: 0 S: 5 H: 0 LOB: 0 BB: 0 P: 9	R: 0 E: 0 K: 1 S: 9 H: 0 LOB: 1 BB: 1 P: 17	R: 0 E: 0 K: 1 S: 14 H: 1 LOB: 1 BB: 0 P: 22	R: 1 E: 0 K: 1 S: 14 H: 2 LOB: 1 BB: 0 P: 20	R: 0 E: 0 K: 2 S: 8 H: 0 LOB: 0 BB: 0 P: 12	R: 1 E: 0 K: 0 S: 10 H: 1 LOB: 0 BB: 0 P: 15

1B: 4 SF: 0 WP: 0 PA: 35
2B: 1 SAC: 0 PB: 0
3B: 0 DP: 0 SB: 0
HR: 2 HBP: 0 CS: 0

	AB	34
	R	3
	H	7
	RBI	3
	BB	1
	SO	9
	LOB	11

PITCHER		IP	WLS	BF	H	R	ER	SO	BB	IBB	HBP	BLK	WP	HR	S	P	ERA	WHIP
22 Chris Archer, R ERA: 2.54	(1, 1)	7.0	W	28	6	2	2	7	1	0	0	0	0	1	72	107	2.57	1.000
37 Alex Colomé, R ERA: 4.37	(8, 1)	1.0		3	0	0	0	2	0	0	0	0	0	0	8	12	0.00	0.000
49 Kirby Yates, R ERA: 7.71	(9, 1)	1.0		4	1	1	1	0	0	0	0	0	0	1	10	15	9.00	1.000

PITCHER	IP	WLS	BF	H	R	ER	SO	BB	IBB	HBP	BLK	WP	HR	S	P	ERA	WHIP

Batter	1	2	3	4	5	6	7	8	9	10	AB	R	H	RBI	BB	SO	LOB
5 Brandon Guyer, R (1, 9) OBP: 0.357, SLG: 0.382	B FF 91 X FF 90 1-0 F8 ①		C FF 91 X FF 91 0-1 L4 ①		B SL 84 B FF 90 F FF 91 S FF 92 F FF 93 H FF 90 3-2 9 G6-4-3 HBP	C SL 83 B SI 89 B SL 84 X SI 91 2-1 1B	F SI 87 B SI 91 B CH 86 B SI 91 F SI 91 1 SAFE X SL 84 3-2 1-H 2B				4	0	2	1	0	0	0
9 Joey Butler, R (1, 7) OBP: 0.335, SLG: 0.412 24 Grady Sizemore, L (6, PH) OBP: 0.268, SLG: 0.344 (6, 7)	F FF 91 F FF 91 F FF 94 S SL 87 0-3 K ②		S SL 87 C SL 87 B SL 89 B FF 95 X FF 93 2-2 L9 ②		B CH 83 S FF 94 B FF 93 X FF 92 2-1 G6-4-3 ①② 1-2f	1 SAFE S FF 91 1 SAFE X FS 84 0-1 L4 ③	S CU 77 B CU 77 F SI 90 S CU 77 1-3 K ③				3	0	0	0	0	1	1
											2	0	0	0	0	1	2
3 Evan Longoria, R (1, 5) OBP: 0.348, SLG: 0.435	B FF 93 F SI 91 B FF 93 X SI 91 2-1 G6-3 ③		C FF 93 F SI 94 B FF 96 X SL 87 1-2 11 2B 2B		B FF 93 S SI 92 X SI 92 1-1 HR		C FF 90 F FS 85 F FS 86 B FS 85 B FS 86 B FF 91 F FS 86 X FS 86 3-2 13 1B 1B		B FC 91 F FC 91 F FC 92 B FC 90 B KC 83 F FC 93 C FC 92 3-3 K ①		5	2	3	1	0	1	0
11 Logan Forsythe, R (1, 4) OBP: 0.366, SLG: 0.447		C FF 89 S CH 83 X SL 87 0-2 G6-3 ①	B SL 88 B CH 84 S SI 93 X SI 92 2-1 13 1B 2-H 2B		C FF 93 B SL 89 B SL 85 B FF 94 B FF 93 4-1 13 2B BB		B SI 92 1 SAFE C FF 91 F FF 90 S FS 86 1-3 K ①		F FC 92 B KC 85 C KC 82 X KC 82 1-2 L3 ②		4	2	1	1	1	1	1
13 Asdrúbal Cabrera, S (1, 6) OBP: 0.301, SLG: 0.399 26 Brad Boxberger, R (10, 1)		X FF 92 0-0 36 BB 21 1B 1B	C FF 92 X SL 86 0-1 2-H 1B		S CH 84 X CH 85 0-1 1-H 2B		1 SAFE B FS 85 S SI 93 S FS 86 X FS 86 1-2 1-3 1B		F KC 84 S KC 82 B KC 81 C FC 93 1-3 K ③		5	0	4	2	0	1	0
											0	0	0	0	0	0	0
21 James Loney, L (1, 3) OBP: 0.320, SLG: 0.345		F SI 90 D SL 87 F SI 92 D SL 86 X SI 94 2-2 36 BB 1-2 1B	X SI 94 0-0 F9 ③		I IN 71 I IN 71 I IN 71 I IN 68 4-0 IBB		B SI 92 B FS 86 B FS 85 X SI 92 3-0 G3-1 ③			X FC 90 0-0 L8 ①	4	0	1	0	1	0	2
36 Richie Shaffer, R (1, 10) OBP: 0.455, SLG: 0.571 28 John Jaso, L (5, PH) OBP: 0.408, SLG: 0.500 (5, 10) 1 Tim Beckham, R (8, PH) OBP: 0.288, SLG: 0.435 (8, 10) (10, 6)		C SI 92 B SL 81 D CH 86 B SI 93 C FF 94 B FF 95 4-2 1-2 2-3 BB	B FF 92 C FF 91 F CH 84 S SL 88 1-3 K ① B SI 87 X SI 89 1-0 G3 ③					X SI 90 0-0 G5-3 ①	B FC 92 B FC 92 F FC 92 C FC 93 S KC 85 2-3 K ②		1	0	0	0	1	1	0
											1	0	0	0	0	0	2
											2	0	0	0	0	1	0
39 Kevin Kiermaier, L (1, 8) OBP: 0.276, SLG: 0.398		B FF 93 B SL 83 X FF 91 2-0 P6 ②	C FF 92 B SL 83 B SL 88 X FF 92 2-1 L8 ②			C SI 88 X CH 78 0-1 F8 ①		C FF 90 B SL 83 S CU 78 B SL 84 C SI 90 2-3 K ②		B KC 83 C FC 93 B FC 93 C FC 92 S KC 83 2-3 K ③	5	0	0	0	0	2	3
44 René Rivera, R (1, 2) OBP: 0.215, SLG: 0.290 19 Curt Casali, R (8, PH) OBP: 0.292, SLG: 0.606 (8, 2)		C SL 87 B SL 89 B SI 95 S FF 93 B FF 93 F FF 93 F FF 95 S FF 94 3-3 K ③	X SI 92 0-0 F9 ③			C CH 84 S CH 83 B CH 83 B SI 89 C SI 90 2-3 K ②		B SI 91 B SI 90 X SI 90 2-0 5 2B 1B			3	0	0	0	0	2	3
											1	1	1	0	0	0	0

Inning Stats																																
	R: 0	H: 0	E: 0	LOB: 0	K: 1	BB: 0	S: 7	P: 10	R: 0	H: 2	E: 0	LOB: 3	K: 1	BB: 1	S: 15	P: 26	R: 2	H: 3	E: 0	LOB: 1	K: 0	BB: 0	S: 13	P: 18	R: 0	H: 0	E: 0	LOB: 0	K: 1	BB: 0	S: 6	P: 9
	R: 2	H: 2	E: 0	LOB: 2	K: 0	BB: 2	S: 11	P: 26	R: 0	H: 1	E: 0	LOB: 1	K: 1	BB: 0	S: 9	P: 13	R: 0	H: 2	E: 0	LOB: 1	K: 1	BB: 0	S: 12	P: 20	R: 1	H: 2	E: 0	LOB: 1	K: 2	BB: 0	S: 11	P: 19
	R: 0	H: 0	E: 0	LOB: 0	K: 2	BB: 0	S: 10	P: 15	R: 0	H: 0	E: 0	LOB: 0	K: 2	BB: 0	S: 7	P: 11	1B: 7	SF: 0	2B: 4	SAC: 0	3B: 0	DP: 1	HR: 1	HBP: 1	WP: 0	PA: 44	PB: 0	SB: 0	CS: 0			

PITCHER	IP	WLS	BF	H	R	ER	SO	BB	IBB	HBP	BLK	WP	HR	S	P	ERA	WHIP
55 Carlos Rodón, L (1, 1) ERA: 5.0	4.2		22	6	4	4	3	2	0	1	0	0	1	49	81	7.71	1.714
34 Matt Albers, R (5, 1) ERA: 2.81	1.0		6	2	0	0	1	0	1	0	0	0	0	10	19	0.00	2.000
57 Zach Putnam, R (6, 1) ERA: 3.16	1.1	H	5	2	0	0	1	0	0	0	0	0	0	14	22	0.00	1.500
33 Zach Duke, L (8, 1) ERA: 3.53	1.0	B	5	2	1	1	2	0	0	0	0	0	0	11	19	9.00	2.000
30 David Robertson, R (9, 1) ERA: 2.66	2.0	W	6	0	0	0	4	0	0	0	0	0	0	17	26	0.00	0.000

PITCHER	IP	WLS	BF	H	R	ER	SO	BB	IBB	HBP	BLK	WP	HR	S	P	ERA	WHIP

TOP

Tampa Bay Rays @ Chicago White Sox

U.S. Cellular Field, Chicago, IL

Wed Aug 05 2015, 2:11 PM - 5:32 PM EDT

Att. 20,028 - Partly Cloudy - 85 F

livebaseballscorecards.com

AB	40
R	5
H	12
RBI	5
BB	3
SO	11
LOB	14

Batter	1	2	3	4	5	6	7	8	9	10	AB	R	H	RBI	BB	SO	LOB
1 Adam Eaton, L (1, 8) OBP: 0.346, SLG: 0.422	C FF 87 B FF 89 B FF 89 B SI 89 B FF 88 4-1 79 1B 18 1B 79 E BB	C CH 80 F FF 91 B FF 92 X CH 84 1-2 ② P6		S FF 92 F FF 92 F FF 94 B FF 94 S CH 82 1-3 ③ K			C FF 94 S FF 94 F FF 94 S FS 85 0-3 ① K			B FF 91 B CH 78 S FF 93 F FF 94 X FF 94 2-2 18 E 18 S 26 BB 1B	4	2	1	0	1	2	3
18 Tyler Saladino, R (1, 5) OBP: 0.294, SLG: 0.389	C FF 90 L FF 90 D SL 84 F FF 93 X SI 93 1-2 79 E 53 2B 1-2 1B	X SL 85 0-0 ③ F7			B CH 79 C SI 90 C SL 85 X CH 81 1-2 ① G5-3		B FS 85 B SL 84 C FF 94 B FF 94 C FF 94 X FF 94 3-2 ② ③ G6-4-3 1-2f			1 SAFE B FF 92 D CH 81 D CH 81 C FF 94 X FF 93 3-1 ① F7 1-3	5	1	1	0	0	0	3
79 José Abreu, R (1, 3) OBP: 0.353, SLG: 0.503	C SL 83 C FF 91 F FF 92 X FF 92 0-2 E8 53 2B 26 HR 1-2 2-H 1B	C SI 90 F FF 91 X FF 93 0-2 ① G6-3			C CU 78 X FF 93 0-1 ② P3			B FF 93 B FF 92 B FF 93 C FF 94 X FF 95 3-1 ① F8		I IN 71 I IN 63 I IN 66 I IN 66 4-0 26 BB 53 IBB IBB	4	1	1	0	1	0	0
53 Melky Cabrera, S (1, 7) OBP: 0.324, SLG: 0.399	L SI 90 D CH 82 D CH 82 F SI 91 X CH 82 2-2 26 HR 1-3 2-H 2B	B FF 90 B FF 91 B SI 91 B SI 89 4-0 BB			C CF 94 B SI 93 S CH 83 X FF 94 1-2 ③ G6-3			C FF 95 B CU 76 F FF 95 B FF 96 X FF 96 2-2 ② G5-3		I IN 59 I IN 59 I IN 55 I IN 56 4-0 26 BB 1-2 IBB	3	1	1	1	2	0	0
26 Avisaíl García, R (1, 9) OBP: 0.315, SLG: 0.377	X SL 84 0-0 2-H 3-H HR	B SI 90 B SI 90 C FF 91 F FF 92 F FF 93 F FF 93 X CH 83 2-2 ② F8				S FF 90 F FF 91 B FF 93 F FF 92 X FF 94 1-2 ① L4		C FF 95 B FF 96 B FF 95 B FF 95 B SI 96 4-1 BB		D FF 95 F FF 94 B FF 94 B CH 81 B FF 93 4-1 1-2 2-3 3-H BB	3	1	1	4	2	0	1
25 Adam LaRoche, L (1, 10) OBP: 0.308, SLG: 0.343	X FF 90 0-0 ① G6-3	B FF 92 B CH 80 X SI 90 2-0 ③ G4-3				F SI 92 F FF 93 X CH 81 0-2 ② G4-3		X FF 94 0-0 ③ P6			4	0	0	0	0	0	2
10 Alexei Ramirez, R (1, 6) OBP: 0.262, SLG: 0.345	C FF 91 C SI 91 X SL 86 0-2 58 L5-3 1B			X SI 91 0-0 ① L8			C FF 93 B CH 82 B CH 81 B SI 92 F SI 93 X SI 93 3-2 ③ G5-3			S SL 81 B SI 93 F SI 92 S SL 82 1-3 ① K	4	0	1	0	0	1	0
58 Geovany Soto, R (1, 2) OBP: 0.331, SLG: 0.481	C SI 90 D SL 84 1 SAFE F SL 84 F CH 81 F FF 92 X CH 82 1-2 ② ③ L5-3 1-1			C SI 91 S CU 79 B CU 80 B FF 93 F SI 93 B CU 79 F FF 93 C FF 91 3-3 ② K			C SL 84 B FS 84 B FF 94 B SL 83 F FF 93 X FF 95 3-2 5 1B 1B			C SL 81 F SI 93 B SL 84 C SL 81 1-3 ② K	4	0	1	0	0	2	1
5 Yolmer Sánchez, S (1, 4) OBP: 0.259, SLG: 0.333		C FF 88 F CH 80 X CH 82 0-2 ① G4-3		B CH 81 B SI 92 F SI 91 S CH 82 X CH 84 2-2 1B			B FF 94 X FF 94 1-0 18 G6-4-3 1-2 1B			B CU 77 S FF 91 B FF 92 B CU 76 X SI 90 3-1 ③ P5	4	0	2	0	0	0	0
Inning Stats	R: 5 H: 5 E: 1 LOB: 0 K: 0 BB: 1 S: 22 P: 30	R: 0 H: 0 E: 0 LOB: 0 K: 0 BB: 0 S: 7 P: 8	R: 0 H: 0 E: 0 LOB: 1 K: 0 BB: 1 S: 9 P: 17	R: 0 H: 1 E: 0 LOB: 1 K: 2 BB: 0 S: 13 P: 19	R: 0 H: 0 E: 0 LOB: 0 K: 0 BB: 0 S: 8 P: 10	R: 0 H: 0 E: 0 LOB: 0 K: 0 BB: 0 S: 10 P: 14	R: 0 H: 2 E: 0 LOB: 1 K: 1 BB: 0 S: 11 P: 18	R: 0 H: 0 E: 0 LOB: 1 K: 0 BB: 1 S: 7 P: 16	R: 0 H: 0 E: 0 LOB: 0 K: 2 BB: 0 S: 8 P: 13	R: 1 H: 1 E: 0 LOB: 3 K: 0 BB: 3 S: 6 P: 23	1B: 7 SF: 0 2B: 2 SAC: 0 3B: 0 DP: 2 HR: 1 HBP: 0						

PITCHER	IP	WLS	BF	H	R	ER	SO	BB	IBB	HBP	BLK	WP	HR	S	P	ERA	WHIP
30 Erasmo Ramírez, R (1, 1) ERA: 3.83	6.0		25	6	5	5	2	2	0	0	0	0	1	69	98	7.50	1.333
54 Steve Geltz, R (7, 1) ERA: 3.66	1.0		4	2	0	0	1	0	0	0	0	0	0	11	18	0.00	2.000
57 Jake McGee, L (8, 1) ERA: 1.88	1.0		4	0	0	0	0	1	0	0	0	0	0	7	16	0.00	1.000
47 Brandon Gomes, R (9, 1) ERA: 4.38	1.0		3	0	0	0	2	0	0	0	0	0	0	8	13	0.00	0.000
26 Brad Boxberger, R (10, 1) ERA: 3.07	0.1	L	5	1	1	1	0	1	2	0	0	0	0	6	23	27.00	6.000

PITCHER	IP	WLS	BF	H	R	ER	SO	BB	IBB	HBP	BLK	WP	HR	S	P	ERA	WHIP
26 Brad Boxberger, R (10, 1) ERA: 3.07	0.1	L	5	1	1	1	0	1	2	0	0	0	0	6	23	27.00	6.000

BOTTOM

Tampa Bay Rays @ Chicago White Sox

U.S. Cellular Field, Chicago, IL

Wed Aug 05 2015, 2:11 PM - 5:32 PM EDT

Att. 20,028 - Partly Cloudy - 85 F

livebaseballscorecards.com

AB	35
R	6
H	9
RBI	5
BB	6
SO	5
LOB	10

WP: 0	PA: 41		
PB: 0			
SB: 1			
CS: 0			

Batter	1	2	3	4	5	6	7	8	9	AB	R	H	RBI	BB	SO	LOB
1 Adam Eaton, L (1, 8) OBP: 0.345, SLG: 0.420 28 Trayce Thompson, R (4, 8) OBP: 0.667, SLG: 1.000	F SI 93 F SI 94 B CH 85 F KC 81 X SI 95 1-2 ① F7		X CH 84 0-0 ② G3 1-2			B SI 93 C SI 94 X KC 82 1-1 79 2B 1B		B FC 91 S FC 92 B FF 96 X FC 89 2-1 1-3 2B		2 2	0 1	0 2	0 0	0 0	0 0	1 0
18 Tyler Saladino, R (1, 5) OBP: 0.283, SLG: 0.374	B FF 95 C SI 95 F FF 95 B KC 82 C SI 95 2-3 ② K		C CH 84 X KC 83 0-1 ③ L8			C SI 93 X FF 94 0-1 ① P4		C FF 96 B KC 81 F FC 91 S FF 96 1-3 ① K		4	0	0	0	0	2	4
79 José Abreu, R (1, 3) OBP: 0.352, SLG: 0.503	C KC 82 F FF 94 B CH 85 F KC 82 B CH 85 X KC 83 2-2 ③ G5-3			C KC 80 F KC 82 B CH 86 S CH 87 1-3 ① K		1 SAFE X SI 95 0-0 1-H 2B		C KC 80 S FC 91 B FF 97 S FC 92 1-3 ② K		4	0	1	1	0	2	2
53 Melky Cabrera, S (1, 7) OBP: 0.324, SLG: 0.400		C KC 78 B SI 94 X KC 79 1-1 26 G4-3 2B		B KC 81 X SI 94 1-0 ② P6		B KC 81 F KC 82 F SI 95 B FF 96 X CH 88 2-2 ② F7		B SI 94 X FF 94 1-0 ③ F9		4	0	1	0	0	0	3
26 Avisaíl García, R (1, 9) OBP: 0.312, SLG: 0.373		B SI 95 S CH 84 B SI 96 B FF 94 C SI 96 F SI 96 X FF 95 3-2 ① G4-3 2-3		C SI 95 F KC 82 B SI 94 S KC 83 1-3 ③ K		F KC 83 D KC 85 X KC 83 1-1 ③ G5-3			B FF 93 X FF 94 1-0 ① F9	4	0	0	0	0	1	2
25 Adam LaRoche, L (1, 10) OBP: 0.310, SLG: 0.352		C CH 85 S FF 95 B FF 94 X FF 96 1-2 ② F7			F CH 84 F CH 84 B KC 81 B CH 87 F FF 96 F KC 82 X CH 87 2-2 ① G3		B KC 79 B FF 93 C FF 93 B CH 84 B SI 94 4-1 5 G4-6-3 BB		B FF 95 S SL 88 B FF 95 C SL 86 B SL 88 F SL 86 F FF 94 X SL 86 3-2 HR	3	1	1	1	1	0	1
10 Alexei Ramirez, R (1, 6) OBP: 0.260, SLG: 0.341		C KC 82 S KC 84 X CH 86 0-2 ③ P4			B KC 83 C SI 95 X CH 87 1-1 ② F7		C SI 96 B KC 84 B KC 82 B SI 95 X SI 95 3-1 ① L4		F FF 95 X FF 96 0-1 ② L9	4	0	0	0	0	0	2
5 Yolmer Sánchez, S (1, 4) OBP: 0.263, SLG: 0.333 27 Leury García, S (9, PR) OBP: 0.200, SLG: 0.200			B SI 93 S CH 83 F SI 94 X KC 80 1-2 ① F9		B KC 82 B SI 95 B SI 95 C SI 94 S SI 94 F SI 95 B FF 96 4-2 BB		C CH 84 S CH 85 B FF 96 X CH 85 1-2 ②③ G4-6-3 1-2f		C FF 96 B CU 76 C SL 88 F SL 86 X SL 84 1-2 1B	3 0	0 0	1 0	0 0	1 0	0 0	1 0
21 Tyler Flowers, R (1, 2) OBP: 0.262, SLG: 0.345			B KC 81 S SI 94 X SI 94 1-1 1 G3 1B		C KC 82 F KC 82 X KC 83 0-2 ③ F8			B FC 89 F FC 90 F KC 80 B KC 81 F FC 88 F FF 96 B FF 96 B FC 92 4-2 28 2B BB	S SL 85 S FF 94 1 SAFE F SL 84 S SL 86 0-3 ③ K2-3	3	0	1	0	1	1	2
Inning Stats	R: 0 E: 0 K: 1 S: 11 H: 0 LOB: 0 BB: 0 P: 16	R: 0 E: 0 K: 0 S: 12 H: 1 LOB: 1 BB: 0 P: 17	R: 0 E: 0 K: 0 S: 8 H: 1 LOB: 1 BB: 0 P: 10	R: 0 E: 0 K: 2 S: 7 H: 0 LOB: 0 BB: 0 P: 10	R: 0 E: 0 K: 0 S: 13 H: 0 LOB: 1 BB: 1 P: 20	R: 1 E: 0 K: 0 S: 10 H: 2 LOB: 1 BB: 0 P: 14	R: 0 E: 0 K: 0 S: 6 H: 0 LOB: 0 BB: 1 P: 14	R: 0 E: 0 K: 2 S: 13 H: 1 LOB: 2 BB: 1 P: 22	R: 1 E: 0 K: 1 S: 16 H: 2 LOB: 1 BB: 0 P: 21	1B: 3 2B: 3 3B: 0 HR: 1 SF: 0 SAC: 0 DP: 1 HBP: 0						

TOP

Chicago White Sox @ Kansas City Royals

Kauffman Stadium, Kansas City, MO

Fri Aug 07 2015, 7:11 PM - 10:09 PM CDT

Att. 36,211 - Clear - 90 F

livebaseballscorecards.com

AB	33
R	2
H	7
RBI	2
BB	3
SO	6
LOB	18

WP: 0 PB: 0 SB: 0 CS: 0 PA: 36

PITCHER		IP	WLS	BF	H	R	ER	SO	BB	IBB	HBP	BLK	WP	HR	S	P	ERA	WHIP
36 Edinson Volquez, R ERA: 3.11	(1, 1)	7.0	W	26	4	1	1	3	2	0	0	0	0	0	67	101	1.29	0.857
44 Luke Hochevar, R ERA: 3.77	(8, 1)	0.2	H	4	1	0	0	2	1	0	0	0	0	0	12	20	0.00	3.000
45 Franklin Morales, L ERA: 2.4	(8, 1)	0.1	H	1	0	0	0	0	0	0	0	0	0	0	1	2	0.00	0.000
56 Greg Holland, R ERA: 3.21	(9, 1)	1.0	S	5	2	1	1	1	0	0	0	0	0	1	16	21	9.00	2.000

PITCHER	IP	WLS	BF	H	R	ER	SO	BB	IBB	HBP	BLK	WP	HR	S	P	ERA	WHIP

Batter	1	2	3	4	5	6	7	8	9	AB	R	H	RBI	BB	SO	LOB
2 Alcides Escobar, R (1, 6) OBP: 0.313, SLG: 0.341	F FF 90 B CU 75 C CU 77 F FC 89 B CU 79 F CH 83 C FF 92 2-3 K ①		C FC 85 F CU 77 S FC 88 0-3 K ③		F FC 88 L CU 76 D CU 78 1 SAFE F FC 87 S FF 93 1-3 K ③		C SL 85 B SL 84 B SI 90 B SI 90 C SI 91 F SI 90 X SI 91 3-2 18 S 1B			4	0	1	0	0	3	2
18 Ben Zobrist, S (1, 7) OBP: 0.351, SLG: 0.464	C CU 76 X FF 92 0-1 F8 ②			C CH 81 B FC 86 T CH 81 B FC 88 X CH 83 2-2 F8 ①		C CU 75 S CH 82 B CU 78 B FF 92 X FC 87 2-2 6 2B 1B	1 SAFE 1 SAFE B CH 77 B CH 79 B CH 78 B SI 89 4-0 1-2 BB			3	1	1	0	1	0	0
6 Lorenzo Cain, R (1, 8) OBP: 0.362, SLG: 0.495	X FF 91 0-0 3B			B CU 76 S CH 83 F FF 91 B FC 89 F CU 77 S FC 89 2-3 K ②		C FF 89 B FF 91 S CH 80 1 SAFE X CU 77 1-2 1-H 35 1B 2B	B CH 86 X SI 91 1-0 G5-3 ③			4	1	2	1	0	1	2
35 Eric Hosmer, L (1, 3) OBP: 0.378, SLG: 0.475	X CU 77 0-0 P3 ③			B CU 78 F CH 83 X FC 88 1-1 G5-3 ③		S CU 76 X FF 90 0-1 8 G4-6-3 25 BB 2-H 1B		B SI 99 F SI 98 C SI 99 X SL 93 1-2 G6-3 ①		4	0	1	1	0	0	1
25 Kendrys Morales, S (1, 10) OBP: 0.346, SLG: 0.456		B CU 76 X CH 83 1-0 F8 ①			C CU 76 X FF 91 0-1 F7 ①	B CH 80 D CH 82 F FF 90 F FC 86 D CH 82 D CH 82 4-2 8 G4-6-3 1-2 BB		B CH 91 F SI 99 S SL 92 S SL 91 1-3 K ②		3	0	0	0	1	1	0
8 Mike Moustakas, L (1, 5) OBP: 0.339, SLG: 0.411		C CU 76 X FF 91 0-1 F8 ②			B CU 77 B CU 76 B CH 82 C FF 91 B FF 91 4-1 15 2B BB	B CU 76 F FF 90 X SI 91 1-1 ① ② G4-6-3 1-2f 2-3		B SL 91 C SI 92 B SI 99 B SI 100 F SL 90 F SI 99 F SL 92 S SL 92 3-3 K ③		3	1	0	0	1	1	2
13 Salvador Perez, R (1, 2) OBP: 0.260, SLG: 0.419		B CH 82 X FF 91 1-0 P6 ③			X FF 91 0-0 P3 ②	B FC 86 F FC 86 F FC 87 X FF 90 1-2 P5 ③				3	0	0	0	0	0	2
15 Alex Rios, R (1, 9) OBP: 0.282, SLG: 0.318			C FF 90 B SI 91 F FF 92 B FF 92 S CH 83 2-3 K ①		B CH 81 F CH 82 D FC 82 F FF 91 1 SAFE X FC 87 2-2 1-H 2B		C CH 83 B SI 90 F SI 89 X SI 90 1-2 G1-3 ①			3	0	1	1	0	1	0
14 Omar Infante, R (1, 4) OBP: 0.243, SLG: 0.315			B FF 91 B FF 91 C FF 90 F FF 91 S FF 91 2-3 K ②		B FC 87 D CH 83 B FF 91 D FF 92 4-0 BB		C CH 82 C SI 89 B CH 83 F SI 89 F SI 90 X SI 91 1-2 G5-3 ②			2	0	0	0	1	1	0
Inning Stats	R: 0 E: 0 K: 1 S: 9 H: 1 LOB: 1 BB: 0 P: 11	R: 0 E: 0 K: 0 S: 4 H: 0 LOB: 0 BB: 0 P: 6	R: 0 E: 0 K: 3 S: 9 H: 0 LOB: 0 BB: 0 P: 13	R: 0 E: 0 K: 1 S: 9 H: 0 LOB: 0 BB: 0 P: 14	R: 1 E: 0 K: 1 S: 11 H: 1 LOB: 2 BB: 2 P: 22	R: 2 E: 0 K: 0 S: 15 H: 3 LOB: 1 BB: 1 P: 24	R: 0 E: 0 K: 0 S: 13 H: 1 LOB: 2 BB: 1 P: 23	R: 0 E: 0 K: 2 S: 11 H: 0 LOB: 0 BB: 0 P: 16		1B: 3 2B: 2 3B: 1 HR: 0	SF: 0 SAC: 0 DP: 1 HBP: 0					

PITCHER		IP	WLS	BF	H	R	ER	SO	BB	IBB	HBP	BLK	WP	HR	S	P	ERA	WHIP
50 John Danks, L ERA: 4.79	(1, 1)	6.0	L	25	5	3	3	6	3	0	0	0	0	0	57	90	4.50	1.333
34 Matt Albers, R ERA: 2.65	(7, 1)	1.0		5	1	0	0	0	1	0	0	0	0	0	13	23	0.00	2.000
65 Nate Jones, R ERA:	(8, 1)	1.0		3	0	0	0	2	0	0	0	0	0	0	11	16	0.00	0.000

PITCHER	IP	WLS	BF	H	R	ER	SO	BB	IBB	HBP	BLK	WP	HR	S	P	ERA	WHIP

BOTTOM

Chicago White Sox @ Kansas City Royals

Kauffman Stadium, Kansas City, MO

Fri Aug 07 2015, 7:11 PM - 10:09 PM CDT

Att. 36,211 - Clear - 90 F

livebaseballscorecards.com

AB	29
R	3
H	6
RBI	3
BB	4
SO	8
LOB	9

Batter	1	2	3	4	5	6	7	8	9	AB	R	H	RBI	BB	SO	LOB
1 Adam Eaton, L (1, 8) OBP: 0.345, SLG: 0.418	C SI 88 F CH 82 X FF 90 0-2 ① F8		D SI 90 B SI 93 B CU 75 C SI 93 D SI 89 4-1 BB		C SI 90 B SI 89 B CU 75 X SI 88 2-1 ② F9	B FF 94 F FF 95 B FC 92 F FF 95 B FC 91 X FF 96 3-2 1-2 2-H 3-H 1B			C FF 96 B CU 78 B FF 95 C FF 96 S FS 91 2-3 ① K	4	0	1	2	1	1	1
18 Tyler Saladino, R (1, 5) OBP: 0.279, SLG: 0.365	F FF 90 X CH 84 0-1 ② G5-3		X CH 88 0-0 ③ G1-3		B SI 89 X FC 87 1-0 1-2 1B	X FC 92 0-0 ③ G1-3			C FF 95 C SL 88 S SL 88 0-3 ② K	5	0	1	0	0	1	4
79 José Abreu, R (1, 10) OBP: 0.352, SLG: 0.516	C SI 91 B CU 77 B CU 75 X CH 84 2-1 ③ G4-3			B SL 86 C CH 86 X FC 88 1-1 HR	B FF 89 F CH 86 B SI 94 B SI 91 F CH 86 F SI 89 3-2 ③ CS 2-3	B FF 91 F SI 93 F CH 84 X SI 90 2-2 HR	C FF 95 X FF 95 0-1 ① G5-3		S SL 88 B FF 97 B SL 87 F SL 87 C FF 97 2-3 ③ K	5	2	2	2	0	1	0
53 Melky Cabrera, S (1, 7) OBP: 0.323, SLG: 0.400		C FC 89 B FC 90 X FF 90 1-1 ① G6-3		X FF 92 0-0 26 1B 25 G5-6-3 2B		C SI 92 F SI 88 F FF 94 X CU 77 0-2 ① P5	B FC 90 X FF 95 1-0 ② G6-3			4	1	1	0	0	0	0
26 Avisaíl García, R (1, 9) OBP: 0.314, SLG: 0.375		F FF 93 B FF 92 B CH 88 B FC 88 F SI 92 X FF 94 3-2 ② L7		F CU 75 X FF 92 0-1 25 G5-6-3 2-3 1B		X CH 87 0-0 10 1B 5 1B 1B	C FF 96 X FF 95 0-1 ③ G4-3			4	1	2	0	0	0	0
25 Adam LaRoche, L (1, 3) OBP: 0.307, SLG: 0.348		C FF 91 B CH 85 X CH 88 1-1 ③ G3-1		1 SAFE F CH 84 B SI 88 F SI 87 X SI 87 1-2 ①② G5-6-3 1-2f 3-H		B SI 90 F SI 94 C SI 94 X CU 75 1-2 ② F9		B FF 100 B FF 98 F FF 98 X FF 100 2-1 ① L9		4	0	0	0	0	0	2
10 Alexei Ramirez, R (1, 6) OBP: 0.262, SLG: 0.345			C CH 87 X CU 75 0-1 5 SH1-3 2B	B SI 92 X SI 91 1-0 ③ G5-3		C CH 89 X FF 93 0-1 58 BB 5 1B 1 1B 1-2 1B		C SI 100 F SI 99 F SL 86 X SL 89 0-2 ② P6		4	1	2	0	0	0	0
5 Yolmer Sánchez, S (1, 4) OBP: 0.267, SLG: 0.335			X FF 90 0-0 ① SH1-3 2-3		C FC 88 X CH 87 0-1 ① G3-1	S CU 76 X FF 93 0-1 58 BB 1 1B 1-2 2-H 1B		S FF 99 B CH 89 F FF 100 B FF 101 B SI 98 B FF 100 4-2 BB		2	1	1	1	1	0	0
58 Geovany Soto, R (1, 2) OBP: 0.336, SLG: 0.478			B FF 89 C SI 93 B CH 88 S SI 89 S CH 86 2-3 ② K		C FF 91 B CH 84 F CH 84 F FF 92 B FF 93 B FF 93 X FF 92 3-2 79 CS 18 1B 1B	B FC 90 C FF 95 D KC 80 D FC 92 B FF 94 4-1 1 1B 1-2 2-3 BB		X FF 101 0-0 ③ F9		3	0	1	0	1	1	2
Inning Stats	R: 0 E: 0 K: 0 S: 7 H: 0 LOB: 0 BB: 0 P: 9	R: 0 E: 0 K: 0 S: 7 H: 0 LOB: 0 BB: 0 P: 12	R: 0 E: 0 K: 1 S: 8 H: 1 LOB: 2 BB: 1 P: 14	R: 2 E: 0 K: 0 S: 9 H: 3 LOB: 0 BB: 0 P: 12	R: 0 E: 0 K: 0 S: 12 H: 2 LOB: 1 BB: 0 P: 21	R: 4 E: 0 K: 0 S: 20 H: 5 LOB: 2 BB: 1 P: 30	R: 0 E: 0 K: 0 S: 5 H: 0 LOB: 0 BB: 0 P: 6	R: 0 E: 0 K: 0 S: 9 H: 0 LOB: 1 BB: 1 P: 15	R: 0 E: 0 K: 3 S: 9 H: 0 LOB: 0 BB: 0 P: 13	1B: 7 2B: 2 3B: 0 HR: 2 SF: 0 SAC: 1 DP: 1 HBP: 0						

PITCHER		IP	WLS	BF	H	R	ER	SO	BB	IBB	HBP	BLK	WP	HR	S	P	ERA	WHIP
11 Jeremy Guthrie, R ERA: 5.84	(1, 1)	5.2	W	26	10	6	6	1	1	0	0	0	0	2	58	86	9.53	1.941
44 Luke Hochevar, R ERA: 3.72	(6, 1)	0.1	H	3	1	0	0	0	1	0	0	0	0	0	5	12	0.00	6.000
46 Ryan Madson, R ERA: 2.58	(7, 1)	1.0	H	3	0	0	0	0	0	0	0	0	0	0	5	6	0.00	0.000
40 Kelvin Herrera, R ERA: 2.01	(8, 1)	1.0	H	4	0	0	0	0	1	0	0	0	0	0	9	15	0.00	1.000
56 Greg Holland, R ERA: 3.12	(9, 1)	1.0	S	3	0	0	0	3	0	0	0	0	0	0	9	13	0.00	0.000

PITCHER	IP	WLS	BF	H	R	ER	SO	BB	IBB	HBP	BLK	WP	HR	S	P	ERA	WHIP

TOP

Chicago White Sox @ Kansas City Royals

Kauffman Stadium, Kansas City, MO

Sat Aug 08 2015, 6:11 PM - 8:55 PM CDT

Att. 39,302 - Clear - 91 F

livebaseballscorecards.com

AB	35
R	6
H	11
RBI	5
BB	3
SO	4
LOB	9

PA: 40

BOTTOM

Chicago White Sox @ Kansas City Royals

Kauffman Stadium, Kansas City, MO

Sat Aug 08 2015, 6:11 PM - 8:55 PM CDT

Att. 39,302 - Clear - 91 F

livebaseballscorecards.com

Batter	1	2	3	4	5	6	7	8	9	AB	R	H	RBI	BB	SO	LOB
2 Alcides Escobar, R (1, 6) OBP: 0.314, SLG: 0.341	X SI 93 0-0 ① G5-3			C SL 85 B FF 95 F FF 94 X SI 94 1-2 6 BB 8 BB 35 FC6-4 1B	H SI 95 1-0 6 WP 8 SF9 6 1B HBP	C FF 94 X SL 85 0-1 ③ G5-3				3	2	1	0	0	0	0
8 Mike Moustakas, L (1, 5) OBP: 0.338, SLG: 0.409	C FS 91 B SL 84 S SL 86 B SI 92 X FS 85 2-2 ② P3			C FF 94 S FS 84 F FS 86 B FF 93 1 SAFE D FS 85 B FF 94 1 SAFE B FF 94 4-2 35 FC6-4 6 BB 25 G5-3 1-2 BB	B FF 93 X SL 85 1-0 ① SF9 1-2 3-H		C SL 83 B FF 93 F SL 84 B SL 86 F FF 92 X FF 94 2-2 ① G4-3			2	1	0	1	1	0	0
6 Lorenzo Cain, R (1, 8) OBP: 0.363, SLG: 0.493	B SL 86 X FF 95 1-0 ③ F7			C SL 88 F FF 96 B FF 95 B FS 86 B FF 95 B SL 87 4-2 35 FC6-4 1-2 2-3 BB	S FF 95 B FS 87 B SL 88 F FF 96 X FF 95 2-2 25 S 35 G4-3 25 2B 2-H 1B		F FF 94 X FF 94 0-1 ② G6-3			3	1	1	1	1	0	0
35 Eric Hosmer, L (1, 3) OBP: 0.375, SLG: 0.470		F FF 92 X CU 84 0-1 ① L4		B FS 86 X FF 96 1-0 ① FC6-4 25 G5-3 13 1B 1-2f 2-3 3-H	B SI 96 C FF 94 B SL 86 F FF 93 X FS 86 2-2 ② G4-3 1-2		C SL 84 S FF 94 B SL 85 X FF 94 1-2 ③ G3-1			4	1	0	1	0	0	3
25 Kendrys Morales, S (1, 10) OBP: 0.348, SLG: 0.459		B SI 92 B CU 83 F SI 94 X SL 86 2-1 ② G3		B FF 94 B FS 85 B SI 96 C SI 95 F FF 95 X FF 95 3-2 ② G5-3 1-3 3-H	C SI 95 D FS 85 F FS 87 F FF 94 X FF 94 1-2 13 2B 2-H 2B			C FF 92 X SL 84 0-1 14 FC6-4 1B		4	1	2	2	0	0	1
13 Salvador Perez, R (1, 2) OBP: 0.262, SLG: 0.423		C FF 93 B SL 88 S SL 86 X SL 87 1-2 ③ G6-3		C SL 88 C SI 96 X SL 90 0-2 15 1B 3-H 1B	B FF 93 B FF 94 X FF 92 2-0 2-H 2B			B SI 95 X SI 93 1-0 ① P4		4	0	2	2	0	0	1
15 Alex Rios, R (1, 9) OBP: 0.282, SLG: 0.316			C SI 94 F SL 87 B SL 88 B FS 84 F FF 96 X SL 88 2-2 ① G6-3	X FF 95 0-0 1-2 1B	C SL 83 C SL 84 B SL 86 F SL 87 D FF 94 B FF 95 F SL 84 X FF 93 3-2 ③ G5-3			B SI 94 F SI 94 X SL 87 1-1 ② F9		4	0	1	0	0	0	2
14 Omar Infante, R (1, 4) OBP: 0.240, SLG: 0.311			C SL 85 S FF 94 S SL 88 0-3 ② K	F FF 94 X SI 96 0-1 ③ P3		C FF 92 X SL 84 0-1 ① G6-3		B SI 94 F SI 93 X SI 94 1-1 ③ FC6-4 1-2f		4	0	0	0	0	1	3
1 Jarrod Dyson, L (1, 7) OBP: 0.314, SLG: 0.383			X SI 96 0-0 ③ B1-3		F SI 93 X SL 85 0-1 8 SF9 3B	C SL 83 C SL 84 B SL 85 B SL 85 B FF 93 X FF 93 3-2 ② G1-3				3	1	1	0	0	0	0
Inning Stats	R: 0 E: 0 K: 0 S: 5 H: 0 LOB: 0 BB: 0 P: 8	R: 0 E: 0 K: 0 S: 7 H: 0 LOB: 0 BB: 0 P: 10	R: 0 E: 0 K: 1 S: 8 H: 0 LOB: 0 BB: 0 P: 10	R: 3 E: 0 K: 0 S: 18 H: 3 LOB: 2 BB: 2 P: 31	R: 4 E: 0 K: 0 S: 19 H: 4 LOB: 1 BB: 0 P: 31	R: 0 E: 0 K: 0 S: 7 H: 0 LOB: 0 BB: 0 P: 10	R: 0 E: 0 K: 0 S: 9 H: 0 LOB: 0 BB: 0 P: 12	R: 0 E: 0 K: 0 S: 7 H: 1 LOB: 1 BB: 0 P: 10		1B: 5 2B: 2 3B: 1 HR: 0 SF: 1 SAC: 0 DP: 0 HBP: 1				WP: 1 PB: 0 SB: 1 CS: 0 PA: 35	

	AB	31
	R	7
	H	8
	RBI	7
	BB	2
	SO	1
	LOB	10

PITCHER		IP	WLS	BF	H	R	ER	SO	BB	IBB	HBP	BLK	WP	HR	S	P	ERA	WHIP
29 Jeff Samardzija, R ERA: 4.62	(1, 1)	4.2	L	23	6	7	7	1	2	0	1	0	1	0	51	79	13.50	1.714
43 Dan Jennings, L ERA: 5.54	(5, 1)	2.1		9	2	0	0	0	0	0	0	0	0	0	24	35	0.00	0.857
52 Jake Petricka, R ERA: 3.08	(8, 1)	1.0		3	0	0	0	0	0	0	0	0	0	0	5	8	0.00	0.000

PITCHER		IP	WLS	BF	H	R	ER	SO	BB	IBB	HBP	BLK	WP	HR	S	P	ERA	WHIP

Batter	1	2	3	4	5	6	7	8	9	AB	R	H	RBI	BB	SO	LOB
1 Adam Eaton, L (1, 10) OBP: 0.346, SLG: 0.420	C FF 93 S FF 93 B FF 95 B FF 93 B CU 80 S FF 94 3-3 **K** ①		S SI 94 D CU 82 B FF 95 S FF 94 B FF 95 F FF 94 S SI 95 3-3 **K** ① 1-2 2-3		C CU 78 F SI 90 B CH 85 B FF 93 F CH 87 F CU 81 B FF 94 B SI 93 4-2 10 G6-3 1 BB			F SI 98 B FF 99 F FF 98 X FF 100 1-2 10 G6-3 53 1B 2B		3	1	1	0	1	2	2
10 Alexei Ramirez, R (1, 6) OBP: 0.262, SLG: 0.344	C SI 94 B FF 94 X CH 85 1-1 **G1-3** ②		B SI 94 X FF 94 1-0 2-H 3-H 1B		B SI 94 1 SAFE 1 SAFE F SI 94 B SI 93 S CH 86 F SI 94 F SI 93 B CH 87 3-2 X SI 94 **G6-3** ① ② 1-2			F FF 101 F FF 100 F FF 101 X SL 88 0-2 **G6-3** ① 2-3		4	0	1	2	0	0	2
79 José Abreu, R (1, 3) OBP: 0.349, SLG: 0.511	F FF 94 C CU 81 F CH 87 B FF 95 X CU 83 1-2 **L8** ③		B FF 94 F FF 93 C FF 95 B CU 82 F FF 94 X FF 94 2-2 **F9** ②		C CU 82 X SI 93 0-1 **P3** ③			S FF 100 B FF 99 B SL 88 X SI 99 2-1 **G5-3** ②		4	0	0	0	0	0	2
53 Melky Cabrera, S (1, 7) OBP: 0.323, SLG: 0.399		C FF 92 B CU 80 B CH 85 X FF 91 2-1 **P4** ①	B CH 85 D CH 85 F FF 93 B SI 94 X FF 94 3-1 **P4** ③			C CU 79 S CH 84 B SI 91 X CU 80 1-2 **G3** ①		X FF 100 0-0 3-H 1B		4	0	1	1	0	0	1
26 Avisaíl García, R (1, 9) OBP: 0.311, SLG: 0.371		F SI 93 B FF 92 X SI 93 1-1 **G4-3** ②		X SI 92 0-0 **F9** ①		F SI 92 F CU 79 F FF 93 B CH 86 S CU 81 1-3 **K** ②		F FF 100 S SL 87 0-3 **K** ③		4	0	0	0	0	2	1
28 Trayce Thompson, R (1, 8) OBP: 0.429, SLG: 0.571		C SI 92 C CU 80 B FF 96 F CU 80 F FF 94 X CH 85 1-2 **G4-3** ③		C SI 92 B FF 92 B CH 86 X FF 92 2-1 5 1B 1B		X SI 93 0-0 **G6-3** ③			B FF 96 C FF 94 F CH 84 X CH 84 1-2 **G6-3** ①	4	0	1	0	0	0	0
5 Yolmer Sánchez, S (1, 4) OBP: 0.271, SLG: 0.335			B FF 91 B FF 93 B FF 92 C FF 92 B FF 92 4-1 21 HBP 15 1B BB	1 SAFE C SI 92 B FF 93 B SI 93 1 SAFE F FF 92 B CH 86 F FF 94 1 SAFE 3-2 X FF 94 1-3 1B			B CU 78 C SI 91 X CH 86 1-1 **F7** ①		F FF 97 C CH 85 T CH 85 0-2 **K** ②	3	1	1	0	1	1	0
21 Tyler Flowers, R (1, 2) OBP: 0.263, SLG: 0.342 58 Geovany Soto, R (8, 2) OBP: 0.333, SLG: 0.474			B FF 94 H CU 81 2-0 1 WP 15 1B 10 1B 1-2 HBP	C SI 93 1 SAFE B SI 92 B SI 92 C SI 93 S SI 93 2-3 **K** ②			C CU 80 C CU 79 B SI 92 B SI 93 S CU 80 2-3 **K2-3** ②		C FF 97 B FC 93 B CH 86 B FF 97 F FF 97 C FF 97 3-3 **K** ③	2 1	1 0	0 0	0 0	0 0	2 1	2 0
15 Gordon Beckham, R (1, 5) OBP: 0.253, SLG: 0.307			B FF 93 B SI 93 B FF 94 C FF 94 F FF 95 F FF 95 X FF 95 3-2 1 WP 10 1B 1-2 2-H 1B	1 SAFE X SI 93 0-0 **F8** ③			C SI 92 F SI 92 X CU 80 0-2 **F9** ③			3	1	1	1	0	0	2

Inning Stats																																			
	R: 0 E: 0 K: 1 S: 9	H: 0 LOB: 0 BB: 0 P: 14	R: 0 E: 0 K: 0 S: 9	H: 0 LOB: 0 BB: 0 P: 13	R: 3 E: 0 K: 1 S: 16	H: 2 LOB: 1 BB: 1 P: 34	R: 0 E: 0 K: 1 S: 11	H: 2 LOB: 2 BB: 0 P: 18	R: 0 E: 0 K: 0 S: 11	H: 0 LOB: 0 BB: 1 P: 18	R: 0 E: 0 K: 1 S: 8	H: 0 LOB: 0 BB: 0 P: 10	R: 0 E: 0 K: 1 S: 8	H: 0 LOB: 0 BB: 0 P: 11	R: 1 E: 0 K: 1 S: 13	H: 2 LOB: 1 BB: 0 P: 16	R: 0 E: 0 K: 2 S: 9	H: 0 LOB: 0 BB: 0 P: 13	1B: 5 2B: 1 3B: 0 HR: 0	SF: 0 SAC: 0 DP: 0 HBP: 1	WP: 1 PB: 0 SB: 0 CS: 0	PA: 35

PITCHER		IP	WLS	BF	H	R	ER	SO	BB	IBB	HBP	BLK	WP	HR	S	P	ERA	WHIP
41 Danny Duffy, L ERA: 4.19	(1, 1)	3.1		16	4	3	3	2	1	0	1	0	1	0	41	73	8.10	1.500
39 Kris Medlen, R ERA: 3.48	(4, 1)	3.2		11	0	0	0	3	1	0	0	0	0	0	31	45	0.00	0.273
40 Kelvin Herrera, R ERA: 2.15	(8, 1)	1.0	W	5	2	1	1	1	0	0	0	0	0	0	13	16	9.00	2.000
46 Ryan Madson, R ERA: 2.53	(9, 1)	1.0	S	3	0	0	0	2	0	0	0	0	0	0	9	13	0.00	0.000

PITCHER	IP	WLS	BF	H	R	ER	SO	BB	IBB	HBP	BLK	WP	HR	S	P	ERA	WHIP

TOP

Chicago White Sox @ Kansas City Royals

Kauffman Stadium, Kansas City, MO

Sun Aug 09 2015, 1:15 PM - 4:14 PM CDT

Att. 35,785 - Overcast - 85 F

livebaseballscorecards.com

AB	32
R	4
H	6
RBI	4
BB	2
SO	8
LOB	12

Batter	1	2	3	4	5	6	7	8	9	AB	R	H	RBI	BB	SO	LOB
2 Alcides Escobar, R (1, 6) OBP: 0.316, SLG: 0.341	B CU 79 L FF 92 F CU 79 B CU 81 B FF 92 F FF 92 B CU 80 4-2 35 2B BB	1 SAFE 1 SAFE S FF 91 X FF 92 0-1 ② ③ G3-6 1-2f			F FF 89 1 SAFE X CU 79 0-1 ① SH1-3 1-2		B FF 89 X CU 79 1-0 35 BB 18 BB 1B	X SI 94 0-0 ② ③ G6-3 1-2f		3	1	1	0	1	0	4
18 Ben Zobrist, S (1, 5) OBP: 0.353, SLG: 0.463 8 Mike Moustakas, L (8, 5) OBP: 0.338, SLG: 0.409	C FF 92 1 SAFE C FF 91 F FF 92 1 SAFE S FF 90 0-3 ① K	B FF 90 B FF 90 C FF 91 B CU 79 X FF 91 3-1 ① G5-3			C CU 79 C FF 92 X FF 92 0-2 2-H 1B		C CU 80 1 SAFE F CU 79 B CH 88 F CU 79 1 SAFE B FF 90 D CU 79 F CU 80 4-2 F FF 92 B CU 80 35 BB 1-2 BB			3 0	0 0	1 0	1 0	1 0	1 0	1 0
35 Eric Hosmer, L (1, 3) OBP: 0.376, SLG: 0.472	C CU 80 X FF 91 0-1 25 HR 1-H 2B	X FF 92 0-0 ② F7			B FF 93 1 SAFE F FF 92 X FF 92 1-1 ② L8		B SI 89 B SI 90 B SI 91 C FF 90 B SI 91 4-1 1-2 2-3 BB			3	1	1	1	1	0	1
25 Kendrys Morales, S (1, 10) OBP: 0.347, SLG: 0.464	F FF 93 S CU 80 D CU 79 X FF 93 1-2 2-H HR	B CU 80 C CU 79 B FF 90 S CU 79 X FF 92 2-2 ③ P4			C FF 91 B FF 90 F FF 93 1 SAFE D CU 80 S CU 79 2-3 ③ K		B CH 86 X SI 87 1-0 ③ G6-3			4	1	1	2	0	1	4
13 Salvador Perez, R (1, 2) OBP: 0.262, SLG: 0.421	C CH 86 F FF 90 B CU 79 B CU 78 S SI 92 2-3 ② K			S CH 85 B CH 84 B CU 80 X FF 91 2-1 14 FC6-4 1B		F FF 90 B CU 79 B CU 80 T FF 90 X CU 79 2-2 ① F7		B SI 92 C CH 84 X SI 94 1-1 ① G4-3		4	0	1	0	0	1	0
15 Alex Rios, R (1, 9) OBP: 0.285, SLG: 0.324	X SI 92 0-0 2B			B FF 92 C CU 79 B FF 91 B CU 79 X FF 92 3-1 ① F8		C FF 90 X CU 78 0-1 ② G6-3		S CH 86 B CH 87 X SI 94 1-1 16 2B 14 FC3 1B		4	1	2	0	0	0	1
16 Paulo Orlando, R (1, 7) OBP: 0.270, SLG: 0.410	C CU 80 F CU 80 X FF 92 0-2 ③ G6-3			F FF 92 D CU 80 X FF 92 1-1 ② F9		X CU 78 0-0 ③ G6-3		X SI 94 0-0 14 FC3 1-3 2B		4	0	1	0	0	0	2
14 Omar Infante, R (1, 4) OBP: 0.238, SLG: 0.308		C CH 85 B CH 85 F FF 91 F SI 91 S CH 86 1-3 ① K		X CH 85 0-0 ③ FC6-4 1-2f			C CU 79 F CH 85 B FF 90 B CH 85 X FF 92 2-2 ① F7	C SI 95 X SI 96 0-1 FC3 1 S 2-3 3-H		4	0	0	1	0	1	2
1 Jarrod Dyson, L (1, 8) OBP: 0.325, SLG: 0.389		F FF 91 B FF 91 S FF 92 B FF 92 F FF 92 B CU 80 X FF 93 3-2 2 G3-6 1B			B CU 78 C CU 78 X FF 91 1-1 2 SH1-3 18 1B 1B		C CU 79 F FF 91 B FF 91 X CU 79 1-2 ② G4-3	F SI 95 B SI 96 F SI 97 F SL 88 D SI 95 F SL 87 F SI 96 B SI 97 B SL 87 4-2 2 G6-3 1-2 BB		3	1	2	0	1	0	0
Inning Stats	R: 3 H: 3 E: 0 LOB: 1 K: 2 BB: 1 S: 19 P: 26	R: 0 H: 1 E: 0 LOB: 0 K: 1 BB: 0 S: 10 P: 14	R: 0 H: 0 E: 0 LOB: 0 K: 0 BB: 0 S: 6 P: 11	R: 0 H: 1 E: 0 LOB: 1 K: 0 BB: 0 S: 7 P: 13	R: 1 H: 2 E: 0 LOB: 1 K: 1 BB: 0 S: 12 P: 16	R: 0 H: 0 E: 0 LOB: 0 K: 0 BB: 0 S: 6 P: 8	R: 0 H: 1 E: 0 LOB: 3 K: 0 BB: 2 S: 14 P: 27	R: 1 H: 2 E: 0 LOB: 2 K: 0 BB: 1 S: 13 P: 19		1B: 6 SF: 0 2B: 3 SAC: 1 3B: 0 DP: 2 HR: 1 HBP: 0				WP: 0 PA: 37 PB: 0 SB: 1 CS: 0		

PITCHER		IP	WLS	BF	H	R	ER	SO	BB	IBB	HBP	BLK	WP	HR	S	P	ERA	WHIP
62 Jose Quintana, L ERA: 3.59	(1, 1)	6.2		29	8	4	4	4	2	0	0	0	0	1	72	108	5.40	1.500
33 Zach Duke, L ERA: 3.5	(7, 1)	0.1		2	0	0	0	0	1	0	0	0	0	0	2	7	0.00	3.000
52 Jake Petricka, R ERA: 3.23	(8, 1)	1.0	L	6	2	1	1	0	1	0	0	0	0	0	13	19	9.00	3.000

PITCHER	IP	WLS	BF	H	R	ER	SO	BB	IBB	HBP	BLK	WP	HR	S	P	ERA	WHIP

BOTTOM

Chicago White Sox @ Kansas City Royals

Kauffman Stadium, Kansas City, MO

Sun Aug 09 2015, 1:15 PM - 4:14 PM CDT

Att. 35,785 - Overcast - 85 F

livebaseballscorecards.com

AB	32
R	5
H	10
RBI	5
BB	4
SO	4
LOB	15

Batter	1	2	3	4	5	6	7	8	9	AB	R	H	RBI	BB	SO	LOB
18 Shane Victorino, S (1, 7) OBP: 0.311, SLG: 0.300	B SI 97 C SI 96 F CH 87 S CH 87 1-3 ① K		C CH 88 X SI 91 0-1 3B			B SI 93 C SL 77 X CH 88 1-1 ① P3		C SI 94 C SL 80 B CH 89 S CH 87 1-3 ① K		4	0	1	0	0	2	0
56 Kole Calhoun, L (1, 9) OBP: 0.329, SLG: 0.438	C SI 98 B SL 80 S SL 79 X SL 82 1-2 ② G3-1		B SI 96 X SI 97 1-0 ③ G5-3			B SL 78 B SL 77 C CH 86 X SI 97 2-1 ② G1-3		T CH 86 F SL 80 H SI 96 1-2 5 G3-6-1 27 1B HBP		3	0	0	0	0	0	1
27 Mike Trout, R (1, 8) OBP: 0.397, SLG: 0.611	C SI 94 X CH 88 0-1 2B			C SI 93 B SI 91 B SI 95 C SL 80 F SI 97 F SI 97 F SL 81 B CH 89 F CH 89 4-2 2 G6-3 BB		B SI 96 X SI 96 1-0 ③ G6-3		B SI 98 B SI 98 C SI 98 B SI 98 X SI 98 3-1 5 G3-6-1 1B 1-2		3	0	2	0	1	0	0
5 Albert Pujols, R (1, 3) OBP: 0.319, SLG: 0.511	S SI 97 S SL 82 D SL 77 F CH 89 F SI 98 B SL 81 S CH 88 2-3 ③ K			B SI 97 B SI 97 S SI 97 1 SAFE X CH 88 2-1 ① L8			B SL 75 X CH 87 1-0 12 2B 2B	C SI 99 X SI 100 0-1 ② G3-6-1 1-2 2-3		4	1	1	0	0	1	4
2 Erick Aybar, S (1, 6) OBP: 0.314, SLG: 0.338		X SI 95 0-0 ① L8		1 SAFE C SI 98 1 SAFE F SI 96 1 SAFE X SI 96 0-2 ② G6-3 1-2			X SI 95 0-0 ① L7	C SI 98 B SL 91 B SI 97 X SI 98 2-1 ③ F8		4	0	0	0	0	0	4
24 C.J. Cron, R (1, 10) OBP: 0.302, SLG: 0.415		B SI 90 F SI 94 S CH 85 S CH 86 1-3 ② K		C SL 81 B CH 86 S CH 87 F SI 97 B CH 87 S CH 89 2-3 ③ K			B SI 93 F SI 93 B CH 86 S CH 87 F SI 96 B SL 78 B SI 90 4-2 12 2B BB		F SI 98 C SL 90 F SI 99 B SL 91 S SL 90 1-3 ① K	3	1	0	0	1	3	1
12 Johnny Giavotella, R (1, 4) OBP: 0.318, SLG: 0.358		B SI 97 B CH 87 C SI 95 T SI 97 S CH 87 2-3 ③ K			B CH 85 X CH 86 1-0 17 G6-4-3 1B		C SI 96 X SL 81 0-1 1-H 2-H 2B		X SL 90 0-0 ② G1-3	4	0	2	2	0	1	0
17 Chris Iannetta, R (1, 2) OBP: 0.296, SLG: 0.327			S CH 85 B SI 96 F CH 86 X SI 97 1-2 ① G5-3		X SI 94 0-0 ①② G6-4-3 1-2f		X CH 88 0-0 ② F7		S SL 91 B SL 92 X SI 98 1-1 ③ F9	4	0	0	0	0	0	2
8 Taylor Featherston, R (1, 5) OBP: 0.186, SLG: 0.213			B CH 87 C CH 87 B SI 96 X SI 94 2-1 ② F9		C CH 83 B SI 96 X SI 96 1-1 ③ F9		C CH 89 T SI 96 F CH 86 C SL 78 0-3 ③ K			3	0	0	0	0	1	1
Inning Stats	R: 0 E: 0 K: 2 S: 13 H: 1 LOB: 1 BB: 0 P: 17	R: 0 E: 0 K: 2 S: 7 H: 0 LOB: 0 BB: 0 P: 10	R: 0 E: 0 K: 0 S: 8 H: 1 LOB: 1 BB: 0 P: 12	R: 0 E: 0 K: 1 S: 18 H: 0 LOB: 1 BB: 1 P: 26	R: 0 E: 0 K: 0 S: 4 H: 1 LOB: 0 BB: 0 P: 6	R: 0 E: 0 K: 0 S: 5 H: 0 LOB: 0 BB: 0 P: 9	R: 2 E: 0 K: 1 S: 12 H: 2 LOB: 1 BB: 1 P: 17	R: 0 E: 0 K: 1 S: 11 H: 1 LOB: 2 BB: 0 P: 18	R: 0 E: 0 K: 1 S: 7 H: 0 LOB: 0 BB: 0 P: 9	1B: 2 2B: 3 3B: 1 HR: 0	SF: 0 SAC: 0 DP: 1 HBP: 1			WP: 0 PB: 0 SB: 0 CS: 0	PA: 35		

PITCHER		IP	WLS	BF	H	R	ER	SO	BB	IBB	HBP	BLK	WP	HR	S	P	ERA	WHIP
49 Chris Sale, L ERA: 3.47	(1, 1)	7.1	W	29	5	2	2	7	2	0	1	0	0	0	72	104	2.46	0.955
65 Nate Jones, R ERA:	(8, 1)	1.2		6	1	0	0	1	0	0	0	0	0	0	13	20	0.00	0.600

PITCHER	IP	WLS	BF	H	R	ER	SO	BB	IBB	HBP	BLK	WP	HR	S	P	ERA	WHIP

TOP

Los Angeles Angels @ Chicago White Sox

U.S. Cellular Field, Chicago, IL

Mon Aug 10 2015, 8:11 PM - 10:55 PM EDT

Att. 20,036 - Partly Cloudy - 77 F

livebaseballscorecards.com

AB	32
R	2
H	6
RBI	2
BB	2
SO	8
LOB	13

Batter	1	2	3	4	5	6	7	8	9	AB	R	H	RBI	BB	SO	LOB
1 Adam Eaton, L (1, 8) OBP: 0.347, SLG: 0.420	C FF 90 X FF 91 0-1 18 1B 53 SF9 1B		C KC 77 B KC 78 F SI 92 S CH 85 1-3 ① K		B SI 89 S CH 83 S CH 84 C SI 91 1-3 ② K	D SL 85 D SL 86 B FF 91 C FF 92 X FF 91 3-1 18 FC5-4 1-2 3-H 1B		B SL 85 C FF 92 S SL 81 X CU 76 1-2 ③ G4-3		5	1	2	1	0	2	0
18 Tyler Saladino, R (1, 5) OBP: 0.278, SLG: 0.361	1 SAFE 1 SAFE 1 SAFE P PO 85 1 SAFE B SI 90 F SI 91 1 SAFE S SL 82 3-2 B CH 84 X SI 92 26 S 1-3 1B		B SL 83 C FF 91 B FF 91 B FF 91 X FF 91 3-1 ② P6		C SI 89 X KC 75 0-1 ③ L8	B FF 91 X FF 91 1-0 ③ FC5-4 1-2f				4	0	1	0	0	0	2
79 José Abreu, R (1, 10) OBP: 0.350, SLG: 0.511	C FF 90 B SI 91 B SI 91 F SI 91 D CH 86 F CH 86 1 SAFE X SI 92 3-2 ① P4		S FF 91 C CH 83 F SI 92 F CH 85 F FF 91 S CH 85 0-3 ③ K			B CH 87 B SI 90 B CH 84 C FF 90 X SI 89 3-1 53 2B 26 HR 1B	B FF 89 X CH 82 1-0 53 1B 10 1B 1B			4	2	2	0	0	1	2
53 Melky Cabrera, S (1, 7) OBP: 0.324, SLG: 0.403	X CH 85 0-0 ② SF9 3-H			C SI 88 X KC 75 0-1 ① G3		B KC 76 X SI 90 1-0 26 HR 1-3 2B	C FF 91 B FF 91 X FF 91 1-1 10 1B 1-2 1B			3	1	2	1	0	0	0
26 Avisaíl García, R (1, 9) OBP: 0.313, SLG: 0.388	S SL 82 B FF 91 B SI 90 X SL 83 2-1 ③ G1-3 1-2			B FF 89 S SL 80 X SL 83 1-1 HR		F FF 90 B FF 91 B FF 91 X FF 91 2-1 2-H 3-H HR	X CH 84 0-0 ① L8			4	2	2	4	0	0	3
25 Adam LaRoche, L (1, 3) OBP: 0.304, SLG: 0.344		X SI 90 0-0 ① L8		B SI 89 B KC 73 X SI 90 2-0 ② G3		C SI 91 X CH 84 0-1 ① G3-1	D SL 86 D SL 85 B FF 91 C FF 92 F SL 86 X SL 84 3-2 ② P5			4	0	0	0	0	0	2
10 Alexei Ramirez, R (1, 6) OBP: 0.264, SLG: 0.346		C FF 90 B CH 84 C FF 91 X CH 83 1-2 ② G6-3		F FF 90 C FF 90 X FF 90 0-2 1B		B SL 83 B CH 84 C FF 91 B FF 91 X SL 82 3-1 ② G6-3	F FF 91 D CH 84 D SL 86 C SL 85 B FF 91 F SL 86 X FF 92 3-2 ③ 1-3 2-H 1B			4	0	2	1	0	0	0
5 Yolmer Sánchez, S (1, 4) OBP: 0.271, SLG: 0.331		C SI 90 B KC 76 F SL 78 C SI 91 1-3 ③ K		1 SAFE X SI 89 0-0 ③ F8		H SI 90 1-0 21 1B 1 1B HBP		F SI 90 B SL 88 X CH 78 1-1 ① G6-3		3	1	0	0	0	1	1
21 Tyler Flowers, R (1, 2) OBP: 0.266, SLG: 0.357			F CH 80 B SL 82 F FF 91 B CH 84 B FF 92 F FF 92 X CH 85 3-2 HR	F SL 79 X SI 88 0-1 ① G5-3		F FF 91 B CH 83 X SL 83 1-1 1 1B 1-3 1B		C SI 91 B FF 92 B CH 80 F SI 92 F SL 85 C FF 92 2-3 ② K		4	1	2	1	0	1	0
Inning Stats	R: 1 E: 0 K: 0 S: 13 H: 2 LOB: 1 BB: 0 P: 20	R: 0 E: 0 K: 1 S: 7 H: 0 LOB: 0 BB: 0 P: 9	R: 1 E: 0 K: 2 S: 15 H: 1 LOB: 0 BB: 0 P: 22	R: 1 E: 0 K: 0 S: 9 H: 2 LOB: 1 BB: 0 P: 12	R: 0 E: 0 K: 1 S: 7 H: 0 LOB: 0 BB: 0 P: 8	R: 4 E: 0 K: 0 S: 14 H: 5 LOB: 2 BB: 0 P: 29	R: 1 E: 0 K: 0 S: 11 H: 3 LOB: 2 BB: 0 P: 19	R: 0 E: 0 K: 1 S: 9 H: 0 LOB: 0 BB: 0 P: 13		1B: 9 2B: 1 3B: 0 HR: 3 SF: 1 SAC: 0 DP: 0 HBP: 1		WP: 0 PB: 0 SB: 1 CS: 0 PA: 37		

PITCHER		IP	WLS	BF	H	R	ER	SO	BB	IBB	HBP	BLK	WP	HR	S	P	ERA	WHIP
52 Matt Shoemaker, R ERA: 4.36	(1, 1)	5.2	L	27	9	7	7	4	0	0	1	0	0	3	62	93	11.12	1.588
37 Cesár Ramos, L ERA: 1.75	(6, 1)	1.1		7	4	1	1	0	0	0	0	0	0	0	14	26	6.75	3.000
48 Jose Alvarez, L ERA: 3.42	(8, 1)	1.0		3	0	0	0	1	0	0	0	0	0	0	9	13	0.00	0.000

PITCHER	IP	WLS	BF	H	R	ER	SO	BB	IBB	HBP	BLK	WP	HR	S	P	ERA	WHIP

BOTTOM

Los Angeles Angels @ Chicago White Sox

U.S. Cellular Field, Chicago, IL

Mon Aug 10 2015, 8:11 PM - 10:55 PM EDT

Att. 20,036 - Partly Cloudy - 77 F

livebaseballscorecards.com

AB	35
R	8
H	13
RBI	8
BB	0
SO	5
LOB	10

Los Angeles Angels @ Chicago White Sox

U.S. Cellular Field, Chicago, IL

Tue Aug 11 2015, 8:12 PM - 10:48 PM EDT

Att. 17,137 - Clear - 74 F

TOP

livebaseballscorecards.com

Batter	1	2	3	4	5	6	7	8	9	AB	R	H	RBI	BB	SO	LOB
18 Shane Victorino, S (1, 7) OBP: 0.317, SLG: 0.301	B SI 93 C FF 93 B SL 87 C SI 94 F CH 85 B SL 91 B FF 95 4-2 56 1B BB		B CH 86 C FF 93 X FF 93 1-1 ① G4-3		B CH 85 B FF 96 C SI 94 B SI 94 C SI 95 C FF 94 3-3 ③ K			C SI 91 S CU 77 X CH 86 0-2 27 E 56 BB 5 G1-2-3 1B		3	0	1	0	1	1	0
56 Kole Calhoun, L (1, 9) OBP: 0.330, SLG: 0.437	X SL 85 0-0 1-2 1B		B FF 95 C FF 92 B FF 94 F FF 89 S SI 96 2-3 ② K			S SL 87 X FF 97 0-1 ① G4-3		F SI 90 B SL 83 B CU 76 S SL 81 B FF 89 D FF 88 4-2 27 E 1-2 BB		3	0	1	0	1	1	0
27 Mike Trout, R (1, 8) OBP: 0.394, SLG: 0.605	B FF 94 C FF 94 B SI 94 C SL 88 B FF 96 F SL 90 C SL 90 3-3 ① K		C FF 95 S FF 96 B FF 98 S SL 92 1-3 ③ K			X FF 92 0-0 ② G5-3		C SI 95 B SI 96 X SI 96 1-1 FC3 1-2 2-3		4	0	0	0	0	2	4
5 Albert Pujols, R (1, 3) OBP: 0.316, SLG: 0.506	C SI 96 C SL 88 F SL 90 S FF 92 0-3 ② K			B CH 85 F FF 94 B FF 95 B CH 83 F FF 96 X FF 97 3-2 ① F8		B CH 86 B CH 83 F FF 93 C SI 95 S SL 92 2-3 ③ K		C SI 96 C SI 97 F SI 97 B SI 96 X SI 97 1-2 ②③ G1-2-3 3-Hf		4	0	0	0	0	2	5
2 Erick Aybar, S (1, 6) OBP: 0.311, SLG: 0.335	B FF 95 B FF 95 F SL 90 D SL 90 F SI 94 F SL 90 X SL 90 3-2 ③ F7			B SL 86 X FF 94 1-0 ② G6-3			B SI 93 C FF 93 L FF 94 F SL 90 X FF 96 1-2 ① G4-3		C FC 93 C KC 83 B KC 85 C KC 83 1-3 ① K	4	0	0	0	0	1	2
24 C.J. Cron, R (1, 10) OBP: 0.306, SLG: 0.417		C SI 92 C FF 94 B CH 85 T SL 90 1-2 ① K		C FF 96 B FF 96 B SI 88 B SI 95 X FF 96 3-1 1B			F FF 95 B SI 96 X CH 85 1-1 12 G5-3 1B		C KC 84 B FC 92 X KC 82 1-1 ② G5-3	4	0	2	0	0	1	0
12 Johnny Giavotella, R (1, 4) OBP: 0.318, SLG: 0.360		B SI 94 B FF 94 C SL 86 X SL 90 2-1 2B		C FF 94 F SI 94 S SL 90 0-3 ③ K			B SI 94 B SI 94 1 SAFE C FF 94 X SI 93 2-1 ② G5-3 1-2		B FC 93 C FC 91 B FC 92 X FC 92 2-1 ③ G4-3	4	0	1	0	0	1	2
17 Chris Iannetta, R (1, 2) OBP: 0.292, SLG: 0.323		B SI 92 B SL 86 C FF 93 F SL 88 B SL 90 T FF 95 3-2 ② K			S CH 85 B CH 84 S SL 88 S CH 84 1-3 ① K		C SI 96 B FF 95 F FF 96 T SL 93 1-2 ③ K			3	0	0	0	0	3	2
8 Taylor Featherston, R (1, 5) OBP: 0.180, SLG: 0.205		D FF 95 X FF 93 1-0 ③ L9			B FF 95 B SL 89 X SI 92 2-0 ② G6-3			B SI 90 C SI 90 F CH 85 F CU 77 F SI 90 B CU 75 S SL 82 2-3 ① K		3	0	0	0	0	1	1
Inning Stats	R: 0 E: 0 K: 2 S: 16 H: 1 LOB: 2 BB: 1 P: 26	R: 0 E: 0 K: 2 S: 9 H: 1 LOB: 1 BB: 0 P: 16	R: 0 E: 0 K: 2 S: 8 H: 0 LOB: 0 BB: 0 P: 12	R: 0 E: 0 K: 1 S: 9 H: 1 LOB: 1 BB: 0 P: 16	R: 0 E: 0 K: 2 S: 7 H: 0 LOB: 0 BB: 0 P: 13	R: 0 E: 0 K: 1 S: 6 H: 0 LOB: 0 BB: 0 P: 8	R: 0 E: 0 K: 1 S: 11 H: 1 LOB: 1 BB: 0 P: 16	R: 0 E: 1 K: 1 S: 16 H: 1 LOB: 2 BB: 1 P: 24	R: 0 E: 0 K: 1 S: 7 H: 0 LOB: 0 BB: 0 P: 11	1B: 4 2B: 1 3B: 0 HR: 0 SF: 0 SAC: 0 DP: 1 HBP: 0						

	AB	32
	R	0
	H	5
	RBI	0
	BB	2
	SO	13
	LOB	16

WP: 0 PA: 34
PB: 0
SB: 0
CS: 0

PITCHER		IP	WLS	BF	H	R	ER	SO	BB	IBB	HBP	BLK	WP	HR	S	P	ERA	WHIP
55 Carlos Rodón, L ERA: 4.61	(1, 1)	7.0	W	26	4	0	0	11	1	0	0	0	0	0	66	107	0.00	0.714
33 Zach Duke, L ERA: 3.48	(8, 1)	0.1	H	3	1	0	0	1	1	0	0	0	0	0	10	16	0.00	6.000
52 Jake Petricka, R ERA: 3.18	(8, 1)	0.2	H	2	0	0	0	0	0	0	0	0	0	0	6	8	0.00	0.000
30 David Robertson, R ERA: 2.6	(9, 1)	1.0	S	3	0	0	0	1	0	0	0	0	0	0	7	11	0.00	0.000

PITCHER	IP	WLS	BF	H	R	ER	SO	BB	IBB	HBP	BLK	WP	HR	S	P	ERA	WHIP

Batter	1	2	3	4	5	6	7	8	9	AB	R	H	RBI	BB	SO	LOB
1 Adam Eaton, L (1, 8) OBP: 0.346, SLG: 0.418	B SI 91 C SI 90 F SI 92 B FC 85 F SI 91 F SI 94 F SI 93 S SI 91 2-3 **K** ①			X SI 89 0-0 F8 ①	B SL 76 C SI 91 S FC 86 B CH 84 X FC 86 2-2 18 BLK 1B			1 SAFE 1 SAFE B CH 82 F CH 83 1 SAFE L FF 89 1 SAFE P PO 86 1 SAFE 2-3 S CH 82 **K** ①		4	0	1	0	0	2	1
18 Tyler Saladino, R (1, 5) OBP: 0.277, SLG: 0.357	X SI 92 0-0 G6-3 ②			B SI 91 B SI 91 C SI 91 C SI 92 F SI 93 X SI 92 2-2 79 S 53 2B 1B	1 SAFE 1 SAFE B CH 82 X SI 88 1-0 F9 ③ 1-2			C SL 83 B FF 93 F FF 93 S CU 75 1-3 **K** ②		4	1	1	0	0	1	2
79 José Abreu, R (1, 3) OBP: 0.352, SLG: 0.508	B SI 93 S SI 93 C SI 93 S SI 87 1-3 **K** ③			B CH 83 C SI 91 B SI 91 S CH 84 H SI 92 3-2 53 2B HBP 1-2		C CU 74 B SI 90 B SI 90 B SI 84 B SI 90 4-1 26 FC6-4 BB		C FF 93 F FF 92 B FF 92 B SL 84 X CU 76 2-2 FC5-4 ③ 1-2f		2	1	0	0	1	1	1
53 Melky Cabrera, S (1, 10) OBP: 0.324, SLG: 0.405		B SI 90 B SI 91 F SI 91 B SI 90 X SI 92 3-1 **P3** ①		B CH 84 F SI 90 F SI 92 F SL 80 X FC 87 1-2 26 F8 2B 1-H 2-H		C SI 91 F SI 90 F SI 91 F CH 83 D CH 84 S SL 79 1-3 **K** ①				3	0	1	2	0	1	1
26 Avisaíl García, R (1, 9) OBP: 0.311, SLG: 0.385		C SI 91 F SI 92 C SI 92 0-3 **K** ②		F SI 92 X SI 91 0-1 F8 ② 2-3		B FF 92 S CH 82 S CH 85 B SL 85 F FF 93 X CU 74 2-2 FC6-4 10 CS ② 1-2f				3	0	0	0	0	1	2
10 Alexei Ramirez, R (1, 6) OBP: 0.262, SLG: 0.343		B SI 93 C CH 86 C SI 94 B SI 91 X SI 92 2-2 **P4** ③		B CH 84 B SI 91 B CH 85 X SI 90 3-0 F9 ③		S SL 85 0-1 CS ③ 1-2	C CU 72 X SL 86 0-1 F9 ①			3	0	0	0	0	0	1
5 Yolmer Sánchez, S (1, 4) OBP: 0.268, SLG: 0.327			C SI 90 F CH 82 F SI 92 X CU 75 0-2 G4-3 ①		C SI 87 B CH 82 X CH 84 1-1 **P3** ①		B FF 92 B CH 84 F FF 91 F CH 86 B CH 85 C CH 84 3-3 **K** ②			3	0	0	0	0	1	0
21 Tyler Flowers, R (1, 2) OBP: 0.263, SLG: 0.352			B SL 77 C SI 92 S SI 86 B SI 94 F SI 92 X SI 94 2-2 G5-3 ②		S CH 82 B SI 86 X FC 89 1-1 G5-3 ②		C FF 92 B FF 92 B SL 84 C FF 93 B CU 76 X CH 86 3-2 F7 ③			3	0	0	0	0	0	0
28 Trayce Thompson, R (1, 7) OBP: 0.500, SLG: 0.889			B SI 91 B CH 86 B SI 92 C SI 90 X SI 92 3-1 **P4** ③		T SI 92 B CH 84 B SI 92 X SI 91 2-1 HR			C FF 91 C SL 82 B FF 92 B FF 92 F CH 84 B CU 75 B CH 84 4-2 79 FC5-4 BB		2	1	1	1	1	0	0
Inning Stats	R: 0 E: 0 K: 2 S: 10 H: 0 LOB: 0 BB: 0 P: 13	R: 0 E: 0 K: 1 S: 8 H: 0 LOB: 0 BB: 0 P: 13	R: 0 E: 0 K: 0 S: 10 H: 0 LOB: 0 BB: 0 P: 15	R: 2 E: 0 K: 0 S: 14 H: 2 LOB: 1 BB: 0 P: 23	R: 1 E: 0 K: 0 S: 10 H: 2 LOB: 1 BB: 0 P: 17	R: 0 E: 0 K: 1 S: 11 H: 0 LOB: 0 BB: 1 P: 18	R: 0 E: 0 K: 1 S: 8 H: 0 LOB: 0 BB: 0 P: 14	R: 0 E: 0 K: 2 S: 13 H: 0 LOB: 1 BB: 1 P: 21		1B: 2 2B: 1 3B: 0 HR: 1 SF: 0 SAC: 0 DP: 0 HBP: 1						

PITCHER	IP	WLS	BF	H	R	ER	SO	BB	IBB	HBP	BLK	WP	HR	S	P	ERA	WHIP
53 Héctor Santiago, L (1, 1) ERA: 2.87	5.1	L	22	4	3	3	4	1	0	1	1	0	1	58	92	5.06	0.938
46 Cory Rasmus, R (6, 1) ERA: 3.48	2.2		8	0	0	0	3	1	0	0	0	0	0	26	42	0.00	0.375

PITCHER	IP	WLS	BF	H	R	ER	SO	BB	IBB	HBP	BLK	WP	HR	S	P	ERA	WHIP

BOTTOM

Los Angeles Angels @ Chicago White Sox

U.S. Cellular Field, Chicago, IL

Tue Aug 11 2015, 8:12 PM - 10:48 PM EDT

Att. 17,137 - Clear - 74 F

livebaseballscorecards.com

AB	27
R	3
H	4
RBI	3
BB	2
SO	7
LOB	8

Batter	1	2	3	4	5	6	7	8	9	10	11	12	13	AB	R	H	RBI	BB	SO	LOB
18 Shane Victorino, S (1, 7) OBP: 0.305, SLG: 0.288 3 David DeJesus, L (11, PH) OBP: 0.302, SLG: 0.341 (11, 7)	C FF 89 B SI 91 B FF 92 F FF 92 X FF 91 2-2 F9		B FF 88 F FF 89 B CH 81 C CH 82 X FF 91 2-2 P4		C SI 89 D FF 91 S CH 83 B FF 91 F FF 88 D CH 82 X CH 82 3-2 L5 2-3		C FF 90 C FF 91 X CH 81 0-2 G4-3			B CH 86 B SI 90 C SI 91 F SI 91 X CU 77 2-2 G4-3	B FS 85 X FS 84 1-0 G4-3		C CH 82 F SI 93 B SI 93 F SI 94 X SI 93 1-2 G4-3	5 2	0 0	0 0	0 0	0 0	0 0	3 3
56 Kole Calhoun, L (1, 9) OBP: 0.328, SLG: 0.432	F FF 90 B CU 78 X CH 81 1-1 G3		S CH 82 X SI 91 0-1 G6-3			B CU 73 S CH 81 X FC 86 1-1 F8		F SI 90 B CH 80 S SI 90 S CH 82 1-3 K		F CU 76 B CU 77 B CU 78 B SL 84 B SI 92 4-1 5 1B BB		B CH 78 C CH 78 X SI 89 1-1 G1-3		5	0	0	0	1	1	0
27 Mike Trout, R (1, 8) OBP: 0.393, SLG: 0.600	B FF 91 F FF 91 X FF 92 1-1 L9			C FF 89 F CH 81 B FF 90 S CH 81 1-3 K		B FF 90 B FC 87 B FF 90 C FF 91 B FF 91 4-1 5 1B 2 FC5-2 BB		C SI 98 B SI 99 C SL 90 B SL 92 S SL 90 2-3 K		1 SAFE C SI 93 1 SAFE F SI 95 B SI 97 1 SAFE D CH 86 S CH 86 2-3 K		C SI 89 X SL 84 0-1 2 1B		5	0	1	0	1	3	1
5 Albert Pujols, R (1, 3) OBP: 0.318, SLG: 0.506		C FF 89 X SI 90 0-1 24 FC5-4 2 1B 1B		C CU 74 F FC 87 X CU 78 0-2 L8		1 SAFE F FF 91 1 SAFE F FC 87 P PO 81 B CH 81 1 SAFE D CH 80 X FF 90 3-2 2 FC5-2 1-3 1B		B SL 89 X SI 98 1-0 L8		1 SAFE X SI 96 0-0 2 S 1-3 1B		1 SAFE 1 SAFE C SI 88 P PO 83 S SI 88 S SI 87 1-3 K		6	0	3	0	0	1	1
2 Erick Aybar, S (1, 6) OBP: 0.311, SLG: 0.335		B FC 88 X FF 90 1-0 24 FC5-4 1-2 1B		X CH 80 0-0 G5-3		B FC 86 L FF 89 L FF 89 X CH 82 1-2 FC5-2 1-2 3-H			B KC 80 C KC 80 F FC 92 S KC 82 1-3 K	C SI 94 B SI 96 F SI 95 B SI 96 F SI 97 F SI 98 B CH 82 X SI 97 3-2 L8 1-2		B SI 88 1 SAFE X SI 87 1-0 8 S 1-3 1B		6	0	2	0	0	1	4
24 C.J. Cron, R (1, 10) OBP: 0.309, SLG: 0.418 8 Taylor Featherston, R (9, PR) OBP: 0.187, SLG: 0.202 (9, 10)		B FF 90 F CH 82 F CH 82 F FC 88 B CH 81 X FF 91 2-2 FC5-4 22 S 1-2f 2-3			B CU 75 S CH 82 X CH 81 1-1 12 FC3-6 1B	F CU 76 X FC 86 0-1 G5-3			C FC 92 B FC 91 F FC 92 X FC 90 1-2 12 1B 22 G3 1B		B FS 84 S FS 85 B FS 85 S FS 84 B FS 86 B FS 85 4-2 17 F8 12 SH1-4 BB	B SI 91 C SI 90 C SI 90 B SI 90 F SI 90 S SI 91 2-3 K 1-2	4 1	0 1	2 0	0 0	0 1	0 1	4 2
12 Johnny Giavotella, R (1, 4) OBP: 0.319, SLG: 0.360		C SI 90 X CH 82 0-1 P4			1 SAFE X FF 88 0-0 FC3-6 22 2B 1-2f	C FF 87 X FF 89 0-1 G6-3		1 SAFE C FC 91 X FC 92 0-1 22 G3 1-3 1B		1 SAFE C FC 88 X FC 88 0-1 SH1-4 1-2		C SI 89 X SL 83 0-1 E1 22 G4-3 1B	5	1	2	0	0	0	3
22 Conor Gillaspie, L (1, 5) OBP: 0.270, SLG: 0.362		C FF 90 B CU 78 1 SAFE S CH 82 B CH 82 F CH 83 X FF 90 2-2 P4 1-2			B FF 89 1 SAFE X FF 90 1-0 18 L5 1-H 2B	C FF 89 X FF 90 0-1 G4-3		1 SAFE X FC 93 0-0 G3 1-2 3-H		I IN 77 I IN 80 I IN 82 I IN 82 4-0 IBB		B SI 90 C SI 91 X SI 90 1-1 G4-3 2-3	5	0	1	2	1	0	4
58 Carlos Pérez, R (1, 2) OBP: 0.261, SLG: 0.306 19 David Murphy, L (9, PH) OBP: 0.331, SLG: 0.418 17 Chris Iannetta, R (9, 2) OBP: 0.290, SLG: 0.320			B FF 88 C FF 89 X CH 81 1-1 F9		B FC 88 B FC 87 C FF 90 F FF 91 B FC 87 F FF 91 D CH 82 4-2 BB		C FF 89 B CU 75 B CH 82 B FF 90 B FF 90 4-1 BB		B KC 81 B KC 78 B FC 92 F FC 91 C FC 91 X KC 84 3-2 L4		S FS 85 X FC 90 0-1 F8 2-3	B SI 91 S SI 91 B SI 91 B SI 92 S SI 90 F SI 92 S SI 92 3-3 K	1 1 2	0 0 0	0 0 0	0 0 0	2 0 0	0 0 1	0 2 3
Inning Stats	R: 0 E: 0 K: 0 S: 7 H: 0 LOB: 0 BB: 0 P: 11	R: 0 E: 0 K: 0 S: 13 H: 2 LOB: 2 BB: 0 P: 18	R: 0 E: 0 K: 0 S: 7 H: 0 LOB: 0 BB: 0 P: 10	R: 0 E: 0 K: 1 S: 7 H: 0 LOB: 0 BB: 0 P: 8	R: 1 E: 0 K: 0 S: 11 H: 2 LOB: 1 BB: 1 P: 20	R: 0 E: 0 K: 0 S: 12 H: 1 LOB: 2 BB: 1 P: 20	R: 0 E: 0 K: 0 S: 8 H: 0 LOB: 1 BB: 1 P: 12	R: 0 E: 0 K: 2 S: 7 H: 0 LOB: 0 BB: 0 P: 11	R: 1 E: 0 K: 1 S: 12 H: 2 LOB: 2 BB: 0 P: 17	R: 0 E: 0 K: 1 S: 13 H: 1 LOB: 2 BB: 1 P: 24	R: 0 E: 0 K: 0 S: 7 H: 0 LOB: 2 BB: 2 P: 16	R: 0 E: 0 K: 2 S: 13 H: 2 LOB: 2 BB: 0 P: 17	R: 0 E: 1 K: 1 S: 12 H: 1 LOB: 1 BB: 0 P: 17	1B: 10 2B: 2 3B: 0 HR: 0 SF: 0 SAC: 1 DP: 1 HBP: 0			WP: 0 PB: 0 SB: 3 CS: 0	PA: 55		

PITCHER		IP	WLS	BF	H	R	ER	SO	BB	IBB	HBP	BLK	WP	HR	S	P	ERA	WHIP
50 John Danks, L ERA: 4.58	(1, 1)	7.1		29	5	1	1	2	3	0	0	0	0	0	68	103	1.23	1.091
65 Nate Jones, R ERA:	(8, 1)	0.2	H	2	0	0	0	1	0	0	0	0	0	0	4	7	0.00	0.000
30 David Robertson, R ERA: 2.74	(9, 1)	1.0	B	5	2	1	1	1	0	0	0	0	0	0	12	17	9.00	2.000
33 Zach Duke, L ERA: 3.45	(10, 1)	0.1		2	0	0	0	0	1	0	0	0	0	0	4	10	0.00	3.000
52 Jake Petricka, R ERA: 3.12	(10, 1)	0.2		3	1	0	0	1	0	0	0	0	0	0	9	14	0.00	1.500

PITCHER		IP	WLS	BF	H	R	ER	SO	BB	IBB	HBP	BLK	WP	HR	S	P	ERA	WHIP
57 Zach Putnam, R ERA: 3.08	(11, 1)	1.0		5	0	0	0	0	1	1	0	0	0	0	7	16	0.00	1.000
34 Matt Albers, R ERA: 2.37	(12, 1)	2.0	W	9	3	0	0	3	0	0	0	0	0	0	25	34	0.00	1.500

TOP

Los Angeles Angels @ Chicago White Sox

U.S. Cellular Field, Chicago, IL

Wed Aug 12 2015, 8:12 PM - 12:54 AM EDT

Att. 17,171 - Clear - 75 F

livebaseballscorecards.com

AB	48
R	2
H	11
RBI	2
BB	6
SO	8
LOB	30

Batter	1	2	3	4	5	6	7	8	9	10	11	12	13	AB	R	H	RBI	BB	SO	LOB
1 Adam Eaton, L (1, 10) OBP: 0.344, SLG: 0.413	C SI 92 B SI 93 X SI 92 1-1 **G1-3** ①		B SI 92 F SI 92 L SI 92 S SL 81 1-3 **K** ①		S SL 80 C SL 80 F SL 80 F SL 81 F SL 81 B SI 92 F SI 94 X SL 81 1-2 **F7** ③		F FF 92 C FF 91 B KC 84 S FF 91 1-3 **K** ③			C SI 95 B CU 81 B SI 98 F SI 97 S SI 97 2-3 **K** ②		I IN 77 I IN 77 I IN 78 I IN 78 4-0 **IBB**		5	0	0	0	1	3	3
18 Tyler Saladino, R (1, 5) OBP: 0.272, SLG: 0.347	C SI 92 C SI 92 X SI 93 0-2 **G1-3** ②		B SI 93 S CH 84 X SI 93 1-1 **G6-4-3** ②③ 1-2f			B SI 89 X SI 91 1-0 53 G5-3 / 79 G5-4-3 / 10 2B / 1B		C SI 89 F SI 89 T SI 86 0-2 **K** ①		C SI 98 B SI 98 X SI 97 1-1 **G6-3** ③		X SL 83 0-0 **B1-3** ③		6	1	1	0	0	1	4
79 José Abreu, R (1, 3) OBP: 0.349, SLG: 0.504	B SI 92 F SI 93 B SI 93 B SI 93 F SI 92 X CH 85 3-2 **G6-3** ③			C CH 84 F SL 80 S SL 80 0-3 **K** ①		C SI 91 B SI 90 1 SAFE B SI 90 1 SAFE F CH 83 1 SAFE 1 SAFE X CH 82 2-2 **G5-4-3** ① 1-2		C SI 89 C SL 81 X SI 90 0-2 **G4-3** ②			F SI 92 B CH 79 S CH 79 F FF 93 B FF 92 F CH 78 X SI 93 2-2 **L9** ①		S SL 86 B SL 86 B FF 91 B SL 86 X FF 91 3-1 26 2B / 1B	6	1	1	0	0	1	1
53 Melky Cabrera, S (1, 7) OBP: 0.320, SLG: 0.400		C SI 90 F CH 84 S SL 80 0-3 **K** ①		B SI 92 F SI 92 B SI 93 X SI 92 2-1 **F8** ②		D SL 79 D CH 84 F CH 84 F SL 79 X SL 80 2-2 **G5-3** ② 2-3		F SI 88 C SL 81 F FF 90 X SI 89 0-2 **G4-3** ③			B FF 94 C FF 94 F SI 93 B SI 92 X CH 80 2-2 **E5**		F FF 92 B FF 92 X CU 69 0-2 **P4** ①	6	0	0	0	0	1	2
26 Avisaíl García, R (1, 9) OBP: 0.313, SLG: 0.386		F SI 93 B SI 92 S CH 85 B SI 94 S SL 80 2-3 **K** 10 FC4-6		S CH 84 F SI 92 X SI 94 0-2 **L9** ③		B SI 92 C SI 93 B SI 92 B CH 85 S CH 84 B SL 81 4-2 10 2B / BB		B SI 97 C SI 97 B CU 80 F SI 97 X SI 98 2-2 **G3-1** ①			I IN 71 I IN 76 I IN 76 I IN 76 4-0 10 G6-4-3 / IBB		B FF 92 S FF 92 C FF 92 F CU 71 B FF 92 X CU 71 2-2 1-H / 2B	4	0	1	1	2	1	0
10 Alexei Ramirez, R (1, 6) OBP: 0.264, SLG: 0.346		C SI 92 X CH 83 0-1 **FC4-6** 28 S / 28 1B ② 1-2f			B SI 90 X SI 91 1-0 **L6** ①	C SI 91 F SL 81 B SI 92 D CH 84 X SI 93 2-2 **2B** ② 1-3 3-H		X SI 97 0-0 **1B** ②			B SL 81 S SL 84 B SL 84 B SL 84 X SL 84 3-1 **G6-4-3** ②③ 1-2f			5	0	2	1	0	0	3
28 Trayce Thompson, R (1, 8) OBP: 0.538, SLG: 0.833 25 Adam LaRoche, L (9, PH) OBP: 0.303, SLG: 0.343 27 Leury García, S (10, 8) OBP: 0.333, SLG: 0.333		C CH 83 1 SAFE X CH 84 0-1 ③ 1-H / 1B			B SI 92 X SI 91 2-0 21 1B / 15 SF8 / 1B	C KC 82 S FF 88 B FF 91 D KC 84 S CH 84 2-3 **K** ③		X SI 96 0-0 **L8** ②				B SI 86 X SI 86 1-0 5 K2-3 / 21 SH1-3 / 1B		3 1 1	1 0 0	2 0 1	0 0 0	1 0 0	2 1 0
21 Tyler Flowers, R (1, 2) OBP: 0.267, SLG: 0.359			S CH 82 X SI 92 0-1 **2B**		1 SAFE F SI 91 C SI 91 B CH 83 1 SAFE D SL 80 F CH 84 X SI 92 2-2 **1B** 1-3		B KC 84 C FF 91 S FF 91 B FF 92 X CH 85 2-2 **L7** ①			C SI 96 S SI 97 B SI 97 X CU 82 1-2 **G4-3** ③		B SI 86 X SI 86 1-0 5 K2-3 / 21 SH1-3 / 1B		4	0	2	0	0	0	1
15 Gordon Beckham, R (1, 4) OBP: 0.254, SLG: 0.305 5 Yolmer Sánchez, S (10, PH) OBP: 0.266, SLG: 0.324 (11, 4)			C SI 92 F SI 92 H SL 81 1-2 18 G6-4-3 / HBP		D CH 84 X CH 84 1-0 **SF8** ② 3-H		B FF 91 F KC 82 B KC 83 S KC 84 C FF 92 2-3 **K** ②			X SI 97 0-0 **G5-3** ①		1 SAFE L SL 82 1 SAFE L SL 83 X SL 82 0-2 **SH1-3** ① 1-2	C SI 88 F CH 83 S CH 84 0-3 **K2-3** ② 2-3	1 2	0 0	0 0	1 0	0 0	1 1	0 1
Inning Stats	R: 0 H: 0 E: 0 LOB: 0 K: 0 BB: 0 S: 8 P: 12	R: 0 H: 1 E: 0 LOB: 2 K: 2 BB: 0 S: 10 P: 12	R: 0 H: 1 E: 0 LOB: 1 K: 1 BB: 0 S: 9 P: 12	R: 0 H: 0 E: 0 LOB: 0 K: 1 BB: 0 S: 8 P: 10	R: 1 H: 2 E: 0 LOB: 1 K: 0 BB: 0 S: 14 P: 21	R: 1 H: 2 E: 0 LOB: 2 K: 1 BB: 1 S: 15 P: 28	R: 0 H: 0 E: 0 LOB: 0 K: 2 BB: 0 S: 9 P: 14	R: 0 H: 0 E: 0 LOB: 0 K: 1 BB: 0 S: 10 P: 10	R: 0 H: 1 E: 0 LOB: 1 K: 0 BB: 0 S: 8 P: 11	R: 0 H: 0 E: 0 LOB: 0 K: 1 BB: 0 S: 6 P: 9	R: 0 H: 0 E: 1 LOB: 1 K: 0 BB: 1 S: 10 P: 21	R: 0 H: 1 E: 0 LOB: 2 K: 1 BB: 1 S: 8 P: 13	R: 1 H: 2 E: 0 LOB: 1 K: 0 BB: 0 S: 9 P: 14	1B: 7 SF: 1 2B: 3 SAC: 1 3B: 0 DP: 2 HR: 0 HBP: 1		WP: 1 PA: 50 PB: 0 SB: 1 CS: 0				

PITCHER		IP	WLS	BF	H	R	ER	SO	BB	IBB	HBP	BLK	WP	HR	S	P	ERA	WHIP
28 Andrew Heaney, L ERA: 2.53	(1, 1)	5.2		24	6	2	2	4	1	0	1	0	1	0	61	90	3.18	1.235
59 Fernando Salas, R ERA: 4.03	(6, 1)	1.1		4	0	0	0	3	0	0	0	0	0	0	12	19	0.00	0.000
38 Joe Smith, R ERA: 2.96	(8, 1)	1.0		3	0	0	0	1	0	0	0	0	0	0	10	10	0.00	0.000
62 Trevor Gott, R ERA: 1.71	(9, 1)	2.0		7	1	0	0	1	0	0	0	0	0	0	14	20	0.00	0.500
48 Jose Alvarez, L ERA: 3.4	(11, 1)	0.1		3	0	0	0	0	0	1	0	0	0	0	8	16	0.00	0.000

PITCHER		IP	WLS	BF	H	R	ER	SO	BB	IBB	HBP	BLK	WP	HR	S	P	ERA	WHIP
16 Huston Street, R ERA: 2.49	(11, 1)	1.2		6	1	0	0	1	0	0	0	0	0	0	10	18	0.00	0.600
37 César Ramos, L ERA: 1.98	(13, 1)	0.1	L	3	2	1	1	0	0	0	0	0	0	0	9	14	27.00	6.000

BOTTOM

Los Angeles Angels @ Chicago White Sox

U.S. Cellular Field, Chicago, IL

Wed Aug 12 2015, 8:12 PM - 12:54 AM EDT

Att. 17,171 - Clear - 75 F

livebaseballscorecards.com

AB	44
R	3
H	10
RBI	3
BB	3
SO	10
LOB	18

Chicago Cubs @ Chicago White Sox

U.S. Cellular Field, Chicago, IL

Fri Aug 14 2015, 4:12 PM - 7:30 PM EDT

Att. 36,386 - Partly Cloudy - 93 F

TOP

livebaseballscorecards.com

Batter	1	2	3	4	5	6	7	8	9	AB	R	H	RBI	BB	SO	LOB
24 Dexter Fowler, S (1, 8) OBP: 0.339, SLG: 0.400	C FF 95 B FF 95 C SL 87 B FS 88 X FF 95 2-2 12 SF7 3B		C FF 96 B SL 85 B FF 94 C SL 85 X FS 85 2-2 8 HR 2B	1 SAFE B FC 93 1-0 ③ CS 1-2	B FC 92 C FF 95 F FS 85 F FF 94 B SL 89 S SL 87 2-3 ① K	F FC 92 C FC 89 B SL 89 B SL 91 F SL 88 T FF 94 2-2 ③ K			F FF 91 1 SAFE S FS 85 B FS 85 1 SAFE S FS 85 1-3 ② K	5	2	2	0	0	3	2
12 Kyle Schwarber, L (1, 10) OBP: 0.411, SLG: 0.604	F FF 96 S FF 94 B FF 94 F FS 88 B FF 94 X FF 97 2-2 ① SF7 3-H		B FF 95 C SI 96 2 SAFE B FS 87 B FF 96 B FF 96 4-1 8 HR BB		S FC 93 B FF 94 B FS 85 S SI 97 B FF 95 X SI 96 3-2 ② F9		B SL 82 C SI 91 F SI 91 C CU 76 1-3 ① K		C FS 85 S FS 86 D FS 86 1 SAFE X FS 86 1-2 ③ G6-3	3	1	0	1	1	1	1
8 Chris Coghlan, L (1, 7) OBP: 0.332, SLG: 0.427	S FF 94 F FF 95 F FS 87 F FF 96 S FS 88 0-3 ② K		B FF 94 B SL 86 F FC 93 X SL 87 2-1 1-H 2-H HR		X FF 96 0-0 HR		C FF 91 B SI 92 S CU 78 F SI 90 S SL 84 1-3 ② K			4	2	2	4	0	2	0
44 Anthony Rizzo, L (1, 3) OBP: 0.406, SLG: 0.545	C FF 95 F FF 96 F SI 89 B FF 96 B FS 89 B FS 88 B FF 96 4-2 17 2B BB		X FF 95 0-0 ① L9		B SL 86 S FS 87 F SL 86 B FF 95 X SL 86 2-2 HR		B CU 77 F SI 87 X CU 78 1-1 ③ G3-1			3	1	1	1	1	0	0
17 Kris Bryant, R (1, 5) OBP: 0.362, SLG: 0.451	D SL 87 X FF 95 1-0 1-3 2B		C SL 86 S SL 86 F SL 88 B FF 94 X SL 86 1-2 ② L8		X SL 88 0-0 1B			B SI 89 S CH 86 B CH 84 F CU 76 S SI 89 2-3 ① K		4	0	2	0	0	1	0
47 Miguel Montero, L (1, 2) OBP: 0.336, SLG: 0.391	B FS 88 B FF 95 S FF 95 S FF 96 B FS 88 S FS 88 3-3 ③ K		X FF 94 0-0 ③ G1-3		X FF 95 0-0 ③ L4			C SI 92 B CU 78 X SI 89 1-1 ② G6-3		4	0	0	0	0	1	3
15 Chris Denorfia, R (1, 9) OBP: 0.314, SLG: 0.370		B SL 84 C SL 84 B CU 84 F FF 96 X SL 86 2-2 ① L4		C SI 95 F SL 85 F SL 88 B FF 93 B SL 88 X FF 95 2-2 ① G4-3		S SL 85 C SL 87 S SL 88 0-3 ① K		B CU 78 B SI 90 C SI 90 C SL 83 X FF 90 2-2 ③ G6-3		4	0	0	0	0	1	0
13 Starlin Castro, R (1, 4) OBP: 0.276, SLG: 0.309		C SL 87 F FF 95 X SL 87 0-2 ② G6-3		C FF 95 S SL 86 B SL 89 F SI 96 X FC 90 1-2 24 CS 1B		B FF 95 X SL 88 1-0 22 G5-3 1B			B FS 84 C FS 84 B FS 85 B FS 85 F FF 90 X FS 84 3-2 1B	4	0	3	0	0	0	0
22 Addison Russell, R (1, 6) OBP: 0.301, SLG: 0.359		C SL 87 S SL 85 X SL 87 0-2 ③ G6-3		B SI 96 1 SAFE B SI 94 X SI 95 2-0 ② L9		X FF 94 0-0 ② G5-3 1-2			1 SAFE X FF 91 0-0 ① P4	4	0	0	0	0	0	3

Inning Stats	1	2	3	4	5	6	7	8	9
	R: 1 E: 0 K: 2 S: 19 H: 2 LOB: 2 BB: 1 P: 31	R: 0 E: 0 K: 0 S: 9 H: 0 LOB: 0 BB: 0 P: 11	R: 3 E: 0 K: 0 S: 12 H: 2 LOB: 0 BB: 1 P: 21	R: 0 E: 0 K: 0 S: 9 H: 1 LOB: 0 BB: 0 P: 15	R: 2 E: 0 K: 1 S: 13 H: 3 LOB: 1 BB: 0 P: 20	R: 0 E: 0 K: 2 S: 9 H: 1 LOB: 1 BB: 0 P: 12	R: 0 E: 0 K: 2 S: 9 H: 0 LOB: 0 BB: 0 P: 12	R: 0 E: 0 K: 1 S: 8 H: 0 LOB: 0 BB: 0 P: 13	R: 0 E: 0 K: 1 S: 10 H: 1 LOB: 1 BB: 0 P: 15

	AB	35
	R	6
	H	10
	RBI	6
	BB	2
	SO	9
	LOB	9

1B: 4 SF: 1
2B: 2 SAC: 0
3B: 1 DP: 0
HR: 3 HBP: 0

WP: 0 PA: 39
PB: 0
SB: 0
CS: 1

PITCHER		IP	WLS	BF	H	R	ER	SO	BB	IBB	HBP	BLK	WP	HR	S	P	ERA	WHIP
29 Jeff Samardzija, R ERA: 4.78	(1, 1)	6.0	L	28	9	6	6	5	2	0	0	0	0	3	71	110	9.00	1.833
33 Zach Duke, L ERA: 3.3	(7, 1)	2.0		6	0	0	0	3	0	0	0	0	0	0	17	25	0.00	0.000
57 Zach Putnam, R ERA: 3.0	(9, 1)	1.0		4	1	0	0	1	0	0	0	0	0	0	10	15	0.00	1.000

PITCHER	IP	WLS	BF	H	R	ER	SO	BB	IBB	HBP	BLK	WP	HR	S	P	ERA	WHIP

Batter	1	2	3	4	5	6	7	8	9	AB	R	H	RBI	BB	SO	LOB
1 Adam Eaton, L (1, 8) OBP: 0.347, SLG: 0.421	C FC 86 B SI 88 X SI 87 1-1 18 G4-6-3 1B	B CH 79 B CH 79 C CH 79 D FC 88 C SI 88 F CH 80 F FF 90 B SI 89 4-2 18 1B BB		L SI 87 X SI 88 0-1 1-H HR		F SI 91 B SL 87 1 SAFE F SI 91 B SI 92 F SI 92 F SI 92 S CU 82 2-3 ① K		S FF 96 F FF 96 F SL 84 F SI 97 B FF 97 B SI 98 S SL 85 2-3 ② K		4	1	2	2	1	2	3
18 Tyler Saladino, R (1, 5) OBP: 0.277, SLG: 0.350	B FC 87 ① B SI 85 C SI 86 ② 1 SAFE B FC 87 1 SAFE X SI 86 3-1 G4-6-3 1-2f	B SI 88 ① C SI 88 ② X CH 80 1-1 1-2 2-3 1B		F SI 87 F SI 88 B FF 91 B SI 89 F CH 80 X SI 88 2-2 79 FC6-4 1B		1 SAFE X FF 96 0-0 ② P3		B SL 85 D SL 85 C SI 97 B SI 98 C SI 97 F SI 97 S SL 85 3-3 ③ K		5	0	2	0	0	1	4
79 José Abreu, R (1, 3) OBP: 0.348, SLG: 0.499	B SI 88 C SI 88 B SI 88 C FC 87 B CH 82 B SI 88 4-2 53 BB 26 2B BB	S CH 79 F FC 89 B CH 79 D CH 81 S CH 81 2-3 ③ K		B SI 93 1 SAFE C SI 92 B SI 92 B SI 92 X SI 92 3-1 ② FC6-4 53 1B 1-2f		F FF 97 D CU 86 F CU 85 D CU 86 S CU 86 2-3 ③ K			S SL 88 X SL 88 0-1 ① G3-1	4	1	0	0	1	2	5
53 Melky Cabrera, S (1, 7) OBP: 0.321, SLG: 0.398	C SI 88 S SI 89 B SI 87 D CH 80 D CH 81 B CH 79 4-2 26 2B 1-2 BB		C SI 88 B CH 81 S CH 81 B FC 90 X SI 88 2-2 ① G4-3	C SI 92 B FF 92 X SI 92 1-1 1-2 1B			S CU 84 B CU 84 X CU 85 1-1 ① G3-1		B SI 97 C FF 97 B SI 97 F SL 86 X FF 99 2-2 ② G6-3	4	1	1	0	1	0	0
26 Avisaíl García, R (1, 9) OBP: 0.312, SLG: 0.386	B CU 76 S SI 88 B SI 89 X SI 89 2-1 1-H 2-H 2B		F SI 89 X SI 89 0-1 ② G3-1	B SI 93 F SI 92 F SI 93 S FF 95 1-3 ③ K			F FF 97 B FF 96 S FF 97 F FF 98 S SL 87 1-3 ② K		X SL 87 0-0 ③ P4	5	0	1	2	0	2	2
25 Adam LaRoche, L (1, 10) OBP: 0.300, SLG: 0.339	C FC 87 C FC 88 B SI 88 B SI 88 X FC 88 2-2 ③ G6-3		F FC 89 C CH 81 X CH 81 0-2 ③ G6-3		F CU 80 S SI 92 B SL 84 C SI 93 1-3 ① K		C CU 86 F FF 99 S SL 88 0-3 ③ K			4	0	0	0	0	2	1
10 Alexei Ramirez, R (1, 6) OBP: 0.264, SLG: 0.345		C SI 88 B SI 88 S CH 81 S CH 80 1-3 ① K		F CH 79 B SI 88 X SI 87 1-1 ① G6-3	C SI 92 B SI 92 B SI 92 F SI 93 X SI 93 2-2 ② G6-3			C SL 82 X SL 84 0-1 5 SH2-3 1B		4	0	1	0	0	1	0
5 Yolmer Sánchez, S (1, 4) OBP: 0.270, SLG: 0.332		C SI 89 B SI 89 B SI 90 F SI 90 X SI 89 2-2 18 1B 2B		B SI 88 B SI 87 B SI 87 C SI 85 X SI 88 3-1 58 S 58 1B 1B	C SI 92 X SI 92 0-1 ③ G4-3			1 SAFE B FF 95 1 SAFE 1 SAFE F FF 95 X FF 95 1-1 ① SH2-3 1-2		3	1	2	0	0	0	0
58 Geovany Soto, R (1, 2) OBP: 0.344, SLG: 0.474 64 Emilio Bonifácio, S (8, PR) OBP: 0.200, SLG: 0.195 21 Tyler Flowers, R (9, 2) OBP: 0.267, SLG: 0.359		C SI 88 C CH 79 S CH 81 0-3 ② K		C SI 87 B SI 88 X SI 87 1-1 1 HR 1-H 1B		B SI 92 F SI 91 F SI 91 F SI 93 B SL 84 B CU 83 B SI 92 4-2 BB		D SL 84 C SL 84 B FF 95 C SI 84 B SL 84 B FF 96 4-2 BB		2 0 0	1 0 0	1 0 0	1 0 0	2 0 0	1 0 0	1 0 0
Inning Stats	R: 2 E: 0 K: 0 S: 13 H: 2 LOB: 1 BB: 2 P: 29	R: 0 E: 0 K: 3 S: 18 H: 2 LOB: 3 BB: 1 P: 28	R: 0 E: 0 K: 0 S: 8 H: 0 LOB: 0 BB: 0 P: 10	R: 3 E: 0 K: 1 S: 19 H: 5 LOB: 2 BB: 0 P: 31	R: 0 E: 0 K: 1 S: 8 H: 0 LOB: 0 BB: 0 P: 11	R: 0 E: 0 K: 2 S: 13 H: 0 LOB: 1 BB: 1 P: 21	R: 0 E: 0 K: 2 S: 9 H: 0 LOB: 0 BB: 0 P: 11	R: 0 E: 0 K: 2 S: 15 H: 1 LOB: 2 BB: 1 P: 25	R: 0 E: 0 K: 0 S: 6 H: 0 LOB: 0 BB: 0 P: 8	1B: 7 2B: 2 3B: 0 HR: 1 SF: 0 SAC: 1 DP: 1 HBP: 0						

PITCHER	IP	WLS	BF	H	R	ER	SO	BB	IBB	HBP	BLK	WP	HR	S	P	ERA	WHIP
28 Kyle Hendricks, R (1, 1) ERA: 3.97	3.1		20	8	5	5	3	3	0	0	0	0	1	51	86	13.50	3.300
33 Clayton Richard, L (4, 1) ERA: 3.7	2.0	W	8	1	0	0	3	1	0	0	0	0	0	24	38	0.00	1.000
52 Justin Grimm, R (6, 1) ERA: 1.39	1.2	H	5	0	0	0	3	0	0	0	0	0	0	13	17	0.00	0.000
46 Pedro Strop, R (8, 1) ERA: 2.56	1.0	H	5	1	0	0	2	1	0	0	0	0	0	15	25	0.00	2.000
56 Héctor Rondón, R (9, 1) ERA: 1.68	1.0	S	3	0	0	0	0	0	0	0	0	0	0	6	8	0.00	0.000

PITCHER	IP	WLS	BF	H	R	ER	SO	BB	IBB	HBP	BLK	WP	HR	S	P	ERA	WHIP

BOTTOM

Chicago Cubs @ Chicago White Sox

U.S. Cellular Field, Chicago, IL

Fri Aug 14 2015, 4:12 PM - 7:30 PM EDT

Att. 36,386 - Partly Cloudy - 93 F

livebaseballscorecards.com

AB	35
R	5
H	10
RBI	5
BB	5
SO	11
LOB	16

1B: 7	SF: 0	WP: 0	PA: 41
2B: 2	SAC: 1	PB: 0	
3B: 0	DP: 1	SB: 1	
HR: 1	HBP: 0	CS: 0	

Chicago Cubs @ Chicago White Sox

U.S. Cellular Field, Chicago, IL

Sat Aug 15 2015, 7:10 PM - 10:44 PM EDT

Att. 39,579 - Clear - 84 F

TOP

livebaseballscorecards.com

Batter	1	2	3	4	5	6	7	8	9	AB	R	H	RBI	BB	SO	LOB
24 Dexter Fowler, S (1, 8) OBP: 0.342, SLG: 0.403	X FF 93 0-0 ① G6-3		C CU 80 D CU 81 B FF 91 F CU 81 X FF 94 2-2 2-H 2B		I IN 77 I IN 80 I IN 81 I IN 82 4-0 12 1B IBB		C SI 94 B SI 94 B SI 96 B SI 96 F SI 96 X CH 83 3-2 12 FC1-6 1B		C SL 84 B SL 85 B FF 93 B FF 94 C FF 93 C FF 94 3-3 ①	4	0	2	1	1	1	0
12 Kyle Schwarber, L (1, 7) OBP: 0.403, SLG: 0.586	C FF 92 B FF 94 S FF 93 B SI 93 S CU 82 2-3 ②		B CU 81 C FF 94 B FF 93 S FF 94 X FF 94 2-2 ③ P4		C CU 81 B CU 81 D CU 82 C CU 81 X FF 93 2-2 17 2-4 1-3 2-H 1B		B SL 82 B SI 88 C SI 90 S SI 90 B CU 76 F SL 82 X SI 90 3-2 ② FC1-6 44 1B 1-2f 2-H		F SL 85 C FF 95 B SL 85 B FF 95 F SL 87 B FF 94 F FF 93 S FF 93 3-3 ②	5	1	1	1	0	2	2
17 Kris Bryant, R (1, 5) OBP: 0.365, SLG: 0.452	F FF 94 F FF 92 B CU 79 F CH 87 B CU 81 B FF 92 S FF 94 3-3 ③			C CH 85 S CU 80 X FF 92 0-2 1B	F CU 80 D CU 80 F CU 81 1 SAFE D CU 82 2-2 ③ 2-4 1-2	S CU 79 B CH 85 B CH 87 S CU 80 S CU 81 2-3 ①	B CH 85 C SI 90 S CU 76 D CU 76 F SL 83 D CU 76 B SI 89 4-2 44 1B 68 1B BB		C SL 84 C FF 94 X SL 86 0-2 44 BB 1B	4	1	2	0	1	2	0
44 Anthony Rizzo, L (1, 3) OBP: 0.408, SLG: 0.547		B FF 92 C FF 92 F FF 93 B FF 94 X SI 93 2-2 ① P5		F FF 91 X SI 93 0-1 ① P4		B CU 78 F FF 91 X FF 92 1-1 68 E 2B	B SL 83 C SL 82 B SI 89 C SI 89 X SI 89 3-2 68 1B 1-3 2-H 1B		1 SAFE B FF 93 D FF 93 B SL 84 C FF 92 D FF 92 4-1 68 FC4 1-2 BB	4	1	2	1	1	0	1
68 Jorge Soler, R (1, 10) OBP: 0.327, SLG: 0.379		S CU 81 B CU 81 B SI 92 B CH 88 F SI 92 X CU 80 3-2 ② G5-3		1 SAFE X CU 80 0-0 ② F9		F CU 80 B SI 92 B CU 79 X CU 79 2-1 E7 15 FC6-5-4 2-H 1B	B SL 84 S SL 84 B SI 90 1 SAFE B SI 90 X SL 85 3-1 1-3 3-H 1B		X FF 93 0-0 ③ FC4 1-2f	5	0	2	2	0	0	3
15 Chris Denorfia, R (1, 9) OBP: 0.307, SLG: 0.361		C FF 92 B FF 90 B FF 92 B FF 94 F FF 94 F FF 94 X FF 93 3-2 ③ L5		C FF 93 C FF 93 1 SAFE S CU 81 0-3 ③ K		D CU 81 X FF 91 1-0 ② FC6-5-4 2-3	C SI 88 F SI 88 F SI 88 F SI 89 S CU 82 0-3 ③ K			4	0	0	0	0	2	4
13 Starlin Castro, R (1, 4) OBP: 0.274, SLG: 0.306			C FF 92 B FF 90 B FF 90 F CU 80 F FF 92 F FF 91 F CU 79 X FF 93 2-2 ① P2		B CU 80 C FF 92 B FF 92 B CU 81 F FF 91 X FF 93 3-2 ① F8	C FF 92 1 SAFE X FF 92 0-1 ③ L8		C SI 88 B SL 84 B SI 90 X SI 89 2-1 ① G6-3		4	0	0	0	0	0	1
3 David Ross, R (1, 2) OBP: 0.290, SLG: 0.272			S CU 80 B CH 86 C CU 80 B CU 81 X CU 79 2-2 ② F9		X FF 92 0-0 ② L9		B SI 95 B SI 92 X SI 94 2-0 22 SH1-4 12 E 1B	C SL 85 C SI 90 B SI 88 F SI 90 B SL 83 B SI 91 C SI 91 3-3 ②		4	1	1	0	0	1	0
22 Addison Russell, R (1, 6) OBP: 0.304, SLG: 0.368			B CU 79 C CU 78 B CH 85 X FF 92 2-1 24 2B 2B		C FF 92 B FF 92 F CH 86 B FF 90 B CU 79 F CH 86 X FF 92 3-2 12 1B 2B		1 SAFE X SI 94 0-0 ① SH1-4 1-2	B SL 84 S SL 83 S CH 84 F SI 91 B SL 84 C SI 92 2-3 ③		3	2	2	0	0	1	0

Inning Stats	1	2	3	4	5	6	7	8	9
	R: 0 E: 0 K: 2 S: 8	H: 0 LOB: 0 BB: 0 P: 13	R: 0 E: 0 K: 0 S: 10	H: 0 LOB: 0 BB: 0 P: 18	R: 1 E: 0 K: 0 S: 17	H: 2 LOB: 1 BB: 0 P: 27	R: 0 E: 0 K: 1 S: 9	H: 1 LOB: 1 BB: 0 P: 9	R: 1 E: 0 K: 0 S: 13	H: 2 LOB: 2 BB: 1 P: 27	R: 1 E: 1 K: 1 S: 10	H: 2 LOB: 1 BB: 0 P: 16	R: 3 E: 1 K: 1 S: 22	H: 4 LOB: 2 BB: 1 P: 40	R: 0 E: 0 K: 2 S: 10	H: 0 LOB: 0 BB: 0 P: 17	R: 0 E: 0 K: 2 S: 13	H: 1 LOB: 2 BB: 1 P: 23

	AB	37
	R	6
	H	12
	RBI	5
	BB	3
	SO	9
	LOB	11

	1B: 8	SF: 0	WP: 0	PA: 41
	2B: 4	SAC: 1	PB: 0	
	3B: 0	DP: 0	SB: 0	
	HR: 0	HBP: 0	CS: 0	

PITCHER		IP	WLS	BF	H	R	ER	SO	BB	IBB	HBP	BLK	WP	HR	S	P	ERA	WHIP
62 Jose Quintana, L ERA: 3.62	(1, 1)	6.0	L	26	7	3	3	4	0	1	0	0	0	0	67	110	4.50	1.167
52 Jake Petricka, R ERA: 3.54	(7, 1)	0.1		3	2	2	2	0	0	0	0	0	0	0	5	10	54.00	6.000
33 Zach Duke, L ERA: 3.47	(7, 1)	0.1		3	1	0	0	0	1	0	0	0	0	0	10	20	0.00	6.000
34 Matt Albers, R ERA: 2.21	(7, 1)	1.1		5	1	1	1	3	0	0	0	0	0	0	17	27	6.75	0.750
43 Dan Jennings, L ERA: 5.4	(9, 1)	1.0		5	1	0	0	2	1	0	0	0	0	0	13	23	0.00	2.000

PITCHER		IP	WLS	BF	H	R	ER	SO	BB	IBB	HBP	BLK	WP	HR	S	P	ERA	WHIP

Batter	1	2	3	4	5	6	7	8	9	AB	R	H	RBI	BB	SO	LOB
1 Adam Eaton, L (1, 8) OBP: 0.347, SLG: 0.418	B FF 94 X SI 96 1-0 G4-3 ①		B FF 95 C SL 90 C CU 80 S SL 82 1-3 K ①		B FF 95 B FF 95 F SI 96 B FF 94 B FF 93 4-1 79 L4-3 BB		C FF 94 X CU 81 0-1 G4-3 ②		B SI 97 C FF 97 B SL 85 B FF 97 B FF 96 4-1 18 DI BB	3	0	0	0	2	1	0
18 Tyler Saladino, R (1, 5) OBP: 0.274, SLG: 0.352	C SI 95 B FF 96 B FF 95 X SL 92 2-1 G6-3 ②		B CU 82 B SL 89 B FF 96 C FF 95 X FF 95 3-1 G4-3 ②		1 SAFE C SL 90 F SL 91 C FF 95 0-3 K ①		C SI 96 F FF 96 B FF 95 X CU 81 1-2 79 WP 79 1B 2B		C SL 85 F SL 85 B FF 99 S FF 98 1-3 K ③ 1-2	5	1	1	0	0	2	2
79 José Abreu, R (1, 3) OBP: 0.351, SLG: 0.502	B CU 82 B FF 96 C FF 96 F SL 91 X SL 94 3-1 2B		B FF 95 C FF 96 B FF 96 F FF 96 B FF 96 D CU 83 4-2 BB		C FF 95 X SL 90 0-1 L4-3 ②③ 1-1		D FF 98 B FF 98 F FF 96 F FF 97 B CU 86 X CU 85 3-2 2-H 1B			3	0	2	1	1	0	1
53 Melky Cabrera, S (1, 7) OBP: 0.318, SLG: 0.395	X CU 82 0-0 G1-3 ③		C FF 95 F FF 95 X SL 90 0-2 G3 ③			B SI 94 F SL 91 F SI 96 X CU 82 1-2 G4-3 ①	S FF 97 C FF 97 S CU 85 0-3 K ③			4	0	0	0	0	1	3
26 Avisaíl García, R (1, 9) OBP: 0.314, SLG: 0.386		B FF 95 F SL 88 B CU 80 C SI 95 H SI 96 3-2 10 E 25 WP 5 G4-3 HBP		S SL 92 F SL 92 B SI 96 F CH 90 X SL 92 1-2 10 E 25 S 1B		B SL 91 C FF 95 X SI 95 1-1 G1-3 ②		B FF 96 X FF 96 1-0 F8 ①		3	1	1	0	0	0	0
25 Adam LaRoche, L (1, 10) OBP: 0.300, SLG: 0.341		B FF 96 F SL 90 S FF 96 F CU 82 B CU 84 F SL 92 D SI 96 X SL 90 3-2 F7 ① 1-2		B FF 97 F FF 96 C FF 96 B CH 90 D SL 83 X SI 96 3-2 G4-3 ① 1-3		B CH 89 X SI 96 1-0 10 2B 2B		C FF 96 B FF 97 F FF 96 S CU 85 1-3 K2-3 ②		4	1	1	0	0	1	2
10 Alexei Ramirez, R (1, 6) OBP: 0.264, SLG: 0.347		B SL 93 C SI 95 X SI 96 1-1 E1 5 G4-3 2-3		X SI 97 0-0 FC1 3-3		X SL 90 0-0 2-H 2B		C CU 84 S CU 85 X FF 97 0-2 L3 ③		4	0	1	1	0	0	2
5 Yolmer Sánchez, S (1, 4) OBP: 0.266, SLG: 0.327		C CU 81 X CU 82 0-1 G4-3 ② 2-3 3-H		B CU 81 S SL 90 B FF 96 1 SAFE S CU 83 F SL 92 S FF 96 2-3 K ②		B FF 95 S FF 96 X CU 81 1-1 G5-3 ③			B FF 97 B FF 97 C FF 98 C FF 98 X SI 98 2-2 G6-3 ①	4	0	0	1	0	1	4
21 Tyler Flowers, R (1, 2) OBP: 0.264, SLG: 0.354 64 Emilio Bonifácio, S (9, PH) OBP: 0.198, SLG: 0.192		C SI 97 B SI 95 B SI 97 F SL 92 S SI 95 2-3 K ③		F FF 94 B FF 96 C CU 83 S FF 96 1-3 K ③			X SI 95 0-0 G4-3 ①		B FF 97 C FF 97 C FF 98 X SL 88 1-2 G3 ②	3 1	0 0	0 0	0 0	0 0	2 0	3 0
Inning Stats	R: 0 E: 0 K: 0 S: 6 H: 1 LOB: 1 BB: 0 P: 12	R: 1 E: 1 K: 1 S: 14 H: 0 LOB: 1 BB: 0 P: 23	R: 0 E: 0 K: 1 S: 10 H: 0 LOB: 1 BB: 1 P: 18	R: 0 E: 1 K: 2 S: 15 H: 1 LOB: 2 BB: 0 P: 22	R: 0 E: 0 K: 1 S: 6 H: 0 LOB: 0 BB: 1 P: 10	R: 1 E: 0 K: 0 S: 9 H: 2 LOB: 1 BB: 0 P: 13	R: 1 E: 0 K: 1 S: 12 H: 2 LOB: 1 BB: 0 P: 16	R: 0 E: 0 K: 1 S: 7 H: 0 LOB: 0 BB: 0 P: 9	R: 0 E: 0 K: 1 S: 10 H: 0 LOB: 1 BB: 1 P: 18	1B: 2 2B: 5 3B: 0 HR: 0		SF: 0 SAC: 0 DP: 1 HBP: 1		WP: 2 PB: 0 SB: 1 CS: 0		PA: 38

PITCHER	IP	WLS	BF	H	R	ER	SO	BB	IBB	HBP	BLK	WP	HR	S	P	ERA	WHIP
49 Jake Arrieta, R (1, 1) ERA: 2.39	6.2	W	29	5	3	2	5	2	0	1	0	1	0	66	105	2.70	1.050
52 Justin Grimm, R (7, 1) ERA: 1.34	1.1		5	1	0	0	2	0	0	0	0	1	0	13	18	0.00	0.750
56 Héctor Rondón, R (9, 1) ERA: 1.65	1.0	S	4	0	0	0	1	1	0	0	0	0	0	10	18	0.00	1.000

PITCHER	IP	WLS	BF	H	R	ER	SO	BB	IBB	HBP	BLK	WP	HR	S	P	ERA	WHIP

BOTTOM

Chicago Cubs @ Chicago White Sox

U.S. Cellular Field, Chicago, IL

Sat Aug 15 2015, 7:10 PM - 10:44 PM EDT

Att. 39,579 - Clear - 84 F

livebaseballscorecards.com

AB	34
R	3
H	6
RBI	3
BB	3
SO	8
LOB	17

Batter	1	2	3	4	5	6	7	8	9	AB	R	H	RBI	BB	SO	LOB
24 Dexter Fowler, S (1, 8) OBP: 0.341, SLG: 0.402	C SI 89 B CH 87 C SL 78 S SI 97 1-3 K ①		C SL 78 X CH 88 0-1 L8 ③			B SL 77 X SI 92 1-0 44 HBP 15 BB 1B		C SL 90 B SI 97 C SI 97 S SL 90 1-3 K ②		4	0	1	0	0	2	0
15 Chris Denorfia, R (1, 7) OBP: 0.307, SLG: 0.357 8 Chris Coghlan, L (8, PH) OBP: 0.332, SLG: 0.426 (8, 5)	B SI 95 C SI 95 F SI 95 S SL 80 1-3 K ②			C CH 86 B SL 72 S CH 88 S SL 78 1-3 K ①		B SI 93 B CH 85 S CH 86 B CH 88 B CH 87 4-1 44 HBP 1-2 BB		C CU 81 B SL 90 C SL 89 S SL 90 1-3 K ③		2 1	0 0	0 0	0 0	1 0	2 1	0 0
17 Kris Bryant, R (1, 10) OBP: 0.361, SLG: 0.447	B CH 88 F SI 96 B SI 90 B CH 85 F SI 97 S SI 97 3-3 K ③			B SL 77 S SI 94 S SL 78 S SL 80 1-3 K ②		C SI 97 B SI 98 S SI 97 B SL 81 B CH 89 F SI 98 T SI 98 3-2 K ②			S FC 92 X FC 92 0-1 F9 ①	4	0	0	0	0	3	2
44 Anthony Rizzo, L (1, 3) OBP: 0.407, SLG: 0.543		S SI 93 B SI 95 B CH 88 F SI 96 S SI 93 2-3 K ①		S SI 90 C SL 80 B SI 96 B SL 79 F SI 92 C SI 97 2-3 K ③		C SI 99 H SI 99 1-1 1-2 2-3 HBP			B FC 93 C FC 93 B FC 92 C FC 92 B FC 92 X FC 93 3-2 G4-3 ②	3	0	0	0	0	2	0
68 Jorge Soler, R (1, 9) OBP: 0.329, SLG: 0.388		B CH 88 F CH 87 F CH 87 B SL 78 F SL 78 F SI 98 X CH 87 2-2 E3			B SL 78 S SI 91 S CH 87 B SL 79 B SI 96 B CH 89 4-2 BB	C SL 81 B SI 98 T SI 98 F SI 99 C SL 82 1-3 K ③			B KC 84 X FC 92 1-0 HR	3	1	1	1	1	1	3
22 Addison Russell, R (1, 6) OBP: 0.303, SLG: 0.367		F SI 96 C SL 79 B CH 87 S SL 78 1-3 K ②			B SI 90 S SI 97 S SI 90 B SI 97 F SI 97 X SI 97 2-2 F8 ①		C CH 89 S CH 82 S SL 76 0-3 K ①		C FC 92 S KC 83 B KC 82 X KC 82 1-2 13 DI 1B	4	0	1	0	0	2	2
13 Starlin Castro, R (1, 4) OBP: 0.271, SLG: 0.303		B SI 94 T SI 94 B CH 85 B CH 86 X SI 90 3-1 F7 ③			1 SAFE C SI 96 B SI 96 B SI 96 B SI 97 F SI 96 X SI 96 3-2 F9 ②		B SI 91 C CH 85 B SI 92 F SI 93 S SL 77 2-3 K ②		C KC 83 B FC 93 X FC 91 1-1 1-2 G4-3 ③	4	0	0	0	0	1	3
47 Miguel Montero, L (1, 2) OBP: 0.332, SLG: 0.386			C SI 93 B SL 76 C SL 79 S SL 77 1-3 K ①		1 SAFE S SI 96 T SI 96 B SI 95 S SL 80 1-3 K ③		F CH 86 B SL 77 C SI 95 S SI 95 1-3 K ③			3	0	0	0	0	3	1
19 Jonathan Herrera, S (1, 5) OBP: 0.252, SLG: 0.319 12 Kyle Schwarber, L (8, PH) OBP: 0.400, SLG: 0.580 (8, 7)			F CH 86 B CH 87 X CH 89 1-1 G6-3 ②			B SL 75 C SL 77 X SI 95 1-1 P3 ①		B SI 98 S SI 96 C SI 97 B SL 92 C SL 88 2-3 K ①		2 1	0 0	0 0	0 0	0 0	0 1	0 0
Inning Stats	R: 0 E: 0 K: 3 S: 9 H: 0 LOB: 0 BB: 0 P: 14	R: 0 E: 1 K: 2 S: 13 H: 0 LOB: 1 BB: 0 P: 21	R: 0 E: 0 K: 1 S: 7 H: 0 LOB: 0 BB: 0 P: 9	R: 0 E: 0 K: 3 S: 10 H: 0 LOB: 0 BB: 0 P: 14	R: 0 E: 0 K: 1 S: 12 H: 0 LOB: 1 BB: 1 P: 22	R: 0 E: 0 K: 2 S: 13 H: 1 LOB: 3 BB: 1 P: 24	R: 0 E: 0 K: 3 S: 9 H: 0 LOB: 0 BB: 0 P: 12	R: 0 E: 0 K: 3 S: 9 H: 0 LOB: 0 BB: 0 P: 13	R: 1 E: 0 K: 0 S: 11 H: 2 LOB: 1 BB: 0 P: 17	1B: 2 2B: 0 3B: 0 HR: 1	SF: 0 SAC: 0 DP: 0 HBP: 1					

TOP

Chicago Cubs @ Chicago White Sox

U.S. Cellular Field, Chicago, IL

Sun Aug 16 2015, 2:11 PM - 5:05 PM EDT

Att. 39,475 - Partly Cloudy - 94 F

livebaseballscorecards.com

AB	31
R	1
H	3
RBI	1
BB	2
SO	18
LOB	11

WP: 0 PB: 0 SB: 0 CS: 0 PA: 34

PITCHER		IP	WLS	BF	H	R	ER	SO	BB	IBB	HBP	BLK	WP	HR	S	P	ERA	WHIP
49 Chris Sale, L ERA: 3.32	(1, 1)	7.0	W	26	1	0	0	15	2	0	1	0	0	0	73	116	0.00	0.429
65 Nate Jones, R ERA:	(8, 1)	1.0	H	3	0	0	0	3	0	0	0	0	0	0	9	13	0.00	0.000
30 David Robertson, R ERA: 2.87	(9, 1)	1.0	S	5	2	1	1	0	0	0	0	0	0	1	11	17	9.00	2.000

PITCHER	IP	WLS	BF	H	R	ER	SO	BB	IBB	HBP	BLK	WP	HR	S	P	ERA	WHIP

Chicago Cubs @ Chicago White Sox

U.S. Cellular Field, Chicago, IL

Sun Aug 16 2015, 2:11 PM - 5:05 PM EDT

Att. 39,475 - Partly Cloudy - 94 F

livebaseballscorecards.com

Batter	1	2	3	4	5	6	7	8	9	AB	R	H	RBI	BB	SO	LOB
1 Adam Eaton, L (1, 8) OBP: 0.344, SLG: 0.414	C FF 86 B FC 84 F FC 84 B SI 83 X FF 87 2-2 ① F8		C FC 83 C KC 76 F KC 77 B FF 87 B FF 88 C FC 83 2-3 ① K	X FC 84 0-0 ③ F9			L FF 87 B FF 92 C FF 92 S SL 81 1-3 ① K			4	0	0	0	0	2	1
79 José Abreu, R (1, 10) OBP: 0.355, SLG: 0.510	C FC 84 B FF 86 X FF 87 1-1 26 E 1B		C KC 76 C FC 85 B FF 88 X FF 88 1-2 HR		C FC 84 B SI 84 X FC 82 1-1 ① L7		C CU 89 C CU 89 F CU 87 B CU 87 B CU 88 B FF 100 F CU 89 B FF 96 4-2 BB			3	1	2	1	1	0	0
53 Melky Cabrera, S (1, 7) OBP: 0.320, SLG: 0.402	B FF 87 F FF 87 F KC 77 D KC 78 C FF 87 2-3 ② K		C KC 76 B FF 85 X KC 76 1-1 1B		B FC 83 B FF 84 F KC 77 B FF 87 X FC 85 3-1 HR		B SI 97 F CU 87 F FF 98 B SI 98 F FF 97 F CU 86 F CU 87 X CU 86 2-2 ② L7			4	1	2	1	0	1	2
26 Avisaíl García, R (1, 9) OBP: 0.311, SLG: 0.382	B KC 77 C KC 78 X FC 82 1-1 FC6 1-2		F FC 83 B FC 86 B FC 85 1 SAFE C FC 85 X KC 78 2-2 ② P6		X KC 78 0-0 ② F7		C FF 98 C FF 98 F FF 99 B FF 98 F FF 98 F FC 91 F CU 86 T CU 89 1-2 ③ K			4	0	0	0	0	1	3
25 Adam LaRoche, L (1, 3) OBP: 0.297, SLG: 0.337	C FC 84 B FF 83 D FF 83 F FC 84 F FF 87 S FF 88 2-3 ③ K		C FC 84 B FC 84 X FC 85 1-1 ③ G4-3		B FF 88 F FF 88 C SI 92 F SI 93 C SI 93 1-3 ③ K			X SL 85 0-0 ① F7		4	0	0	0	0	2	3
10 Alexei Ramirez, R (1, 6) OBP: 0.266, SLG: 0.354		C KC 75 F FC 84 F KC 76 F FC 85 B FC 84 S FF 84 1-3 ① K		X KC 78 0-0 HR		C CU 72 B FC 87 B SI 91 B FC 87 B FF 91 4-1 21 CS BB		C CU 75 B FF 92 C SI 90 B FF 92 B CH 83 X CH 82 3-2 ② G6-3		3	1	1	1	1	1	0
5 Yolmer Sánchez, S (1, 4) OBP: 0.270, SLG: 0.333		C FF 87 B KC 78 F KC 77 B FF 85 F SI 84 B FC 86 X FF 87 3-2 1B	C SI 86 F FC 84 F FC 83 B KC 78 B FF 84 F FC 84 F FF 87 X KC 78 2-2 ① G4-3			1 SAFE C FC 86 F FF 90 1 SAFE 1 SAFE F SI 92 B FC 88 S FF 88 1-3 ① K		B SI 90 X CH 84 1-0 21 WP 2B		4	0	2	0	0	1	1
21 Tyler Flowers, R (1, 2) OBP: 0.264, SLG: 0.350		B FC 83 1 SAFE C FC 84 1 SAFE 1 SAFE X FF 85 1-1 ② P4	X FC 84 0-0 ② G5-3			C SI 91 B FF 91 1 SAFE B FF 91 B FF 93 B FF 91 4-1 ② 18 FC4-6 BB 1-2		B CU 82 F FF 93 B FF 95 S FF 95 C FF 96 2-3 ③ K 2-3		3	0	0	0	1	1	2
18 Tyler Saladino, R (1, 5) OBP: 0.275, SLG: 0.359		B FC 85 X FC 84 1-0 ③ P6	X FC 84 0-0 2B		C SI 91 X SI 90 0-1 ③ FC4-6 1-2f					3	0	1	0	0	0	2
Inning Stats	R: 0 E: 1 K: 2 S: 14 H: 1 LOB: 2 BB: 0 P: 22	R: 0 E: 0 K: 1 S: 12 H: 1 LOB: 1 BB: 0 P: 18	R: 1 E: 0 K: 1 S: 14 H: 2 LOB: 1 BB: 0 P: 21	R: 1 E: 0 K: 0 S: 10 H: 2 LOB: 1 BB: 0 P: 12	R: 1 E: 0 K: 1 S: 9 H: 1 LOB: 0 BB: 0 P: 14	R: 0 E: 0 K: 1 S: 8 H: 0 LOB: 1 BB: 2 P: 17	R: 0 E: 0 K: 2 S: 20 H: 0 LOB: 1 BB: 1 P: 28	R: 0 E: 0 K: 1 S: 8 H: 1 LOB: 1 BB: 0 P: 14		1B: 3 2B: 2 3B: 0 HR: 3 SF: 0 SAC: 0 DP: 0 HBP: 0					WP: 1 PB: 0 SB: 0 CS: 1 PA: 35	

	AB	32
	R	3
	H	8
	RBI	3
	BB	3
	SO	9
	LOB	14

PITCHER		IP	WLS	BF	H	R	ER	SO	BB	IBB	HBP	BLK	WP	HR	S	P	ERA	WHIP
50 Dan Haren, R ERA: 3.63	(1, 1)	4.2	L	22	7	3	3	4	0	0	0	0	0	3	55	82	5.79	1.500
37 Travis Wood, L ERA: 4.25	(5, 1)	1.2		6	0	0	0	3	2	0	0	0	0	0	15	26	0.00	1.200
21 Tommy Hunter, R ERA: 3.78	(7, 1)	0.2		3	0	0	0	1	1	0	0	0	0	0	17	24	0.00	1.500
40 James Russell, L ERA: 3.14	(8, 1)	0.2		3	1	0	0	0	0	0	0	0	0	0	5	9	0.00	1.500
30 Jason Motte, R ERA: 3.63	(8, 1)	0.1		1	0	0	0	1	0	0	0	0	1	0	3	5	0.00	0.000

PITCHER	IP	WLS	BF	H	R	ER	SO	BB	IBB	HBP	BLK	WP	HR	S	P	ERA	WHIP

Chicago White Sox @ Los Angeles Angels

Angel Stadium of Anaheim, Anaheim, CA

Mon Aug 17 2015, 7:08 PM - 9:39 PM PDT

Att. 36,431 - Clear - 79 F

livebaseballscorecards.com

TOP

Batter	1	2	3	4	5	6	7	8	9	AB	R	H	RBI	BB	SO	LOB
1 Adam Eaton, L (1, 8) OBP: 0.344, SLG: 0.413	C SI 92 C SI 92 B SI 92 X SL 80 1-2 ① F8		B SI 89 F SI 91 X SI 91 1-1 79 HBP 53 E 1B		C SI 89 B SI 91 X SI 91 1-1 ② G4-3		B CH 85 X FF 91 1-0 ② F7			4	1	1	0	0	0	0
79 José Abreu, R (1, 3) OBP: 0.356, SLG: 0.508	B SI 92 S SI 93 C SI 93 B SI 94 S SL 82 2-3 ② K		B SI 90 F SI 91 C SI 92 H SL 80 2-2 53 FC6-4 1-2 HBP		B SI 91 S CH 83 F SI 91 C SI 93 1-3 ③ K		C KC 84 B KC 86 H FF 91 2-1 HBP			2	0	0	0	0	2	0
53 Melky Cabrera, S (1, 7) OBP: 0.317, SLG: 0.399	B CH 84 C SI 93 X SL 80 1-1 ③ G6-3		C SI 91 X SL 79 0-1 ② FC6-4 26 1B 1-2f 2-H			B CH 80 F CH 80 F SI 90 X SL 79 1-2 ① F8	B SI 90 B KC 82 C FF 90 F KC 83 B FF 91 F FF 90 F FF 91 S CH 85 3-3 ③ K			4	0	0	0	0	1	2
26 Avisaíl García, R (1, 10) OBP: 0.313, SLG: 0.387 25 Adam LaRoche, L (8, PH) OBP: 0.296, SLG: 0.336 (8, 10)		S CH 82 B SI 92 F SI 92 X SI 94 1-2 18 F9 2B	C SI 91 S SL 80 X SL 81 0-2 1-2 1B			B CH 82 S CH 81 S SL 79 B SI 90 F SI 92 X CH 83 2-2 ② L8		C SL 79 C SL 80 B FF 91 B SI 89 X FF 91 2-2 ① P5		3 1	0 0	2 0	0 0	0 0	0 0	0 0
28 Trayce Thompson, R (1, 9) OBP: 0.563, SLG: 0.786 20 JB Shuck, L (8, PH) OBP: 0.345, SLG: 0.367 (8, 9)		B SI 92 B SI 91 F SI 92 D SL 79 F SI 91 F SI 92 B SI 92 4-2 BB	B SI 92 F SI 92 D SL 80 B SI 92 X SI 92 3-1 ③ F8			C SI 91 X SI 91 0-1 10 1B 1B		C SI 90 B SL 81 X SL 81 1-1 10 G6-4-3 1B		2 1	0 0	1 1	0 0	1 0	0 0	2 0
10 Alexei Ramirez, R (1, 6) OBP: 0.266, SLG: 0.353		B SI 92 F SI 92 F SI 92 X SI 93 1-2 ① F1		F SI 90 B SL 79 S CH 83 F SL 79 B SL 81 F CH 82 X SI 92 2-2 ① F8		1 SAFE B SI 90 1 SAFE C SI 90 B CH 80 S CH 81 1 SAFE 1 SAFE 1 SAFE 2-2 1 SAFE X CH 82 1-3 18 HBP 1B		1 SAFE 1 SAFE C SI 88 B SL 82 1 SAFE B SI 89 1 SAFE X SI 89 2-1 ②③ G6-4-3 1-2f		4	0	1	0	0	0	3
18 Tyler Saladino, R (1, 5) OBP: 0.275, SLG: 0.351		X CH 83 0-0 ② F9 2-3		X CH 82 0-0 ② F8		F SI 91 B CH 84 H SL 79 2-1 1-2 HBP			B SI 88 C SI 88 S SI 89 T SL 84 1-2 ① K	3	0	0	0	0	1	2
21 Tyler Flowers, R (1, 2) OBP: 0.261, SLG: 0.346 5 Yolmer Sánchez, S (9, PH) OBP: 0.269, SLG: 0.332		S SL 80 S CH 84 1 SAFE 1 SAFE T SL 82 0-2 ③ K		C SI 90 B CH 82 B SI 91 X CH 82 2-1 ③ G5-3		B SI 92 B SI 92 C SI 90 F CH 82 F SL 80 D SL 80 F CH 82 C SI 92 3-3 ③ K			C SI 88 F SI 88 B CH 83 B CH 83 S SI 88 2-3 ② K	3 1	0 0	0 0	0 0	0 0	2 1	5 0
15 Gordon Beckham, R (1, 4) OBP: 0.249, SLG: 0.298			F SI 90 X SL 78 0-1 ① G1-3		C SI 89 B SI 90 X CH 82 1-1 ① G5-3		C FF 90 F KC 82 B KC 84 F FF 91 C FF 91 1-3 ① K		C SL 84 B SL 84 X SI 89 1-1 ③ F8	4	0	0	0	0	1	0
Inning Stats	R: 0 E: 0 K: 1 S: 8 H: 0 LOB: 0 BB: 0 P: 12	R: 0 E: 0 K: 1 S: 13 H: 1 LOB: 2 BB: 1 P: 19	R: 1 E: 1 K: 0 S: 13 H: 2 LOB: 2 BB: 0 P: 19	R: 0 E: 0 K: 0 S: 8 H: 0 LOB: 0 BB: 0 P: 12	R: 0 E: 0 K: 1 S: 7 H: 0 LOB: 0 BB: 0 P: 10	R: 0 E: 0 K: 1 S: 18 H: 2 LOB: 3 BB: 0 P: 28	R: 0 E: 0 K: 2 S: 11 H: 0 LOB: 1 BB: 0 P: 18	R: 0 E: 0 K: 0 S: 7 H: 1 LOB: 0 BB: 0 P: 12	R: 0 E: 0 K: 2 S: 8 H: 0 LOB: 0 BB: 0 P: 12	1B: 5 2B: 1 3B: 0 HR: 0 SF: 0 SAC: 0 DP: 1 HBP: 3						

	AB	32
	R	1
	H	6
	RBI	0
	BB	1
	SO	8
	LOB	14

WP: 0 PB: 0 SB: 0 CS: 0 PA: 36

PITCHER		IP	WLS	BF	H	R	ER	SO	BB	IBB	HBP	BLK	WP	HR	S	P	ERA	WHIP
28 Andrew Heaney, L ERA: 2.43	(1, 1)	6.0		26	5	1	1	4	1	0	2	0	0	0	67	100	1.50	1.000
59 Fernando Salas, R ERA: 3.99	(7, 1)	1.0	W	4	0	0	0	2	0	0	1	0	0	0	11	18	0.00	0.000
38 Joe Smith, R ERA: 2.77	(8, 1)	1.0	H	3	1	0	0	0	0	0	0	0	0	0	7	12	0.00	1.000
16 Huston Street, R ERA: 2.72	(9, 1)	1.0	S	3	0	0	0	2	0	0	0	0	0	0	8	12	0.00	0.000

PITCHER	IP	WLS	BF	H	R	ER	SO	BB	IBB	HBP	BLK	WP	HR	S	P	ERA	WHIP

Batter	1	2	3	4	5	6	7	8	9	AB	R	H	RBI	BB	SO	LOB
18 Shane Victorino, S (1, 7) OBP: 0.309, SLG: 0.304	C FF 91 X SI 92 0-1 ① G5-3		B SI 92 X FF 92 1-0 ② F9			C SI 92 B CH 86 F CH 84 S SL 89 1-3 ① K		1 SAFE C SL 86 1 SAFE X SL 87 0-1 ② L8		4	0	0	0	0	1	2
56 Kole Calhoun, L (1, 9) OBP: 0.326, SLG: 0.435	B SL 83 B FF 92 X FF 91 2-0 ② G4-3		F SI 94 C SI 93 X SI 95 0-2 ③ P5			B FF 94 X FF 93 1-0 ② F8		1 SAFE X SI 92 0-0 ③ F8		4	0	0	0	0	0	2
27 Mike Trout, R (1, 8) OBP: 0.392, SLG: 0.591	C FF 93 S SL 88 X FF 96 0-2 ③ G6-3			B SI 94 S CH 85 B CH 84 B FF 94 B SL 87 4-1 5 CS BB		C CH 84 C SI 96 B SL 90 F SL 88 S SL 91 1-3 ③ K				2	0	0	0	1	1	0
5 Albert Pujols, R (1, 10) OBP: 0.312, SLG: 0.505		C SL 84 B SI 92 S CH 85 B SL 88 B FF 93 F SL 87 X FF 94 3-2 HR		C SI 94 C SI 92 D SL 87 D SL 87 1 SAFE 1 SAFE F CH 84 X SL 90 2-2 ①② F9 1-2			C SL 86 X CH 84 0-1 ① P5			3	1	1	1	0	0	1
24 C.J. Cron, R (1, 3) OBP: 0.315, SLG: 0.452		C FF 92 C SI 94 S SL 88 0-3 ① K		B SL 86 S CH 84 B CH 83 X SL 88 2-1 1B			S SL 88 X CH 84 0-1 HR			3	1	2	1	0	1	0
2 Erick Aybar, S (1, 6) OBP: 0.308, SLG: 0.332		F FF 94 X FF 94 0-1 ② B1-3		C SI 91 1 SAFE D FF 93 D FF 91 F SL 88 X FF 94 2-2 ③ G5-3			C SL 90 T SL 90 B FF 95 B SL 88 X SL 88 2-2 ② L8			3	0	0	0	0	0	1
12 Johnny Giavotella, R (1, 4) OBP: 0.316, SLG: 0.352		C SI 92 F CH 85 X SL 89 0-2 ③ G4-3			B CH 85 B SI 91 B SI 93 C FF 92 B FF 93 4-1 58 G5-4-3 BB		B SI 95 F SI 93 C FF 94 F SL 91 S SL 89 1-3 ③ K			2	0	0	0	1	1	0
58 Carlos Pérez, R (1, 2) OBP: 0.268, SLG: 0.310			C SI 91 X SI 93 0-1 32 SH1-4 1B		C SI 93 1 SAFE 1 SAFE B FF 90 F FF 93 1 SAFE D SL 89 X FF 92 2-2 ①② G5-4-3 1-2f			B FF 92 C FF 93 B FF 92 X FF 92 2-1 ① L9		3	0	1	0	0	0	1
32 Ryan Jackson, R (1, 5)			1 SAFE X SI 91 0-0 ① SH1-4 1-2		C FF 94 B SL 87 F SL 88 B SL 87 C FF 94 2-3 ③ K			B FF 93 C SI 94 B SL 88 F SL 87 B SL 89 B FF 92 4-2 BB		1	0	0	0	1	1	0
Inning Stats	R: 0 E: 0 K: 0 S: 6 H: 0 LOB: 0 BB: 0 P: 8	R: 1 E: 0 K: 1 S: 12 H: 1 LOB: 0 BB: 0 P: 15	R: 0 E: 0 K: 0 S: 7 H: 1 LOB: 1 BB: 0 P: 8	R: 0 E: 0 K: 0 S: 10 H: 1 LOB: 1 BB: 1 P: 20	R: 0 E: 0 K: 1 S: 7 H: 0 LOB: 0 BB: 1 P: 15	R: 0 E: 0 K: 2 S: 8 H: 0 LOB: 0 BB: 0 P: 11	R: 1 E: 0 K: 1 S: 11 H: 1 LOB: 0 BB: 0 P: 14	R: 0 E: 0 K: 0 S: 7 H: 0 LOB: 1 BB: 1 P: 13		1B: 2 2B: 0 3B: 0 HR: 2 SF: 0 SAC: 1 DP: 1 HBP: 0						

PITCHER	IP	WLS	BF	H	R	ER	SO	BB	IBB	HBP	BLK	WP	HR	S	P	ERA	WHIP
55 Carlos Rodón, L (1, 1) ERA: 4.42	8.0	L	29	4	2	2	5	3	0	0	0	0	2	68	104	2.25	0.875

PITCHER	IP	WLS	BF	H	R	ER	SO	BB	IBB	HBP	BLK	WP	HR	S	P	ERA	WHIP

BOTTOM

Chicago White Sox @ Los Angeles Angels

Angel Stadium of Anaheim, Anaheim, CA

Mon Aug 17 2015, 7:08 PM - 9:39 PM PDT

Att. 36,431 - Clear - 79 F

livebaseballscorecards.com

AB	25
R	2
H	4
RBI	2
BB	3
SO	5
LOB	7

WP: 0 PA: 29
PB: 0
SB: 0
CS: 1

Chicago White Sox @ Los Angeles Angels

Angel Stadium of Anaheim, Anaheim, CA

Tue Aug 18 2015, 7:08 PM - 9:36 PM PDT

Att. 37,114 - Clear - 76 F

TOP

livebaseballscorecards.com

Batter	1	2	3	4	5	6	7	8	9	AB	R	H	RBI	BB	SO	LOB
1 Adam Eaton, L (1, 8) OBP: 0.341, SLG: 0.409	C FF 96 F FC 97 S SL 89 0-3 ① K		B FF 97 X FF 96 1-0 ③ G3			C SL 89 D FF 96 F SL 89 X CU 80 1-2 ② G3 1-3		B SL 81 F SI 89 1 SAFE C SL 80 B SL 81 X SL 80 2-2 ② FC4-6 1-2f 3-H		4	0	0	1	0	1	2
79 José Abreu, R (1, 3) OBP: 0.359, SLG: 0.513	C FC 97 F FC 97 X FF 96 0-2 53 G4-6-3 1B			C SL 88 F SL 89 B SL 89 X FC 96 1-2 53 G3-6-3 1B		C SI 96 F SL 88 B CU 80 D SL 88 F SL 88 D SL 88 X SL 89 3-2 3-H 2B		C SI 89 B SL 81 1 SAFE B SI 88 S SI 88 X SI 89 2-2 ③ G5-3		4	0	3	1	0	0	1
53 Melky Cabrera, S (1, 7) OBP: 0.315, SLG: 0.395	B FF 96 B FF 96 X FF 96 2-0 ② ③ G4-6-3 1-2f			B FC 96 X SL 87 1-0 ① G3-6-3 1-2f		C FF 97 D SL 89 F FC 96 F CU 80 B FC 96 F SL 88 F FF 97 S FF 96 2-3 ③ K			B SI 88 S SI 88 F SI 89 B CH 81 F CH 81 F SI 89 B SL 84 F SI 89 F SI 88 3-2 X SI 89 F9	4	0	0	0	0	1	3
26 Avisaíl García, R (1, 10) OBP: 0.315, SLG: 0.388		B FF 97 S FF 96 X FF 96 1-1 E9 20 G4-3 10 G6-3 1B		C FF 97 X SI 96 0-1 ③ G5-3			B SL 89 F SI 96 S SI 95 F FF 96 X SL 88 1-2 20 FC3-6 1B		S SL 83 S SL 82 B SL 85 F SL 84 X SL 84 1-2 ② G6-3	4	1	2	0	0	0	0
20 JB Shuck, L (1, 9) OBP: 0.333, SLG: 0.353		B FC 95 X SI 96 1-0 ① G4-3 2-3			B SI 95 B FF 94 C FF 96 F FF 96 B SL 88 S FF 96 3-3 ① K		B SI 95 B SI 95 X FF 96 2-0 ① FC3-6 10 G6-4-3 1-2f		B SI 88 C SI 88 S CH 80 B CH 83 F SI 89 F CH 80 X CH 82 2-2 ③ G4-3	4	0	0	0	0	1	2
10 Alexei Ramirez, R (1, 6) OBP: 0.264, SLG: 0.350		B SL 88 S SL 88 F SL 88 B FF 96 X SL 89 2-2 ② G6-3 3-H			X FC 96 0-0 ② G4-3		C FF 94 F SI 95 B FF 96 X FF 96 1-2 ② ③ G6-4-3 1-2f			3	0	0	1	0	0	1
5 Yolmer Sánchez, S (1, 4) OBP: 0.269, SLG: 0.332		C SI 96 C CU 81 F SL 88 X FC 96 0-2 ③ G4-3			C SI 96 B FF 96 X FC 96 1-1 ③ G5-3			B SI 95 F SI 95 X FF 95 1-1 18 FC4-6 21 1B 1 FC4-6 1B		3	1	1	0	0	0	0
21 Tyler Flowers, R (1, 2) OBP: 0.262, SLG: 0.346			F SL 88 S FF 96 B FC 95 B SL 89 X SL 88 2-2 ① P3			C FC 95 F FF 96 F SI 96 S SL 88 0-3 ① K2-3		D SI 95 S FF 96 X FC 96 1-1 18 FC4-6 1-2 1B		3	0	1	0	0	1	0
18 Tyler Saladino, R (1, 5) OBP: 0.276, SLG: 0.350			C FF 96 S SL 89 F FF 96 X FF 97 0-2 ② G5-3			B FF 97 X FF 96 1-0 1 G3 1 S 79 2B 1B		X SI 88 0-0 ① FC4-6 1 FC4-6 1-2f 2-3		3	1	1	0	0	0	2
Inning Stats	R: 0 E: 0 K: 1 S: 7 H: 1 LOB: 0 BB: 0 P: 9	R: 1 E: 1 K: 0 S: 10 H: 1 LOB: 0 BB: 0 P: 14	R: 0 E: 0 K: 0 S: 8 H: 0 LOB: 0 BB: 0 P: 11	R: 0 E: 0 K: 0 S: 6 H: 1 LOB: 0 BB: 0 P: 8	R: 0 E: 0 K: 1 S: 6 H: 0 LOB: 0 BB: 0 P: 10	R: 1 E: 0 K: 2 S: 18 H: 2 LOB: 1 BB: 0 P: 25	R: 0 E: 0 K: 0 S: 8 H: 1 LOB: 0 BB: 0 P: 12	R: 1 E: 0 K: 0 S: 11 H: 2 LOB: 1 BB: 0 P: 17	R: 0 E: 0 K: 0 S: 16 H: 0 LOB: 0 BB: 0 P: 22	1B: 7 2B: 1 3B: 0 HR: 0 SF: 0 SAC: 0 DP: 3 HBP: 0						

	AB	32
	R	3
	H	8
	RBI	3
	BB	0
	SO	4
	LOB	11

PITCHER		IP	WLS	BF	H	R	ER	SO	BB	IBB	HBP	BLK	WP	HR	S	P	ERA	WHIP
43 Garrett Richards, R ERA: 3.5	(1, 1)	7.0	W	26	8	3	2	4	0	0	0	0	0	0	67	95	2.57	1.143
38 Joe Smith, R ERA: 2.72	(8, 1)	1.0	H	3	0	0	0	0	0	0	0	0	0	0	7	11	0.00	0.000
16 Huston Street, R ERA: 2.66	(9, 1)	1.0	S	3	0	0	0	0	0	0	0	0	0	0	16	22	0.00	0.000

PITCHER	IP	WLS	BF	H	R	ER	SO	BB	IBB	HBP	BLK	WP	HR	S	P	ERA	WHIP

Chicago White Sox @ Los Angeles Angels

Angel Stadium of Anaheim, Anaheim, CA

Tue Aug 18 2015, 7:08 PM - 9:36 PM PDT

Att. 37,114 - Clear - 76 F

livebaseballscorecards.com

Batter	1	2	3	4	5	6	7	8	9	AB	R	H	RBI	BB	SO	LOB
18 Shane Victorino, S (1, 7) OBP: 0.315, SLG: 0.305	C FF 88 C SI 91 H FF 91 1-2 56 HR HBP		B FF 90 F FF 90 X CH 82 1-1 ① P4		B CU 75 B CH 81 C FF 89 C FC 86 X CH 82 2-2 ① G6-3		C FF 90 B CH 81 D CH 81 X FC 87 2-1 3-H 1B			3	1	1	1	0	0	0
56 Kole Calhoun, L (1, 9) OBP: 0.325, SLG: 0.440	X FF 90 0-0 1-H HR		B CH 81 S CH 82 F SI 90 B CU 78 S CH 82 2-3 ② K		B CH 81 S FC 87 X CH 83 1-1 ② G3		B SI 90 X SI 89 1-0 ③ G3			4	1	1	2	0	1	1
27 Mike Trout, R (1, 8) OBP: 0.391, SLG: 0.586	C FF 90 B CH 82 C SI 90 S CH 82 B FF 89 X FF 91 3-2 ① G5-3		B FF 90 B CH 83 F FC 87 S CH 83 B FC 89 B CH 82 4-2 BB		B FC 86 C CH 82 X FC 87 1-1 ③ G5-3			C CH 86 B SI 87 S SL 83 B CH 88 X SL 81 2-2 ① F9		3	0	0	0	1	0	0
5 Albert Pujols, R (1, 3) OBP: 0.311, SLG: 0.509	C CH 82 X CU 76 0-1 HR		C FF 88 1 SAFE X CH 80 0-1 ③ G6-3			B CH 80 F FF 88 F SI 90 F FC 87 F FC 85 X FF 89 1-2 ① P4		X SI 88 0-0 ② G6-3		4	1	1	1	0	0	1
24 C.J. Cron, R (1, 10) OBP: 0.309, SLG: 0.443	F FF 88 X FC 86 0-1 ② L7			B FC 86 B FF 90 S CH 82 X FF 91 2-1 ① F8		B SI 90 S FF 89 X FF 87 1-1 ② G5-3		B CU 80 C SI 88 F CH 87 X CU 82 1-2 ③ L9		4	0	0	0	0	0	0
2 Erick Aybar, S (1, 6) OBP: 0.306, SLG: 0.329	F FF 90 F FC 87 B CH 82 X SI 91 1-2 ③ G1-3			C CU 76 F FF 88 B FC 87 B FF 90 X FC 88 2-2 ② G5-3		X FC 84 0-0 ③ G1-3				3	0	0	0	0	0	0
12 Johnny Giavotella, R (1, 4) OBP: 0.316, SLG: 0.354 32 Ryan Jackson, R (8, 4)		C FC 85 B FF 90 B CH 80 S CH 82 X CH 82 2-2 ① G5-3		F CH 82 B FC 86 B CH 80 X CH 82 2-1 58 E 2B			C CU 74 S FC 85 B CH 82 X FC 86 1-2 ① G6-3			3 0	1 0	1 0	0 0	0 0	0 0	0 0
58 Carlos Pérez, R (1, 2) OBP: 0.269, SLG: 0.317		C FF 89 B FF 90 S FC 88 B FF 91 B CH 82 S FC 86 3-3 ② K		B FF 90 F FC 87 B FC 87 X FC 87 2-1 E5 2-H			C FF 88 S CU 75 X FC 85 0-2 41 G4-3 18 1B 2B			3	1	1	0	0	1	0
41 Kaleb Cowart, S (1, 5)		C FC 85 B SI 90 F CH 81 S FC 87 1-3 ③ K		D FC 87 X FC 86 1-0 ③ G5-3			B FF 90 B FF 90 B FC 86 C FF 90 F FC 87 F CH 81 X CH 82 3-2 ② G4-3 2-3			3	0	0	0	0	1	2

	AB	30
	R	5
	H	5
	RBI	4
	BB	1
	SO	3
	LOB	4

Inning Stats	1	2	3	4	5	6	7	8	9
	R: 3 E: 0 K: 0 S: 13	H: 2 LOB: 0 BB: 0 P: 18	R: 0 E: 0 K: 2 S: 9	H: 0 LOB: 0 BB: 0 P: 15	R: 0 E: 0 K: 1 S: 9	H: 0 LOB: 1 BB: 1 P: 16	R: 1 E: 1 K: 0 S: 10	H: 1 LOB: 1 BB: 0 P: 19	R: 0 E: 0 K: 0 S: 7	H: 0 LOB: 0 BB: 0 P: 11	R: 0 E: 0 K: 0 S: 8	H: 0 LOB: 0 BB: 0 P: 10	R: 1 E: 0 K: 0 S: 13	H: 2 LOB: 1 BB: 0 P: 20	R: 0 E: 0 K: 0 S: 7	H: 0 LOB: 0 BB: 0 P: 10

	1B: 1	SF: 0	WP: 0	PA: 32
	2B: 2	SAC: 0	PB: 0	
	3B: 0	DP: 0	SB: 0	
	HR: 2	HBP: 1	CS: 0	

PITCHER		IP	WLS	BF	H	R	ER	SO	BB	IBB	HBP	BLK	WP	HR	S	P	ERA	WHIP
50 John Danks, L ERA: 4.61	(1, 1)	7.0	L	29	5	5	4	3	1	0	1	0	0	2	69	109	5.14	0.857
34 Matt Albers, R ERA: 2.11	(8, 1)	1.0		3	0	0	0	0	0	0	0	0	0	0	7	10	0.00	0.000

PITCHER	IP	WLS	BF	H	R	ER	SO	BB	IBB	HBP	BLK	WP	HR	S	P	ERA	WHIP

Batter	1	2	3	4	5	6	7	8	9	AB	R	H	RBI	BB	SO	LOB
1 Adam Eaton, L (1, 8) OBP: 0.340, SLG: 0.408	B SI 83 F SI 84 B SI 83 C CU 68 X FF 84 2-2 53 1B 1B		B SI 82 C FF 82 B CH 75 S CU 66 C CH 74 2-3 ② K		X CH 76 0-0 ③ G4-3			B SI 97 F SI 96 F SI 97 F CU 83 B CU 83 C SI 97 2-3 ② K		4	0	1	0	0	2	1
79 José Abreu, R (1, 3) OBP: 0.356, SLG: 0.508	B FF 84 1 SAFE 1 SAFE 1 SAFE F SL 77 1 SAFE C CU 69 P PO 81 1 SAFE 2-3 ① S CU 68 K		C FF 81 C FF 84 B CH 73 X CU 64 1-2 ③ L4			C CH 74 B FF 80 B FF 81 S SL 76 X CH 74 2-2 ① G5-3		B SI 97 B SI 96 F SI 96 X SI 95 2-1 ③ G4-3		4	0	0	0	0	1	1
53 Melky Cabrera, S (1, 7) OBP: 0.316, SLG: 0.396 28 Trayce Thompson, R (9, PR) OBP: 0.563, SLG: 0.786	C CU 68 X CH 78 0-1 1-3 1B			C SI 81 X CU 67 0-1 ① L5		C SI 81 B CH 72 B SI 82 X CU 67 2-1 ② G3			C SI 87 X SL 80 0-1 26 G6-3 1B	4 0	0 0	2 0	0 0	0 0	0 0	0 0
26 Avisaíl García, R (1, 10) OBP: 0.312, SLG: 0.384	S CU 69 F SL 76 C FF 82 0-3 ② K			X FF 80 0-0 ② F7		B SL 76 B CU 67 F FF 83 F SL 76 X CH 75 2-2 ③ G5-3			F SI 88 X SI 88 0-1 ① G6-3 1-2	4	0	0	0	0	1	3
20 JB Shuck, L (1, 9) OBP: 0.347, SLG: 0.362	B SI 82 X CU 69 1-0 ③ F8			B SI 82 B CH 73 C CU 67 B CH 74 C SI 81 X CU 68 3-2 10 S 1B			B SI 80 C SI 81 X CH 73 1-1 5 CS 1B		C SI 88 D SI 88 B SI 89 F FF 90 F SL 80 B FF 90 D SL 82 4-2 25 G3-6-1 BB	3	0	2	0	1	0	2
10 Alexei Ramirez, R (1, 6) OBP: 0.262, SLG: 0.348 25 Adam LaRoche, L (9, PH) OBP: 0.296, SLG: 0.335		B FF 83 T SL 76 S CU 67 X FF 86 1-2 ① F8		1 SAFE C SL 75 C FF 80 B FF 81 1 SAFE B SL 78 1 SAFE B CH 74 X CU 69 3-2 ③ G1-3 1-2			C SL 76 C FF 81 B FF 82 1 SAFE D CH 73 1 SAFE S CH 74 2-3 ① K		B SI 88 B SI 88 S SI 88 B SI 88 X SI 88 3-1 ②③ G3-6-1 1-2f	3 1	0 0	0 0	0 0	0 0	1 0	2 2
5 Yolmer Sánchez, S (1, 4) OBP: 0.273, SLG: 0.339		B SI 82 C CU 68 B SI 82 X CU 68 2-1 ② P4	C CU 67 S CH 73 B SI 82 X CH 74 1-2 21 SH5-4 2B				B SI 95 C SI 96 1 SAFE B SI 95 F SI 96 F SI 97 B SI 98 X SI 97 3-2 ② 1-2 1B			3	0	2	0	0	0	0
21 Tyler Flowers, R (1, 2) OBP: 0.260, SLG: 0.343		S SL 75 B CU 68 S CU 69 X FF 85 1-2 ③ F9	B SL 76 2 SAFE X FF 82 1-0 ① SH5-4 2-3				F SI 94 D CU 81 B SI 95 B SI 95 F SI 95 X SI 95 3-2 ③ G6-3			2	0	0	0	0	0	1
18 Tyler Saladino, R (1, 5) OBP: 0.270, SLG: 0.343			C FF 82 F SL 76 S CU 63 0-3 ① K		X CU 68 0-0 ② G1-3			B SI 96 C SI 95 X SI 96 1-1 ① L6		3	0	0	0	0	1	1
Inning Stats	R: 0 E: 0 K: 2 S: 13 H: 2 LOB: 2 BB: 0 P: 17	R: 0 E: 0 K: 0 S: 8 H: 0 LOB: 0 BB: 0 P: 12	R: 0 E: 0 K: 2 S: 9 H: 0 LOB: 0 BB: 0 P: 12	R: 0 E: 0 K: 0 S: 9 H: 1 LOB: 1 BB: 0 P: 15	R: 0 E: 0 K: 0 S: 6 H: 1 LOB: 1 BB: 0 P: 8	R: 0 E: 0 K: 0 S: 8 H: 0 LOB: 0 BB: 0 P: 14	R: 0 E: 0 K: 1 S: 12 H: 2 LOB: 1 BB: 0 P: 21	R: 0 E: 0 K: 1 S: 8 H: 0 LOB: 0 BB: 0 P: 13	R: 0 E: 0 K: 0 S: 9 H: 1 LOB: 1 BB: 1 P: 16	1B: 6 2B: 1 3B: 0 HR: 0 SF: 0 SAC: 1 DP: 1 HBP: 0						

Chicago White Sox @ Los Angeles Angels

Angel Stadium of Anaheim, Anaheim, CA

Wed Aug 19 2015, 7:09 PM - 10:00 PM PDT

Att. 35,036 - Clear - 75 F

TOP

livebaseballscorecards.com

AB	31
R	0
H	7
RBI	0
BB	1
SO	6
LOB	13

WP: 0 PA: 33
PB: 0
SB: 1
CS: 1

PITCHER		IP	WLS	BF	H	R	ER	SO	BB	IBB	HBP	BLK	WP	HR	S	P	ERA	WHIP
36 Jered Weaver, R ERA: 4.34	(1, 1)	6.1	W	24	5	0	0	5	0	0	0	0	0	0	58	86	0.00	0.789
62 Trevor Gott, R ERA: 1.82	(7, 1)	1.2	H	5	1	0	0	1	0	0	0	0	0	0	15	26	0.00	0.600
38 Joe Smith, R ERA: 2.66	(9, 1)	1.0	S	4	1	0	0	0	1	0	0	0	0	0	9	16	0.00	2.000

PITCHER	IP	WLS	BF	H	R	ER	SO	BB	IBB	HBP	BLK	WP	HR	S	P	ERA	WHIP

BOTTOM

Batter	1	2	3	4	5	6	7	8	9	AB	R	H	RBI	BB	SO	LOB
12 Johnny Giavotella, R (1, 4) OBP: 0.313, SLG: 0.351 32 Ryan Jackson, R (9, 4)	C FF 94 B SI 96 F FC 93 T SL 89 1-2 **K** ①	B FF 98 B SL 90 X FF 95 2-0 **L8** ③		F FF 96 S FC 90 F FS 88 F FC 91 X FC 92 0-2 **G4-3** ③ **1-2** **2-3**		B SL 87 F SL 87 X FC 90 1-1 **L9** ③				4 0	0 0	0 0	0 0	0 0	1 0	5 0
56 Kole Calhoun, L (1, 9) OBP: 0.325, SLG: 0.441	S FF 94 B FS 87 B FF 94 F FS 88 B FF 97 X FF 97 3-2 **G3** ②		B FS 85 X SL 86 1-0 19 F8 **2B**		F FF 93 F FF 94 B FF 95 X FS 88 1-2 **G3-1** ①		X FC 91 0-0 **P5** ①			4	0	1	0	0	0	0
27 Mike Trout, R (1, 8) OBP: 0.392, SLG: 0.585	C FF 96 B FF 94 X FF 95 1-1 **1B**		B FF 96 C SL 89 F FS 86 D SI 96 B SL 87 S FS 87 3-3 **K** ①		C FS 87 B FF 94 B SL 88 F FS 85 B SI 97 B FF 97 4-2 19 1B **BB**		C SL 84 X FC 92 0-1 **L9** ②			3	0	1	0	1	1	1
19 David Murphy, L (1, 10) OBP: 0.330, SLG: 0.430	1 SAFE C FF 95 1 SAFE S FF 94 D SI 88 S FS 88 1-3 **K** ③		C SL 88 B FF 95 B FS 88 F FF 96 X FS 86 2-2 **F8** **2-3** ②		1 SAFE B FF 94 1 SAFE F FF 95 X SI 96 1-1 **1B** **1-2**		B SL 84 C FF 95 B FC 93 X SI 95 2-1 **G4-3** ③			4	0	1	0	0	1	2
24 C.J. Cron, R (1, 3) OBP: 0.308, SLG: 0.440		C FF 96 B SL 87 F SL 87 B FF 97 X FF 98 2-2 2 1B **1B**	C FC 90 F FF 95 F FF 95 X FS 88 0-2 **G5-3** ③		C FF 96 T SL 89 F SL 89 F SL 88 T FC 90 0-2 **K** ②			C FS 83 B FF 90 F FS 84 F FS 85 B FS 85 X FS 86 2-2 **G5-3** ①		4	0	1	0	0	1	3
2 Erick Aybar, S (1, 6) OBP: 0.308, SLG: 0.331		B FF 94 1 SAFE F FF 95 D SI 88 1 SAFE F FF 96 B SL 89 X FF 96 3-2 3 WP **1-3** **1B**		F SI 94 X FS 85 0-1 12 S 58 1B **1B**	B FC 89 X FF 95 1-0 **F7** ③			B FS 84 F FF 90 X FS 85 1-1 **G3** ②		4	0	2	0	0	0	2
3 David DeJesus, L (1, 7) OBP: 0.302, SLG: 0.337 18 Shane Victorino, S (9, 7) OBP: 0.315, SLG: 0.305		1 SAFE B FF 95 F FF 97 1 SAFE F FF 94 B FS 88 B SI 89 D SI 90 4-2 **1-2** **BB**		X FF 96 0-0 **F7** ①		B FF 93 F FF 93 X FF 96 1-1 **G4-3** ①		C FS 85 C FF 89 X FS 86 0-2 **G3** ③		3 0	0 0	0 0	0 0	1 0	0 0	1 0
58 Carlos Pérez, R (1, 2) OBP: 0.276, SLG: 0.341		F FF 97 B FF 97 B FF 97 X SL 90 2-1 **L4** ①		1 SAFE F SI 96 1 SAFE X FF 96 0-1 12 S **1B** **1-2**		B SL 87 B FF 94 X FF 95 2-0 **HR**				3	1	2	1	0	0	3
41 Kaleb Cowart, S (1, 5)		S FF 96 F FF 97 S FF 97 0-3 **K** ②		S FF 95 S FF 96 F FF 96 B FF 96 S FF 97 1-3 **K** ②		C FF 95 S FF 94 B FF 93 S FF 93 1-3 **K** ②				3	0	0	0	0	3	5
Inning Stats	R: 0 E: 0 K: 2 S: 11 H: 1 LOB: 1 BB: 0 P: 17	R: 0 E: 0 K: 1 S: 14 H: 2 LOB: 3 BB: 1 P: 27	R: 0 E: 0 K: 1 S: 11 H: 1 LOB: 1 BB: 0 P: 17	R: 0 E: 0 K: 1 S: 14 H: 2 LOB: 2 BB: 0 P: 15	R: 0 E: 0 K: 1 S: 13 H: 1 LOB: 2 BB: 1 P: 20	R: 1 E: 0 K: 1 S: 8 H: 1 LOB: 0 BB: 0 P: 13	R: 0 E: 0 K: 0 S: 5 H: 0 LOB: 0 BB: 0 P: 7	R: 0 E: 0 K: 0 S: 9 H: 0 LOB: 0 BB: 0 P: 12		1B: 6 2B: 1 3B: 0 HR: 1 SF: 0 SAC: 0 DP: 0 HBP: 0					

PITCHER		IP	WLS	BF	H	R	ER	SO	BB	IBB	HBP	BLK	WP	HR	S	P	ERA	WHIP
29 Jeff Samardzija, R ERA: 4.64	(1, 1)	7.0	L	31	8	1	1	7	2	0	0	0	1	1	76	116	1.29	1.429
57 Zach Putnam, R ERA: 2.93	(8, 1)	1.0		3	0	0	0	0	0	0	0	0	0	0	9	12	0.00	0.000

PITCHER	IP	WLS	BF	H	R	ER	SO	BB	IBB	HBP	BLK	WP	HR	S	P	ERA	WHIP

Chicago White Sox @ Los Angeles Angels

Angel Stadium of Anaheim, Anaheim, CA

Wed Aug 19 2015, 7:09 PM - 10:00 PM PDT

Att. 35,036 - Clear - 75 F

livebaseballscorecards.com

AB	32
R	1
H	8
RBI	1
BB	2
SO	7
LOB	22

WP: 1 PA: 34
PB: 0
SB: 2
CS: 0

Batter	1	2	3	4	5	6	7	8	9	AB	R	H	RBI	BB	SO	LOB
1 Adam Eaton, L (1, 8) OBP: 0.341, SLG: 0.412	C SI 90 F SI 91 B SI 92 F CH 82 F SI 93 X CH 82 1-2 18 SH1-3 79 G6-3 2B		C FF 92 C SL 79 S SI 91 0-3 ③ K		C SI 91 B SI 90 B SI 90 S CH 81 X SI 91 2-2 ① SF7 1-2 2-3 3-H		X SL 83 0-0 18 S 1B	S SL 84 B SL 84 S CH 81 D CU 70 C FF 89 2-3 ② K		3	1	2	1	0	1	0
28 Trayce Thompson, R (8, PH) OBP: 0.529, SLG: 0.733 (8, 8)										1	0	0	0	0	1	2
18 Tyler Saladino, R (1, 5) OBP: 0.276, SLG: 0.347	X SI 91 0-0 ① SH1-3 2-3			C SI 91 B SL 80 S SI 91 X SI 90 1-2 79 G6-3 1B	B CH 81 F SI 91 X SL 80 1-1 79 2B 2-3 3-H 1B		B FF 96 1 SAFE S FF 95 F FF 94 B SL 85 F FF 95 B FF 94 S FF 94 3-3 ① K 1-2	C SL 84 C FF 89 S CU 70 0-3 ③ K		4	1	2	1	0	2	3
79 José Abreu, R (1, 10) OBP: 0.355, SLG: 0.507	C SI 92 S SL 81 B SI 92 X SL 82 1-2 ② G6-3 3-H			B SI 91 1 SAFE 1 SAFE B CH 82 1 SAFE X SI 92 2-0 ① G6-3 1-2	F SI 91 D SI 90 1 SAFE B SI 91 1 SAFE S CH 83 1 SAFE 1 SAFE P PO 84 3-2 F SI 91 X CH 82 1-H 3-H 2B		C FF 94 B SL 86 T FF 95 F FF 95 D SL 84 B FF 95 S FF 96 3-3 ② K		S CH 81 X SL 84 0-1 ① G5-3	5	0	1	3	0	1	2
53 Melky Cabrera, S (1, 7) OBP: 0.315, SLG: 0.393	B SI 91 C SI 91 C SI 92 F CH 82 X SI 92 1-2 ③ L7			C SI 92 S CH 83 B SI 91 F CH 83 F SL 79 B CH 78 F SI 91 B SI 93 B CH 82 4-2 26 G6-4-3 BB	F SI 90 X FF 91 0-1 ② L5		C FF 96 B FF 94 F FF 95 F FF 94 F SL 83 X FF 94 1-2 ③ F8		B SL 83 F CH 82 B FF 88 X FF 90 2-1 ② L8	4	0	0	0	1	0	2
20 JB Shuck, L (9, 7) OBP: 0.347, SLG: 0.362										0	0	0	0	0	0	0
26 Avisaíl García, R (1, 9) OBP: 0.313, SLG: 0.385		C FF 91 S SL 79 X FF 90 0-2 ① G5-3		C CH 82 B SI 92 X SI 91 1-1 ② G6-4-3 ③ 1-2f	I IN 71 I IN 74 I IN 73 I IN 72 4-0 IBB			B FF 92 F FF 93 X SL 83 1-1 25 HR 2B	S CH 81 B CH 81 F FF 87 X FF 87 1-2 ③ F8	4	1	1	0	1	0	2
25 Adam LaRoche, L (1, 3) OBP: 0.298, SLG: 0.345		B SI 91 B CH 83 B CH 82 C SI 90 X SI 91 3-1 ② F8			C CH 82 B SI 92 X SI 91 1-1 58 1B 10 1B 5 1B 1B			C FF 94 B FF 94 X FF 94 1-1 2-H HR		4	2	2	2	0	1	2
10 Alexei Ramirez, R (1, 6) OBP: 0.264, SLG: 0.348		C FF 92 B SL 80 F SI 92 B SL 81 F CH 83 C SI 92 2-3 ③ K			1 SAFE X SI 91 0-0 5 1B 58 1B 1 SF7 1-2 1B	B CH 76 B SI 89 C SI 90 B FF 90 X FF 89 3-1 ① L9		F FF 94 B SL 82 T SL 83 B SL 82 F FC 93 B SL 81 B FF 92 4-2 58 2B BB		3	1	1	0	1	1	0
58 Geovany Soto, R (1, 2) OBP: 0.348, SLG: 0.482			B SI 91 B SI 91 F SI 91 C CH 81 S SL 79 2-3 ① K		B SL 80 B FF 91 C SI 90 F SI 91 X SI 91 2-2 1 SF7 5 1B 18 1B 1-2 2-3 1B	S SI 92 C FF 91 C FF 90 0-3 ② K		F FF 92 X FF 93 0-1 1-3 2B		4	1	2	0	0	2	0
5 Yolmer Sánchez, S (1, 4) OBP: 0.273, SLG: 0.338			B CH 82 X SI 91 1-0 ② G3		F CH 82 X CH 82 0-1 18 1B 1 SF7 79 2B 1-2 2-3 3-H 1B	F SI 91 S CH 79 X SI 91 0-2 ③ G5-3		F SL 82 D SL 83 S SL 84 F CU 69 C FF 89 1-3 ① K		4	1	1	1	0	1	2
Inning Stats	R: 1 E: 0 K: 0 S: 13 H: 1 LOB: 0 BB: 0 P: 16	R: 0 E: 0 K: 1 S: 9 H: 0 LOB: 0 BB: 0 P: 14	R: 0 E: 0 K: 2 S: 7 H: 0 LOB: 0 BB: 0 P: 10	R: 0 E: 0 K: 0 S: 11 H: 1 LOB: 1 BB: 1 P: 19	R: 5 E: 0 K: 1 S: 23 H: 6 LOB: 2 BB: 1 P: 35	R: 0 E: 0 K: 1 S: 8 H: 0 LOB: 0 BB: 0 P: 11	R: 0 E: 0 K: 2 S: 14 H: 1 LOB: 1 BB: 0 P: 21	R: 2 E: 0 K: 3 S: 19 H: 3 LOB: 2 BB: 1 P: 28	R: 0 E: 0 K: 0 S: 7 H: 0 LOB: 0 BB: 0 P: 10	1B: 7 2B: 4 3B: 0 HR: 1 SF: 1 SAC: 1 DP: 1 HBP: 0						

TOP

Chicago White Sox @ Los Angeles Angels

Angel Stadium of Anaheim, Anaheim, CA

Thu Aug 20 2015, 7:08 PM - 10:27 PM PDT

Att. 37,142 - Clear - 75 F

livebaseballscorecards.com

AB	36
R	8
H	12
RBI	8
BB	3
SO	10
LOB	15

PITCHER		IP	WLS	BF	H	R	ER	SO	BB	IBB	HBP	BLK	WP	HR	S	P	ERA	WHIP
35 Nick Tropeano, R ERA: 5.51	(1, 1)	4.1	L	21	8	6	6	3	1	0	0	0	0	0	58	85	12.46	2.077
48 Jose Alvarez, L ERA: 3.4	(5, 1)	1.2		7	1	0	0	2	0	1	0	0	0	0	14	21	0.00	0.600
68 Cam Bedrosian, R ERA: 5.4	(7, 1)	1.0		7	3	2	2	2	1	0	0	0	0	1	22	35	18.00	4.000
37 Cesár Ramos, L ERA: 1.98	(8, 1)	2.0		6	0	0	0	3	0	0	0	0	0	0	17	23	0.00	0.000

PITCHER	IP	WLS	BF	H	R	ER	SO	BB	IBB	HBP	BLK	WP	HR	S	P	ERA	WHIP

WP: 0	PA: 41
PB: 0	
SB: 1	
CS: 0	

Batter	1	2	3	4	5	6	7	8	9	AB	R	H	RBI	BB	SO	LOB
18 Shane Victorino, S (1, 7) (9, 8) OBP: 0.313, SLG: 0.303	C FF 91 F CU 80 B CU 80 X FF 92 1-2 27 2B 1B		C FF 90 B CH 88 X CH 86 1-1 ② P4		C FF 91 B CH 86 X CH 86 1-1 ② L4		C SI 98 F SI 98 S SL 90 0-3 ① K			4	1	1	0	0	1	0
56 Kole Calhoun, L (1, 9) OBP: 0.328, SLG: 0.442	C FF 92 1 SAFE B CU 82 X FF 91 1-1 ① L7		B FF 91 S CU 80 B FF 91 X SI 92 2-1 5 BB 27 BB 1B		B FF 92 C FF 91 B CU 80 B SI 91 X FF 91 3-1 27 1B 5 1B 1B		B SL 88 T SI 98 B SI 97 B SI 97 S SI 98 B SI 98 4-2 27 G6-4-3 BB			3	1	2	0	1	0	1
27 Mike Trout, R (1, 8) OBP: 0.394, SLG: 0.588 3 David DeJesus, L (9, 7) OBP: 0.302, SLG: 0.337	B FF 92 1 SAFE D CH 87 C FF 92 B CU 82 X FF 92 3-1 1-H 2B		D CH 88 C FF 92 1 SAFE B CU 81 1 SAFE B FF 92 1 SAFE 1 SAFE B FF 90 4-1 5 BB 1-2 BB		C FF 91 X CH 87 0-1 5 1B 1-2 1B		C SI 97 B SI 97 C SL 88 X SL 90 1-2 ② ③ G6-4-3 1-2f			3 0	0 0	2 0	1 0	1 0	0 0	1 0
5 Albert Pujols, R (1, 10) OBP: 0.313, SLG: 0.508	C CH 87 F FF 91 B FF 92 D SI 94 X FF 93 3-2 ② G6-3		B CU 81 B CH 87 B CU 82 B CH 86 4-0 24 FC5-4 1-2 2-3 BB		C FF 92 B CH 87 F FF 92 D CU 78 X FF 92 2-2 1-2 2-H 1B			C SI 95 X SI 95 0-1 ① G6-3		3	0	1	1	1	0	1
24 C.J. Cron, R (1, 3) OBP: 0.303, SLG: 0.432	X CU 80 0-0 ③ G5-3		X CU 80 0-0 ③ FC5-4 1-2f		C CU 79 C SI 93 D CU 80 F SI 92 B CU 80 C FF 93 2-3 ③ K			C SI 95 S CH 82 B CH 83 B SI 96 X SI 96 2-2 ② G6-3		4	0	0	0	0	1	6
2 Erick Aybar, S (1, 6) OBP: 0.305, SLG: 0.328 32 Ryan Jackson, R (9, 6)		X FF 91 0-0 ① L9	C FF 89 B FF 91 B CH 85 S CU 80 F FF 92 B CU 80 X FF 91 3-2 ① G5-3		C FF 91 B CH 86 X FF 91 1-1 ① G6-3			C SI 95 F SI 95 X SI 96 0-2 ③ G6-3		4 0	0 0	0 0	0 0	0 0	0 0	0 0
12 Johnny Giavotella, R (1, 4) OBP: 0.312, SLG: 0.350		C FF 90 X CU 79 0-1 ② 1B	B CH 85 X FF 91 1-0 ② G6-3		C FF 91 C FF 91 B FF 92 B FF 92 S FF 91 2-3 ② K				B FF 91 X FF 92 1-0 ① G4-3	4	0	1	0	0	1	0
17 Chris Iannetta, R (1, 2) OBP: 0.289, SLG: 0.315		B CU 77 B FF 92 C FF 91 B CH 86 X FF 91 3-1 ③ P4	B FF 90 C FF 90 C CU 79 C CU 78 1-3 ③ K		F CU 79 C FF 91 B CU 79 X FF 91 1-2 1B				B FF 93 X FF 93 1-0 ② F9	4	0	1	0	0	1	0
41 Kaleb Cowart, S (1, 5)			C FF 90 C CU 79 B CU 79 F FF 92 X CU 79 1-2 ① G4-3		C FF 90 B CU 80 C CU 78 X CU 78 1-2 ① G5-3		F FF 92 D FF 90 X FF 92 1-1 ③ P5		S SL 82 B SL 84 B FF 93 B FF 93 X FF 91 3-1 ③ G6-3	4	0	0	0	0	0	1

Inning Stats	1	2	3	4	5	6	7	8	9
	R: 1 E: 0 K: 0 S: 11 H: 2 LOB: 1 BB: 0 P: 19	R: 0 E: 0 K: 0 S: 5 H: 1 LOB: 0 BB: 0 P: 8	R: 0 E: 0 K: 0 S: 10 H: 1 LOB: 3 BB: 2 P: 22	R: 0 E: 0 K: 1 S: 8 H: 0 LOB: 0 BB: 0 P: 13	R: 1 E: 0 K: 1 S: 16 H: 3 LOB: 2 BB: 0 P: 25	R: 0 E: 0 K: 1 S: 10 H: 1 LOB: 1 BB: 0 P: 15	R: 0 E: 0 K: 1 S: 8 H: 0 LOB: 0 BB: 1 P: 13	R: 0 E: 0 K: 0 S: 9 H: 0 LOB: 0 BB: 0 P: 11	R: 0 E: 0 K: 0 S: 4 H: 0 LOB: 0 BB: 0 P: 9

PITCHER		IP	WLS	BF	H	R	ER	SO	BB	IBB	HBP	BLK	WP	HR	S	P	ERA	WHIP
62 Jose Quintana, L ERA: 3.6	(1, 1)	6.0	W	27	8	2	2	3	2	0	0	0	0	0	60	102	3.00	1.667
65 Nate Jones, R ERA:	(7, 1)	1.0		3	0	0	0	1	1	0	0	0	0	0	8	13	0.00	1.000
52 Jake Petricka, R ERA: 3.46	(8, 1)	1.0		3	0	0	0	0	0	0	0	0	0	0	9	11	0.00	0.000
43 Dan Jennings, L ERA: 5.26	(9, 1)	1.0		3	0	0	0	0	0	0	0	0	0	0	4	9	0.00	0.000

PITCHER	IP	WLS	BF	H	R	ER	SO	BB	IBB	HBP	BLK	WP	HR	S	P	ERA	WHIP

BOTTOM

Chicago White Sox @ Los Angeles Angels

Angel Stadium of Anaheim, Anaheim, CA

Thu Aug 20 2015, 7:08 PM - 10:27 PM PDT

Att. 37,142 - Clear - 75 F

livebaseballscorecards.com

AB	33
R	2
H	8
RBI	2
BB	3
SO	4
LOB	10

1B: 7	SF: 0	WP: 0	PA: 36
2B: 1	SAC: 0	PB: 0	
3B: 0	DP: 1	SB: 0	
HR: 0	HBP: 0	CS: 0	

Chicago White Sox @ Seattle Mariners

Safeco Field, Seattle, WA

Fri Aug 21 2015, 7:11 PM - 10:16 PM PDT

Att. 35,770 - Partly Cloudy - 70 F

TOP

livebaseballscorecards.com

Batter	1	2	3	4	5	6	7	8	9	AB	R	H	RBI	BB	SO	LOB
1 Adam Eaton, L (1, 8) OBP: 0.341, SLG: 0.411	F SI 93 B SI 93 X CU 81 1-1 79 CS 1B		F SI 94 B SI 93 B FF 93 F CH 89 B SI 94 X CH 89 3-2 ③ G1-3		F CH 88 B SI 93 X SI 93 1-1 18 FC5-4 1B 1-2 3-H		L FF 90 T FF 93 F FC 91 B FF 93 B CH 87 X FC 90 2-2 ② G6-3	B SL 86 B FF 93 C FF 92 F FF 93 C FF 94 2-3 ② K	D SL 82 X FF 92 1-0 ③ F7	6	0	2	1	0	1	4
18 Tyler Saladino, R (1, 5) (9, 6) OBP: 0.287, SLG: 0.356	B SI 93 F SI 92 F CU 85 B SI 93 F CH 89 X FF 93 2-2 ① F8			C SI 91 B CU 79 B SI 92 C CH 86 X SI 93 2-2 79 2B 1B	S CH 86 X SI 92 0-1 ② FC5-4 79 FC6-4 1-2f 2-3		C CU 74 B CH 89 B FC 89 B FC 90 X FF 92 3-1 1B	X FF 93 0-0 1-3 2-H 3-H 1B		5	1	3	2	0	0	3
79 José Abreu, R (1, 10) OBP: 0.353, SLG: 0.506	B SI 94 B CU 79 X CH 88 2-0 ②③ P2 1-2			B CU 80 S CH 89 F SI 93 1 SAFE X SI 90 1-2 53 SH5-3 1-H 2B	D CH 90 B SI 92 C CU 79 X SI 93 2-1 ③ FC6-4 1-2f		B FF 92 X FC 89 1-0 ③ P4	C FF 92 S CH 86 C FF 92 0-3 ③ K		5	0	1	1	0	1	6
53 Melky Cabrera, S (1, 7) OBP: 0.317, SLG: 0.393 28 Trayce Thompson, R (8, 7) OBP: 0.500, SLG: 0.688		C CU 80 X CH 88 0-1 ① F8		X SI 90 0-0 ① SH5-3 2-3		C CU 80 B CH 88 B CU 79 B SI 91 B SI 91 4-1 26 S 5 2B BB		B SI 94 S CH 80 X FF 96 1-1 25 2B 5 BB 1B	C FF 92 C CH 85 S FF 92 0-3 ① K	2 1	2 0	1 0	0 0	1 0	0 1	0 0
26 Avisaíl García, R (1, 9) OBP: 0.316, SLG: 0.386		C SI 93 B SI 93 X CH 87 1-1 10 FC6-4 1B		F SI 94 S CH 90 F SI 93 B CH 89 S CH 90 1-3 ② K		S SL 86 B SI 92 S CH 87 F SI 92 F SI 92 D CH 90 F CH 88 B CH 89 X CH 89 3-2 5 2B 1B 1-2		C SI 92 B SI 94 F CH 81 F SI 94 F SI 96 F CH 84 X SI 95 1-2 ① L5	F FF 93 B FF 92 B CH 85 B FF 92 B FF 91 4-1 10 1B 5 2B BB	4	2	2	0	1	1	2
25 Adam LaRoche, L (1, 3) OBP: 0.296, SLG: 0.346		B SI 92 B CH 89 S CH 88 B SI 93 X SI 93 3-1 ② F8		B CU 82 D CU 80 D CH 89 C CH 88 S CH 89 C CH 89 3-3 ③ K		B CU 82 F CH 88 C SI 93 D CU 82 S CU 82 2-3 ① K		C CH 82 B SI 95 X CH 83 1-1 5 BB 21 BB 2B 1-3	S SL 83 B FF 92 C SL 83 S FF 92 1-3 ② K	5	1	1	0	0	3	5
10 Alexei Ramirez, R (1, 6) OBP: 0.268, SLG: 0.349 15 Gordon Beckham, R (9, 5) OBP: 0.249, SLG: 0.298		C CU 82 F CH 90 F SI 94 X CH 89 0-2 ③ FC6-4 1-2f			X SI 91 0-0 21 1B 5 WP 1 1B 1B	C SL 87 X CH 88 0-1 ② F8		S CH 84 B SI 93 D CH 83 D CH 84 S CH 84 F CH 84 F CH 85 F CH 83 D CH 85 4-2 21 BB 5 BB 18 1B BB	B SL 83 F CH 85 X FF 92 1-1 5 2B 21 1B 1B 1-3	4 0	3 0	2 0	0 0	1 0	0 0	3 0
5 Yolmer Sánchez, S (1, 4) OBP: 0.279, SLG: 0.348			B SI 92 F SI 92 X SI 92 1-1 ① L6		C CU 80 B CH 87 F CU 82 D SI 90 T CH 89 2-2 ① K 1-2	B CU 81 S CH 88 F CU 82 X CH 88 1-2 ③ 2B 1-H 2-H		T FF 94 B FF 95 B CU 75 B FF 94 B FF 94 4-1 21 BB 18 1B BB 1-2 2-3 3-H	S FF 92 B FF 92 S CH 84 F FF 92 X CH 87 1-2 21 1B 2B 1-3 3-H	4	2	2	4	1	1	1
21 Tyler Flowers, R (1, 2) OBP: 0.266, SLG: 0.346			B SI 93 B SI 93 X SL 85 2-0 ② G6-3		X CU 80 0-0 18 FC5-4 1 1B 2-3 1B		B FF 93 B FC 89 X FC 88 2-0 ① G5-3	B SL 87 C FF 93 C FF 93 D SL 88 D FF 94 F FF 93 F FF 93 F FF 92 F FF 93 4-2 18 1B 1-2 2-3 3-H BB	B FF 92 S FF 92 X FF 91 1-1 2-H 3-H 1B	4	0	2	3	1	0	0

Inning Stats	1	2	3	4	5	6	7	8	9
	R: 0 E: 0 K: 0 S: 7	H: 1 LOB: 0 BB: 0 P: 12	R: 0 E: 0 K: 0 S: 10	H: 1 LOB: 1 BB: 0 P: 14	R: 0 E: 0 K: 0 S: 6	H: 0 LOB: 0 BB: 0 P: 12	R: 1 E: 0 K: 2 S: 14	H: 2 LOB: 1 BB: 0 P: 21	R: 1 E: 0 K: 1 S: 11	H: 3 LOB: 2 BB: 0 P: 16	R: 2 E: 0 K: 1 S: 15	H: 2 LOB: 1 BB: 1 P: 25	R: 0 E: 0 K: 0 S: 8	H: 1 LOB: 1 BB: 0 P: 16	R: 4 E: 0 K: 2 S: 29	H: 3 LOB: 2 BB: 3 P: 46	R: 3 E: 0 K: 2 S: 16	H: 3 LOB: 1 BB: 1 P: 25

	AB	40
	R	11
	H	16
	RBI	11
	BB	5
	SO	8
	LOB	24

	1B: 12	SF: 0	WP: 1	PA: 46
	2B: 4	SAC: 1	PB: 0	
	3B: 0	DP: 0	SB: 1	
	HR: 0	HBP: 0	CS: 1	

PITCHER		IP	WLS	BF	H	R	ER	SO	BB	IBB	HBP	BLK	WP	HR	S	P	ERA	WHIP
34 Félix Hernández, R ERA: 3.74	(1, 1)	6.0	L	26	9	4	4	4	1	0	0	0	1	0	63	100	6.00	1.667
40 Danny Farquhar, R ERA: 5.5	(7, 1)	1.0		4	1	0	0	0	0	0	0	0	0	0	8	16	0.00	1.000
56 Fernando Rodney, R ERA: 5.68	(8, 1)	0.1		4	2	3	3	0	1	0	0	0	0	0	15	22	81.00	9.000
50 Rob Rasmussen, L ERA: 14.63	(8, 1)	0.1		4	1	1	1	1	2	0	0	0	0	0	11	21	27.00	9.000
59 David Rollins, L ERA: 7.85	(8, 1)	1.1		8	3	3	3	3	1	0	0	0	0	0	19	28	20.25	3.000

PITCHER	IP	WLS	BF	H	R	ER	SO	BB	IBB	HBP	BLK	WP	HR	S	P	ERA	WHIP

BOTTOM

Chicago White Sox @ Seattle Mariners

Safeco Field, Seattle, WA

Fri Aug 21 2015, 7:11 PM - 10:16 PM PDT
Att. 35,770 - Partly Cloudy - 70 F

Batter	1	2	3	4	5	6	7	8	9	AB	R	H	RBI	BB	SO	LOB
4 Ketel Marte, S (1, 6) OBP: 0.370, SLG: 0.344	C SI 94 S SI 94 B CH 85 X SI 96 1-2 E9		B SI 96 F CH 87 F SI 97 B SI 98 B SL 78 X SI 95 3-2 ② F9			C SI 94 C SL 74 S CH 86 0-3 ② K		C SI 90 F SL 82 X CU 77 0-2 15 G1-6-3 1B		4	0	1	0	0	1	1
15 Kyle Seager, L (1, 5) OBP: 0.320, SLG: 0.430	C SI 96 D SL 80 S SI 96 F SL 80 F SI 95 S SL 80 1-3 ① K		X SI 97 0-0 ③ G4-3			C CH 86 C SI 93 B SI 94 S SL 76 1-3 ③ K		B SL 83 C SL 83 X SI 91 1-1 ②③ G1-6-3 1-2f		4	0	0	0	0	2	3
23 Nelson Cruz, R (1, 9) OBP: 0.388, SLG: 0.611	C SL 79 B SI 96 S SI 96 B SI 91 S SL 81 2-3 ② K			C CH 88 S CH 86 F CH 87 B SI 91 F SL 80 S SI 90 1-3 ① K			F CH 86 X SI 93 0-1 22 1B 35 HR 1B		C SI 87 X SL 80 0-1 HR	4	2	2	1	0	2	1
22 Robinson Canó, L (1, 4) OBP: 0.315, SLG: 0.421	B SI 95 C SI 97 B SL 80 D SI 91 F SI 98 F SI 98 C SL 83 3-3 ③ K			C CH 89 X SL 77 0-1 ② G4-3			B SI 94 1 SAFE X SI 94 1-0 1-2 35 HR 1B		C SL 82 B CU 76 F CU 77 C SI 90 1-3 ① K	4	1	1	0	0	2	1
30 Franklin Gutierrez, R (1, 7) OBP: 0.314, SLG: 0.583		C SL 77 S CH 87 B SL 78 X SI 96 1-2 ① F7		C CH 87 X SI 94 0-1 ③ G4-3			C SI 89 D CH 86 B CH 87 F CH 86 C SI 97 2-3 ① K		C SI 90 B SI 89 S CU 77 C SI 89 1-3 ② K	4	0	0	0	0	2	2
35 Mark Trumbo, R (1, 10) OBP: 0.293, SLG: 0.437		C SL 76 S CH 89 B SI 90 X SI 93 1-2 ② P3			C CH 87 B SI 92 S SL 77 S CH 87 1-3 ① K		B SL 78 B CH 86 X CH 88 2-0 1-H 2-H HR		B SI 90 B SI 90 B SI 89 C SI 90 X SI 90 3-1 ③ G5-3	4	1	1	3	0	1	0
16 Austin Jackson, R (1, 8) OBP: 0.298, SLG: 0.364		C CH 88 T CH 85 F SL 80 F CH 88 S SI 96 0-3 ③ K			B SL 76 F SL 77 T SI 95 S SL 78 1-3 ② K		B SI 94 F SI 96 F SI 96 S SL 80 1-3 ② K			3	0	0	0	0	3	0
63 Jesus Montero, R (1, 3) OBP: 0.277, SLG: 0.419			F SI 94 S CH 88 S SL 79 0-3 ① K		C CH 89 F SI 95 B SI 94 F SL 80 F SI 96 C SI 94 1-3 ③ K		C SL 76 T SI 96 B SL 78 F SI 96 F SL 81 B SI 95 S SI 96 2-3 ③ K			3	0	0	0	0	3	0
2 Jesús Sucre, R (1, 2) OBP: 0.103, SLG: 0.175			B SI 96 B SI 96 C SI 96 B CH 88 F SI 96 B CH 89 4-2 BB			B SI 91 C SI 94 C SI 94 B SL 78 X SI 95 2-2 ① F8		X SI 90 0-0 ① F7		2	0	0	0	1	0	0
Inning Stats	R: 0 E: 1 K: 3 S: 15 H: 0 LOB: 1 BB: 0 P: 22	R: 0 E: 0 K: 1 S: 11 H: 0 LOB: 0 BB: 0 P: 13	R: 0 E: 0 K: 1 S: 9 H: 0 LOB: 1 BB: 1 P: 16	R: 0 E: 0 K: 1 S: 9 H: 0 LOB: 0 BB: 0 P: 10	R: 0 E: 0 K: 3 S: 11 H: 0 LOB: 0 BB: 0 P: 14	R: 0 E: 0 K: 2 S: 9 H: 0 LOB: 0 BB: 0 P: 12	R: 3 E: 0 K: 3 S: 15 H: 3 LOB: 0 BB: 0 P: 23	R: 0 E: 0 K: 0 S: 6 H: 1 LOB: 0 BB: 0 P: 7	R: 1 E: 0 K: 2 S: 10 H: 1 LOB: 0 BB: 0 P: 15	1B: 3 2B: 0 3B: 0 HR: 2 SF: 0 SAC: 0 DP: 1 HBP: 0						WP: 0 PB: 0 SB: 0 CS: 0 PA: 33	

livebaseballscorecards.com

	AB	32
	R	4
	H	5
	RBI	4
	BB	1
	SO	16
	LOB	8

PITCHER		IP	WLS	BF	H	R	ER	SO	BB	IBB	HBP	BLK	WP	HR	S	P	ERA	WHIP
49 Chris Sale, L ERA: 3.34	(1, 1)	7.0	W	26	3	3	3	14	1	0	0	0	0	1	79	110	3.86	0.571
33 Zach Duke, L ERA: 3.51	(8, 1)	2.0		7	2	1	1	2	0	0	0	0	0	1	16	22	4.50	1.000

PITCHER	IP	WLS	BF	H	R	ER	SO	BB	IBB	HBP	BLK	WP	HR	S	P	ERA	WHIP

TOP

Chicago White Sox @ Seattle Mariners

Safeco Field, Seattle, WA

Sat Aug 22 2015, 6:11 PM - 9:33 PM PDT

Att. 32,085 - Clear - 76 F

livebaseballscorecards.com

Batter	1	2	3	4	5	6	7	8	9	10	AB	R	H	RBI	BB	SO	LOB
1 Adam Eaton, L (1, 8) OBP: 0.342, SLG: 0.409	B FF 89 S FF 88 F SL 86 S CU 81 1-3 ① **K**		B FF 89 C SL 82 1 SAFE X SL 84 1-1 1-2 18 G6-4-3 1B		B FF 90 H SI 90 2-0 1-2 HBP		X SI 97 0-0 ③ **FC4** 1-2f		C SI 93 C SI 92 X SI 93 0-2 ③ **F9**		4	0	1	0	0	1	3
18 Tyler Saladino, R (1, 5) OBP: 0.284, SLG: 0.346	B SI 88 B FF 89 X SL 88 2-0 ② **P4**		D SI 89 C SL 85 S CH 82 X SI 89 1-2 ②③ **G6-4-3** 1-2f		C SL 85 X CH 83 0-1 ③ **G5-3**			C FF 96 X SI 96 0-1 ① **L8**		B FC 89 B FF 94 B FC 90 B FF 93 4-0 79 2B 26 BB BB	4	1	0	0	1	0	5
79 José Abreu, R (1, 3) OBP: 0.351, SLG: 0.504	B SI 88 B CH 83 F CH 82 F FF 90 C CU 80 2-3 ③ **K**			C SI 88 F SI 88 B CH 83 C FF 91 1-3 ① **K**		B SI 87 X CH 81 1-0 ① **F8**		B CU 78 S FF 96 F FF 97 X CH 89 1-2 ② **L9**		C FF 93 F FF 94 D CU 76 X FF 94 1-2 26 BB 20 FC6-2 2B 1-3	5	0	1	0	0	2	0
53 Melky Cabrera, S (1, 7) OBP: 0.316, SLG: 0.390		C SI 88 T SL 84 F FF 90 F CU 82 X SI 89 0-2 ① **F9**		C SL 83 X CH 82 0-1 ② **L8**		C SL 82 B SI 88 C CH 81 B SL 82 F FF 89 F SL 85 B SL 89 X SL 85 3-2 ② **G4-3**		B FF 96 X CH 88 1-0 ③ **G4-3**		I IN 63 I IN 67 I IN 72 I IN 76 4-0 20 FC6-2 26 BB 10 PB IBB	4	1	0	0	1	0	0
26 Avisaíl García, R (1, 10) OBP: 0.317, SLG: 0.385		S SI 89 F FF 89 X CH 82 0-2 ② **G5-3**		C CU 77 S FF 89 X CU 81 0-2 ③ **G6-3**		B SI 89 S FF 89 S CH 82 S FF 89 1-3 ③ **K**			C SI 94 F SL 85 F SL 86 B SI 93 X SL 87 1-2 20 PB 10 1B 1B	B FF 93 B FF 94 B FC 90 B FC 90 4-0 10 PB 20 FC6-2 5 FC6-4 BB 1-2 2-3 3-H	4	2	1	1	1	1	0
28 Trayce Thompson, R (1, 9) OBP: 0.524, SLG: 0.842 20 JB Shuck, L (9, PH) OBP: 0.350, SLG: 0.358 (9, 9)		B SI 90 C SL 84 X FF 89 1-1 **HR**			C CU 81 C CH 81 B CH 82 X FF 90 1-2 5 G4-3 10 G5-3 1B		C CH 86 B SI 88 B CH 81 X CH 82 2-1 ① **G1-3**		B SI 92 S SI 92 B SI 89 B SI 92 B SI 92 4-1 5 SH5-4 10 1B 25 G3 BB 1-2	C FF 92 B FF 94 C FF 93 X SI 95 1-2 ① 5 FC6-4 10 PB FC6-2 1-2 2-3 3-Hf	3 1	1 1	2 0	1 0	0 1	0 0	0 3
10 Alexei Ramirez, R (1, 6) OBP: 0.267, SLG: 0.348		C SL 84 F CH 82 X CU 82 0-2 ③ **P4**			B SL 82 C SI 88 X SL 83 1-1 ① **G5-3** 1-2		F SL 87 X CH 82 0-1 ② **G6-3**		C SL 84 B SI 94 X SL 84 1-1 25 G3 5 SH5-4 1B 1-2 2-H	B FF 94 B SI 93 X SI 93 2-0 5 FC6-4 E4 1-2 2-3 3-H	5	0	1	1	0	0	3
5 Yolmer Sánchez, S (1, 4) OBP: 0.278, SLG: 0.350			C CH 86 B SL 83 F FF 88 B CU 79 X SI 89 2-2 ① **G6-3**		B CU 81 B CU 80 F SI 89 S SL 84 D SL 84 F SL 85 X CH 82 3-2 ② **G4-3** 2-3		C SI 89 B CH 83 B SL 86 X SI 89 2-1 **2B**		L SI 91 X SI 93 0-1 ① **SH5-4** 1-2 2-3	F SI 93 B CH 82 F SI 94 X CH 84 1-2 ② **FC6-4** 1-2f 2-3 3-H	4	0	1	1	0	0	3
21 Tyler Flowers, R (1, 2) OBP: 0.273, SLG: 0.348 25 Adam LaRoche, L (9, PH) OBP: 0.296, SLG: 0.345 58 Geovany Soto, R (9, 2) OBP: 0.346, SLG: 0.479			C SL 83 B CH 82 B SL 82 C FF 89 F FF 89 B SL 84 F SL 84 X FF 90 3-2 1 1B 1B		B SL 86 B SI 90 B SL 86 C SI 89 D SL 86 4-1 1 HBP BB		C SI 98 B FF 96 S FF 96 F CU 78 F FF 97 F FF 98 B SL 90 B FF 97 F FF 98 4-2 D CU 80 1 FC4 BB		C SI 92 X SI 94 0-1 ② G3 2-3 3-H	C SI 92 1 SAFE B SI 95 F SI 93 S CH 85 1-3 ③ **K**	1 1 1	0 0 0	1 0 0	0 1 0	2 0 0	0 0 1	0 1 2
Inning Stats	R: 0 E: 0 K: 2 S: 7 H: 0 LOB: 0 BB: 0 P: 12	R: 1 E: 0 K: 0 S: 13 H: 1 LOB: 0 BB: 0 P: 14	R: 0 E: 0 K: 0 S: 13 H: 2 LOB: 1 BB: 0 P: 20	R: 0 E: 0 K: 1 S: 8 H: 0 LOB: 0 BB: 0 P: 9	R: 0 E: 0 K: 0 S: 12 H: 1 LOB: 3 BB: 1 P: 23	R: 0 E: 0 K: 1 S: 9 H: 0 LOB: 0 BB: 0 P: 14	R: 0 E: 0 K: 0 S: 13 H: 1 LOB: 2 BB: 1 P: 21	R: 0 E: 0 K: 0 S: 6 H: 0 LOB: 0 BB: 0 P: 8	R: 2 E: 0 K: 0 S: 14 H: 2 LOB: 1 BB: 1 P: 20	R: 3 E: 1 K: 1 S: 13 H: 1 LOB: 2 BB: 3 P: 31	1B: 5 2B: 2 3B: 0 HR: 1 SF: 0 SAC: 1 DP: 1 HBP: 1						

	AB	37
	R	6
	H	8
	RBI	5
	BB	6
	SO	5
	LOB	20

WP: 0 PB: 2 SB: 0 CS: 0 PA: 45

PITCHER	IP	WLS	BF	H	R	ER	SO	BB	IBB	HBP	BLK	WP	HR	S	P	ERA	WHIP
38 Vidal Nuño, L (1, 1) ERA: 2.93	6.2		26	5	1	1	4	1	0	1	0	0	1	68	102	1.35	0.900
54 Tom Wilhelmsen, R (7, 1) ERA: 4.03	1.1	H	5	0	0	0	0	1	0	0	0	0	0	13	19	0.00	0.750
39 Carson Smith, R (9, 1) ERA: 3.16	1.0	B	6	2	2	2	0	1	0	0	0	0	0	14	20	18.00	3.000
40 Danny Farquhar, R (10, 1) ERA: 5.75	0.0	L	4	1	3	1	0	2	1	0	0	0	0	3	16	∞	∞
49 Edgar Olmos, L (10, 1) ERA:	1.0		4	0	0	0	1	0	0	0	0	0	0	10	15	0.00	0.000

PITCHER	IP	WLS	BF	H	R	ER	SO	BB	IBB	HBP	BLK	WP	HR	S	P	ERA	WHIP

Batter	1	2	3	4	5	6	7	8	9	10	AB	R	H	RBI	BB	SO	LOB
4 Ketel Marte, S (1, 6) OBP: 0.377, SLG: 0.333	B SI 93 C FF 93 C FF 94 S SL 88 1-3 ① K		B FF 94 C FF 94 B SI 94 C SL 87 X SL 91 2-2 ② G6-3		B CH 85 B FF 95 B FF 94 C FF 92 B FF 95 4-1 BB		B SI 95 B SI 94 B FF 92 B FF 93 4-0 BB		1 SAFE L SI 96 B SL 88 1 SAFE X SI 97 1-1 ① SH1-4 1-2		2	0	0	0	2	1	0
15 Kyle Seager, L (1, 5) OBP: 0.317, SLG: 0.426	C SI 93 B SL 86 B SI 96 F SI 94 S SL 91 2-3 ② K		C SL 87 B SL 89 X SI 96 1-1 ③ G1-3		B SI 92 X SI 92 1-0 ③ F8		1 SAFE 1 SAFE B SL 86 X SI 92 1-0 ② L6		S SL 90 F SL 89 F SL 89 S SL 90 0-3 ② K2-3		5	0	0	0	0	2	3
23 Nelson Cruz, R (1, 10) OBP: 0.388, SLG: 0.610	S SI 96 S FF 96 B SL 91 S SL 89 1-3 ③ K			S CH 84 B CH 87 B CH 85 B SI 96 B SL 88 4-1 30 BB		F SI 95 B FF 94 B SL 89 B SI 94 X SI 95 3-1 22 E 30 2B	1 SAFE S SL 85 B SL 86 S SL 89 1 SAFE B SL 91 X SL 89 2-2 ③ G4-3		B SL 90 S SI 98 B SI 98 F SL 89 S SL 91 2-3 ③ K2-3		4	1	1	0	1	2	2
22 Robinson Canó, L (1, 4) OBP: 0.316, SLG: 0.421		B SL 87 F SI 92 X FF 96 1-1 16 1B 30 1B 1B		B SI 96 B SI 93 C SI 94 X SL 89 2-1 ① P5		X SI 96 0-0 E4 30 2B 2-3		F SI 92 F SI 94 B SL 85 F FF 94 F SL 86 X SI 94 1-2 30 1B 1B		C FC 92 B CH 85 F FF 91 X FC 92 1-2 ① F7	5	1	2	0	0	0	2
30 Franklin Gutierrez, R (1, 7) OBP: 0.336, SLG: 0.600		B SL 87 1 SAFE D SL 86 X SI 92 2-0 16 1B 1-2 1B		1 SAFE B SI 95 1 SAFE B SI 94 B SL 89 B FF 95 4-0 1-2 BB		1 SAFE C SL 87 B SL 88 X SI 94 1-1 16 1B 63 G5-4-3 1-H 3-H 2B		1 SAFE C SI 94 1 SAFE D SL 85 B SI 94 X SI 92 2-1 1-2 1B		C FC 91 C KC 78 B KC 80 X FC 92 1-2 ② G5-3	4	1	3	2	1	0	0
16 Austin Jackson, R (1, 8) OBP: 0.299, SLG: 0.364		B SI 93 F SI 93 X SL 88 1-1 5 G4-6-3 1-2 2-3 1B		C SI 94 S SL 90 B SL 90 F FF 94 C SL 90 1-3 ② K		F CH 86 B SI 95 F CH 85 X SL 92 1-2 63 G5-4-3 2-3 1B		X SI 92 0-0 ① B2		B FC 92 C FC 91 F CH 85 S KC 80 1-3 ③ K2-3	5	0	2	0	0	2	4
63 Jesus Montero, R (1, 3) OBP: 0.265, SLG: 0.400 20 Logan Morrison, L (7, 3) OBP: 0.294, SLG: 0.359		B SL 85 C SI 94 F SL 88 S SL 90 1-3 ① K		S SL 90 S SL 90 F SL 91 F SL 90 S SL 90 0-3 ③ K		1 SAFE C SI 94 X CH 82 0-1 ①② G5-4-3 1-2f 3-H		B SI 93 F SI 93 S FF 94 D SL 85 S SL 85 2-3 ② K			3 1	0 0	0 0	0 0	0 0	2 1	6 2
5 Brad Miller, L (1, 9) OBP: 0.324, SLG: 0.397		B SL 86 X SI 94 1-0 ②③ G4-6-3 1-2f			B SL 85 C SI 94 X SI 92 1-1 ① G1-3	S SI 97 B SI 97 C SI 96 S SL 91 1-3 ③ K		B SL 84 F SI 93 F SI 94 X SL 84 1-2 ③ L4			4	0	0	0	0	1	5
3 Mike Zunino, R (1, 2) OBP: 0.231, SLG: 0.303			F CH 84 B SL 88 S CH 86 B FF 96 X SL 90 2-2 ① G5-3		F SL 86 B CH 87 B FF 93 S SI 93 F CH 86 F FF 95 C SL 91 2-3 ② K		B CH 85 B SI 94 B FF 93 X SI 92 3-1 ① G3-1		B SI 98 F SI 98 B SI 98 B SL 87 F SI 97 B SI 96 4-2 4 SH1-4 BB		3	0	0	0	1	1	0
Inning Stats	R: 0 E: 0 S: 9 H: 0 LOB: 0 BB: 0 P: 13	R: 0 E: 0 S: 9 H: 3 LOB: 2 BB: 0 P: 15	R: 0 E: 0 S: 8 H: 0 LOB: 0 BB: 0 P: 13	R: 0 E: 0 S: 12 H: 0 LOB: 2 BB: 2 P: 23	R: 0 E: 0 S: 9 H: 0 LOB: 1 BB: 1 P: 17	R: 3 E: 1 S: 13 H: 3 LOB: 0 BB: 0 P: 19	R: 0 E: 0 S: 6 H: 0 LOB: 1 BB: 1 P: 16	R: 0 E: 0 S: 14 H: 2 LOB: 2 BB: 0 P: 20	R: 0 E: 0 S: 11 H: 0 LOB: 1 BB: 1 P: 18	R: 0 E: 0 S: 9 H: 0 LOB: 0 BB: 0 P: 12	1B: 6 2B: 2 3B: 0 HR: 0	SF: 0 SAC: 1 DP: 2 HBP: 0	WP: 0 PB: 0 SB: 0 CS: 0	PA: 42				

PITCHER		IP	WLS	BF	H	R	ER	SO	BB	IBB	HBP	BLK	WP	HR	S	P	ERA	WHIP
55 Carlos Rodón, L ERA: 4.22	(1, 1)	7.0		30	6	3	1	8	4	0	0	0	0	0	66	116	1.29	1.429
43 Dan Jennings, L ERA: 5.13	(8, 1)	1.0		5	2	0	0	1	0	0	0	0	0	0	14	20	0.00	2.000
65 Nate Jones, R ERA:	(9, 1)	1.0	W	4	0	0	0	2	1	0	0	0	0	0	11	18	0.00	1.000
30 David Robertson, R ERA: 2.81	(10, 1)	1.0	S	3	0	0	0	1	0	0	0	0	0	0	9	12	0.00	0.000

PITCHER IP WLS BF H R ER SO BB IBB HBP BLK WP HR S P ERA WHIP

BOTTOM

Chicago White Sox @ Seattle Mariners

Safeco Field, Seattle, WA

Sat Aug 22 2015, 6:11 PM - 9:33 PM PDT

Att. 32,085 - Clear - 76 F

livebaseballscorecards.com

AB	36
R	3
H	8
RBI	2
BB	5
SO	12
LOB	24

Batter	1	2	3	4	5	6	7	8	9	AB	R	H	RBI	BB	SO	LOB
1 Adam Eaton, L (1, 8) OBP: 0.343, SLG: 0.409	C FF 94 B FF 95 F FF 94 B FF 95 B FS 90 F FF 95 S FS 89 3-3 ① **K**		X CU 73 0-0 ② **P3**			B FF 94 X FC 90 1-0 **18 2B 1B**	C SI 92 B CH 88 B CU 81 B CU 81 B SI 92 4-1 **BB**			3	1	1	0	1	1	0
18 Tyler Saladino, R (1, 5) OBP: 0.283, SLG: 0.350	C FF 95 C FF 93 S FF 95 0-3 ② **K**		F FF 95 B FF 96 F CU 75 B SI 97 B FF 96 X FF 96 3-2 ③ **F8**			B FS 90 B CU 74 X FF 95 2-0 **1-H 79 HR 2B**	1 SAFE F SI 90 X SI 92 0-1 ③ **G6-3**			4	1	1	1	0	1	1
79 José Abreu, R (1, 10) OBP: 0.353, SLG: 0.511	B FF 94 C FF 94 X FS 89 1-1 **1B**			C FF 93 X CU 74 0-1 ① **G5-3**		B FF 94 X CU 75 1-0 **2-H HR**		C SI 92 X SI 92 0-1 ① **G4-3**		4	1	2	2	0	0	0
53 Melky Cabrera, S (1, 7) OBP: 0.313, SLG: 0.387	B FF 93 F FF 94 D FS 89 B FF 93 X FF 94 3-1 ③ **L8**			C CU 73 B FF 95 S CU 75 B FF 96 F FS 91 B FF 96 X FF 96 3-2 ② **L6**		B FF 95 C FS 90 B FF 92 F FF 95 X FF 96 2-2 ② **G6-3**		B SI 91 C SI 92 T CH 85 X CH 87 1-2 ② **G4-3**		4	0	0	0	0	0	1
26 Avisaíl García, R (1, 9) OBP: 0.317, SLG: 0.384		S FF 93 C FF 94 F FF 94 B SI 96 B FC 94 F FF 96 B FS 90 F FF 96 S FS 90 3-3 ① **K**		X CU 74 0-0 ③ **G5-3**		B FF 95 C FC 93 B FS 90 B FF 96 F FC 92 F FF 96 F FF 96 X FS 91 3-2 **25 HR 1B**		C SI 94 X SI 93 0-1 ③ **G1-6-3**		4	1	1	0	0	1	0
25 Adam LaRoche, L (1, 3) OBP: 0.298, SLG: 0.357		B FF 95 F FF 94 X FF 93 1-1 **10 1B 2B**	C CU 73 B FF 92 B FS 89 B FS 88 X FF 94 3-1 ① **G5-3**			B SI 92 F SI 92 B CH 87 X SI 92 2-1 **1-H HR**			C SI 97 B SI 96 F CH 87 F SI 98 B CU 78 C CH 89 2-3 ① **K**	4	2	2	2	0	1	0
10 Alexei Ramirez, R (1, 6) OBP: 0.267, SLG: 0.347		X FF 91 0-0 **58 L4-3 2-H 1B**	X FF 95 0-0 ② **G5-3**		C CU 82 F CU 83 C CU 84 0-3 ③ **K**				F SL 90 X FF 97 0-1 ② **G4-3**	4	0	1	1	0	1	0
58 Geovany Soto, R (1, 2) OBP: 0.339, SLG: 0.469 20 JB Shuck, L (9, PH) OBP: 0.347, SLG: 0.355		C FF 92 X FF 93 0-1 ② ③ **L4-3 1-1**			B FF 94 F FF 94 X FF 95 1-1 ③ **L8**		B CU 81 B SI 91 C FF 91 F CU 82 X SI 92 2-2 ① **G6-3**		B SI 98 B FF 97 X FF 96 2-0 ③ **L8**	3 1	0 0	0 0	0 0	0 0	0 0	1 0
5 Yolmer Sánchez, S (1, 4) OBP: 0.275, SLG: 0.346			B FF 91 B FC 90 C FF 94 S FF 94 S FF 94 2-3 ① **K**		B FF 91 C FC 89 X FS 89 1-1 ① **G1-3**	B SI 92 B FF 92 B SI 92 C SI 92 S SI 92 F SI 92 T CU 83 3-2 ② **K**				3	0	0	0	0	2	0

Inning Stats	1	2	3	4	5	6	7	8	9
	R: 0 E: 0 K: 2 S: 11 H: 1 LOB: 1 BB: 0 P: 18	R: 1 E: 0 K: 1 S: 11 H: 2 LOB: 0 BB: 0 P: 15	R: 0 E: 0 K: 1 S: 7 H: 0 LOB: 0 BB: 0 P: 12	R: 0 E: 0 K: 0 S: 7 H: 0 LOB: 0 BB: 0 P: 10	R: 0 E: 0 K: 0 S: 5 H: 0 LOB: 0 BB: 0 P: 9	R: 5 E: 0 K: 1 S: 18 H: 5 LOB: 0 BB: 0 P: 30	R: 0 E: 0 K: 1 S: 10 H: 0 LOB: 1 BB: 1 P: 19	R: 0 E: 0 K: 0 S: 7 H: 0 LOB: 0 BB: 0 P: 8	R: 0 E: 0 K: 1 S: 7 H: 0 LOB: 0 BB: 0 P: 11

1B: 4 SF: 0
2B: 3 SAC: 0
3B: 0 DP: 1
HR: 2 HBP: 0

WP: 0 PA: 35
PB: 0
SB: 0
CS: 0

PITCHER	IP	WLS	BF	H	R	ER	SO	BB	IBB	HBP	BLK	WP	HR	S	P	ERA	WHIP
44 Taijuan Walker, R (1, 1) ERA: 4.73	5.2	W	23	7	5	5	4	0	0	0	0	0	1	54	87	7.94	1.235
27 Logan Kensing, R (6, 1) ERA: 9.0	1.0	H	5	1	1	1	2	1	0	0	0	0	1	13	24	9.00	2.000
39 Carson Smith, R (7, 1) ERA: 3.08	1.1	H	4	0	0	0	0	0	0	0	0	0	0	9	10	0.00	0.000
54 Tom Wilhelmsen, R (9, 1) ERA: 3.94	1.0	S	3	0	0	0	1	0	0	0	0	0	0	7	11	0.00	0.000

PITCHER	IP	WLS	BF	H	R	ER	SO	BB	IBB	HBP	BLK	WP	HR	S	P	ERA	WHIP

TOP

Chicago White Sox @ Seattle Mariners

Safeco Field, Seattle, WA

Sun Aug 23 2015, 1:12 PM - 3:58 PM PDT
Att. 30,537 - Sunny - 67 F

livebaseballscorecards.com

AB	34
R	6
H	8
RBI	6
BB	1
SO	7
LOB	3

Batter	1	2	3	4	5	6	7	8	9	AB	R	H	RBI	BB	SO	LOB
4 Ketel Marte, S (1, 6) OBP: 0.366, SLG: 0.329	B FF 87 C FF 89 X SI 91 1-1 ① G5-3		D FC 87 C FF 90 F FF 90 F SI 92 C FF 92 1-3 ② K		1 SAFE M FF 89 D CU 76 C FF 90 X FF 91 1-2 ① FC6-4 16 S 16 1B 1-2f	C SI 90 B SI 89 C CH 80 F SI 93 D CH 83 X SI 93 2-2 1-2 2-3 1B		B SI 96 X SI 95 1-0 ② SF8 3-H		4	1	1	1	0	1	2
16 Austin Jackson, R (1, 8) OBP: 0.302, SLG: 0.365	B SI 89 S SI 91 F FF 91 B CU 78 T SI 91 2-2 ② K		D FC 87 X FC 88 1-0 1-2 23 2B 1B		B CU 76 1 SAFE 1 SAFE S FF 91 D CH 81 B FF 91 X FF 91 3-1 1-H 22 HR 1B	C CH 87 B CH 84 X SI 92 1-1 ③ G4-3		B SI 95 B CH 85 D SI 96 B SI 95 4-0 1-2 23 FC5 BB		4	2	2	1	1	1	3
23 Nelson Cruz, R (1, 9) OBP: 0.387, SLG: 0.608	C FF 90 S SI 92 F SI 92 B CH 84 B CH 82 S CH 83 2-3 ③ K		B FF 90 X CH 81 1-0 1-H 2-H 30 1B 2B		C CU 76 X CH 82 0-1 ② L6		X SI 89 0-0 ① G6-3	X SI 95 0-0 ③ FC5 1-2 2-3f		5	1	1	2	0	1	3
22 Robinson Canó, L (1, 10) OBP: 0.319, SLG: 0.427		C SI 89 S FC 87 B SI 91 B FC 87 F CH 83 B CH 82 X FC 86 3-2 ① G4-3	B FF 90 C SI 90 B FF 89 B FF 91 B FF 88 4-1 30 1B BB		1 SAFE X SI 90 0-0 1-H HR		B SI 91 F SL 84 B SI 91 B SI 92 C SI 91 B SI 91 4-2 15 FC3-6 BB			2	1	1	2	2	0	0
30 Franklin Gutierrez, R (1, 7) OBP: 0.342, SLG: 0.592		B SI 90 B FF 91 B FC 90 C FF 90 F FF 91 B SI 91 4-2 15 L3 BB	C FF 89 C SI 91 X SI 90 0-2 1-3 2-H ③ 1B		C FF 89 S SI 91 X SI 90 0-2 ③ L9		B CH 86 F SI 92 F CH 85 1 SAFE C CU 79 1-3 ② K			3	0	1	1	1	1	1
15 Kyle Seager, L (1, 5) OBP: 0.317, SLG: 0.424		B FF 90 1 SAFE X FC 87 1-0 ② ③ L3 1-1	B CU 74 C CU 76 F SI 91 F FC 86 S CU 78 1-3 ① K			B CU 71 X SI 89 1-0 4 1B 35 BB 1B	1 SAFE X SI 91 0-0 ③ FC3-6 1-2f			4	0	1	0	0	1	2
35 Mark Trumbo, R (1, 3) OBP: 0.295, SLG: 0.438 20 Logan Morrison, L (9, 3) OBP: 0.294, SLG: 0.359			C SI 88 X SI 90 0-1 5 SH1-3 2 1B 2B	C CU 75 X CH 82 0-1 ② G6-3		B SI 88 1 SAFE C SI 89 C CH 83 B SI 89 B SI 90 F SI 90 1 SAFE B SI 90 4-2 4 1B 1-2 BB		F SI 93 F CH 82 S SI 96 0-3 ① K		3 0	1 0	1 0	0 0	1 0	1 0	0 0
5 Brad Miller, L (1, 4) OBP: 0.324, SLG: 0.396			X SI 89 0-0 ① SH1-3 2-3	B CU 75 X FC 86 1-0 ③ F8		M SI 90 2 SAFE B CH 87 L SI 90 B SI 92 X SI 91 2-2 ① F7		B SI 95 F SI 95 X CH 83 1-1 3 1B 4 SF8 1B		3	1	1	0	0	0	2
2 Jesús Sucre, R (1, 2) OBP: 0.133, SLG: 0.190 7 Seth Smith, L (6, PH) OBP: 0.328, SLG: 0.451 3 Mike Zunino, R (7, 2) OBP: 0.233, SLG: 0.305			C CH 82 X CH 81 0-1 16 1B 23 2B 3-H 1B		B FF 89 B FF 88 B FF 90 C FF 90 D FF 90 4-1 4 FC6-4 BB	X CH 80 0-0 ② P4		B SI 93 1 SAFE F SI 95 1 SAFE X SI 95 1-1 23 FC5 16 BB 1-3 1B		1 1 1	1 0 0	1 0 1	1 0 0	1 0 0	0 0 0	0 2 0
Inning Stats	R: 0 E: 0 K: 2 S: 9 H: 0 LOB: 0 BB: 0 P: 14	R: 0 E: 0 K: 0 S: 7 H: 0 LOB: 0 BB: 1 P: 15	R: 4 E: 0 K: 1 S: 15 H: 5 LOB: 2 BB: 1 P: 22	R: 0 E: 0 K: 1 S: 7 H: 0 LOB: 0 BB: 0 P: 9	R: 3 E: 0 K: 0 S: 12 H: 2 LOB: 0 BB: 1 P: 20	R: 0 E: 0 K: 0 S: 14 H: 2 LOB: 3 BB: 1 P: 24	R: 0 E: 0 K: 1 S: 7 H: 0 LOB: 1 BB: 1 P: 12	R: 1 E: 0 K: 1 S: 9 H: 2 LOB: 2 BB: 1 P: 16		1B: 8 2B: 3 3B: 0 HR: 1 SF: 1 SAC: 1 DP: 1 HBP: 0						

PITCHER		IP	WLS	BF	H	R	ER	SO	BB	IBB	HBP	BLK	WP	HR	S	P	ERA	WHIP
50 John Danks, L ERA: 4.9	(1, 1)	5.0	L	24	8	7	7	4	3	0	0	0	0	1	51	82	12.60	2.200
34 Matt Albers, R ERA: 1.99	(6, 1)	1.1		6	1	0	0	0	1	0	0	0	0	0	14	23	0.00	1.500
33 Zach Duke, L ERA: 3.47	(7, 1)	0.2		3	0	0	0	1	1	0	0	0	0	0	6	11	0.00	1.500
52 Jake Petricka, R ERA: 3.59	(8, 1)	1.0		6	2	1	1	1	1	0	0	0	0	0	9	16	9.00	3.000

PITCHER	IP	WLS	BF	H	R	ER	SO	BB	IBB	HBP	BLK	WP	HR	S	P	ERA	WHIP

BOTTOM

Chicago White Sox @ Seattle Mariners

Safeco Field, Seattle, WA

Sun Aug 23 2015, 1:12 PM - 3:58 PM PDT

Att. 30,537 - Sunny - 67 F

livebaseballscorecards.com

AB	31
R	8
H	11
RBI	8
BB	6
SO	6
LOB	15

WP: 0 PA: 39
PB: 0
SB: 1
CS: 0

Batter	1	2	3	4	5	6	7	8	9	AB	R	H	RBI	BB	SO	LOB
50 Mookie Betts, R (1, 8) OBP: 0.320, SLG: 0.439	C FF 92 B FC 91 C CU 84 X FF 94 1-2 F8 ①	C SI 94 C FC 93 B SI 94 X SI 96 1-2 P4 ③		1 SAFE F FF 92 1 SAFE C FF 94 F FF 94 1 SAFE C SI 95 0-3 K ③		B SI 95 B FF 93 B SL 86 C SI 94 B SI 94 4-1 1-2 BB			C SI 88 B CH 83 X SI 88 1-1 K S 1B	4	0	1	0	1	1	2
Pablo Sandoval, S (1, 5) OBP: 0.305, SLG: 0.389	B SI 94 C SL 83 F FC 91 B SI 94 C FF 95 2-3 K ②		X FS 84 0-0 2 HBP 1B		F SL 85 B SI 94 F SL 86 F FF 96 F SL 88 F FF 94 F SL 88 S FS 87 1-3 K ①	X SI 90 0-0 G4-3 ③			1 SAFE B SI 88 S SI 88 1 SAFE 1 SAFE B SI 88 F CH 79 S SI 91 2-3 K ①② 1-3	5	0	1	0	0	3	3
2 Xander Bogaerts, R (1, 6) OBP: 0.342, SLG: 0.408	C FC 90 S SL 84 X SL 85 0-2 G4-3 ③		1 SAFE B SI 92 B FF 93 S FC 92 F SI 94 H SI 94 3-2 13 FC6-4 1-2 HBP		C SL 86 B FF 94 C SL 86 F SI 95 X SI 88 1-2 P4 ②		C SL 82 B SI 91 F SI 92 B SL 83 X SL 83 2-2 F9 ①		C CH 83 C SI 91 B SI 89 B SL 83 X SI 92 2-2 34 BB 1B	4	0	1	0	0	0	0
34 David Ortiz, L (1, 10) OBP: 0.353, SLG: 0.504		B SL 86 C SL 85 X FC 90 1-1 P5 ①	S FF 93 B FC 92 X SL 88 1-1 L6 ①		X FS 87 0-0 F9 ③		C SL 83 B SL 84 S SL 83 S SI 93 1-3 K ②		B SI 90 B CH 81 B CH 86 B CH 86 4-0 1-2 BB	4	0	0	0	1	1	2
47 Travis Shaw, L (1, 3) OBP: 0.376, SLG: 0.600		B FF 93 X SI 94 1-0 P5 ②	C FF 92 S FS 85 F FF 92 S SI 95 0-3 K ②			B FS 86 B SL 85 S SI 86 C SL 85 F SI 96 F FF 93 C FS 85 2-3 K ①	S SI 93 B FF 92 B SL 85 B SL 83 S SI 91 F SI 91 F FF 92 T SI 93 3-2 K ③		B CH 81 X SI 90 1-0 F7 ③	5	0	0	0	0	3	4
13 Hanley Ramirez, R (1, 7) OBP: 0.296, SLG: 0.435 25 Jackie Bradley Jr., L (8, 7) OBP: 0.347, SLG: 0.535		C SL 85 B SI 94 F SL 88 B FF 94 H SI 96 3-2 26 1B 38 HR HBP	C SI 95 X SI 94 0-1 FC6-4 ③ 1-2f			X FF 93 0-0 38 2B 2B		C SL 84 B FF 91 X SL 84 1-1 G6-3 ①		3 0	2 0	1 0	0 0	0 0	0 0	2 0
26 Brock Holt, L (1, 4) OBP: 0.363, SLG: 0.400		F SI 94 X FF 93 0-1 38 HR 1-2 1B		B SI 94 C FF 94 F SL 83 S FS 86 1-3 K ①		B SL 86 B SI 94 C SL 87 B SL 84 C SL 86 B SI 87 4-2 38 2B BB		B SI 93 C SI 91 C SL 84 B SL 85 X FF 93 2-2 38 S 1B		3	2	2	0	1	1	0
38 Rusney Castillo, R (1, 9) OBP: 0.340, SLG: 0.455		B SI 94 B SL 87 X SL 87 2-0 1-H 2-H HR		C FF 94 S SI 95 X SI 95 0-2 1B		B SI 96 C SI 95 X SL 89 1-1 1-H 2-H 2B ②		C FF 92 F FF 92 P PO 83 F SL 86 1 SAFE F SL 85 1 SAFE S SL 85 1-3 K ② 1-2		4	1	3	5	0	1	1
10 Ryan Hanigan, R (1, 2) OBP: 0.352, SLG: 0.333		C FF 95 B SI 96 X SI 95 1-1 1B		1 SAFE C SI 94 1 SAFE C SL 86 S SI 95 0-3 K ②		C SL 86 S CU 84 X SI 95 0-2 50 PB 1B		S CH 86 S SI 87 B SI 87 B CH 82 F SI 89 X SI 90 2-2 F8 ③		4	0	2	0	0	1	2
Inning Stats	R: 0 E: 0 K: 1 S: 9 H: 0 LOB: 0 BB: 0 P: 12	R: 3 E: 0 K: 0 S: 13 H: 3 LOB: 1 BB: 0 P: 22	R: 0 E: 0 K: 1 S: 11 H: 1 LOB: 2 BB: 0 P: 15	R: 0 E: 0 K: 3 S: 13 H: 1 LOB: 1 BB: 0 P: 14	R: 0 E: 0 K: 1 S: 12 H: 0 LOB: 0 BB: 0 P: 14	R: 2 E: 0 K: 1 S: 15 H: 3 LOB: 2 BB: 2 P: 26	R: 0 E: 0 K: 2 S: 11 H: 0 LOB: 0 BB: 0 P: 17	R: 0 E: 0 K: 1 S: 15 H: 1 LOB: 1 BB: 0 P: 20	R: 0 E: 0 K: 1 S: 9 H: 2 LOB: 2 BB: 1 P: 19	1B: 8 2B: 2 3B: 0 HR: 1	SF: 0 SAC: 0 DP: 0 HBP: 2					

PITCHER		IP	WLS	BF	H	R	ER	SO	BB	IBB	HBP	BLK	WP	HR	S	P	ERA	WHIP
29 Jeff Samardzija, R ERA: 4.75	(1, 1)	5.2	L	28	8	5	5	7	2	0	2	0	0	1	72	102	7.94	1.765
43 Dan Jennings, L ERA: 4.89	(6, 1)	2.0		7	1	0	0	3	0	0	0	0	0	0	23	32	0.00	0.500
34 Matt Albers, R ERA: 1.88	(8, 1)	1.1		6	2	0	0	1	1	0	0	0	0	0	13	25	0.00	2.250

PITCHER	IP	WLS	BF	H	R	ER	SO	BB	IBB	HBP	BLK	WP	HR	S	P	ERA	WHIP

TOP

Boston Red Sox @ Chicago White Sox

U.S. Cellular Field, Chicago, IL

Mon Aug 24 2015, 8:11 PM - 11:21 PM EDT

Att. 18,051 - Overcast - 68 F

livebaseballscorecards.com

AB	36
R	5
H	11
RBI	5
BB	3
SO	11
LOB	16

BOTTOM

Boston Red Sox @ Chicago White Sox

U.S. Cellular Field, Chicago, IL

Mon Aug 24 2015, 8:11 PM - 11:21 PM EDT

Att. 18,051 - Overcast - 68 F

Batter	1	2	3	4	5	6	7	8	9	AB	R	H	RBI	BB	SO	LOB
1 Adam Eaton, L (1, 8) OBP: 0.342, SLG: 0.409	C CU 76 B SI 92 S CH 83 F CH 80 F CH 85 B SI 94 B SI 94 F SI 94 X SI 93 3-2 ① G6-3		C CH 86 F CH 85 X CH 85 0-2 ② G4-3			B SI 95 C CH 86 B SI 96 C CU 82 F CH 84 X CH 85 2-2 79 G3 53 G6-3 2B		C SL 88 C FF 94 B SI 95 F FF 94 F FF 95 D CU 81 X SI 95 2-2 ②③ G6-4-3 1-2f		4	1	1	0	0	0	1
79 José Abreu, R (1, 10) OBP: 0.354, SLG: 0.519	C SI 95 B SL 85 S SL 85 B CH 86 X SL 83 2-2 HR		C SL 88 B SI 97 X SL 87 1-1 ③ G5-3			C SI 96 D SL 86 X SI 96 1-1 ① G3 2-3			C FF 93 X CH 86 0-1 53 G3 26 1B 2B	4	2	2	1	0	0	1
53 Melky Cabrera, S (1, 7) OBP: 0.311, SLG: 0.383	C CU 79 F SI 95 B SI 94 B SI 96 B SL 85 S CU 81 3-3 ② K			B SL 84 F SI 92 X SL 84 1-1 ① G6-3		X SL 89 0-0 ② G6-3 3-H			X FF 94 0-1 ① G3 2-3	4	0	0	1	0	1	1
26 Avisaíl García, R (1, 9) OBP: 0.318, SLG: 0.385	C SI 97 B SI 93 B SI 95 X SI 95 2-1 ③ F8			C SI 97 X SI 95 0-1 ② G4-3		B SI 96 X SI 99 1-0 ③ 1B			X CH 88 0-0 25 1B 10 FC5-4 3-H 1B	4	1	2	1	0	0	0
25 Adam LaRoche, L (1, 3) OBP: 0.297, SLG: 0.356 15 Gordon Beckham, R (9, PR) OBP: 0.249, SLG: 0.298		B SI 92 X CH 84 1-0 ① P5		C CU 82 B CH 86 X CH 88 1-1 ③ G3			C CH 87 B SI 97 B CH 87 B SI 97 C SI 96 C CH 88 3-3 ① K		C CH 88 F FF 94 X FF 93 0-2 10 FC5-4 1-3 1B	4 0	0 0	1 0	0 0	0 0	1 0	0 0
10 Alexei Ramirez, R (1, 6) OBP: 0.269, SLG: 0.349		C CU 79 B SI 97 B SL 85 B SL 85 B FF 95 4-1 5 FC5-4 BB	C SL 86 F SI 96 B SL 85 B SL 84 X SL 85 2-2 21 G3-1 2B				F SL 89 X SI 97 0-1 ② G6-3		B FF 94 X FF 93 1-0 ② FC5-4 1-2f 3-H	3	0	1	1	1	0	1
5 Yolmer Sánchez, S (1, 4) OBP: 0.272, SLG: 0.341	1 SAFE 1 SAFE B CH 84 C FF 94 1 SAFE F SI 93 1 SAFE X CH 85 1-2 ② FC5-4 1-2f		B CU 81 S CH 86 X CH 85 1-1 ① F9				B CU 82 F CU 79 B SI 97 F SI 96 F SI 96 S CH 88 2-3 ③ K		B CH 87 X CH 88 1-0 ③ F7	4	0	0	0	0	1	3
21 Tyler Flowers, R (1, 2) OBP: 0.274, SLG: 0.348	C SI 94 B SI 94 1 SAFE C SI 95 B SI 95 B SL 85 X SI 97 3-2 ③ G3-1				X SL 86 0-0 ② G3-1 2-3			C SI 98 X SI 98 0-1 1 G6-4-3 1B		3	0	1	0	0	0	2
18 Tyler Saladino, R (1, 5) OBP: 0.278, SLG: 0.344			C SI 95 B SL 85 X SL 85 1-1 ① G5-3		C CU 82 C SI 97 B SI 96 X SI 96 1-2 ③ G6-3			C SL 87 S SL 85 D SL 84 S SL 85 1-3 ① K		3	0	0	0	0	1	2

Inning Stats																																			
	R: 1	H: 1	E: 0	LOB: 0	K: 1	BB: 0	S: 14	P: 24	R: 0	H: 0	E: 0	LOB: 1	K: 0	BB: 1	S: 8	P: 17	R: 0	H: 0	E: 0	LOB: 0	K: 0	BB: 0	S: 7	P: 9	R: 0	H: 0	E: 0	LOB: 0	K: 0	BB: 0	S: 6	P: 8	R: 0	H: 1	E: 0	LOB: 1	K: 0	BB: 0	S: 9	P: 13
	R: 1	H: 2	E: 0	LOB: 1	K: 0	BB: 0	S: 8	P: 12	R: 0	H: 0	E: 0	LOB: 0	K: 2	BB: 0	S: 9	P: 14	R: 0	H: 1	E: 0	LOB: 0	K: 1	BB: 0	S: 10	P: 13	R: 2	H: 3	E: 0	LOB: 1	K: 0	BB: 0	S: 9	P: 11								

1B: 4	SF: 0	WP: 0	PA: 34
2B: 3	SAC: 0	PB: 0	
3B: 0	DP: 1	SB: 0	
HR: 1	HBP: 0	CS: 0	

livebaseballscorecards.com

	AB	33
	R	4
	H	8
	RBI	4
	BB	1
	SO	4
	LOB	11

PITCHER		IP	WLS	BF	H	R	ER	SO	BB	IBB	HBP	BLK	WP	HR	S	P	ERA	WHIP
56 Joe Kelly, R ERA: 5.18	(1, 1)	7.1	W	27	5	2	2	4	1	0	0	0	0	1	66	103	2.46	0.818
28 Robbie Ross Jr., L ERA: 3.91	(8, 1)	0.2	H	1	0	0	0	0	0	0	0	0	0	0	5	7	0.00	0.000
64 Jean Machi, R ERA: 5.48	(9, 1)	1.0	S	6	3	2	2	0	0	0	0	0	0	0	9	11	18.00	3.000

PITCHER	IP	WLS	BF	H	R	ER	SO	BB	IBB	HBP	BLK	WP	HR	S	P	ERA	WHIP

Boston Red Sox @ Chicago White Sox

U.S. Cellular Field, Chicago, IL

Tue Aug 25 2015, 8:12 PM - 11:11 PM EDT

Att. 14,393 - Overcast - 68 F

livebaseballscorecards.com

Batter	1	2	3	4	5	6	7	8	9	AB	R	H	RBI	BB	SO	LOB
50 Mookie Betts, R (1, 8) OBP: 0.321, SLG: 0.442	C FF 92 C FF 93 B CU 80 S FF 94 1-3 ① K		1 SAFE X FF 93 0-0 ① E6 1-H		D CU 81 1-0 ③ 2-4 1-2	C CU 80 C CU 80 B FF 92 B CU 79 X CU 78 2-2 ② 2B 1B	C SI 95 X CH 86 0-1 ③ FC5-4 1-2f			4	2	2	1	0	1	1
Pablo Sandoval, S (1, 5) OBP: 0.305, SLG: 0.390	F FF 93 S FF 93 B CU 81 B FF 94 X FF 93 2-2 ② G4-3		X SI 94 0-0 ③ G1-3			C FF 92 1 SAFE F FF 92 1 SAFE 1 SAFE X SI 92 0-2 2 1B 47 FC4-6 1-H 2B		C SI 87 S CU 76 B CU 76 F SI 90 B CH 86 B SL 83 F SI 90 F SI 89 F SI 90 3-3 ① K S CU 77		4	1	1	1	0	1	0
2 Xander Bogaerts, R (1, 6) OBP: 0.341, SLG: 0.406	B FF 94 C FF 93 X CU 80 1-1 ③ G4-3			B CU 80 C FF 92 B FF 92 C CU 79 B FF 92 X FF 93 3-2 ① G1-3		B CU 79 C CH 86 T FF 92 X CU 80 1-2 47 FC4-6 2-3 1B		B SI 89 S SI 90 S CH 86 S CU 77 1-3 ② K		4	0	1	0	0	1	0
34 David Ortiz, L (1, 10) OBP: 0.350, SLG: 0.499		F FF 92 B FF 92 F FF 92 F FF 93 B FF 93 X CU 80 2-2 ① F9		S SI 91 B FF 93 S CU 81 B SI 93 S SI 92 2-3 ② K		T FF 92 1 SAFE B SI 93 B CU 80 F FF 92 1 SAFE S SI 92 2-3 ① K		C SL 83 B CH 84 B CU 77 B SI 88 C SL 82 S CU 77 3-3 ③ K		4	0	0	0	0	3	2
47 Travis Shaw, L (1, 3) OBP: 0.361, SLG: 0.573		C FF 93 B CU 80 X FF 94 1-1 ② G4-3		C CU 79 B CU 81 F FF 92 B FF 93 B CU 80 F SI 92 X CU 79 3-2 ② E3 13 CS		1 SAFE B CU 82 B SI 92 F FF 92 1 SAFE F SI 93 1 SAFE F CU 80 X CU 81 2-2 ② FC4-6 1-2f 3-H			C FC 91 S KC 80 C KC 79 0-3 ① K	4	0	0	1	0	1	1
13 Hanley Ramirez, R (1, 7) OBP: 0.293, SLG: 0.431		F CU 79 B CU 80 B FF 92 C CU 80 T FF 94 2-2 ③ K		C FF 92 S CU 80 B FF 93 B FF 93 2-2 ③ CS 1-2	B CH 85 X CU 79 1-0 ① G5-3	F CU 79 1 SAFE C FF 92 B SI 93 D CU 80 S CU 78 2-3 ③ K			S FC 92 B FF 92 F KC 80 C FF 93 1-3 ② K	4	0	0	0	0	3	1
10 Ryan Hanigan, R (1, 2) OBP: 0.349, SLG: 0.338			C FF 91 X FF 90 0-1 ① G4-3		B CU 79 F FF 92 X FF 90 1-1 25 1B 2B		C SI 94 B SI 95 B SI 94 X SI 95 2-1 ① G5-3		F FC 92 S KC 82 B KC 81 B FC 92 X KC 80 2-2 ③ F8	4	0	1	0	0	0	0
25 Jackie Bradley Jr., L (1, 9) OBP: 0.347, SLG: 0.529			S CH 86 B FF 91 F FF 92 X CU 79 1-2 ② G3		X SI 92 0-0 50 2-4 2-3 1B	B SI 93 B SI 94 C SI 95 S SI 94 F CH 87 B SI 96 X SI 94 3-2 ② G4-3				3	0	1	0	0	0	0
30 Josh Rutledge, R (1, 4) OBP: 0.372, SLG: 0.378			C CU 80 F FF 91 B FF 92 X FF 92 1-2 50 E 1B		1 SAFE C FF 93 B CH 87 1 SAFE 1 SAFE F CU 80 S CU 80 1-3 ② K	B SI 96 S CH 84 S CH 85 B CH 87 X SI 97 2-2 50 FC5-4 1B				3	1	2	0	0	1	2
Inning Stats	R: 0 E: 0 K: 1 S: 8 H: 0 LOB: 0 BB: 0 P: 12	R: 0 E: 0 K: 1 S: 9 H: 0 LOB: 0 BB: 0 P: 14	R: 2 E: 1 K: 0 S: 10 H: 2 LOB: 0 BB: 0 P: 12	R: 0 E: 1 K: 1 S: 12 H: 0 LOB: 0 BB: 0 P: 22	R: 0 E: 0 K: 1 S: 7 H: 2 LOB: 2 BB: 0 P: 11	R: 2 E: 0 K: 2 S: 19 H: 3 LOB: 1 BB: 0 P: 28	R: 0 E: 0 K: 0 S: 11 H: 1 LOB: 1 BB: 0 P: 18	R: 0 E: 0 K: 3 S: 13 H: 0 LOB: 0 BB: 0 P: 20	R: 0 E: 0 K: 2 S: 9 H: 0 LOB: 0 BB: 0 P: 12	1B: 5 2B: 3 3B: 0 HR: 0 SF: 0 SAC: 0 DP: 0 HBP: 0						

TOP	
AB	34
R	4
H	8
RBI	3
BB	0
SO	11
LOB	7

WP: 0 PA: 35
PB: 0
SB: 0
CS: 1

PITCHER		IP	WLS	BF	H	R	ER	SO	BB	IBB	HBP	BLK	WP	HR	S	P	ERA	WHIP
62 Jose Quintana, L ERA: 3.63	(1, 1)	6.0		25	7	4	3	6	0	0	0	0	0	0	65	99	4.50	1.167
52 Jake Petricka, R ERA: 3.5	(7, 1)	1.0	W	4	1	0	0	0	0	0	0	0	0	0	11	18	0.00	1.000
33 Zach Duke, L ERA: 3.4	(8, 1)	1.0	H	3	0	0	0	3	0	0	0	0	0	0	13	20	0.00	0.000
30 David Robertson, R ERA: 2.76	(9, 1)	1.0	S	3	0	0	0	2	0	0	0	0	0	0	9	12	0.00	0.000

PITCHER		IP	WLS	BF	H	R	ER	SO	BB	IBB	HBP	BLK	WP	HR	S	P	ERA	WHIP

Batter	1	2	3	4	5	6	7	8	9	AB	R	H	RBI	BB	SO	LOB
1 Adam Eaton, L (1, 8) OBP: 0.341, SLG: 0.407	C FF 89 B SL 82 C SL 82 X SL 84 1-2 G4-3 ①		C FF 89 F FF 90 B FF 92 C FF 93 1-3 K ②		B SL 84 B SL 84 B SL 84 C FF 91 X SL 84 3-1 79 G5-3 53 1B 1B		1 SAFE B FF 89 X FF 90 1-0 ① G4-3 1-2	S SI 90 1 SAFE 1 SAFE S SL 83 L SI 92 0-3 ③ K		5	0	1	0	0	2	2
53 Melky Cabrera, S (1, 7) OBP: 0.312, SLG: 0.384	C FF 89 B FF 90 F SL 82 F SL 82 F CH 83 B SI 93 F SL 82 F FF 93 X FF 94 2-2 ② G6-3		C SL 84 B FF 92 X FF 92 1-1 ③ L4		X FF 91 0-0 1-2 1B		C FF 90 D SL 81 S SL 83 B CU 80 F FF 93 F FF 92 X SL 82 2-2 79 PB 28 2B 2-H 1B			4	1	2	1	0	0	0
79 José Abreu, R (1, 3) OBP: 0.353, SLG: 0.517	C CU 78 B FF 92 B FF 92 F FF 92 X SL 82 2-2 ③ L7			C FF 89 B FF 90 C FF 91 B FF 92 X SI 92 2-2 26 1B 28 1B 1B	C CU 77 B FF 91 C FF 92 X CU 78 1-2 ②③ G5-3 2-3f		S CH 81 S CH 81 B FF 91 C FF 93 1-3 ② K 1-2			4	1	1	0	0	1	3
26 Avisaíl García, R (1, 10) OBP: 0.320, SLG: 0.384		B CH 82 S FF 89 X CH 82 1-1 ① F8		B FF 90 X FF 90 1-0 10 FC1-5 28 1B 1-3 1B		B CH 80 X CH 82 1-0 ① F9	B FF 90 D CH 82 C CH 82 B FF 92 B FF 91 4-1 28 2B BB			3	1	1	0	1	0	0
28 Trayce Thompson, R (1, 9) OBP: 0.560, SLG: 0.957		C FF 90 X CH 81 0-1 10 FC5-2-5 3B		1 SAFE D CU 78 B FF 92 X CU 79 2-0 10 FC1-5 1-2 3-H 1B		B CU 77 F CH 82 B FF 90 X FF 91 2-1 ② G5-3	B SL 82 X FF 93 1-0 1-H 2-H 2B			4	0	3	3	0	0	0
10 Alexei Ramirez, R (1, 6) OBP: 0.269, SLG: 0.348		B FF 89 C FF 90 X FF 91 1-1 ② FC5-2-5 58 1B 5 1B 3-H		X CU 76 0-0 ① FC1-5 5 FC6-4 1-2 2-3f		B CH 80 X CH 82 1-0 58 1B 1B	B FF 94 X FF 94 1-0 ③ F8			4	1	1	0	0	0	4
58 Geovany Soto, R (1, 2) OBP: 0.343, SLG: 0.470		1 SAFE B FF 90 X FF 91 1-0 5 1B 1-2 1B		S SL 85 B CH 84 S CH 84 S CH 83 1-3 ② K		C CU 77 1 SAFE B SL 83 S CH 82 B FF 92 B CH 82 F CH 82 X CH 82 3-2 5 FC4-6 1-3 1B		C SL 86 B SL 84 X FF 93 1-1 ① P3		4	0	2	0	0	1	2
5 Yolmer Sánchez, S (1, 4) OBP: 0.275, SLG: 0.343		S CU 77 F SL 83 X SI 92 0-2 ③ 1-3 2-H 1B		C CH 84 B FF 92 X CH 84 1-1 ③ FC6-4 1-2f		C CH 83 X FF 92 0-1 ③ FC4-6 1-2f		B CH 86 F FF 94 X CH 85 1-1 15 1B 1B		4	0	2	1	0	0	4
15 Gordon Beckham, R (1, 5) OBP: 0.254, SLG: 0.303			F CU 76 B CU 76 F FF 90 X SL 81 1-2 ① G5-3		B CH 81 X CH 82 1-0 ① G3-1		X CH 81 0-0 53 WP 1 G4-3 53 1B 1B	1 SAFE 1 SAFE C SI 93 B SI 93 B FF 95 1 SAFE X FF 95 2-1 ② 1-3 1B		4	1	2	0	0	0	0
Inning Stats	R: 0 E: 0 K: 0 S: 13 H: 0 LOB: 0 BB: 0 P: 18	R: 1 E: 0 K: 0 S: 10 H: 3 LOB: 2 BB: 0 P: 13	R: 0 E: 0 K: 1 S: 8 H: 0 LOB: 0 BB: 0 P: 11	R: 1 E: 0 K: 1 S: 11 H: 3 LOB: 2 BB: 0 P: 18	R: 0 E: 0 K: 0 S: 7 H: 2 LOB: 1 BB: 0 P: 12	R: 0 E: 0 K: 0 S: 10 H: 2 LOB: 2 BB: 0 P: 17	R: 3 E: 0 K: 1 S: 13 H: 3 LOB: 1 BB: 1 P: 23	R: 0 E: 0 K: 1 S: 9 H: 2 LOB: 1 BB: 0 P: 13		1B: 13 2B: 1 3B: 1 HR: 0 SF: 0 SAC: 0 DP: 1 HBP: 0						

PITCHER		IP	WLS	BF	H	R	ER	SO	BB	IBB	HBP	BLK	WP	HR	S	P	ERA	WHIP
20 Wade Miley, L ERA: 4.51	(1, 1)	6.2	L	32	13	5	5	3	1	0	0	0	1	0	71	110	6.75	2.100
41 Alexi Ogando, R ERA: 3.69	(7, 1)	1.0		4	2	0	0	0	0	0	0	0	0	0	7	12	0.00	2.000
59 Tommy Layne, L ERA: 4.31	(8, 1)	0.1		1	0	0	0	1	0	0	0	0	0	0	3	3	0.00	0.000

PITCHER	IP	WLS	BF	H	R	ER	SO	BB	IBB	HBP	BLK	WP	HR	S	P	ERA	WHIP

BOTTOM

Boston Red Sox @ Chicago White Sox

U.S. Cellular Field, Chicago, IL

Tue Aug 25 2015, 8:12 PM - 11:11 PM EDT

Att. 14,393 - Overcast - 68 F

livebaseballscorecards.com

AB	36
R	5
H	15
RBI	5
BB	1
SO	4
LOB	15

WP: 1 PA: 37
PB: 1
SB: 0
CS: 0

Boston Red Sox @ Chicago White Sox

U.S. Cellular Field, Chicago, IL

Wed Aug 26 2015, 8:11 PM - 10:41 PM EDT

Att. 17,812 - Cloudy - 64 F

TOP

livebaseballscorecards.com

Batter	1	2	3	4	5	6	7	8	9	AB	R	H	RBI	BB	SO	LOB
50 Mookie Betts, R (1, 8) OBP: 0.320, SLG: 0.440	C SI 90 B SI 95 F SI 95 X SL 80 1-2 L5 ①		C SI 95 1 SAFE X SI 94 0-1 26 G1-3 1-2 1B		C CH 87 B SL 75 C CH 85 B SI 93 B SI 92 F SI 95 X SI 95 3-2 F9 ①		C SI 94 B SI 92 C SI 96 F SI 97 F SI 97 X SL 78 1-2 F8 ③		B FF 89 C FF 88 C FS 85 S FS 85 1-3 K ③	5	0	1	0	0	1	1
26 Brock Holt, L (1, 5) OBP: 0.359, SLG: 0.396	C SI 96 C SL 80 B SL 81 F SL 80 X SI 96 1-2 G6-3 ②		B SI 95 X SI 96 1-0 G1-3 ② 1-2 2-3		C SI 94 F CH 85 F SL 81 F SI 94 C SL 78 0-3 K ②			F SI 98 F SL 89 X SL 90 0-2 P4 ①		4	0	0	0	0	1	2
2 Xander Bogaerts, R (1, 6) OBP: 0.345, SLG: 0.408	C SI 94 S SI 93 B SL 79 X CH 87 1-2 1B		B SI 97 C SI 96 F SI 97 B SI 98 B SI 97 F SI 98 B SI 98 4-2 BB		X CH 87 0-0 P3 ③			C SI 97 B SI 98 B SI 88 X SI 97 2-1 47 HR 1B		3	1	2	0	1	0	0
13 Hanley Ramirez, R (1, 10) OBP: 0.291, SLG: 0.426	1 SAFE B SI 96 F SI 96 S SI 96 F SI 97 1 SAFE F SI 96 C SL 81 1-3 K ③		F SI 97 S SI 96 B SI 98 T SI 98 1-2 K ③			B SI 92 T CH 86 B SI 94 X SI 94 2-1 G6-3 ①		B SI 98 C SI 98 1 SAFE B SI 98 C SI 97 F SI 97 1 SAFE S SL 90 2-3 K ②		4	0	0	0	0	3	5
47 Travis Shaw, L (1, 3) OBP: 0.356, SLG: 0.591		B SI 92 B SI 93 S CH 87 F CH 86 X SL 76 2-2 G5-3 ①	C SL 75 C CH 82 B SI 90 B SL 76 S SI 91 2-3 K ①			B SI 93 F SI 95 B SI 91 X SL 79 2-2 F8 ②		1 SAFE X SI 97 0-0 1-H HR		4	1	1	2	0	1	0
38 Rusney Castillo, R (1, 9) OBP: 0.337, SLG: 0.449		C SI 94 C SI 94 B SI 95 F SI 96 B CH 87 T SI 97 2-2 K ②	X SI 90 0-0 23 CS 1B			C CH 85 X SI 94 0-1 F7 ③		X SI 100 0-0 G5-3 ③		4	0	1	0	0	1	0
23 Blake Swihart, S (1, 2) OBP: 0.317, SLG: 0.362		B SI 92 C SI 94 X CH 88 1-1 F8 ③	F SI 94 B CH 88 1 SAFE C SL 76 F SI 95 H SL 75 2-2 25 BB 1-2 HBP ②				X CH 84 0-0 G5-3 ①		B FS 85 S FS 85 S FS 85 B FS 84 B FS 84 B FS 85 4-2 25 G6-3 25 WP 30 SF9 BB	2	1	0	0	1	0	0
25 Jackie Bradley Jr., L (1, 7) OBP: 0.344, SLG: 0.514			S SI 91 B CH 85 B SL 75 F SI 94 S SL 81 2-3 K ①	1 SAFE B SL 76 B SI 94 F CH 85 B SI 93 S SI 96 B SI 97 4-2 30 FC3-6 1-2 BB			C CH 85 C SL 76 B SI 91 B SL 75 B SL 77 S CH 85 3-3 K ②		B FS 85 C FC 88 X FS 85 1-1 G6-3 ① 1-3	3	0	0	0	1	2	1
30 Josh Rutledge, R (1, 4) OBP: 0.383, SLG: 0.400			C SI 92 B CH 86 X CH 86 1-1 26 G1-3 50 1B 1B	B SI 93 B SI 96 X SI 94 2-0 FC3-6 ③ 1-2f			C SI 93 B SI 90 S SI 94 B SL 79 B SI 97 X SI 94 3-2 1B		B FF 90 D FS 86 X FF 90 2-0 SF9 ② 3-H	3	0	2	1	0	0	2
Inning Stats	R: 0 E: 0 K: 1 S: 15 H: 1 LOB: 1 BB: 0 P: 19	R: 0 E: 0 K: 1 S: 9 H: 0 LOB: 0 BB: 0 P: 14	R: 0 E: 0 K: 2 S: 14 H: 2 LOB: 3 BB: 1 P: 23	R: 0 E: 0 K: 1 S: 10 H: 1 LOB: 2 BB: 1 P: 20	R: 0 E: 0 K: 1 S: 10 H: 0 LOB: 0 BB: 0 P: 13	R: 0 E: 0 K: 0 S: 7 H: 0 LOB: 0 BB: 0 P: 11	R: 0 E: 0 K: 1 S: 12 H: 1 LOB: 1 BB: 0 P: 19	R: 2 E: 0 K: 1 S: 11 H: 2 LOB: 0 BB: 0 P: 15	R: 1 E: 0 K: 1 S: 8 H: 0 LOB: 0 BB: 1 P: 16	1B: 6 2B: 0 3B: 0 HR: 1 SF: 1 SAC: 0 DP: 0 HBP: 1						

	AB	32
	R	3
	H	7
	RBI	3
	BB	3
	SO	9
	LOB	11

PITCHER		IP	WLS	BF	H	R	ER	SO	BB	IBB	HBP	BLK	WP	HR	S	P	ERA	WHIP
49 Chris Sale, L ERA: 3.2	(1, 1)	7.0		28	5	0	0	7	2	0	1	0	0	0	77	119	0.00	1.000
65 Nate Jones, R ERA: 2.45	(8, 1)	1.0	L	5	2	2	2	1	0	0	0	0	0	1	11	15	18.00	2.000
57 Zach Putnam, R ERA: 3.07	(9, 1)	1.0		4	0	1	1	1	1	0	0	0	1	0	8	16	9.00	1.000

PITCHER	IP	WLS	BF	H	R	ER	SO	BB	IBB	HBP	BLK	WP	HR	S	P	ERA	WHIP

Boston Red Sox @ Chicago White Sox

U.S. Cellular Field, Chicago, IL

Wed Aug 26 2015, 8:11 PM - 10:41 PM EDT

Att. 17,812 - Cloudy - 64 F

livebaseballscorecards.com

Batter	1	2	3	4	5	6	7	8	9	AB	R	H	RBI	BB	SO	LOB
1 Adam Eaton, L (1, 8) OBP: 0.338, SLG: 0.404	T SI 90 B FF 94 X CH 82 1-1 ① F9			C SI 90 B SI 90 B CU 73 B CH 82 C SI 92 F SI 91 C SI 92 3-3 ① K		B CH 82 S CH 82 C SI 90 S FF 93 1-3 ① K		B FF 95 B CU 78 X FF 93 2-0 ② G5-3		4	0	0	0	0	2	0
79 José Abreu, R (1, 10) OBP: 0.352, SLG: 0.515	C SI 92 X CU 75 0-1 ② G6-3			C SL 88 S SI 91 F FF 94 B CU 71 F SI 92 B SI 92 X CH 84 2-2 ② P3		B CU 76 X SI 90 1-0 25 WP 53 1B 1B		F FF 94 X FF 94 0-1 ③ G6-3		4	0	1	0	0	0	0
53 Melky Cabrera, S (1, 7) OBP: 0.316, SLG: 0.389	C FF 92 C FF 93 B SI 94 F FF 94 F CU 75 B SI 90 F SI 94 B SI 94 F CH 83 3-2 X SI 92 ③ L7			C SI 90 F SI 92 F SI 93 X CU 71 0-2 2B		C CH 83 X SI 93 0-1 25 WP 1-2 1B			B FF 92 B FF 94 B FF 94 C FF 94 C FF 94 X FF 95 3-2 26 FC5-4 1B	4	0	3	0	0	0	0
26 Avisaíl García, R (1, 9) OBP: 0.317, SLG: 0.381		C SI 92 S SI 91 S FF 94 0-3 ① K		F SI 93 X SL 89 0-1 ③ L9		C SI 93 F SI 90 S FF 94 0-3 ② K			B FF 93 B SL 79 S FF 93 S FF 94 X FF 94 2-2 ① FC5-4 10 DI 1-2f	4	0	0	0	0	2	4
25 Adam LaRoche, L (1, 3) OBP: 0.297, SLG: 0.357		B SI 92 F SI 91 C FF 92 B CU 75 F SI 93 B CU 76 X CH 83 3-2 ② F8			X FF 89 0-0 10 G5-3 2B	B CH 84 C SI 90 B CU 76 F CH 84 X FF 94 2-2 ③ F8 1-2 2-3			D FF 95 B FF 94 X FF 93 2-0 ② F8	4	0	1	0	0	0	3
10 Alexei Ramirez, R (1, 6) OBP: 0.267, SLG: 0.345		C SI 92 X SI 92 0-1 ③ G1-3			C SI 90 D SI 92 X SI 92 1-1 ① G5-3 2-3		C SI 88 X SI 89 0-1 ① F7		B FF 94 C FF 92 X FF 94 1-1 ③ G6-3 1-2	4	0	0	0	0	0	2
5 Yolmer Sánchez, S (1, 4) OBP: 0.275, SLG: 0.343			C SI 90 B CU 72 X CH 82 1-1 ① F7		C SI 93 B FF 93 S CU 76 B FF 94 X CU 75 2-2 1B		C SI 88 B SL 88 X CH 82 1-1 ② G3			3	0	1	0	0	0	0
21 Tyler Flowers, R (1, 2) OBP: 0.271, SLG: 0.344			T FF 91 B SI 92 B FF 91 F FF 92 S FF 93 2-3 ② K		B FF 92 B SI 92 1 SAFE X SI 93 2-0 ② F9		B SI 90 B CU 74 X SI 91 2-0 ③ G6-3			3	0	0	0	0	1	2
18 Tyler Saladino, R (1, 5) OBP: 0.273, SLG: 0.337			X SI 92 0-0 ③ G5-3		F SI 93 X SI 93 0-1 ③ G4-3			C FF 92 B FF 93 F FF 92 T FF 93 1-2 ① K		3	0	0	0	0	1	2

BOTTOM

AB	33
R	0
H	6
RBI	0
BB	0
SO	6
LOB	13

Inning Stats	1	2	3	4	5	6	7	8	9
	R: 0 E: 0 K: 0 S: 11 H: 0 LOB: 0 BB: 0 P: 15	R: 0 E: 0 K: 1 S: 9 H: 0 LOB: 0 BB: 0 P: 12	R: 0 E: 0 K: 1 S: 6 H: 0 LOB: 0 BB: 0 P: 9	R: 0 E: 0 K: 1 S: 15 H: 1 LOB: 1 BB: 0 P: 20	R: 0 E: 0 K: 0 S: 9 H: 2 LOB: 2 BB: 0 P: 14	R: 0 E: 0 K: 2 S: 12 H: 2 LOB: 2 BB: 0 P: 16	R: 0 E: 0 K: 0 S: 5 H: 0 LOB: 0 BB: 0 P: 8	R: 0 E: 0 K: 1 S: 6 H: 0 LOB: 0 BB: 0 P: 9	R: 0 E: 0 K: 0 S: 9 H: 1 LOB: 1 BB: 0 P: 17

1B: 4	SF: 0	WP: 1	PA: 33
2B: 2	SAC: 0	PB: 0	
3B: 0	DP: 0	SB: 0	
HR: 0	HBP: 0	CS: 0	

PITCHER	IP	WLS	BF	H	R	ER	SO	BB	IBB	HBP	BLK	WP	HR	S	P	ERA	WHIP
22 Rick Porcello, R (1, 1) ERA: 5.47	7.0	W	26	5	0	0	5	0	0	0	0	1	0	67	94	0.00	0.714
28 Robbie Ross Jr., L (8, 1) ERA: 3.83	1.0	H	3	0	0	0	1	0	0	0	0	0	0	6	9	0.00	0.000
36 Junichi Tazawa, R (9, 1) ERA: 3.67	1.0	S	4	1	0	0	0	0	0	0	0	0	0	9	17	0.00	1.000

PITCHER	IP	WLS	BF	H	R	ER	SO	BB	IBB	HBP	BLK	WP	HR	S	P	ERA	WHIP

Batter	1	2	3	4	5	6	7	8	9	AB	R	H	RBI	BB	SO	LOB
4 Ketel Marte, S (1, 6) OBP: 0.380, SLG: 0.409	C SI 88 X SI 90 0-1 G4-3		B FF 91 X FF 91 1-0 G3			X SI 91 0-0 G1-3	B SI 89 X SI 88 1-0 F8			4	0	0	0	0	0	2
16 Austin Jackson, R (1, 8) OBP: 0.307, SLG: 0.371	B SI 91 B FF 91 B SI 90 C FF 90 X SI 92 3-1 30 BB 22 BB 1B		C SI 90 C CH 84 B SL 90 X SL 89 1-2 G1-3			B SI 92 C FF 93 B SI 94 X CH 86 2-1 L4		B SI 98 S SL 88 B SL 87 B CH 88 X SI 96 3-1 30 G5-3 22 1B 1B		4	0	2	0	0	0	0
23 Nelson Cruz, R (1, 9) OBP: 0.388, SLG: 0.612	D SL 83 B FF 92 F SI 92 1 SAFE F FF 92 X SL 87 2-2 L7		X CH 86 0-0 1B			B SI 96 C FF 96 B SL 84 S SL 84 X FF 96 2-2 G6-3		B SI 98 C SI 96 C SI 97 F SL 90 B SL 89 C SL 90 2-3 K		4	0	1	0	0	1	2
22 Robinson Canó, L (1, 4) OBP: 0.324, SLG: 0.429	1 SAFE B SL 87 B SI 92 B SI 92 B SI 92 4-0 30 BB 1-2 BB			X SI 89 0-0 G1-3			B SI 93 B FF 94 B SI 92 C SI 92 B FF 92 4-1 30 HR BB	1 SAFE C SL 87 F SL 90 1 SAFE X SI 98 0-2 30 G5-3 1-2 1B		2	1	1	0	2	0	0
30 Franklin Gutierrez, R (1, 7) OBP: 0.345, SLG: 0.627	B SI 92 B FF 92 D SL 86 B FF 93 4-0 1-2 2-3 BB			B FF 89 C SI 88 C SI 93 F SL 88 B SL 86 B CH 86 S SL 83 3-3 K			B SI 91 B SI 93 B SI 92 C FF 93 T FF 94 F FF 95 X SI 94 3-2 1-H HR	B SI 98 C SI 97 X SI 98 1-1 G5-3 1-2 2-3		3	1	1	2	1	1	2
35 Mark Trumbo, R (1, 3) OBP: 0.298, SLG: 0.443	C SI 93 S FF 94 T SL 89 0-2 K			F FF 93 B SL 82 X FF 91 2-1 F7			B SI 92 X SI 91 1-0 7 2B 1B	S SL 88 S SL 90 X SL 90 0-2 G4-3		4	0	1	0	0	1	5
63 Jesus Montero, R (1, 10) OBP: 0.243, SLG: 0.366 7 Seth Smith, L (7, PH) OBP: 0.334, SLG: 0.459 (7, 10)		B SI 89 C SI 90 B SI 90 F SI 91 F FF 92 F SL 90 S SL 88 2-3 K	S FF 90 F CH 83 B FF 90 X SL 87 1-2 G6-3			C SL 79 X SI 88 0-1 1-3 2B			C KC 80 S KC 79 X KC 79 0-2 F8	2 2	0 0	0 1	0 0	0 0	1 0	0 0
5 Brad Miller, L (1, 5) OBP: 0.323, SLG: 0.387		S FF 92 S SI 95 B SI 94 C SL 89 1-3 K	B SL 82 C SI 91 X SI 91 1-1 G3			C SL 82 S SL 81 S CU 76 0-3 K			C KC 79 B FC 91 X KC 80 1-1 F8	4	0	0	0	0	2	2
3 Mike Zunino, R (1, 2) OBP: 0.230, SLG: 0.300 15 Kyle Seager, L (9, PH) OBP: 0.310, SLG: 0.419		S FF 94 X FF 94 0-1 G6-3	S SL 86 F CH 84 F SL 91 B FF 96 F SL 91 S CH 86 1-3 K			D SI 87 S CH 85 S SI 89 S CU 76 1-3 K			C FC 92 B CH 87 F KC 80 X FC 93 1-2 G6-3	3 1	0 0	0 0	0 0	0 0	2 0	2 0
Inning Stats	R: 0 E: 0 K: 1 S: 10 H: 1 LOB: 3 BB: 2 P: 23	R: 0 E: 0 K: 2 S: 10 H: 0 LOB: 0 BB: 0 P: 13	R: 0 E: 0 K: 0 S: 5 H: 1 LOB: 1 BB: 0 P: 7	R: 0 E: 0 K: 1 S: 7 H: 0 LOB: 0 BB: 0 P: 12	R: 0 E: 0 K: 1 S: 10 H: 0 LOB: 0 BB: 0 P: 13	R: 0 E: 0 K: 0 S: 6 H: 0 LOB: 0 BB: 0 P: 10	R: 2 E: 0 K: 2 S: 15 H: 3 LOB: 2 BB: 1 P: 25	R: 0 E: 0 K: 1 S: 14 H: 2 LOB: 2 BB: 0 P: 20	R: 0 E: 0 K: 0 S: 8 H: 0 LOB: 0 BB: 0 P: 10	1B: 5 2B: 1 3B: 0 HR: 1 SF: 0 SAC: 0 DP: 0 HBP: 0						

PITCHER		IP	WLS	BF	H	R	ER	SO	BB	IBB	HBP	BLK	WP	HR	S	P	ERA	WHIP
55 Carlos Rodón, L ERA: 4.15	(1, 1)	6.0	W	23	3	2	2	5	3	0	0	0	0	1	53	90	3.00	1.000
52 Jake Petricka, R ERA: 3.5	(7, 1)	0.0		1	1	0	0	0	0	0	0	0	0	0	1	2	∞	∞
33 Zach Duke, L ERA: 3.33	(7, 1)	1.0	H	4	1	0	0	2	0	0	0	0	0	0	9	11	0.00	1.000
65 Nate Jones, R ERA: 2.16	(8, 1)	1.0	H	5	2	0	0	1	0	0	0	0	0	0	14	20	0.00	2.000
30 David Robertson, R ERA: 2.7	(9, 1)	1.0	S	3	0	0	0	0	0	0	0	0	0	0	8	10	0.00	0.000

PITCHER	IP	WLS	BF	H	R	ER	SO	BB	IBB	HBP	BLK	WP	HR	S	P	ERA	WHIP

Seattle Mariners @ Chicago White Sox

U.S. Cellular Field, Chicago, IL

Thu Aug 27 2015, 8:11 PM - 10:50 PM EDT

Att. 15,076 - Partly Cloudy - 72 F

TOP

livebaseballscorecards.com

AB	33
R	2
H	7
RBI	2
BB	3
SO	8
LOB	15

SEATTLE MARINERS™

BOTTOM

Seattle Mariners @ Chicago White Sox

U.S. Cellular Field, Chicago, IL

Thu Aug 27 2015, 8:11 PM - 10:50 PM EDT

Att. 15,076 - Partly Cloudy - 72 F

livebaseballscorecards.com

Batter	1	2	3	4	5	6	7	8	9	AB	R	H	RBI	BB	SO	LOB
1 Adam Eaton, L (1, 8) OBP: 0.343, SLG: 0.408	C SI 90 X FF 92 0-1 79 G6-4-3 53 E 26 1B 1B		B CU 76 X SI 90 1-0 53 G4-3 79 2B 1B		B CU 75 H FF 91 2-0 79 1B 26 SF7-4 HBP		F FF 92 X CH 82 0-1 1B			3	3	3	0	0	0	0
53 Melky Cabrera, S (1, 7) OBP: 0.313, SLG: 0.386	C FF 93 X CH 85 0-1 FC5 79 G6-4-3 1-2		C CH 86 C FF 93 1 SAFE 1 SAFE F CH 85 X CH 86 0-2 ① G4-3 1-2		F SI 92 X CH 84 0-1 ① P4		F FF 93 1 SAFE 1 SAFE B FF 84 X CH 85 1-1 ② L9			4	0	0	0	0	0	4
79 José Abreu, R (1, 3) OBP: 0.353, SLG: 0.517	B FF 94 B FF 93 B FF 94 C FF 94 F FF 94 X CH 87 3-2 ① ② G6-4-3 1-2f 2-3		B FF 92 F CH 86 X FF 93 1-1 26 G4-3 28 2B 2-H 2B		1 SAFE C CH 84 X SI 93 0-1 26 SF7-4 1-3 1B		C FF 92 F FF 92 B CU 83 B FF 92 X CU 83 2-2 ③ F7			4	1	2	1	0	0	3
26 Avisaíl García, R (1, 10) OBP: 0.316, SLG: 0.380	X FF 94 0-0 3-H 1B		F FF 93 F CH 87 X SI 93 0-2 ② G4-3 2-3		S FF 92 X FF 92 0-1 ② ③ SF7-4 1-2 3-H			B SI 93 B FF 93 F FF 92 X SI 93 2-1 ① P3		3	0	1	2	0	0	1
28 Trayce Thompson, R (1, 9) OBP: 0.552, SLG: 0.963	B CU 79 F FF 93 B CH 86 S CH 87 1 SAFE B FF 94 S CH 86 3-3 ③ K		B CU 79 B CH 85 D CH 86 C FF 94 X CH 87 3-1 3-H 2B			S CH 84 B CU 75 X CH 82 1-1 2B		C CU 84 F CU 83 B CU 81 B CU 85 X CU 85 2-2 ② G1-3		4	0	2	1	0	1	1
10 Alexei Ramirez, R (1, 6) OBP: 0.264, SLG: 0.342		X FF 92 0-0 ① F8	D CU 78 F FF 93 F CH 86 D CH 87 F FF 93 F CU 81 X CU 80 2-2 ③ P6			C SI 92 C CU 78 S CH 84 0-3 ① K		B CU 83 C FF 93 F CU 84 X FF 93 1-2 ③ G3		4	0	0	0	0	1	2
18 Tyler Saladino, R (1, 5) OBP: 0.269, SLG: 0.331		B FF 93 C CH 86 X FF 93 1-1 ② F7		X FF 92 0-0 ① F8		C FF 92 B SI 93 X CH 85 1-1 ② G6-3				3	0	0	0	0	0	1
5 Yolmer Sánchez, S (1, 4) OBP: 0.276, SLG: 0.343		C CU 79 B CH 82 S CH 84 F CU 80 F FF 94 X FF 94 1-2 1B		B FF 94 C FF 93 F CH 86 B CU 81 B FF 92 X CH 85 3-2 ② G1-3		B CU 77 D CH 86 S FF 93 F SI 93 S CH 84 2-3 ③ K				3	0	1	0	0	1	1
21 Tyler Flowers, R (1, 2) OBP: 0.268, SLG: 0.341		F CH 86 S CU 79 D CH 85 1 SAFE X CU 81 1-2 ③ G5-3		S CH 85 X SI 93 0-1 ③ G6-3			B CU 74 C FF 91 F CH 84 B CU 79 X CH 81 2-2 ① G6-3			3	0	0	0	0	0	1
Inning Stats	R: 1 H: 2 E: 1 LOB: 1 K: 1 BB: 0 S: 11 P: 17	R: 0 H: 1 E: 0 LOB: 1 K: 0 BB: 0 S: 11 P: 14	R: 2 H: 3 E: 0 LOB: 1 K: 0 BB: 0 S: 17 P: 24	R: 0 H: 0 E: 0 LOB: 0 K: 0 BB: 0 S: 6 P: 9	R: 1 H: 1 E: 0 LOB: 0 K: 0 BB: 0 S: 6 P: 8	R: 0 H: 1 E: 0 LOB: 1 K: 2 BB: 0 S: 10 P: 14	R: 0 H: 1 E: 0 LOB: 1 K: 0 BB: 0 S: 10 P: 15	R: 0 H: 0 E: 0 LOB: 0 K: 0 BB: 0 S: 8 P: 13		1B: 6 SF: 1 2B: 4 SAC: 0 3B: 0 DP: 2 HR: 0 HBP: 1				WP: 0 PA: 33 PB: 0 SB: 0 CS: 0		

	AB	31
	R	4
	H	9
	RBI	4
	BB	0
	SO	3
	LOB	14

PITCHER		IP	WLS	BF	H	R	ER	SO	BB	IBB	HBP	BLK	WP	HR	S	P	ERA	WHIP
29 Roenis Elías, L ERA: 4.2	(1, 1)	6.2	L	29	9	4	3	3	0	0	1	0	0	0	68	96	4.05	1.350
27 Logan Kensing, R ERA: 2.25	(7, 1)	1.1		4	0	0	0	0	0	0	0	0	0	0	11	18	0.00	0.000

PITCHER	IP	WLS	BF	H	R	ER	SO	BB	IBB	HBP	BLK	WP	HR	S	P	ERA	WHIP

Batter	1	2	3	4	5	6	7	8	9	AB	R	H	RBI	BB	SO	LOB
4 Ketel Marte, S (1, 6) OBP: 0.362, SLG: 0.387	C FF 89 X FC 87 0-1 E6 15 1B		C FF 88 C CU 74 C CU 74 0-3 ① K		S CU 75 B FF 90 B CH 82 X FF 90 2-1 ③ G4-3		B SI 89 C CU 81 X SI 90 1-1 ② L7		C FF 94 C SL 85 F SL 85 B SL 85 S SL 85 1-3 ② K2-3	5	0	0	0	0	2	2
15 Kyle Seager, L (1, 5) OBP: 0.314, SLG: 0.428	1 SAFE X FF 92 0-0 22 G3-6-3 1-2 1B		F FF 90 B CU 77 B CH 81 S FC 87 F SI 92 X CH 82 2-2 ② F7			B CU 73 S FC 83 B FC 84 X FF 89 2-1 HR	B CH 82 B SI 91 B SI 91 B SI 92 4-0 1-2 2-3 BB		C FF 93 B FF 94 S SL 86 B FF 94 X SL 86 2-2 1B	4	1	3	1	1	0	0
23 Nelson Cruz, R (1, 9) OBP: 0.385, SLG: 0.605	B CH 81 X CH 83 1-0 F3 ①		C CU 74 B FC 85 X FC 87 1-1 ③ L9			B CH 80 F CH 80 F FC 86 F FF 89 X SI 90 1-2 ① G5-3	C CH 86 B SI 92 F SI 92 S SI 91 1-3 ③ K		B FF 94 B FF 94 C FF 94 B FF 94 C FF 94 F FF 94 X FF 92 3-2 ③ G1-3	5	0	0	0	0	1	6
22 Robinson Canó, L (1, 4) OBP: 0.321, SLG: 0.425	X SI 90 0-0 ② ③ G3-6-3 1-2f			C FC 84 B CU 75 B CH 82 X FF 90 2-1 ① G5-3		B CU 72 F SI 90 F FF 90 S CH 81 1-3 ② K		C CH 79 B SI 90 S CH 80 S SI 91 1-3 ① K		4	0	0	0	0	2	2
30 Franklin Gutierrez, R (1, 7) OBP: 0.366, SLG: 0.664 7 Seth Smith, L (8, PR) (8, 7) OBP: 0.334, SLG: 0.459		C FF 88 B FC 87 F CU 76 F FC 86 B FF 92 X FF 91 2-2 20 G3 16 1B 1B		C CU 74 B CU 76 B CH 82 X FF 90 2-1 16 WP 1B		C FC 86 B CU 73 F CH 81 B FF 90 B CH 80 F CH 81 X SI 90 3-2 HR		C SI 90 F SL 84 B SI 91 B CH 83 F SI 92 F SI 92 H SI 91 3-2 16 1B HBP		3	1	3	1	0	0	0 0
16 Austin Jackson, R (1, 8) OBP: 0.309, SLG: 0.372		C FC 87 X CH 81 0-1 20 G3 1-2 1B		1 SAFE C FF 90 S CU 77 1 SAFE B CH 80 S CH 80 1-3 ② K 1-2		B FF 89 C FC 85 B CU 77 F FF 90 B CH 82 S CH 81 3-3 ③ K		1 SAFE C SI 91 B SI 90 1 SAFE X CH 85 1-1 1-2 1B		4	0	2	0	0	2	1
35 Mark Trumbo, R (1, 10) OBP: 0.295, SLG: 0.438		C CU 75 B CH 81 S FF 92 S FF 91 1-3 ① K		F CU 75 B CH 81 X CU 75 1-1 ③ P4			C SL 81 B CH 81 F SI 88 X CU 81 1-2 ① G5-3	B CH 85 B CH 85 X SI 91 2-0 ② F4		4	0	0	0	0	1	5
20 Logan Morrison, L (1, 3) OBP: 0.300, SLG: 0.372		C CU 78 B FC 88 D SI 92 X CH 82 2-1 ② G3 1-2 2-3			B CU 73 B FC 85 F FF 89 F FF 90 F CH 81 B CH 82 F CH 82 F CU 76 X FF 90 3-2 2 F8 2B		X SI 88 0-0 15 BB 2 FC5 1B	C SI 93 B FF 94 X FF 94 1-1 ③ G3		4	0	2	0	0	0	4
2 Jesús Sucre, R (1, 2) OBP: 0.118, SLG: 0.167		B CU 76 C FF 90 D CH 81 F FF 91 X FF 92 2-2 ③ L9			B FF 89 2 SAFE X FF 90 1-0 ① ② F8 2-3		B SI 88 C SI 89 1 SAFE T SI 88 1 SAFE F SI 90 B SI 88 X CH 83 2-2 FC5 15 BB 1-2		B FF 93 X FF 93 1-0 ① G4-3	4	0	0	0	0	0	4
Inning Stats	R: 0 E: 1 K: 0 S: 5 H: 1 LOB: 1 BB: 0 P: 6	R: 0 E: 0 K: 1 S: 14 H: 2 LOB: 2 BB: 0 P: 21	R: 0 E: 0 K: 1 S: 9 H: 0 LOB: 0 BB: 0 P: 12	R: 0 E: 0 K: 1 S: 9 H: 1 LOB: 1 BB: 0 P: 15	R: 0 E: 0 K: 0 S: 9 H: 1 LOB: 0 BB: 0 P: 15	R: 2 E: 0 K: 2 S: 16 H: 2 LOB: 0 BB: 0 P: 26	R: 0 E: 0 K: 1 S: 13 H: 1 LOB: 3 BB: 1 P: 22	R: 0 E: 0 K: 1 S: 12 H: 1 LOB: 2 BB: 0 P: 20	R: 0 E: 0 K: 1 S: 12 H: 1 LOB: 1 BB: 0 P: 19	1B: 7 2B: 1 3B: 0 HR: 2 SF: 0 SAC: 0 DP: 1 HBP: 1						

PITCHER		IP	WLS	BF	H	R	ER	SO	BB	IBB	HBP	BLK	WP	HR	S	P	ERA	WHIP
50 John Danks, L ERA: 4.82	(1, 1)	6.0	L	24	7	2	2	5	0	0	0	0	1	2	62	95	3.00	1.167
34 Matt Albers, R ERA: 1.75	(7, 1)	1.2		10	2	0	0	2	1	0	1	0	0	0	23	39	0.00	1.800
43 Dan Jennings, L ERA: 4.74	(8, 1)	1.1		5	1	0	0	1	0	0	0	0	0	0	14	22	0.00	0.750

PITCHER	IP	WLS	BF	H	R	ER	SO	BB	IBB	HBP	BLK	WP	HR	S	P	ERA	WHIP

TOP

Seattle Mariners @ Chicago White Sox

U.S. Cellular Field, Chicago, IL

Fri Aug 28 2015, 8:11 PM - 11:02 PM EDT

Att. 27,870 - Cloudy - 76 F

livebaseballscorecards.com

AB	37
R	2
H	10
RBI	2
BB	1
SO	8
LOB	24

WP: 1 PA: 39
PB: 0
SB: 0
CS: 0

Batter	1	2	3	4	5	6	7	8	9	AB	R	H	RBI	BB	SO	LOB
1 Adam Eaton, L (1, 8) OBP: 0.341, SLG: 0.404	B FF 93 F FF 92 C FF 92 B FF 93 X FS 89 2-2 ① G3		B FF 92 X FS 89 1-0 ③ F8			B FF 92 X FF 93 1-0 ② L8		B SI 92 X SI 93 1-0 ③ G3		4	0	0	0	0	0	0
79 José Abreu, R (1, 3) OBP: 0.351, SLG: 0.513	C FF 92 F FF 93 S FF 94 0-3 ② K			X FF 92 0-0 ① L7		B FF 94 F FF 93 C FS 88 S FF 96 1-3 ③ K			B SI 96 X FF 94 1-0 ① P6	4	0	0	0	0	2	0
53 Melky Cabrera, S (1, 7) OBP: 0.315, SLG: 0.389	C FF 92 F FF 93 B FF 94 F FS 90 F FC 90 B FF 95 X CU 74 2-2 2B			C FF 93 B FF 94 X FS 90 1-1 ② L7			C FC 88 B FS 88 B FF 93 B FS 87 C FF 94 X FF 93 3-2 10 1B 25 BB 20 G5-2-3 1B		B FF 94 C FF 94 S SL 86 X CU 79 1-2 ② G3-1	4	0	2	0	0	0	0
26 Avisaíl García, R (1, 9) OBP: 0.314, SLG: 0.377	B FF 92 X FF 93 1-0 ③ G6-3			F FF 93 F FF 95 S FF 94 0-3 ③ K			F FC 89 F FF 92 B FF 93 B FF 94 F FS 89 S FF 95 2-3 ① K		C FF 94 C CU 78 X FF 96 0-2 ③ F7	4	0	0	0	0	2	2
25 Adam LaRoche, L (1, 10) OBP: 0.297, SLG: 0.355		B FF 91 B FF 91 F FS 89 S FF 91 B FF 92 X FS 88 3-2 ① G3			X FF 92 0-0 ① B2		C FF 94 B FF 94 B FS 88 B FF 95 S FS 87 F SI 93 B SI 92 4-2 10 1B 1-2 BB			2	0	0	0	1	0	0
10 Alexei Ramirez, R (1, 6) OBP: 0.267, SLG: 0.344		B FF 94 C FF 93 F FS 90 B FF 93 X FF 94 2-2 ② F8			X FF 93 0-0 5 FC6 1B		S SL 84 B SL 86 C SL 85 F SI 95 F SL 85 X SL 86 1-2 1-2 2-3 1B			3	0	2	0	0	0	0
58 Geovany Soto, R (1, 2) OBP: 0.339, SLG: 0.464 20 JB Shuck, L (7, PH) OBP: 0.344, SLG: 0.352 21 Tyler Flowers, R (8, 2) OBP: 0.268, SLG: 0.341		C FF 94 B FC 92 C FF 94 C FF 95 1-3 ③ K			1 SAFE F FF 92 C FS 88 B CU 74 F FF 95 D CU 74 S FS 89 2-3 ② K		B SI 94 X SI 93 1-0 ② ③ G5-2-3 3-Hf			2 1 0	0 0 0	0 0 0	0 0 0	0 0 0	2 0 0	1 3 0
5 Yolmer Sánchez, S (1, 4) OBP: 0.273, SLG: 0.340			C FF 91 F FF 93 B FF 93 F FF 95 X FS 90 1-2 ① L7		S FF 93 1 SAFE B FF 95 X FS 90 1-1 ③ FC6 1-2f			B SI 92 B SI 92 C SI 91 C SI 92 X SL 86 2-2 ① G3-1		3	0	0	0	0	0	1
18 Tyler Saladino, R (1, 5) OBP: 0.264, SLG: 0.325			B FF 93 X FF 94 1-0 ② L7			C FC 90 X FF 94 0-1 ① F9		C SI 93 B SI 94 X SI 93 1-1 ② P3		3	0	0	0	0	0	0
Inning Stats	R: 0 E: 0 K: 1 S: 12 H: 1 LOB: 1 BB: 0 P: 17	R: 0 E: 0 K: 1 S: 9 H: 0 LOB: 0 BB: 0 P: 15	R: 0 E: 0 K: 0 S: 6 H: 0 LOB: 0 BB: 0 P: 9	R: 0 E: 0 K: 1 S: 6 H: 0 LOB: 0 BB: 0 P: 7	R: 0 E: 0 K: 1 S: 8 H: 1 LOB: 1 BB: 0 P: 11	R: 0 E: 0 K: 1 S: 6 H: 0 LOB: 0 BB: 0 P: 8	R: 0 E: 0 K: 1 S: 16 H: 2 LOB: 2 BB: 1 P: 27	R: 0 E: 0 K: 0 S: 6 H: 0 LOB: 0 BB: 0 P: 10	R: 0 E: 0 K: 0 S: 7 H: 0 LOB: 0 BB: 0 P: 9	1B: 3 2B: 1 3B: 0 HR: 0	SF: 0 SAC: 0 DP: 1 HBP: 0			WP: 0 PB: 0 SB: 0 CS: 0	PA: 31		

PITCHER		IP	WLS	BF	H	R	ER	SO	BB	IBB	HBP	BLK	WP	HR	S	P	ERA	WHIP
44 Taijuan Walker, R ERA: 4.53	(1, 1)	6.1	W	22	3	0	0	6	0	0	0	0	0	0	54	79	0.00	0.474
39 Carson Smith, R ERA: 2.91	(7, 1)	1.2	H	6	1	0	0	0	1	0	0	0	0	0	15	25	0.00	1.200
54 Tom Wilhelmsen, R ERA: 3.78	(9, 1)	1.0	S	3	0	0	0	0	0	0	0	0	0	0	7	9	0.00	0.000

PITCHER	IP	WLS	BF	H	R	ER	SO	BB	IBB	HBP	BLK	WP	HR	S	P	ERA	WHIP

BOTTOM

Seattle Mariners @ Chicago White Sox

U.S. Cellular Field, Chicago, IL

Fri Aug 28 2015, 8:11 PM - 11:02 PM EDT

Att. 27,870 - Cloudy - 76 F

livebaseballscorecards.com

AB	30
R	0
H	4
RBI	0
BB	1
SO	6
LOB	7

Batter	1	2	3	4	5	6	7	8	9	AB	R	H	RBI	BB	SO	LOB
4 Ketel Marte, S (1, 6) OBP: 0.355, SLG: 0.381 6 John Hicks, R (8, 5)	C FF 91 F FC 90 F SL 86 B FF 94 X FS 85 1-2 15 HR 1B	X FF 92 0-0 ③ L8		C FF 92 F FF 92 B SL 86 B SL 86 B FF 92 F FF 92 F FF 95 X FF 95 3-2 ② SF7 3-H		C FF 92 S SL 85 B SL 84 X FF 94 1-2 ③ G4-3		X FF 92 0-0 ② G1-3 1-2 2-3 3-H		4 0	1 0	1 0	2 0	0 0	0 0	3 0
15 Kyle Seager, L (1, 5) OBP: 0.315, SLG: 0.434 (8, 6)	C FC 90 B SI 92 L FS 84 1 SAFE X SI 94 1-2 1-H HR		C FF 91 F SL 86 B SL 87 F SL 88 F SI 87 X FF 92 1-2 22 2B 1B	B FS 85 F FS 86 C FF 94 X SI 87 1-2 ③ G5-3			C SL 82 F FF 91 B SL 84 F CH 85 X FF 93 1-2 ① P5	B SI 92 X FF 92 1-0 E6 2-3 3-H		5	1	2	2	0	0	1
23 Nelson Cruz, R (1, 9) OBP: 0.383, SLG: 0.600	C FF 94 B SL 87 F FF 93 B SL 86 B SL 86 F FF 92 F FF 92 B FF 94 4-2 22 1B 7 SF8 BB		S FF 93 B FF 91 S SL 88 1 SAFE B SL 86 F SL 87 F SL 87 1 SAFE S SL 87 2-3 K		C FF 91 B FF 92 S SL 86 S SI 92 1-3 ① K		B SL 83 B FF 94 C SL 83 F FF 92 B SL 84 F CH 84 X SL 84 3-2 ② G6-3	B FF 94 F FF 92 F FF 93 S SL 85 1-3 ③ K		4	1	0	0	1	3	3
22 Robinson Canó, L (1, 4) OBP: 0.328, SLG: 0.432	C SL 84 X SL 86 0-1 1-3 1B		C SL 86 1 SAFE B FC 91 X FF 91 1-1 ② 7 2B 1-H 2B		B SL 83 B FS 84 B SL 86 B FF 92 4-0 BB		S CH 84 B SL 85 S CH 84 B CH 85 F FF 93 X CH 85 2-2 7 FC6 1B		C FF 92 B SL 84 B FF 92 F FF 93 B FF 94 F FF 93 X FF 92 3-2 7 FC5-6 1B	4	1	4	0	1	0	0
7 Seth Smith, L (1, 7) OBP: 0.332, SLG: 0.459	F SL 84 X SL 87 0-1 ① SF8 3-H		B FF 91 C SL 84 S FS 85 F SL 87 F SL 88 F SL 88 X SL 88 1-2 2-H 2B		B FF 91 C FF 93 1 SAFE C FS 85 X FF 93 1-2 ② L8		D SL 84 X SI 93 1-0 ③ FC6 1-2f		1 SAFE C SL 85 D SL 86 F FF 91 F SI 93 B SL 85 F SL 85 B SL 85 F FF 92 3-2 ① X SL 84 FC5-6 20 FC5-6 1-2f	4	0	1	2	0	0	3
20 Logan Morrison, L (1, 3) OBP: 0.299, SLG: 0.369	1 SAFE B SI 92 F FF 93 1 SAFE S FF 91 S FC 90 1-3 ② K		C SL 86 B FF 93 F SL 95 F SL 88 B FF 93 F FS 86 F FF 92 F SL 84 B FF 95 4-2 F SL 88 B SL 86 BB		X SI 94 0-0 ③ F8			F CH 83 X FF 93 0-1 ① F8	B FF 93 F SL 85 S FF 92 X SL 86 1-2 ② FC5-6 35 1B 1-2f	4	0	0	0	1	1	3
35 Mark Trumbo, R (1, 10) OBP: 0.296, SLG: 0.436	C SL 84 F FF 94 1 SAFE C SL 86 0-3 ③ K		S SL 87 X SL 85 0-1 ③ L8			S SL 85 B SI 92 S SI 93 B SL 88 B SL 86 S SL 87 3-3 ① K		B SL 84 C SL 83 B FF 93 B FF 93 B CH 84 4-1 2 1B 16 1B 4 G1-3 BB	1 SAFE B CH 85 F SI 95 S SL 85 X CH 85 1-2 1-2 1B	4	1	1	0	1	2	3
5 Brad Miller, L (1, 8) OBP: 0.323, SLG: 0.389 16 Austin Jackson, R (8, PH) OBP: 0.310, SLG: 0.373 (8, 8)		C SL 85 F FC 90 S SL 85 0-3 ① K		S FF 90 X FF 91 0-1 2 SH1-3-4 4 SF7 2B		B SL 83 B FS 86 C SL 86 F FF 93 F SL 88 C SI 96 2-3 ② K		C FF 91 B SL 83 1 SAFE X FF 93 1-1 4 G1-3 2 1B 15 E 1-2 1B	C SI 94 B SI 97 X CH 86 1-1 ③ G6-3	3 2	1 1	1 1	0 0	0 0	2 0	0 2
2 Jesús Sucre, R (1, 2) OBP: 0.141, SLG: 0.188		B FF 94 C FF 92 C SL 85 B SL 87 B FF 94 F FF 93 S FF 94 3-3 ② K		B SL 84 X FF 91 1-0 ① SH1-3-4 2-3		B SL 86 B FF 93 X FF 93 2-0 1B		C SI 92 B SL 82 C FF 92 F SL 83 D SL 84 F FF 93 F SI 93 F SL 84 X FF 94 2-2 15 E 4 G1-3 1-2 2-3 1B		3	0	2	0	0	1	0
Inning Stats	R: 3 E: 0 K: 2 S: 21 H: 3 LOB: 1 BB: 1 P: 28	R: 0 E: 0 K: 2 S: 8 H: 0 LOB: 0 BB: 0 P: 11	R: 1 E: 0 K: 1 S: 27 H: 3 LOB: 2 BB: 1 P: 36	R: 1 E: 0 K: 0 S: 11 H: 1 LOB: 0 BB: 0 P: 16	R: 0 E: 0 K: 1 S: 7 H: 0 LOB: 1 BB: 1 P: 13	R: 0 E: 0 K: 2 S: 11 H: 1 LOB: 1 BB: 0 P: 19	R: 0 E: 0 K: 0 S: 13 H: 1 LOB: 1 BB: 0 P: 20	R: 2 E: 1 K: 1 S: 17 H: 2 LOB: 2 BB: 1 P: 26	R: 0 E: 0 K: 0 S: 18 H: 2 LOB: 2 BB: 0 P: 27	1B: 9 2B: 3 3B: 0 HR: 1 SF: 2 SAC: 1 DP: 0 HBP: 0						

PITCHER		IP	WLS	BF	H	R	ER	SO	BB	IBB	HBP	BLK	WP	HR	S	P	ERA	WHIP
29 Jeff Samardzija, R ERA: 4.85	(1, 1)	5.2	L	27	8	5	5	8	3	0	0	0	0	1	82	119	7.94	1.941
40 Daniel Webb, R ERA: 2.7	(6, 1)	1.2		7	1	1	1	0	1	0	0	0	0	0	19	31	5.40	1.200
43 Dan Jennings, L ERA: 4.6	(8, 1)	1.1		8	3	1	0	1	0	0	0	0	0	0	27	39	0.00	2.250
52 Jake Petricka, R ERA: 3.48	(9, 1)	0.1		2	1	0	0	0	0	0	0	0	0	0	5	7	0.00	3.000

PITCHER IP WLS BF H R ER SO BB IBB HBP BLK WP HR S P ERA WHIP

TOP

Seattle Mariners @ Chicago White Sox

U.S. Cellular Field, Chicago, IL

Sat Aug 29 2015, 7:12 PM - 11:25 PM EDT

Att. 26,011 - Drizzle - 74 F

livebaseballscorecards.com

AB	37
R	7
H	13
RBI	6
BB	4
SO	9
LOB	18

1B: 9	SF: 2	WP: 0	PA: 44
2B: 3	SAC: 1	PB: 0	
3B: 0	DP: 0	SB: 0	
HR: 1	HBP: 0	CS: 0	

Batter	1	2	3	4	5	6	7	8	9	AB	R	H	RBI	BB	SO	LOB
1 Adam Eaton, L (1, 8) OBP: 0.341, SLG: 0.402	B FF 85 B FF 87 F SL 80 F SI 88 X FF 88 2-2 ① L8		B FF 90 D SI 86 B FS 84 B SL 82 4-0 18 BB BB	C FF 92 S SI 88 F SI 88 B FF 91 B SI 88 X SI 87 2-2 ③ G4-3		B SL 85 F FF 93 S FF 94 B SL 87 X FF 94 2-2 ③ FC6 1-2f		F SI 93 B CU 83 F CU 84 B SI 92 F CU 84 B FF 92 B FF 92 4-2 18 1B 79 1B BB 1-2 2-3 3-H		3	1	0	1	2	0	5
18 Tyler Saladino, R (1, 5) OBP: 0.268, SLG: 0.324	C SI 85 S SL 83 S FF 89 0-3 ② K		C SI 90 D SI 86 B SI 90 F SL 84 F SI 87 F FF 90 B SI 85 B SL 81 4-2 1-2 BB		B FF 89 C SI 89 F CU 74 B SI 87 B FF 91 F FF 90 X FF 92 3-2 ① G5-3		C FF 93 C FF 93 B CU 85 B CU 86 S CU 84 2-3 ① K2-3	D FF 96 B FF 96 C FF 97 X SL 89 2-1 79 1B 1B 1-3 2-H 3-H		4	0	1	2	1	2	0
79 José Abreu, R (1, 10) OBP: 0.349, SLG: 0.509 28 Trayce Thompson, R (8, PR) OBP: 0.552, SLG: 0.963 (9, 10)	B FF 90 S SI 85 X SI 88 1-1 ③ L9		B SI 88 B SI 87 S SI 88 X SI 92 2-1 ③ F8		C FF 92 B SI 92 X FF 89 1-1 ② F7		C FF 92 F SI 93 B FF 91 S FF 93 1-3 ② K	B SI 96 F FF 96 C CU 79 X FF 97 1-2 1-3 3-H 1B		5 0	0 0	1 0	1 0	0 0	1 0	3 0
53 Melky Cabrera, S (1, 7) OBP: 0.314, SLG: 0.387		C FF 87 B FS 83 T SI 86 S FF 88 1-3 ① K		B FF 86 T SI 88 B SI 85 F FF 86 X FF 89 2-2 26 1B 25 1B 1B	C SI 89 C SI 90 B FF 88 F SI 85 S SI 86 1-3 ③ K		X SI 92 0-0 ③ L9	B SI 96 B FF 97 C FF 97 X FF 97 2-1 ③ G6-3		5	1	1	0	0	2	2
26 Avisaíl García, R (1, 9) OBP: 0.317, SLG: 0.379		X SL 82 0-0 25 G5-6-3 1B		F SI 89 X SI 89 0-1 5 G3 25 1B 1B 1-3		F FF 89 S FF 90 S FF 88 0-3 ① K		X FF 92 0-0 20 BB 10 1B 1 BB 1B	F FF 95 B SI 96 F SL 89 S FF 96 1-3 ① K	5	1	3	0	0	2	0
25 Adam LaRoche, L (1, 3) OBP: 0.300, SLG: 0.355 15 Gordon Beckham, R (9, PR) OBP: 0.254, SLG: 0.303		F FF 88 C SL 83 F FF 88 X FS 84 0-2 ② ③ G5-6-3 1-2f		F FF 90 X SI 86 0-1 5 G3 1-2 3-H 1B		B SI 86 F SI 85 B FF 88 B SI 86 C FF 89 F SI 86 B SI 86 4-2 10 1B 21 1B BB		T SI 92 B SI 91 X CH 87 1-1 ① L9	B FF 95 B FF 95 S CH 89 B SI 96 F CH 89 B SL 89 4-2 BB	3 0	1 0	1 0	1 0	2 0	0 0	2 0
10 Alexei Ramirez, R (1, 6) OBP: 0.268, SLG: 0.345		B FS 84 B SL 79 C SL 81 F FS 83 X FF 87 2-2 ① P2		F SI 85 F FS 85 S SI 87 0-3 ① K		C SL 82 B SI 88 X SI 85 1-1 21 1B 1-2 1B		X CU 84 0-0 1 BB 20 BB 18 1B 1-2 1B	B SL 88 X FF 93 1-0 ② P5	5	1	2	0	0	1	3
5 Yolmer Sánchez, S (1, 4) OBP: 0.272, SLG: 0.341			C SI 87 X SL 81 0-1 21 L8 2B	X FF 91 0-0 ② G3 1-2 2-3		C FF 90 F FC 88 F SI 86 S FS 83 0-3 ② K		X FF 92 0-0 ② F7	B SI 93 C SI 94 B SI 94 B SI 96 S FF 95 S SL 91 3-3 ③ K2-3	5	0	1	0	0	2	7
21 Tyler Flowers, R (1, 2) OBP: 0.272, SLG: 0.342 20 JB Shuck, L (8, PH) OBP: 0.350, SLG: 0.352 58 Geovany Soto, R (9, 2) OBP: 0.339, SLG: 0.464			B FF 87 X SL 81 1-0 ② L8 2-3	B SL 75 B SI 85 B FC 84 C SL 84 D SI 88 4-1 BB		C SI 89 S FS 82 B FS 83 D FS 82 D FS 83 X SL 79 3-2 1 FC6 1-2 2-H 1B		C FF 92 B CH 86 F SI 92 B SI 92 F CU 83 B FF 93 B SI 93 4-2 1 BB 18 1B 1-2 2-3 BB		2 0 0	0 1 0	1 0 0	1 0 0	1 1 0	0 0 0	1 0 0
Inning Stats	R: 0 E: 0 K: 1 S: 8 H: 0 LOB: 0 BB: 0 P: 11	R: 0 E: 0 K: 1 S: 8 H: 1 LOB: 0 BB: 0 P: 9	R: 0 E: 0 K: 0 S: 12 H: 1 LOB: 3 BB: 2 P: 25	R: 1 E: 0 K: 1 S: 16 H: 3 LOB: 3 BB: 1 P: 24	R: 0 E: 0 K: 1 S: 10 H: 0 LOB: 0 BB: 0 P: 15	R: 1 E: 0 K: 2 S: 18 H: 2 LOB: 2 BB: 1 P: 28	R: 0 E: 0 K: 2 S: 7 H: 0 LOB: 0 BB: 0 P: 10	R: 4 E: 0 K: 0 S: 18 H: 4 LOB: 2 BB: 2 P: 32	R: 0 E: 0 K: 2 S: 9 H: 0 LOB: 1 BB: 1 P: 18	1B: 10 2B: 1 3B: 0 HR: 0 SF: 0 SAC: 0 DP: 1 HBP: 0						WP: 0 PB: 0 SB: 0 CS: 0 PA: 44	

PITCHER	IP	WLS	BF	H	R	ER	SO	BB	IBB	HBP	BLK	WP	HR	S	P	ERA	WHIP
18 Hisashi Iwakuma, R (1, 1) ERA: 4.22	5.2	W	27	7	2	2	6	4	0	0	0	0	0	69	107	3.18	1.941
50 Rob Rasmussen, L (6, 1) ERA: 12.54	0.1	H	1	0	0	0	0	0	0	0	0	0	0	3	5	0.00	0.000
27 Logan Kensing, R (7, 1) ERA: 7.94	1.2	H	9	2	4	4	2	2	0	0	0	0	0	18	30	21.60	2.400
54 Tom Wilhelmsen, R (8, 1) ERA: 3.67	1.1	S	7	2	0	0	2	1	0	0	0	0	0	16	30	0.00	2.250

PITCHER	IP	WLS	BF	H	R	ER	SO	BB	IBB	HBP	BLK	WP	HR	S	P	ERA	WHIP

BOTTOM

Seattle Mariners @ Chicago White Sox

U.S. Cellular Field, Chicago, IL

Sat Aug 29 2015, 7:12 PM - 11:25 PM EDT

Att. 26,011 - Drizzle - 74 F

livebaseballscorecards.com

AB	37
R	6
H	11
RBI	6
BB	7
SO	10
LOB	23

Batter	1	2	3	4	5	6	7	8	9	10	11	AB	R	H	RBI	BB	SO	LOB
Austin Jackson, R (1, 8) OBP: 0.312, SLG: 0.387	F FF 92 F FF 90 B FF 92 B CU 81 B FF 92 X FF 93 3-2 15 HR 1B	B CU 80 C FF 92 X CU 80 1-1 1-H HR		C FF 92 B FF 92 B CH 88 X CH 86 2-1 E5 22 1B	F SI 88 X SI 89 0-1 ③ L9			B CU 77 C SI 90 B CH 85 S CU 77 F SI 89 B SL 81 X CU 76 3-2 15 1B 3B			B FC 93 C KC 80 F KC 82 B FC 90 B FF 93 C FF 92 3-3 ② K	6	3	3	2	0	1	2
15 Kyle Seager, L (1, 5) OBP: 0.317, SLG: 0.442	B FF 92 X FF 93 1-0 1-H HR	C FF 90 C CU 80 F FF 91 S CU 80 0-3 ③ K		F CU 79 B FF 92 C FF 91 2 SAFE D CU 79 S CU 79 2-3 ② K		B CH 77 B CH 78 B SI 90 C SI 89 X SI 90 3-1 23 FC1-5-4 2B		B CU 78 B CU 77 C SI 89 B SL 81 F SL 84 F CU 77 F SI 90 X SI 90 3-2 23 CS 1B 3-H			B FC 94 B FC 93 F FC 93 B KC 80 S FF 93 F FC 92 X FC 94 3-2 L4	6	1	3	3	0	2	1
23 Nelson Cruz, R (1, 10) OBP: 0.383, SLG: 0.598	F FF 93 S CU 80 C CU 80 0-3 ① K		C FF 91 X CH 86 0-1 20 G4-3 22 BB 1B	B CU 78 C CH 86 F CU 80 B SI 93 D CU 82 F CU 79 B FF 92 4-2 22 1B BB		B SI 88 X SL 84 1-0 ① FC1-5-4 22 G5-4-3 2-3		C SL 88 B SL 89 C SI 97 1-2 ③ CS 1-2	F SI 97 B SI 98 B SL 88 S SI 96 F SL 88 F SI 98 S SI 98 2-3 ① K			4	0	1	0	1	2	1
22 Robinson Canó, L (1, 4) OBP: 0.330, SLG: 0.432	B FF 91 C CU 80 B FF 91 B CU 80 F FF 93 X CU 80 3-2 1B		B SI 91 1 SAFE C FF 91 B FF 91 1 SAFE B FF 92 B FF 93 4-1 20 G4-3 1-2 BB	B SI 92 F FF 92 X SI 92 1-1 1-2 2-3 1B		B SI 88 X SI 90 1-0 ② ③ G5-4-3 1-2f			C SI 97 S SL 90 S SL 90 0-3 ② K			4	0	2	0	1	1	1
30 Franklin Gutierrez, R (1, 7) OBP: 0.352, SLG: 0.636	B FF 91 D CU 81 F FF 93 1 SAFE F FF 92 B CH 86 S CU 81 3-3 ② K		C FF 92 X CU 80 0-1 ① F8	C CU 80 B CU 80 X CU 80 1-1 ③ L8			B SL 83 F SI 89 F CU 81 T SI 90 1-2 ① K		S SL 90 B SL 89 C SI 97 C SI 99 1-3 ③ K			5	0	0	0	0	3	6
20 Logan Morrison, L (1, 3) OBP: 0.295, SLG: 0.364	C CU 80 B FF 91 B CU 80 C FF 93 1 SAFE X FF 93 2-2 ③ F8		X CU 80 0-0 ② G4-3 1-2 2-3		F FF 91 C CU 79 F CU 79 B CU 79 B FF 92 C CU 78 3-3 ① K		F SI 90 S CU 78 S CU 76 0-3 ② K			S KC 78 B KC 79 X KC 79 1-1 ① G2-3		5	0	0	0	0	2	3
35 Mark Trumbo, R (1, 9) OBP: 0.298, SLG: 0.436 7 Seth Smith, L (7, 9) OBP: 0.331, SLG: 0.458		B CU 79 B FF 90 C FF 90 C CH 86 F CU 81 S CU 78 2-3 ① K	I IN 68 I IN 72 I IN 75 I IN 79 4-0 IBB	F CU 79 B FF 90 B CH 86 C CH 87 B CU 80 X CU 79 3-2 5 1B 1B			C SI 89 B CH 86 B CU 77 B SI 89 B SI 90 S CU 78 3-3 ③ K			C FC 93 C KC 81 B KC 81 F KC 81 C FC 95 1-3 ② K		3 1	0 0	1 0	0 0	1 0	2 1	0 0
5 Brad Miller, L (1, 6) OBP: 0.321, SLG: 0.387		T FF 91 F CU 79 S CU 77 0-3 ② K	X CU 80 0-0 ③ G1-3	B FF 93 B FF 92 C SI 92 X SI 92 2-1 1-2 1B				C SL 80 F CH 86 X CU 76 0-2 ① G6-3		B FC 92 B FC 92 C FC 92 C FC 93 2-3 ③ K		5	0	1	0	0	2	3
6 John Hicks, R (1, 2) OBP: 0.200, SLG: 0.200		B FF 90 X FF 92 1-0 HR 1B		C CU 78 F FF 91 B CU 78 F FF 91 S CU 79 1-3 ① K2-3	C SI 87 D SI 88 F SI 88 S SI 90 1-3 ② K			B SI 89 F SI 87 F CH 85 S SL 82 1-3 ② K			F FC 92 B FC 92 X KC 81 1-1 ① L7	5	1	1	0	0	3	2
Inning Stats	R: 2 E: 0 K: 2 S: 16 H: 3 LOB: 1 BB: 0 P: 28	R: 2 E: 0 K: 3 S: 14 H: 2 LOB: 0 BB: 0 P: 18	R: 0 E: 0 K: 0 S: 7 H: 1 LOB: 3 BB: 2 P: 15	R: 0 E: 1 K: 2 S: 16 H: 1 LOB: 3 BB: 1 P: 27	R: 0 E: 0 K: 2 S: 13 H: 2 LOB: 2 BB: 0 P: 22	R: 0 E: 0 K: 0 S: 4 H: 1 LOB: 0 BB: 0 P: 9	R: 0 E: 0 K: 3 S: 9 H: 0 LOB: 0 BB: 0 P: 13	R: 1 E: 0 K: 1 S: 17 H: 2 LOB: 0 BB: 0 P: 25	R: 0 E: 0 K: 3 S: 11 H: 0 LOB: 0 BB: 0 P: 14	R: 0 E: 0 K: 2 S: 9 H: 0 LOB: 0 BB: 0 P: 13	R: 0 E: 0 K: 1 S: 9 H: 0 LOB: 0 BB: 0 P: 16						

TOP

Seattle Mariners @ Chicago White Sox

U.S. Cellular Field, Chicago, IL

Sun Aug 30 2015, 2:12 PM - 6:11 PM EDT

Att. 28,031 - Cloudy - 74 F

livebaseballscorecards.com

AB	44
R	5
H	12
RBI	5
BB	3
SO	19
LOB	19

PITCHER		IP	WLS	BF	H	R	ER	SO	BB	IBB	HBP	BLK	WP	HR	S	P	ERA	WHIP
62 Jose Quintana, L ERA: 3.75	(1, 1)	4.1		26	9	4	4	8	2	1	0	0	0	2	61	104	8.31	2.538
34 Matt Albers, R ERA: 1.63	(5, 1)	2.0		6	1	0	0	2	0	0	0	0	0	0	12	19	0.00	0.500
33 Zach Duke, L ERA: 3.42	(7, 1)	1.1		6	2	1	1	3	0	0	0	0	0	0	21	31	6.75	1.500
65 Nate Jones, R ERA: 1.86	(8, 1)	1.1		3	0	0	0	3	0	0	0	0	0	0	13	17	0.00	0.000
30 David Robertson, R ERA: 2.6	(10, 1)	2.0	W	6	0	0	0	3	0	0	0	0	0	0	18	29	0.00	0.000

PITCHER	IP	WLS	BF	H	R	ER	SO	BB	IBB	HBP	BLK	WP	HR	S	P	ERA	WHIP

1B: 8	SF: 0	WP: 0	PA: 48
2B: 1	SAC: 0	PB: 0	
3B: 1	DP: 1	SB: 0	
HR: 2	HBP: 0	CS: 1	

Batter	1	2	3	4	5	6	7	8	9	10	11	AB	R	H	RBI	BB	SO	LOB
1 Adam Eaton, L (1, 8) OBP: 0.343, SLG: 0.402	B FF 91 C FF 93 C CU 79 B CU 78 F SI 93 B CU 78 F FF 94 B FF 94 4-2 79 E 79 S 79 E BB	B CU 78 B SI 92 B FF 93 C FF 92 C FF 93 X FF 93 3-2 ③ G1-3		X SI 92 0-0 ② G4-3 2-3 3-H		X SI 95 0-0 1B		B FF 94 S FF 94 X FF 94 1-1 53 1B 1B		C FF 92 X FF 91 0-1 ① F7		5	1	2	1	1	0	3
79 José Abreu, R (1, 3) OBP: 0.345, SLG: 0.503	B FF 95 C FF 94 T CH 85 B FF 95 X FF 95 2-2 E3 26 G6-4-3 53 1B 1-H		B FF 93 B CH 84 X FF 93 2-0 ① P4	C FF 93 B FF 92 X CH 85 1-1 ③ P3		C SI 94 X FF 93 0-1 ③ G5-3		C SL 82 C SL 84 B SL 87 1 SAFE S SL 86 1-3 ② K		X FF 92 0-0 ② G6-3		6	0	0	1	0	1	3
53 Melky Cabrera, S (1, 7) OBP: 0.319, SLG: 0.399	B FF 94 D SI 94 X SI 94 2-0 26 G6-4-3 1-2 1B		C SI 93 F CU 78 F FF 92 B FF 93 X CH 86 1-2 ② F7		B CU 73 B CH 88 C CH 88 B FF 91 B CH 87 4-1 58 FC5 26 WP BB		C FF 94 F FF 94 X FF 93 0-2 HR	C SI 92 1 SAFE 1 SAFE B CH 86 B CH 86 X SI 91 2-1 1-2 1B		B FF 93 C FF 93 X SL 83 1-1 2B		5	1	4	1	1	0	0
26 Avisaíl García, R (1, 10) OBP: 0.316, SLG: 0.378 25 Adam LaRoche, L (8, PH) OBP: 0.299, SLG: 0.354 (9, 10)	B FF 94 X FF 95 1-0 ① ② G6-4-3 1-2f 2-3		F FF 93 S CH 86 X FF 92 0-2 1B		B FF 89 F FF 91 X FF 91 1-1 ① L7 1-2		S SI 94 X SI 93 0-1 ① G5-3	B CH 87 B SI 92 X SI 92 2-0 ③ F7		D SL 82 C FF 92 S FF 92 S SL 84 1-3 ③ K		4 2	0 0	1 0	0 0	0 0	0 1	3 3
28 Trayce Thompson, R (1, 9) OBP: 0.514, SLG: 0.844	B SI 95 X SI 94 1-0 ③ G6-3		X SI 91 0-0 ③ G5-3		F SI 92 B CH 83 D CH 82 X SI 91 2-1 ② G5-3		C SL 84 B SI 94 S SL 85 B SL 85 B SL 85 F FF 96 F SL 85 B SL 85 4-2 10 1B BB		C SI 93 S SL 85 B SL 85 X SL 87 1-2 20 S 5 E 1B		B FF 91 B FF 92 X FF 91 2-0 ① G4-3	5	1	1	0	1	0	3
10 Alexei Ramirez, R (1, 6) OBP: 0.273, SLG: 0.347		B FF 92 B CH 84 C SI 92 C CH 84 F SI 94 B CU 79 S FF 94 3-3 ① K		B CU 75 X SI 91 1-0 15 1B 18 2B 1B	B CU 78 D CU 78 B CH 82 I IN 58 4-0 58 FC5 IBB		S SL 83 F SL 83 X SL 83 0-2 1-2 1B		C SL 85 L SI 93 C SI 94 0-3 ① K		B FF 91 F CH 85 X FF 91 1-1 5 F9 21 BB 18 1B 1B	5	2	3	0	1	2	1
58 Geovany Soto, R (1, 2) OBP: 0.331, SLG: 0.452 20 JB Shuck, L (9, PH) OBP: 0.347, SLG: 0.349 21 Tyler Flowers, R (10, 2) OBP: 0.275, SLG: 0.342	C SI 94 B CH 86 F CH 87 B FF 94 S CH 86 2-3 ② K	B SI 90 F SI 91 X FF 92 1-1 ① F8	C CU 78 C CU 78 B FF 92 D CU 76 B CH 83 F CU 77 X FF 91 3-2 ③ FC5 1-2 2-3f		C SI 94 S FF 94 B SL 95 S SL 84 1-3 ② K		1 SAFE F SI 92 B SL 85 S SL 86 1-3 ② K 1-2		B FF 92 B FF 92 B SI 95 B FF 92 4-0 18 1B 1-2 BB	4 1 0	0 0 0	0 0 0	0 0 0	0 1 1	2 1 0	5 1 0
15 Gordon Beckham, R (1, 4) OBP: 0.258, SLG: 0.303 5 Yolmer Sánchez, S (9, PH) OBP: 0.271, SLG: 0.339 (10, 4)	B SI 94 B SI 94 B SI 92 B SI 90 4-0 18 BB BB	1 SAFE 1 SAFE B SI 90 C CH 82 X SI 90 1-1 18 2B 1 G4-3 1-2 1B		S FF 95 F SI 95 B FF 94 F SL 85 S FF 96 1-3 ① K		B FF 95 B FF 94 C SL 84 X SI 94 2-1 F9		C SL 95 X SL 86 0-1 E6 2-H		B FF 92 B CH 84 F FF 92 F FF 92 B FF 92 F FF 92 X CH 85 3-2 ② F9 2-3	3 2	1 0	1 0	0 0	1 0	1 0	2 2
18 Tyler Saladino, R (1, 5) OBP: 0.275, SLG: 0.331	B CU 77 B SI 91 1 SAFE B FF 92 B FF 91 4-0 1-2 BB	C SI 90 X CH 83 0-1 1 G4-3 1-3 2-H 2B		F SI 95 F SI 95 B SL 85 S FF 96 1-3 ② K		C FF 93 F SL 85 S CU 77 0-3 ① K		B SL 85 C SL 85 S SL 84 X SL 86 1-2 ③ G6-3		X FF 92 0-0 1-2 3-H 1B	5	0	2	2	1	2	1
Inning Stats	R: 1 H: 1 E: 1 LOB: 1 K: 0 BB: 1 S: 10 P: 20	R: 0 H: 0 E: 0 LOB: 2 K: 2 BB: 2 S: 10 P: 26	R: 0 H: 1 E: 0 LOB: 1 K: 0 BB: 0 S: 9 P: 12	R: 2 H: 3 E: 0 LOB: 1 K: 0 BB: 0 S: 10 P: 14	R: 0 H: 0 E: 0 LOB: 2 K: 0 BB: 2 S: 9 P: 23	R: 0 H: 1 E: 0 LOB: 1 K: 2 BB: 0 S: 10 P: 12	R: 1 H: 2 E: 0 LOB: 2 K: 1 BB: 1 S: 17 P: 24	R: 0 H: 2 E: 0 LOB: 2 K: 2 BB: 0 S: 11 P: 17	R: 1 H: 1 E: 1 LOB: 1 K: 2 BB: 0 S: 14 P: 17	R: 0 H: 1 E: 0 LOB: 1 K: 1 BB: 0 S: 8 P: 10	R: 1 H: 2 E: 0 LOB: 2 K: 0 BB: 1 S: 8 P: 18	1B: 11 SF: 0 2B: 2 SAC: 0 3B: 0 DP: 1 HR: 1 HBP: 0		WP: 1 PA: 54 PB: 0 SB: 2 CS: 0				

PITCHER	IP	WLS	BF	H	R	ER	SO	BB	IBB	HBP	BLK	WP	HR	S	P	ERA	WHIP
49 Edgar Olmos, L (1, 1) ERA: 2.13	5.0		25	5	3	3	2	4	1	0	0	1	0	48	95	5.40	1.800
48 Mayckol Guaipe, R (6, 1) ERA: 7.07	2.0	B	10	3	1	1	3	1	0	0	0	0	1	27	36	4.50	2.000
50 Rob Rasmussen, L (8, 1) ERA: 12.1	0.1	H	2	1	0	0	1	0	0	0	0	0	0	5	6	0.00	3.000
39 Carson Smith, R (8, 1) ERA: 2.83	1.2	B	8	2	1	0	3	0	0	0	0	0	0	20	28	0.00	1.200
59 David Rollins, L (10, 1) ERA: 8.57	1.2	L	9	3	1	1	1	1	0	0	0	0	0	16	28	5.40	2.400

PITCHER	IP	WLS	BF	H	R	ER	SO	BB	IBB	HBP	BLK	WP	HR	S	P	ERA	WHIP

BOTTOM

Seattle Mariners @ Chicago White Sox

U.S. Cellular Field, Chicago, IL

Sun Aug 30 2015, 2:12 PM - 6:11 PM EDT

Att. 28,031 - Cloudy - 74 F

livebaseballscorecards.com

AB	47
R	6
H	14
RBI	5
BB	7
SO	10
LOB	27

Chicago White Sox @ Minnesota Twins

Target Field, Minneapolis, MN

Tue Sep 01 2015, 7:11 PM - 10:16 PM CDT

Att. 25,803 - Partly Cloudy - 85 F

livebaseballscorecards.com

TOP

Batter	1	2	3	4	5	6	7	8	9	AB	R	H	RBI	BB	SO	LOB
1 Adam Eaton, L (1, 8) OBP: 0.347, SLG: 0.408	C FF 89 B KC 73 F SI 90 X KC 78 1-2 ① F8			B FF 89 B FF 89 X SI 89 2-0 18 G6-3 1B	C FF 92 B KC 79 X FF 90 1-1 1-2 2-H 3-H 1B		C FF 96 C CU 79 X CU 79 0-2 2B		F SI 94 F SI 92 X SL 81 0-2 18 1B 1-2 1B	5	0	4	2	0	0	0
18 Tyler Saladino, R (1, 5) OBP: 0.273, SLG: 0.328	C SI 90 B SI 89 X SI 90 1-1 ② F7			B SI 87 X SI 88 1-0 ① ② G6-3 1-2f	C SI 88 B SL 88 B SI 91 B SI 90 X FF 90 3-1 ③ L8		F FF 95 B CU 79 F CU 80 F FF 96 X CH 87 1-2 ② F9		B FF 94 X FF 94 1-0 1-2 2-H 1B	5	0	1	1	0	0	4
79 José Abreu, R (1, 10) OBP: 0.344, SLG: 0.502	F FF 92 X SI 92 0-1 ③ G5-3			B KC 78 F SI 91 X SI 91 1-1 ③ F9		C FF 90 T SL 87 F SL 86 X FF 91 0-2 26 HR 2B	S CH 87 B FF 96 F FF 95 C CH 86 1-3 ③ K		X FF 94 0-0 ③ F8	5	1	1	0	0	1	3
53 Melky Cabrera, S (1, 7) OBP: 0.317, SLG: 0.396		B SI 89 C SI 89 X KC 76 1-1 ① G6-3			C FF 89 F KC 79 B KC 80 X KC 80 1-2 ① L7	C SI 91 F SL 88 D SL 87 F FF 90 F FF 92 D SL 88 X FF 91 2-2 ① F9		C FF 93 X CU 81 0-1 ① G1-3		4	0	0	0	0	0	1
26 Avisaíl García, R (1, 9) OBP: 0.316, SLG: 0.384		S FF 90 X SI 90 0-1 ② G5-3			F SI 91 X KC 80 0-1 ② F8	B FF 92 S FF 93 X SL 89 1-1 2-H HR		B FF 94 X FF 94 1-0 ② P4		4	1	1	2	0	0	0
25 Adam LaRoche, L (1, 3) OBP: 0.301, SLG: 0.358		C SI 90 C KC 79 S KC 81 0-3 ③ K			X KC 79 0-0 5 BB 10 BB 21 BB 1B	C FF 93 C SL 88 B FF 93 B SL 88 B SL 88 F FF 94 F FF 93 F FF 94 F FF 94 3-2 X FF 93 10 G4-3 2B		C CH 85 B CU 83 F FF 95 X CU 82 1-2 ③ F8		4	1	2	0	0	1	0
10 Alexei Ramirez, R (1, 6) OBP: 0.273, SLG: 0.345			C FF 89 B KC 77 X SI 90 1-1 ① G1-3		C FF 90 B SI 89 D KC 75 D SI 87 B FF 88 4-1 21 BB 5 BB 1 1B 1-2 BB	F FF 92 S SL 87 B SL 89 X FF 94 1-2 ② G4-3 2-3			C FF 94 B FF 94 F FF 94 F FF 95 F FF 95 X SL 82 1-2 ① P4	3	1	0	0	1	0	1
5 Yolmer Sánchez, S (1, 4) OBP: 0.271, SLG: 0.337 15 Gordon Beckham, R (9, PH) OBP: 0.262, SLG: 0.307			C SI 89 B FC 87 B KC 76 F SI 90 S KC 78 2-3 ② K2-3		C SI 89 B FF 87 B KC 76 B SI 88 B FF 89 4-1 21 BB 1 1B 1-2 2-3 BB	X FF 93 0-0 ③ L8			C FF 95 F SL 82 X SL 83 0-2 1 1B 18 1B	2 1	1 1	0 1	0 0	1 0	1 0	1 0
21 Tyler Flowers, R (1, 2) OBP: 0.275, SLG: 0.339 28 Trayce Thompson, R (9, PH) OBP: 0.500, SLG: 0.818			C KC 74 B KC 78 X SI 90 1-1 ③ G6-3		B KC 78 B FF 91 C FF 88 B FF 92 B FF 90 4-1 1 1B 1-2 2-3 3-H BB		S FF 95 X FF 97 0-1 ① G4-3		B FF 93 F FF 94 C SL 82 X FF 95 1-2 ② F8	2 1	0 0	0 0	1 0	1 0	0 0	0 1
Inning Stats	R: 0 E: 0 K: 0 S: 7 H: 0 LOB: 0 BB: 0 P: 9	R: 0 E: 0 K: 1 S: 7 H: 0 LOB: 0 BB: 0 P: 8	R: 0 E: 0 K: 1 S: 7 H: 0 LOB: 0 BB: 0 P: 11	R: 0 E: 0 K: 0 S: 4 H: 1 LOB: 0 BB: 0 P: 8	R: 3 E: 0 K: 0 S: 13 H: 2 LOB: 2 BB: 3 P: 30	R: 2 E: 0 K: 0 S: 22 H: 3 LOB: 1 BB: 0 P: 29	R: 0 E: 0 K: 1 S: 12 H: 1 LOB: 1 BB: 0 P: 14	R: 0 E: 0 K: 0 S: 6 H: 0 LOB: 0 BB: 0 P: 8	R: 1 E: 0 K: 0 S: 16 H: 3 LOB: 2 BB: 0 P: 19	1B: 6 2B: 3 3B: 0 HR: 1 SF: 0 SAC: 0 DP: 1 HBP: 0						

	AB	36
	R	6
	H	10
	RBI	6
	BB	3
	SO	3
	LOB	11

WP: 0 PB: 0 SB: 0 CS: 0 PA: 39

PITCHER		IP	WLS	BF	H	R	ER	SO	BB	IBB	HBP	BLK	WP	HR	S	P	ERA	WHIP
56 Tyler Duffey, R ERA: 4.56	(1, 1)	4.2		19	3	3	3	2	3	0	0	0	0	0	36	61	5.79	1.286
55 Neal Cotts, L ERA: 3.25	(5, 1)	0.2		3	1	1	1	0	0	0	0	0	0	0	11	16	13.50	1.500
50 Casey Fien, R ERA: 3.25	(6, 1)	0.2	B	4	2	1	1	0	0	0	0	0	0	1	13	18	13.50	3.000
65 Trevor May, R ERA: 3.96	(7, 1)	1.0		4	1	0	0	1	0	0	0	0	0	0	12	14	0.00	1.000
49 Kevin Jepsen, R ERA: 2.4	(8, 1)	1.0	W	3	0	0	0	0	0	0	0	0	0	0	6	8	0.00	0.000

PITCHER		IP	WLS	BF	H	R	ER	SO	BB	IBB	HBP	BLK	WP	HR	S	P	ERA	WHIP
15 Glen Perkins, L ERA: 2.68	(9, 1)	1.0	S	6	3	1	1	0	0	0	0	0	0	0	16	19	9.00	3.000

Batter	1	2	3	4	5	6	7	8	9	AB	R	H	RBI	BB	SO	LOB
2 Brian Dozier, R (1, 4) OBP: 0.318, SLG: 0.481	B SI 95 X SI 95 1-0 ① G6-3	C SI 96 F SI 97 1 SAFE F SL 82 B CH 90 B SL 80 X SI 96 2-2 7 WP 2B 1-H 3-H		B SL 78 C CH 87 B SL 78 B SI 94 C SL 79 F SI 95 B SL 80 4-2 BB		C SI 94 B SI 94 C SI 94 F SI 96 X SL 82 1-2 ③ FC4 1-2f		I IN 77 I IN 77 I IN 78 I IN 78 4-0 7 1B IBB		3	0	1	2	2	0	2
7 Joe Mauer, L (1, 3) OBP: 0.334, SLG: 0.380	C SI 92 B SL 78 B CH 89 F CH 89 C SL 81 2-3 ② K	B SI 95 C CH 87 B CH 88 F SL 78 F SL 76 X SI 92 2-2 ③ G3 2-3		B CH 88 X SL 79 1-0 ③ G1-3			B CH 85 F CH 86 X SL 77 1-1 ① G6-3	B CU 76 X SL 81 1-0 1B 1-2 2-3 3-H		5	0	1	1	0	1	3
24 Trevor Plouffe, R (1, 5) OBP: 0.299, SLG: 0.434	C CH 88 C SL 78 F SL 79 C SL 79 0-3 ③ K		F SL 77 B SI 93 F SI 91 S SL 79 1-3 ① K		C SI 92 B SI 94 C SI 92 S SL 80 1-3 ① K		C SL 88 B SI 98 X SI 97 1-1 ② L4	X SI 92 0-0 ① SF8 3-H		4	0	0	1	0	3	0
22 Miguel Sanó, R (1, 10) OBP: 0.403, SLG: 0.608		X SI 95 0-0 20 1B 48 WP 5 1B 1B	C SL 77 B CH 87 S CH 87 B SL 81 B SL 81 X CH 88 3-2 1B		S CH 86 C SI 94 B SI 93 B SL 80 B CH 86 C SI 95 3-3 ② K		S SL 89 B SL 89 C SL 88 B SL 89 B SI 98 X SL 88 3-2 HR	C SI 94 B SL 82 F FF 93 B SI 93 S CH 85 2-3 ② K		5	2	3	1	0	2	2
48 Torii Hunter, R (1, 9) OBP: 0.289, SLG: 0.398 21 Shane Robinson, R (7, PR) OBP: 0.310, SLG: 0.335 (8, 7)	B SI 91 F SI 90 B SI 97 B SI 97 F SI 97 S SL 81 3-3 ① K 1-2		B SL 80 T SI 94 T SI 94 C SL 81 1-3 ② K		T CH 86 S SL 80 F SI 94 F SL 80 B SI 96 B SL 81 S CH 87 2-3 ③ K		B SI 98 B SL 87 B SL 88 B SI 97 4-0 BB	S SI 95 C SI 94 S CH 85 0-3 ③ K		3 1	0 0	0 0	0 0	1 0	3 1	2 2
20 Eddie Rosario, L (1, 7) OBP: 0.294, SLG: 0.445 (8, 9)		X SL 79 0-0 5 1B 8 1B 1B 2-3	B CH 89 B SI 96 F CH 86 S CH 88 D CH 86 X SI 94 3-2 ③ F7			C CH 85 X CH 89 0-1 8 1B 1B	F SL 89 S SI 96 S SL 89 0-3 ③ K			4	1	2	0	0	1	2
5 Eduardo Escobar, S (1, 6) OBP: 0.306, SLG: 0.441		C SL 82 1 SAFE B SI 97 S SL 81 D SL 79 X SL 82 2-2 25 F7 8 1B 2 2B 1B 1-3 3-H		X CH 86 0-0 2B		C SI 94 1 SAFE X SI 93 0-1 ① F9		C SI 89 S CU 76 X CU 76 0-2 8 SH 2B		4	2	3	1	0	0	1
8 Kurt Suzuki, R (1, 2) OBP: 0.295, SLG: 0.317		1 SAFE 1 SAFE B SI 96 B SI 95 X SI 91 2-0 2 2B 1B 1-2 3-H		S SI 94 B SI 94 F SI 93 F SI 94 F SL 81 X SI 94 1-2 ① P6		X SI 94 0-0 2 FC4 1B 1-2		B SI 89 X SI 89 1-0 SH 25 E 7 1B 2-H		3	2	2	1	0	0	1
25 Byron Buxton, R (1, 8) OBP: 0.236, SLG: 0.271		B CH 89 X SI 90 1-0 ② F7 2-3		T SI 94 F SI 93 S SI 93 0-3 ② K		C SI 95 C SL 82 C SL 80 0-3 ② K		L SI 88 L SI 89 X CU 77 0-2 E5 7 1B 24 SF8 2-3		4	1	0	0	0	2	6
Inning Stats	R: 0 E: 0 K: 2 S: 8 H: 0 LOB: 0 BB: 0 P: 11	R: 4 E: 0 K: 1 S: 18 H: 5 LOB: 1 BB: 0 P: 30	R: 0 E: 0 K: 2 S: 12 H: 1 LOB: 1 BB: 0 P: 20	R: 0 E: 0 K: 1 S: 13 H: 1 LOB: 2 BB: 1 P: 19	R: 0 E: 0 K: 3 S: 11 H: 0 LOB: 0 BB: 0 P: 17	R: 0 E: 0 K: 1 S: 12 H: 2 LOB: 2 BB: 0 P: 13	R: 1 E: 0 K: 1 S: 10 H: 1 LOB: 1 BB: 1 P: 19	R: 3 E: 2 K: 2 S: 15 H: 2 LOB: 2 BB: 1 P: 23		1B: 8 2B: 3 3B: 0 HR: 1	SF: 1 SAC: 1 DP: 0 HBP: 0		WP: 2 PB: 0 SB: 0 CS: 0	PA: 41		

PITCHER		IP	WLS	BF	H	R	ER	SO	BB	IBB	HBP	BLK	WP	HR	S	P	ERA	WHIP
49 Chris Sale, L ERA: 3.29	(1, 1)	6.1		29	9	4	4	10	1	0	0	0	2	0	76	113	5.68	1.579
65 Nate Jones, R ERA: 2.61	(7, 1)	0.2	B	4	1	1	1	1	1	0	0	0	0	1	8	16	13.50	3.000
33 Zach Duke, L ERA: 3.59	(8, 1)	0.0	L	5	2	3	1	0	0	1	0	0	0	0	8	14	∞	∞
40 Daniel Webb, R ERA: 2.59	(8, 1)	1.0		3	0	0	0	2	0	0	0	0	0	0	7	9	0.00	0.000

PITCHER	IP	WLS	BF	H	R	ER	SO	BB	IBB	HBP	BLK	WP	HR	S	P	ERA	WHIP

BOTTOM

Chicago White Sox @ Minnesota Twins

Target Field, Minneapolis, MN

Tue Sep 01 2015, 7:11 PM - 10:16 PM CDT

Att. 25,803 - Partly Cloudy - 85 F

livebaseballscorecards.com

AB	36
R	8
H	12
RBI	7
BB	3
SO	13
LOB	21

Batter	1	2	3	4	5	6	7	8	9	AB	R	H	RBI	BB	SO	LOB
18 Tyler Saladino, R (1, 6) (8, 5) OBP: 0.273, SLG: 0.326	B FF 87 C FF 88 X CH 81 1-1 L7		F CH 83 B FF 88 X FF 88 1-1 1-2 1B			C CU 73 B CH 80 C FF 87 B FF 87 S FF 88 2-3 K		B FF 96 X FF 96 1-0 F9		4	0	1	0	0	1	0
53 Melky Cabrera, S (1, 7) OBP: 0.315, SLG: 0.393	C FF 87 X FF 88 0-1 L7		B CH 81 B CH 82 F CH 80 C FF 88 X CH 81 2-2 F9			F CU 75 F FF 87 F CH 81 S FF 87 0-3 K			C FF 94 X FF 95 0-1 G3-1	4	0	0	0	0	1	2
79 José Abreu, R (1, 3) OBP: 0.343, SLG: 0.500	F FF 88 B FF 88 F FF 88 S CH 81 1-3 K			C CH 79 F FF 88 B CU 72 X FF 88 1-2 L1		X CH 80 0-0 26 FC6-4 1B			F FF 94 S FF 94 F CU 80 S CU 81 0-3 K	4	0	1	0	0	2	0
26 Avisaíl García, R (1, 9) OBP: 0.313, SLG: 0.380		B FF 87 S CH 81 X FF 88 1-1 G5-3		B CH 82 C FF 88 S CH 84 B CU 73 S CH 81 2-3 K2-3		B FF 87 X CH 81 1-0 FC6-4 1-2f			B FF 94 S FF 95 S FF 95 F FF 95 F CU 82 X CU 81 1-2 F8	4	0	0	0	0	1	1
28 Trayce Thompson, R (1, 8) OBP: 0.462, SLG: 0.750		C FF 88 B FF 88 S CH 83 X CH 82 1-2 F8		C CU 76 F CH 82 B CH 81 F FF 87 C FF 87 1-3 K			C CU 73 B FF 86 X CH 80 1-1 G1-3			3	0	0	0	0	1	0
58 Geovany Soto, R (1, 10) OBP: 0.326, SLG: 0.443		B FF 88 F CH 82 S CH 82 B CU 73 X FF 88 2-2 P4			S CH 81 C FF 87 B CU 72 S CH 80 1-3 K		C FF 88 B CU 74 B FF 88 C FF 87 B FF 87 S CH 81 3-3 K			3	0	0	0	0	2	0
5 Yolmer Sánchez, S (1, 4) OBP: 0.272, SLG: 0.336			C FF 88 F FF 87 X CU 72 0-2 E6 15 FC6-4		X CH 82 0-0 21 FC6 1B		C CU 76 B CH 81 B FF 88 X CH 81 2-1 G6-3			3	0	1	0	0	0	0
21 Tyler Flowers, R (1, 2) OBP: 0.274, SLG: 0.337 1 Adam Eaton, L (8, PH) OBP: 0.347, SLG: 0.407 28 Leury García, S (8, 6) OBP: 0.333, SLG: 0.333			C CH 81 B FF 88 B FF 88 X CH 82 2-1 F8		B FF 86 C FF 87 B CH 82 1 SAFE X CH 82 2-1 FC6 15 FC6-4 1-2f			B FF 95 S FF 94 T FF 95 S FF 95 1-3 K		2 1 0	0 0 0	0 0 0	0 0 0	0 1 0	0 0 0	2 0 0
15 Gordon Beckham, R (1, 5) OBP: 0.259, SLG: 0.304 36 Rob Brantly, L (8, PH) (8, 2)			B FF 87 1 SAFE X CH 82 1-0 FC6-4 18 1B 1-2f		C FF 88 B FF 88 S CH 82 B FF 87 X CH 82 2-2 FC6-4 1-2f			C FF 96 S FF 95 F FF 96 C CU 80 0-3 K		2 1	0 0	0 0	0 0	0 1	0 0	2 0
Inning Stats	R: 0 E: 0 K: 1 S: 7 H: 0 LOB: 0 BB: 0 P: 9	R: 0 E: 0 K: 0 S: 8 H: 0 LOB: 0 BB: 0 P: 12	R: 0 E: 1 K: 0 S: 11 H: 1 LOB: 2 BB: 0 P: 17	R: 0 E: 0 K: 2 S: 10 H: 0 LOB: 0 BB: 0 P: 14	R: 0 E: 0 K: 1 S: 9 H: 1 LOB: 1 BB: 0 P: 14	R: 0 E: 0 K: 2 S: 9 H: 1 LOB: 1 BB: 0 P: 12	R: 0 E: 0 K: 1 S: 7 H: 0 LOB: 0 BB: 0 P: 13	R: 0 E: 0 K: 2 S: 8 H: 0 LOB: 0 BB: 0 P: 10	R: 0 E: 0 K: 1 S: 11 H: 0 LOB: 0 BB: 0 P: 12	1B: 3 2B: 0 3B: 0 HR: 0	SF: 0 SAC: 0 DP: 0 HBP: 0					

TOP

Chicago White Sox @ Minnesota Twins

Target Field, Minneapolis, MN

Wed Sep 02 2015, 7:12 PM - 9:45 PM CDT

Att. 22,162 - Clear - 77 F

livebaseballscorecards.com

AB	31
R	0
H	3
RBI	0
BB	0
SO	10
LOB	7

PITCHER		IP	WLS	BF	H	R	ER	SO	BB	IBB	HBP	BLK	WP	HR	S	P	ERA	WHIP
33 Tommy Milone, L ERA: 3.6	(1, 1)	7.0	W	25	3	0	0	7	0	0	0	0	0	0	61	91	0.00	0.429
65 Trevor May, R ERA: 3.92	(8, 1)	1.0	H	3	0	0	0	2	0	0	0	0	0	0	8	10	0.00	0.000
49 Kevin Jepsen, R ERA: 2.35	(9, 1)	1.0	S	3	0	0	0	1	0	0	0	0	0	0	11	12	0.00	0.000

PITCHER	IP	WLS	BF	H	R	ER	SO	BB	IBB	HBP	BLK	WP	HR	S	P	ERA	WHIP

Batter	1	2	3	4	5	6	7	8	9	AB	R	H	RBI	BB	SO	LOB
2 Brian Dozier, R (1, 4) OBP: 0.316, SLG: 0.478	B SI 92 F FF 92 F SI 93 X SL 90 1-2 ① P2		B SI 92 C CH 85 X CH 86 1-1 ③ G5-3		D SL 90 X SI 93 1-0 ③ F8		S SI 97 S SI 96 F SI 97 D SI 96 S CH 88 1-3 ① K			4	0	0	0	0	1	5
7 Joe Mauer, L (1, 3) OBP: 0.333, SLG: 0.378	C FF 92 B SL 84 B CH 85 F SI 92 X SI 95 2-2 ② G5-3			C SL 82 B CH 86 B CH 86 S SL 86 F SI 95 B FF 97 B SL 89 4-2 22 G3-6-1 24 1B BB		C SI 93 F SI 96 B SL 92 B SI 93 X SI 97 2-2 ① G1-3	C SI 91 B SI 92 C SI 91 B SL 83 B SI 93 S SI 92 3-3 ② K			3	0	0	0	1	1	3
24 Trevor Plouffe, R (1, 5) OBP: 0.300, SLG: 0.436	B SI 90 B SI 93 C FF 92 F FF 92 B SL 90 F SL 87 X FF 94 3-2 ③ P3			X SI 95 0-0 22 G3-6-1 1-2 1B		F SI 94 C SL 89 B SL 90 F CH 86 X SL 90 1-2 ② G5-3	B CH 85 B CH 84 X SI 93 2-0 ③ 1-H 2-H 3-H 2B			4	0	2	2	0	0	0
22 Miguel Sanó, R (1, 10) OBP: 0.405, SLG: 0.620		B SL 82 X SI 94 1-0 HR		D SI 95 C SL 90 S SL 89 F SL 90 X SI 98 1-2 ① ② G3-6-1 1-2f 2-3		B SL 91 B CH 87 B CH 86 C SL 86 S SL 90 B CH 85 4-2 48 1B BB		B FF 97 T FF 97 B FF 97 C SL 86 B FF 98 C SL 86 3-3 ① K		3	1	1	1	1	1	2
48 Torii Hunter, R (1, 9) OBP: 0.289, SLG: 0.397		C SI 91 B SI 91 B CH 85 X SL 85 2-1 ① F7		B SL 89 X SL 90 1-0 ③ G5-3		F SL 87 B SL 88 S CH 87 F SL 90 B FF 95 F SL 90 X SL 90 2-2 1-2 1B		B FC 97 X FF 97 1-0 ② G4-3		4	0	1	0	0	0	1
20 Eddie Rosario, L (1, 7) OBP: 0.291, SLG: 0.440		S SI 92 B CH 87 F CH 84 S SL 90 1-3 ② K			C FF 92 S SL 89 F SL 90 T SL 92 0-2 ① K	F SI 95 F SI 96 D FF 93 S SL 90 1-3 ③ K		F FF 99 B FF 99 X SL 88 1-1 ③ F7		4	0	0	0	0	3	2
5 Eduardo Escobar, S (1, 6) OBP: 0.309, SLG: 0.442		X SL 83 0-0 ③ G6-3			B FF 95 C FF 92 B SL 86 F CH 87 F SL 90 B SL 90 F SL 90 B FF 96 4-2 8 1B BB		C SL 85 S FF 95 B SI 94 F SL 91 X SL 92 1-2 8 1B 8 E 24 2B 1B			2	1	1	0	1	0	0
8 Kurt Suzuki, R (1, 2) OBP: 0.298, SLG: 0.320			B SI 91 C FF 92 X SL 86 1-1 ① L7		C FF 92 B FF 91 1 SAFE B FF 92 1 SAFE B SL 88 X SI 92 3-1 1-2 1B		1 SAFE L SI 93 B SI 95 1 SAFE X CH 85 1-1 25 BB 24 2B 1-3 1B			3	1	2	0	0	0	0
25 Byron Buxton, R (1, 8) OBP: 0.239, SLG: 0.264			C SL 81 F SI 94 T SL 87 0-2 ② K		B SI 93 X SI 93 1-0 ② F9		S SI 96 B SI 96 S SL 86 F CH 88 B CH 84 B SI 95 B SI 95 4-2 24 2B BB 1-2			2	0	0	0	1	1	2
Inning Stats	R: 0 E: 0 K: 0 S: 10 H: 0 LOB: 0 BB: 0 P: 16	R: 1 E: 0 K: 1 S: 7 H: 1 LOB: 0 BB: 0 P: 11	R: 0 E: 0 K: 1 S: 7 H: 0 LOB: 0 BB: 0 P: 9	R: 0 E: 0 K: 0 S: 9 H: 1 LOB: 1 BB: 1 P: 15	R: 0 E: 0 K: 1 S: 12 H: 1 LOB: 2 BB: 1 P: 21	R: 0 E: 0 K: 1 S: 17 H: 1 LOB: 2 BB: 1 P: 27	R: 2 E: 1 K: 2 S: 17 H: 3 LOB: 2 BB: 1 P: 29	R: 0 E: 0 K: 1 S: 6 H: 0 LOB: 0 BB: 0 P: 11		1B: 5 2B: 1 3B: 0 HR: 1 SF: 0 SAC: 0 DP: 1 HBP: 0						

PITCHER		IP	WLS	BF	H	R	ER	SO	BB	IBB	HBP	BLK	WP	HR	S	P	ERA	WHIP
55 Carlos Rodón, L ERA: 4.1	(1, 1)	6.0	L	25	5	2	2	4	3	0	0	0	0	1	66	104	3.00	1.333
52 Jake Petricka, R ERA: 3.65	(7, 1)	0.1		3	1	0	0	1	1	0	0	0	0	0	9	15	0.00	6.000
43 Dan Jennings, L ERA: 4.57	(7, 1)	0.1		1	0	0	0	1	0	0	0	0	0	0	3	6	0.00	0.000
40 Daniel Webb, R ERA: 2.55	(7, 1)	0.1		1	1	1	1	0	0	0	0	0	0	0	1	3	27.00	3.000
60 Frankie Montas, R ERA:	(8, 1)	1.0		3	0	0	0	1	0	0	0	0	0	0	6	11	0.00	0.000

PITCHER	IP	WLS	BF	H	R	ER	SO	BB	IBB	HBP	BLK	WP	HR	S	P	ERA	WHIP

BOTTOM

Chicago White Sox @ Minnesota Twins

Target Field, Minneapolis, MN

Wed Sep 02 2015, 7:12 PM - 9:45 PM CDT

Att. 22,162 - Clear - 77 F

livebaseballscorecards.com

AB	29
R	3
H	7
RBI	3
BB	4
SO	7
LOB	15

WP: 0 PB: 0 SB: 0 CS: 0 PA: 33

Batter	1	2	3	4	5	6	7	8	9	AB	R	H	RBI	BB	SO	LOB
1 Adam Eaton, L (1, 8) OBP: 0.346, SLG: 0.406	B FF 90 X SI 90 1-0 79 2B 26 G5-3 1B		B FF 92 X CH 84 1-0 ② F9		C CU 78 F SL 84 B CH 83 B CH 85 F CH 84 B FF 92 C SI 91 3-3 ③ K		S SL 87 X FF 89 0-1 ② SF7 3-H		C SI 91 X SI 91 0-1 ① SH5-3 1-2	3	1	1	1	0	1	0
79 José Abreu, R (1, 3) OBP: 0.347, SLG: 0.506	C SL 82 1 SAFE 1 SAFE F SI 89 F SI 92 B SI 89 1 SAFE X FF 91 1-2 26 G5-3 1-3 2B		B CH 84 C SI 92 B CH 85 C SL 83 F CH 84 X SL 84 2-2 ③ G3			X FF 91 0-0 26 WP 26 SF8 2B	C FF 90 X FF 90 0-1 53 1B 1B		I IN 73 I IN 74 I IN 74 I IN 72 4-0 53 FC6-4 IBB	4	1	3	0	1	0	0
53 Melky Cabrera, S (1, 7) OBP: 0.314, SLG: 0.391	X FF 90 0-0 ① P6			B SI 88 F FF 90 S CU 76 F SL 84 F CH 83 B SI 92 F CH 82 X SL 84 2-2 ① F7		F SI 91 F CH 83 F SL 83 F CH 83 F SI 92 S CH 83 0-3 ① K	D SL 82 F FF 90 C FF 90 F SL 86 F FF 91 X SL 85 1-2 ③ 1-3 1B		B CU 72 F SI 92 F FF 92 D SL 81 F FF 94 X SL 83 2-2 ② FC6-4 28 BB 1-2f 2-3	5	0	1	0	0	1	5
26 Avisaíl García, R (1, 9) OBP: 0.313, SLG: 0.379 28 Leury García, S (8, 4) OBP: 0.429, SLG: 0.333	F CH 81 B SI 91 S SI 92 X CH 81 1-2 ② G5-3 2-3 3-H			B SL 86 B SI 94 S FF 93 F SI 91 X SI 93 2-2 ② L8		S SL 85 F SI 91 B CH 85 F FF 93 D SI 93 F FF 94 D CH 85 X SL 84 3-2 ② SF8 2-H		C SL 84 F FF 90 B FF 92 B FF 93 B SL 87 F FF 93 F FF 92 F FF 93 B SL 87 4-2 10 S BB	B FF 92 B CH 85 F CH 84 B FF 92 B SI 93 4-1 1-2 BB	2 0	0 0	0 0	2 0	1 0	0 0	1 0
25 Adam LaRoche, L (1, 10) OBP: 0.300, SLG: 0.356	B FF 92 S CH 84 S SI 92 S SL 85 1-3 ③ K			B CU 79 X FF 93 1-0 10 WP 10 1B 1B		B CH 85 B CH 84 X SI 92 2-0 ③ G4-3		B FF 91 X FF 91 1-0 ① F8	B SL 81 X SI 90 1-0 ③ F9	5	1	1	0	0	1	5
10 Alexei Ramirez, R (1, 6) OBP: 0.276, SLG: 0.347		B SI 91 F SL 83 F SI 91 X CH 84 1-2 ① L5		C SI 92 B CH 85 B SI 93 F SI 92 D SL 84 X SI 92 3-2 58 FC6-4 1-H 1B			F FF 94 B FF 94 X FF 94 1-1 5 SH5-4 58 BB 20 3B 1B	B SL 86 C FF 93 B FF 93 B FF 91 F FF 91 B FF 93 4-2 1-2 BB		3	1	2	1	1	0	0
58 Geovany Soto, R (1, 2) OBP: 0.324, SLG: 0.435	C SL 83 S SL 86 T SL 85 0-2 ② K			1 SAFE X SI 91 0-0 ③ FC6-4 1-2f			1 SAFE S FF 93 1 SAFE B SL 88 1 SAFE B FF 93 B FF 93 B FF 94 4-1 5 SH5-4 20 3B 1-2 BB	C FF 92 B SL 88 D SL 86 F FF 93 C FF 94 2-3 ② K		3	1	0	0	1	2	3
5 Yolmer Sánchez, S (1, 4) OBP: 0.270, SLG: 0.334 28 Trayce Thompson, R (8, PH) OBP: 0.450, SLG: 0.730 (8, 9)	C FF 93 S SI 92 B SL 85 B FF 93 X CH 84 2-2 ③ L5				C CH 83 B SI 90 F CH 84 F SL 84 B SI 92 F SI 92 X CH 84 2-2 ① F8		X FF 91 0-0 ① SH5-4 1-2 2-3	X FF 92 0-0 ③ P3		2 1	0 0	0 0	0 0	0 0	0 0	0 2
18 Tyler Saladino, R (1, 5) OBP: 0.270, SLG: 0.323 20 JB Shuck, L (7, PH) OBP: 0.352, SLG: 0.373 15 Gordon Beckham, R (7, 5) OBP: 0.263, SLG: 0.307			B SI 91 C SI 91 S SL 84 X SI 92 1-2 ① G6-3		F FF 93 B FF 93 X SL 84 1-1 ② P5		B CU 79 C FF 93 X SL 89 1-1 1 SF7 2-H 3-H 3B		F SI 92 B SL 80 X CH 85 1-1 53 FC6-4 1 SH5-3 1B	2 1 1	0 1 0	0 1 1	0 2 0	0 0 0	0 0 0	0 0 0
Inning Stats	R: 1 E: 0 K: 1 S: 12 H: 2 LOB: 1 BB: 0 P: 16	R: 0 E: 0 K: 1 S: 9 H: 0 LOB: 0 BB: 0 P: 12	R: 0 E: 0 K: 0 S: 8 H: 0 LOB: 0 BB: 0 P: 12	R: 1 E: 0 K: 0 S: 14 H: 2 LOB: 1 BB: 0 P: 22	R: 0 E: 0 K: 1 S: 11 H: 0 LOB: 0 BB: 0 P: 17	R: 1 E: 0 K: 1 S: 13 H: 1 LOB: 0 BB: 0 P: 18	R: 3 E: 0 K: 0 S: 15 H: 4 LOB: 2 BB: 1 P: 22	R: 0 E: 0 K: 1 S: 12 H: 0 LOB: 2 BB: 2 P: 23	R: 0 E: 0 K: 0 S: 10 H: 1 LOB: 3 BB: 2 P: 22	1B: 7 2B: 2 3B: 1 HR: 0 SF: 2 SAC: 2 DP: 0 HBP: 0						

PITCHER		IP	WLS	BF	H	R	ER	SO	BB	IBB	HBP	BLK	WP	HR	S	P	ERA	WHIP
44 Kyle Gibson, R ERA: 3.84	(1, 1)	6.0		23	5	3	3	4	0	0	0	0	2	0	67	97	4.50	0.833
50 Casey Fien, R ERA: 3.74	(7, 1)	0.1	L	4	2	3	3	0	1	0	0	0	0	0	6	12	81.00	9.000
55 Neal Cotts, L ERA: 3.21	(7, 1)	0.2		3	2	0	0	0	0	0	0	0	0	0	9	10	0.00	3.000
36 Blaine Boyer, R ERA: 2.73	(8, 1)	0.2		4	0	0	0	1	2	0	0	0	0	0	11	22	0.00	3.000
52 Brian Duensing, L ERA: 4.2	(8, 1)	1.1		7	1	0	0	0	1	1	0	0	0	0	11	23	0.00	1.500

PITCHER	IP	WLS	BF	H	R	ER	SO	BB	IBB	HBP	BLK	WP	HR	S	P	ERA	WHIP

TOP

Chicago White Sox @ Minnesota Twins

Target Field, Minneapolis, MN

Thu Sep 03 2015, 12:11 PM - 3:37 PM CDT

Att. 25,339 - Partly Cloudy - 77 F

livebaseballscorecards.com

AB	32
R	6
H	10
RBI	6
BB	5
SO	5
LOB	16

WP: 2	PA: 41		
PB: 0			
SB: 1			
CS: 0			

Batter	1	2	3	4	5	6	7	8	9	AB	R	H	RBI	BB	SO	LOB
2 Brian Dozier, R (1, 4) OBP: 0.315, SLG: 0.475	S FF 92 X FF 92 0-1 19 BB 24 BB 1B		F SI 93 X SL 87 0-1 ① G6-3	B SL 85 B FF 92 C FF 93 F SI 93 S FF 95 2-3 ② K			F FF 94 C SL 86 F SL 90 B FF 95 B SL 90 X FF 96 2-2 G6-3 ①		F FC 92 X FC 92 0-1 ① P3	5	0	1	0	0	1	0
5 Eduardo Escobar, S (1, 6) OBP: 0.311, SLG: 0.441 (9, 7)	C FC 90 B SL 84 1 SAFE X FS 90 1-1 ① L8		C SL 86 B FS 86 S FF 92 F FF 93 F FS 87 B SI 96 X FF 94 2-2 19 BB 7 BB 20 HR 1B	F SL 87 X FS 86 0-1 ③ P6			C SL 86 X SL 88 0-1 7 1B 1B		B FC 91 S FC 92 B CH 85 F FC 92 F KC 81 S FC 92 2-3 ② K	5	1	2	0	0	1	1
7 Joe Mauer, L (1, 10) OBP: 0.334, SLG: 0.377	1 SAFE B SI 93 C FF 93 C FS 86 X FF 92 1-2 ② P6		B FF 92 1 SAFE B SI 94 B SL 87 B SI 94 4-1 19 BB 20 HR 1-2 BB		X SI 92 0-0 ① G6-3		C FF 93 B FF 92 1 SAFE B SL 84 X FF 92 2-1 1-2 1B		C FC 92 B KC 84 B FC 92 F FC 93 F FC 93 X KC 82 2-2 ③ G4-1	4	1	1	0	1	0	1
24 Trevor Plouffe, R (1, 5) OBP: 0.300, SLG: 0.434	1 SAFE B SL 87 C SL 84 B FF 93 1 SAFE B SL 86 B SI 93 4-1 19 BB 1-2 BB		B SI 94 F SL 87 F SI 94 F SI 95 F SL 88 S FF 95 2 SAFE 1-3 ② K		C FF 92 S FF 92 B SI 94 B FS 88 F FF 94 F SL 90 S SL 87 2-3 ② K		F SI 97 F SI 99 B SL 91 F SL 89 T SI 98 1-2 ② K			3	0	0	0	1	3	4
19 Kennys Vargas, S (1, 3) OBP: 0.288, SLG: 0.366	B FS 87 B FF 92 B FC 93 B FF 95 4-0 1-2 2-3 BB		B FS 87 B FF 93 C FC 93 C SL 86 B FS 87 F SL 88 B FF 94 4-2 20 HR 1-2 2-3 BB		B SL 85 X FF 93 1-0 1B		C SI 98 F SL 90 B SI 96 S SL 90 1-3 ③ K			2	1	1	0	2	1	2
20 Eddie Rosario, L (1, 9) OBP: 0.291, SLG: 0.446	X SI 95 0-0 ③ F7		B SI 95 X SI 95 1-0 1-H 2-H 3-H HR		B FF 92 X FS 87 1-0 ③ G3			B SI 96 F SI 96 T SI 97 F SI 97 X SL 90 1-2 ① F9		4	1	1	4	0	0	4
21 Shane Robinson, R (1, 7) OBP: 0.305, SLG: 0.329 39 Danny Santana, S (8, PH) OBP: 0.241, SLG: 0.297 (9, 8)		B FF 93 C SL 83 B SL 86 B FF 94 X FF 94 3-1 ① F9	C SL 86 B SL 84 F FF 93 X SI 93 1-2 E3		B SL 85 X SI 93 1-0 ① G5-3			C SI 96 B SI 97 F SL 88 F SI 98 S SI 97 1-3 ② K		3 1	0 0	0 0	0 0	0 0	0 1	0 0
12 Chris Herrmann, L (1, 2) OBP: 0.218, SLG: 0.298 9 Eduardo Núñez, R (8, PH) OBP: 0.309, SLG: 0.436 (9, 6)		X FF 94 0-0 ② F7	C FF 93 1 SAFE C SI 92 S FS 88 0-3 ③ K		B SI 95 B SL 84 C FF 94 S SI 94 X FS 88 2-2 ② G3-1			B SL 88 F SI 96 F SL 89 B SL 90 F SI 97 B SL 90 X SI 96 3-2 1B		3 1	0 0	0 1	0 0	0 0	1 0	1 0
25 Byron Buxton, R (1, 8) OBP: 0.232, SLG: 0.256 22 Miguel Sanó, R (8, PH) OBP: 0.403, SLG: 0.617 26 Eric Fryer, R (9, 2) OBP: 0.286, SLG: 0.222		C FF 94 X SI 96 0-1 ③ G6-3		F FF 92 X SL 86 0-1 ① P2			C SI 94 B SL 88 X FF 95 1-1 ③ F9		1 SAFE B SI 98 C SL 89 C SI 97 B SI 98 X SI 98 2-2 ③ F9	3 1 0	0 0 0	0 0 0	0 0 0	0 0 0	0 0 0	0 1 0
Inning Stats	R: 0 E: 0 K: 0 S: 9 H: 1 LOB: 3 BB: 2 P: 19	R: 0 E: 0 K: 0 S: 5 H: 0 LOB: 0 BB: 0 P: 8	R: 4 E: 1 K: 2 S: 23 H: 2 LOB: 1 BB: 2 P: 36	R: 0 E: 0 K: 1 S: 7 H: 0 LOB: 0 BB: 0 P: 9	R: 0 E: 0 K: 1 S: 8 H: 1 LOB: 1 BB: 0 P: 12	R: 0 E: 0 K: 0 S: 6 H: 0 LOB: 0 BB: 0 P: 10	R: 0 E: 0 K: 2 S: 15 H: 2 LOB: 2 BB: 0 P: 21	R: 0 E: 0 K: 1 S: 15 H: 1 LOB: 1 BB: 0 P: 22	R: 0 E: 0 K: 1 S: 10 H: 0 LOB: 0 BB: 0 P: 14	1B: 6 2B: 0 3B: 0 HR: 1	SF: 0 SAC: 0 DP: 0 HBP: 0						

PITCHER		IP	WLS	BF	H	R	ER	SO	BB	IBB	HBP	BLK	WP	HR	S	P	ERA	WHIP
29 Jeff Samardzija, R ERA: 4.87	(1, 1)	6.1	W	29	5	4	4	4	4	0	0	0	0	1	64	102	5.68	1.421
43 Dan Jennings, L ERA: 4.57	(7, 1)	0.0		1	1	0	0	0	0	0	0	0	0	0	2	4	∞	∞
65 Nate Jones, R ERA: 2.25	(7, 1)	1.2	H	6	1	0	0	3	0	0	0	0	0	0	22	31	0.00	0.600
30 David Robertson, R ERA: 2.55	(9, 1)	1.0	S	3	0	0	0	1	0	0	0	0	0	0	10	14	0.00	0.000

PITCHER	IP	WLS	BF	H	R	ER	SO	BB	IBB	HBP	BLK	WP	HR	S	P	ERA	WHIP

BOTTOM

Chicago White Sox @ Minnesota Twins

Target Field, Minneapolis, MN

Thu Sep 03 2015, 12:11 PM - 3:37 PM CDT

Att. 25,339 - Partly Cloudy - 77 F

livebaseballscorecards.com

AB	35
R	4
H	7
RBI	4
BB	4
SO	8
LOB	14

Chicago White Sox @ Kansas City Royals

Kauffman Stadium, Kansas City, MO

Fri Sep 04 2015, 7:10 PM - 9:50 PM CDT

Att. 36,953 - Clear - 88 F

TOP

livebaseballscorecards.com

Batter	1	2	3	4	5	6	7	8	9	AB	R	H	RBI	BB	SO	LOB
1 Adam Eaton, L (1, 8) OBP: 0.350, SLG: 0.418	X SI 90 0-0 79 1B 53 FC1-2 1B	B FF 92 X CH 84 1-0 ③ G1-3		C CU 78 B FF 92 F FF 91 F CU 81 F CH 85 B CU 79 X CH 85 2-2 2B		C CU 77 B FF 93 X SI 93 1-1 1-2 1B		C FF 94 B FF 94 F CH 84 X EP 69 1-2 1-H 2-H HR		5	1	4	3	0	0	0
28 Leury García, S (8, 8) OBP: 0.429, SLG: 0.333										0	0	0	0	0	0	0
79 José Abreu, R (1, 3) OBP: 0.348, SLG: 0.511	C SI 92 1 SAFE 1 SAFE B FF 92 X SI 92 1-1 53 FC1-2 1-3 26 1B 1B		C FF 91 B CU 79 X CH 82 1-1 ① F7	X SI 90 0-0 ③ G6-3		S CH 85 B CH 87 F SI 94 T CH 85 1-2 ③ K		F CH 85 X CH 86 0-1 HR		5	2	2	1	0	1	3
53 Melky Cabrera, S (1, 7) OBP: 0.313, SLG: 0.391	B FF 91 S CH 84 B CH 84 C FF 92 F FF 93 X CH 86 2-2 ① FC1-2 25 BB 26 1B 10 1B 1-2 3-H		B CU 79 C FF 91 F SI 92 S CH 84 1-3 ② K		C CU 79 X CH 83 0-1 ① G4-3		X FF 93 0-0 ① P5	B SI 93 X CU 78 1-0 2B		5	1	1	0	0	1	2
28 Trayce Thompson, R (8, 7) OBP: 0.450, SLG: 0.730										0	0	0	0	0	0	0
26 Avisaíl García, R (1, 9) OBP: 0.312, SLG: 0.377	F SI 93 X SI 93 0-1 25 BB 10 1B 1-2 2-H 1B		X CU 79 0-0 ③ G5-3		C SI 91 T SI 91 F CU 79 B CU 81 X CU 80 1-2 ② G5-3		C SI 93 B CU 79 F CU 79 B FF 93 X CH 85 2-2 ② F9	B CU 79 C CH 84 F FF 94 S FF 94 1-3 ② K		5	1	1	1	0	1	1
20 JB Shuck, L (8, 9) OBP: 0.352, SLG: 0.373										0	0	0	0	0	0	0
25 Adam LaRoche, L (1, 10) OBP: 0.299, SLG: 0.352	B CU 77 B CH 85 B SI 93 F SI 92 S CH 86 B FF 91 4-2 10 1B 1-2 2-3 BB			B CU 78 X SI 91 1-0 ① G4-3	B CH 84 C CU 75 S CH 84 S SI 90 1-3 ③ K		C CU 78 B CH 86 X FF 93 1-1 ③ P6	X CU 76 0-0 ③ F8		4	0	0	0	1	1	1
10 Alexei Ramirez, R (1, 6) OBP: 0.282, SLG: 0.352	S SI 92 B CU 79 X SI 93 1-1 5 G4-6-3 1-2 2-H 3-H 1B			C SI 91 B CU 79 L SI 92 B SI 92 X CU 80 2-2 5 1B 5 S 21 HR 1B		B CU 78 X SI 90 1-0 5 G6-3 18 1B 1B		F FF 92 B CU 82 F CH 85 X CH 87 1-2 21 HBP 18 1B 1B	C SL 84 X FF 91 0-1 ① G6-3	5	3	4	2	0	0	0
5 Yolmer Sánchez, S (1, 4) OBP: 0.269, SLG: 0.332	F SI 92 C CU 79 B CH 84 X CU 79 1-2 ②③ G4-6-3 1-2f			B CH 85 C CU 80 1 SAFE 1 SAFE C CU 80 F CU 81 B SI 92 X CH 86 2-2 21 HR 1-3 1B		B SI 90 F FF 90 C CU 78 B FF 90 B SI 91 1 SAFE X CH 84 3-2 ① G6-3 1-2		F CH 84 S FF 94 D CU 81 F CH 85 S CH 85 1-3 ① K	C SL 82 C SI 91 X CH 84 0-2 ② G1-3	5	1	1	0	0	1	4
21 Tyler Flowers, R (1, 2) OBP: 0.279, SLG: 0.349		X SI 91 0-0 18 G5-4-3 1B		B CU 80 F SI 92 F SI 92 B SI 92 F CU 79 F FF 93 F SI 93 X CU 80 2-2 2-H 3-H HR		C CU 79 F SI 90 F FF 92 F CU 79 F CU 79 T FF 92 0-2 ② K		H SI 94 1-0 18 1B 1 HR 1-2 HBP	C FF 91 F FF 92 B FF 92 F SI 94 B FF 93 X FF 94 2-2 ③ P4	4	2	2	3	0	1	1
18 Tyler Saladino, R (1, 5) OBP: 0.275, SLG: 0.326		C SI 90 X CU 78 0-1 ①② G5-4-3 1-2f		B SI 91 X SI 92 1-0 ② G6-3		T SI 92 B SI 92 B SI 90 X SI 91 2-1 1 1B 2-H 1B		B FF 94 B CU 80 X SI 93 2-0 1 HR 1-2 2-H 1B		4	1	2	2	0	0	1

Inning Stats																		
	R: 3	H: 4	R: 0	H: 1	R: 0	H: 0	R: 3	H: 4	R: 0	H: 0	R: 1	H: 3	R: 0	H: 0	R: 5	H: 5	R: 0	H: 0
	E: 0	LOB: 1	E: 0	LOB: 0	E: 0	LOB: 0	E: 0	LOB: 1	E: 0	LOB: 0	E: 0	LOB: 2	E: 0	LOB: 0	E: 0	LOB: 1	E: 0	LOB: 0
	K: 0	BB: 1	K: 0	BB: 0	K: 1	BB: 0	K: 0	BB: 0	K: 0	BB: 0	K: 2	BB: 0	K: 0	BB: 0	K: 2	BB: 0	K: 0	BB: 0
	S: 16	P: 25	S: 4	P: 5	S: 6	P: 8	S: 21	P: 31	S: 9	P: 11	S: 17	P: 25	S: 6	P: 9	S: 18	P: 26	S: 9	P: 11

1B: 12	SF: 0
2B: 2	SAC: 0
3B: 0	DP: 2
HR: 3	HBP: 1

WP: 0	PA: 44
PB: 0	
SB: 1	
CS: 0	

	AB	42
	R	12
	H	17
	RBI	12
	BB	1
	SO	6
	LOB	13

PITCHER		IP	WLS	BF	H	R	ER	SO	BB	IBB	HBP	BLK	WP	HR	S	P	ERA	WHIP
39 Kris Medlen, R ERA: 4.88	(1, 1)	5.2	L	27	11	7	7	3	1	0	0	0	0	1	68	98	11.12	2.118
11 Jeremy Guthrie, R ERA: 5.73	(6, 1)	3.1		17	6	5	5	3	0	0	1	0	0	2	38	53	13.50	1.800

PITCHER		IP	WLS	BF	H	R	ER	SO	BB	IBB	HBP	BLK	WP	HR	S	P	ERA	WHIP

BOTTOM

Chicago White Sox @ Kansas City Royals

Kauffman Stadium, Kansas City, MO

Fri Sep 04 2015, 7:10 PM - 9:50 PM CDT

Att. 36,953 - Clear - 88 F

livebaseballscorecards.com

Batter	1	2	3	4	5	6	7	8	9	AB	R	H	RBI	BB	SO	LOB
2 Alcides Escobar, R (1, 6) OBP: 0.301, SLG: 0.324	B FF 90 C FF 91 B FC 88 T FF 91 B FF 89 S FF 92 3-3 ① **K**		C FF 90 B FC 88 B CU 77 X FC 87 2-1 ① **F9**			C FC 85 B FC 85 X FC 86 1-1 18 G6-4-3 1B			X FC 85 0-0 9 1B, 24 1B, 25 SF7 1B	4	1	2	0	0	1	0
18 Ben Zobrist, S (1, 4) OBP: 0.377, SLG: 0.472 24 Christian Colón, R (8, 4) OBP: 0.315, SLG: 0.306	F FC 87 F CH 83 F CU 79 X FF 91 0-2 6 FC1-4 1B		B CU 77 B FC 88 C CH 83 F FF 92 X CU 79 2-2 ② **F9**			C FF 90 B FC 88 B FC 87 B CH 82 F FF 91 1 SAFE X FF 91 3-2 ①② **G6-4-3** 1-2f			F FF 91 F SI 92 B CH 82 X CH 82 1-2 9 1B 1-2 1B	3 1	0 0	1 1	0 0	0 0	0 0	1 0
6 Lorenzo Cain, R (1, 8) OBP: 0.369, SLG: 0.494 0 Terrance Gore, R (8, 7)	X CH 83 0-0 ② **FC1-4** 35 BB 1-2f		C FC 86 X CH 83 0-1 ③ **G4-3**			C FC 86 B SI 91 C FC 89 X CU 78 1-2 ③ **G5-3**			X FC 87 0-0 ① **F7**	3 1	0 0	0 0	0 0	0 0	0 0	1 2
35 Eric Hosmer, L (1, 3) OBP: 0.374, SLG: 0.467 9 Drew Butera, R (9, 3) OBP: 0.247, SLG: 0.269	S SI 91 B SI 91 D CH 83 B SI 92 B CH 84 4-1 **BB** 1-2			C FF 89 F CU 78 F SI 91 B CH 83 X SI 92 1-2 ① **G4-3**			F CH 82 C FF 90 B CU 80 B CH 84 X FC 87 2-2 ① **L6**		C FC 86 B FC 89 X FC 87 1-1 ① 1-2 2-3 1B	2 1	0 0	0 1	0 0	1 0	0 0	0 0
25 Kendrys Morales, S (1, 10) OBP: 0.355, SLG: 0.473	C FF 92 S CH 83 D CH 84 S FF 91 1-3 ③ **K**			C FF 89 X CU 77 0-1 ② **G4-3**			C CH 82 B CH 82 F CH 83 F FF 88 F FF 91 X CH 83 1-2 ② **G4-3**		D CH 83 F FC 88 C FC 88 X FF 92 1-2 ② **SF7** 3-H	3	0	0	1	0	1	2
31 Jonny Gomes, R (1, 9) OBP: 0.326, SLG: 0.371		C FF 89 B FF 91 B CH 82 B FF 92 X FF 92 3-1 ① **G5-3**		B CH 81 C FF 90 B CH 82 X FC 88 2-1 ③ **F8**			X FC 88 0-0 ③ **F7**		C FF 91 D CU 79 C CU 78 S CH 82 1-3 ③ **K**	4	0	0	0	0	1	2
13 Salvador Perez, R (1, 2) OBP: 0.273, SLG: 0.420 26 Francisco Peña, R (9, 2)		F FC 88 X FF 92 0-1 ② **L9**			X CH 82 0-0 ① **L7**			C FF 88 S FC 85 F FC 88 B FF 89 F FC 87 B CU 77 S SI 92 2-3 ① **K**		3 0	0 0	0 0	0 0	1 0	0 0
19 Cheslor Cuthbert, R (1, 5) OBP: 0.368, SLG: 0.500		C FF 90 B CH 82 B CH 84 S FF 92 X FC 90 2-2 16 1B 2B			C FF 87 C FC 87 B CU 78 S CH 83 1-3 ② **K**			B FF 88 B FC 90 X FF 90 2-0 ② **L9**		3	0	1	0	0	1	0
16 Paulo Orlando, R (1, 7) OBP: 0.274, SLG: 0.446 (8, 8)		X FC 89 0-0 ③ 2-H 1B			B FC 86 C FF 90 B FC 87 C CH 82 X FF 92 2-2 ③ **G5-3**			C CH 81 F FC 87 F CU 76 X CH 81 0-2 ③ **G3**		3	0	1	0	0	0	0

Inning Stats																								
	R: 0	H: 1		R: 0	H: 2		R: 0	H: 0		R: 0	H: 0		R: 0	H: 0		R: 0	H: 1		R: 0	H: 0		R: 0	H: 0	
	E: 0	LOB: 2		E: 0	LOB: 2		E: 0	LOB: 0		E: 0	LOB: 0		E: 0	LOB: 0		K: 0	LOB: 0		E: 0	LOB: 0		E: 0	LOB: 0	
	K: 2	BB: 1		K: 0	BB: 0		K: 0	BB: 0		K: 0	BB: 0		K: 1	BB: 0		S: 8	BB: 0		K: 0	BB: 0		K: 1	BB: 0	
	S: 12	P: 20		S: 8	P: 13		S: 7	P: 11		S: 8	P: 11		S: 7	P: 10		S: 8	P: 13		S: 9	P: 12		S: 10	P: 14	

	R: 1	H: 3	1B: 6	SF: 1	WP: 0	PA: 33
	E: 0	LOB: 2	2B: 1	SAC: 0	PB: 0	
	K: 1	BB: 0	3B: 0	DP: 1	SB: 0	
	S: 13	P: 17	HR: 0	HBP: 0	CS: 0	

PITCHER	IP	WLS	BF	H	R	ER	SO	BB	IBB	HBP	BLK	WP	HR	S	P	ERA	WHIP
50 John Danks, L (1, 1) ERA: 4.6	9.0	W	33	7	1	1	5	1	0	0	0	0	0	82	121	1.00	0.889

PITCHER	IP	WLS	BF	H	R	ER	SO	BB	IBB	HBP	BLK	WP	HR	S	P	ERA	WHIP

AB	31
R	1
H	7
RBI	1
BB	1
SO	5
LOB	8

Chicago White Sox @ Kansas City Royals

Kauffman Stadium, Kansas City, MO

Sat Sep 05 2015, 6:10 PM - 9:03 PM CDT

Att. 37,827 - Partly Cloudy - 89 F

livebaseballscorecards.com

Batter	1	2	3	4	5	6	7	8	9	AB	R	H	RBI	BB	SO	LOB
1 Adam Eaton, L (1, 8) OBP: 0.349, SLG: 0.416	C FF 95 X SI 96 0-1 ① G4-3		C CU 81 B FF 94 F FF 95 1 SAFE S CU 81 1-3 ② K		F FF 94 S FF 95 B FF 94 S FF 94 1-3 ② K		C SI 94 S CU 81 F FF 94 F CU 82 S SI 94 0-3 ③ K		B SI 94 X SI 93 1-0 79 WP, 53 1B 1-2 2-H 1B	5	0	1	1	0	3	2
53 Melky Cabrera, S (1, 10) OBP: 0.312, SLG: 0.389	C FF 97 X CU 83 0-1 ② G2-3		B CU 80 C FF 94 F FF 94 S CU 83 1-3 ③ K		B FF 95 X FF 94 1-0 ③ P2			C SI 87 F SI 93 B SI 93 X SI 94 1-2 ① F9	B SI 93 B SI 92 X SI 92 2-0 79 WP 1-2 2-H 1B	5	0	1	1	0	1	1
79 José Abreu, R (1, 3) OBP: 0.350, SLG: 0.510	B FF 96 B FF 95 F FF 95 B FF 96 B FF 96 4-1 BB			B CU 79 B FF 93 B FF 94 B SI 95 4-0 28 F7, 26 1B, 10 HR BB		X SI 92 0-0 ② 26 G6-4-3 1B		B SI 94 F SI 93 B FF 94 F SL 89 X FF 95 2-2 ② G4-3	S SL 82 B SI 94 C SI 92 1-3 ③ K 1-2 2-3	3	1	1	0	2	1	2
26 Avisaíl García, R (1, 9) OBP: 0.313, SLG: 0.380	F CU 82 C CU 81 X FF 95 0-2 ③ F8			B CH 85 B SI 94 X FF 94 2-0 10 HR 1-2 1B		B SI 93 X CH 86 1-0 ① ② G6-4-3 1-2f		F SL 89 X SL 88 0-1 2B		4	1	2	0	0	0	2
28 Trayce Thompson, R (1, 7) OBP: 0.409, SLG: 0.659		B CU 78 C FF 93 B FF 94 C FF 93 S FF 95 2-3 ① K		X SI 95 0-0 ① F7 2-3		B FF 94 B FF 92 X FF 92 2-0 ③ G5-3		C SI 96 C FF 94 C SI 95 0-3 ③ K		4	0	0	0	0	2	3
10 Alexei Ramirez, R (1, 6) OBP: 0.283, SLG: 0.359		C FF 95 X CU 82 0-1 58 G6-4-3 1B		C CU 82 C FF 94 B FF 95 X CU 84 1-2 1-H 3-H HR			F FF 92 B CH 85 F FF 92 F FF 94 B CH 85 C CH 86 2-3 ① K		S SI 93 X SI 93 0-1 ① G4-3	4	1	2	3	0	1	0
58 Geovany Soto, R (1, 2) OBP: 0.323, SLG: 0.448		C CH 86 S FF 94 X FF 96 0-2 ② ③ G6-4-3 1-2f		C FF 96 B CH 88 B CH 88 F SI 95 B CH 86 X FF 95 3-2 ② F8			B CU 83 B FF 94 B FF 94 C FF 94 X FF 93 3-1 HR		X SI 94 0-0 ② F9	4	1	1	1	0	0	1
18 Tyler Saladino, R (1, 5) OBP: 0.279, SLG: 0.327			C SI 93 X CH 84 0-1 ① G6-3	C FF 95 B CH 88 B CU 80 X FF 94 2-1 ③ F8			C FF 94 B CH 86 X CH 85 1-1 15 S 1B		B SI 94 C SI 93 S SL 82 B SL 84 B SI 94 B SI 92 4-2 15 1B, 1 1B BB	3	1	1	0	1	0	0
15 Gordon Beckham, R (1, 4) OBP: 0.267, SLG: 0.311			B FF 94 B FF 92 C FF 93 F FF 94 F FF 95 F FF 96 F CH 86 B FF 95 X FF 94 3-2 1B		C CU 78 B FF 93 B FF 93 B FF 92 F FF 92 X FF 93 3-2 ① F9		C SI 93 C SI 92 S SI 94 0-3 ② K 1-2		B SI 93 F SI 93 1 SAFE 1 SAFE D SI 94 F SI 93 1 SAFE B SL 82 X SI 92 3-2 1, 1B, 53 1B 1-2 1B	4	1	2	0	0	1	1
Inning Stats	R: 0 E: 0 K: 0 S: 8 H: 0 LOB: 1 BB: 1 P: 12	R: 0 E: 0 K: 1 S: 8 H: 1 LOB: 0 BB: 0 P: 10	R: 0 E: 0 K: 2 S: 14 H: 1 LOB: 1 BB: 0 P: 19	R: 3 E: 0 K: 0 S: 10 H: 2 LOB: 0 BB: 1 P: 22	R: 0 E: 0 K: 1 S: 7 H: 0 LOB: 0 BB: 0 P: 12	R: 0 E: 0 K: 0 S: 3 H: 1 LOB: 0 BB: 0 P: 6	R: 1 E: 0 K: 3 S: 16 H: 2 LOB: 1 BB: 0 P: 22	R: 0 E: 0 K: 1 S: 11 H: 1 LOB: 1 BB: 0 P: 14	R: 2 E: 0 K: 1 S: 13 H: 3 LOB: 2 BB: 1 P: 24	1B: 8 2B: 1 3B: 0 HR: 2 SF: 0 SAC: 0 DP: 2 HBP: 0	WP: 1 PB: 0 SB: 1 CS: 0 PA: 39					

	AB	36
	R	6
	H	11
	RBI	6
	BB	3
	SO	9
	LOB	12

PITCHER		IP	WLS	BF	H	R	ER	SO	BB	IBB	HBP	BLK	WP	HR	S	P	ERA	WHIP
41 Danny Duffy, L ERA: 4.17	(1, 1)	7.0	L	28	7	4	4	7	2	0	0	0	0	2	66	103	5.14	1.286
45 Franklin Morales, L ERA: 2.09	(8, 1)	1.0		4	1	0	0	1	0	0	0	0	0	0	11	14	0.00	1.000
54 Scott Alexander, L ERA: 9.0	(9, 1)	1.0		7	3	2	2	1	1	0	0	0	1	0	13	24	18.00	4.000

PITCHER		IP	WLS	BF	H	R	ER	SO	BB	IBB	HBP	BLK	WP	HR	S	P	ERA	WHIP

BOTTOM

Chicago White Sox @ Kansas City Royals

Kauffman Stadium, Kansas City, MO

Sat Sep 05 2015, 6:10 PM - 9:03 PM CDT

Att. 37,827 - Partly Cloudy - 89 F

livebaseballscorecards.com

Batter	1	2	3	4	5	6	7	8	9	AB	R	H	RBI	BB	SO	LOB
2 Alcides Escobar, R (1, 6) OBP: 0.301, SLG: 0.325	F FF 91 X CU 80 0-1 ① G6-3		C FF 91 B FF 93 C CU 80 B FF 91 X CU 80 2-2 6 G4-3 2B		F CU 78 B CU 79 X FF 92 1-1 ③ G4-3		X CU 78 0-0 ③ G4-3			4	0	1	0	0	0	2
6 Lorenzo Cain, R (1, 8) OBP: 0.368, SLG: 0.491	B FF 92 C CH 85 B CU 81 F FF 91 B CU 80 S CU 80 3-3 ② K		X FF 92 0-0 ② G4-3 2-3			B FF 92 F CU 81 S CH 86 B FF 93 B CU 80 F FF 94 F CU 80 F SI 94 X FF 94 3-2 ① G3-1		B SI 96 B SI 95 C SI 95 X SI 96 2-1 25 G6-3 35 1B 4 1B 1B		4	1	1	0	0	1	1
35 Eric Hosmer, L (1, 3) OBP: 0.373, SLG: 0.465	X FF 93 0-0 ③ G4-3		X FF 92 0-0 ③ F9			B FF 92 C CU 80 X CU 79 1-1 ② F7		D SL 82 D SI 90 C SI 91 X SI 92 2-1 4 1B 25 G6-3 1-2 1B		4	0	1	0	0	0	1
25 Kendrys Morales, S (1, 10) OBP: 0.356, SLG: 0.478		C CU 79 B CH 87 X CH 87 1-1 4 1B 19 FC3-2-5 2B		C FF 92 C FF 92 B FF 92 X FF 93 1-2 ① G5-3		C CU 79 B CU 80 S FF 92 X SI 94 1-2 2B		B SI 90 X CH 85 1-0 ① G6-3 1-2 2-3		4	0	2	0	0	0	2
4 Alex Gordon, L (1, 7) OBP: 0.398, SLG: 0.468 1 Jarrod Dyson, L (8, PR) OBP: 0.318, SLG: 0.371 (9, 7)		C FF 92 B CU 81 B FF 93 X CU 80 2-1 16 F9 19 FC3-2-5 2-3 1B		C FF 92 B FF 92 B SI 93 X FF 92 2-1 2B		B FF 92 C CU 80 F CU 81 B CU 78 S FF 93 2-3 ③ K		F CU 77 D SL 84 X CU 76 1-1 8 G6-3 2-3 3-H 1B		4 0	0 0	3 0	1 0	0 0	1 0	1 0
19 Cheslor Cuthbert, R (1, 5) OBP: 0.341, SLG: 0.459 8 Mike Moustakas, L (8, PH) OBP: 0.347, SLG: 0.446 (9, 5)		C FF 87 B FF 91 1 SAFE B CH 88 X FF 92 2-1 ① FC3-2-5 1-2 3-H		C CU 80 X FF 88 0-1 ② G6-3			C CU 76 B FF 90 S CH 86 B CU 79 B CH 85 F CU 79 X FF 92 3-2 ① G4-3	B SI 98 1 SAFE X SI 99 1-0 ② ③ G6-3 1-2f		3 1	0 0	0 0	0 0	0 0	0 0	3 2
16 Paulo Orlando, R (1, 9) OBP: 0.273, SLG: 0.442		B SI 92 F CU 80 B CU 80 X CU 80 2-1 ② F9 2-3		F CU 80 B FF 93 X CU 79 1-1 ③ L9			B FF 91 B CU 80 B FF 92 C FF 91 S FF 92 X CU 79 3-2 14 2B 1B		B FF 91 C FC 92 X KC 81 1-1 ① G5-3	4	0	1	0	0	0	3
14 Omar Infante, R (1, 4) OBP: 0.231, SLG: 0.308		F FF 91 S CU 78 1 SAFE B FF 94 D CU 80 B FF 94 S CU 81 3-3 ③ K			C FF 92 B FF 92 X CU 78 1-1 ① G6-3		B CH 86 X FF 91 1-0 1-3 2B		B SI 92 X FC 92 1-0 ② G6-3	4	0	1	0	0	1	2
9 Drew Butera, R (1, 2) OBP: 0.242, SLG: 0.263 31 Jonny Gomes, R (7, PH) OBP: 0.325, SLG: 0.369 26 Francisco Peña, R (8, 2)			C FF 91 B CU 80 C FF 90 B CU 78 B FF 92 S FF 93 3-3 ① K		B FF 92 B FF 91 X FF 91 2-0 ② F9		F CU 80 C FF 91 D CU 79 S CU 77 1-3 ② K		C CH 85 B FF 92 F CH 86 B KC 82 F KC 80 C FC 91 2-3 ③ K	2 1 1	0 0 0	0 0 0	0 0 0	0 0 0	1 1 1	0 2 0
Inning Stats	R: 0 E: 0 K: 1 S: 6 H: 0 LOB: 0 BB: 0 P: 9	R: 0 E: 0 K: 1 S: 11 H: 2 LOB: 2 BB: 0 P: 21	R: 0 E: 0 K: 1 S: 8 H: 1 LOB: 1 BB: 0 P: 13	R: 0 E: 0 K: 0 S: 9 H: 1 LOB: 1 BB: 0 P: 13	R: 0 E: 0 K: 0 S: 5 H: 0 LOB: 0 BB: 0 P: 9	R: 0 E: 0 K: 1 S: 14 H: 1 LOB: 1 BB: 0 P: 21	R: 0 E: 0 K: 1 S: 12 H: 2 LOB: 2 BB: 0 P: 20	R: 1 E: 0 K: 0 S: 8 H: 3 LOB: 2 BB: 0 P: 15	R: 0 E: 0 K: 1 S: 7 H: 0 LOB: 0 BB: 0 P: 11	1B: 5 2B: 5 3B: 0 HR: 0	SF: 0 SAC: 0 DP: 1 HBP: 0	WP: 0 PB: 0 SB: 0 CS: 0	PA: 36			

	AB	36
	R	1
	H	10
	RBI	1
	BB	0
	SO	6
	LOB	19

PITCHER		IP	WLS	BF	H	R	ER	SO	BB	IBB	HBP	BLK	WP	HR	S	P	ERA	WHIP
62 Jose Quintana, L ERA: 3.6	(1, 1)	7.0	W	28	7	0	0	5	0	0	0	0	0	0	65	106	0.00	1.000
52 Jake Petricka, R ERA: 3.86	(8, 1)	0.0		1	1	1	1	0	0	0	0	0	0	0	2	4	∞	∞
33 Zach Duke, L ERA: 3.57	(8, 1)	0.1		3	2	0	0	0	0	0	0	0	0	0	5	9	0.00	6.000
65 Nate Jones, R ERA: 2.13	(8, 1)	0.2	H	1	0	0	0	0	0	0	0	0	0	0	1	2	0.00	0.000
30 David Robertson, R ERA: 2.5	(9, 1)	1.0		3	0	0	0	1	0	0	0	0	0	0	7	11	0.00	0.000

PITCHER	IP	WLS	BF	H	R	ER	SO	BB	IBB	HBP	BLK	WP	HR	S	P	ERA	WHIP

Batter	1	2	3	4	5	6	7	8	9	AB	R	H	RBI	BB	SO	LOB
1 Adam Eaton, L (1, 8) OBP: 0.351, SLG: 0.426	B CH 79 X SI 89 1-0 10 2B 79 1B 1B	B CH 83 B SI 93 X FC 87 2-0 ② G4-3		C FF 87 F FF 89 B FF 89 F FF 89 F SL 83 F SL 83 B FF 88 C SL 83 2-3 ① K		B FF 88 F FF 89 B FF 88 F FF 88 X SL 82 2-2 HR			C FF 94 B CH 85 X FC 89 1-1 10 G4-3 79 SF8 2B	5	3	3	1	0	1	0
10 Alexei Ramirez, R (1, 6) OBP: 0.284, SLG: 0.362	C FC 86 X SI 90 0-1 79 1B 26 1B 1-3 2B	C FF 92 B CH 85 X FC 88 1-1 1B		C FF 88 B FF 89 F FF 89 X SL 83 1-2 ② F9		S SL 82 B FF 88 B FF 88 X CH 81 2-1 ② L7			B FF 95 F FF 96 F FF 96 F CH 84 F FF 96 F CH 85 B FF 97 X FF 95 2-2 ① G4-3 2-3	5	1	2	0	0	0	1
79 José Abreu, R (1, 10) OBP: 0.349, SLG: 0.508	B SI 92 F SL 83 X CH 81 1-1 53 BB 26 1B 2-3 3-H 1B	C SI 93 X SI 93 0-1 ③ G1-3		B FF 88 B FF 89 B FF 88 C FF 88 F FF 88 X CH 80 3-2 ③ F8		S SL 81 B SL 82 S CH 81 F SL 81 B FF 89 F SL 81 X FF 89 2-2 ③ L9			X CH 85 0-0 ② SF8 3-H	4	1	1	2	0	0	1
53 Melky Cabrera, S (1, 7) OBP: 0.316, SLG: 0.391 28 Trayce Thompson, R (9, PR) OBP: 0.409, SLG: 0.659 (9, 7)	C FC 87 B FF 91 B FC 85 D CH 82 F CH 82 B FF 93 4-2 26 1B 1-2 BB	F SL 80 B SI 92 B FF 92 C CH 85 F FF 93 F CH 86 X SL 83 2-2 26 BB 25 1B 1B		B FF 86 B FF 86 B FF 88 B FF 88 4-0 24 1B BB			C FF 95 B KC 81 B SI 94 B FF 96 C FF 94 F FC 89 F FF 96 F FF 96 F FC 92 3-2 ① F FF 96 X FC 91 L8		X FC 91 0-0 26 BB 1B	3 0	1 0	2 0	0 0	2 0	0 0	0 0
26 Avisaíl García, R (1, 9) OBP: 0.316, SLG: 0.380	X FC 86 0-0 1-3 2-H 3-H 1B	B SI 93 S FF 93 D CH 84 B SL 85 C FC 86 1 SAFE B SI 94 4-2 25 1B 36 SF9 1-2 BB		B FF 87 X FF 86 1-0 ① F7			C FF 95 X SI 96 0-1 ② F9		1 SAFE C FF 95 B FC 91 1 SAFE F FF 96 F CH 84 1 SAFE P PO 92 1 SAFE 4-2 D CH 84 F CH 85 F SI 96 B FC 91 1-2 BB	3	1	1	2	2	0	1
25 Adam LaRoche, L (1, 3) OBP: 0.298, SLG: 0.350	S FF 92 X FF 92 0-1 ① P5	S CH 83 X CH 83 0-1 36 SF9 1-3 2-H 1B		B FF 87 X FF 87 1-0 ② L8			C KC 80 F FC 91 B FF 95 B FF 95 S KC 79 2-3 ③ K		X CH 86 0-0 ③ G4-3	5	0	1	1	0	1	5
24 Mike Olt, R (1, 5) OBP: 0.250, SLG: 0.368	S SI 93 S FF 92 S FF 94 0-3 ② K	B SI 93 F FC 87 S FF 94 C SI 93 1-3 ① K		X FF 87 0-0 1-2 1B				C SI 93 B SI 94 C SI 94 X SI 94 1-2 5 G6-4-3 1B		4	0	2	0	0	2	4
36 Rob Brantly, L (1, 2)	C SI 92 B CH 84 B SI 92 B FC 86 F FC 89 S CH 84 3-3 ③ K	F FF 93 S CH 86 F FF 95 B FC 88 F CH 87 F FC 88 B FF 94 X CH 86 2-2 ② SF9 1-2 3-H		B FF 87 F FF 87 B FF 88 S CH 82 S SL 80 2-3 ③ K				X FF 94 0-0 ① B5	3	0	0	1	0	2	5
5 Yolmer Sánchez, S (1, 4) OBP: 0.266, SLG: 0.328		B SI 90 B FC 87 B SI 92 C CH 88 S FC 90 F SI 92 X SI 92 3-2 ① G4-3	C FC 88 F FF 92 F FC 89 B FF 93 F FC 87 F FC 87 B FF 93 F FF 94 B CH 87 3-3 ③ S CH 84 K			B FF 88 B FF 87 C FF 88 C SL 82 X FF 89 2-2 ① F8		1 SAFE 1 SAFE S SI 94 F SL 87 X SI 93 0-2 ②③ G6-4-3 1-2f	4	0	0	0	0	1	2
Inning Stats	R: 3 E: 0 K: 2 S: 16 H: 4 LOB: 2 BB: 1 P: 25	R: 0 E: 0 K: 0 S: 9 H: 1 LOB: 1 BB: 0 P: 15	R: 2 E: 0 K: 2 S: 25 H: 2 LOB: 1 BB: 1 P: 37	R: 0 E: 0 K: 1 S: 12 H: 0 LOB: 0 BB: 0 P: 18	R: 0 E: 0 K: 1 S: 6 H: 1 LOB: 2 BB: 1 P: 14	R: 1 E: 0 K: 0 S: 13 H: 1 LOB: 1 BB: 0 P: 21	R: 0 E: 0 K: 1 S: 13 H: 0 LOB: 0 BB: 0 P: 18	R: 0 E: 0 K: 0 S: 7 H: 1 LOB: 0 BB: 0 P: 8	R: 1 E: 0 K: 0 S: 17 H: 2 LOB: 2 BB: 1 P: 23	1B: 9 2B: 2 3B: 0 HR: 1 SF: 2 SAC: 0 DP: 1 HBP: 0						

PITCHER		IP	WLS	BF	H	R	ER	SO	BB	IBB	HBP	BLK	WP	HR	S	P	ERA	WHIP
47 Johnny Cueto, R ERA: 3.24	(1, 1)	3.0	L	18	7	5	5	4	2	0	0	0	0	0	50	77	15.00	3.000
32 Chris Young, R ERA: 3.13	(4, 1)	3.0		12	2	1	1	2	1	0	0	0	0	1	31	53	3.00	1.000
44 Luke Hochevar, R ERA: 3.27	(7, 1)	1.0		3	0	0	0	1	0	0	0	0	0	0	13	18	0.00	0.000
45 Franklin Morales, L ERA: 2.05	(8, 1)	1.0		3	1	0	0	0	0	0	0	0	0	0	7	8	0.00	1.000
46 Ryan Madson, R ERA: 2.58	(9, 1)	1.0		6	2	1	1	0	1	0	0	0	0	0	17	23	9.00	3.000

PITCHER	IP	WLS	BF	H	R	ER	SO	BB	IBB	HBP	BLK	WP	HR	S	P	ERA	WHIP

TOP

Chicago White Sox @ Kansas City Royals

Kauffman Stadium, Kansas City, MO

Sun Sep 06 2015, 1:12 PM - 4:14 PM CDT

Att. 38,902 - Sunny - 92 F

livebaseballscorecards.com

AB	36
R	7
H	12
RBI	7
BB	4
SO	7
LOB	19

Batter	1	2	3	4	5	6	7	8	9	AB	R	H	RBI	BB	SO	LOB
2 Alcides Escobar, R (1, 6) OBP: 0.299, SLG: 0.323	C SI 92 B SL 84 B FF 94 F FF 93 F FF 94 X SL 85 2-2 F7 ①		B SL 83 B SL 83 F FF 93 F FF 92 F FF 94 X SL 84 2-2 G6-3 ③			C FF 91 X FF 91 0-1 F8 ①	1 SAFE 1 SAFE X SI 88 0-0 SF8 ② 1-2 3-H			3	0	0	1	0	0	0
18 Ben Zobrist, S (1, 9) OBP: 0.374, SLG: 0.467	C FF 93 B FF 94 X FF 94 1-1 G4-3 ②			C CH 81 C SL 84 B SL 85 B FF 92 X SI 92 2-2 L7 ①		X FF 90 0-0 G3-1 ②	C SI 89 B CH 80 X CH 80 1-1 F8 ③			4	0	0	0	0	0	1
8 Mike Moustakas, L (1, 5) OBP: 0.347, SLG: 0.451	C FF 93 S CH 84 T FF 94 0-2 K ③			X FF 91 0-0 F8 ②		C FF 88 C CH 83 F CU 72 X FF 93 0-2 HR		B FF 89 F SI 89 C CU 77 F CU 77 S SI 90 1-3 K ①		4	1	1	1	0	2	0
25 Kendrys Morales, S (1, 3) OBP: 0.356, SLG: 0.476		C CU 74 X FF 92 0-1 F7 ①		C CH 81 B CU 74 B FF 92 B FF 90 X FF 91 3-1 G6-3 ③		B FF 91 X CH 82 1-0 1B		C SI 92 B CH 86 B CH 86 S SI 91 F CU 77 S FF 90 2-3 K ②		4	0	1	0	0	1	0
4 Alex Gordon, L (1, 10) OBP: 0.396, SLG: 0.465		B FF 91 C SI 92 X CH 83 1-1 P5 ②			C FF 91 B CH 81 F CH 83 B SL 83 F FF 92 B FF 92 X FF 93 3-2 1B	C FF 90 S CH 81 D CU 76 X FF 92 1-2 G6-3 ③		C SL 84 F SI 88 B SI 92 B CU 76 S CU 77 2-3 K ③		4	0	1	0	0	1	1
13 Salvador Perez, R (1, 2) OBP: 0.275, SLG: 0.426		C SL 83 X FF 93 0-1 HR			D SL 86 B SI 90 S FF 92 S SL 86 S FF 92 2-3 K ①		H SI 95 1-0 16 2B 1 1B HBP		F FC 92 C FC 94 B KC 82 X KC 80 1-2 L7 ①	3	2	1	1	0	1	1
16 Paulo Orlando, R (1, 7) OBP: 0.273, SLG: 0.443		C FF 93 B SI 93 X SL 86 1-1 F9 ③			F FF 90 F SI 91 D SL 87 T FF 94 1-2 K ②		B SI 94 B SI 95 B SI 93 C SI 93 C SI 94 X SI 95 3-2 1 1B 2 SF8 1-3 2B		T FC 93 B FC 91 B FF 93 F FF 93 X KC 83 2-2 L4 ②	4	1	1	0	0	1	1
14 Omar Infante, R (1, 4) OBP: 0.230, SLG: 0.306 35 Eric Hosmer, L (7, PH) OBP: 0.373, SLG: 0.464 24 Christian Colón, R (8, 4) OBP: 0.312, SLG: 0.302			C FF 92 B FF 93 B FF 92 S SL 85 F FF 94 B FF 95 F FF 92 F FF 92 X SL 84 3-2 G3-1 ①		S FF 91 B SL 84 X FF 92 1-1 L8 ③		B CH 79 X CH 78 1-0 G5-3 ①		C FC 92 B FC 94 F FF 93 F FC 94 X FC 93 1-2 P4 ③	2 1 1	0 0 0	0 0 0	0 0 0	0 0 0	0 0 0	1 2 0
1 Jarrod Dyson, L (1, 8) OBP: 0.323, SLG: 0.393			B CU 74 F FF 92 B FF 92 X FF 92 2-1 F8 ②			C CH 82 X SL 84 0-1 HR	B SI 87 B SI 88 X SI 88 2-0 2 SF8 2-3 3-H 1B			3	1	2	2	0	0	0

Inning Stats	1	2	3	4	5	6	7	8	9
	R: 0 E: 0 K: 1 S: 9 H: 0 LOB: 0 BB: 0 P: 12	R: 1 E: 0 K: 0 S: 8 H: 1 LOB: 0 BB: 0 P: 10	R: 0 E: 0 K: 0 S: 12 H: 0 LOB: 0 BB: 0 P: 19	R: 0 E: 0 K: 0 S: 6 H: 0 LOB: 0 BB: 0 P: 11	R: 0 E: 0 K: 2 S: 12 H: 1 LOB: 1 BB: 0 P: 19	R: 2 E: 0 K: 0 S: 13 H: 3 LOB: 1 BB: 0 P: 15	R: 2 E: 0 K: 0 S: 8 H: 2 LOB: 1 BB: 0 P: 16	R: 0 E: 0 K: 3 S: 11 H: 0 LOB: 0 BB: 0 P: 16	R: 0 E: 0 K: 0 S: 10 H: 0 LOB: 0 BB: 0 P: 14

1B: 3 SF: 1
2B: 1 SAC: 0
3B: 0 DP: 0
HR: 3 HBP: 1

WP: 0 PA: 35
PB: 0
SB: 0
CS: 0

PITCHER	IP	WLS	BF	H	R	ER	SO	BB	IBB	HBP	BLK	WP	HR	S	P	ERA	WHIP
45 Erik Johnson, R (1, 1) ERA: 4.5	6.0	W	23	5	3	3	3	0	0	0	0	0	3	60	86	4.50	0.833
52 Jake Petricka, R (7, 1) ERA: 4.26	0.0		2	1	2	2	0	0	0	1	0	0	0	3	7	∞	∞
34 Matt Albers, R (7, 1) ERA: 1.57	1.0	H	4	1	0	0	0	0	0	0	0	0	0	5	9	0.00	1.000
33 Zach Duke, L (8, 1) ERA: 3.5	1.0	H	3	0	0	0	3	0	0	0	0	0	0	11	16	0.00	0.000
30 David Robertson, R (9, 1) ERA: 2.45	1.0	S	3	0	0	0	0	0	0	0	0	0	0	10	14	0.00	0.000

PITCHER	IP	WLS	BF	H	R	ER	SO	BB	IBB	HBP	BLK	WP	HR	S	P	ERA	WHIP

BOTTOM

Chicago White Sox @ Kansas City Royals

Kauffman Stadium, Kansas City, MO

Sun Sep 06 2015, 1:12 PM - 4:14 PM CDT

Att. 38,902 - Sunny - 92 F

livebaseballscorecards.com

AB	33
R	5
H	7
RBI	5
BB	0
SO	6
LOB	7

Cleveland Indians @ Chicago White Sox

U.S. Cellular Field, Chicago, IL

Mon Sep 07 2015, 2:12 PM - 4:44 PM EDT

Att. 14,757 - Partly Cloudy - 90 F

TOP

livebaseballscorecards.com

Batter	1	2	3	4	5	6	7	8	9	AB	R	H	RBI	BB	SO	LOB
12 Francisco Lindor, S (1, 6) OBP: 0.344, SLG: 0.441	C SI 98 F SI 96 X CH 87 0-2 G6-3		F SI 91 S SI 95 B SL 77 F SI 96 F SL 80 F SI 97 C SI 96 1-3 K		1 SAFE 1 SAFE B SI 95 B CH 90 S SI 96 1 SAFE X CH 88 2-1 FC3-6 1-2f		B SI 94 X SI 93 1-0 2B			4	0	1	0	0	1	1
4 Mike Aviles, R (1, 4) (9, 7) OBP: 0.274, SLG: 0.316	C SI 95 B CH 87 B CH 88 X SI 97 2-1 G4-3			C CH 82 S CH 85 X SI 94 0-2 HR	C SI 95 F SI 92 F CH 88 1 SAFE C SL 80 0-3 K		B SI 90 X SI 96 1-0 G1-4-3			4	1	1	1	0	1	2
41 Carlos Santana, S (1, 3) OBP: 0.353, SLG: 0.387	B CH 86 C SI 94 C SI 94 B SI 94 S SI 96 2-3 K			B SL 76 C SI 95 B CH 89 S CH 87 B SL 81 F SI 96 X SI 91 3-2 G4-3		C SL 79 B CH 88 B CH 88 C SI 95 B SI 95 F SI 96 S SI 97 3-3 K		C CH 78 B SI 89 X SI 88 1-1 G3-1		4	0	0	0	0	2	0
9 Ryan Raburn, R (1, 9) OBP: 0.384, SLG: 0.552 8 Lonnie Chisenhall, L (8, PH) OBP: 0.300, SLG: 0.390 (8, 9)		B CH 87 B SI 93 B CH 88 C S B SI 97 4-2 BB		F SI 95 X SL 78 0-1 HR		B CH 87 B SI 90 F SI 93 X SI 92 2-1 HR		X CH 79 0-0 F9		2 1	2 0	2 0	2 0	1 0	0 0	0 0
10 Yan Gomes, R (1, 2) OBP: 0.261, SLG: 0.376		F S SI 96 B SI 92 X CH 88 1-2 F9		C SL 77 F SI 96 X SL 80 0-2 G5-3		F SI 97 S SI 98 C SL 82 0-3 K		C SI 88 X SL 83 0-1 G4-3		4	0	0	0	0	1	1
30 Chris Johnson, R (1, 10) OBP: 0.285, SLG: 0.348 22 Jason Kipnis, L (9, PH) OBP: 0.384, SLG: 0.457 (9, 10)		B CH 88 S SI 94 S CH 88 S CH 89 1-3 K		B CH 89 X CH 88 1-0 1B		C SL 82 B SI 90 S SI 91 X SI 97 1-2 2B			B CH 78 B SI 89 C CH 80 X SI 89 2-1 F7	3 1	0 0	2 0	0 0	0 0	1 0	1 0
40 Jerry Sands, R (1, 7) OBP: 0.275, SLG: 0.376 23 Michael Brantley, L (9, PH) OBP: 0.390, SLG: 0.484 11 José Ramírez, S (9, PR) OBP: 0.272, SLG: 0.270 (9, 4)		B SI 95 F SI 93 C CH 88 C SI 96 1-3 K		S SI 97 B SI 97 B SI 95 F CH 88 F SI 97 1 SAFE C SL 81 2-3 K		X CH 89 0-0 F9			C SL 84 B SL 85 F SI 93 B SL 86 X FF 94 2-2 35 G4-6-3 1B	3 1 0	0 0 0	0 1 0	0 0 0	0 0 0	2 0 0	3 0 0
35 Abraham Almonte, S (1, 8) OBP: 0.307, SLG: 0.424			B CH 89 B SI 93 C CH 86 X SI 94 2-1 F9		S CH 87 B CH 87 F SI 96 B SI 96 X SI 97 2-2 12 FC3-6 1B		B SI 94 B CH 88 C CH 87 X SI 94 2-1 L8		1 SAFE X SI 93 0-0 G4-6-3 1-2f	4	0	1	0	0	0	1
39 Gio Urshela, R (1, 5) OBP: 0.272, SLG: 0.315			X SI 93 0-0 L7		1 SAFE C SI 90 X CH 89 0-1 L8		X SI 92 0-0 L9			3	0	0	0	0	0	1
Inning Stats	R: 0 E: 0 K: 1 S: 8 H: 0 LOB: 0 BB: 0 P: 12	R: 0 E: 0 K: 2 S: 11 H: 0 LOB: 1 BB: 1 P: 18	R: 0 E: 0 K: 1 S: 9 H: 0 LOB: 0 BB: 0 P: 12	R: 2 E: 0 K: 1 S: 17 H: 3 LOB: 1 BB: 0 P: 23	R: 0 E: 0 K: 1 S: 11 H: 1 LOB: 1 BB: 0 P: 15	R: 1 E: 0 K: 2 S: 13 H: 2 LOB: 1 BB: 0 P: 19	R: 0 E: 0 K: 0 S: 5 H: 1 LOB: 1 BB: 0 P: 9	R: 0 E: 0 K: 0 S: 5 H: 0 LOB: 0 BB: 0 P: 6	R: 0 E: 0 K: 0 S: 6 H: 1 LOB: 1 BB: 0 P: 10	1B: 3 2B: 2 3B: 0 HR: 3 SF: 0 SAC: 0 DP: 1 HBP: 0						

	AB	34
	R	3
	H	8
	RBI	3
	BB	1
	SO	8
	LOB	10

PITCHER		IP	WLS	BF	H	R	ER	SO	BB	IBB	HBP	BLK	WP	HR	S	P	ERA	WHIP
49 Chris Sale, L ERA: 3.31	(1, 1)	7.0	L	29	7	3	3	8	1	0	0	0	0	3	74	108	3.86	1.143
34 Matt Albers, R ERA: 1.5	(8, 1)	1.1		4	0	0	0	0	0	0	0	0	0	0	7	10	0.00	0.000
43 Dan Jennings, L ERA: 4.5	(9, 1)	0.2		2	1	0	0	0	0	0	0	0	0	0	4	6	0.00	1.500

PITCHER	IP	WLS	BF	H	R	ER	SO	BB	IBB	HBP	BLK	WP	HR	S	P	ERA	WHIP

BOTTOM

Cleveland Indians @ Chicago White Sox

U.S. Cellular Field, Chicago, IL

Mon Sep 07 2015, 2:12 PM - 4:44 PM EDT

Att. 14,757 - Partly Cloudy - 90 F

livebaseballscorecards.com

Batter	1	2	3	4	5	6	7	8	9	AB	R	H	RBI	BB	SO	LOB
1 Adam Eaton, L (1, 8) OBP: 0.350, SLG: 0.423	S SI 94 B SI 94 X CH 88 1-1 G1-3 ①	B SI 95 B CH 87 B FF 95 F SI 95 B SI 95 4-1 BB		L FF 94 S KC 77 F SI 94 S KC 80 0-3 K ③			C FC 84 X CH 87 0-1 F8 ②			3	0	0	0	1	1	1
10 Alexei Ramirez, R (1, 6) OBP: 0.284, SLG: 0.359	B FF 94 B FC 88 B FF 94 B SI 94 4-0 79 S BB	F SI 95 B FC 89 F FF 96 B FC 88 B SI 95 T FF 97 3-2 K ③			S FF 92 B KC 74 B FF 93 F FC 84 X SI 93 2-2 G5-3 ①		B FF 93 X FC 86 1-0 G4-3 ③			3	0	0	0	1	1	2
79 José Abreu, R (1, 3) OBP: 0.346, SLG: 0.504	B FF 94 F SI 95 1 SAFE F FF 95 D KC 78 B SI 95 1 SAFE F FF 94 S SI 94 3-3 K ② 1-2		X FC 86 0-0 F9 ①		C SI 92 F SI 93 B SI 96 B KC 79 F FF 94 X KC 79 2-2 L7 ②			F SL 81 B SL 80 F FC 91 C FC 92 1-3 K ①		4	0	0	0	0	2	1
53 Melky Cabrera, S (1, 7) OBP: 0.314, SLG: 0.388	B FF 94 F SI 94 F CH 87 S KC 78 1-3 K ③		B FF 93 C CH 87 B FF 94 S FF 94 X KC 79 2-2 G6-3 ②		B CH 86 F SI 93 B KC 76 X SI 94 2-1 G4-3 ③			C FC 92 X FC 94 0-1 G5-3 ②		4	0	0	0	0	1	1
26 Avisaíl García, R (1, 10) OBP: 0.319, SLG: 0.386		B SI 94 B SI 94 B SI 93 B FF 94 4-0 24 BB 20 BB 5 FC4-6 BB	X SI 94 0-0 3B			C FC 84 S SI 92 X KC 80 0-2 20 FC4-6 1B		B FC 93 B FC 93 C FC 92 S FC 94 S FC 94 2-3 K ③		3	1	2	0	1	1	0
20 JB Shuck, L (1, 9) OBP: 0.349, SLG: 0.363		B SI 94 B SI 95 B FF 95 B FF 95 4-0 5 FC4-6 24 BB 21 SF9 1-2 BB	X FF 94 0-0 P3 ③			B FF 93 X SI 93 1-0 FC4-6 ① 1-2f 24 FC4-6			C FF 96 C FF 97 B KC 88 S KC 88 1-3 K ①	3	1	0	0	1	1	2
24 Mike Olt, R (1, 5) OBP: 0.250, SLG: 0.318		B FF 95 B FC 88 B SI 96 B FF 95 4-0 5 FC4-6 1-2 2-3 BB		B FF 93 C FF 93 C FF 94 B FC 88 S FF 94 2-3 K ①		S FF 93 X SI 94 0-1 FC4-6 ② 1-2f			S FF 97 C FF 96 B FF 97 B KC 88 X FF 97 2-2 G5-3 ②	3	0	0	0	1	1	1
5 Yolmer Sánchez, S (1, 4) OBP: 0.264, SLG: 0.325 28 Trayce Thompson, R (6, PH) OBP: 0.422, SLG: 0.667		F SI 95 F SI 96 X SI 97 0-2 FC4-6 ① 21 SF9 1-2f 2-3 3-H		B CH 86 C FF 95 X CH 88 1-1 L6 ②		B SI 93 X SI 92 1-0 F8 ③			S KC 87 S KC 88 X KC 89 0-2 58 WP 1B	3 1	0 0	0 1	1 0	0 0	0 0	3 0
21 Tyler Flowers, R (1, 2) OBP: 0.280, SLG: 0.349 28 Leury García, S (7, PH) OBP: 0.375, SLG: 0.286 58 Geovany Soto, R (8, 2) OBP: 0.321, SLG: 0.446		B SI 96 S SI 95 B SI 96 S SI 96 X FF 97 2-2 SF9 ② 1-2 3-H		B FC 89 F FF 94 H FF 94 2-1 HBP			C FF 92 S FC 87 S KC 79 0-3 K2-3 ①		F FF 96 B KC 88 X FF 97 1-1 G6-3 ③ 1-2	0 1 1	0 0 0	0 0 0	1 0 0	0 1 0	0 0 0	0 0 1
Inning Stats	R: 0 E: 0 K: 2 S: 9 H: 0 LOB: 1 BB: 1 P: 18	R: 2 E: 0 K: 1 S: 10 H: 0 LOB: 2 BB: 4 P: 31	R: 0 E: 0 K: 0 S: 6 H: 1 LOB: 1 BB: 0 P: 8	R: 0 E: 0 K: 2 S: 10 H: 0 LOB: 1 BB: 0 P: 15	R: 0 E: 0 K: 0 S: 9 H: 0 LOB: 0 BB: 0 P: 15	R: 0 E: 0 K: 0 S: 7 H: 1 LOB: 1 BB: 0 P: 9	R: 0 E: 0 K: 1 S: 6 H: 0 LOB: 0 BB: 0 P: 7	R: 0 E: 0 K: 2 S: 8 H: 0 LOB: 0 BB: 0 P: 11	R: 0 E: 0 K: 1 S: 11 H: 1 LOB: 1 BB: 0 P: 15	1B: 2 2B: 0 3B: 1 HR: 0	SF: 1 SAC: 0 DP: 0 HBP: 1		WP: 1 PB: 0 SB: 1 CS: 0		PA: 36		

PITCHER	IP	WLS	BF	H	R	ER	SO	BB	IBB	HBP	BLK	WP	HR	S	P	ERA	WHIP
47 Trevor Bauer, R (1, 1) ERA: 4.47	7.0	W	29	2	2	2	6	5	0	1	0	0	0	57	103	2.57	1.000
27 Bryan Shaw, R (8, 1) ERA: 2.56	1.0	H	3	0	0	0	2	0	0	0	0	0	0	8	11	0.00	0.000
37 Cody Allen, R (9, 1) ERA: 3.41	1.0	S	4	1	0	0	1	0	0	0	0	1	0	11	15	0.00	1.000

PITCHER	IP	WLS	BF	H	R	ER	SO	BB	IBB	HBP	BLK	WP	HR	S	P	ERA	WHIP

AB	29
R	2
H	3
RBI	2
BB	5
SO	9
LOB	12

Cleveland Indians @ Chicago White Sox

U.S. Cellular Field, Chicago, IL

Tue Sep 08 2015, 9:15 PM - 12:08 AM EDT

Att. 11,990 - Cloudy - 73 F

TOP

livebaseballscorecards.com

Batter	1	2	3	4	5	6	7	8	9	AB	R	H	RBI	BB	SO	LOB
22 Jason Kipnis, L (1, 4) OBP: 0.381, SLG: 0.452	G1-3	G4-3			L9				K	5	0	0	0	0	2	4
4 Mike Aviles, R (1, 6) (8, 9) OBP: 0.280, SLG: 0.325	1B		F9		23 FC6 1B			23 HR 2B	G3	5	1	3	1	0	0	0
23 Michael Brantley, L (1, 7) OBP: 0.389, SLG: 0.489	K		L8		FC6			2-H HR		4	1	1	2	0	1	2
9 Ryan Raburn, R (1, 9) OBP: 0.378, SLG: 0.541 12 Francisco Lindor, S (8, PH) (8, 6) OBP: 0.343, SLG: 0.439	G5-3		K		1-2f	G5-3		G4-3		3 1	0 0	0 0	0 0	0 0	1 0	1 0
41 Carlos Santana, S (1, 3) OBP: 0.356, SLG: 0.387		1 E 30 1B 1B		P4		BB		BB		2	0	1	0	2	0	0
10 Yan Gomes, R (1, 2) OBP: 0.258, SLG: 0.371		K		L4		K		F9		4	0	0	0	0	2	3
30 Chris Johnson, R (1, 10) OBP: 0.284, SLG: 0.346		1 E 1-2 1B		L9		G5-3		K		4	0	1	0	0	1	2
39 Gio Urshela, R (1, 5) OBP: 0.268, SLG: 0.311 11 José Ramírez, S (9, PH) OBP: 0.274, SLG: 0.285		K			K		F8		HR	3 1	0 1	0 1	0 1	0 0	2 0	2 0
1 Michael Martinez, S (1, 8) OBP: 0.556, SLG: 0.667		E5 1-2 2-3			22 L9 4 1B 2B		K		K	4	1	1	0	0	2	2
Inning Stats	R: 0 E: 0 K: 1 S: 10 H: 1 LOB: 1 BB: 0 P: 16	R: 0 E: 1 K: 2 S: 19 H: 2 LOB: 3 BB: 0 P: 30	R: 0 E: 0 K: 1 S: 7 H: 0 LOB: 0 BB: 0 P: 10	R: 0 E: 0 K: 0 S: 4 H: 0 LOB: 0 BB: 0 P: 9	R: 1 E: 0 K: 1 S: 11 H: 2 LOB: 1 BB: 0 P: 19	R: 0 E: 0 K: 1 S: 7 H: 0 LOB: 1 BB: 1 P: 13	R: 0 E: 0 K: 2 S: 12 H: 0 LOB: 0 BB: 0 P: 15	R: 2 E: 0 K: 1 S: 8 H: 2 LOB: 1 BB: 1 P: 17	R: 1 E: 0 K: 2 S: 9 H: 1 LOB: 0 BB: 0 P: 15	1B: 4 2B: 2 3B: 0 HR: 2	SF: 0 SAC: 0 DP: 0 HBP: 0						

	AB	36
	R	4
	H	8
	RBI	4
	BB	2
	SO	11
	LOB	16

WP: 0 PB: 0 SB: 0 CS: 0 PA: 38

PITCHER	IP	WLS	BF	H	R	ER	SO	BB	IBB	HBP	BLK	WP	HR	S	P	ERA	WHIP
55 Carlos Rodón, L (1, 1) ERA: 3.94	7.0	W	28	5	1	1	8	1	0	0	0	0	0	70	112	1.29	0.857
65 Nate Jones, R (8, 1) ERA: 3.29	1.0		6	2	2	2	1	1	0	0	0	0	1	8	17	18.00	3.000
33 Zach Duke, L (9, 1) ERA: 3.62	0.2		3	1	1	1	2	0	0	0	0	0	1	8	14	13.50	1.500
30 David Robertson, R (9, 1) ERA: 2.44	0.1		1	0	0	0	0	0	0	0	0	0	0	1	1	0.00	0.000

PITCHER	IP	WLS	BF	H	R	ER	SO	BB	IBB	HBP	BLK	WP	HR	S	P	ERA	WHIP

BOTTOM

Cleveland Indians @ Chicago White Sox

U.S. Cellular Field, Chicago, IL

Tue Sep 08 2015, 9:15 PM - 12:08 AM EDT

Att. 11,990 - Cloudy - 73 F

livebaseballscorecards.com

Batter	1	2	3	4	5	6	7	8	9	AB	R	H	RBI	BB	SO	LOB
1 Adam Eaton, L (1, 8) OBP: 0.347, SLG: 0.419	F FF 96 F FF 98 B SI 97 B SL 92 F SL 92 F FF 98 F FF 91 B FF 98 X SI 96 3-2 F8 ①	C SI 95 S CH 91 S CU 86 0-3 K ③ 1-2		B FC 86 C FC 86 B CU 75 X SI 90 2-1 G6-3 ③		B FF 93 B FF 95 C SI 96 X SI 94 2-1 L7 ②		X SI 91 0-0 G4-3 ③		5	0	0	0	0	1	3
10 Alexei Ramirez, R (1, 6) OBP: 0.286, SLG: 0.363	X FF 98 0-0 G6-3 ②		C FF 95 B CH 90 F SL 89 F SI 96 S SL 90 1-3 K ①		X FF 98 0-0 79 1B 2B	C SI 96 B FC 90 1-1 CS ③ 1-2	X SI 93 0-0 79 2B 28 1B 1B			4	2	2	0	0	1	0
79 José Abreu, R (1, 3) OBP: 0.349, SLG: 0.513	S FF 98 S FF 92 B SI 96 S FF 92 1-3 K ③		C SL 90 X CH 90 0-1 HR		B FF 97 B FF 97 X FF 97 2-0 26 1B 1B 2-H		C SI 92 S SL 84 1 SAFE X SL 86 0-2 28 1B 2B 1-3			4	2	3	2	0	1	0
53 Melky Cabrera, S (1, 7) OBP: 0.313, SLG: 0.386		C SI 95 S CU 85 F SI 96 B CH 91 B FF 98 S CU 86 2-3 K ①	B SI 95 C CU 83 F FF 96 B CU 84 B CU 86 B FF 95 4-2 28 WP BB		X FF 97 0-0 F8 ①		B SI 93 X SI 94 1-0 G6-3 ①			3	0	0	0	1	1	3
26 Avisaíl García, R (1, 10) OBP: 0.321, SLG: 0.387		X SI 95 0-0 28 1B 36 HR 1B	F SL 89 B FF 96 1 SAFE C SL 88 S CU 84 1-3 K ②		X FF 92 0-0 1-2 1B		S SI 94 D SL 84 X SL 85 1-1 F9 ②			4	1	2	0	0	1	3
28 Trayce Thompson, R (1, 9) OBP: 0.449, SLG: 0.667		S SL 90 B SI 96 X SI 97 1-1 36 HR 1-2 1B	C FF 94 D SL 88 B FF 96 S SL 88 B CU 84 B FF 95 4-2 1-2 BB		B FF 98 F FF 97 B SL 90 B SL 90 F FF 96 S FF 97 3-3 K ②		C SI 94 D SL 84 X SI 94 1-1 ③ 2-H 3-H 1B			3	1	2	2	1	1	2
36 Rob Brantly, L (1, 2) OBP: 0.222, SLG: 0.571		X SI 97 0-0 1-H 2-H HR	F FC 86 B SI 91 B SI 90 X SI 90 2-1 G6-3 ③		F FF 90 B SL 80 X FF 90 1-1 F8 ③			B FF 92 B FF 92 F FF 94 B SI 88 B FF 92 4-1 BB		3	1	1	3	1	0	4
24 Mike Olt, R (1, 5) OBP: 0.214, SLG: 0.269		S CH 90 B CH 91 X FF 96 1-1 G6-3 ②		B SI 90 S FC 85 B CH 75 X SI 90 2-1 F9 ①		B FF 96 C FF 96 C FF 97 B FF 97 S FF 97 2-3 K ①		S FF 90 T FF 89 X FF 92 0-2 P3 ①		4	0	0	0	0	1	1
5 Yolmer Sánchez, S (1, 4) OBP: 0.266, SLG: 0.325		B FF 94 B CH 88 B SI 95 B SI 94 4-0 1 S BB		B SI 90 X SI 89 1-0 P5 ②		B SL 83 B FF 97 C FF 96 F FF 97 B FF 96 F FF 96 X FF 95 3-2 10 CS 1B		C FF 89 S CH 85 D CU 80 S FF 90 1-3 K ②		3	0	1	0	1	1	1
Inning Stats	R: 0 E: 0 K: 1 S: 10 H: 0 LOB: 0 BB: 0 P: 14	R: 3 E: 0 K: 2 S: 13 H: 3 LOB: 1 BB: 1 P: 21	R: 1 E: 0 K: 2 S: 15 H: 1 LOB: 2 BB: 2 P: 27	R: 0 E: 0 K: 0 S: 5 H: 0 LOB: 0 BB: 0 P: 10	R: 1 E: 0 K: 1 S: 9 H: 3 LOB: 2 BB: 2 P: 15	R: 0 E: 0 K: 1 S: 10 H: 1 LOB: 0 BB: 0 P: 18	R: 2 E: 0 K: 0 S: 9 H: 3 LOB: 1 BB: 0 P: 12	R: 0 E: 0 K: 1 S: 8 H: 0 LOB: 1 BB: 1 P: 13		1B: 7 2B: 2 3B: 0 HR: 2 SF: 0 SAC: 0 DP: 0 HBP: 0						

AB	33
R	7
H	11
RBI	7
BB	4
SO	8
LOB	17

WP: 1 PB: 0 SB: 1 CS: 1 PA: 38

PITCHER		IP	WLS	BF	H	R	ER	SO	BB	IBB	HBP	BLK	WP	HR	S	P	ERA	WHIP
59 Carlos Carrasco, R ERA: 3.7	(1, 1)	2.2	L	15	4	4	4	5	3	0	0	0	1	2	36	58	13.50	2.625
65 Giovanni Soto, L ERA:	(3, 1)	1.1		4	0	0	0	0	0	0	0	0	0	0	7	14	0.00	0.000
49 Austin Adams, R ERA: 3.64	(5, 1)	0.2		5	3	1	1	1	0	0	0	0	0	0	7	12	13.50	4.500
57 Kyle Crockett, L ERA: 3.29	(5, 1)	0.1		1	0	0	0	0	0	0	0	0	0	0	2	3	0.00	0.000
34 Zach McAllister, R ERA: 2.97	(6, 1)	1.0		3	1	0	0	1	0	0	0	0	0	0	10	18	0.00	1.000

PITCHER		IP	WLS	BF	H	R	ER	SO	BB	IBB	HBP	BLK	WP	HR	S	P	ERA	WHIP
54 Ryan Webb, R ERA: 3.22	(7, 1)	1.0		5	3	2	2	0	0	0	0	0	0	0	9	12	18.00	3.000
26 Gavin Floyd, R ERA:	(8, 1)	1.0		4	0	0	0	1	1	0	0	0	0	0	8	13	0.00	1.000

Cleveland Indians @ Chicago White Sox

U.S. Cellular Field, Chicago, IL

Wed Sep 09 2015, 8:12 PM - 11:10 PM EDT

Att. 11,667 - Clear - 74 F

TOP

livebaseballscorecards.com

Batter	1	2	3	4	5	6	7	8	9	AB	R	H	RBI	BB	SO	LOB
22 Jason Kipnis, L (1, 4) OBP: 0.381, SLG: 0.454	G4-3		2B		G4-6-3		F7		1B	5	0	2	1	0	0	2
12 Francisco Lindor, S (1, 6) OBP: 0.347, SLG: 0.458	3B		F7		HR		1B		L9	5	2	3	1	0	0	2
23 Michael Brantley, L (1, 7) OBP: 0.388, SLG: 0.488	G3		L9		2B		G4-3		L7	5	0	1	1	0	0	4
41 Carlos Santana, S (1, 10) OBP: 0.356, SLG: 0.386	F7			BB	G4-3			FC4-6	G3	4	0	1	0	1	0	2
8 Lonnie Chisenhall, L (1, 9) OBP: 0.296, SLG: 0.384		F8		P4	K			FC4-6		4	1	0	0	0	1	2
35 Abraham Almonte, S (1, 8) OBP: 0.306, SLG: 0.419		G4-3		K	G4-3			E9		4	1	1	0	0	1	1
30 Chris Johnson, R (1, 3) OBP: 0.284, SLG: 0.344		K		K	G5-3					4	0	1	0	0	2	1
40 Jerry Sands, R (8, PR) OBP: 0.275, SLG: 0.376										0	0	0	0	0	0	0
(8, 3)																
11 José Ramírez, S (1, 5) OBP: 0.274, SLG: 0.296			L8		HR		K	G4-3		4	1	1	1	0	1	1
55 Roberto Pérez, R (1, 2) OBP: 0.345, SLG: 0.374			2B		1B		BB			3	1	2	0	1	1	1
Inning Stats	R: 1 E: 0 K: 0 S: 13 H: 1 LOB: 0 BB: 0 P: 17	R: 0 E: 0 K: 1 S: 7 H: 0 LOB: 0 BB: 0 P: 9	R: 1 E: 0 K: 0 S: 8 H: 2 LOB: 1 BB: 0 P: 9	R: 0 E: 0 K: 2 S: 12 H: 0 LOB: 1 BB: 1 P: 19	R: 2 E: 0 K: 0 S: 13 H: 4 LOB: 1 BB: 0 P: 24	R: 0 E: 0 K: 1 S: 7 H: 0 LOB: 0 BB: 0 P: 9	R: 0 E: 0 K: 1 S: 11 H: 1 LOB: 2 BB: 1 P: 18	R: 2 E: 1 K: 1 S: 20 H: 3 LOB: 1 BB: 0 P: 29	R: 0 E: 0 K: 0 S: 8 H: 1 LOB: 1 BB: 0 P: 11	1B: 6 2B: 3 3B: 1 HR: 2 SF: 0 SAC: 0 DP: 1 HBP: 0						

	AB	38
	R	6
	H	12
	RBI	4
	BB	2
	SO	6
	LOB	16

WP: 0 PB: 0 SB: 0 CS: 0 PA: 40

PITCHER		IP	WLS	BF	H	R	ER	SO	BB	IBB	HBP	BLK	WP	HR	S	P	ERA	WHIP
29 Jeff Samardzija, R ERA: 4.89	(1, 1)	6.2	L	29	8	4	4	5	2	0	0	0	0	2	69	102	5.40	1.500
43 Dan Jennings, L ERA: 4.44	(7, 1)	0.2		4	2	2	0	0	0	0	0	0	0	0	12	15	0.00	3.000
34 Matt Albers, R ERA: 1.47	(8, 1)	0.2		3	1	0	0	1	0	0	0	0	0	0	10	17	0.00	1.500
60 Frankie Montas, R ERA:	(9, 1)	1.0		4	1	0	0	0	0	0	0	0	0	0	8	11	0.00	1.000

PITCHER		IP	WLS	BF	H	R	ER	SO	BB	IBB	HBP	BLK	WP	HR	S	P	ERA	WHIP

BOTTOM

Batter	1	2	3	4	5	6	7	8	9	AB	R	H	RBI	BB	SO	LOB
1 Adam Eaton, L (1, 8) OBP: 0.346, SLG: 0.417	X FF 88 0-0 ① F7		C FF 90 F FF 91 B FF 91 F FC 86 F FC 86 F CU 76 B CU 76 F FF 91 F FC 86 2-2 ② G4-3 F FF 91 X FF 91			C FF 89 F CU 75 X CU 75 0-2 ① F8		C FC 93 B FC 91 S FC 92 B FC 94 F FC 93 B FC 94 B FC 92 4-2 79 S BB		3	0	0	0	1	0	0
18 Tyler Saladino, R (1, 5) OBP: 0.280, SLG: 0.342 7 Micah Johnson, L (8, PH) OBP: 0.329, SLG: 0.293 15 Gordon Beckham, R (9, 5) OBP: 0.267, SLG: 0.311	C FF 88 B FF 86 B FF 90 S FF 86 C FF 90 2-3 ② K		B FF 91 F FC 86 B FF 90 X FC 86 2-1 ③ G5-3			B FF 89 S FF 88 S FF 89 F FF 90 B FC 85 B FF 90 F FC 84 X FF 90 3-2 HR		C FC 93 B FC 91 C FC 91 S FC 92 1-3 ① K		3 1 0	1 0 0	1 0 0	1 0 0	0 0 0	1 1 0	0 1 0
79 José Abreu, R (1, 3) OBP: 0.350, SLG: 0.519	B FF 89 F FC 85 X FF 90 1-1 1B			B FC 85 S FC 85 C FC 86 B FF 90 B FC 85 X FC 87 3-2 ① G6-3		B FF 87 X FF 88 1-0 HR		B FC 92 F FC 92 C FC 92 S FC 93 1-3 ② K 1-2		4	1	2	1	0	1	1
53 Melky Cabrera, S (1, 7) OBP: 0.311, SLG: 0.383	B FF 88 1 SAFE C FF 88 1 SAFE C FF 88 F FF 90 1 SAFE B FC 85 X CU 73 2-2 ③ P4			C FF 86 C FF 90 C FF 90 0-3 ② K		C FF 90 C FF 90 B FF 89 B CU 77 X FF 90 2-2 ② L7		X FC 94 0-0 ③ G4-3		4	0	0	0	0	1	2
26 Avisaíl García, R (1, 10) OBP: 0.322, SLG: 0.390		S FC 84 C FF 89 F FF 90 F CU 74 S CU 76 0-3 ① K		B FC 86 S FC 86 C FF 89 F FF 90 F CU 75 S CU 77 1-3 ③ K2-3		X FC 87 0-0 28 FC6-4 1B			C FF 96 B KC 87 X FF 97 1-1 28 1B 2B	4	1	2	0	0	2	0
28 Trayce Thompson, R (1, 9) OBP: 0.453, SLG: 0.714		B FF 91 S FC 86 C FF 91 F FF 92 X FF 91 1-2 HR			B FF 87 B FF 88 C FF 88 X FF 88 2-1 ② E4	B CU 83 B CU 83 X SI 93 2-0 ③ FC6-4 1-2f			X FF 96 0-0 2-H 1B	4	1	2	2	0	0	1
10 Alexei Ramirez, R (1, 6) OBP: 0.284, SLG: 0.360		C FF 87 C FF 87 B CU 76 X FC 86 1-2 ② G4-3			C FF 89 B FF 88 B FC 84 F FC 84 C FF 89 2-3 ① K		B CU 83 B SI 93 B SI 94 C FF 92 X SI 94 3-1 ① L9		B KC 85 F FF 96 F FF 96 S KC 85 1-3 ① K	4	0	0	0	0	2	2
5 Yolmer Sánchez, S (1, 4) OBP: 0.264, SLG: 0.322 24 Mike Olt, R (9, PH) OBP: 0.207, SLG: 0.259		F CH 85 C FC 86 X CU 76 0-2 ③ F9			F CH 83 B FF 89 C FF 88 S CU 75 1-3 ② K2-3		B SI 93 F SI 93 X SI 94 1-1 ② G1-3		C FF 94 B KC 86 C KC 86 B KC 87 F FF 96 S KC 86 2-3 ② K	3 1	0 0	0 0	0 0	0 0	1 1	1 1
21 Tyler Flowers, R (1, 2) OBP: 0.277, SLG: 0.345			B FC 85 F FF 90 B FF 90 X FC 86 2-1 ① G6-3		F FC 85 S FF 90 X FF 89 0-2 ③ F8		C CU 85 B CU 86 F SI 92 B CU 85 S CU 86 2-3 ③ K2-3		S KC 85 S KC 86 D KC 86 X KC 86 1-2 ③ G6-3	4	0	0	0	0	1	2
Inning Stats	R: 0 E: 0 K: 1 S: 10 H: 1 LOB: 1 BB: 0 P: 15	R: 1 E: 0 K: 1 S: 15 H: 1 LOB: 0 BB: 0 P: 17	R: 0 E: 0 K: 0 S: 13 H: 0 LOB: 0 BB: 0 P: 19	R: 0 E: 0 K: 2 S: 11 H: 0 LOB: 0 BB: 0 P: 15	R: 0 E: 1 K: 2 S: 11 H: 0 LOB: 1 BB: 0 P: 16	R: 2 E: 0 K: 0 S: 14 H: 3 LOB: 1 BB: 0 P: 22	R: 0 E: 0 K: 1 S: 7 H: 0 LOB: 0 BB: 0 P: 13	R: 0 E: 0 K: 2 S: 10 H: 0 LOB: 1 BB: 1 P: 16	R: 1 E: 0 K: 2 S: 13 H: 2 LOB: 1 BB: 0 P: 18	1B: 3 2B: 1 3B: 0 HR: 3 SF: 0 SAC: 0 DP: 0 HBP: 0						

PITCHER		IP	WLS	BF	H	R	ER	SO	BB	IBB	HBP	BLK	WP	HR	S	P	ERA	WHIP
43 Josh Tomlin, R ERA: 2.85	(1, 1)	5.2	W	23	5	3	3	6	0	0	0	0	0	0	73	101	4.76	0.882
53 Jeff Manship, R ERA: 1.21	(6, 1)	1.1	H	4	0	0	0	1	0	0	0	0	0	0	8	16	0.00	0.000
27 Bryan Shaw, R ERA: 2.52	(8, 1)	1.0	H	4	0	0	0	2	1	0	0	0	0	0	10	16	0.00	1.000
37 Cody Allen, R ERA: 3.51	(9, 1)	1.0	S	5	2	1	1	2	0	0	0	0	0	0	13	18	9.00	2.000

PITCHER	IP	WLS	BF	H	R	ER	SO	BB	IBB	HBP	BLK	WP	HR	S	P	ERA	WHIP

Cleveland Indians @ Chicago White Sox

U.S. Cellular Field, Chicago, IL

Wed Sep 09 2015, 8:12 PM - 11:10 PM EDT

Att. 11,667 - Clear - 74 F

livebaseballscorecards.com

AB	35
R	4
H	7
RBI	4
BB	1
SO	11
LOB	11

WP: 0	PA: 36
PB: 0	
SB: 1	
CS: 0	

Batter	1	2	3	4	5	6	7	8	9	AB	R	H	RBI	BB	SO	LOB
32 Aaron Hicks, S (1, 8) (9, 9) OBP: 0.320, SLG: 0.418	C FF 93 B FF 92 B FF 93 F FF 94 X FF 92 2-2 22 BB 2B		B FF 92 B CH 83 B FF 92 C FF 93 B FF 93 4-1 24 2-5 2 S BB		F FF 91 B CH 83 F FF 93 B FF 94 F SL 86 X FF 92 2-2 ① P5		C SI 93 S CH 84 X FF 94 0-2 ① G4-3		B SI 92 S FS 86 B FS 87 B SI 92 C SI 92 D FS 86 4-2 7 WP 2 1B 22 WP BB	3	1	1	0	2	0	0
2 Brian Dozier, R (1, 4) OBP: 0.315, SLG: 0.466	B FF 94 L FF 93 B SL 84 B SL 86 B FF 93 4-1 22 BB BB		B SL 85 1 SAFE B FF 92 T FF 92 S SL 86 F SL 86 C FF 93 2-3 ① K 1-2		B SL 84 C SL 84 B FF 94 B FF 93 B FF 93 4-1 22 WP BB		C SL 84 S SL 86 X SL 85 0-2 ② G1-3		1 SAFE F FF 90 1 SAFE F FS 84 X FF 90 0-2 22 WP 7 WP 24 1B 1-2 1B	3	1	1	0	2	1	1
7 Joe Mauer, L (1, 3) OBP: 0.337, SLG: 0.375	C FF 93 F SL 87 B SL 86 C FF 95 1-3 ① K		C FF 92 B FF 93 B CH 83 B FF 92 B SL 86 4-1 BB		B FF 91 1 SAFE B FF 91 C FF 92 1 SAFE C SL 85 F SL 84 X FF 90 2-2 ② L7		B FF 94 X FF 94 1-0 ③ L6		D FS 86 B FS 86 I IN 81 I IN 82 4-0 24 1B 22 WP 20 FC5-2 1-2 2-3 IBB	3	0	0	0	2	1	3
22 Miguel Sanó, R (1, 10) OBP: 0.389, SLG: 0.583 39 Danny Santana, S (9, PR) (9, 10) OBP: 0.240, SLG: 0.296	B FF 92 C SL 86 D CU 76 B SL 87 F FF 95 B FF 94 4-2 1-2 2-3 BB		C FF 92 X FF 92 0-1 ② P3		S SL 84 B CU 71 F FF 92 B FF 92 B SL 82 C FF 93 3-3 ③ K 1-2			B SL 88 B SL 86 X SI 98 2-0 ① P4	B FF 91 D SI 91 S FS 86 B FS 86 S FS 83 D FS 86 4-2 20 FC5-2 24 1B 1-2 2-3 3-H BB	3	0	0	0	2	1	3
										0	0	0	0	0	0	0
24 Trevor Plouffe, R (1, 5) OBP: 0.307, SLG: 0.443	B FF 94 C FF 93 S FF 94 T FF 95 1-2 ② K		D SL 84 1-0 ③ 2-5 2-3	B FF 91 F FF 92 B FF 93 X SL 86 2-1 HR		X FF 94 0-0 ① P3		C SL 90 X SI 98 0-1 HR	D SI 92 C FF 91 D FS 86 D FC 90 X FF 90 3-1 20 FC5-2 1-2 2-3 3-H 1B	5	2	3	3	0	1	3
20 Eddie Rosario, L (1, 7) OBP: 0.284, SLG: 0.434	B CU 75 S FF 93 X SL 87 1-1 ③ L9			C FF 91 S FF 91 X FF 93 0-2 ① P4	C FF 94 B SI 93 F FF 94 B SL 84 F FF 94 X CH 85 2-2 48 2B 1B			B SI 97 F CH 88 B CH 86 X SI 96 2-1 ② P5	F FF 92 X SL 83 0-1 ② FC5-2 1-2 2-3 3-Hf	5	1	1	0	0	0	6
48 Torii Hunter, R (1, 9) OBP: 0.292, SLG: 0.401 25 Byron Buxton, R (9, 8) OBP: 0.229, SLG: 0.260		B SL 84 C FF 93 F FF 93 F FF 95 X SL 87 1-2 8 CS 1B	B FF 93 C FF 92 S FF 91 F FF 94 F FF 93 X SL 88 1-2 ② G4-3		B FF 93 1 SAFE S FF 93 1 SAFE X FF 93 1-1 1-H 2B		F SL 89 C SL 89 B SI 98 X SL 89 1-2 ③ G6-3	B FF 92 X FF 93 1-0 ③ G6-3	5	0	2	1	0	0	3
										0	0	0	0	0	0	0
8 Kurt Suzuki, R (1, 2) OBP: 0.296, SLG: 0.325		T FF 91 S FF 92 B FF 92 B SL 85 1 SAFE F FF 92 B SI 91 F FF 92 S SL 86 3-3 ① ② K 1-2		B FF 92 B FF 92 C FF 92 B FF 93 X FF 92 3-1 2B	B FF 95 C SL 83 X FF 94 1-1 ② F9			B FS 86 B SI 92 C SI 91 X SI 91 2-1 ① L7	4	0	1	0	0	1	2
5 Eduardo Escobar, S (1, 6) OBP: 0.307, SLG: 0.447		C FF 92 B CH 85 B CH 84 S FF 93 F FF 93 B SL 84 S FF 93 3-3 ③ K		B FF 91 C FF 91 S CH 82 B FF 93 B CH 82 X FF 91 3-2 ③ L6	B FF 94 B FF 93 F FF 93 B CH 85 X SI 93 3-1 ③ G4-3			B FS 86 X FS 86 1-0 HR	4	1	1	1	0	1	2

Inning Stats																					
	R: 0	H: 1	R: 0	H: 1	R: 0	H: 0	R: 1	H: 2	R: 0	H: 0	R: 1	H: 2	R: 0	H: 0	R: 1	H: 1	R: 3	H: 3	1B: 4	SF: 0	WP: 3	PA: 43
	E: 0	LOB: 3	E: 0	LOB: 0	E: 0	LOB: 2	E: 0	LOB: 1	E: 0	LOB: 1	E: 0	LOB: 1	E: 0	LOB: 0	E: 0	LOB: 0	E: 0	LOB: 3	2B: 4	SAC: 0	PB: 0	
	K: 2	BB: 2	K: 2	BB: 0	K: 1	BB: 2	K: 0	BB: 0	K: 1	BB: 1	K: 0	BB: 0	K: 0	BB: 0	K: 0	BB: 0	K: 15	BB: 3	3B: 0	DP: 1	SB: 1	
	S: 14	P: 27	S: 13	P: 20	S: 8	P: 19	S: 15	P: 24	S: 12	P: 23	S: 11	P: 18	S: 7	P: 8	S: 8	P: 13	S: 15	P: 34	HR: 3	HBP: 0	CS: 1	

PITCHER		IP	WLS	BF	H	R	ER	SO	BB	IBB	HBP	BLK	WP	HR	S	P	ERA	WHIP
45 Erik Johnson, R ERA: 3.27	(1, 1)	5.0		23	4	1	1	6	5	0	0	0	1	1	62	113	1.80	1.800
40 Daniel Webb, R ERA: 2.7	(6, 1)	2.0	B	8	2	1	1	0	0	0	0	0	0	0	18	26	4.50	1.000
65 Nate Jones, R ERA: 3.68	(8, 1)	1.0	L	4	1	1	1	0	0	0	0	0	0	1	8	13	9.00	1.000
57 Zach Putnam, R ERA: 3.7	(9, 1)	0.1		7	3	3	3	0	2	1	0	0	2	1	12	30	81.00	15.000
43 Dan Jennings, L ERA: 4.37	(9, 1)	0.2		2	0	0	0	0	0	0	0	0	0	0	3	4	0.00	0.000

PITCHER	IP	WLS	BF	H	R	ER	SO	BB	IBB	HBP	BLK	WP	HR	S	P	ERA	WHIP

TOP

Minnesota Twins @ Chicago White Sox

U.S. Cellular Field, Chicago, IL

Fri Sep 11 2015, 8:12 PM - 11:08 PM EDT

Att. 15,641 - Cloudy - 61 F

livebaseballscorecards.com

AB	35
R	6
H	10
RBI	5
BB	8
SO	6
LOB	23

Batter	1	2	3	4	5	6	7	8	9	AB	R	H	RBI	BB	SO	LOB
1 Adam Eaton, L (1, 8) OBP: 0.346, SLG: 0.421	C FF 91 B FF 92 S CH 86 B SL 83 F SL 84 F CH 84 B FF 93 F FF 91 S FF 93 3-3 ① **K**		F CH 87 B SL 85 B FF 88 X CH 87 2-1 ② G4-3 2-3		C FF 93 X SL 84 0-1 ② HR 1-H		B FF 94 B CH 87 C CH 87 S SL 85 B SL 87 F SL 86 S FF 95 3-3 ③ **K** 1-2			4	1	1	2	0	2	2
79 José Abreu, R (1, 10) OBP: 0.349, SLG: 0.517	B FF 93 B FF 92 B FF 93 C FF 92 F FF 94 X FF 95 3-2 53 FC4-6 1B		B FF 95 B FF 94 S SL 86 X FF 95 2-1 ③ G6-3		B SL 86 C SL 83 B FF 93 X FF 92 2-1 ② G1-3			C FF 96 B FF 96 S CU 79 F CU 80 S FF 97 1-3 ① **K**		4	0	1	0	0	1	1
53 Melky Cabrera, S (1, 7) OBP: 0.309, SLG: 0.380	X FF 92 0-0 ② FC4-6 1-2f			C CH 83 X SL 82 0-1 ① F9	C CH 87 C FF 92 F SL 84 B FF 88 B FF 92 X FF 87 2-2 ③ F8			C CU 79 B FF 96 C CH 87 S FF 97 1-3 ② **K**		4	0	0	0	0	1	1
26 Avisaíl García, R (1, 9) OBP: 0.321, SLG: 0.387	F FF 93 X SL 85 0-1 ③ F8			F SL 85 B FF 90 B FF 92 C FF 88 H FF 94 3-2 25 BB 36 1B HBP		B FF 92 S SL 83 B FF 93 S FF 93 F FF 94 B SL 86 F SL 85 F FF 95 X FF 94 3-2 ① F8		F FF 97 S FF 97 F FF 97 B CU 81 X FF 97 1-2 ③ G6-3		3	0	0	0	0	0	1
25 Adam LaRoche, L (1, 3) OBP: 0.297, SLG: 0.348		S FF 91 B FF 92 X CH 87 1-1 ① G1-3		B CH 86 B FF 93 B FF 92 B FF 93 4-0 36 1B 1-2 BB	C FF 91 B SL 84 F CH 86 X SL 86 1-2 ② F8				F FF 95 B CH 86 B CH 85 B FF 96 X FF 94 3-1 ① F8	3	0	0	0	1	0	0
10 Alexei Ramirez, R (1, 6) OBP: 0.281, SLG: 0.357		C FF 92 B SL 84 F SL 82 B CH 86 S SL 86 2-3 ② **K**		X SL 84 0-0 ② F4	C SI 93 X SL 84 0-1 ③ G5-3				B FF 95 F FF 96 C FF 95 B CU 82 X FF 96 2-2 ② G4-3	4	0	0	0	0	1	2
36 Rob Brantly, L (1, 2) OBP: 0.231, SLG: 0.455		C FF 94 F FF 88 S SL 84 0-3 ③ **K**		X FF 88 0-0 ③ 1-2 2-H 1B			B CH 84 B FF 91 X FF 93 2-0 ① G3		B SI 95 F FF 95 X FF 95 1-1 ③ F8	4	0	1	0	0	1	0
24 Mike Olt, R (1, 5) OBP: 0.281, SLG: 0.310 18 Tyler Saladino, R (7, PR) OBP: 0.280, SLG: 0.342 (8, 5)			C FF 93 B SL 86 X SL 85 1-1 ① 1B		B FF 91 B FF 92 B FF 93 X FF 91 3-0 1 HR 1B		B SL 85 B SL 85 B FF 93 B FF 93 4-0 1 S BB			2 0	1 0	2 0	0 0	1 0	0 0	0 0
7 Micah Johnson, L (1, 4) OBP: 0.329, SLG: 0.308			X FF 93 0-0 1 G4-3 2B		L FF 92 T SL 83 S SL 85 0-3 ① **K**		1 SAFE B FF 92 1 SAFE B FF 92 C FF 93 F FF 93 1 SAFE 1 SAFE S SL 84 2-3 ② **K**			3	0	1	0	0	2	2
Inning Stats	R: 0 E: 0 K: 1 S: 12 H: 1 LOB: 1 BB: 0 P: 18	R: 0 E: 0 K: 2 S: 8 H: 0 LOB: 0 BB: 0 P: 11	R: 0 E: 0 K: 0 S: 7 H: 2 LOB: 1 BB: 0 P: 12	R: 0 E: 0 K: 0 S: 6 H: 1 LOB: 2 BB: 1 P: 13	R: 2 E: 0 K: 1 S: 12 H: 2 LOB: 0 BB: 0 P: 19	R: 0 E: 0 K: 0 S: 11 H: 0 LOB: 0 BB: 0 P: 15	R: 0 E: 0 K: 2 S: 8 H: 0 LOB: 2 BB: 1 P: 19	R: 0 E: 0 K: 2 S: 11 H: 0 LOB: 0 BB: 0 P: 14	R: 0 E: 0 K: 0 S: 7 H: 0 LOB: 0 BB: 0 P: 13	1B: 4 2B: 1 3B: 0 HR: 1	SF: 0 SAC: 0 DP: 0 HBP: 1		WP: 0 PB: 0 SB: 1 CS: 0	PA: 34			

PITCHER		IP	WLS	BF	H	R	ER	SO	BB	IBB	HBP	BLK	WP	HR	S	P	ERA	WHIP
54 Ervin Santana, R ERA: 4.73	(1, 1)	7.0	W	28	6	2	2	6	2	0	1	0	0	1	64	107	2.57	1.143
65 Trevor May, R ERA: 4.1	(8, 1)	1.0	H	3	0	0	0	2	0	0	0	0	0	0	11	14	0.00	0.000
49 Kevin Jepsen, R ERA: 2.35	(9, 1)	1.0		3	0	0	0	0	0	0	0	0	0	0	7	13	0.00	0.000

PITCHER	IP	WLS	BF	H	R	ER	SO	BB	IBB	HBP	BLK	WP	HR	S	P	ERA	WHIP

BOTTOM

Minnesota Twins @ Chicago White Sox

U.S. Cellular Field, Chicago, IL

Fri Sep 11 2015, 8:12 PM - 11:08 PM EDT

Att. 15,641 - Cloudy - 61 F

livebaseballscorecards.com

AB	31
R	2
H	6
RBI	2
BB	2
SO	8
LOB	9

Minnesota Twins @ Chicago White Sox

U.S. Cellular Field, Chicago, IL

Sat Sep 12 2015, 7:12 PM - 10:38 PM EDT

Att. 26,065 - Partly Cloudy - 61 F

TOP

livebaseballscorecards.com

Batter	1	2	3	4	5	6	7	8	9	AB	R	H	RBI	BB	SO	LOB
32 Aaron Hicks, S (1, 7) OBP: 0.318, SLG: 0.412	B FF 92 C FF 92 F CH 87 B CU 79 B CU 80 B FF 93 4-2 7 E 2 S 22 PB BB	B FF 91 B CU 78 S FF 91 B CU 78 C FF 91 X FF 92 3-2 ③ P3			C FF 91 S CU 80 S CU 79 0-3 ① K		C CH 79 B SI 90 C SI 90 X SI 91 1-2 ② F8		C SI 97 B SI 95 B CH 88 X SI 96 2-1 ③ F7	4	1	0	0	1	1	1
2 Brian Dozier, R (1, 4) OBP: 0.313, SLG: 0.463	**B CH 87** **S FF 93** 1 SAFE 1 SAFE C CU 80 D CU 80 B FF 94 X FF 94 3-2 ① L8 **1-2**		B FF 89 X CH 84 1-0 ① F8		D CH 88 S FF 92 X FF 93 1-1 ② F9		C SI 90 F SL 84 B CU 82 F SI 90 F SI 90 B CH 80 X SI 92 2-2 ③ F9			4	0	0	0	0	0	2
7 Joe Mauer, L (1, 3) OBP: 0.338, SLG: 0.375	C FF 93 B CU 83 C FF 94 B FF 94 X CU 81 2-2 E3 22 PB 24 1B **2-3**		F FF 90 B SI 91 X CU 79 1-1 ② G4-3		C FF 92 C FF 92 D CU 81 X SI 93 1-2 **1-2** 1B			C FF 90 F FF 91 B SL 84 F FF 92 B SL 84 B FF 93 B FF 92 4-2 48 1B 24 BB BB		3	1	1	0	1	0	1
22 Miguel Sanó, R (1, 10) OBP: 0.387, SLG: 0.574	B CH 87 B FF 92 B SI 93 B FF 92 4-0 24 1B **1-2** **3-H** BB		C CU 77 B FF 91 B CH 87 X CU 79 2-1 ③ F8		C CU 80 B CH 87 F CU 80 B FF 93 S CU 79 2-3 ③ K			B SI 92 F FF 94 F CH 84 D SL 85 B FF 94 F FF 95 S SI 96 3-3 ① K		3	0	0	0	1	2	3
24 Trevor Plouffe, R (1, 5) OBP: 0.310, SLG: 0.444	C CU 80 C FF 94 D CU 80 X FF 95 1-2 **1-3** **2-H** 1B			C CU 79 C FF 91 B FF 92 F CU 79 F FF 92 B CU 79 F FF 89 B CU 78 F FF 91 3-2 X CU 79 1B		C FF 89 B CH 85 B CU 79 X FF 90 2-1 ① G6-3		B SI 96 D SL 86 C SI 96 S FF 94 B FF 94 F FF 96 D SL 86 4-2 48 1B **1-2** BB		3	0	2	1	1	0	0
48 Torii Hunter, R (1, 9) OBP: 0.291, SLG: 0.400	F CU 81 B FF 92 D CU 81 D CH 88 S CU 80 C FF 94 3-3 ② K			**D CH 86** **1 SAFE** C FF 92 F FF 92 1 SAFE F FF 92 F CU 79 S CU 80 1-3 ① K		B CH 84 X CH 84 1-0 ② L8		C SI 95 F FF 95 B SI 95 D SL 85 B FF 94 X FF 95 **1-2** **2-3** 3-2 5 G6-4-3 1B		4	0	1	0	0	2	3
5 Eduardo Escobar, S (1, 6) OBP: 0.306, SLG: 0.444	S CU 80 X FF 92 0-1 ③ L8			**B FF 90** **1 SAFE** **1 SAFE** **D CH 86** C SI 92 F CU 80 B FF 92 X CU 80 3-2 ② L9		B CU 78 B FF 90 X FF 90 2-0 ② 8 FC6-4 1B		X SI 89 0-0 ②③ G6-4-3 **1-2f**		4	0	1	0	0	0	6
8 Kurt Suzuki, R (1, 2) OBP: 0.294, SLG: 0.323 39 Danny Santana, S (9, PH) OBP: 0.239, SLG: 0.295		C FF 90 F CU 79 B CU 78 B FF 91 B FF 92 C FF 91 3-3 ① K		B FF 92 B FF 92 C CU 80 B CU 79 X FF 92 3-1 ③ P2		F FF 92 X FF 90 0-1 ③ FC6-4 **1-2f**			B SI 92 X SI 94 1-0 ① G5-3	3 1	0 0	0 0	0 0	1 0	2 0	2 0
25 Byron Buxton, R (1, 8) OBP: 0.232, SLG: 0.255 20 Eddie Rosario, L (9, PH) OBP: 0.283, SLG: 0.433		C FF 91 B CU 80 F FF 91 B CU 79 F FF 91 X FF 92 2-2 ② F8			C FF 90 B CH 82 F FF 89 B CU 79 F FF 91 B FF 91 B FF 91 4-2 7 1B BB		C SI 89 S SI 88 B SI 88 S SI 88 1-3 ① K		S SI 95 S SI 97 S SI 97 0-3 ② K	2 1	0 0	0 0	0 0	1 0	1 1	0 0
Inning Stats	R: 2 H: 1 E: 1 LOB: 2 K: 1 BB: 2 S: 16 P: 33	R: 0 H: 0 E: 0 LOB: 0 K: 1 BB: 0 S: 10 P: 18	R: 0 H: 0 E: 0 LOB: 0 K: 0 BB: 0 S: 5 P: 9	R: 0 H: 1 E: 0 LOB: 1 K: 1 BB: 0 S: 17 P: 27	R: 0 H: 1 E: 0 LOB: 2 K: 2 BB: 1 S: 14 P: 22	R: 0 H: 1 E: 0 LOB: 1 K: 0 BB: 0 S: 6 P: 11	R: 0 H: 0 E: 0 LOB: 0 K: 1 BB: 0 S: 11 P: 15	R: 0 H: 1 E: 0 LOB: 2 K: 1 BB: 2 S: 14 P: 28	R: 0 H: 0 E: 0 LOB: 0 K: 1 BB: 0 S: 6 P: 9	1B: 5 2B: 0 3B: 0 HR: 0	SF: 0 SAC: 0 DP: 1 HBP: 0					WP: 0 PB: 1 SB: 1 CS: 0	PA: 37

	AB	32
	R	2
	H	5
	RBI	1
	BB	5
	SO	8
	LOB	18

PITCHER		IP	WLS	BF	H	R	ER	SO	BB	IBB	HBP	BLK	WP	HR	S	P	ERA	WHIP
62 Jose Quintana, L ERA: 3.53	(1, 1)	6.0	W	26	4	2	1	5	3	0	0	0	0	0	68	120	1.50	1.167
34 Matt Albers, R ERA: 1.42	(7, 1)	1.0		3	0	0	0	1	0	0	0	0	0	0	11	15	0.00	0.000
43 Dan Jennings, L ERA: 4.37	(8, 1)	0.0		1	0	0	0	0	1	0	0	0	0	0	3	7	∞	∞
40 Daniel Webb, R ERA: 2.67	(8, 1)	0.1		3	1	0	0	1	1	0	0	0	0	0	10	20	0.00	6.000
33 Zach Duke, L ERA: 3.58	(8, 1)	0.2	H	1	0	0	0	0	0	0	0	0	0	0	1	1	0.00	0.000

PITCHER		IP	WLS	BF	H	R	ER	SO	BB	IBB	HBP	BLK	WP	HR	S	P	ERA	WHIP
52 Jake Petricka, R ERA: 4.17	(9, 1)	1.0		3	0	0	0	1	0	0	0	0	0	0	6	9	0.00	0.000

Batter	1	2	3	4	5	6	7	8	9	AB	R	H	RBI	BB	SO	LOB
1 Adam Eaton, L (1, 8) OBP: 0.348, SLG: 0.423	C FF 86 X CU 73 0-1 28 BB 53 1B 1B	B FF 88 B FF 88 B FF 89 C FF 88 X FF 87 3-1 ③ G4-3		X FF 88 0-0 53 SF9 28 1B 2-3 3-H 1B	B SI 90 X SI 92 1-0 1-2 1B		B SL 78 S SL 80 X FF 91 1-1 ③ G4-3 1-2			5	1	3	1	0	0	2
53 Melky Cabrera, S (1, 10) OBP: 0.310, SLG: 0.381	C FF 88 X FF 88 0-1 28 BB 1-2 1B	C CH 80 B CH 80 C FF 86 B FF 86 X CH 80 2-2 ① G6-3	X CH 82 0-0 ① SF9 2-3 3-H	C FF 92 B CH 86 B FF 92 F CH 85 F SL 84 X CU 74 2-2 ③ G5-3				B FF 90 B CH 90 B FF 90 C FF 89 X FF 90 3-1 79 G5-3 20 2B 1B		4	1	2	1	0	0	2
79 José Abreu, R (1, 3) OBP: 0.346, SLG: 0.512	B FF 88 X FF 88 1-0 ① F7	C CH 81 B FF 88 B FF 86 F FF 88 S CH 80 2-3 ② K	B FF 88 F FF 87 X FF 88 1-1 ② F8			B FF 90 B CH 85 S CH 84 F FF 91 X SI 92 2-2 ① F9		C FF 89 D FF 91 X CH 82 1-1 ① G5-3 1-2		5	0	0	0	0	1	4
26 Avisaíl García, R (1, 9) OBP: 0.321, SLG: 0.387 20 JB Shuck, L (3, 7) OBP: 0.361, SLG: 0.379	C FF 88 D CH 82 S CH 81 X CH 81 1-2 ② L4	B FF 88 C FF 89 B CU 76 F FF 89 S CH 82 2-3 ③ K	B FF 88 L FF 87 C FF 88 D CU 76 F CH 80 B FF 87 B FF 87 4-2 28 1B 28 S 10 E BB			C FF 93 C FF 93 B FF 92 X SL 80 1-2 28 S 1B		B FF 92 F FF 92 B SL 81 X FF 92 2-1 2-H 2B		1 3	0 1	0 2	0 1	0 1	0 1	2 0
28 Trayce Thompson, R (1, 7) OBP: 0.466, SLG: 0.717 (3, 9)	B CH 82 F FF 88 C FF 88 D CU 74 B FF 87 B CH 81 4-2 1-2 2-3 BB		B FF 86 2-0 B CH 81 X FF 87 10 1B 2B B FF 90 1 SAFE 1 SAFE C FF 89 S SL 82 D SL 81 B CH 83 C FF 91 1-3 3-H 10 E 1B			B FF 90 1 SAFE 1 SAFE C FF 89 S SL 82 D SL 81 B CH 83 C FF 91 3-3 ② K 1-2		B FF 95 F FF 97 B SL 86 X SL 86 2-1 ② F7		4	1	2	1	1	1	2
10 Alexei Ramirez, R (1, 6) OBP: 0.281, SLG: 0.355	C FF 88 B FF 88 B CH 83 X CH 81 2-1 ③ G4-3		X CH 81 0-0 58 SH 24 1B 5 2B 2-H 1B C SL 86 0-2 B FF 90 1 SAFE S SL 87 1-2 3-H G6-3			S SL 79 F FF 90 F CH 81 D SL 82 D CH 84 B CH 84 X FC 91 3-2 ③ G4-3		X SL 85 0-0 ③ G1-3		5	1	1	1	0	0	6
24 Mike Olt, R (1, 5) OBP: 0.306, SLG: 0.333		S FF 86 B FF 87 S FF 88 B FF 88 B CU 75 X FF 88 3-2 ① P4	1 SAFE S FF 88 B FF 87 C FF 88 1 SAFE B CH 81 X CH 80 2-2 58 SH 5 2B 1-2 1B	C FF 90 B SI 92 X FF 91 1-1 1 1B 1B			C FF 89 F SL 79 B FF 90 F FC 90 X CH 84 1-2 ① G5-3			4	1	2	0	0	0	0
58 Geovany Soto, R (1, 2) OBP: 0.321, SLG: 0.444		C CH 82 S CH 81 B CU 73 S CH 82 1-3 ② K	C FF 87 B CH 82 X CH 81 1-1 SH 5 2B 1 1B 1-2 2-3	X SL 87 0-0 ① L8			S SL 78 B FF 90 X FF 88 1-1 1 WP 1B			3	1	1	0	0	1	1
5 Yolmer Sánchez, S (1, 4) OBP: 0.267, SLG: 0.327		C FF 88 B FF 88 B CH 82 C FF 88 X FF 88 2-2 1B	B FF 89 F CH 82 X FF 87 1-1 1 1B 53 SF9 1-3 2-H 3-H 2B	C SI 91 B CH 85 B CH 86 X SI 92 2-1 ② F9			F FF 90 F FF 91 B SL 82 S SL 81 1-3 ② K			4	1	2	2	0	1	2
Inning Stats	R: 0 E: 0 K: 0 S: 12 H: 2 LOB: 3 BB: 1 P: 20	R: 0 E: 0 K: 1 S: 11 H: 1 LOB: 1 BB: 0 P: 20	R: 0 E: 0 K: 2 S: 9 H: 0 LOB: 0 BB: 0 P: 15	R: 7 E: 2 K: 0 S: 22 H: 6 LOB: 1 BB: 1 P: 35	R: 0 E: 0 K: 0 S: 10 H: 2 LOB: 2 BB: 0 P: 16	R: 0 E: 0 K: 1 S: 13 H: 1 LOB: 1 BB: 0 P: 22	R: 0 E: 0 K: 1 S: 11 H: 1 LOB: 1 BB: 0 P: 15	R: 1 E: 0 K: 0 S: 9 H: 2 LOB: 1 BB: 0 P: 17		1B: 12 2B: 3 3B: 0 HR: 0 SF: 1 SAC: 1 DP: 0 HBP: 0					

PITCHER		IP	WLS	BF	H	R	ER	SO	BB	IBB	HBP	BLK	WP	HR	S	P	ERA	WHIP
33 Tommy Milone, L ERA: 3.73	(1, 1)	3.2	L	22	8	7	4	3	2	0	0	0	0	0	48	82	9.82	2.727
36 Blaine Boyer, R ERA: 2.54	(4, 1)	0.2		4	2	0	0	0	0	0	0	0	0	0	9	12	0.00	3.000
52 Brian Duensing, L ERA: 4.07	(5, 1)	1.0		5	2	0	0	0	0	0	0	0	0	0	13	21	0.00	2.000
58 A.J. Achter, R ERA: 5.79	(6, 1)	1.0		4	1	0	0	1	0	0	0	0	0	0	13	21	0.00	1.000
61 Ryan O'Rourke, L ERA: 6.88	(7, 1)	1.0		5	2	1	1	1	0	0	0	0	1	0	11	19	9.00	2.000

PITCHER		IP	WLS	BF	H	R	ER	SO	BB	IBB	HBP	BLK	WP	HR	S	P	ERA	WHIP
62 J.R. Graham, R ERA: 5.09	(8, 1)	0.2		2	0	0	0	0	0	0	0	0	0	0	3	5	0.00	0.000

BOTTOM

Minnesota Twins @ Chicago White Sox

U.S. Cellular Field, Chicago, IL

Sat Sep 12 2015, 7:12 PM - 10:38 PM EDT

Att. 26,065 - Partly Cloudy - 61 F

livebaseballscorecards.com

AB	38
R	8
H	15
RBI	7
BB	2
SO	5
LOB	21

Batter	1	2	3	4	5	6	7	8	9	AB	R	H	RBI	BB	SO	LOB
32 Aaron Hicks, S (1, 8) (8, 9) OBP: 0.319, SLG: 0.410	X SI 93 0-0 7 G4-3 22 1B 1B	C SI 93 B CH 87 S CH 86 F SL 78 B SI 93 B SL 79 X CH 86 3-2 ③ F8		B FF 97 X FF 96 1-0 ① F7		S FF 95 B FF 97 B FF 96 S SL 86 F FF 97 B SL 86 B FF 96 4-2 7 1B 1-2 BB		S FS 84 S FS 85 B FS 84 B FS 85 X FS 84 2-2 ① P4		4	1	1	0	1	0	1
2 Brian Dozier, R (1, 4) OBP: 0.314, SLG: 0.462	S SI 94 1 SAFE F SI 94 S SI 90 0-3 ① K		B SI 91 B CH 86 B SI 92 C SI 92 X SI 91 3-1 ① F7	C FF 96 F FF 96 D SL 88 F SL 84 X FF 98 1-2 22 G5-3 7 BB 2-3 1B		F FF 95 F FF 97 D SL 87 S SL 87 1-3 ① K		C FC 90 F FF 90 X FS 85 0-2 7 E 1B		5	0	2	0	0	2	4
7 Joe Mauer, L (1, 3) OBP: 0.338, SLG: 0.374 19 Kennys Vargas, S (8, 3) OBP: 0.291, SLG: 0.367	1 SAFE C SI 93 X SI 93 0-1 ② G4-3 1-2		B CH 86 C SI 91 F CH 86 B SL 79 C CH 87 2-3 ② K	B FF 96 C FF 98 C FF 96 D SL 84 B SL 87 B FF 96 4-2 1-2 BB		C FF 96 F SL 86 D SL 87 X SL 86 1-2 1-2 2-3 3-H 1B		C FS 84 S FS 85 X FC 86 0-2 FC3 1-3		4	0	1	1	1	1	2
										0	0	0	0	0	0	0
22 Miguel Sanó, R (1, 10) OBP: 0.387, SLG: 0.570	C SL 80 B SI 94 X SI 90 1-1 48 WP 24 1B 48 HR 2-H 1B		B SI 93 B SL 77 C SI 96 B SL 80 X SI 96 3-1 24 1B 48 1B 1B	B FF 97 F SL 87 X SL 86 1-1 ② ③ G5-3 2-3f		C SL 86 B FF 96 F FF 95 B FF 98 S SL 86 2-3 ② K		S FS 85 S FS 86 B FS 85 D FS 86 S FS 87 2-3 ② K		5	2	2	1	0	2	8
24 Trevor Plouffe, R (1, 5) OBP: 0.311, SLG: 0.444	B SL 79 C SI 96 B SI 97 X SI 97 2-1 48 WP 48 HR 1-2 1B		X SL 77 0-0 48 1B 20 1B 1-2 1B		C FF 95 S SL 85 B SL 84 C SL 85 1-3 ① K	C SL 86 B FF 98 F SL 88 S SL 87 0-3 ③ K		B FS 86 C FF 89 S FS 84 B FS 86 B FS 86 X FS 86 3-2 ③ P3		5	2	2	0	0	2	5
48 Torii Hunter, R (1, 9) OBP: 0.293, SLG: 0.407 25 Byron Buxton, R (8, 8) OBP: 0.230, SLG: 0.252	F SL 80 T SI 96 F SL 83 F SI 98 F SL 76 B SI 96 B SL 84 F SI 97 F SI 94 2-2 X SI 86 1-H 2-H HR		F CH 87 F SI 93 B CH 88 B CH 87 X CH 90 2-2 8 PB 20 1B 1-2 2-H 1B		S SL 84 B FF 98 X SL 84 1-1 ② L8		C SI 94 B SL 86 B CH 85 F SI 93 X SI 95 2-2 ① G4-3		C SI 89 B SI 90 X SI 90 1-1 ① G5-3	4	1	2	4	0	0	0
										1	0	0	0	0	0	0
20 Eddie Rosario, L (1, 7) OBP: 0.287, SLG: 0.438	S SL 76 B CH 87 X SL 75 1-1 8 CS 1B		X CH 86 0-0 8 PB 1-2 2-H 1B	C SL 83 B FF 98 S FF 96 F SL 84 S FF 98 1-3 ③ K			X CH 87 0-0 2B	B SI 89 B SI 90 C SI 91 C SI 91 B SL 83 F SI 92 S CU 77 3-3 ② K		5	0	3	1	0	2	0
8 Kurt Suzuki, R (1, 2) OBP: 0.294, SLG: 0.320 26 Eric Fryer, R (9, PH) (9, 2) OBP: 0.273, SLG: 0.211	C SI 94 B SI 95 B SI 97 2-1 ③ CS 1-2	C CH 86 F SI 92 B SL 78 S SL 78 1-3 ① K	S CH 84 B CH 87 B CH 85 X SL 75 2-1 ③ G5-3 1-2 2-3			B SL 83 C FF 96 T FF 96 B FF 98 B FF 97 D SL 85 4-2 5 1B 7 1B BB	X SI 92 0-0 L9	C SI 90 C SI 91 B CU 77 X SI 91 1-2 ③ G4-3	3	1	0	0	1	1	3
										1	0	0	0	0	0	0
5 Eduardo Escobar, S (1, 6) OBP: 0.308, SLG: 0.448		C SL 74 S SL 78 B SL 78 X CH 89 1-2 ② F8		F FF 95 S SL 83 B FF 98 X SL 84 1-2 2 1B 2B		F FF 96 F FF 95 X FF 98 0-2 7 1B 32 BB 1-3 1B	B SL 86 F SI 94 S SI 96 D CH 86 F CH 86 F SI 97 X SI 95 2-2 ③ G4-3			4	0	2	0	0	0	1

Inning Stats	1	2	3	4	5	6	7	8	9
	R: 4 H: 5 E: 0 LOB: 0 K: 1 BB: 0 S: 21 P: 29	R: 0 H: 0 E: 0 LOB: 0 K: 1 BB: 0 S: 10 P: 15	R: 2 H: 4 E: 0 LOB: 2 K: 1 BB: 0 S: 15 P: 27	R: 0 H: 2 E: 0 LOB: 2 K: 0 BB: 1 S: 12 P: 20	R: 0 H: 0 E: 0 LOB: 0 K: 2 BB: 0 S: 9 P: 12	R: 1 H: 2 E: 0 LOB: 3 K: 3 BB: 2 S: 21 P: 33	R: 0 H: 1 E: 0 LOB: 1 K: 0 BB: 0 S: 10 P: 14	R: 0 H: 1 E: 1 LOB: 2 K: 1 BB: 0 S: 15 P: 22	R: 0 H: 0 E: 0 LOB: 0 K: 1 BB: 0 S: 9 P: 14

1B: 12 SF: 0
2B: 2 SAC: 0
3B: 0 DP: 1
HR: 1 HBP: 0

WP: 1 PA: 45
PB: 1
SB: 0
CS: 1

PITCHER		IP	WLS	BF	H	R	ER	SO	BB	IBB	HBP	BLK	WP	HR	S	P	ERA	WHIP
49 Chris Sale, L ERA: 3.55	(1, 1)	3.0	L	17	9	6	6	3	0	0	0	0	1	1	46	71	18.00	3.000
60 Frankie Montas, R ERA: 1.8	(4, 1)	3.0		15	4	1	1	5	3	0	0	0	0	0	42	65	3.00	2.333
52 Jake Petricka, R ERA: 4.08	(7, 1)	1.0		4	1	0	0	0	0	0	0	0	0	0	10	14	0.00	1.000
57 Zach Putnam, R ERA: 3.61	(8, 1)	1.0		5	1	0	0	1	0	0	0	0	0	0	15	22	0.00	1.000
33 Zach Duke, L ERA: 3.51	(9, 1)	1.0		3	0	0	0	1	0	0	0	0	0	0	9	14	0.00	0.000

PITCHER IP WLS BF H R ER SO BB IBB HBP BLK WP HR S P ERA WHIP

TOP

Minnesota Twins @ Chicago White Sox

U.S. Cellular Field, Chicago, IL

Sun Sep 13 2015, 2:10 PM - 5:07 PM EDT
Att. 23,159 - Partly Cloudy - 72 F

livebaseballscorecards.com

AB	41
R	7
H	15
RBI	7
BB	3
SO	10
LOB	24

Batter	1	2	3	4	5	6	7	8	9	AB	R	H	RBI	BB	SO	LOB
1 Adam Eaton, L (1, 8) OBP: 0.347, SLG: 0.422	B FF 91 B SI 90 C SI 91 C SI 89 B SL 85 X SI 90 3-2 ① G4-3			C CH 81 B FF 90 C FF 90 X CU 79 1-2 ① F8		B FF 92 S SI 91 B SI 92 X CH 83 2-1 ① G3 2-3		X SI 92 0-0 1-2 1B		4	0	1	0	0	0	1
18 Tyler Saladino, R (1, 6) (7, 5) OBP: 0.279, SLG: 0.340	B SI 92 C SI 92 B SI 92 X SI 91 2-1 ② G5-3			B SL 84 S SI 91 X FF 91 1-1 25 BB 1B		F SI 92 X CH 82 0-1 ② FC5-2 3-H		C FF 94 B SL 89 S FF 90 F FF 95 B SL 90 X SL 89 2-2 ③ G1-3		4	0	1	0	0	0	3
79 José Abreu, R (1, 10) OBP: 0.344, SLG: 0.508	C SL 83 B SI 92 S CH 84 X SL 84 1-2 ③ F8			C SI 91 B SI 90 F CH 83 D SI 91 X CH 83 2-2 ② F7		B CU 81 F CH 83 X SI 92 1-1 ③ G5-3			C SI 95 B SL 84 F SI 96 B SI 96 X SL 83 2-2 ① G5-3	4	0	0	0	0	0	2
25 Adam LaRoche, L (1, 3) OBP: 0.298, SLG: 0.347 28 Leury García, S (7, 6) OBP: 0.300, SLG: 0.222		X SI 90 0-0 ① G6-3		B CH 84 B SI 91 B SI 90 B FF 91 4-0 1-2 28 FC6-4 BB			B SI 88 C SI 89 B SI 89 C SI 90 B SI 89 F SI 90 C SI 89 3-3 ① K		F SI 96 F SI 91 S SI 97 0-3 ② K	1 2	0 0	0 0	0 0	1 2	0 0	0 0
28 Trayce Thompson, R (1, 9) OBP: 0.435, SLG: 0.667		C FF 91 B SL 84 S SL 84 F SI 92 S CH 84 1-3 ② K		C FF 93 F CH 84 B SL 85 X CH 84 1-2 ③ FC6-4 1-2f			C SL 83 S CH 82 S CH 83 0-3 ② K		C SI 97 B SL 84 F SI 96 B SI 97 X SI 96 2-2 ③ G3-1	4	0	0	0	0	2	2
20 JB Shuck, L (1, 7) OBP: 0.353, SLG: 0.370		B FF 92 C SI 90 S CH 83 B SL 85 X CH 83 2-2 ③ P4			B SI 90 B SI 90 C SI 91 X SI 91 2-1 ① G4-3		B SI 90 F CH 82 X FF 93 1-1 ③ G4-3			3	0	0	0	0	0	0
24 Mike Olt, R (1, 5) (7, 3) OBP: 0.308, SLG: 0.333			C FF 89 B SI 89 B SI 90 S CU 82 B CH 84 X SI 91 3-2 21 G4-6-3 1B		C FF 92 S CH 84 B SL 85 S CH 84 1-3 ② K			C SI 87 S CH 81 B CH 82 B CH 82 S SL 83 2-3 ① K		3	0	1	0	0	2	0
21 Tyler Flowers, R (1, 2) OBP: 0.277, SLG: 0.345 58 Geovany Soto, R (9, 2) OBP: 0.321, SLG: 0.444			B SI 93 S FF 92 X FF 91 1-1 ① ② G4-6-3 1-2f		S CU 82 B FF 91 S CH 84 S CH 84 1-3 ③ K			B FF 91 C FF 90 B CH 82 F CU 81 F SI 92 X CH 83 2-2 1 1B 1B		3 0	0 0	1 0	0 0	0 0	1 0	1 0
7 Micah Johnson, L (1, 4) OBP: 0.330, SLG: 0.321			X FF 91 0-0 ③ G4-3			B FF 90 C SI 89 S CH 82 B SL 83 X SI 90 2-2 1 G3 18 FC5-2 2B		S CH 83 C SI 91 S CH 83 0-3 ② K		3	0	1	0	0	1	1
Inning Stats	R: 0 H: 0 E: 0 LOB: 0 K: 0 BB: 0 S: 8 P: 14	R: 0 H: 0 E: 0 LOB: 0 K: 1 BB: 0 S: 8 P: 11	R: 0 H: 1 E: 0 LOB: 0 K: 0 BB: 0 S: 6 P: 10	R: 0 H: 1 E: 0 LOB: 2 K: 0 BB: 1 S: 11 P: 20	R: 0 H: 0 E: 0 LOB: 0 K: 2 BB: 0 S: 8 P: 12	R: 0 H: 1 E: 0 LOB: 1 K: 0 BB: 0 S: 9 P: 14	R: 0 H: 0 E: 0 LOB: 0 K: 2 BB: 0 S: 9 P: 13	R: 0 H: 2 E: 0 LOB: 2 K: 2 BB: 0 S: 15 P: 21	R: 0 H: 0 E: 0 LOB: 0 K: 1 BB: 0 S: 9 P: 13	1B: 4 SF: 0 2B: 1 SAC: 0 3B: 0 DP: 1 HR: 0 HBP: 0					WP: 0 PA: 32 PB: 0 SB: 0 CS: 0	

PITCHER	IP	WLS	BF	H	R	ER	SO	BB	IBB	HBP	BLK	WP	HR	S	P	ERA	WHIP
44 Kyle Gibson, R (1, 1) ERA: 3.71	7.2	W	28	5	0	0	7	1	0	0	0	0	0	70	109	0.00	0.783
50 Casey Fien, R (8, 1) ERA: 3.62	0.1		1	0	0	0	0	0	0	0	0	0	0	4	6	0.00	0.000
59 Michael Tonkin, R (9, 1) ERA: 5.93	1.0		3	0	0	0	1	0	0	0	0	0	0	9	13	0.00	0.000

PITCHER	IP	WLS	BF	H	R	ER	SO	BB	IBB	HBP	BLK	WP	HR	S	P	ERA	WHIP

BOTTOM

Minnesota Twins @ Chicago White Sox

U.S. Cellular Field, Chicago, IL

Sun Sep 13 2015, 2:10 PM - 5:07 PM EDT

Att. 23,159 - Partly Cloudy - 72 F

livebaseballscorecards.com

AB	31
R	0
H	5
RBI	0
BB	1
SO	8
LOB	10

Oakland Athletics @ Chicago White Sox

U.S. Cellular Field, Chicago, IL

Mon Sep 14 2015, 8:10 PM - 1:19 AM EDT

Att. 12,221 - Clear - 77 F

TOP

livebaseballscorecards.com

Batter	1	2	3	4	5	6	7	8	9	10	11	12	13	14	AB	R	H	RBI	BB	SO	LOB
10 Marcus Semien, R (1, 6) OBP: 0.301, SLG: 0.381	L8		BB			F8		K	L8		K			G4-3	6	0	0	0	1	2	3
20 Mark Canha, R (1, 3) OBP: 0.307, SLG: 0.434	L5		G1-3			26 FC4 BB		K		26 FC3-6 1B	G1-3			P2	6	0	1	0	1	1	3
15 Brett Lawrie, R (1, 4) OBP: 0.307, SLG: 0.430	K			HR		F8			26 WP 4 BB 2B	K		G4-3			6	2	2	1	0	2	2
26 Danny Valencia, R (1, 5) OBP: 0.326, SLG: 0.503		P5		16 G6-4-3 BB		FC4			K 4 BB 22 CI 23 1B	FC3-6 16 BB		G6-3			5	1	0	0	1	1	3
16 Billy Butler, R (1, 10) OBP: 0.324, SLG: 0.378		K		G6-4-3			K		K	BB		G3			5	0	0	0	1	3	3
22 Josh Reddick, L (1, 9) OBP: 0.333, SLG: 0.455		P4		F9			HR		CI 4 BB 23 1B	G4-3			F8		5	2	1	1	0	0	2
19 Josh Phegley, R (1, 2) OBP: 0.292, SLG: 0.442			K		K		F9		23 1B 10 PB BB		5 FC5-4 BB		K		3	0	0	0	0	2	0
4 Coco Crisp, S (9, PH) OBP: 0.246, SLG: 0.219															0	1	0	1	1	0	0
39 Carson Blair, R (9, 2) OBP: 0.364, SLG: 0.500															1	0	0	0	1	1	0
5 Jake Smolinski, R (1, 7) OBP: 0.266, SLG: 0.313			HR		F9		G6-3		K		FC5-4 23 BB		K		6	1	1	1	0	2	4
3 Craig Gentry, R (1, 8) OBP: 0.152, SLG: 0.073			F8		K			F8	10 S 10 PB 1B		BB			K	2	0	0	0	0	1	0
23 Sam Fuld, L (8, PH) OBP: 0.277, SLG: 0.302 (8, 8)															3	0	1	2	1	1	0
Inning Stats	R: 0 E: 0 K: 1 S: 7 H: 0 LOB: 0 BB: 0 P: 9	R: 0 E: 0 K: 1 S: 9 H: 0 LOB: 0 BB: 0 P: 13	R: 1 E: 0 K: 1 S: 10 H: 1 LOB: 1 BB: 1 P: 17	R: 1 E: 0 K: 0 S: 9 H: 1 LOB: 0 BB: 1 P: 16	R: 0 E: 0 K: 2 S: 8 H: 0 LOB: 0 BB: 0 P: 14	R: 0 E: 0 K: 0 S: 9 H: 0 LOB: 1 BB: 1 P: 16	R: 1 E: 0 K: 1 S: 9 H: 1 LOB: 0 BB: 0 P: 14	R: 0 E: 0 K: 2 S: 8 H: 0 LOB: 0 BB: 0 P: 13	R: 4 E: 1 K: 3 S: 20 H: 2 LOB: 1 BB: 1 P: 32	R: 0 E: 0 K: 1 S: 11 H: 1 LOB: 2 BB: 1 P: 16	R: 0 E: 0 K: 1 S: 15 H: 0 LOB: 2 BB: 2 P: 25	R: 0 E: 0 K: 0 S: 7 H: 0 LOB: 0 BB: 0 P: 10	R: 0 E: 0 K: 2 S: 8 H: 0 LOB: 0 BB: 0 P: 12	R: 0 E: 0 K: 1 S: 9 H: 0 LOB: 0 BB: 0 P: 15	1B: 2 2B: 1 3B: 0 HR: 3 SF: 0 SAC: 0 DP: 1 HBP: 0						

	AB	R	H	RBI	BB	SO	LOB
	48	7	6	6	7	16	20

WP: 1 PB: 1 SB: 1 CS: 0 PA: 56

PITCHER		IP	WLS	BF	H	R	ER	SO	BB	IBB	HBP	BLK	WP	HR	S	P	ERA	WHIP
50 John Danks, L ERA: 4.56	(1, 1)	7.0		26	3	3	3	6	3	0	0	0	0	3	61	99	3.86	0.857
34 Matt Albers, R ERA: 1.38	(8, 1)	1.0		3	0	0	0	2	0	0	0	0	0	0	8	13	0.00	0.000
30 David Robertson, R ERA: 2.72	(9, 1)	1.0		8	2	4	2	3	1	0	0	0	1	0	20	32	18.00	3.000
65 Nate Jones, R ERA: 3.52	(10, 1)	0.2		4	1	0	0	1	1	0	0	0	0	0	9	14	0.00	3.000
33 Zach Duke, L ERA: 3.47	(10, 1)	0.2		4	0	0	0	0	2	0	0	0	0	0	11	20	0.00	3.000
52 Jake Petricka, R ERA: 3.94	(11, 1)	1.2		5	0	0	0	1	0	0	0	0	0	0	13	17	0.00	0.000
43 Dan Jennings, L ERA: 4.2	(13, 1)	2.0	W	6	0	0	0	3	0	0	0	0	0	0	17	27	0.00	0.000

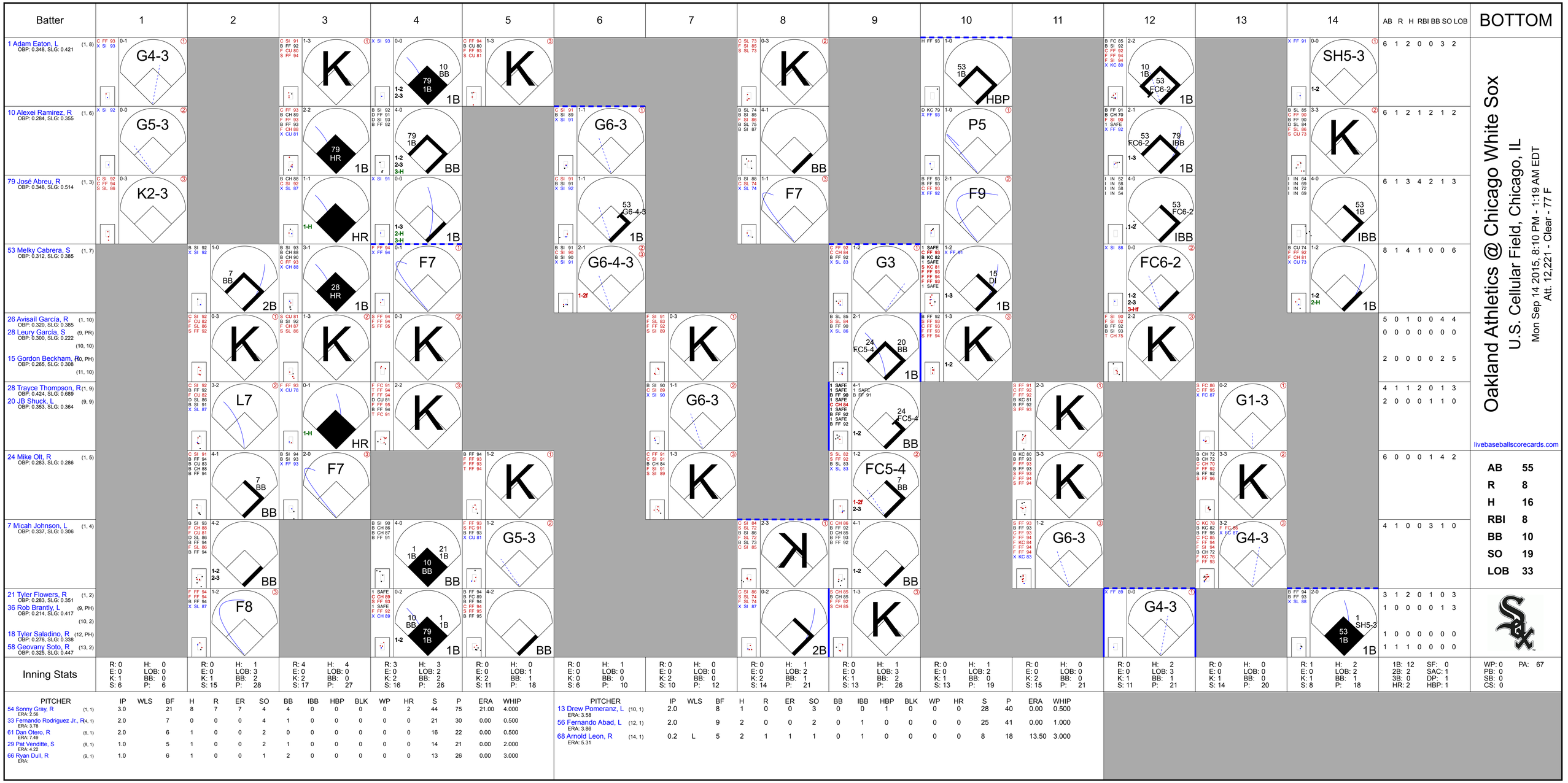
Batter
1
2
3
4
5
6
7
8
9
10
11
12
13
14
AB R H RBI BB SO LOB
BOTTOM
1 Adam Eaton, L (1, 8) OBP: 0.348, SLG: 0.421
G4-3
K
10 BB 79 1B 1B
K
6 1 2 0 0 3 2
10 Alexei Ramirez, R (1, 6) OBP: 0.284, SLG: 0.355
G5-3
79 HR 1B
79 1B BB
G6-3
K
HBP
P5
10 1B 53 FC6-2 1B
SH5-3
6 1 2 1 2 1 2
79 José Abreu, R (1, 3) OBP: 0.348, SLG: 0.514
K2-3
HR
53 G6-4-3 1B
F7
F9
53 FC6-2 IBB
53 1B IBB
6 1 3 4 2 1 3
53 Melky Cabrera, S (1, 7) OBP: 0.312, SLG: 0.385
7 BB 2B
28 HR 1B
F7
G6-4-3
G3
15 DI 1B
FC6-2
8 1 4 1 0 0 6
26 Avisaíl García, R (1, 10)
28 Leury García, S (9, PR) OBP: 0.300, SLG: 0.222 (10, 10)
15 Gordon Beckham, R (10, PH) OBP: 0.265, SLG: 0.308 (11, 10)
K
K
K
K
K
G6-3
24 FC5-4 20 BB 1B
K
5 0 1 0 0 4 4
0 0 0 0 0 0 0
2 0 0 0 0 2 5
28 Trayce Thompson, R (1, 9) OBP: 0.424, SLG: 0.689
20 JB Shuck, L (9, 9) OBP: 0.353, SLG: 0.364
L7
HR
K
24 FC5-4 BB
G1-3
4 1 1 2 0 1 3
2 0 0 0 1 1 0
24 Mike Olt, R (1, 5) OBP: 0.283, SLG: 0.286
7 BB BB
F7
K
G6-3
FC5-4 7 BB
K
K
G1-3
6 0 0 0 1 4 2
7 Micah Johnson, L (1, 4) OBP: 0.337, SLG: 0.306
BB
G5-3
1 1B 21 1B 10 BB BB
K
BB
G6-3
G4-3
4 1 0 0 3 1 0
21 Tyler Flowers, R (1, 2) OBP: 0.283, SLG: 0.351
36 Rob Brantly, L (9, PH) OBP: 0.214, SLG: 0.417 (10, 2)
18 Tyler Saladino, R (12, PH) OBP: 0.278, SLG: 0.338
58 Geovany Soto, R (13, 2) OBP: 0.325, SLG: 0.447
F8
10 BB 1 1B 79 1B 1B
BB
2B
K
G4-3
1 SH5-3 53 1B 1B
3 1 2 0 1 0 3
1 0 0 0 0 1 3
1 0 0 0 0 0 0
1 1 1 0 0 0 0
Oakland Athletics @ Chicago White Sox
U.S. Cellular Field, Chicago, IL
Mon Sep 14 2015, 8:10 PM - 1:19 AM EDT
Att. 12,221 - Clear - 77 F
livebaseballscorecards.com
AB 55
R 8
H 16
RBI 8
BB 10
SO 19
LOB 33
Inning Stats
R: 0 E: 0 K: 1 S: 6
H: 0 LOB: 0 BB: 0 P: 6
R: 0 E: 0 K: 1 S: 15
H: 1 LOB: 3 BB: 2 P: 28
R: 4 E: 0 K: 2 S: 17
H: 4 LOB: 0 BB: 0 P: 27
R: 3 E: 0 K: 2 S: 16
H: 3 LOB: 2 BB: 2 P: 26
R: 0 E: 0 K: 2 S: 11
H: 0 LOB: 1 BB: 1 P: 18
R: 0 E: 0 K: 0 S: 6
H: 1 LOB: 0 BB: 0 P: 10
R: 0 E: 0 K: 2 S: 10
H: 0 LOB: 0 BB: 0 P: 12
R: 0 E: 0 K: 2 S: 14
H: 1 LOB: 2 BB: 1 P: 21
R: 0 E: 0 K: 1 S: 13
H: 1 LOB: 3 BB: 2 P: 26
R: 0 E: 0 K: 1 S: 13
H: 1 LOB: 2 BB: 0 P: 19
R: 0 E: 0 K: 2 S: 15
H: 0 LOB: 0 BB: 0 P: 21
R: 0 E: 0 K: 1 S: 11
H: 2 LOB: 3 BB: 1 P: 21
R: 0 E: 0 K: 1 S: 14
H: 0 LOB: 0 BB: 0 P: 20
R: 1 E: 0 K: 1 S: 8
H: 2 LOB: 2 BB: 1 P: 18
1B: 12 2B: 2 3B: 0 HR: 2
SF: 0 SAC: 1 DP: 1 HBP: 1
WP: 0 PB: 0 SB: 0 CS: 0
PA: 67
PITCHER IP WLS BF H R ER SO BB IBB HBP BLK WP HR S P ERA WHIP
54 Sonny Gray, R (1, 1) ERA: 2.59 3.0 21 8 7 7 4 4 0 0 0 0 2 44 75 21.00 4.000
33 Fernando Rodriguez Jr., R (4, 1) ERA: 3.78 2.0 7 0 0 0 4 1 0 0 0 0 0 21 30 0.00 0.500
61 Dan Otero, R (6, 1) ERA: 7.49 2.0 6 1 0 0 2 0 0 0 0 0 0 16 22 0.00 0.500
29 Pat Venditte, S (8, 1) ERA: 4.22 1.0 5 1 0 0 2 1 0 0 0 0 0 14 21 0.00 2.000
66 Ryan Dull, R (9, 1) ERA: 1.0 6 1 0 0 1 2 0 0 0 0 0 0 13 26 0.00 3.000
PITCHER IP WLS BF H R ER SO BB IBB HBP BLK WP HR S P ERA WHIP
13 Drew Pomeranz, L (10, 1) ERA: 3.58 2.0 8 1 0 0 3 0 0 1 0 0 0 0 28 40 0.00 0.500
56 Fernando Abad, L (12, 1) ERA: 3.86 2.0 9 2 0 0 2 0 1 0 0 0 0 0 25 41 0.00 1.000
68 Arnold Leon, R (14, 1) ERA: 5.31 0.2 L 5 2 1 1 1 0 1 0 0 0 0 8 18 13.50 3.000

Oakland Athletics @ Chicago White Sox

U.S. Cellular Field, Chicago, IL

Tue Sep 15 2015, 8:10 PM - 11:41 PM EDT

Att. 12,446 - Clear - 78 F

TOP

livebaseballscorecards.com

Batter	1	2	3	4	5	6	7	8	9	AB	R	H	RBI	BB	SO	LOB
23 Sam Fuld, L (1, 8) OBP: 0.277, SLG: 0.305	2B	P6	K	10 BB 22 1B 2-3 3-H 1B	K			G4-3	G6-3	7	2	2	1	0	2	5
10 Marcus Semien, R (1, 6) OBP: 0.304, SLG: 0.388 25 Tyler Ladendorf, R (8, PH) OBP: 0.313, SLG: 0.400 (8, 6)	K	L8		22 HR 1B 22 1B / 20 1B BB		HR		20 WP 1B		4 1	3 0	2 1	1 0	1 0	1 0	1 0
22 Josh Reddick, L (1, 9) OBP: 0.336, SLG: 0.462 7 Jason Pridie, L (8, PH) (8, 9)	20 BB 16 1B BB	G1-3		HR 16 1B / 20 1B FC6-4 1B	K	K		K		4 1	3 0	2 0	4 0	1 0	1 1	0 1
20 Mark Canha, R (1, 3) OBP: 0.317, SLG: 0.438	16 1B 19 2B 1-2 2-3 BB	1B		16 WP 16 2B 1B FC6-4 1-2 3-H 1B		BB		16 FC6-4 1-2 HBP		3	2	3	1	2	0	0
16 Billy Butler, R (1, 10) OBP: 0.326, SLG: 0.382	19 2B 28 1B 1-3 2-H 3-H 1B	K		19 BB 5 FC5 2B FC6-4 1-2 2-3 1B		F8		FC6-4 1-2f		6	2	3	3	0	1	4
Max Muncy, L (1, 5) OBP: 0.269, SLG: 0.351	F7		F9	19 BB 5 E BB FC6-4 1-2f 2-3 3-H		K			G3	5	1	0	1	1	1	5
19 Josh Phegley, R (1, 2) OBP: 0.301, SLG: 0.448	28 1B 5 2B 1-3 3-H 2B		28 3B BB	5 E 23 1B BB K			28 G3-6-3 1B		F8	4	3	2	1	2	1	2
28 Eric Sogard, L (1, 4) OBP: 0.290, SLG: 0.284	5 2B 2-3 3-H 1B		1-H 3B	P5	G1-3		G3-6-3 1-2f		2B	6	0	3	2	0	0	4
5 Jake Smolinski, R (1, 7) OBP: 0.269, SLG: 0.317	1-3 3-H 2B		P4	FC5 23 1B 22 1B 1-3 2-H 3-H	G6-3		G6-3		HBP	5	1	1	2	0	0	2
Inning Stats	R: 5 E: 0 K: 1 S: 22 H: 5 LOB: 2 BB: 2 P: 38	R: 0 E: 0 K: 1 S: 10 H: 1 LOB: 1 BB: 0 P: 13	R: 1 E: 0 K: 1 S: 12 H: 1 LOB: 1 BB: 1 P: 22	R: 10 E: 1 K: 1 S: 35 H: 8 LOB: 2 BB: 3 P: 63	R: 0 E: 0 K: 1 S: 8 H: 0 LOB: 0 BB: 0 P: 11	R: 1 E: 0 K: 2 S: 14 H: 1 LOB: 1 BB: 1 P: 24	R: 0 E: 0 K: 0 S: 5 H: 1 LOB: 0 BB: 0 P: 8	R: 0 E: 0 K: 1 S: 12 H: 1 LOB: 2 BB: 0 P: 23	R: 0 E: 0 K: 0 S: 20 H: 1 LOB: 2 BB: 0 P: 28	1B: 11 2B: 5 3B: 1 HR: 2 SF: 0 SAC: 0 DP: 1 HBP: 2						

AB	46
R	17
H	19
RBI	16
BB	7
SO	8
LOB	24

WP: 2 PB: 0 SB: 0 CS: 0 PA: 55

PITCHER		IP	WLS	BF	H	R	ER	SO	BB	IBB	HBP	BLK	WP	HR	S	P	ERA	WHIP
29 Jeff Samardzija, R	(1, 1)	3.0	L	23	11	10	10	3	3	0	0	0	1	1	56	91	30.00	4.667
ERA: 5.27																		
40 Daniel Webb, R	(4, 1)	0.1		8	3	5	4	0	3	0	0	0	0	0	17	38	108.00	18.000
ERA: 3.95																		
57 Zach Putnam, R	(4, 1)	1.2		6	1	1	0	2	0	0	0	0	0	0	14	18	0.00	0.600
ERA: 3.48																		
65 Nate Jones, R	(6, 1)	1.0		5	1	1	1	2	1	0	0	0	0	1	14	24	9.00	2.000
ERA: 3.86																		
34 Matt Albers, R	(7, 1)	1.0		3	1	0	0	0	0	0	0	0	0	0	5	8	0.00	1.000
ERA: 1.34																		

PITCHER		IP	WLS	BF	H	R	ER	SO	BB	IBB	HBP	BLK	WP	HR	S	P	ERA	WHIP
28 Leury García, R	(8, 1)	1.0		5	1	0	0	1	0	0	1	0	1	0	12	23	0.00	1.000
ERA:																		
10 Alexei Ramirez, R	(9, 1)	1.0		5	1	0	0	0	0	0	1	0	0	0	20	28	0.00	1.000
ERA:																		

Oakland Athletics @ Chicago White Sox

U.S. Cellular Field, Chicago, IL

Tue Sep 15 2015, 8:10 PM - 11:41 PM EDT

Att. 12,446 - Clear - 78 F

livebaseballscorecards.com

Batter	1	2	3	4	5	6	7	8	9	AB	R	H	RBI	BB	SO	LOB
1 Adam Eaton, L (1, 8) OBP: 0.350, SLG: 0.422	B FF 92 B SI 90 C SI 91 F FF 91 B CU 79 F FF 92 X FF 92 3-2 10 S 79 1B 1B	B CH 85 F FF 93 B SL 80 B FF 93 L FF 92 F SL 86 S FF 93 3-3 ③ K		F FF 94 X FF 92 0-1 1-2 3-H 1B		C SI 93 C FF 94 X FF 94 0-2 ③ P2			B FF 95 X FF 94 1-0 ① 1B	5	1	3	1	0	1	0
10 Alexei Ramirez, R (1, 6) OBP: 0.287, SLG: 0.361 (9, 1)	B SI 92 B SL 84 B FF 91 C FF 91 C SL 85 B FF 92 4-2 79 1B 53 1B 1-2 BB		B SL 83 C SL 84 X FF 94 1-1 ① L8	X FF 94 0-0 ③ L7			X SI 92 0-0 HR		B FF 95 C FF 95 B FF 95 B FF 94 B FF 94 4-1 53 BB BB	3	2	1	1	2	0	2
79 José Abreu, R (1, 3) OBP: 0.352, SLG: 0.516 15 Gordon Beckham, R (7, PR) OBP: 0.264, SLG: 0.307 (8, 5)	X FF 91 0-0 20 BB 53 1B 1-2 2-H 1B		B SL 86 C FF 93 F FF 94 H FF 94 2-2 HBP		C FF 93 F SI 91 X FF 92 0-2 53 HR 1B		F FF 93 B SL 89 S SL 87 X CU 81 1-2 53 G6-4-3 1B		F FF 95 S SL 84 T FF 94 0-2 ② K	3 1	1 0	3 0	1 0	0 1	0 1	0 1
53 Melky Cabrera, S (1, 7) OBP: 0.315, SLG: 0.391	C FF 92 B CU 77 X CU 78 1-1 20 BB 1-2 2-H 1B		F CH 83 F CU 78 F FF 93 S CH 81 0-3 ② K		C FF 92 B CH 82 X CH 82 1-1 1-H HR		C SL 82 D SL 84 C SI 90 D KC 78 B FF 90 X SL 83 3-2 ①② G6-4-3 1-2f		B FF 95 B FF 94 B FF 93 B FF 93 4-0 1-2 BB	4	1	2	3	1	1	2
26 Avisaíl García, R (1, 10) OBP: 0.319, SLG: 0.384 18 Tyler Saladino, R (9, 6) OBP: 0.276, SLG: 0.337	F SL 86 F FF 92 S SL 81 0-3 ① K	B CU 77 B FF 91 S SL 87 D CH 82 F FF 93 F SL 87 F SI 92 S SL 85 3-3 ③ K		C FF 94 X SL 88 0-1 ① G3-1			S FF 90 F KC 77 B SL 84 X FF 91 1-2 1B		C FF 94 B SL 82 S FF 93 D SL 84 S FF 95 2-3 ③ K	4 1	0 0	1 0	0 0	0 0	2 1	3 2
20 JB Shuck, L (1, 9) OBP: 0.357, SLG: 0.363	B FF 94 B CH 83 C SI 92 B CH 84 B FF 92 4-1 24 G6-4-3 1-2 2-3 BB			C FF 92 F FF 94 X SL 85 0-2 58 F8 24 1B 1 1B 1B	X FF 94 0-0 ② F7		B SL 81 X FF 89 1-0 ③ F9			3	1	1	0	1	0	1
24 Mike Olt, R (1, 5) OBP: 0.280, SLG: 0.283 (8, 3)	X SL 87 0-0 ②③ G6-4-3 1-2f			S FF 93 X SL 87 0-1 1 1B 1-2 1B	C CU 78 B SL 88 C FF 93 B SL 82 B FF 93 X FF 93 3-2 ③ G4-3			F FF 88 B SL 85 B SL 82 F FF 89 S SL 84 2-3 ① K		4	0	1	0	0	1	3
7 Micah Johnson, L (1, 4) OBP: 0.323, SLG: 0.292		L FF 91 B FF 93 B CH 82 B CH 83 F FF 93 S FF 93 3-3 ① K		B FF 93 F CU 77 B FF 90 F FF 92 C FF 92 2-3 ① K		C FF 92 X SL 80 0-1 ① G6-3			B FF 89 F FF 87 C SL 83 S FF 90 1-3 ② K	4	0	0	0	0	3	2
58 Geovany Soto, R (1, 2) OBP: 0.318, SLG: 0.437		F FF 94 B SL 86 C SL 85 X FF 94 1-2 ② L8		X FF 94 0-0 ② F8 2-3		X FF 93 0-0 ② G5-3			B FF 90 B SL 83 C SL 82 X SL 86 2-1 ③ G5-3	4	0	0	0	0	0	2
Inning Stats	R: 2 E: 0 K: 1 S: 14 H: 3 LOB: 2 BB: 2 P: 26	R: 0 E: 0 K: 2 S: 10 H: 0 LOB: 0 BB: 0 P: 17	R: 0 E: 0 K: 2 S: 13 H: 0 LOB: 1 BB: 0 P: 19	R: 1 E: 0 K: 1 S: 12 H: 3 LOB: 2 BB: 0 P: 14	R: 2 E: 0 K: 0 S: 11 H: 2 LOB: 0 BB: 0 P: 15	R: 0 E: 0 K: 0 S: 6 H: 0 LOB: 0 BB: 0 P: 6	R: 1 E: 0 K: 0 S: 11 H: 3 LOB: 1 BB: 0 P: 17	R: 0 E: 0 K: 2 S: 8 H: 0 LOB: 0 BB: 0 P: 13	R: 0 E: 0 K: 2 S: 8 H: 1 LOB: 2 BB: 2 P: 19	1B: 10 2B: 0 3B: 0 HR: 2 SF: 0 SAC: 0 DP: 2 HBP: 1						

	AB	36
	R	6
	H	12
	RBI	6
	BB	4
	SO	10
	LOB	18

WP: 0 PB: 0 SB: 1 CS: 0 PA: 41

PITCHER		IP	WLS	BF	H	R	ER	SO	BB	IBB	HBP	BLK	WP	HR	S	P	ERA	WHIP
36 Aaron Brooks, R ERA: 7.68	(1, 1)	6.0	W	30	10	6	6	6	2	0	1	0	0	2	70	102	9.00	2.000
67 Danny Coulombe, L ERA: 5.56	(7, 1)	2.0		6	1	0	0	2	0	0	0	0	0	0	15	25	0.00	0.500
37 R.J. Alvarez, R ERA: 11.15	(9, 1)	1.0		5	1	0	0	2	2	0	0	0	0	0	8	19	0.00	3.000

PITCHER	IP	WLS	BF	H	R	ER	SO	BB	IBB	HBP	BLK	WP	HR	S	P	ERA	WHIP

Batter	1	2	3	4	5	6	7	8	9	AB	R	H	RBI	BB	SO	LOB
23 Sam Fuld, L (1, 8) OBP: 0.283, SLG: 0.308	C FF 93 B FF 93 X FF 93 1-1 22 L3 1B		F FF 91 B SL 84 F FF 92 B CU 75 F SL 84 X FF 93 2-2 ② L6		B FF 91 B FF 91 B FF 92 C FF 92 B FF 92 4-1 BB		B FF 99 S FF 98 X FF 99 1-1 ② P6		B SI 89 B FF 91 C SI 88 S CH 82 B CH 83 X FF 90 3-2 10 HBP 1B	4	0	2	0	1	0	0
10 Marcus Semien, R (1, 6) OBP: 0.305, SLG: 0.387	B FF 92 X FF 93 1-0 ① F9		B FF 92 B FF 93 X FF 94 2-0 1B		C FF 91 F SL 86 T FF 93 0-2 ③ K		C FF 98 B SL 88 F FF 98 B FF 100 B SL 87 C SL 87 3-3 ③ K		B CH 83 B CH 82 S SI 90 F SI 90 H CH 83 3-2 1-2 HBP	4	0	1	0	0	2	2
22 Josh Reddick, L (1, 10) OBP: 0.335, SLG: 0.458	C FF 90 F FF 91 P PO 91 F SL 84 F FF 91 F CH 82 F SL 85 X FF 94 1-2 ②③ L3 1-1		S CH 83 1 SAFE X FF 92 0-1 ③ F8		C FF 91 S CH 82 B SL 84 X FF 93 1-2 ① G6-3		F FF 98 B CH 88 F FF 98 B FF 100 B SL 88 F FF 98 F SL 88 B FF 100 4-2 16 L8 20 G5-3 BB	B CH 82 X SI 92 1-0 ③ G3	4	0	0	0	1	0	4
20 Mark Canha, R (1, 7) OBP: 0.319, SLG: 0.437		B FF 91 B SL 84 C FF 91 B FF 92 S FF 94 F FF 92 F FF 94 B FF 93 4-2 16 G4-3 16 WP 15 SF7 BB		B SL 82 B SL 83 B FF 93 C FF 93 F FF 92 X FF 93 3-2 ① G4-3		B SL 84 F FF 92 F CH 83 X SL 86 1-2 16 HR 1B		C FF 97 F SL 86 F SL 85 F FF 98 B FF 98 X SL 88 1-2 ① G5-3 1-2		3	2	1	0	1	0	1
16 Billy Butler, R (1, 3) OBP: 0.325, SLG: 0.387		C FF 91 B SL 85 F SL 84 1 SAFE F FF 93 B CU 74 X SL 84 2-2 ① G4-3 1-3		C FF 91 B SL 85 X FF 92 1-1 ② F7		X FF 90 0-0 1-H HR		C SL 87 C SL 86 X FF 99 0-2 ② L8 2-3		4	1	1	2	0	0	2
15 Brett Lawrie, R (1, 5) OBP: 0.306, SLG: 0.431		S SL 83 B SI 92 B FF 92 X SL 84 2-1 ② SF7 3-H		F FF 90 B FF 92 X SL 84 1-1 2B		C FF 91 F SL 85 C FF 93 0-3 ② K		F FF 98 X FF 98 0-1 ③ L9		3	0	1	1	0	1	1
28 Eric Sogard, L (1, 4) OBP: 0.293, SLG: 0.285		C FF 89 F FF 92 F SL 84 F FF 93 B FF 92 B CH 84 B FF 92 F FF 93 B FF 93 4-2 BB		B FF 91 C FF 90 X CH 84 1-1 ③ F8		B FF 92 F FF 91 X FF 91 1-1 1B		C SI 91 X SI 91 0-1 ① G5-3	3	0	1	0	1	0	1
5 Jake Smolinski, R (1, 9) OBP: 0.268, SLG: 0.336		B FF 91 B FF 92 F FF 92 F FF 93 B FF 92 F FF 94 X FF 94 3-2 ③ P4		B FF 91 B FF 92 F FF 92 X FF 91 2-1 ① G6-3		B FF 92 B FF 91 F FF 93 X FF 92 2-1 ③ F7		B SI 90 C SI 91 X SI 92 1-1 HR	4	1	1	1	0	0	2
39 Carson Blair, R (1, 2) OBP: 0.267, SLG: 0.333			C FF 92 F FF 92 C FF 92 0-3 ① K		C FF 91 B FF 93 X FF 93 1-1 ② F9		B FF 98 F FF 97 F SL 86 B FF 99 S SL 88 2-3 ① K		B FC 84 B SI 91 F SI 90 F FF 91 S CH 83 2-3 ② K	4	0	0	0	0	3	0

Inning Stats																				
	R: 0	H: 1	R: 1	H: 0	R: 0	H: 1	R: 0	H: 1	R: 0	H: 0	R: 2	H: 3	R: 0	H: 0	R: 0	H: 0	R: 1	H: 2	1B: 5	SF: 1	WP: 1	PA: 39
	E: 0	LOB: 0	E: 0	LOB: 1	E: 0	LOB: 1	E: 0	LOB: 1	E: 0	LOB: 1	E: 0	LOB: 1	E: 0	LOB: 0	E: 0	LOB: 1	E: 0	LOB: 2	2B: 2	SAC: 0	PB: 0	
	K: 0	BB: 0	K: 0	BB: 2	K: 1	BB: 0	K: 1	BB: 1	K: 0	BB: 0	K: 1	BB: 0	K: 2	BB: 0	K: 0	BB: 1	K: 1	BB: 0	3B: 0	DP: 1	SB: 0	
	S: 11	P: 13	S: 19	P: 34	S: 10	P: 14	S: 9	P: 15	S: 8	P: 15	S: 14	P: 19	S: 8	P: 14	S: 14	P: 19	S: 13	P: 23	HR: 2	HBP: 1	CS: 0	

PITCHER		IP	WLS	BF	H	R	ER	SO	BB	IBB	HBP	BLK	WP	HR	S	P	ERA	WHIP
45 Erik Johnson, R ERA: 3.71	(1, 1)	6.0	W	26	6	3	3	3	3	0	0	0	1	1	71	110	4.50	1.500
60 Frankie Montas, R ERA: 1.29	(7, 1)	2.0		7	0	0	0	2	1	0	0	0	0	0	22	33	0.00	0.500
Scott Carroll, R ERA: 3.6	(9, 1)	1.0		6	2	1	1	1	0	0	1	0	0	1	13	23	9.00	2.000

PITCHER	IP	WLS	BF	H	R	ER	SO	BB	IBB	HBP	BLK	WP	HR	S	P	ERA	WHIP

TOP

Oakland Athletics @ Chicago White Sox

U.S. Cellular Field, Chicago, IL

Wed Sep 16 2015, 8:10 PM - 11:05 PM EDT

Att. 13,005 - Clear - 79 F

livebaseballscorecards.com

AB	33
R	4
H	8
RBI	4
BB	4
SO	6
LOB	13

Batter	1	2	3	4	5	6	7	8	9	AB	R	H	RBI	BB	SO	LOB
1 Adam Eaton, L (1, 10) OBP: 0.351, SLG: 0.425	S FF 86 X FF 86 0-1 5 HR 3B	1 SAFE 1 SAFE C SI 88 B SL 83 F SI 84 S CU 72 1-3 ③ K		B SI 83 B SI 83 B SI 82 B SI 84 4-0 79 BB 5 BB 53 2B BB	B CU 76 X SI 90 1-0 ② L7			S FF 95 B CH 92 B CH 91 F FF 94 F FF 95 X FF 95 2-2 ② G3-1		4	2	1	0	1	1	1
5 Yolmer Sánchez, S (1, 4) OBP: 0.268, SLG: 0.335	X FF 87 0-0 3-H HR		B FF 88 X SI 85 1-0 ① G6-3	B SI 84 B SL 73 B SI 84 B SI 84 4-0 79 BB 53 2B 1-2 2-3 BB	C SI 92 B CH 85 B CH 85 X SI 91 2-1 ③ L7			B FF 97 X FF 94 1-0 ③ F7		4	2	1	2	1	0	0
79 José Abreu, R (1, 3) OBP: 0.353, SLG: 0.521	C FF 87 B CU 76 F FF 89 S CU 76 1-3 ① K		B SL 86 B FF 89 B SL 86 F FF 88 X SL 86 3-1 HR	B SI 86 B SL 76 F SI 86 F SI 87 F SL 77 D SI 89 B SL 75 4-2 53 2B 26 FC6-2 1-2 2-3 3-H BB		C FF 90 X SL 84 0-1 ① F9				3	1	1	2	1	1	0
53 Melky Cabrera, S (1, 7) OBP: 0.318, SLG: 0.393	B FF 89 B SL 84 C FF 88 B FC 86 F SI 88 B SL 86 4-2 26 FC6-4 BB		B FF 84 B FF 89 B FF 88 B FF 88 4-0 26 FC5-4 BB	C SL 73 F SI 85 X SL 74 0-2 20 1B 36 FC6-4 1-3 2-H 3-H 2B		B CH 81 X FF 92 1-0 ② G3-1				2	1	1	2	2	0	0
26 Avisaíl García, R (1, 9) OBP: 0.317, SLG: 0.380	X SL 84 0-0 ② FC6-4 1-2f		B SL 84 T FF 89 F FF 88 1 SAFE X FF 88 1-2 ② FC5-4 1-2f	X SI 91 0-0 ① FC6-2 36 FC6-4 20 1B 3-H		B FF 91 X FF 92 1-0 ③ L9				4	0	0	0	0	0	4
20 JB Shuck, L (1, 8) OBP: 0.354, SLG: 0.359	B FF 88 1 SAFE B FF 89 B FF 88 C FF 87 X SL 84 3-1 ③ P6		B SL 84 X FF 88 1-0 ③ L7	B FF 91 B SI 90 X SI 89 2-0 36 FC6-4 1-2 2-3 1B			B SI 92 F FF 93 F SI 93 F SI 94 X FF 94 1-2 ① F7			4	0	1	0	0	0	2
36 Rob Brantly, L (1, 2) OBP: 0.222, SLG: 0.375		B FF 87 B FF 83 X FF 88 2-0 ① F8		B SL 84 A CU 72 A SI 89 A CU 89 X FF 90 1-2 24 WP 24 HR 1B B CH 83 F CH 83 F SI 91 B SI 90 F CH 84 X SI 89 X SI 92 2-2 FC6-4 24 FC5-4 1-2f 2-3 3-H			C FF 88 F FF 88 S CH 80 0-3 ② K			4	1	1	1	0	1	2
24 Mike Olt, R (1, 5) OBP: 0.278, SLG: 0.340		F FC 86 F FC 87 B FF 92 B CU 76 B FF 91 X SL 86 3-2 ② G1-3		A FF 88 A SL 88 1-0 1-H HR F SI 92 X SI 92 0-1 ③ FC5-4 1-2f			B SI 91 X SI 91 1-0 ③ F9			4	1	1	2	0	0	2
18 Tyler Saladino, R (1, 6) OBP: 0.281, SLG: 0.341		B CU 71 B SL 84 F FC 85 B SL 85 C FF 89 D CU 74 4-2 BB		X CU 72 0-0 5 BB 79 BB 2B	C FF 90 B SL 83 B SI 91 B SI 90 F SI 90 X SI 89 3-2 ① G4-3			B FF 94 C FF 93 X FF 94 1-1 ① L5		3	1	1	0	1	0	0
Inning Stats	R: 2 E: 0 K: 1 S: 11 H: 2 LOB: 1 BB: 1 P: 19	R: 0 E: 0 K: 1 S: 9 H: 0 LOB: 1 BB: 1 P: 19	R: 1 E: 0 K: 0 S: 7 H: 1 LOB: 1 BB: 1 P: 17	R: 6 E: 0 K: 0 S: 21 H: 5 LOB: 2 BB: 3 P: 39	R: 0 E: 0 K: 0 S: 6 H: 0 LOB: 0 BB: 0 P: 12	R: 0 E: 0 K: 0 S: 4 H: 0 LOB: 0 BB: 0 P: 6	R: 0 E: 0 K: 1 S: 8 H: 0 LOB: 0 BB: 0 P: 10	R: 0 E: 0 K: 0 S: 7 H: 0 LOB: 0 BB: 0 P: 11		1B: 2 2B: 2 3B: 1 HR: 3 SF: 0 SAC: 0 DP: 0 HBP: 0				WP: 1 PB: 0 SB: 0 CS: 0 PA: 38		

PITCHER		IP	WLS	BF	H	R	ER	SO	BB	IBB	HBP	BLK	WP	HR	S	P	ERA	WHIP
63 Cody Martin, R ERA: 7.81	(1, 1)	3.0	L	18	6	6	6	2	3	0	0	0	1	3	33	63	18.00	3.000
29 Pat Venditte, S ERA: 5.48	(4, 1)	0.0		4	1	2	2	0	3	0	0	0	0	0	6	18	∞	∞
61 Dan Otero, R ERA: 7.13	(4, 1)	2.0		7	1	1	1	0	0	0	0	0	0	0	15	25	4.50	0.500
68 Arnold Leon, R ERA: 5.06	(6, 1)	1.0		3	0	0	0	0	0	0	0	0	0	0	4	6	0.00	0.000
56 Fernando Abad, L ERA: 3.77	(7, 1)	1.0		3	0	0	0	1	0	0	0	0	0	0	8	10	0.00	0.000

PITCHER		IP	WLS	BF	H	R	ER	SO	BB	IBB	HBP	BLK	WP	HR	S	P	ERA	WHIP
37 R.J. Alvarez, R ERA: 10.47	(8, 1)	1.0		3	0	0	0	0	0	0	0	0	0	0	7	11	0.00	0.000

BOTTOM

Oakland Athletics @ Chicago White Sox

U.S. Cellular Field, Chicago, IL

Wed Sep 16 2015, 8:10 PM - 11:05 PM EDT

Att. 13,005 - Clear - 79 F

livebaseballscorecards.com

AB	32
R	9
H	8
RBI	9
BB	6
SO	3
LOB	11

Oakland Athletics @ Chicago White Sox

U.S. Cellular Field, Chicago, IL

Thu Sep 17 2015, 2:11 PM - 4:56 PM EDT

Att. 12,406 - Sunny - 88 F

TOP

livebaseballscorecards.com

Batter	1	2	3	4	5	6	7	8	9	AB	R	H	RBI	BB	SO	LOB
10 Marcus Semien, R (1, 6) OBP: 0.304, SLG: 0.386	B FF 91 C FF 91 F CU 78 B CU 80 C FF 92 2-3 ① K	B CU 79 X FF 90 1-0 ③ 2-H 1B	1 SAFE B SI 91 1 SAFE C SI 91 S FF 92 1 SAFE B FF 92 B CU 80 X FF 93 3-2 ③ F7			C SI 91 F SL 83 B SI 90 X SI 91 1-2 ③ G4-3				4	0	1	1	0	1	1
20 Mark Canha, R (1, 3) OBP: 0.316, SLG: 0.433	F FF 91 B CH 85 B CU 80 F CU 79 S FF 92 2-3 ② K	B CU 80 C CU 80 X FF 90 1-1 ③ G6-3			C CU 76 F FF 90 B CU 77 F FF 90 X CU 76 1-2 ① L8			B KC 80 F FC 91 X FC 92 1-1 ① F9	4	0	0	0	0	1	1
15 Brett Lawrie, R (1, 4) OBP: 0.310, SLG: 0.436	B CU 78 C FF 92 C CH 86 F CU 80 S CU 80 1-3 ③ K		B FF 90 F FF 90 F SI 90 B CU 78 F FF 91 X FF 91 2-2 16 FC6 1B			C FF 90 B CH 85 B CH 86 B CU 76 F FF 91 F CU 79 X FF 91 3-2 26 G5-4-3 1B			B FC 92 B FC 92 X FC 92 2-0 26 1B 16 HR 2B	4	1	3	0	0	1	0
26 Danny Valencia, R (1, 5) OBP: 0.325, SLG: 0.500		X FF 90 0-0 ① G5-3		1 SAFE F FF 90 X FF 91 0-1 ① F8		D CU 79 X SI 92 1-0 ② ③ G5-4-3 1-2f			B FC 91 B FC 92 C FC 92 X FC 93 2-1 16 HR 2-3 1B	4	1	1	0	0	0	2
16 Billy Butler, R (1, 10) OBP: 0.325, SLG: 0.392		C FF 90 X CU 78 0-1 ② L9		C CU 79 X SI 92 0-1 ② FC6 1-2f			B CU 78 B CH 85 C FF 91 C FF 91 F CU 80 S FF 91 2-3 ① K		S FC 94 X FC 92 0-1 1-H 3-H HR	4	1	1	3	0	1	1
22 Josh Reddick, L (1, 9) OBP: 0.334, SLG: 0.455		C FF 91 B FF 92 S CU 80 B FF 92 X CU 80 2-2 E3 19 2-5 19 S		C CU 79 X SI 91 0-1 ③ L9			C CU 76 B FF 91 F FF 91 S CU 79 1-3 ② K2-3		S KC 84 S KC 84 B KC 84 B FC 92 B FC 92 B FC 92 4-2 19 CS BB	3	0	0	0	1	1	1
19 Josh Phegley, R (1, 2) OBP: 0.300, SLG: 0.449		C CU 78 F FF 90 1 SAFE D CU 79 1-2 ③ 1-3 2-5	B CH 85 S CU 78 X CH 85 1-1 10 1B 2B		F FF 90 X CU 78 0-1 ① F7		B FF 91 C SI 92 F FF 92 B CU 79 B CU 78 S CU 77 3-3 ③ K		D KC 82 C FC 92 1 SAFE B FC 91 S FC 92 F KC 82 S KC 84 2-3 ② ③ 1-2 K	4	1	1	0	0	2	1
5 Jake Smolinski, R (1, 7) OBP: 0.271, SLG: 0.333 23 Sam Fuld, L (8, PH) OBP: 0.282, SLG: 0.307 (8, 8)			F FF 90 X FF 89 0-1 ① L5		C FF 90 B SI 92 B SI 91 B CU 77 B SI 88 4-1 BB			C SI 88 C CH 78 X FF 91 0-2 ① G4-3		1 1	0 0	0 0	0 0	1 0	0 0	1 0
25 Tyler Ladendorf, R (1, 8) OBP: 0.278, SLG: 0.353 4 Coco Crisp, S (8, PH) OBP: 0.244, SLG: 0.217 (8, 7)			X FF 89 0-0 ② F7		C FF 90 1 SAFE B SI 91 1 SAFE X CU 79 1-1 ② L7			X CH 78 0-0 ② L5		2 1	0 0	0 0	0 0	0 0	0 0	2 0

Inning Stats	1	2	3	4	5	6	7	8	9
	R: 0 E: 0 K: 3 S: 10	R: 0 E: 1 K: 0 S: 8	R: 1 E: 0 K: 0 S: 8	R: 0 E: 0 K: 0 S: 10	R: 0 E: 0 K: 0 S: 8	R: 0 E: 0 K: 0 S: 9	R: 0 E: 0 K: 3 S: 10	R: 0 E: 0 K: 0 S: 7	R: 3 E: 0 K: 1 S: 13
	H: 0 LOB: 0 BB: 0 P: 15	H: 0 LOB: 1 BB: 0 P: 11	H: 2 LOB: 1 BB: 0 P: 11	H: 1 LOB: 1 BB: 0 P: 12	H: 0 LOB: 1 BB: 1 P: 16	H: 1 LOB: 0 BB: 0 P: 14	H: 0 LOB: 0 BB: 0 P: 16	H: 0 LOB: 0 BB: 0 P: 8	H: 3 LOB: 0 BB: 1 P: 24

	AB	32
	R	4
	H	7
	RBI	4
	BB	2
	SO	7
	LOB	10

1B: 4 SF: 0 WP: 0 PA: 34
2B: 2 SAC: 0 PB: 0
3B: 0 DP: 1 SB: 1
HR: 1 HBP: 0 CS: 1

PITCHER		IP	WLS	BF	H	R	ER	SO	BB	IBB	HBP	BLK	WP	HR	S	P	ERA	WHIP
62 Jose Quintana, L ERA: 3.45	(1, 1)	7.0		26	4	1	1	6	1	0	0	0	0	0	63	95	1.29	0.714
34 Matt Albers, R ERA: 1.3	(8, 1)	1.0	H	3	0	0	0	0	0	0	0	0	0	0	7	8	0.00	0.000
30 David Robertson, R ERA: 3.14	(9, 1)	1.0	L	6	3	3	3	1	1	0	0	0	0	1	13	24	27.00	4.000

PITCHER		IP	WLS	BF	H	R	ER	SO	BB	IBB	HBP	BLK	WP	HR	S	P	ERA	WHIP

Batter	1	2	3	4	5	6	7	8	9	AB	R	H	RBI	BB	SO	LOB
7 Micah Johnson, L (1, 4) OBP: 0.320, SLG: 0.283 15 Gordon Beckham, R (9, PH) OBP: 0.262, SLG: 0.305	B FF 85 S FF 82 F FF 86 F CU 76 X FF 84 1-2 ① P5		C FF 86 B FC 84 C FC 82 F FF 90 C CU 75 1-3 ① K		B FF 86 B CH 76 F FF 86 S FF 82 F FC 85 B CU 77 B FF 89 4-2 10 BLK 53 1B BB		B FF 92 B FF 92 F FF 93 F FF 94 F FF 94 F CU 80 B FF 95 X FF 95 3-2 ① F8		F FF 93 S FF 92 B FF 93 F FF 92 B FF 93 F FF 93 T FF 94 2-2 ③ K	3 1	1 0	0 0	0 0	1 0	1 1	0 1
10 Alexei Ramirez, R (1, 6) OBP: 0.288, SLG: 0.361	C FF 83 B CH 73 B CH 79 X FF 86 2-1 53 BB 1B		B CU 73 C CH 79 B CU 76 X FF 88 2-1 ② G1-3		B CU 71 B CH 80 C FF 86 B FF 86 B CH 78 4-1 53 1B 1-2 BB		X FC 90 0-0 ② G4-3			3	0	1	0	1	0	0
53 Melky Cabrera, S (1, 7) OBP: 0.320, SLG: 0.394	B FF 84 B CH 77 B FF 87 D FF 88 4-0 1-2 BB		C CU 74 B CH 70 B FF 87 B CU 73 C FF 87 X FC 83 3-2 ③ G4-3		C FC 82 X CH 77 0-1 1-2 2-H 1B		B FF 92 C FF 93 B CH 89 X FF 94 2-1 1B			3	0	2	1	1	0	0
26 Avisaíl García, R (1, 9) OBP: 0.314, SLG: 0.377	C FF 86 B CH 77 X FF 87 1-1 ② F6			F FF 82 F FC 82 B FF 89 F FF 84 S FF 89 1-3 ① K	S FF 86 S CU 75 T FF 90 0-2 ② K		C FF 92 F FF 93 S FF 94 0-3 ③ K			4	0	0	0	0	3	5
58 Geovany Soto, R (1, 10) OBP: 0.312, SLG: 0.427	C CH 81 X CU 74 0-1 ③ F9			C CU 72 F FF 88 B CU 75 C FF 89 1-3 ② K	B CH 76 C CU 73 X FC 86 1-1 ③ F8			B FF 91 S FF 93 F FF 93 F FF 93 B CH 81 X FF 94 2-2 ① L4		4	0	0	0	0	1	4
24 Mike Olt, R (1, 3) OBP: 0.276, SLG: 0.389		C FF 85 B CU 74 B CH 76 F CH 78 X CU 76 2-2 ① G5-3		B CU 74 F FC 84 B FF 82 F FC 82 X FC 86 2-2 HR		C FF 93 X FC 88 0-1 ① G4-3		F FF 92 B CH 81 B FF 94 S FF 93 S FF 93 2-3 ② K		4	1	1	1	0	1	0
20 JB Shuck, L (1, 8) OBP: 0.353, SLG: 0.359 28 Leury García, S (7, 8) OBP: 0.273, SLG: 0.200		B SL 78 B FF 87 B FF 88 C FF 87 X FF 86 3-1 ② G4-3		C SL 80 B FF 87 S FC 83 B CH 75 F FF 89 X FC 84 2-2 1B		B FF 93 B FF 93 X FF 94 2-0 ② F7		S FF 92 B FF 93 X FF 92 1-1 ③ G3		3 1	0 0	1 0	0 0	0 0	0 0	0 0
21 Tyler Flowers, R (1, 2) OBP: 0.289, SLG: 0.356 28 Trayce Thompson, R (6, PR) OBP: 0.424, SLG: 0.689		C FF 84 B CU 77 X FF 86 1-1 18 FC6-4 1B		X FF 83 0-0 ③ L7		F FF 93 F FF 94 F FF 95 X FC 91 0-2 1B			X FF 91 0-0 18 G1-6-3 1B	4 0	0 0	3 0	0 0	0 0	0 0	1 0
18 Tyler Saladino, R (1, 5) OBP: 0.276, SLG: 0.335		1 SAFE B FF 89 D SL 78 X CH 80 2-0 ③ FC6-4 1-2f			C FF 82 B CH 78 F FC 82 X FF 86 1-2 ① L3	B FC 91 B FF 94 X FF 95 2-0 ③ F9			B FF 91 C FF 92 F FF 92 X FF 92 1-2 ① ② G1-6-3 1-2f	4	0	0	0	0	0	3
Inning Stats	R: 0 E: 0 K: 0 S: 10 H: 1 LOB: 2 BB: 1 P: 18	R: 0 E: 0 K: 0 S: 8 H: 1 LOB: 1 BB: 0 P: 16	R: 0 E: 0 K: 1 S: 9 H: 0 LOB: 0 BB: 0 P: 15	R: 1 E: 0 K: 2 S: 15 H: 2 LOB: 1 BB: 0 P: 21	R: 1 E: 0 K: 1 S: 14 H: 1 LOB: 2 BB: 2 P: 24	R: 0 E: 0 K: 0 S: 8 H: 1 LOB: 1 BB: 0 P: 12	R: 0 E: 0 K: 1 S: 11 H: 1 LOB: 1 BB: 0 P: 16	R: 0 E: 0 K: 1 S: 9 H: 0 LOB: 0 BB: 0 P: 14	R: 0 E: 0 K: 1 S: 9 H: 1 LOB: 1 BB: 0 P: 12							

PITCHER	IP	WLS	BF	H	R	ER	SO	BB	IBB	HBP	BLK	WP	HR	S	P	ERA	WHIP
47 Sean Nolin, L (1, 1) ERA: 3.24	5.0		23	5	2	2	4	3	0	0	1	0	1	56	94	3.60	1.600
33 Fernando Rodriguez Jr., R (6, 1) ERA: 3.63	2.0		8	2	0	0	1	0	0	0	0	0	0	19	28	0.00	1.000
62 Sean Doolittle, L (8, 1) ERA: 4.66	2.0	W	6	1	0	0	2	0	0	0	0	0	0	18	26	0.00	0.500

PITCHER	IP	WLS	BF	H	R	ER	SO	BB	IBB	HBP	BLK	WP	HR	S	P	ERA	WHIP

BOTTOM

Oakland Athletics @ Chicago White Sox

U.S. Cellular Field, Chicago, IL

Thu Sep 17 2015, 2:11 PM - 4:56 PM EDT

Att. 12,406 - Sunny - 88 F

livebaseballscorecards.com

AB	34
R	2
H	8
RBI	2
BB	3
SO	7
LOB	14

1B: 7	SF: 0	WP: 0	PA: 37
2B: 0	SAC: 0	PB: 0	
3B: 0	DP: 1	SB: 0	
HR: 1	HBP: 0	CS: 0	

Chicago White Sox @ Cleveland Indians

Progressive Field, Cleveland, OH

Fri Sep 18 2015, 7:11 PM - 9:57 PM EDT

Att. 16,149 - Cloudy - 76 F

livebaseballscorecards.com

Batter	1	2	3	4	5	6	7	8	9	AB	R	H	RBI	BB	SO	LOB
1 Adam Eaton, L (1, 8) OBP: 0.351, SLG: 0.423	B FF 92 B FF 92 B FF 92 B FF 92 4-0 79 G6-3 BB		C CH 83 F FF 91 B FF 93 F CH 84 X CH 84 1-2 53 L8 10 BB 1B	X FC 90 0-0 ③ FC4-6 1-2f			B FC 88 B FC 89 X FF 90 2-0 ① P5		X SI 93 0-0 ③ G1-3	4	0	1	0	1	0	2
10 Alexei Ramirez, R (1, 6) OBP: 0.288, SLG: 0.358	C FF 93 F FF 92 X FC 89 0-2 ① F7		B FF 90 B FF 92 C FC 89 B FF 91 C FC 91 B FC 91 4-2 1-2 BB		X FF 92 0-0 ① F8		C FF 91 B CU 80 B FF 88 C CH 82 C FF 92 2-3 ② K			3	0	0	0	1	1	1
79 José Abreu, R (1, 3) OBP: 0.353, SLG: 0.519	C FF 92 S FF 90 F FC 89 B FC 89 X FF 91 1-2 ② G6-3 1-2		S CH 83 S CH 84 S CH 83 0-3 ① K		B FF 92 X FF 92 1-0 ② G4-3		B CU 79 X FC 90 1-0 1B			4	0	1	0	0	1	3
53 Melky Cabrera, S (1, 10) OBP: 0.320, SLG: 0.399	C FF 93 S CH 85 S CH 85 0-3 ③ K		X FF 93 0-0 ② L8 2-3		C FF 92 F CH 84 F CU 82 X CH 84 0-2 HR		C FF 94 B FF 95 B FF 95 C FF 95 B SI 96 X FF 95 3-2 ③ G4-3			4	1	1	1	0	1	4
28 Trayce Thompson, R (1, 7) OBP: 0.414, SLG: 0.677		B FF 92 X FF 93 1-0 5 E 2B	B CH 83 C CH 84 T FC 90 D FC 91 S CH 84 2-3 ③ K		C CH 84 F FF 93 F FC 89 X FC 89 0-2 ③ G1-3			C FF 95 F CU 79 F FF 96 F SL 83 S FF 95 0-3 ① K		4	0	1	0	0	2	2
26 Avisaíl García, R (1, 9) OBP: 0.314, SLG: 0.375		S FF 91 X FF 91 0-1 ① L8		B FF 91 B CH 84 B FF 90 B FF 90 4-0 5 BB BB		X FC 89 0-0 ① L8		B FF 95 F FF 95 F SL 80 X FF 95 1-2 ② G4-3		3	0	0	0	1	0	1
24 Mike Olt, R (1, 5) OBP: 0.274, SLG: 0.368		B FF 93 C FF 93 B FF 94 B FF 92 S FF 91 F FC 91 C FF 94 3-3 ② K		C FF 91 X FF 92 0-1 ① P3		C FF 92 B FF 92 S FC 88 B FF 92 B FF 94 F FF 93 B FF 92 4-2 5 1B BB		B SI 95 X SI 96 1-0 ③ G6-3		3	0	0	0	1	1	2
5 Yolmer Sánchez, S (1, 4) OBP: 0.271, SLG: 0.335		B CU 82 C CH 85 F FF 92 X FF 94 1-2 E5 2-3		B FF 92 C FF 89 B FF 92 F FF 90 B CH 84 B CH 81 4-2 1 FC4-6 1-2 BB		F FC 89 X FF 91 0-1 21 G4-6-3 1-2 1B			C SI 92 B SI 92 X CH 84 1-1 ① G4-3	3	0	1	0	1	0	1
21 Tyler Flowers, R (1, 2) OBP: 0.285, SLG: 0.352		X FF 92 0-0 ③ G4-3		F FF 91 C FC 89 S CU 81 0-3 ② K		F FC 88 F FC 89 X CH 84 0-2 ②③ G4-6-3 1-2f			C SL 83 B SL 83 B SI 93 B SL 83 F SI 93 X SI 94 3-2 ② G4-3	4	0	0	0	0	1	6
Inning Stats	R: 0 E: 0 K: 1 S: 10 H: 0 LOB: 1 BB: 1 P: 15	R: 0 E: 1 K: 1 S: 11 H: 1 LOB: 2 BB: 0 P: 16	R: 0 E: 0 K: 2 S: 13 H: 1 LOB: 2 BB: 1 P: 20	R: 0 E: 0 K: 1 S: 8 H: 0 LOB: 2 BB: 2 P: 16	R: 1 E: 0 K: 0 S: 10 H: 1 LOB: 0 BB: 0 P: 11	R: 0 E: 0 K: 0 S: 9 H: 1 LOB: 1 BB: 1 P: 13	R: 0 E: 0 K: 1 S: 8 H: 1 LOB: 1 BB: 0 P: 16	R: 0 E: 0 K: 1 S: 9 H: 0 LOB: 0 BB: 0 P: 11	R: 0 E: 0 K: 0 S: 6 H: 0 LOB: 0 BB: 0 P: 10	1B: 3 2B: 1 3B: 0 HR: 1 SF: 0 SAC: 0 DP: 1 HBP: 0						

TOP

AB	32
R	1
H	5
RBI	1
BB	5
SO	7
LOB	22

WP: 0 PA: 37
PB: 0
SB: 0
CS: 0

PITCHER		IP	WLS	BF	H	R	ER	SO	BB	IBB	HBP	BLK	WP	HR	S	P	ERA	WHIP
56 Cody Anderson, R ERA: 3.48	(1, 1)	6.2	W	30	5	1	1	6	5	0	0	0	0	1	66	101	1.35	1.500
34 Zach McAllister, R ERA: 2.87	(7, 1)	1.1		4	0	0	0	1	0	0	0	0	0	0	12	17	0.00	0.000
54 Ryan Webb, R ERA: 3.26	(9, 1)	1.0		3	0	0	0	0	0	0	0	0	0	0	6	10	0.00	0.000

PITCHER		IP	WLS	BF	H	R	ER	SO	BB	IBB	HBP	BLK	WP	HR	S	P	ERA	WHIP

Batter	1	2	3	4	5	6	7	8	9	AB	R	H	RBI	BB	SO	LOB
12 Francisco Lindor, S (1, 6) OBP: 0.358, SLG: 0.485	C SI 95 X SI 94 0-1 4 G4-6-3 1B		S SI 90 F SI 95 S SL 82 0-3 ② K	B SI 95 F CH 89 X SI 94 1-1 ③ L6			B CH 85 X CH 89 1-0 HR	B SI 94 X SI 93 1-0 23 1B 4 1B 8 BB 1-2 2-3 1B		5	2	3	1	0	1	2
4 Mike Aviles, R (1, 5) OBP: 0.291, SLG: 0.333	C SI 95 S SI 91 1 SAFE X SL 81 0-2 ①② G4-6-3 1-2f		C SI 90 X SL 78 0-1 9 BB 23 1B 41 HR 1-2 2-H 1B		F SI 90 F SI 94 S SL 78 0-3 ① K		B SI 91 F SI 92 X SL 76 1-1 ① G6-3	B SI 94 X SI 93 1-0 8 BB 23 1B 30 1B 1-2 2-3 3-H 1B		5	2	2	2	0	1	1
23 Michael Brantley, L (1, 7) OBP: 0.384, SLG: 0.489 1 Michael Martinez, S (8, PR) OBP: 0.357, SLG: 0.429 (9, 7)	C SI 95 B SI 94 B SI 95 X SI 95 2-1 ③ G3		X SI 97 0-0 9 BB 41 HR 1-2 2-H 1B		F SI 95 X CH 88 0-1 ② G4-3		C SL 73 B SL 78 F SI 90 X SI 94 1-2 9 E 9 1B 1B	X FF 91 0-0 8 BB 30 1B 1-2 2-3 3-H 1B		5 0	1 1	3 0	2 0	0 0	0 0	0 0
9 Ryan Raburn, R (1, 9) OBP: 0.382, SLG: 0.537 8 Lonnie Chisenhall, L (7, PR) OBP: 0.301, SLG: 0.378 (8, 9)		X SI 92 0-0 ① G6-3	S CH 89 B SL 80 B SL 81 B SI 90 B CH 87 4-1 41 HR 1-2 2-3 BB		B SL 78 C SL 81 S CH 89 S SI 94 1-3 ③ K		C CH 86 B SI 93 D CH 85 X CH 89 2-1 E1 1-3 1B	D SI 92 F FF 92 B SI 92 F FF 92 B FF 91 4-2 30 1B 1-2 2-3 3-H BB		3 0	1 0	1 0	0 1	1 1	1 0	0 0
41 Carlos Santana, S (1, 3) OBP: 0.362, SLG: 0.388 40 Jerry Sands, R (9, 3) OBP: 0.293, SLG: 0.377		C SI 93 C SI 92 B SL 80 B SI 94 S SI 95 2-3 ② K	F SI 90 X SI 90 0-1 1-H 2-H 3-H HR			B SL 76 B SI 93 B CH 86 B SI 91 4-0 55 HBP BB	B SL 77 F SI 94 B SL 79 C SL 77 F SL 79 C SL 81 2-3 ② K	B SL 83 B FF 92 X FF 90 2-0 ② L5		4 0	1 0	1 0	4 0	1 0	2 0	5 0
30 Chris Johnson, R (1, 10) OBP: 0.303, SLG: 0.349		B SI 92 S CH 88 S SL 79 S CH 88 1-3 ③ K	B SL 76 F CH 87 B CH 85 B SI 94 B SI 91 4-1 BB			C CH 87 F CH 87 B CH 87 S CH 82 1-3 ① K	B CH 87 B CH 88 F CH 86 C CH 89 F CH 79 B SL 80 C CH 87 3-3 ③ K	B FF 93 X FF 92 1-0 1-3 2-H 3-H 1B		4	0	1	2	1	3	3
35 Abraham Almonte, S (1, 8) OBP: 0.295, SLG: 0.404			F8 G4-3			1 SAFE C CH 87 C SL 75 B SI 96 B SI 90 B SI 95 C CH 84 3-3 ② K		G3 K		5	0	0	0	0	2	4
55 Roberto Pérez, R (1, 2) OBP: 0.351, SLG: 0.373			X SI 94 0-0 11 E 4 1B 1B	B SI 96 C SI 91 C SL 81 B SL 80 X SI 96 2-2 ① F9		C SI 96 C SI 96 H SL 81 1-2 1-2 HBP		C SL 86 S SI 92 B SL 86 F FF 92 B CH 86 X FF 93 2-2 12 1B 11 BB 4 1B 1B		3	2	2	0	0	0	0
11 José Ramírez, S (1, 4) OBP: 0.284, SLG: 0.309			X SI 94 0-0 FC4 4 1B 23 1B 1-2	C SI 96 C SI 90 X SL 82 0-2 ② G6-3		B CH 87 F SI 94 S SI 95 F SI 96 F SL 81 X CH 82 1-2 ③ G6-3		B SI 94 D SI 94 F FF 94 B SI 92 B SI 93 4-1 4 1B 12 1B 23 1B 1-2 BB		3	2	0	0	1	0	3
Inning Stats	R: 0 E: 0 K: 0 S: 7 H: 1 LOB: 0 BB: 0 P: 9	R: 0 E: 0 K: 2 S: 7 H: 0 LOB: 0 BB: 0 P: 10	R: 6 E: 1 K: 1 S: 16 H: 4 LOB: 1 BB: 2 P: 28	R: 0 E: 0 K: 0 S: 8 H: 0 LOB: 0 BB: 0 P: 11	R: 0 E: 0 K: 2 S: 8 H: 0 LOB: 0 BB: 0 P: 9	R: 0 E: 0 K: 2 S: 13 H: 0 LOB: 2 BB: 1 P: 23	R: 1 E: 1 K: 2 S: 16 H: 3 LOB: 2 BB: 0 P: 26	R: 5 E: 0 K: 1 S: 16 H: 5 LOB: 2 BB: 2 P: 34		1B: 11 2B: 0 3B: 0 HR: 2 SF: 0 SAC: 0 DP: 1 HBP: 1						

PITCHER		IP	WLS	BF	H	R	ER	SO	BB	IBB	HBP	BLK	WP	HR	S	P	ERA	WHIP
49 Chris Sale, L ERA: 3.47	(1, 1)	7.0	L	33	8	7	1	9	3	0	1	0	0	2	75	116	1.29	1.571
40 Daniel Webb, R ERA: 5.2	(8, 1)	0.1		5	3	4	4	0	1	0	0	0	0	0	8	18	108.00	12.000
43 Dan Jennings, L ERA: 4.32	(8, 1)	0.2		5	2	1	1	1	1	0	0	0	0	0	8	16	13.50	4.500

PITCHER	IP	WLS	BF	H	R	ER	SO	BB	IBB	HBP	BLK	WP	HR	S	P	ERA	WHIP

BOTTOM

Chicago White Sox @ Cleveland Indians

Progressive Field, Cleveland, OH

Fri Sep 18 2015, 7:11 PM - 9:57 PM EDT

Att. 16,149 - Cloudy - 76 F

livebaseballscorecards.com

AB	37
R	12
H	13
RBI	12
BB	5
SO	10
LOB	18

Chicago White Sox @ Cleveland Indians

Progressive Field, Cleveland, OH

Sat Sep 19 2015, 7:15 PM - 10:30 PM EDT

Att. 16,390 - Cloudy - 66 F

livebaseballscorecards.com

TOP

Batter	1	2	3	4	5	6	7	8	9	AB	R	H	RBI	BB	SO	LOB
1 Adam Eaton, L (1, 8) OBP: 0.351, SLG: 0.423	S SI 95 B FF 95 T FF 94 F FF 97 B SL 90 B FF 97 F FF 96 F FF 95 F FF 96 3-2 X SI 85 G4-3 ①			F CH 87 X SL 88 0-1 79 E 79 FC6 53 SF9 1B	C FF 93 B SI 92 B FF 93 S FF 93 1 SAFE F SI 94 X CH 86 2-2 FC1-6 ② 1-2f 3-H		X FC 85 0-0 1B		L SI 93 S KC 77 B FC 87 B FF 93 F KC 77 F SI 93 B FC 89 T FF 93 3-2 K ②	5	1	2	1	0	1	1
79 José Abreu, R (1, 3) OBP: 0.351, SLG: 0.518	C FF 97 F FF 96 S SL 90 0-3 K ②			1 SAFE F FF 93 B CH 89 1 SAFE F FF 94 D CH 90 X SI 93 2-2 FC6 1-3	1 SAFE 1 SAFE S CH 87 F FF 94 1 SAFE S CU 82 0-3 K ③		B FC 92 B FC 92 S FC 92 S FC 92 F FC 93 X SL 81 2-2 F2 ②		C KC 77 X FC 87 0-1 2B	5	0	1	0	0	2	4
53 Melky Cabrera, S (1, 7) OBP: 0.319, SLG: 0.398	F FF 97 X FF 96 0-1 G4-3 ③			X CH 86 0-0 SF9 ① 3-H	C SI 93 F CH 86 B FF 93 X CU 83 1-2 10 F8 28 S 1B	B FC 92 X FC 93 1-0 G4-3 ③		F FF 92 D KC 77 X SI 93 1-1 G5-3 ③	4	0	1	1	0	0	3
28 Trayce Thompson, R (1, 9) OBP: 0.419, SLG: 0.657		C FF 96 S FF 93 S CU 85 0-3 K2-3 ①		S SL 88 B SL 89 C FF 94 D CU 84 S SL 89 2-3 K ②	S SI 92 B CH 90 S SL 88 B SI 94 B SL 88 B SL 88 4-2 36 FC6 10 F8 1-2 BB			B FF 92 B FF 92 B FF 92 C FF 92 F FF 92 D FF 93 4-2 36 2B BB		2	1	0	0	2	2	1
10 Alexei Ramirez, R (1, 6) OBP: 0.286, SLG: 0.356		S CH 90 B FF 97 C SL 89 B SI 94 B CU 86 C FF 97 3-3 K ②		B FF 95 F CH 89 X SI 94 1-1 G3 ③		X FF 92 0-0 F8 ① 1-2 2-3		C FF 92 T FF 94 D FC 87 1 SAFE F FF 92 D FC 88 1 SAFE 1 SAFE F FF 93 2-2 X FF 92 P4 ①	4	0	0	0	0	1	4
36 Rob Brantly, L (1, 2) OBP: 0.273, SLG: 0.421		C CH 89 B CH 90 C FF 96 S CU 86 1-3 K2-3 ③			C SI 94 F FF 94 B FF 94 B CU 84 B SL 90 B CH 90 4-2 7 WP 26 1B 7 1B BB	F CU 84 B CU 84 B SI 92 X SI 92 2-1 FC6 ② 2-3		C FF 92 B FF 93 B FF 92 B FF 92 1 SAFE X FF 92 3-1 26 G4-3 1-H 2B	3	1	1	1	1	1	2
26 Avisaíl García, R (1, 10) OBP: 0.314, SLG: 0.374			F FF 95 S SL 88 F SI 94 F CU 84 B FF 94 F SL 89 S CH 89 1-3 K ①	C SI 93 X SL 88 0-1 7 1B 7 WP 1 FC1-6 1-2 1B	B CU 84 F SI 91 F SI 91 X CU 84 1-2 G5-3 ③			B SI 91 X SI 92 1-0 G4-3 ② 2-3	4	1	1	0	0	1	3
24 Mike Olt, R (1, 5) OBP: 0.273, SLG: 0.361 18 Tyler Saladino, R (9, 5) OBP: 0.276, SLG: 0.335			B FF 95 S FF 96 S FF 97 F FF 96 F FF 96 S CH 90 1-3 K ②	S FF 94 C FF 95 B FF 95 D CH 90 B FF 94 S FF 95 3-3 K ①		C FF 96 B FF 96 B FF 95 X FF 94 2-1 7 SH3-4 1B	C SI 93 F SI 92 S SL 83 0-3 K ③		4 0	0 0	1 0	0 0	0 0	3 0	3 0
7 Micah Johnson, L (1, 4) OBP: 0.321, SLG: 0.284 5 Yolmer Sánchez, S (9, 4) OBP: 0.271, SLG: 0.335			B FF 95 F FF 95 B FF 95 F FF 95 B FF 92 F FF 95 X SI 95 3-2 L7 ③	S CH 87 F SI 94 B SL 89 F CH 87 X SL 89 1-2 1 FC1-6 1-3 2-H 1B		B FF 94 X FF 96 1-0 SH3-4 ① 1-2		C FF 93 S FC 89 C SI 93 0-3 K ①	3 0	0 0	1 0	1 0	0 0	1 0	0 0
Inning Stats	R: 0 E: 0 K: 1 S: 12 H: 0 LOB: 0 BB: 0 P: 15	R: 0 E: 0 K: 3 S: 9 H: 0 LOB: 0 BB: 0 P: 13	R: 0 E: 0 K: 2 S: 15 H: 0 LOB: 0 BB: 0 P: 20	R: 1 E: 1 K: 1 S: 11 H: 1 LOB: 1 BB: 0 P: 16	R: 2 E: 0 K: 2 S: 18 H: 2 LOB: 1 BB: 1 P: 28	R: 0 E: 0 K: 0 S: 11 H: 1 LOB: 2 BB: 1 P: 19	R: 0 E: 0 K: 0 S: 9 H: 2 LOB: 2 BB: 0 P: 15	R: 1 E: 0 K: 1 S: 13 H: 1 LOB: 1 BB: 1 P: 23	R: 0 E: 0 K: 2 S: 12 H: 1 LOB: 1 BB: 0 P: 16	1B: 6 2B: 2 3B: 0 HR: 0 SF: 1 SAC: 1 DP: 0 HBP: 0						

	AB	34
	R	4
	H	8
	RBI	4
	BB	3
	SO	12
	LOB	21

PITCHER		IP	WLS	BF	H	R	ER	SO	BB	IBB	HBP	BLK	WP	HR	S	P	ERA	WHIP
59 Carlos Carrasco, R ERA: 3.62	(1, 1)	5.0	L	22	4	3	2	9	2	0	0	0	1	0	70	102	3.60	1.200
53 Jeff Manship, R ERA: 1.06	(6, 1)	1.0		3	0	0	0	0	0	0	0	0	0	0	6	9	0.00	0.000
49 Austin Adams, R ERA: 3.62	(7, 1)	0.1		2	1	0	0	0	0	0	0	0	0	0	3	6	0.00	3.000
65 Giovanni Soto, L ERA:	(7, 1)	0.0		1	1	0	0	0	0	0	0	0	0	0	1	1	∞	∞
27 Bryan Shaw, R ERA: 2.65	(7, 1)	0.2		2	0	0	0	0	0	0	0	0	0	0	5	8	0.00	0.000

PITCHER		IP	WLS	BF	H	R	ER	SO	BB	IBB	HBP	BLK	WP	HR	S	P	ERA	WHIP
51 Shawn Armstrong, R ERA: 1.29	(8, 1)	0.1		3	1	1	1	0	1	0	0	0	0	0	9	18	27.00	6.000
54 Ryan Webb, R ERA: 3.21	(8, 1)	0.2		2	0	0	0	1	0	0	0	0	0	0	4	5	0.00	0.000
47 Trevor Bauer, R ERA: 4.69	(9, 1)	1.0		4	1	0	0	2	0	0	0	0	0	0	12	16	0.00	1.000

WP: 1 PB: 0 SB: 1 CS: 0 PA: 39

Batter	1	2	3	4	5	6	7	8	9	AB	R	H	RBI	BB	SO	LOB
22 Jason Kipnis, L (1, 4) OBP: 0.372, SLG: 0.446	B FF 92 B SI 91 B SI 91 C FF 92 X SI 91 3-1 12 SH5-3 2B		C FF 91 X SL 87 0-1 12 G6-4-3 1B		B SL 86 X SI 93 1-0 ② G3			B SI 94 C SI 93 C SL 83 X SI 97 1-2 ① F7	1 SAFE 0-0 ③ PO 1-2	4	0	2	0	0	0	0
12 Francisco Lindor, S (1, 6) OBP: 0.355, SLG: 0.481	X SI 92 0-0 ① SH5-3 2-3		X SI 91 0-0 ①② G6-4-3 1-2f		B SI 94 B CH 86 C FF 93 B SL 84 F FF 92 X SL 89 3-2 ③ G5-3			B SI 92 X FF 90 1-0 ② F9		3	0	0	0	0	0	1
23 Michael Brantley, L (1, 7) OBP: 0.383, SLG: 0.487	C SI 95 X SI 96 0-1 ② G6-3		B SI 94 C SI 92 X SI 93 1-1 ③ G4-3			X SI 92 0-0 ① P4		C SI 96 B SL 86 F SI 95 X SI 94 1-2 1B		4	0	1	0	0	0	1
9 Ryan Raburn, R (1, 10) OBP: 0.386, SLG: 0.537 8 Lonnie Chisenhall, L (8, PH) OBP: 0.300, SLG: 0.377 (9, 10)	H SL 88 1-0 HBP			B SI 90 B SI 90 X FF 90 2-0 41 2B 10 SF8 1B		C SI 89 F CH 83 S SI 94 0-3 ② K		B CH 77 C SI 87 F SI 89 B CH 78 1 SAFE F SI 90 B SI 91 C SI 91 3-3 ③ K		2 1	1 0	1 0	0 0	0 0	1 1	0 1
41 Carlos Santana, S (1, 3) OBP: 0.362, SLG: 0.390	B FF 93 C FF 95 F FF 96 S SL 89 1-3 ③ K			B CH 84 B FF 91 X FF 93 2-0 10 SF8 1-3 2B		B FF 93 C SI 94 B FF 94 B CH 83 F FF 94 B FF 95 4-2 BB			C FC 89 B FC 91 C FC 90 B KC 81 F FC 91 S KC 80 2-3 ① K	3	0	1	0	1	2	2
10 Yan Gomes, R (1, 2) OBP: 0.259, SLG: 0.369		B SI 89 S SI 90 B CH 82 X FF 91 2-1 ① F8		B FF 93 D SL 88 D SL 86 F FF 93 F SL 85 X SL 89 3-2 ① SF8 2-3 3-H		F SI 92 F SI 96 X FF 96 0-2 ③ F9			B FC 90 B FC 89 F FC 90 F FC 90 F FC 92 X KC 81 2-2 30 HR 2B	3	1	1	1	0	0	1
30 Chris Johnson, R (1, 5) OBP: 0.302, SLG: 0.362		B SI 89 F SI 91 B FF 92 X SL 85 2-1 ② F8		F SI 94 X SI 97 0-1 ② G3			B FF 90 B SI 91 F SI 91 F FF 92 B SI 95 X FF 93 3-2 ① F8		F FC 90 D KC 83 F FC 92 B KC 82 D FC 93 F FC 91 F FC 92 X FC 92 3-2 2-H HR	4	1	1	2	0	0	1
35 Abraham Almonte, S (1, 8) OBP: 0.299, SLG: 0.406		C SI 89 X SI 92 0-1 40 FC6-4 1B		X CH 84 0-0 ③ P3			C SI 90 B CH 86 B SI 94 F SI 93 X SI 95 2-2 ② G4-3		S FC 91 X FC 90 0-1 22 PO 1B	4	0	2	0	0	0	1
40 Jerry Sands, R (1, 9) OBP: 0.283, SLG: 0.364		F SI 90 X CH 83 0-1 ③ FC6-4 1-2f			C CH 81 B SI 94 B SI 93 S SI 91 C FF 94 2-3 ① K		S SI 94 B CH 83 F SI 93 F FF 97 F SL 88 B SL 87 B SI 95 F FF 95 F FF 96 3-3 S SL 88 ③ K		B KC 81 X FC 90 1-0 ② F9	4	0	0	0	0	2	2
Inning Stats	R: 0 E: 0 K: 1 S: 8 H: 1 LOB: 2 BB: 0 P: 13	R: 0 E: 0 K: 0 S: 8 H: 1 LOB: 1 BB: 0 P: 12	R: 0 E: 0 K: 0 S: 5 H: 1 LOB: 0 BB: 0 P: 6	R: 1 E: 0 K: 0 S: 8 H: 2 LOB: 1 BB: 0 P: 15	R: 0 E: 0 K: 1 S: 7 H: 0 LOB: 0 BB: 0 P: 13	R: 0 E: 0 K: 1 S: 9 H: 0 LOB: 1 BB: 1 P: 13	R: 0 E: 0 K: 1 S: 13 H: 0 LOB: 0 BB: 0 P: 21	R: 0 E: 0 K: 1 S: 11 H: 1 LOB: 1 BB: 0 P: 17	R: 2 E: 0 K: 1 S: 16 H: 3 LOB: 0 BB: 0 P: 24	1B: 5 2B: 3 3B: 0 HR: 1 SF: 1 SAC: 1 DP: 1 HBP: 1						WP: 0 PB: 0 SB: 0 CS: 0 PA: 37	

PITCHER	IP	WLS	BF	H	R	ER	SO	BB	IBB	HBP	BLK	WP	HR	S	P	ERA	WHIP
55 Carlos Rodón, L (1, 1) ERA: 3.78	7.2	W	30	6	1	1	4	1	0	1	0	0	0	65	103	1.17	0.913
34 Matt Albers, R (8, 1) ERA: 1.29	0.1	H	1	0	0	0	1	0	0	0	0	0	0	4	7	0.00	0.000
30 David Robertson, R (9, 1) ERA: 3.39	1.0	S	5	3	2	2	1	0	0	0	0	0	1	16	24	18.00	3.000

PITCHER	IP	WLS	BF	H	R	ER	SO	BB	IBB	HBP	BLK	WP	HR	S	P	ERA	WHIP

BOTTOM

Chicago White Sox @ Cleveland Indians

Progressive Field, Cleveland, OH

Sat Sep 19 2015, 7:15 PM - 10:30 PM EDT

Att. 16,390 - Cloudy - 66 F

livebaseballscorecards.com

AB	32
R	3
H	9
RBI	3
BB	1
SO	6
LOB	10

Chicago White Sox @ Cleveland Indians

Progressive Field, Cleveland, OH

Sun Sep 20 2015, 1:13 PM - 4:27 PM EDT

Att. 13,282 - Partly Cloudy - 68 F

livebaseballscorecards.com

Batter	1	2	3	4	5	6	7	8	9	AB	R	H	RBI	BB	SO	LOB
1 Adam Eaton, L (1, 8) OBP: 0.352, SLG: 0.425	C CH 86 B CH 88 F CU 80 X CH 88 1-2 53 CS 1B		B CU 80 B CH 87 C CH 87 B CH 86 X CH 86 3-1 ② L7		B CH 88 X CU 82 1-0 ② L7		B FF 94 C FF 94 X FF 94 1-1 1-3 79 1B 2B		C SI 95 S SL 85 S SL 85 0-3 ③ K	5	1	2	0	0	1	0
79 José Abreu, R (1, 3) OBP: 0.354, SLG: 0.520	1 SAFE 1 SAFE B SL 84 B CH 87 1 SAFE C FF 88 S SL 84 1 SAFE F CH 87 2-3 S SL 84 ① K		C CU 72 X SL 84 0-1 2B		C FF 89 F CU 74 B FF 88 B SL 85 B CU 76 B FF 89 4-2 BB		C FF 96 F FF 96 X SI 96 0-2 53 G4-6-3 2-H 3-H 1B			3	0	2	2	1	1	1
53 Melky Cabrera, S (1, 7) OBP: 0.317, SLG: 0.395	C CH 86 B FF 88 S CH 87 S CU 74 1-3 ②③ K 1-2		B CH 86 X SL 83 1-0 ③ F8		C CH 87 B FF 88 X CU 81 1-1 ③ L8		C SI 88 X CH 83 0-1 ②③ G4-6-3 1-2f			4	0	0	0	0	1	4
28 Trayce Thompson, R (1, 9) OBP: 0.410, SLG: 0.648		B CH 85 B SL 82 F CH 86 F CH 87 X CU 82 2-2 ① P5		C CH 87 B CH 86 B CU 73 F FF 88 C SL 88 2-3 ① K		F CU 82 C CU 72 S FF 88 0-3 ① K		C SL 93 S CU 81 F SL 92 X CU 80 0-2 26 G4-3 10 G4-3 2B		4	1	1	0	0	2	0
26 Avisaíl García, R (1, 10) OBP: 0.313, SLG: 0.372		B SL 86 S CH 87 F CU 80 H CH 87 2-2 24 BB HBP		F SL 84 B SL 84 B SL 86 S FF 88 S CU 75 2-3 ② K		X CH 86 0-0 ② L9		X SL 92 0-0 ① G4-3 2-3		3	0	0	0	0	1	1
10 Alexei Ramirez, R (1, 6) OBP: 0.287, SLG: 0.361		C CH 86 1 SAFE S SL 83 B CH 88 B CU 82 1 SAFE S SL 84 2-3 ② K		F FF 88 F SL 84 B CU 75 X FF 88 1-2 2B		C CH 87 B CU 82 F SL 84 B CU 74 X CH 86 2-2 2B		B SL 93 F SL 93 B SL 92 F CU 79 B SL 93 F SL 93 F SL 93 F CU 79 X SL 92 3-2 ② G4-3 3-H		4	0	2	1	0	1	1
24 Mike Olt, R (1, 5) OBP: 0.286, SLG: 0.349		F CH 87 1 SAFE B CH 88 1 SAFE S CH 87 B SL 88 1 SAFE D SL 84 F FF 88 4-2 B CH 88 1-2 BB		B SL 84 F CH 88 F CH 87 B FF 89 D SL 85 F FF 88 B FF 88 4-2 BB		B SI 95 B FF 96 C FF 96 S SI 96 C SI 96 2-3 ③ K		B SL 91 C SL 91 S CU 81 B SL 90 S CU 82 2-3 ③ K		2	0	0	0	2	2	1
21 Tyler Flowers, R (1, 2) OBP: 0.283, SLG: 0.348 15 Gordon Beckham, R (9, PH) OBP: 0.261, SLG: 0.303		B SL 88 B SL 84 F FF 88 X CH 88 2-1 ③ F7		B SL 84 S FF 88 B SL 88 F SL 85 B FF 89 F SL 85 S SL 83 3-3 ③ K			C SI 94 B FF 95 S SI 94 C FF 95 1-3 ① K		C SI 96 F SL 95 S SL 95 0-3 ① K	3 1	0 0	0 0	0 0	0 0	2 1	4 0
5 Yolmer Sánchez, S (1, 4) OBP: 0.271, SLG: 0.332			C CH 85 C SL 86 B CH 88 F CU 73 X SL 85 1-2 ① G3		C CH 86 F SL 85 B FF 88 C SL 84 1-3 ① K		B SI 93 B SI 95 B FF 94 B FF 92 4-0 1 2B 79 1B BB		X SL 96 0-0 ② G3-1	3	1	0	0	1	1	0
Inning Stats	R: 0 E: 0 K: 2 S: 10 H: 1 LOB: 0 BB: 0 P: 14	R: 0 E: 0 K: 1 S: 13 H: 0 LOB: 2 BB: 1 P: 25	R: 0 E: 0 K: 0 S: 9 H: 1 LOB: 1 BB: 0 P: 14	R: 0 E: 0 K: 3 S: 16 H: 1 LOB: 2 BB: 1 P: 28	R: 0 E: 0 K: 1 S: 8 H: 0 LOB: 1 BB: 1 P: 15	R: 0 E: 0 K: 2 S: 10 H: 1 LOB: 1 BB: 0 P: 14	R: 2 E: 0 K: 1 S: 10 H: 2 LOB: 0 BB: 1 P: 16	R: 1 E: 0 K: 1 S: 14 H: 1 LOB: 0 BB: 0 P: 19	R: 0 E: 0 K: 2 S: 7 H: 0 LOB: 0 BB: 0 P: 7	1B: 2 2B: 5 3B: 0 HR: 0 SF: 0 SAC: 0 DP: 1 HBP: 1						WP: 0 PB: 0 SB: 0 CS: 1 PA: 37	

TOP	
AB	32
R	3
H	7
RBI	3
BB	4
SO	13
LOB	12

PITCHER		IP	WLS	BF	H	R	ER	SO	BB	IBB	HBP	BLK	WP	HR	S	P	ERA	WHIP
43 Josh Tomlin, R ERA: 2.43	(1, 1)	5.2	W	24	4	0	0	8	3	0	1	0	0	0	63	105	0.00	1.235
34 Zach McAllister, R ERA: 3.13	(6, 1)	0.2	H	5	2	2	2	2	1	0	0	0	0	0	11	19	27.00	4.500
57 Kyle Crockett, L ERA: 4.7	(7, 1)	0.2		1	0	0	0	0	0	0	0	0	0	0	2	2	0.00	0.000
27 Bryan Shaw, R ERA: 2.76	(8, 1)	1.0		4	1	1	1	1	0	0	0	0	0	0	14	19	9.00	1.000
37 Cody Allen, R ERA: 3.25	(9, 1)	1.0	S	3	0	0	0	2	0	0	0	0	0	0	7	7	0.00	0.000

PITCHER	IP	WLS	BF	H	R	ER	SO	BB	IBB	HBP	BLK	WP	HR	S	P	ERA	WHIP

Batter	1	2	3	4	5	6	7	8	9	AB	R	H	RBI	BB	SO	LOB
22 Jason Kipnis, L (1, 4) OBP: 0.374, SLG: 0.446	C FF 88 S CU 75 X CU 75 0-2 41 FC6-5 9 BB 1B	B CH 83 C FF 90 X FF 89 1-1 ② F9 2-3		B CH 79 C FF 88 B FF 88 B CU 74 X FF 88 3-1 1B		B SI 92 D SI 91 F FF 90 B FS 85 B FS 84 4-1 23 2B BB		1 SAFE C SI 92 S SL 84 B SL 86 F SL 84 F SI 92 F SI 93 X SL 84 1-2 ② P5 1-2		4	1	2	0	1	0	2
12 Francisco Lindor, S (1, 6) OBP: 0.353, SLG: 0.478	1 SAFE C FF 88 F FF 87 1 SAFE B CH 81 B FF 91 1 SAFE F FF 87 1 SAFE 2-3 ① F FF 90 F CH 81 F FF 90 S CH 83 K 1B	C FF 88 B SI 89 S CU 78 F SI 91 D CU 78 X CH 82 2-2 3-H 1B		S CH 79 F FF 87 1 SAFE F SL 75 X CH 85 0-2 ③ P4		X FC 88 0-0 ② SF8 3-H		B SL 84 C SL 82 X SI 91 1-1 ③ G6-3		4	0	1	2	0	1	3
23 Michael Brantley, L (1, 7) OBP: 0.382, SLG: 0.488	1 SAFE F FF 90 B SI 90 B FF 90 F CH 82 S SI 89 2-3 ② K	S CH 81 D CH 81 1 SAFE B SI 90 F SI 89 X FF 88 2-2 ③ G4-3			C CU 73 F CH 79 B CU 74 B CH 80 F CH 81 C SI 88 2-3 ① K	1 SAFE B SI 90 X SI 90 1-0 1-H 2B				4	0	1	1	0	2	2
9 Ryan Raburn, R (1, 10) OBP: 0.394, SLG: 0.536	B FF 89 S SI 90 1 SAFE F FF 87 D CH 80 F SI 89 B FF 88 F CH 82 B FF 90 4-2 41 FC6-5 1-2 BB		S CH 80 F FF 88 B CU 77 F FF 85 B CH 81 F CH 81 X CH 82 2-2 4 WP 1B		B CU 75 S CH 80 B CU 74 S FF 89 B FF 89 B SL 85 4-2 BB	B SL 90 S FS 85 S FS 86 S FS 85 1-3 ③ K				2	0	1	0	2	1	1
41 Carlos Santana, S (1, 3) OBP: 0.360, SLG: 0.387	F FF 86 B FF 87 B SL 77 X CU 76 2-1 ③ FC6-5 1-2 2-3f		D SL 76 S CH 81 X SL 75 1-1 ① P3		B CH 85 B FF 89 B CH 80 X FF 89 3-0 ② L9		B FF 95 B FF 95 C FF 95 F FF 97 B SL 87 F SL 87 C SL 86 3-3 ① K			4	0	0	0	0	1	4
4 Mike Aviles, R (1, 5) OBP: 0.291, SLG: 0.332		B CH 82 F FF 89 F SL 85 B CU 77 B CH 81 X CH 82 3-2 ① G6-3	B CH 80 1 SAFE S CH 80 1 SAFE F CH 81 B CU 78 X FF 89 2-2 ② F8 1-2		C SI 87 X SL 85 0-1 ③ G5-3		S SL 85 B SL 85 B SL 85 X FF 98 2-1 10 CS 1B			4	0	1	0	0	0	2
10 Yan Gomes, R (1, 2) OBP: 0.262, SLG: 0.374		X FF 88 0-0 8 HR 1B	X CH 82 0-0 ③ L8			C FS 83 B FF 90 F FS 85 F FS 85 F FS 84 B FF 90 X FS 84 2-2 8 2B	1 SAFE B FF 95 C FF 95 B FF 97 B SL 86 F FF 94 1 SAFE C SL 85 3-3 ②③ K 1-2			4	2	2	0	0	1	2
8 Lonnie Chisenhall, L (1, 9) OBP: 0.302, SLG: 0.392		B FF 89 X FF 89 1-0 1-H HR		C CU 72 B CH 80 F CH 80 F SL 75 B SI 89 X CH 80 2-2 ① G3		X FS 84 0-0 35 L9 12 SF8 2-H 2B		B SL 83 S SI 92 B SI 91 X SL 82 2-1 ① G4-3		4	2	2	3	0	0	0
35 Abraham Almonte, S (1, 8) OBP: 0.303, SLG: 0.414		B CH 81 C FF 90 B CH 84 X FF 90 2-1 22 F9 12 1B 2B		B CH 83 C FF 88 B CH 80 C SL 84 X CH 81 2-2 ② L8		C SI 90 L FS 83 F FS 83 X FS 84 0-2 ① L9 2-3		X SL 83 0-0 22 WP 1B		4	1	2	0	0	0	1
Inning Stats	R: 0 E: 0 K: 2 S: 19 H: 1 LOB: 2 BB: 1 P: 29	R: 3 E: 0 K: 0 S: 16 H: 4 LOB: 1 BB: 0 P: 27	R: 0 E: 0 K: 0 S: 11 H: 1 LOB: 1 BB: 0 P: 16	R: 0 E: 0 K: 0 S: 13 H: 1 LOB: 1 BB: 0 P: 20	R: 0 E: 0 K: 1 S: 9 H: 0 LOB: 1 BB: 1 P: 18	R: 3 E: 0 K: 1 S: 16 H: 3 LOB: 1 BB: 1 P: 24	R: 0 E: 0 K: 2 S: 9 H: 1 LOB: 1 BB: 0 P: 17	R: 0 E: 0 K: 0 S: 11 H: 1 LOB: 1 BB: 0 P: 15		1B: 7 2B: 5 3B: 0 HR: 1	SF: 1 SAC: 0 DP: 1 HBP: 0		WP: 2 PB: 0 SB: 0 CS: 1	PA: 38	

BOTTOM

Chicago White Sox @ Cleveland Indians

Progressive Field, Cleveland, OH

Sun Sep 20 2015, 1:13 PM - 4:27 PM EDT

Att. 13,282 - Partly Cloudy - 68 F

livebaseballscorecards.com

AB	34
R	6
H	12
RBI	6
BB	3
SO	6
LOB	17

PITCHER		IP	WLS	BF	H	R	ER	SO	BB	IBB	HBP	BLK	WP	HR	S	P	ERA	WHIP
50 John Danks, L ERA: 4.59	(1, 1)	5.0	L	24	7	3	3	3	2	0	0	0	1	1	68	110	5.40	1.800
57 Zach Putnam, R ERA: 4.0	(6, 1)	1.0		7	3	3	3	1	1	0	0	0	0	0	16	24	27.00	4.000
60 Frankie Montas, R ERA: 1.13	(7, 1)	1.0		3	1	0	0	2	0	0	0	0	0	0	9	17	0.00	1.000
43 Dan Jennings, L ERA: 4.24	(8, 1)	1.0		4	1	0	0	0	0	0	0	0	1	0	11	15	0.00	1.000

PITCHER	IP	WLS	BF	H	R	ER	SO	BB	IBB	HBP	BLK	WP	HR	S	P	ERA	WHIP

Batter	1	2	3	4	5	6	7	8	9	AB	R	H	RBI	BB	SO	LOB
1 Adam Eaton, L (1, 8) OBP: 0.353, SLG: 0.425	C FC 86 X FC 86 0-1 G4-3		B FF 88 F FC 83 F FC 84 X CU 75 1-2 2-H 1B			B FC 84 B FC 87 M FC 86 T FC 86 X FC 88 2-2 79 CS 1B		B SI 92 1 SAFE B SI 94 X SI 92 2-0 FC5-4 1-2f		4	0	2	1	0	0	1
10 Alexei Ramirez, R (1, 6) OBP: 0.285, SLG: 0.358	C FC 87 C FC 87 B CU 74 B FF 87 B FC 82 F FC 86 F FC 87 X FF 86 3-2 G5-3		1 SAFE C FF 86 1 SAFE X FC 82 0-1 L6			F FF 88 1 SAFE 1 SAFE X FF 87 0-1 L8		F FF 93 C CU 76 D CU 79 1 SAFE X FF 93 1-2 G4-3		4	0	0	0	0	0	3
79 José Abreu, R (1, 3) OBP: 0.353, SLG: 0.518	C FF 86 B CH 81 B FC 86 B CH 81 X FC 87 3-1 F7			B CU 75 B FC 86 B CH 80 B FC 86 4-0 28 G5-4-3 BB		B FC 82 S CH 80 1 SAFE S CH 80 B CU 75 C FC 88 2-3 K 1-2			F SI 91 B SI 92 F SL 86 B FF 94 S SL 86 2-3 K	3	0	0	0	1	2	1
53 Melky Cabrera, S (1, 10) OBP: 0.318, SLG: 0.396		B FC 85 X FC 85 1-0 F8		C FF 86 F FC 84 X FF 88 0-2 P4			C CU 75 X FC 87 0-1 28 G5-4-3 1B		B SI 93 S SL 88 F SI 93 F FF 95 F SL 86 B SL 88 F SI 93 X SI 93 2-2 28 G6-4-3 1B	4	0	2	0	0	0	1
28 Trayce Thompson, R (1, 7) OBP: 0.390, SLG: 0.613		C FF 86 C CU 74 B FF 87 B FC 82 B CH 81 X FF 88 3-2 L4		B FF 88 X CH 81 1-0 G5-4-3 1-2f			C FC 82 B FF 87 D CH 81 S FC 84 X CU 74 2-2 G5-4-3 1-2f		B SL 87 C SL 86 X SL 86 1-1 G6-4-3 1-2f	4	0	0	0	0	0	3
26 Avisaíl García, R (1, 9) OBP: 0.313, SLG: 0.372		S CH 82 B CU 75 S FC 82 B FC 82 S CH 81 2-3 K			B FF 87 S FC 86 X FF 87 1-1 L4		X FC 83 0-0			3	0	1	0	0	1	0
58 Geovany Soto, R (1, 2) OBP: 0.307, SLG: 0.420			B FC 86 B FC 81 F FF 86 X SI 86 2-1 L5		S CH 80 X CH 80 0-1 G1-3		1 SAFE B CH 78 B FF 87 1 SAFE C FF 87 B CH 80 S FF 88 X FF 88 3-2 G6-3			3	0	0	0	0	0	1
24 Mike Olt, R (1, 5) OBP: 0.278, SLG: 0.338 7 Micah Johnson, L (8, PH) OBP: 0.318, SLG: 0.281 15 Gordon Beckham, R (8, 5) OBP: 0.261, SLG: 0.303			B CU 75 C FC 82 F FF 87 X FF 87 1-2 G4-3		C CH 80 B CH 80 B FC 86 X FC 83 2-1 F9			F FF 94 C CH 83 C FF 93 0-3 K		2 1 0	0 0 0	0 0 0	0 0 0	0 1 0	0 0 0	0 0 0
5 Yolmer Sánchez, S (1, 4) OBP: 0.277, SLG: 0.349			B FC 82 C FC 83 X FF 87 1-1 1 1B 2B			C FC 86 X FC 85 0-1 HR		C SI 93 B CH 85 F CH 85 B FF 93 X CU 77 2-2 1 FC5-4 1B		3	2	3	1	0	0	0
Inning Stats	R: 0 E: 0 K: 0 S: 9 H: 0 LOB: 0 BB: 0 P: 15	R: 0 E: 0 K: 1 S: 7 H: 0 LOB: 0 BB: 0 P: 13	R: 1 E: 0 K: 0 S: 12 H: 2 LOB: 0 BB: 1 P: 17	R: 0 E: 0 K: 0 S: 4 H: 0 LOB: 0 BB: 1 P: 9	R: 0 E: 0 K: 0 S: 6 H: 0 LOB: 0 BB: 0 P: 9	R: 1 E: 0 K: 1 S: 10 H: 2 LOB: 0 BB: 0 P: 14	R: 0 E: 0 K: 0 S: 9 H: 2 LOB: 1 BB: 0 P: 14	R: 0 E: 0 K: 1 S: 10 H: 1 LOB: 1 BB: 0 P: 15	R: 0 E: 0 K: 1 S: 11 H: 1 LOB: 0 BB: 0 P: 16	1B: 6 2B: 1 3B: 0 HR: 1 SF: 0 SAC: 0 DP: 3 HBP: 0						

PITCHER	IP	WLS	BF	H	R	ER	SO	BB	IBB	HBP	BLK	WP	HR	S	P	ERA	WHIP
56 Kyle Ryan, L (1, 1) ERA: 4.94	7.0	L	25	6	2	2	2	1	0	0	0	0	1	57	91	2.57	1.000
54 Drew VerHagen, R (8, 1) ERA: 2.53	1.0		4	1	0	0	1	0	0	0	0	0	0	10	15	0.00	1.000
62 Al Alburquerque, R (9, 1) ERA: 4.4	1.0		3	1	0	0	1	0	0	0	0	0	0	11	16	0.00	1.000

PITCHER	IP	WLS	BF	H	R	ER	SO	BB	IBB	HBP	BLK	WP	HR	S	P	ERA	WHIP

TOP

Chicago White Sox @ Detroit Tigers

Comerica Park, Detroit, MI

Mon Sep 21 2015, 1:08 PM - 3:20 PM EDT

Att. 34,175 - Sunny - 68 F

livebaseballscorecards.com

AB	31
R	2
H	8
RBI	2
BB	1
SO	4
LOB	10

PA: 32

WP: 0
PB: 0
SB: 0
CS: 1

BOTTOM

Chicago White Sox @ Detroit Tigers

Comerica Park, Detroit, MI

Mon Sep 21 2015, 1:08 PM - 3:20 PM EDT

Att. 34,175 - Sunny - 68 F

Batter	1	2	3	4	5	6	7	8	9	AB	R	H	RBI	BB	SO	LOB
12 Anthony Gose, L (1, 8) OBP: 0.324, SLG: 0.373	B FF 92 S CU 82 C SL 86 S SL 86 1-3 ① K			M SL 85 F SL 86 B FF 95 C FS 88 1-3 ① K		B FS 87 B SL 84 C SI 94 F SL 86 F FF 93 F SL 88 X FS 86 2-2 ③ G4-3			X SL 85 0-0 ③ F7	4	0	0	0	0	2	0
3 Ian Kinsler, R (1, 4) OBP: 0.351, SLG: 0.440	B FF 94 C SL 85 S SL 83 B FF 95 T SL 86 2-2 ② K			X FF 94 0-0 ② L9			B SL 85 X SI 93 1-0 ① P3			3	0	0	0	0	1	0
28 J.D. Martinez, R (1, 10) OBP: 0.343, SLG: 0.542	C SI 95 B SL 86 X SL 86 1-1 ③ G6-3			B FF 94 B FS 90 C SL 86 F FF 94 F SL 88 S FF 94 2-3 ③ K			X SI 95 0-0 ② F8			3	0	0	0	0	1	0
41 Victor Martinez, S (1, 3) OBP: 0.301, SLG: 0.361		C SI 93 B FS 86 B SL 85 S SL 85 X FF 95 2-2 ① F8			B SL 85 B SI 87 X FF 94 2-0 55 FC6-4 1B		C FF 95 X SL 88 0-1 ③ G6-3			3	0	1	0	0	0	0
18 Tyler Collins, L (1, 7) OBP: 0.298, SLG: 0.387		C SL 86 B SI 86 F FF 95 B FS 86 X SL 87 2-2 ② F8			B SI 95 X FC 91 1-0 ① F9			C SI 95 F SL 87 X SL 84 0-2 ① F7		3	0	0	0	0	0	1
55 Jefry Marte, R (1, 5) OBP: 0.293, SLG: 0.412		B FF 94 X SL 86 1-0 ③ F8			B FF 94 B SI 94 X SI 93 2-0 ② FC6-4 1-2f			X FF 94 0-0 ② G4-3		3	0	0	0	0	0	1
33 Steven Moya, L (1, 9) OBP: 0.214, SLG: 0.308			X FC 90 0-0 ① P4		B FF 93 X FF 93 1-0 ③ F8			C FF 94 B SL 88 S FF 94 S FF 93 1-3 ③ K		3	0	0	0	0	1	1
50 Bryan Holaday, R (1, 2) OBP: 0.246, SLG: 0.368			C SL 84 C SL 84 X SL 88 0-2 ② G5-3			F FF 92 F SL 84 B FF 93 B SL 86 S FF 94 2-3 ① K			F FF 95 F SL 88 X SL 87 0-2 ① P4	3	0	0	0	0	1	0
49 Dixon Machado, R (1, 6) OBP: 0.273, SLG: 0.286			B FF 94 X SI 94 1-0 ③ G5-3			B SL 84 F SI 94 F SL 86 X SI 96 1-2 ② G6-3			B SL 87 B FF 95 F FF 95 X SL 84 2-1 ② F8	3	0	0	0	0	0	0
Inning Stats	R: 0 E: 0 K: 2 S: 8 H: 0 LOB: 0 BB: 0 P: 12	R: 0 E: 0 K: 0 S: 7 H: 0 LOB: 0 BB: 0 P: 12	R: 0 E: 0 K: 0 S: 5 H: 0 LOB: 0 BB: 0 P: 6	R: 0 E: 0 K: 2 S: 8 H: 0 LOB: 0 BB: 0 P: 11	R: 0 E: 0 K: 0 S: 4 H: 1 LOB: 1 BB: 0 P: 10	R: 0 E: 0 K: 1 S: 11 H: 0 LOB: 0 BB: 0 P: 16	R: 0 E: 0 K: 0 S: 4 H: 0 LOB: 0 BB: 0 P: 5	R: 0 E: 0 K: 1 S: 7 H: 0 LOB: 0 BB: 0 P: 8	R: 0 E: 0 K: 0 S: 6 H: 0 LOB: 0 BB: 0 P: 8	1B: 1 2B: 0 3B: 0 HR: 0 SF: 0 SAC: 0 DP: 0 HBP: 0						

livebaseballscorecards.com

AB	28
R	0
H	1
RBI	0
BB	0
SO	6
LOB	3

WP: 0 PA: 28
PB: 0
SB: 0
CS: 0

PITCHER	IP	WLS	BF	H	R	ER	SO	BB	IBB	HBP	BLK	WP	HR	S	P	ERA	WHIP
29 Jeff Samardzija, R (1, 1) ERA: 5.04	9.0	W	28	1	0	0	6	0	0	0	0	0	0	60	88	0.00	0.111

PITCHER	IP	WLS	BF	H	R	ER	SO	BB	IBB	HBP	BLK	WP	HR	S	P	ERA	WHIP

Chicago White Sox @ Detroit Tigers

Comerica Park, Detroit, MI

Mon Sep 21 2015, 7:09 PM - 10:01 PM EDT

Att. 28,499 - Clear - 71 F

TOP

livebaseballscorecards.com

Batter	1	2	3	4	5	6	7	8	9	AB	R	H	RBI	BB	SO	LOB
7 Micah Johnson, L (1, 4) OBP: 0.306, SLG: 0.270	C FF 88 X SI 87 0-1 ① G6-3		B SL 81 S SI 88 F SL 81 F SI 90 B FF 90 B SL 82 F SI 89 C SI 90 3-3 ② K		X CU 70 0-0 ② G3-1		B CU 69 S SL 81 F SI 86 F FF 89 S SL 83 1-3 ② K2-3			4	0	0	0	0	2	0
18 Tyler Saladino, R (1, 6) OBP: 0.279, SLG: 0.344	B SI 89 X SI 90 1-0 ② G1-3		B SL 81 B SI 88 X SI 88 2-0 79 2B 3B		B CH 76 C SI 88 B CU 70 B SL 82 B SI 89 4-1 79 WP BB		C CU 68 C CU 67 F FF 89 T SL 83 0-2 ③ K			3	1	1	0	1	1	0
79 José Abreu, R (1, 10) OBP: 0.353, SLG: 0.517	S SI 89 B SL 83 F CU 72 X FF 89 1-2 ③ G1-3		B SL 84 C SL 84 B FF 88 X CH 79 2-1 3-H 2B		C SI 88 C FF 88 F FF 88 F SL 85 B CU 66 B FF 88 S CU 69 2-3 ③ K 1-2			C SL 86 B SI 90 B SI 90 S SL 86 X SI 91 2-2 ① G1-3		4	0	1	1	0	1	1
28 Trayce Thompson, R (1, 7) OBP: 0.395, SLG: 0.646		B SI 89 F SI 89 B SL 82 B SL 83 X SI 90 3-1 26 SF9 3B	B SL 83 B CU 72 F SL 83 X FF 88 2-1 ③ G6-3			B CU 66 X SL 80 1-0 24 G4-3 2B		X SI 92 0-0 ② G5-3		4	1	2	0	0	0	1
26 Avisaíl García, R (1, 9) OBP: 0.313, SLG: 0.370		C CU 70 X CU 70 0-1 ① SF9 3-H		X SL 80 0-0 ① G5-3		B CH 77 B CH 77 C CH 77 B FF 86 B SL 82 4-1 24 G4-3 BB		C CU 82 C SL 85 B FF 92 B SI 92 F SI 91 B SL 85 X CU 84 3-2 ③ G5-3		2	0	0	1	1	0	0
24 Mike Olt, R (1, 3) OBP: 0.263, SLG: 0.319		C SI 88 B SL 82 B FF 89 S FF 89 F FF 90 F SL 83 S FF 90 2-3 ② K		B CU 67 B SL 81 F FF 88 S FF 88 X FF 88 2-2 ② P3		C CU 68 X CU 68 0-1 ①② G4-3 1-2f 2-3			B CH 90 B FF 91 C FF 93 X FF 92 2-1 ① G5-3	4	0	0	0	0	1	2
15 Gordon Beckham, R (1, 5) OBP: 0.270, SLG: 0.320		X SI 89 0-0 HR	C SI 88 F SL 84 B FF 88 B SI 89 B SL 83 B SL 81 4-2 BB			I IN 62 I IN 64 I IN 66 I IN 65 4-0 IBB			C SL 80 B FF 92 F FF 93 B SL 81 B FF 94 X FF 93 3-2 ② F9	2	1	1	1	2	0	0
36 Rob Brantly, L (1, 2) OBP: 0.231, SLG: 0.348		X FF 89 0-0 ③ F7		B FF 86 F FF 88 B SL 81 S SL 80 X SL 81 2-2 ③ G4-3		1 SAFE B SL 81 B SL 82 F FF 88 X SL 82 2-1 ③ F9			B FF 92 F FF 92 F FF 92 F SL 82 X FF 96 1-2 ③ G3	4	0	0	0	0	0	3
28 Leury García, S (1, 8) OBP: 0.214, SLG: 0.154			B SI 88 X CH 78 1-0 ① G6-3		B CU 68 B CH 76 C SI 87 C SI 87 C SI 86 2-3 ① K		B CH 76 C SI 88 B CU 68 X SI 88 2-1 ① G4-3			3	0	0	0	0	1	0
Inning Stats	R: 0 E: 0 K: 0 S: 6 H: 0 LOB: 0 BB: 0 P: 8	R: 2 E: 0 K: 1 S: 11 H: 2 LOB: 0 BB: 0 P: 16	R: 1 E: 0 K: 1 S: 11 H: 2 LOB: 0 BB: 0 P: 21	R: 0 E: 0 K: 0 S: 9 H: 0 LOB: 1 BB: 1 P: 17	R: 0 E: 0 K: 2 S: 10 H: 0 LOB: 1 BB: 1 P: 18	R: 0 E: 0 K: 0 S: 6 H: 1 LOB: 2 BB: 2 P: 17	R: 0 E: 0 K: 2 S: 10 H: 0 LOB: 0 BB: 0 P: 13	R: 0 E: 0 K: 0 S: 8 H: 0 LOB: 0 BB: 0 P: 13	R: 0 E: 0 K: 0 S: 9 H: 0 LOB: 0 BB: 0 P: 15	1B: 0 2B: 2 3B: 2 HR: 1 SF: 1 SAC: 0 DP: 1 HBP: 0						

	AB	30
	R	3
	H	5
	RBI	3
	BB	4
	SO	6
	LOB	7

WP: 1 PB: 0 SB: 0 CS: 0 PA: 35

PITCHER		IP	WLS	BF	H	R	ER	SO	BB	IBB	HBP	BLK	WP	HR	S	P	ERA	WHIP
52 Randy Wolf, L ERA: 5.63	(1, 1)	7.0	L	29	5	3	3	6	3	1	0	0	1	1	63	110	3.86	1.143
30 Alex Wilson, R ERA: 2.22	(8, 1)	1.0		3	0	0	0	0	0	0	0	0	0	0	8	13	0.00	0.000
43 Bruce Rondón, R ERA: 5.81	(9, 1)	1.0		3	0	0	0	0	0	0	0	0	0	0	9	15	0.00	0.000

PITCHER	IP	WLS	BF	H	R	ER	SO	BB	IBB	HBP	BLK	WP	HR	S	P	ERA	WHIP

BOTTOM

Chicago White Sox @ Detroit Tigers

Comerica Park, Detroit, MI

Mon Sep 21 2015, 7:09 PM - 10:01 PM EDT

Att. 28,499 - Clear - 71 F

livebaseballscorecards.com

Batter	1	2	3	4	5	6	7	8	9	AB	R	H	RBI	BB	SO	LOB
20 Rajai Davis, R (1, 8) OBP: 0.299, SLG: 0.423	C FF 90 F FF 92 B FF 91 S SL 84 1-3 K ①		F SL 82 B FF 92 X SL 82 1-1 24 CS 1-3 1B		B FF 89 B SI 88 B FF 90 C FF 91 F FF 90 F FF 92 B FF 91 4-2 BB		C SL 88 X SI 98 0-1 G6-3 ③			3	0	1	0	1	1	2
3 Ian Kinsler, R (1, 10) OBP: 0.349, SLG: 0.438	B FF 91 C FF 91 B FF 91 S FF 92 B SL 85 X FF 93 3-2 P4 ②		X FF 90 0-0 SF8 ② 3-H		B FF 90 1 SAFE C SL 83 P PO 89 F FF 92 F SL 83 S FF 91 2-3 K ②			F SI 97 X SL 89 0-1 G2 ①		3	0	0	1	0	1	1
24 Miguel Cabrera, R (1, 3) OBP: 0.439, SLG: 0.537	C FF 91 B SL 84 B SL 84 S FF 92 B FF 93 S FF 93 3-3 K ③		B FF 91 B SL 84 S FF 91 B FF 91 3-1 CS ③ 1-2	B FF 89 C FF 90 X SL 84 1-1 9 2B 1B	C SL 83 F FF 91 X SL 83 0-2 G5-3 ③			F SI 98 B SL 90 S SL 88 B SI 98 S SL 90 2-3 K ②		4	0	1	0	0	2	1
28 J.D. Martinez, R (1, 9) OBP: 0.341, SLG: 0.538		C FF 90 B SL 83 B SL 83 F FF 91 F FF 91 X SL 83 2-2 L8 ①		B FF 91 B FF 90 X FF 91 2-0 F9 ①		B SL 80 C SL 81 B FF 90 F FF 90 C FF 91 2-3 K ①		S SL 89 B SL 90 C SL 88 S SI 97 1-3 K ③		4	0	0	0	0	2	1
18 Tyler Collins, L (1, 7) OBP: 0.291, SLG: 0.378		C FF 91 S FF 90 X FF 92 0-2 G3 ②		S CH 80 D CH 80 F FF 90 C FF 91 1-3 K ②		F FF 89 B FF 89 X FF 90 1-1 L7 ②			C FF 93 X FF 94 0-1 G3-1 ①	4	0	0	0	0	1	1
9 Nick Castellanos, R (1, 5) OBP: 0.301, SLG: 0.415 12 Anthony Gose, L (9, PR) OBP: 0.324, SLG: 0.373		B SL 83 C FF 92 B FF 91 F FF 92 B FF 92 F FF 92 S SL 85 3-3 K ③		C FF 90 B FF 89 F FF 90 B FF 92 B SL 84 F FF 92 X FF 92 3-2 1-3 2B		B SL 82 S SL 83 S SL 83 S SL 84 S FF 93 2-3 K ③			B FC 93 C FF 92 B KC 83 X FC 93 2-1 1B	4 0	0 0	2 0	0 0	0 0	2 0	0 0
13 Alex Avila, L (1, 2) OBP: 0.342, SLG: 0.291 55 Jefry Marte, R (7, PR) OBP: 0.293, SLG: 0.412 34 James McCann, R (8, 2) OBP: 0.305, SLG: 0.400			C FF 89 B FF 89 C CH 82 F FF 92 B FF 90 B SL 83 X FF 91 3-2 HR	B FF 91 B FF 91 B FF 91 B FF 90 4-0 BB			C SL 83 C FF 92 B SL 85 B FF 94 F SL 84 B FF 93 B FF 90 4-2 17 G4-3 40 SH3-4 BB		1 SAFE F FC 93 1 SAFE S KC 84 S KC 84 0-3 K ②	1 0 1	1 0 0	1 0 0	1 0 0	2 0 1	0 0 1	0 0 1
40 Josh Wilson, R (1, 4) OBP: 0.345, SLG: 0.333 41 Victor Martinez, S (9, PH) OBP: 0.300, SLG: 0.360			C FF 91 C FF 91 S FF 93 0-3 K ①	S FF 93 B FF 93 F FF 92 F FF 93 D SL 86 F FF 93 S FF 92 2-3 K ③			B SI 97 X SI 96 1-0 SH3-4 ① 1-2		1 SAFE 1 SAFE F FF 94 1 SAFE C KC 85 F KC 84 B FC 95 D KC 86 1 SAFE 3-3 B FC 84 S KC 84 K ③	2 1	0 0	0 0	0 0	0 0	2 1	3 1
17 Andrew Romine, S (1, 6) OBP: 0.300, SLG: 0.321			S FF 90 F FF 91 B FF 91 X SL 84 1-2 20 1B 3 SF8 1B		B FF 89 B FF 88 X FF 89 2-0 L6 ①		X SI 97 0-0 G4-3 ② 2-3			3	1	1	0	0	0	2

Inning Stats																								
	R: 0	H: 0		R: 0	H: 0		R: 2	H: 3		R: 0	H: 2		R: 0	H: 0		R: 0	H: 0		R: 0	H: 0		R: 0	H: 1	
	E: 0	LOB: 0		E: 0	LOB: 0		E: 0	LOB: 0		E: 0	LOB: 3		E: 0	LOB: 1		E: 0	LOB: 0		E: 0	LOB: 2		E: 0	LOB: 1	
	K: 2	BB: 0		K: 1	BB: 0		K: 1	BB: 0		K: 2	BB: 1		K: 1	BB: 1		K: 2	BB: 0		K: 0	BB: 1		K: 2	BB: 0	
	S: 9	P: 16		S: 11	P: 16		S: 14	P: 22		S: 15	P: 28		S: 12	P: 19		S: 8	P: 13		S: 7	P: 12		S: 11	P: 16	

	1B: 4	SF: 1
	2B: 1	SAC: 1
	3B: 0	DP: 0
	HR: 1	HBP: 0

	WP: 0	PA: 36
	PB: 0	
	SB: 0	
	CS: 1	

	AB	30
	R	2
	H	6
	RBI	2
	BB	3
	SO	13
	LOB	13

PITCHER		IP	WLS	BF	H	R	ER	SO	BB	IBB	HBP	BLK	WP	HR	S	P	ERA	WHIP
45 Erik Johnson, R ERA: 3.52	(1, 1)	6.0	W	24	5	2	2	9	2	0	0	0	0	1	69	114	3.00	1.167
43 Dan Jennings, L ERA: 4.24	(7, 1)	0.0		1	0	0	0	0	1	0	0	0	0	0	3	7	∞	∞
65 Nate Jones, R ERA: 3.44	(7, 1)	2.0	H	6	0	0	0	2	0	0	0	0	0	0	12	16	0.00	0.000
30 David Robertson, R ERA: 3.34	(9, 1)	1.0	S	4	1	0	0	2	0	0	0	0	0	0	11	16	0.00	1.000

PITCHER	IP	WLS	BF	H	R	ER	SO	BB	IBB	HBP	BLK	WP	HR	S	P	ERA	WHIP

Batter	1	2	3	4	5	6	7	8	9	10	AB	R	H	RBI	BB	SO	LOB
1 Adam Eaton, L (1, 8) OBP: 0.354, SLG: 0.425	B FF 93 B FF 93 B FF 92 C FF 91 C FF 92 F FF 92 X FF 93 3-2 ① G6-3			C CU 75 B FF 93 F FF 92 S SL 85 1-3 ① K			C FF 94 H CU 78 1-1 53 FC6-4 HBP		F FF 98 B FF 98 X SL 84 1-1 79 CS 3-H 1B		3	0	1	1	0	1	0
79 José Abreu, R (1, 3) OBP: 0.350, SLG: 0.514	F FF 93 B FF 95 B CU 76 F FF 94 X FF 94 2-2 ② G3			B FF 94 F CH 85 C FF 94 B FF 94 S CH 86 2-3 ② K			X FF 93 0-0 ① F9		1 SAFE F FF 97 B CH 81 B SL 86 S SL 87 S FF 98 2-3 ②③ K 1-2		4	0	0	0	0	2	2
28 Trayce Thompson, R (1, 9) OBP: 0.378, SLG: 0.614	C FF 94 B FF 94 F FF 94 B CH 87 B CH 87 F FF 93 X FF 93 3-2 ③ P3			B CH 87 F FF 94 X FF 94 1-1 ③ G5-3			C FF 93 C FF 94 F SL 90 1 SAFE X FF 94 0-2 ② F9			C FF 88 C CU 75 B CH 78 B CU 76 X CH 79 2-2 ① G6-3	4	0	0	0	0	0	1
53 Melky Cabrera, S (1, 7) OBP: 0.316, SLG: 0.393		C FF 91 S CU 76 S CU 76 0-3 ① K			B FF 93 F CH 86 C FF 95 S FF 96 1-3 ① K		1 SAFE 1 SAFE F SI 94 1 SAFE F FF 94 1 SAFE 1 SAFE X SL 90 0-2 ③ FC6-4 1-2f			C FF 89 B FF 89 X FF 88 1-1 ② L9	4	0	0	0	0	2	1
26 Avisaíl García, R (1, 10) OBP: 0.311, SLG: 0.368		B FF 94 F FF 94 B CH 86 F FF 94 X CU 77 2-2 ② G6-3			S CH 87 B CH 88 B CU 78 X FF 94 2-1 ② G4-3			B FF 94 X FF 94 1-0 ① G4-3		F FF 86 S CU 77 B CU 78 S CH 79 1-3 ③ K	4	0	0	0	0	1	0
10 Alexei Ramirez, R (1, 6) OBP: 0.284, SLG: 0.356		F FF 95 X FF 94 0-1 ③ L9			B CU 78 B FF 94 B FF 94 C FF 92 X FF 92 3-1 ③ F9			S SI 95 B FF 93 F FF 94 F SI 95 B CU 79 X FF 95 2-2 ② G5-3			3	0	0	0	0	0	0
5 Yolmer Sánchez, S (1, 4) OBP: 0.274, SLG: 0.346			C CU 74 X FF 95 0-1 ① G4-3			B FF 92 C FF 93 F CH 86 F FF 93 B CH 87 B CH 87 X FF 94 3-2 ① G4-3		B CU 77 F FF 94 C FF 94 S CU 80 1-3 ③ K2-3			3	0	0	0	0	1	0
21 Tyler Flowers, R (1, 2) OBP: 0.281, SLG: 0.346 20 JB Shuck, L (9, PH) OBP: 0.351, SLG: 0.356 58 Geovany Soto, R (9, 2) OBP: 0.307, SLG: 0.420			F FF 93 X FF 93 0-1 ② G4-3			S CU 77 B CU 81 B FC 89 C FF 92 F FF 93 T FF 93 2-2 ② K			B FF 96 B FF 96 C FF 96 S SL 87 F FF 97 X SL 86 2-2 ① G4-3		2 1 0	0 0 0	0 0 0	0 0 0	0 0 0	1 0 0	0 0 0
18 Tyler Saladino, R (1, 5) OBP: 0.280, SLG: 0.353			C FF 93 B FF 94 B CU 77 F FF 91 X FF 94 2-2 ③ L8			C CU 79 B CH 86 F FC 88 S CU 81 1-3 ③ K			C SL 84 B FF 97 X SL 85 1-1 1 1B 3B		3	1	1	0	0	1	0

Inning Stats	1	2	3	4	5	6	7	8	9	10
R:	0	0	0	0	0	0	0	0	1	0
E:	0	0	0	0	0	0	0	0	0	0
K:	0	1	0	2	1	2	0	1	1	1
S:	11	8	7	8	7	11	9	8	11	8
H:	0	0	0	0	0	0	0	0	2	0
LOB:	0	0	0	0	0	0	1	0	0	0
BB:	0	0	0	0	0	0	0	0	0	0
P:	19	10	9	12	13	17	10	12	17	12

PITCHER	IP	WLS	BF	H	R	ER	SO	BB	IBB	HBP	BLK	WP	HR	S	P	ERA	WHIP
44 Daniel Norris, L (1, 1) ERA: 3.88	5.0		15	0	0	0	4	0	0	0	0	0	0	41	63	0.00	0.000
45 Buck Farmer, R (6, 1) ERA: 7.51	1.0		3	0	0	0	2	0	0	0	0	0	0	11	17	0.00	0.000
46 Ian Krol, L (7, 1) ERA: 5.4	1.0		4	0	0	0	0	0	0	1	0	0	0	9	10	0.00	0.000
54 Drew VerHagen, R (8, 1) ERA: 2.42	1.0	H	3	0	0	0	1	0	0	0	0	0	0	8	12	0.00	0.000
39 Neftalí Feliz, R (9, 1) ERA: 6.45	1.0	B	4	2	1	1	1	0	0	0	0	0	0	11	17	9.00	2.000

PITCHER	IP	WLS	BF	H	R	ER	SO	BB	IBB	HBP	BLK	WP	HR	S	P	ERA	WHIP
65 Blaine Hardy, L (10, 1) ERA: 2.88	1.0	W	3	0	0	0	1	0	0	0	0	0	0	8	12	0.00	0.000

TOP

Chicago White Sox @ Detroit Tigers

Comerica Park, Detroit, MI

Tue Sep 22 2015, 7:10 PM - 10:03 PM EDT

Att. 27,829 - Clear - 72 F

livebaseballscorecards.com

AB	31
R	1
H	2
RBI	1
BB	0
SO	9
LOB	4

1B:	1	SF:	0	WP:	0	PA:	32		
2B:	0	SAC:	0	PB:	0				
3B:	1	DP:	0	SB:	0				
HR:	0	HBP:	1	CS:	1				

Batter	1	2	3	4	5	6	7	8	9	10	AB	R	H	RBI	BB	SO	LOB
20 Rajai Davis, R (1, 7) OBP: 0.301, SLG: 0.429	C FF 90 X FF 91 0-1 24 1B 1B		C FF 91 S FF 92 1 SAFE 1 SAFE B CU 79 S CU 79 1-3 ② K 1-2			F CU 78 F CU 77 S CU 76 0-3 ① K		X CH 82 0-0 ① F8		1 SAFE B SL 82 B SI 89 B SI 88 C SI 90 1 SAFE X SI 90 3-1 1-H 3B	5	0	2	1	0	2	1
3 Ian Kinsler, R (1, 4) OBP: 0.347, SLG: 0.435	X FF 90 0-0 ① F9		B FF 92 C CU 78 F FF 92 F CU 78 D CU 77 F FF 92 X FF 92 2-2 ③ G4-3			C FF 90 B FF 88 X FF 90 1-1 ② F7		C SI 92 S CH 84 S SI 96 0-3 ② K			4	0	0	0	0	1	2
24 Miguel Cabrera, R (1, 3) OBP: 0.437, SLG: 0.534	C FF 91 1 SAFE F SI 92 1 SAFE X FF 91 0-2 41 G4-6-3 1-2 1B			C FF 91 X CU 77 0-1 ① F9		B FF 91 X FF 92 1-0 ③ G5-3		C SI 95 X CH 83 0-1 ③ G6-3			4	0	1	0	0	0	0
41 Victor Martinez, S (1, 10) OBP: 0.298, SLG: 0.357	C CU 79 F CU 79 D CU 77 B FF 90 F CU 78 F FF 93 X CU 79 2-2 ②③ G4-6-3 1-2f			B CH 85 F FF 91 C CU 76 B CU 77 F FF 91 B FF 92 X CU 78 3-2 ② P4			B FF 90 C CH 85 X CU 77 1-1 ① P2		C SI 92 B CH 84 X SI 93 1-1 ① F7		4	0	0	0	0	0	2
28 J.D. Martinez, R (1, 9) OBP: 0.342, SLG: 0.538		X FF 91 0-0 9 G6-4-3 1B		B FF 91 B CU 77 C CU 77 F CU 78 S CU 77 2-3 ③ K			B CH 84 B FF 91 B CU 76 C FF 90 F CU 78 X FF 90 3-2 9 1B 34 1B 1B		C SI 94 B SI 97 F CH 83 F SI 95 F SI 95 B CH 85 B CH 86 F CH 87 X SI 96 3-2 ② G4-3		4	1	2	0	0	1	0
9 Nick Castellanos, R (1, 5) OBP: 0.303, SLG: 0.417 17 Andrew Romine, S (9, 5) OBP: 0.298, SLG: 0.320		C FF 91 D CH 86 X FF 91 1-1 ①② G6-4-3 1-2f			F CU 77 X CH 84 0-1 34 L4-3 1B		1 SAFE X FF 91 0-0 49 G6-3 34 1B 1-2 1B		F SI 95 B SI 96 S CH 86 X CH 87 1-2 ③ F9		3 1	0 0	2 0	0 0	0 0	0 0	1 0
34 James McCann, R (1, 2) OBP: 0.305, SLG: 0.398		B FF 91 C CU 77 B FF 90 B CU 77 F FF 92 X FF 92 3-2 ③ G5-3			F CU 78 B SI 91 C CU 79 D CU 78 X CU 78 2-2 ①② L4-3 1-1		B FF 90 F CU 78 B CU 77 S FF 91 B FF 93 F CU 78 X FF 92 3-2 49 G6-3 1-2 2-H 1B			C SI 93 B CH 85 B SI 94 S SI 92 X SI 94 2-2 ① G6-3	4	0	1	1	0	0	1
49 Dixon Machado, R (1, 6) OBP: 0.271, SLG: 0.267			C FF 90 B FF 90 X FF 89 1-1 ① G6-3		C CU 77 B FF 91 B FF 92 B CU 77 B FF 91 4-1 BB		D CU 79 C SI 92 F CU 78 B FF 92 X CU 78 2-2 ② G6-3 1-2 2-3			S SI 93 B SI 94 B CH 85 S SI 94 F SI 94 X SI 95 2-2 ② G5-3	3	0	0	0	1	0	2
12 Anthony Gose, L (1, 8) OBP: 0.325, SLG: 0.373			C CU 76 B FF 92 X FF 92 1-1 20 WP 1B		1 SAFE C FF 91 1 SAFE F CU 78 1 SAFE B FF 91 D CU 80 F FF 93 3-3 B CU 78 S CU 80 K		B FF 92 B FF 91 C CU 78 F CU 78 B FF 92 C CU 77 3-3 K			B SI 88 S SI 90 S SL 81 B CU 75 B SI 89 B CU 76 4-2 20 3B BB	3	1	1	0	1	2	3
Inning Stats	R: 0 E: 0 K: 0 S: 11 H: 2 LOB: 1 BB: 0 P: 13	R: 0 E: 0 K: 0 S: 6 H: 1 LOB: 0 BB: 0 P: 10	R: 0 E: 0 K: 1 S: 12 H: 1 LOB: 1 BB: 0 P: 17	R: 0 E: 0 K: 1 S: 9 H: 0 LOB: 0 BB: 0 P: 14	R: 0 E: 0 K: 1 S: 10 H: 1 LOB: 1 BB: 1 P: 19	R: 0 E: 0 K: 1 S: 6 H: 0 LOB: 0 BB: 0 P: 8	R: 1 E: 0 K: 1 S: 17 H: 3 LOB: 2 BB: 0 P: 29	R: 0 E: 0 K: 1 S: 6 H: 0 LOB: 0 BB: 0 P: 6	R: 0 E: 0 K: 0 S: 11 H: 0 LOB: 0 BB: 0 P: 16	R: 1 E: 0 K: 0 S: 11 H: 1 LOB: 1 BB: 1 P: 22	1B: 8 2B: 1 3B: 1 HR: 0 SF: 0 SAC: 0 DP: 3 HBP: 0						

PITCHER		IP	WLS	BF	H	R	ER	SO	BB	IBB	HBP	BLK	WP	HR	S	P	ERA	WHIP
62 Jose Quintana, L ERA: 3.38	(1, 1)	7.0		27	8	1	1	5	1	0	0	0	1	0	71	110	1.29	1.286
52 Jake Petricka, R ERA: 3.73	(8, 1)	2.2		8	0	0	0	1	0	0	0	0	0	0	24	33	0.00	0.000
33 Zach Duke, L ERA: 3.63	(10, 1)	0.0	L	2	1	1	1	0	1	0	0	0	0	0	4	11	∞	∞

PITCHER	IP	WLS	BF	H	R	ER	SO	BB	IBB	HBP	BLK	WP	HR	S	P	ERA	WHIP

BOTTOM

Chicago White Sox @ Detroit Tigers

Comerica Park, Detroit, MI

Tue Sep 22 2015, 7:10 PM - 10:03 PM EDT

Att. 27,829 - Clear - 72 F

livebaseballscorecards.com

AB	35
R	2
H	9
RBI	2
BB	2
SO	6
LOB	12

WP: 1 PA: 37
PB: 0
SB: 0
CS: 0

Chicago White Sox @ Detroit Tigers

Comerica Park, Detroit, MI

Wed Sep 23 2015, 1:11 PM - 4:06 PM EDT

Att. 31,889 - Sunny - 70 F

TOP

livebaseballscorecards.com

Batter	1	2	3	4	5	6	7	8	9	AB	R	H	RBI	BB	SO	LOB
1 Adam Eaton, L (1, 10) OBP: 0.353, SLG: 0.423	F8			G4-3		F9		53 2B BB		3	1	0	0	1	0	0
79 José Abreu, R (1, 3) OBP: 0.350, SLG: 0.511	28 L8-3-1 BB			K		K		F8		3	0	0	0	1	2	1
28 Trayce Thompson, R (1, 8) OBP: 0.372, SLG: 0.593	L8-3-1 1-1			53 HR BB			F8	K		3	1	0	0	1	1	2
53 Melky Cabrera, S (1, 7) OBP: 0.319, SLG: 0.402		P6		1-H HR			26 1B 10 2B 1B	1-H 2B		4	2	3	3	0	0	0
26 Avisaíl García, R (1, 9) OBP: 0.310, SLG: 0.367		G6-3		L7			10 2B 1-2 1B	P2		4	0	1	0	0	0	1
10 Alexei Ramirez, R (1, 6) OBP: 0.284, SLG: 0.357		G5-3			F7		2B 1-3 2-H		G5-3	4	0	1	1	0	0	0
5 Yolmer Sánchez, S (1, 4) OBP: 0.272, SLG: 0.343			K		K		K		L7	4	0	0	0	0	3	2
24 Mike Olt, R (1, 5) OBP: 0.269, SLG: 0.324 15 Gordon Beckham, R (5, 5) OBP: 0.272, SLG: 0.319			58 CS 1B		K		BB		L8	2 1	0 0	1 0	0 0	0 1	1 0	0 0
58 Geovany Soto, R (1, 2) OBP: 0.302, SLG: 0.413			G5-3 1-2			K	K			3	0	0	0	0	2	4
Inning Stats	R: 0 E: 0 K: 0 S: 12 H: 0 LOB: 0 BB: 1 P: 18	R: 0 E: 0 K: 0 S: 8 H: 0 LOB: 0 BB: 0 P: 11	R: 0 E: 0 K: 1 S: 9 H: 1 LOB: 0 BB: 0 P: 12	R: 2 E: 0 K: 1 S: 14 H: 1 LOB: 0 BB: 1 P: 26	R: 0 E: 0 K: 2 S: 9 H: 0 LOB: 0 BB: 0 P: 13	R: 0 E: 0 K: 2 S: 7 H: 0 LOB: 0 BB: 0 P: 8	R: 1 E: 0 K: 2 S: 14 H: 3 LOB: 3 BB: 1 P: 24	R: 1 E: 0 K: 1 S: 8 H: 1 LOB: 1 BB: 1 P: 18	R: 0 E: 0 K: 0 S: 7 H: 0 LOB: 0 BB: 0 P: 10	1B: 3 2B: 3 3B: 0 HR: 1	SF: 0 SAC: 0 DP: 1 HBP: 0			WP: 0 PB: 0 SB: 0 CS: 1	PA: 35		

	AB	31
	R	4
	H	6
	RBI	4
	BB	4
	SO	9
	LOB	10

PITCHER		IP	WLS	BF	H	R	ER	SO	BB	IBB	HBP	BLK	WP	HR	S	P	ERA	WHIP
35 Justin Verlander, R ERA: 3.49	(1, 1)	7.0	W	27	5	3	3	8	3	0	0	0	0	1	73	112	3.86	1.143
65 Blaine Hardy, L ERA: 3.0	(8, 1)	0.2		4	1	1	1	1	1	0	0	0	0	0	7	16	13.50	3.000
54 Drew VerHagen, R ERA: 2.38	(8, 1)	0.1	H	1	0	0	0	0	0	0	0	0	0	0	1	2	0.00	0.000
39 Neftalí Feliz, R ERA: 6.31	(9, 1)	1.0	S	3	0	0	0	0	0	0	0	0	0	0	7	10	0.00	0.000

PITCHER		IP	WLS	BF	H	R	ER	SO	BB	IBB	HBP	BLK	WP	HR	S	P	ERA	WHIP

Chicago White Sox @ Detroit Tigers

Comerica Park, Detroit, MI

Wed Sep 23 2015, 1:11 PM - 4:06 PM EDT

Att. 31,889 - Sunny - 70 F

livebaseballscorecards.com

Batter	1	2	3	4	5	6	7	8	9	AB	R	H	RBI	BB	SO	LOB
12 Anthony Gose, L (1, 8) OBP: 0.323, SLG: 0.369	X FF 94 0-0 ① G1-3		B FF 95 B FF 95 B FF 95 C FF 96 C FF 96 F FF 98 F FF 98 X FF 98 3-2 ① G4-3	C SI 90 F SI 88 B FF 91 F CH 82 X SI 89 1-2 ①② G4-3 1-2f		B FF 94 S SI 94 C SI 94 F SL 85 1 SAFE F SI 94 B SL 80 S SI 95 2-3 ② K 1-2				4	0	0	0	0	1	2
20 Rajai Davis, R (1, 7) OBP: 0.306, SLG: 0.440	B FF 97 C FF 96 F SL 86 F FF 98 X FF 97 1-2 41 HR 1B		X FF 97 0-0 41 E 3 1B 28 2B 1B	C SI 90 C SI 90 X FF 91 0-2 3 1B 3B		C FF 93 F SI 94 B SI 94 S SL 84 1-3 ③ K				4	3	3	0	0	1	1
3 Ian Kinsler, R (1, 4) OBP: 0.348, SLG: 0.436	1 SAFE B FF 95 F FF 94 1 SAFE B FF 95 C SL 85 F FF 95 S SL 83 2-3 ② K		1 SAFE B SL 85 B FF 95 X FF 92 2-0 41 E 28 2B 1B 1-2	B SL 82 B SL 82 X SI 90 2-0 3-H 1B			X FF 91 0-0 ① F9			4	1	2	1	0	1	1
41 Victor Martinez, S (1, 10) OBP: 0.299, SLG: 0.364	1 SAFE B FF 94 X FF 94 1-0 1-H HR		B FF 96 2 SAFE C FF 95 B FF 95 2 SAFE I IN 69 I 4-1 28 2B 9 1B IBB 1-2 2-3	X SI 88 0-0 ③ G6-3			C SI 92 B FS 86 B SI 92 F FS 85 F FS 85 S SI 92 2-3 ② K			3	2	1	2	1	1	1
28 J.D. Martinez, R (1, 9) OBP: 0.343, SLG: 0.539	B FF 98 B FF 96 S FF 96 B FF 96 B FF 96 4-1 BB		D SL 85 F FF 96 B FF 96 F SL 85 X SL 84 2-2 9 1B 13 G6-3 2B 1-3 2-H 3-H	F SI 88 B SI 88 B SI 82 B SI 89 F SI 88 X CU 77 3-2 ① G6-3			B FF 91 B FS 86 C FF 92 B FS 87 X FF 91 3-1 ③ L8			3	1	1	2	1	0	0
9 Nick Castellanos, R (1, 5) OBP: 0.303, SLG: 0.416 17 Andrew Romine, S (9, 5) OBP: 0.298, SLG: 0.320	S SL 84 X SL 85 0-1 ③ P4		S FF 95 F FF 97 B SL 87 B FF 97 X SL 86 2-2 13 G6-3 1B 2-3 3-H	C SL 80 X SI 89 0-1 ② G5-3				B FF 92 C SL 82 F SL 83 B SL 84 S FF 92 2-3 ① K		4 0	0 0	1 0	1 0	0 0	1 0	1 0
13 Alex Avila, L (1, 3) OBP: 0.340, SLG: 0.286		B FF 95 C SL 85 S SL 87 B SL 84 S FF 96 2-3 ① K	C FF 95 C FF 96 B FF 98 X SL 88 1-2 ② G6-3 1-2 3-H	C SI 88 B CH 81 B CH 80 F SI 87 B CU 79 S CU 77 3-3 ③ K				B FF 92 B FF 92 B FF 92 C FF 91 S FF 92 B SL 82 4-2 34 G4-6-3 BB		3	0	0	1	1	2	1
34 James McCann, R (1, 2) OBP: 0.302, SLG: 0.394		C SL 85 S FF 98 F FF 98 X SL 87 0-2 ② L7	C SL 85 F SL 85 X FF 97 0-2 ③ P6			X FF 93 0-0 ① F9		X FF 93 0-0 ②③ G4-6-3 1-2f		4	0	0	0	0	0	2
49 Dixon Machado, R (1, 6) OBP: 0.294, SLG: 0.277		B FF 97 B SL 86 F FF 96 F FF 98 F FF 99 B SL 86 F FF 97 S SL 87 3-3 ③ K		C SI 90 B SI 91 X SL 83 1-1 12 G4-3 1B		B FF 93 B FF 94 B FF 93 C FF 93 B SI 93 4-1 12 WP BB				2	0	1	0	1	1	0

Inning Stats	1	2	3	4	5	6	7	8	9
	R: 2 E: 0 K: 1 S: 13 H: 2 LOB: 1 BB: 1 P: 21	R: 0 E: 0 K: 2 S: 12 H: 0 LOB: 0 BB: 0 P: 17	R: 4 E: 1 K: 0 S: 20 H: 4 LOB: 1 BB: 1 P: 34	R: 1 E: 0 K: 0 S: 11 H: 3 LOB: 1 BB: 0 P: 15	R: 0 E: 0 K: 1 S: 8 H: 0 LOB: 0 BB: 0 P: 14	R: 0 E: 0 K: 2 S: 10 H: 0 LOB: 1 BB: 1 P: 17	R: 0 E: 0 K: 1 S: 7 H: 0 LOB: 0 BB: 0 P: 12	R: 0 E: 0 K: 1 S: 6 H: 0 LOB: 0 BB: 1 P: 12	

	AB	31
	R	7
	H	9
	RBI	7
	BB	4
	SO	8
	LOB	9

1B: 6 SF: 0 WP: 1 PA: 35
2B: 1 SAC: 0 PB: 0
3B: 1 DP: 2 SB: 0
HR: 1 HBP: 0 CS: 0

PITCHER		IP	WLS	BF	H	R	ER	SO	BB	IBB	HBP	BLK	WP	HR	S	P	ERA	WHIP
60 Frankie Montas, R ERA: 5.73	(1, 1)	3.0	L	17	6	6	6	3	1	1	0	0	0	1	45	72	18.00	2.333
Scott Carroll, R ERA: 3.66	(4, 1)	2.0		8	3	1	1	1	0	0	0	0	0	0	19	29	4.50	1.500
40 Daniel Webb, R ERA: 5.02	(6, 1)	1.0		4	0	0	0	2	1	0	0	0	1	0	10	17	0.00	1.000
57 Zach Putnam, R ERA: 3.91	(7, 1)	1.0		3	0	0	0	1	0	0	0	0	0	0	7	12	0.00	0.000
43 Dan Jennings, L ERA: 4.15	(8, 1)	1.0		3	0	0	0	1	1	0	0	0	0	0	6	12	0.00	1.000

PITCHER	IP	WLS	BF	H	R	ER	SO	BB	IBB	HBP	BLK	WP	HR	S	P	ERA	WHIP

Batter	1	2	3	4	5	6	7	8	9	AB	R	H	RBI	BB	SO	LOB
1 Adam Eaton, L (1, 8) OBP: 0.356, SLG: 0.425	C FF 92 S FF 93 S SL 86 0-3 ① **K**		B CH 88 X SL 85 1-0 53 1B 1-2 1B		X CH 88 0-0 79 G5-3 1-2 1B		B FF 96 B SI 96 F FF 95 F FF 96 F CU 80 F FF 95 B CU 79 B FF 97 4-2 79 1B 28 BB BB		C SL 81 X SL 82 0-1 1B	4	1	3	0	1	1	0
79 José Abreu, R (1, 3) OBP: 0.349, SLG: 0.509	C SL 85 B FF 92 X SL 87 1-1 ② **L8**		B FF 92 B FF 93 T FF 94 F SL 87 X SL 87 2-2 ② **L9**		B FF 94 S SL 85 B FF 94 X SL 87 2-1 ② **G5-3** 1-2 2-3		C FF 95 B FF 96 D SI 97 B FF 96 F FF 96 F FF 97 X FF 97 3-2 28 BB 53 BB 1-3 1B		C FF 95 S SL 83 S SL 85 0-3 ② **K**	5	0	1	0	0	1	5
53 Melky Cabrera, S (1, 7) OBP: 0.319, SLG: 0.401	C FF 93 B CH 89 F FC 93 X FF 95 1-2 ③ **G6-3**		C FF 95 F SL 88 B FC 94 F SL 89 F CH 91 X SL 88 1-2 2-3 1B		C FF 94 B CH 91 X CH 90 1-1 ③ **G3-1**		D KC 83 B FF 97 B FF 97 C FF 97 C FF 97 F KC 84 B FF 100 4-2 28 BB 1-2 BB		C SL 83 X SL 84 0-1 ③ **F9**	4	0	1	0	1	0	3
28 Trayce Thompson, R (1, 9) OBP: 0.378, SLG: 0.618		B FF 92 F FF 93 X SL 86 1-1 ① **L8**	C SL 88 S FF 95 F SL 90 B FF 94 T FF 95 1-2 ③ **K**			C SL 82 B FF 91 B FF 95 X FF 92 2-1 HR	C FF 99 S KC 86 D KC 85 B KC 85 B FF 99 B FF 100 4-2 1-2 2-3 3-H BB			3	1	1	2	1	1	3
25 Adam LaRoche, L (1, 10) OBP: 0.298, SLG: 0.346		B FF 92 S SL 86 C FF 93 X SL 86 1-2 1B		B FC 92 C FF 93 X CH 90 1-1 ① **G6-3**		S FF 93 B CH 91 F FF 93 S SL 87 1-3 ① **K**	C KC 84 B KC 84 C KC 85 S SV 87 1-3 ③ **K**			4	0	1	0	0	2	3
10 Alexei Ramirez, R (1, 6) OBP: 0.285, SLG: 0.358		B SL 83 S FC 92 X SL 85 1-1 ② **P6**		C FF 93 C FC 92 X FF 94 0-2 21 CS 1B		X FF 94 0-0 ② **L8**		C KC 82 B FF 99 X KC 84 1-1 5 G4-6-3 1B		4	0	2	0	0	0	1
5 Yolmer Sánchez, S (1, 4) OBP: 0.269, SLG: 0.339		C FF 92 S CH 90 F FF 94 F SL 86 S SL 88 0-3 ③ **K2-3**		C FF 92 F CH 90 F FF 95 1 SAFE F SL 87 D CH 89 S FF 94 1-3 ② **K**		S CH 90 C FF 96 X SL 88 0-2 ③ **L9**		B FF 96 X FF 97 1-0 ① ② **G4-6-3** 1-2f		4	0	0	0	0	2	3
21 Tyler Flowers, R (1, 2) OBP: 0.284, SLG: 0.348			T FF 93 X FF 91 0-1 53 1B 1 1B 1B	1 SAFE T FF 94 S SL 87 0-2 ③ **CS** 1-2	C SL 82 X SL 86 0-1 79 G5-3 1 1B 1B		F FF 94 C FF 95 X CU 80 0-2 ① **G6-3**	C KC 85 C KC 85 S FF 100 0-3 ③ **K**		4	0	2	0	0	1	0
18 Tyler Saladino, R (1, 5) OBP: 0.275, SLG: 0.347			C FF 92 T SL 85 F FF 88 X SL 86 0-2 ① **L9**		B FF 92 C SL 83 F FF 93 C CH 87 1-3 ① **K**		T SI 94 F FC 89 B FF 96 B SI 96 F SI 96 B FC 90 X SI 94 3-2 ② **L7**		C FF 90 C SL 81 S SL 83 0-3 ① **K**	4	0	0	0	0	2	2
Inning Stats	R: 0 E: 0 K: 1 S: 8 H: 0 LOB: 0 BB: 0 P: 10	R: 0 E: 0 K: 1 S: 12 H: 1 LOB: 1 BB: 0 P: 15	R: 0 E: 0 K: 1 S: 19 H: 3 LOB: 3 BB: 0 P: 24	R: 0 E: 0 K: 1 S: 12 H: 1 LOB: 0 BB: 0 P: 14	R: 0 E: 0 K: 1 S: 10 H: 2 LOB: 2 BB: 0 P: 14	R: 1 E: 0 K: 1 S: 9 H: 1 LOB: 0 BB: 0 P: 12	R: 1 E: 0 K: 1 S: 23 H: 1 LOB: 3 BB: 3 P: 42	R: 0 E: 0 K: 1 S: 6 H: 1 LOB: 0 BB: 0 P: 8	R: 0 E: 0 K: 2 S: 10 H: 1 LOB: 1 BB: 0 P: 10	1B: 10 2B: 0 3B: 0 HR: 1 SF: 0 SAC: 0 DP: 1 HBP: 0						

PITCHER		IP	WLS	BF	H	R	ER	SO	BB	IBB	HBP	BLK	WP	HR	S	P	ERA	WHIP
35 Michael Pineda, R ERA: 3.99	(1, 1)	6.0	W	25	8	1	1	6	0	0	0	0	0	1	70	89	1.50	1.333
41 Justin Wilson, L ERA: 3.16	(7, 1)	0.2	H	4	1	1	1	0	1	0	0	0	0	0	15	25	13.50	3.000
68 Dellin Betances, R ERA: 1.37	(7, 1)	1.1	H	6	1	0	0	2	2	0	0	0	0	0	14	25	0.00	2.250
48 Andrew Miller, L ERA: 2.01	(9, 1)	1.0	S	4	1	0	0	2	0	0	0	0	0	0	10	10	0.00	1.000

PITCHER	IP	WLS	BF	H	R	ER	SO	BB	IBB	HBP	BLK	WP	HR	S	P	ERA	WHIP

Chicago White Sox @ New York Yankees

Yankee Stadium, Bronx, NY

Thu Sep 24 2015, 7:12 PM - 9:57 PM EDT

Att. 35,132 - Clear - 74 F

TOP

livebaseballscorecards.com

AB	36
R	2
H	11
RBI	2
BB	3
SO	10
LOB	20

Batter	1	2	3	4	5	6	7	8	9	AB	R	H	RBI	BB	SO	LOB
22 Jacoby Ellsbury, L (1, 8) OBP: 0.317, SLG: 0.346	C SI 97 C SL 81 S SL 81 0-3 K2-3 ①		B SI 95 F SI 96 H SI 94 2-1 12 FC6 12 S HBP		C SL 76 F SI 90 B SI 92 S SL 79 1-3 K ①		X CH 86 0-0 F9 ②			3	0	0	0	0	2	0
12 Chase Headley, S (1, 5) OBP: 0.327, SLG: 0.375	S SI 98 B SL 81 X SI 97 1-1 36 1B 1B		B CH 89 1 SAFE B SI 95 C SI 97 B SI 96 C SI 90 X SI 98 3-2 FC6 ① 13 BB 36 HR 1-2		B SL 74 X CH 88 1-0 G6-3 ②		C SL 74 B SL 80 X CH 88 1-1 1B			4	1	2	0	0	0	1
13 Alex Rodriguez, R (1, 10) OBP: 0.355, SLG: 0.492	B SI 91 C CH 89 B SL 82 T SI 98 C SL 84 2-3 K ②		S SI 90 B SL 79 D SL 79 B SI 91 B SI 90 4-1 36 HR 1-2 BB		X SI 90 0-0 F8 ③		1 SAFE B SI 95 X SI 95 1-0 P4 ③			3	1	0	0	1	1	2
36 Carlos Beltrán, S (1, 9) OBP: 0.337, SLG: 0.477 71 Slade Heathcott, L (9, 9) OBP: 0.350, SLG: 0.700	D SL 81 F SI 97 F SI 97 B SL 84 B SL 82 X SI 92 3-2 24 FC6-4 1-2 1B		B SI 97 S SI 97 S SI 96 F SI 97 B SL 83 X SI 98 2-2 1-H 2-H HR			C SI 92 B CH 87 B CH 87 B SL 76 X CH 86 3-1 F8 ①		B SL 89 C SL 88 S SL 88 F SI 98 S SL 89 1-3 K ①		4 0	1 0	2 0	3 0	0 0	1 0	0 0
24 Chris Young, R (1, 7) OBP: 0.310, SLG: 0.447 34 Brian McCann, L (8, PH) OBP: 0.324, SLG: 0.455 11 Brett Gardner, L (9, 7) OBP: 0.345, SLG: 0.409	C SL 82 X SI 94 0-1 FC6-4 ③ 1-2f		C SI 98 C SL 81 S SL 81 0-3 K ②			B CH 89 X CH 87 1-0 66 1B 1B		C SI 89 C CU 77 B CU 77 F SI 90 F CU 76 X SI 91 1-2 G5-3 ②		3 1 0	0 0 0	1 0 0	0 0 0	0 0 0	1 0 0	2 0 0
66 John Ryan Murphy, R (1, 2) OBP: 0.321, SLG: 0.413		B SL 77 C SI 95 B SI 94 F CH 88 B SL 80 S SI 97 3-3 K ①	X SI 93 0-0 G5-3 ③			1 SAFE B CH 86 B SI 94 B SI 90 C SI 92 X SI 94 3-1 1-2 1B		S CU 76 B SI 90 F CH 86 S CU 77 1-3 K ③		4	0	1	0	0	2	0
29 Dustin Ackley, L (1, 3) OBP: 0.280, SLG: 0.405 33 Greg Bird, L (7, 3) OBP: 0.333, SLG: 0.552		C SI 97 B SI 95 X SL 80 1-1 G3-1 ②		X SI 95 0-0 F7 ①		C SI 93 S SI 95 D SL 77 S CH 84 1-3 K ②				3 0	0 0	0 0	0 0	0 0	1 0	2 0
64 Rob Refsnyder, R (1, 4) OBP: 0.176, SLG: 0.353 18 Didi Gregorius, L (8, 6) OBP: 0.315, SLG: 0.370		B SI 92 X SI 96 1-0 1B		C CH 88 B CH 82 F SI 95 B SL 80 X SL 75 2-2 G5-3 ②		C CH 84 B SI 94 F CH 87 B SI 95 C SI 96 2-3 K ③				3 0	0 0	1 0	0 0	0 0	1 0	2 0
17 Brendan Ryan, R (1, 6) OBP: 0.261, SLG: 0.333 (8, 4)		X SI 96 0-0 F9 ③		B SI 95 C CH 87 B SI 94 C CH 85 C SI 96 2-3 K ③			C CH 86 S SI 94 B SL 77 F CH 89 X SI 95 1-2 F7 ①			3	0	0	0	0	1	1
Inning Stats	R: 0 E: 0 K: 2 S: 13 H: 2 LOB: 2 BB: 0 P: 19	R: 0 E: 0 K: 1 S: 7 H: 1 LOB: 1 BB: 0 P: 12	R: 3 E: 0 K: 1 S: 13 H: 1 LOB: 0 BB: 1 P: 24	R: 0 E: 0 K: 1 S: 7 H: 0 LOB: 0 BB: 0 P: 11	R: 0 E: 0 K: 1 S: 5 H: 0 LOB: 0 BB: 0 P: 7	R: 0 E: 0 K: 2 S: 11 H: 2 LOB: 2 BB: 0 P: 21	R: 0 E: 0 K: 0 S: 8 H: 1 LOB: 1 BB: 0 P: 11	R: 0 E: 0 K: 2 S: 12 H: 0 LOB: 0 BB: 0 P: 15		1B: 6 2B: 0 3B: 0 HR: 1	SF: 0 SAC: 0 DP: 0 HBP: 1			WP: 0 PB: 0 SB: 1 CS: 0	PA: 33	

PITCHER		IP	WLS	BF	H	R	ER	SO	BB	IBB	HBP	BLK	WP	HR	S	P	ERA	WHIP
49 Chris Sale, L ERA: 3.48	(1, 1)	7.0	L	30	7	3	3	8	1	0	1	0	0	1	64	105	3.86	1.143
65 Nate Jones, R ERA: 3.38	(8, 1)	0.1		1	0	0	0	1	0	0	0	0	0	0	4	5	0.00	0.000
33 Zach Duke, L ERA: 3.59	(8, 1)	0.2		2	0	0	0	1	0	0	0	0	0	0	8	10	0.00	0.000

PITCHER	IP	WLS	BF	H	R	ER	SO	BB	IBB	HBP	BLK	WP	HR	S	P	ERA	WHIP

BOTTOM

Chicago White Sox @ New York Yankees

Yankee Stadium, Bronx, NY

Thu Sep 24 2015, 7:12 PM - 9:57 PM EDT

Att. 35,132 - Clear - 74 F

livebaseballscorecards.com

AB	31
R	3
H	7
RBI	3
BB	1
SO	10
LOB	10

Batter	1	2	3	4	5	6	7	8	9	AB	R	H	RBI	BB	SO	LOB
1 Adam Eaton, L (1, 8) OBP: 0.355, SLG: 0.423	X SI 88 0-0 ① G4-3	C SL 79 C SL 80 X SI 90 0-2 ③ G3			C FF 90 C SL 78 X SL 79 0-2 ① G4-3		B SL 79 C SL 79 T SI 90 F SI 91 F SI 90 S SL 79 1-3 ② K		D CH 83 B FF 91 B FF 91 C FF 91 C FF 91 F FF 91 X CH 83 3-2 79 S 1-3 2-H 1B	5	0	1	1	0	1	3
79 José Abreu, R (1, 3) OBP: 0.347, SLG: 0.505	C FF 91 X CH 84 0-1 ② G6-3		X CH 82 0-0 ① G5-3		B FF 91 B FF 90 X SI 90 2-0 ② G6-3		B FC 86 F CU 76 X FC 86 1-1 ③ F8		B FF 96 I IN 70 I IN 73 I IN 75 4-0 1-2 IBB	4	0	0	0	1	0	0
28 Trayce Thompson, R (1, 9) OBP: 0.369, SLG: 0.596	C SI 90 B FF 91 B SL 80 S FF 90 X FF 91 2-2 ③ G5-3		B SI 89 B SL 81 S FF 91 B SI 91 F SI 90 X FF 91 3-2 53 G5-3 26 1B 1B		S CH 84 B SI 91 B CH 84 B SL 79 X SI 90 3-1 ③ G6-3			B FF 93 T FC 86 F FC 83 S FF 94 1-3 ① K	C FC 90 X CU 84 0-1 ③ L6	5	1	1	0	0	1	3
53 Melky Cabrera, S (1, 7) OBP: 0.319, SLG: 0.400		B SI 89 X SI 89 1-0 10 2B 1B	B FF 89 C SL 79 B FF 91 X FF 90 2-1 ② G5-3 1-2			C FF 90 B CH 84 F SI 90 X SL 79 1-2 ① G5-3		B FF 93 F FC 87 S FF 93 B FC 87 T FC 87 2-2 ② K		4	1	1	0	0	1	1
26 Avisaíl García, R (1, 10) OBP: 0.310, SLG: 0.366		B FF 89 S FF 89 F SI 91 F FF 90 S CH 84 1-3 ① K	C FF 90 B FF 91 S CH 82 X FF 91 1-2 ③ 2-H 1B			S CH 83 B FF 90 B FF 92 X CH 84 2-1 ② F8		B FC 87 S FC 86 B FF 94 X FC 85 2-1 ③ F8		4	0	1	1	0	1	1
10 Alexei Ramirez, R (1, 6) OBP: 0.287, SLG: 0.360		C SI 89 B SI 89 X FF 91 1-1 15 HBP 1-H 2B	B SI 91 B FF 90 B SI 90 B SI 90 4-0 21 E 24 F8 BB			X SI 91 0-0 ③ G6-3			B FF 94 C CH 86 F FF 93 B CH 89 X CH 85 2-2 ① G6-3	3	0	1	1	1	0	0
24 Mike Olt, R (1, 5) OBP: 0.268, SLG: 0.360 18 Tyler Saladino, R (9, 5) OBP: 0.275, SLG: 0.347		B FF 89 C CH 82 B SL 79 S FF 90 C FF 90 2-3 ② K	X SI 90 0-0 ① F8 1-2				C SL 78 B FF 90 B SL 79 X FF 91 2-1 HR		C CH 86 F FF 94 B CH 91 T CH 90 1-2 ② K	4 0	1 0	1 0	1 0	0 0	2 0	2 0
21 Tyler Flowers, R (1, 2) OBP: 0.286, SLG: 0.348		B SL 78 B FF 90 F SI 89 C SI 91 B CH 83 B SI 91 4-2 15 HBP BB	X SL 79 0-0 E5 15 G5-4-3 2-3				S CH 83 S CH 83 B SI 91 F FF 91 X FF 90 1-2 ① G4-3		B FF 96 C FF 92 B FF 95 B CH 87 F FF 92 F FF 94 X FF 94 3-2 15 1B 1 1B 1B	3	1	1	0	1	0	1
15 Gordon Beckham, R (1, 4) OBP: 0.280, SLG: 0.338		S FF 90 H FF 90 1-1 1-2 2-3 HBP	B CH 82 B CH 82 C FF 91 F FF 90 X CH 83 2-2 ② ③ G5-4-3 1-2f				F SI 89 F SI 90 B CH 83 X SI 90 1-2 HR		S CH 85 B CH 86 B FF 93 C FF 93 X CH 86 2-2 1 1B 1-2 1B	3	1	2	1	0	0	2
Inning Stats	R: 0 E: 0 K: 0 S: 6 H: 0 LOB: 0 BB: 0 P: 8	R: 1 E: 0 K: 2 S: 16 H: 2 LOB: 3 BB: 1 P: 26	R: 1 E: 0 K: 0 S: 9 H: 2 LOB: 1 BB: 0 P: 15	R: 0 E: 1 K: 0 S: 5 H: 0 LOB: 1 BB: 1 P: 11	R: 0 E: 0 K: 0 S: 6 H: 0 LOB: 0 BB: 0 P: 11	R: 0 E: 0 K: 0 S: 6 H: 0 LOB: 0 BB: 0 P: 9	R: 2 E: 0 K: 1 S: 16 H: 2 LOB: 0 BB: 0 P: 22	R: 0 E: 0 K: 2 S: 8 H: 0 LOB: 0 BB: 0 P: 13	R: 1 E: 0 K: 1 S: 19 H: 3 LOB: 3 BB: 1 P: 34	1B: 6 2B: 1 3B: 0 HR: 2 SF: 0 SAC: 0 DP: 1 HBP: 1						WP: 0 PB: 0 SB: 1 CS: 0 PA: 39

Chicago White Sox @ New York Yankees

Yankee Stadium, Bronx, NY

Fri Sep 25 2015, 7:09 PM - 10:18 PM EDT

Att. 37,316 - Cloudy - 69 F

TOP

livebaseballscorecards.com

AB	35
R	5
H	9
RBI	5
BB	3
SO	6
LOB	13

PITCHER		IP	WLS	BF	H	R	ER	SO	BB	IBB	HBP	BLK	WP	HR	S	P	ERA	WHIP
52 CC Sabathia, L ERA: 4.82	(1, 1)	6.2	L	28	6	4	4	3	2	0	1	0	0	2	62	99	5.40	1.200
38 Andrew Bailey, R ERA: 6.14	(7, 1)	1.1		4	0	0	0	2	0	0	0	0	0	0	10	16	0.00	0.000
50 Nick Rumbelow, R ERA: 4.11	(9, 1)	0.2		4	2	1	1	1	0	0	0	0	0	0	13	21	13.50	3.000
45 Chasen Shreve, L ERA: 2.65	(9, 1)	0.0		1	1	0	0	0	0	0	0	0	0	0	4	7	∞	∞
33 Chris Martin, R ERA: 5.79	(9, 1)	0.1		2	0	0	0	0	0	1	0	0	0	0	2	6	0.00	0.000

PITCHER	IP	WLS	BF	H	R	ER	SO	BB	IBB	HBP	BLK	WP	HR	S	P	ERA	WHIP

Batter	1	2	3	4	5	6	7	8	9	AB	R	H	RBI	BB	SO	LOB
11 Brett Gardner, L (1, 8) OBP: 0.345, SLG: 0.408	C FF 91 C SL 86 S SL 88 0-3 K2-3		B FF 90 H SI 91 2-0 12 G6-3 HBP	D SL 87 X FF 93 1-0 12 G6-4-3 1-2 2-3 1B		D FF 94 C FF 93 X SI 93 1-1 G6-4-3 1-2f			C SI 90 B KC 82 C KC 82 F FC 90 B KC 80 F KC 82 B FC 91 X FC 92 3-2 F8	4	0	1	0	0	1	2
12 Chase Headley, S (1, 5) OBP: 0.326, SLG: 0.374	C FF 92 F FF 92 S SL 88 0-3 K		1 SAFE 1 SAFE C FF 91 X CH 83 0-1 G6-3 1-2	B FF 95 X FF 94 1-0 G6-4-3 1-2f			B CH 78 F SI 91 F CH 81 F SI 92 B SL 84 B SI 91 X CH 80 3-2 13 G6-4-3 1B			4	0	1	0	0	1	4
13 Alex Rodriguez, R (1, 10) OBP: 0.354, SLG: 0.489	C SL 84 B CH 85 B SL 89 B SL 86 X SI 94 3-1 L8		B FF 94 B SL 86 F FF 93 C SL 88 B SL 89 B CH 85 4-2 BB		B SL 86 C SI 92 F CH 84 C FF 95 1-3 K		B SI 90 S SI 91 1 SAFE B SI 91 X SI 92 2-1 G6-4-3 1-2f			3	0	0	0	1	1	1
36 Carlos Beltrán, S (1, 9) OBP: 0.335, SLG: 0.473		C SI 90 B SL 85 B FF 92 X SI 90 2-1 F8	X SI 93 0-0 P6		C CH 85 X SI 92 0-1 G6-3		B SI 89 S SI 87 F CH 84 B CU 76 B SI 90 F CH 85 X SI 89 3-2 G5-3			4	0	0	0	0	0	2
34 Brian McCann, L (1, 2) OBP: 0.329, SLG: 0.456		H SI 93 1-0 64 FC5 33 BB HBP		C FF 91 X SI 93 0-1 64 BB 24 1B 18 1B 1B	C SL 87 B CH 82 B SL 88 S SL 86 B SL 89 B FF 95 4-2 24 WP BB			B SL 80 B SI 88 B SI 89 C FF 88 B SI 88 4-1 24 G6-4-3 BB		1	1	1	0	2	0	0
24 Chris Young, R (1, 7) OBP: 0.310, SLG: 0.445		C SI 91 X SI 91 0-1 F9		B SI 93 X SI 92 1-0 64 BB 18 1B 1-2 1B	B CH 81 C SL 85 D SL 88 D SL 88 X SI 93 3-1 F7 1-2			F SI 88 B CH 84 X SI 89 1-1 G6-4-3 1-2f		4	1	1	0	0	0	3
33 Greg Bird, L (1, 3) OBP: 0.331, SLG: 0.539		C SI 94 B SL 84 S SL 85 D SL 88 D SL 89 D FF 90 4-2 64 FC5 1-2 BB		B FF 92 X FF 92 1-0 L9		B FF 91 F FF 91 F FF 92 S SL 87 1-3 K		X SL 81 0-0 P4		3	0	0	0	1	1	2
64 Rob Refsnyder, R (1, 4) OBP: 0.250, SLG: 0.421 22 Jacoby Ellsbury, L (9, PH) OBP: 0.317, SLG: 0.345		F FF 93 D SI 94 X FF 92 1-1 FC5 1-2 2-3f		B FF 92 D SI 92 F FF 93 D FF 93 B SI 92 4-1 11 1B 18 1B 1-2 2-3 BB		B FF 92 X FF 91 1-0 2B			B FC 91 C FC 91 F KC 85 F KC 82 X FC 91 1-2 F9	2 1	0 0	1 0	0 0	1 0	0 0	2 0
18 Didi Gregorius, L (1, 6) OBP: 0.316, SLG: 0.369			B SL 84 X FF 92 1-0 F9	B SL 88 C SL 87 X SL 89 1-1 11 1B 1-2 2-H 3-H 1B		C FF 93 F SI 93 B SL 86 B SL 89 B SI 95 F SL 90 B SL 89 4-2 11 G6-4-3 BB			C FC 92 S KC 80 S KC 84 0-3 K2-3	3	0	1	2	1	1	0
Inning Stats	R: 0 E: 0 S: 8 H: 0 LOB: 0 P: 11	R: 0 E: 0 S: 8 H: 0 LOB: 2 P: 16	R: 0 E: 0 S: 6 H: 0 LOB: 2 P: 13	R: 2 E: 0 S: 9 H: 4 LOB: 2 P: 18	R: 0 E: 0 S: 9 H: 0 LOB: 1 P: 17	R: 0 E: 0 K: 1 S: 9 H: 1 LOB: 1 P: 16	R: 0 E: 0 K: 0 S: 10 H: 1 LOB: 0 P: 18	R: 0 E: 0 K: 0 S: 4 H: 0 LOB: 0 P: 9	R: 0 E: 0 K: 1 S: 12 H: 0 LOB: 0 P: 16	1B: 5 2B: 1 3B: 0 HR: 0 SF: 0 SAC: 0 DP: 4 HBP: 2				WP: 1 PB: 0 SB: 0 CS: 0		PA: 37	

PITCHER		IP	WLS	BF	H	R	ER	SO	BB	IBB	HBP	BLK	WP	HR	S	P	ERA	WHIP
55 Carlos Rodón, L ERA: 3.75	(1, 1)	6.0	W	28	5	2	2	4	5	0	2	0	1	0	49	91	3.00	1.667
34 Matt Albers, R ERA: 1.26	(7, 1)	0.2	H	2	1	0	0	0	0	0	0	0	0	0	6	11	0.00	1.500
33 Zach Duke, L ERA: 3.51	(7, 1)	1.1	H	4	0	0	0	0	1	0	0	0	0	0	8	16	0.00	0.750
30 David Robertson, R ERA: 3.28	(9, 1)	1.0	S	3	0	0	0	1	0	0	0	0	0	0	12	16	0.00	0.000

PITCHER	IP	WLS	BF	H	R	ER	SO	BB	IBB	HBP	BLK	WP	HR	S	P	ERA	WHIP

BOTTOM

Chicago White Sox @ New York Yankees

Yankee Stadium, Bronx, NY

Fri Sep 25 2015, 7:09 PM - 10:18 PM EDT

Att. 37,316 - Cloudy - 69 F

livebaseballscorecards.com

AB	29
R	2
H	6
RBI	2
BB	6
SO	5
LOB	16

Batter	1	2	3	4	5	6	7	8	9	AB	R	H	RBI	BB	SO	LOB
1 Adam Eaton, L (1, 8) OBP: 0.356, SLG: 0.422	C FF 94 C SI 94 X SL 89 0-2 79 S 79 1B 1B		B FF 94 C CU 79 B SI 94 X FF 94 2-1 ② G5-3		B CU 80 B FF 93 D CH 86 B FF 92 4-0 1-2 2-3 BB			B KC 83 X FF 97 1-0 ② G6-3		3	1	1	0	1	0	0
79 José Abreu, R (1, 3) OBP: 0.347, SLG: 0.503	B CU 81 1 SAFE B SI 93 1 SAFE S FF 93 B SI 94 S FC 88 F SL 88 X FF 94 3-2 28 1B 1-H 1B		B CU 81 F CH 85 X CU 79 1-1 ③ G4-3		B FF 93 F SI 94 F SI 93 F SL 89 F FF 94 S SI 93 1-3 ③ K			B KC 83 S FF 98 X FF 98 1-1 ③ G4-3		4	0	1	1	0	1	3
53 Melky Cabrera, S (1, 7) OBP: 0.317, SLG: 0.397	B SI 94 X SL 87 1-0 ① F8			B FF 92 C CU 80 X CU 79 1-1 ① G3		C FF 92 X FF 93 0-1 ① G6-3			B SL 82 B SL 81 X FF 94 2-0 ① G1-6-3	4	0	0	0	0	0	1
28 Trayce Thompson, R (1, 9) OBP: 0.364, SLG: 0.582	B CU 81 F SL 87 B CH 86 X CH 85 2-1 25 G4-6-3 1-2 1B			C CU 79 B FF 93 X SL 87 1-1 ② F9		B SI 91 S CU 79 B SI 93 X CH 85 2-1 ② G6-3			C SL 83 S SL 84 C FF 96 0-3 ② K	4	0	1	0	0	1	0
25 Adam LaRoche, L (1, 10) OBP: 0.295, SLG: 0.343	B SL 88 B FF 94 X FF 94 2-0 ② ③ G4-6-3 1-2f			B FF 94 X CU 81 1-0 ③ G3		C SL 88 B SI 92 X CH 85 1-1 ③ L8			B FF 97 B SL 83 S SL 84 B FF 97 C SL 83 S SL 86 3-3 ③ K	4	0	0	0	0	1	2
10 Alexei Ramirez, R (1, 6) OBP: 0.285, SLG: 0.358		B SL 87 C FF 93 F CH 83 X CU 80 1-2 ① G6-3			B CU 80 B CH 83 C SL 86 X CU 80 2-1 ① G5-3		B FF 94 X SI 95 1-0 ① G4-3			3	0	0	0	0	0	0
24 Mike Olt, R (1, 5) OBP: 0.271, SLG: 0.351		C CU 80 B SL 88 B SL 87 F CH 84 C FF 94 2-3 ② K			C FF 94 B CU 82 B CH 85 B FF 94 B SL 88 4-1 1 BB 5 BB BB		C SI 95 B SI 95 B FF 96 S SI 96 F SI 96 T FF 97 2-2 ② K			2	0	0	0	1	2	0
21 Tyler Flowers, R (1, 2) OBP: 0.284, SLG: 0.345		C FF 94 B SL 88 B CU 80 C SL 88 B SI 94 C SI 94 3-3 ③ K			B CU 81 F SI 92 F SL 87 D CU 82 S CU 82 2-3 ② K		S SI 95 B SI 96 F FF 96 T FF 97 1-2 ③ K			3	0	0	0	0	3	1
5 Yolmer Sánchez, S (1, 4) OBP: 0.269, SLG: 0.337			X FF 93 0-0 ① L7		B SL 88 B SL 88 B SI 93 C FF 92 B CH 85 4-1 1 BB 1-2 BB			C FF 95 B FF 96 X FF 97 1-1 ① L8		2	0	0	0	1	0	0
Inning Stats	R: 1 H: 3 E: 0 LOB: 1 K: 0 BB: 0 S: 11 P: 19	R: 0 H: 0 E: 0 LOB: 0 K: 2 BB: 0 S: 9 P: 15	R: 0 H: 0 E: 0 LOB: 0 K: 0 BB: 0 S: 5 P: 8	R: 0 H: 0 E: 0 LOB: 0 K: 0 BB: 0 S: 5 P: 8	R: 0 H: 0 E: 0 LOB: 3 K: 2 BB: 3 S: 12 P: 29	R: 0 H: 0 E: 0 LOB: 0 K: 0 BB: 0 S: 6 P: 9	R: 0 H: 0 E: 0 LOB: 0 K: 2 BB: 0 S: 8 P: 12	R: 0 H: 0 E: 0 LOB: 0 K: 0 BB: 0 S: 5 P: 8	R: 0 H: 0 E: 0 LOB: 0 K: 2 BB: 0 S: 7 P: 12	1B: 3 SF: 0 2B: 0 SAC: 0 3B: 0 DP: 1 HR: 0 HBP: 0						

TOP

Chicago White Sox @ New York Yankees

Yankee Stadium, Bronx, NY

Sat Sep 26 2015, 4:10 PM - 6:53 PM EDT

Att. 39,134 - Partly Cloudy - 66 F

livebaseballscorecards.com

AB	29
R	1
H	3
RBI	1
BB	3
SO	8
LOB	7

WP: 0 PA: 32
PB: 0
SB: 1
CS: 0

PITCHER		IP	WLS	BF	H	R	ER	SO	BB	IBB	HBP	BLK	WP	HR	S	P	ERA	WHIP
43 Adam Warren, R ERA: 3.37	(1, 1)	6.0	W	23	3	1	1	4	3	0	0	0	0	0	48	88	1.50	1.000
41 Justin Wilson, L ERA: 3.1	(7, 1)	1.0	H	3	0	0	0	2	0	0	0	0	0	0	8	12	0.00	0.000
68 Dellin Betances, R ERA: 1.36	(8, 1)	1.0	H	3	0	0	0	0	0	0	0	0	0	0	5	8	0.00	0.000
48 Andrew Miller, L ERA: 1.97	(9, 1)	1.0	S	3	0	0	0	2	0	0	0	0	0	0	7	12	0.00	0.000

PITCHER	IP	WLS	BF	H	R	ER	SO	BB	IBB	HBP	BLK	WP	HR	S	P	ERA	WHIP

Batter	1	2	3	4	5	6	7	8	9	AB	R	H	RBI	BB	SO	LOB
22 Jacoby Ellsbury, L (1, 8) OBP: 0.318, SLG: 0.347	C SI 87 B CU 75 S CH 81 B FF 90 X FF 90 2-2 1B		1 SAFE B CH 80 S CH 80 C CH 81 1 SAFE S CU 79 1-3 ① K		1 SAFE C CH 79 B SI 89 1-1 ③ CS 1-2	S CU 76 S CH 80 B CU 78 F CH 82 B CH 82 B CH 82 X FF 90 3-2 12 S 12 2B 1B	C SL 84 S FF 93 B SL 84 1 SAFE B SL 85 C SL 83 2-3 ② K			4	1	2	0	0	2	2
12 Chase Headley, S (1, 5) OBP: 0.326, SLG: 0.375	1 SAFE 1 SAFE B FF 89 F CH 81 C CH 80 1 SAFE X FF 88 1-2 ① F9		1 SAFE B FC 88 C FC 86 C CH 81 D FC 88 F CU 77 X CH 82 2-2 ②③ G6-4-3 1-2f			1 SAFE C FF 89 B FC 86 B FF 87 F CH 81 X FF 90 2-2 1-H 13 2B 2B	C SI 93 B SL 85 B SI 94 C SL 83 1 SAFE X SL 84 2-2 ③ G6-3			4	1	1	1	0	0	3
13 Alex Rodriguez, R (1, 10) OBP: 0.355, SLG: 0.490	F CH 80 B SI 89 1 SAFE F CH 80 B CH 78 S CH 80 2-3 ② K			C CU 74 C FF 90 B CU 78 F FF 91 B FC 87 F CH 83 B FF 91 B FF 91 4-2 24 S BB		B SI 89 C SI 89 B CU 76 B SI 82 X CH 81 3-1 2-H 2B		C CH 84 C SI 94 B SI 96 B SI 97 X CH 86 2-2 ① G5-3		3	0	1	1	1	1	1
36 Carlos Beltrán, S (1, 9) OBP: 0.334, SLG: 0.470 70 Rico Noel, R (8, PR) 71 Slade Heathcott, L (9, 9) OBP: 0.350, SLG: 0.700	1 SAFE B SI 88 X CH 80 1-0 ③ F8			X FF 90 0-0 ① P4		D CU 76 F SI 89 C CU 76 X CH 81 1-2 ① P3		B CH 84 B SI 94 B CH 84 C SI 93 C SI 94 F SL 86 B SI 94 4-2 34 S BB		3 0 0	0 0 0	0 0 0	0 0 0	1 0 0	0 0 0	3 0 0
34 Brian McCann, L (1, 2) OBP: 0.327, SLG: 0.452		B FF 89 F FF 89 X CH 81 1-1 ① G3		F FF 90 S CH 81 D CU 77 F CH 81 B CH 82 F FF 90 F SI 90 F CH 81 X FF 90 2-2 ② F8		D CU 76 B CH 80 B CH 80 X SI 89 3-0 ② P3		F CH 86 1 SAFE B SL 79 C CU 74 S CU 75 1-3 ② K 1-2		4	0	0	0	0	1	3
24 Chris Young, R (1, 7) OBP: 0.313, SLG: 0.443 11 Brett Gardner, L (8, 7) OBP: 0.346, SLG: 0.408		B FF 89 F FF 89 S CH 81 B CH 81 B CH 82 B FF 91 4-2 BB		B CH 80 B SI 90 C SI 90 D CH 83 C CH 81 F CH 82 S FF 90 3-3 ③ K 1-2		I IN 65 I IN 70 I IN 70 I IN 70 4-0 IBB		B SI 87 C SI 88 B CU 75 C SI 89 D CU 75 B CU 74 4-2 BB		1 0	0 0	0 0	0 0	2 1	1 0	1 0
33 Greg Bird, L (1, 3) OBP: 0.322, SLG: 0.523		C FC 88 B CU 78 F CH 80 B FC 86 B FF 91 F CH 82 S FF 91 3-3 ② K			S CU 73 F CU 74 S CH 80 0-3 ① K	X CH 80 0-0 ③ P2		B SI 88 B SI 89 X SI 86 2-0 ③ F7		4	0	0	0	0	2	5
18 Didi Gregorius, L (1, 6) OBP: 0.316, SLG: 0.369		1 SAFE X FF 90 0-0 ③ P3			C FF 87 C SI 89 F CU 76 B CH 80 B CH 81 X FF 90 2-2 22 CS 1B		B SL 82 C SL 82 X FF 91 1-1 ① G6-3			3	0	1	0	0	0	1
64 Rob Refsnyder, R (1, 4) OBP: 0.304, SLG: 0.455 17 Brendan Ryan, R (8, 4) OBP: 0.261, SLG: 0.333			B FF 87 C FF 87 X FF 89 1-1 12 G6-4-3 1B		C FF 88 1 SAFE S CH 80 X CH 80 0-2 ② F8		C FF 92 S SL 84 B SL 85 X SL 84 1-2 1B			3 0	0 0	2 0	0 0	0 0	0 0	1 0
Inning Stats	R: 0 E: 0 K: 1 S: 10 H: 1 LOB: 1 BB: 0 P: 16	R: 0 E: 0 K: 1 S: 9 H: 0 LOB: 1 BB: 1 P: 17	R: 0 E: 0 K: 1 S: 9 H: 1 LOB: 0 BB: 0 P: 13	R: 0 E: 0 K: 1 S: 16 H: 0 LOB: 1 BB: 1 P: 25	R: 0 E: 0 K: 1 S: 11 H: 1 LOB: 0 BB: 0 P: 14	R: 2 E: 0 K: 0 S: 14 H: 3 LOB: 2 BB: 1 P: 30	R: 0 E: 0 K: 1 S: 11 H: 1 LOB: 1 BB: 0 P: 17	R: 0 E: 0 K: 1 S: 12 H: 0 LOB: 2 BB: 2 P: 25		1B: 5 2B: 2 3B: 0 HR: 0 SF: 0 SAC: 0 DP: 1 HBP: 0				WP: 0 PB: 0 SB: 3 CS: 1 PA: 35		

PITCHER		IP	WLS	BF	H	R	ER	SO	BB	IBB	HBP	BLK	WP	HR	S	P	ERA	WHIP
50 John Danks, L ERA: 4.53	(1, 1)	6.0	L	25	6	2	2	5	2	1	0	0	0	0	69	115	3.00	1.333
43 Dan Jennings, L ERA: 4.08	(7, 1)	1.0		4	1	0	0	1	0	0	0	0	0	0	11	17	0.00	1.000
52 Jake Petricka, R ERA: 3.71	(8, 1)	0.1		2	0	0	0	0	1	0	0	0	0	0	6	12	0.00	3.000
33 Zach Duke, L ERA: 3.47	(8, 1)	0.2		3	0	0	0	1	1	0	0	0	0	0	6	13	0.00	1.500

PITCHER	IP	WLS	BF	H	R	ER	SO	BB	IBB	HBP	BLK	WP	HR	S	P	ERA	WHIP

BOTTOM

Chicago White Sox @ New York Yankees

Yankee Stadium, Bronx, NY

Sat Sep 26 2015, 4:10 PM - 6:53 PM EDT

Att. 39,134 - Partly Cloudy - 66 F

livebaseballscorecards.com

AB	29
R	2
H	7
RBI	2
BB	5
SO	7
LOB	20

Chicago White Sox @ New York Yankees

Yankee Stadium, Bronx, NY

Sun Sep 27 2015, 1:10 PM - 4:28 PM EDT

Att. 38,690 - Partly Cloudy - 65 F

livebaseballscorecards.com

Batter	1	2	3	4	5	6	7	8	9	AB	R	H	RBI	BB	SO	LOB
1 Adam Eaton, L (1, 10) OBP: 0.357, SLG: 0.424	C FF 94 F CH 89 B FF 96 B FF 96 X CH 91 2-2 ① G1-3			C SL 88 F FC 91 B CH 89 F FF 96 X CH 90 1-2 ① F8		B FF 96 B FF 96 B FF 96 C FF 96 B FF 96 4-1 79 1B BB		C FF 97 B KC 83 X FF 98 1-1 2B		3	0	1	0	1	0	0
79 José Abreu, R (1, 3) OBP: 0.348, SLG: 0.503	B SL 89 F FF 95 F CH 89 B SL 91 F SL 90 B FF 96 X SL 90 3-2 53 G6-3 1B			B FF 95 C FF 95 S FF 94 B CH 89 X FF 95 2-2 ② G4-3		B FF 94 1 SAFE X FF 94 1-0 53 G6-3 1B 1-3		C KC 83 S KC 85 S FF 98 0-3 ③ K		4	0	2	0	0	1	1
53 Melky Cabrera, S (1, 7) OBP: 0.317, SLG: 0.398	C FF 95 B FF 95 X FF 95 1-1 ②③ G6-3 1-2f			B SL 88 C CH 89 S SL 90 F FF 96 B FF 95 X FF 96 2-2 2B		F FF 96 B SL 89 B SL 90 X SL 90 2-1 ②③ G6-3 1-2f			C FF 98 F CU 84 X CU 84 0-2 ① G3-1	4	0	1	0	0	0	3
28 Trayce Thompson, R (1, 8) OBP: 0.351, SLG: 0.559		B FF 94 C FF 95 F FF 94 F FF 95 F CH 89 X SL 88 1-2 ① F9		B FF 94 B SL 88 X SL 90 2-0 ③ G5-3			C FC 92 F SI 94 X FF 94 0-2 ① F9		C FF 97 B FF 97 B FC 91 X FF 98 2-1 ② P3	4	0	0	0	0	0	1
20 JB Shuck, L (1, 9) OBP: 0.353, SLG: 0.358 26 Avisaíl García, R (7, PH) OBP: 0.310, SLG: 0.372 (7, 9)		C FF 94 B FF 95 B CH 89 X FC 91 2-1 E1 24 CS			C FF 94 F SL 90 F FF 94 F CH 88 F FF 94 B SL 91 F CH 87 X SL 91 1-2 36 G3-6-1 24 1B 1B		B FC 90 F SI 94 S FF 94 B FF 95 F FC 89 F FF 94 F SI 96 X FC 91 2-2 HR		F FC 92 F CU 84 F FC 90 S FF 99 0-3 ③ K	2 2	0 1	1 1	0 1	0 0	0 1	0 0
24 Mike Olt, R (1, 5) OBP: 0.273, SLG: 0.350	B SL 87 B FF 94 C SL 89 1 SAFE C SL 87 F FF 95 B FF 95 S SL 87 3-3 ②③ K 1-2				C FF 94 D CH 87 D SL 88 X SL 88 2-1 36 G3-6-1 1-2 1B		S FF 95 S SI 95 F FF 95 F SI 96 B CU 78 B FF 95 B FF 95 X SI 95 3-2 ② F8			3	0	1	0	0	1	1
36 Rob Brantly, L (1, 2) OBP: 0.214, SLG: 0.320 58 Geovany Soto, R (7, PH) OBP: 0.301, SLG: 0.411 (7, 2)			B FF 94 F SL 89 B SL 90 X FF 96 2-1 ① F8		C FF 95 B SL 89 X FF 95 1-1 ①② G3-6-1 1-2f 2-3		C SI 94 C FF 94 B SI 96 F FF 96 F FF 96 B SI 96 X SI 96 2-2 ③ F7			2 1	0 0	0 0	0 0	0 0	0 0	2 0
5 Yolmer Sánchez, S (1, 4) OBP: 0.267, SLG: 0.334			C FF 96 T CH 88 F SL 88 F CH 89 X FF 96 0-2 ② G1-3		X CH 88 0-0 ③ G1-3			C FF 95 B FF 96 B FF 96 B FF 96 F FF 97 F FF 97 F FF 99 F FF 98 X FF 98 3-2 ① L6		3	0	0	0	0	0	1
18 Tyler Saladino, R (1, 6) OBP: 0.272, SLG: 0.342			C FF 96 B FF 95 B SL 89 F SL 90 S FF 94 2-3 ③ K			B FF 94 B FF 95 C SL 90 C SL 88 F CH 89 X SL 90 2-2 ① G6-3		F FF 99 C FF 99 B FF 99 X FF 98 1-2 ② G6-3		3	0	0	0	0	1	0

Inning Stats																		
	R: 0 E: 0 K: 0 S: 9	H: 1 LOB: 0 BB: 0 P: 15	R: 0 E: 1 K: 1 S: 11	H: 0 LOB: 1 BB: 0 P: 17	R: 0 E: 0 K: 1 S: 10	H: 0 LOB: 0 BB: 0 P: 14	R: 0 E: 0 K: 0 S: 13	H: 1 LOB: 1 BB: 0 P: 20	R: 0 E: 0 K: 0 S: 12	H: 2 LOB: 1 BB: 0 P: 16	R: 0 E: 0 K: 0 S: 8	H: 1 LOB: 1 BB: 1 P: 17	R: 1 E: 0 K: 0 S: 19	H: 1 LOB: 0 BB: 0 P: 26	R: 0 E: 0 K: 1 S: 14	H: 1 LOB: 1 BB: 0 P: 19	R: 0 E: 0 K: 1 S: 9	H: 0 LOB: 0 BB: 0 P: 11

| | | | | | | | | | | | | | | | | | |

Batter	1	2	3	4	5	6	7	8	9	AB	R	H	RBI	BB	SO	LOB
22 Jacoby Ellsbury, L (1, 8) OBP: 0.321, SLG: 0.348	B FF 90 B FF 90 B FF 92 B FF 92 4-0 36 E 11 E 34 SF9 BB	B FF 90 F FF 91 C FF 91 1 SAFE 1-2 ③ CS 1-2	B FF 90 B CH 81 X FF 92 2-0 33 HBP 11 1B 1B	F FF 90 X FF 89 0-1 ② F7		F FF 88 X FF 90 0-1 ② P5	X SL 81 0-0 1-2 2-3 3-H 1B			4	1	2	1	1	0	4
11 Brett Gardner, L (1, 7) OBP: 0.347, SLG: 0.407	B FF 90 B FF 90 1 SAFE C FF 90 B FF 90 C FF 92 1 SAFE X FF 91 3-2 E3 34 SF9 36 E 1-2		B FF 90 F FF 90 B FF 89 B FF 91 1 SAFE F FF 90 X FF 90 3-2 33 HBP 1-2 1B	D CH 81 F FF 90 F FF 90 B FF 90 C FF 91 2-3 ③ K 1-2 2-3		D FF 88 B FF 89 F FF 90 B FF 89 B FF 90 4-1 36 PB 1-2 BB	X FF 90 0-0 ③ F7		4	0	1	0	1	1	6
36 Carlos Beltrán, S (1, 10) OBP: 0.335, SLG: 0.468 70 Rico Noel, R (8, PR) (9, 10)	C FF 90 C FF 91 B SL 83 X FF 91 1-2 E3 1-2 2-3		B SL 84 C FF 90 F SL 83 X FF 92 1-2 ① F7		F FF 89 S CH 80 B FF 91 B FF 91 X FF 91 2-2 ① L8	B FF 91 B FF 91 B FF 91 B FF 90 4-0 1-2 2-3 3-H BB		B FF 93 X FF 93 1-0 34 E 33 1B 1B		4 0	0 1	1 0	0 0	1 0	0 0	4 0
34 Brian McCann, L (1, 2) OBP: 0.324, SLG: 0.448	B FF 90 C CH 82 X SI 91 1-1 ① SF9 2-3 3-H		C CH 80 B SL 83 X CH 82 1-1 ② F7		B FF 89 B CH 81 F FF 89 F FF 90 S SL 83 2-3 ② K	B FS 84 F FF 91 C FS 84 B FS 85 F FS 85 C FS 86 2-3 ③ K		1 SAFE C FF 95 F SL 83 S SL 85 0-3 ① K2-3 1-3		4	0	0	1	0	3	6
33 Greg Bird, L (1, 3) OBP: 0.331, SLG: 0.529	F SI 88 S FF 90 T FF 92 0-2 ② K		S SL 82 B FF 90 S CH 81 H SL 84 2-2 1-2 2-3 HBP		B FF 89 F FF 90 C FF 92 1-3 ③ K		B SI 90 S FS 85 B FS 84 B SI 90 X SI 90 3-1 13 1B 22 1B 2B	B SL 83 F SL 84 X FF 95 1-1 12 2B 71 SF8 3-H 1B		4	2	2	1	0	2	2
29 Dustin Ackley, L (1, 4) OBP: 0.279, SLG: 0.416 12 Chase Headley, S (8, 5) OBP: 0.327, SLG: 0.377	C FF 88 F CH 80 X FF 92 0-2 ③ F9		C FF 90 X FF 91 0-1 ③ P3			C FF 88 B CH 79 B FF 90 F FF 90 F FF 90 X FF 91 2-2 HR	F FS 85 S FS 85 T FS 84 0-2 ① K	B FF 95 B SL 85 X FF 94 2-0 1-3 2B		4 1	1 0	1 1	1 0	0 0	1 0	6 0
18 Didi Gregorius, L (1, 6) OBP: 0.317, SLG: 0.370		C FF 89 S FF 91 F FF 92 F SL 83 F FF 93 F CU 76 F FF 92 B FF 92 F SL 83 3-2 ① B CH 84 B FF 93 X FF 92 P5		X FF 90 0-0 11 WP 2B		X FF 89 0-0 ① P5	S SI 90 S FS 86 S FS 84 0-3 ② K	D SL 84 B FF 96 S SL 85 D SL 86 B FF 95 4-1 BB		4	0	1	0	1	1	1
71 Slade Heathcott, L (1, 9) OBP: 0.400, SLG: 0.696		F SI 92 X CH 84 0-1 22 CS 1B		B FF 89 C FF 90 B FF 90 X SL 81 2-1 ① F8		S FF 88 F FF 90 X SL 83 0-2 17 1B 36 PB 1B	B FF 90 S FS 85 F FS 86 D FS 86 D FS 86 B FS 86 4-2 22 1B 13 1B BB	F SI 89 B SI 90 X SL 82 1-1 ② SF8 3-H		3	1	2	1	1	0	1
17 Brendan Ryan, R (1, 5) OBP: 0.274, SLG: 0.337 13 Alex Rodriguez, R (7, PH) OBP: 0.356, SLG: 0.491 64 Rob Refsnyder, R (7, PR) OBP: 0.292, SLG: 0.435 (8, 4)		C FF 91 C FF 91 S FF 92 0-3 ② K		B SL 82 B SL 82 B FF 90 C FF 90 B FF 89 4-1 11 WP BB		1 SAFE D SL 83 1 SAFE F FF 90 X FF 89 1-1 36 PB 11 BB 1-3 1B	D FS 86 X SI 91 1-0 22 1B 1-2 2-3 1B	C SI 91 B FC 83 D SI 90 F SI 90 D CU 78 S SI 89 3-3 ③ K		2 1 1	0 0 0	1 1 0	0 0 1	1 0 2	1 0 2	1 0 2
Inning Stats	R: 1 E: 2 K: 1 S: 14 H: 0 LOB: 2 BB: 1 P: 23	R: 0 E: 0 K: 1 S: 16 H: 1 LOB: 0 BB: 0 P: 20	R: 0 E: 0 K: 0 S: 13 H: 2 LOB: 3 BB: 0 P: 22	R: 0 E: 0 K: 1 S: 9 H: 1 LOB: 2 BB: 1 P: 17	R: 0 E: 0 K: 2 S: 10 H: 0 LOB: 0 BB: 0 P: 15	R: 2 E: 0 K: 1 S: 17 H: 3 LOB: 3 BB: 2 P: 30	R: 1 E: 0 K: 2 S: 13 H: 3 LOB: 3 BB: 1 P: 21	R: 2 E: 1 K: 2 S: 13 H: 3 LOB: 2 BB: 1 P: 25								

PITCHER		IP	WLS	BF	H	R	ER	SO	BB	IBB	HBP	BLK	WP	HR	S	P	ERA	WHIP
45 Erik Johnson, R ERA: 3.45	(1, 1)	5.2	L	30	7	3	2	5	4	0	1	0	1	1	75	121	3.18	1.941
57 Zach Putnam, R ERA: 4.02	(6, 1)	1.0		6	2	1	1	3	1	0	0	0	0	0	15	25	9.00	3.000
43 Dan Jennings, L ERA: 4.05	(7, 1)	0.1		2	1	0	0	0	0	0	0	0	0	0	2	2	0.00	3.000
40 Daniel Webb, R ERA: 5.59	(8, 1)	0.1		5	3	2	2	1	1	0	0	0	0	0	8	16	54.00	12.000
Scott Carroll, R ERA: 3.58	(8, 1)	0.2		2	0	0	0	1	0	0	0	0	0	0	5	9	0.00	0.000

PITCHER	IP	WLS	BF	H	R	ER	SO	BB	IBB	HBP	BLK	WP	HR	S	P	ERA	WHIP

BOTTOM

Chicago White Sox @ New York Yankees

Yankee Stadium, Bronx, NY

Sun Sep 27 2015, 1:10 PM - 4:28 PM EDT

Att. 38,690 - Partly Cloudy - 65 F

livebaseballscorecards.com

AB	36
R	6
H	13
RBI	5
BB	6
SO	10
LOB	33

1B: 9 SF: 2
2B: 3 SAC: 0
3B: 0 DP: 0
HR: 1 HBP: 1

WP: 1 PA: 46
PB: 1
SB: 0
CS: 1

Batter	1	2	3	4	5	6	7	8	9	AB	R	H	RBI	BB	SO	LOB
18 Ben Zobrist, S (1, 4) OBP: 0.361, SLG: 0.456	C FF 94 F SL 86 F FF 93 F FS 87 B SL 88 F SL 87 C FF 95 1-3 ① K		C FF 92 X FS 85 0-1 ① G3-1		F FF 94 1 SAFE X SI 86 0-1 ③ G3		1 SAFE F SL 88 B FF 95 1 SAFE X FF 94 1-1 ③ L7			4	0	0	0	0	1	2
4 Alex Gordon, L (1, 7) OBP: 0.374, SLG: 0.421	B SI 96 S SL 88 B SI 88 X SL 86 2-1 1B		S FF 94 F FF 96 B FF 95 B FF 93 B SI 89 X FF 97 3-2 ② G3-1			B FF 94 B FF 94 C FF 94 F FF 94 F FF 97 X SI 88 2-2 ① G3-1		C CH 78 C SI 90 B SI 89 F CH 79 F CH 81 X SI 92 1-2 ① P2		4	0	1	0	0	0	0
6 Lorenzo Cain, R (1, 8) OBP: 0.360, SLG: 0.475	C FF 93 S SL 84 X SL 87 0-2 ② F9		S FF 96 B FF 95 B SL 87 B SL 88 C FF 96 F FF 97 F SL 89 F SI 97 S FF 96 3-3 ③ K			F FF 96 F FF 96 X FF 96 0-2 ② F9		X SL 86 0-0 ② G1-3		4	0	0	0	0	1	1
35 Eric Hosmer, L (1, 3) OBP: 0.364, SLG: 0.459	S SI 86 B FS 86 F FF 94 1 SAFE B FS 86 X FF 94 2-2 ③ F7			C SL 84 B FS 85 B FF 92 C SL 85 X SL 87 2-2 ① G6-3		X FF 95 0-0 HR		B CH 80 C CH 80 B SI 91 F SI 92 X SI 92 2-2 25 BB 1B		4	1	2	1	0	0	1
25 Kendrys Morales, S (1, 10) OBP: 0.358, SLG: 0.488		B FF 94 F FF 96 X SL 85 1-1 ① F7		S FF 96 X FF 96 0-1 ② F8		B SL 85 F SL 87 X SI 89 1-1 HR		1 SAFE S SI 87 B CH 84 B SI 89 B CH 84 B SI 89 4-1 1-2 BB		3	1	1	1	1	0	0
8 Mike Moustakas, L (1, 5) OBP: 0.345, SLG: 0.464		B SL 85 C SL 85 F SL 86 B FF 95 X SL 87 2-2 15 L8 13 1B 1B		C SL 87 F FF 93 F FF 94 B SL 86 B SI 88 B SL 86 X SL 88 3-2 ③ F7		C FF 94 F SL 87 S FF 95 0-3 ③ K		B CU 76 B SI 89 X FF 90 2-0 ③ L5		4	0	1	0	0	1	2
13 Salvador Perez, R (1, 2) OBP: 0.279, SLG: 0.421		B FF 94 F SL 85 X FF 94 1-1 1-2 1B			B FF 92 C SL 84 X SL 85 1-1 ① F7		F FF 94 S SL 88 B SL 86 X SL 87 1-2 15 G6-4-3 1B		B FC 90 F FC 92 B FC 91 B FC 92 F FC 92 X FC 93 3-2 ① P4	4	0	2	0	0	0	0
15 Alex Rios, R (1, 9) OBP: 0.294, SLG: 0.362		S SL 86 B SL 87 X FF 94 1-1 ② L8 2-3			C FF 94 B FF 95 X FF 96 1-1 1B		X FF 96 0-0 ① ② G6-4-3 1-2f		X FC 91 0-0 ② P4	4	0	1	0	0	0	3
2 Alcides Escobar, R (1, 6) OBP: 0.296, SLG: 0.320		S SL 88 B SL 87 C FF 93 F FF 94 F SL 88 X SL 88 1-2 ③ L8			C FF 95 B FF 94 1 SAFE F FF 95 X SL 88 1-2 ② L4		B SL 84 C FF 95 C FF 96 F FF 96 X SI 96 1-2 1B		C FC 91 B KC 84 T FC 91 C FF 93 1-3 ③ K	4	0	1	0	0	1	3
Inning Stats	R: 0 H: 1 E: 0 LOB: 1 K: 1 BB: 0 S: 14 P: 19	R: 0 H: 2 E: 0 LOB: 2 K: 0 BB: 0 S: 14 P: 20	R: 0 H: 0 E: 0 LOB: 0 K: 1 BB: 0 S: 11 P: 17	R: 0 H: 0 E: 0 LOB: 0 K: 0 BB: 0 S: 9 P: 14	R: 0 H: 1 E: 0 LOB: 1 K: 0 BB: 0 S: 9 P: 12	R: 2 H: 2 E: 0 LOB: 0 K: 1 BB: 0 S: 13 P: 16	R: 0 H: 2 E: 0 LOB: 1 K: 0 BB: 0 S: 10 P: 13	R: 0 H: 1 E: 0 LOB: 2 K: 0 BB: 1 S: 11 P: 20	R: 0 H: 0 E: 0 LOB: 0 K: 1 BB: 0 S: 7 P: 11	1B: 7 SF: 0 2B: 0 SAC: 0 3B: 0 DP: 1 HR: 2 HBP: 0						

PITCHER		IP	WLS	BF	H	R	ER	SO	BB	IBB	HBP	BLK	WP	HR	S	P	ERA	WHIP
29 Jeff Samardzija, R ERA: 4.96	(1, 1)	7.0	W	28	8	2	2	3	0	0	0	0	0	2	80	111	2.57	1.143
34 Matt Albers, R ERA: 1.24	(8, 1)	0.2	H	3	1	0	0	0	0	0	0	0	0	0	9	12	0.00	1.500
33 Zach Duke, L ERA: 3.45	(8, 1)	0.1	H	2	0	0	0	0	1	0	0	0	0	0	2	8	0.00	3.000
30 David Robertson, R ERA: 3.23	(9, 1)	1.0	S	3	0	0	0	1	0	0	0	0	0	0	7	11	0.00	0.000

PITCHER	IP	WLS	BF	H	R	ER	SO	BB	IBB	HBP	BLK	WP	HR	S	P	ERA	WHIP

TOP

Kansas City Royals @ Chicago White Sox

U.S. Cellular Field, Chicago, IL

Tue Sep 29 2015, 8:12 PM - 10:57 PM EDT

Att. 13,024 - Overcast - 59 F

livebaseballscorecards.com

AB	35
R	2
H	9
RBI	2
BB	1
SO	4
LOB	12

Batter	1	2	3	4	5	6	7	8	9	AB	R	H	RBI	BB	SO	LOB
1 Adam Eaton, L (1, 8) OBP: 0.358, SLG: 0.429	C FC 88 S CH 82 B FF 90 B CH 83 X FC 87 2-2 ① G6-3		B CH 84 B FC 90 X FC 90 2-0 79 1B 1-2 1B		F FF 91 B FF 92 X CH 84 1-1 1-H HR		1 SAFE B SI 95 F FF 95 F FF 95 1 SAFE B CU 81 X FF 97 2-2 ① FC6-4 79 WP 1-2f			4	1	2	2	0	0	1
79 José Abreu, R (1, 3) OBP: 0.349, SLG: 0.503	X SI 90 0-0 53 G4-6-3 1B		B SI 93 X FC 88 1-0 1-3 2-H 1B		B SI 93 C SI 92 B SI 94 X FF 93 2-1 ② G6-3		1 SAFE C FF 96 B FF 96 1 SAFE 1 SAFE S CU 83 B FF 97 F FF 95 F CU 82 2-2 X CU 82 ② G6-3 1-2			4	0	2	1	0	0	1
53 Melky Cabrera, S (1, 10) OBP: 0.316, SLG: 0.397	C FC 89 B FC 87 F FF 90 B CH 82 X SL 85 2-2 ②③ G4-6-3 1-2f		C FF 94 F FF 93 F FF 92 F FF 93 B FF 93 S CH 85 1-3 ③ K		C SL 78 B SL 85 T FF 92 B SI 90 X FF 93 2-2 1B		C FF 96 D CU 83 F CU 81 F CU 80 S FF 97 1-3 ③ K			4	0	1	0	0	2	4
28 Trayce Thompson, R (1, 7) OBP: 0.357, SLG: 0.552		B FC 88 C SL 83 B CH 82 B CH 83 X SL 83 3-1 ① F8		C SI 90 X SI 92 0-1 26 G6-3 10 1B 1B	X SL 85 0-0 ③ G5-3			B FF 94 S SL 83 C FF 95 B SL 86 B SL 85 B FF 94 4-2 10 2B BB		3	1	1	0	1	0	1
10 Alexei Ramirez, R (1, 6) OBP: 0.287, SLG: 0.361		C FF 90 F SL 85 B CH 84 F FF 92 X SL 85 1-2 ② G6-3		C SI 92 B FC 89 1 SAFE C FF 92 F FF 92 B FC 88 F CH 84 F CH 84 X SI 94 2-2 26 G6-3 1-2 1B		B SL 84 B SI 91 C SL 83 F SI 90 F SL 85 F SI 92 X SI 92 2-2 ① G5-3		C SL 84 B FF 96 X FF 95 1-1 20 WP 1-H 2B		4	0	2	1	0	0	0
26 Avisaíl García, R (1, 9) OBP: 0.308, SLG: 0.369 36 Rob Brantly, L (9, 2) OBP: 0.214, SLG: 0.320		B FC 86 S SI 93 X SI 93 1-1 ③ G5-3		C SI 94 B FF 93 X FF 93 1-1 ①② G6-3 1-2f 2-3		S SI 92 X FF 94 0-1 ② G6-3		S SL 85 X SL 86 0-1 ① F9		4 0	0 0	0 0	0 0	0 0	0 0	3 0
58 Geovany Soto, R (1, 2) OBP: 0.301, SLG: 0.406 20 JB Shuck, L (8, PH) OBP: 0.351, SLG: 0.356 (9, 9)			B FC 89 B SL 85 F SI 90 C FC 88 X FF 93 2-2 ① F8	B FF 94 B FC 87 F FF 93 X FF 93 3-1 ③ G4-3		B FF 93 B SI 94 B FC 88 C FF 92 C SI 93 B FF 93 4-2 BB		C SL 84 F FF 96 B FF 94 C FF 96 1-3 ② K 2-3		2 1	0 0	0 0	0 0	1 0	0 1	1 1
24 Mike Olt, R (1, 5) OBP: 0.261, SLG: 0.333 18 Tyler Saladino, R (9, 5) OBP: 0.272, SLG: 0.342			B CH 80 F CH 82 C SI 93 B FC 86 F SI 93 X FF 92 2-2 ② G4-3		C CH 81 X FF 91 0-1 ① F8		B CH 86 F SI 92 B SI 93 B FC 86 S FC 86 F FF 94 1 SAFE S FF 94 3-3 ③ K		C FF 96 S SL 86 B FF 96 B FF 96 S SL 86 2-3 ③ K	4 0	0 0	0 0	0 0	0 0	2 0	2 0
5 Yolmer Sánchez, S (1, 4) OBP: 0.273, SLG: 0.338			S FC 88 S CH 85 B FC 88 B FF 93 B CH 85 F FC 90 B FF 94 4-2 1 1B 79 1B BB		C FC 88 X CH 81 0-1 1 HR 1B		C SI 96 F SI 98 B FF 96 B FF 96 B CU 83 F FF 97 F FF 97 X FF 97 3-2 1 FC6-4 1B			2	2	2	0	1	0	0
Inning Stats	R: 0 E: 0 K: 0 S: 7 H: 1 LOB: 0 BB: 0 P: 11	R: 0 E: 0 K: 0 S: 8 H: 0 LOB: 0 BB: 0 P: 13	R: 1 E: 0 K: 1 S: 17 H: 2 LOB: 2 BB: 1 P: 29	R: 0 E: 0 K: 0 S: 12 H: 2 LOB: 1 BB: 0 P: 18	R: 2 E: 0 K: 0 S: 12 H: 3 LOB: 1 BB: 0 P: 17	R: 0 E: 0 K: 1 S: 13 H: 0 LOB: 1 BB: 1 P: 22	R: 0 E: 0 K: 1 S: 17 H: 1 LOB: 1 BB: 0 P: 25	R: 1 E: 0 K: 2 S: 12 H: 1 LOB: 1 BB: 1 P: 20		1B: 8 2B: 1 3B: 0 HR: 1 SF: 0 SAC: 0 DP: 2 HBP: 0						

PITCHER		IP	WLS	BF	H	R	ER	SO	BB	IBB	HBP	BLK	WP	HR	S	P	ERA	WHIP
47 Johnny Cueto, R ERA: 3.48	(1, 1)	6.0	L	26	8	3	3	2	2	0	0	0	0	1	69	110	4.50	1.667
41 Danny Duffy, L ERA: 4.13	(7, 1)	1.0		4	1	0	0	1	0	0	0	0	1	0	17	25	0.00	1.000
62 Joba Chamberlain, R ERA: 4.88	(8, 1)	1.0		5	1	1	1	2	1	0	0	0	1	0	12	20	9.00	2.000

PITCHER	IP	WLS	BF	H	R	ER	SO	BB	IBB	HBP	BLK	WP	HR	S	P	ERA	WHIP

BOTTOM

Kansas City Royals @ Chicago White Sox

U.S. Cellular Field, Chicago, IL

Tue Sep 29 2015, 8:12 PM - 10:57 PM EDT

Att. 13,024 - Overcast - 59 F

livebaseballscorecards.com

AB	32
R	4
H	10
RBI	4
BB	3
SO	5
LOB	14

WP: 2 PB: 0 SB: 0 CS: 0 PA: 35

Batter	1	2	3	4	5	6	7	8	9	10	AB	R	H	RBI	BB	SO	LOB
2 Alcides Escobar, R (1, 6) OBP: 0.293, SLG: 0.318	F FF 91 C CU 77 B CU 79 F FF 92 S CU 78 1-3 K ①		C CU 77 X CU 78 0-1 L8 ②		B FF 92 B FF 92 S CU 78 F CU 78 X CU 78 2-2 E5 1-2		C FF 90 X FF 91 0-1 E6 6 PB			T FC 90 B FC 91 B FC 91 F FC 92 S KC 84 2-3 K ①	5	0	0	0	0	2	1
18 Ben Zobrist, S (1, 4) OBP: 0.359, SLG: 0.453	C FF 92 F FF 91 X CU 78 0-2 F8 ②		C CU 77 X FF 92 0-1 P3 ③		C CU 78 X CU 78 0-1 G4-3 ③		C FF 90 S CU 78 1 SAFE B CH 88 D CU 79 S CU 76 2-3 K ②			F FC 90 T CH 83 B FC 93 B KC 84 F FC 92 X CH 84 2-2 35 HR 1B	5	1	1	0	0	1	3
6 Lorenzo Cain, R (1, 8) OBP: 0.357, SLG: 0.472 16 Paulo Orlando, R (7, 9) OBP: 0.267, SLG: 0.448	X FF 93 0-0 L8 ③			B CU 77 X CU 78 1-0 F9 ①		C FF 89 X FF 89 0-1 G6-3 ①	F FF 90 B CH 83 X CU 77 1-1 G5-3 ③ 1-2			C FC 91 T FC 92 B KC 84 F FC 93 S KC 84 1-3 K ②	4 1	0 0	0 0	0 0	0 1	0 1	1 1
35 Eric Hosmer, L (1, 3) OBP: 0.365, SLG: 0.462		B CU 78 C CU 77 B SI 92 C CU 77 B CU 78 B FF 93 4-2 BB		C FF 90 F SI 92 X SI 92 0-2 G4-3 ②		B CU 78 T CU 79 X CU 78 1-1 G6-3 ②		S CU 78 B CU 78 S FF 89 S CU 76 1-3 K ①		1 SAFE C FC 93 B KC 84 1 SAFE X FC 92 1-1 1-H HR	4	1	1	2	1	1	0
25 Kendrys Morales, S (1, 10) OBP: 0.359, SLG: 0.487		C FF 92 B FF 92 S CU 79 B FF 92 S CU 79 2-3 K ①		B CU 78 S CU 78 X FF 92 1-1 1B		C FF 90 S FF 91 B CU 77 B CU 79 B CU 78 B CU 78 4-2 8 HR BB		X FF 90 0-0 L5 ②		X FC 91 0-0 G3 ③	4	1	1	0	1	1	1
8 Mike Moustakas, L (1, 5) OBP: 0.344, SLG: 0.468		1 SAFE X CU 78 0-0 P4 ②		B FF 92 C SI 93 C SI 92 D CU 78 X CU 78 2-2 G3		X CU 78 0-0 1-H HR		C FF 91 C SI 90 S CU 78 0-3 K ③			4	1	1	2	0	1	2
13 Salvador Perez, R (1, 2) OBP: 0.280, SLG: 0.421		F FF 93 B CU 79 X CU 78 1-1 G4-3 ③			B FF 90 X FF 90 1-0 2 E 1B	F CU 77 X CH 85 0-1 4 FC6 1B			F FF 90 S CU 76 X CU 74 0-2 P6 ①		4	0	2	0	0	0	1
4 Alex Gordon, L (1, 7) OBP: 0.373, SLG: 0.427			C FF 91 B CU 79 B FF 92 B CU 77 F FF 92 F CU 79 F FF 92 X FF 92 3-2 HR		F SI 92 C CU 78 D CU 78 S CU 79 1-3 K ①	X FF 91 0-0 FC6 1-2f ③			C FF 90 F CU 77 F FF 90 S CU 76 0-3 K ②		4	1	1	1	0	2	2
15 Alex Rios, R (1, 9) OBP: 0.291, SLG: 0.359 1 Jarrod Dyson, L (7, 8) OBP: 0.305, SLG: 0.370			C FF 92 C FF 93 B CU 79 X CU 77 1-2 G5-3 ①		B CU 77 C CU 76 F CU 79 C FF 92 1-3 K ②		C FF 90 B CH 85 X CU 78 1-1 G5-3 ①		B FF 91 B FF 91 C FF 91 X FF 91 2-1 P6 ③		3 1	0 0	0 0	0 0	0 0	1 0	1 0
Inning Stats	R: 0 E: 0 K: 1 S: 8 H: 0 LOB: 0 BB: 0 P: 9	R: 0 E: 0 K: 1 S: 8 H: 0 LOB: 1 BB: 1 P: 15	R: 1 E: 0 K: 0 S: 12 H: 1 LOB: 0 BB: 0 P: 16	R: 0 E: 0 K: 0 S: 9 H: 1 LOB: 1 BB: 0 P: 13	R: 0 E: 1 K: 2 S: 12 H: 1 LOB: 2 BB: 0 P: 17	R: 2 E: 0 K: 0 S: 10 H: 2 LOB: 1 BB: 1 P: 15	R: 0 E: 1 K: 1 S: 9 H: 0 LOB: 1 BB: 0 P: 13	R: 0 E: 0 K: 2 S: 7 H: 0 LOB: 0 BB: 0 P: 8	R: 0 E: 0 K: 1 S: 9 H: 0 LOB: 0 BB: 0 P: 11	R: 2 E: 0 K: 2 S: 14 H: 2 LOB: 0 BB: 0 P: 20	1B: 4 2B: 0 3B: 0 HR: 3 SF: 0 SAC: 0 DP: 0 HBP: 0						

PITCHER	IP	WLS	BF	H	R	ER	SO	BB	IBB	HBP	BLK	WP	HR	S	P	ERA	WHIP
62 Jose Quintana, L (1, 1) ERA: 3.36	9.0		36	5	3	3	8	2	0	0	0	0	2	84	117	3.00	0.778
30 David Robertson, R (10, 1) ERA: 3.47	1.0	L	5	2	2	2	2	0	0	0	0	0	1	14	20	18.00	2.000

PITCHER	IP	WLS	BF	H	R	ER	SO	BB	IBB	HBP	BLK	WP	HR	S	P	ERA	WHIP

TOP

Kansas City Royals @ Chicago White Sox

U.S. Cellular Field, Chicago, IL

Wed Sep 30 2015, 8:12 PM - 11:23 PM EDT
Att. 12,818 - Partly Cloudy - 57 F

livebaseballscorecards.com

AB	39
R	5
H	7
RBI	5
BB	2
SO	10
LOB	13

WP: 0 PA: 41
PB: 1
SB: 0
CS: 0

Batter	1	2	3	4	5	6	7	8	9	10	AB	R	H	RBI	BB	SO	LOB
1 Adam Eaton, L (1, 8) OBP: 0.358, SLG: 0.428	B SI 90 B SI 91 X SI 93 2-0 L8	C FF 94 F CH 86 F FF 95 B FF 95 X CH 86 1-2 1-2 2-H 1B		C KC 82 F CH 85 B FF 95 F CH 87 X KC 83 1-2 G4-3		B KC 80 B KC 80 B CH 82 C FF 95 S FF 94 F SI 94 F KC 80 T SI 94 3-2 K		B FF 98 B FF 96 B FF 97 B FF 97 4-0 2-3 BB			4	0	1	1	1	1	2
79 José Abreu, R (1, 3) OBP: 0.347, SLG: 0.506	B SI 94 T CH 84 S SI 95 B CH 86 F SI 94 F CH 85 B FF 96 F SI 96 X SI 95 3-2 L4	S CH 86 F CH 87 F CH 86 S FF 96 0-3 K			C KC 81 F FF 94 B CH 86 S KC 84 1-3 K		C KC 77 F FF 93 X FF 94 0-2 HR	X FF 95 0-0 G6-3			5	1	1	1	0	2	5
53 Melky Cabrera, S (1, 7) OBP: 0.317, SLG: 0.397	B KC 82 X SI 95 1-0 10 1B 28 1B 1B	C KC 82 F KC 84 B FF 93 B CH 88 B CH 87 F KC 84 X KC 83 3-2 L4-3			B CH 85 C CH 86 B CH 86 C KC 82 F FF 96 X CH 87 2-2 28 BB 1B		C KC 76 X FC 89 0-1 F7		B FF 92 F FF 92 X SI 92 1-1 L7		5	0	2	0	0	0	2
28 Trayce Thompson, R (1, 9) OBP: 0.367, SLG: 0.550	F SI 95 C SI 95 X KC 84 0-2 10 1B 1-2 1B		C KC 82 B CH 85 X SI 94 1-1 L7		B SI 95 B CH 86 F SI 96 B FF 95 B SI 97 4-1 26 FC6-4 1-2 BB		C KC 77 B FC 88 B KC 77 X FC 87 2-1 P6		C SI 92 X CU 76 0-1 10 G1-4-3 1B		4	0	2	0	1	0	0
10 Alexei Ramirez, R (1, 6) OBP: 0.286, SLG: 0.359	B SI 95 B CH 84 X SI 95 2-0 1-2 2-3 1B		B CH 83 X CH 85 1-0 G6-3		B CH 86 B FF 96 C CH 86 S KC 82 B FF 96 S KC 84 3-3 K		F FF 95 X FF 94 0-1 F8		C FF 92 1 SAFE B FF 91 D CU 76 F FF 92 X FF 93 2-2 G1-4-3 1-2f		5	0	1	0	0	1	3
26 Avisaíl García, R (1, 10) OBP: 0.306, SLG: 0.366	F SI 96 F SI 97 F CH 87 B FF 96 X CH 88 1-2 F8		C CH 85 F KC 83 B CH 86 C SI 95 1-3 K		S CH 87 X FF 95 0-1 FC6-4 1-2f			B FF 98 C FF 97 C FF 98 B CH 90 S FF 99 2-3 K		S FF 93 X FF 92 0-1 L9	5	0	0	0	0	2	5
5 Yolmer Sánchez, S (1, 4) OBP: 0.269, SLG: 0.333		B FF 92 X SI 93 1-0 F8		C SI 92 B CH 85 B SI 93 X CH 84 2-1 P4		C SI 92 C KC 79 B FF 93 X KC 79 1-2 G1-3		C FF 98 B CH 91 X FF 98 1-1 G4-3		B FF 89 C FF 91 B KC 77 X KC 80 2-1 F7	5	0	0	0	0	0	0
24 Mike Olt, R (1, 5) OBP: 0.271, SLG: 0.341 18 Tyler Saladino, R (8, PR) OBP: 0.271, SLG: 0.341 (9, 5)		B SI 94 X SI 94 1-0 21 1B 1 1B 1B		C SI 93 B KC 83 C KC 81 B CH 86 X CH 85 2-2 G5-3		B KC 81 X CH 84 1-0 G6-3		C FF 98 S FF 99 F FF 99 B CH 91 F FF 98 F FF 99 F FF 99 B CH 92 X FF 93 2-2 21 E 21 S 21 2B 1B		B KC 80 C FF 91 S FF 92 B FF 94 C FF 95 2-3 K	4 1	1 1	2 0	0 0	0 0	0 1	0 0
21 Tyler Flowers, R (1, 2) OBP: 0.292, SLG: 0.356 28 Leury García, S (8, PR) OBP: 0.214, SLG: 0.154 36 Rob Brantly, L (9, 2) OBP: 0.214, SLG: 0.320		B SI 94 B FF 94 S FF 95 S SI 95 X SI 95 2-2 1 1B 1-2 1B		B KC 82 F SI 94 F SI 95 B FF 94 X SI 95 2-2 1B		B KC 82 X SI 94 1-0 1B		B FF 97 B FF 96 S FF 97 S FF 100 X FF 100 2-2 1 WP 1-H 2B			4 0 0	0 0 0	4 0 0	1 0 0	0 0 0	0 0 0	0 0 0
Inning Stats	R: 0 E: 0 K: 0 S: 16 H: 3 LOB: 3 BB: 0 P: 25	R: 1 E: 0 K: 1 S: 17 H: 3 LOB: 2 BB: 0 P: 25	R: 0 E: 0 K: 1 S: 6 H: 0 LOB: 0 BB: 0 P: 9	R: 0 E: 0 K: 0 S: 12 H: 1 LOB: 1 BB: 0 P: 19	R: 0 E: 0 K: 2 S: 13 H: 1 LOB: 2 BB: 1 P: 23	R: 0 E: 0 K: 1 S: 10 H: 1 LOB: 1 BB: 0 P: 16	R: 1 E: 0 K: 0 S: 9 H: 1 LOB: 0 BB: 0 P: 11	R: 1 E: 0 K: 1 S: 16 H: 2 LOB: 3 BB: 1 P: 27	R: 0 E: 0 K: 0 S: 7 H: 1 LOB: 0 BB: 0 P: 10	R: 0 E: 0 K: 1 S: 7 H: 0 LOB: 0 BB: 0 P: 11	1B: 11 2B: 1 3B: 0 HR: 1 SF: 0 SAC: 0 DP: 1 HBP: 0	WP: 1 PB: 0 SB: 1 CS: 0 PA: 44					

PITCHER		IP	WLS	BF	H	R	ER	SO	BB	IBB	HBP	BLK	WP	HR	S	P	ERA	WHIP
36 Edinson Volquez, R ERA: 3.58	(1, 1)	6.0		28	9	1	1	5	1	0	0	0	0	0	74	117	1.50	1.667
44 Luke Hochevar, R ERA: 3.49	(7, 1)	1.0	H	4	1	1	1	0	0	0	0	0	0	1	9	11	9.00	1.000
40 Kelvin Herrera, R ERA: 2.75	(8, 1)	1.0	B	6	2	1	1	1	1	0	0	0	1	0	16	27	9.00	3.000
45 Franklin Morales, L ERA: 3.23	(9, 1)	1.0	W	3	1	0	0	0	0	0	0	0	0	0	7	10	0.00	1.000
17 Wade Davis, R ERA: 0.96	(10, 1)	1.0	S	3	0	0	0	1	0	0	0	0	0	0	7	11	0.00	0.000

PITCHER	IP	WLS	BF	H	R	ER	SO	BB	IBB	HBP	BLK	WP	HR	S	P	ERA	WHIP

BOTTOM

Kansas City Royals @ Chicago White Sox

U.S. Cellular Field, Chicago, IL

Wed Sep 30 2015, 8:12 PM - 11:23 PM EDT
Att. 12,818 - Partly Cloudy - 57 F

livebaseballscorecards.com

AB	42
R	3
H	13
RBI	3
BB	2
SO	7
LOB	17

Kansas City Royals @ Chicago White Sox

U.S. Cellular Field, Chicago, IL

Thu Oct 01 2015, 8:11 PM - 11:32 PM EDT

Att. 12,825 - Partly Cloudy - 57 F

TOP

livebaseballscorecards.com

Batter	1	2	3	4	5	6	7	8	9	AB	R	H	RBI	BB	SO	LOB
2 Alcides Escobar, R (1, 6) OBP: 0.294, SLG: 0.318	F FF 90 X CU 78 0-1 E2 8 2B 1B	B FF 90 B FF 90 X FF 91 2-0 ③ L3		C CU 72 B CU 73 F CH 79 X CU 77 1-2 ① G6-3		B FS 84 B FF 90 X FF 90 2-0 18 1B 18 S 1B		S SL 81 X FF 91 0-1 ② F9		5	1	2	0	0	0	1
18 Ben Zobrist, S (1, 4) OBP: 0.362, SLG: 0.454	B FF 91 D CH 81 B FC 88 C FF 91 X FC 89 3-1 ① F7		C CU 73 B CH 81 C CH 81 B CU 78 X FC 86 2-2 ① G4-3	X CU 74 0-0 35 G4-6-3 1B		F FC 89 B FS 84 F FS 83 B FS 85 D FS 85 X FS 84 3-2 19 S 1-3 1B		B SI 91 B SI 91 C FF 90 B FF 91 F SI 90 D SI 89 4-2 BB		4	0	2	0	1	0	1
35 Eric Hosmer, L (1, 3) OBP: 0.363, SLG: 0.463	C SI 90 F CH 82 D CU 79 B CH 82 B FF 91 S CH 83 3-3 ② K		X CU 76 0-0 8 1B 3B	C FF 89 B FF 89 1 SAFE F FF 90 F CU 77 B SI 90 X CH 81 2-2 ② ③ G4-6-3 1-2f		B FS 85 1 SAFE B SI 91 D SI 90 F FF 89 1 SAFE S FS 84 F FS 84 1 SAFE 3-3 ① C FS 84 K			X SI 89 0-0 ③ G4-3		5	1	1	0	0	2	5
25 Kendrys Morales, S (1, 10) OBP: 0.362, SLG: 0.487 19 Cheslor Cuthbert, R (5, PR) OBP: 0.286, SLG: 0.378 (5, 10)	C CU 78 C FC 88 F CU 78 D FC 90 D CH 84 B FF 91 D CH 84 4-2 8 2B BB		D FC 86 D CU 78 D CH 82 B FC 87 4-0 4 1B 8 1B 31 1B BB		B FF 89 B CU 76 B FF 90 B FF 89 4-0 13 2B 4 1B BB	C FS 85 C FF 90 1 SAFE B FS 86 D FS 86 F FS 87 X SI 92 2-2 ② L4 1-2			X SI 88 0-0 ① G5-3	0 2	1 1	0 0	0 0	3 0	0 0	0 2
8 Mike Moustakas, L (1, 5) OBP: 0.344, SLG: 0.469	X FF 93 0-0 1-3 2-H 2B		X FF 91 0-0 4 1B 31 1B 1-2 3-H 1B		B CU 76 B FF 90 X FF 90 2-0 ① F8	X SL 82 0-0 ③ F7			B SI 88 B CU 79 B SI 88 C FF 87 C SI 88 X SI 88 3-2 ② G4-3	5	1	2	2	0	0	3
13 Salvador Perez, R (1, 2) OBP: 0.280, SLG: 0.422 9 Drew Butera, R (8, 2) OBP: 0.255, SLG: 0.262	B CH 83 X FC 89 1-0 ③ G3		X FF 90 0-0 ② F7		C FF 90 F CH 81 F CU 77 D CU 77 B FF 90 F CH 82 X FC 85 2-2 4 1B 31 SF7 1-3 2B		B SL 82 B FF 92 X FF 92 2-0 ① L8		X SI 90 0-0 ③ G5-3	4 1	1 0	1 0	0 0	0 0	0 0	4 0
4 Alex Gordon, L (1, 7) OBP: 0.374, SLG: 0.428		B FF 88 B CH 81 F FF 89 X FF 90 2-1 ① G4-3	C CU 75 D CH 82 X CU 77 1-1 31 1B 1-2 2-3 1B		B CH 80 B CH 80 F FF 88 X FF 89 2-1 16 1B 2-3 3-H 1B		B FF 92 B FF 92 X FF 92 2-0 ② G1			4	0	2	1	0	0	0
31 Jonny Gomes, R (1, 9) OBP: 0.318, SLG: 0.353 1 Jarrod Dyson, L (6, 8) OBP: 0.303, SLG: 0.368		B FF 91 C FF 90 C FF 90 S CU 77 1-3 ② K	X FF 89 0-0 1-3 2-H 3-H 1B		X CU 75 0-0 ② SF7 3-H		B FF 93 C SL 83 C SL 83 S FF 93 1-3 ③ K		2 1	0 0	1 0	3 0	0 0	1 1	0 0
16 Paulo Orlando, R (1, 8) OBP: 0.270, SLG: 0.449 (6, 9)		F FF 89 B CU 75 B CH 84 X CH 82 2-1 1B	C FF 90 C FF 90 D CU 79 B FF 90 D FF 90 X FF 90 3-2 ③ L4		B CU 73 X SI 89 1-0 ③ 1-3 1B			C SI 90 F FF 90 S FC 83 0-3 ① K		4	0	2	0	0	1	2
Inning Stats	R: 1 E: 1 K: 1 S: 12 H: 2 LOB: 2 BB: 1 P: 23	R: 0 E: 0 K: 1 S: 8 H: 1 LOB: 1 BB: 0 P: 15	R: 3 E: 0 K: 0 S: 12 H: 4 LOB: 2 BB: 1 P: 22	R: 0 E: 0 K: 0 S: 8 H: 1 LOB: 0 BB: 0 P: 11	R: 2 E: 0 K: 0 S: 10 H: 3 LOB: 2 BB: 1 P: 21	R: 0 E: 0 K: 1 S: 13 H: 2 LOB: 2 BB: 0 P: 23	R: 0 E: 0 K: 1 S: 5 H: 0 LOB: 0 BB: 0 P: 10	R: 0 E: 0 K: 1 S: 8 H: 0 LOB: 1 BB: 1 P: 12	R: 0 E: 0 K: 0 S: 5 H: 0 LOB: 0 BB: 0 P: 8	1B: 10 2B: 2 3B: 1 HR: 0 SF: 1 SAC: 0 DP: 1 HBP: 0						

	AB	37
	R	6
	H	13
	RBI	6
	BB	4
	SO	5
	LOB	18

WP: 0 PB: 0 SB: 2 CS: 0 PA: 42

PITCHER		IP	WLS	BF	H	R	ER	SO	BB	IBB	HBP	BLK	WP	HR	S	P	ERA	WHIP
50 John Danks, L ERA: 4.71	(1, 1)	5.0	L	27	11	6	6	2	3	0	0	0	0	0	50	92	10.80	2.800
57 Zach Putnam, R ERA: 3.97	(6, 1)	0.2		4	2	0	0	1	0	0	0	0	0	0	12	22	0.00	3.000
43 Dan Jennings, L ERA: 3.95	(6, 1)	1.1		4	0	0	0	1	0	0	0	0	0	0	6	11	0.00	0.000
Scott Carroll, R ERA: 3.38	(8, 1)	2.0		7	0	0	0	1	1	0	0	0	0	0	13	20	0.00	0.500

PITCHER	IP	WLS	BF	H	R	ER	SO	BB	IBB	HBP	BLK	WP	HR	S	P	ERA	WHIP

Batter	1	2	3	4	5	6	7	8	9	AB	R	H	RBI	BB	SO	LOB
1 Adam Eaton, L (1, 10) OBP: 0.359, SLG: 0.429	C SI 90 X FF 90 0-1 ① L5	1 SAFE 0-0 ③ PO 1-2	B SI 90 B FF 90 B SI 90 B FF 90 4-0 53 FC4-6 79 1B 28 1B BB		C SI 89 F CH 86 B FF 90 X CU 79 1-2 ① G4-3		X FF 95 0-0 79 1B 1-3 2B		X FC 91 0-0 ③ B3	4	2	1	0	1	0	0
79 José Abreu, R (1, 3) OBP: 0.348, SLG: 0.506	C SI 90 X SI 91 0-1 ② G6-3		X SI 91 0-0 53 FC4-6 1-2 1B		C CU 78 X SI 91 0-1 ② L8		C FC 90 F FC 89 B FC 90 B FC 90 X FF 94 2-2 2-H 3-H 1B			4	0	2	2	0	0	0
53 Melky Cabrera, S (1, 7) OBP: 0.316, SLG: 0.396	C SI 92 F CH 85 X CU 78 0-2 28 1B 1B		B SI 92 F SI 92 S FF 91 B CH 85 F CH 86 X CH 86 2-2 ① FC4-6 10 FC6 28 1B 10 E 1-2f 2-3		C CU 78 B FF 88 F CH 87 X FF 91 1-2 ③ P5		B FF 97 C FF 97 S FF 97 F FF 98 B FF 96 B FF 96 X FF 97 3-2 ③ G5-3			4	1	1	0	0	0	3
28 Trayce Thompson, R (1, 8) OBP: 0.371, SLG: 0.549	B FF 90 B SI 90 F SI 91 B CH 85 F SI 91 X SI 92 3-2 10 BB 1-3 1B		B SI 92 B SI 92 D SI 92 F FF 92 1 SAFE S SI 91 1 SAFE X SI 92 3-2 10 E 1-2 3-H 1B			C FF 90 F FF 90 B CH 84 B SI 92 S FF 92 2-3 ① K		B CU 79 F FF 95 S FF 95 F FF 94 S FF 96 1-3 ① K		4	0	2	1	0	2	0
10 Alexei Ramirez, R (1, 6) OBP: 0.287, SLG: 0.359	B FF 91 B CH 85 S CH 86 B CH 86 C CH 86 F CU 81 B FF 92 4-2 1-2 BB		X CH 85 0-0 FC6 5 CS 1-3 2-H			B SI 92 C SI 89 B FF 89 X CH 84 2-1 ② P6		B FF 95 B FF 96 X FF 94 2-0 5 G4-3 26 BB 20 2-1 1B		3	0	1	0	1	0	1
26 Avisaíl García, R (1, 9) OBP: 0.305, SLG: 0.364	X FF 90 0-0 ③ P3		B SI 92 1 SAFE F SI 92 B CU 79 F SI 91 X SI 91 2-2 ② L6			B SI 92 S CH 86 S CU 79 C CH 87 1-3 ③ K		B CU 81 B FF 94 C FF 95 B FF 95 S SI 97 F FF 96 F SI 97 B SI 96 4-2 5 G4-3 1-2 BB		3	0	0	0	1	1	5
5 Yolmer Sánchez, S (1, 4) OBP: 0.269, SLG: 0.331		C SI 91 B FF 90 B FF 91 B CH 84 F FF 93 B SI 91 4-2 1 PO BB	C CH 85 F SI 92 B FF 90 1-2 ③ CS 1-2	B SI 90 X FF 90 1-0 ① F8			B FC 89 C FF 94 B KC 78 X FF 94 2-1 ① G3	C CH 89 F FF 96 X CH 90 0-2 ② G4-3 1-2 2-3		3	0	0	0	1	0	2
18 Tyler Saladino, R (1, 5) OBP: 0.267, SLG: 0.336 20 JB Shuck, L (8, PH) OBP: 0.351, SLG: 0.356 15 Gordon Beckham, R (9, 5) OBP: 0.279, SLG: 0.337		B FF 91 F CH 85 B FF 92 F SI 92 X CH 85 2-2 ① F7		B CU 78 C SI 90 B SI 91 X SI 91 2-1 ② G5-3			B FF 94 B FF 95 S FC 91 B FC 89 C FF 94 C FF 94 3-3 ② K	D CH 90 F CH 90 C FF 98 F FF 98 D FF 99 2-2 ③ 2-1 3-H	C FF 91 C FF 95 X CH 85 0-2 ① G5-3	3 0 1	0 0 0	0 0 0	0 0 0	1 0 0	1 0 0	1 0 0
21 Tyler Flowers, R (1, 2) OBP: 0.292, SLG: 0.356 36 Rob Brantly, L (8, 2) OBP: 0.207, SLG: 0.308		1 SAFE D CU 80 C SI 92 B SI 91 S CU 80 F CU 78 1 SAFE S SI 90 2-3 ② K		S CU 77 B CU 79 B SI 91 S CU 76 F CU 79 B CH 87 S SI 93 3-3 ③ K			C FF 94 C KC 80 B FF 95 B FC 89 X FF 96 2-2 1 2B 79 1B 1B		B CH 83 F FF 96 X FF 96 1-1 ② P6	3 1	1 0	1 0	0 0	0 0	2 0	1 0
Inning Stats	R: 0 E: 0 K: 0 S: 14 H: 2 LOB: 3 BB: 1 P: 21	R: 0 E: 0 K: 1 S: 9 H: 0 LOB: 0 BB: 1 P: 17	R: 2 E: 1 K: 0 S: 14 H: 2 LOB: 1 BB: 1 P: 26	R: 0 E: 0 K: 1 S: 7 H: 0 LOB: 0 BB: 0 P: 13	R: 0 E: 0 K: 0 S: 8 H: 0 LOB: 0 BB: 0 P: 10	R: 0 E: 0 K: 2 S: 8 H: 0 LOB: 0 BB: 0 P: 13	R: 2 E: 0 K: 1 S: 16 H: 3 LOB: 1 BB: 0 P: 28	R: 0 E: 0 K: 1 S: 15 H: 1 LOB: 2 BB: 1 P: 24	R: 0 E: 0 K: 0 S: 6 H: 0 LOB: 0 BB: 0 P: 7	1B: 7 2B: 1 3B: 0 HR: 0 SF: 0 SAC: 0 DP: 0 HBP: 0						WP: 0 PB: 0 SB: 0 CS: 1 PA: 39	

PITCHER		IP	WLS	BF	H	R	ER	SO	BB	IBB	HBP	BLK	WP	HR	S	P	ERA	WHIP
39 Kris Medlen, R ERA: 4.01	(1, 1)	6.0	W	24	4	2	1	4	3	0	0	0	0	0	60	100	1.50	1.167
44 Luke Hochevar, R ERA: 3.81	(7, 1)	0.2		5	3	2	2	1	0	0	0	0	0	0	12	21	27.00	4.500
41 Danny Duffy, L ERA: 4.11	(7, 1)	0.2	H	4	1	0	0	1	1	0	0	0	0	0	13	23	0.00	3.000
40 Kelvin Herrera, R ERA: 2.73	(8, 1)	0.2	H	2	0	0	0	0	0	0	0	0	0	0	6	8	0.00	0.000
46 Ryan Madson, R ERA: 2.17	(9, 1)	1.0	S	3	0	0	0	0	0	0	0	0	0	0	6	7	0.00	0.000

PITCHER	IP	WLS	BF	H	R	ER	SO	BB	IBB	HBP	BLK	WP	HR	S	P	ERA	WHIP

BOTTOM

Kansas City Royals @ Chicago White Sox

U.S. Cellular Field, Chicago, IL

Thu Oct 01 2015, 8:11 PM - 11:32 PM EDT

Att. 12,825 - Partly Cloudy - 57 F

livebaseballscorecards.com

AB	33
R	4
H	8
RBI	3
BB	4
SO	6
LOB	13

Detroit Tigers @ Chicago White Sox

U.S. Cellular Field, Chicago, IL

Fri Oct 02 2015, 8:11 PM - 10:22 PM EDT

Att. 18,030 - Cloudy - 57 F

livebaseballscorecards.com

Batter	1	2	3	4	5	6	7	8	9	AB	R	H	RBI	BB	SO	LOB
20 Rajai Davis, R (1, 7) OBP: 0.304, SLG: 0.440	C SI 96 S SI 97 B SL 81 F SL 83 S SI 98 1-3 K		S CH 88 X SL 77 0-1 L7		B SI 91 C SI 96 B CH 89 C SI 91 F SI 96 B SI 95 X SI 96 3-2 F9			M SI 89 F SI 88 F SI 89 X SI 88 0-2 F9 2-3		4	0	0	0	0	1	3
17 Andrew Romine, S (1, 3) OBP: 0.303, SLG: 0.311	B SI 98 S SI 98 X SI 98 1-1 G4-3		X CH 88 0-0 G5-3			B CH 87 F CH 86 F SI 93 B SL 79 S SL 81 2-3 K		B CH 78 1 SAFE X SI 89 1-0 L7		4	0	0	0	0	1	2
28 J.D. Martinez, R (1, 9) OBP: 0.345, SLG: 0.537	B SL 78 B SI 96 F SI 97 B SL 81 B SI 98 4-1 BB		S SI 95 B SL 78 S SI 95 B SI 94 B SI 94 C SI 97 3-3 K			S SL 75 F SI 94 B SI 94 S SI 95 1-3 K		S CH 84 1 SAFE S SI 90 X SI 90 0-2 G5-3		3	0	0	0	1	2	2
9 Nick Castellanos, R (1, 5) OBP: 0.305, SLG: 0.421	S CH 88 B SI 97 S SI 97 D CH 88 B SI 90 S SI 98 3-3 K			F CH 88 S CH 87 B CH 87 F SI 92 X SI 90 1-2 G5-3		X SL 78 0-0 G6-3			C KC 80 F KC 81 C FC 91 0-3 K	4	0	0	0	0	2	1
55 Jefry Marte, R (1, 10) OBP: 0.286, SLG: 0.429		B SI 96 C SI 96 X SI 96 1-1 HR		S SI 90 C SL 81 B SL 81 X SI 96 1-2 L8			B SL 78 F SI 93 C SI 94 B SL 79 B CH 88 X CH 87 3-2 G6-3		B KC 82 C KC 81 B KC 81 B FC 90 F FC 91 C FC 91 3-3 K	4	1	1	1	0	1	0
34 James McCann, R (1, 2) OBP: 0.296, SLG: 0.383		B SI 96 S SI 96 F SI 97 B EP 50 B SL 82 C SL 82 3-3 K		S CH 86 C SL 78 B SL 76 B SL 79 S SI 95 2-3 K			X SI 90 0-0 G6-3		C FF 92 B KC 82 F KC 81 X KC 83 1-2 F8	4	0	0	0	0	2	0
49 Dixon Machado, R (1, 6) OBP: 0.309, SLG: 0.302		X SI 98 0-0 40 1B 40 PB 1B			C CH 87 X CH 87 0-1 G5-3		C SI 93 C SI 89 B SI 92 F CH 86 X SI 92 1-2 F9			3	0	1	0	0	0	0
40 Josh Wilson, R (1, 4) OBP: 0.361, SLG: 0.412		B SI 90 X SI 97 1-0 12 G4-6-3 1-3 1B			F SI 92 F SL 78 X CH 88 0-2 G6-3			X CH 84 0-0 20 F9 2B		3	0	2	0	0	0	0
12 Anthony Gose, L (1, 8) OBP: 0.321, SLG: 0.366		B SI 98 1 SAFE X SI 96 1-0 G4-6-3 1-2f			B SL 79 B CH 89 X SI 95 2-0 2B			H SL 78 1-0 HBP		2	0	1	0	0	0	2

| Inning Stats | | |

BOTTOM

Detroit Tigers @ Chicago White Sox

U.S. Cellular Field, Chicago, IL

Fri Oct 02 2015, 8:11 PM - 10:22 PM EDT

Att. 18,030 - Cloudy - 57 F

livebaseballscorecards.com

Batter	1	2	3	4	5	6	7	8	9	AB	R	H	RBI	BB	SO	LOB
1 Adam Eaton, L (1, 8) OBP: 0.361, SLG: 0.431	B SI 93 C SI 92 X SI 93 1-1 53 WP 1B		C SI 93 F FS 88 X FF 92 0-2 ① 1-H 2-H 2B			C SI 93 C FS 87 H FF 94 1-2 20 WP 10 1B HBP		B FS 83 X FF 91 1-0 ① G6-3		3	0	2	2	0	0	0
10 Alexei Ramirez, R (1, 6) OBP: 0.287, SLG: 0.358	C FF 93 1 SAFE 1 SAFE X FF 92 0-1 ① F8		C FF 95 X FF 94 0-1 ② G5-3			1 SAFE C FF 92 1 SAFE F SI 93 F SI 93 X SI 94 0-2 1-2 20 FC6 1B		X FF 92 0-0 ② F8		4	0	1	0	0	0	1
53 Melky Cabrera, S (1, 10) OBP: 0.315, SLG: 0.394	1 SAFE C FF 92 1 SAFE B FS 88 X FF 94 1-1 ② P4 1-2		B FS 87 X SI 94 1-0 ③ P6			B SI 95 B FF 94 S SI 94 B SI 94 F FF 94 X FF 94 3-2 ① L9		C FS 85 C FS 83 X FF 94 0-2 ③ G6-3		4	0	0	0	0	0	3
28 Trayce Thompson, R (1, 7) OBP: 0.362, SLG: 0.534	B FF 93 B CU 79 C CU 75 X CU 78 2-1 ③ G5-3			B FF 93 F FF 92 F CU 77 B FF 94 X SI 94 2-2 ① G4-3		B SI 95 X FF 94 1-0 ② F9				3	0	0	0	0	0	3
20 JB Shuck, L (1, 9) OBP: 0.344, SLG: 0.348		B FF 94 C SI 94 X CU 76 1-1 ① G4-3		B FS 86 X FS 88 1-0 ② G6-3		B SI 94 C SI 94 B FF 96 1 SAFE L FS 85 X SI 96 2-2 ③ 1-2f 2-3 FC6				3	0	0	0	0	0	2
25 Adam LaRoche, L (1, 3) OBP: 0.293, SLG: 0.340		B SI 94 B FS 86 B FS 87 C FF 94 X FF 94 3-1 ② G4-3		B SI 93 X FS 85 1-0 ③ P6			F FS 82 F FS 86 X FS 86 0-2 ① L7			3	0	0	0	0	0	0
21 Tyler Flowers, R (1, 2) OBP: 0.295, SLG: 0.356		F FF 93 B CU 78 F CU 78 X FF 94 1-2 ③ P3			B SI 93 X FF 93 1-0 18 G5-4-3 1B		C CU 74 B FS 82 S CU 76 B CU 76 B CU 77 B FF 93 4-2 5 FC6 BB			2	0	1	0	1	0	0
5 Yolmer Sánchez, S (1, 4) OBP: 0.270, SLG: 0.331			C SI 93 X FS 88 0-1 18 HBP 1 2B 1B		F SI 93 L SI 93 B CU 76 S FF 94 1-3 ① K		X FF 94 0-0 ② 1-2f FC6			3	1	1	0	0	1	2
18 Tyler Saladino, R (1, 5) OBP: 0.268, SLG: 0.333			B FF 93 F FF 93 H CU 74 2-1 1-2 1 2B HBP		F FF 94 X SI 93 0-1 ② ③ 1-2f G5-4-3		C SI 94 B FF 94 F SI 93 1 SAFE F FF 93 X FS 86 1-2 ③ G5-3			2	1	0	0	0	0	2
Inning Stats	R: 0 E: 0 K: 0 S: 8 H: 1 LOB: 1 BB: 0 P: 12	R: 0 E: 0 K: 0 S: 7 H: 0 LOB: 0 BB: 0 P: 12	R: 2 E: 0 K: 0 S: 9 H: 2 LOB: 0 BB: 0 P: 12	R: 0 E: 0 K: 0 S: 5 H: 0 LOB: 0 BB: 0 P: 9	R: 0 E: 0 K: 1 S: 6 H: 1 LOB: 0 BB: 0 P: 8	R: 0 E: 0 K: 0 S: 13 H: 1 LOB: 2 BB: 0 P: 20	R: 0 E: 0 K: 0 S: 10 H: 0 LOB: 1 BB: 1 P: 15	R: 0 E: 0 K: 0 S: 5 H: 0 LOB: 0 BB: 0 P: 6		1B: 4 2B: 1 3B: 0 HR: 0 SF: 0 SAC: 0 DP: 1 HBP: 2		WP: 2 PB: 0 SB: 0 CS: 0 PA: 30		

PITCHER	IP	WLS	BF	H	R	ER	SO	BB	IBB	HBP	BLK	WP	HR	S	P	ERA	WHIP
31 Alfredo Simon, R (1, 1) ERA: 5.05	8.0	L	30	5	2	2	1	1	0	2	0	2	0	63	94	2.25	0.750

PITCHER	IP	WLS	BF	H	R	ER	SO	BB	IBB	HBP	BLK	WP	HR	S	P	ERA	WHIP

AB	27
R	2
H	5
RBI	2
BB	1
SO	1
LOB	13

Detroit Tigers @ Chicago White Sox

U.S. Cellular Field, Chicago, IL

Sat Oct 03 2015, 7:10 PM - 10:25 PM EDT

Att. 17,772 - Overcast - 48 F

TOP

livebaseballscorecards.com

Batter	1	2	3	4	5	6	7	8	9	AB	R	H	RBI	BB	SO	LOB
12 Anthony Gose, L (1, 8) OBP: 0.320, SLG: 0.363	B FF 89 F FF 89 B FF 90 B FF 91 C SI 91 S FF 92 3-3 ① K		B FF 91 F FF 90 C FF 91 T FF 93 1-2 ② K			B SI 87 B FF 89 B FF 88 B FF 89 4-0 24 HR BB	B SI 89 C CU 76 C CU 77 D CU 76 C SI 89 2-3 ③ K		S FF 93 B FF 94 F SL 83 S FF 94 1-3 ② K	4	1	0	0	1	4	2
3 Ian Kinsler, R (1, 4) OBP: 0.342, SLG: 0.428	B FF 90 B FF 91 C FF 90 B FF 92 F FF 92 F FF 91 F FF 93 F SL 83 X FF 93 3-2 ② L8		X FF 90 0-0 ③ F9			B SL 80 C FF 90 S SL 80 X FF 90 1-2 ① L8		C SI 92 X SI 95 0-1 ① G6-3	B SI 98 F SI 97 F SI 99 T SL 92 1-2 ③ K 2-3	5	0	0	0	0	1	2
24 Miguel Cabrera, R (1, 3) OBP: 0.440, SLG: 0.534 17 Andrew Romine, S (8, PR) OBP: 0.303, SLG: 0.311 (8, 3)	B FF 92 C SL 82 S CU 74 B FF 95 X CU 74 2-2 1B			B FF 89 C FF 92 B FF 89 B FF 90 X FF 90 3-1 ① L4		C FF 89 X FF 89 0-1 1-H HR		B SI 93 X SI 93 1-0 9 WP 18 1B 1B		4	1	3	2	0	0	0
										0	0	0	0	0	0	0
28 J.D. Martinez, R (1, 10) OBP: 0.345, SLG: 0.537	F FF 92 B FF 92 F FF 91 C FF 93 1-3 ③ K			B SL 81 X SL 81 1-0 2B		X SL 80 0-0 ② F7		B SI 94 B SI 93 B CH 87 F SI 93 X SI 94 3-1 ② F9		4	0	1	0	0	1	2
18 Tyler Collins, L (1, 7) OBP: 0.313, SLG: 0.410 (9, 9)		F FF 88 B FF 87 B FF 88 B SI 90 F FF 90 B FF 90 4-2 33 1B BB		F FF 90 D CH 83 X FF 90 1-1 ② P3		C CU 70 B CU 72 B FF 90 B FF 90 B FF 90 4-1 BB		C SI 94 X CH 88 0-1 1-2 9 WP 1B		2	0	1	0	2	0	1
9 Nick Castellanos, R (1, 5) OBP: 0.303, SLG: 0.418		B FF 90 X SL 82 1-0 ① F7		C FF 91 X CU 72 0-1 ③ F8		S FF 90 S SL 81 B FF 93 B FF 91 C SL 83 2-3 ③ K		B SI 95 B SI 94 C SI 94 X CH 86 2-1 ③ F9 1-2 2-3		4	0	0	0	0	1	5
33 Steven Moya, L (1, 9) OBP: 0.300, SLG: 0.333 20 Rajai Davis, R (9, PH) OBP: 0.306, SLG: 0.440 (9, 7)		1 SAFE F FF 88 S FF 89 F FF 91 1 SAFE B SL 81 X FF 92 1-2 49 G6-4-3 1B	X FF 88 0-0 ① P5			B FF 86 X FF 88 1-0 13 G3 49 SH1-4 1B			B FF 94 B FF 91 B FF 91 B FF 90 4-0 49 SH1 34 2B BB	3	0	2	0	0	0	0
										0	1	0	0	1	0	0
49 Dixon Machado, R (1, 6) OBP: 0.300, SLG: 0.292		B SL 81 B FF 90 C FF 91 F FF 92 X FF 91 2-2 ② ③ G6-4-3 1-2f	C FF 88 X SL 81 0-1 ② F9			X FF 89 0-0 ① SH1-4 1-2			1 SAFE X FF 92 0-0 ① SH1 1-2	2	0	0	0	0	0	2
13 Alex Avila, L (1, 2) OBP: 0.339, SLG: 0.287 34 James McCann, R (9, PH) OBP: 0.298, SLG: 0.388 (9, 2)			B FF 89 F FF 90 B SI 90 F FF 91 X FF 91 2-2 ① L9	C SI 88 X FF 90 0-1 ③ P2		B SI 88 B SI 89 X SI 88 2-0 ② G3 2-3			C SL 81 S FF 93 X SL 84 0-2 3 PB 2-H 2B	3	0	0	0	0	0	1
										1	0	1	1	0	0	0
Inning Stats	R: 0 E: 0 K: 2 S: 15 H: 1 LOB: 1 BB: 0 P: 24	R: 0 E: 0 K: 0 S: 10 H: 1 LOB: 1 BB: 1 P: 18	R: 0 E: 0 K: 1 S: 7 H: 0 LOB: 0 BB: 0 P: 10	R: 0 E: 0 K: 0 S: 7 H: 1 LOB: 1 BB: 0 P: 12	R: 0 E: 0 K: 0 S: 5 H: 0 LOB: 0 BB: 0 P: 5	R: 2 E: 0 K: 1 S: 10 H: 1 LOB: 1 BB: 2 P: 21	R: 0 E: 0 K: 1 S: 6 H: 1 LOB: 1 BB: 0 P: 11	R: 0 E: 0 K: 0 S: 9 H: 2 LOB: 2 BB: 0 P: 15	R: 1 E: 0 K: 2 S: 10 H: 1 LOB: 1 BB: 1 P: 16	1B: 5 2B: 2 3B: 0 HR: 1 SF: 0 SAC: 2 DP: 1 HBP: 0						

	AB	32
	R	3
	H	8
	RBI	3
	BB	4
	SO	7
	LOB	15

WP: 1 PA: 38
PB: 1
SB: 0
CS: 0

PITCHER		IP	WLS	BF	H	R	ER	SO	BB	IBB	HBP	BLK	WP	HR	S	P	ERA	WHIP
45 Erik Johnson, R ERA: 3.34	(1, 1)	6.1		26	5	2	2	4	3	0	0	0	0	1	56	93	2.84	1.263
33 Zach Duke, L ERA: 3.41	(7, 1)	0.2		2	0	0	0	1	0	0	0	0	0	0	4	8	0.00	0.000
52 Jake Petricka, R ERA: 3.63	(8, 1)	1.0		5	2	0	0	0	0	0	0	0	1	0	9	15	0.00	2.000
43 Dan Jennings, L ERA: 4.07	(9, 1)	0.2		4	1	1	1	1	1	0	0	0	0	0	7	12	13.50	3.000
65 Nate Jones, R ERA: 3.32	(9, 1)	0.1	W	1	0	0	0	1	0	0	0	0	0	0	3	4	0.00	0.000

PITCHER		IP	WLS	BF	H	R	ER	SO	BB	IBB	HBP	BLK	WP	HR	S	P	ERA	WHIP

Detroit Tigers @ Chicago White Sox

U.S. Cellular Field, Chicago, IL

Sat Oct 03 2015, 7:10 PM - 10:25 PM EDT

Att. 17,772 - Overcast - 48 F

BOTTOM

Batter	1	2	3	4	5	6	7	8	9	AB	R	H	RBI	BB	SO	LOB
1 Adam Eaton, L (1, 8) OBP: 0.361, SLG: 0.431	F FF 91 F CH 83 B FF 91 F FF 93 F FF 94 B CU 79 X CU 78 2-2 53 S 53 2B 1B		B FF 91 C CH 84 B CH 86 X FF 92 2-1 79 K2-3 1B		B FF 96 T FF 96 C FF 96 B SL 83 B SL 83 F FF 97 S FF 96 3-3 ③ K		B FF 91 C SI 92 D CU 77 X SI 94 2-1 ② FC4-6 1-2f 2-3		F FF 94 F FF 94 X FF 94 0-2 ② P4	5	1	2	0	0	1	4
79 José Abreu, R (1, 3) OBP: 0.347, SLG: 0.502	F FF 91 1 SAFE D CU 78 1 SAFE X CU 78 1-1 ① P6		1 SAFE S FF 92 1 SAFE D FF 93 F FF 92 F FF 93 S SL 87 1-3 ①② K2-3 1-2			B CU 76 B CU 78 F FF 93 C CU 78 X FF 93 2-2 ① F8	1 SAFE S CU 76 D CU 77 S CU 76 S CU 78 1-3 ③ K		I IN 50 I IN 47 I IN 50 I IN 50 4-0 28 1B IBB	4	0	0	0	1	2	4
53 Melky Cabrera, S (1, 10) OBP: 0.314, SLG: 0.394 28 Leury García, S (8, PR) OBP: 0.267, SLG: 0.214 (9, 10)	1 SAFE 1 SAFE B FF 91 B FF 92 1 SAFE B FF 93 C FF 93 X CH 86 3-1 1-H 2B		B FF 92 C FF 93 F FF 94 B SL 86 S CU 80 2-3 ③ K			F FF 91 S SL 85 B SL 88 B CU 80 C FF 94 2-3 ② K		C FF 92 B FF 91 B FF 93 X FF 91 2-1 E5 10 G5-3 28 S	B FF 94 F FF 93 B FF 95 S FF 96 X FF 96 2-2 1-2 2-H 1B	4 1	0 0	1 1	1 1	0 0	2 0	0 0
28 Trayce Thompson, R (1, 7) OBP: 0.359, SLG: 0.521	C FF 93 S FF 94 F FF 93 B CU 79 B SL 86 B SL 87 C FF 94 3-3 ② K			C SL 86 X SL 86 0-1 ① G5-3		S CU 77 B FF 92 B FF 92 S FF 93 B FF 93 B SL 87 4-2 10 2B BB		B FF 91 1 SAFE C FF 93 B CU 76 X CU 76 2-1 ① G5-3 1-2		3	1	0	0	1	1	2
10 Alexei Ramirez, R (1, 6) OBP: 0.287, SLG: 0.359	C CU 78 B CU 81 B FF 95 F FF 94 F FF 93 F CU 81 S SL 87 2-3 ③ K			C CH 85 B CU 78 B SL 87 X FF 93 2-1 ② G6-3		C FF 93 1 SAFE C FF 93 B SL 86 1 SAFE B SL 86 B CU 79 X FF 95 3-2 1-H 2B		C FF 93 B FF 93 S FF 92 X FF 93 1-2 ② G5-3 2-3		4	0	1	1	0	1	3
36 Rob Brantly, L (1, 2) OBP: 0.182, SLG: 0.267		C FF 91 F FF 91 X CU 77 0-2 ① G4-3		F CH 84 X FF 94 0-1 ③ G3		B FF 95 F FF 94 C CU 80 F FF 95 B CU 80 F FF 95 B FF 95 F FF 95 F FF 96 3-3 ③ F FF 95 F CU 80 S SL 87 K		C CU 75 S CU 77 F CU 78 F FF 92 X CU 76 0-2 ③ G3-1		4	0	0	0	0	1	3
26 Avisaíl García, R (1, 9) OBP: 0.308, SLG: 0.365		B FF 92 F CH 84 B FF 92 X SL 86 2-1 E1 24 WP			B CU 76 X FF 93 1-0 24 G6-3 1B		C FF 93 X FF 92 0-1 1 FC4-6 5 WP 1B		B SL 82 B FF 94 B FF 94 C FF 93 C FF 95 B FF 96 4-2 20 2B BB	3	1	2	0	1	0	0
24 Mike Olt, R (1, 5) OBP: 0.263, SLG: 0.330 18 Tyler Saladino, R (9, PH) OBP: 0.267, SLG: 0.332	F FF 93 C CU 78 1 SAFE B FF 92 C CU 80 1-3 ② 1-2				F SL 85 1 SAFE B FF 93 S FF 93 B CU 80 1 SAFE B FF 93 F SL 88 X FF 96 3-2 ① G6-3 1-2		B SI 92 X SI 92 1-0 ① P4		X FF 92 0-0 ① B3	3 1	0 0	0 0	0 0	0 0	1 0	3 1
5 Yolmer Sánchez, S (1, 4) OBP: 0.270, SLG: 0.329 20 JB Shuck, L (9, PH) OBP: 0.348, SLG: 0.360		D CH 86 X CH 86 1-0 ③ G4-3			D CH 86 B FF 94 B FF 94 C FF 93 S FF 94 F FF 95 S FF 94 3-3 ② K		1 SAFE C CU 75 B FF 93 B SI 93 B FF 93 B FF 93 4-1 1 FC4-6 1-2 BB		B FF 93 F FF 92 X CH 87 1-1 28 1B 1-H 2B	2 1	0 1	0 1	0 1	1 0	1 0	2 0
Inning Stats	R: 1 E: 0 K: 2 S: 18 H: 2 LOB: 1 BB: 0 P: 29	R: 0 E: 1 K: 1 S: 9 H: 0 LOB: 1 BB: 0 P: 13	R: 0 E: 0 K: 2 S: 9 H: 1 LOB: 0 BB: 0 P: 14	R: 0 E: 0 K: 0 S: 6 H: 0 LOB: 0 BB: 0 P: 8	R: 0 E: 0 K: 2 S: 13 H: 1 LOB: 1 BB: 0 P: 23	R: 1 E: 0 K: 2 S: 20 H: 1 LOB: 1 BB: 1 P: 34	R: 0 E: 0 K: 1 S: 9 H: 1 LOB: 2 BB: 1 P: 17	R: 0 E: 1 K: 0 S: 12 H: 0 LOB: 2 BB: 0 P: 17	R: 2 E: 0 K: 0 S: 11 H: 2 LOB: 2 BB: 2 P: 22	1B: 5 2B: 3 3B: 0 HR: 0 SF: 0 SAC: 0 DP: 0 HBP: 0						

livebaseballscorecards.com

AB	35
R	4
H	8
RBI	4
BB	4
SO	10
LOB	22

WP: 2 PB: 0 SB: 2 CS: 0 PA: 39

PITCHER		IP	WLS	BF	H	R	ER	SO	BB	IBB	HBP	BLK	WP	HR	S	P	ERA	WHIP
35 Justin Verlander, R ERA: 3.38	(1, 1)	6.0		24	5	2	2	9	1	0	0	0	1	0	75	121	3.00	1.000
54 Drew VerHagen, R ERA: 2.05	(7, 1)	2.0		9	1	0	0	1	1	0	0	0	1	0	21	34	0.00	1.000
39 Neftalí Feliz, R ERA: 6.38	(9, 1)	0.2	L	6	2	2	2	0	1	1	0	0	0	0	11	22	27.00	4.500

PITCHER	IP	WLS	BF	H	R	ER	SO	BB	IBB	HBP	BLK	WP	HR	S	P	ERA	WHIP

TOP

Detroit Tigers @ Chicago White Sox

U.S. Cellular Field, Chicago, IL

Sun Oct 04 2015, 3:11 PM - 5:56 PM EDT

Att. 19,800 - Overcast - 56 F

livebaseballscorecards.com

Batter	1	2	3	4	5	6	7	8	9	AB	R	H	RBI	BB	SO	LOB
12 Anthony Gose, L (1, 8) OBP: 0.321, SLG: 0.367	F FF 97 S FF 100 X FF 100 0-2 18 BB 9 2B 1B	C SL 87 X FF 95 0-1 ② F7			B SI 92 B FF 93 C SI 91 S FS 86 B FS 87 X FS 86 3-2 28 SF7 3B		B SI 95 F SI 94 B CH 86 F SI 94 D SL 87 S FF 95 3-3 ② K	F SI 91 F CH 83 C CU 80 0-3 ② K		5	2	2	0	0	2	4
49 Dixon Machado, R (1, 6) OBP: 0.307, SLG: 0.279	B FF 97 S FF 97 C SL 88 S SL 88 1-3 ① K	B FF 94 X SL 85 1-0 ③ FC6-4 1-2f			F SI 92 B FS 86 F FS 87 F FS 86 D FS 87 D FS 87 B SI 92 4-2 BB		B FF 94 B FF 95 B FF 94 C FF 94 B SI 94 4-1 28 BB 18 3B 1-2 BB	C SI 92 C CU 79 B CU 79 X SI 90 1-2 ③ G6-3		3	1	0	0	2	1	4
28 J.D. Martinez, R (1, 10) OBP: 0.344, SLG: 0.535 34 James McCann, R (9, PH) OBP: 0.297, SLG: 0.387 (9, 10)	D FF 96 1 SAFE D FF 96 1 SAFE B FF 96 C FF 96 X FF 95 3-1 ② F8		F SL 84 C FF 96 F FF 94 B SL 89 S SL 87 1-3 ① K		S FS 85 B FC 90 S FS 86 X FS 84 1-2 ② SF7 3-H		D SL 85 F FF 95 B FF 94 C SI 94 B FF 94 B SI 95 4-2 18 3B 1-2 2-3 BB		C SI 90 X SI 90 0-1 ① G5-3	2 1	1 0	0 0	1 0	1 0	1 0	1 0
18 Tyler Collins, L (1, 7) OBP: 0.316, SLG: 0.417	B FF 95 B SL 86 B FF 97 B FF 95 4-0 9 2B 1-2 BB		B FF 97 F SL 85 C SL 88 B FF 97 T SL 88 2-2 ② K		D FS 86 F SI 92 F FS 85 X FS 86 1-2 ③ F7		X FF 94 0-0 1-H 2-H 3-H 3B		F SI 89 F FF 90 B CU 79 C CU 79 1-3 ② K	4	0	1	3	1	2	1
9 Nick Castellanos, R (1, 5) OBP: 0.303, SLG: 0.419 17 Andrew Romine, S (8, 5) OBP: 0.307, SLG: 0.315	B SL 86 F FF 96 X FF 97 1-1 1-3 2-H 2B		B FF 96 B SL 86 F FF 96 S FF 97 B SL 89 S SL 87 3-3 ③ K			C SI 92 X SL 83 0-1 ① F9	B FF 95 S CH 86 X SL 87 1-1 ③ F9		C SI 89 F SI 88 X CU 78 0-2 1B	4 1	0 0	1 1	1 0	0 0	1 0	1 0
33 Steven Moya, L (1, 9) OBP: 0.280, SLG: 0.273	F FF 97 D FF 89 B FF 98 D SL 88 F SL 86 D SL 87 4-2 BB			S SL 85 S CH 84 F FF 98 B CH 87 B SL 88 F FF 97 B SL 87 X SL 85 3-2 ① P6		B SI 92 X SI 93 1-0 ② G1-3		B SI 90 X SI 88 1-0 ① F7	B SI 90 C SI 89 X SI 90 1-1 ③ L8	4	0	0	0	1	0	1
55 Jefry Marte, R (1, 3) OBP: 0.284, SLG: 0.413	B SL 86 B FF 97 F FF 96 S SL 86 S SL 89 2-3 ③ K			X SL 85 0-0 ② P5	B SI 92 B FF 93 X FF 92 2-0 ③ P4			C SI 90 S SI 91 B FC 84 B CU 80 B SI 90 B SI 91 4-2 50 1B 40 1B BB		3	1	0	0	1	1	3
50 Bryan Holaday, R (1, 2) OBP: 0.292, SLG: 0.453		C FF 96 B SL 87 F FF 98 B FF 96 B SL 88 B FF 96 4-2 49 FC6-4 BB		B FF 96 B FF 94 S FF 94 T FF 95 F SL 85 S SL 87 2-3 ③ K			X FF 93 0-0 28 BB 49 BB 18 3B 1B	C SI 90 B FC 86 C SI 89 B FC 84 F SI 91 F SI 91 B FF 92 F SI 89 F SI 91 3-2 F SI 92 X SI 90 40 1B 1-2 1B		3	1	2	0	1	1	0
40 Josh Wilson, R (1, 4) OBP: 0.350, SLG: 0.395		B FF 96 F SL 84 D FF 96 S SL 85 B SL 87 S SL 86 3-3 ① K			X FF 91 0-0 ① P4		X FF 94 0-0 ① F7	S SL 82 X SI 91 0-1 1-3 2-H 1B		4	0	1	1	0	1	2
Inning Stats	R: 1 E: 0 K: 2 S: 15 H: 2 LOB: 3 BB: 2 P: 30	R: 0 E: 0 K: 1 S: 8 H: 0 LOB: 1 BB: 1 P: 16	R: 0 E: 0 K: 3 S: 10 H: 0 LOB: 0 BB: 0 P: 16	R: 0 E: 0 K: 1 S: 10 H: 0 LOB: 0 BB: 0 P: 15	R: 1 E: 0 K: 0 S: 13 H: 1 LOB: 1 BB: 1 P: 22	R: 0 E: 0 K: 0 S: 4 H: 0 LOB: 0 BB: 0 P: 7	R: 3 E: 0 K: 1 S: 11 H: 2 LOB: 1 BB: 2 P: 23	R: 1 E: 0 K: 1 S: 19 H: 2 LOB: 2 BB: 1 P: 28	R: 0 E: 0 K: 1 S: 10 H: 1 LOB: 1 BB: 0 P: 12	1B: 5 2B: 1 3B: 2 HR: 0 SF: 1 SAC: 0 DP: 0 HBP: 0						

	AB	34
	R	6
	H	8
	RBI	6
	BB	7
	SO	10
	LOB	17

WP: 0 PA: 42
PB: 0
SB: 0
CS: 0

PITCHER		IP	WLS	BF	H	R	ER	SO	BB	IBB	HBP	BLK	WP	HR	S	P	ERA	WHIP
60 Frankie Montas, R ERA: 4.8	(1, 1)	4.0	L	17	2	1	1	7	3	0	0	0	0	0	43	77	2.25	1.250
57 Zach Putnam, R ERA: 4.07	(5, 1)	1.0		5	1	1	1	0	1	0	0	0	0	0	13	22	9.00	2.000
43 Dan Jennings, L ERA: 3.99	(6, 1)	1.0		3	0	0	0	0	0	0	0	0	0	0	4	7	0.00	0.000
40 Daniel Webb, R ERA: 6.3	(7, 1)	1.0		7	2	3	3	1	2	0	0	0	0	0	11	23	27.00	4.000
Scott Carroll, R ERA: 3.44	(8, 1)	2.0		10	3	1	1	2	1	0	0	0	0	0	29	40	4.50	2.000

PITCHER	IP	WLS	BF	H	R	ER	SO	BB	IBB	HBP	BLK	WP	HR	S	P	ERA	WHIP

Batter	1	2	3	4	5	6	7	8	9	AB	R	H	RBI	BB	SO	LOB
18 Tyler Saladino, R (1, 6) OBP: 0.267, SLG: 0.335	C FF 90 B FF 92 B FF 90 B FF 91 X FF 90 3-1 ① L8		B FF 92 X FF 93 1-0 ③ G6-3			X SI 91 0-0 20 G3 2B		B FF 95 S CH 86 F CU 79 B SI 95 X CH 86 2-2 ③ L6		4	0	1	0	0	0	0
20 JB Shuck, L (1, 7) OBP: 0.340, SLG: 0.350	B FF 91 X FF 91 1-0 ② P5			B FF 92 F FF 91 F FF 91 B CU 76 S CU 76 2-3 ① K		F CU 79 D SI 90 S SL 82 D SL 81 F SL 85 F FF 91 D CU 74 X SL 84 3-2 ② G3 2-3			C FC 87 X FF 88 0-1 ① L7	4	0	0	0	0	1	1
28 Trayce Thompson, R (1, 8) OBP: 0.363, SLG: 0.533	B FF 93 F FF 92 B CH 86 C FF 93 F CU 77 F FF 93 B SL 86 X FF 92 3-2 ③ L5			F FF 92 B CU 75 B FF 92 S CH 83 F CU 76 X FF 93 2-2 3B		B FF 90 B SI 84 B FF 90 B FF 90 4-0 BB			B FF 88 C FF 88 C FC 83 B FF 89 B FC 84 X FF 89 3-2 ② P3	3	0	1	0	1	0	0
26 Avisaíl García, R (1, 9) OBP: 0.309, SLG: 0.365		C FF 92 B FF 93 B CH 85 S CH 83 B CH 86 X FF 91 3-2 E5 24 G5-3		D CU 74 B FF 91 B SL 82 B FF 92 4-0 10 G1-4-3 BB		1 SAFE X SL 85 0-0 ③ G5-3			C FF 89 B FF 89 X FF 89 1-1 1B	3	0	1	0	1	0	2
10 Alexei Ramirez, R (1, 10) OBP: 0.285, SLG: 0.357		B FF 91 D CH 83 X FF 89 2-0 ① F8		1 SAFE X SL 84 0-0 ②③ G1-4-3 1-2f			B FF 93 X FF 92 1-0 ① P3		B FF 89 C FF 88 X FF 89 1-1 ③ G5-3	4	0	0	0	0	0	4
24 Mike Olt, R (1, 3) OBP: 0.255, SLG: 0.319		D CU 75 F FF 91 S FF 93 X CU 77 1-2 ② G5-3 1-2			C FF 90 B SL 83 X CU 75 1-1 ① G5-3		B FF 94 B FF 93 X FF 94 2-0 ② F8			3	0	0	0	0	0	1
36 Rob Brantly, L (1, 2) OBP: 0.167, SLG: 0.242		C FF 92 F CU 77 F FF 92 X CU 78 0-2 ③ G3-1			F FF 91 X FF 90 0-1 ② G3-1		F FF 94 S FF 94 B FF 94 X FF 95 1-2 ③ L3			3	0	0	0	0	0	1
15 Gordon Beckham, R (1, 5) OBP: 0.275, SLG: 0.332			F FF 91 B FF 92 S CH 85 F FF 93 S CH 84 1-3 ① K		C FF 91 B FF 93 B FF 93 F FF 91 S FF 92 2-3 ③ K			F FF 94 B SI 93 C FF 93 X CU 79 1-2 ① G5-3		3	0	0	0	0	2	0
5 Yolmer Sánchez, S (1, 4) OBP: 0.268, SLG: 0.326			C FF 92 B CH 86 F FF 92 B CU 75 B CH 86 X FF 92 3-2 ② L9			C SI 90 S SI 82 B CH 80 S CU 72 1-3 ① K		F FF 94 X FF 94 0-1 ② G1-3		3	0	0	0	0	1	0
Inning Stats	R: 0 E: 0 K: 0 S: 8 H: 0 LOB: 0 BB: 0 P: 15	R: 0 E: 1 K: 0 S: 11 H: 0 LOB: 1 BB: 0 P: 17	R: 0 E: 0 K: 1 S: 8 H: 0 LOB: 0 BB: 0 P: 13	R: 0 E: 0 K: 1 S: 8 H: 1 LOB: 1 BB: 1 P: 16	R: 0 E: 0 K: 1 S: 7 H: 0 LOB: 0 BB: 0 P: 10	R: 0 E: 0 K: 1 S: 10 H: 1 LOB: 2 BB: 1 P: 18	R: 0 E: 0 K: 0 S: 5 H: 0 LOB: 0 BB: 0 P: 9	R: 0 E: 0 K: 0 S: 8 H: 0 LOB: 0 BB: 0 P: 11	R: 0 E: 0 K: 0 S: 9 H: 1 LOB: 1 BB: 0 P: 14	1B: 1 2B: 1 3B: 1 HR: 0	SF: 0 SAC: 0 DP: 1 HBP: 0	WP: 0 PB: 0 SB: 0 CS: 0	PA: 32				

PITCHER		IP	WLS	BF	H	R	ER	SO	BB	IBB	HBP	BLK	WP	HR	S	P	ERA	WHIP
44 Daniel Norris, L ERA: 3.75	(1, 1)	5.0	W	17	1	0	0	3	1	0	0	0	0	0	42	71	0.00	0.400
52 Randy Wolf, L ERA: 6.23	(6, 1)	1.0	H	5	1	0	0	1	1	0	0	0	0	0	10	18	0.00	2.000
26 Jeff Ferrell, R ERA: 6.35	(7, 1)	1.0		3	0	0	0	0	0	0	0	0	0	0	5	9	0.00	0.000
46 Ian Krol, L ERA: 5.79	(8, 1)	1.0		3	0	0	0	0	0	0	0	0	0	0	8	11	0.00	0.000
56 Kyle Ryan, L ERA: 4.47	(9, 1)	1.0		4	1	0	0	0	0	0	0	0	0	0	9	14	0.00	1.000

PITCHER	IP	WLS	BF	H	R	ER	SO	BB	IBB	HBP	BLK	WP	HR	S	P	ERA	WHIP

BOTTOM

Detroit Tigers @ Chicago White Sox

U.S. Cellular Field, Chicago, IL

Sun Oct 04 2015, 3:11 PM - 5:56 PM EDT

Att. 19,800 - Overcast - 56 F

livebaseballscorecards.com

AB	30
R	0
H	3
RBI	0
BB	2
SO	4
LOB	9