

Chicago White Sox - 2018

Batter	1	2	3	4	5	6	7	8	9	AB	R	H	RBI	BB	SO	LOB	TOP				
5 Yolmer Sánchez, S (1.5)	X 0-0 G6-3		X 0-0 F9	X 0-0 G4-3		X 0-3 K			X 0-0 G4-6-3	3	0	0	0	0	0	4	Chicago White Sox @ Los Angeles Dodgers Camelback Ranch, Glendale, AZ Fri Feb 23 2018, 3:05 PM - 6:27 PM EST Att: 6,813 - Partly Cloudy - 62 F				
91 Jake Burger, R (5.5)	G6-3								1-2 2-3	2	0	0	0	0	1	2					
7 Tim Anderson, R (1.6) OBP: 0.333, SLG: 1.333	X 0-0 G4-3		B 1-1		X 0-0 F7		X 0-0 F9		X 0-0 F9	3	1	1	3	0	0	0					
20 Tyler Saladino, R (5.6)	G4-3		1-H 2-H	HR						2	0	0	0	0	0	1					
79 José Abreu, R (1.3) 89 Matt Skole, L (5.3)	X 0-3 K		X 0-0 F9		4-0		0-3 K			2	0	0	0	1	1	0					
	K				30 E 26 1B		K			1	0	0	0	0	1	0					
26 Avisail García, R (1.9) 74 Eloy Jiménez, R (5.9)		X 0-3 K		X 4-0	10 FC3-6		0-3 K			3	0	1	0	1	1	0					
		K		BB	49 FC5 30 E		K			1	0	0	0	0	1	0					
10 Yoán Moncada, S (1.4) 28 Leury García, S (5.4)	X 0-0 F7		X 0-0 FC3-6	49 E 36 2B	1-2		0-3 K			3	1	0	0	0	1	3					
	F7		1-2	BB			K			1	0	0	0	0	1	0					
30 Nicky Delmonico, L (1.10) 63 Daniel Palka, L (5.10)	X 0-0 P5		X 0-0 F9		1-2 2-3		0-3 K			3	0	0	0	0	0	3					
	P5						K			1	0	0	0	0	1	0					
49 Ryan Cordell, R (1.7) 32 Jacob May, S (5.7)		X 0-0 E9		X 0-0 FC5			0-3 K			3	2	1	0	0	0	4					
		E9		36 G5-3 7 HR	36 2B		K			1	0	0	0	0	1	0					
36 Kevan Smith, R (1.2) 38 Omar Narváez, L (4.2)	X 0-0 G5-3		X 0-0 F7			X 0-0 F7			X 0-0 G4-6-3	2	0	1	2	0	0	1					
	G5-3		1-2	2B			F7		91 G4-6-3 22 1B	2	0	1	0	0	0	0					
15 Adam Engel, R (1.8) 22 Charles Tilson, L (5.8)		X 4-0		X 0-0 P6		X 0-0 P6			X 0-0 G4-6-3	0	1	0	0	2	0	0					
		7 HR		P6			P6		91 G4-6-3	2	0	1	0	0	0	0					
		BB		BB					1B												
Inning Stats	R: 0 E: 0 K: 1 S: 5	H: 0 LOB: 0 BB: 0 P: 5	R: 0 E: 0 K: 1 S: 5	H: 0 LOB: 0 BB: 0 P: 5	R: 3 E: 0 K: 0 S: 6	H: 2 LOB: 1 BB: 1 P: 11	R: 2 E: 0 K: 0 S: 5	H: 1 LOB: 2 BB: 2 P: 13	R: 0 E: 1 K: 1 S: 7	H: 0 LOB: 3 BB: 1 P: 11	R: 0 E: 0 K: 3 S: 9	H: 0 LOB: 0 BB: 0 P: 7	R: 0 E: 0 K: 3 S: 9	H: 0 LOB: 0 BB: 0 P: 9	R: 0 E: 0 K: 0 S: 4	H: 2 LOB: 1 BB: 0 P: 4	1B: 4 2B: 1 3B: 0 HR: 1	SF: 0 SAC: 0 DP: 1 HBP: 0	WP: 0 PB: 0 SB: 0 CS: 0	PA: 38	
PITCHER	IP WLS BF H R ER SO BB IBB HBP BLK WP HR S P ERA WHIP	IP WLS BF H R ER SO BB IBB HBP BLK WP HR S P ERA WHIP	IP WLS BF H R ER SO BB IBB HBP BLK WP HR S P ERA WHIP	IP WLS BF H R ER SO BB IBB HBP BLK WP HR S P ERA WHIP	IP WLS BF H R ER SO BB IBB HBP BLK WP HR S P ERA WHIP	IP WLS BF H R ER SO BB IBB HBP BLK WP HR S P ERA WHIP	IP WLS BF H R ER SO BB IBB HBP BLK WP HR S P ERA WHIP	IP WLS BF H R ER SO BB IBB HBP BLK WP HR S P ERA WHIP	IP WLS BF H R ER SO BB IBB HBP BLK WP HR S P ERA WHIP	IP WLS BF H R ER SO BB IBB HBP BLK WP HR S P ERA WHIP	IP WLS BF H R ER SO BB IBB HBP BLK WP HR S P ERA WHIP	IP WLS BF H R ER SO BB IBB HBP BLK WP HR S P ERA WHIP	IP WLS BF H R ER SO BB IBB HBP BLK WP HR S P ERA WHIP	IP WLS BF H R ER SO BB IBB HBP BLK WP HR S P ERA WHIP	IP WLS BF H R ER SO BB IBB HBP BLK WP HR S P ERA WHIP	IP WLS BF H R ER SO BB IBB HBP BLK WP HR S P ERA WHIP	IP WLS BF H R ER SO BB IBB HBP BLK WP HR S P ERA WHIP	IP WLS BF H R ER SO BB IBB HBP BLK WP HR S P ERA WHIP	IP WLS BF H R ER SO BB IBB HBP BLK WP HR S P ERA WHIP	IP WLS BF H R ER SO BB IBB HBP BLK WP HR S P ERA WHIP	IP WLS BF H R ER SO BB IBB HBP BLK WP HR S P ERA WHIP
62 Wilmer Font, R (1.1) ERA: 2.0	2.0	6	0	0	0	2	0	0	0	0	0	0	0	0	0	0	0.00	0.000			
51 C.C. Lee, R (3.1) ERA: 27.0	1.0	W 6	2	3	3	0	1	0	0	0	0	0	1	6	11	27.00	3.000				
73 Yaisel Sierra, R (4.1) ERA: 0.2	0.2	H 5	1	2	0	0	1	0	0	0	0	0	0	4	8	0.00	3.000				
56 Daniel Corcino, R (4.1) ERA: 0.2	0.2	H 5	1	0	0	0	2	0	0	0	0	0	0	3	11	0.00	4.500				
41 Pat Venditte, S (5.1) ERA: 1.2	6	0	0	0	0	2	0	0	0	0	0	0	0	10	10	0.00	0.000				


Batter	1	2	3	4	5	6	7	8	9	AB	R	H	RBI	BB	SO	LOB	BOTTOM			
3 Chris Taylor, R (1.8)	X 0-0 G5-3		X 0-0 F8	X 0-0 SF7	X 0-0 G3		X 0-0		X 0-0	2	0	0	1	0	0	1	Chicago White Sox @ Los Angeles Dodgers Camelback Ranch, Glendale, AZ Fri Feb 23 2018, 3:05 PM - 6:27 PM EST Att: 6,813 - Partly Cloudy - 62 F			
87 Jake Peter, L (5.5)	G5-3									2	0	1	1	0	0	0				
5 Corey Seager, L (1.10) OBP: 0.333, SLG: 0.333	X 0-0 P5		X 0-0 F9	X 0-0		X 0-0 F9		X 0-0 F9		3	1	1	1	0	0	1				
67 Travis Taijeron, R (7.10)	P5			61 2B						2	0	0	0	0	0	2				
10 Justin Turner, R (1.5) OBP: 1.000, SLG: 4.000	X 2-0		X 4-0	X 0-0		X 0-0		X 0-0		1	2	1	1	1	0	0				
61 Alex Verdugo, L (4.5) OBP: 0.333, SLG: 0.667		HR		35 E 27 HR	35 1B					3	0	1	1	0	1	2				
35 Cody Bellinger, L (1.3) OBP: 0.333, SLG: 0.333	X 0-0 P5		X 0-0 E4	X 0-0 F9		X 0-0		X 0-0 L6		3	1	1	1	0	0	1				
70 Tim Lincecum, R (6.4) OBP: 0.500, SLG: 0.500	P5		27 HR	1B						2	0	1	0	0	0	0				
27 Matt Kemp, R (1.7) OBP: 1.000, SLG: 2.500		X 0-0	X 2-2	X 1-0		X 1-0		X 0-0		2	1	2	3	0	0	0				
65 Kyle Farmer, R (4.5) ERA: 5.2		G4-6-3		9 G4-6-3	1B					2	0	0	0	0	0	1				
9 Yasmani Grandal, S (1.2) 72 Henry Ramos, S (5.7)	X 0-0 G4-6-3		X 0-0 K	X 0-3 K	X 0-3 K		X 4-0		X 0-3 K	3	0	0	0	0	2	3				
	G4-6-3		1-2				13 1B			1	1	0	0	1	1	0				
11 Logan Forsythe, R (1.4) OBP: 0.667, SLG: 2.000	X 0-0 P6		X 4-0	X 1-2		X 0-0		X 0-0		2	2	1	1	1	0	0				
13 Max Muncy, L (6.3) OBP: 1.000, SLG: 1.000	P6			14 BB	21 1B					1	1	1	0	0	0	0				
14 Enrique Hernández, R (1.6) OBP: 0.667, SLG: 2.000		X 2-0	X 4-0	X 0-0		X 0-0		X 0-3		2	2	1	1	1	0	0				
89 DJ Peters, R (6.9)				21 1B	3 SF7					1	0	0	0	0	1	2				
21 Trayce Thompson, R (1.9) OBP: 0.667, SLG: 0.667	X 0-0		X 0-0	X 0-0		X 0-0		X 0-0		3	2	2	1	0	0	0				
17 Donovan Solano, R (6.6) OBP: 1.000, SLG: 2.000				10 S	3 SF7					1	0	1	1	0	0	0				
				35 1B	5 1B					87 1B										
				1B	1B					2B										
Inning Stats	R: 1 E: 0 K: 0 S: 4	H: 1 LOB: 0 BB: 0 P: 6	R: 0 E: 0 K: 0 S: 3	H: 1 LOB: 0 BB: 0 P: 3	R: 5 E: 1 K: 1 S: 11	H: 4 LOB: 0 BB: 1 P: 19	R: 4 E: 0 K: 1 S: 8	H: 3 LOB: 2 BB: 2 P: 17	R: 1 E: 0 K: 0 S: 6	H: 1 LOB: 0 BB: 0 P: 7	R: 0 E: 0 K: 1 S: 6	H: 1 LOB: 1 BB: 0 P: 7	R: 2 E: 0 K: 1 S: 8	H: 3 LOB: 2 BB: 1 P: 12	R: 0 E: 0 K: 1 S: 5	H: 0 LOB: 0 BB: 0 P: 5	1B: 8 2B: 2 3B: 0 HR: 4	SF: 1 SAC: 0 DP: 1 HBP: 1	WP: 0 PB: 0 SB: 0 CS: 0	PA: 42
PITCHER	IP WLS BF H R ER SO BB IBB HBP BLK WP HR S P ERA WHIP	IP WLS BF H R ER SO BB IBB HBP BLK WP HR S P ERA WHIP	IP WLS BF H R ER SO BB IBB HBP BLK WP HR S P ERA WHIP	IP WLS BF H R ER SO BB IBB HBP BLK WP HR S P ERA WHIP	IP WLS BF H R ER SO BB IBB HBP BLK WP HR S P ERA WHIP	IP WLS BF H R ER SO BB IBB HBP BLK WP HR S P ERA WHIP	IP WLS BF H R ER SO BB IBB HBP BLK WP HR S P ERA WHIP	IP WLS BF H R ER SO BB IBB HBP BLK WP HR S P ERA WHIP	IP WLS BF H R ER SO BB IBB HBP BLK WP HR S P ERA WHIP	IP WLS BF H R ER SO BB IBB HBP BLK WP HR S P ERA WHIP	IP WLS BF H R ER SO BB IBB HBP BLK WP HR S P ERA WHIP	IP WLS BF H R ER SO BB IBB HBP BLK WP HR S P ERA WHIP	IP WLS BF H R ER SO BB IBB HBP BLK WP HR S P ERA WHIP	IP WLS BF H R ER SO BB IBB HBP BLK WP HR S P ERA WHIP	IP WLS BF H R ER SO BB IBB HBP BLK WP HR S P ERA WHIP	IP WLS BF H R ER SO BB IBB HBP BLK WP HR S P ERA WHIP	IP WLS BF H R ER SO BB IBB HBP BLK WP HR S P ERA WHIP	IP WLS BF H R ER SO BB IBB HBP BLK WP HR S P ERA WHIP	IP WLS BF H R ER SO BB IBB HBP BLK WP HR S P ERA WHIP	IP WLS BF H R ER SO BB IBB HBP BLK WP HR S P ERA WHIP
68 Dylan Covey, R (1.1) ERA: 4.5	2.0	L 8	4	5	2	1	1	0	0	0	0	0	0	0	0	0	18.00	5.000		
60 Tyler Danish, R (3.1) ERA: 18.0	1.0	5	2	4	4	0	2	0	0	0	0	0	0	3	11	108.00	12.000			
76 Michael Ynoa, R (4.1) ERA: 108.0	0.1	8	2	1	1	1	0	0	1	11	13	5.40	1.200							
75 Brian Clark, L (4.1) ERA: 5.4	1.2	4	1	0	0	1	0	0	0	6	7	0.00	1.000							
80 Connor Walsh, R (6.1) ERA: 1.0	1.0	4	1	0	0	1	0	0	0	0	0	0.00	1.000							




Batter	1	2	3	4	5	6	7	8	9	AB	R	H	RBI	BB	SO	LOB	TOP																			
28 Leury Garcia, S (1,6)	X 0-0 G3		X 0-3 K		X 0-0 L7		X 0-0 1B		X 0-0 SF8	3	0	0	0	0	1	2	Chicago White Sox @ Seattle Mariners Peoria Stadium, Peoria, AZ Sat Feb 24 2018, 3:11 PM - 6:22 PM EST Att: 5,107 - Sunny - 57 F																			
94 Jorge Rondon, R (6,6)	0-0 G3		X 0-0 F8		X 0-0 1B		X 1-0 CS		X 0-0 1B	3	0	2	0	0	0	0																				
20 Tyler Saladino, R (1,4) OBP: 0.400, SLG: 0.400	X 0-0 1B		X 0-0 1B		X 0-0 1B		X 0-0 1B		X 0-0 1B	3	0	2	0	0	0	0																				
93 Jake Elmore, R (6,4)	0-0 1B		X 0-0 1B		X 1-2 2-3 1B		X 1-2 1B		X 0-0 1B	2	1	2	0	0	0	0																				
30 Nicky Delmonico, L (1,7) OBP: 0.333, SLG: 0.400	X 0-0 G4-3		X 0-0 2B		X 0-0 SF9		X 0-0 1B		X 0-0 1B	2	1	1	1	0	0	1																				
32 Jacob May, S (6,7)	0-0 G4-3		X 0-0 2B		X 2-3 3-H 1B		X 0-0 1B		X 0-0 1B	1	1	1	0	1	0	0																				
24 Matt Davidson, R (1,5) OBP: 0.333, SLG: 0.333	X 0-0 F8		X 0-0 1B		X 0-0 F9		X 0-0 1B		X 0-0 1B	3	0	1	0	0	0	3																				
88 Patrick Leonard, R (6,5)	0-0 F8		X 0-0 1B		X 2-3 1B		X 0-0 1B		X 0-0 1B	2	0	0	0	0	1	4																				
21 Wellington Castillo, R (1,2)	X 0-0 F8		X 0-0 SF7		X 0-3 K		X 0-3 K		X 0-0 1B	2	0	0	1	0	1	0																				
86 Zack Collins, L (6,2)	0-0 F8		X 3-H 2		X 0-0 K		X 1-2 2-3 2B		X 0-0 1B	3	0	0	0	0	0	1																				
63 Daniel Palka, L (1,9)	X 0-0 E4		X 0-0 G2-3		X 0-0 L7		X 0-0 L7		X 2-H 3-H 2B	3	0	0	0	0	0	1																				
73 Luis Alexander Basabe, R (6,9) OBP: 1.000, SLG: 2.000	0-0 E4		X 1-2 1B		X 0-0 L7		X 0-0 L7		X 0-0 2B	1	0	1	1	0	0	0																				
62 Casey Gillaspie, S (1,3)	X 0-0 L9		X 0-0 F8		X 0-0 L7		X 0-0 G1-3		X 0-0 1B	3	0	0	0	0	0	2																				
89 Matt Skole, L (6,3)	0-0 L9		X 0-0 1B		X 0-0 1B		X 0-0 1B		X 0-0 1B	1	0	0	0	0	0	1																				
15 Adam Engel, R (1,10)	X 0-0 FC6-4		X 0-0 1B		X 4-0 BB		X 0-2 K		X 0-0 3B	1	1	0	0	1	0	1																				
91 Jake Burger, R (7,PH) OBP: 0.250, SLG: 0.750	0-0 FC6-4		X 1-2 1B		X 0-0 BB		X 0-0 K		X 0-0 1B	2	1	1	0	0	1	0																				
22 Charles Tilson, L (1,8) OBP: 0.250, SLG: 0.250	X 0-0 G4-3		X 0-0 1B		X 0-0 FC3		X 0-0 G6-3		X 0-3 K	2	0	0	0	0	0	1																				
92 Luis Robert Jr., R (6,8)	0-0 G4-3		X 0-0 1B		X 1-2 1B		X 0-0 G6-3		X 0-3 K	2	0	0	0	0	1	1																				
Inning Stats	R: 0 E: 0 K: 0 S: 4	H: 1 LOB: 1 BB: 0 P: 4	R: 0 E: 1 K: 0 S: 4	H: 0 LOB: 1 BB: 0 P: 4	R: 0 E: 0 K: 1 S: 5	H: 0 LOB: 0 BB: 0 P: 5	R: 1 E: 0 K: 0 S: 5	H: 2 LOB: 1 BB: 0 P: 5	R: 1 E: 1 K: 0 S: 5	H: 1 LOB: 2 BB: 1 P: 9	R: 0 E: 0 K: 1 S: 5	H: 0 LOB: 0 BB: 0 P: 5	R: 0 E: 0 K: 1 S: 5	H: 1 LOB: 0 BB: 0 P: 6	R: 2 E: 0 K: 2 S: 9	H: 2 LOB: 1 BB: 1 P: 14	R: 1 E: 0 K: 1 S: 8	H: 3 LOB: 2 BB: 0 P: 8	1B: 7 2B: 2 3B: 1 HR: 0	SF: 3 SAC: 0 DP: 0 HBP: 0	WP: 1 PB: 0 SB: 2 CS: 1	PA: 41														
PITCHER	IP	WLS	BF	H	R	ER	SO	BB	IBB	HBP	BLK	WP	HR	S	P	ERA	WHIP	PITCHER	IP	WLS	BF	H	R	ER	SO	BB	IBB	HBP	BLK	WP	HR	S	P	ERA	WHIP	
8 Mike Leake, R (1,1) ERA: 2.0	2.0	8	1	0	0	0	0	0	0	0	0	0	0	8	8	0.00	0.500	52 Nick Rumbelow, R (9,1) ERA: 13.5	0.2	5	3	1	1	1	0	0	0	0	0	0	7	7	13.50	4.500		
33 Chase De Jong, R (3,1) ERA: 4.5	2.0	H	9	1	1	0	1	1	0	0	0	0	0	10	10	4.50	1.000	81 Darn Gillies, R (9,1) ERA:	0.1	1	0	0	0	0	0	0	0	0	0	0	1	1	0.00	0.000		
61 Casey Lawrence, R (5,1) ERA:	1.0	H	3	1	0	0	1	0	0	0	0	0	0	5	6	0.00	1.000																			
76 Johendi Jiminian, R (7,1) ERA:	1.0	L	6	2	2	2	2	1	0	0	0	1	0	9	14	18.00	3.000																			
64 Mike Morin, R (8,1) ERA: 18.0																																				

Batter	1	2	3	4	5	6	7	8	9	AB	R	H	RBI	BB	SO	LOB	BOTTOM																		
9 Dee Strange-Gordon, L (1,8) OBP: 0.667, SLG: 1.000	X 0-0 1B		X 0-0 SF9		X 0-0 K		X 0-0 1B		X 0-0 1B	2	0	1	0	0	0	2	Chicago White Sox @ Seattle Mariners Peoria Stadium, Peoria, AZ Sat Feb 24 2018, 3:11 PM - 6:22 PM EST Att: 5,107 - Sunny - 57 F																		
73 Braden Bishop, R (4,PH) OBP: 0.333, SLG: 0.500	0-0 1B		X 2-3 3-H 1B		X 0-0 1B		X 0-0 1B		X 0-0 1B	3	0	2	2	0	0	0																			
7 Andrew Romine, S (1,6) OBP: 0.800, SLG: 1.000	X 0-0 E1		X 0-0 P4		X 1-H 1B		X 0-0 E6		X 0-0 L9	2	0	0	0	0	0	1																			
71 Zach Vincej, R (6,6) OBP: 0.250, SLG: 0.250	0-0 E1		X 1-3 1B		X 3-H 4-0 1B		X 1-3 K		X 0-1 G5-3	2	0	1	0	1	1	2																			
57 John Andreoli, R (1,7) OBP: 0.750, SLG: 0.667	X 0-3 K		X 0-0 1B		X 0-0 BB		X 1-2 K		X 1-2 K	2	0	0	0	0	1	2																			
72 Andrew Aplin, L (6,9) OBP: 0.200, SLG: 0.200	0-3 K		X 0-0 1B		X 0-0 BB		X 1-2 K		X 1-2 K	2	0	0	0	0	1	2																			
6 Mike Ford, L (1,10)	X 1-0 HBP		X 1 SAFE 0-3 FC		X 0-0 G3		X 0-3 K		X 0-3 K	2	0	0	0	0	0	3																			
54 Joseph Odom, R (7,PH) OBP: 0.500, SLG: 0.500	1-0 HBP		X 1-2 1B		X 0-0 G3		X 0-3 K		X 0-3 K	1	0	0	0	0	1	1																			
59 Matt Hague, R (1,3)	X 0-0 G6-4-3		X 0-3 K		X 0-0 E6		X 0-3 K		X 0-3 K	2	0	0	0	0	1	4																			
84 Evan White, R (5,PH) OBP: 0.500, SLG: 0.500	0-0 G6-4-3		X 0-3 K		X 0-0 E6		X 0-3 K		X 0-3 K	2	0	0	0	0	1	1																			
21 Taylor Motter, R (1,5) OBP: 0.400, SLG: 0.600	X 0-0 1B		X 0-0 1B		X 0-0 G6-4-3		X 0-3 K		X 0-3 K	2	1	2	0	0	0	0																			
90 Zach Shank, R (5,PH) OBP: 0.500, SLG: 0.500	0-0 1B		X 1 1B		X 10 HBP 73 SF9 2B		X 1-2 1B		X 0-3 K	2	0	0	0	0	1	1																			
45 Kirk Nieuwenhuis, L (1,9)	X 0-0 P5		X 0-0 L4		X 0-3 K		X 0-0 G6-3		X 0-0 G6-3	2	0	0	0	0	0	2																			
49 Junior Lake, R (5,PH) OBP: 0.500, SLG: 0.500	0-0 P5		X 0-0 L4		X 0-3 K		X 0-0 G6-3		X 0-0 G6-3	2	0	0	0	0	1	0																			
1 Gordon Beckham, R (1,4) OBP: 1.000, SLG: 1.000	X 0-0 1B		X 4-0 10 HBP 73 SF9 7 1B BB		X 0-0 1B		X 0-0 F7		X 0-0 F7	2	1	2	0	1	0	0																			
82 Chris Mariscal, R (7,4) OBP: 1.000, SLG: 1.000	0-0 1B		X 1-3 1B		X 0-0 1B		X 0-0 F7		X 0-0 F7	1	0	0	0	0	0	0																			
10 Mike Marjama, R (1,2) OBP: 1.000, SLG: 1.000	X 0-0 1B		X 0-0 1B		X 1-0 7 WP 7 1B HBP		X 0-0 F8		X 0-0 L8	1	1	1	0	0	0	0																			
36 David Freitas, R (6,2) OBP: 1.000, SLG: 1.000	0-0 1B		X 1-2 1B		X 1-2 2-3 1B HBP		X 0-0 F8		X 0-0 L8	2	0	0	0	0	0	0																			
Inning Stats	R: 0 E: 1 K: 1 S: 6	H: 2 LOB: 2 BB: 0 P: 7	R: 0 E: 0 K: 0 S: 5	H: 3 LOB: 2 BB: 0 P: 5	R: 0 E: 0 K: 1 S: 8	H: 1 LOB: 1 BB: 0 P: 8	R: 3 E: 0 K: 0 S: 5	H: 2 LOB: 2 BB: 2 P: 15	R: 0 E: 1 K: 1 S: 5	H: 0 LOB: 0 BB: 0 P: 5	R: 0 E: 0 K: 3 S: 10	H: 1 LOB: 1 BB: 0 P: 11	R: 0 E: 0 K: 1 S: 5	H: 0 LOB: 0 BB: 0 P: 5	R: 0 E: 0 K: 1 S: 5	H: 1 LOB: 1 BB: 0 P: 5	1B: 9 2B: 1 3B: 0 HR: 0	SF: 1 SAC: 0 DP: 2 HBP: 2	WP: 2 PB: 0 SB: 1 CS: 1	PA: 39															
PITCHER	IP	WLS	BF	H	R	ER	SO	BB	IBB	HBP	BLK	WP	HR	S	P	ERA	WHIP	PITCHER	IP	WLS	BF	H	R	ER	SO	BB	IBB	HBP	BLK	WP	HR	S	P	ERA	WHIP
21 Héctor Santiago, L (1,1) ERA:	2.0	7	2	2	2	2	1	0	0	0	0	1	0	10	14	13.50	2.250	66 Chris Volstad, R (8,1) ERA:	2.0	7	7	1	0	0	1	0	0	0	10	10	0.00	0.500			
61 TJ House, L (3,1) ERA: 13.5	1.1	7	2	2	2	2	1	0	0	0	0	1	0	10	14	13.50	2.250																		
84 Dane Dunning, R (4,1) ERA: 5.4	1.2	8	1	1	1	1	1	0	1	0	1	0	0	8	14	5.40	1.200																		
41 Xavier Cedeño, L (6,1) ERA:	1.0	3	1	0	0	1	0	0	0	0	0	0	0	5	5	0.00	1.000																		
25 Jeanmar Gómez, R (7,1) ERA:	1.0	W	4	0	0	0	3	0	0	0	0	0	0	10	11	0.00	0.000																		

AB 34
R 5
H 9
RBI 3
BB 2
SO 6
LOB 19



AB 34
R 3
H 10
RBI 3
BB 2
SO 8
LOB 19



livebaseballscores.com

livebaseballscores.com

Batter	1	2	3	4	5	6	7	8	9	AB	R	H	RBI	BB	SO	LOB	TOP					
3 Delino DeShields, R OBP: 0.333, SLG: 0.143 Carlos Tocci, R OBP: 0.333, SLG: 0.250	G5-3	BB			G6-3		G4-3		F9	2	0	0	0	1	0	0						
17 Shin-Soo Choo, L 85 Scott Heineman, R OBP: 0.429, SLG: 0.200	BB	G4-3			G3-1		P5			2	1	0	0	1	0	1						
19 Jurickson Profar, S 95 Michael De León, S	BB		G5-3		F7		G6-3			3	1	1	1	0	0	0						
30 Nomar Mazara, L 14 Destin Hood, R OBP: 0.296, SLG: 0.429	E3			K		61 1B 67 SF7		G5-3		3	1	1	0	0	1	1						
61 Robinson Chirinos, R 8 Juan Centeno, L	K			F7		18 S 1B		G3		3	0	1	0	0	1	2						
18 Drew Robinson, L 81 Jose Cardona, R OBP: 0.250, SLG: 0.250	1B			G1-3		1B		K		4	0	2	1	0	1	2						
73 Isiah Kiner-Falefa, R 84 Andy Ibáñez, R OBP: 0.333, SLG: 0.200	P2							2B		3	1	1	0	0	1	3						
67 Ronald Guzmán, L 77 Yanio Pérez, R OBP: 0.400, SLG: 0.250		F7		SF8				G6-3		1	0	0	2	0	0	0						
80 Christian Lopes, R 98 Luis Martí, R 96 Ryan Brett, R	F7			F9				K		3	0	0	0	0	1	2						
Inning Stats	R: 2 E: 1 K: 1 S: 8	H: 2 LOB: 2 BB: 1 P: 12	R: 0 E: 0 K: 0 S: 3	H: 0 LOB: 1 BB: 1 P: 8	R: 0 E: 0 K: 1 S: 5	H: 0 LOB: 0 BB: 0 P: 5	R: 1 E: 0 K: 0 S: 4	H: 1 LOB: 0 BB: 0 P: 4	R: 0 E: 0 K: 0 S: 3	H: 0 LOB: 0 BB: 0 P: 3	R: 1 E: 0 K: 2 S: 9	H: 2 LOB: 2 BB: 0 P: 10	R: 0 E: 0 K: 0 S: 3	H: 0 LOB: 0 BB: 0 P: 3	R: 0 E: 0 K: 1 S: 6	H: 1 LOB: 1 BB: 0 P: 6	R: 0 E: 0 K: 0 S: 3	H: 1 LOB: 1 BB: 0 P: 3	1B: 3 2B: 3 3B: 1 HR: 0	SF: 2 SAC: 0 DP: 0 HBP: 1	WP: 0 PB: 0 SB: 2 CS: 1	PA: 37
PITCHER	IP	WLS	BF	H	R	ER	SO	BB	IBB	HBP	BLK	WP	HR	S	P	ERA	WHIP					
27 Lucas Giolito, R ERA: 4.5	2.0		11	2	2	1	1	2	0	0	0	0	0	11	20	4.50	2.000					
61 TJ House, L ERA: 8.1	2.0		7	1	1	1	1	0	0	0	0	0	0	9	9	4.50	0.500					
52 Rob Scahill, R ERA: 2.25	2.0		9	2	1	1	2	0	0	1	0	0	0	12	13	4.50	1.000					
64 Ian Clarkin, L ERA	1.2		6	1	0	0	0	0	0	0	0	0	0	6	6	0.00	0.600					
85 Dylan Cease, R ERA	1.1	W	4	1	0	0	1	0	0	0	0	0	0	6	6	0.00	0.750					

Texas Rangers @ Chicago White Sox
 Camelback Ranch, Glendale, AZ
 Wed Feb 28 2018, 3:09 PM - 5:38 PM EST
 Atf: 2:360 - Partly Cloudy - 60 F

AB 32
 R 4
 H 7
 RBI 4
 BB 2
 SO 5
 LOB 12



Batter	1	2	3	4	5	6	7	8	9	AB	R	H	RBI	BB	SO	LOB	BOTTOM				
15 Adam Engel, R OBP: 0.500, SLG: 0.333 22 Charles Tilson, L OBP: 0.222, SLG: 0.222	K		B1-3			K		71 G5-3 79 HR		3	0	0	0	0	2	0					
28 Leury García, S 94 Jorge Rondon, R	F7			L3		1B		G5-3		3	0	1	0	0	0	0					
79 José Abreu, R OBP: 0.385, SLG: 0.636	F9			P2		L5		HR		4	1	1	2	0	0	1					
26 Avisail García, R 63 Daniel Palka, L OBP: 0.125, SLG: 0.125		10 F9 2B		K2-3		62 1B 1B		E3 89 2B 90 1B		3	0	2	0	0	1	0					
62 Casey Gillaspie, S 89 Matt Skole, L OBP: 0.429, SLG: 0.600		P3			36 G4-3 2B	90 1B 1B		90 1B 2B		3	0	2	1	0	0	1					
10 Yoenis Moncada, S 93 Jake Elmore, R OBP: 0.667, SLG: 0.500		F9				K		90 1B BB		3	0	0	0	0	2	3					
36 Kevan Smith, R 90 Seby Zavala, R OBP: 0.667, SLG: 0.667		P4				G4-3		20 G5-4-3 1B		2	0	0	0	0	0	0					
20 Tyler Saladino, R 88 Patrick Leonard, R OBP: 0.400, SLG: 0.400					L3			G5-4-3 1B		2	0	0	0	0	0	0					
73 Luis Alexander Basabe, S 92 Luis Robert Jr., R OBP: 0.400, SLG: 0.250								G6-4-3 HBP		2	0	0	0	0	0	0					
73 Luis Alexander Basabe, S 92 Luis Robert Jr., R OBP: 0.400, SLG: 0.250								G6-4-3		3	0	0	0	0	1	1					
Inning Stats	R: 0 E: 0 K: 1 S: 5	H: 0 LOB: 0 BB: 0 P: 5	R: 0 E: 0 K: 0 S: 4	H: 1 LOB: 1 BB: 0 P: 4	R: 0 E: 0 K: 0 S: 2	H: 0 LOB: 0 BB: 0 P: 3	R: 0 E: 0 K: 1 S: 5	H: 0 LOB: 0 BB: 0 P: 5	R: 0 E: 0 K: 1 S: 6	H: 1 LOB: 1 BB: 0 P: 6	R: 0 E: 0 K: 2 S: 8	H: 1 LOB: 1 BB: 0 P: 8	R: 1 E: 1 K: 1 S: 7	H: 3 LOB: 2 BB: 0 P: 7	R: 4 E: 1 K: 0 S: 7	H: 4 LOB: 2 BB: 1 P: 13	1B: 6 2B: 3 3B: 0 HR: 1	SF: 0 SAC: 0 DP: 2 HBP: 1	WP: 0 PB: 0 SB: 0 CS: 0	PA: 34	
PITCHER	IP	WLS	BF	H	R	ER	SO	BB	IBB	HBP	BLK	WP	HR	S	P	ERA	WHIP				
55 Matt Moore, L ERA: 0.000	2.0		7	1	0	0	1	0	0	0	0	0	0	2	3	0.00	0.000				
58 Alex Claudio, L ERA: 0.000	1.0	H	3	0	0	0	0	0	0	1	0	0	0	5	5	0.00	0.000				
62 José Leclerc, R ERA: 0.000	1.0	H	3	0	0	0	1	0	0	0	0	0	0	5	5	0.00	0.000				
68 Ricardo Rodríguez, R ERA: 0.000	1.0	H	4	1	0	0	1	0	0	0	0	0	0	6	6	0.00	1.000				
83 Reed Garrett, R ERA: 1.000	1.0		4	1	0	0	2	0	0	0	0	0	0	8	8	0.00	1.000				
70 Ariel Jurado, R ERA: 16.2	1.2		10	5	4	4	1	0	0	0	0	0	0	12	14	21.60	3.000				
78 Adrian Sampson, R ERA: 6.75	0.1	L	3	2	1	0	0	1	0	0	0	0	0	2	6	0.00	9.000				

Texas Rangers @ Chicago White Sox
 Camelback Ranch, Glendale, AZ
 Wed Feb 28 2018, 3:09 PM - 5:38 PM EST
 Atf: 2:360 - Partly Cloudy - 60 F

AB 31
 R 5
 H 10
 RBI 5
 BB 1
 SO 6
 LOB 11



Batter	1	2	3	4	5	6	7	8	9	AB	R	H	RBI	BB	SO	LOB	TOP					
60 Andrew Toles, L OBP: 0.267, SLG: 0.500 62 Logan Landon, R (5, 7)	P4	1-2 2-3 1B	BB	4-0 BB		1B		89 HR BB		3	0	2	0	1	0	0	Los Angeles Dodgers @ Chicago White Sox Camelback Ranch, Glendale, AZ Fri Mar 02 2018, 3:09 PM - 6:55 PM EST Att: 7,423 - Sunny - 71 F					
31 Joc Pederson, L OBP: 0.176, SLG: 0.188 89 DJ Peters, R OBP: 0.455, SLG: 0.727 (1, 7) (4, 7) (5, 8)	P5	P5	P2		P4			HR		3	0	0	0	0	0	6						
9 Yasmani Grandal, S OBP: 0.350, SLG: 0.154 79 Will Smith, R OBP: 0.333, SLG: 0.750 (1, 2) (4, 2)	67 1B BB					P5		91 G6-4-3 BB		2	1	1	0	1	1	3						
67 Travis Taljeron, R OBP: 0.462, SLG: 0.455 91 Rocky Gale, R (6, PH) (6, 10)	1-3 1B		61 1B 87 HR 1B	K		K		G6-4-3		3	1	2	1	0	1	0						
61 Alex Verdugo, L OBP: 0.438, SLG: 0.733 13 Max Muncy, L OBP: 0.333, SLG: 0.571 (1, 9) (5, 5)	G3-1		87 HR 1B	HR		G6-3				3	2	2	1	0	0	2						
87 Jake Peter, L OBP: 0.267, SLG: 0.714 84 Matt Beatty, L OBP: 0.250, SLG: 0.625 0 Brandon Montgomery, R (8, 4)		G3	HR	K			P5			3	1	1	3	0	1	0						
78 Edwin Rios, L OBP: 0.355, SLG: 0.500 81 Yusniel Diaz, R OBP: 0.222, SLG: 0.500 (1, 3) (5, 9)		60 1B 0 1B 1B	70 1B 2B	K			K2-3			3	0	2	0	0	1	0						
70 Tim Lincecum, R OBP: 0.188, SLG: 0.188 0 Errol Robinson, R (1, 4) (5, 6)	F7				G5-3		G6-3			3	0	1	0	0	0	1						
0 Omar Estévez, R OBP: 0.500, SLG: 1.000 83 Mike Ahmed, R (1, 6) (5, 3)	1-2 60 1B 1B		G5-3		K			P3		3	0	1	0	0	1	2						
Inning Stats	R: 0 E: 0 K: 0 S: 4	H: 1 LOB: 2 BB: 1 P: 8	R: 0 E: 0 K: 0 S: 6	H: 3 LOB: 3 BB: 0 P: 6	R: 4 E: 0 K: 1 S: 11	H: 6 LOB: 3 BB: 1 P: 15	R: 1 E: 0 K: 3 S: 12	H: 1 LOB: 0 BB: 0 P: 13	R: 0 E: 0 K: 1 S: 5	H: 0 LOB: 0 BB: 1 P: 5	R: 0 E: 0 K: 1 S: 5	H: 0 LOB: 0 BB: 0 P: 5	R: 2 E: 0 K: 0 S: 5	H: 1 LOB: 0 BB: 2 P: 16	R: 0 E: 0 K: 2 S: 7	H: 0 LOB: 0 BB: 0 P: 7		1B: 8 2B: 2 3B: 0 HR: 3	SF: 0 SAC: 0 DP: 1 HBP: 0	WP: 0 PB: 0 SB: 0 CS: 0	PA: 43	
PITCHER	IP	WLS	BF	H	R	ER	SO	BB	IBB	HBP	BLK	WP	HR	S	P	ERA	WHIP					
58 Miguel González, R ERA: 13.5 (1, 1)	2.0		11	4	0	0	0	1	0	0	0	0	0	10	14	0.00	2.500					
48 Joakim Soria, R ERA: 3.38 (3, 1)	0.0		5	5	4	4	0	0	0	0	0	0	1	5	5	∞	∞					
54 Chris Beck, R ERA: 3.38 (4, 1)	1.0		5	1	0	0	1	1	0	0	0	0	0	6	10	0.00	2.000					
41 Xavier Cedeño, L ERA: 3.38 (5, 1)	1.0		4	1	1	1	3	0	0	0	0	0	1	12	13	9.00	1.000					
25 Jeanmar Gómez, R ERA: 0.500 (5, 1)	2.0		7	1	0	0	2	0	0	0	0	0	0	11	11	0.00	0.500					
43 Danny Farquhar, R ERA: 13.5 (7, 1)	1.0		3	0	0	0	1	0	0	0	0	0	0	5	5	0.00	0.000					
80 Connor Walsh, R ERA: 5.4 (8, 1)	0.1	L	4	1	2	2	0	2	0	0	0	0	0	1	4	15	54.00	9.000				
66 Chris Volstad, R ERA: 0.000 (8, 1)	1.2		4	0	0	0	2	0	0	0	0	0	0	8	8	0.00	0.000					

AB	39
R	7
H	13
RBI	7
BB	4
SO	9
LOB	16



Batter	1	2	3	4	5	6	7	8	9	AB	R	H	RBI	BB	SO	LOB	BOTTOM				
10 Yoán Moncada, S OBP: 0.250, SLG: 0.077 93 Jake Elmore, R OBP: 0.500, SLG: 0.333 (1, 4) (7, 4)	G6-3		28 G3 26 1B BB	28 1B BB		K			G5-3	2	2	0	0	2	1	0	Los Angeles Dodgers @ Chicago White Sox Camelback Ranch, Glendale, AZ Fri Mar 02 2018, 3:09 PM - 6:55 PM EST Att: 7,423 - Sunny - 71 F				
28 Leury García, S OBP: 0.353, SLG: 0.438 91 Eddy Alvarez, L OBP: 1.000, SLG: 2.500 (1, 6) (8, 6)	79 E 1B		G3	E9		G1-3		HR		4	1	2	0	0	0	1					
79 José Abreu, R OBP: 0.400, SLG: 0.583 62 Casey Gillaspie, S OBP: 0.357, SLG: 0.643 (1, 3) (4, 3)	SAFE G6-3		24 BB 21 SF9 BB	26 1B BB		K		G3-1		1	1	0	0	1	0	1					
26 Avisail García, R OBP: 0.400, SLG: 0.429 32 Jacob May, S OBP: 0.571, SLG: 0.400 (1, 9) (5, 9)	G6-3		21 SF9 24 BB 1B	F7			77 S BB			3	0	1	1	0	0	2					
24 Matt Davidson, R OBP: 0.421, SLG: 0.750 77 Micker Adolfo, R (7, PH) (8, 10)		K	21 SF9 BB		G6-3		K			2	0	0	0	1	1	0					
21 Wellington Castillo, R OBP: 0.333, SLG: 0.444 (1, 2) (7, 2)		BB	SF9		K			G6-3		1	0	0	1	1	1	0					
30 Nicky Delmonico, L OBP: 0.386, SLG: 0.611 49 Ryan Cordell, R OBP: 0.444, SLG: 0.286 (1, 7) (6, 7)		BB	1-2 2-3 3-H						G5-3	3	0	0	0	0	0	3					
5 Yolmer Sánchez, S OBP: 0.250, SLG: 0.267 89 Matt Skole, L OBP: 0.375, SLG: 0.500 (1, 5) (7, 5)					G4-3		K2-3		G4-3	3	0	0	0	0	2	1					
15 Adam Engel, R OBP: 0.538, SLG: 0.778 92 Luis Robert Jr., R OBP: 0.333, SLG: 0.200 (1, 8) (7, 8)							F8		F9	3	1	2	1	0	0	0					
Inning Stats	R: 0 E: 1 K: 0 S: 4	H: 1 LOB: 1 BB: 0 P: 4	R: 0 E: 0 K: 2 S: 7	H: 0 LOB: 1 BB: 1 P: 11	R: 3 E: 0 K: 0 S: 6	H: 2 LOB: 2 BB: 3 P: 20	R: 2 E: 1 K: 0 S: 5	H: 3 LOB: 1 BB: 1 P: 9	R: 0 E: 0 K: 1 S: 5	H: 0 LOB: 0 BB: 0 P: 5	R: 0 E: 0 K: 2 S: 7	H: 0 LOB: 1 BB: 1 P: 12	R: 0 E: 0 K: 0 S: 3	H: 0 LOB: 0 BB: 0 P: 3	R: 1 E: 0 K: 0 S: 6	H: 1 LOB: 0 BB: 0 P: 9		1B: 5 2B: 0 3B: 0 HR: 2	SF: 1 SAC: 0 DP: 0 HBP: 0	WP: 0 PB: 0 SB: 2 CS: 0	PA: 39
PITCHER	IP	WLS	BF	H	R	ER	SO	BB	IBB	HBP	BLK	WP	HR	S	P	ERA	WHIP				
22 Clayton Kershaw, L ERA: 20.25 (1, 1)	2.0		8	1	0	0	2	1	0	0	0	0	1	3	11	81.00	9.000				
48 Brock Stewart, R ERA: 7.71 (3, 1)	1.1	B	9	4	2	1	0	2	0	0	0	0	0	7	17	6.75	4.500				
91 Josh Sborz, R ERA: 0.000 (4, 1)	1.1		4	0	0	0	1	0	0	0	0	0	0	6	6	0.00	0.000				
36 Adam Liberatore, L ERA: 0.000 (6, 1)	1.0		3	0	0	0	2	0	0	0	0	0	0	7	7	0.00	0.000				
81 Corey Copping, R ERA: 7.71 (7, 1)	2.0		7	0	0	0	2	1	0	0	0	0	0	10	15	0.00	0.500				
90 Andrew Isler, R ERA: 7.71 (9, 1)	1.0	S	4	1	1	1	0	0	0	0	0	0	0	6	9	9.00	1.000				

AB	32
R	6
H	7
RBI	5
BB	6
SO	7
LOB	9

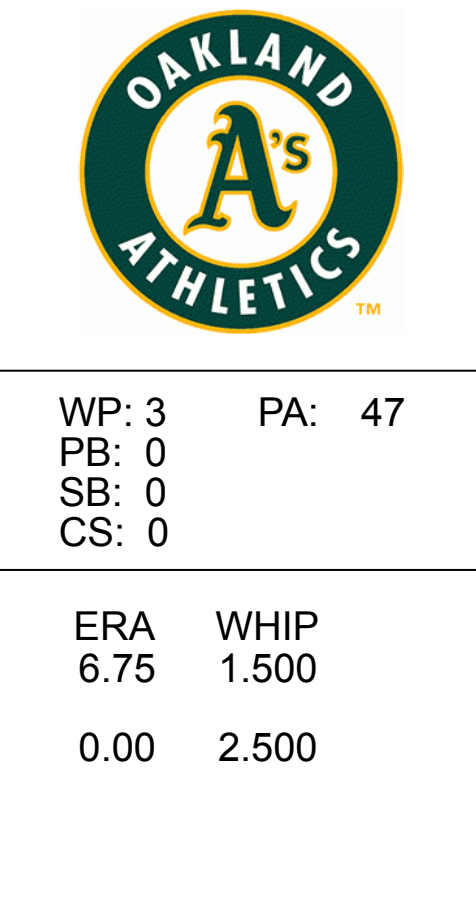


Batter	1	2	3	4	5	6	7	8	9	AB	R	H	RBI	BB	SO	LOB	TOP						
10 Yoán Moncada, S OBP: 0.304, SLG: 0.158 20 Tyler Saladino, R OBP: 0.500, SLG: 0.500										3 3 2 0 1 0 0 1 0 0 0 0 1 0													
7 Tim Anderson, R OBP: 0.250, SLG: 0.421 91 Eddy Alvarez, L OBP: 0.500, SLG: 1.250										3 2 1 1 1 0 1 1 0 0 0 0 1 0													
89 Matt Skole, L OBP: 0.400, SLG: 0.750										5 2 2 3 0 2 2													
24 Matt Davidson, R OBP: 0.444, SLG: 0.792 62 Casey Gillaspie, S OBP: 0.316, SLG: 0.579										4 0 2 3 0 0 1 1 0 0 0 0 0 0													
30 Nicky Delmonico, L OBP: 0.346, SLG: 0.560 32 Jacob May, S OBP: 0.500, SLG: 0.375										4 0 2 1 0 0 2 1 0 0 0 0 0 0													
49 Ryan Cordell, R OBP: 0.471, SLG: 0.462 73 Luis Alexander Basabe OBP: 0.214, SLG: 0.500										2 0 0 0 2 0 2 1 0 0 0 0 1 0													
28 Leury García, S OBP: 0.318, SLG: 0.476 92 TiQuan Forbes, R										4 1 1 0 0 1 5 1 0 0 0 0 0 0													
90 Seby Zavala, R OBP: 0.571, SLG: 0.500 86 Zack Collins, L OBP: 0.167, SLG: 0.167										3 0 1 0 0 0 0 0 0 0 0 0 0 0													
22 Charles Tilson, L OBP: 0.167, SLG: 0.167 63 Daniel Palka, L OBP: 0.188, SLG: 0.133									4 1 0 1 0 0 2 0 0 0 0 0 0 0														
Inning Stats	R: 2 E: 0 K: 0 S: 6	H: 3 LOB: 1 BB: 0 P: 6	R: 0 E: 0 K: 1 S: 5	H: 1 LOB: 0 BB: 0 P: 5	R: 2 E: 0 K: 1 S: 6	H: 1 LOB: 1 BB: 2 P: 14	R: 5 E: 1 K: 0 S: 9	H: 4 LOB: 2 BB: 1 P: 17	R: 0 E: 0 K: 0 S: 3	H: 0 LOB: 0 BB: 0 P: 3	R: 0 E: 0 K: 1 S: 7	H: 2 LOB: 3 BB: 1 P: 11	R: 0 E: 0 K: 1 S: 5	H: 0 LOB: 0 BB: 0 P: 5	R: 0 E: 0 K: 1 S: 5	H: 0 LOB: 0 BB: 0 P: 5	R: 0 E: 0 K: 1 S: 5	H: 0 LOB: 0 BB: 0 P: 5	1B: 6 2B: 3 3B: 1 HR: 1	SF: 0 SAC: 0 DP: 1 HBP: 1	WP: 0 PB: 0 SB: 1 CS: 0	PA: 43	
PITCHER	IP: 2.1 WLS: 0 BF: 13 ERA: 9.0	H: 5 R: 4 ER: 4 SO: 2	BB: 2 IBB: 0 HBP: 0 BLK: 0	WP: 0 HR: 15 S: 23 P: 23	ERA: 15.43 WHIP: 3.000	IP: 3.0 WLS: 0 BF: 9 ERA: 5.14	H: 0 R: 0 ER: 0 SO: 3	BB: 0 IBB: 0 HBP: 0 BLK: 0	WP: 0 HR: 0 S: 15 P: 15	ERA: 0.00 WHIP: 0.000	IP: 3.0 WLS: 0 BF: 9 ERA: 5.14	H: 0 R: 0 ER: 0 SO: 3	BB: 0 IBB: 0 HBP: 0 BLK: 0	WP: 0 HR: 0 S: 15 P: 15	ERA: 0.00 WHIP: 0.000								

Chicago White Sox @ Oakland Athletics
Hohokam Stadium, Mesa, AZ
Mon Mar 05 2018, 3:06 PM - 6:35 PM EST
Att: 4,302 - Partly Cloudy - 66 F

Batter	1	2	3	4	5	6	7	8	9	AB	R	H	RBI	BB	SO	LOB	BOTTOM				
11 Dustin Fowler, L OBP: 0.167, SLG: 0.091 97 Tyler Ramirez, L OBP: 0.667, SLG: 0.667										3 0 0 0 0 2 2 3 0 2 1 0 1 2											
10 Marcus Semien, R OBP: 0.500, SLG: 0.471 77 Eli White, R										3 1 2 0 0 1 0 3 0 0 0 0 0 5											
8 Jed Lowrie, S OBP: 0.250, SLG: 0.545 76 Nick Noonan, L OBP: 0.167, SLG: 0.091										3 1 1 2 0 0 1 2 0 0 0 0 1 0											
2 Khris Davis, R OBP: 0.176, SLG: 0.500 72 Nick Martini, L OBP: 0.497, SLG: 0.545										3 0 0 0 0 2 2 1 1 1 0 0 0 0											
65 Sean Murphy, R OBP: 0.429, SLG: 0.500										0 1 0 0 1 0 0											
28 Matt Olson, L OBP: 0.333, SLG: 0.579 56 Ramón Laureano, R OBP: 0.412, SLG: 0.438										3 0 0 0 0 1 2 2 0 1 0 0 0 1											
25 Stephen Piscotty, R OBP: 0.214, SLG: 0.462 16 Slade Heathcott, L OBP: 0.333, SLG: 0.356										3 0 0 0 0 0 0 0 2 0 1 1 0 0											
5 Jake Smolinski, R OBP: 0.300, SLG: 0.650 53 Anthony Garcia, R OBP: 0.429, SLG: 1.000										1 0 1 0 1 0 0 3 2 1 0 0 0 2											
13 Bruce Maxwell, L OBP: 0.300, SLG: 0.650 21 Steve Lombardozzi, S OBP: 0.353, SLG: 0.333										2 0 0 0 0 1 2 2 1 0 0 1 0 1											
73 Sheldon Neuse, R OBP: 0.381, SLG: 0.438 54 Santiago Chávez, R OBP: 0.600, SLG: 0.600 76 Edwin Díaz, R OBP: 0.250, SLG: 0.250										1 0 0 0 1 0 0 3 0 2 3 0 0 0											
Inning Stats	R: 0 E: 1 K: 3 S: 11	H: 1 LOB: 2 BB: 0 P: 11	R: 0 E: 0 K: 1 S: 5	H: 0 LOB: 2 BB: 2 P: 14	R: 0 E: 0 K: 1 S: 5	H: 0 LOB: 0 BB: 0 P: 5	R: 0 E: 0 K: 0 S: 4	H: 1 LOB: 1 BB: 0 P: 4	R: 2 E: 0 K: 2 S: 9	H: 2 LOB: 0 BB: 0 P: 9	R: 1 E: 0 K: 1 S: 7	H: 2 LOB: 1 BB: 0 P: 7	R: 0 E: 0 K: 0 S: 4	H: 1 LOB: 1 BB: 0 P: 4	R: 2 E: 2 K: 0 S: 7	H: 2 LOB: 3 BB: 2 P: 16	1B: 8 2B: 2 3B: 0 HR: 1	SF: 1 SAC: 0 DP: 0 HBP: 0	WP: 3 PB: 0 SB: 0 CS: 0	PA: 47	
PITCHER	IP: 2.0 WLS: 0 BF: 10 ERA: 9.00	H: 1 R: 0 ER: 0 SO: 1	BB: 2 IBB: 0 HBP: 0 BLK: 0	WP: 1 HR: 0 S: 16 P: 25	ERA: 0.00 WHIP: 1.500	IP: 1.1 WLS: 0 BF: 6 ERA: 4.5	H: 1 R: 1 ER: 1 SO: 1	BB: 0 IBB: 0 HBP: 0 BLK: 0	WP: 0 HR: 0 S: 8 P: 8	ERA: 6.75 WHIP: 1.500	IP: 2.0 WLS: 0 BF: 13 ERA: 5.14	H: 3 R: 4 ER: 0 SO: 2	BB: 0 IBB: 0 HBP: 0 BLK: 0	WP: 2 HR: 0 S: 11 P: 20	ERA: 0.00 WHIP: 2.500						

Chicago White Sox @ Oakland Athletics
Hohokam Stadium, Mesa, AZ
Mon Mar 05 2018, 3:06 PM - 6:35 PM EST
Att: 4,302 - Partly Cloudy - 66 F



Batter	1	2	3	4	5	6	7	8	9	AB	R	H	RBI	BB	SO	LOB	TOP										
10 Yoán Moncada, S OBP: 0.397, SLG: 0.280 87 Mitch Roman, R (7, PR) (7, 4)	F9		G1-3		K		49 2B BB		G6-3	3	0	0	0	1	1	2											
7 Tim Anderson, R OBP: 0.250, SLG: 0.370 86 Zack Collins, L OBP: 0.143, SLG: 0.143	P2		FC1-5-2-5 49 2B 2-H		F9		F9			4	1	0	0	0	0	4											
49 Ryan Cordell, R OBP: 0.590, SLG: 0.684 94 Blake Rutherford, L (7, PR) (7, 8)	88 FC6-4 BB						1-H 2-H 2B			3	0	3	4	1	0	0											
88 Patrick Leonard, R OBP: 0.308, SLG: 0.250	FC6-4 1-2		K		K		F8			4	0	0	0	0	2	5											
30 Nicky Delmonico, L OBP: 0.294, SLG: 0.469 85 Alex Call, R (8, 7)		P6			K		G4-3		P6	4	0	0	0	0	1	0											
5 Yoimer Sánchez, S OBP: 0.370, SLG: 0.640							G3		P5	4	0	2	0	0	0	0											
62 Casey Gillaspie, S OBP: 0.259, SLG: 0.444							G3		K	4	0	0	0	0	3	2											
38 Omar Narváez, L OBP: 0.538, SLG: 0.400 85 Grant Massey, R (7, PR) (7, 6)							10 BB 49 2B BB		F7	2	0	0	0	1	0	2											
32 Jacob May, S OBP: 0.412, SLG: 0.467 92 Mason Robbins, L (7, 9)							L9		K	3	1	2	0	0	0	1											
Inning Stats	R: 0 E: 0 K: 0 S: 3	H: 0 LOB: 1 BB: 1 P: 7	R: 0 E: 0 K: 1 S: 6	H: 1 LOB: 1 BB: 0 P: 6	R: 1 E: 0 K: 1 S: 7	H: 2 LOB: 1 BB: 0 P: 8	R: 0 E: 0 K: 2 S: 8	H: 1 LOB: 1 BB: 0 P: 8	R: 1 E: 0 K: 2 S: 9	H: 2 LOB: 1 BB: 0 P: 9	R: 0 E: 0 K: 0 S: 3	H: 0 LOB: 0 BB: 0 P: 3	R: 2 E: 0 K: 0 S: 4	H: 1 LOB: 2 BB: 2 P: 12	R: 0 E: 0 K: 1 S: 5	H: 0 LOB: 0 BB: 0 P: 5	R: 0 E: 0 K: 1 S: 5	H: 0 LOB: 0 BB: 0 P: 5	1B: 1 2B: 3 3B: 3 HR: 0	SF: 0 SAC: 0 DP: 0 HBP: 0	WP: 0 PA: 37 PB: 0 SB: 1 CS: 0						
PITCHER	IP	WLS	BF	H	R	ER	SO	BB	IBB	HBP	BLK	WP	HR	S	P	ERA	WHIP										
35 Cole Hamels, L ERA: 7.5	3.2		16	4	1	1	4	1	0	0	0	0	0	23	28	2.46	1.364										
83 Reed Garrett, R ERA:	0.1		1	0	0	0	0	0	0	0	0	0	0	1	1	0.00	0.000										
53 Jesse Chavez, R ERA: 5.4	2.2		13	3	3	3	2	2	0	0	0	0	0	15	23	10.12	1.875										
43 Tony Barnette, R ERA: 11.25	1.1	W	4	0	0	0	1	0	0	0	0	0	0	6	6	0.00	0.000										
82 Taylor Scott, R ERA: 5.4	1.0	S	3	0	0	0	1	0	0	0	0	0	0	5	5	0.00	0.000										

Chicago White Sox @ Texas Rangers
 Surprise Stadium, Surprise, AZ
 Thu Mar 08 2018, 3:07 PM - 5:55 PM EST
 Att: 3,739 - Partly Cloudy - 78 F

AB 34
 R 4
 H 7
 RBI 4
 BB 3
 SO 8
 LOB 16



Batter	1	2	3	4	5	6	7	8	9	AB	R	H	RBI	BB	SO	LOB	BOTTOM										
3 Delino DeShields, R OBP: 0.480, SLG: 0.524 Carlos Tocci, R OBP: 0.291, SLG: 0.273	30 WP 1B		G5-3		F9		F9			3	0	1	0	0	0	0											
17 Shin-Soo Choo, L OBP: 0.500, SLG: 0.750 14 Destin Hood, R OBP: 0.286, SLG: 0.643	K		G4-3			30 E 19 1B 1B	HR			3	0	1	0	0	1	1											
30 Nomar Mazara, L OBP: 0.281, SLG: 0.348 77 Mike Ohlman, R OBP: 0.600, SLG: 1.250	F8 1-2				G4-3					3	0	0	0	0	1	2											
29 Adrian Beltré, R OBP: 0.500, SLG: 0.697 19 Jurickson Proffar, S OBP: 0.381, SLG: 0.450	G5-3				13 F8 1B					2	0	1	0	0	0	1											
13 Joey Gallo, L OBP: 0.318, SLG: 0.579 55 Preston Beck, L OBP: 0.500, SLG: 1.250	F9				F8 1-2					2	0	0	0	0	0	1											
1 Elvis Andrus, R OBP: 0.455, SLG: 0.400 2 Hanser Alberto, R OBP: 0.200, SLG: 0.250	G5-3									1	0	0	0	1	0	0											
12 Rougned Odor, L OBP: 0.308, SLG: 0.238 84 Andy Ibañez, R OBP: 0.381, SLG: 0.474	K									1	0	0	1	0	0	0											
5 Willie Calhoun, L OBP: 0.333, SLG: 0.393 85 Scott Heimman, R OBP: 0.368, SLG: 0.313										4	0	0	0	0	0	3											
8 Juan Centeno, L OBP: 0.364, SLG: 0.700 15 Curt Casali, R OBP: 0.222, SLG: 0.125										2	1	1	1	0	1	0											
Inning Stats	R: 0 E: 0 K: 1 S: 6	H: 1 LOB: 0 BB: 0 P: 7	R: 0 E: 0 K: 1 S: 5	H: 0 LOB: 0 BB: 0 P: 5	R: 1 E: 0 K: 0 S: 4	H: 1 LOB: 0 BB: 0 P: 4	R: 0 E: 0 K: 1 S: 6	H: 1 LOB: 2 BB: 1 P: 10	R: 0 E: 0 K: 1 S: 5	H: 0 LOB: 0 BB: 0 P: 5	R: 2 E: 1 K: 1 S: 8	H: 3 LOB: 2 BB: 1 P: 13	R: 1 E: 0 K: 0 S: 5	H: 1 LOB: 1 BB: 1 P: 9	R: 1 E: 0 K: 0 S: 4	H: 2 LOB: 0 BB: 0 P: 4	1B: 6 2B: 1 3B: 0 HR: 3	SF: 1 SAC: 0 DP: 1 HBP: 0	WP: 1 PA: 35 PB: 0 SB: 0 CS: 0								
PITCHER	IP	WLS	BF	H	R	ER	SO	BB	IBB	HBP	BLK	WP	HR	S	P	ERA	WHIP										
33 James Shields, R ERA: 2.25	4.0		16	3	1	1	3	1	0	0	0	0	0	5	5	0.00	0.000										
43 Danny Farquhar, R ERA: 10.8	1.0	H	3	0	0	0	1	0	0	0	0	0	0	5	5	0.00	0.000										
52 Rob Scallih, R ERA: 3.52	1.0	B	7	3	2	2	1	1	0	0	0	0	0	8	13	18.00	4.000										
37 Juan Minaya, R ERA: 6.0	1.0	B	5	1	1	1	0	1	0	0	0	0	1	5	9	9.00	2.000										
83 Jordan Stephens, R ERA: 1.5	1.0	L	4	2	1	1	0	0	0	0	0	0	1	4	4	9.00	2.000										

Chicago White Sox @ Texas Rangers
 Surprise Stadium, Surprise, AZ
 Thu Mar 08 2018, 3:07 PM - 5:55 PM EST
 Att: 3,739 - Partly Cloudy - 78 F

AB 31
 R 5
 H 9
 RBI 5
 BB 3
 SO 5
 LOB 11



Batter	1	2	3	4	5	6	7	8	9	AB	R	H	RBI	BB	SO	LOB	TOP			
15 Whit Merrifield, R OBP: 0.500, SLG: 1.045 68 Humberto Arteaga, R OBP: 0.417, SLG: 0.375										3	1	2	2	0	1	1	Kansas City Royals @ Chicago White Sox Camelback Ranch, Glendale, AZ Thu Mar 08 2018, 3:07 PM - 5:57 PM EST Att: 3,419 - Partly Cloudy - 80 F			
2 Alcides Escobar, R OBP: 0.316, SLG: 0.235 79 Erick Mejia, S OBP: 0.375, SLG: 0.733										3	1	1	0	0	0	2				
12 Jorge Soler, R OBP: 0.323, SLG: 0.692 88 Michael Saunders, L OBP: 0.467, SLG: 0.500										2	1	1	1	1	0	1				
67 Samir Dueñez, L OBP: 0.182, SLG: 0.444										4	2	1	2	1	0	3				
38 Jorge Bonifacio, R OBP: 0.381, SLG: 0.762 14 Billy Burns, S OBP: 0.125, SLG: 0.125										3	0	0	0	0	0	2				
16 Paulo Orlando, R OBP: 0.500, SLG: 0.684 78 Donnie Dewees, L OBP: 0.500, SLG: 0.467										2	1	2	0	0	0	0				
25 Cody Asche, L OBP: 0.429, SLG: 0.700 46 Ramón Torres, S OBP: 0.375, SLG: 0.500										2	2	1	3	1	1	1				
69 Frank Schwindel, R OBP: 0.111, SLG: 0.059 66 Ryan O'Hearn, L OBP: 0.436, SLG: 0.766										3	0	0	0	0	1	2				
36 Cam Gallagher, R OBP: 0.667, SLG: 0.667 71 Parker Morin, L OBP: 0.125, SLG: 0.125										2	2	2	0	0	0	0				
										1	0	0	0	0	0	0				
Inning Stats	R: 1 E: 0 K: 0 S: 4	H: 1 LOB: 1 BB: 1 P: 10	R: 2 E: 0 K: 0 S: 4	H: 2 LOB: 1 BB: 1 P: 9	R: 4 E: 0 K: 1 S: 9	H: 3 LOB: 1 BB: 1 P: 14	R: 2 E: 0 K: 1 S: 10	H: 3 LOB: 1 BB: 0 P: 13	R: 3 E: 1 K: 1 S: 8	H: 3 LOB: 0 BB: 0 P: 8	R: 0 E: 0 K: 0 S: 5	H: 0 LOB: 0 BB: 0 P: 5	R: 0 E: 0 K: 0 S: 3	H: 0 LOB: 0 BB: 0 P: 3	R: 0 E: 0 K: 1 S: 6	H: 1 LOB: 1 BB: 0 P: 7	1B: 6 2B: 3 3B: 1 HR: 3	SF: 0 SAC: 0 DP: 2 HBP: 2	WP: 1 PB: 0 SB: 2 CS: 0	PA: 44
PITCHER	IP: 2.1 WLS: L BF: 14 H: 4 R: 5 ER: 5 SO: 1 BB: 3 IBB: 0 HBP: 1 BLK: 0 WP: 0 HR: 1 S: 10 P: 25 ERA: 19.29 WHIP: 3.000	IP: 1.1 WLS: L BF: 10 H: 5 R: 4 ER: 4 SO: 1 BB: 0 IBB: 0 HBP: 0 BLK: 0 WP: 0 HR: 2 S: 11 P: 18 ERA: 27.00 WHIP: 3.750	IP: 1.1 WLS: L BF: 7 H: 3 R: 3 ER: 2 SO: 2 BB: 0 IBB: 0 HBP: 0 BLK: 0 WP: 0 HR: 1 S: 11 P: 11 ERA: 13.50 WHIP: 2.250	IP: 1.0 WLS: L BF: 3 H: 0 R: 0 ER: 0 SO: 1 BB: 0 IBB: 0 HBP: 0 BLK: 0 WP: 0 HR: 5 S: 5 P: 5 ERA: 0.00 WHIP: 0.000	IP: 2.0 WLS: L BF: 6 H: 0 R: 0 ER: 0 SO: 0 BB: 0 IBB: 0 HBP: 0 BLK: 0 WP: 0 HR: 6 S: 6 P: 6 ERA: 0.00 WHIP: 0.000	PITCHER	IP: 1.0 WLS: L BF: 4 H: 1 R: 0 ER: 0 SO: 1 BB: 0 IBB: 0 HBP: 0 BLK: 0 WP: 1 HR: 0 S: 6 P: 7 ERA: 0.00 WHIP: 1.000	IP: 9.1 WLS: L BF: 41 H: 10 R: 14 ER: 11 SO: 18 BB: 0 IBB: 0 HBP: 0 BLK: 0 WP: 0 HR: 11 S: 25 P: 25 ERA: 1.45												

Batter	1	2	3	4	5	6	7	8	9	AB	R	H	RBI	BB	SO	LOB	BOTTOM			
28 Leury García, S OBP: 0.300, SLG: 0.448 91 Dean Anna, L OBP: 0.190, SLG: 0.300										4	0	1	0	0	1	1	Kansas City Royals @ Chicago White Sox Camelback Ranch, Glendale, AZ Thu Mar 08 2018, 3:07 PM - 5:57 PM EST Att: 3,419 - Partly Cloudy - 80 F			
26 Avisail García, R OBP: 0.380, SLG: 0.458 63 Daniel Palka, L OBP: 0.190, SLG: 0.300										3	0	1	0	0	2	1				
94 Jameson Fisher, L OBP: 0.190, SLG: 0.300										1	0	0	0	0	1	0				
79 José Abreu, R OBP: 0.280, SLG: 0.333 89 Matt Skole, L OBP: 0.421, SLG: 0.750										3	0	0	0	0	0	2				
24 Matt Davidson, R OBP: 0.412, SLG: 0.774 77 Micker Adolfo, R OBP: 0.571, SLG: 0.600										3	0	0	0	0	0	2				
21 Welington Castillo, R OBP: 0.364, SLG: 0.400 90 Seby Zavala, R OBP: 0.400, SLG: 0.333										2	0	0	0	0	1	0				
20 Tyler Saladino, R OBP: 0.458, SLG: 0.551 88 Trey Michalczewski, S OBP: 0.375, SLG: 0.733										3	0	1	0	0	0	0				
71 José Róndón, R OBP: 0.200, SLG: 0.412										3	0	0	0	0	1	1				
73 Luis Alexander Basabe, B, 7 OBP: 0.278, SLG: 0.471										2	0	1	0	1	0	0				
15 Adam Engel, R OBP: 0.391, SLG: 0.632 88 Joel Booker, R OBP: 0.125, SLG: 0.125										3	0	0	0	0	1	3				
										0	0	0	0	0	0	0				
Inning Stats	R: 0 E: 0 K: 1 S: 6	H: 1 LOB: 0 BB: 0 P: 7	R: 0 E: 0 K: 1 S: 6	H: 1 LOB: 1 BB: 1 P: 11	R: 0 E: 0 K: 2 S: 7	H: 0 LOB: 0 BB: 0 P: 7	R: 0 E: 0 K: 0 S: 3	H: 0 LOB: 0 BB: 0 P: 3	R: 0 E: 0 K: 1 S: 6	H: 1 LOB: 1 BB: 0 P: 6	R: 0 E: 1 K: 0 S: 4	H: 1 LOB: 2 BB: 0 P: 5	R: 0 E: 0 K: 0 S: 3	H: 0 LOB: 0 BB: 0 P: 3	R: 0 E: 0 K: 2 S: 7	H: 1 LOB: 1 BB: 0 P: 7	1B: 4 2B: 1 3B: 0 HR: 0	SF: 0 SAC: 0 DP: 1 HBP: 0	WP: 1 PB: 0 SB: 2 CS: 0	PA: 33
PITCHER	IP: 3.0 WLS: W BF: 12 H: 2 R: 0 ER: 0 SO: 4 BB: 1 IBB: 0 HBP: 0 BLK: 0 WP: 0 HR: 0 S: 19 P: 25 ERA: 0.00 WHIP: 1.000	IP: 2.0 WLS: L BF: 7 H: 1 R: 0 ER: 0 SO: 1 BB: 0 IBB: 0 HBP: 0 BLK: 0 WP: 0 HR: 1 S: 9 P: 9 ERA: 0.00 WHIP: 0.500	IP: 1.0 WLS: L BF: 4 H: 1 R: 0 ER: 0 SO: 0 BB: 0 IBB: 0 HBP: 0 BLK: 0 WP: 0 HR: 4 S: 5 P: 5 ERA: 0.00 WHIP: 1.000	IP: 1.0 WLS: L BF: 3 H: 0 R: 0 ER: 0 SO: 3 BB: 0 IBB: 0 HBP: 0 BLK: 0 WP: 0 HR: 3 S: 3 P: 3 ERA: 0.00 WHIP: 0.000	IP: 1.0 WLS: L BF: 3 H: 0 R: 0 ER: 0 SO: 2 BB: 0 IBB: 0 HBP: 0 BLK: 0 WP: 0 HR: 7 S: 7 P: 7 ERA: 0.00 WHIP: 0.000	PITCHER	IP: 1.0 WLS: L BF: 4 H: 1 R: 0 ER: 0 SO: 0 BB: 0 IBB: 0 HBP: 0 BLK: 0 WP: 0 HR: 4 S: 4 P: 4 ERA: 0.00 WHIP: 1.000	IP: 9.1 WLS: L BF: 41 H: 10 R: 14 ER: 11 SO: 18 BB: 0 IBB: 0 HBP: 0 BLK: 0 WP: 0 HR: 11 S: 25 P: 25 ERA: 1.45												

Batter	1	2	3	4	5	6	7	8	9	AB	R	H	RBI	BB	SO	LOB	TOP										
49 Ryan Cordell, R OBP: 0.536, SLG: 0.636 15 Adam Engel, R OBP: 0.375, SLG: 0.600										3	0	1	0	0	0	1	Chicago White Sox @ San Diego Padres Peoria Stadium, Peoria, AZ Fri Mar 09 2018, 3:11 PM - 5:50 PM EST Att.: 5,331 - Sunny - 80 F										
28 Leury Garcia, S OBP: 0.303, SLG: 0.438 85 Danny Mendick, R (7, PR)										3	0	1	0	0	1	1											
24 Matt Davidson, R OBP: 0.432, SLG: 0.750 62 Casey Gillaspie, S OBP: 0.250, SLG: 0.429										1	0	0	0	2	1	1											
88 Patrick Leonard, R OBP: 0.313, SLG: 0.214 89 Matt Skole, L OBP: 0.450, SLG: 0.765										2	0	0	0	1	0	3											
36 Kevan Smith, R OBP: 0.316, SLG: 0.294 32 Jacob May, S OBP: 0.412, SLG: 0.467										3	0	0	0	0	1	2											
63 Daniel Palka, L OBP: 0.167, SLG: 0.261 95 Tito Polo, R										0	0	0	0	0	0	0											
77 Micker Adolfo, R OBP: 0.500, SLG: 0.500										3	0	0	0	0	1	2											
73 Luis Alexander Basabe, B, 7 OBP: 0.300, SLG: 0.526 85 Alex Call, R										2	0	1	0	0	1	0											
71 José Rondón, R OBP: 0.182, SLG: 0.368 94 Yeyson Yirizarri, R OBP: 0.333, SLG: 0.333										2	0	0	0	0	0	1											
Inning Stats	R: 0 E: 1 K: 0 S: 3	H: 1 LOB: 1 BB: 1 P: 8	R: 0 E: 0 K: 0 S: 3	H: 0 LOB: 0 BB: 0 P: 3	R: 0 E: 0 K: 0 S: 3	H: 1 LOB: 0 BB: 0 P: 4	R: 0 E: 0 K: 1 S: 4	H: 0 LOB: 0 BB: 1 P: 8	R: 0 E: 0 K: 1 S: 5	H: 0 LOB: 0 BB: 0 P: 5	R: 0 E: 0 K: 2 S: 8	H: 1 LOB: 2 BB: 1 P: 12	R: 0 E: 0 K: 0 S: 4	H: 1 LOB: 1 BB: 0 P: 4	R: 0 E: 0 K: 2 S: 9	H: 1 LOB: 2 BB: 0 P: 10	1B: 4 2B: 2 3B: 0 HR: 0	SF: 0 SAC: 0 DP: 3 HBP: 1	WP: 1 PB: 0 SB: 0 CS: 0	PA: 33							
PITCHER	IP	WLS	BF	H	R	ER	SO	BB	IBB	HBP	BLK	WP	HR	S	P	ERA	WHIP										
3 Clayton Richard, L ERA: 5.0	4.0	W	13	2	0	0	1	2	0	0	0	1	0	13	23	0.00	1.000										
79 Joey Lucchesi, L ERA: 5.0	3.0	H	11	1	0	0	4	1	0	0	0	0	0	18	22	0.00	0.667										
79 Joey Lucchesi, L ERA: 4.5	3.0	H	11	1	0	0	4	1	0	0	0	0	0	18	22	0.00	0.667										
52 Brad Hand, L ERA: 4.5	1.0	H	4	1	0	0	0	0	0	0	0	0	0	4	4	0.00	1.000										
53 Kazuhisa Makita, R ERA: 4.5	1.0	S	5	1	0	0	2	0	0	1	0	0	0	9	10	0.00	1.000										

Batter	1	2	3	4	5	6	7	8	9	AB	R	H	RBI	BB	SO	LOB	BOTTOM										
15 Cory Spangenberg, L OBP: 0.375, SLG: 0.652 91 Ezequiel Ruiz, R OBP: 0.333, SLG: 0.667										3	1	3	1	0	0	0	Chicago White Sox @ San Diego Padres Peoria Stadium, Peoria, AZ Fri Mar 09 2018, 3:11 PM - 5:50 PM EST Att.: 5,331 - Sunny - 80 F										
13 Freddy Galvis, S OBP: 0.462, SLG: 0.636 79 Joey Lucchesi, L										3	0	1	0	0	1	2											
68 Rafly Lopez, L OBP: 0.500, SLG: 0.917										2	0	0	0	1	1	1											
33 Franchy Cordero, L OBP: 0.471, SLG: 0.759 92 Gabriel Arias, R OBP: 0.222, SLG: 0.125										1	0	0	0	0	0	0											
12 Chase Headley, S OBP: 0.524, SLG: 0.400 16 Travis Jankowski, L OBP: 0.333, SLG: 0.318										3	0	1	0	0	0	2											
2 José Pirela, R OBP: 0.500, SLG: 0.571 71 Shane Peterson, L OBP: 0.421, SLG: 0.267										2	0	0	0	1	2	1											
22 Christian Villanueva, R OBP: 0.500, SLG: 0.859 52 Brad Hand, L 53 Kazuhisa Makita, R										3	0	0	0	0	2	1											
18 Austin Hedges, R OBP: 0.524, SLG: 0.125 11 Allen Craig, R OBP: 0.357, SLG: 0.143										2	0	0	0	1	1	0											
85 Luis Urias, R OBP: 0.444, SLG: 0.565										0	0	0	0	0	0	0											
23 Matt Szczer, R OBP: 0.429, SLG: 0.800 95 Rod Boykin, R										3	0	0	0	0	1	1											
Inning Stats	R: 0 E: 0 K: 1 S: 5	H: 1 LOB: 0 BB: 0 P: 5	R: 0 E: 0 K: 1 S: 4	H: 0 LOB: 1 BB: 1 P: 8	R: 2 E: 0 K: 1 S: 10	H: 3 LOB: 2 BB: 1 P: 17	R: 0 E: 0 K: 3 S: 9	H: 0 LOB: 0 BB: 0 P: 9	R: 0 E: 0 K: 2 S: 7	H: 1 LOB: 1 BB: 0 P: 8	R: 0 E: 0 K: 0 S: 3	H: 0 LOB: 2 BB: 2 P: 11	R: 0 E: 0 K: 1 S: 5	H: 0 LOB: 0 BB: 0 P: 5	R: 0 E: 0 K: 2 S: 5	H: 0 LOB: 0 BB: 0 P: 5	1B: 2 2B: 3 3B: 0 HR: 2	SF: 0 SAC: 0 DP: 2 HBP: 0	WP: 0 PB: 0 SB: 1 CS: 1	PA: 31							
PITCHER	IP	WLS	BF	H	R	ER	SO	BB	IBB	HBP	BLK	WP	HR	S	P	ERA	WHIP										
51 Carson Fulmer, R ERA: 12.6	3.0	L	13	4	2	2	3	2	0	0	0	0	0	9	9	0.00	2.000										
39 Aaron Bummer, L ERA: 5.4	1.0		3	0	0	0	3	0	0	0	0	0	0	9	9	0.00	0.000										
48 Joaquin Soria, R ERA: 18.0	1.0		4	1	0	0	0	0	0	0	0	0	0	4	5	0.00	1.000										
23 Robbie Ross Jr., L ERA: 18.0	1.0		3	1	0	0	2	0	0	0	0	0	0	7	8	0.00	1.000										
21 Héctor Santiago, L ERA: 0.9	2.0		8	0	0	0	1	2	0	0	0	0	0	8	16	0.00	1.000										

AB	29
R	0
H	5
RBI	0
BB	3
SO	7
LOB	16



Batter	1	2	3	4	5	6	7	8	9	AB	R	H	RBI	BB	SO	LOB	TOP																			
15 Adam Engel, R OBP: 0.364, SLG: 0.759										5	2	2	2	0	2	1	Chicago White Sox @ Seattle Mariners Peoria Stadium, Peoria, AZ Mon Mar 12 2018, 9:41 PM - 12:44 AM EDT Att: 7,287 - Clear - 81 F																			
28 Leury Garcia, S OBP: 0.289, SLG: 0.405										5	0	1	0	0	0	1																				
26 Avisail Garcia, R OBP: 0.333, SLG: 0.438 63 Daniel Palka, L OBP: 0.154, SLG: 0.240										4	1	1	0	0	1	2																				
24 Matt Davidson, R OBP: 0.444, SLG: 0.725 88 Patrick Leonard, R OBP: 0.294, SLG: 0.200										4	0	2	1	0	1	0																				
74 Eloy Jiménez, R OBP: 0.667, SLG: 1.714										3	0	1	0	1	1	1																				
62 Casey Gillaspie, S OBP: 0.212, SLG: 0.364 89 Matt Skole, L OBP: 0.450, SLG: 0.765										4	0	0	0	0	1	4																				
71 José Rondón, R OBP: 0.214, SLG: 0.304 85 Danny Mendick, R										2	0	0	0	2	0	1																				
86 Zack Collins, L OBP: 0.182, SLG: 0.455 90 Seby Zavala, R OBP: 0.364, SLG: 0.300										4	1	1	1	0	1	5																				
73 Luis Alexander Basabe, S OBP: 0.333, SLG: 0.545 32 Jacob May, S OBP: 0.421, SLG: 0.471										3	0	1	0	0	1	0																				
Inning Stats	R: 2 E: 0 K: 0 S: 6	H: 3 LOB: 3 BB: 2 P: 14	R: 0 E: 0 K: 1 S: 6	H: 1 LOB: 1 BB: 0 P: 6	R: 0 E: 0 K: 1 S: 6	H: 1 LOB: 1 BB: 0 P: 7	R: 1 E: 0 K: 1 S: 7	H: 2 LOB: 1 BB: 0 P: 8	R: 0 E: 0 K: 2 S: 6	H: 0 LOB: 0 BB: 0 P: 10	R: 0 E: 0 K: 0 S: 3	H: 0 LOB: 0 BB: 0 P: 3	R: 0 E: 0 K: 2 S: 7	H: 0 LOB: 0 BB: 0 P: 7	R: 0 E: 0 K: 0 S: 7	H: 0 LOB: 0 BB: 0 P: 7		R: 1 E: 0 K: 0 S: 6	H: 1 LOB: 0 BB: 0 P: 9	1B: 3 2B: 3 3B: 0 HR: 3	SF: 0 SAC: 0 DP: 0 HBP: 0	WP: 2 PB: 0 SB: 0 CS: 0	PA: 39													
PITCHER	IP	WLS	BF	H	R	ER	SO	BB	IBB	HBP	BLK	WP	HR	S	P	ERA	WHIP	PITCHER		IP	WLS	BF	H	R	ER	SO	BB	IBB	HBP	BLK	WP	HR	S	P	ERA	WHIP
32 Marco Gonzales, L ERA: 1.69	(1.1)	1.2	L	11	4	2	2	1	2	0	0	0	0	1	11	19	10.80	3.600	39 Edwin Diaz, R ERA: 3.6		(7.1)	1.0	3	0	0	0	0	0	0	0	0	3	3	0.00	0.000	
12 Juan Nicasio, R ERA: 1.69	(2.1)	1.1		5	1	0	0	1	0	0	0	0	0	1	7	8	0.00	0.750	80 Bryan Bonnell, R ERA: 9.0		(8.1)	2.0	7	1	1	1	2	0	0	0	0	1	13	16	4.50	0.500
25 Marc Rzepczynski, L ERA: 5.4	(4.1)	1.0		5	2	1	1	1	0	0	0	0	0	1	7	8	9.00	2.000																		
46 Ryan Cook, R ERA: 6.75	(5.1)	1.0		5	1	0	0	1	1	0	0	0	0	0	6	10	0.00	2.000																		
50 Nick Vincent, R ERA:	(6.1)	1.0		3	0	0	0	2	0	0	0	0	0	0	7	7	0.00	0.000																		

Chicago White Sox @ Seattle Mariners
Peoria Stadium, Peoria, AZ
Mon Mar 12 2018, 9:41 PM - 12:44 AM EDT
Att: 7,287 - Clear - 81 F

AB	36
R	4
H	9
RBI	4
BB	3
SO	8
LOB	15



Batter	1	2	3	4	5	6	7	8	9	AB	R	H	RBI	BB	SO	LOB	BOTTOM																			
9 Dee Strange-Gordon, L OBP: 0.367, SLG: 0.767 83 Luis Liberato, L										4	0	1	0	0	1	1	Chicago White Sox @ Seattle Mariners Peoria Stadium, Peoria, AZ Mon Mar 12 2018, 9:41 PM - 12:44 AM EDT Att: 7,287 - Clear - 81 F																			
51 Ichiro Suzuki, L OBP: 0.370, SLG: 0.227										2	1	0	0	1	0	0																				
2 Jean Segura, R OBP: 0.387, SLG: 0.692 71 Zach Vincej, R OBP: 0.154, SLG: 0.154										4	0	1	1	0	1	2																				
15 Kyle Seager, L OBP: 0.346, SLG: 0.400 83 Seth Mejias-Brean, R OBP: 0.143, SLG: 0.571										3	0	1	0	0	0	1																				
20 Daniel Vogelbach, L OBP: 0.571, SLG: 0.852										4	0	1	0	0	1	2																				
6 Mike Ford, L OBP: 0.282, SLG: 0.333 5 Guillermo Heredia, R OBP: 0.487, SLG: 0.300										3	0	0	0	0	2	2																				
10 Mike Marjama, R OBP: 0.391, SLG: 0.444 4 Tuffy Gosewisch, R OBP: 0.059, SLG: 0.235										3	1	1	0	0	1	1																				
1 Gordon Beckham, R OBP: 0.500, SLG: 0.615										2	0	0	0	1	0	2																				
7 Andrew Romine, S OBP: 0.313, SLG: 0.400 87 Beau Amaral, L										3	0	0	1	0	1	1																				
Inning Stats	R: 0 E: 0 K: 2 S: 7	H: 0 LOB: 0 BB: 0 P: 7	R: 0 E: 0 K: 2 S: 7	H: 1 LOB: 0 BB: 0 P: 8	R: 0 E: 0 K: 0 S: 3	H: 0 LOB: 1 BB: 1 P: 7	R: 1 E: 0 K: 0 S: 6	H: 1 LOB: 1 BB: 1 P: 10	R: 1 E: 0 K: 0 S: 4	H: 1 LOB: 0 BB: 0 P: 5	R: 0 E: 0 K: 0 S: 3	H: 0 LOB: 0 BB: 0 P: 3	R: 0 E: 0 K: 2 S: 8	H: 1 LOB: 1 BB: 0 P: 8	R: 0 E: 0 K: 2 S: 8	H: 1 LOB: 2 BB: 1 P: 12		R: 0 E: 0 K: 0 S: 3	H: 0 LOB: 0 BB: 0 P: 3	1B: 2 2B: 2 3B: 1 HR: 0	SF: 0 SAC: 0 DP: 0 HBP: 0	WP: 0 PB: 0 SB: 1 CS: 0	PA: 34													
PITCHER	IP	WLS	BF	H	R	ER	SO	BB	IBB	HBP	BLK	WP	HR	S	P	ERA	WHIP	PITCHER		IP	WLS	BF	H	R	ER	SO	BB	IBB	HBP	BLK	WP	HR	S	P	ERA	WHIP
85 Dylan Cease, R ERA:	(1.1)	3.0	W	10	1	0	0	4	1	0	0	0	0	6	10	9.00	2.000	64 Ian Clarkin, L ERA:		(8.1)	2.0	8	1	0	0	2	1	0	0	0	0	0	15	0.00	1.000	
39 Aaron Bummer, L ERA: 6.0	(4.1)	1.0	H	5	1	1	1	1	1	0	0	0	0	6	10	9.00	2.000																			
45 Gregory Infante, R ERA: 9.0	(5.1)	1.0	H	4	1	1	1	0	0	0	0	0	0	4	5	9.00	1.000																			
41 Xavier Cedeño, L ERA: 5.88	(6.1)	1.0	H	3	0	0	0	0	0	0	0	0	0	3	3	0.00	0.000																			
43 Danny Farquhar, R ERA: 7.24	(7.1)	1.0	H	4	1	0	0	2	0	0	0	0	0	8	8	0.00	1.000																			

Chicago White Sox @ Seattle Mariners
Peoria Stadium, Peoria, AZ
Mon Mar 12 2018, 9:41 PM - 12:44 AM EDT
Att: 7,287 - Clear - 81 F

AB	31
R	2
H	5
RBI	2
BB	3
SO	8
LOB	14



Batter	1	2	3	4	5	6	7	8	9	AB	R	H	RBI	BB	SO	LOB	TOP			
10 Yoán Moncada, S OBP: 0.349, SLG: 0.333 91 Eddy Alvarez, L OBP: 0.500, SLG: 1.250	L7			E6 FC3-6 5 1B			K			4	1	1	0	0	1	0	Chicago White Sox @ Milwaukee Brewers Maryvale Baseball Park, Phoenix, AZ Wed Mar 14 2018, 4:07 PM - 7:03 PM EDT Att: 5,497 - Sunny - 81 F			
26 Avisail García, R OBP: 0.324, SLG: 0.424 32 Jacob May, S OBP: 0.409, SLG: 0.421	G3			K				G1-3		1	0	0	0	0	0	0				
79 José Abreu, R OBP: 0.297, SLG: 0.496 62 Casey Gillaspie, S OBP: 0.212, SLG: 0.364	P3							E6 5 DI		4	0	1	0	0	1	2				
89 Matt Skole, L OBP: 0.458, SLG: 0.750				FC3-6 5 1B				P5		3	1	1	0	1	0	3				
5 Yolmer Sánchez, S OBP: 0.410, SLG: 0.595 88 Patrick Leonard, R OBP: 0.294, SLG: 0.200	G4-6-3			E9 7 1B				F9		4	1	1	1	0	0	3				
7 Tim Anderson, R OBP: 0.250, SLG: 0.359	G6-3									4	0	1	1	0	1	1				
28 Leury García, S OBP: 0.268, SLG: 0.375 94 Luis González, L OBP: 0.333, SLG: 0.273				K				G4-3		3	0	0	0	0	2	2				
38 Omar Narváez, L OBP: 0.450, SLG: 0.313 90 Seby Zavala, R OBP: 0.333, SLG: 0.273										1	0	0	0	0	0	0				
15 Adam Engel, R OBP: 0.333, SLG: 0.688 49 Ryan Cordell, R OBP: 0.500, SLG: 0.560										3	0	0	0	0	0	0				
										0	0	0	0	0	0	0				
Inning Stats	R: 0 E: 0 K: 0 S: 4	H: 0 LOB: 0 BB: 0 P: 4	R: 0 E: 0 K: 0 S: 2	H: 0 LOB: 0 BB: 1 P: 6	R: 0 E: 0 K: 1 S: 5	H: 0 LOB: 0 BB: 0 P: 5	R: 3 E: 2 K: 2 S: 11	H: 3 LOB: 1 BB: 0 P: 11	R: 0 E: 0 K: 1 S: 6	H: 1 LOB: 2 BB: 0 P: 7	R: 0 E: 0 K: 2 S: 7	H: 0 LOB: 0 BB: 0 P: 7	R: 0 E: 1 K: 0 S: 4	H: 0 LOB: 0 BB: 0 P: 5	R: 0 E: 0 K: 1 S: 5	H: 0 LOB: 0 BB: 0 P: 5	1B: 4 2B: 1 3B: 0 HR: 0	SF: 0 SAC: 0 DP: 1 HBP: 1	WP: 0 PB: 0 SB: 0 CS: 0	PA: 35
PITCHER	IP WLS BF H R ER SO BB IBB HBP BLK WP HR S P ERA WHIP																			
45 Jhoulys Chacin, R ERA: 0.87	4.2 W 20 4 3 0 3 1 0 1 0 0 0 0 25 30 0.00 1.071																			
62 Radhames Liz, R ERA: 2.45	0.1 H 1 0 0 0 1 0 0 0 0 0 0 0 3 3 0.00 0.000																			
49 Yovani Gallardo, R ERA: 5.4	2.0 7 1 0 0 3 0 0 0 0 0 0 0 13 13 0.00 0.500																			
48 Boone Logan, L ERA: 6.75	1.0 4 0 0 0 0 0 0 0 0 0 0 0 4 5 0.00 0.000																			
54 Taylor Williams, R ERA: 2.57	1.0 3 0 0 0 1 0 0 0 0 0 0 0 5 5 0.00 0.000																			

Batter	1	2	3	4	5	6	7	8	9	AB	R	H	RBI	BB	SO	LOB	BOTTOM			
6 Lorenzo Cain, R OBP: 0.516, SLG: 0.607 78 Kyle Wren, L OBP: 0.469, SLG: 0.423	F9							G3		1	1	0	0	2	0	0	Chicago White Sox @ Milwaukee Brewers Maryvale Baseball Park, Phoenix, AZ Wed Mar 14 2018, 4:07 PM - 7:03 PM EDT Att: 5,497 - Sunny - 81 F			
22 Christian Yelich, L OBP: 0.444, SLG: 0.333 97 Henry Gatewood, R OBP: 0.500, SLG: 0.250	G4-3									2	1	0	1	1	1	1				
8 Ryan Braun, R OBP: 0.526, SLG: 0.867 23 Keon Broxton, R OBP: 0.390, SLG: 0.455										2	2	2	5	0	0	0				
21 Travis Shaw, L OBP: 0.313, SLG: 0.750 2 Nick Franklin, S OBP: 0.400, SLG: 0.577										3	1	1	1	0	1	3				
16 Domingo Santana, R OBP: 0.303, SLG: 0.419 33 Brett Phillips, L OBP: 0.167, SLG: 0.182										3	1	2	1	0	0	1				
7 Enci Thames, L OBP: 0.229, SLG: 0.281 90 Jake Hager, R OBP: 0.286, SLG: 0.714										2	0	0	0	0	1	0				
9 Manny Pina, R OBP: 0.393, SLG: 0.565 29 Christian Bethancourt, R OBP: 0.350, SLG: 0.600										2	1	0	0	0	1	0				
5 Jonathan Villar, S OBP: 0.353, SLG: 0.406 70 Nate Orie, R OBP: 0.438, SLG: 0.577										1	1	1	2	0	0	0				
3 Orlando Arcia, R OBP: 0.303, SLG: 0.424 96 Luis Aviles Jr., R										3	0	1	0	0	0	1				
										1	0	0	0	0	0	0				
Inning Stats	R: 1 E: 0 K: 0 S: 6	H: 2 LOB: 1 BB: 1 P: 10	R: 6 E: 0 K: 1 S: 11	H: 3 LOB: 2 BB: 2 P: 25	R: 0 E: 0 K: 2 S: 8	H: 1 LOB: 1 BB: 0 P: 8	R: 0 E: 0 K: 1 S: 5	H: 0 LOB: 1 BB: 1 P: 9	R: 0 E: 0 K: 0 S: 3	H: 0 LOB: 0 BB: 0 P: 3	R: 1 E: 0 K: 1 S: 8	H: 1 LOB: 2 BB: 1 P: 12	R: 2 E: 1 K: 1 S: 7	H: 1 LOB: 0 BB: 0 P: 7	R: 1 E: 0 K: 2 S: 9	H: 1 LOB: 0 BB: 0 P: 12	1B: 1 2B: 3 3B: 0 HR: 5	SF: 0 SAC: 0 DP: 1 HBP: 1	WP: 2 PB: 0 SB: 1 CS: 1	PA: 41
PITCHER	IP WLS BF H R ER SO BB IBB HBP BLK WP HR S P ERA WHIP																			
51 Carson Fulmer, R ERA: 18.9	1.2 L 13 5 7 7 0 3 3 0 0 0 0 1 0 10 10 0.00 1.500																			
Brian Clark, L ERA:	0.2 4 1 0 0 3 0 0 0 0 0 1 0 10 10 0.00 1.500																			
66 Chris Volstad, R ERA:	1.2 5 0 0 0 1 1 0 0 0 0 0 0 6 10 0.00 0.600																			
23 Robbie Ross Jr., L ERA:	1.0 3 0 0 0 0 0 0 0 0 0 0 0 3 3 0.00 0.000																			
45 Gregory Infante, R ERA: 6.0	1.0 6 1 1 1 1 1 0 0 0 0 0 0 8 12 9.00 2.000																			
54 Chris Beck, R ERA: 8.59	1.0 5 1 2 1 1 2 0 0 0 0 0 0 1 7 7 9.00 1.000																			
80 Connor Walsh, R ERA: 6.75	1.0 4 1 1 1 2 0 0 0 0 0 0 0 1 9 12 9.00 1.000																			

Batter	1	2	3	4	5	6	7	8	9	AB	R	H	RBI	BB	SO	LOB	TOP								
28 Leury Garcia, S OBP: 0.304, SLG: 0.489										5	1	3	2	0	1	2	Chicago White Sox @ Los Angeles Angels Tempe Diablo Stadium, Tempe, AZ Thu Mar 15 2018, 9:09 PM - 11:56 PM EDT Att: 6,083 - Partly Cloudy - 70 F livebaseballscorecards.com								
89 Matt Skole, L OBP: 0.414, SLG: 0.680										5	1	1	2	0	1	4									
24 Matt Davidson, R OBP: 0.408, SLG: 0.659										4	0	0	0	0	1	4									
88 Patrick Leonard, R OBP: 0.278, SLG: 0.188										4	0	0	0	0	0	2									
62 Casey Gillaspie, S OBP: 0.189, SLG: 0.324										1	0	0	0	0	1	1									
93 Matt Rose, R OBP: 0.189, SLG: 0.324										4	0	1	1	0	3	0									
49 Ryan Cordell, R OBP: 0.472, SLG: 0.586										4	1	2	0	0	0	1									
36 Kavan Smith, R OBP: 0.348, SLG: 0.333										0	0	0	0	0	0	0									
90 Seby Zavala, R OBP: 0.333, SLG: 0.273										3	1	2	1	0	0	1									
93 Jake Elmore, R OBP: 0.545, SLG: 0.556										1	0	0	0	0	0	0									
91 Eddy Alvarez, L OBP: 0.400, SLG: 1.000										3	1	1	0	1	1	1									
32 Jacob May, S OBP: 0.423, SLG: 0.409										3	1	1	0	1	1	1									
95 Tito Polo, R OBP: 0.500, SLG: 0.333										2	2	1	0	1	0	0									
Inning Stats	R: 0 E: 0 K: 0 S: 4	H: 1 LOB: 1 BB: 0 P: 4	R: 0 E: 0 K: 1 S: 5	H: 1 LOB: 0 BB: 0 P: 5	R: 4 E: 0 K: 0 S: 7	H: 4 LOB: 1 BB: 1 P: 11	R: 1 E: 1 K: 0 S: 5	H: 1 LOB: 2 BB: 1 P: 10	R: 1 E: 0 K: 2 S: 9	H: 2 LOB: 1 BB: 0 P: 9	R: 0 E: 0 K: 1 S: 5	H: 0 LOB: 0 BB: 0 P: 5	R: 0 E: 0 K: 2 S: 7	H: 0 LOB: 0 BB: 0 P: 7	R: 0 E: 0 K: 0 S: 3	H: 0 LOB: 0 BB: 0 P: 3	R: 1 E: 0 K: 3 S: 11	H: 2 LOB: 1 BB: 0 P: 11	1B: 5 2B: 4 3B: 2 HR: 0	SF: 0 SAC: 1 DP: 1 HBP: 0	WP: 2 PB: 0 CS: 0	PA: 40			
PITCHER	IP	WLS	BF	H	R	ER	SO	BB	IBB	HBP	BLK	WP	HR	S	P	ERA	WHIP								
62 Parker Bridwell, R ERA: 9.22	4.2	L	23	7	5	5	2	2	0	0	0	2	0	25	34	9.64	1.929								
64 Félix Peña, R ERA: 4.23	0.1		3	2	1	1	1	0	0	0	0	0	0	5	5	27.00	6.000								
33 Jim Johnson, R ERA: 2.57	1.0		3	0	0	0	1	0	0	0	0	0	0	5	5	0.00	0.000								
25 Noé Ramirez, R ERA: 2.45	1.0		3	0	0	0	2	0	0	0	0	0	0	7	7	0.00	0.000								
89 Osmer Morales, R ERA: 7.36	2.0		8	2	1	1	3	0	0	0	0	0	0	14	14	4.50	1.000								

Batter	1	2	3	4	5	6	7	8	9	AB	R	H	RBI	BB	SO	LOB	BOTTOM								
9 Eric Young Jr., S OBP: 0.395, SLG: 0.571										3	1	2	0	0	0	0	Chicago White Sox @ Los Angeles Angels Tempe Diablo Stadium, Tempe, AZ Thu Mar 15 2018, 9:09 PM - 11:56 PM EDT Att: 6,083 - Partly Cloudy - 70 F livebaseballscorecards.com								
9 Zach Gibbons, R OBP: 0.250, SLG: 0.583										1	0	0	0	0	0	0									
24 Chris Young, R OBP: 0.333, SLG: 0.333										3	0	1	1	0	0	1									
9 Bo Way, L										1	0	0	0	0	0	0									
44 René Rivera, R OBP: 0.370, SLG: 0.577										3	0	0	0	0	1	1									
2 Connor Justus, R OBP: 0.250, SLG: 0.250										1	0	1	0	0	0	0									
31 Chris Carter, R OBP: 0.333, SLG: 0.643										3	1	1	1	0	1	1									
85 Matt Thaiss, L OBP: 0.310, SLG: 0.556										1	0	0	0	0	0	1									
83 José Miguel Fernández, L OBP: 0.367, SLG: 0.462										3	0	0	0	0	1	1									
13 Juan Graterol, R OBP: 0.273, SLG: 0.273										1	0	0	0	0	0	0									
22 Kaleb Cowart, S OBP: 0.258, SLG: 0.233										3	0	1	0	0	0	1									
51 Sherman Johnson, L OBP: 0.400, SLG: 0.333										1	0	0	0	0	0	0									
86 David Fletcher, R OBP: 0.410, SLG: 0.490										2	0	0	0	0	1	1									
58 Carlos Pérez, R OBP: 0.273, SLG: 0.409										2	0	1	0	0	0	0									
98 Jordan Serena, R OBP: 0.310, SLG: 0.273										4	0	0	0	0	2	1									
37 Rymer Liriano, R OBP: 0.297, SLG: 0.273										2	0	0	0	0	0	0									
51 Colin Walsh, S OBP: 0.375, SLG: 0.621										1	0	0	0	0	1	0									
57 Riley Unroe, S OBP: 0.600, SLG: 0.333										1	0	0	0	0	1	0									
Inning Stats	R: 2 E: 0 K: 0 S: 6	H: 2 LOB: 0 BB: 0 P: 6	R: 0 E: 0 K: 1 S: 5	H: 0 LOB: 0 BB: 0 P: 5	R: 0 E: 0 K: 1 S: 6	H: 1 LOB: 1 BB: 0 P: 6	R: 0 E: 0 K: 1 S: 6	H: 1 LOB: 1 BB: 0 P: 6	R: 0 E: 0 K: 2 S: 8	H: 0 LOB: 1 BB: 0 P: 8	R: 0 E: 0 K: 2 S: 7	H: 0 LOB: 0 BB: 0 P: 7	R: 0 E: 0 K: 0 S: 4	H: 1 LOB: 1 BB: 0 P: 4	R: 0 E: 0 K: 0 S: 4	H: 1 LOB: 1 BB: 0 P: 4	R: 0 E: 0 K: 0 S: 4	H: 1 LOB: 1 BB: 0 P: 4	1B: 5 2B: 0 3B: 1 HR: 1	SF: 0 SAC: 0 DP: 0 HBP: 0	WP: 0 PB: 0 CS: 0	PA: 35			
PITCHER	IP	WLS	BF	H	R	ER	SO	BB	IBB	HBP	BLK	WP	HR	S	P	ERA	WHIP								
27 Lucas Giolito, R ERA: 3.18	5.1	W	22	5	2	2	4	0	0	0	1	0	0	31	32	3.38	0.938								
70 Luis Avilán, L ERA: 6.75	0.2		2	0	0	0	1	0	0	0	0	0	0	4	4	0.00	0.000								
43 Danny Farquhar, R ERA: 6.75	1.0		3	0	0	0	2	0	0	0	0	0	0	7	7	0.00	0.000								
48 Joakim Soria, R ERA: 12.0	1.0		4	1	0	0	0	0	0	0	0	0	0	4	4	0.00	1.000								
39 Aaron Bummer, L ERA: 5.14	1.0		4	1	0	0	0	0	0	0	0	0	0	4	4	0.00	1.000								

Batter	1	2	3	4	5	6	7	8	9	AB	R	H	RBI	BB	SO	LOB	TOP						
8 Ian Happ, S OBP: 0.459, SLG: 1.000 85 Yasiel Balaguer, R OBP: 0.250, SLG: 0.152										4	0	1	1	0	3	2	<p>Chicago Cubs @ Chicago White Sox Camelback Ranch, Glendale, AZ Fri Mar 16 2018, 4:10 PM - 7:14 PM EDT Att: 13,044 - Overcast - 73 F</p> <p>livebaseballscorecards.com</p> <p>AB 37 R 6 H 13 RBI 6 BB 2 SO 7 LOB 18</p>						
2 Tommy La Stella, L OBP: 0.306, SLG: 0.343 15 Brandon Morrow, R OBP: 0.250, SLG: 0.152 32 Brian Duensing, L OBP: 0.250, SLG: 0.152 75 Jacob Hannemann, L OBP: 0.343, SLG: 0.333										4	0	0	0	0	1	4							
40 Wilson Contreras, R OBP: 0.333, SLG: 0.810 Mark Zagunis, R OBP: 0.400, SLG: 0.345										4	1	1	1	0	0	0							
61 Efrén Navarro, L OBP: 0.351, SLG: 0.485 David Bote, R OBP: 0.354, SLG: 0.429										3	1	2	0	0	0	0							
5 Albert Almora Jr., R OBP: 0.179, SLG: 0.395 43 Taylor Davis, R OBP: 0.273, SLG: 0.545										4	0	0	0	0	1	2							
4 Mike Freeman, L OBP: 0.512, SLG: 0.703 85 Chesny Young, R OBP: 0.171, SLG: 0.176										3	2	2	2	0	0	1							
13 Peter Bourjos, R OBP: 0.371, SLG: 0.394										4	0	1	0	0	0	3							
Charcer Burks, R OBP: 0.250, SLG: 0.235										0	0	0	0	0	0	0							
66 Ryan Court, R OBP: 0.488, SLG: 0.743 86 Jason Vosler, L OBP: 0.250, SLG: 0.222										2	2	2	0	1	0	0							
11 Yu Darvish, R OBP: 0.500, SLG: 0.500 88 Troy Martin, R OBP: 0.500, SLG: 1.000										2	0	1	0	0	1	1							
80 Justin Hancock, R										1	0	1	2	0	0	0							
0										0	0	0	0	0	0	0							
Inning Stats	R: 0 E: 0 K: 1 S: 5	H: 0 LOB: 0 BB: 0 P: 5	R: 0 E: 0 K: 0 S: 4	H: 1 LOB: 1 BB: 0 P: 4	R: 0 E: 0 K: 2 S: 8	H: 1 LOB: 1 BB: 0 P: 8	R: 4 E: 0 K: 0 S: 8	H: 6 LOB: 2 BB: 1 P: 14	R: 0 E: 0 K: 1 S: 5	H: 0 LOB: 0 BB: 0 P: 5	R: 2 E: 0 K: 2 S: 10	H: 3 LOB: 1 BB: 0 P: 10	R: 0 E: 0 K: 0 S: 3	H: 0 LOB: 0 BB: 0 P: 3	R: 0 E: 0 K: 0 S: 5	H: 2 LOB: 2 BB: 0 P: 6		R: 0 E: 0 K: 1 S: 4	H: 0 LOB: 1 BB: 1 P: 9	1B: 7 2B: 4 3B: 0 HR: 2	SF: 0 SAC: 1 DP: 1 HBP: 1	WP: 1 PB: 0 SB: 1 CS: 2	PA: 41
PITCHER	IP WLS BF H R ER SO BB IBB HBP BLK WP HR S P ERA WHIP																						
40 Reynaldo López, R ERA: 3.29	4.1 L 21 8 4 4 3 1 0 0 0 0 1 2 26 32 8.31 2.077																						
41 Xavier Cedeño, L ERA: 8.43	0.2 3 1 1 1 1 0 0 0 0 0 0 0 5 5 13.50 1.500																						
45 Gregory Infante, R ERA: 9.0	1.0 5 2 1 1 2 0 0 0 0 0 0 0 9 9 9.00 2.000																						
84 Dane Dunning, R ERA: 7.0	2.0 8 2 0 0 0 0 0 0 0 0 0 0 8 9 0.00 1.000																						
23 Robbie Ross Jr., L ERA:	1.0 4 0 0 0 1 1 0 1 0 0 0 0 4 9 0.00 1.000																						

Batter	1	2	3	4	5	6	7	8	9	AB	R	H	RBI	BB	SO	LOB	BOTTOM						
10 Yoán Moncada, S OBP: 0.340, SLG: 0.400										4	1	1	1	0	1	1	<p>Chicago Cubs @ Chicago White Sox Camelback Ranch, Glendale, AZ Fri Mar 16 2018, 4:10 PM - 7:14 PM EDT Att: 13,044 - Overcast - 73 F</p> <p>livebaseballscorecards.com</p> <p>AB 32 R 3 H 6 RBI 2 BB 1 SO 9 LOB 9</p>						
26 Avisail García, R OBP: 0.388, SLG: 0.568 94 Jameson Fisher, L OBP: 0.250, SLG: 0.152										4	1	3	1	0	1	0							
79 José Abreu, R OBP: 0.288, SLG: 0.361										4	0	0	0	0	1	2							
24 Matt Davidson, R OBP: 0.404, SLG: 0.630 38 Omar Narváez, L OBP: 0.429, SLG: 0.294										2	0	0	0	1	1	0							
30 Nicky Delmonico, L OBP: 0.250, SLG: 0.366 32 Jacob May, S OBP: 0.407, SLG: 0.391										3	0	0	0	0	0	1							
21 Wellington Castillo, R OBP: 0.414, SLG: 0.524 90 Seby Zavala, R OBP: 0.308, SLG: 0.250										3	1	2	0	0	1	0							
7 Tim Anderson, R OBP: 0.233, SLG: 0.333										3	0	0	0	0	1	2							
5 Yolmer Sánchez, S OBP: 0.381, SLG: 0.550										3	0	0	0	0	2	0							
15 Adam Engel, R OBP: 0.308, SLG: 0.629 88 Joel Booker, R										3	0	0	0	0	1	1							
0										0	0	0	0	0	0	0							
Inning Stats	R: 0 E: 0 K: 0 S: 3	H: 1 LOB: 0 BB: 0 P: 3	R: 0 E: 0 K: 2 S: 7	H: 0 LOB: 0 BB: 0 P: 7	R: 0 E: 0 K: 2 S: 8	H: 0 LOB: 1 BB: 0 P: 9	R: 0 E: 0 K: 0 S: 3	H: 1 LOB: 1 BB: 1 P: 7	R: 1 E: 0 K: 0 S: 4	H: 1 LOB: 0 BB: 0 P: 5	R: 1 E: 0 K: 1 S: 8	H: 1 LOB: 0 BB: 0 P: 8	R: 0 E: 0 K: 0 S: 4	H: 1 LOB: 1 BB: 0 P: 4	R: 1 E: 0 K: 2 S: 10	H: 1 LOB: 0 BB: 0 P: 12		R: 0 E: 0 K: 2 S: 7	H: 0 LOB: 0 BB: 0 P: 7	1B: 2 2B: 3 3B: 0 HR: 2	SF: 0 SAC: 0 DP: 2 HBP: 0	WP: 2 PB: 0 SB: 1 CS: 0	PA: 33
PITCHER	IP WLS BF H R ER SO BB IBB HBP BLK WP HR S P ERA WHIP																						
11 Yu Darvish, R ERA: 3.48	5.0 W 18 3 1 1 1 1 0 0 0 0 0 1 8 8 9.00 1.000																						
15 Brandon Morrow, R ERA: 4.5	1.0 4 1 1 1 1 0 0 0 0 0 0 1 8 8 9.00 1.000																						
32 Brian Duensing, L ERA: 6.75	1.2 7 2 1 1 1 0 0 0 0 0 0 1 11 13 5.40 1.200																						
80 Justin Hancock, R ERA: 2.08	1.1 S 4 0 0 0 3 0 0 0 0 0 0 0 10 10 0.00 0.000																						

Batter	1	2	3	4	5	6	7	8	9	AB	R	H	RBI	BB	SO	LOB	TOP			
60 Andrew Toles, L (1, 10) OBP: 0.333, SLG: 0.641 92 Jacob Scavuzzo, R (8, PH) OBP: 1.000, SLG: 1.000 (8, 10)										3	0	1	0	0	0	0	Los Angeles Dodgers @ Chicago White Sox Camelback Ranch, Glendale, AZ Sat Mar 17 2018, 4:07 PM - 6:56 PM EDT Att: 13,199 - Sunny - 65 F			
31 Joc Pederson, L (1, 8) OBP: 0.214, SLG: 0.184 0 Errol Robinson, R (5, 6)										3	0	0	0	0	0	1				
10 Justin Turner, R (1, 5) OBP: 0.460, SLG: 0.556 84 Angelo Mora, S (4, 5)										2	0	1	0	0	0	0				
9 Yasmani Grandal, S (1, 2) OBP: 0.389, SLG: 0.719 65 Kyle Farmer, R (6, 2) OBP: 0.546, SLG: 0.958										2	1	2	0	1	0	0				
14 Enrique Hernández, R (1, 7) OBP: 0.410, SLG: 0.719 94 Johan Mieses, R (6, 7) OBP: 0.667, SLG: 1.000										3	0	0	0	0	1	4				
26 Chase Utley, L (1, 3) OBP: 0.273, SLG: 0.387 62 Wes Darvill, L (7, 3) OBP: 0.250, SLG: 0.250										3	1	1	2	0	1	0				
21 Trayce Thompson, R (1, 9) OBP: 0.333, SLG: 0.375 91 Donovan Casey, R (7, 9)										3	0	1	0	0	1	0				
87 Jake Peter, L (1, 4) OBP: 0.297, SLG: 0.629 77 Zach McKinstry, L (7, 4)										3	0	0	0	0	1	1				
17 Donovan Solano, R (1, 6) OBP: 0.382, SLG: 0.414 61 Alex Verdugo, L (5, 8) OBP: 0.406, SLG: 0.700										2	0	0	0	0	1	1				
Inning Stats	R: 0 E: 0 K: 0 S: 5	H: 3 LOB: 2 BB: 0 P: 6	R: 0 E: 0 K: 2 S: 8	H: 1 LOB: 1 BB: 0 P: 8	R: 0 E: 0 K: 1 S: 3	H: 0 LOB: 0 BB: 0 P: 3	R: 2 E: 0 K: 1 S: 6	H: 1 LOB: 0 BB: 1 P: 10	R: 0 E: 0 K: 1 S: 5	H: 0 LOB: 0 BB: 0 P: 3	R: 0 E: 0 K: 2 S: 7	H: 0 LOB: 0 BB: 0 P: 7	R: 0 E: 0 K: 1 S: 5	H: 1 LOB: 1 BB: 0 P: 9	R: 0 E: 0 K: 1 S: 5	H: 1 LOB: 0 BB: 0 P: 5		1B: 5 2B: 2 3B: 0 HR: 1	SF: 0 SAC: 0 DP: 3 HBP: 0	WP: 0 PB: 0 SB: 0 CS: 1
PITCHER	IP WLS BF H R ER SO BB IBB HBP BLK WP HR S P ERA WHIP	5.1 W 22 6 2 2 4 1 0 0 0 0 1 29 34 3.38 1.312	6.1 H 4 0 0 0 2 0 0 0 0 0 0 8 8 0.00 0.000	8.1 H 4 1 0 0 1 1 0 0 0 0 0 5 9 0.00 2.000	9.1 S 3 1 0 0 1 0 0 0 0 0 0 5 5 0.00 1.000	PITCHER														

Batter	1	2	3	4	5	6	7	8	9	AB	R	H	RBI	BB	SO	LOB	BOTTOM				
10 Yoán Moncada, S (1, 4) OBP: 0.333, SLG: 0.372 95 Bryant Flete, L (7, 4)										3	2	0	0	1	1	2	Los Angeles Dodgers @ Chicago White Sox Camelback Ranch, Glendale, AZ Sat Mar 17 2018, 4:07 PM - 6:56 PM EDT Att: 13,199 - Sunny - 65 F				
26 Avisail García, R (1, 9) OBP: 0.405, SLG: 0.634 94 Luis González, L (7, 9)										4	2	3	1	0	0	1					
79 José Abreu, R (1, 10) OBP: 0.311, SLG: 0.368										2	0	1	2	2	0	1					
24 Matt Davidson, R (1, 3) OBP: 0.411, SLG: 0.612 30 Nicky Delmonico, L (8, 3) OBP: 0.250, SLG: 0.366										3	0	1	0	1	1	3					
49 Ryan Cordell, R (1, 7) OBP: 0.425, SLG: 0.515 32 Jacob May, S (8, 7) OBP: 0.407, SLG: 0.391										4	1	0	1	0	1	3					
7 Tim Anderson, R (1, 6) OBP: 0.255, SLG: 0.370										4	0	2	1	0	1	0					
5 Yolmer Sánchez, S (1, 5) OBP: 0.348, SLG: 0.500 89 Matt Skole, L (9, 5) OBP: 0.414, SLG: 0.680										4	0	0	0	0	1	2					
38 Omar Narváez, L (1, 2) OBP: 0.400, SLG: 0.250 87 Louis Silverio, R (8, PR) OBP: 0.348, SLG: 0.333										3	0	0	0	1	0	1					
15 Adam Engel, R (1, 8) OBP: 0.333, SLG: 0.632 94 Blake Rutherford, L (7, 8)										3	0	2	0	0	0	0					
Inning Stats	R: 3 E: 0 K: 0 S: 5	H: 2 LOB: 1 BB: 2 P: 13	R: 2 E: 0 K: 1 S: 9	H: 4 LOB: 2 BB: 0 P: 9	R: 0 E: 0 K: 1 S: 5	H: 1 LOB: 0 BB: 0 P: 5	R: 0 E: 1 K: 0 S: 4	H: 1 LOB: 2 BB: 1 P: 8	R: 0 E: 0 K: 1 S: 5	H: 0 LOB: 0 BB: 0 P: 5	R: 0 E: 0 K: 1 S: 6	H: 1 LOB: 1 BB: 0 P: 6	R: 0 E: 0 K: 1 S: 4	H: 0 LOB: 0 BB: 1 P: 8	R: 0 E: 0 K: 1 S: 5	H: 0 LOB: 1 BB: 1 P: 9		1B: 6 2B: 3 3B: 0 HR: 0	SF: 0 SAC: 0 DP: 1 HBP: 0	WP: 0 PB: 0 SB: 0 CS: 1	PA: 36
PITCHER	IP WLS BF H R ER SO BB IBB HBP BLK WP HR S P ERA WHIP	3.0 L 17 7 5 5 2 2 0 0 0 0 0 4 8 15.00 3.000	4.1 5 1 0 0 0 1 0 0 0 0 0 4 8 0.00 2.000	5.1 3 0 0 0 1 0 0 0 0 0 0 5 5 0.00 0.000	6.1 4 1 0 0 1 0 0 0 1 0 0 6 6 0.00 1.000	7.1 3 0 0 0 1 1 0 0 0 0 0 4 8 0.00 1.000	PITCHER														

Batter	1	2	3	4	5	6	7	8	9	AB	R	H	RBI	BB	SO	LOB	TOP																			
49 Ryan Cordell, R OBP: 0.419, SLG: 0.500 95 Tito Polo, R OBP: 0.400, SLG: 0.250										3	0	1	0	0	0	0																				
20 Tyler Saladino, R OBP: 0.407, SLG: 0.520 94 Yeyson Yrizarri, R OBP: 0.250, SLG: 0.250										3	0	0	0	0	0	1																				
30 Nicky Delmonico, L OBP: 0.255, SLG: 0.364 85 Alex Call, R										3	0	1	0	0	0	1																				
21 Wellington Castillo, R OBP: 0.387, SLG: 0.478 36 Kevan Smith, R OBP: 0.333, SLG: 0.318										2	0	0	0	0	2	0																				
5 Yolmer Sánchez, S OBP: 0.333, SLG: 0.478 92 Diego Goris, R										2	0	0	0	0	0	0																				
89 Matt Skole, L OBP: 0.406, SLG: 0.630										2	0	0	0	1	0	0																				
28 Leury García, S OBP: 0.292, SLG: 0.468 85 Danny Mendick, R										2	0	0	0	0	1	1																				
38 Omar Narváez, L OBP: 0.407, SLG: 0.273 98 Gavin Sheets, L										2	0	1	0	0	1	0																				
32 Jacob May, S OBP: 0.379, SLG: 0.360 97 Craig Dedelow, L OBP: 1.000, SLG: 1.000										2	0	0	0	0	1	1																				
Inning Stats	R: 0 E: 0 K: 1 S: 5	H: 1 LOB: 0 BB: 0 P: 5	R: 0 E: 0 K: 1 S: 5	H: 0 LOB: 0 BB: 0 P: 5	R: 0 E: 0 K: 0 S: 3	H: 1 LOB: 0 BB: 0 P: 3	R: 0 E: 0 K: 0 S: 3	H: 0 LOB: 0 BB: 0 P: 3	R: 0 E: 0 K: 2 S: 7	H: 0 LOB: 1 BB: 0 P: 11	R: 0 E: 0 K: 0 S: 3	H: 1 LOB: 1 BB: 0 P: 3	R: 0 E: 0 K: 0 S: 3	H: 0 LOB: 0 BB: 0 P: 3	R: 0 E: 0 K: 2 S: 8	H: 1 LOB: 1 BB: 0 P: 8	1B: 4 2B: 1 3B: 0 HR: 0	SF: 0 SAC: 0 DP: 3 HBP: 0	WP: 0 PB: 0 CS: 0	PA: 29																
PITCHER	IP	WLS	BF	H	R	ER	SO	BB	IBB	HBP	BLK	WP	HR	S	P	ERA	WHIP	PITCHER		IP	WLS	BF	H	R	ER	SO	BB	IBB	HBP	BLK	WP	HR	S	P	ERA	WHIP
97 Jesús Luzardo, L ERA: 3.19	2.1	W	8	2	0	0	2	0	0	0	0	0	0	12	12	0.00	0.857	68 Kyle Finnegan, R ERA: 6.75		1.0	3	0	0	0	0	0	0	0	0	0	0	3	3	0.00	0.000	
35 Danny Coulombe, L ERA: 3.19	0.2	H	1	0	0	0	0	0	0	0	0	0	0	1	1	0.00	0.000	74 Nolan Blackwood, R ERA: 6.75		1.0	4	1	0	0	0	2	0	0	0	0	0	8	8	0.00	1.000	
54 Norge Ruiz, R ERA: 1.29	2.0	H	7	0	0	0	2	1	0	0	0	0	0	10	14	0.00	0.500																			
44 Chris Hatcher, R ERA: 1.29	1.0		3	0	0	0	2	0	0	0	0	0	0	7	7	0.00	0.000																			
31 Liam Hendriks, R ERA: 5.4	1.0		3	1	0	0	0	0	0	0	0	0	0	3	3	0.00	1.000																			

Chicago White Sox @ Oakland Athletics
Hohokam Stadium, Mesa, AZ
Sun Mar 18 2018, 4:05 PM - 7:11 PM EDT
Att: 6,227 - Partly Cloudy - 63 F

AB	28
R	0
H	4
RBI	0
BB	1
SO	8
LOB	7



Batter	1	2	3	4	5	6	7	8	9	AB	R	H	RBI	BB	SO	LOB	BOTTOM																			
23 Matt Joyce, L OBP: 0.233, SLG: 0.464 61 Beau Taylor, L OBP: 0.429, SLG: 0.417										5	2	2	5	0	2	6																				
10 Marcus Semien, R OBP: 0.341, SLG: 0.317 82 Nick Allen, R OBP: 0.333, SLG: 0.250										4	0	1	0	0	1	1																				
8 Jed Lowrie, S OBP: 0.394, SLG: 0.590 91 Melvin Mercedes, S OBP: 0.394, SLG: 0.590										3	1	1	1	1	0	1																				
28 Matt Olson, L OBP: 0.340, SLG: 0.561 20 Mark Canha, R OBP: 0.395, SLG: 0.647										4	1	2	0	0	1	0																				
25 Stephen Piscotty, R OBP: 0.361, SLG: 0.576 89 Greg Deichmann, L OBP: 0.571, SLG: 1.143										3	2	2	1	1	0	1																				
5 Jake Smolinski, R OBP: 0.341, SLG: 0.571 57 Austin Beck, R										2	1	1	2	2	0	2																				
13 Bruce Maxwell, L OBP: 0.344, SLG: 0.590 12 Dustin Garneau, R OBP: 0.125, SLG: 0.133										3	2	1	0	1	1	3																				
73 Sheldon Neuse, R OBP: 0.367, SLG: 0.698 56 Will Toffey, L OBP: 0.250, SLG: 0.167										3	2	2	5	1	1	2																				
3 Boog Powell, L OBP: 0.366, SLG: 0.361 84 BJ Boyd, L OBP: 0.364, SLG: 0.625										3	2	2	0	1	1	2																				
Inning Stats	R: 1 E: 1 K: 0 S: 5	H: 2 LOB: 1 BB: 0 P: 7	R: 0 E: 0 K: 2 S: 7	H: 0 LOB: 2 BB: 2 P: 15	R: 0 E: 0 K: 1 S: 5	H: 0 LOB: 0 BB: 0 P: 5	R: 6 E: 0 K: 1 S: 16	H: 8 LOB: 2 BB: 0 P: 20	R: 7 E: 1 K: 3 S: 15	H: 4 LOB: 3 BB: 5 P: 38	R: 0 E: 0 K: 0 S: 3	H: 1 LOB: 0 BB: 0 P: 3	R: 0 E: 0 K: 0 S: 4	H: 1 LOB: 2 BB: 1 P: 8	R: 0 E: 0 K: 1 S: 5	H: 0 LOB: 0 BB: 0 P: 5	1B: 11 2B: 3 3B: 0 HR: 3	SF: 0 SAC: 0 DP: 2 HBP: 0	WP: 1 PB: 0 SB: 2 CS: 0	PA: 48																
PITCHER	IP	WLS	BF	H	R	ER	SO	BB	IBB	HBP	BLK	WP	HR	S	P	ERA	WHIP	PITCHER		IP	WLS	BF	H	R	ER	SO	BB	IBB	HBP	BLK	WP	HR	S	P	ERA	WHIP
33 James Shields, R ERA: 9.39	3.2	L	21	8	7	7	4	2	0	0	0	0	0	30	44	17.18	2.727	87 Ben Wright, R ERA: 6.75		1.0	3	0	0	0	0	1	0	0	0	0	5	5	0.00	0.000		
94 Brad Goldberg, R ERA: 11.57	0.1		3	2	0	0	0	0	0	0	0	0	0	3	3	0.00	6.000																			
78 Michael Kopech, R ERA: 11.57	0.1		8	3	7	4	1	3	0	0	0	0	1	8	23	108.00	18.000																			
Brian Clark, L ERA: 2.35	1.2		8	2	0	0	2	2	0	0	0	0	0	10	18	0.00	2.400																			
94 Matt Foster, R ERA: 6.75	1.0		5	1	0	0	0	1	0	0	0	0	0	4	8	0.00	2.000																			

Chicago White Sox @ Oakland Athletics
Hohokam Stadium, Mesa, AZ
Sun Mar 18 2018, 4:05 PM - 7:11 PM EDT
Att: 6,227 - Partly Cloudy - 63 F

AB	40
R	14
H	16
RBI	14
BB	8
SO	8
LOB	25



Batter	1	2	3	4	5	6	7	8	9	AB	R	H	RBI	BB	SO	LOB	TOP										
18 Drew Robinson, L (1, 5) 87 Charles Leblanc, R (8, 5) OBP: 0.310, SLG: 0.420 OBP: 0.400, SLG: 0.400	G1-3			G4-3		K			G6-3	3	0	0	0	0	1	0											
Trevor Plouffe, R (1, 3) 55 Preston Beck, L (7, 3) OBP: 0.285, SLG: 0.323 OBP: 0.500, SLG: 0.636	G6-3			G6-3			F8		G5-4-3	3	0	0	0	0	0	0											
19 Jurickson Profar, S (1, 6) OBP: 0.306, SLG: 0.426	K			K			P4		G5-4-3	4	0	0	0	0	2	1											
30 Nomar Mazara, L (1, 10) 88 Pedro Gonzalez, R (7, PR) (7, 10)										3	0	2	0	0	0	0											
16 Ryan Rua, R (1, 9) 85 Scott Heineman, R (8, 9) OBP: 0.254, SLG: 0.434 OBP: 0.320, SLG: 0.238	F9									3	0	1	0	0	1	2											
61 Robinson Chirinos, R (1, 2) 6 Brett Nicholas, L (7, 2) OBP: 0.323, SLG: 0.429 OBP: 0.333, SLG: 0.333	G4-3									3	0	0	0	0	1	4											
14 Destin Hood, R (1, 7) OBP: 0.303, SLG: 0.781										3	0	0	0	0	0	1											
2 Hanser Alberto, R (1, 4) 98 Luis Marté, R (8, PH) OBP: 0.294, SLG: 0.375 OBP: 0.360, SLG: 0.640										2	0	0	0	0	0	0											
Carlos Tocci, R (1, 8) OBP: 0.208, SLG: 0.196	G6-3									3	0	0	0	0	1	0											
Inning Stats	R: 0 E: 0 K: 1 S: 6	H: 0 LOB: 0 BB: 0 P: 6	R: 0 E: 0 K: 0 S: 3	H: 1 LOB: 0 BB: 0 P: 3	R: 0 E: 0 K: 0 S: 3	H: 0 LOB: 0 BB: 0 P: 3	R: 0 E: 0 K: 1 S: 5	H: 0 LOB: 0 BB: 0 P: 5	R: 0 E: 0 K: 1 S: 6	H: 1 LOB: 1 BB: 0 P: 6	R: 0 E: 0 K: 1 S: 5	H: 0 LOB: 0 BB: 0 P: 5	R: 0 E: 0 K: 1 S: 7	H: 1 LOB: 2 BB: 0 P: 7	R: 0 E: 0 K: 1 S: 5	H: 0 LOB: 0 BB: 1 P: 5	R: 0 E: 0 K: 0 S: 2	H: 0 LOB: 0 BB: 1 P: 6	1B: 3 2B: 0 3B: 0 HR: 0	SF: 0 SAC: 0 DP: 2 HBP: 0	WP: 0 PB: 0 SB: 0 CS: 0	PA: 30					
PITCHER	IP	WLS	BF	H	R	ER	SO	BB	IBB	HBP	BLK	WP	HR	S	P	ERA	WHIP										
27 Lucas Giolito, R (1, 1) ERA: 2.04	6.1	W	20	2	0	0	4	0	0	0	0	0	0	29	29	0.00	0.316										
70 Luis Avilán, L (7, 1) ERA:	0.1		3	1	0	0	0	0	0	0	0	0	0	3	3	0.00	3.000										
65 Nate Jones, R (7, 1) ERA:	0.1		1	0	0	0	1	0	0	0	0	0	0	3	3	0.00	0.000										
44 Bruce Rondón, R (8, 1) ERA: 2.25	1.0		3	0	0	0	1	0	0	0	0	0	0	5	5	0.00	0.000										
39 Aaron Bummer, L (9, 1) ERA: 4.5	1.0		3	0	0	0	0	1	0	0	0	0	0	2	6	0.00	1.000										

Texas Rangers @ Chicago White Sox
 Camelback Ranch, Glendale, AZ
 Tue Mar 20 2018, 4:09 PM - 6:36 PM EDT
 Att: 4,561 - Sunny - 76 F

AB	29
R	0
H	3
RBI	0
BB	1
SO	6
LOB	8



Batter	1	2	3	4	5	6	7	8	9	AB	R	H	RBI	BB	SO	LOB	BOTTOM										
10 Yoán Moncada, S (1, 4) 85 Danny Mendick, R (6, 4) OBP: 0.356, SLG: 0.412	K									4	1	2	3	0	2	1											
26 Avisail García, R (1, 9) 88 Joel Booker, R (4, 9) OBP: 0.408, SLG: 0.596 OBP: 1.000, SLG: 1.000										3	1	2	1	0	1	1											
79 José Abreu, R (1, 3) 89 Matt Skole, L (3, 3) OBP: 0.353, SLG: 0.405 OBP: 0.425, SLG: 0.576										2	1	1	0	0	0	1											
21 Welington Castillo, R (1, 10) 93 Matt Rose, R (6, PH) OBP: 0.321, SLG: 0.467 OBP: 0.333, SLG: 0.667										3	0	1	0	0	1	2											
5 Yolmer Sánchez, S (1, 5) 20 Tyler Saladino, R (6, 5) OBP: 0.353, SLG: 0.490 OBP: 0.367, SLG: 0.464										3	1	2	1	0	0	1											
7 Tim Anderson, R (1, 6) 91 Dean Anna, L (6, 6) OBP: 0.283, SLG: 0.385										3	1	1	0	0	1	1											
28 Leury García, S (1, 7) 85 Alex Call, R (6, 7) OBP: 0.321, SLG: 0.519										3	2	2	2	0	0	1											
36 Kevan Smith, R (1, 2) 38 Omar Narváez, L (6, 2) OBP: 0.407, SLG: 0.375 OBP: 0.400, SLG: 0.320										2	1	2	2	1	0	0											
15 Adam Engel, R (1, 8) 49 Ryan Cordell, R (5, PR) OBP: 0.429, SLG: 0.682 OBP: 0.435, SLG: 0.538										3	2	3	0	0	0	0											
Inning Stats	R: 5 E: 0 K: 2 S: 12	H: 6 LOB: 1 BB: 0 P: 12	R: 2 E: 0 K: 0 S: 6	H: 4 LOB: 1 BB: 0 P: 6	R: 3 E: 0 K: 2 S: 11	H: 5 LOB: 2 BB: 0 P: 11	R: 0 E: 0 K: 0 S: 4	H: 1 LOB: 1 BB: 0 P: 4	R: 0 E: 0 K: 2 S: 8	H: 2 LOB: 2 BB: 1 P: 12	R: 0 E: 0 K: 0 S: 4	H: 1 LOB: 1 BB: 0 P: 4	R: 0 E: 0 K: 0 S: 3	H: 0 LOB: 0 BB: 0 P: 3	R: 0 E: 0 K: 1 S: 5	H: 1 LOB: 0 BB: 0 P: 5	R: 0 E: 0 K: 0 S: 2	H: 0 LOB: 0 BB: 0 P: 6	1B: 17 2B: 3 3B: 0 HR: 0	SF: 0 SAC: 0 DP: 2 HBP: 0	WP: 0 PB: 0 SB: 0 CS: 0	PA: 40					
PITCHER	IP	WLS	BF	H	R	ER	SO	BB	IBB	HBP	BLK	WP	HR	S	P	ERA	WHIP										
38 Doug Fister, R (1, 1) ERA: 6.1	2.1	L	15	10	7	7	3	1	0	0	0	0	0	21	21	27.00	4.286										
59 Ryne Slack, L (3, 1) ERA: 13.5	1.2		10	6	3	3	1	0	0	0	0	0	0	12	12	16.20	3.600										
50 Keone Kela, R (5, 1) ERA: 3.38	1.0		5	2	0	0	2	1	0	0	0	0	0	8	12	0.00	3.000										
32 Kevin Jepsen, R (6, 1) ERA: 0.96	1.0		4	1	0	0	0	0	0	0	0	0	0	4	4	0.00	1.000										
58 Alex Claudio, L (7, 1) ERA: 2.57	1.0		3	0	0	0	0	0	0	0	0	0	0	3	3	0.00	0.000										

Texas Rangers @ Chicago White Sox
 Camelback Ranch, Glendale, AZ
 Tue Mar 20 2018, 4:09 PM - 6:36 PM EDT
 Att: 4,561 - Sunny - 76 F

AB	39
R	10
H	20
RBI	9
BB	1
SO	7
LOB	15



Batter	1	2	3	4	5	6	7	8	9	AB	R	H	RBI	BB	SO	LOB	TOP										
13 Freddy Galvis, S OBP: 0.347, SLG: 0.500 9 Dusty Coleman, R OBP: 0.143, SLG: 0.393	F8		G6-3		F9		K		F8	3	0	0	0	0	0	0											
4 Wil Myers, R OBP: 0.340, SLG: 0.510 16 Travis Jankowski, L OBP: 0.372, SLG: 0.486	G5-3		30 E 10 FC5-2-5 2B		30 HR 1B		BB			3	1	2	0	0	0	0											
30 Eric Hosmer, L OBP: 0.286, SLG: 0.574 97 Ruddy Giron, R	12 BB 10 BB BB		FC1 10 FC5-2-5 2-3		1-H HR		G6-3			3	1	1	2	1	0	2											
10 Hunter Renfroe, R OBP: 0.283, SLG: 0.571 95 Tirso Ornelas, L	12 BB 1-2 BB		FC5-2-5 1-3 3-H		F8			G5-3		3	0	0	0	1	0	2											
12 Chase Headley, S OBP: 0.452, SLG: 0.387 97 Hudson Potts, R OBP: 0.375, SLG: 0.857	1-2 2-3 BB		G6-3		L5			HR		2	0	0	0	1	0	2											
15 Cory Spangenberg, L OBP: 0.241, SLG: 0.397 54 Cotten Brewer, R OBP: 0.257, SLG: 0.397 39 Kirby Yates, L OBP: 0.308, SLG: 0.524 22 Christian Villanueva, R OBP: 0.308, SLG: 0.524 44 Kyle McGrath, L OBP: 0.308, SLG: 0.524 88 Phil Maton, R	F7									3	1	1	0	0	0	3											
23 Matt Szczur, R OBP: 0.286, SLG: 0.526										4	0	1	1	0	0	0											
8 A.J. Ellis, R OBP: 0.370, SLG: 0.286										4	0	0	0	0	2	1											
61 Luis Perdomo, R OBP: 0.377, SLG: 0.653										2	0	0	0	0	1	0											
20 Carlos Asuaje, L OBP: 0.377, SLG: 0.653										2	0	0	0	0	0	0											
Inning Stats	R: 0 E: 0 K: 0 S: 3	H: 0 LOB: 3 BB: 3 P: 15	R: 0 E: 0 K: 1 S: 5	H: 0 LOB: 0 BB: 0 P: 5	R: 0 E: 1 K: 0 S: 5	H: 1 LOB: 2 BB: 0 P: 5	R: 1 E: 0 K: 2 S: 8	H: 2 LOB: 0 BB: 0 P: 8	R: 2 E: 0 K: 0 S: 6	H: 2 LOB: 0 BB: 0 P: 6	R: 0 E: 0 K: 0 S: 3	H: 0 LOB: 0 BB: 0 P: 3	R: 0 E: 0 K: 1 S: 5	H: 0 LOB: 1 BB: 1 P: 9	R: 1 E: 0 K: 0 S: 6	H: 1 LOB: 0 BB: 0 P: 9	R: 0 E: 0 K: 0 S: 3	H: 0 LOB: 0 BB: 0 P: 3	1B: 2 2B: 1 3B: 1 HR: 2	SF: 0 SAC: 0 DP: 0 HBP: 0	WP: 0 PB: 0 SB: 0 CS: 1	PA: 37					
PITCHER	IP	WLS	BF	H	R	ER	SO	BB	IBB	HBP	BLK	WP	HR	S	P	ERA	WHIP										
40 Reynaldo López, R ERA: 3.86	5.0	L	23	5	3	3	3	3	0	0	0	0	1	27	39	5.40	1.600										
39 Aaron Bummer, L ERA: 4.0	1.0		3	0	0	0	0	0	0	0	0	0	0	3	3	0.00	0.000										
52 Rob Scahill, R ERA: 3.38	1.0		4	0	0	0	1	1	0	0	0	0	0	5	9	0.00	1.000										
37 Juan Minaya, R ERA: 6.0	2.0		7	1	1	1	0	0	0	0	0	0	1	9	12	4.50	0.500										

San Diego Padres @ Chicago White Sox
 Camelback Ranch, Glendale, AZ
 Wed Mar 21 2018, 4:08 PM - 7:00 PM EDT
 Att: 4,727 - Cloudy - 76 F

livebaseballscorecards.com

AB 33
 R 4
 H 6
 RBI 4
 BB 4
 SO 4
 LOB 10




Batter	1	2	3	4	5	6	7	8	9	AB	R	H	RBI	BB	SO	LOB	BOTTOM										
49 Ryan Cordell, R OBP: 0.417, SLG: 0.512 92 Mason Robbins, L OBP: 0.250, SLG: 0.500	G6-3		G6-3		K				F7	2	0	0	0	0	0	0											
20 Tyler Saladino, R OBP: 0.353, SLG: 0.438 95 Johan Cruz, R	G6-3		L3							4	0	1	1	0	0	0											
24 Matt Davidson, R OBP: 0.422, SLG: 0.643 87 Laz Rivera, R			K							3	0	0	0	1	2	1											
89 Matt Skole, L OBP: 0.419, SLG: 0.639 94 Yermin Mercedes, R OBP: 1.000, SLG: 4.000	F7									3	1	1	1	0	0	1											
21 Wellington Castillo, R OBP: 0.390, SLG: 0.455 38 Omar Narváez, L OBP: 0.387, SLG: 0.308										3	0	1	0	0	0	0											
97 Craig Dedelow, L OBP: 0.400, SLG: 0.400										4	0	1	0	0	3	1											
98 Gavin Sheets, L										4	0	0	0	0	1	2											
Jake Elmore, R OBP: 0.615, SLG: 0.636 90 Mikey Duarte, R OBP: 0.500, SLG: 1.000										2	0	2	0	0	0	0											
94 Blake Rutherford, L										3	0	0	0	1	0	3											
Inning Stats	R: 0 E: 0 K: 0 S: 3	H: 0 LOB: 1 BB: 1 P: 7	R: 0 E: 0 K: 2 S: 9	H: 2 LOB: 0 BB: 0 P: 9	R: 0 E: 0 K: 1 S: 5	H: 0 LOB: 0 BB: 0 P: 5	R: 1 E: 0 K: 1 S: 9	H: 3 LOB: 3 BB: 1 P: 15	R: 0 E: 0 K: 0 S: 3	H: 0 LOB: 0 BB: 0 P: 3	R: 0 E: 0 K: 1 S: 5	H: 0 LOB: 0 BB: 0 P: 5	R: 1 E: 0 K: 1 S: 7	H: 2 LOB: 1 BB: 0 P: 7	R: 1 E: 0 K: 1 S: 8	H: 1 LOB: 2 BB: 0 P: 10	R: 0 E: 0 K: 1 S: 6	H: 1 LOB: 2 BB: 1 P: 10	1B: 5 2B: 2 3B: 0 HR: 2	SF: 0 SAC: 0 DP: 0 HBP: 0	WP: 0 PB: 0 SB: 0 CS: 0	PA: 39					
PITCHER	IP	WLS	BF	H	R	ER	SO	BB	IBB	HBP	BLK	WP	HR	S	P	ERA	WHIP										
61 Luis Perdomo, R ERA: 5.74	5.0	W	22	5	1	1	4	2	0	0	0	0	0	29	39	1.80	1.400										
54 Cotten Brewer, R ERA: 2.08	1.0	H	3	0	0	0	1	0	0	0	0	0	0	5	5	0.00	0.000										
39 Kirby Yates, R ERA: 1.5	1.0	H	5	2	1	1	1	0	0	0	0	0	0	7	7	9.00	2.000										
44 Kyle McGrath, L ERA: 3.0	1.0	H	4	1	1	1	1	0	0	0	0	0	1	8	10	9.00	1.000										
88 Phil Maton, R ERA: 2.94	1.0	S	5	1	0	0	1	1	0	0	0	0	0	6	10	0.00	2.000										

San Diego Padres @ Chicago White Sox
 Camelback Ranch, Glendale, AZ
 Wed Mar 21 2018, 4:08 PM - 7:00 PM EDT
 Att: 4,727 - Cloudy - 76 F

livebaseballscorecards.com

AB 36
 R 3
 H 9
 RBI 3
 BB 3
 SO 8
 LOB 14



Batter	1	2	3	4	5	6	7	8	9	AB	R	H	RBI	BB	SO	LOB	TOP								
28 Leury García, S OBP: 0.310, SLG: 0.491 88 Joel Booker, R OBP: 0.250, SLG: 0.286			G4-3		E1		G1-3		SF9	3	0	1	1	0	0	2	Chicago White Sox @ Los Angeles Dodgers Camelback Ranch, Glendale, AZ Sat Mar 24 2018, 3:34 PM - 6:09 PM EDT Att: 13,160 - Sunny - 81 F								
26 Avisail García, R OBP: 0.393, SLG: 0.585 94 Luis González, L					SF8			G3	K	2	0	0	1	0	1	1									
5 Yolmer Sánchez, S OBP: 0.310, SLG: 0.429 91 Dean Anna, L			G1-6-3		G1-3		G5-3		G4-3	3	0	0	0	0	0	2									
Matt Skole, L OBP: 0.392, SLG: 0.581		G3						K		4	0	0	0	0	2	0									
20 Tyler Saladino, R OBP: 0.317, SLG: 0.385 95 Johan Cruz, R OBP: 0.667, SLG: 1.000		K							P3	3	1	1	0	0	1	0									
97 Keon Barnum, L OBP: 0.250, SLG: 1.000		K							K	4	1	1	2	0	3	1									
38 Omar Narváez, L OBP: 0.351, SLG: 0.281 96 Nate Nolan, R				G6-3						2	1	1	0	0	0	0									
86 Juan Perez, L OBP: 1.000, SLG: 2.333										2	2	2	1	2	0	0									
Jacob May, S OBP: 0.343, SLG: 0.323				K						4	0	1	1	0	2	3									
Inning Stats	R: 0 E: 0 K: 0 S: 3	H: 1 LOB: 0 BB: 0 P: 3	R: 0 E: 0 K: 2 S: 7	H: 0 LOB: 0 BB: 0 P: 7	R: 0 E: 0 K: 1 S: 5	H: 0 LOB: 1 BB: 1 P: 9	R: 0 E: 0 K: 2 S: 7	H: 0 LOB: 0 BB: 0 P: 7	R: 4 E: 2 K: 1 S: 11	H: 4 LOB: 1 BB: 0 P: 11	R: 0 E: 0 K: 1 S: 5	H: 0 LOB: 0 BB: 0 P: 5	R: 1 E: 0 K: 0 S: 8	H: 1 LOB: 0 BB: 0 P: 11	R: 0 E: 0 K: 1 S: 5	H: 0 LOB: 0 BB: 0 P: 5		R: 2 E: 0 K: 2 S: 9	H: 2 LOB: 2 BB: 2 P: 17	1B: 4 2B: 2 3B: 0 HR: 2	SF: 2 SAC: 0 DP: 1 HBP: 0	WP: 0 PB: 0 CS: 0	PA: 38		
PITCHER	IP	WLS	BF	H	R	ER	SO	BB	IBB	HBP	BLK	WP	HR	S	P	ERA	WHIP								
57 Alex Wood, L ERA: 3.63	5.0	L	21	5	4	3	6	1	0	0	0	0	1	33	37	5.40	1.200								
41 Pat Venditte, S ERA: 1.59	1.0		3	0	0	0	1	0	0	0	0	0	0	5	5	0.00	0.000								
63 Yimi García, R ERA: 6.35	1.0		4	1	1	1	0	0	0	0	0	0	1	8	11	9.00	1.000								
91 Josh Sborz, R ERA: 18.0	1.0		3	0	0	0	1	0	0	0	0	0	0	5	5	0.00	0.000								
94 Luis Ysla, L ERA: 18.0	1.0		7	2	2	2	2	2	0	0	0	0	0	9	17	18.00	4.000								

Batter	1	2	3	4	5	6	7	8	9	AB	R	H	RBI	BB	SO	LOB	BOTTOM								
26 Chase Utley, L OBP: 0.304, SLG: 0.395 87 Jake Peter, L OBP: 0.250, SLG: 0.524		G6-3							F8								Chicago White Sox @ Los Angeles Dodgers Camelback Ranch, Glendale, AZ Sat Mar 24 2018, 3:34 PM - 6:09 PM EDT Att: 13,160 - Sunny - 81 F								
14 Enrique Hernández, R OBP: 1.446, SLG: 0.745 0 Moises Perez, R										2	1	1	0	0	0	0									
9 Yasmani Grandal, S OBP: 0.388, SLG: 0.698 Keibert Ruiz, S OBP: 0.583, SLG: 0.583										1	0	0	0	1	0	2									
15 Austin Barnes, R OBP: 0.282, SLG: 0.219 DJ Peters, R OBP: 0.409, SLG: 0.864										2	1	1	3	1	1	2									
21 Trayce Thompson, R OBP: 0.289, SLG: 0.386 77 Brayan Morales, R OBP: 0.409, SLG: 0.864										4	0	1	0	0	0	1									
31 Joc Pederson, L OBP: 0.285, SLG: 0.286 83 Mike Ahmed, R OBP: 0.100, SLG: 0.100										2	0	0	0	1	1	0									
60 Andrew Toles, L OBP: 0.283, SLG: 0.520 94 Luis Ysla, L										4	0	1	0	0	0	2									
65 Kyle Farmer, R OBP: 0.444, SLG: 0.730 81 Connor Joe, R										2	0	0	0	1	1	2									
Edwin Ríos, L OBP: 0.419, SLG: 0.793 63 Yimi García, R 91 Josh Sborz, R 84 Romer Cuadrado, R OBP: 0.444, SLG: 0.730										3	0	0	0	0	3	1									
Inning Stats	R: 3 E: 0 K: 0 S: 7	H: 3 LOB: 2 BB: 2 P: 15	R: 0 E: 0 K: 2 S: 8	H: 1 LOB: 1 BB: 1 P: 12	R: 0 E: 0 K: 1 S: 5	H: 0 LOB: 0 BB: 0 P: 5	R: 0 E: 0 K: 3 S: 9	H: 0 LOB: 0 BB: 0 P: 9	R: 0 E: 0 K: 1 S: 5	H: 0 LOB: 1 BB: 1 P: 9	R: 0 E: 0 K: 1 S: 6	H: 1 LOB: 1 BB: 0 P: 6	R: 0 E: 0 K: 1 S: 7	H: 2 LOB: 3 BB: 0 P: 7	R: 0 E: 0 K: 2 S: 7	H: 0 LOB: 0 BB: 0 P: 7		1B: 5 2B: 1 3B: 0 HR: 1	SF: 0 SAC: 0 DP: 0 HBP: 0	WP: 1 PB: 0 CS: 0	PA: 39				
PITCHER	IP	WLS	BF	H	R	ER	SO	BB	IBB	HBP	BLK	WP	HR	S	P	ERA	WHIP								
21 Héctor Santiago, L ERA: 2.25	4.0		19	4	3	3	6	3	0	0	0	1	0	5	10	0.00	1.000								
65 Nate Jones, R ERA: 2.25	1.0	H	4	0	0	0	1	1	0	0	0	0	0	5	9	0.00	1.000								
70 Luis Avilán, L ERA: 3.6	1.0	H	4	1	0	0	1	0	0	0	0	0	0	6	6	0.00	1.000								
39 Aaron Bummer, L ERA: 3.6	1.0	H	5	2	0	0	1	0	0	0	0	0	0	7	7	0.00	2.000								
96 Drew Hasler, R ERA: 2.08	1.0		3	0	0	0	2	0	0	0	0	0	0	7	7	0.00	0.000								

AB	33
R	7
H	8
RBI	7
BB	3
SO	10
LOB	11

AB	34
R	3
H	7
RBI	3
BB	5
SO	12
LOB	17



Batter	1	2	3	4	5	6	7	8	9	AB	R	H	RBI	BB	SO	LOB	TOP										
5 Jonathan Villar, S OBP: 0.389, SLG: 0.404 70 Nate Orf, R OBP: 0.383, SLG: 0.475										2	0	0	0	0	1	1	Milwaukee Brewers @ Chicago White Sox Camelback Ranch, Glendale, AZ Sun Mar 25 2018, 3:07 PM - 5:54 PM EDT Att: 7,437 - Partly Cloudy - 76 F										
7 Eric Thames, L OBP: 0.278, SLG: 0.333 2 Nick Franklin, S OBP: 0.429, SLG: 0.730 92 Wendell Rijo, R										2	0	1	0	0	0	0											
16 Domingo Santana, R OBP: 0.226, SLG: 0.300 25 Tyrone Taylor, R OBP: 0.182, SLG: 0.333										3	0	0	0	0	0	1											
65 Ji Man Choi, L OBP: 0.509, SLG: 0.732 93 Troy Stokes Jr., R OBP: 0.556, SLG: 1.000										2	0	1	0	0	1	1											
24 Jesús Aguilar, R OBP: 0.300, SLG: 0.431										3	0	0	0	0	0	2											
14 Hernán Pérez, R OBP: 0.276, SLG: 0.345 90 Corey Ray, L OBP: 0.286, SLG: 0.286										2	0	0	0	0	0	0											
47 Jett Bandy, R OBP: 0.391, SLG: 0.450 29 Christian Bethancourt, R OBP: 0.400, SLG: 0.655										1	0	1	0	0	0	0											
3 Orlando Arcia, R OBP: 0.321, SLG: 0.434 97 Weston Wilson, R OBP: 0.333, SLG: 0.444										2	0	0	0	0	0	2											
78 Kyle Wren, L OBP: 0.478, SLG: 0.417 94 Tucker Neuhaus, L										2	0	0	0	0	1	2											
										1	0	0	0	0	0	0											
Inning Stats	R: 0 E: 0 K: 1 S: 5	H: 0 LOB: 0 BB: 0 P: 5	R: 0 E: 0 K: 0 S: 3	H: 1 LOB: 0 BB: 0 P: 3	R: 0 E: 0 K: 1 S: 6	H: 1 LOB: 1 BB: 0 P: 6	R: 0 E: 0 K: 1 S: 6	H: 1 LOB: 1 BB: 0 P: 7	R: 0 E: 0 K: 0 S: 3	H: 0 LOB: 1 BB: 0 P: 4	R: 1 E: 0 K: 0 S: 6	H: 1 LOB: 0 BB: 0 P: 7	R: 0 E: 0 K: 1 S: 5	H: 0 LOB: 0 BB: 0 P: 5	R: 0 E: 0 K: 0 S: 3	H: 0 LOB: 0 BB: 0 P: 3	R: 0 E: 0 K: 2 S: 7	H: 0 LOB: 0 BB: 0 P: 7	1B: 3 2B: 0 3B: 0 HR: 1	SF: 0 SAC: 0 DP: 1 HBP: 1	WP: 1 PB: 0 SB: 0 CS: 0	PA: 31					
PITCHER	IP	WLS	BF	H	R	ER	SO	BB	IBB	HBP	BLK	WP	HR	S	P	ERA	WHIP										
Chris Volstad, R ERA: 5.4	3.0	W	10	2	0	0	2	0	0	0	0	0	0	14	14	0.00	0.667										
45 Gregory Infante, R ERA: 5.4	1.0		4	1	0	0	1	0	0	0	0	1	0	6	7	0.00	1.000										
94 Spencer Adams, R ERA: 2.25	4.0	H	14	1	1	1	1	0	0	1	0	0	1	17	19	2.25	0.250										
98 Ryan Burr, R ERA: 2.25	1.0		3	0	0	0	2	0	0	0	0	0	0	7	7	0.00	0.000										

Batter	1	2	3	4	5	6	7	8	9	AB	R	H	RBI	BB	SO	LOB	BOTTOM											
10 Yoán Moncada, S OBP: 0.358, SLG: 0.475 Jake Elmore, R OBP: 0.588, SLG: 0.600										2	0	0	0	0	1	0	Milwaukee Brewers @ Chicago White Sox Camelback Ranch, Glendale, AZ Sun Mar 25 2018, 3:07 PM - 5:54 PM EDT Att: 7,437 - Partly Cloudy - 76 F											
26 Avisail García, R OBP: 0.379, SLG: 0.564 94 Jameson Fisher, L OBP: 0.500, SLG: 0.500										2	0	0	0	0	0	0												
79 José Abreu, R OBP: 0.358, SLG: 0.409 Matt Skole, L OBP: 0.407, SLG: 0.578										2	0	1	0	0	0	0												
24 Matt Davidson, R OBP: 0.411, SLG: 0.594 92 Mason Robbins, L OBP: 0.333, SLG: 0.500										1	0	0	0	1	0	1												
5 Yolmer Sánchez, S OBP: 0.317, SLG: 0.431 Patrick Leonard, R OBP: 0.381, SLG: 0.278										2	3	2	0	0	0	0												
20 Tyler Saladino, R OBP: 0.333, SLG: 0.400 91 Eddy Alvarez, L OBP: 0.444, SLG: 1.111										1	1	1	0	0	0	0												
15 Adam Engel, R OBP: 0.453, SLG: 0.702 85 Alex Call, R										1	1	1	2	1	0	0												
Seby Zavala, R OBP: 0.333, SLG: 0.438 Alfredo González, R OBP: 0.667, SLG: 0.667										4	1	1	3	1	1	3												
88 Joel Booker, R OBP: 0.385, SLG: 0.417										5	1	3	1	0	1	1												
										1	1	1	2	1	0	0												
Inning Stats	R: 0 E: 0 K: 0 S: 4	H: 1 LOB: 1 BB: 0 P: 4	R: 3 E: 0 K: 2 S: 9	H: 2 LOB: 1 BB: 1 P: 13	R: 3 E: 1 K: 0 S: 6	H: 3 LOB: 1 BB: 1 P: 10	R: 4 E: 0 K: 0 S: 7	H: 5 LOB: 1 BB: 1 P: 11	R: 0 E: 0 K: 0 S: 4	H: 1 LOB: 2 BB: 1 P: 8	R: 2 E: 0 K: 0 S: 5	H: 1 LOB: 0 BB: 0 P: 9	R: 0 E: 0 K: 1 S: 5	H: 1 LOB: 0 BB: 0 P: 5	R: 4 E: 0 K: 2 S: 12	H: 5 LOB: 2 BB: 1 P: 17	1B: 16 2B: 0 3B: 0 HR: 3	SF: 0 SAC: 0 DP: 2 HBP: 1	WP: 1 PB: 0 SB: 0 CS: 0	PA: 47								
PITCHER	IP	WLS	BF	H	R	ER	SO	BB	IBB	HBP	BLK	WP	HR	S	P	ERA	WHIP											
98 Nick Ramirez, L ERA: 5.4	1.2	L	9	3	3	3	1	1	0	0	0	0	0	3	3	16.20	2.400											
95 Usher Usher, R ERA: 5.99	0.1		1	0	0	0	1	0	0	0	0	0	0	3	3	0.00	0.000											
54 Taylor Williams, R ERA: 3.86	0.2		6	3	3	2	0	1	0	0	0	0	0	5	9	27.00	6.000											
62 Radhames Liz, R ERA: 8.1	0.1		6	4	4	4	0	1	0	0	0	0	0	5	9	108.00	15.000											
50 Jacob Barnes, R ERA: 8.53	1.0		3	1	0	0	0	0	0	0	0	0	0	3	3	0.00	1.000											
PITCHER	IP	WLS	BF	H	R	ER	SO	BB	IBB	HBP	BLK	WP	HR	S	P	ERA	WHIP											
60 J.J. Hoover, R ERA: 5.99	1.0		5	1	2	2	0	0	0	0	0	0	0	1	5	9	18.00	1.000										
32 Jeremy Jeffress, R ERA: 5.99	1.0		3	1	0	0	1	0	0	0	0	0	0	5	5	0.00	1.000											
61 Erik Davis, R ERA: 9.84	0.2		7	4	4	4	2	1	0	0	0	0	1	1	10	15	54.00	7.500										
99 Tristan Archer, R ERA: 8.53	0.1		2	1	0	0	0	0	0	0	0	0	0	0	2	2	0.00	3.000										

Batter	1	2	3	4	5	6	7	8	9	AB	R	H	RBI	BB	SO	LOB	TOP			
10 Yoán Moncada, S OBP: 0.300, SLG: 0.412										4	0	0	0	1	3	2	Chicago White Sox @ Toronto Blue Jays Rogers Centre, Toronto, ON Tue Apr 03 2018, 7:08 PM - 10:34 PM EDT Att: 17,451 - Roof Closed - 68 F			
26 Avisail García, R OBP: 0.368, SLG: 0.579										5	1	3	1	0	1	3				
79 José Abreu, R OBP: 0.500, SLG: 0.688										4	0	2	0	0	0	1				
24 Matt Davidson, R OBP: 0.333, SLG: 0.813										5	0	0	0	0	3	6				
21 Welington Castillo, R OBP: 0.176, SLG: 0.588										4	0	0	0	0	1	4				
7 Tim Anderson, R OBP: 0.333, SLG: 0.938										4	3	3	1	0	1	0				
15 Adam Engel, R OBP: 0.375, SLG: 0.308										3	0	0	1	1	0	0				
20 Tyler Saladino, R OBP: 0.333, SLG: 0.545										2	0	0	0	0	2	2				
30 Nicky Delmonico, L OBP: 0.273, SLG: 0.111										4	0	1	1	0	3	1				
Inning Stats	R: 0 E: 0 K: 2 S: 13	H: 2 LOB: 2 BB: 0 P: 21	R: 1 E: 0 K: 3 S: 17	H: 2 LOB: 2 BB: 1 P: 26	R: 0 E: 0 K: 1 S: 6	H: 0 LOB: 0 BB: 0 P: 11	R: 1 E: 0 K: 2 S: 10	H: 1 LOB: 0 BB: 0 P: 13	R: 1 E: 0 K: 1 S: 11	H: 1 LOB: 1 BB: 0 P: 19	R: 0 E: 0 K: 0 S: 9	H: 1 LOB: 2 BB: 1 P: 21	R: 1 E: 0 K: 2 S: 11	H: 1 LOB: 0 BB: 0 P: 17	R: 0 E: 1 K: 2 S: 13	H: 1 LOB: 1 BB: 0 P: 20		1B: 7 2B: 0 3B: 0 HR: 3	SF: 0 SAC: 0 DP: 1 HBP: 1	WP: 0 PB: 0 SB: 2 CS: 0
PITCHER	IP WLS BF H R ER SO BB IBB HBP BLK WP HR S P ERA WHIP																			
33 J.A. Happ, L ERA: 5.4	5.1 W 24 7 4 4 9 1 0 1 0 0 2 60 93 6.75 1.500																			
24 Danny Barnes, R ERA: 3.0	0.2 H 3 0 0 0 1 0 0 0 0 0 0 8 13 0.00 0.000																			
77 John Axford, R ERA: 3.86	1.0 H 5 1 0 0 0 1 0 0 0 0 0 9 21 0.00 2.000																			
36 Tyler Clippard, R ERA: 4.5	1.0 H 4 1 1 1 2 0 0 0 0 0 1 11 17 9.00 1.000																			
62 Aaron Loup, L ERA:	1.0 4 1 0 0 2 0 0 0 0 0 0 13 20 0.00 1.000																			
Batter	1	2	3	4	5	6	7	8	9	AB	R	H	RBI	BB	SO	LOB	BOTTOM			
18 Curtis Granderson, L OBP: 0.350, SLG: 0.444										5	2	2	1	0	0	1	Chicago White Sox @ Toronto Blue Jays Rogers Centre, Toronto, ON Tue Apr 03 2018, 7:08 PM - 10:34 PM EDT Att: 17,451 - Roof Closed - 68 F			
20 Josh Donaldson, R OBP: 0.385, SLG: 0.571										4	2	2	3	1	0	0				
14 Justin Smoak, S OBP: 0.462, SLG: 0.773										3	2	1	1	1	0	0				
26 Yangervis Solarte, S OBP: 0.318, SLG: 0.500										4	1	2	0	1	0	2				
15 Randal Grichuk, R OBP: 0.217, SLG: 0.263										4	0	0	1	0	1	2				
8 Kendrys Morales, S OBP: 0.382, SLG: 0.100										4	1	1	1	1	2	3				
11 Kevin Pillar, R OBP: 0.409, SLG: 0.619										5	2	2	1	0	2	2				
21 Luke Maile, R OBP: 0.444, SLG: 0.625										5	1	2	2	0	1	1				
1 Aledmys Díaz, R OBP: 0.313, SLG: 0.813										3	2	3	3	0	0	0				
61 Gift Ngoepe, R OBP: 0.250, SLG: 0.143										1	1	0	0	1	0	1				
Inning Stats	R: 0 E: 0 K: 0 S: 5	H: 0 LOB: 0 BB: 0 P: 7	R: 0 E: 0 K: 1 S: 14	H: 1 LOB: 1 BB: 0 P: 21	R: 3 E: 1 K: 0 S: 14	H: 3 LOB: 2 BB: 1 P: 26	R: 0 E: 0 K: 1 S: 8	H: 4 LOB: 0 BB: 0 P: 14	R: 1 E: 0 K: 0 S: 14	H: 2 LOB: 2 BB: 0 P: 23	R: 0 E: 0 K: 2 S: 7	H: 0 LOB: 0 BB: 0 P: 9	R: 7 E: 0 K: 0 S: 23	H: 5 LOB: 1 BB: 3 P: 46	R: 5 E: 0 K: 0 S: 23	H: 5 LOB: 1 BB: 3 P: 46	1B: 5 2B: 7 3B: 1 HR: 2	SF: 1 SAC: 0 DP: 0 HBP: 1	WP: 0 PB: 0 SB: 0 CS: 0	PA: 45
PITCHER	IP WLS BF H R ER SO BB IBB HBP BLK WP HR S P ERA WHIP																			
58 Miguel González, R ERA: 9.0	5.0 L 25 3 3 3 2 1 0 1 0 0 0 27 45 11.57 1.714																			
53 Héctor Santiago, L ERA: 11.57	2.1 12 3 3 3 2 1 0 1 0 0 0 27 45 11.57 1.714																			
45 Gregory Infante, R ERA: 33.75	0.1 6 3 3 3 0 1 1 0 0 0 0 11 21 81.00 12.000																			
37 Juan Minaya, R ERA: 18.0	0.1 2 1 2 2 0 0 0 0 0 0 0 6 12 54.00 3.000																			

Batter	1	2	3	4	5	6	7	8	9	AB	R	H	RBI	BB	SO	LOB	TOP									
10 Yoán Moncada, S OBP: 0.333, SLG: 0.400										3	0	1	1	1	1	1	Chicago White Sox @ Toronto Blue Jays Rogers Centre, Toronto, ON Wed Apr 04 2018, 7:09 PM - 10:04 PM EDT Att: 17,268 - Roof Closed - 68 F									
26 Avisail García, R OBP: 0.348, SLG: 0.500										3	0	0	1	0	2	2										
79 José Abreu, R OBP: 0.455, SLG: 0.750										4	1	1	1	0	1	3										
24 Matt Davidson, R OBP: 0.364, SLG: 0.895										3	1	1	1	0	1	0										
28 Leury García, S OBP: 0.250, SLG: 0.250										0	0	0	0	0	0	0										
30 Nicky Delmonico, L OBP: 0.267, SLG: 0.154										4	0	1	0	0	1	1										
21 Wellington Castillo, R OBP: 0.238, SLG: 0.550										3	1	1	0	1	1	1										
5 Yolmer Sánchez, S OBP: 0.474, SLG: 0.600										4	1	2	0	0	1	2										
7 Tim Anderson, R OBP: 0.333, SLG: 0.750										4	0	0	0	0	2	3										
15 Adam Engel, R OBP: 0.400, SLG: 0.313										3	0	1	0	0	1	0										
Inning Stats	R: 0 E: 0 K: 1 S: 7	H: 0 LOB: 0 BB: 1 P: 13	R: 1 E: 0 K: 2 S: 13	H: 2 LOB: 1 BB: 0 P: 21	R: 0 E: 0 K: 2 S: 8	H: 0 LOB: 0 BB: 0 P: 12	R: 0 E: 0 K: 0 S: 6	H: 0 LOB: 0 BB: 0 P: 7	R: 2 E: 0 K: 1 S: 13	H: 2 LOB: 2 BB: 1 P: 24	R: 0 E: 0 K: 1 S: 11	H: 2 LOB: 1 BB: 0 P: 21	R: 0 E: 0 K: 2 S: 13	H: 1 LOB: 1 BB: 0 P: 17	R: 1 E: 0 K: 0 S: 6	H: 1 LOB: 1 BB: 0 P: 10	R: 0 E: 0 K: 2 S: 11	H: 0 LOB: 0 BB: 0 P: 14	1B: 5 2B: 1 3B: 0 HR: 2	SF: 0 SAC: 0 DP: 4 HBP: 3	WP: 0 PB: 0 SB: 0 CS: 0	PA: 36				
PITCHER	IP WLS BF H R ER SO BB IBB HBP BLK WP HR S P ERA WHIP																									
41 Aaron Sanchez, R ERA: 5.4	6.0		25	6	3	3	7	2	0	2	0	0	0	0	0	1	58	98	4.50	1.333						
22 Seungwhan Oh, R ERA: 2.25	7.1	1.0		4	1	0	2	0	0	0	0	0	0	0	0	0	13	17	0.00	1.000						
52 Ryan Tepera, R ERA: 2.25	8.1	1.0	L	4	1	1	1	0	0	1	0	0	0	0	1	6	10	9.00	1.000							
62 Aaron Loup, L ERA:	9.1	1.0		3	0	0	2	0	0	0	0	0	0	0	0	11	14	0.00	0.000							
Batter	1	2	3	4	5	6	7	8	9	AB	R	H	RBI	BB	SO	LOB	BOTTOM									
29 Devon Travis, R OBP: 0.095, SLG: 0.050										4	0	0	0	0	1	0	Chicago White Sox @ Toronto Blue Jays Rogers Centre, Toronto, ON Wed Apr 04 2018, 7:09 PM - 10:04 PM EDT Att: 17,268 - Roof Closed - 68 F									
20 Josh Donaldson, R OBP: 0.400, SLG: 0.542										3	1	1	0	1	0	0										
14 Justin Smoak, S OBP: 0.433, SLG: 0.731										4	1	1	0	0	1	1										
18 Curtis Granderson, L OBP: 0.409, SLG: 0.550										2	0	2	0	0	0	0										
28 Steve Pearce, R OBP: 0.286, SLG: 0.429										2	1	1	1	0	0	0										
15 Randal Grichuk, R OBP: 0.185, SLG: 0.217										4	0	0	0	0	3	6										
55 Russell Martin, R OBP: 0.235, SLG: 0.333										4	0	0	1	0	1	3										
8 Kendrys Morales, S OBP: 0.200, SLG: 0.143										4	0	1	1	0	1	1										
11 Kevin Pillar, R OBP: 0.346, SLG: 0.520										4	0	0	0	0	2	2										
61 Gift Ngoepe, R OBP: 0.182, SLG: 0.100										3	0	0	0	0	1	0										
Inning Stats	R: 0 E: 0 K: 2 S: 13	H: 1 LOB: 2 BB: 1 P: 23	R: 0 E: 0 K: 1 S: 5	H: 0 LOB: 0 BB: 0 P: 10	R: 0 E: 0 K: 1 S: 10	H: 0 LOB: 0 BB: 0 P: 12	R: 1 E: 1 K: 1 S: 12	H: 1 LOB: 1 BB: 0 P: 16	R: 0 E: 0 K: 0 S: 4	H: 0 LOB: 0 BB: 0 P: 6	R: 2 E: 0 K: 1 S: 17	H: 4 LOB: 2 BB: 0 P: 27	R: 0 E: 0 K: 1 S: 10	H: 0 LOB: 0 BB: 0 P: 13	R: 0 E: 0 K: 1 S: 5	H: 0 LOB: 0 BB: 0 P: 7	R: 0 E: 0 K: 2 S: 11	H: 0 LOB: 0 BB: 0 P: 17	1B: 4 2B: 2 3B: 0 HR: 0	SF: 0 SAC: 0 DP: 0 HBP: 0	WP: 0 PB: 0 SB: 0 CS: 0	PA: 35				
PITCHER	IP WLS BF H R ER SO BB IBB HBP BLK WP HR S P ERA WHIP																									
51 Carson Fulmer, R ERA: 3.6	5.0		21	4	3	2	5	1	0	0	0	0	0	0	0	0	48	73	3.60	1.000						
39 Aaron Bummer, L ERA:	6.1	0.2	B	4	2	0	1	0	0	0	0	0	0	0	7	13	0.00	3.000								
43 Danny Farquhar, R ERA: 5.4	6.1	1.0		3	0	0	1	0	0	0	0	0	0	0	13	18	0.00	0.000								
65 Nate Jones, R ERA:	7.1	1.1	W	4	0	0	1	0	0	0	0	0	0	0	8	10	0.00	0.000								
48 Joakim Soria, R ERA:	9.1	1.0	S	3	0	0	2	0	0	0	0	0	0	0	11	17	0.00	0.000								
Batter	1	2	3	4	5	6	7	8	9	AB	R	H	RBI	BB	SO	LOB	TOP									
10 Yoán Moncada, S OBP: 0.333, SLG: 0.400										3	0	1	1	1	1	1	Chicago White Sox @ Toronto Blue Jays Rogers Centre, Toronto, ON Wed Apr 04 2018, 7:09 PM - 10:04 PM EDT Att: 17,268 - Roof Closed - 68 F									
26 Avisail García, R OBP: 0.348, SLG: 0.500										3	0	0	1	0	2	2										
79 José Abreu, R OBP: 0.455, SLG: 0.750										4	1	1	1	0	1	3										
24 Matt Davidson, R OBP: 0.364, SLG: 0.895										3	1	1	1	0	1	0										
28 Leury García, S OBP: 0.250, SLG: 0.250										0	0	0	0	0	0	0										
30 Nicky Delmonico, L OBP: 0.267, SLG: 0.154										4	0	1	0	0	1	1										
21 Wellington Castillo, R OBP: 0.238, SLG: 0.550										3	1	1	0	1	1	1										
5 Yolmer Sánchez, S OBP: 0.474, SLG: 0.600										4	1	2	0	0	1	2										
7 Tim Anderson, R OBP: 0.333, SLG: 0.750										4	0	0	0	0	2	3										
15 Adam Engel, R OBP: 0.400, SLG: 0.313										3	0	1	0	0	1	0										
Inning Stats	R: 0 E: 0 K: 1 S: 7	H: 0 LOB: 0 BB: 1 P: 13	R: 1 E: 0 K: 2 S: 13	H: 2 LOB: 1 BB: 0 P: 21	R: 0 E: 0 K: 2 S: 8	H: 0 LOB: 0 BB: 0 P: 12	R: 0 E: 0 K: 0 S: 6	H: 0 LOB: 0 BB: 0 P: 7	R: 2 E: 0 K: 1 S: 13	H: 2 LOB: 2 BB: 1 P: 24	R: 0 E: 0 K: 1 S: 11	H: 2 LOB: 1 BB: 0 P: 21	R: 0 E: 0 K: 2 S: 13	H: 1 LOB: 1 BB: 0 P: 17	R: 1 E: 0 K: 0 S: 6	H: 1 LOB: 1 BB: 0 P: 10	R: 0 E: 0 K: 2 S: 11	H: 0 LOB: 0 BB: 0 P: 14	1B: 5 2B: 1 3B: 0 HR: 2	SF: 0 SAC: 0 DP: 4 HBP: 3	WP: 0 PB: 0 SB: 0 CS: 0	PA: 36				
PITCHER	IP WLS BF H R ER SO BB IBB HBP BLK WP HR S P ERA WHIP																									
41 Aaron Sanchez, R ERA: 5.4	6.0		25	6	3	3	7	2	0	2	0	0	0	0	1	58	98	4.50	1.333							
22 Seungwhan Oh, R ERA: 2.25	7.1	1.0		4	1	0	2	0	0	0	0	0	0	0	0	13	17	0.00	1.000							
52 Ryan Tepera, R ERA: 2.25	8.1	1.0	L	4	1	1	1	0	0	1	0	0	0	0	1	6	10	9.00	1.000							
62 Aaron Loup, L ERA:	9.1	1.0		3	0	0	2	0	0	0	0	0	0	0	11	14	0.00	0.000								
Batter	1	2	3	4	5	6	7	8	9	AB	R	H	RBI	BB	SO	LOB	BOTTOM									
29 Devon Travis, R OBP: 0.095, SLG: 0.050										4	0	0	0	0	1	0	Chicago White Sox @ Toronto Blue Jays Rogers Centre, Toronto, ON Wed Apr 04 2018, 7:09 PM - 10:04 PM EDT Att: 17,268 - Roof Closed - 68 F									
20 Josh Donaldson, R OBP: 0.400, SLG: 0.542										3	1	1	0	1	0	0										
14 Justin Smoak, S OBP: 0.433, SLG: 0.731										4	1	1	0	0	1	1										
18 Curtis Granderson, L OBP: 0.409, SLG: 0.550										2	0	2	0	0	0	0										
28 Steve Pearce, R OBP: 0.286, SLG: 0.429										2	1	1	1	0	0	0										
15 Randal Grichuk, R OBP: 0.185, SLG: 0.217										4	0	0	0	0	3	6										
55 Russell Martin, R OBP: 0.235, SLG: 0.333										4	0	0	1	0	1	3										
8 Kendrys Morales, S OBP: 0.200, SLG: 0.143										4	0	1	1	0	1	1										

Batter	1	2	3	4	5	6	7	8	9	AB	R	H	RBI	BB	SO	LOB	TOP					
12 Leonys Martin, L OBP: 0.290, SLG: 0.222										4	1	0	0	1	2	4						
46 Jeimer Candelario, S OBP: 0.333, SLG: 0.353										4	0	2	0	1	1	2						
24 Miguel Cabrera, R OBP: 0.400, SLG: 0.538										4	0	1	3	1	1	2						
28 Niko Goodrum, S OBP: 0.286, SLG: 0.571										0	1	0	0	0	0	0						
9 Nick Castellanos, R OBP: 0.441, SLG: 0.567										4	0	1	0	1	1	3						
41 Victor Martínez, S OBP: 0.360, SLG: 0.381										3	1	0	0	1	2	2						
22 Victor Reyes, S (9, PR)										0	0	0	0	0	0	0						
34 James McCann, R OBP: 0.321, SLG: 0.250										3	1	0	1	1	0	2						
21 JaCoby Jones, R OBP: 0.500, SLG: 0.333										3	0	0	0	1	0	5						
1 Jose Iglesias, R OBP: 0.222, SLG: 0.130										3	1	0	0	1	1	6						
49 Dixon Machado, R OBP: 0.323, SLG: 0.500										5	1	2	2	0	1	6						
Inning Stats	R: 0 E: 0 K: 1 S: 7	H: 0 LOB: 0 BB: 0 P: 14	R: 0 E: 0 K: 1 S: 6	H: 0 LOB: 0 BB: 0 P: 10	R: 2 E: 0 K: 0 S: 10	H: 1 LOB: 2 BB: 2 P: 25	R: 0 E: 0 K: 1 S: 7	H: 0 LOB: 1 BB: 1 P: 16	R: 1 E: 0 K: 1 S: 13	H: 2 LOB: 1 BB: 0 P: 18	R: 2 E: 0 K: 1 S: 9	H: 1 LOB: 1 BB: 0 P: 17	R: 0 E: 0 K: 0 S: 10	H: 2 LOB: 0 BB: 0 P: 13	R: 0 E: 0 K: 2 S: 18	H: 0 LOB: 2 BB: 1 P: 30	R: 1 E: 0 K: 2 S: 14	H: 0 LOB: 2 BB: 4 P: 31	1B: 4 2B: 2 HR: 0	SF: 0 SAC: 0 HBP: 4	WP: 0 PB: 0 SB: 4 CS: 0	PA: 45
PITCHER	IP WLS BF H R ER SO BB IBB HBP BLK WP HR S P ERA WHIP																					
27 Lucas Giolito, R ERA: 6.17	5.2 L 27 4 5 5 4 3 0 0 3 0 0 0 49 94 7.94 1.235																					
53 Héctor Santiago, L ERA: 5.79	2.1 11 2 0 0 3 1 0 0 0 0 0 31 49 0.00 1.286																					
37 Juan Minaya, R ERA: 27.0	0.0 4 0 1 1 0 4 0 0 0 0 0 7 23 ∞ ∞																					
45 Gregory Infante, R ERA: 23.63	1.0 3 0 0 0 2 0 0 0 0 0 0 7 8 0.00 0.000																					

Detroit Tigers @ Chicago White Sox
 Guaranteed Rate Field, Chicago, IL
 Sat Apr 07 2018, 1:12 PM - 4:50 PM CDT
 Att: 16,625 - Sunny - 32 F

AB	33
R	6
H	6
RBI	6
BB	8
SO	9
LOB	32



Batter	1	2	3	4	5	6	7	8	9	AB	R	H	RBI	BB	SO	LOB	BOTTOM					
10 Yoán Moncada, S OBP: 0.314, SLG: 0.367										4	1	2	0	1	1	3						
26 Avisail García, R OBP: 0.333, SLG: 0.484										4	0	1	1	0	0	2						
79 José Abreu, R OBP: 0.344, SLG: 0.533										5	0	1	0	0	0	3						
24 Matt Davidson, R OBP: 0.419, SLG: 0.800										3	0	0	0	1	2	3						
30 Nicky Delmonico, L OBP: 0.350, SLG: 0.294										4	0	2	0	0	1	0						
21 Wellington Castillo, R OBP: 0.301, SLG: 0.609										3	0	2	0	1	0	2						
7 Tim Anderson, R OBP: 0.367, SLG: 0.615										3	0	0	0	1	1	2						
5 Yolmer Sánchez, S OBP: 0.429, SLG: 0.667										4	0	0	0	0	0	4						
15 Adam Engel, R OBP: 0.286, SLG: 0.217										4	0	0	0	0	2	3						
Inning Stats	R: 0 E: 0 K: 2 S: 8	H: 1 LOB: 1 BB: 0 P: 11	R: 0 E: 0 K: 1 S: 10	H: 1 LOB: 2 BB: 2 P: 25	R: 0 E: 0 K: 0 S: 9	H: 1 LOB: 2 BB: 1 P: 15	R: 0 E: 0 K: 0 S: 8	H: 0 LOB: 0 BB: 0 P: 12	R: 0 E: 0 K: 1 S: 12	H: 2 LOB: 1 BB: 0 P: 18	R: 0 E: 0 K: 1 S: 13	H: 1 LOB: 1 BB: 0 P: 18	R: 1 E: 0 K: 1 S: 10	H: 1 LOB: 0 BB: 0 P: 18	R: 0 E: 0 K: 2 S: 12	H: 1 LOB: 1 BB: 0 P: 19	R: 0 E: 1 K: 0 S: 14	H: 0 LOB: 2 BB: 1 P: 24	1B: 5 2B: 3 HR: 0	SF: 1 SAC: 0 HBP: 0	WP: 1 PB: 0 SB: 0 CS: 0	PA: 39
PITCHER	IP WLS BF H R ER SO BB IBB HBP BLK WP HR S P ERA WHIP																					
32 Michael Fulmer, R ERA: 0.68	5.1 W 24 6 1 1 1 1 0 0 0 0 1 0 14 25 0.00 0.600																					
30 Alex Wilson, R ERA: 5.14	1.2 6 1 1 1 1 0 0 0 0 0 0 14 25 5.40 0.600																					
77 Joe Jiménez, R ERA:	1.0 4 1 0 0 2 0 0 0 0 0 0 12 19 0.00 1.000																					
68 Daniel Stumpf, L ERA:	0.2 4 0 0 0 0 1 0 0 0 0 0 12 22 0.00 1.500																					
45 Buck Farmer, R ERA: 19.29	0.1 1 0 0 0 0 0 0 0 0 0 0 2 2 0.00 0.000																					

Detroit Tigers @ Chicago White Sox
 Guaranteed Rate Field, Chicago, IL
 Sat Apr 07 2018, 1:12 PM - 4:50 PM CDT
 Att: 16,625 - Sunny - 32 F

AB	34
R	1
H	8
RBI	1
BB	4
SO	7
LOB	22



Batter	1	2	3	4	5	6	7	8	9	AB	R	H	RBI	BB	SO	LOB	TOP					
12 Leonys Martin, L OBP: 0.343, SLG: 0.267	1-0 24 PB 46 S SF8 1B		1-0 1B					1-0 F9		3	1	2	0	1	0	0						
46 Jeimer Candelario, S OBP: 0.300, SLG: 0.299	0-3 K2-3		1-0 G4-3					2-1 G3		4	0	0	0	0	1	3						
24 Miguel Cabrera, R OBP: 0.353, SLG: 0.483	2-0 SF8 2H							1-3 K		3	0	0	1	0	2	0						
9 Nick Castellanos, R OBP: 0.395, SLG: 0.500	1-0 F8							1-2 L1		4	0	0	0	0	1	0						
28 Niko Goodrum, S OBP: 0.333, SLG: 0.500	1-2 G4-3							1-3 K		2	0	0	0	2	1	0						
8 Mikie Mahtook, R OBP: 0.241, SLG: 0.200	1-3 K							1-3 K		3	0	0	0	1	2	1						
55 John Hicks, R (1, 2)										3	0	0	0	0	2	2						
1 Jose Iglesias, R OBP: 0.200, SLG: 0.115										3	0	0	0	0	0	0						
49 Dixon Machado, R OBP: 0.324, SLG: 0.469										2	0	0	0	1	0	0						
Inning Stats	R: 1 E: 0 K: 1 S: 7	H: 1 LOB: 0 BB: 0 P: 11	R: 0 E: 0 K: 2 S: 10	H: 0 LOB: 0 BB: 0 P: 12	R: 0 E: 0 K: 0 S: 6	H: 1 LOB: 1 BB: 0 P: 9	R: 0 E: 0 K: 2 S: 15	H: 0 LOB: 2 BB: 2 P: 27	R: 0 E: 0 K: 0 S: 6	H: 0 LOB: 1 BB: 2 P: 14	R: 0 E: 0 K: 0 S: 8	H: 0 LOB: 0 BB: 0 P: 13	R: 0 E: 0 K: 0 S: 3	H: 0 LOB: 0 BB: 0 P: 5	R: 0 E: 0 K: 1 S: 8	H: 0 LOB: 0 BB: 0 P: 12	R: 0 E: 0 K: 3 S: 9	H: 0 LOB: 0 BB: 0 P: 14	1B: 2 2B: 0 3B: 0 HR: 0	SF: 1 SAC: 0 DP: 0 HBP: 0	WP: 0 PB: 1 CS: 1	PA: 33
PITCHER	IP	WLS	BF	H	R	ER	SO	BB	IBB	HBP	BLK	WP	HR	S	P	ERA	WHIP					
40 Reynaldo López, R ERA: 0.69	7.0	L	27	2	1	0	5	5	0	0	0	0	0	55	91	0.00	1.000					
70 Luis Avilán, L ERA: 3.39	0.2		2	0	0	0	0	0	0	0	0	0	0	3	6	0.00	0.000					
44 Bruce Rondón, R ERA:	1.1		4	0	0	0	4	0	0	0	0	0	0	14	20	0.00	0.000					

Detroit Tigers @ Chicago White Sox
 Guaranteed Rate Field, Chicago, IL
 Sun Apr 08 2018, 1:13 PM - 3:51 PM CDT
 Att. 11,131 - Sunny - 36 F

AB	27
R	1
H	2
RBI	1
BB	5
SO	9
LOB	6



Batter	1	2	3	4	5	6	7	8	9	AB	R	H	RBI	BB	SO	LOB	BOTTOM					
10 Yoán Moncada, S OBP: 0.282, SLG: 0.324	1-2 L6									4	0	0	0	0	2	1						
26 Avisail García, R OBP: 0.351, SLG: 0.486	1-1 24 BB 79 HBP 1B									4	0	2	0	0	1	0						
79 José Abreu, R OBP: 0.333, SLG: 0.485	1-0 24 BB HBP									3	0	0	0	0	0	2						
24 Matt Davidson, R OBP: 0.400, SLG: 0.714	4-2 24 BB HBP									3	0	0	0	1	3	1						
30 Nicky Delmonico, L OBP: 0.348, SLG: 0.263	0-2 L6									2	0	0	0	1	0	3						
21 Wellington Castillo, R OBP: 0.296, SLG: 0.538	3-2 G6-3									3	0	0	0	0	0	4						
28 Leury García, S OBP: 0.357, SLG: 0.333	2-1 F7									3	0	0	0	0	1	0						
7 Tim Anderson, R OBP: 0.364, SLG: 0.586	0-2 5 S 1B									3	0	1	0	0	0	0						
5 Yolmer Sánchez, S OBP: 0.387, SLG: 0.593	0-3 1 SAFE 1 SAFE 1 SAFE K									3	0	0	0	0	2	1						
Inning Stats	R: 0 E: 0 K: 0 S: 14	H: 1 LOB: 3 BB: 1 P: 24	R: 0 E: 0 K: 2 S: 12	H: 1 LOB: 0 BB: 0 P: 17	R: 0 E: 0 K: 1 S: 11	H: 1 LOB: 1 BB: 0 P: 16	R: 0 E: 0 K: 1 S: 8	H: 0 LOB: 0 BB: 0 P: 12	R: 0 E: 0 K: 0 S: 7	H: 0 LOB: 0 BB: 0 P: 9	R: 0 E: 0 K: 2 S: 9	H: 0 LOB: 0 BB: 0 P: 12	R: 0 E: 0 K: 0 S: 6	H: 0 LOB: 1 BB: 1 P: 13	R: 0 E: 0 K: 2 S: 8	H: 0 LOB: 0 BB: 0 P: 11	R: 0 E: 1 K: 1 S: 11	H: 0 LOB: 0 BB: 0 P: 14	1B: 3 2B: 1 3B: 0 HR: 0	SF: 0 SAC: 0 DP: 3 HBP: 1	WP: 0 PB: 0 SB: 1 CS: 1	PA: 31
PITCHER	IP	WLS	BF	H	R	ER	SO	BB	IBB	HBP	BLK	WP	HR	S	P	ERA	WHIP					
50 Mike Fiers, R ERA:	6.0	W	22	3	0	0	0	1	0	1	0	0	0	61	90	0.00	0.667					
30 Alex Wilson, R ERA: 4.7	0.2	H	2	0	0	0	0	1	0	0	0	0	0	4	10	0.00	1.500					
68 Daniel Stumpf, L ERA:	0.1	H	1	0	0	0	0	0	0	0	0	0	0	2	3	0.00	0.000					
77 Joe Jiménez, R ERA:	1.0	H	3	0	0	0	2	0	0	0	0	0	0	8	11	0.00	0.000					
61 Shane Greene, R ERA: 4.91	1.0	S	3	0	0	0	1	0	0	0	0	0	0	11	14	0.00	0.000					

Detroit Tigers @ Chicago White Sox
 Guaranteed Rate Field, Chicago, IL
 Sun Apr 08 2018, 1:13 PM - 3:51 PM CDT
 Att. 11,131 - Sunny - 36 F

AB	28
R	0
H	3
RBI	0
BB	2
SO	9
LOB	12



Batter	1	2	3	4	5	6	7	8	9	AB	R	H	RBI	BB	SO	LOB	TOP						
2 Denard Span, L (1, 10) OBP: 0.357, SLG: 0.303										3	0	0	0	1	1	0	Tampa Bay Rays @ Chicago White Sox Guaranteed Rate Field, Chicago, IL Wed Apr 11 2018, 1:13 PM - 4:13 PM CDT Att: 10,431 - Sunny - 59 F						
39 Kevin Kiermaier, L (1, 8) OBP: 0.205, SLG: 0.171										3	1	1	0	1	1	2							
27 Carlos Gómez, R (1, 9) OBP: 0.292, SLG: 0.432										3	0	1	0	1	2	1							
44 C.J. Cron, R (1, 3) OBP: 0.233, SLG: 0.325										4	0	1	1	0	1	3							
18 Joey Wendle, L (1, 4) OBP: 0.382, SLG: 0.552										3	0	0	0	1	1	2							
5 Matt Duffy, R (1, 5) OBP: 0.282, SLG: 0.333										3	0	0	0	1	1	4							
0 Mallex Smith, L (1, 7) OBP: 0.419, SLG: 0.444										3	0	0	0	1	2	1							
11 Adeiny Hechavarría, R (1, 6) OBP: 0.227, SLG: 0.214										4	0	1	0	0	1	1							
45 Jesús Sucre, R (1, 2) OBP: 0.286, SLG: 0.250										3	0	0	0	0	1	1							
Inning Stats	R: 0 H: 0 E: 0 K: 1 S: 12	H: 0 LOB: 3 BB: 3 P: 27	R: 0 H: 1 E: 0 K: 0 S: 8	H: 1 LOB: 2 BB: 2 P: 18	R: 0 H: 1 E: 0 K: 2 S: 9	H: 1 LOB: 1 BB: 0 P: 11	R: 0 H: 0 E: 0 K: 2 S: 10	H: 0 LOB: 0 BB: 0 P: 14	R: 1 H: 2 E: 0 K: 1 S: 12	H: 2 LOB: 1 BB: 0 P: 21	R: 0 H: 0 E: 0 K: 0 S: 7	H: 0 LOB: 0 BB: 0 P: 8	R: 0 H: 0 E: 0 K: 2 S: 7	H: 0 LOB: 0 BB: 0 P: 9	R: 0 H: 0 E: 0 K: 1 S: 9	H: 0 LOB: 1 BB: 1 P: 15	1B: 3 2B: 1 3B: 0 HR: 0	SF: 0 SAC: 1 DP: 0 HBP: 0	WP: 0 PB: 0 SB: 0 CS: 2	PA: 36			
PITCHER	IP WLS BF H R ER SO	IP WLS BF H R ER SO	IP WLS BF H R ER SO	IP WLS BF H R ER SO	IP WLS BF H R ER SO	IP WLS BF H R ER SO	IP WLS BF H R ER SO	IP WLS BF H R ER SO	IP WLS BF H R ER SO	IP WLS BF H R ER SO	IP WLS BF H R ER SO	IP WLS BF H R ER SO	IP WLS BF H R ER SO	IP WLS BF H R ER SO	IP WLS BF H R ER SO	IP WLS BF H R ER SO	BB IBB HBP BLK	WP HR S P	ERA WHIP	ERA WHIP			
33 James Shields, R (1, 1) ERA: 4.15	6.1	27	4	1	1	6	5	0	0	0	0	0	0	0	0	0	0	0	0	59	100	1.42	1.421
70 Luis Avilán, L (7, 1) ERA: 2.08	0.2	2	0	0	0	2	0	0	0	0	0	0	0	0	0	0	0	0	0	6	8	0.00	0.000
44 Bruce Rondón, R (8, 1) ERA: 2.08	1.0	W	3	0	0	1	0	0	0	0	0	0	0	0	0	0	0	0	9	13	0.00	0.000	
65 Nate Jones, R (9, 1) ERA: 2.08	1.0	S	4	0	0	2	1	0	0	0	0	0	0	0	0	0	0	0	8	15	0.00	1.000	
Batter	1	2	3	4	5	6	7	8	9	AB	R	H	RBI	BB	SO	LOB	BOTTOM						
10 Yoán Moncada, S (1, 4) OBP: 0.321, SLG: 0.333										4	0	0	0	0	3	4	Tampa Bay Rays @ Chicago White Sox Guaranteed Rate Field, Chicago, IL Wed Apr 11 2018, 1:13 PM - 4:13 PM CDT Att: 10,431 - Sunny - 59 F						
26 Avisail García, R (1, 9) OBP: 0.275, SLG: 0.388										4	0	1	0	0	2	2							
79 José Abreu, R (1, 3) OBP: 0.360, SLG: 0.523										3	1	1	0	0	0	1							
24 Matt Davidson, R (1, 10) OBP: 0.409, SLG: 0.706										4	1	1	2	0	2	4							
30 Nicky Delmonico, L (1, 7) OBP: 0.417, SLG: 0.414										3	0	2	0	1	0	0							
5 Yolmer Sánchez, S (1, 5) OBP: 0.341, SLG: 0.514										4	0	1	0	0	0	3							
7 Tim Anderson, R (1, 6) OBP: 0.326, SLG: 0.500										4	0	1	0	0	1	3							
38 Omar Narváez, L (1, 2) OBP: 0.375, SLG: 0.385										4	0	1	0	0	0	2							
15 Adam Engel, R (1, 8) OBP: 0.303, SLG: 0.192										1	0	0	0	1	1	0	Tampa Bay Rays @ Chicago White Sox Guaranteed Rate Field, Chicago, IL Wed Apr 11 2018, 1:13 PM - 4:13 PM CDT Att: 10,431 - Sunny - 59 F						
28 Leury García, S (7, PH) OBP: 0.381, SLG: 0.333										0	0	0	0	0	0	0							
Inning Stats	R: 0 H: 0 E: 0 K: 0 S: 5	H: 1 LOB: 1 BB: 0 P: 10	R: 0 H: 1 E: 0 K: 3 S: 17	H: 1 LOB: 3 BB: 1 P: 26	R: 0 H: 1 E: 0 K: 0 S: 6	H: 1 LOB: 0 BB: 0 P: 7	R: 0 H: 1 E: 0 K: 2 S: 9	H: 0 LOB: 0 BB: 0 P: 16	R: 0 H: 1 E: 0 K: 1 S: 11	H: 1 LOB: 2 BB: 1 P: 19	R: 0 H: 0 E: 1 K: 2 S: 10	H: 0 LOB: 1 BB: 0 P: 14	R: 2 H: 4 E: 0 K: 1 S: 15	H: 4 LOB: 2 BB: 0 P: 23	1B: 6 2B: 1 3B: 0 HR: 1	SF: 0 SAC: 0 DP: 0 HBP: 2	WP: 0 PB: 0 SB: 0 CS: 2	PA: 36					
PITCHER	IP WLS BF H R ER SO	IP WLS BF H R ER SO	IP WLS BF H R ER SO	IP WLS BF H R ER SO	IP WLS BF H R ER SO	IP WLS BF H R ER SO	IP WLS BF H R ER SO	IP WLS BF H R ER SO	IP WLS BF H R ER SO	IP WLS BF H R ER SO	IP WLS BF H R ER SO	IP WLS BF H R ER SO	IP WLS BF H R ER SO	IP WLS BF H R ER SO	IP WLS BF H R ER SO	IP WLS BF H R ER SO	BB IBB HBP BLK	WP HR S P	ERA WHIP	ERA WHIP			
72 Yonny Chirinos, R (1, 1) ERA: 1.42	1.0	H	5	0	0	2	1	0	0	0	0	0	0	0	0	0	0	0	0	11	20	0.00	1.000
52 Chaz Roe, R (7, 1) ERA: 5.4	0.2	H	2	0	0	1	0	0	1	0	0	0	0	0	0	0	0	0	4	6	0.00	0.000	
50 Austin Pruitt, R (8, 1) ERA: 6.52	1.0	L	7	4	2	2	1	0	0	0	0	0	0	0	0	0	0	0	1	15	23	18.00	4.000

Batter	1	2	3	4	5	6	7	8	9	AB	R	H	RBI	BB	SO	LOB	TOP								
10 Yoán Moncada, S OBP: 0.298, SLG: 0.306										4	0	0	0	0	3	0	Chicago White Sox @ Minnesota Twins Target Field, Minneapolis, MN Thu Apr 12 2018, 7:12 PM - 10:06 PM CDT Att: 15,474 - Cloudy - 47 F								
26 Avisail García, R OBP: 0.273, SLG: 0.365										3	0	0	0	0	1	0									
79 José Abreu, R OBP: 0.333, SLG: 0.479										4	0	0	0	0	2	1									
24 Matt Davidson, R OBP: 0.375, SLG: 0.632										4	0	0	0	0	2	1									
30 Nicky Delmonico, L OBP: 0.410, SLG: 0.466										3	0	1	0	0	1	0									
5 Yolmer Sánchez, S OBP: 0.341, SLG: 0.500										3	0	1	0	0	0	1									
7 Tim Anderson, R OBP: 0.327, SLG: 0.489										3	0	1	0	0	0	1									
38 Omar Narváez, L OBP: 0.316, SLG: 0.313										3	0	0	0	0	1	1									
15 Adam Engel, R OBP: 0.278, SLG: 0.172										3	0	0	0	0	3	0									
Inning Stats	R: 0 E: 0 K: 2 S: 15	H: 0 LOB: 0 BB: 0 P: 19	R: 0 E: 0 K: 1 S: 9	H: 1 LOB: 1 BB: 0 P: 13	R: 0 E: 0 K: 3 S: 9	H: 0 LOB: 0 BB: 0 P: 11	R: 0 E: 0 K: 0 S: 6	H: 0 LOB: 0 BB: 0 P: 7	R: 0 E: 0 K: 1 S: 14	H: 1 LOB: 1 BB: 0 P: 20	R: 0 E: 0 K: 2 S: 8	H: 0 LOB: 0 BB: 0 P: 13	R: 0 E: 0 K: 2 S: 12	H: 1 LOB: 1 BB: 0 P: 16	R: 0 E: 0 K: 1 S: 13	H: 0 LOB: 0 BB: 0 P: 16		R: 0 E: 1 K: 1 S: 10	H: 0 LOB: 1 BB: 0 P: 12	1B: 3 2B: 0 3B: 0 HR: 0	SF: 0 SAC: 0 DP: 1 HBP: 1	WP: 0 PB: 0 SB: 0 CS: 0	PA: 31		
PITCHER	IP	WLS	BF	H	R	ER	SO	BB	IBB	HBP	BLK	WP	HR	S	P	ERA	WHIP								
17 José Berrios, R ERA: 2.18	(1, 1)	7.0	W	24	3	0	0	11	0	0	1	0	0	73	99	0.00	0.429								
57 Ryan Pressly, R ERA:	(8, 1)	1.0		3	0	0	0	1	0	0	0	0	0	13	16	0.00	0.000								
58 Gabriel Moya, L ERA: 5.4	(9, 1)	1.0		4	0	0	0	1	0	0	0	0	0	10	12	0.00	0.000								

Batter	1	2	3	4	5	6	7	8	9	AB	R	H	RBI	BB	SO	LOB	BOTTOM								
2 Brian Dozier, R OBP: 0.385, SLG: 0.600										4	2	1	1	0	0	0	Chicago White Sox @ Minnesota Twins Target Field, Minneapolis, MN Thu Apr 12 2018, 7:12 PM - 10:06 PM CDT Att: 15,474 - Cloudy - 47 F								
7 Joe Mauer, L										3	0	2	3	1	1	0									
22 Miguel Sanó, R OBP: 0.333, SLG: 0.575										4	0	1	0	0	2	2									
20 Eddie Rosario, L OBP: 0.268, SLG: 0.395										4	0	1	0	0	1	4									
99 Logan Morrison, L OBP: 0.205, SLG: 0.118										3	0	0	0	1	0	1									
5 Eduardo Escobar, S OBP: 0.316, SLG: 0.529										3	0	1	0	1	1	2									
26 Max Kepler, L OBP: 0.361, SLG: 0.571										3	0	0	0	1	0	3									
25 Byron Buxton, R OBP: 0.233, SLG: 0.244										3	1	1	0	1	0	2									
15 Jason Castro, L OBP: 0.267, SLG: 0.308										3	1	0	0	1	1	5									
Inning Stats	R: 0 E: 0 K: 0 S: 9	H: 1 LOB: 1 BB: 1 P: 17	R: 0 E: 0 K: 0 S: 6	H: 0 LOB: 0 BB: 1 P: 12	R: 2 E: 1 K: 1 S: 13	H: 2 LOB: 1 BB: 0 P: 22	R: 0 E: 0 K: 0 S: 10	H: 0 LOB: 2 BB: 2 P: 20	R: 0 E: 0 K: 1 S: 8	H: 1 LOB: 1 BB: 0 P: 8	R: 2 E: 0 K: 2 S: 17	H: 2 LOB: 1 BB: 1 P: 28	R: 0 E: 0 K: 1 S: 14	H: 1 LOB: 2 BB: 1 P: 24	1B: 4 2B: 4 3B: 0 HR: 0	SF: 0 SAC: 0 DP: 2 HBP: 0		WP: 1 PB: 0 SB: 3 CS: 0	PA: 36						
PITCHER	IP	WLS	BF	H	R	ER	SO	BB	IBB	HBP	BLK	WP	HR	S	P	ERA	WHIP								
27 Lucas Giolito, R ERA: 5.5	(1, 1)	6.1	L	28	5	4	3	3	5	0	0	0	0	59	103	4.26	1.579								
39 Aaron Bummer, L ERA:	(7, 1)	0.2		3	1	0	0	2	0	0	0	0	0	10	16	0.00	1.500								
66 Chris Volstad, R ERA:	(8, 1)	1.0		5	1	0	0	1	1	0	0	0	0	14	24	0.00	2.000								

Batter	1	2	3	4	5	6	7	8	9	AB	R	H	RBI	BB	SO	LOB	TOP							
10 Yoán Moncada, S OBP: 0.300, SLG: 0.308			SH2-3 1-2		K 1-3			K 1-3		3	0	1	0	0	2	1	Chicago White Sox @ Oakland Athletics Oakland Coliseum, Oakland, CA Mon Apr 16 2018, 7:07 PM - 10:03 PM PDT Att: 7,479 - Cloudy - 53 F							
26 Avisail García, R OBP: 0.254, SLG: 0.339	G4-3 1-3		G6-3 2-3			F8 0-2		F8 0-0		4	0	0	0	0	0	3								
79 José Abreu, R OBP: 0.328, SLG: 0.519	K2-3 2-3		L8 2-1			G5-3 0-0			HR 2-2	4	1	1	1	0	1	2								
24 Matt Davidson, R OBP: 0.365, SLG: 0.585				K 3-3		F8 1-1			K 1-3	3	0	0	0	1	2	0								
30 Nicky Delmonico, L OBP: 0.381, SLG: 0.371	P2 0-0			G4-3 1-1			L9 1-0		G3-1 3-1	3	0	0	0	0	0	2								
28 Leury García, S OBP: 0.364, SLG: 0.316										1	0	0	0	0	0	0								
21 Wellington Castillo, R OBP: 0.273, SLG: 0.484		K 2-3								3	0	1	0	0	1	0								
38 Omar Narváez, L OBP: 0.300, SLG: 0.294										1	0	0	0	0	1	0								
5 Yolmer Sánchez, S OBP: 0.340, SLG: 0.488		G5-3-6 3-1			FC6-4 0-1			F8 1-0		3	0	1	0	0	0	1								
7 Tim Anderson, R OBP: 0.308, SLG: 0.458		G5-3-6 1-2				G6-3 0-0				3	0	0	0	0	0	1								
15 Adam Engel, R OBP: 0.308, SLG: 0.219										3	0	2	0	0	1	0								
Inning Stats	R: 0 E: 0 K: 1 S: 10	H: 1 LOB: 2 BB: 1 P: 17	R: 0 E: 0 K: 1 S: 8	H: 1 LOB: 0 BB: 0 P: 14	R: 0 E: 0 K: 0 S: 8	H: 1 LOB: 1 BB: 0 P: 13	R: 0 E: 0 K: 1 S: 8	H: 0 LOB: 0 BB: 0 P: 12	R: 0 E: 0 K: 2 S: 7	H: 0 LOB: 0 BB: 0 P: 9	R: 0 E: 0 K: 0 S: 6	H: 0 LOB: 0 BB: 0 P: 7	R: 0 E: 0 K: 0 S: 6	H: 0 LOB: 0 BB: 0 P: 10	R: 0 E: 0 K: 1 S: 13	H: 1 LOB: 0 BB: 0 P: 18	R: 1 E: 0 K: 2 S: 12	H: 1 LOB: 0 BB: 0 P: 19	1B: 5 2B: 1 3B: 0 HR: 1	SF: 0 SAC: 1 DP: 1 HBP: 0	WP: 0 PB: 0 SB: 1 CS: 0	PA: 33		
PITCHER	IP WLS BF H R ER SO BB IBB HBP BLK WP HR S P ERA WHIP	8.0 W 30 6 1 1 6 1 0 0 0 0 1 70 106 1.12 0.875	1.0 3 0 0 0 2 0 0 0 0 0 0 0 8 13 0.00 0.000																					

Batter	1	2	3	4	5	6	7	8	9	AB	R	H	RBI	BB	SO	LOB	BOTTOM						
23 Matt Joyce, L OBP: 0.387, SLG: 0.417			K 3-3				SH 1-0	F7 3-2		3	2	1	0	1	1	2	Chicago White Sox @ Oakland Athletics Oakland Coliseum, Oakland, CA Mon Apr 16 2018, 7:07 PM - 10:03 PM PDT Att: 7,479 - Cloudy - 53 F						
10 Marcus Semien, R OBP: 0.321, SLG: 0.370	P6 2-1		G4-3 0-1		K 1-3			F 0-2		4	1	1	0	1	1	2							
8 Jed Lowrie, S OBP: 0.403, SLG: 0.557	K 3-3				G4-3 0-0			FC6 2-3		4	0	1	3	1	1	3							
2 Khris Davis, R OBP: 0.333, SLG: 0.545			F9 1-1					G6-4-3 1-2		4	0	1	1	1	0	4							
28 Matt Olson, L OBP: 0.319, SLG: 0.387								G5-3 2-2		4	1	1	1	0	3	3							
26 Matt Chapman, R OBP: 0.394, SLG: 0.619		P3 3-2			K 1-3					3	1	0	0	1	2	0							
20 Mark Canha, R OBP: 0.313, SLG: 0.467		F9 0-0								3	0	1	0	1	1	0							
25 Stephen Piscotty, R OBP: 0.328, SLG: 0.362										4	1	2	1	0	1	1							
21 Jonathan Lucroy, R OBP: 0.327, SLG: 0.304		G4-3 2-2								3	2	0	0	1	1	4							
Inning Stats	R: 0 E: 0 K: 2 S: 14	H: 1 LOB: 2 BB: 1 P: 26	R: 0 E: 0 K: 0 S: 11	H: 1 LOB: 0 BB: 0 P: 18	R: 0 E: 0 K: 1 S: 7	H: 0 LOB: 1 BB: 1 P: 15	R: 1 E: 0 K: 2 S: 12	H: 1 LOB: 1 BB: 1 P: 18	R: 1 E: 0 K: 2 S: 9	H: 1 LOB: 0 BB: 1 P: 17	R: 0 E: 0 K: 3 S: 9	H: 0 LOB: 0 BB: 0 P: 12	R: 3 E: 2 K: 1 S: 14	H: 1 LOB: 0 BB: 1 P: 22	R: 3 E: 1 K: 0 S: 24	H: 3 LOB: 2 BB: 2 P: 40	1B: 4 2B: 3 3B: 0 HR: 1	SF: 0 SAC: 1 DP: 1 HBP: 0	WP: 1 PB: 0 SB: 0 CS: 0	PA: 40			
PITCHER	IP WLS BF H R ER SO BB IBB HBP BLK WP HR S P ERA WHIP	6.0 L 26 4 2 2 10 4 0 0 0 0 0 9 16 3.00 1.333	0.0 4 1 3 1 0 1 0 0 0 0 0 0 9 16 ∞ ∞	1.0 2 0 0 0 1 0 0 0 0 0 0 0 5 6 0.00 0.000	0.1 4 2 3 3 0 1 0 0 0 0 0 0 11 18 81.00 9.000	0.2 4 1 0 0 0 1 0 0 0 0 1 0 13 22 0.00 3.000																	



Batter	1	2	3	4	5	6	7	8	9	AB	R	H	RBI	BB	SO	LOB	TOP								
10 Yoán Moncada, S OBP: 0.323, SLG: 0.393										4	1	2	2	1	2	4	Chicago White Sox @ Oakland Athletics Oakland Coliseum, Oakland, CA Tue Apr 17 2018, 7:09 PM - 10:03 PM PDT Att: 46,028 - Partly Cloudy - 57 F								
26 Avisail García, R OBP: 0.254, SLG: 0.333										4	0	1	0	0	2	2									
15 Adam Engel, R OBP: 0.308, SLG: 0.219										0	0	0	0	0	0	0									
79 José Abreu, R OBP: 0.323, SLG: 0.500										4	0	1	0	0	1	3									
24 Matt Davidson, R OBP: 0.357, SLG: 0.556										4	0	1	0	0	1	2									
30 Nicky Delmonico, L OBP: 0.370, SLG: 0.359										4	0	1	0	0	1	1									
5 Yolmer Sánchez, S OBP: 0.314, SLG: 0.444										4	0	0	0	0	3	2									
7 Tim Anderson, R OBP: 0.321, SLG: 0.440										2	0	0	0	2	0	1									
28 Leury García, S OBP: 0.346, SLG: 0.304										4	0	1	0	0	2	1									
3B Omar Narváez, L OBP: 0.292, SLG: 0.286										4	1	1	0	0	2	3									
Inning Stats	R: 0 E: 0 K: 1 S: 10	H: 0 LOB: 1 BB: 1 P: 18	R: 0 E: 0 K: 2 S: 10	H: 0 LOB: 1 BB: 1 P: 17	R: 0 E: 0 K: 0 S: 5	H: 2 LOB: 1 BB: 0 P: 9	R: 0 E: 0 K: 1 S: 6	H: 1 LOB: 1 BB: 0 P: 8	R: 0 E: 0 K: 2 S: 9	H: 1 LOB: 1 BB: 0 P: 14	R: 0 E: 0 K: 1 S: 6	H: 1 LOB: 0 BB: 0 P: 9	R: 0 E: 0 K: 1 S: 10	H: 0 LOB: 0 BB: 0 P: 17	R: 2 E: 0 K: 4 S: 19	H: 1 LOB: 0 BB: 0 P: 31	R: 0 E: 0 K: 2 S: 12	H: 2 LOB: 3 BB: 1 P: 25	1B: 6 2B: 1 3B: 0 HR: 1	SF: 0 SAC: 0 DP: 2 HBP: 0	WP: 2 PB: 0 SB: 2 CS: 0	PA: 37			
PITCHER	IP	WLS	BF	H	R	ER	SO	BB	IBB	HBP	BLK	WP	HR	S	P	ERA	WHIP								
53 Trevor Cahill, R ERA: 18.0	7.0	W	26	5	0	0	8	2	0	0	0	1	0	56	92	0.00	1.000								
66 Ryan Dull, R ERA: 18.0	1.0		5	1	2	2	4	0	0	0	0	1	1	19	31	18.00	1.000								
62 Lou Trivino, R ERA: 18.0	1.0		6	2	0	0	2	1	0	0	0	0	0	12	25	0.00	3.000								

Batter	1	2	3	4	5	6	7	8	9	AB	R	H	RBI	BB	SO	LOB	BOTTOM								
23 Matt Joyce, L OBP: 0.403, SLG: 0.431										3	0	1	0	2	1	1	Chicago White Sox @ Oakland Athletics Oakland Coliseum, Oakland, CA Tue Apr 17 2018, 7:09 PM - 10:03 PM PDT Att: 46,028 - Partly Cloudy - 57 F								
10 Marcus Semien, R OBP: 0.302, SLG: 0.351										4	0	0	1	0	1	4									
8 Jed Lowrie, S OBP: 0.407, SLG: 0.595										4	1	2	1	0	0	2									
18 Chad Pinder, R OBP: 0.412, SLG: 0.571										1	0	0	0	0	1	0									
2 Khris Davis, R OBP: 0.338, SLG: 0.543										4	1	1	0	1	2	1									
28 Matt Olson, L OBP: 0.311, SLG: 0.373										5	1	1	0	0	3	3									
26 Matt Chapman, R OBP: 0.413, SLG: 0.609										1	2	0	0	3	0	0									
20 Mark Canha, R OBP: 0.400, SLG: 0.579										4	3	3	2	0	0	1									
25 Stephen Piscotty, R OBP: 0.338, SLG: 0.410										3	1	2	3	0	0	1									
21 Jonathan Lucroy, R OBP: 0.357, SLG: 0.340										4	1	3	3	0	0	1									
Inning Stats	R: 5 E: 0 K: 0 S: 19	H: 5 LOB: 1 BB: 1 P: 31	R: 0 E: 0 K: 0 S: 8	H: 0 LOB: 0 BB: 1 P: 15	R: 0 E: 0 K: 1 S: 11	H: 0 LOB: 0 BB: 0 P: 17	R: 3 E: 0 K: 0 S: 19	H: 4 LOB: 1 BB: 0 P: 28	R: 0 E: 0 K: 1 S: 8	H: 0 LOB: 1 BB: 1 P: 18	R: 0 E: 0 K: 3 S: 13	H: 2 LOB: 3 BB: 1 P: 22	R: 2 E: 0 K: 0 S: 12	H: 2 LOB: 1 BB: 2 P: 26	R: 0 E: 0 K: 3 S: 10	H: 0 LOB: 0 BB: 0 P: 13	1B: 7 2B: 5 3B: 0 HR: 1	SF: 2 SAC: 0 DP: 1 HBP: 0	WP: 0 PB: 0 SB: 0 CS: 1	PA: 42					
PITCHER	IP	WLS	BF	H	R	ER	SO	BB	IBB	HBP	BLK	WP	HR	S	P	ERA	WHIP								
58 Miguel González, R ERA: 12.41	3.0	L	18	8	8	8	1	2	0	0	0	0	0	17	33	0.00	1.000								
53 Héctor Santiago, L ERA: 3.86	2.0		8	1	0	0	1	1	0	0	0	0	0	13	22	0.00	3.000								
48 Joaquin Soria, R ERA: 5.4	1.0		6	2	0	0	3	1	0	0	0	0	0	12	26	18.00	4.000								
44 Bruce Rondón, R ERA: 5.4	1.0		6	2	2	2	0	2	0	0	0	0	0	10	13	0.00	0.000								
65 Nate Jones, R ERA: 1.89	1.0		3	0	0	0	3	0	0	0	0	0	0	10	13	0.00	0.000								

Batter	1	2	3	4	5	6	7	8	9	AB	R	H	RBI	BB	SO	LOB	TOP					
4 George Springer, R OBP: 0.333, SLG: 0.457	G4-3		F9		SF9		G6-3	G6-3		4	2	1	0	1	0	0	Houston Astros @ Chicago White Sox Guaranteed Rate Field, Chicago, IL Sun Apr 22 2018, 1:11 PM - 4:29 PM CDT Att: 17,167 - Partly Cloudy - 57 F					
27 Jose Altuve, R OBP: 0.412, SLG: 0.389	BB		G6-3		G6-3		G6-3	F9		4	1	1	1	1	0	1						
1 Carlos Correa, R OBP: 0.409, SLG: 0.584	BB		BB		SF9		BB	BB		2	1	2	1	2	0	0						
22 Josh Reddick, L OBP: 0.368, SLG: 0.547	F7		F7		F7		K	F7		4	0	0	0	1	1	7						
2 Alex Bregman, R OBP: 0.360, SLG: 0.356	BB		BB		L5		BB	G3		4	1	2	1	1	0	1						
9 Marwin Gonzalez, S OBP: 0.299, SLG: 0.307	P6		P6		G4-3		G4-3	K		5	0	1	2	0	1	4						
11 Evan Gattis, R OBP: 0.308, SLG: 0.333	F9		F9		K		FC6	HR		5	1	1	2	0	2	2						
12 Max Stassi, R OBP: 0.410, SLG: 0.545	G5-3		G5-3		BB		F9	BB		4	0	1	0	1	0	2						
21 Derek Fisher, L OBP: 0.167, SLG: 0.256	G6-3		G6-3		K		K	K		2	0	0	0	0	1	2						
6 Jake Marisnick, R OBP: 0.130, SLG: 0.241	G6-3		G6-3		K		K	K		3	1	1	0	0	2	3						
Inning Stats	R: 0 H: 1 E: 0 K: 0 S: 12	L: 1 BB: 2 P: 25	R: 0 H: 0 E: 0 K: 0 S: 5	L: 0 BB: 0 P: 10	R: 0 H: 1 E: 0 K: 0 S: 15	L: 1 BB: 0 P: 21	R: 0 H: 1 E: 0 K: 2 S: 15	L: 1 BB: 2 P: 27	R: 1 H: 1 E: 0 K: 0 S: 9	L: 1 BB: 1 P: 17	R: 0 H: 0 E: 0 K: 1 S: 5	L: 0 BB: 0 P: 8	R: 5 H: 4 E: 0 K: 2 S: 23	L: 4 BB: 2 P: 43	R: 0 H: 0 E: 0 K: 0 S: 8	L: 0 BB: 1 P: 14	R: 1 H: 2 E: 0 K: 2 S: 17	L: 2 BB: 0 P: 19	1B: 7 2B: 2 3B: 0 HR: 1	SF: 1 SAC: 0 DP: 0 HBP: 0	WP: 2 PB: 1 SB: 0 CS: 0	PA: 45
PITCHER	IP WLS BF H R ER SO BB IBB HBP BLK WP HR S P ERA WHIP	5.0 1.5 23 4 1 1 2 4 0 0 0 1 0 56 100 1.80 1.600	40 Reynaldo López, R ERA: 1.5	6.1 1.0 3 0 0 0 1 0 0 0 0 0 5 8 0.00 0.000	45 Gregory Infante, R ERA: 9.52	7.1 0.0 L 1 1 1 0 0 0 0 0 0 4 6 ∞ ∞	39 Aaron Bummer, L ERA: 6.75	7.1 0.1 5 2 1 1 1 2 0 0 0 1 0 11 25 27.00 12.000	44 Bruce Rondón, R ERA: 8.1	7.1 0.2 4 1 3 3 1 0 0 0 0 0 8 12 40.50 1.500	65 Nate Jones, R ERA: 1.23	PITCHER	IP WLS BF H R ER SO BB IBB HBP BLK WP HR S P ERA WHIP	1.0 1.0 4 0 0 0 0 1 0 0 0 0 5 2 1 1 2 0 0 0 0 0 0 1 17 19 9.00 2.000	70 Luis Avilán, L ERA: 5.4	8.1 1.0 5 2 1 1 2 0 0 0 0 0 0 1 17 19 9.00 2.000	53 Héctor Santiago, L ERA: 4.26					

AB	37
R	7
H	10
RBI	7
BB	7
SO	7
LOB	22



Batter	1	2	3	4	5	6	7	8	9	AB	R	H	RBI	BB	SO	LOB	BOTTOM					
10 Yoán Moncada, S OBP: 0.329, SLG: 0.400	K		BB		K		BB			3	0	1	0	1	2	0	Houston Astros @ Chicago White Sox Guaranteed Rate Field, Chicago, IL Sun Apr 22 2018, 1:11 PM - 4:29 PM CDT Att: 17,167 - Partly Cloudy - 57 F					
26 Avisail García, R OBP: 0.243, SLG: 0.310	BB		BB		G5-3		G5-4-3			4	0	2	0	0	0	1						
79 José Abreu, R OBP: 0.346, SLG: 0.479	BB		BB		G6-3		F9			4	0	1	0	0	0	1						
30 Nicky Delmonico, L OBP: 0.344, SLG: 0.321	F9		L9		L7		G3			4	0	0	0	0	0	2						
21 Welington Castillo, R OBP: 0.313, SLG: 0.442	P5		P5		HBP		K			3	0	1	0	0	1	0						
24 Matt Davidson, R OBP: 0.352, SLG: 0.500	BB		G6-4-3		K		G6-3			4	1	1	0	0	1	2						
5 Yolmer Sánchez, S OBP: 0.343, SLG: 0.443	BB		BB		BB		BB			2	0	2	1	1	0	0						
7 Tim Anderson, R OBP: 0.311, SLG: 0.403	G6-3		G6-3		FC6-4		G6-4-3			4	0	1	0	0	0	4						
2B Leury García, S OBP: 0.282, SLG: 0.229	G6-3		G6-3		G3-1		K			3	0	0	0	0	1	2						
Inning Stats	R: 0 H: 1 E: 0 K: 1 S: 11	L: 2 BB: 0 P: 15	R: 1 H: 2 E: 0 K: 0 S: 10	L: 1 BB: 0 P: 14	R: 0 H: 2 E: 0 K: 0 S: 6	L: 2 BB: 1 P: 11	R: 0 H: 2 E: 0 K: 0 S: 11	L: 2 BB: 0 P: 19	R: 0 H: 0 E: 0 K: 1 S: 9	L: 0 BB: 0 P: 15	R: 0 H: 1 E: 0 K: 1 S: 13	L: 1 BB: 2 P: 22	R: 0 H: 1 E: 0 K: 1 S: 8	L: 1 BB: 0 P: 12	R: 0 H: 0 E: 0 K: 1 S: 9	L: 0 BB: 0 P: 13	R: 0 H: 0 E: 0 K: 0 S: 10	L: 0 BB: 1 P: 16	1B: 7 2B: 2 3B: 0 HR: 0	SF: 0 SAC: 0 DP: 4 HBP: 2	WP: 0 PB: 0 SB: 0 CS: 0	PA: 35
PITCHER	IP WLS BF H R ER SO BB IBB HBP BLK WP HR S P ERA WHIP	6.0 W 26 3 1 0 1 1 0 0 0 0 8 12 0.00 1.000	43 Lance McCullers Jr., R ERA: 4.67	7.1 1.0 3 0 0 0 1 0 0 0 0 0 9 13 0.00 0.000	36 Will Harris, R ERA: 1.93	8.1 1.0 3 0 0 0 0 1 0 0 0 0 10 16 0.00 1.000	53 Ken Giles, R ERA: 2.57	8.1 1.0 3 0 0 0 0 1 0 0 0 0 0 10 16 0.00 1.000	47 Chris Devenski, R ERA: 0.9	PITCHER	IP WLS BF H R ER SO BB IBB HBP BLK WP HR S P ERA WHIP	1.0 1.0 3 0 0 0 0 1 0 0 0 0 9 13 0.00 0.000	53 Ken Giles, R ERA: 2.57	8.1 1.0 3 0 0 0 0 1 0 0 0 0 10 16 0.00 1.000	47 Chris Devenski, R ERA: 0.9							

AB	31
R	1
H	9
RBI	1
BB	2
SO	5
LOB	12



Batter	1	2	3	4	5	6	7	8	9	AB	R	H	RBI	BB	SO	LOB	TOP										
9 Dee Strange-Gordon, L (1, 8) OBP: 0.330, SLG: 0.388										4	0	0	0	0	0	1	Seattle Mariners @ Chicago White Sox Guaranteed Rate Field, Chicago, IL Mon Apr 23 2018, 7:12 PM - 10:06 PM CDT Att: 13,614 - Overcast - 54 F										
2 Jean Segura, R (1, 6) OBP: 0.323, SLG: 0.443										2	0	1	1	1	0	0											
22 Robinson Cano, L (1, 4) OBP: 0.438, SLG: 0.459										4	0	1	0	0	0	2											
23 Nelson Cruz, R (1, 10) OBP: 0.286, SLG: 0.574										4	0	0	0	0	1	3											
15 Kyle Seager, L (1, 5) OBP: 0.261, SLG: 0.390										4	0	1	0	0	1	0											
17 Mitch Haniger, R (1, 9) OBP: 0.395, SLG: 0.716										4	2	2	1	0	0	1											
20 Daniel Vogelbach, L (1, 3) OBP: 0.316, SLG: 0.380										4	0	1	0	0	1	2											
3 Mike Zunino, R (1, 2) OBP: 0.214, SLG: 0.385										4	1	2	2	0	1	1											
16 Ben Gamel, L (1, 7) OBP: 0.214, SLG: 0.385										3	1	1	0	0	0	0											
Inning Stats	R: 0 E: 0 K: 0 S: 8	H: 1 LOB: 1 BB: 0 P: 15	R: 0 E: 0 K: 1 S: 7	H: 0 LOB: 0 BB: 0 P: 11	R: 0 E: 0 K: 0 S: 8	H: 0 LOB: 0 BB: 0 P: 16	R: 0 E: 0 K: 1 S: 14	H: 0 LOB: 0 BB: 0 P: 20	R: 0 E: 0 K: 1 S: 10	H: 0 LOB: 1 BB: 1 P: 17	R: 1 E: 0 K: 0 S: 10	H: 3 LOB: 2 BB: 0 P: 15	R: 1 E: 0 K: 0 S: 9	H: 2 LOB: 1 BB: 0 P: 12	R: 0 E: 0 K: 1 S: 13	H: 1 LOB: 1 BB: 0 P: 19	1B: 3 2B: 4 3B: 0 HR: 2	SF: 1 SAC: 0 DP: 0 HBP: 0	WP: 0 PB: 0 SB: 0 CS: 0	PA: 35							
PITCHER	IP	WLS	BF	H	R	ER	SO	BB	IBB	HBP	BLK	WP	HR	S	P	ERA	WHIP										
51 Carson Fulmer, R (1, 1) ERA: 6.0	6.0	W	22	3	2	2	3	1	0	0	0	0	1	54	93	3.00	0.667										
54 Chris Beck, R (7, 1) ERA: 6.0	3.0	S	14	6	2	2	1	0	0	0	0	0	1	32	46	6.00	2.000										

Batter	1	2	3	4	5	6	7	8	9	AB	R	H	RBI	BB	SO	LOB	BOTTOM										
10 Yoán Moncada, S (1, 4) OBP: 0.345, SLG: 0.493										5	3	3	1	0	1	2	Seattle Mariners @ Chicago White Sox Guaranteed Rate Field, Chicago, IL Mon Apr 23 2018, 7:12 PM - 10:06 PM CDT Att: 13,614 - Overcast - 54 F										
26 Avisail García, R (1, 9) OBP: 0.250, SLG: 0.315										2	0	1	1	0	0	1											
32 Trayce Thompson, R (3, 9) OBP: 0.200, SLG: 0.467										3	0	1	0	0	1	0											
79 José Abreu, R (1, 3) OBP: 0.372, SLG: 0.577										5	3	4	3	0	0	1											
30 Nicky Delmonico, L (1, 7) OBP: 0.333, SLG: 0.310										5	1	1	0	0	1	2											
21 Wellington Castillo, R (1, 2) OBP: 0.321, SLG: 0.438										5	1	2	1	0	1	2											
5 Yolmer Sánchez, S (1, 10) OBP: 0.351, SLG: 0.446										4	2	2	1	0	0	1											
24 Matt Davidson, R (1, 5) OBP: 0.347, SLG: 0.500										4	0	1	1	0	1	1											
7 Tim Anderson, R (1, 6) OBP: 0.321, SLG: 0.437										4	0	2	0	0	0	2											
15 Adam Engel, R (1, 8) OBP: 0.250, SLG: 0.184										4	0	1	1	0	2	3											
Inning Stats	R: 5 E: 0 K: 0 S: 16	H: 7 LOB: 1 BB: 0 P: 24	R: 2 E: 0 K: 0 S: 8	H: 2 LOB: 0 BB: 0 P: 10	R: 0 E: 0 K: 1 S: 11	H: 1 LOB: 1 BB: 0 P: 16	R: 1 E: 0 K: 2 S: 17	H: 2 LOB: 1 BB: 0 P: 23	R: 1 E: 0 K: 2 S: 13	H: 2 LOB: 1 BB: 0 P: 18	R: 1 E: 0 K: 1 S: 14	H: 2 LOB: 1 BB: 0 P: 21	R: 0 E: 0 K: 1 S: 10	H: 1 LOB: 1 BB: 0 P: 14	R: 0 E: 0 K: 0 S: 6	H: 1 LOB: 1 BB: 0 P: 10	1B: 10 2B: 3 3B: 2 HR: 3	SF: 0 SAC: 0 DP: 0 HBP: 0	WP: 1 PB: 0 SB: 2 CS: 0	PA: 41							
PITCHER	IP	WLS	BF	H	R	ER	SO	BB	IBB	HBP	BLK	WP	HR	S	P	ERA	WHIP										
8 Mike Leake, R (1, 1) ERA: 6.59	3.1	L	21	12	8	8	1	0	0	0	0	0	1	45	65	21.60	3.600										
49 Wade LeBlanc, L (4, 1) ERA: 5.4	4.2		20	6	2	2	6	0	0	0	0	0	1	50	71	3.86	1.286										

Batter	1	2	3	4	5	6	7	8	9	AB	R	H	RBI	BB	SO	LOB	TOP			
9 Dee Strange-Gordon, L (1, 8) OBP: 0.328, SLG: 0.375	G3		HBP		FC5-6		G5-3			3	0	0	0	0	0	4				
2 Jean Segura, R (1, 6) OBP: 0.395, SLG: 0.424	K		G6-3		CS	P6		F9		4	0	0	0	0	1	1				
22 Robinson Canó, L (1, 4) OBP: 0.430, SLG: 0.449				G4-3		F8		L7		4	0	1	0	0	0	0				
23 Nelson Cruz, R (1, 10)	F8			F8		G6-3		G1-3		4	0	0	0	0	0	1				
15 Kyle Seager, L (1, 5) OBP: 0.272, SLG: 0.407		G6-3		2B		1B		F8		4	1	2	0	0	0	0				
17 Mitch Haniger, R (1, 9) OBP: 0.389, SLG: 0.692	K			1B		K		K		4	0	1	1	0	3	1				
16 Ben Gamel, L (1, 7)	K			G2-3		1B		G3		4	0	1	0	0	1	1				
3 Mike Zunino, R (1, 2)			G6-3		F9		P4			3	0	0	0	0	0	2				
20 Daniel Vogelbach, L (1, 3) OBP: 0.317, SLG: 0.365			G4-3				E4			2	0	0	0	1	0	2				
7 Andrew Romine, S (7, 3)										0	0	0	0	0	0	0				
Inning Stats	R: 0 E: 0 K: 1 S: 10	H: 1 LOB: 1 BB: 0 P: 14	R: 0 E: 0 K: 2 S: 10	H: 0 LOB: 0 BB: 0 P: 15	R: 0 E: 0 K: 0 S: 9	H: 0 LOB: 1 BB: 0 P: 16	R: 1 E: 0 K: 0 S: 12	H: 2 LOB: 1 BB: 0 P: 18	R: 0 E: 0 K: 0 S: 8	H: 0 LOB: 0 BB: 1 P: 14	R: 0 E: 1 K: 1 S: 11	H: 2 LOB: 3 BB: 0 P: 22	R: 0 E: 0 K: 0 S: 9	H: 0 LOB: 0 BB: 0 P: 13	R: 0 E: 0 K: 1 S: 8	H: 0 LOB: 0 BB: 0 P: 14	1B: 4 2B: 1 3B: 0 HR: 0	SF: 0 SAC: 0 DP: 0 HBP: 1	WP: 0 PB: 0 SB: 0 CS: 1	PA: 35
PITCHER	IP	WLS	BF	H	R	ER	SO	BB	IBB	HBP	BLK	WP	HR	S	P	ERA	WHIP			
66 Chris Volstad, R (1, 1) ERA: 3.75	4.1	L	17	3	1	1	3	0	0	1	0	0	0	43	66	2.08	0.692			
53 Héctor Santiago, L (5, 1) ERA: 3.39	3.1		13	2	0	0	1	1	0	0	0	0	0	41	59	0.00	0.900			
65 Nate Jones, R (8, 1) ERA: 1.04	1.1		4	0	0	0	1	0	0	0	0	0	0	9	16	0.00	0.000			

Seattle Mariners @ Chicago White Sox
Guaranteed Rate Field, Chicago, IL
Tue Apr 24 2018, 4:11 PM - 7:02 PM CDT
Att: 10,761 - Partly Cloudy - 59 F


AB	32
R	1
H	5
RBI	1
BB	1
SO	5
LOB	12



Batter	1	2	3	4	5	6	7	8	9	AB	R	H	RBI	BB	SO	LOB	BOTTOM			
7 Tim Anderson, R (1, 6) OBP: 0.329, SLG: 0.440	P2				CS			K		4	0	2	0	0	1	0				
5 Yoimer Sánchez, S (1, 5) OBP: 0.346, SLG: 0.435	F9					K		F9		4	0	1	0	0	1	1				
79 José Abreu, R (1, 3) OBP: 0.356, SLG: 0.549	G5-4-3			G1-3		K		P2		4	0	0	0	0	1	3				
21 Welington Castillo, R (1, 2) OBP: 0.316, SLG: 0.423		L7		E5				G5-3		4	0	1	0	0	0	0				
24 Matt Davidson, R (1, 10) OBP: 0.329, SLG: 0.470		K		K		K		K		4	0	0	0	0	4	3				
10 Yoán Moncada, S (1, 4) OBP: 0.352, SLG: 0.500				G5-3						3	0	1	0	1	1	1				
32 Trayce Thompson, R (1, 9) OBP: 0.167, SLG: 0.389					G6-3			K		3	0	0	0	0	2	3				
28 Leury García, S (8, 8)						K		P5		3	0	0	0	0	2	3				
15 Adam Engel, R (1, 8) OBP: 0.241, SLG: 0.176								G6-3		2	0	0	0	0	0	0				
30 Nicky Delmonico, L (7, PH) OBP: 0.328, SLG: 0.305			G3-1							1	0	0	0	0	0	1				
Inning Stats	R: 0 E: 0 K: 0 S: 8	H: 2 LOB: 0 BB: 0 P: 11	R: 0 E: 0 K: 3 S: 14	H: 0 LOB: 2 BB: 1 P: 22	R: 0 E: 0 K: 0 S: 6	H: 0 LOB: 0 BB: 0 P: 10	R: 0 E: 1 K: 1 S: 14	H: 0 LOB: 1 BB: 0 P: 16	R: 0 E: 0 K: 3 S: 14	H: 2 LOB: 2 BB: 0 P: 16	R: 0 E: 0 K: 1 S: 7	H: 1 LOB: 1 BB: 0 P: 7	R: 0 E: 0 K: 1 S: 14	H: 0 LOB: 0 BB: 0 P: 15	R: 0 E: 0 K: 2 S: 8	H: 0 LOB: 0 BB: 0 P: 11	1B: 4 2B: 1 3B: 0 HR: 0	SF: 0 SAC: 0 DP: 1 HBP: 0	WP: 1 PB: 0 SB: 0 CS: 2	PA: 34
PITCHER	IP	WLS	BF	H	R	ER	SO	BB	IBB	HBP	BLK	WP	HR	S	P	ERA	WHIP			
32 Marco Gonzales, L (1, 1) ERA: 5.56	6.0	W	24	5	0	0	8	1	0	0	0	1	0	65	89	0.00	1.000			
53 Dan Altavilla, R (7, 1) ERA: 3.18	0.2	H	2	0	0	0	1	0	0	0	0	0	0	4	4	0.00	0.000			
25 Marc Rzepczynski, L (7, 1) ERA: 3.0	0.1	H	1	0	0	0	0	0	0	0	0	0	0	1	1	0.00	0.000			
12 Juan Nicasio, R (8, 1) ERA: 4.22	1.0	H	3	0	0	0	1	0	0	0	0	0	0	14	15	0.00	0.000			
39 Edwin Díaz, R (9, 1) ERA: 0.78	1.0	S	3	0	0	0	2	0	0	0	0	0	0	8	11	0.00	0.000			

Seattle Mariners @ Chicago White Sox
Guaranteed Rate Field, Chicago, IL
Tue Apr 24 2018, 4:11 PM - 7:02 PM CDT
Att: 10,761 - Partly Cloudy - 59 F

AB	32
R	0
H	5
RBI	0
BB	1
SO	12
LOB	15



Batter	1	2	3	4	5	6	7	8	9	AB	R	H	RBI	BB	SO	LOB	TOP										
9 Dee Strange-Gordon, L OBP: 0.320, SLG: 0.366			L9			F7		K		5	0	1	0	0	2	1											
2 Jean Segura, R OBP: 0.374, SLG: 0.423	L6		E7			F8			P5	5	1	2	1	0	0	2											
22 Robinson Cano, L OBP: 0.439, SLG: 0.438										2	0	0	0	3	0	2											
23 Nelson Cruz, R OBP: 0.293, SLG: 0.554										5	0	3	2	0	0	2											
15 Kyle Seager, L OBP: 0.278, SLG: 0.393		G4-3								3	0	0	0	2	1	3											
17 Mitch Haniger, R OBP: 0.372, SLG: 0.659										4	0	0	0	0	1	6											
16 Ben Gamel, L OBP: 0.182, SLG: 0.286										4	0	0	0	0	2	3											
3 Mike Zunino, R OBP: 0.238, SLG: 0.550										4	2	2	1	0	1	0											
20 Daniel Vogelbach, L OBP: 0.317, SLG: 0.352										2	1	0	0	1	0	1											
7 Andrew Romine, S (7, 3)										1	0	0	0	0	0	0											
Inning Stats	R: 0 H: 0 E: 0 K: 1 S: 14	H: 0 LOB: 1 BB: 1 P: 22	R: 0 H: 0 E: 0 K: 1 S: 7	H: 0 LOB: 0 BB: 0 P: 11	R: 2 H: 3 E: 1 K: 1 S: 15	H: 3 LOB: 2 BB: 1 P: 26	R: 0 H: 0 E: 0 K: 1 S: 10	H: 0 LOB: 0 BB: 0 P: 14	R: 1 H: 2 E: 0 K: 0 S: 6	H: 2 LOB: 3 BB: 2 P: 16	R: 1 H: 1 E: 0 K: 0 S: 13	H: 1 LOB: 0 BB: 0 P: 19	R: 0 H: 2 E: 0 K: 1 S: 9	H: 2 LOB: 3 BB: 2 P: 20	R: 0 H: 0 E: 0 K: 2 S: 9	H: 0 LOB: 0 BB: 0 P: 13	R: 0 H: 0 E: 1 K: 0 S: 9	H: 0 LOB: 1 BB: 0 P: 15	1B: 5 2B: 2 3B: 0 HR: 1	SF: 0 SAC: 0 DP: 0 HBP: 0	WP: 0 PB: 0 SB: 1 CS: 0	PA: 41					
PITCHER	IP	WLS	BF	H	R	ER	SO	BB	IBB	HBP	BLK	WP	HR	S	P	ERA	WHIP										
33 James Shields, R ERA: 6.14	6.0	L	28	6	4	4	4	4	0	0	0	0	1	65	108	6.00	1.667										
45 Gregory Infante, R ERA: 9.0	0.2		5	2	0	0	0	1	1	0	0	0	0	6	16	0.00	4.500										
39 Aaron Bummer, L ERA: 6.43	0.1		1	0	0	0	1	0	0	0	0	0	0	3	4	0.00	0.000										
44 Bruce Rondón, R ERA: 7.04	1.0		3	0	0	0	2	0	0	0	0	0	0	9	13	0.00	0.000										
48 Joskim Soria, R ERA: 3.38	1.0		4	0	0	0	0	0	0	0	0	0	0	9	15	0.00	0.000										

Seattle Mariners @ Chicago White Sox
Guaranteed Rate Field, Chicago, IL
Wed Apr 25 2018, 1:12 PM - 4:07 PM CDT
Att: 11,417 - Sunny - 47 F

livebaseballscorecards.com

AB 35
R 4
H 8
RBI 4
BB 6
SO 7
LOB 20

Batter	1	2	3	4	5	6	7	8	9	AB	R	H	RBI	BB	SO	LOB	BOTTOM										
10 Yoán Moncada, S OBP: 0.347, SLG: 0.524										4	1	1	1	0	3	0											
5 Yolmer Sánchez, S OBP: 0.354, SLG: 0.452										4	2	2	0	0	1	0											
79 José Abreu, R OBP: 0.348, SLG: 0.536										2	0	0	0	0	0	2											
24 Matt Davidson, R OBP: 0.333, SLG: 0.471										2	0	1	0	0	1	0											
30 Nicky Delmonico, L OBP: 0.352, SLG: 0.311										2	0	1	0	2	1	0											
7 Tim Anderson, R OBP: 0.337, SLG: 0.443										4	0	2	1	0	1	2											
18 Daniel Palka, L (1, 10)										4	0	0	1	0	1	4											
32 Trayce Thompson, R OBP: 0.136, SLG: 0.318										4	0	0	0	0	1	4											
38 Omar Narváez, L OBP: 0.265, SLG: 0.207										4	0	0	0	0	2	0											
15 Adam Engel, R OBP: 0.230, SLG: 0.167										3	0	0	0	0	1	0											
Inning Stats	R: 2 H: 3 E: 0 K: 1 S: 12	H: 3 LOB: 2 BB: 1 P: 20	R: 0 H: 0 E: 0 K: 1 S: 9	H: 0 LOB: 0 BB: 0 P: 12	R: 1 H: 3 E: 0 K: 0 S: 16	H: 3 LOB: 2 BB: 0 P: 22	R: 0 H: 0 E: 0 K: 2 S: 7	H: 0 LOB: 0 BB: 0 P: 11	R: 0 H: 1 E: 0 K: 1 S: 12	H: 1 LOB: 1 BB: 1 P: 19	R: 0 H: 0 E: 0 K: 1 S: 7	H: 0 LOB: 0 BB: 0 P: 11	R: 0 H: 0 E: 0 K: 3 S: 10	H: 0 LOB: 0 BB: 0 P: 16	R: 0 H: 0 E: 0 K: 2 S: 13	H: 0 LOB: 0 BB: 0 P: 20	1B: 5 2B: 1 3B: 0 HR: 1	SF: 0 SAC: 0 DP: 1 HBP: 0	WP: 0 PB: 0 SB: 1 CS: 0	PA: 35							
PITCHER	IP	WLS	BF	H	R	ER	SO	BB	IBB	HBP	BLK	WP	HR	S	P	ERA	WHIP										
34 Félix Hernández, R ERA: 4.96	6.0	W	26	7	3	3	6	2	0	0	0	0	1	63	95	4.50	1.500										
47 James Pazos, L ERA: 2.0	1.0	H	3	0	0	0	1	0	0	0	0	0	0	7	10	0.00	0.000										
12 Juan Nicasio, R ERA: 3.86	1.0	H	3	0	0	0	3	0	0	0	0	0	0	10	16	0.00	0.000										
39 Edwin Díaz, R ERA: 0.73	1.0	S	3	0	0	0	2	0	0	0	0	0	0	13	20	0.00	0.000										

Seattle Mariners @ Chicago White Sox
Guaranteed Rate Field, Chicago, IL
Wed Apr 25 2018, 1:12 PM - 4:07 PM CDT
Att: 11,417 - Sunny - 47 F

livebaseballscorecards.com

AB 33
R 3
H 7
RBI 3
BB 2
SO 12
LOB 12

Batter	1	2	3	4	5	6	7	8	9	AB	R	H	RBI	BB	SO	LOB	TOP				
10 Yoán Moncada, S OBP: 0.360, SLG: 0.563										5	1	3	1	0	2	1	Chicago White Sox @ Kansas City Royals Kauffman Stadium, Kansas City, MO Thu Apr 26 2018, 7:17 PM - 10:24 PM CDT Att: 18,315 - Partly Cloudy - 67 F				
7 Tim Anderson, R OBP: 0.319, SLG: 0.417										5	0	0	0	0	1	3					
5 Yolmer Sánchez, S OBP: 0.349, SLG: 0.442										4	0	1	0	0	0	0					
21 Wellington Castillo, R OBP: 0.328, SLG: 0.473										3	2	1	1	1	0	1					
18 Daniel Palka, L (1, 10)										4	0	0	0	0	0	2					
24 Matt Davidson, R OBP: 0.353, SLG: 0.563										3	2	2	3	0	1	0					
28 Leury García, S OBP: 0.261, SLG: 0.195										3	0	0	0	1	1	2					
32 Trayce Thompson, R (1, 9) OBP: 0.154, SLG: 0.423										4	1	1	1	0	1	1					
15 Adam Engel, R OBP: 0.172, SLG: 0.172										4	0	1	0	0	0	0					
Inning Stats	R: 1 H: 1 E: 0 K: 0 S: 8	H: 1 LOB: 0 BB: 0 P: 13	R: 0 H: 0 E: 0 K: 2 S: 7	H: 0 LOB: 0 BB: 0 P: 9	R: 0 H: 1 E: 0 K: 1 S: 11	H: 1 LOB: 0 BB: 0 P: 14	R: 2 H: 2 E: 0 K: 0 S: 11	H: 2 LOB: 0 BB: 0 P: 18	R: 1 H: 1 E: 0 K: 2 S: 11	H: 1 LOB: 1 BB: 2 P: 14	R: 2 H: 1 E: 0 K: 0 S: 18	H: 1 LOB: 1 BB: 2 P: 32	R: 0 H: 1 E: 0 K: 0 S: 7	H: 1 LOB: 2 BB: 0 P: 12	R: 0 H: 1 E: 0 K: 0 S: 11	H: 1 LOB: 1 BB: 0 P: 19		R: 0 H: 1 E: 0 K: 1 S: 7	H: 1 LOB: 1 BB: 0 P: 11	1B: 4 RBI: 6 SF: 0 2B: 0 3B: 0 HR: 5	SF: 0 SAC: 0 DP: 1 HBP: 1
PITCHER	IP WLS BF H R ER SO BB IBB HBP BLK WP HR S P ERA WHIP	5.2 L 25 6 6 6 5 2 0 0 0 2 5 65 99 9.53 1.412	(1, 1)	65 Jakob Junis, R ERA: 3.34	(6, 1)	2.1 9 2 0 0 0 0 0 0 1 0 0 0 19 32 0.00 0.857	33 Brian Flynn, L ERA: 2.92	(9, 1)	1.0 4 1 0 0 1 0 0 0 0 0 0 0 7 11 0.00 1.000	40 Kelvin Herrera, R ERA:	PITCHER	IP WLS BF H R ER SO BB IBB HBP BLK WP HR S P ERA WHIP	5.2 L 25 6 6 6 5 2 0 0 0 2 5 65 99 9.53 1.412	(1, 1)	65 Jakob Junis, R ERA: 3.34	(6, 1)	2.1 9 2 0 0 0 0 0 0 1 0 0 0 19 32 0.00 0.857	33 Brian Flynn, L ERA: 2.92	(9, 1)	1.0 4 1 0 0 1 0 0 0 0 0 0 0 7 11 0.00 1.000	40 Kelvin Herrera, R ERA:

Batter	1	2	3	4	5	6	7	8	9	AB	R	H	RBI	BB	SO	LOB	BOTTOM																
25 Jon Jay, L OBP: 0.330, SLG: 0.282										5	0	0	0	0	2	6	Chicago White Sox @ Kansas City Royals Kauffman Stadium, Kansas City, MO Thu Apr 26 2018, 7:17 PM - 10:24 PM CDT Att: 18,315 - Partly Cloudy - 67 F																
45 Abraham Almonte, S (1, 8) OBP: 0.300, SLG: 0.447										5	0	2	0	0	1	1																	
8 Mike Moustakas, L OBP: 0.337, SLG: 0.608										5	1	2	0	0	0	3																	
13 Salvador Perez, R OBP: 0.231, SLG: 0.462										5	1	2	0	0	1	2																	
21 Lucas Duda, L OBP: 0.286, SLG: 0.351										4	0	0	0	1	1	5																	
12 Jorge Soler, R OBP: 0.416, SLG: 0.443										3	1	2	2	1	1	2																	
4 Alex Gordon, L OBP: 0.250, SLG: 0.265										3	0	0	0	0	0	4																	
1 Ryan Goins, L OBP: 0.286, SLG: 0.303										4	0	2	0	0	0	5																	
2 Alcides Escobar, R OBP: 0.284, SLG: 0.342										4	0	2	1	0	0	2																	
Inning Stats	R: 0 H: 0 E: 0 K: 0 S: 8	H: 0 LOB: 0 BB: 0 P: 11	R: 0 H: 0 E: 0 K: 0 S: 10	H: 0 LOB: 2 BB: 2 P: 20	R: 0 H: 1 E: 0 K: 0 S: 8	H: 1 LOB: 0 BB: 0 P: 13	R: 2 H: 2 E: 0 K: 0 S: 11	H: 2 LOB: 0 BB: 0 P: 18	R: 0 H: 2 E: 0 K: 1 S: 11	H: 2 LOB: 2 BB: 0 P: 18	R: 0 H: 2 E: 0 K: 1 S: 11	H: 2 LOB: 2 BB: 0 P: 17	R: 0 H: 3 E: 0 K: 2 S: 15	H: 3 LOB: 3 BB: 0 P: 26	R: 0 H: 1 E: 0 K: 1 S: 11	H: 1 LOB: 1 BB: 0 P: 14		1B: 8 RBI: 3 SF: 0 2B: 3 3B: 0 HR: 1	SF: 0 SAC: 0 DP: 1 HBP: 1	WP: 0 PA: 41 CS: 0													
PITCHER	IP WLS BF H R ER SO BB IBB HBP BLK WP HR S P ERA WHIP	5.2 W 24 6 2 2 2 2 0 0 0 0 0 4 9 0.00 3.000	(1, 1)	27 Lucas Giolito, R ERA: 7.71	(6, 1)	0.1 H 2 1 0 0 0 0 0 0 0 0 0 4 9 0.00 3.000	70 Luis Avilán, L ERA: 5.14	(7, 1)	1.0 4 1 0 0 1 0 0 0 0 0 0 0 9 12 0.00 1.000	44 Bruce Rondón, R ERA: 6.23	(8, 1)	1.0 7 3 1 1 2 0 0 0 1 0 0 0 15 26 9.00 3.000	65 Nate Jones, R ERA: 1.86	(9, 1)	1.0 S 4 1 0 0 1 0 0 0 0 0 0 11 14 0.00 1.000	48 Joakim Soria, R ERA: 3.0	PITCHER	IP WLS BF H R ER SO BB IBB HBP BLK WP HR S P ERA WHIP	5.2 W 24 6 2 2 2 2 0 0 0 0 0 4 9 0.00 3.000	(1, 1)	27 Lucas Giolito, R ERA: 7.71	(6, 1)	0.1 H 2 1 0 0 0 0 0 0 0 0 0 4 9 0.00 3.000	70 Luis Avilán, L ERA: 5.14	(7, 1)	1.0 4 1 0 0 1 0 0 0 0 0 0 0 9 12 0.00 1.000	44 Bruce Rondón, R ERA: 6.23	(8, 1)	1.0 7 3 1 1 2 0 0 0 1 0 0 0 15 26 9.00 3.000	65 Nate Jones, R ERA: 1.86	(9, 1)	1.0 S 4 1 0 0 1 0 0 0 0 0 0 11 14 0.00 1.000	48 Joakim Soria, R ERA: 3.0

AB	35
R	6
H	9
RBI	6
BB	2
SO	6
LOB	10



Batter	1	2	3	4	5	6	7	8	9	10	11	AB	R	H	RBI	BB	SO	LOB	TOP					
7 Tim Anderson, R OBP: 0.323, SLG: 0.427												5	0	2	0	0	0	1						
5 Yolmer Sánchez, S OBP: 0.330, SLG: 0.415												5	0	0	0	0	1	2						
79 José Abreu, R OBP: 0.340, SLG: 0.517												5	0	1	0	0	1	1						
21 Wellington Castillo, R OBP: 0.316, SLG: 0.450												5	1	1	0	0	0	1						
24 Matt Davidson, R OBP: 0.356, SLG: 0.632												5	2	2	3	0	0	2						
10 Yoán Moncada, S OBP: 0.352, SLG: 0.560												4	1	1	0	1	1	0						
32 Trayce Thompson, R (1, 9) OBP: 0.161, SLG: 0.387												5	2	1	0	0	2	2						
28 Leury García, S OBP: 0.294, SLG: 0.283												5	1	3	2	0	0	1						
15 Adam Engel, R OBP: 0.235, SLG: 0.213												3	0	1	2	0	1	1						
Inning Stats	R: 0 E: 0 K: 0 S: 19	H: 2 LOB: 2 BB: 0 P: 24	R: 2 E: 0 K: 0 S: 12	H: 1 LOB: 0 BB: 1 P: 21	R: 0 E: 0 K: 1 S: 10	H: 0 LOB: 0 BB: 0 P: 12	R: 2 E: 0 K: 0 S: 17	H: 3 LOB: 1 BB: 0 P: 25	R: 0 E: 0 K: 2 S: 8	H: 0 LOB: 0 BB: 0 P: 14	R: 0 E: 0 K: 0 S: 5	H: 1 LOB: 0 BB: 0 P: 8	R: 0 E: 0 K: 0 S: 7	H: 0 LOB: 0 BB: 0 P: 10	R: 0 E: 0 K: 0 S: 7	H: 0 LOB: 0 BB: 0 P: 9	R: 0 E: 0 K: 2 S: 12	H: 1 LOB: 1 BB: 0 P: 13	R: 3 E: 0 K: 1 S: 20	H: 4 LOB: 1 BB: 0 P: 28	1B: 6 2B: 2 3B: 2 HR: 2	SF: 0 SAC: 1 DP: 1 HBP: 0	WP: 0 PB: 0 SB: 0 CS: 0	PA: 44
PITCHER	IP: 6.0 WLS: 4 BF: 25 H: 6 R: 4 ER: 4 SO: 3 BB: 1 IBB: 0 HBP: 0 BLK: 0 WP: 0 HR: 0 S: 74 P: 106 ERA: 6.00 WHIP: 1.167	PITCHER										IP: 6.0 WLS: 4 BF: 25 H: 6 R: 4 ER: 4 SO: 3 BB: 1 IBB: 0 HBP: 0 BLK: 0 WP: 0 HR: 0 S: 74 P: 106 ERA: 6.00 WHIP: 1.167												
41 Danny Duffy, L ERA: 5.4	61 Kevin McCarthy, R ERA: 4.26	56 Brad Keller, R ERA: 3.12	40 Kelvin Herrera, R ERA: 3.12	54 Tim Hill, L ERA: 3.72																				

Chicago White Sox @ Kansas City Royals
Kauffman Stadium, Kansas City, MO
Fri Apr 27 2018, 7:16 PM - 10:49 PM CDT
Att: 15,395 - Clear - 75 F

livebaseballscores.com

AB 42
R 7
H 12
RBI 7
BB 1
SO 6
LOB 11

Batter	1	2	3	4	5	6	7	8	9	10	11	AB	R	H	RBI	BB	SO	LOB	BOTTOM					
15 Whit Merrifield, R OBP: 0.330, SLG: 0.402												5	1	2	0	0	1	1						
8 Mike Moustakas, L OBP: 0.336, SLG: 0.621												6	2	2	1	0	1	3						
13 Salvador Perez, R OBP: 0.222, SLG: 0.389												5	1	1	0	0	1	4						
21 Lucas Duda, L OBP: 0.281, SLG: 0.341												5	0	1	0	0	0	1						
12 Jorge Soler, R OBP: 0.427, SLG: 0.462												4	0	2	1	1	0	0						
25 Jon Jay, L OBP: 0.333, SLG: 0.289												5	0	2	0	0	0	4						
19 Cheslor Cuthbert, R OBP: 0.308, SLG: 0.280												5	0	0	0	0	1	5						
4 Alex Gordon, L OBP: 0.268, SLG: 0.263												4	0	1	0	0	0	2						
2 Alcides Escobar, R OBP: 0.290, SLG: 0.333												5	0	1	0	0	0	2						
Inning Stats	R: 2 E: 0 K: 0 S: 16	H: 4 LOB: 2 BB: 0 P: 22	R: 0 E: 0 K: 1 S: 14	H: 1 LOB: 2 BB: 0 P: 16	R: 0 E: 0 K: 1 S: 13	H: 2 LOB: 2 BB: 0 P: 23	R: 0 E: 0 K: 0 S: 8	H: 0 LOB: 0 BB: 0 P: 12	R: 0 E: 0 K: 0 S: 4	H: 1 LOB: 1 BB: 0 P: 9	R: 2 E: 1 K: 0 S: 12	H: 2 LOB: 1 BB: 0 P: 19	R: 0 E: 0 K: 1 S: 13	H: 0 LOB: 1 BB: 0 P: 17	R: 0 E: 0 K: 0 S: 6	H: 0 LOB: 0 BB: 1 P: 18	R: 0 E: 0 K: 0 S: 6	H: 0 LOB: 0 BB: 1 P: 12	R: 0 E: 0 K: 0 S: 13	H: 1 LOB: 1 BB: 0 P: 17	1B: 9 2B: 2 3B: 0 HR: 1	SF: 0 SAC: 0 DP: 2 HBP: 2	WP: 1 PB: 0 SB: 0 CS: 0	PA: 47
PITCHER	IP: 6.1 WLS: 1 BF: 30 H: 10 R: 4 ER: 2 SO: 2 BB: 0 IBB: 0 HBP: 2 BLK: 0 WP: 0 HR: 1 S: 64 P: 96 ERA: 2.84 WHIP: 1.579	PITCHER										IP: 6.1 WLS: 1 BF: 30 H: 10 R: 4 ER: 2 SO: 2 BB: 0 IBB: 0 HBP: 2 BLK: 0 WP: 0 HR: 1 S: 64 P: 96 ERA: 2.84 WHIP: 1.579												
40 Reynaldo López, R ERA: 1.76	39 Aaron Bummer, L ERA: 6.14	65 Nate Jones, R ERA: 1.66	70 Luis Avilán, L ERA: 4.5	45 Gregory Infante, R ERA: 6.0																				

Chicago White Sox @ Kansas City Royals
Kauffman Stadium, Kansas City, MO
Fri Apr 27 2018, 7:16 PM - 10:49 PM CDT
Att: 15,395 - Clear - 75 F

livebaseballscores.com

AB 44
R 4
H 12
RBI 2
BB 1
SO 4
LOB 22

Batter	1	2	3	4	5	6	7	8	9	AB	R	H	RBI	BB	SO	LOB	TOP				
10 Yoán Moncada, S OBP: 0.364, SLG: 0.552	G4-3	K		5 2B		5 FC5-4 1B		L9		5	1	2	1	0	1	2	Chicago White Sox @ Kansas City Royals Kauffman Stadium, Kansas City, MO Sat Apr 28 2018, 1:15 PM - 4:04 PM CDT Att: 16,971 - Sunny - 64 F				
5 Yolmer Sánchez, S OBP: 0.333, SLG: 0.425	L8		24 1B	1-2 2-3 3-H 2B		FC5-4 1-2 1-2	F8		5	0	2	3	0	0	1						
79 José Abreu, R OBP: 0.343, SLG: 0.500			L7	G4-3					3	0	0	0	2	0	2						
30 Nicky Delmonico, L OBP: 0.342, SLG: 0.292	K		F8	G1-3					4	1	0	0	1	2	3						
24 Matt Davidson, R OBP: 0.368, SLG: 0.642		G6-3							5	1	3	0	0	1	0						
21 Wellington Castillo, R OBP: 0.300, SLG: 0.422																					
38 Omar Narváez, L OBP: 0.297, SLG: 0.290																					
18 Daniel Palka, L OBP: 0.308, SLG: 0.615																					
7 Tim Anderson, R OBP: 0.330, SLG: 0.430																					
28 Leury García, S OBP: 0.309, SLG: 0.300																					
Inning Stats	R: 0 H: 0 E: 0 K: 1 S: 9	H: 0 LOB: 1 BB: 1 P: 19	R: 1 H: 3 E: 0 K: 2 S: 12	LOB: 2 BB: 0 P: 16	R: 0 H: 2 E: 0 K: 1 S: 15	H: 2 LOB: 0 BB: 0 P: 21	R: 4 H: 5 E: 0 K: 0 S: 15	H: 5 LOB: 0 BB: 0 P: 17	R: 0 H: 2 E: 0 K: 0 S: 9	H: 1 LOB: 1 BB: 0 P: 14	R: 0 H: 1 E: 0 K: 0 S: 6	H: 2 LOB: 0 BB: 1 P: 25	R: 0 H: 0 E: 0 K: 1 S: 9	H: 0 LOB: 1 BB: 0 P: 14	R: 0 H: 0 E: 0 K: 2 S: 11	H: 0 LOB: 0 BB: 0 P: 13	1B: 11 2B: 3 HR: 1	SF: 0 SAC: 0 DP: 1 HBP: 0	WP: 0 PB: 0 CS: 0	PA: 43	
PITCHER	IP WLS BF H R ER SO BB IBB HBP BLK WP HR S P ERA WHIP	IP WLS BF H R ER SO BB IBB HBP BLK WP HR S P ERA WHIP	IP WLS BF H R ER SO BB IBB HBP BLK WP HR S P ERA WHIP	IP WLS BF H R ER SO BB IBB HBP BLK WP HR S P ERA WHIP	IP WLS BF H R ER SO BB IBB HBP BLK WP HR S P ERA WHIP	IP WLS BF H R ER SO BB IBB HBP BLK WP HR S P ERA WHIP	IP WLS BF H R ER SO BB IBB HBP BLK WP HR S P ERA WHIP	IP WLS BF H R ER SO BB IBB HBP BLK WP HR S P ERA WHIP	IP WLS BF H R ER SO BB IBB HBP BLK WP HR S P ERA WHIP	IP WLS BF H R ER SO BB IBB HBP BLK WP HR S P ERA WHIP	IP WLS BF H R ER SO BB IBB HBP BLK WP HR S P ERA WHIP	IP WLS BF H R ER SO BB IBB HBP BLK WP HR S P ERA WHIP	IP WLS BF H R ER SO BB IBB HBP BLK WP HR S P ERA WHIP	IP WLS BF H R ER SO BB IBB HBP BLK WP HR S P ERA WHIP	IP WLS BF H R ER SO BB IBB HBP BLK WP HR S P ERA WHIP	IP WLS BF H R ER SO BB IBB HBP BLK WP HR S P ERA WHIP	IP WLS BF H R ER SO BB IBB HBP BLK WP HR S P ERA WHIP	IP WLS BF H R ER SO BB IBB HBP BLK WP HR S P ERA WHIP	IP WLS BF H R ER SO BB IBB HBP BLK WP HR S P ERA WHIP	IP WLS BF H R ER SO BB IBB HBP BLK WP HR S P ERA WHIP	IP WLS BF H R ER SO BB IBB HBP BLK WP HR S P ERA WHIP



Batter	1	2	3	4	5	6	7	8	9	AB	R	H	RBI	BB	SO	LOB	BOTTOM				
15 Whit Merrifield, R OBP: 0.318, SLG: 0.385	F8		F9		G6-4-3			K		4	0	0	0	0	1	2	Chicago White Sox @ Kansas City Royals Kauffman Stadium, Kansas City, MO Sat Apr 28 2018, 1:15 PM - 4:04 PM CDT Att: 16,971 - Sunny - 64 F				
8 Mike Moustakas, L OBP: 0.324, SLG: 0.598	G6-3		F8			F7		P5		4	0	0	0	0	0						
13 Salvador Pérez, R OBP: 0.273, SLG: 0.429			F9			L7				3	0	1	0	1	0						
21 Lucas Duda, L OBP: 0.280, SLG: 0.337						F8		K		4	0	1	0	0	2						
12 Jorge Soler, R OBP: 0.430, SLG: 0.456										3	0	1	0	1	0						
25 Jon Jay, L OBP: 0.330, SLG: 0.287										4	0	1	0	0	1						
2 Alcides Escobar, R OBP: 0.278, SLG: 0.322		G5-3								3	0	0	0	1	0						
4 Alex Gordon, L OBP: 0.289, SLG: 0.286										4	0	2	0	0	0						
9 Drew Butera, R OBP: 0.259, SLG: 0.213										3	0	0	0	0	1						
Inning Stats	R: 0 H: 1 E: 0 K: 0 S: 13	H: 0 LOB: 3 BB: 2 P: 25	R: 0 H: 0 E: 0 K: 1 S: 6	H: 0 LOB: 0 BB: 0 P: 12	R: 0 H: 0 E: 0 K: 2 S: 10	H: 0 LOB: 0 BB: 0 P: 17	R: 0 H: 1 E: 0 K: 0 S: 6	H: 1 LOB: 1 BB: 1 P: 11	R: 0 H: 0 E: 0 K: 0 S: 7	H: 2 LOB: 2 BB: 0 P: 13	R: 0 H: 2 E: 0 K: 0 S: 11	H: 1 LOB: 1 BB: 0 P: 19	R: 0 H: 1 E: 0 K: 2 S: 14	H: 1 LOB: 1 BB: 0 P: 20	R: 0 H: 1 E: 0 K: 0 S: 8	H: 1 LOB: 1 BB: 0 P: 11		1B: 5 2B: 1 HR: 0	SF: 0 SAC: 0 DP: 1 HBP: 0	WP: 0 PB: 0 CS: 0	PA: 35
PITCHER	IP WLS BF H R ER SO BB IBB HBP BLK WP HR S P ERA WHIP	IP WLS BF H R ER SO BB IBB HBP BLK WP HR S P ERA WHIP	IP WLS BF H R ER SO BB IBB HBP BLK WP HR S P ERA WHIP	IP WLS BF H R ER SO BB IBB HBP BLK WP HR S P ERA WHIP	IP WLS BF H R ER SO BB IBB HBP BLK WP HR S P ERA WHIP	IP WLS BF H R ER SO BB IBB HBP BLK WP HR S P ERA WHIP	IP WLS BF H R ER SO BB IBB HBP BLK WP HR S P ERA WHIP	IP WLS BF H R ER SO BB IBB HBP BLK WP HR S P ERA WHIP	IP WLS BF H R ER SO BB IBB HBP BLK WP HR S P ERA WHIP	IP WLS BF H R ER SO BB IBB HBP BLK WP HR S P ERA WHIP	IP WLS BF H R ER SO BB IBB HBP BLK WP HR S P ERA WHIP	IP WLS BF H R ER SO BB IBB HBP BLK WP HR S P ERA WHIP	IP WLS BF H R ER SO BB IBB HBP BLK WP HR S P ERA WHIP	IP WLS BF H R ER SO BB IBB HBP BLK WP HR S P ERA WHIP	IP WLS BF H R ER SO BB IBB HBP BLK WP HR S P ERA WHIP	IP WLS BF H R ER SO BB IBB HBP BLK WP HR S P ERA WHIP	IP WLS BF H R ER SO BB IBB HBP BLK WP HR S P ERA WHIP	IP WLS BF H R ER SO BB IBB HBP BLK WP HR S P ERA WHIP	IP WLS BF H R ER SO BB IBB HBP BLK WP HR S P ERA WHIP	IP WLS BF H R ER SO BB IBB HBP BLK WP HR S P ERA WHIP	IP WLS BF H R ER SO BB IBB HBP BLK WP HR S P ERA WHIP



Batter	1	2	3	4	5	6	7	8	9	AB	R	H	RBI	BB	SO	LOB	TOP				
7 Tim Anderson, R OBP: 0.327, SLG: 0.454										4	1	1	1	0	1	3					
5 Yolmer Sánchez, S OBP: 0.320, SLG: 0.407										4	0	0	0	0	2	0					
79 José Abreu, R OBP: 0.340, SLG: 0.500										4	0	1	0	0	2	0					
24 Matt Davidson, R OBP: 0.364, SLG: 0.619										3	0	0	0	1	0	1					
10 Yoán Moncada, S OBP: 0.351, SLG: 0.530										4	0	0	0	0	3	2					
28 Leury García, S OBP: 0.310, SLG: 0.302										3	1	1	0	0	1	0					
32 Trayce Thompson, R OBP: 0.147, SLG: 0.353										3	0	0	0	0	1	1					
38 Omar Narváez, L OBP: 0.289, SLG: 0.242										3	0	2	0	0	1	0					
15 Adam Engel, R OBP: 0.229, SLG: 0.206											2	0	0	0	0	1					
30 Nicky Delmonico, L (& PH) OBP: 0.351, SLG: 0.303										1	0	1	1	0	0	0					
Inning Stats	R: 1 E: 0 K: 2 S: 13	H: 1 LOB: 0 BB: 0 P: 19	R: 0 E: 0 K: 1 S: 7	H: 0 LOB: 0 BB: 0 P: 12	R: 0 E: 0 K: 2 S: 7	H: 0 LOB: 0 BB: 0 P: 9	R: 0 E: 0 K: 1 S: 7	H: 0 LOB: 0 BB: 0 P: 9	R: 0 E: 0 K: 0 S: 6	H: 1 LOB: 0 BB: 0 P: 10	R: 0 E: 0 K: 2 S: 11	H: 0 LOB: 1 BB: 1 P: 20	R: 1 E: 0 K: 1 S: 13	H: 3 LOB: 1 BB: 0 P: 21	R: 0 E: 0 K: 1 S: 10	H: 1 LOB: 1 BB: 0 P: 14	1B: 4 2B: 1 3B: 0 HR: 1	SF: 0 SAC: 0 DP: 2 HBP: 0	WP: 0 PB: 0 SB: 1 CS: 1	PA: 32	
PITCHER	IP	WLS	BF	H	R	ER	SO	BB	IBB	HBP	BLK	WP	HR	S	P	ERA	WHIP				
53 Eric Skoglund, L ERA: 6.23	7.0	W	23	2	1	1	9	1	0	0	0	0	1	57	88	1.29	0.429				
56 Brad Keller, R ERA: 3.72	1.0	H	5	3	1	1	1	0	0	0	0	0	0	13	21	9.00	3.000				
40 Kelvin Herrera, R ERA:	1.0	S	4	1	0	0	1	0	0	0	0	0	0	10	14	0.00	1.000				

Chicago White Sox @ Kansas City Royals
Kauffman Stadium, Kansas City, MO
Sat Apr 28 2018, 7:17 PM - 9:54 PM CDT
Att: 16,070 - Clear - 67 F

livebaseballscorecards.com

AB 31
R 2
H 6
RBI 2
BB 1
SO 11
LOB 8

Batter	1	2	3	4	5	6	7	8	9	AB	R	H	RBI	BB	SO	LOB	BOTTOM				
15 Whit Merrifield, R OBP: 0.321, SLG: 0.374										3	0	0	0	2	1	1					
8 Mike Moustakas, L OBP: 0.328, SLG: 0.586										4	1	1	0	1	0	3					
13 Salvador Perez, R OBP: 0.308, SLG: 0.480										4	2	2	0	0	1	3					
12 Jorge Soler, R OBP: 0.433, SLG: 0.465										3	0	1	1	1	1	4					
21 Lucas Duda, L OBP: 0.278, SLG: 0.326										3	1	0	0	1	1	4					
45 Abraham Almonte, S OBP: 0.341, SLG: 0.450										2	1	1	1	2	0	1					
4 Alex Gordon, L OBP: 0.306, SLG: 0.326										4	0	2	3	0	0	1					
19 Cheslor Cuthbert, R OBP: 0.293, SLG: 0.236										4	0	0	0	0	2	3					
2 Alcides Escobar, R OBP: 0.277, SLG: 0.319										4	0	1	0	0	1	1					
Inning Stats	R: 3 E: 0 K: 0 S: 19	H: 4 LOB: 2 BB: 1 P: 34	R: 0 E: 1 K: 0 S: 10	H: 0 LOB: 1 BB: 0 P: 13	R: 0 E: 0 K: 1 S: 8	H: 0 LOB: 1 BB: 1 P: 15	R: 0 E: 0 K: 1 S: 10	H: 1 LOB: 0 BB: 0 P: 12	R: 1 E: 0 K: 0 S: 8	H: 2 LOB: 0 BB: 1 P: 19	R: 0 E: 0 K: 1 S: 7	H: 0 LOB: 0 BB: 0 P: 8	R: 0 E: 0 K: 2 S: 14	H: 0 LOB: 2 BB: 2 P: 26	R: 1 E: 0 K: 2 S: 12	H: 1 LOB: 2 BB: 2 P: 23	1B: 5 2B: 4 3B: 0 HR: 0	SF: 0 SAC: 0 DP: 1 HBP: 0	WP: 0 PB: 1 SB: 2 CS: 1	PA: 39	
PITCHER	IP	WLS	BF	H	R	ER	SO	BB	IBB	HBP	BLK	WP	HR	S	P	ERA	WHIP				
68 Dylan Covey, R ERA: 6.0	6.0	L	27	7	4	4	3	3	0	0	0	0	0	62	101	6.00	1.667				
37 Juan Minaya, R ERA: 12.0	2.0		11	1	1	1	4	4	0	0	0	0	0	26	49	4.50	2.500				

Chicago White Sox @ Kansas City Royals
Kauffman Stadium, Kansas City, MO
Sat Apr 28 2018, 7:17 PM - 9:54 PM CDT
Att: 16,070 - Clear - 67 F

livebaseballscorecards.com

AB 31
R 5
H 8
RBI 5
BB 7
SO 7
LOB 21

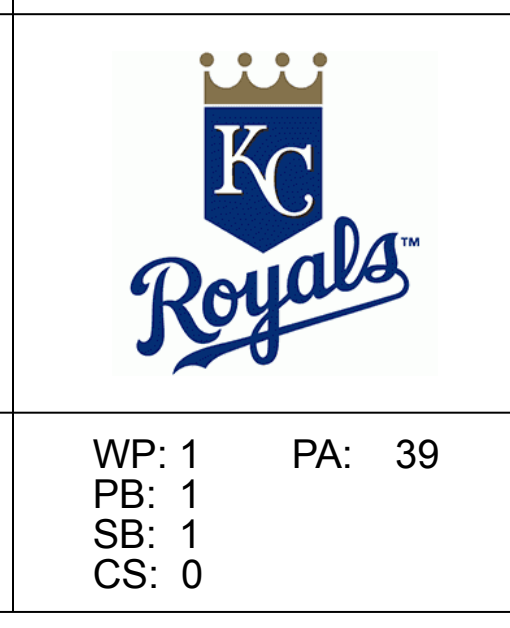
Batter	1	2	3	4	5	6	7	8	9	AB	R	H	RBI	BB	SO	LOB	TOP							
10 Yoán Moncada, S OBP: 0.353, SLG: 0.524										5	0	2	0	0	2	1	Chicago White Sox @ Kansas City Royals Kauffman Stadium, Kansas City, MO Sun Apr 29 2018, 1:17 PM - 4:35 PM CDT Att: 23,892 - Sunny - 69 F							
5 Yolmer Sánchez, S OBP: 0.314, SLG: 0.389										4	0	0	0	1	1	3								
79 José Abreu, R OBP: 0.342, SLG: 0.485										3	2	0	0	1	1	2								
30 Nicky Delmonico, L OBP: 0.354, SLG: 0.338										5	1	2	1	0	0	2								
24 Matt Davidson, R OBP: 0.375, SLG: 0.609										3	0	1	0	2	1	2								
15 Adam Engel, R OBP: 0.229, SLG: 0.206										0	0	0	0	0	0	0								
18 Daniel Palka, L OBP: 0.400, SLG: 0.867										2	0	2	2	0	0	0								
32 Travee Thompson, R OBP: 0.162, SLG: 0.333										2	1	0	0	1	0	3								
7 Tim Anderson, R OBP: 0.315, SLG: 0.436										4	0	0	0	0	1	4								
28 Leury García, S OBP: 0.323, SLG: 0.351										4	0	2	1	0	0	1								
38 Omar Narváez, L OBP: 0.286, SLG: 0.243										4	0	1	0	0	0	2								
Inning Stats	R: 0 E: 0 K: 3 S: 9	H: 0 LOB: 0 BB: 0 P: 12	R: 0 E: 0 K: 0 S: 14	H: 1 LOB: 1 BB: 0 P: 17	R: 0 E: 0 K: 0 S: 8	H: 1 LOB: 1 BB: 0 P: 11	R: 2 E: 0 K: 2 S: 20	H: 2 LOB: 1 BB: 1 P: 32	R: 0 E: 0 K: 1 S: 15	H: 1 LOB: 2 BB: 2 P: 25	R: 1 E: 0 K: 0 S: 9	H: 1 LOB: 1 BB: 2 P: 21	R: 1 E: 0 K: 0 S: 23	H: 1 LOB: 2 BB: 1 P: 39	R: 0 E: 0 K: 0 S: 11	H: 2 LOB: 2 BB: 0 P: 13	R: 0 E: 0 K: 0 S: 11	H: 1 LOB: 1 BB: 0 P: 14	1B: 5 2B: 3 3B: 2 HR: 0	SF: 0 SAC: 0 DP: 1 HBP: 1	WP: 0 PB: 0 SB: 1 CS: 0	PA: 42		
PITCHER	IP WLS BF H R ER SO BB IBB HBP BLK WP HR S P ERA WHIP	IP WLS BF H R ER SO BB IBB HBP BLK WP HR S P ERA WHIP	IP WLS BF H R ER SO BB IBB HBP BLK WP HR S P ERA WHIP	IP WLS BF H R ER SO BB IBB HBP BLK WP HR S P ERA WHIP	IP WLS BF H R ER SO BB IBB HBP BLK WP HR S P ERA WHIP	IP WLS BF H R ER SO BB IBB HBP BLK WP HR S P ERA WHIP	IP WLS BF H R ER SO BB IBB HBP BLK WP HR S P ERA WHIP	IP WLS BF H R ER SO BB IBB HBP BLK WP HR S P ERA WHIP	IP WLS BF H R ER SO BB IBB HBP BLK WP HR S P ERA WHIP	IP WLS BF H R ER SO BB IBB HBP BLK WP HR S P ERA WHIP	IP WLS BF H R ER SO BB IBB HBP BLK WP HR S P ERA WHIP	IP WLS BF H R ER SO BB IBB HBP BLK WP HR S P ERA WHIP	IP WLS BF H R ER SO BB IBB HBP BLK WP HR S P ERA WHIP	IP WLS BF H R ER SO BB IBB HBP BLK WP HR S P ERA WHIP	IP WLS BF H R ER SO BB IBB HBP BLK WP HR S P ERA WHIP	IP WLS BF H R ER SO BB IBB HBP BLK WP HR S P ERA WHIP	IP WLS BF H R ER SO BB IBB HBP BLK WP HR S P ERA WHIP	IP WLS BF H R ER SO BB IBB HBP BLK WP HR S P ERA WHIP	IP WLS BF H R ER SO BB IBB HBP BLK WP HR S P ERA WHIP	IP WLS BF H R ER SO BB IBB HBP BLK WP HR S P ERA WHIP	IP WLS BF H R ER SO BB IBB HBP BLK WP HR S P ERA WHIP	IP WLS BF H R ER SO BB IBB HBP BLK WP HR S P ERA WHIP	IP WLS BF H R ER SO BB IBB HBP BLK WP HR S P ERA WHIP	IP WLS BF H R ER SO BB IBB HBP BLK WP HR S P ERA WHIP
31 Ian Kennedy, R ERA: 3.48	5.0	22	5	2	2	6	2	0	0	0	0	0	0	0	0	20	3.60	1.400						
33 Brian Flynn, L ERA: 3.85	1.2	9	2	2	2	0	2	0	1	0	0	0	0	0	23	10.80	2.400							
61 Kevin McCarthy, R ERA: 3.52	1.1	7	2	0	0	0	1	0	0	0	0	0	0	20	31	0.00	2.250							
51 Blaine Boyer, R ERA: 15.0	1.0	4	1	0	0	0	0	0	0	0	0	0	0	11	14	0.00	1.000							

Batter	1	2	3	4	5	6	7	8	9	AB	R	H	RBI	BB	SO	LOB	BOTTOM							
15 Whit Merrifield, R OBP: 0.325, SLG: 0.375										5	0	2	1	0	0	2	Chicago White Sox @ Kansas City Royals Kauffman Stadium, Kansas City, MO Sun Apr 29 2018, 1:17 PM - 4:35 PM CDT Att: 23,892 - Sunny - 69 F							
8 Mike Moustakas, L OBP: 0.331, SLG: 0.578										5	0	2	0	0	1	3								
13 Salvador Pérez, R OBP: 0.323, SLG: 0.467										5	1	2	0	0	2	3								
12 Jorge Soler, R OBP: 0.436, SLG: 0.467										4	1	2	0	0	2	1								
19 Cheslor Cuthbert, R OBP: 0.302, SLG: 0.329										4	2	2	4	0	0	3								
21 Lucas Duda, L OBP: 0.276, SLG: 0.326										0	0	0	0	0	0	0								
25 Jon Jay, L OBP: 0.327, SLG: 0.278										3	0	0	0	1	0	3								
4 Alex Gordon, L OBP: 0.321, SLG: 0.327										3	0	1	0	1	1	4								
2 Alcides Escobar, R OBP: 0.288, SLG: 0.333										2	1	1	0	0	0	1								
1 Ryan Coles, L OBP: 0.236, SLG: 0.303										0	0	0	0	0	0	0								
9 Drew Butera, R OBP: 0.276, SLG: 0.204										2	0	0	0	2	1	3								
Inning Stats	R: 0 E: 0 K: 2 S: 12	H: 1 LOB: 1 BB: 0 P: 18	R: 0 E: 0 K: 0 S: 11	H: 0 LOB: 1 BB: 1 P: 18	R: 0 E: 0 K: 1 S: 13	H: 1 LOB: 1 BB: 1 P: 21	R: 1 E: 0 K: 2 S: 14	H: 2 LOB: 2 BB: 1 P: 20	R: 3 E: 0 K: 0 S: 11	H: 3 LOB: 0 BB: 0 P: 16	R: 0 E: 0 K: 0 S: 8	H: 1 LOB: 1 BB: 1 P: 15	R: 0 E: 0 K: 1 S: 20	H: 3 LOB: 3 BB: 0 P: 29	R: 1 E: 0 K: 1 S: 10	H: 1 LOB: 1 BB: 0 P: 14	R: 1 E: 0 K: 1 S: 10	H: 1 LOB: 1 BB: 0 P: 14	1B: 9 2B: 1 3B: 0 HR: 2	SF: 0 SAC: 1 DP: 2 HBP: 1	WP: 1 PB: 1 SB: 1 CS: 0	PA: 39		
PITCHER	IP WLS BF H R ER SO BB IBB HBP BLK WP HR S P ERA WHIP	IP WLS BF H R ER SO BB IBB HBP BLK WP HR S P ERA WHIP	IP WLS BF H R ER SO BB IBB HBP BLK WP HR S P ERA WHIP	IP WLS BF H R ER SO BB IBB HBP BLK WP HR S P ERA WHIP	IP WLS BF H R ER SO BB IBB HBP BLK WP HR S P ERA WHIP	IP WLS BF H R ER SO BB IBB HBP BLK WP HR S P ERA WHIP	IP WLS BF H R ER SO BB IBB HBP BLK WP HR S P ERA WHIP	IP WLS BF H R ER SO BB IBB HBP BLK WP HR S P ERA WHIP	IP WLS BF H R ER SO BB IBB HBP BLK WP HR S P ERA WHIP	IP WLS BF H R ER SO BB IBB HBP BLK WP HR S P ERA WHIP	IP WLS BF H R ER SO BB IBB HBP BLK WP HR S P ERA WHIP	IP WLS BF H R ER SO BB IBB HBP BLK WP HR S P ERA WHIP	IP WLS BF H R ER SO BB IBB HBP BLK WP HR S P ERA WHIP	IP WLS BF H R ER SO BB IBB HBP BLK WP HR S P ERA WHIP	IP WLS BF H R ER SO BB IBB HBP BLK WP HR S P ERA WHIP	IP WLS BF H R ER SO BB IBB HBP BLK WP HR S P ERA WHIP	IP WLS BF H R ER SO BB IBB HBP BLK WP HR S P ERA WHIP	IP WLS BF H R ER SO BB IBB HBP BLK WP HR S P ERA WHIP	IP WLS BF H R ER SO BB IBB HBP BLK WP HR S P ERA WHIP	IP WLS BF H R ER SO BB IBB HBP BLK WP HR S P ERA WHIP	IP WLS BF H R ER SO BB IBB HBP BLK WP HR S P ERA WHIP	IP WLS BF H R ER SO BB IBB HBP BLK WP HR S P ERA WHIP	IP WLS BF H R ER SO BB IBB HBP BLK WP HR S P ERA WHIP	IP WLS BF H R ER SO BB IBB HBP BLK WP HR S P ERA WHIP
53 Héctor Santiago, L ERA: 3.48	4.2	21	5	2	2	5	3	0	0	0	0	1	1	26	41	10.80	4.200							
66 Chris Volstad, R ERA: 4.51	1.2	11	6	2	2	0	1	0	0	0	0	0	0	6	10	0.00	0.000							
70 Luis Avilán, L ERA: 4.15	0.2	2	0	0	0	1	0	0	0	0	0	0	0	10	14	0.00	1.000							
44 Bruce Rondón, R ERA: 5.99	1.0	5	1	1	0	1	0	0	0	0	0	0	0	10	14	0.00	1.000							

AB	36
R	4
H	10
RBI	4
BB	5
SO	6
LOB	20



AB	33
R	5
H	12
RBI	5
BB	4
SO	7
LOB	23



Batter	1	2	3	4	5	6	7	8	9	AB R H RBI BB SO LOB	TOP																
10 Yoán Moncada, S OBP: 0.355, SLG: 0.527	3-1 C FF 94 B CH 95 B FF 96 X FF 98		1-0 B CU 73 X CH 84	2-1 B FC 90 B CH 93 X FF 93			3-1 B SI 101 C SL 100 B SI 101 X SI 99		0-1 C SL 84 X FC 91	5 0 2 2 0 0 0	Chicago White Sox @ St. Louis Cardinals Busch Stadium, St. Louis, MO Tue May 01 2018, 7:17 PM - 10:11 PM CDT Att: 38,800 - Partly Cloudy - 81 F																
7 Tim Anderson, R OBP: 0.313, SLG: 0.423	1-0 1 SAFE B FF 94 X FF 94		1-2 B CU 76 B FF 94 X FF 95	3-0 B FC 91 B FF 94 X FF 94			4-2 B SI 102 C SI 101 B SI 101 B SI 102			3 0 0 0 1 0 2																	
79 José Abreu, R OBP: 0.339, SLG: 0.476	2-2 B FF 94 F FF 93 D CH 87 X FC 92		1-0 B CU 76 X FF 94						0-1 1 SAFE C SI 100 X SI 99	4 0 1 0 0 0 2																	
24 Matt Davidson, R OBP: 0.380, SLG: 0.600	4-0 D CU 76 B FF 94 B FF 94		1-1 C FC 91 X CH 86						3-2 B FF 96 F FC 91 B SI 91 B FF 96 B FF 96 X FF 96	3 0 1 0 1 0 0																	
30 Nicky Delmonico, L OBP: 0.349, SLG: 0.333	0-3 C FF 95 S CH 85 S CH 86		2-1 B CU 77 S CH 85 X FF 94						0-0 X FC 91	4 0 1 0 0 1 4																	
21 Wellington Castillo, R OBP: 0.294, SLG: 0.397	1-2 B FF 93 C FC 93 F FC 94 F FF 94 X CH 86		2-2 C CU 74 B FC 88 B CH 84 X FF 95						3-3 B FF 96 1 SAFE B FC 90 B FF 96 B FF 96 X FF 96	4 0 0 0 0 2 1																	
32 Trayce Thompson, R OBP: 0.171, SLG: 0.308	1-0 B FF 92 X FF 94		4-2 C FF 92 B CH 86 B FF 94 F FC 96 B CH 86						0-3 C FC 90 S FF 96 1 SAFE S FF 96	3 1 0 0 1 1 1																	
15 Adam Engel, R OBP: 0.243, SLG: 0.212	3-2 T FF 93 S FF 94 F FC 96 F FC 99 F FF 97 F FF 97 F FF 97		4-1 B FC 89 B FC 89 B FC 89 B FC 89						1-2 C FF 95 B FC 90 X FC 91	3 1 1 0 1 1 0																	
33 James Shields, R 18 Daniel Palka, L 44 Bruce Rondón, R 65 Nate Jones, R 28 Leury Garcia, S 48 Joakim Soria, R	1-3 B FC 90 B SI 89 F FC 93 X FC 94		1-3 C FF 92 M CH 86 B CH 86 S FF 95 1 SAFE						0-1 F SI 95 X FC 90	2 0 0 0 0 0 2 3 1 0 1 0 0 0 0 0 0 0 0 0 0 0 0 0 0 0																	
Inning Stats	R: 0 E: 0 K: 1 S: 9	H: 1 LOB: 2 BB: 1 P: 19	R: 0 E: 0 K: 1 S: 17	H: 1 LOB: 1 BB: 0 P: 23	R: 0 E: 0 K: 0 S: 11	H: 2 LOB: 2 BB: 0 P: 17	R: 2 E: 0 K: 1 S: 12	H: 1 LOB: 2 BB: 2 P: 28	R: 0 E: 0 K: 0 S: 5	H: 0 LOB: 0 BB: 0 P: 9		R: 0 E: 0 K: 2 S: 7	H: 0 LOB: 0 BB: 0 P: 12	R: 0 E: 0 K: 0 S: 8	H: 0 LOB: 1 BB: 1 P: 15	R: 0 E: 0 K: 2 S: 11	H: 1 LOB: 1 BB: 0 P: 17	R: 0 E: 0 K: 0 S: 8	H: 0 LOB: 0 BB: 0 P: 9	1B: 5 2B: 1 3B: 0 HR: 0	SF: 0 SAC: 0 DP: 0 HBP: 0	WP: 1 PB: 0 SB: 2 CS: 0	PA: 37				
PITCHER	IP WLS BF H R ER SO BB IBB HBP BLK WP HR S P ERA WHIP											IP WLS BF H R ER SO BB IBB HBP BLK WP HR S P ERA WHIP															
52 Michael Wacha, R ERA: 3.62	5.0	23	5	2	2	3	3	0	0	0	0	1	0	54	96	3.60	1.600										
44 Luke Gregerson, R ERA: 7.71	1.0	3	0	0	0	2	0	0	0	0	0	0	0	7	12	0.00	0.000										
49 Jordan Hicks, R ERA: 1.17	1.0	4	0	0	0	0	1	0	0	0	0	0	0	8	15	0.00	1.000										
55 Dominic Leone, R ERA: 3.55	1.0	4	1	0	0	2	0	0	0	0	0	0	0	11	17	0.00	1.000										
26 Bud Norris, R ERA: 1.89	1.0	W	3	0	0	0	0	0	0	0	0	0	0	8	9	0.00	0.000										


Batter	1	2	3	4	5	6	7	8	9	AB R H RBI BB SO LOB	BOTTOM																
28 Tommy Pham, R OBP: 0.445, SLG: 0.533	3-2 C FF 90 B FF 90 B FF 91 X FF 90		3-3 B FF 99 C FC 93 C FC 93 S FF 97							4 1 1 1 0 1 2	Chicago White Sox @ St. Louis Cardinals Busch Stadium, St. Louis, MO Tue May 01 2018, 7:17 PM - 10:11 PM CDT Att: 38,800 - Partly Cloudy - 81 F																
13 Matt Carpenter, L OBP: 0.312, SLG: 0.330	1-3 B FF 90 C FC 93 F FC 93 C FC 88		3-3 B KC 77 F FC 89 B SI 98 C FC 86 C FC 86							4 1 2 1 0 2 0																	
38 José Martínez, R OBP: 0.371, SLG: 0.471	2-2 B FF 91 C FC 87 F FC 90 B FC 87 X KC 79		3-2 B KC 79 S CH 82 B SI 88 C FC 86 X FC 86							4 0 0 0 0 1 1																	
23 Marcell Ozuna, R OBP: 0.267, SLG: 0.339	2-2 C FF 90 B FC 86 B CH 84 X CH 84		1-2 S CH 82 B EP 86 X EP 87							4 1 1 0 0 0 1																	
4 Yadier Molina, R OBP: 0.284, SLG: 0.471	1-2 C FF 90 C FC 87 X FF 90		2-1 B KC 79 B FC 88 X FC 85							4 0 2 1 0 0 0																	
25 Dexter Fowler, S OBP: 0.272, SLG: 0.289	1-2 C FF 90 B FC 87 X SI 90		1-2 S KC 77 S CH 81 B EP 86 X CH 81							3 0 0 0 0 0 2																	
12 Paul DeJong, R OBP: 0.327, SLG: 0.529	0-1 C FF 90 X CH 83		1-0 B FF 98 X FC 85							2 0 0 0 1 0 0																	
16 Kolten Wong, L OBP: 0.309, SLG: 0.290			3-2 B FF 89 C FC 82 B FC 86 X FC 86							2 0 1 0 0 0 0																	
52 Michael Wacha, R 44 Luke Gregerson, L 35 Greg Garcia, L 49 Jordan Hicks, R 55 Dominic Leone, R 3 Jedd Gyorko, R 48 Harrison Bader, R 26 Bud Norris, R	1-3 B FF 90 B SI 89 F FC 93 X FC 94		0-1 C FF 91 X FC 86							1 0 0 0 0 0 0 0 0 0 0 0 0 0 0 0 1 0 0 0 0 0 0 1 0 1 0 0 0 0 0 0 0 0 0 0																	
Inning Stats	R: 1 E: 0 K: 1 S: 15	H: 1 LOB: 0 BB: 0 P: 23	R: 0 E: 0 K: 1 S: 10	H: 0 LOB: 0 BB: 0 P: 16	R: 0 E: 0 K: 1 S: 10	H: 0 LOB: 0 BB: 0 P: 17	R: 0 E: 0 K: 0 S: 6	H: 0 LOB: 0 BB: 0 P: 10	R: 0 E: 0 K: 1 S: 11	H: 1 LOB: 0 BB: 0 P: 17		R: 0 E: 0 K: 0 S: 15	H: 2 LOB: 2 BB: 0 P: 20	R: 0 E: 0 K: 0 S: 7	H: 0 LOB: 1 BB: 2 P: 15	R: 2 E: 0 K: 1 S: 8	H: 3 LOB: 1 BB: 0 P: 13	1B: 3 2B: 3 3B: 0 HR: 2	SF: 0 SAC: 1 DP: 2 HBP: 0	WP: 1 PB: 0 SB: 1 CS: 1	PA: 32						
PITCHER	IP WLS BF H R ER SO BB IBB HBP BLK WP HR S P ERA WHIP											IP WLS BF H R ER SO BB IBB HBP BLK WP HR S P ERA WHIP															
33 James Shields, R ERA: 5.35	6.0	19	2	1	1	4	0	0	0	0	0	1	0	60	93	1.50	0.333										
44 Bruce Rondón, R ERA: 5.06	1.0	H	5	2	0	0	0	0	0	0	0	1	0	15	20	0.00	2.000										
65 Nate Jones, R ERA: 1.5	1.0	H	4	0	0	0	2	0	0	0	0	0	0	7	15	0.00	2.000										
48 Joakim Soria, R ERA: 4.35	0.1	L	4	3	2	2	1	0	0	0	0	0	1	8	13	54.00	9.000										



Batter	1	2	3	4	5	6	7	8	9	AB	R	H	RBI	BB	SO	LOB	TOP								
10 Yoán Moncada, S OBP: 0.359, SLG: 0.518 32 Trayce Thompson, R OBP: 0.171, SLG: 0.308	4-1 30 G5-3 5 1B BB		0-0 L3			3-3 K		4-2 5 1B 79 SF8 BB		2	0	0	0	2	1	0									
5 Yolmer Sánchez, S OBP: 0.321, SLG: 0.394	1-2 30 G5-3 1B		0-1 G4-3			1-2 G5-3		2-2 1B		4	0	2	1	0	0	0									
79 José Abreu, R OBP: 0.336, SLG: 0.481	0-1 P2				0-2 2B			0-2 SF8		3	0	1	1	0	0	2									
30 Nicky Delmonico, L OBP: 0.333, SLG: 0.316 54 Chris Beck, R	0-0 G5-3				1-2 K			2-3 K		4	0	0	0	0	2	5									
28 Leury García, S OBP: 0.313, SLG: 0.339	0-0 G1-3				1-3 K			2-2 38 BB 1B		4	0	1	0	0	2	3									
38 Omar Narváez, L OBP: 0.304, SLG: 0.250		1-0 18 G6-3 1B			2-3 K			2-2 18 G4-6-3 BB		3	0	1	0	1	1	1									
18 Daniel Palka, L OBP: 0.300, SLG: 0.650		1-2 G6-3			1-0 G5-3			2-2 G4-6-3		4	0	0	0	0	0	3									
7 Tim Anderson, R OBP: 0.313, SLG: 0.421		1-0 G5-3			1-2 L8			1-1 10 PB 24 S 5 1B 1B		3	1	1	0	0	0	0									
27 Lucas Giolito, R 39 Aaron Bummer, L 24 Matt Davidson, R OBP: 0.376, SLG: 0.593					0-2 F9			3-2 F9		2	0	0	0	0	1	0									
Inning Stats	R: 0 E: 0 K: 0 S: 8	H: 1 LOB: 2 BB: 1 P: 13	R: 0 E: 0 K: 0 S: 7	H: 1 LOB: 0 BB: 0 P: 10	R: 0 E: 0 K: 0 S: 7	H: 0 LOB: 0 BB: 0 P: 7	R: 0 E: 0 K: 3 S: 16	H: 1 LOB: 1 BB: 0 P: 20	R: 0 E: 0 K: 1 S: 7	H: 0 LOB: 0 BB: 0 P: 10	R: 0 E: 0 K: 1 S: 7	H: 0 LOB: 1 BB: 1 P: 13	R: 0 E: 0 K: 0 S: 9	H: 1 LOB: 1 BB: 1 P: 17	R: 2 E: 0 K: 1 S: 19	H: 2 LOB: 2 BB: 1 P: 31	R: 0 E: 0 K: 1 S: 7	H: 0 LOB: 0 BB: 0 P: 10	1B: 5 2B: 1 3B: 0 HR: 0	SF: 1 SAC: 0 DP: 2 HBP: 0	WP: 0 PB: 1 SB: 1 CS: 0	PA: 34			
PITCHER	IP	WLS	BF	H	R	ER	SO	BB	IBB	HBP	BLK	WP	HR	S	P	ERA	WHIP								
18 Carlos Martínez, R ERA: 1.4	7.1	W	27	5	1	1	5	2	0	0	0	0	0	66	99	1.23	0.955								
55 Dominic Leone, R ERA: 4.15	0.1	H	3	1	1	1	0	1	0	0	0	0	0	10	16	27.00	6.000								
26 Bud Norris, R ERA: 1.72	1.1	S	4	0	0	0	2	0	0	0	0	0	0	11	16	0.00	0.000								

Chicago White Sox @ St. Louis Cardinals
 Busch Stadium, St. Louis, MO
 Wed May 02 2018, 12:18 PM - 2:52 PM CDT
 Att: 37,298 - Partly Cloudy - 81 F


AB	30
R	2
H	6
RBI	2
BB	3
SO	7
LOB	15



Batter	1	2	3	4	5	6	7	8	9	AB	R	H	RBI	BB	SO	LOB	BOTTOM								
28 Tommy Pham, R OBP: 0.447, SLG: 0.521	1-3 K				2-3 K			4-2 13 S BB		2	0	0	0	2	2	0									
13 Matt Carpenter, L OBP: 0.319, SLG: 0.322	1-2 38 G5-4-3 HBP				0-3 K			4-0 F7-4-3		2	0	0	0	1	1	1									
38 José Martínez, R OBP: 0.361, SLG: 0.457	2-2 G5-4-3				1-3 K			0-2 G6-3		3	0	0	0	0	1	3									
23 Marcell Ozuna, R OBP: 0.261, SLG: 0.330		0-3 K			1-0 G6-3			0-0 F8		3	0	0	0	0	1	0									
4 Yadier Molina, R OBP: 0.295, SLG: 0.477		0-0 E5 25 CS 1B			0-1 G6-3			3-2 25 HR 1B		3	1	2	0	0	0	0									
25 Dexter Fowler, S OBP: 0.274, SLG: 0.320		1-1 L7			1-2 P5			3-1 HR		3	1	1	2	0	0	1									
12 Paul DeJong, R OBP: 0.319, SLG: 0.514					2-1 F9			2-3 K		3	0	0	0	0	1	0									
16 Kolten Wong, L OBP: 0.298, SLG: 0.278 26 Bud Norris, R					2-3 K			2-1 G4-3		3	0	0	0	0	1	0									
18 Carlos Martínez, R OBP: 0.214, SLG: 0.429 55 Dominic Leone, R 35 Greg García, L OBP: 0.308, SLG: 0.486					0-1 G6-3			1-1 G4-3		2	1	1	1	0	0	0									
Inning Stats	R: 0 E: 0 K: 1 S: 8	H: 0 LOB: 0 BB: 0 P: 12	R: 0 E: 1 K: 1 S: 6	H: 1 LOB: 0 BB: 0 P: 7	R: 0 E: 0 K: 1 S: 7	H: 0 LOB: 0 BB: 0 P: 11	R: 0 E: 0 K: 3 S: 10	H: 0 LOB: 0 BB: 0 P: 13	R: 0 E: 0 K: 0 S: 6	H: 0 LOB: 0 BB: 0 P: 8	R: 1 E: 0 K: 1 S: 12	H: 1 LOB: 2 BB: 2 P: 24	R: 2 E: 0 K: 0 S: 10	H: 2 LOB: 0 BB: 0 P: 18	R: 0 E: 0 K: 0 S: 6	H: 0 LOB: 0 BB: 1 P: 10	1B: 2 2B: 1 3B: 0 HR: 2	SF: 0 SAC: 0 DP: 2 HBP: 1	WP: 0 PB: 0 SB: 1 CS: 1	PA: 29					
PITCHER	IP	WLS	BF	H	R	ER	SO	BB	IBB	HBP	BLK	WP	HR	S	P	ERA	WHIP								
27 Lucas Giolito, R ERA: 7.03	6.1	L	24	4	3	3	7	2	0	1	0	0	0	55	87	4.26	0.947								
39 Aaron Bummer, L ERA: 5.63	0.2		2	0	0	0	0	0	0	0	0	0	0	4	6	0.00	0.000								
54 Chris Beck, R ERA: 3.0	1.0		3	0	0	0	0	1	0	0	0	0	0	6	10	0.00	1.000								

Chicago White Sox @ St. Louis Cardinals
 Busch Stadium, St. Louis, MO
 Wed May 02 2018, 12:18 PM - 2:52 PM CDT
 Att: 37,298 - Partly Cloudy - 81 F

AB	25
R	3
H	4
RBI	3
BB	3
SO	7
LOB	5



Batter	1	2	3	4	5	6	7	8	9	AB	R	H	RBI	BB	SO	LOB	TOP										
2 Brian Dozier, R OBP: 0.294, SLG: 0.374	P5		G5-3	P2			L8		G6-3	5	0	0	0	0	0	3											
7 Joe Mauer, L OBP: 0.435, SLG: 0.391	G3-1		G6-3		L8		1B			4	0	1	0	0	0	0											
26 Max Kepler, L OBP: 0.346, SLG: 0.520	F8			F9	F9		K			4	0	0	0	0	1	1											
5 Eduardo Escobar, S OBP: 0.346, SLG: 0.564		F8		20 2B	G5-3			L5		3	1	0	0	1	0	0											
20 Eddie Rosario, L OBP: 0.280, SLG: 0.476	G3			99 HR		P5		K		4	1	1	1	0	1	0											
36 Robbie Grossman, S OBP: 0.247, SLG: 0.308	G3-1			2B	P6	F7		G1-6-3		4	0	0	0	0	0	1											
99 Logan Morrison, L OBP: 0.283, SLG: 0.322			40 1B 15 PB	2B	HR				P5	4	2	3	2	0	0	0											
40 Gregorio Petit, R OBP: 0.500, SLG: 0.455			15 PB 15 SF9	1B	1B	L9			K	4	1	2	0	0	1	1											
15 Jason Castro, L OBP: 0.257, SLG: 0.250			SF9	1B	BB		L4			1	0	0	1	1	0	0											
Inning Stats	R: 0 E: 0 K: 0 S: 6	H: 0 LOB: 0 BB: 0 P: 10	R: 0 E: 0 K: 0 S: 6	H: 0 LOB: 0 BB: 0 P: 7	R: 2 E: 0 K: 0 S: 9	H: 2 LOB: 0 BB: 0 P: 16	R: 3 E: 0 K: 0 S: 12	H: 3 LOB: 2 BB: 2 P: 27	R: 0 E: 0 K: 0 S: 9	H: 1 LOB: 1 BB: 0 P: 12	R: 0 E: 0 K: 1 S: 7	H: 1 LOB: 1 BB: 0 P: 12	R: 0 E: 0 K: 1 S: 8	H: 0 LOB: 0 BB: 0 P: 16	R: 0 E: 0 K: 1 S: 9	H: 0 LOB: 1 BB: 0 P: 17	1B: 4 2B: 2 3B: 0 HR: 1	SF: 1 SAC: 0 DP: 0 HBP: 1	WP: 0 PB: 2 SB: 0 CS: 0	PA: 37							
PITCHER	IP	WLS	BF	H	R	ER	SO	BB	IBB	HBP	BLK	WP	HR	S	P	ERA	WHIP										
40 Reynaldo López, R ERA: 2.43	(1, 1)	6.2	28	6	5	4	0	2	0	0	0	0	1	51	83	5.40	1.200										
70 Luis Avilán, L ERA: 3.72	(7, 1)	1.0	4	1	0	0	2	0	0	0	0	0	0	10	19	0.00	1.000										
37 Juan Minaya, R ERA: 10.8	(8, 1)	0.1	1	0	0	0	0	0	0	0	0	0	0	3	6	0.00	0.000										
39 Aaron Bummer, L ERA: 5.19	(9, 1)	0.2	3	0	0	0	1	0	0	1	0	0	0	7	14	0.00	0.000										
65 Nate Jones, R ERA: 1.46	(9, 1)	0.1	W	1	0	0	0	0	0	0	0	0	0	2	3	0.00	0.000										

Minnesota Twins @ Chicago White Sox
Guaranteed Rate Field, Chicago, IL
Thu May 03 2018, 7:11 PM - 10:06 PM CDT
Att: 13,260 - Cloudy - 57 F

AB 33
R 5
H 7
RBI 4
BB 2
SO 3
LOB 6



Batter	1	2	3	4	5	6	7	8	9	AB	R	H	RBI	BB	SO	LOB	BOTTOM										
5 Yolver Sánchez, S OBP: 0.319, SLG: 0.388	F7		G6-3				K			4	0	1	2	0	1	0											
7 Tim Anderson, R OBP: 0.393, SLG: 0.405	K		K					K2-3		4	0	0	0	0	4	1											
79 José Abreu, R OBP: 0.333, SLG: 0.468	P6			F8				K2-3		3	1	0	0	1	1	0											
30 Nicky Delmonico, L OBP: 0.340, SLG: 0.317			K	18 HR	1B	P5			24 CS	3	1	1	0	0	1	1											
24 Matt Davidson, R OBP: 0.381, SLG: 0.600				K		E9		CS		4	0	2	0	0	2	1											
18 Daniel Palko, L OBP: 0.292, SLG: 0.708			K	HR						4	1	1	2	0	2	2											
32 Trayce Thompson, R OBP: 0.178, SLG: 0.372	F7									4	1	1	1	0	2	2											
38 Omar Narváez, L OBP: 0.306, SLG: 0.279										3	1	1	0	0	1	0											
15 Adam Engel, R OBP: 0.250, SLG: 0.209										1	1	0	0	1	0	0											
Inning Stats	R: 0 E: 0 K: 1 S: 8	H: 0 LOB: 0 BB: 0 P: 12	R: 0 E: 0 K: 2 S: 16	H: 1 LOB: 0 BB: 0 P: 24	R: 1 E: 0 K: 2 S: 10	H: 0 LOB: 1 BB: 1 P: 22	R: 2 E: 0 K: 2 S: 14	H: 2 LOB: 0 BB: 0 P: 18	R: 1 E: 0 K: 1 S: 8	H: 1 LOB: 1 BB: 0 P: 12	R: 1 E: 1 K: 2 S: 17	H: 1 LOB: 1 BB: 1 P: 29	R: 0 E: 0 K: 1 S: 6	H: 0 LOB: 0 BB: 0 P: 6	R: 0 E: 0 K: 2 S: 8	H: 0 LOB: 0 BB: 0 P: 14	R: 1 E: 0 K: 1 S: 7	H: 1 LOB: 0 BB: 0 P: 12	1B: 3 2B: 3 3B: 0 HR: 2	SF: 0 SAC: 1 DP: 1 HBP: 1	WP: 0 PB: 0 SB: 1 CS: 2	PA: 35					
PITCHER	IP	WLS	BF	H	R	ER	SO	BB	IBB	HBP	BLK	WP	HR	S	P	ERA	WHIP										
12 Jake Odorizzi, R ERA: 4.1	(1, 1)	5.1	23	6	5	3	8	2	0	0	0	0	0	14	17	5.06	1.500										
55 Taylor Rogers, L ERA: 7.3	(6, 1)	1.2	5	0	0	0	3	0	0	0	0	0	0	14	17	0.00	0.000										
57 Ryan Pressly, R ERA: 1.04	(8, 1)	1.0	3	0	0	0	2	0	0	1	0	0	0	8	14	0.00	0.000										
43 Addison Reed, R ERA: 3.24	(9, 1)	0.2	L	3	1	1	1	0	0	0	0	0	1	7	12	13.50	1.500										

Minnesota Twins @ Chicago White Sox
Guaranteed Rate Field, Chicago, IL
Thu May 03 2018, 7:11 PM - 10:06 PM CDT
Att: 13,260 - Cloudy - 57 F

AB 30
R 6
H 7
RBI 5
BB 2
SO 14
LOB 7



Batter	1	2	3	4	5	6	7	8	9	AB	R	H	RBI	BB	SO	LOB	TOP			
7 Joe Mauer, L (1, 10) OBP: 0.440, SLG: 0.400										3	2	2	0	2	1	0				
2 Brian Dozier, R (1, 4) OBP: 0.301, SLG: 0.416										5	0	1	0	0	1	4				
26 Max Kepler, L (1, 9) OBP: 0.359, SLG: 0.500										2	2	0	0	3	0	2				
5 Eduardo Escobar, S (1, 5) OBP: 0.368, SLG: 0.637											4	2	1	1	1	0	5			
20 Eddie Rosario, L (1, 7) OBP: 0.299, SLG: 0.522											5	1	4	5	0	0	1			
23 Mitch Garver, R (1, 2) OBP: 0.302, SLG: 0.450											4	0	1	1	1	1	1			
99 Logan Morrison, L (1, 3) OBP: 0.278, SLG: 0.337											4	1	0	0	1	3	5			
16 Ehire Adrianza, S (1, 6) OBP: 0.264, SLG: 0.286											5	0	1	1	0	1	3			
24 Ryan LaMarre, R (1, 8) OBP: 0.400, SLG: 0.323										4	0	1	0	0	1	0				
Inning Stats	R: 3 H: 4 E: 0 K: 1 S: 21	LOB: 2 BB: 1 P: 35	R: 0 H: 0 E: 0 K: 0 S: 5	LOB: 1 BB: 1 P: 12	R: 3 H: 2 E: 0 K: 1 S: 14	LOB: 2 BB: 2 P: 27	R: 2 H: 1 E: 0 K: 1 S: 18	LOB: 2 BB: 3 P: 35	R: 0 H: 0 E: 0 K: 0 S: 10	H: 1 LOB: 1 BB: 0 P: 15	R: 0 H: 0 E: 0 K: 2 S: 8	H: 0 LOB: 0 BB: 0 P: 10	R: 0 H: 2 E: 0 K: 1 S: 12	H: 2 LOB: 2 BB: 1 P: 18	R: 0 H: 1 E: 0 K: 1 S: 9	LOB: 1 BB: 0 P: 13	1B: 7 2B: 3 3B: 0 HR: 1	SF: 0 SAC: 0 DP: 0 HBP: 0	WP: 0 PB: 0 SB: 0 CS: 1	PA: 44
PITCHER	IP	WLS	BF	H	R	ER	SO	BB	IBB	HBP	BLK	WP	HR	S	P	ERA	WHIP			
53 Héctor Santiago, L (1, 1) ERA: 6.0	3.1	L	21	6	8	8	2	6	0	0	0	0	1	46	89	21.60	3.600			
66 Chris Volstad, R (4, 1) ERA: 3.95	1.2		8	2	0	0	2	1	0	0	0	0	0	21	32	0.00	1.800			
57 Jace Fry, L (6, 1) ERA: 2.0	2.0		6	0	0	0	2	0	0	0	0	0	0	16	22	0.00	0.000			
54 Chris Beck, R (8, 1) ERA: 2.0	2.0		9	3	0	0	2	1	0	0	0	0	0	21	31	0.00	2.000			

Minnesota Twins @ Chicago White Sox
Guaranteed Rate Field, Chicago, IL
Sat May 05 2018, 6:11 PM - 9:33 PM CDT
Att: 23,765 - Partly Cloudy - 80 F

AB 36
R 8
H 11
RBI 8
BB 8
SO 8
LOB 21



Batter	1	2	3	4	5	6	7	8	9	AB	R	H	RBI	BB	SO	LOB	BOTTOM					
28 Leury García, S (1, 4) OBP: 0.320, SLG: 0.386										4	0	1	0	0	1	1						
5 Yoimer Sánchez, S (1, 5) OBP: 0.238, SLG: 0.438										4	1	2	0	0	0	1						
79 José Abreu, R (1, 3) OBP: 0.341, SLG: 0.492										4	0	1	1	0	0	1						
30 Nicky Delmonico, L (1, 7) OBP: 0.353, SLG: 0.330										4	0	2	0	0	1	0						
21 Wellington Castillo, R (1, 2) OBP: 0.282, SLG: 0.389										4	0	1	0	0	3	1						
18 Daniel Palko, L (1, 10) OBP: 0.219, SLG: 0.531											4	0	0	0	2	4						
32 Trayce Thompson, R (1, 9) OBP: 0.167, SLG: 0.348											3	0	0	0	3	1						
20 José Rondón, R (9, PH)										1	0	0	0	0	0	0						
7 Tim Anderson, R (1, 6) OBP: 0.307, SLG: 0.462											4	3	3	2	0	0						
15 Adam Engel, R (1, 8) OBP: 0.244, SLG: 0.205											4	0	1	0	0	1	0					
Inning Stats	R: 1 H: 4 E: 0 K: 1 S: 14	LOB: 2 BB: 0 P: 22	R: 0 H: 0 E: 0 K: 1 S: 9	LOB: 0 BB: 0 P: 11	R: 0 H: 0 E: 0 K: 0 S: 12	LOB: 0 BB: 0 P: 16	R: 0 H: 1 E: 0 K: 3 S: 14	LOB: 1 BB: 0 P: 18	R: 1 H: 3 E: 0 K: 0 S: 13	H: 3 LOB: 1 BB: 0 P: 19	R: 0 H: 0 E: 0 K: 2 S: 9	H: 0 LOB: 0 BB: 0 P: 11	R: 1 H: 2 E: 0 K: 1 S: 14	H: 2 LOB: 0 BB: 0 P: 21	R: 0 H: 0 E: 0 K: 2 S: 8	H: 0 LOB: 0 BB: 0 P: 13	R: 1 H: 1 E: 0 K: 1 S: 17	LOB: 0 BB: 0 P: 21	1B: 5 2B: 4 3B: 0 HR: 2	SF: 0 SAC: 0 DP: 2 HBP: 0	WP: 0 PB: 0 SB: 1 CS: 0	PA: 36
PITCHER	IP	WLS	BF	H	R	ER	SO	BB	IBB	HBP	BLK	WP	HR	S	P	ERA	WHIP					
31 Lance Lynn, R (1, 1) ERA: 7.28	6.0	W	24	8	2	2	7	0	0	0	0	0	1	22	34	4.50	1.333					
68 Matt Magill, R (7, 1) ERA: 1.5	2.0		8	2	1	1	3	0	0	0	0	0	0	1	17	9.00	1.000					
45 Phil Hughes, R (9, 1) ERA: 7.88	1.0		4	1	1	1	1	0	0	0	0	0	0	1	21	9.00	1.000					

Minnesota Twins @ Chicago White Sox
Guaranteed Rate Field, Chicago, IL
Sat May 05 2018, 6:11 PM - 9:33 PM CDT
Att: 23,765 - Partly Cloudy - 80 F



AB 36
R 4
H 11
RBI 3
BB 0
SO 11
LOB 9



Batter	1	2	3	4	5	6	7	8	9	AB	R	H	RBI	BB	SO	LOB	TOP										
7 Joe Mauer, L (1, 10) OBP: 0.434, SLG: 0.388	G4-3			G4-3		P5		G6-3		3	1	0	0	1	0	1	Minnesota Twins @ Chicago White Sox Guaranteed Rate Field, Chicago, IL Sun May 06 2018, 1:12 PM - 4:06 PM CDT Att: 17,424 - Partly Cloudy - 60 F										
2 Brian Dozier, R (1, 4) OBP: 0.300, SLG: 0.406	K			L5				FC6		3	1	0	0	1	1												
26 Max Kepler, L (1, 8) OBP: 0.347, SLG: 0.481	F7			K				G5-3		4	0	0	1	0	2												
5 Eduardo Escobar, S (1, 5) OBP: 0.364, SLG: 0.623		G3			G5-3			F7		4	1	1	0	0	0												
20 Eddie Rosario, L (1, 7) OBP: 0.306, SLG: 0.547		G5-3			F8			HR		4	2	2	2	0	0												
36 Robbie Grossman, S (1, 9) OBP: 0.237, SLG: 0.294					F8					3	0	0	0	0	2												
24 Ryan LaMarre, R (8, 8) OBP: 0.389, SLG: 0.313									K	1	0	0	0	0	1												
99 Logan Morrison, L (1, 3) OBP: 0.277, SLG: 0.343				L8					G3	4	0	1	2	0	0												
16 Ehire Adrianza, S (1, 6) OBP: 0.263, SLG: 0.269				K					F8	3	0	0	0	1	1												
46 Bobby Wilson, R (1, 2) OBP: 0.263, SLG: 0.269				F9						3	0	0	0	0	1												
Inning Stats	R: 0 H: 0 E: 0 K: 1 S: 8	H: 0 LOB: 0 BB: 0 P: 13	R: 0 H: 0 E: 0 K: 0 S: 8	H: 0 LOB: 0 BB: 0 P: 13	R: 0 H: 0 E: 0 K: 1 S: 6	H: 0 LOB: 0 BB: 0 P: 8	R: 0 H: 0 E: 0 K: 1 S: 8	H: 0 LOB: 0 BB: 0 P: 12	R: 0 H: 0 E: 0 K: 1 S: 8	H: 0 LOB: 0 BB: 0 P: 19	R: 3 H: 3 E: 0 K: 1 S: 20	LOB: 3 BB: 1 P: 29	R: 1 H: 0 E: 1 K: 0 S: 8	H: 0 LOB: 1 BB: 1 P: 17	R: 1 H: 1 E: 0 K: 1 S: 15	H: 1 LOB: 0 BB: 0 P: 23	1B: 2 2B: 1 3B: 0 HR: 1	SF: 0 SAC: 0 DP: 0 HBP: 0	WP: 1 PB: 0 SB: 1 CS: 0	PA: 35							
PITCHER	IP	WLS	BF	H	R	ER	SO	BB	IBB	HBP	BLK	WP	HR	S	P	ERA	WHIP										
33 James Shields, R (1, 1) ERA: 5.14	6.2		24	2	3	3	5	2	0	0	0	1	0	55	91	4.05	0.600										
70 Luis Avilán, L (7, 1) ERA: 3.5	0.1	B	2	1	0	0	0	0	0	0	0	0	0	7	9	0.00	3.000										
44 Bruce Rondón, R (8, 1) ERA: 4.91	0.1	L	3	0	1	0	0	1	0	0	0	0	0	3	7	0.00	3.000										
39 Aaron Bummer, L (8, 1) ERA: 5.06	0.2		2	0	0	0	0	0	0	0	0	0	0	5	10	0.00	0.000										
65 Nate Jones, R (9, 1) ERA: 2.93	1.0		4	1	1	1	1	0	0	0	0	0	1	15	23	9.00	1.000										

Batter	1	2	3	4	5	6	7	8	9	AB	R	H	RBI	BB	SO	LOB	BOTTOM										
28 Leury García, S (1, 9) OBP: 0.321, SLG: 0.384	L7		SH5-3		K					3	0	1	1	0	1	0	Minnesota Twins @ Chicago White Sox Guaranteed Rate Field, Chicago, IL Sun May 06 2018, 1:12 PM - 4:06 PM CDT Att: 17,424 - Partly Cloudy - 60 F										
5 Yoimer Sánchez, S (1, 5) OBP: 0.333, SLG: 0.440	F9		K							4	1	1	0	0	2												
79 José Abreu, R (1, 3) OBP: 0.331, SLG: 0.475	G5-3		K							4	0	0	0	0	2												
30 Nicky Delmonico, L (1, 7) OBP: 0.349, SLG: 0.319		K2-3		G3						3	0	0	0	1	1												
24 Matt Davidson, R (1, 10) OBP: 0.372, SLG: 0.574		K								2	0	0	1	1	2												
38 Omar Narváez, L (1, 2) OBP: 0.263, SLG: 0.235		E6		F8						4	0	0	0	0	2												
20 José Rondón, R (1, 4) OBP: 0.400, SLG: 0.400				G4-3						4	1	2	0	0	0												
7 Tim Anderson, R (1, 6) OBP: 0.300, SLG: 0.451					K					3	0	0	0	0	2												
15 Adam Engel, R (1, 8) OBP: 0.247, SLG: 0.224					K					3	1	1	0	0	2												
Inning Stats	R: 0 H: 0 E: 0 K: 0 S: 6	H: 1 LOB: 2 BB: 0 P: 7	R: 0 H: 1 E: 1 K: 2 S: 13	H: 1 LOB: 0 BB: 0 P: 18	R: 1 H: 1 E: 0 K: 2 S: 11	H: 1 LOB: 0 BB: 0 P: 17	R: 0 H: 0 E: 0 K: 0 S: 7	H: 0 LOB: 1 BB: 1 P: 12	R: 0 H: 0 E: 0 K: 3 S: 10	H: 0 LOB: 0 BB: 0 P: 15	R: 1 H: 1 E: 0 K: 0 S: 12	H: 1 LOB: 1 BB: 1 P: 22	R: 1 H: 2 E: 0 K: 2 S: 11	LOB: 2 BB: 0 P: 20	R: 0 H: 0 E: 0 K: 2 S: 9	H: 0 LOB: 0 BB: 0 P: 13		R: 0 H: 0 E: 0 K: 1 S: 9	H: 0 LOB: 0 BB: 0 P: 12	1B: 3 2B: 2 3B: 0 HR: 0	SF: 1 SAC: 2 DP: 0 HBP: 0	WP: 1 PB: 0 SB: 0 CS: 0	PA: 35				
PITCHER	IP	WLS	BF	H	R	ER	SO	BB	IBB	HBP	BLK	WP	HR	S	P	ERA	WHIP										
44 Kyle Gibson, R (1, 1) ERA: 3.49	6.2		27	4	3	3	8	2	0	0	0	1	0	65	102	4.05	0.900										
32 Zach Duke, L (7, 1) ERA: 3.65	0.1	W	2	1	0	0	1	0	0	0	0	0	0	5	9	0.00	3.000										
43 Addison Reed, R (8, 1) ERA: 3.06	1.0	H	3	0	0	0	2	0	0	0	0	0	0	9	13	0.00	0.000										
56 Fernando Rodney, R (9, 1) ERA: 3.86	1.0	S	3	0	0	0	1	0	0	0	0	0	0	9	12	0.00	0.000										

livebaseballscorecards.com

Batter	1	2	3	4	5	6	7	8	9	AB	R	H	RBI	BB	SO	LOB	TOP								
15 Adam Engel, R (1,8) OBP: 0.265, SLG: 0.250	G1-3		5 1B		G5-3		K			4	1	1	0	0	1	1	Chicago White Sox @ Chicago Cubs Wrigley Field, Chicago, IL Sun May 13 2018, 1:23 PM - 4:08 PM CDT Att: 40,537 - Cloudy - 57 F								
5 Yolmer Sánchez, S (1,4) OBP: 0.331, SLG: 0.437	G4-3		1B		G4-3		K			4	0	1	1	0	1	1									
79 José Abreu, R (1,3) OBP: 0.350, SLG: 0.489	F9		G1-3					L8		4	1	1	0	0	0	1									
30 Nicky Delmonico, L (1,7) OBP: 0.339, SLG: 0.317			K		K					4	1	1	1	0	2	0									
32 Trayce Thompson, R (9,9) OBP: 0.136, SLG: 0.286								F9		0	0	0	0	0	0	0									
24 Matt Davidson, R (1,5) OBP: 0.383, SLG: 0.591										3	1	2	2	0	1	0									
18 Daniel Palko, L (1,9) OBP: 0.292, SLG: 0.574										3	0	0	0	0	0	1									
57 Jace Fry, L (6,1)	L6									0	0	0	0	0	0	0									
65 Nate Jones, R (8,1)										0	0	0	0	0	0	0									
20 José Rondón, R (9,PH) OBP: 0.231, SLG: 0.308										1	0	0	0	0	0	0									
44 Bruce Rondón, R (9,1)										0	0	0	0	0	0	0									
7 Tim Anderson, R (1,6) OBP: 0.298, SLG: 0.432										3	1	0	0	1	1	1									
38 Omar Narváez, L (1,2) OBP: 0.250, SLG: 0.222										3	0	0	0	0	2	0									
27 Lucas Giolito, R (1,1)										2	0	0	0	0	1	0									
28 Leury García, S (6,9) OBP: 0.302, SLG: 0.344										1	0	1	1	0	0	0									
Inning Stats	R: 0 H: 0 E: 0 K: 0 S: 11	H: 0 LOB: 0 BB: 0 P: 14	R: 1 H: 1 E: 0 K: 2 S: 12	H: 1 LOB: 0 BB: 0 P: 17	R: 1 H: 2 E: 0 K: 1 S: 15	H: 2 LOB: 1 BB: 0 P: 19	R: 0 H: 1 E: 0 K: 1 S: 15	H: 0 LOB: 0 BB: 0 P: 19	R: 0 H: 0 E: 0 K: 1 S: 9	H: 0 LOB: 0 BB: 0 P: 12	R: 2 H: 2 E: 0 K: 1 S: 12	H: 2 LOB: 0 BB: 0 P: 16	R: 1 H: 1 E: 0 K: 2 S: 11	H: 1 LOB: 1 BB: 1 P: 20	R: 0 H: 0 E: 0 K: 1 S: 6	H: 0 LOB: 0 BB: 0 P: 10	R: 0 H: 0 E: 0 K: 1 S: 12	H: 0 LOB: 0 BB: 0 P: 18	1B: 5 2B: 0 3B: 1 HR: 1	SF: 1 SAC: 1 DP: 0 HBP: 0	WP: 0 PB: 0 SB: 0 CS: 0	PA: 35			
PITCHER	IP	WLS	BF	H	R	ER	SO	BB	IBB	HBP	BLK	WP	HR	S	P	ERA	WHIP								
28 Kyle Hendricks, R (1,1) ERA: 3.2	6.0	L	24	6	4	3	6	0	0	0	0	0	1	74	97	4.50	1.000								
32 Brian Duensing, L (7,1) ERA: 0.73	0.1		3	1	1	1	0	1	0	0	0	0	0	5	10	27.00	6.000								
41 Steve Cishek, R (7,1) ERA: 1.96	1.2		5	0	0	0	3	0	0	0	0	0	0	12	20	0.00	0.000								
38 Mike Montgomery, L (9,1) ERA: 4.26	1.0		3	0	0	0	1	0	0	0	0	0	0	12	18	0.00	0.000								

Batter	1	2	3	4	5	6	7	8	9	AB	R	H	RBI	BB	SO	LOB	BOTTOM								
18 Ben Zobrist, S (1,9) OBP: 0.368, SLG: 0.400	L7		G4-6-3				L6		F8	4	0	0	0	1	0	3	Chicago White Sox @ Chicago Cubs Wrigley Field, Chicago, IL Sun May 13 2018, 1:23 PM - 4:08 PM CDT Att: 40,537 - Cloudy - 57 F								
17 Kris Bryant, R (1,5) OBP: 0.422, SLG: 0.577	F8		G5-3		G5-3		K			4	0	0	0	0	1	1									
44 Anthony Rizzo, L (1,3) OBP: 0.305, SLG: 0.386					L8					2	1	0	0	1	0	0									
40 Wilson Contreras, R (1,2) OBP: 0.349, SLG: 0.504										3	1	0	0	1	1	3									
9 Javier Báez, R (1,4) OBP: 0.318, SLG: 0.613										4	0	1	2	0	0	2									
12 Kyle Schwarber, L (1,7) OBP: 0.373, SLG: 0.509										2	1	0	0	2	0	0									
27 Addison Russell, R (1,6) OBP: 0.341, SLG: 0.358										3	0	0	0	1	3	2									
8 Ian Happ, S (1,8) OBP: 0.296, SLG: 0.424										3	0	1	1	1	2	0									
28 Kyle Hendricks, R (1,1) OBP: 0.265, SLG: 0.250										2	0	0	0	0	0	2									
20 Mark Gopkins, R (6,PH) OBP: 0.000, SLG: 0.000										1	0	0	0	0	0	1									
32 Brian Duensing, L (7,1) ERA: 0.73										0	0	0	0	0	0	0									
41 Steve Cishek, R (7,1) ERA: 1.96										0	0	0	0	0	0	0									
38 Mike Montgomery, L (9,1) ERA: 4.26										0	0	0	0	0	0	0									
2 Tommy La Stella, L (6,PH) OBP: 0.373, SLG: 0.509										1	0	1	0	0	0	0									
Inning Stats	R: 2 H: 1 E: 0 K: 1 S: 10	H: 1 LOB: 2 BB: 3 P: 27	R: 0 H: 0 E: 0 K: 1 S: 7	H: 0 LOB: 0 BB: 0 P: 9	R: 0 H: 0 E: 0 K: 0 S: 9	H: 0 LOB: 1 BB: 0 P: 15	R: 0 H: 1 E: 0 K: 0 S: 7	H: 0 LOB: 1 BB: 2 P: 17	R: 0 H: 0 E: 0 K: 0 S: 8	H: 0 LOB: 0 BB: 1 P: 15	R: 0 H: 0 E: 0 K: 1 S: 14	H: 0 LOB: 1 BB: 1 P: 24	R: 0 H: 0 E: 0 K: 1 S: 7	H: 0 LOB: 0 BB: 0 P: 11	R: 0 H: 0 E: 0 K: 1 S: 6	H: 0 LOB: 0 BB: 0 P: 9	R: 0 H: 1 E: 0 K: 2 S: 13	H: 1 LOB: 1 BB: 0 P: 17	1B: 2 2B: 1 3B: 0 HR: 0	SF: 0 SAC: 0 DP: 1 HBP: 1	WP: 3 PB: 0 SB: 5 CS: 0	PA: 37			
PITCHER	IP	WLS	BF	H	R	ER	SO	BB	IBB	HBP	BLK	WP	HR	S	P	ERA	WHIP								
27 Lucas Giolito, R (1,1) ERA: 6.91	5.2	W	26	2	3	3	3	7	0	0	0	0	0	50	100	4.76	1.588								
57 Jace Fry, L (6,1)	1.1	H	4	0	0	0	1	0	0	0	0	0	0	12	18	0.00	0.000								
65 Nate Jones, R (8,1)	1.0	H	3	0	0	0	1	0	0	0	0	0	0	6	9	0.00	0.000								
44 Bruce Rondón, R (9,1) ERA: 4.15	1.0	S	4	1	0	0	2	0	0	0	0	0	0	13	17	0.00	1.000								

AB	32
R	5
H	7
RBI	5
BB	1
SO	10
LOB	5



AB	29
R	3
H	3
RBI	3
BB	7
SO	7
LOB	14



Batter	1	2	3	4	5	6	7	8	9	AB	R	H	RBI	BB	SO	LOB	TOP						
10 Yoán Moncada, S OBP: 0.350, SLG: 0.484										4	0	0	0	1	0	0							
5 Volmer Sánchez, S OBP: 0.327, SLG: 0.448										4	1	1	1	0	1	1							
21 Wellington Castillo, R OBP: 0.303, SLG: 0.457										1	0	1	0	0	0	0							
32 Trayce Thompson, R OBP: 0.138, SLG: 0.286										5	0	1	0	0	1	2							
79 José Abreu, R OBP: 0.349, SLG: 0.487										5	0	1	0	0	1	2							
30 Nicky Delmonico, L OBP: 0.326, SLG: 0.304										4	0	1	0	0	0	1							
24 Matt Davidson, R OBP: 0.370, SLG: 0.567										4	0	0	0	0	2	2							
28 Leury García, S OBP: 0.317, SLG: 0.392										3	1	2	1	0	0	0							
38 Omar Narváez, L OBP: 0.281, SLG: 0.232										2	0	1	0	2	0	0							
15 Adam Engel, R OBP: 0.262, SLG: 0.247										4	0	1	0	0	1	3							
53 Héctor Santiago, R OBP: 0.299, SLG: 0.529										2	0	0	0	0	1	0							
18 Daniel Palka, L OBP: 0.269, SLG: 0.329										1	0	0	0	0	0	3							
57 Jace Fry, L OBP: 0.299, SLG: 0.329										0	0	0	0	0	0	0							
48 Joakim Soria, R OBP: 0.299, SLG: 0.329										0	0	0	0	0	0	0							
65 Nate Jones, R OBP: 0.299, SLG: 0.329										0	0	0	0	0	0	0							
7 Tim Anderson, R OBP: 0.299, SLG: 0.329										1	0	0	0	0	0	0							
Inning Stats	R: 0 E: 0 K: 1 S: 13	H: 1 LOB: 2 BB: 1 P: 23	R: 1 E: 0 K: 1 S: 8	H: 1 LOB: 0 BB: 0 P: 10	R: 0 E: 0 K: 0 S: 5	H: 0 LOB: 2 BB: 1 P: 9	R: 0 E: 0 K: 2 S: 7	H: 0 LOB: 2 BB: 1 P: 14	R: 1 E: 0 K: 1 S: 13	H: 1 LOB: 0 BB: 0 P: 17	R: 0 E: 0 K: 0 S: 15	H: 2 LOB: 3 BB: 1 P: 28	R: 0 E: 0 K: 0 S: 9	H: 1 LOB: 1 BB: 0 P: 11	R: 0 E: 0 K: 1 S: 11	H: 1 LOB: 1 BB: 0 P: 14	R: 0 E: 0 K: 0 S: 7	H: 1 LOB: 1 BB: 0 P: 9	1B: 5 2B: 1 3B: 0 HR: 2	SF: 0 SAC: 0 DP: 0 HBP: 1	WP: 0 PB: 0 CS: 0	PA: 39	
PITCHER	IP: 5.2 WLS: 1 BF: 26 ERA: 3.97	H: 5 R: 2 ER: 2 SO: 5	BB: 3 IBB: 0 HBP: 1 BLK: 0	WP: 0 HR: 2 S: 59 P: 96	ERA: 3.18 WHIP: 1.412	PITCHER	IP: 5.2 WLS: 1 BF: 26 ERA: 3.18	H: 5 R: 2 ER: 2 SO: 5	BB: 3 IBB: 0 HBP: 1 BLK: 0	WP: 0 HR: 2 S: 59 P: 96	ERA: 3.18 WHIP: 1.412	PITCHER	IP: 5.2 WLS: 1 BF: 26 ERA: 3.18	H: 5 R: 2 ER: 2 SO: 5	BB: 3 IBB: 0 HBP: 1 BLK: 0	WP: 0 HR: 2 S: 59 P: 96	ERA: 3.18 WHIP: 1.412						
50 Jameson Taillon, R ERA: 3.97	IP: 5.2 WLS: 1 BF: 26 ERA: 3.97	H: 5 R: 2 ER: 2 SO: 5	BB: 3 IBB: 0 HBP: 1 BLK: 0	WP: 0 HR: 2 S: 59 P: 96	ERA: 3.18 WHIP: 1.412	37 Edgar Santana, R ERA: 3.0	IP: 1.1 WLS: 0 BF: 5 ERA: 3.0	H: 1 R: 0 ER: 0 SO: 0	BB: 0 IBB: 0 HBP: 0 BLK: 0	WP: 0 HR: 0 S: 11 P: 16	ERA: 0.00 WHIP: 0.750	45 Michael Feliz, R ERA: 3.0	IP: 1.0 WLS: 0 BF: 4 ERA: 3.0	H: 1 R: 0 ER: 0 SO: 1	BB: 0 IBB: 0 HBP: 0 BLK: 0	WP: 0 HR: 0 S: 7 P: 9	ERA: 0.00 WHIP: 1.000	73 Felipe Vázquez, L ERA: 2.55	IP: 1.0 WLS: 0 BF: 4 ERA: 2.55	H: 1 R: 0 ER: 0 SO: 0	BB: 0 IBB: 0 HBP: 0 BLK: 0	WP: 0 HR: 0 S: 7 P: 9	ERA: 0.00 WHIP: 1.000

Chicago White Sox @ Pittsburgh Pirates
PNC Park, Pittsburgh, PA
Wed May 16 2018, 12:38 PM - 3:21 PM EDT
Att: 20,286 - Overcast - 79 F

livebaseballscorecards.com

AB 35
R 2
H 8
RBI 2
BB 3
SO 6
LOB 12

Batter	1	2	3	4	5	6	7	8	9	AB	R	H	RBI	BB	SO	LOB	BOTTOM						
38 Max Moroff, S OBP: 0.265, SLG: 0.438										2	0	0	0	0	1	1							
26 Adam Frazier, L OBP: 0.288, SLG: 0.330										1	0	0	0	0	2	2							
25 Gregory Polanco, L OBP: 0.333, SLG: 0.469										4	0	0	0	0	2	4							
23 David Freese, R OBP: 0.324, SLG: 0.433										4	0	0	0	0	1	4							
36 José Osuna, R OBP: 0.333, SLG: 0.650										3	0	0	0	1	0	0							
12 Corey Dickerson, L OBP: 0.356, SLG: 0.514										3	1	1	0	1	1	1							
32 Elias Díaz, R OBP: 0.442, SLG: 0.553										2	2	1	0	2	0	1							
3 Sean Rodríguez, R OBP: 0.293, SLG: 0.357										4	0	1	2	0	1	2							
10 Jordy Mercer, R OBP: 0.289, SLG: 0.365										2	0	0	0	1	1	0							
50 Jameson Taillon, R OBP: 0.214, SLG: 0.231										1	0	0	0	1	0	0							
37 Edgar Santana, R ERA: 3.0										0	0	0	0	0	0	0							
55 Josh Bell, S OBP: 0.341, SLG: 0.408										1	0	1	1	0	0	0							
45 Michael Feliz, R ERA: 3.0										0	0	0	0	0	0	0							
73 Felipe Vázquez, L ERA: 2.55										0	0	0	0	0	0	0							
Inning Stats	R: 0 E: 0 K: 0 S: 7	H: 0 LOB: 0 BB: 0 P: 9	R: 2 E: 0 K: 1 S: 9	H: 2 LOB: 0 BB: 1 P: 17	R: 0 E: 0 K: 0 S: 5	H: 0 LOB: 0 BB: 0 P: 10	R: 0 E: 0 K: 0 S: 7	H: 0 LOB: 1 BB: 1 P: 13	R: 0 E: 0 K: 1 S: 7	H: 0 LOB: 1 BB: 1 P: 15	R: 0 E: 0 K: 2 S: 9	H: 0 LOB: 1 BB: 1 P: 17	R: 1 E: 1 K: 2 S: 15	H: 2 LOB: 3 BB: 1 P: 32	R: 0 E: 0 K: 1 S: 11	H: 0 LOB: 1 BB: 1 P: 20	R: 0 E: 0 K: 1 S: 7	H: 0 LOB: 1 BB: 0 P: 9	1B: 2 2B: 2 3B: 0 HR: 0	SF: 0 SAC: 0 DP: 1 HBP: 1	WP: 0 PB: 0 CS: 0	PA: 34	
PITCHER	IP: 5.0 WLS: 0 BF: 19 ERA: 5.29	H: 2 R: 2 ER: 2 SO: 2	BB: 3 IBB: 0 HBP: 0 BLK: 0	WP: 0 HR: 0 S: 35 P: 64	ERA: 3.60 WHIP: 1.000	PITCHER	IP: 5.0 WLS: 0 BF: 19 ERA: 5.29	H: 2 R: 2 ER: 2 SO: 2	BB: 3 IBB: 0 HBP: 0 BLK: 0	WP: 0 HR: 0 S: 35 P: 64	ERA: 3.60 WHIP: 1.000	PITCHER	IP: 1.0 WLS: 0 BF: 7 ERA: 4.73	H: 2 R: 1 ER: 1 SO: 2	BB: 1 IBB: 0 HBP: 0 BLK: 0	WP: 0 HR: 0 S: 11 P: 20	ERA: 9.00 WHIP: 3.000	PITCHER	IP: 1.0 WLS: 0 BF: 4 ERA: 3.86	H: 0 R: 0 ER: 0 SO: 1	BB: 1 IBB: 0 HBP: 0 BLK: 0	WP: 0 HR: 0 S: 11 P: 20	ERA: 0.00 WHIP: 1.000
53 Héctor Santiago, L ERA: 5.29	IP: 5.0 WLS: 0 BF: 19 ERA: 5.29	H: 2 R: 2 ER: 2 SO: 2	BB: 3 IBB: 0 HBP: 0 BLK: 0	WP: 0 HR: 0 S: 35 P: 64	ERA: 3.60 WHIP: 1.000	57 Jace Fry, L ERA: 4.73	IP: 1.0 WLS: 0 BF: 7 ERA: 4.73	H: 2 R: 1 ER: 1 SO: 2	BB: 1 IBB: 0 HBP: 0 BLK: 0	WP: 0 HR: 0 S: 11 P: 20	ERA: 9.00 WHIP: 3.000	48 Joakim Soria, R ERA: 4.73	IP: 1.0 WLS: 0 BF: 4 ERA: 4.73	H: 0 R: 0 ER: 0 SO: 1	BB: 1 IBB: 0 HBP: 0 BLK: 0	WP: 0 HR: 0 S: 11 P: 20	ERA: 0.00 WHIP: 1.000	65 Nate Jones, R ERA: 3.86	IP: 1.0 WLS: 0 BF: 4 ERA: 3.86	H: 0 R: 0 ER: 0 SO: 1	BB: 1 IBB: 0 HBP: 0 BLK: 0	WP: 0 HR: 0 S: 11 P: 20	ERA: 0.00 WHIP: 1.000

Chicago White Sox @ Pittsburgh Pirates
PNC Park, Pittsburgh, PA
Wed May 16 2018, 12:38 PM - 3:21 PM EDT
Att: 20,286 - Overcast - 79 F

livebaseballscorecards.com

AB 27
R 3
H 4
RBI 3
BB 6
SO 7
LOB 15

Batter	1	2	3	4	5	6	7	8	9	AB	R	H	RBI	BB	SO	LOB	TOP								
3 Delino DeShields, R OBP: 0.333, SLG: 0.364			SH1-3		FC6-4					4	0	0	0	0	3	4	Texas Rangers @ Chicago White Sox Guaranteed Rate Field, Chicago, IL Thu May 17 2018, 7:12 PM - 10:04 PM CDT Att: 17,666 - Partly Cloudy - 55 F								
17 Shin-Soo Choo, L OBP: 0.316, SLG: 0.385										4	1	2	1	0	1	1									
19 Jurickson Profar, S OBP: 0.300, SLG: 0.381										4	0	0	0	0	0	2									
30 Nomar Mazara, L OBP: 0.333, SLG: 0.515		G3	FC6							4	0	1	1	0	1	1									
13 Joey Gallo, L OBP: 0.275, SLG: 0.463										4	0	0	0	0	2	1									
9 Isiah Kiner-Falefa, R OBP: 0.322, SLG: 0.387										2	0	1	0	1	0	0									
12 Rougned Odor, L OBP: 0.287, SLG: 0.245										3	0	0	0	1	1	2									
61 Robinson Chirinos, R OBP: 0.280, SLG: 0.414										3	0	1	0	1	1	3									
16 Ryan Rua, R OBP: 0.213, SLG: 0.310										0	0	0	0	0	0	0									
67 Ronald Guzmán, L OBP: 0.264, SLG: 0.345										4	1	1	0	0	0	4									
Inning Stats	R: 0 E: 0 K: 1 S: 8	H: 0 LOB: 0 BB: 0 P: 11	R: 0 E: 0 K: 1 S: 9	H: 1 LOB: 2 BB: 1 P: 18	R: 1 E: 0 K: 0 S: 8	H: 2 LOB: 1 BB: 0 P: 10	R: 0 E: 0 K: 1 S: 6	H: 0 LOB: 0 BB: 0 P: 9	R: 0 E: 1 K: 1 S: 8	H: 0 LOB: 1 BB: 1 P: 15	R: 0 E: 0 K: 2 S: 9	H: 0 LOB: 1 BB: 1 P: 12	R: 0 E: 0 K: 1 S: 8	H: 0 LOB: 1 BB: 1 P: 15	R: 1 E: 0 K: 1 S: 16	H: 2 LOB: 1 BB: 0 P: 25	R: 0 E: 0 K: 1 S: 9	H: 1 LOB: 3 BB: 0 P: 15	1B: 5 2B: 0 3B: 1 HR: 0	SF: 0 SAC: 1 DP: 0 HBP: 1	WP: 1 PB: 0 SB: 0 CS: 0	PA: 37			
PITCHER	IP	WLS	BF	H	R	ER	SO	BB	IBB	HBP	BLK	WP	HR	S	P	ERA	WHIP								
33 James Shields, R ERA: 4.88	7.1		28	3	1	1	8	3	0	0	0	1	0	61	98	1.23	0.818								
70 Luis Avilán, L ERA: 5.25	0.2	W	4	2	1	1	0	0	0	0	0	0	0	11	17	13.50	3.000								
65 Nate Jones, R ERA: 3.63	1.0	S	5	1	0	0	1	0	0	1	0	0	0	9	15	0.00	1.000								

Batter	1	2	3	4	5	6	7	8	9	AB	R	H	RBI	BB	SO	LOB	BOTTOM								
10 Yoán Moncada, S OBP: 0.361, SLG: 0.500										4	1	3	0	0	1	2	Texas Rangers @ Chicago White Sox Guaranteed Rate Field, Chicago, IL Thu May 17 2018, 7:12 PM - 10:04 PM CDT Att: 17,666 - Partly Cloudy - 55 F								
5 Yolmer Sánchez, S OBP: 0.318, SLG: 0.435										4	1	0	0	0	1	4									
79 José Abreu, R OBP: 0.353, SLG: 0.484										3	1	1	0	1	0	1									
30 Nicky Delmonico, L OBP: 0.331, SLG: 0.304										3	1	1	0	1	0	1									
15 Adam Engel, R OBP: 0.262, SLG: 0.247										0	0	0	0	0	0	0									
24 Matt Davidson, R OBP: 0.367, SLG: 0.553										3	0	0	1	1	0	1									
21 Wellington Castillo, R OBP: 0.301, SLG: 0.448										4	0	1	2	0	0	1									
28 Leury García, S OBP: 0.315, SLG: 0.386										4	0	1	0	0	1	2									
7 Tim Anderson, R OBP: 0.291, SLG: 0.418										3	0	0	0	0	1	2									
32 Travece Thompson, R OBP: 0.148, SLG: 0.288										3	0	1	0	0	1	1									
Inning Stats	R: 0 E: 0 K: 0 S: 9	H: 1 LOB: 0 BB: 0 P: 14	R: 0 E: 0 K: 0 S: 6	H: 1 LOB: 0 BB: 0 P: 10	R: 0 E: 0 K: 3 S: 15	H: 2 LOB: 2 BB: 0 P: 24	R: 0 E: 0 K: 0 S: 8	H: 0 LOB: 0 BB: 0 P: 14	R: 0 E: 1 K: 0 S: 8	H: 0 LOB: 1 BB: 0 P: 11	R: 0 E: 0 K: 0 S: 8	H: 2 LOB: 1 BB: 0 P: 11	R: 0 E: 0 K: 1 S: 11	H: 0 LOB: 0 BB: 0 P: 13	R: 4 E: 1 K: 1 S: 19	H: 2 LOB: 2 BB: 3 P: 36	1B: 7 2B: 2 3B: 0 HR: 0	SF: 0 SAC: 0 DP: 2 HBP: 0	WP: 0 PB: 1 SB: 2 CS: 0	PA: 35					
PITCHER	IP	WLS	BF	H	R	ER	SO	BB	IBB	HBP	BLK	WP	HR	S	P	ERA	WHIP								
38 Doug Fister, R ERA: 3.43	7.0		25	6	0	0	4	0	0	0	0	0	0	65	97	0.00	0.857								
62 José Leclerc, R ERA: 2.45	0.2	L	7	1	4	0	1	2	1	0	0	0	0	15	30	0.00	4.500								
32 Kevin Jepsen, R ERA: 5.51	0.1		2	1	0	0	0	0	0	0	0	0	0	4	6	0.00	3.000								

AB 32
R 2
H 6
RBI 2
BB 3
SO 9
LOB 18

AB 31
R 4
H 8
RBI 3
SO 5
LOB 15

Batter	1	2	3	4	5	6	7	8	9	AB	R	H	RBI	BB	SO	LOB	TOP					
3 Delino DeShields, R OBP: 0.325, SLG: 0.346										4	0	1	0	0	1	1						
17 Shin-Soo Choo, L OBP: 0.332, SLG: 0.402										2	1	0	0	2	1	1						
9 Isiah Kiner-Falefa, R OBP: 0.319, SLG: 0.371										2	0	0	0	0	1	2						
30 Nomar Mazara, L OBP: 0.339, SLG: 0.514										4	1	1	0	0	1	3						
19 Jurickson Profar, S OBP: 0.308, SLG: 0.390										3	1	1	2	0	0	1						
13 Joey Gallo, L OBP: 0.277, SLG: 0.462										4	0	0	0	0	1	3						
12 Rouged Odor, L OBP: 0.246, SLG: 0.242										4	0	1	1	0	1	0						
61 Robinson Chirinos, R OBP: 0.284, SLG: 0.403										4	0	1	0	0	2	1						
67 Ronald Guzmán, L OBP: 0.253, SLG: 0.319										4	0	0	0	0	0	2						
Inning Stats	R: 0 E: 0 K: 0 S: 4	H: 0 LOB: 0 BB: 1 P: 11	R: 2 E: 0 K: 1 S: 16	H: 3 LOB: 1 BB: 0 P: 24	R: 1 E: 1 K: 1 S: 11	H: 0 LOB: 2 BB: 1 P: 23	R: 0 E: 0 K: 0 S: 8	H: 1 LOB: 1 BB: 0 P: 13	R: 0 E: 0 K: 1 S: 9	H: 0 LOB: 0 BB: 0 P: 13	R: 0 E: 0 K: 2 S: 15	H: 1 LOB: 1 BB: 0 P: 21	R: 0 E: 0 K: 1 S: 7	H: 0 LOB: 0 BB: 0 P: 9	R: 0 E: 0 K: 2 S: 9	H: 0 LOB: 0 BB: 0 P: 12	1B: 2 2B: 3 3B: 0 HR: 0	SF: 1 SAC: 0 DP: 1 HBP: 2	WP: 0 PB: 1 SB: 0 CS: 0	PA: 36		
PITCHER	IP WLS BF H R ER SO BB IBB HBP BLK WP HR S P ERA WHIP	IP WLS BF H R ER SO BB IBB HBP BLK WP HR S P ERA WHIP	IP WLS BF H R ER SO BB IBB HBP BLK WP HR S P ERA WHIP	IP WLS BF H R ER SO BB IBB HBP BLK WP HR S P ERA WHIP	IP WLS BF H R ER SO BB IBB HBP BLK WP HR S P ERA WHIP	IP WLS BF H R ER SO BB IBB HBP BLK WP HR S P ERA WHIP	IP WLS BF H R ER SO BB IBB HBP BLK WP HR S P ERA WHIP	IP WLS BF H R ER SO BB IBB HBP BLK WP HR S P ERA WHIP	IP WLS BF H R ER SO BB IBB HBP BLK WP HR S P ERA WHIP	IP WLS BF H R ER SO BB IBB HBP BLK WP HR S P ERA WHIP	IP WLS BF H R ER SO BB IBB HBP BLK WP HR S P ERA WHIP	IP WLS BF H R ER SO BB IBB HBP BLK WP HR S P ERA WHIP	IP WLS BF H R ER SO BB IBB HBP BLK WP HR S P ERA WHIP	IP WLS BF H R ER SO BB IBB HBP BLK WP HR S P ERA WHIP	IP WLS BF H R ER SO BB IBB HBP BLK WP HR S P ERA WHIP	IP WLS BF H R ER SO BB IBB HBP BLK WP HR S P ERA WHIP	IP WLS BF H R ER SO BB IBB HBP BLK WP HR S P ERA WHIP					
27 Lucas Giolitto, R ERA: 6.42	6.0	W	26	4	3	2	3	2	0	0	2	0	0	0	0	0	0	0	59	102	3.00	1.000
44 Bruce Rondón, R ERA: 3.95	1.0	H	4	1	0	0	2	0	0	0	0	0	0	0	0	15	21	0.00	1.000			
57 Jace Fry, L ERA:	1.1	H	4	0	0	0	2	0	0	0	0	0	0	0	10	12	0.00	0.000				
65 Nate Jones, R ERA: 3.5	0.2	S	2	0	0	0	1	0	0	0	0	0	0	0	6	9	0.00	0.000				

Texas Rangers @ Chicago White Sox
Guaranteed Rate Field, Chicago, IL
Sat May 19 2018, 6:11 PM - 9:08 PM CDT
Att: 25,611 - Cloudy - 55 F

livebaseballscorecards.com

AB	31
R	3
H	5
RBI	3
BB	2
SO	8
LOB	14



Batter	1	2	3	4	5	6	7	8	9	AB	R	H	RBI	BB	SO	LOB	BOTTOM					
10 Yoán Moncada, S OBP: 0.355, SLG: 0.493										4	0	1	0	0	0	2						
5 Yoimer Sánchez, S OBP: 0.317, SLG: 0.427										3	1	0	0	1	1	1						
79 José Abreu, R OBP: 0.374, SLG: 0.531										3	2	3	2	1	0	0						
24 Matt Davidson, R OBP: 0.371, SLG: 0.546										4	1	1	1	0	1	3						
18 Daniel Palka, L OBP: 0.295, SLG: 0.542										3	0	1	2	1	0	0						
32 Trayce Thompson, R OBP: 0.138, SLG: 0.270										0	0	0	0	0	0	0						
28 Leury García, S OBP: 0.304, SLG: 0.370										4	0	1	0	0	1	4						
7 Tim Anderson, R OBP: 0.293, SLG: 0.409										4	0	0	0	0	0	1						
38 Omar Narváez, L OBP: 0.279, SLG: 0.250										4	1	1	0	0	0	1						
15 Adam Engel, R OBP: 0.252, SLG: 0.230										3	0	0	0	1	1	2						
Inning Stats	R: 0 E: 0 K: 0 S: 6	H: 1 LOB: 1 BB: 0 P: 10	R: 0 E: 0 K: 1 S: 9	H: 0 LOB: 0 BB: 0 P: 14	R: 4 E: 0 K: 0 S: 21	H: 4 LOB: 1 BB: 1 P: 34	R: 0 E: 0 K: 0 S: 8	H: 0 LOB: 0 BB: 0 P: 11	R: 0 E: 0 K: 1 S: 13	H: 1 LOB: 3 BB: 2 P: 18	R: 0 E: 0 K: 0 S: 6	H: 0 LOB: 1 BB: 1 P: 13	R: 1 E: 0 K: 1 S: 11	H: 1 LOB: 0 BB: 0 P: 15	R: 0 E: 0 K: 1 S: 11	H: 1 LOB: 1 BB: 0 P: 16	1B: 3 2B: 3 3B: 1 HR: 1	SF: 0 SAC: 0 DP: 0 HBP: 0	WP: 0 PB: 0 SB: 1 CS: 0	PA: 36		
PITCHER	IP WLS BF H R ER SO BB IBB HBP BLK WP HR S P ERA WHIP	IP WLS BF H R ER SO BB IBB HBP BLK WP HR S P ERA WHIP	IP WLS BF H R ER SO BB IBB HBP BLK WP HR S P ERA WHIP	IP WLS BF H R ER SO BB IBB HBP BLK WP HR S P ERA WHIP	IP WLS BF H R ER SO BB IBB HBP BLK WP HR S P ERA WHIP	IP WLS BF H R ER SO BB IBB HBP BLK WP HR S P ERA WHIP	IP WLS BF H R ER SO BB IBB HBP BLK WP HR S P ERA WHIP	IP WLS BF H R ER SO BB IBB HBP BLK WP HR S P ERA WHIP	IP WLS BF H R ER SO BB IBB HBP BLK WP HR S P ERA WHIP	IP WLS BF H R ER SO BB IBB HBP BLK WP HR S P ERA WHIP	IP WLS BF H R ER SO BB IBB HBP BLK WP HR S P ERA WHIP	IP WLS BF H R ER SO BB IBB HBP BLK WP HR S P ERA WHIP	IP WLS BF H R ER SO BB IBB HBP BLK WP HR S P ERA WHIP	IP WLS BF H R ER SO BB IBB HBP BLK WP HR S P ERA WHIP	IP WLS BF H R ER SO BB IBB HBP BLK WP HR S P ERA WHIP	IP WLS BF H R ER SO BB IBB HBP BLK WP HR S P ERA WHIP	IP WLS BF H R ER SO BB IBB HBP BLK WP HR S P ERA WHIP					
57 Ariel Jurado, R ERA: 7.71	4.2	L	22	6	4	4	2	1	0	0	0	0	0	0	0	0	0	0	55	81	7.71	1.500
52 Brandon Mann, L ERA:	1.2		7	0	0	0	1	2	0	0	0	0	0	0	11	22	0.00	1.200				
32 Kevin Jepsen, R ERA: 5.94	0.1		2	1	1	1	0	0	0	0	0	0	0	1	7	11	27.00	3.000				
41 Jake Diekmann, L ERA: 3.38	1.1		5	1	0	0	1	0	0	0	0	0	0	0	12	17	0.00	0.750				

Texas Rangers @ Chicago White Sox
Guaranteed Rate Field, Chicago, IL
Sat May 19 2018, 6:11 PM - 9:08 PM CDT
Att: 25,611 - Cloudy - 55 F

livebaseballscorecards.com

AB	32
R	5
H	8
RBI	5
BB	4
SO	4
LOB	14



Batter	1	2	3	4	5	6	7	8	9	AB	R	H	RBI	BB	SO	LOB	TOP																					
3 Delino DeShields, R OBP: 0.323, SLG: 0.536										3	0	0	0	1	3	1																						
17 Shin-Soo Choo, L OBP: 0.330, SLG: 0.359										4	0	1	0	0	1	2																						
19 Jurickson Profar, S OBP: 0.301, SLG: 0.379										4	0	0	0	0	1	2																						
30 Nomar Mazara, L OBP: 0.205, SLG: 0.503										4	0	0	0	0	1	2																						
13 Joey Gallo, L OBP: 0.277, SLG: 0.455										3	0	0	0	1	1	0																						
16 Ryan Rua, R OBP: 0.205, SLG: 0.297										3	0	0	0	0	2	1																						
12 Rougned Odor, L OBP: 0.236, SLG: 0.231										3	0	0	0	0	1	1																						
2 Hanser Alberto, R										3	0	0	0	0	0	1																						
60 Carlos Pérez, R OBP: 0.179, SLG: 0.263										3	0	1	0	0	0	0																						
Inning Stats	R: 0 E: 0 K: 1 S: 11	H: 1 LOB: 1 BB: 0 P: 17	R: 0 E: 0 K: 1 S: 7	H: 0 LOB: 1 BB: 1 P: 12	R: 0 E: 0 K: 2 S: 10	H: 1 LOB: 1 BB: 0 P: 17	R: 0 E: 0 K: 1 S: 6	H: 0 LOB: 0 BB: 0 P: 7	R: 0 E: 0 K: 0 S: 6	H: 0 LOB: 0 BB: 0 P: 8	R: 0 E: 1 K: 1 S: 9	H: 0 LOB: 1 BB: 0 P: 15	R: 0 E: 0 K: 1 S: 9	H: 0 LOB: 0 BB: 0 P: 12	R: 0 E: 0 K: 1 S: 10	H: 0 LOB: 1 BB: 1 P: 19	R: 0 E: 0 K: 2 S: 9	H: 0 LOB: 0 BB: 0 P: 14	1B: 1 2B: 1 3B: 0 HR: 0	SF: 0 SAC: 0 DP: 0 HBP: 0	WP: 0 PB: 0 SB: 1 CS: 0	PA: 32																
PITCHER	IP	WLS	BF	H	R	ER	SO	BB	IBB	HBP	BLK	WP	HR	S	P	ERA	WHIP	PITCHER				IP	WLS	BF	H	R	ER	SO	BB	IBB	HBP	BLK	WP	HR	S	P	ERA	WHIP
40 Reynaldo López, R ERA: 2.98	8.0	W	29	2	0	0	8	2	0	0	0	0	0	68	107	0.00	0.500																					
57 Jace Fry, L ERA:	1.0	S	3	0	0	0	2	0	0	0	0	0	0	9	14	0.00	0.000																					

Texas Rangers @ Chicago White Sox
Guaranteed Rate Field, Chicago, IL
Sun May 20 2018, 1:11 PM - 3:38 PM CDT
Att: 16,829 - Overcast - 45 F

AB 30
R 0
H 2
RBI 0
BB 2
SO 10
LOB 10



Batter	1	2	3	4	5	6	7	8	9	AB	R	H	RBI	BB	SO	LOB	BOTTOM																					
7 Tim Anderson, R OBP: 0.292, SLG: 0.405										4	1	1	0	0	0	1																						
28 Leury García, S OBP: 0.311, SLG: 0.375										4	0	2	2	0	1	0																						
79 José Abreu, R OBP: 0.366, SLG: 0.518										4	0	0	0	0	2	2																						
24 Matt Davidson, R OBP: 0.362, SLG: 0.530										4	0	0	0	0	4	1																						
21 Welington Castillo, R OBP: 0.306, SLG: 0.471										3	1	2	1	0	0	0																						
10 Yoán Moncada, S OBP: 0.348, SLG: 0.482										3	0	0	0	0	1	1																						
5 Yolmer Sánchez, S OBP: 0.317, SLG: 0.425										3	0	1	0	0	1	1																						
15 Adam Engel, R OBP: 0.254, SLG: 0.233										3	1	1	0	0	2	2																						
32 Trayce Thompson, R OBP: 0.147, SLG: 0.288										3	0	1	0	0	2	1																						
Inning Stats	R: 0 E: 0 K: 1 S: 10	H: 0 LOB: 0 BB: 0 P: 16	R: 1 E: 0 K: 2 S: 13	H: 1 LOB: 0 BB: 0 P: 19	R: 2 E: 0 K: 2 S: 15	H: 3 LOB: 1 BB: 0 P: 22	R: 0 E: 0 K: 2 S: 16	H: 1 LOB: 1 BB: 0 P: 19	R: 0 E: 0 K: 1 S: 8	H: 0 LOB: 0 BB: 0 P: 12	R: 0 E: 0 K: 1 S: 6	H: 2 LOB: 0 BB: 0 P: 8	R: 0 E: 0 K: 2 S: 12	H: 0 LOB: 0 BB: 0 P: 17	1B: 6 2B: 1 3B: 0 HR: 1	SF: 0 SAC: 0 DP: 0 HBP: 0	WP: 0 PB: 0 SB: 1 CS: 1	PA: 31																				
PITCHER	IP	WLS	BF	H	R	ER	SO	BB	IBB	HBP	BLK	WP	HR	S	P	ERA	WHIP	PITCHER				IP	WLS	BF	H	R	ER	SO	BB	IBB	HBP	BLK	WP	HR	S	P	ERA	WHIP
36 Mike Minor, L ERA: 5.59	5.0	L	21	6	3	3	9	0	0	0	0	0	0	64	90	5.40	1.200																					
43 Tony Barnette, R ERA: 2.92	1.0		3	0	0	0	1	0	0	0	0	0	0	8	12	0.00	0.000																					
58 Alex Claudio, L ERA: 4.84	1.0		4	2	0	0	1	0	0	0	0	0	0	6	8	0.00	2.000																					
31 Chris Martin, R ERA: 4.8	1.0		3	0	0	0	2	0	0	0	0	0	0	12	17	0.00	0.000																					

Texas Rangers @ Chicago White Sox
Guaranteed Rate Field, Chicago, IL
Sun May 20 2018, 1:11 PM - 3:38 PM CDT
Att: 16,829 - Overcast - 45 F

AB 31
R 3
H 8
RBI 3
BB 0
SO 13
LOB 9




Batter	1	2	3	4	5	6	7	8	9	AB	R	H	RBI	BB	SO	LOB	TOP											
16 Trey Mancini, R OBP: 0.333, SLG: 0.402	G6-3		G6-4-3			F8		BB		3	0	0	0	1	0	1	<p>Baltimore Orioles @ Chicago White Sox</p> <p>Guaranteed Rate Field, Chicago, IL</p> <p>Mon May 21 2018, 7:10 PM - 10:12 PM CDT</p> <p>Att: 11,628 - Overcast - 59 F</p>											
14 Craig Gentry, R OBP: 0.278, SLG: 0.284										0	0	0	0	0	0													
10 Adam Jones, R OBP: 0.288, SLG: 0.453										3	1	1	1	1	0	1												
13 Manny Machado, R OBP: 0.220, SLG: 0.663										3	1	1	1	1	1	2												
6 Jonathan Schoop, R OBP: 0.262, SLG: 0.383										4	0	1	0	0	2	3												
2 Danny Valencia, R OBP: 0.333, SLG: 0.465										4	0	0	0	0	1	2												
29 Jace Peterson, L OBP: 0.329, SLG: 0.288										0	0	0	0	0	0	0												
45 Mark Trumbo, R OBP: 0.282, SLG: 0.416										4	1	1	1	0	3	2												
19 Chris Davis, L OBP: 0.235, SLG: 0.265										4	0	0	0	0	1	0												
23 Joey Rickard, R OBP: 0.407, SLG: 0.625										3	0	1	0	0	2	0												
27 Andrew Susac, R OBP: 0.143, SLG: 0.214										3	0	0	0	0	2	1												
Inning Stats	R: 0 E: 0 K: 1 S: 10	H: 0 LOB: 1 BB: 1 P: 18	R: 0 E: 0 K: 1 S: 9	H: 0 LOB: 0 BB: 0 P: 14	R: 0 E: 0 K: 1 S: 9	H: 1 LOB: 0 BB: 0 P: 14	R: 1 E: 0 K: 2 S: 9	H: 1 LOB: 0 BB: 0 P: 14	R: 1 E: 0 K: 1 S: 15	H: 2 LOB: 2 BB: 1 P: 22	R: 0 E: 0 K: 2 S: 9	H: 0 LOB: 0 BB: 0 P: 17	R: 0 E: 0 K: 1 S: 10	H: 0 LOB: 2 BB: 1 P: 12	R: 0 E: 0 K: 2 S: 9	H: 0 LOB: 0 BB: 0 P: 12	1B: 2 2B: 0 3B: 0 HR: 3	SF: 0 SAC: 0 DP: 1 HBP: 0	WP: 0 PB: 0 SB: 1 CS: 0	PA: 34								
PITCHER	IP	WLS	BF	H	R	ER	SO	BB	IBB	HBP	BLK	WP	HR	S	P	ERA	WHIP											
53 Héctor Santiago, L ERA: 5.17	6.0	L	24	5	3	3	7	1	1	0	0	0	0	3	60	92	4.50	1.000										
70 Luis Avilán, L ERA: 4.95	1.0		3	0	0	0	2	0	0	0	0	0	0	9	17	0.00	0.000											
44 Bruce Rondón, R ERA: 3.6	1.0		4	0	0	0	1	1	0	0	0	0	0	10	17	0.00	1.000											
48 Joakim Soria, R ERA: 5.28	1.0		3	0	0	0	2	0	0	0	0	0	0	9	12	0.00	0.000											

Batter	1	2	3	4	5	6	7	8	9	AB	R	H	RBI	BB	SO	LOB	BOTTOM										
10 Yoán Moncada, S OBP: 0.350, SLG: 0.475	L5		K							4	1	1	0	1	1	0	<p>Baltimore Orioles @ Chicago White Sox</p> <p>Guaranteed Rate Field, Chicago, IL</p> <p>Mon May 21 2018, 7:10 PM - 10:12 PM CDT</p> <p>Att: 11,628 - Overcast - 59 F</p>										
5 Yoimer Sánchez, S OBP: 0.314, SLG: 0.418										5	0	1	0	0	2	2											
79 José Abreu, R OBP: 0.372, SLG: 0.530										4	0	2	1	1	0	0											
18 Daniel Palka, L OBP: 0.292, SLG: 0.540										4	1	1	0	0	0	1											
32 Trayce Thompson, R OBP: 0.145, SLG: 0.294										1	0	0	0	0	1	3											
24 Matt Davidson, R OBP: 0.371, SLG: 0.533										3	0	2	0	1	0	0											
28 Leury García, S OBP: 0.317, SLG: 0.388										4	0	2	1	0	0	2											
21 Wellington Castillo, R OBP: 0.290, SLG: 0.455										3	0	0	0	0	1	4											
38 Omar Narváez, L OBP: 0.275, SLG: 0.246										1	0	0	0	0	0	1											
7 Tim Anderson, R OBP: 0.291, SLG: 0.398										3	0	0	0	1	2	2											
15 Adam Engel, R OBP: 0.263, SLG: 0.236										3	0	1	0	1	2	4											
Inning Stats	R: 0 E: 0 K: 1 S: 10	H: 1 LOB: 1 BB: 0 P: 14	R: 0 E: 0 K: 1 S: 13	H: 1 LOB: 2 BB: 1 P: 23	R: 0 E: 0 K: 1 S: 15	H: 0 LOB: 0 BB: 0 P: 17	R: 0 E: 0 K: 1 S: 9	H: 0 LOB: 1 BB: 1 P: 14	R: 1 E: 0 K: 0 S: 7	H: 3 LOB: 2 BB: 1 P: 14	R: 1 E: 0 K: 2 S: 20	H: 3 LOB: 2 BB: 0 P: 29	R: 0 E: 0 K: 0 S: 9	H: 1 LOB: 1 BB: 0 P: 10	R: 0 E: 0 K: 3 S: 16	H: 1 LOB: 3 BB: 2 P: 22	1B: 6 2B: 4 3B: 0 HR: 0	SF: 0 SAC: 0 DP: 0 HBP: 0	WP: 0 PB: 0 SB: 0 CS: 0	PA: 40							
PITCHER	IP	WLS	BF	H	R	ER	SO	BB	IBB	HBP	BLK	WP	HR	S	P	ERA	WHIP										
54 Andrew Cashner, R ERA: 4.72	5.0	W	24	8	2	2	4	3	0	0	0	0	0	63	96	3.60	2.200										
60 Mychal Givens, R ERA: 2.84	2.0	H	6	0	0	0	2	0	0	0	0	0	0	20	28	0.00	0.000										
48 Richard Bleier, L ERA: 1.44	1.0	H	4	1	0	0	0	0	0	0	0	0	0	7	10	0.00	1.000										
35 Brad Brach, R ERA: 3.79	1.0	S	6	1	0	0	3	1	1	0	0	0	0	16	22	0.00	2.000										


livebaseballscorecards.com


AB 31
R 3
H 5
RBI 3
BB 3
SO 12
LOB 12




livebaseballscorecards.com

AB 35
R 2
H 10
RBI 2
BB 5
SO 9
LOB 19




Batter	1	2	3	4	5	6	7	8	9	AB	R	H	RBI	BB	SO	LOB	TOP					
16 Trey Mancini, R OBP: 0.332, SLG: 0.399 14 Craig Gentry, R OBP: 0.278, SLG: 0.284	G5-3	F9						K		4	0	1	0	0	1	2	<p>Baltimore Orioles @ Chicago White Sox Guaranteed Rate Field, Chicago, IL Tue May 22 2018, 7:11 PM - 10:13 PM CDT Att: 12,590 - Partly Cloudy - 57 F</p> <p>livebaseballscorecards.com</p> <p>AB 32 R 2 H 7 RBI 2 BB 3 SO 9 LOB 16</p> 					
10 Adam Jones, R OBP: 0.277, SLG: 0.454	G5-3		G6-3		F9-4-6			2B		4	0	1	0	0	0	2						
13 Manny Machado, R OBP: 0.412, SLG: 0.649	P4		F9		F9			K		4	0	0	0	0	1	2						
6 Jonathan Schoop, R OBP: 0.262, SLG: 0.378		2B	G4-3					G4-3		4	1	1	0	0	1	1						
19 Chris Davis, L OBP: 0.236, SLG: 0.259		K			G4-3			K		3	0	0	0	1	2	1						
24 Pedro Alvarez, L OBP: 0.301, SLG: 0.483		45 2B 29 G4-3 BB			K			G6-3		3	1	0	0	1	2	1						
45 Mark Trumbo, R 23 Joey Rickard, R OBP: 0.407, SLG: 0.625		28 G4-3 2-H 2B			29 WP 2B			29 G4-6-3 1B		4	0	4	1	0	0	0						
29 Jace Peterson, L OBP: 0.313, SLG: 0.271		G4-3			K			G4-6-3		4	0	0	1	0	1	5						
15 Chance Sisco, L OBP: 0.308, SLG: 0.370		2-3 3-H BB						G4-3		2	0	0	0	1	1	2						
					10 F9-4-6 16 1B HBP			G4-3														
Inning Stats	R: 0 E: 0 K: 0 S: 7	H: 0 LOB: 0 BB: 0 P: 11	R: 2 E: 0 K: 1 S: 20	H: 2 LOB: 2 BB: 2 P: 37	R: 0 E: 0 K: 0 S: 6	H: 0 LOB: 0 BB: 0 P: 10	R: 0 E: 0 K: 2 S: 8	H: 1 LOB: 1 BB: 0 P: 12	R: 0 E: 0 K: 0 S: 5	H: 0 LOB: 0 BB: 0 P: 16	R: 0 E: 0 K: 2 S: 12	H: 1 LOB: 0 BB: 0 P: 14	R: 0 E: 0 K: 2 S: 13	H: 1 LOB: 1 BB: 0 P: 19	R: 0 E: 0 K: 2 S: 14	H: 1 LOB: 2 BB: 1 P: 22	1B: 4 2B: 4 3B: 0 HR: 0	SF: 0 SAC: 0 DP: 2 HBP: 1	WP: 1 PB: 0 SB: 0 CS: 0	PA: 36		
PITCHER	IP WLS BF H R ER SO BB IBB HBP BLK WP HR S P ERA WHIP	IP WLS BF H R ER SO BB IBB HBP BLK WP HR S P ERA WHIP	IP WLS BF H R ER SO BB IBB HBP BLK WP HR S P ERA WHIP	IP WLS BF H R ER SO BB IBB HBP BLK WP HR S P ERA WHIP	IP WLS BF H R ER SO BB IBB HBP BLK WP HR S P ERA WHIP	IP WLS BF H R ER SO BB IBB HBP BLK WP HR S P ERA WHIP	IP WLS BF H R ER SO BB IBB HBP BLK WP HR S P ERA WHIP	IP WLS BF H R ER SO BB IBB HBP BLK WP HR S P ERA WHIP	IP WLS BF H R ER SO BB IBB HBP BLK WP HR S P ERA WHIP	IP WLS BF H R ER SO BB IBB HBP BLK WP HR S P ERA WHIP	IP WLS BF H R ER SO BB IBB HBP BLK WP HR S P ERA WHIP	IP WLS BF H R ER SO BB IBB HBP BLK WP HR S P ERA WHIP	IP WLS BF H R ER SO BB IBB HBP BLK WP HR S P ERA WHIP	IP WLS BF H R ER SO BB IBB HBP BLK WP HR S P ERA WHIP	IP WLS BF H R ER SO BB IBB HBP BLK WP HR S P ERA WHIP	IP WLS BF H R ER SO BB IBB HBP BLK WP HR S P ERA WHIP	IP WLS BF H R ER SO BB IBB HBP BLK WP HR S P ERA WHIP					
33 James Shields, R ERA: 4.62 44 Bruce Rondón, R ERA: 3.39 65 Nate Jones, R ERA: 3.32	7.0 W 4 S 5	27 L 4 5	5 1 1 0	2 0 0 0	2 0 0 0	5 2 0 0	2 0 0 0	2 0 0 0	5 1 0 0	2 0 0 0	2 0 0 0	5 1 0 0	2 0 0 0	2 0 0 0	5 1 0 0	2 0 0 0	2 0 0 0	5 1 0 0	2 0 0 0	2 0 0 0	5 1 0 0	2 0 0 0

Batter	1	2	3	4	5	6	7	8	9	AB	R	H	RBI	BB	SO	LOB	BOTTOM				
10 Yoán Moncada, S OBP: 0.345, SLG: 0.469	G4-3							K		4	0	1	1	0	2	2	<p>Baltimore Orioles @ Chicago White Sox Guaranteed Rate Field, Chicago, IL Tue May 22 2018, 7:11 PM - 10:13 PM CDT Att: 12,590 - Partly Cloudy - 57 F</p> <p>livebaseballscorecards.com</p> <p>AB 36 R 3 H 13 RBI 3 BB 2 SO 13 LOB 25</p> 				
5 Yoimer Sánchez, S OBP: 0.232, SLG: 0.423		24 BB 1B			P5			F7		5	0	3	1	0	0	1					
79 José Abreu, R OBP: 0.373, SLG: 0.532					K			2B		5	0	2	0	0	2	5					
24 Matt Davidson, R OBP: 0.368, SLG: 0.521					K			1B		3	0	0	0	1	3	4					
18 Daniel Palka, L OBP: 0.304, SLG: 0.567 38 Omar Narváez, L OBP: 0.275, SLG: 0.246					K			K		4	1	2	0	0	0	3					
21 Wellington Castillo, R OBP: 0.314, SLG: 0.477 32 Trayce Thompson, R OBP: 0.145, SLG: 0.284					L8			1B		4	0	3	1	0	1	0					
28 Leury García, S OBP: 0.307, SLG: 0.375					K			2B		0	1	0	0	0	0	0					
20 José Rondón, R OBP: 0.294, SLG: 0.412					K			K		4	0	0	0	0	3	4					
15 Adam Engel, R OBP: 0.262, SLG: 0.229					K			K		4	1	2	0	0	1	2					
					G1-3			K		3	0	0	0	1	1	4					
								K		1B: 9 2B: 3 3B: 1 HR: 0	SF: 1 SAC: 0 DP: 0 HBP: 0	WP: 0 PB: 0 SB: 1 CS: 0	PA: 39								
PITCHER	IP WLS BF H R ER SO BB IBB HBP BLK WP HR S P ERA WHIP	IP WLS BF H R ER SO BB IBB HBP BLK WP HR S P ERA WHIP	IP WLS BF H R ER SO BB IBB HBP BLK WP HR S P ERA WHIP	IP WLS BF H R ER SO BB IBB HBP BLK WP HR S P ERA WHIP	IP WLS BF H R ER SO BB IBB HBP BLK WP HR S P ERA WHIP	IP WLS BF H R ER SO BB IBB HBP BLK WP HR S P ERA WHIP	IP WLS BF H R ER SO BB IBB HBP BLK WP HR S P ERA WHIP	IP WLS BF H R ER SO BB IBB HBP BLK WP HR S P ERA WHIP	IP WLS BF H R ER SO BB IBB HBP BLK WP HR S P ERA WHIP	IP WLS BF H R ER SO BB IBB HBP BLK WP HR S P ERA WHIP	IP WLS BF H R ER SO BB IBB HBP BLK WP HR S P ERA WHIP	IP WLS BF H R ER SO BB IBB HBP BLK WP HR S P ERA WHIP	IP WLS BF H R ER SO BB IBB HBP BLK WP HR S P ERA WHIP	IP WLS BF H R ER SO BB IBB HBP BLK WP HR S P ERA WHIP	IP WLS BF H R ER SO BB IBB HBP BLK WP HR S P ERA WHIP	IP WLS BF H R ER SO BB IBB HBP BLK WP HR S P ERA WHIP					
34 Kevin Gausman, R ERA: 3.48 60 Mychal Givens, R ERA: 3.79 48 Richard Bleier, L ERA: 1.42 50 Miguel Castro, R ERA: 3.14	6.1 L 7 0.1 0.1	29 3 2 2 1	3 3 1 0 0	3 3 0 0 0	2 2 0 0 0	10 1 0 0 0	10 0 0 0 0	7 0 0 0 0	6 0 0 0 0	3 0 0 0 0	4 0 0 0 0	7 3 2 0 0	6 3 9 0 3	0 0 0 0 0	1 0 0 0 0	0 0 0 0 0	0 0 0 0 0	3 4 9 0 3	0 0 0 0 0	0 0 0 0 0	0 0 0 0 0

Batter	1	2	3	4	5	6	7	8	9	AB	R	H	RBI	BB	SO	LOB	TOP					
10 Yoán Moncada, S OBP: 0.341, SLG: 0.471										4	1	1	0	1	2	2						
5 Yolmer Sánchez, S OBP: 0.319, SLG: 0.406										5	0	1	0	0	0	5						
79 José Abreu, R OBP: 0.367, SLG: 0.524										5	1	2	1	0	1	1						
18 Daniel Palka, L OBP: 0.289, SLG: 0.500										5	0	1	0	0	2	2						
7 Tim Anderson, R OBP: 0.301, SLG: 0.415										4	1	3	2	0	1	1						
38 Omar Narváez, L OBP: 0.289, SLG: 0.242										2	0	0	0	2	1	2						
15 Adam Engel, R OBP: 0.278, SLG: 0.275										4	1	1	0	0	0	4						
22 Charles Tilson, L OBP: 0.143, SLG: 0.143										4	0	1	0	0	0	2						
32 Trayce Thompson, R OBP: 0.162, SLG: 0.282										4	0	1	1	0	1	1						
Inning Stats	R: 2 H: 3 E: 0 K: 0 S: 17	H: 3 LOB: 2 BB: 1 P: 26	R: 0 H: 0 E: 0 K: 1 S: 8	H: 0 LOB: 0 BB: 0 P: 13	R: 0 H: 1 E: 0 K: 2 S: 9	H: 1 LOB: 1 BB: 0 P: 15	R: 1 H: 2 E: 0 K: 0 S: 17	H: 2 LOB: 2 BB: 1 P: 24	R: 1 H: 2 E: 0 K: 1 S: 8	H: 2 LOB: 0 BB: 0 P: 10	R: 0 H: 1 E: 1 K: 0 S: 7	H: 1 LOB: 2 BB: 1 P: 11	R: 0 H: 1 E: 1 K: 1 S: 17	H: 0 LOB: 2 BB: 0 P: 25	R: 0 H: 0 E: 0 K: 2 S: 8	H: 0 LOB: 0 BB: 0 P: 9	R: 0 H: 1 E: 0 K: 1 S: 11	H: 1 LOB: 0 BB: 0 P: 17	1B: 8 2B: 2 3B: 0 HR: 1	SF: 0 SAC: 0 DP: 1 HBP: 0	WP: 0 PB: 0 SB: 2 CS: 0	PA: 40
PITCHER	IP WLS BF H R ER SO BB IBB HBP BLK WP HR S P ERA WHIP																					
50 Mike Fiers, R ERA: 4.78	(1, 1) 5.2 28 9 4 4 4 3 0 0 0 0 0 1 65 98 6.35 2.118																					
53 Warwick Saupold, R ERA: 2.45	(6, 1) 0.2 4 1 0 0 0 0 0 0 0 0 0 0 10 16 0.00 1.500																					
68 Daniel Stumpf, L ERA: 5.71	(7, 1) 0.2 2 0 0 0 1 0 0 0 0 0 0 0 8 10 0.00 0.000																					
45 Buck Farmer, R ERA: 5.32	(8, 1) 1.0 W 3 0 0 0 2 0 0 0 0 0 0 0 8 9 0.00 0.000																					
61 Shane Greene, R ERA: 3.86	(9, 1) 1.0 S 3 1 0 0 1 0 0 0 0 0 0 0 11 17 0.00 1.000																					
Batter	1	2	3	4	5	6	7	8	9	AB	R	H	RBI	BB	SO	LOB	BOTTOM					
12 Leonys Martin, L OBP: 0.321, SLG: 0.435										3	2	2	1	1	0	0						
9 Nick Castellanos, R OBP: 0.300, SLG: 0.522										4	2	3	1	0	0	0						
46 Jeimer Candelario, S OBP: 0.357, SLG: 0.490										4	0	1	1	0	0	4						
41 Victor Martínez, S OBP: 0.300, SLG: 0.362										4	0	0	1	0	0	3						
28 Niko Goodrum, S OBP: 0.297, SLG: 0.461										4	0	0	0	0	1	1						
33 Pete Kozma, R OBP: 0.194, SLG: 0.355										0	0	0	0	0	0	0						
55 John Hicks, R OBP: 0.333, SLG: 0.491										2	0	1	0	1	1	0						
34 James McCann, R OBP: 0.321, SLG: 0.381										3	0	0	0	0	1	2						
1 Jose Iglesias, R OBP: 0.301, SLG: 0.367										2	1	2	0	1	0	0						
21 JaCoby Jones, R OBP: 0.279, SLG: 0.383										3	0	0	0	0	1	2						
Inning Stats	R: 0 H: 0 E: 0 K: 0 S: 9	H: 0 LOB: 0 BB: 0 P: 17	R: 0 H: 0 E: 0 K: 1 S: 8	H: 0 LOB: 0 BB: 0 P: 11	R: 0 H: 0 E: 0 K: 1 S: 6	H: 0 LOB: 0 BB: 1 P: 12	R: 2 H: 2 E: 0 K: 0 S: 11	H: 2 LOB: 0 BB: 0 P: 16	R: 0 H: 2 E: 0 K: 0 S: 7	H: 2 LOB: 1 BB: 0 P: 11	R: 0 H: 1 E: 0 K: 0 S: 10	H: 1 LOB: 2 BB: 1 P: 15	R: 0 H: 0 E: 0 K: 1 S: 8	H: 0 LOB: 0 BB: 1 P: 14	R: 3 H: 4 E: 0 K: 1 S: 15	H: 4 LOB: 1 BB: 0 P: 17	R: 0 H: 1 E: 0 K: 1 S: 15	H: 1 LOB: 1 BB: 0 P: 17	1B: 6 2B: 4 3B: 0 HR: 0	SF: 0 SAC: 0 DP: 3 HBP: 0	WP: 1 PB: 0 SB: 0 CS: 0	PA: 32
PITCHER	IP WLS BF H R ER SO BB IBB HBP BLK WP HR S P ERA WHIP																					
40 Reynaldo López, R ERA: 2.93	(1, 1) 7.0 25 5 2 2 3 3 0 0 0 0 0 1 59 96 2.57 1.143																					
44 Bruce Rondón, R ERA: 4.96	(8, 1) 0.1 L 4 3 3 3 1 0 0 0 0 0 0 0 9 11 81.00 9.000																					
57 Jace Fry, L ERA:	(8, 1) 0.2 3 1 0 0 0 0 0 0 0 0 0 0 6 6 0.00 1.500																					


Chicago White Sox @ Detroit Tigers
Comerica Park, Detroit, MI
Fri May 25 2018, 7:11 PM - 10:01 PM EDT
Att: 24,648 - Clear - 84 F

AB	37
R	4
H	11
RBI	4
BB	3
SO	8
LOB	20



Chicago White Sox @ Detroit Tigers
Comerica Park, Detroit, MI
Fri May 25 2018, 7:11 PM - 10:01 PM EDT
Att: 24,648 - Clear - 84 F

AB	29
R	5
H	9
RBI	4
BB	3
SO	4
LOB	12



Batter	1	2	3	4	5	6	7	8	9	AB	R	H	RBI	BB	SO	LOB	TOP								
7 Tim Anderson, R OBP: 0.309, SLG: 0.451	G6-3		79 2B			HR		K		4	3	2	4	1	1	1	Chicago White Sox @ Detroit Tigers Comerica Park, Detroit, MI Sat May 26 2018, 4:10 PM - 7:26 PM EDT Att: 27,032 - Cloudy - 77 F								
5 Yolmer Sánchez, S OBP: 0.311, SLG: 0.394	K2-3		K			K	G4-3	FC4-6		5	0	0	0	0	3	2									
79 José Abreu, R OBP: 0.382, SLG: 0.560						HR				4	2	4	2	1	0	0									
20 José Rondón, R OBP: 0.310, SLG: 0.556	F9					G6-3		K		4	0	0	0	1	1	3									
18 Daniel Palka, L OBP: 0.295, SLG: 0.529										4	2	2	0	1	3										
22 Charles Tilson, L OBP: 0.143, SLG: 0.143										0	0	0	0	0	0	0									
10 Yoenis Moncada, S OBP: 0.337, SLG: 0.463										5	1	1	0	0	2										
15 Adam Engel, R OBP: 0.285, SLG: 0.282										4	1	2	0	0	1	1									
32 Trayce Thompson, R OBP: 0.167, SLG: 0.280										4	0	1	0	0	1	3									
60 Alfredo González, R OBP: 0.167, SLG: 0.280										4	0	0	0	0	3	3									
Inning Stats	R: 0 H: 0 E: 0 K: 1 S: 9	H: 0 LOB: 1 BB: 1 P: 13	R: 0 H: 1 E: 0 K: 1 S: 8	H: 1 LOB: 1 BB: 0 P: 12	R: 1 H: 1 E: 0 K: 2 S: 16	H: 1 LOB: 2 BB: 2 P: 29	R: 0 H: 0 E: 0 K: 2 S: 8	H: 0 LOB: 0 BB: 0 P: 10	R: 2 H: 2 E: 0 K: 2 S: 14	H: 2 LOB: 0 BB: 0 P: 18	R: 4 H: 4 E: 0 K: 0 S: 15	H: 4 LOB: 1 BB: 0 P: 24	R: 1 H: 2 E: 0 K: 1 S: 9	H: 2 LOB: 1 BB: 0 P: 14	R: 0 H: 1 E: 0 K: 2 S: 12	H: 1 LOB: 1 BB: 0 P: 17	R: 0 H: 1 E: 0 K: 0 S: 11	H: 1 LOB: 0 BB: 0 P: 15	1B: 6 2B: 2 3B: 0 HR: 4	SF: 0 SAC: 0 DP: 0 HBP: 0	WP: 0 PB: 0 SB: 0 CS: 0	PA: 42			
PITCHER	IP WLS BF H R ER SO BB IBB HBP BLK WP HR S P ERA WHIP	IP WLS BF H R ER SO BB IBB HBP BLK WP HR S P ERA WHIP	IP WLS BF H R ER SO BB IBB HBP BLK WP HR S P ERA WHIP	IP WLS BF H R ER SO BB IBB HBP BLK WP HR S P ERA WHIP	IP WLS BF H R ER SO BB IBB HBP BLK WP HR S P ERA WHIP	IP WLS BF H R ER SO BB IBB HBP BLK WP HR S P ERA WHIP	IP WLS BF H R ER SO BB IBB HBP BLK WP HR S P ERA WHIP	IP WLS BF H R ER SO BB IBB HBP BLK WP HR S P ERA WHIP	IP WLS BF H R ER SO BB IBB HBP BLK WP HR S P ERA WHIP	IP WLS BF H R ER SO BB IBB HBP BLK WP HR S P ERA WHIP	IP WLS BF H R ER SO BB IBB HBP BLK WP HR S P ERA WHIP	IP WLS BF H R ER SO BB IBB HBP BLK WP HR S P ERA WHIP	IP WLS BF H R ER SO BB IBB HBP BLK WP HR S P ERA WHIP	IP WLS BF H R ER SO BB IBB HBP BLK WP HR S P ERA WHIP	IP WLS BF H R ER SO BB IBB HBP BLK WP HR S P ERA WHIP	IP WLS BF H R ER SO BB IBB HBP BLK WP HR S P ERA WHIP	IP WLS BF H R ER SO BB IBB HBP BLK WP HR S P ERA WHIP	IP WLS BF H R ER SO BB IBB HBP BLK WP HR S P ERA WHIP	IP WLS BF H R ER SO BB IBB HBP BLK WP HR S P ERA WHIP	IP WLS BF H R ER SO BB IBB HBP BLK WP HR S P ERA WHIP	IP WLS BF H R ER SO BB IBB HBP BLK WP HR S P ERA WHIP	IP WLS BF H R ER SO BB IBB HBP BLK WP HR S P ERA WHIP	IP WLS BF H R ER SO BB IBB HBP BLK WP HR S P ERA WHIP	IP WLS BF H R ER SO BB IBB HBP BLK WP HR S P ERA WHIP	IP WLS BF H R ER SO BB IBB HBP BLK WP HR S P ERA WHIP

AB 39
R 8
H 12
RBI 8
BB 3
SO 11
LOB 18



Batter	1	2	3	4	5	6	7	8	9	AB	R	H	RBI	BB	SO	LOB	BOTTOM								
21 Jacoby Jones, R OBP: 0.271, SLG: 0.371	G5-3		K				G4-3		F9	5	0	0	0	0	2	3	Chicago White Sox @ Detroit Tigers Comerica Park, Detroit, MI Sat May 26 2018, 4:10 PM - 7:26 PM EDT Att: 27,032 - Cloudy - 77 F								
9 Nick Castellanos, R OBP: 0.371, SLG: 0.508	E6		F8			K		K		5	1	0	0	0	2	0									
46 Jeimer Candelario, S OBP: 0.364, SLG: 0.529	HR		HR			K		F7		4	3	2	3	1	1	0									
41 Victor Martínez, S OBP: 0.305, SLG: 0.365	G4-3		P6			2B		FC6-4		4	0	2	0	0	0	0									
33 Pete Kozma, R OBP: 0.198, SLG: 0.344						1B				1	0	0	0	0	0	0									
28 Niko Goodrum, S OBP: 0.310, SLG: 0.481	3B		F8			BB				4	0	2	0	1	0	1									
55 John Hicks, R OBP: 0.331, SLG: 0.482	G1-3					K		FC6-4		4	0	1	0	0	1	5									
34 James McCann, R OBP: 0.319, SLG: 0.377	F8		P5			1B		P4		4	0	1	0	0	0	3									
1 Jose Iglesias, R OBP: 0.305, SLG: 0.372	G6-3		FC6-2			L4-3				3	0	1	0	1	0	1									
22 Victor Reyes, S OBP: 0.118, SLG: 0.118										3	0	1	0	0	0	2									
12 Leonys Martín, L OBP: 0.320, SLG: 0.432								G4-3		1	0	0	0	0	0	3									
Inning Stats	R: 2 H: 2 E: 1 K: 0 S: 13	H: 2 LOB: 1 BB: 0 P: 18	R: 0 H: 1 E: 0 K: 1 S: 11	H: 1 LOB: 0 BB: 0 P: 16	R: 1 H: 1 E: 0 K: 0 S: 6	H: 1 LOB: 0 BB: 0 P: 12	R: 0 H: 2 E: 0 K: 1 S: 12	H: 2 LOB: 2 BB: 0 P: 17	R: 0 H: 1 E: 0 K: 3 S: 13	H: 1 LOB: 0 BB: 1 P: 21	R: 0 H: 1 E: 0 K: 0 S: 11	H: 1 LOB: 0 BB: 0 P: 14	R: 0 H: 0 E: 0 K: 1 S: 7	H: 0 LOB: 0 BB: 0 P: 9	R: 0 H: 2 E: 0 K: 0 S: 13	H: 2 LOB: 3 BB: 1 P: 21	R: 1 H: 0 E: 1 K: 0 S: 19	H: 0 LOB: 1 BB: 1 P: 27	1B: 6 2B: 2 3B: 1 HR: 2	SF: 0 SAC: 0 DP: 1 HBP: 0	WP: 0 PB: 0 SB: 1 CS: 0	PA: 41			
PITCHER	IP WLS BF H R ER SO BB IBB HBP BLK WP HR S P ERA WHIP	IP WLS BF H R ER SO BB IBB HBP BLK WP HR S P ERA WHIP	IP WLS BF H R ER SO BB IBB HBP BLK WP HR S P ERA WHIP	IP WLS BF H R ER SO BB IBB HBP BLK WP HR S P ERA WHIP	IP WLS BF H R ER SO BB IBB HBP BLK WP HR S P ERA WHIP	IP WLS BF H R ER SO BB IBB HBP BLK WP HR S P ERA WHIP	IP WLS BF H R ER SO BB IBB HBP BLK WP HR S P ERA WHIP	IP WLS BF H R ER SO BB IBB HBP BLK WP HR S P ERA WHIP	IP WLS BF H R ER SO BB IBB HBP BLK WP HR S P ERA WHIP	IP WLS BF H R ER SO BB IBB HBP BLK WP HR S P ERA WHIP	IP WLS BF H R ER SO BB IBB HBP BLK WP HR S P ERA WHIP	IP WLS BF H R ER SO BB IBB HBP BLK WP HR S P ERA WHIP	IP WLS BF H R ER SO BB IBB HBP BLK WP HR S P ERA WHIP	IP WLS BF H R ER SO BB IBB HBP BLK WP HR S P ERA WHIP	IP WLS BF H R ER SO BB IBB HBP BLK WP HR S P ERA WHIP	IP WLS BF H R ER SO BB IBB HBP BLK WP HR S P ERA WHIP	IP WLS BF H R ER SO BB IBB HBP BLK WP HR S P ERA WHIP	IP WLS BF H R ER SO BB IBB HBP BLK WP HR S P ERA WHIP	IP WLS BF H R ER SO BB IBB HBP BLK WP HR S P ERA WHIP	IP WLS BF H R ER SO BB IBB HBP BLK WP HR S P ERA WHIP	IP WLS BF H R ER SO BB IBB HBP BLK WP HR S P ERA WHIP	IP WLS BF H R ER SO BB IBB HBP BLK WP HR S P ERA WHIP	IP WLS BF H R ER SO BB IBB HBP BLK WP HR S P ERA WHIP	IP WLS BF H R ER SO BB IBB HBP BLK WP HR S P ERA WHIP	IP WLS BF H R ER SO BB IBB HBP BLK WP HR S P ERA WHIP

AB 38
R 4
H 10
RBI 3
BB 3
SO 6
LOB 18



Batter	1	2	3	4	5	6	7	8	9	AB	R	H	RBI	BB	SO	LOB	TOP										
7 Tim Anderson, R OBP: 0.308, SLG: 0.444										3	1	0	0	1	1	0											
5 Yolmer Sánchez, S OBP: 0.315, SLG: 0.408										4	0	2	1	0	1	0											
79 José Abreu, R OBP: 0.375, SLG: 0.549										4	0	0	0	0	1	2											
20 José Rondón, R OBP: 0.303, SLG: 0.613										4	1	1	1	0	1	2											
18 Daniel Palka, L OBP: 0.304, SLG: 0.528										4	0	2	0	0	1	0											
22 Charles Tilson, L OBP: 0.143, SLG: 0.143										4	0	0	0	0	3	2											
10 Yván Moncada, S OBP: 0.330, SLG: 0.452										3	0	0	0	0	0	1											
15 Adam Engel, R OBP: 0.279, SLG: 0.276										3	0	0	0	0	0	1											
32 Trayce Thompson, R OBP: 0.160, SLG: 0.269										3	0	0	0	0	1	1											
38 Omar Narváez, L OBP: 0.278, SLG: 0.232										3	0	0	0	0	1	0											
Inning Stats	R: 0 E: 0 K: 1 S: 8	H: 1 LOB: 1 BB: 0 P: 12	R: 0 E: 0 K: 1 S: 10	H: 1 LOB: 1 BB: 0 P: 17	R: 1 E: 0 K: 1 S: 10	H: 1 LOB: 1 BB: 1 P: 16	R: 0 E: 0 K: 1 S: 6	H: 0 LOB: 0 BB: 0 P: 8	R: 0 E: 0 K: 1 S: 5	H: 0 LOB: 0 BB: 0 P: 10	R: 0 E: 0 K: 1 S: 8	H: 0 LOB: 0 BB: 0 P: 11	R: 0 E: 0 K: 1 S: 8	H: 0 LOB: 0 BB: 0 P: 11	R: 0 E: 0 K: 3 S: 10	H: 0 LOB: 0 BB: 0 P: 12	R: 1 E: 0 K: 1 S: 14	H: 2 LOB: 1 BB: 0 P: 20	1B: 3 2B: 0 3B: 1 HR: 1	SF: 0 SAC: 0 DP: 0 HBP: 0	WP: 0 PB: 0 CS: 0	PA: 33					
PITCHER	IP	WLS	BF	H	R	ER	SO	BB	IBB	HBP	BLK	WP	HR	S	P	ERA	WHIP										
36 Blaine Hardy, L ERA: 2.7	7.0	W	25	3	1	1	6	1	0	0	0	0	0	55	85	1.29	0.571										
77 Joe Jiménez, R ERA: 2.55	1.0	H	3	0	0	0	3	0	0	0	0	0	0	10	12	0.00	0.000										
61 Shane Greene, R ERA: 4.07	1.0	S	5	2	1	1	1	0	0	0	0	0	1	14	20	9.00	2.000										

Chicago White Sox @ Detroit Tigers
Comerica Park, Detroit, MI
Sun May 27 2018, 1:10 PM - 3:27 PM EDT
Att: 23,419 - Sunny - 82 F

livebaseballscorecards.com

AB 32
R 2
H 5
RBI 2
BB 1
SO 10
LOB 8

Batter	1	2	3	4	5	6	7	8	9	AB	R	H	RBI	BB	SO	LOB	BOTTOM										
12 Leonys Martin, L OBP: 0.312, SLG: 0.421										4	0	0	0	0	2	2											
9 Nick Castellanos, R OBP: 0.308, SLG: 0.503										4	0	1	1	0	0	0											
46 Jeimer Candelario, S OBP: 0.361, SLG: 0.519										3	0	0	0	1	2	0											
41 Victor Martínez, S OBP: 0.309, SLG: 0.365										3	1	1	0	1	0	3											
22 Victor Reyes, S OBP: 0.118, SLG: 0.118										0	0	0	0	0	0	0											
55 John Hicks, R OBP: 0.328, SLG: 0.475										4	0	1	0	0	0	2											
21 JaCoby Jones, R OBP: 0.272, SLG: 0.370										3	1	1	0	0	1	2											
17 Grayson Greiner, R OBP: 0.346, SLG: 0.391										2	1	1	1	1	0	0											
1 Jose Iglesias, R OBP: 0.300, SLG: 0.366										3	0	0	0	0	0	4											
49 Dixon Machado, R OBP: 0.281, SLG: 0.282										3	0	1	1	0	0	0											
Inning Stats	R: 0 E: 0 K: 0 S: 5	H: 0 LOB: 0 BB: 0 P: 10	R: 1 E: 0 K: 0 S: 9	H: 2 LOB: 1 BB: 1 P: 17	R: 0 E: 0 K: 1 S: 8	H: 0 LOB: 0 BB: 0 P: 10	R: 0 E: 0 K: 1 S: 8	H: 0 LOB: 0 BB: 0 P: 12	R: 2 E: 0 K: 0 S: 16	H: 3 LOB: 3 BB: 2 P: 31	R: 0 E: 0 K: 1 S: 7	H: 0 LOB: 0 BB: 0 P: 7	R: 0 E: 0 K: 1 S: 8	H: 0 LOB: 0 BB: 0 P: 10	R: 0 E: 0 K: 1 S: 11	H: 1 LOB: 2 BB: 0 P: 19	1B: 5 2B: 1 3B: 0 HR: 0	SF: 0 SAC: 0 DP: 1 HBP: 0	WP: 1 PB: 0 CS: 0	PA: 32							
PITCHER	IP	WLS	BF	H	R	ER	SO	BB	IBB	HBP	BLK	WP	HR	S	P	ERA	WHIP										
33 James Shields, R ERA: 4.54	7.0	L	28	5	3	3	4	3	0	0	0	0	0	61	97	3.86	1.143										
39 Aaronummer, L ERA: 3.0	1.0		4	1	0	0	1	0	0	0	0	1	0	11	19	0.00	1.000										

Chicago White Sox @ Detroit Tigers
Comerica Park, Detroit, MI
Sun May 27 2018, 1:10 PM - 3:27 PM EDT
Att: 23,419 - Sunny - 82 F

livebaseballscorecards.com

AB 29
R 3
H 6
RBI 3
BB 3
SO 5
LOB 13

Batter	1	2	3	4	5	6	7	8	9	AB	R	H	RBI	BB	SO	LOB	TOP								
10 Yoán Moncada, S OBP: 0.325, SLG: 0.437	F7		G4-3		K			G6-4-3		4	0	1	0	0	1	0									
5 Yolmer Sánchez, S OBP: 0.316, SLG: 0.415	G3		3B			G1-3		G6-4-3		4	0	1	0	0	0	2									
79 José Abreu, R OBP: 0.362, SLG: 0.530	L8		P3			K		G6-3		4	0	0	0	0	1	2									
18 Daniel Palka, L OBP: 0.310, SLG: 0.557		G6-3	F7			K			HR	4	2	2	1	0	1	1									
41 Matt Skole, L OBP: 0.571, SLG: 1.000 20 José Rondón, R OBP: 0.294, SLG: 0.594	G6-3		P2						L3	2	0	0	0	1	0	1									
7 Tim Anderson, R OBP: 0.305, SLG: 0.452	K		K			L9			K	4	0	1	1	0	2	1									
15 Adam Engel, R OBP: 0.284, SLG: 0.291	F9		K			K				3	1	0	0	1	2	2									
22 Charles Tilson, L OBP: 0.385, SLG: 0.364 32 Trayce Thompson, R OBP: 0.169, SLG: 0.275										1	0	1	0	1	0	0									
38 Omar Narváez, L OBP: 0.282, SLG: 0.243										2	0	1	1	0	1	1									
										3	0	0	0	1	1	4									
Inning Stats	R: 0 E: 0 K: 0 S: 7	H: 0 LOB: 0 BB: 0 P: 12	R: 1 E: 0 K: 1 S: 13	H: 2 LOB: 2 BB: 1 P: 21	R: 0 E: 0 K: 0 S: 9	H: 1 LOB: 1 BB: 0 P: 16	R: 0 E: 0 K: 2 S: 9	H: 0 LOB: 0 BB: 0 P: 14	R: 0 E: 0 K: 1 S: 8	H: 1 LOB: 0 BB: 0 P: 11	R: 0 E: 0 K: 2 S: 13	H: 0 LOB: 0 BB: 1 P: 21	R: 0 E: 0 K: 2 S: 10	H: 0 LOB: 1 BB: 1 P: 19	R: 0 E: 0 K: 0 S: 9	H: 1 LOB: 1 BB: 1 P: 17	R: 2 E: 0 K: 1 S: 21	H: 2 LOB: 1 BB: 1 P: 32	1B: 4 2B: 1 3B: 1 HR: 1	SF: 0 SAC: 0 DP: 2 HBP: 0	WP: 0 PB: 0 SB: 1 CS: 0	PA: 36			
PITCHER	IP	WLS	BF	H	R	ER	SO	BB	IBB	HBP	BLK	WP	HR	S	P	ERA	WHIP								
52 Mike Clevinger, R ERA: 3.14	6.2	W	25	4	1	1	7	2	0	0	0	0	0	66	108	1.35	0.900								
49 Tyler Olson, L ERA: 5.87	1.0		4	1	0	0	1	1	0	0	0	0	0	10	21	0.00	2.000								
61 Dan Otero, R ERA: 6.3	0.1		1	0	0	0	0	0	0	0	0	0	0	2	2	0.00	0.000								
38 Jeff Beiveau, L ERA: 13.5	0.0		1	1	1	1	0	0	0	0	0	0	1	6	9	∞	∞								
34 Zach McAllister, R ERA: 6.23	1.0		5	1	1	1	1	1	0	0	0	0	0	15	23	9.00	2.000								

Chicago White Sox @ Cleveland Indians
 Progressive Field, Cleveland, OH
 Tue May 29 2018, 6:12 PM - 9:09 PM EDT
 Att: 30,441 - Partly Cloudy - 81 F

AB 32
 R 3
 H 7
 RBI 3
 BB 4
 SO 9
 LOB 14



Batter	1	2	3	4	5	6	7	8	9	AB	R	H	RBI	BB	SO	LOB	BOTTOM								
12 Francisco Lindor, S OBP: 0.375, SLG: 0.538	G6-3		P5		L3-6			L6		5	0	2	1	0	0	1									
23 Michael Brantley, L OBP: 0.360, SLG: 0.573	1B		HR		L3-6					4	2	3	2	0	0	1									
11 José Ramírez, S OBP: 0.389, SLG: 0.616	1B		G6-3		HR					4	2	2	2	0	1	3									
10 Edwin Encarnación, R OBP: 0.300, SLG: 0.457	1B		G5-3		K					4	0	1	0	0	2	3									
17 Yonder Alonso, L OBP: 0.313, SLG: 0.474	1B				F8					4	0	1	1	0	1	3									
53 Melky Cabrera, S OBP: 0.212, SLG: 0.258 26 Rajai Davis, R OBP: 0.263, SLG: 0.242	G6-3				L9			F8		3	0	0	0	0	0	2									
22 Jason Kipnis, L OBP: 0.276, SLG: 0.300	G6-3				1B			HR		4	1	2	1	0	0	0									
55 Roberto Pérez, R OBP: 0.244, SLG: 0.235	G5-3				K					4	1	2	0	0	1	1									
1 Greg Allen, S OBP: 0.290, SLG: 0.373	F8									4	1	2	0	0	0	1									
Inning Stats	R: 2 E: 0 K: 0 S: 12	H: 4 LOB: 1 BB: 0 P: 19	R: 0 E: 0 K: 0 S: 10	H: 0 LOB: 0 BB: 0 P: 18	R: 1 E: 0 K: 0 S: 8	H: 1 LOB: 0 BB: 0 P: 13	R: 0 E: 0 K: 1 S: 12	H: 1 LOB: 1 BB: 0 P: 19	R: 2 E: 0 K: 1 S: 12	H: 3 LOB: 0 BB: 0 P: 15	R: 0 E: 0 K: 1 S: 8	H: 0 LOB: 0 BB: 0 P: 14	R: 1 E: 0 K: 2 S: 14	H: 4 LOB: 3 BB: 0 P: 22	R: 1 E: 0 K: 0 S: 15	H: 2 LOB: 1 BB: 0 P: 22	1B: 9 2B: 4 3B: 0 HR: 3	SF: 0 SAC: 0 DP: 2 HBP: 0	WP: 0 PB: 0 SB: 1 CS: 0	PA: 37					
PITCHER	IP	WLS	BF	H	R	ER	SO	BB	IBB	HBP	BLK	WP	HR	S	P	ERA	WHIP								
27 Lucas Giolito, R ERA: 7.53	6.0	L	25	5	4	5	3	0	0	0	0	0	0	10	17	27.00	12.000								
39 Aaron Bummer, L ERA: 3.44	0.1		5	4	1	1	1	0	0	0	0	0	0	4	5	0.00	0.000								
44 Bruce Rondón, R ERA: 4.76	0.2		2	0	0	0	1	0	0	0	0	0	0	4	5	0.00	0.000								
54 Chris Beck, R ERA: 4.57	1.0		5	2	1	1	0	0	0	0	0	0	1	15	22	9.00	2.000								

Chicago White Sox @ Cleveland Indians
 Progressive Field, Cleveland, OH
 Tue May 29 2018, 6:12 PM - 9:09 PM EDT
 Att: 30,441 - Partly Cloudy - 81 F

AB 37
 R 7
 H 15
 RBI 7
 BB 0
 SO 5
 LOB 15



Batter	1	2	3	4	5	6	7	8	9	AB	R	H	RBI	BB	SO	LOB	TOP								
10 Yoán Moncada, S OBP: 0.323, SLG: 0.433										4	0	1	0	0	3	2									
5 Yolmer Sánchez, S OBP: 0.314, SLG: 0.426										4	1	1	1	0	1	1									
79 José Abreu, R OBP: 0.360, SLG: 0.522										3	0	0	0	1	2	1									
18 Daniel Palka, L OBP: 0.298, SLG: 0.535										4	0	0	0	0	1	1									
41 Matt Skole, L OBP: 0.455, SLG: 0.667										4	0	1	0	0	0	0									
7 Tim Anderson, R OBP: 0.311, SLG: 0.466										3	0	2	0	0	1	1									
38 Omar Narváez, L OBP: 0.273, SLG: 0.234										3	0	0	0	0	1	3									
15 Adam Engel, R OBP: 0.276, SLG: 0.285										3	0	0	0	0	3	2									
32 Trayce Thompson, R (1, 7) OBP: 0.174, SLG: 0.268										2	0	0	0	1	0	0									
Inning Stats	R: 0 E: 0 K: 2 S: 10	H: 1 LOB: 1 BB: 0 P: 14	R: 0 E: 0 K: 2 S: 17	H: 1 LOB: 1 BB: 0 P: 23	R: 0 E: 0 K: 2 S: 9	H: 0 LOB: 0 BB: 0 P: 14	R: 0 E: 0 K: 2 S: 8	H: 0 LOB: 0 BB: 0 P: 13	R: 0 E: 0 K: 1 S: 11	H: 1 LOB: 0 BB: 0 P: 18	R: 0 E: 0 K: 1 S: 6	H: 0 LOB: 0 BB: 0 P: 8	R: 0 E: 0 K: 0 S: 6	H: 0 LOB: 0 BB: 1 P: 11	R: 0 E: 0 K: 2 S: 13	H: 1 LOB: 2 BB: 1 P: 20	R: 1 E: 0 K: 0 S: 11	H: 1 LOB: 0 BB: 0 P: 18	1B: 2 2B: 3 3B: 0 HR: 1	SF: 0 SAC: 0 DP: 2 HBP: 0	WP: 1 PB: 0 SB: 0 CS: 1	PA: 32			
PITCHER	IP	WLS	BF	H	R	ER	SO	BB	IBB	HBP	BLK	WP	HR	S	P	ERA	WHIP								
28 Corey Kluber, R ERA: 2.02	6.0	W	20	3	0	0	10	0	0	0	0	0	0	61	90	0.00	0.500								
36 Jeff Belliveau, L ERA: 10.38	1.0		3	0	0	0	0	1	0	0	0	0	0	6	11	0.00	1.000								
50 Evan Marshall, R ERA: 9.0	1.0		5	1	0	0	2	1	0	0	0	1	0	13	20	0.00	2.000								
35 Ben Taylor, R ERA: 6.0	1.0		4	1	1	1	0	0	0	0	0	0	1	11	18	9.00	1.000								

Chicago White Sox @ Cleveland Indians
Progressive Field, Cleveland, OH
Wed May 30 2018, 1:12 PM - 4:19 PM EDT
Att: 17,930 - Cloudy - 84 F

livebaseballscorecards.com

AB 30
R 1
H 5
RBI 1
BB 2
SO 12
LOB 11

Batter	1	2	3	4	5	6	7	8	9	AB	R	H	RBI	BB	SO	LOB	BOTTOM								
1 Greg Allen, S OBP: 0.299, SLG: 0.375										5	1	2	0	0	0	1									
23 Michael Brantley, L OBP: 0.363, SLG: 0.609										3	2	1	0	0	0	3									
26 Rajai Davis, R OBP: 0.270, SLG: 0.250										4	2	2	1	1	0	4									
11 José Ramírez, S OBP: 0.393, SLG: 0.628										3	2	2	2	1	0	1									
10 Edwin Encarnación, R OBP: 0.359, SLG: 0.476										1	0	0	0	0	0	2									
55 Roberto Pérez, R OBP: 0.241, SLG: 0.232										5	1	3	0	0	1	1									
17 Yonder Alonso, L OBP: 0.320, SLG: 0.478										4	1	1	3	0	0	2									
53 Melky Cabrera, S OBP: 0.211, SLG: 0.286										4	1	1	3	0	0	2									
22 Jason Kipnis, L OBP: 0.276, SLG: 0.295										4	0	0	0	1	2	4									
7 Yan Gomes, R OBP: 0.299, SLG: 0.418										3	0	0	1	0	1	3									
9 Enk González, R OBP: 0.413, SLG: 0.581										3	0	1	1	1	1	0									
Inning Stats	R: 2 E: 0 K: 1 S: 22	H: 3 LOB: 2 BB: 1 P: 31	R: 0 E: 0 K: 1 S: 11	H: 0 LOB: 0 BB: 0 P: 16	R: 5 E: 0 K: 0 S: 24	H: 6 LOB: 2 BB: 0 P: 32	R: 2 E: 0 K: 1 S: 15	H: 3 LOB: 0 BB: 0 P: 26	R: 0 E: 1 K: 0 S: 10	H: 0 LOB: 3 BB: 0 P: 18	R: 0 E: 1 K: 2 S: 14	H: 0 LOB: 0 BB: 2 P: 24	R: 0 E: 0 K: 0 S: 13	H: 1 LOB: 2 BB: 1 P: 21	R: 0 E: 0 K: 0 S: 7	H: 0 LOB: 0 BB: 0 P: 9	1B: 10 2B: 1 3B: 0 HR: 2	SF: 2 SAC: 0 DP: 1 HBP: 1	WP: 2 PB: 0 SB: 0 CS: 0	PA: 43					
PITCHER	IP	WLS	BF	H	R	ER	SO	BB	IBB	HBP	BLK	WP	HR	S	P	ERA	WHIP								
40 Reynaldo López, R ERA: 3.8	2.2	L	18	8	7	7	2	1	0	1	0	1	0	52	73	23.62	3.375								
66 Chris Volstad, R ERA: 4.51	0.1		5	4	2	2	0	0	0	0	0	0	2	11	17	54.00	12.000								
70 Luis Avilán, L ERA: 3.94	1.0		2	0	0	0	1	0	0	0	0	0	0	9	15	0.00	0.000								
44 Bruce Rondón, R ERA: 4.5	1.0		4	0	0	0	0	0	0	0	0	0	0	10	18	0.00	0.000								
57 Jace Fry, L ERA: 0.75	1.0		6	0	0	0	2	2	0	0	0	1	0	14	24	0.00	2.000								
PITCHER	IP	WLS	BF	H	R	ER	SO	BB	IBB	HBP	BLK	WP	HR	S	P	ERA	WHIP								
65 Nate Jones, R ERA: 3.1	7.1		5	1	0	0	0	0	0	0	0	0	0	7	21	0.00	0.000								
48 Joakim Soria, R ERA: 4.42	8.1		3	0	0	0	0	0	0	0	0	0	0	7	9	0.00	0.000								

Chicago White Sox @ Cleveland Indians
Progressive Field, Cleveland, OH
Wed May 30 2018, 1:12 PM - 4:19 PM EDT
Att: 17,930 - Cloudy - 84 F

livebaseballscorecards.com

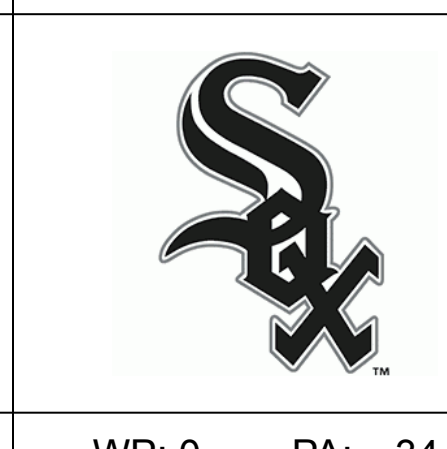
AB 36
R 9
H 13
RBI 8
BB 4
SO 5
LOB 21

Batter	1	2	3	4	5	6	7	8	9	AB	R	H	RBI	BB	SO	LOB	TOP			
6 Lorenzo Cain, R OBP: 0.390, SLG: 0.424										3	0	0	0	2	0	1	Milwaukee Brewers @ Chicago White Sox Guaranteed Rate Field, Chicago, IL Fri Jun 01 2018, 7:12 PM - 10:10 PM CDT Att: 20,004 - Clear - 156 F			
22 Christian Yelich, L OBP: 0.377, SLG: 0.486										2	1	0	0	3	0	1				
8 Ryan Braun, R OBP: 0.303, SLG: 0.429										5	1	1	2	0	1	6				
24 Jesús Aguilar, R OBP: 0.366, SLG: 0.535										5	0	0	0	0	2	3				
21 Travis Shaw, L OBP: 0.345, SLG: 0.520										3	1	2	0	1	0	0				
16 Domingo Santana, R OBP: 0.330, SLG: 0.373										4	0	1	0	0	1	2				
14 Hernán Pérez, R OBP: 0.270, SLG: 0.355										3	0	0	1	0	1	1				
9 Manny Piña, R OBP: 0.279, SLG: 0.346										3	0	0	0	1	0	2				
3 Orlando Arcia, R OBP: 0.245, SLG: 0.280										3	0	1	0	1	1	1				
Inning Stats	R: 2 H: 2 E: 0 K: 0 S: 17	H: 2 LOB: 1 BB: 1 P: 23	R: 0 H: 0 E: 0 K: 1 S: 14	H: 0 LOB: 3 BB: 3 P: 27	R: 1 H: 2 E: 0 K: 0 S: 16	H: 2 LOB: 1 BB: 0 P: 21	R: 0 H: 1 E: 0 K: 0 S: 14	H: 1 LOB: 2 BB: 1 P: 25	R: 0 H: 0 E: 0 K: 0 S: 10	H: 0 LOB: 1 BB: 1 P: 17	R: 0 H: 0 E: 0 K: 2 S: 9	H: 0 LOB: 0 BB: 0 P: 12	R: 0 H: 0 E: 0 K: 2 S: 9	H: 0 LOB: 1 BB: 1 P: 17	R: 0 H: 0 E: 0 K: 1 S: 10	H: 0 LOB: 1 BB: 1 P: 19		1B: 3 2B: 1 3B: 0 HR: 1	SF: 1 SAC: 0 DP: 0 HBP: 0	WP: 0 PB: 0 CS: 0
PITCHER	IP WLS BF H R ER SO BB IBB HBP BLK WP HR S P ERA WHIP																			
53 Héctor Santiago, L ERA: 5.1	(1.1) 3.1 20 5 3 3 1 5 0 0 0 0 0 1 56 88 8.10 3.000																			
66 Chris Volstad, R ERA: 4.25	(4.1) 2.1 8 0 0 0 0 1 0 0 0 0 0 0 20 32 0.00 0.429																			
70 Luis Avilán, L ERA: 3.86	(6.1) 0.1 W 1 0 0 0 0 0 0 0 0 0 0 0 1 1 0.00 0.000																			
48 Joakim Soria, R ERA: 4.19	(7.1) 1.0 H 3 0 0 0 2 0 0 0 0 0 0 0 9 12 0.00 0.000																			
44 Bruce Rondón, R ERA: 4.26	(8.1) 1.0 4 0 0 0 2 1 0 0 0 0 0 0 9 17 0.00 1.000																			
PITCHER	IP WLS BF H R ER SO BB IBB HBP BLK WP HR S P ERA WHIP																			
65 Nate Jones, R ERA: 2.95	(9.1) 1.0 4 0 0 0 1 1 0 0 0 0 0 0 0 0 0.00 1.000																			

Batter	1	2	3	4	5	6	7	8	9	AB	R	H	RBI	BB	SO	LOB	BOTTOM			
10 Yoán Moncada, S OBP: 0.322, SLG: 0.429										4	0	1	1	0	0	1	Milwaukee Brewers @ Chicago White Sox Guaranteed Rate Field, Chicago, IL Fri Jun 01 2018, 7:12 PM - 10:10 PM CDT Att: 20,004 - Clear - 156 F			
5 Yolmer Sánchez, S OBP: 0.273, SLG: 0.423										4	1	1	1	0	1	0				
79 José Abreu, R OBP: 0.362, SLG: 0.526										4	1	2	0	0	0	0				
18 Daniel Palka, L OBP: 0.315, SLG: 0.534										2	1	1	1	2	0	0				
7 Tim Anderson, R OBP: 0.310, SLG: 0.472										4	1	1	2	0	0	1				
38 Omar Narváez, L OBP: 0.272, SLG: 0.235										4	0	1	1	0	0	0				
15 Adam Engel, R OBP: 0.284, SLG: 0.298										4	1	2	0	0	1	1				
22 Charles Tilson, L OBP: 0.375, SLG: 0.357										3	1	1	1	0	1	1				
32 Trave Thompson, R OBP: 0.180, SLG: 0.282										3	2	1	0	0	0	0				
Inning Stats	R: 0 H: 0 E: 0 K: 0 S: 7	H: 0 LOB: 0 BB: 0 P: 12	R: 0 H: 0 E: 0 K: 0 S: 4	H: 0 LOB: 1 BB: 1 P: 9	R: 3 H: 3 E: 1 K: 1 S: 12	H: 3 LOB: 0 BB: 0 P: 17	R: 0 H: 0 E: 0 K: 0 S: 9	H: 0 LOB: 0 BB: 0 P: 18	R: 0 H: 1 E: 0 K: 0 S: 8	H: 1 LOB: 0 BB: 0 P: 15	R: 3 H: 3 E: 0 K: 0 S: 20	H: 3 LOB: 1 BB: 1 P: 27	R: 2 H: 4 E: 0 K: 1 S: 15	H: 4 LOB: 2 BB: 0 P: 26	R: 0 H: 0 E: 0 K: 1 S: 7	H: 0 LOB: 0 BB: 0 P: 12		1B: 7 2B: 3 3B: 1 HR: 0	SF: 0 SAC: 0 DP: 1 HBP: 0	WP: 0 PB: 0 CS: 1
PITCHER	IP WLS BF H R ER SO BB IBB HBP BLK WP HR S P ERA WHIP																			
57 Chase Anderson, R ERA: 4.45	(1.1) 5.2 L 21 5 4 3 1 1 0 0 0 0 0 0 1 51 5 4.76 1.059																			
48 Boone Logan, L ERA: 6.14	(6.1) 0.0 1 0 0 0 0 1 0 0 0 0 0 0 1 5 0.00 0.000																			
43 Matt Albers, R ERA: 1.42	(6.1) 0.1 3 2 2 2 0 0 0 0 0 0 0 0 8 11 54.00 6.000																			
38 Dan Jennings, L ERA: 3.04	(7.1) 1.0 6 4 2 2 1 0 0 0 0 0 0 0 15 26 18.00 4.000																			
50 Jacob Barnes, R ERA: 2.45	(8.1) 1.0 3 0 0 0 1 0 0 0 0 0 0 0 7 12 0.00 0.000																			

Batter	1	2	3	4	5	6	7	8	9	AB	R	H	RBI	BB	SO	LOB	TOP										
6 Lorenzo Cain, R (1, 8) OBP: 0.388, SLG: 0.436										4	1	1	1	0	2	2	Milwaukee Brewers @ Chicago White Sox Guaranteed Rate Field, Chicago, IL Sat Jun 02 2018, 1:12 PM - 4:02 PM CDT Att: 29,281 - Cloudy - 62 F										
22 Christian Yelich, L (1, 9) OBP: 0.360, SLG: 0.484										3	1	1	0	1	1	2											
24 Jesús Aguilar, R (1, 3) OBP: 0.361, SLG: 0.572										3	1	3	2	1	0	0											
21 Travis Shaw, L (1, 5) OBP: 0.339, SLG: 0.510										4	0	0	0	0	0	4											
8 Ryan Braun, R (1, 7) OBP: 0.396, SLG: 0.417										4	0	0	0	0	2	2											
25 Ji Man Choi, L (1, 10) OBP: 0.286, SLG: 0.474										4	0	0	0	0	2	1											
5 Jonathan Villar, S (1, 4) OBP: 0.333, SLG: 0.405										4	1	3	1	0	0	0											
15 Erik Kratz, R (1, 2) OBP: 0.536, SLG: 1.000										4	1	2	1	0	0	1											
3 Orlando Arcia, R (1, 6) OBP: 0.239, SLG: 0.272										4	0	0	0	0	0	2											
Inning Stats	R: 0 H: 1 E: 0 K: 1 S: 9	H: 1 LOB: 1 BB: 1 P: 18	R: 0 H: 0 E: 0 K: 1 S: 9	H: 0 LOB: 0 BB: 0 P: 12	R: 1 H: 1 E: 0 K: 0 S: 7	H: 1 LOB: 0 BB: 0 P: 10	R: 0 H: 1 E: 0 K: 2 S: 10	H: 1 LOB: 1 BB: 0 P: 12	R: 0 H: 2 E: 0 K: 2 S: 14	H: 2 LOB: 2 BB: 0 P: 18	R: 0 H: 1 E: 0 K: 0 S: 11	H: 1 LOB: 0 BB: 0 P: 15	R: 1 H: 1 E: 0 K: 0 S: 7	H: 1 LOB: 0 BB: 0 P: 12	R: 3 H: 2 E: 0 K: 1 S: 13	H: 2 LOB: 0 BB: 1 P: 23	R: 0 H: 1 E: 0 K: 0 S: 11	H: 1 LOB: 0 BB: 0 P: 18	1B: 5 2B: 2 3B: 0 HR: 4	SF: 0 SAC: 0 DP: 3 HBP: 0	WP: 1 PB: 0 SB: 1 CS: 0	PA: 36					
PITCHER	IP	WLS	BF	H	R	ER	SO	BB	IBB	HBP	BLK	WP	HR	S	P	ERA	WHIP	PITCHER									
33 James Shields, R (1, 1) ERA: 4.48	7.0	L	28	8	3	3	6	1	0	0	0	1	3	70	103	3.86	1.286										
57 Jace Fry, L (8, 1) ERA: 2.09	1.0		5	1	2	2	1	1	0	0	0	0	1	10	17	18.00	2.000										
39 Aaron Bummer, L (9, 1) ERA: 3.26	1.0		3	1	0	0	0	0	0	0	0	0	0	11	18	0.00	1.000										

Batter	1	2	3	4	5	6	7	8	9	AB	R	H	RBI	BB	SO	LOB	BOTTOM										
10 Yoán Moncada, S (1, 4) OBP: 0.321, SLG: 0.425										4	0	1	0	0	0	1	Milwaukee Brewers @ Chicago White Sox Guaranteed Rate Field, Chicago, IL Sat Jun 02 2018, 1:12 PM - 4:02 PM CDT Att: 29,281 - Cloudy - 62 F										
5 Yoimer Sánchez, S (1, 5) OBP: 0.312, SLG: 0.420										4	0	1	0	0	0	1											
79 José Abreu, R (1, 3) OBP: 0.360, SLG: 0.521										4	0	1	0	0	2	3											
41 Matt Skole, L (1, 10) OBP: 0.385, SLG: 0.545										2	0	0	0	0	2	0											
20 José Roldón, R (6, PH) OBP: 0.306, SLG: 0.618										2	0	1	0	0	1	1											
7 Tim Anderson, R (1, 6) OBP: 0.304, SLG: 0.462										4	0	0	0	0	0	2											
38 Omar Narváez, L (1, 2) OBP: 0.281, SLG: 0.238										3	0	1	0	1	0	2											
15 Adam Engel, R (1, 8) OBP: 0.278, SLG: 0.292										3	0	0	0	0	2	2											
18 Daniel Palka, L (9, PH) OBP: 0.312, SLG: 0.529										1	0	0	0	0	1	2											
22 Charles Tilson, L (1, 7) OBP: 0.316, SLG: 0.294										3	0	0	0	0	1	1											
32 Trayce Thompson, R (1, 9) OBP: 0.185, SLG: 0.276										2	0	0	0	1	1	0											
Inning Stats	R: 0 H: 0 E: 0 K: 1 S: 8	H: 0 LOB: 0 BB: 0 P: 12	R: 0 H: 1 E: 0 K: 1 S: 10	H: 1 LOB: 1 BB: 0 P: 15	R: 0 H: 1 E: 0 K: 1 S: 12	H: 1 LOB: 2 BB: 1 P: 17	R: 0 H: 0 E: 0 K: 1 S: 7	H: 0 LOB: 0 BB: 0 P: 11	R: 0 H: 0 E: 0 K: 1 S: 7	H: 0 LOB: 0 BB: 0 P: 12	R: 0 H: 1 E: 0 K: 1 S: 10	H: 1 LOB: 1 BB: 0 P: 15	R: 0 H: 0 E: 0 K: 2 S: 14	H: 0 LOB: 1 BB: 1 P: 18	R: 0 H: 0 E: 0 K: 1 S: 8	H: 0 LOB: 0 BB: 0 P: 12	R: 0 H: 2 E: 0 K: 1 S: 16	H: 2 LOB: 2 BB: 0 P: 21	1B: 4 2B: 1 3B: 0 HR: 0	SF: 0 SAC: 0 DP: 0 HBP: 0	WP: 0 PB: 0 SB: 1 CS: 0	PA: 34					
PITCHER	IP	WLS	BF	H	R	ER	SO	BB	IBB	HBP	BLK	WP	HR	S	P	ERA	WHIP	PITCHER									
45 Jhoulys Chacín, R (1, 1) ERA: 3.39	5.2	W	21	3	0	0	5	1	0	0	0	0	0	17	21	0.00	0.706										
71 Josh Hader, L (6, 1) ERA: 1.05	1.1	H	5	0	0	0	3	1	0	0	0	0	0	17	21	0.00	0.750										
54 Taylor Williams, R (8, 1) ERA: 2.45	2.0		8	2	0	0	2	0	0	0	0	0	0	24	33	0.00	1.000										




Batter	1	2	3	4	5	6	7	8	9	AB	R	H	RBI	BB	SO	LOB	TOP									
6 Lorenzo Cain, R OBP: 0.385, SLG: 0.429										3	0	0	0	1	2	0	Milwaukee Brewers @ Chicago White Sox Guaranteed Rate Field, Chicago, IL Sun Jun 03 2018, 1:13 PM - 4:03 PM CDT Att: 25,338 - Sunny - 75 F									
22 Christian Yelich, L OBP: 0.373, SLG: 0.473										4	0	0	0	0	0	2										
24 Jesús Aguilar, R OBP: 0.378, SLG: 0.564										4	0	1	0	0	0	3										
21 Travis Shaw, L OBP: 0.342, SLG: 0.505										2	0	0	0	2	1	3										
16 Domingo Santana, R OBP: 0.328, SLG: 0.370										4	0	1	0	0	1	3										
25 Ji Man Choi, L OBP: 0.281, SLG: 0.429										2	0	0	0	0	1	1										
8 Ryan Braun, R OBP: 0.292, SLG: 0.412										2	0	0	0	0	0	1										
5 Jonathan Villar, S OBP: 0.337, SLG: 0.407										4	0	2	0	0	2	0										
9 Manny Pina, R OBP: 0.278, SLG: 0.344										3	0	1	0	0	1	0										
3 Orlando Arcia, R OBP: 0.241, SLG: 0.273										3	0	1	0	0	1	0										
Inning Stats	R: 0 H: 1 E: 0 K: 2 S: 17	H: 1 LOB: 2 BB: 1 P: 26	R: 0 H: 0 E: 0 K: 1 S: 11	H: 0 LOB: 0 BB: 0 P: 16	R: 0 H: 0 E: 0 K: 1 S: 7	H: 0 LOB: 0 BB: 0 P: 9	R: 0 H: 0 E: 0 K: 1 S: 11	H: 0 LOB: 1 BB: 1 P: 19	R: 1 H: 2 E: 1 K: 2 S: 15	H: 2 LOB: 3 BB: 1 P: 25	R: 0 H: 2 E: 0 K: 0 S: 6	H: 2 LOB: 0 BB: 0 P: 9	R: 0 H: 0 E: 0 K: 2 S: 9	H: 0 LOB: 0 BB: 0 P: 11	R: 0 H: 0 E: 0 K: 0 S: 5	H: 0 LOB: 0 BB: 0 P: 8	R: 0 H: 1 E: 0 K: 0 S: 8	H: 1 LOB: 1 BB: 0 P: 15	1B: 6 2B: 1 3B: 0 HR: 0	SF: 0 SAC: 0 DP: 1 HBP: 0	WP: 0 PB: 0 SB: 0 CS: 1	PA: 36				
PITCHER	IP: 5.0 WLS: 23 BF: 4 H: 1 R: 1 ER: 0 SO: 7 BB: 3 IBB: 0 HBP: 0 BLK: 0 WP: 0 HR: 0 S: 62 P: 97 ERA: 0.00 WHIP: 1.400	IP: 0.2 WLS: 2 BF: 1 H: 0 R: 0 ER: 0 SO: 0 BB: 0 IBB: 0 HBP: 0 BLK: 0 WP: 0 HR: 3 S: 4 P: 4 ERA: 0.00 WHIP: 1.500	IP: 0.1 WLS: 0 BF: 0 H: 0 R: 0 ER: 0 SO: 0 BB: 0 IBB: 0 HBP: 0 BLK: 0 WP: 0 HR: 2 S: 3 P: 3 ERA: 0.00 WHIP: 0.000	IP: 1.0 WLS: 3 BF: 9 H: 0 R: 0 ER: 0 SO: 11 BB: 0 IBB: 0 HBP: 0 BLK: 0 WP: 0 HR: 5 S: 8 P: 11 ERA: 0.00 WHIP: 0.000	IP: 1.0 WLS: 4 BF: 1 H: 0 R: 0 ER: 0 SO: 15 BB: 0 IBB: 0 HBP: 0 BLK: 0 WP: 0 HR: 8 S: 8 P: 15 ERA: 0.00 WHIP: 1.000	IP: 9.1 WLS: 23 BF: 4 H: 1 R: 0 ER: 0 SO: 15 BB: 0 IBB: 0 HBP: 0 BLK: 0 WP: 0 HR: 8 S: 62 P: 97 ERA: 0.00 WHIP: 1.400	IP: 0.2 WLS: 2 BF: 1 H: 0 R: 0 ER: 0 SO: 0 BB: 0 IBB: 0 HBP: 0 BLK: 0 WP: 0 HR: 3 S: 4 P: 4 ERA: 0.00 WHIP: 1.500	IP: 0.1 WLS: 0 BF: 0 H: 0 R: 0 ER: 0 SO: 0 BB: 0 IBB: 0 HBP: 0 BLK: 0 WP: 0 HR: 2 S: 3 P: 3 ERA: 0.00 WHIP: 0.000	IP: 1.0 WLS: 3 BF: 9 H: 0 R: 0 ER: 0 SO: 11 BB: 0 IBB: 0 HBP: 0 BLK: 0 WP: 0 HR: 5 S: 8 P: 11 ERA: 0.00 WHIP: 0.000	IP: 1.0 WLS: 4 BF: 1 H: 0 R: 0 ER: 0 SO: 15 BB: 0 IBB: 0 HBP: 0 BLK: 0 WP: 0 HR: 8 S: 8 P: 15 ERA: 0.00 WHIP: 1.000	IP: 9.1 WLS: 23 BF: 4 H: 1 R: 0 ER: 0 SO: 15 BB: 0 IBB: 0 HBP: 0 BLK: 0 WP: 0 HR: 8 S: 62 P: 97 ERA: 0.00 WHIP: 1.400	IP: 0.2 WLS: 2 BF: 1 H: 0 R: 0 ER: 0 SO: 0 BB: 0 IBB: 0 HBP: 0 BLK: 0 WP: 0 HR: 3 S: 4 P: 4 ERA: 0.00 WHIP: 1.500	IP: 0.1 WLS: 0 BF: 0 H: 0 R: 0 ER: 0 SO: 0 BB: 0 IBB: 0 HBP: 0 BLK: 0 WP: 0 HR: 2 S: 3 P: 3 ERA: 0.00 WHIP: 0.000	IP: 1.0 WLS: 3 BF: 9 H: 0 R: 0 ER: 0 SO: 11 BB: 0 IBB: 0 HBP: 0 BLK: 0 WP: 0 HR: 5 S: 8 P: 11 ERA: 0.00 WHIP: 0.000	IP: 1.0 WLS: 4 BF: 1 H: 0 R: 0 ER: 0 SO: 15 BB: 0 IBB: 0 HBP: 0 BLK: 0 WP: 0 HR: 8 S: 8 P: 15 ERA: 0.00 WHIP: 1.000	IP: 9.1 WLS: 23 BF: 4 H: 1 R: 0 ER: 0 SO: 15 BB: 0 IBB: 0 HBP: 0 BLK: 0 WP: 0 HR: 8 S: 62 P: 97 ERA: 0.00 WHIP: 1.400	IP: 0.2 WLS: 2 BF: 1 H: 0 R: 0 ER: 0 SO: 0 BB: 0 IBB: 0 HBP: 0 BLK: 0 WP: 0 HR: 3 S: 4 P: 4 ERA: 0.00 WHIP: 1.500	IP: 0.1 WLS: 0 BF: 0 H: 0 R: 0 ER: 0 SO: 0 BB: 0 IBB: 0 HBP: 0 BLK: 0 WP: 0 HR: 2 S: 3 P: 3 ERA: 0.00 WHIP: 0.000	IP: 1.0 WLS: 3 BF: 9 H: 0 R: 0 ER: 0 SO: 11 BB: 0 IBB: 0 HBP: 0 BLK: 0 WP: 0 HR: 5 S: 8 P: 11 ERA: 0.00 WHIP: 0.000	IP: 1.0 WLS: 4 BF: 1 H: 0 R: 0 ER: 0 SO: 15 BB: 0 IBB: 0 HBP: 0 BLK: 0 WP: 0 HR: 8 S: 8 P: 15 ERA: 0.00 WHIP: 1.000	IP: 9.1 WLS: 23 BF: 4 H: 1 R: 0 ER: 0 SO: 15 BB: 0 IBB: 0 HBP: 0 BLK: 0 WP: 0 HR: 8 S: 62 P: 97 ERA: 0.00 WHIP: 1.400	IP: 0.2 WLS: 2 BF: 1 H: 0 R: 0 ER: 0 SO: 0 BB: 0 IBB: 0 HBP: 0 BLK: 0 WP: 0 HR: 3 S: 4 P: 4 ERA: 0.00 WHIP: 1.500	IP: 0.1 WLS: 0 BF: 0 H: 0 R: 0 ER: 0 SO: 0 BB: 0 IBB: 0 HBP: 0 BLK: 0 WP: 0 HR: 2 S: 3 P: 3 ERA: 0.00 WHIP: 0.000	IP: 1.0 WLS: 3 BF: 9 H: 0 R: 0 ER: 0 SO: 11 BB: 0 IBB: 0 HBP: 0 BLK: 0 WP: 0 HR: 5 S: 8 P: 11 ERA: 0.00 WHIP: 0.000	IP: 1.0 WLS: 4 BF: 1 H: 0 R: 0 ER: 0 SO: 15 BB: 0 IBB: 0 HBP: 0 BLK: 0 WP: 0 HR: 8 S: 8 P: 15 ERA: 0.00 WHIP: 1.000	IP: 9.1 WLS: 23 BF: 4 H: 1 R: 0 ER: 0 SO: 15 BB: 0 IBB: 0 HBP: 0 BLK: 0 WP: 0 HR: 8 S: 62 P: 97 ERA: 0.00 WHIP: 1.400

Batter	1	2	3	4	5	6	7	8	9	AB	R	H	RBI	BB	SO	LOB	BOTTOM				
7 Tim Anderson, R OBP: 0.298, SLG: 0.453										4	0	0	0	0	0	2	Milwaukee Brewers @ Chicago White Sox Guaranteed Rate Field, Chicago, IL Sun Jun 03 2018, 1:13 PM - 4:03 PM CDT Att: 25,338 - Sunny - 75 F				
5 Yoimer Sánchez, S OBP: 0.315, SLG: 0.418										3	2	1	0	1	0	0					
79 José Abreu, R OBP: 0.358, SLG: 0.521										4	1	1	1	0	1	1					
20 José Rondón, R OBP: 0.289, SLG: 0.583										2	0	0	0	0	2	0					
18 Daniel Palka, L OBP: 0.315, SLG: 0.557										2	1	1	2	0	1	1					
15 Adam Engel, R OBP: 0.284, SLG: 0.324										4	1	2	2	0	2	0					
10 Yoán Moncada, S OBP: 0.324, SLG: 0.434										3	1	1	0	1	1	1					
32 Trayce Thompson, R OBP: 0.188, SLG: 0.267										3	0	0	0	1	2	2					
22 Charles Tilson, L OBP: 0.304, SLG: 0.250										3	0	0	0	1	0	2					
60 Alfredo González, R OBP: 0.111, SLG: 0.111										3	0	1	1	0	1	0					
Inning Stats	R: 0 H: 0 E: 0 K: 1 S: 9	H: 1 LOB: 0 BB: 0 P: 14	R: 0 H: 0 E: 0 K: 2 S: 10	H: 1 LOB: 1 BB: 0 P: 15	R: 0 H: 0 E: 0 K: 0 S: 5	H: 0 LOB: 0 BB: 0 P: 9	R: 0 H: 0 E: 0 K: 1 S: 10	H: 0 LOB: 0 BB: 0 P: 15	R: 1 H: 3 E: 0 K: 2 S: 15	H: 3 LOB: 0 BB: 2 P: 26	R: 3 H: 3 E: 0 K: 1 S: 15	H: 3 LOB: 0 BB: 0 P: 25	R: 0 H: 0 E: 0 K: 1 S: 8	H: 0 LOB: 0 BB: 0 P: 12	R: 2 H: 2 E: 0 K: 2 S: 12	H: 2 LOB: 2 BB: 2 P: 23	1B: 2 2B: 2 3B: 1 HR: 2	SF: 0 SAC: 0 DP: 0 HBP: 0	WP: 0 PB: 0 SB: 1 CS: 0	PA: 35	
PITCHER	IP: 5.0 WLS: 20 BF: 2 H: 2 R: 2 ER: 2 SO: 6 BB: 2 IBB: 0 HBP: 0 BLK: 0 WP: 0 HR: 2 S: 11 P: 19 ERA: 3.60 WHIP: 2.000	IP: 1.0 WLS: 5 BF: 2 H: 2 R: 2 ER: 2 SO: 1 BB: 0 IBB: 0 HBP: 0 BLK: 0 WP: 0 HR: 8 S: 12 P: 12 ERA: 0.00 WHIP: 0.000	IP: 1.0 WLS: 3 BF: 2 H: 2 R: 2 ER: 2 SO: 2 BB: 1 IBB: 1 HBP: 0 BLK: 0 WP: 0 HR: 12 S: 23 P: 23 ERA: 18.00 WHIP: 3.000	IP: 1.0 WLS: 2 BF: 2 H: 2 R: 2 ER: 2 SO: 2 BB: 1 IBB: 1 HBP: 0 BLK: 0 WP: 0 HR: 12 S: 23 P: 23 ERA: 18.00 WHIP: 3.000	IP: 1.0 WLS: 4 BF: 1 H: 0 R: 0 ER: 0 SO: 15 BB: 0 IBB: 0 HBP: 0 BLK: 0 WP: 0 HR: 8 S: 8 P: 15 ERA: 0.00 WHIP: 1.000	IP: 9.1 WLS: 23 BF: 4 H: 1 R: 0 ER: 0 SO: 15 BB: 0 IBB: 0 HBP: 0 BLK: 0 WP: 0 HR: 8 S: 62 P: 97 ERA: 0.00 WHIP: 1.400	IP: 0.2 WLS: 2 BF: 1 H: 0 R: 0 ER: 0 SO: 0 BB: 0 IBB: 0 HBP: 0 BLK: 0 WP: 0 HR: 3 S: 4 P: 4 ERA: 0.00 WHIP: 1.500	IP: 0.1 WLS: 0 BF: 0 H: 0 R: 0 ER: 0 SO: 0 BB: 0 IBB: 0 HBP: 0 BLK: 0 WP: 0 HR: 2 S: 3 P: 3 ERA: 0.00 WHIP: 0.000	IP: 1.0 WLS: 3 BF: 9 H: 0 R: 0 ER: 0 SO: 11 BB: 0 IBB: 0 HBP: 0 BLK: 0 WP: 0 HR: 5 S: 8 P: 11 ERA: 0.00 WHIP: 0.000	IP: 1.0 WLS: 4 BF: 1 H: 0 R: 0 ER: 0 SO: 15 BB: 0 IBB: 0 HBP: 0 BLK: 0 WP: 0 HR: 8 S: 8 P: 15 ERA: 0.00 WHIP: 1.000	IP: 9.1 WLS: 23 BF: 4 H: 1 R: 0 ER: 0 SO: 15 BB: 0 IBB: 0 HBP: 0 BLK: 0 WP: 0 HR: 8 S: 62 P: 97 ERA: 0.00 WHIP: 1.400	IP: 0.2 WLS: 2 BF: 1 H: 0 R: 0 ER: 0 SO: 0 BB: 0 IBB: 0 HBP: 0 BLK: 0 WP: 0 HR: 3 S: 4 P: 4 ERA: 0.00 WHIP: 1.500	IP: 0.1 WLS: 0 BF: 0 H: 0 R: 0 ER: 0 SO: 0 BB: 0 IBB: 0 HBP: 0 BLK: 0 WP: 0 HR: 2 S: 3 P: 3 ERA: 0.00 WHIP: 0.000	IP: 1.0 WLS: 3 BF: 9 H: 0 R: 0 ER: 0 SO: 11 BB: 0 IBB: 0 HBP: 0 BLK: 0 WP: 0 HR: 5 S: 8 P: 11 ERA: 0.00 WHIP: 0.000	IP: 1.0 WLS: 4 BF: 1 H: 0 R: 0 ER: 0 SO: 15 BB: 0 IBB: 0 HBP: 0 BLK: 0 WP: 0 HR: 8 S: 8 P: 15 ERA: 0.00 WHIP: 1.000	IP: 9.1 WLS: 23 BF: 4 H: 1 R: 0 ER: 0 SO: 15 BB: 0 IBB: 0 HBP: 0 BLK: 0 WP: 0 HR: 8 S: 62 P: 97 ERA: 0.00 WHIP: 1.400	IP: 0.2 WLS: 2 BF: 1 H: 0 R: 0 ER: 0 SO: 0 BB: 0 IBB: 0 HBP: 0 BLK: 0 WP: 0 HR: 3 S: 4 P: 4 ERA: 0.00 WHIP: 1.500	IP: 0.1 WLS: 0 BF: 0 H: 0 R: 0 ER: 0 SO: 0 BB: 0 IBB: 0 HBP: 0 BLK: 0 WP: 0 HR: 2 S: 3 P: 3 ERA: 0.00 WHIP: 0.000	IP: 1.0 WLS: 3 BF: 9 H: 0 R: 0 ER: 0 SO: 11 BB: 0 IBB: 0 HBP: 0 BLK: 0 WP: 0 HR: 5 S: 8 P: 11 ERA: 0.00 WHIP: 0.000	IP: 1.0 WLS: 4 BF: 1 H: 0 R: 0 ER: 0 SO: 15 BB: 0 IBB: 0 HBP: 0 BLK: 0 WP: 0 HR: 8 S: 8 P: 15 ERA: 0.00 WHIP: 1.000	IP: 9.1 WLS: 23 BF: 4 H: 1 R: 0 ER: 0 SO: 15 BB: 0 IBB: 0 HBP: 0 BLK: 0 WP: 0 HR: 8 S: 62 P: 97 ERA: 0.00 WHIP: 1.400

Batter	1	2	3	4	5	6	7	8	9	AB	R	H	RBI	BB	SO	LOB	TOP										
10 Yoán Moncada, S OBP: 0.326, SLG: 0.448	1-0 HR		3-1 F8		2-0 79 2B		2-1 G4-3		2-3 K	5	2	2	1	0	1	0											
5 Yolmer Sánchez, S OBP: 0.314, SLG: 0.415	2-2 G4-3		2-1 L8		2-3 K		1-0 1B			4	0	1	0	0	1	1											
79 José Abreu, R OBP: 0.357, SLG: 0.520	1-3 K		1-0 G4-3		1-1 2B		1-2 F8			4	0	1	1	0	1	1											
18 Daniel Palka, L OBP: 0.313, SLG: 0.555	0-0 2B			3-2 G4-3	1-1 P6		3-3 K			4	0	1	0	0	1	2											
7 Tim Anderson, R OBP: 0.297, SLG: 0.446	1-2 F8			3-0 15 F7 38 E HBP			2-2 K		2-2 K	3	0	0	0	0	2	1											
38 Omar Narváez, L OBP: 0.289, SLG: 0.227		2-0 F7		1-1 FC4 15 F7			1-0 G5-3		2-2 G4-3	4	0	0	0	0	0	1											
15 Adam Engel, R OBP: 0.289, SLG: 0.329		2-1 22 G6-3 22 WP 1B		0-2 F7			2-2 22 1B		2-2 G5-3	4	0	2	0	0	0	2											
22 Charles Tilson, L OBP: 0.296, SLG: 0.250		3-2 G6-3		0-0 F7			0-0 1B		3-2 G4-3	4	0	1	0	0	0	3											
32 Trayce Thompson, R (1, 9) OBP: 0.180, SLG: 0.255		1-3 K		1-1 L9			1-1 F8		1-1 G6-3	4	0	0	0	0	1	3											
Inning Stats	R: 1 E: 0 K: 1 S: 11	H: 2 LOB: 1 BB: 0 P: 16	R: 0 E: 0 K: 1 S: 10	H: 1 LOB: 1 BB: 0 P: 17	R: 0 E: 0 K: 0 S: 5	H: 0 LOB: 0 BB: 0 P: 11	R: 0 E: 1 K: 0 S: 10	H: 0 LOB: 2 BB: 0 P: 17	R: 1 E: 0 K: 1 S: 10	H: 2 LOB: 1 BB: 0 P: 15	R: 0 E: 0 K: 1 S: 12	H: 1 LOB: 1 BB: 0 P: 19	R: 0 E: 0 K: 1 S: 10	H: 0 LOB: 0 BB: 0 P: 16	R: 0 E: 0 K: 1 S: 10	H: 0 LOB: 0 BB: 0 P: 16	1B: 5 2B: 2 3B: 0 HR: 1	SF: 0 SAC: 0 DP: 0 HBP: 1	WP: 1 PB: 0 SB: 1 CS: 0	PA: 37							
PITCHER	IP	WLS	BF	H	R	ER	SO	BB	IBB	HBP	BLK	WP	HR	S	P	ERA	WHIP										
77 Fernando Romero, R (1, 1) ERA: 3.96	6.0		27	7	2	2	4	0	0	1	0	1	1	57	93	3.00	1.167										
21 Tyler Duffey, R ERA: 6.97	2.0	W	7	1	0	0	2	0	0	0	0	0	0	22	35	0.00	0.500										
56 Fernando Rodney, R (9, 1) ERA: 2.57	1.0	S	3	0	0	0	1	0	0	0	0	0	0	10	16	0.00	0.000										

Chicago White Sox @ Minnesota Twins
Target Field, Minneapolis, MN
Tue Jun 05 2018, 3:11 PM - 5:47 PM CDT
Sunny - 77 F

AB 36
R 2
H 8
RBI 2
BB 0
SO 7
LOB 14



Batter	1	2	3	4	5	6	7	8	9	AB	R	H	RBI	BB	SO	LOB	BOTTOM										
2 Brian Dozier, R OBP: 0.318, SLG: 0.429	0-1 F9		2-2 G6-3				4-1 22 S BB		1-0 E5 20 BB	3	1	0	0	1	0	0											
20 Eddie Rosario, L OBP: 0.280, SLG: 0.566	0-0 F7			3-2 P3		3-1 P5		4-2 22 BB 5 HR	3	1	0	0	1	0	1												
22 Miguel Sanó, R OBP: 0.289, SLG: 0.446				1-3 K		3-3 K		3-2 5 HR	3	0	1	1	1	2	1												
40 Gregorio Petit, R OBP: 0.407, SLG: 0.333				0-2 2B		1-2 K		1-3 2-H 1B	0	1	0	0	0	0	0												
5 Eduardo Escobar, S OBP: 0.323, SLG: 0.531	1-3 K			0-2 2B		1-3 K		1-2 HR	4	1	2	3	0	2	2												
26 Max Kepler, L OBP: 0.322, SLG: 0.440		0-1 L5		1-0 G1-3			1-2 F9	1-1 G1-3	4	0	0	0	0	0	2												
36 Robbie Grossman, S (1, 7) OBP: 0.322, SLG: 0.323		1-0 G3			0-2 P5		3-2 L8			3	0	0	0	0	0												
24 Ryan LaMarre, R OBP: 0.369, SLG: 0.356		4-0 16 PO BB			4-2 46 BLK BB		2-2 L7			1	0	0	0	2	0												
16 Ehire Adrianza, S OBP: 0.282, SLG: 0.319		0-1 PO		1-1 P5		0-1 F8		1-2 L7	3	0	0	0	0	0	1												
46 Bobby Wilson, R OBP: 0.188, SLG: 0.318					0-0 G1-3			1-3 K	2	0	0	0	0	0	1												
23 Mitch Garver, R (8, PH) OBP: 0.290, SLG: 0.330						1-2 G1-3			1-1 K	1	0	0	0	0	1												
Inning Stats	R: 0 E: 0 K: 1 S: 13	H: 0 LOB: 1 BB: 1 P: 18	R: 0 E: 0 K: 0 S: 4	H: 0 LOB: 0 BB: 1 P: 9	R: 0 E: 0 K: 0 S: 6	H: 0 LOB: 0 BB: 0 P: 9	R: 0 E: 0 K: 1 S: 12	H: 1 LOB: 1 BB: 0 P: 17	R: 0 E: 0 K: 0 S: 10	H: 0 LOB: 1 BB: 1 P: 14	R: 0 E: 0 K: 2 S: 11	H: 0 LOB: 1 BB: 1 P: 22	R: 0 E: 0 K: 0 S: 11	H: 0 LOB: 0 BB: 0 P: 17	R: 4 E: 1 K: 1 S: 18	H: 2 LOB: 1 BB: 1 P: 30	1B: 1 2B: 1 3B: 0 HR: 1	SF: 0 SAC: 0 DP: 0 HBP: 0	WP: 0 PB: 0 SB: 1 CS: 0	PA: 33							
PITCHER	IP	WLS	BF	H	R	ER	SO	BB	IBB	HBP	BLK	WP	HR	S	P	ERA	WHIP										
40 Reynaldo López, R (1, 1) ERA: 3.42	7.0		25	1	0	0	4	4	0	0	0	0	0	67	106	0.00	0.714										
65 Nate Jones, R (8, 1) ERA: 2.95	0.2	L	6	2	4	0	1	1	0	0	0	0	1	16	27	0.00	4.500										
70 Luis Avilán, L (8, 1) ERA: 3.63	0.1		1	0	0	0	0	0	0	0	0	0	0	2	3	0.00	0.000										

Chicago White Sox @ Minnesota Twins
Target Field, Minneapolis, MN
Tue Jun 05 2018, 3:11 PM - 5:47 PM CDT
Sunny - 77 F


AB 27
R 4
H 3
RBI 4
BB 5
SO 5
LOB 8



Batter	1	2	3	4	5	6	7	8	9	AB	R	H	RBI	BB	SO	LOB	TOP			
10 Yoán Moncada, S OBP: 0.327, SLG: 0.444										4	1	1	0	1	2	0	Chicago White Sox @ Minnesota Twins Target Field, Minneapolis, MN Tue Jun 05 2018, 6:36 PM - 9:42 PM CDT Att: 26,261 - Sunny - 79 F			
5 Yolmer Sánchez, S OBP: 0.320, SLG: 0.426										4	1	2	2	1	0	1				
79 José Abreu, R OBP: 0.397, SLG: 0.531										5	1	2	2	0	0	4				
24 Matt Davidson, R OBP: 0.369, SLG: 0.514										4	0	1	0	1	1	1				
7 Tim Anderson, R OBP: 0.301, SLG: 0.449										3	1	1	0	1	2	1				
36 Kevan Smith, R OBP: 0.250, SLG: 0.250										4	1	1	1	0	0	2				
15 Adam Engel, R OBP: 0.288, SLG: 0.333										4	0	1	1	0	1	2				
22 Charles Tilson, L OBP: 0.258, SLG: 0.214										4	0	0	0	0	0	3				
32 Trayce Thompson, R OBP: 0.183, SLG: 0.247										3	1	0	0	1	1	0				
Inning Stats	R: 4 H: 5 E: 0 K: 1 S: 23	H: 5 LOB: 1 BB: 0 P: 35	R: 0 H: 1 E: 1 K: 0 S: 9	LOB: 1 BB: 14	R: 0 H: 0 E: 0 K: 0 S: 13	LOB: 0 BB: 27	R: 2 H: 1 E: 0 K: 2 S: 14	H: 1 LOB: 1 BB: 2 P: 24	R: 0 H: 0 E: 0 K: 1 S: 9	H: 0 LOB: 1 BB: 1 P: 15	R: 0 H: 0 E: 0 K: 1 S: 7	H: 0 LOB: 0 BB: 0 P: 8	R: 0 H: 0 E: 0 K: 2 S: 7	H: 0 LOB: 0 BB: 0 P: 11	R: 0 H: 2 E: 0 K: 0 S: 7	H: 2 LOB: 2 BB: 0 P: 11		1B: 4 2B: 4 3B: 0 HR: 1	SF: 0 SAC: 0 DP: 1 HBP: 0	WP: 0 PB: 0 SB: 0 CS: 0
PITCHER	IP WLS BF H R ER SO BB IBB HBP BLK WP HR S P ERA WHIP																			
52 Zack Littell, R ERA: 18.0	(1, 1) 3.0 L 19 6 6 6 1 4 0 0 0 0 0 1 47 86 18.00 3.333																			
68 Matt Magill, R ERA: 1.31	(4, 1) 3.0 11 1 0 0 3 1 0 0 0 0 0 29 40 0.00 0.667																			
39 Trevor Hildenberger, R ERA: 2.7	(7, 1) 1.0 3 0 0 0 1 0 0 0 0 0 0 7 8 0.00 0.000																			
55 Taylor Rogers, L ERA: 4.94	(8, 1) 1.0 3 0 0 0 2 0 0 0 0 0 0 7 11 0.00 0.000																			
32 Zach Duke, L ERA: 3.48	(9, 1) 1.0 4 2 0 0 0 0 0 0 0 0 0 7 11 0.00 2.000																			

Batter	1	2	3	4	5	6	7	8	9	AB	R	H	RBI	BB	SO	LOB	BOTTOM			
36 Robbie Grossman, S OBP: 0.331, SLG: 0.323										3	2	1	0	2	0	0	Chicago White Sox @ Minnesota Twins Target Field, Minneapolis, MN Tue Jun 05 2018, 6:36 PM - 9:42 PM CDT Att: 26,261 - Sunny - 79 F			
20 Eddie Rosario, L OBP: 0.351, SLG: 0.562										5	0	2	0	0	0	2				
22 Miguel Sanó, R OBP: 0.281, SLG: 0.432										4	0	0	0	0	1	4				
5 Eduardo Escobar, S OBP: 0.330, SLG: 0.545										4	0	3	2	0	1	0				
26 Max Kepler, L OBP: 0.325, SLG: 0.441										4	0	2	0	0	1	3				
23 Mitch Garver, R OBP: 0.288, SLG: 0.327										4	0	1	0	0	1	5				
24 Ryan LaMarre, R OBP: 0.348, SLG: 0.333										4	0	0	0	0	0	3				
16 Ehire Adrianza, S OBP: 0.281, SLG: 0.325										4	0	1	0	0	0	3				
40 Gregorio Petit, R OBP: 0.400, SLG: 0.308										2	1	0	0	1	0	2				
2 Brian Dozier, R OBP: 0.320, SLG: 0.429										0	0	0	0	0	0	0				
Inning Stats	R: 0 H: 0 E: 0 K: 0 S: 9	H: 2 LOB: 2 BB: 0 P: 13	R: 2 H: 2 E: 0 K: 0 S: 12	H: 2 LOB: 2 BB: 2 P: 25	R: 0 H: 1 E: 0 K: 0 S: 9	H: 0 LOB: 0 BB: 0 P: 14	R: 0 H: 1 E: 0 K: 1 S: 7	H: 1 LOB: 0 BB: 0 P: 9	R: 0 H: 1 E: 0 K: 0 S: 11	H: 1 LOB: 0 BB: 0 P: 15	R: 1 H: 2 E: 0 K: 3 S: 17	H: 2 LOB: 1 BB: 1 P: 27	R: 0 H: 1 E: 0 K: 0 S: 11	H: 1 LOB: 2 BB: 0 P: 16	R: 0 H: 1 E: 0 K: 0 S: 11	H: 1 LOB: 2 BB: 0 P: 16	1B: 7 2B: 3 3B: 0 HR: 0	SF: 0 SAC: 0 DP: 2 HBP: 1	WP: 0 PB: 0 SB: 0 CS: 0	PA: 38
PITCHER	IP WLS BF H R ER SO BB IBB HBP BLK WP HR S P ERA WHIP																			
27 Lucas Giolito, R ERA: 7.08	(1, 1) 6.0 W 24 6 2 2 2 1 2 0 0 0 0 0 11 15 3.00 1.333																			
66 Chris Volstad, R ERA: 4.09	(7, 1) 1.0 3 1 0 0 0 0 0 0 0 0 0 11 15 0.00 1.000																			
57 Jace Fry, L ERA: 2.57	(8, 1) 0.0 2 1 1 1 0 1 0 0 0 0 0 5 10 ∞ ∞																			
44 Bruce Rondón, R ERA: 4.19	(8, 1) 0.1 H 2 1 0 0 1 0 0 0 0 0 0 6 9 0.00 3.000																			
70 Luis Avilán, L ERA: 3.57	(8, 1) 0.1 H 1 0 0 0 1 0 0 0 0 0 0 3 5 0.00 0.000																			

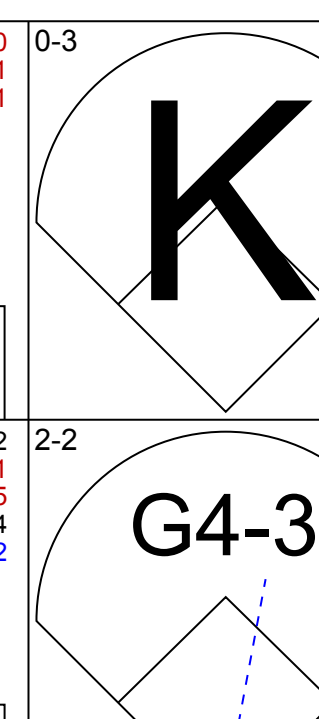

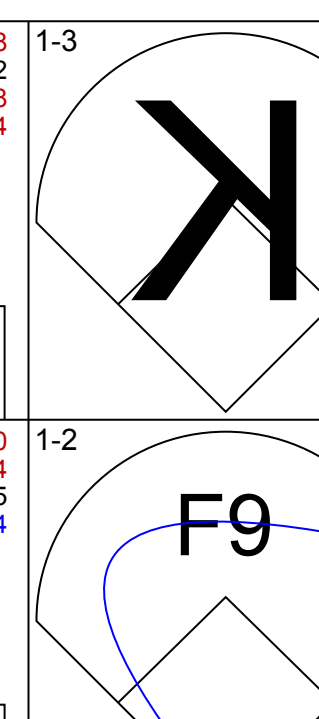
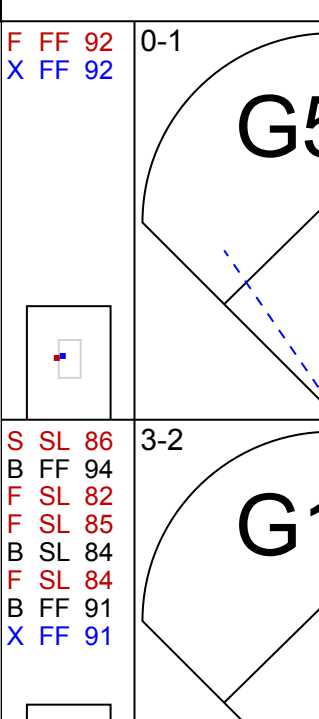



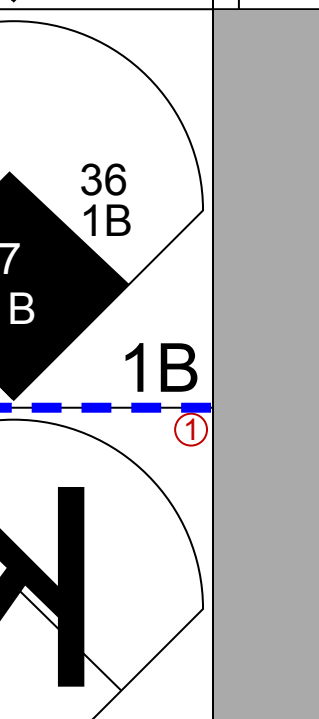
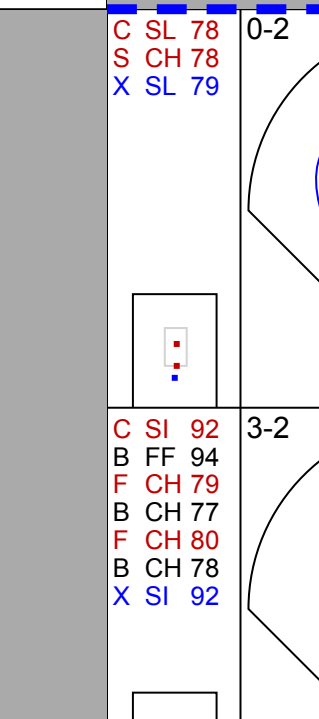




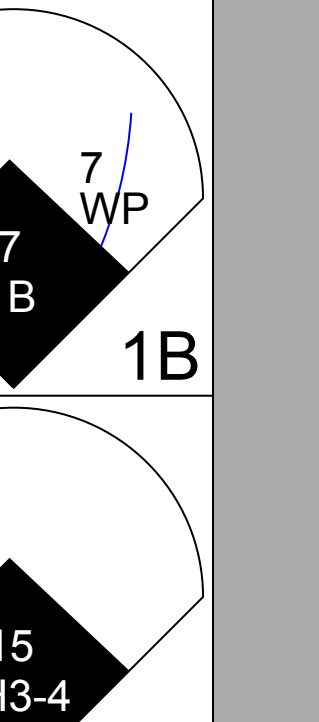
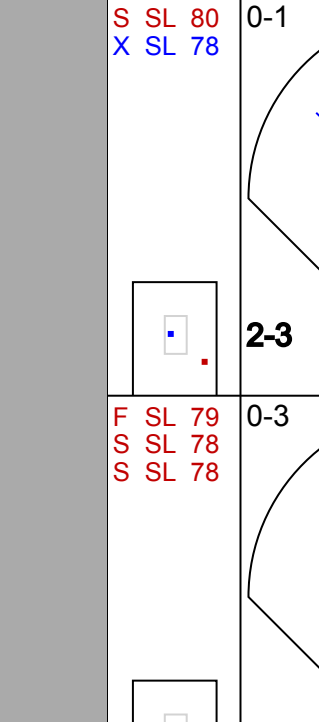
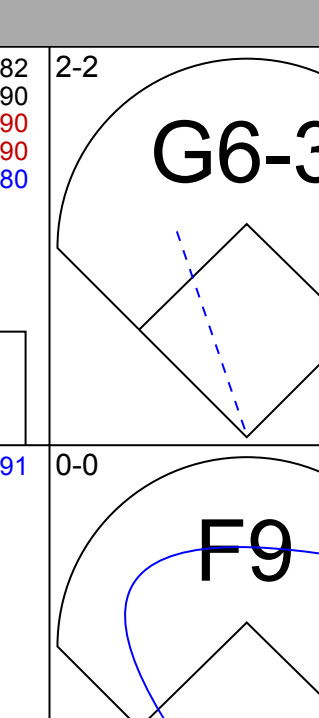
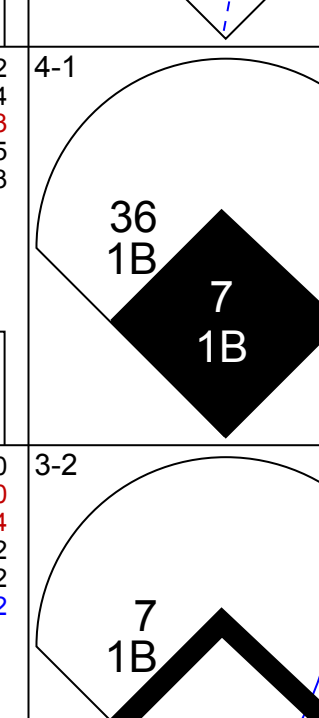
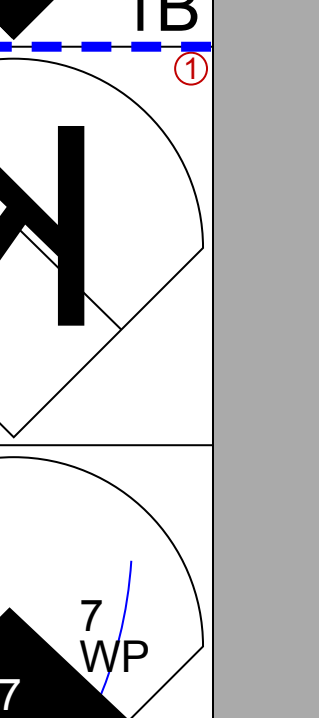
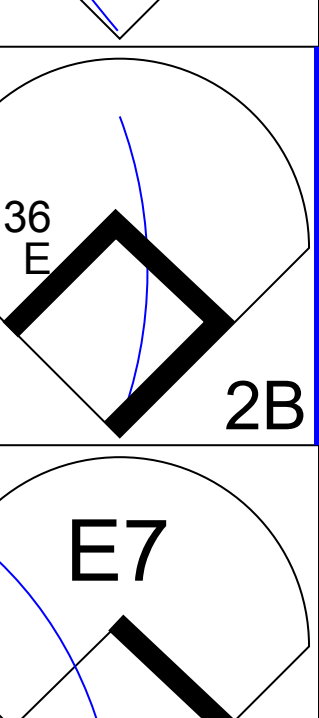
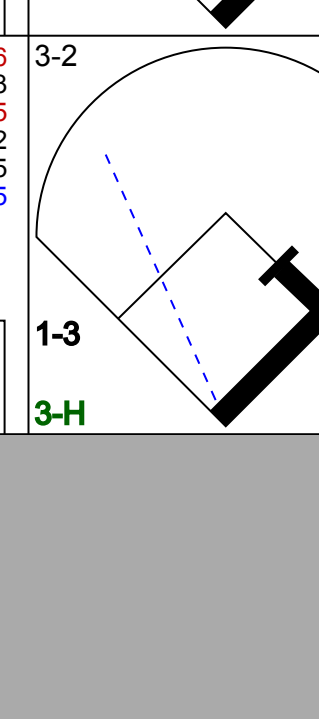
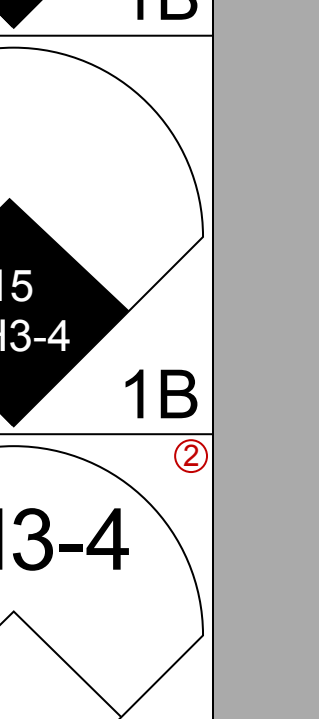
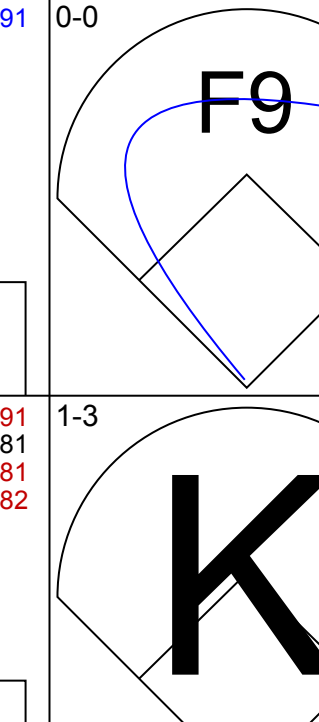
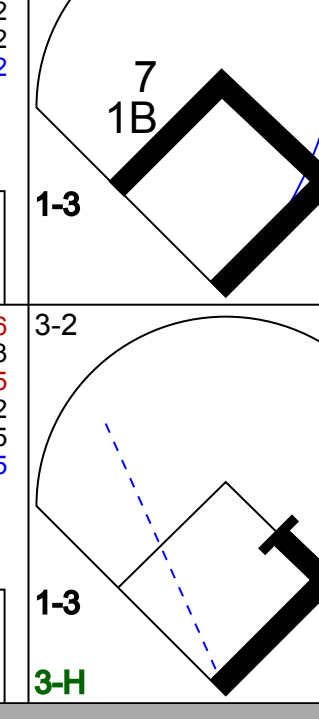
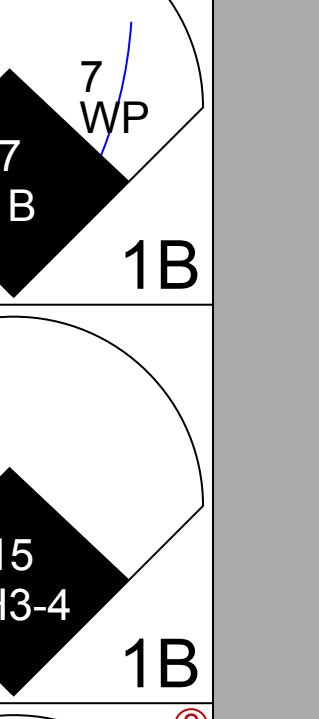
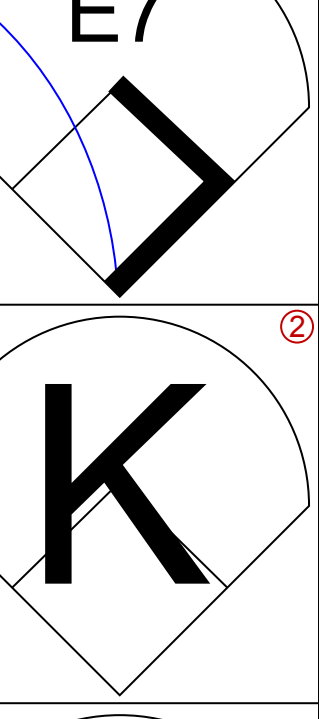

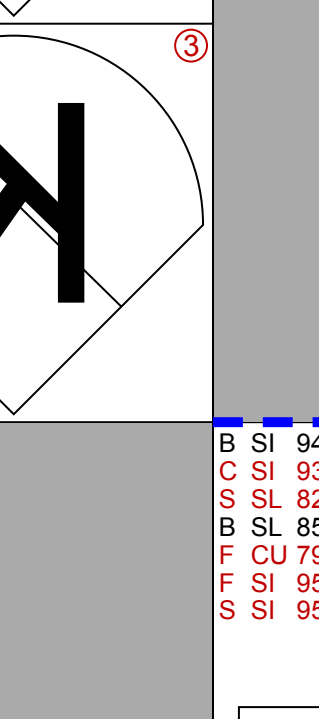
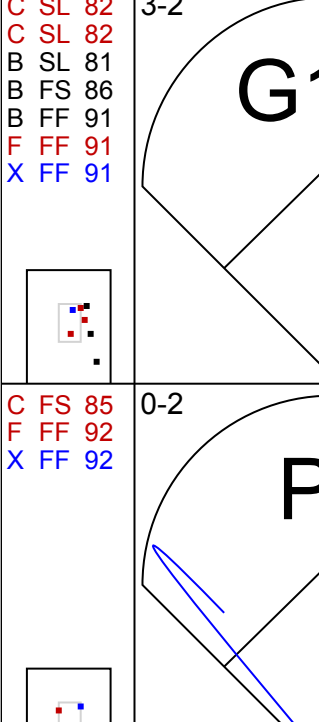
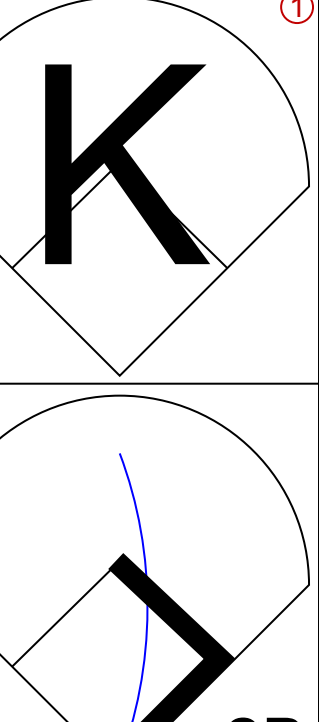

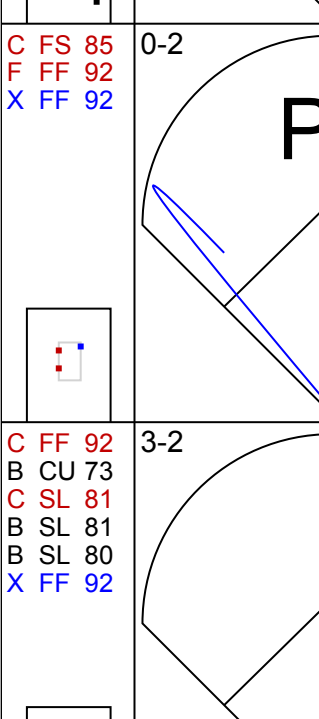
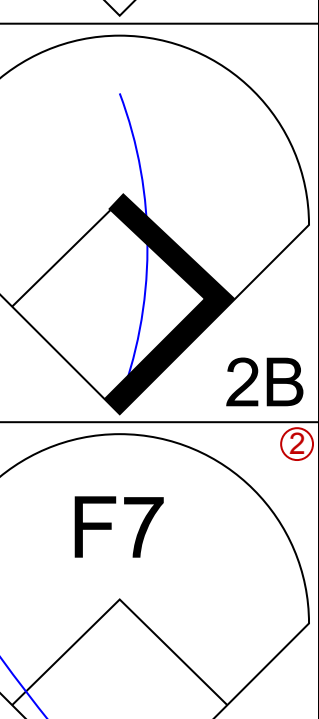
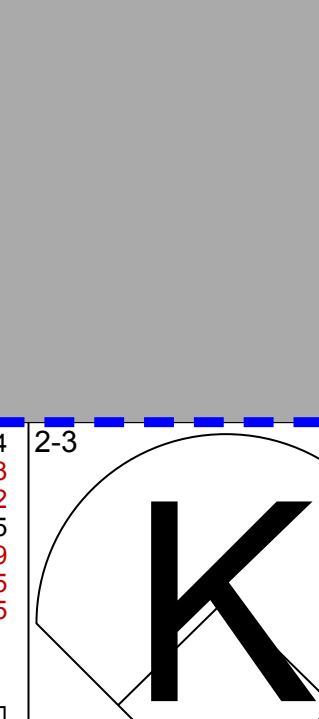
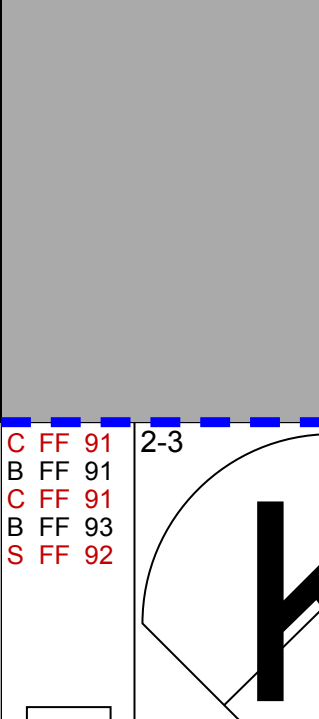
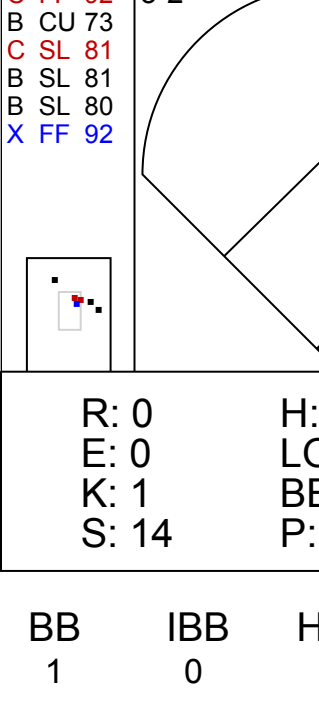
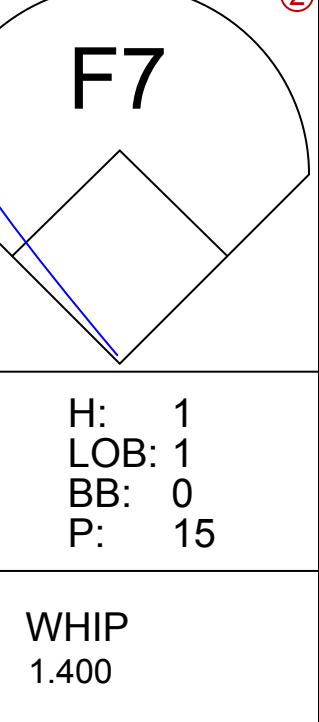
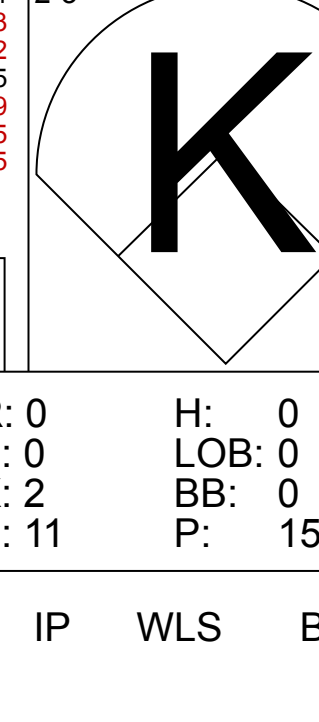
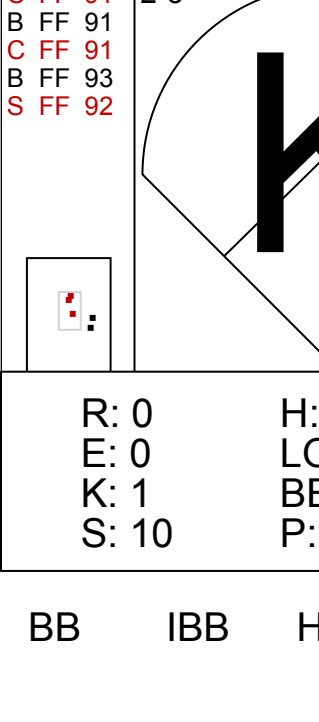
AB 35
R 6
H 9
RBI 6
BB 5
SO 7
LOB 14

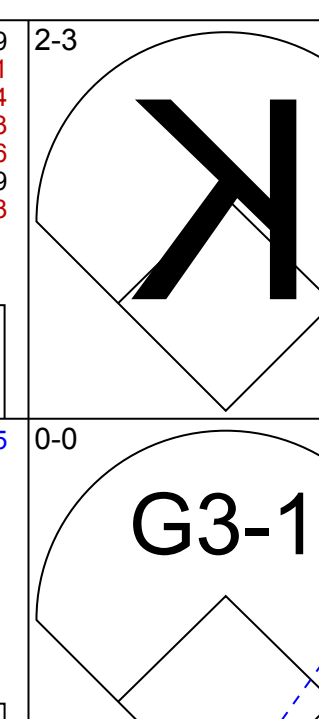
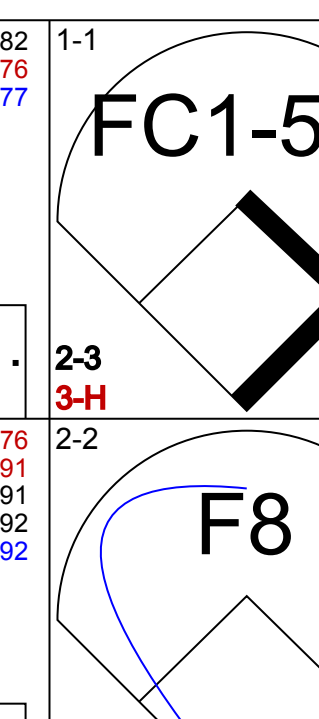
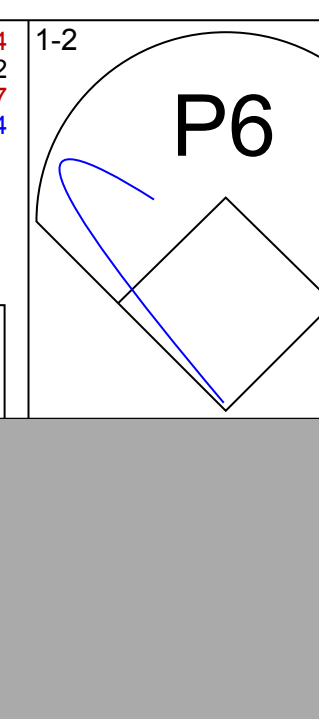
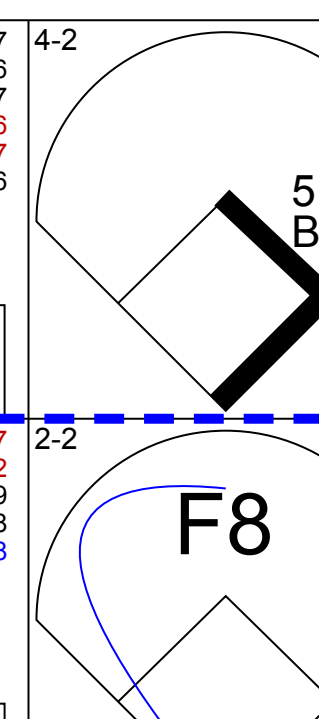
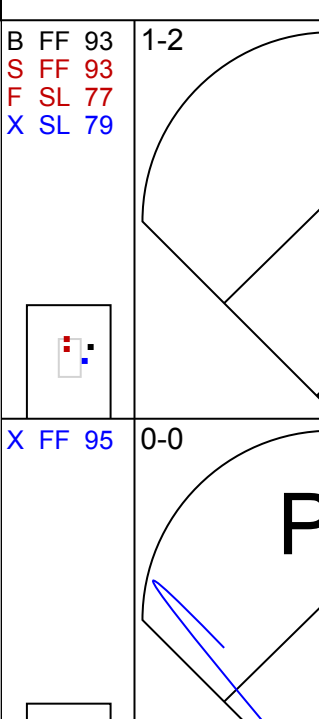
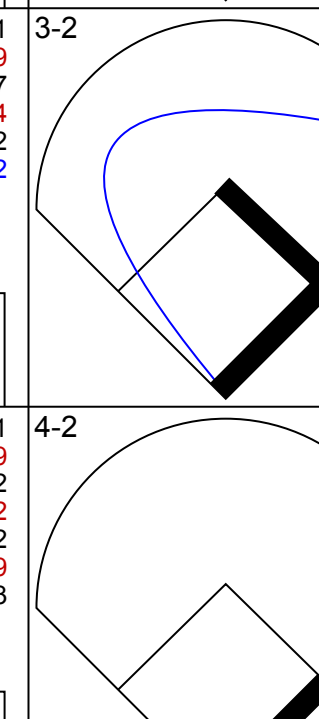

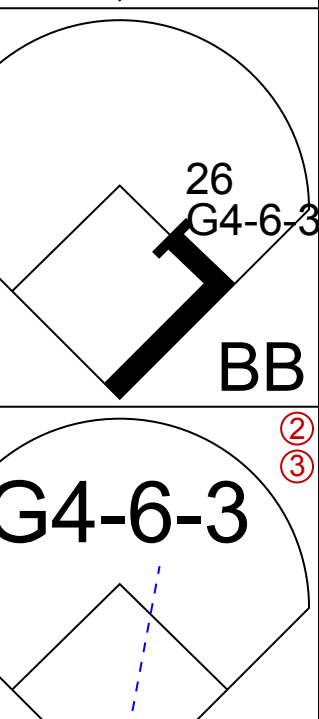
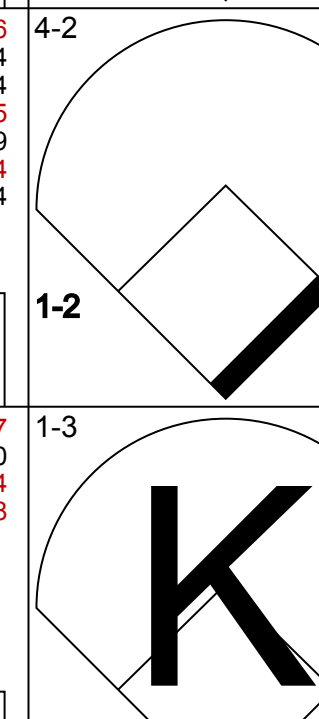

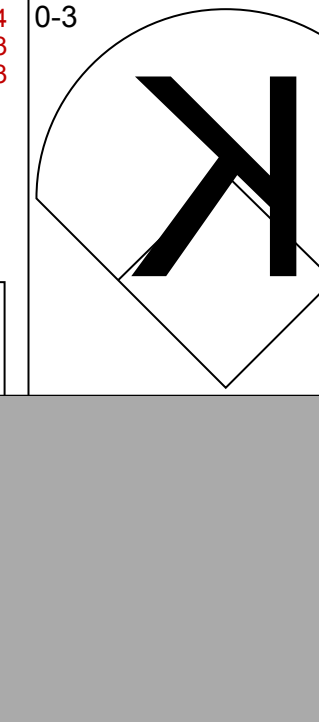
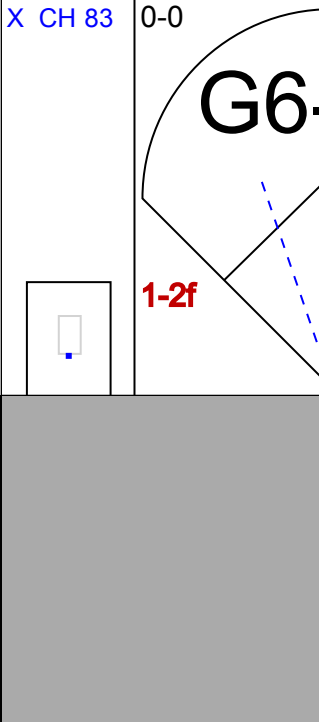





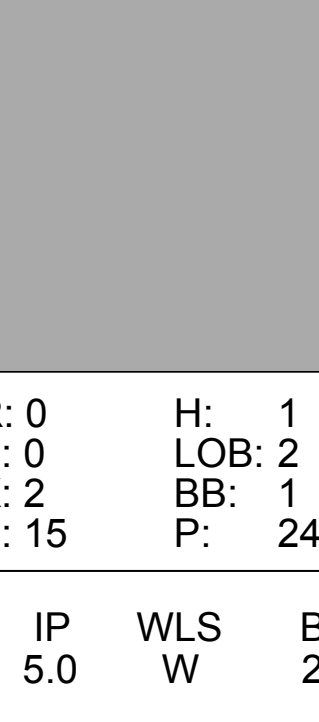
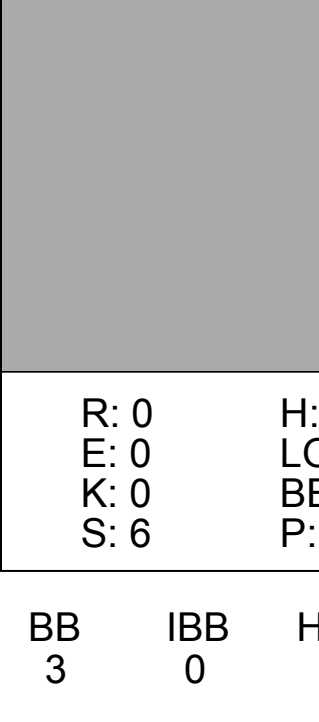
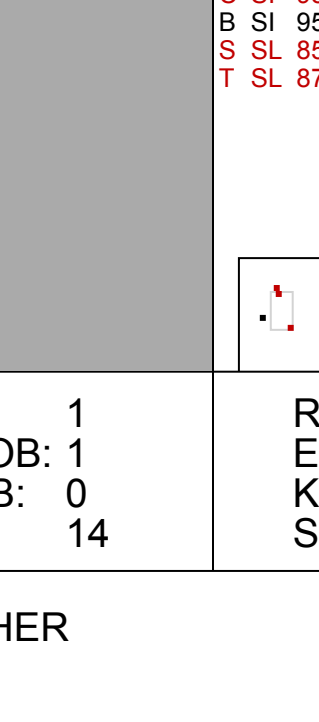
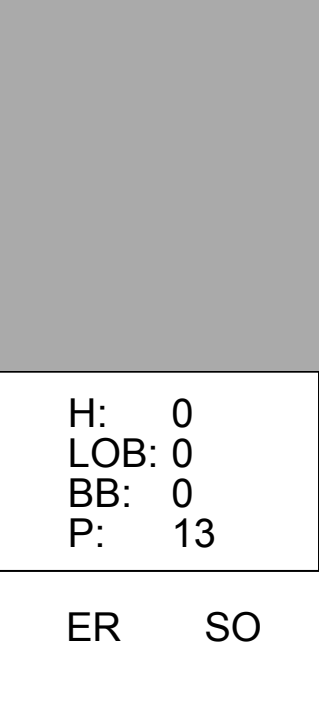
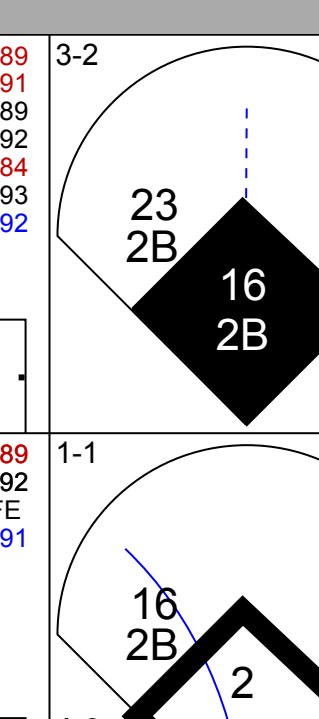
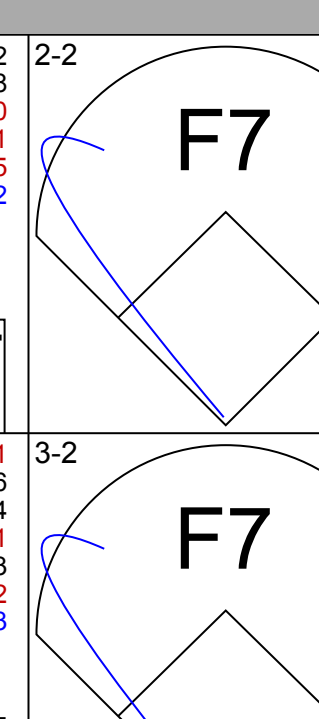
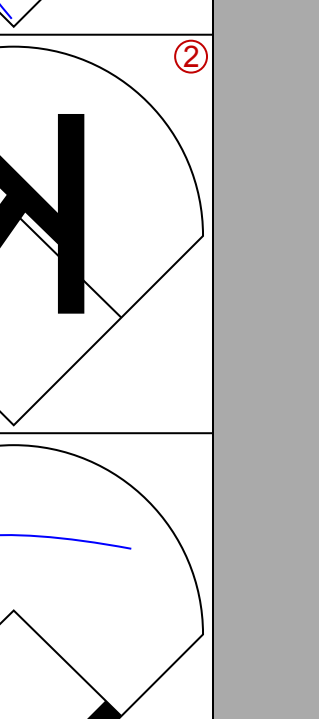

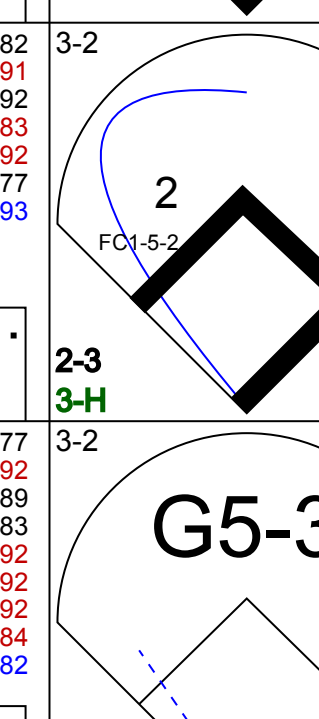
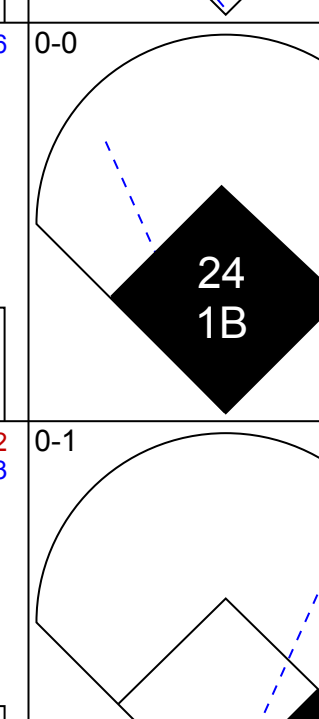
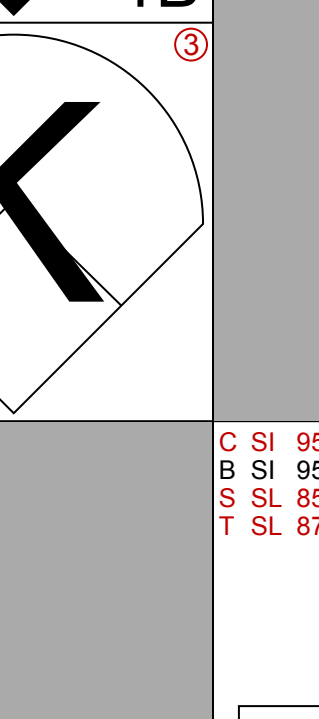

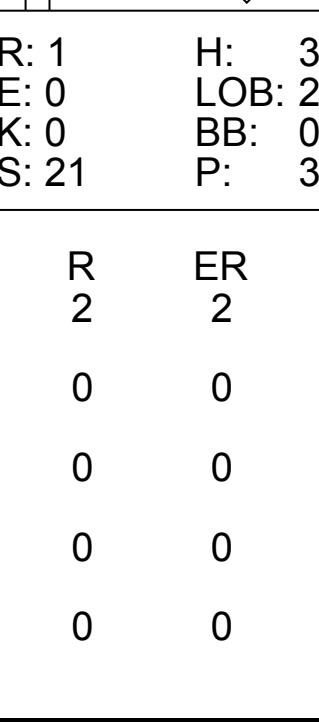
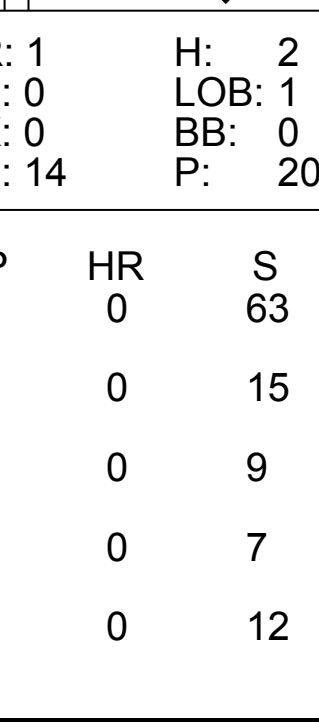

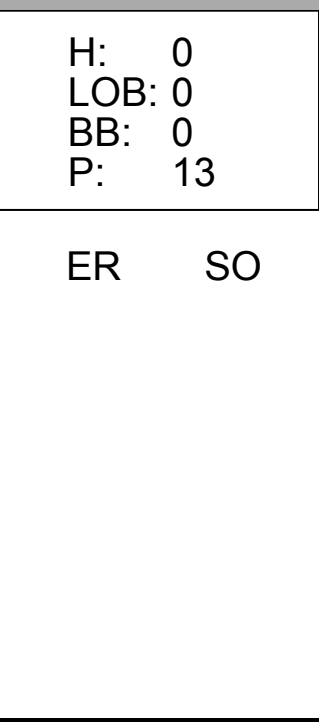
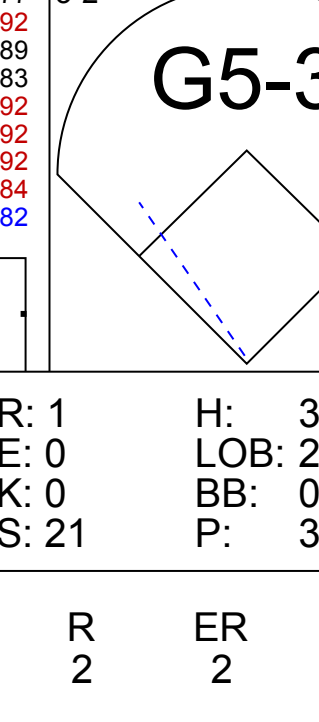
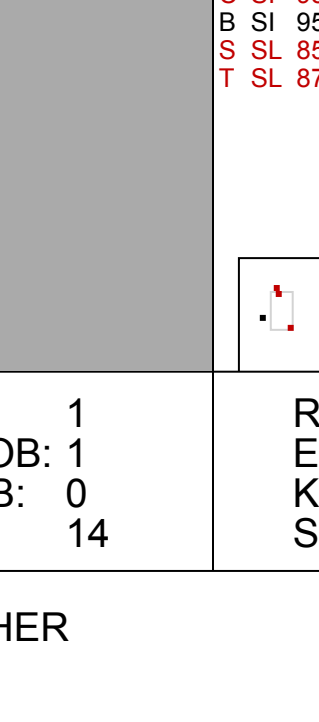
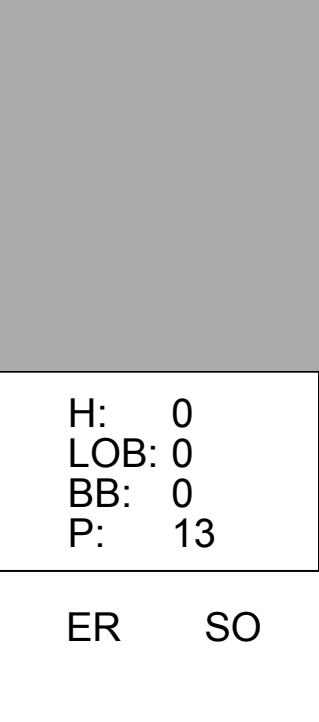


AB 34
R 3
H 10
RBI 2
BB 3
SO 4
LOB 22



WP: 0 PA: 38
PB: 0
SB: 0
CS: 0

Batter	1	2	3	4	5	6	7	8	9	AB	R	H	RBI	BB	SO	LOB	TOP										
10 Yoán Moncada, S OBP: 0.320, SLG: 0.433										5	0	0	0	0	4	2	Chicago White Sox @ Minnesota Twins Target Field, Minneapolis, MN Wed Jun 06 2018, 7:11 PM - 10:37 PM CDT Att: 20,393 - Clear - 77 F livebaseballscorecards.com										
5 Yolmer Sánchez, S OBP: 0.318, SLG: 0.421										5	1	1	0	0	1	0											
79 José Abreu, R OBP: 0.356, SLG: 0.526										4	1	1	0	0	1	0											
24 Matt Davidson, R OBP: 0.372, SLG: 0.517										3	1	1	0	1	1	2											
20 José Róndón, R OBP: 0.289, SLG: 0.583										0	0	0	0	0	0	0											
36 Kevan Smith, R OBP: 0.375, SLG: 0.375										4	1	2	0	0	0	1											
7 Tim Anderson, R OBP: 0.304, SLG: 0.450										4	1	2	3	0	2	2											
15 Adam Engel, R OBP: 0.289, SLG: 0.329										2	0	0	1	1	1	0											
22 Charles Tilson, L OBP: 0.257, SLG: 0.250										4	0	1	0	0	1	3											
32 Travece Thompson, R OBP: 0.185, SLG: 0.248										4	0	1	0	0	2	1											
Inning Stats	R: 0 E: 0 K: 2 S: 10	H: 0 LOB: 0 BB: 0 P: 14	R: 0 E: 0 K: 1 S: 7	H: 0 LOB: 0 BB: 0 P: 10	R: 0 E: 0 K: 1 S: 14	H: 1 LOB: 1 BB: 0 P: 22	R: 1 E: 0 K: 1 S: 16	H: 2 LOB: 2 BB: 1 P: 30	R: 0 E: 0 K: 2 S: 9	H: 1 LOB: 1 BB: 0 P: 15	R: 4 E: 0 K: 2 S: 19	H: 4 LOB: 0 BB: 0 P: 27	R: 0 E: 0 K: 2 S: 11	H: 0 LOB: 0 BB: 0 P: 15	R: 0 E: 1 K: 1 S: 16	H: 1 LOB: 3 BB: 1 P: 23	R: 0 E: 0 K: 1 S: 10	H: 0 LOB: 0 BB: 0 P: 15	1B: 7 2B: 2 3B: 0 HR: 0	SF: 0 SAC: 1 DP: 0 HBP: 0	WP: 1 PB: 0 CS: 0	PA: 38					
PITCHER	IP	WLS	BF	H	R	ER	SO	BB	IBB	HBP	BLK	WP	HR	S	P	ERA	WHIP										
12 Jake Odorizzi, R ERA: 4.24	5.0	L	21	6	3	3	7	1	0	0	0	0	0	62	99	5.40	1.400										
57 Ryan Pressly, R ERA: 3.26	1.0	B	5	2	2	2	2	0	0	0	0	1	0	13	19	18.00	2.000										
55 Taylor Rogers, L ERA: 4.74	1.0		3	0	0	0	2	0	0	0	0	0	0	11	15	0.00	0.000										
39 Trevor Hildenberger, R ERA: 2.61	1.0		6	1	0	0	1	1	0	0	0	0	0	16	23	0.00	2.000										
43 Addison Reed, R ERA: 2.95	1.0		3	0	0	0	1	0	0	0	0	0	0	10	15	0.00	0.000										

Batter	1	2	3	4	5	6	7	8	9	AB	R	H	RBI	BB	SO	LOB	BOTTOM										
2 Brian Dozier, R OBP: 0.322, SLG: 0.426										4	0	1	0	1	1	3	Chicago White Sox @ Minnesota Twins Target Field, Minneapolis, MN Wed Jun 06 2018, 7:11 PM - 10:37 PM CDT Att: 20,393 - Clear - 77 F livebaseballscorecards.com										
20 Eddie Rosario, L OBP: 0.344, SLG: 0.550										5	0	0	0	0	4												
5 Eduardo Escobar, S OBP: 0.338, SLG: 0.549										2	0	1	0	2	0	0											
26 Max Kepler, L OBP: 0.328, SLG: 0.437										2	0	0	0	2	1	3											
22 Miquel Sanó, R OBP: 0.273, SLG: 0.419										4	0	0	0	0	2	3											
36 Robbie Grossman, R OBP: 0.329, SLG: 0.321										4	1	1	0	0	2	0											
23 Mitch Garver, R OBP: 0.296, SLG: 0.343										4	0	2	0	0	0	0											
16 Ehire Adrianza, S OBP: 0.290, SLG: 0.350										3	1	2	1	0	1	1											
99 Logan Morrison, L OBP: 0.310, SLG: 0.345										1	0	0	0	0	1	0											
24 Ryan LaMarre, R OBP: 0.342, SLG: 0.328										4	0	1	1	0	2	2											
Inning Stats	R: 0 E: 0 K: 2 S: 15	H: 1 LOB: 2 BB: 1 P: 24	R: 1 E: 0 K: 0 S: 21	H: 3 LOB: 2 BB: 0 P: 34	R: 0 E: 0 K: 0 S: 6	H: 0 LOB: 0 BB: 1 P: 12	R: 1 E: 0 K: 0 S: 14	H: 2 LOB: 1 BB: 0 P: 20	R: 0 E: 0 K: 0 S: 7	H: 0 LOB: 0 BB: 1 P: 14	R: 0 E: 0 K: 2 S: 10	H: 1 LOB: 2 BB: 0 P: 14	R: 0 E: 0 K: 2 S: 14	H: 0 LOB: 2 BB: 2 P: 26	R: 0 E: 0 K: 2 S: 7	H: 0 LOB: 0 BB: 0 P: 13	R: 0 E: 0 K: 2 S: 12	H: 1 LOB: 1 BB: 0 P: 17	1B: 4 2B: 4 3B: 0 HR: 0	SF: 0 SAC: 0 DP: 2 HBP: 0	WP: 0 PB: 0 CS: 0	PA: 38					
PITCHER	IP	WLS	BF	H	R	ER	SO	BB	IBB	HBP	BLK	WP	HR	S	P	ERA	WHIP										
53 Héctor Santiago, L ERA: 4.96	5.0	W	22	6	2	2	2	3	0	0	0	0	0	63	104	3.60	1.800										
44 Bruce Rondón, R ERA: 3.92	1.1	H	6	1	0	0	3	1	0	0	0	0	0	15	24	0.00	1.500										
57 Jace Fry, L ERA: 2.45	0.2	H	3	0	0	0	1	1	0	0	0	0	0	9	16	0.00	1.500										
65 Nate Jones, R ERA: 2.74	1.0	H	3	0	0	0	2	0	0	0	0	0	0	7	13	0.00	0.000										
48 Joakim Soria, R ERA: 3.57	1.0	S	4	1	0	0	2	0	0	0	0	0	0	12	17	0.00	1.000										

Batter	1	2	3	4	5	6	7	8	9	AB	R	H	RBI	BB	SO	LOB	TOP	
10 Yoán Moncada, S OBP: 0.319, SLG: 0.435	P5			P4		79 2B		F8		4	1	1	1	0	0	0		
5 Yolmer Sánchez, S OBP: 0.313, SLG: 0.413	G4-3			G4-3		K			G4-3	4	0	0	0	0	1	1		
79 José Abreu, R OBP: 0.354, SLG: 0.526	L4			K					K	4	0	1	1	0	2	0		
18 Daniel Palka, L OBP: 0.303, SLG: 0.535		K			K				F9	4	0	0	0	0	3	1		
24 Matt Davidson, R OBP: 0.366, SLG: 0.507	P6									3	0	0	0	0	1	0		
38 Omar Narváez, L OBP: 0.282, SLG: 0.253										3	0	2	0	0	1	0		
20 José Rondón, R OBP: 0.293, SLG: 0.564										3	0	1	0	0	1	0		
22 Charles Tilson, L OBP: 0.263, SLG: 0.257										3	1	1	0	0	0	0		
32 Trayce Thompson, R OBP: 0.180, SLG: 0.240										3	0	0	0	0	1	1		
Inning Stats	R: 0 H: 0 E: 0 K: 0 S: 7	H: 0 LOB: 0 BB: 0 P: 11	R: 0 H: 0 E: 0 K: 2 S: 10	H: 0 LOB: 0 BB: 0 P: 14	R: 0 H: 0 E: 0 K: 2 S: 9	H: 0 LOB: 0 BB: 0 P: 12	R: 0 H: 0 E: 0 K: 1 S: 9	H: 2 LOB: 2 BB: 0 P: 14	R: 2 H: 3 E: 0 K: 1 S: 13	H: 1 LOB: 0 BB: 0 P: 10	R: 0 H: 0 E: 0 K: 0 S: 7	H: 0 LOB: 0 BB: 0 P: 10	R: 0 H: 0 E: 0 K: 1 S: 7	H: 0 LOB: 0 BB: 0 P: 8	1B: 3 2B: 3 HR: 0	SF: 0 SAC: 0 DP: 0	WP: 0 PB: 0 SB: 0 CS: 0	PA: 31
PITCHER 17 José Berrios, R ERA: 3.66	IP: 9.0 WLS: W BF: 31 H: 6 R: 2 ER: 2 SO: 10 BB: 0 IBB: 0 HBP: 0 BLK: 0 WP: 0 HR: 0 S: 78 P: 109 ERA: 2.00 WHIP: 0.667															PITCHER		

Chicago White Sox @ Minnesota Twins
Target Field, Minneapolis, MN
Thu Jun 07 2018, 12:11 PM - 2:24 PM CDT
Att: 21,469 - Partly Cloudy - 73 F

AB 31
R 2
H 6
RBI 2
BB 0
SO 10
LOB 3



Batter	1	2	3	4	5	6	7	8	9	AB	R	H	RBI	BB	SO	LOB	BOTTOM			
2 Brian Dozier, R OBP: 0.321, SLG: 0.423	F8	L9		20 HR		G5-3				4	1	1	1	0	0	1				
20 Eddie Rosario, L OBP: 0.351, SLG: 0.568	5 HR	F8		HR			5 G4-3			3	2	2	3	1	0	1				
5 Eduardo Escobar, S OBP: 0.340, SLG: 0.562	2H			HR			BB			4	1	2	2	0	1	1				
99 Logan Morrison, L OBP: 0.309, SLG: 0.348	36 G4-3			L3						4	0	1	0	0	1	1				
36 Robbie Grossman, S OBP: 0.321, SLG: 0.312	G4-3			L4						4	0	0	0	0	0	1				
23 Mitch Garver, R OBP: 0.286, SLG: 0.330	K									4	0	0	0	0	2	1				
24 Ryan LaMarre, R OBP: 0.338, SLG: 0.338		P6								4	0	1	0	0	1	0				
16 Ehire Adrianza, S OBP: 0.296, SLG: 0.374										3	2	1	1	1	0	1				
46 Bobby Wilson, R OBP: 0.216, SLG: 0.326										2	1	1	0	1	1	0				
Inning Stats	R: 2 H: 3 E: 0 K: 1 S: 14	H: 3 LOB: 1 BB: 0 P: 22	R: 1 H: 1 E: 0 K: 0 S: 11	H: 1 LOB: 1 BB: 1 P: 20	R: 0 H: 0 E: 0 K: 2 S: 8	H: 0 LOB: 0 BB: 0 P: 11	R: 4 H: 4 E: 0 K: 2 S: 21	H: 4 LOB: 1 BB: 1 P: 30	R: 0 H: 0 E: 0 K: 0 S: 4	H: 0 LOB: 0 BB: 0 P: 5	R: 0 H: 0 E: 0 K: 1 S: 8	H: 0 LOB: 0 BB: 0 P: 11	R: 0 H: 0 E: 0 K: 0 S: 4	H: 0 LOB: 0 BB: 1 P: 10	R: 0 H: 1 E: 0 K: 0 S: 7	H: 1 LOB: 1 BB: 0 P: 11	1B: 3 2B: 3 HR: 3	SF: 0 SAC: 0 DP: 1	WP: 0 PB: 0 SB: 0 CS: 0	PA: 35
PITCHER 33 James Shields, R ERA: 4.92 52 Xavier Cedeño, L ERA: 54 Chris Beck, R ERA: 4.18	IP: 6.0 WLS: L BF: 28 H: 8 R: 7 ER: 7 SO: 28 BB: 2 IBB: 0 HBP: 0 BLK: 0 WP: 0 HR: 3 S: 66 P: 99 ERA: 10.50 WHIP: 1.667															PITCHER				

Chicago White Sox @ Minnesota Twins
Target Field, Minneapolis, MN
Thu Jun 07 2018, 12:11 PM - 2:24 PM CDT
Att: 21,469 - Partly Cloudy - 73 F

AB 32
R 7
H 9
RBI 7
BB 3
SO 6
LOB 7



Batter	1	2	3	4	5	6	7	8	9	AB	R	H	RBI	BB	SO	LOB	TOP			
7 Tim Anderson, R OBP: 0.303, SLG: 0.443											4	1	1	0	0	1	1			
20 José Rondón, R OBP: 0.313, SLG: 0.533											2	1	1	0	1	0	0			
5 Yolmer Sánchez, S OBP: 0.315, SLG: 0.425											4	0	1	1	0	1	2			
79 José Abreu, R OBP: 0.351, SLG: 0.519											2	0	0	0	2	1	2			
24 Matt Davidson, R OBP: 0.361, SLG: 0.487											2	0	0	0	2	1	2			
36 Kevan Smith, R OBP: 0.438, SLG: 0.500											4	0	2	1	0	0	3			
10 Yoenis Alcántara, S OBP: 0.308, SLG: 0.419											4	0	0	0	0	2	4			
32 Trayce Thompson, R OBP: 0.178, SLG: 0.234											4	0	0	0	0	3	0			
18 Daniel Palka, L OBP: 0.294, SLG: 0.508											3	0	0	0	1	3	0			
22 Charles Tilson, L OBP: 0.250, SLG: 0.244											3	0	0	0	0	1				
Inning Stats	R: 2 H: 2 K: 2 S: 16	H: 2 LOB: 1 BB: 1 P: 22	R: 0 H: 0 K: 1 S: 7	H: 0 LOB: 1 BB: 1 P: 12	R: 0 H: 0 K: 0 S: 6	H: 0 LOB: 0 BB: 0 P: 10	R: 0 H: 1 K: 0 S: 6	H: 1 LOB: 0 BB: 0 P: 9	R: 0 H: 0 K: 2 S: 10	H: 2 LOB: 2 BB: 1 P: 20	R: 0 H: 0 K: 2 S: 8	H: 0 LOB: 0 BB: 0 P: 11	R: 0 H: 1 K: 1 S: 8	H: 1 LOB: 2 BB: 1 P: 13	R: 0 H: 0 K: 2 S: 10	H: 0 LOB: 0 BB: 0 P: 15	1B: 4 2B: 1 3B: 1 HR: 0	SF: 0 SAC: 0 DP: 2 HBP: 0	WP: 0 PB: 0 SB: 0 CS: 0	PA: 35
PITCHER	IP: 6.0 WLS: W BF: 24 ERA: 4.0	WLS: H BF: 3 ERA: 2.95	H: 5 R: 1 ER: 0 SO: 2 BB: 1 IBB: 0 HBP: 0 BLK: 0 WP: 0 HR: 0 S: 8 P: 11	H: 2 R: 0 ER: 0 SO: 6 BB: 3 IBB: 0 HBP: 0 BLK: 0 WP: 0 HR: 0 S: 56 P: 86	H: 0 R: 0 ER: 0 SO: 2 BB: 0 IBB: 0 HBP: 0 BLK: 0 WP: 0 HR: 8 S: 13 P: 11	H: 0 R: 0 ER: 0 SO: 8 BB: 0 IBB: 0 HBP: 0 BLK: 0 WP: 0 HR: 8 S: 11 P: 20	H: 0 R: 0 ER: 0 SO: 13 BB: 0 IBB: 0 HBP: 0 BLK: 0 WP: 0 HR: 11 S: 15 P: 15	PITCHER	IP: 6.0 WLS: W BF: 24 ERA: 2.0	WLS: H BF: 3 ERA: 1.95	H: 5 R: 1 ER: 0 SO: 2 BB: 1 IBB: 0 HBP: 0 BLK: 0 WP: 0 HR: 0 S: 8 P: 11	H: 2 R: 0 ER: 0 SO: 6 BB: 3 IBB: 0 HBP: 0 BLK: 0 WP: 0 HR: 0 S: 56 P: 86	H: 0 R: 0 ER: 0 SO: 2 BB: 0 IBB: 0 HBP: 0 BLK: 0 WP: 0 HR: 8 S: 13 P: 11	H: 0 R: 0 ER: 0 SO: 8 BB: 0 IBB: 0 HBP: 0 BLK: 0 WP: 0 HR: 8 S: 11 P: 20	H: 0 R: 0 ER: 0 SO: 13 BB: 0 IBB: 0 HBP: 0 BLK: 0 WP: 0 HR: 11 S: 15 P: 15	1B: 4 2B: 1 3B: 1 HR: 0	SF: 0 SAC: 0 DP: 2 HBP: 0	WP: 0 PB: 0 SB: 0 CS: 0	PA: 35	

Chicago White Sox @ Boston Red Sox
Fenway Park, Boston, MA
Sat Jun 09 2018, 4:06 PM - 6:53 PM EDT
Att: 36,675 - Partly Cloudy - 80 F

AB	31
R	2
H	6
RBI	2
BB	4
SO	11
LOB	13



Batter	1	2	3	4	5	6	7	8	9	AB	R	H	RBI	BB	SO	LOB	BOTTOM	
16 Andrew Benintendi, L OBP: 0.375, SLG: 0.546											3	1	0	0	1	2	2	
2 Xander Bogaerts, R OBP: 0.337, SLG: 0.513											4	1	1	0	0	1		
28 J.D. Martinez, R OBP: 0.376, SLG: 0.657											4	1	2	2	0	1	2	
36 Eduardo Núñez, R OBP: 0.276, SLG: 0.370											3	0	1	0	1	1	2	
59 Sam Travis, R OBP: 0.231, SLG: 0.167											4	0	0	0	0	2	4	
18 Mitch Moreland, L OBP: 0.358, SLG: 0.596											0	0	0	0	0	0	0	
11 Rafael Devers, L OBP: 0.282, SLG: 0.400											4	0	1	0	0	3		
7 Christian Vázquez, R OBP: 0.255, SLG: 0.264											4	0	2	0	0	1		
23 Blake Swihart, S OBP: 0.227, SLG: 0.183																		

Batter	1	2	3	4	5	6	7	8	9	AB	R	H	RBI	BB	SO	LOB	TOP					
1 Greg Allen, S OBP: 0.276, SLG: 0.337	F7		F7		G5-3		K	K		5	0	0	0	0	2	3						
23 Michael Brantley, L OBP: 0.361, SLG: 0.634	P6		F8		HR		K		G6-3	5	1	1	1	0	1	1						
11 José Ramírez, S OBP: 0.387, SLG: 0.608	G3			G6-3	K		S ¹² 1B		L7	5	0	1	0	0	1	0						
12 Francisco Lindor, S OBP: 0.360, SLG: 0.525		G6-3		K	F7				G5-3	4	0	0	0	1	1	0						
17 Yonder Alonso, L OBP: 0.322, SLG: 0.445		G6-3		8 1B BB			2B 1B			3	1	1	0	1	0	2						
53 Melky Cabrera, S OBP: 0.242, SLG: 0.296				8 1B BB	7 2B BB		K		F9	2	1	0	0	2	1	1						
8 Lonnie Chisenhall, L OBP: 0.391, SLG: 0.390					7 2B 1B					4	1	3	1	0	0	1						
7 Yan Gomes, R OBP: 0.295, SLG: 0.444							G6-3			3	0	1	2	1	1	2						
9 Erik González, R OBP: 0.386, SLG: 0.547							G6-3		K	3	0	0	0	1	1	5						
Inning Stats	R: 0 H: 0 E: 0 K: 0 S: 7	H: 0 LOB: 0 BB: 0 P: 12	R: 0 H: 0 E: 0 K: 0 S: 5	H: 0 LOB: 1 BB: 1 P: 12	R: 0 H: 0 E: 0 K: 1 S: 9	H: 0 LOB: 1 BB: 1 P: 17	R: 3 H: 2 E: 0 K: 1 S: 16	H: 2 LOB: 1 BB: 2 P: 34	R: 1 H: 1 E: 0 K: 1 S: 8	H: 1 LOB: 2 BB: 0 P: 17	R: 0 H: 2 E: 0 K: 1 S: 11	H: 2 LOB: 2 BB: 0 P: 17	R: 0 H: 1 E: 0 K: 2 S: 12	H: 1 LOB: 2 BB: 1 P: 21	R: 0 H: 1 E: 0 K: 2 S: 14	H: 1 LOB: 2 BB: 2 P: 21	R: 0 H: 0 E: 0 K: 0 S: 4	H: 0 LOB: 0 BB: 0 P: 10	1B: 4 2B: 2 3B: 0 HR: 1	SF: 0 SAC: 0 DP: 0 HBP: 0	WP: 0 PB: 0 CS: 2	PA: 40
PITCHER	IP	WLS	BF	H	R	ER	SO	BB	IBB	HBP	BLK	WP	HR	S	P	ERA	WHIP					
27 Lucas Giolito, R ERA: 7.09	5.0	L	23	4	4	4	3	4	0	0	0	0	1	46	93	7.20	1.600					
52 Xavier Cedeño, L ERA: 3.26	1.0		4	1	0	0	1	0	0	0	0	0	0	10	16	0.00	1.000					
70 Luis Avilán, L ERA: 3.74	1.0		5	1	0	0	2	1	0	0	0	0	0	12	21	0.00	2.000					
44 Bruce Rondón, R ERA: 4.88	1.0		3	0	0	0	0	0	0	0	0	0	0	4	10	0.00	0.000					

Cleveland Indians @ Chicago White Sox
Guaranteed Rate Field, Chicago, IL
 Mon Jun 11 2018, 7:11 PM - 10:09 PM CDT
 Att: 13,125 - Overcast - 65 F

AB 34
 R 4
 H 7
 RBI 4
 BB 6
 SO 8
 LOB 15



Batter	1	2	3	4	5	6	7	8	9	AB	R	H	RBI	BB	SO	LOB	BOTTOM					
10 Yoán Moncada, S OBP: 0.305, SLG: 0.411	K		K			K		FC1-6-4		4	0	0	0	3	1							
5 Yoimer Sánchez, S OBP: 0.312, SLG: 0.412	18 S 79 WP HBP		G4-3			79 WP BB		F7		2	0	0	0	1	0	1						
79 José Abreu, R OBP: 0.350, SLG: 0.512	L8		G5-3			F7			F8	4	0	0	0	0	2							
18 Daniel Palka, L OBP: 0.289, SLG: 0.504	K			K		P5			K2-3	4	0	0	0	3	2							
24 Matt Davidson, R OBP: 0.350, SLG: 0.463				K			K		K	4	0	0	0	4	0							
36 Kevan Smith, R OBP: 0.421, SLG: 0.474					L9		G6-3			3	0	1	0	0	0							
7 Tim Anderson, R OBP: 0.302, SLG: 0.433						G5-3			K	3	0	0	0	2	1							
22 Charles Tilson, L OBP: 0.260, SLG: 0.255						G4-3		L6		3	0	1	0	0	0							
15 Adam Engel, R OBP: 0.290, SLG: 0.325						F9		10 HBP		2	0	0	0	1	2							
Inning Stats	R: 0 H: 0 E: 0 K: 2 S: 12	H: 2 LOB: 2 BB: 0 P: 20	R: 0 H: 0 E: 0 K: 3 S: 20	H: 2 LOB: 0 BB: 0 P: 30	R: 0 H: 0 E: 0 K: 1 S: 7	H: 0 LOB: 0 BB: 0 P: 8	R: 0 H: 0 E: 0 K: 2 S: 9	H: 0 LOB: 0 BB: 0 P: 13	R: 0 H: 0 E: 0 K: 0 S: 4	H: 0 LOB: 1 BB: 1 P: 7	R: 0 H: 0 E: 0 K: 1 S: 12	H: 0 LOB: 1 BB: 1 P: 18	R: 0 H: 0 E: 0 K: 2 S: 10	H: 0 LOB: 0 BB: 0 P: 12	R: 0 H: 0 E: 0 K: 0 S: 8	H: 0 LOB: 1 BB: 0 P: 12	R: 0 H: 0 E: 0 K: 2 S: 8	H: 0 LOB: 0 BB: 0 P: 11	1B: 2 2B: 0 3B: 0 HR: 0	SF: 0 SAC: 0 DP: 0 HBP: 2	WP: 2 PB: 0 CS: 0	PA: 32
PITCHER	IP	WLS	BF	H	R	ER	SO	BB	IBB	HBP	BLK	WP	HR	S	P	ERA	WHIP					
59 Carlos Carrasco, R ERA: 3.9	7.0	W	25	2	0	0	11	1	0	1	0	0	0	74	108	0.00	0.429					
34 Zach McAllister, R ERA: 6.08	0.1		2	0	0	0	0	0	0	1	0	0	0	3	5	0.00	0.000					
39 Oliver Pérez, L ERA: 3.48	0.2		2	0	0	0	0	0	0	0	0	0	0	5	7	0.00	0.000					
58 Neil Ramírez, R ERA: 3.48	1.0		3	0	0	0	2	0	0	0	0	0	0	8	11	0.00	0.000					

Cleveland Indians @ Chicago White Sox
Guaranteed Rate Field, Chicago, IL
 Mon Jun 11 2018, 7:11 PM - 10:09 PM CDT
 Att: 13,125 - Overcast - 65 F

AB 29
 R 0
 H 2
 RBI 0
 BB 1
 SO 13
 LOB 9



Batter	1	2	3	4	5	6	7	8	9	AB	R	H	RBI	BB	SO	LOB	TOP							
12 Francisco Lindor, S OBP: 0.366, SLG: 0.531										5	1	2	0	0	0	1								
23 Michael Brantley, L OBP: 0.364, SLG: 0.530										5	1	3	0	0	1	2								
11 José Ramírez, S OBP: 0.387, SLG: 0.607										4	0	2	0	0	0	2								
10 Edwin Encarnación, R OBP: 0.311, SLG: 0.493										4	0	1	1	0	0	4								
26 Rajai Davis, R OBP: 0.284, SLG: 0.290										0	0	0	0	0	0	0								
17 Yonder Alonso, L OBP: 0.328, SLG: 0.454										4	0	2	1	0	1	4								
9 Enk González, R OBP: 0.386, SLG: 0.547										0	0	0	0	0	0	0								
53 Melky Cabrera, S OBP: 0.242, SLG: 0.293										4	0	1	0	0	2	5								
22 Jason Kipnis, L OBP: 0.275, SLG: 0.305										4	0	1	0	0	2	5								
55 Roberto Pérez, R OBP: 0.228, SLG: 0.210										4	0	1	0	0	1	1								
1 Greg Allen, S OBP: 0.260, SLG: 0.316										3	0	0	0	0	1	2								
8 Lonnie Chisenhall, L OBP: 0.350, SLG: 0.376										1	0	1	0	0	0	0								
Inning Stats	R: 0 H: 2 E: 0 K: 1 S: 11	H: 2 LOB: 2 BB: 0 P: 17	R: 0 H: 0 E: 0 K: 2 S: 10	H: 0 LOB: 0 BB: 0 P: 14	R: 0 H: 0 E: 0 K: 2 S: 8	H: 0 LOB: 0 BB: 0 P: 10	R: 0 H: 2 E: 0 K: 0 S: 9	H: 2 LOB: 2 BB: 0 P: 13	R: 0 H: 1 E: 0 K: 0 S: 3	H: 1 LOB: 0 BB: 0 P: 5	R: 0 H: 2 E: 0 K: 0 S: 10	H: 2 LOB: 2 BB: 0 P: 15	R: 0 H: 1 E: 0 K: 0 S: 4	H: 1 LOB: 0 BB: 0 P: 6	R: 2 H: 4 E: 0 K: 2 S: 16	H: 4 LOB: 3 BB: 0 P: 22	R: 0 H: 2 E: 0 K: 1 S: 10	H: 2 LOB: 1 BB: 0 P: 13	1B: 13 2B: 2 3B: 0 HR: 0	SF: 0 SAC: 0 DP: 3 HBP: 0	WP: 0 PB: 0 SB: 0 CS: 0	PA: 38		
PITCHER	IP WLS BF ERA WHIP	IP WLS BF ERA WHIP	IP WLS BF ERA WHIP	IP WLS BF ERA WHIP	IP WLS BF ERA WHIP	IP WLS BF ERA WHIP	IP WLS BF ERA WHIP	IP WLS BF ERA WHIP	IP WLS BF ERA WHIP	IP WLS BF ERA WHIP	IP WLS BF ERA WHIP	IP WLS BF ERA WHIP	IP WLS BF ERA WHIP	IP WLS BF ERA WHIP	IP WLS BF ERA WHIP	IP WLS BF ERA WHIP	IP WLS BF ERA WHIP	IP WLS BF ERA WHIP	IP WLS BF ERA WHIP	IP WLS BF ERA WHIP	IP WLS BF ERA WHIP	IP WLS BF ERA WHIP	IP WLS BF ERA WHIP	
68 Dylan Covey, R ERA: 2.29	7.0 W 29	10 R 2	2 ER 2	5 SO 5	0 BB 0	0 IBB 0	0 HBP 0	0 BLK 0	0 WP 0	0 HR 0	60 S 60	87 P 87	2.57 ERA 2.57	1.429 WHIP 1.429										
57 Jace Fry, L ERA: 1.99	1.0 H 5	2 R 0	0 ER 0	2 SO 2	0 BB 0	0 IBB 0	0 HBP 0	0 BLK 0	0 WP 0	0 HR 0	11 S 11	15 P 15	0.00 ERA 0.00	2.000 WHIP 2.000										
48 Joakim Soria, R ERA: 3.12	1.0 S 4	2 R 0	0 ER 0	1 SO 1	0 BB 0	0 IBB 0	0 HBP 0	0 BLK 0	0 WP 0	0 HR 0	10 S 10	13 P 13	0.00 ERA 0.00	2.000 WHIP 2.000										

Cleveland Indians @ Chicago White Sox
Guaranteed Rate Field, Chicago, IL
Wed Jun 13 2018, 7:12 PM - 9:41 PM CDT
Att. 19,390 - Clear - 76 F

livebaseballscorecards.com

AB 38
R 2
H 14
RBI 2
BB 0
SO 8
LOB 26

Batter	1	2	3	4	5	6	7	8	9	AB	R	H	RBI	BB	SO	LOB	BOTTOM						
10 Yoán Moncada, S OBP: 0.300, SLG: 0.414										4	0	0	0	0	2	0							
5 Yolmer Sánchez, S OBP: 0.314, SLG: 0.418										3	0	0	0	1	3	0							
79 José Abreu, R OBP: 0.344, SLG: 0.504										4	1	1	0	0	0	1							
18 Daniel Palka, L OBP: 0.289, SLG: 0.485										3	0	0	0	0	3	2							
36 Kevan Smith, R OBP: 0.409, SLG: 0.455										3	0	1	1	0	1	0							
7 Tim Anderson, R OBP: 0.298, SLG: 0.422										2	1	0	0	1	1	1							
22 Charles Tilson, L OBP: 0.298, SLG: 0.321										3	1	2	1	0	0	0							
15 Adam Engel, R OBP: 0.284, SLG: 0.317										3	0	0	0	0	1	2							
32 Trave Thompson, R OBP: 0.169, SLG: 0.222										2	0	0	1	0	1	0							
Inning Stats	R: 0 H: 0 E: 0 K: 2 S: 9	H: 1 LOB: 1 BB: 1 P: 15	R: 0 H: 0 E: 0 K: 2 S: 12	H: 0 LOB: 0 BB: 0 P: 17	R: 0 H: 0 E: 0 K: 1 S: 9	H: 0 LOB: 0 BB: 0 P: 14	R: 2 H: 1 E: 0 K: 1 S: 11	H: 1 LOB: 1 BB: 1 P: 18	R: 1 H: 2 E: 0 K: 3 S: 15	H: 2 LOB: 1 BB: 0 P: 21	R: 0 H: 0 E: 0 K: 1 S: 8	H: 0 LOB: 0 BB: 0 P: 11	R: 0 H: 0 E: 0 K: 1 S: 9	H: 0 LOB: 0 BB: 0 P: 13	1B: 2 2B: 1 3B: 1 HR: 0	SF: 0 SAC: 1 DP: 0 HBP: 0	WP: 1 PB: 0 SB: 1 CS: 0	PA: 30					
PITCHER	IP WLS BF ERA WHIP	IP WLS BF ERA WHIP	IP WLS BF ERA WHIP	IP WLS BF ERA WHIP	IP WLS BF ERA WHIP	IP WLS BF ERA WHIP	IP WLS BF ERA WHIP	IP WLS BF ERA WHIP	IP WLS BF ERA WHIP	IP WLS BF ERA WHIP	IP WLS BF ERA WHIP	IP WLS BF ERA WHIP	IP WLS BF ERA WHIP	IP WLS BF ERA WHIP	IP WLS BF ERA WHIP	IP WLS BF ERA WHIP	IP WLS BF ERA WHIP	IP WLS BF ERA WHIP	IP WLS BF ERA WHIP	IP WLS BF ERA WHIP	IP WLS BF ERA WHIP	IP WLS BF ERA WHIP	
47 Trevor Bauer, R ERA: 2.69	7.2 L 29	4 R 3	3 ER 3	12 SO 12	0 BB 0	0 IBB 0	0 HBP 0	0 BLK 0	1 WP 1	0 HR 0	80 S 80	118 P 118	3.52 ERA 3.52	0.783 WHIP 0.783									
61 Dan Otero, R ERA: 6.55	0.1 L 1	0 R 0	0 ER 0	0 SO 0	0 BB 0	0 IBB 0	0 HBP 0	0 BLK 0	0 WP 0	0 HR 0	3 S 3	4 P 4	0.00 ERA 0.00	0.000 WHIP 0.000									

Cleveland Indians @ Chicago White Sox
Guaranteed Rate Field, Chicago, IL
Wed Jun 13 2018, 7:12 PM - 9:41 PM CDT
Att. 19,390 - Clear - 76 F

livebaseballscorecards.com

AB 27
R 3
H 4
RBI 3
BB 2
SO 12
LOB 6

Batter	1	2	3	4	5	6	7	8	9	AB	R	H	RBI	BB	SO	LOB	TOP				
12 Francisco Lindor, S OBP: 0.281, SLG: 0.540										5	2	2	1	0	1	2					
26 Rajai Davis, R OBP: 0.281, SLG: 0.279										4	1	0	0	1	1	1					
11 José Ramírez, S OBP: 0.384, SLG: 0.611										5	1	1	2	0	0	1					
10 Edwin Encarnación, R OBP: 0.309, SLG: 0.484										4	0	0	0	1	1	0					
6 Brandon Guyer, R OBP: 0.255, SLG: 0.325										3	0	1	0	0	0	0					
7 Yan Gomes, R OBP: 0.304, SLG: 0.443										1	1	1	1	2	0	0					
17 Yonder Alonso, L OBP: 0.323, SLG: 0.446										4	0	0	0	0	1	7					
9 Erik González, R OBP: 0.377, SLG: 0.526										4	0	1	0	0	1	3					
1 Greg Allen, S OBP: 0.250, SLG: 0.304										4	0	0	0	0	2	3					
Inning Stats	R: 1 H: 1 E: 0 K: 0 S: 13	H: 1 LOB: 0 BB: 0 P: 21	R: 0 H: 1 E: 0 K: 1 S: 10	H: 1 LOB: 2 BB: 0 P: 18	R: 1 H: 0 E: 0 K: 1 S: 17	H: 0 LOB: 3 BB: 3 P: 32	R: 0 H: 0 E: 0 K: 2 S: 11	H: 0 LOB: 0 BB: 0 P: 16	R: 0 H: 1 E: 0 K: 0 S: 8	H: 1 LOB: 1 BB: 0 P: 13	R: 2 H: 2 E: 0 K: 0 S: 13	H: 2 LOB: 0 BB: 0 P: 17	R: 1 H: 1 E: 1 K: 1 S: 15	H: 1 LOB: 2 BB: 2 P: 25	R: 0 H: 0 E: 0 K: 2 S: 9	H: 0 LOB: 0 BB: 0 P: 15	1B: 3 2B: 1 3B: 0 HR: 2	SF: 0 SAC: 0 DP: 0 HBP: 2	WP: 0 PB: 0 SB: 2 CS: 0	PA: 40	
PITCHER	IP	WLS	BF	H	R	ER	SO	BB	IBB	HBP	BLK	WP	HR	S	P	ERA	WHIP				
55 Carlos Rodón, L ERA: 3.6	5.0		22	2	2	2	4	3	0	2	0	0	1	59	100	3.60	1.000				
66 Chris Volstad, R ERA: 4.19	2.0	L	9	3	2	2	0	0	0	0	0	0	1	24	35	9.00	1.500				
37 Juan Minaya, R ERA: 8.31	1.0		6	1	1	0	1	1	0	0	0	0	0	15	25	0.00	2.000				
53 Héctor Santiago, L ERA: 4.77	1.0		3	0	0	0	2	0	0	0	0	0	0	9	15	0.00	0.000				

Cleveland Indians @ Chicago White Sox
Guaranteed Rate Field, Chicago, IL
Thu Jun 14 2018, 1:11 PM - 4:02 PM CDT
Att: 17,183 - Cloudy - 79 F

livebaseballscorecards.com

AB 34
R 5
H 6
RBI 4
BB 4
SO 7
LOB 17

C

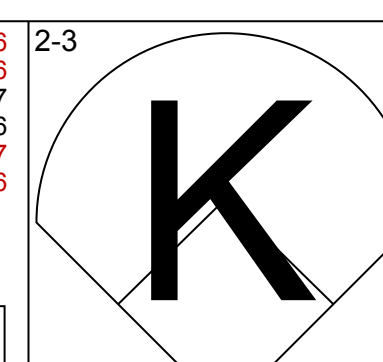
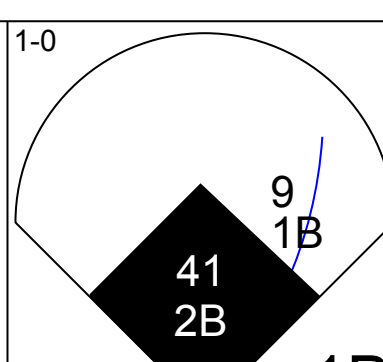
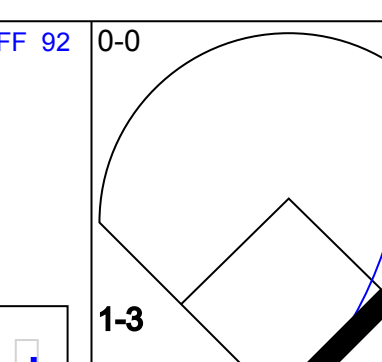
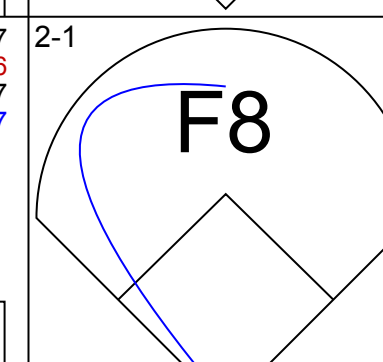
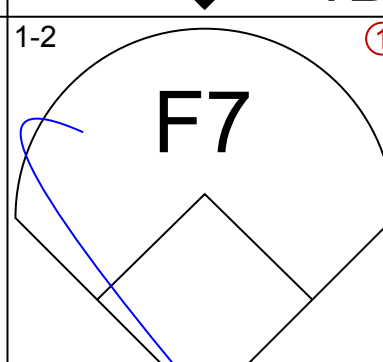
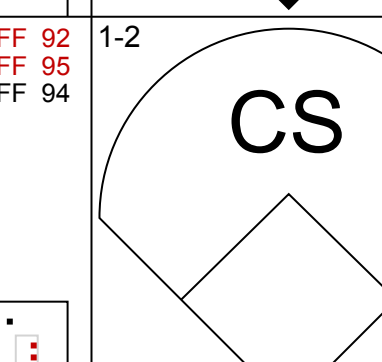
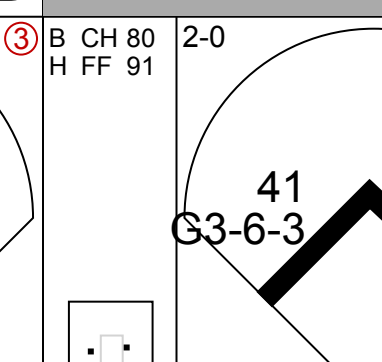
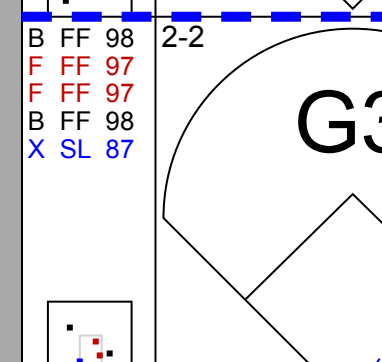
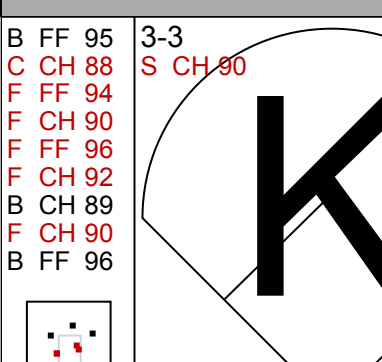
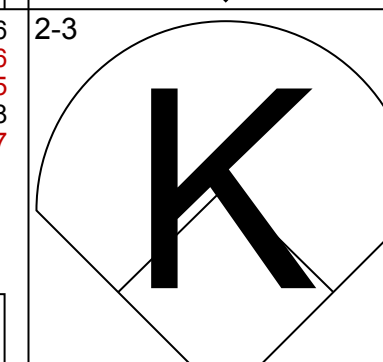
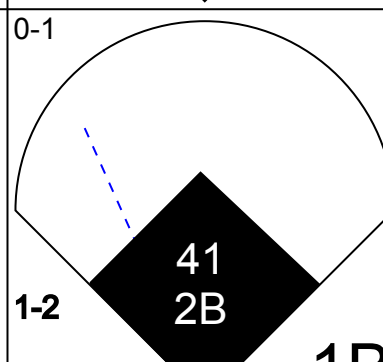
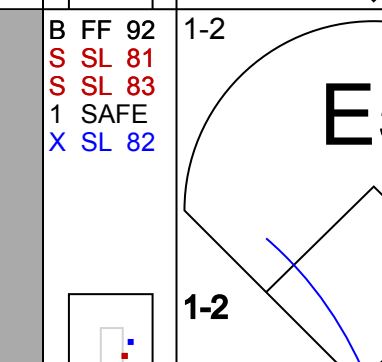
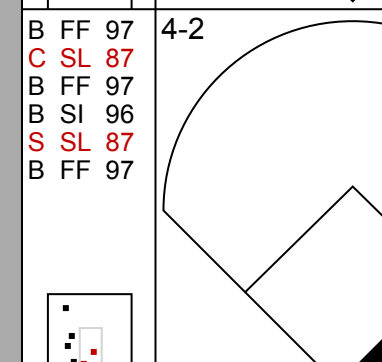
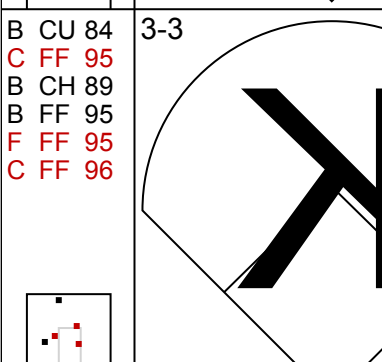
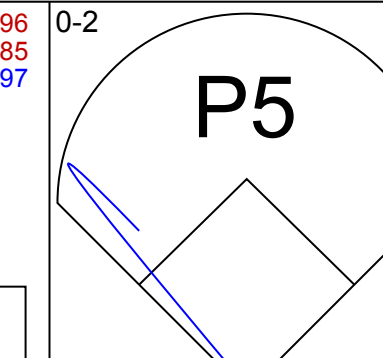
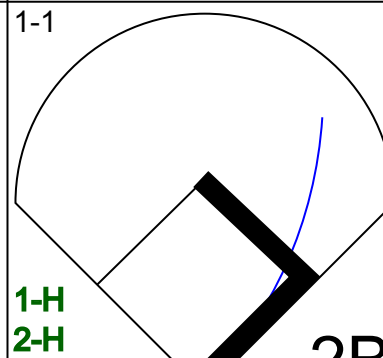
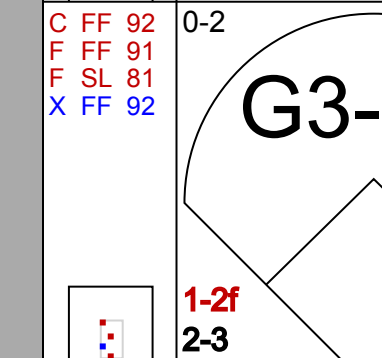
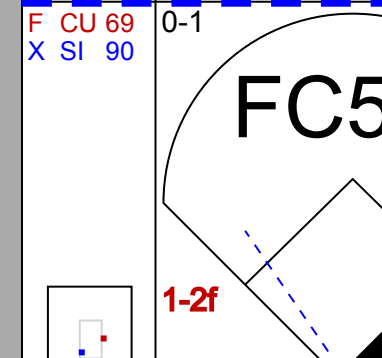
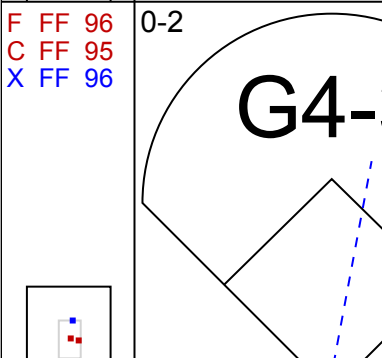
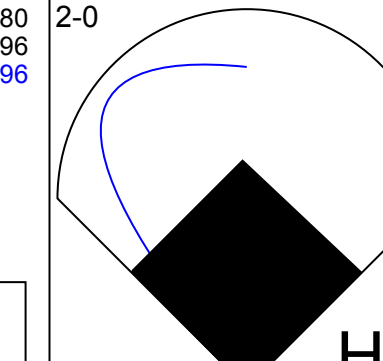
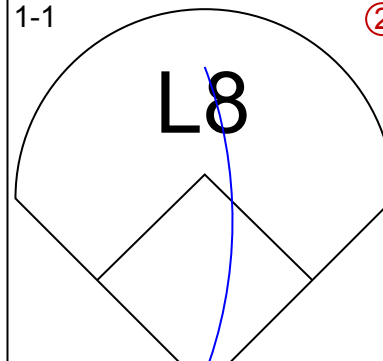
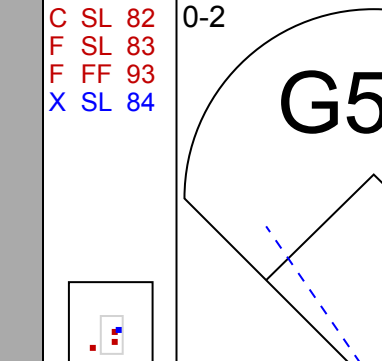
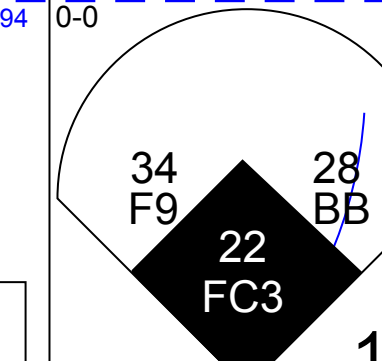
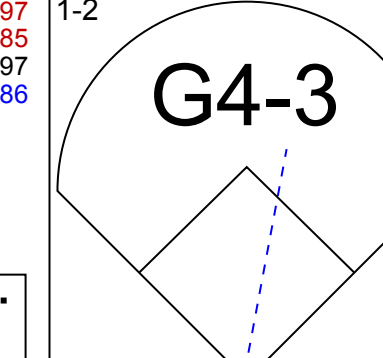
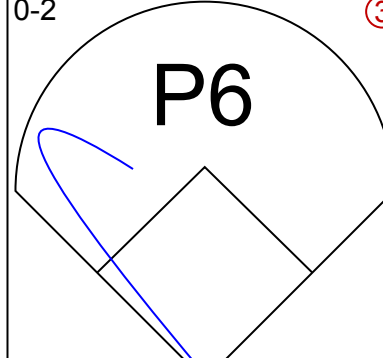
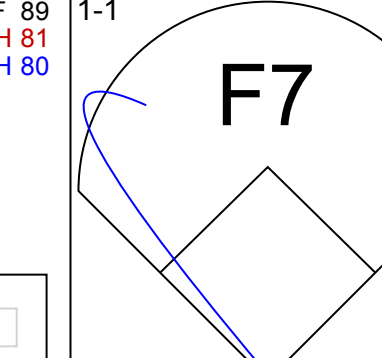
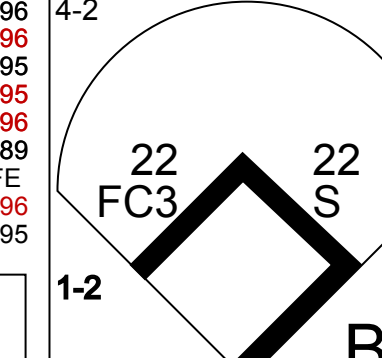
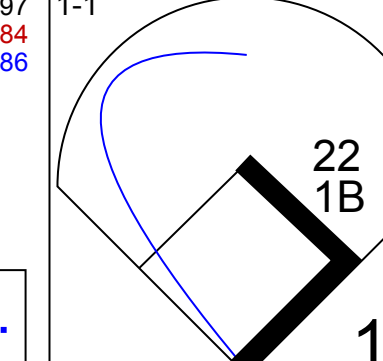
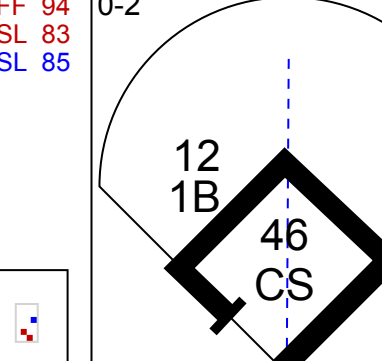
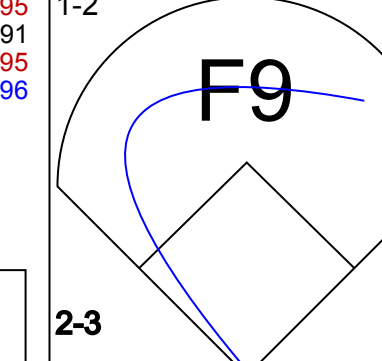
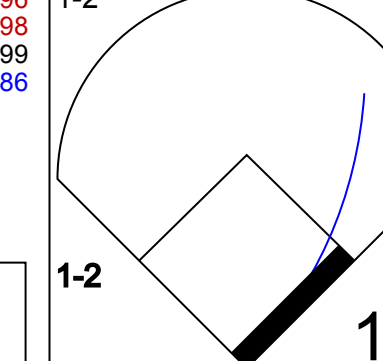
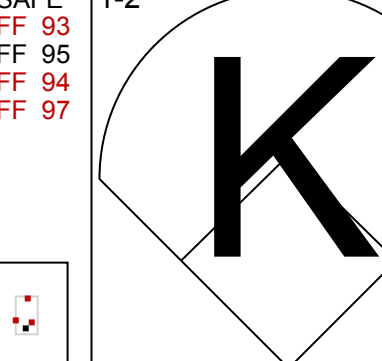
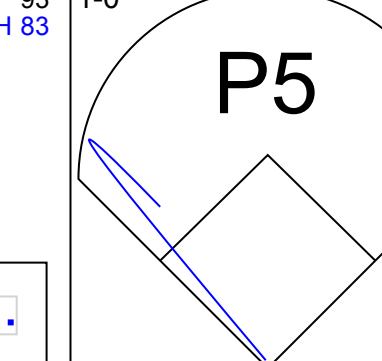
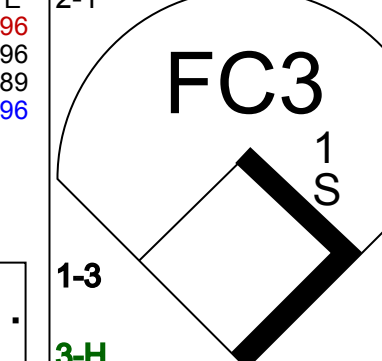
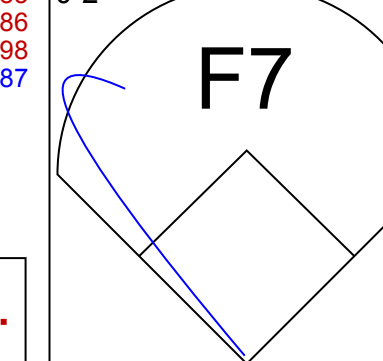
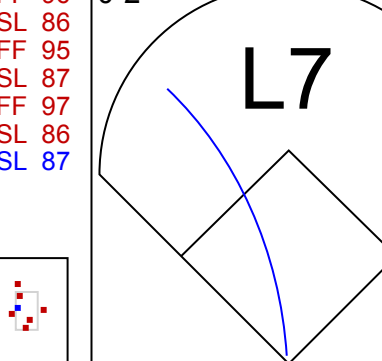
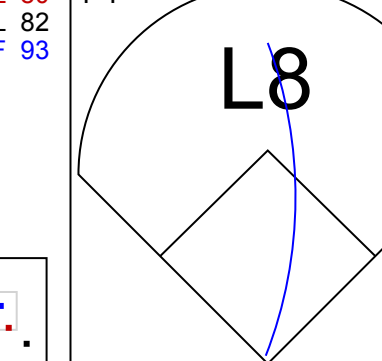
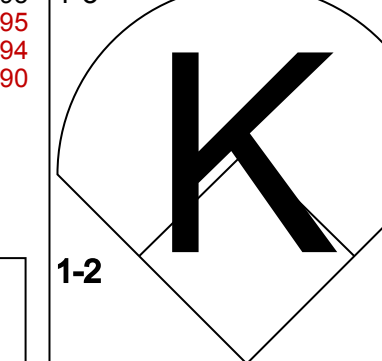
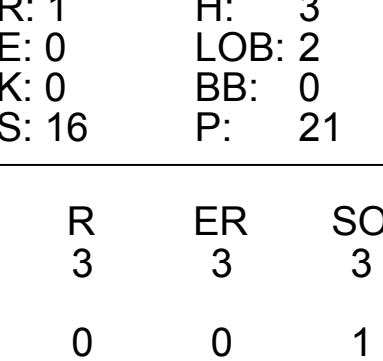

Batter	1	2	3	4	5	6	7	8	9	AB	R	H	RBI	BB	SO	LOB	BOTTOM					
5 Yolmer Sánchez, S OBP: 0.313, SLG: 0.413										3	1	0	0	1	1	0						
20 José Rondon, R OBP: 0.294, SLG: 0.500										3	0	0	0	0	3	2						
10 Yoán Moncada, S OBP: 0.298, SLG: 0.412										1	0	0	0	0	0	0						
79 José Abreu, R OBP: 0.346, SLG: 0.515										4	1	2	2	0	1	1						
18 Daniel Palka, L OBP: 0.283, SLG: 0.474										3	0	0	0	0	0	0						
7 Tim Anderson, R OBP: 0.296, SLG: 0.420										1	0	0	0	0	1	1						
36 Kevan Smith, R OBP: 0.423, SLG: 0.462										4	0	2	0	0	1	0						
24 Matt Davidson, R OBP: 0.351, SLG: 0.468										4	0	0	0	0	3	2						
22 Charles Tilson, L OBP: 0.317, SLG: 0.339										3	0	2	0	0	1	0						
15 Adam Engel, R OBP: 0.278, SLG: 0.310										4	0	0	0	0	2	4						
32 Travece Thompson, R OBP: 0.173, SLG: 0.225										3	0	1	0	0	2	0						
Inning Stats	R: 2 H: 2 E: 1 K: 1 S: 12	H: 2 LOB: 1 BB: 0 P: 15	R: 0 H: 0 E: 0 K: 2 S: 8	H: 0 LOB: 0 BB: 0 P: 9	R: 0 H: 0 E: 0 K: 2 S: 10	H: 0 LOB: 0 BB: 0 P: 16	R: 0 H: 1 E: 1 K: 2 S: 13	H: 1 LOB: 2 BB: 0 P: 19	R: 0 H: 1 E: 0 K: 2 S: 13	H: 1 LOB: 1 BB: 1 P: 20	R: 0 H: 0 E: 0 K: 1 S: 8	H: 0 LOB: 0 BB: 0 P: 12	R: 0 H: 1 E: 0 K: 1 S: 6	H: 1 LOB: 0 BB: 0 P: 8	R: 0 H: 1 E: 0 K: 1 S: 12	H: 1 LOB: 1 BB: 0 P: 19	R: 0 H: 1 E: 0 K: 3 S: 13	H: 1 LOB: 1 BB: 0 P: 18	1B: 6 2B: 1 3B: 0 HR: 1	SF: 0 SAC: 0 DP: 1 HBP: 0	WP: 1 PB: 0 SB: 0 CS: 1	PA: 35
PITCHER	IP	WLS	BF	H	R	ER	SO	BB	IBB	HBP	BLK	WP	HR	S	P	ERA	WHIP					
52 Mike Clevinger, R ERA: 3.15	7.0	W	27	5	2	1	11	1	0	0	0	0	1	70	99	1.29	0.857					
58 Neil Ramírez, R ERA: 3.27	0.2	H	3	1	0	0	0	0	0	0	0	0	0	9	15	0.00	1.500					
39 Oliver Pérez, L ERA:	0.1	H	1	0	0	0	1	0	0	0	0	0	0	3	4	0.00	0.000					
37 Cody Allen, R ERA: 4.03	1.0	S	4	1	0	0	3	0	0	0	0	1	0	13	18	0.00	1.000					

Cleveland Indians @ Chicago White Sox
Guaranteed Rate Field, Chicago, IL
Thu Jun 14 2018, 1:11 PM - 4:02 PM CDT
Att: 17,183 - Cloudy - 79 F

livebaseballscorecards.com

AB 33
R 2
H 7
RBI 2
BB 1
SO 15
LOB 10

SOX

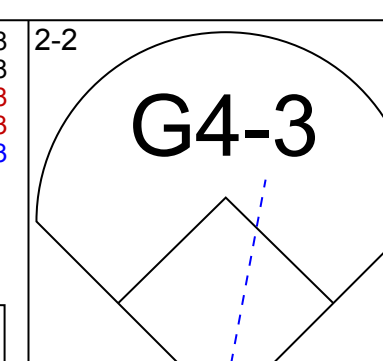
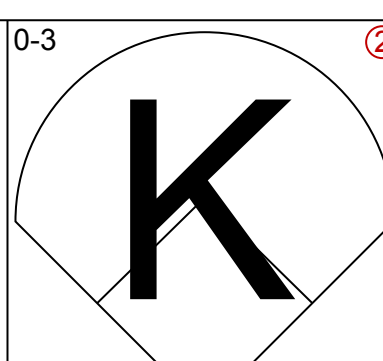
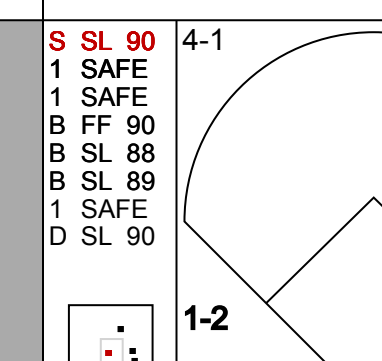
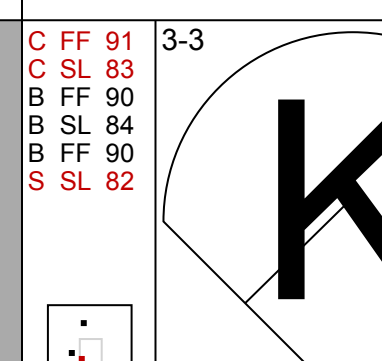
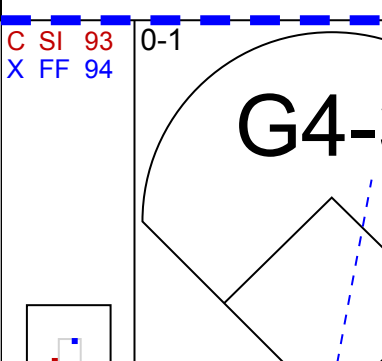
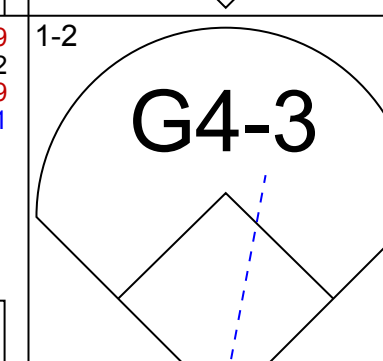
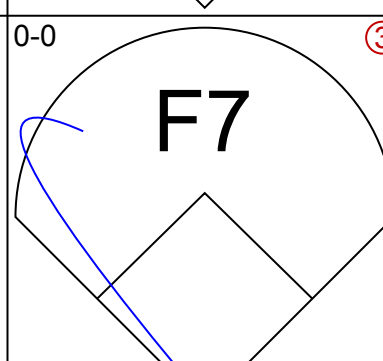
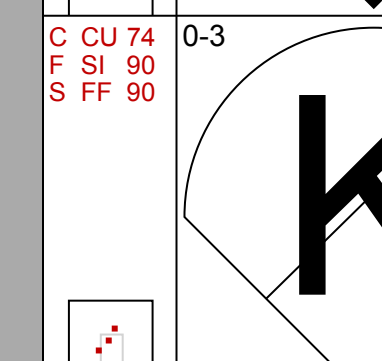
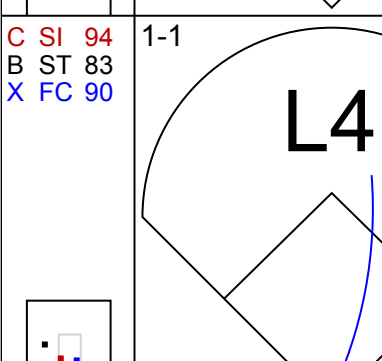

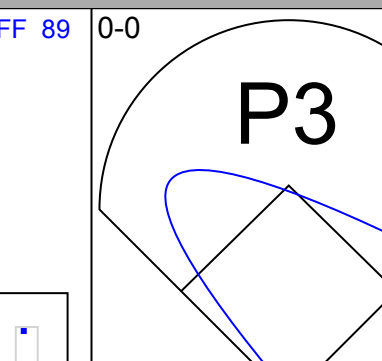
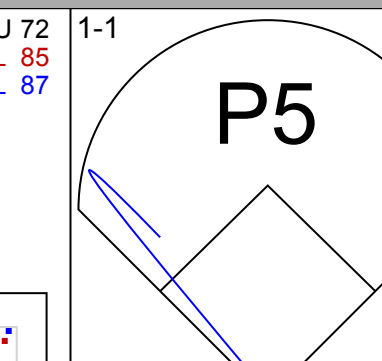

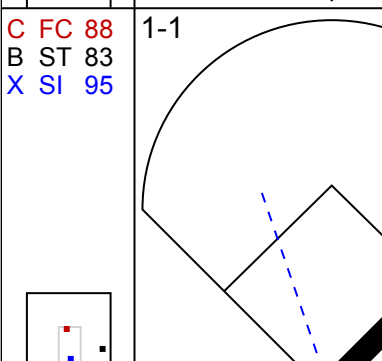
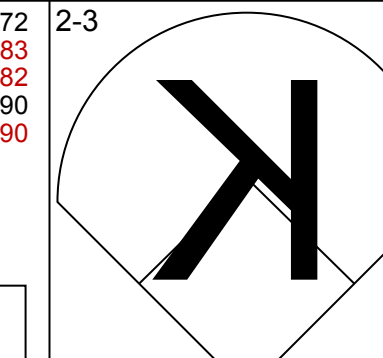
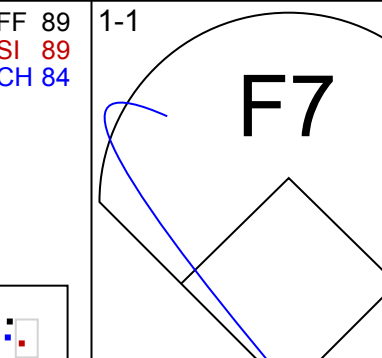
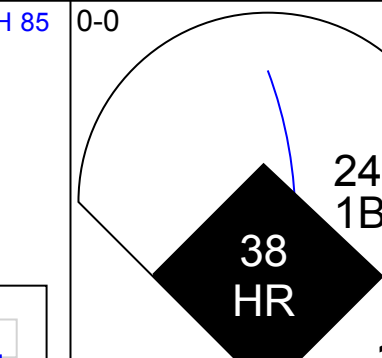
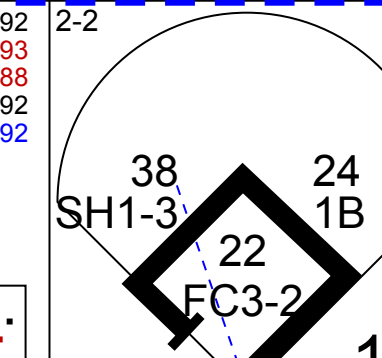
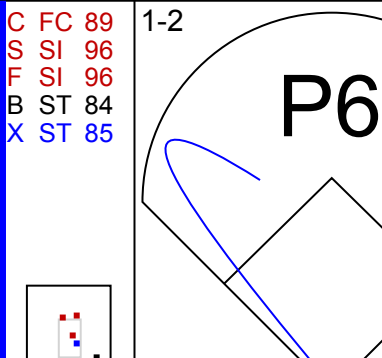
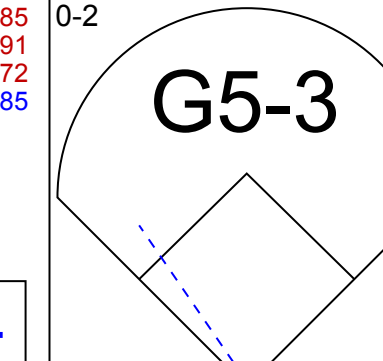
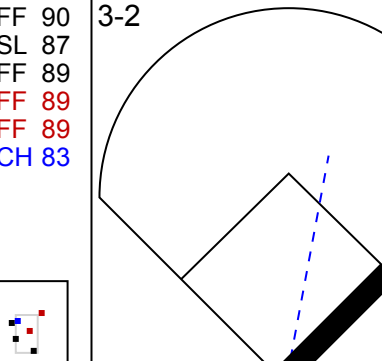
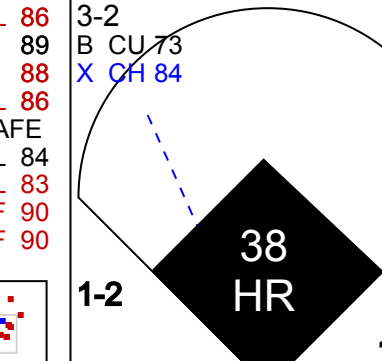
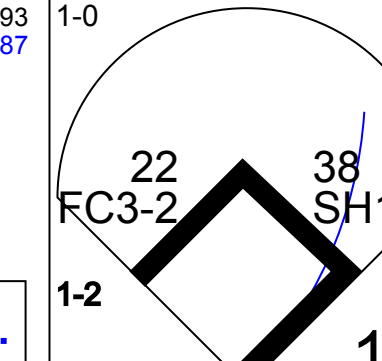

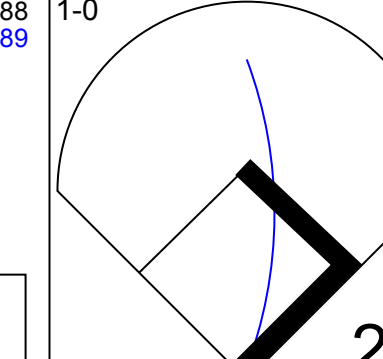
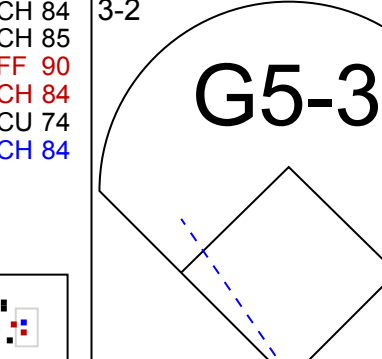
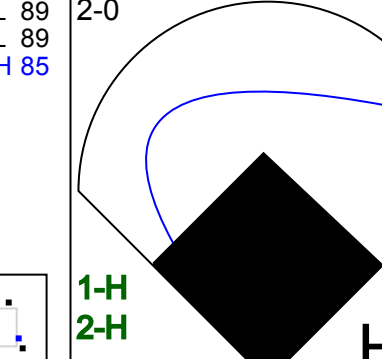
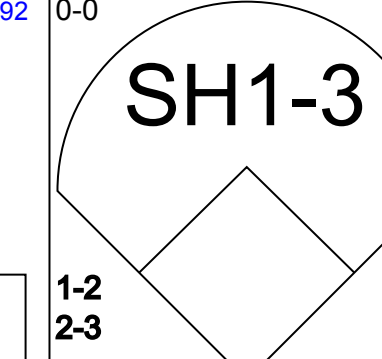

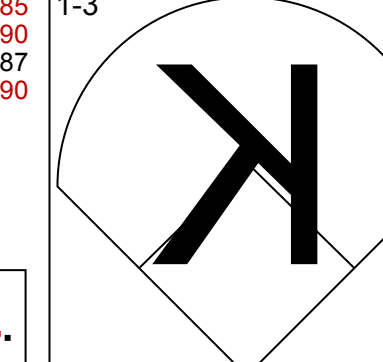

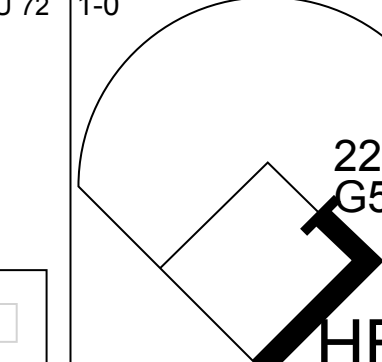
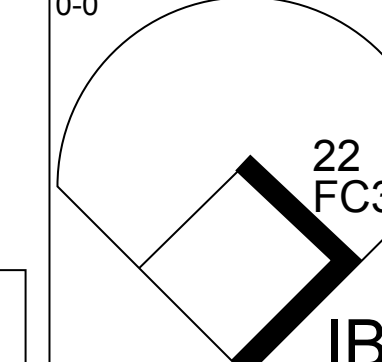



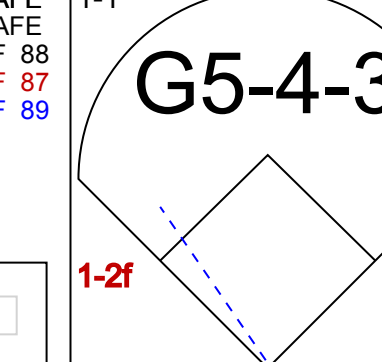
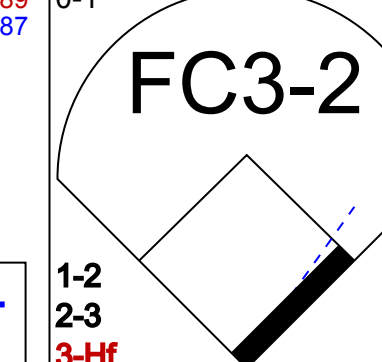




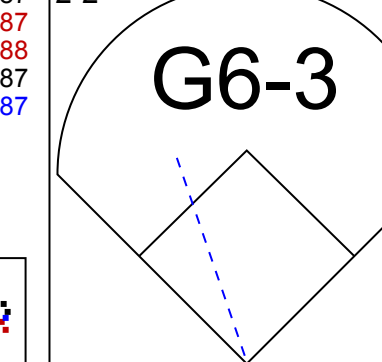


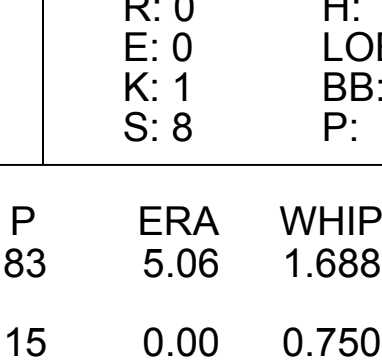
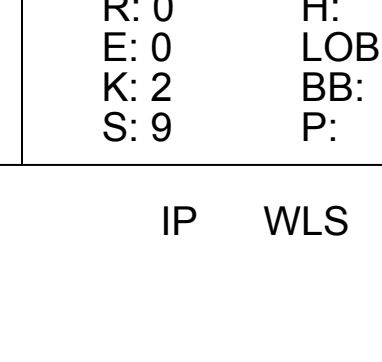
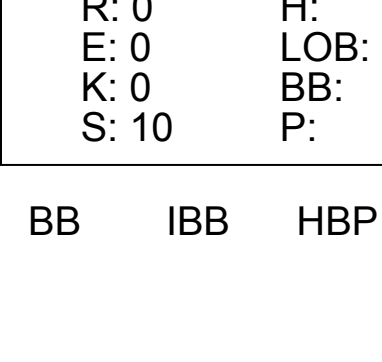




Batter	1	2	3	4	5	6	7	8	9	AB	R	H	RBI	BB	SO	LOB	TOP			
12 Leony Martin, L (1, 8) OBP: 0.328, SLG: 0.460										5	1	2	0	0	3	2				
46 Jeimer Candelario, S (1, 5) OBP: 0.345, SLG: 0.480										4	0	0	0	0	1	1				
9 Nick Castellanos, R (1, 9) OBP: 0.347, SLG: 0.470										4	1	1	0	1	2	1				
41 Victor Martinez, S (1, 10) OBP: 0.302, SLG: 0.342										5	0	1	2	0	0	3				
55 John Hicks, R (1, 3) OBP: 0.339, SLG: 0.472										4	2	2	1	0	0	2				
28 Niko Goodrum, S (1, 6) (8, 4) OBP: 0.320, SLG: 0.453										3	0	0	0	1	0	1				
34 James McCann, R (1, 2) OBP: 0.303, SLG: 0.358										4	0	3	0	0	0	2				
22 Victor Reyes, S (1, 7) OBP: 0.222, SLG: 0.315										4	0	1	1	0	1	3				
49 Dixon Machado, R (1, 4) OBP: 0.260, SLG: 0.286										3	0	0	0	0	0	4				
1 Jose Iglesias, R (8, PH) (8, 6) OBP: 0.311, SLG: 0.395										1	0	0	0	0	1	2				
Inning Stats	R: 0 K: 2 S: 9	H: 0 LOB: 0 BB: 15	R: 1 E: 0 K: 0 S: 16	H: 3 LOB: 2 BB: 21	R: 2 E: 0 K: 0 S: 13	H: 3 LOB: 1 BB: 0	R: 0 E: 0 K: 1 S: 16	H: 2 LOB: 1 BB: 0	R: 0 E: 0 K: 0 S: 8	H: 1 LOB: 1 BB: 12	R: 0 E: 0 K: 1 S: 10	H: 0 LOB: 1 BB: 18	R: 1 E: 0 K: 2 S: 17	H: 1 LOB: 2 BB: 26	R: 0 E: 0 K: 2 S: 13	H: 0 LOB: 0 BB: 19	1B: 8 2B: 1 3B: 0 HR: 1	SF: 0 SAC: 0 DP: 1 HBP: 1	WP: 0 PB: 0 SB: 2 CS: 1	PA: 41
PITCHER	IP WLS BF H R ER SO BB IBB HBP BLK WP HR S P ERA WHIP																			
40 Reynaldo López, R (1, 1) ERA: 3.35	6.0	27	9	3	3	3	0	0	1	0	0	0	0	0	3	5	4.50	1.500		
52 Xavier Cedeño, L (7, 1) ERA:	0.1	1	0	0	0	1	0	0	0	0	0	0	0	0	3	5	0.00	0.000		
44 Bruce Rondón, R (7, 1) ERA: 3.68	0.1	2	0	0	0	0	1	0	0	0	0	0	0	5	11	0.00	3.000			
70 Luis Avilán, L (7, 1) ERA: 3.2	0.1	1	0	0	0	0	0	0	0	0	0	0	0	2	2	0.00	0.000			
37 Juan Miraya, R (8, 1) ERA: 7.11	2.0	L 9	1	1	1	4	1	0	0	0	0	0	0	30	45	4.50	1.000			

Detroit Tigers @ Chicago White Sox
Guaranteed Rate Field, Chicago, IL
 Fri Jun 15 2018, 7:13 PM - 10:33 PM CDT
 Att: 22,813 - Clear - 84 F

livebaseballscorecards.com

AB 37
R 4
H 10
RBI 4
BB 2
SO 8
LOB 21



Batter	1	2	3	4	5	6	7	8	9	AB	R	H	RBI	BB	SO	LOB	BOTTOM					
10 Yoán Moncada, S (1, 4) OBP: 0.297, SLG: 0.405										4	0	0	0	1	2	1						
5 Yolmer Sánchez, S (1, 5) OBP: 0.311, SLG: 0.409										5	0	1	0	0	1	3						
79 José Abreu, R (1, 3) OBP: 0.344, SLG: 0.509											5	0	1	0	0	0	1					
18 Daniel Palka, L (1, 9) OBP: 0.289, SLG: 0.475											4	1	2	0	0	1	0					
32 Trayce Thompson, R (PR) (9, 9) OBP: 0.172, SLG: 0.223											1	0	0	0	0	0	1					
24 Matt Davidson, R (1, 10) OBP: 0.358, SLG: 0.474											4	1	3	0	0	0	0					
20 José Rondón, R (8, PR) (9, 10) OBP: 0.294, SLG: 0.500											0	0	0	0	0	0	0					
38 Omar Narváez, L (1, 2) OBP: 0.307, SLG: 0.333											3	1	2	3	0	0	1					
7 Tim Anderson, R (1, 6) OBP: 0.304, SLG: 0.421											2	0	1	0	1	1						
22 Charles Tilson, L (1, 7) OBP: 0.313, SLG: 0.333											4	0	1	0	0	0	5					
15 Adam Engel, R (1, 8) OBP: 0.277, SLG: 0.309											4	0	1	0	0	1	4					
Inning Stats	R: 0 K: 0 S: 8	H: 0 LOB: 0 BB: 0	R: 0 E: 0 K: 2 S: 11	H: 1 LOB: 1 BB: 0	R: 0 E: 0 K: 1 S: 8	H: 1 LOB: 1 BB: 0	R: 0 E: 0 K: 0 S: 9	H: 1 LOB: 1 BB: 0	R: 0 E: 0 K: 1 S: 8	H: 2 LOB: 2 BB: 1	R: 3 E: 0 K: 0 S: 13	H: 3 LOB: 0 BB: 0	R: 0 E: 0 K: 2 S: 9	H: 1 LOB: 1 BB: 14	R: 0 E: 0 K: 0 S: 10	H: 2 LOB: 3 BB: 1	R: 0 E: 0 K: 0 S: 10	H: 1 LOB: 1 BB: 13	1B: 10 2B: 1 3B: 0 HR: 1	SF: 0 SAC: 1 DP: 2 HBP: 1	WP: 0 PB: 0 SB: 0 CS: 0	PA: 40
PITCHER	IP WLS BF H R ER SO BB IBB HBP BLK WP HR S P ERA WHIP																					
50 Mike Fiers, R (1, 1) ERA: 4.09	5.1	25	8	3	3	4	1	0	0	0	0	0	0	10	15	0.00	0.750					
19 Louis Coleman, R (6, 1) ERA: 2.55	1.1	4	1	0	0	2	0	0	0	0	0	0	0	1	2	0.00	0.000					
45 Buck Farmer, R (7, 1) ERA: 5.68	0.1	W 1	0	0	0	0	0	0	0	0	0	0	0	1	2	0.00	0.000					
30 Alex Wilson, R (8, 1) ERA: 3.86	1.0	H 6	2	0	0	0	0	1	0	0	0	0	0	10	15	0.00	2.000					
61 Shane Greene, R (9, 1) ERA: 3.67	1.0	S 4	1	0	0	0	0	0	0	0	0	0	0	10	13	0.00	1.000					

Detroit Tigers @ Chicago White Sox
Guaranteed Rate Field, Chicago, IL
 Fri Jun 15 2018, 7:13 PM - 10:33 PM CDT
 Att: 22,813 - Clear - 84 F

livebaseballscorecards.com

AB 36
R 3
H 12
RBI 3
BB 2
SO 6
LOB 17



Batter	1	2	3	4	5	6	7	8	9	AB	R	H	RBI	BB	SO	LOB	TOP										
10 Yoán Moncada, S OBP: 0.304, SLG: 0.409										5	1	2	2	0	2	1											
5 Yolmer Sánchez, S OBP: 0.310, SLG: 0.408										4	0	0	0	1	0	2											
79 José Abreu, R OBP: 0.336, SLG: 0.495										5	0	1	1	0	3	3											
18 Daniel Palka, L OBP: 0.296, SLG: 0.461										3	0	1	0	1	1	1											
24 Matt Davidson, R OBP: 0.351, SLG: 0.492										4	0	0	0	0	1	4											
38 Omar Narváez, L OBP: 0.297, SLG: 0.321										4	0	0	0	0	2	2											
7 Tim Anderson, R OBP: 0.300, SLG: 0.414										4	1	1	0	0	0	0											
22 Charles Tilson, L OBP: 0.313, SLG: 0.320										4	1	3	0	0	1	0											
15 Adam Engel, R OBP: 0.267, SLG: 0.291										4	0	0	0	0	1	4											
Inning Stats	R: 1 H: 2 E: 1 K: 1 S: 15	H: 2 LOB: 2 BB: 0 P: 23	R: 0 H: 1 E: 1 K: 0 S: 9	H: 1 LOB: 0 BB: 0 P: 9	R: 0 H: 0 E: 0 K: 2 S: 9	H: 0 LOB: 0 BB: 0 P: 14	R: 0 H: 0 E: 0 K: 0 S: 8	H: 0 LOB: 0 BB: 0 P: 10	R: 0 H: 0 E: 0 K: 3 S: 9	H: 0 LOB: 0 BB: 0 P: 13	R: 0 H: 1 E: 0 K: 2 S: 9	H: 1 LOB: 1 BB: 0 P: 14	R: 0 H: 1 E: 0 K: 0 S: 7	H: 3 LOB: 1 BB: 0 P: 10	R: 0 H: 0 E: 0 K: 2 S: 13	H: 0 LOB: 2 BB: 2 P: 23	R: 2 H: 3 E: 1 K: 1 S: 20	H: 3 LOB: 2 BB: 0 P: 29	1B: 6 2B: 2 3B: 0 HR: 0	SF: 0 SAC: 0 DP: 0 HBP: 0	WP: 0 PB: 0 CS: 0	PA: 39					
PITCHER	IP	WLS	BF	H	R	ER	SO	BB	IBB	HBP	BLK	WP	HR	S	P	ERA	WHIP										
52 Mike Clevinger, R ERA: 3.0	7.2	W	31	5	1	1	10	2	0	0	0	0	0	77	114	1.17	0.913										
58 Neil Ramírez, R ERA: 2.77	0.1		1	0	0	0	0	0	0	0	0	0	0	2	2	0.00	0.000										
34 Zach McAllister, R ERA: 5.9	0.2	S	6	3	2	2	1	0	0	0	0	0	0	19	27	27.00	4.500										
37 Cody Allen, R ERA: 3.86	0.1	S	1	0	0	0	0	0	0	0	0	0	0	1	2	0.00	0.000										

Chicago White Sox @ Cleveland Indians
Progressive Field, Cleveland, OH
Tue Jun 19 2018, 7:11 PM - 9:57 PM EDT
Att: 20,394 - Partly Cloudy - 76 F

livebaseballscorecards.com

AB 37
R 3
H 8
RBI 3
BB 2
SO 11
LOB 17

Batter	1	2	3	4	5	6	7	8	9	AB	R	H	RBI	BB	SO	LOB	BOTTOM										
12 Francisco Lindor, S OBP: 0.362, SLG: 0.529										4	0	2	2	0	1	1											
23 Michael Brantley, L OBP: 0.362, SLG: 0.500										4	1	1	1	0	1	2											
11 José Ramírez, S OBP: 0.387, SLG: 0.601										3	0	1	0	1	2	1											
10 Edwin Encarnación, R OBP: 0.304, SLG: 0.457										3	1	1	1	1	0	2											
6 Brandon Guyer, R OBP: 0.263, SLG: 0.322										2	1	1	0	0	0	0											
8 Lonnie Chisenhall, L OBP: 0.439, SLG: 0.446										1	0	0	0	0	0	2											
17 Yonder Alonso, L OBP: 0.315, SLG: 0.433										4	1	1	1	0	2	1											
7 Yan Gomes, R OBP: 0.315, SLG: 0.459										2	1	0	0	2	0	0											
22 Jason Kipnis, L OBP: 0.284, SLG: 0.319										4	0	1	0	0	0	3											
9 Enk González, R OBP: 0.329, SLG: 0.464										0	0	0	0	0	0	0											
26 Rajai Davis, R OBP: 0.278, SLG: 0.276										4	1	1	0	0	2	3											
Inning Stats	R: 0 H: 0 E: 0 K: 2 S: 8	H: 0 LOB: 0 BB: 0 P: 12	R: 4 H: 2 E: 0 K: 0 S: 17	H: 2 LOB: 1 BB: 2 P: 34	R: 0 H: 2 E: 0 K: 1 S: 12	H: 2 LOB: 1 BB: 0 P: 19	R: 0 H: 0 E: 0 K: 1 S: 7	H: 0 LOB: 0 BB: 0 P: 9	R: 0 H: 1 E: 0 K: 1 S: 7	H: 1 LOB: 1 BB: 0 P: 9	R: 0 H: 0 E: 0 K: 0 S: 8	H: 0 LOB: 0 BB: 0 P: 11	R: 2 H: 3 E: 0 K: 1 S: 13	H: 3 LOB: 2 BB: 1 P: 19	R: 0 H: 1 E: 0 K: 2 S: 11	H: 1 LOB: 1 BB: 1 P: 16	1B: 8 2B: 2 3B: 0 HR: 0	SF: 0 SAC: 0 DP: 1 HBP: 1	WP: 2 PB: 0 CS: 0	PA: 36							
PITCHER	IP	WLS	BF	H	R	ER	SO	BB	IBB	HBP	BLK	WP	HR	S	P	ERA	WHIP										
55 Carlos Rodón, L ERA: 4.41	6.1	L	26	6	4	4	5	2	0	1	0	1	0	10	98	5.68	1.105										
44 Bruce Rondón, R ERA: 4.7	0.2		6	3	2	2	1	0	1	0	0	1	0	10	15	27.00	4.500										
52 Xavier Cedeño, L ERA:	1.0		4	1	0	0	2	1	0	0	0	0	0	11	16	0.00	2.000										

Chicago White Sox @ Cleveland Indians
Progressive Field, Cleveland, OH
Tue Jun 19 2018, 7:11 PM - 9:57 PM EDT
Att: 20,394 - Partly Cloudy - 76 F

livebaseballscorecards.com

AB 31
R 6
H 9
RBI 5
BB 4
SO 8
LOB 15

Batter	1	2	3	4	5	6	7	8	9	AB	R	H	RBI	BB	SO	LOB	TOP	
10 Yoán Moncada, S OBP: 0.300, SLG: 0.404 20 José Róndón, R OBP: 0.288, SLG: 0.490										3	0	0	0	0	2	0	Chicago White Sox @ Cleveland Indians Progressive Field, Cleveland, OH Wed Jun 20 2018, 1:13 PM - 4:17 PM EDT Att: 23,101 - Overcast - 70 F	
5 Yolmer Sánchez, S OBP: 0.306, SLG: 0.402										4	0	0	0	0	1	1		
79 José Abreu, R OBP: 0.334, SLG: 0.495										4	0	1	0	0	0	0		
18 Daniel Palka, L OBP: 0.289, SLG: 0.449										4	0	0	0	0	1	2		
24 Matt Davidson, R OBP: 0.345, SLG: 0.482										4	0	0	0	0	2	2		
38 Omar Narváez, L OBP: 0.306, SLG: 0.324										2	0	1	0	1	0	0		
7 Tim Anderson, R OBP: 0.297, SLG: 0.409										3	0	0	0	0	2	2		
22 Charles Tilson, L OBP: 0.325, SLG: 0.316										1	0	0	0	2	1	0		
15 Adam Engel, R OBP: 0.264, SLG: 0.288 32 Trayce Thompson, R, PH OBP: 0.162, SLG: 0.211										2	0	0	0	0	0	1		
										1	0	0	0	0	1	2		
Inning Stats	R: 0 E: 0 K: 1 S: 11	H: 0 LOB: 0 BB: 0 P: 15	R: 0 E: 0 K: 1 S: 10	H: 1 LOB: 1 BB: 0 P: 15	R: 0 E: 0 K: 0 S: 9	H: 0 LOB: 0 BB: 1 P: 13	R: 0 E: 0 K: 1 S: 9	H: 0 LOB: 0 BB: 0 P: 13	R: 0 E: 0 K: 2 S: 9	H: 0 LOB: 0 BB: 0 P: 13	R: 0 E: 0 K: 3 S: 12	H: 0 LOB: 2 BB: 2 P: 22	R: 0 E: 1 K: 0 S: 10	H: 1 LOB: 2 BB: 0 P: 12	1B: 1 2B: 1 3B: 0 HR: 0	SF: 0 SAC: 0 DP: 0 HBP: 0	WP: 0 PB: 0 SB: 0 CS: 1	PA: 32
PITCHER	IP WLS BF H R ER SO BB IBB HBP BLK WP HR S P ERA WHIP																	
28 Corey Kluber, R ERA: 2.1	7.0 W 22 1 0 0 7 1 0 0 0 0 0 65 96 0.00 0.286																	
70 George Kontos, R ERA: 4.79	1.0 5 0 0 0 3 2 0 0 0 0 0 12 22 0.00 2.000																	
43 Josh Tomlin, R ERA: 6.64	1.0 5 1 0 0 0 0 0 0 0 0 0 10 12 0.00 1.000																	

Batter	1	2	3	4	5	6	7	8	9	AB	R	H	RBI	BB	SO	LOB	BOTTOM			
12 Francisco Lindor, S OBP: 0.366, SLG: 0.525										2	2	0	0	3	1	1	Chicago White Sox @ Cleveland Indians Progressive Field, Cleveland, OH Wed Jun 20 2018, 1:13 PM - 4:17 PM EDT Att: 23,101 - Overcast - 70 F			
23 Michael Brantley, L OBP: 0.359, SLG: 0.512 6 Brandon Guyer, R OBP: 0.263, SLG: 0.322										4	1	0	0	1	1	6				
11 José Ramírez, S OBP: 0.391, SLG: 0.611 9 Erik González, R OBP: 0.338, SLG: 0.471										2	3	1	3	2	0	1				
10 Edwin Encarnación, R OBP: 0.305, SLG: 0.460										5	1	2	2	0	1	3				
17 Yonder Alonso, L OBP: 0.324, SLG: 0.443										4	2	3	1	1	1	2				
22 Jason Kipnis, L OBP: 0.282, SLG: 0.328										5	1	1	3	0	0	3				
7 Yan Gomes, R OBP: 0.322, SLG: 0.470										4	1	2	0	1	1	1				
30 Tyler Naquin, L OBP: 0.340, SLG: 0.427										5	0	0	1	0	2	4				
26 Rajai Davis, R OBP: 0.290, SLG: 0.283										4	1	2	1	0	1	1				
Inning Stats	R: 3 E: 1 K: 0 S: 15	H: 2 LOB: 1 BB: 1 P: 26	R: 0 E: 0 K: 2 S: 8	H: 0 LOB: 0 BB: 0 P: 11	R: 0 E: 0 K: 1 S: 11	H: 1 LOB: 1 BB: 1 P: 18	R: 1 E: 0 K: 2 S: 18	H: 2 LOB: 2 BB: 1 P: 25	R: 1 E: 0 K: 1 S: 11	H: 1 LOB: 2 BB: 2 P: 23	R: 6 E: 0 K: 1 S: 18	H: 3 LOB: 0 BB: 3 P: 35	R: 0 E: 0 K: 1 S: 12	H: 1 LOB: 2 BB: 0 P: 19	R: 1 E: 0 K: 0 S: 11	H: 2 LOB: 1 BB: 0 P: 19		1B: 6 2B: 4 3B: 0 HR: 2	SF: 0 SAC: 0 DP: 0 HBP: 1	WP: 2 PB: 0 SB: 3 CS: 2
PITCHER	IP WLS BF H R ER SO BB IBB HBP BLK WP HR S P ERA WHIP																			
40 Reynaldo López, R ERA: 3.59	4.1 L 23 6 5 0 6 4 0 1 0 0 0 4 6 8.31 2.308																			
70 Luis Avilán, L ERA: 3.0	0.2 3 0 0 0 0 4 0 1 0 0 0 0 4 0.00 0.000																			
44 Bruce Rondón, R ERA: 6.75	1.0 9 3 6 6 1 2 1 0 0 0 2 1 18 35 54.00 5.000																			
37 Juan Minaya, R ERA: 5.19	1.0 5 1 0 0 1 0 0 1 0 0 0 0 12 19 0.00 1.000																			
53 Héctor Santiago, L ERA: 4.78	1.0 5 2 1 1 0 0 0 0 0 0 0 0 11 19 9.00 2.000																			

Batter	1	2	3	4	5	6	7	8	9	AB	R	H	RBI	BB	SO	LOB	TOP										
10 Marcus Semien, R OBP: 0.302, SLG: 0.369	F8		L8		G5-3			P5		4	0	0	0	0	0	2											
18 Chad Pinder, R OBP: 0.310, SLG: 0.411	G1-3		G5-3		G5-3			L8		4	0	0	0	0	1	2											
8 Jed Lowrie, S OBP: 0.337, SLG: 0.465	F8				F9			F8		4	0	0	0	0	0	2											
38 Nick Martini, L OBP: 0.100, SLG: 0.100	F8				P4			F8		0	0	0	0	0	0	0											
2 Khris Davis, R OBP: 0.316, SLG: 0.510		K			K			F9		3	1	0	0	1	2	0											
28 Matt Olson, L OBP: 0.328, SLG: 0.470		2B 20 SF9			1B			L8		3	1	2	0	1	0	0											
25 Stephen Piscotty, R OBP: 0.317, SLG: 0.397		1B			F9			F9		4	0	1	0	0	0	3											
20 Mark Canha, R OBP: 0.325, SLG: 0.468		2B			F9			F9		2	1	1	2	1	0	0											
21 Jonathan Lucroy, R OBP: 0.320, SLG: 0.341		3H			HR			F8		2	1	1	2	1	0	0											
19 Josh Phegley, R OBP: 0.227, SLG: 0.476		G6-3			1B			G5-3		3	0	2	0	0	0	1											
1 Franklin Barreto, R OBP: 0.229, SLG: 0.500					2B			G6-4-3		1	0	0	0	0	0	1											
Inning Stats	R: 0 E: 0 K: 0 S: 5	H: 0 LOB: 0 BB: 0 P: 6	R: 1 E: 0 K: 1 S: 12	H: 2 LOB: 1 BB: 0 P: 17	R: 0 E: 0 K: 0 S: 6	H: 0 LOB: 0 BB: 0 P: 11	R: 0 E: 0 K: 1 S: 12	H: 1 LOB: 1 BB: 0 P: 18	R: 1 E: 0 K: 1 S: 13	H: 3 LOB: 2 BB: 0 P: 18	R: 0 E: 0 K: 0 S: 6	H: 0 LOB: 0 BB: 0 P: 8	R: 0 E: 0 K: 0 S: 9	H: 1 LOB: 0 BB: 0 P: 11	R: 0 E: 0 K: 0 S: 6	H: 0 LOB: 1 BB: 3 P: 30	1B: 4 2B: 2 3B: 0 HR: 1	SF: 1 SAC: 0 DP: 2 HBP: 0	WP: 1 PB: 0 SB: 0 CS: 0	PA: 35							
PITCHER	IP	WLS	BF	H	R	ER	SO	BB	IBB	HBP	BLK	WP	HR	S	P	ERA	WHIP										
55 Carlos Rodón, L ERA: 3.7	8.0	W	30	7	2	2	3	0	0	0	0	0	1	69	99	2.25	0.875										
44 Bruce Rondón, R ERA: 6.75	0.0		1	0	1	1	0	1	0	0	0	0	0	0	4	∞	∞										
52 Xavier Cedeño, L ERA:	1.0		4	0	0	0	0	2	0	0	0	1	0	15	26	0.00	2.000										

Oakland Athletics @ Chicago White Sox
Guaranteed Rate Field, Chicago, IL
 Sun Jun 24 2018, 1:11 PM - 3:52 PM CDT
 Att: 21,908 - Sunny - 73 F

livebaseballscorecards.com

AB 31
R 3
H 7
RBI 2
BB 3
SO 3
LOB 12



Batter	1	2	3	4	5	6	7	8	9	AB	R	H	RBI	BB	SO	LOB	BOTTOM										
10 Yoán Moncada, S OBP: 0.299, SLG: 0.408	K		F8		2B			HR		4	2	6	0	1	0												
26 Avisail García, R OBP: 0.247, SLG: 0.302	L7				G5-3			P4		4	1	1	1	0	0	0											
79 José Abreu, R OBP: 0.323, SLG: 0.473	L7				G6-3			F7		4	0	1	1	0	0	0											
18 Daniel Palka, L OBP: 0.286, SLG: 0.455		F9			K			G5-3		4	1	1	1	0	1	0											
7 Tim Anderson, R OBP: 0.301, SLG: 0.433		G5-3			1B			K		4	0	1	0	0	2	0											
5 Yolmer Sánchez, S OBP: 0.303, SLG: 0.411		1B			G6-3			HR		4	1	2	1	0	0	1											
38 Omar Narváez, L OBP: 0.333, SLG: 0.348		K			1B			BB		3	2	2	0	1	1	1											
28 Leury García, S OBP: 0.312, SLG: 0.369					G6-3			F7		4	1	1	0	0	1	2											
15 Adam Engel, R OBP: 0.274, SLG: 0.294					K			G1-3		3	2	1	0	0	1	1											
Inning Stats	R: 0 E: 0 K: 1 S: 5	H: 0 LOB: 0 BB: 0 P: 10	R: 0 E: 0 K: 1 S: 8	H: 1 LOB: 1 BB: 0 P: 14	R: 0 E: 0 K: 1 S: 8	H: 0 LOB: 0 BB: 0 P: 11	R: 0 E: 0 K: 1 S: 7	H: 0 LOB: 0 BB: 0 P: 10	R: 5 E: 0 K: 2 S: 25	H: 6 LOB: 1 BB: 0 P: 26	R: 0 E: 0 K: 1 S: 11	H: 0 LOB: 0 BB: 0 P: 14	R: 0 E: 0 K: 0 S: 9	H: 0 LOB: 1 BB: 1 P: 15	1B: 8 2B: 1 3B: 0 HR: 3	SF: 0 SAC: 0 DP: 0 HBP: 1	WP: 0 PB: 0 SB: 1 CS: 1	PA: 36									
PITCHER	IP	WLS	BF	H	R	ER	SO	BB	IBB	HBP	BLK	WP	HR	S	P	ERA	WHIP										
58 Paul Blackburn, R ERA: 8.83	5.0	L	22	8	6	6	4	0	0	0	0	0	2	24	34	36.00	4.000										
31 Liam Hendriks, R ERA: 7.35	1.0		7	4	4	4	2	0	0	0	0	0	0	20	29	0.00	0.500										
54 Josh Lucas, R ERA: 4.05	2.0		7	0	0	0	1	1	0	0	0	0	0	20	29	0.00	0.500										

Oakland Athletics @ Chicago White Sox
Guaranteed Rate Field, Chicago, IL
 Sun Jun 24 2018, 1:11 PM - 3:52 PM CDT
 Att: 21,908 - Sunny - 73 F

livebaseballscorecards.com

AB 34
R 10
H 12
RBI 10
BB 1
SO 7
LOB 5



Batter	1	2	3	4	5	6	7	8	9	AB	R	H	RBI	BB	SO	LOB	TOP										
7 Joe Mauer, L (1,3) OBP: 0.373, SLG: 0.331	G3-1		F7		SF9			F7		3	0	0	1	0	0	0	Minnesota Twins @ Chicago White Sox Guaranteed Rate Field, Chicago, IL Tue Jun 26 2018, 9:01 PM - 12:14 AM CDT Att: 16,276 - Cloudy - 73 F										
20 Eddie Rosario, L (1,7) OBP: 0.353, SLG: 0.573	F9		F8		F7			K		4	0	0	0	0	1	1											
5 Eduardo Escobar, S (1,5) OBP: 0.344, SLG: 0.558	L4				K			K		4	0	1	0	0	2	1											
99 Logan Morrison, L (1,10) OBP: 0.289, SLG: 0.341		F8			F8			F9		4	0	0	0	0	0	0											
2 Brian Dozier, R (1,4) OBP: 0.301, SLG: 0.398					K			K		4	1	1	1	0	2	0											
26 Max Kepler, L (1,8) OBP: 0.302, SLG: 0.400					P5			F8		4	0	0	0	0	0	0											
23 Mitch Garver, R (1,2) OBP: 0.312, SLG: 0.343										2	1	1	0	1	1	0											
60 Jake Cave, L (1,9) OBP: 0.227, SLG: 0.545										3	1	1	0	0	1	1											
16 Ehre Adrianza, S (1,6) OBP: 0.303, SLG: 0.406										3	1	2	2	0	0	0											
Inning Stats	R: 0 E: 0 K: 0 S: 12	H: 0 LOB: 0 BB: 0 P: 16	R: 1 E: 0 K: 0 S: 8	H: 1 LOB: 1 BB: 1 P: 16	R: 1 E: 0 K: 0 S: 10	H: 2 LOB: 1 BB: 0 P: 17	R: 0 E: 0 K: 1 S: 9	H: 0 LOB: 0 BB: 0 P: 12	R: 2 E: 0 K: 1 S: 13	H: 3 LOB: 1 BB: 0 P: 20	R: 0 E: 0 K: 1 S: 9	H: 0 LOB: 0 BB: 0 P: 14	R: 0 E: 0 K: 2 S: 10	H: 0 LOB: 0 BB: 0 P: 13	R: 0 E: 0 K: 2 S: 11	H: 0 LOB: 0 BB: 0 P: 17	R: 0 E: 0 K: 0 S: 6	H: 0 LOB: 0 BB: 0 P: 8	1B: 4 2B: 0 3B: 0 HR: 2	SF: 1 SAC: 0 DP: 0 HBP: 0	WP: 0 PB: 0 SB: 0 CS: 0	PA: 33					
PITCHER	IP	WLS	BF	H	R	ER	SO	BB	IBB	HBP	BLK	WP	HR	S	P	ERA	WHIP										
40 Reynaldo López, R (1,1) ERA: 3.73	6.1	W	25	6	4	4	4	1	0	0	0	0	2	64	98	5.68	1.105										
70 Luis Avilán, L (7,1) ERA: 4.03	0.1	H	1	0	0	0	1	0	0	0	0	0	0	6	9	0.00	0.000										
37 Juan Minaya, R (7,1) ERA: 4.5	0.1	H	1	0	0	0	0	0	0	0	0	0	0	1	1	0.00	0.000										
57 Jace Fry, L (8,1) ERA: 1.96	1.0	H	3	0	0	0	2	0	0	0	0	0	0	11	17	0.00	0.000										
48 Joaquin Soria, R (9,1) ERA: 2.79	1.0		3	0	0	0	0	0	0	0	0	0	0	6	8	0.00	0.000										



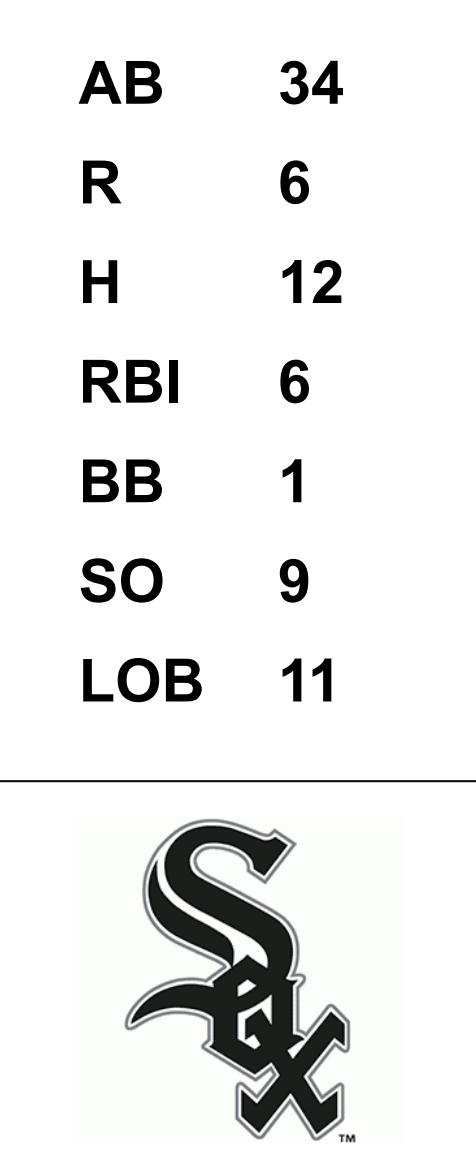
Batter	1	2	3	4	5	6	7	8	9	AB	R	H	RBI	BB	SO	LOB	BOTTOM										
10 Yoán Moncada, S (1,4) OBP: 0.297, SLG: 0.412	K		G4-3		F9			F6		5	1	1	1	0	1	7	Minnesota Twins @ Chicago White Sox Guaranteed Rate Field, Chicago, IL Tue Jun 26 2018, 9:01 PM - 12:14 AM CDT Att: 16,276 - Cloudy - 73 F										
5 Yoimer Sánchez, S (1,5) OBP: 0.324, SLG: 0.411	G4-3		G4-3					K		5	0	2	4	0	1	0											
79 José Abreu, R (1,3) OBP: 0.324, SLG: 0.468	K							K		3	0	0	1	1	3	2											
26 Avisail García, R (1,9) OBP: 0.245, SLG: 0.330		L4			K			G6-3		5	1	1	1	0	1	4											
24 Matt Davidson, R (1,10) OBP: 0.336, SLG: 0.460					K			K		5	1	1	0	0	4	4											
28 Leury García, S (1,7) OBP: 0.322, SLG: 0.378										5	1	3	0	0	2	3											
36 Kevan Smith, R (1,2) OBP: 0.400, SLG: 0.417										3	1	1	0	1	0	1											
7 Tim Anderson, R (1,6) OBP: 0.307, SLG: 0.435										3	1	2	1	1	1	2											
15 Adam Engel, R (1,8) OBP: 0.278, SLG: 0.295										3	2	1	0	0	1	3											
Inning Stats	R: 0 E: 0 K: 2 S: 9	H: 0 LOB: 0 BB: 0 P: 13	R: 0 E: 0 K: 2 S: 14	H: 1 LOB: 2 BB: 1 P: 24	R: 2 E: 1 K: 2 S: 11	H: 1 LOB: 1 BB: 0 P: 18	R: 0 E: 0 K: 0 S: 14	H: 3 LOB: 2 BB: 0 P: 22	R: 0 E: 0 K: 2 S: 7	H: 0 LOB: 0 BB: 0 P: 9	R: 3 E: 0 K: 2 S: 19	H: 4 LOB: 2 BB: 1 P: 28	R: 1 E: 0 K: 2 S: 10	H: 1 LOB: 0 BB: 0 P: 16	R: 2 E: 1 K: 2 S: 22	H: 2 LOB: 3 BB: 1 P: 35	1B: 10 2B: 0 3B: 1 HR: 1	SF: 0 SAC: 0 DP: 1 HBP: 2	WP: 0 PB: 0 SB: 0 CS: 0	PA: 42							
PITCHER	IP	WLS	BF	H	R	ER	SO	BB	IBB	HBP	BLK	WP	HR	S	P	ERA	WHIP										
31 Lance Lynn, R (1,1) ERA: 4.81	5.0	L	25	8	5	4	8	1	0	1	0	0	59	90	7.20	1.800											
57 Ryan Pressly, R (6,1) ERA: 4.0	0.1	H	2	0	0	0	1	1	0	0	0	0	0	5	9	0.00	3.000										
55 Taylor Rogers, L (6,1) ERA: 4.4	0.1	B	2	1	0	0	0	0	0	0	0	0	0	7	11	0.00	3.000										
67 Alan Busenitz, R (6,1) ERA: 8.44	1.1		9	3	3	2	3	0	0	1	0	0	1	20	32	13.50	2.250										
38 Matt Belisle, R (8,1) ERA: 7.47	1.0		4	0	0	0	2	1	0	0	0	0	0	15	23	0.00	1.000										



Batter	1	2	3	4	5	6	7	8	9	AB	R	H	RBI	BB	SO	LOB	TOP										
7 Joe Mauer, L (1,3) OBP: 0.365, SLG: 0.324	G2-3		G3			G5-3		G1-3		4	0	0	0	0	0	0	Minnesota Twins @ Chicago White Sox Guaranteed Rate Field, Chicago, IL Wed Jun 27 2018, 7:12 PM - 10:07 PM CDT Att: 19,466 - Partly Cloudy - 73 F										
5 Eduardo Escobar, S (1,5) OBP: 0.340, SLG: 0.550	G3		F8			G4-3		K		4	0	0	0	0	1	0											
20 Eddie Rosario, L (1,7) OBP: 0.351, SLG: 0.567	G4-3		K			BB		L7		3	0	0	0	1	1	0											
2 Brian Dozier, R (1,4) OBP: 0.300, SLG: 0.396		L8				K		G6-3		4	0	1	0	0	1	0											
26 Max Kepler, L (1,8) OBP: 0.304, SLG: 0.394		K				F9		L7		4	0	0	0	0	2	2											
36 Robbie Grossman, S (1,10) OBP: 0.316, SLG: 0.342		BB				K		G4-3		2	1	0	0	2	1	0											
60 Jake Cave, L (1,9) OBP: 0.231, SLG: 0.480		E4				G4-3		G6-3		3	0	0	0	1	0	1											
16 Ehre Adrianza, S (1,6) OBP: 0.317, SLG: 0.425		BB				G5-4-3		BB		4	0	4	1	0	0	0											
46 Bobby Wilson, R (1,2) OBP: 0.197, SLG: 0.250		BB				G5-4-3		BB		3	0	0	0	0	0	5											
99 Logan Morrison, L (9,PH) OBP: 0.288, SLG: 0.339		FC5				G5-3		K		1	0	0	0	0	1	2											
Inning Stats	R: 0 E: 0 K: 0 S: 7	H: 0 LOB: 0 BB: 0 P: 10	R: 0 E: 1 K: 1 S: 13	H: 1 LOB: 3 BB: 1 P: 24	R: 0 E: 0 K: 1 S: 7	H: 0 LOB: 0 BB: 0 P: 8	R: 0 E: 0 K: 2 S: 8	H: 0 LOB: 0 BB: 0 P: 11	R: 0 E: 0 K: 0 S: 7	H: 1 LOB: 0 BB: 0 P: 12	R: 0 E: 0 K: 1 S: 11	H: 1 LOB: 2 BB: 1 P: 18	R: 0 E: 0 K: 0 S: 11	H: 0 LOB: 0 BB: 0 P: 17	R: 0 E: 0 K: 1 S: 15	H: 0 LOB: 0 BB: 0 P: 20	R: 1 E: 0 K: 1 S: 18	H: 1 LOB: 2 BB: 2 P: 32	1B: 4 2B: 1 3B: 0 HR: 0	SF: 0 SAC: 0 DP: 1 HBP: 0	WP: 0 PB: 0 SB: 0 CS: 0	PA: 36					
PITCHER	IP	WLS	BF	H	R	ER	SO	BB	IBB	HBP	BLK	WP	HR	S	P	ERA	WHIP										
33 James Shields, R (1,1) ERA: 4.29	7.0	W	27	4	0	0	5	2	0	0	0	0	0	64	100	0.00	0.857										
52 Xavier Cedeño, L (8,1) ERA:	1.0		3	0	0	0	1	0	0	0	0	0	0	15	20	0.00	0.000										
37 Juan Minaya, R (9,1) ERA: 4.97	0.2		5	1	1	1	0	2	0	0	0	0	0	15	28	13.50	4.500										
70 Luis Avilán, L (9,1) ERA: 3.97	0.1		1	0	0	0	1	0	0	0	0	0	0	3	4	0.00	0.000										

Batter	1	2	3	4	5	6	7	8	9	AB	R	H	RBI	BB	SO	LOB	BOTTOM										
10 Yoán Moncada, S (1,4) OBP: 0.297, SLG: 0.409	G3-1		K2-3			K		K		4	0	1	0	0	2	2	Minnesota Twins @ Chicago White Sox Guaranteed Rate Field, Chicago, IL Wed Jun 27 2018, 7:12 PM - 10:07 PM CDT Att: 19,466 - Partly Cloudy - 73 F										
5 Yoimer Sánchez, S (1,5) OBP: 0.304, SLG: 0.407	BB		K2-3			G3-1		F8		3	0	0	0	1	1	2											
79 José Abreu, R (1,3) OBP: 0.326, SLG: 0.479	L9		HR			G1-6-3		G1-6-3		4	2	2	1	0	0	1											
18 Daniel Palka, L (1,10) OBP: 0.285, SLG: 0.450	K		BB			K		G4-3		4	1	1	0	0	2	1											
26 Avisail García, R (1,9) OBP: 0.245, SLG: 0.358	K		K			G6-3		HR		4	1	1	1	0	2	2											
28 Leury García, S (1,7) OBP: 0.327, SLG: 0.388	L4		BB			G6-3		K		4	1	2	1	0	1	0											
15 Adam Engel, R (9,8) OBP: 0.278, SLG: 0.295	L4		BB			G6-3		K		0	0	0	0	0	0	0											
7 Tim Anderson, R (1,6) OBP: 0.310, SLG: 0.436	BB		CS			G6-3		K		4	1	2	1	0	1	1											
38 Omar Narváez, L (1,2) OBP: 0.331, SLG: 0.345	CS		G3			G6-3		G4-3		4	0	1	1	0	0	1											
22 Charles Tilson, L (1,8) OBP: 0.351, SLG: 0.329	G3-1		G3-1			G3-1		G4-3		3	0	2	1	0	0	1											
Inning Stats	R: 0 E: 0 K: 1 S: 6	H: 0 LOB: 1 BB: 1 P: 14	R: 0 E: 0 K: 1 S: 8	H: 1 LOB: 0 BB: 0 P: 11	R: 0 E: 0 K: 1 S: 10	H: 2 LOB: 1 BB: 0 P: 15	R: 3 E: 0 K: 1 S: 14	H: 4 LOB: 1 BB: 0 P: 21	R: 1 E: 0 K: 2 S: 11	H: 1 LOB: 0 BB: 0 P: 17	R: 1 E: 0 K: 0 S: 16	H: 3 LOB: 2 BB: 0 P: 24	R: 0 E: 0 K: 0 S: 7	H: 0 LOB: 0 BB: 0 P: 11	R: 1 E: 0 K: 2 S: 13	H: 1 LOB: 0 BB: 0 P: 17	1B: 9 2B: 1 3B: 0 HR: 2	SF: 0 SAC: 0 DP: 0 HBP: 0	WP: 0 PB: 0 SB: 0 CS: 1	PA: 36							
PITCHER	IP	WLS	BF	H	R	ER	SO	BB	IBB	HBP	BLK	WP	HR	S	P	ERA	WHIP										
44 Kyle Gibson, R (1,1) ERA: 3.48	7.0	L	31	11	5	5	7	1	0	0	0	0	1	72	113	6.43	1.714										
57 Ryan Pressly, R (8,1) ERA: 4.14	1.0		4	1	1	1	2	0	0	0	0	0	1	13	17	9.00	1.000										

AB	32
R	1
H	5
RBI	1
BB	4
SO	7
LOB	10



Batter	1	2	3	4	5	6	7	8	9	10	11	12	13	AB	R	H	RBI	BB	SO	LOB											
36 Robbie Grossman, S OBP: 0.312, SLG: 0.333	G3-1 BB		P6			K	L4			E3 IBB		G4-3		5	0	0	0	1	1	4											
20 Eddie Rosario, L OBP: 0.348, SLG: 0.363	G1-3		F7					F9		P3		F8		6	0	1	0	0	0	3											
5 Eduardo Escobar, S OBP: 0.337, SLG: 0.541	G3-1		F9			F7			K				P4	5	0	0	0	1	1	2											
2 Brian Dozier, R OBP: 0.298, SLG: 0.389	BB					L8		F9					F7	5	0	0	0	1	2	4											
99 Logan Morrison, L OBP: 0.293, SLG: 0.357	BB		L5					HR		P5		F7		5	2	2	1	1	0	0											
16 Ehire Adrianza, S OBP: 0.318, SLG: 0.419	P6		L7					B2-3		G6-3			2B IBB	5	0	1	0	1	0	3											
60 Jake Cave, L OBP: 0.250, SLG: 0.433			G5-3			G4-3				K				5	0	1	0	1	2	1											
45 Taylor Motter, R OBP: 0.242, SLG: 0.241			G4-3			G6-3		1B				F8		2	0	0	0	0	0	0											
26 Max Kepler, L OBP: 0.310, SLG: 0.397								1B						3	0	2	1	1	0	1											
46 Bobby Wilson, R OBP: 0.200, SLG: 0.239			F7											3	0	0	0	1	1	0											
7 Joe Mauer, L OBP: 0.364, SLG: 0.322														1	0	0	0	0	0	3											
23 Mitch Garver, R OBP: 0.312, SLG: 0.343														0	0	0	0	0	0	0											
Inning Stats	R: 0 E: 0 K: 0 S: 11	H: 0 LOB: 3 BB: 3 P: 26	R: 0 E: 0 K: 0 S: 9	H: 0 LOB: 0 BB: 0 P: 12	R: 0 E: 0 K: 0 S: 6	H: 0 LOB: 0 BB: 0 P: 6	R: 0 E: 0 K: 1 S: 8	H: 0 LOB: 0 BB: 0 P: 13	R: 0 E: 0 K: 1 S: 7	H: 0 LOB: 0 BB: 0 P: 10	R: 0 E: 0 K: 1 S: 7	H: 0 LOB: 0 BB: 0 P: 8	R: 0 E: 0 K: 1 S: 12	H: 1 LOB: 3 BB: 1 P: 19	R: 0 E: 0 K: 0 S: 9	H: 0 LOB: 0 BB: 0 P: 14	R: 0 E: 0 K: 0 S: 9	H: 0 LOB: 0 BB: 0 P: 14	R: 1 E: 0 K: 0 S: 17	H: 1 LOB: 3 BB: 3 P: 32	1B: 4 2B: 3 3B: 0 HR: 1	SF: 0 SAC: 1 DP: 1 HBP: 0	W/P: 0 PB: 0 SB: 2 CS: 0	PA: 54							
PITCHER	IP ERA: 6.59	WLS BF: 27	H R ER SO	ER 1 1 3	BB 4	IBB 0	HBP 0	BLK 0	W/P 0	HR 1	S 62	P 104	ERA 1.42	WHIP 1.263	PITCHER	IP ERA: 4.7	WLS BF: 10	H R ER SO	ER 1 1 0	BB 2	IBB 0	HBP 0	BLK 0	W/P 0	HR 0	S 10	P 14	ERA 0.00	WHIP 1.000		
27 Lucas Giolito, R	(1, 1)	6.1	4	1	3	4	0	0	0	1	62	104	1.42	1.263	52 Xavier Cedeño, L	(11, 1)	1.0	4	1	0	1	0	0	0	0	0	10	14	0.00	1.000	
70 Luis Avilán, L	(7, 1)	1.1	3	0	0	0	0	0	0	0	8	13	0.00	0.000	53 Héctor Santiago, L	(12, 1)	2.0	10	1	1	0	2	1	0	0	0	26	46	4.50	1.500	
44 Bruce Rondón, R	(8, 1)	0.1	0	0	0	0	0	0	0	3	3	0.00	0.000																		
57 Jose Fry, L	(9, 1)	1.0	3	0	0	0	0	0	0	7	8	0.00	0.000																		
48 Joakim Soria, R	(10, 1)	1.0	6	1	0	0	1	0	0	12	19	0.00	1.000																		

Minnesota Twins @ Chicago White Sox
Guaranteed Rate Field, Chicago, IL
Thu Jun 28 2018, 1:12 PM - 6:01 PM CDT
Att. 21,610 - Sunny - 83 F

AB 45
R 2
H 7
RBI 2
BB 8
SO 7
LOB 21



Batter	1	2	3	4	5	6	7	8	9	10	11	12	13	AB	R	H	RBI	BB	SO	LOB										
10 Yoán Moncada, S OBP: 0.294, SLG: 0.408	F8		K			2B IBB		K				K		6	0	1	0	0	4	5										
26 Avisail García, R OBP: 0.290, SLG: 0.356	K				P4			L5						6	0	2	0	0	2	1										
79 José Abreu, R OBP: 0.326, SLG: 0.474	K				24 BB			G4-3				F9		5	0	1	0	1	1	3										
24 Matt Davidson, R OBP: 0.336, SLG: 0.451	K				36 G1-4-3 BB			IBB				P2		4	0	0	0	2	3	3										
36 Kevan Smith, R OBP: 0.375, SLG: 0.389	G4-3				G1-4-3			F9						6	0	1	0	0	1	6										
5 Yolmer Sánchez, S OBP: 0.304, SLG: 0.405	K							G4-3						6	1	2	0	0	1	1										
7 Tim Anderson, R OBP: 0.315, SLG: 0.437								FC4-6 1B						4	0	2	0	0	0	1										
53 Héctor Santiago, R	(12, 1)							L6						0	0	0	0	0	0	0										
38 Omar Narváez, L	(13, PH)							FC4-6 2B PB						1	0	0	0	0	1	1										
22 Charles Tilson, L OBP: 0.340, SLG: 0.311								G6-3						5	0	0	0	1	2	4										
15 Adam Engel, R OBP: 0.274, SLG: 0.290								G4-3						3	0	0	0	0	1	2										
18 Daniel Palka, L OBP: 0.269, SLG: 0.450								L8						0	0	0	1	1	0	0										
28 Leury García, S OBP: 0.331, SLG: 0.393								G6-3						1	0	1	0	0	0	0										
Inning Stats	R: 0 E: 0 K: 2 S: 9	H: 0 LOB: 0 BB: 0 P: 15	R: 0 E: 0 K: 2 S: 12	H: 0 LOB: 0 BB: 0 P: 15	R: 0 E: 0 K: 3 S: 13	H: 1 LOB: 1 BB: 0 P: 20	R: 0 E: 0 K: 1 S: 9	H: 1 LOB: 1 BB: 1 P: 17	R: 0 E: 0 K: 0 S: 11	H: 0 LOB: 0 BB: 0 P: 15	R: 0 E: 0 K: 1 S: 17	H: 1 LOB: 3 BB: 2 P: 30	R: 0 E: 0 K: 2 S: 14	H: 1 LOB: 1 BB: 0 P: 8	R: 0 E: 0 K: 1 S: 6	H: 1 LOB: 0 BB: 0 P: 8	R: 0 E: 0 K: 2 S: 17	H: 1 LOB: 3 BB: 0 P: 35	R: 0 E: 0 K: 1 S: 10	H: 1 LOB: 1 BB: 0 P: 11	R: 0 E: 0 K: 2 S: 13	H: 2 LOB: 2 BB: 2 P: 17	1B: 9 2B: 2 3B: 0 HR: 0	SF: 0 SAC: 0 DP: 2 HBP: 1	W/P: 0 PB: 1 SB: 4 CS: 1	PA: 53				
PITCHER	IP ERA: 4.62	WLS BF: 23	H R ER SO	ER 3 0 0 8	BB 2	IBB 1	HBP 0	BLK 0	W/P 0	HR 0	S 71	P 112	ERA 0.00	WHIP 0.833	PITCHER	IP ERA: 4.22	WLS BF: 5	H R ER SO	ER 2 0 0 2	BB 0	IBB 0	HBP 0	BLK 0	W/P 0	HR 0	S 15	P 19	ERA 0.00	WHIP 1.500	
12 Jake Odorizzi, R	(1, 1)	6.0	3	0	8	2	1	0	0	0	71	112	0.00	0.833	55 Taylor Rogers, L	(11, 1)	1.1	5	2	0	0	0	0	0	0	15	19	0.00	1.500	
32 Zach Duke, L	(7, 1)	1.0	4	1	0	0	0	0	0	14	19	0.00	1.000	67 Alan Busenitz, R	(12, 1)	1.2	7	2	0	0	2	0	0	0	13	18	0.00	1.200		
39 Trevor Hildenberger, R	(8, 1)	1.0	3	0	0	0	0	0	0	6	8	0.00	0.000																	
56 Fernando Rodney, R	(9, 1)	1.0	7	1	1	2	2	0	1	0	17	35	9.00	3.000																
43 Addison Reed, R	(10, 1)	1.0	4	1	0	0	0	0	0	0	10	11	0.00	1.000																

Minnesota Twins @ Chicago White Sox
Guaranteed Rate Field, Chicago, IL
Thu Jun 28 2018, 1:12 PM - 6:01 PM CDT
Att. 21,610 - Sunny - 83 F

AB 47
R 1
H 10
RBI 1
BB 5
SO 16
LOB 27



Batter	1	2	3	4	5	6	7	8	9	AB	R	H	RBI	BB	SO	LOB	TOP					
10 Yoán Moncada, S OBP: 0.292, SLG: 0.400										4	0	1	0	1	1	3						
5 Yolmer Sánchez, S OBP: 0.306, SLG: 0.410										4	0	2	1	0	1	0						
79 José Abreu, R OBP: 0.324, SLG: 0.465										4	0	1	0	1	0	3						
26 Avisail García, R OBP: 0.257, SLG: 0.400										5	1	1	1	0	0	6						
28 Leury García, S OBP: 0.312, SLG: 0.369											5	0	0	0	0	3						
24 Matt Davidson, R OBP: 0.312, SLG: 0.475										4	2	3	1	0	1	0						
7 Tim Anderson, R OBP: 0.311, SLG: 0.430										4	0	1	0	0	1	2						
38 Omar Narváez, L OBP: 0.333, SLG: 0.341										3	1	1	0	1	1	1						
15 Adam Engel, R OBP: 0.280, SLG: 0.306										3	0	2	1	0	0	0						
18 Daniel Palka, L OBP: 0.286, SLG: 0.439										1	0	0	0	0	1	2						
22 Charles Tilson, L OBP: 0.340, SLG: 0.312										0	0	0	0	0	0	0						
Inning Stats	R: 0 E: 0 K: 0 S: 7	H: 2 LOB: 2 BB: 0 P: 7	R: 2 E: 0 K: 1 S: 24	H: 3 LOB: 3 BB: 2 P: 42	R: 0 E: 0 K: 1 S: 9	H: 1 LOB: 1 BB: 0 P: 12	R: 0 E: 0 K: 0 S: 6	H: 0 LOB: 0 BB: 0 P: 7	R: 0 E: 0 K: 0 S: 7	H: 0 LOB: 0 BB: 0 P: 8	R: 1 E: 0 K: 1 S: 11	H: 2 LOB: 1 BB: 0 P: 11	R: 0 E: 0 K: 0 S: 8	H: 2 LOB: 0 BB: 0 P: 12	R: 0 E: 0 K: 2 S: 14	H: 1 LOB: 2 BB: 1 P: 23	R: 0 E: 0 K: 1 S: 12	H: 1 LOB: 1 BB: 0 P: 17	1B: 7 2B: 3 3B: 0 HR: 2	SF: 1 SAC: 0 DP: 1 HBP: 0	WP: 0 PB: 0 SB: 0 CS: 0	PA: 41
PITCHER	IP WLS BF H R ER SO BB IBB HBP BLK WP HR S P ERA WHIP																					
40 Bartolo Colon, R ERA: 4.76	5.0 W 24 7 3 3 2 2 0 0 0 0 1 56 79 5.40 1.800																					
53 Jesse Chavez, R ERA: 3.31	2.0 H 8 3 1 1 1 0 0 0 0 0 1 16 20 4.50 1.500																					
41 Jake Diekmann, L ERA: 3.81	0.1 H 3 1 0 0 0 1 0 0 0 0 0 0 8 15 0.00 6.000																					
62 José Leclerc, R ERA: 2.43	0.2 H 2 0 0 0 2 0 0 0 0 0 0 0 6 8 0.00 0.000																					
31 Chris Martin, R ERA: 4.13	1.0 4 1 0 0 1 0 0 0 0 0 0 0 12 17 0.00 1.000																					

Chicago White Sox @ Texas Rangers
Globe Life Park in Arlington, Arlington, TX
Sat Jun 30 2018, 9:08 PM - 12:35 AM EDT
Att: 28,138 - Clear - 95 F

AB	37
R	4
H	12
RBI	4
BB	3
SO	6
LOB	20



Batter	1	2	3	4	5	6	7	8	9	AB	R	H	RBI	BB	SO	LOB	BOTTOM					
3 Delino DeShields, R OBP: 0.329, SLG: 0.307										4	1	1	1	0	0	0						
1 Elvis Andrus, R OBP: 0.351, SLG: 0.402										5	1	1	2	0	1	0						
30 Nomar Mazara, L OBP: 0.342, SLG: 0.484									5	1	2	1	0	0	0							
29 Adrián Beltré, R OBP: 0.374, SLG: 0.442										4	1	2	0	1	1	1						
12 Rougned Odor, L OBP: 0.300, SLG: 0.351									4	2	1	0	1	2	3							
19 Jurickson Profar, S OBP: 0.325, SLG: 0.438									4	2	2	2	1	1	2							
61 Robinson Chirinos, R OBP: 0.325, SLG: 0.437									4	1	2	3	0	1	2							
13 Joey Gallo, L OBP: 0.297, SLG: 0.452									3	2	1	1	1	0	3							
16 Ryan Rua, R OBP: 0.210, SLG: 0.330									3	1	1	1	0	1	0							
15 Carlos Tocci, R OBP: 0.206, SLG: 0.069									0	1	0	1	1	0	0							
Inning Stats	R: 0 E: 0 K: 0 S: 8	H: 0 LOB: 0 BB: 0 P: 12	R: 0 E: 0 K: 3 S: 10	H: 0 LOB: 0 BB: 0 P: 17	R: 1 E: 0 K: 0 S: 9	H: 1 LOB: 0 BB: 0 P: 13	R: 3 E: 0 K: 0 S: 13	H: 2 LOB: 1 BB: 2 P: 24	R: 1 E: 0 K: 0 S: 5	H: 1 LOB: 0 BB: 0 P: 8	R: 0 E: 0 K: 1 S: 13	H: 2 LOB: 2 BB: 0 P: 22	R: 1 E: 1 K: 2 S: 11	H: 1 LOB: 0 BB: 0 P: 16	R: 7 E: 0 K: 1 S: 35	H: 6 LOB: 2 BB: 3 P: 66	R: 0 E: 0 K: 1 S: 12	H: 1 LOB: 1 BB: 0 P: 17	1B: 8 2B: 2 3B: 1 HR: 2	SF: 1 SAC: 0 DP: 0 HBP: 0	WP: 0 PB: 1 SB: 1 CS: 0	PA: 42
PITCHER	IP WLS BF H R ER SO BB IBB HBP BLK WP HR S P ERA WHIP																					
55 Carlos Rodón, L ERA: 4.55	5.1 L 24 6 5 5 3 2 0 0 0 0 0 0 12 17 8.44 1.500																					
37 Juan Minaya, R ERA: 4.11	1.1 5 1 1 0 3 0 0 0 0 0 0 0 12 17 0.00 0.750																					
70 Luis Avilán, L ERA: 4.44	0.1 3 2 2 2 0 0 0 0 0 0 0 0 11 17 54.00 6.000																					
44 Bruce Rondón, R ERA: 8.31	0.1 7 4 5 5 0 2 0 0 0 0 0 0 16 33 135.00 18.000																					
57 Jace Fry, L ERA: 1.92	0.2 3 0 0 0 1 1 0 0 0 0 0 0 12 22 0.00 1.500																					

Chicago White Sox @ Texas Rangers
Globe Life Park in Arlington, Arlington, TX
Sat Jun 30 2018, 9:08 PM - 12:35 AM EDT
Att: 28,138 - Clear - 95 F

AB	36
R	13
H	13
RBI	12
BB	5
SO	7
LOB	11



Batter	1	2	3	4	5	6	7	8	9	AB	R	H	RBI	BB	SO	LOB	TOP										
10 Yoán Moncada, S OBP: 0.290, SLG: 0.401										5	1	2	1	0	2	1	Chicago White Sox @ Cincinnati Reds Great American Ball Park, Cincinnati, OH Mon Jul 02 2018, 7:12 PM - 10:30 PM EDT Att: 16,727 - Cloudy - 80 F										
5 Yolmer Sánchez, S OBP: 0.303, SLG: 0.408										5	0	2	1	0	0	2											
79 José Abreu, R OBP: 0.325, SLG: 0.469									3	0	0	0	0	1	1												
24 Matt Davidson, R OBP: 0.345, SLG: 0.478									4	0	0	0	0	2	1												
18 Daniel Palka, L OBP: 0.280, SLG: 0.429									4	1	2	1	0	0	1												
26 Avissal García, R OBP: 0.287, SLG: 0.479									4	0	2	0	0	0	1												
38 Omar Narváez, L OBP: 0.338, SLG: 0.354									4	0	1	0	0	1	2												
7 Tim Anderson, R OBP: 0.312, SLG: 0.431									3	1	1	0	0	1	0												
15 Adam Engel, R OBP: 0.284, SLG: 0.314										2	0	1	0	0	1	0											
33 James Shields, R OBP: 0.187, SLG: 0.347										2	0	0	0	0	0	0											
37 Juan Minaya, R ERA: 2.99										2	0	0	0	0	0	0											
70 Luis Avilán, L ERA: 4.11										0	0	0	0	0	0	0											
22 Charles Tilson, L ERA: 5.01										1	0	0	0	0	0	2											
66 Chris Volstad, R ERA: 5.01										0	0	0	0	0	0	0											
53 Héctor Santiago, R ERA: 4.67										0	0	0	0	0	0	0											
Inning Stats	R: 0 E: 0 K: 2 S: 13	H: 1 LOB: 1 BB: 0 P: 18	R: 0 E: 0 K: 1 S: 9	H: 0 LOB: 0 BB: 0 P: 11	R: 0 E: 0 K: 1 S: 9	H: 1 LOB: 1 BB: 0 P: 12	R: 0 E: 0 K: 1 S: 12	H: 1 LOB: 2 BB: 0 P: 18	R: 0 E: 0 K: 0 S: 11	H: 1 LOB: 1 BB: 0 P: 16	R: 0 E: 0 K: 1 S: 15	H: 1 LOB: 1 BB: 0 P: 19	R: 2 E: 0 K: 1 S: 13	H: 3 LOB: 1 BB: 0 P: 19	R: 1 E: 0 K: 0 S: 16	H: 3 LOB: 2 BB: 0 P: 25	R: 0 E: 0 K: 2 S: 9	H: 0 LOB: 0 BB: 0 P: 12	1B: 6 2B: 4 3B: 0 HR: 1	SF: 0 SAC: 2 DP: 0 HBP: 0	WP: 0 PB: 0 SB: 1 CS: 0	PA: 39					
PITCHER	IP	WLS	BF	H	R	ER	SO	BB	IBB	HBP	BLK	WP	HR	S	P	ERA	WHIP										
58 Luis Castillo, R ERA: 5.53	6.2		27	6	1	1	6	0	0	0	0	0	0	74	101	1.35	0.900										
50 Amir Garrett, L ERA: 2.99	0.0	B	2	2	1	1	0	0	0	0	0	0	0	4	7	∞	∞										
48 Jared Hughes, R ERA: 1.42	0.2		4	2	1	1	1	0	0	0	0	0	1	15	23	13.50	3.000										
63 Dylan Floro, R ERA: 2.86	0.2	W	3	1	0	0	0	0	0	0	0	0	0	5	7	0.00	1.500										
26 Raisel Iglesias, R ERA: 2.45	1.0	S	3	0	0	0	2	0	0	0	0	0	0	9	12	0.00	0.000										

Batter	1	2	3	4	5	6	7	8	9	AB	R	H	RBI	BB	SO	LOB	BOTTOM										
43 Scott Schebler, L OBP: 0.357, SLG: 0.489										3	1	2	1	1	0	0	Chicago White Sox @ Cincinnati Reds Great American Ball Park, Cincinnati, OH Mon Jul 02 2018, 7:12 PM - 10:30 PM EDT Att: 16,727 - Cloudy - 80 F										
63 Dylan Floro, L ERA: 2.86										3	0	0	0	2	0	1											
2 Alex Blandino, R OBP: 0.311, SLG: 0.283										5	0	0	0	0	2	6											
26 Raisel Iglesias, R ERA: 2.45										3	1	1	0	1	0	1											
7 Eugenio Suárez, R OBP: 0.391, SLG: 0.565										2	0	0	0	1	0	0											
33 Jesse Winker, L OBP: 0.383, SLG: 0.388										2	0	0	0	1	0	0											
50 Amir Garrett, R ERA: 4.11										0	0	0	0	0	0	0											
48 Jared Hughes, R OBP: 0.273, SLG: 0.355										0	0	0	0	0	0	0											
4 Brandon Dixon, R OBP: 0.273, SLG: 0.355										1	0	0	0	1	2												
9 José Peraza, R OBP: 0.316, SLG: 0.373										3	1	0	0	1	0	3											
58 Luis Castillo, R OBP: 0.200, SLG: 0.182										2	0	0	0	0	1	0											
23 Adam Duvall, R OBP: 0.291, SLG: 0.397										2	1	1	1	0	0	2											
6 Billy Hamilton, S OBP: 0.294, SLG: 0.298										3	0	0	1	0	1	1											
Inning Stats	R: 1 E: 0 K: 1 S: 13	H: 2 LOB: 3 BB: 2 P: 25	R: 0 E: 0 K: 1 S: 6	H: 0 LOB: 0 BB: 0 P: 10	R: 0 E: 0 K: 0 S: 3	H: 0 LOB: 1 BB: 1 P: 9	R: 0 E: 0 K: 0 S: 8	H: 0 LOB: 0 BB: 0 P: 13	R: 0 E: 0 K: 1 S: 8	H: 1 LOB: 0 BB: 0 P: 14	R: 0 E: 0 K: 0 S: 6	H: 0 LOB: 0 BB: 0 P: 7	R: 0 E: 0 K: 0 S: 7	H: 1 LOB: 3 BB: 2 P: 18	R: 4 E: 0 K: 2 S: 26	H: 3 LOB: 2 BB: 2 P: 45	R: 1 E: 0 K: 2 S: 9	H: 0 LOB: 0 BB: 0 P: 12	1B: 3 2B: 3 3B: 0 HR: 1	SF: 1 SAC: 0 DP: 0 HBP: 0	WP: 0 PB: 0 SB: 0 CS: 0	PA: 39					
PITCHER	IP	WLS	BF	H	R	ER	SO	BB	IBB	HBP	BLK	WP	HR	S	P	ERA	WHIP										
33 James Shields, R ERA: 4.12	6.2		28	4	1	1	3	4	0	0	0	0	0	4	∞	∞											
37 Juan Minaya, R ERA: 4.11	0.0		1	0	0	0	0	1	0	0	0	0	0	0	4	∞	∞										
70 Luis Avilán, L ERA: 4.38	0.1	H	1	0	0	0	0	0	0	0	0	0	0	1	4	0.00	0.000										
66 Chris Volstad, R ERA: 5.01	0.2	L	7	3	4	4	1	1	0	0	0	0	0	20	32	54.00	6.000										
53 Héctor Santiago, L ERA: 4.67	0.1		2	0	0	0	1	1	0	0	0	0	0	6	13	0.00	3.000										

Chicago White Sox @ Cincinnati Reds
 Great American Ball Park, Cincinnati, OH
 Mon Jul 02 2018, 7:12 PM - 10:30 PM EDT
 Att: 16,727 - Cloudy - 80 F

AB 37
 R 3
 H 11
 RBI 3
 BB 0
 SO 9
 LOB 12



Chicago White Sox @ Cincinnati Reds
 Great American Ball Park, Cincinnati, OH
 Mon Jul 02 2018, 7:12 PM - 10:30 PM EDT
 Att: 16,727 - Cloudy - 80 F

AB 31
 R 5
 H 7
 RBI 5
 BB 7
 SO 5
 LOB 16



Batter	1	2	3	4	5	6	7	8	9	10	11	12	AB	R	H	RBI	BB	SO	LOB	TOP								
10 Yoán Moncada, S OBP: 0.296, SLG: 0.410	F7		BB		G4-3			K					6	1	3	3	1	1	2									
5 Yolmer Sánchez, S OBP: 0.303, SLG: 0.410	K		P6			L3	FC4-6		K				6	0	1	1	1	2	2									
26 Avisail García, R OBP: 0.302, SLG: 0.528	G6-3			1B			K						6	3	3	2	1	2	3									
18 Daniel Palka, L OBP: 0.286, SLG: 0.459		K		HR			K		G4-3				6	2	2	3	1	2	3									
36 Kevan Smith, R OBP: 0.352, SLG: 0.362	G6-3				G5-3								6	2	2	0	0	0	3									
53 Héctor Santiago, R (11, 1)													1	0	0	0	0	0	3									
7 Tim Anderson, R OBP: 0.312, SLG: 0.429	E5												6	2	2	0	0	0	1									
24 Matt Davidson, R OBP: 0.348, SLG: 0.478	G6-3		G6-4-3										4	1	1	1	2	1	2									
15 Adam Engel, R OBP: 0.278, SLG: 0.307			L7										5	1	0	1	0	1	3									
27 Lucas Giolito, R ERA: 3.59													2	0	0	0	0	0	2									
52 Xavier Cedeño, L ERA: 0.84													1	0	0	0	0	0	0									
44 Bruce Rondon, R ERA: 3.0													0	0	0	0	0	0	0									
57 Jace Fry, L ERA: 2.63													0	0	0	0	0	0	0									
48 Joakim Soria, R ERA: 2.48													1	0	0	0	0	0	0									
Inning Stats	R: 0 E: 0 K: 1 S: 9	H: 0 LOB: 0 BB: 0 P: 12	R: 0 E: 1 K: 1 S: 10	H: 0 LOB: 1 BB: 0 P: 15	R: 0 E: 0 K: 1 S: 8	H: 0 LOB: 1 BB: 1 P: 13	R: 2 E: 0 K: 0 S: 14	H: 3 LOB: 0 BB: 0 P: 17	R: 0 E: 0 K: 2 S: 9	H: 0 LOB: 0 BB: 0 P: 12	R: 4 E: 0 K: 0 S: 21	H: 5 LOB: 1 BB: 0 P: 28	R: 0 E: 0 K: 2 S: 12	H: 1 LOB: 1 BB: 0 P: 15	R: 1 E: 0 K: 1 S: 15	H: 2 LOB: 2 BB: 1 P: 24	R: 0 E: 0 K: 1 S: 10	H: 1 LOB: 0 BB: 0 P: 13	R: 0 E: 0 K: 1 S: 9	H: 0 LOB: 0 BB: 0 P: 12	R: 0 E: 1 K: 1 S: 16	H: 1 LOB: 3 BB: 1 P: 28	R: 4 E: 2 K: 0 S: 18	H: 2 LOB: 2 BB: 3 P: 34	1B: 8 2B: 1 3B: 2 HR: 4	SF: 0 SAC: 1 DP: 2 HBP: 0	WP: 0 PB: 0 SB: 2 CS: 0	PA: 59
PITCHER	IP	WLS	BF	H	R	ER	SO	BB	IBB	HBP	BLK	WP	HR	S	P	ERA	WHIP											
28 Anthony DeSclafani, R ERA: 3.59	(1, 1)		23	6	5	5	5	1	0	0	0	0	0	3	59	8.44	1.312											
21 Michael Lorenzen, R ERA: 2.19	(6, 1)	1.1	7	3	1	1	1	0	0	0	0	0	0	21	27	6.75	2.250											
50 Amir Garrett, L ERA: 2.95	(7, 1)	0.1	1	0	0	0	1	0	0	0	0	0	0	3	3	0.00	0.000											
37 David Hernandez, R ERA: 1.9	(8, 1)	1.0	6	2	1	1	1	1	0	0	0	0	0	15	24	9.00	3.000											
26 Raisel Iglesias, R ERA: 2.63	(9, 1)	1.0	4	1	1	1	1	0	0	0	0	0	1	10	13	9.00	1.000											

Chicago White Sox @ Cincinnati Reds
Great American Ball Park, Cincinnati, OH
Tue Jul 03 2018, 7:13 PM - 11:48 PM EDT
Alt. 22,742 - Cloudy - 82 F

AB 52
R 12
H 15
RBI 12
BB 6
SO 11
LOB 26

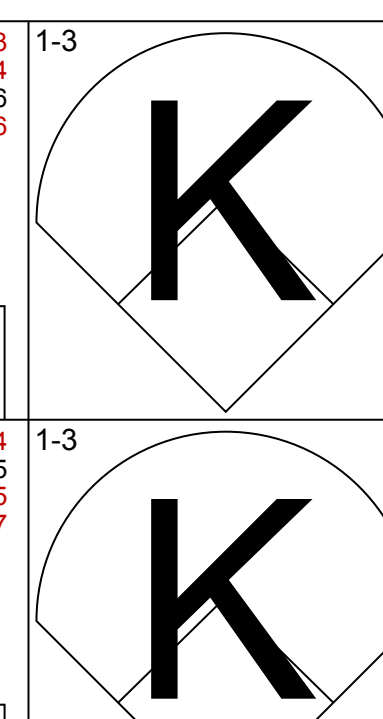
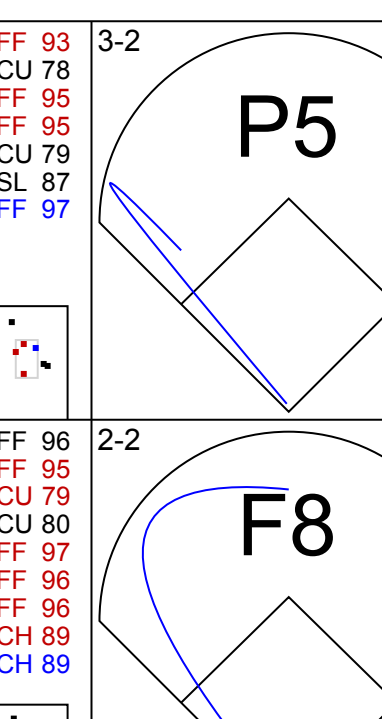
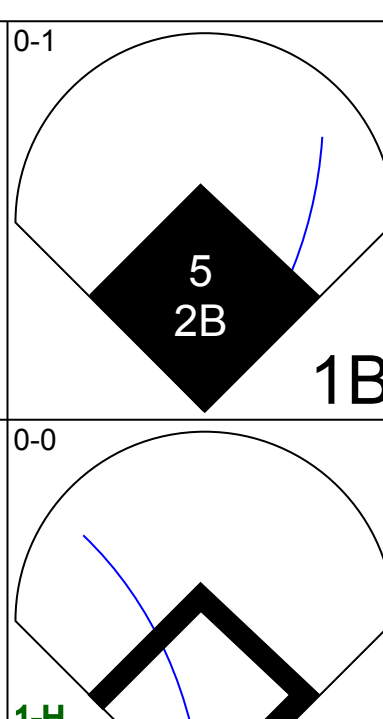
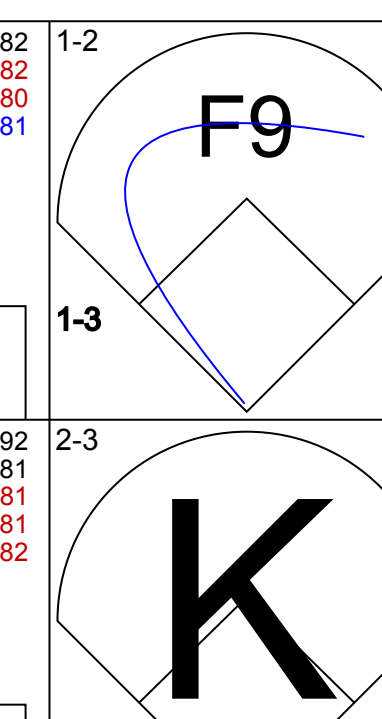
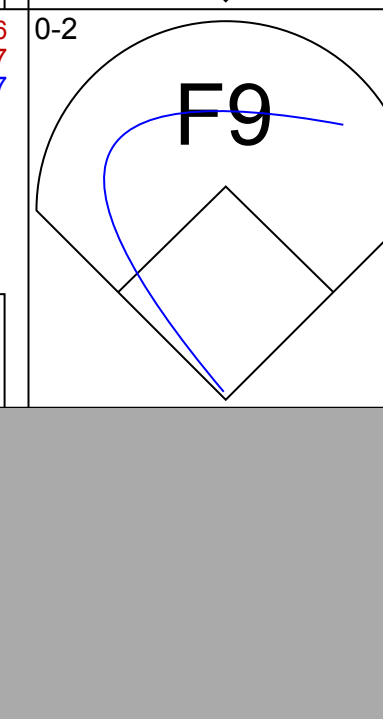
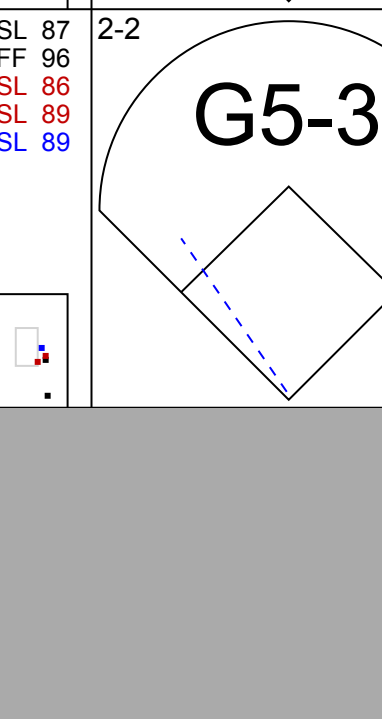








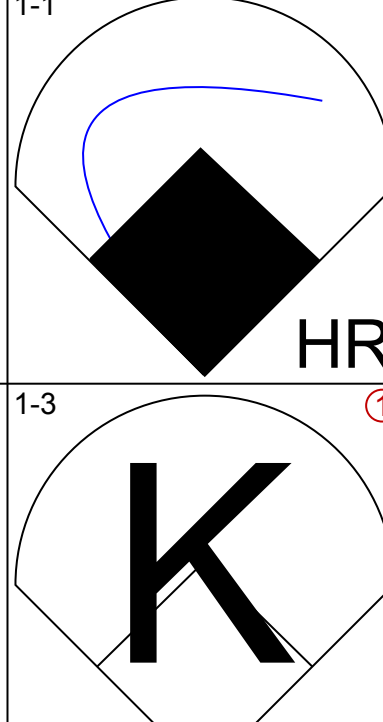
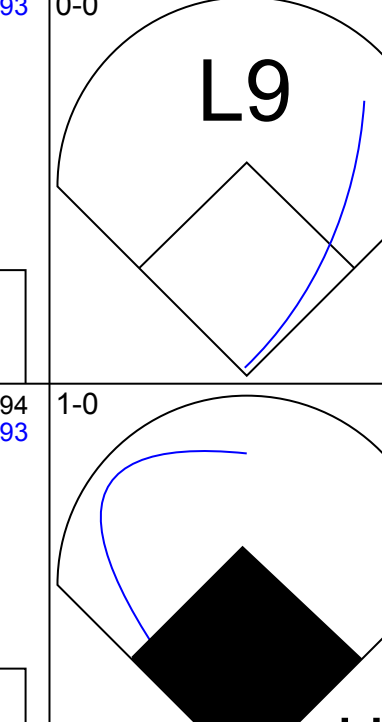
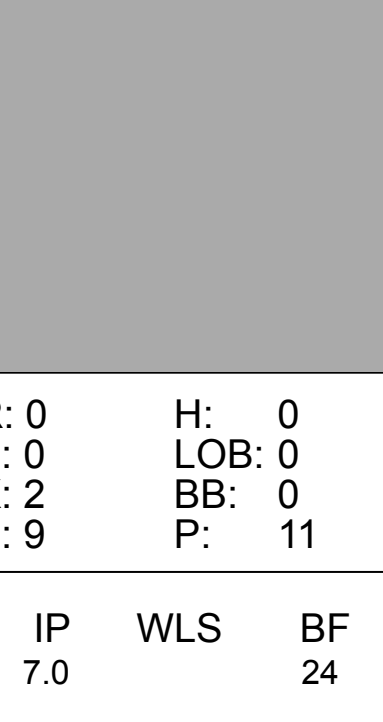
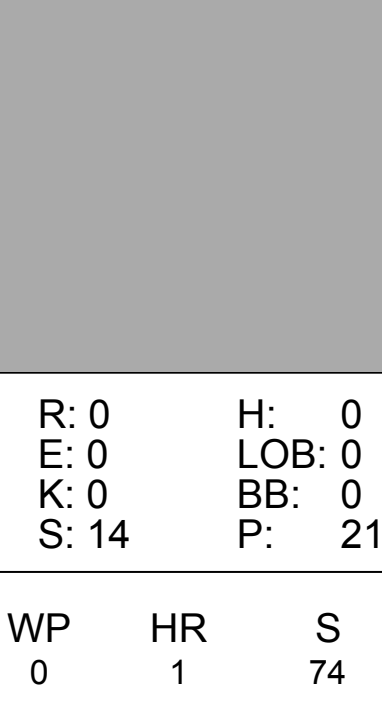
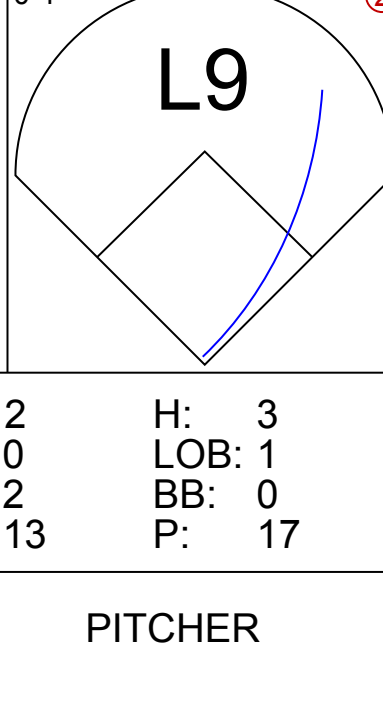
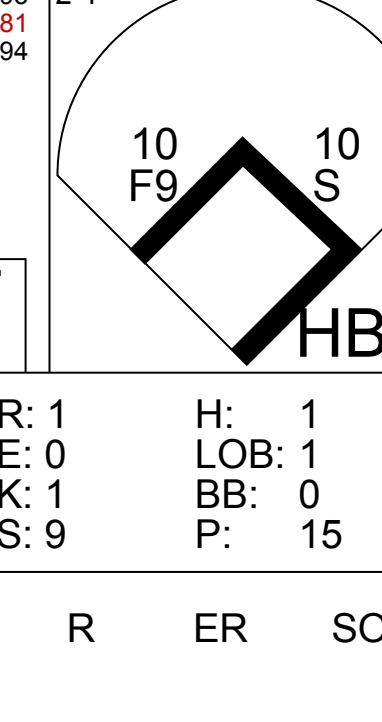
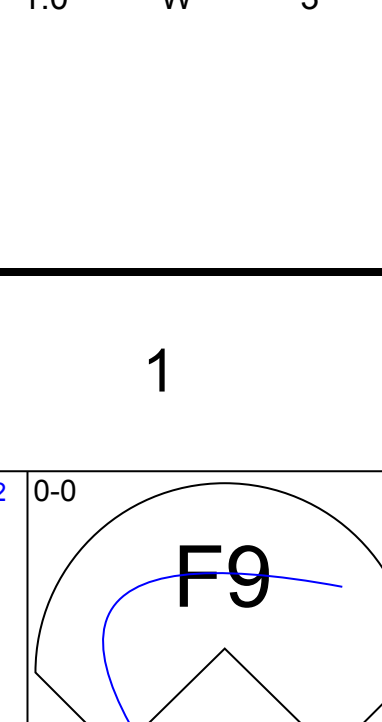
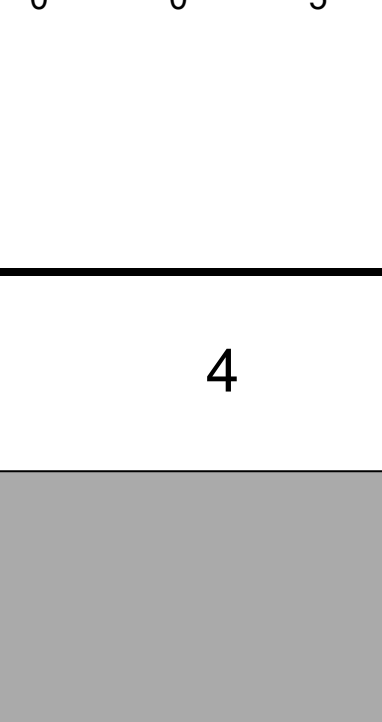
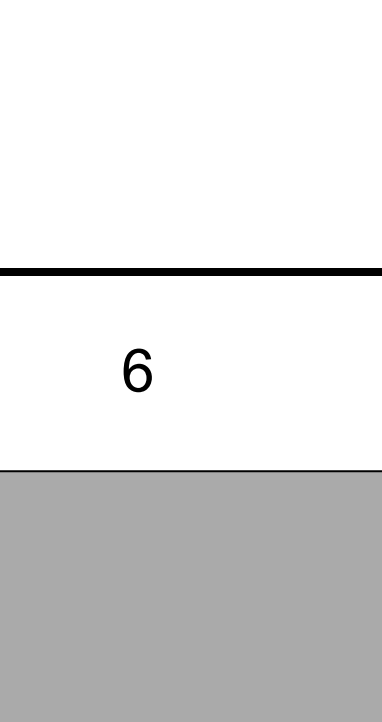





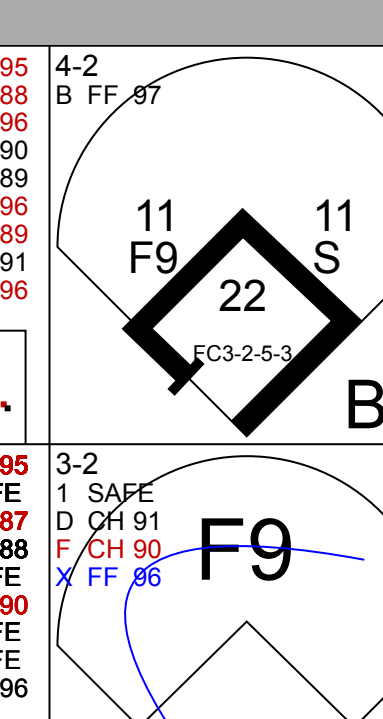
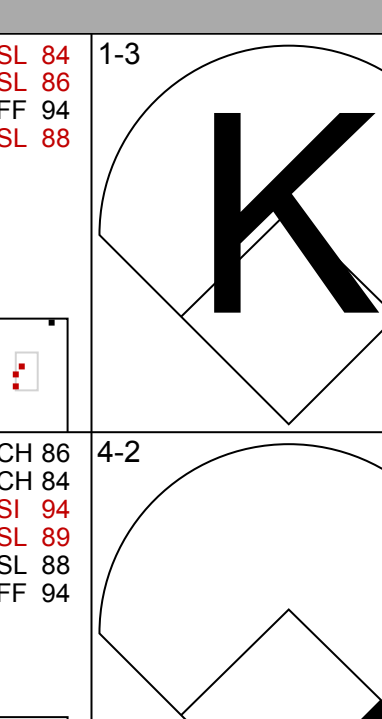
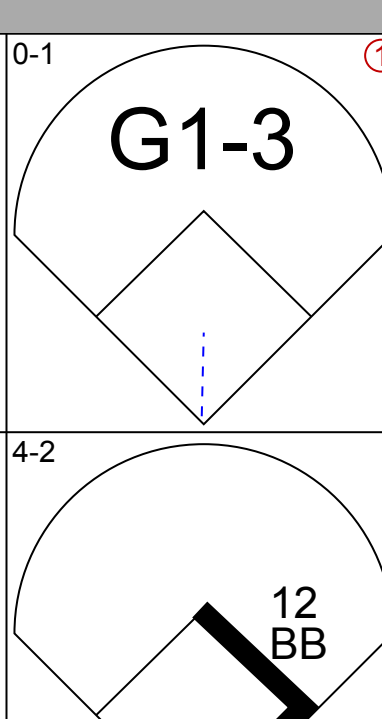
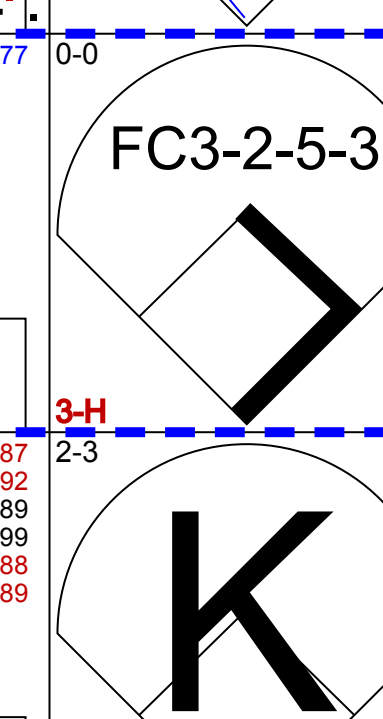
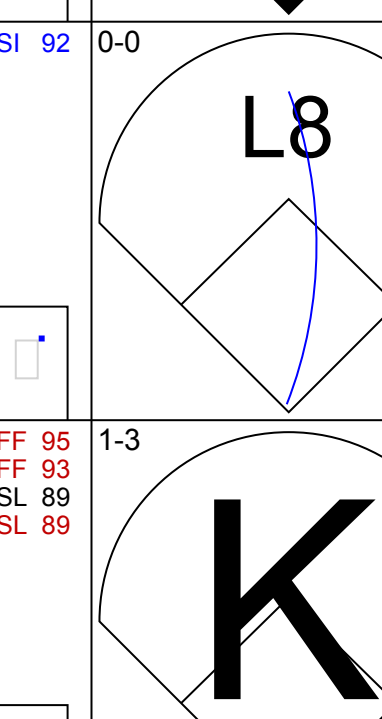
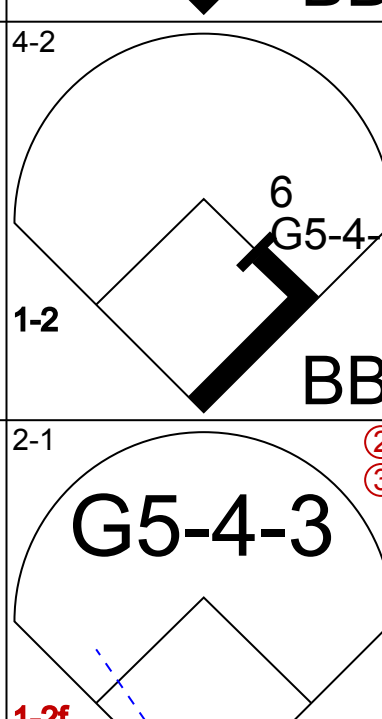



Batter	1	2	3	4	5	6	7	8	9	10	11	12	AB	R	H	RBI	BB	SO	LOB	BOTTOM								
9 José Peraza, R OBP: 0.317, SLG: 0.380	HR	P3				G6-3		SH1-3					5	1	2	0	0	1	0									
3 Scotter Gennett, L OBP: 0.373, SLG: 0.530	HR	F9		L6		K		G6-3					6	1	1	2	0	2	2									
19 Joey Votto, L OBP: 0.425, SLG: 0.440	HR		K			K		L9					4	1	0	0	2	2	0									
7 Eugenio Suárez, R OBP: 0.393, SLG: 0.571	HR												4	2	1	2	2	2	1									
33 Jesse Winker, L OBP: 0.366, SLG: 0.536													3	1	2	0	1	0	1									
37 David Hernandez, R ERA: 1.9													0	0	0	0	0	0	0									
26 Raisel Iglesias, R ERA: 2.63													0	0	0	0	0	0	0									
2 Alex Blandino, R OBP: 0.266, SLG: 0.381													0	0	0	0	0	0	0									
51 Kyle Crockett, L ERA: 2.48													0	0	0	0	0	0	0									
4 Brandon Dixon, R OBP: 0.266, SLG: 0.344													1	0	0	0	0	0	0									
23 Adam Duval, R OBP: 0.288, SLG: 0.403	G5-3		L7										6	1	1	3	0	1	3									
38 Curt Casali, R OBP: 0.429, SLG: 0.563													4	0	1	0	0	2	1									
16 Tucker Barnhart, L OBP: 0.347, SLG: 0.378	K												2	0	0	0	0	1	0									
28 Anthony DeSclafani, R ERA: 3.59													3	0	0	0	0	0	0									
21 Michael Lorenzen, R ERA: 2.19													0	0	0	0	0	0	0									
50 Amir Garrett, R ERA: 2.95													0	0	0	0	0	0	0									
43 Scott Schebler, L OBP: 0.266, SLG: 0.344													2	0	0	0	0	0	0									
62 Jackson Stephens, R ERA: 3.54													0	0	0	0	0	0	0									
6 Billy Hamilton, S OBP: 0.293, SLG: 0.297	P5												5	1	1	0	0	1	2									
Inning Stats	R: 4 E: 0 K: 1 S: 19	H: 4 LOB: 1 BB: 1 P: 28	R: 0 E: 0 K: 0 S: 6	H: 0 LOB: 0 BB: 0 P: 9	R: 0 E: 0 K: 1 S: 12	H: 0 LOB: 1 BB: 1 P: 21	R: 0 E: 0 K: 1 S: 13	H: 2 LOB: 2 BB: 0 P: 16	R: 3 E: 1 K: 0 S: 9	H: 2 LOB: 1 BB: 1 P: 17	R: 0 E: 0 K: 2 S: 13	H: 0 LOB: 0 BB: 0 P: 19	R: 0 E: 0 K: 1 S: 10	H: 1 LOB: 1 BB: 0 P: 16	R: 1 E: 0 K: 1 S: 9	H: 1 LOB: 0 BB: 0 P: 10	R: 0 E: 0 K: 2 S: 6	H: 0 LOB: 0 BB: 0 P: 9	R: 0 E: 0 K: 2 S: 10	H: 0 LOB: 0 BB: 0 P: 17	R: 0 E: 0 K: 3 S: 13	H: 0 LOB: 1 BB: 1 P: 23	R: 0 E: 0 K: 3 S: 13	H: 0 LOB: 0 BB: 0 P: 17	1B: 5 2B: 1 3B: 1 HR: 3	SF: 0 SAC: 1 DP: 0 HBP: 0	WP: 0 PB: 0 SB: 1 CS: 0	PA: 52
PITCHER	IP	WLS	BF	H	R	ER	SO	BB	IBB	HBP	BLK	WP	HR	S	P	ERA	WHIP											
27 Lucas Giolito, R ERA: 3.59	(1, 1)	5.0	27	8	7	7	3	3	0	0	0	0	0	13	19	12.60	2.200											
52 Xavier Cedeño, L ERA: 0.84	(6, 1)	1.0	3	0	0	0	2	0	0	0	0	0	0	10	16	0.00	2.000											
44 Bruce Rondon, R ERA: 3.0	(7, 1)	1.0	5	1	0	0	1	1	0	0	0	0	0	15	19	4.50	0.500											
57 Jace Fry, L ERA: 2.63	(8, 1)	2.0	7	1	1	1	1	0	0	0	0	0	0	15	19	4.50	0.500											
48 Joakim Soria, R ERA: 2.48	(10, 1)	1.0	3	0	0	0	2	0	0	0	0	0	0	10	17	0.00	0.000											

Chicago White Sox @ Cincinnati Reds
Great American Ball Park, Cincinnati, OH
Tue Jul 03 2018, 7:13 PM - 11:48 PM EDT
Alt. 22,742 - Cloudy - 82 F


AB 46
R 8
H 10
RBI 7
BB 5
SO 15
LOB 13

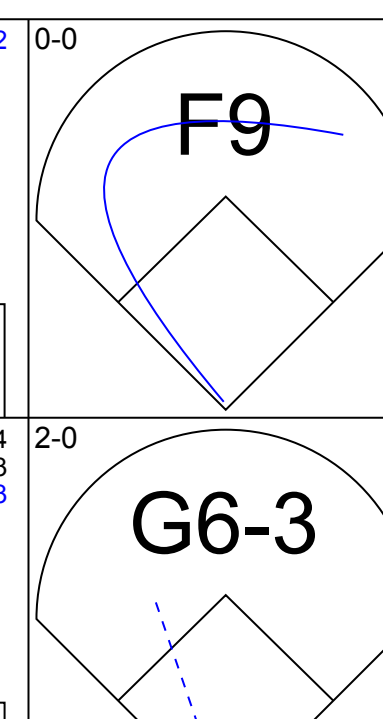



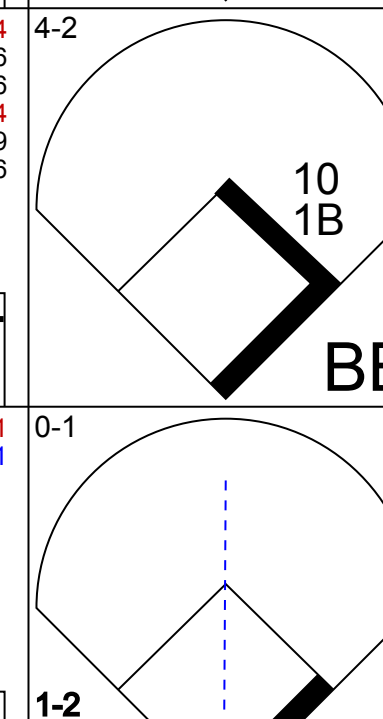


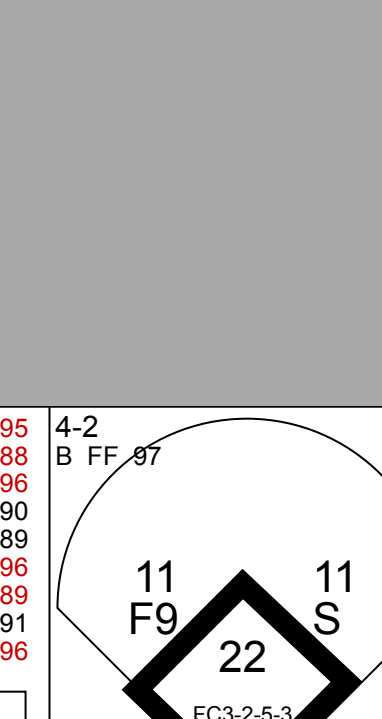
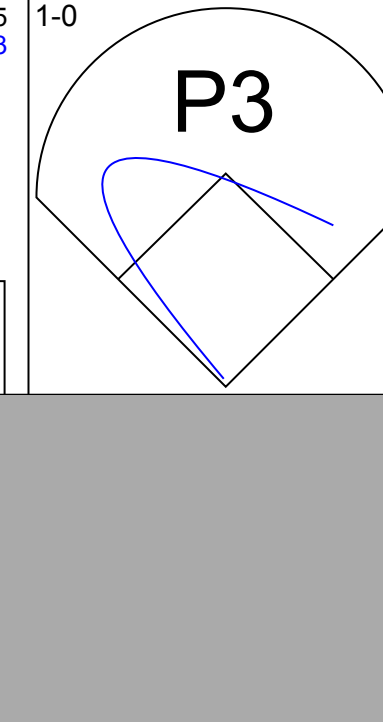
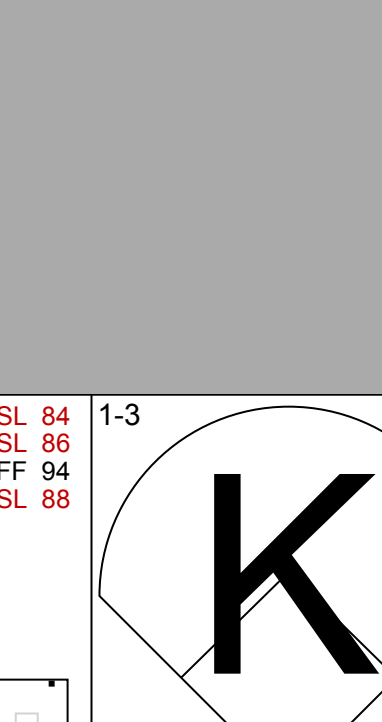
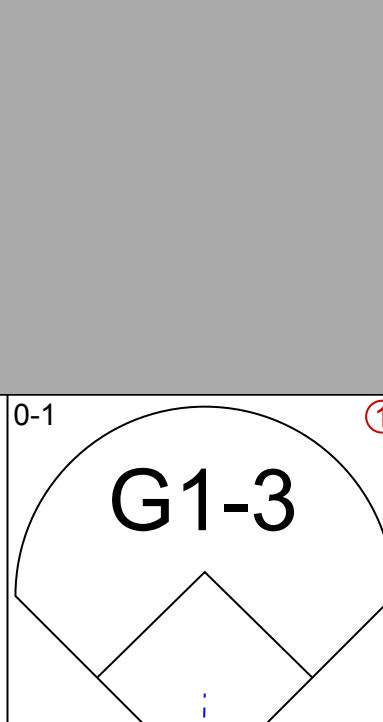
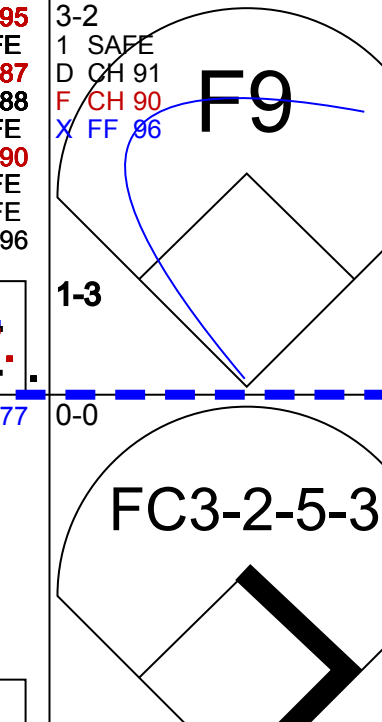

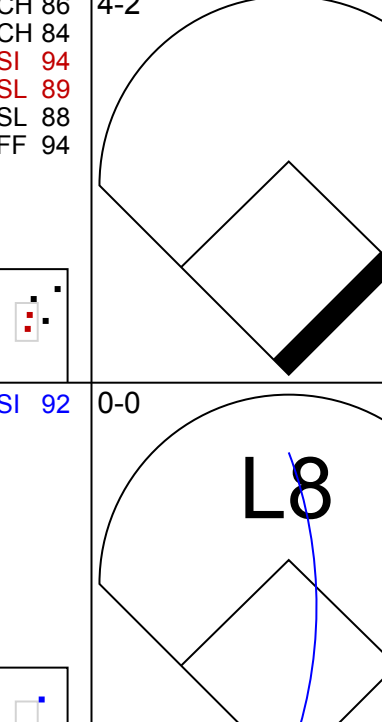
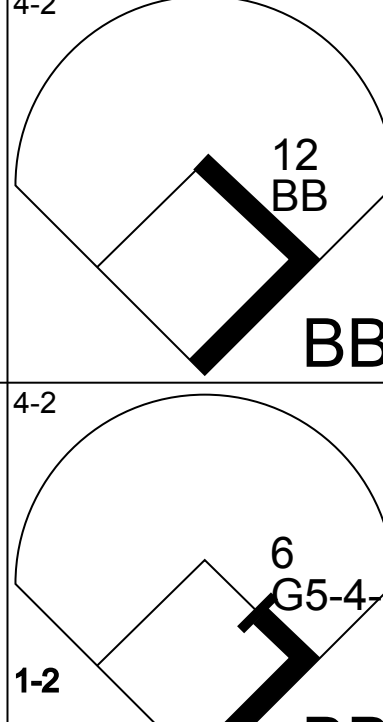

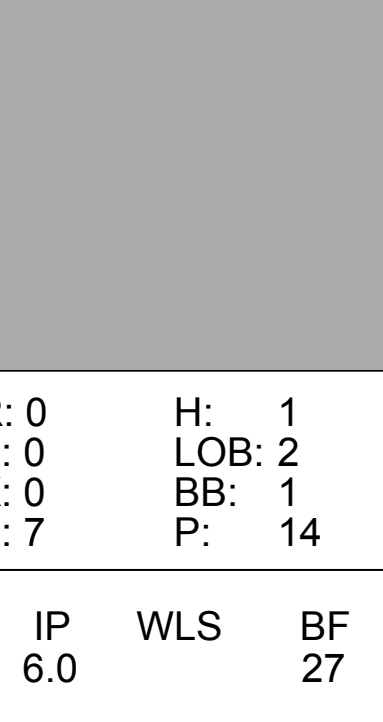
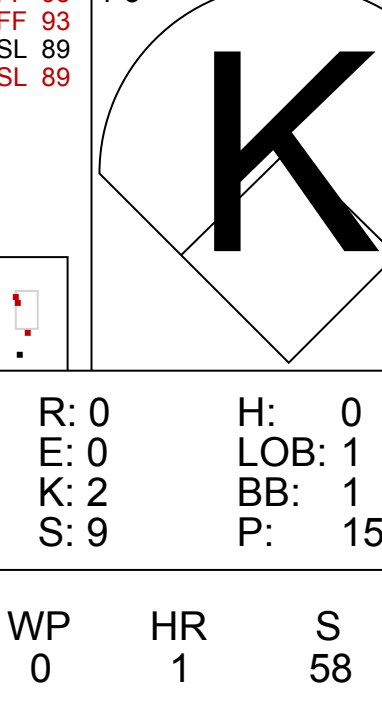
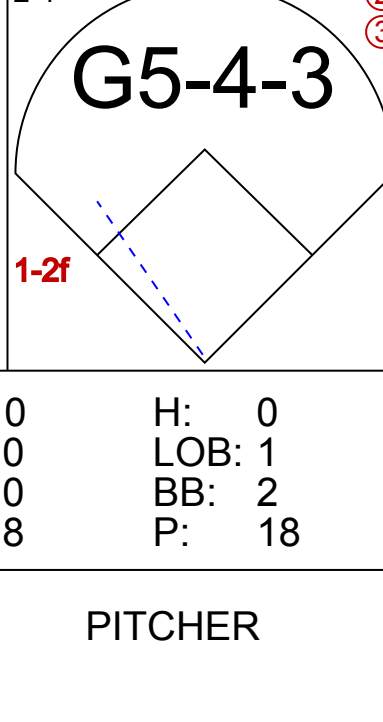
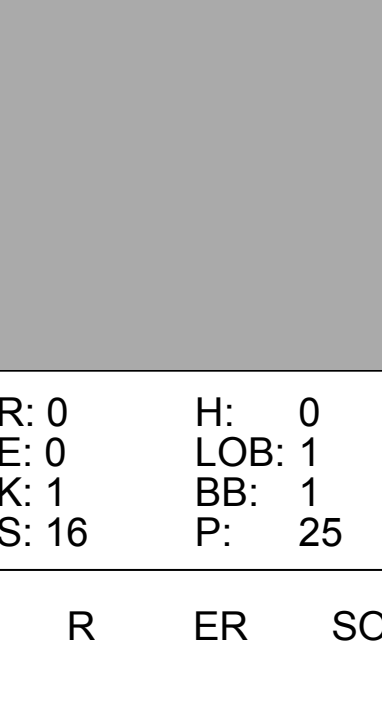
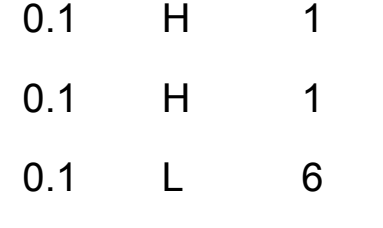





Batter	1	2	3	4	5	6	7	8	9	AB	R	H	RBI	BB	SO	LOB	TOP						
10 Yoán Moncada, S OBP: 0.295, SLG: 0.415										4	1	1	0	0	1	1							
5 Yolmer Sánchez, S OBP: 0.302, SLG: 0.412										4	0	1	1	0	2	1							
79 José Abreu, R OBP: 0.322, SLG: 0.461										4	0	1	0	0	1	1							
26 Avisaíl García, R OBP: 0.299, SLG: 0.515										4	0	0	0	0	1	1							
18 Daniel Palka, L OBP: 0.279, SLG: 0.461										4	0	0	0	0	3	1							
24 Matt Davidson, R OBP: 0.344, SLG: 0.472										3	0	0	0	0	0	0							
38 Omar Narváez, L OBP: 0.338, SLG: 0.376										3	1	2	1	0	0	0							
28 Leury García, S OBP: 0.315, SLG: 0.389										3	1	1	1	0	2	0							
7 Tim Anderson, R OBP: 0.311, SLG: 0.423										2	0	0	0	0	1	0							
15 Adam Engel, R OBP: 0.282, SLG: 0.310										0	0	0	0	0	0	0							
Inning Stats	R: 0 H: 0 E: 0 K: 2 S: 9	H: 0 LOB: 0 BB: 0 P: 11	R: 0 H: 0 E: 0 K: 2 S: 7	H: 0 LOB: 0 BB: 0 P: 11	R: 0 H: 1 E: 0 K: 2 S: 12	H: 1 LOB: 0 BB: 0 P: 17	R: 0 H: 0 E: 0 K: 0 S: 14	H: 0 LOB: 0 BB: 0 P: 21	R: 0 H: 0 E: 0 K: 1 S: 8	H: 0 LOB: 0 BB: 0 P: 14	R: 2 H: 3 E: 0 K: 2 S: 13	H: 3 LOB: 1 BB: 0 P: 17	R: 0 H: 0 E: 0 K: 1 S: 11	H: 0 LOB: 0 BB: 0 P: 16	R: 1 H: 1 E: 0 K: 1 S: 9	H: 1 LOB: 1 BB: 0 P: 15	R: 0 H: 1 E: 0 K: 0 S: 5	H: 1 LOB: 0 BB: 0 P: 8	1B: 3 2B: 1 3B: 0 HR: 2	SF: 0 SAC: 0 DP: 1 HBP: 1	WP: 0 PB: 0 SB: 1 CS: 0	PA: 32	
PITCHER	IP WLS BF H R ER SO BB IBB HBP BLK WP HR S P ERA WHIP	IP WLS BF H R ER SO BB IBB HBP BLK WP HR S P ERA WHIP	IP WLS BF H R ER SO BB IBB HBP BLK WP HR S P ERA WHIP	IP WLS BF H R ER SO BB IBB HBP BLK WP HR S P ERA WHIP	IP WLS BF H R ER SO BB IBB HBP BLK WP HR S P ERA WHIP	IP WLS BF H R ER SO BB IBB HBP BLK WP HR S P ERA WHIP	IP WLS BF H R ER SO BB IBB HBP BLK WP HR S P ERA WHIP	IP WLS BF H R ER SO BB IBB HBP BLK WP HR S P ERA WHIP	IP WLS BF H R ER SO BB IBB HBP BLK WP HR S P ERA WHIP	IP WLS BF H R ER SO BB IBB HBP BLK WP HR S P ERA WHIP	IP WLS BF H R ER SO BB IBB HBP BLK WP HR S P ERA WHIP	IP WLS BF H R ER SO BB IBB HBP BLK WP HR S P ERA WHIP	IP WLS BF H R ER SO BB IBB HBP BLK WP HR S P ERA WHIP	IP WLS BF H R ER SO BB IBB HBP BLK WP HR S P ERA WHIP	IP WLS BF H R ER SO BB IBB HBP BLK WP HR S P ERA WHIP	IP WLS BF H R ER SO BB IBB HBP BLK WP HR S P ERA WHIP	IP WLS BF H R ER SO BB IBB HBP BLK WP HR S P ERA WHIP	IP WLS BF H R ER SO BB IBB HBP BLK WP HR S P ERA WHIP	IP WLS BF H R ER SO BB IBB HBP BLK WP HR S P ERA WHIP	IP WLS BF H R ER SO BB IBB HBP BLK WP HR S P ERA WHIP	IP WLS BF H R ER SO BB IBB HBP BLK WP HR S P ERA WHIP	IP WLS BF H R ER SO BB IBB HBP BLK WP HR S P ERA WHIP	IP WLS BF H R ER SO BB IBB HBP BLK WP HR S P ERA WHIP

Chicago White Sox @ Houston Astros
Minute Maid Park, Houston, TX
Thu Jul 05 2018, 7:12 PM - 10:17 PM CDT
Att: 34,955 - Roof Closed - 73 F


AB 31
R 3
H 6
RBI 3
BB 0
SO 11
LOB 5



Batter	1	2	3	4	5	6	7	8	9	AB	R	H	RBI	BB	SO	LOB	BOTTOM						
4 George Springer, R OBP: 0.332, SLG: 0.432										5	0	1	1	0	1	2							
2 Alex Bregman, R OBP: 0.379, SLG: 0.512										4	1	1	0	1	1	0							
27 Jose Altuve, R OBP: 0.398, SLG: 0.476										3	1	1	2	2	1	3							
10 Yuli Gurriel, R OBP: 0.330, SLG: 0.429										3	0	2	1	2	1	0							
11 Evan Gattis, R OBP: 0.302, SLG: 0.494										4	0	0	0	0	0	5							
22 Josh Reddick, L OBP: 0.340, SLG: 0.421										4	0	0	0	0	2	1							
13 Tyler White, R OBP: 0.444, SLG: 0.300										2	0	1	0	2	1	1							
12 Max Stassi, R OBP: 0.340, SLG: 0.476										2	0	0	0	1	1	2							
18 Tony Kemp, L OBP: 0.397, SLG: 0.417										0	1	0	0	1	0	0							
6 Jake Marisnick, R OBP: 0.236, SLG: 0.362										3	0	1	0	0	1	3							
9 Marwin Gonzalez, S OBP: 0.305, SLG: 0.359										1	1	1	0	0	0	0							
Inning Stats	R: 0 H: 1 E: 0 K: 0 S: 7	H: 2 LOB: 2 BB: 0 P: 14	R: 0 H: 0 E: 0 K: 3 S: 16	H: 0 LOB: 0 BB: 0 P: 24	R: 0 H: 0 E: 0 K: 0 S: 7	H: 0 LOB: 1 BB: 2 P: 20	R: 0 H: 0 E: 0 K: 2 S: 9	H: 0 LOB: 1 BB: 1 P: 15	R: 2 H: 2 E: 0 K: 1 S: 11	H: 2 LOB: 0 BB: 0 P: 18	R: 0 H: 0 E: 0 K: 0 S: 8	H: 0 LOB: 2 BB: 2 P: 18	R: 0 H: 0 E: 0 K: 1 S: 9	H: 0 LOB: 0 BB: 0 P: 10	R: 0 H: 0 E: 0 K: 1 S: 16	H: 0 LOB: 1 BB: 1 P: 25	R: 2 H: 3 E: 0 K: 1 S: 16	H: 3 LOB: 3 BB: 2 P: 27	1B: 6 2B: 1 3B: 0 HR: 1	SF: 0 SAC: 0 DP: 2 HBP: 0	WP: 0 PB: 0 SB: 1 CS: 0	PA: 40	
PITCHER	IP WLS BF H R ER SO BB IBB HBP BLK WP HR S P ERA WHIP	IP WLS BF H R ER SO BB IBB HBP BLK WP HR S P ERA WHIP	IP WLS BF H R ER SO BB IBB HBP BLK WP HR S P ERA WHIP	IP WLS BF H R ER SO BB IBB HBP BLK WP HR S P ERA WHIP	IP WLS BF H R ER SO BB IBB HBP BLK WP HR S P ERA WHIP	IP WLS BF H R ER SO BB IBB HBP BLK WP HR S P ERA WHIP	IP WLS BF H R ER SO BB IBB HBP BLK WP HR S P ERA WHIP	IP WLS BF H R ER SO BB IBB HBP BLK WP HR S P ERA WHIP	IP WLS BF H R ER SO BB IBB HBP BLK WP HR S P ERA WHIP	IP WLS BF H R ER SO BB IBB HBP BLK WP HR S P ERA WHIP	IP WLS BF H R ER SO BB IBB HBP BLK WP HR S P ERA WHIP	IP WLS BF H R ER SO BB IBB HBP BLK WP HR S P ERA WHIP	IP WLS BF H R ER SO BB IBB HBP BLK WP HR S P ERA WHIP	IP WLS BF H R ER SO BB IBB HBP BLK WP HR S P ERA WHIP	IP WLS BF H R ER SO BB IBB HBP BLK WP HR S P ERA WHIP	IP WLS BF H R ER SO BB IBB HBP BLK WP HR S P ERA WHIP	IP WLS BF H R ER SO BB IBB HBP BLK WP HR S P ERA WHIP	IP WLS BF H R ER SO BB IBB HBP BLK WP HR S P ERA WHIP	IP WLS BF H R ER SO BB IBB HBP BLK WP HR S P ERA WHIP	IP WLS BF H R ER SO BB IBB HBP BLK WP HR S P ERA WHIP	IP WLS BF H R ER SO BB IBB HBP BLK WP HR S P ERA WHIP	IP WLS BF H R ER SO BB IBB HBP BLK WP HR S P ERA WHIP	IP WLS BF H R ER SO BB IBB HBP BLK WP HR S P ERA WHIP

Chicago White Sox @ Houston Astros
Minute Maid Park, Houston, TX
Thu Jul 05 2018, 7:12 PM - 10:17 PM CDT
Att: 34,955 - Roof Closed - 73 F

AB 31
R 4
H 8
RBI 4
BB 9
SO 9
LOB 17



Batter	1	2	3	4	5	6	7	8	9	AB	R	H	RBI	BB	SO	LOB	TOP			
10 Yoán Moncada, S OBP: 0.295, SLG: 0.413	F7		K						F7	4	0	1	0	0	1	1	Chicago White Sox @ Houston Astros Minute Maid Park, Houston, TX Fri Jul 06 2018, 7:11 PM - 10:06 PM CDT Att: 38,153 - Roof Closed - 73 F			
5 Yolmer Sánchez, S OBP: 0.304, SLG: 0.411	G5-3			G4-3					26 HR	3	1	1	1	1	0	0				
79 José Abreu, R OBP: 0.319, SLG: 0.455	K			K					P4	4	0	0	0	0	2	3				
26 Avisaíl García, R OBP: 0.298, SLG: 0.529		K			G6-3					4	1	1	2	0	1	0				
18 Daniel Palka, L OBP: 0.279, SLG: 0.472		K2-3				K				4	1	1	1	0	3	0				
24 Matt Davidson, R OBP: 0.339, SLG: 0.464					G6-3					4	0	0	0	0	2	0				
36 Kevan Smith, R OBP: 0.351, SLG: 0.351					G4-3					2	0	0	0	0	0	0				
28 Leury García, S OBP: 0.310, SLG: 0.381				HBP		K2-3				3	0	0	0	0	3	1				
15 Adam Engel, R OBP: 0.282, SLG: 0.311									L8	3	1	1	0	0	1	1				
Inning Stats	R: 0 E: 0 K: 1 S: 8	H: 0 LOB: 0 BB: 0 P: 13	R: 0 E: 0 K: 3 S: 9	H: 0 LOB: 0 BB: 0 P: 12	R: 0 E: 0 K: 3 S: 11	H: 0 LOB: 1 BB: 0 P: 17	R: 0 E: 0 K: 1 S: 9	H: 0 LOB: 0 BB: 0 P: 12	R: 0 E: 0 K: 1 S: 8	H: 0 LOB: 0 BB: 0 P: 13	R: 0 E: 0 K: 2 S: 8	H: 0 LOB: 0 BB: 0 P: 13	R: 0 E: 0 K: 1 S: 7	H: 0 LOB: 0 BB: 0 P: 10	R: 3 E: 0 K: 0 S: 14	H: 2 LOB: 1 BB: 1 P: 27	1B: 3 2B: 0 3B: 0 HR: 2	SF: 0 SAC: 0 DP: 1 HBP: 1	WP: 0 PB: 0 SB: 0 CS: 0	PA: 33
PITCHER	IP WLS BF H R ER SO BB IBB HBP BLK WP HR S P ERA WHIP	7.0 W 24 3 1 1 12 0 0 1 0 0 0 62 93 1.29 0.429	2.0 S 9 2 3 3 1 1 0 0 0 0 2 21 37 13.50 1.500	PITCHER																

AB	31
R	4
H	5
RBI	4
BB	1
SO	13
LOB	6



Batter	1	2	3	4	5	6	7	8	9	AB	R	H	RBI	BB	SO	LOB	BOTTOM			
4 George Springer, R OBP: 0.331, SLG: 0.429	G4-3		F9		G6-3					5	1	1	0	0	0	2	Chicago White Sox @ Houston Astros Minute Maid Park, Houston, TX Fri Jul 06 2018, 7:11 PM - 10:06 PM CDT Att: 38,153 - Roof Closed - 73 F			
2 Alex Bregman, R OBP: 0.382, SLG: 0.510	27 G4-3 BB		27 1B HBP		K					3	2	1	1	1	1	1				
27 Jose Altuve, R OBP: 0.404, SLG: 0.479	G4-3		10 1B							4	2	3	0	1	0	1				
10 Yuli Gurriel, R OBP: 0.334, SLG: 0.433	P2		10 1B		G6-4-3					4	1	2	3	0	0	2				
22 Josh Reddick, L OBP: 0.346, SLG: 0.422		9 1B	G6-3							4	1	2	1	1	0	4				
11 Evan Gattis, R OBP: 0.310, SLG: 0.513					9 2B 1B					4	2	3	4	1	1	1				
9 Marwin Gonzalez, S OBP: 0.303, SLG: 0.354	F8									4	1	0	0	1	0	5				
19 Tim Federowicz, R OBP: 0.300, SLG: 0.421	F7									5	1	2	2	0	1	1				
18 Tony Kemp, L OBP: 0.385, SLG: 0.410										2	0	0	0	1	0	1				
6 Jake Marisnick, R OBP: 0.235, SLG: 0.359										1	0	0	0	0	1	1				
Inning Stats	R: 0 E: 0 K: 0 S: 8	H: 1 LOB: 1 BB: 0 P: 15	R: 1 E: 0 K: 1 S: 9	H: 2 LOB: 1 BB: 0 P: 15	R: 1 E: 0 K: 0 S: 17	H: 2 LOB: 2 BB: 1 P: 28	R: 2 E: 0 K: 1 S: 15	H: 2 LOB: 1 BB: 1 P: 26	R: 0 E: 0 K: 1 S: 5	H: 0 LOB: 0 BB: 0 P: 6	R: 1 E: 0 K: 0 S: 9	H: 2 LOB: 2 BB: 0 P: 16	R: 7 E: 0 K: 1 S: 18	H: 6 LOB: 0 BB: 1 P: 24	1B: 10 2B: 3 3B: 0 HR: 1	SF: 0 SAC: 0 DP: 1 HBP: 2	WP: 0 PB: 0 SB: 2 CS: 0	PA: 44		
PITCHER	IP WLS BF H R ER SO BB IBB HBP BLK WP HR S P ERA WHIP	4.2 L 7 1 1 1 1 0 0 1 0 0 0 13 20 5.40 0.600	0.2 3 1 0 0 0 0 0 0 0 0 0 0 4 7 0.00 1.500	1.0 6 7 7 1 0 1 0 0 0 0 1 18 24 63.00 6.000	PITCHER															

AB	36
R	11
H	14
RBI	11
BB	6
SO	4
LOB	19



Batter	1	2	3	4	5	6	7	8	9	AB	R	H	RBI	BB	SO	LOB	TOP										
10 Yoán Moncada, S OBP: 0.296, SLG: 0.413	L9			2B 26 SF7		1B 79 FC5-4	P6		K	5	1	2	0	0	1	1											
5 Yolmer Sánchez, S OBP: 0.306, SLG: 0.413	K			2B 26 SF7		BB 79 FC5-4	K			3	0	1	0	1	2	0											
79 José Abreu, R OBP: 0.316, SLG: 0.450	K			K		FC5-4 18 BB 24 FC1-2 1B		G4-3		4	1	0	0	0	2	4											
26 Avisail García, R OBP: 0.297, SLG: 0.547		F7		SF7		FC1-2 24 1B 38 BB 2B		HR		3	2	1	2	0	0	2											
18 Daniel Palka, L OBP: 0.278, SLG: 0.465	K			K		BB 24 1B 38 BB 2B		F9		3	1	0	0	1	2	1											
24 Matt Davidson, R OBP: 0.338, SLG: 0.461	K				G5-3	1B 38 2B		K		4	1	1	1	1	0	2	0										
38 Omar Narváez, L OBP: 0.342, SLG: 0.387				K		2B 38 2B 1B				4	0	2	3	0	1	0											
7 Tim Anderson, R OBP: 0.308, SLG: 0.418	K			K		K		FC6-4 1B		4	0	0	0	0	2	2											
15 Adam Engel, R OBP: 0.279, SLG: 0.307	F8				P5			K		3	0	0	0	0	1	1											
22 Charles Tilson, L OBP: 0.327, SLG: 0.299								K		1	0	0	0	0	1	1											
Inning Stats	R: 0 E: 0 K: 2 S: 9	H: 0 LOB: 0 BB: 0 P: 12	R: 0 E: 0 K: 2 S: 8	H: 0 LOB: 0 BB: 0 P: 11	R: 0 E: 0 K: 2 S: 10	H: 0 LOB: 0 BB: 0 P: 15	R: 1 E: 0 K: 2 S: 15	H: 2 LOB: 1 BB: 0 P: 21	R: 0 E: 0 K: 0 S: 11	H: 0 LOB: 1 BB: 0 P: 16	R: 4 E: 0 K: 1 S: 16	H: 3 LOB: 1 BB: 2 P: 31	R: 0 E: 0 K: 2 S: 9	H: 0 LOB: 0 BB: 0 P: 13	R: 1 E: 0 K: 1 S: 8	H: 1 LOB: 1 BB: 0 P: 11	R: 0 E: 0 K: 2 S: 10	H: 1 LOB: 1 BB: 0 P: 17	1B: 4 2B: 2 3B: 0 HR: 1	SF: 1 SAC: 0 DP: 0 HBP: 0	WP: 1 PB: 0 SB: 1 CS: 0	PA: 37					
PITCHER	IP	WLS	BF	H	R	ER	SO	BB	IBB	HBP	BLK	WP	HR	S	P	ERA	WHIP										
50 Charlie Morton, R ERA: 2.83	5.2	W	25	5	5	5	8	2	0	0	0	0	0	66	101	7.94	1.235										
36 Will Harris, R ERA: 3.98	0.1	H	1	0	0	0	1	0	0	0	0	1	0	3	5	0.00	0.000										
31 Collin McHugh, R ERA: 0.88	1.0	H	3	0	0	0	2	0	0	0	0	0	0	9	13	0.00	0.000										
53 Ken Giles, R ERA: 4.11	1.0		4	1	1	1	1	0	0	0	0	0	1	8	11	9.00	1.000										
38 Joe Smith, R ERA: 4.99	1.0		4	1	0	0	2	0	0	0	0	0	0	10	17	0.00	1.000										

Chicago White Sox @ Houston Astros
Minute Maid Park, Houston, TX
Sat Jul 07 2018, 3:12 PM - 6:30 PM CDT
Att: 39,568 - Roof Closed - 73 F

AB 34
R 6
H 7
RBI 6
BB 2
SO 14
LOB 12



Batter	1	2	3	4	5	6	7	8	9	AB	R	H	RBI	BB	SO	LOB	BOTTOM										
4 George Springer, R OBP: 0.332, SLG: 0.427	F9		1B 27 L8 10 HR		BB 27 1B 22 FC3-6	K	K			4	2	1	0	1	2	3											
2 Alex Bregman, R OBP: 0.385, SLG: 0.523	G6-3		1B 10 HR		K	HR		2B 27 G6-3 10 1B		5	3	3	2	0	1	1											
27 Jose Altuve, R OBP: 0.406, SLG: 0.482	2B		L8		1B 22 FC3-6 11 1B	BB		G6-3		4	1	2	0	1	0	3											
10 Yuli Gurriel, R OBP: 0.339, SLG: 0.444	K		HR		BB 22 FC3-6	L8		1B 11 BB 3 BB		4	2	2	4	1	1	2											
22 Josh Reddick, L OBP: 0.343, SLG: 0.417	K		G3		FC3-6 3 BLK 11 1B		K	1B 3 BB 12 1B		5	1	1	1	0	2	2											
11 Evan Gattis, R OBP: 0.315, SLG: 0.517	2B 12 2B		K		1B 3 BLK		F8	BB 12 1B 3 BB		4	1	2	1	1	1	0											
3 Kyle Tucker, L OBP: 0.400, SLG: 0.250	K		K2-3		K		1B 12 1B 9 1B	BB 12 1B		4	1	1	1	1	3	3											
12 Max Stassi, R OBP: 0.347, SLG: 0.486	2B		K		K		G5-3	1B 9 1B		5	0	3	2	0	1	0											
9 Marwin Gonzalez, S OBP: 0.304, SLG: 0.358	F8		L8		2B 2 HR		1B	G4-6-3 1B		5	1	2	1	0	0	4											
Inning Stats	R: 0 E: 0 K: 1 S: 7	H: 1 LOB: 1 BB: 0 P: 11	R: 1 E: 0 K: 2 S: 16	H: 2 LOB: 0 BB: 0 P: 22	R: 3 E: 0 K: 1 S: 10	H: 3 LOB: 0 BB: 0 P: 12	R: 0 E: 0 K: 2 S: 7	H: 0 LOB: 0 BB: 0 P: 11	R: 2 E: 0 K: 2 S: 17	H: 2 LOB: 2 BB: 2 P: 33	R: 2 E: 0 K: 1 S: 10	H: 2 LOB: 1 BB: 1 P: 20	R: 1 E: 0 K: 2 S: 21	H: 3 LOB: 2 BB: 0 P: 31	R: 3 E: 0 K: 0 S: 15	H: 4 LOB: 2 BB: 2 P: 29	1B: 10 2B: 5 3B: 0 HR: 2	SF: 0 SAC: 0 DP: 1 HBP: 0	WP: 0 PB: 0 SB: 2 CS: 0	PA: 45							
PITCHER	IP	WLS	BF	H	R	ER	SO	BB	IBB	HBP	BLK	WP	HR	S	P	ERA	WHIP										
33 James Shields, R ERA: 4.53	5.2	L	29	10	8	8	9	2	0	0	1	0	0	63	99	12.71	2.118										
44 Bruce Rondón, R ERA: 7.07	1.0		6	2	1	1	1	1	0	0	0	0	0	19	32	9.00	3.000										
57 Jace Fry, L ERA: 3.54	0.2		6	4	3	3	1	0	0	0	0	0	0	13	18	40.50	6.000										
37 Juan Minaya, R ERA: 3.57	0.2		4	1	0	0	0	2	0	0	0	0	0	8	20	0.00	4.500										

Chicago White Sox @ Houston Astros
Minute Maid Park, Houston, TX
Sat Jul 07 2018, 3:12 PM - 6:30 PM CDT
Att: 39,568 - Roof Closed - 73 F

AB 40
R 12
H 17
RBI 12
BB 5
SO 11
LOB 18



Batter	1	2	3	4	5	6	7	8	9	AB	R	H	RBI	BB	SO	LOB	TOP										
15 Whit Merrifield, R OBP: 0.376, SLG: 0.431	F9		8 E 13 SF8 38 HBP BB		G6-3		38 2B 1B	1-3 2-H 1B		4	2	2	1	1	0	0	Kansas City Royals @ Chicago White Sox Guaranteed Rate Field, Chicago, IL Fri Jul 13 2018, 7:12 PM - 10:45 PM CDT Att: 19,361 - Clear - 94 F livebaseballscorecards.com										
38 Jorge Bonifacio, R OBP: 0.347, SLG: 0.400	K		13 SF8 21 WP 8 E HBP		K		1-2 2-H 2B	F8		4	1	1	2	0	2	2											
8 Mike Moustakas, L OBP: 0.309, SLG: 0.474	P3		FC4 21 WP		L8		HBP	F8		4	0	0	0	0	0	2											
13 Salvador Perez, R OBP: 0.256, SLG: 0.384		G5-3	SF8		17 WP 1B		F9		K	4	0	1	1	0	1	2											
21 Lucas Duda, L OBP: 0.310, SLG: 0.402	2B BB		K		F8		G3-1 4 BB 17 BB 2 E 1B		K	4	1	1	0	1	2	2											
17 Hunter Dozier, R OBP: 0.271, SLG: 0.335	K				F7		4 G3-1 15 1B BB			3	1	0	0	1	1	2											
4 Alex Gordon, L OBP: 0.327, SLG: 0.353	2B				K		L8		G3-1	4	0	1	0	0	1	2											
2 Alcides Escobar, R OBP: 0.246, SLG: 0.275	F7				G5-3		K		E5 15 1B	4	0	0	1	0	1	3											
27 Adalberto Mondesi, S OBP: 0.294, SLG: 0.377			F9		K		15 1B 38 2B 1B		F9	4	1	1	0	0	1	2											
Inning Stats	R: 0 E: 0 K: 1 S: 9	H: 0 LOB: 0 BB: 0 P: 14	R: 0 E: 0 K: 1 S: 13	H: 1 LOB: 2 BB: 1 P: 21	R: 2 E: 1 K: 1 S: 9	H: 0 LOB: 1 BB: 1 P: 19	R: 0 E: 0 K: 1 S: 6	H: 0 LOB: 0 BB: 0 P: 8	R: 0 E: 0 K: 2 S: 8	H: 1 LOB: 1 BB: 0 P: 12	R: 0 E: 0 K: 0 S: 9	H: 3 LOB: 2 BB: 0 P: 28	R: 2 E: 1 K: 0 S: 18	H: 2 LOB: 2 BB: 1 P: 27	R: 0 E: 0 K: 2 S: 12	H: 0 LOB: 0 BB: 0 P: 14	1B: 5 2B: 2 HR: 0	SF: 1 SAC: 0 DP: 0 HBP: 2	WP: 2 PB: 0 SB: 0 CS: 0	PA: 41							
PITCHER	IP	WLS	BF	H	R	ER	SO	BB	IBB	HBP	BLK	WP	HR	S	P	ERA	WHIP										
33 James Shields, R ERA: 4.43	6.2	W	29	5	4	2	7	2	0	1	0	2	0	67	109	2.70	1.050										
70 Luis Avilan, L ERA: 4.05	0.0		1	0	0	0	0	0	0	0	0	0	0	3	6	∞	∞										
37 Juan Minaya, R ERA: 3.44	0.1	H	1	0	0	0	0	0	0	0	0	0	0	2	3	0.00	0.000										
52 Xavier Cedeño, L ERA: 1.42	0.2	H	5	1	2	1	0	1	0	0	0	0	0	13	20	13.50	3.000										
54 Jeanmar Gómez, R ERA:	0.1	H	2	1	0	0	0	0	0	0	0	0	0	5	7	0.00	3.000										
PITCHER	IP	WLS	BF	H	R	ER	SO	BB	IBB	HBP	BLK	WP	HR	S	P	ERA	WHIP										
48 Joaquin Soria, R ERA: 2.75	1.0	S	3	0	0	0	2	0	0	0	0	0	0	12	14	0.00	0.000										

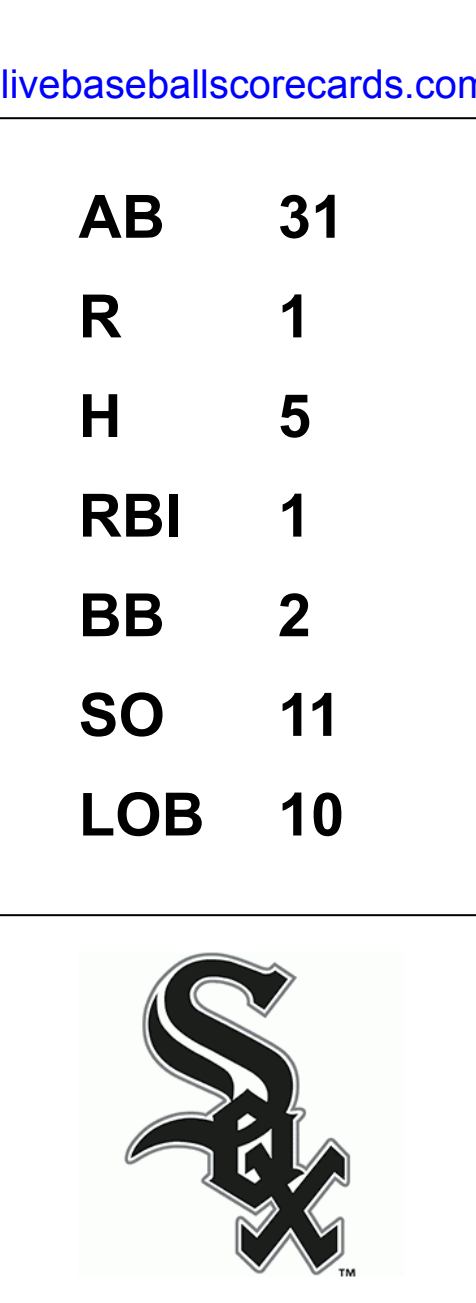
Batter	1	2	3	4	5	6	7	8	9	AB	R	H	RBI	BB	SO	LOB	BOTTOM										
10 Yoán Moncada, S OBP: 0.301, SLG: 0.410	5 BB 18 1B BB	5 1B BB			K		F7			2	1	0	0	3	1	2	Kansas City Royals @ Chicago White Sox Guaranteed Rate Field, Chicago, IL Fri Jul 13 2018, 7:12 PM - 10:45 PM CDT Att: 19,361 - Clear - 94 F livebaseballscorecards.com										
5 Yoimer Sánchez, S OBP: 0.311, SLG: 0.411	18 1B 28 2B BB		K		G6-3		G4-3			4	1	1	0	1	1	5											
79 José Abreu, R OBP: 0.309, SLG: 0.445	L7	G4-3			18 WP 1B		HR		F7	5	1	2	1	0	0	4											
18 Daniel Palka, L OBP: 0.274, SLG: 0.453					P6 38 WP 38 1B 1B		G3			5	2	3	1	0	0	1											
15 Adam Engel, R OBP: 0.290, SLG: 0.311	28 2B 1B				38 1B 25 WP 1B		HR		38 HR 2B	0	1	0	0	0	0	0											
28 Leury García, S OBP: 0.315, SLG: 0.400	38 G4-3 2B				F7		HR		L4	5	2	3	3	0	0	2											
38 Omar Narváez, L OBP: 0.356, SLG: 0.415	G4-3				22 FC4-6 25 1B 1B		G6-3		HR	4	1	2	3	1	0	1											
7 Tim Anderson, R OBP: 0.303, SLG: 0.415	G6-3				K		1B		G4-3	5	0	1	0	0	1	6											
25 Ryan LaMarre, R OBP: 0.327, SLG: 0.320		G5-3			22 FC4-6 1B		E8 1B		K	4	0	2	1	0	1	1											
22 Charles Tilson, L OBP: 0.333, SLG: 0.295		L8			FC4-6 10 BB 1B		G6-3 5 BB BB		G5-3	3	0	0	0	1	0	2											
Inning Stats	R: 3 E: 0 K: 0 S: 13	H: 2 LOB: 1 BB: 2 P: 24	R: 0 E: 0 K: 0 S: 9	H: 1 LOB: 1 BB: 1 P: 14	R: 2 E: 0 K: 2 S: 24	H: 4 LOB: 3 BB: 1 P: 36	R: 0 E: 0 K: 0 S: 21	H: 1 LOB: 2 BB: 1 P: 33	R: 0 E: 1 K: 1 S: 10	H: 1 LOB: 1 BB: 1 P: 18	R: 2 E: 0 K: 1 S: 18	H: 3 LOB: 1 BB: 0 P: 28	R: 0 E: 0 K: 0 S: 7	H: 0 LOB: 0 BB: 0 P: 11	R: 2 E: 0 K: 0 S: 9	H: 2 LOB: 1 BB: 0 P: 16	1B: 9 2B: 2 HR: 3	SF: 0 SAC: 0 DP: 1 HBP: 0	WP: 2 PB: 0 SB: 0 CS: 0	PA: 43							
PITCHER	IP	WLS	BF	H	R	ER	SO	BB	IBB	HBP	BLK	WP	HR	S	P	ERA	WHIP										
56 Brad Keller, R ERA: 3.13	2.2	L	19	7	5	5	1	4	0	0	0	1	0	42	70	16.88	4.125										
49 Heath Fillmyer, R ERA: 3.45	2.1		11	3	1	1	2	2	0	0	0	1	1	36	56	3.86	2.143										
54 Tim Hill, L ERA: 5.93	1.0		5	2	1	1	1	0	0	0	0	0	1	17	27	9.00	2.000										
50 Jason Adam, R ERA: 4.22	1.0		3	0	0	0	0	0	0	0	0	0	0	7	11	0.00	0.000										
61 Kevin McCarthy, R ERA: 3.89	1.0		5	2	2	2	0	0	0	0	0	0	1	9	16	18.00	2.000										

Batter	1	2	3	4	5	6	7	8	9	AB	R	H	RBI	BB	SO	LOB	TOP										
15 Whit Merrifield, R OBP: 0.378, SLG: 0.434										3	0	1	0	1	2	0	Kansas City Royals @ Chicago White Sox Guaranteed Rate Field, Chicago, IL Sun Jul 15 2018, 1:15 PM - 3:50 PM CDT Att: 23,434 - Partly Cloudy - 87 F										
38 Jorge Bonifacio, R OBP: 0.351, SLG: 0.481										3	0	0	0	1	2	2											
8 Mike Moustakas, L OBP: 0.306, SLG: 0.466										2	0	0	0	1	0	1											
17 Hunter Dozier, R OBP: 0.269, SLG: 0.331										1	0	0	0	0	0	1											
13 Salvador Perez, R OBP: 0.259, SLG: 0.394										4	0	1	0	0	0	0											
21 Lucas Duda, L OBP: 0.303, SLG: 0.391										4	0	1	0	0	1	2											
16 Paulo Orlando, R OBP: 0.200, SLG: 0.207										4	0	0	0	0	1	1											
4 Alex Gordon, L OBP: 0.319, SLG: 0.344										3	0	0	0	0	1	1											
27 Adalberto Mondesi, S OBP: 0.270, SLG: 0.444										3	1	2	1	0	0	0											
9 Drew Butera, R OBP: 0.238, SLG: 0.227										3	0	0	0	0	1	1											
Inning Stats	R: 0 H: 1 E: 0 K: 1 S: 19	H: 1 LOB: 2 BB: 2 P: 30	R: 0 H: 1 E: 0 K: 0 S: 11	H: 1 LOB: 1 BB: 0 P: 19	R: 0 H: 0 E: 0 K: 2 S: 11	H: 0 LOB: 0 BB: 0 P: 15	R: 0 H: 0 E: 0 K: 0 S: 7	H: 0 LOB: 0 BB: 0 P: 8	R: 0 H: 0 E: 0 K: 1 S: 9	H: 0 LOB: 0 BB: 0 P: 14	R: 0 H: 1 E: 0 K: 0 S: 8	H: 1 LOB: 1 BB: 0 P: 14	R: 1 H: 2 E: 0 K: 1 S: 14	H: 2 LOB: 1 BB: 0 P: 18	R: 0 H: 0 E: 0 K: 1 S: 10	H: 0 LOB: 0 BB: 0 P: 10	1B: 2 2B: 2 3B: 0 HR: 1	SF: 0 SAC: 0 DP: 1 HBP: 0	WP: 0 PB: 0 CS: 0	PA: 33							
PITCHER	IP	WLS	BF	H	R	ER	SO	BB	IBB	HBP	BLK	WP	HR	S	P	ERA	WHIP										
27 Lucas Giolito, R ERA: 6.18	6.1	W	22	2	0	0	6	3	0	0	0	0	0	66	102	0.00	0.789										
70 Luis Avilán, L ERA: 3.95	0.2		3	1	0	0	0	0	0	0	0	0	5	10	0.00	1.500											
54 Jeanmar Gómez, R ERA: 6.75	1.0		5	2	1	1	1	0	0	0	0	0	1	14	18	9.00	2.000										
53 Héctor Santiago, L ERA: 5.61	1.0		3	0	0	0	1	0	0	0	0	0	0	10	10	0.00	0.000										

Batter	1	2	3	4	5	6	7	8	9	AB	R	H	RBI	BB	SO	LOB	BOTTOM										
10 Yoán Moncada, S OBP: 0.312, SLG: 0.427										4	3	3	1	1	0	0	Kansas City Royals @ Chicago White Sox Guaranteed Rate Field, Chicago, IL Sun Jul 15 2018, 1:15 PM - 3:50 PM CDT Att: 23,434 - Partly Cloudy - 87 F										
5 Yoimer Sánchez, S OBP: 0.306, SLG: 0.403										5	0	1	1	0	3	2											
79 José Abreu, R OBP: 0.311, SLG: 0.441										3	1	0	0	1	1	2											
18 Daniel Palka, L OBP: 0.280, SLG: 0.468										4	3	3	2	0	1	1											
28 Leury García, S OBP: 0.323, SLG: 0.404										4	1	3	1	0	1	1											
24 Matt Davidson, R OBP: 0.330, SLG: 0.438										4	1	1	0	0	1	2											
7 Tim Anderson, R OBP: 0.302, SLG: 0.414										4	1	1	2	0	0	0											
36 Kevan Smith, R OBP: 0.348, SLG: 0.353										4	0	1	2	0	0	0											
15 Adam Engel, R OBP: 0.272, SLG: 0.302										4	0	0	0	0	1	1											
Inning Stats	R: 2 H: 3 E: 0 K: 1 S: 13	H: 0 LOB: 0 BB: 0 P: 19	R: 0 H: 0 E: 0 K: 1 S: 7	H: 0 LOB: 0 BB: 0 P: 11	R: 2 H: 2 E: 0 K: 1 S: 13	H: 2 LOB: 1 BB: 2 P: 25	R: 0 H: 0 E: 0 K: 0 S: 7	H: 0 LOB: 0 BB: 0 P: 11	R: 5 H: 6 E: 0 K: 1 S: 20	H: 6 LOB: 1 BB: 0 P: 29	R: 1 H: 2 E: 1 K: 3 S: 14	H: 2 LOB: 1 BB: 0 P: 21	R: 0 H: 0 E: 0 K: 0 S: 8	H: 0 LOB: 0 BB: 0 P: 8	R: 0 H: 0 E: 0 K: 1 S: 6	H: 0 LOB: 0 BB: 0 P: 9	1B: 8 2B: 4 3B: 0 HR: 2	SF: 0 SAC: 0 DP: 1 HBP: 0	WP: 1 PB: 0 CS: 0	PA: 38							
PITCHER	IP	WLS	BF	H	R	ER	SO	BB	IBB	HBP	BLK	WP	HR	S	P	ERA	WHIP										
64 Burch Smith, R ERA: 5.98	2.0	L	9	3	2	2	2	0	0	0	0	0	1	20	30	9.00	1.500										
33 Brian Flynn, L ERA: 3.5	2.0		9	2	2	2	1	2	0	0	0	1	0	20	36	9.00	2.000										
72 Enny Romero, L ERA: 12.6	1.0		9	6	5	5	1	0	0	0	0	0	1	20	29	45.00	6.000										
50 Jason Adam, R ERA: 4.43	1.0		5	2	1	1	3	0	0	0	0	0	0	14	21	9.00	2.000										
57 Glenn Sparkman, R ERA: 6.75	2.0		6	0	0	0	1	0	0	0	0	0	0	14	17	0.00	0.000										

Batter	1	2	3	4	5	6	7	8	9	AB	R	H	RBI	BB	SO	LOB	TOP										
7 Tim Anderson, R OBP: 0.299, SLG: 0.409										4	0	0	0	0	1	3	Chicago White Sox @ Seattle Mariners Safeco Field, Seattle, WA Fri Jul 20 2018, 7:11 PM - 9:48 PM PDT Att: 43,331 - Clear - 73 F										
28 Leury Garcia, S OBP: 0.321, SLG: 0.406										4	1	1	0	0	0	3											
79 José Abreu, R OBP: 0.308, SLG: 0.436										4	0	0	0	0	2	1											
18 Daniel Palka, L OBP: 0.280, SLG: 0.468										4	0	1	1	0	2	0											
10 Yoán Moncada, S OBP: 0.313, SLG: 0.425										2	0	0	0	2	2	1											
30 Nicky Delmonico, L OBP: 0.282, SLG: 0.292										4	0	0	0	0	2	2											
15 Adam Engel, R OBP: 0.269, SLG: 0.299										3	0	0	0	0	1	0	AB 31 R 1 H 5 RBI 1 BB 2 SO 11 LOB 10										
38 Omar Narváez, L OBP: 0.355, SLG: 0.413										3	0	1	0	0	1	0											
5 Yolmer Sánchez, S OBP: 0.309, SLG: 0.406										3	0	2	0	0	0	0											
Inning Stats	R: 1 H: 2 E: 0 K: 1 S: 11	H: 2 LOB: 1 BB: 0 P: 15	R: 0 H: 0 E: 0 K: 1 S: 7	H: 0 LOB: 0 BB: 0 P: 8	R: 0 H: 1 E: 0 K: 0 S: 5	H: 1 LOB: 0 BB: 0 P: 6	R: 0 H: 0 E: 0 K: 2 S: 10	H: 0 LOB: 1 BB: 1 P: 17	R: 0 H: 0 E: 0 K: 2 S: 7	H: 0 LOB: 0 BB: 0 P: 10	R: 0 H: 0 E: 0 K: 2 S: 8	H: 0 LOB: 0 BB: 0 P: 14	R: 0 H: 2 E: 0 K: 0 S: 5	H: 2 LOB: 2 BB: 0 P: 8	R: 0 H: 0 E: 0 K: 1 S: 8	H: 0 LOB: 1 BB: 1 P: 17	1B: 3 2B: 3 3B: 0 HR: 0	SF: 0 SAC: 0 DP: 1 HBP: 0	WP: 0 PB: 0 SB: 0 CS: 0	PA: 33							
PITCHER	IP	WLS	BF	H	R	ER	SO	BB	IBB	HBP	BLK	WP	HR	S	P	ERA	WHIP										
49 Wade LeBlanc, L ERA: 3.44	7.1	W	26	4	1	1	10	1	0	0	0	0	0	57	84	1.23	0.682										
48 Alex Colomé, R ERA: 4.05	0.2	H	3	1	0	0	0	0	0	0	0	0	0	3	4	0.00	1.500										
39 Edwin Díaz, R ERA: 2.2	1.0	S	4	0	0	0	1	1	0	0	0	0	0	8	17	0.00	1.000										

Batter	1	2	3	4	5	6	7	8	9	AB	R	H	RBI	BB	SO	LOB	BOTTOM										
9 Dee Strange-Gordon, L OBP: 0.399, SLG: 0.353										4	1	4	0	0	0	0	Chicago White Sox @ Seattle Mariners Safeco Field, Seattle, WA Fri Jul 20 2018, 7:11 PM - 9:48 PM PDT Att: 43,331 - Clear - 73 F										
2 Jean Segura, R OBP: 0.353, SLG: 0.459										4	1	1	0	0	0	3											
17 Mitch Haniger, R OBP: 0.360, SLG: 0.487										3	0	1	0	0	1	1											
23 Nelson Cruz, R OBP: 0.362, SLG: 0.536										3	0	1	2	0	0	0											
57 John Andreoli, R OBP: 0.333, SLG: 0.290										0	0	0	0	0	0	0											
15 Kyle Seager, L OBP: 0.284, SLG: 0.426										3	1	1	0	1	1	3											
4 Denard Span, L OBP: 0.397, SLG: 0.432										4	0	1	0	0	0	3											
27 Ryon Healy, R OBP: 0.268, SLG: 0.443										3	0	0	1	0	1	1	AB 30 R 3 H 9 RBI 3 BB 1 SO 5 LOB 12										
26 Chris Herrmann, L OBP: 0.349, SLG: 0.417										3	0	0	0	0	1	1											
5 Guillermo Heredia, R OBP: 0.315, SLG: 0.313										3	0	0	0	0	1	0											
Inning Stats	R: 1 H: 2 E: 1 K: 1 S: 13	H: 2 LOB: 1 BB: 0 P: 20	R: 0 H: 0 E: 0 K: 2 S: 9	H: 0 LOB: 0 BB: 0 P: 12	R: 0 H: 2 E: 0 K: 1 S: 10	H: 2 LOB: 1 BB: 0 P: 16	R: 1 H: 2 E: 0 K: 0 S: 10	H: 2 LOB: 1 BB: 0 P: 18	R: 0 H: 0 E: 0 K: 1 S: 12	H: 0 LOB: 0 BB: 1 P: 24	R: 0 H: 0 E: 0 K: 0 S: 4	H: 0 LOB: 0 BB: 0 P: 8	R: 1 H: 2 E: 0 K: 0 S: 13	H: 2 LOB: 2 BB: 0 P: 17	R: 0 H: 0 E: 0 K: 0 S: 13	H: 0 LOB: 0 BB: 0 P: 17	1B: 7 2B: 2 3B: 0 HR: 0	SF: 1 SAC: 0 DP: 1 HBP: 1	WP: 1 PB: 0 SB: 2 CS: 1	PA: 33							
PITCHER	IP	WLS	BF	H	R	ER	SO	BB	IBB	HBP	BLK	WP	HR	S	P	ERA	WHIP										
33 James Shields, R ERA: 4.26	7.0	L	27	7	2	1	5	1	0	0	0	0	0	63	103	1.29	1.143										
70 Luis Avilán, L ERA: 4.29	0.0		1	1	1	1	0	0	0	0	0	0	0	1	2	∞	∞										
37 Juan Minaya, R ERA: 3.38	0.1		3	1	0	0	0	0	0	1	0	1	0	8	11	0.00	3.000										
57 Jace Fry, L ERA: 3.9	0.2		2	0	0	0	0	0	0	0	0	0	0	4	4	0.00	0.000										



Batter	1	2	3	4	5	6	7	8	9	AB	R	H	RBI	BB	SO	LOB	TOP										
10 Yoán Moncada, S OBP: 0.309, SLG: 0.419	G3-1		K		G4-3		K		F7	5	0	0	0	0	2	2	Chicago White Sox @ Seattle Mariners Safeco Field, Seattle, WA Sat Jul 21 2018, 7:11 PM - 9:38 PM PDT Att: 38,186 - Partly Cloudy - 74 F										
5 Yolmer Sánchez, S OBP: 0.311, SLG: 0.407	L8				79 HBP 26 HR 1B				P5	4	1	2	0	0	0	0											
79 José Abreu, R OBP: 0.312, SLG: 0.435	L8				26 HR HBP				HBP	1	1	0	0	1	0	0											
18 Daniel Palka, L OBP: 0.275, SLG: 0.460		K			L4		K2-3		F8	4	0	0	0	0	2	5											
26 Avisail García, R OBP: 0.296, SLG: 0.555		K							K	4	1	1	3	0	3	1											
38 Omar Narváez, L OBP: 0.365, SLG: 0.425					1-H 2-H HR																						
28 Leury García, S OBP: 0.320, SLG: 0.403					28 E 2B				G6-3	3	2	2	0	1	0	0											
30 Nicky Delmonico, L OBP: 0.322, SLG: 0.298					E8				G4-3	4	0	1	0	0	1	2											
15 Adam Engel, R OBP: 0.269, SLG: 0.299					2B				L7	4	0	1	0	0	1	2											
7 Tim Anderson, R OBP: 0.295, SLG: 0.406					1B				SF9	4	0	1	0	0	2	0											
Inning Stats	R: 0 E: 0 K: 0 S: 6	H: 0 LOB: 0 BB: 0 P: 8	R: 0 E: 0 K: 3 S: 13	H: 0 LOB: 1 BB: 1 P: 21	R: 0 E: 0 K: 3 S: 9	H: 0 LOB: 0 BB: 0 P: 12	R: 4 E: 1 K: 0 S: 9	H: 4 LOB: 0 BB: 0 P: 16	R: 0 E: 0 K: 1 S: 16	H: 1 LOB: 2 BB: 1 P: 23	R: 0 E: 0 K: 1 S: 8	H: 0 LOB: 0 BB: 0 P: 9	R: 0 E: 0 K: 2 S: 9	H: 0 LOB: 0 BB: 0 P: 12	R: 0 E: 0 K: 1 S: 9	H: 0 LOB: 1 BB: 0 P: 12	R: 0 E: 0 K: 0 S: 8	H: 2 LOB: 2 BB: 0 P: 14	1B: 4 2B: 2 HR: 1	SF: 1 SAC: 0 DP: 0 HBP: 2	WP: 0 PB: 0 SB: 0 CS: 0	PA: 37					
PITCHER	IP	WLS	BF	H	R	ER	SO	BB	IBB	HBP	BLK	WP	HR	S	P	ERA	WHIP										
34 Félix Hernández, R ERA: 5.14	5.0	L	22	5	4	3	7	2	0	1	0	0	1	53	80	5.40	1.400										
60 Chasen Bradford, R ERA: 2.55	1.0		3	0	0	0	1	0	0	0	0	0	0	8	9	0.00	0.000										
47 James Pazos, L ERA: 2.45	1.0		3	0	0	0	2	0	0	0	0	0	0	9	12	0.00	0.000										
50 Nick Vincent, R ERA: 4.13	1.0		4	0	0	0	1	0	0	1	0	0	0	9	12	0.00	0.000										
55 Roenis Elías, L ERA: 2.66	1.0		5	2	1	1	0	0	0	0	0	0	0	8	14	9.00	2.000										

Batter	1	2	3	4	5	6	7	8	9	AB	R	H	RBI	BB	SO	LOB	BOTTOM										
9 Dee Strange-Gordon, L OBP: 0.308, SLG: 0.352	K		G6-3						F7	4	0	1	0	0	1	0	Chicago White Sox @ Seattle Mariners Safeco Field, Seattle, WA Sat Jul 21 2018, 7:11 PM - 9:38 PM PDT Att: 38,186 - Partly Cloudy - 74 F										
2 Jean Segura, R OBP: 0.351, SLG: 0.456	G1-3				E5				P3	4	0	1	0	0	0	1											
17 Mitch Haniger, R OBP: 0.361, SLG: 0.484					23 CS FC6.4 BB				G5-3	2	0	0	0	2	0	2											
23 Nelson Cruz, R OBP: 0.358, SLG: 0.529	G5-3				FC6-4				F7	4	0	0	0	0	1	4											
15 Kyle Seager, L OBP: 0.282, SLG: 0.422		P5			K				K	3	0	0	0	0	1	1											
4 Denard Span, L OBP: 0.353, SLG: 0.428		G4-3							L6	3	0	0	0	0	0	0											
16 Ben Gamel, L OBP: 0.351, SLG: 0.383		G6-3							L9	3	0	0	0	0	0	0											
20 Daniel Vogelbach, L OBP: 0.333, SLG: 0.323									G6-3	3	0	0	0	0	0	0											
36 David Freitas, R OBP: 0.267, SLG: 0.282									L7	3	0	0	0	0	2	0											
26 Chris Herrmann, L OBP: 0.341, SLG: 0.405									G5-3	2	0	0	0	0	0	0											
Inning Stats	R: 0 E: 0 K: 1 S: 8	H: 0 LOB: 1 BB: 1 P: 13	R: 0 E: 0 K: 0 S: 8	H: 0 LOB: 0 BB: 0 P: 15	R: 0 E: 0 K: 1 S: 6	H: 0 LOB: 0 BB: 0 P: 12	R: 0 E: 1 K: 1 S: 11	H: 0 LOB: 1 BB: 1 P: 17	R: 0 E: 0 K: 0 S: 4	H: 0 LOB: 0 BB: 0 P: 6	R: 0 E: 0 K: 0 S: 7	H: 1 LOB: 1 BB: 0 P: 11	R: 0 E: 0 K: 0 S: 8	H: 0 LOB: 0 BB: 0 P: 12	R: 0 E: 0 K: 2 S: 9	H: 0 LOB: 0 BB: 0 P: 11	R: 0 E: 0 K: 1 S: 9	H: 1 LOB: 1 BB: 0 P: 14	1B: 2 2B: 0 3B: 0 HR: 0	SF: 0 SAC: 0 DP: 0 HBP: 0	WP: 0 PB: 0 SB: 0 CS: 1	PA: 31					
PITCHER	IP	WLS	BF	H	R	ER	SO	BB	IBB	HBP	BLK	WP	HR	S	P	ERA	WHIP										
68 Dylan Covey, R ERA: 4.95	1.1		29	2	0	0	5	2	0	0	0	0	0	66	105	0.00	0.480										
48 Joakim Soria, R ERA: 2.7	0.2		2	0	0	0	1	0	0	0	0	0	0	4	6	0.00	0.000										

AB	32
R	5
H	7
RBI	4
BB	2
SO	11
LOB	10



AB	29
R	0
H	2
RBI	0
BB	2
SO	6
LOB	8



Batter	1	2	3	4	5	6	7	8	9	AB	R	H	RBI	BB	SO	LOB	TOP										
7 Tim Anderson, R OBP: 0.298, SLG: 0.416	G3			G3		HR		1B		4	1	2	2	0	0	0	Chicago White Sox @ Seattle Mariners Safeco Field, Seattle, WA Sun Jul 22 2018, 1:11 PM - 4:03 PM PDT Att: 38,207 - Sunny - 74 F										
28 Leury García, S OBP: 0.314, SLG: 0.395	K			L4		K		G3		4	0	0	0	0	2	1											
79 José Abreu, R OBP: 0.311, SLG: 0.433	K			G5-3				1B		4	0	1	0	0	2	0											
26 Avisail García, R OBP: 0.288, SLG: 0.540		G5-3			K			F9		4	0	0	0	0	1	1											
24 Matt Davidson, R OBP: 0.329, SLG: 0.435		E6			K			1B		4	0	1	0	0	2	1											
10 Yoenis Moncada, S OBP: 0.306, SLG: 0.414		G5-4-3			K			F9		4	0	0	0	0	1	4											
36 Kevan Smith, R OBP: 0.348, SLG: 0.345				G4-3		BB		K		2	0	0	0	1	1	2											
5 Yolmer Sánchez, S OBP: 0.309, SLG: 0.403				L5		G6-4-3		K		3	0	0	0	0	1	1											
15 Adam Engel, R OBP: 0.270, SLG: 0.299				G4-3		HR		K		3	1	1	0	0	1	0											
Inning Stats	R: 0 H: 0 E: 0 K: 2 S: 10	H: 0 LOB: 0 BB: 0 P: 14	R: 0 H: 0 E: 1 K: 0 S: 7	H: 0 LOB: 0 BB: 0 P: 7	R: 0 H: 0 E: 0 K: 0 S: 7	H: 0 LOB: 0 BB: 0 P: 13	R: 0 H: 0 E: 0 K: 0 S: 7	H: 0 LOB: 0 BB: 0 P: 9	R: 0 H: 0 E: 0 K: 3 S: 12	H: 0 LOB: 0 BB: 0 P: 16	R: 2 H: 2 E: 0 K: 1 S: 11	H: 2 LOB: 0 BB: 1 P: 17	R: 0 H: 2 E: 0 K: 1 S: 12	H: 1 LOB: 1 BB: 0 P: 17	R: 0 H: 0 E: 1 K: 2 S: 15	H: 0 LOB: 1 BB: 0 P: 19	1B: 4 2B: 0 3B: 0 HR: 1	SF: 0 SAC: 0 DP: 2 HBP: 0	WP: 0 PB: 0 CS: 0	PA: 33							
PITCHER	IP	WLS	BF	H	R	ER	SO	BB	IBB	HBP	BLK	WP	HR	S	P	ERA	WHIP										
32 Marco Gonzales, L ERA: 3.38	6.1	W	23	4	2	2	6	1	0	0	0	0	1	60	84	2.84	0.789										
47 James Pazos, L ERA: 2.43	0.1	H	1	0	0	0	0	0	0	0	0	0	0	3	4	0.00	0.000										
12 Juan Nicasio, R ERA: 6.03	0.1	H	1	0	0	0	1	0	0	0	0	0	0	3	5	0.00	0.000										
48 Alex Colomé, R ERA: 3.95	1.0	H	4	1	0	0	2	0	0	0	0	0	0	10	12	0.00	1.000										
50 Nick Vincent, R ERA: 3.99	1.0		4	0	0	0	2	0	0	0	0	0	0	15	19	0.00	0.000										


Batter	1	2	3	4	5	6	7	8	9	AB	R	H	RBI	BB	SO	LOB	BOTTOM										
9 Dee Strange-Gordon, L OBP: 0.307, SLG: 0.357	L7			F7				F7		4	0	1	0	0	0	0	Chicago White Sox @ Seattle Mariners Safeco Field, Seattle, WA Sun Jul 22 2018, 1:11 PM - 4:03 PM PDT Att: 38,207 - Sunny - 74 F										
2 Jean Segura, R OBP: 0.350, SLG: 0.454	23 BB 17 S 15 BB	F9		F8				F9		4	1	1	0	0	0	1											
17 Mitch Haniger, R OBP: 0.365, SLG: 0.483	15 BB 4 SF 23 BB			G6-3				15 BB 27 HR		1	2	0	0	3	0	0											
23 Nelson Cruz, R OBP: 0.357, SLG: 0.525	15 BB 27 HR			P5				L5		4	1	1	0	0	0	3											
15 Kyle Seager, L OBP: 0.284, SLG: 0.421	27 HR			L7				27 HR		3	2	1	1	1	0	0											
4 Denard Span, L OBP: 0.352, SLG: 0.424	SF7			27 BB 3				F7		2	0	0	1	1	0	2											
27 Ryon Healy, R OBP: 0.274, SLG: 0.466	HR			3				HR		4	2	3	6	0	1	0											
3 Mike Zunino, R OBP: 0.247, SLG: 0.395	K			FC5-2-5-1-6-7				L8		4	0	0	0	0	2	2											
5 Guillermo Heredia, R OBP: 0.311, SLG: 0.308		G6-3						G6-3		3	0	0	0	0	0	0											
Inning Stats	R: 5 H: 3 E: 0 K: 1 S: 23	H: 3 LOB: 0 BB: 2 P: 40	R: 0 H: 1 E: 0 K: 0 S: 5	H: 1 LOB: 2 BB: 1 P: 11	R: 0 H: 1 E: 0 K: 0 S: 11	H: 1 LOB: 1 BB: 1 P: 15	R: 0 H: 0 E: 0 K: 0 S: 6	H: 0 LOB: 0 BB: 0 P: 10	R: 0 H: 0 E: 0 K: 2 S: 9	H: 0 LOB: 0 BB: 0 P: 13	R: 0 H: 0 E: 0 K: 2 S: 7	H: 0 LOB: 0 BB: 0 P: 9	R: 0 H: 0 E: 0 K: 0 S: 9	H: 0 LOB: 0 BB: 0 P: 14	R: 3 H: 2 E: 0 K: 0 S: 16	H: 2 LOB: 0 BB: 1 P: 29	1B: 4 2B: 1 3B: 1 HR: 2	SF: 1 SAC: 0 DP: 1 HBP: 0	WP: 0 PB: 0 CS: 0	PA: 35							
PITCHER	IP	WLS	BF	H	R	ER	SO	BB	IBB	HBP	BLK	WP	HR	S	P	ERA	WHIP										
40 Reynaldo López, R ERA: 4.13	5.0	L	23	5	5	5	1	4	0	0	0	0	0	7	9	9.00	1.800										
70 Luis Avilán, L ERA: 4.13	1.0		3	0	0	0	2	0	0	0	0	0	0	7	9	0.00	0.000										
54 Jeanmar Gómez, R ERA: 3.86	1.0		3	0	0	0	0	0	0	0	0	0	0	9	14	0.00	0.000										
66 Chris Volstad, R ERA: 5.08	0.1		2	0	1	1	0	1	0	0	0	0	0	3	7	27.00	3.000										
53 Héctor Santiago, L ERA: 5.81	0.2		4	2	2	2	0	0	0	0	0	0	1	13	22	27.00	3.000										

Batter	1	2	3	4	5	6	7	8	9	AB	R	H	RBI	BB	SO	LOB	TOP			
10 Yoán Moncada, S OBP: 0.308, SLG: 0.412	G4-3		K			BB	1B		F9	4	1	1	0	1	1	1				
5 Yolmer Sánchez, S OBP: 0.310, SLG: 0.402	1B		G4-3			BB	K		K2-3	4	1	1	0	1	2	2				
79 José Abreu, R OBP: 0.315, SLG: 0.441	HR				BB	1B	G1-3		K	4	2	2	2	1	1	2				
18 Daniel Palka, L OBP: 0.270, SLG: 0.452	F8				F9					4	0	0	0	0	1	4				
26 Avisail García, R OBP: 0.298, SLG: 0.540										0	0	0	0	0	0	0				
24 Matt Davidson, R OBP: 0.331, SLG: 0.432	P3				G6-3					2	0	0	0	2	0	1				
28 Leury García, S OBP: 0.313, SLG: 0.404	F9					BB				3	1	1	1	0	1	1				
7 Tim Anderson, R OBP: 0.300, SLG: 0.417	1B				G5-3				FC5-4	4	0	2	0	0	0	2				
36 Kevan Smith, R OBP: 0.344, SLG: 0.333	F7				G6-3				L8	3	0	0	2	0	0	2				
15 Adam Engel, R OBP: 0.270, SLG: 0.298			K2-3				P6			4	0	1	0	0	1	3				
							P3													
Inning Stats	R: 1 H: 2 E: 0 K: 0 S: 11	L: 2 LOB: 0 BB: 0 P: 16	R: 0 H: 1 E: 0 K: 0 S: 8	L: 1 LOB: 1 BB: 0 P: 12	R: 0 H: 0 E: 0 K: 2 S: 10	L: 0 LOB: 0 BB: 0 P: 13	R: 0 H: 0 E: 0 K: 0 S: 3	L: 0 LOB: 0 BB: 1 P: 8	R: 1 H: 1 E: 0 K: 0 S: 6	L: 1 LOB: 3 BB: 0 P: 11	R: 3 H: 2 E: 0 K: 1 S: 20	L: 2 LOB: 1 BB: 0 P: 17	R: 0 H: 0 E: 0 K: 1 S: 10	L: 1 LOB: 1 BB: 1 P: 15	R: 0 H: 1 E: 0 K: 2 S: 12	L: 1 LOB: 1 BB: 0 P: 18	1B: 6 2B: 0 3B: 1 HR: 1	SF: 1 SAC: 0 DP: 1 HBP: 1	WP: 0 PA: 39 PB: 0 SB: 3 CS: 0	
PITCHER	IP WLS BF H R ER SO BB IBB HBP BLK WP HR S P ERA WHIP	IP WLS BF H R ER SO BB IBB HBP BLK WP HR S P ERA WHIP	IP WLS BF H R ER SO BB IBB HBP BLK WP HR S P ERA WHIP	IP WLS BF H R ER SO BB IBB HBP BLK WP HR S P ERA WHIP	IP WLS BF H R ER SO BB IBB HBP BLK WP HR S P ERA WHIP	IP WLS BF H R ER SO BB IBB HBP BLK WP HR S P ERA WHIP	IP WLS BF H R ER SO BB IBB HBP BLK WP HR S P ERA WHIP	IP WLS BF H R ER SO BB IBB HBP BLK WP HR S P ERA WHIP	IP WLS BF H R ER SO BB IBB HBP BLK WP HR S P ERA WHIP	IP WLS BF H R ER SO BB IBB HBP BLK WP HR S P ERA WHIP	IP WLS BF H R ER SO BB IBB HBP BLK WP HR S P ERA WHIP	IP WLS BF H R ER SO BB IBB HBP BLK WP HR S P ERA WHIP	IP WLS BF H R ER SO BB IBB HBP BLK WP HR S P ERA WHIP	IP WLS BF H R ER SO BB IBB HBP BLK WP HR S P ERA WHIP	IP WLS BF H R ER SO BB IBB HBP BLK WP HR S P ERA WHIP	IP WLS BF H R ER SO BB IBB HBP BLK WP HR S P ERA WHIP	IP WLS BF H R ER SO BB IBB HBP BLK WP HR S P ERA WHIP	IP WLS BF H R ER SO BB IBB HBP BLK WP HR S P ERA WHIP		
51 Jaime Barria, R ERA: 3.8	5.0	L	20	4	4	4	2	3	0	0	1	0	0	0	0	0	15	28	13.50	4.500
57 Hansel Robles, R ERA: 4.13	0.2	B	6	2	1	1	1	1	0	0	1	0	0	0	0	0	9	13	0.00	1.500
48 Jose Alvarez, L ERA: 3.24	0.2	3	1	0	0	1	0	0	0	0	0	0	0	0	0	0	14	22	0.00	0.600
38 Justin Anderson, R ERA: 3.19	1.2	6	0	0	0	1	1	0	0	0	0	0	0	0	0	0	12	18	0.00	1.000
53 Blake Parker, R ERA: 2.99	1.0	4	1	0	0	2	0	0	0	0	0	0	0	0	0	0	12	18	0.00	1.000

Chicago White Sox @ Los Angeles Angels
 Angel Stadium, Anaheim, CA
 Mon Jul 23 2018, 7:09 PM - 10:44 PM PDT
 Att: 35,285 - Clear - 88 F

livebaseballscorecards.com

AB 32
 R 5
 H 8
 RBI 5
 BB 5
 SO 7
 LOB 18




Batter	1	2	3	4	5	6	7	8	9	AB	R	H	RBI	BB	SO	LOB	BOTTOM				
56 Kole Calhoun, L OBP: 0.246, SLG: 0.332	K		2B		P5		K		K	5	1	1	1	0	3	2					
2 Andrelton Simmons, R OBP: 0.339, SLG: 0.459	G5-3		F9		P3		L7		F9	5	0	0	0	0	0	3					
27 Mike Trout, R OBP: 0.456, SLG: 0.603	BB		SF8		IBB		BB		BB	0	0	0	1	4	0	0					
8 Justin Upton, R OBP: 0.349, SLG: 0.447	1B		F8		FC5		K		K	4	0	1	0	1	2	3					
5 Albert Pujols, R OBP: 0.290, SLG: 0.430	K				G6-3		FC5		1B	4	0	1	0	0	1	5					
17 Shohel Ohtani, L OBP: 0.360, SLG: 0.529	F7		HR		HR		F7		K	4	1	1	1	0	1	1					
3 Ian Kinsler, R OBP: 0.286, SLG: 0.382	G4-3		K		K		P5		P5	3	0	0	0	1	1	1					
12 Martin Maldonado, R OBP: 0.287, SLG: 0.336	K				G5-3		K		K	3	0	0	0	0	2	1					
18 Luis Valbuena, L OBP: 0.250, SLG: 0.339										0	0	0	0	0	0	0					
19 Jeffrey Marte, R OBP: 0.262, SLG: 0.408										1	0	0	0	0	1	1					
10 José Briceño, R OBP: 0.302, SLG: 0.452										0	0	0	0	0	0	0					
6 David Fletcher, R OBP: 0.327, SLG: 0.402	2B		2B		2B		G3		1B	4	1	3	0	0	0	1					
Inning Stats	R: 0 H: 1 E: 0 K: 2 S: 16	L: 1 LOB: 2 BB: 1 P: 24	R: 0 H: 0 E: 0 K: 1 S: 9	L: 0 LOB: 0 BB: 0 P: 13	R: 2 H: 2 E: 0 K: 0 S: 7	L: 2 LOB: 0 BB: 0 P: 11	R: 1 H: 1 E: 0 K: 1 S: 8	L: 1 LOB: 0 BB: 0 P: 13	R: 0 H: 1 E: 1 K: 0 S: 14	L: 3 LOB: 3 BB: 2 P: 21	R: 0 H: 0 E: 0 K: 1 S: 11	L: 0 LOB: 1 BB: 1 P: 19	R: 0 H: 0 E: 0 K: 2 S: 8	L: 0 LOB: 1 BB: 1 P: 15	R: 0 H: 1 E: 0 K: 2 S: 13	L: 1 LOB: 1 BB: 0 P: 20	R: 0 H: 1 E: 0 K: 2 S: 13	L: 1 LOB: 2 BB: 1 P: 18	1B: 3 2B: 3 3B: 0 HR: 1	SF: 1 SAC: 0 DP: 0 HBP: 0	WP: 0 PA: 40 PB: 0 SB: 3 CS: 0
PITCHER	IP WLS BF H R ER SO BB IBB HBP BLK WP HR S P ERA WHIP	IP WLS BF H R ER SO BB IBB HBP BLK WP HR S P ERA WHIP	IP WLS BF H R ER SO BB IBB HBP BLK WP HR S P ERA WHIP	IP WLS BF H R ER SO BB IBB HBP BLK WP HR S P ERA WHIP	IP WLS BF H R ER SO BB IBB HBP BLK WP HR S P ERA WHIP	IP WLS BF H R ER SO BB IBB HBP BLK WP HR S P ERA WHIP	IP WLS BF H R ER SO BB IBB HBP BLK WP HR S P ERA WHIP	IP WLS BF H R ER SO BB IBB HBP BLK WP HR S P ERA WHIP	IP WLS BF H R ER SO BB IBB HBP BLK WP HR S P ERA WHIP	IP WLS BF H R ER SO BB IBB HBP BLK WP HR S P ERA WHIP	IP WLS BF H R ER SO BB IBB HBP BLK WP HR S P ERA WHIP	IP WLS BF H R ER SO BB IBB HBP BLK WP HR S P ERA WHIP	IP WLS BF H R ER SO BB IBB HBP BLK WP HR S P ERA WHIP	IP WLS BF H R ER SO BB IBB HBP BLK WP HR S P ERA WHIP	IP WLS BF H R ER SO BB IBB HBP BLK WP HR S P ERA WHIP	IP WLS BF H R ER SO BB IBB HBP BLK WP HR S P ERA WHIP	IP WLS BF H R ER SO BB IBB HBP BLK WP HR S P ERA WHIP	IP WLS BF H R ER SO BB IBB HBP BLK WP HR S P ERA WHIP			
27 Lucas Giolito, R ERA: 6.09	6.0	W	27	5	3	3	3	3	0	0	0	0	0	0	0	0	0	0	0.00	0.000	
52 Xavier Cedeño, L ERA: 3.32	0.1	H	3	0	0	0	1	1	0	0	0	0	0	0	0	0	5	9	0.00	1.500	
37 Juan Minaya, R ERA: 3.32	0.1	H	2	1	0	0	1	0	0	0	0	0	0	0	0	0	6	10	0.00	3.000	
57 Jace Fry, L ERA: 3.86	0.1	H	1	0	0	0	1	0	0	0	0	0	0	0	0	0	3	6	0.00	0.000	
54 Jeanmar Gómez, R ERA: 3.38	0.1	H	1	0	0	0	0	0	0	0	0	0	0	0	0	0	2	2	0.00	0.000	

Chicago White Sox @ Los Angeles Angels
 Angel Stadium, Anaheim, CA
 Mon Jul 23 2018, 7:09 PM - 10:44 PM PDT
 Att: 35,285 - Clear - 88 F

livebaseballscorecards.com

AB 33
 R 3
 H 7
 RBI 3
 BB 6
 SO 11
 LOB 18



Batter	1	2	3	4	5	6	7	8	9	AB	R	H	RBI	BB	SO	LOB	TOP
10 Yoán Moncada, S OBP: 0.309, SLG: 0.415	G3-1		K			K2-3				3	1	0	0	2	2	0	Chicago White Sox @ Los Angeles Angels Angel Stadium, Anaheim, CA Thu Jul 26 2018, 1:08 PM - 4:37 PM PDT Att: 33,826 - Sunny - 84 F
5 Yolmer Sánchez, S OBP: 0.309, SLG: 0.391	K		79 FC5-4 BB			L8	K		K	4	0	0	0	1	3	3	
79 José Abreu, R OBP: 0.321, SLG: 0.459			FC5-4							4	3	2	3	1	1	1	
26 Avisail García, R OBP: 0.284, SLG: 0.537	G5-3									5	1	2	1	0	1	0	
18 Daniel Palka, L OBP: 0.274, SLG: 0.479										4	2	2	2	0	0	2	
28 Leury García, S OBP: 0.274, SLG: 0.398	G3									4	0	1	1	0	2	0	
30 Nicky Delmonico, L 24 Matt Davidson, R OBP: 0.328, SLG: 0.440	G3-1									2	1	1	1	1	0	0	
7 Tim Anderson, R OBP: 0.296, SLG: 0.408	G4-3									4	0	0	0	0	1	3	
36 Kevan Smith, R OBP: 0.340, SLG: 0.330	G6-3									4	0	1	0	0	1	0	
Inning Stats	R: 1 H: 1 E: 0 K: 1 S: 10	H: 1 LOB: 0 BB: 0 P: 17	R: 0 H: 0 E: 0 K: 0 S: 8	H: 0 LOB: 1 BB: 1 P: 12	R: 0 H: 0 E: 0 K: 1 S: 6	H: 0 LOB: 0 BB: 0 P: 10	R: 0 H: 0 E: 0 K: 2 S: 8	H: 4 LOB: 2 BB: 1 P: 28	R: 1 H: 2 E: 0 K: 2 S: 12	H: 1 LOB: 0 BB: 1 P: 23	1B: 3 2B: 0 3B: 0 HR: 6	SF: 0 SAC: 0 DP: 1 HBP: 0	WP: 1 PB: 0 SB: 0 CS: 0	PA: 40			
PITCHER	IP WLS BF H R ER SO BB IBB HBP BLK WP HR S P ERA WHIP																
35 Nick Tropeano, R ERA: 4.82	6.1 W 25 5 5 5 7 2 0 0 0 0 5 54 84 7.11 1.105																
36 Justin Anderson, R ERA: 3.39	7.1 0.2 H 6 2 1 1 1 2 0 0 0 0 1 0 9 23 13.50 6.000																
48 Jose Alvarez, L ERA: 3.21	8.1 0.1 H 2 1 0 0 0 0 0 0 0 0 0 0 3 3 0.00 3.000																
32 Cam Bedrosian, R ERA: 3.57	8.1 0.2 H 2 0 0 0 2 0 0 0 0 0 0 0 6 9 0.00 0.000																
53 Blake Parker, R ERA: 3.42	9.1 1.0 5 1 2 2 2 1 0 0 0 0 0 1 14 23 18.00 2.000																

AB	35
R	8
H	9
RBI	8
BB	5
SO	12
LOB	11



Batter	1	2	3	4	5	6	7	8	9	AB	R	H	RBI	BB	SO	LOB	BOTTOM
56 Kole Calhoun, L OBP: 0.252, SLG: 0.350	HR		17 G4-3 8 1B			K				5	2	2	1	0	2	3	Chicago White Sox @ Los Angeles Angels Angel Stadium, Anaheim, CA Thu Jul 26 2018, 1:08 PM - 4:37 PM PDT Att: 33,826 - Sunny - 84 F
17 Shohei Ohtani, L OBP: 0.350, SLG: 0.521	K		G4-3			G4-3	F9		G3	5	0	0	0	0	1	3	
27 Mike Trout, R OBP: 0.462, SLG: 0.621	G6-3					F9				3	1	1	0	2	0	0	
8 Justin Upton, R OBP: 0.350, SLG: 0.446						F9				5	2	4	2	0	1	2	
54 Jaban Blash, R OBP: 0.195, SLG: 0.087	1B					5 1B				0	0	0	0	0	0	0	
5 Albert Pujols, R OBP: 0.350, SLG: 0.434	G4-3									5	1	1	0	0	0	4	
19 Jefry Marte, R OBP: 0.272, SLG: 0.393	G4-3		FC5-4 1B							0	0	0	0	0	0	0	
2 Andrelton Simmons, R OBP: 0.303, SLG: 0.435	G2-3					G4-3	E6		P6	5	2	2	2	0	0	1	
3 Ian Kinsler, R OBP: 0.296, SLG: 0.402	G5-3									4	3	3	2	1	0	0	
37 Francisco Arcia, L OBP: 0.600, SLG: 1.250	L6									4	1	2	4	1	1	1	
6 David Fletcher, R OBP: 0.342, SLG: 0.408	L8									4	0	1	0	1	0	2	
Inning Stats	R: 1 H: 2 E: 0 K: 1 S: 11	H: 2 LOB: 1 BB: 0 P: 14	R: 0 H: 0 E: 0 K: 0 S: 12	H: 0 LOB: 0 BB: 0 P: 15	R: 1 H: 2 E: 0 K: 0 S: 10	H: 2 LOB: 1 BB: 1 P: 18	R: 1 H: 1 E: 0 K: 1 S: 9	H: 4 LOB: 1 BB: 0 P: 25	R: 0 H: 1 E: 0 K: 2 S: 13	H: 1 LOB: 2 BB: 1 P: 19	1B: 7 2B: 5 3B: 1 HR: 3	SF: 0 SAC: 0 DP: 0 HBP: 0	WP: 3 PB: 0 SB: 2 CS: 0	PA: 45			
PITCHER	IP WLS BF H R ER SO BB IBB HBP BLK WP HR S P ERA WHIP																
68 Dylan Covey, R ERA: 5.4	4.2 L 25 9 6 6 2 1 1 0 0 0 1 2 55 86 11.57 2.143																
52 Xavier Cedeño, L ERA: 1.29	1.0 5 1 0 0 2 0 1 0 0 0 1 0 13 16 0.00 1.000																
37 Juan Minaya, R ERA: 4.58	6.1 0.2 6 2 3 3 1 2 0 0 0 0 1 1 9 23 40.50 6.000																
57 Jace Fry, L ERA: 3.77	7.1 0.2 2 0 0 0 0 0 0 0 0 0 0 3 5 0.00 0.000																
66 Chris Volstad, R ERA: 6.27	8.1 1.0 7 4 3 3 0 0 0 0 0 0 0 0 17 30 27.00 4.000																

AB	40
R	12
H	16
RBI	11
BB	5
SO	5
LOB	16



Batter	1	2	3	4	5	6	7	8	9	AB	R	H	RBI	BB	SO	LOB	TOP				
18 Curtis Granderson, L (1.9) OBP: 0.334, SLG: 0.421 10 Brandon Drury, R (8. PH) OBP: 0.259, SLG: 0.269 27 Dwight Smith Jr., L (8.9) OBP: 0.377, SLG: 0.523										2	2	1	2	1	1	0					
13 Lourdes Gurriel Jr., R (1.6) OBP: 0.326, SLG: 0.564										5	2	3	2	0	1	2					
14 Justin Smoak, S (1.3) OBP: 0.367, SLG: 0.476									5	0	2	1	0	1	1						
8 Kendrys Morales, S (1.10) OBP: 0.333, SLG: 0.444										4	1	1	1	1	0	1					
26 Yangervis Solarte, S (1.5) OBP: 0.287, SLG: 0.414										5	0	0	0	0	1	2					
37 Teoscar Hernández, R (1.7) OBP: 0.301, SLG: 0.485										4	1	0	0	1	2	2					
55 Russell Martin, R (1.2) OBP: 0.320, SLG: 0.293										3	2	1	1	1	0	1					
15 Randal Grichuk, R (1.8) OBP: 0.284, SLG: 0.469										3	2	1	2	0	1	1					
29 Devon Travis, R (1.4) OBP: 0.296, SLG: 0.386										3	0	0	0	0	0	0					
Inning Stats	R: 2 H: 3 E: 0 K: 1 S: 11	H: 3 LOB: 1 BB: 1 P: 19	R: 3 H: 2 E: 0 K: 1 S: 13	H: 2 LOB: 1 BB: 2 P: 30	R: 0 H: 0 E: 1 K: 0 S: 9	H: 0 LOB: 1 BB: 0 P: 18	R: 1 H: 1 E: 0 K: 1 S: 9	H: 1 LOB: 0 BB: 0 P: 13	R: 4 H: 2 E: 0 K: 0 S: 20	H: 2 LOB: 1 BB: 1 P: 35	R: 0 H: 0 E: 0 K: 2 S: 9	H: 0 LOB: 0 BB: 0 P: 10	R: 0 H: 1 E: 0 K: 1 S: 16	H: 1 LOB: 1 BB: 0 P: 25	R: 0 H: 0 E: 0 K: 0 S: 8	H: 0 LOB: 0 BB: 0 P: 10	1B: 1 2B: 3 3B: 0 HR: 5	SF: 1 SAC: 0 DP: 1 HBP: 2	WP: 1 PB: 0 SB: 0 CS: 0	PA: 42	
PITCHER	IP WLS BF H R ER SO BB IBB HBP BLK WP HR S P ERA WHIP	4.1 L 24 7 8 8 3 4 0 0 0 0 5 50 93 16.61 2.538	5.1 0.2 5 1 2 2 0 0 0 2 0 1 0 12 22 27.00 1.500	6.1 1.0 3 0 0 0 2 0 0 0 0 0 9 11 0.00 0.000	7.1 1.0 3 0 0 0 2 0 0 0 0 0 9 10 0.00 0.000	8.1 1.0 4 1 0 0 1 0 0 0 0 0 16 25 0.00 1.000	1.0 0 3 0 0 0 0 0 0 0 0 0 8 10 0.00 0.000	0.00 0.000													

Toronto Blue Jays @ Chicago White Sox
Guaranteed Rate Field, Chicago, IL
Fri Jul 27 2018, 7:11 PM - 10:16 PM CDT
Att: 20,524 - Cloudy - 76 F

livebaseballscorecards.com

AB 35
R 10
H 9
RBI 9
BB 4
SO 8
LOB 10

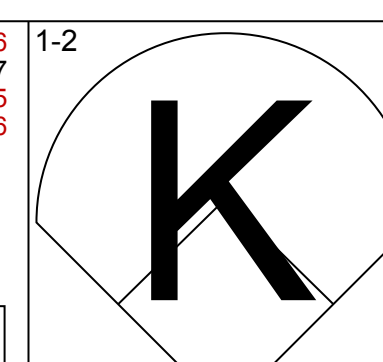
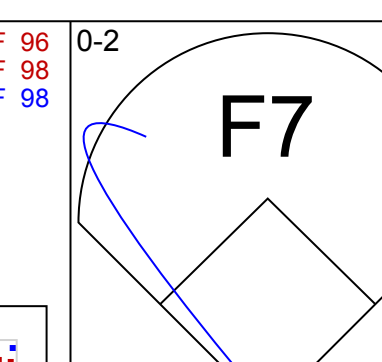
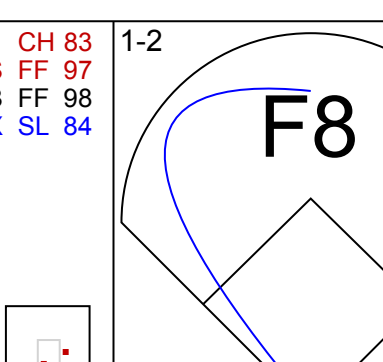
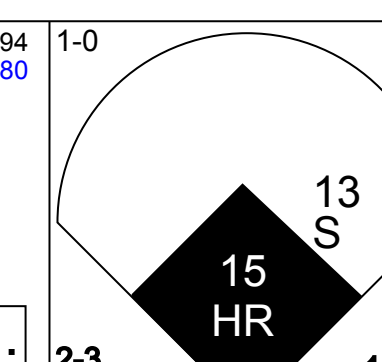
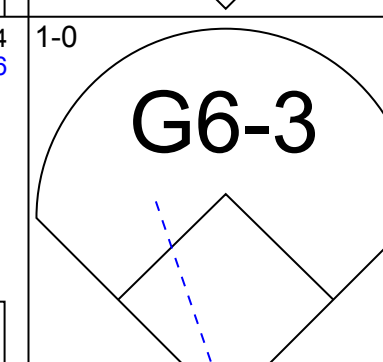
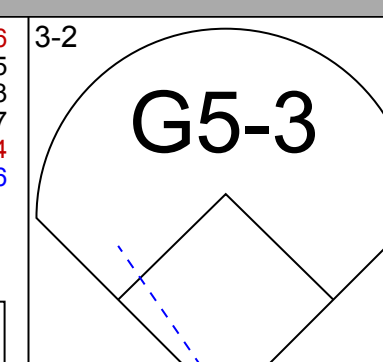
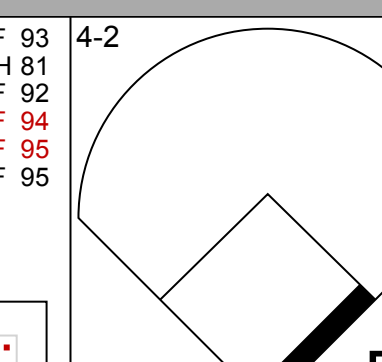
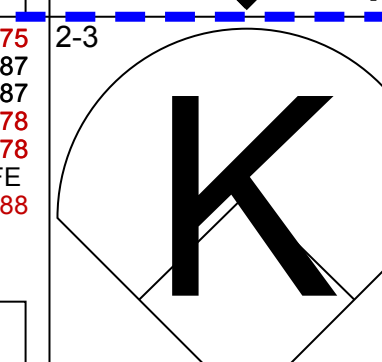
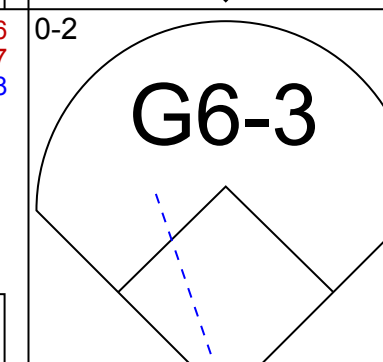
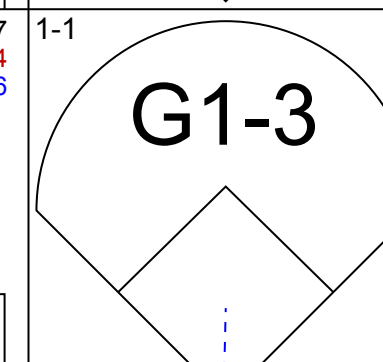
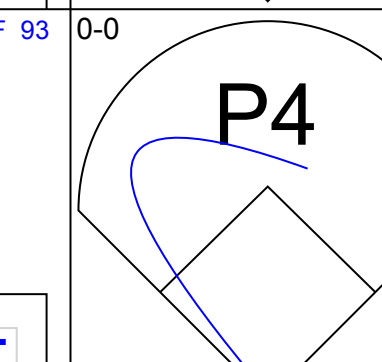
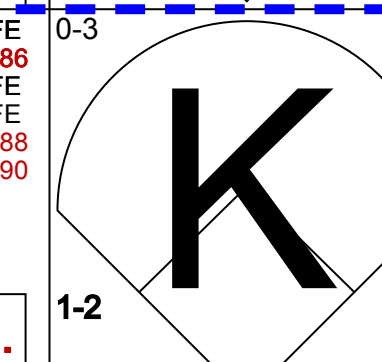
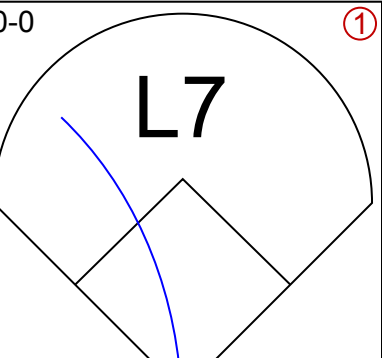
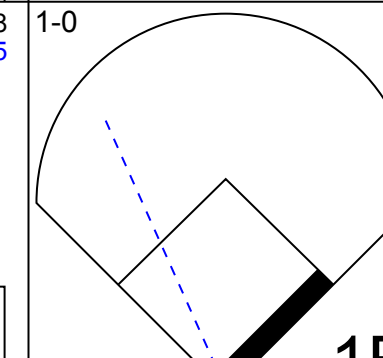
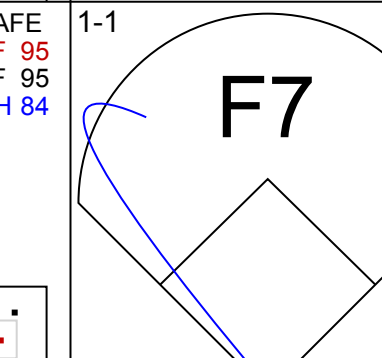
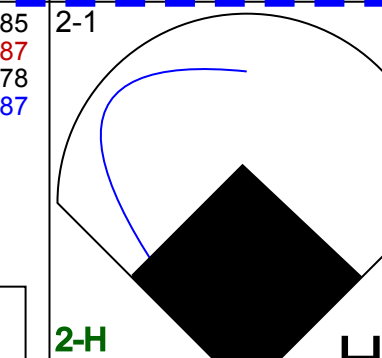

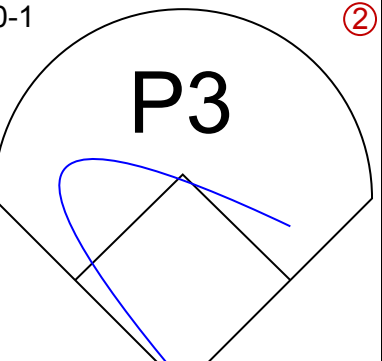
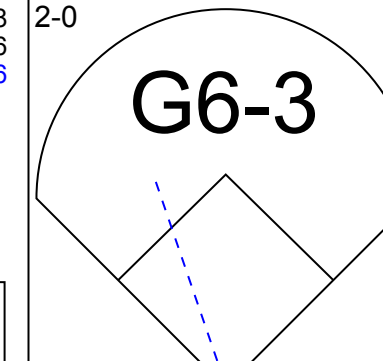
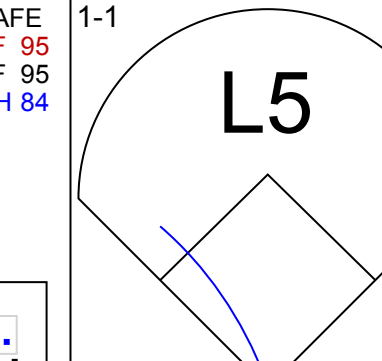
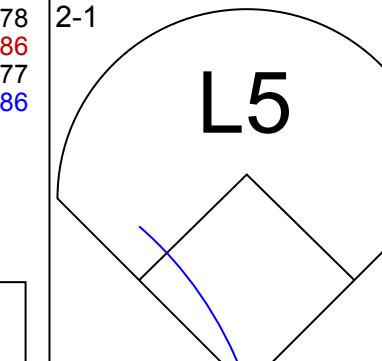
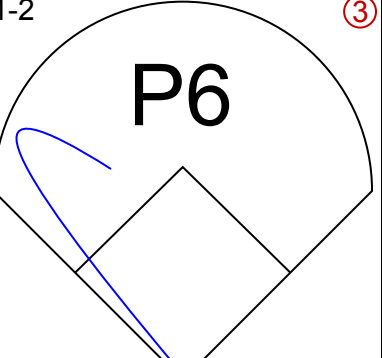
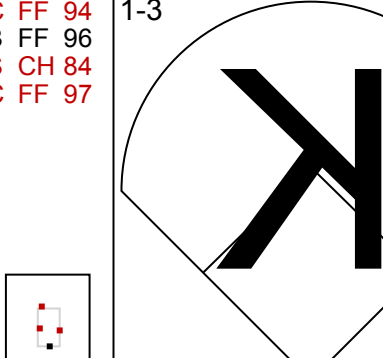
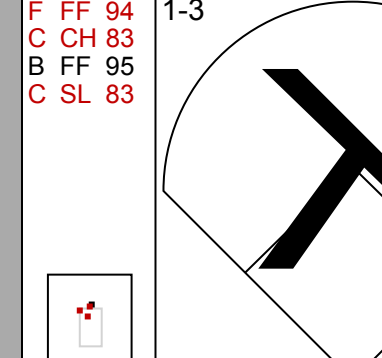
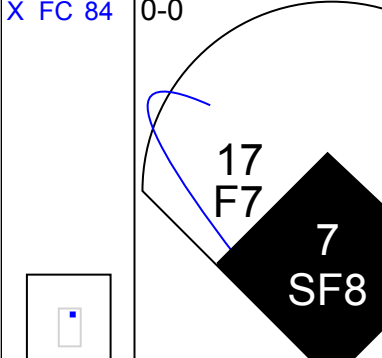
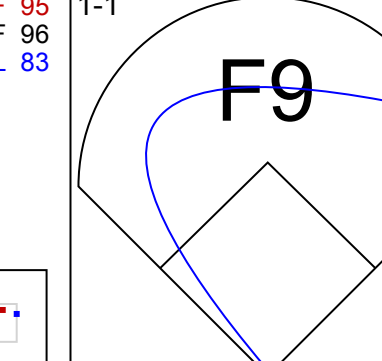
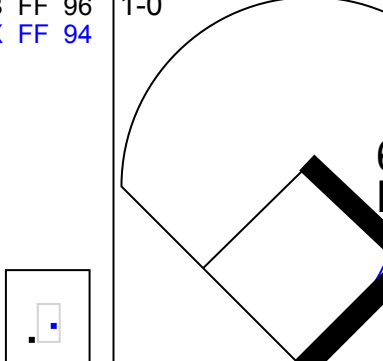
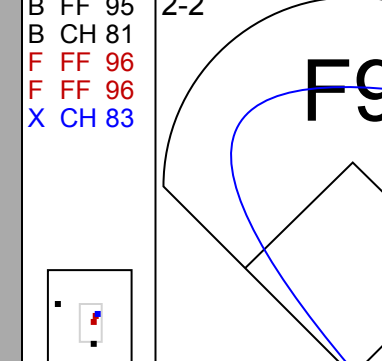
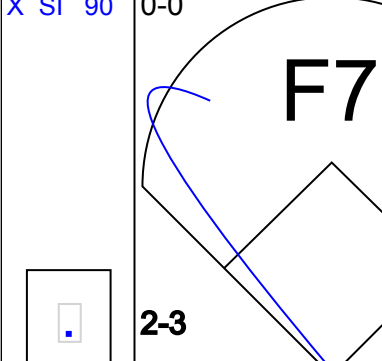
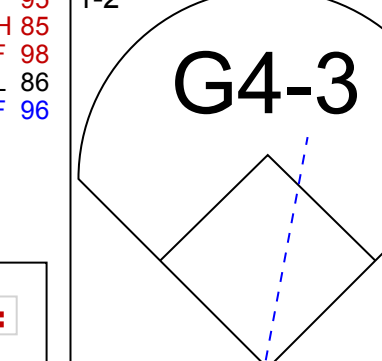
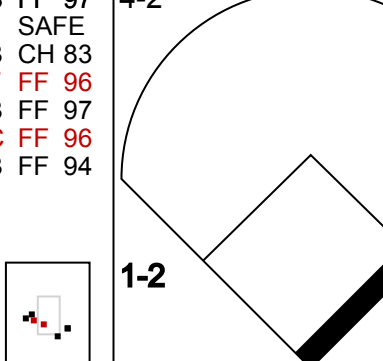
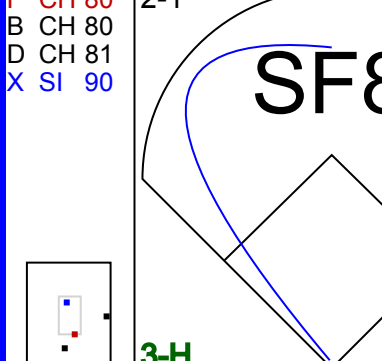
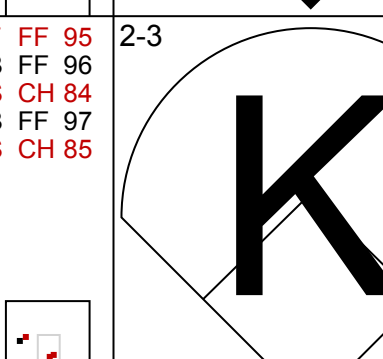
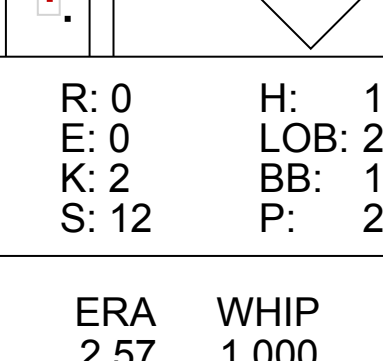
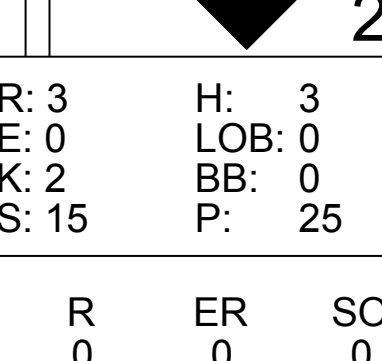
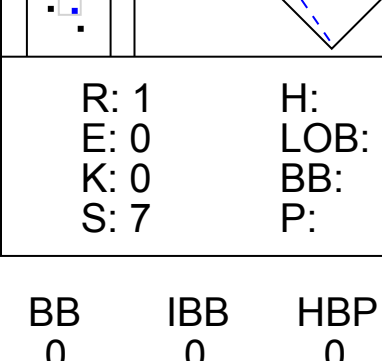
Batter	1	2	3	4	5	6	7	8	9	AB	R	H	RBI	BB	SO	LOB	BOTTOM				
10 Yoán Moncada, S (1.4) OBP: 0.308, SLG: 0.412										5	0	1	0	0	0	2					
5 Yolmer Sánchez, S (1.5) OBP: 0.305, SLG: 0.386										5	0	0	0	0	0	3					
79 José Abreu, R (1.3) OBP: 0.320, SLG: 0.457										4	0	1	1	0	0	0					
26 Avisail García, R (1.9) OBP: 0.289, SLG: 0.536										4	0	2	0	0	0	2					
18 Daniel Palka, L (1.10) OBP: 0.278, SLG: 0.483										4	1	2	0	0	1	1					
7 Tim Anderson, R (1.6) OBP: 0.295, SLG: 0.409										4	1	1	1	0	2	2					
38 Omar Narváez, L (1.2) OBP: 0.346, SLG: 0.490										4	0	0	0	0	1	2					
30 Nicky Delmonico, L (1.7) OBP: 0.331, SLG: 0.358										4	2	2	1	0	0	0					
15 Adam Engel, R (1.8) OBP: 0.273, SLG: 0.306										3	1	2	2	1	0	0					
Inning Stats	R: 0 H: 0 E: 0 K: 0 S: 6	H: 2 LOB: 1 BB: 0 P: 12	R: 1 H: 2 E: 0 K: 0 S: 11	H: 2 LOB: 1 BB: 1 P: 22	R: 0 H: 0 E: 0 K: 2 S: 9	H: 0 LOB: 0 BB: 0 P: 10	R: 0 H: 1 E: 0 K: 0 S: 16	H: 1 LOB: 1 BB: 0 P: 23	R: 1 H: 2 E: 0 K: 1 S: 13	H: 2 LOB: 1 BB: 0 P: 18	R: 0 H: 0 E: 0 K: 0 S: 7	H: 0 LOB: 0 BB: 0 P: 11	R: 3 H: 4 E: 0 K: 1 S: 17	H: 4 LOB: 1 BB: 0 P: 25	R: 0 H: 0 E: 0 K: 0 S: 8	H: 0 LOB: 0 BB: 0 P: 10	1B: 6 2B: 3 3B: 2 HR: 0	SF: 0 SAC: 0 DP: 1 HBP: 0	WP: 1 PB: 0 SB: 0 CS: 0	PA: 38	
PITCHER	IP WLS BF H R ER SO BB IBB HBP BLK WP HR S P ERA WHIP	6.2 W 27 7 2 2 3 1 0 0 0 0 0 9 13 0.00 0.000	7.1 1.1 4 0 0 0 0 0 0 0 0 0 0 9 13 0.00 0.000	8.1 1.0 7 4 3 3 1 0 0 0 0 1 0 17 25 27.00 4.000																	

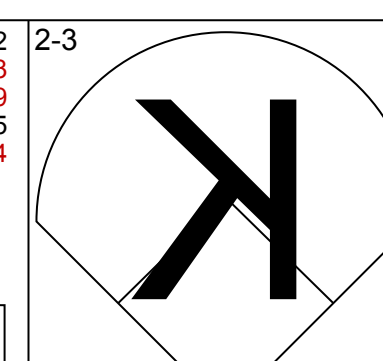
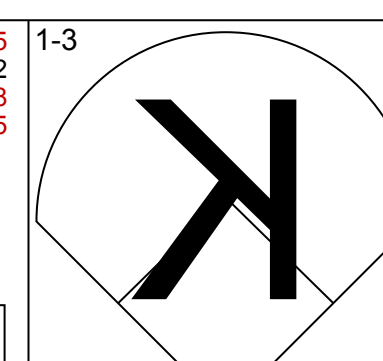
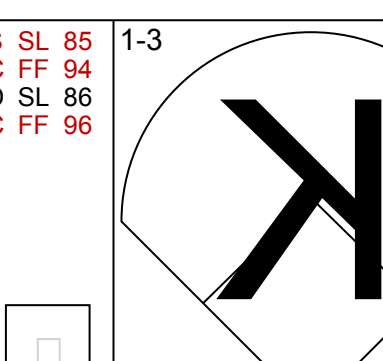
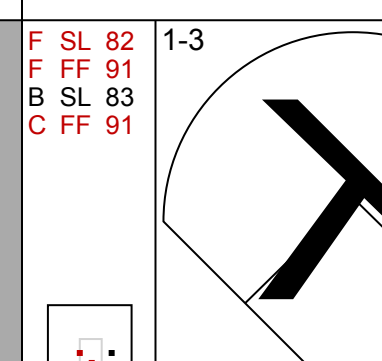
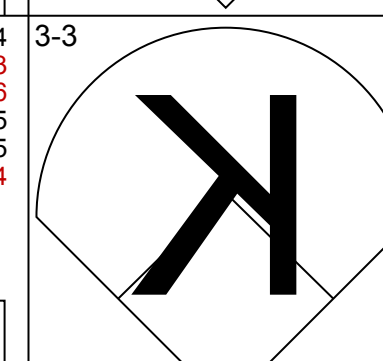
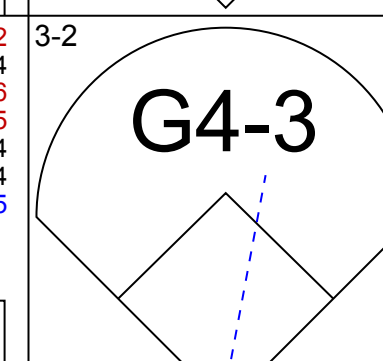
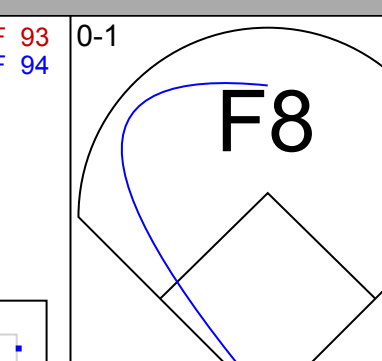
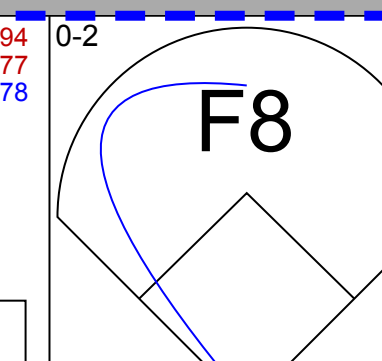
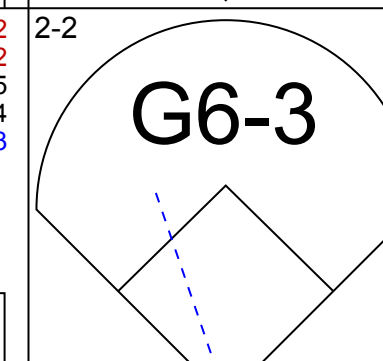
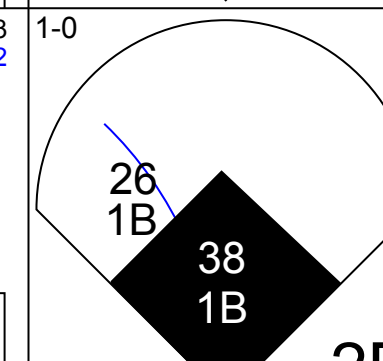

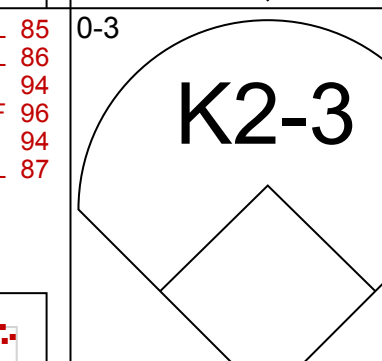
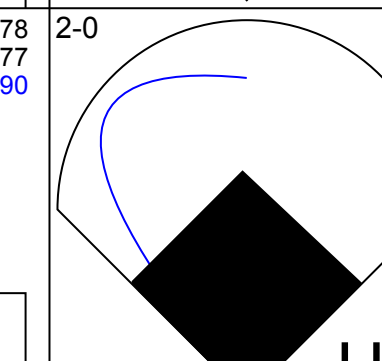
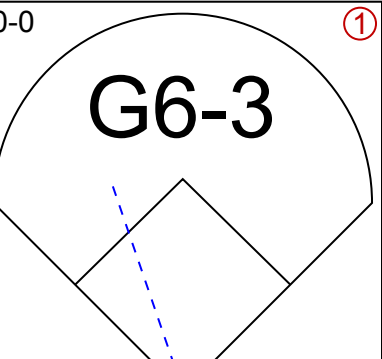
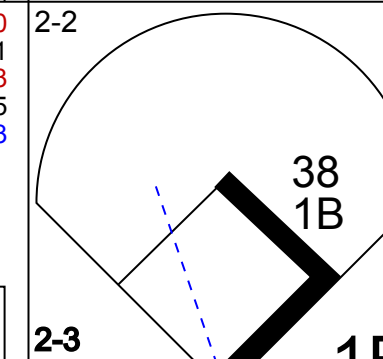

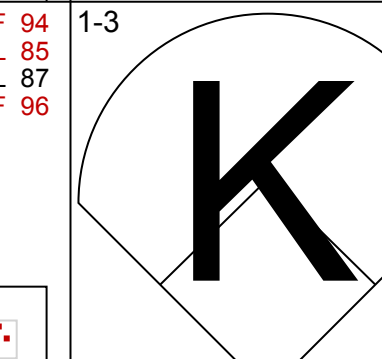
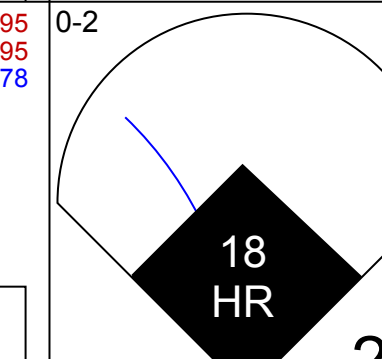
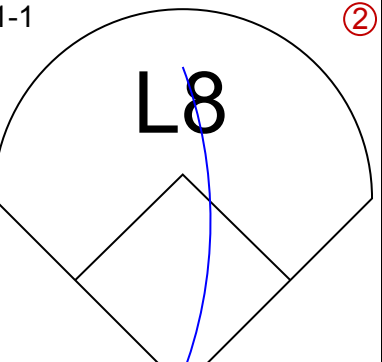
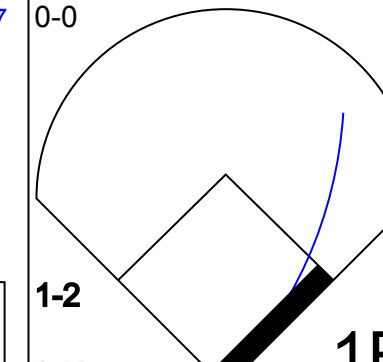
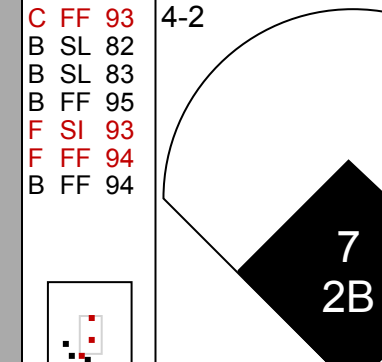
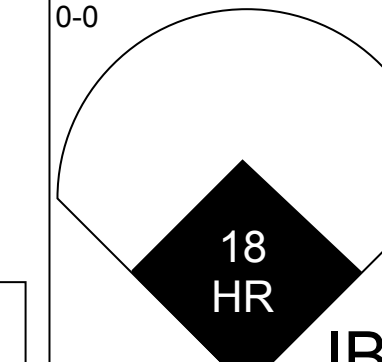
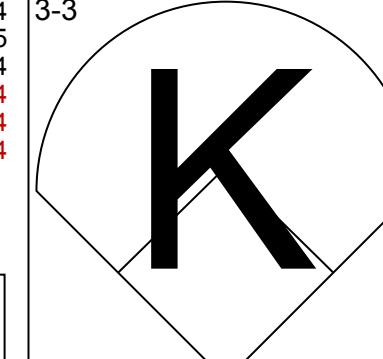

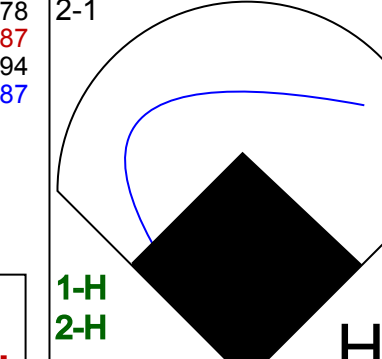



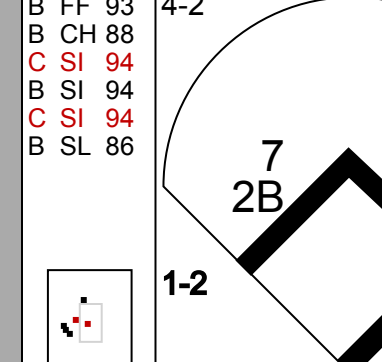
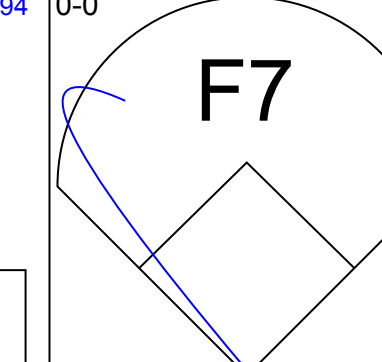
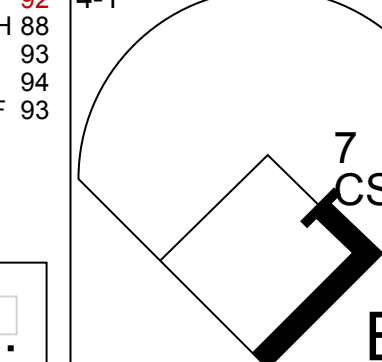
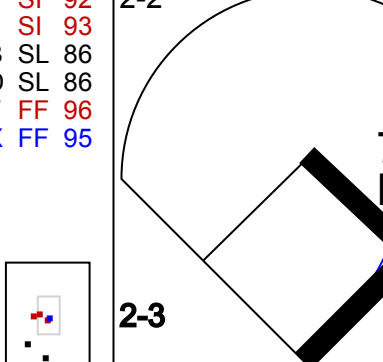
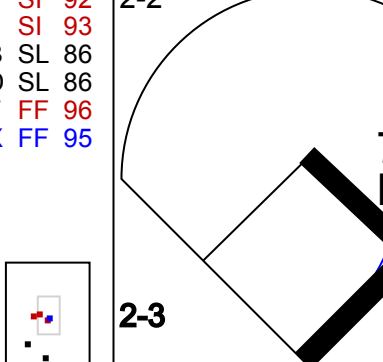

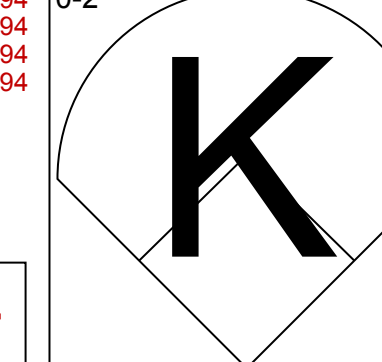
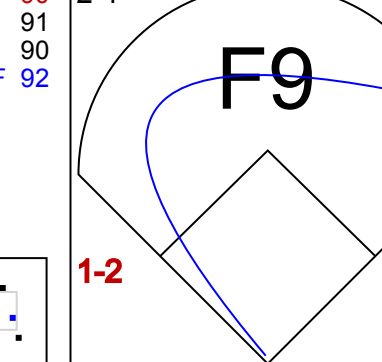
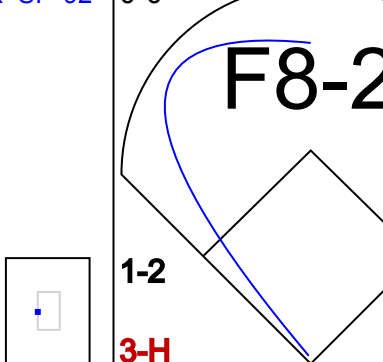
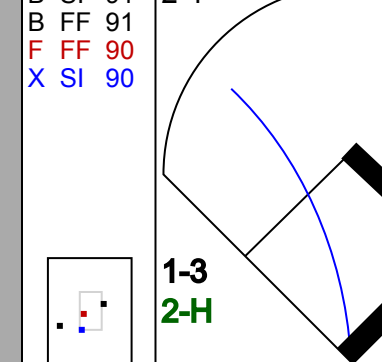

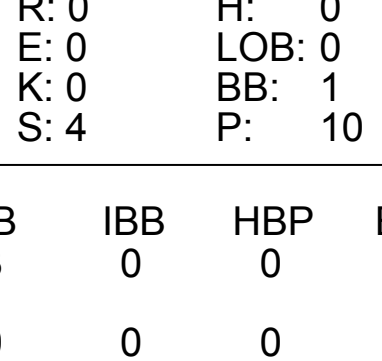
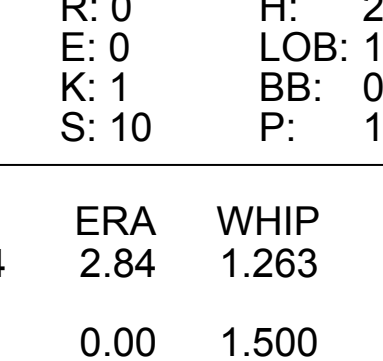
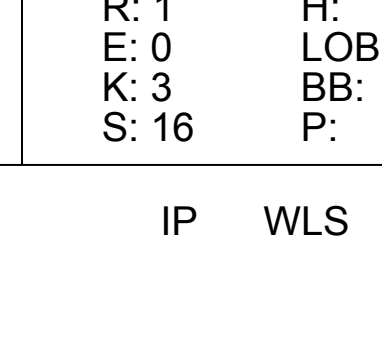
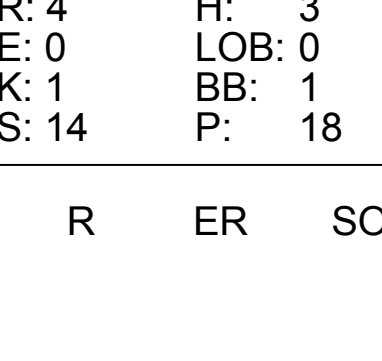



Toronto Blue Jays @ Chicago White Sox
Guaranteed Rate Field, Chicago, IL
Fri Jul 27 2018, 7:11 PM - 10:16 PM CDT
Att: 20,524 - Cloudy - 76 F

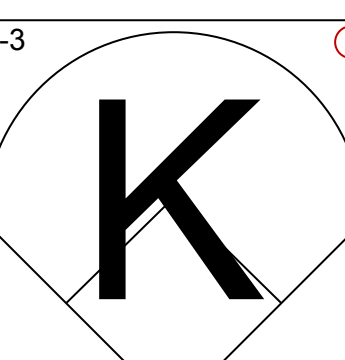
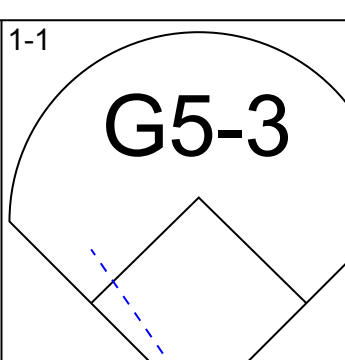
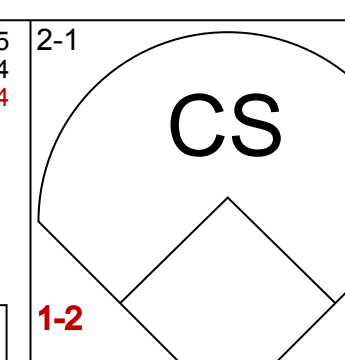
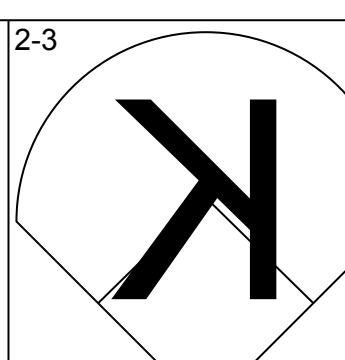
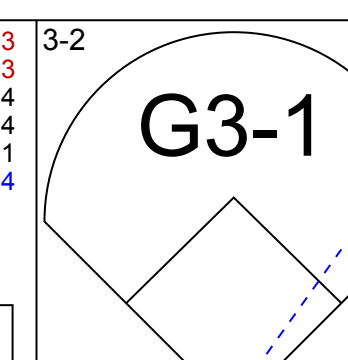
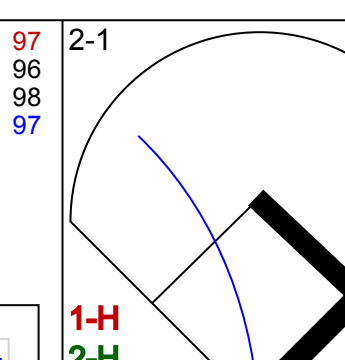
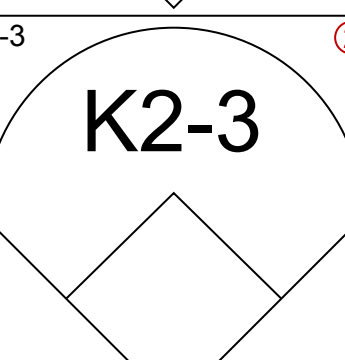
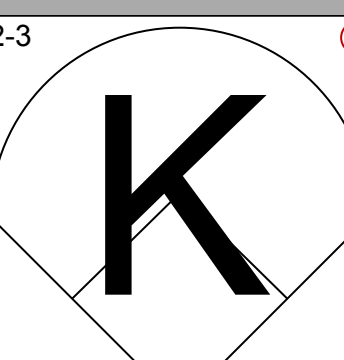
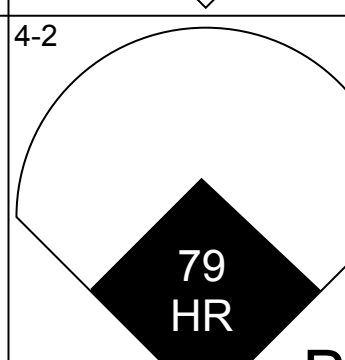
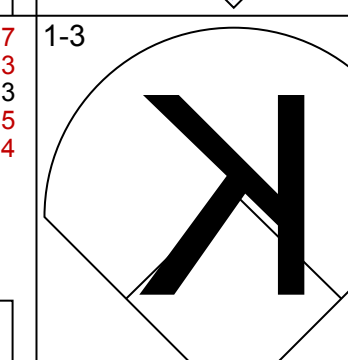
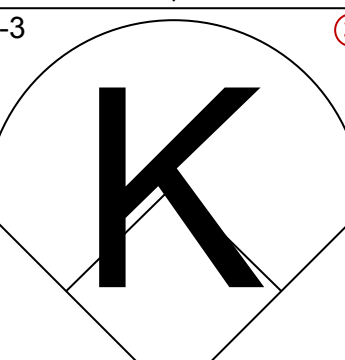
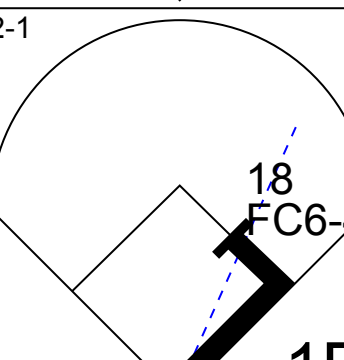
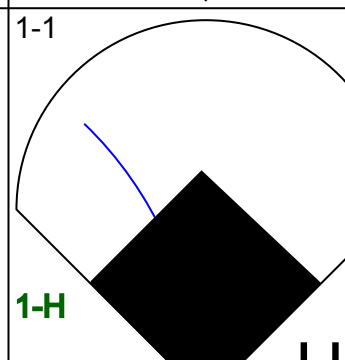
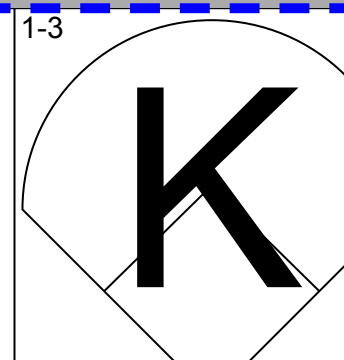
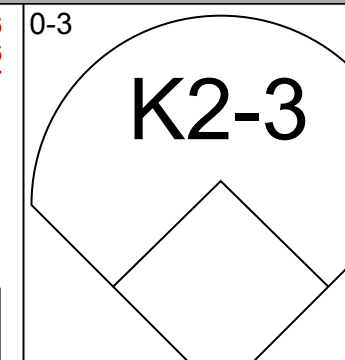
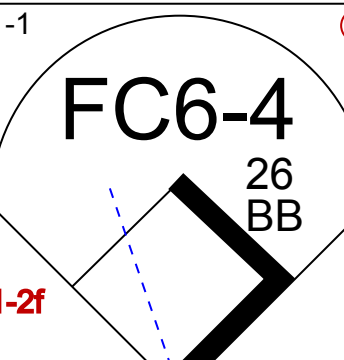
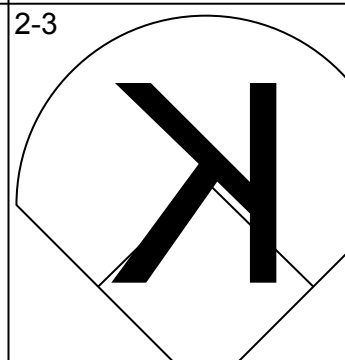
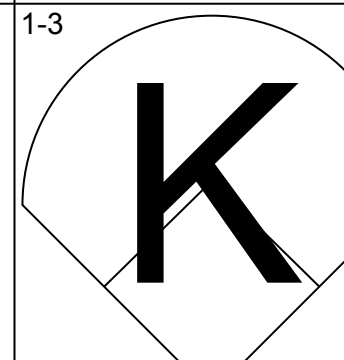
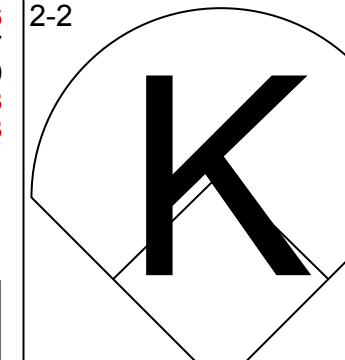
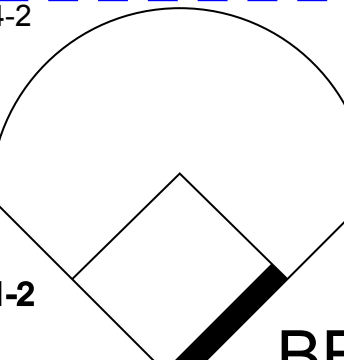
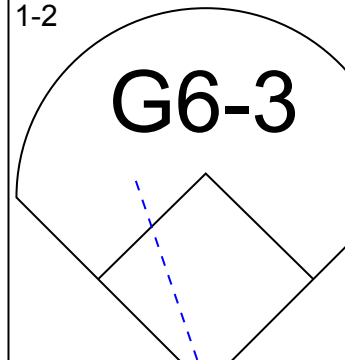
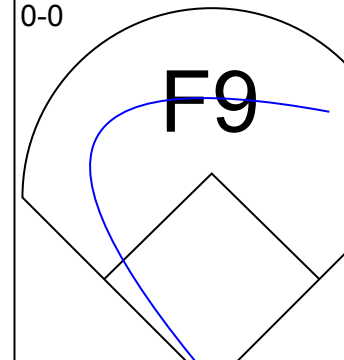
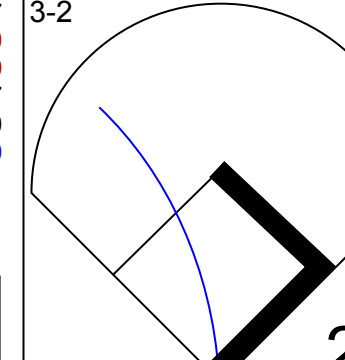
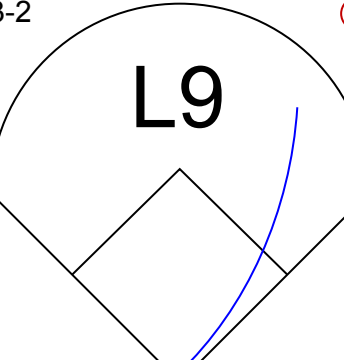
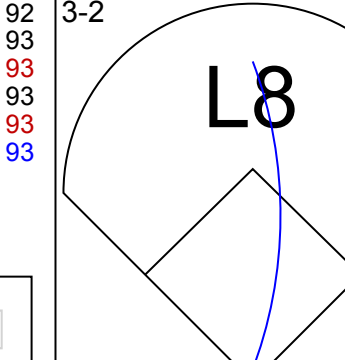
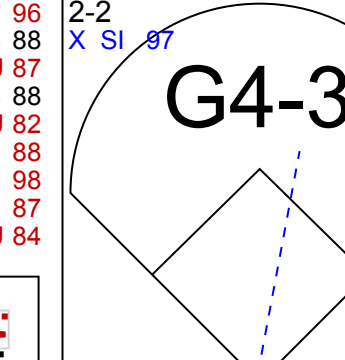
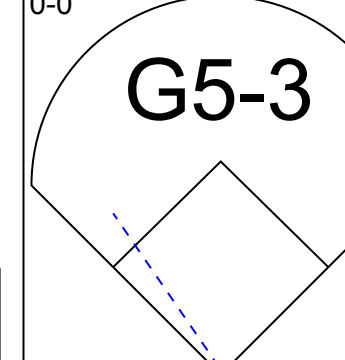
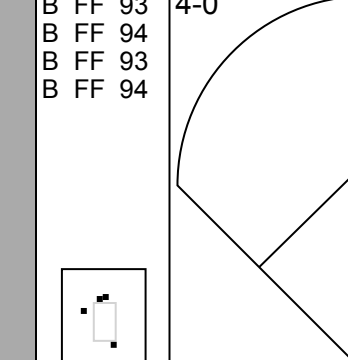
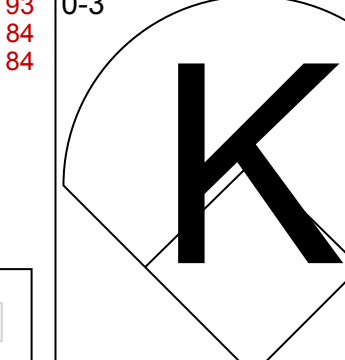
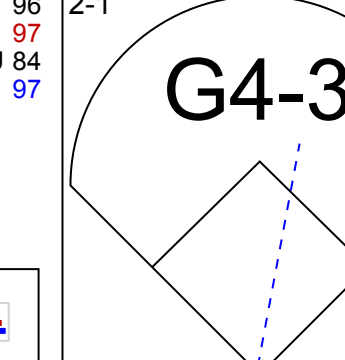

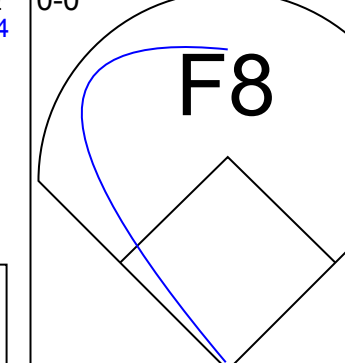
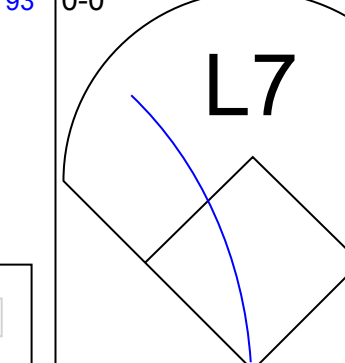
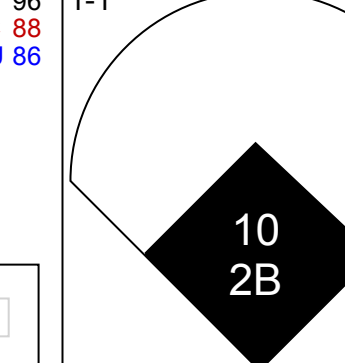
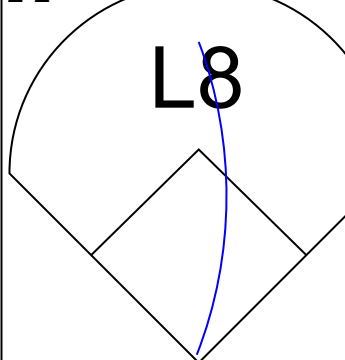
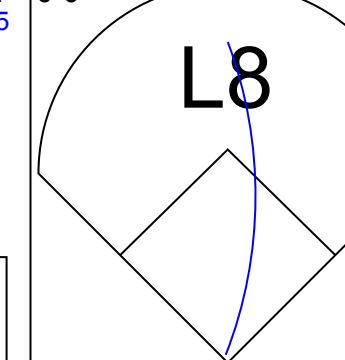
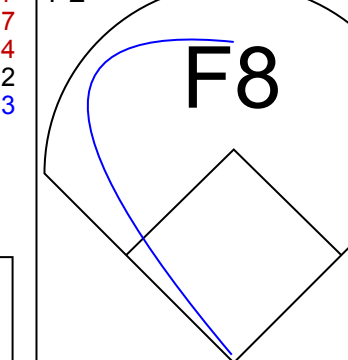
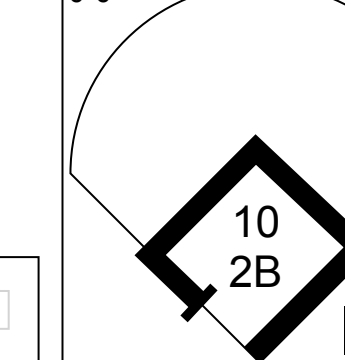
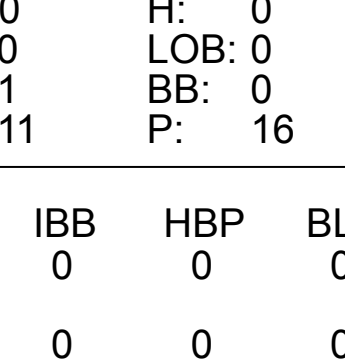
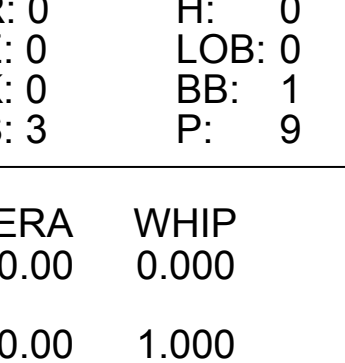
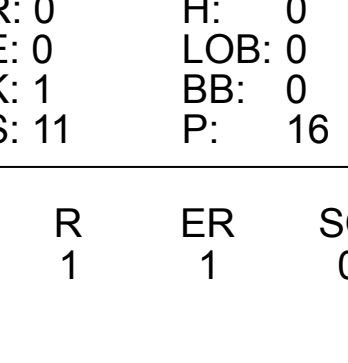
livebaseballscorecards.com

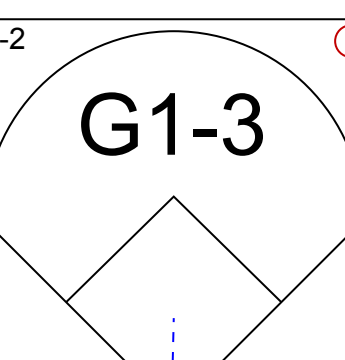
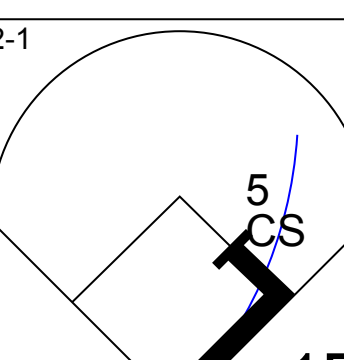
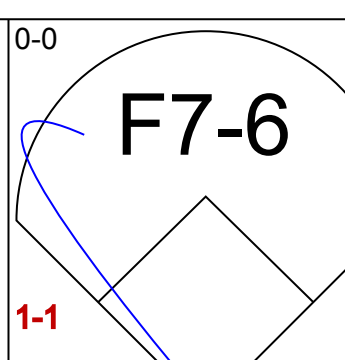
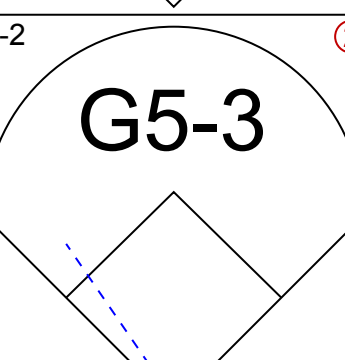
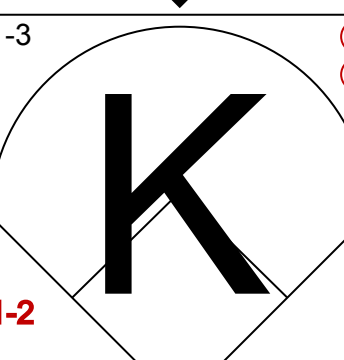
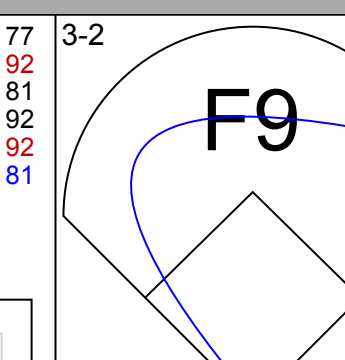
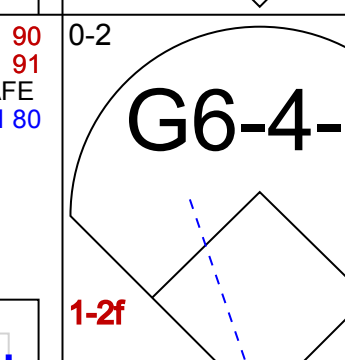
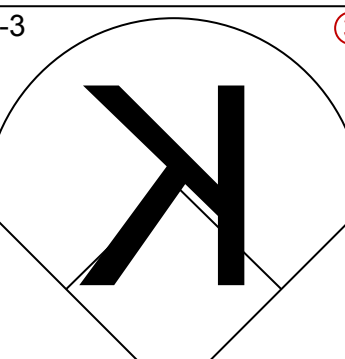
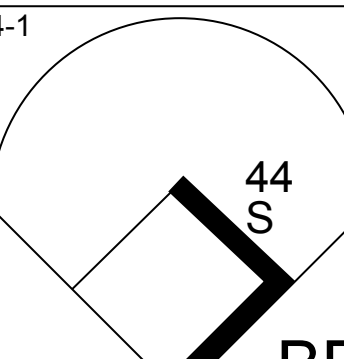
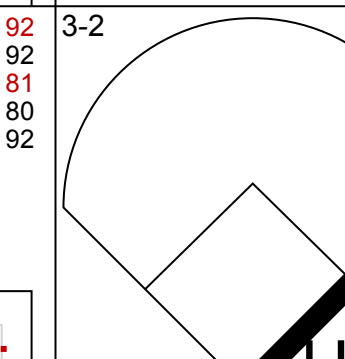
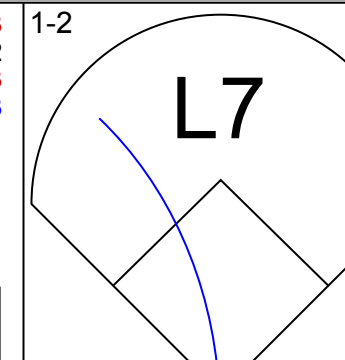
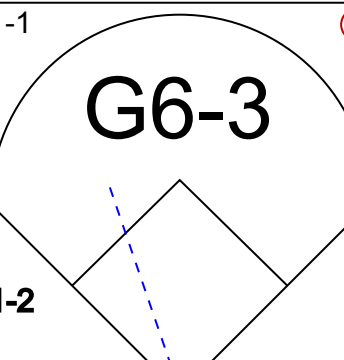
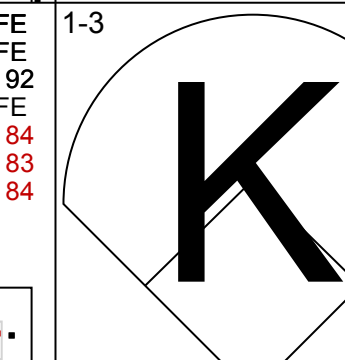
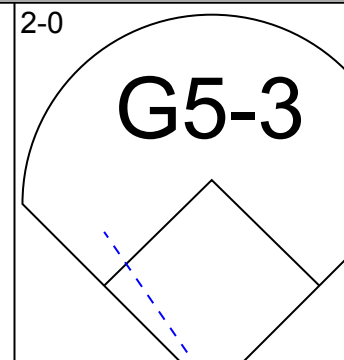
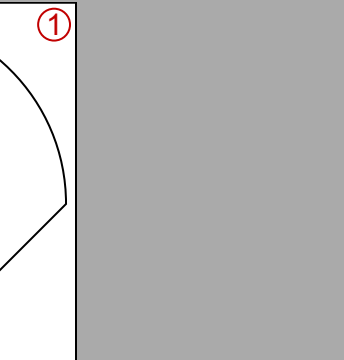

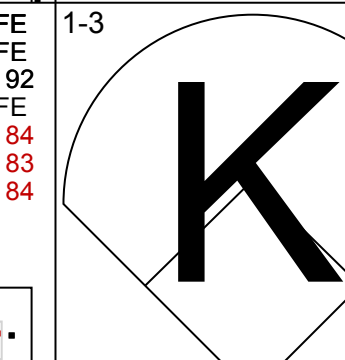
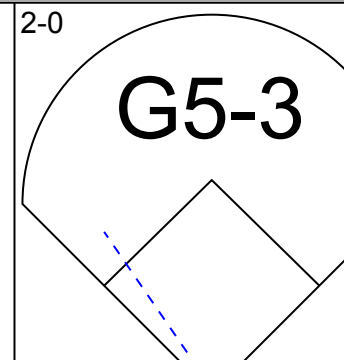

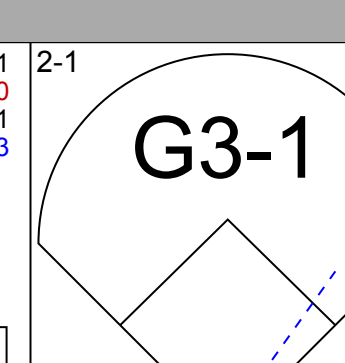



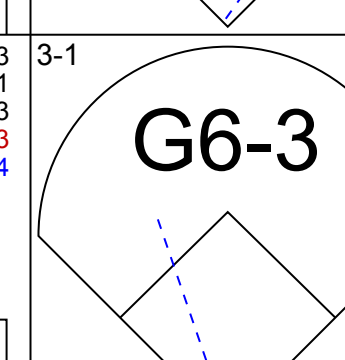
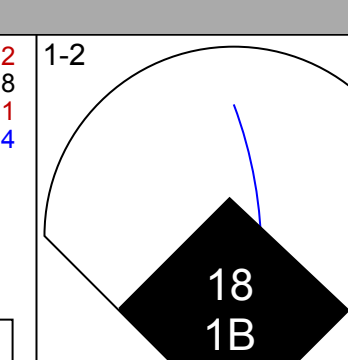

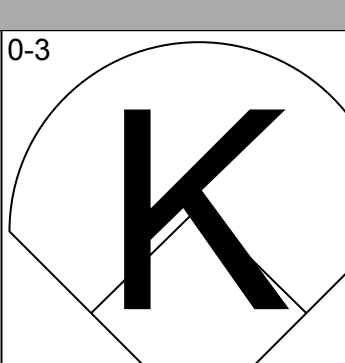
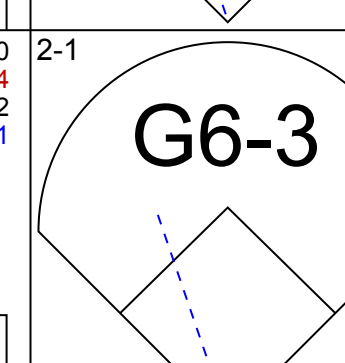
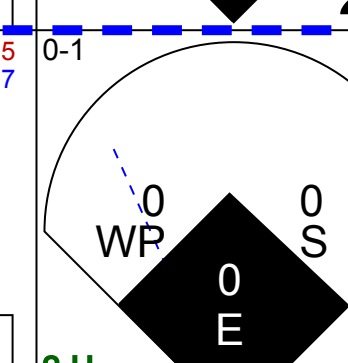

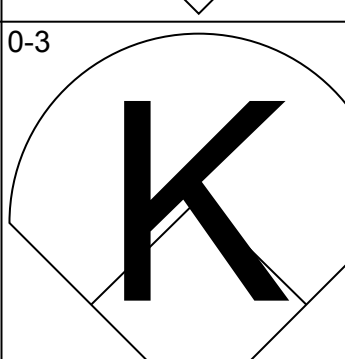
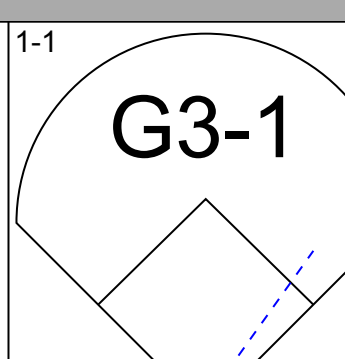
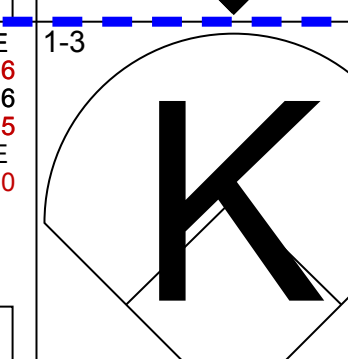
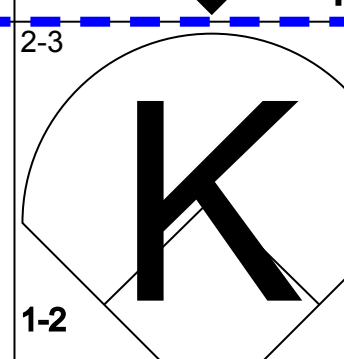
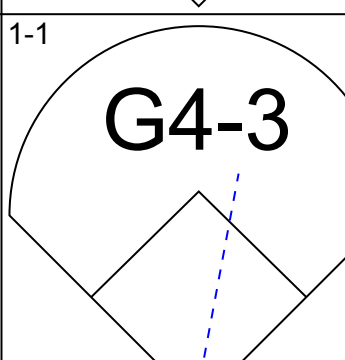
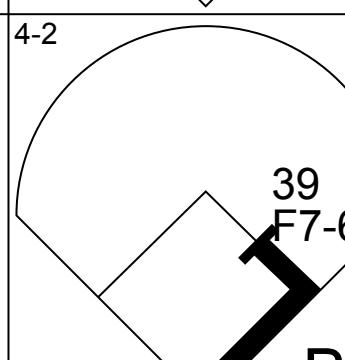
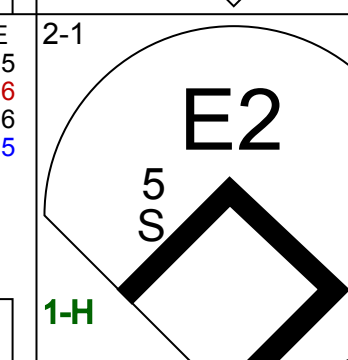

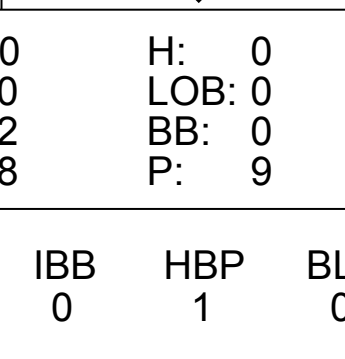
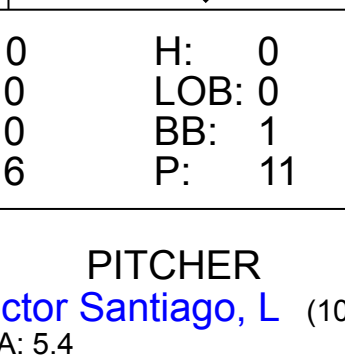
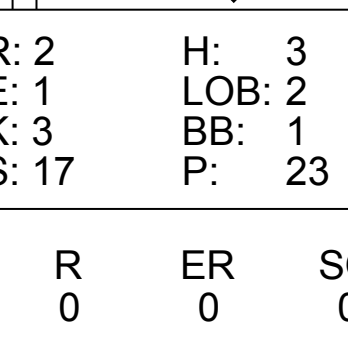
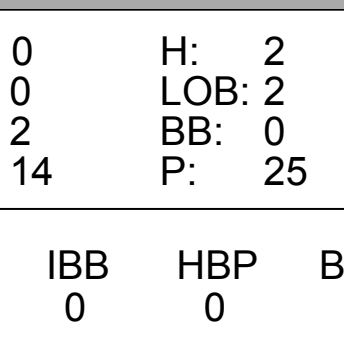




AB 37
R 5
H 11
RBI 5
SO 4
LOB 12

Batter	1	2	3	4	5	6	7	8	9	AB	R	H	RBI	BB	SO	LOB	TOP									
18 Curtis Granderson, L OBP: 0.336, SLG: 0.421	1-2 B SI 94 S CH 84 X FF 96 14 F8 8 1B	2-2 B CH 81 S CH 82 X SI 93 13 1B		0-0 X SI 93 P5		2-1 B SI 89 S CH 89 X ST 80 G4-3		2-3 B FF 95 S CH 90 X FF 94 K		5	1	2	0	0	1	0										
13 Lourdes Gurriel Jr., R OBP: 0.331, SLG: 0.500	2-2 B FF 94 S CH 94 L CH 81 X SL 82 8 1B	1-0 D SL 87 X SI 93 1-2 2-3 1B		1-1 B FF 94 C SI 93 X CU 80 G6-3		3-3 C ST 79 B SI 90 S CH 78 S ST 81 K		2-2 C CU 76 B CH 83 S CH 90 B FC 88 X CH 85 G6-3		5	0	2	2	0	1	0										
14 Justin Smoak, S OBP: 0.365, SLG: 0.475	1-1 B CH 82 S CH 81 X FF 94 F8	2-3 T FF 94 B CU 79 B CH 82 S CH 93 K		0-0 X SI 91 G6-3		2-2 C CU 78 B CH 83 F FC 97 B FC 79 X ST 91 G5-3		2-0 B SI 92 S CH 92 X SI 93 G6-3		5	1	1	0	0	1	4										
8 Kendrys Morales, S OBP: 0.334, SLG: 0.447	1-1 F SL 86 B SL 86 X FF 94 1-2 3-H 1B	0-0 2 SAFE X CH 82 G1-4-3		0-0 X CH 81 G6-3		0-0 X FC 86 26 G3-1 2B		1-3 B SI 93 S CH 85 S CU 78 X FC 96 K		5	0	2	1	0	1	3										
26 Yangervis Solarte, S OBP: 0.287, SLG: 0.412	2-1 T SI 92 D CU 78 X CH 83 F9		3-2 B CH 82 F CH 80 B FF 93 X SI 92 G6-3		0-2 F CH 80 X FF 92 15 HBP 55 1B 10 CS 1B		1-1 D CU 78 X CH 78 G3-1		2-0 B SI 92 S CH 92 X SI 93 G6-3		4	0	1	1	0	0	3									
37 Teoscar Hernández, R OBP: 0.301, SLG: 0.459	3-2 C SL 86 B CU 80 F FF 93 B SL 87 X FF 94 G6-3		1-2 C SI 93 B SL 86 X CU 80 G5-3		0-0 X SI 87 L9		4-2 B FC 86 D CU 78 D FC 87 C FC 86 B FC 88 BB				3	0	0	0	1	0	3									
55 Russell Martin, R OBP: 0.326, SLG: 0.311		4-2 C FF 93 B SL 83 B SI 92 B FF 94 18 1B 10 1B BB	3-2 B SI 93 S CH 86 F CH 83 X SI 94 HR		1-2 B SI 88 C SI 87 X SI 89 15 HBP 1B		2-3 C FC 87 B FC 86 C FC 78 B FC 79 C FC 86 K				3	2	2	1	1	2										
15 Randal Grichuk, R OBP: 0.287, SLG: 0.467		3-1 B SI 92 B SI 92 B FF 94 X FF 92 F8	1-3 B SI 92 S SL 86 S SL 85 K		2-0 D SI 88 H SI 87 1-2 2-3 HBP		0-2 C FF 94 X FF 96 10 G6-4-3 1B				3	0	1	0	0	1										
10 Brandon Drury, R OBP: 0.258, SLG: 0.268	0-1 S CH 82 X FF 92 1-2 18 1B 13 1B 1B			1-2 B FF 93 S CH 83 S SL 86 K		0-1 C ST 80 2 SAFE CS		3-2 F ST 78 B ST 79 B CH 81 S SI 89 X SI 90 G5-3		1-2 X SL 86 G6-4-3		4	1	1	0	0	1									
Inning Stats	R: 1 E: 0 K: 0 S: 16	H: 3 LOB: 2 BB: 0 P: 26	R: 2 E: 0 K: 1 S: 15	H: 3 LOB: 2 BB: 1 P: 27	R: 1 E: 0 K: 1 S: 20	H: 1 LOB: 0 BB: 0 P: 28	R: 0 E: 0 K: 1 S: 6	H: 0 LOB: 0 BB: 0 P: 8	R: 1 E: 0 K: 0 S: 10	H: 3 LOB: 2 BB: 0 P: 13	R: 0 E: 0 K: 1 S: 8	H: 0 LOB: 2 BB: 0 P: 16	R: 0 E: 0 K: 1 S: 13	H: 1 LOB: 2 BB: 1 P: 22	R: 0 E: 0 K: 1 S: 8	H: 1 LOB: 0 BB: 0 P: 10	R: 0 E: 0 K: 1 S: 7	H: 0 LOB: 0 BB: 0 P: 12	1B: 9 2B: 2 3B: 0 HR: 1	SF: 0 SAC: 0 DP: 1 HBP: 1	WP: 0 PB: 0 SB: 0 CS: 1	PA: 41				
PITCHER	IP WLS BF H R ER SO BB IBB HBP BLK WP HR S P ERA WHIP	IP WLS BF H R ER SO BB IBB HBP BLK WP HR S P ERA WHIP	IP WLS BF H R ER SO BB IBB HBP BLK WP HR S P ERA WHIP	IP WLS BF H R ER SO BB IBB HBP BLK WP HR S P ERA WHIP	IP WLS BF H R ER SO BB IBB HBP BLK WP HR S P ERA WHIP	IP WLS BF H R ER SO BB IBB HBP BLK WP HR S P ERA WHIP	IP WLS BF H R ER SO BB IBB HBP BLK WP HR S P ERA WHIP	IP WLS BF H R ER SO BB IBB HBP BLK WP HR S P ERA WHIP	IP WLS BF H R ER SO BB IBB HBP BLK WP HR S P ERA WHIP	IP WLS BF H R ER SO BB IBB HBP BLK WP HR S P ERA WHIP	IP WLS BF H R ER SO BB IBB HBP BLK WP HR S P ERA WHIP	IP WLS BF H R ER SO BB IBB HBP BLK WP HR S P ERA WHIP	IP WLS BF H R ER SO BB IBB HBP BLK WP HR S P ERA WHIP	IP WLS BF H R ER SO BB IBB HBP BLK WP HR S P ERA WHIP	IP WLS BF H R ER SO BB IBB HBP BLK WP HR S P ERA WHIP	IP WLS BF H R ER SO BB IBB HBP BLK WP HR S P ERA WHIP	IP WLS BF H R ER SO BB IBB HBP BLK WP HR S P ERA WHIP	IP WLS BF H R ER SO BB IBB HBP BLK WP HR S P ERA WHIP	IP WLS BF H R ER SO BB IBB HBP BLK WP HR S P ERA WHIP	IP WLS BF H R ER SO BB IBB HBP BLK WP HR S P ERA WHIP	IP WLS BF H R ER SO BB IBB HBP BLK WP HR S P ERA WHIP	IP WLS BF H R ER SO BB IBB HBP BLK WP HR S P ERA WHIP	IP WLS BF H R ER SO BB IBB HBP BLK WP HR S P ERA WHIP	IP WLS BF H R ER SO BB IBB HBP BLK WP HR S P ERA WHIP	IP WLS BF H R ER SO BB IBB HBP BLK WP HR S P ERA WHIP	
27 Lucas Giolito, R ERA: 6.26	4.1	23	9	5	5	3	1	0	0	0	0	0	0	0	13	24	10.38	2.308								
60 Tyler Danish, R ERA: 4.63	1.2	6	1	0	0	1	0	0	1	0	0	0	0	0	13	24	0.00	0.600								
52 Xavier Cedeño, L ERA: 1.17	1.0	5	1	0	0	1	1	0	0	0	0	0	0	0	13	22	0.00	2.000								
37 Juan Minaya, R ERA: 4.35	1.0	W	3	1	0	0	0	0	0	0	0	0	0	8	10	0.00	1.000									
57 Jace Fry, L ERA: 3.69	1.0	3	0	0	0	1	0	0	0	0	0	0	0	7	12	0.00	0.000									
Batter	1	2	3	4	5	6	7	8	9	AB	R	H	RBI	BB	SO	LOB	BOTTOM									
10 Yoán Moncada, S OBP: 0.307, SLG: 0.407	3-2 B FF 94 C SI 93 B SI 94 X SI 95 L7			2-3 C SI 95 B CH 96 C CH 81 X SI 97 K		2-2 C SI 92 C CU 76 D CH 81 X SI 93 FC6-4 5 S		2-2 B SI 90 S CH 80 B CH 81 S SI 93 K		4	0	0	0	1	2	2										
5 Yoimer Sánchez, S OBP: 0.305, SLG: 0.392	2-3 B SI 96 C SI 94 F FF 90 S CH 80 K			0-2 T SI 96 F SI 97 X SI 96 HR		2-3 B SI 92 S CH 80 B CH 81 S SI 93 K		2-2 D SI 90 S FF 90 S FF 89 X SI 90 FC1-4 79 2B 26 1B		4	2	1	1	0	2	2										
79 José Abreu, R OBP: 0.322, SLG: 0.460	1-1 C SI 95 B SI 94 X SL 91 G5-3			0-1 C SI 96 X SI 91 26 1B		1-2 C SI 92 B ST 79 B CH 81 X SI 89 F8		2-0 B FF 90 B CH 82 X FF 89 26 1B 18 1B 2B		4	1	2	0	0	0	1										
26 Avisail García, R OBP: 0.294, SLG: 0.535		3-1 B SI 93 B CU 79 C SI 95 X SI 96 G6-3		2-1 B SI 97 S CH 89 X SI 96 30 G6-3 1B		2-3 B CH 76 B FF 90 S CH 77 S CH 89 F FF 90 S FF 91 K		0-2 S SI 94 X FF 95 30 HBP 18 1B 1B		4	1	2	1	0	1	0										
30 Nicky Delmonico, L OBP: 0.335, SLG: 0.380		2-3 F SI 93 B CU 82 F CU 80 S CU 80 K2-3		0-0 X SI 96 G6-3		0-2 C CH 77 S CH 78 X SI 82 HR		2-2 H FC 90 18 1B 28 3B HBP		3	2	1	1	0	1	2										
15 Adam Engel, R OBP: 0.273, SLG: 0.306				1-2 X SI 96 G5-3				1-2 18 1B 28 3B HBP		0	0	0	0	0	0	0										
24 Matt Davidson, R OBP: 0.325, SLG: 0.435				0-0 X SI 96 G5-3				3-1 B FF 95 B SI 95 C FF 95 X FF 95 36 HBP 28 3B 1B		3	0	0	0	0	1	0										
18 Daniel Palka, L OBP: 0.281, SLG: 0.485								1-3 2-H 3-H 1B		1	1	1	2	0	0	0										
36 Kevan Smith, R OBP: 0.356, SLG: 0.340								3-2 D FC 91 L FF 95 I SAFE F FC 89 H SI 95 28 WP 28 1B 1B		3	2	2	0	0	0	0										
28 Leury García, S OBP: 0.314, SLG: 0.410								1-2 B SI 95 S CU 80 S CU 80 K		4	0	2	4	0	1	1										
7 Tim Anderson, R OBP: 0.295, SLG: 0.408								1-2 B SI 97 S SL 88 X SI 87 G4-3		4	0	1	0	0	1	3										
								0-1 C SI 95 X CU 81 G5-4-3		4	0	1	0	0	1	3										
								0-0 X SI 97 G6-3		3	2	2	0	0	0	0										
								0-2 C FF 90 X CH 75 X FS 82 28 1B WP 1B		3	2	2	0	0	0	0										
								1-1 B CH 78 F CH 77 X FF 91 L9		4	0	2	4	0	1	1										
								1-3 B SI 97 S SL 88 X SI 87 K		4	0	1	0	0	1	3										
								0-0 X SI 97 G6-3		3	2	2	0	0	0	0										
								1-1 B CH 78 F CH 77 X FF 91 L9		4	0	2	4	0	1	1										
								1-3 B SI 97 S SL 88 X SI 87 K		4	0	1	0	0	1	3										
								0-2 C CH 78 X SI 92 FC6-4 1B		4	0	1	0	0	1	3										
								0-2 B FF 91 S CH 78 S FF 91 K		4	0	1	0	0	1	3										
								1-2 C CU 80 D FS 86 X FF 93 P3		4	0	1	0	0	1	3										
Inning Stats	R: 0 E: 0 K: 1 S: 9	H: 0 LOB: 0 BB: 0 P: 15	R: 0 E: 0 K: 1 S: 7	H: 0 LOB: 0 BB: 0 P: 12	R: 0 E: 0 K: 1 S: 8	H: 1 LOB: 0 BB: 0 P: 11	R: 1 E: 0 K: 1 S: 11	H: 3 LOB: 1 BB: 0 P: 15	R: 0 E: 0 K: 1 S: 7	H: 0 LOB: 0 BB: 0 P: 9	R: 0 E: 0 K: 1 S: 12	H: 1 LOB: 1 BB: 0 P: 17	R: 2 E: 0 K: 2 S: 20	H: 3 LOB: 1 BB: 0 P: 26	R: 6 E: 0 K: 1 S: 22	H: 4 LOB: 1 BB: 1 P: 42	R: 0 E: 0 K: 1 S: 7	H: 0 LOB: 0 BB: 0 P: 12	1B: 8 2B: 1 3B: 1 HR: 2	SF: 0 SAC: 0 DP: 2 HBP: 2	WP: 1 PB: 0 SB: 1 CS: 0	PA: 37				
PITCHER	IP WLS BF H R ER SO BB IBB HBP BLK WP HR S P ERA WHIP	IP WLS BF H R ER SO BB IBB HBP BLK WP HR S P ERA WHIP	IP WLS BF H R ER SO BB IBB HBP BLK WP HR S P ERA WHIP	IP WLS BF H R ER SO BB IBB HBP BLK WP HR S P ERA WHIP	IP WLS BF H R ER SO BB IBB HBP BLK WP HR S P ERA WHIP	IP WLS BF H R ER SO BB IBB HBP BLK WP HR S P ERA WHIP	IP WLS BF H R ER SO BB IBB HBP BLK WP HR S P ERA WHIP	IP WLS BF H R ER SO BB IBB HBP BLK WP HR S P ERA WHIP	IP WLS BF H R ER SO BB IBB HBP BLK WP HR S P ERA WHIP	IP WLS BF H R ER SO BB IBB HBP BLK WP HR S P ERA WHIP	IP WLS BF H R ER SO BB IBB HBP BLK WP HR S P ERA WHIP	IP WLS BF H R ER SO BB IBB HBP BLK WP HR S P ERA WHIP	IP WLS BF H R ER SO BB IBB HBP BLK WP HR S P ERA WHIP	IP WLS BF H R ER SO BB IBB HBP BLK WP HR S P ERA WHIP	IP WLS BF H R ER SO BB IBB HBP BLK WP HR S P ERA WHIP	IP WLS BF H R ER SO BB IBB HBP BLK WP HR S P ERA WHIP	IP WLS BF H R ER SO BB IBB HBP BLK WP HR S P ERA WHIP	IP WLS BF H R ER SO BB IBB HBP BLK WP HR S P ERA WHIP	IP WLS BF H R ER SO BB IBB HBP BLK WP HR S P ERA WHIP	IP WLS BF H R ER SO BB IBB HBP BLK WP HR S P ERA WHIP	IP WLS BF H R ER SO BB IBB HBP BLK WP HR S P ERA WHIP	IP WLS BF H R ER SO BB IBB HBP BLK WP HR S P ERA WHIP	IP WLS BF H R ER SO BB IBB HBP BLK WP HR S P ERA WHIP	IP WLS BF H R ER SO BB IBB HBP BLK WP HR S P ERA WHIP	IP WLS BF H R ER SO BB IBB HBP BLK WP HR S P ERA WHIP	IP WLS BF H R ER SO BB IBB HBP BLK WP HR S P ERA WHIP
77 John Axford, R ERA: 4.41	3.0	9	1	0	0	0	0	0	0	0	0	0	0	0	18	24	4.50	1.500								
39 Jake Petricka, R ERA: 4.67	0.2	3	1	0	0																					

Batter	1	2	3	4	5	6	7	8	9	AB	R	H	RBI	BB	SO	LOB	TOP						
27 Adalberto Mondesi, S OBP: 0.294, SLG: 0.420										4	1	1	0	0	1	3	Kansas City Royals @ Chicago White Sox Guaranteed Rate Field, Chicago, IL Thu Aug 02 2018, 1:11 PM - 4:03 PM CDT Att: 19,682 - Partly Cloudy - 85 F						
4 Alex Gordon, L OBP: 0.314, SLG: 0.351										3	0	0	0	1	1	2							
13 Salvador Perez, R OBP: 0.288, SLG: 0.430										4	0	0	0	0	1	3							
21 Lucas Duda, L OBP: 0.311, SLG: 0.394										3	0	1	0	0	0	1							
15 Whit Merrifield, R OBP: 0.307, SLG: 0.423										1	1	1	3	0	0	0							
38 Jorge Bonifacio, R OBP: 0.298, SLG: 0.348										4	0	0	0	0	0	2							
14 Brett Phillips, L OBP: 0.275, SLG: 0.405										4	1	1	0	0	2	0							
17 Hunter Dozier, R OBP: 0.268, SLG: 0.340										4	0	1	0	0	0	1							
66 Ryan O'Hearn, L OBP: 0.417, SLG: 0.556										2	0	0	0	1	0	0							
7 Rosell Herrera, S OBP: 0.303, SLG: 0.378										0	0	0	1	0	0	0							
2 Alcides Escobar, R OBP: 0.250, SLG: 0.270										4	1	2	0	0	1	2							
Inning Stats	R: 0 E: 0 K: 1 S: 7	H: 0 LOB: 0 BB: 0 P: 9	R: 0 E: 0 K: 0 S: 6	H: 0 LOB: 0 BB: 0 P: 7	R: 0 E: 0 K: 0 S: 10	H: 1 LOB: 1 BB: 0 P: 12	R: 0 E: 0 K: 0 S: 7	H: 1 LOB: 1 BB: 0 P: 14	R: 0 E: 0 K: 2 S: 12	H: 1 LOB: 2 BB: 1 P: 21	R: 0 E: 0 K: 0 S: 7	H: 0 LOB: 0 BB: 0 P: 10	R: 0 E: 0 K: 1 S: 7	H: 0 LOB: 0 BB: 0 P: 13	R: 0 E: 0 K: 1 S: 15	H: 3 LOB: 0 BB: 25 P: 25	R: 1 E: 0 K: 0 S: 7	H: 1 LOB: 0 BB: 0 P: 12	1B: 4 2B: 2 HR: 1	SF: 1 SAC: 0 HBP: 0	WP: 0 PB: 0 SB: 1 CS: 1	PA: 36	
PITCHER	IP WLS BF H R ER SO BB IBB HBP BLK WP HR S P ERA WHIP																						
40 Reynaldo López, R ERA: 4.47	7.0		28	5	2	2	4	2	0	0	0	0	0	0	0	0	0	0	0	60	94	2.57	1.000
57 Jace Fry, L ERA: 4.32	0.1	H	1	0	0	0	1	0	0	0	0	0	0	0	0	0	0	0	0	4	6	0.00	0.000
37 Juan Minaya, R ERA: 4.29	0.1	H	1	0	0	0	1	0	0	0	0	0	0	0	0	0	0	0	0	3	3	0.00	0.000
52 Xavier Cedeño, L ERA: 2.76	0.1	W	3	2	2	2	0	0	0	0	0	0	0	0	1	5	9	54.00	6.000				
54 Jeanmar Gómez, R ERA: 6.23	0.1	H	1	0	0	0	0	0	0	0	0	0	0	0	0	1	1	0.00	0.000				

Batter	1	2	3	4	5	6	7	8	9	AB	R	H	RBI	BB	SO	LOB	BOTTOM						
10 Yoán Moncada, S OBP: 0.308, SLG: 0.407										4	0	0	0	0	4	3	Kansas City Royals @ Chicago White Sox Guaranteed Rate Field, Chicago, IL Thu Aug 02 2018, 1:11 PM - 4:03 PM CDT Att: 19,682 - Partly Cloudy - 85 F						
5 Yolmer Sánchez, S OBP: 0.303, SLG: 0.388										4	0	0	0	0	1	0							
79 José Abreu, R OBP: 0.325, SLG: 0.470										4	2	2	1	0	1	0							
26 Avisail García, R OBP: 0.289, SLG: 0.511										4	1	2	0	0	1	0							
38 Omar Narváez, L OBP: 0.361, SLG: 0.431										2	2	1	1	2	0	0							
24 Matt Davidson, R OBP: 0.329, SLG: 0.451											2	2	1	1	2	0		0					
18 Daniel Palka, L OBP: 0.288, SLG: 0.508										3	0	0	0	0	3	3							
28 Leury García, S OBP: 0.312, SLG: 0.403										3	0	1	0	1	0	0							
30 Nicky Delmonico, L OBP: 0.333, SLG: 0.371										1	0	1	0	1	0	0							
15 Adam Engel, R OBP: 0.275, SLG: 0.307										2	0	0	0	0	2	2							
7 Tim Anderson, R OBP: 0.293, SLG: 0.406										3	0	1	1	0	0	3							
Inning Stats	R: 0 E: 0 K: 2 S: 9	H: 0 LOB: 0 BB: 0 P: 16	R: 0 E: 0 K: 1 S: 7	H: 0 LOB: 0 BB: 0 P: 10	R: 0 E: 0 K: 0 S: 4	H: 0 LOB: 1 BB: 1 P: 10	R: 1 E: 0 K: 2 S: 15	H: 3 LOB: 0 BB: 0 P: 25	R: 0 E: 0 K: 1 S: 10	H: 2 LOB: 1 BB: 0 P: 14	R: 0 E: 0 K: 2 S: 11	H: 0 LOB: 0 BB: 0 P: 12	R: 1 E: 0 K: 3 S: 16	H: 1 LOB: 2 BB: 2 P: 28	R: 4 E: 0 K: 1 S: 14	H: 3 LOB: 0 BB: 1 P: 18	1B: 3 2B: 5 HR: 2	SF: 0 SAC: 0 HBP: 0	WP: 0 PB: 0 SB: 0 CS: 1	PA: 35			
PITCHER	IP WLS BF H R ER SO BB IBB HBP BLK WP HR S P ERA WHIP																						
56 Brad Keller, R ERA: 3.39	6.1		25	5	2	2	9	3	0	0	0	0	0	0	0	0	0	0	0	64	64	2.84	1.263
54 Tim Hill, L ERA: 5.65	0.2		3	1	0	0	2	0	0	0	0	0	0	0	8	11	0.00	1.500					
50 Jason Adam, R ERA: 5.81	0.1	L	4	2	3	3	0	0	1	0	0	0	0	1	7	9	81.00	6.000					
39 Jason Hammel, R ERA: 6.0	0.2		3	1	1	1	1	0	0	0	0	0	0	1	7	9	13.50	1.500					

Batter	1	2	3	4	5	6	7	8	9	10	AB	R	H	RBI	BB	SO	LOB	TOP						
10 Yoán Moncada, S OBP: 0.306, SLG: 0.407											5	0	1	1	0	2	0	Chicago White Sox @ Tampa Bay Rays Tropicana Field, St. Petersburg, FL Fri Aug 03 2018, 7:13 PM - 10:43 PM EDT Att. 16,144 - Dome - 72 F						
5 Yolmer Sánchez, S OBP: 0.302, SLG: 0.385											3	1	0	0	1	3	0							
79 José Abreu, R OBP: 0.327, SLG: 0.477											4	1	2	2	0	2	0							
18 Daniel Palka, L OBP: 0.294, SLG: 0.500											4	0	0	0	0	3	1							
26 Avisail García, R OBP: 0.298, SLG: 0.503											3	0	0	0	1	1	0							
38 Omar Narváez, L OBP: 0.359, SLG: 0.433											4	0	1	0	0	0	2							
28 Leury García, S OBP: 0.311, SLG: 0.397											3	0	0	0	1	1	1							
30 Nicky Delmonico, L OBP: 0.331, SLG: 0.374											4	0	1	0	0	1	1							
15 Adam Engel, R OBP: 0.275, SLG: 0.307											3	0	0	0	1	0	1							
7 Tim Anderson, R OBP: 0.283, SLG: 0.403																								
Inning Stats	R: 0 E: 0 K: 3 S: 10	H: 0 LOB: 0 BB: 0 P: 15	R: 0 E: 0 K: 2 S: 10	H: 1 LOB: 1 BB: 1 P: 15	R: 0 E: 0 K: 1 S: 11	H: 0 LOB: 0 BB: 0 P: 16	R: 0 E: 0 K: 1 S: 15	H: 1 LOB: 2 BB: 1 P: 27	R: 0 E: 0 K: 0 S: 3	H: 0 LOB: 0 BB: 1 P: 9	R: 2 E: 0 K: 1 S: 15	H: 1 LOB: 0 BB: 1 P: 25	R: 0 E: 0 K: 1 S: 7	H: 0 LOB: 0 BB: 0 P: 10	R: 0 E: 0 K: 1 S: 11	H: 0 LOB: 0 BB: 0 P: 16	R: 0 E: 0 K: 2 S: 7	H: 0 LOB: 0 BB: 0 P: 9	R: 1 E: 0 K: 1 S: 14	H: 2 LOB: 2 BB: 1 P: 21	1B: 1 2B: 3 3B: 0 HR: 1	SF: 0 SAC: 0 DP: 0 HBP: 0	WP: 0 PB: 0 SB: 0 CS: 1	PA: 38
PITCHER	IP WLS BF H R ER SO BB IBB HBP BLK WP HR S P ERA WHIP	55 Ryne Stanek, R ERA: 2.27	56 Adam Kolarek, L ERA: 7.59	57 Jaime Schultz, R ERA: 4.3	50 Austin Pruitt, R ERA: 4.8	54 Sergio Romo, R ERA: 3.4	PITCHER	IP WLS BF H R ER SO BB IBB HBP BLK WP HR S P ERA WHIP	46 José Alvarado, L ERA: 2.54															

Batter	1	2	3	4	5	6	7	8	9	10	AB	R	H	RBI	BB	SO	LOB	BOTTOM				
39 Kevin Kiermaier, L OBP: 0.271, SLG: 0.324											4	0	1	0	1	0	2	Chicago White Sox @ Tampa Bay Rays Tropicana Field, St. Petersburg, FL Fri Aug 03 2018, 7:13 PM - 10:43 PM EDT Att. 16,144 - Dome - 72 F				
5 Matt Duffy, R OBP: 0.353, SLG: 0.385											5	0	0	0	0	2	4					
9 Jake Bauers, L OBP: 0.347, SLG: 0.500											2	0	0	0	1	2	2					
44 C.J. Cron, R OBP: 0.320, SLG: 0.477											4	0	0	0	0	1	2					
26 Ji Man Choi, L OBP: 0.308, SLG: 0.414											3	0	0	0	1	2	1					
28 Daniel Robertson, R OBP: 0.362, SLG: 0.415											3	1	1	0	0	0	1					
1 Willy Adames, R OBP: 0.293, SLG: 0.328											1	0	1	0	0	0	0					
18 Joey Wendle, L OBP: 0.340, SLG: 0.405											4	1	2	1	0	1	0					
43 Michael Pérez, L OBP: 0.421, SLG: 0.526											2	0	0	0	0	1	0					
27 Carlos Gómez, R OBP: 0.307, SLG: 0.354											1	0	0	0	0	1	1					
45 Jesús Sucre, R OBP: 0.264, SLG: 0.258											1	0	0	0	0	1	2					
0 Mallex Smith, L OBP: 0.360, SLG: 0.412											2	0	1	1	2	0	0					
Inning Stats	R: 0 E: 0 K: 1 S: 9	H: 0 LOB: 0 BB: 0 P: 14	R: 0 E: 0 K: 0 S: 7	H: 0 LOB: 0 BB: 1 P: 13	R: 0 E: 0 K: 2 S: 8	H: 0 LOB: 0 BB: 0 P: 9	R: 0 E: 0 K: 1 S: 8	H: 1 LOB: 1 BB: 1 P: 16	R: 0 E: 0 K: 0 S: 6	H: 0 LOB: 0 BB: 1 P: 11	R: 0 E: 0 K: 2 S: 11	H: 0 LOB: 1 BB: 0 P: 19	R: 2 E: 1 K: 3 S: 17	H: 3 LOB: 2 BB: 1 P: 23	R: 0 E: 0 K: 2 S: 14	H: 2 LOB: 2 BB: 0 P: 25	R: 0 E: 0 K: 0 S: 10	H: 0 LOB: 0 BB: 1 P: 15	1B: 5 2B: 2 3B: 0 HR: 0	SF: 0 SAC: 0 DP: 3 HBP: 1	WP: 1 PB: 0 SB: 3 CS: 1	PA: 38
PITCHER	IP WLS BF H R ER SO BB IBB HBP BLK WP HR S P ERA WHIP	27 Lucas Giolito, R ERA: 5.97	57 Jace Fry, L ERA: 4.58	37 Juan Minaya, R ERA: 4.15	70 Luis Avilán, L ERA: 3.58	60 Tyler Danish, R ERA: 4.5	PITCHER	IP WLS BF H R ER SO BB IBB HBP BLK WP HR S P ERA WHIP	53 Héctor Santiago, L ERA: 5.4													

Batter	1	2	3	4	5	6	7	8	9	AB	R	H	RBI	BB	SO	LOB	TOP																	
7 Tim Anderson, R OBP: 0.292, SLG: 0.404	G2-3		F9			F9			2B	4	1	1	0	0	0	1	Chicago White Sox @ Tampa Bay Rays Tropicana Field, St. Petersburg, FL Sat Aug 04 2018, 6:11 PM - 8:53 PM EDT Att: 21,214 - Dome - 72 F																	
28 Leury Garcia, S OBP: 0.310, SLG: 0.395	K2-3		G6-4-3			K			E5	4	0	1	0	0	2	1																		
79 José Abreu, R OBP: 0.328, SLG: 0.484	1B					P6			F8	4	1	2	1	0	0	1																		
26 Avisail García, R OBP: 0.282, SLG: 0.492	FC6-4					F8			F9	4	0	0	0	0	1	2																		
10 Yoán Moncada, S OBP: 0.306, SLG: 0.404	K					K2-3				3	0	0	0	1	3	0																		
24 Matt Davidson, R OBP: 0.329, SLG: 0.448	5 2B					F8			IBB	2	0	0	0	1	0	0																		
18 Daniel Palka, L OBP: 0.283, SLG: 0.498	BB								G2	1	0	0	0	0	0	2																		
5 Yolmer Sánchez, S OBP: 0.305, SLG: 0.388	2B									2	0	1	0	1	1	0																		
15 Adam Engel, R OBP: 0.273, SLG: 0.305	F9									2	0	0	0	0	1	2																		
30 Nicky Delmonico, L OBP: 0.329, SLG: 0.372						K			G3	1	0	0	0	0	0	0																		
38 Omar Narváez, L OBP: 0.358, SLG: 0.428						G4-6-3			K	2	0	0	0	1	1	1																		
Inning Stats	R: 0 H: 1 E: 0 K: 1 S: 8	H: 1 LOB: 1 BB: 0 P: 12	R: 0 H: 0 E: 0 K: 1 S: 8	H: 1 LOB: 1 BB: 1 P: 15	R: 0 H: 0 E: 0 K: 0 S: 9	H: 0 LOB: 0 BB: 1 P: 17	R: 1 H: 1 E: 0 K: 1 S: 9	H: 1 LOB: 0 BB: 0 P: 15	R: 0 H: 0 E: 0 K: 1 S: 9	H: 0 LOB: 0 BB: 1 P: 14	R: 0 H: 0 E: 0 K: 1 S: 8	H: 0 LOB: 0 BB: 0 P: 12	R: 0 H: 0 E: 1 K: 2 S: 10	H: 0 LOB: 0 BB: 1 P: 10	R: 1 H: 2 E: 1 K: 0 S: 10	H: 2 LOB: 2 BB: 1 P: 12	1B: 2 2B: 2 HR: 1	SF: 0 SAC: 0 DP: 2 HBP: 0	WP: 0 PB: 0 SB: 0 CS: 0	PA: 33														
PITCHER	IP WLS BF H R ER SO BB IBB HBP BLK WP HR S P ERA WHIP																																	
42 Blake Snell, L ERA: 2.27	4.0	15	3	1	1	3	2	0	0	0	0	0	0	1	34	59	2.25	1.250																
72 Yonny Chirinos, R ERA: 3.7	5.0	18	2	1	0	6	1	1	0	0	0	0	0	44	59	0.00	0.600																	

Batter	1	2	3	4	5	6	7	8	9	AB	R	H	RBI	BB	SO	LOB	BOTTOM																	
39 Kevin Kiermaier, L OBP: 0.266, SLG: 0.317	G3		K			K			K	4	0	0	0	0	3	1	Chicago White Sox @ Tampa Bay Rays Tropicana Field, St. Petersburg, FL Sat Aug 04 2018, 6:11 PM - 8:53 PM EDT Att: 21,214 - Dome - 72 F																	
5 Matt Duffy, R OBP: 0.355, SLG: 0.385	9 2B		G4-3			44 F9			G6-3	3	0	1	0	1	0	1																		
9 Jake Bauers, L OBP: 0.346, SLG: 0.492	FC3-6					18 FC6-4			G1-3	3	0	0	0	1	1	2																		
44 C.J. Cron, R OBP: 0.319, SLG: 0.474	CS		P3			18 FC6-4			K2-3	3	0	0	0	1	1	1																		
27 Carlos Gómez, R OBP: 0.310, SLG: 0.357	1B		P3			18 S			P3	3	1	1	0	0	0	2																		
18 Joey Wendle, L OBP: 0.339, SLG: 0.401	K		FC6-4			G1-3			1 WP	3	0	0	0	1	1	5																		
1 Willy Adames, R OBP: 0.263, SLG: 0.325	1B		L8						K	4	0	1	1	0	1	3																		
0 Mallex Smith, L OBP: 0.363, SLG: 0.411	CS					45 L5-3				1	0	0	0	2	1	0																		
45 Jesús Sucre, R OBP: 0.258, SLG: 0.252	P5					L5-3			G5-3	3	0	0	0	0	2	2																		
Inning Stats	R: 0 H: 0 E: 0 K: 0 S: 8	H: 2 LOB: 0 BB: 0 P: 16	R: 1 H: 0 E: 0 K: 1 S: 14	H: 2 LOB: 0 BB: 0 P: 20	R: 0 H: 0 E: 0 K: 1 S: 8	H: 0 LOB: 1 BB: 1 P: 15	R: 0 H: 0 E: 0 K: 0 S: 10	H: 0 LOB: 2 BB: 2 P: 20	R: 0 H: 0 E: 0 K: 1 S: 7	H: 0 LOB: 0 BB: 1 P: 12	R: 0 H: 1 E: 0 K: 1 S: 10	H: 0 LOB: 2 BB: 0 P: 15	R: 0 H: 0 E: 0 K: 1 S: 8	H: 0 LOB: 0 BB: 0 P: 14	R: 0 H: 0 E: 0 K: 2 S: 10	H: 0 LOB: 1 BB: 1 P: 19		1B: 2 2B: 2 HR: 0	SF: 0 SAC: 0 DP: 1 HBP: 1	WP: 1 PB: 1 SB: 3 CS: 2	PA: 36													
PITCHER	IP WLS BF H R ER SO BB IBB HBP BLK WP HR S P ERA WHIP																																	
55 Carlos Rodón, L ERA: 2.94	6.0	24	3	1	0	4	5	0	0	0	0	0	0	15	23	0.00	0.000																	
37 Juan Minaya, R ERA: 3.95	1.2	5	0	0	0	2	0	0	0	0	0	0	0	3	6	0.00	0.000																	
52 Xavier Cedeño, L ERA: 2.7	0.1	W	1	0	0	0	0	0	0	0	0	0	0	0	0	0	0.00	0.000																
50 Thyago Vieira, R ERA: 5.4	1.0	S	4	0	0	2	1	0	0	0	1	0	0	10	19	0.00	1.000																	

AB	29
R	2
H	5
RBI	1
BB	4
SO	9
LOB	10

AB	27
R	1
H	3
RBI	1
BB	6
SO	8
LOB	17

Batter	1	2	3	4	5	6	7	8	9	AB	R	H	RBI	BB	SO	LOB	TOP								
11 Brett Gardner, L OBP: 0.339, SLG: 0.380										5	1	1	0	0	1	1	New York Yankees @ Chicago White Sox Guaranteed Rate Field, Chicago, IL Mon Aug 06 2018, 7:13 PM - 10:10 PM CDT Att: 22,084 - Overcast - 76 F								
27 Giancarlo Stanton, R OBP: 0.343, SLG: 0.598										3	1	0	0	2	1	1									
38 Shane Robinson, R OBP: 0.333, SLG: 0.400										0	0	0	0	0	0	0									
18 Didi Gregorius, L OBP: 0.329, SLG: 0.492										4	1	2	1	1	0	2									
31 Aaron Hicks, S OBP: 0.361, SLG: 0.478										5	0	2	1	0	1	1									
25 Gleyber Torres, R OBP: 0.344, SLG: 0.539										5	1	2	2	0	1	2									
33 Greg Bird, L OBP: 0.307, SLG: 0.416										4	0	0	0	0	0	2									
41 Miguel Andujar, R OBP: 0.321, SLG: 0.489										3	1	0	0	1	2	2									
14 Neil Walker, S OBP: 0.305, SLG: 0.323										4	1	2	2	0	1	0									
66 Kyle Higashioka, R OBP: 0.234, SLG: 0.395										4	1	1	0	0	0	1									
Inning Stats	R: 0 H: 0 E: 0 K: 1 S: 8	H: 0 LOB: 0 BB: 0 P: 15	R: 0 H: 0 E: 0 K: 0 S: 8	H: 0 LOB: 0 BB: 0 P: 16	R: 0 H: 0 E: 0 K: 0 S: 5	H: 0 LOB: 0 BB: 0 P: 6	R: 2 H: 3 E: 0 K: 1 S: 11	H: 3 LOB: 2 BB: 1 P: 18	R: 2 H: 3 E: 0 K: 1 S: 13	H: 3 LOB: 1 BB: 0 P: 18	R: 0 H: 0 E: 0 K: 2 S: 14	H: 0 LOB: 0 BB: 0 P: 21	R: 0 H: 1 E: 0 K: 0 S: 8	H: 1 LOB: 2 BB: 1 P: 13	R: 3 H: 2 E: 0 K: 1 S: 13	H: 2 LOB: 0 BB: 1 P: 21	R: 0 H: 1 E: 0 K: 1 S: 13	H: 1 LOB: 2 BB: 1 P: 21	1B: 7 2B: 1 3B: 0 HR: 2	SF: 0 SAC: 0 DP: 0 HBP: 0	WP: 1 PB: 0 SB: 0 CS: 0	PA: 41			
PITCHER	IP	WLS	BF	H	R	ER	SO	BB	IBB	HBP	BLK	WP	HR	S	P	ERA	WHIP								
68 Dylan Covey, R ERA: 5.98	6.1	L	27	7	4	4	5	1	0	0	0	1	0	61	96	5.68	1.263								
70 Luis Avilan, L ERA: 3.51	0.2		3	0	0	0	1	0	0	0	0	0	0	6	11	0.00	1.500								
50 Thyago Vieira, R ERA: 10.38	1.0		6	2	3	3	1	1	0	0	0	0	2	13	21	27.00	3.000								
24 Matt Davidson, R ERA:	1.0		5	1	0	0	1	1	0	0	0	0	0	13	21	0.00	2.000								

Batter	1	2	3	4	5	6	7	8	9	AB	R	H	RBI	BB	SO	LOB	BOTTOM								
10 Yoán Moncada, S OBP: 0.302, SLG: 0.396										4	0	0	0	0	3	2	New York Yankees @ Chicago White Sox Guaranteed Rate Field, Chicago, IL Mon Aug 06 2018, 7:13 PM - 10:10 PM CDT Att: 22,084 - Overcast - 76 F								
5 Yolmer Sánchez, S OBP: 0.303, SLG: 0.385										3	0	1	0	1	0	0									
79 José Abreu, R OBP: 0.328, SLG: 0.480										4	0	0	0	0	1	2									
18 Daniel Palka, L OBP: 0.281, SLG: 0.500										4	0	1	0	0	1	1									
26 Avisail García, R OBP: 0.284, SLG: 0.512										4	0	0	0	0	2	3									
30 Nicky Delmonico, L OBP: 0.333, SLG: 0.377										3	0	1	0	0	1	0									
7 Tim Anderson, R OBP: 0.292, SLG: 0.402										3	0	0	0	0	0	1									
36 Kevan Smith, R OBP: 0.351, SLG: 0.330										2	0	0	0	1	1	0									
15 Adam Engel, R OBP: 0.271, SLG: 0.301										3	0	0	0	0	2	2									
Inning Stats	R: 0 H: 1 E: 0 K: 2 S: 16	H: 0 LOB: 2 BB: 1 P: 27	R: 0 H: 0 E: 0 K: 2 S: 10	H: 0 LOB: 0 BB: 0 P: 18	R: 0 H: 0 E: 0 K: 0 S: 6	H: 0 LOB: 0 BB: 0 P: 7	R: 0 H: 0 E: 0 K: 2 S: 9	H: 0 LOB: 0 BB: 0 P: 12	R: 0 H: 0 E: 0 K: 1 S: 7	H: 0 LOB: 0 BB: 0 P: 12	R: 0 H: 1 E: 0 K: 2 S: 13	H: 1 LOB: 2 BB: 1 P: 19	R: 0 H: 1 E: 0 K: 0 S: 13	H: 1 LOB: 1 BB: 0 P: 18	R: 0 H: 1 E: 0 K: 0 S: 13	H: 1 LOB: 2 BB: 1 P: 19	1B: 2 2B: 1 3B: 0 HR: 0	SF: 0 SAC: 0 DP: 0 HBP: 0	WP: 0 PB: 0 SB: 0 CS: 0	PA: 32					
PITCHER	IP	WLS	BF	H	R	ER	SO	BB	IBB	HBP	BLK	WP	HR	S	P	ERA	WHIP								
36 Lance Lynn, R ERA: 4.58	7.1	W	25	2	0	0	9	1	0	0	0	0	0	70	108	0.00	0.409								
67 A.J. Cole, R ERA: 4.95	1.2		7	1	0	0	2	1	0	0	0	0	0	22	32	0.00	1.200								

AB	37
R	7
H	10
RBI	6
BB	4
SO	7
LOB	12



AB	30
R	0
H	3
RBI	0
BB	2
SO	11
LOB	11



Batter	1	2	3	4	5	6	7	8	9	10	11	12	13	AB	R	H	RBI	BB	SO	LOB	TOP							
31 Aaron Hicks, S OBP: 0.355, SLG: 0.475 (1, 8)	L7		G3			27 PB 2B	G4-3			K		G5-3		6	0	1	0	0	1	2								
27 Giancarlo Stanton, R OBP: 0.343, SLG: 0.613 (1, 9)	K		P3							G6-3			P4	6	1	2	2	0	1	0								
18 Didi Gregorius, L OBP: 0.329, SLG: 0.477 (1, 6)	G4-3									G4-3			K	4	1	0	0	2	1	2								
25 Gleyber Torres, R OBP: 0.340, SLG: 0.529 (1, 4)																												
33 Greg Bird, L OBP: 0.306, SLG: 0.410 (1, 3)																												
45 Luke Voit, R OBP: 0.273, SLG: 0.316 (11, 3)																												
41 Miguel Andujar, R OBP: 0.326, SLG: 0.499 (1, 10)																												
14 Neil Walker, S OBP: 0.298, SLG: 0.315 (1, 5)																												
66 Kyle Higashioka, R OBP: 0.231, SLG: 0.396 (1, 2)																												
38 Shane Robinson, R OBP: 0.300, SLG: 0.353 (1, 7)																												
11 Brett Gardner, L OBP: 0.339, SLG: 0.376 (7, 7)																												
Inning Stats	R: 0 E: 0 K: 1 S: 7	H: 0 LOB: 0 BB: 0 P: 9	R: 0 E: 0 K: 1 S: 9	H: 0 LOB: 2 BB: 1 P: 16	R: 0 E: 0 K: 0 S: 5	H: 0 LOB: 0 BB: 0 P: 5	R: 0 E: 0 K: 2 S: 10	H: 0 LOB: 1 BB: 1 P: 21	R: 0 E: 0 K: 1 S: 11	H: 0 LOB: 0 BB: 0 P: 14	R: 0 E: 0 K: 1 S: 13	H: 2 LOB: 2 BB: 0 P: 18	R: 1 E: 0 K: 0 S: 10	H: 2 LOB: 1 BB: 0 P: 15	R: 0 E: 0 K: 0 S: 9	H: 0 LOB: 0 BB: 0 P: 16	R: 0 E: 0 K: 2 S: 10	H: 0 LOB: 1 BB: 2 P: 35	R: 0 E: 0 K: 1 S: 7	H: 1 LOB: 0 BB: 0 P: 11	R: 0 E: 0 K: 1 S: 7	H: 0 LOB: 0 BB: 0 P: 11	R: 1 E: 0 K: 1 S: 13	H: 2 LOB: 2 BB: 1 P: 23	1B: 4 2B: 2 3B: 0 HR: 2	SF: 0 SAC: 0 DP: 1 HBP: 1	W/P: 0 PB: 1 SB: 0 CS: 0	PA: 52
PITCHER	IP 7.0	WLS 28	BF 4	H 1	R 1	ER 1	SO 6	BB 2	IBB 0	HBP 1	BLK 1	WP 0	HR 1	S 65	P 98	ERA 1.29	WHIP 0.857											
40 Reynaldo López, R ERA: 4.3 (1, 1)																												
37 Juan Minaya, R ERA: 3.5 (8, 1)																												
57 Jace Fry, L ERA: 4.67 (9, 1)																												
60 Tyler Danish, R ERA: 5.06 (10, 1)																												
52 Xavier Cedeño, L ERA: 3.36 (11, 1)																												

New York Yankees @ Chicago White Sox
Guaranteed Rate Field, Chicago, IL
Tue Aug 07 2018, 7:11 PM - 11:36 PM CDT
Att. 19,643 - Partly Cloudy - 72 F

AB 46
R 4
H 8
RBI 4
BB 5
SO 13
LOB 20

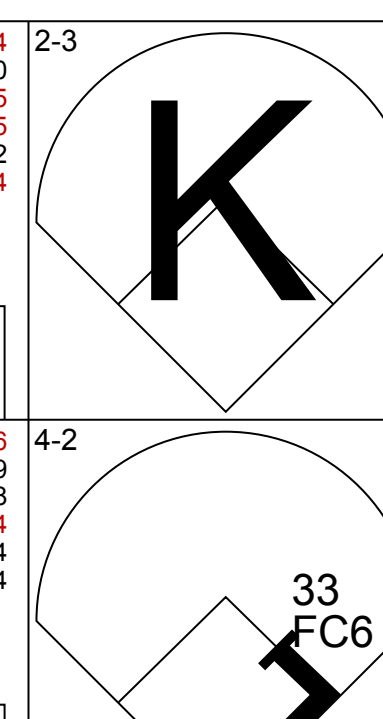
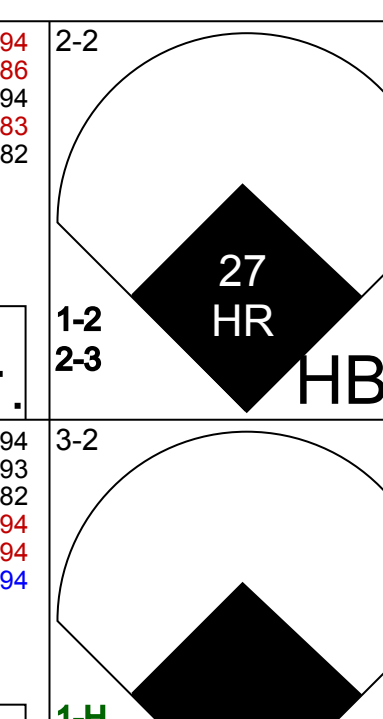
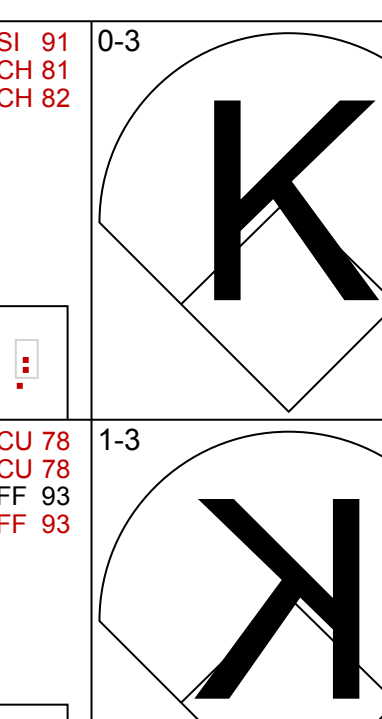
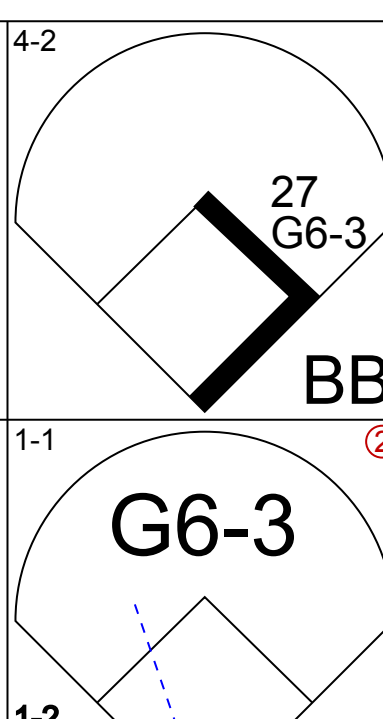
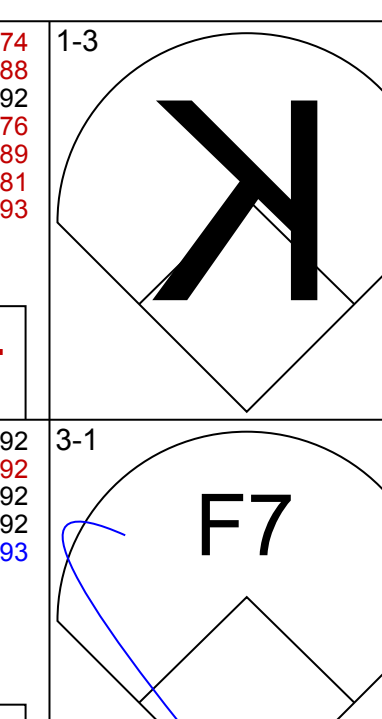
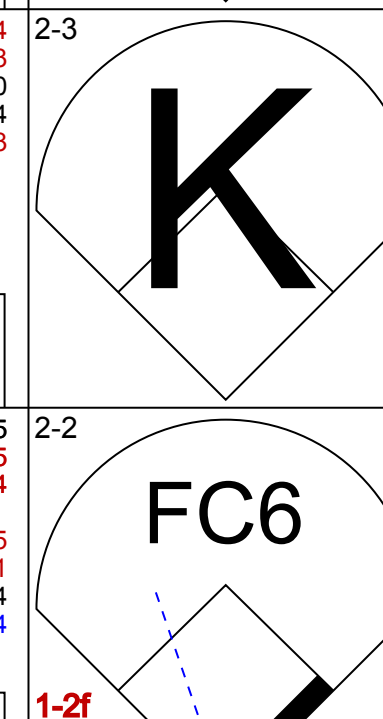
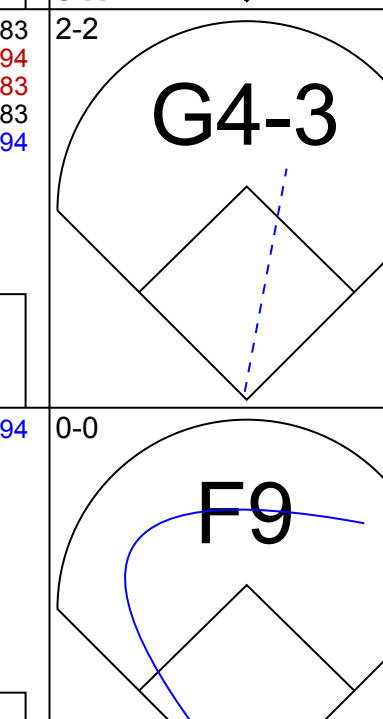

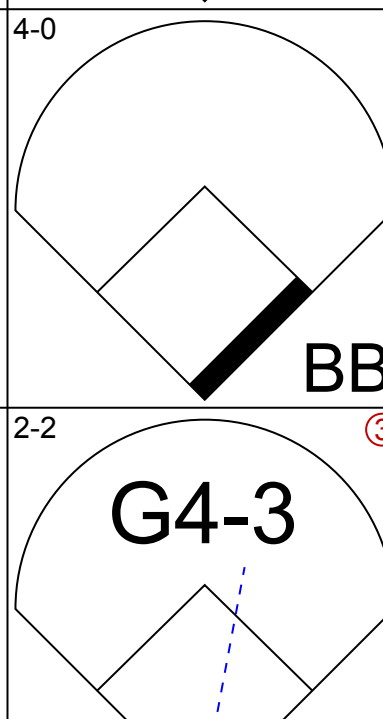


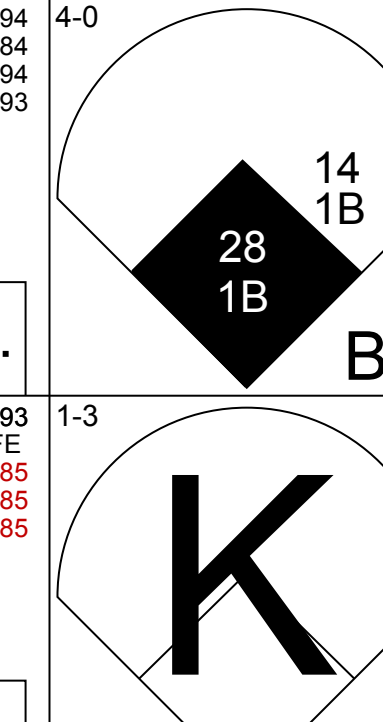
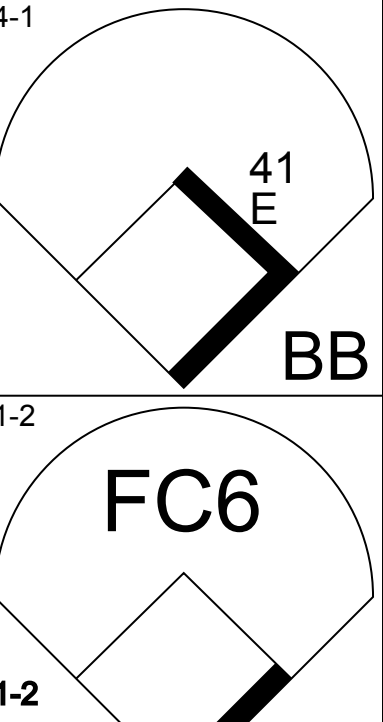


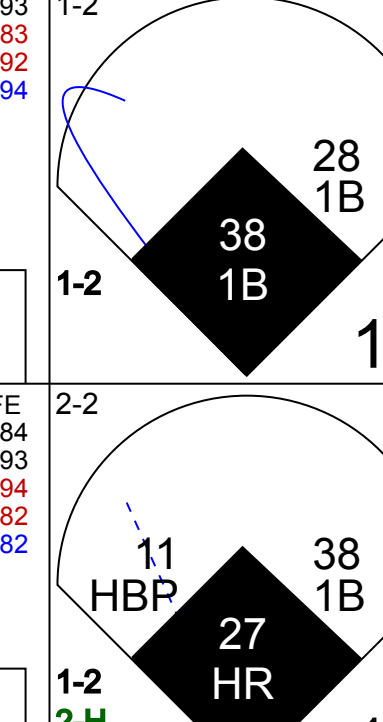
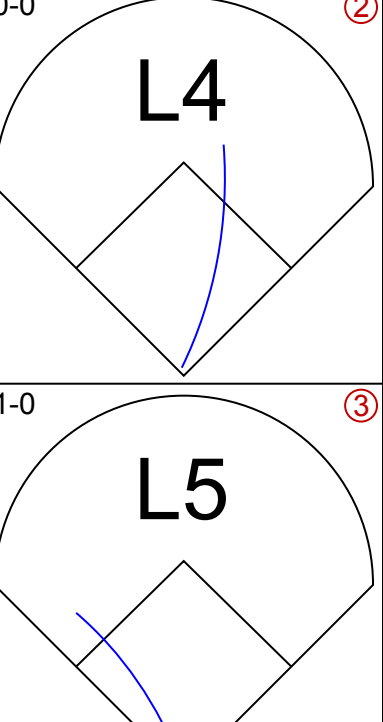


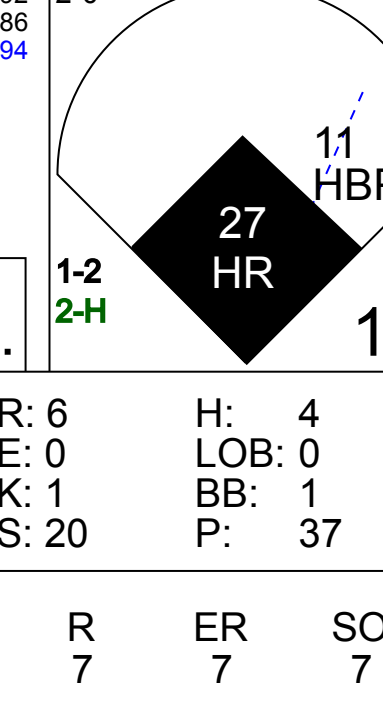
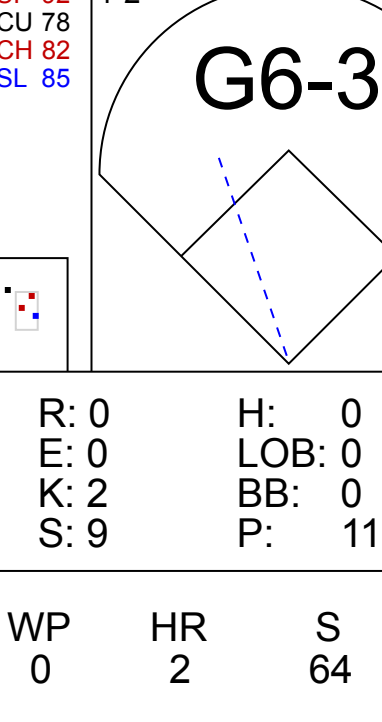
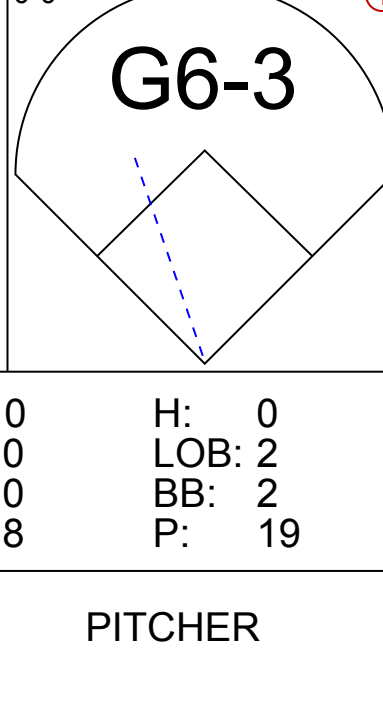
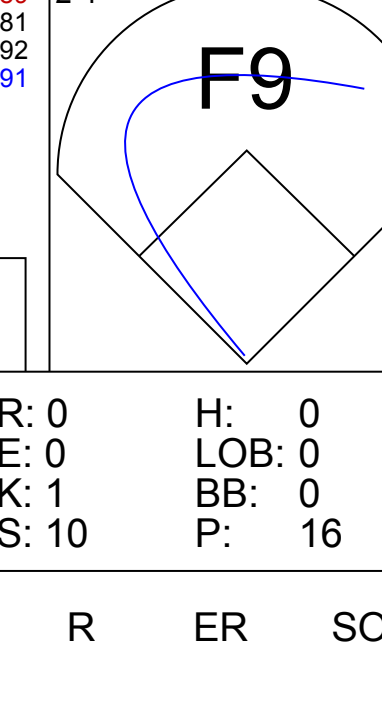
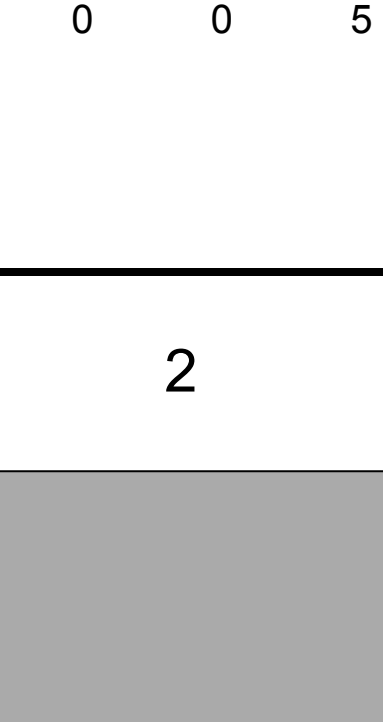
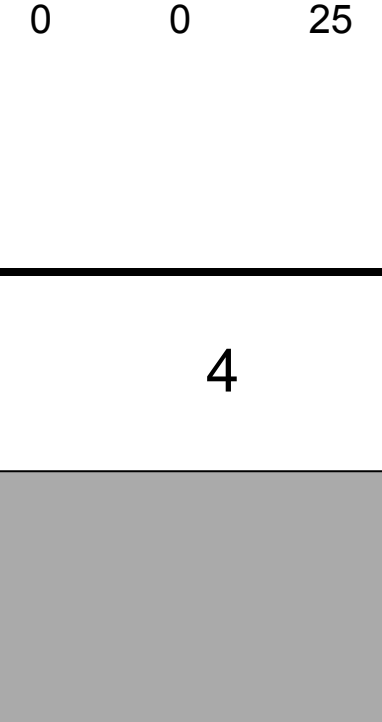
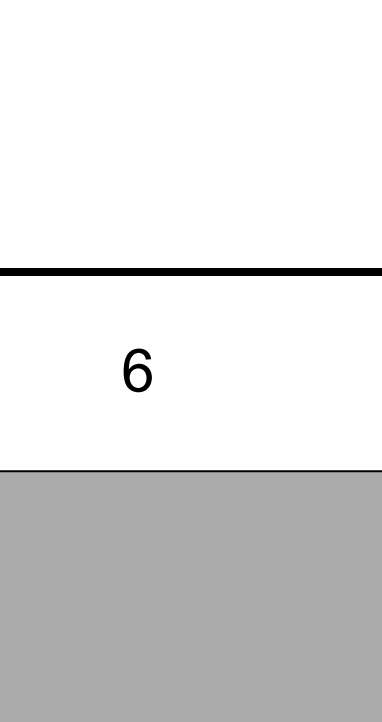
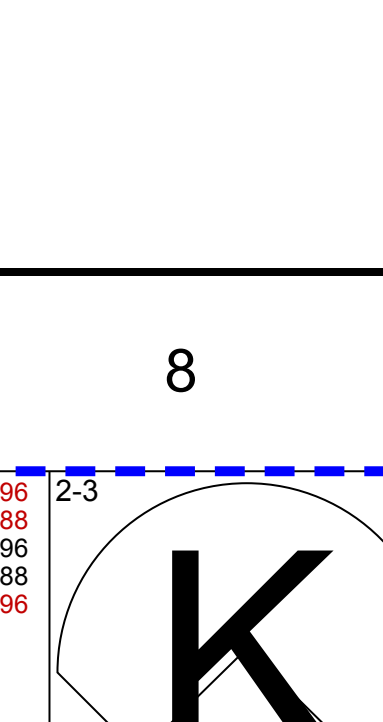


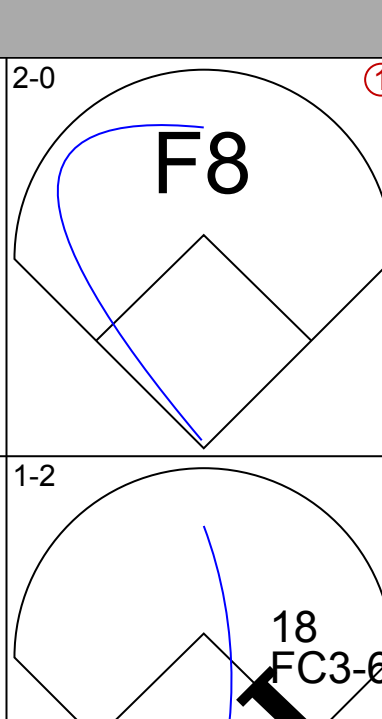
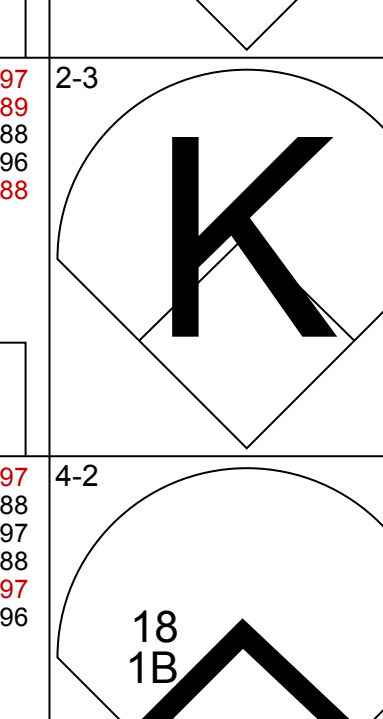

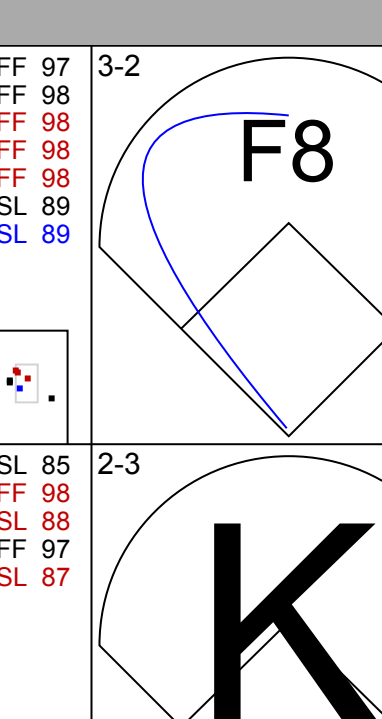
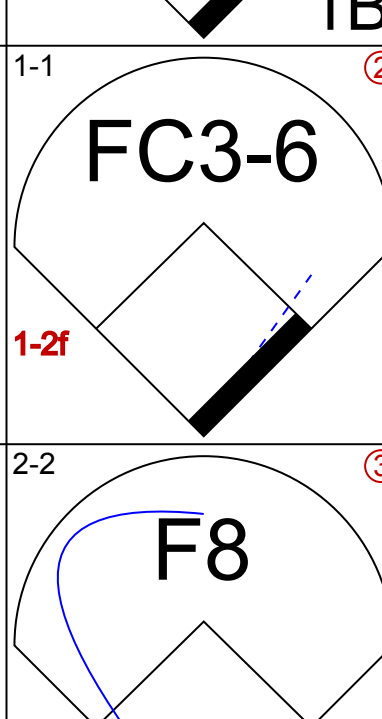
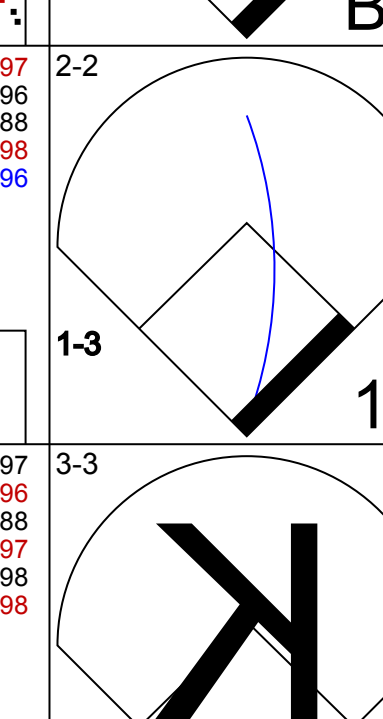
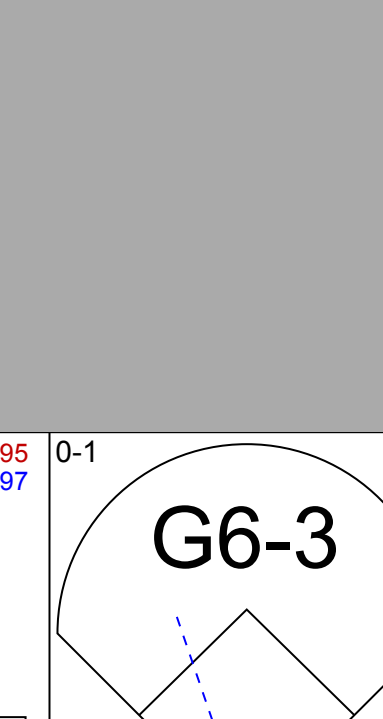
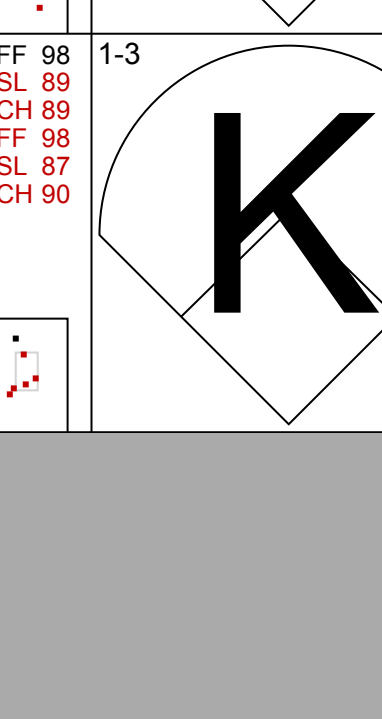




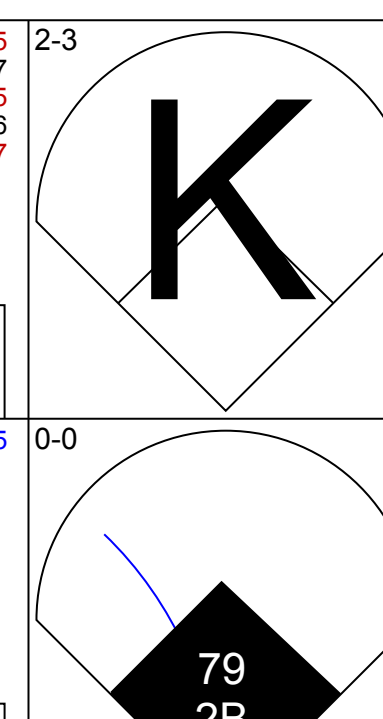
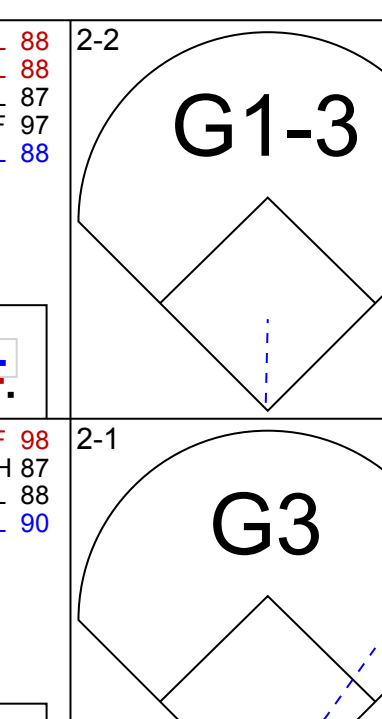
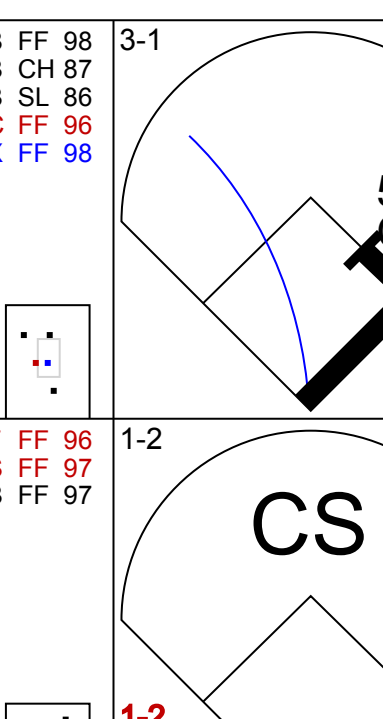
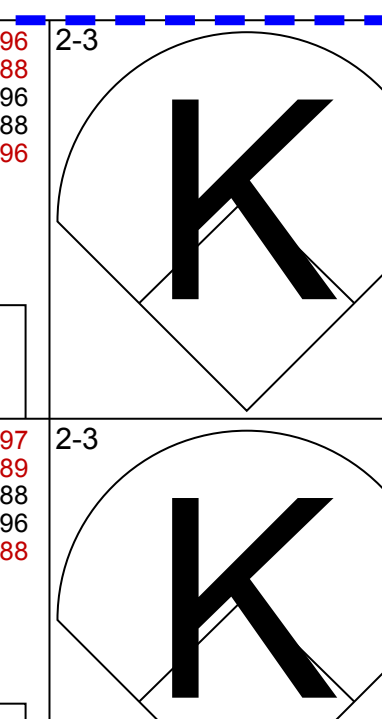
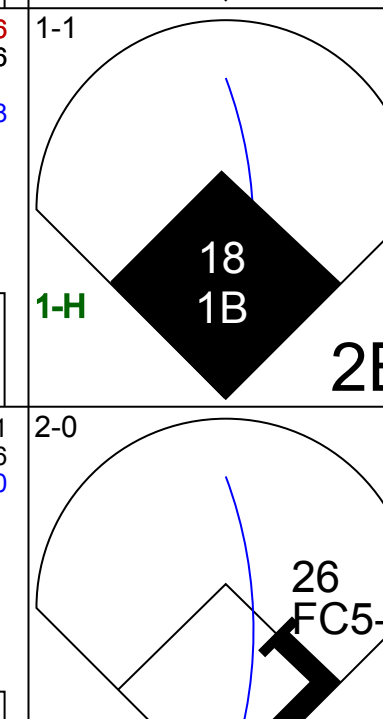
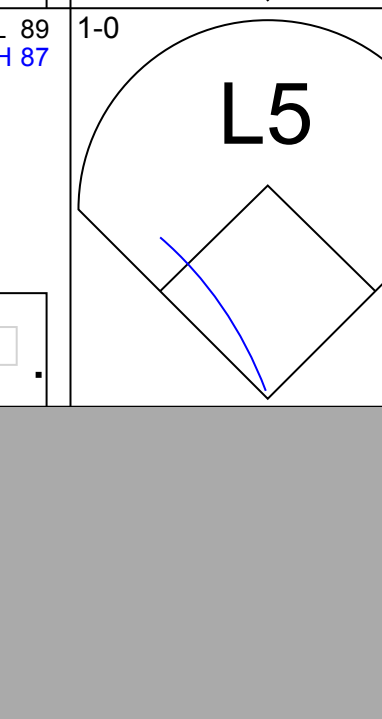

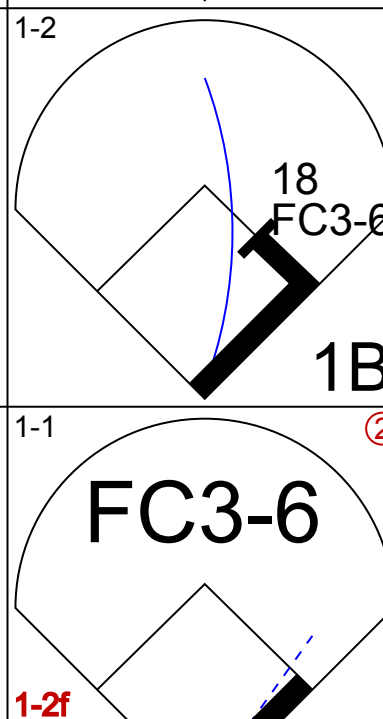
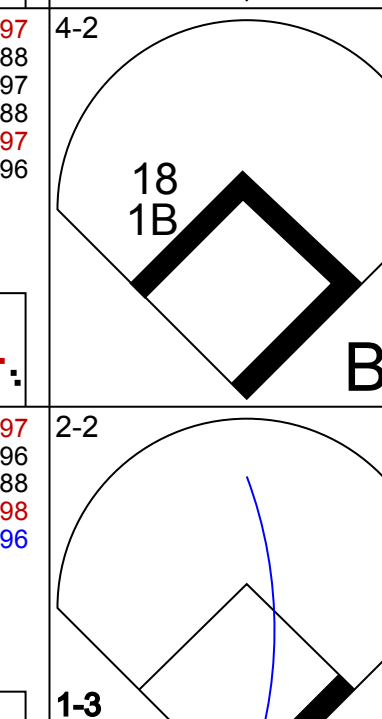
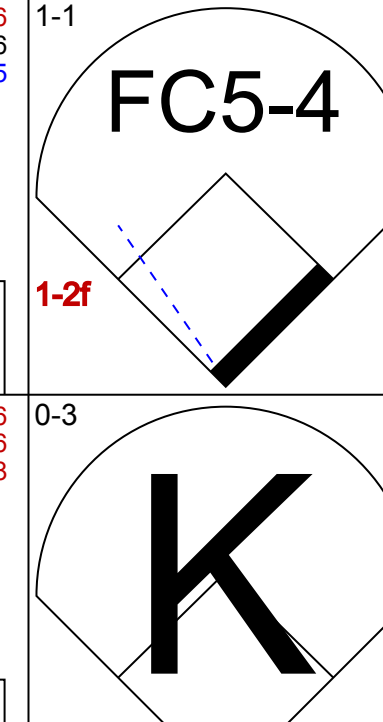

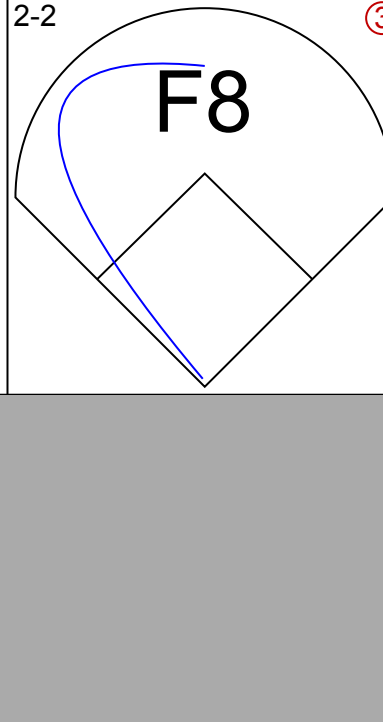
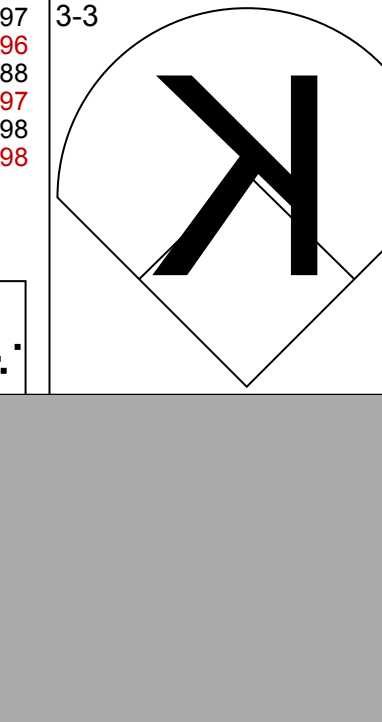





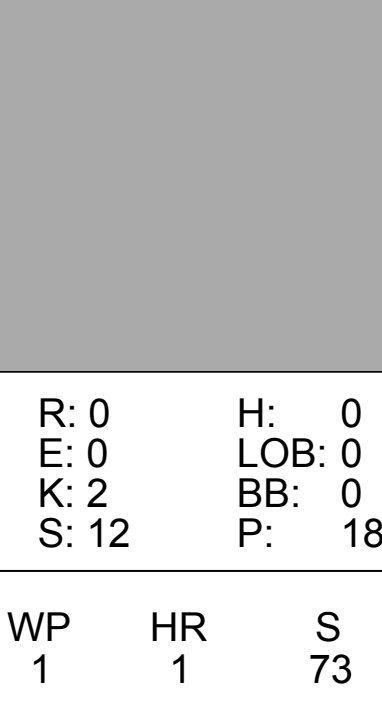

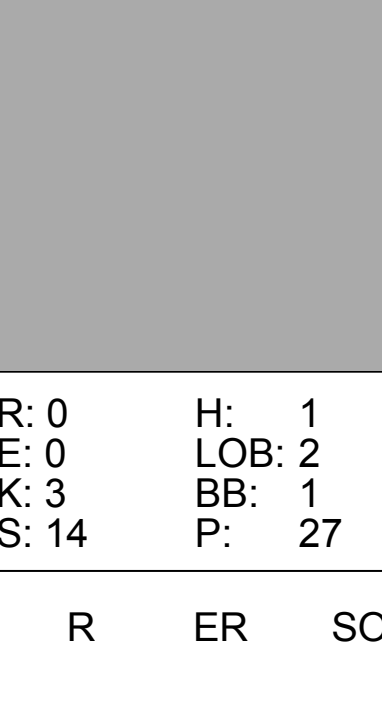








Batter	1	2	3	4	5	6	7	8	9	10	11	12	13	AB	R	H	RBI	BB	SO	LOB	BOTTOM							
7 Tim Anderson, R OBP: 0.286, SLG: 0.396 (1, 6)	G1-6-3													6	0	0	0	0	3	5								
26 Avisail García, R OBP: 0.266, SLG: 0.510 (1, 9)	K													5	0	1	0	1	2	3								
79 José Abreu, R OBP: 0.326, SLG: 0.484 (1, 3)	K													5	1	1	3	0	3	4								
24 Matt Davidson, R OBP: 0.326, SLG: 0.443 (1, 10)																												
18 Daniel Palka, L OBP: 0.278, SLG: 0.494 (8, 10)																												
10 Yoán Moncada, S OBP: 0.300, SLG: 0.391 (1, 4)																												
25 Ryan LaMarre, R OBP: 0.325, SLG: 0.327 (1, 7)																												
30 Nicky Delmonico, L OBP: 0.333, SLG: 0.372 (8, 10)																												
5 Yolmer Sánchez, S OBP: 0.300, SLG: 0.380 (1, 5)																												
15 Adam Engel, R OBP: 0.269, SLG: 0.300 (1, 8)																												
38 Omar Narváez, L OBP: 0.367, SLG: 0.426 (1, 2)																												
Inning Stats	R: 0 E: 0 K: 2 S: 9	H: 0 LOB: 0 BB: 0 P: 13	R: 0 E: 0 K: 2 S: 19	H: 1 LOB: 2 BB: 1 P: 26	R: 1 E: 0 K: 1 S: 9	H: 1 LOB: 1 BB: 1 P: 14	R: 0 E: 0 K: 3 S: 10	H: 0 LOB: 0 BB: 0 P: 13	R: 0 E: 0 K: 2 S: 11	H: 0 LOB: 2 BB: 1 P: 21	R: 0 E: 0 K: 2 S: 11	H: 1 LOB: 1 BB: 0 P: 20	R: 0 E: 0 K: 1 S: 8	H: 0 LOB: 0 BB: 0 P: 13	R: 0 E: 0 K: 0 S: 11	H: 0 LOB: 0 BB: 0 P: 13	R: 0 E: 0 K: 2 S: 10	H: 0 LOB: 1 BB: 1 P: 12	R: 2 E: 0 K: 0 S: 10	H: 1 LOB: 0 BB: 0 P: 18	R: 0 E: 0 K: 2 S: 11	H: 0 LOB: 0 BB: 0 P: 16	R: 0 E: 0 K: 0 S: 9	H: 1 LOB: 2 BB: 1 P: 16	1B: 3 2B: 2 3B: 0 HR: 1	SF: 1 SAC: 0 DP: 0 HBP: 1	W/P: 2 PB: 0 SB: 0 CS: 0	PA: 51
PITCHER	IP 5.2	WLS 24	BF 4	H 1	R 1	ER 1	SO 12	BB 3	IBB 0	HBP 0	BLK 0	WP 0	HR 0	S 69	P 103	ERA 1.59	WHIP 1.235											
52 CC Sabathia, L ERA: 3.49 (1, 1)																												
57 Chad Green, R ERA: 2.75 (8, 1)																												
30 David Robertson, R ERA: 3.36 (7, 1)																												
66 Dellin Betances, R ERA: 2.3 (8, 1)																												
56 Jonathan Holder, R ERA: 3.57 (8, 1)																												

New York Yankees @ Chicago White Sox
Guaranteed Rate Field, Chicago, IL
Tue Aug 07 2018, 7:11 PM - 11:36 PM CDT
Att. 19,643 - Partly Cloudy - 72 F

AB 44
R 3
H 6
RBI 3
BB 5
SO 20
LOB 20



Batter	1	2	3	4	5	6	7	8	9	AB R H RBI BB SO LOB	TOP											
11 Brett Gardner, L (1, 7) OBP: 0.339, SLG: 0.375										3 1 0 0 1 3 0	<p>New York Yankees @ Chicago White Sox Guaranteed Rate Field, Chicago, IL Wed Aug 08 2018, 7:13 PM - 10:16 PM CDT Att: 27,038 - Cloudy - 79 F</p>											
27 Giancarlo Stanton, R (1, 10) OBP: 0.343, SLG: 0.917										4 1 1 4 1 1 1												
31 Aaron Hicks, S (1, 8) OBP: 0.359, SLG: 0.482										4 1 1 1 1 2 1												
33 Greg Bird, L (1, 3) OBP: 0.304, SLG: 0.405										5 0 1 0 0 1 3												
25 Gleyber Torres, R (1, 6) OBP: 0.344, SLG: 0.526										3 1 1 0 2 1 1												
41 Miguel Andujar, R (1, 5) OBP: 0.324, SLG: 0.494										4 0 0 0 1 1 4												
14 Neil Walker, S (1, 4) OBP: 0.297, SLG: 0.314										4 1 1 0 0 1 4												
28 Austin Romine, R (1, 2) OBP: 0.311, SLG: 0.439										4 1 1 1 0 2 4												
38 Shane Robinson, R (1, 9) OBP: 0.292, SLG: 0.333										4 1 1 1 0 0 0												
Inning Stats	R: 0 E: 0 K: 2 S: 14	H: 0 LOB: 1 BB: 1 P: 24	R: 6 E: 0 K: 1 S: 20	H: 4 LOB: 0 BB: 1 P: 37	R: 0 E: 0 K: 1 S: 8	H: 1 LOB: 1 BB: 0 P: 9	R: 0 E: 0 K: 2 S: 9	H: 0 LOB: 0 BB: 11	R: 1 E: 1 K: 1 S: 13	H: 1 LOB: 2 BB: 1 P: 22		R: 0 E: 0 K: 0 S: 8	H: 0 LOB: 1 BB: 1 P: 19	R: 0 E: 0 K: 2 S: 12	H: 0 LOB: 1 BB: 1 P: 21	R: 0 E: 0 K: 1 S: 10	H: 0 LOB: 0 BB: 0 P: 16	R: 0 E: 0 K: 2 S: 9	H: 1 LOB: 1 BB: 0 P: 16	1B: 5 2B: 0 3B: 0 HR: 2	SF: 0 SAC: 0 DP: 0 HBP: 1	WP: 0 PB: 0 CS: 0
PITCHER	IP WLS BF H R ER SO BB IBB HBP BLK WP HR S P ERA WHIP											IP WLS BF H R ER SO BB IBB HBP BLK WP HR S P ERA WHIP										
27 Lucas Giolito, R (1, 1) ERA: 6.23	5.0 L 26 6 7 7 7 3 0 1 0 0 0 2 64 103 12.60 1.800																					
54 Jeanmar Gómez, R (6, 1) ERA: 4.29	1.1 7 0 0 0 0 3 0 0 0 0 0 0 14 29 0.00 2.250																					
53 Héctor Santiago, L (7, 1) ERA: 5.24	2.2 9 1 0 0 5 0 0 0 0 0 0 0 25 43 0.00 0.375																					

Batter	1	2	3	4	5	6	7	8	9	AB R H RBI BB SO LOB	BOTTOM											
10 Yoán Moncada, S (1, 4) OBP: 0.300, SLG: 0.390										4 0 1 0 0 2 0	<p>New York Yankees @ Chicago White Sox Guaranteed Rate Field, Chicago, IL Wed Aug 08 2018, 7:13 PM - 10:16 PM CDT Att: 27,038 - Cloudy - 79 F</p>											
5 Yoimer Sánchez, S (1, 5) OBP: 0.299, SLG: 0.379										4 1 1 0 0 1 0												
79 José Abreu, R (1, 3) OBP: 0.330, SLG: 0.487										3 1 2 1 1 0 0												
18 Daniel Palka, L (1, 10) OBP: 0.281, SLG: 0.494										4 0 2 1 0 0 1												
26 Avisail García, R (1, 9) OBP: 0.281, SLG: 0.500										4 0 0 0 0 2 4												
30 Nicky Delmonico, L (1, 7) OBP: 0.332, SLG: 0.375										4 0 1 0 0 2 1												
7 Tim Anderson, R (1, 6) OBP: 0.288, SLG: 0.402										4 1 1 1 0 1 1												
36 Kevan Smith, R (1, 2) OBP: 0.342, SLG: 0.321										3 0 0 0 0 1 1												
38 Omar Narváez, L (9, PH) OBP: 0.370, SLG: 0.429										1 0 1 0 0 0 0												
15 Adam Engel, R (1, 8) OBP: 0.267, SLG: 0.297										3 0 0 0 0 3 1												
25 Ryan LaMarre, R (9, PH) OBP: 0.322, SLG: 0.324										1 0 0 0 0 0 1												
Inning Stats	R: 2 E: 0 K: 2 S: 12	H: 3 LOB: 0 BB: 0 P: 18	R: 0 E: 0 K: 1 S: 9	H: 0 LOB: 0 BB: 0 P: 9	R: 0 E: 0 K: 0 S: 6	H: 0 LOB: 0 BB: 0 P: 11	R: 0 E: 0 K: 2 S: 12	H: 0 LOB: 0 BB: 0 P: 18	R: 1 E: 0 K: 2 S: 13	H: 2 LOB: 0 BB: 0 P: 20	R: 0 E: 0 K: 0 S: 10	H: 1 LOB: 1 BB: 0 P: 16	R: 0 E: 0 K: 1 S: 11	H: 1 LOB: 0 BB: 0 P: 17	R: 0 E: 0 K: 3 S: 14	H: 1 LOB: 2 BB: 1 P: 27	R: 0 E: 0 K: 1 S: 14	H: 1 LOB: 1 BB: 0 P: 19	1B: 6 2B: 2 3B: 0 HR: 1	SF: 0 SAC: 0 DP: 0 HBP: 0	WP: 1 PB: 0 CS: 1	PA: 37
PITCHER	IP WLS BF H R ER SO BB IBB HBP BLK WP HR S P ERA WHIP											IP WLS BF H R ER SO BB IBB HBP BLK WP HR S P ERA WHIP										
40 Luis Severino, R (1, 1) ERA: 3.11	7.0 W 27 7 3 3 8 1 0 0 0 0 0 0 73 109 3.86 1.000																					
57 Chad Green, R (8, 1) ERA: 2.7	1.0 5 1 0 0 3 1 0 0 0 0 0 0 14 27 0.00 2.000																					
56 Jonathan Holder, R (9, 1) ERA: 3.5	1.0 4 1 0 0 1 0 0 0 0 0 0 0 14 19 0.00 1.000																					

Batter	1	2	3	4	5	6	7	8	9	AB	R	H	RBI	BB	SO	LOB	TOP								
12 Francisco Lindor, S OBP: 0.377, SLG: 0.573										3	0	1	0	1	0	1									
23 Michael Brantley, L OBP: 0.345, SLG: 0.455										3	0	0	0	0	0	2									
11 José Ramírez, S OBP: 0.409, SLG: 0.618										4	0	1	0	0	0	3									
10 Edwin Encarnación, R OBP: 0.317, SLG: 0.461										0	0	0	0	1	0	0									
53 Melky Cabrera, S OBP: 0.296, SLG: 0.327										2	0	0	0	1	0	1									
1 Greg Allen, S OBP: 0.264, SLG: 0.305										0	0	0	0	0	0	0									
6 Brandon Guyer, R OBP: 0.291, SLG: 0.390										4	0	0	0	0	2	4									
17 Yonder Alonso, L OBP: 0.317, SLG: 0.452										4	0	2	0	0	1	0									
7 Yan Gomes, R OBP: 0.300, SLG: 0.417										4	0	0	0	0	1	3									
22 Jason Kipnis, L OBP: 0.305, SLG: 0.355										4	0	0	0	0	1	2									
26 Rajai Davis, R OBP: 0.296, SLG: 0.312										3	0	1	0	0	1	0									
Inning Stats	R: 0 H: 0 E: 0 K: 1 S: 11	H: 0 LOB: 2 BB: 2 P: 24	R: 0 H: 0 E: 0 K: 2 S: 9	H: 0 LOB: 0 BB: 0 P: 12	R: 0 H: 1 E: 0 K: 0 S: 9	H: 1 LOB: 1 BB: 0 P: 15	R: 0 H: 0 E: 0 K: 1 S: 9	H: 0 LOB: 0 BB: 0 P: 13	R: 0 H: 1 E: 0 K: 0 S: 8	H: 1 LOB: 1 BB: 0 P: 9	R: 0 H: 0 E: 0 K: 0 S: 6	H: 1 LOB: 1 BB: 0 P: 8	R: 0 H: 0 E: 0 K: 0 S: 4	H: 0 LOB: 0 BB: 0 P: 8	R: 0 H: 1 E: 0 K: 1 S: 13	H: 1 LOB: 2 BB: 1 P: 17	R: 0 H: 1 E: 0 K: 1 S: 18	H: 1 LOB: 2 BB: 1 P: 26	1B: 3 2B: 2 3B: 0 HR: 0	SF: 0 SAC: 0 DP: 1 HBP: 0	WP: 0 PB: 0 SB: 3 CS: 0	PA: 35			
PITCHER	IP: 8.0 WLS: 0 BF: 30 ERA: 2.61	IP: 0.0 WLS: 1 BF: 0 ERA: 3.39	IP: 0.1 WLS: 1 BF: 0 ERA: 3.55	IP: 0.2 WLS: W BF: 3 ERA: 4.88	IP: 8.0 WLS: 0 BF: 4 ERA: 2.61	IP: 0.0 WLS: 0 BF: 0 ERA: 2.61	IP: 0.0 WLS: 0 BF: 0 ERA: 2.61	IP: 0.0 WLS: 0 BF: 0 ERA: 2.61	IP: 0.0 WLS: 0 BF: 0 ERA: 2.61	IP: 0.0 WLS: 0 BF: 0 ERA: 2.61	IP: 0.0 WLS: 0 BF: 0 ERA: 2.61	IP: 0.0 WLS: 0 BF: 0 ERA: 2.61	IP: 0.0 WLS: 0 BF: 0 ERA: 2.61	IP: 0.0 WLS: 0 BF: 0 ERA: 2.61	IP: 0.0 WLS: 0 BF: 0 ERA: 2.61	IP: 0.0 WLS: 0 BF: 0 ERA: 2.61	IP: 0.0 WLS: 0 BF: 0 ERA: 2.61	IP: 0.0 WLS: 0 BF: 0 ERA: 2.61	IP: 0.0 WLS: 0 BF: 0 ERA: 2.61	IP: 0.0 WLS: 0 BF: 0 ERA: 2.61	IP: 0.0 WLS: 0 BF: 0 ERA: 2.61	IP: 0.0 WLS: 0 BF: 0 ERA: 2.61	IP: 0.0 WLS: 0 BF: 0 ERA: 2.61	IP: 0.0 WLS: 0 BF: 0 ERA: 2.61	IP: 0.0 WLS: 0 BF: 0 ERA: 2.61

Cleveland Indians @ Chicago White Sox
Guaranteed Rate Field, Chicago, IL
Fri Aug 10 2018, 7:12 PM - 9:56 PM CDT
Att. 18,772 - Clear - 76 F

AB 31
R 0
H 5
RBI 0
BB 3
SO 6
LOB 16



Batter	1	2	3	4	5	6	7	8	9	AB	R	H	RBI	BB	SO	LOB	BOTTOM								
30 Nicky Delmonico, L OBP: 0.326, SLG: 0.368										3	0	0	0	0	2	1									
15 Adam Engel, R OBP: 0.266, SLG: 0.296										1	0	0	0	0	1	1									
5 Yoimer Sánchez, S OBP: 0.297, SLG: 0.376										4	0	0	0	0	1	2									
79 José Abreu, R OBP: 0.329, SLG: 0.485										4	0	1	0	0	0	1									
18 Daniel Palka, L OBP: 0.281, SLG: 0.502										4	1	1	1	0	3	1									
26 Avisail García, R OBP: 0.277, SLG: 0.493										3	0	0	0	0	1	0									
38 Omar Narváez, L OBP: 0.370, SLG: 0.425										2	0	0	0	1	0	0									
7 Tim Anderson, R OBP: 0.288, SLG: 0.404										3	0	1	0	0	1	1									
10 Yoán Moncada, S OBP: 0.302, SLG: 0.393										2	0	1	0	1	1	0									
25 Ryan LaMarre, R OBP: 0.323, SLG: 0.325										3	0	1	0	0	1	3									
Inning Stats	R: 0 H: 1 E: 0 K: 2 S: 12	H: 1 LOB: 1 BB: 0 P: 17	R: 0 H: 1 E: 0 K: 1 S: 14	H: 1 LOB: 2 BB: 1 P: 23	R: 0 H: 0 E: 0 K: 0 S: 10	H: 0 LOB: 0 BB: 0 P: 15	R: 0 H: 0 E: 0 K: 1 S: 11	H: 0 LOB: 1 BB: 1 P: 17	R: 0 H: 1 E: 0 K: 2 S: 15	H: 1 LOB: 1 BB: 0 P: 17	R: 0 H: 0 E: 0 K: 1 S: 6	H: 0 LOB: 0 BB: 0 P: 8	R: 0 H: 0 E: 0 K: 2 S: 9	H: 0 LOB: 0 BB: 0 P: 14	R: 0 H: 1 E: 0 K: 2 S: 15	H: 1 LOB: 1 BB: 0 P: 16	R: 1 H: 1 E: 0 K: 0 S: 3	H: 1 LOB: 0 BB: 0 P: 4	1B: 2 2B: 2 3B: 0 HR: 1	SF: 0 SAC: 0 DP: 0 HBP: 0	WP: 0 PB: 0 SB: 0 CS: 0	PA: 31			
PITCHER	IP: 6.2 WLS: 4 BF: 25 ERA: 4.24	IP: 1.0 WLS: 4 BF: 4 ERA: 1.45	IP: 0.1 WLS: L BF: 2 ERA: 4.4	IP: 0.0 WLS: 0 BF: 0 ERA: 4.4	IP: 0.0 WLS: 0 BF: 0 ERA: 4.4	IP: 0.0 WLS: 0 BF: 0 ERA: 4.4	IP: 0.0 WLS: 0 BF: 0 ERA: 4.4	IP: 0.0 WLS: 0 BF: 0 ERA: 4.4	IP: 0.0 WLS: 0 BF: 0 ERA: 4.4	IP: 0.0 WLS: 0 BF: 0 ERA: 4.4	IP: 0.0 WLS: 0 BF: 0 ERA: 4.4	IP: 0.0 WLS: 0 BF: 0 ERA: 4.4	IP: 0.0 WLS: 0 BF: 0 ERA: 4.4	IP: 0.0 WLS: 0 BF: 0 ERA: 4.4	IP: 0.0 WLS: 0 BF: 0 ERA: 4.4	IP: 0.0 WLS: 0 BF: 0 ERA: 4.4	IP: 0.0 WLS: 0 BF: 0 ERA: 4.4	IP: 0.0 WLS: 0 BF: 0 ERA: 4.4	IP: 0.0 WLS: 0 BF: 0 ERA: 4.4	IP: 0.0 WLS: 0 BF: 0 ERA: 4.4	IP: 0.0 WLS: 0 BF: 0 ERA: 4.4	IP: 0.0 WLS: 0 BF: 0 ERA: 4.4	IP: 0.0 WLS: 0 BF: 0 ERA: 4.4	IP: 0.0 WLS: 0 BF: 0 ERA: 4.4	IP: 0.0 WLS: 0 BF: 0 ERA: 4.4

Cleveland Indians @ Chicago White Sox
Guaranteed Rate Field, Chicago, IL
Fri Aug 10 2018, 7:12 PM - 9:56 PM CDT
Att. 18,772 - Clear - 76 F

AB 29
R 1
H 5
RBI 1
BB 2
SO 11
LOB 10



Batter	1	2	3	4	5	6	7	8	9	AB	R	H	RBI	BB	SO	LOB	TOP					
12 Francisco Lindor, S OBP: 0.374, SLG: 0.567	L8		G3		K2-3		P5		G4-3	5	0	0	0	0	1	1						
23 Michael Brantley, L OBP: 0.349, SLG: 0.468	F9			E9		HR			1B	4	1	3	1	0	0	0						
11 José Ramírez, S OBP: 0.409, SLG: 0.624	L7		P5		HR			E8		4	1	2	1	0	0	1						
17 Yonder Alonso, L OBP: 0.314, SLG: 0.447		K		P5		G6-3		K		4	0	0	0	0	2	3						
53 Melky Cabrera, S OBP: 0.285, SLG: 0.319		P6		G6-3		P6				3	0	0	0	0	0	1						
22 Jason Kipnis, L OBP: 0.307, SLG: 0.359					F8			F7		4	0	2	0	0	0	3						
6 Brandon Guyer, R OBP: 0.284, SLG: 0.379					K		F9		G4-3	4	0	0	0	0	1	5						
55 Roberto Pérez, R OBP: 0.247, SLG: 0.234					F7				L9	4	1	1	0	0	0	0						
1 Greg Allen, S OBP: 0.264, SLG: 0.303					G6-3				G3-1	4	0	1	1	0	1	0						
Inning Stats	R: 0 E: 0 K: 0 S: 7	H: 0 LOB: 0 BB: 0 P: 10	R: 0 E: 0 K: 1 S: 9	H: 1 LOB: 1 BB: 0 P: 11	R: 0 E: 0 K: 0 S: 6	H: 0 LOB: 0 BB: 0 P: 11	R: 0 E: 1 K: 0 S: 11	H: 1 LOB: 1 BB: 0 P: 18	R: 1 E: 0 K: 2 S: 10	H: 2 LOB: 1 BB: 0 P: 17	R: 2 E: 0 K: 0 S: 11	H: 3 LOB: 1 BB: 0 P: 20	R: 0 E: 0 K: 1 S: 5	H: 0 LOB: 0 BB: 0 P: 7	R: 0 E: 1 K: 1 S: 19	H: 2 LOB: 3 BB: 0 P: 32	R: 0 E: 0 K: 0 S: 6	H: 0 LOB: 0 BB: 0 P: 9	1B: 5 2B: 2 3B: 0 HR: 2	SF: 0 SAC: 0 DP: 0 HBP: 1	WP: 0 PB: 0 SB: 1 CS: 0	PA: 37
PITCHER	IP	WLS	BF	H	R	ER	SO	BB	IBB	HBP	BLK	WP	HR	S	P	ERA	WHIP					
33 James Shields, R ERA: 4.41	7.0	L	28	7	3	2	4	0	0	0	0	0	2	59	94	2.57	1.000					
70 Luis Avilán, L ERA: 3.53	0.2		5	2	0	0	1	0	0	1	0	0	0	17	29	0.00	3.000					
54 Jeanmar Gómez, R ERA: 3.52	1.1		4	0	0	0	0	0	0	0	0	0	0	8	12	0.00	0.000					

Cleveland Indians @ Chicago White Sox
Guaranteed Rate Field, Chicago, IL
 Sat Aug 11 2018, 6:26 PM - 9:19 PM CDT
 Att: 28,061 - Partly Cloudy - 81 F

livebaseballscorecards.com

AB 36
R 3
H 9
RBI 3
BB 0
SO 5
LOB 14

C

Batter	1	2	3	4	5	6	7	8	9	AB	R	H	RBI	BB	SO	LOB	BOTTOM					
30 Nicky Delmonico, L OBP: 0.325, SLG: 0.365	F8					K		K		4	0	1	0	0	2	0						
5 Yoimer Sánchez, S OBP: 0.296, SLG: 0.374	F7		G4-3			G1-3				4	0	1	0	0	0	1						
79 José Abreu, R OBP: 0.327, SLG: 0.481	K			P5		L1-3			P2	4	0	0	0	0	1	1						
18 Daniel Palka, L OBP: 0.280, SLG: 0.496		K		G4-3		26 BB			F8	3	0	0	0	1	1	1						
26 Avisail García, R OBP: 0.276, SLG: 0.486		K		F8					K	3	0	0	0	1	2	1						
38 Omar Narváez, L OBP: 0.364, SLG: 0.418		G6-3				K		K		3	0	0	0	0	2	2						
7 Tim Anderson, R OBP: 0.286, SLG: 0.401			K		G6-3			K		3	0	0	0	0	2	2						
10 Yoán Moncada, S OBP: 0.303, SLG: 0.400					K				F9	3	1	1	1	0	1	0						
25 Ryan LaMarre, R OBP: 0.315, SLG: 0.316			G4-3			K			G4-1	3	0	0	0	0	1	0						
Inning Stats	R: 0 E: 0 K: 1 S: 6	H: 0 LOB: 0 BB: 0 P: 10	R: 0 E: 0 K: 2 S: 13	H: 0 LOB: 0 BB: 0 P: 19	R: 1 E: 0 K: 1 S: 15	H: 2 LOB: 1 BB: 0 P: 27	R: 0 E: 0 K: 0 S: 9	H: 0 LOB: 0 BB: 0 P: 14	R: 0 E: 0 K: 2 S: 10	H: 0 LOB: 0 BB: 0 P: 15	R: 0 E: 0 K: 2 S: 8	H: 0 LOB: 2 BB: 2 P: 19	R: 0 E: 0 K: 1 S: 8	H: 0 LOB: 0 BB: 0 P: 12	R: 0 E: 0 K: 1 S: 11	H: 1 LOB: 1 BB: 0 P: 17	1B: 2 2B: 0 3B: 0 HR: 1	SF: 0 SAC: 0 DP: 0 HBP: 0	WP: 0 PB: 0 SB: 0 CS: 0	PA: 32		
PITCHER	IP	WLS	BF	H	R	ER	SO	BB	IBB	HBP	BLK	WP	HR	S	P	ERA	WHIP					
47 Trevor Bauer, R ERA: 2.22	6.1	W	21	2	1	1	8	0	0	0	0	0	0	65	102	1.42	0.316					
33 Brad Hand, L ERA: 2.73	1.2	H	7	0	0	0	3	2	0	0	0	0	0	14	29	0.00	1.200					
37 Cody Allen, R ERA: 4.28	1.0	S	4	1	0	0	1	0	0	0	0	0	0	11	17	0.00	1.000					

Cleveland Indians @ Chicago White Sox
Guaranteed Rate Field, Chicago, IL
 Sat Aug 11 2018, 6:26 PM - 9:19 PM CDT
 Att: 28,061 - Partly Cloudy - 81 F

livebaseballscorecards.com

AB 30
R 1
H 3
RBI 1
BB 2
SO 12
LOB 8

Sox

Batter	1	2	3	4	5	6	7	8	9	AB	R	H	RBI	BB	SO	LOB	TOP								
12 Francisco Lindor, S OBP: 0.372, SLG: 0.561										5	0	0	0	1	4	2	Cleveland Indians @ Chicago White Sox Guaranteed Rate Field, Chicago, IL Sun Aug 12 2018, 1:12 PM - 4:42 PM CDT Att: 23,853 - Sunny - 82 F								
23 Michael Brantley, L OBP: 0.351, SLG: 0.467										3	2	1	0	2	0	1									
26 Rajai Davis, R OBP: 0.296, SLG: 0.312										0	1	0	0	0	0	0									
22 Jason Kipnis, L OBP: 0.313, SLG: 0.363										4	0	3	2	1	0	1									
36 Yandy Diaz, R OBP: 0.526, SLG: 0.632										5	1	3	2	0	0	2									
17 Yonder Alonso, L OBP: 0.315, SLG: 0.447										5	1	2	1	0	1	4									
53 Melky Cabrera, S OBP: 0.291, SLG: 0.350										4	1	2	3	0	1	1									
6 Brandon Guyer, R OBP: 0.288, SLG: 0.379										0	1	0	0	1	0	0									
7 Yan Gomes, R OBP: 0.298, SLG: 0.415										4	0	1	1	0	1	3									
1 Greg Allen, S OBP: 0.268, SLG: 0.302										4	1	1	0	1	1	3									
9 Erik González, R OBP: 0.333, SLG: 0.434										5	1	1	0	0	2	4									
Inning Stats	R: 4 H: 4 E: 0 K: 1 S: 17	WLS: 4 BF: 0 LOB: 28	R: 2 H: 3 E: 0 K: 1 S: 22	H: 3 BB: 1 P: 35	R: 0 H: 0 E: 0 K: 2 S: 13	H: 0 LOB: 1 P: 22	R: 0 H: 1 E: 0 K: 0 S: 9	H: 1 LOB: 1 P: 19	R: 0 H: 2 E: 0 K: 3 S: 17	H: 2 LOB: 2 P: 25	R: 0 H: 0 E: 0 K: 0 S: 10	H: 0 LOB: 1 P: 19	R: 1 H: 1 E: 1 K: 1 S: 7	H: 1 LOB: 1 P: 10	R: 2 H: 3 E: 0 K: 1 S: 24	H: 3 LOB: 3 P: 41	R: 0 H: 0 E: 0 K: 1 S: 7	H: 0 LOB: 0 P: 7	1B: 13 2B: 0 3B: 0 HR: 1	SF: 1 SAC: 0 DP: 0 HBP: 0	WP: 0 PB: 0 SB: 1 CS: 1	PA: 46			
PITCHER	IP WLS BF H R ER SO BB IBB HBP BLK WP HR S P ERA WHIP	IP WLS BF H R ER SO BB IBB HBP BLK WP HR S P ERA WHIP	IP WLS BF H R ER SO BB IBB HBP BLK WP HR S P ERA WHIP	IP WLS BF H R ER SO BB IBB HBP BLK WP HR S P ERA WHIP	IP WLS BF H R ER SO BB IBB HBP BLK WP HR S P ERA WHIP	IP WLS BF H R ER SO BB IBB HBP BLK WP HR S P ERA WHIP	IP WLS BF H R ER SO BB IBB HBP BLK WP HR S P ERA WHIP	IP WLS BF H R ER SO BB IBB HBP BLK WP HR S P ERA WHIP	IP WLS BF H R ER SO BB IBB HBP BLK WP HR S P ERA WHIP	IP WLS BF H R ER SO BB IBB HBP BLK WP HR S P ERA WHIP	IP WLS BF H R ER SO BB IBB HBP BLK WP HR S P ERA WHIP	IP WLS BF H R ER SO BB IBB HBP BLK WP HR S P ERA WHIP	IP WLS BF H R ER SO BB IBB HBP BLK WP HR S P ERA WHIP	IP WLS BF H R ER SO BB IBB HBP BLK WP HR S P ERA WHIP	IP WLS BF H R ER SO BB IBB HBP BLK WP HR S P ERA WHIP	IP WLS BF H R ER SO BB IBB HBP BLK WP HR S P ERA WHIP	IP WLS BF H R ER SO BB IBB HBP BLK WP HR S P ERA WHIP	IP WLS BF H R ER SO BB IBB HBP BLK WP HR S P ERA WHIP	IP WLS BF H R ER SO BB IBB HBP BLK WP HR S P ERA WHIP	IP WLS BF H R ER SO BB IBB HBP BLK WP HR S P ERA WHIP	IP WLS BF H R ER SO BB IBB HBP BLK WP HR S P ERA WHIP	IP WLS BF H R ER SO BB IBB HBP BLK WP HR S P ERA WHIP	IP WLS BF H R ER SO BB IBB HBP BLK WP HR S P ERA WHIP	IP WLS BF H R ER SO BB IBB HBP BLK WP HR S P ERA WHIP	IP WLS BF H R ER SO BB IBB HBP BLK WP HR S P ERA WHIP
68 Dylan Covey, R ERA: 6.06	3.2	16	4	1	0	5	2	0	0	0	0	0	43	73	0.00	1.636									
53 Héctor Santiago, L ERA: 5.01	1.0	7	3	2	2	1	1	0	0	0	0	0	23	37	18.00	4.000									
60 Tyler Danish, R ERA: 7.11	1.2	6	0	0	0	1	1	0	0	0	0	0	11	16	0.00	0.600									
50 Thyago Vieira, R ERA: 7.5																									
Batter	1	2	3	4	5	6	7	8	9	AB	R	H	RBI	BB	SO	LOB	BOTTOM								
30 Nicky Delmonico, L OBP: 0.316, SLG: 0.355										5	0	0	0	0	3	4	Cleveland Indians @ Chicago White Sox Guaranteed Rate Field, Chicago, IL Sun Aug 12 2018, 1:12 PM - 4:42 PM CDT Att: 23,853 - Sunny - 82 F								
5 Yoelmer Sánchez, S OBP: 0.297, SLG: 0.382										5	2	2	1	0	2	2									
79 José Abreu, R OBP: 0.324, SLG: 0.477										4	0	0	0	0	2	1									
18 Daniel Palka, L OBP: 0.276, SLG: 0.489										4	0	0	1	0	2	1									
26 Avisail García, R OBP: 0.276, SLG: 0.479										3	0	0	0	0	1	1									
25 Ryan LaMarre, R OBP: 0.315, SLG: 0.316										0	1	0	0	0	0	0									
10 Yoán Moncada, S OBP: 0.302, SLG: 0.398										4	1	1	0	0	2	0									
7 Tim Anderson, R OBP: 0.288, SLG: 0.402										4	1	2	1	0	1	0									
36 Kevan Smith, R OBP: 0.339, SLG: 0.318										4	1	1	1	0	0	1									
15 Adam Engel, R OBP: 0.272, SLG: 0.319										4	1	3	3	0	0	0									
Inning Stats	R: 1 H: 1 E: 1 K: 0 S: 12	H: 1 LOB: 1 P: 16	R: 0 H: 2 E: 0 K: 2 S: 12	H: 2 LOB: 2 P: 19	R: 0 H: 0 E: 0 K: 2 S: 9	H: 0 LOB: 0 P: 13	R: 0 H: 0 E: 0 K: 2 S: 9	H: 0 LOB: 0 P: 11	R: 0 H: 0 E: 0 K: 0 S: 3	H: 0 LOB: 0 P: 6	R: 0 H: 0 E: 0 K: 2 S: 12	H: 0 LOB: 0 P: 15	R: 0 H: 0 E: 0 K: 1 S: 7	H: 0 LOB: 0 P: 10	R: 2 H: 2 E: 0 K: 1 S: 12	H: 2 LOB: 2 P: 17	R: 4 H: 4 E: 0 K: 3 S: 20	H: 4 LOB: 2 P: 32	1B: 6 2B: 0 3B: 1 HR: 2	SF: 0 SAC: 0 DP: 0 HBP: 1	WP: 1 PB: 0 SB: 0 CS: 0	PA: 38			
PITCHER	IP WLS BF H R ER SO BB IBB HBP BLK WP HR S P ERA WHIP	IP WLS BF H R ER SO BB IBB HBP BLK WP HR S P ERA WHIP	IP WLS BF H R ER SO BB IBB HBP BLK WP HR S P ERA WHIP	IP WLS BF H R ER SO BB IBB HBP BLK WP HR S P ERA WHIP	IP WLS BF H R ER SO BB IBB HBP BLK WP HR S P ERA WHIP	IP WLS BF H R ER SO BB IBB HBP BLK WP HR S P ERA WHIP	IP WLS BF H R ER SO BB IBB HBP BLK WP HR S P ERA WHIP	IP WLS BF H R ER SO BB IBB HBP BLK WP HR S P ERA WHIP	IP WLS BF H R ER SO BB IBB HBP BLK WP HR S P ERA WHIP	IP WLS BF H R ER SO BB IBB HBP BLK WP HR S P ERA WHIP	IP WLS BF H R ER SO BB IBB HBP BLK WP HR S P ERA WHIP	IP WLS BF H R ER SO BB IBB HBP BLK WP HR S P ERA WHIP	IP WLS BF H R ER SO BB IBB HBP BLK WP HR S P ERA WHIP	IP WLS BF H R ER SO BB IBB HBP BLK WP HR S P ERA WHIP	IP WLS BF H R ER SO BB IBB HBP BLK WP HR S P ERA WHIP	IP WLS BF H R ER SO BB IBB HBP BLK WP HR S P ERA WHIP	IP WLS BF H R ER SO BB IBB HBP BLK WP HR S P ERA WHIP	IP WLS BF H R ER SO BB IBB HBP BLK WP HR S P ERA WHIP	IP WLS BF H R ER SO BB IBB HBP BLK WP HR S P ERA WHIP	IP WLS BF H R ER SO BB IBB HBP BLK WP HR S P ERA WHIP	IP WLS BF H R ER SO BB IBB HBP BLK WP HR S P ERA WHIP	IP WLS BF H R ER SO BB IBB HBP BLK WP HR S P ERA WHIP	IP WLS BF H R ER SO BB IBB HBP BLK WP HR S P ERA WHIP	IP WLS BF H R ER SO BB IBB HBP BLK WP HR S P ERA WHIP	IP WLS BF H R ER SO BB IBB HBP BLK WP HR S P ERA WHIP
59 Carlos Carrasco, R ERA: 3.5	7.0	25	3	1	0	0	0	0	0	0	0	0	0	0	0	0									
90 Adam Cimber, R ERA: 3.69	1.0	5	2	2	2	1	0	0	0	0	2	12	17	18.00	2.000										
61 Dan Otero, R ERA: 5.74	0.1	5	3	4	4	1	0	0	1	0	0	9	18	108.00	9.000										
37 Cody Allen, R ERA: 4.22	0.2	3	1	0	0	2	0	0	0	0	0	11	14	0.00	1.500										

Batter	1	2	3	4	5	6	7	8	9	AB	R	H	RBI	BB	SO	LOB	TOP								
30 Nicky Delmonico, L (1, 10) OBP: 0.318, SLG: 0.352	G4-3		HBP					G4-3		4	1	1	0	0	1	1	Chicago White Sox @ Detroit Tigers Comerica Park, Detroit, MI Mon Aug 13 2018, 7:11 PM - 10:46 PM EDT Att: 20,964 - Cloudy - 82 F								
5 Yolmer Sánchez, S (1, 5) OBP: 0.299, SLG: 0.384	2B		1B				G4-3		5	1	2	0	0	2	1										
79 José Abreu, R (1, 3) OBP: 0.323, SLG: 0.475	L7		SF8				L8		4	0	1	1	0	1	2										
18 Daniel Palka, L (1, 7) OBP: 0.282, SLG: 0.491	K		1B				1B		5	0	3	1	0	2	0										
26 Avisail García, R (1, 9) OBP: 0.275, SLG: 0.475	BB		SF8				L8		2	0	0	1	1	0	4										
38 Omar Narváez, L (1, 2) OBP: 0.367, SLG: 0.432	BB		L8				G6-3		3	1	1	1	1	0	3										
7 Tim Anderson, R (1, 6) OBP: 0.285, SLG: 0.398	P3						K		4	0	0	0	0	1	2										
10 Yoán Moncada, S (1, 4) OBP: 0.304, SLG: 0.398	K						1B		3	0	1	0	1	2	2										
15 Adam Engel, R (1, 8) OBP: 0.275, SLG: 0.334			2B				K		4	2	2	1	0	1	2										
Inning Stats	R: 0 E: 0 K: 0 S: 6	H: 1 LOB: 0 BB: 0 P: 11	R: 0 E: 0 K: 2 S: 10	H: 0 LOB: 2 BB: 2 P: 23	R: 3 E: 0 K: 0 S: 16	H: 3 LOB: 1 BB: 0 P: 23	R: 0 E: 0 K: 0 S: 8	H: 0 LOB: 0 BB: 1 P: 13	R: 0 E: 0 K: 1 S: 10	H: 2 LOB: 2 BB: 0 P: 13	R: 1 E: 1 K: 3 S: 17	H: 2 LOB: 1 BB: 0 P: 24	R: 0 E: 0 K: 0 S: 13	H: 2 LOB: 2 BB: 0 P: 17	R: 1 E: 0 K: 1 S: 9	H: 1 LOB: 0 BB: 0 P: 13	R: 0 E: 0 K: 3 S: 13	H: 0 LOB: 0 BB: 0 P: 16	1B: 7 2B: 2 3B: 0 HR: 2	SF: 2 SAC: 0 DP: 0 HBP: 1	WP: 0 PB: 0 SB: 0 CS: 2	PA: 40			
PITCHER	IP	WLS	BF	H	R	ER	SO	BB	IBB	HBP	BLK	WP	HR	S	P	ERA	WHIP								
57 Artie Lewicki, R (1, 1) ERA: 4.89	4.2		22	6	3	3	3	3	0	1	0	0	0	49	82	5.79	1.929								
54 Drew VerHagen, R (5, 1) ERA: 6.1	1.1		6	2	1	1	3	0	0	0	0	0	1	18	25	6.75	1.500								
19 Louis Coleman, R (7, 1) ERA: 3.6	1.0	W	5	2	0	0	0	0	0	0	0	0	0	13	17	0.00	2.000								
30 Alex Wilson, R (8, 1) ERA: 3.83	1.0	H	4	1	1	1	1	0	0	0	0	0	1	9	13	9.00	1.000								
58 Víctor Alcántara, R (9, 1) ERA: 0.61	1.0		3	0	0	0	3	0	0	0	0	0	0	13	16	0.00	0.000								

Batter	1	2	3	4	5	6	7	8	9	AB	R	H	RBI	BB	SO	LOB	BOTTOM								
46 Jeimer Candelario, S (1, 5) OBP: 0.318, SLG: 0.412	K		SF8					1B		2	2	1	1	2	1	0	Chicago White Sox @ Detroit Tigers Comerica Park, Detroit, MI Mon Aug 13 2018, 7:11 PM - 10:46 PM EDT Att: 20,964 - Cloudy - 82 F								
1 Jose Iglesias, R (1, 6) OBP: 0.307, SLG: 0.389	L8		G5-3				G6-3		4	0	0	0	1	0	3										
9 Nick Castellanos, R (1, 9) OBP: 0.340, SLG: 0.482	1B						2B		5	2	5	5	0	0	0										
28 Niko Goodrum, S (1, 4) OBP: 0.301, SLG: 0.430	G4-3						F8		4	0	0	0	0	2	4										
41 Victor Martínez, S (1, 10) OBP: 0.290, SLG: 0.324	G3-1						F8		4	0	1	1	0	0	2										
37 James Adduci, L (1, 3) OBP: 0.279, SLG: 0.409	L7						L9		4	0	1	0	0	0	1										
8 Mikié Mahtook, R (1, 7) OBP: 0.231, SLG: 0.248	G6-3						K		4	0	0	0	0	2	2										
34 James McCann, R (1, 2) OBP: 0.279, SLG: 0.327			1B				K		4	3	3	0	0	1	1										
22 Víctor Reyes, S (1, 8) OBP: 0.243, SLG: 0.271	G4-3						G4-3		3	2	1	1	1	0	2										
Inning Stats	R: 0 E: 0 K: 1 S: 10	H: 1 LOB: 1 BB: 0 P: 15	R: 0 E: 0 K: 0 S: 5	H: 0 LOB: 0 BB: 0 P: 11	R: 1 E: 0 K: 0 S: 12	H: 1 LOB: 0 BB: 0 P: 21	R: 1 E: 0 K: 1 S: 13	H: 2 LOB: 1 BB: 0 P: 19	R: 2 E: 0 K: 0 S: 14	H: 3 LOB: 2 BB: 1 P: 25	R: 0 E: 0 K: 2 S: 14	H: 1 LOB: 1 BB: 0 P: 17	R: 2 E: 0 K: 1 S: 12	H: 1 LOB: 0 BB: 1 P: 22	R: 3 E: 0 K: 1 S: 21	H: 3 LOB: 2 BB: 2 P: 40	1B: 7 2B: 4 3B: 0 HR: 1	SF: 1 SAC: 0 DP: 1 HBP: 1	WP: 2 PB: 0 SB: 0 CS: 0	PA: 40					
PITCHER	IP	WLS	BF	H	R	ER	SO	BB	IBB	HBP	BLK	WP	HR	S	P	ERA	WHIP								
40 Reynaldo López, R (1, 1) ERA: 4.4	5.0		23	7	4	4	2	1	0	1	0	0	0	54	91	7.20	1.600								
54 Jeanmar Gómez, R (6, 1) ERA: 5.0	1.1	L	7	2	2	2	2	1	0	0	0	0	1	20	30	13.50	2.250								
70 Luis Avilán, L (7, 1) ERA: 3.53	1.0		3	0	0	0	1	0	0	0	0	0	0	8	13	0.00	0.000								
37 Juan Minaya, R (8, 1) ERA: 4.5	0.2		7	3	3	3	1	1	1	0	0	1	0	19	36	40.50	6.000								

AB	34
R	5
H	11
RBI	5
BB	3
SO	10
LOB	17



AB	34
R	9
H	12
RBI	8
BB	4
SO	6
LOB	15



Batter	1	2	3	4	5	6	7	8	9	AB	R	H	RBI	BB	SO	LOB	TOP										
15 Whit Merrifield, R OBP: 0.373, SLG: 0.422										2	1	2	1	2	0	0	Kansas City Royals @ Chicago White Sox Guaranteed Rate Field, Chicago, IL Fri Aug 17 2018, 7:12 PM - 10:08 PM CDT Att: 24,556 - Clear - 78 F										
4 Alex Gordon, L OBP: 0.317, SLG: 0.333										3	0	0	1	0	1	4											
13 Salvador Perez, R OBP: 0.277, SLG: 0.439										4	0	1	1	0	1	4											
21 Lucas Duda, L OBP: 0.304, SLG: 0.394										4	0	0	0	0	3	2											
7 Rosell Herrera, S OBP: 0.291, SLG: 0.335										4	0	0	0	0	0	0											
38 Jorge Bonifacio, R OBP: 0.293, SLG: 0.344										4	0	0	0	0	1	0											
17 Hunter Dozier, R OBP: 0.272, SLG: 0.329										4	0	0	0	0	1	0											
2 Alcides Escobar, R OBP: 0.260, SLG: 0.289										2	1	2	0	1	0	0											
9 Drew Butera, R OBP: 0.259, SLG: 0.277										3	1	1	0	0	0	2											
Inning Stats	R: 0 E: 0 K: 1 S: 9	H: 1 LOB: 0 BB: 0 P: 13	R: 0 E: 0 K: 1 S: 8	H: 0 LOB: 0 BB: 0 P: 12	R: 3 E: 0 K: 1 S: 17	H: 4 LOB: 1 BB: 0 P: 23	R: 0 E: 0 K: 2 S: 9	H: 0 LOB: 0 BB: 0 P: 15	R: 0 E: 0 K: 0 S: 12	H: 1 LOB: 2 BB: 1 P: 19	R: 0 E: 0 K: 0 S: 6	H: 0 LOB: 0 BB: 0 P: 9	R: 0 E: 0 K: 0 S: 5	H: 0 LOB: 1 BB: 1 P: 10	R: 0 E: 0 K: 2 S: 13	H: 0 LOB: 0 BB: 0 P: 24	R: 0 E: 0 K: 0 S: 5	H: 0 LOB: 0 BB: 0 P: 5	1B: 4 2B: 2 3B: 0 HR: 0	SF: 1 SAC: 0 DP: 1 HBP: 0	WP: 0 PB: 0 SB: 0 CS: 1	PA: 35					
PITCHER	IP	WLS	BF	H	R	ER	SO	BB	IBB	HBP	BLK	WP	HR	S	P	ERA	WHIP										
33 James Shields, R ERA: 4.39	7.0	W	27	6	3	3	5	2	0	0	0	0	0	66	101	3.86	1.143										
57 Jace Fry, L ERA: 4.23	1.0		4	0	0	0	2	1	0	0	0	0	0	13	24	0.00	1.000										
50 Thyago Vieira, R ERA: 6.43	1.0		3	0	0	0	0	0	0	0	0	0	0	5	5	0.00	0.000										

Batter	1	2	3	4	5	6	7	8	9	AB	R	H	RBI	BB	SO	LOB	BOTTOM										
10 Yoán Moncada, S OBP: 0.302, SLG: 0.393										4	1	1	0	1	0	0	Kansas City Royals @ Chicago White Sox Guaranteed Rate Field, Chicago, IL Fri Aug 17 2018, 7:12 PM - 10:08 PM CDT Att: 24,556 - Clear - 78 F										
5 Yoimer Sánchez, S OBP: 0.304, SLG: 0.387										3	1	1	0	1	0	1											
79 José Abreu, R OBP: 0.326, SLG: 0.487										5	1	1	3	0	0	4											
24 Matt Davidson, R OBP: 0.329, SLG: 0.451										5	0	1	0	0	3	3											
26 Avisail García, R OBP: 0.268, SLG: 0.459										1	0	0	0	0	0	2											
28 Leury García, S OBP: 0.311, SLG: 0.393											3	1	1	0	1	1											
38 Omar Narváez, L OBP: 0.297, SLG: 0.424										3	1	0	0	1	1	0											
7 Tim Anderson, R OBP: 0.293, SLG: 0.413											3	3	3	1	1	0											
30 Nicky Delmonico, L OBP: 0.319, SLG: 0.373											4	1	2	5	0	0											
15 Adam Engel, R OBP: 0.265, SLG: 0.322											4	0	0	0	0	2											
Inning Stats	R: 0 E: 0 K: 0 S: 10	H: 1 LOB: 2 BB: 1 P: 20	R: 0 E: 0 K: 0 S: 10	H: 1 LOB: 0 BB: 0 P: 17	R: 0 E: 0 K: 1 S: 8	H: 0 LOB: 1 BB: 0 P: 13	R: 1 E: 0 K: 2 S: 16	H: 1 LOB: 1 BB: 1 P: 24	R: 0 E: 0 K: 0 S: 13	H: 1 LOB: 2 BB: 1 P: 22	R: 1 E: 0 K: 0 S: 10	H: 1 LOB: 0 BB: 0 P: 12	R: 7 E: 1 K: 2 S: 19	H: 5 LOB: 0 BB: 1 P: 31	R: 0 E: 0 K: 0 S: 10	H: 0 LOB: 0 BB: 0 P: 16	1B: 6 2B: 1 3B: 1 HR: 2	SF: 0 SAC: 0 DP: 0 HBP: 1	WP: 0 PB: 0 SB: 3 CS: 0	PA: 40							
PITCHER	IP	WLS	BF	H	R	ER	SO	BB	IBB	HBP	BLK	WP	HR	S	P	ERA	WHIP										
65 Jakob Junis, R ERA: 4.76	5.1	L	25	5	2	2	5	3	0	0	0	0	0	60	100	3.38	1.500										
54 Tim Hill, L ERA: 5.05	0.2		4	1	2	2	0	0	0	0	0	0	0	9	10	27.00	1.500										
50 Jason Adam, R ERA: 6.12	0.1	B	6	4	5	4	1	1	0	0	0	0	2	11	20	108.00	15.000										
64 Burch Smith, R ERA: 6.54	1.2		5	0	0	0	1	0	0	0	0	0	0	16	25	0.00	0.000										

Batter	1	2	3	4	5	6	7	8	9	AB	R	H	RBI	BB	SO	LOB	TOP				
15 Whit Merrifield, R OBP: 0.372, SLG: 0.426	P3	HR		1B		F9			F9	5	1	2	3	0	0	2					
4 Alex Gordon, L OBP: 0.322, SLG: 0.350	K	HR		BB		P5			K	4	1	1	1	1	2	2					
13 Salvador Perez, R OBP: 0.273, SLG: 0.432	K	K		K					K	5	0	0	0	0	5	2					
38 Jorge Bonifacio, R OBP: 0.310, SLG: 0.355		66 HR		1B		K			1B	4	1	3	0	0	1	0					
66 Ryan O'Hearn, L OBP: 0.286, SLG: 0.514	HR	HR		K		F9			F7	4	1	1	2	0	1	2					
7 Rosal Herrera, S OBP: 0.289, SLG: 0.328	17 HR	15 HR		F8		K			K	3	1	0	0	1	2	2					
17 Hunter Dozier, R OBP: 0.272, SLG: 0.328	15 HR	G1-3				K			K	4	1	1	0	0	2	1					
14 Brett Phillips, L OBP: 0.286, SLG: 0.355	K	K		K		15 F9	27 1B		E4	3	0	0	0	1	2	2					
27 Adalberto Mondesi, S OBP: 0.281, SLG: 0.415	K	K		F8					L6-3	4	0	1	0	0	1	3					
Inning Stats	R: 0 E: 0 K: 2 S: 8	H: 0 LOB: 0 BB: 0 P: 11	R: 6 E: 0 K: 3 S: 26	H: 5 LOB: 0 BB: 1 P: 46	R: 0 E: 0 K: 1 S: 9	H: 1 LOB: 1 BB: 0 P: 12	R: 0 E: 0 K: 2 S: 15	H: 1 LOB: 2 BB: 1 P: 25	R: 0 E: 0 K: 1 S: 10	H: 1 LOB: 0 BB: 1 P: 18	R: 0 E: 0 K: 2 S: 12	H: 1 LOB: 1 BB: 0 P: 19	R: 0 E: 1 K: 1 S: 7	H: 0 LOB: 0 BB: 0 P: 11	R: 0 E: 0 K: 2 S: 7	H: 0 LOB: 0 BB: 0 P: 12	1B: 6 2B: 1 3B: 0 HR: 3	SF: 0 SAC: 0 DP: 1 HBP: 0	WP: 0 PB: 0 SB: 2 CS: 0	PA: 39	
PITCHER	IP WLS BF H R ER SO BB IBB HBP BLK WP HR S P ERA WHIP	IP WLS BF H R ER SO BB IBB HBP BLK WP HR S P ERA WHIP	IP WLS BF H R ER SO BB IBB HBP BLK WP HR S P ERA WHIP	IP WLS BF H R ER SO BB IBB HBP BLK WP HR S P ERA WHIP	IP WLS BF H R ER SO BB IBB HBP BLK WP HR S P ERA WHIP	IP WLS BF H R ER SO BB IBB HBP BLK WP HR S P ERA WHIP	IP WLS BF H R ER SO BB IBB HBP BLK WP HR S P ERA WHIP	IP WLS BF H R ER SO BB IBB HBP BLK WP HR S P ERA WHIP	IP WLS BF H R ER SO BB IBB HBP BLK WP HR S P ERA WHIP	IP WLS BF H R ER SO BB IBB HBP BLK WP HR S P ERA WHIP	IP WLS BF H R ER SO BB IBB HBP BLK WP HR S P ERA WHIP	IP WLS BF H R ER SO BB IBB HBP BLK WP HR S P ERA WHIP	IP WLS BF H R ER SO BB IBB HBP BLK WP HR S P ERA WHIP	IP WLS BF H R ER SO BB IBB HBP BLK WP HR S P ERA WHIP	IP WLS BF H R ER SO BB IBB HBP BLK WP HR S P ERA WHIP	IP WLS BF H R ER SO BB IBB HBP BLK WP HR S P ERA WHIP	IP WLS BF H R ER SO BB IBB HBP BLK WP HR S P ERA WHIP	IP WLS BF H R ER SO BB IBB HBP BLK WP HR S P ERA WHIP	IP WLS BF H R ER SO BB IBB HBP BLK WP HR S P ERA WHIP	IP WLS BF H R ER SO BB IBB HBP BLK WP HR S P ERA WHIP	
40 Reynaldo López, R ERA: 4.72	53 Héctor Santiago, L ERA: 4.73	54 Jeanmar Gómez, R ERA: 6.1	52 Xavier Cedeño, L ERA: 2.91	70 Luis Avilán, L ERA: 3.52	50 Thyago Vieira, R ERA: 6.14	57 Jace Fry, L ERA: 4.15															
Batter	1	2	3	4	5	6	7	8	9	AB	R	H	RBI	BB	SO	LOB	BOTTOM				
10 Yoán Moncada, S OBP: 0.299, SLG: 0.388	K		G3-1	SH5-3		L9			K	4	0	0	0	0	2	2					
5 Yoimer Sánchez, S OBP: 0.303, SLG: 0.387	18 G6-3	79 BB	F8	F9		K				4	0	1	0	0	1	1					
79 José Abreu, R OBP: 0.330, SLG: 0.489	18 G6-3	BB		1B					K	2	1	1	0	2	1	0					
18 Daniel Palka, L OBP: 0.279, SLG: 0.477	G6-3			BB					K	4	1	1	0	0	2	4					
26 Avisail García, R OBP: 0.268, SLG: 0.462	P4			HR	30 1B	38 G6-3			G5-3	3	2	1	3	1	0	2					
30 Nicky Delmonico, L OBP: 0.321, SLG: 0.385	L8			HR		G6-3			G6-3	4	1	1	0	0	0	1					
28 Leury García, S OBP: 0.310, SLG: 0.392				1B						0	0	0	0	0	0	0					
7 Tim Anderson, R OBP: 0.291, SLG: 0.414	K			HR		L8			K	4	1	1	2	0	2	1					
38 Omar Narváez, L OBP: 0.372, SLG: 0.441	P6			HR		15 1B			1B	3	1	2	2	1	0	0					
15 Adam Engel, R OBP: 0.271, SLG: 0.327	K			HR		G6-3			1B	4	0	2	0	0	1	0					
Inning Stats	R: 0 E: 0 K: 1 S: 12	H: 1 LOB: 2 BB: 1 P: 24	R: 0 E: 0 K: 1 S: 6	H: 0 LOB: 0 BB: 0 P: 12	R: 0 E: 0 K: 1 S: 7	H: 0 LOB: 0 BB: 0 P: 8	R: 6 E: 0 K: 1 S: 30	H: 7 LOB: 2 BB: 1 P: 42	R: 1 E: 0 K: 0 S: 7	H: 1 LOB: 1 BB: 1 P: 14	R: 0 E: 0 K: 1 S: 8	H: 0 LOB: 0 BB: 0 P: 13	R: 0 E: 0 K: 2 S: 8	H: 0 LOB: 0 BB: 0 P: 13	R: 0 E: 0 K: 2 S: 12	H: 1 LOB: 2 BB: 1 P: 17	1B: 7 2B: 0 3B: 0 HR: 3	SF: 0 SAC: 1 DP: 0 HBP: 0	WP: 0 PB: 0 SB: 0 CS: 0	PA: 37	
PITCHER	IP WLS BF H R ER SO BB IBB HBP BLK WP HR S P ERA WHIP	IP WLS BF H R ER SO BB IBB HBP BLK WP HR S P ERA WHIP	IP WLS BF H R ER SO BB IBB HBP BLK WP HR S P ERA WHIP	IP WLS BF H R ER SO BB IBB HBP BLK WP HR S P ERA WHIP	IP WLS BF H R ER SO BB IBB HBP BLK WP HR S P ERA WHIP	IP WLS BF H R ER SO BB IBB HBP BLK WP HR S P ERA WHIP	IP WLS BF H R ER SO BB IBB HBP BLK WP HR S P ERA WHIP	IP WLS BF H R ER SO BB IBB HBP BLK WP HR S P ERA WHIP	IP WLS BF H R ER SO BB IBB HBP BLK WP HR S P ERA WHIP	IP WLS BF H R ER SO BB IBB HBP BLK WP HR S P ERA WHIP	IP WLS BF H R ER SO BB IBB HBP BLK WP HR S P ERA WHIP	IP WLS BF H R ER SO BB IBB HBP BLK WP HR S P ERA WHIP	IP WLS BF H R ER SO BB IBB HBP BLK WP HR S P ERA WHIP	IP WLS BF H R ER SO BB IBB HBP BLK WP HR S P ERA WHIP	IP WLS BF H R ER SO BB IBB HBP BLK WP HR S P ERA WHIP	IP WLS BF H R ER SO BB IBB HBP BLK WP HR S P ERA WHIP	IP WLS BF H R ER SO BB IBB HBP BLK WP HR S P ERA WHIP	IP WLS BF H R ER SO BB IBB HBP BLK WP HR S P ERA WHIP	IP WLS BF H R ER SO BB IBB HBP BLK WP HR S P ERA WHIP	IP WLS BF H R ER SO BB IBB HBP BLK WP HR S P ERA WHIP	
49 Heath Fillmyer, R ERA: 4.57	33 Brian Flynn, L ERA: 4.05	39 Jason Hammel, R ERA: 5.99																			

Kansas City Royals @ Chicago White Sox
Guaranteed Rate Field, Chicago, IL
Sun Aug 19 2018, 1:11 PM - 4:22 PM CDT
Att: 22,033 - Partly Cloudy - 81 F

AB	36
R	6
H	9
RBI	6
BB	3
SO	16
LOB	16



Kansas City Royals @ Chicago White Sox
Guaranteed Rate Field, Chicago, IL
Sun Aug 19 2018, 1:11 PM - 4:22 PM CDT
Att: 22,033 - Partly Cloudy - 81 F

AB	32
R	7
H	10
RBI	7
BB	4
SO	9
LOB	11




Batter	1	2	3	4	5	6	7	8	9	AB	R	H	RBI	BB	SO	LOB	TOP					
7 Tim Anderson, R OBP: 0.294, SLG: 0.415	L9	79 2B			K			18 2B		4	1	2	1	1	1	0	Chicago White Sox @ Minnesota Twins Target Field, Minneapolis, MN Mon Aug 20 2018, 6:43 PM - 10:06 PM CDT Att: 23,431 - Cloudy - 77 F					
28 Leury Garcia, S OBP: 0.310, SLG: 0.391 15 Adam Engel, R OBP: 0.270, SLG: 0.325	18 1B	K	L8			K		F7		3	0	1	0	0	1	5						
79 Jose Abreu, R OBP: 0.331, SLG: 0.491	K					K		P3		5	1	2	2	0	2	2						
18 Daniel Palka, L OBP: 0.284, SLG: 0.480						K				4	0	2	1	1	1	1						
26 Avisail Garcia, R OBP: 0.266, SLG: 0.457	K	K						G6-3		5	1	1	0	0	3	7						
30 Nicky Delmonico, L OBP: 0.323, SLG: 0.393										4	1	1	0	1	0	4						
24 Matt Davidson, R OBP: 0.330, SLG: 0.460										5	2	2	3	0	1	1	livebaseballscorecards.com					
5 Yolmer Sanchez, S OBP: 0.304, SLG: 0.386										4	1	1	0	1	0	0						
36 Kevan Smith, R OBP: 0.331, SLG: 0.308										4	1	1	0	0	0	1						
Inning Stats	R: 0 E: 0 K: 2 S: 13	H: 2 LOB: 2 BB: 0 P: 21	R: 4 E: 0 K: 2 S: 26	H: 4 LOB: 3 BB: 2 P: 43	R: 0 E: 0 K: 0 S: 9	H: 1 LOB: 2 BB: 1 P: 15	R: 1 E: 0 K: 1 S: 10	H: 1 LOB: 1 BB: 1 P: 19	R: 0 E: 0 K: 3 S: 10	H: 0 LOB: 0 BB: 0 P: 14	R: 2 E: 0 K: 0 S: 16	H: 2 LOB: 0 BB: 0 P: 20	R: 1 E: 0 K: 0 S: 7	H: 2 LOB: 1 BB: 0 P: 12	R: 0 E: 0 K: 1 S: 11	H: 1 LOB: 1 BB: 0 P: 16		1B: 9 2B: 2 3B: 1 HR: 1	SF: 0 SAC: 0 DP: 0 HBP: 1	WP: 2 PB: 0 SB: 2 CS: 0	PA: 45	
PITCHER	IP	WLS	BF	H	R	ER	SO	BB	IBB	HBP	BLK	WP	HR	S	P	ERA		WHIP				
59 Stephen Gonsalves, L ERA: 27.0	1.1	L	13	6	4	4	3	2	0	1	0	0	0	32	55	27.00		6.000				
67 Alan Benenitz, R ERA: 5.17	2.2		12	2	1	0	2	2	0	0	0	1	0	26	43	0.00	1.500					
32 Oliver Drake, R ERA: 5.8	2.0		6	0	0	0	4	0	0	0	0	0	0	20	30	0.00	0.000					
65 Trevor May, R ERA: 3.12	1.0		5	2	2	2	0	0	0	0	0	1	1	16	20	18.00	2.000					
43 Addison Reed, R ERA: 4.62	2.0		9	3	1	1	1	0	0	0	0	0	0	18	28	4.50	1.500					

Batter	1	2	3	4	5	6	7	8	9	AB	R	H	RBI	BB	SO	LOB	BOTTOM					
7 Joe Mauer, L OBP: 0.349, SLG: 0.374	G6-3		G4-3		F7				G4-3	5	0	0	0	0	1	2	Chicago White Sox @ Minnesota Twins Target Field, Minneapolis, MN Mon Aug 20 2018, 6:43 PM - 10:06 PM CDT Att: 23,431 - Cloudy - 77 F					
20 Eddie Rosario, L OBP: 0.331, SLG: 0.494	F7		G6-3		FC3-6			K		4	0	0	0	0	1	1						
11 Jorge Polanco, S OBP: 0.337, SLG: 0.402			K		P6			F9		3	0	0	0	1	1	1						
22 Miguel Sanó, R OBP: 0.294, SLG: 0.430	K				G6-3			K		4	0	0	0	0	2	1						
26 Max Kepler, L OBP: 0.326, SLG: 0.439										4	1	2	1	0	1	0						
23 Mitch Garver, R OBP: 0.331, SLG: 0.414										3	1	1	0	1	1	1						
60 Jake Cave, L OBP: 0.313, SLG: 0.480										3	3	1	2	1	1	2	livebaseballscorecards.com					
31 Tyler Austin, R OBP: 0.302, SLG: 0.520										4	0	1	1	0	2	1						
16 Ehire Adrianza, S OBP: 0.305, SLG: 0.379										4	0	2	1	0	2	1						
Inning Stats	R: 0 E: 0 K: 1 S: 12	H: 0 LOB: 1 BB: 1 P: 17	R: 1 E: 0 K: 1 S: 12	H: 1 LOB: 1 BB: 1 P: 22	R: 0 E: 0 K: 1 S: 9	H: 0 LOB: 0 BB: 0 P: 17	R: 2 E: 0 K: 1 S: 15	H: 2 LOB: 0 BB: 0 P: 24	R: 0 E: 0 K: 2 S: 8	H: 1 LOB: 1 BB: 0 P: 14	R: 0 E: 0 K: 2 S: 10	H: 0 LOB: 0 BB: 0 P: 17	R: 0 E: 0 K: 2 S: 9	H: 0 LOB: 0 BB: 0 P: 16	R: 2 E: 0 K: 1 S: 14	H: 2 LOB: 1 BB: 1 P: 23		1B: 2 2B: 2 3B: 1 HR: 2	SF: 0 SAC: 0 DP: 0 HBP: 0	WP: 0 PB: 0 SB: 0 CS: 0	PA: 37	
PITCHER	IP	WLS	BF	H	R	ER	SO	BB	IBB	HBP	BLK	WP	HR	S	P	ERA		WHIP				
27 Lucas Giolito, R ERA: 6.08	6.0	W	25	5	3	3	6	2	0	0	0	0	0	66	11	4.50		1.167				
37 Juan Minaya, R ERA: 4.13	2.0		6	0	0	0	5	0	0	0	0	0	0	19	28	0.00	0.000					
50 Thyago Vieira, R ERA: 7.56	1.0		6	2	2	2	1	1	0	0	0	0	1	14	23	18.00	3.000					

AB	40
R	8
H	13
RBI	7
BB	4
SO	10
LOB	22



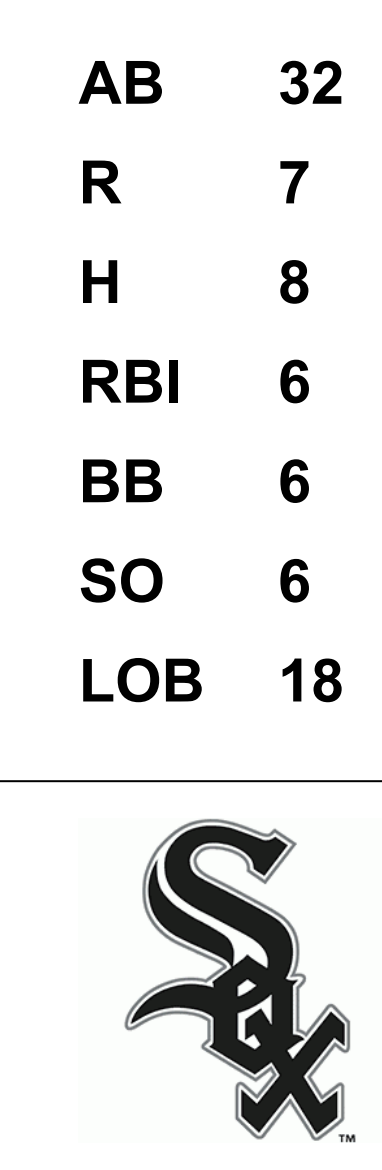
AB	34
R	5
H	7
RBI	5
BB	3
SO	12
LOB	10



Batter	1	2	3	4	5	6	7	8	9	AB	R	H	RBI	BB	SO	LOB	TOP			
24 Logan Forsythe, R (1,4) OBP: 0.314, SLG: 0.328										5	0	3	1	0	1	2	Minnesota Twins @ Chicago White Sox Guaranteed Rate Field, Chicago, IL Wed Aug 22 2018, 1:11 PM - 4:17 PM CDT Att: 15,160 - Sunny - 76 F			
20 Eddie Rosario, L (1,10) OBP: 0.328, SLG: 0.488										5	1	0	0	0	0	6				
11 Jorge Polanco, S (1,6) OBP: 0.335, SLG: 0.410										4	1	1	2	1	1	5				
22 Miguel Sanó, R (1,5) OBP: 0.289, SLG: 0.417										3	0	0	0	1	2	1				
31 Tyler Austin, R (1,3) OBP: 0.301, SLG: 0.510										3	0	0	0	1	1	0				
23 Mitch Garver, R (1,2) OBP: 0.332, SLG: 0.414										4	0	1	0	0	0	2				
26 Max Kepler, L (1,8) OBP: 0.324, SLG: 0.436										3	1	1	0	0	1	1				
36 Robbie Grossman, S (1,7) OBP: 0.334, SLG: 0.362										3	0	0	0	1	0	2				
60 Jake Cave, L (1,9) OBP: 0.312, SLG: 0.468										3	0	0	0	0	2	2				
16 Ehire Adrianza, S (9,PH) OBP: 0.308, SLG: 0.382										1	0	1	0	0	0	0				
Inning Stats	R: 2 H: 2 E: 0 K: 0 S: 15	H: 2 LOB: 1 BB: 2 P: 29	R: 0 H: 0 E: 0 K: 2 S: 7	H: 0 LOB: 0 BB: 0 P: 10	R: 0 H: 0 E: 0 K: 1 S: 10	H: 0 LOB: 1 BB: 1 P: 21	R: 0 H: 0 E: 0 K: 1 S: 10	H: 1 LOB: 0 BB: 0 P: 17	R: 0 H: 0 E: 0 K: 1 S: 6	H: 0 LOB: 2 BB: 0 P: 10	R: 1 H: 2 E: 1 K: 1 S: 12	H: 2 LOB: 2 BB: 0 P: 19	R: 0 H: 1 E: 0 K: 0 S: 9	H: 1 LOB: 1 BB: 0 P: 14	R: 0 H: 1 E: 0 K: 2 S: 15	H: 2 LOB: 1 BB: 1 P: 25	1B: 5 2B: 2 3B: 0 HR: 1	SF: 0 SAC: 0 DP: 1 HBP: 1	WP: 1 PB: 0 SB: 0 CS: 0	PA: 39
PITCHER	IP WLS BF H R ER SO BB IBB HBP BLK WP HR S P ERA WHIP																			
55 Carlos Rodón, L (1,1) ERA: 2.71	6.0 W 24 3 2 2 5 3 0 1 0 0 1 1 58 106 3.00 1.000																			
52 Xavier Cedeño, L (7,1) ERA: 3.18	0.1 3 1 1 1 1 0 0 0 0 0 0 0 7 11 27.00 3.000																			
37 Juan Minaya, R (7,1) ERA: 3.9	1.2 7 2 0 0 0 0 0 0 0 0 0 0 14 22 0.00 1.200																			
53 Héctor Santiago, L (9,1) ERA: 4.72	1.0 5 1 0 0 2 1 0 0 0 0 0 0 15 25 0.00 2.000																			

Batter	1	2	3	4	5	6	7	8	9	AB	R	H	RBI	BB	SO	LOB	BOTTOM			
5 Yolmer Sánchez, S (1,5) OBP: 0.311, SLG: 0.387										2	1	1	0	3	0	0	Minnesota Twins @ Chicago White Sox Guaranteed Rate Field, Chicago, IL Wed Aug 22 2018, 1:11 PM - 4:17 PM CDT Att: 15,160 - Sunny - 76 F			
10 Yadir Moncada, S (1,4) OBP: 0.301, SLG: 0.393										5	0	1	0	0	1	3				
26 Avisail García, R (1,9) OBP: 0.266, SLG: 0.450										4	1	2	0	0	3					
18 Daniel Palka, L (1,7) OBP: 0.277, SLG: 0.468										4	1	0	0	0	5					
25 Ryan LaMarre, R (9,7) OBP: 0.311, SLG: 0.336										0	0	0	0	0	0					
7 Tim Anderson, R (1,6) OBP: 0.292, SLG: 0.417										4	1	1	1	0	3	4				
30 Nicky Delmonico, L (1,3) OBP: 0.326, SLG: 0.421										3	1	1	1	1	0	0				
24 Matt Davidson, R (1,10) OBP: 0.328, SLG: 0.454										4	0	1	2	0	1	0				
38 Omar Narváez, L (1,2) OBP: 0.374, SLG: 0.435										2	1	0	0	2	0	0				
15 Adam Engel, R (1,8) OBP: 0.273, SLG: 0.336										4	1	1	2	0	1	3				
Inning Stats	R: 0 H: 1 E: 0 K: 0 S: 10	H: 1 LOB: 1 BB: 1 P: 22	R: 1 H: 1 E: 0 K: 1 S: 9	H: 1 LOB: 0 BB: 0 P: 15	R: 0 H: 1 E: 0 K: 1 S: 9	H: 1 LOB: 0 BB: 0 P: 15	R: 1 H: 1 E: 1 K: 2 S: 28	H: 3 LOB: 3 BB: 4 P: 49	R: 0 H: 1 E: 0 K: 1 S: 10	H: 0 LOB: 2 BB: 1 P: 22	R: 0 H: 0 E: 0 K: 0 S: 6	H: 0 LOB: 0 BB: 0 P: 6	R: 0 H: 0 E: 0 K: 0 S: 4	H: 0 LOB: 0 BB: 0 P: 6	R: 0 H: 0 E: 0 K: 2 S: 15	H: 0 LOB: 0 BB: 0 P: 6	1B: 4 2B: 1 3B: 0 HR: 3	SF: 0 SAC: 0 DP: 1 HBP: 0	WP: 1 PB: 0 SB: 0 CS: 1	PA: 38
PITCHER	IP WLS BF H R ER SO BB IBB HBP BLK WP HR S P ERA WHIP																			
44 Kyle Gibson, R (1,1) ERA: 3.63	4.2 L 25 7 7 4 0 3 1 0 0 0 0 0 4 9 0.00 3.000																			
58 Gabriel Moya, L (5,1) ERA: 3.91	0.1 2 0 0 0 0 1 0 0 0 0 0 0 4 9 0.00 3.000																			
68 Matt Magill, R (6,1) ERA: 3.6	1.0 5 1 0 0 1 1 0 0 0 0 0 0 10 22 0.00 2.000																			
43 Addison Reed, R (7,1) ERA: 4.53	1.0 3 0 0 0 0 0 0 0 0 0 0 0 6 6 0.00 0.000																			
32 Oliver Drake, R (8,1) ERA: 5.65	1.0 3 0 0 0 0 0 0 0 0 0 0 0 4 6 0.00 0.000																			

AB	34
R	3
H	7
RBI	3
BB	4
SO	8
LOB	21




AB	32
R	7
H	8
RBI	6
BB	6
SO	6
LOB	18

Batter	1	2	3	4	5	6	7	8	9	AB	R	H	RBI	BB	SO	LOB	TOP										
7 Tim Anderson, R OBP: 0.291, SLG: 0.415										5	0	1	0	0	0	4											
25 Ryan LaMarre, R OBP: 0.324, SLG: 0.344										3	0	2	0	1	0	1											
26 Avisail García, R OBP: 0.262, SLG: 0.443										4	0	0	0	0	1	2											
24 Matt Davidson, R OBP: 0.330, SLG: 0.456										3	1	1	0	1	1	1											
20 José Rondón, R OBP: 0.286, SLG: 0.528										4	1	1	2	0	1	1											
10 Yván Moncada, S OBP: 0.300, SLG: 0.390										3	0	0	0	1	1	1											
38 Omar Narváez, L OBP: 0.372, SLG: 0.429										3	0	0	0	1	3	1											
5 Yolmer Sánchez, S OBP: 0.312, SLG: 0.386										3	0	1	0	1	2	2											
15 Adam Engel, R OBP: 0.276, SLG: 0.344										4	0	2	0	0	0	2											
Inning Stats	R: 0 E: 0 K: 0 S: 17	H: 1 LOB: 1 BB: 0 P: 24	R: 0 E: 0 K: 2 S: 11	H: 0 LOB: 0 BB: 0 P: 19	R: 0 E: 0 K: 1 S: 8	H: 2 LOB: 1 BB: 0 P: 14	R: 0 E: 0 K: 2 S: 10	H: 1 LOB: 1 BB: 0 P: 15	R: 0 E: 0 K: 1 S: 11	H: 2 LOB: 3 BB: 1 P: 20	R: 0 E: 0 K: 1 S: 8	H: 0 LOB: 0 BB: 0 P: 11	R: 0 E: 0 K: 2 S: 11	H: 1 LOB: 2 BB: 1 P: 19	R: 2 E: 0 K: 0 S: 10	H: 1 LOB: 0 BB: 2 P: 23	R: 0 E: 0 K: 1 S: 12	H: 0 LOB: 1 BB: 1 P: 18	1B: 4 2B: 3 HR: 1	SF: 0 SAC: 0 DP: 1 HBP: 0	WP: 0 PB: 0 SB: 0 CS: 1	PA: 37					
PITCHER	IP	WLS	BF	H	R	ER	SO	BB	IBB	HBP	BLK	WP	HR	S	P	ERA	WHIP										
48 Matthew Boyd, L ERA: 4.09	6.0	W	23	6	0	0	6	1	0	0	0	0	0	65	103	0.00	1.167										
54 Drew VerHagen, R ERA: 5.44	1.0		5	1	0	0	2	1	0	0	0	0	0	11	19	0.00	2.000										
19 Louis Coleman, R ERA: 3.83	1.0		5	1	2	2	0	2	0	0	0	0	1	10	23	18.00	3.000										
26 Zac Reinerger, R ERA: 7.5	1.0		4	0	0	0	1	1	0	0	0	0	0	12	18	0.00	1.000										

Chicago White Sox @ Detroit Tigers
Comerica Park, Detroit, MI
Thu Aug 23 2018, 1:13 PM - 3:58 PM EDT
Att: 22,247 - Sunny - 77 F


AB 32
R 2
H 8
RBI 2
BB 5
SO 9
LOB 15



Batter	1	2	3	4	5	6	7	8	9	AB	R	H	RBI	BB	SO	LOB	BOTTOM										
46 Jeimer Candelario, S OBP: 0.319, SLG: 0.409										3	1	1	0	1	1	0											
1 Jose Iglesias, R OBP: 0.310, SLG: 0.389										4	1	1	0	0	1	1											
9 Nick Castellanos, R OBP: 0.347, SLG: 0.487										4	1	2	1	0	0	2											
37 James Adduci, L OBP: 0.320, SLG: 0.430										4	1	2	2	0	0	0											
8 Mikie Mahtook, R OBP: 0.273, SLG: 0.308										3	2	2	1	0	1	1											
60 Ronny Rodríguez, R OBP: 0.250, SLG: 0.275										4	1	2	2	0	0	1											
17 Grayson Greiner, R OBP: 0.304, SLG: 0.300										3	0	0	1	0	0	1											
13 Mike Gerber, L OBP: 0.170, SLG: 0.119										4	0	0	0	0	3	1											
22 Victor Reyes, S OBP: 0.244, SLG: 0.263										3	0	0	0	0	1	0											
Inning Stats	R: 0 E: 0 K: 0 S: 9	H: 0 LOB: 0 BB: 0 P: 11	R: 0 E: 0 K: 0 S: 7	H: 1 LOB: 1 BB: 0 P: 7	R: 0 E: 0 K: 1 S: 11	H: 0 LOB: 1 BB: 1 P: 18	R: 2 E: 1 K: 1 S: 13	H: 3 LOB: 1 BB: 0 P: 26	R: 0 E: 0 K: 2 S: 9	H: 0 LOB: 0 BB: 0 P: 12	R: 3 E: 0 K: 0 S: 11	H: 3 LOB: 0 BB: 0 P: 17	R: 2 E: 0 K: 2 S: 14	H: 3 LOB: 1 BB: 0 P: 25	R: 0 E: 0 K: 1 S: 9	H: 0 LOB: 0 BB: 0 P: 14	1B: 4 2B: 3 HR: 3	SF: 1 SAC: 0 DP: 0 HBP: 1	WP: 0 PB: 0 SB: 0 CS: 0	PA: 35							
PITCHER	IP	WLS	BF	H	R	ER	SO	BB	IBB	HBP	BLK	WP	HR	S	P	ERA	WHIP										
33 James Shields, R ERA: 4.59	6.2	L	31	10	7	7	5	1	0	1	0	0	0	71	110	9.45	1.650										
61 Ryan Burr, R ERA:	1.1		4	0	0	0	2	0	0	0	0	0	0	12	20	0.00	0.000										

Chicago White Sox @ Detroit Tigers
Comerica Park, Detroit, MI
Thu Aug 23 2018, 1:13 PM - 3:58 PM EDT
Att: 22,247 - Sunny - 77 F

AB 32
R 7
H 10
RBI 7
BB 1
SO 7
LOB 7



Batter	1	2	3	4	5	6	7	8	9	AB	R	H	RBI	BB	SO	LOB	TOP					
7 Tim Anderson, R OBP: 0.291, SLG: 0.414										4	1	1	0	1	1	0	Chicago White Sox @ Detroit Tigers Comerica Park, Detroit, MI Sat Aug 25 2018, 6:12 PM - 8:51 PM EDT Att: 26,183 - Cloudy - 77 F					
20 José Rondón, R OBP: 0.311, SLG: 0.544										4	0	2	1	1	0	2						
26 Avisail García, R OBP: 0.281, SLG: 0.436										5	1	1	0	0	0	2						
18 Daniel Palka, L OBP: 0.280, SLG: 0.472										4	1	1	0	0	2	2						
24 Matt Davidson, R OBP: 0.321, SLG: 0.457										4	1	2	1	0	0	0						
10 Yoenis Alcántara, S OBP: 0.303, SLG: 0.393										4	1	2	1	0	0	1						
25 Ryan LaMarre, R OBP: 0.321, SLG: 0.344										3	0	1	1	0	1	2						
36 Kevan Smith, R OBP: 0.328, SLG: 0.331										4	1	1	2	0	0	2						
15 Adam Engel, R OBP: 0.275, SLG: 0.340										3	0	0	0	0	1	0						
Inning Stats	R: 1 E: 0 K: 1 S: 11	H: 1 LOB: 0 BB: 1 P: 19	R: 2 E: 0 K: 1 S: 16	H: 3 LOB: 2 BB: 23	R: 2 E: 0 K: 1 S: 13	H: 3 LOB: 0 BB: 20	R: 0 E: 0 K: 2 S: 10	H: 0 LOB: 0 BB: 18	R: 1 E: 0 K: 1 S: 15	H: 2 LOB: 1 BB: 21	R: 0 E: 0 K: 0 S: 8	H: 0 LOB: 0 BB: 11	R: 0 E: 0 K: 0 S: 5	H: 1 LOB: 0 BB: 9	R: 0 E: 0 K: 0 S: 5	H: 1 LOB: 1 BB: 8		R: 0 E: 0 K: 0 S: 10	H: 0 LOB: 1 BB: 18	1B: 7 2B: 3 3B: 0 HR: 1	SF: 1 SAC: 0 DP: 1 HBP: 1	WP: 0 PB: 0 SB: 1 CS: 0
PITCHER	IP WLS BF H R ER SO BB IBB HBP BLK WP HR S P ERA WHIP	IP WLS BF H R ER SO BB IBB HBP BLK WP HR S P ERA WHIP	IP WLS BF H R ER SO BB IBB HBP BLK WP HR S P ERA WHIP	IP WLS BF H R ER SO BB IBB HBP BLK WP HR S P ERA WHIP	IP WLS BF H R ER SO BB IBB HBP BLK WP HR S P ERA WHIP	IP WLS BF H R ER SO BB IBB HBP BLK WP HR S P ERA WHIP	IP WLS BF H R ER SO BB IBB HBP BLK WP HR S P ERA WHIP	IP WLS BF H R ER SO BB IBB HBP BLK WP HR S P ERA WHIP	IP WLS BF H R ER SO BB IBB HBP BLK WP HR S P ERA WHIP	IP WLS BF H R ER SO BB IBB HBP BLK WP HR S P ERA WHIP	IP WLS BF H R ER SO BB IBB HBP BLK WP HR S P ERA WHIP	IP WLS BF H R ER SO BB IBB HBP BLK WP HR S P ERA WHIP	IP WLS BF H R ER SO BB IBB HBP BLK WP HR S P ERA WHIP	IP WLS BF H R ER SO BB IBB HBP BLK WP HR S P ERA WHIP	IP WLS BF H R ER SO BB IBB HBP BLK WP HR S P ERA WHIP	IP WLS BF H R ER SO BB IBB HBP BLK WP HR S P ERA WHIP	IP WLS BF H R ER SO BB IBB HBP BLK WP HR S P ERA WHIP					
31 Ryan Carpenter, L ERA: 7.25	4.1	L	23	9	6	6	5	1	0	1	0	0	0	0	0	0	0	0	19	27	0.00	0.375
54 Drew VerHagen, R ERA: 5.12	2.0		8	1	0	0	0	1	0	0	0	0	0	0	0	0	0	0	15	26	0.00	1.000
19 Louis Coleman, R ERA: 3.64																						

Batter	1	2	3	4	5	6	7	8	9	AB	R	H	RBI	BB	SO	LOB	BOTTOM					
46 Jeimer Candelario, S OBP: 0.320, SLG: 0.405										4	0	0	0	0	1	0	Chicago White Sox @ Detroit Tigers Comerica Park, Detroit, MI Sat Aug 25 2018, 6:12 PM - 8:51 PM EDT Att: 26,183 - Cloudy - 77 F					
1 Jose Iglesias, R OBP: 0.313, SLG: 0.393										4	0	3	0	0	0	0						
9 Nick Castellanos, R OBP: 0.344, SLG: 0.482										4	0	0	0	0	1	3						
41 Victor Martinez, S OBP: 0.297, SLG: 0.336										4	0	0	0	0	0	3						
37 James Adduci, L OBP: 0.308, SLG: 0.404										4	0	0	0	0	0	1						
28 Niko Goodrum, S OBP: 0.299, SLG: 0.419										3	0	0	0	0	1	0						
8 Mikié Mahtook, R OBP: 0.274, SLG: 0.329										3	1	1	1	0	2	0						
17 Grayson Greiner, R OBP: 0.306, SLG: 0.290										2	0	0	0	1	0	0						
22 Victor Reyes, S OBP: 0.240, SLG: 0.263										3	0	0	0	0	1	1						
Inning Stats	R: 0 E: 0 K: 1 S: 13	H: 1 LOB: 1 BB: 0 P: 18	R: 1 E: 0 K: 1 S: 13	H: 1 LOB: 1 BB: 1 P: 18	R: 0 E: 0 K: 1 S: 8	H: 0 LOB: 0 BB: 10	R: 0 E: 0 K: 2 S: 12	H: 0 LOB: 0 BB: 16	R: 0 E: 0 K: 0 S: 10	H: 0 LOB: 0 BB: 14	R: 0 E: 0 K: 0 S: 10	H: 1 LOB: 1 BB: 0 P: 16	R: 0 E: 0 K: 1 S: 10	H: 0 LOB: 0 BB: 14	R: 0 E: 0 K: 0 S: 5	H: 0 LOB: 0 BB: 7		R: 0 E: 0 K: 0 S: 7	H: 1 LOB: 0 BB: 12	1B: 2 2B: 1 3B: 0 HR: 1	SF: 0 SAC: 0 DP: 0 HBP: 0	WP: 0 PB: 0 SB: 1 CS: 0
PITCHER	IP WLS BF H R ER SO BB IBB HBP BLK WP HR S P ERA WHIP	IP WLS BF H R ER SO BB IBB HBP BLK WP HR S P ERA WHIP	IP WLS BF H R ER SO BB IBB HBP BLK WP HR S P ERA WHIP	IP WLS BF H R ER SO BB IBB HBP BLK WP HR S P ERA WHIP	IP WLS BF H R ER SO BB IBB HBP BLK WP HR S P ERA WHIP	IP WLS BF H R ER SO BB IBB HBP BLK WP HR S P ERA WHIP	IP WLS BF H R ER SO BB IBB HBP BLK WP HR S P ERA WHIP	IP WLS BF H R ER SO BB IBB HBP BLK WP HR S P ERA WHIP	IP WLS BF H R ER SO BB IBB HBP BLK WP HR S P ERA WHIP	IP WLS BF H R ER SO BB IBB HBP BLK WP HR S P ERA WHIP	IP WLS BF H R ER SO BB IBB HBP BLK WP HR S P ERA WHIP	IP WLS BF H R ER SO BB IBB HBP BLK WP HR S P ERA WHIP	IP WLS BF H R ER SO BB IBB HBP BLK WP HR S P ERA WHIP	IP WLS BF H R ER SO BB IBB HBP BLK WP HR S P ERA WHIP	IP WLS BF H R ER SO BB IBB HBP BLK WP HR S P ERA WHIP	IP WLS BF H R ER SO BB IBB HBP BLK WP HR S P ERA WHIP						
27 Lucas Giolito, R ERA: 5.85	7.0	W	25	3	1	1	6	1	0	0	0	0	0	0	0	0	0	0	12	19	0.00	0.500
68 Dylan Covey, R ERA: 5.77	2.0		7	1	0	0	0	0	0	0	0	0	0	0	0	0	0	0				

Batter	1	2	3	4	5	6	7	8	9	AB	R	H	RBI	BB	SO	LOB	TOP								
5 Yómer Sánchez, S OBP: 0.312, SLG: 0.381	G6-3		L1-6					F8		3	1	0	0	1	0	2									
7 Tim Anderson, R OBP: 0.293, SLG: 0.417	F7		2B				SF7			4	1	2	1	0	0	1									
26 Avisail García, R OBP: 0.267, SLG: 0.437	K		1B				BB			4	1	2	2	1	1	1									
18 Daniel Palka, L OBP: 0.282, SLG: 0.478		G4-3	HR				BB			4	1	1	2	1	1	2									
24 Matt Davidson, R OBP: 0.324, SLG: 0.450	F9		K				P3			5	0	0	0	0	2	5									
38 Omar Narváez, L OBP: 0.378, SLG: 0.436	1B						BB			4	1	2	1	1	1	2									
10 Yoán Moncada, S OBP: 0.303, SLG: 0.396	K						P3			4	0	1	1	0	2	4									
30 Nicky Delmonico, L OBP: 0.319, SLG: 0.410			1B				L8			4	0	1	0	0	1	1									
15 Adam Engel, R OBP: 0.277, SLG: 0.345	1B						G6-3			4	2	2	0	0	1	0									
Inning Stats	R: 0 E: 0 K: 1 S: 7	H: 0 LOB: 0 BB: 0 P: 10	R: 0 E: 0 K: 1 S: 8	H: 1 LOB: 1 BB: 0 P: 10	R: 4 E: 0 K: 1 S: 19	H: 5 LOB: 0 BB: 0 P: 21	R: 0 E: 0 K: 1 S: 8	H: 0 LOB: 0 BB: 0 P: 12	R: 0 E: 0 K: 0 S: 6	H: 0 LOB: 1 BB: 0 P: 9	R: 1 E: 0 K: 1 S: 10	H: 2 LOB: 1 BB: 0 P: 14	R: 2 E: 0 K: 0 S: 14	H: 1 LOB: 3 BB: 4 P: 34	R: 0 E: 0 K: 2 S: 9	H: 0 LOB: 0 BB: 0 P: 10	R: 0 E: 0 K: 2 S: 14	H: 2 LOB: 2 BB: 0 P: 23	1B: 6 2B: 4 3B: 1 HR: 1	SF: 1 SAC: 0 DP: 1 HBP: 1	WP: 0 PB: 0 SB: 1 CS: 0	PA: 42			
PITCHER	IP	WLS	BF	H	R	ER	SO	BB	IBB	HBP	BLK	WP	HR	S	P	ERA	WHIP								
27 Jordan Zimmermann, R ERA: 4.35	6.0	L	26	8	5	5	5	0	0	1	0	0	1	58	76	7.50	1.333								
45 Buck Farmer, R ERA: 4.63	0.1		4	1	2	2	0	2	0	0	0	0	0	6	16	54.00	9.000								
29 Josh Smoker, L ERA: 8.59	1.2		7	0	0	0	2	2	0	0	0	0	0	17	28	0.00	1.200								
61 Shane Greene, R ERA: 4.05	1.0		5	2	0	0	2	0	0	0	0	0	0	14	23	0.00	2.000								

Chicago White Sox @ Detroit Tigers
Comerica Park, Detroit, MI
Sun Aug 26 2018, 1:38 PM - 4:40 PM EDT
Att: 34,036 - Cloudy - 80 F

AB	36
R	7
H	11
RBI	7
BB	4
SO	9
LOB	18



Batter	1	2	3	4	5	6	7	8	9	AB	R	H	RBI	BB	SO	LOB	BOTTOM								
46 Jeimer Candelario, S OBP: 0.318, SLG: 0.405	K		F7							5	0	1	0	0	2	0									
28 Niko Goodrum, S OBP: 0.300, SLG: 0.419	G3		K							5	0	2	0	0	1	0									
9 Nick Castellanos, R OBP: 0.349, SLG: 0.495	K									3	1	2	0	1	1	0									
41 Victor Martínez, S OBP: 0.298, SLG: 0.339										5	0	2	1	0	0	6									
37 James Adduci, L OBP: 0.315, SLG: 0.408	F7									4	0	2	0	0	0	1									
1 Jose Iglesias, R OBP: 0.312, SLG: 0.392	1B									1	0	0	0	0	1	3									
34 James McCann, R OBP: 0.269, SLG: 0.317	P2									4	0	0	0	0	1	5									
8 Mikié Mahtook, R OBP: 0.286, SLG: 0.336	1B									3	0	2	0	0	0	0									
60 Ronny Rodríguez, R OBP: 0.248, SLG: 0.298	F8									4	1	1	1	0	0	8									
22 Victor Reyes, S OBP: 0.234, SLG: 0.257	L8									4	0	0	0	0	0	0									
Inning Stats	R: 0 E: 0 K: 2 S: 9	H: 2 LOB: 2 BB: 0 P: 11	R: 0 E: 0 K: 1 S: 8	H: 0 LOB: 0 BB: 0 P: 15	R: 0 E: 0 K: 1 S: 12	H: 1 LOB: 3 BB: 0 P: 15	R: 0 E: 0 K: 0 S: 9	H: 0 LOB: 0 BB: 0 P: 9	R: 1 E: 0 K: 0 S: 11	H: 4 LOB: 2 BB: 0 P: 17	R: 0 E: 0 K: 1 S: 13	H: 2 LOB: 2 BB: 0 P: 20	R: 0 E: 0 K: 0 S: 8	H: 0 LOB: 0 BB: 0 P: 11	R: 1 E: 0 K: 1 S: 13	H: 3 LOB: 3 BB: 1 P: 24	1B: 8 2B: 3 3B: 0 HR: 1	SF: 0 SAC: 0 DP: 1 HBP: 2	WP: 0 PB: 0 SB: 0 CS: 0	PA: 41					
PITCHER	IP	WLS	BF	H	R	ER	SO	BB	IBB	HBP	BLK	WP	HR	S	P	ERA	WHIP								
34 Michael Kopech, R ERA: 1.13	6.0	W	26	7	1	1	4	0	0	2	0	0	0	15	22	0.00	1.500								
52 Xavier Cedeño, L ERA: 3.0	1.1		6	2	0	0	1	0	0	0	0	0	0	6	9	0.00	0.000								
54 Jeanmar Gómez, R ERA: 4.5	0.2		2	0	0	0	0	0	0	0	0	0	0	1	9	27.00	12.000								
53 Héctor Santiago, L ERA: 4.81	0.1		5	3	1	1	0	1	0	0	0	0	0	4	8	0.00	0.000								
57 Jace Fry, L ERA: 3.92	0.2	S	2	0	0	0	1	0	0	0	0	0	0	4	8	0.00	0.000								

Chicago White Sox @ Detroit Tigers
Comerica Park, Detroit, MI
Sun Aug 26 2018, 1:38 PM - 4:40 PM EDT
Att: 34,036 - Cloudy - 80 F

AB	38
R	2
H	12
RBI	2
BB	1
SO	6
LOB	23



Batter	1	2	3	4	5	6	7	8	9	AB	R	H	RBI	BB	SO	LOB	TOP			
15 Adam Engel, R OBP: 0.279, SLG: 0.345										4	0	0	0	0	2	3				
20 José Rondón, R OBP: 0.305, SLG: 0.541										4	0	1	0	0	1	0				
26 Avisail García, R OBP: 0.261, SLG: 0.426										4	0	0	0	0	1	1				
36 Kevan Smith, R OBP: 0.326, SLG: 0.328										4	1	1	0	0	0	1				
24 Matt Davidson, R OBP: 0.321, SLG: 0.443										4	0	1	0	0	2	0				
10 Yoenis Moncada, S OBP: 0.302, SLG: 0.393										3	1	0	0	1	1	2				
30 Nicky Delmonico, L OBP: 0.311, SLG: 0.396										4	1	0	0	0	2	3				
25 Ryan LaMarre, R OBP: 0.333, SLG: 0.394										4	1	3	4	0	0	0				
5 Yolmer Sánchez, S OBP: 0.314, SLG: 0.378										1	0	0	0	2	1	1				
Inning Stats	R: 0 H: 0 E: 0 K: 2 S: 9	H: 0 LOB: 0 BB: 0 P: 12	R: 2 H: 3 E: 0 K: 0 S: 25	H: 3 LOB: 2 BB: 1 P: 32	R: 0 H: 0 E: 0 K: 0 S: 8	H: 0 LOB: 0 BB: 0 P: 10	R: 1 H: 1 E: 0 K: 2 S: 10	H: 1 LOB: 1 BB: 1 P: 19	R: 0 H: 0 E: 0 K: 1 S: 9	H: 0 LOB: 0 BB: 0 P: 8	R: 1 H: 1 E: 0 K: 0 S: 11	H: 1 LOB: 0 BB: 1 P: 20	R: 0 H: 0 E: 0 K: 2 S: 7	H: 0 LOB: 0 BB: 0 P: 11	R: 0 H: 0 E: 0 K: 2 S: 12	H: 0 LOB: 0 BB: 0 P: 16	1B: 2 2B: 3 HR: 1	SF: 0 SAC: 0 DP: 0 HBP: 0	WP: 0 PB: 0 CS: 1	PA: 35
PITCHER	IP WLS BF H R ER SO BB IBB HBP BLK WP HR S P ERA WHIP	IP WLS BF H R ER SO BB IBB HBP BLK WP HR S P ERA WHIP	IP WLS BF H R ER SO BB IBB HBP BLK WP HR S P ERA WHIP	IP WLS BF H R ER SO BB IBB HBP BLK WP HR S P ERA WHIP	IP WLS BF H R ER SO BB IBB HBP BLK WP HR S P ERA WHIP	IP WLS BF H R ER SO BB IBB HBP BLK WP HR S P ERA WHIP	IP WLS BF H R ER SO BB IBB HBP BLK WP HR S P ERA WHIP	IP WLS BF H R ER SO BB IBB HBP BLK WP HR S P ERA WHIP	IP WLS BF H R ER SO BB IBB HBP BLK WP HR S P ERA WHIP	IP WLS BF H R ER SO BB IBB HBP BLK WP HR S P ERA WHIP	IP WLS BF H R ER SO BB IBB HBP BLK WP HR S P ERA WHIP	IP WLS BF H R ER SO BB IBB HBP BLK WP HR S P ERA WHIP	IP WLS BF H R ER SO BB IBB HBP BLK WP HR S P ERA WHIP	IP WLS BF H R ER SO BB IBB HBP BLK WP HR S P ERA WHIP	IP WLS BF H R ER SO BB IBB HBP BLK WP HR S P ERA WHIP	IP WLS BF H R ER SO BB IBB HBP BLK WP HR S P ERA WHIP	IP WLS BF H R ER SO BB IBB HBP BLK WP HR S P ERA WHIP	IP WLS BF H R ER SO BB IBB HBP BLK WP HR S P ERA WHIP	IP WLS BF H R ER SO BB IBB HBP BLK WP HR S P ERA WHIP	IP WLS BF H R ER SO BB IBB HBP BLK WP HR S P ERA WHIP

Chicago White Sox @ New York Yankees
 Yankee Stadium, Bronx, NY
 Wed Aug 29 2018, 7:09 PM - 10:03 PM EDT
 Att. 40,887 - Clear - 93 F

livebaseballscorecards.com

AB 32
 R 4
 H 6
 RBI 4
 BB 3
 SO 10
 LOB 11

Batter	1	2	3	4	5	6	7	8	9	AB	R	H	RBI	BB	SO	LOB	BOTTOM					
11 Brett Gardner, L OBP: 0.329, SLG: 0.369										4	0	0	0	0	1	4						
27 Giancarlo Stanton, R OBP: 0.349, SLG: 0.517										3	0	0	0	1	1	0						
31 Aaron Hicks, S OBP: 0.365, SLG: 0.467										4	0	0	0	0	1	1						
41 Miguel Andujar, R OBP: 0.331, SLG: 0.528										4	0	1	0	0	1	1						
14 Neil Walker, S OBP: 0.307, SLG: 0.352										4	1	1	0	0	0	2						
25 Cleyber Torres, R OBP: 0.345, SLG: 0.495										4	0	2	0	0	1	1						
33 Greg Bird, L OBP: 0.285, SLG: 0.388										3	0	1	0	0	0	3						
45 Luke Voit, R OBP: 0.370, SLG: 0.551										1	0	0	0	0	1	1						
28 Austin Romine, R OBP: 0.311, SLG: 0.435										2	0	0	0	1	2	2						
74 Ronald Torreyes, R OBP: 0.316, SLG: 0.398										3	0	1	1	0	0	2						
Inning Stats	R: 0 H: 0 E: 0 K: 0 S: 4	H: 0 LOB: 0 BB: 0 P: 11	R: 0 H: 0 E: 0 K: 1 S: 5	H: 0 LOB: 0 BB: 0 P: 11	R: 0 H: 1 E: 0 K: 1 S: 9	H: 1 LOB: 1 BB: 0 P: 14	R: 0 H: 0 E: 0 K: 2 S: 7	H: 0 LOB: 0 BB: 0 P: 11	R: 0 H: 0 E: 0 K: 1 S: 17	H: 3 LOB: 3 BB: 1 P: 28	R: 0 H: 0 E: 0 K: 0 S: 8	H: 0 LOB: 1 BB: 1 P: 13	R: 0 H: 1 E: 0 K: 1 S: 13	H: 1 LOB: 0 BB: 0 P: 20	R: 0 H: 0 E: 0 K: 0 S: 6	H: 0 LOB: 0 BB: 0 P: 9	R: 0 H: 1 E: 0 K: 2 S: 12	H: 1 LOB: 1 BB: 0 P: 17	1B: 5 2B: 1 3B: 0 HR: 0	SF: 0 SAC: 0 DP: 0 HBP: 0	WP: 0 PB: 0 CS: 0	PA: 34
PITCHER	IP WLS BF H R ER SO BB IBB HBP BLK WP HR S P ERA WHIP	IP WLS BF H R ER SO BB IBB HBP BLK WP HR S P ERA WHIP	IP WLS BF H R ER SO BB IBB HBP BLK WP HR S P ERA WHIP	IP WLS BF H R ER SO BB IBB HBP BLK WP HR S P ERA WHIP	IP WLS BF H R ER SO BB IBB HBP BLK WP HR S P ERA WHIP	IP WLS BF H R ER SO BB IBB HBP BLK WP HR S P ERA WHIP	IP WLS BF H R ER SO BB IBB HBP BLK WP HR S P ERA WHIP	IP WLS BF H R ER SO BB IBB HBP BLK WP HR S P ERA WHIP	IP WLS BF H R ER SO BB IBB HBP BLK WP HR S P ERA WHIP	IP WLS BF H R ER SO BB IBB HBP BLK WP HR S P ERA WHIP	IP WLS BF H R ER SO BB IBB HBP BLK WP HR S P ERA WHIP	IP WLS BF H R ER SO BB IBB HBP BLK WP HR S P ERA WHIP	IP WLS BF H R ER SO BB IBB HBP BLK WP HR S P ERA WHIP	IP WLS BF H R ER SO BB IBB HBP BLK WP HR S P ERA WHIP	IP WLS BF H R ER SO BB IBB HBP BLK WP HR S P ERA WHIP	IP WLS BF H R ER SO BB IBB HBP BLK WP HR S P ERA WHIP	IP WLS BF H R ER SO BB IBB HBP BLK WP HR S P ERA WHIP	IP WLS BF H R ER SO BB IBB HBP BLK WP HR S P ERA WHIP	IP WLS BF H R ER SO BB IBB HBP BLK WP HR S P ERA WHIP	IP WLS BF H R ER SO BB IBB HBP BLK WP HR S P ERA WHIP		

Chicago White Sox @ New York Yankees
 Yankee Stadium, Bronx, NY
 Wed Aug 29 2018, 7:09 PM - 10:03 PM EDT
 Att. 40,887 - Clear - 93 F

livebaseballscorecards.com

AB 32
 R 1
 H 6
 RBI 1
 BB 2
 SO 8
 LOB 17

Batter	1	2	3	4	5	6	7	8	9	AB R H RBI BB SO LOB	TOP											
50 Mookie Betts, R OBP: 0.430, SLG: 0.643	4-2 BB 16 CS			1-2 G3		3-2 1B	1-1 HR		1-3 K	4 1 2 2 1 1 2	Boston Red Sox @ Chicago White Sox Guaranteed Rate Field, Chicago, IL Thu Aug 30 2018, 7:12 PM - 10:47 PM CDT Att: 18,015 - Partly Cloudy - 68 F											
16 Andrew Benintendi, L OBP: 0.372, SLG: 0.481	3-3 K		0-0 F7		1-3 K		1-3 K	0-1 1B	5 1 1 1 0 3 2													
28 J.D. Martinez, R OBP: 0.407, SLG: 0.654	1-0 L6		2-3 K		0-0 F9			2-2 F9	5 1 1 3 0 1 1													
2 Xander Bogaerts, R OBP: 0.352, SLG: 0.516		2-3 K		1-2 E5 5 1B 36 G5-3		0-1 G4-3		3-2 P4	4 0 0 0 1 1 1													
36 Eduardo Núñez, R OBP: 0.289, SLG: 0.387		3-2 G4-3		1-1 G5-3		2-1 P5		0-1 P4	4 0 0 0 1 0 1													
12 Brock Holt, L OBP: 0.345, SLG: 0.366		2-3 K		1-3 K		4-2 5 1B 23 1B		1-2 BB	4 1 0 0 1 3 3													
5 Ian Kinsler, R OBP: 0.311, SLG: 0.400			0-1 G5-3		2-2 3 HBP 1B		1-0 23 1B 19 SF8	3-2 1B	4 2 3 0 0 0 0													
3 Sandy León, S OBP: 0.255, SLG: 0.311			1-3 K		2-2 1B		1-1 50 HR 1B	4-2 1B	1 0 0 0 0 1 0													
23 Blake Swihart, S OBP: 0.286, SLG: 0.310			1-3 K		1-2 HBP		1-3 3-H	1-2 16 1B BB	1 2 1 1 1 0 0													
19 Jackie Bradley Jr., L OBP: 0.309, SLG: 0.393			2-3 K		1-1 G3		1-0 SF8	1-3 16 1B 28 HR 1B	3 1 1 2 0 1 3													
Inning Stats	R: 0 E: 0 K: 1 S: 8	H: 0 LOB: 0 BB: 1 P: 16	R: 0 E: 0 K: 2 S: 12	H: 0 LOB: 0 BB: 0 P: 19	R: 0 E: 0 K: 2 S: 12	H: 0 LOB: 0 BB: 0 P: 15	R: 0 E: 0 K: 1 S: 7	H: 1 LOB: 3 BB: 0 P: 10	R: 0 E: 0 K: 1 S: 21	H: 1 LOB: 1 BB: 0 P: 29	R: 0 E: 0 K: 1 S: 10	H: 1 LOB: 1 BB: 0 P: 14	R: 4 E: 0 K: 1 S: 13	H: 3 LOB: 0 BB: 1 P: 24	R: 0 E: 0 K: 0 S: 11	H: 0 LOB: 0 BB: 0 P: 16	R: 5 E: 0 K: 2 S: 29	H: 4 LOB: 2 BB: 3 P: 53	1B: 7 2B: 0 3B: 0 HR: 2	SF: 1 SAC: 0 DP: 0 HBP: 1	WP: 1 PB: 0 SB: 0 CS: 1	PA: 42
PITCHER	IP WLS BF H R ER SO BB IBB HBP BLK WP HR S P ERA WHIP											IP WLS BF H R ER SO BB IBB HBP BLK WP HR S P ERA WHIP										
27 Lucas Giolito, R ERA: 5.66	6.1 24 2 1 1 8 2 0 1 0 0 0 74 113 1.42 0.632																					
54 Jeanmar Gómez, R ERA: 5.14	0.2 5 3 3 3 1 0 0 0 0 0 1 9 14 40.50 4.500																					
61 Ryan Burr, R ERA:	1.0 3 0 0 0 0 0 0 0 0 0 0 11 16 0.00 0.000																					
50 Thyago Vieira, R ERA: 11.57	0.2 L 8 4 5 5 2 2 0 0 0 0 1 22 40 67.50 9.000																					
53 Héctor Santiago, L ERA: 4.79	0.1 2 0 0 0 0 1 0 0 0 1 0 7 13 0.00 3.000																					

AB	35
R	9
H	9
RBI	9
BB	5
SO	11
LOB	13



Batter	1	2	3	4	5	6	7	8	9	AB R H RBI BB SO LOB	BOTTOM											
5 Yolmer Sánchez, S OBP: 0.316, SLG: 0.381	1-3 K	0-1 30 2B 26 SF8 1B		0-2 1B			0-0 26 S 1B		1-2 FC1-6 30 DI	5 1 3 0 0 1 1	Boston Red Sox @ Chicago White Sox Guaranteed Rate Field, Chicago, IL Thu Aug 30 2018, 7:12 PM - 10:47 PM CDT Att: 18,015 - Partly Cloudy - 68 F											
30 Nicky Delmonico, L OBP: 0.313, SLG: 0.398	4-2 26 HR BB	3-1 26 SF8 2B		0-0 F8		0-0 F9		2-3 K	4 1 1 0 1 1 3													
26 Avisail García, R OBP: 0.261, SLG: 0.435	2-1 HR	1-2 SF8		3-3 K		3-3 K		1-2 K	3 1 1 3 0 2 2													
18 Daniel Palka, L OBP: 0.282, SLG: 0.468	0-0 10 1B 24 1B 1B	3-3 K		1-3 K		2-3 K		2-3 K	4 1 1 0 0 3 2													
7 Tim Anderson, R OBP: 0.291, SLG: 0.416	0-3 K		0-0 10 BB 1B		0-1 G6-3			0-3 K	4 0 1 0 0 2 1													
10 Yoán Moncada, S OBP: 0.303, SLG: 0.393	1-1 24 1B 1B	4-2 36 G6-4-3 BB		2-2 F7				2-1 P5	3 0 1 0 1 0 0													
24 Matt Davidson, R OBP: 0.323, SLG: 0.443	1-2 36 C5-4 1B	0-3 K		4-2 36 G5-4-3 BB				0-0 G6-3	3 0 1 1 1 1 2													
36 Kevan Smith, R OBP: 0.317, SLG: 0.318	0-0 FC5-4	0-0 G6-4-3		1-2 G5-4-3				0-2 G4-3	4 0 0 0 0 0 5													
15 Adam Engel, R OBP: 0.279, SLG: 0.344	0-3 K		0-3 G6-3		1-3 K			2-2 5 FC1-6 1B	4 0 1 0 0 2 0													
Inning Stats	R: 3 E: 0 K: 2 S: 17	H: 4 LOB: 2 BB: 1 P: 26	R: 1 E: 0 K: 2 S: 16	H: 2 LOB: 1 BB: 0 P: 23	R: 0 E: 0 K: 1 S: 8	H: 1 LOB: 1 BB: 1 P: 12	R: 0 E: 0 K: 1 S: 10	H: 1 LOB: 0 BB: 0 P: 15	R: 0 E: 0 K: 1 S: 8	H: 0 LOB: 0 BB: 0 P: 11		R: 0 E: 0 K: 1 S: 11	H: 0 LOB: 0 BB: 1 P: 17	R: 0 E: 0 K: 2 S: 12	H: 1 LOB: 1 BB: 0 P: 17	R: 0 E: 0 K: 1 S: 8	H: 0 LOB: 0 BB: 0 P: 10	R: 0 E: 0 K: 1 S: 13	H: 1 LOB: 1 BB: 0 P: 18	1B: 8 2B: 1 3B: 0 HR: 1	SF: 1 SAC: 0 DP: 2 HBP: 0	WP: 0 PB: 0 SB: 1 CS: 0
PITCHER	IP WLS BF H R ER SO BB IBB HBP BLK WP HR S P ERA WHIP											IP WLS BF H R ER SO BB IBB HBP BLK WP HR S P ERA WHIP										
22 Rick Porcello, R ERA: 4.27	5.0 25 8 4 4 7 3 0 0 0 0 0 7 9 0.00 0.000																					
44 Brandon Workman, R ERA: 2.53	1.0 2 0 0 0 1 0 0 0 0 0 0 7 9 0.00 0.000																					
56 Joe Kelly, R ERA: 3.79	1.0 4 1 0 0 2 0 0 0 0 0 0 12 17 0.00 1.000																					
70 Ryan Brasier, R ERA: 1.23	1.0 W 3 0 0 0 1 0 0 0 0 0 0 8 10 0.00 0.000																					
37 Heath Hembree, R ERA: 4.02	1.0 4 1 0 0 1 0 0 0 0 0 0 13 18 0.00 1.000																					

AB	34
R	4
H	10
RBI	4
BB	3
SO	12
LOB	16



Batter	1	2	3	4	5	6	7	8	9	AB	R	H	RBI	BB	SO	LOB	TOP			
50 Mookie Betts, R OBP: 0.431, SLG: 0.641										3	0	1	0	0	0	0	Boston Red Sox @ Chicago White Sox Guaranteed Rate Field, Chicago, IL Fri Aug 31 2018, 7:10 PM - 12:11 AM CDT Att: 23,625 - Partly Cloudy - 83 F			
16 Andrew Benintendi, L OBP: 0.373, SLG: 0.489										3	1	1	1	1	1	1				
28 J.D. Martinez, R OBP: 0.404, SLG: 0.648										4	0	0	0	0	2	3				
2 Xander Bogaerts, R OBP: 0.351, SLG: 0.514										4	0	1	0	0	1	1				
12 Brock Holt, L OBP: 0.345, SLG: 0.366										4	0	1	0	0	0	0				
36 Eduardo Núñez, R OBP: 0.289, SLG: 0.385										4	0	0	0	0	0	0				
23 Blake Swihart, S OBP: 0.280, SLG: 0.301										4	0	0	0	0	1	2				
5 Ian Kinsler, R OBP: 0.313, SLG: 0.402										3	0	1	0	1	1	2				
3 Sandy León, S OBP: 0.257, SLG: 0.310										1	0	0	0	0	2					
18 Mitch Moreland, L OBP: 0.321, SLG: 0.459										1	0	0	0	0	1					
19 Jackie Bradley Jr., L OBP: 0.307, SLG: 0.391										3	0	0	0	0	3					
Inning Stats	R: 0 E: 0 K: 0 S: 4	H: 0 LOB: 1 BB: 1 P: 12	R: 0 E: 0 K: 1 S: 11	H: 1 LOB: 2 BB: 0 P: 14	R: 0 E: 0 K: 0 S: 7	H: 0 LOB: 0 BB: 0 P: 10	R: 0 E: 0 K: 1 S: 14	H: 2 LOB: 1 BB: 0 P: 20	R: 0 E: 0 K: 2 S: 9	H: 0 LOB: 0 BB: 0 P: 17	R: 0 E: 0 K: 0 S: 11	H: 0 LOB: 0 BB: 1 P: 10	R: 1 E: 0 K: 2 S: 11	H: 1 LOB: 0 BB: 0 P: 19	R: 0 E: 0 K: 0 S: 4	H: 0 LOB: 0 BB: 0 P: 6	1B: 3 2B: 1 3B: 0 HR: 1	SF: 0 SAC: 0 DP: 0 HBP: 2	WP: 0 PB: 0 SB: 0 CS: 2	PA: 34
PITCHER	IP WLS BF H R ER SO BB IBB HBP BLK WP HR S P ERA WHIP																			
34 Michael Kopech, R ERA: 0.82	3.0	W 12	1	0	0	1	1	0	2	0	0	0	0	0	22	36	0.00	0.667		
68 Dylan Covey, R ERA: 5.61	3.0	W 13	3	0	0	3	1	0	0	0	0	0	0	1	36	58	0.00	1.333		
37 Juan Minaya, R ERA: 4.19	2.0	H 6	1	1	1	2	0	0	0	0	0	1	13	23	4.50	0.500				
63 Ian Hamilton, R ERA:	1.0	3	0	0	0	0	0	0	0	0	0	0	4	6	0.00	0.000				

Batter	1	2	3	4	5	6	7	8	9	AB	R	H	RBI	BB	SO	LOB	BOTTOM			
5 Yolver Sánchez, S OBP: 0.317, SLG: 0.382										4	1	1	0	0	1	2	Boston Red Sox @ Chicago White Sox Guaranteed Rate Field, Chicago, IL Fri Aug 31 2018, 7:10 PM - 12:11 AM CDT Att: 23,625 - Partly Cloudy - 83 F			
30 Nicky Delmonico, L OBP: 0.308, SLG: 0.391										4	0	0	0	0	2	2				
25 Ryan LaMarre, R OBP: 0.331, SLG: 0.391										1	0	0	0	1	0					
26 Avisail García, R OBP: 0.269, SLG: 0.446										4	2	3	1	1	0	0				
18 Daniel Palka, L OBP: 0.284, SLG: 0.466										4	1	1	0	0	1	2				
10 Yoán Moncada, S OBP: 0.305, SLG: 0.400										4	1	2	2	0	2	4				
24 Matt Davidson, R OBP: 0.327, SLG: 0.455										4	1	3	3	0	0	0				
7 Tim Anderson, R OBP: 0.291, SLG: 0.415										4	0	1	0	0	1	3				
36 Kevan Smith, R OBP: 0.329, SLG: 0.333										3	0	2	0	1	0	0				
15 Adam Engel, R OBP: 0.279, SLG: 0.343										4	0	1	0	0	2	4				
Inning Stats	R: 3 E: 0 K: 0 S: 13	H: 2 LOB: 0 BB: 0 P: 20	R: 0 E: 0 K: 0 S: 8	H: 1 LOB: 0 BB: 0 P: 12	R: 0 E: 0 K: 3 S: 12	H: 2 LOB: 3 BB: 0 P: 19	R: 0 E: 0 K: 1 S: 11	H: 1 LOB: 1 BB: 0 P: 14	R: 0 E: 0 K: 1 S: 9	H: 2 LOB: 2 BB: 0 P: 13	R: 0 E: 0 K: 1 S: 16	H: 2 LOB: 0 BB: 0 P: 24	R: 3 E: 0 K: 3 S: 21	H: 3 LOB: 2 BB: 2 P: 37	R: 0 E: 0 K: 1 S: 10	H: 1 LOB: 1 BB: 0 P: 15	1B: 8 2B: 4 3B: 0 HR: 2	SF: 0 SAC: 0 DP: 0 HBP: 2	WP: 0 PB: 0 SB: 0 CS: 0	PA: 40
PITCHER	IP WLS BF H R ER SO BB IBB HBP BLK WP HR S P ERA WHIP																			
17 Nathan Eovaldi, R ERA: 4.35	2.0	L 10	3	3	0	0	0	0	1	0	0	0	0	1	21	32	13.50	1.500		
31 Drew Pomeranz, L ERA: 5.54	4.0	18	7	0	0	6	0	0	1	0	0	0	48	70	0.00	1.750				
47 Tyler Thornburg, R ERA: 5.31	1.0	8	3	3	3	3	2	0	0	0	0	1	21	37	27.00	5.000				
44 Brandon Workman, R ERA: 2.45	1.0	4	1	0	0	1	0	0	0	0	0	0	10	15	0.00	1.000				

Batter	1	2	3	4	5	6	7	8	9	AB	R	H	RBI	BB	SO	LOB	TOP	
50 Mookie Betts, R OBP: 0.428, SLG: 0.636 30 Tzu-Wei Lin, L OBP: 0.260, SLG: 0.222	F9		K		G4-3			K		3	0	0	0	0	1	0	Boston Red Sox @ Chicago White Sox Guaranteed Rate Field, Chicago, IL Sun Sep 02 2018, 1:43 PM - 4:54 PM CDT Att: 30,745 - Partly Cloudy - 87 F livebaseballscorecards.com	
2 Xander Bogaerts, R OBP: 0.352, SLG: 0.511 59 Sam Travis, R OBP: 0.263, SLG: 0.235	28 WP 1B		L7		18 S 1B			K		3	0	2	0	0	0	0		
18 Mitch Moreland, L OBP: 0.320, SLG: 0.455 25 Steve Pearce, R OBP: 0.375, SLG: 0.526	F7		4-2 BB		3-3 BB			F9		2	0	0	0	1	1	2		
28 J.D. Martinez, R OBP: 0.407, SLG: 0.647	4-2 BB		1-1 L8		1-0 1B			12 DI 1B		3	0	2	0	1	0	1		
36 Eduardo Núñez, R OBP: 0.286, SLG: 0.388 3 Sandy León, S OBP: 0.256, SLG: 0.309	L8		3-2 G6-3		1-2 G6-3			1-2 K		3	0	0	0	0	0	3		
5 Ian Kinsler, R OBP: 0.310, SLG: 0.405 63 Robby Scott, R 76 Hector Velázquez, R 7 Christian Vázquez, R OBP: 0.248, SLG: 0.294	K		1-2 K		1-0 P4			2-3 K		3	0	0	0	0	2	0		
12 Brock Holt, L OBP: 0.347, SLG: 0.364	K		1-0 HBP		1-0 G4-3			4-2 BB		2	0	0	0	1	1	0		
23 Blake Swihart, S OBP: 0.280, SLG: 0.300	19 S 1B		1-1 F9		1-0 K			1-0 P2		4	0	1	0	0	1	3		
19 Jackie Bradley Jr., L OBP: 0.307, SLG: 0.401	G4-3		2-3 K2-3		2-3 K					3	0	0	0	0	2	1		
Inning Stats	R: 0 E: 0 K: 0 S: 10	H: 1 LOB: 2 BB: 1 P: 17	R: 0 E: 0 K: 2 S: 14	H: 1 LOB: 1 BB: 0 P: 23	R: 0 E: 0 K: 1 S: 9	H: 0 LOB: 1 BB: 1 P: 15	R: 0 E: 0 K: 2 S: 12	H: 1 LOB: 1 BB: 0 P: 18	R: 0 E: 0 K: 2 S: 9	H: 0 LOB: 0 BB: 0 P: 15	R: 0 E: 0 K: 2 S: 8	H: 0 LOB: 0 BB: 0 P: 10	R: 0 E: 0 K: 2 S: 10	H: 1 LOB: 2 BB: 1 P: 20	1B: 5 2B: 0 3B: 0 HR: 0	SF: 0 SAC: 0 DP: 1 HBP: 1		WP: 1 PA: 35 PB: 0 SB: 2 CS: 0
PITCHER	IP WLS BF H R ER SO BB IBB HBP BLK WP HR S P ERA WHIP	IP WLS BF H R ER SO BB IBB HBP BLK WP HR S P ERA WHIP																
33 James Shields, R ERA: 4.39 67 Caleb Frare, L ERA: 4.08 37 Juan Minaya, R ERA: 4.08 53 Héctor Santiago, L ERA: 4.74	6.0 W 24 4 0 0 6 2 0 1 0 1 0 57 93 0.00 1.000	1.0 3 0 0 0 2 0 0 0 0 0 0 8 10 0.00 0.000	1.0 3 0 0 0 2 0 0 0 0 0 0 10 14 0.00 0.000	1.0 5 1 0 0 2 1 0 0 0 0 0 12 20 0.00 2.000														

Batter	1	2	3	4	5	6	7	8	9	AB	R	H	RBI	BB	SO	LOB	BOTTOM		
25 Ryan LaMarre, R OBP: 0.329, SLG: 0.381 30 Nicky Delmonico, L OBP: 0.309, SLG: 0.393	K	24 2B 1B	G5-3		G3-1		7 2B HBP			4	1	1	0	0	1	3	Boston Red Sox @ Chicago White Sox Guaranteed Rate Field, Chicago, IL Sun Sep 02 2018, 1:43 PM - 4:54 PM CDT Att: 30,745 - Partly Cloudy - 87 F livebaseballscorecards.com		
7 Tim Anderson, R OBP: 0.291, SLG: 0.424	HR	F7		K	18 F9 20 FC1-6 2B		2B			5	2	3	1	0	1	2			
24 Matt Davidson, R OBP: 0.332, SLG: 0.458	20 BB 1B	1H 2B		K	20 FC1-6 HBP		2B			4	1	2	2	0	2	2			
18 Daniel Palka, L OBP: 0.282, SLG: 0.469	K	F9		K	F9		K			5	1	1	1	0	2	6			
20 José Rondón, R OBP: 0.314, SLG: 0.523	10 1B 36 BB	P4		K	FC1-6 10 1B 36 WP		5 PB 10 G1-3 1B			4	1	1	1	1	1	2			
36 Kevan Smith, R OBP: 0.344, SLG: 0.336	10 1B		5 FC6-4 BB		5 1B BB		10 1B BB			2	0	1	1	3	0	1			
10 Yoán Moncada, S OBP: 0.305, SLG: 0.399			K		K		1B			5	0	2	0	0	2	3			
5 Yolmer Sánchez, S OBP: 0.318, SLG: 0.381	F7		FC6-4 15 S 1B		1B		F7			5	1	2	1	0	0	7			
15 Adam Engel, R OBP: 0.278, SLG: 0.341	7 F7 24 2B 1B		25 S 1B		K		K			5	1	2	1	0	3	3			
Inning Stats	R: 2 E: 0 K: 2 S: 21	H: 4 LOB: 3 BB: 1 P: 27	R: 2 E: 0 K: 0 S: 10	H: 3 LOB: 1 BB: 0 P: 17	R: 1 E: 0 K: 1 S: 14	H: 1 LOB: 1 BB: 1 P: 27	R: 1 E: 0 K: 3 S: 12	H: 1 LOB: 0 BB: 0 P: 18	R: 0 E: 0 K: 2 S: 13	H: 1 LOB: 3 BB: 1 P: 24	R: 1 E: 0 K: 0 S: 10	H: 2 LOB: 3 BB: 1 P: 22	R: 0 E: 0 K: 3 S: 13	H: 1 LOB: 2 BB: 0 P: 22	R: 1 E: 0 K: 1 S: 14	H: 2 LOB: 1 BB: 0 P: 23		1B: 10 2B: 3 3B: 0 HR: 2	SF: 0 SAC: 0 DP: 1 HBP: 2
PITCHER	IP WLS BF H R ER SO BB IBB HBP BLK WP HR S P ERA WHIP	IP WLS BF H R ER SO BB IBB HBP BLK WP HR S P ERA WHIP																	
61 Brian Johnson, L ERA: 4.36 66 Bobby Poyner, L ERA: 2.19 67 William Cuevas, R ERA: 4.76 63 Robby Scott, L ERA: 9.82 63 Robby Scott, L ERA: 9.82	1.1 L 12 7 1 1 1 1 1 0 0 0 0 0 17 33 5.40 1.200	2.2 13 3 2 2 5 1 0 1 0 0 1 32 53 6.75 1.500	1.1 8 2 0 0 3 1 0 1 0 1 0 16 33 0.00 2.250	1.1 8 2 0 0 3 1 0 1 0 1 0 16 33 0.00 2.250															

Batter	1	2	3	4	5	6	7	8	9	AB	R	H	RBI	BB	SO	LOB	TOP										
46 Jeimer Candelario, S OBP: 0.311, SLG: 0.397										4	0	1	0	0	1	1	Detroit Tigers @ Chicago White Sox Guaranteed Rate Field, Chicago, IL Mon Sep 03 2018, 1:12 PM - 3:59 PM CDT Att: 15,540 - Cloudy - 82 F										
21 JaCoby Jones, R OBP: 0.265, SLG: 0.373										3	0	1	0	0	1	1											
9 Nick Castellanos, R OBP: 0.345, SLG: 0.499										4	0	0	0	0	2	4											
41 Victor Martinez, S OBP: 0.298, SLG: 0.357										4	1	1	1	0	1	2											
28 Niko Goodrum, S OBP: 0.306, SLG: 0.434										4	1	1	1	0	1	0											
34 James McCann, R OBP: 0.287, SLG: 0.314										4	0	0	0	0	1	0											
60 Ronny Rodríguez, R OBP: 0.250, SLG: 0.311										3	0	0	0	0	0	0											
18 Dawel Lugo, R OBP: 0.350, SLG: 0.400										3	0	0	0	0	0	0											
22 Victor Reyes, S OBP: 0.246, SLG: 0.306										3	0	1	0	0	1	0											
Inning Stats	R: 0 H: 1 E: 0 K: 2 S: 9	H: 1 LOB: 1 BB: 0 P: 14	R: 0 H: 0 E: 0 K: 1 S: 11	H: 0 LOB: 0 BB: 0 P: 15	R: 0 H: 1 E: 0 K: 2 S: 14	H: 2 LOB: 2 BB: 0 P: 21	R: 0 H: 0 E: 0 K: 1 S: 8	H: 0 LOB: 0 BB: 0 P: 13	R: 0 H: 0 E: 0 K: 0 S: 9	H: 1 LOB: 1 BB: 0 P: 15	R: 0 H: 1 E: 0 K: 0 S: 6	H: 1 LOB: 0 BB: 0 P: 11	R: 0 H: 0 E: 0 K: 1 S: 8	H: 0 LOB: 0 BB: 0 P: 10	R: 1 H: 1 E: 0 K: 1 S: 11	H: 3 LOB: 1 BB: 0 P: 20		1B: 2 2B: 0 3B: 1 HR: 2	SF: 0 SAC: 0 DP: 0 HBP: 1	WP: 0 PB: 0 SB: 0 CS: 0	PA: 33						
PITCHER	IP	WLS	BF	H	R	ER	SO	BB	IBB	HBP	BLK	WP	HR	S	P	ERA	WHIP										
40 Reynaldo López, R ERA: 4.37	(1, 1)	7.0	26	4	1	1	6	0	0	1	0	0	1	63	98	1.29	0.571										
63 Ian Hamilton, R ERA:	(8, 1)	1.1	4	0	0	0	2	0	0	0	0	0	0	11	14	0.00	0.000										
57 Jace Fry, L ERA: 3.86	(9, 1)	0.2	W	3	1	1	1	0	0	0	0	0	1	8	16	13.50	1.500										

Batter	1	2	3	4	5	6	7	8	9	AB	R	H	RBI	BB	SO	LOB	BOTTOM										
30 Nicky Delmonico, L OBP: 0.309, SLG: 0.403										4	1	1	1	0	2	0	Detroit Tigers @ Chicago White Sox Guaranteed Rate Field, Chicago, IL Mon Sep 03 2018, 1:12 PM - 3:59 PM CDT Att: 15,540 - Cloudy - 82 F										
5 Yoimer Sánchez, S OBP: 0.317, SLG: 0.379										3	0	0	0	1	0	0											
38 Omar Narváez, L OBP: 0.372, SLG: 0.427										3	0	0	0	1	2	0											
18 Daniel Palka, L OBP: 0.282, SLG: 0.476										4	1	1	1	0	0	2											
21 Welington Castillo, R OBP: 0.307, SLG: 0.458										4	0	1	0	0	1	0											
49 Ryan Cordell, R ERA:	(9, PR)									0	1	0	0	0	0	0											
24 Matt Davidson, R OBP: 0.333, SLG: 0.466										3	1	1	2	1	0	0											
10 Yoán Moncada, S OBP: 0.305, SLG: 0.397										2	0	0	0	1	0	1											
7 Tim Anderson, R OBP: 0.292, SLG: 0.425										3	0	1	0	0	1	2											
15 Adam Engel, R OBP: 0.276, SLG: 0.338										3	0	0	0	0	2	1											
Inning Stats	R: 1 H: 1 E: 0 K: 0 S: 8	H: 1 LOB: 0 BB: 0 P: 12	R: 0 H: 0 E: 0 K: 1 S: 11	H: 0 LOB: 1 BB: 1 P: 18	R: 0 H: 0 E: 0 K: 1 S: 12	H: 0 LOB: 2 BB: 2 P: 22	R: 0 H: 0 E: 0 K: 1 S: 13	H: 0 LOB: 1 BB: 1 P: 21	R: 0 H: 0 E: 0 K: 1 S: 9	H: 0 LOB: 0 BB: 0 P: 13	R: 0 H: 0 E: 0 K: 1 S: 10	H: 1 LOB: 1 BB: 0 P: 17	R: 0 H: 1 E: 0 K: 1 S: 8	H: 1 LOB: 0 BB: 0 P: 11	R: 0 H: 0 E: 0 K: 2 S: 11	H: 0 LOB: 0 BB: 0 P: 17	R: 3 H: 3 E: 0 K: 0 S: 9	H: 3 LOB: 1 BB: 0 P: 13	1B: 1 2B: 1 3B: 0 HR: 3	SF: 0 SAC: 0 DP: 0 HBP: 0	WP: 0 PB: 0 SB: 0 CS: 0	PA: 33					
PITCHER	IP	WLS	BF	H	R	ER	SO	BB	IBB	HBP	BLK	WP	HR	S	P	ERA	WHIP										
32 Michael Fulmer, R ERA: 4.57	(1, 1)	5.2	22	1	1	1	5	4	0	0	0	0	0	4	7	0.00	0.882										
54 Drew VerHagen, R ERA: 4.95	(6, 1)	0.1	1	0	0	0	0	0	0	0	0	0	0	4	7	0.00	0.000										
36 Blaine Hardy, L ERA: 3.81	(7, 1)	2.0	7	1	0	0	3	0	0	0	0	0	0	19	28	0.00	0.500										
61 Shane Greene, R ERA: 4.72	(9, 1)	0.0	L	3	3	3	3	0	0	0	0	0	2	9	13	∞	∞										

Batter	1	2	3	4	5	6	7	8	9	AB	R	H	RBI	BB	SO	LOB	TOP			
46 Jeimer Candelario, S OBP: 0.310, SLG: 0.393 (1.5)										4	0	0	0	1	2	2				
37 James Adduci, L OBP: 0.317, SLG: 0.421 (1.3)										5	0	1	1	0	2	1				
9 Nick Castellanos, R OBP: 0.343, SLG: 0.484 (1.9)										5	0	0	0	0	2	2				
41 Victor Martinez, S OBP: 0.299, SLG: 0.357 (1.10)										5	1	2	0	0	1	0				
22 Victor Reyes, S OBP: 0.246, SLG: 0.306 (9.10)										0	0	0	0	0	0	0				
28 Niko Goodrum, S OBP: 0.309, SLG: 0.435 (1.6)										4	3	2	0	1	2	2				
8 Mikie Mahtook, R OBP: 0.298, SLG: 0.365 (1.7)										3	2	2	2	1	1	1				
17 Grayson Greiner, R OBP: 0.321, SLG: 0.319 (1.2)										4	1	2	3	0	2	1				
21 JaCoby Jones, R OBP: 0.265, SLG: 0.370 (1.8)										3	0	0	0	0	3	3				
18 Dawel Lugo, R OBP: 0.375, SLG: 0.458 (1.4)										4	1	2	2	0	1	2				
Inning Stats	R: 0 E: 0 K: 2 S: 8	H: 0 LOB: 0 BB: 0 P: 10	R: 5 E: 1 K: 1 S: 31	H: 4 LOB: 1 BB: 2 P: 49	R: 1 E: 0 K: 2 S: 19	H: 1 LOB: 1 BB: 1 P: 30	R: 0 E: 0 K: 1 S: 11	H: 0 LOB: 0 BB: 0 P: 16	R: 0 E: 0 K: 3 S: 15	H: 1 LOB: 2 BB: 0 P: 24	R: 0 E: 0 K: 1 S: 7	H: 0 LOB: 0 BB: 0 P: 10	R: 2 E: 0 K: 2 S: 12	H: 3 LOB: 1 BB: 0 P: 17	R: 0 E: 0 K: 1 S: 11	H: 2 LOB: 2 BB: 0 P: 19	1B: 8 2B: 2 3B: 0 HR: 1	SF: 0 SAC: 0 DP: 0 HBP: 1	WP: 0 PB: 0 SB: 2 CS: 0	PA: 41
PITCHER	IP WLS BF H R ER SO BB IBB HBP BLK WP HR S P ERA WHIP	IP WLS BF H R ER SO BB IBB HBP BLK WP HR S P ERA WHIP	IP WLS BF H R ER SO BB IBB HBP BLK WP HR S P ERA WHIP	IP WLS BF H R ER SO BB IBB HBP BLK WP HR S P ERA WHIP	IP WLS BF H R ER SO BB IBB HBP BLK WP HR S P ERA WHIP	IP WLS BF H R ER SO BB IBB HBP BLK WP HR S P ERA WHIP	IP WLS BF H R ER SO BB IBB HBP BLK WP HR S P ERA WHIP	IP WLS BF H R ER SO BB IBB HBP BLK WP HR S P ERA WHIP	IP WLS BF H R ER SO BB IBB HBP BLK WP HR S P ERA WHIP	IP WLS BF H R ER SO BB IBB HBP BLK WP HR S P ERA WHIP	IP WLS BF H R ER SO BB IBB HBP BLK WP HR S P ERA WHIP	IP WLS BF H R ER SO BB IBB HBP BLK WP HR S P ERA WHIP	IP WLS BF H R ER SO BB IBB HBP BLK WP HR S P ERA WHIP	IP WLS BF H R ER SO BB IBB HBP BLK WP HR S P ERA WHIP	IP WLS BF H R ER SO BB IBB HBP BLK WP HR S P ERA WHIP	IP WLS BF H R ER SO BB IBB HBP BLK WP HR S P ERA WHIP	IP WLS BF H R ER SO BB IBB HBP BLK WP HR S P ERA WHIP	IP WLS BF H R ER SO BB IBB HBP BLK WP HR S P ERA WHIP	IP WLS BF H R ER SO BB IBB HBP BLK WP HR S P ERA WHIP	IP WLS BF H R ER SO BB IBB HBP BLK WP HR S P ERA WHIP
27 Lucas Giolito, R ERA: 5.85 (1.1)	1.1	L	10	4	5	4	3	2	0	0	0	0	0	0	38	55	0.00	0.750		
53 Héctor Santiago, L ERA: 4.5 (2.1)	2.2		10	1	1	0	3	1	0	0	0	0	0	0	28	40	0.00	0.600		
54 Jeanmar Gómez, R ERA: 5.51 (5.1)	1.2		7	1	0	0	5	0	0	1	0	0	0	0	13	19	6.75	0.750		
39 Aaron Bummer, L ERA: 3.27 (6.1)	1.1		5	1	1	1	2	0	0	0	1	0	0	1	9	13	9.00	2.000		
61 Ryan Burr, R ERA: 3.66 (8.1)	1.0		4	2	1	1	2	0	0	0	0	0	1	9	13	9.00	2.000			
PITCHER	IP WLS BF H R ER SO BB IBB HBP BLK WP HR S P ERA WHIP	IP WLS BF H R ER SO BB IBB HBP BLK WP HR S P ERA WHIP	IP WLS BF H R ER SO BB IBB HBP BLK WP HR S P ERA WHIP	IP WLS BF H R ER SO BB IBB HBP BLK WP HR S P ERA WHIP	IP WLS BF H R ER SO BB IBB HBP BLK WP HR S P ERA WHIP	IP WLS BF H R ER SO BB IBB HBP BLK WP HR S P ERA WHIP	IP WLS BF H R ER SO BB IBB HBP BLK WP HR S P ERA WHIP	IP WLS BF H R ER SO BB IBB HBP BLK WP HR S P ERA WHIP	IP WLS BF H R ER SO BB IBB HBP BLK WP HR S P ERA WHIP	IP WLS BF H R ER SO BB IBB HBP BLK WP HR S P ERA WHIP	IP WLS BF H R ER SO BB IBB HBP BLK WP HR S P ERA WHIP	IP WLS BF H R ER SO BB IBB HBP BLK WP HR S P ERA WHIP	IP WLS BF H R ER SO BB IBB HBP BLK WP HR S P ERA WHIP	IP WLS BF H R ER SO BB IBB HBP BLK WP HR S P ERA WHIP	IP WLS BF H R ER SO BB IBB HBP BLK WP HR S P ERA WHIP	IP WLS BF H R ER SO BB IBB HBP BLK WP HR S P ERA WHIP	IP WLS BF H R ER SO BB IBB HBP BLK WP HR S P ERA WHIP	IP WLS BF H R ER SO BB IBB HBP BLK WP HR S P ERA WHIP	IP WLS BF H R ER SO BB IBB HBP BLK WP HR S P ERA WHIP	IP WLS BF H R ER SO BB IBB HBP BLK WP HR S P ERA WHIP
7 Tim Anderson, R OBP: 0.293, SLG: 0.426 (1.6)										4	0	2	0	0	1	1				
20 José Rondón, R OBP: 0.311, SLG: 0.507 (1.5)										4	0	1	0	0	1	2				
21 Wellington Castillo, R OBP: 0.299, SLG: 0.444 (1.10)										4	0	0	0	0	1	3				
24 Matt Davidson, R OBP: 0.335, SLG: 0.464 (1.3)										3	1	1	0	1	0	1				
36 Kevan Smith, R OBP: 0.344, SLG: 0.336 (1.2)										3	1	1	0	0	0	1				
38 Omar Narváez, L OBP: 0.371, SLG: 0.425 (8.2)										1	0	0	0	0	1	0				
10 Yoán Moncada, S OBP: 0.329, SLG: 0.396 (1.4)										4	1	1	1	0	1	0				
25 Ryan LaMarre, R OBP: 0.329, SLG: 0.387 (1.7)																				

Batter	1	2	3	4	5	6	7	8	9	AB	R	H	RBI	BB	SO	LOB	TOP		
56 Kole Calhoun, L OBP: 0.293, SLG: 0.397										3	1	0	0	2	2	1	Los Angeles Angels @ Chicago White Sox Guaranteed Rate Field, Chicago, IL Fri Sep 07 2018, 7:11 PM - 10:05 PM CDT Att: 18,236 - Overcast - 69 F		
6 David Fletcher, R OBP: 0.325, SLG: 0.376										4	1	1	0	1	0	1			
27 Mike Trout, R OBP: 0.460, SLG: 0.604										2	1	1	0	2	1	0			
8 Justin Upton, R OBP: 0.348, SLG: 0.465										4	0	1	1	0	2	6			
17 Shohei Ohtani, L OBP: 0.367, SLG: 0.586										4	1	1	3	1	2	1			
2 Andrelton Simmons, R OBP: 0.340, SLG: 0.427										5	1	2	1	0	0	1			
19 Jefry Marte, R OBP: 0.247, SLG: 0.343										5	0	1	0	0	1	1			
3 Taylor Ward, R OBP: 0.263, SLG: 0.360										4	0	1	0	0	3	3			
22 Kaleb Cowart, S OBP: 0.232, SLG: 0.213										0	0	0	0	0	0	0			
10 José Briceño, R OBP: 0.300, SLG: 0.372										4	0	1	0	0	0	5			
Inning Stats	R: 0 E: 0 K: 2 S: 8	H: 0 LOB: 0 BB: 0 P: 10	R: 0 E: 0 K: 1 S: 13	H: 3 LOB: 3 BB: 0 P: 22	R: 4 E: 0 K: 0 S: 6	H: 1 LOB: 2 BB: 2 P: 21	R: 0 E: 0 K: 1 S: 11	H: 1 LOB: 3 BB: 2 P: 21	R: 0 E: 1 K: 2 S: 11	H: 1 LOB: 1 BB: 0 P: 16	R: 1 E: 0 K: 2 S: 11	H: 1 LOB: 0 BB: 0 P: 20	R: 0 E: 0 K: 1 S: 8	H: 1 LOB: 2 BB: 1 P: 14	R: 0 E: 0 K: 2 S: 8	H: 0 LOB: 0 BB: 0 P: 12	1B: 6 2B: 1 3B: 0 HR: 2	SF: 1 FC: 0 DP: 0 HBP: 1	WP: 0 PA: 43 PB: 0 CS: 0
PITCHER	IP WLS BF H R ER SO BB IBB HBP BLK WP HR S P ERA WHIP																		
55 Carlos Rodón, L ERA: 3.11	4.2 L 26 6 4 4 4 4 1 1 0 0 0 1 47 93 7.71 2.143																		
68 Dylan Covey, R ERA: 5.44	1.1 5 1 0 0 2 0 0 0 0 0 0 1 13 19 0.00 0.750																		
39 Aaron Bummer, L ERA: 3.47	1.1 6 2 1 1 2 0 0 0 0 0 0 1 15 27 6.75 1.500																		
54 Jeanmar Gómez, R ERA: 5.0	1.2 6 0 0 0 3 0 1 0 0 0 0 0 12 19 0.00 0.000																		

Batter	1	2	3	4	5	6	7	8	9	AB	R	H	RBI	BB	SO	LOB	BOTTOM				
10 Yoán Moncada, S OBP: 0.302, SLG: 0.392										4	0	1	0	0	0	1	Los Angeles Angels @ Chicago White Sox Guaranteed Rate Field, Chicago, IL Fri Sep 07 2018, 7:11 PM - 10:05 PM CDT Att: 18,236 - Overcast - 69 F				
5 Yoimer Sánchez, S OBP: 0.315, SLG: 0.375										4	0	1	0	0	1	2					
30 Nicky Delmonico, L OBP: 0.302, SLG: 0.390										4	0	0	0	0	2	2					
26 Avisail García, R OBP: 0.276, SLG: 0.456										2	2	2	1	1	0	0					
18 Daniel Palka, L OBP: 0.284, SLG: 0.472										4	0	1	0	0	1	2					
24 Matt Davidson, R OBP: 0.333, SLG: 0.458										4	0	1	0	0	2	2					
38 Omar Narváez, L OBP: 0.369, SLG: 0.422										3	0	1	1	0	0	2					
36 Kevan Smith, R OBP: 0.348, SLG: 0.340										1	0	0	0	0	0	0					
7 Tim Anderson, R OBP: 0.290, SLG: 0.421										4	0	0	0	0	0	2					
15 Adam Engel, R OBP: 0.274, SLG: 0.334										3	0	1	0	0	2	0					
Inning Stats	R: 0 E: 0 K: 2 S: 8	H: 0 LOB: 0 BB: 0 P: 9	R: 1 E: 0 K: 0 S: 10	H: 1 LOB: 0 BB: 0 P: 19	R: 0 E: 0 K: 0 S: 7	H: 1 LOB: 1 BB: 0 P: 9	R: 1 E: 0 K: 1 S: 7	H: 2 LOB: 2 BB: 0 P: 12	R: 0 E: 0 K: 2 S: 17	H: 1 LOB: 1 BB: 0 P: 23	R: 0 E: 0 K: 0 S: 9	H: 2 LOB: 1 BB: 0 P: 13	R: 0 E: 0 K: 1 S: 6	H: 0 LOB: 0 BB: 0 P: 9	R: 0 E: 0 K: 1 S: 11	H: 1 LOB: 1 BB: 1 P: 16	R: 0 E: 0 K: 1 S: 11	H: 0 LOB: 0 BB: 0 P: 17	1B: 7 2B: 0 3B: 0 HR: 1	SF: 0 FC: 0 DP: 2 HBP: 1	WP: 0 PA: 35 PB: 0 CS: 0
PITCHER	IP WLS BF H R ER SO BB IBB HBP BLK WP HR S P ERA WHIP																				
64 Félix Peña, R ERA: 4.04	7.0 W 28 7 2 2 2 1 0 0 0 0 0 11 64 2.57 1.000																				
48 Jose Alvarez, L ERA: 2.61	1.0 H 4 1 0 0 1 1 0 0 0 0 0 0 11 16 0.00 2.000																				
31 Ty Buttrey, R ERA: 0.96	1.0 S 3 0 0 0 1 0 0 0 0 0 0 0 11 17 0.00 0.000																				

Batter	1	2	3	4	5	6	7	8	9	AB	R	H	RBI	BB	SO	LOB	TOP		
56 Kole Calhoun, L (1,9) OBP: 0.294, SLG: 0.396 54 Jabari Blash, R (9,9) OBP: 0.237, SLG: 0.156	F8		L3-6							4	2	1	0	1	0	1			
6 David Fletcher, R (1,4) OBP: 0.330, SLG: 0.378	27 HR	1B	27 WP	27 HR	K2-3	F9			4	3	2	0	1	1	1	3			
27 Mike Trout, R (1,8) OBP: 0.463, SLG: 0.623 59 Michael Hermosillo, R (9,8) OBP: 0.262, SLG: 0.214	HR		HR			17 G6-3			5	3	5	5	0	0	0	0			
17 Shohei Ohtani, L (1,10) OBP: 0.372, SLG: 0.592	8 1B		8 CS			G6-3	F7		4	2	2	3	1	0	2				
8 Justin Upton, R (1,7) OBP: 0.346, SLG: 0.462 9 Enc Young Jr., S (9,7) OBP: 0.262, SLG: 0.330	2 1B		P5			K			5	0	1	1	0	2	4				
2 Andrelton Simmons, R (1,6) OBP: 0.342, SLG: 0.428	G6-4-3						L7		4	1	2	0	1	0	2				
20 José Miguel Fernández, (L,3) OBP: 0.353, SLG: 0.354 19 Jefry Marte, R (8,PH) OBP: 0.250, SLG: 0.345	G5-3		F8						3	0	1	0	0	0	1				
3 Taylor Ward, R (1,5) OBP: 0.274, SLG: 0.359 22 Kaleb Cowart, S (8,5) OBP: 0.243, SLG: 0.226	P5		HBP						3	0	1	0	0	1	2				
37 Francisco Arcia, L (1,2) OBP: 0.243, SLG: 0.380 44 Joe Hudson, R (9,PH) OBP: 0.243, SLG: 0.226	G6-3		G6-3						4	0	0	0	0	1	4				
Inning Stats	R: 3 H: 4 E: 0 K: 0 S: 13	H: 0 LOB: 0 BB: 0 P: 22	R: 3 H: 4 E: 0 K: 0 S: 15	LOB: 1 BB: 1 P: 29	R: 0 H: 0 E: 0 K: 0 S: 3	H: 0 LOB: 0 BB: 0 P: 6	R: 0 H: 1 E: 0 K: 2 S: 12	H: 2 LOB: 3 BB: 1 P: 20	R: 0 H: 1 E: 0 K: 1 S: 10	H: 1 LOB: 0 BB: 0 P: 14	R: 0 H: 1 E: 0 K: 0 S: 5	H: 1 LOB: 0 BB: 0 P: 11	R: 6 H: 4 E: 1 K: 0 S: 23	H: 4 LOB: 1 BB: 2 P: 43	1B: 14 2B: 1 3B: 1 HR: 2	SF: 0 SAC: 0 DP: 3 HBP: 1	WP: 5 PB: 0 CS: 2	PA: 45	
PITCHER	IP	WLS	BF	H	R	ER	SO	BB	IBB	HBP	BLK	WP	HR	S	P	ERA	WHIP		
33 James Shields, R (1,1) ERA: 4.58	4.1	L	21	9	6	6	1	1	0	1	0	1	2	44	78	12.46	2.308		
39 Aaron Bummer, L (5,1) ERA: 3.42	0.1		1	0	0	0	0	0	0	0	0	0	1	2	0.00	0.000			
37 Juan Minaya, R (5,1) ERA: 3.79	1.1		8	3	0	3	0	0	1	0	0	0	0	19	34	0.00	2.250		
67 Caleb Frare, L (7,1) ERA: 11.57	1.0		3	0	0	0	1	0	0	0	0	1	0	7	8	0.00	0.000		
63 Ian Hamilton, R (8,1) ERA:	1.0		3	1	0	0	0	0	0	0	0	0	0	5	11	0.00	1.000		
57 Jace Fry, L (9,1) ERA: 4.47	0.0		4	2	4	3	0	1	0	0	0	0	0	12	20				
50 Thyago Vieira, R (9,1) ERA: 10.22	1.0		6	2	2	2	0	1	0	0	0	3	0	11	23	18.00	3.000		
Batter	1	2	3	4	5	6	7	8	9	AB	R	H	RBI	BB	SO	LOB	BOTTOM		
10 Yoán Moncada, S (1,4) OBP: 0.302, SLG: 0.393	5 2B		K							4	1	1	0	0	2	2			
5 Yoimer Sánchez, S (1,5) OBP: 0.318, SLG: 0.381	18 1B		26 1B							3	1	2	1	1	0	2			
26 Avisail García, R (1,9) OBP: 0.276, SLG: 0.453	G5-3		G6-4-3							4	0	1	1	0	1	2			
18 Daniel Palka, L (1,7) OBP: 0.286, SLG: 0.471	21 G4-6-3		K							3	0	1	0	1	1				
21 Welington Castillo, R (1,10) OBP: 0.290, SLG: 0.427	G4-6-3									4	0	0	0	0	1	3			
24 Matt Davidson, R (1,3) OBP: 0.331, SLG: 0.455 49 Ryan Cordell, R (9,PH) ERA: 3.53	P4		P4							3	0	0	0	0	1	0			
7 Tim Anderson, R (1,6) OBP: 0.292, SLG: 0.421 20 José Rondón, R (9,PH) OBP: 0.312, SLG: 0.500	L8		36 2B							2	1	1	0	1	0	0			
36 Kevan Smith, R (1,2) OBP: 0.352, SLG: 0.351	G4-3									4	0	2	1	0	1	0			
15 Adam Engel, R (1,8) OBP: 0.272, SLG: 0.332	G6-3									3	0	0	0	0	1	3			
Inning Stats	R: 1 H: 3 E: 0 K: 0 S: 8	H: 0 LOB: 1 BB: 0 P: 11	R: 1 H: 2 E: 0 K: 2 S: 13	H: 2 LOB: 1 BB: 0 P: 21	R: 1 H: 2 E: 0 K: 2 S: 15	H: 0 LOB: 0 BB: 1 P: 8	R: 0 H: 0 E: 0 K: 1 S: 8	H: 0 LOB: 0 BB: 0 P: 14	R: 0 H: 1 E: 0 K: 1 S: 18	H: 1 LOB: 2 BB: 1 P: 28	R: 0 H: 0 E: 0 K: 1 S: 8	H: 0 LOB: 1 BB: 1 P: 14	R: 0 H: 0 E: 0 K: 2 S: 17	H: 0 LOB: 0 BB: 0 P: 25	1B: 4 2B: 4 3B: 0 HR: 0	SF: 0 SAC: 0 DP: 3 HBP: 0	WP: 0 PB: 0 CS: 0	PA: 35	
PITCHER	IP	WLS	BF	H	R	ER	SO	BB	IBB	HBP	BLK	WP	HR	S	P	ERA	WHIP		
52 Matt Shoemaker, R (1,1) ERA: 3.45	5.0	W	21	7	3	3	4	1	0	0	0	0	0	8	14	0.00	0.000		
32 Cam Bedrosian, R (6,1) ERA: 3.53	1.0	H	3	0	0	0	1	0	0	0	0	0	0	8	14	0.00	0.000		
57 Hansel Robles, R (7,1) ERA: 3.94	1.0	H	5	1	0	0	1	1	0	0	0	0	0	18	28	0.00	2.000		
38 Justin Anderson, R (8,1) ERA: 3.31	1.0	H	3	0	0	0	1	1	0	0	0	0	0	8	14	0.00	1.000		
33 Jim Johnson, R (9,1) ERA: 3.81	1.0		3	0	0	0	2	0	0	0	0	0	0	17	25	0.00	0.000		

Los Angeles Angels @ Chicago White Sox
Guaranteed Rate Field, Chicago, IL
Sat Sep 08 2018, 6:12 PM - 9:56 PM CDT
Att: 27,146 - Overcast - 67 F

AB 40
R 12
H 17
RBI 11
BB 4
SO 5
LOB 20



Los Angeles Angels @ Chicago White Sox
Guaranteed Rate Field, Chicago, IL
Sat Sep 08 2018, 6:12 PM - 9:56 PM CDT
Att: 27,146 - Overcast - 67 F

AB 32
R 3
H 8
RBI 3
BB 3
SO 9
LOB 13



Batter	1	2	3	4	5	6	7	8	9	10	11	12	AB	R	H	RBI	BB	SO	LOB	TOP			
7 Tim Anderson, R OBP: 0.290, SLG: 0.420	L3		G6-3			L8	FC6-4			K		HR	6	1	2	2	0	1	5				
5 Yolmer Sánchez, S OBP: 0.314, SLG: 0.377	K2-3					L8		F7		K			6	0	0	0	0	4	2				
79 José Abreu, R OBP: 0.328, SLG: 0.484	G6-3					L9			G5-3			F8	5	0	0	0	0	1	1				
26 Avisail García, R OBP: 0.277, SLG: 0.443												P3	3	1	0	0	2	1	1				
20 José Rondón, R OBP: 0.318, SLG: 0.513			G5-4-3					F9					3	1	1	2	2	0	1				
25 Ryan Larmann, R OBP: 0.323, SLG: 0.378 30 Nicky Delmonico, L (7, PH) OBP: 0.298, SLG: 0.381													2	0	0	0	0	0	0				
38 Omar Narváez, L OBP: 0.361, SLG: 0.411													3	0	1	0	0	1	2				
15 Adam Engel, R OBP: 0.274, SLG: 0.341													5	0	1	0	0	1	0				
49 Ryan Cordell, R OBP: 0.288, SLG: 0.473													4	1	2	0	1	0	2				
18 Daniel Palka, L (7, PH) OBP: 0.288, SLG: 0.473													2	0	0	0	0	1	1				
													2	0	0	0	1	1	2				
Inning Stats	R: 0 E: 0 K: 1 S: 7	H: 0 LOB: 0 BB: 9	R: 0 E: 0 K: 0 S: 4	H: 0 LOB: 1 BB: 10	R: 0 E: 0 K: 0 S: 7	H: 1 LOB: 1 BB: 9	R: 2 E: 0 K: 1 S: 13	H: 1 LOB: 1 BB: 1	R: 0 E: 0 K: 1 S: 8	H: 0 LOB: 0 BB: 13	R: 0 E: 0 K: 2 S: 11	H: 1 LOB: 1 BB: 14	R: 0 E: 0 K: 3 S: 12	H: 0 LOB: 1 BB: 20	R: 0 E: 0 K: 0 S: 11	H: 0 LOB: 1 BB: 19	R: 2 E: 0 K: 2 S: 10	H: 2 LOB: 0 BB: 13	1B: 4 2B: 0 3B: 1 HR: 2	SF: 0 SAC: 0 DP: 1 HBP: 0	WP: 0 PB: 0 SB: 1 CS: 1	PA: 47	
PITCHER	IP WLS BF H R ER SO BB IBB HBP BLK WP HR S P ERA WHIP	53 Eric Skoglund, L ERA: 5.19	57 Glenn Sparkman, R ERA: 5.27	61 Kevin McCarthy, R ERA: 3.16	54 Tim Hill, L ERA: 4.43	37 Brandon Maurer, R ERA: 8.33	PITCHER	IP WLS BF H R ER SO BB IBB HBP BLK WP HR S P ERA WHIP	64 Burch Smith, R ERA: 6.75	57 Glenn Sparkman, R ERA: 5.27	61 Kevin McCarthy, R ERA: 3.16	54 Tim Hill, L ERA: 4.43	37 Brandon Maurer, R ERA: 8.33	53 Eric Skoglund, L ERA: 5.19	57 Glenn Sparkman, R ERA: 5.27	61 Kevin McCarthy, R ERA: 3.16	54 Tim Hill, L ERA: 4.43	37 Brandon Maurer, R ERA: 8.33	64 Burch Smith, R ERA: 6.75	57 Glenn Sparkman, R ERA: 5.27	61 Kevin McCarthy, R ERA: 3.16	54 Tim Hill, L ERA: 4.43	37 Brandon Maurer, R ERA: 8.33

Chicago White Sox @ Kansas City Royals
Kauffman Stadium, Kansas City, MO
Wed Sep 12 2018, 7:16 PM - 11:08 PM CDT
Att. 17,840 - Clear - 76 F

AB 41
R 4
H 7
RBI 4
BB 6
SO 11
LOB 17



Batter	1	2	3	4	5	6	7	8	9	10	11	12	AB	R	H	RBI	BB	SO	LOB	BOTTOM				
15 Whit Merrifield, R OBP: 0.365, SLG: 0.436	F7		FC5-4							F9		G6-3	5	2	1	0	1	0	2					
27 Adalberto Mondesi, S OBP: 0.311, SLG: 0.463													5	0	4	2	0	1	0					
4 Alex Gordon, L OBP: 0.320, SLG: 0.358													5	0	1	0	0	1	5					
38 Jorge Bonifacio, R OBP: 0.311, SLG: 0.354													3	0	0	0	2	1	2					
13 Salvador Perez, R OBP: 0.272, SLG: 0.437													5	0	1	0	0	2	2					
14 Brett Phillips, L (11, PR) OBP: 0.262, SLG: 0.342 36 Cam Gallagher, R OBP: 0.227, SLG: 0.310													0	0	0	0	0	0	0					
2 Alcides Escobar, R OBP: 0.269, SLG: 0.296													4	0	0	0	1	1	2					
7 Rosell Herrera, S OBP: 0.278, SLG: 0.291													5	0	0	0	0	1	3					
25 Brian Goodwin, L OBP: 0.341, SLG: 0.385													4	0	0	0	1	3	0					
66 Ryan O'Hearn, L OBP: 0.369, SLG: 0.625													2	0	0	0	3	2	0					
Inning Stats	R: 0 E: 0 K: 0 S: 7	H: 1 LOB: 0 BB: 12	R: 0 E: 0 K: 2 S: 9	H: 0 LOB: 1 BB: 18	R: 1 E: 0 K: 1 S: 14	H: 2 LOB: 2 BB: 27	R: 0 E: 0 K: 0 S: 5	H: 0 LOB: 0 BB: 6	R: 1 E: 0 K: 1 S: 12	H: 2 LOB: 1 BB: 21	R: 0 E: 0 K: 2 S: 11	H: 1 LOB: 3 BB: 26	R: 0 E: 0 K: 0 S: 6	H: 0 LOB: 0 BB: 8	R: 0 E: 0 K: 1 S: 9	H: 0 LOB: 0 BB: 13	R: 0 E: 0 K: 2 S: 9	H: 1 LOB: 1 BB: 16	R: 0 E: 0 K: 1 S: 7	H: 0 LOB: 0 BB: 11	1B: 4 2B: 5 3B: 0 HR: 0	SF: 0 SAC: 0 DP: 4 HBP: 0	WP: 1 PB: 0 SB: 0 CS: 0	PA: 46
PITCHER	IP WLS BF H R ER SO BB IBB HBP BLK WP HR S P ERA WHIP	55 Carlos Rodón, L ERA: 3.1	67 Caleb Frare, L ERA: 9.0	66 José Ruiz, R ERA: 3.38	39 Aaron Bummer, L ERA: 3.38	63 Ian Hamilton, R ERA: 1.8	PITCHER	IP WLS BF H R ER SO BB IBB HBP BLK WP HR S P ERA WHIP	57 Jace Fry, L ERA: 4.24	37 Juan Minaya, R ERA: 3.48	53 Héctor Santiago, L ERA: 4.52	55 Carlos Rodón, L ERA: 3.1	67 Caleb Frare, L ERA: 9.0	66 José Ruiz, R ERA: 3.38	39 Aaron Bummer, L ERA: 3.38	63 Ian Hamilton, R ERA: 1.8	57 Jace Fry, L ERA: 4.24	37 Juan Minaya, R ERA: 3.48	53 Héctor Santiago, L ERA: 4.52	55 Carlos Rodón, L ERA: 3.1	67 Caleb Frare, L ERA: 9.0	66 José Ruiz, R ERA: 3.38	39 Aaron Bummer, L ERA: 3.38	63 Ian Hamilton, R ERA: 1.8

Chicago White Sox @ Kansas City Royals
Kauffman Stadium, Kansas City, MO
Wed Sep 12 2018, 7:16 PM - 11:08 PM CDT
Att. 17,840 - Clear - 76 F

AB 38
R 2
H 7
RBI 2
BB 8
SO 12
LOB 16



Batter	1	2	3	4	5	6	7	8	9	AB	R	H	RBI	BB	SO	LOB	TOP					
10 Yoán Moncada, S OBP: 0.308, SLG: 0.395										4	1	3	1	1	0	0	Chicago White Sox @ Baltimore Orioles Oriole Park at Camden Yards, Baltimore, MD Fri Sep 14 2018, 7:10 PM - 10:45 PM EDT Att: 18,265 - Cloudy - 75 F					
5 Yolmer Sánchez, S OBP: 0.315, SLG: 0.375										3	0	0	0	2	0	3						
79 José Abreu, R OBP: 0.325, SLG: 0.479										5	0	0	0	0	1	4						
18 Daniel Palka, L OBP: 0.292, SLG: 0.473										4	1	2	1	1	1	1						
26 Avisail García, R OBP: 0.279, SLG: 0.450										4	2	1	2	1	1	2						
15 Adam Engel, R OBP: 0.274, SLG: 0.341										4	1	1	2	0	1	1						
38 Omar Narváez, L OBP: 0.361, SLG: 0.420										2	1	1	1	1	1	0						
7 Tim Anderson, R OBP: 0.288, SLG: 0.417										1	0	0	0	0	2	1						
30 Nicky Delmonico, L OBP: 0.301, SLG: 0.390										2	1	1	1	1	1	0						
25 Ryan LaMarre, R OBP: 0.321, SLG: 0.375										1	0	0	0	0	0	0						
49 Ryan Cordell, R OBP: 0.059, SLG: 0.250										4	1	1	1	0	2	3						
Inning Stats	R: 1 E: 0 K: 0 S: 14	H: 2 LOB: 0 BB: 0 P: 21	R: 2 E: 1 K: 0 S: 15	H: 2 LOB: 2 BB: 1 P: 26	R: 2 E: 0 K: 2 S: 11	H: 1 LOB: 0 BB: 1 P: 19	R: 0 E: 0 K: 1 S: 6	H: 1 LOB: 0 BB: 0 P: 9	R: 2 E: 0 K: 1 S: 13	H: 2 LOB: 2 BB: 1 P: 27	R: 0 E: 0 K: 1 S: 11	H: 0 LOB: 1 BB: 1 P: 18	R: 0 E: 0 K: 3 S: 9	H: 0 LOB: 0 BB: 0 P: 14	R: 1 E: 0 K: 0 S: 7	H: 1 LOB: 0 BB: 1 P: 16	R: 0 E: 0 K: 1 S: 8	H: 0 LOB: 1 BB: 1 P: 13	1B: 4 2B: 1 3B: 1 HR: 3	SF: 0 SAC: 0 DP: 2 HBP: 1	WP: 0 PB: 0 SB: 0 CS: 0	PA: 42
PITCHER	IP WLS BF H R ER SO BB IBB HBP BLK WP HR S P ERA WHIP	IP WLS BF H R ER SO BB IBB HBP BLK WP HR S P ERA WHIP	IP WLS BF H R ER SO BB IBB HBP BLK WP HR S P ERA WHIP	IP WLS BF H R ER SO BB IBB HBP BLK WP HR S P ERA WHIP	IP WLS BF H R ER SO BB IBB HBP BLK WP HR S P ERA WHIP	IP WLS BF H R ER SO BB IBB HBP BLK WP HR S P ERA WHIP	IP WLS BF H R ER SO BB IBB HBP BLK WP HR S P ERA WHIP	IP WLS BF H R ER SO BB IBB HBP BLK WP HR S P ERA WHIP	IP WLS BF H R ER SO BB IBB HBP BLK WP HR S P ERA WHIP	59 Luis Ortiz, R ERA: 15.43	31 Jimmy Yacabonis, R ERA: 7.22	57 Donnie Hart, L ERA: 5.28	52 Ryan Meisinger, R ERA: 5.87	66 Tanner Scott, L ERA: 5.74	50 Miguel Castro, R ERA: 4.09							
3 Cedric Mullins, L OBP: 0.331, SLG: 0.407										4	0	2	1	1	1	1	Chicago White Sox @ Baltimore Orioles Oriole Park at Camden Yards, Baltimore, MD Fri Sep 14 2018, 7:10 PM - 10:45 PM EDT Att: 18,265 - Cloudy - 75 F					
2 Jonathan Villar, S OBP: 0.327, SLG: 0.396										4	0	0	0	1	2	3						
10 Adam Jones, R OBP: 0.315, SLG: 0.425										4	0	0	1	0	1	2						
16 Trey Mancini, R OBP: 0.300, SLG: 0.418										4	2	2	2	0	2	3						
19 Chris Davis, L OBP: 0.248, SLG: 0.308										4	0	1	0	0	2	0						
39 Renato Núñez, R OBP: 0.305, SLG: 0.373										4	1	1	0	0	1	1						
28 Breyvic Valera, S OBP: 0.316, SLG: 0.235										3	1	1	0	1	0	1						
62 DJ Stewart, L OBP: 0.313, SLG: 0.330										3	1	0	0	1	0	2						
61 Austin Wynns, R OBP: 0.270, SLG: 0.372										2	0	0	0	0	0	0						
64 Corban Joseph, L OBP: 0.214, SLG: 0.154										1	1	1	2	0	0	0						
36 Caleb Joseph, R OBP: 0.251, SLG: 0.320										0	0	0	0	0	0	0						
29 Jace Peterson, L OBP: 0.313, SLG: 0.330										1	0	0	0	1	0	0						
Inning Stats	R: 0 E: 0 K: 0 S: 8	H: 1 LOB: 0 BB: 0 P: 9	R: 1 E: 0 K: 0 S: 12	H: 2 LOB: 1 BB: 0 P: 17	R: 0 E: 0 K: 2 S: 10	H: 0 LOB: 0 BB: 0 P: 14	R: 1 E: 0 K: 2 S: 12	H: 1 LOB: 0 BB: 0 P: 17	R: 0 E: 0 K: 1 S: 11	H: 0 LOB: 0 BB: 0 P: 17	R: 0 E: 0 K: 1 S: 13	H: 0 LOB: 1 BB: 1 P: 22	R: 4 E: 1 K: 2 S: 26	H: 3 LOB: 2 BB: 2 P: 41	R: 0 E: 0 K: 1 S: 9	H: 0 LOB: 1 BB: 1 P: 16	R: 0 E: 0 K: 2 S: 14	H: 1 LOB: 0 BB: 0 P: 20	1B: 4 2B: 2 3B: 0 HR: 2	SF: 1 SAC: 0 DP: 1 HBP: 0	WP: 1 PB: 0 SB: 0 CS: 0	PA: 39
PITCHER	IP WLS BF H R ER SO BB IBB HBP BLK WP HR S P ERA WHIP	IP WLS BF H R ER SO BB IBB HBP BLK WP HR S P ERA WHIP	IP WLS BF H R ER SO BB IBB HBP BLK WP HR S P ERA WHIP	IP WLS BF H R ER SO BB IBB HBP BLK WP HR S P ERA WHIP	IP WLS BF H R ER SO BB IBB HBP BLK WP HR S P ERA WHIP	IP WLS BF H R ER SO BB IBB HBP BLK WP HR S P ERA WHIP	IP WLS BF H R ER SO BB IBB HBP BLK WP HR S P ERA WHIP	IP WLS BF H R ER SO BB IBB HBP BLK WP HR S P ERA WHIP	IP WLS BF H R ER SO BB IBB HBP BLK WP HR S P ERA WHIP	33 James Shields, R ERA: 4.53	39 Aaron Bummer, L ERA: 4.44	63 Ian Hamilton, R ERA: 1.59	57 Jace Fry, L ERA: 4.15	65 Nate Jones, R ERA: 2.39	PITCHER							

Batter	1	2	3	4	5	6	7	8	9	AB	R	H	RBI	BB	SO	LOB	TOP	
10 Yoán Moncada, S OBP: 0.306, SLG: 0.393										5	1	0	0	0	3	2		
5 Yolmer Sánchez, S OBP: 0.315, SLG: 0.380										4	1	1	2	1	1	1		
79 José Abreu, R OBP: 0.325, SLG: 0.473										3	0	0	0	1	2	2		
18 Daniel Palka, L OBP: 0.294, SLG: 0.489										4	2	2	2	0	1	4		
25 Ryan LaMarre, R OBP: 0.319, SLG: 0.373										1	0	0	0	0	1	1		
24 Matt Davidson, R OBP: 0.329, SLG: 0.446										4	0	1	0	1	0	1		
30 Nicky Delmonico, L OBP: 0.299, SLG: 0.382										4	0	1	0	1	1	2		
21 Wellington Castillo, R OBP: 0.287, SLG: 0.405										4	0	2	0	0	1	2		
20 José Rondón, R OBP: 0.303, SLG: 0.488										4	0	0	0	0	2	5		
15 Adam Engel, R OBP: 0.279, SLG: 0.345										4	0	2	0	0	2	2		
Inning Stats	R: 0 E: 0 K: 1 S: 6	H: 0 LOB: 0 BB: 0 P: 11	R: 1 E: 0 K: 1 S: 11	H: 2 LOB: 1 BB: 1 P: 24	R: 0 E: 1 K: 1 S: 17	H: 0 LOB: 2 BB: 0 P: 24	R: 3 E: 1 K: 3 S: 12	H: 3 LOB: 2 BB: 1 P: 35	R: 0 E: 0 K: 0 S: 7	H: 1 LOB: 0 BB: 0 P: 11	R: 0 E: 0 K: 2 S: 10	H: 1 LOB: 1 BB: 0 P: 15	R: 0 E: 0 K: 2 S: 9	H: 0 LOB: 1 BB: 1 P: 18	1B: 6 2B: 0 3B: 0 HR: 3	SF: 0 SAC: 0 DP: 1 HBP: 1	WP: 0 PB: 0 SB: 1 CS: 0	PA: 42
PITCHER	IP WLS BF H R ER SO BB IBB HBP BLK WP HR S P ERA WHIP																	
41 David Hess, R ERA: 5.22	4.1	22	6	4	3	7	1	0	1	0	0	0	0	3	68	104	6.23	1.615
52 Ryan Meisinger, R ERA: 5.63	0.2	4	1	0	0	0	1	0	0	0	0	0	0	9	15	0.00	3.000	
66 Tanner Scott, L ERA: 5.63	1.0	5	1	0	0	3	1	0	0	0	0	0	0	12	22	0.00	2.000	
50 Miguel Castro, R ERA: 4.03	1.1	5	1	0	0	0	0	0	0	0	0	0	0	10	16	0.00	0.750	
51 Paul Fry, L ERA: 3.6	1.2	6	0	0	0	4	1	0	0	0	0	0	0	16	28	0.00	0.600	

Chicago White Sox @ Baltimore Orioles
 Oriole Park at Camden Yards, Baltimore, MD
 Sun Sep 16 2018, 1:09 PM - 4:35 PM EDT
 Att: 19,104 - Partly Cloudy - 76 F

AB 37
 R 4
 H 9
 RBI 4
 BB 4
 SO 14
 LOB 22



Batter	1	2	3	4	5	6	7	8	9	AB	R	H	RBI	BB	SO	LOB	BOTTOM	
3 Cedric Mullins, L OBP: 0.354, SLG: 0.431										5	1	4	1	0	0	0		
23 Joey Rickard, R OBP: 0.297, SLG: 0.409										4	1	0	0	0	0	3		
2 Jonathan Villar, S OBP: 0.328, SLG: 0.402										5	2	3	2	0	1	3		
10 Adam Jones, R OBP: 0.317, SLG: 0.430										4	2	2	2	1	0	5		
16 Trey Mancini, R OBP: 0.299, SLG: 0.414										3	0	0	0	1	2	3		
62 DJ Stewart, L (1, 10)										4	1	0	1	0	1	2		
39 Renato Núñez, R OBP: 0.308, SLG: 0.375										3	0	1	0	0	0	1		
29 Jace Peterson, L OBP: 0.313, SLG: 0.330										0	1	0	0	0	0	0		
28 Breyvic Valera, S OBP: 0.328, SLG: 0.245										2	0	1	1	1	0	0		
15 Chance Sisco, L OBP: 0.288, SLG: 0.269										2	0	0	0	0	0	4		
61 Austin Wynns, R OBP: 0.267, SLG: 0.368										1	0	0	0	0	0	0		
Inning Stats	R: 5 E: 1 K: 1 S: 18	H: 3 LOB: 1 BB: 0 P: 26	R: 0 E: 0 K: 0 S: 9	H: 2 LOB: 1 BB: 0 P: 15	R: 0 E: 0 K: 0 S: 8	H: 1 LOB: 2 BB: 1 P: 15	R: 1 E: 0 K: 0 S: 6	H: 2 LOB: 1 BB: 1 P: 15	R: 0 E: 0 K: 0 S: 12	H: 0 LOB: 0 BB: 0 P: 17	R: 1 E: 0 K: 2 S: 10	H: 1 LOB: 0 BB: 0 P: 15	R: 1 E: 0 K: 1 S: 9	H: 2 LOB: 3 BB: 1 P: 19	1B: 7 2B: 2 3B: 0 HR: 2	SF: 1 SAC: 1 DP: 3 HBP: 2	WP: 0 PB: 0 SB: 2 CS: 0	PA: 40
PITCHER	IP WLS BF H R ER SO BB IBB HBP BLK WP HR S P ERA WHIP																	
27 Lucas Giolito, R ERA: 5.77	6.0	29	8	6	4	1	2	0	0	0	0	0	0	1	61	98	6.00	1.667
66 José Ruiz, R ERA: 3.39	1.0	4	1	1	1	2	0	0	0	0	0	0	0	1	10	15	9.00	1.000
61 Ryan Burr, R ERA: 4.05	0.1	5	2	1	1	0	1	0	1	0	0	0	0	5	13	27.00	9.000	
52 Rob Scallih, R ERA:	0.2	2	0	0	0	1	0	0	0	0	0	0	0	4	6	0.00	0.000	

Chicago White Sox @ Baltimore Orioles
 Oriole Park at Camden Yards, Baltimore, MD
 Sun Sep 16 2018, 1:09 PM - 4:35 PM EDT
 Att: 19,104 - Partly Cloudy - 76 F

AB 33
 R 8
 H 11
 RBI 7
 BB 3
 SO 4
 LOB 21



Batter	1	2	3	4	5	6	7	8	9	10	11	AB	R	H	RBI	BB	SO	LOB	TOP					
10 Yoán Moncada, S OBP: 0.309, SLG: 0.397	(1, 4) 1-0 5B 26 1B	(1, 1) 3-1 1B		(2) 0-2 F7		(1) 0-0 1-2			(3) 4-2 36 G6-3 5 SH1-4 BB	(3) 2-3 K		5	1	3	2	1	1	2						
5 Yolmer Sánchez, S OBP: 0.315, SLG: 0.361	(1, 5) 2-2 38 G6-3 26 1B	(1, 0) 1-0 F7		(3) 1-2 G3		(3) 1-3 1B			(1) 0-0 SH1-4		(1) 0-0 36 G6-3 24 1B	5	1	2	0	0	1	3						
18 Daniel Palka, L OBP: 0.292, SLG: 0.495	(1, 9) 3-2 F7	(1, 9) 3-2 P3		(1) 1-3 K			(1) 1-2 G6-3		(2) 1-1 G6-3		(1) 1-2 G6-3	4	0	0	0	0	1	3						
36 Kevan Smith, R OBP: 0.345, SLG: 0.340	(9, PH) 1-2 F7			(1) 4-0 K			(2) 2-3 G6-3		(3) 1-0 FC5-4		(2) 1-3 K	3	1	1	1	1	1	3						
26 Avisail García, R OBP: 0.276, SLG: 0.444	(1, 10) 3-1 38 G6-3 1B		(1) 3-0 F9	(2) 0-1 G5-3			(1) 0-0 E5		(3) 1-0 20 FC5-4 IBB		(2) 2-3 24 1B IBB	4	0	1	1	2	0	0						
38 Omar Narváez, L OBP: 0.307, SLG: 0.442	(1, 2) 1-2 G6-3		(1) 2-2 HR	(1) 4-0 BB			(2) 2-3 K		(3) 1-0 FC5-4		(2) 1-3 K	3	1	1	1	1	1	3						
20 José Rondón, R OBP: 0.300, SLG: 0.482	(9, PH) 1-2 G6-3			(1) 2-2 BB			(3) 0-3 K					1	0	0	0	0	0	2						
49 Ryan Cordell, R OBP: 0.045, SLG: 0.190	(9, 9) 1-2 2-3 K			(1) 1-1 G4-3			(3) 0-3 K					6	0	2	1	0	2	4						
24 Matt Davidson, R OBP: 0.330, SLG: 0.441	(1, 3) 0-3 K		(1) 1-1 7 FC6-4 1B				(1) 2-1 G6-3		(1) 2-3 K		(1) 0-0 G5-3	6	0	0	0	0	2	3						
7 Tim Anderson, R OBP: 0.282, SLG: 0.407	(1, 6) 0-3 K		(1) 0-0 FC6-4				(2) 1-3 K		(2) 2-2 K		(3) 2-2 L9	4	1	1	0	0	2	1						
25 Ryan LaMarre, R OBP: 0.320, SLG: 0.373	(1, 7) 0-0 15 1B 10 2B		(1) 1-0 G1-3				(2) 4-1 10 1B BB		(2) 1-0 10 WP 15 HBP			3	1	1	0	1	1	0						
15 Adam Engel, R OBP: 0.280, SLG: 0.342	(1, 8) 0-2 10 2B 1B		(1) 0-1 G5-3						(3) 0-2 K		(1) 1-2 10 WP HBP	3	1	1	0	1	1	0						
Inning Stats	R: 1 E: 0 K: 1 S: 17	H: 3 LOB: 2 BB: 0 P: 27	R: 2 E: 0 K: 1 S: 15	H: 3 LOB: 1 BB: 0 P: 22	R: 1 E: 0 K: 0 S: 11	H: 2 LOB: 1 BB: 0 P: 18	R: 0 E: 0 K: 0 S: 8	H: 0 LOB: 0 BB: 0 P: 9	R: 0 E: 0 K: 1 S: 10	H: 1 LOB: 2 BB: 1 P: 18	R: 0 E: 1 K: 2 S: 11	H: 0 LOB: 1 BB: 0 P: 14	R: 0 E: 0 K: 3 S: 10	H: 0 LOB: 0 BB: 0 P: 14	R: 0 E: 0 K: 0 S: 6	H: 0 LOB: 2 BB: 2 P: 12	R: 0 E: 0 K: 1 S: 12	H: 2 LOB: 2 BB: 1 P: 16	R: 1 E: 0 K: 1 S: 12	H: 2 LOB: 2 BB: 1 P: 16	1B: 8 2B: 2 3B: 0 HR: 1	SF: 0 SAC: 1 DP: 0 HBP: 2	WP: 1 PB: 0 SB: 0 CS: 0	PA: 52
PITCHER	IP: 4.0 WLS: 0 BF: 20 H: 8 R: 4 ER: 4 SO: 2 BB: 0 IBB: 0 HBP: 0 BLK: 0 WP: 0 HR: 1 S: 51 P: 76 ERA: 4.5 WHIP: 2.000	IP: 0.2 WLS: 3 BF: 0 H: 0 R: 0 ER: 0 SO: 1 BB: 1 IBB: 0 HBP: 0 BLK: 0 WP: 0 HR: 0 S: 6 P: 11 ERA: 5.63 WHIP: 1.500	IP: 1.0 WLS: 4 BF: 0 H: 0 R: 0 ER: 0 SO: 1 BB: 1 IBB: 0 HBP: 0 BLK: 0 WP: 0 HR: 0 S: 10 P: 19 ERA: 0.00 WHIP: 0.000	IP: 0.1 WLS: 2 BF: 1 H: 0 R: 0 ER: 0 SO: 1 BB: 0 IBB: 0 HBP: 0 BLK: 0 WP: 0 HR: 4 S: 5 P: 5 ERA: 0.00 WHIP: 3.000	IP: 1.0 WLS: 4 BF: 0 H: 0 R: 0 ER: 0 SO: 2 BB: 0 IBB: 0 HBP: 0 BLK: 0 WP: 0 HR: 0 S: 14 P: 14 ERA: 4.52 WHIP: 0.000	PITCHER	IP: 1.0 WLS: 5 BF: 0 H: 0 R: 0 ER: 0 SO: 3 BB: 1 IBB: 0 HBP: 0 BLK: 0 WP: 0 HR: 0 S: 10 P: 10 ERA: 0.00 WHIP: 0.000	IP: 1.0 WLS: 5 BF: 0 H: 0 R: 0 ER: 0 SO: 1 BB: 1 IBB: 0 HBP: 0 BLK: 0 WP: 0 HR: 6 S: 12 P: 12 ERA: 2.71 WHIP: 1.000	IP: 2.0 WLS: L BF: 11 H: 2 R: 1 ER: 1 SO: 2 BB: 0 IBB: 2 HBP: 0 BLK: 0 WP: 1 HR: 24 S: 32 P: 32 ERA: 3.56 WHIP: 4.500															

Chicago White Sox @ Cleveland Indians
Progressive Field, Cleveland, OH
Thu Sep 20 2018, 7:11 PM - 11:33 PM EDT
Att. 19,457 - Party Cloudy - 82 F

livebaseballscores.com

AB 44
R 5
H 11
RBI 5
BB 5
SO 12
LOB 25




Batter	1	2	3	4	5	6	7	8	9	10	11	AB	R	H	RBI	BB	SO	LOB	BOTTOM					
12 Francisco Lindor, S OBP: 0.355, SLG: 0.528	(1, 6) 4-1 17 BB 10 BB BB		(1) 1-1 HR		(2) 0-2 P5			(2) 2-2 23 WP 3B	(2) 1-2 G5-3		(1) 1-0 F8	5	2	2	1	1	0	1						
23 Michael Brantley, L OBP: 0.361, SLG: 0.473	(1, 7) 0-1 L7		(1) 0-0 HR		(2) 2-1 G4-3			(1) 2-1 10 WP 10 S 63 BB 1B	(1) 1-2 1B		(2) 1-3 K	6	2	3	1	0	1	2						
11 José Ramírez, S OBP: 0.392, SLG: 0.566	(1, 4) 0-1 L9		(1) 1-0 F9		(3) 2-2 F8			(1) 3-3 K	(3) 1-2 P5		(3) 2-2 G4-3	6	0	0	0	0	1	4						
10 Edwin Encarnación, R OBP: 0.332, SLG: 0.474	(1, 10) 4-1 36 FC5 17 BB BB		(1) 3-1 2B		(2) 3-2 36 G5-4-3 HBP			(2) 4-2 53 BB 27 BB BB		(1) 4-1 22 1B 32 SH1-3 BB	1	0	1	0	2	0	0							
26 Rajai Davis, R OBP: 0.284, SLG: 0.286	(9, PH) 1-2 FC5		(1) 2-0 2B		(1) 2-2 F8			(1) 1-3 53 BB BB		(1) 0-0 SH1-3	2	0	1	0	1	0	1							
17 Yonder Alonso, L OBP: 0.253, SLG: 0.420	(1, 3) 4-0 BB		(1) 2-3 1B		(2) 3-2 G6-4-3			(2) 4-1 53 BB BB		(1) 1-2 SH1-3	0	0	0	0	1	0	0							
27 Josh Donaldson, R OBP: 0.331, SLG: 0.413	(8, PH) 1-2 BB		(1) 2-1 1B		(3) 1-1 G6-4-3			(2) 1-3 K		(2) 1-2 G5-3	5	0	0	0	0	1	10							
32 Adam Rosales, R OBP: 0.286, SLG: 0.167	(9, 3) 1-2 2-3 BB		(1) 2-1 1B		(3) 3-3 G6-4-3			(2) 3-3 K		(2) 1-2 G5-3	0	0	0	0	0	0	0							
36 Yandy Díaz, R OBP: 0.327, SLG: 0.389	(1, 5) 1-1 FC5		(1) 1-1 G6-4-3		(3) 3-2 G5-4-3			(1) 1-3 K		(2) 1-2 G5-3	5	0	0	0	0	1	10							
9 Erik González, R OBP: 0.309, SLG: 0.392	(11, 5) 2-3 FC5		(1) 1-1 G6-4-3		(3) 3-2 G5-4-3			(2) 1-3 K		(2) 1-2 G5-3	0	0	0	0	0	0	0							
53 Melky Cabrera, S OBP: 0.328, SLG: 0.416	(1, 9) 2-1 G3		(1) 1-1 1B		(1) 1-1 F8			(1) 4-2 F8		(1) 4-2 22 1B BB	3	0	1	1	1	0	0							
0 Brandon Barnes, R OBP: 0.462, SLG: 0.636	(9, 9) 1-1 G3		(1) 0-2 1B		(1) 0-2 F9			(2) 1-2 2-3 BB		(3) 0-1 22 1B BB	0	0	0	0	1	0	0							
22 Jason Kipnis, L OBP: 0.316, SLG: 0.386	(1, 8) 1-2 L4		(1) 0-2 F9		(2) 2-2 G4-3			(2) 2-2 P6		(3) 0-1 1B	5	0	1	0	0	0	4							
55 Roberto Pérez, R OBP: 0.283, SLG: 0.427	(1, 2) 2-1 L3		(1) 3-3 K		(2) 3-3 K			(3) 3-3 K		(3) 3-3 K	3	0	0	0	0	2	1							
6 Brandon Guyer, R OBP: 0.303, SLG: 0.366	(9, PH) 1-2 K											1	0	0	0	1	0							
38 Eric Hoese, R OBP: 0.285, SLG: 0.167	(10, 2) 1-2 K											0	0	0	0	0	0							
Inning Stats	R: 0 E: 0 K: 0 S: 8	H: 0 LOB: 3 BB: 3 P: 21	R: 0 E: 0 K: 0 S: 7	H: 0 LOB: 0 BB: 0 P: 12	R: 2 E: 0 K: 0 S: 9	H: 4 LOB: 1 BB: 0 P: 18	R: 0 E: 0 K: 1 S: 10	H: 1 LOB: 1 BB: 0 P: 14	R: 0 E: 0 K: 0 S: 8	H: 0 LOB: 0 BB: 0 P: 12	R: 0 E: 0 K: 1 S: 10	H: 0 LOB: 0 BB: 0 P: 16	R: 2 E: 0 K: 2 S: 25	H: 2 LOB: 3 BB: 3 P: 45	R: 0 E: 0 K: 1 S: 13	H: 1 LOB: 1 BB: 0 P: 19	R: 0 E: 0 K: 0 S: 9	H: 1 LOB: 2 BB: 2 P: 18	R: 0 E: 0 K: 1 S: 9	H: 0 LOB: 1 BB: 0 P: 15	1B: 5 2B: 2 3B: 1 HR: 2	SF: 0 SAC: 1 DP: 3 HBP: 2	WP: 2 PB: 0 SB: 1 CS: 1	PA: 48
PITCHER	IP: 6.0 WLS: 1 BF: 24 H: 5 R: 2 ER: 2 SO: 2 BB: 3 IBB: 0 HBP: 1 BLK: 0 WP: 0 HR: 2 S: 51 P: 94 ERA: 4.46 WHIP: 1.333	IP: 1.1 WLS: H BF: 6 H: 2 R: 2 ER: 2 SO: 2 BB: 0 IBB: 0 HBP: 0 BLK: 0 WP: 1 HR: 0 S: 20 P: 33 ERA: 4.91 WHIP: 1.500	IP: 0.0 WLS: 1 BF: 0 H: 0 R: 0 ER: 0 SO: 0 BB: 1 IBB: 0 HBP: 0 BLK: 0 WP: 0 HR: 0 S: 3 P: 7 ERA: 9.0 WHIP: 3.000	IP: 0.0 WLS: 1 BF: 0 H: 0 R: 0 ER: 0 SO: 0 BB: 1 IBB: 0 HBP: 0 BLK: 0 WP: 0 HR: 1 S: 5 P: 5 ERA: 9.0 WHIP: 3.000	IP: 0.2 WLS: B BF: 3 H: 0 R: 0 ER: 0 SO: 1 BB: 0 IBB: 0 HBP: 0 BLK: 0 WP: 0 HR: 11 S: 16 P: 16 ERA: 3.5 WHIP: 1.500	PITCHER	IP: 3.0 WLS: W BF: 13 H: 2 R: 0 ER: 0 SO: 2 BB: 2 IBB: 0 HBP: 1 BLK: 0 WP: 0 HR: 0 S: 31 P: 52 ERA: 4.38 WHIP: 1.333																	

Chicago White Sox @ Cleveland Indians
Progressive Field, Cleveland, OH
Thu Sep 20 2018, 7:11 PM - 11:33 PM EDT
Att. 19,457 - Party Cloudy - 82 F

livebaseballscores.com

AB 37
R 4
H 9
RBI 3
BB 8
SO 6
LOB 23



Batter	1	2	3	4	5	6	7	8	9	AB	R	H	RBI	BB	SO	LOB	TOP					
3 Daniel Murphy, L OBP: 0.334, SLG: 0.460										5	2	3	1	0	1	1	Chicago Cubs @ Chicago White Sox Guaranteed Rate Field, Chicago, IL Fri Sep 21 2018, 3:13 PM - 6:44 PM CDT Att: 34,027 - Cloudy - 74 F					
17 Kris Bryant, R OBP: 0.376, SLG: 0.465										5	1	1	0	0	1	2						
44 Anthony Rizzo, L OBP: 0.374, SLG: 0.465										3	0	2	0	0	0	0						
53 Taylor Davis, R OBP: 0.333, SLG: 0.400										2	0	0	0	0	1	3						
9 Javier Báez, R OBP: 0.327, SLG: 0.565										4	0	0	0	0	2	4						
8 Ian Happ, S OBP: 0.346, SLG: 0.409										0	0	0	0	0	0	0						
18 Ben Zobrist, S OBP: 0.383, SLG: 0.448										3	0	0	0	1	0	2						
1 Terrance Gore, R OBP: 0.200, SLG: 0.200										0	1	0	0	0	0	0						
22 Jason Heyward, L OBP: 0.342, SLG: 0.403										3	0	1	0	0	1	2						
13 David Bote, R OBP: 0.314, SLG: 0.412										1	0	1	2	0	0	0						
7 Victor Caratini, S OBP: 0.306, SLG: 0.320										3	0	0	0	1	1	3						
12 Kyle Schwarber, L OBP: 0.353, SLG: 0.467										4	0	0	0	0	2	3						
5 Albert Almora Jr., R OBP: 0.321, SLG: 0.378										4	0	1	0	0	0	2						
Inning Stats	R: 1 H: 2 E: 0 K: 1 S: 12	H: 2 LOB: 1 BB: 0 P: 20	R: 0 H: 0 E: 0 K: 2 S: 8	H: 0 LOB: 0 BB: 0 P: 14	R: 0 H: 0 E: 0 K: 0 S: 6	H: 0 LOB: 0 BB: 0 P: 7	R: 0 H: 1 E: 1 K: 1 S: 12	H: 1 LOB: 2 BB: 0 P: 23	R: 0 H: 1 E: 0 K: 3 S: 16	H: 1 LOB: 1 BB: 0 P: 24	R: 0 H: 0 E: 0 K: 1 S: 6	H: 0 LOB: 0 BB: 0 P: 7	R: 0 H: 1 E: 0 K: 0 S: 10	H: 1 LOB: 2 BB: 0 P: 13	R: 3 H: 3 E: 0 K: 1 S: 23	H: 3 LOB: 2 BB: 2 P: 36	R: 0 H: 1 E: 0 K: 0 S: 8	H: 1 LOB: 1 BB: 0 P: 11	1B: 7 2B: 1 3B: 0 HR: 1	SF: 0 SAC: 0 DP: 0 HBP: 0	WP: 2 PB: 0 SB: 0 CS: 0	PA: 39
PITCHER	IP WLS BF H R ER SO BB IBB HBP BLK WP HR S P ERA WHIP																					
40 Reynaldo López, R ERA: 3.94	7.0 W 27 5 1 1 8 0 0 0 0 0 0 1 70 108 1.29 0.714																					
57 Jace Fry, L ERA: 4.35	0.0 2 2 2 2 0 0 0 0 0 0 0 0 6 8 ∞ ∞																					
66 José Ruiz, R ERA: 5.4	0.2 4 1 1 1 1 1 0 0 0 0 1 0 10 16 13.50 3.000																					
39 Aaron Bummer, L ERA: 4.85	0.1 2 0 0 0 0 1 0 0 0 0 0 0 7 12 0.00 3.000																					
65 Nate Jones, R ERA: 2.2	1.0 4 1 0 0 0 0 0 0 0 0 1 0 8 11 0.00 1.000																					
Batter	1	2	3	4	5	6	7	8	9	AB	R	H	RBI	BB	SO	LOB	BOTTOM					
7 Tim Anderson, R OBP: 0.282, SLG: 0.405										5	0	1	0	0	1	4	Chicago Cubs @ Chicago White Sox Guaranteed Rate Field, Chicago, IL Fri Sep 21 2018, 3:13 PM - 6:44 PM CDT Att: 34,027 - Cloudy - 74 F					
20 José Rondón, R OBP: 0.295, SLG: 0.477										5	1	1	0	0	3	3						
26 Avisail García, R OBP: 0.276, SLG: 0.441										4	1	1	0	0	1	0						
49 Ryan Cordell, R OBP: 0.097, SLG: 0.227										1	0	1	0	0	0	0						
24 Matt Davidson, R OBP: 0.333, SLG: 0.442										4	2	2	1	1	2	0						
21 Welington Castillo, R OBP: 0.294, SLG: 0.409										5	2	3	0	0	0	2						
36 Kevan Smith, R OBP: 0.383, SLG: 0.374										2	2	2	3	0	0	0						
18 Daniel Palka, L OBP: 0.293, SLG: 0.503										2	1	1	2	0	1	3						
10 Yoán Moncada, S OBP: 0.312, SLG: 0.490										4	1	3	1	0	1	1						
25 Ryan LaMarre, R OBP: 0.330, SLG: 0.391										3	0	3	3	0	0	0						
15 Adam Engel, R OBP: 0.280, SLG: 0.341										4	0	1	0	0	0	5						
Inning Stats	R: 0 H: 0 E: 0 K: 2 S: 8	H: 5 LOB: 0 BB: 0 P: 11	R: 3 H: 5 E: 0 K: 2 S: 18	H: 5 LOB: 0 BB: 0 P: 30	R: 0 H: 0 E: 0 K: 1 S: 6	H: 0 LOB: 0 BB: 0 P: 10	R: 1 H: 3 E: 0 K: 1 S: 12	H: 3 LOB: 1 BB: 0 P: 18	R: 0 H: 0 E: 0 K: 2 S: 9	H: 0 LOB: 0 BB: 0 P: 13	R: 3 H: 4 E: 0 K: 0 S: 15	H: 4 LOB: 0 BB: 0 P: 26	R: 3 H: 5 E: 0 K: 1 S: 21	H: 5 LOB: 2 BB: 0 P: 33	R: 0 H: 2 E: 0 K: 0 S: 17	H: 2 LOB: 2 BB: 1 P: 26	1B: 14 2B: 3 3B: 0 HR: 2	SF: 1 SAC: 0 DP: 2 HBP: 0	WP: 1 PB: 0 SB: 0 CS: 1	PA: 41		
PITCHER	IP WLS BF H R ER SO BB IBB HBP BLK WP HR S P ERA WHIP																					
62 Jose Quintana, L ERA: 4.11	5.0 L 23 9 5 5 8 0 0 0 0 0 1 1 8 14 ∞ ∞																					
36 Diljen Maples, R ERA: 12.9	0.0 3 3 2 2 0 0 0 0 0 0 1 1 8 14 ∞ ∞																					
64 Jaime Garcia, L ERA: 5.95	1.0 2 0 0 0 0 0 0 0 0 0 0 0 4 6 0.00 0.000																					
47 Randy Rosario, L ERA: 3.74	0.1 6 5 3 3 1 0 0 0 0 0 0 0 14 21 81.00 15.000																					
57 James Norwood, R ERA: 4.82	0.2 2 0 0 0 0 0 0 0 0 0 0 0 7 12 0.00 0.000																					
PITCHER	IP WLS BF H R ER SO BB IBB HBP BLK WP HR S P ERA WHIP																					
32 Brian Duensing, L ERA: 7.54	0.2 1 0 0 0 0 0 0 0 0 0 0 0 0 0 0 0 0.00 4.500																					
20 Brandon Kintzler, R ERA: 4.66	0.1 1 0 0 0 0 0 0 0 0 0 0 0 0 0 0 0 0.00 0.000																					

Batter	1	2	3	4	5	6	7	8	9	AB	R	H	RBI	BB	SO	LOB	TOP					
3 Daniel Murphy, L <small>OBP: 0.333, SLG: 0.460</small> 5 Albert Almora Jr., R <small>OBP: 0.350, SLG: 0.377</small>	L4		L7				G4-3		FC5 18 BB 9 1B	4	1	1	1	0	0	0						
18 Ben Zobrist, S <small>OBP: 0.385, SLG: 0.449</small>	9 HR 1B		G6-3				F7		9 1B 44 E BB	4	2	2	2	1	0	0						
9 Javier Báez, R <small>OBP: 0.329, SLG: 0.569</small>	1-H HR								44 FC4-6 1B	4	1	2	3	1	0	1						
44 Anthony Rizzo, L <small>OBP: 0.372, SLG: 0.462</small>	P5						F9		FC4-6	4	0	0	0	1	1	2						
17 Kris Bryant, R <small>OBP: 0.374, SLG: 0.461</small>	G6-3								44 FC4-6 1B	5	0	1	0	0	2	3						
22 Jason Heyward, L <small>OBP: 0.339, SLG: 0.400</small>	G1-3								FC4-6	4	0	0	0	0	1	1						
40 Wilson Contreras, R <small>OBP: 0.347, SLG: 0.394</small>	G5-3								FC4-6	4	0	0	0	0	0	0						
12 Kyle Schwarber, L <small>OBP: 0.357, SLG: 0.471</small> 1 Terrance Gore, R <small>OBP: 0.333, SLG: 0.200</small>	K								FC4-6	3	1	2	0	1	1	0						
13 David Bote, R <small>OBP: 0.313, SLG: 0.408</small>	K								13 PB 5 FC5 2B	0	1	0	0	0	0	0						
Inning Stats	R: 2 H: 2 E: 0 K: 0 S: 10	H: 2 LOB: 0 BB: 0 P: 15	R: 0 H: 0 E: 0 K: 1 S: 7	H: 0 LOB: 0 BB: 0 P: 9	R: 0 H: 0 E: 0 K: 1 S: 7	H: 0 LOB: 0 BB: 0 P: 10	R: 0 H: 1 E: 0 K: 1 S: 11	H: 1 LOB: 1 BB: 0 P: 15	R: 3 H: 4 E: 0 K: 1 S: 20	H: 4 LOB: 2 BB: 1 P: 27	R: 0 H: 0 E: 0 K: 1 S: 11	H: 0 LOB: 1 BB: 1 P: 19	R: 0 H: 0 E: 0 K: 1 S: 8	H: 0 LOB: 0 BB: 0 P: 12	R: 3 H: 2 E: 1 K: 1 S: 15	H: 2 LOB: 1 BB: 1 P: 21	1B: 6 2B: 2 HR: 1	SF: 0 SAC: 0 DP: 0 HBP: 0	WP: 2 PB: 1 CS: 0	PA: 41		
PITCHER	IP WLS BF H R ER SO BB IBB HBP BLK WP HR S P ERA WHIP	IP WLS BF H R ER SO BB IBB HBP BLK WP HR S P ERA WHIP	IP WLS BF H R ER SO BB IBB HBP BLK WP HR S P ERA WHIP	IP WLS BF H R ER SO BB IBB HBP BLK WP HR S P ERA WHIP	IP WLS BF H R ER SO BB IBB HBP BLK WP HR S P ERA WHIP	IP WLS BF H R ER SO BB IBB HBP BLK WP HR S P ERA WHIP	IP WLS BF H R ER SO BB IBB HBP BLK WP HR S P ERA WHIP	IP WLS BF H R ER SO BB IBB HBP BLK WP HR S P ERA WHIP	IP WLS BF H R ER SO BB IBB HBP BLK WP HR S P ERA WHIP	IP WLS BF H R ER SO BB IBB HBP BLK WP HR S P ERA WHIP	IP WLS BF H R ER SO BB IBB HBP BLK WP HR S P ERA WHIP	IP WLS BF H R ER SO BB IBB HBP BLK WP HR S P ERA WHIP	IP WLS BF H R ER SO BB IBB HBP BLK WP HR S P ERA WHIP	IP WLS BF H R ER SO BB IBB HBP BLK WP HR S P ERA WHIP	IP WLS BF H R ER SO BB IBB HBP BLK WP HR S P ERA WHIP	IP WLS BF H R ER SO BB IBB HBP BLK WP HR S P ERA WHIP	IP WLS BF H R ER SO BB IBB HBP BLK WP HR S P ERA WHIP	IP WLS BF H R ER SO BB IBB HBP BLK WP HR S P ERA WHIP	IP WLS BF H R ER SO BB IBB HBP BLK WP HR S P ERA WHIP	IP WLS BF H R ER SO BB IBB HBP BLK WP HR S P ERA WHIP	IP WLS BF H R ER SO BB IBB HBP BLK WP HR S P ERA WHIP	
27 Lucas Giolito, R <small>ERA: 5.81</small> 67 Caleb Frare, L <small>ERA: 9.31</small> 63 Ian Hamilton, R <small>ERA: 4.05</small> 52 Rob Scahill, R <small>ERA: 9.0</small> 54 Jeanmar Gómez, R <small>ERA: 4.66</small>	6.2 L 30 7 5 5 5 2 1 0 0 2 1 71 108 6.75 1.350	0.1 1 0 0 0 0 0 0 0 0 0 0 4 6 0.00 0.000	1.0 3 0 0 0 1 0 0 0 0 0 0 8 12 0.00 0.000	0.1 5 2 3 2 1 1 0 0 0 0 0 11 17 54.00 9.000	0.2 2 0 0 0 0 0 0 0 0 0 0 4 4 0.00 0.000																	
7 Tim Anderson, R <small>OBP: 0.283, SLG: 0.410</small> 20 José Róndón, R <small>OBP: 0.292, SLG: 0.472</small>	K		HR				FC6-4 26 1B 24 1B		F8	3	2	1	1	1	1	1						
5 Yoimer Sánchez, S <small>OBP: 0.314, SLG: 0.381</small>	E6 26 1B 1B		G4-3				F9		P5	4	1	1	0	0	0	2						
26 Avisail García, R <small>OBP: 0.278, SLG: 0.442</small>	2-H 1B		G1-3				24 1B 1B		K	4	0	2	1	0	1	1						
24 Matt Davidson, R <small>OBP: 0.332, SLG: 0.440</small>	L8		P4				1B		K	4	0	1	1	0	1	2						
21 Welington Castillo, R <small>OBP: 0.293, SLG: 0.405</small>	G6-3						1B		P4	4	0	1	0	0	0	3						
36 Kevan Smith, R <small>OBP: 0.351, SLG: 0.371</small>	10 FC5-4 1B						K		G6-3	4	0	1	0	0	1	1						
10 Yoán Moncada, S <small>OBP: 0.312, SLG: 0.397</small>	FC5-4 15 WP 1-2						K		K2-3	3	0	0	0	1	2	2						
25 Ryan LaMarre, R <small>OBP: 0.326, SLG: 0.387</small> 18 Daniel Palka, L <small>OBP: 0.232, SLG: 0.500</small>	L9						P3		G4-3	2	0	0	0	0	0	2						
15 Adam Engel, R <small>OBP: 0.281, SLG: 0.341</small> 28 Leury García, S <small>OBP: 0.309, SLG: 0.389</small>	K						7 FC6-4 1B		F7	3	0	1	0	0	2	2						
Inning Stats	R: 1 H: 2 E: 1 K: 1 S: 15	H: 2 LOB: 1 BB: 0 P: 25	R: 0 H: 1 E: 0 K: 1 S: 10	H: 1 LOB: 1 BB: 0 P: 15	R: 1 H: 1 E: 0 K: 0 S: 11	H: 1 LOB: 0 BB: 0 P: 18	R: 0 H: 1 E: 0 K: 2 S: 16	H: 1 LOB: 1 BB: 0 P: 25	R: 1 H: 3 E: 0 K: 0 S: 11	H: 3 LOB: 2 BB: 0 P: 19	R: 0 H: 0 E: 0 K: 2 S: 12	H: 0 LOB: 1 BB: 1 P: 20	R: 0 H: 0 E: 0 K: 2 S: 9	H: 0 LOB: 0 BB: 1 P: 16	R: 0 H: 0 E: 0 K: 1 S: 8	H: 0 LOB: 0 BB: 0 P: 12	R: 0 H: 0 E: 0 K: 0 S: 7	H: 0 LOB: 0 BB: 0 P: 15	1B: 7 2B: 0 3B: 0 HR: 1	SF: 0 SAC: 0 DP: 0 HBP: 0	WP: 1 PB: 0 SB: 1 CS: 0	PA: 37
PITCHER	IP WLS BF H R ER SO BB IBB HBP BLK WP HR S P ERA WHIP	IP WLS BF H R ER SO BB IBB HBP BLK WP HR S P ERA WHIP	IP WLS BF H R ER SO BB IBB HBP BLK WP HR S P ERA WHIP	IP WLS BF H R ER SO BB IBB HBP BLK WP HR S P ERA WHIP	IP WLS BF H R ER SO BB IBB HBP BLK WP HR S P ERA WHIP	IP WLS BF H R ER SO BB IBB HBP BLK WP HR S P ERA WHIP	IP WLS BF H R ER SO BB IBB HBP BLK WP HR S P ERA WHIP	IP WLS BF H R ER SO BB IBB HBP BLK WP HR S P ERA WHIP	IP WLS BF H R ER SO BB IBB HBP BLK WP HR S P ERA WHIP	IP WLS BF H R ER SO BB IBB HBP BLK WP HR S P ERA WHIP	IP WLS BF H R ER SO BB IBB HBP BLK WP HR S P ERA WHIP	IP WLS BF H R ER SO BB IBB HBP BLK WP HR S P ERA WHIP	IP WLS BF H R ER SO BB IBB HBP BLK WP HR S P ERA WHIP	IP WLS BF H R ER SO BB IBB HBP BLK WP HR S P ERA WHIP	IP WLS BF H R ER SO BB IBB HBP BLK WP HR S P ERA WHIP	IP WLS BF H R ER SO BB IBB HBP BLK WP HR S P ERA WHIP	IP WLS BF H R ER SO BB IBB HBP BLK WP HR S P ERA WHIP	IP WLS BF H R ER SO BB IBB HBP BLK WP HR S P ERA WHIP	IP WLS BF H R ER SO BB IBB HBP BLK WP HR S P ERA WHIP	IP WLS BF H R ER SO BB IBB HBP BLK WP HR S P ERA WHIP	IP WLS BF H R ER SO BB IBB HBP BLK WP HR S P ERA WHIP	
34 Jon Lester, L <small>ERA: 3.45</small> 6 Carl Edwards Jr., R <small>ERA: 2.34</small> 43 Jesse Chavez, R <small>ERA: 2.72</small> 37 Justin Wilson, L <small>ERA: 2.83</small> 41 Steve Cishek, R <small>ERA: 2.28</small>	5.0 W 23 4 0 0 2 1 0 0 0 1 1 63 102 3.60 1.600	1.0 H 4 0 0 0 2 1 0 0 0 0 0 12 20 0.00 1.000	1.2 H 6 0 0 0 2 1 0 0 0 0 0 14 25 0.00 0.600	0.1 H 1 0 0 0 1 0 0 0 0 0 0 3 3 0.00 0.000	1.0 3 0 0 0 0 0 0 0 0 0 0 7 15 0.00 0.000																	

Chicago Cubs @ Chicago White Sox
Guaranteed Rate Field, Chicago, IL
Sat Sep 22 2018, 6:11 PM - 9:35 PM CDT
Att: 39,724 - Clear - 61 F

AB 37
R 8
H 9
RBI 7
BB 4
SO 7
LOB 10



Chicago Cubs @ Chicago White Sox
Guaranteed Rate Field, Chicago, IL
Sat Sep 22 2018, 6:11 PM - 9:35 PM CDT
Att: 39,724 - Clear - 61 F

AB 35
R 3
H 8
RBI 3
BB 2
SO 9
LOB 17



Batter	1	2	3	4	5	6	7	8	9	AB	R	H	RBI	BB	SO	LOB	TOP																						
3 Daniel Murphy, L (1, 10) OBP: 0.333, SLG: 0.458										6	1	2	0	0	1	5																							
18 Ben Zobrist, S (1, 4) OBP: 0.387, SLG: 0.450										6	1	3	0	0	0	4																							
9 Javier Báez, R (1, 6) OBP: 0.328, SLG: 0.568										5	0	1	0	0	3	5																							
44 Anthony Rizzo, L (1, 3) OBP: 0.374, SLG: 0.464										4	1	2	1	1	1	3																							
5 Albert Almora Jr., R (1, 8) OBP: 0.321, SLG: 0.378										5	1	2	1	0	1	4																							
13 David Bote, R (1, 5) OBP: 0.315, SLG: 0.405										4	1	1	1	0	0	2																							
40 Wilson Contreras, R (1, 2) OBP: 0.345, SLG: 0.392										5	0	1	0	0	2	5																							
12 Kyle Schwarber, L (1, 7) OBP: 0.362, SLG: 0.483										2	1	2	2	2	0	0																							
22 Jason Heyward, L (7, 9) OBP: 0.336, SLG: 0.399										1	0	0	0	0	0	0																							
8 Ian Happ, S (1, 9) OBP: 0.347, SLG: 0.410										4	0	1	1	1	1	2																							
Inning Stats	R: 3 E: 0 K: 1 S: 17	H: 4 LOB: 1 BB: 0 P: 25	R: 1 E: 0 K: 1 S: 15	H: 3 LOB: 2 BB: 0 P: 24	R: 2 E: 0 K: 1 S: 12	H: 2 LOB: 1 BB: 0 P: 22	R: 0 E: 0 K: 1 S: 10	H: 1 LOB: 1 BB: 0 P: 14	R: 0 E: 0 K: 1 S: 9	H: 0 LOB: 1 BB: 1 P: 17	R: 0 E: 0 K: 1 S: 10	H: 1 LOB: 3 BB: 2 P: 13	R: 0 E: 0 K: 1 S: 14	H: 1 LOB: 2 BB: 2 P: 26	R: 0 E: 0 K: 2 S: 13	H: 2 LOB: 2 BB: 0 P: 19	R: 0 E: 0 K: 0 S: 11	H: 1 LOB: 0 BB: 0 P: 15	1B: 10 2B: 4 3B: 0 HR: 1	SF: 0 SAC: 0 DP: 0 HBP: 1	WP: 1 PB: 0 SB: 1 CS: 0	PA: 47																	
PITCHER	IP	WLS	BF	H	R	ER	SO	BB	IBB	HBP	BLK	WP	HR	S	P	ERA	WHIP	PITCHER	IP	WLS	BF	H	R	ER	SO	BB	IBB	HBP	BLK	WP	HR	S	P	ERA	WHIP				
55 Carlos Rodón, L (1, 1) ERA: 3.61	2.1	L	17	9	6	6	3	0	0	1	0	0	1	41	66	23.14	3.857																						
39 Aaron Bummer, L (3, 1) ERA: 4.55	1.2		6	1	0	0	1	0	0	0	0	1	0	13	19	0.00	0.600																						
61 Ryan Burr, R (5, 1) ERA: 3.12	2.0		9	1	0	0	2	1	1	0	0	0	0	19	30	0.00	1.000																						
54 Jeanmar Gómez, R (7, 1) ERA: 4.43	1.0		6	1	0	0	1	2	0	0	0	0	0	14	26	0.00	3.000																						
50 Thyago Vieira, R (8, 1) ERA: 8.79	2.0		9	3	0	0	2	0	0	0	1	0	0	24	34	0.00	1.500																						
Batter	1	2	3	4	5	6	7	8	9	AB	R	H	RBI	BB	SO	LOB	BOTTOM																						
10 Yoán Moncada, S (1, 4) OBP: 0.310, SLG: 0.395										4	0	0	0	0	1	1																							
5 Yoimer Sánchez, S (1, 5) OBP: 0.312, SLG: 0.378										4	0	0	0	0	2	0																							
18 Daniel Palka, L (1, 9) OBP: 0.289, SLG: 0.495										4	0	0	0	0	2	0																							
24 Matt Davidson, R (1, 3) OBP: 0.329, SLG: 0.436										4	0	0	0	0	1	0																							
38 Omar Narváez, L (1, 10) OBP: 0.363, SLG: 0.437										3	0	0	0	0	1	0																							
21 Wellington Castillo, R (1, 2) OBP: 0.300, SLG: 0.416										3	1	2	0	0	0	0																							
28 Leury García, S (1, 7) OBP: 0.305, SLG: 0.385										3	0	0	0	0	0	2																							
25 Ryan LaMarre, R (9, 7) OBP: 0.326, SLG: 0.387										0	0	0	0	0	0	0																							
7 Tim Anderson, R (1, 6) OBP: 0.285, SLG: 0.413										3	0	2	1	0	0	0																							
15 Adam Engel, R (1, 8) OBP: 0.279, SLG: 0.339										3	0	0	0	0	1	2																							
Inning Stats	R: 0 E: 0 K: 1 S: 10	H: 0 LOB: 0 BB: 0 P: 14	R: 0 E: 0 K: 0 S: 12	H: 1 LOB: 1 BB: 0 P: 19	R: 0 E: 0 K: 0 S: 10	H: 0 LOB: 0 BB: 0 P: 15	R: 0 E: 0 K: 1 S: 6	H: 0 LOB: 0 BB: 0 P: 9	R: 1 E: 0 K: 0 S: 10	H: 2 LOB: 1 BB: 0 P: 11	R: 0 E: 0 K: 1 S: 10	H: 0 LOB: 0 BB: 0 P: 12	R: 0 E: 0 K: 1 S: 8	H: 0 LOB: 0 BB: 0 P: 11	R: 0 E: 0 K: 2 S: 11	H: 1 LOB: 1 BB: 0 P: 17	R: 0 E: 0 K: 2 S: 11	H: 0 LOB: 0 BB: 0 P: 15	1B: 2 2B: 2 3B: 0 HR: 0	SF: 0 SAC: 0 DP: 0 HBP: 0	WP: 0 PB: 0 SB: 1 CS: 0	PA: 31																	
PITCHER	IP	WLS	BF	H	R	ER	SO	BB	IBB	HBP	BLK	WP	HR	S	P	ERA	WHIP	PITCHER	IP	WLS	BF	H	R	ER	SO	BB	IBB	HBP	BLK	WP	HR	S	P	ERA	WHIP				
28 Kyle Hendricks, R (1, 1) ERA: 3.48	7.2	W	27	4	1	1	5	0	0	0	0	0	0	73	103	0.522																							
29 Jorge De La Rosa, L (8, 1) ERA: 3.54	1.1		4	0	0	0	3	0	0	0	0	0	0	15	20	0.00	0.000																						

Chicago Cubs @ Chicago White Sox
Guaranteed Rate Field, Chicago, IL
Sun Sep 23 2018, 1:12 PM - 4:19 PM CDT
Att: 39,449 - Sunny - 66 F

AB 42
R 6
H 15
RBI 6
BB 4
SO 9
LOB 30



Chicago Cubs @ Chicago White Sox
Guaranteed Rate Field, Chicago, IL
Sun Sep 23 2018, 1:12 PM - 4:19 PM CDT
Att: 39,449 - Sunny - 66 F

AB 31
R 1
H 4
RBI 1
BB 0
SO 8
LOB 5



Batter	1	2	3	4	5	6	7	8	9	AB	R	H	RBI	BB	SO	LOB	TOP			
12 Francisco Lindor, S OBP: 0.355, SLG: 0.520	L8		P6	L7		K			P3	5	0	0	0	0	1	3	Cleveland Indians @ Chicago White Sox Guaranteed Rate Field, Chicago, IL Tue Sep 25 2018, 8:02 PM - 11:11 PM CDT Att: 17,040 - Overcast - 67 F			
23 Michael Brantley, L 6 Brandon Guyer, R OBP: 0.298, SLG: 0.374	BB		G6-3	G6-3		L8		G6-3		2	1	1	0	1	0	0				
11 José Ramírez, S OBP: 0.390, SLG: 0.555	P5		11 BB 17 BB 10 BB 1B		K		F8			4	1	1	1	0	1	1				
10 Edwin Encarnación, R OBP: 0.335, SLG: 0.470	L7		17 BB 1B		G6-3		K			4	1	1	0	0	1	1				
27 Josh Donaldson, R OBP: 0.332, SLG: 0.424	G6-3		17 BB BB		K		L4-6 7 2B			3	0	1	0	1	1	0				
17 Yonder Alonso, L OBP: 0.313, SLG: 0.419	BB		BB		53 BB 1B		K			2	0	1	2	2	1	1				
53 Melky Cabrera, S 1 Greg Allen, S OBP: 0.303, SLG: 0.325	K		G3		7 S 1B					3	0	1	0	0	1	3				
7 Yan Gomes, R OBP: 0.315, SLG: 0.453	F9				1 SAFE D KC 77 S SI 89 X KC 76		L5		L4-6	4	1	1	1	0	0	5				
22 Jason Kipnis, L 0 Brandon Barnes, R OBP: 0.313, SLG: 0.381	K		K		F9				K	4	0	0	0	0	3	3				
										0	0	0	0	0	0	0				
Inning Stats	R: 0 E: 0 K: 0 S: 6	H: 0 LOB: 1 BB: 1 P: 13	R: 0 E: 0 K: 1 S: 8	H: 0 LOB: 1 BB: 1 P: 20	R: 3 E: 0 K: 1 S: 12	H: 4 LOB: 2 BB: 1 P: 26	R: 1 E: 0 K: 1 S: 11	H: 1 LOB: 0 BB: 0 P: 18	R: 0 E: 0 K: 2 S: 8	H: 0 LOB: 0 BB: 0 P: 12	R: 0 E: 0 K: 1 S: 13	H: 1 LOB: 3 BB: 1 P: 23	R: 0 E: 0 K: 1 S: 9	H: 1 LOB: 1 BB: 0 P: 13	R: 0 E: 0 K: 1 S: 6	H: 0 LOB: 0 BB: 0 P: 10	1B: 4 2B: 3 3B: 0 HR: 1	SF: 0 SAC: 0 DP: 1 HBP: 1	WP: 0 PB: 0 SB: 1 CS: 0	PA: 38
PITCHER	IP	WLS	BF	H	R	ER	SO	BB	IBB	HBP	BLK	WP	HR	S	P	ERA	WHIP			
33 James Shields, R ERA: 4.53	6.0		28	6	4	4	6	4	0	0	0	0	1	58	112	6.00	1.667			
37 Juan Minaya, R ERA: 3.4	1.0		4	1	0	0	1	0	0	0	0	0	0	10	14	0.00	1.000			
67 Caleb Frare, L ERA: 6.0	1.2		5	0	0	0	2	0	0	1	0	0	0	12	20	0.00	0.000			
63 Ian Hamilton, R ERA: 4.5	0.1	W	1	0	0	0	0	0	0	0	0	0	0	1	1	0.00	0.000			


Batter	1	2	3	4	5	6	7	8	9	AB	R	H	RBI	BB	SO	LOB	BOTTOM			
5 Yolmer Sánchez, S OBP: 0.311, SLG: 0.375	E5 26 HR 1B		G4-3		G4-3		G6-3		28 SH1-4 18 BB 1B	5	2	2	1	0	0	0	Cleveland Indians @ Chicago White Sox Guaranteed Rate Field, Chicago, IL Tue Sep 25 2018, 8:02 PM - 11:11 PM CDT Att: 17,040 - Overcast - 67 F			
28 Leury García, S OBP: 0.308, SLG: 0.384	K		18 BB 1B				K		SH1-4	3	0	1	0	1	2	1				
18 Daniel Palka, L OBP: 0.291, SLG: 0.491	G3		1B		1 SAFE S SI 83 X SL 85 S FC 86		K			5	0	2	2	0	2	2				
26 Avisail García, R OBP: 0.278, SLG: 0.446	HR		G1				K			4	1	1	2	0	2	2				
38 Omar Narváez, L OBP: 0.367, SLG: 0.435	L8				24 E BB					2	0	1	0	2	0	0				
24 Matt Davidson, R OBP: 0.328, SLG: 0.435	L5				FC5					4	0	1	0	0	1	2				
20 José Rondón, R OBP: 0.283, SLG: 0.457	K		L9							0	0	0	0	0	0	0				
30 Nicky Delmonico, L OBP: 0.301, SLG: 0.382	K									2	0	0	0	0	1	1				
25 Ryan LaMarre, R OBP: 0.322, SLG: 0.382	F9									2	0	0	0	0	1	4				
10 Yoán Moncada, S OBP: 0.310, SLG: 0.393	F9									3	1	0	0	1	2	3				
15 Adam Engel, R OBP: 0.278, SLG: 0.338	F8		F8						15 BB 5 BB 1B	4	1	1	0	0	1	0				
									28 SH1-4 5 BB 1B											
Inning Stats	R: 2 E: 1 K: 1 S: 14	H: 2 LOB: 0 BB: 0 P: 18	R: 0 E: 0 K: 1 S: 7	H: 0 LOB: 0 BB: 0 P: 9	R: 0 E: 0 K: 2 S: 11	H: 1 LOB: 1 BB: 0 P: 15	R: 0 E: 0 K: 1 S: 7	H: 0 LOB: 1 BB: 1 P: 12	R: 0 E: 0 K: 3 S: 14	H: 0 LOB: 2 BB: 1 P: 21	R: 0 E: 0 K: 2 S: 9	H: 0 LOB: 0 BB: 0 P: 15	R: 0 E: 0 K: 2 S: 13	H: 1 LOB: 1 BB: 1 P: 19	R: 3 E: 0 K: 0 S: 9	H: 3 LOB: 1 BB: 1 P: 14	1B: 7 2B: 1 3B: 0 HR: 1	SF: 0 SAC: 1 DP: 0 HBP: 0	WP: 0 PB: 0 SB: 0 CS: 0	PA: 39
PITCHER	IP	WLS	BF	H	R	ER	SO	BB	IBB	HBP	BLK	WP	HR	S	P	ERA	WHIP			
47 Trevor Bauer, R ERA: 2.26	4.0		17	5	2	2	4	0	0	0	0	0	0	43	60	4.50	1.250			
59 Carlos Carrasco, R ERA: 3.42	4.1	L	22	4	3	3	8	4	0	0	0	0	0	52	81	6.23	1.846			

Batter	1	2	3	4	5	6	7	8	9	AB	R	H	RBI	BB	SO	LOB	TOP																					
10 Yoán Moncada, S OBP: 0.311, SLG: 0.394	L8		F7														4 1 1 0 1 1 1																					
5 Yolmer Sánchez, S OBP: 0.309, SLG: 0.377	K		F8														4 1 1 1 0 1 1																					
18 Daniel Palka, L OBP: 0.290, SLG: 0.483	24 WP BB																3 0 1 1 1 2 1																					
24 Matt Davidson, R OBP: 0.322, SLG: 0.424	K2-3																3 0 0 0 0 1 2																					
38 Omar Narváez, L OBP: 0.364, SLG: 0.427																	4 0 2 0 0 0 2																					
36 Kevan Smith, R OBP: 0.342, SLG: 0.379	G1-4-3																4 1 1 1 0 2 4																					
30 Nicky Delmonico, L OBP: 0.300, SLG: 0.380	P6																4 0 1 0 0 0 1																					
20 José Rondón, R OBP: 0.288, SLG: 0.485																	4 1 1 1 0 0 2																					
49 Ryan Cordell, R OBP: 0.094, SLG: 0.167																	4 0 0 0 0 0 1																					
Inning Stats	R: 0 E: 0 K: 2 S: 11	H: 0 LOB: 1 BB: 1 P: 21	R: 0 E: 0 K: 0 S: 6	H: 1 LOB: 0 BB: 0 P: 8	R: 1 E: 0 K: 0 S: 8	H: 1 LOB: 0 BB: 0 P: 15	R: 0 E: 0 K: 1 S: 9	H: 0 LOB: 0 BB: 0 P: 13	R: 1 E: 0 K: 0 S: 5	H: 1 LOB: 0 BB: 0 P: 7	R: 0 E: 0 K: 1 S: 8	H: 1 LOB: 1 BB: 0 P: 10	R: 0 E: 0 K: 1 S: 12	H: 1 LOB: 1 BB: 0 P: 16	R: 2 E: 0 K: 1 S: 10	H: 2 LOB: 2 BB: 1 P: 18	R: 0 E: 0 K: 1 S: 14	H: 1 LOB: 1 BB: 0 P: 20	1B: 4 2B: 1 3B: 1 HR: 2	SF: 0 SAC: 0 DP: 1 HBP: 1	WP: 1 PB: 0 SB: 0 CS: 0	PA: 37																
PITCHER	IP	WLS	BF	H	R	ER	SO	BB	IBB	HBP	BLK	WP	HR	S	P	ERA	WHIP	PITCHER				IP	WLS	BF	H	R	ER	SO	BB	IBB	HBP	BLK	WP	HR	S	P	ERA	WHIP
61 Chase De Jong, R ERA: 3.57	6.0	W	22	4	2	2	4	1	0	0	0	1	2	47	74	3.00	0.833					6.0																
32 Oliver Drake, R ERA: 5.4	1.0		4	1	0	0	1	0	0	0	0	0	0	12	16	0.00	1.000					1.0																
62 Andrew Vasquez, L ERA: 6.75	1.0		7	2	2	2	1	1	0	1	0	0	0	10	18	18.00	3.000					1.0																
50 Aaron Slegers, R ERA: 5.27	1.0		4	1	0	0	1	0	0	0	0	0	0	14	20	0.00	1.000					1.0																

Chicago White Sox @ Minnesota Twins
Target Field, Minneapolis, MN
Fri Sep 28 2018, 7:11 PM - 10:12 PM CDT
Att: 28,191 - Clear - 49 F

livebaseballscores.com

AB 34
R 4
H 8
RBI 4
BB 2
SO 7
LOB 15




Batter	1	2	3	4	5	6	7	8	9	AB	R	H	RBI	BB	SO	LOB	BOTTOM																						
7 Joe Mauer, L OBP: 0.349, SLG: 0.377	36 WP 23 2B 11 1B																4 2 2 0 1 1 2																						
40 Gregorio Petit, R OBP: 0.313, SLG: 0.279																	1 0 0 0 0 0 0																						
11 Jorge Polanco, S OBP: 0.343, SLG: 0.429	36 WP 23 2B 11 1B																4 2 1 1 1 3 2																						
46 Chris Gimenez, R OBP: 0.258, SLG: 0.339																	1 0 0 0 0 1 0																						
60 Jake Cave, L OBP: 0.315, SLG: 0.465																	4 3 1 0 1 1 5																						
36 Robbie Grossman, S OBP: 0.368, SLG: 0.390	G1-3																4 1 2 3 0 1 3																						
51 Johnny Field, R OBP: 0.250, SLG: 0.396																	1 0 1 0 0 0 0																						
23 Mitch Garver, R OBP: 0.336, SLG: 0.416																	5 1 4 6 0 0 2																						
26 Max Kepler, L OBP: 0.316, SLG: 0.400																	4 0 1 2 0 1 4																						
24 Logan Forsythe, R OBP: 0.311, SLG: 0.290																	3 0 0 0 2 2 3																						
16 Ehire Adrianza, S OBP: 0.301, SLG: 0.379																	4 1 0 0 1 0 5																						
66 Juan Graterol, R OBP: 0.500, SLG: 0.400																	4 2 1 0 1 0 1																						
Inning Stats	R: 3 E: 0 K: 2 S: 17	H: 4 LOB: 1 BB: 0 P: 30	R: 4 E: 0 K: 1 S: 23	H: 2 LOB: 3 BB: 5 P: 50	R: 3 E: 0 K: 2 S: 18	H: 3 LOB: 1 BB: 1 P: 27	R: 0 E: 0 K: 1 S: 9	H: 0 LOB: 1 BB: 0 P: 13	R: 1 E: 1 K: 2 S: 14	H: 1 LOB: 2 BB: 0 P: 21	R: 0 E: 0 K: 1 S: 10	H: 1 LOB: 2 BB: 0 P: 12	R: 1 E: 0 K: 0 S: 9	H: 2 LOB: 2 BB: 1 P: 17	R: 0 E: 0 K: 1 S: 6	H: 0 LOB: 0 BB: 0 P: 8	1B: 10 2B: 3 3B: 0 HR: 0	SF: 0 SAC: 0 DP: 0 HBP: 1	WP: 2 PB: 0 SB: 1 CS: 0	PA: 47																			
PITCHER	IP	WLS	BF	H	R	ER	SO	BB	IBB	HBP	BLK	WP	HR	S	P	ERA	WHIP	PITCHER				IP	WLS	BF	H	R	ER	SO	BB	IBB	HBP	BLK	WP	HR	S	P	ERA	WHIP	
27 Lucas Giolito, R ERA: 6.13	1.1	L	13	5	7	7	2	4	0	0	0	0	0	25	56	47.25	6.750					1.1																	
53 Héctor Santiago, L ERA: 4.41	4.2		25	6	4	3	7	2	0	1	2	0	0	66	97	5.79	1.714					4.2																	
52 Rob Scahill, R ERA: 5.4	2.0		9	2	1	1	1	1	0	0	0	0	0	15	25	4.50	1.500					2.0																	

Chicago White Sox @ Minnesota Twins
Target Field, Minneapolis, MN
Fri Sep 28 2018, 7:11 PM - 10:12 PM CDT
Att: 28,191 - Clear - 49 F

livebaseballscores.com

AB 39
R 12
H 13
RBI 12
BB 7
SO 10
LOB 27



Batter	1	2	3	4	5	6	7	8	9	AB	R	H	RBI	BB	SO	LOB	TOP				
10 Yoán Moncada, S OBP: 0.312, SLG: 0.398										5	0	2	0	0	1	1	Chicago White Sox @ Minnesota Twins Target Field, Minneapolis, MN Sat Sep 29 2018, 6:11 PM - 9:30 PM CDT Att: 32,717 - Overcast - 47 F				
5 Yolmer Sánchez, S OBP: 0.307, SLG: 0.374										5	0	0	0	0	1	4					
18 Daniel Palka, L OBP: 0.292, SLG: 0.482										3	1	1	0	1	2	1					
26 Avisail García, R OBP: 0.321, SLG: 0.440										3	0	0	0	1	1	2					
38 Omar Narváez, L OBP: 0.366, SLG: 0.429										1	0	1	1	0	0	0					
36 Kevan Smith, R OBP: 0.348, SLG: 0.380										2	1	1	0	1	1	0					
24 Matt Davidson, R OBP: 0.321, SLG: 0.422										4	0	1	0	0	1	3					
30 Nicky Delmonico, L OBP: 0.296, SLG: 0.375										4	1	0	0	0	1	2					
7 Tim Anderson, R OBP: 0.281, SLG: 0.406										1	0	0	0	0	0	0					
20 José Róndón, R OBP: 0.280, SLG: 0.470										3	0	0	0	0	0	1					
49 Ryan Cordell, R OBP: 0.111, SLG: 0.182										3	0	1	1	0	1	0					
Inning Stats	R: 1 H: 1 E: 0 K: 2 S: 14	H: 1 LOB: 2 BB: 2 P: 26	R: 0 H: 0 E: 0 K: 0 S: 6	H: 0 LOB: 0 BB: 0 P: 10	R: 0 H: 1 E: 0 K: 1 S: 12	H: 1 LOB: 1 BB: 0 P: 20	R: 0 H: 0 E: 0 K: 2 S: 8	H: 0 LOB: 0 BB: 0 P: 10	R: 0 H: 1 E: 0 K: 0 S: 8	H: 1 LOB: 1 BB: 1 P: 12	R: 0 H: 0 E: 0 K: 2 S: 11	H: 0 LOB: 0 BB: 1 P: 21	R: 0 H: 0 E: 0 K: 1 S: 10	H: 1 LOB: 1 BB: 0 P: 13	R: 2 H: 3 E: 1 K: 0 S: 16	H: 3 LOB: 2 BB: 0 P: 20	1B: 5 2B: 2 3B: 0 HR: 0	SF: 1 SAC: 0 DP: 0 HBP: 0	WP: 1 PB: 0 CS: 0	PA: 38	
PITCHER	IP WLS BF H R ER SO BB IBB HBP BLK WP HR S P ERA WHIP	IP WLS BF H R ER SO BB IBB HBP BLK WP HR S P ERA WHIP	IP WLS BF H R ER SO BB IBB HBP BLK WP HR S P ERA WHIP	IP WLS BF H R ER SO BB IBB HBP BLK WP HR S P ERA WHIP	IP WLS BF H R ER SO BB IBB HBP BLK WP HR S P ERA WHIP	IP WLS BF H R ER SO BB IBB HBP BLK WP HR S P ERA WHIP	IP WLS BF H R ER SO BB IBB HBP BLK WP HR S P ERA WHIP	IP WLS BF H R ER SO BB IBB HBP BLK WP HR S P ERA WHIP	IP WLS BF H R ER SO BB IBB HBP BLK WP HR S P ERA WHIP	IP WLS BF H R ER SO BB IBB HBP BLK WP HR S P ERA WHIP	IP WLS BF H R ER SO BB IBB HBP BLK WP HR S P ERA WHIP	IP WLS BF H R ER SO BB IBB HBP BLK WP HR S P ERA WHIP	IP WLS BF H R ER SO BB IBB HBP BLK WP HR S P ERA WHIP	IP WLS BF H R ER SO BB IBB HBP BLK WP HR S P ERA WHIP	IP WLS BF H R ER SO BB IBB HBP BLK WP HR S P ERA WHIP	IP WLS BF H R ER SO BB IBB HBP BLK WP HR S P ERA WHIP	IP WLS BF H R ER SO BB IBB HBP BLK WP HR S P ERA WHIP	IP WLS BF H R ER SO BB IBB HBP BLK WP HR S P ERA WHIP	IP WLS BF H R ER SO BB IBB HBP BLK WP HR S P ERA WHIP	IP WLS BF H R ER SO BB IBB HBP BLK WP HR S P ERA WHIP	IP WLS BF H R ER SO BB IBB HBP BLK WP HR S P ERA WHIP
44 Kyle Gibson, R ERA: 3.62	6.0	W	24	3	1	1	7	3	0	0	0	1	0	59	99	1.50	1.000				
39 Trevor Hildenberger, R ERA: 5.18	1.0		3	0	0	0	1	0	0	0	0	0	0	8	14	0.00	0.000				
58 Gabriel Moya, L ERA: 4.71	1.0		4	1	0	0	1	0	0	0	0	0	0	10	13	0.00	1.000				
38 Matt Belisle, R ERA: 7.86	1.0		7	3	2	0	0	0	0	0	0	0	0	16	20	0.00	3.000				

Batter	1	2	3	4	5	6	7	8	9	AB	R	H	RBI	BB	SO	LOB	BOTTOM				
7 Joe Mauer, L OBP: 0.351, SLG: 0.378										4	2	2	1	1	0	3	Chicago White Sox @ Minnesota Twins Target Field, Minneapolis, MN Sat Sep 29 2018, 6:11 PM - 9:30 PM CDT Att: 32,717 - Overcast - 47 F				
11 Jorge Polanco, S OBP: 0.347, SLG: 0.431										5	2	3	1	0	0	1					
64 Willians Astudillo, R OBP: 0.372, SLG: 0.522										5	1	2	1	0	0	3					
36 Robbie Grossman, S OBP: 0.368, SLG: 0.387										3	1	0	0	2	3	3					
31 Tyler Austin, R OBP: 0.287, SLG: 0.480										4	0	0	1	1	1	5					
60 Jake Cave, L OBP: 0.314, SLG: 0.466										4	0	1	3	0	0	2					
24 Logan Forsythe, R OBP: 0.313, SLG: 0.279										3	0	1	0	1	2	4					
40 Gregorio Petit, R OBP: 0.313, SLG: 0.279										0	0	0	0	0	0	0					
51 Johnny Field, R OBP: 0.254, SLG: 0.403										4	1	2	1	0	1	2					
46 Chris Gimenez, R OBP: 0.288, SLG: 0.333										1	1	0	0	2	1	2					
Inning Stats	R: 2 H: 2 E: 0 K: 2 S: 19	H: 2 LOB: 2 BB: 2 P: 36	R: 6 H: 5 E: 0 K: 2 S: 31	H: 5 LOB: 3 BB: 3 P: 57	R: 0 H: 1 E: 0 K: 1 S: 10	H: 1 LOB: 1 BB: 0 P: 13	R: 0 H: 1 E: 0 K: 1 S: 11	H: 1 LOB: 0 BB: 0 P: 16	R: 0 H: 0 E: 0 K: 0 S: 8	H: 0 LOB: 0 BB: 1 P: 8	R: 0 H: 0 E: 0 K: 0 S: 16	H: 0 LOB: 2 BB: 1 P: 23	R: 0 H: 2 E: 0 K: 1 S: 9	H: 2 LOB: 2 BB: 0 P: 17	1B: 8 2B: 3 3B: 0 HR: 0	SF: 1 SAC: 0 DP: 1 HBP: 1	WP: 0 PB: 0 SB: 0 CS: 0	PA: 42			
PITCHER	IP WLS BF H R ER SO BB IBB HBP BLK WP HR S P ERA WHIP	IP WLS BF H R ER SO BB IBB HBP BLK WP HR S P ERA WHIP	IP WLS BF H R ER SO BB IBB HBP BLK WP HR S P ERA WHIP	IP WLS BF H R ER SO BB IBB HBP BLK WP HR S P ERA WHIP	IP WLS BF H R ER SO BB IBB HBP BLK WP HR S P ERA WHIP	IP WLS BF H R ER SO BB IBB HBP BLK WP HR S P ERA WHIP	IP WLS BF H R ER SO BB IBB HBP BLK WP HR S P ERA WHIP	IP WLS BF H R ER SO BB IBB HBP BLK WP HR S P ERA WHIP	IP WLS BF H R ER SO BB IBB HBP BLK WP HR S P ERA WHIP	IP WLS BF H R ER SO BB IBB HBP BLK WP HR S P ERA WHIP	IP WLS BF H R ER SO BB IBB HBP BLK WP HR S P ERA WHIP	IP WLS BF H R ER SO BB IBB HBP BLK WP HR S P ERA WHIP	IP WLS BF H R ER SO BB IBB HBP BLK WP HR S P ERA WHIP	IP WLS BF H R ER SO BB IBB HBP BLK WP HR S P ERA WHIP	IP WLS BF H R ER SO BB IBB HBP BLK WP HR S P ERA WHIP	IP WLS BF H R ER SO BB IBB HBP BLK WP HR S P ERA WHIP	IP WLS BF H R ER SO BB IBB HBP BLK WP HR S P ERA WHIP	IP WLS BF H R ER SO BB IBB HBP BLK WP HR S P ERA WHIP	IP WLS BF H R ER SO BB IBB HBP BLK WP HR S P ERA WHIP	IP WLS BF H R ER SO BB IBB HBP BLK WP HR S P ERA WHIP	IP WLS BF H R ER SO BB IBB HBP BLK WP HR S P ERA WHIP
55 Carlos Rodón, L ERA: 4.18	1.0	L	13	6	8	8	2	4	0	0	0	0	0	34	66	72.00	10.000				
54 Jeanmar Gómez, R ERA: 4.68	3.0		13	3	0	0	4	1	0	0	0	0	0	37	56	0.00	1.333				
39 Aaron Bummer, L ERA: 4.26	2.0		6	0	0	0	1	1	0	0	0	0	0	14	24	0.00	0.500				
50 Thyago Vieira, R ERA: 7.13	2.0		10	2	0	0	1	1	0	1	0	0	0	25	40	0.00	1.500				

