

Chicago White Sox - 2019

Batter	1	2	3	4	5	6	7	8	9	AB	R	H	RBI	BB	SO	LOB	TOP								
31 Joc Pederson, L (1,7) 27 Shane Peterson, L (4,7)										3	1	1	1	0	1	0	Los Angeles Dodgers @ Chicago White Sox Camelback Ranch, Glendale, AZ Sat Feb 23 2019, 3:11 PM - 6:22 PM EST Att: 9,685 - Partly Cloudy - 52 F livebaseballscorecards.com								
10 Justin Turner, R (1,5) 71 Edwin Rios, L (2,5)										1	2	1	0	0	0	0									
13 Max Muncy, L (1,3) 72 Matt Beatty, L (2,3)										0	2	0	0	2	0	0									
14 Enrique Hernández, R (1,4) 83 Jake Peter, L (4,4)										3	1	2	2	0	1	1									
55 Russell Martin, R (1,10) 58 Rocky Gale, R (7,PH)										3	1	1	2	0	0	2									
15 Austin Barnes, R (1,2) 67 Will Smith, R (5,2)										3	0	2	1	0	0	1									
27 Alex Verdugo, L (1,8) 80 DJ Peters, R (5,8)										3	0	0	1	0	0	2									
16 Paulo Orlando, R (1,9) 43 Cameron Perkins, R (5,9)										2	0	0	0	1	1	1									
9 Daniel Castro, R (1,6) 81 Gavin Lux, L (5,PH)										2	0	0	0	0	0	2									
Inning Stats	R: 4 E: 0 K: 1 S: 9	H: 4 LOB: 2 BB: 2 P: 17	R: 2 E: 0 K: 0 S: 4	H: 1 LOB: 1 BB: 1 P: 9	R: 0 E: 0 K: 0 S: 3	H: 0 LOB: 0 BB: 0 P: 3	R: 1 E: 0 K: 1 S: 7	H: 2 LOB: 1 BB: 0 P: 8	R: 0 E: 0 K: 1 S: 6	H: 1 LOB: 1 BB: 0 P: 6	R: 0 E: 0 K: 1 S: 5	H: 0 LOB: 0 BB: 0 P: 5	R: 0 E: 0 K: 1 S: 5	H: 1 LOB: 1 BB: 0 P: 5	R: 0 E: 0 K: 1 S: 2	H: 0 LOB: 0 BB: 1 P: 6	1B: 5 2B: 5 3B: 0 HR: 1	SF: 0 SAC: 0 DP: 2 HBP: 1	WP: 0 PB: 0 SB: 0 CS: 0	PA: 40					
PITCHER	IP WLS BF H R ER SO BB IBB HBP BLK WP HR S P ERA WHIP	0.2 L 8 4 4 4 1 2 0 0 0 0 0 8 16 54.00 9.000	1.1 7 1 2 2 0 1 0 0 1 0 0 0 5 10 13.50 1.500	1.0 3 0 0 0 0 0 0 0 0 0 0 0 3 3 0.00 0.000	2.0 9 3 1 1 2 0 0 0 0 0 1 13 14 4.50 1.500	2.0 6 1 0 0 2 0 0 0 0 0 0 0 10 10 0.00 0.500	2.0 7 1 0 0 1 1 0 0 0 0 0 0 8 12 0.00 1.000	8.1 2.0 7 1 0 0 1 1 0 0 0 0 0 0 8 12 0.00 1.000	PITCHER	IP WLS BF H R ER SO BB IBB HBP BLK WP HR S P ERA WHIP	0.2 L 8 4 4 4 1 2 0 0 0 0 0 8 16 54.00 9.000	1.1 7 1 2 2 0 1 0 0 1 0 0 0 5 10 13.50 1.500	1.0 3 0 0 0 0 0 0 0 0 0 0 0 3 3 0.00 0.000	2.0 9 3 1 1 2 0 0 0 0 0 1 13 14 4.50 1.500	2.0 6 1 0 0 2 0 0 0 0 0 0 0 10 10 0.00 0.500	2.0 7 1 0 0 1 1 0 0 0 0 0 0 8 12 0.00 1.000	8.1 2.0 7 1 0 0 1 1 0 0 0 0 0 0 8 12 0.00 1.000	1B: 5 2B: 5 3B: 0 HR: 1	SF: 0 SAC: 0 DP: 2 HBP: 1	WP: 0 PB: 0 SB: 0 CS: 0	PA: 40				
45 Jon Jay, L (1,8) 91 Luis González, L (5,PH)										2	0	1	1	0	1	0	Los Angeles Dodgers @ Chicago White Sox Camelback Ranch, Glendale, AZ Sat Feb 23 2019, 3:11 PM - 6:22 PM EST Att: 9,685 - Partly Cloudy - 52 F livebaseballscorecards.com								
24 Brandon Guyer, R (1,9) 90 Blake Rutherford, L (6,9)										3	0	0	0	0	1	3									
79 José Abreu, R (1,3) 92 Chris Johnson, R (5,PH)										2	0	0	0	0	1	0									
74 Eloy Jiménez, R (1,7) 93 Joel Booker, R (6,7)										2	0	0	0	0	1	0									
17 Yonder Alonso, L (1,10) 93 Jameson Fisher, L (6,PH)										2	1	0	0	1	1	3									
21 Wellington Castillo, R (1,2) 86 Zack Collins, L (6,2)										2	0	0	0	0	0	0									
7 Tim Anderson, R (1,6) 38 Ryan Goins, L (6,6)										2	1	1	0	0	0	0									
85 D.J. Peterson, R (1,5) 96 Trey Michalczewski, S (6,5)										2	0	0	0	0	1	2									
5 Yolmer Sánchez, S (1,4) 87 Danny Mendick, R (5,PR)										2	1	1	0	0	0	1									
Inning Stats	R: 0 E: 0 K: 1 S: 5	H: 0 LOB: 0 BB: 0 P: 5	R: 0 E: 0 K: 1 S: 5	H: 0 LOB: 0 BB: 0 P: 5	R: 1 E: 1 K: 0 S: 5	H: 2 LOB: 1 BB: 0 P: 5	R: 0 E: 0 K: 2 S: 7	H: 0 LOB: 0 BB: 0 P: 7	R: 2 E: 0 K: 2 S: 11	H: 4 LOB: 2 BB: 0 P: 13	R: 1 E: 1 K: 1 S: 6	H: 0 LOB: 2 BB: 2 P: 14	R: 0 E: 0 K: 0 S: 3	H: 0 LOB: 0 BB: 0 P: 3	R: 0 E: 0 K: 1 S: 5	H: 0 LOB: 0 BB: 0 P: 5	R: 2 E: 0 K: 2 S: 10	H: 3 LOB: 3 BB: 1 P: 15	1B: 7 2B: 1 3B: 0 HR: 1	SF: 0 SAC: 0 DP: 0 HBP: 1	WP: 0 PB: 0 SB: 0 CS: 0	PA: 41			
PITCHER	IP WLS BF H R ER SO BB IBB HBP BLK WP HR S P ERA WHIP	1.0 W 3 0 0 0 1 0 0 0 0 0 0 5 5 0.00 0.000	1.0 3 0 0 0 0 1 0 0 0 0 0 0 5 5 0.00 0.000	1.0 5 2 1 0 0 0 0 0 0 0 0 0 7 7 0.00 2.000	1.0 3 0 0 0 2 0 0 0 0 0 0 0 7 7 0.00 0.000	1.0 7 4 2 2 2 0 0 0 0 0 1 11 13 18.00 4.000	1.0 W 3 0 0 0 1 0 0 0 0 0 0 5 5 0.00 0.000	6.1 1.0 H 3 0 0 0 0 0 0 0 0 0 0 8 14 0.00 0.000	PITCHER	IP WLS BF H R ER SO BB IBB HBP BLK WP HR S P ERA WHIP	1.0 W 3 0 0 0 1 0 0 0 0 0 0 5 5 0.00 0.000	1.0 3 0 0 0 0 1 0 0 0 0 0 0 5 5 0.00 2.000	1.0 5 2 1 0 0 0 0 0 0 0 0 0 7 7 0.00 2.000	1.0 3 0 0 0 2 0 0 0 0 0 0 0 7 7 0.00 0.000	1.0 7 4 2 2 2 0 0 0 0 0 1 11 13 18.00 4.000	1.0 W 3 0 0 0 1 0 0 0 0 0 0 5 5 0.00 0.000	6.1 1.0 H 3 0 0 0 0 0 0 0 0 0 0 8 14 0.00 0.000	1B: 7 2B: 1 3B: 0 HR: 1	SF: 0 SAC: 0 DP: 0 HBP: 1	WP: 0 PB: 0 SB: 0 CS: 0	PA: 41				
44 Rich Hill, L (1,1) 63 Yimi García, R (2,1) 59 Kevin Quackenbush, R (3,1) 50 Jaime Schultz, R (4,1) 57 Josh Smoker, L (5,1)	1.0 W 3 0 0 0 1 0 0 0 0 0 0 5 5 0.00 0.000	1.0 3 0 0 0 0 1 0 0 0 0 0 0 5 5 0.00 2.000	1.0 5 2 1 0 0 0 0 0 0 0 0 0 7 7 0.00 2.000	1.0 3 0 0 0 2 0 0 0 0 0 0 0 7 7 0.00 0.000	1.0 7 4 2 2 2 0 0 0 0 0 1 11 13 18.00 4.000	1.0 W 3 0 0 0 1 0 0 0 0 0 0 5 5 0.00 0.000	6.1 1.0 H 3 0 0 0 0 0 0 0 0 0 8 14 0.00 0.000	6.1 1.0 H 3 0 0 0 0 0 0 0 0 0 0 8 14 0.00 0.000	6.1 1.0 H 3 0 0 0 0 0 0 0 0 0 0 8 14 0.00 0.000	6.1 0.2 H 5 2 2 2 1 0 0 0 0 0 0 6 10 27.00 4.500	6.1 0.1 S 3 1 0 0 1 0 0 0 1 0 0 4 5 0.00 3.000	1.0 W 3 0 0 0 1 0 0 0 0 0 0 5 5 0.00 0.000	1.0 3 0 0 0 0 1 0 0 0 0 0 0 5 5 0.00 2.000	1.0 5 2 1 0 0 0 0 0 0 0 0 0 7 7 0.00 2.000	1.0 3 0 0 0 2 0 0 0 0 0 0 0 7 7 0.00 0.000	1.0 7 4 2 2 2 0 0 0 0 0 1 11 13 18.00 4.000	1.0 W 3 0 0 0 1 0 0 0 0 0 0 5 5 0.00 0.000	6.1 1.0 H 3 0 0 0 0 0 0 0 0 0 0 8 14 0.00 0.000	6.1 1.0 H 3 0 0 0 0 0 0 0 0 0 0 8 14 0.00 0.000	6.1 0.2 H 5 2 2 2 1 0 0 0 0 0 0 6 10 27.00 4.500	6.1 0.1 S 3 1 0 0 1 0 0 0 1 0 0 4 5 0.00 3.000	1B: 7 2B: 1 3B: 0 HR: 1	SF: 0 SAC: 0 DP: 0 HBP: 1	WP: 0 PB: 0 SB: 0 CS: 0	PA: 41

Batter	1	2	3	4	5	6	7	8	9	AB	R	H	RBI	BB	SO	LOB	TOP																		
9 Nicky Lopez, L OBP: 0.545, SLG: 0.500 82 Gabriel Cancel, R OBP: 0.500, SLG: 1.000	4-0 66 1B 17 HBP BB		0-0 17 S 1B		0-0 17 HR 1B	0-0 2B		0-3 K		2	1	2	0	1	0	0	Kansas City Royals @ Chicago White Sox Camelback Ranch, Glendale, AZ Tue Feb 26 2019, 3:07 PM - 6:13 PM EST Att: 2,382 - Partly Cloudy - 70 F																		
17 Hunter Dozier, R OBP: 0.444, SLG: 1.000 19 Cheslor Cuthbert, R OBP: 0.375, SLG: 0.286	1-0 66 1B HBP		1-0 F9		2-0 HR	0-0 F7		0-0 38 WP 1B		2	1	1	2	0	0	1																			
12 Jorge Soler, R OBP: 0.571, SLG: 1.000 38 Jorge Bonifacio, R OBP: 0.429, SLG: 0.500	0-3 K		0-0 F8		0-0 P4			1-0 87 HR 1B	1-0 F9	3	0	0	0	0	1	3																			
66 Ryan O'Hearn, L OBP: 0.375, SLG: 0.286 87 Travis Jones, R OBP: 1.000, SLG: 2.500	0-0 14 G3-6-3 1B		0-0 F9		4-0 BB			1-0 HR	0-0 79 FC6-4 1B	2	0	1	0	1	0	1																			
14 Brett Phillips, L OBP: 0.375, SLG: 0.333 79 Erick Mejia, S OBP: 0.429, SLG: 1.000	0-0 G3-6-3			0-0 70 HR 1B	0-0 L4			0-0 93 CS 1B	0-0 FC6-4	3	1	1	0	0	0	4																			
70 MJ Meléndez, L OBP: 0.250, SLG: 0.571 93 Kort Peterson, L		0-0 L8		1-0 HR	0-3 K			4-0 86 WP BB	0-3 K	3	1	1	2	0	1	1																			
85 Angelo Castellano, R				0-0 G5-3				1-3 K	0-0 F9	2	1	1	1	1	0	0																			
47 Jeckson Flores, R 86 Taylor Featherston, R	4-0 72 G3 BB			0-0 K	0-0 F8			1-2 K	0-0 F9	2	1	1	1	0	0	2																			
72 Melbrys Viloria, L OBP: 0.200, SLG: 0.800 76 Xavier Fernández, R	0-0 G3			0-3 K	0-0 F8			0-0 F9		3	0	0	0	0	1	1																			
0 Terrance Gore, R OBP: 0.400, SLG: 0.444 90 Nick Heath, L	0-0 B1-3			0-3 K	0-0 L6			0-0 G4-3		3	0	0	0	0	1	1																			
Inning Stats	R: 0 E: 0 K: 1 S: 5	H: 1 LOB: 2 BB: 1 P: 10	R: 0 E: 0 K: 0 S: 3	H: 0 LOB: 1 BB: 1 P: 7	R: 0 E: 0 K: 0 S: 4	H: 1 LOB: 1 BB: 0 P: 5	R: 2 E: 0 K: 2 S: 9	H: 2 LOB: 1 BB: 0 P: 10	R: 2 E: 0 K: 1 S: 7	H: 2 LOB: 1 BB: 1 P: 13	R: 2 E: 0 K: 1 S: 7	H: 3 LOB: 1 BB: 1 P: 13	R: 0 E: 0 K: 1 S: 6	H: 1 LOB: 1 BB: 0 P: 7	R: 0 E: 0 K: 1 S: 6	H: 1 LOB: 1 BB: 0 P: 6	1B: 8 2B: 1 3B: 0 HR: 4	SF: 0 SAC: 0 DP: 1 HBP: 1	WP: 2 PB: 0 SB: 1 CS: 1	PA: 43															
PITCHER	IP	WLS	BF	H	R	ER	SO	BB	IBB	HBP	BLK	WP	HR	S	P	ERA	WHIP	PITCHER	IP	WLS	BF	H	R	ER	SO	BB	IBB	HBP	BLK	WP	HR	S	P	ERA	WHIP
81 Jimmy Lambert, R ERA: 1.000	2.0	W	9	1	0	0	1	2	0	0	0	0	0	8	17	0.00	1.500	61 Ryan Burr, R ERA: 3.000	1.0	S	4	1	0	0	1	0	0	0	0	0	6	6	0.00	1.000	
51 Carson Fulmer, R ERA: 10.8	2.0		9	3	2	2	2	0	0	0	0	0	1	13	15	9.00	1.500																		
65 Nate Jones, R ERA: 18.0	1.0		6	2	2	2	1	1	0	0	0	0	1	7	13	18.00	3.000																		
25 Randall Delgado, R ERA: 10.8	1.1		9	5	3	3	0	1	0	0	0	0	1	9	16	20.25	4.500																		
78 Zach Thompson, R ERA: 3.39	1.2	H	6	1	0	0	2	0	0	0	0	2	0	10	12	0.00	0.600																		


Batter	1	2	3	4	5	6	7	8	9	AB	R	H	RBI	BB	SO	LOB	BOTTOM																		
15 Adam Engel, R OBP: 0.429, SLG: 0.500 88 Luis Robert Jr., R OBP: 0.167, SLG: 0.500	0-0 7 3B 1B	0-1 7 1B 2B		1-0 79 1B 7 G5-3		0-0 G1-3		0-0 F8		3	3	2	1	0	0	1	Kansas City Royals @ Chicago White Sox Camelback Ranch, Glendale, AZ Tue Feb 26 2019, 3:07 PM - 6:13 PM EST Att: 2,382 - Partly Cloudy - 70 F																		
7 Tim Anderson, R OBP: 0.375, SLG: 0.750 38 Ryan Goins, L	0-0 33 WP 3B	0-0 2H 1B		0-0 G5-3		0-0 G4-3		0-0 G4-3		3	1	2	2	0	0	1																			
79 José Abreu, R OBP: 0.250, SLG: 0.143 85 D.J. Peterson, R OBP: 0.400, SLG: 1.000	0-2 K	0-3 K		0-0 17 WP 17 HR 1B		0-3 K				3	0	1	1	0	2	2																			
17 Yonder Alonso, L OBP: 0.250, SLG: 0.750 84 Matt Skole, L OBP: 0.500, SLG: 0.400	0-3 K2-3		0-0 33 F 28 SF7 2B	1-1 HR		4-0 20 P3 BB				0	0	0	0	1	0	0																			
33 James McCann, R OBP: 0.667, SLG: 0.500 89 Alfredo González, R	4-0 BB		0-0 E3 92 1B	0-3 K		0-3 K				2	0	0	0	1	1	2																			
28 Leury García, S OBP: 0.143, SLG: 0.167 20 José Roldán, R OBP: 0.167, SLG: 0.333	0-0 F8		0-0 SF7		0-0 G3		1-0 P3			2	0	0	1	0	0	1																			
92 Nick Madrigal, R OBP: 0.429, SLG: 0.429 87 Jake Elmore, R		0-0 49 CS 1B	0-0 1B		0-0 G5-3			0-0 G6-3		3	0	2	0	0	0	0																			
49 Ryan Cordell, R OBP: 0.375, SLG: 0.750 91 Luis González, L OBP: 0.429, SLG: 0.429		0-0 15 S 2B 1B	0-0 F8		0-0 L8			0-0 22 2B 1B		3	1	1	0	0	0	0																			
32 Preston Tucker, L OBP: 0.600, SLG: 0.333 22 Charles Tilson, L OBP: 0.429, SLG: 0.857		0-3 K		4-0 15 FC1-5 15 S BB		0-0 3B				1	0	0	0	1	1	1																			
Inning Stats	R: 2 E: 0 K: 2 S: 9	H: 2 LOB: 1 BB: 1 P: 13	R: 2 E: 0 K: 2 S: 11	H: 4 LOB: 1 BB: 0 P: 11	R: 1 E: 1 K: 0 S: 5	H: 2 LOB: 0 BB: 0 P: 5	R: 3 E: 0 K: 1 S: 8	H: 2 LOB: 1 BB: 1 P: 14	R: 0 E: 0 K: 0 S: 3	H: 0 LOB: 0 BB: 0 P: 3	R: 0 E: 0 K: 1 S: 6	H: 1 LOB: 1 BB: 0 P: 6	R: 0 E: 0 K: 1 S: 4	H: 0 LOB: 0 BB: 1 P: 9	R: 1 E: 0 K: 0 S: 5	H: 2 LOB: 1 BB: 0 P: 5		1B: 7 2B: 3 3B: 2 HR: 1	SF: 1 SAC: 0 DP: 0 HBP: 0	WP: 2 PB: 0 SB: 2 CS: 1	PA: 38														
PITCHER	IP	WLS	BF	H	R	ER	SO	BB	IBB	HBP	BLK	WP	HR	S	P	ERA	WHIP	PITCHER	IP	WLS	BF	H	R	ER	SO	BB	IBB	HBP	BLK	WP	HR	S	P	ERA	WHIP
60 Foster Griffin, L ERA: 20.25	1.1	L	8	4	3	3	2	1	0	0	0	0	0	14	14	20.25	3.750	68 Jake Newberry, R ERA: 3.0	2.0		8	2	1	1	1	1	0	0	0	14	4.50	1.500			
48 Ben Lively, R ERA: 6.0	1.2		9	4	2	2	2	0	0	0	0	0	0	14	14	10.80	2.400																		
26 Brad Boxberger, R ERA: 40.5	0.2		5	2	3	3	0	1	0	0	0	1	1	5	11	40.50	4.500																		
88 Gabe Speier, L ERA	0.1		1	0	0	0	1	0	0	0	0	0	0	3	3	0.00	0.000																		
63 Josh Staumont, R ERA	2.0		7	1	0	0	1	0	0	0	0	0	0	9	9	0.00	0.500																		



Batter	1	2	3	4	5	6	7	8	9	AB	R	H	RBI	BB	SO	LOB	TOP											
45 Jon Jay, L OBP: 0.273, SLG: 0.545 90 Blake Rutherford, L OBP: 0.364, SLG: 0.455	(1, 9) C 0-1 F7	(2) S 0-2 K		(3) C 0-3 K			(1) X 0-0 G5-3	(2) S 0-3 K		3	0	0	0	0	2	4												
10 Yadir Muncada, S OBP: 0.500, SLG: 0.727 87 Danny Mendick, R OBP: 0.286, SLG: 0.333	(1, 5) C 0-3 K	(2) C 0-3 K			(1) X 0-0 G1-3		(2) X 0-0 G4-3			3	0	0	0	0	2	3												
79 José Abreu, R OBP: 0.162, SLG: 0.190 85 D.J. Peterson, R OBP: 0.250, SLG: 0.625	(1, 3) X 0-0 G6-3		(1) X 0-0 F9		(2) X 0-0 F9		(3) X 0-0 G6-3			3	0	0	0	0	0	0												
30 Nicky Delmonico, L OBP: 0.500, SLG: 0.625 22 Charles Tilson, L OBP: 0.333, SLG: 0.667		(1) X 0-0 5 1B 7 3B 1B 1B	(2) X 0-0 G4-3		(3) X 0-0 2B		(1) X 0-0 F7			3	1	2	0	0	0	0												
33 James McCann, R OBP: 0.556, SLG: 0.333 89 Alfredo Gonzalez, R OBP: 0.286, SLG: 0.333		(1) H 1-0 7 1B 5 1B 49 SF8 HBP	(2) X 0-0 K2-3		(3) X 0-0 G6-3		(2) X 0-3 K			2	1	0	0	0	1	1												
5 Yoimer Sánchez, S OBP: 0.545, SLG: 0.444 92 Nick Madrigal, R OBP: 0.500, SLG: 0.429	(1, 4) X 0-0 15 BB 7 1B 1-2 2-3 1B			(1) S 0-3 K		(2) X 0-0 7 FC4-6 1B		(1) B 4-0 BB		3	0	2	0	0	1	0												
7 Tim Anderson, R OBP: 0.167, SLG: 1.000 20 José Rondón, R OBP: 0.222, SLG: 0.333	(1, 6) X 0-0 15 BB 1-2 2-3 3-H 1B			(2) B 2-1 K		(1) X 0-0 FC4-6 1-2 1B		(3) X 0-0 F9 BB		3	1	2	2	0	0	1												
49 Ryan Cordell, R OBP: 0.214, SLG: 0.462	(1, 10) X 0-0 SF8		(2) X 0-0 G6-3		(3) X 0-3 K		(1) X 0-0 F9			3	0	0	1	0	1	1												
15 Adam Engel, R OBP: 0.500, SLG: 0.500 28 Leury García, S OBP: 0.125, SLG: 0.143	(1, 8) B 4-0 1-2 2-3 BB			(2) X 0-0 45 S 1B		(3) X 0-0 B2-3		(2) X 0-0 F8		2	0	1	0	1	0	1												
Inning Stats	R: 0 E: 0 K: 1 S: 6	H: 0 LOB: 0 BB: 0 P: 6	R: 2 E: 0 K: 2 S: 10	H: 3 LOB: 1 BB: 1 P: 15	R: 0 E: 0 K: 1 S: 5	H: 0 LOB: 0 BB: 0 P: 5	R: 1 E: 0 K: 2 S: 10	H: 2 LOB: 1 BB: 0 P: 12	R: 0 E: 0 K: 0 S: 4	H: 1 LOB: 1 BB: 0 P: 4	R: 0 E: 0 K: 1 S: 6	H: 1 LOB: 1 BB: 0 P: 6	R: 0 E: 0 K: 0 S: 3	H: 0 LOB: 0 BB: 0 P: 3	R: 0 E: 0 K: 1 S: 5	H: 0 LOB: 0 BB: 0 P: 9	R: 0 E: 0 K: 1 S: 5	H: 0 LOB: 0 BB: 0 P: 5	1B: 5 2B: 1 3B: 0 HR: 1	SF: 1 SAC: 0 DP: 0 HBP: 1	WP: 0 PB: 0 SB: 1 CS: 0	PA: 37						
PITCHER	IP	WLS	BF	H	R	ER	SO	BB	IBB	HBP	BLK	WP	HR	S	P	ERA	WHIP											
34 Félix Hernández, R ERA: 12.46	(1, 1)	3.0	WLS	14	3	2	2	4	1	0	1	0	0	0	21	26	6.00	1.333										
55 Roenis Elías, L ERA: 8.75	(4, 1)	2.0	W	9	3	1	1	2	0	0	0	0	0	1	14	16	4.50	1.500										
62 Justin Dunn, R ERA:	(6, 1)	2.0	H	7	1	0	0	1	0	0	0	0	0	9	9	0.00	0.500											
81 Robinson Leyer, R ERA:	(8, 1)	1.0	H	4	0	0	0	1	1	0	0	0	0	5	9	0.00	1.000											
80 David McKay, R ERA:	(9, 1)	1.0		3	0	0	0	1	0	0	0	0	0	5	5	0.00	0.000											

Chicago White Sox @ Seattle Mariners
Peoria Stadium, Peoria, AZ
Thu Feb 28 2019, 3:09 PM - 5:56 PM EST
Att.: 4,341 - Sunny - 74 F

AB 33
R 3
H 7
RBI 3
BB 2
SO 9
LOB 12



Batter	1	2	3	4	5	6	7	8	9	AB	R	H	RBI	BB	SO	LOB	BOTTOM											
9 Dee Strange-Gordon, L OBP: 0.500, SLG: 0.571 39 Shed Long Jr., L OBP: 0.462, SLG: 0.600	(1, 4) S 0-3 K	(1) H 1-0 HBP			(1) X 0-0 32 BB 15 FC6-4 2B	(2) X 0-0 5 BB 1B		(2) C 0-3 K		2	1	1	0	0	1	0												
17 Mitch Haniger, R OBP: 0.455, SLG: 0.750 5 Braden Bishop, R OBP: 0.444, SLG: 0.750	(1, 9) X 0-0 32 WP G4-3 2B	(3) X 0-0 F8			(2) B 4-0 15 FC6-4 32 BB BB	(2) 2 SAFE 4-0 1-2 2-H 1B		(2) C 2-1 K		2	1	1	0	1	0	2												
32 Jay Bruce, L OBP: 0.300, SLG: 0.222 74 Dom Thompson-Williams, L OBP: 0.357, SLG: 0.182	(1, 7) B 1-0 G4-3		(1) X 0-0 G3		(1) X 4-0 15 FC6-4 BB	(2) X 0-0 G6-3		(3) S 0-3 K		2	0	0	1	1	0	0												
10 Edwin Encarnación, R OBP: 0.143, SLG: 0.286 77 Austin Nola, R OBP: 0.200, SLG: 0.200	(1, 3) X 0-0 G6-3		(2) X 0-0 G4-3		(1) X 0-0 P2		(1) X 0-3 K			3	0	0	0	0	0	3												
15 Kyle Seager, L OBP: 0.400, SLG: 0.556 70 Tim Lopes, R OBP: 0.455, SLG: 0.444		(1) S 0-3 K	(3) X 0-0 F7		(2) X 0-0 FC6-4 1-2 2-3 3-H 1B		(2) X 0-0 P4			3	0	0	1	0	1	2												
22 Omar Narváez, L OBP: 0.091, SLG: 0.091 78 Cal Raleigh, S OBP: 0.250, SLG: 0.250		(1) X 0-0 73 E 4 1B 1B		(1) S 0-3 K	(3) X 0-0 G4-3		(3) X 0-0 F9			3	1	1	0	0	1	2												
3 J.P. Crawford, L OBP: 0.182 25 Dylan Moore, R OBP: 0.429, SLG: 0.364	(1, 6) X 0-0 P6		(2) X 0-0 G3		(1) X 0-0 73 1B 39 1B 1B		(1) S 0-3 K			2	0	0	0	0	1	0												
73 Jake Fraley, L OBP: 0.500, SLG: 0.909 86 Julio Rodríguez, R OBP: 1.000, SLG: 1.000	(1, 8) X 0-0 E7 4 1B 1B			(2) X 0-0 3B	(1) X 0-0 5 CS 39 1B 1B		(2) X 0-0 75 HR 1B			3	1	2	0	0	1	0												
4 Dustin Ackley, L OBP: 0.636, SLG: 0.333 75 Kyle Lewis, R OBP: 0.500, SLG: 1.375	(1, 10) X 0-0 9 HBP 1B		(3) X 0-0 G4-3		(1) X 0-3 K		(1) X 0-0 1-H HR			2	0	1	2	0	1	2												
Inning Stats	R: 1 E: 0 K: 1 S: 6	H: 1 LOB: 0 BB: 0 P: 7	R: 2 E: 1 K: 1 S: 8	H: 2 LOB: 2 BB: 0 P: 9	R: 0 E: 0 K: 1 S: 6	H: 1 LOB: 1 BB: 0 P: 6	R: 1 E: 0 K: 0 S: 4	H: 3 LOB: 2 BB: 1 P: 11	R: 0 E: 0 K: 1 S: 5	H: 0 LOB: 0 BB: 0 P: 5	R: 3 E: 0 K: 3 S: 13	H: 3 LOB: 0 BB: 0 P: 15	R: 0 E: 0 K: 1 S: 5	H: 0 LOB: 0 BB: 0 P: 5	R: 0 E: 0 K: 1 S: 5	H: 0 LOB: 0 BB: 0 P: 9	1B: 6 2B: 2 3B: 1 HR: 2	SF: 0 SAC: 0 DP: 0 HBP: 1	WP: 1 PB: 0 SB: 0 CS: 1	PA: 39								
PITCHER	IP	WLS	BF	H	R	ER	SO	BB	IBB	HBP	BLK	WP	HR	S	P	ERA	WHIP											
27 Lucas Giolito, R ERA: 4.5	(1, 1)	2.0	WLS	11	3	3	1	2	0	0	0	0	0	3	3	0.00	0.000											
48 Alex Colomé, R ERA:	(3, 1)	1.0		3	0	0	0	0	0	0	0	0	0	3	3	0.00	0.000											
57 Jace Fry, L ERA: 27.0	(4, 1)	1.0		4	1	0	0	1	0	0	0	0	0	6	6	0.00	1.000											
75 Colton Turner, L ERA: 9.0	(5, 1)	0.0	L	3	1	1	1	0	2	0	0	0	0	1	9	∞	∞											
59 Evan Marshall, R ERA: 6.0	(5, 1)	1.0		3	0	0	0	0	0	0	0	0	0	3	3	0.00	0.000											
PITCHER	IP	WLS	BF	H	R	ER	SO	BB	IBB	HBP	BLK	WP	HR	S	P	ERA	WHIP											
60 Jordan Stephens, R ERA: 4.5	(6, 1)	2.0	WLS	9	3	1	1	2	1	0	0	0	0	2	13	15	4.50	2.000										
71 Jordan Guerrero, L ERA: 12.0	(8, 1)	1.0		6	3	3	3	3	0	0	0	0	0	2	13	15	27.00	3.000										

Chicago White Sox @ Seattle Mariners
Peoria Stadium, Peoria, AZ
Thu Feb 28 2019, 3:09 PM - 5:56 PM EST
Att.: 4,341 - Sunny - 74 F

AB 35
R 8
H 11
RBI 8
BB 3
SO 8
LOB 16



Batter	1	2	3	4	5	6	7	8	9	AB	R	H	RBI	BB	SO	LOB	TOP																		
28 Leury Garcia, S OBP: 0.214, SLG: 0.462 90 Blake Rutherford, L OBP: 0.357, SLG: 0.955	0-3 K		0-0 G6-3			0-3 K		0-3 K		3	0	0	0	0	2	0																			
10 Yadir Moncada, S OBP: 0.500, SLG: 0.600 87 Danny Mendick, R OBP: 0.364, SLG: 0.700	4-0 BB			0-0 G5-3		0-3 K		0-2 HR		2	0	0	0	1	1	0																			
79 Jose Abreu, R OBP: 0.294, SLG: 0.625 30 Nicky Delmonico, L OBP: 0.571, SLG: 0.667	0-0 F9			3-2 HR		0-0 F7		0-3 K		3	1	1	1	0	0	1																			
17 Yonder Alonso, L OBP: 0.235, SLG: 0.625 77 Micker Adolfo, R (9, PH)	0-2 K			0-0 F9		0-3 K2-3			0-3 K	3	0	0	0	0	2	1																			
74 Eloy Jiménez, R OBP: 0.143, SLG: 0.214 22 Charles Tilson, L OBP: 0.364, SLG: 0.600		0-0 G5-3		0-0 G6-3			0-0 F9		4-0 BB	3	0	0	0	0	0	0																			
86 Zack Collins, L OBP: 0.459, SLG: 0.333 89 Alfredo González, R		0-0 F9			0-0 FC1-6 1B		4-0 BB		0-0 FC5-4	2	0	1	0	0	0	0																			
7 Tim Anderson, R OBP: 0.375, SLG: 0.875 20 José Rondón, R OBP: 0.308, SLG: 0.583		0-3 K			0-3 K		0-0 E5		0-0 G3	2	0	0	0	0	2	1																			
5 Yolmer Sánchez, S OBP: 0.438, SLG: 0.357 92 Nick Madrigal, R OBP: 0.417, SLG: 0.364			0-0 F9		0-0 FC1-6 15 HR		0-0 G6-4-3			2	1	0	0	0	0	1																			
15 Adam Engel, R OBP: 0.467, SLG: 0.667 49 Ryan Cordell, R OBP: 0.222, SLG: 0.375			0-3 K2-3		2-1 HR			0-0 G5-3		2	1	1	2	0	1	0																			
Inning Stats	R: 0 E: 0 K: 2 S: 7	H: 0 LOB: 1 BB: 1 P: 11	R: 0 E: 0 K: 1 S: 5	H: 0 LOB: 0 BB: 0 P: 5	R: 0 E: 0 K: 1 S: 5	H: 0 LOB: 0 BB: 0 P: 5	R: 1 E: 0 K: 0 S: 6	H: 1 LOB: 0 BB: 0 P: 9	R: 2 E: 0 K: 2 S: 10	H: 2 LOB: 0 BB: 0 P: 12	R: 0 E: 0 K: 2 S: 7	H: 0 LOB: 0 BB: 0 P: 7	R: 0 E: 1 K: 0 S: 3	H: 0 LOB: 1 BB: 1 P: 7	R: 1 E: 0 K: 2 S: 10	H: 1 LOB: 0 BB: 0 P: 10	R: 0 E: 0 K: 1 S: 5	H: 0 LOB: 1 BB: 1 P: 9	1B: 1 2B: 0 3B: 0 HR: 3	SF: 0 SAC: 0 DP: 1 HBP: 0	WP: 0 PB: 0 SB: 0 CS: 0	PA: 34													
PITCHER	IP	WLS	BF	H	R	ER	SO	BB	IBB	HBP	BLK	WP	HR	S	P	ERA	WHIP	PITCHER	IP	WLS	BF	H	R	ER	SO	BB	IBB	HBP	BLK	WP	HR	S	P	ERA	WHIP
11 Yu Darvish, R ERA: 2.7	2.0	W	7	0	0	0	3	1	0	0	0	0	0	0	5	16	0.00	0.500	64 Carlos Ramirez, R ERA: 3.0	1.0	4	0	0	0	0	1	0	0	0	0	0	3	7	0.00	1.000
94 Luis Lugo, L ERA:	1.0		3	0	0	0	1	0	0	0	0	0	0	0	5	5	0.00	0.000	48 Mike Zagurski, L ERA: 2.7	1.0	4	1	1	1	2	0	0	0	0	0	1	10	10	9.00	1.000
33 Tony Barnett, R ERA: 13.5	1.0		4	1	1	1	0	0	0	0	0	0	1	6	9	9.00	1.000	89 Dakota Mekkes, R ERA:	1.0	4	0	0	0	1	1	0	0	0	0	5	9	0.00	1.000		
36 Dillon Maples, R ERA: 6.0	1.0		5	2	2	2	2	0	0	0	0	0	1	10	12	18.00	2.000																		
16 Junichi Tazawa, R ERA:	1.0		3	0	0	0	2	0	0	0	0	0	0	7	7	0.00	0.000																		

Chicago White Sox @ Chicago Cubs
Sloan Park, Mesa, AZ
Sun Mar 03 2019, 3:08 PM - 6:26 PM EST
Att: 16,069 - Sunny - 72 F

AB 31
R 4
H 4
RBI 4
BB 3
SO 11
LOB 9



Batter	1	2	3	4	5	6	7	8	9	AB	R	H	RBI	BB	SO	LOB	BOTTOM																		
18 Ben Zobrist, S OBP: 0.250, SLG: 0.286 75 Jacob Hannemann, L (5, 8) OBP: 0.333, SLG: 0.125	0-0 G5-3	0-0 K		0-0 F9			4-0 BB	0-0 G4-3		3	1	0	0	1	1	1																			
17 Kris Bryant, R OBP: 0.615, SLG: 1.111 86 P.J. Higgins, R (5, PH) (6, 10)	4-0 BB	2 SAFE 3-2 HR	0-0 1B	0-0 G4-3		0-0 L9		0-0 L7		2	3	2	3	1	0	0																			
44 Anthony Rizzo, L OBP: 0.333, SLG: 0.200 37 James Adduci, L OBP: 0.125, SLG: 0.067	4-0 BB	0-0 1B	0-3 K	0-0 F7		0-0 L3		0-0 K		2	1	1	0	1	1	1																			
40 Wilson Contreras, R OBP: 0.417, SLG: 0.900 53 Taylor Davis, R OBP: 0.200, SLG: 0.111	0-0 F7	0-0 1B	0-0 E4	0-0 L3		0-0 K		0-3 K		3	1	1	0	0	0	3																			
12 Kyle Schwarber, L OBP: 0.750, SLG: 0.750 77 Evan Marzilli, L OBP: 0.273, SLG: 0.300	4-0 BB	0-0 1B	4-0 BB	0-0 L3		4-0 BB		0-3 K		1	1	1	1	2	0	0																			
13 David Bote, R OBP: 0.700, SLG: 0.800 92 Cristhian Adames, S OBP: 0.474, SLG: 0.706	4-0 BB	0-0 1B	0-0 SF9	0-0 BB		2-2 HR		0-0 1B		1	1	1	3	1	0	0																			
8 Ian Happ, S OBP: 0.188, SLG: 0.200 81 Phillip Evans, R OBP: 0.286, SLG: 0.429	0-0 F9	0-0 2B	0-0 G5-3	0-0 K		0-0 F7		0-3 K		4	1	1	2	0	0	5																			
Addison Russell, R OBP: 0.300, SLG: 0.375 91 Zack Short, R OBP: 0.365, SLG: 0.200		0-0 L3		0-3 K		0-3 K		0-0 1B		3	0	1	0	0	1	0																			
83 Johnny Field, R OBP: 0.304, SLG: 0.316 0 Wynton Bernard, R OBP: 0.200, SLG: 0.200		0-0 HR		0-3 K		0-3 K		0-0 1B		3	1	1	1	0	2	0																			
Inning Stats	R: 1 E: 0 K: 0 S: 3	H: 0 LOB: 3 BB: 4 P: 19	R: 8 E: 0 K: 1 S: 14	H: 8 LOB: 1 BB: 1 P: 22	R: 1 E: 1 K: 1 S: 7	H: 1 LOB: 2 BB: 1 P: 11	R: 0 E: 0 K: 2 S: 7	H: 0 LOB: 0 BB: 0 P: 7	R: 0 E: 0 K: 0 S: 3	H: 0 LOB: 0 BB: 0 P: 3	R: 2 E: 0 K: 2 S: 10	H: 1 LOB: 0 BB: 1 P: 16	R: 0 E: 0 K: 1 S: 5	H: 0 LOB: 1 BB: 1 P: 9	R: 1 E: 0 K: 2 S: 10	H: 3 LOB: 2 BB: 0 P: 10	R: 0 E: 0 K: 2 S: 10	H: 0 LOB: 1 BB: 1 P: 10	1B: 9 2B: 2 3B: 0 HR: 2	SF: 1 SAC: 0 DP: 0 HBP: 1	WP: 0 PB: 0 SB: 0 CS: 0	PA: 46													
PITCHER	IP	WLS	BF	H	R	ER	SO	BB	IBB	HBP	BLK	WP	HR	S	P	ERA	WHIP	PITCHER	IP	WLS	BF	H	R	ER	SO	BB	IBB	HBP	BLK	WP	HR	S	P	ERA	WHIP
58 Manny Bañuelos, L ERA: 8.1	1.1	L	9	0	2	2	0	4	0	0	0	0	1	7	14	13.50	3.000	41 Kelvin Herrera, R ERA: 27.0	0.2		4	1	2	2	1	1	0	0	0	0	7	13	27.00	3.000	
37 Juan Miranaya, R ERA: 21.0	0.0		6	5	4	4	0	1	0	0	0	0	0	7	14	∞	∞	95 Matt Foster, R ERA:	1.0	4	0	0	0	1	1	0	0	0	0	5	9	0.00	1.000		
39 Aaron Bummer, L ERA: 17.18	1.0		8	4	4	3	2	1	0	0	0	0	0	11	15	27.00	5.000	81 Jimmy Lambert, R ERA: 2.7	1.1	7	3	1	1	3	0	0	0	0	0	13	13	6.75	2.250		
61 Ryan Burr, R ERA: 1.59	1.2		5	0	0	0	2	0	0	0	0	0	0	9	9	0.00	0.000																		
57 Jace Fry, L ERA: 13.5	1.0		3	0	0	0	0	0	0	0	0	0	0	3	3	0.00	0.000																		

Chicago White Sox @ Chicago Cubs
Sloan Park, Mesa, AZ
Sun Mar 03 2019, 3:08 PM - 6:26 PM EST
Att: 16,069 - Sunny - 72 F

AB 36
R 13
H 13
RBI 13
BB 8
SO 9
LOB 16



Batter	1	2	3	4	5	6	7	8	9	AB	R	H	RBI	BB	SO	LOB	TOP										
28 Leury Garcia, S OBP: 0.407, SLG: 0.545 22 Charles Tilson, L OBP: 0.316, SLG: 0.412										2	1	1	1	1	1	1	Chicago White Sox @ Texas Rangers Surprise Stadium, Surprise, AZ Sat Mar 09 2019, 3:11 PM - 6:23 PM EST Att.: 5,873 - Sunny - 66 F										
10 Yoán Moncada, S OBP: 0.448, SLG: 0.500 96 Trey Michalczewski, S OBP: 0.333, SLG: 0.333										4	1	1	1	0	1	3											
79 José Abreu, R OBP: 0.258, SLG: 0.519 84 Matt Skole, L OBP: 0.563, SLG: 0.583										3	0	1	1	0	0	1											
33 James McCann, R OBP: 0.476, SLG: 0.611 89 Alfredo González, R										3	1	1	2	0	1	1											
74 Eloy Jiménez, R OBP: 0.130, SLG: 0.304 32 Preston Tucker, L OBP: 0.294, SLG: 0.267										3	0	0	0	0	1	0											
77 Micker Adolfo, R OBP: 0.222, SLG: 0.222 24 Brandon Guyer, R OBP: 0.250, SLG: 0.455										3	1	0	0	0	1	0											
7 Tim Anderson, R OBP: 0.208, SLG: 0.227 38 Ryan Goins, L OBP: 0.208, SLG: 0.227										3	1	1	0	0	1	1											
5 Yolmer Sánchez, S OBP: 0.480, SLG: 0.381 86 Mitch Roman, R OBP: 0.500, SLG: 0.667										3	2	3	1	0	0	0											
49 Ryan Cordell, R OBP: 0.333, SLG: 0.458 93 Joel Booker, R										2	0	0	0	0	1	3											
Inning Stats	R: 0 E: 0 K: 0 S: 5	H: 1 LOB: 1 BB: 0 P: 5	R: 0 E: 0 K: 1 S: 5	H: 0 LOB: 0 BB: 0 P: 5	R: 0 E: 0 K: 1 S: 6	H: 1 LOB: 1 BB: 0 P: 7	R: 0 E: 0 K: 1 S: 5	H: 0 LOB: 0 BB: 0 P: 5	R: 0 E: 0 K: 1 S: 5	H: 0 LOB: 0 BB: 0 P: 5	R: 6 E: 0 K: 0 S: 8	H: 5 LOB: 0 BB: 1 P: 14	R: 2 E: 0 K: 3 S: 12	H: 2 LOB: 1 BB: 0 P: 15	R: 0 E: 0 K: 0 S: 4	H: 1 LOB: 2 BB: 0 P: 4		R: 1 E: 0 K: 0 S: 4	H: 1 LOB: 1 BB: 1 P: 8	R: 3 E: 0 K: 1 S: 6	H: 1 LOB: 1 BB: 1 P: 12	1B: 8 2B: 3 HR: 1	SF: 3 SAC: 0 HBP: 2	WP: 3 PB: 1 SB: 1 CS: 0	PA: 45		
PITCHER	IP WLS BF H R ER SO BB IBB HBP BLK WP HR S P ERA WHIP	3.0 11 2 0 0 2 0 0 0 0 0 0 16 17 0.00 0.667	1.2 L 10 4 5 5 1 1 0 0 0 0 0 1 11 15 27.00 3.000	0.1 2 1 1 1 0 0 0 0 0 0 1 2 4 27.00 3.000	1.0 6 2 2 1 3 0 0 0 0 3 0 12 15 9.00 2.000	1.0 4 1 0 0 0 0 0 0 0 0 0 4 4 0.00 1.000	1.0 5 1 1 1 0 1 0 0 0 0 0 0 4 8 9.00 2.000	0.1 5 1 3 3 0 1 0 2 0 0 0 0 2 8 81.00 6.000	0.2 2 0 0 0 1 0 0 0 0 0 0 0 0 4 4 0.00 0.000																		


AB	37
R	12
H	12
RBI	12
BB	3
SO	7
LOB	20





Batter	1	2	3	4	5	6	7	8	9	AB	R	H	RBI	BB	SO	LOB	BOTTOM									
17 Shin-Soo Choo, L OBP: 0.333, SLG: 0.333 1 Josh Altman, R OBP: 0.500, SLG: 0.667										2	1	0	0	1	1	1	Chicago White Sox @ Texas Rangers Surprise Stadium, Surprise, AZ Sat Mar 09 2019, 3:11 PM - 6:23 PM EST Att.: 5,873 - Sunny - 66 F									
12 Rougned Odor, L OBP: 0.388, SLG: 0.875 16 Nolan Fontana, L OBP: 0.435, SLG: 0.455										2	0	0	0	0	2	1										
30 Nomar Mazara, L OBP: 0.318, SLG: 0.429 43 Ben Revere, L OBP: 0.316, SLG: 0.333										2	0	0	0	0	2	1										
13 Joey Gallo, L OBP: 0.393, SLG: 0.391 5 Willie Calhoun, L OBP: 0.294, SLG: 0.214										2	0	1	1	0	1	0										
14 Asdrúbal Cabrera, S OBP: 0.381, SLG: 0.278 21 Patrick Wisdom, R OBP: 0.258, SLG: 0.333										1	0	0	0	1	1	0										
11 Ronald Guzmán, L OBP: 0.370, SLG: 0.708 56 Preston Beck, L OBP: 0.333, SLG: 0.278										2	0	0	0	0	2											
9 Isiah Kiner-Falefa, R OBP: 0.500, SLG: 0.733 56 Tony Sanchez, R										2	0	1	0	0	0	0										
41 Logan Forsythe, R OBP: 0.308, SLG: 0.182 38 Danny Santana, S OBP: 0.346, SLG: 0.591										2	0	0	0	0	1	1										
3 Delino DeShields, R OBP: 0.346, SLG: 0.304 80 Eli White, R OBP: 0.138, SLG: 0.074										2	0	1	0	0	0	0										
Inning Stats	R: 1 E: 0 K: 2 S: 8	H: 1 LOB: 2 BB: 2 P: 16	R: 0 E: 0 K: 1 S: 7	H: 2 LOB: 1 BB: 0 P: 7	R: 0 E: 0 K: 3 S: 9	H: 0 LOB: 0 BB: 0 P: 9	R: 0 E: 0 K: 1 S: 5	H: 0 LOB: 0 BB: 0 P: 5	R: 0 E: 0 K: 1 S: 5	H: 0 LOB: 0 BB: 0 P: 5	R: 0 E: 0 K: 2 S: 7	H: 0 LOB: 1 BB: 1 P: 11	R: 0 E: 0 K: 0 S: 3	H: 0 LOB: 0 BB: 0 P: 3	R: 1 E: 0 K: 1 S: 7	H: 2 LOB: 3 BB: 2 P: 15		R: 0 E: 0 K: 2 S: 7	H: 0 LOB: 1 BB: 1 P: 11	1B: 4 2B: 1 3B: 0 HR: 0	SF: 0 SAC: 0 DP: 1 HBP: 0	WP: 0 PB: 0 SB: 0 CS: 1	PA: 37			
PITCHER	IP WLS BF H R ER SO BB IBB HBP BLK WP HR S P ERA WHIP	4.0 16 3 0 0 1 0 0 0 0 0 0 5 5 0.00 0.000	1.0 3 0 0 0 1 0 0 0 0 0 0 0 0 7 11 0.00 1.000	1.0 3 0 0 0 0 0 0 0 0 0 0 3 3 0.00 0.000	1.0 7 2 1 1 1 2 0 0 0 0 0 7 15 9.00 4.000	1.0 4 0 0 0 2 1 0 0 0 0 0 0 7 11 0.00 1.000	1.0 5 1 1 1 0 1 0 0 0 0 0 0 4 8 9.00 2.000	0.1 5 1 3 3 0 1 0 2 0 0 0 0 2 8 81.00 6.000	0.2 2 0 0 0 1 0 0 0 0 0 0 0 0 4 4 0.00 0.000																	


AB	31
R	2
H	5
RBI	2
BB	6
SO	13
LOB	15



Batter	1	2	3	4	5	6	7	8	9	AB R H RBI BB SO LOB	TOP																								
											<p>Chicago White Sox @ Kansas City Royals</p> <p>Surprise Stadium, Surprise, AZ</p> <p>Tue Mar 12 2019, 4:05 PM EDT</p> <p>Snow - 82 F</p> <p>livebaseballscorecards.com</p> <p>AB 0</p> <p>R 0</p> <p>H 0</p> <p>RBI 0</p> <p>BB 0</p> <p>SO 0</p> <p>LOB 0</p> 																								
Inning Stats										1B: 0 SF: 0 WP: 0 PA: 0 2B: 0 SAC: 0 FB: 0 3B: 0 DP: 0 SB: 0 HR: 0 HBP: 0 CS: 0																									
PITCHER	IP	WLS	BF	H	R	ER	SO	BB	IBB	HBP	BLK	WP	HR	S	P	ERA	WHIP	PITCHER	IP	WLS	BF	H	R	ER	SO	BB	IBB	HBP	BLK	WP	HR	S	P	ERA	WHIP

Batter	1	2	3	4	5	6	7	8	9	AB R H RBI BB SO LOB	BOTTOM																								
											<p>Chicago White Sox @ Kansas City Royals</p> <p>Surprise Stadium, Surprise, AZ</p> <p>Tue Mar 12 2019, 4:05 PM EDT</p> <p>Snow - 82 F</p> <p>livebaseballscorecards.com</p> <p>AB 0</p> <p>R 0</p> <p>H 0</p> <p>RBI 0</p> <p>BB 0</p> <p>SO 0</p> <p>LOB 0</p> 																								
Inning Stats										1B: 0 SF: 0 WP: 0 PA: 0 2B: 0 SAC: 0 FB: 0 3B: 0 DP: 0 SB: 0 HR: 0 HBP: 0 CS: 0																									
PITCHER	IP	WLS	BF	H	R	ER	SO	BB	IBB	HBP	BLK	WP	HR	S	P	ERA	WHIP	PITCHER	IP	WLS	BF	H	R	ER	SO	BB	IBB	HBP	BLK	WP	HR	S	P	ERA	WHIP

Batter	1	2	3	4	5	6	7	8	9	AB R H RBI BB SO LOB	TOP																																		
											Seattle Mariners @ Chicago White Sox Camelback Ranch, Glendale, AZ Tue Mar 12 2019, 4:05 PM EDT livebaseballscorecards.com																																		
																				AB 0 R 0 H 0 RBI 0 BB 0 SO 0 LOB 0																									
																																													
Inning Stats																				1B: 0 SF: 0 WP: 0 PA: 0 2B: 0 SAC: 0 FB: 0 3B: 0 DP: 0 SB: 0 HR: 0 HBP: 0 CS: 0																									
PITCHER										IP		WLS	BF	H	R	ER	SO	BB	IBB	HBP	BLK	WP	HR	S	P	ERA	WHIP	PITCHER	IP	WLS	BF	H	R	ER	SO	BB	IBB	HBP	BLK	WP	HR	S	P	ERA	WHIP

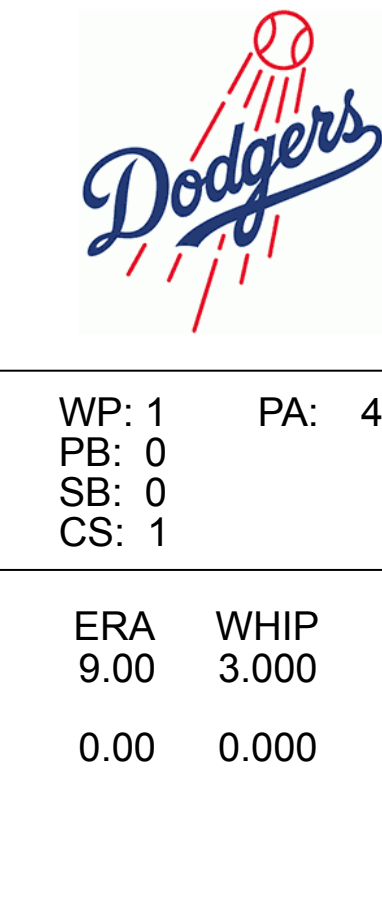
Batter	1	2	3	4	5	6	7	8	9	AB R H RBI BB SO LOB	BOTTOM																																		
											Seattle Mariners @ Chicago White Sox Camelback Ranch, Glendale, AZ Tue Mar 12 2019, 4:05 PM EDT livebaseballscorecards.com																																		
																				AB 0 R 0 H 0 RBI 0 BB 0 SO 0 LOB 0																									
																																													
Inning Stats																				1B: 0 SF: 0 WP: 0 PA: 0 2B: 0 SAC: 0 FB: 0 3B: 0 DP: 0 SB: 0 HR: 0 HBP: 0 CS: 0																									
PITCHER										IP		WLS	BF	H	R	ER	SO	BB	IBB	HBP	BLK	WP	HR	S	P	ERA	WHIP	PITCHER	IP	WLS	BF	H	R	ER	SO	BB	IBB	HBP	BLK	WP	HR	S	P	ERA	WHIP

Batter	1	2	3	4	5	6	7	8	9	AB	R	H	RBI	BB	SO	LOB	TOP					
45 Jon Jay, L (1,9) OBP: 0.394, SLG: 0.548 32 Preston Tucker, L (6,9) OBP: 0.364, SLG: 0.368			K2-3				K	K	K	3	0	1	0	0	2	0	Chicago White Sox @ Los Angeles Dodgers Camelback Ranch, Glendale, AZ Wed Mar 13 2019, 10:07 PM - 1:59 AM EDT Att: 8,013 - Clear - 60 F livebaseballscorecards.com					
28 Leury Garcia, S (1,5) OBP: 0.424, SLG: 0.536 87 Danny Mendick, R (6,5) OBP: 0.481, SLG: 0.714			L7							3	0	2	0	0	0	0						
17 Yonder Alonso, L (1,3) OBP: 0.242, SLG: 0.516 92 Chris Johnson, R (6,3) OBP: 0.400, SLG: 0.462			F9		G5-3		G4-6-3	K		3	0	0	0	0	0	3						
33 James McCann, R (1,2) OBP: 0.464, SLG: 0.542 89 Alfredo González, R (7,2) OBP: 0.364, SLG: 0.125			G5-3		E6		K			3	1	0	0	0	1	2						
18 Daniel Palka, L (1,7) OBP: 0.286, SLG: 0.250 49 Ryan Cordell, R (6,7) OBP: 0.303, SLG: 0.379			G4-3				P4			2	1	0	0	1	0	0						
7 Tim Anderson, R (1,6) OBP: 0.452, SLG: 0.733 38 Ryan Goins, L (6,6) OBP: 0.207, SLG: 0.222			G6-3		F8					3	0	1	0	0	0	2						
84 Matt Skole, L (1,10) OBP: 0.471, SLG: 0.471 24 Brandon Guyer, R (8,PH) OBP: 0.294, SLG: 0.400							K			2	0	1	1	1	1	1						
20 José Rondón, R (1,4) OBP: 0.333, SLG: 0.400 87 Jake Elmore, R (7,4) OBP: 0.429, SLG: 0.333			G6-3		WP		WP			3	0	0	0	1	0	2						
15 Adam Engel, R (1,8) OBP: 0.364, SLG: 0.571 91 Luis González, L (7,8) OBP: 0.278, SLG: 0.235			G5-3		K2-3		P4			3	0	0	0	0	2	2						
										2	0	0	0	0	2	5						
Inning Stats	R: 0 E: 0 K: 1 S: 6	H: 1 LOB: 1 BB: 0 P: 8	R: 0 E: 0 K: 0 S: 3	H: 0 LOB: 1 BB: 1 P: 7	R: 0 E: 0 K: 1 S: 5	H: 0 LOB: 0 BB: 0 P: 5	R: 2 E: 0 K: 1 S: 7	H: 1 LOB: 2 BB: 2 P: 16	R: 0 E: 0 K: 1 S: 5	H: 2 LOB: 1 BB: 0 P: 6	R: 0 E: 0 K: 2 S: 8	H: 1 LOB: 1 BB: 0 P: 8	R: 0 E: 0 K: 2 S: 8	H: 1 LOB: 1 BB: 0 P: 8	R: 8 E: 0 K: 1 S: 10	H: 5 LOB: 1 BB: 4 P: 28	R: 0 E: 0 K: 1 S: 5	H: 0 LOB: 3 BB: 3 P: 17	1B: 9 2B: 2 3B: 0 HR: 0	SF: 0 SAC: 0 DP: 1 HBP: 0	WP: 7 PB: 0 SB: 2 CS: 0	PA: 48
PITCHER	IP WLS BF H R ER SO BB IBB HBP BLK WP HR S P ERA WHIP	3.2 0 16 2 2 0 2 2 0 0 0 0 0 0 18 28 0.00 1.091	0.1 0 2 0 0 0 1 1 0 0 0 0 1 0 3 8 0.00 3.000	1.0 0 4 2 0 0 1 0 0 0 0 0 0 6 6 0.00 2.000	1.0 0 4 1 0 0 1 0 0 0 0 1 0 5 6 0.00 1.000	1.0 0 4 1 0 0 2 0 0 0 0 0 0 8 8 0.00 1.000	0.0 0 3 0 3 3 0 3 0 0 0 0 2 0 0 12 45.00 6.000	1.0 L 9 5 5 5 1 1 0 0 0 0 2 0 0 10 16 45.00 6.000	1.0 0 6 0 0 0 1 3 0 0 0 0 0 0 5 17 0.00 3.000													

Batter	1	2	3	4	5	6	7	8	9	AB	R	H	RBI	BB	SO	LOB	BOTTOM					
11 AJ Pollock, R (1,8) OBP: 0.324, SLG: 0.310 45 Brad Miller, L (5,4) OBP: 0.455, SLG: 0.333					K		K	K		2	0	1	0	1	1	2	Chicago White Sox @ Los Angeles Dodgers Camelback Ranch, Glendale, AZ Wed Mar 13 2019, 10:07 PM - 1:59 AM EDT Att: 8,013 - Clear - 60 F livebaseballscorecards.com					
14 Enrique Hernández, R (1,4) OBP: 0.400, SLG: 0.756 41 Ezequiel Carrera, L (5,8) OBP: 0.380, SLG: 0.318			FC5-4							3	1	1	3	0	0	2						
25 David Freese, R (1,3) OBP: 0.348, SLG: 0.350 89 Jared Walker, L (5,3) OBP: 0.348, SLG: 0.350			G5-3		K		K			3	0	1	0	0	1	1						
13 Max Muncy, L (1,5) OBP: 0.314, SLG: 0.241 16 Paulo Orlando, R (6,9) OBP: 0.296, SLG: 0.227					K		L8	K		3	0	0	0	0	2	2						
3 Chris Taylor, R (1,6) OBP: 0.233, SLG: 0.286 84 Cody Asche, L (6,5) OBP: 0.233, SLG: 0.286					E6		K			3	1	0	0	0	2	2						
35 Cody Bellinger, L (1,9) OBP: 0.300, SLG: 0.577 83 Deacon Liput, L (6,6) OBP: 0.300, SLG: 0.577			L3				K			3	1	1	2	0	1	0						
55 Russell Martin, R (1,2) OBP: 0.308, SLG: 0.615 28 Josh Thole, L (7,2) OBP: 0.428, SLG: 0.364			K				F8			3	1	1	1	0	1	0						
15 Austin Barnes, R (1,10) OBP: 0.345, SLG: 0.346 0 Jeter Downs, R (8,PH) OBP: 0.345, SLG: 0.346			K		E6		K			3	1	0	0	0	2	0						
31 Joc Pederson, L (1,7) OBP: 0.273, SLG: 0.500 94 Cody Thomas, L (7,9) OBP: 1.000, SLG: 1.000			G6-3		E6		K			3	1	1	0	0	0	1						
										1	0	1	0	0	0	0						
Inning Stats	R: 0 E: 0 K: 2 S: 8	H: 1 LOB: 2 BB: 1 P: 12	R: 0 E: 0 K: 2 S: 7	H: 0 LOB: 0 BB: 0 P: 7	R: 0 E: 0 K: 0 S: 4	H: 1 LOB: 1 BB: 0 P: 4	R: 6 E: 3 K: 3 S: 20	H: 3 LOB: 0 BB: 0 P: 25	R: 0 E: 0 K: 2 S: 7	H: 0 LOB: 0 BB: 0 P: 7	R: 0 E: 0 K: 2 S: 8	H: 1 LOB: 1 BB: 0 P: 8	R: 0 E: 0 K: 2 S: 6	H: 0 LOB: 0 BB: 1 P: 10	R: 1 E: 0 K: 1 S: 7	H: 2 LOB: 2 BB: 1 P: 12	R: 0 E: 1 K: 1 S: 5	H: 0 LOB: 0 BB: 0 P: 5	1B: 4 2B: 1 3B: 0 HR: 3	SF: 0 SAC: 0 DP: 1 HBP: 0	WP: 1 PB: 0 SB: 0 CS: 1	PA: 40
PITCHER	IP WLS BF H R ER SO BB IBB HBP BLK WP HR S P ERA WHIP	3.1 0 16 4 3 2 5 1 0 0 0 0 0 1 11 11 0.00 1.500	0.2 0 5 1 3 0 2 0 0 0 0 0 0 1 11 11 0.00 1.500	1.0 0 4 1 0 0 2 0 0 0 0 0 0 8 8 0.00 1.000	1.0 W 3 0 0 0 2 1 0 0 0 0 0 6 10 0.00 1.000	1.0 S 3 0 0 0 1 0 0 0 0 0 0 5 12 0.00 0.000	1.0 0 6 0 0 0 1 3 0 0 0 0 0 0 7 7 0.00 1.000	1.0 0 4 1 0 0 2 0 0 0 0 0 0 8 8 0.00 1.000	1.0 0 4 1 0 0 2 0 0 0 0 0 0 6 10 0.00 1.000													

AB 38
R 10
H 11
RBI 7
BB 10
SO 9
LOB 23

AB 37
R 7
H 8
RBI 6
BB 3
SO 15
LOB 18



Batter	1	2	3	4	5	6	7	8	9	AB	R	H	RBI	BB	SO	LOB	TOP											
5 Albert Almora Jr., R OBP: 0.344, SLG: 0.594 0 Winton Bernard, R OBP: 0.376, SLG: 0.571	0-1 HR	0-0 2H 1B		0-0 G5-3		0-0 2H 1B		2-1 HR	0-0 G3	4	1	3	3	0	0	0												
13 David Bote, R OBP: 0.312, SLG: 0.602 36 Dillon Maples, R OBP: 0.312, SLG: 0.602 47 Randy Rosario, L OBP: 0.312, SLG: 0.602 65 Jared Young, L OBP: 0.312, SLG: 0.602 89 Dakota Mekkes, R OBP: 0.312, SLG: 0.602 69 Brad Markey, R	0-3 K	0-0 FC4				0-0 SAFE SAFE 1B		0-0 1-H HR		4	0	2	0	0	1	1												
12 Kyle Schwarber, L OBP: 0.243, SLG: 0.539 85 Trent Giambrone, R OBP: 0.394, SLG: 0.633	0-3 K		0-0 2 CS 1B			0-3 K		4-0 65 CS 2B		4	0	2	0	0	2	1												
8 Ian Happ, S OBP: 0.195, SLG: 0.184 91 Zack Short, R OBP: 0.370, SLG: 0.318	0-3 K		4-0 2 CS BB			0-3 K		0-3 FC6-4 65 G6-3 1B		3	0	0	0	1	2	2												
7 Victor Caratini, S OBP: 0.333, SLG: 0.407 16 Junichi Tazawa, R OBP: 0.714, SLG: 1.364 65 Nico Hoerner, R OBP: 0.714, SLG: 1.364	0-3 K		0-0 F9			0-0 G4-3		0-0 G6-3		3	0	0	0	0	1	4												
2 Mark Zagunis, R OBP: 0.438, SLG: 0.793 83 Johnny Field, R OBP: 0.400, SLG: 0.462		4-0 FC3-6 37 1B 35 SH1-3 BB	1-0 G4-3			1-2 HR		0-0 2H 81 1B		2	2	1	1	1	0	2												
37 James Adduci, L OBP: 0.323, SLG: 0.467 81 Phillip Evans, R OBP: 0.323, SLG: 0.467	0-0 1B		0-0 HR			0-0 G6-3				3	1	2	1	0	0	0												
92 Cristhian Adames, S OBP: 0.462, SLG: 0.829 66 Ryan Court, R OBP: 0.324, SLG: 0.333	0-0 FC3-6 35 SH1-3 5 1B		0-3 K			0-0 G5-3				3	2	1	0	0	1	2												
35 Cole Hamels, L 48 Mike Zagurski, L 53 Taylor Davis, R	0-0 SH1-3		0-0 F7			0-3 K2-3		0-0 HR		1	0	0	1	0	0	0												
Inning Stats	R: 1 E: 0 K: 4 S: 14	H: 1 LOB: 1 BB: 0 P: 14	R: 2 E: 0 K: 0 S: 5	H: 2 LOB: 1 BB: 1 P: 9	R: 0 E: 0 K: 0 S: 3	H: 1 LOB: 1 BB: 1 P: 8	R: 1 E: 0 K: 1 S: 7	H: 1 LOB: 1 BB: 0 P: 7	R: 0 E: 0 K: 2 S: 8	H: 1 LOB: 1 BB: 0 P: 8	R: 2 E: 1 K: 1 S: 10	H: 4 LOB: 2 BB: 0 P: 11	R: 2 E: 0 K: 0 S: 6	H: 3 LOB: 1 BB: 0 P: 6	R: 3 E: 0 K: 2 S: 11	H: 4 LOB: 1 BB: 1 P: 18	R: 0 E: 0 K: 0 S: 4	H: 1 LOB: 1 BB: 0 P: 4	1B: 11 2B: 3 3B: 0 HR: 4	SF: 0 SAC: 1 DP: 0 HBP: 0	WP: 1 PB: 0 SB: 2 CS: 4	PA: 46						
PITCHER	IP WLS BF H R ER SO BB IBB HBP BLK WP HR S P ERA WHIP	5.0 0.2 1.1 0.0 1.0	23 B 4 4 3	6 2 5 3 1	4 2 2 3 0	7 1 2 0 2	2 0 0 0 0	0 0 0 0 0	0 0 0 0 0	1 0 0 0 0	2 8 8 4 7	37 8 9 10 8	46 9 9 10 8	7.20 27.00 13.50 ∞ 0.00	1.600 3.000 3.750 ∞ 1.000	PITCHER	IP WLS BF H R ER SO BB IBB HBP BLK WP HR S P ERA WHIP	1.0 0.2 1.1 0.0 1.0	4 B 8 4 3	1 0 5 3 0	0 0 2 0 0	0 0 0 0 0	0 0 0 0 0	0 1 8 4 7	4 9 8 10 8	4 9 9 10 8	0.00 27.00 13.50 ∞ 0.00	1.000 3.000 3.750 ∞ 1.000

Chicago Cubs @ Chicago White Sox
Camelback Ranch, Glendale, AZ
Fri Mar 15 2019, 4:08 PM - 7:31 PM EDT
Att: 13,166 - Partly Cloudy - 73 F

AB	42
R	11
H	18
RBI	11
BB	3
SO	10
LOB	19



Batter	1	2	3	4	5	6	7	8	9	AB	R	H	RBI	BB	SO	LOB	BOTTOM			
28 Leury Garcia, S OBP: 0.389, SLG: 0.484 18 Daniel Palka, L OBP: 0.313, SLG: 0.231	0-0 G5-3		0-0 G4-3	1-3 K		4-0 24 HBP BB				3	0	0	0	0	1	1				
24 Brandon Guyer, R OBP: 0.429, SLG: 0.471 91 Luis González, L OBP: 0.263, SLG: 0.222	0-0 79 1B		4-0 79 1B 33 1B BB	0-0 2H 1B		1-0 79 FC5-4 HBP		0-3 K		2	1	2	1	1	0	0				
79 José Abreu, R OBP: 0.333, SLG: 0.600 84 Matt Skole, L OBP: 0.478, SLG: 0.444	0-0 1B		0-0 33 1B 10 HR 1B	0-3 K		0-0 FC5-4		0-0 P4		4	1	2	0	0	1	3				
33 James McCann, R OBP: 0.484, SLG: 0.556 86 Zack Collins, L OBP: 0.444, SLG: 0.500	0-3 K		0-0 10 HR 1B			0-0 10 G4-3 17 WP 1B		0-3 K		3	1	2	1	0	1	2				
17 Yonder Alonso, L OBP: 0.243, SLG: 0.486 32 Preston Tucker, L OBP: 0.348, SLG: 0.350	0-0 F7		0-3 K			0-3 K		0-0 87 1B 97 2B 1B		4	0	1	0	0	2	5				
10 Yoán Moncada, S OBP: 0.486, SLG: 0.724 87 Danny Mendick, R OBP: 0.517, SLG: 0.783		4-0 7 FC6-4 BB	0-0 1H 2H HR	0-0 G4-3		0-0 G4-3		0-0 97 2B 92 FC5-2 1B		2	1	1	3	1	0	1				
7 Tim Anderson, R OBP: 0.412, SLG: 1.667 97 Laz Rivera, R OBP: 0.667, SLG: 1.400	0-0 FC6-4		0-0 G5-3			0-3 K2-3		0-0 97 2B 92 FC5-2 1B		3	0	0	0	0	1	2				
5 Yolmer Sánchez, S OBP: 0.400, SLG: 0.308 92 Nick Madrigal, R OBP: 0.412, SLG: 0.333	0-3 K			0-0 L7		0-0 F9		0-0 88 2B		3	0	0	0	0	1	1				
15 Adam Engel, R OBP: 0.361, SLG: 0.533 88 Luis Robert Jr., R OBP: 0.385, SLG: 1.000	0-0 G6-3		4-0 28 S 24 1B BB			0-3 K2-3		0-0 88 2B		2	1	0	0	1	1	1				
Inning Stats	R: 0 E: 0 K: 1 S: 7	H: 2 LOB: 2 BB: 0 P: 7	R: 0 E: 0 K: 1 S: 5	H: 0 LOB: 1 BB: 1 P: 9	R: 4 E: 0 K: 1 S: 8	H: 3 LOB: 0 BB: 1 P: 12	R: 1 E: 0 K: 2 S: 8	H: 1 LOB: 1 BB: 1 P: 13	R: 0 E: 0 K: 1 S: 5	H: 0 LOB: 2 BB: 1 P: 10	R: 3 E: 0 K: 2 S: 11	H: 4 LOB: 2 BB: 0 P: 11	R: 0 E: 0 K: 1 S: 5	H: 0 LOB: 0 BB: 0 P: 5	R: 1 E: 0 K: 0 S: 5	H: 3 LOB: 1 BB: 0 P: 5	1B: 10 2B: 3 3B: 0 HR: 1	SF: 0 SAC: 0 DP: 1 HBP: 1	WP: 1 PB: 0 SB: 1 CS: 0	PA: 45
PITCHER	IP WLS BF H R ER SO BB IBB HBP BLK WP HR S P ERA WHIP	3.2 0.1 1.0 1.0 1.0	19 1 0 0	5 0 0 1	5 0 0 2	5 0 0 1	4 0 0 0	5 0 0 0	5 0 0 0	5 0 0 0	1.0 1.0	3 S	3 5	1 1	0 0	0 5	0.00 9.00	0.000 3.000		

Chicago Cubs @ Chicago White Sox
Camelback Ranch, Glendale, AZ
Fri Mar 15 2019, 4:08 PM - 7:31 PM EDT
Att: 13,166 - Partly Cloudy - 73 F

AB	40
R	9
H	14
RBI	9
BB	4
SO	11
LOB	23



Batter	1	2	3	4	5	6	7	8	9	AB	R	H	RBI	BB	SO	LOB	TOP		
49 Ryan Cordell, R (1,8) OBP: 0.263, SLG: 0.324 15 Adam Engel, R (7,8) OBP: 0.333, SLG: 0.485										4	0	0	0	0	2	1	Chicago White Sox @ Arizona Diamondbacks Salt River Fields at Talking Stick, Scottsdale, AZ Sun Mar 17 2019, 4:13 PM - 6:54 PM EDT Att: 11,512 - Sunny - 73 F livebaseballscorecards.com		
38 Ryan Coles, L (1,6) OBP: 0.206, SLG: 0.194 86 Ramón Torres, S (8,6)										3	0	0	0	1	0	0			
79 José Abreu, R (1,10) OBP: 0.311, SLG: 0.537 24 Brandon Guyer, R (6,PR) OBP: 0.435, SLG: 0.444										3	0	1	0	0	1	1			
18 Daniel Palka, L (1,9) OBP: 0.227, SLG: 0.158 32 Preston Tucker, L (6,9) OBP: 0.360, SLG: 0.333										3	0	0	0	0	2	1			
33 James McCann, R (1,2) OBP: 0.500, SLG: 0.567 89 Alfredo González, R (7,2) OBP: 0.333, SLG: 0.111										3	1	2	0	0	0	0			
17 Yonder Alonso, L (1,3) OBP: 0.233, SLG: 0.425 84 Matt Skole, L (6,PR) OBP: 0.440, SLG: 0.400										2	0	0	0	1	1	1			
20 José Rondón, R (1,4) OBP: 0.357, SLG: 0.417 86 Mitch Roman, R (6,4) OBP: 0.400, SLG: 0.500										3	1	2	0	0	0	2			
22 Charles Tilson, L (1,7) OBP: 0.304, SLG: 0.429 90 Tyler Frost, L (7,7)										3	1	1	2	0	0	1			
87 Danny Mendick, R (1,5) OBP: 0.485, SLG: 0.704 91 Yeyson Yrizarri, R (7,5) OBP: 1.000, SLG: 1.000										3	0	1	1	0	1	0			
										1B: 6	SF: 0	2B: 2	SAC: 0	3B: 0	DP: 2	HBP: 0			
Inning Stats	R: 0 E: 0 K: 1 S: 8	H: 0 LOB: 0 BB: 1 P: 17	R: 3 E: 0 K: 1 S: 16	H: 4 LOB: 1 BB: 0 P: 18	R: 0 E: 0 K: 2 S: 10	H: 0 LOB: 0 BB: 0 P: 14	R: 0 E: 0 K: 1 S: 11	H: 1 LOB: 1 BB: 0 P: 16	R: 0 E: 0 K: 0 S: 7	H: 2 LOB: 2 BB: 1 P: 14	R: 0 E: 0 K: 1 S: 7	H: 0 LOB: 0 BB: 0 P: 10	R: 0 E: 0 K: 1 S: 8	H: 0 LOB: 0 BB: 0 P: 12	R: 0 E: 0 K: 0 S: 8	H: 0 LOB: 0 BB: 0 P: 9	WP: 0 PB: 0 CS: 0	PA: 34	
PITCHER	IP WLS BF H R ER SO BB IBB HBP BLK WP HR S P ERA WHIP																		
21 Zack Greinke, R (1,1) ERA: 2.79	5.2		24	7	3	3	6	2	0	0	0	0	0	0	0	57	85	4.76	1.588
58 Stefan Crichton, R (6,1) ERA: 4.29	1.1	W	4	0	0	0	1	0	0	0	0	0	0	0	0	9	13	0.00	0.000
50 Yoan López, R (8,1) ERA: 5.4	1.0	H	3	0	0	0	1	0	0	0	0	0	0	0	8	12	0.00	0.000	
86 Daniel Gibson, L (9,1) ERA:	1.0		3	0	0	0	0	0	0	0	0	0	0	0	8	9	0.00	0.000	

Batter	1	2	3	4	5	6	7	8	9	AB	R	H	RBI	BB	SO	LOB	BOTTOM	
41 Wilmer Flores, R (1,4) OBP: 0.531, SLG: 0.704 14 Caleb Joseph, R (7,2) OBP: 0.286, SLG: 0.571										3	0	1	0	0	1	0	Chicago White Sox @ Arizona Diamondbacks Salt River Fields at Talking Stick, Scottsdale, AZ Sun Mar 17 2019, 4:13 PM - 6:54 PM EDT Att: 11,512 - Sunny - 73 F livebaseballscorecards.com	
4 Ketel Marte, S (1,8) OBP: 0.294, SLG: 0.353 58 Stefan Crichton, R (6,1)										3	0	0	0	0	0	1		
79 Jamie Westbrook, R (7,PH) OBP: 0.500, SLG: 0.333 50 Yoan López, R (8,1)										1	0	0	0	0	0	0		
86 Daniel Gibson, R (9,1)										0	0	0	0	0	0	0		
5 Eduardo Escobar, S (1,5) OBP: 0.229, SLG: 0.353 82 Jazz Chisholm Jr., L (7,6) OBP: 0.421, SLG: 0.214										3	1	1	1	0	0	0		
6 David Peralta, L (1,7) OBP: 0.257, SLG: 0.219 82 Marcus Wilson, R (6,PR) OBP: 0.250, SLG: 1.000										2	0	1	0	1	0	0		
28 Steven Souza Jr., R (1,9) OBP: 0.308, SLG: 0.394 1 Jarrod Dyson, L (5,9) (6,8)										2	0	0	0	0	1	1		
71 Jancarlos Cintron, R (9,4)										0	0	0	0	0	0	0		
22 Jake Lamb, L (1,3) OBP: 0.250, SLG: 0.269 26 Yasmany Tomás, R (4,3) (9,9)										1	0	0	0	0	0	1		
13 Nick Ahmed, R (1,6) OBP: 0.419, SLG: 0.360 88 Drew Ellis, R (7,5)										1	0	0	1	0	1	0		
31 Alex Avila, L (1,2) OBP: 0.304, SLG: 0.400 81 Ryan Grotjohn, L (7,4) (9,3)										3	1	2	1	0	0	1		
21 Zack Greinke, R (1,1) OBP: 0.333, SLG: 0.394										2	0	0	0	0	0	1		
48 Abraham Almonte, S (6,9) (7,7)										1	0	0	0	0	0	0		
Inning Stats	R: 0 E: 0 K: 1 S: 9	H: 0 LOB: 0 BB: 0 P: 11	R: 0 E: 0 K: 1 S: 11	H: 1 LOB: 1 BB: 0 P: 15	R: 1 E: 0 K: 0 S: 14	H: 1 LOB: 0 BB: 0 P: 17	R: 1 E: 0 K: 1 S: 11	H: 1 LOB: 0 BB: 0 P: 17	R: 1 E: 0 K: 0 S: 7	H: 2 LOB: 1 BB: 1 P: 18	R: 2 E: 0 K: 0 S: 16	H: 1 LOB: 1 BB: 2 P: 30	R: 0 E: 0 K: 2 S: 7	H: 0 LOB: 0 BB: 0 P: 10	R: 2 E: 0 K: 1 S: 10	H: 2 LOB: 1 BB: 2 P: 23	WP: 0 PB: 1 CS: 0	PA: 35
PITCHER	IP WLS BF H R ER SO BB IBB HBP BLK WP HR S P ERA WHIP																	
55 Carlos Rodón, L (1,1) ERA: 5.11	0.2		4	1	1	1	0	2	0	0	10	18	13.50	3.000				
75 Cotton Turner, L (6,1) ERA: 7.2	1.0		3	0	0	0	2	0	0	0	7	10	0.00	0.000				
66 José Ruiz, R (7,1) ERA: 1.93	0.1		5	2	2	2	1	2	0	0	1	9	22	54.00	12.000			
65 Nate Jones, R (8,1) ERA: 15.43	0.2		1	0	0	0	0	0	0	0	1	1	0.00	0.000				

AB 32
R 3
H 7
RBI 3
BB 2
SO 8
LOB 7



AB 29
R 7
H 8
RBI 6
BB 5
SO 6
LOB 10



Batter	1	2	3	4	5	6	7	8	9	AB	R	H	RBI	BB	SO	LOB	TOP																			
6 Steven Dugger, L (1, 8) OBP: 0.382, SLG: 0.438 70 Henry Ramos, S (6, 8) OBP: 0.270, SLG: 0.286	G1-3		1B				G3		BB	3	1	2	0	0	0	0	San Francisco Giants @ Chicago White Sox Camelback Ranch, Glendale, AZ Mon Mar 18 2019, 4:08 PM - 7:00 PM EDT Att: 8,878 - Sunny - 81 F																			
22 Yanervis Solarte, S (1, 5) OBP: 0.341, SLG: 0.459 88 Jonah Arenado, R (6, 5) OBP: 0.500, SLG: 1.333	P3		F8				E1		F3	3	0	1	0	0	0	1																				
51 Mac Williamson, R (1, 7) OBP: 0.304, SLG: 0.372 75 Jalen Miller, R (7, 4) OBP: 0.667, SLG: 0.600	1B			G4-3			K		K	4	0	1	0	0	2	3																				
80 Anthony Garcia, R (1, 10) OBP: 0.250, SLG: 0.432	P3			G1-3			G1-3		K	3	0	1	1	0	0	1																				
18 René Rivera, R (1, 2) OBP: 0.357, SLG: 0.462 16 Aramis Garcia, R (5, 2) OBP: 0.355, SLG: 0.458 67 Joey Bart, R (8, PH) OBP: 0.400, SLG: 0.632		F9		G6-3			K		F7	3	0	0	0	0	1	2																				
48 Pablo Sandoval, S (1, 3) OBP: 0.285, SLG: 0.364 76 Zach Green, R (6, 3) OBP: 0.417, SLG: 0.632	F8			G6-3			K		P4	3	0	0	0	0	1	0																				
8 Gerardo Parra, L (1, 9) OBP: 0.306, SLG: 0.486 52 Drew Ferguson, R (6, 9) OBP: 0.294, SLG: 0.111	F8						G6-3		K	2	1	0	0	0	1	0																				
19 Alen Hanson, S (1, 6) OBP: 0.233, SLG: 0.275 Abiatal Avelino, R (6, 6) OBP: 0.167, SLG: 0.174			P4				K		K	3	1	1	0	0	1	0																				
7 Donovan Solano, R (1, 4) OBP: 0.346, SLG: 0.304 71 Craig Gentry, R (7, 7) OBP: 0.346, SLG: 0.304	F9						K		K	3	1	1	2	0	1	0																				
Inning Stats	R: 0 E: 0 K: 0 S: 5	H: 1 LOB: 1 BB: 0 P: 5	R: 0 E: 0 K: 0 S: 3	H: 0 LOB: 0 BB: 0 P: 3	R: 0 E: 0 K: 0 S: 4	H: 1 LOB: 1 BB: 0 P: 4	R: 0 E: 0 K: 0 S: 3	H: 0 LOB: 0 BB: 0 P: 3	R: 4 E: 1 K: 2 S: 12	H: 5 LOB: 2 BB: 0 P: 13	R: 0 E: 0 K: 3 S: 9	H: 0 LOB: 1 BB: 0 P: 9	R: 0 E: 0 K: 2 S: 7	H: 0 LOB: 1 BB: 1 P: 11	R: 0 E: 0 K: 1 S: 5	H: 0 LOB: 0 BB: 0 P: 5		R: 1 E: 0 K: 2 S: 8	H: 1 LOB: 3 BB: 3 P: 21	1B: 7 2B: 1 3B: 0 HR: 0	SF: 0 SAC: 0 DP: 0 HBP: 1	WP: 0 PB: 0 SB: 2 CS: 0	PA: 40													
PITCHER	IP	WLS	BF	H	R	ER	SO	BB	IBB	HBP	BLK	WP	HR	S	P	ERA	WHIP	PITCHER		IP	WLS	BF	H	R	ER	SO	BB	IBB	HBP	BLK	WP	HR	S	P	ERA	WHIP
58 Manny Bañuelos, L (1, 1) ERA: 5.14	4.1		17	3	2	2	3	0	0	1	0	0	0	17	18	4.15	0.692	Josh Osich, L (9, 1) ERA:		1.0		4	0	0	0	2	1	0	0	0	0	7	11	0.00	1.000	
61 Ryan Burr, R (5, 1) ERA: 3.12	1.0	L	7	4	2	2	3	0	0	0	0	0	0	13	13	18.00	4.000																			
57 Jace Fry, L (6, 1) ERA: 10.29	1.2		6	0	0	0	4	1	0	0	0	0	0	13	17	0.00	0.600																			
41 Kelvin Herrera, R (8, 1) ERA: 3.18	1.0		3	0	0	0	1	0	0	0	0	0	0	5	5	0.00	0.000																			
50 Thyago Vieira, R (9, 1) ERA: 7.11	0.0		3	1	1	1	0	2	0	0	0	0	0	1	10	∞	∞																			

Batter	1	2	3	4	5	6	7	8	9	AB	R	H	RBI	BB	SO	LOB	BOTTOM																			
28 Leury Garcia, S (1, 9) OBP: 0.381, SLG: 0.459 32 Preston Tucker, L (7, 9) OBP: 0.346, SLG: 0.318	K	K		FC6-4			G4-3			3	0	0	0	0	2	2	San Francisco Giants @ Chicago White Sox Camelback Ranch, Glendale, AZ Mon Mar 18 2019, 4:08 PM - 7:00 PM EDT Att: 8,878 - Sunny - 81 F																			
10 Yadn Moncada, S (1, 5) OBP: 0.493, SLG: 0.636 92 Ti'Quan Forbes, R (6, 5) OBP: 0.462, SLG: 0.429			K				K		G6-3	2	1	0	0	1	2	0																				
17 Yonder Alonso, L (1, 3) OBP: 0.261, SLG: 0.500 84 Matt Skole, L (6, 3) OBP: 0.462, SLG: 0.429	HR						G3-1			2	1	1	2	1	0	0																				
30 Nicky Delmonico, L (1, 10) OBP: 0.400, SLG: 0.444 95 Gavin Sheets, L (8, PH) OBP: 0.333, SLG: 0.400	F7						G1		K	3	0	0	0	0	1	1																				
5 Yolmer Sánchez, S (1, 4) OBP: 0.417, SLG: 0.323 86 Mitch Roman, R (7, 4) OBP: 0.333, SLG: 0.400	1B						P2		G4-3	3	0	1	0	0	0	1																				
24 Brandon Guyer, R (1, 7) OBP: 0.385, SLG: 0.381 20 José Rondón, R (7, 7) OBP: 0.379, SLG: 0.440	K						K			3	0	0	0	0	3	3																				
7 Tim Anderson, R (1, 6) OBP: 0.375, SLG: 0.590 97 Laz Rivera, R (7, 6) OBP: 0.571, SLG: 1.167		G4-3					G6-3			1	0	0	0	0	0	1																				
15 Adam Engel, R (1, 8) OBP: 0.357, SLG: 0.500 49 Ryan Cordell, R (8, 8) OBP: 0.256, SLG: 0.314							K		P2	3	0	2	0	0	1	0																				
89 Alfredo González, R (1, 2) OBP: 0.333, SLG: 0.167 93 Nate Nolan, R (8, 2) OBP: 0.300, SLG: 0.222							K			3	0	1	0	0	2	1																				
Inning Stats	R: 2 E: 0 K: 2 S: 10	H: 2 LOB: 1 BB: 1 P: 16	R: 0 E: 0 K: 1 S: 6	H: 2 LOB: 1 BB: 0 P: 6	R: 0 E: 0 K: 3 S: 10	H: 0 LOB: 2 BB: 1 P: 14	R: 0 E: 0 K: 1 S: 6	H: 1 LOB: 1 BB: 0 P: 6	R: 0 E: 0 K: 1 S: 5	H: 0 LOB: 0 BB: 0 P: 5	R: 0 E: 0 K: 2 S: 7	H: 0 LOB: 0 BB: 0 P: 7	R: 0 E: 0 K: 1 S: 6	H: 1 LOB: 1 BB: 0 P: 6	R: 0 E: 0 K: 0 S: 3	H: 1 LOB: 0 BB: 0 P: 3		1B: 6 2B: 0 3B: 0 HR: 1	SF: 0 SAC: 0 DP: 1 HBP: 0	WP: 0 PB: 0 SB: 0 CS: 0	PA: 35															
PITCHER	IP	WLS	BF	H	R	ER	SO	BB	IBB	HBP	BLK	WP	HR	S	P	ERA	WHIP	PITCHER		IP	WLS	BF	H	R	ER	SO	BB	IBB	HBP	BLK	WP	HR	S	P	ERA	WHIP
38 Tyler Beede, R (1, 1) ERA: 6.1	2.0		10	4	2	2	3	1	0	0	0	0	0	15	19	0.00	1.200	PITCHER																		
60 Travis Bergen, L (3, 1) ERA: 3.09	1.2		8	1	0	0	4	1	0	0	0	0	0	6	6	0.00	0.000																			
50 Ty Blach, L (4, 1) ERA: 3.09	1.1	W	4	0	0	0	1	0	0	0	0	0	0	12	12	0.00	0.000																			
54 Reyes Moronta, R (6, 1) ERA: 1.8	2.0	H	6	0	0	0	3	0	0	0	0	0	0	9	9	0.00	1.000																			
91 Trevor Gott, R (8, 1) ERA:	2.0	S	7	2	0	0	1	0	0	0	0	0	0	9	9	0.00	1.000																			



Batter	1	2	3	4	5	6	7	8	9	AB	R	H	RBI	BB	SO	LOB	TOP					
28 Leury Garcia, S OBP: 0.400, SLG: 0.500	0-1 17 BB 10 1B 18 BB	0-0 F7															3 2 2 0 0 0 0					
49 Ryan Cordell, R OBP: 0.275, SLG: 0.333																	1 0 1 0 0 0 0					
10 Yadn Muncada, S OBP: 0.455, SLG: 0.611	0-0 18 BB 17 BB																3 0 1 0 0 0 1					
87 Danny Mendick, R OBP: 0.471, SLG: 0.679	1-2 18 BB 17 BB																1 0 0 0 0 1 1					
79 José Abreu, R OBP: 0.327, SLG: 0.667	0-0 F9																4 2 2 3 0 0 2					
17 Yonder Alonso, L OBP: 0.265, SLG: 0.477	4-0 18 BB																2 0 0 0 1 1 0					
30 Nicky Delmonico, L OBP: 0.391, SLG: 0.421	1-2 18 BB BB																1 0 0 0 0 0 0					
33 James McCann, R OBP: 0.474, SLG: 0.515	0-3 K																3 0 0 0 1 1 3					
89 Alfredo González, R OBP: 0.333, SLG: 0.197																	0 0 0 0 0 0 0					
91 Luis González, L OBP: 0.263, SLG: 0.222																	0 1 0 0 0 0 0					
18 Daniel Palka, L OBP: 0.240, SLG: 0.143	4-0 18 BB																2 0 0 1 1 0 1					
32 Preston Tucker, L OBP: 0.333, SLG: 0.304	1-2 2-3 3-H BB																1 0 0 0 0 0 0					
20 José Rondón, R OBP: 0.344, SLG: 0.393	0-0 F9																3 0 0 0 0 1 4					
90 Zach Remillard, R OBP: 0.200, SLG: 0.188																	1 0 0 1 0 0 0					
7 Tim Anderson, R OBP: 0.349, SLG: 0.548																	3 0 0 0 0 0 0					
38 Ryan Goins, L OBP: 0.200, SLG: 0.188																	1 0 0 0 0 0 1					
5 Yolmer Sánchez, S OBP: 0.385, SLG: 0.294																	3 0 0 0 0 2 0					
87 Jake Elmore, R OBP: 0.375, SLG: 0.286																	1 0 0 0 0 0 1					
Inning Stats	R: 1 E: 0 K: 1 S: 8	H: 2 LOB: 3 BB: 2 P: 16	R: 0 E: 0 K: 0 S: 3	H: 0 LOB: 0 BB: 0 P: 3	R: 1 E: 0 K: 0 S: 5	H: 1 LOB: 0 BB: 0 P: 7	R: 0 E: 0 K: 1 S: 5	H: 0 LOB: 0 BB: 0 P: 5	R: 2 E: 0 K: 0 S: 9	H: 2 LOB: 0 BB: 0 P: 9	R: 0 E: 0 K: 0 S: 2	H: 0 LOB: 0 BB: 1 P: 6	R: 0 E: 0 K: 2 S: 8	H: 1 LOB: 1 BB: 0 P: 11	R: 0 E: 0 K: 0 S: 3	H: 0 LOB: 0 BB: 0 P: 3	R: 1 E: 1 K: 0 S: 4	H: 0 LOB: 1 BB: 0 P: 4	1B: 3 2B: 1 3B: 0 HR: 2	SF: 0 SAC: 0 DP: 1 HBP: 0	WP: 0 PB: 0 SB: 1 CS: 0	PA: 36
PITCHER	IP WLS BF H R ER SO BB IBB HBP BLK WP HR S P ERA WHIP																					
39 Lucas Sims, R ERA: 8.1	(1, 1) 2.2 13 3 2 2 1 2 0 0 0 0 0 1 15 25 6.75 1.875																					
41 Matt Wisler, R ERA: 1.93	(3, 1) 1.1 4 0 0 0 1 0 0 0 0 0 0 0 6 6 0.00 0.000																					
32 Zach Duke, L ERA: 4.91	(5, 1) 1.0 5 2 2 2 2 0 0 0 0 0 1 9 9 18.00 2.000																					
67 Matt Bowman, R ERA: 9.0	(6, 1) 1.0 3 0 0 0 0 1 0 0 0 0 0 0 2 6 0.00 1.000																					
47 Sal Romano, R ERA: 9.0	(7, 1) 1.0 4 1 0 0 2 0 0 0 0 0 0 0 8 11 0.00 1.000																					

Chicago White Sox @ Cincinnati Reds
Goodyear Ballpark, Goodyear, AZ
Tue Mar 19 2019, 9:07 PM - 12:08 AM EDT
Att. 3,524 - Clear - 84 F

AB 33
R 5
H 6
RBI 5
BB 3
SO 6
LOB 14

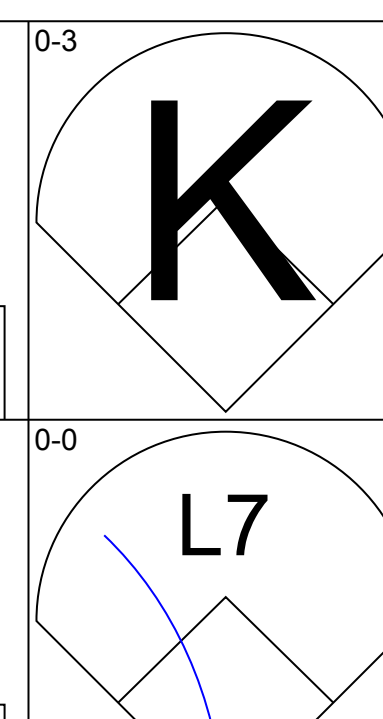
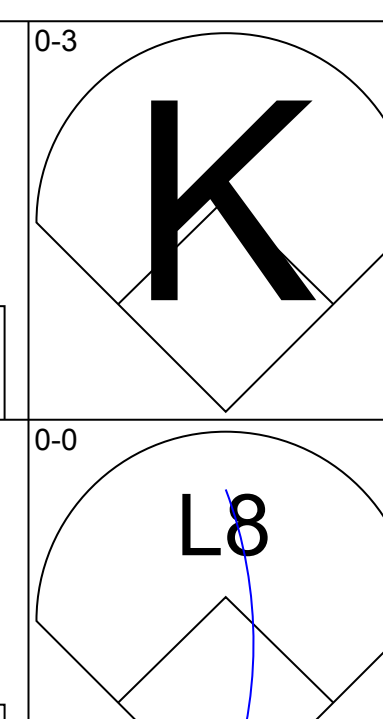
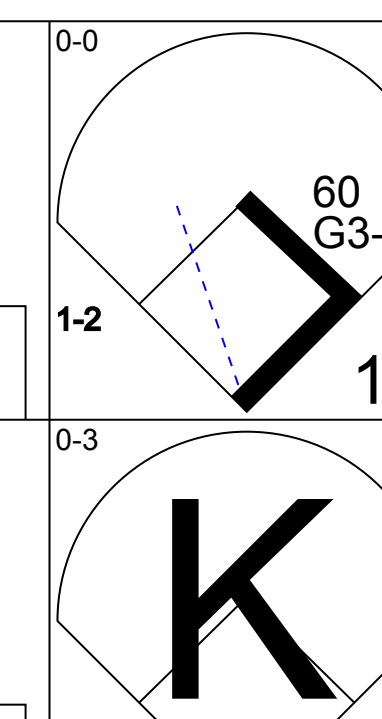
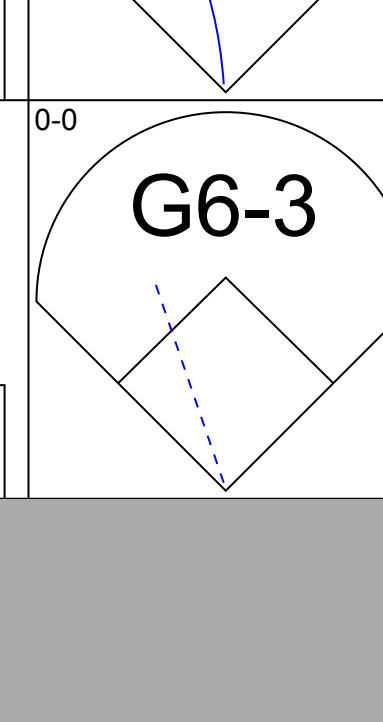
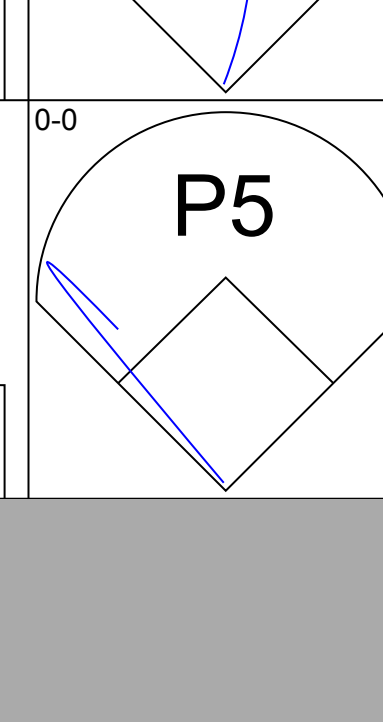
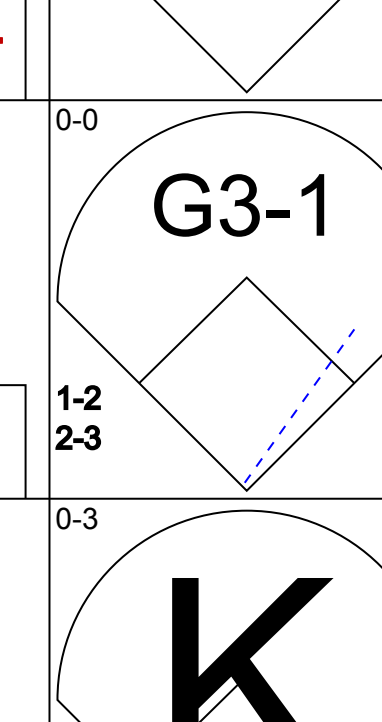




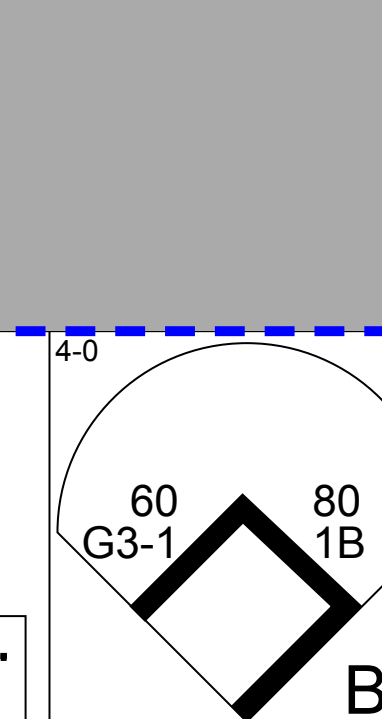
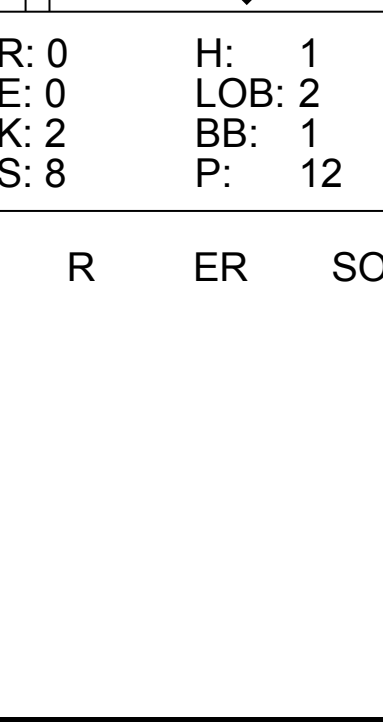
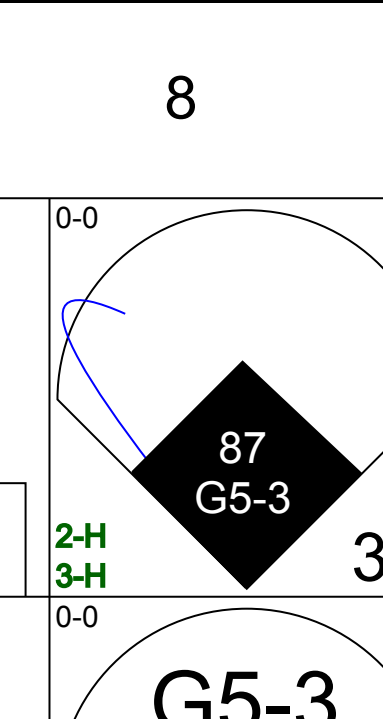
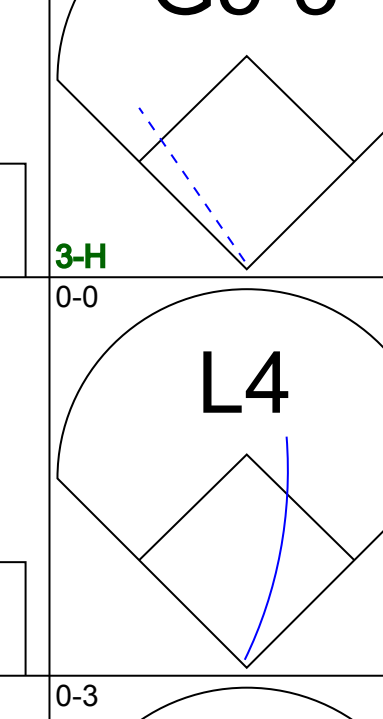
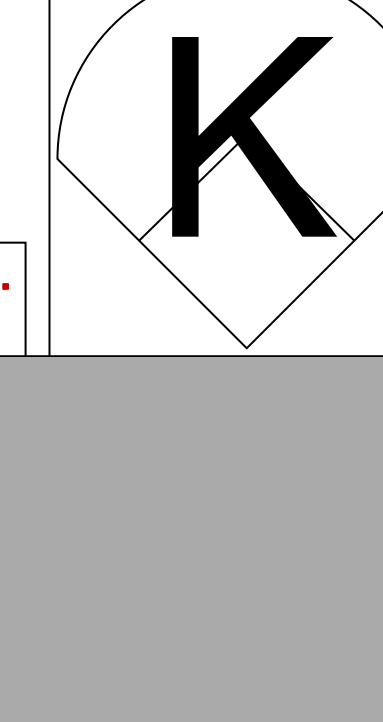



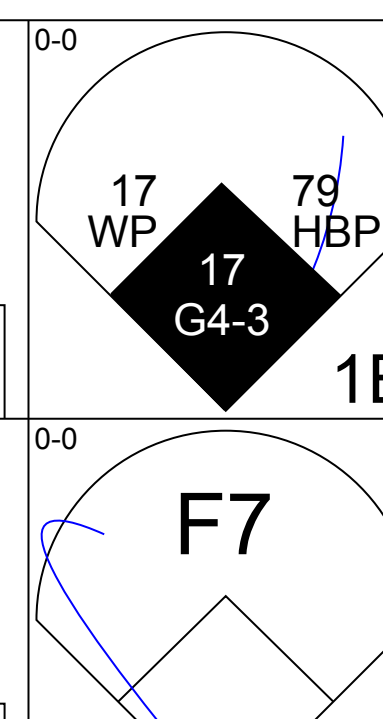
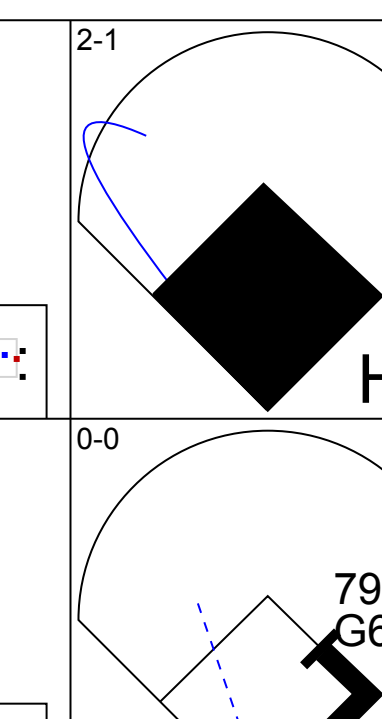
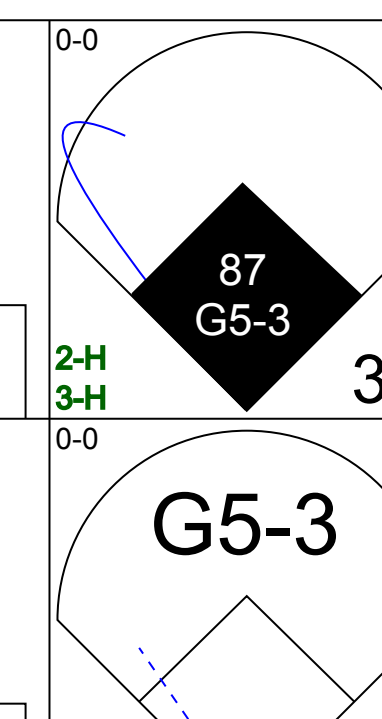
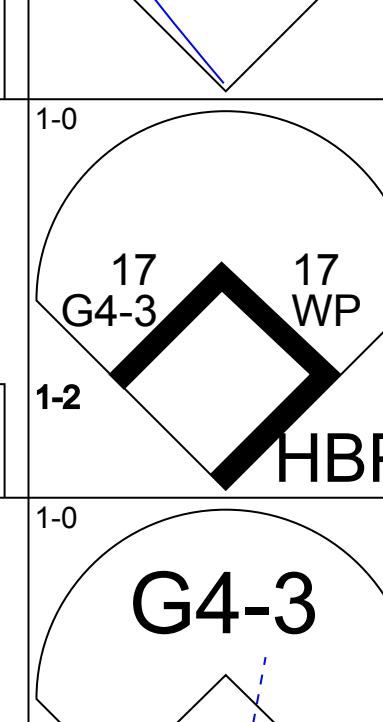
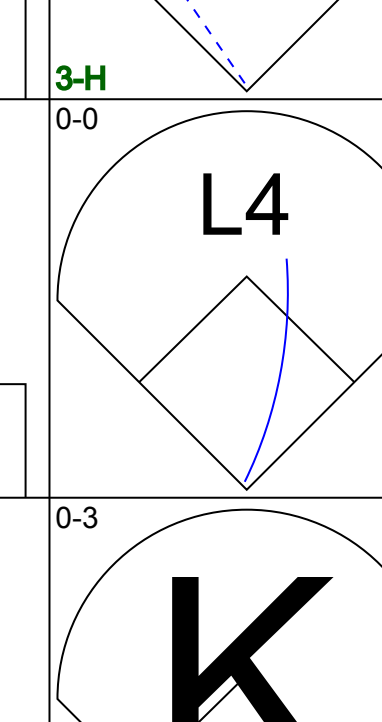
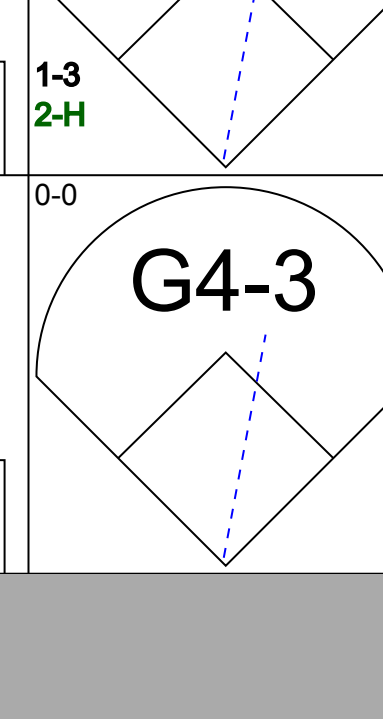



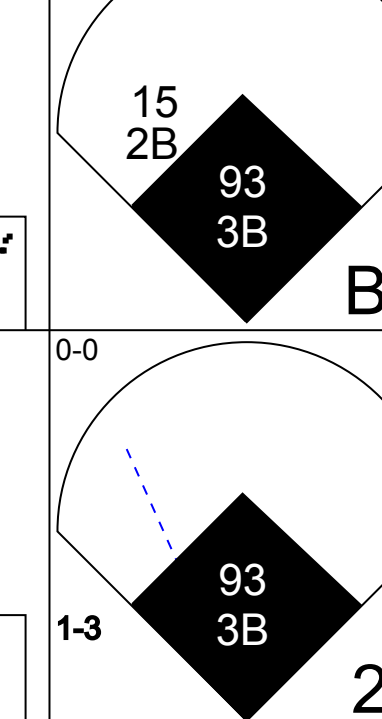
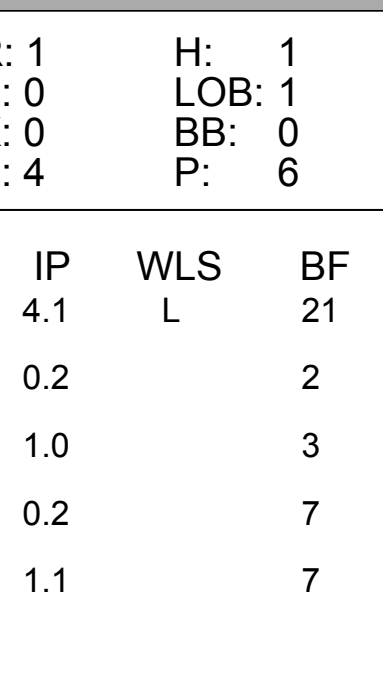
Batter	1	2	3	4	5	6	7	8	9	AB	R	H	RBI	BB	SO	LOB	BOTTOM					
15 Nick Senzel, R OBP: 0.306, SLG: 0.457	0-0 27 G4-3 19 1B 66 E																5 3 2 0 0 0 2					
19 Joey Votto, L OBP: 0.432, SLG: 0.160	0-0 F7																5 1 2 0 0 0 3					
76 Leandro Santana, R (FR)																	0 1 0 0 0 0 0					
27 Matt Kemp, R OBP: 0.378, SLG: 0.676	0-0 G4-3																3 0 1 1 1 0 1					
92 Shardunroe, L OBP: 1.000, SLG: 1.000	2-3 G4-3																0 0 0 0 1 0 0					
66 Yasiel Puig, R OBP: 0.410, SLG: 0.778	0-0 F9																4 0 1 2 0 0 2					
16 Stuart Fairchild, R OBP: 0.400, SLG: 0.250																	0 0 0 1 0 0 0					
3 Scooter Gennett, L OBP: 0.395, SLG: 0.424																	4 0 1 0 0 2 2					
4 Sherman Johnson, L OBP: 0.300, SLG: 0.514																	1 0 0 0 0 0 2					
22 Derek Dietrich, L OBP: 0.300, SLG: 0.514																	4 1 2 0 0 0 0					
45 Juan Martínez, L OBP: 0.250, SLG: 0.143																	0 0 0 0 0 0 0					
9 José Peraza, R OBP: 0.429, SLG: 0.636																	4 0 1 1 0 0 2					
25 Luis González, R OBP: 0.250, SLG: 0.143																	0 0 0 0 0 0 0					
16 Tucker Barnhart, L OBP: 0.250, SLG: 0.286																	3 0 0 0 1 0 1					
81 Chris Okey, R OBP: 0.100, SLG: 0.200																	0 0 0 0 0 0 0					
Inning Stats	R: 0 E: 0 K: 0 S: 4	H: 1 LOB: 1 BB: 0 P: 4	R: 0 E: 0 K: 1 S: 5	H: 0 LOB: 0 BB: 0 P: 5	R: 0 E: 0 K: 0 S: 3	H: 0 LOB: 1 BB: 1 P: 7	R: 0 E: 0 K: 0 S: 5	H: 2 LOB: 2 BB: 0 P: 5	R: 2 E: 1 K: 1 S: 7	H: 2 LOB: 2 BB: 2 P: 15	R: 0 E: 0 K: 0 S: 3	H: 0 LOB: 0 BB: 0 P: 3	R: 1 E: 0 K: 2 S: 9	H: 2 LOB: 1 BB: 0 P: 5	R: 1 E: 0 K: 0 S: 3	H: 2 LOB: 1 BB: 0 P: 11	R: 2 E: 0 K: 0 S: 2	H: 1 LOB: 2 BB: 1 P: 8	1B: 7 2B: 3 3B: 0 HR: 0	SF: 0 SAC: 0 DP: 0 HBP: 1	WP: 1 PB: 0 SB: 3 CS: 0	PA: 41
PITCHER	IP WLS BF H R ER SO BB IBB HBP BLK WP HR S P ERA WHIP																					
40 Reynaldo López, R ERA: 5.74	(1, 1) 6.1 28 6 3 3 2 3 0 0 0 0 0 0 1 29 41 4.26 1.421																					
53 Caleb Frare, L ERA: 8.22	(7, 1) 0.1 H 1 0 0 0 0 0 0 0 0 0 0 1 1 0.00 0.000																					
59 Evan Marshall, R ERA: 3.86	(7, 1) 0.2 B 5 3 1 1 1 0 0 0 0 0 0 0 7 8 13.50 4.500																					
68 Dylan Covey, R ERA: 3.0	(8, 1) 1.0 L 7 1 2 1 1 1 0 1 0 0 1 0 6 13 9.00 2.000																					

Chicago White Sox @ Cincinnati Reds
Goodyear Ballpark, Goodyear, AZ
Tue Mar 19 2019, 9:07 PM - 12:08 AM EDT
Att. 3,524 - Clear - 84 F

AB 36
R 6
H 10
RBI 5
BB 4
SO 4
LOB 17



Batter	1	2	3	4	5	6	7	8	9	AB	R	H	RBI	BB	SO	LOB	TOP				
80 Eli White, R (1, 8) OBP: 0.205, SLG: 0.189										4	0	2	0	0	2	0	<p>Texas Rangers @ Chicago White Sox Camelback Ranch, Glendale, AZ Thu Mar 21 2019, 4:07 PM - 6:55 PM EDT Att: 3,836 - Cloudy - 70 F</p>				
38 Danny Santana, S (1, 10) OBP: 0.333, SLG: 0.614										4	0	1	0	0	1	2					
24 Hunter Pence, R (1, 9) OBP: 0.407, SLG: 0.625										3	0	0	0	0	2						
60 Eliezer Alvarez, L (6, 9) OBP: 0.444, SLG: 0.167										1	0	0	0	0	2						
Patrick Wisdom, R (1, 5) OBP: 0.234, SLG: 0.262										3	0	0	0	0	1	2					
18 Charles Leblanc, R (7, 5)										1	0	0	0	0	1	2					
9 Isiah Kiner-Falefa, R (1, 2) OBP: 0.500, SLG: 0.680										3	1	1	0	0	0	0					
33 Sam Huff, R (7, 2) OBP: 0.167, SLG: 0.167										1	0	0	0	0	1	0					
41 Logan Forsythe, R (1, 3) OBP: 0.310, SLG: 0.423										3	0	0	0	0	0	1					
56 Preston Beck, L (7, 3) OBP: 0.400, SLG: 0.462										1	1	1	0	0	0	0					
6 Chase d'Arnaud, R (1, 6) OBP: 0.400, SLG: 0.476										3	0	1	0	0	0	0					
20 Brendon Davis, R (7, PR) OBP: 0.167, SLG: 0.167										1	0	0	0	0	0	1					
66 Zack Granite, L (1, 7) OBP: 0.269, SLG: 0.360										3	0	0	0	0	0	2					
49 Franklin Rollin, R (8, 9) OBP: 0.375, SLG: 0.571										1	0	1	1	0	0	0					
16 Nolan Fontana, L (1, 4) OBP: 0.405, SLG: 0.410										2	0	0	0	1	2	0					
43 Jonah Reynolds, R (9, PH)										1	0	0	0	0	1	1					
Inning Stats	R: 0 E: 0 K: 1 S: 5	H: 0 LOB: 0 BB: 0 P: 5	R: 0 E: 0 K: 1 S: 5	H: 0 LOB: 0 BB: 0 P: 5	R: 0 E: 0 K: 1 S: 5	H: 0 LOB: 0 BB: 0 P: 5	R: 0 E: 0 K: 1 S: 5	H: 0 LOB: 0 BB: 0 P: 5	R: 1 E: 1 K: 0 S: 7	H: 1 LOB: 1 BB: 0 P: 5	R: 0 E: 0 K: 1 S: 4	H: 1 LOB: 1 BB: 0 P: 4	R: 0 E: 0 K: 2 S: 8	H: 1 LOB: 2 BB: 1 P: 12	R: 1 E: 0 K: 2 S: 9	H: 2 LOB: 1 BB: 0 P: 9	1B: 4 2B: 3 3B: 0 HR: 0	SF: 0 SAC: 0 DP: 0 HBP: 0	WP: 0 PB: 0 SB: 0 CS: 0	PA: 36	
PITCHER	IP WLS BF H R ER SO BB IBB HBP BLK WP HR S P ERA WHIP																				
46 Ivan Nova, R (1, 1) ERA: 4.5	5.2 W 21	H 3 R 1 ER 0 SO 5	BB 0 IBB 0 HBP 0 BLK 0	WP 0 HR 0 S 31 P 31	ERA 0.00 WHIP 0.529																
48 Alex Colomé, R (6, 1) ERA: 4.5	0.1 H 1	H 0 R 0 ER 0 SO 0	BB 0 IBB 0 HBP 0 BLK 0	WP 0 HR 0 S 1 P 1	ERA 0.00 WHIP 0.000																
41 Kelvin Herrera, R (7, 1) ERA: 2.7	1.0	H 4 R 0 ER 0 SO 0	BB 0 IBB 0 HBP 0 BLK 0	WP 0 HR 4 S 4 P 4	ERA 0.00 WHIP 1.000																
57 Jace Fry, L (8, 1) ERA: 9.0	1.0	H 5 R 1 ER 0 SO 2	BB 1 IBB 0 HBP 0 BLK 0	WP 0 HR 8 S 12 P 12	ERA 0.00 WHIP 2.000																
66 José Ruiz, R (9, 1) ERA: 3.19	1.0	H 5 R 2 ER 1 SO 2	BB 0 IBB 0 HBP 0 BLK 0	WP 0 HR 9 S 9 P 9	ERA 9.00 WHIP 2.000																

Batter	1	2	3	4	5	6	7	8	9	AB	R	H	RBI	BB	SO	LOB	BOTTOM				
28 Leury Garcia, S (1, 7) OBP: 0.449, SLG: 0.614										4	4	4	1	0	0	0	<p>Texas Rangers @ Chicago White Sox Camelback Ranch, Glendale, AZ Thu Mar 21 2019, 4:07 PM - 6:55 PM EDT Att: 3,836 - Cloudy - 70 F</p>				
93 Jameson Fisher, L (8, 7) OBP: 0.400, SLG: 0.750										1	1	1	2	0	0	0					
10 Yadier Molina, S (1, 5) OBP: 0.458, SLG: 0.590										3	1	1	0	1	0	3					
87 Danny Mendick, R (8, 5) OBP: 0.421, SLG: 0.613										1	0	0	1	0	0	1					
79 José Abreu, R (1, 3) OBP: 0.358, SLG: 0.688										3	0	2	3	0	0	1					
84 Matt Skole, L (7, PR) OBP: 0.400, SLG: 0.360										1	1	0	0	0	0	1					
17 Yonder Alonso, L (1, 10) OBP: 0.283, SLG: 0.563										4	1	2	4	0	1	2					
88 Craig Dedelow, L (7, PR) OBP: 0.167, SLG: 0.167										0	1	0	0	0	0	0					
30 Nicky Delmonico, L (8, PH) OBP: 0.320, SLG: 0.348										1	0	0	0	0	1	1					
33 James McCann, R (1, 2) OBP: 0.429, SLG: 0.459										4	0	0	0	0	1	4					
93 Nate Nolan, R (9, 2) OBP: 0.250, SLG: 0.182										0	0	0	0	0	0	0					
18 Daniel Palka, L (1, 9) OBP: 0.241, SLG: 0.200										4	0	1	1	0	2	0					
32 Preston Tucker, L (7, PR) OBP: 0.310, SLG: 0.280										0	0	0	0	0	0	0					
7 Tim Anderson, R (1, 6) OBP: 0.319, SLG: 0.590										4	0	0	0	0	0	3					
20 José Rondón, R (8, 6) OBP: 0.343, SLG: 0.387										0	0	0	0	0	0	0					
5 Yolmer Sánchez, S (1, 4) OBP: 0.395, SLG: 0.278										2	0	0	0	2	2	0					
87 Johan Cruz, R (8, PR) OBP: 0.167, SLG: 0.167										0	1	0	0	0	0	0					
15 Adam Engel, R (1, 8) OBP: 0.354, SLG: 0.488										3	2	1	0	1	0	1					
Inning Stats	R: 1 E: 0 K: 0 S: 4	H: 1 LOB: 1 BB: 0 P: 6	R: 0 E: 0 K: 1 S: 5	H: 0 LOB: 1 BB: 1 P: 9	R: 2 E: 0 K: 0 S: 8	H: 3 LOB: 0 BB: 0 P: 13	R: 0 E: 0 K: 1 S: 5	H: 0 LOB: 0 BB: 0 P: 5	R: 2 E: 0 K: 2 S: 9	H: 2 LOB: 1 BB: 1 P: 13	R: 0 E: 0 K: 2 S: 7	H: 0 LOB: 0 BB: 0 P: 7	R: 4 E: 1 K: 0 S: 7	H: 4 LOB: 3 BB: 1 P: 11	R: 3 E: 0 K: 1 S: 7	H: 2 LOB: 1 BB: 1 P: 11	1B: 5 2B: 4 3B: 1 HR: 2	SF: 0 SAC: 0 DP: 1 HBP: 1	WP: 1 PB: 0 SB: 1 CS: 0	PA: 40	
PITCHER	IP WLS BF H R ER SO BB IBB HBP BLK WP HR S P ERA WHIP																				
39 Jason Hammel, R (1, 1) ERA: 4.15	4.1 L 21	H 6 R 5 ER 5 SO 2	BB 2 IBB 0 HBP 1 BLK 0	WP 0 HR 2 S 25 P 25	ERA 10.38 WHIP 1.846																
27 Shawn Kelley, R (5, 1) ERA: 1.0	0.2	H 0 R 0 ER 0 SO 2	BB 0 IBB 0 HBP 0 BLK 0	WP 0 HR 6 S 6 P 6	ERA 0.00 WHIP 0.000																
31 Chris Martin, L (6, 1) ERA: 10.8	1.0	H 3 R 0 ER 0 SO 2	BB 0 IBB 0 HBP 0 BLK 0	WP 0 HR 7 S 7 P 7	ERA 0.00 WHIP 0.000																
54 Jeffrey Springs, L (7, 1) ERA: 6.48	0.2	H 7 R 4 ER 4 SO 1	BB 0 IBB 0 HBP 0 BLK 0	WP 0 HR 6 S 6 P 6	ERA 54.00 WHIP 7.500																
19 Jefferson Medina, R (7, 1) ERA: 20.25	1.1	H 7 R 2 ER 3 SO 1	BB 1 IBB 0 HBP 0 BLK 0	WP 0 HR 8 S 12 P 12	ERA 20.25 WHIP 2.250																

Texas Rangers @ Chicago White Sox
Camelback Ranch, Glendale, AZ
Thu Mar 21 2019, 4:07 PM - 6:55 PM EDT
Att: 3,836 - Cloudy - 70 F

AB	35
R	2
H	7
RBI	1
BB	1
SO	9
LOB	15



Texas Rangers @ Chicago White Sox
Camelback Ranch, Glendale, AZ
Thu Mar 21 2019, 4:07 PM - 6:55 PM EDT
Att: 3,836 - Cloudy - 70 F

AB	35
R	12
H	12
RBI	12
BB	4
SO	7
LOB	17



Batter	1	2	3	4	5	6	7	8	9	AB	R	H	RBI	BB	SO	LOB	TOP					
28 Leury Garcia, S OBP: 0.453, SLG: 0.667 20 José Rondón, R OBP: 0.361, SLG: 0.438	K2-3		HR	G3			1B	2B		4	1	2	1	0	1	1	Chicago White Sox @ Los Angeles Angels Tempe Diablo Stadium, Tempe, AZ Fri Mar 22 2019, 4:10 PM - 7:31 PM EDT Att: 8,756 - Sunny - 70 F					
10 Yadn Moncada, S OBP: 0.462, SLG: 0.661 38 Ryan Goins, L OBP: 0.205, SLG: 0.278	K		BB	G3-1			BB	G4-3		2	0	0	0	2	1	0						
79 José Abreu, R OBP: 0.351, SLG: 0.654 84 Matt Skole, L OBP: 0.419, SLG: 0.360	1B		G4-3				G4-6-3			4	0	1	0	0	1	3						
17 Yonder Alonso, L OBP: 0.316, SLG: 0.580 95 Yermin Mercedes, R7, PR	2B		BB				BB			0	0	0	0	1	0	0						
33 James McCann, R OBP: 0.391, SLG: 0.415 89 Alfredo González, R OBP: 0.254, SLG: 0.143	G6-3		F9				BB			2	0	1	0	2	0	0						
18 Daniel Palka, L OBP: 0.219, SLG: 0.179 32 Preston Tucker, L OBP: 0.323, SLG: 0.269	K2-3		K							3	0	0	0	0	3	2						
7 Tim Anderson, R OBP: 0.340, SLG: 0.590 89 Luis Curbelo, R OBP: 0.500, SLG: 0.333	BB			F9			1B			0	1	0	0	0	0	0						
5 Yolmer Sánchez, S OBP: 0.370, SLG: 0.256 87 Danny Mendick, R OBP: 0.410, SLG: 0.594	F8			G3-1			G4-3			3	0	0	0	0	0	2						
15 Adam Engel, R OBP: 0.373, SLG: 0.488 86 Ian Dawkins, R	B2						BB	F8		2	1	1	0	1	0	1						
Inning Stats	R: 0 E: 0 K: 2 S: 9	H: 2 LOB: 2 BB: 0 P: 9	R: 0 E: 0 K: 1 S: 5	H: 0 LOB: 1 BB: 1 P: 9	R: 1 E: 0 K: 1 S: 8	H: 1 LOB: 2 BB: 2 P: 18	R: 0 E: 0 K: 0 S: 4	H: 1 LOB: 1 BB: 0 P: 4	R: 0 E: 0 K: 1 S: 5	H: 0 LOB: 0 BB: 0 P: 5	R: 0 E: 0 K: 1 S: 6	H: 1 LOB: 1 BB: 0 P: 6	R: 1 E: 0 K: 0 S: 3	H: 1 LOB: 2 BB: 3 P: 15	R: 2 E: 0 K: 0 S: 4	H: 1 LOB: 1 BB: 1 P: 10		R: 0 E: 0 K: 1 S: 5	H: 0 LOB: 2 BB: 1 P: 9	1B: 4 2B: 2 3B: 0 HR: 1	SF: 0 SAC: 0 DP: 1 HBP: 1	WP: 1 PB: 0 SB: 0 CS: 0
PITCHER	IP WLS BF H R ER SO BB IBB HBP BLK WP HR S P ERA WHIP	53 Trevor Cahill, R ERA: 6.61	4.1 20 4 1 1 4 3 0 0 0 0 1 27 41 2.08 1.615	32 Cam Bedrosian, R ERA: 6.43	0.2 H 2 0 0 0 1 0 0 0 0 0 0 4 4 0.00 0.000	40 Luis García, R ERA: 4.32	1.0 H 4 1 0 0 1 0 0 0 0 0 0 6 6 0.00 1.000	46 Dan Jennings, L ERA: 9.45	7.1 1.0 H 6 1 1 1 0 3 0 0 0 0 0 3 15 9.00 4.000	45 Adam Hofacket, R ERA: 3.6	1.0 B 6 1 2 2 0 1 0 1 0 1 0 4 10 18.00 2.000	67 Zack Kelly, R ERA:	(9.1) 1.0 W 4 0 0 0 1 1 0 0 0 1 0 0 5 9 0.00 1.000									

Batter	1	2	3	4	5	6	7	8	9	AB	R	H	RBI	BB	SO	LOB	BOTTOM			
8 Justin Upton, R OBP: 0.500, SLG: 0.571 49 Brendon Sanger, L OBP: 0.333, SLG: 0.200	HR	BB			L7		BB			1	1	0	0	2	0	0	Chicago White Sox @ Los Angeles Angels Tempe Diablo Stadium, Tempe, AZ Fri Mar 22 2019, 4:10 PM - 7:31 PM EDT Att: 8,756 - Sunny - 70 F			
56 Kole Calhoun, L OBP: 0.428, SLG: 0.548 95 Roberto Peña, R OBP: 0.467, SLG: 0.333	BB	BB					BB			3	1	2	0	0	1	2				
27 Mike Trout, R OBP: 0.356, SLG: 0.659 22 Bo Way, L OBP: 0.400, SLG: 0.500	1B				2B					3	1	1	3	0	0	3				
5 Albert Pujols, R OBP: 0.405, SLG: 0.526 78 Jhoan Urena, S OBP: 0.500, SLG: 0.500	HR				G3-1					3	0	0	0	0	0	2				
2 Andrelton Simmons, R OBP: 0.135, SLG: 0.111 7 Connor Justus, R OBP: 0.421, SLG: 0.529	K				F7					3	0	0	0	0	2	0				
20 Jonathan Lucroy, R OBP: 0.395, SLG: 0.462 98 Jack Kruger, R OBP: 0.368, SLG: 0.611	2B				G5-3					2	0	1	0	0	0	0				
9 Tommy La Stella, L OBP: 0.283, SLG: 0.268	K				G4-3					4	0	1	1	0	1	1				
25 Peter Bourjos, R OBP: 0.353, SLG: 0.604 28 Torii Hunter Jr., R OBP: 0.300, SLG: 0.235	1B				L8					2	0	1	0	0	0	0				
90 Jose Rojas, L OBP: 0.444, SLG: 0.719 8 Erick Salcedo, S	F7				G3					0	0	0	0	1	0	0				
Inning Stats	R: 3 E: 0 K: 2 S: 12	H: 3 LOB: 1 BB: 1 P: 18	R: 0 E: 0 K: 1 S: 6	H: 1 LOB: 2 BB: 1 P: 10	R: 0 E: 0 K: 0 S: 3	H: 0 LOB: 0 BB: 0 P: 3	R: 0 E: 0 K: 0 S: 3	H: 0 LOB: 0 BB: 0 P: 3	R: 0 E: 0 K: 1 S: 5	H: 0 LOB: 0 BB: 0 P: 5	R: 0 E: 0 K: 1 S: 5	H: 1 LOB: 1 BB: 1 P: 9	R: 1 E: 0 K: 0 S: 5	H: 2 LOB: 2 BB: 1 P: 9	R: 1 E: 0 K: 0 S: 0	H: 0 LOB: 3 BB: 3 P: 12		1B: 5 2B: 2 3B: 0 HR: 1	SF: 0 SAC: 0 DP: 0 HBP: 0	WP: 0 PB: 0 SB: 0 CS: 1
PITCHER	IP WLS BF H R ER SO BB IBB HBP BLK WP HR S P ERA WHIP	55 Carlos Rodón, L ERA: 5.65	2.0 6 0 0 0 0 2 0 0 0 0 0 6 6 9.00 3.000	59 Evan Marshall, R ERA: 3.0	3.1 6 0 0 0 0 0 0 0 0 0 0 6 6 0.00 0.000	65 Nate Jones, R ERA: 12.71	1.0 4 1 0 0 0 0 0 0 0 0 0 4 4 0.00 1.000	61 Ryan Burr, R ERA: 2.79	6.1 1.0 3 0 0 0 1 0 0 0 0 0 5 5 0.00 0.000	78 Zach Thompson, R ERA: 1.23	7.1 1.0 4 1 0 0 1 1 0 0 0 0 5 9 0.00 2.000	91 Alex Katz, L ERA: 13.5	(8.1) 0.2 B 5 2 1 1 0 0 0 0 0 0 0 0 0 0 0 0 13.50 4.500	97 Luis Ledo, R ERA:	(8.1) 0.1 1 0 0 0 0 0 0 0 0 0 0 1 1 0.00 0.000	94 Hunter Schryver, L ERA:	(9.1) 0.0 L 3 0 1 0 0 3 0 0 0 0 0 0 0 0 0 0 12 8 8			

Batter	1	2	3	4	5	6	7	8	9	AB	R	H	RBI	BB	SO	LOB	TOP								
28 Leury Garcia, S OBP: 0.250, SLG: 0.250	G1-3		L8			G2-3			1B	4	1	1	0	0	0	0									
10 Yoan Moncada, S OBP: 0.500, SLG: 0.333	L8			L7			1B		BB	3	1	1	0	1	0	0									
79 José Abreu, R OBP: 0.250, SLG: 0.250	G5-3				1B		P5		F3	4	0	1	0	0	0	3									
17 Yonder Alonso, L (1, 10)		G5-3			K			L9		3	0	0	0	1	1	1									
74 Eloy Jiménez, R (1, 7)		K			K			G4-3		3	1	0	1	0	2	1									
18 Daniel Palka, L 15 Adam Engel, R (9, PR)								L9		3	0	0	1	1	1	2									
7 Tim Anderson, R OBP: 0.250, SLG: 0.250									FC5	4	0	1	1	0	1	1									
33 James McCann, R 21 Welington Castillo, R (9, PH)										3	0	0	0	0	0	0									
5 Yolmer Sánchez, S (1, 4)										4	0	0	0	0	0	3									
Inning Stats	R: 0 H: 0 E: 0 K: 0 S: 6	H: 0 LOB: 0 BB: 0 P: 10	R: 0 H: 0 E: 0 K: 1 S: 5	H: 0 LOB: 1 BB: 1 P: 10	R: 0 H: 0 E: 0 K: 0 S: 11	H: 0 LOB: 0 BB: 0 P: 16	R: 0 H: 1 E: 0 K: 2 S: 9	H: 1 LOB: 1 BB: 0 P: 15	R: 0 H: 0 E: 0 K: 0 S: 10	H: 0 LOB: 0 BB: 0 P: 17	R: 0 H: 1 E: 0 K: 0 S: 10	H: 1 LOB: 1 BB: 0 P: 15	R: 0 H: 0 E: 0 K: 0 S: 5	H: 0 LOB: 0 BB: 0 P: 9	R: 0 H: 0 E: 0 K: 0 S: 4	H: 0 LOB: 0 BB: 0 P: 7	R: 3 H: 2 E: 0 K: 0 S: 20	H: 2 LOB: 3 BB: 3 P: 37	1B: 4 2B: 0 3B: 0 HR: 0	SF: 0 SAC: 0 DP: 0 HBP: 1	WP: 0 PB: 0 SB: 0 CS: 0	PA: 36			
PITCHER	IP	WLS	BF	H	R	ER	SO	BB	IBB	HBP	BLK	WP	HR	S	P	ERA	WHIP								
56 Brad Keller, R ERA:	7.0	W	24	2	0	0	5	1	0	0	0	0	0	55	92	0.00	0.429								
31 Ian Kennedy, R ERA:	1.0		3	0	0	0	0	0	0	0	0	0	0	4	7	0.00	0.000								
43 Wily Peralta, R ERA: 54.0	0.1		3	1	2	2	0	1	0	0	0	0	0	5	9	54.00	6.000								
40 Jake Diekman, L ERA: 27.0	0.1		3	0	0	0	0	1	0	1	0	0	0	10	17	0.00	3.000								
61 Kevin McCarthy, R ERA:	0.0		2	1	1	1	0	1	0	0	0	0	0	3	8	∞	∞								
26 Brad Boxberger, R ERA:	0.1		1	0	0	0	0	0	0	0	0	0	0	0	3	0.00	0.000								

Chicago White Sox @ Kansas City Royals
Kauffman Stadium, Kansas City, MO
Thu Mar 28 2019, 5:02 PM - 8:13 PM CDT
Att: 31,675 - Cloudy - 55 F

AB 31
R 3
H 4
RBI 3
BB 4
SO 5
LOB 11



Batter	1	2	3	4	5	6	7	8	9	AB	R	H	RBI	BB	SO	LOB	BOTTOM								
15 Whit Merrifield, R OBP: 0.500, SLG: 0.333	L8		L5			1B			BB	3	2	1	0	1	0	1									
27 Adalberto Mondesi, S OBP: 0.500, SLG: 1.500	K									4	1	2	1	0	2	1									
4 Alex Gordon, L (1, 7)	F8									2	2	0	1	0	0	1									
12 Jorge Soler, R OBP: 0.500, SLG: 0.750										4	0	2	2	0	2	0									
25 Frank Schwindel, R (1, 3)										4	0	0	0	0	0	2									
2 Chris Owings, R (1, 4)										3	0	0	0	1	0	2									
17 Hunter Dozier, R (1, 5)										3	0	0	0	1	2	3									
16 Martin Maldonado, R (1, 2)										4	0	0	0	0	1	4									
6 Billy Hamilton, S (1, 8)										4	0	0	0	0	0	2									
Inning Stats	R: 0 H: 0 E: 0 K: 1 S: 9	H: 0 LOB: 0 BB: 0 P: 12	R: 0 H: 0 E: 0 K: 1 S: 8	H: 0 LOB: 0 BB: 0 P: 16	R: 0 H: 0 E: 1 K: 1 S: 9	H: 0 LOB: 1 BB: 0 P: 14	R: 1 H: 1 E: 0 K: 1 S: 9	H: 1 LOB: 0 BB: 0 P: 12	R: 0 H: 0 E: 0 K: 1 S: 11	H: 0 LOB: 0 BB: 1 P: 19	R: 2 H: 2 E: 0 K: 2 S: 20	H: 2 LOB: 3 BB: 1 P: 40	R: 2 H: 2 E: 1 K: 0 S: 20	H: 2 LOB: 2 BB: 1 P: 36	R: 0 H: 0 E: 0 K: 0 S: 5	H: 0 LOB: 0 BB: 0 P: 7	R: 1B: 2 2B: 1 3B: 2 HR: 0	SF: 1 SAC: 0 DP: 0 HBP: 1	WP: 0 PB: 0 SB: 2 CS: 0	PA: 36					
PITCHER	IP	WLS	BF	H	R	ER	SO	BB	IBB	HBP	BLK	WP	HR	S	P	ERA	WHIP								
55 Carlos Rodón, L ERA: 3.38	5.1	L	23	3	3	2	6	1	0	1	0	0	0	60	101	3.38	0.750								
65 Nate Jones, R ERA:	0.2		3	0	0	0	1	1	0	0	0	0	0	6	12	0.00	1.500								
61 Ryan Burr, R ERA: 27.0	0.2		4	1	2	2	0	1	0	0	0	0	0	14	26	27.00	3.000								
68 Dylan Covey, R ERA:	1.1		6	1	0	0	0	0	0	0	0	0	0	11	17	0.00	0.750								

Chicago White Sox @ Kansas City Royals
Kauffman Stadium, Kansas City, MO
Thu Mar 28 2019, 5:02 PM - 8:13 PM CDT
Att: 31,675 - Cloudy - 55 F

AB 31
R 5
H 5
RBI 4
BB 3
SO 7
LOB 16

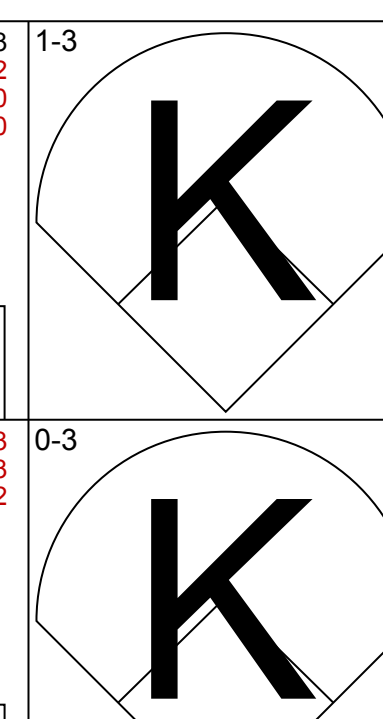
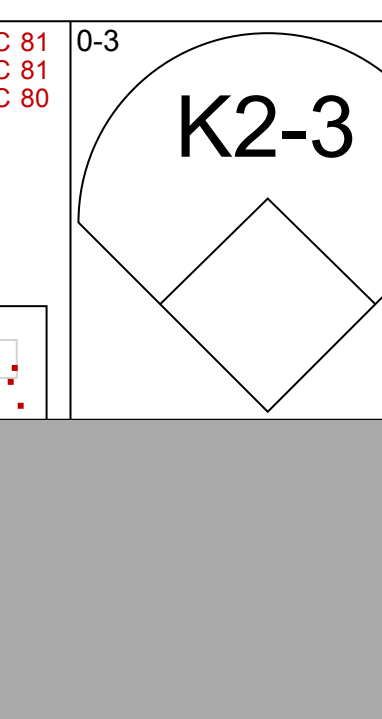
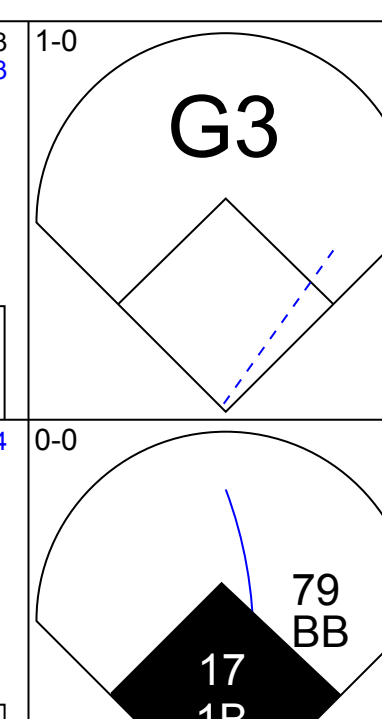
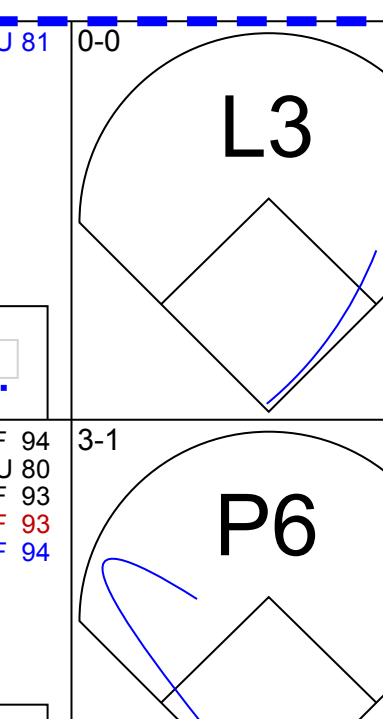
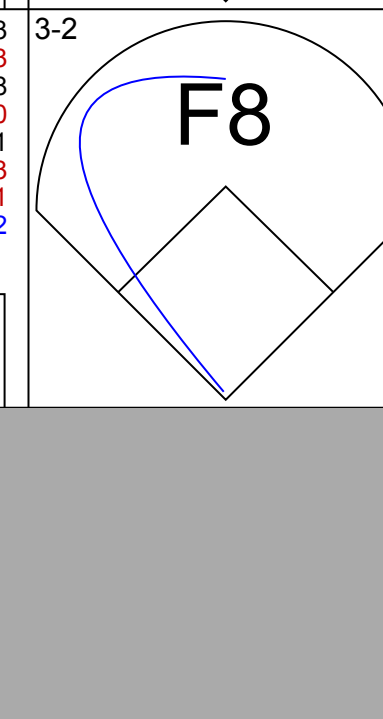
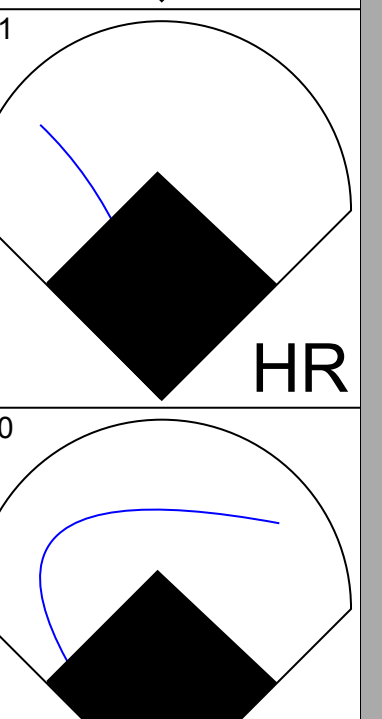
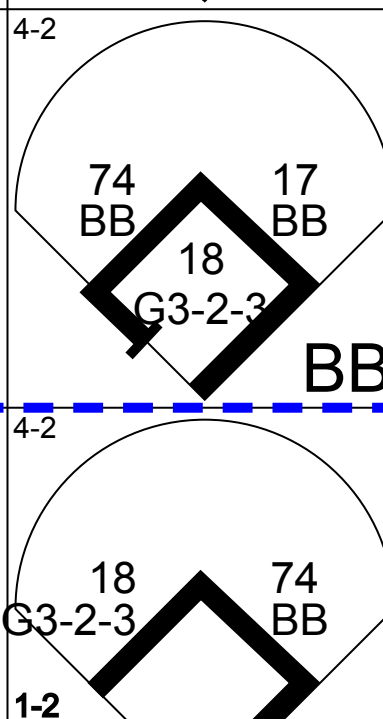
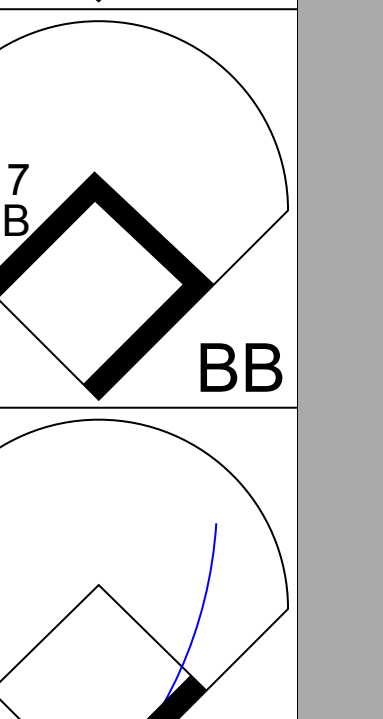
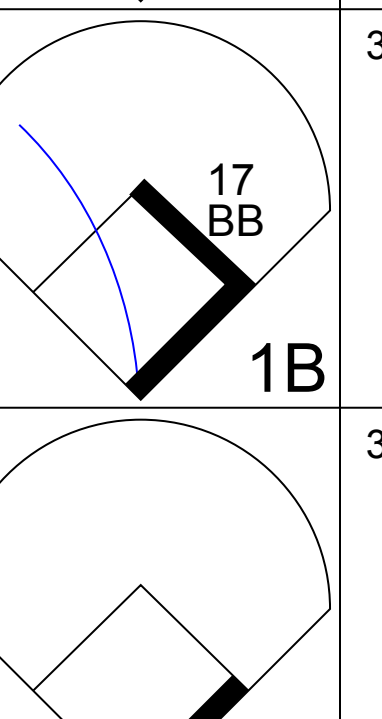

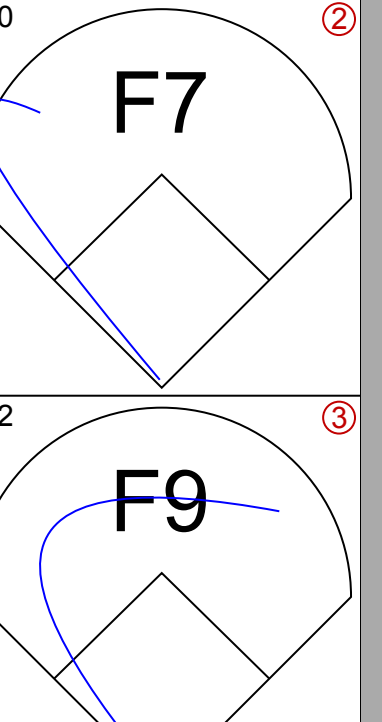
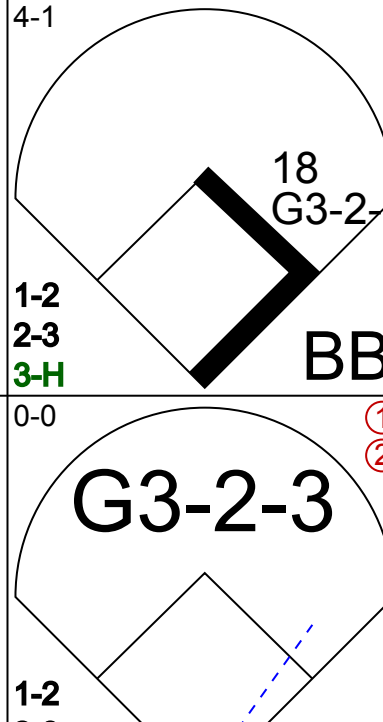
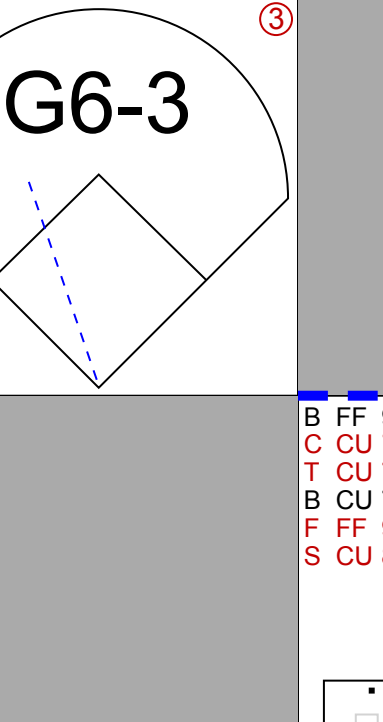
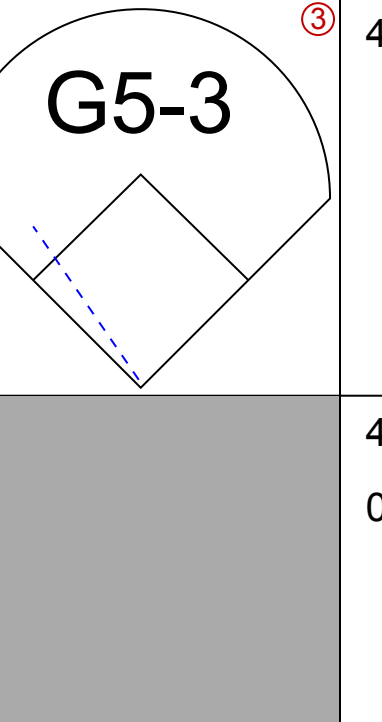
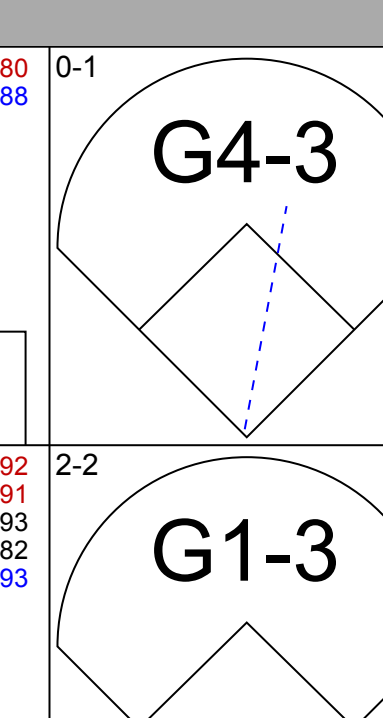

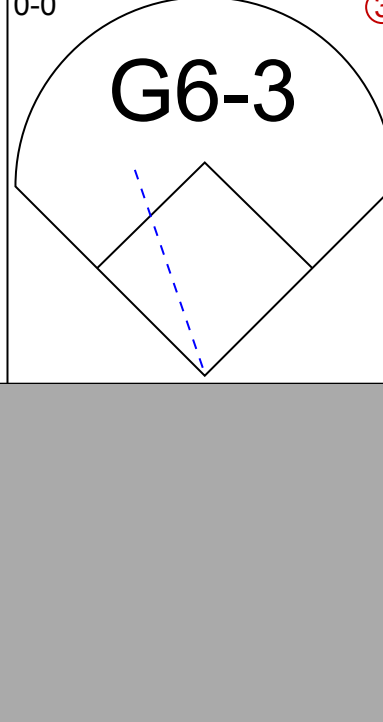
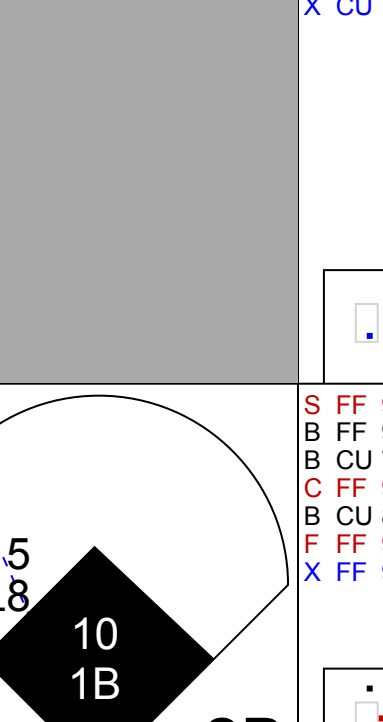

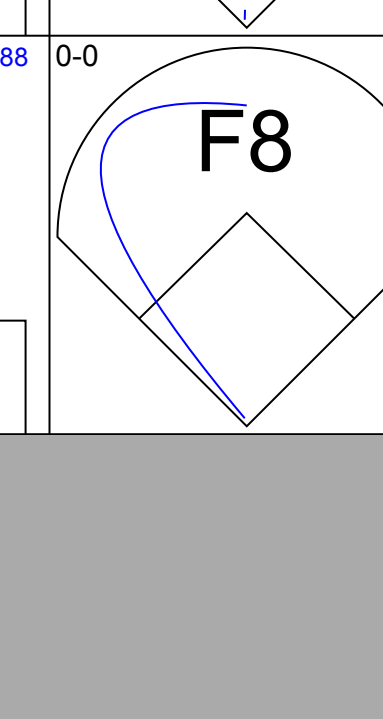


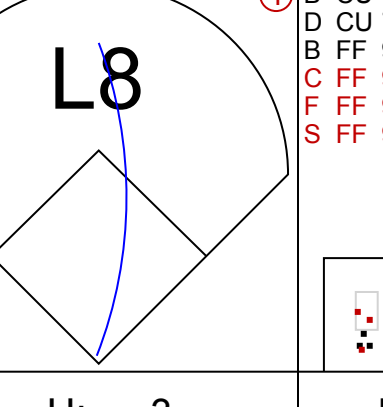


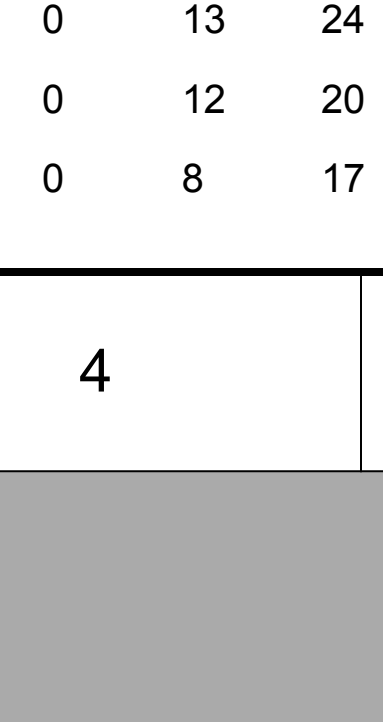
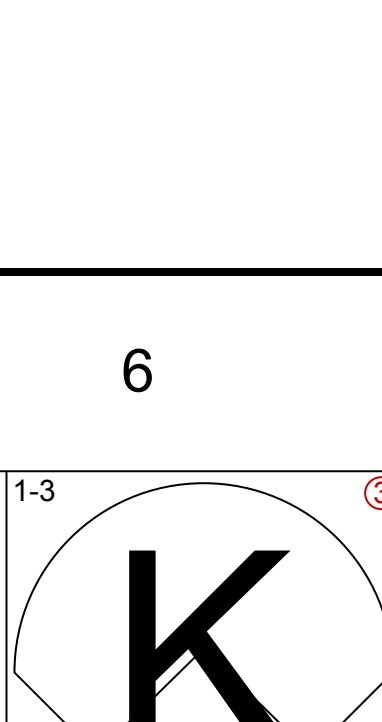
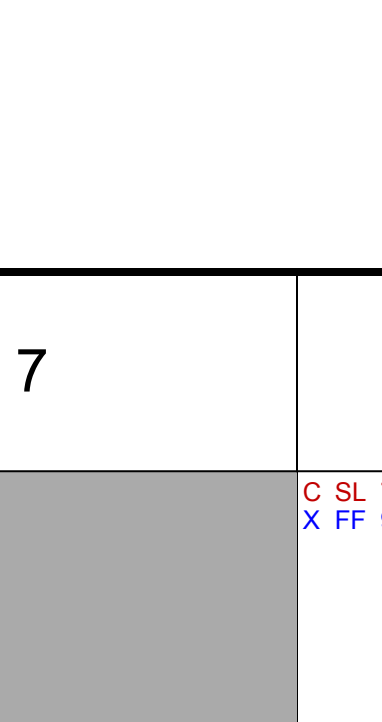
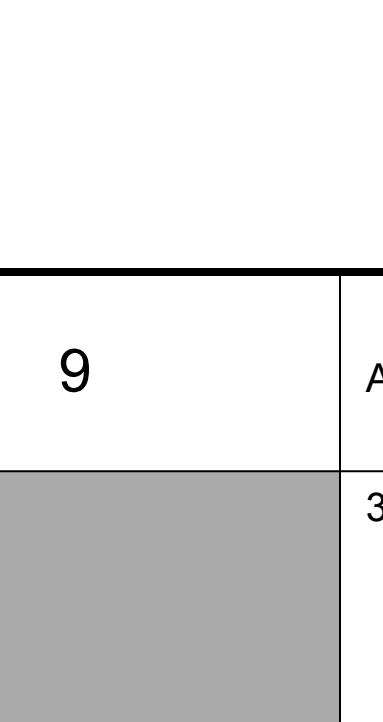
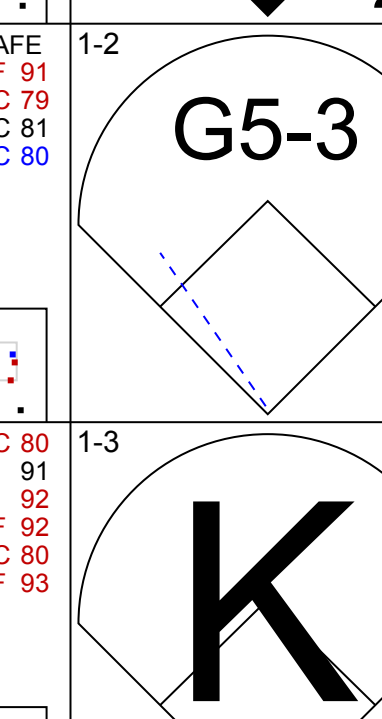
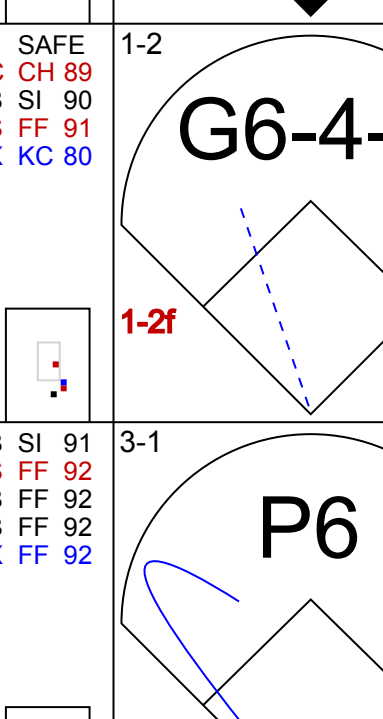

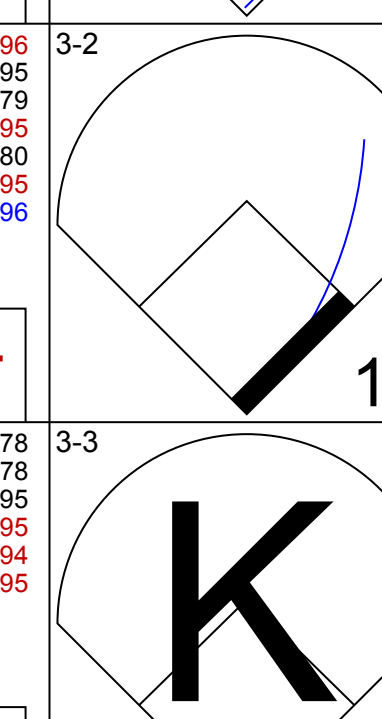
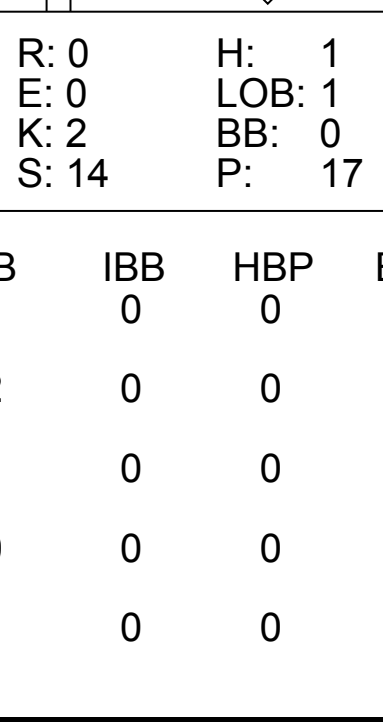
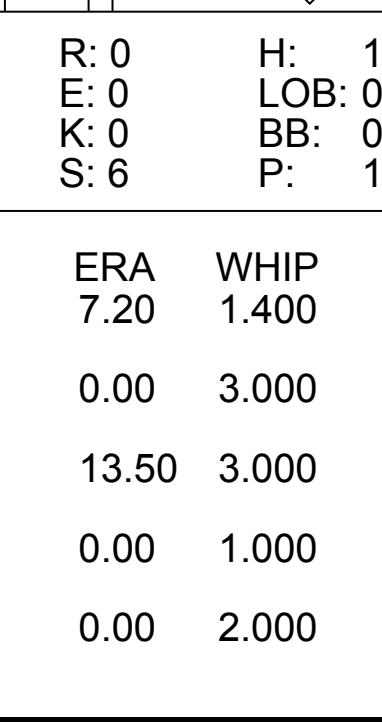
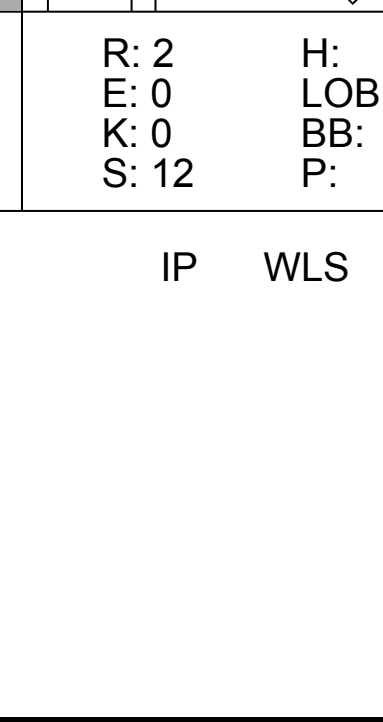
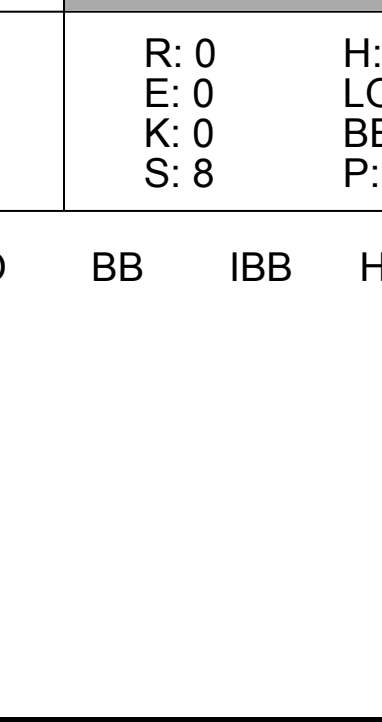
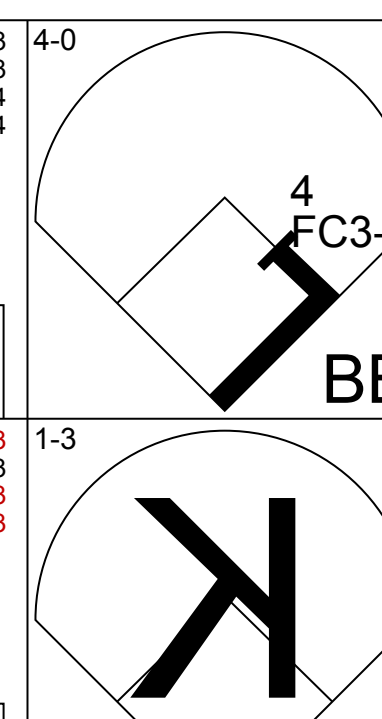
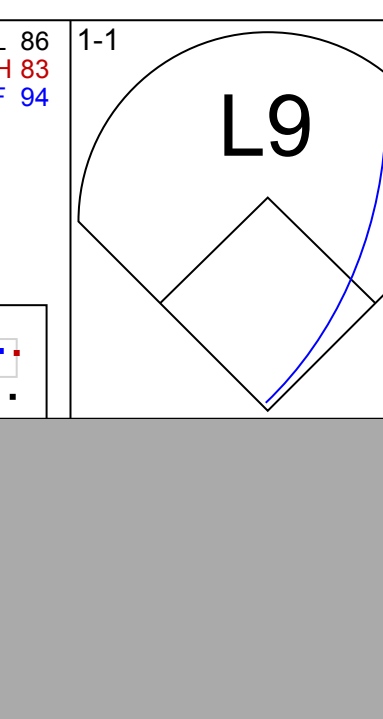

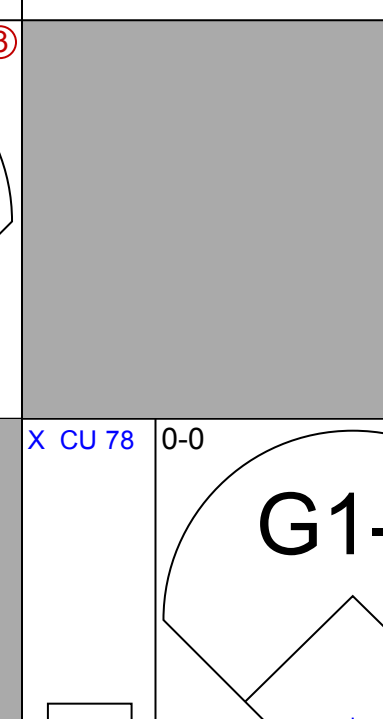
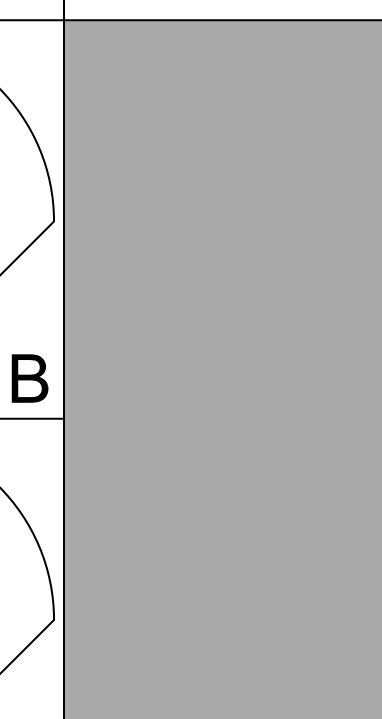


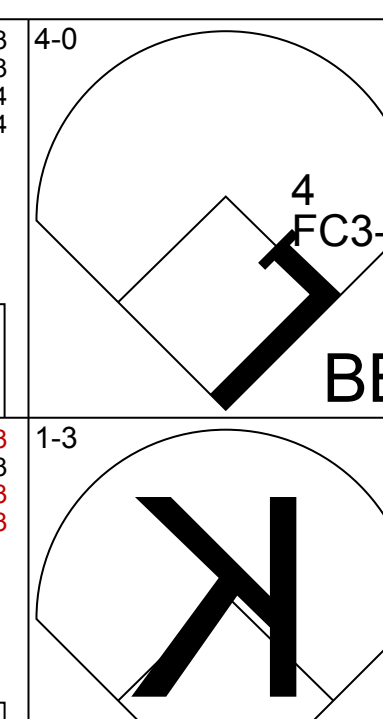
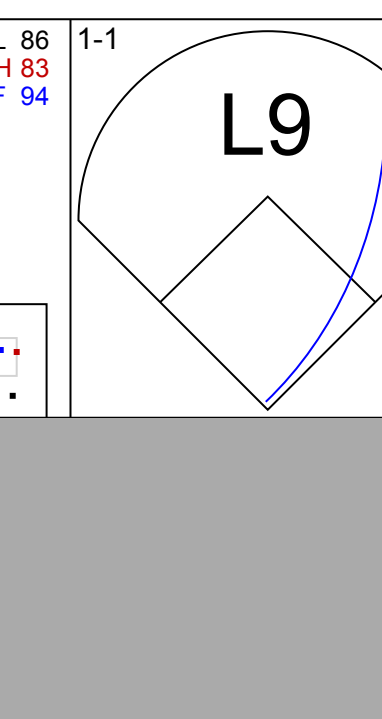
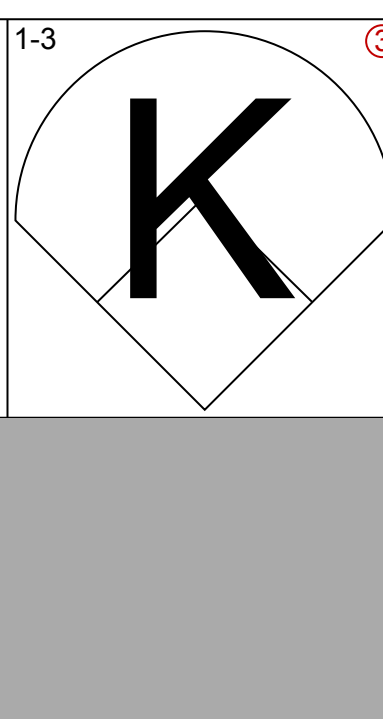
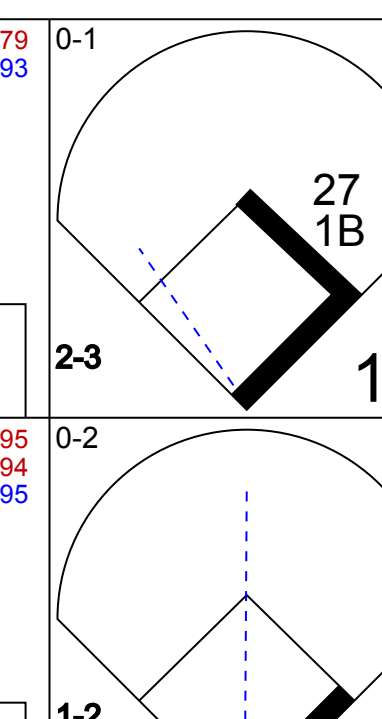
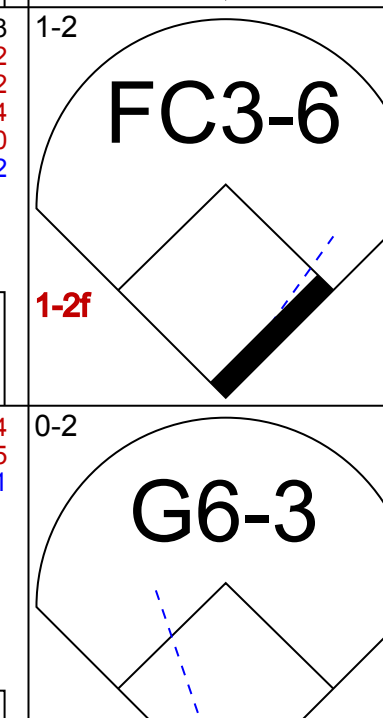
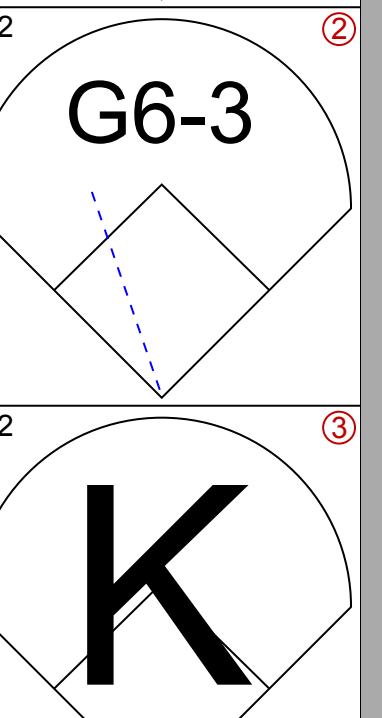

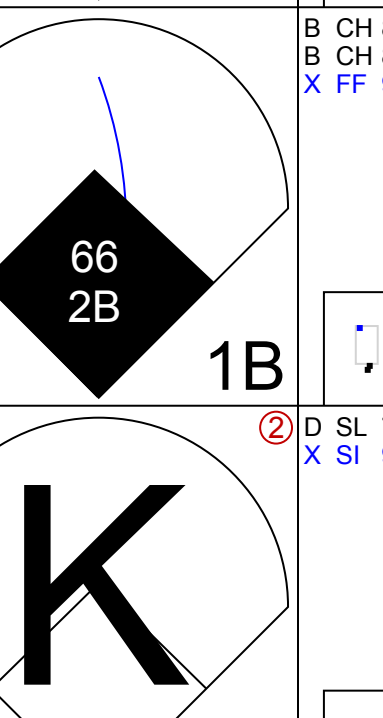
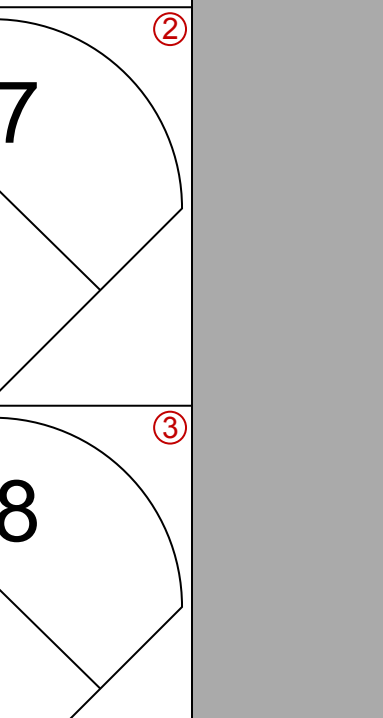



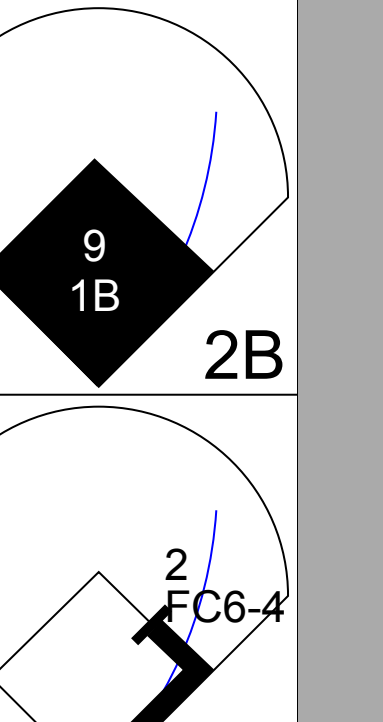
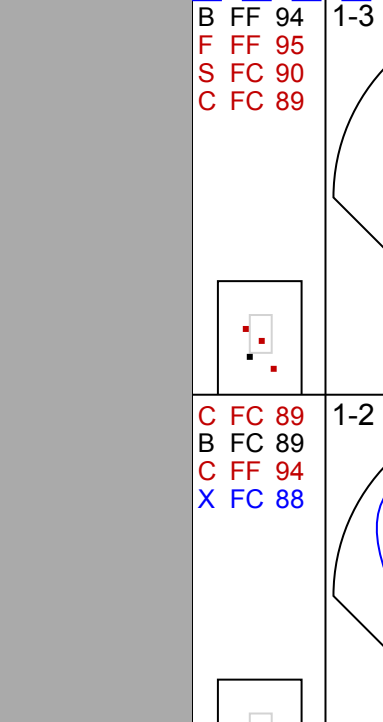


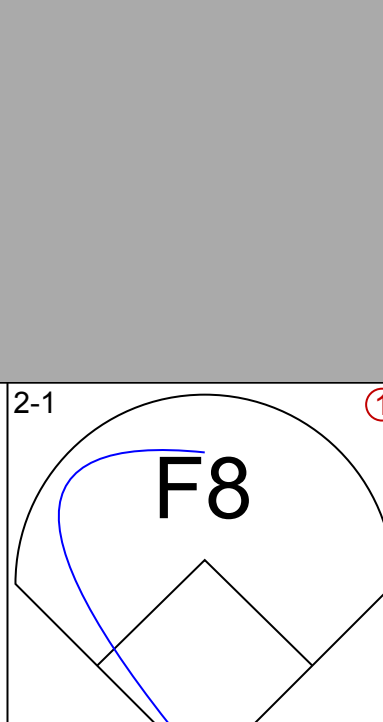
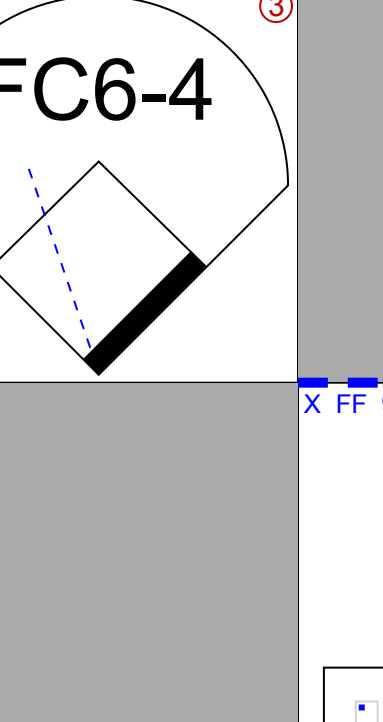
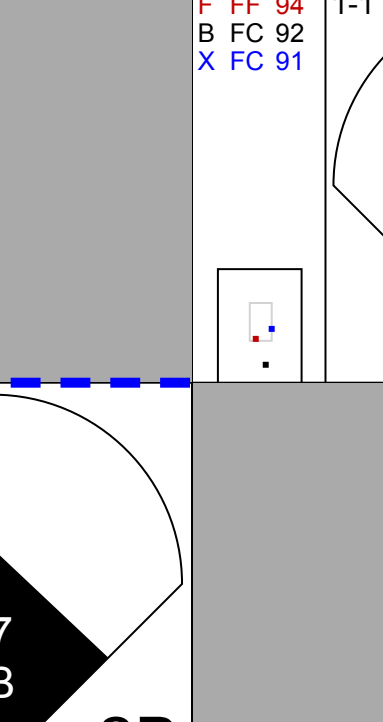
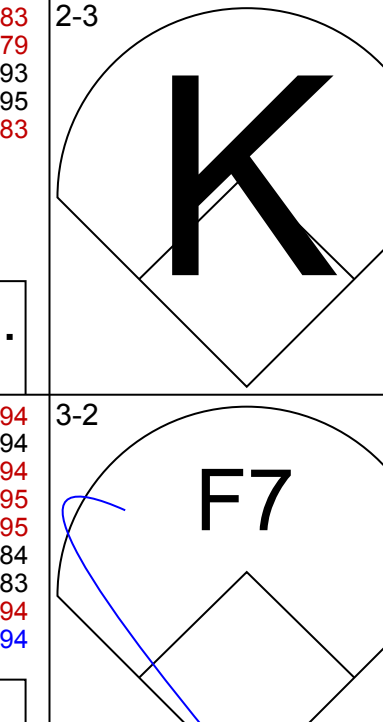
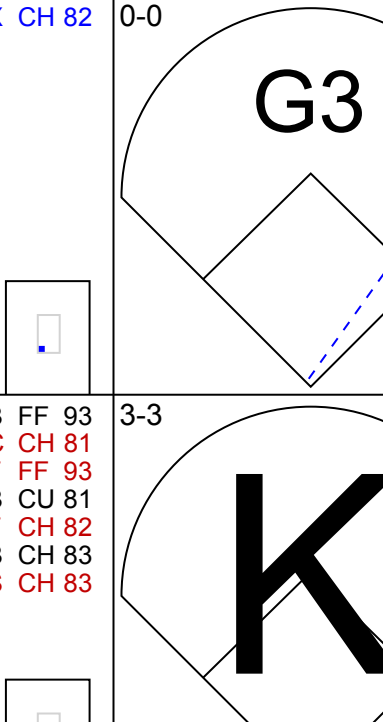
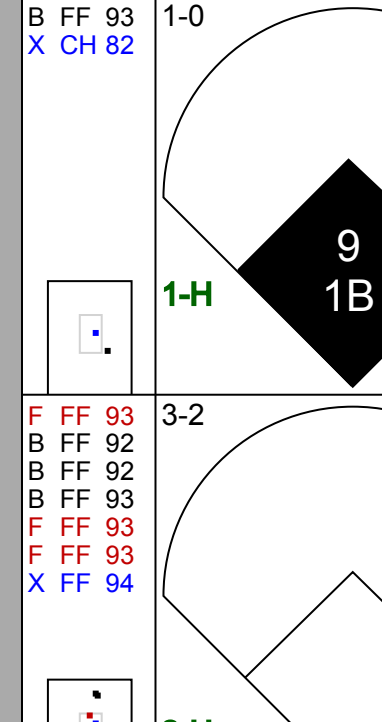
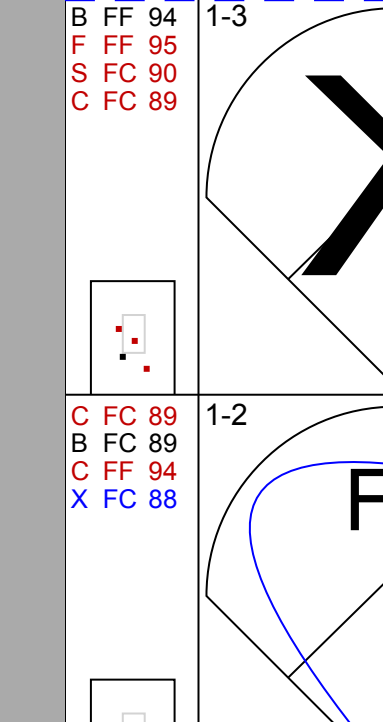


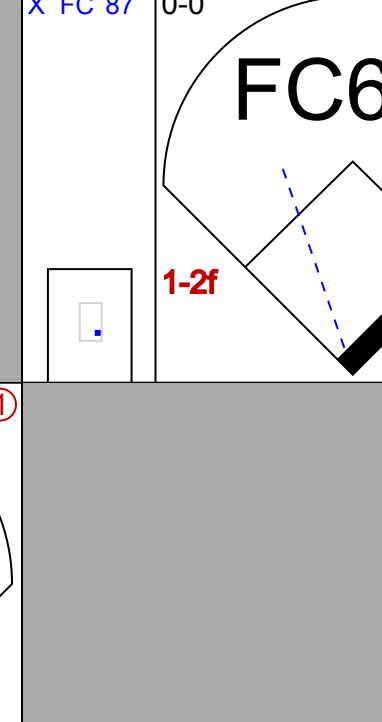
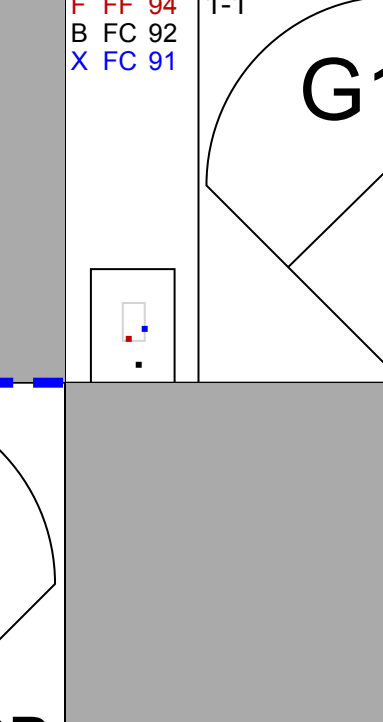

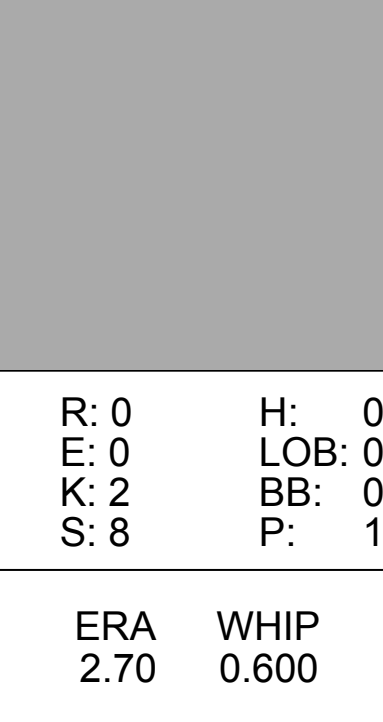
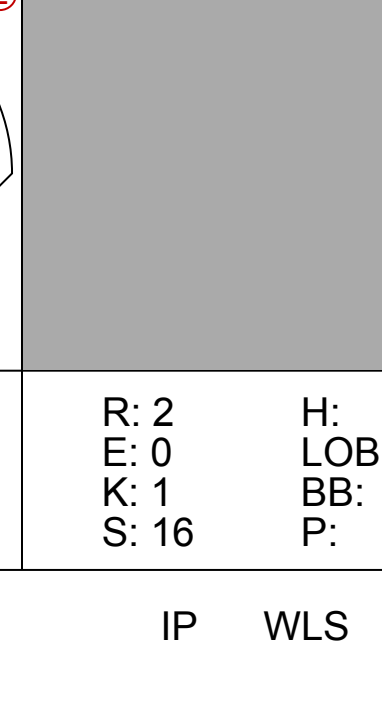
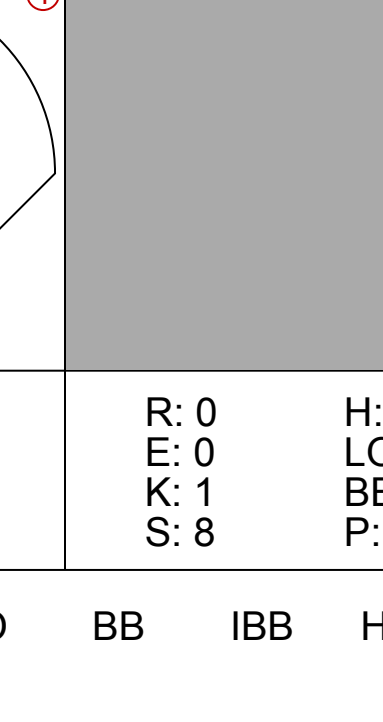
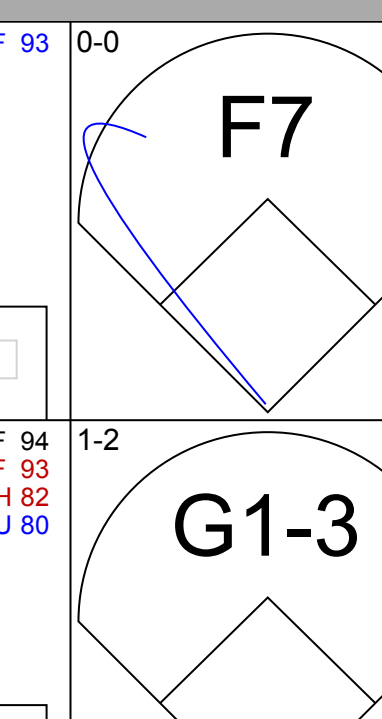
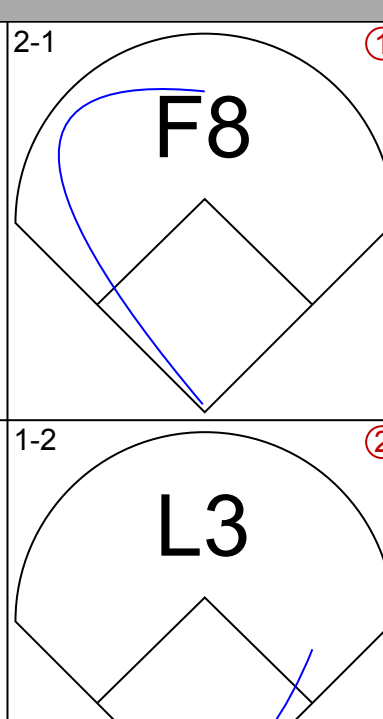
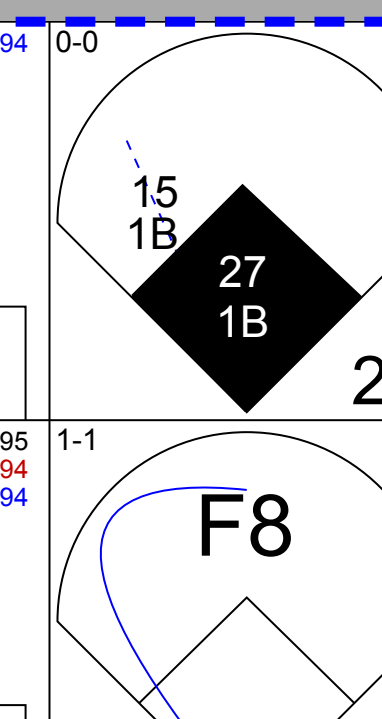

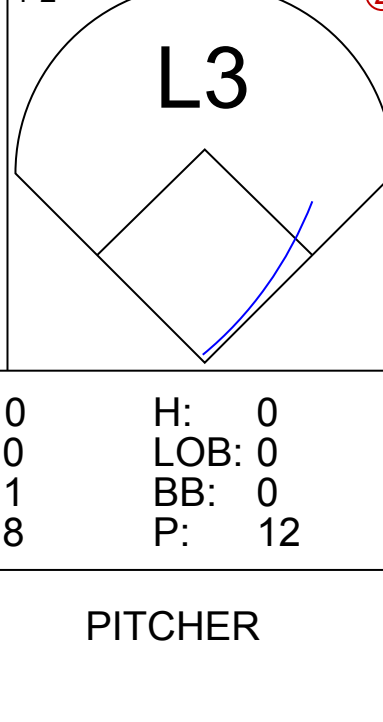
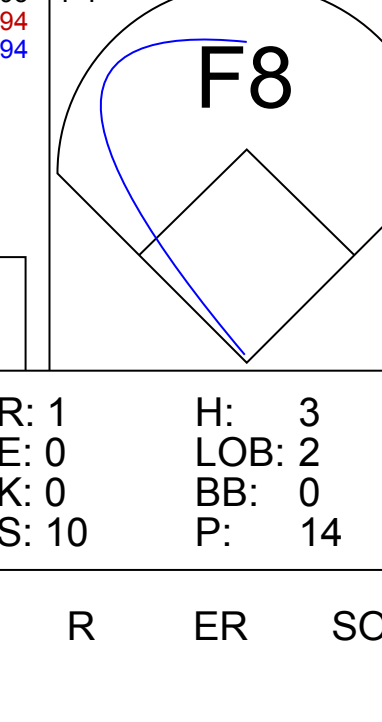
Batter	1	2	3	4	5	6	7	8	9	AB	R	H	RBI	BB	SO	LOB	TOP										
28 Leury García, S OBP: 0.222, SLG: 0.333										5	1	1	1	0	3	3	Chicago White Sox @ Kansas City Royals Kauffman Stadium, Kansas City, MO Sat Mar 30 2019, 1:46 PM - 5:01 PM CDT Att: 13,533 - Cloudy - 38 F										
10 Yoán Moncada, S OBP: 0.556, SLG: 0.875										5	2	3	2	0	0	2											
79 José Abreu, R OBP: 0.250, SLG: 0.625										4	1	1	3	0	2	1											
17 Yonder Alonso, L (1, 10)										3	0	0	0	1	0	0											
74 Eloy Jiménez, R OBP: 0.375, SLG: 0.286										4	0	2	0	0	2	1											
18 Daniel Palka, L (1, 9)										4	0	0	0	0	2	2											
21 Wellington Castillo, R 49 Ryan Cordell, R (9, PR)										3	0	1	0	1	0	1											
7 Tim Anderson, R OBP: 0.250, SLG: 0.250										4	1	1	0	0	0	1											
5 Yolmer Sánchez, S OBP: 0.125, SLG: 0.125										4	1	1	0	0	1	3											
Inning Stats	R: 0 E: 0 K: 1 S: 8	H: 1 LOB: 0 BB: 0 P: 12	R: 0 E: 0 K: 1 S: 12	H: 1 LOB: 1 BB: 0 P: 17	R: 0 E: 0 K: 0 S: 7	H: 0 LOB: 0 BB: 0 P: 11	R: 0 E: 0 K: 2 S: 10	H: 0 LOB: 1 BB: 1 P: 17	R: 0 E: 0 K: 1 S: 9	H: 0 LOB: 0 BB: 0 P: 13	R: 3 E: 0 K: 1 S: 18	H: 4 LOB: 1 BB: 0 P: 24	R: 3 E: 0 K: 2 S: 19	H: 2 LOB: 0 BB: 1 P: 31	R: 0 E: 0 K: 1 S: 8	H: 0 LOB: 0 BB: 0 P: 14		R: 0 E: 0 K: 1 S: 10	H: 2 LOB: 2 BB: 0 P: 15	1B: 7 2B: 1 3B: 0 HR: 2	SF: 0 SAC: 0 DP: 1 HBP: 0	WP: 0 PB: 0 SB: 1 CS: 0	PA: 38				
PITCHER	IP	WLS	BF	H	R	ER	SO	BB	IBB	HBP	BLK	WP	HR	S	P	ERA	WHIP										
65 Jakob Junis, R ERA: 4.76	5.2	W	23	6	3	3	6	1	0	0	0	0	1	62	92	4.76	1.235										
54 Tim Hill, L ERA:	0.1	H	1	0	0	0	0	0	0	0	0	0	0	2	2	0.00	0.000										
26 Brad Boxberger, R ERA: 20.25	1.0		6	2	3	3	2	1	0	0	0	0	1	19	31	27.00	3.000										
40 Jake Diekman, L ERA: 6.75	1.0	H	3	0	0	0	1	0	0	0	0	0	0	8	14	0.00	0.000										
31 Ian Kennedy, R ERA:	1.0	S	5	2	0	0	1	0	0	0	0	0	0	10	15	0.00	2.000										

Batter	1	2	3	4	5	6	7	8	9	AB	R	H	RBI	BB	SO	LOB	BOTTOM										
15 Whit Merrifield, R OBP: 0.333, SLG: 0.250										5	1	1	2	0	0	2	Chicago White Sox @ Kansas City Royals Kauffman Stadium, Kansas City, MO Sat Mar 30 2019, 1:46 PM - 5:01 PM CDT Att: 13,533 - Cloudy - 38 F										
27 Adalberto Mondesi, S OBP: 0.375, SLG: 1.000										4	1	1	1	0	0	0											
4 Alex Gordon, L (1, 7)										2	3	0	0	2	1	0											
12 Jorge Soler, R OBP: 0.750, SLG: 1.143										3	0	3	3	1	0	0											
66 Ryan O'Hearn, L OBP: 0.250, SLG: 0.250										4	0	1	2	0	0	3											
2 Chris Owings, R (1, 4)										3	0	0	0	1	2	4											
17 Hunter Dozier, R (1, 5)										3	0	0	0	1	0	3											
16 Martín Maldonado, R OBP: 0.125, SLG: 0.125										4	1	1	0	0	1	5											
6 Billy Hamilton, S OBP: 0.375, SLG: 0.375										4	2	3	0	0	0	0											
Inning Stats	R: 0 E: 0 K: 1 S: 12	H: 0 LOB: 0 BB: 0 P: 16	R: 0 E: 0 K: 1 S: 11	H: 0 LOB: 2 BB: 2 P: 25	R: 3 E: 0 K: 0 S: 18	H: 4 LOB: 3 BB: 1 P: 30	R: 0 E: 0 K: 0 S: 5	H: 1 LOB: 0 BB: 0 P: 6	R: 1 E: 0 K: 1 S: 14	H: 1 LOB: 1 BB: 1 P: 27	R: 4 E: 1 K: 1 S: 17	H: 4 LOB: 1 BB: 1 P: 26	R: 0 E: 0 K: 0 S: 8	H: 0 LOB: 0 BB: 0 P: 11	R: 0 E: 0 K: 0 S: 7	H: 0 LOB: 0 BB: 0 P: 12		1B: 7 2B: 3 3B: 0 HR: 0	SF: 0 SAC: 1 DP: 1 HBP: 1	WP: 1 PB: 0 SB: 1 CS: 0	PA: 39						
PITCHER	IP	WLS	BF	H	R	ER	SO	BB	IBB	HBP	BLK	WP	HR	S	P	ERA	WHIP										
40 Reynaldo López, R ERA: 9.0	4.0	L	22	6	4	4	2	4	0	0	0	0	0	51	88	9.00	2.500										
58 Manny Bañuelos, L ERA: 18.0	1.0		5	2	2	2	1	0	0	0	0	0	0	13	21	18.00	2.000										
65 Nate Jones, R ERA: 13.5	0.0		1	1	0	0	0	0	0	0	0	1	0	2	4	∞	∞										
57 Jace Fry, L ERA: 9.0	1.0		5	1	2	2	1	1	0	0	0	0	0	11	17	18.00	2.000										
41 Kelvin Herrera, R ERA:	1.0		3	0	0	0	0	0	0	0	0	0	0	8	11	0.00	0.000										

AB	36
R	6
H	10
RBI	6
BB	2
SO	10
LOB	14



Batter	1	2	3	4	5	6	7	8	9	AB	R	H	RBI	BB	SO	LOB	TOP					
28 Leury García, S OBP: 0.214, SLG: 0.286										5	1	1	0	0	2	2	Chicago White Sox @ Kansas City Royals Kauffman Stadium, Kansas City, MO Sun Mar 31 2019, 1:15 PM - 4:11 PM CDT Att. 12,669 - Sunny - 40 F					
10 Yoán Moncada, S OBP: 0.590, SLG: 0.769										5	2	2	1	0	2	0						
79 José Abreu, R OBP: 0.462, SLG: 0.909										3	1	2	1	2	0	0						
17 Yonder Alonso, L OBP: 0.462, SLG: 0.556										3	1	2	3	2	0	0						
74 Eloy Jiménez, R OBP: 0.308, SLG: 0.182										4	0	0	1	1	0	4						
18 Daniel Palka, L 15 Adam Engel, R										4	0	0	0	0	1	3						
7 Tim Anderson, R OBP: 0.333, SLG: 0.417										4	0	2	0	0	0	2						
33 James McCann, R OBP: 0.286, SLG: 0.429										4	1	2	0	0	0	2						
5 Yolmer Sánchez, S OBP: 0.083, SLG: 0.083										4	0	0	0	0	2	3						
Inning Stats	R: 0 E: 0 K: 2 S: 11	H: 0 LOB: 0 BB: 0 P: 15	R: 0 E: 0 K: 0 S: 6	H: 0 LOB: 0 BB: 0 P: 8	R: 0 E: 0 K: 2 S: 14	H: 1 LOB: 1 BB: 0 P: 17	R: 2 E: 0 K: 1 S: 10	H: 2 LOB: 0 BB: 0 P: 16	R: 0 E: 0 K: 0 S: 6	H: 1 LOB: 0 BB: 0 P: 10	R: 2 E: 0 K: 0 S: 14	H: 2 LOB: 2 BB: 3 P: 29	R: 2 E: 0 K: 0 S: 12	H: 3 LOB: 1 BB: 1 P: 23	R: 0 E: 0 K: 2 S: 12	H: 1 LOB: 1 BB: 0 P: 20		R: 0 E: 0 K: 0 S: 8	H: 1 LOB: 2 BB: 1 P: 17	1B: 6 2B: 3 3B: 0 HR: 2	SF: 0 SAC: 0 DP: 2 HBP: 0	WP: 0 PB: 0 CS: 0
PITCHER	IP WLS BF H R ER SO BB IBB HBP BLK WP HR S P ERA WHIP																					
28 Jorge López, R ERA: 7.2	(1, 1) 5.0 L 21 6 4 4 5 1 0 0 0 0 0 2 56 82 7.20 1.400																					
54 Tim Hill, L ERA:	(6, 1) 0.2 3 0 0 0 0 2 0 0 0 0 0 0 4 12 0.00 3.000																					
61 Kevin McCarthy, R ERA: 13.5	(6, 1) 1.1 8 3 2 2 0 1 0 0 0 0 0 0 13 24 13.50 3.000																					
45 Kyle Zimmer, R ERA:	(8, 1) 1.0 4 1 0 0 2 0 0 0 0 0 0 0 12 20 0.00 1.000																					
51 Chris Ellis, R ERA:	(9, 1) 1.0 5 1 0 0 0 1 0 0 0 0 0 0 8 17 0.00 2.000																					

Batter	1	2	3	4	5	6	7	8	9	AB	R	H	RBI	BB	SO	LOB	BOTTOM			
15 Whit Merrifield, R OBP: 0.385, SLG: 0.273										3	0	1	0	1	1	0	Chicago White Sox @ Kansas City Royals Kauffman Stadium, Kansas City, MO Sun Mar 31 2019, 1:15 PM - 4:11 PM CDT Att. 12,669 - Sunny - 40 F			
27 Adalberto Mondesi, S OBP: 0.333, SLG: 0.750										4	0	1	1	0	1	1				
4 Alex Gordon, L OBP: 0.385, SLG: 0.125										4	1	1	0	0	0	3				
12 Jorge Soler, R OBP: 0.500, SLG: 0.727										4	0	0	0	0	2	4				
66 Ryan O'Hearn, L OBP: 0.250, SLG: 0.375										4	1	1	1	0	2	0				
9 Lucas Duda, L OBP: 0.250, SLG: 0.250										4	0	1	1	0	1	0				
2 Chris Owings, R										4	0	0	0	0	2	1				
16 Martín Maldonado, R OBP: 0.182, SLG: 0.273										3	1	1	0	0	0	0				
6 Billy Hamilton, S OBP: 0.273, SLG: 0.273										3	0	0	0	0	0	1				
Inning Stats	R: 0 E: 0 K: 1 S: 11	H: 0 LOB: 1 BB: 1 P: 17	R: 0 E: 0 K: 2 S: 12	H: 0 LOB: 0 BB: 0 P: 20	R: 0 E: 0 K: 0 S: 6	H: 0 LOB: 0 BB: 0 P: 8	R: 0 E: 0 K: 1 S: 8	H: 0 LOB: 0 BB: 0 P: 10	R: 0 E: 0 K: 0 S: 8	H: 0 LOB: 0 BB: 0 P: 12	R: 2 E: 0 K: 1 S: 16	H: 3 LOB: 1 BB: 0 P: 22	R: 1 E: 0 K: 0 S: 10	H: 3 LOB: 2 BB: 0 P: 14	R: 0 E: 0 K: 1 S: 8	H: 0 LOB: 0 BB: 0 P: 11		1B: 4 2B: 2 3B: 0 HR: 0	SF: 0 SAC: 0 DP: 0 HBP: 0	WP: 0 PB: 0 CS: 0
PITCHER	IP WLS BF H R ER SO BB IBB HBP BLK WP HR S P ERA WHIP																			
27 Lucas Giolito, R ERA: 2.7	(1, 1) 6.2 W 24 3 2 2 8 1 0 0 0 0 0 0 1 1 2.70 0.600																			
61 Ryan Burr, R ERA: 18.0	(7, 1) 0.1 1 0 0 0 0 0 0 0 0 0 0 0 1 1 0.00 0.000																			
41 Kelvin Herrera, R ERA: 4.5	(8, 1) 1.0 6 3 1 1 0 0 0 0 0 0 0 0 10 14 9.00 3.000																			
48 Alex Colomé, R ERA:	(9, 1) 1.0 S 3 0 0 0 1 0 0 0 0 0 0 0 8 11 0.00 0.000																			

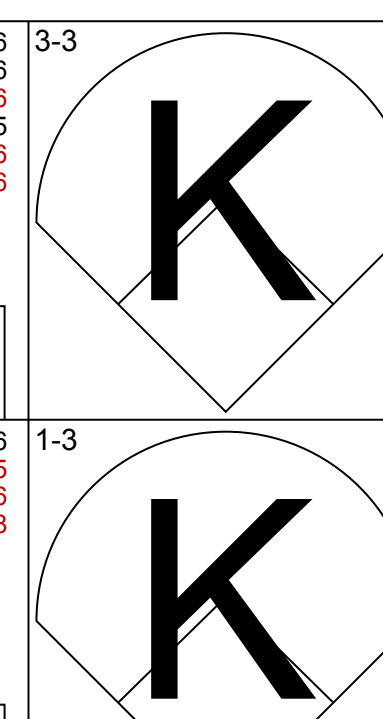
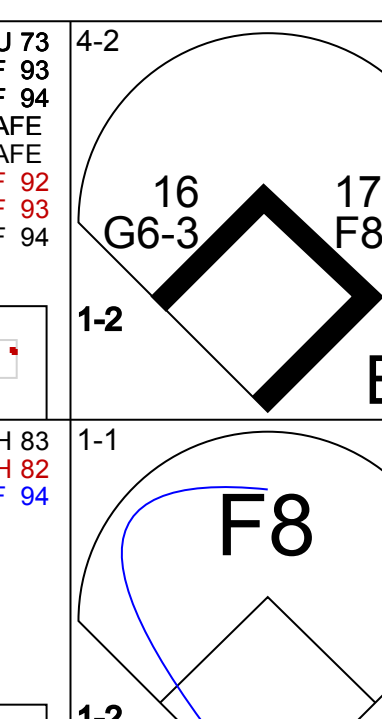

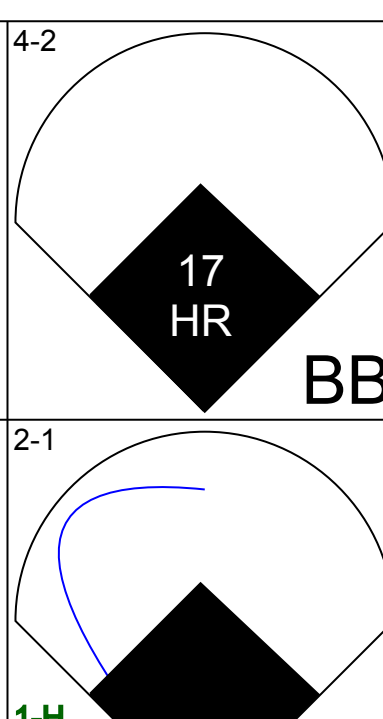
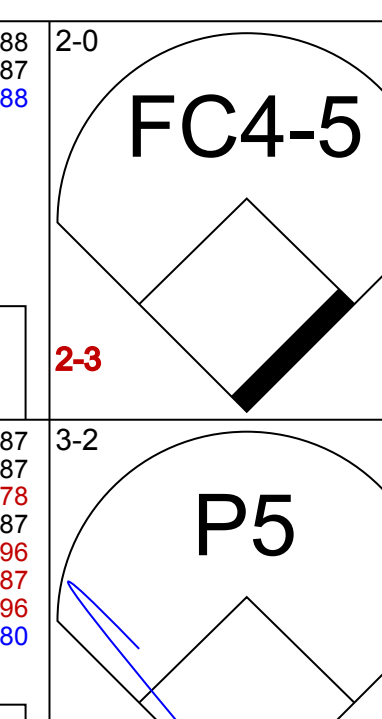
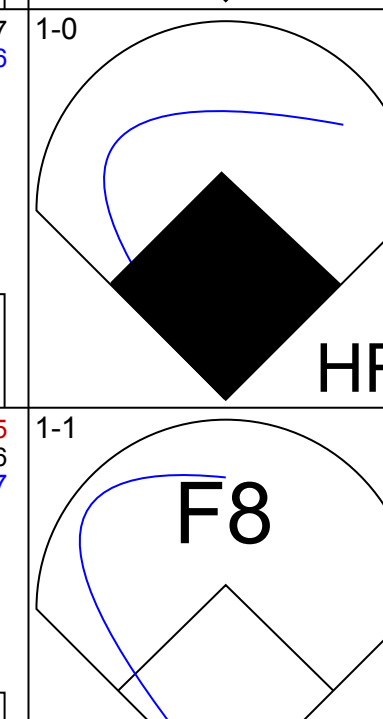
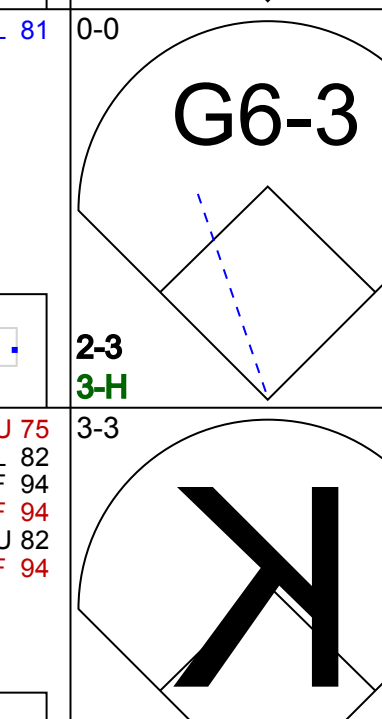
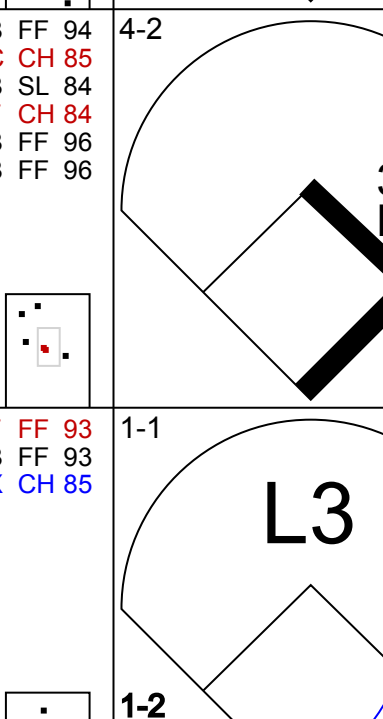
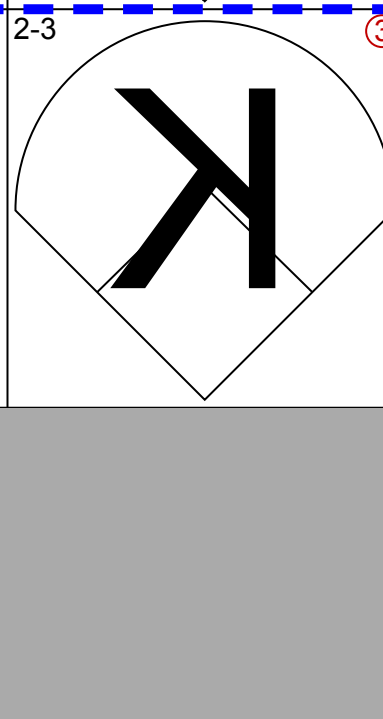



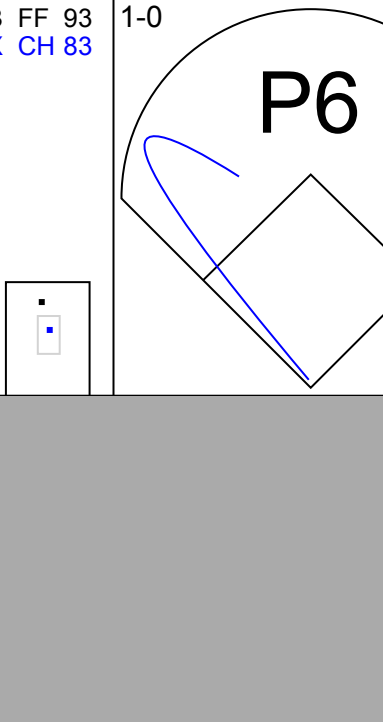
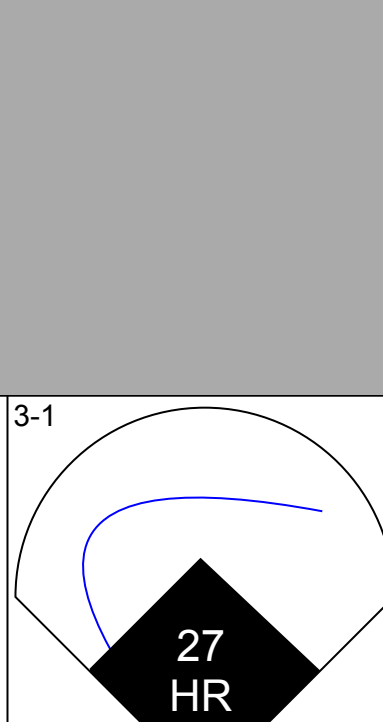
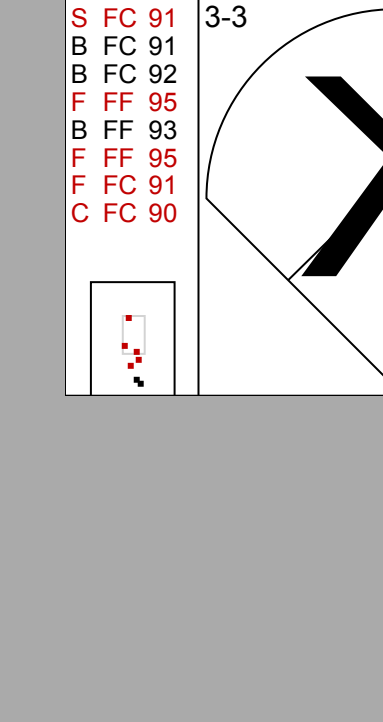



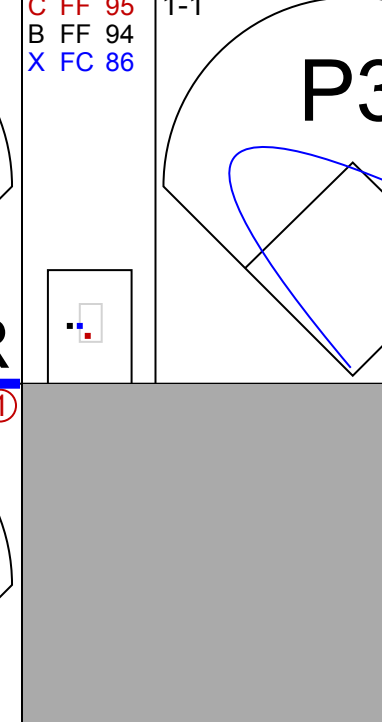
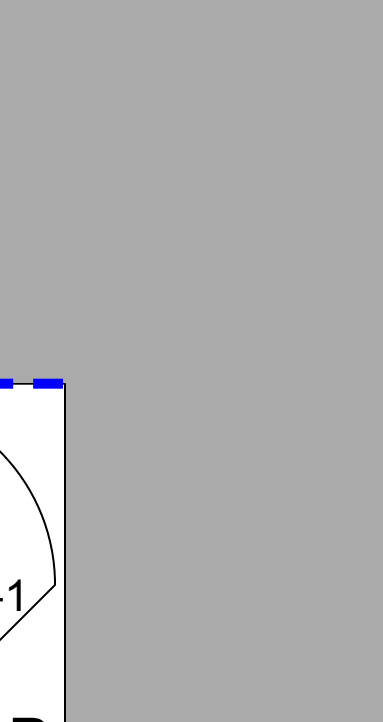
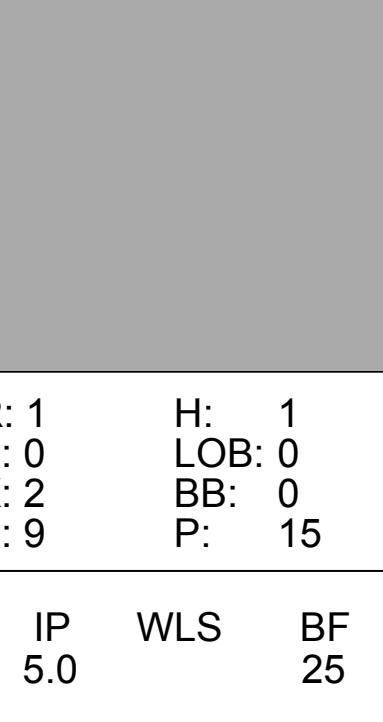
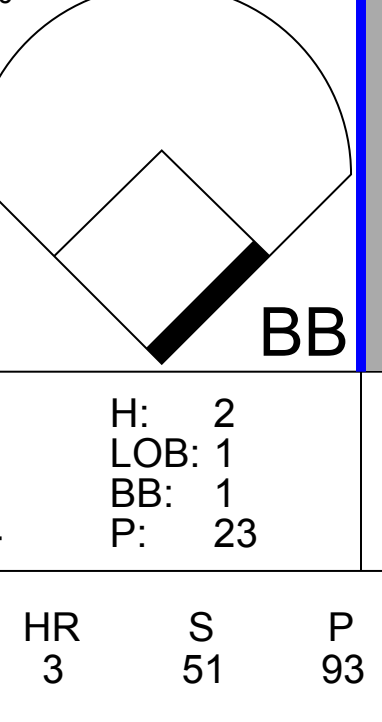
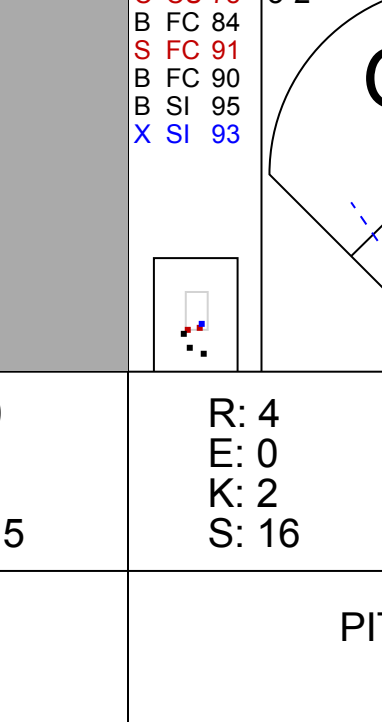

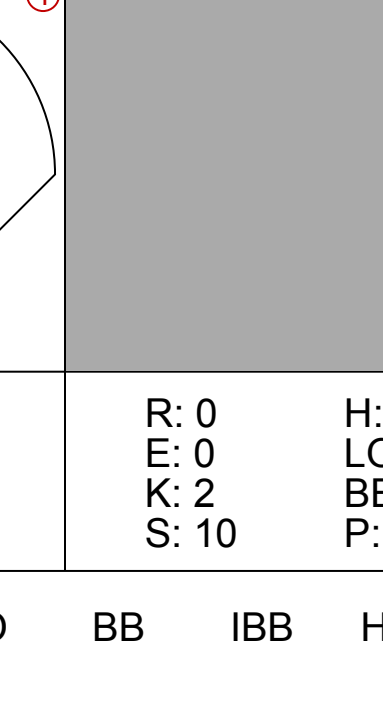
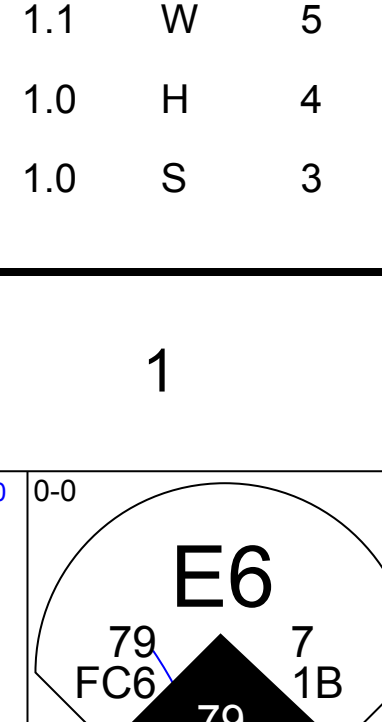
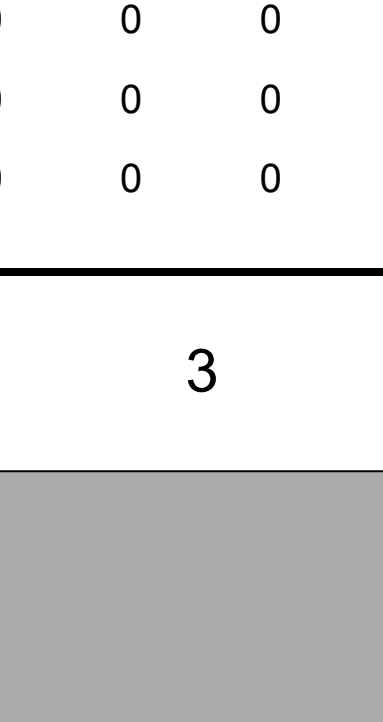
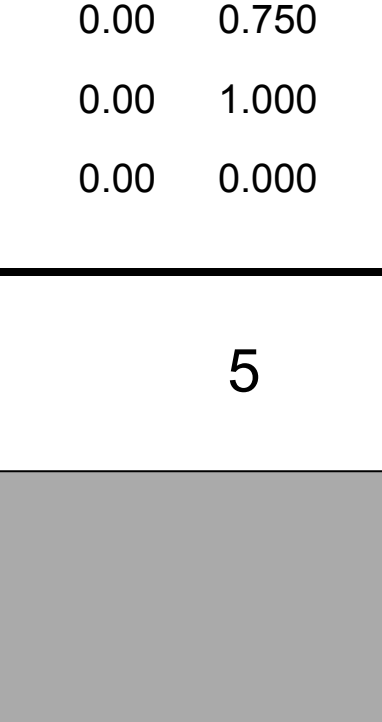
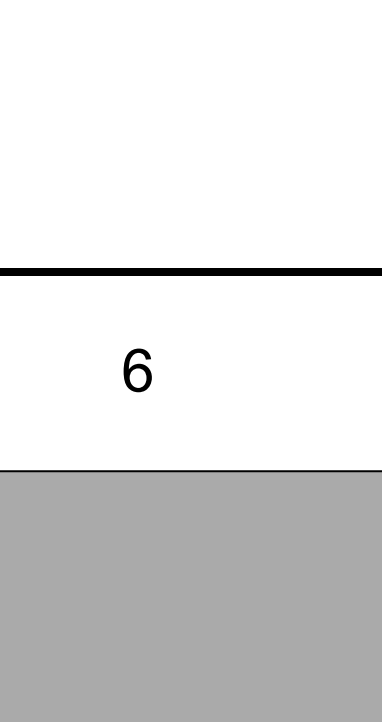
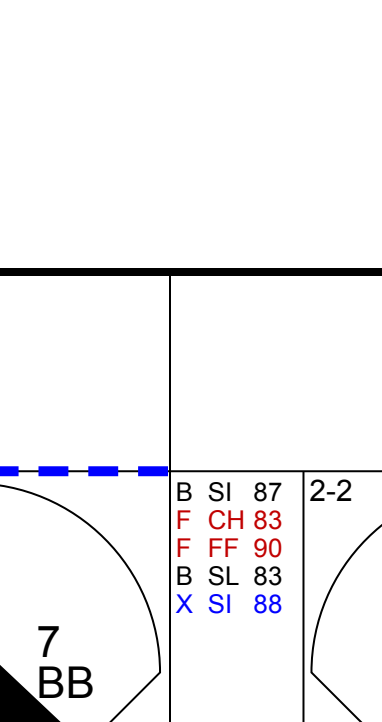
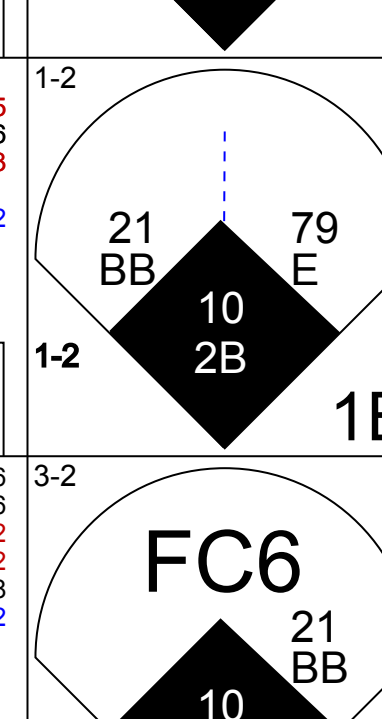


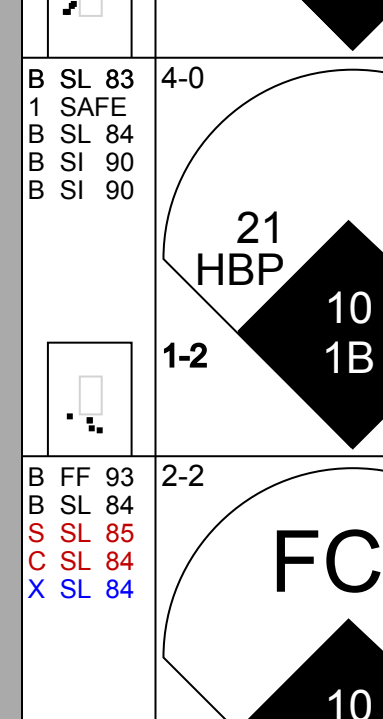
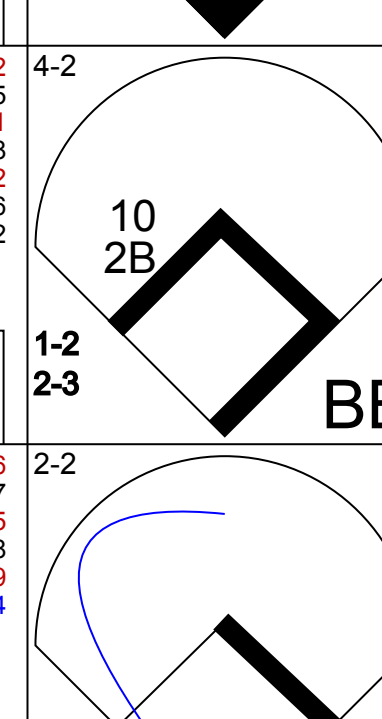

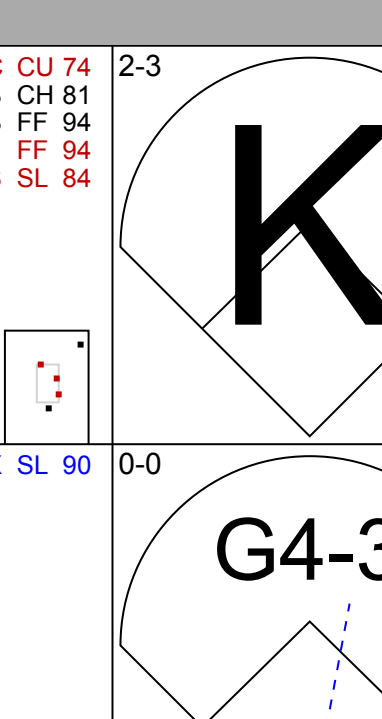
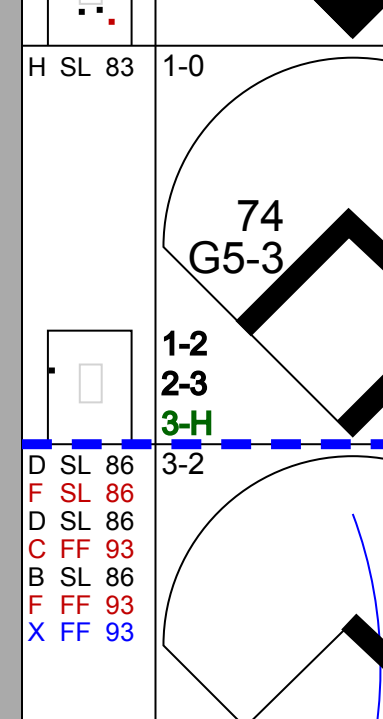
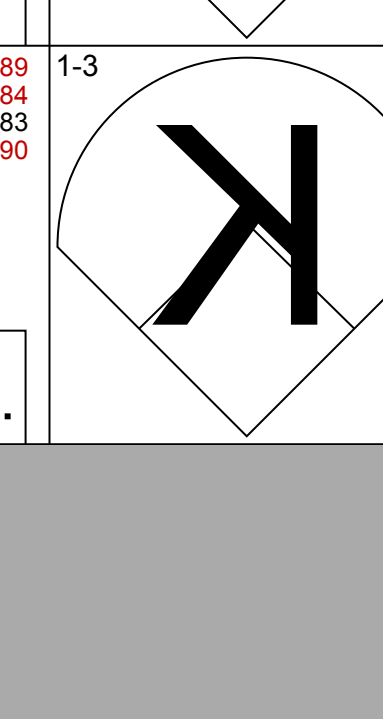
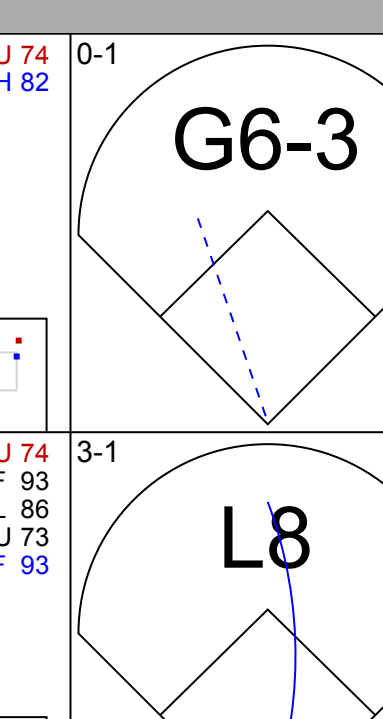
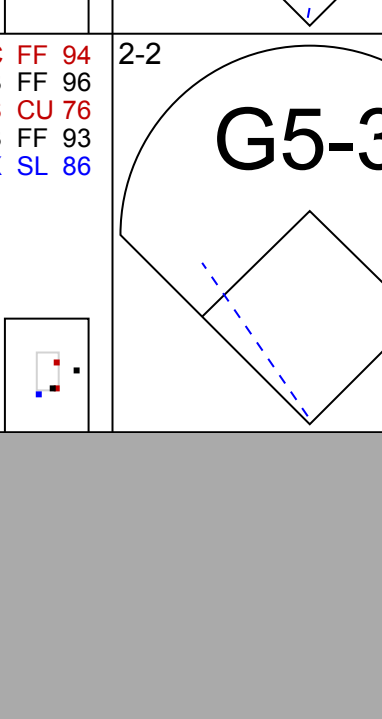
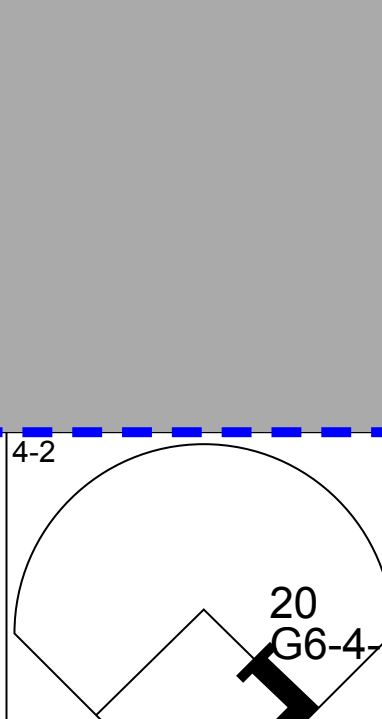

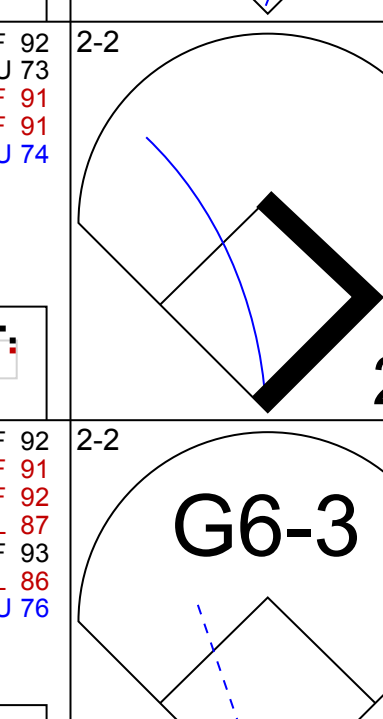



Batter	1	2	3	4	5	6	7	8	9	AB	R	H	RBI	BB	SO	LOB	TOP							
28 Leury García, S OBP: 0.368, SLG: 0.421										5	3	4	0	0	0	1	Chicago White Sox @ Cleveland Indians Progressive Field, Cleveland, OH Wed Apr 03 2019, 1:11 PM - 4:12 PM EDT Att: 10,689 - Sunny - 48 F							
10 Yoán Moncada, S OBP: 0.522, SLG: 0.900										3	3	2	2	2	0	0								
79 José Abreu, R OBP: 0.364, SLG: 0.650										5	1	2	3	0	0	2								
17 Yonder Alonso, L OBP: 0.455, SLG: 0.400										4	1	1	1	1	2	2								
74 Eloy Jiménez, R OBP: 0.273, SLG: 0.200										5	0	2	0	0	2	4								
18 Daniel Palka, L										3	0	0	1	1	1	3								
15 Adam Engel, R										1	0	0	0	0	0	0								
20 José Rondón, R OBP: 0.111, SLG: 0.222											5	0	1	1	0	1		3						
33 James McCann, R OBP: 0.250, SLG: 0.333										5	0	1	0	0	1	3								
5 Yolmer Sánchez, S OBP: 0.050, SLG: 0.050											4	0	0	0	0	3		3						
Inning Stats	R: 3 H: 3 E: 0 K: 0 S: 19	L: 3 BB: 2 P: 36	R: 1 H: 2 E: 0 K: 3 S: 14	H: 2 LOB: 2 BB: 1 P: 23	R: 0 H: 0 E: 0 K: 1 S: 8	H: 0 LOB: 0 BB: 0 P: 11	R: 2 H: 3 E: 0 K: 1 S: 16	H: 3 LOB: 2 BB: 1 P: 25	R: 0 H: 1 E: 0 K: 2 S: 11	H: 1 LOB: 1 BB: 0 P: 13	R: 0 H: 0 E: 0 K: 0 S: 8	H: 0 LOB: 0 BB: 0 P: 12	R: 0 H: 2 E: 0 K: 2 S: 10	H: 2 LOB: 2 BB: 0 P: 13	R: 2 H: 2 E: 0 K: 1 S: 12	H: 2 LOB: 0 BB: 0 P: 17	R: 0 H: 0 E: 0 K: 0 S: 5	H: 0 LOB: 0 BB: 0 P: 9	1B: 9 2B: 3 HR: 1	SF: 0 SAC: 0 DP: 0 HBP: 0	WP: 0 PB: 0 SB: 1 CS: 0	PA: 44		
PITCHER	IP WLS BF H R ER SO BB IBB HBP BLK WP HR S P ERA WHIP	IP WLS BF H R ER SO BB IBB HBP BLK WP HR S P ERA WHIP	IP WLS BF H R ER SO BB IBB HBP BLK WP HR S P ERA WHIP	IP WLS BF H R ER SO BB IBB HBP BLK WP HR S P ERA WHIP	IP WLS BF H R ER SO BB IBB HBP BLK WP HR S P ERA WHIP	IP WLS BF H R ER SO BB IBB HBP BLK WP HR S P ERA WHIP	IP WLS BF H R ER SO BB IBB HBP BLK WP HR S P ERA WHIP	IP WLS BF H R ER SO BB IBB HBP BLK WP HR S P ERA WHIP	IP WLS BF H R ER SO BB IBB HBP BLK WP HR S P ERA WHIP	IP WLS BF H R ER SO BB IBB HBP BLK WP HR S P ERA WHIP	IP WLS BF H R ER SO BB IBB HBP BLK WP HR S P ERA WHIP	IP WLS BF H R ER SO BB IBB HBP BLK WP HR S P ERA WHIP	IP WLS BF H R ER SO BB IBB HBP BLK WP HR S P ERA WHIP	IP WLS BF H R ER SO BB IBB HBP BLK WP HR S P ERA WHIP	IP WLS BF H R ER SO BB IBB HBP BLK WP HR S P ERA WHIP	IP WLS BF H R ER SO BB IBB HBP BLK WP HR S P ERA WHIP	IP WLS BF H R ER SO BB IBB HBP BLK WP HR S P ERA WHIP	IP WLS BF H R ER SO BB IBB HBP BLK WP HR S P ERA WHIP	IP WLS BF H R ER SO BB IBB HBP BLK WP HR S P ERA WHIP	IP WLS BF H R ER SO BB IBB HBP BLK WP HR S P ERA WHIP	IP WLS BF H R ER SO BB IBB HBP BLK WP HR S P ERA WHIP	IP WLS BF H R ER SO BB IBB HBP BLK WP HR S P ERA WHIP	IP WLS BF H R ER SO BB IBB HBP BLK WP HR S P ERA WHIP	IP WLS BF H R ER SO BB IBB HBP BLK WP HR S P ERA WHIP
2 Leonys Martín, L OBP: 0.263, SLG: 0.250										3	0	0	0	0	2	1	Chicago White Sox @ Cleveland Indians Progressive Field, Cleveland, OH Wed Apr 03 2019, 1:11 PM - 4:12 PM EDT Att: 10,689 - Sunny - 48 F							
27 Kevin Plawecki, R										1	0	0	0	0	0	0								
11 José Ramírez, S OBP: 0.200, SLG: 0.211										4	1	0	0	0	0	0								
8 Jordan Luplow, R OBP: 0.250, SLG: 0.143											4	0	1	0	0	2		1						
41 Carlos Santana, S OBP: 0.526, SLG: 0.529											4	1	2	1	0	0		1						
13 Hanley Ramírez, R OBP: 0.316, SLG: 0.588											4	1	1	2	0	2		3						
1 Greg Allen, S											4	0	0	0	0	2		2						
55 Roberto Pérez, R										1	0	0	0	1	1	0								
30 Tyler Naquin, L OBP: 0.167, SLG: 0.167										4	0	0	0	0	2	2								
26 Max Moroff, S OBP: 0.100, SLG: 0.100										3	0	0	0	0	2	1								
7 Eric Stamets, R										3	0	0	0	0	2	1								
Inning Stats	R: 1 H: 2 E: 1 K: 3 S: 17	H: 2 LOB: 0 BB: 0 P: 28	R: 0 H: 0 E: 0 K: 1 S: 13	H: 0 LOB: 1 BB: 1 P: 21	R: 0 H: 0 E: 0 K: 1 S: 9	H: 0 LOB: 0 BB: 0 P: 15	R: 0 H: 0 E: 0 K: 2 S: 9	H: 0 LOB: 0 BB: 0 P: 14	R: 0 H: 0 E: 1 K: 1 S: 9	H: 0 LOB: 1 BB: 0 P: 14	R: 0 H: 0 E: 0 K: 1 S: 6	H: 0 LOB: 0 BB: 0 P: 11	R: 0 H: 0 E: 0 K: 1 S: 7	H: 0 LOB: 0 BB: 0 P: 11	R: 2 H: 3 E: 0 K: 2 S: 14	H: 3 LOB: 1 BB: 0 P: 22	1B: 4 2B: 0 HR: 1	SF: 0 SAC: 0 DP: 0 HBP: 0	WP: 1 PB: 0 SB: 0 CS: 0	PA: 35				
PITCHER	IP WLS BF H R ER SO BB IBB HBP BLK WP HR S P ERA WHIP	IP WLS BF H R ER SO BB IBB HBP BLK WP HR S P ERA WHIP	IP WLS BF H R ER SO BB IBB HBP BLK WP HR S P ERA WHIP	IP WLS BF H R ER SO BB IBB HBP BLK WP HR S P ERA WHIP	IP WLS BF H R ER SO BB IBB HBP BLK WP HR S P ERA WHIP	IP WLS BF H R ER SO BB IBB HBP BLK WP HR S P ERA WHIP	IP WLS BF H R ER SO BB IBB HBP BLK WP HR S P ERA WHIP	IP WLS BF H R ER SO BB IBB HBP BLK WP HR S P ERA WHIP	IP WLS BF H R ER SO BB IBB HBP BLK WP HR S P ERA WHIP	IP WLS BF H R ER SO BB IBB HBP BLK WP HR S P ERA WHIP	IP WLS BF H R ER SO BB IBB HBP BLK WP HR S P ERA WHIP	IP WLS BF H R ER SO BB IBB HBP BLK WP HR S P ERA WHIP	IP WLS BF H R ER SO BB IBB HBP BLK WP HR S P ERA WHIP	IP WLS BF H R ER SO BB IBB HBP BLK WP HR S P ERA WHIP	IP WLS BF H R ER SO BB IBB HBP BLK WP HR S P ERA WHIP	IP WLS BF H R ER SO BB IBB HBP BLK WP HR S P ERA WHIP	IP WLS BF H R ER SO BB IBB HBP BLK WP HR S P ERA WHIP	IP WLS BF H R ER SO BB IBB HBP BLK WP HR S P ERA WHIP	IP WLS BF H R ER SO BB IBB HBP BLK WP HR S P ERA WHIP	IP WLS BF H R ER SO BB IBB HBP BLK WP HR S P ERA WHIP	IP WLS BF H R ER SO BB IBB HBP BLK WP HR S P ERA WHIP	IP WLS BF H R ER SO BB IBB HBP BLK WP HR S P ERA WHIP	IP WLS BF H R ER SO BB IBB HBP BLK WP HR S P ERA WHIP	IP WLS BF H R ER SO BB IBB HBP BLK WP HR S P ERA WHIP
55 Carlos Rodón, L ERA: 1.59	6.0	W	23	2	1	0	9	1	0	0	0	0	0	0	0	0	0.00	0.500						
61 Ryan Burr, R ERA: 9.0	1.0		3	0	0	0	1	0	0	0	0	0	0	0	0	0	0.00	0.000						
41 Kelvin Herrera, R ERA: 3.0	1.0		3	0	0	0	1	0	0	0	0	0	0	0	0	0	0.00	0.000						
65 Nate Jones, R ERA: 16.2	1.0		6	3	2	2	2	0	0	0	0	0	0	0	0	0	18.00	3.000						

livebaseballscorecards.com

livebaseballscorecards.com

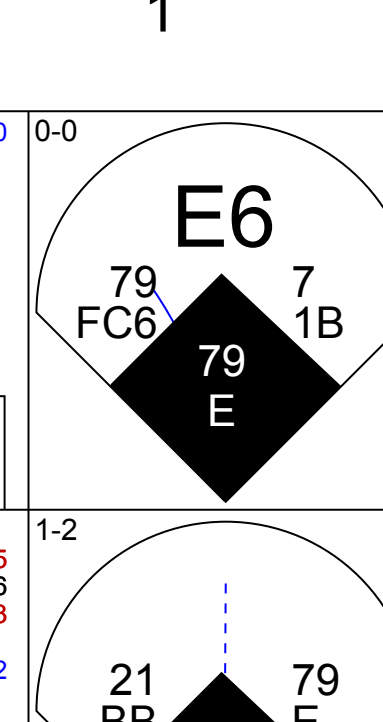
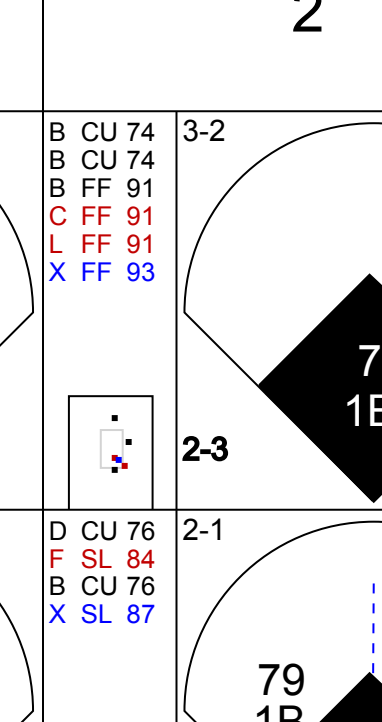
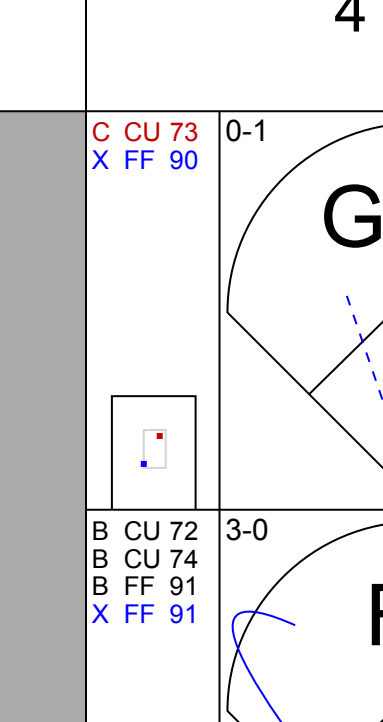
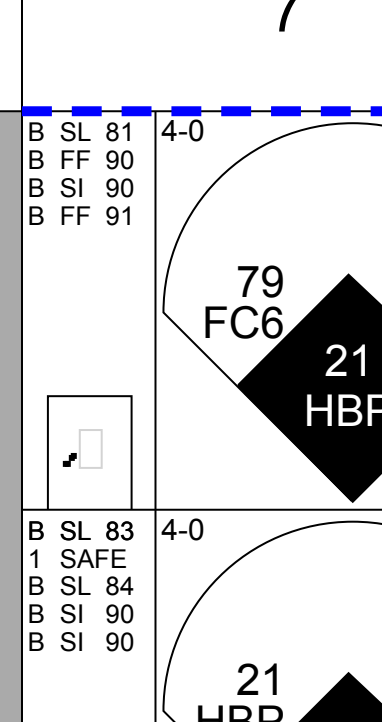
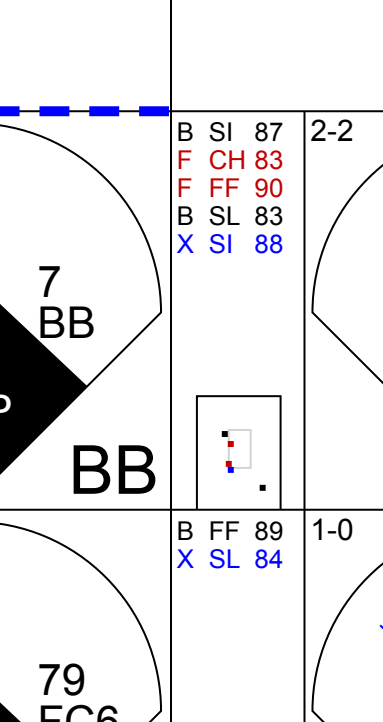
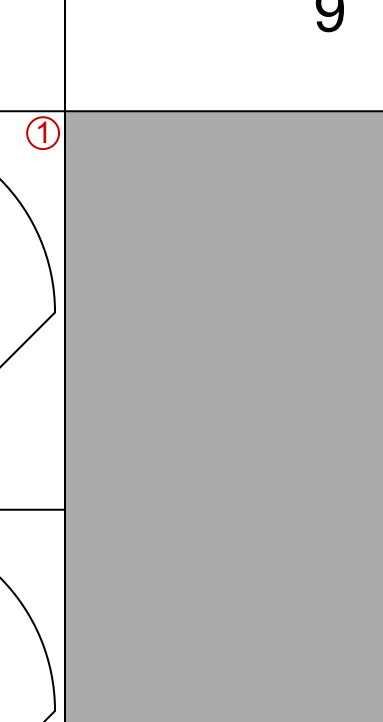
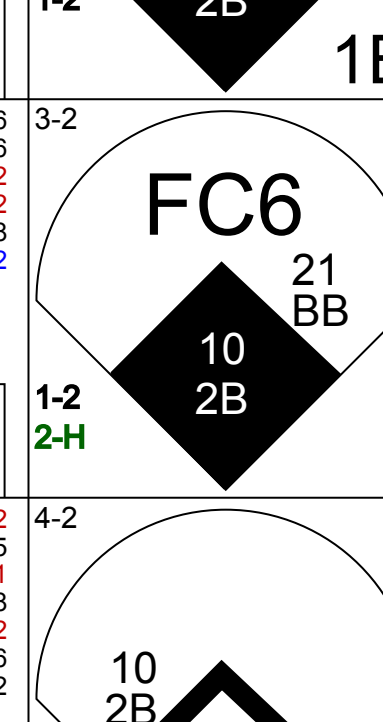
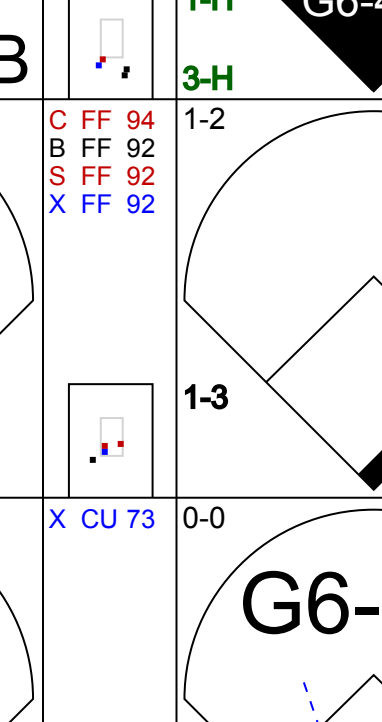
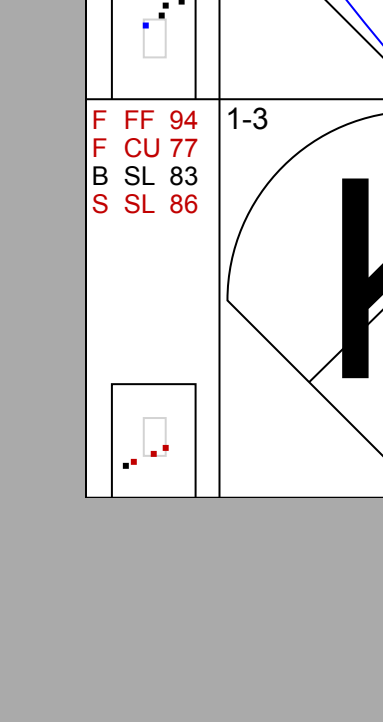
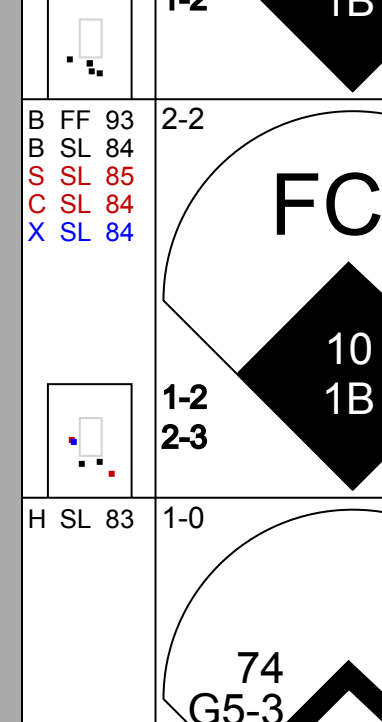
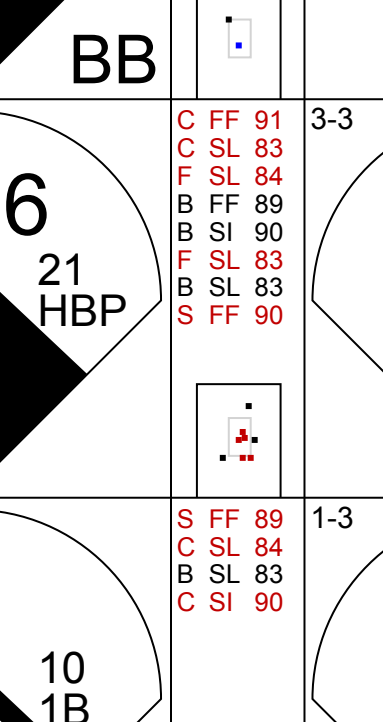
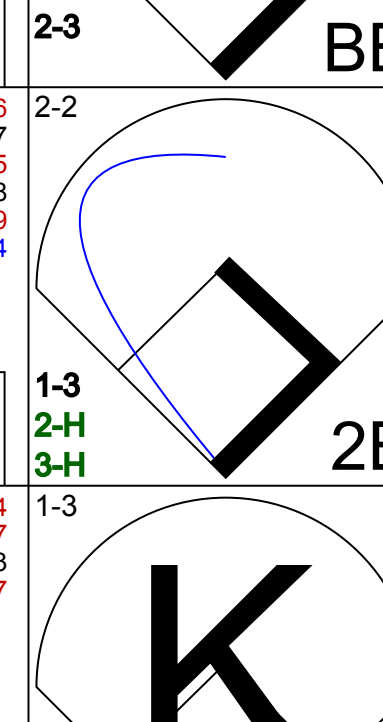
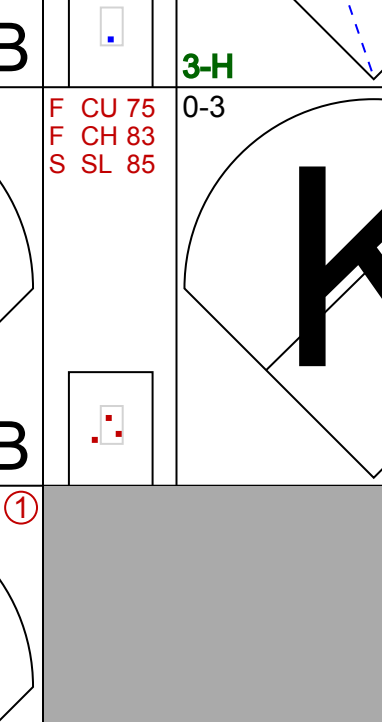

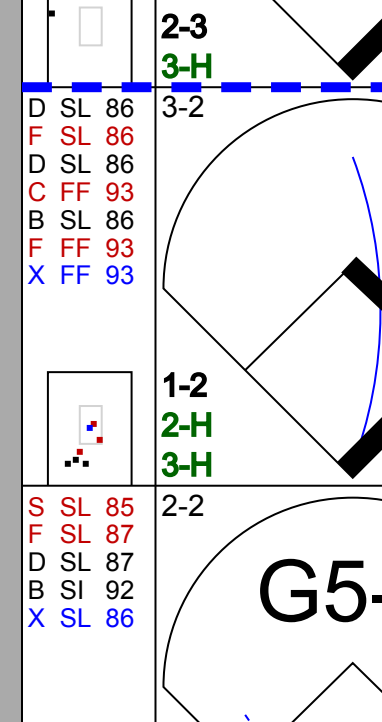
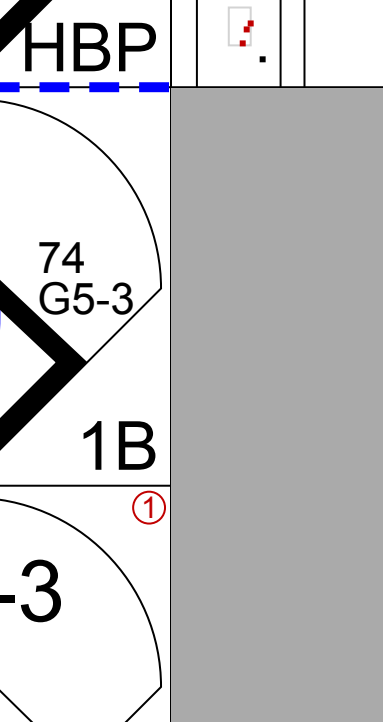
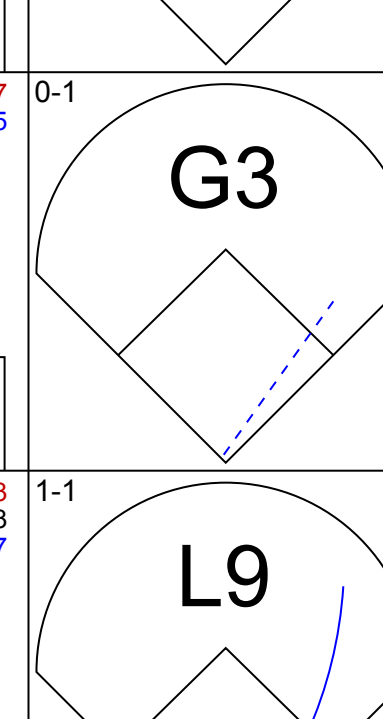

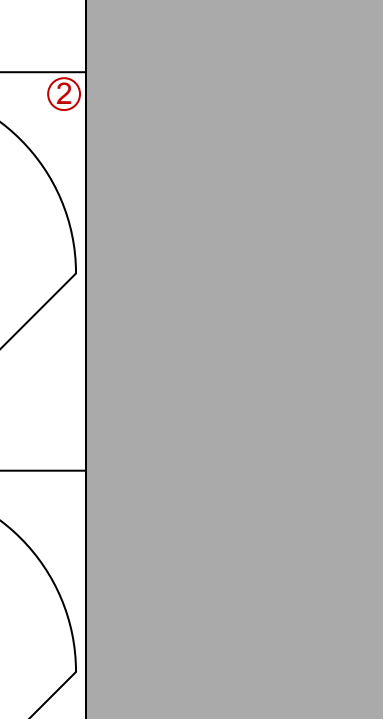
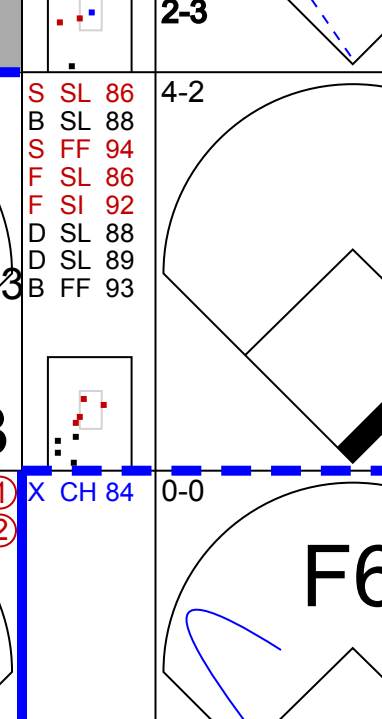
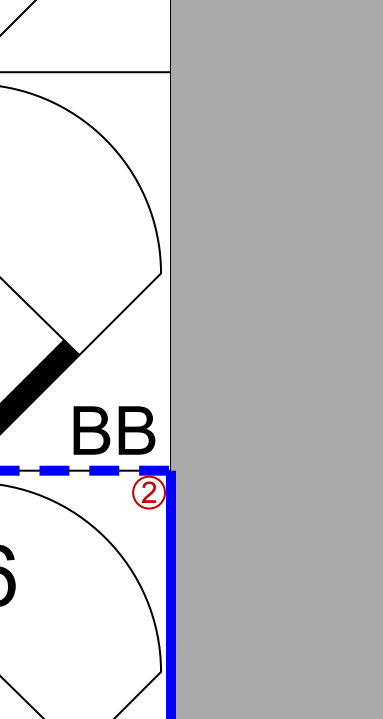
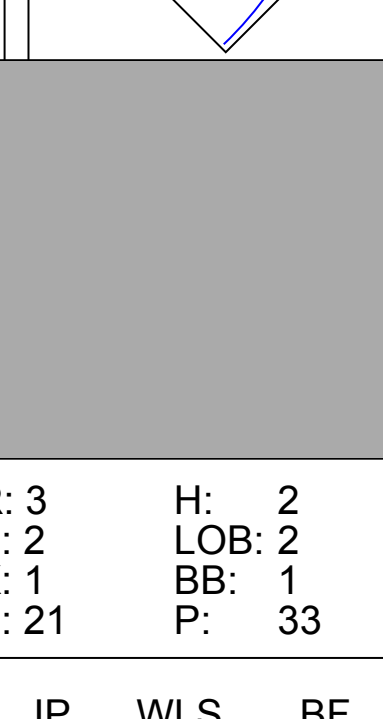
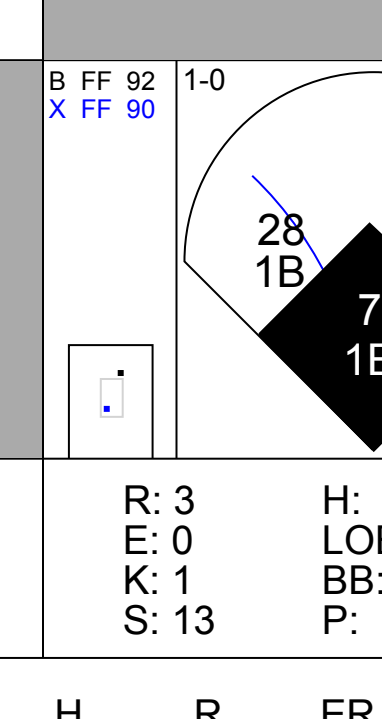
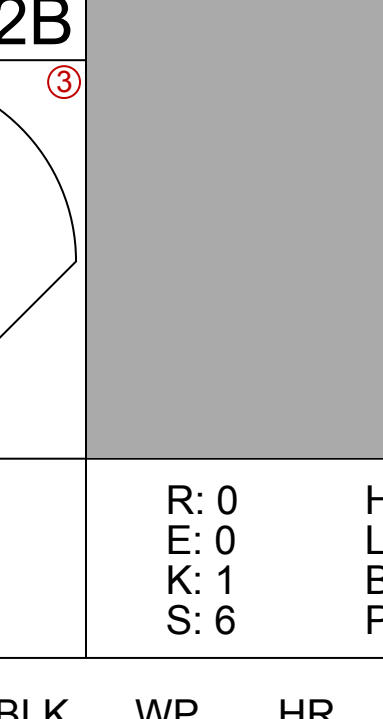
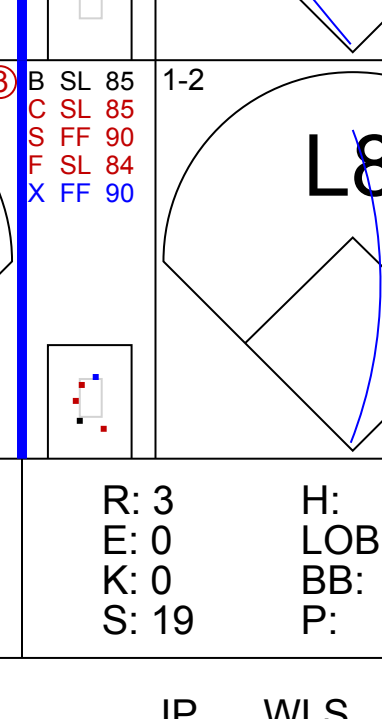
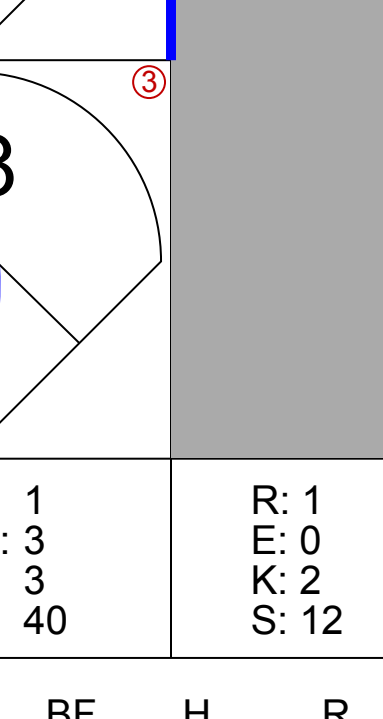






Batter	1	2	3	4	5	6	7	8	9	AB	R	H	RBI	BB	SO	LOB	TOP			
0 Mallex Smith, L (1, 8) OBP: 0.345, SLG: 0.458										3	1	0	0	2	2	2				
17 Mitch Haniger, R (1, 9) OBP: 0.356, SLG: 0.538										5	1	1	2	0	1	3				
16 Domingo Santana, R (1, 7) OBP: 0.409, SLG: 0.676										4	1	1	2	1	1	1				
32 Jay Bruce, L (1, 3) OBP: 0.275, SLG: 0.455										5	0	0	0	0	2	2				
1 Tim Beckham, R (1, 6) OBP: 0.436, SLG: 0.735										5	1	1	0	0	1	1				
22 Omar Narváez, L (1, 2) OBP: 0.300, SLG: 0.483										4	1	3	0	0	0	1				
27 Ryon Healy, R (1, 5) OBP: 0.316, SLG: 0.714										3	1	1	3	0	1	2				
20 Daniel Vogelbach, L (1, 10) OBP: 0.500, SLG: 1.000										4	1	2	1	0	1	1				
9 Dee Strange-Gordon, L (1, 4) OBP: 0.306, SLG: 0.313										0	1	0	0	2	0	0				
25 Dylan Moore, R (4, 4)										2	0	0	0	0	0	1				
Inning Stats	R: 1 E: 0 K: 2 S: 9	H: 1 LOB: 0 BB: 0 P: 15	R: 0 E: 0 K: 1 S: 10	H: 1 LOB: 1 BB: 0 P: 13	R: 1 E: 0 K: 1 S: 8	H: 0 LOB: 1 BB: 2 P: 20	R: 2 E: 0 K: 1 S: 14	H: 2 LOB: 1 BB: 1 P: 23	R: 0 E: 0 K: 0 S: 7	H: 0 LOB: 1 BB: 1 P: 15	R: 4 E: 0 K: 2 S: 16	H: 3 LOB: 0 BB: 1 P: 32	R: 0 E: 0 K: 0 S: 10	H: 1 LOB: 1 BB: 0 P: 17	R: 0 E: 0 K: 2 S: 10	H: 0 LOB: 0 BB: 0 P: 15	1B: 4 2B: 1 3B: 0 HR: 4	SF: 1 SAC: 0 DP: 0 HBP: 0	WP: 0 PB: 1 SB: 1 CS: 0	PA: 41
PITCHER	IP WLS BF H R ER SO BB IBB HBP BLK WP HR S P ERA WHIP																			
40 Reynaldo López, R (1, 1) ERA: 10.0	5.0		25	6	6	6	5	4	0	0	0	0	0	0	3	51	93	10.80	2.000	
57 Jace Fry, L (6, 1) ERA: 22.5	0.2		4	1	2	2	1	1	0	0	0	0	0	1	10	20	27.00	3.000		
61 Ryan Burr, R (6, 1) ERA: 5.4	1.1	W	5	1	0	0	1	0	0	0	0	0	0	0	10	17	0.00	0.750		
41 Kelvin Herrera, R (8, 1) ERA: 2.25	1.0	H	4	1	0	0	0	0	0	0	0	0	0	10	17	0.00	1.000			
48 Alex Colomé, R (9, 1) ERA:	1.0	S	3	0	0	0	2	0	0	0	0	0	0	10	15	0.00	0.000			

Seattle Mariners @ Chicago White Sox
Guaranteed Rate Field, Chicago, IL
Fri Apr 05 2019, 1:17 PM - 4:51 PM CDT
Att: 32,723 - Cloudy - 44 F

AB	35
R	8
H	9
RBI	8
BB	5
SO	9
LOB	14



Batter	1	2	3	4	5	6	7	8	9	AB	R	H	RBI	BB	SO	LOB	BOTTOM	
28 Leury García, S (1, 9) OBP: 0.375, SLG: 0.391										4	3	1	0	1	0	0		
7 Tim Anderson, R (1, 6) OBP: 0.471, SLG: 0.688										4	4	3	3	1	0	0		
79 José Abreu, R (1, 3) OBP: 0.333, SLG: 0.560										5	2	1	0	0	2	3		
21 Welington Castillo, R (1, 2) OBP: 0.643, SLG: 0.286										3	0	0	1	1	2	1		
10 Yoán Moncada, S (1, 5) OBP: 0.519, SLG: 0.875										4	0	2	4	0	1	0		
74 Eloy Jiménez, R (1, 7) OBP: 0.231, SLG: 0.167										4	0	0	0	0	1	4		
17 Yonder Alonso, L (1, 10) OBP: 0.462, SLG: 0.353										2	0	0	0	2	0	2		
20 José Rondón, R (1, 4) OBP: 0.167, SLG: 0.286										3	0	1	0	0	0	3		
18 Daniel Palka, L (7, PH) OBP: 1.000, SLG: 4.000										1	0	0	0	0	0	3		
49 Ryan Cordell, R (8, 9) OBP: 1.000, SLG: 4.000										0	0	0	0	0	0	0		
15 Adam Engel, R (1, 8) OBP: 0.143, SLG: 0.286										3	1	1	0	0	0	1		
5 Yolmer Sánchez, S (7, PH) OBP: 0.048, SLG: 0.048										1	0	0	0	0	0	3		
Inning Stats	R: 3 E: 2 K: 1 S: 21	H: 2 LOB: 2 BB: 1 P: 33	R: 3 E: 0 K: 1 S: 13	H: 4 LOB: 0 BB: 0 P: 20	R: 0 E: 0 K: 0 S: 12	H: 1 LOB: 1 BB: 0 P: 19	R: 0 E: 0 K: 1 S: 6	H: 0 LOB: 0 BB: 0 P: 10	R: 0 E: 0 K: 0 S: 7	H: 0 LOB: 0 BB: 1 P: 11	R: 3 E: 0 K: 0 S: 8	H: 1 LOB: 3 BB: 3 P: 40	R: 1 E: 0 K: 2 S: 12	H: 1 LOB: 0 BB: 0 P: 19	1B: 5 2B: 3 3B: 0 HR: 1	SF: 0 SAC: 0 DP: 2 HBP: 1	WP: 0 PB: 0 SB: 1 CS: 0	PA: 40
PITCHER	IP WLS BF H R ER SO BB IBB HBP BLK WP HR S P ERA WHIP																	
18 Yusei Kikuchi, L (1, 1) ERA: 4.02	5.0		24	7	6	4	0	1	0	0	0	0	0	0	8	13	0.00	1.000
67 Matt Festa, R (6, 1) ERA:	1.0	H	3	0	0	0	0	0	0	0	0	0	0	3	14	∞	∞	
35 Cory Gearrin, R (7, 1) ERA: 10.8	0.0	L	4	0	3	3	0	2	0	1	0	0	0	0	11	20	0.00	6.000
59 Zac Rosscup, L (7, 1) ERA: 2.45	0.1	B	3	1	0	0	0	1	0	0	0	0	0	1	17	25	5.40	0.600
60 Chasen Bradford, R (7, 1) ERA: 2.7	1.2		6	1	1	1	2	0	0	0	0	0	0	1	17	25	5.40	0.600

Seattle Mariners @ Chicago White Sox
Guaranteed Rate Field, Chicago, IL
Fri Apr 05 2019, 1:17 PM - 4:51 PM CDT
Att: 32,723 - Cloudy - 44 F

AB	34
R	10
H	9
RBI	8
BB	5
SO	6
LOB	20



Batter	1	2	3	4	5	6	7	8	9	AB	R	H	RBI	BB	SO	LOB	TOP					
0 Mallex Smith, L OBP: 0.353, SLG: 0.407										3	1	0	0	2	1	3	Seattle Mariners @ Chicago White Sox Guaranteed Rate Field, Chicago, IL Sat Apr 06 2019, 1:13 PM - 4:41 PM CDT Att: 31,286 - Cloudy - 54 F					
17 Mitch Haniger, R OBP: 0.360, SLG: 0.545										5	1	2	1	0	1	3						
16 Domingo Santana, R (1,7) OBP: 0.388, SLG: 0.619										5	0	1	1	0	2	3						
32 Jay Bruce, L OBP: 0.289, SLG: 0.605										5	2	2	2	0	2	4						
10 Edwin Encarnación, R (1,10) OBP: 0.424, SLG: 0.360										4	2	1	0	1	1	0						
1 Tim Beckham, R OBP: 0.477, SLG: 0.846										5	2	4	3	0	0	0						
27 Ryon Healy, R OBP: 0.349, SLG: 0.711										3	0	1	2	2	1	0						
2 Tom Murphy, R OBP: 0.667, SLG: 0.500										4	1	2	0	1	2	2						
25 Dylan Moore, R OBP: 0.286, SLG: 0.091										4	0	1	0	0	1	4						
Inning Stats	R: 0 H: 0 E: 0 K: 1 S: 11	H: 0 LOB: 1 BB: 1 P: 18	R: 0 H: 0 E: 0 K: 1 S: 8	H: 0 LOB: 0 BB: 0 P: 11	R: 1 H: 1 E: 0 K: 0 S: 9	H: 1 LOB: 1 BB: 2 P: 19	R: 3 H: 4 E: 1 K: 1 S: 20	H: 4 LOB: 1 BB: 1 P: 35	R: 3 H: 3 E: 0 K: 3 S: 17	H: 3 LOB: 0 BB: 0 P: 23	R: 1 H: 2 E: 0 K: 2 S: 18	H: 2 LOB: 2 BB: 0 P: 26	R: 0 H: 1 E: 0 K: 1 S: 7	H: 1 LOB: 1 BB: 1 P: 14	R: 0 H: 0 E: 0 K: 1 S: 10	H: 0 LOB: 0 BB: 0 P: 15	R: 1 H: 3 E: 0 K: 1 S: 16	H: 3 LOB: 3 BB: 1 P: 32	1B: 8 2B: 3 3B: 0 HR: 3	SF: 0 SAC: 0 DP: 1 HBP: 1	WP: 0 PB: 0 SB: 0 CS: 0	PA: 45
PITCHER	IP WLS BF H R ER SO BB IBB HBP BLK WP HR S P ERA WHIP																					
27 Lucas Giolito, R ERA: 5.73	4.1 L 21 6 5 5 4 4 0 0 0 0 0 1 53 89 10.38 2.308																					
53 Caleb Frare, L ERA:	0.1 1 0 0 0 1 0 0 0 0 0 0 0 3 4 0.00 0.000																					
66 José Ruiz, R ERA: 81.0	0.1 5 3 3 3 1 0 0 0 1 0 0 0 12 17 81.00 9.000																					
65 Nate Jones, R ERA: 10.13	1.0 4 1 0 0 2 0 0 0 0 0 0 0 15 22 0.00 1.000																					
58 Manny Bañuelos, L ERA: 6.75	3.0 14 4 1 1 3 2 0 0 0 0 0 1 33 61 3.00 2.000																					

Batter	1	2	3	4	5	6	7	8	9	AB	R	H	RBI	BB	SO	LOB	BOTTOM			
28 Leury García, S OBP: 0.345, SLG: 0.357										5	0	1	0	0	0	2	Seattle Mariners @ Chicago White Sox Guaranteed Rate Field, Chicago, IL Sat Apr 06 2019, 1:13 PM - 4:41 PM CDT Att: 31,286 - Cloudy - 54 F			
10 Yadn Moncada, S OBP: 0.438, SLG: 0.724										5	0	0	0	0	4					
79 José Abreu, R OBP: 0.323, SLG: 0.621										4	1	1	1	0	2	2				
17 Yonder Alonso, L OBP: 0.400, SLG: 0.286										4	0	0	0	0	0	0				
74 Eloy Jiménez, R OBP: 0.300, SLG: 0.250										4	0	3	0	0	1	0				
18 Daniel Palka, L OBP: 0.500, SLG: 2.000										3	0	0	0	0	2	3				
49 Ryan Cordell, R (8,PH) OBP: 0.500, SLG: 2.000										1	0	0	0	0	0	0				
7 Tim Anderson, R OBP: 0.524, SLG: 0.850										4	1	3	1	0	1	0				
33 James McCann, R OBP: 0.313, SLG: 0.438										4	0	2	0	0	1	4				
5 Yolmer Sánchez, S OBP: 0.080, SLG: 0.042										3	0	0	0	1	1	1				
Inning Stats	R: 0 H: 0 E: 0 K: 2 S: 11	H: 2 LOB: 2 BB: 0 P: 14	R: 0 H: 0 E: 0 K: 0 S: 7	H: 0 LOB: 0 BB: 0 P: 10	R: 1 H: 3 E: 0 K: 1 S: 18	H: 3 LOB: 2 BB: 0 P: 24	R: 0 H: 0 E: 0 K: 0 S: 7	H: 0 LOB: 0 BB: 0 P: 11	R: 0 H: 1 E: 0 K: 1 S: 10	H: 1 LOB: 1 BB: 0 P: 15	R: 1 H: 3 E: 0 K: 3 S: 19	H: 3 LOB: 2 BB: 0 P: 23	R: 0 H: 0 E: 0 K: 1 S: 9	H: 0 LOB: 0 BB: 0 P: 14	R: 0 H: 1 E: 0 K: 1 S: 14	H: 1 LOB: 2 BB: 1 P: 22	1B: 7 2B: 1 3B: 0 HR: 2	SF: 0 SAC: 0 DP: 0 HBP: 0	WP: 0 PB: 0 SB: 0 CS: 0	PA: 38
PITCHER	IP WLS BF H R ER SO BB IBB HBP BLK WP HR S P ERA WHIP																			
8 Mike Leake, R ERA: 2.92	6.1 W 28 9 2 2 2 6 0 0 0 0 0 0 7 10 2.84 1.421																			
65 Brandon Brennan, R (7,1) ERA:	0.2 2 0 0 0 2 0 0 0 0 0 0 0 7 10 0.00 0.000																			
55 Roenis Elias, L ERA: 3.18	1.0 3 0 0 0 1 0 0 0 0 0 0 0 9 14 0.00 0.000																			
54 Connor Sadzeck, R (9,1) ERA:	1.0 5 1 0 0 1 1 0 0 0 0 0 0 14 22 0.00 2.000																			



Batter	1	2	3	4	5	6	7	8	9	AB	R	H	RBI	BB	SO	LOB	TOP								
0 Mallex Smith, L OBP: 0.359, SLG: 0.406											5	2	2	0	0	1	1								
17 Mitch Haniger, R OBP: 0.327, SLG: 0.490											5	1	0	0	0	2	3								
16 Domingo Santana, R (1,7) OBP: 0.415, SLG: 0.622											3	2	2	1	1	1	0								
10 Edwin Encarnación, R (1,3) OBP: 0.447, SLG: 0.500											5	2	3	4	0	1	1								
22 Omar Narváez, L (1,2) OBP: 0.288, SLG: 0.441											5	1	1	1	0	1	3								
1 Tim Beckham, R (1,6) OBP: 0.488, SLG: 0.825											1	2	0	0	2	0	0								
25 Dylan Moore, R (5,6) OBP: 0.250, SLG: 0.077											2	0	0	0	2	2									
20 Daniel Vogelbach, L (1,10) OBP: 0.579, SLG: 1.400											4	2	3	6	1	0	0								
27 Ryon Healy, R (1,5) OBP: 0.313, SLG: 0.628											5	0	0	0	0	1	2								
9 Dee Strange-Gordon, L (1,4) OBP: 0.300, SLG: 0.306											4	0	1	0	0	0	2								
Inning Stats	R: 1 E: 0 K: 2 S: 17	H: 1 LOB: 1 BB: 0 P: 24	R: 0 E: 0 K: 0 S: 6	H: 0 LOB: 0 BB: 0 P: 10	R: 6 E: 0 K: 0 S: 31	H: 6 LOB: 1 BB: 1 P: 50	R: 2 E: 0 K: 1 S: 15	H: 1 LOB: 0 BB: 1 P: 27	R: 2 E: 0 K: 0 S: 10	H: 1 LOB: 2 BB: 0 P: 15	R: 0 E: 0 K: 1 S: 14	H: 2 LOB: 2 BB: 0 P: 20	R: 0 E: 0 K: 0 S: 11	H: 0 LOB: 1 BB: 1 P: 23	R: 0 E: 0 K: 3 S: 12	H: 0 LOB: 0 BB: 0 P: 17	R: 1 E: 0 K: 2 S: 10	H: 1 LOB: 0 BB: 0 P: 16	1B: 8 2B: 1 3B: 0 HR: 3	SF: 0 SAC: 0 DP: 0 HBP: 0	WP: 1 PB: 1 SB: 3 CS: 0	PA: 44			
PITCHER	IP WLS BF H R ER SO BB IBB HBP BLK WP HR S P ERA WHIP	IP WLS BF H R ER SO BB IBB HBP BLK WP HR S P ERA WHIP	IP WLS BF H R ER SO BB IBB HBP BLK WP HR S P ERA WHIP	IP WLS BF H R ER SO BB IBB HBP BLK WP HR S P ERA WHIP	IP WLS BF H R ER SO BB IBB HBP BLK WP HR S P ERA WHIP	IP WLS BF H R ER SO BB IBB HBP BLK WP HR S P ERA WHIP	IP WLS BF H R ER SO BB IBB HBP BLK WP HR S P ERA WHIP	IP WLS BF H R ER SO BB IBB HBP BLK WP HR S P ERA WHIP	IP WLS BF H R ER SO BB IBB HBP BLK WP HR S P ERA WHIP	IP WLS BF H R ER SO BB IBB HBP BLK WP HR S P ERA WHIP	IP WLS BF H R ER SO BB IBB HBP BLK WP HR S P ERA WHIP	IP WLS BF H R ER SO BB IBB HBP BLK WP HR S P ERA WHIP	IP WLS BF H R ER SO BB IBB HBP BLK WP HR S P ERA WHIP	IP WLS BF H R ER SO BB IBB HBP BLK WP HR S P ERA WHIP	IP WLS BF H R ER SO BB IBB HBP BLK WP HR S P ERA WHIP	IP WLS BF H R ER SO BB IBB HBP BLK WP HR S P ERA WHIP	IP WLS BF H R ER SO BB IBB HBP BLK WP HR S P ERA WHIP	IP WLS BF H R ER SO BB IBB HBP BLK WP HR S P ERA WHIP	IP WLS BF H R ER SO BB IBB HBP BLK WP HR S P ERA WHIP	IP WLS BF H R ER SO BB IBB HBP BLK WP HR S P ERA WHIP	IP WLS BF H R ER SO BB IBB HBP BLK WP HR S P ERA WHIP	IP WLS BF H R ER SO BB IBB HBP BLK WP HR S P ERA WHIP	IP WLS BF H R ER SO BB IBB HBP BLK WP HR S P ERA WHIP		
46 Iván Nova, R (1,1) ERA: 7.71	2.1 L 16 7 7 7 2		1 0 0 0	0 0 0 0	1 0 0 0	0 1 21 38	27.00 3.429																		
61 Ryan Burr, R (3,1) ERA: 7.71	1.1 6 1 2 2 1		1 0 0 0	0 0 0 0	0 1 11 16	13.50 1.500																			
53 Caleb Frare, L (4,1) ERA: 7.71	1.1 6 1 2 2 0		1 0 0 0	0 0 0 0	0 1 11 16	13.50 1.500																			
66 José Ruiz, R (6,1) ERA: 40.5	0.1 3 2 0 0 0		0 0 0 0	0 0 0 0	0 0 8 10	0.00 6.000																			
57 Jace Fry, L (6,1) ERA: 12.27	1.2 6 0 0 0 1		1 0 0 0	0 0 0 0	0 0 17 33	0.00 0.600																			
PITCHER	IP WLS BF H R ER SO BB IBB HBP BLK WP HR S P ERA WHIP	IP WLS BF H R ER SO BB IBB HBP BLK WP HR S P ERA WHIP	IP WLS BF H R ER SO BB IBB HBP BLK WP HR S P ERA WHIP	IP WLS BF H R ER SO BB IBB HBP BLK WP HR S P ERA WHIP	IP WLS BF H R ER SO BB IBB HBP BLK WP HR S P ERA WHIP	IP WLS BF H R ER SO BB IBB HBP BLK WP HR S P ERA WHIP	IP WLS BF H R ER SO BB IBB HBP BLK WP HR S P ERA WHIP	IP WLS BF H R ER SO BB IBB HBP BLK WP HR S P ERA WHIP	IP WLS BF H R ER SO BB IBB HBP BLK WP HR S P ERA WHIP	IP WLS BF H R ER SO BB IBB HBP BLK WP HR S P ERA WHIP	IP WLS BF H R ER SO BB IBB HBP BLK WP HR S P ERA WHIP	IP WLS BF H R ER SO BB IBB HBP BLK WP HR S P ERA WHIP	IP WLS BF H R ER SO BB IBB HBP BLK WP HR S P ERA WHIP	IP WLS BF H R ER SO BB IBB HBP BLK WP HR S P ERA WHIP	IP WLS BF H R ER SO BB IBB HBP BLK WP HR S P ERA WHIP	IP WLS BF H R ER SO BB IBB HBP BLK WP HR S P ERA WHIP	IP WLS BF H R ER SO BB IBB HBP BLK WP HR S P ERA WHIP	IP WLS BF H R ER SO BB IBB HBP BLK WP HR S P ERA WHIP	IP WLS BF H R ER SO BB IBB HBP BLK WP HR S P ERA WHIP	IP WLS BF H R ER SO BB IBB HBP BLK WP HR S P ERA WHIP	IP WLS BF H R ER SO BB IBB HBP BLK WP HR S P ERA WHIP	IP WLS BF H R ER SO BB IBB HBP BLK WP HR S P ERA WHIP	IP WLS BF H R ER SO BB IBB HBP BLK WP HR S P ERA WHIP		
7 Tim Anderson, R (1,6) OBP: 0.577, SLG: 0.880																									
20 José Rondón, R (1,4) OBP: 0.235, SLG: 0.313																									
79 José Abreu, R (1,10) OBP: 0.333, SLG: 0.606																									
21 Welington Castillo, R (1,2) OBP: 0.474, SLG: 0.167																									
10 Yoán Moncada, S (1,5) OBP: 0.405, SLG: 0.647																									
74 Eloy Jiménez, R (1,7) OBP: 0.294, SLG: 0.226																									
17 Yonder Alonso, L (1,3) OBP: 0.382, SLG: 0.280																									
49 Ryan Cordell, R (1,9) OBP: 0.333, SLG: 1.000																									
15 Adam Engel, R (1,8) OBP: 0.182, SLG: 0.545																									
Inning Stats	R: 0 E: 0 K: 1 S: 9	H: 1 LOB: 1 BB: 0 P: 14	R: 1 E: 0 K: 0 S: 17	H: 2 LOB: 1 BB: 0 P: 27	R: 1 E: 0 K: 0 S: 16	H: 1 LOB: 1 BB: 1 P: 25	R: 0 E: 0 K: 1 S: 6	H: 0 LOB: 0 BB: 0 P: 7	R: 0 E: 0 K: 2 S: 11	H: 2 LOB: 2 BB: 0 P: 15	R: 0 E: 0 K: 1 S: 10	H: 0 LOB: 1 BB: 0 P: 14	R: 3 E: 0 K: 1 S: 14	H: 3 LOB: 2 BB: 2 P: 29	R: 0 E: 0 K: 1 S: 9	H: 1 LOB: 0 BB: 0 P: 12	R: 0 E: 0 K: 1 S: 7	H: 0 LOB: 0 BB: 0 P: 12	1B: 6 2B: 3 3B: 0 HR: 1	SF: 0 SAC: 0 DP: 0 HBP: 0	WP: 0 PB: 0 SB: 0 CS: 0	PA: 41			
PITCHER	IP WLS BF H R ER SO BB IBB HBP BLK WP HR S P ERA WHIP	IP WLS BF H R ER SO BB IBB HBP BLK WP HR S P ERA WHIP	IP WLS BF H R ER SO BB IBB HBP BLK WP HR S P ERA WHIP	IP WLS BF H R ER SO BB IBB HBP BLK WP HR S P ERA WHIP	IP WLS BF H R ER SO BB IBB HBP BLK WP HR S P ERA WHIP	IP WLS BF H R ER SO BB IBB HBP BLK WP HR S P ERA WHIP	IP WLS BF H R ER SO BB IBB HBP BLK WP HR S P ERA WHIP	IP WLS BF H R ER SO BB IBB HBP BLK WP HR S P ERA WHIP	IP WLS BF H R ER SO BB IBB HBP BLK WP HR S P ERA WHIP	IP WLS BF H R ER SO BB IBB HBP BLK WP HR S P ERA WHIP	IP WLS BF H R ER SO BB IBB HBP BLK WP HR S P ERA WHIP	IP WLS BF H R ER SO BB IBB HBP BLK WP HR S P ERA WHIP	IP WLS BF H R ER SO BB IBB HBP BLK WP HR S P ERA WHIP	IP WLS BF H R ER SO BB IBB HBP BLK WP HR S P ERA WHIP	IP WLS BF H R ER SO BB IBB HBP BLK WP HR S P ERA WHIP	IP WLS BF H R ER SO BB IBB HBP BLK WP HR S P ERA WHIP	IP WLS BF H R ER SO BB IBB HBP BLK WP HR S P ERA WHIP	IP WLS BF H R ER SO BB IBB HBP BLK WP HR S P ERA WHIP	IP WLS BF H R ER SO BB IBB HBP BLK WP HR S P ERA WHIP	IP WLS BF H R ER SO BB IBB HBP BLK WP HR S P ERA WHIP	IP WLS BF H R ER SO BB IBB HBP BLK WP HR S P ERA WHIP	IP WLS BF H R ER SO BB IBB HBP BLK WP HR S P ERA WHIP	IP WLS BF H R ER SO BB IBB HBP BLK WP HR S P ERA WHIP	IP WLS BF H R ER SO BB IBB HBP BLK WP HR S P ERA WHIP	
49 Wade LeBlanc, L (1,1) ERA: 4.76	6.0 W 26 6 2 2 6		1 0 0 0	0 0 0 0	0 0 1 14	29 27.00	3.00 5.000																		
67 Matt Festa, R (7,1) ERA: 4.29	1.0 8 3 3 3 1		2 0 0 0	0 0 0 0	0 0 9 12	0.00 1.000																			
60 Chasen Bradford, R (8,1) ERA: 2.08	1.0 4 1 0 0 1		0 0 0 0	0 0 0 0	0 0 7 12	0.00 0.000																			
30 Anthony Swarzak, R (9,1) ERA:	1.0 3 0 0 0 1		0 0 0 0	0 0 0 0	0 0 7 12	0.00 0.000																			

Seattle Mariners @ Chicago White Sox
Guaranteed Rate Field, Chicago, IL
Sun Apr 07 2019, 1:09 PM - 4:58 PM CDT
Att: 12,509 - Partly Cloudy - 63 F

AB 39
R 12
H 12
RBI 12
BB 4
SO 9
LOB 14



Batter	1	2	3	4	5	6	7	8	9	AB	R	H	RBI	BB	SO	LOB	TOP																		
17 Austin Meadows, L OBP: 0.386, SLG: 0.564										5	2	4	4	1	1	0																			
29 Tommy Pham, R OBP: 0.411, SLG: 0.273										4	0	1	0	2	0	4																			
26 Ji Man Choi, L OBP: 0.350, SLG: 0.343										4	0	0	0	1	1	4																			
8 Brandon Lowe, L OBP: 0.325, SLG: 0.500										3	2	2	2	1	1	0																			
2 Yandy Diaz, R OBP: 0.375, SLG: 0.571										3	0	0	0	1	0	4																			
28 Daniel Robertson, R OBP: 0.273, SLG: 0.225										1	0	0	0	0	0	1																			
39 Kevin Kiermaier, L OBP: 0.333, SLG: 0.600										5	1	1	1	0	1	1																			
24 Avisail García, R OBP: 0.306, SLG: 0.382										5	1	3	1	0	1	0																			
7 Michael Pérez, L OBP: 0.313, SLG: 0.467										5	1	1	0	0	2	3																			
1 Willy Adames, R OBP: 0.250, SLG: 0.244										3	3	1	1	2	0	1																			
Inning Stats	R: 1 E: 0 K: 0 S: 9	H: 1 LOB: 1 BB: 1 P: 20	R: 3 E: 0 K: 0 S: 12	H: 2 LOB: 0 BB: 1 P: 24	R: 1 E: 0 K: 1 S: 10	H: 1 LOB: 0 BB: 0 P: 18	R: 2 E: 0 K: 0 S: 17	H: 3 LOB: 3 BB: 2 P: 35	R: 0 E: 0 K: 1 S: 6	H: 0 LOB: 0 BB: 0 P: 9	R: 0 E: 0 K: 1 S: 7	H: 1 LOB: 0 BB: 0 P: 11	R: 0 E: 0 K: 2 S: 10	H: 0 LOB: 1 BB: 1 P: 20	R: 1 E: 0 K: 1 S: 13	H: 2 LOB: 2 BB: 1 P: 26	R: 2 E: 0 K: 1 S: 27	H: 3 LOB: 3 BB: 2 P: 46	1B: 8 2B: 2 3B: 0 HR: 3	SF: 1 SAC: 0 DP: 0 HBP: 0	WP: 3 PB: 0 SB: 1 CS: 0	PA: 48													
PITCHER	IP	WLS	BF	H	R	ER	SO	BB	IBB	HBP	BLK	WP	HR	S	P	ERA	WHIP	PITCHER	IP	WLS	BF	H	R	ER	SO	BB	IBB	HBP	BLK	WP	HR	S	P	ERA	WHIP
54 Ervin Santana, R ERA: 17.18	3.2	L	21	7	7	7	1	3	0	0	0	0	3	45	88	17.18	2.727	58 Manny Bañuelos, L ERA: 3.68	3.1	12	1	0	0	4	2	0	0	0	0	0	26	49	0.00	0.900	
66 José Ruiz, R ERA: 27.0	0.2	3	1	1	1	1	1	0	0	0	0	0	0	8	13	13.50	1.500	53 Caleb Frare, L ERA: 6.75	0.1	3	1	0	0	0	1	0	0	0	1	0	5	13	0.00	6.000	
57 Jace Fry, L ERA: 13.5	1.0	8	3	2	2	2	1	2	0	0	0	1	0	27	46	18.00	5.000																		

Tampa Bay Rays @ Chicago White Sox
Guaranteed Rate Field, Chicago, IL
Tue Apr 09 2019, 1:10 PM - 5:06 PM CDT
Att: 10,799 - Partly Cloudy - 62 F

AB 38
R 10
H 13
RBI 9
BB 8
SO 7
LOB 18

Batter	1	2	3	4	5	6	7	8	9	AB	R	H	RBI	BB	SO	LOB	BOTTOM																		
28 Leury García, S OBP: 0.368, SLG: 0.389										4	0	0	0	1	3	3																			
10 Yadir Moncada, S OBP: 0.370, SLG: 0.628										5	2	2	2	0	2	3																			
79 José Abreu, R OBP: 0.267, SLG: 0.476										5	0	0	0	0	0	2																			
17 Yonder Alonso, L OBP: 0.359, SLG: 0.241										3	1	0	0	1	1	0																			
7 Tim Anderson, R OBP: 0.529, SLG: 0.758										4	1	2	1	0	2	0																			
21 Wellington Castillo, R OBP: 0.423, SLG: 0.118										2	0	0	0	2	0	1																			
74 Eloy Jiménez, R OBP: 0.333, SLG: 0.282										4	0	2	1	0	0	1																			
18 Daniel Palka, L										2	0	0	0	1	1	0																			
20 José Rondón, R OBP: 0.318, SLG: 0.500										0	0	0	1	1	0	0																			
5 Yolmer Sánchez, S OBP: 0.107, SLG: 0.074										3	1	1	0	0	1	2																			
15 Adam Engel, R OBP: 0.133, SLG: 0.400										1	0	0	0	0	1	3																			
Inning Stats	R: 0 E: 0 K: 1 S: 9	H: 0 LOB: 0 BB: 1 P: 16	R: 0 E: 0 K: 2 S: 9	H: 0 LOB: 1 BB: 1 P: 16	R: 2 E: 0 K: 1 S: 12	H: 2 LOB: 0 BB: 0 P: 21	R: 0 E: 0 K: 1 S: 11	H: 0 LOB: 0 BB: 0 P: 16	R: 0 E: 0 K: 2 S: 16	H: 1 LOB: 2 BB: 1 P: 24	R: 0 E: 0 K: 0 S: 16	H: 1 LOB: 1 BB: 0 P: 20	R: 0 E: 0 K: 2 S: 8	H: 0 LOB: 0 BB: 0 P: 15	R: 3 E: 0 K: 2 S: 25	H: 3 LOB: 3 BB: 3 P: 51	R: 0 E: 0 K: 0 S: 9	H: 0 LOB: 0 BB: 0 P: 14	1B: 6 2B: 0 3B: 0 HR: 1	SF: 0 SAC: 0 DP: 1 HBP: 0	WP: 0 PB: 0 SB: 1 CS: 0	PA: 39													
PITCHER	IP	WLS	BF	H	R	ER	SO	BB	IBB	HBP	BLK	WP	HR	S	P	ERA	WHIP	PITCHER	IP	WLS	BF	H	R	ER	SO	BB	IBB	HBP	BLK	WP	HR	S	P	ERA	WHIP
50 Charlie Morton, R ERA: 2.25	5.0	W	20	3	2	2	3	1	0	0	0	0	0	36	57	6.75	1.125	62 Wilmer Font, R ERA: 6.35	2.2	11	2	2	2	3	1	0	0	0	0	0	36	57	6.75	1.125	
55 Ryne Stanek, R ERA: 1.5	0.0	3	2	0	0	0	0	1	0	0	0	0	0	8	17	∞	∞	46 José Alvarado, L ERA	0.1	H	2	0	1	1	1	1	0	0	0	0	5	12	27.00	3.000	
56 Adam Kolarek, L ERA	1.0	3	0	0	0	0	0	0	0	0	0	0	0	9	14	0.00	0.000																		

Tampa Bay Rays @ Chicago White Sox
Guaranteed Rate Field, Chicago, IL
Tue Apr 09 2019, 1:10 PM - 5:06 PM CDT
Att: 10,799 - Partly Cloudy - 62 F

AB 33
R 5
H 7
RBI 5
SO 11
LOB 15

Batter	1	2	3	4	5	6	7	8	9	AB	R	H	RBI	BB	SO	LOB	TOP										
17 Austin Meadows, L OBP: 0.420, SLG: 0.659										5	2	3	3	1	1	1											
29 Tommy Pham, R OBP: 0.419, SLG: 0.408										5	2	2	3	1	0	3											
26 Ji Man Choi, L OBP: 0.356, SLG: 0.359										4	1	1	0	1	1	2											
8 Brandon Lowe, L OBP: 0.333, SLG: 0.500										4	1	1	0	1	2	3											
24 Avisail García, R OBP: 0.341, SLG: 0.410										5	0	3	2	0	1	1											
39 Kevin Kiermaier, L OBP: 0.341, SLG: 0.564										4	0	1	0	1	1	3											
28 Daniel Robertson, R OBP: 0.263, SLG: 0.290										4	1	0	0	1	2	4											
10 Mike Zunino, R OBP: 0.139, SLG: 0.118										5	1	1	0	0	0	3											
1 Willy Adames, R OBP: 0.265, SLG: 0.261										5	1	2	1	0	2	0											
Inning Stats	R: 3 H: 4 E: 0 K: 1 S: 19	H: 4 LOB: 2 BB: 1 P: 34	R: 0 H: 0 E: 1 K: 1 S: 6	H: 0 LOB: 0 BB: 0 P: 7	R: 0 H: 1 E: 0 K: 2 S: 10	H: 2 LOB: 2 BB: 1 P: 19	R: 3 H: 4 E: 0 K: 1 S: 17	H: 4 LOB: 2 BB: 1 P: 33	R: 2 H: 2 E: 0 K: 1 S: 16	H: 2 LOB: 2 BB: 2 P: 28	R: 0 H: 0 E: 0 K: 1 S: 8	H: 0 LOB: 0 BB: 0 P: 11	R: 0 H: 0 E: 0 K: 1 S: 9	H: 0 LOB: 1 BB: 1 P: 21	R: 0 H: 1 E: 0 K: 0 S: 6	H: 1 LOB: 1 BB: 0 P: 7	R: 1 H: 2 E: 0 K: 1 S: 11	H: 2 LOB: 1 BB: 0 P: 19	1B: 7 2B: 4 3B: 0 HR: 3	SF: 0 SAC: 0 DP: 1 HBP: 0	WP: 1 PB: 0 SB: 0 CS: 0	PA: 47					
PITCHER	IP	WLS	BF	H	R	ER	SO	BB	IBB	HBP	BLK	WP	HR	S	P	ERA	WHIP										
40 Reynaldo López, R ERA: 12.15	4.1	L	27	10	8	8	5	4	0	0	0	0	3	58	104	16.61	3.231										
61 Ryan Burr, R ERA: 5.69	1.2		7	1	0	0	3	1	0	0	0	0	0	18	28	0.00	1.200										
65 Nate Jones, R ERA: 5.4	1.0		4	0	0	0	1	1	0	0	0	1	0	9	21	0.00	1.000										
41 Kelvin Herrera, R ERA: 1.5	1.0		4	1	0	0	0	0	0	0	0	0	0	6	7	0.00	1.000										
48 Alex Colomé, R ERA: 3.6	1.0		5	2	1	1	1	0	0	0	0	0	0	11	19	9.00	2.000										

Tampa Bay Rays @ Chicago White Sox
Guaranteed Rate Field, Chicago, IL
Wed Apr 10 2019, 2:50 PM - 5:49 PM CDT
Att: 11,107 - Cloudy - 39 F

AB 41
R 9
H 14
RBI 9
BB 6
SO 10
LOB 20



Batter	1	2	3	4	5	6	7	8	9	AB	R	H	RBI	BB	SO	LOB	BOTTOM										
28 Leury García, S OBP: 0.357, SLG: 0.375										4	0	1	0	0	1	1											
10 Yadir Moncada, S OBP: 0.360, SLG: 0.617										4	1	1	0	0	2	2											
79 José Abreu, R OBP: 0.245, SLG: 0.435										4	0	0	0	0	3	3											
17 Yonder Alonso, L OBP: 0.326, SLG: 0.212										4	0	0	1	0	2	0											
74 Eloy Jiménez, R OBP: 0.326, SLG: 0.302										4	0	1	0	0	1	0											
7 Tim Anderson, R OBP: 0.526, SLG: 0.730										4	0	2	0	0	1	0											
21 Wellington Castillo, R OBP: 0.367, SLG: 0.095										4	0	2	0	0	1	0											
18 Daniel Palka, L OBP: 0.129, SLG: 0.133										2	0	0	0	1	2	0											
5 Yolmer Sánchez, S OBP: 0.129, SLG: 0.133										3	0	1	0	0	1	1											
Inning Stats	R: 0 H: 0 E: 0 K: 2 S: 8	H: 1 LOB: 0 BB: 0 P: 12	R: 0 H: 1 E: 0 K: 1 S: 10	H: 1 LOB: 0 BB: 0 P: 15	R: 0 H: 1 E: 0 K: 2 S: 10	H: 2 LOB: 2 BB: 1 P: 18	R: 0 H: 0 E: 0 K: 2 S: 7	H: 0 LOB: 0 BB: 0 P: 12	R: 0 H: 0 E: 0 K: 2 S: 10	H: 0 LOB: 0 BB: 0 P: 14	R: 0 H: 0 E: 0 K: 1 S: 9	H: 0 LOB: 0 BB: 0 P: 11	R: 0 H: 1 E: 0 K: 2 S: 11	H: 1 LOB: 1 BB: 0 P: 19	R: 0 H: 0 E: 0 K: 2 S: 12	H: 3 LOB: 2 BB: 0 P: 20	1B: 3 2B: 3 3B: 0 HR: 0	SF: 0 SAC: 0 DP: 0 HBP: 0	WP: 0 PB: 0 SB: 2 CS: 0	PA: 34							
PITCHER	IP	WLS	BF	H	R	ER	SO	BB	IBB	HBP	BLK	WP	HR	S	P	ERA	WHIP										
20 Tyler Glasnow, R ERA: 0.53	6.0	W	21	4	1	1	3	0	0	0	0	0	0	29	48	3.00	1.333										
68 Jalen Beeks, L ERA: 2.7	3.0	S	13	4	1	1	3	0	0	0	0	0	0	29	48	3.00	1.333										

Tampa Bay Rays @ Chicago White Sox
Guaranteed Rate Field, Chicago, IL
Wed Apr 10 2019, 2:50 PM - 5:49 PM CDT
Att: 11,107 - Cloudy - 39 F

AB 33
R 1
H 6
RBI 1
BB 1
SO 14
LOB 10



Batter	1	2	3	4	5	6	7	8	9	AB	R	H	RBI	BB	SO	LOB	TOP
28 Leury García, S OBP: 0.370, SLG: 0.432										4	1	2	2	0	0	2	Chicago White Sox @ New York Yankees Yankee Stadium, Bronx, NY Fri Apr 12 2019, 7:09 PM - 9:51 PM EDT Att: 40,913 - Cloudy - 61 F
7 Tim Anderson, R OBP: 0.500, SLG: 0.683										4	0	1	0	0	1	2	
79 José Abreu, R OBP: 0.264, SLG: 0.429										3	1	1	0	1	2	2	
17 Yonder Alonso, L OBP: 0.340, SLG: 0.324										4	1	2	3	0	0	2	
10 Yoán Moncada, S OBP: 0.352, SLG: 0.588										4	1	1	0	0	0	2	
74 Eloy Jiménez, R OBP: 0.360, SLG: 0.468										4	2	3	3	0	0	0	
33 James McCann, R OBP: 0.348, SLG: 0.545										3	2	1	1	1	2	1	
20 José Rondón, R OBP: 0.280, SLG: 0.435										3	0	0	0	0	2	2	
15 Adam Engel, R OBP: 0.222, SLG: 0.471										2	1	1	0	1	1	0	
Inning Stats	R: 1 H: 2 E: 0 K: 2 S: 13	H: 2 LOB: 1 BB: 0 P: 20	R: 0 H: 2 E: 0 K: 1 S: 13	H: 2 LOB: 1 BB: 2 P: 23	R: 0 H: 1 E: 0 K: 1 S: 12	H: 1 LOB: 1 BB: 0 P: 15	R: 2 H: 1 E: 0 K: 1 S: 9	H: 1 LOB: 0 BB: 2 P: 18	R: 4 H: 4 E: 0 K: 3 S: 19	H: 4 LOB: 0 BB: 0 P: 30	R: 0 H: 0 E: 0 K: 0 S: 10	H: 0 LOB: 0 BB: 1 P: 17	R: 2 H: 2 E: 0 K: 0 S: 7	H: 2 LOB: 0 BB: 0 P: 14			
PITCHER	IP WLS BF H R ER SO BB IBB HBP BLK WP HR S P ERA WHIP	PITCHER IP WLS BF H R ER SO BB IBB HBP BLK WP HR S P ERA WHIP															
34 J.A. Happ, L ERA: 8.76	4.0 L 23 9 6 6 5 2 0 0 0 0 0 1 54 88 13.50 2.750																
56 Jonathan Holder, R ERA: 5.19	2.0 8 1 1 1 3 1 0 0 0 0 0 1 22 35 4.50 1.000																
57 Chad Green, R ERA: 11.81	0.1 3 2 2 2 0 0 0 0 0 0 0 2 7 14 54.00 6.000																

Batter	1	2	3	4	5	6	7	8	9	AB	R	H	RBI	BB	SO	LOB	BOTTOM
11 Brett Gardner, L OBP: 0.298, SLG: 0.420										4	1	1	1	0	0	4	Chicago White Sox @ New York Yankees Yankee Stadium, Bronx, NY Fri Apr 12 2019, 7:09 PM - 9:51 PM EDT Att: 40,913 - Cloudy - 61 F
99 Aaron Judge, R OBP: 0.417, SLG: 0.489										2	1	0	1	0	1	0	
45 Luke Voit, R OBP: 0.322, SLG: 0.429										3	1	0	0	1	2	4	
25 Gleyber Torres, R OBP: 0.364, SLG: 0.560										2	0	0	0	1	0	0	
33 Greg Bird, L OBP: 0.324, SLG: 0.290										3	0	0	0	0	2	3	
26 DJ LeMahieu, R OBP: 0.489, SLG: 0.561										2	1	2	2	1	0	0	
77 Clint Frazier, R OBP: 0.353, SLG: 0.633										2	1	1	0	1	0	1	
29 Gio Urshela, R OBP: 0.471, SLG: 0.462										3	1	2	1	0	0	0	
28 Austin Romine, R OBP: 0.222, SLG: 0.389										3	0	1	1	0	2	2	
Inning Stats	R: 2 H: 1 E: 1 K: 1 S: 13	H: 1 LOB: 2 BB: 2 P: 26	R: 2 H: 2 E: 0 K: 1 S: 12	H: 2 LOB: 1 BB: 1 P: 20	R: 0 H: 1 E: 0 K: 0 S: 13	H: 1 LOB: 1 BB: 0 P: 15	R: 1 H: 1 E: 0 K: 2 S: 11	H: 1 LOB: 0 BB: 0 P: 16	R: 0 H: 0 E: 0 K: 2 S: 11	H: 0 LOB: 0 BB: 0 P: 16	R: 1 H: 2 E: 0 K: 1 S: 17	H: 2 LOB: 3 BB: 1 P: 30	R: 1 H: 2 E: 0 K: 1 S: 17	H: 2 LOB: 3 BB: 1 P: 30			
PITCHER	IP WLS BF H R ER SO BB IBB HBP BLK WP HR S P ERA WHIP	PITCHER IP WLS BF H R ER SO BB IBB HBP BLK WP HR S P ERA WHIP															
27 Lucas Giolito, R ERA: 6.19	5.0 W 25 6 6 4 6 4 0 0 0 0 0 1 64 102 7.20 2.000																
66 José Ruiz, R ERA: 21.6	0.1 H 2 1 0 0 1 0 0 0 0 0 0 0 6 8 0.00 3.000																
57 Jace Fry, L ERA: 12.6	0.1 H 1 0 0 0 0 0 0 0 0 0 0 0 2 4 0.00 0.000																
65 Nate Jones, R ERA: 5.06	0.1 S 2 0 0 0 0 0 0 0 1 0 0 0 1 5 9 0.00 0.000																

AB	31
R	9
H	12
RBI	9
BB	3
SO	8
LOB	13



WP	0	PA	34
FB	0		
SB	1		
CS	0		



WP	0	PA	30
FB	0		
SB	0		
CS	0		

Batter	1	2	3	4	5	6	7	8	9	AB	R	H	RBI	BB	SO	LOB	TOP										
28 Leury García, S (1,9) OBP: 0.340, SLG: 0.396	L7		F8			G4-3			K	4	0	0	0	0	1	1	Chicago White Sox @ New York Yankees Yankee Stadium, Bronx, NY Sat Apr 13 2019, 1:09 PM - 3:37 PM EDT Att: 41,176 - Partly Cloudy - 69 F livebaseballscorecards.com										
7 Tim Anderson, R (1,6) OBP: 0.457, SLG: 0.622	K			F9			K		G4-3	4	0	0	0	0	2	0											
79 José Abreu, R (1,3) OBP: 0.250, SLG: 0.404	G6-3			G6-3			F8			3	0	0	0	0	0	0											
17 Yonder Alonso, L (1,10) OBP: 0.320, SLG: 0.300		K			G3		E4			3	0	0	0	0	1	0											
10 Yoán Moncada, S (1,5) OBP: 0.333, SLG: 0.556		G3				G5-3			K	3	0	0	0	0	1	1											
74 Eloy Jiménez, R (1,7) OBP: 0.340, SLG: 0.440		P4				F8			K	3	0	0	0	0	1	0											
21 Welington Castillo, R (1,2) OBP: 0.333, SLG: 0.083			G4-3						G6-3	3	0	0	0	0	1	0											
20 José Rondón, R (1,4) OBP: 0.308, SLG: 0.458									G6-3	1	0	1	0	0	0	0											
5 Yolmer Sánchez, S (6,PH) OBP: 0.121, SLG: 0.125							K		G6-3	2	0	0	0	0	1	0											
15 Adam Engel, R (1,8) OBP: 0.190, SLG: 0.400					F8				G1-3	3	0	0	0	0	1	1											
Inning Stats	R: 0 H: 0 E: 0 K: 1 S: 8	H: 0 LOB: 0 BB: 0 P: 13	R: 0 H: 0 E: 0 K: 1 S: 9	H: 0 LOB: 0 BB: 0 P: 12	R: 0 H: 1 E: 0 K: 0 S: 7	H: 1 LOB: 1 BB: 0 P: 12	R: 0 H: 0 E: 0 K: 0 S: 7	H: 0 LOB: 0 BB: 0 P: 12	R: 0 H: 0 E: 0 K: 1 S: 11	H: 0 LOB: 0 BB: 0 P: 13	R: 0 H: 0 E: 0 K: 2 S: 9	H: 0 LOB: 0 BB: 0 P: 10	R: 0 H: 0 E: 0 K: 2 S: 10	H: 0 LOB: 1 BB: 0 P: 15	R: 0 H: 0 E: 0 K: 1 S: 6	H: 0 LOB: 0 BB: 0 P: 9	R: 0 H: 0 E: 0 K: 1 S: 7	H: 0 LOB: 0 BB: 0 P: 9	1B: 1 2B: 0 3B: 0 HR: 0	SF: 0 SAC: 0 DP: 0 HBP: 0	WP: 0 PB: 0 CS: 0	PA: 29					
PITCHER	IP	WLS	BF	H	R	ER	SO	BB	IBB	HBP	BLK	WP	HR	S	P	ERA	WHIP										
52 CC Sabathia, L (1,1) ERA: 5.0	5.0		16	1	0	0	3	0	0	0	0	0	0	42	62	0.00	0.200										
55 Domingo Germán, R (6,1) ERA: 1.38	2.0	W	7	0	0	0	4	0	0	0	0	0	0	19	25	0.00	0.000										
53 Zack Britton, L (8,1) ERA: 4.05	1.0	H	3	0	0	0	1	0	0	0	0	0	0	6	9	0.00	0.000										
54 Aroldis Chapman, L (9,1) ERA: 3.0	1.0		3	0	0	0	1	0	0	0	0	0	0	7	9	0.00	0.000										

Batter	1	2	3	4	5	6	7	8	9	AB	R	H	RBI	BB	SO	LOB	BOTTOM										
11 Brett Gardner, L (1,8) OBP: 0.295, SLG: 0.407	26 BB 1B		P6			G4-3			K	4	0	1	0	0	1	1	Chicago White Sox @ New York Yankees Yankee Stadium, Bronx, NY Sat Apr 13 2019, 1:09 PM - 3:37 PM EDT Att: 41,176 - Partly Cloudy - 69 F livebaseballscorecards.com										
99 Aaron Judge, R (1,9) OBP: 0.406, SLG: 0.529	F9		K			L6			HR	4	1	1	1	0	1	1											
26 DJ LeMahieu, R (1,5) OBP: 0.490, SLG: 0.545					25 G5-4-3 1B	L8			G6-3	3	0	1	0	1	0	0											
25 Gleyber Torres, R (1,6) OBP: 0.356, SLG: 0.537					G5-4-3				K	4	1	1	0	0	2	3											
33 Greg Bird, L (1,3) OBP: 0.293, SLG: 0.257	G4-3								F8	4	1	0	0	0	1	3											
77 Clint Frazier, R (1,10) OBP: 0.351, SLG: 0.606		K				G5-3				3	1	1	0	0	1	0											
39 Mike Tauchman, L (1,7) OBP: 0.200, SLG: 0.286										2	0	0	0	0	1	0											
45 Luke Voit, R (7,PH) OBP: 0.333, SLG: 0.440		G6-3								1	0	1	1	0	0	0											
29 Gio Urshela, R (8,5) OBP: 0.471, SLG: 0.462										0	0	0	0	0	0	0											
66 Kyle Higashioka, R (1,2) OBP: 0.333, SLG: 0.500		L7								2	0	1	1	0	0	0											
14 Tyler Wade, L (1,4) OBP: 0.222, SLG: 0.176									SH5-3	2	0	0	1	0	0	1											
Inning Stats	R: 0 H: 1 E: 0 K: 1 S: 16	H: 1 LOB: 2 BB: 1 P: 27	R: 0 H: 0 E: 0 K: 1 S: 7	H: 0 LOB: 0 BB: 0 P: 10	R: 0 H: 0 E: 0 K: 1 S: 8	H: 0 LOB: 0 BB: 0 P: 12	R: 0 H: 1 E: 0 K: 1 S: 14	H: 1 LOB: 0 BB: 0 P: 20	R: 0 H: 1 E: 0 K: 1 S: 8	H: 1 LOB: 1 BB: 0 P: 10	R: 0 H: 0 E: 0 K: 0 S: 8	H: 0 LOB: 0 BB: 0 P: 11	R: 3 H: 3 E: 1 K: 1 S: 16	H: 3 LOB: 1 BB: 0 P: 23	R: 1 H: 1 E: 0 K: 1 S: 8	H: 1 LOB: 0 BB: 0 P: 11	1B: 6 2B: 0 3B: 0 HR: 1	SF: 1 SAC: 1 DP: 1 HBP: 0	WP: 0 PB: 0 CS: 0	PA: 32							
PITCHER	IP	WLS	BF	H	R	ER	SO	BB	IBB	HBP	BLK	WP	HR	S	P	ERA	WHIP										
46 Iván Nova, R (1,1) ERA: 5.28	6.0	L	22	4	1	1	5	1	0	0	0	0	0	64	93	1.50	0.833										
57 Jace Fry, L (7,1) ERA: 12.6	0.0		1	0	0	0	0	0	0	0	0	0	0	3	5	∞	∞										
61 Ryan Burr, R (7,1) ERA: 6.48	2.0		9	3	3	2	2	0	0	0	0	0	1	18	26	9.00	1.500										


Batter	1	2	3	4	5	6	7	8	9	AB	R	H	RBI	BB	SO	LOB	TOP										
15 Whit Merrifield, R OBP: 0.347, SLG: 0.500										3	0	0	1	1	0	4	Kansas City Royals @ Chicago White Sox Guaranteed Rate Field, Chicago, IL Mon Apr 15 2019, 7:11 PM - 10:12 PM CDT Att: 12,553 - Cloudy - 47 F										
27 Adalberto Mondesi, S OBP: 0.266, SLG: 0.537										4	0	0	0	0	1	1											
4 Alex Gordon, L OBP: 0.439, SLG: 0.630										4	0	1	0	0	0	0											
17 Hunter Dozier, R OBP: 0.379, SLG: 0.580										3	1	2	1	1	1	1											
66 Ryan O'Hearn, L OBP: 0.358, SLG: 0.357										4	0	0	0	0	1	3											
9 Lucas Duda, L OBP: 0.333, SLG: 0.348										1	1	0	0	3	0	0											
2 Chris Owings, R OBP: 0.267, SLG: 0.345										3	1	2	2	1	0	1											
16 Martin Maldonado, R OBP: 0.298, SLG: 0.268										3	0	1	0	0	1	3											
12 Jorge Soler, R OBP: 0.273, SLG: 0.492										1	0	0	0	0	1	1											
6 Billy Hamilton, S OBP: 0.283, SLG: 0.220										3	1	0	0	1	1	4											
Inning Stats	R: 0 H: 0 E: 0 K: 0 S: 4	H: 0 LOB: 0 BB: 1 P: 10	R: 3 H: 3 E: 0 K: 0 S: 13	H: 3 LOB: 1 BB: 1 P: 26	R: 0 H: 1 E: 0 K: 0 S: 7	H: 1 LOB: 2 BB: 0 P: 12	R: 0 H: 1 E: 0 K: 1 S: 16	H: 1 LOB: 2 BB: 1 P: 23	R: 0 H: 1 E: 0 K: 2 S: 13	H: 0 LOB: 0 BB: 1 P: 20	R: 0 H: 0 E: 0 K: 0 S: 8	H: 0 LOB: 0 BB: 1 P: 14	R: 1 H: 0 E: 0 K: 0 S: 8	H: 0 LOB: 0 BB: 1 P: 15	R: 0 H: 0 E: 0 K: 1 S: 6	H: 0 LOB: 1 BB: 1 P: 14	R: 0 H: 0 E: 0 K: 2 S: 10	H: 0 LOB: 1 BB: 1 P: 14	1B: 1 2B: 3 3B: 0 HR: 2	SF: 1 SAC: 0 DP: 2 HBP: 0	WP: 1 PB: 0 SB: 1 CS: 1	PA: 37					
PITCHER	IP	WLS	BF	H	R	ER	SO	BB	IBB	HBP	BLK	WP	HR	S	P	ERA	WHIP										
54 Ervin Santana, R ERA: 10.38	5.0		23	6	3	3	3	3	0	0	0	1	2	53	91	5.40	1.800										
58 Manny Bañuelos, L ERA: 3.48	3.0	W	10	0	1	1	1	3	0	0	0	0	0	22	43	3.00	1.000										
48 Alex Colomé, R ERA: 2.57	1.0	S	4	0	0	0	2	1	0	0	0	0	0	10	14	0.00	1.000										

Batter	1	2	3	4	5	6	7	8	9	AB	R	H	RBI	BB	SO	LOB	BOTTOM										
28 Leury García, S OBP: 0.317, SLG: 0.379										5	1	1	1	0	2	2	Kansas City Royals @ Chicago White Sox Guaranteed Rate Field, Chicago, IL Mon Apr 15 2019, 7:11 PM - 10:12 PM CDT Att: 12,553 - Cloudy - 47 F										
10 Yadir Moncada, S OBP: 0.394, SLG: 0.565										4	0	1	1	0	2	1											
79 José Abreu, R OBP: 0.292, SLG: 0.421										2	0	1	0	1	0	0											
17 Yonder Alonso, L OBP: 0.328, SLG: 0.283										4	0	1	0	0	0	3											
74 Eloy Jiménez, R OBP: 0.328, SLG: 0.393										4	0	0	0	0	1	2											
7 Tim Anderson, R OBP: 0.483, SLG: 0.679										4	2	3	0	0	0	0											
21 Wellington Castillo, R OBP: 0.324, SLG: 0.214										4	1	1	2	0	0	2											
18 Daniel Palka, L										1	0	0	0	2	0	0											
15 Adam Engel, R OBP: 0.182, SLG: 0.381										0	0	0	0	0	0	0											
5 Yolmer Sánchez, S OBP: 0.171, SLG: 0.200										4	1	1	1	0	1	4											
Inning Stats	R: 0 H: 1 E: 0 K: 2 S: 12	H: 1 LOB: 1 BB: 0 P: 18	R: 0 H: 0 E: 0 K: 0 S: 6	H: 0 LOB: 0 BB: 0 P: 9	R: 0 H: 1 E: 0 K: 0 S: 8	H: 1 LOB: 1 BB: 0 P: 9	R: 0 H: 0 E: 0 K: 0 S: 10	H: 0 LOB: 0 BB: 0 P: 16	R: 3 H: 3 E: 0 K: 0 S: 15	H: 3 LOB: 2 BB: 1 P: 27	R: 0 H: 1 E: 0 K: 2 S: 13	H: 1 LOB: 2 BB: 1 P: 20	R: 0 H: 1 E: 0 K: 2 S: 11	H: 1 LOB: 2 BB: 1 P: 16	R: 2 H: 2 E: 0 K: 0 S: 11	H: 2 LOB: 1 BB: 1 P: 21	R: 0 H: 0 E: 0 K: 2 S: 11	H: 0 LOB: 1 BB: 1 P: 21	1B: 6 2B: 2 3B: 0 HR: 1	SF: 0 SAC: 0 DP: 0 HBP: 2	WP: 0 PB: 0 SB: 0 CS: 1	PA: 37					
PITCHER	IP	WLS	BF	H	R	ER	SO	BB	IBB	HBP	BLK	WP	HR	S	P	ERA	WHIP										
49 Heath Fillmyer, R ERA: 9.0	5.0		22	5	3	3	2	1	0	1	0	0	0	51	79	5.40	1.200										
58 Scott Barlow, R ERA: 2.57	2.0		10	2	0	0	4	1	0	1	1	0	0	24	36	0.00	1.500										
26 Brad Boxberger, R ERA: 9.72	1.0	L	5	2	2	2	0	1	0	0	0	0	1	11	21	18.00	3.000										

AB	29
R	4
H	6
RBI	4
BB	7
SO	6
LOB	18



AB	32
R	5
H	9
RBI	5
BB	3
SO	6
LOB	14



Batter	1	2	3	4	5	6	7	8	9	AB	R	H	RBI	BB	SO	LOB	TOP										
15 Whit Merrifield, R OBP: 0.342, SLG: 0.486	L8		P2					K		4	0	1	0	0	1	0	Kansas City Royals @ Chicago White Sox Guaranteed Rate Field, Chicago, IL Tue Apr 16 2019, 7:11 PM - 9:49 PM CDT Att: 13,583 - Overcast - 55 F										
4 Alex Gordon, L OBP: 0.429, SLG: 0.603	1B		G6-3				G1-3	F8		4	0	1	0	0	0	1											
17 Hunter Dozier, R OBP: 0.371, SLG: 0.547	F9		K				G6-5-3			3	0	0	0	1	1												
66 Ryan O'Hearn, L OBP: 0.368, SLG: 0.341	BB		K				G6-5-3	BB		2	0	0	0	2	1												
12 Jorge Soler, R OBP: 0.271, SLG: 0.477	K		1B				G4-3	FC9-6		4	0	1	0	0	1	3											
9 Lucas Duda, L OBP: 0.353, SLG: 0.481	HR		1B				L7	P5		4	1	2	1	0	0	1											
2 Chris Owings, R OBP: 0.254, SLG: 0.328	K		G5-4-3				G6-3			3	0	0	0	0	1	2											
36 Cam Gallagher, R OBP: 0.143, SLG: 0.143	P3		L8				F8			3	0	0	0	0	0	0											
6 Billy Hamilton, S OBP: 0.265, SLG: 0.205	K		F7				K			3	0	0	0	0	2	0											
Inning Stats	R: 0 H: 1 E: 0 K: 1 S: 9	H: 1 LOB: 2 BB: 1 P: 21	R: 1 H: 1 E: 0 K: 2 S: 15	H: 1 LOB: 0 BB: 0 P: 18	R: 0 H: 0 E: 0 K: 1 S: 7	H: 0 LOB: 0 BB: 0 P: 11	R: 0 H: 2 E: 0 K: 1 S: 13	H: 1 LOB: 1 BB: 0 P: 22	R: 0 H: 1 E: 0 K: 0 S: 16	H: 0 LOB: 0 BB: 0 P: 18	R: 0 H: 0 E: 0 K: 0 S: 9	H: 0 LOB: 0 BB: 0 P: 14	R: 0 H: 0 E: 0 K: 2 S: 9	H: 0 LOB: 0 BB: 0 P: 11	R: 0 H: 0 E: 0 K: 0 S: 7	H: 0 LOB: 1 BB: 1 P: 12	1B: 4 2B: 0 3B: 0 HR: 1	SF: 0 SAC: 0 DP: 2 HBP: 0	WP: 0 PB: 0 CS: 0	PA: 33							
PITCHER	IP	WLS	BF	H	R	ER	SO	BB	IBB	HBP	BLK	WP	HR	S	P	ERA	WHIP										
40 Reynaldo López, R ERA: 8.84	6.0	W	23	5	1	1	5	2	0	0	0	0	1	69	104	1.50	1.167										
57 Jace Fry, L ERA: 11.12	0.1	H	1	0	0	0	0	0	0	0	0	0	0	4	6	0.00	0.000										
65 Nate Jones, R ERA: 4.05	0.2	H	2	0	0	0	0	0	0	0	0	0	0	5	8	0.00	0.000										
41 Kelvin Herrera, R ERA: 1.13	1.0	H	3	0	0	0	2	0	0	0	0	0	0	9	11	0.00	0.000										
48 Alex Colomé, R ERA: 2.25	1.0		4	0	0	0	0	1	0	0	0	0	0	7	12	0.00	1.000										

Batter	1	2	3	4	5	6	7	8	9	AB	R	H	RBI	BB	SO	LOB	BOTTOM										
28 Leury García, S OBP: 0.313, SLG: 0.419	K		K		HR		K			4	1	1	2	0	3	0	Kansas City Royals @ Chicago White Sox Guaranteed Rate Field, Chicago, IL Tue Apr 16 2019, 7:11 PM - 9:49 PM CDT Att: 13,583 - Overcast - 55 F										
10 Yadir Moncada, S OBP: 0.371, SLG: 0.652	K		HR		HR		L7			4	2	2	2	0	1	0											
79 José Abreu, R OBP: 0.275, SLG: 0.393	K		K		G6-3		K			4	0	0	0	0	3	0											
17 Yonder Alonso, L OBP: 0.371, SLG: 0.420	1B		1B		2B		HR			4	1	4	1	0	0	0											
74 Eloy Jiménez, R OBP: 0.323, SLG: 0.383	K		G6-3		G6-3		G5-3			4	0	1	0	0	1	2											
7 Tim Anderson, R OBP: 0.431, SLG: 0.632	FC5-4		G6-4-3		K		K			4	0	0	0	0	2	3											
21 Wellington Castillo, R OBP: 0.341, SLG: 0.258	BB		K		K		K			3	0	1	0	1	2	1											
18 Daniel Palka, L OBP: 0.182, SLG: 0.381	K		G5-3		K		G5-3			3	0	0	0	0	2	3											
5 Yolmer Sánchez, S OBP: 0.182, SLG: 0.190	G5-3		HR		BB		F8			2	1	0	0	1	0	1											
Inning Stats	R: 0 H: 0 E: 0 K: 3 S: 11	H: 1 LOB: 0 BB: 0 P: 16	R: 0 H: 1 E: 0 K: 2 S: 12	H: 1 LOB: 2 BB: 1 P: 19	R: 1 H: 1 E: 0 K: 2 S: 11	H: 1 LOB: 0 BB: 0 P: 16	R: 0 H: 2 E: 0 K: 1 S: 9	H: 2 LOB: 1 BB: 0 P: 13	R: 3 H: 3 E: 0 K: 1 S: 12	H: 3 LOB: 1 BB: 1 P: 22	R: 0 H: 1 E: 0 K: 1 S: 10	H: 1 LOB: 0 BB: 0 P: 15	R: 0 H: 0 E: 0 K: 2 S: 11	H: 0 LOB: 0 BB: 0 P: 16	R: 1 H: 1 E: 0 K: 2 S: 11	H: 1 LOB: 0 BB: 0 P: 16	1B: 3 2B: 2 3B: 0 HR: 4	SF: 0 SAC: 0 DP: 1 HBP: 0	WP: 0 PB: 0 CS: 0	PA: 34							
PITCHER	IP	WLS	BF	H	R	ER	SO	BB	IBB	HBP	BLK	WP	HR	S	P	ERA	WHIP										
28 Jorge López, R ERA: 4.3	6.0	L	27	8	4	4	10	2	0	0	0	0	3	65	101	6.00	1.667										
68 Jake Newberry, R ERA: 6.0	2.0		7	1	1	1	4	0	0	0	0	0	1	22	32	4.50	0.500										

AB	30
R	1
H	5
RBI	1
BB	3
SO	7
LOB	9



AB	32
R	5
H	9
RBI	5
BB	2
SO	14
LOB	10




Batter	1	2	3	4	5	6	7	8	9	10	AB	R	H	RBI	BB	SO	LOB	TOP																		
27 Adalberto Mondesi, S OBP: 0.289, SLG: 0.507	K		F7		K				K		4	0	0	0	1	3	3	Kansas City Royals @ Chicago White Sox Guaranteed Rate Field, Chicago, IL Wed Apr 17 2019, 1:11 PM - 5:14 PM CDT Att. 14,358 - Cloudy - 64 F																		
4 Alex Gordon, L OBP: 0.427, SLG: 0.581			K		E8			F5			4	0	1	2	0	1	2																			
17 Hunter Dozier, R OBP: 0.388, SLG: 0.596	HBP				1B						4	1	2	2	1	1	1																			
66 Ryan O'Hearn, L OBP: 0.339, SLG: 0.306	K				IBB						5	0	0	0	0	3	6																			
12 Jorge Soler, R OBP: 0.294, SLG: 0.471											3	0	1	0	1	1	0																			
0 Terrance Gore, R OBP: 0.444, SLG: 0.778											0	0	0	0	0	0	0																			
15 Whit Merrifield, R OBP: 0.350, SLG: 0.453											1	0	1	0	0	0	0																			
9 Lucas Duda, L OBP: 0.359, SLG: 0.433											3	0	0	0	2	0	2																			
2 Chris Owings, R OBP: 0.265, SLG: 0.323											4	1	1	0	1	1	2																			
16 Martin Maldonado, R OBP: 0.269, SLG: 0.239											5	1	0	0	0	0	6																			
6 Billy Hamilton, S OBP: 0.283, SLG: 0.213											3	1	1	0	1	1	0																			
Inning Stats	R: 0 E: 0 K: 3 S: 10	H: 0 LOB: 1 BB: 0 P: 15	R: 0 E: 0 K: 1 S: 10	H: 0 LOB: 1 BB: 1 P: 16	R: 0 E: 0 K: 2 S: 8	H: 0 LOB: 0 BB: 0 P: 12	R: 0 E: 0 K: 1 S: 10	H: 0 LOB: 0 BB: 0 P: 15	R: 1 E: 0 K: 1 S: 9	H: 1 LOB: 2 BB: 0 P: 17	R: 0 E: 0 K: 1 S: 8	H: 0 LOB: 0 BB: 0 P: 10	R: 1 E: 1 K: 0 S: 9	H: 2 LOB: 2 BB: 2 P: 20	1B: 6 2B: 0 3B: 0 HR: 1	SF: 0 SAC: 0 DP: 1 HBP: 1	WP: 0 PB: 0 SB: 0 CS: 1		PA: 44																	
PITCHER	IP 2.2	WLS 0	BF 10	H 0	R 0	ER 0	SO 5	BB 1	IBB 0	HBP 1	BLK 0	WP 0	HR 0	S 24	P 36	ERA 0.00	WHIP 0.375		PITCHER	IP 10.1	WLS 6	BF 42	H 2	R 1	ER 1	SO 0	BB 1	IBB 1	HBP 0	BLK 0	WP 0	HR 1	S 20	P 20	ERA 9.00	WHIP 3.000
27 Lucas Giolito, R ERA: 5.3	1.2	8	1	2	0	1	1	0	0	0	0	0	0	25	40	0.00	1.200		65 Nate Jones, R ERA: 4.7	1.0	6	2	1	1	0	0	0	0	17	24	0.00	0.600				
61 Ryan Burr, R ERA: 5.4	1.2	7	1	0	0	3	0	1	0	0	0	0	0	17	24	0.00	0.600		66 José Ruiz, R ERA: 12.27	1.0	3	0	0	0	1	0	0	0	0	8	10	0.00	0.000			
64 Josh Osich, L ERA: 12.27	2.0	10	3	1	1	1	2	0	0	0	0	0	0	21	35	4.50	2.500	41 Kelvin Herrera, R ERA: 1.0	1.0	3	0	0	0	1	0	0	0	0	0	0	0	0	0	0	0	0
41 Kelvin Herrera, R ERA: 1.0	1.0	3	0	0	0	1	0	0	0	0	0	0	0	8	10	0.00	0.000																			

AB	36
R	4
H	7
RBI	4
BB	7
SO	11
LOB	22



WP	0
PB	0
SB	0
CS	1

AB	38
R	3
H	9
RBI	3
BB	8
SO	9
LOB	32



WP	1
PB	1
SB	1
CS	0

AB	38
R	3
H	9
RBI	3
BB	8
SO	9
LOB	32



WP	1
PB	1
SB	1
CS	0

Batter	1	2	3	4	5	6	7	8	9	AB	R	H	RBI	BB	SO	LOB	TOP										
28 Leury García, S OBP: 0.307, SLG: 0.380	G4-3		G3		G4-3		B3	E5		5	0	0	0	0	0	5	Chicago White Sox @ Detroit Tigers Comerica Park, Detroit, MI Thu Apr 18 2019, 1:10 PM - 4:19 PM EDT Att: 14,320 - Overcast - 64 F										
10 Yoán Moncada, S OBP: 0.346, SLG: 0.695	G3-1			L9		K	L7	K		5	0	0	0	0	2	3											
79 José Abreu, R OBP: 0.266, SLG: 0.348	L4			P4		F9	G1-3		G6-3	5	0	0	0	0	0	0											
17 Yonder Alonso, L OBP: 0.333, SLG: 0.383		G3-1			F7		E3		F8	5	2	1	0	0	0	0											
74 Eloy Jiménez, R OBP: 0.320, SLG: 0.420		G6-3				K	HR		F7	4	1	1	2	1	1	1											
7 Tim Anderson, R OBP: 0.438, SLG: 0.656			P4					G6-3		5	2	2	0	0	0	2											
21 Welington Castillo, R OBP: 0.356, SLG: 0.371										4	1	2	2	0	0	0											
5 Yolmer Sánchez, S OBP: 0.245, SLG: 0.224										3	0	1	1	1	0	1											
49 Ryan Cordell, R OBP: 0.500, SLG: 1.200										4	1	3	1	0	0	2											
Inning Stats	R: 0 E: 0 K: 0 S: 7	H: 0 LOB: 0 BB: 0 P: 10	R: 0 E: 0 K: 0 S: 7	H: 0 LOB: 0 BB: 0 P: 10	R: 0 E: 0 K: 0 S: 10	H: 1 LOB: 1 BB: 0 P: 12	R: 0 E: 0 K: 0 S: 7	H: 0 LOB: 0 BB: 0 P: 11	R: 1 E: 0 K: 1 S: 13	H: 3 LOB: 2 BB: 0 P: 16	R: 3 E: 2 K: 1 S: 19	H: 2 LOB: 1 BB: 0 P: 29	R: 1 E: 0 K: 0 S: 8	H: 1 LOB: 0 BB: 0 P: 10	R: 2 E: 1 K: 1 S: 29	H: 3 LOB: 3 BB: 1 P: 40	R: 0 E: 0 K: 0 S: 10	H: 0 LOB: 1 BB: 1 P: 19	1B: 6 2B: 1 3B: 0 HR: 3	SF: 0 SAC: 0 DP: 0 HBP: 0	WP: 0 PB: 0 SB: 1 CS: 0	PA: 42					
PITCHER	IP	WLS	BF	H	R	ER	SO	BB	IBB	HBP	BLK	WP	HR	S	P	ERA	WHIP										
38 Tyson Ross, R ERA: 3.38	6.0		27	7	5	2	2	0	0	0	0	0	2	65	90	3.00	1.167										
36 Blaine Hardy, L ERA: 4.22	1.0		4	1	1	1	0	0	0	0	0	0	0	8	12	9.00	1.000										
58 Victor Alcántara, R ERA: 2.45	0.2	B	5	2	1	1	0	1	0	0	0	0	1	19	24	13.50	4.500										
54 Drew VerHagen, R ERA: 3.38	0.1	W	2	0	0	0	1	0	0	0	0	0	0	8	12	0.00	0.000										
61 Shane Greene, R ERA: 1.84	1.0	S	4	0	0	0	0	1	0	0	0	0	0	10	19	0.00	1.000										

Batter	1	2	3	4	5	6	7	8	9	AB	R	H	RBI	BB	SO	LOB	BOTTOM										
1 Josh Harrison, R OBP: 0.203, SLG: 0.152	P4		P3		F9		F9			4	0	0	0	0	0	1	Chicago White Sox @ Detroit Tigers Comerica Park, Detroit, MI Thu Apr 18 2019, 1:10 PM - 4:19 PM EDT Att: 14,320 - Overcast - 64 F										
9 Nick Castellanos, R OBP: 0.338, SLG: 0.426	K									4	1	3	2	0	1	0											
24 Miguel Cabrera, R OBP: 0.346, SLG: 0.309										4	1	2	2	0	0	2											
28 Niko Goodrum, S OBP: 0.381, SLG: 0.463										5	1	2	0	0	2	3											
46 Jeimer Candelario, S OBP: 0.310, SLG: 0.270										3	1	1	0	1	0	0											
13 Dustin Peterson, R OBP: 0.188, SLG: 0.226										4	0	1	2	0	0	2											
29 Gordon Beckham, R OBP: 0.321, SLG: 0.560										4	2	2	0	0	1	2											
17 Grayson Greiner, R OBP: 0.264, SLG: 0.260										4	1	3	2	0	0	0											
21 JaCoby Jones, R OBP: 0.304, SLG: 0.200										2	2	0	0	0	0	2											
Inning Stats	R: 0 E: 0 K: 2 S: 10	H: 1 LOB: 1 BB: 0 P: 12	R: 1 E: 0 K: 0 S: 10	H: 2 LOB: 1 BB: 0 P: 13	R: 0 E: 0 K: 0 S: 5	H: 1 LOB: 1 BB: 0 P: 7	R: 1 E: 0 K: 0 S: 8	H: 2 LOB: 0 BB: 0 P: 13	R: 0 E: 0 K: 0 S: 9	H: 1 LOB: 0 BB: 0 P: 13	R: 2 E: 0 K: 1 S: 12	H: 3 LOB: 0 BB: 0 P: 20	R: 3 E: 0 K: 0 S: 16	H: 3 LOB: 2 BB: 1 P: 24	R: 2 E: 0 K: 1 S: 19	H: 1 LOB: 1 BB: 0 P: 28	1B: 9 2B: 5 3B: 0 HR: 0	SF: 2 SAC: 0 DP: 1 HBP: 3	WP: 1 PB: 0 SB: 2 CS: 0	PA: 40							
PITCHER	IP	WLS	BF	H	R	ER	SO	BB	IBB	HBP	BLK	WP	HR	S	P	ERA	WHIP										
46 Iván Nova, R ERA: 6.23	6.1		29	11	6	6	3	0	0	1	0	0	0	60	88	8.53	1.737										
41 Kelvin Herrera, R ERA: 1.66	0.2		5	2	1	1	0	0	1	0	0	0	0	10	14	13.50	3.000										
51 Carson Fulmer, R ERA: 6.75	1.0	L	6	1	2	2	1	0	0	2	0	0	0	19	28	18.00	1.000										

Batter	1	2	3	4	5	6	7	8	9	AB	R	H	RBI	BB	SO	LOB	TOP										
28 Leury García, S OBP: 0.310, SLG: 0.375										4	1	1	1	0	1	0	Chicago White Sox @ Detroit Tigers Comerica Park, Detroit, MI Sun Apr 21 2019, 1:11 PM - 3:59 PM EDT Att: 15,686 - Partly Cloudy - 60 F										
7 Tim Anderson, R OBP: 0.443, SLG: 0.642										3	0	1	1	1	1	0											
79 José Abreu, R OBP: 0.273, SLG: 0.372										4	0	1	0	0	1	2											
17 Yonder Alonso, L OBP: 0.309, SLG: 0.348										4	0	0	0	0	0	2											
10 Yoán Moncada, S OBP: 0.356, SLG: 0.610										4	0	1	0	0	2	1											
74 Eloy Jiménez, R OBP: 0.286, SLG: 0.372										4	0	0	0	0	2	1											
21 Wellington Castillo, R OBP: 0.333, SLG: 0.342										3	0	0	0	0	1	1											
49 Ryan Cordell, R OBP: 0.471, SLG: 0.875										3	1	1	0	0	1	0											
5 Yolmer Sánchez, S OBP: 0.300, SLG: 0.245										3	1	1	0	0	2	0											
Inning Stats	R: 0 H: 1 E: 0 K: 11 S: 11	H: 1 LOB: 1 BB: 0 P: 12	R: 0 H: 0 E: 0 K: 2 S: 8	H: 1 LOB: 0 BB: 0 P: 14	R: 0 H: 0 E: 0 K: 2 S: 8	H: 0 LOB: 0 BB: 0 P: 10	R: 0 H: 0 E: 0 K: 1 S: 15	H: 0 LOB: 1 BB: 1 P: 23	R: 0 H: 0 E: 0 K: 0 S: 14	H: 0 LOB: 0 BB: 0 P: 20	R: 0 H: 0 E: 0 K: 2 S: 9	H: 0 LOB: 0 BB: 0 P: 15	R: 0 H: 0 E: 0 K: 1 S: 7	H: 0 LOB: 0 BB: 0 P: 13	R: 3 H: 4 E: 0 K: 0 S: 19	H: 4 LOB: 1 BB: 0 P: 26		R: 0 H: 0 E: 0 K: 2 S: 9	H: 0 LOB: 0 BB: 0 P: 12	1B: 5 2B: 1 3B: 0 HR: 0	SF: 0 SAC: 0 DP: 0 HBP: 0	WP: 1 PB: 0 SB: 2 CS: 1	PA: 33				
PITCHER	IP	WLS	BF	H	R	ER	SO	BB	IBB	HBP	BLK	WP	HR	S	P	ERA	WHIP										
44 Daniel Norris, L ERA: 2.7	5.0	W: 17	17	2	0	0	6	1	0	0	0	0	0	56	79	0.00	0.600										
45 Buck Farmer, R ERA: 1.35	1.1	H: 4	4	0	0	0	3	0	0	0	0	0	0	12	21	0.00	0.000										
36 Blaine Hardy, L ERA: 6.0	1.1	H: 7	3	3	3	0	0	0	0	0	0	0	0	18	26	2.250	2.250										
58 Victor Alcántara, R ERA: 2.35	0.1	H: 2	1	0	0	0	0	0	0	0	0	1	0	5	7	0.00	3.000										
61 Shane Greene, R ERA: 1.5	1.0	S: 3	3	0	0	0	2	0	0	0	0	0	0	9	12	0.00	0.000										

Batter	1	2	3	4	5	6	7	8	9	AB	R	H	RBI	BB	SO	LOB	BOTTOM										
1 Josh Harrison, R OBP: 0.195, SLG: 0.189										4	0	0	0	0	2	1	Chicago White Sox @ Detroit Tigers Comerica Park, Detroit, MI Sun Apr 21 2019, 1:11 PM - 3:59 PM EDT Att: 15,686 - Partly Cloudy - 60 F										
9 Nick Castellanos, R OBP: 0.316, SLG: 0.406										4	2	1	0	0	0	2											
24 Miguel Cabrera, R OBP: 0.349, SLG: 0.307										4	0	1	1	0	2	2											
28 Niko Goodrum, S OBP: 0.380, SLG: 0.508										4	0	1	1	0	0	1											
46 Jeimer Candelario, S OBP: 0.304, SLG: 0.310										4	1	1	0	0	2	2											
12 Brandon Dixon, R OBP: 0.667, SLG: 0.667										3	0	2	1	0	1	1											
29 Gordon Beckham, R OBP: 0.314, SLG: 0.625										3	1	1	1	0	0	2											
55 John Hicks, R OBP: 0.268, SLG: 0.410										3	0	2	0	0	1	0											
21 JaCoby Jones, R OBP: 0.241, SLG: 0.154										3	0	0	0	0	1	1											
Inning Stats	R: 0 H: 0 E: 0 K: 2 S: 10	H: 2 LOB: 0 BB: 0 P: 14	R: 1 H: 2 E: 0 K: 0 S: 11	H: 2 LOB: 0 BB: 0 P: 18	R: 0 H: 1 E: 0 K: 1 S: 8	H: 1 LOB: 0 BB: 0 P: 9	R: 1 H: 3 E: 0 K: 1 S: 18	H: 3 LOB: 2 BB: 0 P: 26	R: 0 H: 0 E: 0 K: 2 S: 11	H: 0 LOB: 0 BB: 0 P: 18	R: 1 H: 1 E: 1 K: 2 S: 11	H: 1 LOB: 1 BB: 0 P: 20	R: 1 H: 2 E: 0 K: 0 S: 10	H: 2 LOB: 1 BB: 0 P: 13	R: 0 H: 0 E: 0 K: 1 S: 10	H: 0 LOB: 0 BB: 0 P: 16		1B: 4 2B: 3 3B: 1 HR: 1	SF: 0 SAC: 0 DP: 0 HBP: 0	WP: 0 PB: 1 SB: 1 CS: 1	PA: 33						
PITCHER	IP	WLS	BF	H	R	ER	SO	BB	IBB	HBP	BLK	WP	HR	S	P	ERA	WHIP										
40 Reynaldo López, R ERA: 7.46	6.0	L: 24	24	7	3	2	8	0	0	0	0	0	0	69	105	3.00	1.167										
60 José Ruiz, R ERA: 11.97	1.0	H: 5	2	1	1	0	0	0	0	0	0	0	1	10	13	9.00	2.000										
65 Nate Jones, R ERA: 4.15	1.0	S: 3	3	0	0	0	1	0	0	0	0	0	0	10	16	0.00	0.000										

AB	32
R	3
H	6
RBI	2
BB	1
SO	11
LOB	7



AB	32
R	4
H	9
RBI	4
BB	0
SO	9
LOB	12



Batter	1	2	3	4	5	6	7	8	9	AB	R	H	RBI	BB	SO	LOB	TOP										
10 Yoán Moncada, S OBP: 0.371, SLG: 0.611										4	1	2	0	0	0	0											
7 Tim Anderson, R OBP: 0.418, SLG: 0.695										4	0	1	1	0	1	1											
79 José Abreu, R OBP: 0.296, SLG: 0.414										3	0	1	0	1	1	1											
17 Yonder Alonso, L OBP: 0.300, SLG: 0.338										4	0	0	0	0	0	4											
21 Welington Castillo, R OBP: 0.327, SLG: 0.333										4	0	1	0	0	0	3											
30 Nicky Delmonico, L OBP: 0.286, SLG: 0.167										3	0	1	0	0	1	2											
49 Ryan Cordell, R OBP: 0.360, SLG: 0.667										3	0	0	0	0	0	2											
5 Yolmer Sánchez, S OBP: 0.309, SLG: 0.262										3	0	0	0	0	1	2											
15 Adam Engel, R OBP: 0.200, SLG: 0.303										3	0	0	0	0	2	1											
Inning Stats	R: 0 H: 1 E: 0 K: 0 S: 11	L: 1 LOB: 2 BB: 1 P: 19	R: 0 H: 1 E: 0 K: 1 S: 9	H: 1 LOB: 1 BB: 0 P: 16	R: 0 H: 0 E: 0 K: 1 S: 10	H: 0 LOB: 0 BB: 0 P: 14	R: 0 H: 1 E: 0 K: 0 S: 7	H: 1 LOB: 0 BB: 0 P: 10	R: 0 H: 0 E: 0 K: 1 S: 11	H: 0 LOB: 0 BB: 0 P: 13	R: 1 H: 2 E: 0 K: 1 S: 8	H: 2 LOB: 0 BB: 0 P: 16	R: 0 H: 0 E: 0 K: 1 S: 7	H: 0 LOB: 0 BB: 0 P: 7	R: 0 H: 1 E: 0 K: 0 S: 6	H: 1 LOB: 0 BB: 0 P: 9	1B: 5 2B: 0 3B: 1 HR: 0	SF: 0 SAC: 0 DP: 3 HBP: 0	WP: 0 PB: 0 SB: 0 CS: 0	PA: 32							
PITCHER	IP	WLS	BF	H	R	ER	SO	BB	IBB	HBP	BLK	WP	HR	S	P	ERA	WHIP										
54 Andrew Cashner, R ERA: 4.18	7.0	W	26	5	1	1	5	1	0	0	0	0	0	64	100	1.29	0.857										
51 Paul Fry, L ERA: 3.6	1.0		3	0	0	0	1	0	0	0	0	0	0	7	7	0.00	0.000										
64 Gabriel Ynoa, R ERA:	1.0		3	1	0	0	0	0	0	0	0	0	0	6	9	0.00	1.000										

Chicago White Sox @ Baltimore Orioles
Oriole Park at Camden Yards, Baltimore, MD
Tue Apr 23 2019, 7:08 PM - 10:03 PM EDT
Att: 8,953 - Partly Cloudy - 81 F

AB 31
R 1
H 6
RBI 1
BB 1
SO 6
LOB 16



Batter	1	2	3	4	5	6	7	8	9	AB	R	H	RBI	BB	SO	LOB	BOTTOM										
2 Jonathan Villar, S OBP: 0.354, SLG: 0.441										3	1	2	0	2	0	3											
16 Trey Mancini, R OBP: 0.396, SLG: 0.620										5	1	1	0	0	2	6											
35 Dwight Smith Jr., L OBP: 0.330, SLG: 0.539										4	1	1	3	0	0	3											
12 Stevie Wilkerson, S OBP: 0.337, SLG: 0.342										1	0	0	0	0	1	1											
39 Renato Núñez, R OBP: 0.351, SLG: 0.528										4	1	1	1	1	1	1											
14 Rio Ruiz, L OBP: 0.337, SLG: 0.342										3	2	1	0	1	0	2											
23 Joey Rickard, R OBP: 0.286, SLG: 0.386										4	2	2	2	0	1	1											
19 Chris Davis, L OBP: 0.234, SLG: 0.310										4	1	2	2	0	1	0											
40 Jesús Sucre, R OBP: 0.286, SLG: 0.259										2	0	0	0	1	0	0											
1 Richie Martin, R OBP: 0.250, SLG: 0.224										4	0	1	0	0	1	1											
Inning Stats	R: 0 H: 1 E: 0 K: 1 S: 11	H: 3 LOB: 2 BB: 1 P: 20	R: 3 H: 3 E: 0 K: 1 S: 15	H: 3 LOB: 0 BB: 0 P: 22	R: 5 H: 4 E: 0 K: 2 S: 19	H: 4 LOB: 0 BB: 1 P: 30	R: 0 H: 0 E: 0 K: 0 S: 7	H: 0 LOB: 0 BB: 0 P: 10	R: 0 H: 0 E: 0 K: 2 S: 17	H: 0 LOB: 1 BB: 1 P: 25	R: 0 H: 6 E: 0 K: 2 S: 17	H: 6 LOB: 1 BB: 0 P: 25	1B: 6 2B: 1 3B: 0 HR: 4	SF: 0 SAC: 0 DP: 1 HBP: 1	WP: 0 PB: 0 SB: 0 CS: 0	PA: 40											
PITCHER	IP	WLS	BF	H	R	ER	SO	BB	IBB	HBP	BLK	WP	HR	S	P	ERA	WHIP										
46 Iván Nova, R ERA: 8.42	4.0	L	25	11	9	9	4	3	0	0	0	0	4	54	88	20.25	3.500										
51 Carson Fulmer, R ERA: 4.76	0.2		4	0	0	0	0	1	0	1	0	0	0	10	19	0.00	1.500										
64 Josh Osich, L ERA: 2.08	1.2		5	0	0	0	1	0	0	0	0	0	0	13	19	0.00	0.000										
48 Alex Colomé, R ERA: 2.79	0.2		2	0	0	0	0	0	0	0	0	0	0	5	7	0.00	0.000										
41 Kelvin Herrera, R ERA: 1.69	1.0		4	0	0	0	2	1	0	0	0	0	0	17	25	0.00	1.000										

Chicago White Sox @ Baltimore Orioles
Oriole Park at Camden Yards, Baltimore, MD
Tue Apr 23 2019, 7:08 PM - 10:03 PM EDT
Att: 8,953 - Partly Cloudy - 81 F

AB 34
R 9
H 11
RBI 8
BB 5
SO 7
LOB 18



Batter	1	2	3	4	5	6	7	8	9	AB	R	H	RBI	BB	SO	LOB	TOP	
28 Leury García, S OBP: 0.316, SLG: 0.378 (1, 7)			G5-3				K		G5-3	4	1	2	0	1	1	0	Chicago White Sox @ Baltimore Orioles Oriole Park at Camden Yards, Baltimore, MD Wed Apr 24 2019, 7:08 PM - 10:03 PM EDT Att: 10,550 - Partly Cloudy - 73 F	
7 Tim Anderson, R OBP: 0.405, SLG: 0.580 (1, 6)	K		79 2B		F8		G3		G5-3	5	1	1	0	0	1	3		
79 José Abreu, R OBP: 0.311, SLG: 0.440 (1, 3)	F9		1-H				K		33 1B	4	0	2	2	1	1	1		
33 James McCann, R OBP: 0.391, SLG: 0.535 (1, 2)									3-H	5	1	3	0	0	2	2		
10 Yoán Moncada, S OBP: 0.363, SLG: 0.585 (1, 5)	F8									4	0	0	0	1	0	5		
21 Wellington Castillo, R OBP: 0.399, SLG: 0.333 (1, 10)		G4-3		G5-3						3	0	1	0	1	0	0		
49 Ryan Cordell, R OBP: 0.345, SLG: 0.593 (1, 9)										3	0	0	1	0	2	1		
20 José Rondón, R OBP: 0.323, SLG: 0.448 (8, PH)										3	0	0	0	0	2	3		
17 Yonder Alonso, L OBP: 0.297, SLG: 0.333 (8, FR)										1	0	0	0	0	0	1		
5 Yolmer Sánchez, S OBP: 0.309, SLG: 0.262 (8, 4)										0	0	0	0	0	0	0		
15 Adam Engel, R OBP: 0.189, SLG: 0.286 (1, 8)										2	0	0	0	0	1	0		
30 Nicky Delmonico, L OBP: 0.222, SLG: 0.125 (6, 7)										2	0	0	0	0	0	4		
Inning Stats	R: 0 H: 2 E: 0 K: 1 S: 15	H: 2 LOB: 2 BB: 0 P: 25	R: 0 H: 0 E: 0 K: 1 S: 8	H: 0 LOB: 0 BB: 0 P: 14	R: 1 H: 2 E: 0 K: 1 S: 12	H: 2 LOB: 1 BB: 0 P: 19	R: 0 H: 0 E: 0 K: 1 S: 10	H: 0 LOB: 0 BB: 0 P: 15	R: 0 H: 1 E: 0 K: 2 S: 15	H: 2 LOB: 3 BB: 1 P: 25	R: 0 H: 0 E: 0 K: 0 S: 10	H: 0 LOB: 1 BB: 1 P: 18	R: 1 H: 2 E: 0 K: 1 S: 13	H: 2 LOB: 1 BB: 0 P: 18	1B: 6 2B: 3 3B: 0 HR: 0	SF: 0 SAC: 0 DP: 0 HBP: 1	WP: 1 PB: 0 SB: 0 CS: 0	PA: 41
PITCHER	IP WLS BF H R ER SO BB IBB HBP BLK WP HR S P ERA WHIP																	
67 John Means, L ERA: 1.74 (1, 1)	5.0 W 20 4 1 1 6 1 0 0 0 0 0 56 92 1.80 1.000																	
58 Evan Phillips, R ERA: 4.0 (6, 1)	0.2 H 6 2 1 1 2 1 0 1 0 0 0 12 20 13.50 4.500																	
51 Paul Fry, L ERA: 3.18 (6, 1)	1.1 H 6 1 0 0 1 1 0 0 0 0 0 18 29 0.00 1.500																	
42 Mychal Givens, R ERA: 4.5 (8, 1)	2.0 S 9 2 1 1 1 1 0 0 0 1 0 23 36 4.50 1.500																	

Batter	1	2	3	4	5	6	7	8	9	AB	R	H	RBI	BB	SO	LOB	BOTTOM			
2 Jonathan Villar, S OBP: 0.342, SLG: 0.425 (1, 6)	F8									4	0	0	0	0	1	2	Chicago White Sox @ Baltimore Orioles Oriole Park at Camden Yards, Baltimore, MD Wed Apr 24 2019, 7:08 PM - 10:03 PM EDT Att: 10,550 - Partly Cloudy - 73 F			
16 Trev Mancini, R OBP: 0.391, SLG: 0.606 (1, 10)	G4-3									4	0	1	0	0	0	2				
35 Dwight Smith Jr., L OBP: 0.327, SLG: 0.527 (1, 7)										4	1	1	0	0	1	1				
39 Renato Núñez, R OBP: 0.356, SLG: 0.538 (1, 3)										4	1	2	1	0	0	0				
1 Richie Martin, R OBP: 0.250, SLG: 0.224 (9, 6)										0	0	0	0	0	0	0				
14 Rio Ruiz, L OBP: 0.333, SLG: 0.338 (1, 5)										4	0	1	1	0	0	1				
12 Stevie Wilkerson, S OBP: 0.125, SLG: 0.500 (1, 9)										3	1	1	1	0	1	1				
23 Joey Rickard, R OBP: 0.288, SLG: 0.411 (1, 8)										3	1	1	0	0	0	0				
57 Hanser Alberto, R OBP: 0.302, SLG: 0.350 (1, 4)										2	0	1	1	0	0	0				
28 Pedro Severino, R OBP: 0.325, SLG: 0.528 (1, 2)										2	0	0	0	1	0	0				
Inning Stats	R: 2 H: 3 E: 0 K: 0 S: 14	H: 1 LOB: 1 BB: 0 P: 19	R: 1 H: 1 E: 0 K: 1 S: 13	H: 1 LOB: 0 BB: 0 P: 20	R: 0 H: 0 E: 0 K: 0 S: 6	H: 0 LOB: 0 BB: 0 P: 9	R: 1 H: 1 E: 0 K: 0 S: 11	H: 1 LOB: 0 BB: 0 P: 16	R: 0 H: 1 E: 0 K: 1 S: 8	H: 1 LOB: 1 BB: 0 P: 13	R: 0 H: 1 E: 0 K: 1 S: 6	H: 1 LOB: 2 BB: 1 P: 8	R: 0 H: 1 E: 0 K: 0 S: 9	H: 0 LOB: 0 BB: 1 P: 17	R: 0 H: 0 E: 0 K: 0 S: 6	H: 0 LOB: 0 BB: 0 P: 7	1B: 4 2B: 2 3B: 1 HR: 1	SF: 1 SAC: 0 DP: 1 HBP: 0	WP: 0 PB: 0 SB: 1 CS: 0	PA: 32
PITCHER	IP WLS BF H R ER SO BB IBB HBP BLK WP HR S P ERA WHIP																			
54 Ervin Santana, R ERA: 9.45 (1, 1)	4.2 L 20 6 4 4 4 0 0 0 0 0 0 48 71 7.71 1.286																			
57 Joyce Fry, L ERA: 6.75 (5, 1)	1.1 4 1 0 0 2 0 0 0 0 0 0 10 14 0.00 0.750																			
65 Nate Jones, R ERA: 3.72 (7, 1)	1.0 5 1 0 0 0 1 0 0 0 0 0 9 17 0.00 2.000																			
66 José Ruiz, R ERA: 9.53 (8, 1)	1.0 3 0 0 0 0 0 0 0 0 0 0 6 7 0.00 0.000																			

Batter	1	2	3	4	5	6	7	8	9	AB	R	H	RBI	BB	SO	LOB	TOP										
46 Jeimer Candelario, S OBP: 0.330, SLG: 0.315										4	2	1	0	2	1	1											
9 Nick Castellanos, R OBP: 0.330, SLG: 0.444										5	2	2	1	1	2	2											
24 Miguel Cabrera, R OBP: 0.367, SLG: 0.375										6	2	4	3	0	1	1											
13 Dustin Peterson, R OBP: 0.212, SLG: 0.318										4	1	2	1	1	1	4											
60 Ronny Rodríguez, R OBP: 0.320, SLG: 0.739										5	1	1	1	0	1	4											
55 John Hicks, R OBP: 0.327, SLG: 0.469										3	0	3	0	2	0	0											
1 Josh Harrison, R OBP: 0.212, SLG: 0.233										4	1	0	2	0	0	6											
17 Grayson Greiner, R OBP: 0.271, SLG: 0.394										5	1	1	2	0	4	4											
21 JaCoby Jones, R OBP: 0.224, SLG: 0.244										3	1	1	1	1	2	0											
28 Niko Goodrum, S OBP: 0.367, SLG: 0.432										1	0	0	0	0	0	1											
Inning Stats	R: 2 H: 3 E: 0 K: 1 S: 15	WLS: 3 BF: 25 LOB: 1	R: 1 H: 2 E: 0 K: 3 S: 19	H: 2 R: 2 ER: 2 SO: 31	R: 2 H: 2 E: 0 K: 1 S: 15	H: 2 R: 2 ER: 2 SO: 22	R: 3 H: 3 E: 0 K: 2 S: 13	H: 3 R: 2 ER: 2 SO: 24	R: 1 H: 1 E: 0 K: 2 S: 14	H: 1 R: 0 ER: 0 SO: 18	R: 1 H: 2 E: 0 K: 1 S: 15	H: 2 R: 1 ER: 1 SO: 19	R: 0 H: 1 E: 0 K: 1 S: 14	H: 1 R: 0 ER: 0 SO: 22	R: 1 H: 1 E: 0 K: 1 S: 17	H: 1 R: 0 ER: 0 SO: 26	R: 0 H: 0 E: 0 K: 0 S: 8	H: 0 R: 0 ER: 0 SO: 15	1B: 8 2B: 2 HR: 5	SF: 1 SAC: 0 HBP: 0	WP: 1 PB: 0 SB: 0 CS: 0	PA: 48					
PITCHER	IP	WLS	BF	H	R	ER	SO	BB	IBB	HBP	BLK	WP	HR	S	P	ERA	WHIP										
55 Carlos Rodón, L ERA: 4.94	3.0		21	9	8	8	5	3	0	0	0	1	3	51	85	24.00	4.000										
51 Carson Fulmer, R ERA: 5.19	3.0		14	4	2	2	5	1	0	0	0	0	1	40	54	6.00	1.667										
65 Nate Jones, R ERA: 3.48	0.2		4	1	0	0	1	1	0	0	0	0	0	13	21	0.00	3.000										
41 Kelvin Herrera, R ERA: 2.25	1.1		6	1	1	1	1	1	0	0	0	0	1	18	27	6.75	1.500										
48 Alex Colomé, R ERA: 2.53	1.0	W	3	0	0	0	0	1	0	0	0	0	0	8	15	0.00	1.000										

Detroit Tigers @ Chicago White Sox
 Guaranteed Rate Field, Chicago, IL
 Fri Apr 26 2019, 7:12 PM - 11:12 PM CDT
 Att: 18,016 - Clear - 62 F

AB	40
R	11
H	15
RBI	11
BB	7
SO	12
LOB	23

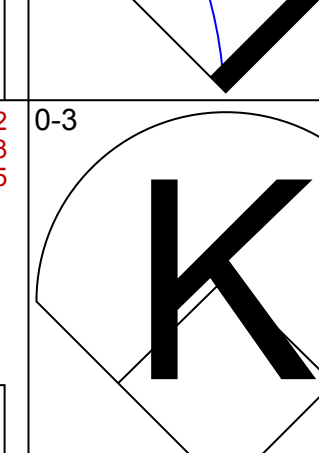
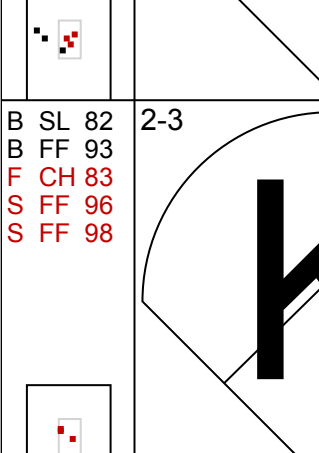
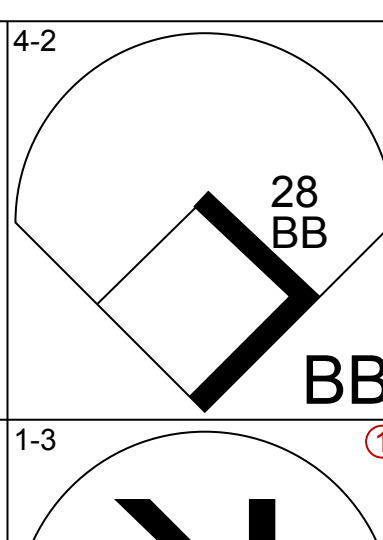
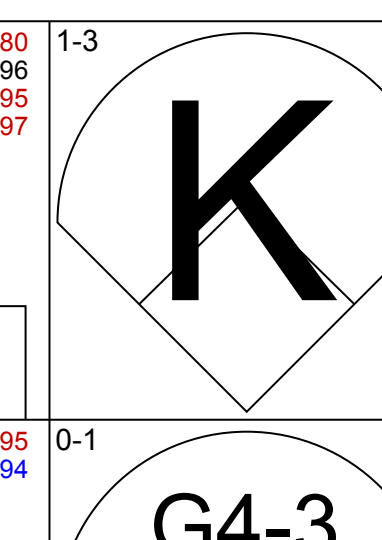
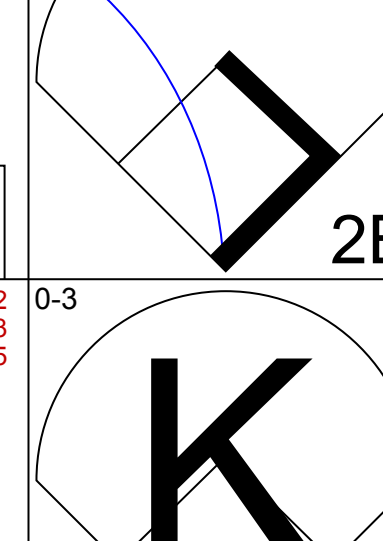

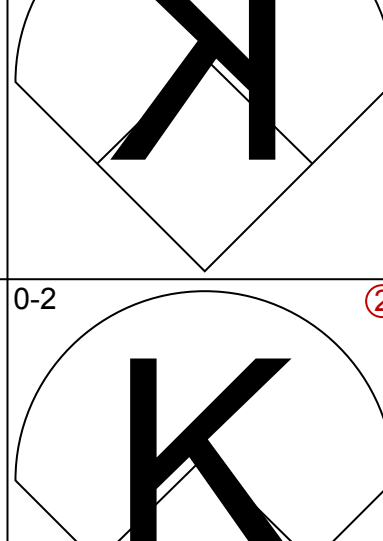
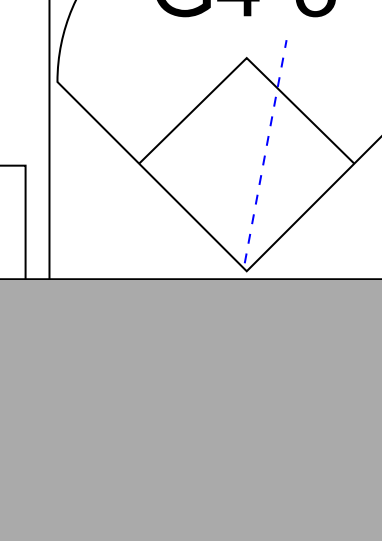
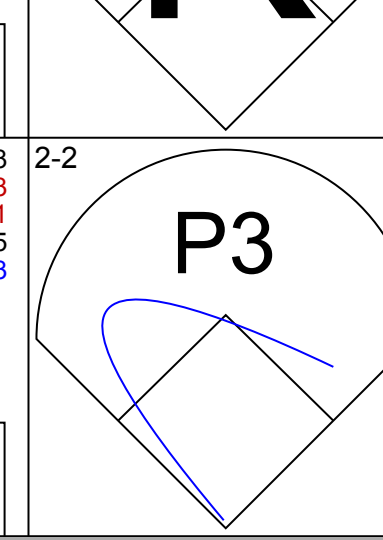

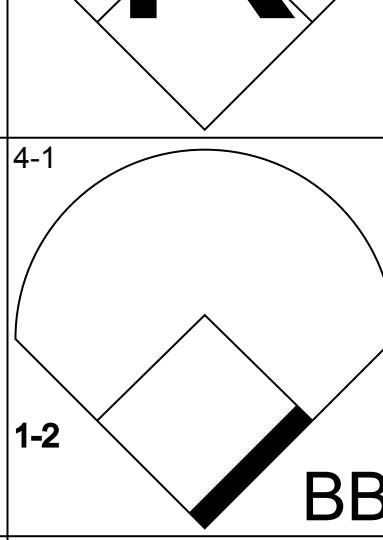



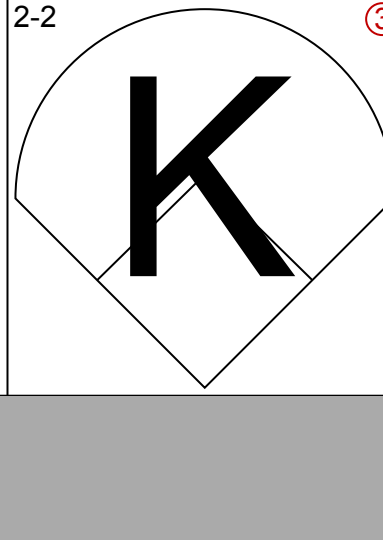



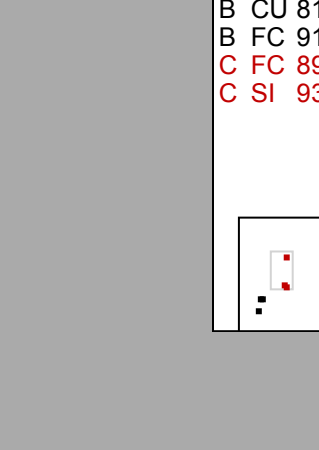



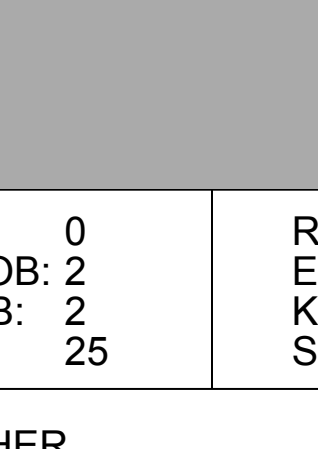
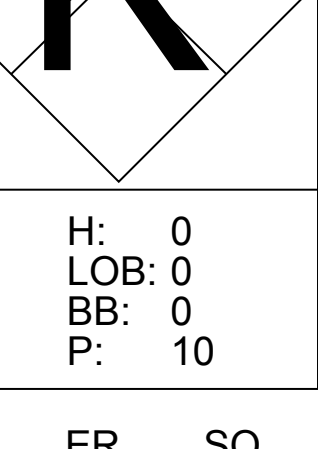
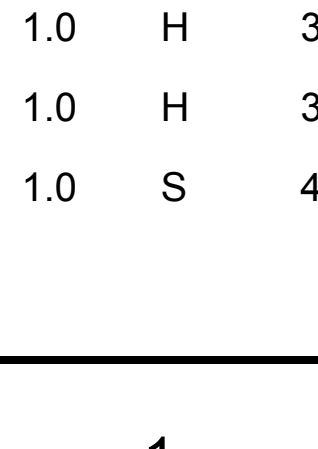



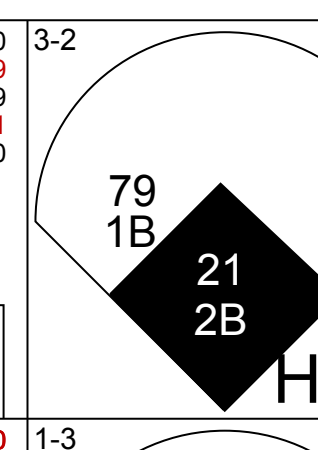



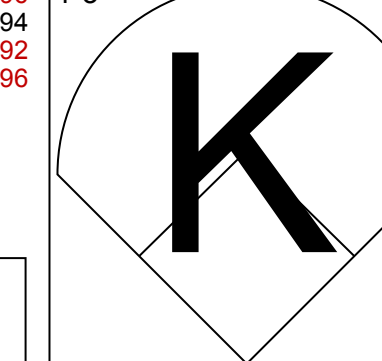

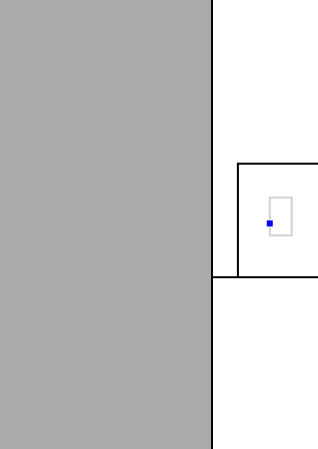


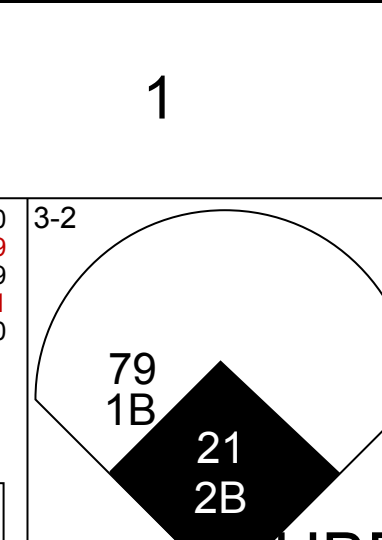
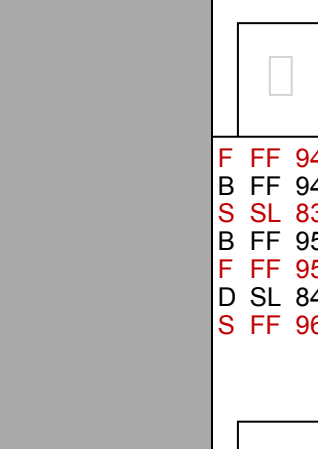



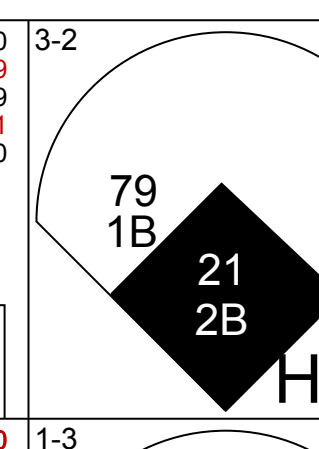
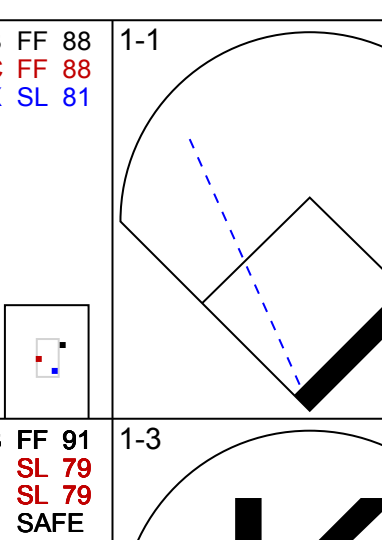

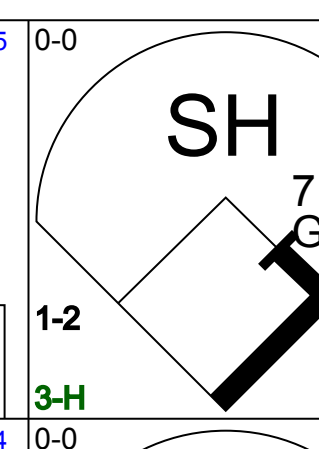
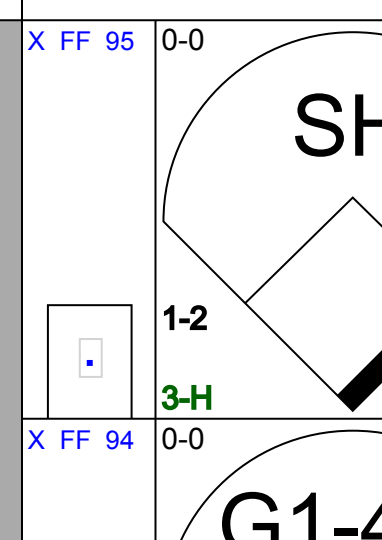
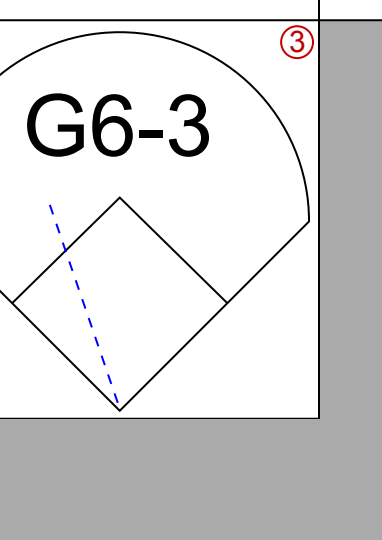
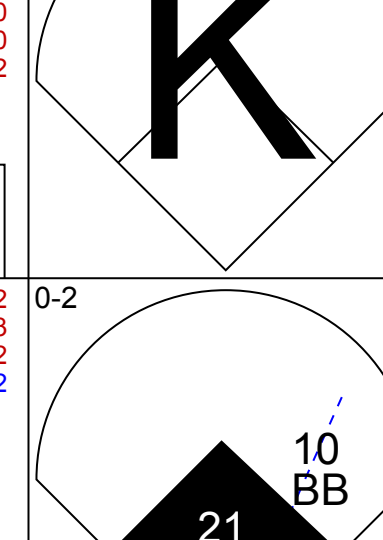
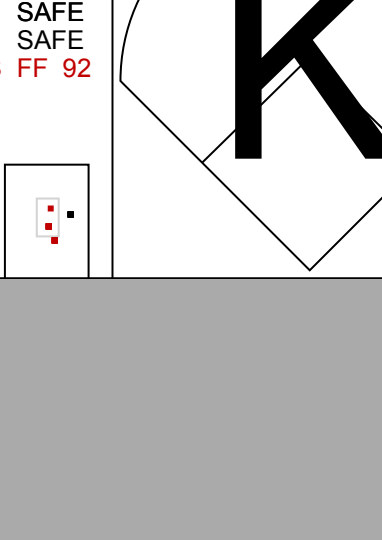
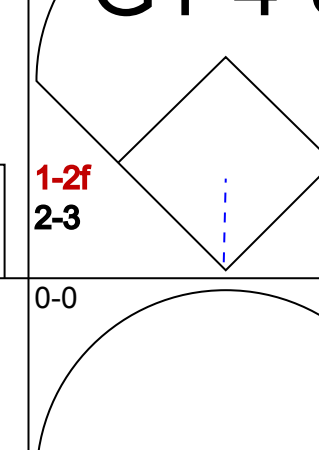
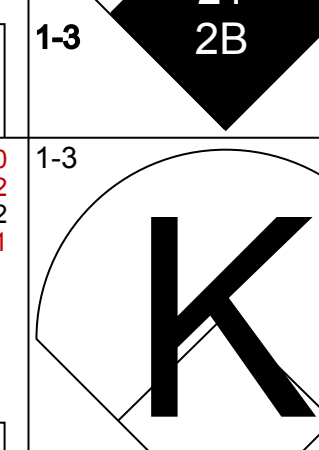
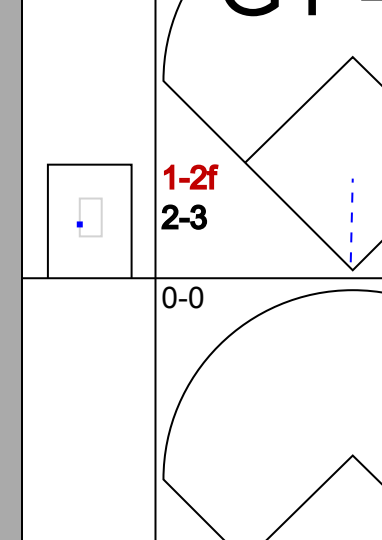
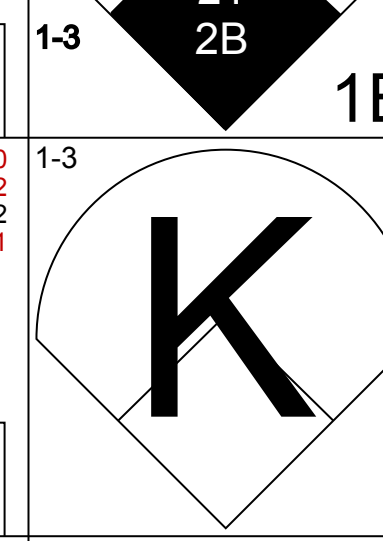
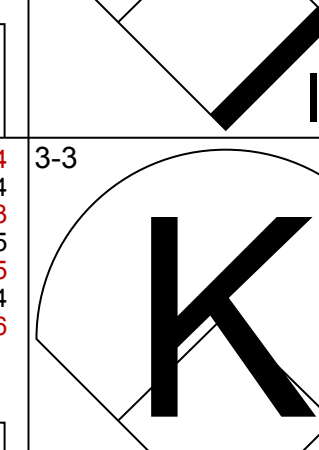
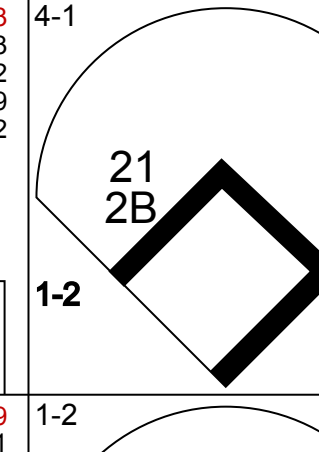
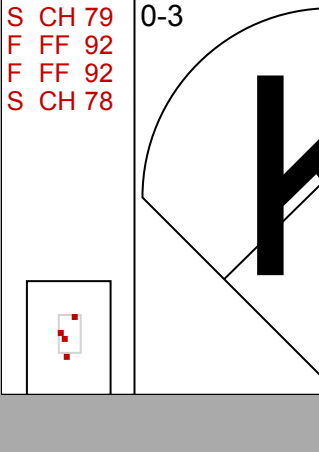
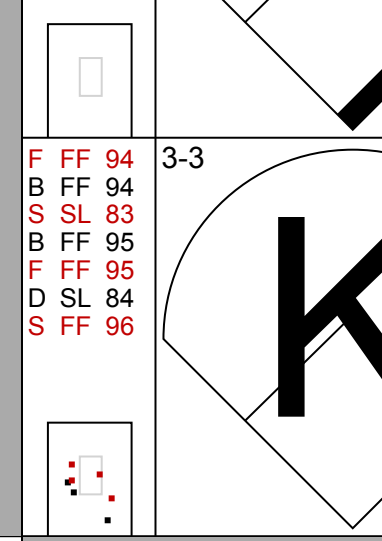

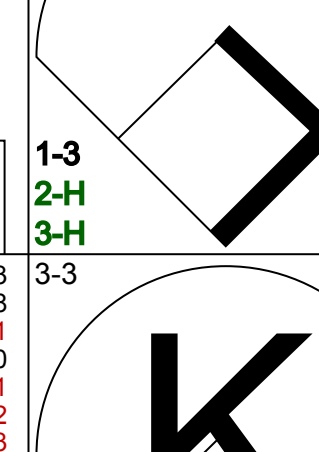



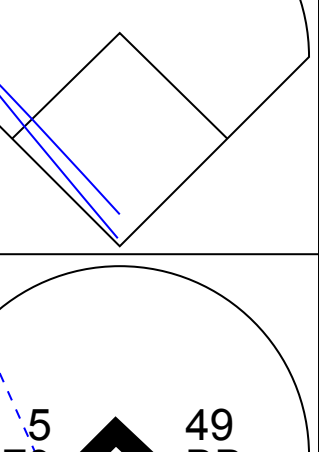
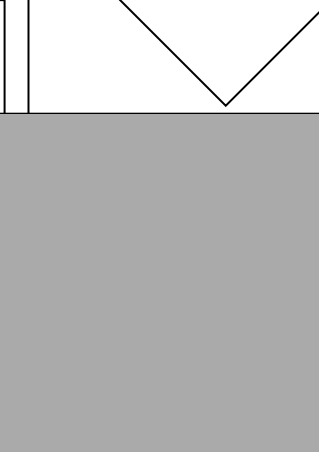


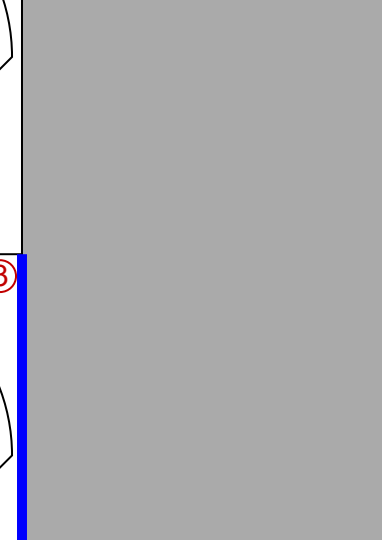
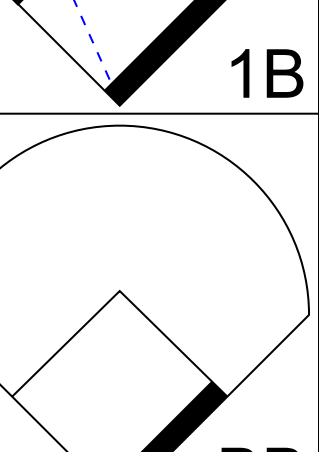



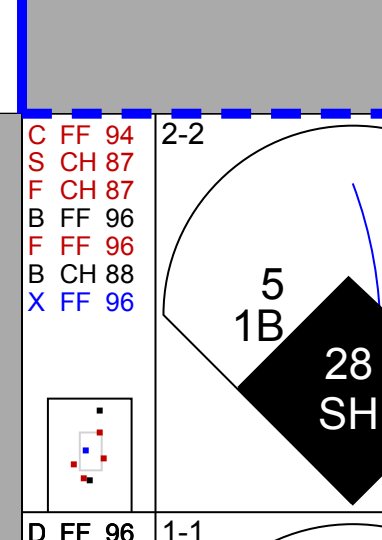
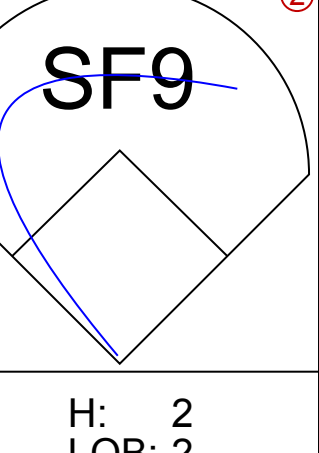
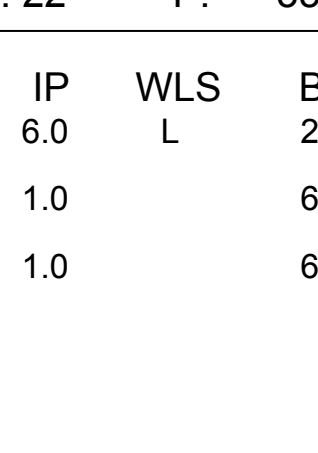
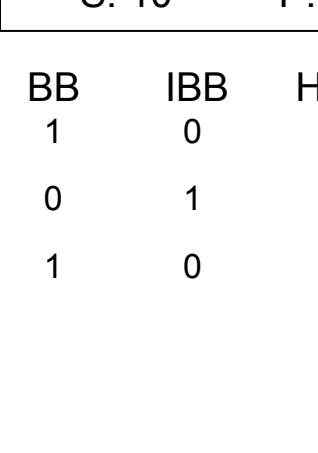
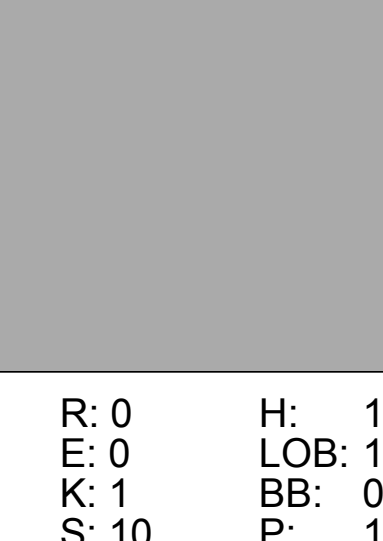
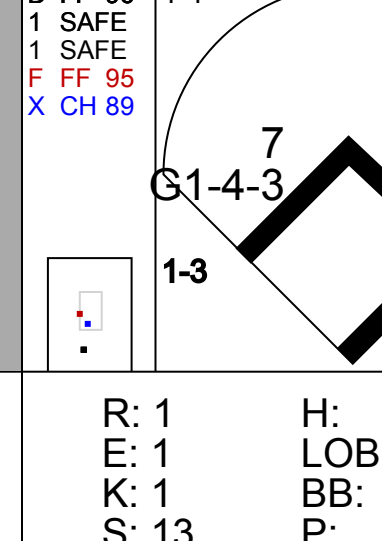
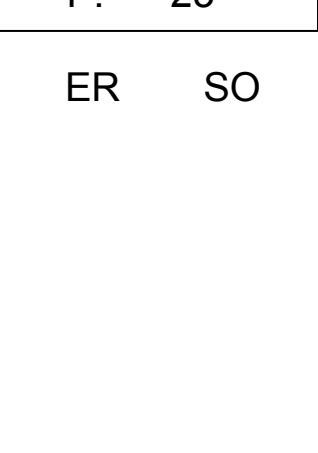
Batter	1	2	3	4	5	6	7	8	9	AB	R	H	RBI	BB	SO	LOB	BOTTOM										
28 Leury García, S OBP: 0.327, SLG: 0.396										6	3	3	0	0	2	3											
7 Tim Anderson, R OBP: 0.322, SLG: 0.632										6	3	4	2	0	1	1											
79 José Abreu, R OBP: 0.333, SLG: 0.490										5	2	4	5	0	0	1											
33 James McCann, R OBP: 0.412, SLG: 0.532										4	2	2	0	1	0	2											
10 Yoán Moncada, S OBP: 0.374, SLG: 0.596										5	0	3	2	0	1	2											
74 Eloy Jiménez, R OBP: 0.294, SLG: 0.380										1	0	1	0	0	0	0											
15 Adam Engel, L OBP: 0.179, SLG: 0.270										2	0	0	0	0	1	3											
30 Nicky Delmonico, L OBP: 0.273, SLG: 0.390										2	0	1	1	0	1	0											
17 Yonder Alonso, L OBP: 0.313, SLG: 0.370										3	1	1	1	2	1	1											
20 José Rondón, R OBP: 0.333, SLG: 0.529										5	1	2	1	0	1	5											
49 Ryan Cordell, R OBP: 0.324, SLG: 0.516										4	0	0	0	1	2	1											
Inning Stats	R: 1 H: 2 E: 0 K: 1 S: 9	H: 2 R: 1 ER: 0 SO: 14	R: 0 H: 1 E: 0 K: 0 S: 6	H: 1 R: 0 ER: 0 SO: 16	R: 0 H: 2 E: 0 K: 2 S: 16	H: 2 R: 0 ER: 0 SO: 21	R: 1 H: 2 E: 0 K: 1 S: 9	H: 2 R: 0 ER: 0 SO: 14	R: 2 H: 3 E: 0 K: 1 S: 16	H: 3 R: 0 ER: 0 SO: 22	R: 5 H: 7 E: 0 K: 1 S: 18	H: 7 R: 1 ER: 1 SO: 31	R: 2 H: 3 E: 0 K: 0 S: 15	H: 3 R: 0 ER: 0 SO: 25	R: 0 H: 0 E: 0 K: 2 S: 8	H: 0 R: 0 ER: 0 SO: 13	R: 1 H: 1 E: 0 K: 2 S: 7	H: 1 R: 0 ER: 0 SO: 10	1B: 13 2B: 5 HR: 4	SF: 0 SAC: 0 HBP: 0	WP: 3 PB: 0 SB: 0 CS: 0	PA: 47					
PITCHER	IP	WLS	BF	H	R	ER	SO	BB	IBB	HBP	BLK	WP	HR	S	P	ERA	WHIP										
44 Daniel Norris, L ERA: 3.93	5.0		25	10	4	4	5	2	0	0	0	0	2	13	21	7.20	2.400										
26 Zac Reiner, R ERA: 87.5	0.1		6	5	5	5	1	0	0	0	0	0	2	13	21	135.00	15.000										
54 Drew VerHagen, R ERA: 7.71	0.2	H	4	2	0	0	0	0	1	0	0	0	0	5	10	0.00	3.000										
50 Reed Garrett, R ERA: 2.89	0.2	B	5	3	2	2	0	1	0	0	0	0	0	12	19	27.00	6.000										
68 Daniel Stumpf, L ERA: 2.57	1.0		3	0	0	0	1	0	0	0	0	0	0	7	12	0.00	0.000										

Detroit Tigers @ Chicago White Sox
 Guaranteed Rate Field, Chicago, IL
 Fri Apr 26 2019, 7:12 PM - 11:12 PM CDT
 Att: 18,016 - Clear - 62 F

AB	43
R	12
H	21
RBI	12
BB	4
SO	10
LOB	19



Batter	1	2	3	4	5	6	7	8	9	AB	R	H	RBI	BB	SO	LOB	TOP				
46 Jeimer Candelario, S OBP: 0.307, SLG: 0.305										3	0	0	0	1	2	0	Detroit Tigers @ Chicago White Sox Guaranteed Rate Field, Chicago, IL Sun Apr 28 2019, 1:13 PM - 4:08 PM CDT Att: 14,539 - Sunny - 48 F				
9 Nick Castellanos, R OBP: 0.327, SLG: 0.447										4	0	1	0	0	2	1					
24 Miguel Cabrera, R OBP: 0.363, SLG: 0.364										3	0	0	0	1	3	2					
13 Dustin Peterson, R OBP: 0.277, SLG: 0.318										0	0	0	0	0	0	0					
28 Niko Goodrum, S OBP: 0.362, SLG: 0.416										3	0	0	0	1	0	2					
12 Brandon Dixon, R OBP: 0.368, SLG: 0.444										4	0	0	0	0	4	3					
29 Gordon Beckham, R OBP: 0.318, SLG: 0.512										4	0	0	0	0	4	1					
60 Ronny Rodríguez, R OBP: 0.321, SLG: 0.680										2	1	0	0	1	0	0					
17 Grayson Greiner, R OBP: 0.274, SLG: 0.391										3	0	1	1	0	2	1					
21 JaCoby Jones, R OBP: 0.212, SLG: 0.229										3	0	0	0	0	3	2					
Inning Stats	R: 0 E: 0 K: 2 S: 12	H: 1 LOB: 1 BB: 0 P: 18	R: 1 E: 1 K: 3 S: 14	H: 1 LOB: 1 BB: 0 P: 25	R: 0 E: 0 K: 2 S: 8	H: 0 LOB: 0 BB: 0 P: 13	R: 0 E: 0 K: 2 S: 8	H: 0 LOB: 0 BB: 0 P: 10	R: 0 E: 0 K: 3 S: 14	H: 0 LOB: 2 BB: 2 P: 25	R: 0 E: 0 K: 2 S: 8	H: 0 LOB: 0 BB: 0 P: 13	R: 0 E: 0 K: 2 S: 8	H: 0 LOB: 0 BB: 0 P: 10	R: 0 E: 0 K: 2 S: 8	H: 0 LOB: 1 BB: 1 P: 13	1B: 1 2B: 1 3B: 0 HR: 0	SF: 0 SAC: 0 DP: 0 HBP: 0	WP: 0 PB: 0 SB: 1 CS: 1	PA: 33	
PITCHER	IP	WLS	BF	H	R	ER	SO	BB	IBB	HBP	BLK	WP	HR	S	P	ERA	WHIP				
40 Reynaldo López, R ERA: 6.03	6.0	W	23	2	1	0	14	3	0	0	0	0	0	63	105	0.00	0.833				
57 Jace Fry, L ERA: 6.1	1.0	H	3	0	0	0	2	0	0	0	0	0	0	8	13	0.00	0.000				
41 Kelvin Herrera, R ERA: 2.08	1.0	H	3	0	0	0	2	0	0	0	0	0	0	8	10	0.00	0.000				
48 Alex Colomé, R ERA: 2.31	1.0	S	4	0	0	0	2	1	0	0	0	0	0	8	13	0.00	1.000				

Batter	1	2	3	4	5	6	7	8	9	AB	R	H	RBI	BB	SO	LOB	BOTTOM				
28 Leury García, S OBP: 0.333, SLG: 0.394										3	1	1	1	0	1	2	Detroit Tigers @ Chicago White Sox Guaranteed Rate Field, Chicago, IL Sun Apr 28 2019, 1:13 PM - 4:08 PM CDT Att: 14,539 - Sunny - 48 F				
7 Tim Anderson, R OBP: 0.404, SLG: 0.604										4	0	0	0	0	2	4					
79 José Abreu, R OBP: 0.348, SLG: 0.495										3	1	2	0	1	1	0					
33 James McCann, R OBP: 0.382, SLG: 0.490										4	0	0	0	0	2	5					
10 Yoán Moncada, S OBP: 0.378, SLG: 0.588										3	1	1	0	1	1	0					
21 Wellington Castillo, R OBP: 0.350, SLG: 0.387										4	0	2	2	0	1	1					
20 José Roldón, R ERA: 3.12										3	0	0	0	0	1	3					
15 Adam Engel, R OBP: 0.200, SLG: 0.289										1	0	1	0	0	0	0					
49 Ryan Cordell, R OBP: 0.342, SLG: 0.500										3	1	1	0	1	1	1					
5 Yolmer Sánchez, S OBP: 0.306, SLG: 0.266										3	0	1	1	0	0	1					
Inning Stats	R: 2 E: 0 K: 3 S: 22	H: 2 LOB: 2 BB: 1 P: 35	R: 0 E: 0 K: 1 S: 8	H: 1 LOB: 1 BB: 0 P: 11	R: 0 E: 0 K: 2 S: 10	H: 0 LOB: 0 BB: 0 P: 13	R: 0 E: 0 K: 1 S: 10	H: 1 LOB: 1 BB: 0 P: 14	R: 0 E: 0 K: 1 S: 10	H: 0 LOB: 0 BB: 0 P: 14	R: 0 E: 0 K: 1 S: 8	H: 0 LOB: 0 BB: 0 P: 12	R: 1 E: 1 K: 1 S: 13	H: 2 LOB: 2 BB: 1 P: 19	R: 1 E: 0 K: 0 S: 15	H: 2 LOB: 2 BB: 1 P: 23	1B: 8 2B: 1 3B: 0 HR: 0	SF: 1 SAC: 1 DP: 1 HBP: 1	WP: 0 PB: 0 SB: 0 CS: 0	PA: 37	
PITCHER	IP	WLS	BF	H	R	ER	SO	BB	IBB	HBP	BLK	WP	HR	S	P	ERA	WHIP				
48 Matthew Boyd, L ERA: 3.12	6.0	L	25	5	2	2	9	1	0	1	0	0	0	68	99	3.00	1.000				
45 Buck Farmer, R ERA: 2.7	1.0		6	2	1	1	1	0	1	0	0	0	0	13	19	9.00	2.000				
58 Victor Alcántara, R ERA: 3.75	1.0		6	2	1	1	0	1	0	0	0	0	0	15	23	9.00	3.000				

Detroit Tigers @ Chicago White Sox
Guaranteed Rate Field, Chicago, IL
 Sun Apr 28 2019, 1:13 PM - 4:08 PM CDT
 Att: 14,539 - Sunny - 48 F

Detroit Tigers @ Chicago White Sox
Guaranteed Rate Field, Chicago, IL
 Sun Apr 28 2019, 1:13 PM - 4:08 PM CDT
 Att: 14,539 - Sunny - 48 F

AB	29
R	1
H	2
RBI	1
BB	4
SO	20
LOB	12

AB	31
R	4
H	9
RBI	4
BB	3
SO	10
LOB	17

Batter	1	2	3	4	5	6	7	8	9	AB	R	H	RBI	BB	SO	LOB	TOP										
2 Jonathan Villar, S OBP: 0.328, SLG: 0.402	G4-3		L6		L5		G5-4-3		K	5	0	0	0	0	1	3	<p>Baltimore Orioles @ Chicago White Sox Guaranteed Rate Field, Chicago, IL Mon Apr 29 2019, 7:11 PM - 10:29 PM CDT Att: 14,717 - Overcast - 49 F</p>										
23 Joey Rickard, R OBP: 0.274, SLG: 0.360	K						G4-3		G6-3	3	0	0	0	2	1	0											
39 Renato Núñez, R OBP: 0.316, SLG: 0.477	K				F9		F9		K	4	0	0	0	0	2	4											
35 Dwight Smith Jr., L OBP: 0.325, SLG: 0.486		L7			K		57 BLK 19 1B		57 BLK 19 1B	4	2	2	0	0	1	1											
57 Hanser Alberto, R OBP: 0.338, SLG: 0.380							G5-3		19 1B	4	0	3	0	0	0	1											
19 Chris Davis, L OBP: 0.253, SLG: 0.353		G3-5-1			K				19 1B	4	0	2	2	0	1	3											
28 Pedro Severino, R OBP: 0.340, SLG: 0.571									19 1B	3	1	2	1	1	0	2											
14 Rio Ruiz, L OBP: 0.321, SLG: 0.315					F7		FC5		P4	4	0	0	0	0	1	4											
1 Richie Martin, R OBP: 0.243, SLG: 0.209										2	0	0	0	1	2	2											
12 Stevie Wilkerson, S OBP: 0.150, SLG: 0.351					K		K		K	1	0	0	0	0	1	0											
Inning Stats	R: 0 E: 0 K: 2 S: 9	H: 0 LOB: 0 BB: 0 P: 15	R: 0 E: 0 K: 0 S: 6	H: 1 LOB: 0 BB: 0 P: 6	R: 1 E: 0 K: 1 S: 12	H: 1 LOB: 0 BB: 0 P: 19	R: 0 E: 1 K: 2 S: 11	H: 0 LOB: 3 BB: 2 P: 19	R: 0 E: 0 K: 1 S: 13	H: 3 LOB: 1 BB: 0 P: 20	R: 0 E: 0 K: 0 S: 11	H: 0 LOB: 0 BB: 1 P: 16	R: 1 E: 0 K: 1 S: 15	H: 3 LOB: 2 BB: 0 P: 24	R: 0 E: 0 K: 2 S: 9	H: 0 LOB: 0 BB: 0 P: 12	1B: 8 2B: 0 3B: 0 HR: 1	SF: 0 SAC: 0 DP: 2 HBP: 0	WP: 0 PB: 0 SB: 0 CS: 0	PA: 38							
PITCHER	IP	WLS	BF	H	R	ER	SO	BB	IBB	HBP	BLK	WP	HR	S	P	ERA	WHIP										
58 Manny Bañuelos, L ERA: 2.7	5.2	W	24	5	2	2	6	3	0	0	1	0	1	58	93	3.18	1.412										
66 José Ruiz, R ERA: 9.53	0.0		1	1	0	0	0	0	0	0	0	0	0	1	2	∞	∞										
39 Aaron Bummer, L ERA: 9.53	1.0	H	3	0	0	0	1	1	0	0	0	0	0	14	22	0.00	1.000										
41 Kelvin Herrera, R ERA: 2.51	1.1	H	7	3	1	1	1	0	0	0	0	0	0	16	25	6.75	2.250										
48 Alex Colomé, R ERA: 2.15	1.0	S	3	0	0	0	2	0	0	0	0	0	0	9	12	0.00	0.000										

Batter	1	2	3	4	5	6	7	8	9	AB	R	H	RBI	BB	SO	LOB	BOTTOM										
28 Leury García, S OBP: 0.336, SLG: 0.382	G3		L8					F8		3	0	0	0	0	0	1	<p>Baltimore Orioles @ Chicago White Sox Guaranteed Rate Field, Chicago, IL Mon Apr 29 2019, 7:11 PM - 10:29 PM CDT Att: 14,717 - Overcast - 49 F</p>										
7 Tim Anderson, R OBP: 0.394, SLG: 0.615	G5-3							G4-3		5	1	1	2	0	2	4											
79 José Abreu, R OBP: 0.350, SLG: 0.500	G5-3		L9							5	0	2	0	0	0	0											
33 James McCann, R OBP: 0.400, SLG: 0.536					F8			K		5	1	3	0	0	1	2											
10 Yoán Moncada, S OBP: 0.374, SLG: 0.571		FC6-4			F9					3	1	0	0	0	1	3											
20 José Rondón, R OBP: 0.302, SLG: 0.463		P3			FC6-4					4	0	1	0	0	0	4											
17 Yonder Alonso, L OBP: 0.320, SLG: 0.495					G5-3					3	1	1	2	1	1	0											
49 Ryan Cordell, R OBP: 0.357, SLG: 0.472					G1-3					2	0	0	1	2	1	0											
15 Adam Engel, R OBP: 0.227, SLG: 0.293										3	1	1	0	1	0	4											
Inning Stats	R: 0 E: 0 K: 0 S: 6	H: 2 LOB: 0 BB: 0 P: 10	R: 2 E: 0 K: 1 S: 13	H: 2 LOB: 0 BB: 0 P: 22	R: 2 E: 0 K: 0 S: 11	H: 3 LOB: 2 BB: 0 P: 20	R: 0 E: 0 K: 1 S: 17	H: 0 LOB: 2 BB: 1 P: 29	R: 0 E: 0 K: 0 S: 7	H: 1 LOB: 1 BB: 0 P: 10	R: 0 E: 0 K: 2 S: 12	H: 0 LOB: 2 BB: 1 P: 21	R: 1 E: 0 K: 1 S: 12	H: 2 LOB: 3 BB: 2 P: 26	R: 0 E: 0 K: 1 S: 9	H: 1 LOB: 1 BB: 0 P: 12		1B: 4 2B: 3 3B: 0 HR: 2	SF: 0 SAC: 0 DP: 0 HBP: 3	WP: 1 PB: 0 SB: 0 CS: 0	PA: 40						
PITCHER	IP	WLS	BF	H	R	ER	SO	BB	IBB	HBP	BLK	WP	HR	S	P	ERA	WHIP										
67 John Means, L ERA: 2.81	5.0	L	24	6	4	4	2	1	0	1	0	0	0	14	25	6.75	1.500										
32 Yefry Ramírez, R ERA: 6.75	1.1		7	1	1	1	2	1	0	1	0	0	0	8	19	0.00	9.000										
66 Tanner Scott, L ERA: 6.75	0.1		4	1	0	0	1	2	0	0	0	1	0	8	19	0.00	9.000										
50 Miguel Castro, R ERA: 8.59	1.1		5	1	0	0	1	0	0	0	0	0	0	11	15	0.00	0.750										

Batter	1	2	3	4	5	6	7	8	9	AB	R	H	RBI	BB	SO	LOB	TOP																
2 Jonathan Villar, S OBP: 0.333, SLG: 0.420										5	1	2	0	0	2	1																	
14 Rio Ruiz, L OBP: 0.324, SLG: 0.330										5	1	2	0	0	1	2																	
35 Dwight Smith Jr., L OBP: 0.347, SLG: 0.496										4	0	3	1	1	0	1																	
39 Renato Núñez, R OBP: 0.307, SLG: 0.454										5	0	0	0	0	2	8																	
19 Chris Davis, L OBP: 0.250, SLG: 0.342										5	1	1	0	0	1	4																	
25 Anthony Santander, S OBP: 0.750, SLG: 2.000										2	2	1	1	1	1	0																	
23 Joey Rickard, R OBP: 0.269, SLG: 0.333										4	0	0	0	0	0	4																	
12 Stevie Wilkerson, S OBP: 0.233, SLG: 0.467										4	1	2	3	0	1	0																	
1 Richie Martin, R OBP: 0.266, SLG: 0.268										0	0	0	0	0	0	0																	
61 Austin Wynns, R										4	0	0	0	0	1	1																	
Inning Stats	R: 1 E: 0 K: 1 S: 11	H: 2 LOB: 1 BB: 0 P: 16	R: 0 E: 0 K: 1 S: 8	H: 0 LOB: 0 BB: 0 P: 11	R: 0 E: 0 K: 2 S: 14	H: 2 LOB: 2 BB: 0 P: 21	R: 3 E: 0 K: 1 S: 12	H: 2 LOB: 1 BB: 1 P: 16	R: 0 E: 0 K: 0 S: 8	H: 1 LOB: 1 BB: 1 P: 16	R: 1 E: 0 K: 1 S: 17	H: 2 LOB: 1 BB: 0 P: 22	R: 1 E: 2 K: 1 S: 13	H: 1 LOB: 2 BB: 0 P: 21	R: 0 E: 0 K: 1 S: 7	H: 0 LOB: 0 BB: 0 P: 10	R: 0 E: 0 K: 1 S: 11	H: 1 LOB: 1 BB: 0 P: 16	1B: 8 2B: 2 3B: 0 HR: 2	SF: 0 SAC: 0 DP: 1 HBP: 1	WP: 0 PB: 0 SB: 1 CS: 0	PA: 41											
PITCHER	IP WLS BF H R ER SO BB IBB HBP BLK WP HR S P ERA WHIP																																
46 Iván Nova, R ERA: 8.33	5.2	27	9	5	5	5	2	0	0	0	0	0	2	66	102	7.94	1.941																
39 Aaron Bummer, L ERA:	1.1	7	1	1	0	2	0	0	1	0	0	0	0	17	26	0.00	0.750																
50 Thyago Vieira, R ERA:	2.0	W	7	1	0	0	2	0	0	0	0	0	0	18	26	0.00	0.500																

Baltimore Orioles @ Chicago White Sox
Guaranteed Rate Field, Chicago, IL
 Wed May 01 2019, 7:33 PM - 10:54 PM CDT
 Att: 14,781 - Clear - 50 F

livebaseballscorecards.com

AB 38
R 6
H 11
RBI 5
BB 2
SO 9
LOB 21

Batter	1	2	3	4	5	6	7	8	9	AB	R	H	RBI	BB	SO	LOB	BOTTOM																
10 Yoán Moncada, S OBP: 0.368, SLG: 0.540										4	1	0	0	1	1	4																	
30 Nicky Delmonico, L OBP: 0.278, SLG: 0.250										3	1	0	0	1	3	0																	
20 José Rondón, R OBP: 0.295, SLG: 0.452										1	0	0	0	0	1	2																	
79 José Abreu, R OBP: 0.362, SLG: 0.531										4	1	2	4	1	1	0																	
17 Yonder Alonso, L OBP: 0.303, SLG: 0.376										5	0	1	2	0	2	2																	
7 Tim Anderson, R OBP: 0.383, SLG: 0.587										4	0	2	0	0	0	0																	
21 Wellington Castillo, R OBP: 0.328, SLG: 0.340										4	0	0	0	0	3	2																	
5 Yolmer Sánchez, S OBP: 0.313, SLG: 0.268										4	1	1	0	0	2	0																	
49 Ryan Cordell, R OBP: 0.327, SLG: 0.405										3	0	0	0	0	3	1																	
28 Leury García, S OBP: 0.328, SLG: 0.364										0	1	0	0	1	0	0																	
15 Adam Engel, R OBP: 0.286, SLG: 0.391										4	2	3	1	0	0	0																	
Inning Stats	R: 0 E: 1 K: 1 S: 10	H: 0 LOB: 1 BB: 0 P: 14	R: 1 E: 0 K: 2 S: 17	H: 2 LOB: 2 BB: 0 P: 25	R: 1 E: 0 K: 2 S: 14	H: 2 LOB: 1 BB: 0 P: 24	R: 3 E: 0 K: 3 S: 19	H: 2 LOB: 1 BB: 2 P: 36	R: 0 E: 0 K: 0 S: 6	H: 1 LOB: 0 BB: 0 P: 8	R: 0 E: 0 K: 2 S: 8	H: 0 LOB: 0 BB: 0 P: 12	R: 0 E: 0 K: 3 S: 11	H: 0 LOB: 0 BB: 0 P: 16	R: 0 E: 0 K: 2 S: 8	H: 0 LOB: 0 BB: 0 P: 13	R: 2 E: 0 K: 1 S: 11	H: 2 LOB: 2 BB: 2 P: 18	1B: 7 2B: 0 3B: 1 HR: 1	SF: 0 SAC: 0 DP: 1 HBP: 0	WP: 2 PB: 0 SB: 0 CS: 0	PA: 40											
PITCHER	IP WLS BF H R ER SO BB IBB HBP BLK WP HR S P ERA WHIP																																
54 Andrew Cashner, R ERA: 4.71	4.0	22	6	5	4	8	2	0	0	0	0	0	0	25	36	0.00	0.333																
64 Gabriel Ynoa, R ERA: 1.08	3.0	9	1	0	0	5	0	0	0	0	0	0	0	12	21	18.00	2.000																
58 Evan Phillips, R ERA: 4.91	1.0	L	5	1	2	2	1	0	0	0	0	0	0	2	4	0.00	0.000																
51 Paul Fry, L ERA: 3.95	0.1	H	1	0	0	0	0	0	0	0	0	0	0	5	6	0.00	3.000																
50 Miguel Castro, R ERA: 8.4	0.1	B	3	1	0	0	1	0	0	0	0	0	0	5	6	0.00	3.000																

Baltimore Orioles @ Chicago White Sox
Guaranteed Rate Field, Chicago, IL
 Wed May 01 2019, 7:33 PM - 10:54 PM CDT
 Att: 14,781 - Clear - 50 F


livebaseballscorecards.com

AB 36
R 7
H 9
RBI 7
BB 4
SO 16
LOB 11

Batter	1	2	3	4	5	6	7	8	9	AB	R	H	RBI	BB	SO	LOB	TOP										
16 Andrew Benintendi, L OBP: 0.351, SLG: 0.435 (1.7) (2.8)	L7	1B			K	50 BB		G6-3		5	0	2	0	0	1	1	Boston Red Sox @ Chicago White Sox Guaranteed Rate Field, Chicago, IL Fri May 03 2019, 7:12 PM - 10:26 PM CDT Att: 17,504 - Cloudy - 45 F										
50 Mookie Betts, R OBP: 0.395, SLG: 0.594 (1.9)	K	G6-3			K	28 G6-4-3 BB		F8		4	0	0	1	1	2	1											
28 J.D. Martinez, R OBP: 0.410, SLG: 0.500 (1.10)	2B		F8		1B	G6-4-3		1B		5	1	3	0	0	0	3											
2 Xander Bogaerts, R OBP: 0.361, SLG: 0.452 (1.6)	1B		L8		G4-3			F8		5	1	2	0	0	0	1											
11 Rafael Devers, L OBP: 0.382, SLG: 0.395 (1.5)	HR		G6-3			23 HR 1B		G4-3		5	2	2	3	0	0	2											
23 Michael Chavis, R OBP: 0.442, SLG: 0.619 (1.4)	1B					HR		F8		4	1	2	2	1	0	2											
18 Mitch Moreland, L OBP: 0.277, SLG: 0.525 (1.3)	K				BB			L5		3	1	0	0	1	2	2											
5 Tzu-Wei Lin, L OBP: 0.273, SLG: 0.300 25 Steve Pearce, R OBP: 0.342, SLG: 0.125 (1.8) (2.7)			BB		L7	50 BB 16 1B				0	0	0	0	1	0	0											
3 Sandy León, S OBP: 0.211, SLG: 0.176 (1.2)	K				P5			K		4	0	0	0	0	2	5											
Inning Stats	R: 3 E: 0 K: 2 S: 17	H: 4 LOB: 1 BB: 0 P: 24	R: 0 E: 0 K: 1 S: 13	H: 1 LOB: 1 BB: 1 P: 21	R: 0 E: 0 K: 0 S: 8	H: 0 LOB: 0 BB: 0 P: 11	R: 0 E: 0 K: 1 S: 12	H: 0 LOB: 1 BB: 1 P: 20	R: 0 E: 0 K: 2 S: 13	H: 1 LOB: 1 BB: 3 P: 18	R: 3 E: 0 K: 0 S: 15	H: 3 LOB: 2 BB: 3 P: 33	R: 0 E: 0 K: 0 S: 10	H: 0 LOB: 0 BB: 0 P: 14	R: 0 E: 0 K: 1 S: 8	H: 0 LOB: 1 BB: 1 P: 16		R: 0 E: 0 K: 0 S: 8	H: 2 LOB: 2 BB: 0 P: 15	1B: 8 2B: 2 3B: 0 HR: 2	SF: 0 SAC: 0 DP: 2 HBP: 0	WP: 1 PB: 0 CS: 0	PA: 42				
PITCHER	IP	WLS	BF	H	R	ER	SO	BB	IBB	HBP	BLK	WP	HR	S	P	ERA	WHIP										
40 Reynaldo López, R ERA: 6.69 (1.1)	5.0	L	25	8	6	6	6	3	0	0	0	0	2	69	105	10.80	2.200										
66 José Ruiz, R ERA: 6.75 (6.1)	1.1		6	1	0	0	0	2	0	0	0	1	0	13	29	0.00	2.250										
64 Josh Osich, L ERA: 3.0 (7.1)	0.2		2	0	0	0	0	0	0	0	0	0	0	6	7	0.00	0.000										
48 Alex Colomé, R ERA: 1.98 (8.1)	1.0		4	0	0	0	1	1	0	0	0	0	0	8	16	0.00	1.000										
20 José Rondón, R ERA: (9.1)	1.0		5	2	0	0	0	0	0	0	0	0	0	8	15	0.00	2.000										
Batter	1	2	3	4	5	6	7	8	9	AB	R	H	RBI	BB	SO	LOB	BOTTOM										
28 Leury García, S OBP: 0.323, SLG: 0.365 (1.7) (8.9)	K		FC5-4		K			K		4	0	0	0	0	3	4	Boston Red Sox @ Chicago White Sox Guaranteed Rate Field, Chicago, IL Fri May 03 2019, 7:12 PM - 10:26 PM CDT Att: 17,504 - Cloudy - 45 F										
7 Tim Anderson, R OBP: 0.385, SLG: 0.550 (1.6)	G6-3		P3		K			33 BB 1B		3	0	0	0	1	1	1											
79 José Abreu, R OBP: 0.356, SLG: 0.504 (1.3)	BB		G6-3		G6-3			F9		3	0	0	0	1	0	2											
33 James McCann, R OBP: 0.417, SLG: 0.597 5 Yolmer Sánchez, S OBP: 0.313, SLG: 0.268 (1.10) (9.4)	K		K		2B			1B		4	0	2	1	0	2	1											
10 Yoán Moncada, S OBP: 0.361, SLG: 0.521 (1.5)	G4-3		20 CS 1B		K			G4-3		4	0	1	0	0	1	3											
20 José Rondón, R OBP: 0.288, SLG: 0.440 (1.4) (9.1)	L4		CS		2B			G4-3		4	0	1	0	0	1	0											
21 Wellington Castillo, R OBP: 0.324, SLG: 0.321 (1.2)	K				HBP			F8		3	0	0	0	0	1	0											
49 Ryan Cordell, R OBP: 0.321, SLG: 0.391 30 Nicky Delmonico, L (7, PH) OBP: 0.318, SLG: 0.450 (1.9) (8.7)	K		K		K			K		2	0	0	0	0	2	2											
15 Adam Engel, R OBP: 0.286, SLG: 0.353 (1.8)			28 FC5-4 HBP		K			K		2	1	0	0	1	2	3											
Inning Stats	R: 0 E: 0 K: 2 S: 14	H: 0 LOB: 1 BB: 1 P: 23	R: 0 E: 0 K: 1 S: 9	H: 0 LOB: 0 BB: 0 P: 11	R: 0 E: 1 K: 1 S: 8	H: 0 LOB: 0 BB: 0 P: 10	R: 0 E: 0 K: 3 S: 14	H: 1 LOB: 0 BB: 0 P: 23	R: 0 E: 0 K: 2 S: 12	H: 1 LOB: 2 BB: 0 P: 17	R: 0 E: 0 K: 2 S: 13	H: 1 LOB: 1 BB: 0 P: 20	R: 0 E: 0 K: 1 S: 8	H: 0 LOB: 0 BB: 0 P: 10	R: 1 E: 0 K: 1 S: 13	H: 1 LOB: 2 BB: 2 P: 26		R: 0 E: 0 K: 1 S: 12	H: 1 LOB: 1 BB: 0 P: 16	1B: 3 2B: 2 3B: 0 HR: 0	SF: 0 SAC: 0 DP: 0 HBP: 2	WP: 0 PB: 0 CS: 1	PA: 37				
PITCHER	IP	WLS	BF	H	R	ER	SO	BB	IBB	HBP	BLK	WP	HR	S	P	ERA	WHIP										
41 Chris Sale, L ERA: 5.25 (1.1)	6.0	W	23	3	0	0	0	1	0	0	0	0	0	8	10	0.00	0.667										
37 Heath Hembree, R ERA: 4.02 (7.1)	1.0		3	0	0	0	2	0	0	0	0	0	0	8	10	0.00	0.000										
54 Colten Brewer, R ERA: 6.23 (8.1)	1.0		6	1	1	1	1	2	0	0	0	0	0	13	26	9.00	3.000										
67 Josh Smith, R ERA: (9.1)	1.0		4	1	0	0	1	0	0	0	0	0	0	12	16	0.00	1.000										

Batter	1	2	3	4	5	6	7	8	9	AB	R	H	RBI	BB	SO	LOB	TOP					
16 Andrew Benintendi, L (1, 8)	L8							G5-6-3		5	1	3	1	1	0	1	Boston Red Sox @ Chicago White Sox Guaranteed Rate Field, Chicago, IL Sat May 04 2019, 6:10 PM - 9:44 PM CDT Att: 30,068 - Partly Cloudy - 59 F					
50 Mookie Betts, R (1, 9)	K									5	1	2	2	1	1	3						
28 J.D. Martinez, R (1, 10)	K									4	2	1	1	1	1	3						
3 Sandy León, S (6, PH)										1	0	1	0	0	0	0						
2 Xander Bogaerts, R (1, 6)		G6-3								5	2	1	2	1	2	5						
47 Tyler Thornburg, R (8, 1)										0	0	0	0	0	0	0						
76 Hector Velázquez, R (9, 1)										0	0	0	0	0	0	0						
23 Michael Chavis, R (1, 3)										6	3	4	3	0	0	0						
11 Rafael Devers, L (1, 5)										5	2	2	1	1	1	2						
25 Steve Pearce, R (1, 7)										6	2	2	2	0	2	3						
36 Eduardo Núñez, R (1, 4)										6	1	1	2	0	1	3						
7 Christian Vázquez, R (1, 2)										5	1	4	0	0	0	2						
Inning Stats	R: 0 E: 0 K: 2 S: 10	H: 0 LOB: 0 BB: 0 P: 14	R: 0 E: 0 K: 0 S: 5	H: 0 LOB: 0 BB: 0 P: 7	R: 9 E: 0 K: 1 S: 30	H: 10 LOB: 2 BB: 1 P: 46	R: 5 E: 2 K: 0 S: 22	H: 3 LOB: 1 BB: 2 P: 39	R: 1 E: 0 K: 1 S: 17	H: 2 LOB: 1 BB: 0 P: 24	R: 0 E: 0 K: 1 S: 15	H: 2 LOB: 3 BB: 1 P: 24	R: 0 E: 0 K: 1 S: 9	H: 1 LOB: 1 BB: 0 P: 11	R: 0 E: 0 K: 1 S: 10	H: 3 LOB: 2 BB: 0 P: 12	R: 0 E: 0 K: 1 S: 11	H: 0 LOB: 1 BB: 1 P: 17	1B: 12 2B: 5 3B: 0 HR: 4	SF: 0 SAC: 0 DP: 2 HBP: 0	WP: 0 PB: 0 CS: 0	PA: 53
PITCHER	IP	WLS	BF	H	R	ER	SO	BB	IBB	HBP	BLK	WP	HR	S	P	ERA	WHIP					
58 Manny Bañuelos, L (1, 1)	2.2	L	18	10	9	9	3	0	0	0	0	0	3	43	61	30.38	3.750					
51 Carson Fulmer, R (3, 1)	0.1		8	2	5	3	0	3	0	0	0	0	0	16	32	81.00	15.000					
64 Josh Osich, L (4, 1)	2.0		8	3	1	1	1	0	0	0	0	0	1	25	37	4.50	1.500					
66 José Ruiz, R (6, 1)	2.0		10	3	0	0	2	1	0	0	0	0	0	24	35	0.00	2.000					
43 Evan Marshall, R (8, 1)	1.0		5	3	0	0	1	0	0	0	0	0	0	10	12	0.00	3.000					
PITCHER	IP	WLS	BF	H	R	ER	SO	BB	IBB	HBP	BLK	WP	HR	S	P	ERA	WHIP					
41 Kelvin Herrera, R (9, 1)	1.0		4	0	0	0	1	1	0	0	0	0	0	0	11	17	0.00	1.000				

Batter	1	2	3	4	5	6	7	8	9	AB	R	H	RBI	BB	SO	LOB	BOTTOM					
28 Leury García, S (1, 8)	G5-3									3	1	2	0	0	0	3	Boston Red Sox @ Chicago White Sox Guaranteed Rate Field, Chicago, IL Sat May 04 2019, 6:10 PM - 9:44 PM CDT Att: 30,068 - Partly Cloudy - 59 F					
15 Adam Engel, R (7, 8)		FC4-6								1	0	0	0	0	1	0						
7 Tim Anderson, R (1, 6)	G5-3									2	0	0	0	1	0	1						
5 Yolmer Sánchez, S (8, 4)										1	0	0	0	0	1	0						
79 José Abreu, R (1, 3)										4	1	2	2	0	0	3						
33 James McCann, R (1, 2)										4	0	0	0	0	1	1						
10 Yoán Moncada, S (1, 5)										4	0	1	0	0	3	0						
20 José Roldán, R (1, 4)										4	0	0	0	0	2	1						
17 Yonder Alonso, L (1, 10)										3	0	0	0	1	1	1						
49 Ryan Cordell, R (1, 9)										3	0	1	0	1	1	1						
30 Nicky Delmonico, L (1, 7)										3	0	1	0	0	1	1						
Inning Stats	R: 1 E: 0 K: 0 S: 8	H: 2 LOB: 0 BB: 0 P: 14	R: 0 E: 0 K: 2 S: 13	H: 3 LOB: 3 BB: 0 P: 21	R: 0 E: 0 K: 0 S: 8	H: 0 LOB: 0 BB: 0 P: 12	R: 0 E: 0 K: 2 S: 10	H: 0 LOB: 0 BB: 0 P: 15	R: 0 E: 0 K: 1 S: 11	H: 1 LOB: 2 BB: 2 P: 20	R: 0 E: 0 K: 1 S: 11	H: 0 LOB: 0 BB: 0 P: 18	R: 0 E: 0 K: 1 S: 9	H: 0 LOB: 0 BB: 0 P: 16	R: 1 E: 0 K: 3 S: 14	H: 1 LOB: 0 BB: 0 P: 20	R: 0 E: 0 K: 1 S: 10	H: 0 LOB: 1 BB: 1 P: 16	1B: 6 2B: 0 3B: 0 HR: 1	SF: 0 SAC: 0 DP: 2 HBP: 0	WP: 0 PB: 0 CS: 0	PA: 35
PITCHER	IP	WLS	BF	H	R	ER	SO	BB	IBB	HBP	BLK	WP	HR	S	P	ERA	WHIP					
57 Eduardo Rodríguez, L (1, 1)	6.0	W	24	6	1	1	6	2	0	0	0	0	0	61	100	1.50	1.333					
47 Tyler Thornburg, R (7, 1)	2.0		7	1	1	1	4	0	0	0	0	0	1	23	36	4.50	0.500					
47 Tyler Thornburg, R (8, 1)	2.0		7	1	1	1	4	0	0	0	0	0	1	23	36	4.50	0.500					
76 Hector Velázquez, R (9, 1)	1.0		4	0	0	0	1	1	0	0	0	0	0	10	16	0.00	1.000					

Batter	1	2	3	4	5	6	7	8	9	AB	R	H	RBI	BB	SO	LOB	TOP												
10 Yoán Moncada, S OBP: 0.344, SLG: 0.514	G6-3		1B		L9		K		K	5	0	1	1	0	2	2	Chicago White Sox @ Cleveland Indians Progressive Field, Cleveland, OH Tue May 07 2019, 6:12 PM - 9:10 PM EDT Att: 12,961 - Overcast - 50 F												
30 Nicky Delmonico, L OBP: 0.306, SLG: 0.375	P6		K		L8		G6-3			3	0	0	0	0	1	1													
20 José Rondón, R OBP: 0.263, SLG: 0.400										1	0	0	0	0	0	1													
28 Leury García, S OBP: 0.346, SLG: 0.386										0	0	0	0	0	0	0													
79 José Abreu, R OBP: 0.349, SLG: 0.529	K				G5-3		F9			4	1	1	0	0	1	1													
17 Yonder Alonso, L OBP: 0.285, SLG: 0.330		G4-3			BB		G3		G4-3	3	0	0	0	1	0	1													
33 James McCann, R OBP: 0.405, SLG: 0.590		K			1B		G3-1			4	0	2	1	0	1	0													
22 Charles Tilson, L OBP: 0.260, SLG: 0.571		1B			BB		K		K	3	0	1	0	1	2	1													
7 Tim Anderson, R OBP: 0.362, SLG: 0.516					FC5-2		BB		G6-3	3	0	0	0	1	1	4													
5 Yolmer Sánchez, S OBP: 0.301, SLG: 0.265					K		F7		K	4	1	1	0	0	2	5													
49 Ryan Cordell, R OBP: 0.344, SLG: 0.464			SH2-4		F7		2B		1B	3	0	2	0	0	0	0	AB 33 R 2 H 8 RBI 2 BB 3 SO 10 LOB 16 												
Inning Stats	R: 0 E: 0 K: 1 S: 6	H: 0 LOB: 0 BB: 0 P: 10	R: 0 E: 0 K: 2 S: 9	H: 1 LOB: 1 BB: 0 P: 13	R: 1 E: 0 K: 1 S: 9	H: 2 LOB: 0 BB: 0 P: 15	R: 0 E: 0 K: 1 S: 9	H: 1 LOB: 1 BB: 0 P: 20	R: 0 E: 0 K: 0 S: 6	H: 0 LOB: 0 BB: 0 P: 11	R: 1 E: 0 K: 1 S: 14	H: 2 LOB: 2 BB: 1 P: 23	R: 0 E: 0 K: 1 S: 10	H: 1 LOB: 1 BB: 0 P: 12	R: 0 E: 0 K: 1 S: 8	H: 0 LOB: 0 BB: 0 P: 12		R: 0 E: 0 K: 2 S: 12	H: 1 LOB: 1 BB: 0 P: 19	1B: 5 2B: 3 3B: 0 HR: 0	SF: 0 SAC: 1 DP: 0 HBP: 0	WP: 0 PB: 0 SB: 1 CS: 1	PA: 37						
PITCHER	IP	WLS	BF	H	R	ER	SO	BB	IBB	HBP	BLK	WP	HR	S	P	ERA		WHIP											
68 Jefry Rodríguez, R ERA: 2.41	6.0	L	27	7	2	2	6	3	0	0	0	0	0	0	3	4		3.00	1.667										
39 Oliver Pérez, L ERA: 6.43	0.1		1	0	0	0	1	0	0	0	0	0	0	0	3	4		0.00	0.000										
61 Dan Otero, R ERA: 3.14	0.2		2	0	0	0	0	0	0	0	0	0	0	4	5	0.00		0.000											
36 Tyler Clippard, R ERA: 2.08	1.0		3	0	0	0	1	0	0	0	0	0	0	8	12	0.00		0.000											
90 Adam Cimber, R ERA: 3.69	1.0		4	1	0	0	2	0	0	0	0	0	0	12	19	0.00		1.000											
Batter	1	2	3	4	5	6	7	8	9	AB	R	H	RBI	BB	SO	LOB		BOTTOM											
12 Francisco Lindor, S OBP: 0.306, SLG: 0.474	1B		K			1B				4	0	3	0	0	1	1		Chicago White Sox @ Cleveland Indians Progressive Field, Cleveland, OH Tue May 07 2019, 6:12 PM - 9:10 PM EDT Att: 12,961 - Overcast - 50 F											
22 Jason Kipnis, L OBP: 0.274, SLG: 0.284	G5-6-3				2B		K		1B	4	0	2	0	0	1	2													
11 José Ramírez, S OBP: 0.295, SLG: 0.291	P5				F9		BB		2B	2	0	0	0	2	0	1													
41 Carlos Santana, S OBP: 0.406, SLG: 0.466		G6-3			P6		K		K	4	0	0	0	0	2	6													
24 Carlos González, L OBP: 0.260, SLG: 0.294		G4-3			L7				K	4	0	0	0	0	2	1													
10 Jake Bauers, L OBP: 0.316, SLG: 0.356		BB			K		G4-3		L7	3	0	0	0	1	1	0													
2 Leonys Martín, L OBP: 0.291, SLG: 0.370		P6			L8		K		K	4	0	0	0	0	2	1													
55 Roberto Pérez, R OBP: 0.289, SLG: 0.356					K		K		G3-1	3	0	0	0	0	2	0													
6 Mike Freeman, L OBP: 0.318, SLG: 0.176					BB		G3-1		G3-1	2	0	0	0	1	0	0													
Inning Stats	R: 0 E: 0 K: 0 S: 9	H: 1 LOB: 0 BB: 0 P: 11	R: 0 E: 0 K: 0 S: 11	H: 0 LOB: 1 BB: 1 P: 18	R: 0 E: 0 K: 2 S: 9	H: 0 LOB: 1 BB: 1 P: 18	R: 0 E: 0 K: 0 S: 7	H: 1 LOB: 1 BB: 0 P: 8	R: 0 E: 0 K: 2 S: 10	H: 0 LOB: 0 BB: 0 P: 13	R: 0 E: 0 K: 2 S: 13	H: 1 LOB: 2 BB: 1 P: 23	R: 0 E: 0 K: 2 S: 9	H: 0 LOB: 0 BB: 0 P: 11	R: 0 E: 0 K: 1 S: 14	H: 2 LOB: 3 BB: 1 P: 26	R: 0 E: 0 K: 2 S: 9		H: 0 LOB: 0 BB: 0 P: 16	1B: 3 2B: 3 3B: 0 HR: 0	SF: 0 SAC: 0 DP: 2 HBP: 0	WP: 1 PB: 0 SB: 0 CS: 1	PA: 34						
PITCHER	IP	WLS	BF	H	R	ER	SO	BB	IBB	HBP	BLK	WP	HR	S	P	ERA	WHIP												
27 Lucas Giolito, R ERA: 4.06	7.1	W	26	3	0	0	0	3	0	0	0	1	0	7	10	0.00	0.818												
57 Jace Fry, L ERA: 5.54	0.1	H	4	2	0	0	0	1	0	0	0	0	0	9	17	0.00	9.000												
48 Alex Colomé, R ERA: 1.8	1.1	S	4	0	0	0	3	0	0	0	0	0	0	12	22	0.00	0.000												

Batter	1	2	3	4	5	6	7	8	9	AB	R	H	RBI	BB	SO	LOB	TOP
28 Leury García, S OBP: 0.341, SLG: 0.380										2	0	0	0	0	1	0	Chicago White Sox @ Cleveland Indians Progressive Field, Cleveland, OH Thu May 09 2019, 1:11 PM - 2:53 PM EDT Att: 13,247 - Overcast - 79 F
10 Yoán Moncada, S OBP: 0.338, SLG: 0.600										2	0	0	0	0	2	0	
79 José Abreu, R OBP: 0.348, SLG: 0.542										2	0	1	0	0	0	0	
17 Yonder Alonso, L OBP: 0.287, SLG: 0.339										2	0	1	0	0	0	1	
33 James McCann, R OBP: 0.395, SLG: 0.575										2	0	0	0	0	1	1	
30 Nicky Delmonico, L OBP: 0.286, SLG: 0.342										2	0	0	0	0	0	0	
7 Tim Anderson, R OBP: 0.353, SLG: 0.500										2	0	0	0	0	1	0	
22 Charles Tilson, L OBP: 0.429, SLG: 0.462										2	0	0	0	0	0	0	
5 Yolmer Sánchez, S OBP: 0.299, SLG: 0.256										1	0	0	0	0	1	0	
Inning Stats	R: 0 E: 0 K: 2 S: 8	H: 1 LOB: 1 BB: 0 P: 10	R: 0 E: 0 K: 0 S: 5	H: 0 LOB: 0 BB: 0 P: 7	R: 0 E: 0 K: 1 S: 7	H: 0 LOB: 0 BB: 0 P: 12	R: 0 E: 0 K: 2 S: 16	H: 1 LOB: 0 BB: 0 P: 23	R: 0 E: 0 K: 1 S: 9	H: 0 LOB: 3 BB: 0 P: 11	1B: 1 2B: 1 3B: 0 HR: 0	SF: 0 SAC: 0 DP: 0 HBP: 0	WP: 0 PB: 0 CS: 0	PA: 17			
PITCHER 59 Carlos Carrasco, R ERA: 4.91	IP: 5.0 WLS: W BF: 17 H: 2 R: 0 ER: 0 SO: 6 BB: 0 IBB: 0 HBP: 0 BLK: 0 WP: 0 HR: 0 S: 45 P: 63 ERA: 0.00 WHIP: 0.400																

Batter	1	2	3	4	5	6	7	8	9	AB	R	H	RBI	BB	SO	LOB	BOTTOM
12 Francisco Lindor, S OBP: 0.310, SLG: 0.462										3	0	1	1	1	0	2	Chicago White Sox @ Cleveland Indians Progressive Field, Cleveland, OH Thu May 09 2019, 1:11 PM - 2:53 PM EDT Att: 13,247 - Overcast - 79 F
22 Jason Kipnis, L OBP: 0.286, SLG: 0.257										3	0	0	0	1	2	5	
11 José Ramírez, S OBP: 0.297, SLG: 0.316										4	0	1	0	0	0	6	
41 Carlos Santana, S OBP: 0.400, SLG: 0.455										3	0	1	0	0	0	1	
8 Jordan Luplow, R OBP: 0.368, SLG: 0.515										3	2	2	2	0	1	1	
24 Carlos González, L OBP: 0.275, SLG: 0.307										3	1	1	0	0	2	1	
10 Jake Bauers, L OBP: 0.339, SLG: 0.376										1	2	1	0	2	0	0	
55 Roberto Pérez, R OBP: 0.314, SLG: 0.373										2	0	2	1	1	0	0	
30 Tyler Naquin, L OBP: 0.311, SLG: 0.365										1	0	0	0	1	1	2	
Inning Stats	R: 0 E: 0 K: 0 S: 9	H: 1 LOB: 1 BB: 0 P: 14	R: 2 E: 0 K: 2 S: 13	H: 1 LOB: 2 BB: 3 P: 27	R: 0 E: 1 K: 2 S: 10	H: 1 LOB: 1 BB: 0 P: 16	R: 0 E: 0 K: 1 S: 8	H: 1 LOB: 3 BB: 2 P: 16	R: 3 E: 0 K: 1 S: 20	H: 5 LOB: 3 BB: 1 P: 31	1B: 5 2B: 2 3B: 0 HR: 2	SF: 0 SAC: 1 DP: 0 HBP: 0	WP: 2 PB: 0 CS: 0	PA: 30			
PITCHER 58 Manny Bañuelos, L ERA: 6.67 64 Josh Osich, L ERA: 3.12	IP: 4.1 WLS: L BF: 26 H: 8 R: 5 ER: 5 SO: 5 BB: 4 IBB: 1 HBP: 0 BLK: 0 WP: 1 HR: 2 S: 52 P: 91 ERA: 10.38 WHIP: 2.769																

Batter	1	2	3	4	5	6	7	8	9	AB	R	H	RBI	BB	SO	LOB	TOP	
28 Leury Garcia, S OBP: 0.331, SLG: 0.368										4	0	0	1	0	1	1	Chicago White Sox @ Toronto Blue Jays Rogers Centre, Toronto, ON Fri May 10 2019, 7:09 PM - 10:17 PM EDT Att: 20,402 - Roof Closed - 68 F	
10 Yoan Moncada, S OBP: 0.342, SLG: 0.503										3	1	1	0	1	1			
79 Jose Abreu, R OBP: 0.346, SLG: 0.541										4	0	1	1	0	2			
17 Yonder Alonso, L OBP: 0.279, SLG: 0.328										4	0	0	0	0	1	2		
21 Wellington Castillo, R OBP: 0.300, SLG: 0.284										3	0	0	0	1	0	1		
30 Nicky Delmonico, L OBP: 0.283, SLG: 0.333										4	0	1	0	0	2	2		
7 Tim Anderson, R OBP: 0.357, SLG: 0.522										4	2	2	1	0	0	1		
22 Charles Tilson, L OBP: 0.389, SLG: 0.412										4	0	1	0	0	0	1		
49 Ryan Cordell, R OBP: 0.329, SLG: 0.435										2	0	0	0	0	2	1		
Inning Stats	R: 1 E: 0 K: 1 S: 10	H: 2 LOB: 1 BB: 0 P: 13	R: 0 E: 0 K: 1 S: 10	H: 1 LOB: 1 BB: 0 P: 16	R: 0 E: 0 K: 1 S: 6	H: 0 LOB: 0 BB: 0 P: 8	R: 0 E: 0 K: 0 S: 7	H: 0 LOB: 0 BB: 0 P: 11	R: 1 E: 0 K: 3 S: 18	H: 2 LOB: 1 BB: 0 P: 20	R: 0 E: 0 K: 0 S: 8	H: 0 LOB: 0 BB: 0 P: 11	R: 0 E: 0 K: 1 S: 9	H: 0 LOB: 0 BB: 0 P: 12	1B: 3 2B: 2 3B: 0 HR: 1	SF: 0 SAC: 1 DP: 0 HBP: 0		WP: 0 PB: 0 CS: 2
PITCHER	IP WLS BF H R ER SO BB IBB HBP BLK WP HR S P ERA WHIP																	
46 Daniel Hudson, R ERA: 3.93	1.0	5	2	1	1	1	0	0	0	0	0	0	0	10	13	9.00	2.000	31 Joe Biagini, R ERA: 3.18 51 Ken Giles, R ERA: 1.95
45 Thomas Pannone, L ERA: 8.85	1.2	6	1	0	0	1	0	0	0	0	0	0	13	19	0.00	0.600		
43 Sam Gaviglio, R ERA: 1.95	2.2	H 10	1	1	1	3	1	0	0	0	0	1	26	44	3.38	0.750		
58 Tim Mayza, L ERA: 3.94	0.2	H 3	0	0	0	2	1	0	0	0	0	0	11	19	0.00	1.500		
52 Ryan Tepera, R ERA: 5.0	0.2	H 4	2	1	1	0	0	0	0	0	0	0	8	14	13.50	3.000		

Batter	1	2	3	4	5	6	7	8	9	AB	R	H	RBI	BB	SO	LOB	BOTTOM			
5 Eric Sogard, L OBP: 0.323, SLG: 0.597										4	0	1	0	0	0	0	Chicago White Sox @ Toronto Blue Jays Rogers Centre, Toronto, ON Fri May 10 2019, 7:09 PM - 10:17 PM EDT Att: 20,402 - Roof Closed - 68 F			
27 Vladimir Guerrero Jr., R OBP: 0.222, SLG: 0.171										4	0	0	0	0	0	1				
14 Justin Smoak, S OBP: 0.384, SLG: 0.410										0	1	0	0	4	0	0				
44 Rowdy Tellez, L OBP: 0.306, SLG: 0.455										3	1	1	0	1	2	2				
15 Randal Grichuk, R OBP: 0.301, SLG: 0.434										4	1	1	3	0	1	3				
16 Freddy Galvis, S OBP: 0.283, SLG: 0.418										4	0	0	0	0	1	0				
37 Teoscar Hernandez, R OBP: 0.279, SLG: 0.322										2	1	1	1	2	0	0				
9 Danny Jansen, R OBP: 0.250, SLG: 0.221										4	0	0	0	0	1	3				
49 Jonathan Davis, R OBP: 0.301, SLG: 0.434										3	0	0	0	0	1	3				
Inning Stats	R: 3 E: 0 K: 1 S: 14	H: 2 LOB: 2 BB: 0 P: 24	R: 1 E: 0 K: 0 S: 9	H: 1 LOB: 0 BB: 0 P: 16	R: 0 E: 0 K: 2 S: 10	H: 0 LOB: 1 BB: 1 P: 17	R: 0 E: 0 K: 0 S: 6	H: 0 LOB: 1 BB: 1 P: 15	R: 0 E: 0 K: 1 S: 7	H: 0 LOB: 2 BB: 1 P: 15	R: 0 E: 0 K: 2 S: 15	H: 0 LOB: 2 BB: 1 P: 22	R: 0 E: 0 K: 0 S: 13	H: 1 LOB: 1 BB: 1 P: 21	R: 0 E: 0 K: 0 S: 5	H: 0 LOB: 0 BB: 0 P: 7		1B: 1 2B: 1 3B: 0 HR: 2	SF: 0 SAC: 0 DP: 1 HBP: 0	WP: 1 PB: 0 SB: 0 CS: 0
PITCHER	IP WLS BF H R ER SO BB IBB HBP BLK WP HR S P ERA WHIP																			
68 Dylan Covey, R ERA: 5.91	4.2	L 21	3	4	4	3	5	0	0	0	0	1	0	3	4	0.00	0.000	39 Aaron Bummer, L ERA: 5.0		
64 Josh Osich, L ERA: 3.0	0.1	L 1	0	0	0	1	0	0	0	0	0	1	0	3	4	0.00	0.000			
61 Ryan Burr, R ERA: 4.91	1.0	L 5	0	0	0	2	1	0	0	0	0	0	15	22	0.00	1.000				
43 Evan Marshall, R ERA: 3.0	1.0	L 5	1	0	0	0	1	0	0	0	0	0	13	21	0.00	2.000				
39 Aaron Bummer, L ERA: 5.0	1.0	L 3	0	0	0	0	0	0	0	0	0	0	5	7	0.00	0.000				

Batter	1	2	3	4	5	6	7	8	9	AB	R	H	RBI	BB	SO	LOB	TOP			
12 Francisco Lindor, S OBP: 0.333, SLG: 0.484	1-1 B FF 97 S CH 86 X SL 87 HR		1-0 B CH 85 X CH 83 SF9			2-2 B SL 80 S CH 82 F FF 96 B SL 80 X CU 82 1B		4-1 C SL 85 B CH 85 B CH 80 B SL 83 B FF 83 BB		2 1 2 2 1 0 0										
22 Jason Kipnis, L OBP: 0.281, SLG: 0.267	1-1 C FF 97 B CH 79 X SL 85 P6		4-1 B SL 82 B CH 84 B FF 95 C FF 94 B FF 96 BB			2-1 F FF 96 1 SAFE B FF 95 B FF 94 X SL 84 F8		1-2 C SL 84 S FC 85 D CH 87 X FC 85 L3		3 0 0 0 1 0 2										
41 Carlos Santana, S OBP: 0.370, SLG: 0.421	0-1 C FF 96 X SL 84 G1-3		0-0 1 SAFE X FF 96 P2			2-1 S SL 80 1 SAFE D CH 81 1 SAFE D CU 81 X FF 96 F8		2-1 B FC 83 B FC 83 B FC 84 X FC 83 L8		4 0 0 0 0 0 2										
24 Carlos González, L OBP: 0.272, SLG: 0.302	2-0 B CU 76 X CH 86 G1-3			2-3 C CH 83 B CH 83 B FF 96 S SL 82 K		1-3 B CU 80 B FF 95 F FF 96 S CU 82 K		0-1 C FC 89 X FC 89 G3		4 0 0 0 0 2 1										
11 José Ramírez, S OBP: 0.291, SLG: 0.293		1-1 B CU 79 C CH 84 X FF 96 G6-3		2-0 B FF 96 B CH 85 X FF 96 P6			1-1 B FF 96 B CU 82 X FF 96 P5		1-1 C FC 90 B FC 90 X FC 90 G3		4 0 0 0 0 0 0									
10 Jake Bauers, L OBP: 0.314, SLG: 0.347		3-2 C FF 97 B CH 82 B CH 86 C FF 97 F FF 97 X SL 84 F9		1-2 B FF 96 C CH 86 X SL 84 F8			0-3 F FF 96 C FF 96 S FF 96 K				3 0 0 0 0 1 0									
8 Jordan Luplow, R OBP: 0.333, SLG: 0.444		3-3 B FF 97 F CH 86 B SL 85 S FF 96 K		1-3 B FF 95 F CH 84 S SL 81 S SL 82 K			1-3 F CH 86 B SL 84 S CH 84 S FF 96 K				3 0 0 0 0 3 0									
2 Leonys Martín, L OBP: 0.307, SLG: 0.390			4-1 B CH 83 B FF 96 C FF 94 B FF 95 12 SF9 BB		0-1 F FF 94 X CU 81 F8			2-2 B CH 81 F CH 82 F FF 96 F FF 96 B FF 96 X CU 80 L7		2 1 0 0 1 0 0										
27 Kevin Plawecki, R OBP: 0.275, SLG: 0.318			1-1 F FF 95 X SL 85 P3		0-2 C FF 96 S SL 85 X SL 85 G5-3			1-2 S CU 79 B FF 95 F CH 84 F FF 97 X CU 81 F8		3 0 0 0 0 0 1										
Inning Stats	R: 1 E: 0 K: 0 S: 7	H: 1 LOB: 0 BB: 0 P: 11	R: 0 E: 0 K: 1 S: 9	H: 0 LOB: 0 BB: 0 P: 16	R: 1 E: 0 K: 0 S: 6	H: 0 LOB: 1 BB: 2 P: 16	R: 0 E: 0 K: 1 S: 7	H: 0 LOB: 0 BB: 0 P: 12	R: 0 E: 0 K: 1 S: 8	H: 1 LOB: 1 BB: 0 P: 18	R: 0 E: 0 K: 2 S: 8	H: 0 LOB: 0 BB: 0 P: 10	R: 0 E: 0 K: 0 S: 12	H: 0 LOB: 1 BB: 1 P: 20	R: 0 E: 0 K: 0 S: 6	H: 0 LOB: 0 BB: 0 P: 9	1B: 1 2B: 0 3B: 0 HR: 1	SF: 1 SAC: 0 DP: 0 HBP: 0	WP: 0 PB: 0 SB: 2 CS: 0	PA: 32
PITCHER	IP WLS BF H R ER SO BB IBB HBP BLK WP HR S P ERA WHIP																			
40 Reynaldo López, R ERA: 5.88	7.2 W 27 2 2 1 6 2 0 0 0 0 1 64 103 1.17 0.522																			
39 Aaron Bummer, L ERA:	0.1 H 2 0 0 0 0 1 0 0 0 0 0 4 9 0.00 3.000																			
48 Alex Colomé, R ERA: 2.12	1.0 S 3 0 0 0 0 0 0 0 0 0 0 0 6 9 0.00 0.000																			

Cleveland Indians @ Chicago White Sox
Guaranteed Rate Field, Chicago, IL
 Mon May 13 2019, 7:11 PM - 9:39 PM CDT
 Att: 16,471 - Clear - 51 F

livebaseballscorecards.com

AB	28
R	2
H	2
RBI	2
BB	3
SO	6
LOB	6




Batter	1	2	3	4	5	6	7	8	9	AB	R	H	RBI	BB	SO	LOB	BOTTOM			
22 Charles Tilson, L OBP: 0.355, SLG: 0.379	1-3 C FF 94 B SL 85 B FF 94 S KC 82 K		1-3 B CH 86 F CH 88 C FF 93 S FF 93 K		2-2 1 SAFE C FF 93 1 SAFE D SL 84 S SL 85 D SL 85 X FF 94 L8		1-2 C CU 74 E: 0 B CU 75 X CU 75 G6-3		4 0 0 0 0 2 2											
10 Yadir Moncada, S OBP: 0.349, SLG: 0.528	2-3 C FF 96 B SL 85 S KC 82 B FF 94 S KC 83 K		1-2 B SL 85 F CH 88 S KC 82 X FF 94 HR			0-1 C KC 81 X CH 87 HR		0-1 C CU 74 X FF 87 79 WP 1B		4 2 3 2 0 1 0										
79 José Abreu, R OBP: 0.330, SLG: 0.525	1-1 B FF 94 C KC 82 X SL 85 HR		0-1 C FF 93 X KC 82 G6-3			0-0 X KC 82 G5-3		0-3 C SL 85 S SL 85 K		4 1 1 1 0 1 1										
17 Yonder Alonso, L OBP: 0.276, SLG: 0.338	1-2 F FF 94 B FF 93 X CH 89 G5-3			1-2 C KC 80 B KC 82 X KC 81 G4-3			3-3 B CH 87 F CH 88 C FF 93 B KC 82 S SL 84 S SL 85 K		0-1 C CH 78 X CH 78 G5-3		4 0 0 0 0 1 1									
7 Tim Anderson, R OBP: 0.353, SLG: 0.521		0-0 X KC 81 G6-3		3-1 B FF 93 B SL 84 C FF 93 X SL 83 F8			2-3 F FF 92 S CH 87 B CH 88 S KC 83 K		0-0 X FF 90 F7		4 0 0 0 0 1 1									
30 Nicky Delmonico, L OBP: 0.269, SLG: 0.313		2-3 C FF 93 B CH 88 S CH 88 C FF 94 K		2-1 C KC 82 B KC 83 X KC 81 F9			2-2 S SL 85 B SL 85 B KC 83 X KC 82 G5-3				3 0 0 0 0 1 0									
21 Wellington Castillo, R OBP: 0.313, SLG: 0.357		2-1 B KC 82 F FF 94 B FF 93 X FF 93 HR			2-0 B SL 84 X SL 84 F7			1-2 C SL 86 B SL 85 B KC 83 X KC 82 5 2B 2B		3 2 2 1 0 0 0										
5 Yolmer Sánchez, S OBP: 0.308, SLG: 0.305		1-2 F FF 93 B KC 83 F FF 93 F CH 88 X CH 88 49 2-4 1B			2-0 B FF 94 X FF 93 G3-1			0-1 S CU 74 X CU 74 2H 2B		3 0 2 1 0 0 0										
49 Ryan Cordell, R OBP: 0.329, SLG: 0.406		1-2 C FF 93 F FF 93 D KC 82 2-4 1B		2-0 B SL 84 X SL 83 F9			2-2 C FF 93 B FF 93 F CH 87 B KC 82 X SL 88 G6-3				3 0 1 0 0 0 1									
Inning Stats	R: 1 E: 0 K: 2 S: 11	H: 1 LOB: 0 BB: 0 P: 16	R: 1 E: 0 K: 1 S: 13	H: 2 LOB: 1 BB: 0 P: 19	R: 1 E: 0 K: 1 S: 9	H: 1 LOB: 0 BB: 0 P: 13	R: 0 E: 0 K: 0 S: 7	H: 0 LOB: 0 BB: 0 P: 13	R: 0 E: 0 K: 0 S: 9	H: 1 LOB: 1 BB: 0 P: 17	R: 1 E: 0 K: 2 S: 9	H: 2 LOB: 1 BB: 0 P: 14	R: 1 E: 0 K: 0 S: 15	H: 2 LOB: 1 BB: 0 P: 22	R: 0 E: 0 K: 1 S: 8	H: 1 LOB: 1 BB: 0 P: 8	1B: 3 2B: 2 3B: 0 HR: 4	SF: 0 SAC: 0 DP: 0 HBP: 0	WP: 1 PB: 0 SB: 0 CS: 0	PA: 32
PITCHER	IP WLS BF H R ER SO BB IBB HBP BLK WP HR S P ERA WHIP																			
57 Shane Bieber, R ERA: 3.81	6.1 L 26 7 5 5 6 0 0 0 0 0 0 4 64 101 7.11 1.105																			
49 Tyler Olson, L ERA: 4.22	0.2 4 2 0 0 0 0 0 0 0 0 0 11 15 0.00 3.000																			
36 Tyler Clippard, R ERA: 1.42	1.0 3 0 0 0 0 1 0 0 0 0 1 0 6 6 0.00 0.000																			

Cleveland Indians @ Chicago White Sox
Guaranteed Rate Field, Chicago, IL
 Mon May 13 2019, 7:11 PM - 9:39 PM CDT
 Att: 16,471 - Clear - 51 F

livebaseballscorecards.com

AB	32
R	5
H	9
RBI	5
BB	0
SO	7
LOB	6



Batter	1	2	3	4	5	6	7	8	9	AB	R	H	RBI	BB	SO	LOB	TOP					
12 Francisco Lindor, S OBP: 0.316, SLG: 0.465	G4-3		K		F8	F8		FC6-4		5	0	0	0	0	1	5						
22 Jason Kipnis, L OBP: 0.297, SLG: 0.286	G5-4-3 1B			F9	41 1B	2B		K	K	5	1	2	1	0	2	0						
41 Carlos Santana, S OBP: 0.371, SLG: 0.417	G5-4-3			8 HR	BB	1B		F9	K	4	1	1	1	1	1	1						
8 Jordan Luplow, R OBP: 0.339, SLG: 0.560		K			HR			K	L8	5	2	2	3	0	2	0						
11 José Ramírez, S OBP: 0.290, SLG: 0.312	L7			G4-3		HR		G4-3		4	1	1	1	0	0	0						
35 Oscar Mercado, R OBP: 0.282, SLG: 0.343	K			K		K		K	55 1B	3	1	0	0	0	3	0						
10 Jake Bauers, L OBP: 0.333, SLG: 0.381				55 CS	BB	HR	2 1B	55 CS	BB	2	1	2	1	2	0	0						
55 Roberto Pérez, R OBP: 0.320, SLG: 0.435				HR		12 F8	2 G1	E9	12 FC6-4	3	2	2	1	1	1	1						
2 Leonys Martín, L OBP: 0.306, SLG: 0.386	K			K	G1			K		4	0	1	0	0	2	3						
Inning Stats	R: 0 E: 0 K: 0 S: 5	H: 1 LOB: 0 BB: 0 P: 10	R: 0 E: 0 K: 2 S: 8	H: 0 LOB: 0 BB: 0 P: 13	R: 1 E: 0 K: 2 S: 10	H: 1 LOB: 0 BB: 1 P: 19	R: 2 E: 0 K: 1 S: 11	H: 1 LOB: 0 BB: 1 P: 19	R: 3 E: 0 K: 0 S: 16	H: 3 LOB: 2 BB: 1 P: 29	R: 2 E: 0 K: 2 S: 18	H: 4 LOB: 2 BB: 0 P: 29	R: 0 E: 0 K: 2 S: 11	H: 0 LOB: 0 BB: 0 P: 16	R: 1 E: 0 K: 1 S: 16	H: 1 LOB: 2 BB: 1 P: 26	R: 0 E: 0 K: 2 S: 7	H: 0 LOB: 0 BB: 0 P: 11	1B: 5 2B: 1 3B: 0 HR: 5	SF: 0 SAC: 0 DP: 1 HBP: 1	WP: 0 PB: 0 SB: 0 CS: 1	PA: 40
PITCHER	IP	WLS	BF	H	R	ER	SO	BB	IBB	HBP	BLK	WP	HR	S	P	ERA	WHIP					
58 Manny Bañuelos, L ERA: 7.26	4.0	L	17	4	5	5	5	3	0	0	0	0	3	39	72	11.25	1.750					
64 Josh Osich, L ERA: 5.23	1.1		8	5	3	3	1	0	0	0	0	0	2	22	37	20.25	3.750					
37 Juan Minaya, R ERA: 2.08	2.0		10	2	1	0	3	1	0	1	0	0	0	29	44	0.00	1.500					
57 Jace Fry, L ERA: 5.28	1.2		5	0	0	0	3	0	0	0	0	0	0	12	19	0.00	0.000					

Cleveland Indians @ Chicago White Sox
Guaranteed Rate Field, Chicago, IL
Tue May 14 2019, 1:11 PM - 4:17 PM CDT
Att: 18,823 - Sunny - 68 F

livebaseballscorecards.com

AB 35
R 9
H 11
RBI 8
BB 4
SO 12
LOB 10



Batter	1	2	3	4	5	6	7	8	9	AB	R	H	RBI	BB	SO	LOB	BOTTOM						
22 Charles Tilson, L OBP: 0.343, SLG: 0.364	17 1B		G6-3		G4-3			K		4	0	1	0	0	1	1							
30 Nicky Delmonico, L OBP: 0.298, SLG: 0.308	K		79 1B		K			K		4	0	1	0	0	3	2							
79 José Abreu, R OBP: 0.328, SLG: 0.518	L9				K			F8		4	0	1	0	0	1	2							
17 Yonder Alonso, L OBP: 0.282, SLG: 0.343	33 FC6-4				K			E5	7 G1-3	4	0	2	0	0	1	2							
33 James McCann, R OBP: 0.404, SLG: 0.581	FC6-4				K			G6-4-3	P4	4	0	0	0	0	1	4							
7 Tim Anderson, R OBP: 0.350, SLG: 0.513	K				20 S	1B		L8	G1-3	4	0	1	0	0	1	1							
20 José Róndón, R OBP: 0.262, SLG: 0.371	G5-3				G5-3			L9	K	4	0	0	0	0	1	2							
5 Yolmer Sánchez, S OBP: 0.300, SLG: 0.296	L1				F7			P6		3	0	0	0	0	0	1							
49 Ryan Cordell, R OBP: 0.329, SLG: 0.403	G5-3				L7					3	0	1	0	0	0	0							
Inning Stats	R: 0 E: 0 K: 1 S: 12	H: 2 LOB: 2 BB: 0 P: 19	R: 0 E: 0 K: 1 S: 10	H: 0 LOB: 0 BB: 0 P: 15	R: 0 E: 0 K: 1 S: 15	H: 2 LOB: 0 BB: 0 P: 21	R: 0 E: 0 K: 1 S: 9	H: 1 LOB: 0 BB: 0 P: 13	R: 0 E: 0 K: 1 S: 8	H: 0 LOB: 0 BB: 0 P: 14	R: 0 E: 0 K: 1 S: 8	H: 1 LOB: 0 BB: 0 P: 11	R: 0 E: 0 K: 0 S: 10	H: 0 LOB: 0 BB: 0 P: 14	R: 0 E: 0 K: 2 S: 12	H: 1 LOB: 1 BB: 0 P: 14	R: 0 E: 1 K: 1 S: 16	H: 0 LOB: 1 BB: 0 P: 19	1B: 7 2B: 0 3B: 0 HR: 0	SF: 0 SAC: 0 DP: 1 HBP: 0	WP: 0 PB: 0 SB: 1 CS: 0	PA: 34	
PITCHER	IP	WLS	BF	H	R	ER	SO	BB	IBB	HBP	BLK	WP	HR	S	P	ERA	WHIP						
59 Carlos Carrasco, R ERA: 4.18	7.0	W	26	6	0	0	6	0	0	0	0	0	0	0	72	10	0.00	0.857					
39 Oliver Pérez, L ERA: 5.0	0.2		3	1	0	0	2	0	0	0	0	0	0	11	13	0.00	1.500						
61 Dan Otero, R ERA: 2.7	0.1		1	0	0	0	0	0	0	0	0	0	0	1	1	0.00	0.000						
34 A.J. Cole, R ERA: 3.86	1.0		4	0	0	0	1	0	0	0	0	0	0	16	19	0.00	0.000						

Cleveland Indians @ Chicago White Sox
Guaranteed Rate Field, Chicago, IL
Tue May 14 2019, 1:11 PM - 4:17 PM CDT
Att: 18,823 - Sunny - 68 F

livebaseballscorecards.com

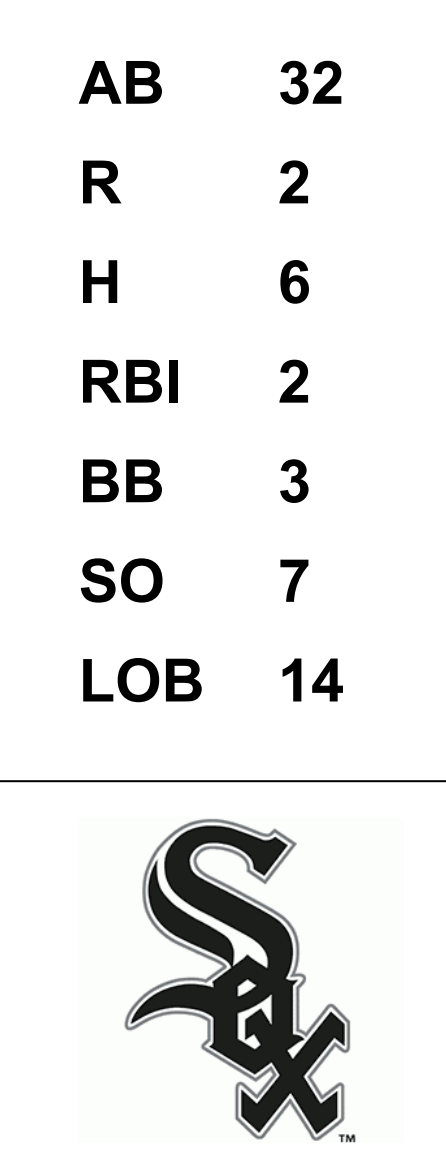
AB 34
R 0
H 7
RBI 0
BB 0
SO 9
LOB 15



Batter	1	2	3	4	5	6	7	8	9	AB	R	H	RBI	BB	SO	LOB	TOP										
5 Eric Sogard, L OBP: 0.312, SLG: 0.542										5	1	2	1	1	1	2	<p>Toronto Blue Jays @ Chicago White Sox Guaranteed Rate Field, Chicago, IL Fri May 17 2019, 7:11 PM - 10:24 PM CDT Att: 17,078 - Cloudy - 46 F</p>										
27 Vladimir Guerrero Jr., R (1, 5) OBP: 0.310, SLG: 0.387									4	2	1	2	1	0	2	1											
7 Richard Urena, S OBP: 0.324, SLG: 0.394									2	2	1	1	3	0	0	0											
14 Justin Smoak, S OBP: 0.379, SLG: 0.391									5	0	1	0	0	0	4	0											
44 Rowdy Tellez, L OBP: 0.290, SLG: 0.425									5	1	2	0	0	1	1	0											
15 Randal Grichuk, R OBP: 0.308, SLG: 0.440									5	1	2	0	0	1	1	0											
16 Freddy Galvis, S OBP: 0.293, SLG: 0.440									5	1	1	1	0	1	2	0											
3 Brandon Drury, R OBP: 0.245, SLG: 0.381									4	1	1	1	0	2	0	0											
28 Billy McKinney, L OBP: 0.292, SLG: 0.388									5	1	4	1	0	0	1	0											
9 Danny Jansen, R OBP: 0.261, SLG: 0.245									4	1	2	2	1	1	2	0											
Inning Stats	R: 1 E: 0 K: 1 S: 9	H: 2 LOB: 1 BB: 0 P: 11	R: 2 E: 0 K: 0 S: 13	H: 2 LOB: 0 BB: 2 P: 22	R: 4 E: 1 K: 0 S: 23	H: 3 LOB: 1 BB: 2 P: 37	R: 2 E: 0 K: 1 S: 12	H: 1 LOB: 0 BB: 2 P: 23	R: 1 E: 0 K: 2 S: 17	H: 2 LOB: 2 BB: 1 P: 27	R: 0 E: 0 K: 0 S: 10	H: 0 LOB: 0 BB: 0 P: 15	R: 0 E: 0 K: 0 S: 11	H: 2 LOB: 2 BB: 0 P: 15	R: 0 E: 0 K: 0 S: 8	H: 1 LOB: 2 BB: 1 P: 15	R: 0 E: 0 K: 3 S: 17	H: 2 LOB: 2 BB: 0 P: 21	1B: 8 2B: 4 3B: 0 HR: 3	SF: 1 SAC: 0 DP: 1 HBP: 0	WP: 1 PB: 0 SB: 0 CS: 0	PA: 47					
PITCHER	IP	WLS	BF	H	R	ER	SO	BB	IBB	HBP	BLK	WP	HR	S	P	ERA	WHIP										
46 Iván Nova, R ERA: 7.42	3.0	L	21	8	9	8	1	4	0	0	0	0	3	52	88	24.00	4.000										
37 Juan Minaya, R ERA: 2.94	2.0		8	2	1	1	3	1	0	0	0	1	0	22	32	4.50	1.500										
64 Josh Osich, L ERA: 4.38	2.0		8	2	0	0	0	0	0	0	0	0	0	21	30	0.00	1.000										
39 Aaron Bummer, L ERA:	1.0		5	1	0	0	0	1	0	0	0	0	0	8	15	0.00	2.000										
61 Ryan Burr, R ERA: 4.32	1.0		5	2	0	0	3	0	0	0	0	0	0	17	21	0.00	2.000										

Batter	1	2	3	4	5	6	7	8	9	AB	R	H	RBI	BB	SO	LOB	BOTTOM										
28 Leury García, S OBP: 0.323, SLG: 0.358										4	0	0	1	0	0	2	<p>Toronto Blue Jays @ Chicago White Sox Guaranteed Rate Field, Chicago, IL Fri May 17 2019, 7:11 PM - 10:24 PM CDT Att: 17,078 - Cloudy - 46 F</p>										
10 Yadir Moncada, S OBP: 0.342, SLG: 0.512									4	0	2	1	0	2	0	0											
79 José Abreu, R OBP: 0.314, SLG: 0.494									4	0	0	0	0	2	3	0											
17 Yonder Alonso, L OBP: 0.280, SLG: 0.329									4	0	0	0	0	1	3	0											
33 James McCann, R OBP: 0.398, SLG: 0.563									3	0	0	0	0	0	0	0											
30 Nicky Delmonico, L OBP: 0.281, SLG: 0.305									3	0	0	0	1	1	0	0											
7 Tim Anderson, R OBP: 0.354, SLG: 0.513									4	1	2	0	0	0	2	0											
5 Yolmer Sánchez, S OBP: 0.322, SLG: 0.311									2	1	1	0	2	0	0	0											
22 Charles Tilson, L OBP: 0.349, SLG: 0.366									4	0	1	0	0	1	4	0											
Inning Stats	R: 0 E: 0 K: 2 S: 8	H: 0 LOB: 0 BB: 0 P: 10	R: 0 E: 0 K: 2 S: 10	H: 0 LOB: 0 BB: 0 P: 17	R: 2 E: 0 K: 0 S: 12	H: 3 LOB: 2 BB: 1 P: 21	R: 0 E: 0 K: 0 S: 11	H: 0 LOB: 2 BB: 2 P: 24	R: 0 E: 0 K: 1 S: 10	H: 0 LOB: 0 BB: 0 P: 12	R: 0 E: 0 K: 0 S: 5	H: 0 LOB: 0 BB: 0 P: 5	R: 0 E: 0 K: 1 S: 7	H: 0 LOB: 0 BB: 0 P: 8	R: 0 E: 0 K: 1 S: 11	H: 0 LOB: 0 BB: 0 P: 16	R: 0 E: 0 K: 0 S: 9	H: 2 LOB: 2 BB: 0 P: 15	1B: 6 2B: 0 3B: 0 HR: 0	SF: 0 SAC: 0 DP: 1 HBP: 1	WP: 1 PB: 0 SB: 0 CS: 0	PA: 36					
PITCHER	IP	WLS	BF	H	R	ER	SO	BB	IBB	HBP	BLK	WP	HR	S	P	ERA	WHIP										
41 Aaron Sanchez, R ERA: 3.88	3.0	W	10	1	0	0	1	1	0	0	0	0	0	25	35	0.00	0.667										
43 Sam Gaviglio, R ERA: 1.79	3.0	S	11	2	0	0	2	0	0	0	0	0	0	27	39	0.00	0.667										

AB	40
R	10
H	15
RBI	9
BB	6
SO	7
LOB	16



Batter	1	2	3	4	5	6	7	8	9	AB	R	H	RBI	BB	SO	LOB	TOP
28 Billy McKinney, L (1, 7) OBP: 0.286, SLG: 0.379										3	0	0	0	0	2	0	Toronto Blue Jays @ Chicago White Sox Guaranteed Rate Field, Chicago, IL Sat May 18 2019, 1:12 PM - 2:41 PM CDT Att: 22,908 - Partly Cloudy - 78 F
27 Vladimir Guerrero Jr., R (1, 5) OBP: 0.315, SLG: 0.381										2	0	1	0	0	0	0	
14 Justin Smoak, S (1, 10) OBP: 0.374, SLG: 0.385										2	0	0	0	0	0	1	
44 Rowdy Tellez, L (1, 3) OBP: 0.300, SLG: 0.430										1	1	1	0	1	0	0	
15 Randal Grichuk, R (1, 8) OBP: 0.310, SLG: 0.438										1	0	0	0	1	0	1	
16 Freddy Galvis, S (1, 6) OBP: 0.295, SLG: 0.447										2	0	1	0	0	0	2	
3 Brandon Drury, R (1, 9) OBP: 0.242, SLG: 0.376										2	0	0	1	0	0	3	
7 Richard Urena, S (1, 4) OBP: 0.306, SLG: 0.371										2	0	0	0	0	1	1	
21 Luke Maile, R (1, 2) OBP: 0.185, SLG: 0.216										2	0	0	0	0	1	0	
Inning Stats	R: 0 E: 0 K: 1 S: 6	H: 1 LOB: 0 BB: 0 P: 11	R: 1 E: 0 K: 0 S: 13	H: 2 LOB: 1 BB: 0 P: 20	R: 0 E: 0 K: 0 S: 7	H: 0 LOB: 0 BB: 0 P: 12	R: 0 E: 0 K: 0 S: 12	H: 0 LOB: 2 BB: 2 P: 24	R: 0 E: 0 K: 3 S: 9	H: 0 LOB: 0 BB: 0 P: 11							WP: 0 PA: 19
PITCHER 27 Lucas Giolito, R (1, 1) ERA: 3.35	IP: 5.0 WLS: W BF: 19 H: 3 R: 1 ER: 1 SO: 4 BB: 2 IBB: 0 HBP: 0 BLK: 0 WP: 0 HR: 0 S: 47 P: 78 ERA: 1.80 WHIP: 1.000															PITCHER IP: WLS: BF: H: R: ER: SO: BB: IBB: HBP: BLK: WP: HR: S: P: ERA: WHIP	


Batter	1	2	3	4	5	6	7	8	9	AB	R	H	RBI	BB	SO	LOB	BOTTOM
28 Leury Garcia, S (1, 8) OBP: 0.323, SLG: 0.377										3	1	1	1	0	0	1	Toronto Blue Jays @ Chicago White Sox Guaranteed Rate Field, Chicago, IL Sat May 18 2019, 1:12 PM - 2:41 PM CDT Att: 22,908 - Partly Cloudy - 78 F
7 Tim Anderson, R (1, 6) OBP: 0.354, SLG: 0.510										3	1	1	0	0	0	1	
79 José Abreu, R (1, 10) OBP: 0.321, SLG: 0.497										1	0	1	0	1	0	0	
33 James McCann, R (1, 2) OBP: 0.390, SLG: 0.551										2	0	0	0	0	0	3	
10 Yoán Moncada, S (1, 5) OBP: 0.344, SLG: 0.518										2	1	1	0	0	0	2	
17 Yonder Alonso, L (1, 3) OBP: 0.289, SLG: 0.338										2	1	2	2	0	0	0	
20 José Rondon, R (1, 4) OBP: 0.254, SLG: 0.359										2	0	0	0	0	0	3	
22 Charles Tilson, L (1, 7) OBP: 0.356, SLG: 0.372										2	0	1	1	0	1	0	
49 Ryan Cordell, R (1, 9) OBP: 0.333, SLG: 0.403										2	0	0	0	0	1	1	
Inning Stats	R: 1 E: 0 K: 0 S: 10	H: 1 LOB: 0 BB: 1 P: 16	R: 2 E: 0 K: 1 S: 12	H: 3 LOB: 1 BB: 0 P: 18	R: 1 E: 0 K: 0 S: 20	H: 3 LOB: 2 BB: 0 P: 26	R: 0 E: 1 K: 1 S: 9	H: 0 LOB: 1 BB: 0 P: 14							WP: 1 PA: 20		
PITCHER 60 Ryan Feierabend, L (1, 1) ERA: 9.0	IP: 4.0 WLS: L BF: 20 H: 7 R: 4 ER: 4 SO: 2 BB: 1 IBB: 0 HBP: 0 BLK: 0 WP: 1 HR: 1 S: 51 P: 74 ERA: 9.00 WHIP: 2.000															PITCHER IP: WLS: BF: H: R: ER: SO: BB: IBB: HBP: BLK: WP: HR: S: P: ERA: WHIP	

Batter	1	2	3	4	5	6	7	8	9	AB	R	H	RBI	BB	SO	LOB	TOP										
5 Eric Sogard, L (1,4) OBP: 0.392, SLG: 0.511	G4-3		G3-6-3		L8			B5	G5-3	5	0	0	0	0	0	2											
27 Vladimir Guerrero Jr., R (1,5) OBP: 0.325, SLG: 0.441	L9			16 BB		F9		HR		4	1	2	2	0	0	0											
14 Justin Smoak, S (1,3) OBP: 0.377, SLG: 0.384	P5			16 BB		F9		44 G3		3	0	1	0	1	0	0											
44 Rowdy Tellez, L (1,10) OBP: 0.299, SLG: 0.424	P2		F5					G3		4	0	1	0	0	0	3											
15 Randal Grichuk, R (1,9) OBP: 0.303, SLG: 0.428	L9		F8					G1-3		4	0	0	0	0	0	4											
16 Freddy Galvis, S (1,6) OBP: 0.294, SLG: 0.439	F8									3	0	0	0	1	1	0											
28 Billy McKinney, L (1,7) OBP: 0.285, SLG: 0.398			HR					K		4	2	1	1	0	1	3											
9 Danny Jansen, R (1,2) OBP: 0.270, SLG: 0.284										4	1	2	2	0	1	0											
49 Jonathan Davis, R (1,8) OBP: 0.056, SLG: 0.056	L7									4	1	1	0	0	1	1											
Inning Stats	R: 0 E: 0 K: 0 S: 9	H: 0 LOB: 0 BB: 0 P: 13	R: 0 E: 0 K: 0 S: 7	H: 0 LOB: 0 BB: 0 P: 7	R: 1 E: 0 K: 0 S: 13	H: 2 LOB: 0 BB: 0 P: 19	R: 0 E: 0 K: 1 S: 23	H: 1 LOB: 3 BB: 2 P: 39	R: 0 E: 0 K: 0 S: 6	H: 0 LOB: 0 BB: 0 P: 12	R: 0 E: 0 K: 0 S: 6	H: 1 LOB: 1 BB: 0 P: 9	R: 0 E: 0 K: 1 S: 8	H: 0 LOB: 0 BB: 0 P: 10	R: 2 E: 0 K: 0 S: 14	H: 3 LOB: 1 BB: 0 P: 18	R: 2 E: 1 K: 2 S: 15	H: 1 LOB: 0 BB: 0 P: 23	1B: 5 2B: 0 3B: 0 HR: 3	SF: 0 SAC: 0 DP: 1 HBP: 0	WP: 0 PB: 0 SB: 0 CS: 0	PA: 37					
PITCHER	IP	WLS	BF	H	R	ER	SO	BB	IBB	HBP	BLK	WP	HR	S	P	ERA	WHIP										
40 Reynaldo López, R (1,1) ERA: 5.14	6.0		23	4	1	1	1	2	0	0	0	0	1	64	99	1.50	1.000										
43 Evan Marshall, R (7,1) ERA:	1.0		3	0	0	0	1	0	0	0	0	0	0	8	10	0.00	0.000										
41 Kelvin Herrera, R (8,1) ERA: 5.85	1.0	L	6	3	2	2	0	0	0	0	0	0	1	14	18	18.00	3.000										
57 Jace Fry, L (9,1) ERA: 5.51	1.0		5	1	2	1	2	0	0	0	0	0	1	15	23	9.00	1.000										

Toronto Blue Jays @ Chicago White Sox
Guaranteed Rate Field, Chicago, IL
Sun May 19 2019, 1:12 PM - 4:17 PM CDT
Att: 18,605 - Cloudy - 70 F

livebaseballscorecards.com

AB 35
R 5
H 8
RBI 5
BB 2
SO 4
LOB 13



Batter	1	2	3	4	5	6	7	8	9	AB	R	H	RBI	BB	SO	LOB	BOTTOM										
28 Leury García, S (1,8) OBP: 0.327, SLG: 0.381	G4-3		L7							4	0	2	0	0	0	0											
10 Yadir Moncada, S (1,5) OBP: 0.353, SLG: 0.529										2	1	1	0	1	0	2											
79 José Abreu, R (1,10) OBP: 0.320, SLG: 0.497	F8									4	0	1	2	0	0	3											
17 Yonder Alonso, L (1,3) OBP: 0.282, SLG: 0.329	K									4	0	0	0	0	2	4											
21 Welington Castillo, R (1,2) OBP: 0.297, SLG: 0.333	G1-3									4	0	0	0	0	1	0											
30 Nicky Delmonico, L (1,7) OBP: 0.285, SLG: 0.286	L9									4	0	0	0	0	2	0											
7 Tim Anderson, R (1,6) OBP: 0.363, SLG: 0.516	G3-1									4	0	3	0	0	0	0											
5 Yolmer Sánchez, S (1,4) OBP: 0.311, SLG: 0.299	K									4	0	0	0	0	2	3											
22 Charles Tilson, L (1,9) OBP: 0.354, SLG: 0.356	K									2	1	0	0	1	1	0											
Inning Stats	R: 0 E: 0 K: 1 S: 9	H: 0 LOB: 1 BB: 1 P: 17	R: 0 E: 0 K: 0 S: 8	H: 0 LOB: 0 BB: 0 P: 13	R: 0 E: 0 K: 2 S: 9	H: 0 LOB: 0 BB: 0 P: 15	R: 1 E: 0 K: 0 S: 9	H: 1 LOB: 0 BB: 0 P: 14	R: 0 E: 0 K: 1 S: 10	H: 1 LOB: 1 BB: 0 P: 13	R: 0 E: 0 K: 0 S: 8	H: 1 LOB: 2 BB: 0 P: 15	R: 0 E: 0 K: 1 S: 9	H: 1 LOB: 0 BB: 0 P: 11	R: 1 E: 0 K: 1 S: 17	H: 2 LOB: 1 BB: 1 P: 29	R: 0 E: 0 K: 2 S: 13	H: 1 LOB: 0 BB: 0 P: 18	1B: 5 2B: 2 3B: 1 HR: 0	SF: 0 SAC: 0 DP: 2 HBP: 1	WP: 0 PB: 0 SB: 0 CS: 1	PA: 35					
PITCHER	IP	WLS	BF	H	R	ER	SO	BB	IBB	HBP	BLK	WP	HR	S	P	ERA	WHIP										
57 Trent Thornton, R (1,1) ERA: 4.41	6.0		22	3	1	1	4	1	0	1	0	0	0	53	87	1.50	0.667										
46 Daniel Hudson, R (7,1) ERA: 3.32	1.0	W	4	1	0	0	1	0	0	0	0	0	0	9	11	0.00	1.000										
58 Tim Mayza, L (8,1) ERA: 3.6	0.2	H	3	1	1	1	0	1	0	0	0	0	0	12	20	13.50	3.000										
51 Ken Giles, R (8,1) ERA: 1.37	1.1	S	6	2	0	0	3	0	0	0	0	0	0	18	27	0.00	1.500										

Toronto Blue Jays @ Chicago White Sox
Guaranteed Rate Field, Chicago, IL
Sun May 19 2019, 1:12 PM - 4:17 PM CDT
Att: 18,605 - Cloudy - 70 F

livebaseballscorecards.com

AB 32
R 2
H 7
RBI 2
BB 2
SO 8
LOB 12



Batter	1	2	3	4	5	6	7	8	9	AB	R	H	RBI	BB	SO	LOB	TOP	
28 Leury Garcia, S OBP: 0.320, SLG: 0.371	L8		K		K		K			4	0	0	0	0	3	5		
10 Yoan Moncada, S OBP: 0.345, SLG: 0.517	L6			K		G1-3		G3		4	0	0	0	0	1	0		
79 José Abreu, R OBP: 0.318, SLG: 0.497	G5-3					P6		L9		4	0	1	0	0	0	0		
17 Yonder Alonso, L OBP: 0.282, SLG: 0.327		K		L9				K		4	0	1	0	0	2	1		
33 James McCann, R OBP: 0.385, SLG: 0.539	G5-3									4	0	1	0	0	2	2		
74 Eloy Jiménez, R OBP: 0.281, SLG: 0.361										4	0	0	0	0	1	1		
7 Tim Anderson, R OBP: 0.360, SLG: 0.506			K							3	0	0	0	0	2	1		
22 Charles Tilson, L OBP: 0.365, SLG: 0.367			K					F8		4	0	2	0	0	1	1		
5 Yolmer Sánchez, S OBP: 0.320, SLG: 0.303										2	0	1	0	0	1	2		
Inning Stats	R: 0 H: 0 E: 0 K: 0 S: 7	H: 0 LOB: 0 BB: 0 P: 11	R: 0 H: 0 E: 0 K: 2 S: 7	H: 0 LOB: 0 BB: 0 P: 10	R: 0 H: 0 E: 0 K: 3 S: 15	H: 0 LOB: 1 BB: 0 P: 21	R: 0 H: 1 E: 0 K: 2 S: 10	H: 1 LOB: 1 BB: 0 P: 19	R: 0 H: 2 E: 0 K: 1 S: 12	H: 2 LOB: 2 BB: 0 P: 19	R: 0 H: 0 E: 0 K: 1 S: 8	H: 0 LOB: 0 BB: 0 P: 10	R: 0 H: 1 E: 0 K: 1 S: 10	H: 1 LOB: 1 BB: 0 P: 12	1B: 5 2B: 1 3B: 0 HR: 0	SF: 0 SAC: 0 DP: 0 HBP: 2	WP: 0 PB: 0 SB: 0 CS: 0	PA: 35
PITCHER	IP	WLS	BF	H	R	ER	SO	BB	IBB	HBP	BLK	WP	HR	S	P	ERA	WHIP	
41 Brad Peacock, R ERA: 3.59	5.0	W	19	2	0	0	9	0	0	2	0	0	0	59	91	0.00	0.400	
47 Chris Devenski, R ERA: 5.5	1.0	H	4	1	0	0	1	0	0	0	0	0	0	13	19	0.00	1.000	
36 Will Harris, R ERA: 1.08	1.0	H	5	2	0	0	1	0	0	0	0	0	0	12	19	0.00	2.000	
55 Ryan Pressly, R ERA: 0.42	1.0	S	4	1	0	0	1	0	0	0	0	0	0	8	10	0.00	1.000	

Chicago White Sox @ Houston Astros
Minute Maid Park, Houston, TX
Mon May 20 2019, 7:11 PM - 9:50 PM CDT
Att: 24,364 - Roof Closed - 73 F

livebaseballscorecards.com

AB 33
R 0
H 6
RBI 0
BB 0
SO 13
LOB 13



Batter	1	2	3	4	5	6	7	8	9	AB	R	H	RBI	BB	SO	LOB	BOTTOM			
22 Josh Reddick, L OBP: 0.384, SLG: 0.466	G4-3			CS						4	0	1	0	0	0	1				
2 Alex Bregman, R OBP: 0.391, SLG: 0.564										3	1	1	0	1	0	0				
23 Michael Brantley, L OBP: 0.377, SLG: 0.563	E9									4	0	2	0	0	0	2				
1 Carlos Correa, R OBP: 0.354, SLG: 0.571	SF8									2	0	0	1	1	1	1				
10 Yuli Gurriel, R OBP: 0.306, SLG: 0.409	FC5-4									4	0	0	0	0	1	4				
28 Robinson Chirinos, R OBP: 0.381, SLG: 0.505	K									3	0	0	0	0	1	0				
13 Tyler White, R OBP: 0.323, SLG: 0.326	G5-3									3	1	1	1	0	0	0				
18 Tony Kemp, L OBP: 0.294, SLG: 0.403	F8									3	0	2	0	0	0	0				
6 Jake Marisnick, R OBP: 0.341, SLG: 0.573										3	1	1	1	0	1	2				
Inning Stats	R: 1 H: 1 E: 1 K: 0 S: 9	H: 1 LOB: 1 BB: 1 P: 19	R: 0 H: 0 E: 0 K: 1 S: 7	H: 0 LOB: 0 BB: 0 P: 9	R: 1 H: 3 E: 0 K: 0 S: 6	H: 3 LOB: 2 BB: 1 P: 14	R: 1 H: 2 E: 0 K: 1 S: 11	H: 2 LOB: 0 BB: 0 P: 17	R: 0 H: 0 E: 0 K: 0 S: 6	H: 0 LOB: 0 BB: 0 P: 6	R: 0 H: 0 E: 0 K: 1 S: 7	H: 0 LOB: 0 BB: 0 P: 10	R: 0 H: 1 E: 0 K: 0 S: 9	H: 1 LOB: 1 BB: 0 P: 15	R: 0 H: 1 E: 0 K: 1 S: 12	H: 1 LOB: 1 BB: 0 P: 14	1B: 5 2B: 1 3B: 0 HR: 2	SF: 1 SAC: 0 DP: 1 HBP: 0	WP: 0 PB: 0 SB: 0 CS: 1	PA: 33
PITCHER	IP	WLS	BF	H	R	ER	SO	BB	IBB	HBP	BLK	WP	HR	S	P	ERA	WHIP			
61 Ryan Burr, R ERA: 3.86	2.0	L	8	1	1	0	0	1	0	0	0	0	0	16	28	0.00	1.000			
57 Jace Fry, L ERA: 5.82	0.2		4	3	1	1	0	0	0	0	0	0	1	5	9	13.50	4.500			
66 José Ruiz, R ERA: 5.56	1.1		6	2	1	1	1	1	0	0	0	0	1	12	22	6.75	2.250			
64 Josh Osich, L ERA: 3.77	2.0		6	0	0	0	1	0	0	0	0	0	0	13	16	0.00	0.000			
37 Juan Minaya, R ERA: 2.16	2.0		8	2	0	0	1	0	0	0	0	0	0	21	29	0.00	1.000			

Chicago White Sox @ Houston Astros
Minute Maid Park, Houston, TX
Mon May 20 2019, 7:11 PM - 9:50 PM CDT
Att: 24,364 - Roof Closed - 73 F

livebaseballscorecards.com

AB 29
R 3
H 8
RBI 3
BB 2
SO 4
LOB 10



Batter	1	2	3	4	5	6	7	8	9	AB	R	H	RBI	BB	SO	LOB	TOP			
28 Leury García, S OBP: 0.312, SLG: 0.362	G4-3		K			G3			K	4	0	0	0	0	2	1				
10 Yoán Moncada, S OBP: 0.338, SLG: 0.506	K			K			K		K	4	0	0	0	0	4	1				
79 José Abreu, R OBP: 0.317, SLG: 0.508	K			P3			HR		G2-3	4	1	1	1	0	1	1				
21 Welington Castillo, R OBP: 0.287, SLG: 0.321		F8								3	0	0	0	0	1	0				
74 Eloy Jiménez, R OBP: 0.272, SLG: 0.349	K					K				3	0	0	0	0	3	0				
17 Yonder Alonso, L OBP: 0.282, SLG: 0.323						G3-1				2	0	0	0	1	0	0				
7 Tim Anderson, R OBP: 0.354, SLG: 0.497		BB				G4-3			G4-3	3	0	0	0	0	0	1				
22 Charles Tilson, L OBP: 0.345, SLG: 0.346			K						F7	3	0	0	0	0	1	0				
5 Yolmer Sánchez, S OBP: 0.320, SLG: 0.297			K							2	0	0	0	1	2	0				
Inning Stats	R: 0 H: 0 E: 0 K: 2 S: 9	H: 0 LOB: 0 BB: 0 P: 11	R: 0 H: 0 E: 0 K: 1 S: 12	H: 0 LOB: 1 BB: 1 P: 19	R: 0 H: 0 E: 0 K: 3 S: 9	H: 0 LOB: 0 BB: 0 P: 11	R: 0 H: 0 E: 0 K: 2 S: 8	H: 0 LOB: 0 BB: 0 P: 10	R: 0 H: 0 E: 0 K: 1 S: 7	H: 0 LOB: 0 BB: 0 P: 10	R: 0 H: 0 E: 0 K: 2 S: 10	H: 0 LOB: 0 BB: 0 P: 13	R: 0 H: 0 E: 0 K: 0 S: 8	H: 0 LOB: 0 BB: 0 P: 12	R: 0 H: 0 E: 0 K: 2 S: 12	H: 0 LOB: 1 BB: 1 P: 19	1B: 0 2B: 0 3B: 0 HR: 1	SF: 0 SAC: 0 DP: 0 HBP: 0	WP: 0 PB: 0 SB: 0 CS: 0	PA: 30
PITCHER	IP WLS BF H R ER SO BB IBB HBP BLK WP HR S P ERA WHIP	IP WLS BF H R ER SO BB IBB HBP BLK WP HR S P ERA WHIP	IP WLS BF H R ER SO BB IBB HBP BLK WP HR S P ERA WHIP	IP WLS BF H R ER SO BB IBB HBP BLK WP HR S P ERA WHIP	IP WLS BF H R ER SO BB IBB HBP BLK WP HR S P ERA WHIP	IP WLS BF H R ER SO BB IBB HBP BLK WP HR S P ERA WHIP	IP WLS BF H R ER SO BB IBB HBP BLK WP HR S P ERA WHIP	IP WLS BF H R ER SO BB IBB HBP BLK WP HR S P ERA WHIP	IP WLS BF H R ER SO BB IBB HBP BLK WP HR S P ERA WHIP	IP WLS BF H R ER SO BB IBB HBP BLK WP HR S P ERA WHIP	IP WLS BF H R ER SO BB IBB HBP BLK WP HR S P ERA WHIP	IP WLS BF H R ER SO BB IBB HBP BLK WP HR S P ERA WHIP	IP WLS BF H R ER SO BB IBB HBP BLK WP HR S P ERA WHIP	IP WLS BF H R ER SO BB IBB HBP BLK WP HR S P ERA WHIP	IP WLS BF H R ER SO BB IBB HBP BLK WP HR S P ERA WHIP	IP WLS BF H R ER SO BB IBB HBP BLK WP HR S P ERA WHIP	IP WLS BF H R ER SO BB IBB HBP BLK WP HR S P ERA WHIP	IP WLS BF H R ER SO BB IBB HBP BLK WP HR S P ERA WHIP	IP WLS BF H R ER SO BB IBB HBP BLK WP HR S P ERA WHIP	IP WLS BF H R ER SO BB IBB HBP BLK WP HR S P ERA WHIP

Chicago White Sox @ Houston Astros
Minute Maid Park, Houston, TX
Tue May 21 2019, 7:11 PM - 10:03 PM CDT
Att: 31,392 - Roof Closed - 73 F

livebaseballscorecards.com

AB 28
R 1
H 1
RBI 1
BB 2
SO 14
LOB 4



Batter	1	2	3	4	5	6	7	8	9	AB	R	H	RBI	BB	SO	LOB	BOTTOM			
22 Josh Reddick, L OBP: 0.389, SLG: 0.467	K					CI				2	1	1	0	1	1	0				
2 Alex Bregman, R OBP: 0.386, SLG: 0.554	G6-3		F7			P3				3	1	0	0	1	0	4				
23 Michael Brantley, L OBP: 0.374, SLG: 0.561	L8			G4-3		P5				4	0	1	2	0	0	3				
1 Carlos Correa, R OBP: 0.358, SLG: 0.567				L3					K	3	0	1	1	1	1	0				
10 Yuli Gurriel, R OBP: 0.310, SLG: 0.429	G4-3					L6				4	1	2	1	0	0	3				
16 Aledmys Díaz, R OBP: 0.315, SLG: 0.518				HR		G6-4-3			G5-4-3	4	0	2	0	0	0	3				
28 Robinson Chirinos, R OBP: 0.370, SLG: 0.486	G5-3				F7				P3	4	0	0	0	0	2					
18 Tony Kemp, L OBP: 0.306, SLG: 0.415	G4-3								P6	3	1	1	0	1	0	0				
6 Jake Marisnick, R OBP: 0.348, SLG: 0.560	G6-3								F8	2	1	0	0	2	0	0				
Inning Stats	R: 0 H: 0 E: 0 K: 1 S: 9	H: 1 LOB: 0 BB: 0 P: 12	R: 0 H: 1 E: 0 K: 0 S: 10	H: 1 LOB: 1 BB: 1 P: 18	R: 0 H: 1 E: 0 K: 0 S: 15	H: 1 LOB: 0 BB: 0 P: 21	R: 1 H: 2 E: 0 K: 0 S: 13	H: 2 LOB: 1 BB: 0 P: 17	R: 4 H: 2 E: 0 K: 0 S: 27	H: 2 LOB: 1 BB: 4 P: 51	R: 0 H: 1 E: 1 K: 0 S: 13	H: 1 LOB: 3 BB: 1 P: 18	R: 0 H: 1 E: 0 K: 1 S: 6	H: 0 LOB: 0 BB: 0 P: 9	R: 0 H: 0 E: 0 K: 0 S: 4	H: 0 LOB: 0 BB: 0 P: 6	1B: 5 2B: 2 3B: 0 HR: 1	SF: 0 SAC: 0 DP: 3 HBP: 0	WP: 1 PB: 0 SB: 0 CS: 0	PA: 36
PITCHER	IP WLS BF H R ER SO BB IBB HBP BLK WP HR S P ERA WHIP	IP WLS BF H R ER SO BB IBB HBP BLK WP HR S P ERA WHIP	IP WLS BF H R ER SO BB IBB HBP BLK WP HR S P ERA WHIP	IP WLS BF H R ER SO BB IBB HBP BLK WP HR S P ERA WHIP	IP WLS BF H R ER SO BB IBB HBP BLK WP HR S P ERA WHIP	IP WLS BF H R ER SO BB IBB HBP BLK WP HR S P ERA WHIP	IP WLS BF H R ER SO BB IBB HBP BLK WP HR S P ERA WHIP	IP WLS BF H R ER SO BB IBB HBP BLK WP HR S P ERA WHIP	IP WLS BF H R ER SO BB IBB HBP BLK WP HR S P ERA WHIP	IP WLS BF H R ER SO BB IBB HBP BLK WP HR S P ERA WHIP	IP WLS BF H R ER SO BB IBB HBP BLK WP HR S P ERA WHIP	IP WLS BF H R ER SO BB IBB HBP BLK WP HR S P ERA WHIP	IP WLS BF H R ER SO BB IBB HBP BLK WP HR S P ERA WHIP	IP WLS BF H R ER SO BB IBB HBP BLK WP HR S P ERA WHIP	IP WLS BF H R ER SO BB IBB HBP BLK WP HR S P ERA WHIP	IP WLS BF H R ER SO BB IBB HBP BLK WP HR S P ERA WHIP	IP WLS BF H R ER SO BB IBB HBP BLK WP HR S P ERA WHIP	IP WLS BF H R ER SO BB IBB HBP BLK WP HR S P ERA WHIP	IP WLS BF H R ER SO BB IBB HBP BLK WP HR S P ERA WHIP	IP WLS BF H R ER SO BB IBB HBP BLK WP HR S P ERA WHIP

Chicago White Sox @ Houston Astros
Minute Maid Park, Houston, TX
Tue May 21 2019, 7:11 PM - 10:03 PM CDT
Att: 31,392 - Roof Closed - 73 F

livebaseballscorecards.com

AB 29
R 5
H 8
RBI 4
BB 6
SO 2
LOB 15



Batter	1	2	3	4	5	6	7	8	9	AB	R	H	RBI	BB	SO	LOB	TOP										
28 Leury García, S OBP: 0.309, SLG: 0.357	G3-1		K			E7 10 1B	K		G5-3	5	1	1	0	0	2	0	Chicago White Sox @ Houston Astros Minute Maid Park, Houston, TX Wed May 22 2019, 7:11 PM - 10:26 PM CDT Att: 30,237 - Roof Closed - 73 F										
10 Yoán Moncada, S OBP: 0.340, SLG: 0.503	G1-3			K		79 1B 33 2B			F8	5	1	2	1	0	1	0											
79 José Abreu, R OBP: 0.320, SLG: 0.524	K			HR		33 2B 74 FC5-2	K			4	1	2	1	0	2	1											
33 James McCann, R OBP: 0.381, SLG: 0.538		L9		K		74 FC5-2 22 HR	L8			4	1	1	1	0	1	1											
17 Yonder Alonso, L OBP: 0.287, SLG: 0.318	G6-3					74 FC5-2 22 BB				2	1	0	0	2	1	0											
74 Eloy Jiménez, R OBP: 0.281, SLG: 0.422	HR			K		FC5-2 22 HR	HR			4	3	2	2	0	1	4											
7 Tim Anderson, R OBP: 0.352, SLG: 0.491	G6-3					5 F8-6-3 1B			F9	4	0	1	0	0	1	3											
22 Charles Tilson, L OBP: 0.339, SLG: 0.393			K						G6-3	4	1	1	4	0	2	1											
5 Yolmer Sánchez, S OBP: 0.311, SLG: 0.287	G6-3		G6-3			F8-6-3 1B	L7		K	4	0	0	0	0	1	1											
Inning Stats	R: 0 E: 0 K: 1 S: 8	H: 0 LOB: 0 BB: 0 P: 13	R: 1 E: 0 K: 0 S: 10	H: 1 LOB: 0 BB: 0 P: 12	R: 0 E: 0 K: 2 S: 10	H: 0 LOB: 0 BB: 0 P: 16	R: 1 E: 0 K: 3 S: 14	H: 1 LOB: 1 BB: 1 P: 22	R: 0 E: 0 K: 1 S: 7	H: 1 LOB: 0 BB: 0 P: 9	R: 6 E: 1 K: 1 S: 22	H: 5 LOB: 0 BB: 1 P: 37	R: 0 E: 0 K: 2 S: 12	H: 1 LOB: 1 BB: 0 P: 18	R: 1 E: 0 K: 1 S: 16	H: 1 LOB: 0 BB: 0 P: 22		R: 0 E: 0 K: 1 S: 11	H: 0 LOB: 0 BB: 0 P: 15	1B: 5 2B: 2 HR: 4	SF: 0 SAC: 0 HBP: 0	WP: 0 PB: 0 SB: 1 CS: 0	PA: 38				
PITCHER	IP	WLS	BF	H	R	ER	SO	BB	IBB	HBP	BLK	WP	HR	S	P	ERA	WHIP										
45 Gerrit Cole, R ERA: 4.11	5.0	L	22	7	6	6	7	1	0	0	0	0	2	62	92	10.80	1.600										
39 Josh James, R ERA: 5.11	1.0		5	1	2	2	1	1	0	0	0	0	1	9	17	18.00	2.000										
47 Chris Devenski, R ERA: 5.3	1.0		4	1	0	0	2	0	0	0	0	0	0	12	18	0.00	1.000										
52 Brady Rodgers, R ERA: 4.5	2.0		7	1	1	1	2	0	0	0	0	0	1	27	37	4.50	0.500										

Batter	1	2	3	4	5	6	7	8	9	AB	R	H	RBI	BB	SO	LOB	BOTTOM										
22 Josh Reddick, L OBP: 0.384, SLG: 0.461	G4-3			G1					SF8	4	0	1	1	0	0	1	Chicago White Sox @ Houston Astros Minute Maid Park, Houston, TX Wed May 22 2019, 7:11 PM - 10:26 PM CDT Att: 30,237 - Roof Closed - 73 F										
2 Alex Bregman, R OBP: 0.395, SLG: 0.574	HR			HR					P3	3	1	2	1	1	0	2											
23 Michael Brantley, L OBP: 0.372, SLG: 0.555	G1-6-3			1B					F7	4	1	1	0	0	0	5											
1 Carlos Correa, R OBP: 0.360, SLG: 0.571		K		16 SF8					F7	4	1	2	1	0	1	2											
16 Aledmys Díaz, R OBP: 0.313, SLG: 0.512				SF8					F9	3	0	1	1	0	0	3											
13 Tyler White, R OBP: 0.320, SLG: 0.322	G6-4-3			1B					K	4	0	1	0	0	1	1											
18 Tony Kemp, L OBP: 0.316, SLG: 0.426				G4-3						3	1	1	0	1	1	1											
28 Robinson Chirinos, R OBP: 0.380, SLG: 0.491				2B					BB	3	0	2	0	0	0	0											
6 Jake Marisnick, R OBP: 0.344, SLG: 0.545	G5-4-3			HR					1B	4	0	1	0	0	1	4											
Inning Stats	R: 0 E: 0 K: 0 S: 2	H: 0 LOB: 0 BB: 0 P: 4	R: 0 E: 0 K: 1 S: 7	H: 1 LOB: 0 BB: 0 P: 9	R: 0 E: 0 K: 0 S: 8	H: 1 LOB: 0 BB: 0 P: 13	R: 3 E: 0 K: 0 S: 16	H: 4 LOB: 1 BB: 0 P: 20	R: 0 E: 0 K: 1 S: 17	H: 1 LOB: 2 BB: 1 P: 27	R: 0 E: 0 K: 0 S: 7	H: 1 LOB: 0 BB: 0 P: 11	R: 0 E: 1 K: 1 S: 5	H: 0 LOB: 0 BB: 0 P: 6	R: 0 E: 0 K: 0 S: 11	H: 2 LOB: 2 BB: 0 P: 20		R: 1 E: 0 K: 1 S: 15	H: 2 LOB: 2 BB: 1 P: 28	1B: 9 2B: 2 HR: 1	SF: 2 SAC: 0 HBP: 2	WP: 0 PB: 0 SB: 0 CS: 0	PA: 38				
PITCHER	IP	WLS	BF	H	R	ER	SO	BB	IBB	HBP	BLK	WP	HR	S	P	ERA	WHIP										
46 Iván Nova, R ERA: 6.96	7.0	W	29	10	3	3	3	1	0	2	0	0	0	8	16	0.00	0.000										
64 Josh Osich, L ERA: 3.52	1.0		3	0	0	0	0	0	0	0	0	0	0	8	16	0.00	0.000										
50 Thyago Vieira, R ERA: 3.86	0.1		4	2	1	1	1	1	0	0	0	0	0	11	22	27.00	9.000										
48 Alex Colomé, R ERA: 1.83	0.2		2	0	0	0	0	0	0	0	0	0	0	4	6	0.00	0.000										

Batter	1	2	3	4	5	6	7	8	9	AB	R	H	RBI	BB	SO	LOB	TOP											
22 Charles Tilson, L OBP: 0.368, SLG: 0.387										3	1	1	0	0	0	0												
10 Yoán Moncada, S OBP: 0.340, SLG: 0.600										4	0	2	1	0	0	0												
79 José Abreu, R OBP: 0.316, SLG: 0.510										4	0	1	1	0	0	3												
21 Welington Castillo, R OBP: 0.286, SLG: 0.318										4	0	1	0	0	0	3												
33 James McCann, R OBP: 0.373, SLG: 0.523										0	0	0	0	0	0	0												
74 Eloy Jiménez, R OBP: 0.289, SLG: 0.429										4	1	0	0	0	2	1												
7 Tim Anderson, R OBP: 0.385, SLG: 0.506										3	1	3	0	0	0	0												
20 José Rondón, R OBP: 0.250, SLG: 0.354										1	0	0	0	0	1	0												
17 Yonder Alonso, L OBP: 0.286, SLG: 0.311										4	0	1	2	0	1	2												
5 Yolmer Sánchez, S OBP: 0.314, SLG: 0.301										4	1	0	0	0	0	2												
49 Ryan Cordell, R OBP: 0.319, SLG: 0.383										4	0	0	0	0	3	1												
Inning Stats	R: 0 H: 0 E: 0 K: 0 S: 7	H: 0 LOB: 1 BB: 0 P: 9	R: 4 H: 4 E: 1 K: 1 S: 21	H: 4 LOB: 2 BB: 0 P: 28	R: 0 H: 1 E: 0 K: 1 S: 8	LOB: 1 BB: 0 P: 12	R: 0 H: 2 E: 0 K: 1 S: 11	H: 2 LOB: 1 BB: 0 P: 10	R: 0 H: 1 E: 0 K: 0 S: 9	H: 1 LOB: 0 BB: 0 P: 14	R: 0 H: 0 E: 0 K: 1 S: 7	H: 0 LOB: 0 BB: 0 P: 8	R: 0 H: 1 E: 0 K: 1 S: 14	H: 1 LOB: 0 BB: 0 P: 20	R: 0 H: 0 E: 0 K: 2 S: 9	H: 0 LOB: 0 BB: 0 P: 13	R: 0 H: 0 E: 0 K: 0 S: 9	H: 0 LOB: 0 BB: 0 P: 12	1B: 8 2B: 1 3B: 0 HR: 0	SF: 0 SAC: 1 DP: 1 HBP: 2	WP: 0 PB: 0 SB: 0 CS: 0	PA: 38						
PITCHER	IP	WLS	BF	H	R	ER	SO	BB	IBB	HBP	BLK	WP	HR	S	P	ERA	WHIP											
17 José Berrios, R ERA: 3.2	(1, 1)	6.2	W	31	9	4	1	4	0	0	2	0	0	0	74	98	1.35	1.350										
65 Trevor May, R ERA: 3.93	(7, 1)	0.1		1	0	0	0	1	0	0	0	0	0	0	3	5	0.00	0.000										
52 Zack Littell, R ERA:	(8, 1)	2.0		6	0	0	0	2	0	0	0	0	0	18	25	0.00	0.000											

Chicago White Sox @ Minnesota Twins
Target Field, Minneapolis, MN
Fri May 24 2019, 7:12 PM - 10:38 PM CDT
Att: 29,638 - Partly Cloudy - 72 F

livebaseballscorecards.com

AB 35
R 4
H 9
RBI 4
BB 0
SO 7
LOB 12

Batter	1	2	3	4	5	6	7	8	9	AB	R	H	RBI	BB	SO	LOB	BOTTOM										
26 Max Kepler, L OBP: 0.345, SLG: 0.520										4	2	3	4	0	0	0											
11 Jorge Polanco, S OBP: 0.411, SLG: 0.608										3	1	0	0	2	0	3											
13 Ehire Adrianza, S OBP: 0.315, SLG: 0.338										0	0	0	0	0	0	0											
9 Marwin Gonzalez, S OBP: 0.314, SLG: 0.378										5	1	1	1	0	2	3											
20 Eddie Rosario, L OBP: 0.314, SLG: 0.554										5	1	4	3	0	1	2											
24 C.J. Cron, R OBP: 0.335, SLG: 0.548										4	0	0	0	0	2	2											
22 Miguel Sano, R OBP: 0.333, SLG: 0.857										3	3	1	1	2	1	2											
16 Jonathan Schoop, R OBP: 0.316, SLG: 0.530										3	2	1	0	0	0	2											
2 Luis Arraez, L OBP: 0.550, SLG: 0.733										0	0	0	0	1	0	0											
15 Jason Castro, L OBP: 0.349, SLG: 0.589										5	1	1	0	0	3	5											
25 Byron Buxton, R OBP: 0.323, SLG: 0.490										4	0	1	1	0	1	3											
Inning Stats	R: 1 H: 2 E: 0 K: 1 S: 14	H: 2 LOB: 1 BB: 0 P: 21	R: 2 H: 1 E: 0 K: 1 S: 16	H: 1 LOB: 1 BB: 1 P: 28	R: 2 H: 2 E: 0 K: 1 S: 12	LOB: 0 BB: 0 P: 18	R: 3 H: 3 E: 0 K: 1 S: 16	H: 3 LOB: 1 BB: 1 P: 27	R: 2 H: 2 E: 0 K: 2 S: 17	H: 2 LOB: 1 BB: 1 P: 30	R: 0 H: 1 E: 0 K: 1 S: 9	H: 1 LOB: 2 BB: 0 P: 16	R: 1 H: 1 E: 1 K: 2 S: 10	H: 1 LOB: 2 BB: 1 P: 18	R: 0 H: 0 E: 0 K: 1 S: 17	H: 0 LOB: 1 BB: 1 P: 26	1B: 3 2B: 6 3B: 0 HR: 3	SF: 1 SAC: 0 DP: 0 HBP: 2	WP: 1 PB: 0 SB: 0 CS: 0	PA: 44							
PITCHER	IP	WLS	BF	H	R	ER	SO	BB	IBB	HBP	BLK	WP	HR	S	P	ERA	WHIP										
40 Reynaldo López, R ERA: 6.03	(1, 1)	3.2	L	21	7	8	8	3	2	0	1	0	0	1	0	19.64	2.455										
61 Ryan Burr, R ERA: 4.59	(4, 1)	1.0		6	2	2	2	3	1	0	0	0	0	20	33	18.00	3.000										
57 Jace Fry, L ERA: 5.4	(5, 1)	1.1		7	2	0	0	1	0	0	1	0	0	14	25	0.00	1.500										
50 Thyago Vieira, R ERA: 2.08	(7, 1)	2.0		10	1	1	0	3	2	0	0	0	0	27	44	0.00	1.500										

Chicago White Sox @ Minnesota Twins
Target Field, Minneapolis, MN
Fri May 24 2019, 7:12 PM - 10:38 PM CDT
Att: 29,638 - Partly Cloudy - 72 F

livebaseballscorecards.com

AB 36
R 11
H 12
RBI 10
BB 5
SO 10
LOB 22

Batter	1	2	3	4	5	6	7	8	9	AB	R	H	RBI	BB	SO	LOB	TOP				
1 Nicky Lopez, L OBP: 0.321, SLG: 0.300	G6-3		G4-3		G5-3			G6-3		4	0	0	0	0	0	2					
15 Whit Merrifield, R OBP: 0.346, SLG: 0.592	G3			F7		G4-3		G5-3		4	0	0	0	0	0	0					
27 Adalberto Mondesi, S OBP: 0.319, SLG: 0.486	K			F8 17 1B		L9		F8		4	1	1	0	0	1	0					
4 Alex Gordon, L OBP: 0.372, SLG: 0.484		G3-1		F8		G1-3		G4-3		4	0	0	0	0	0	1					
17 Hunter Dozier, R OBP: 0.403, SLG: 0.692		G6-4-3 12 1B								4	0	2	1	0	1	0					
12 Jorge Soler, R OBP: 0.298, SLG: 0.490		G6-4-3 1-2f								3	0	0	0	0	2	2					
66 Ryan O'Hearn, L OBP: 0.300, SLG: 0.349										3	0	2	0	0	0	0					
16 Martin Maldonado, R OBP: 0.304, SLG: 0.285										3	0	1	0	0	0	1					
6 Billy Hamilton, S OBP: 0.309, SLG: 0.289										3	0	1	0	0	0	2					
Inning Stats	R: 0 E: 0 K: 1 S: 8	H: 0 LOB: 0 BB: 0 P: 11	R: 0 E: 0 K: 0 S: 5	H: 1 LOB: 0 BB: 0 P: 6	R: 0 E: 0 K: 0 S: 11	H: 2 LOB: 1 BB: 0 P: 14	R: 1 E: 0 K: 1 S: 11	H: 2 LOB: 1 BB: 0 P: 14	R: 0 E: 0 K: 0 S: 10	H: 0 LOB: 0 BB: 0 P: 10	R: 0 E: 0 K: 2 S: 12	H: 1 LOB: 1 BB: 0 P: 19	R: 0 E: 0 K: 0 S: 10	H: 0 LOB: 0 BB: 0 P: 14	R: 0 E: 0 K: 0 S: 5	H: 0 LOB: 0 BB: 0 P: 9	1B: 6 2B: 1 3B: 0 HR: 0	SF: 0 SAC: 0 DP: 1 HBP: 0	WP: 0 PB: 0 CS: 0	PA: 32	
PITCHER	IP	WLS	BF	H	R	ER	SO	BB	IBB	HBP	BLK	WP	HR	S	P	ERA	WHIP				
46 Iván Nova, R ERA: 6.52	5.0		19	6	1	1	2	0	0	0	0	0	0	45	59	1.80	1.200				
39 Aaron Bummer, L ERA: 0.98	2.0		7	1	0	0	2	0	0	0	0	0	0	19	29	0.00	0.500				
43 Evan Marshall, R ERA:	1.0		3	0	0	0	0	0	0	0	0	0	0	10	14	0.00	0.000				
48 Alex Colomé, R ERA: 1.74	1.0	W	3	0	0	0	0	0	0	0	0	0	0	5	9	0.00	0.000				

Kansas City Royals @ Chicago White Sox
Guaranteed Rate Field, Chicago, IL
 Mon May 27 2019, 1:10 PM - 5:53 PM CDT
 Att: 20,139 - Partly Cloudy - 71 F

livebaseballscorecards.com

AB 32
R 1
H 7
RBI 1
BB 0
SO 4
LOB 8



Batter	1	2	3	4	5	6	7	8	9	AB	R	H	RBI	BB	SO	LOB	BOTTOM				
10 Yoán Moncada, S OBP: 0.330, SLG: 0.481	F7		K			G5-3		K		4	0	0	0	0	2	2					
74 Eloy Jiménez, R OBP: 0.287, SLG: 0.398	G6-3									2	0	0	0	2	1	0					
28 Leury García, S OBP: 0.310, SLG: 0.352										0	0	0	0	0	0	0					
79 José Abreu, R OBP: 0.313, SLG: 0.512	K									4	0	0	0	0	2	3					
17 Yonder Alonso, L OBP: 0.290, SLG: 0.312										3	0	0	0	0	1	1					
7 Tim Anderson, R OBP: 0.369, SLG: 0.596										0	0	0	0	0	0	0					
33 James McCann, R OBP: 0.373, SLG: 0.521										4	2	3	0	0	0	0					
22 Charles Tilson, L OBP: 0.354, SLG: 0.361										3	0	0	0	1	1	1					
20 José Róndón, R OBP: 0.250, SLG: 0.320										3	0	1	0	1	0	3					
5 Yolmer Sánchez, S OBP: 0.318, SLG: 0.301										4	0	2	2	0	0	1					
49 Ryan Cordell, R OBP: 0.320, SLG: 0.384										2	0	1	0	1	1	1					
Inning Stats	R: 0 E: 0 K: 1 S: 9	H: 0 LOB: 0 BB: 0 P: 11	R: 0 E: 0 K: 1 S: 14	H: 1 LOB: 0 BB: 0 P: 18	R: 0 E: 0 K: 1 S: 15	H: 0 LOB: 1 BB: 1 P: 25	R: 1 E: 0 K: 2 S: 14	H: 3 LOB: 1 BB: 0 P: 20	R: 0 E: 0 K: 1 S: 8	H: 0 LOB: 1 BB: 1 P: 16	R: 0 E: 0 K: 0 S: 12	H: 0 LOB: 1 BB: 1 P: 18	R: 0 E: 0 K: 1 S: 9	H: 1 LOB: 2 BB: 1 P: 16	R: 1 E: 0 K: 0 S: 5	H: 2 LOB: 3 BB: 1 P: 13	1B: 5 2B: 2 3B: 0 HR: 0	SF: 0 SAC: 0 DP: 1 HBP: 1	WP: 1 PB: 0 CS: 0	PA: 35	
PITCHER	IP	WLS	BF	H	R	ER	SO	BB	IBB	HBP	BLK	WP	HR	S	P	ERA	WHIP				
21 Homer Bailey, R ERA: 5.79	0.1		1	1	0	0	0	0	0	0	0	0	0	2	5	0.00	3.000				
33 Brian Flynn, L ERA:	2.1		9	0	0	0	2	2	0	0	0	1	0	25	41	0.00	0.857				
58 Scott Barlow, R ERA: 4.23	1.0	L	5	1	1	1	1	1	0	1	0	0	0	9	20	9.00	2.000				
40 Jake Diekman, L ERA: 3.0	0.1		4	2	0	0	0	0	1	0	0	0	0	5	9	0.00	6.000				

Kansas City Royals @ Chicago White Sox
Guaranteed Rate Field, Chicago, IL
 Mon May 27 2019, 1:10 PM - 5:53 PM CDT
 Att: 20,139 - Partly Cloudy - 71 F

livebaseballscorecards.com

AB 29
R 2
H 7
RBI 2
BB 5
SO 8
LOB 12



Batter	1	2	3	4	5	6	7	8	9	AB	R	H	RBI	BB	SO	LOB	TOP	
1 Nicky Lopez, L OBP: 0.300, SLG: 0.278										4	0	0	0	0	3	1		
15 Whit Merrifield, R OBP: 0.348, SLG: 0.500										3	1	1	0	0	1	0		
27 Adalberto Mondesi, S OBP: 0.319, SLG: 0.479										3	1	0	0	1	0	1		
4 Alex Gordon, L OBP: 0.369, SLG: 0.495										4	1	1	3	0	2	1		
17 Hunter Dozier, R OBP: 0.397, SLG: 0.592										3	0	0	0	0	2	0		
12 Jorge Soler, R OBP: 0.294, SLG: 0.483										3	0	0	0	0	1	0		
66 Ryan O'Hearn, L OBP: 0.295, SLG: 0.342										3	0	0	0	0	2	0		
36 Cam Gallagher, R OBP: 0.190, SLG: 0.148										3	0	1	0	0	1	0		
16 Martin Maldonado, R OBP: 0.304, SLG: 0.255										3	0	0	0	0	0	1		
Inning Stats	R: 3 H: 2 E: 0 K: 1 S: 16	WLS: 2 BF: 28 LOB: 0 BB: 1 P: 24	R: 0 H: 0 E: 0 K: 2 S: 12	R: 0 H: 0 E: 0 K: 1 S: 6	R: 0 H: 0 E: 0 K: 1 S: 8	R: 0 H: 0 E: 0 K: 1 S: 9	R: 0 H: 0 E: 0 K: 1 S: 5	R: 0 H: 1 E: 0 K: 1 S: 10	R: 0 H: 0 E: 0 K: 2 S: 8	1B: 2 2B: 0 3B: 0 HR: 1	SF: 0 SAC: 0 DP: 0 HBP: 1	WP: 0 PB: 0 SB: 0 CS: 1	PA: 31					
PITCHER	IP: 8.0 WLS: 2 BF: 28 ERA: 2.85	WLS: 0 BF: 3 LOB: 0 ERA: 1.96	H: 3 R: 3 ER: 3 SO: 10	H: 0 R: 0 ER: 0 SO: 2	H: 0 R: 0 ER: 0 SO: 10	H: 0 R: 0 ER: 0 SO: 8	H: 0 R: 0 ER: 0 SO: 15	H: 0 R: 0 ER: 0 SO: 15	H: 1 R: 0 ER: 0 SO: 16	H: 0 R: 0 ER: 0 SO: 15	IP: 1.0 WLS: 3 BF: 3 ERA: 1.96	IP: 1.0 WLS: 3 BF: 3 ERA: 1.96	IP: 1.0 WLS: 3 BF: 3 ERA: 1.96	IP: 1.0 WLS: 3 BF: 3 ERA: 1.96	IP: 1.0 WLS: 3 BF: 3 ERA: 1.96	IP: 1.0 WLS: 3 BF: 3 ERA: 1.96	IP: 1.0 WLS: 3 BF: 3 ERA: 1.96	IP: 1.0 WLS: 3 BF: 3 ERA: 1.96

Kansas City Royals @ Chicago White Sox
Guaranteed Rate Field, Chicago, IL
Tue May 28 2019, 6:43 PM - 9:13 PM CDT
Att: 13,479 - Cloudy - 52 F

livebaseballscorecards.com

AB	29
R	3
H	3
RBI	3
BB	1
SO	12
LOB	4

Batter	1	2	3	4	5	6	7	8	9	AB	R	H	RBI	BB	SO	LOB	BOTTOM	
28 Leury Garcia, S OBP: 0.319, SLG: 0.361										4	1	3	1	0	0	2		
10 Yadn Moncada, S OBP: 0.333, SLG: 0.478										3	0	1	0	1	2	2		
79 José Abreu, R OBP: 0.307, SLG: 0.505										3	0	0	1	0	0	2		
17 Yonder Alonso, L OBP: 0.284, SLG: 0.307										3	0	0	1	0	1	1		
74 Eloy Jiménez, R OBP: 0.258, SLG: 0.384										4	0	0	0	0	0	1		
49 Ryan Cordell, R OBP: 0.320, SLG: 0.384										4	1	3	0	0	0	0		
5 Yolmer Sánchez, S OBP: 0.316, SLG: 0.299										4	0	1	0	0	1	2		
20 José Róndón, R OBP: 0.262, SLG: 0.329										4	1	2	0	0	0	3		
22 Charles Tilson, L OBP: 0.361, SLG: 0.368										4	1	2	1	0	0	4		
Inning Stats	R: 0 H: 2 E: 0 K: 0 S: 10	H: 0 R: 0 ER: 0 SO: 13	R: 3 H: 3 E: 1 K: 0 S: 14	R: 1 H: 3 E: 0 K: 1 S: 16	R: 0 H: 0 E: 0 K: 1 S: 8	R: 0 H: 2 E: 0 K: 0 S: 15	R: 0 H: 0 E: 0 K: 1 S: 6	R: 0 H: 2 E: 0 K: 0 S: 7	R: 0 H: 0 E: 0 K: 0 S: 13	1B: 12 2B: 0 3B: 0 HR: 0	SF: 2 SAC: 0 DP: 1 HBP: 0	WP: 0 PB: 0 SB: 0 CS: 0	PA: 36					
PITCHER	IP: 6.0 WLS: 4 BF: 28 ERA: 4.56	IP: 1.0 WLS: 3 BF: 3 ERA: 5.05	IP: 1.0 WLS: 5 BF: 2 ERA: 5.04	IP: 1.0 WLS: 6 BF: 4 ERA: 4.56	IP: 1.0 WLS: 3 BF: 3 ERA: 1.96	IP: 1.0 WLS: 3 BF: 3 ERA: 1.96	IP: 1.0 WLS: 3 BF: 3 ERA: 1.96	IP: 1.0 WLS: 3 BF: 3 ERA: 1.96	IP: 1.0 WLS: 3 BF: 3 ERA: 1.96	IP: 1.0 WLS: 3 BF: 3 ERA: 1.96	IP: 1.0 WLS: 3 BF: 3 ERA: 1.96	IP: 1.0 WLS: 3 BF: 3 ERA: 1.96	IP: 1.0 WLS: 3 BF: 3 ERA: 1.96	IP: 1.0 WLS: 3 BF: 3 ERA: 1.96	IP: 1.0 WLS: 3 BF: 3 ERA: 1.96	IP: 1.0 WLS: 3 BF: 3 ERA: 1.96	IP: 1.0 WLS: 3 BF: 3 ERA: 1.96	IP: 1.0 WLS: 3 BF: 3 ERA: 1.96

Kansas City Royals @ Chicago White Sox
Guaranteed Rate Field, Chicago, IL
Tue May 28 2019, 6:43 PM - 9:13 PM CDT
Att: 13,479 - Cloudy - 52 F

livebaseballscorecards.com

AB	33
R	4
H	12
RBI	4
BB	1
SO	4
LOB	17

Batter	1	2	3	4	5	6	7	8	9	AB	R	H	RBI	BB	SO	LOB	TOP					
1 Nicky Lopez, L OBP: 0.308, SLG: 0.322	G4-3	G3-1			L7	15 1B		1-H 1B		5	1	2	3	0	0	3	Kansas City Royals @ Chicago White Sox Guaranteed Rate Field, Chicago, IL Wed May 29 2019, 7:12 PM - 10:14 PM CDT Att: 16,167 - Cloudy - 65 F					
15 Whit Merrifield, R OBP: 0.351, SLG: 0.507	27 G3-6 1B		K		2B	27 FC6-4 1B		G6-3		5	0	3	1	0	1	1						
27 Adalberto Mondesi, S OBP: 0.311, SLG: 0.468	G3-6		K		L8	FC6-4			K	5	0	0	0	0	2	3						
4 Alex Gordon, L OBP: 0.370, SLG: 0.492		17 1B 12 1B 1B		L7					K	5	1	2	0	0	1	1						
17 Hunter Dozier, R OBP: 0.397, SLG: 0.592		6 BB 12 1B 1B			G5-3	12 HR 2B		L6		5	1	2	0	0	0	1						
12 Jorge Soler, R OBP: 0.296, SLG: 0.495		6 BB 1B		F8		2-H HR		F8		5	1	2	3	0	0	1						
66 Ryan O'Hearn, L OBP: 0.299, SLG: 0.342		F7		16 1B 1B		16 G6-4-3 BB		G4-3		3	0	1	0	1	0	2						
16 Martin Maldonado, R OBP: 0.309, SLG: 0.286		F4				G6-4-3				3	0	1	0	1	0	3						
0 Terrance Gore, R OBP: 0.355, SLG: 0.433						6 FC4-6 1B		1 S 1 1B BB		0	1	0	0	0	0	0						
36 Cam Gallagher, R OBP: 0.190, SLG: 0.145						1 3B 1B		1 S 1 1B 1B		0	0	0	0	0	0	0						
6 Billy Hamilton, S OBP: 0.314, SLG: 0.291										3	2	2	0	1	0	2						
Inning Stats	R: 0 E: 0 K: 0 S: 9	H: 1 LOB: 0 BB: 0 P: 13	R: 1 E: 0 K: 0 S: 21	H: 3 LOB: 3 BB: 1 P: 36	R: 0 E: 0 K: 2 S: 8	H: 0 LOB: 0 BB: 0 P: 14	R: 0 E: 0 K: 0 S: 11	H: 2 LOB: 2 BB: 0 P: 16	R: 0 E: 0 K: 1 S: 8	H: 1 LOB: 1 BB: 0 P: 9	R: 4 E: 0 K: 0 S: 19	H: 5 LOB: 1 BB: 1 P: 32	R: 0 E: 0 K: 0 S: 5	H: 0 LOB: 0 BB: 0 P: 8	R: 2 E: 0 K: 0 S: 12	H: 2 LOB: 1 BB: 1 P: 23	R: 0 E: 0 K: 1 S: 7	H: 1 LOB: 1 BB: 0 P: 9	1B: 11 2B: 2 3B: 1 HR: 1	SF: 0 SAC: 0 DP: 2 HBP: 0	WP: 1 PB: 0 SB: 2 CS: 0	PA: 42
PITCHER	IP WLS BF H R ER SO BB IBB HBP BLK WP HR S P ERA WHIP	5.2 2 29 12 5 5 3 2 0 0 0 1 1 74 118 7.94 2.471	(1, 1)	(6, 1)	(7, 1)	(8, 1)	(9, 1)	PITCHER										IP WLS BF H R ER SO BB IBB HBP BLK WP HR S P ERA WHIP				
40 Reynaldo López, R ERA: 6.2	57 Jace Fry, L ERA: 4.95	43 Evan Marshall, R ERA:	41 Kelvin Herrera, R ERA: 7.48	48 Alex Colomé, R ERA: 1.59																		

AB	39
R	7
H	15
RBI	7
BB	3
SO	4
LOB	17



Batter	1	2	3	4	5	6	7	8	9	AB	R	H	RBI	BB	SO	LOB	BOTTOM					
28 Leury García, S OBP: 0.328, SLG: 0.370	10 HR 1B	79 HR 1B		10 WP 1B			G3-1			4	2	3	0	0	0	0	Kansas City Royals @ Chicago White Sox Guaranteed Rate Field, Chicago, IL Wed May 29 2019, 7:12 PM - 10:14 PM CDT Att: 16,167 - Cloudy - 65 F					
10 Yadir Moncada, S OBP: 0.332, SLG: 0.488	HR		K		K		G3			4	1	1	2	0	2	4						
79 José Abreu, R OBP: 0.306, SLG: 0.514	G6-3				K			K		4	1	1	3	0	2	2						
17 Yonder Alonso, L OBP: 0.279, SLG: 0.300	F9		K		K			F7		4	0	0	0	0	2	0						
33 James McCann, R OBP: 0.388, SLG: 0.532	P4			7 G1-4-3 BB				7 2B 2B		3	1	1	0	1	1	0						
74 Eloy Jiménez, R OBP: 0.258, SLG: 0.379	5 1B HBP 1B		F9		K			G5-3		4	1	1	0	0	1	2						
7 Tim Anderson, R OBP: 0.372, SLG: 0.508	5 1B 22 FC6-4 HBP 1B		G1-4-3				F8			3	1	1	1	0	0	1						
5 Yolmer Sánchez, S OBP: 0.321, SLG: 0.305							G4-3			4	0	2	1	0	1	1						
22 Charles Tilson, L OBP: 0.349, SLG: 0.354	FC6-4									3	1	0	1	0	1	2						
Inning Stats	R: 2 E: 0 K: 0 S: 10	H: 2 LOB: 0 BB: 0 P: 18	R: 5 E: 0 K: 2 S: 17	H: 4 LOB: 0 BB: 0 P: 28	R: 0 E: 0 K: 0 S: 8	H: 0 LOB: 0 BB: 1 P: 16	R: 0 E: 0 K: 2 S: 12	H: 2 LOB: 2 BB: 0 P: 14	R: 0 E: 0 K: 3 S: 9	H: 0 LOB: 0 BB: 0 P: 13	R: 0 E: 0 K: 1 S: 7	H: 0 LOB: 0 BB: 0 P: 8	R: 0 E: 0 K: 1 S: 7	H: 0 LOB: 0 BB: 0 P: 10	R: 1 E: 0 K: 1 S: 13	H: 2 LOB: 1 BB: 0 P: 19		R: 1 E: 0 K: 1 S: 13	H: 2 LOB: 1 BB: 0 P: 19	1B: 6 2B: 2 3B: 0 HR: 2	SF: 0 SAC: 0 DP: 1 HBP: 1	WP: 1 PB: 0 SB: 0 CS: 0
PITCHER	IP WLS BF H R ER SO BB IBB HBP BLK WP HR S P ERA WHIP	1.0 1 20 5 3 3 8 1 0 0 0 1 1 51 73 5.40 1.200	(2, 1)	(7, 1)	(8, 1)	PITCHER										IP WLS BF H R ER SO BB IBB HBP BLK WP HR S P ERA WHIP						
57 Glenn Sparkman, R ERA: 4.21	26 Jorge López, R ERA: 6.67	26 Brad Boxberger, R ERA: 5.57	31 Ian Kennedy, R ERA: 4.37																			

AB	33
R	8
H	10
RBI	8
BB	1
SO	10
LOB	12

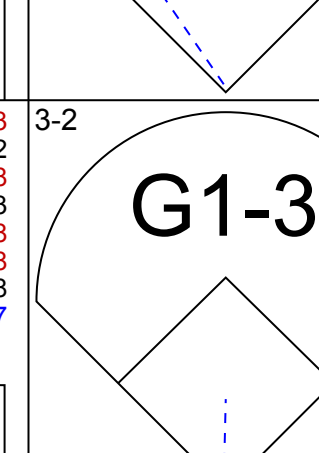




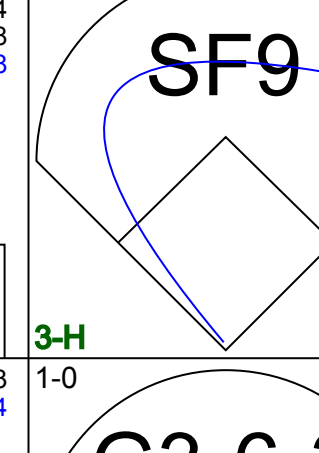
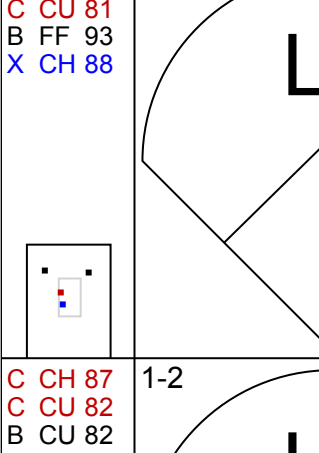
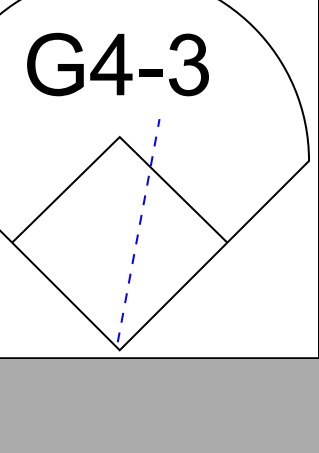

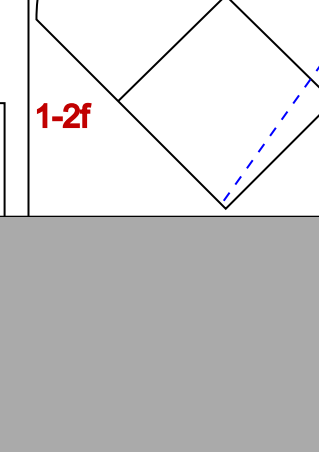
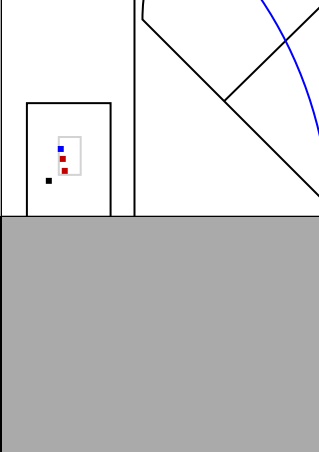

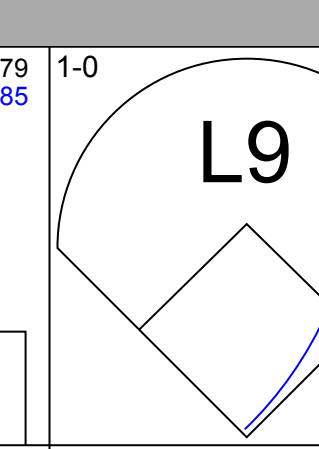
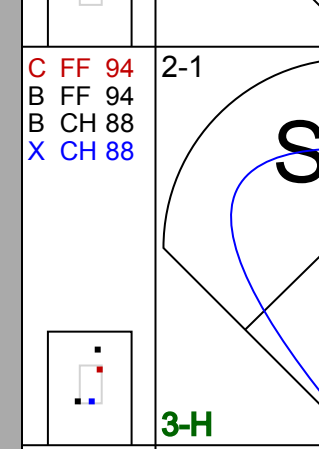
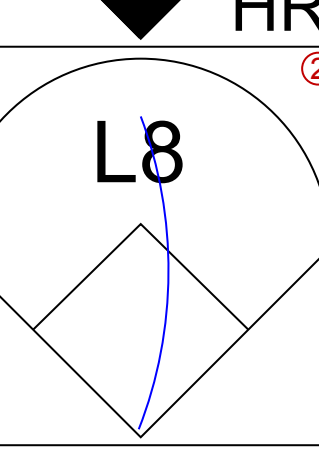
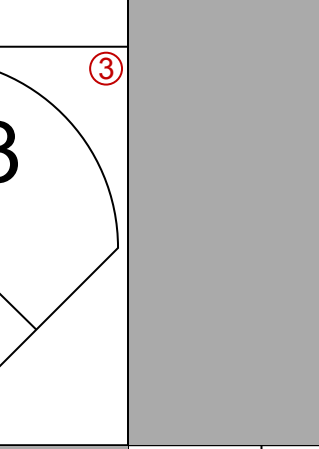
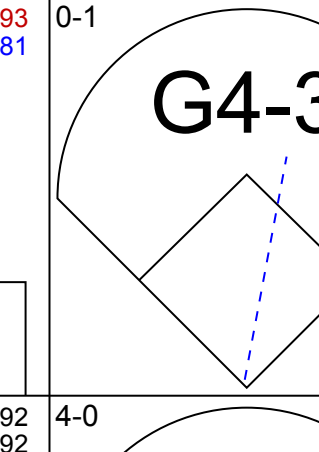
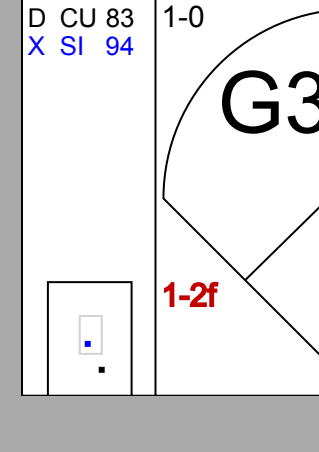
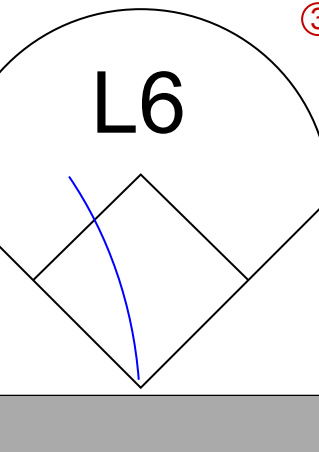
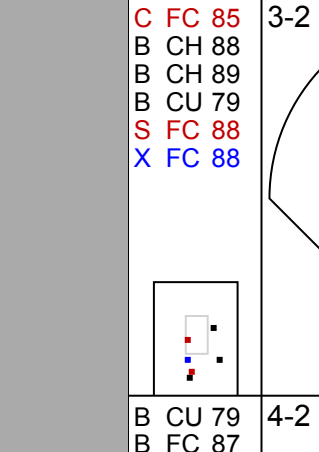
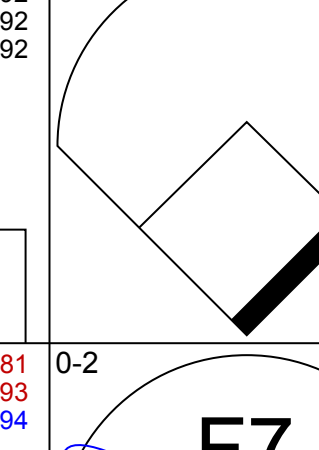
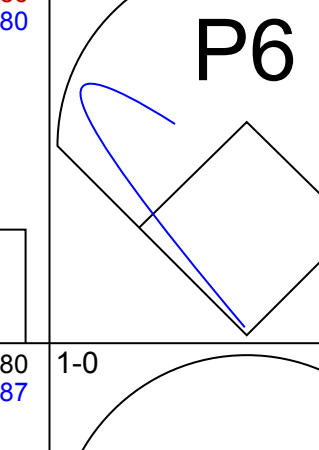
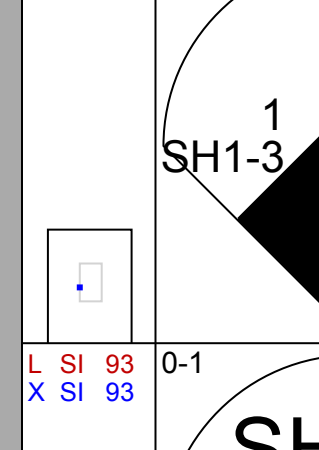
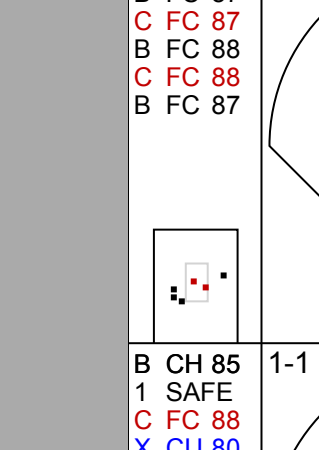
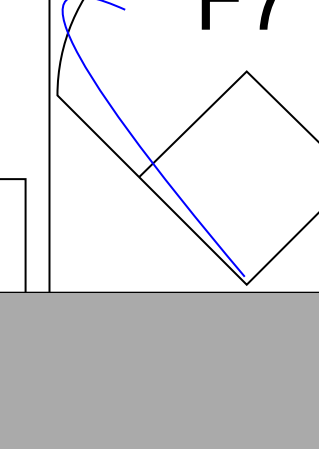
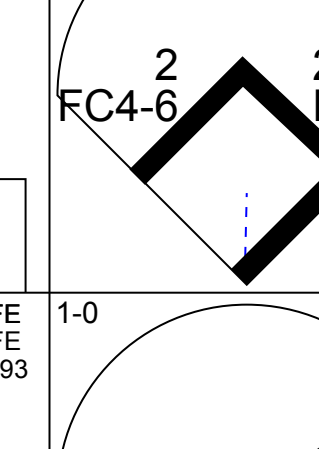
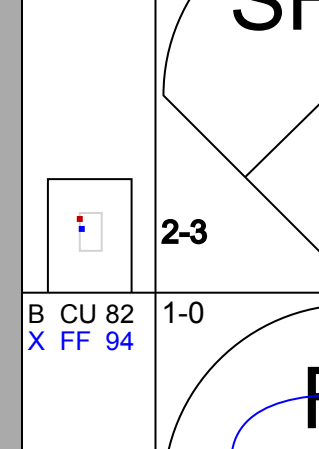
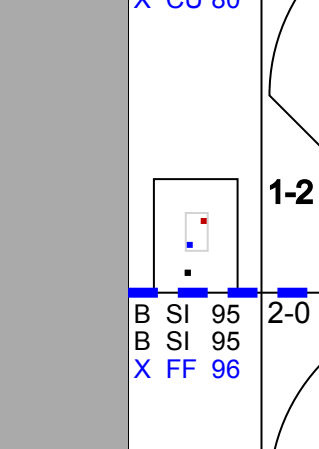
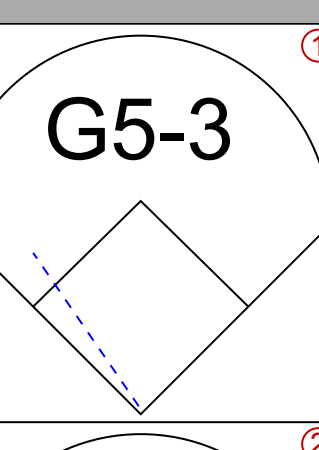
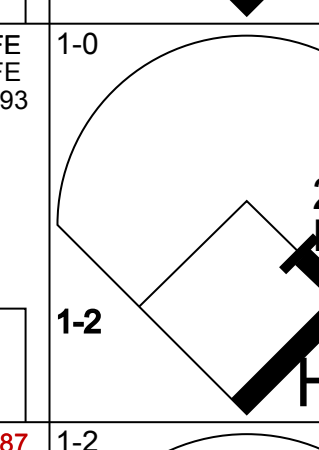
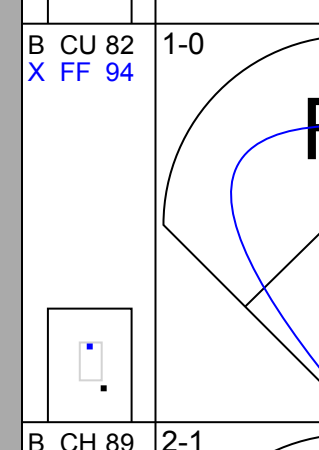
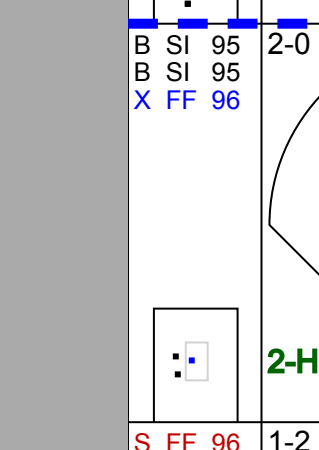
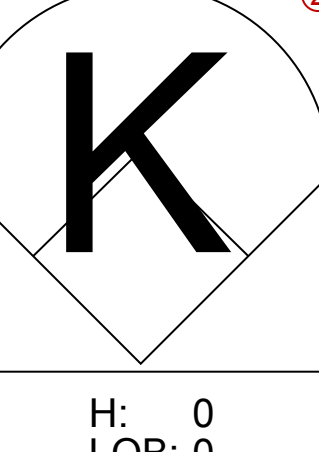
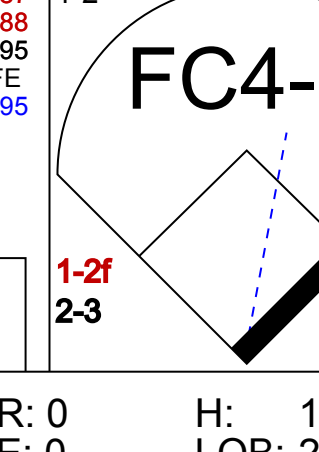
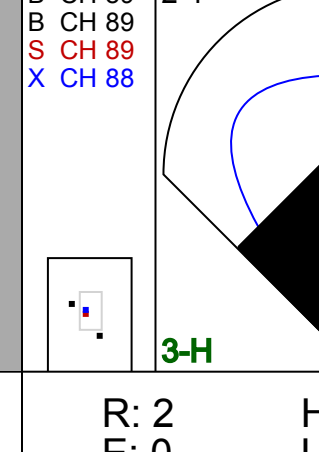
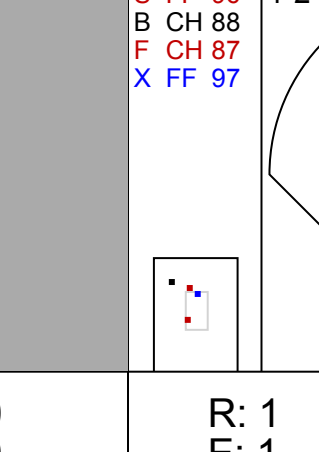


Batter	1	2	3	4	5	6	7	8	9	AB	R	H	RBI	BB	SO	LOB	TOP										
12 Francisco Lindor, S OBP: 0.359, SLG: 0.462	F9		35 HBP 41 1B BB		G6-3		G4-3			3	1	0	0	2	0	0	Cleveland Indians @ Chicago White Sox Guaranteed Rate Field, Chicago, IL Thu May 30 2019, 7:11 PM - 10:21 PM CDT Att: 22,182 - Partly Cloudy - 71 F										
35 Oscar Mercado, R OBP: 0.385, SLG: 0.435	K		41 1B HBP		K			G1-3	BB	4	0	0	0	0	3	3											
41 Carlos Santana, S OBP: 0.409, SLG: 0.505	G3-1		8 WP 1B		F8			K		4	0	1	2	0	1	0											
8 Jordan Luplow, R OBP: 0.296, SLG: 0.522		F8	P4			HR		G6-3		4	1	1	1	0	0	2											
11 José Ramírez, S OBP: 0.314, SLG: 0.319		F9			F7				10 G4-3 1 E 2B	3	1	1	0	1	0	0											
22 Jason Kipnis, L OBP: 0.296, SLG: 0.338			P5			55 G5-4-3 1B			F9	4	0	2	0	0	0	4											
55 Roberto Pérez, R OBP: 0.326, SLG: 0.415					G5-4-3				1 E 10 G4-3 BB	2	0	0	0	2	0	2											
10 Jake Bauers, L OBP: 0.303, SLG: 0.335			K		P6			G4-3	G4-3	4	0	0	0	0	1	3											
1 Greg Allen, S OBP: 0.213, SLG: 0.309			35 HBP 41 1B BB		G6-4-3			F9	E6 12 BB	4	1	1	0	0	0	2											
Inning Stats	R: 0 E: 0 K: 1 S: 9	H: 0 LOB: 0 BB: 0 P: 13	R: 0 E: 0 K: 0 S: 10	H: 1 LOB: 1 BB: 0 P: 14	R: 2 E: 0 K: 1 S: 16	H: 2 LOB: 3 BB: 2 P: 30	R: 0 E: 0 K: 0 S: 4	H: 0 LOB: 0 BB: 1 P: 8	R: 0 E: 0 K: 1 S: 7	H: 0 LOB: 0 BB: 0 P: 13	R: 1 E: 0 K: 0 S: 8	H: 2 LOB: 0 BB: 0 P: 12	R: 0 E: 0 K: 0 S: 7	H: 0 LOB: 0 BB: 0 P: 11	R: 0 E: 0 K: 1 S: 10	H: 0 LOB: 0 BB: 0 P: 15	R: 1 E: 1 K: 1 S: 18	H: 1 LOB: 3 BB: 2 P: 36	1B: 3 2B: 2 3B: 0 HR: 1	SF: 0 SAC: 0 DP: 2 HBP: 1	WP: 1 PB: 0 SB: 0 CS: 0	PA: 38					
PITCHER	IP	WLS	BF	H	R	ER	SO	BB	IBB	HBP	BLK	WP	HR	S	P	ERA	WHIP										
58 Manny Bañuelos, L ERA: 7.36	5.1	W	24	5	3	3	3	2	1	1	0	1	1	53	87	5.06	1.312										
43 Evan Marshall, R ERA:	1.2	H	4	0	0	0	0	0	0	0	0	0	0	8	14	0.00	0.000										
39 Aaron Bummer, L ERA: 0.63	1.0		3	0	0	0	1	0	0	0	0	0	0	10	15	0.00	0.000										
57 Jace Fry, L ERA: 4.79	0.2		6	1	1	0	0	2	0	0	0	0	0	15	31	0.00	4.500										
66 José Ruiz, R ERA: 4.97	0.1		1	0	0	0	1	0	0	0	0	0	0	3	5	0.00	0.000										

Batter	1	2	3	4	5	6	7	8	9	AB	R	H	RBI	BB	SO	LOB	BOTTOM										
28 Leury García, S OBP: 0.335, SLG: 0.381	G6-3		K		10 G4-3 79 SF7 2B		79 HR 1B	10 2B 1B		5	3	3	0	0	1	0	Cleveland Indians @ Chicago White Sox Guaranteed Rate Field, Chicago, IL Thu May 30 2019, 7:11 PM - 10:21 PM CDT Att: 22,182 - Partly Cloudy - 71 F										
10 Yadir Moncada, S OBP: 0.333, SLG: 0.491	K		79 FC6-4 1B		G4-3		K	2B		5	0	2	1	0	2	2											
79 José Abreu, R OBP: 0.304, SLG: 0.523	G6-3		FC6-4 17 HR		SF7		HR	G5-3		4	2	1	3	0	0	3											
17 Yonder Alonso, L OBP: 0.288, SLG: 0.328		33 1B 74 2B 2B	HR		33 CS BB		G6-3			3	2	2	2	1	0	0											
33 James McCann, R OBP: 0.384, SLG: 0.523		74 2B 1B	E4		CS		K	G4-3		4	1	1	0	0	1	0											
74 Eloy Jiménez, R OBP: 0.273, SLG: 0.400			F9							4	0	3	2	0	0	1											
49 Ryan Cordell, R OBP: 0.320, SLG: 0.384		5 F8 2B					7 1B 1B		5 E G6-3 1B	0	1	0	0	0	0	0											
7 Tim Anderson, R OBP: 0.369, SLG: 0.503		K			G4-3			G6-3		4	0	1	0	0	1	2											
5 Yolmer Sánchez, S OBP: 0.325, SLG: 0.310		F8			22 CS 1B		L8		E7 28 S 28 WP 1B	4	1	2	0	0	0	3											
22 Charles Tilson, L OBP: 0.333, SLG: 0.337		L4			K		K	F7		4	0	0	0	0	2	6											
Inning Stats	R: 0 E: 0 K: 1 S: 10	H: 3 LOB: 1 BB: 0 P: 17	R: 2 E: 0 K: 1 S: 21	H: 3 LOB: 1 BB: 0 P: 26	R: 2 E: 1 K: 1 S: 15	H: 2 LOB: 1 BB: 0 P: 22	R: 0 E: 0 K: 1 S: 8	H: 1 LOB: 1 BB: 0 P: 13	R: 1 E: 0 K: 0 S: 7	H: 1 LOB: 0 BB: 1 P: 14	R: 0 E: 0 K: 2 S: 9	H: 2 LOB: 2 BB: 0 P: 11	R: 2 E: 0 K: 1 S: 10	H: 2 LOB: 0 BB: 0 P: 14	R: 3 E: 1 K: 0 S: 14	H: 4 LOB: 2 BB: 0 P: 20	1B: 9 2B: 5 3B: 0 HR: 2	SF: 1 SAC: 0 DP: 1 HBP: 0	WP: 1 PB: 0 SB: 1 CS: 2	PA: 40							
PITCHER	IP	WLS	BF	H	R	ER	SO	BB	IBB	HBP	BLK	WP	HR	S	P	ERA	WHIP										
59 Carlos Carrasco, R ERA: 4.98	6.1	L	29	10	6	6	7	1	0	0	0	0	1	74	108	8.53	1.737										
61 Dan Otero, R ERA: 4.56	1.2		10	5	4	4	0	0	0	0	0	1	1	20	29	21.60	3.000										

Batter	1	2	3	4	5	6	7	8	9	AB	R	H	RBI	BB	SO	LOB	TOP	
12 Francisco Lindor, S OBP: 0.357, SLG: 0.477										4	1	1	1	0	0	1	Cleveland Indians @ Chicago White Sox Guaranteed Rate Field, Chicago, IL Fri May 31 2019, 7:12 PM - 9:52 PM CDT Att: 21,652 - Clear - 82 F	
6 Mike Freeman, L OBP: 0.396, SLG: 0.293										4	0	1	0	0	1	0		
41 Carlos Santana, S OBP: 0.410, SLG: 0.505										4	0	2	0	0	1	1		
22 Jason Kipnis, L OBP: 0.295, SLG: 0.336										4	0	1	0	0	0	2		
11 José Ramírez, S OBP: 0.317, SLG: 0.324										3	0	1	0	1	2	2		
10 Jake Bauers, L OBP: 0.307, SLG: 0.339										4	0	2	0	0	0	3		
1 Greg Allen, S OBP: 0.215, SLG: 0.305										4	0	1	0	0	1	3		
55 Roberto Pérez, R OBP: 0.319, SLG: 0.405										3	0	0	0	0	1	2		
2 Leonys Martín, L OBP: 0.297, SLG: 0.346										4	0	0	0	0	2	1		
Inning Stats	R: 1 E: 0 K: 1 S: 12	H: 3 LOB: 2 BB: 0 P: 20	R: 0 E: 0 K: 0 S: 6	H: 1 LOB: 1 BB: 0 P: 9	R: 0 E: 0 K: 1 S: 11	H: 1 LOB: 0 BB: 0 P: 16	R: 0 E: 0 K: 1 S: 9	H: 1 LOB: 2 BB: 0 P: 15	R: 0 E: 0 K: 1 S: 11	H: 0 LOB: 0 BB: 0 P: 12	R: 0 E: 0 K: 1 S: 8	H: 1 LOB: 1 BB: 0 P: 10	R: 0 E: 0 K: 1 S: 9	H: 0 LOB: 0 BB: 0 P: 11	1B: 7 2B: 2 3B: 0 HR: 1	SF: 0 SAC: 1 DP: 1 HBP: 0	WP: 0 PB: 0 SB: 0 CS: 0	PA: 36
PITCHER	IP WLS BF H R ER SO BB IBB HBP BLK WP HR S P ERA WHIP																	
68 Dylan Covey, R ERA: 4.73	6.0 W 26 8 1 1 5 1 0 0 0 0 0 1 61 98 1.50 1.500																	
64 Josh Osich, L ERA: 4.42	2.0 7 1 0 0 2 0 0 0 0 0 0 0 16 22 0.00 0.500																	
37 Juan Minaya, R ERA: 1.35	1.0 3 0 0 0 1 0 0 0 0 0 0 0 9 11 0.00 0.000																	


Batter	1	2	3	4	5	6	7	8	9	AB	R	H	RBI	BB	SO	LOB	BOTTOM			
28 Leury García, S OBP: 0.333, SLG: 0.378										4	1	1	0	0	1	2	Cleveland Indians @ Chicago White Sox Guaranteed Rate Field, Chicago, IL Fri May 31 2019, 7:12 PM - 9:52 PM CDT Att: 21,652 - Clear - 82 F			
10 Yadir Moncada, S OBP: 0.335, SLG: 0.489										5	1	2	0	0	1	4				
79 José Abreu, R OBP: 0.298, SLG: 0.513										4	0	0	1	0	1	3				
17 Yonder Alonso, L OBP: 0.292, SLG: 0.332										4	1	2	0	0	0	0				
74 Eloy Jiménez, R OBP: 0.273, SLG: 0.390										3	0	0	0	1	1	3				
22 Charles Tilson, L OBP: 0.340, SLG: 0.356										4	0	2	2	0	0	3				
7 Tim Anderson, R OBP: 0.362, SLG: 0.492										4	1	0	0	0	1	2				
5 Yolmer Sánchez, S OBP: 0.335, SLG: 0.318										3	1	2	1	0	1	1				
59 Seby Zavala, R OBP: 0.111, SLG: 0.111										4	1	1	0	0	2	2				
Inning Stats	R: 0 E: 0 K: 0 S: 11	H: 2 LOB: 3 BB: 1 P: 18	R: 0 E: 0 K: 1 S: 11	H: 0 LOB: 1 BB: 0 P: 18	R: 2 E: 1 K: 2 S: 15	H: 3 LOB: 1 BB: 0 P: 18	R: 3 E: 1 K: 2 S: 17	H: 2 LOB: 1 BB: 0 P: 21	R: 1 E: 2 K: 2 S: 13	H: 1 LOB: 1 BB: 0 P: 17	R: 0 E: 0 K: 0 S: 7	H: 0 LOB: 0 BB: 0 P: 11	R: 0 E: 0 K: 1 S: 7	H: 1 LOB: 1 BB: 0 P: 8	R: 0 E: 0 K: 0 S: 7	H: 1 LOB: 1 BB: 0 P: 8	1B: 9 2B: 1 3B: 0 HR: 0	SF: 1 SAC: 1 DP: 0 HBP: 1	WP: 0 PB: 0 SB: 1 CS: 0	PA: 39
PITCHER	IP WLS BF H R ER SO BB IBB HBP BLK WP HR S P ERA WHIP																			
47 Trevor Bauer, R ERA: 3.76	7.0 L 35 9 6 2 8 1 0 1 0 0 0 0 81 111 2.57 1.429																			
49 Tyler Olson, L ERA: 3.31	1.0 4 1 0 0 0 0 0 0 0 0 0 0 7 8 0.00 1.000																			

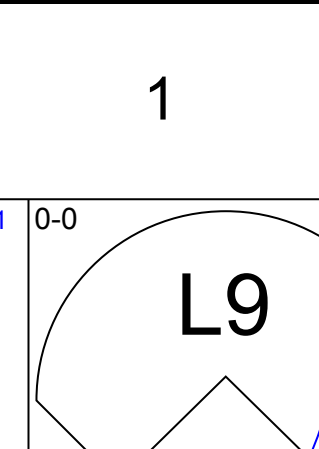
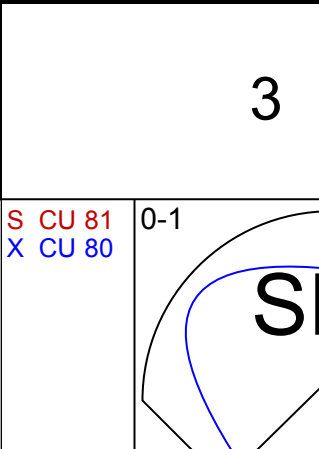
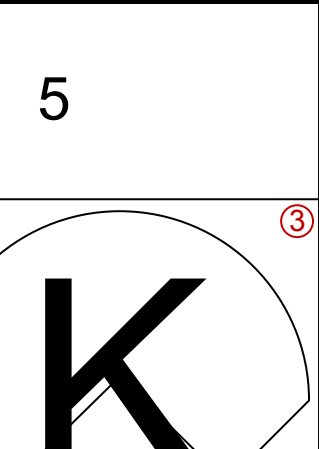
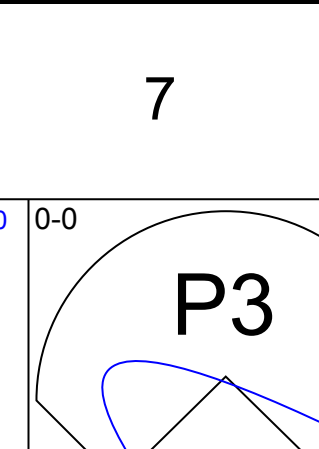
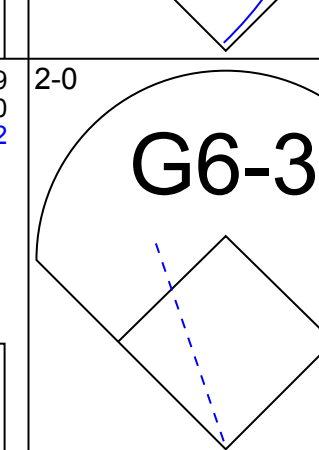
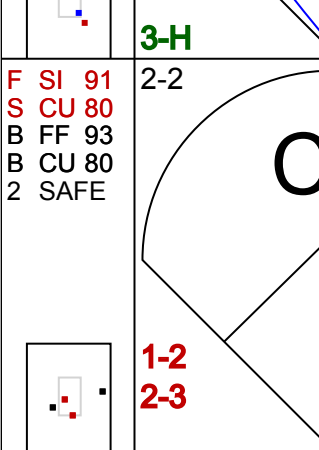

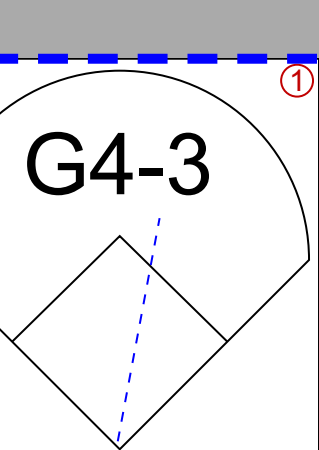
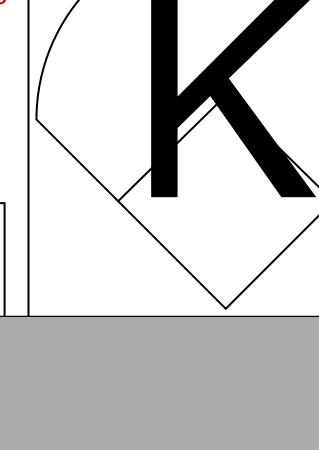
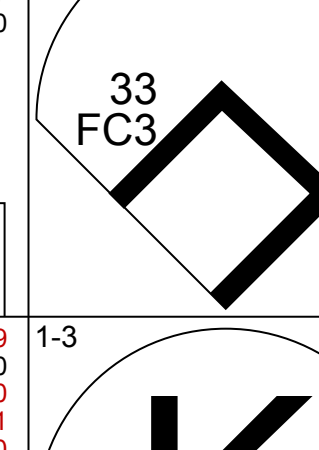

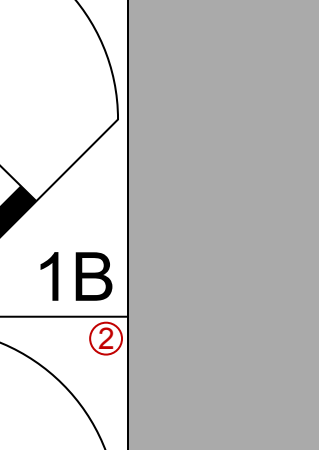
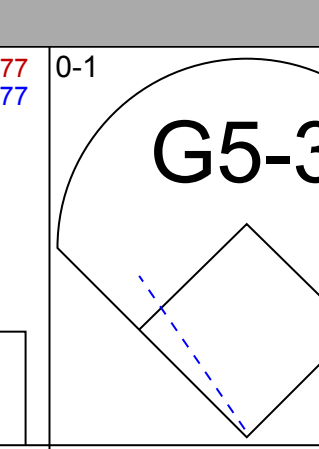
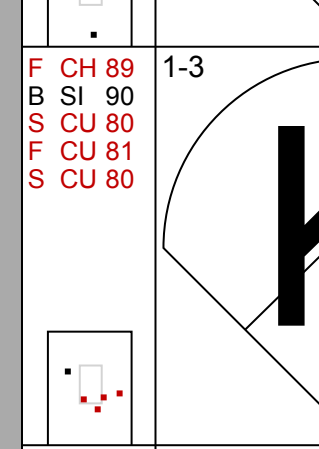
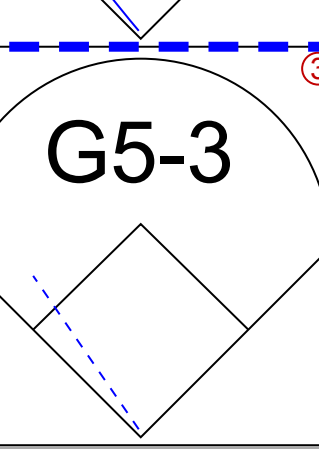
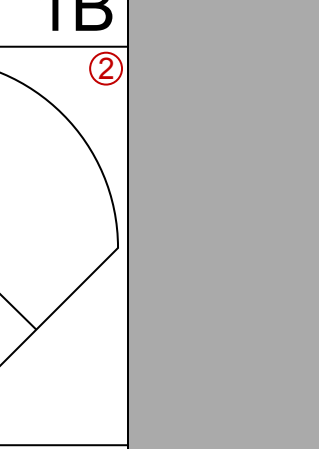
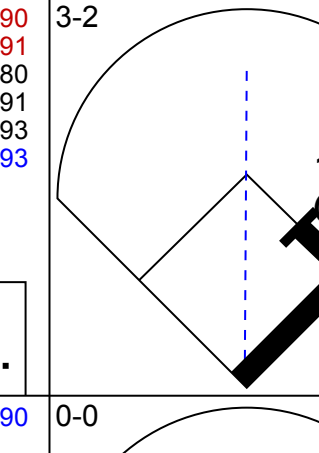
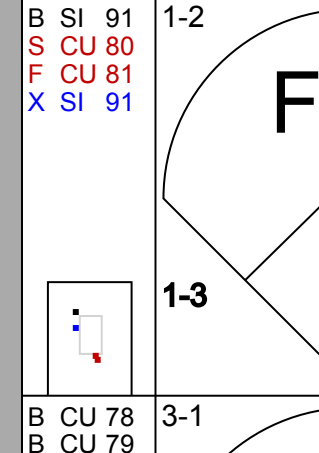

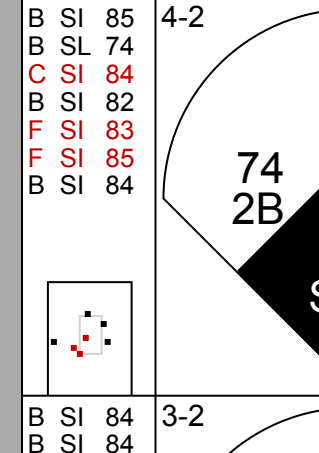
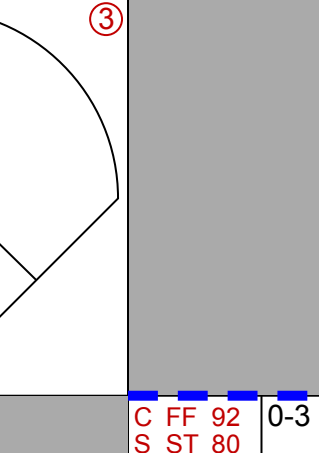
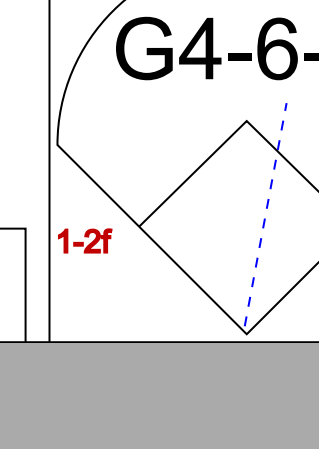
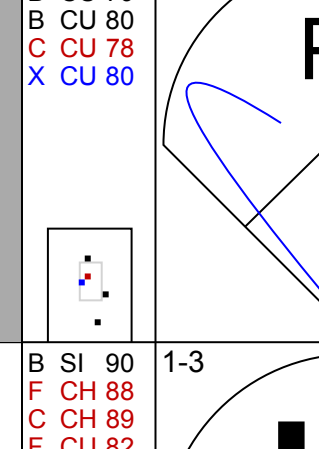

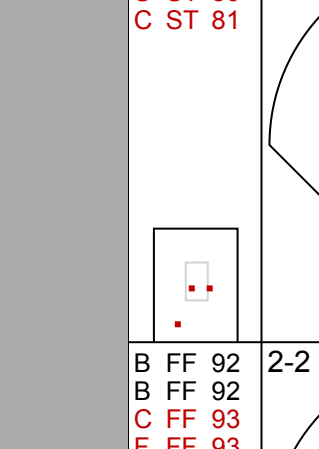
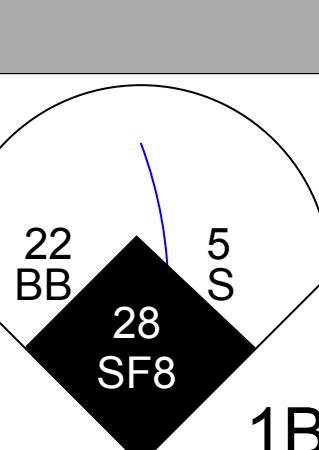

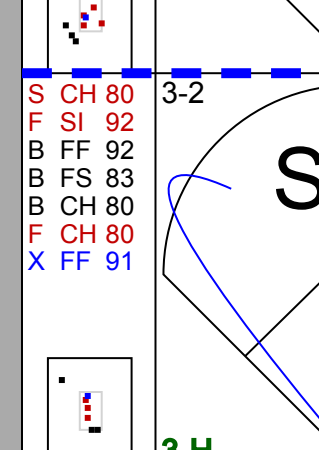
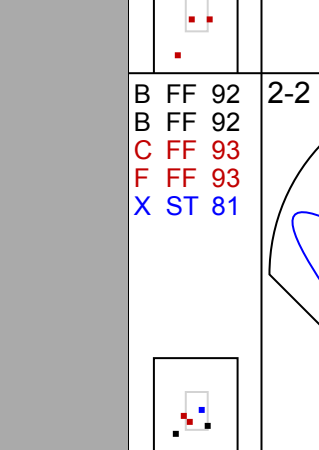
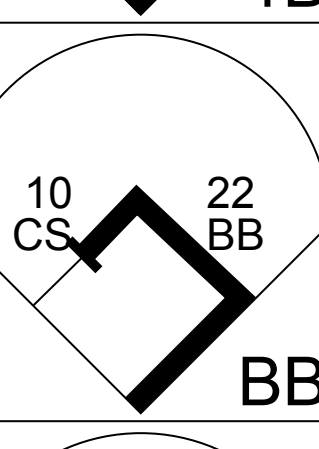
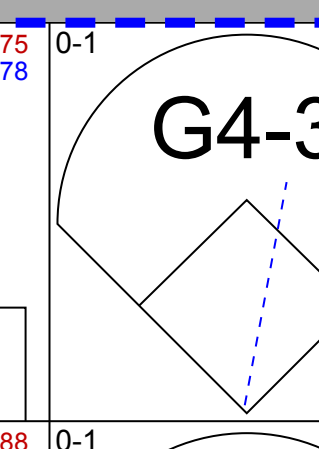
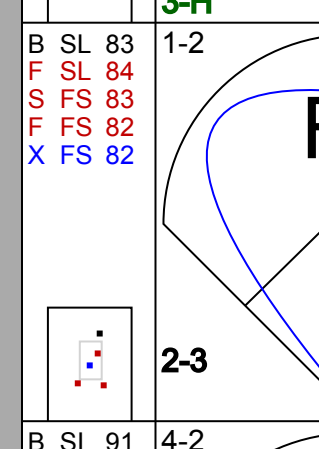
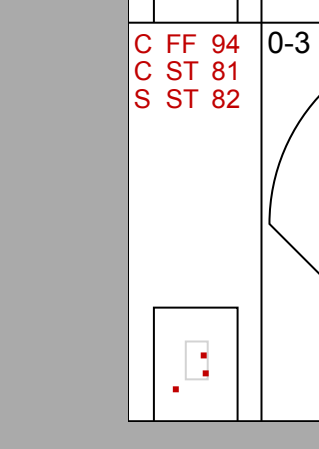
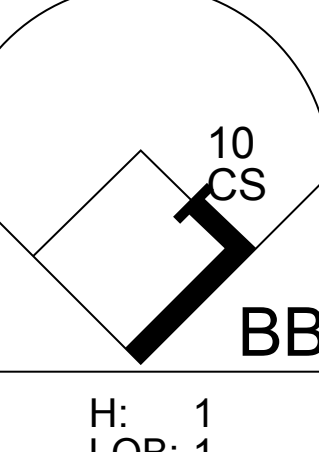
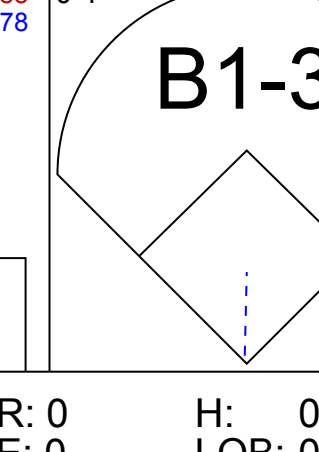
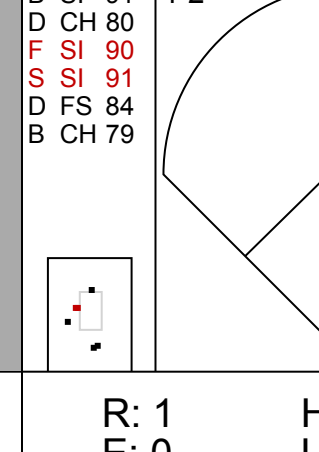
Batter	1	2	3	4	5	6	7	8	9	AB	R	H	RBI	BB	SO	LOB	TOP						
12 Francisco Lindor, S OBP: 0.354, SLG: 0.471											4	0	1	0	0	1	2						
35 Oscar Mercado, R OBP: 0.357, SLG: 0.400											4	1	0	0	0	2	0						
41 Carlos Santana, S OBP: 0.412, SLG: 0.520											4	1	2	1	0	0	0						
22 Jason Kipnis, L OBP: 0.288, SLG: 0.329											3	0	0	1	0	0	0						
11 José Ramírez, S OBP: 0.311, SLG: 0.318											4	0	0	0	0	0	1						
10 Jake Bauers, L OBP: 0.316, SLG: 0.346											2	2	1	0	2	0	0						
1 Greg Allen, S OBP: 0.221, SLG: 0.306											3	0	1	0	0	0	2						
27 Kevin Plawewski, R OBP: 0.274, SLG: 0.313											3	0	1	1	0	0	1						
2 Leonys Martín, L OBP: 0.296, SLG: 0.359											4	1	1	2	0	1	3						
Inning Stats	R: 0 H: 0 E: 0 K: 1 S: 9	H: 0 LOB: 0 BB: 0 P: 14	R: 0 H: 0 E: 0 K: 0 S: 6	H: 0 LOB: 1 BB: 1 P: 11	R: 0 H: 0 E: 0 K: 1 S: 9	H: 0 LOB: 0 BB: 0 P: 17	R: 1 H: 1 E: 0 K: 0 S: 7	H: 1 LOB: 0 BB: 0 P: 11	R: 0 H: 1 E: 0 K: 0 S: 9	H: 1 LOB: 2 BB: 0 P: 15	R: 1 H: 1 E: 0 K: 1 S: 11	H: 1 LOB: 0 BB: 0 P: 17	R: 2 H: 3 E: 0 K: 0 S: 8	H: 3 LOB: 1 BB: 0 P: 12	R: 0 H: 0 E: 0 K: 1 S: 7	H: 0 LOB: 0 BB: 0 P: 11	R: 1 H: 1 E: 1 K: 0 S: 11	H: 1 LOB: 1 BB: 1 P: 22	1B: 4 2B: 1 3B: 0 HR: 2	SF: 1 SAC: 1 DP: 1 HBP: 1	WP: 0 PA: 36 PB: 0 SB: 0 CS: 0		
PITCHER	IP WLS BF H R ER SO BB IBB HBP BLK WP HR S P ERA WHIP	IP WLS BF H R ER SO BB IBB HBP BLK WP HR S P ERA WHIP	IP WLS BF H R ER SO BB IBB HBP BLK WP HR S P ERA WHIP	IP WLS BF H R ER SO BB IBB HBP BLK WP HR S P ERA WHIP	IP WLS BF H R ER SO BB IBB HBP BLK WP HR S P ERA WHIP	IP WLS BF H R ER SO BB IBB HBP BLK WP HR S P ERA WHIP	IP WLS BF H R ER SO BB IBB HBP BLK WP HR S P ERA WHIP	IP WLS BF H R ER SO BB IBB HBP BLK WP HR S P ERA WHIP	IP WLS BF H R ER SO BB IBB HBP BLK WP HR S P ERA WHIP	IP WLS BF H R ER SO BB IBB HBP BLK WP HR S P ERA WHIP	IP WLS BF H R ER SO BB IBB HBP BLK WP HR S P ERA WHIP	IP WLS BF H R ER SO BB IBB HBP BLK WP HR S P ERA WHIP	IP WLS BF H R ER SO BB IBB HBP BLK WP HR S P ERA WHIP	IP WLS BF H R ER SO BB IBB HBP BLK WP HR S P ERA WHIP	IP WLS BF H R ER SO BB IBB HBP BLK WP HR S P ERA WHIP	IP WLS BF H R ER SO BB IBB HBP BLK WP HR S P ERA WHIP	IP WLS BF H R ER SO BB IBB HBP BLK WP HR S P ERA WHIP	IP WLS BF H R ER SO BB IBB HBP BLK WP HR S P ERA WHIP	IP WLS BF H R ER SO BB IBB HBP BLK WP HR S P ERA WHIP	IP WLS BF H R ER SO BB IBB HBP BLK WP HR S P ERA WHIP	IP WLS BF H R ER SO BB IBB HBP BLK WP HR S P ERA WHIP		
46 Iván Nova, R ERA: 6.24	7.0	L	28	6	4	3	3	1	0	1	0	0	0	0	0	0	0	0	2	59	97	3.86	1.000
57 Jace Fry, L ERA: 4.54	1.2	6	0	1	1	1	1	1	0	0	0	0	0	0	0	0	0	0	0	14	26	5.40	0.600
41 Kelvin Herrera, R ERA: 7.36	0.1	2	1	0	0	0	0	0	0	0	0	0	0	0	0	0	0	0	4	7	0.00	3.000	

Cleveland Indians @ Chicago White Sox
Guaranteed Rate Field, Chicago, IL
Sat Jun 01 2019, 1:11 PM - 4:00 PM CDT
Att: 25,873 - Cloudy - 68 F

livebaseballscorecards.com

AB 31
R 5
H 7
RBI 5
BB 2
SO 4
LOB 9



Batter	1	2	3	4	5	6	7	8	9	AB	R	H	RBI	BB	SO	LOB	BOTTOM						
28 Leury García, S OBP: 0.327, SLG: 0.372											3	0	0	1	0	0	0						
10 Yadir Moncada, S OBP: 0.337, SLG: 0.487											3	0	1	0	1	0	0						
79 José Abreu, R OBP: 0.293, SLG: 0.504											4	0	0	0	0	2	2						
33 James McCann, R OBP: 0.380, SLG: 0.511											3	1	0	0	1	1	2						
74 Eloy Jiménez, R OBP: 0.279, SLG: 0.402											4	0	2	0	0	1	2						
17 Yonder Alonso, L OBP: 0.286, SLG: 0.326											3	0	0	1	0	1	3						
7 Tim Anderson, R OBP: 0.360, SLG: 0.487											4	1	1	0	0	1	1						
5 Yolmer Sánchez, S OBP: 0.341, SLG: 0.315											1	0	0	0	2	0	0						
22 Charles Tilson, L OBP: 0.340, SLG: 0.348											2	0	0	0	1	1	2						
Inning Stats	R: 0 H: 0 E: 0 K: 1 S: 5	H: 1 LOB: 0 BB: 0 P: 7	R: 0 H: 1 E: 0 K: 0 S: 6	H: 1 LOB: 0 BB: 0 P: 9	R: 1 H: 1 E: 0 K: 0 S: 8	H: 1 LOB: 2 BB: 2 P: 19	R: 0 H: 0 E: 0 K: 2 S: 13	H: 0 LOB: 1 BB: 1 P: 23	R: 0 H: 0 E: 0 K: 1 S: 7	H: 0 LOB: 0 BB: 0 P: 7	R: 0 H: 0 E: 0 K: 0 S: 10	H: 0 LOB: 0 BB: 0 P: 15	R: 1 H: 1 E: 0 K: 0 S: 19	H: 1 LOB: 2 BB: 2 P: 34	R: 0 H: 1 E: 0 K: 1 S: 11	H: 1 LOB: 1 BB: 0 P: 14	R: 0 H: 0 E: 0 K: 2 S: 9	H: 0 LOB: 0 BB: 0 P: 11	1B: 3 2B: 2 3B: 0 HR: 0	SF: 2 SAC: 0 DP: 2 HBP: 0	WP: 0 PA: 35 PB: 0 SB: 1 CS: 1		
PITCHER	IP WLS BF H R ER SO BB IBB HBP BLK WP HR S P ERA WHIP	IP WLS BF H R ER SO BB IBB HBP BLK WP HR S P ERA WHIP	IP WLS BF H R ER SO BB IBB HBP BLK WP HR S P ERA WHIP	IP WLS BF H R ER SO BB IBB HBP BLK WP HR S P ERA WHIP	IP WLS BF H R ER SO BB IBB HBP BLK WP HR S P ERA WHIP	IP WLS BF H R ER SO BB IBB HBP BLK WP HR S P ERA WHIP	IP WLS BF H R ER SO BB IBB HBP BLK WP HR S P ERA WHIP	IP WLS BF H R ER SO BB IBB HBP BLK WP HR S P ERA WHIP	IP WLS BF H R ER SO BB IBB HBP BLK WP HR S P ERA WHIP	IP WLS BF H R ER SO BB IBB HBP BLK WP HR S P ERA WHIP	IP WLS BF H R ER SO BB IBB HBP BLK WP HR S P ERA WHIP	IP WLS BF H R ER SO BB IBB HBP BLK WP HR S P ERA WHIP	IP WLS BF H R ER SO BB IBB HBP BLK WP HR S P ERA WHIP	IP WLS BF H R ER SO BB IBB HBP BLK WP HR S P ERA WHIP	IP WLS BF H R ER SO BB IBB HBP BLK WP HR S P ERA WHIP	IP WLS BF H R ER SO BB IBB HBP BLK WP HR S P ERA WHIP	IP WLS BF H R ER SO BB IBB HBP BLK WP HR S P ERA WHIP	IP WLS BF H R ER SO BB IBB HBP BLK WP HR S P ERA WHIP	IP WLS BF H R ER SO BB IBB HBP BLK WP HR S P ERA WHIP	IP WLS BF H R ER SO BB IBB HBP BLK WP HR S P ERA WHIP	IP WLS BF H R ER SO BB IBB HBP BLK WP HR S P ERA WHIP		
68 Jefry Rodríguez, R ERA: 4.74	1.2	W	5	0	0	0	1	0	0	0	0	0	0	0	0	0	0	0	0	14	16	0.00	0.000
39 Oliver Pérez, L ERA: 3.71	0.1	H	3	1	1	1	0	1	0	0	0	0	0	0	0	0	0	0	0	11	21	27.00	6.000
90 Adam Cimber, R ERA: 3.92	1.0	H	4	0	0	0	0	1	0	0	0	0	0	0	0	0	0	0	0	11	19	0.00	1.000
36 Tyler Clippard, R ERA: 2.7	1.0	H	4	1	0	0	1	0	0	0	0	0	0	0	0	0	0	0	0	11	14	0.00	1.000
62 Nick Wittgren, R ERA: 2.14	1.0	H	4	1	0	0	1	0	0	0	0	0	0	0	0	0	0	0	0	11	14	0.00	1.000

Cleveland Indians @ Chicago White Sox
Guaranteed Rate Field, Chicago, IL
Sat Jun 01 2019, 1:11 PM - 4:00 PM CDT
Att: 25,873 - Cloudy - 68 F

livebaseballscorecards.com

AB 27
R 2
H 4
RBI 2
BB 5
SO 7
LOB 12



Batter	1	2	3	4	5	6	7	8	9	AB	R	H	RBI	BB	SO	LOB	TOP										
12 Francisco Lindor, S OBP: 0.363, SLG: 0.484										4	0	3	0	0	0	0	Cleveland Indians @ Chicago White Sox Guaranteed Rate Field, Chicago, IL Sun Jun 02 2019, 1:11 PM - 3:41 PM CDT Att: 26,453 - Sunny - 62 F										
35 Oscar Mercado, R OBP: 0.350, SLG: 0.389										4	0	1	0	0	1	3											
41 Carlos Santana, S OBP: 0.405, SLG: 0.510										4	0	0	0	0	2	3											
22 Jason Kipnis, L OBP: 0.282, SLG: 0.321										4	0	0	0	0	2	2											
11 José Ramírez, S OBP: 0.308, SLG: 0.313										3	0	0	0	0	0	0											
10 Jake Bauers, L OBP: 0.311, SLG: 0.341										3	0	0	0	0	2	0											
1 Greg Allen, S OBP: 0.225, SLG: 0.323										3	0	1	0	0	1	0											
55 Roberto Pérez, R OBP: 0.319, SLG: 0.403										3	0	1	0	0	1	1											
6 Mike Freeman, L OBP: 0.395, SLG: 0.293										0	0	0	0	0	0	0											
27 Kevin Plawecki, R OBP: 0.274, SLG: 0.313										0	0	0	0	0	0	0											
2 Leonys Martín, L OBP: 0.293, SLG: 0.356										2	0	0	0	0	1	1											
8 Jordan Luplow, R OBP: 0.293, SLG: 0.516										1	0	0	0	0	0	1											
Inning Stats	R: 0 H: 1 E: 0 K: 2 S: 9	H: 1 LOB: 1 BB: 0 P: 13	R: 0 H: 0 E: 0 K: 2 S: 9	H: 0 LOB: 0 BB: 0 P: 13	R: 0 H: 1 E: 0 K: 1 S: 8	H: 1 LOB: 1 BB: 0 P: 15	R: 0 H: 0 E: 0 K: 2 S: 9	H: 0 LOB: 0 BB: 0 P: 13	R: 0 H: 1 E: 0 K: 1 S: 11	H: 1 LOB: 1 BB: 0 P: 18	R: 0 H: 0 E: 0 K: 0 S: 7	H: 0 LOB: 0 BB: 0 P: 8	R: 0 H: 0 E: 0 K: 1 S: 9	H: 0 LOB: 0 BB: 0 P: 12	R: 0 H: 1 E: 0 K: 0 S: 9	H: 1 LOB: 1 BB: 0 P: 15	R: 0 H: 1 E: 0 K: 1 S: 8	H: 1 LOB: 1 BB: 0 P: 11	1B: 4 2B: 2 3B: 0 HR: 0	SF: 0 SAC: 0 DP: 2 HBP: 0	WP: 0 PB: 0 SB: 0 CS: 0	PA: 31					
PITCHER	IP	WLS	BF	H	R	ER	SO	BB	IBB	HBP	BLK	WP	HR	S	P	ERA	WHIP										
27 Lucas Giolito, R ERA: 2.54	7.1	W	26	5	0	0	9	0	0	0	0	0	0	68	103	0.00	0.682										
39 Aaron Bummer, L ERA: 0.5	0.2	H	1	0	0	0	0	0	0	0	0	0	0	3	4	0.00	0.000										
48 Alex Colomé, R ERA: 1.52	1.0	S	4	1	0	0	1	0	0	0	0	0	0	8	11	0.00	1.000										

Batter	1	2	3	4	5	6	7	8	9	AB	R	H	RBI	BB	SO	LOB	BOTTOM										
28 Leury García, S OBP: 0.330, SLG: 0.369										2	0	0	0	2	1	0	Cleveland Indians @ Chicago White Sox Guaranteed Rate Field, Chicago, IL Sun Jun 02 2019, 1:11 PM - 3:41 PM CDT Att: 26,453 - Sunny - 62 F										
7 Tim Anderson, R OBP: 0.382, SLG: 0.508										4	1	2	2	0	0	1											
79 José Abreu, R OBP: 0.292, SLG: 0.504										4	0	1	0	0	2	3											
33 James McCann, R OBP: 0.379, SLG: 0.507										3	0	1	0	0	1	1											
74 Eloy Jiménez, R OBP: 0.273, SLG: 0.392										3	0	0	0	0	3	1											
49 Ryan Cordell, R OBP: 0.320, SLG: 0.384										0	0	0	0	0	0	0											
20 José Rondon, R OBP: 0.283, SLG: 0.317										3	0	0	0	0	0	1											
17 Yonder Alonso, L OBP: 0.287, SLG: 0.326										3	0	1	0	0	1	0											
5 Yolmer Sánchez, S OBP: 0.341, SLG: 0.311										2	1	0	0	1	0	1											
22 Charles Tilson, L OBP: 0.330, SLG: 0.337										3	0	0	0	0	1	2											
Inning Stats	R: 0 H: 1 E: 0 K: 1 S: 11	H: 1 LOB: 1 BB: 0 P: 14	R: 0 H: 0 E: 0 K: 2 S: 12	H: 0 LOB: 0 BB: 0 P: 17	R: 0 H: 0 E: 0 K: 1 S: 9	H: 0 LOB: 0 BB: 0 P: 13	R: 1 H: 1 E: 0 K: 1 S: 9	H: 1 LOB: 0 BB: 0 P: 16	R: 0 H: 1 E: 0 K: 0 S: 12	H: 1 LOB: 1 BB: 0 P: 15	R: 0 H: 0 E: 0 K: 1 S: 4	H: 0 LOB: 0 BB: 1 P: 9	R: 0 H: 1 E: 0 K: 1 S: 8	H: 1 LOB: 0 BB: 0 P: 12	R: 1 H: 1 E: 0 K: 2 S: 15	H: 1 LOB: 2 BB: 2 P: 25	R: 1 H: 1 E: 0 K: 2 S: 15	H: 1 LOB: 2 BB: 2 P: 25	1B: 2 2B: 2 3B: 0 HR: 1	SF: 0 SAC: 0 DP: 1 HBP: 0	WP: 0 PB: 1 SB: 0 CS: 1	PA: 30					
PITCHER	IP	WLS	BF	H	R	ER	SO	BB	IBB	HBP	BLK	WP	HR	S	P	ERA	WHIP										
65 Zach Plesac, R ERA: 1.46	7.0	L	24	4	1	1	7	1	0	0	0	0	0	65	96	1.29	0.714										
63 Josh Smith, L ERA: 5.4	0.2		4	0	1	1	1	2	0	0	0	0	0	9	17	13.50	3.000										
34 A.J. Cole, R ERA: 1.93	0.1		2	1	0	0	1	0	0	0	0	0	0	6	8	0.00	3.000										

AB	31
R	0
H	6
RBI	0
BB	0
SO	10
LOB	11

AB	27
R	2
H	5
RBI	2
BB	3
SO	9
LOB	10



Batter	1	2	3	4	5	6	7	8	9	AB	R	H	RBI	BB	SO	LOB	TOP					
28 Leury Garcia, S OBP: 0.330, SLG: 0.363										4	2	1	1	1	0	2	Chicago White Sox @ Kansas City Royals Kauffman Stadium, Kansas City, MO Fri Jun 07 2019, 7:17 PM - 10:38 PM CDT Att: 24,744 - Partly Cloudy - 86 F					
10 Yoan Moncada, S OBP: 0.341, SLG: 0.506										5	0	2	1	0	1	3						
79 José Abreu, R OBP: 0.301, SLG: 0.516										4	1	1	0	0	1	3						
33 James McCann, R OBP: 0.386, SLG: 0.510										3	0	2	2	1	1	0						
17 Yonder Alonso, L OBP: 0.283, SLG: 0.321										3	0	0	0	0	1	3						
21 Welington Castillo, R OBP: 0.266, SLG: 0.352										1	0	0	0	0	1	1						
74 Eloy Jiménez, R OBP: 0.278, SLG: 0.383										4	0	1	0	0	1	1						
7 Tim Anderson, R OBP: 0.352, SLG: 0.493										4	1	1	0	0	1	2						
5 Yolmer Sánchez, S OBP: 0.337, SLG: 0.309										4	0	1	0	0	1	1						
49 Ryan Cordell, R OBP: 0.307, SLG: 0.367										3	0	0	0	0	0	2						
22 Charles Tilson, L OBP: 0.330, SLG: 0.340										1	0	1	0	0	0	0						
Inning Stats	R: 0 E: 0 K: 1 S: 11	H: 2 LOB: 2 BB: 0 P: 19	R: 0 E: 0 K: 0 S: 6	H: 1 LOB: 0 BB: 0 P: 8	R: 2 E: 0 K: 0 S: 14	H: 2 LOB: 1 BB: 1 P: 22	R: 0 E: 0 K: 0 S: 7	H: 0 LOB: 0 BB: 0 P: 10	R: 0 E: 0 K: 2 S: 12	H: 0 LOB: 0 BB: 0 P: 17	R: 2 E: 0 K: 1 S: 17	H: 3 LOB: 1 BB: 0 P: 25	R: 0 E: 0 K: 2 S: 10	H: 0 LOB: 1 BB: 1 P: 19	R: 0 E: 0 K: 2 S: 13	H: 1 LOB: 1 BB: 0 P: 18	1B: 6 2B: 4 3B: 0 HR: 0	SF: 0 SAC: 0 DP: 1 HBP: 0	WP: 1 PB: 0 SB: 0 CS: 0	PA: 38		
PITCHER	IP WLS BF H R ER SO BB IBB HBP BLK WP HR S P ERA WHIP	IP WLS BF H R ER SO BB IBB HBP BLK WP HR S P ERA WHIP	IP WLS BF H R ER SO BB IBB HBP BLK WP HR S P ERA WHIP	IP WLS BF H R ER SO BB IBB HBP BLK WP HR S P ERA WHIP	IP WLS BF H R ER SO BB IBB HBP BLK WP HR S P ERA WHIP	IP WLS BF H R ER SO BB IBB HBP BLK WP HR S P ERA WHIP	IP WLS BF H R ER SO BB IBB HBP BLK WP HR S P ERA WHIP	IP WLS BF H R ER SO BB IBB HBP BLK WP HR S P ERA WHIP	IP WLS BF H R ER SO BB IBB HBP BLK WP HR S P ERA WHIP	IP WLS BF H R ER SO BB IBB HBP BLK WP HR S P ERA WHIP	IP WLS BF H R ER SO BB IBB HBP BLK WP HR S P ERA WHIP	IP WLS BF H R ER SO BB IBB HBP BLK WP HR S P ERA WHIP	IP WLS BF H R ER SO BB IBB HBP BLK WP HR S P ERA WHIP	IP WLS BF H R ER SO BB IBB HBP BLK WP HR S P ERA WHIP	IP WLS BF H R ER SO BB IBB HBP BLK WP HR S P ERA WHIP	IP WLS BF H R ER SO BB IBB HBP BLK WP HR S P ERA WHIP	IP WLS BF H R ER SO BB IBB HBP BLK WP HR S P ERA WHIP	IP WLS BF H R ER SO BB IBB HBP BLK WP HR S P ERA WHIP	IP WLS BF H R ER SO BB IBB HBP BLK WP HR S P ERA WHIP			
21 Homer Bailey, R ERA: 5.9	6.0	25	7	3	3	3	1	0	0	0	0	0	0	0	0	0	0	0	64	97	4.50	1.333
26 Brad Boxberger, R ERA: 5.25	7.1	5	2	1	1	1	0	0	0	0	0	0	0	0	0	0	0	0	15	22	9.00	2.000
40 Jake Diekman, L ERA: 3.95	8.1	4	0	0	0	2	1	0	0	0	0	1	0	0	0	0	0	0	19	0.00	1.000	
31 Ian Kennedy, R ERA: 3.86	9.1	4	1	0	0	2	0	0	0	0	0	0	0	0	0	0	0	0	13	18	0.00	1.000
Batter	1	2	3	4	5	6	7	8	9	AB	R	H	RBI	BB	SO	LOB	BOTTOM					
15 Whit Merrifield, R OBP: 0.346, SLG: 0.487										4	2	2	1	0	0	1	Chicago White Sox @ Kansas City Royals Kauffman Stadium, Kansas City, MO Fri Jun 07 2019, 7:17 PM - 10:38 PM CDT Att: 24,744 - Partly Cloudy - 86 F					
4 Alex Gordon, L OBP: 0.387, SLG: 0.502										3	1	1	0	0	2	1						
27 Adalberto Mondesi, S OBP: 0.316, SLG: 0.476										4	2	3	2	0	0	0						
12 Jorge Soler, R OBP: 0.291, SLG: 0.504										4	0	1	1	0	1	3						
66 Ryan O'Hearn, L OBP: 0.292, SLG: 0.326										3	0	0	0	1	2	2						
19 Cheslor Cuthbert, R OBP: 0.357, SLG: 0.679										4	0	1	2	0	0	1						
1 Nicky Lopez, L OBP: 0.289, SLG: 0.299										4	1	1	0	0	0	2						
16 Martín Maldonado, R OBP: 0.297, SLG: 0.276										4	0	1	0	0	2	3						
6 Billy Hamilton, S OBP: 0.302, SLG: 0.282										3	0	0	0	1	0	2						
Inning Stats	R: 0 E: 0 K: 1 S: 7	H: 0 LOB: 0 BB: 0 P: 11	R: 0 E: 0 K: 1 S: 6	H: 0 LOB: 0 BB: 0 P: 13	R: 1 E: 0 K: 2 S: 14	H: 2 LOB: 1 BB: 0 P: 18	R: 0 E: 0 K: 1 S: 8	H: 1 LOB: 1 BB: 0 P: 14	R: 0 E: 0 K: 0 S: 5	H: 0 LOB: 0 BB: 0 P: 6	R: 3 E: 0 K: 2 S: 19	H: 4 LOB: 2 BB: 1 P: 35	R: 2 E: 0 K: 0 S: 8	H: 2 LOB: 1 BB: 1 P: 18	R: 0 E: 0 K: 0 S: 10	H: 1 LOB: 1 BB: 0 P: 12		1B: 7 2B: 3 3B: 0 HR: 0	SF: 0 SAC: 1 DP: 0 HBP: 0	WP: 0 PB: 0 SB: 1 CS: 0	PA: 36	
PITCHER	IP WLS BF H R ER SO BB IBB HBP BLK WP HR S P ERA WHIP	IP WLS BF H R ER SO BB IBB HBP BLK WP HR S P ERA WHIP	IP WLS BF H R ER SO BB IBB HBP BLK WP HR S P ERA WHIP	IP WLS BF H R ER SO BB IBB HBP BLK WP HR S P ERA WHIP	IP WLS BF H R ER SO BB IBB HBP BLK WP HR S P ERA WHIP	IP WLS BF H R ER SO BB IBB HBP BLK WP HR S P ERA WHIP	IP WLS BF H R ER SO BB IBB HBP BLK WP HR S P ERA WHIP	IP WLS BF H R ER SO BB IBB HBP BLK WP HR S P ERA WHIP	IP WLS BF H R ER SO BB IBB HBP BLK WP HR S P ERA WHIP	IP WLS BF H R ER SO BB IBB HBP BLK WP HR S P ERA WHIP	IP WLS BF H R ER SO BB IBB HBP BLK WP HR S P ERA WHIP	IP WLS BF H R ER SO BB IBB HBP BLK WP HR S P ERA WHIP	IP WLS BF H R ER SO BB IBB HBP BLK WP HR S P ERA WHIP	IP WLS BF H R ER SO BB IBB HBP BLK WP HR S P ERA WHIP	IP WLS BF H R ER SO BB IBB HBP BLK WP HR S P ERA WHIP	IP WLS BF H R ER SO BB IBB HBP BLK WP HR S P ERA WHIP	IP WLS BF H R ER SO BB IBB HBP BLK WP HR S P ERA WHIP	IP WLS BF H R ER SO BB IBB HBP BLK WP HR S P ERA WHIP	IP WLS BF H R ER SO BB IBB HBP BLK WP HR S P ERA WHIP			
46 Iván Nova, R ERA: 6.28	5.1	23	6	4	4	6	1	0	0	0	0	0	0	0	0	0	0	0	8	15	0.00	1.500
43 Evan Marshall, R ERA: 5.79	6.1	3	1	0	0	1	0	0	0	0	0	0	0	0	0	0	0	0	5	13	27.00	3.000
57 Jace Fry, L ERA: 1.15	7.1	4	1	2	2	0	1	0	0	0	0	0	0	0	0	0	0	0	3	5	0.00	3.000
37 Juan Minaya, R ERA: 7.04	8.1	4	1	0	0	0	0	0	0	0	0	0	0	0	0	0	0	0	10	12	0.00	1.000

Batter	1	2	3	4	5	6	7	8	9	AB	R	H	RBI	BB	SO	LOB	TOP			
28 Leury García, S OBP: 0.318, SLG: 0.348	G6-3	G1-3			K		G1-4-3		K	5	0	0	0	0	2	3	Chicago White Sox @ Kansas City Royals Kauffman Stadium, Kansas City, MO Sun Jun 09 2019, 1:18 PM - 4:20 PM CDT Att: 22,501 - Cloudy - 80 F			
10 Yoán Moncada, S OBP: 0.348, SLG: 0.508	79 1B		G6-3		1B		1-2 1B		79 1B	5	0	4	1	0	0	0				
79 José Abreu, R OBP: 0.298, SLG: 0.504	33 G6-4-3		F8		G1-3		1-2 K		FC4	5	0	1	0	0	1	3				
33 James McCann, R OBP: 0.370, SLG: 0.483	G6-4-3		L4			L9		G4-3	21 FC5-4	4	0	0	0	1	0	2				
74 Eloy Jiménez, R OBP: 0.354, SLG: 0.430		HR			F8		2-2 F8		21 F8 7 2B	5	2	2	1	0	1	3				
21 Wellington Castillo, R OBP: 0.284, SLG: 0.344	G6-3		G4-3		1B		2-1 1B		F8	5	0	1	0	0	0	4				
7 Tim Anderson, R OBP: 0.354, SLG: 0.495	G6-3		1B		L8		0-0 L8		FC5-4	4	0	2	1	0	0	1				
5 Yolmer Sánchez, S OBP: 0.330, SLG: 0.302	E5		F8		P5		0-1 P5		F9	4	1	0	0	0	0	2				
22 Charles Tilson, L OBP: 0.336, SLG: 0.349	1-H 2B		L8		L8		4-1 L8		10 1B	3	2	2	1	1	0	0				
Inning Stats	R: 0 E: 0 K: 0 S: 8	H: 2 LOB: 1 BB: 0 P: 10	R: 2 E: 1 K: 0 S: 15	H: 2 LOB: 1 BB: 0 P: 24	R: 0 E: 0 K: 0 S: 7	H: 0 LOB: 0 BB: 0 P: 8	R: 0 E: 0 K: 1 S: 9	H: 1 LOB: 1 BB: 0 P: 13	R: 0 E: 0 K: 1 S: 9	H: 1 LOB: 1 BB: 0 P: 14	R: 1 E: 0 K: 1 S: 13	H: 1 LOB: 1 BB: 1 P: 17	R: 1 E: 0 K: 0 S: 15	H: 2 LOB: 1 BB: 0 P: 22	R: 1 E: 1 K: 1 S: 12	H: 2 LOB: 3 BB: 1 P: 19	1B: 8 2B: 3 HR: 1	SF: 0 SAC: 0 DP: 1 HBP: 0	WP: 0 PB: 0 SB: 0 CS: 0	PA: 42
PITCHER	IP WLS BF H R ER SO BB IBB HBP BLK WP HR S P ERA WHIP																			
57 Glenn Sparkman, R ERA: 3.58	6.2 L 29 8 3 2 2 1 0 0 0 0 0 1 67 96 2.70 1.350																			
58 Scott Barlow, R ERA: 5.68	1.1 6 2 1 1 1 0 0 0 0 0 0 0 18 25 6.75 1.500																			
61 Kevin McCarthy, R ERA: 6.14	1.0 7 2 1 0 1 0 1 0 0 0 0 0 12 19 0.00 2.000																			

AB 40
R 5
H 12
RBI 4
BB 2
SO 4
LOB 18



Batter	1	2	3	4	5	6	7	8	9	AB	R	H	RBI	BB	SO	LOB	BOTTOM					
15 Whit Merrifield, R OBP: 0.344, SLG: 0.480	G4-3		K		K			F9		4	0	0	0	0	2	3	Chicago White Sox @ Kansas City Royals Kauffman Stadium, Kansas City, MO Sun Jun 09 2019, 1:18 PM - 4:20 PM CDT Att: 22,501 - Cloudy - 80 F					
4 Alex Gordon, L OBP: 0.380, SLG: 0.489	L7		K			L9		K		4	0	0	0	0	2	2						
27 Adalberto Mondesi, S OBP: 0.307, SLG: 0.462	F7				K		K		K	4	0	0	0	0	3	1						
12 Jorge Soler, R OBP: 0.293, SLG: 0.510	19 G6-4-3		HR		F9		F9		19 2B	3	2	2	1	1	0	0						
19 Cheslor Cuthbert, R OBP: 0.333, SLG: 0.600	G6-4-3		G5-3			G3		G3		4	0	1	1	0	0	1						
47 Kelvin Gutiérrez, R OBP: 0.286, SLG: 0.373	2B		K			F9		K		4	0	1	0	0	2	1						
1 Nicky Lopez, L OBP: 0.280, SLG: 0.287	G1-3				G6-3		1B		G3	4	0	1	0	0	0	2						
16 Martín Maldonado, R OBP: 0.295, SLG: 0.276			K		1B		G6-3		G6-3	4	0	1	0	0	1	2						
6 Billy Hamilton, S OBP: 0.307, SLG: 0.281					K					1	0	0	0	2	1	1						
Inning Stats	R: 0 E: 0 K: 0 S: 8	H: 0 LOB: 0 BB: 0 P: 12	R: 0 E: 0 K: 0 S: 10	H: 2 LOB: 1 BB: 0 P: 18	R: 0 E: 0 K: 3 S: 15	H: 0 LOB: 1 BB: 1 P: 24	R: 1 E: 0 K: 2 S: 9	H: 1 LOB: 0 BB: 0 P: 9	R: 0 E: 0 K: 2 S: 13	H: 1 LOB: 0 BB: 0 P: 18	R: 0 E: 0 K: 1 S: 10	H: 0 LOB: 0 BB: 0 P: 15	R: 0 E: 0 K: 0 S: 7	H: 1 LOB: 1 BB: 0 P: 11	R: 0 E: 0 K: 2 S: 10	H: 0 LOB: 1 BB: 1 P: 17	R: 1 E: 0 K: 1 S: 12	H: 1 LOB: 1 BB: 1 P: 21	1B: 3 2B: 2 HR: 1	SF: 0 SAC: 0 DP: 1 HBP: 0	WP: 0 PB: 0 SB: 1 CS: 0	PA: 35
PITCHER	IP WLS BF H R ER SO BB IBB HBP BLK WP HR S P ERA WHIP																					
40 Reynaldo López, R ERA: 6.21	6.0 W 22 4 1 1 1 0 0 0 0 0 0 0 7 11 0.00 1.000																					
43 Evan Marshall, R ERA: 0.49	1.0 H 4 1 0 0 0 0 0 0 0 0 0 0 7 11 0.00 1.000																					
39 Aaron Bummer, L ERA: 0.49	1.0 H 4 0 0 0 2 1 0 0 0 0 0 0 10 17 0.00 1.000																					
41 Kelvin Herrera, R ERA: 7.13	1.0 5 1 1 1 1 1 0 0 0 0 0 0 12 21 9.00 2.000																					

AB 32
R 2
H 6
RBI 2
BB 3
SO 11
LOB 13



Batter	1	2	3	4	5	6	7	8	9	AB	R	H	RBI	BB	SO	LOB	TOP					
7 Trea Turner, R OBP: 0.325, SLG: 0.543										6	2	3	2	0	2	1						
2 Adam Eaton, L OBP: 0.356, SLG: 0.397										4	1	3	1	1	0	0						
6 Anthony Rendon, R OBP: 0.418, SLG: 0.626										5	1	1	0	0	1	4						
22 Juan Soto, L OBP: 0.384, SLG: 0.500										5	1	2	1	0	1	3						
47 Howie Kendrick, R OBP: 0.376, SLG: 0.604										3	3	2	1	2	0	1						
15 Matt Adams, L OBP: 0.283, SLG: 0.474										3	0	1	0	0	0	2						
88 Gerardo Parra, L OBP: 0.290, SLG: 0.350										4	2	1	1	1	1	2						
9 Brian Dozier, R OBP: 0.319, SLG: 0.422										4	1	1	5	0	0	1						
28 Kurt Suzuki, R OBP: 0.325, SLG: 0.487										4	1	2	1	1	0	1						
16 Victor Robles, R OBP: 0.315, SLG: 0.421																						
Inning Stats	R: 0 E: 0 K: 1 S: 11	H: 1 LOB: 1 BB: 0 P: 16	R: 1 E: 0 K: 0 S: 9	H: 1 LOB: 1 BB: 1 P: 16	R: 1 E: 0 K: 0 S: 11	H: 2 LOB: 2 BB: 1 P: 24	R: 0 E: 0 K: 0 S: 7	H: 1 LOB: 0 BB: 0 P: 12	R: 1 E: 0 K: 1 S: 9	H: 2 LOB: 1 BB: 0 P: 16	R: 0 E: 0 K: 1 S: 9	H: 0 LOB: 0 BB: 0 P: 13	R: 1 E: 0 K: 2 S: 21	H: 1 LOB: 1 BB: 2 P: 36	R: 2 E: 0 K: 1 S: 13	H: 3 LOB: 1 BB: 0 P: 19	R: 6 E: 1 K: 0 S: 21	H: 5 LOB: 0 BB: 1 P: 36	1B: 9 2B: 4 3B: 1 HR: 2	SF: 1 SAC: 0 DP: 0 HBP: 0	WP: 0 PB: 0 CS: 2	PA: 47
PITCHER	IP WLS BF H R ER SO BB IBB HBP BLK WP HR S P ERA WHIP																					
25 Draisamer Despaigne, R ERA: 4.5	6.0 L 26 7 3 3 2 2 0 0 0 0 0 1 56 97 4.50 1.500																					
66 José Ruiz, R ERA: 5.14	(7.1) 0.2 4 1 1 1 1 2 0 0 0 0 0 0 18 30 13.50 4.500																					
64 Josh Osich, L ERA: 6.2	(7.1) 1.0 6 3 2 2 1 0 0 0 0 0 0 0 13 21 18.00 3.000																					
50 Thyago Vieira, R ERA: 9.64	(8.1) 0.1 5 4 4 4 1 0 0 0 0 0 0 0 17 25 108.00 12.000																					
37 Juan Minaya, R ERA: 2.16	(9.1) 1.0 5 1 2 2 0 1 0 0 0 0 0 1 7 15 18.00 2.000																					
Batter	1	2	3	4	5	6	7	8	9	AB	R	H	RBI	BB	SO	LOB	BOTTOM					
28 Leury García, S OBP: 0.317, SLG: 0.360										4	1	1	1	0	0	1						
10 Yadir Moncada, S OBP: 0.348, SLG: 0.506										3	0	1	0	0	0	0						
20 José Rondón, R OBP: 0.263, SLG: 0.315										4	0	0	0	0	0	2						
79 José Abreu, R OBP: 0.294, SLG: 0.496										4	0	2	0	0	0	0						
33 James McCann, R OBP: 0.373, SLG: 0.484										3	0	0	0	0	0	1						
74 Eloy Jiménez, R OBP: 0.278, SLG: 0.421										3	0	0	0	0	0	1						
17 Yonder Alonso, L OBP: 0.279, SLG: 0.317										3	0	0	0	0	1	1						
7 Tim Anderson, R OBP: 0.349, SLG: 0.489										3	0	0	0	0	0	0						
5 Yolmer Sánchez, S OBP: 0.325, SLG: 0.297										1	0	0	0	1	0	0						
22 Charles Tilson, L OBP: 0.339, SLG: 0.346										1	0	0	0	1	0	0						
49 Ryan Cordell, R OBP: 0.304, SLG: 0.363										1	0	0	0	0	1	0						
Inning Stats	R: 0 E: 0 K: 0 S: 8	H: 0 LOB: 0 BB: 0 P: 10	R: 0 E: 0 K: 0 S: 5	H: 0 LOB: 0 BB: 0 P: 8	R: 0 E: 0 K: 0 S: 7	H: 0 LOB: 1 BB: 1 P: 12	R: 0 E: 0 K: 0 S: 9	H: 1 LOB: 0 BB: 0 P: 11	R: 0 E: 0 K: 1 S: 6	H: 0 LOB: 0 BB: 0 P: 8	R: 1 E: 0 K: 0 S: 10	H: 2 LOB: 1 BB: 0 P: 16	R: 0 E: 0 K: 0 S: 9	H: 1 LOB: 0 BB: 0 P: 11	R: 0 E: 0 K: 1 S: 8	H: 0 LOB: 0 BB: 0 P: 15	R: 0 E: 0 K: 0 S: 6	H: 0 LOB: 0 BB: 1 P: 13	1B: 3 2B: 0 3B: 0 HR: 1	SF: 0 SAC: 0 DP: 1 HBP: 0	WP: 0 PB: 0 CS: 0	PA: 32
PITCHER	IP WLS BF H R ER SO BB IBB HBP BLK WP HR S P ERA WHIP																					
19 Anibal Sánchez, R ERA: 3.92	(1.1) 6.0 W 22 4 1 1 1 1 0 0 0 0 0 0 6 7 0.00 0.000																					
21 Tanner Rainey, R ERA: 1.64	(7.1) 1.0 H 3 0 0 0 0 0 0 0 0 0 0 0 6 7 0.00 0.000																					
36 Tony Sipp, L ERA: 4.97	(8.1) 1.0 3 0 0 0 1 0 0 0 0 0 0 0 8 15 0.00 0.000																					
44 Trevor Rosenthal, R ERA: 27.0	(9.1) 1.0 3 0 0 0 0 1 0 0 0 0 0 0 6 13 0.00 1.000																					


Washington Nationals @ Chicago White Sox
 Guaranteed Rate Field, Chicago, IL
 Mon Jun 10 2019, 7:13 PM - 10:17 PM CDT
 Att: 16,305 - Partly Cloudy - 70 F

AB	40
R	12
H	16
RBI	12
BB	5
SO	5
LOB	18



Washington Nationals @ Chicago White Sox
 Guaranteed Rate Field, Chicago, IL
 Mon Jun 10 2019, 7:13 PM - 10:17 PM CDT
 Att: 16,305 - Partly Cloudy - 70 F

AB	29
R	1
H	4
RBI	1
BB	2
SO	2
LOB	6

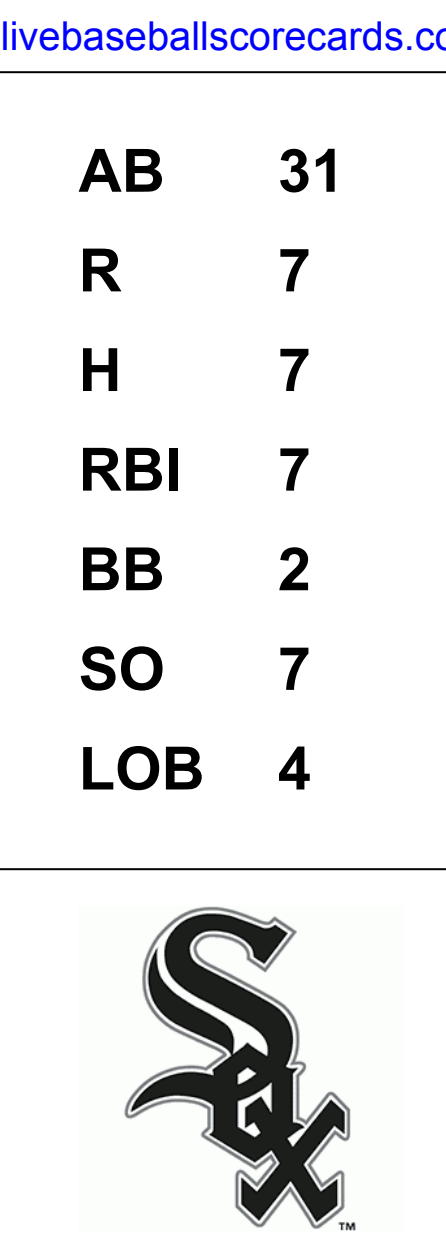


Batter	1	2	3	4	5	6	7	8	9	AB	R	H	RBI	BB	SO	LOB	TOP					
7 Trea Turner, R OBP: 0.328, SLG: 0.529			L8		K		K			3	1	0	0	2	2	0	Washington Nationals @ Chicago White Sox Guaranteed Rate Field, Chicago, IL Tue Jun 11 2019, 7:11 PM - 10:29 PM CDT Att: 16,790 - Cloudy - 72 F					
2 Adam Eaton, L OBP: 0.397, SLG: 0.397			22 1B 6 G5-3		F8		F8			5	0	2	0	0	1	4						
6 Anthony Rendon, R OBP: 0.422, SLG: 0.655			G5-3		22 1B BB		F9			4	2	2	3	1	0	2						
22 Juan Soto, L OBP: 0.388, SLG: 0.500										4	0	2	0	1	0	0						
47 Howie Kendrick, R OBP: 0.372, SLG: 0.589			F8							4	1	0	0	0	0	5						
9 Brian Dozier, R OBP: 0.325, SLG: 0.423										4	1	2	0	1	1	1						
10 Yan Gomes, R OBP: 0.302, SLG: 0.319		L8		F9						5	0	1	2	0	0	2						
88 Gerardo Parra, L OBP: 0.285, SLG: 0.343		G6-3		L7						3	0	0	0	0	1	1						
28 Kurt Suzuki, R OBP: 0.331, SLG: 0.487										0	0	0	0	0	0	0						
16 Victor Robles, R OBP: 0.310, SLG: 0.413		F9		G5-3						4	0	0	0	0	0	3						
Inning Stats	R: 2 E: 0 K: 1 S: 19	H: 1 LOB: 1 BB: 2 P: 36	R: 0 E: 0 K: 0 S: 7	H: 0 LOB: 0 BB: 0 P: 8	R: 0 E: 0 K: 0 S: 10	H: 2 LOB: 2 BB: 0 P: 12	R: 0 E: 0 K: 0 S: 11	H: 1 LOB: 1 BB: 0 P: 16	R: 0 E: 0 K: 1 S: 10	H: 0 LOB: 0 BB: 0 P: 10	R: 0 E: 0 K: 1 S: 11	H: 1 LOB: 1 BB: 0 P: 18	R: 2 E: 0 K: 0 S: 18	H: 2 LOB: 3 BB: 1 P: 32	R: 1 E: 0 K: 0 S: 14	H: 1 LOB: 1 BB: 1 P: 22	1B: 6 2B: 1 3B: 0 HR: 2	SF: 0 SAC: 0 DP: 0 HBP: 2	WP: 1 PB: 1 CS: 1	PA: 43		
PITCHER	IP WLS BF H R ER SO BB IBB HBP BLK WP HR S P ERA WHIP	IP WLS BF H R ER SO BB IBB HBP BLK WP HR S P ERA WHIP	IP WLS BF H R ER SO BB IBB HBP BLK WP HR S P ERA WHIP	IP WLS BF H R ER SO BB IBB HBP BLK WP HR S P ERA WHIP	IP WLS BF H R ER SO BB IBB HBP BLK WP HR S P ERA WHIP	IP WLS BF H R ER SO BB IBB HBP BLK WP HR S P ERA WHIP	IP WLS BF H R ER SO BB IBB HBP BLK WP HR S P ERA WHIP	IP WLS BF H R ER SO BB IBB HBP BLK WP HR S P ERA WHIP	IP WLS BF H R ER SO BB IBB HBP BLK WP HR S P ERA WHIP	IP WLS BF H R ER SO BB IBB HBP BLK WP HR S P ERA WHIP	IP WLS BF H R ER SO BB IBB HBP BLK WP HR S P ERA WHIP	IP WLS BF H R ER SO BB IBB HBP BLK WP HR S P ERA WHIP	IP WLS BF H R ER SO BB IBB HBP BLK WP HR S P ERA WHIP	IP WLS BF H R ER SO BB IBB HBP BLK WP HR S P ERA WHIP	IP WLS BF H R ER SO BB IBB HBP BLK WP HR S P ERA WHIP	IP WLS BF H R ER SO BB IBB HBP BLK WP HR S P ERA WHIP						
58 Manny Bañuelos, L ERA: 7.0	4.2	22	5	2	2	2	3	0	0	0	0	0	0	0	0	0	0	0	9	12	0.00	0.000
43 Evan Marshall, R ERA:	1.1	W	4	0	0	2	0	0	0	0	0	0	0	0	0	0	0	0	9	12	0.00	1.000
41 Kelvin Herrera, R ERA: 6.84	1.0		4	1	0	0	1	0	0	0	0	0	0	0	0	0	0	0	11	18	0.00	1.000
39 Aaron Bummer, L ERA: 1.45	0.1	S	5	2	2	0	0	0	2	0	1	0	9	15	54.00	6.000						
48 Alex Colomé, R ERA: 2.39	1.2	S	8	1	1	1	0	2	0	0	0	1	23	39	5.40	1.800						
Inning Stats	R: 4 E: 0 K: 1 S: 13	H: 2 LOB: 2 BB: 0 P: 26	R: 0 E: 0 K: 1 S: 8	H: 0 LOB: 0 BB: 0 P: 13	R: 0 E: 0 K: 2 S: 8	H: 0 LOB: 0 BB: 0 P: 11	R: 1 E: 0 K: 0 S: 12	H: 2 LOB: 1 BB: 0 P: 20	R: 0 E: 0 K: 1 S: 5	H: 0 LOB: 0 BB: 0 P: 8	R: 2 E: 0 K: 1 S: 19	H: 3 LOB: 1 BB: 0 P: 26	R: 0 E: 0 K: 0 S: 8	H: 0 LOB: 0 BB: 0 P: 10	R: 0 E: 0 K: 1 S: 8	H: 0 LOB: 0 BB: 0 P: 11	1B: 2 2B: 3 3B: 0 HR: 2	SF: 0 SAC: 0 DP: 0 HBP: 0	WP: 0 PB: 1 SB: 0 CS: 0	PA: 33		
PITCHER	IP WLS BF H R ER SO BB IBB HBP BLK WP HR S P ERA WHIP	IP WLS BF H R ER SO BB IBB HBP BLK WP HR S P ERA WHIP	IP WLS BF H R ER SO BB IBB HBP BLK WP HR S P ERA WHIP	IP WLS BF H R ER SO BB IBB HBP BLK WP HR S P ERA WHIP	IP WLS BF H R ER SO BB IBB HBP BLK WP HR S P ERA WHIP	IP WLS BF H R ER SO BB IBB HBP BLK WP HR S P ERA WHIP	IP WLS BF H R ER SO BB IBB HBP BLK WP HR S P ERA WHIP	IP WLS BF H R ER SO BB IBB HBP BLK WP HR S P ERA WHIP	IP WLS BF H R ER SO BB IBB HBP BLK WP HR S P ERA WHIP	IP WLS BF H R ER SO BB IBB HBP BLK WP HR S P ERA WHIP	IP WLS BF H R ER SO BB IBB HBP BLK WP HR S P ERA WHIP	IP WLS BF H R ER SO BB IBB HBP BLK WP HR S P ERA WHIP	IP WLS BF H R ER SO BB IBB HBP BLK WP HR S P ERA WHIP	IP WLS BF H R ER SO BB IBB HBP BLK WP HR S P ERA WHIP	IP WLS BF H R ER SO BB IBB HBP BLK WP HR S P ERA WHIP	IP WLS BF H R ER SO BB IBB HBP BLK WP HR S P ERA WHIP						
46 Patrick Corbin, L ERA: 4.11	5.0	L	23	7	7	5	2	0	0	0	0	0	0	0	0	0	0	0	20	26	0.00	0.500
48 Javy Guerra, R ERA: 3.33	2.0		7	1	0	0	0	0	0	0	0	0	20	26	0.00	0.500						
20 Kyle Barraclough, R ERA: 5.4	1.0		3	0	0	0	0	0	0	0	0	0	8	11	0.00	0.000						

Washington Nationals @ Chicago White Sox
 Guaranteed Rate Field, Chicago, IL
 Tue Jun 11 2019, 7:11 PM - 10:29 PM CDT
 Att: 16,790 - Cloudy - 72 F

Washington Nationals @ Chicago White Sox
 Guaranteed Rate Field, Chicago, IL
 Tue Jun 11 2019, 7:11 PM - 10:29 PM CDT
 Att: 16,790 - Cloudy - 72 F

AB 36
 R 5
 H 9
 RBI 5
 BB 5
 SO 5
 LOB 18



Batter	1	2	3	4	5	6	7	8	9	AB	R	H	RBI	BB	SO	LOB	TOP				
26 DJ LeMahieu, R OBP: 0.358, SLG: 0.450			L7		E6		FC5-4			4	0	0	0	1	1	2					
31 Aaron Hicks, S OBP: 0.313, SLG: 0.398			G6-3		G3-6					4	0	0	0	0	2	3					
45 Luke Voit, R OBP: 0.375, SLG: 0.496			G5-3		K2-3					4	0	0	0	0	3	1					
24 Gary Sánchez, R OBP: 0.330, SLG: 0.615						G4-3				4	0	0	0	0	2	1					
18 Didi Gregorius, L OBP: 0.389, SLG: 0.611						G6-3				4	1	2	0	0	0	0					
25 Gleyber Torres, R OBP: 0.336, SLG: 0.517										3	1	2	0	1	1	1					
11 Brett Gardner, L OBP: 0.301, SLG: 0.453						L9				4	2	1	2	0	0	3					
77 Clint Frazier, R OBP: 0.337, SLG: 0.534										4	0	3	1	0	1	0					
39 Mike Tauchman, L OBP: 0.306, SLG: 0.408						F7				3	0	1	0	0	1	2					
29 Gio Urshela, R OBP: 0.364, SLG: 0.466										1	0	0	0	0	1	1					
Inning Stats	R: 0 E: 0 K: 2 S: 11	H: 0 LOB: 1 BB: 1 P: 19	R: 2 E: 0 K: 1 S: 16	H: 3 LOB: 1 BB: 0 P: 21	R: 0 E: 0 K: 0 S: 5	H: 0 LOB: 0 BB: 0 P: 9	R: 2 E: 0 K: 1 S: 15	H: 3 LOB: 1 BB: 0 P: 22	R: 0 E: 0 K: 0 S: 14	H: 0 LOB: 1 BB: 0 P: 12	R: 0 E: 0 K: 2 S: 8	H: 1 LOB: 1 BB: 0 P: 14	R: 0 E: 0 K: 3 S: 11	H: 1 LOB: 1 BB: 0 P: 17	R: 0 E: 0 K: 2 S: 12	H: 1 LOB: 1 BB: 0 P: 21	1B: 7 2B: 2 3B: 0 HR: 1	SF: 0 SAC: 0 DP: 2 HBP: 0	WP: 1 PB: 0 SB: 0 CS: 1	PA: 37	
PITCHER	IP WLS BF H R ER SO BB IBB HBP BLK WP HR S P ERA WHIP	IP WLS BF H R ER SO BB IBB HBP BLK WP HR S P ERA WHIP	IP WLS BF H R ER SO BB IBB HBP BLK WP HR S P ERA WHIP	IP WLS BF H R ER SO BB IBB HBP BLK WP HR S P ERA WHIP	IP WLS BF H R ER SO BB IBB HBP BLK WP HR S P ERA WHIP	IP WLS BF H R ER SO BB IBB HBP BLK WP HR S P ERA WHIP	IP WLS BF H R ER SO BB IBB HBP BLK WP HR S P ERA WHIP	IP WLS BF H R ER SO BB IBB HBP BLK WP HR S P ERA WHIP	IP WLS BF H R ER SO BB IBB HBP BLK WP HR S P ERA WHIP	IP WLS BF H R ER SO BB IBB HBP BLK WP HR S P ERA WHIP	IP WLS BF H R ER SO BB IBB HBP BLK WP HR S P ERA WHIP	IP WLS BF H R ER SO BB IBB HBP BLK WP HR S P ERA WHIP	IP WLS BF H R ER SO BB IBB HBP BLK WP HR S P ERA WHIP	IP WLS BF H R ER SO BB IBB HBP BLK WP HR S P ERA WHIP	IP WLS BF H R ER SO BB IBB HBP BLK WP HR S P ERA WHIP	IP WLS BF H R ER SO BB IBB HBP BLK WP HR S P ERA WHIP	IP WLS BF H R ER SO BB IBB HBP BLK WP HR S P ERA WHIP	IP WLS BF H R ER SO BB IBB HBP BLK WP HR S P ERA WHIP	IP WLS BF H R ER SO BB IBB HBP BLK WP HR S P ERA WHIP	IP WLS BF H R ER SO BB IBB HBP BLK WP HR S P ERA WHIP	IP WLS BF H R ER SO BB IBB HBP BLK WP HR S P ERA WHIP

New York Yankees @ Chicago White Sox
Guaranteed Rate Field, Chicago, IL
 Thu Jun 13 2019, 7:11 PM - 10:24 PM CDT
 Att: 25,311 - Clear - 64 F

livebaseballscorecards.com

AB 35
 R 4
 H 9
 RBI 3
 BB 2
 SO 12
 LOB 14

Batter	1	2	3	4	5	6	7	8	9	AB	R	H	RBI	BB	SO	LOB	BOTTOM				
28 Leury García, S OBP: 0.313, SLG: 0.372			G6-3							5	2	2	2	0	1	1					
7 Tim Anderson, R OBP: 0.346, SLG: 0.493			G5-3							4	1	2	3	0	1	0					
79 José Abreu, R OBP: 0.296, SLG: 0.500										4	0	2	0	0	0	1					
33 James McCann, R OBP: 0.374, SLG: 0.478			F9							3	0	0	0	1	0	2					
74 Eloy Jiménez, R OBP: 0.294, SLG: 0.446										2	0	0	0	2	1	2					
22 Charles Tilson, L OBP: 0.339, SLG: 0.346										0	0	0	0	0	0	0					
17 Yonder Alonso, L OBP: 0.279, SLG: 0.312										3	0	0	0	1	1	3					
20 José Róndón, R OBP: 0.255, SLG: 0.295										3	0	0	0	1	0	3					
5 Yolmer Sánchez, S OBP: 0.333, SLG: 0.299										2	1	0	0	2	1	1					
49 Ryan Cordell, R OBP: 0.294, SLG: 0.347										4	1	1	0	0	2	2					
Inning Stats	R: 0 E: 0 K: 0 S: 10	H: 1 LOB: 1 BB: 0 P: 16	R: 0 E: 0 K: 0 S: 7	H: 0 LOB: 0 BB: 1 P: 13	R: 0 E: 0 K: 2 S: 9	H: 0 LOB: 0 BB: 0 P: 11	R: 0 E: 0 K: 0 S: 11	H: 1 LOB: 3 BB: 2 P: 24	R: 4 E: 0 K: 0 S: 16	H: 3 LOB: 0 BB: 1 P: 27	R: 0 E: 0 K: 2 S: 11	H: 0 LOB: 1 BB: 1 P: 15	R: 1 E: 0 K: 2 S: 22	H: 2 LOB: 2 BB: 1 P: 34	R: 0 E: 0 K: 1 S: 7	H: 0 LOB: 1 BB: 1 P: 13	1B: 3 2B: 2 3B: 0 HR: 2	SF: 0 SAC: 0 DP: 1 HBP: 0	WP: 0 PB: 0 SB: 0 CS: 0	PA: 37	
PITCHER	IP WLS BF H R ER SO BB IBB HBP BLK WP HR S P ERA WHIP	IP WLS BF H R ER SO BB IBB HBP BLK WP HR S P ERA WHIP	IP WLS BF H R ER SO BB IBB HBP BLK WP HR S P ERA WHIP	IP WLS BF H R ER SO BB IBB HBP BLK WP HR S P ERA WHIP	IP WLS BF H R ER SO BB IBB HBP BLK WP HR S P ERA WHIP	IP WLS BF H R ER SO BB IBB HBP BLK WP HR S P ERA WHIP	IP WLS BF H R ER SO BB IBB HBP BLK WP HR S P ERA WHIP	IP WLS BF H R ER SO BB IBB HBP BLK WP HR S P ERA WHIP	IP WLS BF H R ER SO BB IBB HBP BLK WP HR S P ERA WHIP	IP WLS BF H R ER SO BB IBB HBP BLK WP HR S P ERA WHIP	IP WLS BF H R ER SO BB IBB HBP BLK WP HR S P ERA WHIP	IP WLS BF H R ER SO BB IBB HBP BLK WP HR S P ERA WHIP	IP WLS BF H R ER SO BB IBB HBP BLK WP HR S P ERA WHIP	IP WLS BF H R ER SO BB IBB HBP BLK WP HR S P ERA WHIP	IP WLS BF H R ER SO BB IBB HBP BLK WP HR S P ERA WHIP	IP WLS BF H R ER SO BB IBB HBP BLK WP HR S P ERA WHIP	IP WLS BF H R ER SO BB IBB HBP BLK WP HR S P ERA WHIP	IP WLS BF H R ER SO BB IBB HBP BLK WP HR S P ERA WHIP	IP WLS BF H R ER SO BB IBB HBP BLK WP HR S P ERA WHIP	IP WLS BF H R ER SO BB IBB HBP BLK WP HR S P ERA WHIP	IP WLS BF H R ER SO BB IBB HBP BLK WP HR S P ERA WHIP

New York Yankees @ Chicago White Sox
Guaranteed Rate Field, Chicago, IL
 Thu Jun 13 2019, 7:11 PM - 10:24 PM CDT
 Att: 25,311 - Clear - 64 F

livebaseballscorecards.com

AB 30
 R 5
 H 7
 RBI 5
 BB 7
 SO 7
 LOB 15

Batter	1	2	3	4	5	6	7	8	9	AB	R	H	RBI	BB	SO	LOB	TOP					
26 DJ LeMahieu, R OBP: 0.356, SLG: 0.452	G6-3		G6-4-3		G6-3		G6-3		G6-3	5	0	2	0	0	0	1	New York Yankees @ Chicago White Sox Guaranteed Rate Field, Chicago, IL Sat Jun 15 2019, 6:44 PM - 10:09 PM CDT Att: 36,074 - Overcast - 66 F					
45 Luke Voit, R OBP: 0.380, SLG: 0.566	G1-3				G6-3		K		K	5	1	1	0	0	2	4						
31 Aaron Hicks, S OBP: 0.314, SLG: 0.378	G5-3						K		K	4	1	1	0	1	2	2						
24 Gary Sánchez, R OBP: 0.336, SLG: 0.609	F8									3	2	1	3	2	0	2						
18 Didi Gregorius, L OBP: 0.370, SLG: 0.500										4	0	2	1	1	0	3						
25 Gleyber Torres, R OBP: 0.340, SLG: 0.527	F7									4	1	2	3	0	0	4						
77 Clint Frazier, R OBP: 0.333, SLG: 0.522	K									4	0	0	0	0	2	3						
38 Cameron Maybin, R OBP: 0.357, SLG: 0.394										4	1	1	1	0	1	0						
11 Brett Gardner, L OBP: 0.306, SLG: 0.447										1	2	0	0	3	0	0						
Inning Stats	R: 0 E: 0 K: 0 S: 8	H: 0 LOB: 0 BB: 0 P: 11	R: 0 E: 0 K: 1 S: 12	H: 1 LOB: 1 BB: 0 P: 17	R: 0 E: 0 K: 1 S: 8	H: 0 LOB: 0 BB: 1 P: 16	R: 4 E: 0 K: 0 S: 19	H: 4 LOB: 0 BB: 0 P: 30	R: 0 E: 0 K: 0 S: 6	H: 0 LOB: 0 BB: 0 P: 8	R: 1 E: 0 K: 2 S: 9	H: 1 LOB: 1 BB: 1 P: 15	R: 2 E: 0 K: 1 S: 12	H: 2 LOB: 2 BB: 2 P: 24	R: 0 E: 0 K: 0 S: 9	H: 1 LOB: 0 BB: 0 P: 17		R: 1 E: 0 K: 2 S: 15	H: 1 LOB: 3 BB: 3 P: 30	1B: 6 2B: 2 3B: 0 HR: 2	SF: 1 SAC: 0 DP: 2 HBP: 0	WP: 0 PB: 0 SB: 1 CS: 0
PITCHER	IP WLS BF H R ER SO BB IBB HBP BLK WP HR S P ERA WHIP																					
40 Reynaldo López, R ERA: 6.31	6.0 L 25 6 5 5 4 2 0 0 0 0 0 1 62 97 7.50 1.333																					
37 Juan Minaya, R ERA: 2.94	0.2 6 2 2 2 1 2 0 0 0 0 0 1 11 23 27.00 6.000																					
64 Josh Osich, L ERA: 5.91	0.1 1 0 0 0 0 0 0 0 0 0 0 0 1 1 0.00 0.000																					
50 Thyago Vieira, R ERA: 9.0	1.1 6 2 1 1 1 1 0 0 0 0 0 0 16 30 6.75 2.250																					
50 Thyago Vieira, R ERA: 9.0	1.1 6 2 1 1 1 1 0 0 0 0 0 0 16 30 6.75 2.250																					
PITCHER	IP WLS BF H R ER SO BB IBB HBP BLK WP HR S P ERA WHIP																					
58 Manny Bañuelos, L ERA: 6.9	0.2 4 0 0 0 1 1 1 0 0 0 0 0 17 0.00 1.500																					

Batter	1	2	3	4	5	6	7	8	9	AB	R	H	RBI	BB	SO	LOB	BOTTOM			
28 Leury García, S OBP: 0.314, SLG: 0.372	K									4	0	1	0	0	2	2	New York Yankees @ Chicago White Sox Guaranteed Rate Field, Chicago, IL Sat Jun 15 2019, 6:44 PM - 10:09 PM CDT Att: 36,074 - Overcast - 66 F			
7 Tim Anderson, R OBP: 0.346, SLG: 0.492	K									4	0	1	0	0	1	2				
79 José Abreu, R OBP: 0.304, SLG: 0.505	K									4	1	2	0	0	1	2				
33 James McCann, R OBP: 0.366, SLG: 0.479	K									4	1	1	3	0	3	1				
74 Eloy Jiménez, R OBP: 0.307, SLG: 0.488										4	0	2	0	0	2	0				
58 Manny Bañuelos, R ERA: 6.9										0	0	0	0	0	0	0				
21 Wellington Castillo, R OBP: 0.293, SLG: 0.358										3	0	0	0	0	3	2				
50 Thyago Vieira, R ERA: 9.0										0	0	0	0	0	0	0				
22 Charles Tilson, L OBP: 0.336, SLG: 0.343										1	0	0	0	0	0	0				
20 José Róndón, R OBP: 0.273, SLG: 0.304	K									4	0	1	0	0	1	2				
Inning Stats	R: 0 E: 0 K: 3 S: 10	H: 0 LOB: 0 BB: 0 P: 14	R: 0 E: 0 K: 3 S: 12	H: 1 LOB: 1 BB: 0 P: 19	R: 0 E: 0 K: 2 S: 16	H: 2 LOB: 0 BB: 0 P: 21	R: 0 E: 0 K: 3 S: 9	H: 0 LOB: 0 BB: 0 P: 13	R: 0 E: 0 K: 1 S: 13	H: 1 LOB: 1 BB: 0 P: 19	R: 0 E: 0 K: 1 S: 6	H: 1 LOB: 0 BB: 0 P: 10	R: 4 E: 1 K: 2 S: 16	H: 4 LOB: 0 BB: 0 P: 23	R: 0 E: 0 K: 1 S: 17	H: 1 LOB: 1 BB: 0 P: 22	1B: 9 2B: 0 3B: 0 HR: 1	SF: 0 SAC: 0 DP: 1 HBP: 0	WP: 0 PB: 0 SB: 0 CS: 0	PA: 36
PITCHER	IP WLS BF H R ER SO BB IBB HBP BLK WP HR S P ERA WHIP																			
57 Chad Green, R ERA: 7.54	2.0 W 20 6 2 2 7 0 0 0 0 0 0 0 54 75 3.60 1.200																			
67 Nestor Cortes, L ERA: 3.79	1.0 5 2 2 2 2 0 0 0 0 0 0 1 12 18 18.00 2.000																			
56 Jonathan Holder, R ERA: 5.08	1.0 4 1 0 0 1 0 0 0 0 0 0 0 17 22 0.00 1.000																			
54 Aroldis Chapman, L ERA: 1.35																				

Batter	1	2	3	4	5	6	7	8	9	AB	R	H	RBI	BB	SO	LOB	TOP								
28 Leury García, S (1, 8) OBP: 0.318, SLG: 0.376										4	1	2	0	0	0	0									
7 Tim Anderson, R (1, 6) OBP: 0.341, SLG: 0.482										4	0	1	0	0	0	1									
79 José Abreu, R (1, 3) OBP: 0.309, SLG: 0.516										4	0	1	0	0	0	1									
33 James McCann, R (1, 2) OBP: 0.377, SLG: 0.500										3	1	2	0	1	1	0									
74 Eloy Jiménez, R (1, 7) OBP: 0.310, SLG: 0.497										3	1	2	2	1	0	3									
22 Charles Tilson, L (9, 7) OBP: 0.336, SLG: 0.343										0	0	0	0	0	0	0									
20 José Rondón, R (1, 5) OBP: 0.270, SLG: 0.292										3	0	0	0	0	1	3									
57 Jace Fry, L (8, 1)										0	0	0	0	0	0	0									
43 Evan Marshall, R (8, 1)										0	0	0	0	0	0	0									
17 Yonder Alonso, L (9, PH)										1	0	0	0	0	0	0									
48 Alex Colomé, R (9, 1)										0	0	0	0	0	0	0									
49 Ryan Cordell, R (1, 9) OBP: 0.272, SLG: 0.316										4	0	0	0	0	0	0									
5 Yolmer Sánchez, S (1, 4) OBP: 0.323, SLG: 0.290										4	0	0	0	0	1	0									
46 Iván Nova, R (1, 1)										2	0	0	0	0	2	0									
10 Yoán Moncada, S (6, 5) OBP: 0.348, SLG: 0.502										1	0	0	0	0	1	0									
39 Aaron Bummer, L (6, 1)										0	0	0	0	0	0	0									
Inning Stats	R: 0 E: 0 K: 0 S: 12	H: 2 LOB: 2 BB: 1 P: 22	R: 0 E: 0 K: 1 S: 7	H: 0 LOB: 0 BB: 0 P: 9	R: 0 E: 0 K: 2 S: 9	H: 0 LOB: 0 BB: 0 P: 15	R: 0 E: 0 K: 2 S: 9	H: 1 LOB: 1 BB: 0 P: 17	R: 0 E: 0 K: 1 S: 9	H: 0 LOB: 0 BB: 0 P: 12	R: 1 E: 1 K: 1 S: 11	H: 3 LOB: 2 BB: 1 P: 18	R: 0 E: 0 K: 1 S: 8	H: 0 LOB: 0 BB: 0 P: 11	R: 0 E: 0 K: 0 S: 5	H: 0 LOB: 0 BB: 0 P: 7	R: 2 E: 0 K: 0 S: 12	H: 2 LOB: 0 BB: 0 P: 20	1B: 6 2B: 2 3B: 0 HR: 1	SF: 0 SAC: 0 DP: 2 HBP: 0	WP: 0 PB: 0 SB: 0 CS: 0	PA: 35			
PITCHER	IP	WLS	BF	H	R	ER	SO	BB	IBB	HBP	BLK	WP	HR	S	P	ERA	WHIP								
35 Cole Hamels, L ERA: 2.85	7.0		27	6	1	1	8	2	0	0	0	0	0	65	104	1.29	1.143								
20 Brandon Kintzler, R ERA: 2.25	1.0		3	0	0	0	0	0	0	0	0	0	0	7	0	0.00	0.000								
46 Pedro Strop, R ERA: 5.52	0.1	L	3	2	2	2	0	0	0	0	0	0	1	8	13	54.00	6.000								
37 Tim Collins, L ERA: 3.52	0.2		2	0	0	0	0	0	0	0	0	0	0	4	7	0.00	0.000								

Chicago White Sox @ Chicago Cubs
Wrigley Field, Chicago, IL
Tue Jun 18 2019, 7:08 PM - 9:49 PM CDT
Att: 41,192 - Partly Cloudy - 70 F


AB	33
R	3
H	8
RBI	2
BB	2
SO	8
LOB	8



Batter	1	2	3	4	5	6	7	8	9	AB	R	H	RBI	BB	SO	LOB	BOTTOM								
12 Kyle Schwarber, L (1, 7) OBP: 0.326, SLG: 0.479										4	1	1	1	0	1	1									
17 Kris Bryant, R (1, 5) OBP: 0.401, SLG: 0.548										4	0	3	0	0	1	0									
44 Anthony Rizzo, L (1, 3) OBP: 0.389, SLG: 0.555										3	0	0	0	1	0	3									
9 Javier Báez, R (1, 6) OBP: 0.319, SLG: 0.537										4	0	0	0	0	0	3									
22 Jason Heyward, L (1, 8) (8, 9) OBP: 0.351, SLG: 0.416										4	0	2	0	0	0	0									
7 Victor Caratini, S (1, 2) OBP: 0.394, SLG: 0.459										4	0	0	0	0	1	4									
2 Carlos González, L (1, 9) OBP: 0.286, SLG: 0.294										3	0	0	0	0	1	0									
20 Brandon Kintzler, R (8, 1)										0	0	0	0	0	0	0									
46 Pedro Strop, R (9, 1)										0	0	0	0	0	0	0									
37 Tim Collins, L (9, 1)										0	0	0	0	0	0	0									
35 Cole Hamels, L (1, 1) OBP: 0.107, SLG: 0.077										2	0	0	0	0	0	0									
13 David Bote, R (7, PH) (8, 4) OBP: 0.348, SLG: 0.478										1	0	0	0	0	0	0									
3 Daniel Descalso, L (1, 4) OBP: 0.289, SLG: 0.283										1	0	0	0	1	0	0									
5 Albert Almora Jr., R (7, PH) (8, 8) OBP: 0.252, SLG: 0.465										1	0	0	0	0	1	0									
Inning Stats	R: 1 E: 0 K: 1 S: 8	H: 1 LOB: 0 BB: 1 P: 13	R: 0 E: 0 K: 0 S: 6	H: 0 LOB: 0 BB: 0 P: 13	R: 0 E: 0 K: 0 S: 4	H: 0 LOB: 0 BB: 0 P: 4	R: 0 E: 0 K: 0 S: 11	H: 2 LOB: 2 BB: 0 P: 16	R: 0 E: 0 K: 1 S: 9	H: 0 LOB: 1 BB: 1 P: 20	R: 0 E: 0 K: 1 S: 12	H: 2 LOB: 2 BB: 0 P: 16	R: 0 E: 0 K: 2 S: 10	H: 0 LOB: 0 BB: 0 P: 14	R: 0 E: 0 K: 1 S: 8	H: 1 LOB: 0 BB: 0 P: 13	R: 0 E: 0 K: 0 S: 10	H: 0 LOB: 0 BB: 0 P: 15	1B: 5 2B: 0 3B: 0 HR: 1	SF: 0 SAC: 0 DP: 2 HBP: 0	WP: 0 PB: 0 SB: 0 CS: 0	PA: 33			
PITCHER	IP	WLS	BF	H	R	ER	SO	BB	IBB	HBP	BLK	WP	HR	S	P	ERA	WHIP								
46 Iván Nova, R ERA: 6.01	5.0		20	4	1	1	1	2	0	0	0	0	0	40	70	1.80	1.200								
39 Aaron Bummer, L ERA: 1.59	2.0		7	1	0	0	3	0	0	0	0	0	0	20	26	0.00	0.500								
57 Jace Fry, L ERA: 5.7	0.1		1	0	0	0	1	0	0	0	0	0	0	4	6	0.00	0.000								
43 Evan Marshall, R ERA	0.2	W	2	1	0	0	0	0	0	0	0	0	0	4	7	0.00	1.500								
48 Alex Colomé, R ERA: 2.22	1.0	S	3	0	0	0	0	0	0	0	0	0	0	10	15	0.00	0.000								

Chicago White Sox @ Chicago Cubs
Wrigley Field, Chicago, IL
Tue Jun 18 2019, 7:08 PM - 9:49 PM CDT
Att: 41,192 - Partly Cloudy - 70 F


AB	31
R	1
H	6
RBI	1
BB	2
SO	5
LOB	11



Batter	1	2	3	4	5	6	7	8	9	AB	R	H	RBI	BB	SO	LOB	TOP							
28 Leury Garcia, S OBP: 0.316, SLG: 0.384										5	1	1	1	0	2	3								
7 Tim Anderson, R OBP: 0.338, SLG: 0.480										5	0	1	0	0	1	1								
79 José Abreu, R OBP: 0.305, SLG: 0.509										4	0	0	0	0	0	1								
33 James McCann, R OBP: 0.379, SLG: 0.514										3	1	1	1	0	2	0								
74 Eloy Jiménez, R OBP: 0.309, SLG: 0.489										3	1	0	0	1	1									
10 Yoán Moncada, S OBP: 0.280, SLG: 0.514										4	0	2	1	0	0	0								
49 Ryan Cordell, R OBP: 0.273, SLG: 0.316										3	0	1	0	0	1	1								
22 Charles Tilson, L OBP: 0.333, SLG: 0.339										1	0	0	0	0	0	1								
5 Yolmer Sánchez, S OBP: 0.330, SLG: 0.310										4	0	3	0	0	1	0								
27 Lucas Giolito, R 64 Josh Osich, L 17 Yonder Alonso, L 37 Juan Minaya, R 41 Kelvin Herrera, R 66 José Ruiz, R 38 Zack Collins, L										2	0	0	0	0	0	2								
Inning Stats	R: 1 H: 1 E: 0 K: 0 S: 9	H: 1 LOB: 1 BB: 0 P: 18	R: 0 H: 1 E: 0 K: 1 S: 15	H: 1 LOB: 1 BB: 0 P: 19	R: 0 H: 0 E: 0 K: 2 S: 8	H: 0 LOB: 0 BB: 0 P: 12	R: 2 H: 3 E: 0 K: 2 S: 19	H: 3 LOB: 2 BB: 1 P: 32	R: 0 H: 1 E: 0 K: 1 S: 13	H: 2 LOB: 2 BB: 0 P: 19	R: 0 H: 0 E: 0 K: 0 S: 15	H: 0 LOB: 0 BB: 0 P: 11	R: 0 H: 1 E: 0 K: 2 S: 14	H: 1 LOB: 1 BB: 0 P: 21	R: 0 H: 0 E: 0 K: 2 S: 11	H: 0 LOB: 1 BB: 1 P: 19	1B: 3 2B: 2 HR: 2	SF: 0 SAC: 0 DP: 0 HBP: 1	WP: 1 PB: 0 SB: 1 CS: 1	PA: 38				
PITCHER	IP WLS BF H R ER SO BB IBB HBP BLK WP HR S P ERA WHIP	IP WLS BF H R ER SO BB IBB HBP BLK WP HR S P ERA WHIP	IP WLS BF H R ER SO BB IBB HBP BLK WP HR S P ERA WHIP	IP WLS BF H R ER SO BB IBB HBP BLK WP HR S P ERA WHIP	IP WLS BF H R ER SO BB IBB HBP BLK WP HR S P ERA WHIP	IP WLS BF H R ER SO BB IBB HBP BLK WP HR S P ERA WHIP	IP WLS BF H R ER SO BB IBB HBP BLK WP HR S P ERA WHIP	IP WLS BF H R ER SO BB IBB HBP BLK WP HR S P ERA WHIP	IP WLS BF H R ER SO BB IBB HBP BLK WP HR S P ERA WHIP	IP WLS BF H R ER SO BB IBB HBP BLK WP HR S P ERA WHIP	IP WLS BF H R ER SO BB IBB HBP BLK WP HR S P ERA WHIP	IP WLS BF H R ER SO BB IBB HBP BLK WP HR S P ERA WHIP	IP WLS BF H R ER SO BB IBB HBP BLK WP HR S P ERA WHIP	IP WLS BF H R ER SO BB IBB HBP BLK WP HR S P ERA WHIP	IP WLS BF H R ER SO BB IBB HBP BLK WP HR S P ERA WHIP	IP WLS BF H R ER SO BB IBB HBP BLK WP HR S P ERA WHIP	IP WLS BF H R ER SO BB IBB HBP BLK WP HR S P ERA WHIP	IP WLS BF H R ER SO BB IBB HBP BLK WP HR S P ERA WHIP	IP WLS BF H R ER SO BB IBB HBP BLK WP HR S P ERA WHIP	IP WLS BF H R ER SO BB IBB HBP BLK WP HR S P ERA WHIP	IP WLS BF H R ER SO BB IBB HBP BLK WP HR S P ERA WHIP			
34 Jon Lester, L ERA: 4.13	5.2 W 25	7 R 3	3 ER 3	6 SO 6	1 BB 1	0 IBB 0	1 HBP 1	0 BLK 0	1 WP 1	2 HR 2	73 S 73	114 P 114	4.76 ERA 4.76	1.412 WHIP 1.412										
56 Kyle Ryan, L ERA: 3.51	1.1 H 5	1 R 1	0 ER 0	0 SO 0	0 BB 0	0 IBB 0	0 HBP 0	0 BLK 0	0 WP 0	0 HR 0	13 S 13	18 P 18	0.00 ERA 0.00	0.750 WHIP 0.750										
29 Brad Brach, R ERA: 6.18	0.2 H 3	1 R 1	0 ER 0	2 SO 2	0 BB 0	0 IBB 0	0 HBP 0	0 BLK 0	0 WP 0	0 HR 0	11 S 11	15 P 15	0.00 ERA 0.00	1.500 WHIP 1.500										
38 Mike Montgomery, L ERA: 4.58	0.1 H 1	0 R 0	0 ER 0	0 SO 0	0 BB 0	0 IBB 0	0 HBP 0	0 BLK 0	0 WP 0	0 HR 0	3 S 3	6 P 6	0.00 ERA 0.00	0.000 WHIP 0.000										
41 Steve Cishek, R ERA: 3.25	1.0 H 4	0 R 0	0 ER 0	2 SO 2	1 BB 1	0 IBB 0	0 HBP 0	0 BLK 0	0 WP 0	0 HR 0	11 S 11	19 P 19	0.00 ERA 0.00	1.000 WHIP 1.000										
Batter	1	2	3	4	5	6	7	8	9	AB	R	H	RBI	BB	SO	LOB	BOTTOM							
12 Kyle Schwarber, L OBP: 0.327, SLG: 0.485										5	1	2	1	0	2	2								
17 Kris Bryant, R OBP: 0.399, SLG: 0.543										4	0	1	0	0	3	2								
44 Anthony Rizzo, L OBP: 0.387, SLG: 0.549										3	1	0	0	1	2	2								
9 Javier Báez, R OBP: 0.321, SLG: 0.534										3	1	1	0	1	0	0								
40 Wilson Contreras, R OBP: 0.393, SLG: 0.561										3	2	2	5	1	1	0								
22 Jason Heyward, L OBP: 0.349, SLG: 0.414										4	0	1	0	0	1	2								
13 David Bote, R OBP: 0.365, SLG: 0.492										3	1	1	1	0	1	3								
29 Brad Brach, R 38 Mike Montgomery, L 3 Daniel DeCicca, L 41 Steve Cishek, R										0	0	0	0	0	0	0								
34 Jon Lester, L OBP: 0.333, SLG: 0.235										2	0	0	0	0	2	1								
27 Addison Russell, R OBP: 0.300, SLG: 0.382										2	1	1	0	0	1	0								
5 Albert Almora Jr., R OBP: 0.296, SLG: 0.412										4	0	2	0	0	0	1								
Inning Stats	R: 4 H: 3 E: 0 K: 3 S: 20	H: 3 LOB: 1 BB: 2 P: 34	R: 0 H: 0 E: 0 K: 2 S: 8	H: 0 LOB: 0 BB: 0 P: 14	R: 1 H: 1 E: 0 K: 1 S: 7	H: 1 LOB: 0 BB: 0 P: 10	R: 1 H: 2 E: 0 K: 3 S: 17	H: 2 LOB: 1 BB: 0 P: 21	R: 0 H: 1 E: 0 K: 1 S: 10	H: 2 LOB: 2 BB: 1 P: 18	R: 0 H: 0 E: 0 K: 2 S: 14	H: 0 LOB: 0 BB: 0 P: 13	R: 1 H: 2 E: 0 K: 1 S: 9	H: 2 LOB: 1 BB: 0 P: 14	R: 0 H: 0 E: 0 K: 1 S: 9	H: 0 LOB: 1 BB: 0 P: 14	1B: 5 2B: 3 3B: 0 HR: 3	SF: 0 SAC: 0 DP: 0 HBP: 0	WP: 0 PB: 0 SB: 1 CS: 0	PA: 37				
PITCHER	IP WLS BF H R ER SO BB IBB HBP BLK WP HR S P ERA WHIP	IP WLS BF H R ER SO BB IBB HBP BLK WP HR S P ERA WHIP	IP WLS BF H R ER SO BB IBB HBP BLK WP HR S P ERA WHIP	IP WLS BF H R ER SO BB IBB HBP BLK WP HR S P ERA WHIP	IP WLS BF H R ER SO BB IBB HBP BLK WP HR S P ERA WHIP	IP WLS BF H R ER SO BB IBB HBP BLK WP HR S P ERA WHIP	IP WLS BF H R ER SO BB IBB HBP BLK WP HR S P ERA WHIP	IP WLS BF H R ER SO BB IBB HBP BLK WP HR S P ERA WHIP	IP WLS BF H R ER SO BB IBB HBP BLK WP HR S P ERA WHIP	IP WLS BF H R ER SO BB IBB HBP BLK WP HR S P ERA WHIP	IP WLS BF H R ER SO BB IBB HBP BLK WP HR S P ERA WHIP	IP WLS BF H R ER SO BB IBB HBP BLK WP HR S P ERA WHIP	IP WLS BF H R ER SO BB IBB HBP BLK WP HR S P ERA WHIP	IP WLS BF H R ER SO BB IBB HBP BLK WP HR S P ERA WHIP	IP WLS BF H R ER SO BB IBB HBP BLK WP HR S P ERA WHIP	IP WLS BF H R ER SO BB IBB HBP BLK WP HR S P ERA WHIP	IP WLS BF H R ER SO BB IBB HBP BLK WP HR S P ERA WHIP	IP WLS BF H R ER SO BB IBB HBP BLK WP HR S P ERA WHIP	IP WLS BF H R ER SO BB IBB HBP BLK WP HR S P ERA WHIP	IP WLS BF H R ER SO BB IBB HBP BLK WP HR S P ERA WHIP	IP WLS BF H R ER SO BB IBB HBP BLK WP HR S P ERA WHIP	IP WLS BF H R ER SO BB IBB HBP BLK WP HR S P ERA WHIP		
27 Lucas Giolito, R ERA: 2.74	4.1 L 23	7 R 6	6 ER 6	9 SO 9	3 BB 3	0 IBB 0	0 HBP 0	0 BLK 0	0 WP 0	3 HR 3	56 S 56	8 P 8	12.46 ERA 12.46	2.308 WHIP 2.308										
64 Josh Osich, L ERA: 5.73	0.2 H 2	0 R 0	0 ER 0	1 SO 1	0 BB 0	0 IBB 0	0 HBP 0	0 BLK 0	0 WP 0	0 HR 0	6 S 6	9 P 9	0.00 ERA 0.00	0.000 WHIP 0.000										
37 Juan Minaya, R ERA: 2.7	1.0 H 5	2 R 2	0 ER 0	2 SO 2	0 BB 0	0 IBB 0	0 HBP 0	0 BLK 0	0 WP 0	0 HR 0	14 S 14	18 P 18	0.00 ERA 0.00	2.000 WHIP 2.000										
41 Kelvin Herrera, R ERA: 6.33	1.0 H 3	0 R 0	0 ER 0	1 SO 1	0 BB 0	0 IBB 0	0 HBP 0	0 BLK 0	0 WP 0	0 HR 0	9 S 9	13 P 13	0.00 ERA 0.00	0.000 WHIP 0.000										
60 José Ruiz, R ERA: 5.6	1.0 H 4	2 R 2	1 ER 1	1 SO 1	0 BB 0	0 IBB 0	0 HBP 0	0 BLK 0	0 WP 0	0 HR 0	9 S 9	14 P 14	9.00 ERA 9.00	2.000 WHIP 2.000										

Chicago White Sox @ Chicago Cubs
Wrigley Field, Chicago, IL
Wed Jun 19 2019, 7:07 PM - 10:25 PM CDT
Att: 39,776 - Overcast - 54 F

AB 35
R 3
H 9
RBI 3
BB 2
SO 10
LOB 13



Chicago White Sox @ Chicago Cubs
Wrigley Field, Chicago, IL
Wed Jun 19 2019, 7:07 PM - 10:25 PM CDT
Att: 39,776 - Overcast - 54 F

AB 34
R 7
H 11
RBI 7
BB 3
SO 14
LOB 13



Batter	1	2	3	4	5	6	7	8	9	10	AB	R	H	RBI	BB	SO	LOB	TOP					
22 Charles Tilson, L OBP: 0.328, SLG: 0.333	G4-3	G4-3			P2		FC4-6 10 2B				5	0	1	0	0	0	2						
10 Yoán Moncada, S OBP: 0.351, SLG: 0.519	L9				K				K		5	1	2	0	0	2	2						
79 José Abreu, R OBP: 0.304, SLG: 0.503	F9				F8		L8		F8		5	0	1	0	0	0	5						
33 James McCann, R OBP: 0.300, SLG: 0.505		K			FC6-4 74 1B		FC6-4		K		3	0	0	0	2	2	1						
74 Eloy Jiménez, R OBP: 0.311, SLG: 0.486	G5-3				G6-4-3 7 1B		G4-3		F9		5	1	2	1	0	0	1						
7 Tim Anderson, R OBP: 0.340, SLG: 0.478					G6-4-3 5 HBP		G6-3		K		5	1	2	0	0	1	3						
5 Yolmer Sánchez, S OBP: 0.329, SLG: 0.305					38 HR		G4-3		K		3	1	0	1	0	2	1						
38 Zack Collins, L OBP: 0.333, SLG: 0.800					38 HR		G4-3		K		5	1	1	3	0	3	1						
49 Ryan Cordell, R OBP: 0.288, SLG: 0.339					F7		FC4-6 22 1B				4	0	3	0	0	0	0						
Inning Stats	R: 0 E: 0 K: 0 S: 8	H: 0 LOB: 0 BB: 0 P: 11	R: 3 E: 0 K: 1 S: 14	H: 3 LOB: 1 BB: 0 P: 23	R: 1 E: 0 K: 1 S: 6	H: 2 LOB: 1 BB: 1 P: 12	R: 0 E: 0 K: 1 S: 8	H: 0 LOB: 0 BB: 0 P: 13	R: 0 E: 0 K: 1 S: 7	H: 0 LOB: 0 BB: 0 P: 10	R: 0 E: 0 K: 1 S: 13	H: 2 LOB: 2 BB: 0 P: 21	R: 0 E: 0 K: 2 S: 12	H: 0 LOB: 1 BB: 1 P: 17	R: 0 E: 0 K: 2 S: 12	H: 2 LOB: 2 BB: 0 P: 14	R: 1 E: 0 K: 2 S: 14	H: 2 LOB: 1 BB: 0 P: 15	1B: 8 2B: 3 3B: 0 HR: 1	SF: 0 SAC: 1 DP: 1 HBP: 1	WP: 0 PB: 0 SB: 0 CS: 0	PA: 44	
PITCHER	IP WLS BF H R ER SO BB IBB HBP BLK WP HR S P ERA WHIP	6.0 2 4 2 0 0 1 0 0 0 0 0 0 11 18 6.00 3.000	7.1 0.2 4 2 0 0 1 0 0 0 0 0 0 13 20 0.00 0.750	7.1 1.1 5 0 0 0 2 1 0 0 0 0 0 13 20 0.00 0.750	9.1 1.0 5 2 0 0 2 0 0 0 0 0 0 12 14 0.00 2.000	10.1 1.0 L 5 2 1 1 2 0 0 0 0 0 0 14 15 9.00 2.000																	

Chicago White Sox @ Texas Rangers
Globe Life Park in Arlington, Arlington, TX
Fri Jun 21 2019, 8:09 PM - 11:30 PM EDT
Att. 29,333 - Partly Cloudy - 93 F


AB 40
R 5
H 12
RBI 5
BB 2
SO 10
LOB 16



Batter	1	2	3	4	5	6	7	8	9	10	AB	R	H	RBI	BB	SO	LOB	BOTTOM				
17 Shin-Soo Choo, L OBP: 0.390, SLG: 0.507	FC5-4 1 1B				G3-1 1 2B		L1-3 1 1B			G6-4-3 1 BB	4	0	3	0	1	0	1					
38 Danny Santana, S OBP: 0.344, SLG: 0.522	L7				G3		P5			F8	5	0	1	1	0	0	4					
1 Elvis Andrus, R OBP: 0.336, SLG: 0.463	FC5-4 30 HR				G3-1		K			G6-4-3	5	1	0	0	0	2	5					
30 Nomar Mazara, L OBP: 0.320, SLG: 0.443					G3-1		G6-3				4	1	2	2	0	0	1					
3 Delino DeShields, R OBP: 0.351, SLG: 0.322					G3-1						0	0	0	0	0	0	0					
5 Willie Calhoun, L OBP: 0.378, SLG: 0.595							G6-3				3	0	1	0	1	2	1					
14 Adrial Cabrera, S OBP: 0.317, SLG: 0.421							BB				4	0	0	0	0	2	3					
12 Rougned Odor, L OBP: 0.249, SLG: 0.348							P5				4	1	1	1	0	2	2					
11 Ronald Guzmán, L OBP: 0.302, SLG: 0.432							L7				3	1	0	0	1	1	1					
50 Tim Federowicz, R OBP: 0.259, SLG: 0.360							SH1				3	0	0	0	0	3	0					
Inning Stats	R: 2 E: 0 K: 1 S: 11	H: 2 LOB: 0 BB: 0 P: 14	R: 1 E: 0 K: 1 S: 16	H: 1 LOB: 0 BB: 0 P: 24	R: 0 E: 0 K: 0 S: 8	H: 1 LOB: 1 BB: 0 P: 14	R: 0 E: 0 K: 0 S: 11	H: 0 LOB: 1 BB: 1 P: 21	R: 0 E: 0 K: 2 S: 14	H: 1 LOB: 1 BB: 0 P: 20	R: 1 E: 0 K: 1 S: 8	H: 1 LOB: 1 BB: 1 P: 14	R: 0 E: 0 K: 2 S: 8	H: 1 LOB: 1 BB: 0 P: 9	R: 0 E: 0 K: 3 S: 11	H: 0 LOB: 0 BB: 0 P: 18	R: 0 E: 0 K: 0 S: 5	H: 0 LOB: 0 BB: 1 P: 11	1B: 5 2B: 1 3B: 0 HR: 2	SF: 0 SAC: 1 DP: 1 HBP: 0	WP: 0 PB: 0 SB: 1 CS: 1	PA: 40
PITCHER	IP WLS BF H R ER SO BB IBB HBP BLK WP HR S P ERA WHIP	5.1 1 6 1 1 1 2 1 0 0 0 0 0 0 3 20 6.75 1.500	6.1 1.1 6 1 1 1 2 1 0 0 0 0 0 0 3 3 0.00 0.000	7.1 0.1 1 0 0 0 1 0 0 0 0 0 0 0 3 3 0.00 0.000	8.1 1.2 5 1 0 0 4 0 0 0 0 0 0 14 19 0.00 0.600	9.1 0.1 W 1 0 0 0 1 0 0 0 0 0 0 5 8 0.00 0.000																

Chicago White Sox @ Texas Rangers
Globe Life Park in Arlington, Arlington, TX
Fri Jun 21 2019, 8:09 PM - 11:30 PM EDT
Att. 29,333 - Partly Cloudy - 93 F

AB 35
R 4
H 8
RBI 4
BB 3
SO 12
LOB 18



Batter	1	2	3	4	5	6	7	8	9	AB	R	H	RBI	BB	SO	LOB	TOP			
28 Leury García, S OBP: 0.319, SLG: 0.390										4	1	2	0	0	0	0	<p>Chicago White Sox @ Texas Rangers</p> <p>Globe Life Park in Arlington, Arlington, TX</p> <p>Sat Jun 22 2019, 9:09 PM - 12:13 AM EDT</p> <p>Att: 33,582 - Cloudy - 87 F</p>			
10 Yoán Moncada, S OBP: 0.349, SLG: 0.615										4	1	1	0	0	1	1				
79 José Abreu, R OBP: 0.300, SLG: 0.497										4	0	0	0	0	2	3				
17 Yonder Alonso, L OBP: 0.277, SLG: 0.305										3	1	0	0	1	0	0				
74 Eloy Jiménez, R OBP: 0.305, SLG: 0.476										4	0	0	0	0	3	3				
7 Tim Anderson, R OBP: 0.346, SLG: 0.498										4	2	3	4	0	0	0				
5 Yolmer Sánchez, S OBP: 0.328, SLG: 0.309										4	0	1	1	0	1	1				
38 Zack Collins, L OBP: 0.200, SLG: 0.444										4	0	0	0	0	1	2				
22 Charles Tilson, L OBP: 0.320, SLG: 0.325										3	0	0	0	0	0	0				
Inning Stats	R: 4 H: 4 E: 0 K: 1 S: 22	H: 4 LOB: 1 BB: 1 P: 33	R: 0 H: 1 E: 0 K: 0 S: 10	H: 1 LOB: 1 BB: 0 P: 15	R: 0 H: 0 E: 0 K: 0 S: 6	H: 0 LOB: 0 BB: 0 P: 10	R: 0 H: 0 E: 0 K: 1 S: 8	H: 0 LOB: 0 BB: 0 P: 13	R: 0 H: 0 E: 0 K: 2 S: 8	H: 0 LOB: 0 BB: 0 P: 11	R: 1 H: 1 E: 0 K: 2 S: 8	H: 1 LOB: 0 BB: 0 P: 13	R: 0 H: 0 E: 0 K: 1 S: 10	H: 0 LOB: 0 BB: 0 P: 16	R: 0 H: 1 E: 1 K: 1 S: 8	H: 1 LOB: 1 BB: 0 P: 13	1B: 3 2B: 3 3B: 0 HR: 1	SF: 0 SAC: 0 DP: 0 HBP: 0	WP: 0 PB: 0 SB: 0 CS: 0	PA: 35
PITCHER	IP WLS BF H R ER SO BB IBB HBP BLK WP HR S P ERA WHIP																			
35 Lance Lynn, R ERA: 4.32	7.0 W 28 6 5 5 6 1 0 0 0 0 0 1 71 109 6.43 1.000																			
25 José Leclerc, R ERA: 4.72	1.0 H 3 0 0 0 1 0 0 0 0 0 0 0 10 16 0.00 0.000																			
31 Chris Martin, R ERA: 3.33	1.0 S 4 1 0 0 1 0 0 0 0 0 0 0 8 13 0.00 1.000																			

Batter	1	2	3	4	5	6	7	8	9	AB	R	H	RBI	BB	SO	LOB	BOTTOM			
17 Shin-Soo Choo, L OBP: 0.390, SLG: 0.509										5	0	2	1	0	1	1	<p>Chicago White Sox @ Texas Rangers</p> <p>Globe Life Park in Arlington, Arlington, TX</p> <p>Sat Jun 22 2019, 9:09 PM - 12:13 AM EDT</p> <p>Att: 33,582 - Cloudy - 87 F</p>			
3 Delino DeShields, R OBP: 0.352, SLG: 0.500										4	0	1	1	1	0	2				
1 Elvis Andrus, R OBP: 0.338, SLG: 0.464										4	1	2	0	0	2					
30 Nomar Mazara, L OBP: 0.325, SLG: 0.466										4	2	2	3	0	1	2				
5 Willie Calhoun, L OBP: 0.388, SLG: 0.609										4	1	2	0	0	0	3				
14 Adrián Cabrera, S OBP: 0.316, SLG: 0.416										3	0	0	0	1	2	1				
41 Logan Forsythe, R OBP: 0.384, SLG: 0.427										3	1	2	1	1	1	1				
11 Ronald Guzmán, L OBP: 0.306, SLG: 0.434										4	1	2	0	0	0	1				
12 Rougned Odor, L OBP: 0.249, SLG: 0.348										0	0	0	0	0	0	0				
2 Jeff Mathis, R OBP: 0.215, SLG: 0.202										4	0	1	0	0	0	2				
Inning Stats	R: 3 H: 4 E: 0 K: 0 S: 17	H: 4 LOB: 2 BB: 1 P: 34	R: 0 H: 1 E: 0 K: 0 S: 9	H: 1 LOB: 0 BB: 0 P: 16	R: 1 H: 2 E: 0 K: 0 S: 9	H: 2 LOB: 0 BB: 0 P: 13	R: 0 H: 1 E: 0 K: 0 S: 10	H: 1 LOB: 0 BB: 0 P: 14	R: 0 H: 1 E: 0 K: 2 S: 15	H: 1 LOB: 2 BB: 1 P: 24	R: 2 H: 4 E: 0 K: 1 S: 16	H: 4 LOB: 2 BB: 1 P: 29	R: 0 H: 0 E: 1 K: 2 S: 11	H: 0 LOB: 1 BB: 0 P: 12	R: 0 H: 1 E: 0 K: 0 S: 6	H: 1 LOB: 1 BB: 0 P: 9	1B: 9 2B: 4 3B: 0 HR: 2	SF: 0 SAC: 0 DP: 1 HBP: 0	WP: 0 PB: 0 SB: 1 CS: 0	PA: 38
PITCHER	IP WLS BF H R ER SO BB IBB HBP BLK WP HR S P ERA WHIP																			
25 Odrisamer Despaigne, R ERA: 9.45	3.0 16 8 4 4 0 1 0 0 0 0 0 0 26 38 12.00 3.000																			
64 Josh Osich, L ERA: 5.18	2.1 8 1 0 0 3 1 0 0 0 0 0 0 26 39 0.00 0.857																			
43 Evan Marshall, R ERA: 1.02	0.1 L 5 4 2 2 0 1 0 0 0 0 0 0 11 21 54.00 15.000																			
37 Juan Minaya, R ERA: 2.42	2.1 9 1 0 0 2 0 0 0 0 0 0 0 18 23 0.00 0.429																			

AB 34
R 5
H 7
RBI 5
BB 1
SO 8
LOB 10



AB 35
R 6
H 14
RBI 6
BB 3
SO 5
LOB 15



Batter	1	2	3	4	5	6	7	8	9	AB	R	H	RBI	BB	SO	LOB	TOP										
28 Leury García, S OBP: 0.324, SLG: 0.392			G5-3		L3			BB	1B	4	1	2	0	1	0	2	<p>Chicago White Sox @ Texas Rangers</p> <p>Globe Life Park in Arlington, Arlington, TX</p> <p>Sun Jun 23 2019, 3:10 PM - 6:17 PM EDT</p> <p>Att: 21,917 - Cloudy - 89 F</p> <p>livebaseballscorecards.com</p>										
10 Yoán Moncada, S OBP: 0.347, SLG: 0.509	F8				1B			F8	1B	5	0	1	0	0	1	4											
79 José Abreu, R OBP: 0.299, SLG: 0.493	G5-4-3				G4-6-3			BB		4	1	1	0	0	0	2											
33 James McCann, R OBP: 0.387, SLG: 0.508		G6-4-3			K			BB		3	0	2	1	1	1	0											
74 Eloy Jiménez, R OBP: 0.309, SLG: 0.476					1B			BB		2	1	1	1	1	0	1											
22 Charles Tilson, L OBP: 0.320, SLG: 0.325					1B			SF		0	0	0	0	0	0	0											
17 Yonder Alonso, L OBP: 0.276, SLG: 0.304		G6-4-3			1B			K		4	0	1	0	0	2	4											
7 Tim Anderson, R OBP: 0.344, SLG: 0.494		F8			1B			K		4	0	1	1	0	1	3											
5 Yolmer Sánchez, S OBP: 0.322, SLG: 0.303			P6		K			F7		4	0	0	0	0	1	2											
49 Ryan Cordell, R OBP: 0.287, SLG: 0.336			F7		P3			BB		4	1	1	0	0	1	2											
Inning Stats	R: 0 E: 0 K: 0 S: 6	H: 1 LOB: 0 BB: 0 P: 8	R: 0 E: 0 K: 0 S: 7	H: 1 LOB: 1 BB: 1 P: 13	R: 0 E: 0 K: 0 S: 8	H: 0 LOB: 0 BB: 0 P: 14	R: 0 E: 0 K: 1 S: 8	H: 1 LOB: 0 BB: 0 P: 13	R: 1 E: 0 K: 1 S: 13	H: 3 LOB: 2 BB: 0 P: 17	R: 0 E: 0 K: 1 S: 8	H: 1 LOB: 1 BB: 0 P: 13	R: 0 E: 0 K: 1 S: 11	H: 0 LOB: 0 BB: 0 P: 13	R: 3 E: 1 K: 2 S: 22	H: 2 LOB: 2 BB: 2 P: 41	R: 0 E: 0 K: 1 S: 12	H: 1 LOB: 1 BB: 0 P: 17	1B: 10 2B: 0 3B: 0 HR: 0	SF: 1 SAC: 0 DP: 3 HBP: 0	WP: 0 PB: 0 SB: 0 CS: 0	PA: 38					
PITCHER	IP	WLS	BF	H	R	ER	SO	BB	IBB	HBP	BLK	WP	HR	S	P	ERA	WHIP										
52 Adrian Sampson, R ERA: 4.14	7.0	W	26	7	1	1	4	1	0	0	0	0	0	61	91	1.29	1.143										
46 Pate Fairbanks, R ERA: 4.7	0.1		5	2	3	2	0	2	0	0	0	0	0	11	22	54.00	12.000										
59 Brett Martin, L ERA: 4.39	0.1	H	2	0	0	0	1	0	0	0	0	0	0	6	11	0.00	0.000										
27 Shawn Kelley, R ERA: 2.89	1.1	S	5	1	0	0	2	0	0	0	0	0	0	17	25	0.00	0.750										

Batter	1	2	3	4	5	6	7	8	9	AB	R	H	RBI	BB	SO	LOB	BOTTOM										
17 Shin-Soo Choo, L OBP: 0.388, SLG: 0.505			E3		K					4	1	1	0	0	2	0	<p>Chicago White Sox @ Texas Rangers</p> <p>Globe Life Park in Arlington, Arlington, TX</p> <p>Sun Jun 23 2019, 3:10 PM - 6:17 PM EDT</p> <p>Att: 21,917 - Cloudy - 89 F</p> <p>livebaseballscorecards.com</p>										
38 Danny Santana, S OBP: 0.347, SLG: 0.536	F9		HR		CS			F9		3	1	1	2	1	0	1											
1 Elvis Andrus, R OBP: 0.340, SLG: 0.464		F7			CS			BB		4	1	2	0	0	0	0											
30 Nomar Mazara, L OBP: 0.328, SLG: 0.474	F7		G4-3		G5-3			BB		4	2	2	1	0	1	2											
14 Asdrúbal Cabrera, S OBP: 0.312, SLG: 0.409			G4-3		K			BB		4	0	0	0	0	3	4											
12 Rougned Odor, L OBP: 0.249, SLG: 0.350			K2-3		P4			G4-3		4	1	1	0	0	1	2											
3 Delino DeShields, R OBP: 0.363, SLG: 0.533		SH1-3			1B			BB		3	0	3	2	0	0	0											
11 Ronald Guzmán, L OBP: 0.299, SLG: 0.426		SF7			K			G6-3		3	0	0	1	0	1	3											
50 Tim Federowicz, R OBP: 0.267, SLG: 0.464		HR			F8			K		3	1	1	1	0	1	0											
Inning Stats	R: 0 E: 0 K: 1 S: 10	H: 2 LOB: 2 BB: 0 P: 14	R: 4 E: 1 K: 0 S: 18	H: 3 LOB: 0 BB: 0 P: 26	R: 1 E: 0 K: 2 S: 14	H: 2 LOB: 1 BB: 0 P: 22	R: 0 E: 0 K: 1 S: 7	H: 0 LOB: 0 BB: 1 P: 17	R: 0 E: 0 K: 2 S: 7	H: 0 LOB: 0 BB: 0 P: 13	R: 0 E: 0 K: 0 S: 6	H: 1 LOB: 0 BB: 0 P: 9	R: 0 E: 0 K: 2 S: 11	H: 0 LOB: 0 BB: 0 P: 14	R: 2 E: 0 K: 1 S: 15	H: 3 LOB: 1 BB: 0 P: 19	1B: 6 2B: 4 3B: 0 HR: 2	SF: 1 SAC: 1 DP: 1 HBP: 0	WP: 0 PB: 0 SB: 2 CS: 1	PA: 36							
PITCHER	IP	WLS	BF	H	R	ER	SO	BB	IBB	HBP	BLK	WP	HR	S	P	ERA	WHIP										
46 Iván Nova, R ERA: 5.91	6.0	L	26	8	3	3	6	1	0	0	0	0	0	11	101	4.50	1.500										
51 Carson Fulmer, R ERA: 6.35	1.0		3	0	0	0	2	0	0	0	0	0	0	11	14	0.00	0.000										
41 Kelvin Herrera, R ERA: 6.75	0.2		5	3	2	2	1	0	0	0	0	0	0	12	16	27.00	4.500										
66 José Ruiz, R ERA: 5.5	0.1		1	0	0	0	0	0	0	0	0	0	0	3	3	0.00	0.000										

Batter	1	2	3	4	5	6	7	8	9	AB	R	H	RBI	BB	SO	LOB	TOP										
28 Leury García, S (1, 8) OBP: 0.322, SLG: 0.386										4	0	0	0	1	2	2											
7 Tim Anderson, R (1, 6) OBP: 0.338, SLG: 0.485										5	0	0	0	0	4	3											
79 José Abreu, R (1, 3) OBP: 0.298, SLG: 0.500										4	1	1	1	0	1	0											
33 James McCann, R (1, 2) OBP: 0.389, SLG: 0.508										4	0	2	0	0	0	0											
74 Eloy Jiménez, R (1, 7) OBP: 0.313, SLG: 0.479										3	2	1	0	1	1	2											
45 Jon Jay, L (1, 9)										2	0	0	0	1	0	2											
10 Yoán Moncada, S (1, 5) OBP: 0.352, SLG: 0.522										3	2	2	2	1	1	2											
17 Yonder Alonso, L (1, 10) OBP: 0.276, SLG: 0.303										4	0	1	1	0	0	1											
20 José Rondón, R (1, 4) OBP: 0.265, SLG: 0.287										2	0	0	0	0	0	0											
5 Yolmer Sánchez, S (7, PH) OBP: 0.323, SLG: 0.305										2	0	1	1	0	1	0											
Inning Stats	R: 0 E: 0 K: 2 S: 7	H: 0 LOB: 0 BB: 0 P: 11	R: 2 E: 0 K: 0 S: 14	H: 2 LOB: 0 BB: 0 P: 20	R: 0 E: 0 K: 0 S: 8	H: 0 LOB: 0 BB: 0 P: 10	R: 0 E: 0 K: 1 S: 10	H: 1 LOB: 1 BB: 0 P: 16	R: 0 E: 0 K: 0 S: 12	H: 1 LOB: 0 BB: 0 P: 20	R: 1 E: 0 K: 1 S: 10	H: 1 LOB: 0 BB: 0 P: 15	R: 2 E: 0 K: 2 S: 11	H: 2 LOB: 2 BB: 2 P: 17	R: 0 E: 0 K: 2 S: 13	H: 1 LOB: 2 BB: 1 P: 24	R: 0 E: 0 K: 2 S: 10	H: 0 LOB: 1 BB: 1 P: 20	1B: 5 2B: 1 3B: 0 HR: 2	SF: 0 SAC: 1 DP: 1 HBP: 0	WP: 0 PB: 0 SB: 2 CS: 0	PA: 38					
PITCHER	IP	WLS	BF	H	R	ER	SO	BB	IBB	HBP	BLK	WP	HR	S	P	ERA	WHIP										
57 Eduardo Rodríguez, L (1, 1) ERA: 4.87	6.1		26	6	5	5	4	1	1	0	0	0	2	64	99	7.11	1.105										
64 Marcus Walden, R (7, 1) ERA: 2.57	0.2		3	1	0	0	2	0	0	0	0	0	0	8	10	0.00	1.500										
54 Colten Brewer, R (8, 1) ERA: 4.24	0.2		3	1	0	0	1	0	0	0	0	0	0	8	12	0.00	1.500										
72 Josh Taylor, L (8, 1) ERA: 5.06	1.0		5	0	0	0	2	2	0	0	0	0	0	12	27	0.00	2.000										
44 Brandon Workman, R (9, 1) ERA: 1.75	0.1	W	1	0	0	0	1	0	0	0	0	0	0	3	5	0.00	0.000										

Chicago White Sox @ Boston Red Sox
Fenway Park, Boston, MA
Mon Jun 24 2019, 7:13 PM - 10:48 PM EDT
Att: 36,117 - Partly Cloudy - 70 F

AB	33
R	5
H	8
RBI	5
BB	4
SO	10
LOB	12



Batter	1	2	3	4	5	6	7	8	9	AB	R	H	RBI	BB	SO	LOB	BOTTOM										
50 Mookie Betts, R (1, 9) OBP: 0.386, SLG: 0.469										5	1	1	1	0	2	2											
16 Andrew Benintendi, L (1, 7) OBP: 0.359, SLG: 0.435										5	1	2	0	0	1	1											
28 J.D. Martinez, R (1, 10) OBP: 0.362, SLG: 0.518										4	0	0	0	1	1	2											
11 Rafael Devers, L (1, 5) OBP: 0.362, SLG: 0.503										4	1	1	0	1	1	3											
2 Xander Bogaerts, R (1, 6) OBP: 0.388, SLG: 0.529										4	0	2	0	1	0	1											
19 Jackie Bradley Jr., L (1, 8) OBP: 0.322, SLG: 0.391										2	1	1	1	3	0	2											
7 Christian Vázquez, R (1, 2) OBP: 0.330, SLG: 0.494										4	0	1	0	0	2	3											
40 Marco Hernández, L (8, PR) OBP: 0.267, SLG: 0.448										1	1	1	1	0	0	0											
23 Michael Chavis, R (1, 3) OBP: 0.336, SLG: 0.449										3	1	1	1	1	1	1											
36 Eduardo Núñez, R (1, 4) OBP: 0.260, SLG: 0.326										4	0	1	0	0	2	3											
3 Sandy León, S (9, 2) OBP: 0.270, SLG: 0.291										4	0	2	2	0	1	3											
Inning Stats	R: 0 E: 0 K: 2 S: 10	H: 1 LOB: 1 BB: 0 P: 15	R: 1 E: 0 K: 2 S: 9	H: 1 LOB: 0 BB: 0 P: 14	R: 0 E: 0 K: 1 S: 11	H: 0 LOB: 0 BB: 0 P: 14	R: 0 E: 0 K: 0 S: 5	H: 1 LOB: 1 BB: 1 P: 13	R: 1 E: 0 K: 1 S: 11	H: 2 LOB: 1 BB: 0 P: 17	R: 1 E: 0 K: 2 S: 14	H: 1 LOB: 3 BB: 3 P: 26	R: 1 E: 0 K: 0 S: 10	H: 2 LOB: 1 BB: 0 P: 17	R: 1 E: 0 K: 0 S: 15	H: 2 LOB: 1 BB: 1 P: 27	R: 1 E: 0 K: 1 S: 13	H: 2 LOB: 3 BB: 2 P: 22	1B: 5 2B: 6 3B: 0 HR: 2	SF: 0 SAC: 0 DP: 1 HBP: 0	WP: 2 PB: 0 SB: 1 CS: 1	PA: 43					
PITCHER	IP	WLS	BF	H	R	ER	SO	BB	IBB	HBP	BLK	WP	HR	S	P	ERA	WHIP										
27 Lucas Giolito, R (1, 1) ERA: 2.87	5.2		26	6	3	3	7	3	1	0	0	0	1	57	96	4.76	1.588										
43 Evan Marshall, R (6, 1) ERA: 1.5	0.1		2	1	1	1	1	0	0	0	0	0	1	4	4	27.00	3.000										
39 Aaron Bummer, L (7, 1) ERA: 1.8	1.0	H	5	1	1	1	0	1	0	0	0	0	0	13	24	9.00	2.000										
41 Kelvin Herrera, R (8, 1) ERA: 6.83	1.0	B	4	2	0	0	0	0	0	0	0	1	0	11	19	0.00	2.000										
57 Jace Fry, L (9, 1) ERA: 5.54	0.2	L	6	2	1	1	1	0	2	0	0	0	0	13	22	13.50	3.000										

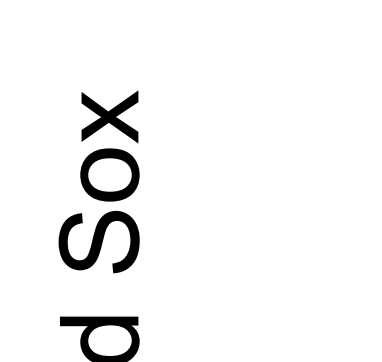
Chicago White Sox @ Boston Red Sox
Fenway Park, Boston, MA
Mon Jun 24 2019, 7:13 PM - 10:48 PM EDT
Att: 36,117 - Partly Cloudy - 70 F

AB	36
R	6
H	12
RBI	6
BB	7
SO	9
LOB	18



Batter	1	2	3	4	5	6	7	8	9	AB	R	H	RBI	BB	SO	LOB	TOP										
28 Leury García, S OBP: 0.323, SLG: 0.390	F9		G3-1		7 1B		K		2B	5	0	2	0	0	1	1	Chicago White Sox @ Boston Red Sox Fenway Park, Boston, MA Tue Jun 25 2019, 7:34 PM - 10:58 PM EDT Att: 34,740 - Cloudy - 72 F										
7 Tim Anderson, R OBP: 0.342, SLG: 0.491	K				1B		K		K	3	1	2	0	0	1	0											
49 Ryan Cordell, R OBP: 0.285, SLG: 0.333	K		2B		1B		K		K	1	0	0	0	0	1	1											
22 Charles Tilson, L OBP: 0.318, SLG: 0.522	K		G5-3		1B		F8			4	0	0	0	0	2	3											
79 José Abreu, R OBP: 0.295, SLG: 0.493	K				K				K	4	2	1	1	0	2	1											
33 James McCann, R OBP: 0.311, SLG: 0.474		E6 74 WP 45 1B	2B				L9		G6-3	4	0	1	1	0	1	1											
45 Jon Jay, L OBP: 0.271, SLG: 0.667			1B		L7		10 1B			4	0	3	1	0	0	1											
10 Yoán Moncada, S OBP: 0.351, SLG: 0.518			1B				FC6-4		K	4	0	1	0	0	2	2											
20 José Rondón, R OBP: 0.256, SLG: 0.277		L8					L9		K	4	0	0	0	0	2	3											
38 Zack Collins, L OBP: 0.214, SLG: 0.333			K						G4-3	3	0	0	0	1	2	2											
Inning Stats	R: 0 E: 0 K: 2 S: 8	H: 0 LOB: 0 BB: 0 P: 12	R: 1 E: 1 K: 2 S: 16	H: 2 LOB: 2 BB: 0 P: 20	R: 2 E: 0 K: 0 S: 15	H: 3 LOB: 1 BB: 0 P: 21	R: 0 E: 0 K: 3 S: 12	H: 0 LOB: 0 BB: 0 P: 13	R: 0 E: 0 K: 2 S: 12	H: 2 LOB: 1 BB: 0 P: 17	R: 0 E: 0 K: 0 S: 9	H: 1 LOB: 1 BB: 0 P: 14	R: 0 E: 0 K: 2 S: 13	H: 0 LOB: 1 BB: 1 P: 19	R: 0 E: 0 K: 2 S: 13	H: 1 LOB: 1 BB: 0 P: 16	R: 0 E: 0 K: 2 S: 13	H: 1 LOB: 1 BB: 0 P: 21	1B: 6 2B: 4 3B: 0 HR: 0	SF: 0 SAC: 0 DP: 0 HBP: 0	WP: 1 PB: 0 SB: 0 CS: 0	PA: 38					
PITCHER	IP	WLS	BF	H	R	ER	SO	BB	IBB	HBP	BLK	WP	HR	S	P	ERA	WHIP										
10 David Price, L ERA: 3.36	6.0	W	26	8	3	2	9	0	0	0	0	1	0	72	97	3.00	1.333										
32 Matt Barnes, R ERA: 3.71	1.0	H	4	0	0	0	2	1	0	0	0	0	0	13	19	0.00	1.000										
70 Ryan Brasier, R ERA: 3.34	1.0	H	4	1	0	0	2	0	0	0	0	0	0	13	16	0.00	1.000										
44 Brandon Workman, R ERA: 1.7	1.0	S	4	1	0	0	2	0	0	0	0	0	0	13	21	0.00	1.000										

Batter	1	2	3	4	5	6	7	8	9	AB	R	H	RBI	BB	SO	LOB	BOTTOM										
50 Mookie Betts, R OBP: 0.384, SLG: 0.466	E6 11 2B		P6		K		G5-4-3			4	1	1	0	0	1	1	Chicago White Sox @ Boston Red Sox Fenway Park, Boston, MA Tue Jun 25 2019, 7:34 PM - 10:58 PM EDT Att: 34,740 - Cloudy - 72 F										
11 Rafael Devers, L OBP: 0.369, SLG: 0.520	2B		2B		2B		2B		2B	4	2	4	1	0	0	0											
2 Xander Bogaerts, R OBP: 0.389, SLG: 0.537	G5-3		1B		HR		G5-3		G5-3	3	2	1	2	0	0	2											
28 J.D. Martinez, R OBP: 0.364, SLG: 0.516	BB		1B		HR		G6-3		F9	3	0	1	0	1	0	1											
19 Jackie Bradley Jr., L OBP: 0.318, SLG: 0.384	K		F8		1B		G5-3		F7	4	0	0	0	0	1	6											
7 Christian Vázquez, R OBP: 0.329, SLG: 0.479	G4-3		1B		K		K		G5-3	4	0	1	2	0	1	2											
23 Michael Chavis, R OBP: 0.335, SLG: 0.446	K		K		K		40 1B 36 SF8		G6-3	4	1	1	0	0	2	2											
40 Marco Hernández, L OBP: 0.265, SLG: 0.424	L6		K		K		50 G5-4-3 1B		G1	4	0	1	0	0	1	0											
36 Eduardo Núñez, R OBP: 0.255, SLG: 0.322	K		F7				SF8			2	0	0	1	0	1	0											
Inning Stats	R: 1 E: 1 K: 1 S: 14	H: 2 LOB: 2 BB: 1 P: 23	R: 0 E: 0 K: 2 S: 10	H: 0 LOB: 0 BB: 0 P: 13	R: 2 E: 0 K: 1 S: 19	H: 3 LOB: 2 BB: 0 P: 33	R: 0 E: 0 K: 2 S: 7	H: 0 LOB: 0 BB: 0 P: 11	R: 2 E: 0 K: 1 S: 11	H: 2 LOB: 0 BB: 0 P: 15	R: 1 E: 0 K: 0 S: 11	H: 2 LOB: 1 BB: 0 P: 18	R: 0 E: 0 K: 0 S: 11	H: 1 LOB: 1 BB: 0 P: 21	R: 0 E: 0 K: 0 S: 8	H: 0 LOB: 0 BB: 0 P: 11		1B: 6 2B: 3 3B: 0 HR: 1	SF: 1 SAC: 0 DP: 1 HBP: 1	WP: 0 PB: 0 SB: 0 CS: 0	PA: 35						
PITCHER	IP	WLS	BF	H	R	ER	SO	BB	IBB	HBP	BLK	WP	HR	S	P	ERA	WHIP										
51 Carson Fulmer, R ERA: 5.4	2.0		3	2	2	3	0	0	0	1	0	0	0	26	44	9.00	1.500										
37 Juan Minaya, R ERA: 2.95	2.0	L	9	4	3	3	1	0	0	0	0	0	1	22	33	13.50	2.000										
64 Josh Osich, L ERA: 4.78	2.0		7	1	0	0	0	0	0	0	0	0	0	19	32	0.00	0.500										



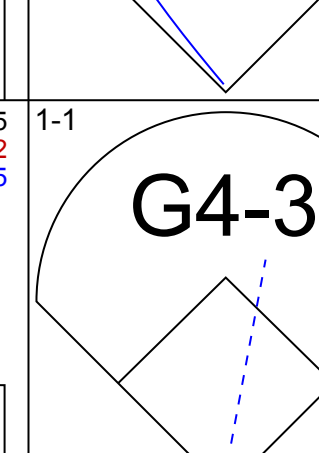


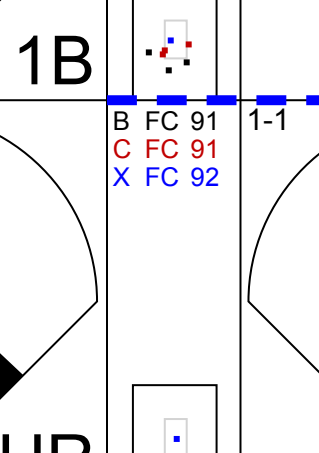

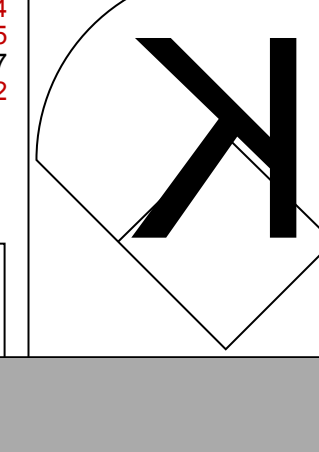
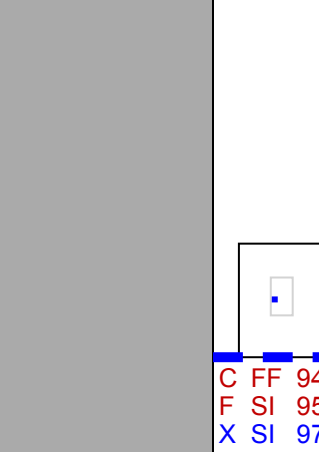
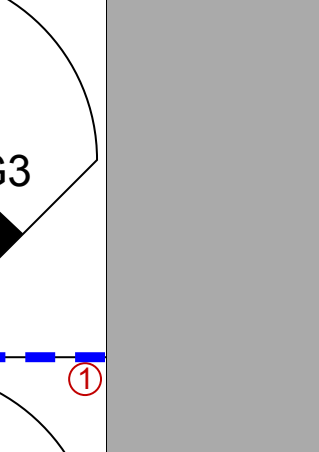


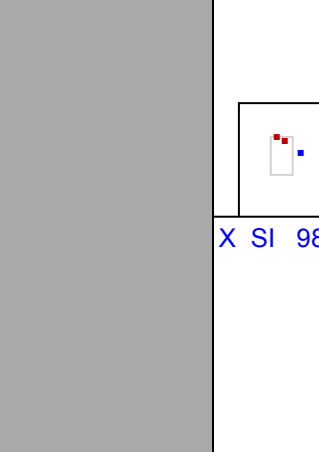
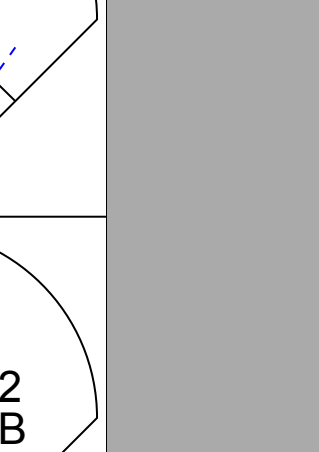
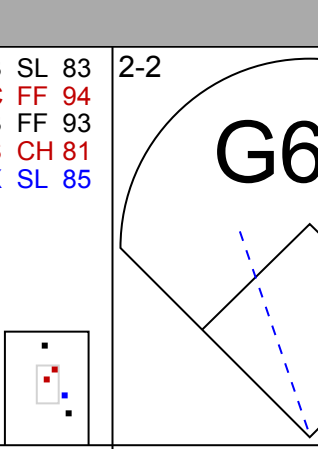
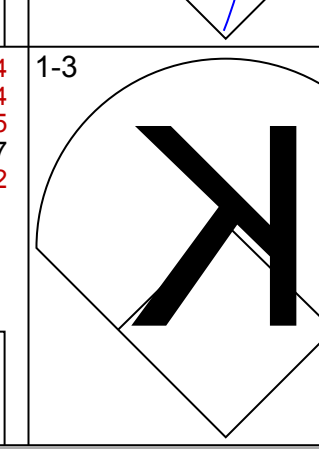

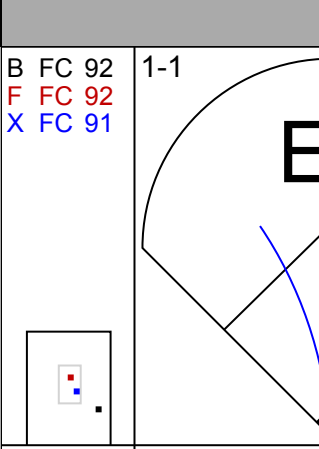
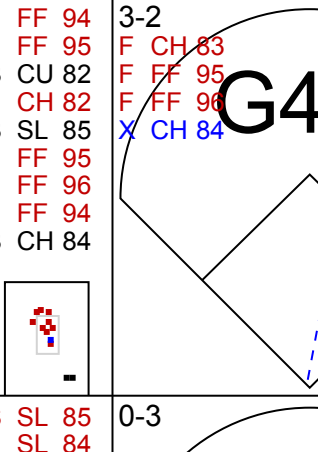
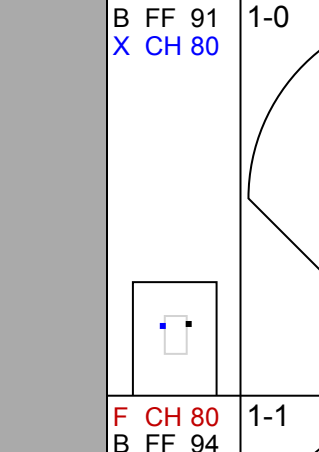
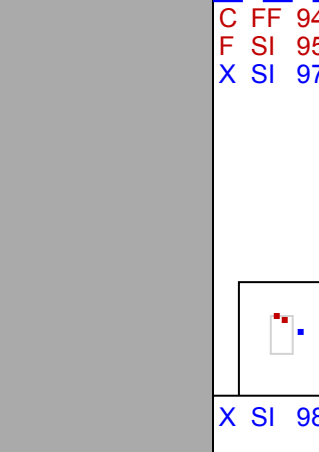
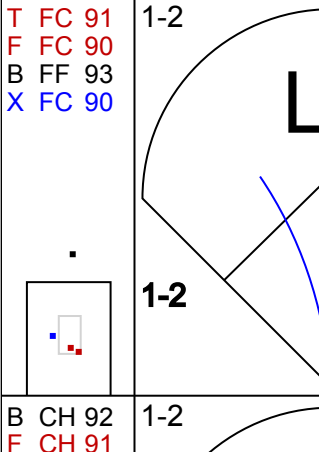

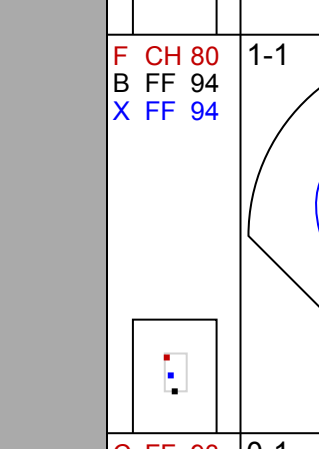

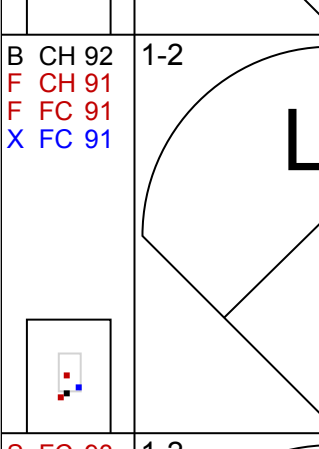
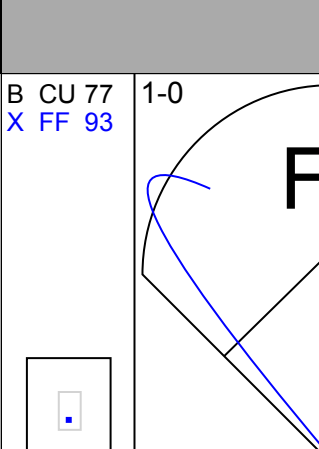
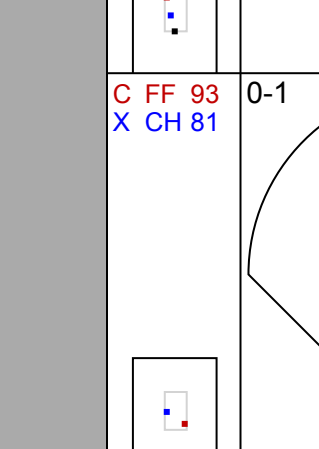
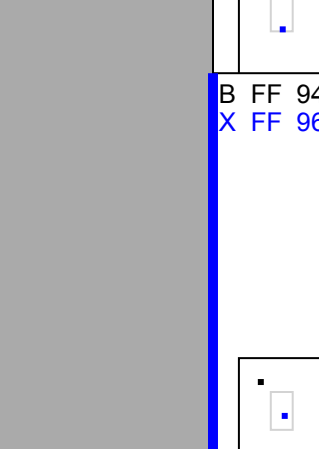
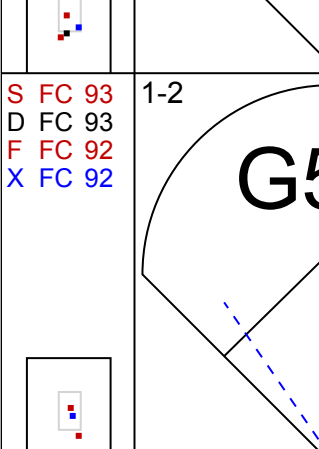

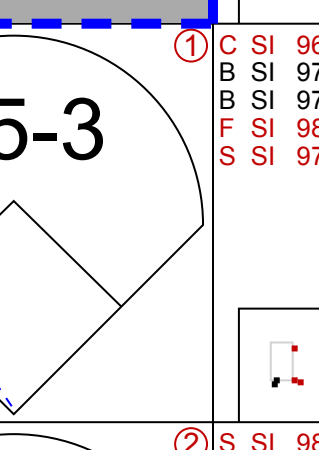
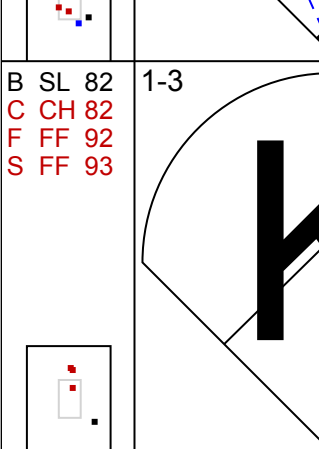

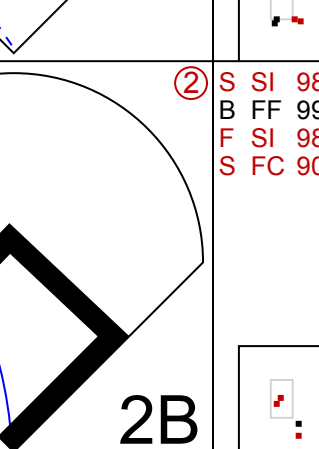
Batter	1	2	3	4	5	6	7	8	9	AB	R	H	RBI	BB	SO	LOB	TOP																					
11 Jorge Polanco, S OBP: 0.376, SLG: 0.525	G6-3	CS	K				G5-4-3		G3	5	0	1	0	0	1	3	Minnesota Twins @ Chicago White Sox Guaranteed Rate Field, Chicago, IL Fri Jun 28 2019, 7:11 PM - 10:06 PM CDT Att: 28,218 - Partly Cloudy - 87 F																					
26 Max Kepler, L OBP: 0.343, SLG: 0.529	K				G4-3				F8	5	0	2	0	0	1	1																						
24 C.J. Cron, R OBP: 0.336, SLG: 0.516			G4-6-3							4	0	1	0	0	0	2																						
2 Luis Arraez, L OBP: 0.524, SLG: 0.558	G4-3									3	0	1	0	1	0	1																						
16 Jonathan Schoop, R (1,4) OBP: 0.299, SLG: 0.458		G6-3	L9							4	0	0	0	0	1	3																						
15 Jason Castro, L (1,2) OBP: 0.312, SLG: 0.464		F7								4	0	0	0	0	3	3																						
13 Ehire Adrianza, S (1,6) OBP: 0.382, SLG: 0.427			L8							3	2	2	0	1	0	1																						
22 Miguel Sanó, R (1,5) OBP: 0.292, SLG: 0.537										3	2	2	4	1	0	0																						
30 LaMonte Wade Jr., L (1,9) 23 Nelson Cruz, R (7,PH) 60 Jake Cave, L (7,PR) OBP: 0.299, SLG: 0.243										1	0	0	0	0	0	0																						
Inning Stats	R: 0 E: 0 K: 1 S: 10	H: 1 LOB: 1 BB: 0 P: 15	R: 2 E: 0 K: 0 S: 9	H: 2 LOB: 0 BB: 0 P: 14	R: 0 E: 0 K: 1 S: 8	H: 1 LOB: 1 BB: 0 P: 12	R: 0 E: 0 K: 1 S: 12	H: 0 LOB: 0 BB: 0 P: 17	R: 0 E: 0 K: 1 S: 9	H: 1 LOB: 2 BB: 1 P: 15	R: 0 E: 0 K: 1 S: 12	H: 0 LOB: 3 BB: 3 P: 23	R: 0 E: 0 K: 1 S: 11	H: 1 LOB: 2 BB: 1 P: 21	R: 2 E: 0 K: 1 S: 10	H: 2 LOB: 0 BB: 0 P: 17	1B: 6 2B: 0 3B: 1 HR: 2	SF: 0 SAC: 0 DP: 2 HBP: 1	WP: 2 PB: 0 CS: 1	PA: 39																		
PITCHER	IP	WLS	BF	H	R	ER	SO	BB	IBB	HBP	BLK	WP	HR	S	P	ERA	WHIP	PITCHER		IP	WLS	BF	H	R	ER	SO	BB	IBB	HBP	BLK	WP	HR	S	P	ERA	WHIP		
54 Ross Detwiler, L (1,1) ERA: 3.6	5.0	W	20	6	2	2	3	0	0	1	0	0	1	48	73	3.60	1.200	41 Kelvin Herrera, R (9,1) ERA: 7.45		0.0		2	2	2	2	0	0	0	0	0	0	0	0	0	0	0	0	0
43 Evan Marshall, R (6,1) ERA: 2.37	1.0	H	3	0	0	0	1	0	0	0	0	0	0	12	16	0.00	0.000	48 Alex Colomé, R (9,1) ERA: 2.25		1.0	S	3	0	0	0	1	0	0	0	0	0	7	10	0.00	0.000			
57 Jace Fry, L (7,1) ERA: 5.4	0.1	H	2	0	0	0	1	1	0	0	0	0	0	5	9	0.00	3.000																					
37 Juan Minaya, R (7,1) ERA: 2.96	0.0		1	0	0	0	0	1	0	0	0	0	0	1	5	∞	∞																					
39 Aaron Bummer, L (7,1) ERA: 1.95	1.2	H	7	1	0	0	1	2	0	0	0	1	0	14	30	0.00	1.800																					

Batter	1	2	3	4	5	6	7	8	9	AB	R	H	RBI	BB	SO	LOB	BOTTOM																			
28 Leury Garcia, S (1,6) OBP: 0.330, SLG: 0.399	E6 33 HR						G4-3			4	2	2	0	0	0	0	Minnesota Twins @ Chicago White Sox Guaranteed Rate Field, Chicago, IL Fri Jun 28 2019, 7:11 PM - 10:06 PM CDT Att: 28,218 - Partly Cloudy - 87 F																			
45 Jon Jay, L (1,9) OBP: 0.467, SLG: 0.462	K		F8				F8			4	0	1	1	0	1	2																				
79 José Abreu, R (1,3) OBP: 0.302, SLG: 0.508	K						L9			4	0	2	1	0	1	1																				
33 James McCann, R (1,2) OBP: 0.385, SLG: 0.530			F9							4	2	1	2	0	0	4																				
18 Daniel Palka, L (1,10) OBP: 0.174, SLG: 0.026	G4-3									4	0	0	0	0	1	3																				
74 Eloy Jiménez, R (1,7) OBP: 0.308, SLG: 0.478										4	1	2	2	0	1	0																				
49 Ryan Cordell, R (9,8) OBP: 0.291, SLG: 0.338										0	0	0	0	0	0	0																				
5 Yolmer Sánchez, S (1,4) OBP: 0.318, SLG: 0.300	K									4	0	0	0	0	1	1																				
22 Charles Tilson, L (1,8) OBP: 0.309, SLG: 0.312	G3									4	1	1	0	0	0	1																				
20 José Rondón, R (1,5) OBP: 0.260, SLG: 0.267			G5-3							3	0	0	0	0	0	2																				
Inning Stats	R: 2 E: 1 K: 2 S: 14	H: 1 LOB: 0 BB: 0 P: 19	R: 0 E: 0 K: 2 S: 11	H: 0 LOB: 0 BB: 0 P: 13	R: 0 E: 0 K: 0 S: 7	H: 2 LOB: 2 BB: 0 P: 10	R: 0 E: 0 K: 0 S: 8	H: 0 LOB: 0 BB: 0 P: 11	R: 2 E: 0 K: 0 S: 16	H: 4 LOB: 2 BB: 0 P: 22	R: 0 E: 0 K: 0 S: 5	H: 1 LOB: 1 BB: 0 P: 9	R: 0 E: 0 K: 0 S: 8	H: 0 LOB: 0 BB: 0 P: 9	R: 2 E: 1 K: 1 S: 12	H: 1 LOB: 0 BB: 0 P: 15	1B: 7 2B: 0 3B: 0 HR: 2	SF: 0 SAC: 0 DP: 0 HBP: 0	WP: 0 PB: 0 CS: 0	PA: 35																
PITCHER	IP	WLS	BF	H	R	ER	SO	BB	IBB	HBP	BLK	WP	HR	S	P	ERA	WHIP	PITCHER		IP	WLS	BF	H	R	ER	SO	BB	IBB	HBP	BLK	WP	HR	S	P	ERA	WHIP
17 José Berrios, R (1,1) ERA: 2.89	7.1	L	33	9	6	3	5	0	0	0	0	0	0	78	105	3.68	1.227	51 Mike Morin, R (8,1) ERA: 1.6		0.2		2	0	0	0	0	0	0	0	0	0	3	3	0.00	0.000	

AB	33
R	4
H	9
RBI	4
BB	4
SO	7
LOB	14




Batter	1	2	3	4	5	6	7	8	9	AB	R	H	RBI	BB	SO	LOB	TOP					
26 Max Kepler, L OBP: 0.344, SLG: 0.548 2 Luis Arraez, L OBP: 0.524, SLG: 0.558	G3	F9			HR		HR		F9	5	2	2	2	0	0	1	Minnesota Twins @ Chicago White Sox Guaranteed Rate Field, Chicago, IL Sat Jun 29 2019, 3:14 PM - 6:25 PM CDT Att: 27,908 - Cloudy - 77 F					
11 Jorge Polanco, S OBP: 0.380, SLG: 0.525	23 HR	1B	F8		L7		23 1B		23 HR	4	3	2	0	1	0	0						
23 Nelson Cruz, R OBP: 0.374, SLG: 0.564	HR				F8		1B		HR	5	2	4	5	0	0	0						
24 C.J. Cron, R OBP: 0.330, SLG: 0.507	P3		G5-3		K		K		K	5	0	0	0	0	3	2						
9 Marwin Gonzalez, S OBP: 0.320, SLG: 0.415	P4		K							5	0	1	0	0	1	1						
16 Jonathan Schoop, R OBP: 0.300, SLG: 0.458		25 G4-3		K						4	2	1	0	1	1	1						
22 Miguel Sanó, R OBP: 0.298, SLG: 0.556		25 G4-3		K						3	1	1	2	1	1	0						
15 Jason Castro, L OBP: 0.317, SLG: 0.465										4	0	2	0	0	0	0						
25 Byron Buxton, R OBP: 0.319, SLG: 0.517										4	0	0	0	0	0	3						
Inning Stats	R: 2 H: 2 E: 0 K: 0 S: 13	H: 2 LOB: 0 BB: 0 P: 20	R: 1 H: 2 E: 0 K: 0 S: 9	H: 2 LOB: 1 BB: 1 P: 17	R: 0 H: 1 E: 0 K: 1 S: 8	H: 1 LOB: 1 BB: 0 P: 14	R: 0 H: 1 E: 0 K: 2 S: 10	H: 1 LOB: 1 BB: 0 P: 15	R: 1 H: 1 E: 0 K: 1 S: 15	H: 1 LOB: 0 BB: 0 P: 22	R: 0 H: 0 E: 0 K: 0 S: 5	H: 0 LOB: 0 BB: 0 P: 9	R: 2 H: 3 E: 0 K: 1 S: 16	H: 3 LOB: 1 BB: 0 P: 21	R: 2 H: 1 E: 0 K: 0 S: 14	H: 1 LOB: 0 BB: 2 P: 22		R: 2 H: 2 E: 1 K: 1 S: 16	H: 2 LOB: 1 BB: 1 P: 23	1B: 6 2B: 2 3B: 0 HR: 5	SF: 0 SAC: 0 DP: 1 HBP: 0	WP: 0 PB: 0 SB: 1 CS: 0
PITCHER	IP WLS BF H R ER SO BB IBB HBP BLK WP HR S P ERA WHIP																					
46 Iván Nova, R ERA: 5.92	6.0 L 25 7 4 4 4 1 0 0 0 0 0 2 60 97 6.00 1.333																					
64 Josh Osich, L ERA: 5.33	0.2 4 2 2 2 0 0 0 0 0 0 1 9 13 27.00 3.000																					
51 Carson Fulmer, R ERA: 6.14	1.1 7 2 2 2 1 1 0 0 0 0 1 21 30 13.50 2.250																					
66 José Ruiz, R ERA: 6.86	1.0 6 2 2 2 1 1 0 0 0 0 0 1 16 23 18.00 3.000																					
Batter	1	2	3	4	5	6	7	8	9	AB	R	H	RBI	BB	SO	LOB	BOTTOM					
28 Leury García, S OBP: 0.331, SLG: 0.399	79 BB 45 SF9 10 1B		G4-3		F8				G1-3	5	1	2	1	0	0	1	Minnesota Twins @ Chicago White Sox Guaranteed Rate Field, Chicago, IL Sat Jun 29 2019, 3:14 PM - 6:25 PM CDT Att: 27,908 - Cloudy - 77 F					
10 Yadir Moncada, S OBP: 0.352, SLG: 0.514	79 BB		K		F8		L6			4	0	1	0	0	1	1						
79 José Abreu, R OBP: 0.304, SLG: 0.505										2	0	0	0	1	0	0						
33 James McCann, R OBP: 0.378, SLG: 0.519	K		K							4	0	0	0	0	3	4						
45 Jon Jay, L OBP: 0.421, SLG: 0.500	SF9				G3				G6-3	3	0	1	1	0	0	0						
74 Eloy Jiménez, R OBP: 0.307, SLG: 0.488	F9				F8					4	1	1	1	0	1	3						
5 Yolmer Sánchez, S OBP: 0.317, SLG: 0.308			K							4	1	1	0	0	2	0						
38 Zack Collins, L OBP: 0.167, SLG: 0.250			K							4	0	0	0	0	2	2						
49 Ryan Cordell, R OBP: 0.287, SLG: 0.333 22 Charles Tilson, L OBP: 0.312, SLG: 0.315			K							2	0	0	0	0	2	0						
										2	0	1	0	0	1	1						
Inning Stats	R: 1 H: 2 E: 0 K: 1 S: 16	H: 0 LOB: 2 BB: 1 P: 24	R: 0 H: 0 E: 0 K: 3 S: 10	H: 0 LOB: 0 BB: 0 P: 14	R: 0 H: 0 E: 0 K: 2 S: 11	H: 0 LOB: 1 BB: 0 P: 16	R: 0 H: 1 E: 0 K: 0 S: 10	H: 1 LOB: 1 BB: 0 P: 14	R: 0 H: 0 E: 0 K: 1 S: 6	H: 0 LOB: 0 BB: 0 P: 6	R: 0 H: 1 E: 0 K: 1 S: 10	H: 1 LOB: 1 BB: 0 P: 14	R: 1 H: 1 E: 1 K: 2 S: 17	H: 1 LOB: 1 BB: 0 P: 27	R: 0 H: 0 E: 0 K: 1 S: 11	H: 0 LOB: 0 BB: 0 P: 15	R: 1 H: 2 E: 0 K: 1 S: 15	H: 2 LOB: 1 BB: 0 P: 23	1B: 4 2B: 1 3B: 1 HR: 1	SF: 1 SAC: 0 DP: 0 HBP: 1	WP: 0 PB: 0 SB: 0 CS: 0	PA: 37
PITCHER	IP WLS BF H R ER SO BB IBB HBP BLK WP HR S P ERA WHIP																					
35 Michael Pineda, R ERA: 4.78	6.0 W 24 4 1 1 0 2 1 0 0 0 0 0 17 27 1.50 0.833																					
65 Trevor May, R ERA: 3.39	1.0 5 1 1 0 2 0 0 0 0 0 0 0 17 27 0.00 1.000																					
21 Tyler Duffey, R ERA: 1.75	1.0 3 0 0 0 1 0 0 0 0 0 0 0 11 15 0.00 0.000																					
38 Blake Parker, R ERA: 4.03	1.0 5 2 1 1 1 0 0 0 0 0 0 1 15 23 9.00 2.000																					

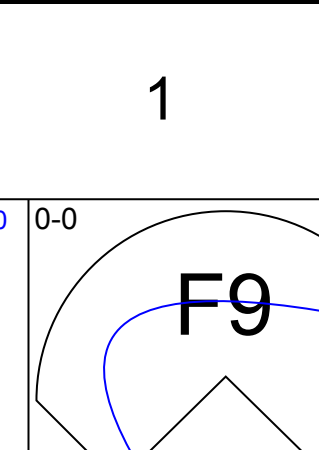
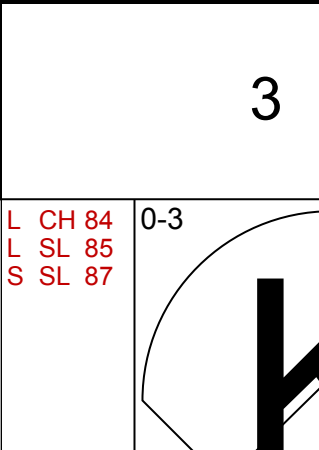
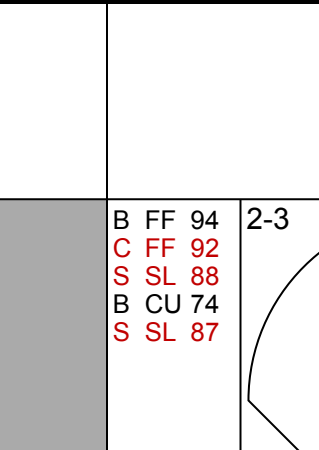
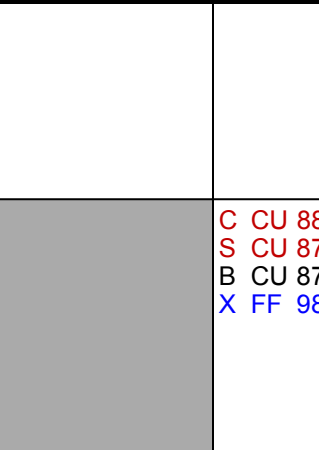
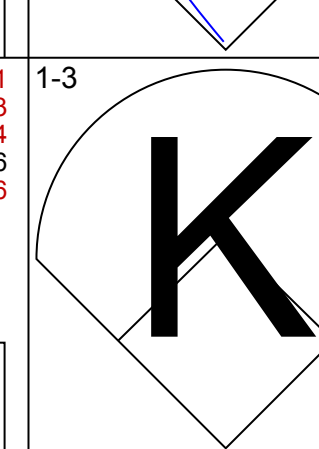
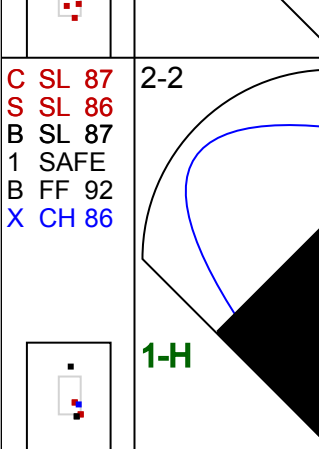

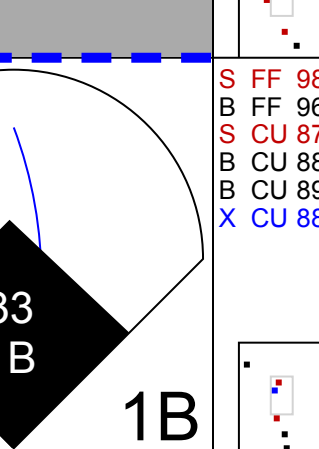

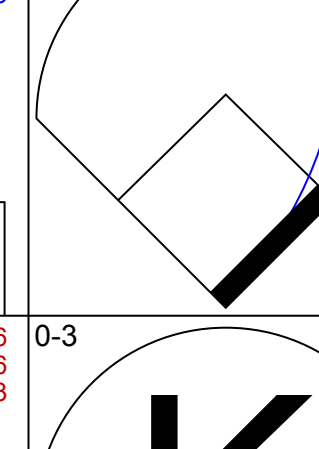
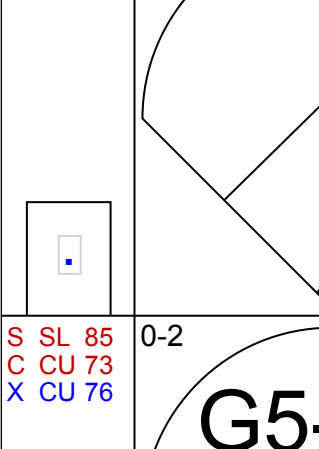

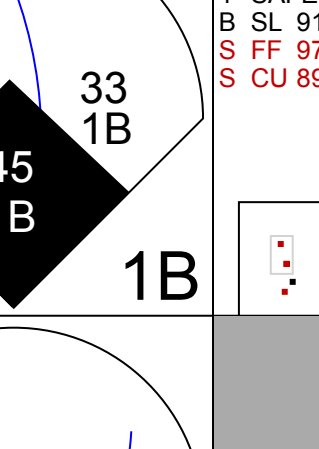

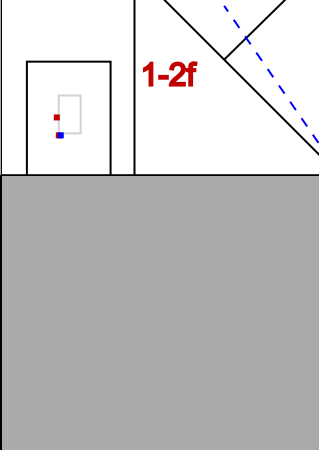

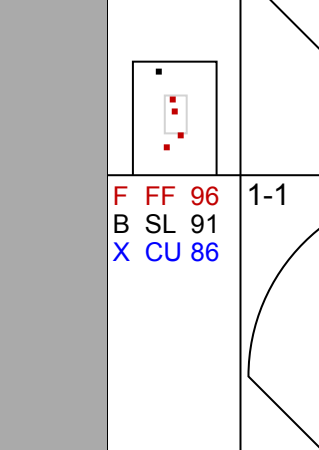

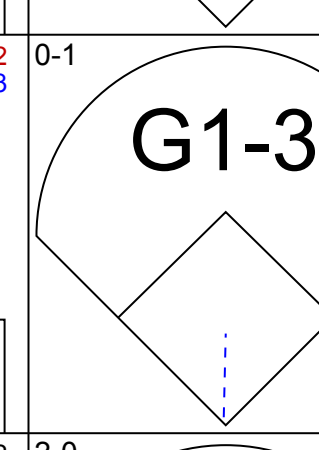

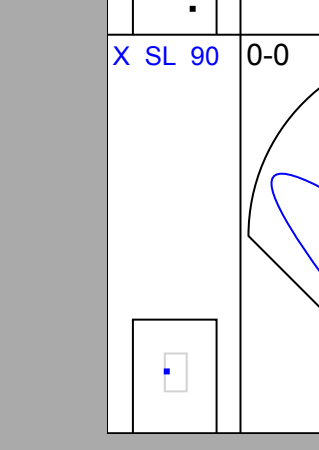
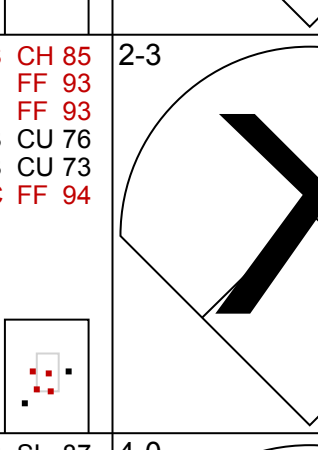
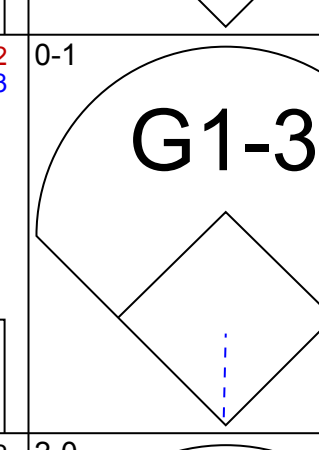
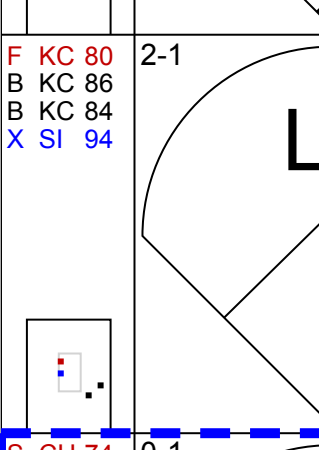
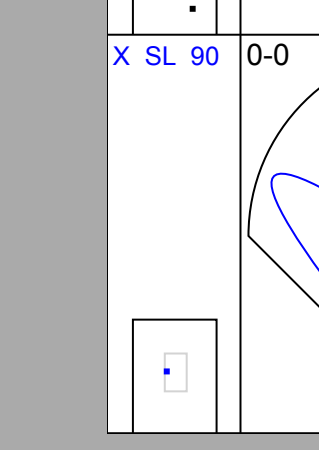
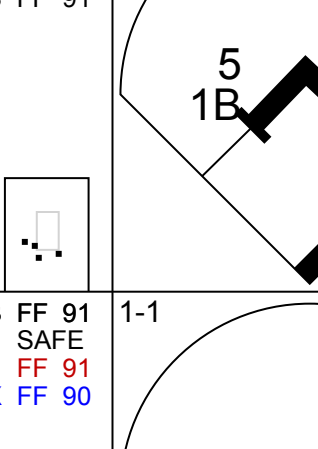
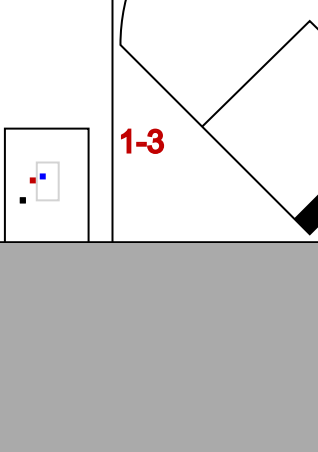
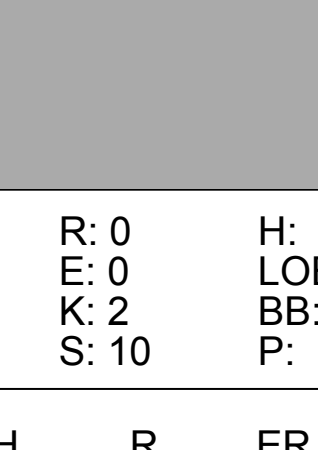

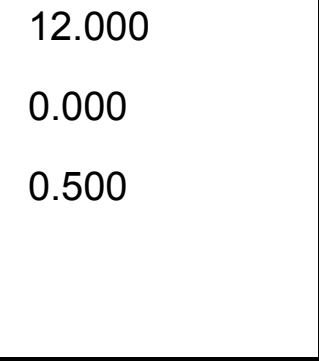

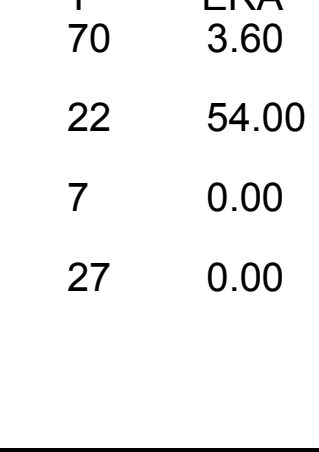

Batter	1	2	3	4	5	6	7	8	9	AB	R	H	RBI	BB	SO	LOB	TOP			
2 Luis Arraez, L (1, 7) OBP: 0.493, SLG: 0.518										4	0	0	0	0	1	1				
11 Jorge Polanco, S (1, 6) OBP: 0.378, SLG: 0.521										4	1	1	0	0	0	0				
23 Nelson Cruz, R (1, 10) OBP: 0.372, SLG: 0.572										4	1	1	2	0	0	0				
18 Mitch Garver, R (1, 2) OBP: 0.369, SLG: 0.603										4	1	0	0	0	1	0				
9 Marwin Gonzalez, S (1, 5) OBP: 0.316, SLG: 0.408										4	0	0	0	0	0	2				
24 C.J. Cron, R (1, 3) OBP: 0.325, SLG: 0.503										4	0	1	0	0	1	1				
13 Ehire Adrianza, S (1, 9) OBP: 0.376, SLG: 0.420										2	0	0	0	0	0	0				
22 Miguel Sanó, R (7, PH) OBP: 0.301, SLG: 0.556										2	0	1	1	0	0	1				
16 Jonathan Schoop, R (1, 4) OBP: 0.301, SLG: 0.457										3	0	1	0	0	1	2				
25 Byron Buxton, R (1, 8) OBP: 0.319, SLG: 0.519										3	0	1	0	0	2	3				
Inning Stats	R: 0 E: 0 K: 1 S: 7	H: 0 LOB: 0 BB: 0 P: 14	R: 0 E: 0 K: 1 S: 16	H: 0 LOB: 0 BB: 0 P: 21	R: 0 E: 0 K: 1 S: 8	H: 1 LOB: 1 BB: 0 P: 11	R: 0 E: 0 K: 1 S: 10	H: 0 LOB: 0 BB: 0 P: 15	R: 0 E: 0 K: 0 S: 5	H: 1 LOB: 0 BB: 0 P: 7	R: 0 E: 0 K: 0 S: 4	H: 4 LOB: 2 BB: 0 P: 25	R: 0 E: 0 K: 0 S: 10	H: 0 LOB: 1 BB: 0 P: 15	R: 0 E: 0 K: 0 S: 11	H: 0 LOB: 1 BB: 0 P: 15	1B: 4 2B: 1 HR: 1	SF: 0 SAC: 0 DP: 0 HBP: 0	WP: 1 PB: 0 SB: 0 CS: 0	PA: 34
PITCHER	IP WLS BF H R ER SO BB IBB HBP BLK WP HR S P ERA WHIP																			
27 Lucas Giolito, R (1, 1) ERA: 2.72	5.0 W 16 1 0 0 4 0 0 0 0 0 0 46 68 0.00 0.200																			
43 Evan Marshall, R (6, 1) ERA: 3.15	1.0 H 6 3 3 2 0 0 0 0 0 0 1 10 18 18.00 3.000																			
39 Aaron Bummer, L (7, 1) ERA: 1.84	1.2 H 7 2 0 0 2 0 0 0 0 0 0 19 27 0.00 1.200																			
48 Alex Colomé, R (8, 1) ERA: 2.16	1.1 S 5 0 0 0 0 0 0 0 0 0 1 0 13 18 0.00 0.000																			

Minnesota Twins @ Chicago White Sox
Guaranteed Rate Field, Chicago, IL
Sun Jun 30 2019, 1:12 PM - 6:51 PM CDT
Att: 27,244 - Partly Cloudy - 81 F

livebaseballscorecards.com

AB 34
R 3
H 6
RBI 3
BB 0
SO 6
LOB 10




Batter	1	2	3	4	5	6	7	8	9	AB	R	H	RBI	BB	SO	LOB	BOTTOM			
28 Leury Garcia, S (1, 6) OBP: 0.327, SLG: 0.393										4	0	0	0	0	2	1				
10 Yadir Moncada, S (1, 5) OBP: 0.357, SLG: 0.528										4	2	3	2	0	1	0				
79 José Abreu, R (1, 3) OBP: 0.309, SLG: 0.508										4	1	3	0	0	1	1				
33 James McCann, R (1, 2) OBP: 0.376, SLG: 0.514										4	0	1	1	0	2	2				
45 Jon Jay, L (1, 9) OBP: 0.391, SLG: 0.450										4	0	1	1	0	2	0				
74 Eloy Jiménez, R (1, 7) OBP: 0.301, SLG: 0.479										4	0	0	0	0	1	2				
22 Charles Tilson, L (9, 7) OBP: 0.312, SLG: 0.315										0	0	0	0	0	0	0				
20 José Roldón, R (1, 10) OBP: 0.284, SLG: 0.285										1	0	0	0	1	0	0				
18 Daniel Palka, L (6, PH) OBP: 0.170, SLG: 0.025										1	0	0	0	0	0	2				
5 Yolmer Sánchez, S (1, 4) OBP: 0.321, SLG: 0.313										3	0	2	0	0	0	2				
49 Ryan Cordell, R (1, 8) OBP: 0.288, SLG: 0.328										2	1	0	0	1	1	1				
Inning Stats	R: 0 E: 0 K: 2 S: 11	H: 1 LOB: 1 BB: 0 P: 12	R: 0 E: 0 K: 2 S: 10	H: 1 LOB: 2 BB: 1 P: 18	R: 2 E: 0 K: 1 S: 12	H: 2 LOB: 0 BB: 1 P: 18	R: 0 E: 0 K: 1 S: 7	H: 0 LOB: 0 BB: 0 P: 12	R: 0 E: 0 K: 0 S: 7	H: 1 LOB: 0 BB: 0 P: 10	R: 2 E: 0 K: 0 S: 19	H: 4 LOB: 2 BB: 0 P: 29	R: 0 E: 0 K: 2 S: 12	H: 1 LOB: 1 BB: 0 P: 18	R: 0 E: 0 K: 1 S: 7	H: 0 LOB: 0 BB: 0 P: 9	1B: 9 2B: 0 3B: 0 HR: 1	SF: 0 SAC: 0 DP: 2 HBP: 0	WP: 0 PB: 0 SB: 0 CS: 0	PA: 33
PITCHER	IP WLS BF H R ER SO BB IBB HBP BLK WP HR S P ERA WHIP																			
43 Lewis Thorpe, L (1, 1) ERA: 3.6	5.0 L 19 5 2 2 0 2 0 0 0 0 0 47 70 3.60 1.400																			
21 Tyler Duffey, R (6, 1) ERA: 2.42	0.1 5 4 2 2 0 0 0 0 0 0 0 14 22 54.00 12.000																			
51 Mike Morin, R (6, 1) ERA: 1.74	0.2 2 0 0 0 0 0 0 0 0 0 0 5 7 0.00 0.000																			
68 Matt Magill, R (7, 1) ERA: 4.5	2.0 7 1 0 0 3 0 0 0 0 0 0 19 27 0.00 0.500																			

Minnesota Twins @ Chicago White Sox
Guaranteed Rate Field, Chicago, IL
Sun Jun 30 2019, 1:12 PM - 6:51 PM CDT
Att: 27,244 - Partly Cloudy - 81 F

livebaseballscorecards.com

AB 31
R 4
H 10
RBI 4
BB 2
SO 10
LOB 11



Batter	1	2	3	4	5	6	7	8	9	AB	R	H	RBI	BB	SO	LOB	TOP										
21 Jacoby Jones, R OBP: 0.313, SLG: 0.444 29 Gordon Beckham, R (5, 4) OBP: 0.303, SLG: 0.409	F8	K	K	K			G5-3		14 2B	3	0	0	0	0	2	1											
14 Christin Stewart, L OBP: 0.308, SLG: 0.364	G6-3	K	K	K			L9		2B	5	0	1	1	0	2	1											
9 Nick Castellanos, R OBP: 0.340, SLG: 0.456	46 HBP 30 1B 12 BB						F9		G5-3	4	1	1	0	1	1	1											
12 Brandon Dixon, R OBP: 0.273, SLG: 0.474	46 HBP 30 1B 12 BB						P6		G3	3	1	0	0	1	1	1											
46 Jeimer Candelario, S OBP: 0.299, SLG: 0.315	30 1B 12 HBP						F8		K	3	1	1	1	0	1	1											
30 Harold Castro, L OBP: 0.300, SLG: 0.360	28 BB 1 1B						HR		K	4	0	2	2	0	2	0											
28 Niko Goodrum, S OBP: 0.314, SLG: 0.384	F8						F8		G4-3	2	1	0	0	2	0	2											
55 John Hicks, R OBP: 0.216, SLG: 0.305	F8						F8		G6-3	4	0	0	0	0	1	4											
7 Jordy Mercer, R OBP: 0.270, SLG: 0.299	L4						L7		K	3	0	0	0	1	1	1											
Inning Stats	R: 2 E: 0 K: 0 S: 17	H: 1 LOB: 3 BB: 3 P: 33	R: 0 E: 0 K: 2 S: 7	H: 0 LOB: 0 BB: 0 P: 12	R: 0 E: 0 K: 0 S: 15	H: 2 LOB: 2 BB: 0 P: 24	R: 0 E: 0 K: 2 S: 11	H: 0 LOB: 1 BB: 1 P: 18	R: 1 E: 0 K: 2 S: 11	H: 1 LOB: 0 BB: 0 P: 14	R: 0 E: 0 K: 0 S: 8	H: 0 LOB: 0 BB: 0 P: 9	R: 0 E: 0 K: 1 S: 8	H: 0 LOB: 0 BB: 0 P: 12	R: 0 E: 0 K: 2 S: 9	H: 0 LOB: 0 BB: 0 P: 14	R: 2 E: 0 K: 2 S: 17	H: 2 LOB: 1 BB: 1 P: 26	1B: 3 2B: 2 HR: 1	SF: 0 SAC: 0 HBP: 1	WP: 1 PB: 0 SB: 0 CS: 0	PA: 39					
PITCHER	IP	WLS	BF	H	R	ER	SO	BB	IBB	HBP	BLK	WP	HR	S	P	ERA	WHIP	PITCHER									
84 Dylan Cease, R ERA: 5.4	5.0	W	24	4	3	3	6	4	0	1	0	0	1	61	101	5.40	1.600										
43 Evan Marshall, R ERA: 2.95	2.0	H	6	0	0	0	1	0	0	0	0	0	0	16	21	0.00	0.000										
39 Aaron Bummer, L ERA: 1.78	1.0		3	0	0	0	2	0	0	0	0	0	0	9	14	0.00	0.000										
41 Kelvin Herrera, R ERA: 7.89	0.2		4	1	2	2	2	1	0	0	0	1	0	14	23	27.00	3.000										
48 Alex Colomé, R ERA: 2.14	0.1	S	2	1	0	0	0	0	0	0	0	0	0	3	3	0.00	3.000										

Detroit Tigers @ Chicago White Sox
 Guaranteed Rate Field, Chicago, IL
 Wed Jul 03 2019, 1:10 PM - 4:15 PM CDT
 Att: 26,023 - Cloudy - 80 F

AB	33
R	5
H	6
RBI	5
BB	5
SO	11
LOB	12

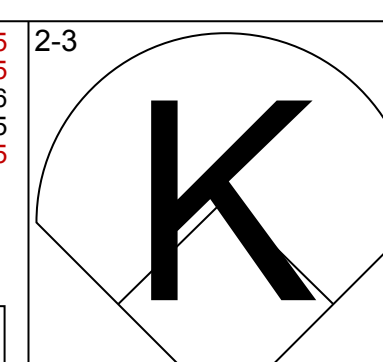
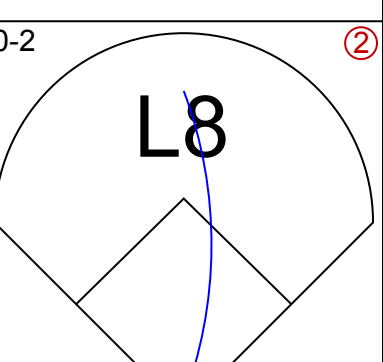
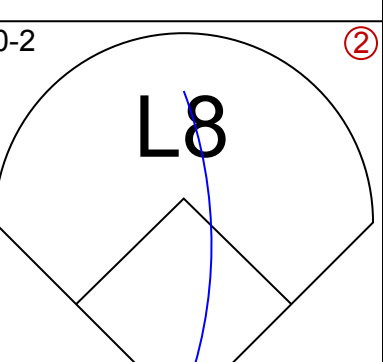
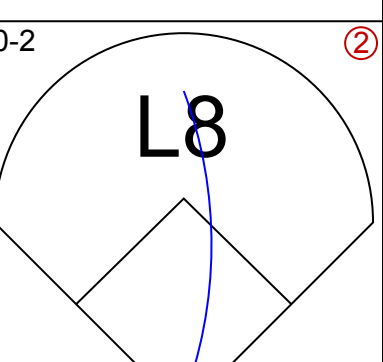
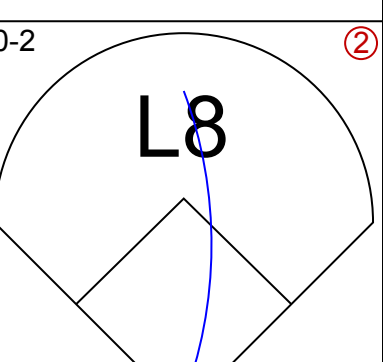
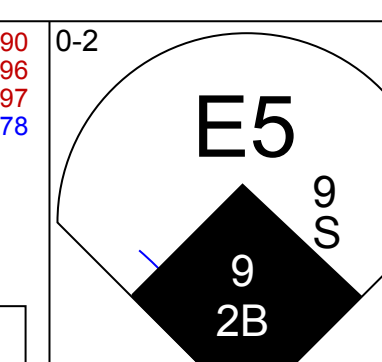
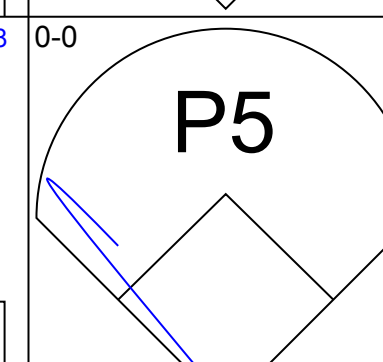
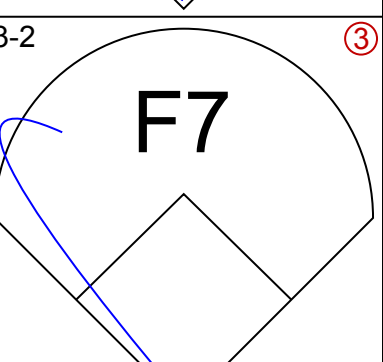
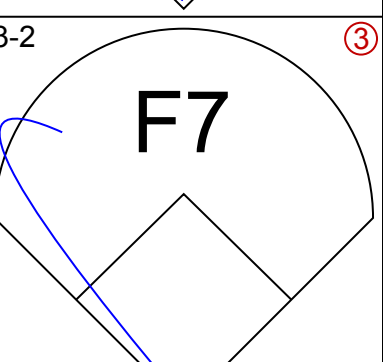
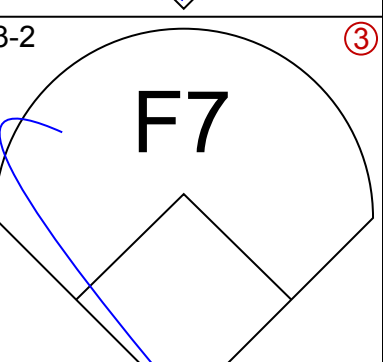
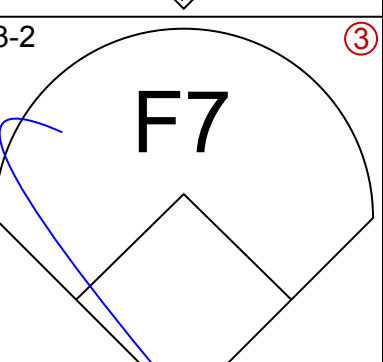
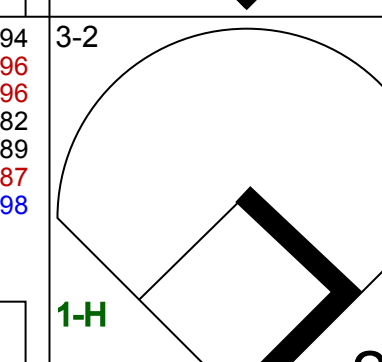
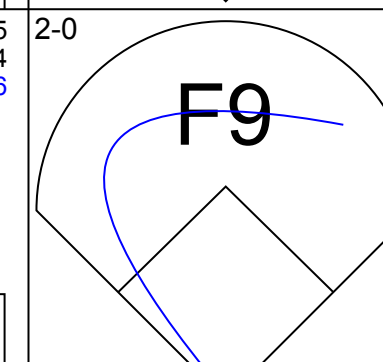

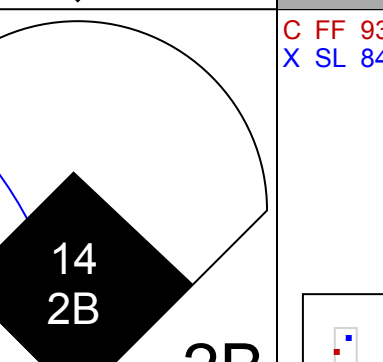
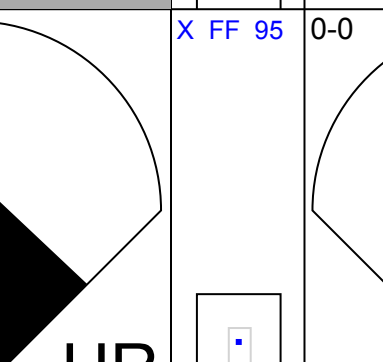
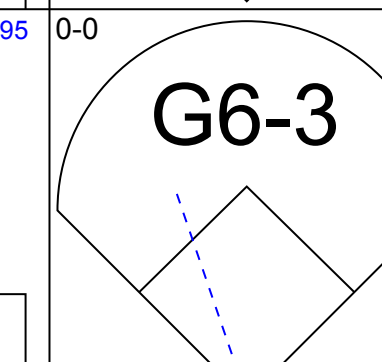
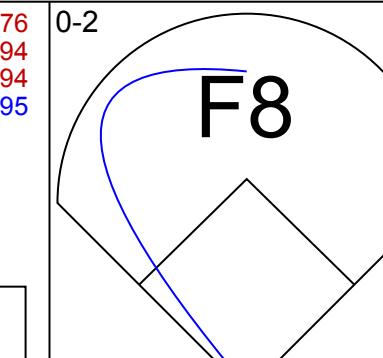

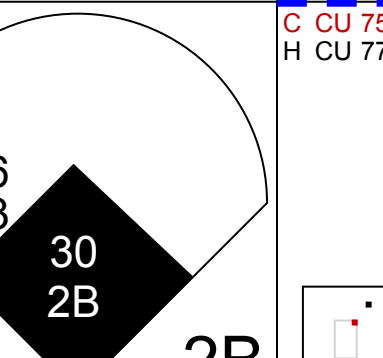
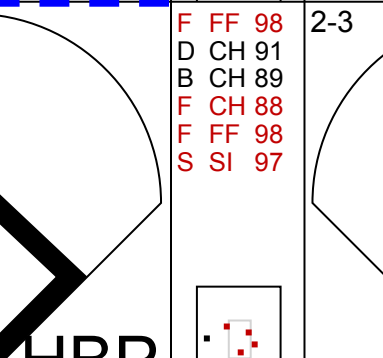
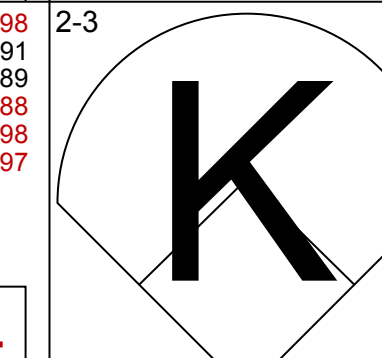


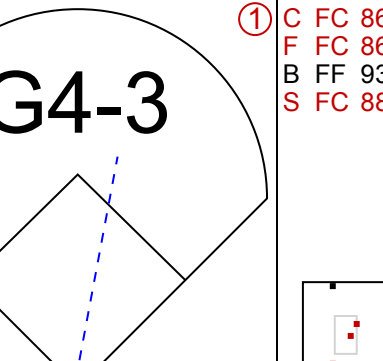
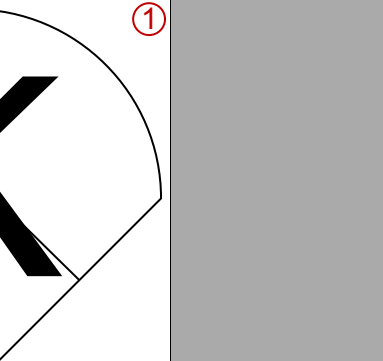

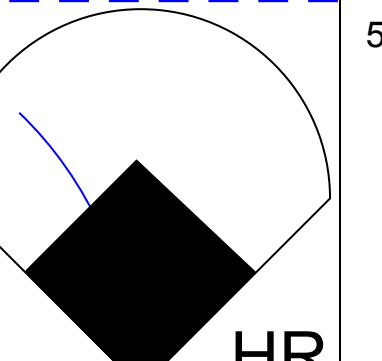

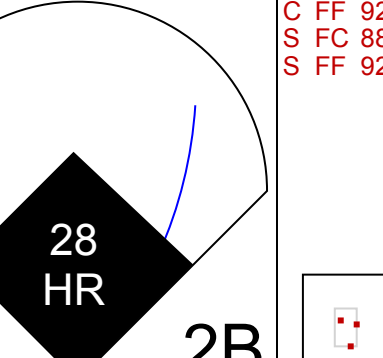
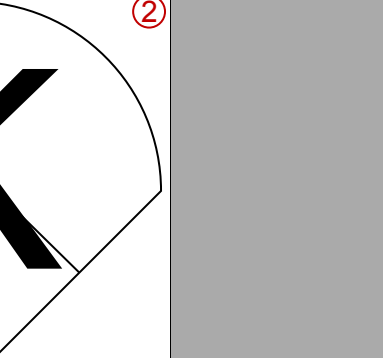

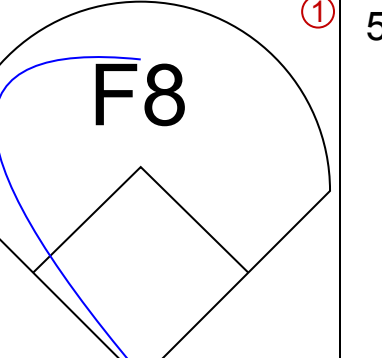
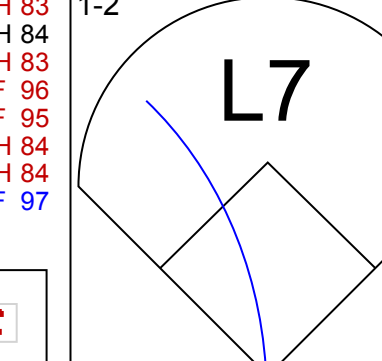
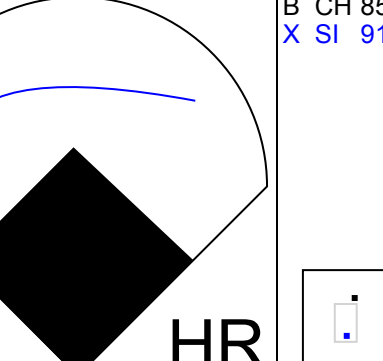
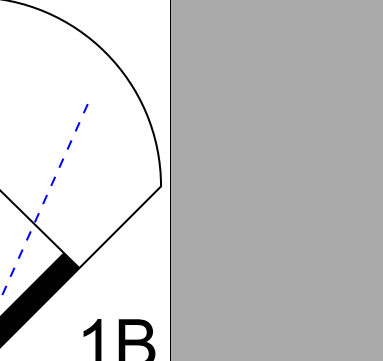

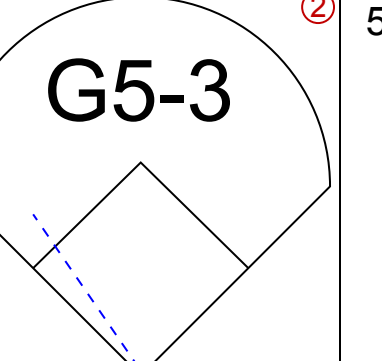
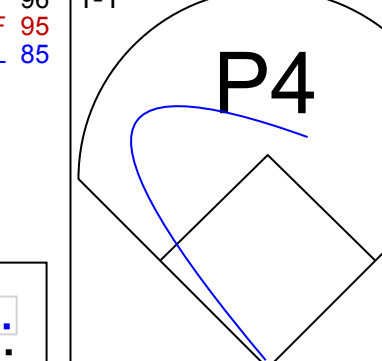
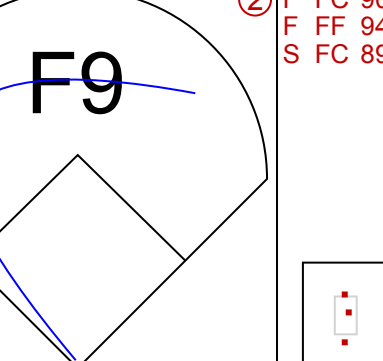
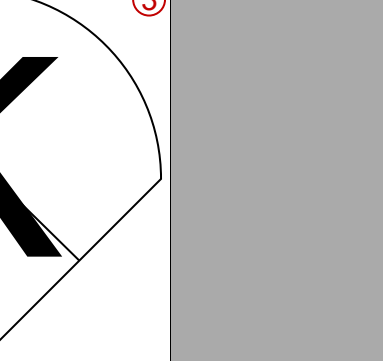

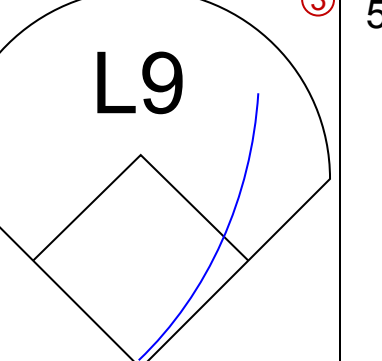
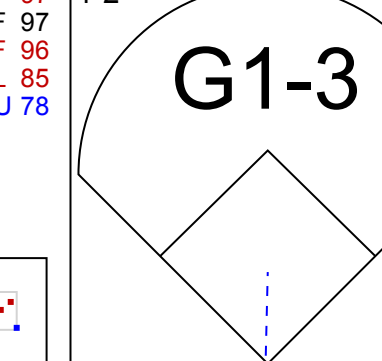
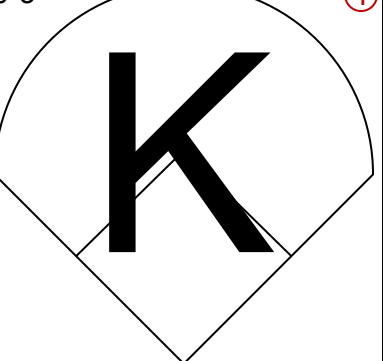
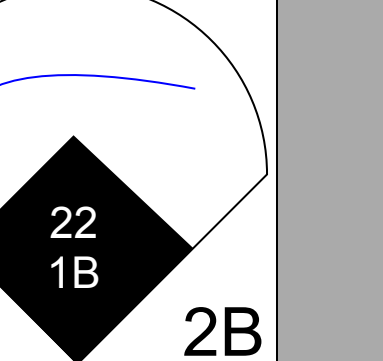
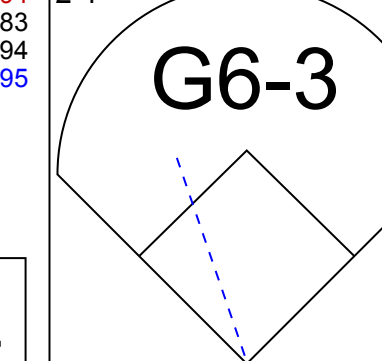
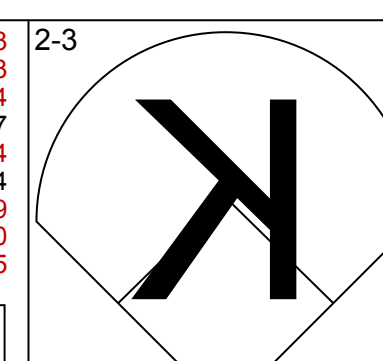
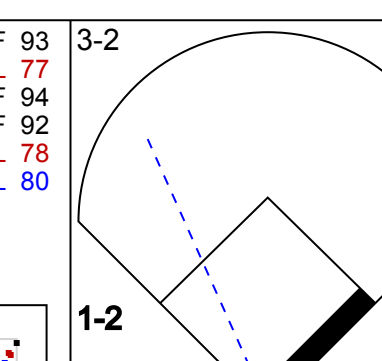
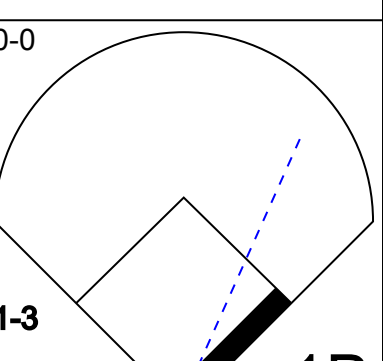
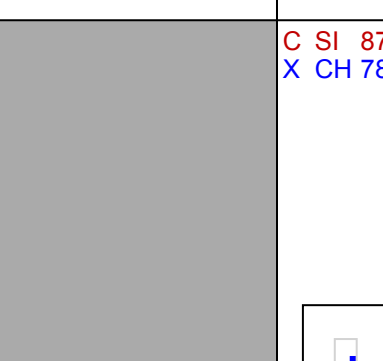
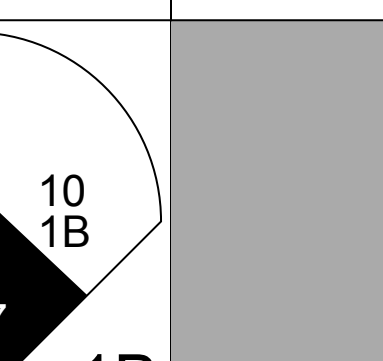
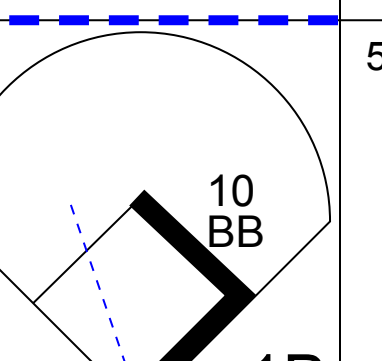
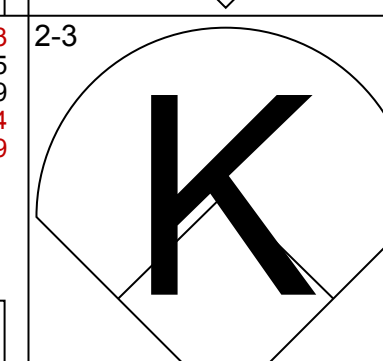
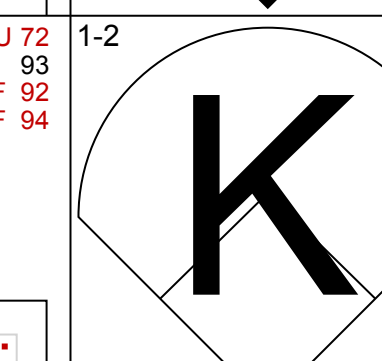
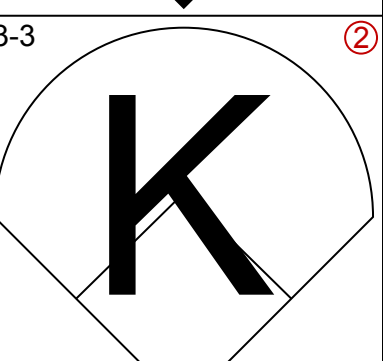
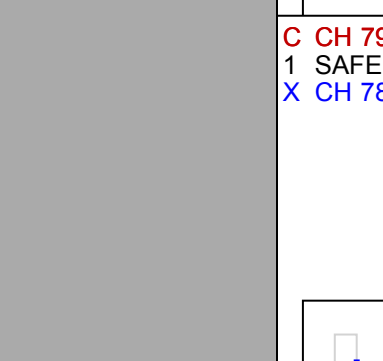
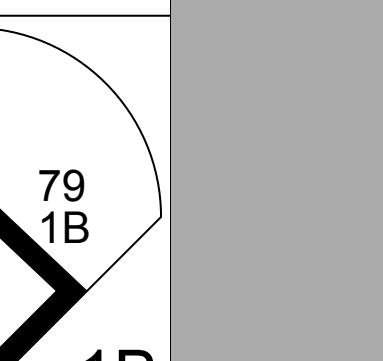
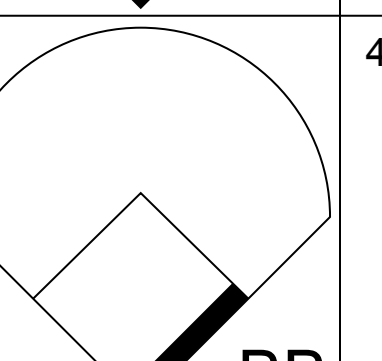
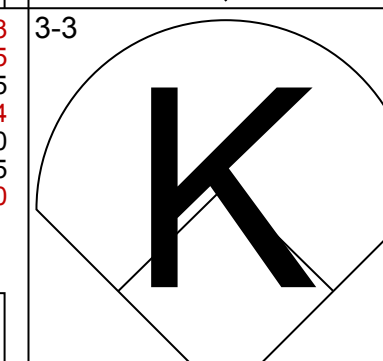
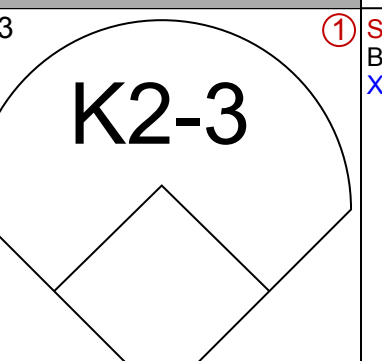
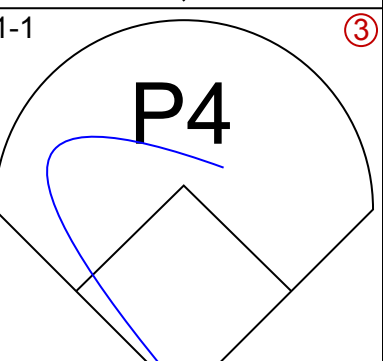
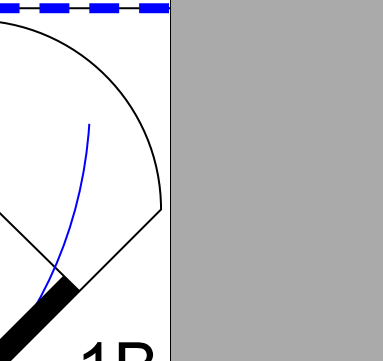
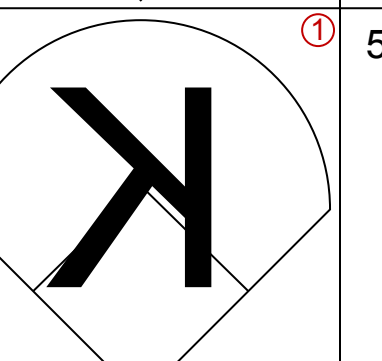
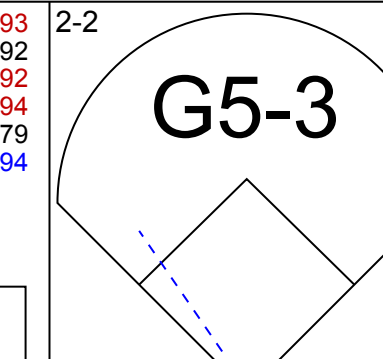
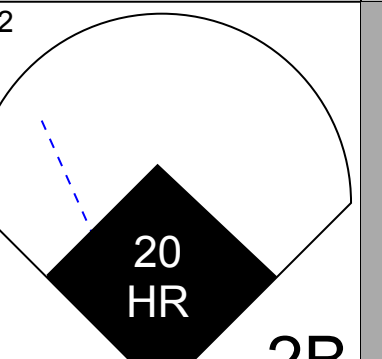
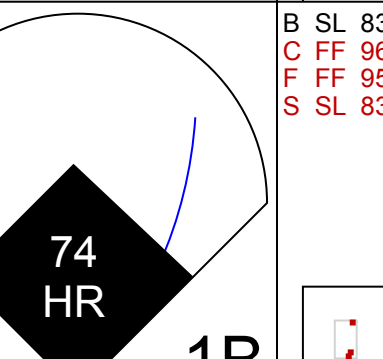
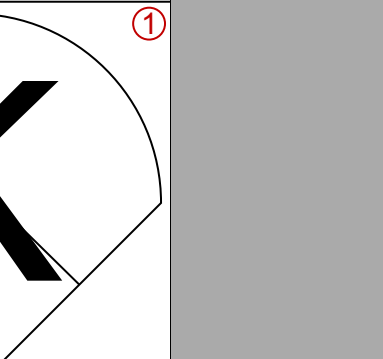
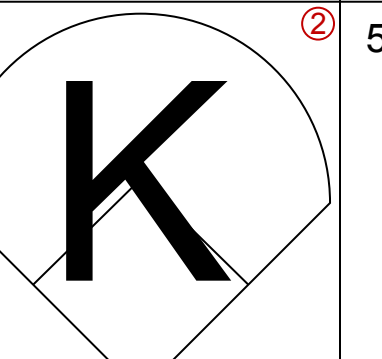
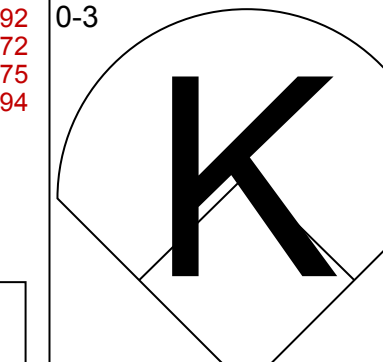
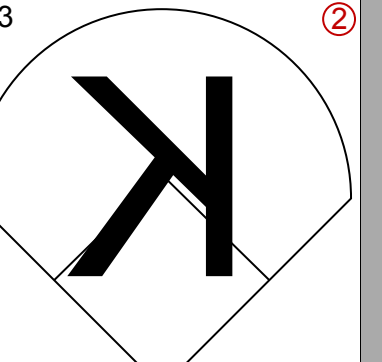
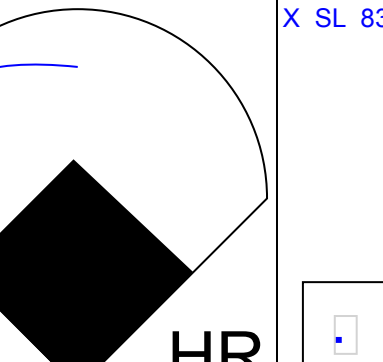
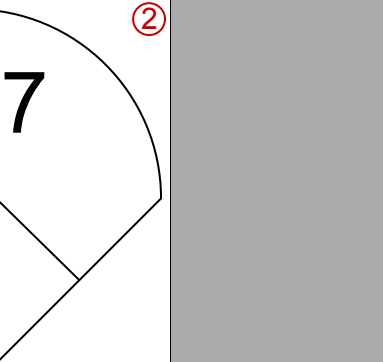
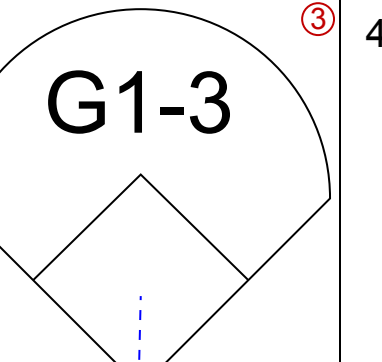
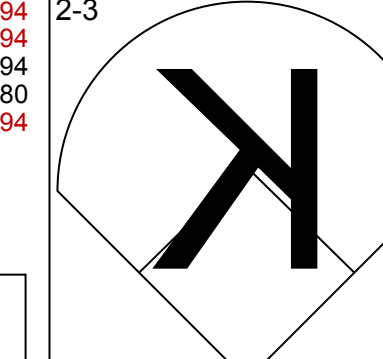
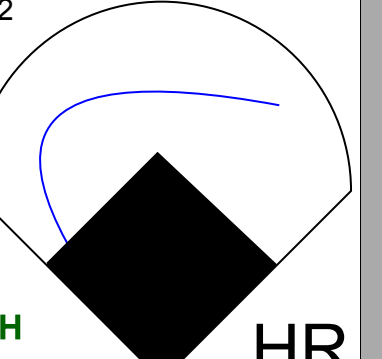
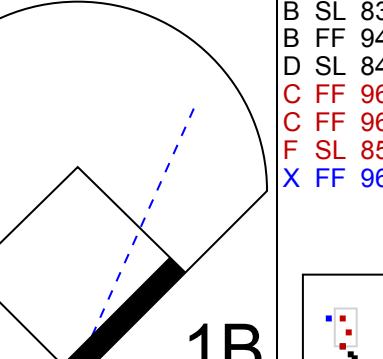
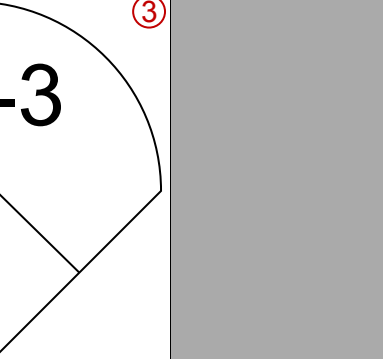
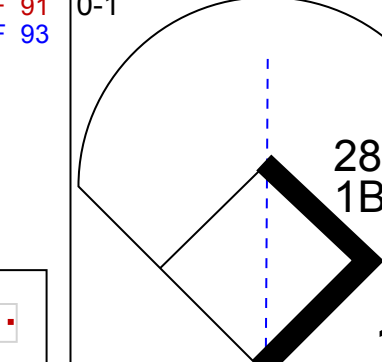

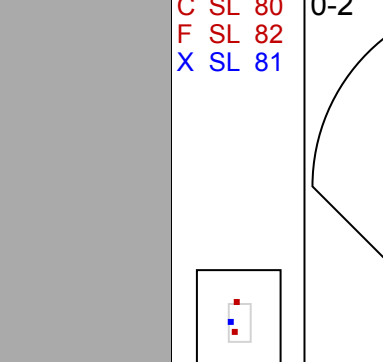

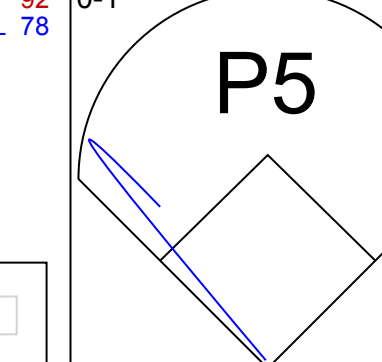
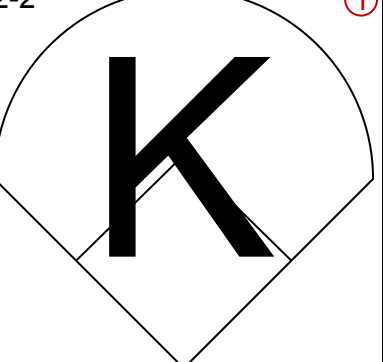
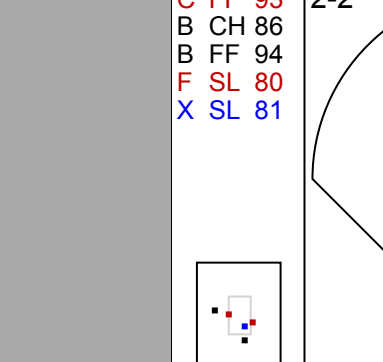



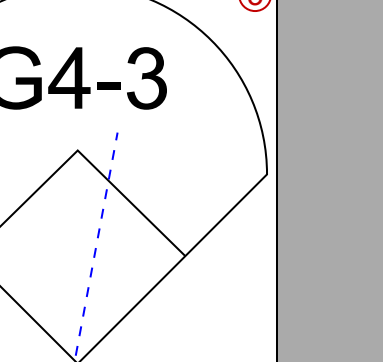

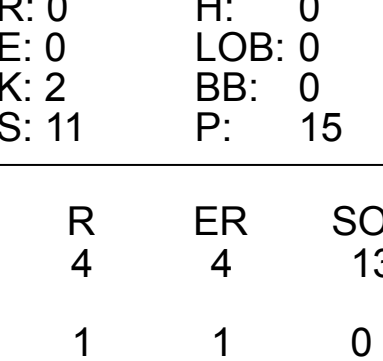
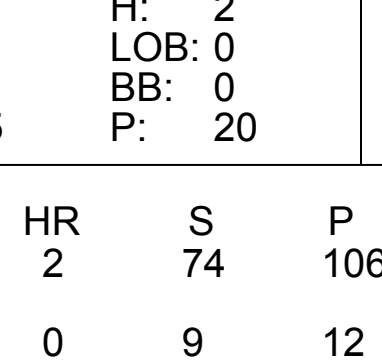
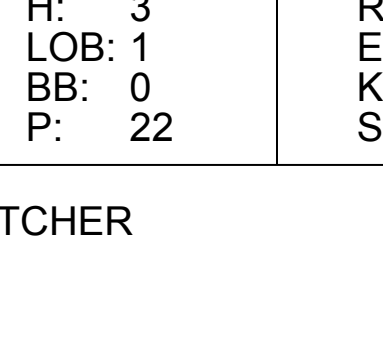
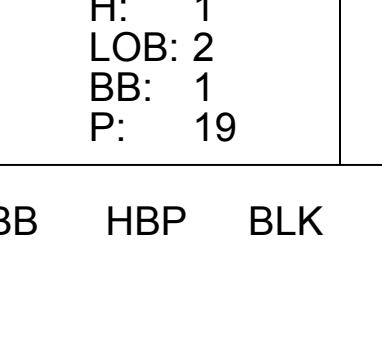


Batter	1	2	3	4	5	6	7	8	9	AB	R	H	RBI	BB	SO	LOB	BOTTOM										
28 Leury Garcia, S OBP: 0.325, SLG: 0.393	F8	1H 2H		G5-3			F8		G1-4-3	5	0	1	1	0	0	2											
10 Yadir Moncada, S OBP: 0.356, SLG: 0.524	K			G5-3			G4-3		79 S 33 1B	4	1	1	0	0	1	0											
79 José Abreu, R OBP: 0.311, SLG: 0.511	33 2B			33 WP 1B			F9		K	4	1	2	0	0	1	1											
33 James McCann, R OBP: 0.382, SLG: 0.521	45 1B 2H			45 G4-6-3 BB			K		1B	3	0	2	2	1	1	0											
45 Jon Jay, L OBP: 0.407, SLG: 0.435	1B			G4-6-3			K		18 G3 5 1B 74 BB	3	1	1	0	1	1	3											
74 Eloy Jiménez, R OBP: 0.309, SLG: 0.479	20 FC6-4 1B			5 2B HBP			G4-3		5 1B 49 SH2-4 18 G3	2	2	1	0	1	0	1											
20 José Rondón, R ERA: 4.41 18 Daniel Palka, L (6, PH) OBP: 0.163, SLG: 0.024 (7, 10)	FC6-4 5 C5-4 1-2			L8			G3		P5	2	0	0	0	0	0	2											
5 Yolmer Sánchez, S OBP: 0.324, SLG: 0.320	FC5-4 49 1B 28 2B 1-2			49 SF9 2B			G3-1		G3-1	4	2	2	2	0	0	1											
49 Ryan Cordell, R OBP: 0.295, SLG: 0.346	28 2B 1B			SF9			SH2-4		2B	2	0	2	2	0	0	0											
Inning Stats	R: 1 E: 0 K: 1 S: 14	H: 3 LOB: 2 BB: 0 P: 23	R: 1 E: 0 K: 0 S: 12	H: 3 LOB: 0 BB: 0 P: 15	R: 0 E: 0 K: 0 S: 15	H: 1 LOB: 1 BB: 1 P: 24	R: 2 E: 0 K: 0 S: 10	H: 1 LOB: 0 BB: 0 P: 14	R: 0 E: 0 K: 1 S: 8	H: 0 LOB: 0 BB: 0 P: 12	R: 2 E: 0 K: 0 S: 9	H: 1 LOB: 1 BB: 2 P: 19	R: 1 E: 0 K: 2 S: 18	H: 2 LOB: 1 BB: 0 P: 28	R: 0 E: 0 K: 0 S: 13	H: 1 LOB: 1 BB: 0 P: 17	1B: 7 2B: 5 HR: 0	SF: 1 SAC: 1 HBP: 1	WP: 1 PB: 0 SB: 1 CS: 0	PA: 37							
PITCHER	IP	WLS	BF	H	R	ER	SO	BB	IBB	HBP	BLK	WP	HR	S	P	ERA	WHIP	PITCHER									
44 Daniel Norris, L ERA: 4.96	5.0	L	24	4	3	6	2	3	0	1	0	0	0	19	27	6.75	2.200										
45 Buck Farmer, R ERA: 4.41	1.1		7	3	1	1	1	0	0	0	0	0	0	6	10	0.00	0.000										
36 Blaine Hardy, L ERA: 4.01	0.2		2	0	0	0	1	0	0	0	0	0	0	6	10	0.00	0.000										
50 Austin Adams, R ERA: 5.52	1.0		4	1	0	0	0	0	0	0	0	0	0	13	17	0.00	1.000										

Detroit Tigers @ Chicago White Sox
 Guaranteed Rate Field, Chicago, IL
 Wed Jul 03 2019, 1:10 PM - 4:15 PM CDT
 Att: 26,023 - Cloudy - 80 F

AB	31
R	7
H	12
RBI	7
BB	3
SO	4
LOB	12



Batter	1	2	3	4	5	6	7	8	9	AB	R	H	RBI	BB	SO	LOB	TOP					
22 Victor Reyes, S OBP: 0.333, SLG: 0.286										5	2	2	1	0	1	1	Detroit Tigers @ Chicago White Sox Guaranteed Rate Field, Chicago, IL Thu Jul 04 2019, 1:11 PM - 4:38 PM CDT Att: 25,617 - Partly Cloudy - 87 F					
9 Nick Castellanos, R OBP: 0.347, SLG: 0.476										5	0	2	2	0	0	2						
24 Miguel Cabrera, R OBP: 0.366, SLG: 0.400										5	2	2	1	0	0	2						
14 Christin Stewart, L OBP: 0.309, SLG: 0.384										4	1	1	1	0	1	2						
46 Jeimer Candelario, S OBP: 0.303, SLG: 0.324										5	1	1	1	0	2	3						
30 Harold Castro, L OBP: 0.300, SLG: 0.365										5	2	2	1	0	1	1						
28 Niko Goodrum, S OBP: 0.322, SLG: 0.399										5	2	3	2	0	0	0						
55 John Hicks, R OBP: 0.221, SLG: 0.305										5	0	1	2	0	1	2						
7 Jordy Mercer, R OBP: 0.269, SLG: 0.310									4	1	1	0	0	1	1							
Inning Stats	R: 0 E: 0 K: 1 S: 5	H: 0 LOB: 0 BB: 0 P: 9	R: 0 E: 0 K: 1 S: 10	H: 0 LOB: 0 BB: 0 P: 11	R: 0 E: 0 K: 0 S: 13	H: 2 LOB: 1 BB: 0 P: 16	R: 1 E: 1 K: 0 S: 11	H: 2 LOB: 1 BB: 0 P: 16	R: 2 E: 0 K: 1 S: 19	H: 3 LOB: 1 BB: 0 P: 30	R: 5 E: 0 K: 0 S: 21	H: 6 LOB: 1 BB: 0 P: 29	R: 1 E: 0 K: 3 S: 13	H: 2 LOB: 2 BB: 0 P: 16	R: 1 E: 1 K: 1 S: 15	H: 1 LOB: 1 BB: 0 P: 22		R: 1 E: 0 K: 0 S: 12	H: 1 LOB: 0 BB: 0 P: 17	1B: 7 2B: 5 3B: 0 HR: 3	SF: 0 SAC: 0 DP: 0 HBP: 1	WP: 0 PB: 0 SB: 1 CS: 0
PITCHER	IP WLS BF H R ER SO BB IBB HBP BLK WP HR S P ERA WHIP	IP WLS BF H R ER SO BB IBB HBP BLK WP HR S P ERA WHIP	IP WLS BF H R ER SO BB IBB HBP BLK WP HR S P ERA WHIP	IP WLS BF H R ER SO BB IBB HBP BLK WP HR S P ERA WHIP	IP WLS BF H R ER SO BB IBB HBP BLK WP HR S P ERA WHIP	IP WLS BF H R ER SO BB IBB HBP BLK WP HR S P ERA WHIP	IP WLS BF H R ER SO BB IBB HBP BLK WP HR S P ERA WHIP	IP WLS BF H R ER SO BB IBB HBP BLK WP HR S P ERA WHIP	IP WLS BF H R ER SO BB IBB HBP BLK WP HR S P ERA WHIP	IP WLS BF H R ER SO BB IBB HBP BLK WP HR S P ERA WHIP	IP WLS BF H R ER SO BB IBB HBP BLK WP HR S P ERA WHIP	IP WLS BF H R ER SO BB IBB HBP BLK WP HR S P ERA WHIP	IP WLS BF H R ER SO BB IBB HBP BLK WP HR S P ERA WHIP	IP WLS BF H R ER SO BB IBB HBP BLK WP HR S P ERA WHIP	IP WLS BF H R ER SO BB IBB HBP BLK WP HR S P ERA WHIP	IP WLS BF H R ER SO BB IBB HBP BLK WP HR S P ERA WHIP						
40 Reynaldo López, R ERA: 6.34	5.1	L	25	9	7	6	3	0	0	0	0	0	0	0	0	0	1	72	104	10.12	1.688	
37 Juan Minaya, R ERA: 3.81	0.2		5	3	2	2	0	0	0	0	0	0	0	0	0	0	1	9	9	27.00	4.500	
57 Jace Fry, L ERA: 5.2	1.0		5	1	0	0	3	0	0	1	0	0	0	0	0	0	0	11	14	0.00	1.000	
41 Kelvin Herrera, R ERA: 7.63	1.0		5	1	1	0	1	0	0	0	0	0	0	0	0	0	0	15	22	0.00	1.000	
64 Josh Osich, L ERA: 5.28	1.0		4	1	1	1	0	0	0	0	0	0	0	0	0	0	1	12	17	9.00	1.000	
Batter	1	2	3	4	5	6	7	8	9	AB	R	H	RBI	BB	SO	LOB	BOTTOM					
28 Leury García, S OBP: 0.335, SLG: 0.405										5	1	4	0	0	1	0	Detroit Tigers @ Chicago White Sox Guaranteed Rate Field, Chicago, IL Thu Jul 04 2019, 1:11 PM - 4:38 PM CDT Att: 25,617 - Partly Cloudy - 87 F					
10 Yadir Moncada, S OBP: 0.356, SLG: 0.538									4	0	1	0	1	3	4							
79 José Abreu, R OBP: 0.310, SLG: 0.512									5	0	1	0	0	3	4							
33 James McCann, R OBP: 0.374, SLG: 0.511									5	2	2	0	0	2	5							
74 Eloy Jiménez, R OBP: 0.300, SLG: 0.477									4	1	1	3	0	2	3							
20 José Rondón, R OBP: 0.287, SLG: 0.293									4	1	2	2	0	1	2							
5 Yolmer Sánchez, S OBP: 0.324, SLG: 0.321									1	0	1	0	0	0	0							
18 Daniel Palka, L OBP: 0.154, SLG: 0.022									3	0	0	0	0	2	1							
49 Ryan Cordell, R OBP: 0.291, SLG: 0.379									4	0	0	0	0	1	2							
22 Charles Tilson, L OBP: 0.310, SLG: 0.313									4	0	1	0	0	1	2							
Inning Stats	R: 0 E: 0 K: 3 S: 14	H: 0 LOB: 0 BB: 0 P: 21	R: 0 E: 0 K: 2 S: 11	H: 0 LOB: 0 BB: 0 P: 15	R: 0 E: 0 K: 2 S: 13	H: 2 LOB: 2 BB: 0 P: 17	R: 2 E: 0 K: 3 S: 15	H: 2 LOB: 0 BB: 0 P: 20	R: 0 E: 0 K: 2 S: 12	H: 2 LOB: 1 BB: 0 P: 19	R: 2 E: 0 K: 1 S: 14	H: 3 LOB: 2 BB: 0 P: 22	R: 1 E: 0 K: 1 S: 13	H: 3 LOB: 2 BB: 0 P: 19	R: 0 E: 0 K: 0 S: 9	H: 0 LOB: 0 BB: 0 P: 11	R: 0 E: 0 K: 2 S: 12	H: 1 LOB: 2 BB: 1 P: 19	1B: 10 2B: 1 3B: 0 HR: 2	SF: 1 SAC: 0 DP: 0 HBP: 0	WP: 0 PB: 0 SB: 0 CS: 0	PA: 41
PITCHER	IP WLS BF H R ER SO BB IBB HBP BLK WP HR S P ERA WHIP	IP WLS BF H R ER SO BB IBB HBP BLK WP HR S P ERA WHIP	IP WLS BF H R ER SO BB IBB HBP BLK WP HR S P ERA WHIP	IP WLS BF H R ER SO BB IBB HBP BLK WP HR S P ERA WHIP	IP WLS BF H R ER SO BB IBB HBP BLK WP HR S P ERA WHIP	IP WLS BF H R ER SO BB IBB HBP BLK WP HR S P ERA WHIP	IP WLS BF H R ER SO BB IBB HBP BLK WP HR S P ERA WHIP	IP WLS BF H R ER SO BB IBB HBP BLK WP HR S P ERA WHIP	IP WLS BF H R ER SO BB IBB HBP BLK WP HR S P ERA WHIP	IP WLS BF H R ER SO BB IBB HBP BLK WP HR S P ERA WHIP	IP WLS BF H R ER SO BB IBB HBP BLK WP HR S P ERA WHIP	IP WLS BF H R ER SO BB IBB HBP BLK WP HR S P ERA WHIP	IP WLS BF H R ER SO BB IBB HBP BLK WP HR S P ERA WHIP	IP WLS BF H R ER SO BB IBB HBP BLK WP HR S P ERA WHIP	IP WLS BF H R ER SO BB IBB HBP BLK WP HR S P ERA WHIP							
48 Matthew Boyd, L ERA: 3.87	5.1	W	25	9	4	4	13	0	0	0	0	0	0	0	0	0	0	9	12	13.50	3.000	
36 Blaine Hardy, L ERA: 4.19	0.2		4	2	1	1	0	0	0	0	0	0	0	0	0	0	0	9	15	0.00	1.000	
45 Buck Farmer, R ERA: 4.28	1.0		4	1	0	0	1	0	0	0	0	0	0	0	0	0	0	9	11	0.00	0.000	
68 Daniel Stumpf, L ERA: 4.84	1.0		3	0	0	0	0	0	0	0	0	0	0	0	0	0	0	9	11	0.00	0.000	
61 Shane Greene, R ERA: 1.09	1.0		5	1	0	0	2	1	0	0	0	0	0	0	0	0	0	12	19	0.00	2.000	

Batter	1	2	3	4	5	6	7	8	9	AB	R	H	RBI	BB	SO	LOB	TOP			
12 Kyle Schwarber, L OBP: 0.324, SLG: 0.463 5 Albert Almora Jr., R OBP: 0.299, SLG: 0.399										5	1	1	2	0	2	1	Chicago Cubs @ Chicago White Sox Guaranteed Rate Field, Chicago, IL Sat Jul 06 2019, 6:17 PM - 9:42 PM CDT Att: 38,634 - Partly Cloudy - 73 F			
9 Javier Báez, R OBP: 0.325, SLG: 0.560										5	2	2	2	0	1	1				
17 Kris Bryant, R OBP: 0.402, SLG: 0.551										4	0	2	1	1	0	0				
44 Anthony Rizzo, L OBP: 0.385, SLG: 0.519										3	0	2	1	2	0	1				
40 Willson Contreras, R OBP: 0.383, SLG: 0.563										4	0	0	0	1	0	5				
22 Jason Heyward, L OBP: 0.357, SLG: 0.460										4	0	0	0	0	2	5				
16 Robel Garcia, S OBP: 0.500, SLG: 1.000										2	1	0	0	2	1	3				
13 David Bote, R OBP: 0.336, SLG: 0.434										3	1	0	0	1	2	1				
27 Addison Russell, R OBP: 0.319, SLG: 0.402										2	1	0	0	2	0	1				
Inning Stats	R: 1 H: 2 E: 0 K: 1 S: 17	H: 2 LOB: 1 BB: 0 P: 21	R: 0 H: 0 E: 0 K: 2 S: 9	H: 0 LOB: 1 BB: 1 P: 16	R: 0 H: 0 E: 0 K: 2 S: 10	H: 0 LOB: 0 BB: 0 P: 11	R: 0 H: 0 E: 0 K: 0 S: 6	H: 1 LOB: 0 BB: 0 P: 14	R: 0 H: 0 E: 0 K: 2 S: 9	H: 1 LOB: 2 BB: 1 P: 10	1B: 2 2B: 5 3B: 0 HR: 0	SF: 0 SAC: 0 DP: 2 HBP: 0	WP: 0 PB: 0 SB: 0 CS: 0	PA: 41						
PITCHER	IP: 4.0 WLS: L BF: 20 ERA: 3.15	WLS: L BF: 3 ERA: 2.95	H: 4 R: 6 ER: 6 SO: 5 BB: 5 IBB: 0 HBP: 0 BLK: 0 WP: 0 HR: 0 S: 54 P: 87 ERA: 13.50 WHIP: 2.250	H: 6 R: 0 ER: 0 SO: 2 BB: 0 HBP: 0 BLK: 0 WP: 0 HR: 10 S: 18 P: 25	H: 1 R: 0 ER: 0 SO: 1 BB: 0 HBP: 0 BLK: 0 WP: 0 HR: 16 S: 25 P: 22	H: 0 R: 0 ER: 0 SO: 0 BB: 0 HBP: 0 BLK: 0 WP: 0 HR: 0 S: 10 P: 14	H: 0 R: 0 ER: 0 SO: 0 BB: 0 HBP: 0 BLK: 0 WP: 0 HR: 0 S: 10 P: 14	H: 0 R: 0 ER: 0 SO: 0 BB: 0 HBP: 0 BLK: 0 WP: 0 HR: 0 S: 10 P: 14	H: 1 R: 0 ER: 0 SO: 0 BB: 1 P: 10	H: 0 R: 0 ER: 0 SO: 0 BB: 0 HBP: 0 BLK: 0 WP: 0 HR: 0 S: 5 P: 8 ERA: 0.00 WHIP: 1.500										
28 Leury García, S OBP: 0.330, SLG: 0.399										5	0	0	0	0	2	4	Chicago Cubs @ Chicago White Sox Guaranteed Rate Field, Chicago, IL Sat Jul 06 2019, 6:17 PM - 9:42 PM CDT Att: 38,634 - Partly Cloudy - 73 F			
10 Yadir Moncada, S OBP: 0.393, SLG: 0.546										3	2	2	1	2	0	0				
79 José Abreu, R OBP: 0.311, SLG: 0.510										5	0	2	2	0	2	3				
33 James McCann, R OBP: 0.372, SLG: 0.507										4	0	1	0	0	1	2				
74 Eloy Jiménez, R OBP: 0.300, SLG: 0.471										3	0	0	0	1	0	2				
45 Jon Jay, L OBP: 0.333, SLG: 0.323										4	0	0	0	0	1	1				
5 Yolmer Sánchez, S OBP: 0.323, SLG: 0.319										4	0	1	0	0	0	2				
49 Ryan Cordell, R OBP: 0.288, SLG: 0.374 38 Zack Collins, L OBP: 0.206, SLG: 0.200										2	0	0	0	0	0	2				
22 Charles Tilson, L OBP: 0.315, SLG: 0.308										2	1	0	0	1	0	0				
Inning Stats	R: 0 H: 6 E: 1 K: 2 S: 12	H: 0 LOB: 1 BB: 0 P: 18	R: 1 H: 3 E: 0 K: 1 S: 15	H: 3 LOB: 2 BB: 0 P: 24	R: 0 H: 1 E: 0 K: 0 S: 10	H: 1 LOB: 2 BB: 1 P: 18	R: 0 H: 0 E: 0 K: 0 S: 11	H: 0 LOB: 0 BB: 0 P: 15	R: 0 H: 0 E: 0 K: 0 S: 8	H: 1 LOB: 0 BB: 1 P: 14	R: 2 H: 1 E: 2 K: 0 S: 9	H: 1 LOB: 0 BB: 0 P: 13	R: 0 H: 0 E: 0 K: 1 S: 9	H: 0 LOB: 0 BB: 0 P: 13	R: 0 H: 0 E: 0 K: 3 S: 12	H: 2 LOB: 2 BB: 1 P: 19	1B: 4 2B: 2 3B: 0 HR: 0	SF: 0 SAC: 1 DP: 1 HBP: 1	WP: 0 PB: 0 SB: 1 CS: 0	PA: 39
PITCHER	IP: 6.1 WLS: W BF: 29 ERA: 3.72	WLS: W BF: 2 ERA: 2.84	H: 6 R: 3 ER: 3 SO: 3 BB: 3 IBB: 0 HBP: 0 BLK: 0 WP: 0 HR: 0 S: 69 P: 107 ERA: 1.42 WHIP: 1.421	H: 3 R: 0 ER: 0 SO: 1 BB: 0 HBP: 0 BLK: 0 WP: 0 HR: 4 S: 5 P: 5	H: 1 R: 0 ER: 0 SO: 9 BB: 0 HBP: 0 BLK: 0 WP: 0 HR: 13 S: 13 P: 13	H: 0 R: 0 ER: 0 SO: 12 BB: 0 HBP: 0 BLK: 0 WP: 0 HR: 19 S: 19 P: 19	H: 0 R: 0 ER: 0 SO: 0 BB: 0 HBP: 0 BLK: 0 WP: 0 HR: 0 S: 0 P: 0	H: 0 R: 0 ER: 0 SO: 0 BB: 0 HBP: 0 BLK: 0 WP: 0 HR: 0 S: 0 P: 0	H: 0 R: 0 ER: 0 SO: 0 BB: 0 HBP: 0 BLK: 0 WP: 0 HR: 0 S: 0 P: 0	H: 0 R: 0 ER: 0 SO: 0 BB: 0 HBP: 0 BLK: 0 WP: 0 HR: 0 S: 0 P: 0										

Batter	1	2	3	4	5	6	7	8	9	AB	R	H	RBI	BB	SO	LOB	TOP
12 Kyle Schwarber, L (1.7) OBP: 0.320, SLG: 0.457	F8		K		G4-3		K			4	0	0	0	0	2	1	Chicago Cubs @ Chicago White Sox Guaranteed Rate Field, Chicago, IL Sun Jul 07 2019, 1:11 PM - 4:04 PM CDT Att: 38,554 - Partly Cloudy - 72 F
9 Javier Báez, R (1.6) OBP: 0.324, SLG: 0.556	1B		G6-3			G5-3		G4-3		4	0	1	0	0	0	1	
17 Kris Bryant, R (1.5) OBP: 0.403, SLG: 0.552	K		K			2B		BB		3	0	1	0	1	2	2	
44 Anthony Rizzo, L (1.3) OBP: 0.384, SLG: 0.519	L4				2B	K		G6-3		4	0	1	0	0	1	3	
40 Wilson Contreras, R (1.10) OBP: 0.381, SLG: 0.556	L9		G5-3			BB		G4-3		3	0	0	0	1	0	1	
22 Jason Heyward, L (1.9) OBP: 0.335, SLG: 0.457	L8		G4-3			G4-3		1B		4	0	1	0	0	0	3	
7 Victor Caratini, S (1.2) OBP: 0.367, SLG: 0.511	1B		F8			G4-3		G4-6-3		4	0	1	0	0	0	2	
16 Robel García, S (1.4) OBP: 0.462, SLG: 1.091	G3-4-3				P2		HR			3	1	1	1	0	0	1	
5 Albert Almora Jr., R (1.8) OBP: 0.286, SLG: 0.399			G6-3		G6-3		K			3	0	1	0	0	1	0	
Inning Stats	R: 0 H: 1 E: 0 K: 1 S: 15	H: 1 LOB: 1 BB: 0 P: 23	R: 0 H: 1 E: 0 K: 0 S: 9	H: 1 LOB: 1 BB: 0 P: 14	R: 0 H: 1 E: 0 K: 2 S: 9	H: 1 LOB: 1 BB: 0 P: 14	R: 0 H: 0 E: 0 K: 0 S: 10	H: 0 LOB: 2 BB: 1 P: 19	R: 1 H: 1 E: 0 K: 2 S: 11	H: 1 LOB: 0 BB: 1 P: 17	R: 0 H: 0 E: 0 K: 0 S: 2	H: 0 LOB: 0 BB: 1 P: 6	R: 0 H: 1 E: 0 K: 0 S: 5	H: 1 LOB: 0 BB: 0 P: 8	1B: 3 2B: 3 3B: 0 HR: 1	SF: 0 SAC: 0 DP: 2 HBP: 0	
PITCHER	IP WLS BF H R ER SO BB IBB HBP BLK WP HR S P ERA WHIP																
46 Iván Nova, R (1.1) ERA: 5.58	5.2 W 23 5 0 0 4 1 0 0 0 0 0 0 61 95 0.00 1.059																
57 Jace Fry, L (6.1) ERA: 4.55	0.1 H 1 0 0 0 0 0 0 0 0 0 1 0 2 5 0.00 0.000																
39 Aaron Bummer, L (7.1) ERA: 1.89	2.0 H 7 1 1 1 2 1 0 0 0 0 0 1 13 23 4.50 1.000																
48 Alex Colomé, R (9.1) ERA: 2.02	1.0 S 3 1 0 0 0 0 0 0 0 0 0 0 5 8 0.00 1.000																

Batter	1	2	3	4	5	6	7	8	9	AB	R	H	RBI	BB	SO	LOB	BOTTOM
28 Leury García, S (1.6) OBP: 0.327, SLG: 0.395	K		SH1-3		G5-3		G6-3			3	0	0	0	0	1	0	Chicago Cubs @ Chicago White Sox Guaranteed Rate Field, Chicago, IL Sun Jul 07 2019, 1:11 PM - 4:04 PM CDT Att: 38,554 - Partly Cloudy - 72 F
10 Yadir Moncada, S (1.5) OBP: 0.394, SLG: 0.544	L8		BB		G4-3		1B			3	0	1	0	1	0	0	
79 José Abreu, R (1.3) OBP: 0.316, SLG: 0.522	1B		FC3-6		HR		1B			4	1	3	1	0	0	2	
33 James McCann, R (1.2) OBP: 0.371, SLG: 0.502	1B		K		K		K			4	0	1	0	0	3	4	
45 Jon Jay, L (1.9) OBP: 0.350, SLG: 0.343	FC4-6				1B					4	1	2	0	0	1	2	
74 Eloy Jiménez, R (1.7) OBP: 0.303, SLG: 0.482	L9				HR					3	1	1	2	1	1	1	
49 Ryan Cordell, R (9.8) OBP: 0.288, SLG: 0.374					HR					0	0	0	0	0	0	0	
5 Yolmer Sánchez, S (1.4) OBP: 0.318, SLG: 0.314	K		K2-3		K		FC4			4	0	0	0	0	2	2	
22 Charles Tilson, L (1.8) OBP: 0.309, SLG: 0.301	K		K		K		G6-3			3	0	0	0	0	2	2	
3B Zack Collins, L (1.10) OBP: 0.222, SLG: 0.182			BB		L8					2	0	0	0	1	1	0	
Inning Stats	R: 0 H: 2 E: 0 K: 1 S: 15	H: 0 LOB: 0 BB: 0 P: 15	R: 0 H: 0 E: 0 K: 1 S: 12	H: 0 LOB: 2 BB: 2 P: 25	R: 2 H: 2 E: 0 K: 2 S: 15	H: 2 LOB: 0 BB: 0 P: 26	R: 1 H: 1 E: 0 K: 1 S: 11	H: 1 LOB: 1 BB: 1 P: 15	R: 0 H: 0 E: 0 K: 1 S: 8	H: 2 LOB: 2 BB: 0 P: 22	R: 0 H: 1 E: 0 K: 1 S: 10	H: 1 LOB: 0 BB: 0 P: 12	1B: 6 2B: 0 3B: 0 HR: 2	SF: 0 SAC: 1 DP: 2 HBP: 0	WP: 0 PA: 34 PB: 0 SB: 0 CS: 0		
PITCHER	IP WLS BF H R ER SO BB IBB HBP BLK WP HR S P ERA WHIP																
28 Kyle Hendricks, R (1.1) ERA: 3.45	4.0 L 18 4 2 2 6 2 0 0 0 0 0 0 3 3 0.00 0.000																
47 Randy Rosario, L (5.1) ERA: 5.19	0.2 2 0 0 0 0 0 0 0 0 0 0 0 3 3 0.00 0.000																
29 Brad Brach, R (5.1) ERA: 0.11	0.1 2 1 1 1 1 1 0 0 0 0 0 1 8 12 27.00 3.000																
20 Brandon Kintzler, R (6.1) ERA: 1.98	1.0 4 0 0 0 0 1 1 0 0 0 0 0 8 15 0.00 1.000																
56 Kyle Ryan, L (7.1) ERA: 3.48	0.2 3 1 0 0 0 1 0 0 0 0 0 0 8 14 0.00 1.500																

Batter	1	2	3	4	5	6	7	8	9	AB	R	H	RBI	BB	SO	LOB	TOP										
28 Leury Garcia, S OBP: 0.328, SLG: 0.395	F7		1B			K		G6-3	1B	5	0	2	1	0	1	0	Chicago White Sox @ Oakland Athletics Oakland Coliseum, Oakland, CA Fri Jul 12 2019, 7:09 PM - 10:17 PM PDT Att: 18,504 - Clear - 66 F										
10 Yoán Moncada, S OBP: 0.398, SLG: 0.645	1B		K			1B		1B	K	5	0	3	0	0	2	4											
79 José Abreu, R OBP: 0.313, SLG: 0.516	L4		K			FC5-4		P3		4	0	0	0	0	1	5											
33 James McCann, R OBP: 0.373, SLG: 0.500	L6					L6		BB		3	0	1	0	1	0	1											
45 Jon Jay, L OBP: 0.341, SLG: 0.333	G4-3		1B			G3		G4-3		4	0	1	0	0	0	4											
74 Eloy Jiménez, R OBP: 0.306, SLG: 0.481	G6-3		G6-4-3			1B				3	1	1	0	1	0	1											
24 AJ Reed, L OBP: 0.250, SLG: 0.250	F9					F8		1B	BB	4	0	1	0	0	0	1											
5 Yolmer Sánchez, S OBP: 0.314, SLG: 0.309			F8			G1-3		L7	F5	4	0	0	0	0	0	3											
49 Ryan Cordell, R OBP: 0.288, SLG: 0.373						P3			K	3	0	1	0	0	1	1											
22 Charles Tilson, L OBP: 0.307, SLG: 0.299			1B						K	1	0	0	0	0	1	2											
Inning Stats	R: 0 H: 1 E: 0 K: 0 S: 9	H: 1 LOB: 1 BB: 0 P: 14	R: 0 H: 0 E: 0 K: 0 S: 8	H: 0 LOB: 0 BB: 0 P: 12	R: 0 H: 2 E: 0 K: 2 S: 14	H: 2 LOB: 2 BB: 0 P: 19	R: 0 H: 1 E: 0 K: 0 S: 9	H: 1 LOB: 0 BB: 0 P: 13	R: 0 H: 0 E: 0 K: 0 S: 10	H: 0 LOB: 0 BB: 0 P: 14	R: 0 H: 2 E: 0 K: 1 S: 10	H: 2 LOB: 2 BB: 0 P: 12	R: 0 H: 1 E: 0 K: 1 S: 8	H: 1 LOB: 1 BB: 0 P: 10	R: 0 H: 1 E: 0 K: 0 S: 12	H: 1 LOB: 2 BB: 1 P: 23	R: 1 H: 2 E: 0 K: 2 S: 17	H: 2 LOB: 2 BB: 1 P: 27	1B: 10 HR: 0	SF: 0 SAC: 0 DP: 1 HBP: 0	WP: 0 PB: 1 CS: 0	PA: 38					
PITCHER	IP	WLS	BF	H	R	ER	SO	BB	IBB	HBP	BLK	WP	HR	S	P	ERA	WHIP										
50 Mike Fiers, R ERA: 3.61	7.2	W	31	8	0	0	4	1	0	0	0	0	0	77	111	0.00	1.174										
36 Yusmeiro Petit, R ERA: 2.45	0.1		1	0	0	0	0	0	0	0	0	0	0	3	6	0.00	0.000										
48 Joakim Soria, R ERA: 4.89	0.2	S	5	2	1	1	1	1	0	0	0	0	0	14	24	13.50	4.500										
16 Liam Hendriks, R ERA: 1.21	0.1	S	1	0	0	0	1	0	0	0	0	0	0	3	3	0.00	0.000										

AB	36
R	1
H	10
RBI	1
BB	2
SO	6
LOB	22



Batter	1	2	3	4	5	6	7	8	9	AB	R	H	RBI	BB	SO	LOB	BOTTOM										
10 Marcus Semien, R OBP: 0.350, SLG: 0.453	K	G6-3				1B		G1-3		5	0	2	1	0	1	1	Chicago White Sox @ Oakland Athletics Oakland Coliseum, Oakland, CA Fri Jul 12 2019, 7:09 PM - 10:17 PM PDT Att: 18,504 - Clear - 66 F										
26 Matt Chapman, R OBP: 0.356, SLG: 0.535	1B		G5-3			1B		G6-3		4	1	2	0	0	0	1											
28 Matt Olson, L OBP: 0.328, SLG: 0.557	1B		K			K		F8		4	0	1	0	0	2	3											
2 Khris Davis, R OBP: 0.306, SLG: 0.430	1B		G4-3			F9		BB		3	0	1	1	1	0	0											
20 Mark Canha, R OBP: 0.377, SLG: 0.521	G6-4-3					HR		BB		3	1	2	1	1	0	2											
8 Robbie Grossman, S OBP: 0.354, SLG: 0.402	F7					E6				3	0	1	0	0	0	1											
18 Chad Pinder, R OBP: 0.290, SLG: 0.431			E6			2B		K		1	0	0	0	0	1	3											
22 Ramón Laureano, R OBP: 0.317, SLG: 0.477			G5-4-3			G5-3		1B		4	1	2	1	0	0	2											
23 Jurickson Profar, S OBP: 0.276, SLG: 0.378			HR			P4		G1-3		4	1	1	1	0	0	2											
19 Josh Phegley, R OBP: 0.291, SLG: 0.441	G3					K		F8		4	1	1	0	0	1	1											
Inning Stats	R: 1 H: 3 E: 0 K: 1 S: 11	H: 3 LOB: 1 BB: 0 P: 15	R: 2 H: 2 E: 0 K: 0 S: 11	H: 2 LOB: 0 BB: 0 P: 18	R: 0 H: 0 E: 0 K: 1 S: 10	H: 0 LOB: 0 BB: 0 P: 13	R: 0 H: 1 E: 1 K: 0 S: 9	H: 1 LOB: 0 BB: 0 P: 16	R: 0 H: 2 E: 0 K: 2 S: 13	H: 2 LOB: 2 BB: 0 P: 22	R: 1 H: 2 E: 0 K: 0 S: 15	H: 2 LOB: 1 BB: 0 P: 20	R: 1 H: 2 E: 0 K: 1 S: 14	H: 2 LOB: 3 BB: 2 P: 28	R: 0 H: 1 E: 0 K: 0 S: 10	H: 1 LOB: 1 BB: 0 P: 14	1B: 8 HR: 3	SF: 0 SAC: 0 DP: 2 HBP: 0	WP: 1 PB: 0 SB: 0 CS: 0	PA: 37							
PITCHER	IP	WLS	BF	H	R	ER	SO	BB	IBB	HBP	BLK	WP	HR	S	P	ERA	WHIP										
46 Iván Nova, R ERA: 5.6	6.0	L	26	10	4	4	4	0	0	0	0	0	3	69	104	6.00	1.667										
37 Juan Minaya, R ERA: 3.9	0.2		6	2	1	1	0	2	0	0	0	1	0	11	24	13.50	6.000										
64 Josh Osich, L ERA: 4.83	1.0		4	1	0	0	1	0	0	0	0	0	0	9	12	0.00	1.000										
66 José Ruiz, R ERA: 6.26	0.1		1	0	0	0	0	0	0	0	0	0	0	4	6	0.00	0.000										

AB	35
R	5
H	13
RBI	5
BB	2
SO	5
LOB	16



Batter	1	2	3	4	5	6	7	8	9	AB	R	H	RBI	BB	SO	LOB	TOP					
28 Leury García, S OBP: 0.326, SLG: 0.391 20 José Rondón, R OBP: 0.270, SLG: 0.296	G5-3		G6-3		K		G4-3 10 WP 10 1-2 2-H 1B		G5-3	3	0	0	0	0	1	1						
10 Yoán Moncada, S OBP: 0.363, SLG: 0.638	F8		G3-1		F7		G4-3			4	0	0	1	0	0	2						
79 José Abreu, R OBP: 0.312, SLG: 0.513				G4-3		G6-3			P6	4	0	1	0	0	0	1						
24 AJ Reed, L OBP: 0.250, SLG: 0.143	K				F9 74 FC6-4 BB				K	3	0	0	0	1	2	1						
74 Eloy Jiménez, R OBP: 0.309, SLG: 0.479					FC6-4 45 1B				G6-3	3	0	1	0	1	0	1						
45 Jon Jay, L OBP: 0.354, SLG: 0.349 22 Charles Tilson, L (8, PR) OBP: 0.307, SLG: 0.299	L6						FC4			4	0	2	0	0	0	2						
5 Yolmer Sánchez, S OBP: 0.313, SLG: 0.305										0	0	0	0	0	0	0						
49 Ryan Cordell, R OBP: 0.287, SLG: 0.370										3	1	0	0	1	1	4						
38 Zack Collins, L OBP: 0.226, SLG: 0.192										4	0	1	0	0	1	2						
										4	1	1	0	0	2	1						
Inning Stats	R: 0 E: 0 K: 1 S: 11	H: 1 LOB: 1 BB: 0 P: 17	R: 0 E: 0 K: 2 S: 12	H: 0 LOB: 1 BB: 1 P: 18	R: 0 E: 0 K: 1 S: 6	H: 0 LOB: 0 BB: 1 P: 8	R: 0 E: 0 K: 0 S: 13	H: 1 LOB: 2 BB: 1 P: 25	R: 0 E: 0 K: 2 S: 13	H: 1 LOB: 1 BB: 0 P: 17	R: 0 E: 0 K: 0 S: 7	H: 1 LOB: 1 BB: 0 P: 11	R: 2 E: 0 K: 0 S: 17	H: 2 LOB: 1 BB: 1 P: 25	R: 0 E: 0 K: 1 S: 9	H: 1 LOB: 1 BB: 0 P: 11	R: 0 E: 0 K: 0 S: 7	H: 0 LOB: 0 BB: 0 P: 8	1B: 7 2B: 0 3B: 0 HR: 0	SF: 0 SAC: 0 DP: 0 HBP: 0	WP: 1 PB: 0 SB: 0 CS: 0	PA: 37
PITCHER	IP	WLS	BF	H	R	ER	SO	BB	IBB	HBP	BLK	WP	HR	S	P	ERA	WHIP					
40 Chris Bassitt, R ERA: 3.98	6.0	W	24	4	0	0	6	2	0	0	0	0	0	62	96	0.00	1.000					
39 Blake Treinen, R ERA: 4.54	1.0		6	2	2	2	0	1	0	0	0	1	0	17	25	18.00	3.000					
62 Lou Trivino, R ERA: 4.39	1.0		4	1	0	0	1	0	0	0	0	0	0	9	11	0.00	1.000					
54 Brian Schiller, R ERA: 3.86	1.0		3	0	0	0	0	0	0	0	0	0	0	7	8	0.00	0.000					

Chicago White Sox @ Oakland Athletics
Oakland Coliseum, Oakland, CA
Sat Jul 13 2019, 1:08 PM - 4:32 PM PDT
Att: 22,222 - Sunny - 69 F

AB 34
R 2
H 7
RBI 2
BB 3
SO 7
LOB 15



Batter	1	2	3	4	5	6	7	8	9	AB	R	H	RBI	BB	SO	LOB	BOTTOM					
10 Marcus Semien, R OBP: 0.350, SLG: 0.455					L8		G6-3			5	2	2	0	0	0	1						
26 Matt Chapman, R OBP: 0.380, SLG: 0.543 18 Chad Pinder, R OBP: 0.289, SLG: 0.429										4	2	3	1	0	0	1						
28 Matt Olson, L OBP: 0.333, SLG: 0.560										1	0	0	0	0	0	0						
2 Khris Davis, R OBP: 0.309, SLG: 0.429 23 Jurickson Profar, S OBP: 0.275, SLG: 0.377										4	3	2	1	1	0	1						
20 Mark Canha, R OBP: 0.387, SLG: 0.535										3	1	2	1	2	1	3						
8 Robbie Grossman, S OBP: 0.358, SLG: 0.401										3	0	1	2	2	0	2						
22 Ramón Laureano, R (8, PR) OBP: 0.318, SLG: 0.474										2	1	0	2	1	1	3						
5 Chris Herrmann, L OBP: 0.389, SLG: 0.588										5	1	1	1	0	3	6						
1 Franklin Barreto, R OBP: 0.148, SLG: 0.385										3	1	1	3	1	0	3						
Inning Stats	R: 7 E: 0 K: 1 S: 23	H: 5 LOB: 0 BB: 2 P: 38	R: 0 E: 0 K: 0 S: 7	H: 1 LOB: 0 BB: 0 P: 11	R: 0 E: 0 K: 0 S: 11	H: 0 LOB: 2 BB: 2 P: 19	R: 4 E: 0 K: 1 S: 21	H: 5 LOB: 1 BB: 0 P: 34	R: 0 E: 0 K: 1 S: 11	H: 0 LOB: 3 BB: 2 P: 18	R: 1 E: 0 K: 1 S: 20	H: 1 LOB: 0 BB: 0 P: 37	R: 0 E: 0 K: 0 S: 11	H: 0 LOB: 0 BB: 0 P: 19	R: 1 E: 0 K: 1 S: 11	H: 1 LOB: 1 BB: 1 P: 23	R: 0 E: 0 K: 1 S: 11	H: 1 LOB: 1 BB: 1 P: 23	1B: 7 2B: 4 3B: 1 HR: 1	SF: 1 SAC: 0 DP: 2 HBP: 1	WP: 1 PB: 0 SB: 0 CS: 0	PA: 44
PITCHER	IP	WLS	BF	H	R	ER	SO	BB	IBB	HBP	BLK	WP	HR	S	P	ERA	WHIP					
68 Dylan Covey, R ERA: 5.92	0.2	L	7	4	6	6	1	2	0	0	0	0	0	20	32	81.00	9.000					
54 Ross Detwiler, L ERA: 2.74	3.1		17	7	5	4	1	2	0	0	0	0	1	42	70	10.80	2.700					
43 Evan Marshall, R ERA: 2.74	1.0		4	0	0	0	1	1	0	0	0	0	0	11	18	0.00	1.000					
41 Kelvin Herrera, R ERA: 7.84	0.1		5	1	1	1	0	2	0	1	0	1	0	14	28	27.00	9.000					
57 Jace Fry, L ERA: 4.75	0.2		2	0	0	0	1	0	0	0	0	0	0	6	9	0.00	0.000					
PITCHER	IP	WLS	BF	H	R	ER	SO	BB	IBB	HBP	BLK	WP	HR	S	P	ERA	WHIP					
39 Aaron Bummer, L ERA: 1.83	1.0		3	0	0	0	0	0	0	0	0	0	0	11	19	0.00	0.000					
48 Alex Colomé, R ERA: 2.21	1.0		5	1	1	1	1	1	0	0	0	0	0	11	23	9.00	2.000					

Chicago White Sox @ Oakland Athletics
Oakland Coliseum, Oakland, CA
Sat Jul 13 2019, 1:08 PM - 4:32 PM PDT
Att: 22,222 - Sunny - 69 F

AB 34
R 13
H 13
RBI 13
BB 8
SO 5
LOB 21



Batter	1	2	3	4	5	6	7	8	9	AB	R	H	RBI	BB	SO	LOB	TOP										
28 Leury García, S OBP: 0.326, SLG: 0.391	G6-3		SH5-3		CS			K		3	0	1	0	0	1	0											
10 Yoán Moncada, S OBP: 0.362, SLG: 0.533	K							L8		3	0	0	0	1	1	1											
79 José Abreu, R OBP: 0.309, SLG: 0.507	G5-3		G6-4-3					P3		4	0	0	0	0	1	4											
33 James McCann, R OBP: 0.367, SLG: 0.492		F9			K2-3			K		4	0	0	0	0	2	2											
74 Eloy Jiménez, R OBP: 0.308, SLG: 0.487	G5-3				G6-3			P3		4	1	1	1	0	0	0											
45 Jon Jay, L OBP: 0.346, SLG: 0.362	20 1B				G5-3			F7		4	1	1	0	0	0	0											
20 José Rondón, R OBP: 0.271, SLG: 0.297						L4				3	0	1	1	0	0	0											
5 Yolmer Sánchez, S OBP: 0.317, SLG: 0.313										3	0	2	0	0	0	1											
49 Ryan Cordell, R OBP: 0.288, SLG: 0.369										3	0	1	0	0	1	2											
Inning Stats	R: 0 E: 0 K: 1 S: 12	H: 0 LOB: 0 BB: 0 P: 14	R: 1 E: 0 K: 0 S: 10	H: 2 LOB: 1 BB: 0 P: 18	R: 0 E: 0 K: 0 S: 7	H: 1 LOB: 1 BB: 1 P: 13	R: 0 E: 0 K: 1 S: 7	H: 0 LOB: 0 BB: 0 P: 10	R: 0 E: 0 K: 1 S: 9	H: 1 LOB: 0 BB: 0 P: 18	R: 0 E: 1 K: 1 S: 10	H: 1 LOB: 1 BB: 0 P: 15	R: 1 E: 0 K: 1 S: 12	H: 2 LOB: 1 BB: 0 P: 22	R: 0 E: 0 K: 1 S: 7	H: 0 LOB: 0 BB: 0 P: 10	R: 0 E: 0 K: 1 S: 8	H: 0 LOB: 0 BB: 0 P: 11	1B: 4 2B: 2 3B: 0 HR: 1	SF: 0 SAC: 1 DP: 2 HBP: 0	WP: 0 PB: 0 SB: 0 CS: 1	PA: 34					
PITCHER	IP	WLS	BF	H	R	ER	SO	BB	IBB	HBP	BLK	WP	HR	S	P	ERA	WHIP										
30 Brett Anderson, L ERA: 3.79	6.2		26	7	2	2	3	1	0	0	0	0	1	64	105	2.70	1.200										
36 Yusmeiro Petit, R ERA: 2.44	0.1		1	0	0	0	1	0	0	0	0	0	0	3	5	0.00	0.000										
48 Joakim Soria, R ERA: 4.78	1.0		3	0	0	0	1	0	0	0	0	0	0	7	10	0.00	0.000										
16 Liam Hendriks, R ERA: 1.19	1.0	W	3	0	0	0	1	0	0	0	0	0	0	8	11	0.00	0.000										

Chicago White Sox @ Oakland Athletics
Oakland Coliseum, Oakland, CA
Sun Jul 14 2019, 1:07 PM - 3:54 PM PDT
Att: 20,350 - Sunny - 64 F

livebaseballscores.com

AB 31
R 2
H 7
RBI 2
BB 1
SO 6
LOB 10




Batter	1	2	3	4	5	6	7	8	9	AB	R	H	RBI	BB	SO	LOB	BOTTOM										
10 Marcus Semien, R OBP: 0.347, SLG: 0.450	K		E5		F7			F8		4	0	0	0	0	1	1											
26 Matt Chapman, R OBP: 0.382, SLG: 0.541			G6-3		G6-3			28 1B		3	0	1	1	1	0	1											
28 Matt Olson, L OBP: 0.332, SLG: 0.555	F8		F7					1B		4	0	1	0	0	0	2											
2 Khris Davis, R OBP: 0.305, SLG: 0.423	K				L9			F9-2		4	0	0	0	0	1	3											
20 Mark Canha, R OBP: 0.389, SLG: 0.534										4	0	2	0	0	2	1											
8 Robbie Grossman, S OBP: 0.358, SLG: 0.358										2	0	0	0	1	0	1											
18 Chad Pinder, R OBP: 0.292, SLG: 0.431	G3									1	1	1	0	0	0	0											
22 Ramón Laureano, R OBP: 0.317, SLG: 0.481	K				FC3-6			22 1B		4	1	1	1	0	1	2											
5 Chris Herrmann, L OBP: 0.333, SLG: 0.500										3	0	0	0	0	2	2											
1 Franklin Barreto, R OBP: 0.167, SLG: 0.379										3	1	1	0	0	2	0											
Inning Stats	R: 0 E: 0 K: 2 S: 7	H: 0 LOB: 1 BB: 1 P: 13	R: 0 E: 0 K: 2 S: 7	H: 0 LOB: 0 BB: 0 P: 10	R: 1 E: 1 K: 1 S: 14	H: 1 LOB: 1 BB: 0 P: 18	R: 0 E: 0 K: 1 S: 16	H: 1 LOB: 2 BB: 1 P: 27	R: 0 E: 0 K: 1 S: 9	H: 0 LOB: 0 BB: 0 P: 11	R: 0 E: 0 K: 0 S: 9	H: 1 LOB: 1 BB: 0 P: 14	R: 1 E: 0 K: 1 S: 16	H: 1 LOB: 0 BB: 0 P: 24	R: 0 E: 0 K: 1 S: 14	H: 2 LOB: 1 BB: 0 P: 18	R: 1 E: 1 K: 0 S: 4	H: 1 LOB: 1 BB: 0 P: 5	1B: 6 2B: 1 3B: 0 HR: 1	SF: 0 SAC: 0 DP: 1 HBP: 0	WP: 0 PB: 0 SB: 1 CS: 0	PA: 34					
PITCHER	IP	WLS	BF	H	R	ER	SO	BB	IBB	HBP	BLK	WP	HR	S	P	ERA	WHIP										
40 Reynaldo López, R ERA: 5.97	6.0		24	3	1	0	7	2	0	0	0	0	1	16	24	9.00	1.000										
43 Evan Marshall, R ERA: 3.0	1.0	B	4	1	1	1	1	0	0	0	0	0	0	14	18	0.00	2.000										
41 Kelvin Herrera, R ERA: 7.59	1.0		4	2	0	0	1	0	0	0	0	0	0	4	5	∞	∞										
57 Jace Fry, L ERA: 4.75	0.0	L	2	1	1	0	0	0	0	0	0	0	0	4	5	∞	∞										

Chicago White Sox @ Oakland Athletics
Oakland Coliseum, Oakland, CA
Sun Jul 14 2019, 1:07 PM - 3:54 PM PDT
Att: 20,350 - Sunny - 64 F

livebaseballscores.com

AB 32
R 3
H 7
RBI 2
BB 2
SO 9
LOB 13



Batter	1	2	3	4	5	6	7	8	9	AB	R	H	RBI	BB	SO	LOB	TOP					
28 Leury Garcia, S OBP: 0.326, SLG: 0.384										4	0	0	0	0	1	0	Chicago White Sox @ Kansas City Royals Kauffman Stadium, Kansas City, MO Tue Jul 16 2019, 7:16 PM - 9:59 PM CDT Att. 16,557 - Clear - 91 F					
10 Yoan Moncada, S OBP: 0.361, SLG: 0.625										3	0	0	0	1	1	0						
79 José Abreu, R OBP: 0.307, SLG: 0.500										4	0	1	0	0	1	1						
33 James McCann, R OBP: 0.360, SLG: 0.492										4	0	0	0	0	1	1						
45 Jon Jay, L OBP: 0.393, SLG: 0.436										4	0	1	0	0	0	1						
74 Eloy Jiménez, R OBP: 0.307, SLG: 0.483										0	0	0	0	0	0	0						
49 Ryan Cordell, R OBP: 0.289, SLG: 0.369										3	0	1	0	0	1	2						
24 AJ Reed, L OBP: 0.286, SLG: 0.231										3	0	2	0	0	1	0						
5 Yolmer Sánchez, S OBP: 0.309, SLG: 0.305										3	0	0	0	0	1	4						
22 Charles Tilson, L OBP: 0.293, SLG: 0.285										3	0	0	0	0	1	0						
Inning Stats	R: 0 E: 0 K: 1 S: 6	H: 0 LOB: 0 BB: 1 P: 14	R: 0 E: 0 K: 1 S: 10	H: 2 LOB: 2 BB: 0 P: 16	R: 0 E: 0 K: 1 S: 9	H: 0 LOB: 0 BB: 0 P: 16	R: 0 E: 0 K: 1 S: 7	H: 1 LOB: 1 BB: 0 P: 12	R: 0 E: 0 K: 2 S: 10	H: 0 LOB: 0 BB: 0 P: 13	R: 0 E: 0 K: 0 S: 6	H: 0 LOB: 0 BB: 0 P: 8	R: 0 E: 0 K: 0 S: 9	H: 2 LOB: 2 BB: 0 P: 13	R: 0 E: 0 K: 1 S: 8	H: 0 LOB: 0 BB: 0 P: 10	R: 0 E: 0 K: 1 S: 11	H: 0 LOB: 0 BB: 0 P: 14	1B: 5 2B: 0 3B: 0 HR: 0	SF: 0 SAC: 0 DP: 1 HBP: 0	WP: 0 PB: 0 SB: 0 CS: 0	PA: 32
PITCHER 57 Glenn Sparkman, R ERA: 4.54	IP: 9.0 WLS: W BF: 32 H: 5 R: 0 ER: 0 SO: 8	BB: 1 IBB: 0 HBP: 0 BLK: 0	WP: 0 HR: 0 S: 76 P: 116	ERA: 0.00 WHIP: 0.667																		

Batter	1	2	3	4	5	6	7	8	9	AB	R	H	RBI	BB	SO	LOB	BOTTOM				
15 Whit Merrifield, R OBP: 0.362, SLG: 0.507										5	2	3	2	0	0	1	Chicago White Sox @ Kansas City Royals Kauffman Stadium, Kansas City, MO Tue Jul 16 2019, 7:16 PM - 9:59 PM CDT Att. 16,557 - Clear - 91 F				
27 Adalberto Mondesi, S OBP: 0.294, SLG: 0.433										3	2	2	0	0	0	0					
6 Billy Hamilton, S OBP: 0.281, SLG: 0.289										5	3	2	1	0	0	1					
4 Alex Gordon, L OBP: 0.354, SLG: 0.442										5	1	3	3	0	2	1					
17 Hunter Dozier, R OBP: 0.368, SLG: 0.545										4	1	0	0	0	2	2					
12 Jorge Soler, R OBP: 0.316, SLG: 0.511										4	1	0	0	0	2	2					
19 Cheslor Cuthbert, R OBP: 0.320, SLG: 0.444										4	0	2	1	0	1	1					
11 Bubba Starling, R OBP: 0.267, SLG: 0.214										4	0	1	1	0	2	3					
1 Nicky Lopez, L OBP: 0.277, SLG: 0.313										4	0	0	0	0	1	0					
36 Cam Gallagher, R OBP: 0.295, SLG: 0.290										2	2	1	0	2	1	0					
Inning Stats	R: 2 E: 1 K: 1 S: 18	H: 3 LOB: 1 BB: 0 P: 28	R: 0 E: 0 K: 0 S: 8	H: 0 LOB: 1 BB: 1 P: 17	R: 2 E: 0 K: 1 S: 17	H: 3 LOB: 2 BB: 0 P: 25	R: 2 E: 0 K: 1 S: 9	H: 2 LOB: 0 BB: 0 P: 14	R: 0 E: 0 K: 2 S: 7	H: 0 LOB: 0 BB: 0 P: 11	R: 0 E: 0 K: 2 S: 8	H: 0 LOB: 0 BB: 0 P: 13	R: 1 E: 0 K: 1 S: 17	H: 3 LOB: 3 BB: 0 P: 21	R: 4 E: 0 K: 1 S: 18	H: 3 LOB: 0 BB: 1 P: 30	1B: 9 2B: 2 3B: 1 HR: 2	SF: 1 SAC: 0 DP: 0 HBP: 1	WP: 0 PB: 0 SB: 1 CS: 0	PA: 41	
PITCHER 84 Dylan Cease, R ERA: 5.73 68 Dylan Covey, R ERA: 6.0 64 Josh Osich, L ERA: 5.88	IP: 6.0 WLS: L BF: 27 H: 6 R: 6 ER: 7 SO: 7	BB: 1 IBB: 0 HBP: 1 BLK: 0	WP: 0 HR: 0 S: 67 P: 108	ERA: 6.00 WHIP: 1.500																	

Batter	1	2	3	4	5	6	7	8	9	AB	R	H	RBI	BB	SO	LOB	TOP								
28 Leury Garcia, S OBP: 0.325, SLG: 0.382										4	0	1	0	0	1	2	Chicago White Sox @ Kansas City Royals Kauffman Stadium, Kansas City, MO Wed Jul 17 2019, 7:15 PM - 10:26 PM CDT Att: 14,340 - Clear - 94 F								
10 Yoan Moncada, S OBP: 0.357, SLG: 0.618										4	0	0	0	0	1	3									
79 José Abreu, R OBP: 0.309, SLG: 0.500										4	1	2	0	0	0	0									
33 James McCann, R OBP: 0.354, SLG: 0.484										4	0	0	0	0	2	3									
45 Jon Jay, L OBP: 0.375, SLG: 0.414										3	1	0	0	1	2	0									
21 Wellington Castillo, R OBP: 0.298, SLG: 0.389										4	0	1	0	0	3	2									
49 Ryan Cordell, R OBP: 0.290, SLG: 0.368										3	0	1	0	0	2	1									
24 AJ Reed, L OBP: 0.333, SLG: 0.500										4	1	2	0	0	0	1									
5 Yolmer Sánchez, S OBP: 0.311, SLG: 0.308										3	1	2	2	0	0	0									
17 Ryan Goins, L OBP: 0.667, SLG: 1.667										3	1	2	2	0	0	0									
Inning Stats	R: 0 E: 0 K: 0 S: 9	H: 0 LOB: 0 BB: 0 P: 13	R: 0 E: 0 K: 3 S: 13	H: 0 LOB: 0 BB: 0 P: 21	R: 0 E: 0 K: 0 S: 9	H: 1 LOB: 0 BB: 0 P: 11	R: 0 E: 0 K: 0 S: 9	H: 2 LOB: 1 BB: 0 P: 14	R: 0 E: 0 K: 2 S: 13	H: 2 LOB: 0 BB: 0 P: 20	R: 2 E: 0 K: 0 S: 8	H: 2 LOB: 0 BB: 0 P: 11	R: 0 E: 0 K: 2 S: 11	H: 0 LOB: 0 BB: 0 P: 15	R: 0 E: 0 K: 3 S: 14	H: 2 LOB: 2 BB: 0 P: 21	R: 3 E: 0 K: 1 S: 13	H: 2 LOB: 0 BB: 1 P: 26	1B: 7 2B: 2 3B: 0 HR: 2	SF: 0 SAC: 0 DP: 2 HBP: 0	WP: 0 PB: 0 CS: 0	PA: 35			
PITCHER	IP	WLS	BF	H	R	ER	SO	BB	IBB	HBP	BLK	WP	HR	S	P	ERA	WHIP								
41 Danny Duffy, L ERA: 4.52	6.0	W	21	6	2	2	5	0	0	0	0	0	1	61	90	3.00	1.000								
58 Scott Barlow, R ERA: 6.16	1.1		5	1	0	0	3	0	0	0	0	0	0	16	23	0.00	0.750								
40 Jake Diekman, L ERA: 4.76	0.2		3	1	0	0	2	0	0	0	0	0	0	9	13	0.00	1.500								
43 Willy Peralta, R ERA: 5.26	0.2	S	5	2	3	3	1	1	0	0	0	0	1	10	20	40.50	4.500								
31 Ian Kennedy, R ERA: 3.29	0.1	S	1	0	0	0	0	0	0	0	0	0	0	3	6	0.00	0.000								

Batter	1	2	3	4	5	6	7	8	9	AB	R	H	RBI	BB	SO	LOB	BOTTOM								
15 Whit Merrifield, R OBP: 0.369, SLG: 0.511										3	1	3	1	2	0	0	Chicago White Sox @ Kansas City Royals Kauffman Stadium, Kansas City, MO Wed Jul 17 2019, 7:15 PM - 10:26 PM CDT Att: 14,340 - Clear - 94 F								
19 Cheslor Cuthbert, R OBP: 0.316, SLG: 0.432										4	1	0	0	1	0	5									
4 Alex Gordon, L OBP: 0.358, SLG: 0.447										3	2	2	0	1	0	0									
17 Hunter Dozier, R OBP: 0.373, SLG: 0.544										2	2	1	1	2	0	0									
12 Jorge Soler, R OBP: 0.318, SLG: 0.511										4	0	2	3	0	0	2									
6 Billy Hamilton, S OBP: 0.281, SLG: 0.269										0	0	0	0	0	0	0									
1 Nicky Lopez, L OBP: 0.281, SLG: 0.316										4	0	2	2	0	0	1									
11 Bubba Starling, R OBP: 0.316, SLG: 0.235										3	1	1	0	1	0	2									
9 Lucas Duda, L OBP: 0.229, SLG: 0.271										4	0	0	0	0	1	2									
72 Meibrys Viloria, L OBP: 0.250, SLG: 0.250										4	0	1	0	0	3	1									
Inning Stats	R: 2 E: 0 K: 0 S: 17	H: 4 LOB: 2 BB: 1 P: 28	R: 0 E: 0 K: 1 S: 9	H: 0 LOB: 0 BB: 1 P: 17	R: 0 E: 0 K: 0 S: 4	H: 0 LOB: 0 BB: 0 P: 6	R: 0 E: 0 K: 0 S: 5	H: 0 LOB: 0 BB: 0 P: 6	R: 4 E: 0 K: 1 S: 15	H: 3 LOB: 3 BB: 3 P: 28	R: 0 E: 0 K: 1 S: 13	H: 0 LOB: 2 BB: 2 P: 25	R: 0 E: 0 K: 0 S: 8	H: 2 LOB: 1 BB: 0 P: 11	R: 1 E: 0 K: 1 S: 10	H: 3 LOB: 1 BB: 0 P: 13	1B: 11 2B: 2 3B: 0 HR: 0	SF: 0 SAC: 0 DP: 3 HBP: 0	WP: 0 PB: 0 CS: 1	PA: 39					
PITCHER	IP	WLS	BF	H	R	ER	SO	BB	IBB	HBP	BLK	WP	HR	S	P	ERA	WHIP								
46 Iván Nova, R ERA: 5.86	4.2	L	23	6	6	6	2	5	0	0	0	0	0	14	84	11.57	2.357								
57 Jace Fry, L ERA: 4.55	1.1		6	1	0	0	1	2	0	0	0	0	0	8	11	0.00	2.250								
41 Kelvin Herrera, R ERA: 7.36	1.0		4	2	0	0	0	0	0	0	0	0	0	8	11	0.00	2.000								
48 Alex Colomé, R ERA: 2.39	1.0		5	3	1	1	1	0	0	0	0	0	0	10	13	9.00	3.000								

AB	34
R	5
H	10
RBI	5
BB	1
SO	11
LOB	12



AB	31
R	7
H	12
RBI	7
BB	7
SO	4
LOB	13



Batter	1	2	3	4	5	6	7	8	9	AB	R	H	RBI	BB	SO	LOB	TOP			
21 Curtis Granderson, L OBP: 0.271, SLG: 0.350										3	0	0	0	0	1	1				
26 Garrett Cooper, R OBP: 0.382, SLG: 0.502										4	0	1	0	0	1	2				
15 Brian Anderson, R OBP: 0.322, SLG: 0.420										4	0	0	0	0	1	2				
18 Neil Walker, S OBP: 0.340, SLG: 0.393										4	0	0	0	0	0	2				
13 Starlin Castro, R OBP: 0.272, SLG: 0.353										3	0	0	0	0	0	0				
38 Jorge Alfaro, R OBP: 0.318, SLG: 0.445										3	1	1	1	0	0	0				
47 Harold Ramirez, R OBP: 0.317, SLG: 0.391										3	0	1	0	0	0	0				
46 César Puello, R OBP: 0.369, SLG: 0.385										3	0	0	0	0	1	1				
2 Yadiel Rivera, R OBP: 0.286, SLG: 0.240										3	0	1	0	0	1	0				
Inning Stats	R: 0 E: 0 K: 1 S: 6	H: 0 LOB: 0 BB: 0 P: 7	R: 1 E: 0 K: 0 S: 13	H: 1 LOB: 0 BB: 0 P: 19	R: 0 E: 0 K: 1 S: 6	H: 0 LOB: 0 BB: 0 P: 8	R: 0 E: 0 K: 1 S: 9	H: 0 LOB: 0 BB: 0 P: 16	R: 0 E: 0 K: 0 S: 8	H: 1 LOB: 1 BB: 0 P: 14	R: 0 E: 0 K: 1 S: 10	H: 1 LOB: 1 BB: 0 P: 13	R: 0 E: 0 K: 0 S: 6	H: 0 LOB: 0 BB: 0 P: 8	R: 0 E: 1 K: 0 S: 11	H: 1 LOB: 1 BB: 0 P: 17	1B: 3 2B: 1 3B: 0 HR: 1	SF: 0 SAC: 0 DP: 2 HBP: 1	WP: 0 PB: 0 SB: 0 CS: 0	PA: 31
PITCHER 46 Iván Nova, R ERA: 5.49	IP: 9.0 WLS: W BF: 31	H: 4 R: 1 ER: 1 SO: 5	BB: 0 IBB: 0 HBP: 1 BLK: 0	WP: 0 HR: 1 S: 76 P: 112	ERA: 1.00 WHIP: 0.444											PITCHER IP: 9.0 WLS: W BF: 31	H: 4 R: 1 ER: 1 SO: 5	BB: 0 IBB: 0 HBP: 1 BLK: 0	WP: 0 HR: 1 S: 76 P: 112	ERA: 1.00 WHIP: 0.444

Miami Marlins @ Chicago White Sox
Guaranteed Rate Field, Chicago, IL
Mon Jul 22 2019, 7:11 PM - 9:39 PM CDT
Att. 14,741 - Clear - 71 F

AB 30
R 1
H 4
RBI 1
BB 0
SO 5
LOB 8



Batter	1	2	3	4	5	6	7	8	9	AB	R	H	RBI	BB	SO	LOB	BOTTOM			
28 Leury Garcia, S OBP: 0.325, SLG: 0.387										4	1	1	0	0	2	0				
45 Jon Jay, L OBP: 0.363, SLG: 0.405										4	2	2	0	0	0	1				
79 José Abreu, R OBP: 0.313, SLG: 0.501										3	3	2	3	1	1	0				
10 Yoán Moncada, S OBP: 0.362, SLG: 0.530										4	1	2	4	0	0	0				
24 AJ Reed, L OBP: 0.292, SLG: 0.364										4	0	0	0	0	2	1				
33 James McCann, R OBP: 0.346, SLG: 0.487										4	1	1	1	0	2	1				
17 Ryan Goins, L OBP: 0.533, SLG: 1.000										4	1	2	1	0	1	0				
5 Yolmer Sánchez, S OBP: 0.310, SLG: 0.335										4	0	0	0	0	1	1				
15 Adam Engel, R OBP: 0.319, SLG: 0.394										3	0	0	0	0	2	0				
Inning Stats	R: 2 E: 0 K: 1 S: 15	H: 3 LOB: 1 BB: 0 P: 23	R: 0 E: 0 K: 2 S: 13	H: 0 LOB: 0 BB: 0 P: 20	R: 2 E: 0 K: 2 S: 12	H: 2 LOB: 0 BB: 0 P: 19	R: 0 E: 0 K: 1 S: 7	H: 0 LOB: 0 BB: 0 P: 11	R: 3 E: 0 K: 1 S: 15	H: 2 LOB: 0 BB: 1 P: 26	R: 2 E: 0 K: 2 S: 13	H: 2 LOB: 0 BB: 0 P: 17	R: 0 E: 0 K: 1 S: 8	H: 0 LOB: 0 BB: 0 P: 10	R: 0 E: 0 K: 1 S: 13	H: 1 LOB: 1 BB: 0 P: 19	1B: 3 2B: 3 3B: 0 HR: 4	SF: 0 SAC: 0 DP: 0 HBP: 0	WP: 1 PB: 0 SB: 0 CS: 0	PA: 35
PITCHER 36 Trevor Richards, R ERA: 4.62	IP: 5.0 WLS: L BF: 23	H: 7 R: 7 ER: 7 SO: 7	BB: 1 IBB: 0 HBP: 0 BLK: 0	WP: 0 HR: 2 S: 62 P: 99	ERA: 12.60 WHIP: 1.600											PITCHER IP: 5.0 WLS: L BF: 23	H: 7 R: 7 ER: 7 SO: 7	BB: 1 IBB: 0 HBP: 0 BLK: 0	WP: 0 HR: 2 S: 62 P: 99	ERA: 12.60 WHIP: 1.600
74 José Cujada, L ERA: 4.05	IP: 2.0 WLS: L BF: 8	H: 2 R: 2 ER: 2 SO: 3	BB: 0 IBB: 0 HBP: 0 BLK: 0	WP: 0 HR: 2 S: 21 P: 27	ERA: 9.00 WHIP: 1.000											PITCHER IP: 2.0 WLS: L BF: 8	H: 2 R: 2 ER: 2 SO: 3	BB: 0 IBB: 0 HBP: 0 BLK: 0	WP: 0 HR: 2 S: 21 P: 27	ERA: 9.00 WHIP: 1.000
54 Sergio Romo, R ERA: 3.68	IP: 1.0 WLS: L BF: 4	H: 1 R: 0 ER: 0 SO: 1	BB: 0 IBB: 0 HBP: 0 BLK: 0	WP: 0 HR: 0 S: 13 P: 19	ERA: 0.00 WHIP: 1.000											PITCHER IP: 1.0 WLS: L BF: 4	H: 1 R: 0 ER: 0 SO: 1	BB: 0 IBB: 0 HBP: 0 BLK: 0	WP: 0 HR: 0 S: 13 P: 19	ERA: 0.00 WHIP: 1.000

Miami Marlins @ Chicago White Sox
Guaranteed Rate Field, Chicago, IL
Mon Jul 22 2019, 7:11 PM - 9:39 PM CDT
Att. 14,741 - Clear - 71 F

AB 34
R 9
H 10
RBI 9
BB 1
SO 11
LOB 4



Batter	1	2	3	4	5	6	7	8	9	AB	R	H	RBI	BB	SO	LOB	TOP			
47 Harold Ramirez, R OBP: 0.316, SLG: 0.402										4	1	1	1	0	0	0	Miami Marlins @ Chicago White Sox Guaranteed Rate Field, Chicago, IL Tue Jul 23 2019, 7:11 PM - 9:39 PM CDT Att. 14,043 - Clear - 75 F			
15 Brian Anderson, R OBP: 0.322, SLG: 0.421										4	1	1	0	0	0	1				
26 Garrett Cooper, R OBP: 0.376, SLG: 0.493										4	0	0	0	0	3	1				
18 Neil Walker, S OBP: 0.339, SLG: 0.391										4	1	1	1	0	0	0				
13 Starlin Castro, R OBP: 0.274, SLG: 0.357										4	1	2	1	0	0	0				
38 Jorge Alfaro, R OBP: 0.313, SLG: 0.438										4	0	0	0	0	3	2				
21 Curtis Granderson, L OBP: 0.271, SLG: 0.363										3	1	1	2	0	1	1				
46 César Puello, R OBP: 0.360, SLG: 0.374										3	0	0	0	0	2	0				
2 Yadiel Rivera, R OBP: 0.271, SLG: 0.226										3	0	0	0	0	0	0				
Inning Stats	R: 0 E: 0 K: 1 S: 9	H: 0 LOB: 0 BB: 0 P: 12	R: 0 E: 0 K: 2 S: 13	H: 1 LOB: 1 BB: 0 P: 19	R: 0 E: 0 K: 1 S: 6	H: 0 LOB: 0 BB: 0 P: 11	R: 4 E: 0 K: 1 S: 15	H: 4 LOB: 0 BB: 0 P: 23	R: 1 E: 0 K: 1 S: 11	H: 1 LOB: 0 BB: 0 P: 13	R: 0 E: 0 K: 1 S: 7	H: 0 LOB: 0 BB: 0 P: 8	R: 0 E: 1 K: 1 S: 7	H: 0 LOB: 0 BB: 0 P: 13	R: 0 E: 0 K: 0 S: 5	H: 0 LOB: 0 BB: 0 P: 7	1B: 2 2B: 2 3B: 0 HR: 2	SF: 0 SAC: 0 DP: 1 HBP: 0	WP: 0 PB: 0 SB: 0 CS: 0	PA: 33
PITCHER	IP WLS BF H R ER SO BB IBB HBP BLK WP HR S P ERA WHIP																			
68 Dylan Covey, R ERA: 6.04	6.0 L 24 6 5 5 7 0 0 0 0 0 0 2 61 86 7.50 1.000																			
57 Jace Fry, L ERA: 4.15	7.1 1.0 3 0 0 0 1 0 0 0 0 0 0 7 13 0.00 0.000																			
50 Jimmy Cordero, R ERA: 3.38	8.1 1.0 3 0 0 0 1 0 0 0 0 0 0 7 7 0.00 0.000																			
54 Ross Detwiler, L ERA: 6.62	9.1 1.0 3 0 0 0 0 0 0 0 0 0 0 5 7 0.00 0.000																			

Batter	1	2	3	4	5	6	7	8	9	AB	R	H	RBI	BB	SO	LOB	BOTTOM					
28 Leury Garcia, S OBP: 0.324, SLG: 0.383										3	0	0	0	1	2	0	Miami Marlins @ Chicago White Sox Guaranteed Rate Field, Chicago, IL Tue Jul 23 2019, 7:11 PM - 9:39 PM CDT Att. 14,043 - Clear - 75 F					
45 Jon Jay, L OBP: 0.357, SLG: 0.397										4	0	1	1	0	0	0						
79 José Abreu, R OBP: 0.310, SLG: 0.496										4	0	0	0	0	1	2						
10 Yoán Moncada, S OBP: 0.358, SLG: 0.524										4	0	0	0	0	1	0						
24 AJ Reed, L OBP: 0.296, SLG: 0.360										3	0	1	0	0	2	0						
21 Wellington Castillo, R OBP: 0.260, SLG: 0.333										3	0	0	0	0	2	1						
17 Ryan Goins, L OBP: 0.444, SLG: 0.813										3	0	0	0	0	1	1						
5 Yolmer Sánchez, S OBP: 0.307, SLG: 0.331										3	0	0	0	0	1	0						
15 Adam Engel, R OBP: 0.320, SLG: 0.382										2	1	0	0	1	1	0						
Inning Stats	R: 0 E: 0 K: 1 S: 6	H: 0 LOB: 0 BB: 0 P: 9	R: 0 E: 0 K: 2 S: 9	H: 0 LOB: 0 BB: 0 P: 16	R: 0 E: 0 K: 0 S: 5	H: 0 LOB: 0 BB: 0 P: 8	R: 0 E: 0 K: 1 S: 7	H: 0 LOB: 0 BB: 0 P: 10	R: 0 E: 0 K: 3 S: 9	H: 0 LOB: 0 BB: 0 P: 13	R: 1 E: 0 K: 2 S: 13	H: 1 LOB: 2 BB: 2 P: 28	R: 0 E: 0 K: 0 S: 8	H: 1 LOB: 1 BB: 0 P: 9	R: 0 E: 0 K: 2 S: 11	H: 0 LOB: 0 BB: 0 P: 15	R: 0 E: 0 K: 0 S: 9	H: 0 LOB: 0 BB: 0 P: 11	1B: 2 2B: 0 3B: 0 HR: 0	SF: 0 SAC: 0 DP: 0 HBP: 0	WP: 0 PB: 0 SB: 0 CS: 0	PA: 31
PITCHER	IP WLS BF H R ER SO BB IBB HBP BLK WP HR S P ERA WHIP																					
31 Caleb Smith, L ERA: 3.3	7.0 W 25 2 1 1 9 2 0 0 0 0 0 0 11 93 1.29 0.571																					
70 Nick Anderson, R ERA: 4.14	8.1 1.0 3 0 0 0 2 0 0 0 0 0 0 11 15 0.00 0.000																					
66 Jarlin García, L ERA: 2.67	9.1 1.0 3 0 0 0 0 0 0 0 0 0 0 9 11 0.00 0.000																					

Batter	1	2	3	4	5	6	7	8	9	AB	R	H	RBI	BB	SO	LOB	TOP																					
26 Max Kepler, L OBP: 0.334, SLG: 0.535	G3-1	HR		F8		G5-3		K		5	1	1	3	0	1	1	Minnesota Twins @ Chicago White Sox Guaranteed Rate Field, Chicago, IL Fri Jul 26 2019, 7:12 PM - 10:01 PM CDT Att: 22,602 - Cloudy - 84 F																					
11 Jorge Polanco, S OBP: 0.363, SLG: 0.510	E3	2B		G3-1			G6-3		F7	5	1	1	0	0	0	0																						
23 Nelson Cruz, R OBP: 0.377, SLG: 0.611		1B					HR		1B	4	1	3	2	1	0	0																						
20 Eddie Rosario, L OBP: 0.311, SLG: 0.520	G4-6-3	1B					K		G5-6-3	5	0	1	0	0	1	3																						
22 Miguel Sanó, R OBP: 0.332, SLG: 0.569							1B			4	0	2	0	0	1	2																						
2 Luis Arraez, L OBP: 0.350, SLG: 0.481		1B		F8			1B		FC5-6	3	1	1	0	1	0	1																						
9 Marwin Gonzalez, S OBP: 0.324, SLG: 0.418		1B		G3			K			4	1	1	0	0	2	2																						
15 Jason Castro, L OBP: 0.339, SLG: 0.500		1B		K			G4-3		K	3	1	0	0	1	2	0																						
25 Byron Buxton, R OBP: 0.307, SLG: 0.492	SF7			G5-3			G5-3		E4	3	0	0	1	0	0	0																						
Inning Stats	R: 0 H: 0 E: 1 K: 0 S: 7	H: 0 LOB: 1 BB: 1 P: 14	R: 5 H: 6 E: 0 K: 1 S: 24	H: 6 LOB: 2 BB: 1 P: 42	R: 0 H: 0 E: 0 K: 1 S: 8	H: 0 LOB: 0 BB: 0 P: 16	R: 0 H: 0 E: 0 K: 0 S: 6	H: 0 LOB: 0 BB: 0 P: 9	R: 0 H: 1 E: 0 K: 2 S: 11	H: 1 LOB: 2 BB: 1 P: 17	R: 0 H: 0 E: 0 K: 0 S: 5	H: 0 LOB: 0 BB: 0 P: 9	R: 1 H: 2 E: 0 K: 0 S: 11	H: 2 LOB: 1 BB: 0 P: 16	R: 0 H: 0 E: 1 K: 3 S: 12	H: 0 LOB: 1 BB: 0 P: 15	R: 0 H: 1 E: 0 K: 0 S: 5	H: 1 LOB: 0 BB: 0 P: 5	1B: 7 2B: 1 3B: 0 HR: 2	SF: 1 DP: 2 HBP: 0	WP: 0 PB: 0 SB: 0 CS: 0	PA: 40																
PITCHER	IP	WLS	BF	H	R	ER	SO	BB	IBB	HBP	BLK	WP	HR	S	P	ERA	WHIP	PITCHER				IP	WLS	BF	H	R	ER	SO	BB	IBB	HBP	BLK	WP	HR	S	P	ERA	WHIP
84 Dylan Cease, R ERA: 6.86	(1, 1)	5.0	L	25	7	5	5	4	3	0	0	0	0	1	56	98	9.00	2.000																				
54 Ross Detwiler, L ERA: 6.1	(6, 1)	3.0		12	2	1	1	3	0	0	0	0	0	1	28	40	3.00	0.667																				
64 Josh Osich, L ERA: 5.17	(9, 1)	1.0		3	1	0	0	0	0	0	0	0	0	0	5	5	0.00	1.000																				

AB 36
R 6
H 10
RBI 6
BB 3
SO 7
LOB 9



Batter	1	2	3	4	5	6	7	8	9	AB	R	H	RBI	BB	SO	LOB	BOTTOM																					
28 Leury Garcia, S OBP: 0.325, SLG: 0.383	SH5-3							L9		4	0	2	0	0	0	0	Minnesota Twins @ Chicago White Sox Guaranteed Rate Field, Chicago, IL Fri Jul 26 2019, 7:12 PM - 10:01 PM CDT Att: 22,602 - Cloudy - 84 F																					
45 Jon Jay, L OBP: 0.347, SLG: 0.393	SH5-3							1B		3	0	2	0	0	0	1																						
79 José Abreu, R OBP: 0.306, SLG: 0.485	K							L4		4	0	0	0	0	1	5																						
10 Yoán Moncada, S OBP: 0.355, SLG: 0.522	L9							F9		3	0	0	0	1	0	2																						
17 Ryan Goins, L OBP: 0.414, SLG: 0.640										3	0	1	0	0	0	2																						
20 José Róndón, R OBP: 0.263, SLG: 0.281										1	0	1	0	0	0	0																						
33 James McCann, R OBP: 0.339, SLG: 0.473	G6-4-3							L8		4	0	0	0	0	1	2																						
24 AJ Reed, L OBP: 0.237, SLG: 0.265										3	0	0	0	0	1	0																						
21 Wellington Castillo, R OBP: 0.259, SLG: 0.331										1	0	0	0	0	0	1																						
5 Yolmer Sánchez, S OBP: 0.302, SLG: 0.326										4	1	1	0	0	2	1																						
15 Adam Engel, R OBP: 0.329, SLG: 0.416										3	1	1	2	0	0	0																						
Inning Stats	R: 0 H: 1 E: 0 K: 1 S: 9	H: 1 LOB: 0 BB: 0 P: 12	R: 0 H: 1 E: 0 K: 1 S: 10	H: 1 LOB: 0 BB: 0 P: 14	R: 2 H: 3 E: 1 K: 0 S: 15	H: 3 LOB: 1 BB: 1 P: 30	R: 0 H: 0 E: 0 K: 2 S: 9	H: 0 LOB: 0 BB: 0 P: 13	R: 0 H: 1 E: 0 K: 0 S: 8	H: 1 LOB: 1 BB: 0 P: 12	R: 0 H: 0 E: 0 K: 0 S: 6	H: 0 LOB: 0 BB: 0 P: 8	R: 0 H: 0 E: 0 K: 1 S: 5	H: 0 LOB: 0 BB: 0 P: 7	R: 0 H: 1 E: 0 K: 0 S: 10	H: 1 LOB: 1 BB: 0 P: 16	R: 0 H: 1 E: 0 K: 0 S: 8	H: 1 LOB: 1 BB: 0 P: 13	1B: 6 2B: 1 3B: 0 HR: 1	SF: 0 DP: 2 HBP: 0	WP: 0 PB: 0 SB: 1 CS: 0	PA: 35																
PITCHER	IP	WLS	BF	H	R	ER	SO	BB	IBB	HBP	BLK	WP	HR	S	P	ERA	WHIP	PITCHER				IP	WLS	BF	H	R	ER	SO	BB	IBB	HBP	BLK	WP	HR	S	P	ERA	WHIP
35 Michael Pineda, R ERA: 4.3	(1, 1)	7.0	W	27	6	2	2	0	1	0	0	0	0	1	62	96	2.57	1.000																				
43 Lewis Thorpe, L ERA: 2.79	(8, 1)	2.0		8	2	0	0	0	0	0	0	0	0	0	18	29	0.00	1.000																				

AB 33
R 2
H 8
RBI 2
BB 1
SO 5
LOB 14



Batter	1	2	3	4	5	6	7	8	9	AB	R	H	RBI	BB	SO	LOB	TOP					
26 Max Kepler, L OBP: 0.333, SLG: 0.531	G6-3		HBP		P5			G4-6-3		3	0	0	0	0	0	1						
11 Jorge Polanco, S OBP: 0.362, SLG: 0.506	G5-3		E5			F9			BB	3	0	0	0	1	0	1						
23 Nelson Cruz, R OBP: 0.375, SLG: 0.605	P3					K			BB	3	0	0	0	1	2	1						
20 Eddie Rosario, L OBP: 0.307, SLG: 0.514		F8		P5				G4-3		4	0	0	0	0	0	4						
18 Mitch Garver, R OBP: 0.371, SLG: 0.632					G5-3				FC5-4	4	0	0	0	0	2	1						
9 Marwin Gonzalez, S OBP: 0.324, SLG: 0.417										3	0	1	0	0	0	0						
22 Miguel Sanó, R OBP: 0.327, SLG: 0.561					G5-3	L5-3				3	0	0	0	0	1	1						
16 Jonathan Schoop, R (1.4)					G5-3					3	0	0	0	0	1	0						
25 Byron Buxton, R (1.8)										3	1	2	0	0	1	0						
Inning Stats	R: 0 E: 0 K: 0 S: 6	H: 0 LOB: 0 BB: 0 P: 7	R: 0 E: 0 K: 1 S: 10	H: 0 LOB: 0 BB: 0 P: 16	R: 1 E: 1 K: 0 S: 14	H: 1 LOB: 3 BB: 1 P: 24	R: 0 E: 0 K: 0 S: 8	H: 1 LOB: 0 BB: 0 P: 16	R: 0 E: 0 K: 2 S: 8	H: 0 LOB: 0 BB: 0 P: 12	R: 0 E: 0 K: 1 S: 9	H: 0 LOB: 0 BB: 0 P: 13	R: 0 E: 0 K: 2 S: 9	H: 0 LOB: 0 BB: 0 P: 15	R: 0 E: 0 K: 0 S: 7	H: 1 LOB: 0 BB: 0 P: 11	R: 0 E: 0 K: 1 S: 7	H: 0 LOB: 1 BB: 1 P: 12	1B: 2 2B: 2 3B: 0 HR: 0	SF: 0 SAC: 0 DP: 2 HBP: 1	WP: 0 PB: 0 SB: 0 CS: 0	PA: 32
PITCHER	IP	WLS	BF	H	R	ER	SO	BB	IBB	HBP	BLK	WP	HR	S	P	ERA	WHIP					
46 Iván Nova, R (1.1)	6.0	W	22	2	1	0	4	1	0	1	0	0	0	55	88	0.00	0.500					
43 Evan Marshall, R (7.1)	1.1	H	5	1	0	0	2	0	0	0	0	0	0	13	20	0.00	0.750					
39 Aaron Bummer, L (8.1)	0.2	H	2	0	0	0	0	1	0	0	0	0	0	5	12	0.00	1.500					
48 Alex Colomé, R (9.1)	1.0		3	0	0	0	1	0	0	0	0	0	0	5	6	0.00	0.000					

Minnesota Twins @ Chicago White Sox
Guaranteed Rate Field, Chicago, IL
 Sat Jul 27 2019, 6:10 PM - 9:14 PM CDT
 Att: 34,085 - Clear - 89 F

livebaseballscores.com

AB 29
 R 1
 H 3
 RBI 0
 BB 2
 SO 7
 LOB 9



Batter	1	2	3	4	5	6	7	8	9	AB	R	H	RBI	BB	SO	LOB	BOTTOM				
28 Leury Garcia, S (1.7)	G6-3	G5-3			K			F9		5	1	2	0	0	1	3					
10 Yadir Muncada, S (1.5)										4	2	3	2	0	1	1					
79 José Abreu, R (1.3)	G6-3									4	0	1	0	0	0	2					
33 James McCann, R (1.2)										4	0	0	0	0	1	4					
21 Welington Castillo, R (1.10)										2	0	0	1	1	0	1					
20 José Rondón, R (1.6)										3	1	1	0	0	0	2					
17 Ryan Goins, L (8. PH) (9.6)										1	0	0	0	0	1	0					
5 Yolmer Sánchez, S (1.4)										4	1	2	0	0	0	0					
15 Adam Engel, R (1.8)										4	0	1	2	0	1	3					
49 Ryan Cordell, R (1.9)										4	0	0	0	0	0	5					
Inning Stats	R: 0 E: 0 K: 2 S: 10	H: 1 LOB: 1 BB: 0 P: 14	R: 1 E: 1 K: 0 S: 12	H: 2 LOB: 2 BB: 0 P: 24	R: 1 E: 0 K: 0 S: 13	H: 2 LOB: 1 BB: 0 P: 21	R: 0 E: 0 K: 0 S: 4	H: 0 LOB: 0 BB: 0 P: 5	R: 1 E: 0 K: 1 S: 10	H: 1 LOB: 0 BB: 0 P: 11	R: 0 E: 0 K: 1 S: 15	H: 1 LOB: 2 BB: 1 P: 25	R: 1 E: 0 K: 0 S: 12	H: 2 LOB: 1 BB: 0 P: 18	R: 1 E: 1 K: 1 S: 11	H: 1 LOB: 1 BB: 0 P: 17	1B: 6 2B: 3 3B: 0 HR: 1	SF: 1 SAC: 0 DP: 0 HBP: 0	WP: 0 PB: 0 SB: 2 CS: 0	PA: 37	
PITCHER	IP	WLS	BF	H	R	ER	SO	BB	IBB	HBP	BLK	WP	HR	S	P	ERA	WHIP				
33 Martín Pérez, L (1.1)	6.0	L	27	7	3	3	4	1	0	0	0	0	0	12	18	9.00	2.000				
61 Cody Slatash, R (7.1)	1.0		5	2	1	1	0	0	0	0	0	0	0	11	17	0.00	1.000				
65 Trevor May, R (8.1)	1.0		5	1	1	0	1	0	0	0	0	0	0	11	17	0.00	1.000				

Minnesota Twins @ Chicago White Sox
Guaranteed Rate Field, Chicago, IL
 Sat Jul 27 2019, 6:10 PM - 9:14 PM CDT
 Att: 34,085 - Clear - 89 F

livebaseballscores.com

AB 35
 R 5
 H 10
 RBI 5
 BB 1
 SO 5
 LOB 21



Batter	1	2	3	4	5	6	7	8	9	AB	R	H	RBI	BB	SO	LOB	TOP									
6 Jeff McNeil, L OBP: 0.391, SLG: 0.506 (1, 9)	F8		K		K			P6	K	5	0	0	0	0	3	5	<p>New York Mets @ Chicago White Sox</p> <p>Guaranteed Rate Field, Chicago, IL</p> <p>Wed Jul 31 2019, 7:11 PM - 10:38 PM CDT</p> <p>Att: 25,812 - Clear - 72 F</p> <p>livebaseballscorecards.com</p>									
30 Michael Conforto, L OBP: 0.366, SLG: 0.490 (1, 8)	BB		FC9-6			BB		G4-3	1B	3	1	1	2	2	0	1										
20 Pete Alonso, R OBP: 0.363, SLG: 0.587 (1, 3)	F9		K		K			BB	FC6-4	4	0	0	0	1	2	6										
24 Robinson Canó, L OBP: 0.279, SLG: 0.384 (1, 4)	K2-3			P6		BB		G5-3	BB	4	0	1	0	0	1	2										
40 Wilson Ramos, R OBP: 0.329, SLG: 0.379 23 Aaron Altherr, R OBP: 0.106, SLG: 0.159 (9, PR)	1B			P5		FC5		E6	BB	4	0	1	1	0	0	1										
28 J.D. Davis, R OBP: 0.385, SLG: 0.478 3 Tomás Nido, R OBP: 0.255, SLG: 0.347 (9, 2)	G6-3			K		G6-4-3		BB	BB	4	1	1	0	0	1	3										
21 Todd Frazier, R OBP: 0.327, SLG: 0.440 (1, 10)	F7					BB		BB	BB	0	0	0	0	0	0	0										
1 Amed Rosario, R OBP: 0.315, SLG: 0.439 (1, 6)	L8			L7		P5		K	K	4	0	0	0	0	1	4										
11 Adeiny Hechavarría, R OBP: 0.279, SLG: 0.413 (1, 5)						K		K	BB	2	0	0	0	2	2	1										
Inning Stats	R: 0 H: 0 E: 0 K: 1 S: 8	H: 0 LOB: 1 BB: 1 P: 12	R: 0 H: 0 E: 0 K: 0 S: 8	H: 1 LOB: 1 BB: 0 P: 13	R: 0 H: 0 E: 0 K: 2 S: 12	H: 0 LOB: 0 BB: 1 P: 17	R: 0 H: 0 E: 0 K: 1 S: 5	H: 0 LOB: 0 BB: 0 P: 7	R: 0 H: 1 E: 0 K: 2 S: 11	H: 1 LOB: 0 BB: 0 P: 14	R: 1 H: 1 E: 0 K: 1 S: 12	H: 1 LOB: 1 BB: 1 P: 21	R: 0 H: 0 E: 0 K: 2 S: 8	H: 0 LOB: 0 BB: 0 P: 13	R: 0 H: 0 E: 0 K: 0 S: 8	H: 0 LOB: 1 BB: 1 P: 18		R: 3 H: 3 E: 0 K: 2 S: 18	H: 3 LOB: 3 BB: 1 P: 29	1B: 5 2B: 1 3B: 0 HR: 0	SF: 0 SAC: 0 DP: 1 HBP: 0	WP: 0 PB: 0 SB: 0 CS: 0	PA: 39			
PITCHER	IP	WLS	BF	H	R	ER	SO	BB	IBB	HBP	BLK	WP	HR	S	P	ERA		WHIP								
27 Lucas Giolito, R ERA: 3.39 39 Aaron Bummer, L ERA: 1.58 48 Alex Colomé, R ERA: 2.18 50 Jimmy Cordero, R ERA: 4.7	7.0		27	3	1	1	9	3	0	0	0	0	0	64	97	1.29		0.857								

Batter	1	2	3	4	5	6	7	8	9	AB	R	H	RBI	BB	SO	LOB	BOTTOM									
28 Leury García, S OBP: 0.327, SLG: 0.392 (1, 8)	F7		BB		K		K2-3		HR	5	1	2	1	0	2	2	<p>New York Mets @ Chicago White Sox</p> <p>Guaranteed Rate Field, Chicago, IL</p> <p>Wed Jul 31 2019, 7:11 PM - 10:38 PM CDT</p> <p>Att: 25,812 - Clear - 72 F</p> <p>livebaseballscorecards.com</p>									
17 Ryan Goins, L OBP: 0.432, SLG: 0.595 (1, 5)	G6-3		BB		P6			BB	K	4	0	2	0	1	1	0										
79 José Abreu, R OBP: 0.300, SLG: 0.474 (1, 3)	G6-3		SF8					L3		3	0	0	1	0	1	2										
24 AJ Reed, L OBP: 0.222, SLG: 0.225 21 Wellington Castillo, R OBP: 0.263, SLG: 0.324 (8, PH)	P2							BB	BB	2	0	0	0	1	1	1										
74 Eloy Jiménez, R OBP: 0.294, SLG: 0.461 (1, 7)	F9		K		G6-3			K	K	4	0	0	0	0	2	5										
45 Jon Jay, L OBP: 0.352, SLG: 0.392 (1, 9)	K				K			BB	BB	4	0	2	0	0	2	0										
7 Tim Anderson, R OBP: 0.332, SLG: 0.478 (1, 6)	G3				G4-3			FC6-4	BB	4	0	0	0	0	1	4										
33 James McCann, R OBP: 0.331, SLG: 0.457 (1, 2)			G6-3		K			BB	K	4	0	1	0	0	2	0										
5 Yolmer Sánchez, S OBP: 0.310, SLG: 0.328 (1, 4)			BB		K			K	K	4	1	1	0	0	3	2										
Inning Stats	R: 0 H: 1 E: 0 K: 0 S: 10	H: 0 LOB: 0 BB: 0 P: 13	R: 0 H: 0 E: 0 K: 1 S: 7	H: 0 LOB: 0 BB: 0 P: 12	R: 1 H: 2 E: 0 K: 1 S: 13	H: 2 LOB: 3 BB: 2 P: 26	R: 0 H: 0 E: 0 K: 2 S: 8	H: 0 LOB: 0 BB: 0 P: 10	R: 0 H: 0 E: 0 K: 2 S: 11	H: 0 LOB: 0 BB: 0 P: 18	R: 0 H: 0 E: 0 K: 3 S: 20	H: 2 LOB: 2 BB: 0 P: 26	R: 0 H: 2 E: 0 K: 1 S: 14	H: 2 LOB: 3 BB: 1 P: 25	R: 1 H: 1 E: 0 K: 3 S: 12	H: 1 LOB: 0 BB: 0 P: 18		1B: 6 2B: 1 3B: 0 HR: 1	SF: 1 SAC: 0 DP: 0 HBP: 0	WP: 1 PB: 0 SB: 0 CS: 0	PA: 38					
PITCHER	IP	WLS	BF	H	R	ER	SO	BB	IBB	HBP	BLK	WP	HR	S	P	ERA		WHIP								
48 Jacob deGrom, R ERA: 2.78 38 Justin Wilson, L ERA: 2.69 39 Edwin Díaz, R ERA: 5.14	7.0		28	5	1	1	11	2	0	0	0	1	0	14	25	0.00		3.000								

Batter	1	2	3	4	5	6	7	8	9	AB	R	H	RBI	BB	SO	LOB	TOP					
28 Leury Garcia, S OBP: 0.322, SLG: 0.389	K2-3	K		F9		L5-4 79 17 1B		SH2-4	F7	5	0	1	0	0	2	4	Chicago White Sox @ Detroit Tigers Comerica Park, Detroit, MI Mon Aug 05 2019, 7:12 PM - 10:52 PM EDT Att: 16,942 - Clear - 85 F					
17 Ryan Coles, L OBP: 0.409, SLG: 0.491	45 HBP 32 2B BB	K		79 1B		BB		K		3	1	1	1	2	2	3						
79 José Abreu, R OBP: 0.301, SLG: 0.469	45 HBP 32 2B BB		F7		L5-4		L5-4	45 1B		4	1	2	1	1	0	2						
45 Jon Jay, L OBP: 0.358, SLG: 0.398	32 2B		F7		F7		E1	74 G1-4-3		4	0	1	1	0	0	2						
15 Adam Engel, R OBP: 0.296, SLG: 0.351	32 2B		F7		F7		G1-4-3			0	0	0	0	0	0	0						
74 Eloy Jiménez, R OBP: 0.295, SLG: 0.460	K						G1-4-3			4	0	1	0	1	2	6						
49 Ryan Cordell, R OBP: 0.280, SLG: 0.346	K						G5-3			0	0	0	0	0	0	0						
32 Matt Skole, L OBP: 0.375, SLG: 0.500	1-3 2H 2B		K		K				F8	5	0	1	2	0	2	2						
7 Tim Anderson, R OBP: 0.335, SLG: 0.488	K			F9				33 1B	E5	5	2	3	0	0	1	3						
33 James McCann, R OBP: 0.337, SLG: 0.455		K		33 2B 5 G6-3 1B				28 SH2-4 79 1B 2B		4	2	2	1	1	1	1						
5 Yolmer Sánchez, S OBP: 0.310, SLG: 0.331				17 WP 17 1B 2B				79 1B 45 1B 28 SH2-4 1B		5	1	2	1	0	1	3						
Inning Stats	R: 2 H: 1 E: 0 K: 3 S: 20	H: 1 LOB: 2 BB: 2 P: 34	R: 0 H: 1 E: 0 K: 3 S: 16	H: 1 LOB: 1 BB: 0 P: 24	R: 0 H: 0 E: 0 K: 1 S: 10	H: 0 LOB: 1 BB: 1 P: 18	R: 2 H: 4 E: 0 K: 0 S: 17	H: 4 LOB: 2 BB: 0 P: 25	R: 0 H: 1 E: 0 K: 0 S: 8	H: 1 LOB: 1 BB: 0 P: 14	R: 0 H: 0 E: 0 K: 0 S: 5	H: 0 LOB: 0 BB: 0 P: 8	R: 3 H: 5 E: 0 K: 2 S: 21	H: 5 LOB: 2 BB: 0 P: 33	R: 0 H: 1 E: 1 K: 1 S: 11	H: 1 LOB: 2 BB: 1 P: 22	1B: 11 2B: 4 3B: 0 HR: 0	SF: 0 SAC: 1 DP: 2 HBP: 1	WP: 1 PB: 0 SB: 0 CS: 0	PA: 46		
PITCHER	IP WLS BF H R ER SO BB IBB HBP BLK WP HR S P ERA WHIP	IP WLS BF H R ER SO BB IBB HBP BLK WP HR S P ERA WHIP	IP WLS BF H R ER SO BB IBB HBP BLK WP HR S P ERA WHIP	IP WLS BF H R ER SO BB IBB HBP BLK WP HR S P ERA WHIP	IP WLS BF H R ER SO BB IBB HBP BLK WP HR S P ERA WHIP	IP WLS BF H R ER SO BB IBB HBP BLK WP HR S P ERA WHIP	IP WLS BF H R ER SO BB IBB HBP BLK WP HR S P ERA WHIP	IP WLS BF H R ER SO BB IBB HBP BLK WP HR S P ERA WHIP	IP WLS BF H R ER SO BB IBB HBP BLK WP HR S P ERA WHIP	IP WLS BF H R ER SO BB IBB HBP BLK WP HR S P ERA WHIP	IP WLS BF H R ER SO BB IBB HBP BLK WP HR S P ERA WHIP	IP WLS BF H R ER SO BB IBB HBP BLK WP HR S P ERA WHIP	IP WLS BF H R ER SO BB IBB HBP BLK WP HR S P ERA WHIP	IP WLS BF H R ER SO BB IBB HBP BLK WP HR S P ERA WHIP	IP WLS BF H R ER SO BB IBB HBP BLK WP HR S P ERA WHIP	IP WLS BF H R ER SO BB IBB HBP BLK WP HR S P ERA WHIP	IP WLS BF H R ER SO BB IBB HBP BLK WP HR S P ERA WHIP	IP WLS BF H R ER SO BB IBB HBP BLK WP HR S P ERA WHIP	IP WLS BF H R ER SO BB IBB HBP BLK WP HR S P ERA WHIP	IP WLS BF H R ER SO BB IBB HBP BLK WP HR S P ERA WHIP	IP WLS BF H R ER SO BB IBB HBP BLK WP HR S P ERA WHIP	IP WLS BF H R ER SO BB IBB HBP BLK WP HR S P ERA WHIP

AB	39
R	7
H	14
RBI	7
BB	5
SO	11
LOB	26



Batter	1	2	3	4	5	6	7	8	9	AB	R	H	RBI	BB	SO	LOB	BOTTOM					
21 JaCoby Jones, R OBP: 0.309, SLG: 0.434	K						FC6-4 24 1B		FC5-4 28 FC4-5	5	1	2	1	0	1	3	Chicago White Sox @ Detroit Tigers Comerica Park, Detroit, MI Mon Aug 05 2019, 7:12 PM - 10:52 PM EDT Att: 16,942 - Clear - 85 F					
28 Niko Goodrum, S OBP: 0.325, SLG: 0.413	K		HR		24 G4-3 2B		K		FC4-5 24 DI	4	0	1	1	1	2	2						
24 Miguel Cabrera, R OBP: 0.343, SLG: 0.384	L6		G4-3		G4-6-3				F9	5	0	1	0	0	0	4						
12 Brandon Dixon, R OBP: 0.309, SLG: 0.494		K		30 G1-6-3 BB						3	1	1	0	1	2	2						
30 Harold Castro, L OBP: 0.304, SLG: 0.385		G4-3		G1-6-3						3	0	0	1	1	0	2						
50 Travis Demeritte, R OBP: 0.353, SLG: 0.388		22 1B								4	1	1	0	0	2	1						
22 Victor Reyes, S OBP: 0.293, SLG: 0.316		34 1B								4	0	2	0	0	0	1						
34 Jake Rogers, R OBP: 0.350, SLG: 0.412										3	1	1	1	1	2	1						
7 Jordy Mercer, R OBP: 0.273, SLG: 0.369										4	0	2	0	0	1	2						
Inning Stats	R: 0 H: 0 E: 0 K: 2 S: 10	H: 0 LOB: 0 BB: 0 P: 14	R: 1 H: 3 E: 0 K: 2 S: 19	H: 3 LOB: 0 BB: 0 P: 28	R: 1 H: 2 E: 0 K: 0 S: 13	H: 2 LOB: 1 BB: 1 P: 19	R: 0 H: 0 E: 0 K: 2 S: 8	H: 0 LOB: 0 BB: 0 P: 11	R: 0 H: 1 E: 0 K: 0 S: 8	H: 1 LOB: 1 BB: 1 P: 14	R: 1 H: 2 E: 0 K: 2 S: 12	H: 2 LOB: 1 BB: 0 P: 21	R: 0 H: 2 E: 0 K: 2 S: 15	H: 2 LOB: 2 BB: 0 P: 17	R: 0 H: 0 E: 0 K: 0 S: 4	H: 0 LOB: 0 BB: 1 P: 10		R: 1 H: 1 E: 0 K: 0 S: 14	H: 1 LOB: 1 BB: 1 P: 22	1B: 7 2B: 1 3B: 2 HR: 1	SF: 0 SAC: 0 DP: 3 HBP: 0	WP: 0 PB: 0 SB: 0 CS: 0
PITCHER	IP WLS BF H R ER SO BB IBB HBP BLK WP HR S P ERA WHIP	IP WLS BF H R ER SO BB IBB HBP BLK WP HR S P ERA WHIP	IP WLS BF H R ER SO BB IBB HBP BLK WP HR S P ERA WHIP	IP WLS BF H R ER SO BB IBB HBP BLK WP HR S P ERA WHIP	IP WLS BF H R ER SO BB IBB HBP BLK WP HR S P ERA WHIP	IP WLS BF H R ER SO BB IBB HBP BLK WP HR S P ERA WHIP	IP WLS BF H R ER SO BB IBB HBP BLK WP HR S P ERA WHIP	IP WLS BF H R ER SO BB IBB HBP BLK WP HR S P ERA WHIP	IP WLS BF H R ER SO BB IBB HBP BLK WP HR S P ERA WHIP	IP WLS BF H R ER SO BB IBB HBP BLK WP HR S P ERA WHIP	IP WLS BF H R ER SO BB IBB HBP BLK WP HR S P ERA WHIP	IP WLS BF H R ER SO BB IBB HBP BLK WP HR S P ERA WHIP	IP WLS BF H R ER SO BB IBB HBP BLK WP HR S P ERA WHIP	IP WLS BF H R ER SO BB IBB HBP BLK WP HR S P ERA WHIP	IP WLS BF H R ER SO BB IBB HBP BLK WP HR S P ERA WHIP	IP WLS BF H R ER SO BB IBB HBP BLK WP HR S P ERA WHIP	IP WLS BF H R ER SO BB IBB HBP BLK WP HR S P ERA WHIP	IP WLS BF H R ER SO BB IBB HBP BLK WP HR S P ERA WHIP	IP WLS BF H R ER SO BB IBB HBP BLK WP HR S P ERA WHIP	IP WLS BF H R ER SO BB IBB HBP BLK WP HR S P ERA WHIP	IP WLS BF H R ER SO BB IBB HBP BLK WP HR S P ERA WHIP	IP WLS BF H R ER SO BB IBB HBP BLK WP HR S P ERA WHIP

AB	35
R	4
H	11
RBI	4
BB	4
SO	10
LOB	18



Batter	1	2	3	4	5	6	7	8	9	AB	R	H	RBI	BB	SO	LOB	TOP										
28 Leury Garcia, S OBP: 0.324, SLG: 0.396										4	1	3	1	0	1	1											
17 Ryan Coles, L OBP: 0.440, SLG: 0.540										5	0	3	2	0	1	2											
79 José Abreu, R OBP: 0.307, SLG: 0.479										4	0	1	0	1	0	4											
45 Jon Jay, L OBP: 0.344, SLG: 0.381										5	0	0	0	0	0	3											
74 Eloy Jiménez, R OBP: 0.295, SLG: 0.455										5	2	3	0	0	2	1											
32 Matt Skole, L OBP: 0.385, SLG: 0.417										4	1	1	0	1	3	3											
33 James McCann, R OBP: 0.385, SLG: 0.458										5	1	2	1	0	2	4											
5 Yolmer Sánchez, S OBP: 0.311, SLG: 0.327										4	1	0	0	1	1	2											
15 Adam Engel, R OBP: 0.292, SLG: 0.365										3	0	1	2	0	0	0											
Inning Stats	R: 0 E: 0 K: 0 S: 6	H: 1 LOB: 0 BB: 0 P: 8	R: 0 E: 0 K: 1 S: 18	H: 1 LOB: 1 BB: 0 P: 23	R: 0 E: 0 K: 1 S: 9	H: 1 LOB: 1 BB: 0 P: 13	R: 0 E: 0 K: 2 S: 14	H: 1 LOB: 0 BB: 0 P: 16	R: 1 E: 1 K: 1 S: 13	H: 3 LOB: 2 BB: 0 P: 19	R: 0 E: 0 K: 2 S: 12	H: 1 LOB: 1 BB: 0 P: 18	R: 1 E: 0 K: 1 S: 12	H: 2 LOB: 2 BB: 1 P: 22	R: 3 E: 0 K: 1 S: 15	H: 2 LOB: 2 BB: 2 P: 33	R: 1 E: 0 K: 1 S: 19	H: 2 LOB: 1 BB: 0 P: 23	1B: 11 2B: 2 3B: 1 HR: 0	SF: 1 SAC: 0 DP: 1 HBP: 1	WP: 2 PB: 0 SB: 0 CS: 0	PA: 44					
PITCHER	IP	WLS	BF	H	R	ER	SO	BB	IBB	HBP	BLK	WP	HR	S	P	ERA	WHIP										
54 Drew VerHagen, R ERA: 9.15	5.0	W	21	7	1	1	5	0	0	0	0	0	0	60	79	1.80	1.400										
63 Nick Ramirez, L ERA: 5.07	2.0		10	3	1	1	3	1	0	0	0	0	0	24	40	4.50	2.000										
19 Trevor Rosenthal, R ERA: 12.89	0.1		4	1	3	3	1	2	0	0	0	1	0	10	22	81.00	9.000										
45 Buck Farmer, R ERA: 3.86	0.2	H	4	1	0	0	0	0	0	1	0	0	0	5	11	0.00	1.500										
77 Joe Jiménez, R ERA: 5.92	1.0		5	2	1	1	1	0	0	0	0	0	0	19	23	9.00	2.000										

Chicago White Sox @ Detroit Tigers
Comerica Park, Detroit, MI
Tue Aug 06 2019, 7:10 PM - 11:34 PM EDT
Att: 16,367 - Partly Cloudy - 77 F

AB 39
R 6
H 14
RBI 6
BB 3
SO 10
LOB 20





Batter	1	2	3	4	5	6	7	8	9	AB	R	H	RBI	BB	SO	LOB	BOTTOM										
21 JaCoby Jones, R OBP: 0.309, SLG: 0.431										5	0	1	0	0	1	4											
30 Harold Castro, L OBP: 0.303, SLG: 0.380										5	1	1	0	0	1	3											
24 Miguel Cabrera, R OBP: 0.347, SLG: 0.390										5	2	3	0	0	0	2											
12 Brandon Dixon, R OBP: 0.309, SLG: 0.494										5	1	2	0	0	2	3											
18 Dawel Lugo, R OBP: 0.240, SLG: 0.330										4	1	1	2	0	1	2											
55 John Hicks, R OBP: 0.242, SLG: 0.340										4	2	3	1	1	1	0											
50 Travis Demeritte, R OBP: 0.269, SLG: 0.236										4	0	1	2	0	1	3											
29 Gordon Beckham, R OBP: 0.274, SLG: 0.376										4	2	2	1	1	1	3											
7 Jordy Mercer, R OBP: 0.286, SLG: 0.396										3	1	2	3	1	0	0											
Inning Stats	R: 0 E: 1 K: 1 S: 14	H: 2 LOB: 2 BB: 1 P: 20	R: 2 E: 1 K: 0 S: 14	H: 2 LOB: 1 BB: 1 P: 25	R: 1 E: 0 K: 2 S: 18	H: 2 LOB: 0 BB: 1 P: 30	R: 0 E: 0 K: 0 S: 6	H: 0 LOB: 0 BB: 0 P: 9	R: 2 E: 0 K: 3 S: 20	H: 4 LOB: 3 BB: 1 P: 33	R: 0 E: 0 K: 1 S: 11	H: 1 LOB: 1 BB: 0 P: 12	R: 2 E: 0 K: 1 S: 11	H: 2 LOB: 0 BB: 0 P: 12	R: 3 E: 0 K: 0 S: 16	H: 4 LOB: 1 BB: 0 P: 24	R: 1 E: 0 K: 1 S: 19	H: 2 LOB: 1 BB: 0 P: 23	1B: 12 2B: 3 3B: 0 HR: 1	SF: 2 SAC: 0 DP: 0 HBP: 0	WP: 0 PB: 0 SB: 1 CS: 0	PA: 44					
PITCHER	IP	WLS	BF	H	R	ER	SO	BB	IBB	HBP	BLK	WP	HR	S	P	ERA	WHIP										
53 Héctor Santiago, L ERA: 7.11	4.2	L	24	7	5	4	5	2	0	0	0	0	0	63	99	7.71	1.929										
68 Dylan Covey, R ERA: 6.89	2.2		15	6	3	3	3	1	0	0	0	0	1	35	48	10.12	2.625										
66 José Ruiz, R ERA: 5.74	0.2		5	3	2	2	0	0	0	0	0	0	0	12	18	27.00	4.500										

Chicago White Sox @ Detroit Tigers
Comerica Park, Detroit, MI
Tue Aug 06 2019, 7:10 PM - 11:34 PM EDT
Att: 16,367 - Partly Cloudy - 77 F

AB 39
R 10
H 16
RBI 9
BB 3
SO 8
LOB 20



Batter	1	2	3	4	5	6	7	8	9	AB	R	H	RBI	BB	SO	LOB	TOP					
10 Marcus Semien, R OBP: 0.362, SLG: 0.476	G4-3	K			L4-6 BB		F9	K		4	0	0	0	1	2	2	<p>Oakland Athletics @ Chicago White Sox Guaranteed Rate Field, Chicago, IL Fri Aug 09 2019, 2:11 PM - 5:01 PM CDT Att. 18,318 - Sunny - 78 F</p> <p>livebaseballscorecards.com</p> <p>AB 34 R 7 H 9 RBI 7 BB 7 SO 7 LOB 15</p> 					
26 Matt Chapman, R OBP: 0.342, SLG: 0.511	HR		F7			P5	G5-3		5	1	2	1	0	0	2							
28 Matt Olson, L OBP: 0.334, SLG: 0.511	K		F8		L4-6		K	G3		5	0	0	0	0	2	4						
20 Mark Canha, R OBP: 0.379, SLG: 0.512	18 HBP BB					L7		18 HR BB		3	1	2	0	2	0	0						
18 Chad Pinder, R OBP: 0.302, SLG: 0.463	HBP					2 BB BB		HR		3	1	1	2	1	2	1						
2 Khris Davis, R OBP: 0.299, SLG: 0.393	F9							25 1B 23 2B BB	G5-3	3	1	0	0	2	0	2						
25 Stephen Piscotty, R OBP: 0.311, SLG: 0.464		HR						23 2B 3 2B 1B		4	2	2	1	0	0	2						
23 Jurickson Profar, S OBP: 0.271, SLG: 0.390	G5-3				G3-1		P6	3 2B 2B		4	1	1	1	0	0	2						
3 Dustin Garneau, R OBP: 0.354, SLG: 0.415	K						P4			3	0	1	2	1	1	0						
Inning Stats	R: 1 E: 0 K: 1 S: 13	H: 1 LOB: 2 BB: 1 P: 22	R: 1 E: 0 K: 2 S: 9	H: 1 LOB: 0 BB: 0 P: 15	R: 0 E: 0 K: 1 S: 11	H: 1 LOB: 1 BB: 0 P: 15	R: 0 E: 0 K: 0 S: 7	H: 0 LOB: 0 BB: 0 P: 10	R: 0 E: 0 K: 0 S: 4	H: 1 LOB: 1 BB: 1 P: 9	R: 0 E: 0 K: 0 S: 12	H: 0 LOB: 2 BB: 2 P: 25	R: 0 E: 0 K: 1 S: 10	H: 0 LOB: 1 BB: 1 P: 18	R: 5 E: 0 K: 1 S: 15	H: 4 LOB: 1 BB: 2 P: 30	R: 0 E: 0 K: 1 S: 8	H: 1 LOB: 0 BB: 0 P: 11	1B: 4 2B: 3 3B: 0 HR: 3	SF: 0 SAC: 0 DP: 1 HBP: 1	WP: 0 PB: 0 SB: 0 CS: 0	PA: 42
PITCHER	IP WLS BF H R ER SO BB IBB HBP BLK WP HR S P ERA WHIP																					
54 Ross Detwiler, L ERA: 5.35	5.1 L 24 4 2 2 4 4 0 1 0 0 2 51 89 3.38 1.500																					
66 José Ruiz, R ERA: 5.45	1.2 6 0 0 0 1 1 0 0 0 0 0 15 25 0.00 0.600																					
57 Jace Fry, L ERA: 5.02	0.0 4 2 4 4 0 2 0 0 0 0 0 7 19 ∞ ∞																					
64 Josh Osich, L ERA: 5.63	2.0 8 3 1 1 2 0 0 0 0 0 0 16 22 4.50 1.500																					

Batter	1	2	3	4	5	6	7	8	9	AB	R	H	RBI	BB	SO	LOB	BOTTOM					
28 Leury García, S OBP: 0.322, SLG: 0.391	K		G5-3			17 G4-6-3 1B		G4-3		4	0	1	0	0	1	1	<p>Oakland Athletics @ Chicago White Sox Guaranteed Rate Field, Chicago, IL Fri Aug 09 2019, 2:11 PM - 5:01 PM CDT Att. 18,318 - Sunny - 78 F</p> <p>livebaseballscorecards.com</p> <p>AB 30 R 0 H 4 RBI 0 BB 0 SO 11 LOB 9</p> 					
17 Ryan Goins, L OBP: 0.393, SLG: 0.472	G5-3				F7	G4-6-3				4	0	0	0	0	1	1						
79 José Abreu, R OBP: 0.310, SLG: 0.479	F9				K					3	0	0	0	0	1	0						
33 James McCann, R OBP: 0.344, SLG: 0.462		K				HBP				3	0	1	0	0	2	1						
45 Jon Jay, L OBP: 0.333, SLG: 0.369	G1-3				L7					4	0	0	0	0	0	2						
74 Eloy Jiménez, R OBP: 0.291, SLG: 0.446	G5-3									3	0	0	0	0	1	0						
7 Tim Anderson, R OBP: 0.350, SLG: 0.495										3	0	2	0	0	1	0						
32 Matt Skole, L OBP: 0.313, SLG: 0.333										3	0	0	0	0	2	2						
49 Ryan Cordell, R OBP: 0.288, SLG: 0.356										3	0	0	0	0	2	2						
Inning Stats	R: 0 E: 0 K: 1 S: 7	H: 0 LOB: 0 BB: 0 P: 13	R: 0 E: 0 K: 1 S: 10	H: 0 LOB: 0 BB: 0 P: 11	R: 0 E: 0 K: 1 S: 14	H: 1 LOB: 1 BB: 0 P: 18	R: 0 E: 0 K: 1 S: 11	H: 0 LOB: 1 BB: 0 P: 19	R: 0 E: 0 K: 2 S: 12	H: 1 LOB: 1 BB: 0 P: 15	R: 0 E: 0 K: 1 S: 7	H: 1 LOB: 1 BB: 0 P: 12	R: 0 E: 0 K: 1 S: 6	H: 0 LOB: 0 BB: 0 P: 7	R: 0 E: 0 K: 2 S: 7	H: 0 LOB: 0 BB: 0 P: 10	R: 0 E: 0 K: 1 S: 10	H: 1 LOB: 1 BB: 0 P: 16	1B: 4 2B: 0 3B: 0 HR: 0	SF: 0 SAC: 0 DP: 1 HBP: 2	WP: 0 PB: 0 SB: 1 CS: 0	PA: 32
PITCHER	IP WLS BF H R ER SO BB IBB HBP BLK WP HR S P ERA WHIP																					
50 Mike Fiers, R ERA: 3.3	7.0 W 25 3 0 0 0 8 0 0 0 0 0 67 95 0.00 0.429																					
35 Jake Diekmann, L ERA: 4.7	1.0 3 0 0 0 2 0 0 0 0 0 0 7 10 0.00 0.000																					
48 Joakim Soria, R ERA: 4.36	1.0 4 1 0 0 1 0 0 0 0 0 0 10 16 0.00 1.000																					

Batter	1	2	3	4	5	6	7	8	9	AB	R	H	RBI	BB	SO	LOB	TOP					
10 Marcus Semien, R OBP: 0.362, SLG: 0.474	L8		G5-3		P6					4	1	1	0	1	0	0						
8 Robbie Grossman, S OBP: 0.346, SLG: 0.355										2	0	1	0	1	0	0						
18 Chad Pinder, R OBP: 0.303, SLG: 0.467										2	1	1	0	0	0	3						
26 Matt Chapman, R OBP: 0.340, SLG: 0.507										5	0	1	0	0	0	1						
28 Matt Olson, L OBP: 0.338, SLG: 0.511										4	0	2	0	1	0	2						
20 Mark Canha, R OBP: 0.383, SLG: 0.512										4	0	2	0	1	1	3						
2 Chris Davis, R OBP: 0.298, SLG: 0.391										5	0	1	0	0	2	5						
25 Stephen Piscotty, R OBP: 0.313, SLG: 0.464										3	0	1	0	1	0	4						
23 Jurickson Profar, S OBP: 0.271, SLG: 0.387										3	0	0	0	1	2	2						
5 Chris Herrmann, L OBP: 0.297, SLG: 0.328										3	0	0	0	1	2	1						
Inning Stats	R: 0 E: 0 K: 1 S: 12	H: 1 LOB: 2 BB: 1 P: 21	R: 0 E: 0 K: 0 S: 8	H: 1 LOB: 0 BB: 0 P: 14	R: 0 E: 0 K: 1 S: 7	H: 0 LOB: 0 BB: 0 P: 10	R: 0 E: 0 K: 0 S: 15	H: 2 LOB: 2 BB: 0 P: 19	R: 0 E: 0 K: 0 S: 6	H: 0 LOB: 0 BB: 1 P: 13	R: 0 E: 0 K: 0 S: 13	H: 2 LOB: 1 BB: 0 P: 18	R: 0 E: 0 K: 2 S: 12	H: 0 LOB: 3 BB: 3 P: 30	R: 0 E: 0 K: 0 S: 16	H: 2 LOB: 2 BB: 0 P: 23	R: 2 E: 1 K: 3 S: 21	H: 2 LOB: 3 BB: 2 P: 31	1B: 9 2B: 1 3B: 0 HR: 0	SF: 0 SAC: 0 DP: 3 HBP: 0	WP: 0 PB: 0 SB: 0 CS: 0	PA: 42
PITCHER	IP	WLS	BF	H	R	ER	SO	BB	IBB	HBP	BLK	WP	HR	S	P	ERA	WHIP					
40 Reynaldo López, R ERA: 5.16	6.1	W	25	6	0	0	3	3	0	0	0	0	0	65	106	0.00	1.421					
43 Evan Marshall, R ERA: 2.2	0.1	H	3	0	0	0	1	2	0	0	0	0	0	5	15	0.00	6.000					
39 Aaron Bummer, L ERA: 1.57	1.1	H	6	2	0	0	0	0	0	0	0	0	0	19	27	0.00	1.500					
48 Alex Colomé, R ERA: 2.38	1.0	S	8	2	2	0	3	1	1	0	0	0	0	21	31	0.00	3.000					

Oakland Athletics @ Chicago White Sox
Guaranteed Rate Field, Chicago, IL
 Sat Aug 10 2019, 6:12 PM - 9:30 PM CDT
 Att: 27,026 - Partly Cloudy - 81 F

livebaseballscorecards.com

AB 35
R 2
H 10
RBI 0
BB 7
SO 7
LOB 21



Batter	1	2	3	4	5	6	7	8	9	AB	R	H	RBI	BB	SO	LOB	BOTTOM				
28 Leury García, S OBP: 0.321, SLG: 0.392	F9		FC3-6		G1-6-3					4	1	1	0	0	0	1					
45 Jon Jay, L OBP: 0.326, SLG: 0.360										3	0	0	0	0	2	0					
49 Ryan Cordell, R OBP: 0.288, SLG: 0.356										0	0	0	0	0	0	0					
79 José Abreu, R OBP: 0.313, SLG: 0.483										3	0	2	0	1	0	0					
32 Matt Skole, L OBP: 0.263, SLG: 0.278										3	0	0	0	0	2	2					
33 James McCann, R OBP: 0.343, SLG: 0.461										1	0	0	0	0	1	2					
7 Tim Anderson, R OBP: 0.348, SLG: 0.492										4	1	1	0	0	1	3					
17 Ryan Goins, L OBP: 0.379, SLG: 0.453										3	0	0	0	0	0	2					
74 Eloy Jiménez, R OBP: 0.291, SLG: 0.455										3	1	1	1	0	1	1					
15 Adam Engel, R OBP: 0.292, SLG: 0.365										0	0	0	0	0	0	0					
21 Welington Castillo, R OBP: 0.267, SLG: 0.348										3	0	1	1	0	1	0					
5 Yolmer Sánchez, S OBP: 0.310, SLG: 0.324										3	0	1	0	0	1	1					
Inning Stats	R: 0 E: 0 K: 2 S: 9	H: 1 LOB: 1 BB: 0 P: 15	R: 0 E: 0 K: 1 S: 8	H: 0 LOB: 0 BB: 0 P: 12	R: 1 E: 0 K: 2 S: 15	H: 1 LOB: 0 BB: 0 P: 24	R: 0 E: 0 K: 1 S: 10	H: 1 LOB: 1 BB: 0 P: 16	R: 1 E: 0 K: 1 S: 8	H: 1 LOB: 0 BB: 0 P: 13	R: 0 E: 0 K: 0 S: 5	H: 0 LOB: 0 BB: 0 P: 6	R: 1 E: 0 K: 0 S: 14	H: 2 LOB: 1 BB: 0 P: 23	R: 0 E: 0 K: 2 S: 8	H: 1 LOB: 2 BB: 1 P: 13	1B: 4 2B: 2 3B: 0 HR: 1	SF: 0 SAC: 1 DP: 0 HBP: 0	WP: 0 PB: 0 SB: 0 CS: 0	PA: 32	
PITCHER	IP	WLS	BF	H	R	ER	SO	BB	IBB	HBP	BLK	WP	HR	S	P	ERA	WHIP				
60 Tanner Roark, R ERA: 4.06	6.2	L	26	6	3	2	7	0	0	0	0	0	0	5	8	0.00	0.900				
36 Yusmeiro Petit, R ERA: 2.54	0.1		1	0	0	0	0	0	0	0	0	0	0	5	8	0.00	0.000				
52 Ryan Buchter, L ERA: 3.19	0.1		3	1	0	0	0	0	1	0	0	0	0	2	3	0.00	3.000				
16 Liam Hendriks, R ERA: 1.6	0.2		2	0	0	0	2	0	0	0	0	0	0	6	10	0.00	0.000				

Oakland Athletics @ Chicago White Sox
Guaranteed Rate Field, Chicago, IL
 Sat Aug 10 2019, 6:12 PM - 9:30 PM CDT
 Att: 27,026 - Partly Cloudy - 81 F

livebaseballscorecards.com

AB 30
R 3
H 7
RBI 2
BB 1
SO 9
LOB 12



Batter	1	2	3	4	5	6	7	8	9	AB	R	H	RBI	BB	SO	LOB	TOP							
10 Marcus Semien, R OBP: 0.359, SLG: 0.470	G6-3		K					P3		4	0	0	0	0	1	1	Oakland Athletics @ Chicago White Sox Guaranteed Rate Field, Chicago, IL Sun Aug 11 2019, 1:38 PM - 4:30 PM CDT Att: 30,951 - Partly Cloudy - 82 F							
38 Nick Martini, L OBP: 0.231, SLG: 0.364	K		K					K		4	0	0	0	0	4	1								
26 Matt Chapman, R OBP: 0.339, SLG: 0.507	K							K		4	1	1	0	0	3	1								
28 Matt Olson, L OBP: 0.343, SLG: 0.522		8 1B							20 FC5-4	3	1	2	2	0	1	0								
20 Mark Canha, R OBP: 0.378, SLG: 0.504	K							FC5-4	18 1B	4	0	0	0	0	3	2								
8 Robbie Grossman, S OBP: 0.348, SLG: 0.357									18 1B	4	0	2	0	0	1	0	AB 34 R 2 H 7 RBI 2 BB 1 SO 16 LOB 16							
18 Chad Pinder, R OBP: 0.306, SLG: 0.472									18 1B	4	0	2	0	0	2	2								
23 Jurickson Profar, S OBP: 0.268, SLG: 0.382									P2	4	0	0	0	0	0	6								
5 Chris Herrmann, L OBP: 0.294, SLG: 0.311									G6-3	3	0	0	0	1	1	3								
Inning Stats	R: 0 E: 0 K: 2 S: 9	H: 0 LOB: 0 BB: 0 P: 13	R: 0 E: 0 K: 2 S: 13	H: 2 LOB: 2 BB: 0 P: 14	R: 0 E: 0 K: 3 S: 10	H: 0 LOB: 0 BB: 0 P: 14	R: 2 E: 0 K: 1 S: 14	H: 3 LOB: 1 BB: 0 P: 23	R: 0 E: 0 K: 2 S: 14	H: 0 LOB: 0 BB: 0 P: 26	R: 0 E: 0 K: 3 S: 9	H: 0 LOB: 0 BB: 0 P: 13	R: 0 E: 0 K: 1 S: 7	H: 0 LOB: 0 BB: 0 P: 10	R: 0 E: 0 K: 2 S: 11	H: 2 LOB: 3 BB: 0 P: 18	R: 0 E: 0 K: 0 S: 10	H: 2 LOB: 3 BB: 0 P: 14	1B: 4 2B: 2 3B: 0 HR: 1	SF: 0 SAC: 0 DP: 0 HBP: 1	WP: 0 PB: 0 SB: 0 CS: 0	PA: 36		
PITCHER	IP WLS BF H R ER SO BB IBB HBP BLK WP HR S P ERA WHIP	IP WLS BF H R ER SO BB IBB HBP BLK WP HR S P ERA WHIP	IP WLS BF H R ER SO BB IBB HBP BLK WP HR S P ERA WHIP	IP WLS BF H R ER SO BB IBB HBP BLK WP HR S P ERA WHIP	IP WLS BF H R ER SO BB IBB HBP BLK WP HR S P ERA WHIP	IP WLS BF H R ER SO BB IBB HBP BLK WP HR S P ERA WHIP	IP WLS BF H R ER SO BB IBB HBP BLK WP HR S P ERA WHIP	IP WLS BF H R ER SO BB IBB HBP BLK WP HR S P ERA WHIP	IP WLS BF H R ER SO BB IBB HBP BLK WP HR S P ERA WHIP	IP WLS BF H R ER SO BB IBB HBP BLK WP HR S P ERA WHIP	IP WLS BF H R ER SO BB IBB HBP BLK WP HR S P ERA WHIP	IP WLS BF H R ER SO BB IBB HBP BLK WP HR S P ERA WHIP	IP WLS BF H R ER SO BB IBB HBP BLK WP HR S P ERA WHIP	IP WLS BF H R ER SO BB IBB HBP BLK WP HR S P ERA WHIP	IP WLS BF H R ER SO BB IBB HBP BLK WP HR S P ERA WHIP	IP WLS BF H R ER SO BB IBB HBP BLK WP HR S P ERA WHIP	IP WLS BF H R ER SO BB IBB HBP BLK WP HR S P ERA WHIP	IP WLS BF H R ER SO BB IBB HBP BLK WP HR S P ERA WHIP	IP WLS BF H R ER SO BB IBB HBP BLK WP HR S P ERA WHIP	IP WLS BF H R ER SO BB IBB HBP BLK WP HR S P ERA WHIP	IP WLS BF H R ER SO BB IBB HBP BLK WP HR S P ERA WHIP	IP WLS BF H R ER SO BB IBB HBP BLK WP HR S P ERA WHIP	IP WLS BF H R ER SO BB IBB HBP BLK WP HR S P ERA WHIP	IP WLS BF H R ER SO BB IBB HBP BLK WP HR S P ERA WHIP
27 Lucas Giolito, R ERA: 3.42	6.0	L	24	5	2	2	13	1	0	0	0	0	0	0	0	0	0	0	1	69	103	3.00	1.000	
50 Jimmy Cordero, R ERA: 3.55	2.0		6	0	0	0	3	0	0	0	0	0	0	0	0	0	0	0	0	18	28	0.00	0.000	
57 Jace Fry, L ERA: 4.97	0.1		3	1	0	0	0	0	0	0	1	0	0	0	0	0	0	0	0	6	10	0.00	3.000	
41 Kelvin Herrera, R ERA: 7.22	0.2		3	1	0	0	0	0	0	0	0	0	0	0	0	0	0	0	0	4	4	0.00	1.500	
Batter	1	2	3	4	5	6	7	8	9	AB	R	H	RBI	BB	SO	LOB	BOTTOM							
45 Jon Jay, L OBP: 0.316, SLG: 0.349	K		L7					L6		4	0	0	0	0	1	2	Oakland Athletics @ Chicago White Sox Guaranteed Rate Field, Chicago, IL Sun Aug 11 2019, 1:38 PM - 4:30 PM CDT Att: 30,951 - Partly Cloudy - 82 F							
7 Tim Anderson, R OBP: 0.347, SLG: 0.492								F9		4	0	1	0	0	1	1								
79 José Abreu, R OBP: 0.313, SLG: 0.481										4	0	1	0	0	1	1								
33 James McCann, R OBP: 0.339, SLG: 0.455										4	0	0	0	0	0	2								
74 Eloy Jiménez, R OBP: 0.294, SLG: 0.453										3	0	1	0	1	1	0								
32 Matt Skole, L OBP: 0.273, SLG: 0.286										3	0	1	0	0	2	2	AB 30 R 0 H 5 RBI 0 BB 2 SO 9 LOB 15							
5 Yolmer Sánchez, S OBP: 0.307, SLG: 0.321										3	0	0	0	0	1	4								
17 Ryan Goins, L OBP: 0.389, SLG: 0.455										2	0	1	0	1	1	1								
15 Adam Engel, R OBP: 0.284, SLG: 0.355										3	0	0	0	0	1	2								
Inning Stats	R: 0 E: 0 K: 1 S: 10	H: 1 LOB: 1 BB: 0 P: 13	R: 0 E: 0 K: 1 S: 10	H: 1 LOB: 1 BB: 1 P: 17	R: 0 E: 0 K: 2 S: 7	H: 0 LOB: 0 BB: 0 P: 11	R: 0 E: 0 K: 2 S: 16	H: 2 LOB: 2 BB: 0 P: 26	R: 0 E: 0 K: 0 S: 4	H: 0 LOB: 0 BB: 0 P: 10	R: 0 E: 0 K: 0 S: 6	H: 0 LOB: 0 BB: 0 P: 9	R: 0 E: 0 K: 1 S: 5	H: 0 LOB: 0 BB: 0 P: 8	R: 0 E: 0 K: 0 S: 12	H: 1 LOB: 1 BB: 0 P: 20	R: 0 E: 0 K: 2 S: 7	H: 0 LOB: 0 BB: 0 P: 13	1B: 4 2B: 3 3B: 0 HR: 0	SF: 0 SAC: 0 DP: 2 HBP: 0	WP: 0 PB: 0 SB: 0 CS: 0	PA: 32		
PITCHER	IP WLS BF H R ER SO BB IBB HBP BLK WP HR S P ERA WHIP	IP WLS BF H R ER SO BB IBB HBP BLK WP HR S P ERA WHIP	IP WLS BF H R ER SO BB IBB HBP BLK WP HR S P ERA WHIP	IP WLS BF H R ER SO BB IBB HBP BLK WP HR S P ERA WHIP	IP WLS BF H R ER SO BB IBB HBP BLK WP HR S P ERA WHIP	IP WLS BF H R ER SO BB IBB HBP BLK WP HR S P ERA WHIP	IP WLS BF H R ER SO BB IBB HBP BLK WP HR S P ERA WHIP	IP WLS BF H R ER SO BB IBB HBP BLK WP HR S P ERA WHIP	IP WLS BF H R ER SO BB IBB HBP BLK WP HR S P ERA WHIP	IP WLS BF H R ER SO BB IBB HBP BLK WP HR S P ERA WHIP	IP WLS BF H R ER SO BB IBB HBP BLK WP HR S P ERA WHIP	IP WLS BF H R ER SO BB IBB HBP BLK WP HR S P ERA WHIP	IP WLS BF H R ER SO BB IBB HBP BLK WP HR S P ERA WHIP	IP WLS BF H R ER SO BB IBB HBP BLK WP HR S P ERA WHIP	IP WLS BF H R ER SO BB IBB HBP BLK WP HR S P ERA WHIP	IP WLS BF H R ER SO BB IBB HBP BLK WP HR S P ERA WHIP	IP WLS BF H R ER SO BB IBB HBP BLK WP HR S P ERA WHIP	IP WLS BF H R ER SO BB IBB HBP BLK WP HR S P ERA WHIP	IP WLS BF H R ER SO BB IBB HBP BLK WP HR S P ERA WHIP	IP WLS BF H R ER SO BB IBB HBP BLK WP HR S P ERA WHIP	IP WLS BF H R ER SO BB IBB HBP BLK WP HR S P ERA WHIP	IP WLS BF H R ER SO BB IBB HBP BLK WP HR S P ERA WHIP	IP WLS BF H R ER SO BB IBB HBP BLK WP HR S P ERA WHIP	
40 Chris Bassitt, R ERA: 3.56	7.0	W	25	4	0	0	7	2	0	0	0	0	0	0	0	0	0	0	0	58	94	0.00	0.857	
35 Jake Diekmann, L ERA: 4.53	0.2	H	3	1	0	0	0	0	0	0	0	0	0	0	0	0	0	0	0	8	14	0.00	1.500	
48 Joakim Soria, R ERA: 4.33	0.1	H	1	0	0	0	0	0	0	0	0	0	0	0	0	0	0	0	0	4	6	0.00	0.000	
16 Liam Hendriks, R ERA: 1.57	1.0	S	3	0	0	0	2	0	0	0	0	0	0	0	0	0	0	0	0	7	13	0.00	0.000	

Batter	1	2	3	4	5	6	7	8	9	AB	R	H	RBI	BB	SO	LOB	TOP					
4 George Springer, R OBP: 0.383, SLG: 0.594										5	1	2	1	0	0	2						
27 Jose Altuve, R OBP: 0.369, SLG: 0.559										4	1	2	1	1	1	1						
23 Michael Brantley, L OBP: 0.362, SLG: 0.517										4	0	1	0	1	1	3						
1 Carlos Correa, R OBP: 0.362, SLG: 0.568										4	0	0	0	1	1	2						
44 Yordan Alvarez, L OBP: 0.431, SLG: 0.720										3	1	0	0	2	1	2						
10 Yuli Gurriel, R OBP: 0.328, SLG: 0.545										4	2	0	1	0	3							
16 Aledmys Diaz, R OBP: 0.327, SLG: 0.488										2	0	0	0	3	0	1						
28 Robinson Chirinos, R OBP: 0.349, SLG: 0.423										5	0	2	2	0	1	3						
6 Jake Marisnick, R OBP: 0.309, SLG: 0.455										3	1	0	0	1	0	2						
Inning Stats	R: 1 E: 0 K: 0 S: 11	H: 3 LOB: 2 BB: 1 P: 15	R: 0 E: 0 K: 1 S: 10	H: 0 LOB: 1 BB: 1 P: 19	R: 1 E: 0 K: 0 S: 8	H: 1 LOB: 0 BB: 0 P: 15	R: 0 E: 0 K: 0 S: 4	H: 0 LOB: 0 BB: 0 P: 6	R: 0 E: 0 K: 0 S: 8	H: 0 LOB: 0 BB: 0 P: 11	R: 1 E: 0 K: 1 S: 12	H: 1 LOB: 2 BB: 2 P: 25	R: 1 E: 0 K: 1 S: 17	H: 0 LOB: 2 BB: 3 P: 32	R: 1 E: 0 K: 1 S: 16	H: 3 LOB: 3 BB: 1 P: 32	R: 1 E: 0 K: 1 S: 7	H: 1 LOB: 2 BB: 2 P: 18	1B: 5 2B: 2 3B: 0 HR: 2	SF: 0 SAC: 0 DP: 1 HBP: 0	WP: 1 PB: 3 SB: 1 CS: 0	PA: 44
PITCHER	IP WLS BF H R ER SO BB IBB HBP BLK WP HR S P ERA WHIP																					
84 Dylan Cease, R ERA: 5.54	6.0 L 27 5 4 2 2 4 1 0 0 0 2 56 98 3.00 1.500																					
41 Kelvin Herrera, R ERA: 7.09	0.2 4 0 0 0 1 1 1 0 0 0 0 0 11 20 0.00 1.500																					
57 Jace Fry, L ERA: 5.08	1.0 7 3 1 1 0 1 0 0 0 0 0 15 31 9.00 4.000																					
64 Josh Osich, L ERA: 5.66	1.1 6 1 1 1 2 2 0 0 0 1 0 11 24 6.75 2.250																					

Houston Astros @ Chicago White Sox
Guaranteed Rate Field, Chicago, IL
Tue Aug 13 2019, 3:40 PM - 6:57 PM CDT
Partly Cloudy - 79 F

AB	34
R	6
H	9
RBI	4
BB	10
SO	5
LOB	19



Batter	1	2	3	4	5	6	7	8	9	AB	R	H	RBI	BB	SO	LOB	BOTTOM					
45 Jon Jay, L OBP: 0.321, SLG: 0.348										3	0	1	0	1	1	1						
7 Tim Anderson, R OBP: 0.343, SLG: 0.486										4	0	0	0	0	0	3						
79 José Abreu, R OBP: 0.314, SLG: 0.483										4	1	2	1	0	1	0						
21 Welington Castillo, R OBP: 0.267, SLG: 0.346										4	0	1	0	0	2	2						
74 Eloy Jiménez, R OBP: 0.293, SLG: 0.454										4	0	1	1	0	1	1						
17 Ryan Goins, L OBP: 0.394, SLG: 0.450										3	0	1	0	1	0	0						
5 Yolmer Sánchez, S OBP: 0.304, SLG: 0.317										4	0	0	0	0	1	4						
32 Matt Skole, L OBP: 0.280, SLG: 0.292										3	0	1	0	0	1	2						
15 Adam Engel, R OBP: 0.286, SLG: 0.349										2	1	0	0	0	2	0						
Inning Stats	R: 0 E: 0 K: 1 S: 6	H: 1 LOB: 0 BB: 0 P: 11	R: 0 E: 0 K: 1 S: 14	H: 3 LOB: 0 BB: 0 P: 19	R: 0 E: 0 K: 1 S: 7	H: 0 LOB: 1 BB: 1 P: 12	R: 1 E: 0 K: 1 S: 14	H: 2 LOB: 2 BB: 1 P: 23	R: 1 E: 0 K: 1 S: 12	H: 1 LOB: 1 BB: 0 P: 20	R: 0 E: 0 K: 1 S: 10	H: 0 LOB: 0 BB: 0 P: 17	R: 0 E: 0 K: 2 S: 11	H: 0 LOB: 0 BB: 0 P: 13	R: 0 E: 0 K: 1 S: 9	H: 0 LOB: 0 BB: 0 P: 11	R: 0 E: 0 K: 0 S: 8	H: 0 LOB: 0 BB: 0 P: 13	1B: 5 2B: 2 3B: 0 HR: 0	SF: 0 SAC: 0 DP: 2 HBP: 1	WP: 0 PB: 0 SB: 0 CS: 0	PA: 34
PITCHER	IP WLS BF H R ER SO BB IBB HBP BLK WP HR S P ERA WHIP																					
21 Zack Greinke, R ERA: 2.91	6.0 W 25 7 2 2 2 2 0 0 0 0 0 0 63 102 3.00 1.500																					
36 Will Harris, R ERA: 1.6	1.0 H 3 0 0 0 2 0 0 0 0 0 0 0 11 13 0.00 0.000																					
55 Ryan Pressly, R ERA: 1.94	1.0 H 3 0 0 0 1 0 0 0 0 0 0 0 9 11 0.00 0.000																					
31 Collin McHugh, R ERA: 5.18	1.0 3 0 0 0 0 0 0 0 0 0 0 0 8 13 0.00 0.000																					

Houston Astros @ Chicago White Sox
Guaranteed Rate Field, Chicago, IL
Tue Aug 13 2019, 3:40 PM - 6:57 PM CDT
Partly Cloudy - 79 F

AB	31
R	2
H	7
RBI	2
BB	2
SO	9
LOB	13



Batter	1	2	3	4	5	6	7	8	9	AB	R	H	RBI	BB	SO	LOB	TOP		
4 George Springer, R (1, 9) OBP: 0.384, SLG: 0.593										4	0	2	1	0	0	0	Houston Astros @ Chicago White Sox Guaranteed Rate Field, Chicago, IL Tue Aug 13 2019, 8:04 PM - 10:24 PM CDT Att: 19,559 - Cloudy - 77 F		
27 Jose Altuve, R (1, 4) OBP: 0.365, SLG: 0.552										4	0	0	0	0	2				
44 Yordan Alvarez, L (1, 10)										4	0	1	0	0	0				
1 Carlos Correa, R (1, 6) OBP: 0.360, SLG: 0.561										3	0	0	0	0	1				
10 Yuli Gurriel, R (1, 3) OBP: 0.337, SLG: 0.541										3	0	0	0	0	1				
22 Josh Reddick, L (1, 7) OBP: 0.309, SLG: 0.390										3	0	0	0	0	1				
16 Aledmys Diaz, R (1, 5) OBP: 0.327, SLG: 0.485										3	1	1	0	0	0				
12 Martin Maldonado, R (1, 2) OBP: 0.283, SLG: 0.347										3	0	0	0	0	1				
26 Myles Straw, R (1, 8) OBP: 0.361, SLG: 0.305										3	0	0	0	0	1				
Inning Stats	R: 0 E: 0 K: 0 S: 5	H: 1 LOB: 0 BB: 0 P: 7	R: 0 E: 0 K: 0 S: 11	H: 0 LOB: 0 BB: 0 P: 14	R: 1 E: 1 K: 0 S: 9	H: 2 LOB: 1 BB: 0 P: 12	R: 0 E: 0 K: 0 S: 10	H: 0 LOB: 1 BB: 0 P: 19	R: 0 E: 0 K: 0 S: 6	H: 0 LOB: 0 BB: 0 P: 7	R: 0 E: 0 K: 1 S: 7	H: 0 LOB: 0 BB: 0 P: 11	R: 0 E: 0 K: 2 S: 8	H: 0 LOB: 0 BB: 0 P: 12	R: 0 E: 0 K: 0 S: 8	H: 1 LOB: 1 BB: 0 P: 14	1B: 4 2B: 0 3B: 0 HR: 0	SF: 0 SAC: 0 DP: 1 HBP: 1	WP: 1 PA: 31 PB: 0 SB: 0 CS: 0
PITCHER 46 Iván Nova, R (1, 1) ERA: 4.51	IP: 9.0 WLS: W BF: 31 H: 4 R: 1 ER: 0 SO: 3 BB: 0 IBB: 0 HBP: 1 BLK: 0 WP: 1 HR: 0 S: 69 P: 104 ERA: 0.00 WHIP: 0.444															PITCHER			

Batter	1	2	3	4	5	6	7	8	9	AB	R	H	RBI	BB	SO	LOB	BOTTOM		
17 Ryan Goins, L (1, 5) OBP: 0.398, SLG: 0.452										4	0	2	2	0	2	1	Houston Astros @ Chicago White Sox Guaranteed Rate Field, Chicago, IL Tue Aug 13 2019, 8:04 PM - 10:24 PM CDT Att: 19,559 - Cloudy - 77 F		
7 Tim Anderson, R (1, 6) OBP: 0.335, SLG: 0.480									4	0	0	0	0	1	3				
79 José Abreu, R (1, 10) OBP: 0.314, SLG: 0.481										4	0	1	0	0	1				
33 James McCann, R (1, 2) OBP: 0.341, SLG: 0.455										4	1	2	0	0	1				
74 Eloy Jiménez, R (1, 7) OBP: 0.293, SLG: 0.451										4	0	1	0	0	1	3			
32 Matt Skole, L (1, 3) OBP: 0.310, SLG: 0.296									3	1	1	0	1	0	1				
5 Yolmer Sánchez, S (1, 4) OBP: 0.306, SLG: 0.317										3	1	1	0	1	4				
15 Adam Engel, R (1, 8) OBP: 0.285, SLG: 0.345										4	1	1	1	0	0	5			
49 Ryan Cordell, R (1, 9) OBP: 0.288, SLG: 0.361										3	0	1	1	0	4				
Inning Stats	R: 0 E: 0 K: 0 S: 10	H: 1 LOB: 0 BB: 0 P: 13	R: 3 E: 1 K: 0 S: 18	H: 4 LOB: 2 BB: 0 P: 26	R: 0 E: 0 K: 0 S: 5	H: 1 LOB: 0 BB: 0 P: 6	R: 1 E: 0 K: 1 S: 14	H: 1 LOB: 1 BB: 0 P: 23	R: 0 E: 0 K: 1 S: 10	H: 0 LOB: 0 BB: 0 P: 17	R: 0 E: 0 K: 2 S: 7	H: 0 LOB: 0 BB: 0 P: 10	R: 0 E: 0 K: 2 S: 8	H: 1 LOB: 2 BB: 1 P: 12	R: 0 E: 0 K: 0 S: 8	H: 0 LOB: 0 BB: 0 P: 14	1B: 9 2B: 1 3B: 0 HR: 0	SF: 0 SAC: 0 DP: 1 HBP: 0	WP: 1 PA: 35 PB: 0 SB: 0 CS: 0
PITCHER 47 Chris Devenski, R (1, 1) ERA: 4.33 29 Joe Biagini, R (3, 1) ERA: 3.63 30 Héctor Rondón, R (6, 1) ERA: 3.86 38 Joe Smith, R (8, 1) ERA: 1.86	IP: 2.0 WLS: L BF: 11 H: 5 R: 3 ER: 1 SO: 1 BB: 0 IBB: 0 HBP: 0 BLK: 0 WP: 0 HR: 0 S: 28 P: 39 ERA: 4.50 WHIP: 2.500															PITCHER			

AB	30
R	1
H	4
RBI	1
BB	0
SO	3
LOB	7



AB	33
R	4
H	10
RBI	4
BB	2
SO	6
LOB	23



Batter	1	2	3	4	5	6	7	8	9	AB	R	H	RBI	BB	SO	LOB	TOP		
28 Leury García, S OBP: 0.318, SLG: 0.389	G4-3			G3		F9		G3		4	0	0	0	0	0	0	Chicago White Sox @ Los Angeles Angels Angel Stadium, Anaheim, CA Thu Aug 15 2019, 7:09 PM - 10:04 PM PDT Att: 33,533 - Clear - 78 F		
7 Tim Anderson, R OBP: 0.348, SLG: 0.491	G5-3			79 HR		F9			33 3B	4	2	2	0	0	0	0			
79 José Abreu, R OBP: 0.318, SLG: 0.497	K			1-H					P6	4	2	2	3	0	1	1			
33 James McCann, R OBP: 0.341, SLG: 0.467		K		K		F8			74 1B	4	1	1	1	0	2	0			
74 Eloy Jiménez, R OBP: 0.294, SLG: 0.461	L9			L8		L3			21 HR	4	1	1	1	0	0	0			
21 Wellington Castillo, R OBP: 0.263, SLG: 0.386	K				G4-3				HR	4	1	2	2	0	1	0			
5 Yolmer Sánchez, S OBP: 0.308, SLG: 0.318					G2-3				45 FC5-4	4	0	1	0	0	0	1			
15 Adam Engel, R OBP: 0.279, SLG: 0.336					L6					2	0	0	0	0	1	0			
45 Jon Jay, L OBP: 0.313, SLG: 0.338	K2-3								FC5-4	2	0	0	0	0	0	1			
49 Ryan Cordell, R OBP: 0.286, SLG: 0.358										2	0	0	0	0	1	0			
17 Ryan Goins, L OBP: 0.375, SLG: 0.422	P3					K			K	2	0	0	0	0	1	1			
Inning Stats	R: 0 H: 0 E: 0 K: 1 S: 12	H: 0 LOB: 0 BB: 0 P: 16	R: 0 H: 0 E: 0 K: 2 S: 8	H: 0 LOB: 0 BB: 0 P: 10	R: 0 H: 0 E: 0 K: 1 S: 10	H: 0 LOB: 0 BB: 0 P: 12	R: 2 H: 2 E: 0 K: 1 S: 12	H: 2 LOB: 0 BB: 0 P: 17	R: 0 H: 0 E: 0 K: 1 S: 6	H: 0 LOB: 0 BB: 0 P: 11	R: 1 H: 2 E: 0 K: 0 S: 8	H: 2 LOB: 1 BB: 0 P: 11	R: 0 H: 0 E: 0 K: 0 S: 6	H: 0 LOB: 0 BB: 0 P: 9	R: 4 H: 5 E: 1 K: 1 S: 22	H: 5 LOB: 1 BB: 0 P: 31	1B: 4 2B: 1 3B: 1 HR: 3	SF: 0 SAC: 0 DP: 0 HBP: 0	WP: 0 PA: 36 PB: 0 CS: 0
PITCHER	IP WLS BF H R ER SO BB IBB HBP BLK WP HR S P ERA WHIP																		
28 Andrew Heaney, L ERA: 4.76	7.0 W 25 4 3 3 6 0 0 0 0 0 0 2 65 90 3.86 0.571																		
53 Trevor Cahill, R ERA: 6.62	1.1 7 3 3 3 0 0 0 0 0 0 0 0 19 27 20.25 2.250																		
57 Hansel Robles, R ERA: 2.98	0.2 S 4 2 1 1 1 0 0 0 0 0 0 1 9 13 13.50 3.000																		

Batter	1	2	3	4	5	6	7	8	9	AB	R	H	RBI	BB	SO	LOB	BOTTOM		
18 Brian Goodwin, L OBP: 0.333, SLG: 0.474	P3		K		8 WP 27 1B 6 1B	K		K		4	1	0	0	1	3	0	Chicago White Sox @ Los Angeles Angels Angel Stadium, Anaheim, CA Thu Aug 15 2019, 7:09 PM - 10:04 PM PDT Att: 33,533 - Clear - 78 F		
27 Mike Trout, R OBP: 0.444, SLG: 0.665	17 2B 8 G6-3		HR		8 WP 6 1B	17 E 8 HR				4	4	4	1	1	0	0			
17 Shohei Ohtani, L OBP: 0.357, SLG: 0.513	8 G6-3 1-3				K	FC 8 HR		F9		5	1	2	0	0	1	4			
8 Justin Upton, R OBP: 0.304, SLG: 0.417	G6-3		G6-3		6 1B 4 1B	HR				3	2	1	4	1	0	2			
6 David Fletcher, R OBP: 0.345, SLG: 0.398	G4-3			23 1B	4 1B	K				4	0	2	2	0	1	1			
23 Matt Thaiss, L OBP: 0.273, SLG: 0.405		K		2-3	K	G3-1				4	0	1	0	0	2	2			
4 Luis Rengifo, S OBP: 0.327, SLG: 0.364	L5			L7		G5-3				4	0	1	1	0	0	2			
19 Wilfredo Tovar, R OBP: 0.254, SLG: 0.258	K			P3		K				4	0	0	0	0	2	4			
33 Max Stassi, R OBP: 0.200, SLG: 0.174	L4			K		F8				4	0	0	0	0	2	2			
Inning Stats	R: 1 H: 2 E: 0 K: 0 S: 15	H: 2 LOB: 1 BB: 0 P: 23	R: 0 H: 0 E: 0 K: 2 S: 9	H: 0 LOB: 0 BB: 0 P: 16	R: 1 H: 2 E: 0 K: 1 S: 9	H: 2 LOB: 1 BB: 0 P: 14	R: 0 H: 2 E: 0 K: 1 S: 8	H: 2 LOB: 0 BB: 0 P: 11	R: 3 H: 3 E: 0 K: 2 S: 16	H: 3 LOB: 2 BB: 2 P: 32	R: 3 H: 2 E: 1 K: 2 S: 14	H: 2 LOB: 0 BB: 0 P: 20	R: 0 H: 0 E: 0 K: 1 S: 9	H: 0 LOB: 0 BB: 0 P: 16	R: 0 H: 0 E: 0 K: 2 S: 7	H: 0 LOB: 1 BB: 1 P: 16		1B: 7 2B: 2 3B: 0 HR: 2	SF: 0 SAC: 0 DP: 0 HBP: 0
PITCHER	IP WLS BF H R ER SO BB IBB HBP BLK WP HR S P ERA WHIP																		
40 Reynaldo López, R ERA: 5.29	5.1 L 27 9 5 5 6 2 0 0 0 0 0 1 59 98 8.44 2.062																		
64 Josh Osich, L ERA: 5.51	1.1 7 2 3 0 2 0 0 0 0 0 0 1 18 30 0.00 1.500																		
57 Jace Fry, L ERA: 4.91	1.1 5 0 0 0 3 1 0 0 0 0 0 0 10 20 0.00 0.750																		

Batter	1	2	3	4	5	6	7	8	9	AB	R	H	RBI	BB	SO	LOB	TOP										
28 Leury Garcia, S OBP: 0.319, SLG: 0.391	G4-3		7 1B		K			7 1B 33 HR	G4-3	5	2	2	0	0	1	0	Chicago White Sox @ Los Angeles Angels Angel Stadium, Anaheim, CA Fri Aug 16 2019, 7:10 PM - 10:18 PM PDT Att: 39,206 - Clear - 71 F										
7 Tim Anderson, R OBP: 0.348, SLG: 0.490	L1		79 G6-3 74 WP 2H		K			79 FC6 33 HR	G5-3	5	2	2	1	0	1	0											
79 José Abreu, R OBP: 0.315, SLG: 0.492	G4-3		G6-3		K			33 HR	G6-3	5	1	0	0	0	1	3											
33 James McCann, R OBP: 0.345, SLG: 0.482		5 BB 45 E	G6-3					74 F8-5		4	1	3	4	0	0	1											
74 Eloy Jiménez, R OBP: 0.290, SLG: 0.455	L9		K		F8-5			HR	P4	4	0	0	0	0	1	2											
21 Wellington Castillo, R OBP: 0.292, SLG: 0.388	K				L8			P3		4	1	1	0	0	1	1											
45 Jon Jay, L 15 Adam Engel, R OBP: 0.279, SLG: 0.336	E1		SH1-3					F7	5 1B BB	2	0	0	0	1	0	1											
5 Yolmer Sánchez, S OBP: 0.313, SLG: 0.321								K	17 FC5-4 1B	3	0	2	1	1	1	0											
17 Ryan Goins, L OBP: 0.361, SLG: 0.404	F7		G4-6-3					P5	FC5-4	4	0	0	0	0	0	6											
Inning Stats	R: 0 H: 0 K: 0 S: 10	H: 0 LOB: 0 BB: 0 P: 13	R: 0 H: 1 K: 1 S: 13	H: 1 LOB: 3 BB: 1 P: 24	R: 2 H: 2 K: 1 S: 12	H: 2 LOB: 0 BB: 0 P: 20	R: 1 H: 2 K: 0 S: 7	H: 2 LOB: 0 BB: 0 P: 11	R: 0 H: 0 K: 3 S: 11	H: 1 LOB: 0 BB: 0 P: 17	R: 0 H: 0 K: 1 S: 7	H: 0 LOB: 0 BB: 0 P: 12	R: 4 H: 4 K: 0 S: 14	H: 4 LOB: 2 BB: 1 P: 23	R: 0 H: 0 K: 0 S: 7	H: 0 LOB: 0 BB: 0 P: 9		1B: 6 2B: 4 3B: 0 HR: 1	SF: 0 SAC: 1 DP: 2 HBP: 0	WP: 1 PB: 0 SB: 0 CS: 0	PA: 39						
PITCHER	IP	WLS	BF	H	R	ER	SO	BB	IBB	HBP	BLK	WP	HR	S	P	ERA	WHIP										
43 Patrick Sandoval, L ERA: 5.79	4.1	L	19	5	3	3	3	1	0	0	1	1	0	45	74	6.23	1.385										
40 Luis García, R ERA: 4.81	1.2		5	1	0	0	2	0	0	0	0	0	0	15	22	0.00	0.600										
49 Adalberto Mejía, L ERA: 9.25	1.0		4	1	1	1	1	0	0	0	0	0	0	9	14	9.00	1.000										
31 Ty Buttrey, R ERA: 3.83	0.2		5	2	3	3	0	0	0	0	0	0	1	7	10	40.50	3.000										
53 Trevor Cahill, R ERA: 6.52	1.1		6	1	0	0	0	1	0	0	0	0	0	12	20	0.00	1.500										

AB	36
R	7
H	10
RBI	6
BB	2
SO	6
LOB	14



Batter	1	2	3	4	5	6	7	8	9	AB	R	H	RBI	BB	SO	LOB	BOTTOM										
6 David Fletcher, R OBP: 0.345, SLG: 0.402	8 BB 27 HBP		17 1B		L8				G5-3	5	1	2	0	0	1	2	Chicago White Sox @ Los Angeles Angels Angel Stadium, Anaheim, CA Fri Aug 16 2019, 7:10 PM - 10:18 PM PDT Att: 39,206 - Clear - 71 F										
27 Mike Trout, R OBP: 0.444, SLG: 0.668	8 BB HBP		K		K			8 FC6-5 17 G4-3	K	4	1	1	1	0	2	1											
17 Shohei Ohtani, L OBP: 0.356, SLG: 0.510	K				F7			G4-3		4	0	1	1	0	1	3											
8 Justin Upton, R OBP: 0.308, SLG: 0.411			L8					FC6-5		2	0	0	0	2	0	2											
56 Kole Calhoun, L OBP: 0.323, SLG: 0.474	K		K		K			G3		4	0	0	0	0	3	6											
5 Albert Pujols, R OBP: 0.301, SLG: 0.433	G5-3		23 WP					G5-3		4	0	2	0	0	0	3											
23 Matt Thaiss, L OBP: 0.272, SLG: 0.390	P6		K		K			K		3	0	0	0	1	2	1											
4 Luis Rengifo, S OBP: 0.323, SLG: 0.359	K		K		K			G3-1		4	0	0	0	0	2	3											
48 Anthony Bembom, L OBP: 0.250, SLG: 0.333	K		K		K			G6-3		2	0	0	0	0	2	1											
18 Brian Goodwin, L OBP: 0.332, SLG: 0.472	K									1	0	0	0	0	0	2											
33 Max Stassi, R OBP: 0.198, SLG: 0.172										1	0	0	0	0	0	0											
Inning Stats	R: 0 H: 1 K: 2 S: 16	H: 0 LOB: 3 BB: 1 P: 25	R: 0 H: 0 K: 2 S: 9	H: 0 LOB: 0 BB: 0 P: 14	R: 1 H: 2 K: 2 S: 11	H: 2 LOB: 1 BB: 0 P: 15	R: 0 H: 1 K: 3 S: 12	H: 1 LOB: 1 BB: 0 P: 18	R: 1 H: 1 K: 1 S: 10	H: 1 LOB: 1 BB: 1 P: 19	R: 0 H: 1 K: 1 S: 12	H: 1 LOB: 2 BB: 1 P: 22	R: 0 H: 0 K: 1 S: 6	H: 0 LOB: 0 BB: 0 P: 7	R: 0 H: 0 K: 1 S: 8	H: 0 LOB: 0 BB: 0 P: 14	R: 0 H: 0 K: 1 S: 8	H: 0 LOB: 0 BB: 0 P: 14	1B: 4 2B: 0 3B: 1 HR: 1	SF: 0 SAC: 0 DP: 0 HBP: 1	WP: 1 PB: 0 SB: 0 CS: 0	PA: 38					
PITCHER	IP	WLS	BF	H	R	ER	SO	BB	IBB	HBP	BLK	WP	HR	S	P	ERA	WHIP										
27 Lucas Giolito, R ERA: 3.41	6.0	W	28	6	2	2	11	3	0	1	0	1	0	70	113	3.00	1.500										
43 Evan Marshall, R ERA: 2.73	0.0		1	0	0	0	0	0	0	0	0	0	0	1	3	∞	∞										
39 Aaron Bummer, L ERA: 1.65	2.0	H	6	0	0	0	1	0	0	0	0	0	0	13	18	0.00	0.000										
41 Kelvin Herrera, R ERA: 6.88	1.0		3	0	0	0	1	0	0	0	0	0	0	8	14	0.00	0.000										

AB	34
R	2
H	6
RBI	2
BB	3
SO	13
LOB	24



Batter	1	2	3	4	5	6	7	8	9	AB	R	H	RBI	BB	SO	LOB	TOP																
28 Leury Garcia, S (1,9) OBP: 0.318, SLG: 0.393										5	1	1	0	0	2	3	Chicago White Sox @ Los Angeles Angels Angel Stadium, Anaheim, CA Sat Aug 17 2019, 6:11 PM - 9:45 PM PDT Att: 39,419 - Clear - 75 F																
7 Tim Anderson, R (1,6) OBP: 0.352, SLG: 0.490										4	1	2	1	1	0	0																	
79 José Abreu, R (1,3) OBP: 0.314, SLG: 0.490										4	1	1	0	0	1	2																	
33 James McCann, R (1,10) OBP: 0.344, SLG: 0.482										4	1	1	2	0	1	2																	
74 Eloy Jiménez, R (1,7) OBP: 0.293, SLG: 0.465										4	1	2	2	0	0	2																	
21 Wellington Castillo, R (1,2) OBP: 0.276, SLG: 0.379										4	0	0	0	0	3	1																	
17 Ryan Goins, L (1,5) OBP: 0.366, SLG: 0.402										3	0	1	0	1	2	1		AB 35 R 5 H 9 RBI 5 BB 3 SO 10 LOB 15															
5 Yolmer Sánchez, S (1,4) OBP: 0.312, SLG: 0.320										4	0	1	0	0	1	2																	
15 Adam Engel, R (1,8) OBP: 0.280, SLG: 0.331										2	0	0	0	1	0	2																	
45 Jon Jay, L (9,PH) OBP: 0.311, SLG: 0.331										1	0	0	0	0	0	0																	
Inning Stats	R: 1 E: 0 K: 0 S: 17	H: 1 LOB: 0 BB: 0 P: 24	R: 0 E: 0 K: 2 S: 9	H: 1 LOB: 1 BB: 0 P: 15	R: 4 E: 0 K: 2 S: 18	H: 3 LOB: 0 BB: 1 P: 30	R: 0 E: 0 K: 0 S: 5	H: 1 LOB: 1 BB: 0 P: 10	R: 0 E: 0 K: 2 S: 12	H: 1 LOB: 1 BB: 0 P: 19	R: 0 E: 0 K: 0 S: 15	H: 1 LOB: 2 BB: 0 P: 23	R: 0 E: 0 K: 3 S: 10	H: 0 LOB: 0 BB: 0 P: 14	R: 0 E: 0 K: 1 S: 14	H: 0 LOB: 0 BB: 0 P: 18	1B: 6 2B: 1 3B: 1 HR: 1	SF: 0 SAC: 0 DP: 1 HBP: 0	WP: 1 PB: 0 SB: 0 CS: 0	PA: 38													
PITCHER	IP WLS BF H R ER SO BB IBB HBP BLK WP HR S P ERA WHIP																																
24 Noé Ramirez, R (1,1) ERA: 3.24	1.1	6	2	1	1	1	0	0	0	0	0	0	0	21	30	6.75	1.500																
54 José Suarez, L (2,1) ERA: 6.75	4.0	20	6	4	4	5	3	0	0	0	1	1	47	82	9.00	2.250																	
67 Taylor Cole, R (6,1) ERA: 5.4	1.2	W	6	1	0	0	0	0	0	0	0	0	0	14	19	0.00	0.600																
32 Cam Bedrosian, R (8,1) ERA: 2.8	1.0	H	3	0	0	0	3	0	0	0	0	0	10	14	0.00	0.000																	
57 Hansel Robles, R (9,1) ERA: 2.93	1.0	S	3	0	0	0	1	0	0	0	0	0	14	18	0.00	0.000																	

Batter	1	2	3	4	5	6	7	8	9	AB	R	H	RBI	BB	SO	LOB	BOTTOM															
6 David Fletcher, R (1,5) OBP: 0.348, SLG: 0.403										4	1	2	0	1	0	0	Chicago White Sox @ Los Angeles Angels Angel Stadium, Anaheim, CA Sat Aug 17 2019, 6:11 PM - 9:45 PM PDT Att: 39,419 - Clear - 75 F															
27 Mike Trout, R (1,10) OBP: 0.444, SLG: 0.666										3	1	1	2	1	2	2																
8 Justin Upton, R (1,7) OBP: 0.318, SLG: 0.443										3	1	2	2	1	1	2																
56 Kole Calhoun, L (1,9) OBP: 0.322, SLG: 0.471										3	0	0	0	1	2	3																
5 Albert Pujols, R (1,3) OBP: 0.298, SLG: 0.429										4	0	0	0	0	1	6																
18 Brian Goodwin, L (1,8) OBP: 0.334, SLG: 0.481										3	1	1	2	1	1	0																
4 Luis Rengifo, S (1,4) OBP: 0.322, SLG: 0.355										3	1	0	0	1	0	3		AB 30 R 6 H 7 RBI 6 BB 7 SO 8 LOB 17														
19 Wilfredo Tovar, R (1,6) OBP: 0.246, SLG: 0.250										2	0	0	0	0	0	0																
23 Matt Thaiss, L (7,PH) OBP: 0.236, SLG: 0.381										1	1	1	0	0	0	0																
33 Max Stassi, R (1,2) OBP: 0.203, SLG: 0.171										1	0	0	0	1	0	0																
17 Shohei Ohtani, L (7,PH) OBP: 0.358, SLG: 0.511										1	1	1	0	0	0	0																
48 Anthony Rizzo, L (8,2) OBP: 0.251, SLG: 0.308										1	0	0	0	0	0	0																
Inning Stats	R: 0 E: 0 K: 1 S: 10	H: 1 LOB: 2 BB: 2 P: 19	R: 1 E: 0 K: 0 S: 9	H: 1 LOB: 0 BB: 0 P: 14	R: 1 E: 0 K: 2 S: 11	H: 1 LOB: 0 BB: 0 P: 16	R: 0 E: 0 K: 0 S: 8	H: 0 LOB: 0 BB: 0 P: 9	R: 0 E: 0 K: 2 S: 16	H: 1 LOB: 2 BB: 1 P: 26	R: 0 E: 0 K: 1 S: 9	H: 0 LOB: 0 BB: 0 P: 13	R: 4 E: 0 K: 2 S: 16	H: 3 LOB: 4 BB: 3 P: 35	R: 0 E: 0 K: 0 S: 8	H: 0 LOB: 0 BB: 0 P: 13	1B: 4 2B: 1 3B: 0 HR: 2	SF: 0 SAC: 0 DP: 1 HBP: 0	WP: 0 PB: 0 SB: 0 CS: 0	PA: 37												
PITCHER	IP WLS BF H R ER SO BB IBB HBP BLK WP HR S P ERA WHIP																															
53 Héctor Santiago, L (1,1) ERA: 6.23	4.2	20	4	2	2	4	3	0	0	0	0	0	16	28	5.40	0.600																
50 Jimmy Cordero, R (5,1) ERA: 4.6	1.2	6	0	1	1	3	1	0	0	0	0	0	1	2	∞	∞																
57 Jace Fry, L (7,1) ERA: 5.13	0.0	L	6	2	3	3	1	2	1	0	0	0	8	19	81.00	12.000																
43 Evan Marshall, R (7,1) ERA: 3.24	0.1	L	6	2	3	3	1	2	1	0	0	0	8	19	81.00	12.000																
64 Josh Osich, L (7,1) ERA: 5.38	1.1	4	0	0	0	0	0	0	0	0	0	0	11	16	0.00	0.000																

Batter	1	2	3	4	5	6	7	8	9	AB	R	H	RBI	BB	SO	LOB	TOP																				
28 Leury Garcia, S OBP: 0.315, SLG: 0.390	L4		G4-3			G3		K		4	0	0	0	0	1	1	Chicago White Sox @ Los Angeles Angels Angel Stadium, Anaheim, CA Sun Aug 18 2019, 1:09 PM - 4:05 PM PDT Att: 35,436 - Sunny - 77 F																				
45 Jon Jay, L OBP: 0.310, SLG: 0.329	L8			G6-3		33 1B		G4-3		4	0	1	0	0	0	1																					
79 José Abreu, R OBP: 0.314, SLG: 0.487	HBP			G4-3		K		K		3	0	0	0	0	2	2																					
33 James McCann, R OBP: 0.347, SLG: 0.483	K				74 3B	HBP				2	1	1	0	0	1	1																					
49 Ryan Cordell, R OBP: 0.294, SLG: 0.359								K		1	0	0	0	0	1	0																					
74 Eloy Jiménez, R OBP: 0.295, SLG: 0.480	K									4	1	2	2	0	2	0																					
32 Matt Skole, L OBP: 0.303, SLG: 0.267								K		3	0	0	0	1	3	1																					
7 Tim Anderson, R OBP: 0.353, SLG: 0.493										4	0	2	0	0	0	1																					
17 Ryan Goins, L OBP: 0.357, SLG: 0.390										3	0	0	0	0	0	2																					
5 Yolmer Sánchez, S OBP: 0.312, SLG: 0.323										3	0	1	0	0	2	0																					
Inning Stats	R: 0 H: 0 E: 0 K: 1 S: 8	H: 0 LOB: 1 BB: 0 P: 13	R: 0 H: 0 E: 0 K: 1 S: 6	H: 0 LOB: 0 BB: 1 P: 13	R: 0 H: 0 E: 0 K: 1 S: 7	H: 0 LOB: 0 BB: 0 P: 9	R: 1 H: 1 E: 0 K: 1 S: 10	H: 1 LOB: 1 BB: 0 P: 16	R: 0 H: 2 E: 0 K: 1 S: 14	H: 2 LOB: 2 BB: 0 P: 20	R: 0 H: 1 E: 0 K: 2 S: 11	H: 1 LOB: 1 BB: 0 P: 19	R: 0 H: 1 E: 0 K: 2 S: 13	H: 1 LOB: 0 BB: 0 P: 18	R: 1 H: 1 E: 0 K: 2 S: 10	H: 1 LOB: 0 BB: 0 P: 16	1B: 3 2B: 2 3B: 1 HR: 1	SF: 0 SAC: 0 DP: 1 HBP: 2	WP: 0 PB: 0 SB: 0 CS: 0	PA: 34																	
PITCHER	IP	WLS	BF	H	R	ER	SO	BB	IBB	HBP	BLK	WP	HR	S	P	ERA	WHIP	PITCHER		IP	WLS	BF	H	R	ER	SO	BB	IBB	HBP	BLK	WP	HR	S	P	ERA	WHIP	
47 Griffin Canning, R ERA: 4.58	7.0	W	26	5	1	1	8	1	0	2	0	0	0	63	101	1.29	0.857			7.0	W	26	5	1	1	8	1	0	2	0	0	0	0	63	101	1.29	0.857
31 Ty Buttrey, R ERA: 3.77	1.0		4	1	0	0	2	0	0	0	0	0	0	13	18	0.00	1.000			1.0		4	1	0	0	2	0	0	0	0	0	13	18	0.00	1.000		
49 Adalberto Mejia, L ERA: 8.28	1.0		4	1	1	1	2	0	0	0	0	0	1	10	16	9.00	1.000			1.0		4	1	1	1	2	0	0	0	0	1	10	16	9.00	1.000		

Batter	1	2	3	4	5	6	7	8	9	AB	R	H	RBI	BB	SO	LOB	BOTTOM																			
18 Brian Goodwin, L OBP: 0.338, SLG: 0.485	P5					K				4	0	2	0	1	1	1	Chicago White Sox @ Los Angeles Angels Angel Stadium, Anaheim, CA Sun Aug 18 2019, 1:09 PM - 4:05 PM PDT Att: 35,436 - Sunny - 77 F																			
6 David Fletcher, R OBP: 0.346, SLG: 0.400	K			L9				K		4	1	0	0	1	2	4																				
17 Shohel Ohtani, L OBP: 0.358, SLG: 0.519	G4-3									5	1	2	2	0	1	1																				
8 Justin Upton, R OBP: 0.315, SLG: 0.435										5	0	1	0	0	3	2																				
56 Kole Calhoun, L OBP: 0.324, SLG: 0.480										4	2	2	1	0	1	1																				
4 Luis Rengifo, S OBP: 0.327, SLG: 0.362										3	2	2	0	0	0	0																				
23 Matt Thaiss, L OBP: 0.286, SLG: 0.443										4	1	3	4	0	0	1																				
19 Wilfredo Tovar, R OBP: 0.260, SLG: 0.279										4	1	2	0	0	0	1																				
48 Anthony Bemboom, L OBP: 0.235, SLG: 0.471										4	1	1	2	0	0	3																				
Inning Stats	R: 0 H: 0 E: 0 K: 1 S: 9	H: 2 LOB: 0 BB: 0 P: 14	R: 3 H: 2 E: 0 K: 1 S: 12	H: 2 LOB: 0 BB: 0 P: 20	R: 0 H: 1 E: 0 K: 2 S: 9	H: 1 LOB: 1 BB: 0 P: 17	R: 1 H: 3 E: 0 K: 0 S: 14	H: 3 LOB: 3 BB: 1 P: 22	R: 0 H: 0 E: 0 K: 2 S: 8	H: 0 LOB: 0 BB: 0 P: 14	R: 1 H: 2 E: 0 K: 1 S: 14	H: 2 LOB: 1 BB: 0 P: 23	R: 2 H: 3 E: 0 K: 0 S: 11	H: 3 LOB: 1 BB: 1 P: 21	R: 2 H: 4 E: 0 K: 1 S: 10	H: 4 LOB: 1 BB: 0 P: 13		1B: 6 2B: 5 3B: 0 HR: 4	SF: 0 SAC: 0 DP: 1 HBP: 1	WP: 1 PB: 0 SB: 0 CS: 0	PA: 40															
PITCHER	IP	WLS	BF	H	R	ER	SO	BB	IBB	HBP	BLK	WP	HR	S	P	ERA	WHIP	PITCHER		IP	WLS	BF	H	R	ER	SO	BB	IBB	HBP	BLK	WP	HR	S	P	ERA	WHIP
84 Dylan Cease, R ERA: 5.93	5.0	L	24	7	5	5	6	1	0	1	0	0	2	57	95	9.00	1.600			5.0	L	24	7	5	5	6	1	0	1	0	2	57	95	9.00	1.600	
54 Ross Detwiler, L ERA: 6.1	3.0		16	8	4	4	2	1	0	0	0	0	2	30	49	12.00	3.000			3.0		16	8	4	4	2	1	0	0	0	2	30	49	12.00	3.000	

Batter	1	2	3	4	5	6	7	8	9	AB	R	H	RBI	BB	SO	LOB	TOP										
28 Leury García, S (1, 8) OBP: 0.311, SLG: 0.384										4	0	1	0	0	1	1	Chicago White Sox @ Minnesota Twins Target Field, Minneapolis, MN Tue Aug 20 2019, 7:11 PM - 10:06 PM CDT Att: 26,798 - Partly Cloudy - 81 F										
7 Tim Anderson, R (1, 6) OBP: 0.354, SLG: 0.504										4	2	2	2	0	1	1											
79 José Abreu, R (1, 3) OBP: 0.313, SLG: 0.496										3	1	1	2	0	0	1											
15 Adam Engel, R (9, PH) OBP: 0.278, SLG: 0.328										4	0	0	0	0	1	1											
74 Eloy Jiménez, R (1, 7) OBP: 0.291, SLG: 0.472										4	0	1	0	0	1	0											
17 Ryan Goins, L (1, 5) OBP: 0.366, SLG: 0.398										3	0	0	0	0	1	0											
21 Wellington Castillo, R (1, 2) OBP: 0.270, SLG: 0.371										3	0	0	0	0	3	1											
45 Jon Jay, L (1, 9) OBP: 0.302, SLG: 0.316										3	0	0	0	0	0	1											
32 Matt Skole, L (1, 10) OBP: 0.308, SLG: 0.257										3	0	0	0	0	0	0											
5 Yolmer Sánchez, S (1, 4) OBP: 0.312, SLG: 0.323										3	1	1	0	0	0	0											
Inning Stats	R: 0 E: 0 K: 0 S: 10	H: 1 LOB: 1 BB: 0 P: 13	R: 0 E: 0 K: 1 S: 15	H: 1 LOB: 0 BB: 0 P: 17	R: 3 E: 0 K: 0 S: 14	H: 3 LOB: 0 BB: 0 P: 17	R: 0 E: 0 K: 1 S: 7	H: 0 LOB: 0 BB: 0 P: 8	R: 0 E: 0 K: 0 S: 9	H: 0 LOB: 0 BB: 0 P: 12	R: 1 E: 0 K: 1 S: 9	H: 1 LOB: 0 BB: 0 P: 12	R: 0 E: 0 K: 1 S: 6	H: 0 LOB: 0 BB: 0 P: 9	R: 0 E: 0 K: 2 S: 11	H: 0 LOB: 0 BB: 0 P: 14	R: 0 E: 0 K: 1 S: 9	H: 0 LOB: 0 BB: 0 P: 13	1B: 3 2B: 2 3B: 0 HR: 2	SF: 0 SAC: 0 DP: 1 HBP: 0	WP: 0 PB: 0 SB: 0 CS: 0	PA: 32					
PITCHER	IP	WLS	BF	H	R	ER	SO	BB	IBB	HBP	BLK	WP	HR	S	P	ERA	WHIP	PITCHER									
35 Michael Pineda, R (1, 1) ERA: 4.26	7.0	W	26	6	4	4	4	0	0	0	0	0	2	70	88	5.14	0.857										
21 Tyler Duffey, R (8, 1) ERA: 3.02	0.2	H	2	0	0	0	1	0	0	0	0	0	0	8	11	0.00	0.000										
54 Sergio Romo, R (8, 1) ERA: 3.42	0.1	H	1	0	0	0	1	0	0	0	0	0	0	3	3	0.00	0.000										
65 Trevor May, R (9, 1) ERA: 3.42	1.0		3	0	0	0	1	0	0	0	0	0	0	9	13	0.00	0.000										

Batter	1	2	3	4	5	6	7	8	9	AB	R	H	RBI	BB	SO	LOB	BOTTOM										
26 Max Kepler, L (1, 8) OBP: 0.337, SLG: 0.537										5	3	2	3	0	0	1	Chicago White Sox @ Minnesota Twins Target Field, Minneapolis, MN Tue Aug 20 2019, 7:11 PM - 10:06 PM CDT Att: 26,798 - Partly Cloudy - 81 F										
11 Jorge Polanco, S (1, 6) OBP: 0.358, SLG: 0.498										4	2	1	2	0	1	0											
13 Ehire Adrianza, S (9, 6) OBP: 0.381, SLG: 0.444										0	0	0	0	0	0	0											
23 Nelson Cruz, R (1, 10) OBP: 0.390, SLG: 0.667										5	3	4	3	0	0	0											
20 Eddie Rosario, L (1, 7) OBP: 0.308, SLG: 0.517										5	0	2	2	0	0	1											
22 Miguel Sanó, R (1, 5) OBP: 0.345, SLG: 0.558										5	1	1	1	0	2	3											
2 Luis Arraez, L (1, 4) OBP: 0.413, SLG: 0.452										4	1	1	0	0	0	0											
18 Mitch Garver, R (1, 2) OBP: 0.342, SLG: 0.595										4	1	1	0	0	1	2											
9 Marwin Gonzalez, S (1, 3) OBP: 0.327, SLG: 0.421										3	1	0	0	1	0	1											
60 Jake Cave, L (1, 9) OBP: 0.360, SLG: 0.376										2	1	1	0	0	1	1											
24 C.J. Cron, R (7, PH) OBP: 0.319, SLG: 0.475										2	1	1	3	0	1	0											
Inning Stats	R: 0 E: 0 K: 0 S: 5	H: 0 LOB: 0 BB: 0 P: 9	R: 0 E: 0 K: 0 S: 9	H: 0 LOB: 0 BB: 0 P: 12	R: 2 E: 0 K: 2 S: 13	H: 2 LOB: 0 BB: 0 P: 23	R: 1 E: 0 K: 1 S: 7	H: 1 LOB: 0 BB: 0 P: 7	R: 4 E: 1 K: 0 S: 19	H: 3 LOB: 1 BB: 0 P: 28	R: 0 E: 0 K: 0 S: 8	H: 0 LOB: 0 BB: 0 P: 10	R: 0 E: 0 K: 1 S: 7	H: 0 LOB: 0 BB: 0 P: 12	R: 7 E: 0 K: 2 S: 28	H: 8 LOB: 2 BB: 1 P: 40	R: 0 E: 0 K: 2 S: 2	H: 0 LOB: 0 BB: 0 P: 13	1B: 4 2B: 7 3B: 0 HR: 3	SF: 0 SAC: 0 DP: 0 HBP: 1	WP: 0 PB: 0 SB: 1 CS: 0	PA: 41					
PITCHER	IP	WLS	BF	H	R	ER	SO	BB	IBB	HBP	BLK	WP	HR	S	P	ERA	WHIP	PITCHER									
40 Reynaldo López, R (1, 1) ERA: 5.25	6.0	L	26	6	7	3	3	0	0	0	0	0	2	61	89	4.50	1.000										
57 Jake Fry, L (7, 1) ERA: 5.01	1.0		3	0	0	0	1	0	0	0	0	0	0	7	12	0.00	0.000										
41 Kelvin Herrera, R (8, 1) ERA: 8.0	0.2		7	4	5	5	1	0	1	0	0	0	0	17	24	67.50	6.000										
53 Héctor Santiago, L (8, 1) ERA: 7.13	0.1		5	4	2	2	1	0	0	0	0	0	1	11	16	54.00	12.000										

AB	32
R	4
H	6
RBI	4
BB	0
SO	7
LOB	6

AB	39
R	14
H	14
RBI	14
BB	1
SO	6
LOB	9



livebaseballscorecards.com

livebaseballscorecards.com

Batter	1	2	3	4	5	6	7	8	9	AB	R	H	RBI	BB	SO	LOB	TOP			
28 Leury Garcia, S OBP: 0.312, SLG: 0.385										5	2	2	0	0	1	3				
7 Tim Anderson, R OBP: 0.354, SLG: 0.503										5	1	2	0	0	1	4				
79 José Abreu, R OBP: 0.316, SLG: 0.499										5	1	3	2	0	0	3				
33 James McCann, R OBP: 0.339, SLG: 0.470										5	0	0	0	0	3	6				
32 Matt Skole, L OBP: 0.302, SLG: 0.256										4	0	1	1	0	1	3				
74 Eloy Jiménez, R OBP: 0.293, SLG: 0.471										3	0	1	0	1	0	2				
17 Ryan Goins, L OBP: 0.354, SLG: 0.384										4	0	0	0	0	4	4	AB 37 R 4 H 10 RBI 3 BB 2 SO 11 LOB 25			
5 Yolmer Sánchez, S OBP: 0.312, SLG: 0.325										4	0	1	0	0	0	0				
15 Adam Engel, R OBP: 0.285, SLG: 0.323										2	0	0	0	1	1	0				
Inning Stats	R: 2 H: 3 E: 1 K: 1 S: 16	H: 3 LOB: 1 BB: 0 P: 24	R: 0 H: 0 E: 0 K: 1 S: 6	H: 0 LOB: 0 BB: 11	R: 1 H: 4 E: 0 K: 2 S: 19	LOB: 3 BB: 0 P: 27	R: 0 H: 0 E: 0 K: 0 S: 7	H: 0 LOB: 1 BB: 1 P: 12	R: 1 H: 1 E: 0 K: 2 S: 17	H: 1 LOB: 1 BB: 1 P: 30	R: 0 H: 1 E: 0 K: 1 S: 19	H: 1 LOB: 2 BB: 1 P: 27	R: 0 H: 0 E: 0 K: 1 S: 10	H: 0 LOB: 0 BB: 0 P: 12	R: 0 H: 1 E: 0 K: 1 S: 19	H: 1 LOB: 0 BB: 0 P: 24	1B: 8 2B: 2 3B: 0 HR: 0	SF: 0 SAC: 0 DP: 1 HBP: 1	WP: 3 PB: 0 CS: 0	PA: 40
PITCHER	IP WLS BF H R ER SO BB IBB HBP BLK WP HR S P ERA WHIP																			
12 Jake Odorizzi, R ERA: 3.57	(1, 1) 5.0 L 25 8 4 3 6 1 0 1 0 2 0 65 104 5.40 1.800																			
19 Ryne Harper, R ERA: 3.35	(6, 1) 1.0 5 1 0 0 1 1 0 0 0 1 0 19 27 0.00 2.000																			
49 Sam Dyson, R ERA: 3.34	(7, 1) 1.0 3 0 0 0 1 0 0 0 0 0 0 6 10 0.00 0.000																			
21 Tyler Duffey, R ERA: 2.95	(8, 1) 1.0 3 0 0 0 2 0 0 0 0 0 0 10 12 0.00 0.000																			
65 Trevor May, R ERA: 3.55	(9, 1) 1.0 4 1 0 0 1 0 0 0 0 0 0 19 24 0.00 1.000																			

Chicago White Sox @ Minnesota Twins
Target Field, Minneapolis, MN
Wed Aug 21 2019, 12:12 PM - 3:28 PM CDT
Att: 31,389 - Partly Cloudy - 73 F

Batter	1	2	3	4	5	6	7	8	9	AB	R	H	RBI	BB	SO	LOB	BOTTOM			
26 Max Kepler, L OBP: 0.334, SLG: 0.532										4	0	0	0	0	1	0				
11 Jorge Polanco, S OBP: 0.358, SLG: 0.496										4	0	1	0	0	1	0				
23 Nelson Cruz, R OBP: 0.389, SLG: 0.662										4	0	1	0	0	2	1				
20 Eddie Rosario, L OBP: 0.307, SLG: 0.515										2	0	0	0	0	1	2				
13 Ehire Adnanza, S OBP: 0.379, SLG: 0.441										1	0	0	0	0	0	0				
22 Miguel Sanó, R OBP: 0.342, SLG: 0.552										3	0	0	0	0	2	1				
2 Luis Arraez, L OBP: 0.408, SLG: 0.445										3	0	0	0	0	1	0				
16 Jonathan Schoop, R OBP: 0.301, SLG: 0.459										3	0	1	0	0	0	0	AB 30 R 0 H 3 RBI 0 BB 0 SO 12 LOB 6			
15 Jason Castro, L OBP: 0.324, SLG: 0.472										3	0	0	0	0	2	1				
60 Jake Cave, L OBP: 0.353, SLG: 0.367										3	0	0	0	0	2	1				
Inning Stats	R: 0 H: 1 E: 0 K: 2 S: 12	H: 0 LOB: 0 BB: 0 P: 18	R: 0 H: 0 E: 0 K: 1 S: 7	H: 0 LOB: 0 BB: 0 P: 9	R: 0 H: 0 E: 0 K: 2 S: 8	H: 0 LOB: 0 BB: 0 P: 9	R: 0 H: 1 E: 0 K: 2 S: 11	H: 1 LOB: 1 BB: 0 P: 15	R: 0 H: 0 E: 0 K: 0 S: 7	H: 0 LOB: 0 BB: 0 P: 8	R: 0 H: 0 E: 0 K: 1 S: 7	H: 0 LOB: 0 BB: 0 P: 12	R: 0 H: 1 E: 0 K: 2 S: 13	H: 1 LOB: 1 BB: 0 P: 20	R: 0 H: 0 E: 0 K: 2 S: 10	H: 0 LOB: 0 BB: 0 P: 15	1B: 2 2B: 1 3B: 0 HR: 0	SF: 0 SAC: 0 DP: 0 HBP: 0	WP: 0 PB: 0 CS: 0	PA: 30
PITCHER	IP WLS BF H R ER SO BB IBB HBP BLK WP HR S P ERA WHIP																			
27 Lucas Giolito, R ERA: 3.2	(1, 1) 9.0 W 30 3 0 0 12 0 0 0 0 0 0 82 115 0.00 0.333																			

Chicago White Sox @ Minnesota Twins
Target Field, Minneapolis, MN
Wed Aug 21 2019, 12:12 PM - 3:28 PM CDT
Att: 31,389 - Partly Cloudy - 73 F

Batter	1	2	3	4	5	6	7	8	9	AB R H RBI BB SO LOB	TOP									
3 Delino DeShields, R OBP: 0.347, SLG: 0.364										3 0 0 0 1 1 0	<p>Texas Rangers @ Chicago White Sox Guaranteed Rate Field, Chicago, IL Thu Aug 22 2019, 7:12 PM - 9:40 PM CDT Att: 18,563 - Partly Cloudy - 75 F</p> <p>livebaseballscorecards.com</p> <p>AB 29 R 1 H 3 RBI 1 BB 1 SO 10 LOB 5</p>									
5 Willie Calhoun, L OBP: 0.327, SLG: 0.551										4 0 0 0 0 0 1										
1 Elvis Andrus, R OBP: 0.320, SLG: 0.413										4 1 1 1 0 0 1										
24 Hunter Pence, R OBP: 0.358, SLG: 0.552										3 0 0 0 0 2 0										
12 Rougned Odor, L OBP: 0.278, SLG: 0.414										3 0 0 0 0 1 0										
15 Nick Solak, R OBP: 0.400, SLG: 0.714										3 0 1 0 0 2 0										
41 Logan Forsythe, R OBP: 0.336, SLG: 0.371										3 0 0 0 0 1 1										
16 Scott Heineman, R OBP: 0.259, SLG: 0.250										3 0 1 0 0 1 1										
56 Jose Trevino, R OBP: 0.216, SLG: 0.306										2 0 0 0 0 2 1										
17 Shin-Soo Choo, L (9,PH) OBP: 0.372, SLG: 0.470										1 0 0 0 0 0 0										
Inning Stats	R: 0 E: 0 K: 1 S: 5	H: 0 LOB: 0 BB: 0 P: 10	R: 0 E: 0 K: 3 S: 10	H: 0 LOB: 0 BB: 0 P: 17	R: 0 E: 0 K: 1 S: 10	H: 1 LOB: 0 BB: 0 P: 15	R: 1 E: 0 K: 2 S: 11	H: 1 LOB: 0 BB: 0 P: 19	R: 0 E: 0 K: 1 S: 10	H: 0 LOB: 1 BB: 0 P: 15	R: 0 E: 0 K: 0 S: 8	H: 0 LOB: 0 BB: 0 P: 13	R: 0 E: 0 K: 2 S: 8	H: 0 LOB: 0 BB: 0 P: 10	R: 0 E: 0 K: 0 S: 12	H: 0 LOB: 1 BB: 1 P: 23	1B: 1 2B: 1 3B: 0 HR: 1	SF: 0 SAC: 0 DP: 0 HBP: 0	WP: 0 PB: 0 SB: 0 CS: 1	PA: 30
PITCHER	IP WLS BF H R ER SO BB IBB HBP BLK WP HR S P ERA WHIP											IP WLS BF H R ER SO BB IBB HBP BLK WP HR S P ERA WHIP								
54 Ross Detwiler, L ERA: 5.51	6.0 W 20 3 1 1 8 0 0 0 0 0 1 57 90 1.50 0.500																			
50 Jimmy Cordero, R ERA: 3.93	2.0 6 0 0 0 2 0 0 0 0 0 0 16 23 0.00 0.000																			
41 Kelvin Herrera, R ERA: 7.78	1.0 4 0 0 0 0 1 0 0 0 0 0 12 23 0.00 1.000																			

Batter	1	2	3	4	5	6	7	8	9	AB R H RBI BB SO LOB	BOTTOM									
28 Leury Garcia, S OBP: 0.315, SLG: 0.389										2 1 1 0 1 0 0	<p>Texas Rangers @ Chicago White Sox Guaranteed Rate Field, Chicago, IL Thu Aug 22 2019, 7:12 PM - 9:40 PM CDT Att: 18,563 - Partly Cloudy - 75 F</p> <p>livebaseballscorecards.com</p> <p>AB 29 R 6 H 10 RBI 6 BB 1 SO 2 LOB 8</p>									
7 Tim Anderson, R OBP: 0.353, SLG: 0.500										4 1 1 1 0 0 2										
79 José Abreu, R OBP: 0.316, SLG: 0.498										3 0 1 1 0 0 1										
10 Yoán Moncada, S OBP: 0.359, SLG: 0.545										4 1 2 2 0 1 1										
33 James McCann, R OBP: 0.340, SLG: 0.482										4 2 2 1 0 1 1										
45 Jon Jay, L OBP: 0.303, SLG: 0.316										3 0 1 0 0 0 1										
32 Matt Skole, L OBP: 0.277, SLG: 0.238										3 0 0 1 0 0 1										
5 Yolmer Sánchez, S OBP: 0.312, SLG: 0.325										3 0 1 0 0 0 0										
15 Adam Engel, R OBP: 0.286, SLG: 0.331										3 1 1 0 0 0 1										
Inning Stats	R: 0 E: 0 K: 1 S: 7	H: 1 LOB: 1 BB: 0 P: 11	R: 1 E: 0 K: 0 S: 9	H: 1 LOB: 0 BB: 0 P: 12	R: 4 E: 0 K: 0 S: 16	H: 5 LOB: 1 BB: 0 P: 28	R: 0 E: 0 K: 0 S: 7	H: 0 LOB: 1 BB: 1 P: 17	R: 0 E: 0 K: 1 S: 7	H: 1 LOB: 1 BB: 0 P: 11		R: 0 E: 0 K: 0 S: 6	H: 1 LOB: 0 BB: 0 P: 10	R: 1 E: 0 K: 0 S: 11	H: 1 LOB: 0 BB: 0 P: 13	R: 0 E: 0 K: 0 S: 8	H: 0 LOB: 0 BB: 0 P: 10	1B: 4 2B: 3 3B: 1 HR: 2	SF: 2 SAC: 2 DP: 1 HBP: 0	WP: 1 PB: 0 SB: 1 CS: 0
PITCHER	IP WLS BF H R ER SO BB IBB HBP BLK WP HR S P ERA WHIP											IP WLS BF H R ER SO BB IBB HBP BLK WP HR S P ERA WHIP								
57 Ariel Jurado, R ERA: 5.48	8.0 L 34 6 6 6 2 1 0 0 0 0 1 71 112 6.75 1.375																			

Batter	1	2	3	4	5	6	7	8	9	AB	R	H	RBI	BB	SO	LOB	TOP										
17 Shin-Soo Choo, L (1,9) OBP: 0.371, SLG: 0.465										4	1	1	0	1	1	2											
38 Danny Santana, S (1,3) OBP: 0.327, SLG: 0.564										5	1	1	2	0	3	2											
1 Elvis Andrus, R (1,6) OBP: 0.319, SLG: 0.410										4	1	1	0	0	0	0											
5 Willie Calhoun, L (1,7) OBP: 0.329, SLG: 0.574										4	1	2	2	0	0	1											
15 Nick Solak, R (1,10) OBP: 0.391, SLG: 0.571										4	0	2	0	0	1	1											
12 Rouven Odor, L (1,4) OBP: 0.273, SLG: 0.406										4	0	0	0	0	1	3											
41 Logan Forsythe, R (1,5) OBP: 0.332, SLG: 0.366										4	0	0	0	0	3	2											
16 Scott Heineman, R (1,8) OBP: 0.258, SLG: 0.250										4	0	1	0	0	1	0											
2 Jeff Mathis, R (1,2) OBP: 0.221, SLG: 0.233										4	0	1	0	0	1	1											
Inning Stats	R: 0 H: 0 E: 0 K: 2 S: 7	H: 0 LOB: 0 BB: 0 P: 9	R: 0 H: 1 E: 0 K: 0 S: 12	H: 1 LOB: 1 BB: 0 P: 17	R: 0 H: 1 E: 0 K: 0 S: 11	H: 1 LOB: 1 BB: 0 P: 16	R: 0 H: 1 E: 0 K: 2 S: 12	H: 1 LOB: 1 BB: 0 P: 20	R: 0 H: 1 E: 0 K: 1 S: 11	H: 1 LOB: 1 BB: 0 P: 15	R: 2 H: 2 E: 0 K: 2 S: 22	H: 2 LOB: 1 BB: 0 P: 34	R: 2 H: 3 E: 0 K: 0 S: 8	H: 3 LOB: 1 BB: 0 P: 11	R: 0 H: 0 E: 0 K: 1 S: 7	H: 0 LOB: 0 BB: 0 P: 10	R: 0 H: 0 E: 0 K: 3 S: 12	H: 0 LOB: 1 BB: 1 P: 19	1B: 6 2B: 1 3B: 0 HR: 2	SF: 0 SAC: 0 DP: 0 HBP: 0	WP: 0 PB: 0 SB: 1 CS: 0	PA: 38					
PITCHER	IP	WLS	BF	H	R	ER	SO	BB	IBB	HBP	BLK	WP	HR	S	P	ERA	WHIP										
46 Iván Nova, R (1,1) ERA: 4.37	5.2	L	24	6	2	1	6	0	0	0	0	0	1	72	107	1.59	1.059										
50 Jimmy Cordero, R (6,1) ERA: 4.69	1.0		6	3	2	2	1	0	0	0	0	0	1	10	13	18.00	3.000										
64 Josh Osich, L (7,1) ERA: 5.26	1.0		3	0	0	0	0	0	0	0	0	0	0	5	8	0.00	0.000										
66 José Ruiz, R (8,1) ERA: 5.24	1.1		5	0	0	0	4	1	0	0	0	0	0	15	23	0.00	0.750										

Texas Rangers @ Chicago White Sox
Guaranteed Rate Field, Chicago, IL
Sat Aug 24 2019, 6:11 PM - 9:16 PM CDT
Att: 26,454 - Partly Cloudy - 72 F

AB	37
R	4
H	9
RBI	4
BB	1
SO	11
LOB	12



Batter	1	2	3	4	5	6	7	8	9	AB	R	H	RBI	BB	SO	LOB	BOTTOM										
28 Leury García, S (1,7) OBP: 0.313, SLG: 0.388										4	0	0	0	0	2	3											
7 Tim Anderson, R (1,6) OBP: 0.353, SLG: 0.496										4	0	1	0	0	1	1											
79 José Abreu, R (1,3) OBP: 0.316, SLG: 0.498										4	0	2	0	0	1	1											
10 Yoán Moncada, S (1,5) OBP: 0.357, SLG: 0.549										4	0	0	0	0	2	3											
74 Eloy Jiménez, R (1,10) OBP: 0.293, SLG: 0.468										4	0	1	0	0	2	1											
33 James McCann, R (1,2) OBP: 0.333, SLG: 0.471										4	0	0	0	0	2	1											
45 Jon Jay, L (1,9) OBP: 0.306, SLG: 0.319										4	0	1	0	0	1	1											
15 Adam Engel, R (1,8) OBP: 0.286, SLG: 0.336										3	0	1	0	0	1	2											
17 Ryan Goins, L (9,PH) OBP: 0.359, SLG: 0.398										1	0	1	0	0	0	0											
5 Yolmer Sánchez, S (1,4) OBP: 0.313, SLG: 0.324										4	0	1	0	0	2	5											
Inning Stats	R: 0 H: 1 E: 0 K: 2 S: 15	H: 2 LOB: 2 BB: 0 P: 19	R: 0 H: 2 E: 0 K: 2 S: 12	H: 2 LOB: 2 BB: 0 P: 16	R: 0 H: 1 E: 0 K: 0 S: 9	H: 1 LOB: 1 BB: 0 P: 16	R: 0 H: 0 E: 0 K: 2 S: 9	H: 0 LOB: 0 BB: 0 P: 14	R: 0 H: 1 E: 0 K: 1 S: 12	H: 1 LOB: 1 BB: 0 P: 14	R: 0 H: 0 E: 0 K: 0 S: 7	H: 0 LOB: 0 BB: 0 P: 10	R: 0 H: 1 E: 0 K: 3 S: 11	H: 1 LOB: 2 BB: 0 P: 15	R: 0 H: 1 E: 0 K: 2 S: 10	H: 1 LOB: 1 BB: 0 P: 15	1B: 7 2B: 1 3B: 0 HR: 0	SF: 0 SAC: 0 DP: 0 HBP: 0	WP: 0 PB: 0 SB: 0 CS: 0	PA: 36							
PITCHER	IP	WLS	BF	H	R	ER	SO	BB	IBB	HBP	BLK	WP	HR	S	P	ERA	WHIP										
39 Kolby Allard, L (1,1) ERA: 4.64	6.1	W	26	6	0	0	8	0	0	0	0	0	0	71	99	0.00	0.947										
48 Rafael Montero, R (7,1) ERA: 1.09	1.2	H	6	1	0	0	4	0	0	0	1	0	0	16	21	0.00	0.600										
25 José Leclerc, R (9,1) ERA: 4.2	1.0		4	1	0	0	2	0	0	0	0	0	0	10	15	0.00	1.000										

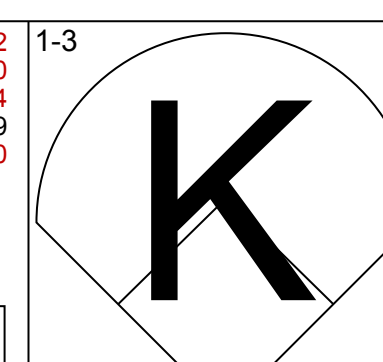
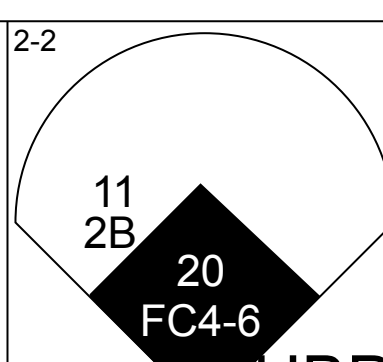
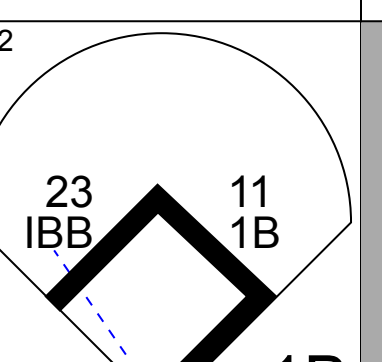
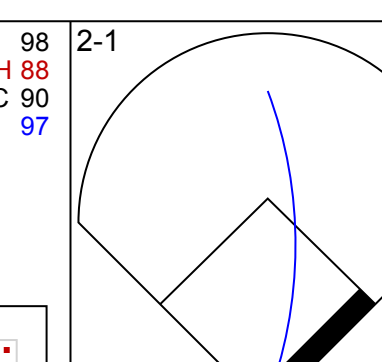
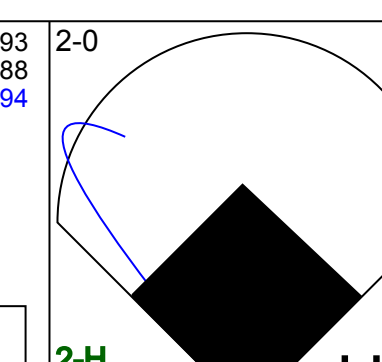
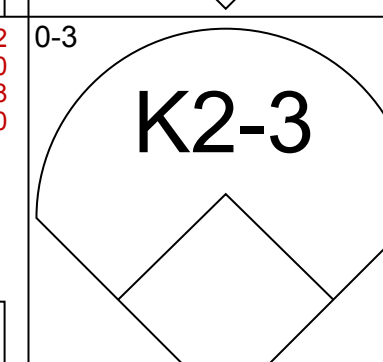
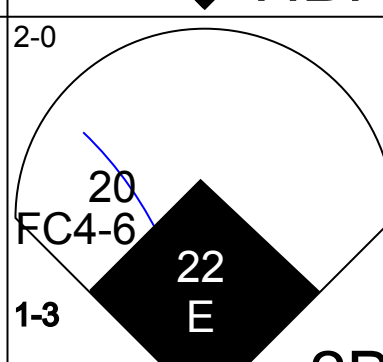
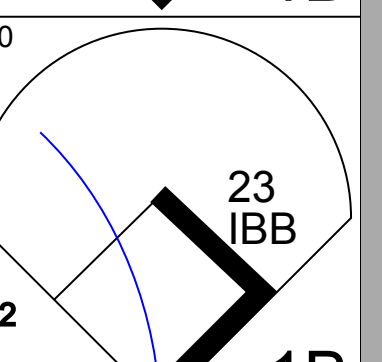
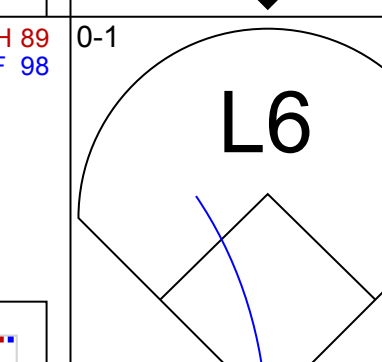
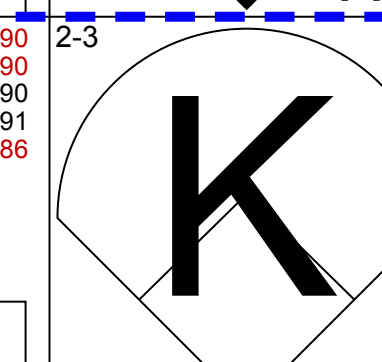
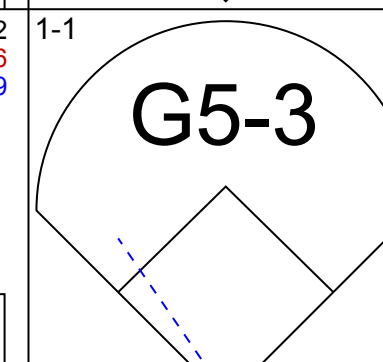
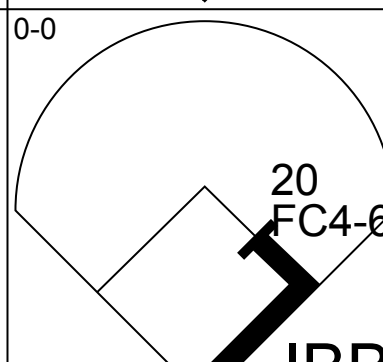
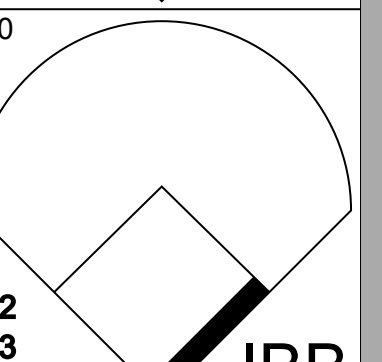
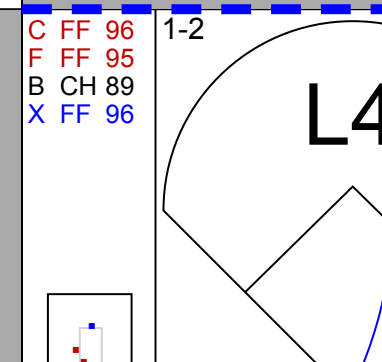
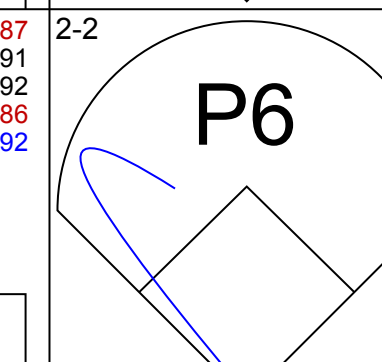
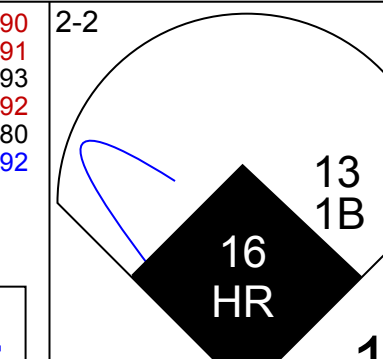
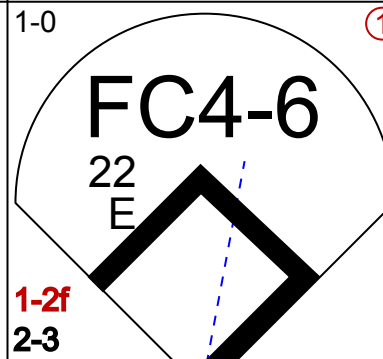
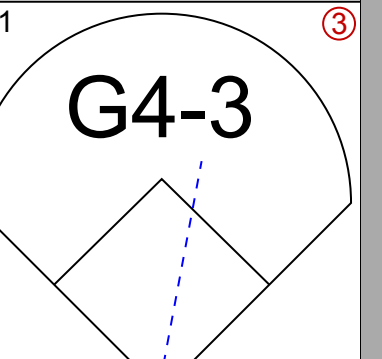
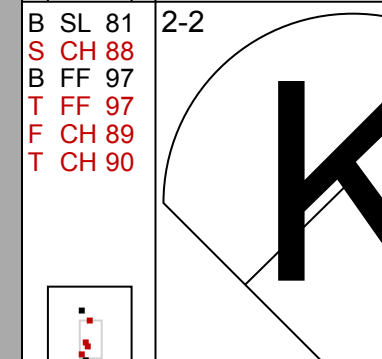
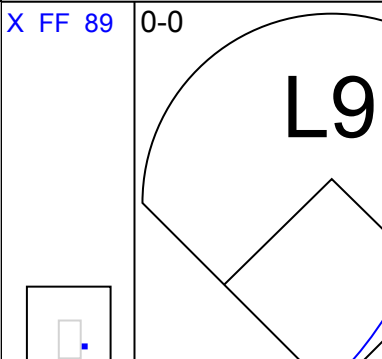

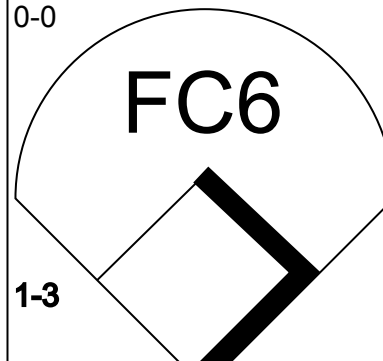
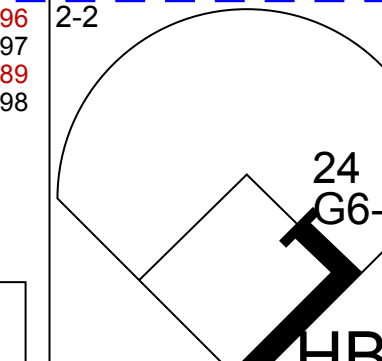
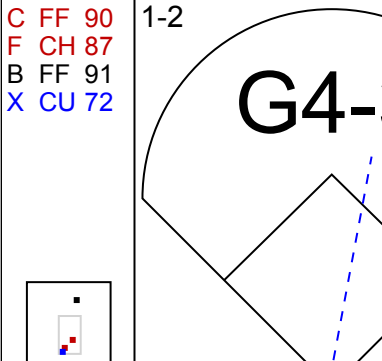

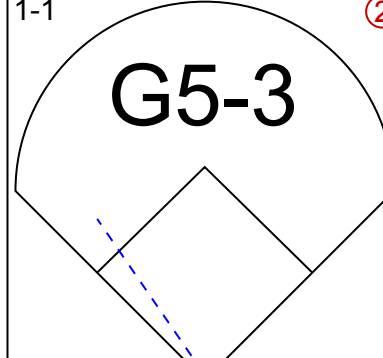
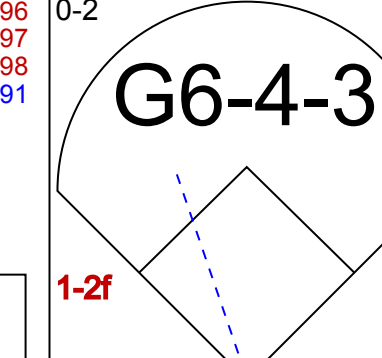
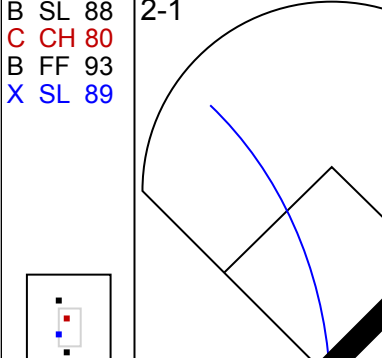

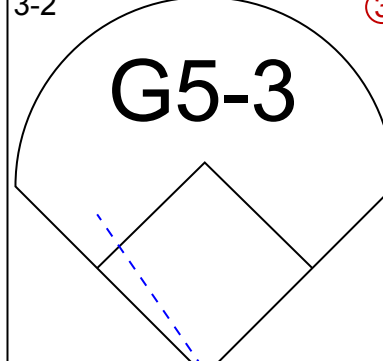
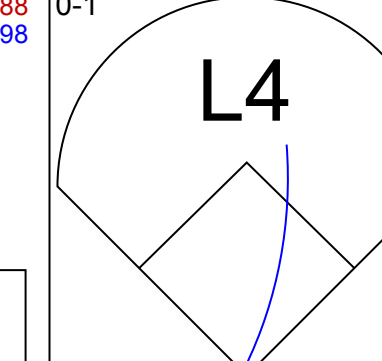
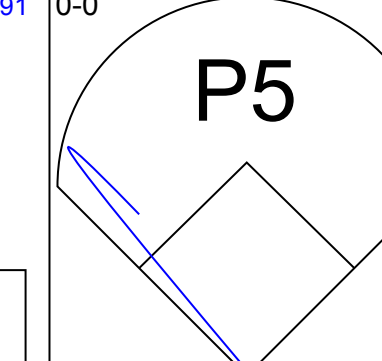



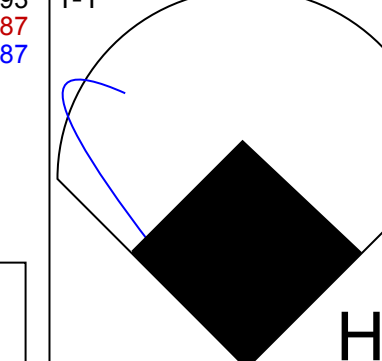

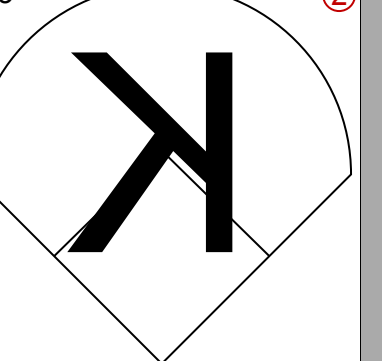
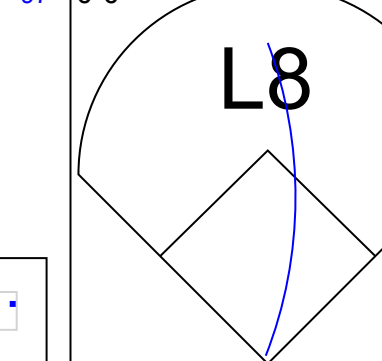
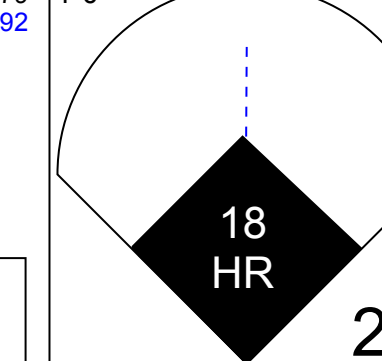
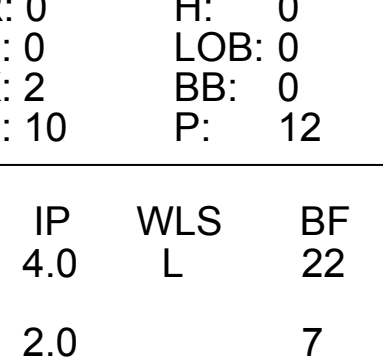
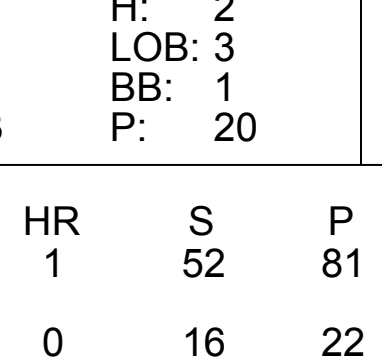
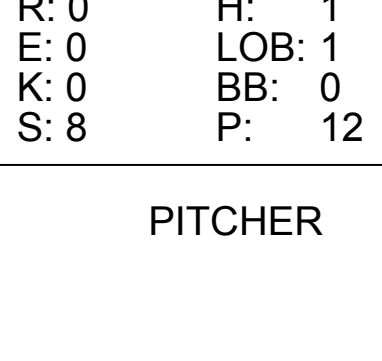
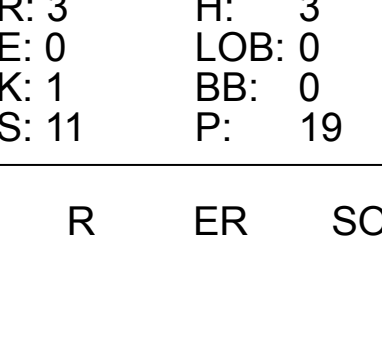
Texas Rangers @ Chicago White Sox
Guaranteed Rate Field, Chicago, IL
Sat Aug 24 2019, 6:11 PM - 9:16 PM CDT
Att: 26,454 - Partly Cloudy - 72 F

AB	36
R	0
H	8
RBI	0
BB	0
SO	14
LOB	18



Batter	1	2	3	4	5	6	7	8	9	AB	R	H	RBI	BB	SO	LOB	TOP										
17 Shin-Soo Choo, L (1,9) OBP: 0.374, SLG: 0.465										2	0	1	0	2	0	0	Texas Rangers @ Chicago White Sox Guaranteed Rate Field, Chicago, IL Sun Aug 25 2019, 1:14 PM - 4:09 PM CDT Att: 25,553 - Partly Cloudy - 73 F										
38 Danny Santana, S (1,3) OBP: 0.323, SLG: 0.558										4	0	0	0	0	2	4											
1 Elvis Andrus, R (1,6) OBP: 0.316, SLG: 0.407										4	0	0	0	0	1	3											
5 Willie Calhoun, L (1,7) OBP: 0.322, SLG: 0.563										4	0	0	0	0	1	2											
15 Nick Solak, R (1,10) OBP: 0.444, SLG: 0.545										1	0	0	0	2	1	0											
12 Rovedo Odor, L (1,4) OBP: 0.271, SLG: 0.402										4	0	0	0	0	2	5											
41 Logan Forsythe, R (1,5) OBP: 0.328, SLG: 0.361										4	0	0	0	0	1	1											
3 Delino DeShields, R (1,8) OBP: 0.343, SLG: 0.359										3	0	0	0	0	0	0											
56 Jose Trevino, R (1,2) OBP: 0.200, SLG: 0.282										3	0	0	0	0	0	0											
Inning Stats	R: 0 E: 0 K: 1 S: 10	H: 0 LOB: 1 BB: 1 P: 15	R: 0 E: 0 K: 2 S: 9	H: 0 LOB: 0 BB: 0 P: 15	R: 0 E: 0 K: 1 S: 14	H: 0 LOB: 2 BB: 1 P: 21	R: 0 E: 0 K: 1 S: 9	H: 0 LOB: 1 BB: 0 P: 14	R: 0 E: 0 K: 1 S: 10	H: 1 LOB: 3 BB: 1 P: 15	R: 0 E: 0 K: 0 S: 8	H: 0 LOB: 0 BB: 0 P: 12	R: 0 E: 0 K: 1 S: 6	H: 0 LOB: 0 BB: 0 P: 9	R: 0 E: 0 K: 0 S: 6	H: 0 LOB: 1 BB: 1 P: 15		1B: 1 2B: 0 3B: 0 HR: 0	SF: 0 SAC: 0 DP: 1 HBP: 1	WP: 0 PB: 0 SB: 1 CS: 0	PA: 34						
PITCHER	IP	WLS	BF	H	R	ER	SO	BB	IBB	HBP	BLK	WP	HR	S	P	ERA	WHIP										
40 Reynaldo López, R (1,1) ERA: 5.08	5.0	W	18	0	0	0	6	2	0	1	0	0	0	52	80	0.00	0.400										
39 Aaron Bummer, L (6,1) ERA: 1.74	1.0	H	6	1	0	0	1	0	1	0	0	0	0	15	23	0.00	1.000										
43 Evan Marshall, R (7,1) ERA: 2.95	1.0	H	3	0	0	0	0	0	0	0	0	0	0	8	12	0.00	0.000										
57 Jace Fry, L (8,1) ERA: 4.89	1.0	H	3	0	0	0	1	0	0	0	0	0	0	6	9	0.00	0.000										
48 Alex Colomé, R (9,1) ERA: 2.34	1.0	S	4	0	0	0	0	1	0	0	0	0	0	6	15	0.00	1.000										

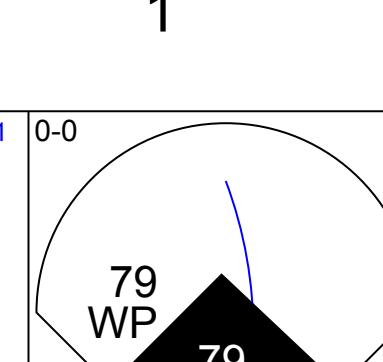
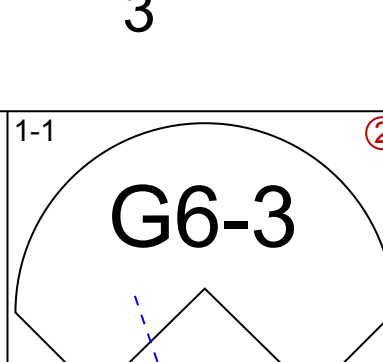
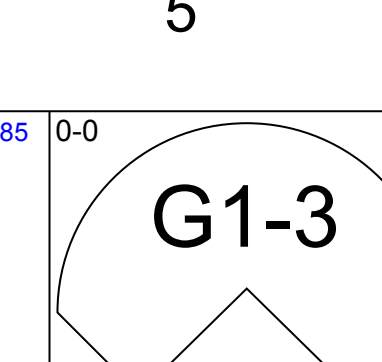
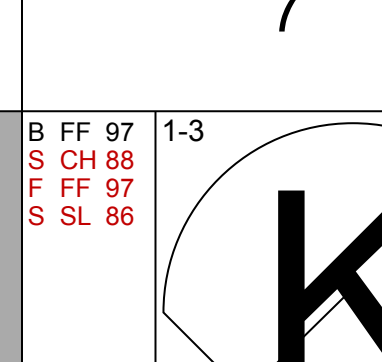
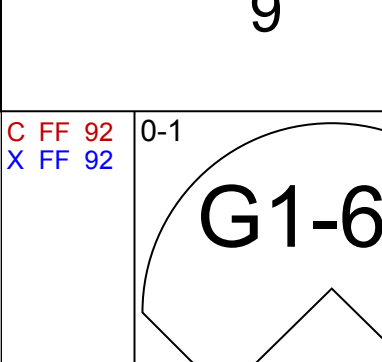
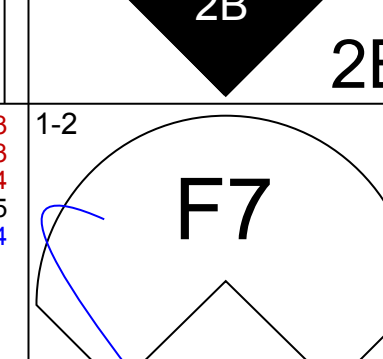
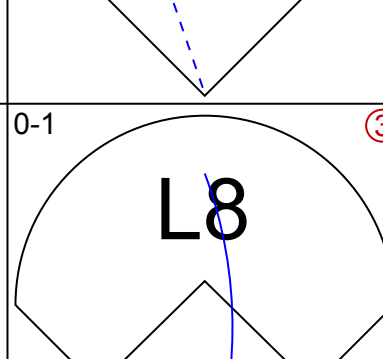
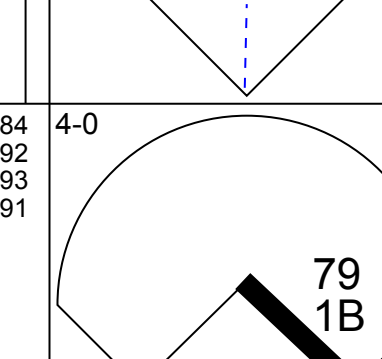
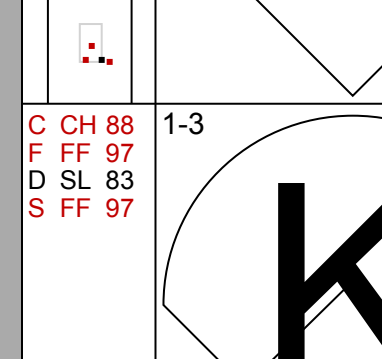
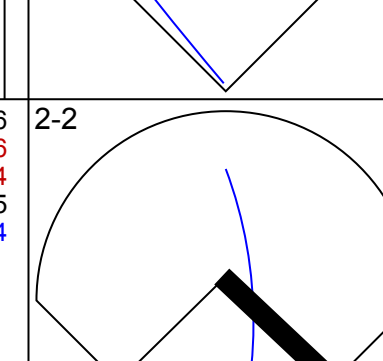
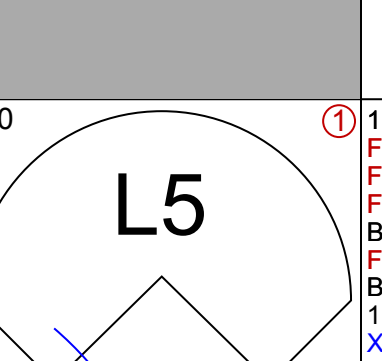
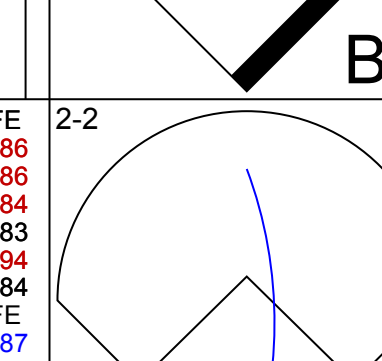

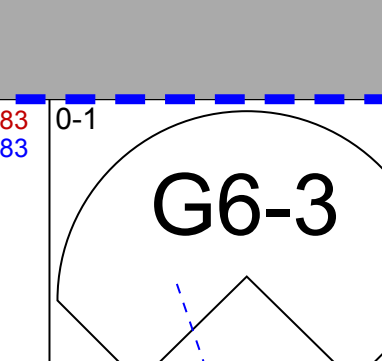
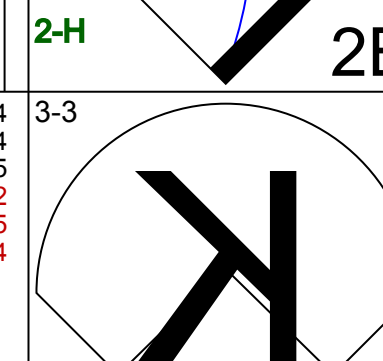
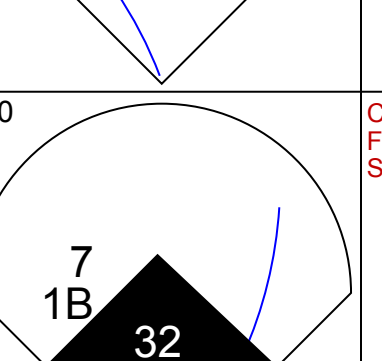
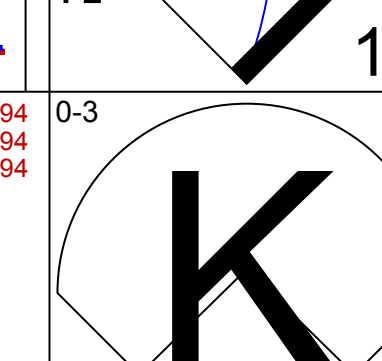

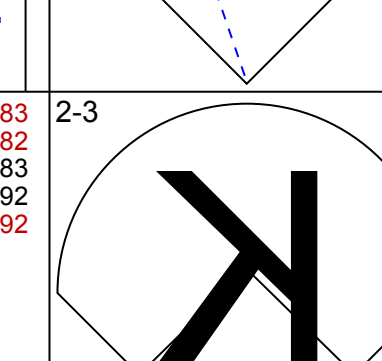
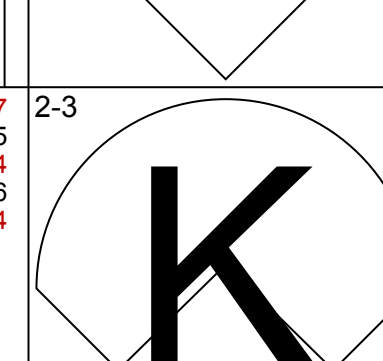
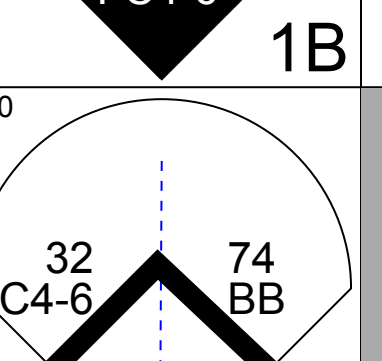
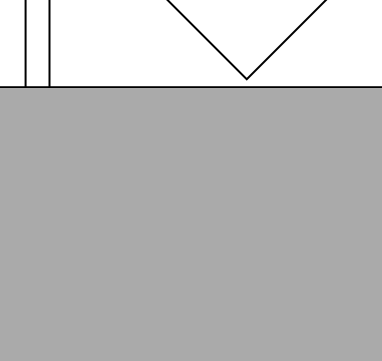
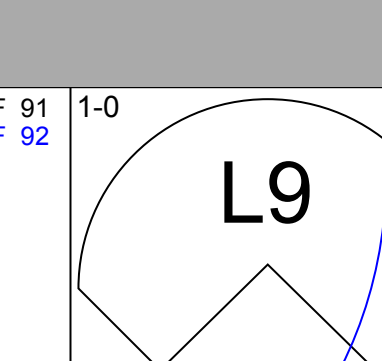
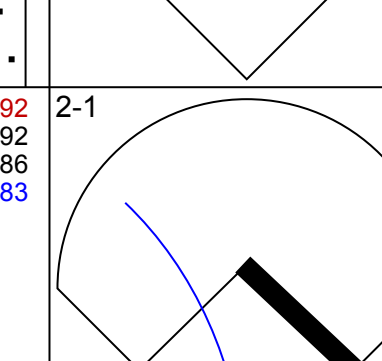
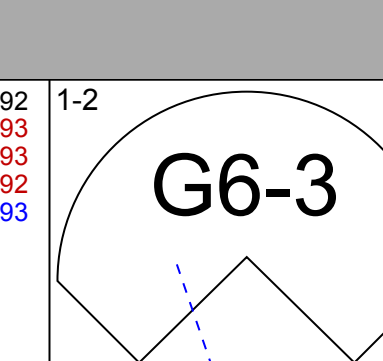
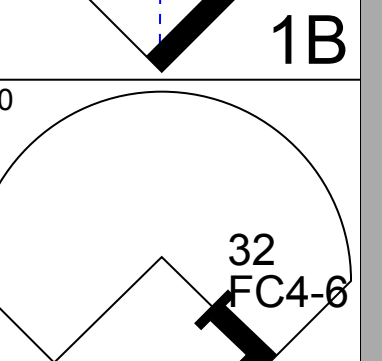

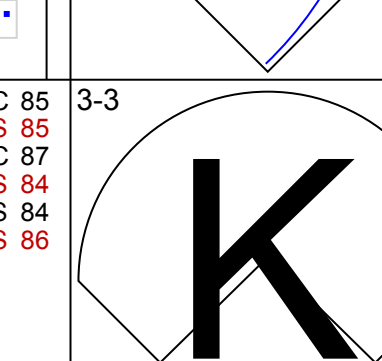
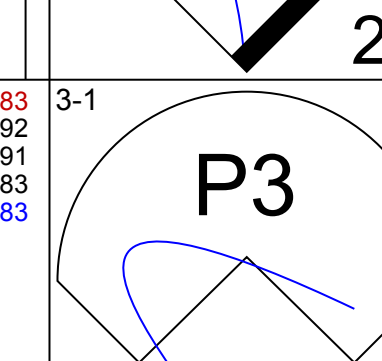
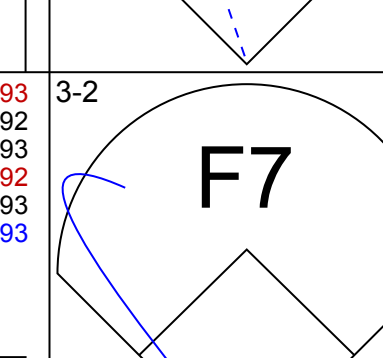
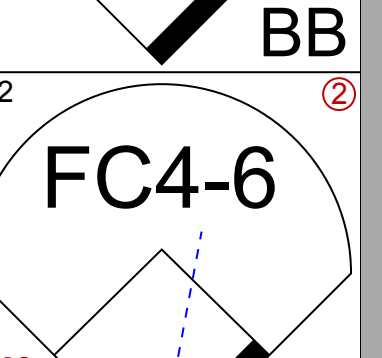
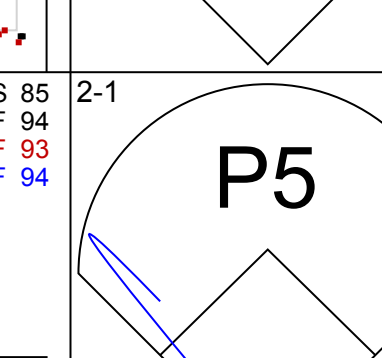
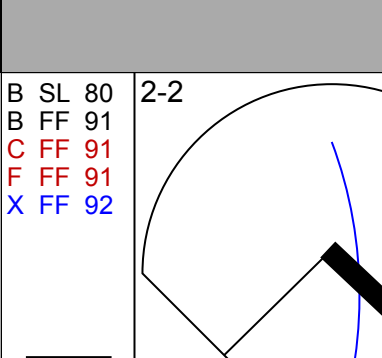
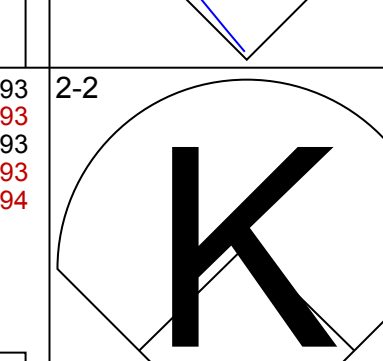
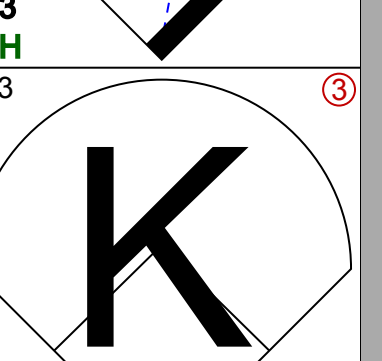
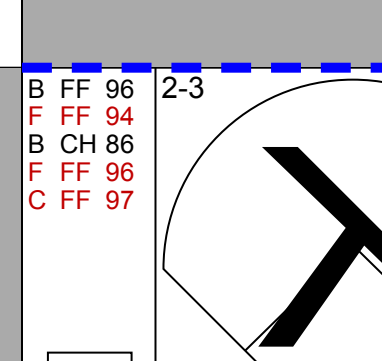
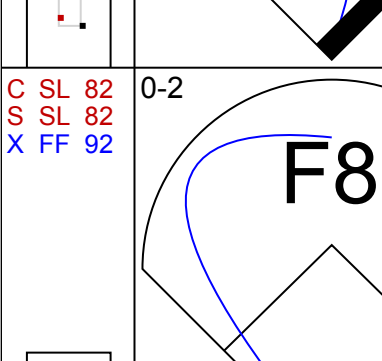

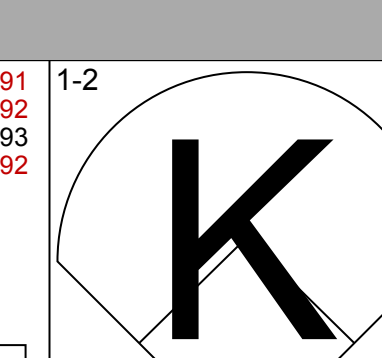
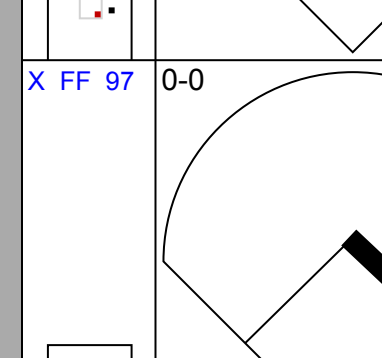
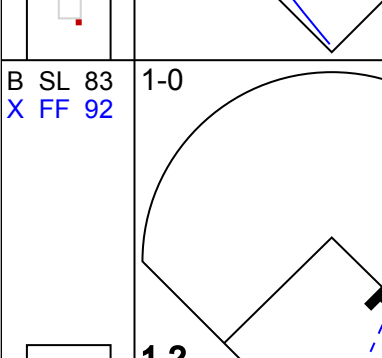
Batter	1	2	3	4	5	6	7	8	9	AB	R	H	RBI	BB	SO	LOB	BOTTOM										
28 Leury García, S (1,7) OBP: 0.315, SLG: 0.389										2	0	1	0	0	0	0	Texas Rangers @ Chicago White Sox Guaranteed Rate Field, Chicago, IL Sun Aug 25 2019, 1:14 PM - 4:09 PM CDT Att: 25,553 - Partly Cloudy - 73 F										
17 Ryan Goins, L (7, PR) OBP: 0.359, SLG: 0.398										4	0	0	0	0	1	5											
7 Tim Anderson, R (1,6) OBP: 0.348, SLG: 0.491										3	0	1	2	0	1	2											
79 José Abreu, R (1,3) OBP: 0.318, SLG: 0.497										3	0	1	2	0	1	2											
10 Yoán Moncada, S (1,5) OBP: 0.356, SLG: 0.545										3	0	0	0	1	0	4											
74 Eloy Jiménez, R (1,10) OBP: 0.290, SLG: 0.463										4	0	0	0	0	3	5											
45 Jon Jay, L (1,9) OBP: 0.311, SLG: 0.315										2	0	0	0	1	1	0											
21 Wellington Castillo, R (1,2) OBP: 0.270, SLG: 0.368										4	0	1	0	0	1	2											
15 Adam Engel, R (1,8) OBP: 0.291, SLG: 0.348										4	1	2	0	0	1	1											
5 Yolmer Sánchez, S (1,4) OBP: 0.315, SLG: 0.322										2	1	0	0	2	0	3											
Inning Stats	R: 0 E: 0 K: 0 S: 9	H: 1 LOB: 2 BB: 1 P: 18	R: 0 E: 0 K: 0 S: 6	H: 0 LOB: 0 BB: 0 P: 9	R: 1 E: 1 K: 1 S: 14	H: 1 LOB: 2 BB: 1 P: 22	R: 0 E: 0 K: 1 S: 7	H: 0 LOB: 1 BB: 1 P: 15	R: 0 E: 0 K: 2 S: 11	H: 0 LOB: 0 BB: 0 P: 16	R: 1 E: 0 K: 1 S: 15	H: 1 LOB: 2 BB: 1 P: 24	R: 0 E: 0 K: 2 S: 13	H: 2 LOB: 2 BB: 0 P: 18	R: 0 E: 0 K: 2 S: 13	H: 0 LOB: 0 BB: 0 P: 18	1B: 4 2B: 2 3B: 0 HR: 0	SF: 0 SAC: 1 DP: 1 HBP: 3	WP: 0 PB: 0 SB: 0 CS: 0	PA: 36							
PITCHER	IP	WLS	BF	H	R	ER	SO	BB	IBB	HBP	BLK	WP	HR	S	P	ERA	WHIP										
70 Brock Burke, L (1,1) ERA: 0.75	6.0	L	25	2	1	1	5	3	0	2	0	0	0	57	94	1.50	0.833										
43 Emmanuel Clase, R (7,1) ERA: 4.35	0.2		5	1	1	1	1	1	0	1	0	0	0	13	20	13.50	3.000										
59 Brett Martin, L (7,1) ERA: 4.73	1.1		6	2	0	0	2	0	0	0	0	0	0	15	22	0.00	1.500										

Batter	1	2	3	4	5	6	7	8	9	AB	R	H	RBI	BB	SO	LOB	TOP			
18 Mitch Garver, R OBP: 0.346, SLG: 0.595										4	2	3	2	0	1	0				
11 Jorge Polanco, S OBP: 0.359, SLG: 0.490										5	1	2	0	0	2	1				
23 Nelson Cruz, R OBP: 0.382, SLG: 0.639										3	0	0	0	2	0	0				
20 Eddie Rosario, L OBP: 0.305, SLG: 0.509										5	1	1	1	0	1	5				
22 Miguel Sanó, R OBP: 0.343, SLG: 0.570										2	0	0	1	0	1	2				
2 Luis Arraez, L OBP: 0.402, SLG: 0.435										2	0	1	0	0	0	0				
24 C.J. Cron, R OBP: 0.318, SLG: 0.472										5	0	1	0	0	0	5				
13 Ehire Adrianza, S OBP: 0.367, SLG: 0.425										5	1	1	0	0	1	3				
16 Jonathan Schoop, R OBP: 0.304, SLG: 0.489										4	2	2	4	0	0	0				
60 Jake Cave, L OBP: 0.372, SLG: 0.451										4	1	1	0	0	2	0				
Inning Stats	R: 0 E: 0 K: 2 S: 10	H: 0 LOB: 0 BB: 0 P: 12	R: 3 E: 0 K: 2 S: 18	H: 3 LOB: 0 BB: 0 P: 29	R: 2 E: 1 K: 0 S: 11	H: 1 LOB: 2 BB: 1 P: 20	R: 0 E: 0 K: 1 S: 13	H: 2 LOB: 3 BB: 1 P: 20	R: 0 E: 0 K: 0 S: 8	H: 1 LOB: 1 BB: 0 P: 12	R: 0 E: 0 K: 1 S: 12	H: 1 LOB: 0 BB: 0 P: 17	R: 3 E: 0 K: 1 S: 11	H: 3 LOB: 0 BB: 0 P: 19	R: 0 E: 0 K: 1 S: 9	H: 1 LOB: 1 BB: 0 P: 13	1B: 7 2B: 2 3B: 0 HR: 3	SF: 0 SAC: 0 DP: 1 HBP: 2	WP: 0 PB: 0 CS: 0	PA: 43
PITCHER	IP WLS BF H R ER SO BB IBB HBP BLK WP HR S P ERA WHIP	IP WLS BF H R ER SO BB IBB HBP BLK WP HR S P ERA WHIP	IP WLS BF H R ER SO BB IBB HBP BLK WP HR S P ERA WHIP	IP WLS BF H R ER SO BB IBB HBP BLK WP HR S P ERA WHIP	IP WLS BF H R ER SO BB IBB HBP BLK WP HR S P ERA WHIP	IP WLS BF H R ER SO BB IBB HBP BLK WP HR S P ERA WHIP	IP WLS BF H R ER SO BB IBB HBP BLK WP HR S P ERA WHIP	IP WLS BF H R ER SO BB IBB HBP BLK WP HR S P ERA WHIP	IP WLS BF H R ER SO BB IBB HBP BLK WP HR S P ERA WHIP	IP WLS BF H R ER SO BB IBB HBP BLK WP HR S P ERA WHIP	IP WLS BF H R ER SO BB IBB HBP BLK WP HR S P ERA WHIP	IP WLS BF H R ER SO BB IBB HBP BLK WP HR S P ERA WHIP	IP WLS BF H R ER SO BB IBB HBP BLK WP HR S P ERA WHIP	IP WLS BF H R ER SO BB IBB HBP BLK WP HR S P ERA WHIP	IP WLS BF H R ER SO BB IBB HBP BLK WP HR S P ERA WHIP	IP WLS BF H R ER SO BB IBB HBP BLK WP HR S P ERA WHIP	IP WLS BF H R ER SO BB IBB HBP BLK WP HR S P ERA WHIP	IP WLS BF H R ER SO BB IBB HBP BLK WP HR S P ERA WHIP	IP WLS BF H R ER SO BB IBB HBP BLK WP HR S P ERA WHIP	IP WLS BF H R ER SO BB IBB HBP BLK WP HR S P ERA WHIP

Minnesota Twins @ Chicago White Sox
Guaranteed Rate Field, Chicago, IL
Wed Aug 28 2019, 7:13 PM - 10:25 PM CDT
Att. 16,802 - Clear - 74 F

AB 39
R 8
H 12
RBI 8
BB 2
SO 8
LOB 16



Batter	1	2	3	4	5	6	7	8	9	AB	R	H	RBI	BB	SO	LOB	BOTTOM					
28 Leury Garcia, S OBP: 0.311, SLG: 0.386										5	1	1	0	0	1	3						
17 Ryan Goins, L OBP: 0.353, SLG: 0.383										3	0	0	0	1	1	2						
79 José Abreu, R OBP: 0.319, SLG: 0.496										4	0	2	1	0	0	0						
10 Yoán Moncada, S OBP: 0.352, SLG: 0.537										4	1	1	0	0	3	3						
7 Tim Anderson, R OBP: 0.350, SLG: 0.499										4	0	2	0	0	1	1						
74 Eloy Jiménez, R OBP: 0.288, SLG: 0.456										3	0	0	0	1	1	1						
32 Matt Skole, L OBP: 0.286, SLG: 0.240										4	0	1	1	0	0	2						
21 Welington Castillo, R OBP: 0.285, SLG: 0.360										4	0	0	0	0	3	3						
5 Yolmer Sánchez, S OBP: 0.319, SLG: 0.329										4	0	2	0	0	2	0						
Inning Stats	R: 1 E: 0 K: 2 S: 14	H: 2 LOB: 1 BB: 0 P: 22	R: 0 E: 0 K: 1 S: 10	H: 0 LOB: 0 BB: 0 P: 16	R: 0 E: 0 K: 1 S: 7	H: 0 LOB: 0 BB: 0 P: 8	R: 1 E: 0 K: 1 S: 10	H: 2 LOB: 2 BB: 1 P: 21	R: 0 E: 0 K: 2 S: 12	H: 1 LOB: 2 BB: 1 P: 19	R: 0 E: 0 K: 1 S: 6	H: 0 LOB: 0 BB: 0 P: 12	R: 0 E: 0 K: 3 S: 10	H: 1 LOB: 1 BB: 0 P: 14	R: 0 E: 0 K: 1 S: 9	H: 2 LOB: 1 BB: 0 P: 16	R: 0 E: 0 K: 0 S: 9	H: 2 LOB: 1 BB: 0 P: 12	1B: 5 2B: 4 3B: 0 HR: 0	SF: 0 SAC: 0 DP: 1 HBP: 0	WP: 1 PB: 0 CS: 0	PA: 37
PITCHER	IP WLS BF H R ER SO BB IBB HBP BLK WP HR S P ERA WHIP	IP WLS BF H R ER SO BB IBB HBP BLK WP HR S P ERA WHIP	IP WLS BF H R ER SO BB IBB HBP BLK WP HR S P ERA WHIP	IP WLS BF H R ER SO BB IBB HBP BLK WP HR S P ERA WHIP	IP WLS BF H R ER SO BB IBB HBP BLK WP HR S P ERA WHIP	IP WLS BF H R ER SO BB IBB HBP BLK WP HR S P ERA WHIP	IP WLS BF H R ER SO BB IBB HBP BLK WP HR S P ERA WHIP	IP WLS BF H R ER SO BB IBB HBP BLK WP HR S P ERA WHIP	IP WLS BF H R ER SO BB IBB HBP BLK WP HR S P ERA WHIP	IP WLS BF H R ER SO BB IBB HBP BLK WP HR S P ERA WHIP	IP WLS BF H R ER SO BB IBB HBP BLK WP HR S P ERA WHIP	IP WLS BF H R ER SO BB IBB HBP BLK WP HR S P ERA WHIP	IP WLS BF H R ER SO BB IBB HBP BLK WP HR S P ERA WHIP	IP WLS BF H R ER SO BB IBB HBP BLK WP HR S P ERA WHIP	IP WLS BF H R ER SO BB IBB HBP BLK WP HR S P ERA WHIP	IP WLS BF H R ER SO BB IBB HBP BLK WP HR S P ERA WHIP	IP WLS BF H R ER SO BB IBB HBP BLK WP HR S P ERA WHIP	IP WLS BF H R ER SO BB IBB HBP BLK WP HR S P ERA WHIP	IP WLS BF H R ER SO BB IBB HBP BLK WP HR S P ERA WHIP	IP WLS BF H R ER SO BB IBB HBP BLK WP HR S P ERA WHIP		

Minnesota Twins @ Chicago White Sox
Guaranteed Rate Field, Chicago, IL
Wed Aug 28 2019, 7:13 PM - 10:25 PM CDT
Att. 16,802 - Clear - 74 F

AB 35
R 2
H 9
RBI 2
BB 2
SO 12
LOB 15



Batter	1	2	3	4	5	6	7	8	9	AB	R	H	RBI	BB	SO	LOB	TOP
2 Luis Arraez, L OBP: 0.401, SLG: 0.432										4	1	1	1	1	1	1	
11 Jorge Polanco, S OBP: 0.361, SLG: 0.491										4	2	2	0	1	0	4	
23 Nelson Cruz, R OBP: 0.385, SLG: 0.637										4	0	2	3	1	0	1	
20 Eddie Rosario, L OBP: 0.306, SLG: 0.508										5	1	2	1	0	1	2	
13 Ehire Adrianza, S OBP: 0.368, SLG: 0.421										4	1	1	0	1	2	3	
60 Jake Cave, L OBP: 0.373, SLG: 0.493										5	2	2	2	0	2	7	
24 C.J. Cron, R OBP: 0.321, SLG: 0.484										5	2	3	3	0	2	2	
15 Jason Castro, L OBP: 0.325, SLG: 0.463										4	0	0	0	1	3	1	
16 Jonathan Schoop, R OBP: 0.308, SLG: 0.490										5	1	3	0	0	1	0	
Inning Stats	R: 4 H: 6 E: 0 K: 1 S: 19	L: 16 BB: 0 P: 28	R: 2 H: 2 E: 0 K: 2 S: 17	R: 2 H: 2 E: 0 K: 2 S: 13	R: 0 H: 1 E: 0 K: 1 S: 11	R: 1 H: 2 E: 0 K: 0 S: 7	R: 0 H: 0 E: 0 K: 1 S: 5	R: 1 H: 2 E: 0 K: 1 S: 15	R: 0 H: 1 E: 0 K: 3 S: 16	R: 0 H: 0 E: 0 K: 1 S: 12	R: 0 H: 0 E: 0 K: 1 S: 17	1B: 12 2B: 3 3B: 0 HR: 3	SF: 1 2B: 1 SAC: 0 HBP: 0	WP: 1 PB: 1 CS: 0	PA: 46		
PITCHER	IP WLS BF H R ER SO BB IBB HBP BLK WP HR S P ERA WHIP																
84 Dylan Cease, R ERA: 6.92	2.0 L 16 10 8 8 3 1 0 0 0 0 1 2 40 61 36.00 5.500																
64 Josh Osich, L ERA: 5.23	3.1 2.0 8 1 0 0 3 1 0 0 0 0 0 20 35 0.00 1.000																
50 Jimmy Cordero, R ERA: 4.64	5.1 0.0 3 2 1 0 0 1 0 0 0 0 0 4 10 ∞ ∞																
57 Jace Fry, L ERA: 5.24	5.1 2.0 5 0 0 0 1 0 0 0 0 0 0 8 10 0.00 0.000																
53 Héctor Santiago, L ERA: 6.04	7.1 3.0 14 3 1 1 5 2 0 0 0 0 1 43 69 3.00 1.667																

Minnesota Twins @ Chicago White Sox
Guaranteed Rate Field, Chicago, IL
Thu Aug 29 2019, 1:12 PM - 4:31 PM CDT
Att: 15,886 - Sunny - 81 F

livebaseballscorecards.com

AB 40
R 10
H 16
RBI 10
BB 5
SO 12
LOB 21

Batter	1	2	3	4	5	6	7	8	9	AB	R	H	RBI	BB	SO	LOB	BOTTOM
28 Leury Garcia, S OBP: 0.308, SLG: 0.382										5	1	0	1	0	2	4	
17 Ryan Goins, L OBP: 0.355, SLG: 0.379										4	0	1	0	1	0	4	
79 José Abreu, R OBP: 0.323, SLG: 0.503										5	1	4	1	0	0	1	
10 Yoán Moncada, S OBP: 0.350, SLG: 0.533										5	0	1	0	0	1	4	
33 James McCann, R OBP: 0.329, SLG: 0.464										4	0	0	0	0	2	5	
74 Eloy Jiménez, R OBP: 0.291, SLG: 0.457										4	1	2	1	0	0	2	
32 Matt Skole, L OBP: 0.300, SLG: 0.264										3	1	1	0	1	1	3	
5 Yolmer Sánchez, S OBP: 0.321, SLG: 0.331										4	1	2	1	0	1	1	
15 Adam Engel, R OBP: 0.293, SLG: 0.343										4	0	1	0	0	1	4	
Inning Stats	R: 0 H: 1 E: 0 K: 1 S: 6	H: 0 LOB: 0 BB: 0 P: 11	R: 0 H: 0 E: 0 K: 1 S: 9	R: 0 H: 0 E: 0 K: 1 S: 5	R: 0 H: 1 E: 0 K: 3 S: 16	R: 2 H: 3 E: 0 K: 1 S: 14	R: 1 H: 2 E: 0 K: 0 S: 13	R: 0 H: 2 E: 0 K: 0 S: 14	R: 0 H: 2 E: 0 K: 0 S: 11	R: 2 H: 1 E: 2 K: 0 S: 14	R: 2 H: 1 E: 2 K: 0 S: 14	1B: 9 2B: 3 3B: 0 HR: 0	SF: 0 2B: 3 SAC: 0 HBP: 0	WP: 4 PB: 0 SB: 0 CS: 0	PA: 40		
PITCHER	IP WLS BF H R ER SO BB IBB HBP BLK WP HR S P ERA WHIP																
17 José Berrios, R ERA: 3.57	6.0 W 25 7 3 3 8 2 0 0 0 0 4 0 63 101 4.50 1.500																
68 Randy Dobnak, R ERA:	3.0 S 15 5 2 0 0 0 0 0 0 0 0 0 39 53 0.00 1.667																

Minnesota Twins @ Chicago White Sox
Guaranteed Rate Field, Chicago, IL
Thu Aug 29 2019, 1:12 PM - 4:31 PM CDT
Att: 15,886 - Sunny - 81 F

livebaseballscorecards.com

AB 38
R 5
H 12
RBI 4
BB 2
SO 8
LOB 28

Batter	1	2	3	4	5	6	7	8	9	AB	R	H	RBI	BB	SO	LOB	TOP			
28 Leury Garcia, S OBP: 0.304, SLG: 0.375	G4-3	L9			L8		K			4	0	0	0	0	1	2	Chicago White Sox @ Atlanta Braves SunTrust Park, Atlanta, GA Sun Sep 01 2019, 5:12 PM - 8:20 PM EDT Att: 41,397 - Cloudy - 86 F			
7 Tim Anderson, R OBP: 0.326, SLG: 0.498	2B		1B		K		BB			3	0	2	0	1	1	0				
79 José Abreu, R OBP: 0.326, SLG: 0.499	K		FC6-4				BB			3	0	1	1	1	1	2				
10 Yoán Moncada, S OBP: 0.342, SLG: 0.518	K		G4-3		P5		CS	L5		4	0	0	0	0	1	3				
33 James McCann, R OBP: 0.328, SLG: 0.456		P3	G1-3			F9		G1-3		4	0	0	0	0	0	1				
74 Eloy Jiménez, R OBP: 0.294, SLG: 0.454	L8				K		G1-3			4	0	0	0	0	1	0				
39 Aaron Bummer, L								G6-3		0	0	0	0	0	0	0				
5 Yolmer Sánchez, S OBP: 0.321, SLG: 0.330		15 BB 27 1B	P3			L7		G6-3		3	1	0	0	1	0	0				
15 Adam Engel, R OBP: 0.308, SLG: 0.346		27 1B					32 WP 79 1B	G1-3		2	2	1	0	2	0	0				
27 Lucas Giolito, R OBP: 0.250, SLG: 0.250								K		2	0	1	2	0	1	1				
32 Matt Skole, L OBP: 0.290, SLG: 0.255										1	0	0	0	0	1	1				
43 Evan Marshall, R										0	0	0	0	0	0	0				
17 Ryan Goins, L OBP: 0.357, SLG: 0.381										1	0	0	0	0	1	0				
Inning Stats	R: 0 H: 1 E: 0 K: 2 S: 9	H: 1 LOB: 1 BB: 0 P: 12	R: 2 H: 1 E: 0 K: 0 S: 11	H: 1 LOB: 1 BB: 2 P: 23	R: 0 H: 1 E: 0 K: 0 S: 15	H: 1 LOB: 1 BB: 0 P: 20	R: 0 H: 0 E: 0 K: 2 S: 14	H: 0 LOB: 1 BB: 1 P: 22	R: 0 H: 0 E: 0 K: 0 S: 7	H: 0 LOB: 0 BB: 0 P: 11	R: 1 H: 2 E: 0 K: 2 S: 19	H: 2 LOB: 1 BB: 1 P: 33	R: 0 H: 0 E: 0 K: 0 S: 7	H: 0 LOB: 0 BB: 0 P: 10	H: 0 LOB: 0 BB: 0 P: 10	1B: 4 2B: 1 3B: 0 HR: 0	SF: 0 SAC: 0 DP: 0 HBP: 0	WP: 1 PB: 0 SB: 0 CS: 1	PA: 37	
PITCHER	IP WLS BF H R ER SO BB IBB HBP BLK WP HR S P ERA WHIP	IP WLS BF H R ER SO BB IBB HBP BLK WP HR S P ERA WHIP	IP WLS BF H R ER SO BB IBB HBP BLK WP HR S P ERA WHIP	IP WLS BF H R ER SO BB IBB HBP BLK WP HR S P ERA WHIP	IP WLS BF H R ER SO BB IBB HBP BLK WP HR S P ERA WHIP	IP WLS BF H R ER SO BB IBB HBP BLK WP HR S P ERA WHIP	IP WLS BF H R ER SO BB IBB HBP BLK WP HR S P ERA WHIP	IP WLS BF H R ER SO BB IBB HBP BLK WP HR S P ERA WHIP	IP WLS BF H R ER SO BB IBB HBP BLK WP HR S P ERA WHIP	IP WLS BF H R ER SO BB IBB HBP BLK WP HR S P ERA WHIP	IP WLS BF H R ER SO BB IBB HBP BLK WP HR S P ERA WHIP	IP WLS BF H R ER SO BB IBB HBP BLK WP HR S P ERA WHIP	IP WLS BF H R ER SO BB IBB HBP BLK WP HR S P ERA WHIP	IP WLS BF H R ER SO BB IBB HBP BLK WP HR S P ERA WHIP	IP WLS BF H R ER SO BB IBB HBP BLK WP HR S P ERA WHIP	IP WLS BF H R ER SO BB IBB HBP BLK WP HR S P ERA WHIP	IP WLS BF H R ER SO BB IBB HBP BLK WP HR S P ERA WHIP			
13 Ronald Acuña Jr, R OBP: 0.367, SLG: 0.516	5 HR BB		L7		K			FC5-4		3	2	0	0	1	1	2	Chicago White Sox @ Atlanta Braves SunTrust Park, Atlanta, GA Sun Sep 01 2019, 5:12 PM - 8:20 PM EDT Att: 41,397 - Cloudy - 86 F			
1 Ozzie Albies, S OBP: 0.347, SLG: 0.485	L3		L6		L8		BB			3	0	0	0	1	0	2				
5 Freddie Freeman, L OBP: 0.394, SLG: 0.584	HR				G3		HR			4	2	3	5	0	0	0				
20 Josh Donaldson, R OBP: 0.377, SLG: 0.527	K				G4-3		1B	G5-4-3		4	0	1	0	0	1	2				
16 Brian McCann, L OBP: 0.332, SLG: 0.417	L9				K		L9			3	0	0	0	0	1	1				
7 Dansby Swanson, R OBP: 0.326, SLG: 0.454		G5-3			K			G4-3		3	0	0	0	0	1	0				
18 Rafael Ortega, L OBP: 0.302, SLG: 0.347		L7			K			L4		3	0	0	0	0	1	0				
9 Billy Hamilton, S OBP: 0.285, SLG: 0.276			P5		K			K		3	0	0	0	0	2	0				
49 Julio Teheran, R OBP: 0.118, SLG: 0.145										1	0	0	0	0	1	0				
17 Johan Camargo, S OBP: 0.271, SLG: 0.321										1	1	0	0	0	0	0				
77 Luke Jackson, R										0	0	0	0	0	0	0				
19 Shane Greene, R										0	0	0	0	0	0	0				
24 Adenmy Hechavarria, R										1	0	1	0	0	0	0				
36 Mark Melancon, R										0	0	0	0	0	0	0				
Inning Stats	R: 2 H: 1 E: 0 K: 1 S: 13	H: 0 LOB: 0 BB: 0 P: 10	R: 0 H: 0 E: 0 K: 0 S: 7	H: 0 LOB: 0 BB: 0 P: 10	R: 0 H: 0 E: 0 K: 1 S: 6	H: 0 LOB: 0 BB: 0 P: 9	R: 0 H: 0 E: 0 K: 1 S: 5	H: 0 LOB: 0 BB: 0 P: 8	R: 0 H: 0 E: 0 K: 3 S: 10	H: 0 LOB: 0 BB: 0 P: 13	R: 2 H: 3 E: 0 K: 1 S: 18	H: 3 LOB: 1 BB: 0 P: 26	R: 0 H: 0 E: 0 K: 1 S: 14	H: 0 LOB: 0 BB: 0 P: 19	R: 1 H: 2 E: 0 K: 0 S: 11	H: 2 LOB: 1 BB: 1 P: 19	1B: 3 2B: 1 3B: 0 HR: 2	SF: 0 SAC: 0 DP: 1 HBP: 0	WP: 0 PB: 0 SB: 2 CS: 0	PA: 31
PITCHER	IP WLS BF H R ER SO BB IBB HBP BLK WP HR S P ERA WHIP	IP WLS BF H R ER SO BB IBB HBP BLK WP HR S P ERA WHIP	IP WLS BF H R ER SO BB IBB HBP BLK WP HR S P ERA WHIP	IP WLS BF H R ER SO BB IBB HBP BLK WP HR S P ERA WHIP	IP WLS BF H R ER SO BB IBB HBP BLK WP HR S P ERA WHIP	IP WLS BF H R ER SO BB IBB HBP BLK WP HR S P ERA WHIP	IP WLS BF H R ER SO BB IBB HBP BLK WP HR S P ERA WHIP	IP WLS BF H R ER SO BB IBB HBP BLK WP HR S P ERA WHIP	IP WLS BF H R ER SO BB IBB HBP BLK WP HR S P ERA WHIP	IP WLS BF H R ER SO BB IBB HBP BLK WP HR S P ERA WHIP	IP WLS BF H R ER SO BB IBB HBP BLK WP HR S P ERA WHIP	IP WLS BF H R ER SO BB IBB HBP BLK WP HR S P ERA WHIP	IP WLS BF H R ER SO BB IBB HBP BLK WP HR S P ERA WHIP	IP WLS BF H R ER SO BB IBB HBP BLK WP HR S P ERA WHIP	IP WLS BF H R ER SO BB IBB HBP BLK WP HR S P ERA WHIP	IP WLS BF H R ER SO BB IBB HBP BLK WP HR S P ERA WHIP	IP WLS BF H R ER SO BB IBB HBP BLK WP HR S P ERA WHIP			
27 Lucas Giolito, R ERA: 3.3	6.0	W	25	3	2	2	5	4	0	0	0	0	0	0	1	0	19	33	9.00	3.000
43 Evan Marshall, R ERA: 2.95	1.1		6	1	1	1	1	1	0	0	0	0	0	0	0	0	19	29	6.75	1.500
39 Aaron Bummer, L ERA: 2.04	0.2		2	1	0	0	0	0	0	0	0	0	0	0	0	6	9	0.00	1.500	

Batter	1	2	3	4	5	6	7	8	9	AB	R	H	RBI	BB	SO	LOB	TOP					
28 Leury Garcia, S OBP: 0.309, SLG: 0.379										5	1	2	0	0	2	2						
7 Tim Anderson, R OBP: 0.323, SLG: 0.506										5	2	3	2	0	1	1						
79 José Abreu, R OBP: 0.323, SLG: 0.496										5	1	2	2	0	2	3						
10 Yoán Moncada, S OBP: 0.351, SLG: 0.519										4	0	2	0	1	1	3						
33 James McCann, R OBP: 0.328, SLG: 0.460										4	1	1	0	1	1	2						
74 Eloy Jiménez, R OBP: 0.304, SLG: 0.478										4	1	2	0	0	0	3						
18 Daniel Palka, L OBP: 0.306, SLG: 0.340										4	0	0	0	0	2	5	AB 38					
15 Adam Engel, R OBP: 0.306, SLG: 0.340										0	0	0	0	0	0	0	R 6					
17 Ryan Goins, L OBP: 0.354, SLG: 0.378										1	0	0	0	0	1	3	H 13					
5 Yolmer Sánchez, S OBP: 0.321, SLG: 0.329										3	0	0	1	0	0	2	RBI 6					
3B Zack Collins, L OBP: 0.289, SLG: 0.290										2	0	1	1	1	1	0	BB 3					
20 Danny Mendick, R (9, PH)										1	0	0	0	0	1	0	SO 12					
Inning Stats	R: 0 E: 0 K: 1 S: 7	H: 1 LOB: 1 BB: 0 P: 13	R: 2 E: 0 K: 2 S: 18	H: 2 LOB: 1 BB: 1 P: 29	R: 0 E: 0 K: 2 S: 12	H: 1 LOB: 1 BB: 0 P: 17	R: 0 E: 0 K: 1 S: 7	H: 0 LOB: 0 BB: 0 P: 9	R: 0 E: 0 K: 1 S: 12	H: 1 LOB: 2 BB: 1 P: 20	R: 0 E: 0 K: 0 S: 8	H: 1 LOB: 0 BB: 0 P: 10	R: 0 E: 0 K: 2 S: 10	H: 0 LOB: 0 BB: 0 P: 16	R: 2 E: 0 K: 1 S: 26	H: 3 LOB: 2 BB: 0 P: 36	R: 2 E: 0 K: 2 S: 26	H: 4 LOB: 3 BB: 1 P: 40	1B: 9 2B: 2 3B: 0 HR: 2	SF: 1 SAC: 0 DP: 1 HBP: 1	WP: 0 PB: 0 CS: 0	PA: 43
PITCHER	IP	WLS	BF	H	R	ER	SO	BB	IBB	HBP	BLK	WP	HR	S	P	ERA	WHIP					
57 Shane Bieber, R ERA: 3.24	7.0	W	28	6	2	2	9	2	0	0	0	0	0	74	114	2.57	1.143					
44 Nick Goody, R ERA: 2.5	0.0		3	3	2	2	0	0	0	0	0	0	1	13	17	∞	∞					
36 Tyler Clippard, R ERA: 2.68	1.0		4	0	0	0	1	0	0	1	0	0	0	13	19	0.00	0.000					
33 Brad Hand, L ERA: 3.42	0.1		6	4	2	2	1	1	0	0	0	0	1	16	25	54.00	15.000					
62 Nick Wittgren, R ERA: 2.73	0.2	S	2	0	0	0	1	0	0	0	0	0	0	10	15	0.00	0.000					

Chicago White Sox @ Cleveland Indians
Progressive Field, Cleveland, OH
Wed Sep 04 2019, 7:11 PM - 11:04 PM EDT
Att: 25,488 - Partly Cloudy - 68 F

AB 38
R 6
H 13
RBI 6
BB 3
SO 12
LOB 24



Batter	1	2	3	4	5	6	7	8	9	AB	R	H	RBI	BB	SO	LOB	BOTTOM					
12 Francisco Lindor, S OBP: 0.349, SLG: 0.536										5	1	2	0	0	0	2						
35 Óscar Mercado, R OBP: 0.320, SLG: 0.425										4	1	3	1	1	0	1						
41 Carlos Santana, S OBP: 0.406, SLG: 0.542										5	0	1	1	0	0	6						
66 Yasiel Puig, R OBP: 0.310, SLG: 0.457										5	1	2	1	0	0	3						
22 Jason Kipnis, L OBP: 0.306, SLG: 0.412										4	0	0	0	0	0	4						
32 Franmil Reyes, R OBP: 0.316, SLG: 0.531										3	3	2	2	1	0	2						
10 Jake Bauers, L OBP: 0.311, SLG: 0.386										1	0	0	0	2	1	0	AB 36					
8 Jordan Luplow, R OBP: 0.352, SLG: 0.510										1	1	1	0	0	0	0	R 8					
55 Roberto Pérez, R OBP: 0.312, SLG: 0.453										4	1	1	0	0	2	4	H 14					
2 Yu Chang, R OBP: 0.333, SLG: 0.290										4	0	2	2	0	0	1	RBI 7					
Inning Stats	R: 1 E: 0 K: 0 S: 10	H: 2 LOB: 1 BB: 0 P: 16	R: 1 E: 0 K: 0 S: 6	H: 1 LOB: 0 BB: 1 P: 12	R: 1 E: 0 K: 0 S: 12	H: 3 LOB: 2 BB: 0 P: 23	R: 1 E: 0 K: 1 S: 10	H: 3 LOB: 2 BB: 0 P: 15	R: 2 E: 0 K: 1 S: 9	H: 2 LOB: 1 BB: 1 P: 16	R: 0 E: 0 K: 0 S: 7	H: 1 LOB: 1 BB: 0 P: 10	R: 2 E: 0 K: 1 S: 23	H: 2 LOB: 2 BB: 1 P: 36	R: 0 E: 0 K: 0 S: 10	H: 0 LOB: 1 BB: 1 P: 20	1B: 9 2B: 4 3B: 0 HR: 1	SF: 0 SAC: 0 DP: 1 HBP: 0	WP: 2 PB: 0 CS: 0	PA: 40		
PITCHER	IP	WLS	BF	H	R	ER	SO	BB	IBB	HBP	BLK	WP	HR	S	P	ERA	WHIP					
46 Iván Nova, R ERA: 4.69	4.1	L	25	11	6	6	1	2	0	0	0	0	0	13	19	12.46	3.000					
50 Jimmy Cordero, R ERA: 4.29	1.2		6	1	0	0	1	0	0	0	0	0	0	13	19	0.00	0.600					
64 Josh Osich, L ERA: 5.24	0.1		3	1	2	2	0	1	0	0	0	0	0	14	23	54.00	6.000					
41 Kelvin Herrera, R ERA: 6.96	0.2		2	1	0	0	1	0	0	0	0	1	0	9	13	0.00	1.500					
53 Héctor Santiago, L ERA: 5.55	1.0		4	0	0	0	0	1	0	0	0	0	0	10	20	0.00	1.000					

Chicago White Sox @ Cleveland Indians
Progressive Field, Cleveland, OH
Wed Sep 04 2019, 7:11 PM - 11:04 PM EDT
Att: 25,488 - Partly Cloudy - 68 F

AB 36
R 8
H 14
RBI 7
BB 4
SO 3
LOB 23



Batter	1	2	3	4	5	6	7	8	9	AB	R	H	RBI	BB	SO	LOB	TOP								
17 Ryan Goins, L (1, 9) OBP: 0.345, SLG: 0.366 49 Ryan Cordell, R (7, 9) OBP: 0.280, SLG: 0.350	G5-3		K		G6-3	K		G4-3		4	0	0	0	0	2	2									
7 Tim Anderson, R (1, 6) OBP: 0.352, SLG: 0.507	P4		1B		F9	K		10 PB 21 G6-3 2B		5	1	2	0	0	1	2									
74 Eloy Jiménez, R (1, 7) OBP: 0.305, SLG: 0.478	L8		F9		2B	K		21 G6-3 10 PB HBP		4	0	1	0	0	1	3									
10 Yoán Moncada, S (1, 10) OBP: 0.352, SLG: 0.520	21 HR 1B		5 1B 2B		L8			G3		5	2	2	0	0	0	3									
21 Welington Castillo, R (1, 2) OBP: 0.269, SLG: 0.398	1-H HR		G5-3		20 1B 5 BB 2B	20 1B 2B		G6-3		5	2	3	3	0	0	2									
38 Zack Collins, L (1, 3) OBP: 0.302, SLG: 0.265	K		5 1B BB		5 BB 20 1B BB	K		K		3	1	0	0	2	3	2									
20 Danny Mendick, R (1, 5) OBP: 0.400, SLG: 0.400	K		F9		5 BB 15 1B 1B	2-H 1B				4	1	2	0	0	1	2									
5 Yolmer Sánchez, S (1, 4) OBP: 0.323, SLG: 0.329	F8		1B		7 WP 15 1B BB			L9		3	0	1	2	1	0	0									
15 Adam Engel, R (1, 8) OBP: 0.305, SLG: 0.338	F9		F9		7 WP 1B			K		4	0	1	2	0	2	2									
Inning Stats	R: 0 E: 0 K: 0 S: 6	H: 0 LOB: 0 BB: 0 P: 8	R: 2 E: 0 K: 2 S: 13	H: 2 LOB: 0 BB: 21 P: 20	R: 0 E: 0 K: 1 S: 10	H: 1 LOB: 1 BB: 0 P: 14	R: 1 E: 0 K: 1 S: 13	H: 2 LOB: 2 BB: 1 P: 21	R: 0 E: 0 K: 3 S: 7	H: 1 LOB: 1 BB: 0 P: 10	R: 3 E: 0 K: 3 S: 23	H: 3 LOB: 2 BB: 2 P: 37	R: 0 E: 0 K: 1 S: 7	H: 2 LOB: 2 BB: 0 P: 12	R: 0 E: 0 K: 1 S: 6	H: 0 LOB: 0 BB: 0 P: 11	R: 1 E: 0 K: 1 S: 9	H: 1 LOB: 1 BB: 0 P: 19	1B: 6 2B: 5 3B: 0 HR: 1	SF: 0 SAC: 0 DP: 0 HBP: 1	WP: 1 PB: 1 SB: 0 CS: 0	PA: 42			
PITCHER	IP	WLS	BF	H	R	ER	SO	BB	IBB	HBP	BLK	WP	HR	S	P	ERA	WHIP								
65 Zach Plesac, R (1, 1) ERA: 3.98	5.0	L	25	8	6	6	4	2	0	0	0	0	1	59	90	10.80	2.000								
54 Hunter Wood, R (6, 1) ERA: 2.95	1.0		5	1	0	0	3	1	0	0	0	1	0	13	21	0.00	2.000								
61 Dan Otero, R (7, 1) ERA: 5.06	2.0		7	2	0	0	2	0	0	0	0	0	0	13	23	0.00	1.000								
88 Phil Maton, R (9, 1) ERA: 6.88	1.0		5	1	1	0	1	0	0	1	0	0	0	9	19	0.00	1.000								

Chicago White Sox @ Cleveland Indians
Progressive Field, Cleveland, OH
Thu Sep 05 2019, 1:11 PM - 3:49 PM EDT
Att: 18,913 - Sunny - 70 F

AB 38
R 7
H 12
RBI 7
BB 3
SO 10
LOB 18



Batter	1	2	3	4	5	6	7	8	9	AB	R	H	RBI	BB	SO	LOB	BOTTOM								
12 Francisco Lindor, S (1, 6) OBP: 0.348, SLG: 0.532	35 SH1-3 BB		G5-3		F8			G6-3		3	0	0	0	1	0	0									
35 Óscar Mercado, R (1, 8) OBP: 0.317, SLG: 0.421	SH1-3		K		G5-3			F8		3	0	0	0	0	1	0									
41 Carlos Santana, S (1, 3) OBP: 0.403, SLG: 0.538	K		P2		F8			P5		4	0	0	0	0	1	1									
32 Franmil Reyes, R (1, 10) OBP: 0.314, SLG: 0.526	P6		K		K			K		4	0	0	0	0	3	1									
22 Jason Kipnis, L (1, 4) OBP: 0.304, SLG: 0.409	F8		F7		K			K		3	0	0	0	0	1	0									
6 Mike Freeman, L (1, 5) OBP: 0.377, SLG: 0.429	K		BB		K			K		2	0	0	0	1	2	0									
10 Jake Bauers, L (1, 7) OBP: 0.311, SLG: 0.384	27 2B BB		K		F7			F7		2	1	0	0	1	1	1									
27 Kevin Plawecki, R (1, 2) OBP: 0.282, SLG: 0.345 38 Eric Haase, R (8, PH) (9, 2)	1-H 2B		G6-3		G6-3			K		2	0	1	1	0	0	0									
1 Greg Allen, S (1, 9) OBP: 0.290, SLG: 0.365	K		P5		P5			F9		3	0	0	0	0	1	1									
Inning Stats	R: 0 E: 0 K: 1 S: 9	H: 0 LOB: 1 BB: 1 P: 15	R: 1 E: 0 K: 2 S: 14	H: 1 LOB: 1 BB: 1 P: 22	R: 0 E: 0 K: 1 S: 6	H: 0 LOB: 0 BB: 0 P: 8	R: 0 E: 0 K: 2 S: 8	H: 0 LOB: 1 BB: 1 P: 13	R: 0 E: 0 K: 0 S: 5	H: 0 LOB: 0 BB: 0 P: 8	R: 0 E: 0 K: 1 S: 7	H: 0 LOB: 0 BB: 0 P: 9	R: 0 E: 0 K: 2 S: 8	H: 0 LOB: 0 BB: 0 P: 11	R: 0 E: 0 K: 1 S: 7	H: 0 LOB: 0 BB: 0 P: 11	R: 0 E: 0 K: 1 S: 6	H: 0 LOB: 0 BB: 0 P: 12	1B: 0 2B: 1 3B: 0 HR: 0	SF: 0 SAC: 1 DP: 0 HBP: 0	WP: 0 PB: 0 SB: 0 CS: 0	PA: 31			
PITCHER	IP	WLS	BF	H	R	ER	SO	BB	IBB	HBP	BLK	WP	HR	S	P	ERA	WHIP								
40 Reynaldo López, R (1, 1) ERA: 5.17	9.0	W	31	1	1	1	11	3	0	0	0	0	0	70	109	1.00	0.444								

Chicago White Sox @ Cleveland Indians
Progressive Field, Cleveland, OH
Thu Sep 05 2019, 1:11 PM - 3:49 PM EDT
Att: 18,913 - Sunny - 70 F

AB 27
R 1
H 1
RBI 1
BB 3
SO 11
LOB 4



Batter	1	2	3	4	5	6	7	8	9	AB	R	H	RBI	BB	SO	LOB	TOP				
6 David Fletcher, R OBP: 0.346, SLG: 0.388										3	1	1	1	3	0	1					
18 Brian Goodwin, L OBP: 0.346, SLG: 0.511										5	2	1	0	1	1	7					
8 Justin Upton, R OBP: 0.439, SLG: 0.427										4	1	1	0	1	1	2					
21 Michael Hermosillo, R OBP: 0.325, SLG: 0.466										5	1	3	5	0	1	1					
17 Shohei Ohtani, L OBP: 0.349, SLG: 0.512										5	1	2	0	0	1	3					
5 Albert Pujols, R OBP: 0.312, SLG: 0.446										5	1	2	0	0	1	3					
56 Kole Calhoun, L OBP: 0.325, SLG: 0.466										5	0	0	0	0	3	4					
2 Andreton Simmonds, R OBP: 0.307, SLG: 0.363										5	0	1	0	0	0	1					
4 Luis Rengifo, S OBP: 0.323, SLG: 0.371										4	1	0	0	1	2	1					
44 Kevan Smith, R OBP: 0.317, SLG: 0.375										2	1	2	1	2	0	0					
27 Mike Trout, R OBP: 0.439, SLG: 0.645										0	0	0	0	1	0	0					
3 Taylor Ward, R OBP: 0.250, SLG: 0.200										0	0	0	0	0	0	0					
48 Anthony Bemboom, L OBP: 0.156, SLG: 0.281										0	0	0	0	0	0	0					
Inning Stats	R: 2 H: 3 E: 1 K: 3 S: 15	H: 3 BB: 0 P: 23	R: 0 H: 1 E: 0 K: 0 S: 12	H: 1 LOB: 1 BB: 0 P: 19	R: 5 H: 3 E: 0 K: 1 S: 24	H: 3 LOB: 2 BB: 4 P: 49	R: 0 H: 0 E: 0 K: 1 S: 13	H: 0 LOB: 1 BB: 2 P: 17	R: 0 H: 0 E: 0 K: 0 S: 6	H: 1 LOB: 1 BB: 0 P: 7	R: 1 H: 1 E: 0 K: 0 S: 11	H: 1 LOB: 0 BB: 0 P: 19	R: 0 H: 0 E: 0 K: 1 S: 11	H: 0 LOB: 1 BB: 1 P: 20	R: 0 H: 1 E: 0 K: 1 S: 11	H: 1 LOB: 3 BB: 2 P: 18	1B: 8 2B: 1 3B: 0 HR: 2	SF: 0 SAC: 0 DP: 0 HBP: 0	WP: 3 PB: 0 SB: 2 CS: 0	PA: 47	
PITCHER	IP: 2.2 WLS: L BF: 17 H: 7 R: 7 ER: 7 SO: 4	IP: 2.2 WLS: L BF: 17 H: 7 R: 7 ER: 7 SO: 4	IP: 2.2 WLS: L BF: 17 H: 7 R: 7 ER: 7 SO: 4	IP: 2.2 WLS: L BF: 17 H: 7 R: 7 ER: 7 SO: 4	IP: 2.2 WLS: L BF: 17 H: 7 R: 7 ER: 7 SO: 4	IP: 2.2 WLS: L BF: 17 H: 7 R: 7 ER: 7 SO: 4	IP: 2.2 WLS: L BF: 17 H: 7 R: 7 ER: 7 SO: 4	IP: 2.2 WLS: L BF: 17 H: 7 R: 7 ER: 7 SO: 4	IP: 2.2 WLS: L BF: 17 H: 7 R: 7 ER: 7 SO: 4	IP: 2.2 WLS: L BF: 17 H: 7 R: 7 ER: 7 SO: 4	IP: 1.0 WLS: L BF: 6 H: 1 R: 0 ER: 0 SO: 1	IP: 1.0 WLS: L BF: 6 H: 1 R: 0 ER: 0 SO: 1	IP: 1.0 WLS: L BF: 6 H: 1 R: 0 ER: 0 SO: 1	IP: 1.0 WLS: L BF: 6 H: 1 R: 0 ER: 0 SO: 1	IP: 1.0 WLS: L BF: 6 H: 1 R: 0 ER: 0 SO: 1	IP: 1.0 WLS: L BF: 6 H: 1 R: 0 ER: 0 SO: 1	IP: 1.0 WLS: L BF: 6 H: 1 R: 0 ER: 0 SO: 1	ERA: 23.62 WHIP: 3.375	ERA: 0.00 WHIP: 2.000		
68 Dylan Covey, R ERA: 7.69	31 Carson Fulmer, R ERA: 5.4	57 Jace Fry, L ERA: 5.18	66 José Ruiz, R ERA: 5.2	43 Evan Marshall, R ERA: 3.07	41 Kelvin Herrera, R ERA: 6.8																

Los Angeles Angels @ Chicago White Sox
Guaranteed Rate Field, Chicago, IL
Sat Sep 07 2019, 6:12 PM - 9:42 PM CDT
Att: 25,230 - Cloudy - 73 F

AB	38
R	8
H	11
RBI	7
BB	9
SO	9
LOB	20



Batter	1	2	3	4	5	6	7	8	9	AB	R	H	RBI	BB	SO	LOB	BOTTOM
7 Tim Anderson, R OBP: 0.354, SLG: 0.515																	

Batter	1	2	3	4	5	6	7	8	9	AB	R	H	RBI	BB	SO	LOB	TOP																			
18 Brian Goodwin, L (1.7) OBP: 0.343, SLG: 0.506	G4-3	P3		K			F9			4	0	0	0	0	1	3																				
6 David Fletcher, R (1.6) OBP: 0.347, SLG: 0.387	17 WP 1B	BB		L5			G6-3			2	1	0	0	2	0	1																				
17 Shohet Ohtani, L (1.10) OBP: 0.348, SLG: 0.509	BB	1B		K			K			4	0	1	1	0	3	3																				
5 Albert Pujols, R (1.3) OBP: 0.312, SLG: 0.443	K	F8		P1			56 G6-5-3 BB			3	0	0	0	1	1	4																				
56 Kole Calhoun, L (1.9) OBP: 0.324, SLG: 0.463	4 BB BB			P5			L9			3	0	0	0	1	0	1																				
4 Luis Rengifo, S (1.4) OBP: 0.325, SLG: 0.371	1-2 2-3 BB			44 G4-6-3 1B			G6-3			3	0	1	0	1	1	0																				
44 Kevan Smith, R (1.2) OBP: 0.315, SLG: 0.372	K	G4-6-3		G4-6-3			23 G4-6-3 1B			4	0	1	0	0	1	4																				
23 Matt Thaiss, L (1.5) OBP: 0.276, SLG: 0.389		6 BB 21 1B BB		K			G4-6-3			3	0	0	0	1	1	1																				
21 Michael Hermosillo, R (1.8) OBP: 0.429, SLG: 0.333		6 BB 1B		G6-3			G6-3			3	0	2	0	0	0	0																				
Inning Stats	R: 1 H: 1 E: 0 K: 2 S: 17	H: 1 LOB: 3 BB: 3 P: 36	R: 0 H: 1 E: 0 K: 1 S: 15	H: 1 LOB: 3 BB: 2 P: 30	R: 0 H: 1 E: 0 K: 0 S: 7	H: 1 LOB: 1 BB: 0 P: 11	R: 0 H: 1 E: 0 K: 2 S: 12	H: 0 LOB: 0 BB: 0 P: 18	R: 0 H: 1 E: 0 K: 0 S: 9	H: 0 LOB: 0 BB: 0 P: 15	R: 0 H: 0 E: 0 K: 1 S: 6	H: 0 LOB: 0 BB: 0 P: 12	R: 0 H: 0 E: 0 K: 1 S: 9	H: 0 LOB: 0 BB: 0 P: 14	1B: 5 2B: 0 3B: 0 HR: 0	SF: 0 SAC: 0 DP: 3 HBP: 0	WP: 1 PB: 0 SB: 1 CS: 0	PA: 35																		
PITCHER	IP	WLS	BF	H	R	ER	SO	BB	IBB	HBP	BLK	WP	HR	S	P	ERA	WHIP	PITCHER	IP	WLS	BF	H	R	ER	SO	BB	IBB	HBP	BLK	WP	HR	S	P	ERA	WHIP	
84 Dylan Cease, R (1.1) ERA: 6.53	3.1		18	4	1	1	4	5	0	0	0	1	0	46	88	2.70	2.700																			
64 Josh Osich, L (4.1) ERA: 5.01	2.2	W	8	1	0	0	2	0	0	0	0	0	0	20	30	0.00	0.375																			
39 Aaron Bummer, L (7.1) ERA: 2.21	2.0	H	6	0	0	0	1	1	0	0	0	0	0	15	29	0.00	0.500																			
48 Alex Colomé, R (9.1) ERA: 2.5	1.0		3	0	0	0	1	0	0	0	0	0	0	9	14	0.00	0.000																			

Los Angeles Angels @ Chicago White Sox
Guaranteed Rate Field, Chicago, IL
Sun Sep 08 2019, 1:12 PM - 4:30 PM CDT
Att: 22,681 - Cloudy - 63 F

livebaseballscorecards.com

AB 29
R 1
H 5
RBI 1
BB 6
SO 8
LOB 17



Batter	1	2	3	4	5	6	7	8	9	AB	R	H	RBI	BB	SO	LOB	BOTTOM																			
10 Yoán Moncada, S (1.5) OBP: 0.355, SLG: 0.523	G4-3		F7		L8	K				5	0	1	0	0	1	2																				
20 Danny Mendick, R (1.6) OBP: 0.357, SLG: 0.571	74 F8 79 BB 33 1B	1B	G5-3		HR	F9		2B		5	2	2	1	0	0	3																				
79 José Abreu, R (1.3) OBP: 0.331, SLG: 0.509	33 1B BB		HR		BB		K			2	1	1	1	3	1	0																				
74 Eloy Jiménez, R (1.7) OBP: 0.298, SLG: 0.468	F8		G5-3		F7		21 BB 49 SF7 2B	G4-3		5	1	1	0	0	0	5																				
33 James McCann, R (1.2) OBP: 0.328, SLG: 0.457	1B		G6-3		P2		21 BB 1B			4	0	2	1	0	0	1																				
32 Matt Skole, L (1.10) OBP: 0.300, SLG: 0.270	K		5 FC3-6 17 1B 1B		17 BB 5 1B 1B		BB			3	1	2	0	0	1	2																				
21 Wellington Castillo, R (7.10) OBP: 0.289, SLG: 0.390	K		5 FC3-6 17 1B 1B		17 BB 5 1B 1B		BB			0	0	0	0	1	0	0																				
17 Ryan Goins, L (1.9) ERA: 4.3	L8		L8		5 FC3-6 1B		SF7			2	0	1	0	1	0	0																				
49 Ryan Cordell, R (7.9) OBP: 0.277, SLG: 0.351			L8		5 FC3-6 1B		SF7			0	0	0	1	0	0	0																				
5 Yolmer Sánchez, S (1.4) OBP: 0.319, SLG: 0.325	G3		FC3-6		1-2 2-3 1B		K			4	0	1	1	0	1	4																				
15 Adam Engel, R (1.8) OBP: 0.298, SLG: 0.320	K		P6		B1		G6-3			4	0	0	0	0	1	4																				
Inning Stats	R: 1 H: 2 E: 0 K: 1 S: 14	H: 2 LOB: 2 BB: 1 P: 26	R: 0 H: 0 E: 0 K: 1 S: 10	H: 0 LOB: 0 BB: 0 P: 18	R: 1 H: 1 E: 0 K: 0 S: 10	H: 1 LOB: 0 BB: 0 P: 16	R: 0 H: 2 E: 0 K: 0 S: 8	H: 2 LOB: 2 BB: 0 P: 12	R: 1 H: 1 E: 0 K: 0 S: 9	H: 1 LOB: 1 BB: 1 P: 16	R: 1 H: 2 E: 0 K: 1 S: 17	H: 2 LOB: 2 BB: 1 P: 24	R: 1 H: 2 E: 0 K: 2 S: 14	R: 0 H: 1 E: 0 K: 0 S: 8	H: 1 LOB: 2 BB: 1 P: 9	1B: 7 2B: 2 3B: 0 HR: 2	SF: 1 SAC: 0 DP: 0 HBP: 0	WP: 0 PB: 0 SB: 0 CS: 0	PA: 40																	
PITCHER	IP	WLS	BF	H	R	ER	SO	BB	IBB	HBP	BLK	WP	HR	S	P	ERA	WHIP	PITCHER	IP	WLS	BF	H	R	ER	SO	BB	IBB	HBP	BLK	WP	HR	S	P	ERA	WHIP	
24 Noé Ramirez, R (1.1) ERA: 4.3	0.2		5	1	1	0	0	1	0	0	0	0	0	13	19	13.50	4.500																			
51 Jaime Barria, R (1.1) ERA: 6.14	4.1	L	18	4	2	2	2	1	0	0	0	0	2	42	70	4.15	1.154																			
58 Miguel Del Pozo, L (6.1) ERA: 4.91	0.2		5	2	1	1	1	1	0	0	0	0	0	13	19	13.50	4.500																			
99 Keynan Middleton, R (6.1) ERA: 4.91	0.1		1	0	0	0	0	0	0	0	0	0	0	4	5	0.00	0.000																			
53 Trevor Cahill, R (7.1) ERA: 6.27	0.1		3	2	1	1	1	0	0	0	0	0	0	5	10	27.00	6.000																			

Los Angeles Angels @ Chicago White Sox
Guaranteed Rate Field, Chicago, IL
Sun Sep 08 2019, 1:12 PM - 4:30 PM CDT
Att: 22,681 - Cloudy - 63 F

livebaseballscorecards.com

AB 34
R 5
H 11
RBI 5
BB 5
SO 5
LOB 21



Batter	1	2	3	4	5	6	7	8	9	AB	R	H	RBI	BB	SO	LOB	TOP			
15 Whit Merrifield, R OBP: 0.355, SLG: 0.475	L8		1B		2B		G5-3			4	0	2	0	0	0	1	Kansas City Royals @ Chicago White Sox Guaranteed Rate Field, Chicago, IL Tue Sep 10 2019, 7:11 PM - 10:12 PM CDT Att: 15,196 - Cloudy - 83 F livebaseballscorecards.com			
27 Adalberto Mondesi, S OBP: 0.263, SLG: 0.429	HR				K		F9			4	1	1	1	0	2	3				
12 Jorge Soler, R OBP: 0.343, SLG: 0.536	K		L8				G3			4	0	0	0	0	2	1				
17 Hunter Dozier, R OBP: 0.364, SLG: 0.548	K		G6-3				G5-3			4	0	1	0	0	1	1				
4 Alex Gordon, L OBP: 0.341, SLG: 0.404	HR				F7		FC5			4	1	2	1	0	1	1				
66 Ryan O'Hearn, L OBP: 0.261, SLG: 0.353	HR				G3		BB			2	1	1	1	1	0	0				
19 Cheslor Cuthbert, R OBP: 0.287, SLG: 0.374	HR				G3		BB			1	0	0	0	0	0	1				
72 Meibrys Vilorio, L OBP: 0.287, SLG: 0.313	G1-3				G3		FC5			2	0	0	0	0	0	0				
9 Ryan McBroom, R OBP: 0.364, SLG: 0.400										1	0	0	0	0	0	2				
33 Nick Dini, R OBP: 0.286, SLG: 0.324										1	0	1	0	0	0	0				
14 Brett Phillips, L OBP: 0.283, SLG: 0.273	P5						BB			3	0	0	0	1	1	1				
1 Nicky Lopez, L OBP: 0.260, SLG: 0.299	G4-3				F9		P5			4	0	0	0	0	0	1				
Inning Stats	R: 1 E: 0 K: 2 S: 14	H: 1 LOB: 0 BB: 0 P: 23	R: 2 E: 0 K: 0 S: 14	H: 2 LOB: 0 BB: 0 P: 24	R: 0 E: 0 K: 1 S: 11	H: 1 LOB: 1 BB: 0 P: 15	R: 0 E: 0 K: 0 S: 6	H: 0 LOB: 0 BB: 0 P: 10	R: 0 E: 0 K: 2 S: 9	H: 1 LOB: 2 BB: 0 P: 15	R: 0 E: 0 K: 0 S: 12	H: 0 LOB: 1 BB: 1 P: 21	R: 0 E: 0 K: 2 S: 9	H: 1 LOB: 1 BB: 0 P: 10	R: 0 E: 0 K: 0 S: 7	H: 1 LOB: 1 BB: 0 P: 7	1B: 4 2B: 1 3B: 0 HR: 3	SF: 0 SAC: 0 DP: 1 HBP: 0	WP: 0 PB: 0 SB: 0 CS: 0	PA: 36
PITCHER	IP WLS BF H R ER SO BB IBB HBP BLK WP HR S P ERA WHIP	PITCHER IP WLS BF H R ER SO BB IBB HBP BLK WP HR S P ERA WHIP																		
46 Iván Nova, R ERA: 4.69	5.2 W 23 6 3 3 5 0 0 0 0 0 3 61 98 4.76 1.059																			
57 Jace Fry, L ERA: 5.18	0.0 1 0 0 0 0 1 0 0 0 0 0 3 7 ∞ ∞																			
43 Evan Marshall, R ERA: 3.0	1.0 H 4 0 0 0 0 1 0 0 0 0 0 7 13 0.00 1.000																			
39 Aaron Bummer, L ERA: 2.17	1.0 H 4 1 0 0 2 0 0 0 0 0 0 9 10 0.00 1.000																			
50 Jimmy Cordero, R ERA: 4.05	1.1 4 1 0 0 0 0 0 0 0 0 0 9 9 0.00 0.750																			
Batter	1	2	3	4	5	6	7	8	9	AB	R	H	RBI	BB	SO	LOB	BOTTOM			
28 Leury García, S OBP: 0.308, SLG: 0.377	10 HR 7 BB 74 HR	L4				K		F4		5	1	1	0	0	2	5	Kansas City Royals @ Chicago White Sox Guaranteed Rate Field, Chicago, IL Tue Sep 10 2019, 7:11 PM - 10:12 PM CDT Att: 15,196 - Cloudy - 83 F livebaseballscorecards.com			
7 Tim Anderson, R OBP: 0.353, SLG: 0.510	10 HR 74 HR	L7				K		FC1-4-6		4	1	0	0	1	2	2				
79 José Abreu, R OBP: 0.331, SLG: 0.509	K	K				F9		10 HR		4	1	1	0	0	2	2				
10 Yoán Moncada, S OBP: 0.358, SLG: 0.532	74 HR		K					2B		4	2	3	2	0	1	0				
74 Eloy Jiménez, R OBP: 0.297, SLG: 0.473	1-H 2-H 2-H	HR	K			F9		G4-3		4	1	1	4	0	1	1				
33 James McCann, R OBP: 0.327, SLG: 0.458	F8		L1					K		4	0	1	0	0	1	0				
38 Zack Collins, L OBP: 0.280, SLG: 0.225	BB		K			CI		F8		2	0	0	0	1	1	0				
5 Yolmer Sánchez, S OBP: 0.321, SLG: 0.323	L3					G5-3		15 HR		2	0	0	0	2	0	3				
15 Adam Engel, R OBP: 0.302, SLG: 0.341	HR					F8		7		4	1	2	1	0	1	3				
Inning Stats	R: 4 E: 0 K: 1 S: 15	H: 3 LOB: 1 BB: 2 P: 29	R: 1 E: 0 K: 1 S: 7	H: 1 LOB: 0 BB: 0 P: 9	R: 0 E: 0 K: 2 S: 10	H: 0 LOB: 0 BB: 0 P: 13	R: 0 E: 0 K: 2 S: 12	H: 0 LOB: 1 BB: 1 P: 20	R: 0 E: 0 K: 1 S: 11	H: 1 LOB: 1 BB: 0 P: 16	R: 0 E: 0 K: 2 S: 14	H: 1 LOB: 2 BB: 0 P: 20	R: 2 E: 0 K: 2 S: 13	H: 2 LOB: 0 BB: 0 P: 17	R: 0 E: 0 K: 0 S: 15	H: 1 LOB: 2 BB: 1 P: 23		1B: 4 2B: 2 3B: 0 HR: 3	SF: 0 SAC: 0 DP: 0 HBP: 0	WP: 0 PB: 0 SB: 0 CS: 0
PITCHER	IP WLS BF H R ER SO BB IBB HBP BLK WP HR S P ERA WHIP	PITCHER IP WLS BF H R ER SO BB IBB HBP BLK WP HR S P ERA WHIP																		
65 Jakob Junis, R ERA: 5.06	5.0 L 25 6 5 5 7 3 0 0 0 0 0 2 58 93 9.00 1.800																			
54 Tim Hill, L ERA: 3.77	0.2 2 0 0 0 1 0 0 0 0 0 0 5 7 0.00 0.000																			
61 Kevin McCarthy, R ERA: 5.29	1.1 6 2 2 2 3 0 0 0 0 0 1 19 24 13.50 1.500																			
67 Gabe Speier, L ERA:	1.0 5 1 0 0 0 1 0 0 0 0 0 0 15 23 0.00 2.000																			

Batter	1	2	3	4	5	6	7	8	9	AB	R	H	RBI	BB	SO	LOB	TOP										
7 Tim Anderson, R OBP: 0.352, SLG: 0.504				G1-3	E9 10 1B 79 1B	G1-3			K	5	1	1	0	0	2	0	Chicago White Sox @ Seattle Mariners T-Mobile Park, Seattle, WA Sun Sep 15 2019, 1:12 PM - 4:55 PM PDT Att: 17,105 - Roof Closed - 60 F										
10 Yoán Moncada, S OBP: 0.363, SLG: 0.537									K	5	2	3	0	0	2	0											
79 José Abreu, R OBP: 0.331, SLG: 0.514				K					K	5	1	1	1	1	0	4											
74 Eloy Jiménez, R OBP: 0.309, SLG: 0.489										4	2	3	1	0	1	0											
21 Welington Castillo, R OBP: 0.267, SLG: 0.398	G4-3						SF7			3	1	1	5	0	1	2											
5 Yoimer Sánchez, S OBP: 0.318, SLG: 0.316	L9						G4-3			3	1	0	0	1	0	0											
38 Zack Collins, L OBP: 0.269, SLG: 0.246										4	1	2	0	0	2	0											
15 Adam Engel, R OBP: 0.300, SLG: 0.366	G6-3							G3-6		4	1	1	3	0	1	1											
49 Ryan Cordell, R OBP: 0.276, SLG: 0.344					P3			G3		4	0	0	0	0	2	0											
Inning Stats	R: 0 E: 0 K: 3 S: 11	H: 0 LOB: 0 BB: 0 P: 17	R: 0 E: 0 K: 1 S: 6	H: 0 LOB: 0 BB: 0 P: 7	R: 0 E: 0 K: 2 S: 11	H: 0 LOB: 0 BB: 0 P: 13	R: 0 E: 0 K: 2 S: 12	H: 2 LOB: 2 BB: 0 P: 15	R: 3 E: 1 K: 1 S: 23	H: 7 LOB: 0 BB: 1 P: 39	R: 0 E: 0 K: 2 S: 10	H: 0 LOB: 0 BB: 0 P: 13	R: 2 E: 0 K: 1 S: 12	H: 2 LOB: 0 BB: 0 P: 16	R: 0 E: 0 K: 0 S: 4	H: 1 LOB: 0 BB: 0 P: 6	R: 0 E: 0 K: 3 S: 10	H: 0 LOB: 0 BB: 0 P: 12	1B: 9 2B: 1 3B: 0 HR: 2	SF: 1 SAC: 0 DP: 1 HBP: 0	WP: 1 PB: 0 SB: 1 CS: 0	PA: 39					
PITCHER	IP	WLS	BF	H	R	ER	SO	BB	IBB	HBP	BLK	WP	HR	S	P	ERA	WHIP										
33 Justus Sheffield, L ERA: 5.74	4.1	21	7	6	6	8	1	0	0	0	0	0	1	56	82	12.46	1.846										
65 Brandon Brennan, R ERA: 4.98	0.2	4	2	2	2	1	0	0	0	0	0	0	1	7	9	27.00	3.000										
53 Dan Altavilla, R ERA: 7.59	1.0	3	0	0	0	2	0	0	0	0	0	0	0	10	13	0.00	0.000										
37 Zac Grotz, R ERA: 3.86	1.0	5	2	2	2	1	0	0	0	0	0	1	0	12	16	18.00	2.000										
45 Taylor Guilbeau, L ERA: 4.0	1.0	3	1	0	0	0	0	0	0	0	0	0	0	4	6	0.00	1.000										

Batter	1	2	3	4	5	6	7	8	9	AB	R	H	RBI	BB	SO	LOB	BOTTOM										
39 Shed Long Jr., L OBP: 0.330, SLG: 0.423	F7				G1-3					6	1	2	0	0	1	7	Chicago White Sox @ Seattle Mariners T-Mobile Park, Seattle, WA Sun Sep 15 2019, 1:12 PM - 4:55 PM PDT Att: 17,105 - Roof Closed - 60 F										
23 Austin Nola, R OBP: 0.351, SLG: 0.464										5	1	4	2	1	1	0											
5 Braden Bishop, R OBP: 0.137, SLG: 0.102										0	1	0	0	0	0	0											
15 Kyle Seager, L OBP: 0.331, SLG: 0.491	G4-6-3		L8							5	1	2	1	1	0	4											
30 Kyle Lewis, R OBP: 0.370, SLG: 0.920										6	2	3	3	0	2	4											
20 Daniel Vogelbach, L OBP: 0.348, SLG: 0.457										3	1	0	0	0	2	3											
4 Keon Broxton, R OBP: 0.242, SLG: 0.275										0	1	0	0	0	0	0											
9 Dee Strange-Gordon, L OBP: 0.306, SLG: 0.365										0	0	0	0	1	0	0											
2 Tom Murphy, R OBP: 0.320, SLG: 0.552										5	1	2	1	1	1	1											
25 Dylan Moore, R OBP: 0.315, SLG: 0.410	F7									3	1	1	1	1	1	1											
22 Omar Narváez, L OBP: 0.354, SLG: 0.466										1	0	0	0	0	0	1											
3 J.P. Crawford, L OBP: 0.316, SLG: 0.383										0	0	0	0	0	0	0											
31 Donovan Walton, L OBP: 0.400, SLG: 0.250	G3									2	1	1	1	1	0	0											
10 Tim Lopes, R OBP: 0.355, SLG: 0.333										0	0	0	0	2	0	0											
0 Mallex Smith, L OBP: 0.308, SLG: 0.348	F7									4	0	2	2	1	0	2											
Inning Stats	R: 0 E: 0 K: 0 S: 6	H: 1 LOB: 0 BB: 0 P: 8	R: 0 E: 0 K: 2 S: 11	H: 1 LOB: 1 BB: 0 P: 16	R: 0 E: 0 K: 0 S: 9	H: 2 LOB: 2 BB: 0 P: 17	R: 5 E: 0 K: 3 S: 27	H: 6 LOB: 3 BB: 2 P: 41	R: 0 E: 0 K: 1 S: 16	H: 0 LOB: 2 BB: 2 P: 29	R: 0 E: 0 K: 2 S: 15	H: 1 LOB: 1 BB: 0 P: 20	R: 0 E: 0 K: 0 S: 8	H: 0 LOB: 1 BB: 2 P: 18	R: 5 E: 0 K: 1 S: 21	H: 4 LOB: 2 BB: 3 P: 38	R: 1 E: 1 K: 0 S: 11	H: 2 LOB: 3 BB: 2 P: 18	1B: 15 2B: 1 3B: 0 HR: 1	SF: 0 SAC: 0 DP: 2 HBP: 0	WP: 0 PB: 0 SB: 0 CS: 0	PA: 51					
PITCHER	IP	WLS	BF	H	R	ER	SO	BB	IBB	HBP	BLK	WP	HR	S	P	ERA	WHIP										
46 Iván Nova, R ERA: 4.86	3.1	20	10	5	3	5	3	1	0	0	0	0	0	46	71	13.50	3.300										
53 Héctor Santiago, L ERA: 5.65	3.2	19	3	3	3	5	6	0	0	0	0	0	0	52	90	7.36	2.455										
41 Kelvin Herrera, R ERA: 6.9	0.0	1	1	1	1	0	0	0	0	0	0	0	1	2	2	∞	∞										
57 Jace Fry, L ERA: 5.19	0.0	1	0	0	0	0	1	0	0	0	0	0	0	0	4	∞	∞										
50 Jimmy Cordero, R ERA: 3.77	0.1	H	1	0	0	0	1	0	0	0	0	0	0	3	4	0.00	0.000										

Batter	1	2	3	4	5	6	7	8	9	AB	R	H	RBI	BB	SO	LOB	TOP									
28 Leury García, S (1, 8) OBP: 0.306, SLG: 0.373										4	1	1	0	0	0	1	Chicago White Sox @ Minnesota Twins Target Field, Minneapolis, MN Mon Sep 16 2019, 6:41 PM - 9:23 PM CDT Att: 21,850 - Cloudy - 82 F									
10 Yoán Moncada, S (1, 5) OBP: 0.395, SLG: 0.538										4	0	2	0	0	0	2										
79 José Abreu, R (1, 10) OBP: 0.329, SLG: 0.511										3	0	0	1	0	1	3										
74 Eloy Jiménez, R (1, 7) OBP: 0.309, SLG: 0.494										4	1	1	1	0	2	1										
33 James McCann, R (1, 2) OBP: 0.328, SLG: 0.461										4	1	1	1	0	2	0										
32 Matt Skole, L (1, 3) OBP: 0.301, SLG: 0.262										2	0	0	0	1	1	0										
21 Wellington Castillo, R (9, PH) OBP: 0.286, SLG: 0.396										4	0	0	0	0	2	1										
20 Danny Mendick, R (1, 6) OBP: 0.280, SLG: 0.400										2	0	0	0	1	1	1										
5 Yolmer Sánchez, S (1, 4) OBP: 0.318, SLG: 0.315										3	0	1	0	0	1	1										
17 Ryan Goins, L (1, 9) OBP: 0.342, SLG: 0.357										0	0	0	0	0	0	0										
15 Adam Engel, R (8, PR) OBP: 0.300, SLG: 0.366										0	0	0	0	0	0	0										
Inning Stats	R: 1 E: 0 K: 1 S: 9	H: 2 LOB: 0 BB: 0 P: 13	R: 1 E: 0 K: 1 S: 8	H: 1 LOB: 1 BB: 0 P: 14	R: 0 E: 0 K: 1 S: 7	H: 0 LOB: 0 BB: 0 P: 10	R: 0 E: 0 K: 1 S: 8	H: 0 LOB: 1 BB: 0 P: 14	R: 0 E: 0 K: 1 S: 6	H: 1 LOB: 0 BB: 0 P: 9	R: 0 E: 0 K: 2 S: 14	H: 0 LOB: 1 BB: 0 P: 18	R: 0 E: 0 K: 0 S: 11	H: 1 LOB: 2 BB: 0 P: 11	R: 1 E: 0 K: 2 S: 10	H: 1 LOB: 0 BB: 0 P: 15	1B: 3 2B: 2 3B: 0 HR: 2	SF: 1 SAC: 0 DP: 1 HBP: 0	WP: 0 PB: 0 SB: 0 CS: 0	PA: 34						
PITCHER	IP: 7.1 ERA: 3.58	WLS: W LOB: 28	BF: 5 ER: 2 SO: 2 BB: 2	H: 2 R: 2 ER: 2 SO: 8	R: 0 ER: 0 SO: 0 BB: 0	IPB: 0 HBP: 0 BLK: 0	WP: 0 HR: 1 S: 65 P: 94	ERA: 2.46 WHIP: 0.955	PITCHER	IP: 0.2 ERA: 2.44	WLS: H LOB: 2	BF: 2 ER: 0 SO: 0 BB: 0	H: 0 R: 0 ER: 0 SO: 0	R: 0 ER: 0 SO: 0 BB: 0	IPB: 0 HBP: 0 BLK: 0	WP: 0 HR: 0 S: 4 P: 4	ERA: 0.00 WHIP: 0.000	PITCHER	IP: 0.1 ERA: 3.65	WLS: H LOB: 2	BF: 2 ER: 1 SO: 1 BB: 0	H: 1 R: 1 ER: 1 SO: 1	R: 0 ER: 0 SO: 0 BB: 0	IPB: 0 HBP: 0 BLK: 0	WP: 0 HR: 1 S: 6 P: 8	ERA: 0.00 WHIP: 0.000

Batter	1	2	3	4	5	6	7	8	9	AB	R	H	RBI	BB	SO	LOB	BOTTOM									
2 Luis Arraez, L (1, 4) OBP: 0.415, SLG: 0.451										4	0	3	2	0	0	0	Chicago White Sox @ Minnesota Twins Target Field, Minneapolis, MN Mon Sep 16 2019, 6:41 PM - 9:23 PM CDT Att: 21,850 - Cloudy - 82 F									
11 Jorge Polanco, S (1, 6) OBP: 0.362, SLG: 0.496										3	1	1	1	0	0	2										
23 Nelson Cruz, R (1, 10) OBP: 0.378, SLG: 0.618										4	0	1	1	0	1	2										
20 Eddie Rosario, L (1, 7) OBP: 0.297, SLG: 0.496										4	0	0	0	0	2	4										
18 Mitch Garver, R (1, 2) OBP: 0.367, SLG: 0.645										3	0	2	1	1	0	0										
60 Jake Cave, L (1, 9) OBP: 0.337, SLG: 0.440										4	0	0	0	0	1	5										
22 Miguel Sanó, R (1, 5) OBP: 0.343, SLG: 0.554										3	1	1	0	1	0	0										
9 Marwin Gonzalez, S (1, 3) OBP: 0.322, SLG: 0.418										4	2	1	0	0	1	1										
30 LaMonte Wade Jr., L (1, 8) OBP: 0.388, SLG: 0.296										3	1	1	0	0	0	2										
27 Ryan LaMarre, R (9, 8) OBP: 0.337, SLG: 0.440										0	0	0	0	0	0	0										
Inning Stats	R: 0 E: 1 K: 0 S: 14	H: 1 LOB: 3 BB: 1 P: 25	R: 2 E: 0 K: 1 S: 15	H: 4 LOB: 2 BB: 0 P: 22	R: 0 E: 0 K: 0 S: 7	H: 1 LOB: 0 BB: 0 P: 10	R: 0 E: 0 K: 0 S: 7	H: 0 LOB: 0 BB: 0 P: 10	R: 1 E: 1 K: 1 S: 8	H: 2 LOB: 1 BB: 0 P: 12	R: 2 E: 0 K: 0 S: 14	H: 2 LOB: 0 BB: 1 P: 21	R: 0 E: 0 K: 2 S: 10	H: 0 LOB: 0 BB: 0 P: 16	R: 0 E: 0 K: 2 S: 10	H: 0 LOB: 0 BB: 0 P: 16	1B: 7 2B: 3 3B: 0 HR: 0	SF: 1 SAC: 0 DP: 2 HBP: 0	WP: 0 PB: 0 SB: 0 CS: 0	PA: 35						
PITCHER	IP: 5.1 ERA: 5.44	WLS: L LOB: 27	BF: 9 ER: 5 SO: 5 BB: 2	H: 5 R: 5 ER: 5 SO: 2	R: 0 ER: 0 SO: 0 BB: 0	IPB: 0 HBP: 0 BLK: 0	WP: 0 HR: 0 S: 62 P: 95	ERA: 8.44 WHIP: 2.062	PITCHER	IP: 0.2 ERA: 5.12	WLS: 0 LOB: 3	BF: 2 ER: 0 SO: 0 BB: 0	H: 0 R: 0 ER: 0 SO: 0	R: 0 ER: 0 SO: 0 BB: 0	IPB: 0 HBP: 0 BLK: 0	WP: 0 HR: 0 S: 3 P: 5	ERA: 0.00 WHIP: 1.500	PITCHER	IP: 1.0 ERA: 3.64	WLS: 0 LOB: 0	BF: 3 ER: 0 SO: 0 BB: 0	H: 0 R: 0 ER: 0 SO: 1	R: 0 ER: 0 SO: 0 BB: 0	IPB: 0 HBP: 0 BLK: 0	WP: 0 HR: 0 S: 6 P: 10	ERA: 0.00 WHIP: 0.000
40 Reynaldo López, R (1, 1) ERA: 5.44	IP: 5.1 ERA: 5.44	WLS: L LOB: 27	BF: 9 ER: 5 SO: 5 BB: 2	H: 5 R: 5 ER: 5 SO: 2	R: 0 ER: 0 SO: 0 BB: 0	IPB: 0 HBP: 0 BLK: 0	WP: 0 HR: 0 S: 62 P: 95	ERA: 8.44 WHIP: 2.062	IP: 0.2 ERA: 5.12	WLS: 0 LOB: 3	BF: 2 ER: 0 SO: 0 BB: 0	H: 0 R: 0 ER: 0 SO: 0	R: 0 ER: 0 SO: 0 BB: 0	IPB: 0 HBP: 0 BLK: 0	WP: 0 HR: 0 S: 3 P: 5	ERA: 0.00 WHIP: 1.500	IP: 1.0 ERA: 3.64	WLS: 0 LOB: 0	BF: 3 ER: 0 SO: 0 BB: 0	H: 0 R: 0 ER: 0 SO: 1	R: 0 ER: 0 SO: 0 BB: 0	IPB: 0 HBP: 0 BLK: 0	WP: 0 HR: 0 S: 6 P: 10	ERA: 0.00 WHIP: 0.000		
57 Jace Fry, L (6, 1) ERA: 5.12	IP: 0.2 ERA: 5.12	WLS: 0 LOB: 3	BF: 2 ER: 0 SO: 0 BB: 0	H: 0 R: 0 ER: 0 SO: 0	R: 0 ER: 0 SO: 0 BB: 0	IPB: 0 HBP: 0 BLK: 0	WP: 0 HR: 0 S: 3 P: 5	ERA: 0.00 WHIP: 1.500	IP: 1.0 ERA: 3.64	WLS: 0 LOB: 0	BF: 3 ER: 0 SO: 0 BB: 0	H: 0 R: 0 ER: 0 SO: 0	R: 0 ER: 0 SO: 0 BB: 0	IPB: 0 HBP: 0 BLK: 0	WP: 0 HR: 0 S: 6 P: 10	ERA: 0.00 WHIP: 0.000	IP: 1.0 ERA: 3.64	WLS: 0 LOB: 0	BF: 3 ER: 0 SO: 0 BB: 0	H: 0 R: 0 ER: 0 SO: 0	R: 0 ER: 0 SO: 0 BB: 0	IPB: 0 HBP: 0 BLK: 0	WP: 0 HR: 0 S: 6 P: 10	ERA: 0.00 WHIP: 0.000		
50 Jimmy Cordero, R (7, 1) ERA: 3.64	IP: 1.0 ERA: 3.64	WLS: 0 LOB: 0	BF: 3 ER: 0 SO: 0 BB: 0	H: 0 R: 0 ER: 0 SO: 1	R: 0 ER: 0 SO: 0 BB: 0	IPB: 0 HBP: 0 BLK: 0	WP: 0 HR: 0 S: 6 P: 10	ERA: 0.00 WHIP: 0.000	IP: 1.0 ERA: 3.64	WLS: 0 LOB: 0	BF: 3 ER: 0 SO: 0 BB: 0	H: 0 R: 0 ER: 0 SO: 0	R: 0 ER: 0 SO: 0 BB: 0	IPB: 0 HBP: 0 BLK: 0	WP: 0 HR: 0 S: 6 P: 10	ERA: 0.00 WHIP: 0.000	IP: 1.0 ERA: 3.64	WLS: 0 LOB: 0	BF: 3 ER: 0 SO: 0 BB: 0	H: 0 R: 0 ER: 0 SO: 0	R: 0 ER: 0 SO: 0 BB: 0	IPB: 0 HBP: 0 BLK: 0	WP: 0 HR: 0 S: 6 P: 10	ERA: 0.00 WHIP: 0.000		
41 Kelvin Herrera, R (8, 1) ERA: 6.75	IP: 1.0 ERA: 6.75	WLS: 0 LOB: 0	BF: 3 ER: 0 SO: 0 BB: 0	H: 0 R: 0 ER: 0 SO: 2	R: 0 ER: 0 SO: 0 BB: 0	IPB: 0 HBP: 0 BLK: 0	WP: 0 HR: 0 S: 10 P: 16	ERA: 0.00 WHIP: 0.000	IP: 1.0 ERA: 6.75	WLS: 0 LOB: 0	BF: 3 ER: 0 SO: 0 BB: 0	H: 0 R: 0 ER: 0 SO: 2	R: 0 ER: 0 SO: 0 BB: 0	IPB: 0 HBP: 0 BLK: 0	WP: 0 HR: 0 S: 10 P: 16	ERA: 0.00 WHIP: 0.000	IP: 1.0 ERA: 6.75	WLS: 0 LOB: 0	BF: 3 ER: 0 SO: 0 BB: 0	H: 0 R: 0 ER: 0 SO: 2	R: 0 ER: 0 SO: 0 BB: 0	IPB: 0 HBP: 0 BLK: 0	WP: 0 HR: 0 S: 10 P: 16	ERA: 0.00 WHIP: 0.000		

Batter	1	2	3	4	5	6	7	8	9	10	11	12	AB	R	H	RBI	BB	SO	LOB	TOP																			
28 Leury García, S OBP: 0.304, SLG: 0.370 (10, 8)	F8		L9		SF9 79 1B	G3			E6 79 FC1	F7		G3-1	7	1	1	0	0	0	4																				
7 Tim Anderson, R OBP: 0.356, SLG: 0.513 (1, 6)	74 1B		79 36-4-3 1B		SF9	G6-3			FC1 79 36-4-3		HR	79 1B	6	1	4	2	0	0	1																				
79 José Abreu, R OBP: 0.329, SLG: 0.508 (1, 3)	L4		G6-4-3		10 1B				G6-4-3		K		7	0	2	1	0	2	4																				
74 Eloy Jiménez, R OBP: 0.311, SLG: 0.485 (1, 7)	12 1B		33 1B		K				K		K		7	1	3	0	0	3	4																				
10 Yoán Moncada, S OBP: 0.364, SLG: 0.536 (1, 5)	K		K		1B				K		K		6	0	2	0	0	4	4																				
33 James McCann, R OBP: 0.326, SLG: 0.460 (1, 2)		G6-3			K				K		K		6	0	2	1	0	2	3																				
5 Yolmer Sánchez, R OBP: 0.319, SLG: 0.316 (1, 4)		1B			K				K		K		5	0	2	0	0	1	1																				
38 Zack Collins, L OBP: 0.288, SLG: 0.295 (10, 10)		1B			F7				1B		SH5-3		4	1	1	1	2	1	3																				
20 Danny Mendick, R OBP: 0.260, SLG: 0.400 (12, 10)		L7			G4-3				K		IBB	49 HR	0	1	0	0	0	0	0																				
15 Adam Engel, R OBP: 0.304, SLG: 0.385 (10, 10)		G1-3			HR				K		P5		4	2	2	1	0	1	2																				
17 Ryan Goins, L OBP: 0.340, SLG: 0.355 (10, 9)					7 SF9 28 1B				K		HR		1	0	0	0	0	0	3																				
49 Ryan Cordell, R OBP: 0.279, SLG: 0.362 (10, 9)					HR				K		HR		1	1	1	2	0	0	0																				
Inning Stats	R: 0 E: 0 K: 11 S: 11	H: 2 LOB: 2 BB: 0 P: 13	R: 0 E: 0 K: 8 S: 8	H: 1 LOB: 1 BB: 0 P: 14	R: 0 E: 0 K: 0 S: 5	H: 1 LOB: 0 BB: 0 P: 7	R: 1 E: 0 K: 2 S: 12	H: 2 LOB: 1 BB: 0 P: 17	R: 2 E: 0 K: 2 S: 9	H: 2 LOB: 0 BB: 0 P: 13	R: 0 E: 0 K: 3 S: 9	H: 1 LOB: 1 BB: 0 P: 17	R: 0 E: 1 K: 1 S: 11	H: 0 LOB: 1 BB: 0 P: 14	R: 0 E: 0 K: 0 S: 14	H: 2 LOB: 3 BB: 1 P: 17	R: 1 E: 0 K: 2 S: 15	H: 2 LOB: 1 BB: 0 P: 23	R: 2 E: 0 K: 0 S: 16	H: 3 LOB: 2 BB: 1 P: 22	1B: 15 2B: 1 3B: 0 HR: 4	SF: 1 SAC: 1 DP: 2 HBP: 0	WP: 1 PB: 0 SB: 0 CS: 0	PA: 58															
PITCHER	IP 4.2	WLS 1.1	BF 23	H 10	R 3	ER 3	SO 4	BB 0	IBB 0	HBP 0	BLK 0	WP 0	HR 0	S 12	P 18	ERA 5.79	WHIP 2.143			PITCHER	IP 2.0	WLS 1.0	BF 7	H 3	R 2	ER 2	SO 0	BB 1	IBB 0	HBP 0	BLK 0	WP 0	HR 1	S 16	P 22	ERA 18.00	WHIP 4.000		
33 Martín Pérez, L ERA: 4.92	65 Trevor May, R ERA: 3.17	21 Tyler Duffey, R ERA: 2.39	54 Sergio Romo, R ERA: 3.59	55 Taylor Rogers, L ERA: 2.33	52 Zack Littell, R ERA: 3.00	19 Ryne Harper, R ERA: 3.71																																	

Chicago White Sox @ Minnesota Twins
Target Field, Minneapolis, MN
Tue Sep 17 2019, 6:41 PM - 11:31 PM CDT
Att: 22,518 - Clear - 86 F

AB 54
R 8
H 20
RBI 8
BB 2
SO 14
LOB 29



Batter	1	2	3	4	5	6	7	8	9	10	11	12	AB	R	H	RBI	BB	SO	LOB	BOTTOM																			
18 Mitch Garver, R OBP: 0.364, SLG: 0.636 (1, 2)	L4		11 SH5-3 20 2B		F7				F9		L4		4	1	0	1	1	0	1																				
11 Jorge Polanco, S OBP: 0.360, SLG: 0.492 (1, 6)	23 CH-3 BB		SH5-3		K				K		L8		4	0	0	0	1	3	2																				
23 Nelson Cruz, R OBP: 0.382, SLG: 0.616 (1, 10)	G4-3		20 2B		F9				20 1B		BB		3	2	1	0	3	0	2																				
20 Eddie Rosario, L OBP: 0.299, SLG: 0.500 (1, 9)		F9			L9				G4-3		BB		6	2	3	1	0	0	1																				
22 Miguel Sanó, R OBP: 0.340, SLG: 0.556 (1, 5)	F9		22 HR		F9				K		P3		6	1	1	3	0	2	4																				
9 Marwin Gonzalez, S OBP: 0.324, SLG: 0.420 (1, 3)	2 1B		K		L9				L9		K		6	1	3	2	0	2	0																				
2 Luis Arraez, L OBP: 0.419, SLG: 0.457 (1, 7)	1B		22 HR		G4-3				G4-3		K		5	0	3	0	1	1	1																				
16 Jonathan Schoop, R OBP: 0.310, SLG: 0.481 (1, 4)		P5			G5-4-3				FC1-4-5-6		K		5	0	1	0	0	0	5																				
30 LaMonte Wade Jr., L OBP: 0.385, SLG: 0.310 (11, 10)		G5-3			16 G5-4-3 BB				G4-3		K		1	1	1	0	0	0	0																				
27 Ryan LaMarre, R OBP: 0.269, SLG: 0.374 (6, 10)					K				G6-3		G5-3		2	1	2	1	0	0	0																				
64 Williams Astudillo, R OBP: 0.288, SLG: 0.438 (6, 10)					HR				K		G5-3		1	0	0	0	0	0	1																				
41 Ian Miller, L OBP: 0.288, SLG: 0.438 (6, 10)					1B				K		G5-3		0	0	0	0	0	0	1																				
24 C.J. Cron, R OBP: 0.272, SLG: 0.470 (11, 10)					HR				K		G5-3		0	0	0	0	0	0	1																				
74 Román Torres, R OBP: 0.333, SLG: 0.230 (12, 4)					1B				K		G5-3		0	0	0	0	0	0	1																				
Inning Stats	R: 0 E: 0 K: 0 S: 4	H: 0 LOB: 0 BB: 1 P: 8	R: 0 E: 0 K: 8 S: 8	H: 2 LOB: 2 BB: 0 P: 13	R: 5 E: 0 K: 1 S: 17	H: 4 LOB: 1 BB: 2 P: 27	R: 0 E: 0 K: 1 S: 12	H: 1 LOB: 0 BB: 0 P: 20	R: 0 E: 0 K: 0 S: 7	H: 0 LOB: 0 BB: 0 P: 10	R: 0 E: 0 K: 1 S: 10	H: 1 LOB: 2 BB: 1 P: 19	R: 0 E: 0 K: 2 S: 12	H: 1 LOB: 2 BB: 1 P: 18	R: 0 E: 0 K: 0 S: 11	H: 1 LOB: 1 BB: 0 P: 16	R: 0 E: 0 K: 0 S: 8	H: 0 LOB: 0 BB: 1 P: 15	R: 0 E: 0 K: 2 S: 9	H: 0 LOB: 0 BB: 0 P: 15	R: 1 E: 0 K: 1 S: 15	H: 1 LOB: 1 BB: 0 P: 22	R: 3 E: 0 K: 0 S: 17	H: 5 LOB: 3 BB: 0 P: 25	1B: 10 2B: 3 3B: 0 HR: 2	SF: 1 SAC: 1 DP: 2 HBP: 1	WP: 1 PB: 0 SB: 0 CS: 0	PA: 54											
PITCHER	IP 5.0	WLS 1.2	BF 25	H 7	R 5	ER 5	SO 2	BB 3	IBB 1	HBP 0	BLK 0	WP 0	HR 2	S 17	P 26	ERA 9.00	WHIP 2.000			PITCHER	IP 1.0	WLS 0.1	BF 4	H 1	R 1	ER 1	SO 1	BB 0	IBB 0	HBP 0	BLK 0	WP 1	HR 0	S 15	P 22	ERA 9.00	WHIP 1.000		
54 Ross Detwiler, L ERA: 5.58	43 Evan Marshall, R ERA: 2.76	39 Aaron Bummer, L ERA: 2.76	41 Kelvin Herrera, R ERA: 6.51	64 Josh Osich, L ERA: 4.71	48 Alex Colomé, R ERA: 2.64	66 José Ruiz, R ERA: 5.87																																	

Chicago White Sox @ Minnesota Twins
Target Field, Minneapolis, MN
Tue Sep 17 2019, 6:41 PM - 11:31 PM CDT
Att: 22,518 - Clear - 86 F

AB 45
R 9
H 15
RBI 9
BB 6
SO 9
LOB 18



Batter	1	2	3	4	5	6	7	8	9	AB	R	H	RBI	BB	SO	LOB	TOP					
28 Leury García, S OBP: 0.305, SLG: 0.371										4	0	2	0	0	0	1	Chicago White Sox @ Minnesota Twins Target Field, Minneapolis, MN Wed Sep 18 2019, 6:43 PM - 9:51 PM CDT Att: 23,759 - Cloudy - 81 F					
7 Tim Anderson, R OBP: 0.355, SLG: 0.511										4	1	1	0	0	1	2						
79 José Abreu, R OBP: 0.327, SLG: 0.505										4	0	0	0	0	2	3						
10 Yoán Moncada, S OBP: 0.365, SLG: 0.540										4	1	2	1	0	2	1						
74 Eloy Jiménez, R OBP: 0.314, SLG: 0.497										3	0	2	1	1	0	1						
38 Zack Collins, L OBP: 0.286, SLG: 0.338										4	1	1	1	0	2	4						
5 Yolmer Sánchez, S OBP: 0.320, SLG: 0.317										4	0	2	0	0	1	0						
32 Matt Skole, L OBP: 0.286, SLG: 0.246										4	0	0	0	0	3	3						
18 Daniel Palka, L OBP: 0.127, SLG: 0.031										3	0	0	0	0	2	3						
15 Adam Engel, R OBP: 0.302, SLG: 0.383										1	0	0	0	0	1	0						
Inning Stats	R: 0 H: 1 E: 0 K: 2 S: 9	H: 1 LOB: 1 BB: 0 P: 13	R: 1 H: 2 E: 0 K: 1 S: 10	H: 2 LOB: 0 BB: 0 P: 14	R: 0 H: 0 E: 0 K: 2 S: 7	H: 0 LOB: 0 BB: 0 P: 12	R: 0 H: 0 E: 0 K: 2 S: 10	H: 0 LOB: 0 BB: 0 P: 15	R: 0 H: 2 E: 0 K: 2 S: 16	H: 2 LOB: 2 BB: 0 P: 23	R: 1 H: 2 E: 0 K: 1 S: 12	H: 2 LOB: 1 BB: 0 P: 20	R: 0 H: 1 E: 0 K: 2 S: 10	H: 1 LOB: 1 BB: 0 P: 14	R: 0 H: 1 E: 0 K: 1 S: 8	H: 1 LOB: 1 BB: 0 P: 14	R: 1 H: 1 E: 0 K: 1 S: 11	H: 1 LOB: 0 BB: 0 P: 12	1B: 7 2B: 3 3B: 0 HR: 1	SF: 0 SAC: 0 DP: 2 HBP: 0	WP: 1 PB: 0 SB: 0 CS: 1	PA: 36
PITCHER	IP WLS BF H R ER SO BB IBB HBP BLK WP HR S P ERA WHIP	5.2 L 23 7 2 2 9 1 0 0 0 0 0 61 94 3.18 1.412	6.1 1.1 5 1 0 0 3 0 0 0 0 0 0 13 17 0.00 0.750	8.1 0.2 3 1 0 0 1 0 0 0 0 0 6 10 0.00 1.500	8.1 1.1 5 1 1 1 1 0 0 0 0 1 1 13 16 6.75 0.750											IP WLS BF H R ER SO BB IBB HBP BLK WP HR S P ERA WHIP						

Batter	1	2	3	4	5	6	7	8	9	AB	R	H	RBI	BB	SO	LOB	BOTTOM					
2 Luis Arraez, L OBP: 0.414, SLG: 0.451										4	0	0	0	0	0	0	Chicago White Sox @ Minnesota Twins Target Field, Minneapolis, MN Wed Sep 18 2019, 6:43 PM - 9:51 PM CDT Att: 23,759 - Cloudy - 81 F					
11 Jorge Polanco, S OBP: 0.381, SLG: 0.492										3	1	1	0	1	1	0						
23 Nelson Cruz, R OBP: 0.383, SLG: 0.613										2	0	0	0	2	0	0						
20 Eddie Rosario, L OBP: 0.300, SLG: 0.502										4	0	2	1	0	0	2						
22 Miguel Sanó, R OBP: 0.337, SLG: 0.550										4	0	0	0	0	2	4						
60 Jake Cave, L OBP: 0.338, SLG: 0.433										2	0	0	0	2	0	0						
16 Jonathan Schoop, R OBP: 0.388, SLG: 0.479										2	0	0	0	0	1	1						
30 LaMonte Wade Jr., L OBP: 0.366, SLG: 0.290										2	0	0	0	0	0	3						
15 Jason Castro, L OBP: 0.328, SLG: 0.435										3	0	0	0	0	1	1						
64 Williams Astudillo, R OBP: 0.290, SLG: 0.359										3	0	0	0	0	0	1						
Inning Stats	R: 0 H: 0 E: 0 K: 1 S: 11	H: 0 LOB: 2 BB: 2 P: 23	R: 0 H: 0 E: 0 K: 2 S: 9	H: 0 LOB: 1 BB: 1 P: 16	R: 0 H: 0 E: 0 K: 1 S: 7	H: 0 LOB: 0 BB: 0 P: 13	R: 0 H: 0 E: 0 K: 0 S: 4	H: 0 LOB: 0 BB: 0 P: 7	R: 0 H: 0 E: 0 K: 0 S: 7	H: 0 LOB: 0 BB: 0 P: 12	R: 1 H: 2 E: 0 K: 0 S: 15	H: 2 LOB: 3 BB: 2 P: 27	R: 0 H: 0 E: 0 K: 0 S: 9	H: 0 LOB: 0 BB: 0 P: 14	R: 0 H: 1 E: 0 K: 0 S: 6	H: 1 LOB: 1 BB: 0 P: 7	R: 0 H: 0 E: 0 K: 1 S: 9	H: 0 LOB: 0 BB: 0 P: 13	1B: 2 2B: 1 3B: 0 HR: 0	SF: 0 SAC: 0 DP: 0 HBP: 0	WP: 1 PB: 1 SB: 0 CS: 0	PA: 34
PITCHER	IP WLS BF H R ER SO BB IBB HBP BLK WP HR S P ERA WHIP	1.0 W 6 0 0 0 3 1 0 0 0 0 0 13 24 0.00 0.600	2.1 H 7 0 0 0 0 0 0 0 0 0 0 14 24 0.00 0.000	6.1 0.1 H 2 1 1 1 0 0 0 0 0 0 3 4 27.00 3.000	6.1 1.1 H 7 1 0 0 0 2 0 0 0 0 0 18 33 0.00 2.250											IP WLS BF H R ER SO BB IBB HBP BLK WP HR S P ERA WHIP						

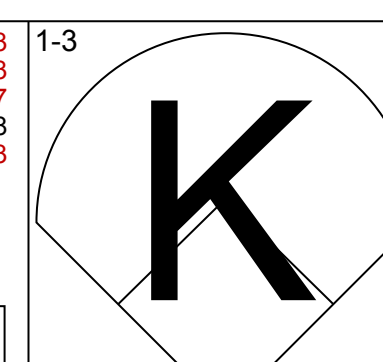
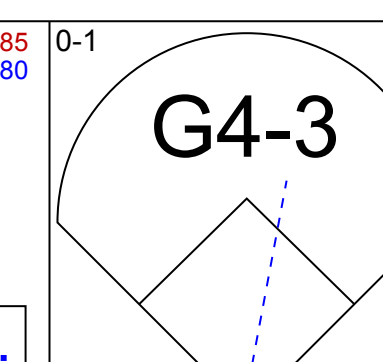
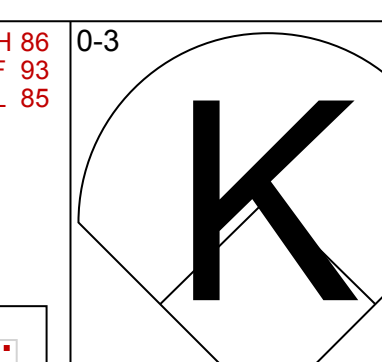
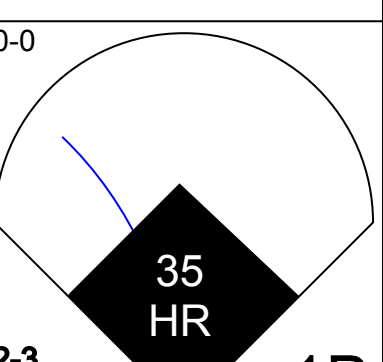
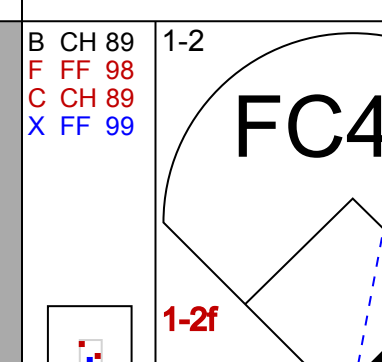
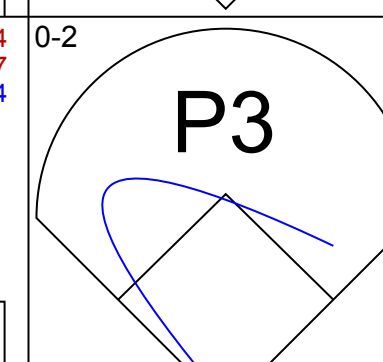
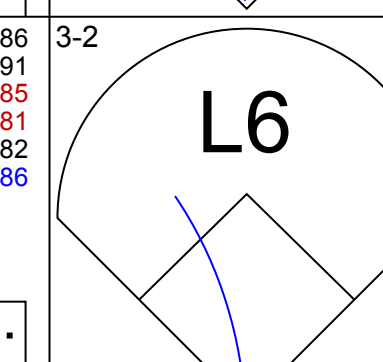
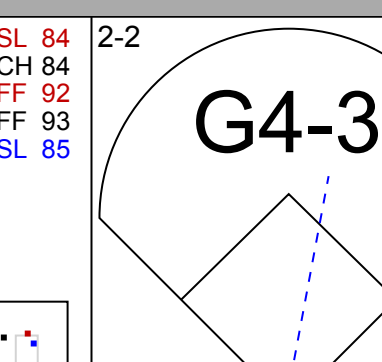
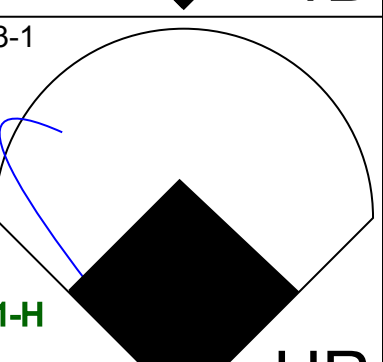
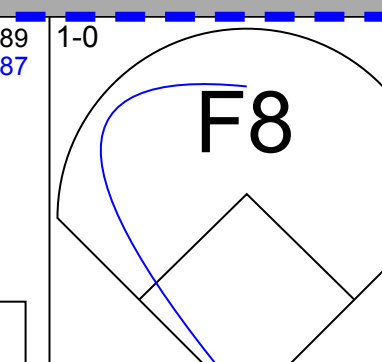
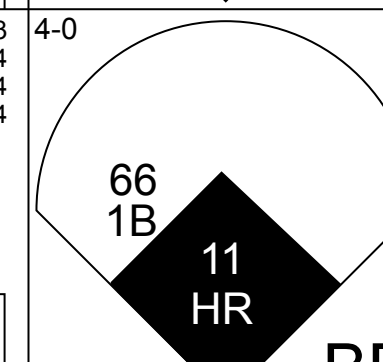
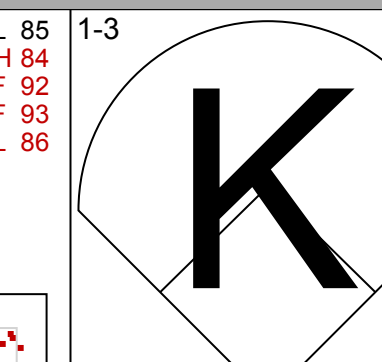
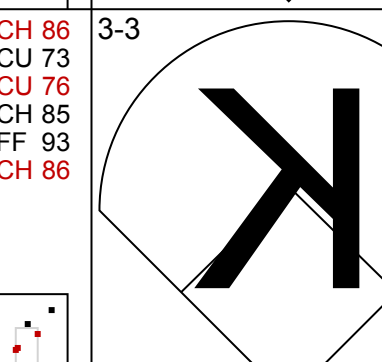
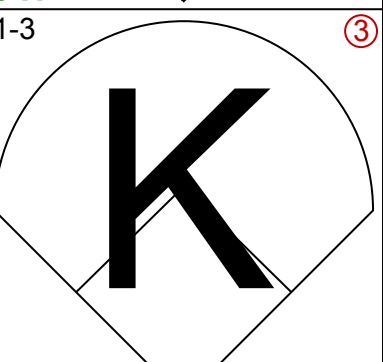
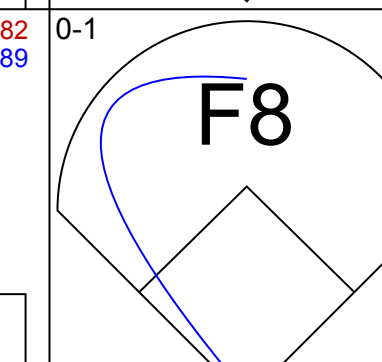
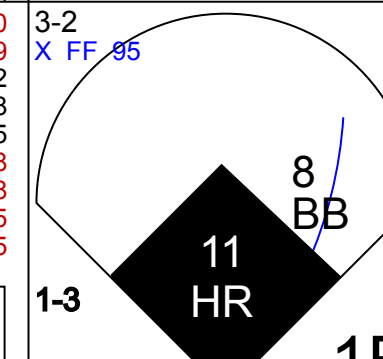
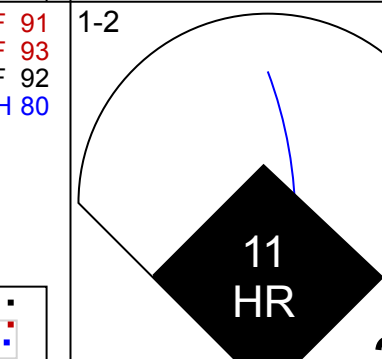
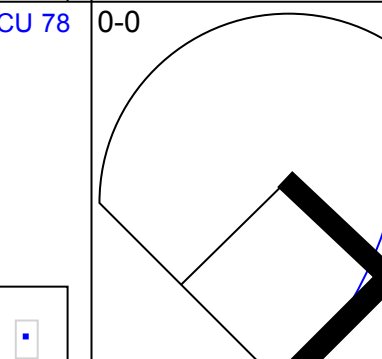

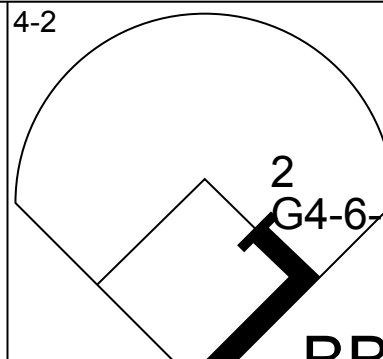
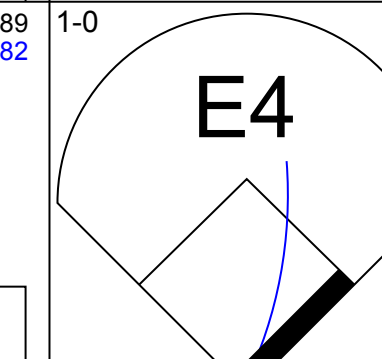
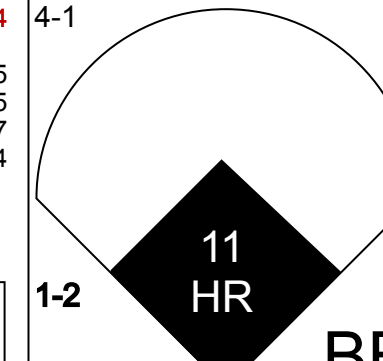
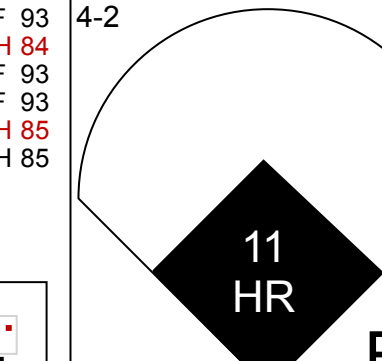
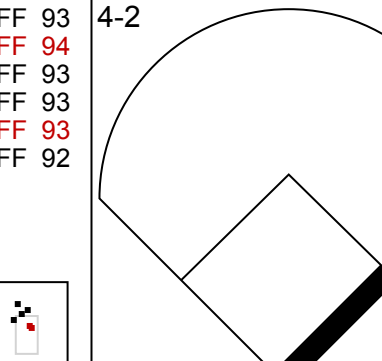

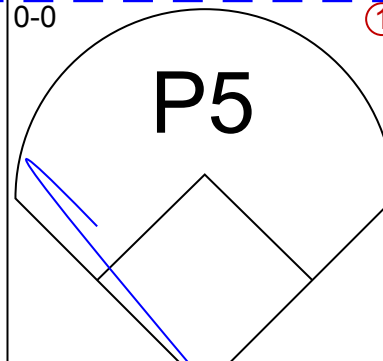
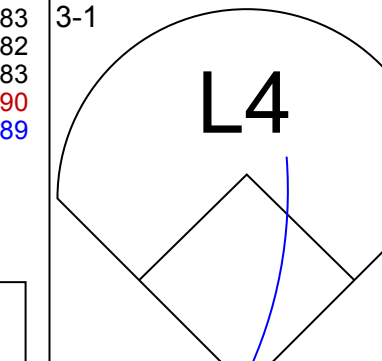
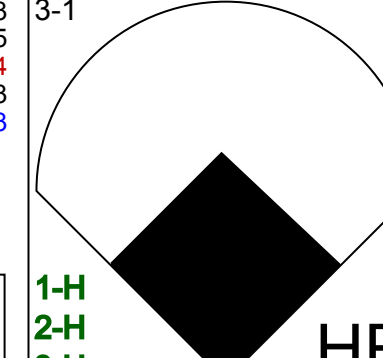
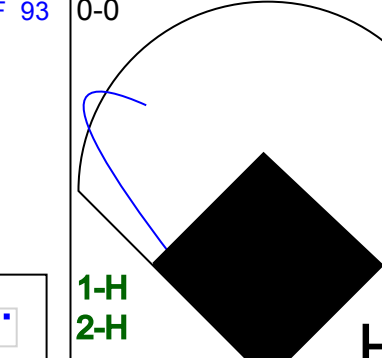

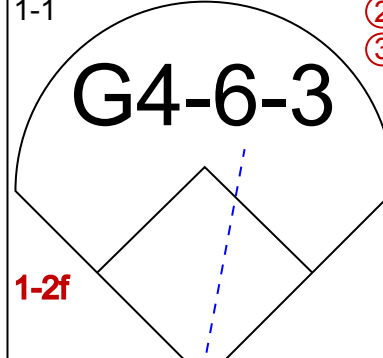
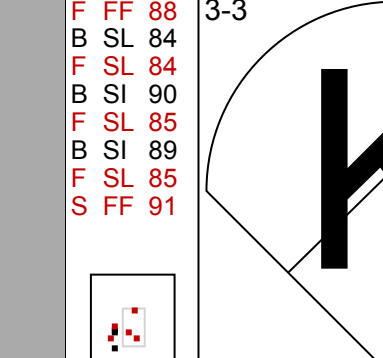
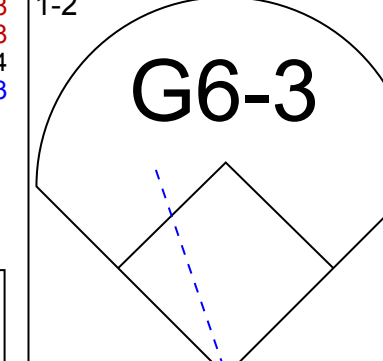
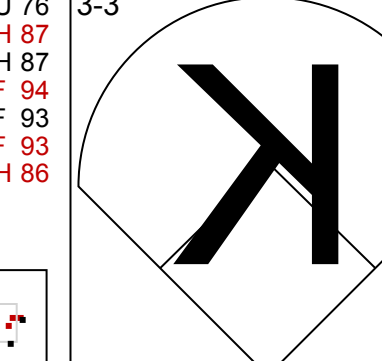

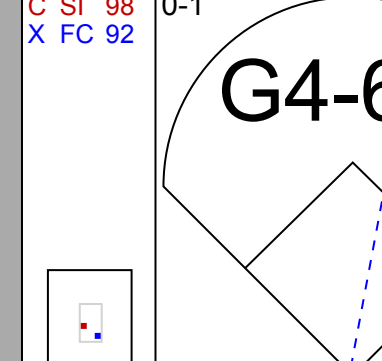

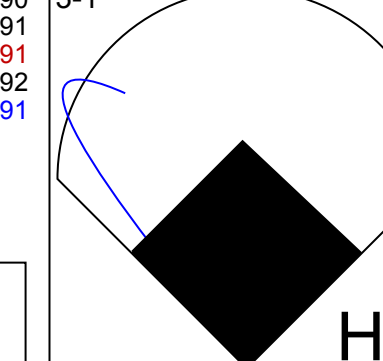
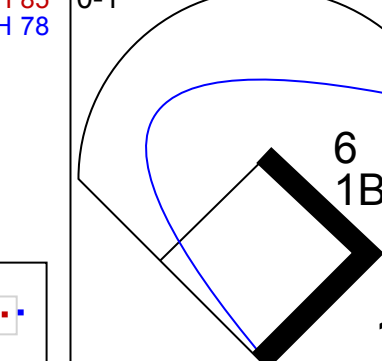
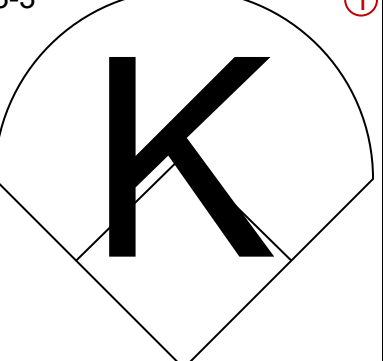
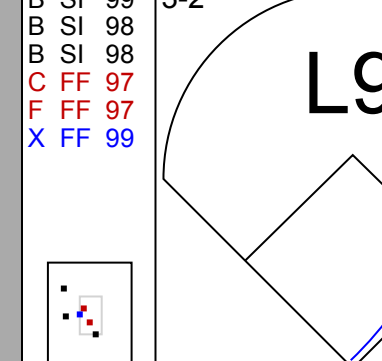


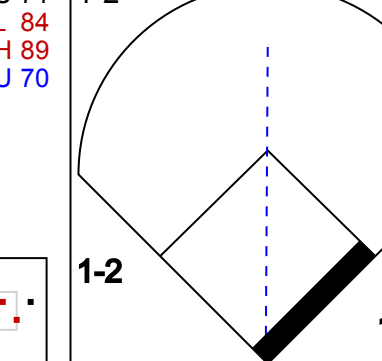
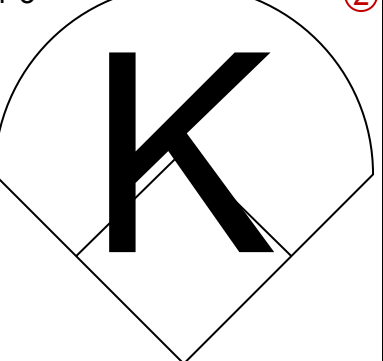
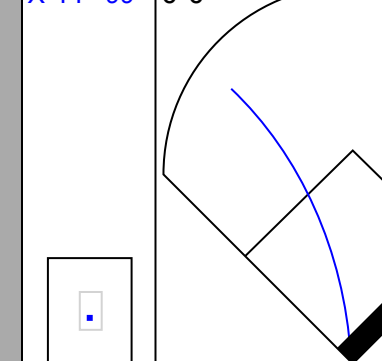

AB	35
R	3
H	10
RBI	3
BB	1
SO	14
LOB	18



AB	29
R	1
H	3
RBI	1
BB	5
SO	5
LOB	12



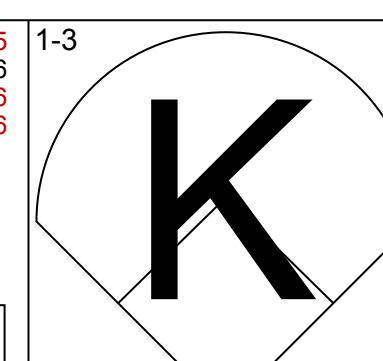
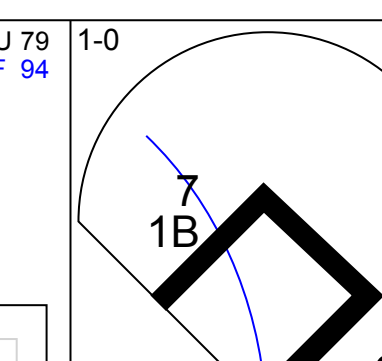
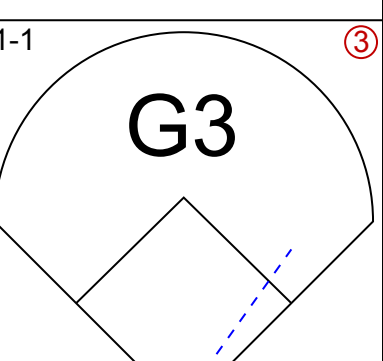
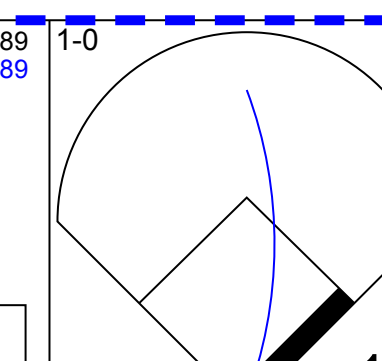
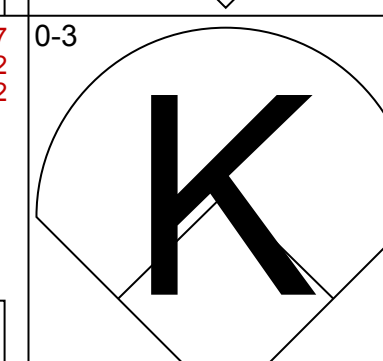
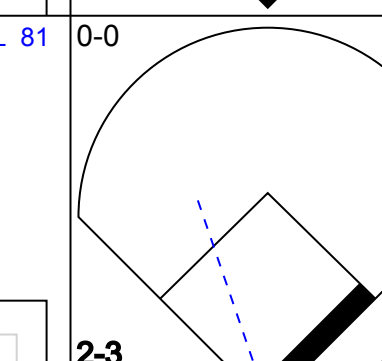
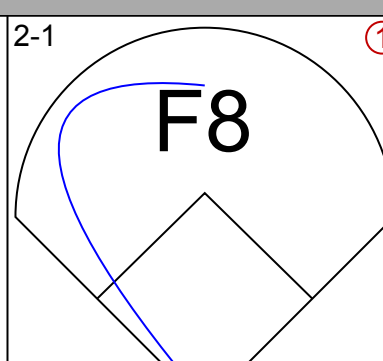
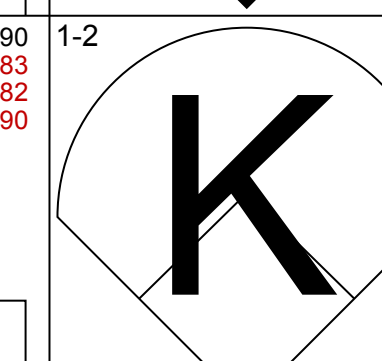
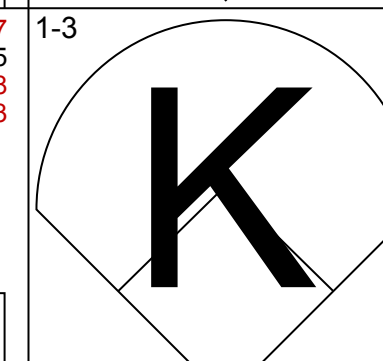
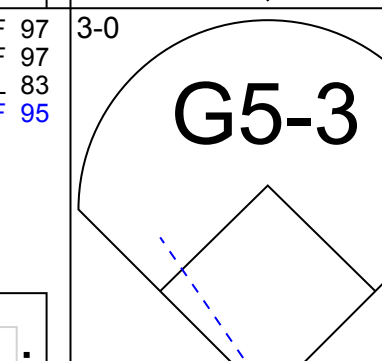
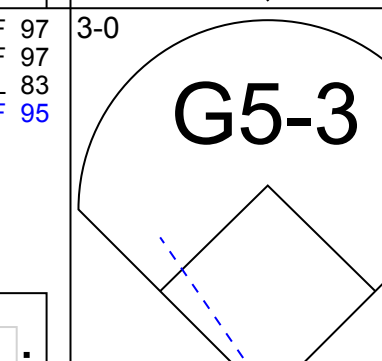
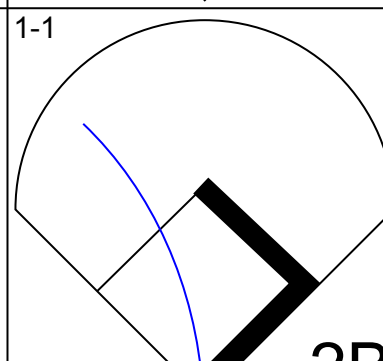
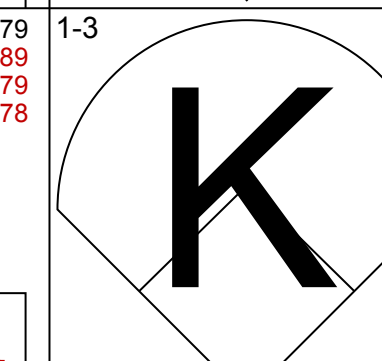
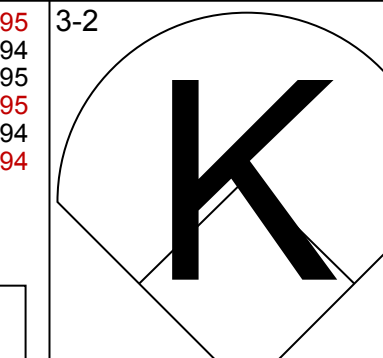
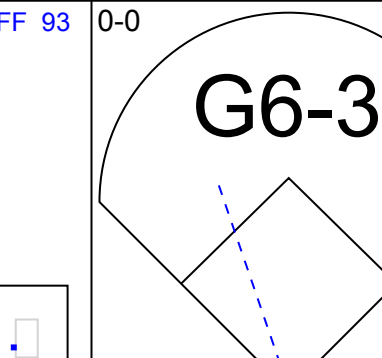
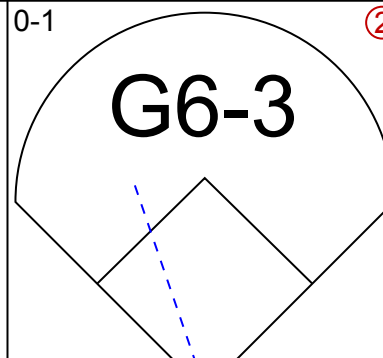
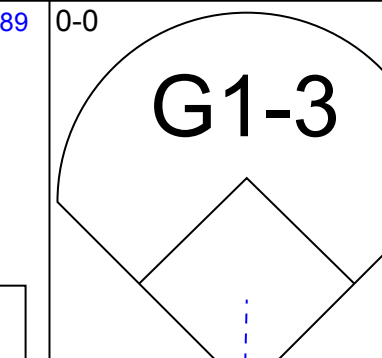
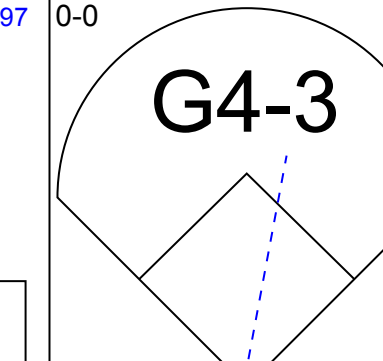
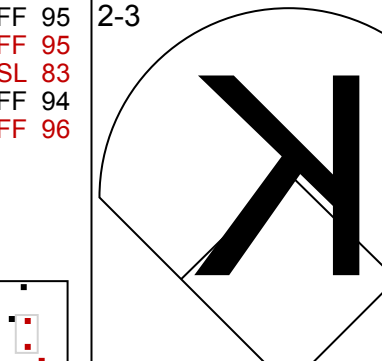
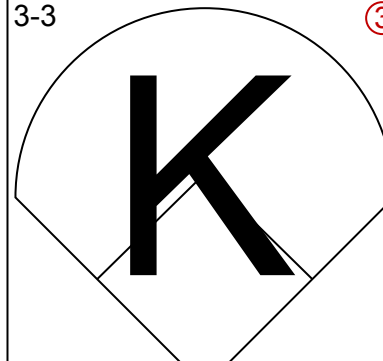

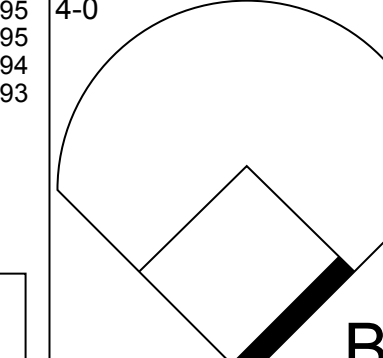
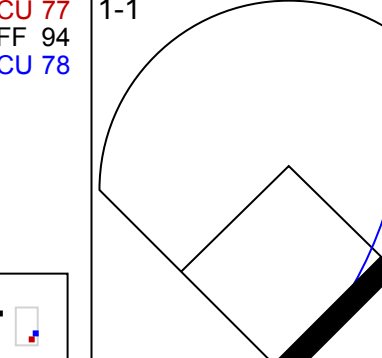
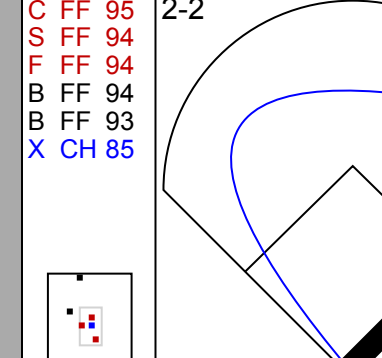



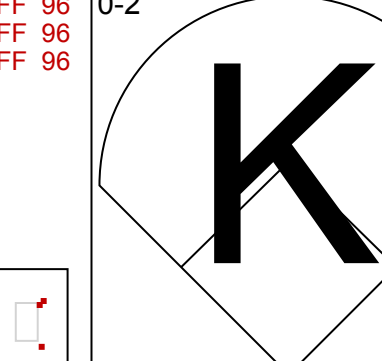


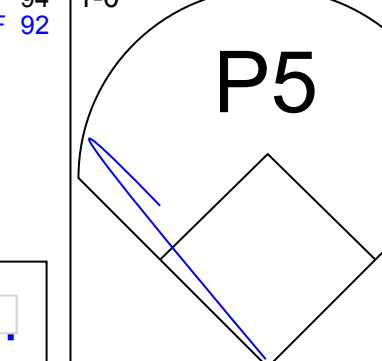
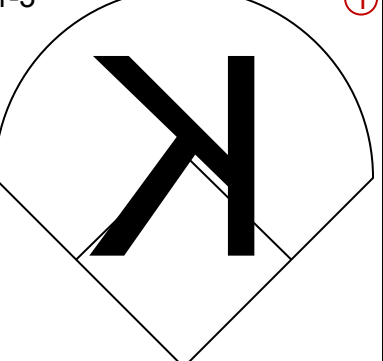
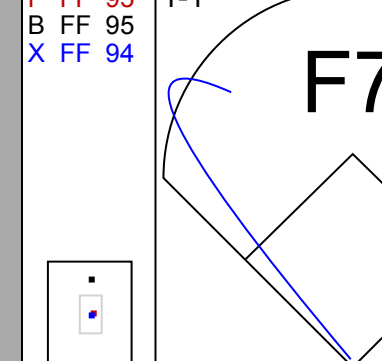


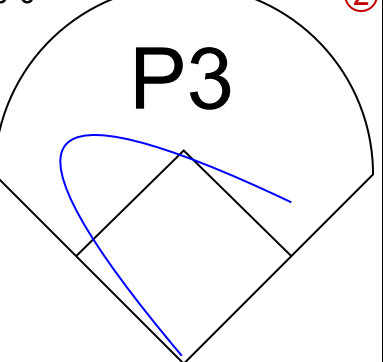
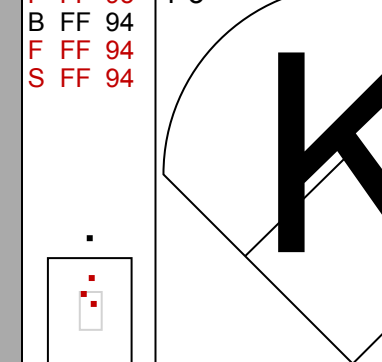
Batter	1	2	3	4	5	6	7	8	9	AB	R	H	RBI	BB	SO	LOB	TOP										
5 Yolmer Sánchez, S OBP: 0.324, SLG: 0.326										6	1	4	2	0	1	2	Chicago White Sox @ Detroit Tigers Comerica Park, Detroit, MI Fri Sep 20 2019, 7:12 PM - 10:24 PM EDT Att: 15,265 - Partly Cloudy - 79 F										
7 Tim Anderson, R OBP: 0.385, SLG: 0.512 17 Ryan Goins, L OBP: 0.338, SLG: 0.352										5	1	2	0	0	1	5											
79 José Abreu, R OBP: 0.325, SLG: 0.502										6	1	1	0	0	1	6											
10 Yoán Moncada, S OBP: 0.368, SLG: 0.547 20 Danny Mendick, R OBP: 0.308, SLG: 0.423										3	2	2	2	1	0	1											
74 Eloy Jiménez, R OBP: 0.317, SLG: 0.509										5	2	3	4	0	2	2											
38 Zack Collins, L OBP: 0.280, SLG: 0.343										5	1	1	1	0	3	2											
33 James McCann, R OBP: 0.329, SLG: 0.458										4	1	1	0	1	1	2											
18 Daniel Palka, L OBP: 0.158, SLG: 0.072										5	1	3	0	0	0	2											
15 Adam Engel, R OBP: 0.300, SLG: 0.383										5	0	1	1	0	3	4											
Inning Stats	R: 0 E: 0 K: 1 S: 10	H: 1 LOB: 1 BB: 0 P: 15	R: 2 E: 1 K: 2 S: 20	H: 4 LOB: 2 BB: 0 P: 27	R: 2 E: 1 K: 1 S: 10	H: 2 LOB: 0 BB: 1 P: 13	R: 5 E: 1 K: 3 S: 16	H: 4 LOB: 0 BB: 1 P: 21	R: 0 E: 0 K: 0 S: 8	H: 0 LOB: 0 BB: 0 P: 14	R: 0 E: 0 K: 1 S: 13	H: 2 LOB: 2 BB: 0 P: 24	R: 1 E: 0 K: 1 S: 15	H: 2 LOB: 2 BB: 1 P: 25	R: 0 E: 0 K: 2 S: 14	H: 2 LOB: 2 BB: 0 P: 24		R: 0 E: 0 K: 1 S: 18	H: 2 LOB: 2 BB: 0 P: 25	1B: 11 2B: 5 3B: 1 HR: 2	SF: 0 SAC: 0 DP: 0 HBP: 0	WP: 0 PB: 0 SB: 1 CS: 0	PA: 48				
PITCHER	IP	WLS	BF	H	R	ER	SO	BB	IBB	HBP	BLK	WP	HR	S	P	ERA	WHIP										
27 Jordan Zimmermann, R ERA: 4.85	3.2	L	23	11	9	9	6	0	1	0	0	0	2	53	72	22.09	3.000										
63 Nick Ramirez, L ERA: 4.19	1.1		4	0	0	0	1	0	0	0	0	0	0	11	18	0.00	0.000										
71 John Schreiber, R ERA: 6.3	1.0		5	2	0	0	1	0	0	0	0	0	0	13	24	0.00	2.000										
65 Gregory Soto, L ERA: 5.91	1.0		6	2	1	1	1	1	0	0	0	0	0	15	25	9.00	3.000										
26 Zac Reinger, R ERA: 9.87	1.0		5	2	0	0	2	0	0	0	0	0	0	14	24	0.00	2.000										
67 José Cisnero, R ERA: 4.05	1.0		5	2	0	0	1	0	0	0	0	0	0	18	25	0.00	2.000										
Batter	1	2	3	4	5	6	7	8	9	AB	R	H	RBI	BB	SO	LOB	BOTTOM										
22 Victor Reyes, S OBP: 0.333, SLG: 0.430										4	0	2	0	0	0	1	Chicago White Sox @ Detroit Tigers Comerica Park, Detroit, MI Fri Sep 20 2019, 7:12 PM - 10:24 PM EDT Att: 15,265 - Partly Cloudy - 79 F										
30 Harold Castro, L OBP: 0.314, SLG: 0.395										4	0	1	0	0	0	2											
24 Miguel Cabrera, R OBP: 0.350, SLG: 0.391 12 Brandon Dixon, R OBP: 0.291, SLG: 0.438										2	0	1	1	0	0	0											
14 Christin Stewart, L OBP: 0.316, SLG: 0.408										4	0	1	0	0	2	2											
46 Jeimer Candelario, S OBP: 0.299, SLG: 0.324										4	0	1	0	0	0	3											
7 Jordy Mercer, R OBP: 0.313, SLG: 0.445										4	0	1	0	0	3	2											
60 Ronny Rodríguez, R OBP: 0.246, SLG: 0.431										3	0	0	0	1	0	1											
55 John Hicks, R OBP: 0.243, SLG: 0.375										3	0	0	0	0	2	2											
50 Travis Demeritte, R OBP: 0.285, SLG: 0.351										2	1	0	0	1	2	0											
Inning Stats	R: 0 E: 0 K: 0 S: 6	H: 0 LOB: 0 BB: 0 P: 10	R: 0 E: 0 K: 2 S: 15	H: 1 LOB: 2 BB: 1 P: 25	R: 1 E: 0 K: 1 S: 15	H: 2 LOB: 1 BB: 1 P: 26	R: 0 E: 0 K: 2 S: 9	H: 0 LOB: 0 BB: 0 P: 11	R: 0 E: 0 K: 1 S: 10	H: 1 LOB: 0 BB: 0 P: 13	R: 0 E: 0 K: 2 S: 13	H: 1 LOB: 1 BB: 0 P: 19	R: 0 E: 0 K: 1 S: 9	H: 0 LOB: 0 BB: 0 P: 12	R: 0 E: 0 K: 0 S: 9	H: 1 LOB: 0 BB: 0 P: 14		R: 0 E: 0 K: 0 S: 11	H: 1 LOB: 1 BB: 0 P: 17	1B: 5 2B: 3 3B: 0 HR: 0	SF: 0 SAC: 0 DP: 2 HBP: 0	WP: 0 PB: 0 SB: 0 CS: 0	PA: 34				
PITCHER	IP	WLS	BF	H	R	ER	SO	BB	IBB	HBP	BLK	WP	HR	S	P	ERA	WHIP										
84 Dylan Cease, R ERA: 5.79	6.0	W	24	5	1	1	8	2	0	0	0	0	0	68	104	1.50	1.167										
41 Kelvin Herrera, R ERA: 6.39	1.0		3	0	0	0	1	0	0	0	0	0	0	9	12	0.00	0.000										
58 Manny Bañuelos, L ERA: 7.21	2.0		7	2	0	0	0	0	0	0	0	0	0	20	31	0.00	1.000										

Batter	1	2	3	4	5	6	7	8	9	AB	R	H	RBI	BB	SO	LOB	TOP					
12 Francisco Lindor, S OBP: 0.342, SLG: 0.524 7 Ryan Flaherty, L OBP: 0.116, SLG: 0.176										5	1	1	0	0	2	3						
35 Oscar Mercado, R OBP: 0.325, SLG: 0.460										5	1	1	3	0	0	0						
41 Carlos Santana, S OBP: 0.307, SLG: 0.525 1 Greg Allen, S OBP: 0.288, SLG: 0.350										4	1	0	0	1	3	0						
66 Yasiel Puig, R OBP: 0.331, SLG: 0.460 4 Bradley Zimmer, L OBP: 0.288, SLG: 0.350										3	2	3	0	1	0	0						
8 Jordan Luplow, R OBP: 0.369, SLG: 0.532 10 Jake Bauers, L OBP: 0.310, SLG: 0.374										0	2	0	0	3	0	0						
11 José Ramírez, S OBP: 0.327, SLG: 0.477 2 Yu Chang, R OBP: 0.270, SLG: 0.288										3	2	2	7	0	1	2						
32 Franmil Reyes, R OBP: 0.307, SLG: 0.505 27 Kevin Plawecki, R OBP: 0.287, SLG: 0.342										4	1	1	0	0	1	0						
55 Roberto Pérez, R OBP: 0.319, SLG: 0.455 38 Eric Haase, R										4	1	2	1	0	1	1						
6 Mike Freeman, L OBP: 0.366, SLG: 0.391										5	0	2	0	0	2	2						
Inning Stats	R: 4 E: 0 K: 1 S: 20	H: 2 LOB: 0 BB: 2 P: 36	R: 1 E: 0 K: 0 S: 8	H: 1 LOB: 0 BB: 0 P: 15	R: 3 E: 0 K: 3 S: 22	H: 4 LOB: 2 BB: 1 P: 32	R: 0 E: 0 K: 2 S: 12	H: 1 LOB: 2 BB: 1 P: 24	R: 3 E: 0 K: 3 S: 14	H: 3 LOB: 0 BB: 0 P: 22	R: 0 E: 0 K: 0 S: 6	H: 0 LOB: 1 BB: 1 P: 11	R: 0 E: 0 K: 0 S: 9	H: 1 LOB: 1 BB: 0 P: 13	R: 0 E: 1 K: 0 S: 6	H: 0 LOB: 1 BB: 0 P: 11	R: 0 E: 0 K: 2 S: 18	H: 0 LOB: 1 BB: 1 P: 29	1B: 5 2B: 3 3B: 0 HR: 4	SF: 0 SAC: 0 DP: 1 HBP: 0	WP: 0 PB: 0 CS: 0	PA: 45
PITCHER	IP	WLS	BF	H	R	ER	SO	BB	IBB	HBP	BLK	WP	HR	S	P	ERA	WHIP					
51 Carson Fulmer, R ERA: 6.26	1.0	L	7	2	4	4	1	2	0	0	0	0	1	20	36	36.00	4.000					
53 Héctor Santiago, L ERA: 6.89	4.0		24	9	7	7	8	3	0	0	0	0	3	59	100	15.75	3.000					
50 Jimmy Cordero, R ERA: 3.15	2.0		6	1	0	0	0	0	0	0	0	0	0	12	17	0.00	0.500					
58 Manny Bañuelos, L ERA: 6.93	2.0		8	0	0	0	2	1	0	0	0	0	0	24	40	0.00	0.500					

Cleveland Indians @ Chicago White Sox
Guaranteed Rate Field, Chicago, IL
Tue Sep 24 2019, 7:13 PM - 10:13 PM CDT
Att. 13,940 - Clear - 74 F

AB 39
R 11
H 12
RBI 11
BB 6
SO 11
LOB 12



Batter	1	2	3	4	5	6	7	8	9	AB	R	H	RBI	BB	SO	LOB	BOTTOM					
28 Leury García, S OBP: 0.309, SLG: 0.374 15 Adam Engel, R OBP: 0.310, SLG: 0.395										3	0	1	0	0	1	0						
7 Tim Anderson, R OBP: 0.354, SLG: 0.511 17 Ryan Goins, L OBP: 0.335, SLG: 0.350										3	0	1	0	0	1	0						
79 José Abreu, R OBP: 0.326, SLG: 0.500										4	0	1	0	0	2	3						
10 Yoán Moncada, S OBP: 0.367, SLG: 0.547										4	0	0	0	0	1	2						
74 Eloy Jiménez, R OBP: 0.315, SLG: 0.510										4	0	0	0	0	2	1						
38 Zack Collins, L OBP: 0.302, SLG: 0.356										3	0	2	0	1	1	0						
33 James McCann, R OBP: 0.328, SLG: 0.456 32 Matt Skole, L OBP: 0.282, SLG: 0.243										3	0	0	0	0	2	3						
5 Yolmer Sánchez, S OBP: 0.321, SLG: 0.322										3	0	0	0	0	1	1						
18 Daniel Palka, L OBP: 0.148, SLG: 0.068										3	0	0	0	0	1	1						
Inning Stats	R: 0 E: 0 K: 3 S: 9	H: 0 LOB: 0 BB: 0 P: 11	R: 0 E: 0 K: 2 S: 7	H: 0 LOB: 1 BB: 1 P: 15	R: 0 E: 0 K: 0 S: 8	H: 2 LOB: 0 BB: 0 P: 16	R: 0 E: 0 K: 2 S: 9	H: 1 LOB: 1 BB: 0 P: 12	R: 0 E: 0 K: 1 S: 6	H: 0 LOB: 0 BB: 0 P: 8	R: 0 E: 0 K: 1 S: 10	H: 1 LOB: 1 BB: 0 P: 16	R: 0 E: 0 K: 1 S: 10	H: 1 LOB: 1 BB: 0 P: 14	R: 0 E: 0 K: 2 S: 8	H: 1 LOB: 1 BB: 0 P: 11	R: 0 E: 0 K: 2 S: 8	H: 0 LOB: 0 BB: 0 P: 13	1B: 4 2B: 2 3B: 0 HR: 0	SF: 0 SAC: 0 DP: 0 HBP: 0	WP: 0 PB: 0 CS: 0	PA: 34
PITCHER	IP	WLS	BF	H	R	ER	SO	BB	IBB	HBP	BLK	WP	HR	S	P	ERA	WHIP					
52 Mike Clevinger, R ERA: 2.39	7.0		27	5	0	0	10	1	0	0	0	0	0	59	92	0.00	0.857					
61 Dan Otero, R ERA: 4.69	1.0		4	1	0	0	2	0	0	0	0	0	0	8	11	0.00	1.000					
88 Phil Maton, R ERA: 6.49	1.0		3	0	0	0	2	0	0	0	0	0	0	8	13	0.00	0.000					

Cleveland Indians @ Chicago White Sox
Guaranteed Rate Field, Chicago, IL
Tue Sep 24 2019, 7:13 PM - 10:13 PM CDT
Att. 13,940 - Clear - 74 F

AB 33
R 0
H 6
RBI 0
BB 1
SO 14
LOB 12



Batter	1	2	3	4	5	6	7	8	9	AB	R	H	RBI	BB	SO	LOB	TOP										
12 Francisco Lindor, S OBP: 0.340, SLG: 0.520	L9		K		F8		K		K	5	0	0	0	0	3	6											
35 Oscar Mercado, R OBP: 0.326, SLG: 0.455	L8		F9			G6-3		K		4	0	0	0	0	1	1											
41 Carlos Santana, S OBP: 0.399, SLG: 0.521	F8			G5-3		F8		K		4	0	0	0	0	1	0											
66 Yasiel Puig, R OBP: 0.331, SLG: 0.463		F7		L7				K		3	0	0	0	1	1	0											
8 Jordan Luplow, R OBP: 0.363, SLG: 0.523		G6-3		F8				K		4	0	0	0	0	2	1											
11 José Ramírez, S OBP: 0.328, SLG: 0.482		G6-3						G4-3		3	1	1	1	1	0	0											
32 Franmil Reyes, R OBP: 0.310, SLG: 0.507					HR					4	2	3	0	0	1	1											
55 Roberto Pérez, R OBP: 0.323, SLG: 0.456			G5-3							2	0	1	0	2	0	1											
6 Mike Freeman, L OBP: 0.368, SLG: 0.393										2	0	1	1	0	0	1											
1 Greg Allen, S OBP: 0.297, SLG: 0.348										1	0	0	0	0	1	2											
7 Ryan Flaherty, L OBP: 0.118, SLG: 0.176										0	0	0	0	0	0	0											
2 Yu Chang, R OBP: 0.280, SLG: 0.288										0	0	0	0	1	0	0											
Inning Stats	R: 0 E: 0 K: 0 S: 7	H: 0 LOB: 0 BB: 0 P: 8	R: 0 E: 0 K: 0 S: 7	H: 0 LOB: 0 BB: 11	R: 1 E: 0 K: 1 S: 18	H: 2 LOB: 1 BB: 0 P: 26	R: 0 E: 0 K: 0 S: 6	H: 0 LOB: 0 BB: 7	R: 2 E: 0 K: 0 S: 7	H: 3 LOB: 0 BB: 0 P: 13	R: 0 E: 0 K: 1 S: 13	H: 0 LOB: 2 BB: 2 P: 23	R: 0 E: 0 K: 3 S: 13	H: 0 LOB: 2 BB: 2 P: 24	R: 0 E: 0 K: 3 S: 10	H: 0 LOB: 0 BB: 0 P: 13	R: 0 E: 0 K: 2 S: 14	H: 1 LOB: 3 BB: 2 P: 26	1B: 5 2B: 0 3B: 0 HR: 1	SF: 0 SAC: 0 DP: 1 HBP: 0	WP: 1 PB: 0 SB: 1 CS: 0	PA: 37					
PITCHER	IP	WLS	BF	H	R	ER	SO	BB	IBB	HBP	BLK	WP	HR	S	P	ERA	WHIP										
54 Ross Detwiler, L ERA: 6.85	5.0	W	19	5	3	3	1	0	0	0	0	0	1	45	65	5.40	1.000										
43 Evan Marshall, R ERA: 2.57	1.1	H	7	0	0	0	2	3	0	0	0	0	0	20	39	0.00	2.250										
39 Aaron Bummer, L ERA: 2.23	0.2	H	2	0	0	0	2	0	0	0	0	0	0	6	8	0.00	0.000										
41 Kelvin Herrera, R ERA: 6.2	1.1		4	0	0	0	4	0	0	0	0	0	0	13	18	0.00	0.000										
57 Jace Fry, L ERA: 4.83	0.1		4	1	0	0	0	2	0	0	0	1	0	7	16	0.00	9.000										

Cleveland Indians @ Chicago White Sox
Guaranteed Rate Field, Chicago, IL
Wed Sep 25 2019, 7:11 PM - 10:27 PM CDT
Att: 15,980 - Cloudy - 71 F

AB 32
R 3
H 6
RBI 2
BB 5
SO 10
LOB 13





Batter	1	2	3	4	5	6	7	8	9	AB	R	H	RBI	BB	SO	LOB	BOTTOM										
28 Leury García, S OBP: 0.309, SLG: 0.379				K						3	1	1	1	0	2	2											
49 Ryan Cordell, R OBP: 0.283, SLG: 0.358										1	0	0	0	1	0	1											
7 Tim Anderson, R OBP: 0.358, SLG: 0.514										5	2	4	0	0	0	0											
79 José Abreu, R OBP: 0.328, SLG: 0.501										5	1	3	1	0	1	2											
10 Yoán Moncada, S OBP: 0.365, SLG: 0.545										5	1	1	0	0	1	6											
38 Zack Collins, L OBP: 0.289, SLG: 0.338										4	0	0	0	0	2	3											
5 Yolmer Sánchez, S OBP: 0.322, SLG: 0.324										4	1	2	1	0	0	1											
32 Matt Skole, L OBP: 0.273, SLG: 0.236										2	0	0	0	0	1	3											
21 Wellington Castillo, R OBP: 0.270, SLG: 0.413										2	1	1	3	0	0	0											
15 Adam Engel, R OBP: 0.305, SLG: 0.388										4	0	0	0	0	1	0											
18 Daniel Palka, L OBP: 0.176, SLG: 0.091										3	1	2	0	1	1	0											
Inning Stats	R: 3 E: 1 K: 0 S: 12	H: 3 LOB: 1 BB: 0 P: 21	R: 0 E: 0 K: 1 S: 9	H: 1 LOB: 0 BB: 0 P: 13	R: 1 E: 0 K: 3 S: 15	H: 3 LOB: 2 BB: 0 P: 22	R: 1 E: 0 K: 2 S: 14	H: 3 LOB: 0 BB: 0 P: 18	R: 0 E: 0 K: 0 S: 5	H: 0 LOB: 0 BB: 0 P: 8	R: 0 E: 0 K: 1 S: 12	H: 1 LOB: 2 BB: 1 P: 25	R: 3 E: 0 K: 1 S: 20	H: 3 LOB: 1 BB: 1 P: 33	R: 0 E: 0 K: 1 S: 9	H: 0 LOB: 0 BB: 0 P: 10	1B: 11 2B: 2 3B: 0 HR: 2	SF: 0 SAC: 0 DP: 1 HBP: 0	WP: 0 PB: 0 SB: 0 CS: 1	PA: 40							
PITCHER	IP	WLS	BF	H	R	ER	SO	BB	IBB	HBP	BLK	WP	HR	S	P	ERA	WHIP										
57 Shane Bieber, R ERA: 3.28	5.2	L	28	10	3	3	0	1	0	0	0	0	1	61	98	4.76	1.941										
90 Adam Cimber, R ERA: 4.18	0.1		2	1	0	0	0	0	0	0	0	0	0	6	9	0.00	3.000										
39 Oliver Pérez, L ERA: 3.98	0.1		3	2	2	2	1	0	0	0	0	0	0	8	12	54.00	6.000										
36 Tyler Clippard, R ERA: 2.5	0.1		3	1	1	1	0	1	0	0	0	0	1	9	16	27.00	6.000										
70 James Karinchak, R ERA: 2.08	1.1		4	0	0	0	1	0	0	0	0	0	0	12	15	0.00	0.000										

Cleveland Indians @ Chicago White Sox
Guaranteed Rate Field, Chicago, IL
Wed Sep 25 2019, 7:11 PM - 10:27 PM CDT
Att: 15,980 - Cloudy - 71 F

AB 38
R 8
H 14
RBI 6
BB 2
SO 9
LOB 18




Batter	1	2	3	4	5	6	7	8	9	AB R H RBI BB SO LOB	TOP																								
											<p style="text-align: center;">Detroit Tigers @ Chicago White Sox Guaranteed Rate Field, Chicago, IL Fri Sep 27 2019, 3:33 AM CDT</p> <p style="text-align: right;">livebaseballscorecards.com</p> <p>AB 0 R 0 H 0 RBI 0 BB 0 SO 0 LOB 0</p> 																								
Inning Stats										1B: 0 SF: 0 WP: 0 PA: 0 2B: 0 SAC: 0 FB: 0 3B: 0 DP: 0 SB: 0 HR: 0 HBP: 0 CS: 0																									
PITCHER	IP	WLS	BF	H	R	ER	SO	BB	IBB	HBP	BLK	WP	HR	S	P	ERA	WHIP	PITCHER	IP	WLS	BF	H	R	ER	SO	BB	IBB	HBP	BLK	WP	HR	S	P	ERA	WHIP

Batter	1	2	3	4	5	6	7	8	9	AB R H RBI BB SO LOB	BOTTOM																								
											<p style="text-align: center;">Detroit Tigers @ Chicago White Sox Guaranteed Rate Field, Chicago, IL Fri Sep 27 2019, 3:33 AM CDT</p> <p style="text-align: right;">livebaseballscorecards.com</p> <p>AB 0 R 0 H 0 RBI 0 BB 0 SO 0 LOB 0</p> 																								
Inning Stats										1B: 0 SF: 0 WP: 0 PA: 0 2B: 0 SAC: 0 FB: 0 3B: 0 DP: 0 SB: 0 HR: 0 HBP: 0 CS: 0																									
PITCHER	IP	WLS	BF	H	R	ER	SO	BB	IBB	HBP	BLK	WP	HR	S	P	ERA	WHIP	PITCHER	IP	WLS	BF	H	R	ER	SO	BB	IBB	HBP	BLK	WP	HR	S	P	ERA	WHIP

Batter	1	2	3	4	5	6	7	8	9	AB	R	H	RBI	BB	SO	LOB	TOP					
22 Victor Reyes, S OBP: 0.331, SLG: 0.428	L8		24 CS 1B			K			14 WP 30 WP 1B	4	0	2	0	0	1	1						
30 Harold Castro, L OBP: 0.305, SLG: 0.384	K		K			FC4-6			K	4	0	0	0	0	3	3						
24 Miguel Cabrera, R OBP: 0.346, SLG: 0.391	HR		CS	P4		L7			F8	4	1	1	1	0	0	2						
14 Christin Stewart, L OBP: 0.309, SLG: 0.395	K			L9					K	4	0	0	0	0	2	1						
18 Dawel Lugo, R OBP: 0.275, SLG: 0.387		K		G4-3						3	0	0	0	0	1	0						
12 Brandon Dixon, R OBP: 0.289, SLG: 0.433		G6-3			G6-3					3	0	0	0	0	1	0						
55 John Hicks, R OBP: 0.241, SLG: 0.373						K			G1-3	3	0	1	0	0	1	0						
17 Grayson Greiner, R OBP: 0.255, SLG: 0.312						K			K	3	0	1	0	0	2	0						
49 Willi Castro, S OBP: 0.292, SLG: 0.351						F8			G3	2	0	0	0	1	0	0						
Inning Stats	R: 1 H: 1 E: 0 K: 2 S: 11	H: 1 LOB: 0 BB: 0 P: 19	R: 0 H: 2 E: 0 K: 1 S: 8	H: 2 LOB: 2 BB: 0 P: 9	R: 0 H: 1 E: 0 K: 1 S: 13	H: 1 LOB: 0 BB: 0 P: 19	R: 0 H: 0 E: 0 K: 0 S: 6	H: 0 LOB: 0 BB: 0 P: 9	R: 0 H: 0 E: 0 K: 2 S: 8	H: 0 LOB: 0 BB: 0 P: 11	R: 0 H: 0 E: 0 K: 1 S: 8	H: 0 LOB: 0 BB: 1 P: 14	R: 0 H: 0 E: 0 K: 1 S: 10	H: 0 LOB: 0 BB: 0 P: 12	R: 0 H: 0 E: 0 K: 1 S: 9	H: 0 LOB: 0 BB: 0 P: 10	R: 0 H: 1 E: 0 K: 2 S: 9	H: 1 LOB: 1 BB: 0 P: 13	1B: 3 2B: 1 3B: 0 HR: 1	SF: 0 SAC: 0 DP: 0 HBP: 0	WP: 2 PB: 0 SB: 0 CS: 1	PA: 32
PITCHER	IP	WLS	BF	H	R	ER	SO	BB	IBB	HBP	BLK	WP	HR	S	P	ERA	WHIP					
40 Reynaldo López, R ERA: 5.38	8.0	W	28	5	1	1	9	1	0	0	0	0	1	75	105	1.12	0.750					
41 Kelvin Herrera, R ERA: 6.09	1.0		3	0	0	0	2	0	0	0	0	2	0	7	11	0.00	0.000					

Detroit Tigers @ Chicago White Sox
Guaranteed Rate Field, Chicago, IL
Sat Sep 28 2019, 2:43 PM - 5:23 PM CDT
Cloudy - 59 F


AB 30
R 1
H 5
RBI 1
BB 1
SO 11
LOB 7



Batter	1	2	3	4	5	6	7	8	9	AB	R	H	RBI	BB	SO	LOB	BOTTOM				
28 Leury García, S OBP: 0.310, SLG: 0.379	F9		SH1-4			F9			20 G4-6-3 BB	3	0	1	1	1	0	1					
20 Danny Mendick, R OBP: 0.314, SLG: 0.486	P4		F9		K				G4-6-3	5	1	1	2	0	1	5					
79 José Abreu, R OBP: 0.328, SLG: 0.502	K					G5-3			L9	3	0	0	0	1	1	0					
74 Eloy Jiménez, R OBP: 0.317, SLG: 0.515		P3								3	1	1	1	1	1	2					
10 Yoán Moncada, S OBP: 0.365, SLG: 0.542		K							L8	4	1	2	0	0	1	0					
21 Wellington Castillo, R OBP: 0.296, SLG: 0.405		P3							P4	4	0	0	0	0	1	3					
5 Yolmer Sánchez, S OBP: 0.322, SLG: 0.326			E4			P5				4	2	2	1	0	0	2					
15 Adam Engel, R OBP: 0.307, SLG: 0.385			SH1-4			B2-3			K	4	1	2	0	0	1	1					
49 Ryan Cordell, R OBP: 0.290, SLG: 0.355										3	1	1	1	1	1	2					
Inning Stats	R: 0 H: 0 E: 0 K: 1 S: 7	H: 0 LOB: 0 BB: 0 P: 13	R: 0 H: 0 E: 0 K: 1 S: 12	H: 0 LOB: 0 BB: 0 P: 18	R: 2 H: 2 E: 1 K: 1 S: 15	H: 4 LOB: 2 BB: 0 P: 17	R: 0 H: 1 E: 0 K: 1 S: 13	H: 1 LOB: 2 BB: 1 P: 22	R: 2 H: 1 E: 0 K: 0 S: 11	H: 1 LOB: 0 BB: 1 P: 20	R: 1 H: 2 E: 0 K: 1 S: 13	H: 2 LOB: 1 BB: 0 P: 19	R: 0 H: 0 E: 0 K: 1 S: 7	H: 0 LOB: 0 BB: 1 P: 16	R: 0 H: 0 E: 0 K: 1 S: 7	H: 0 LOB: 0 BB: 1 P: 16	1B: 7 2B: 1 3B: 0 HR: 2	SF: 0 SAC: 1 DP: 1 HBP: 0	WP: 1 PB: 1 SB: 1 CS: 0	PA: 38	
PITCHER	IP	WLS	BF	H	R	ER	SO	BB	IBB	HBP	BLK	WP	HR	S	P	ERA	WHIP				
48 Matthew Boyd, L ERA: 4.56	4.0	L	20	4	4	2	4	1	0	0	0	0	0	49	74	4.50	1.750				
19 Edwin Jackson, R ERA: 9.59	3.0		15	4	3	3	2	2	0	0	0	1	2	37	61	9.00	2.000				
65 Gregory Soto, L ERA: 5.77	1.0		3	0	0	0	1	1	0	0	0	0	0	7	16	0.00	1.000				

Detroit Tigers @ Chicago White Sox
Guaranteed Rate Field, Chicago, IL
Sat Sep 28 2019, 2:43 PM - 5:23 PM CDT
Cloudy - 59 F

AB 33
R 7
H 10
RBI 6
BB 4
SO 7
LOB 16



Batter	1	2	3	4	5	6	7	8	9	AB	R	H	RBI	BB	SO	LOB	TOP										
22 Victor Reyes, S OBP: 0.332, SLG: 0.431	G6-3		L3			46 1B 14 FC5-2 7 BB 1-3		P6		5	0	2	0	0	0	0											
7 Jordy Mercer, R OBP: 0.307, SLG: 0.433	G6-3			G6-3		14 FC5-2 46 1B 1-2		K		4	0	0	0	1	1	1											
46 Jeimer Candelario, S OBP: 0.355, SLG: 0.338	K			K		14 FC5-2 1-2				4	0	2	1	0	2	0											
14 Christin Stewart, L OBP: 0.308, SLG: 0.392				G3		1-2 2-3 3-H				3	0	0	0	1	1	4											
60 Ronny Rodríguez, R (1, 7) OBP: 0.248, SLG: 0.426						FC5-2																					
12 Brandon Dixon, R (9, 7) OBP: 0.289, SLG: 0.433						18 G5-4-3 18 BB																					
18 Dávek Lugo, R OBP: 0.271, SLG: 0.381						18 G5-4-3 18 BB																					
50 Travis Demeritte, R (1, 9) OBP: 0.287, SLG: 0.349						18 G5-4-3 18 BB																					
34 Jake Rogers, R (1, 2) OBP: 0.222, SLG: 0.259						18 G5-4-3 18 BB																					
55 John Hicks, R (9, PH) OBP: 0.243, SLG: 0.384						18 G5-4-3 18 BB																					
29 Gordon Beckham, R (1, 4) OBP: 0.271, SLG: 0.372						18 G5-4-3 18 BB																					
Inning Stats	R: 0 E: 0 K: 1 S: 10	H: 0 LOB: 0 BB: 0 P: 14	R: 0 E: 0 K: 0 S: 14	H: 1 LOB: 1 BB: 1 P: 20	R: 0 E: 0 K: 1 S: 6	H: 0 LOB: 0 BB: 0 P: 9	R: 0 E: 0 K: 1 S: 10	H: 0 LOB: 0 BB: 0 P: 14	R: 0 E: 0 K: 1 S: 11	H: 0 LOB: 1 BB: 0 P: 17	R: 1 E: 0 K: 1 S: 11	H: 3 LOB: 3 BB: 1 P: 18	R: 0 E: 0 K: 2 S: 12	H: 0 LOB: 1 BB: 0 P: 18	R: 0 E: 0 K: 2 S: 12	H: 1 LOB: 1 BB: 0 P: 18	R: 3 E: 1 K: 1 S: 20	H: 3 LOB: 1 BB: 0 P: 32	1B: 5 2B: 2 3B: 0 HR: 1	SF: 0 SAC: 0 DP: 1 HBP: 1	WP: 0 PB: 0 SB: 0 CS: 0	PA: 38					
PITCHER	IP	WLS	BF	H	R	ER	SO	BB	IBB	HBP	BLK	WP	HR	S	P	ERA	WHIP										
46 Iván Nova, R (1, 1) ERA: 4.72	5.0		20	3	1	1	4	2	0	1	0	0	0	54	83	1.80	1.000										
39 Aaron Bummer, L (6, 1) ERA: 2.16	2.0	H	7	1	0	0	2	0	0	0	0	0	0	15	18	0.00	0.500										
43 Evan Marshall, R (8, 1) ERA: 2.52	1.0	H	4	1	0	0	2	0	0	0	0	0	0	12	18	0.00	1.000										
48 Alex Colomé, R (9, 1) ERA: 2.8	0.2	L	6	3	3	2	1	0	0	0	0	0	1	18	30	27.00	4.500										
50 Jimmy Cordero, R (9, 1) ERA: 2.95	0.1		1	0	0	0	0	0	0	0	0	0	0	2	2	0.00	0.000										

Detroit Tigers @ Chicago White Sox
 Guaranteed Rate Field, Chicago, IL
 Sat Sep 28 2019, 6:01 PM - 8:59 PM CDT
 Att: 25,552 - Cloudy - 60 F

AB	35
R	4
H	8
RBI	4
BB	2
SO	9
LOB	16



Batter	1	2	3	4	5	6	7	8	9	AB	R	H	RBI	BB	SO	LOB	BOTTOM										
28 Leury García, S (1, 9) OBP: 0.310, SLG: 0.378	L5-3 79 1B	G3				L4		K		4	0	1	0	0	1	2											
7 Tim Anderson, R (1, 6) OBP: 0.355, SLG: 0.510	F9					79 1B BB		K		2	0	0	0	2	1	1											
79 José Abreu, R (1, 3) OBP: 0.328, SLG: 0.501	L5-3									4	0	1	0	0	0	2											
74 Eloy Jiménez, R (1, 7) OBP: 0.316, SLG: 0.513										4	1	1	0	0	1	2											
33 James McCann, R (1, 2) OBP: 0.328, SLG: 0.460										4	1	1	0	0	1	2											
5 Yoimer Sánchez, S (1, 4) OBP: 0.320, SLG: 0.323	F7									4	0	0	0	0	1	2											
20 Danny Mendick, R (1, 5) OBP: 0.316, SLG: 0.474										3	0	1	0	0	1	2											
10 Yoán Moncada, S (9, PH) OBP: 0.366, SLG: 0.549										1	1	1	1	0	0	0											
38 Zack Collins, L (1, 10) OBP: 0.316, SLG: 0.361										3	0	1	2	0	1	0											
15 Adam Engel, R (1, 8) OBP: 0.307, SLG: 0.388										3	0	1	0	0	1	2											
18 Daniel Palka, L (9, PH) OBP: 0.200, SLG: 0.185										1	0	0	0	0	1	0											
Inning Stats	R: 0 E: 0 K: 0 S: 9	H: 1 LOB: 0 BB: 0 P: 10	R: 2 E: 0 K: 1 S: 15	H: 4 LOB: 2 BB: 0 P: 20	R: 0 E: 0 K: 0 S: 15	H: 0 LOB: 0 BB: 1 P: 21	R: 0 E: 0 K: 2 S: 12	H: 1 LOB: 2 BB: 0 P: 18	R: 0 E: 0 K: 1 S: 10	H: 0 LOB: 0 BB: 1 P: 17	R: 0 E: 0 K: 1 S: 8	H: 0 LOB: 0 BB: 0 P: 15	R: 0 E: 0 K: 2 S: 9	H: 0 LOB: 0 BB: 0 P: 10	R: 0 E: 0 K: 1 S: 7	H: 0 LOB: 0 BB: 0 P: 8	R: 1 E: 0 K: 1 S: 9	H: 1 LOB: 0 BB: 0 P: 11	1B: 6 2B: 2 3B: 0 HR: 1	SF: 0 SAC: 0 DP: 2 HBP: 1	WP: 1 PB: 0 SB: 0 CS: 0	PA: 36					
PITCHER	IP	WLS	BF	H	R	ER	SO	BB	IBB	HBP	BLK	WP	HR	S	P	ERA	WHIP										
70 Tyler Alexander, L (1, 1) ERA: 4.86	5.0		23	7	2	2	4	2	0	1	0	0	0	61	86	3.60	1.800										
67 José Cisneros, R (6, 1) ERA: 4.33	1.0		3	0	0	0	1	0	0	0	0	0	0	8	15	0.00	0.000										
33 Bryan García, R (7, 1) ERA: 12.15	1.0		3	0	0	0	2	0	0	0	0	0	0	9	10	0.00	0.000										
45 Buck Farmer, R (8, 1) ERA: 3.72	1.0	W	3	0	0	0	1	0	0	0	0	0	0	7	8	0.00	0.000										
77 Joe Jiménez, R (9, 1) ERA: 4.37	1.0	S	4	1	1	1	1	0	0	0	0	0	1	9	11	9.00	1.000										

Detroit Tigers @ Chicago White Sox
 Guaranteed Rate Field, Chicago, IL
 Sat Sep 28 2019, 6:01 PM - 8:59 PM CDT
 Att: 25,552 - Cloudy - 60 F

AB	33
R	3
H	8
RBI	3
BB	2
SO	9
LOB	15



Batter	1	2	3	4	5	6	7	8	9	AB	R	H	RBI	BB	SO	LOB	TOP																				
22 Victor Reyes, S OBP: 0.336, SLG: 0.431 12 Brandon Dixon, R OBP: 0.290, SLG: 0.435	G6-3		BB			1B		1B		2	1	1	0	1	0	0	Detroit Tigers @ Chicago White Sox Guaranteed Rate Field, Chicago, IL Sun Sep 29 2019, 2:12 PM - 4:46 PM CDT Att: 19,534 - Overcast - 61 F																				
7 Jordy Mercer, R OBP: 0.310, SLG: 0.438	G5-3		1B			2B		G6-4-3		4	0	2	1	0	0	1																					
24 Miguel Cabrera, R OBP: 0.340, SLG: 0.399 46 Jeimer Candelario, S OBP: 0.306, SLG: 0.337	HR					BB		G5-3		2	1	1	1	0	0	0																					
55 John Hicks, R OBP: 0.240, SLG: 0.379	K					FC5-2		P4		4	0	0	0	0	1	3																					
60 Ronny Rodríguez, R OBP: 0.252, SLG: 0.438	G6-5-3		1B			FC5		HR		4	1	2	1	0	1	3																					
14 Christin Stewart, L OBP: 0.305, SLG: 0.388	G6-5-3					G4-3		K		4	0	0	0	0	2	1																					
50 Travis Demeritte, R OBP: 0.289, SLG: 0.343	P2					F7		BB		3	0	0	0	1	1	0																					
17 Grayson Greiner, R OBP: 0.251, SLG: 0.308	P6					G5-3		K		3	0	0	0	0	1	1																					
49 Willi Castro, S OBP: 0.284, SLG: 0.340	G5-3					K		K		3	0	0	0	0	2	1																					
Inning Stats	R: 1 H: 1 E: 0 K: 1 S: 12	H: 1 LOB: 0 BB: 0 P: 17	R: 0 H: 0 E: 0 K: 0 S: 7	H: 1 LOB: 0 BB: 0 P: 10	R: 1 H: 1 E: 0 K: 0 S: 10	H: 1 LOB: 2 BB: 1 P: 15	R: 0 H: 0 E: 0 K: 1 S: 5	H: 0 LOB: 0 BB: 0 P: 9	R: 0 H: 0 E: 0 K: 0 S: 8	H: 2 LOB: 3 BB: 1 P: 10	R: 0 H: 0 E: 0 K: 3 S: 10	H: 0 LOB: 1 BB: 1 P: 18	R: 0 H: 1 E: 0 K: 0 S: 5	H: 1 LOB: 0 BB: 0 P: 8	R: 1 H: 1 E: 0 K: 2 S: 12	H: 1 LOB: 0 BB: 0 P: 18		1B: 4 2B: 1 3B: 0 HR: 2	SF: 0 SAC: 0 DP: 2 HBP: 0	WP: 0 PB: 0 SB: 1 CS: 0	PA: 34																
PITCHER	IP	WLS	BF	H	R	ER	SO	BB	IBB	HBP	BLK	WP	HR	S	P	ERA	WHIP	PITCHER	IP	WLS	BF	H	R	ER	SO	BB	IBB	HBP	BLK	WP	HR	S	P	ERA	WHIP		
54 Ross Detwiler, L ERA: 6.59	5.1		20	5	2	2	3	1	0	0	0	0	1	47	66	3.38	1.125	41 Kelvin Herrera, R ERA: 6.14	1.0		4	1	1	1	2	0	0	0	0	0	1	12	18	9.00	1.000		
50 Jimmy Cordero, R ERA: 2.89	0.2	W	3	0	0	0	0	1	0	0	0	0	0	7	12	0.00	1.500																				
64 Josh Osich, L ERA: 4.66	0.1	H	1	0	0	0	1	0	0	0	0	0	0	3	5	0.00	0.000																				
43 Evan Marshall, R ERA: 2.49	0.2	H	3	0	0	0	2	1	0	0	0	0	0	7	13	0.00	1.500																				
39 Aaron Bummer, L ERA: 2.13	1.0	H	3	1	0	0	0	0	0	0	0	0	0	5	8	0.00	1.000																				

Batter	1	2	3	4	5	6	7	8	9	AB	R	H	RBI	BB	SO	LOB	BOTTOM																					
5 Yolmer Sánchez, S OBP: 0.318, SLG: 0.321	L8		K					K		4	0	0	0	0	2	0	Detroit Tigers @ Chicago White Sox Guaranteed Rate Field, Chicago, IL Sun Sep 29 2019, 2:12 PM - 4:46 PM CDT Att: 19,534 - Overcast - 61 F																					
7 Tim Anderson, R OBP: 0.357, SLG: 0.508 20 Danny Mendick, R OBP: 0.325, SLG: 0.462	G5-3		L8					K		2	0	0	0	0	0	0																						
79 José Abreu, R OBP: 0.330, SLG: 0.503 17 Ryan Goins, L OBP: 0.333, SLG: 0.347	10 1B E HBP							G4-3		1	1	1	0	0	0	0																						
10 Yoán Moncada, S OBP: 0.367, SLG: 0.548	74 E 1B							G4-3		3	0	1	1	0	1	2																						
74 Eloy Jiménez, R OBP: 0.315, SLG: 0.513	E5							G6-4-3		4	1	1	1	0	0	2																						
38 Zack Collins, L OBP: 0.307, SLG: 0.349	F7							HBP		3	0	0	0	0	2	3																						
21 Wellington Castillo, R OBP: 0.267, SLG: 0.417	K							HR		3	1	1	2	0	2	0																						
18 Daniel Palka, L OBP: 0.194, SLG: 0.179 49 Ryan Cordell, R OBP: 0.230, SLG: 0.355	K							K		3	0	0	0	0	2	1																						
15 Adam Engel, R OBP: 0.304, SLG: 0.383	K							K		0	0	0	0	0	0	0																						
Inning Stats	R: 1 H: 1 E: 1 K: 0 S: 13	H: 0 LOB: 2 BB: 0 P: 19	R: 0 H: 0 E: 0 K: 3 S: 9	H: 0 LOB: 0 BB: 0 P: 16	R: 0 H: 0 E: 0 K: 2 S: 12	H: 0 LOB: 1 BB: 0 P: 20	R: 0 H: 0 E: 0 K: 2 S: 8	H: 0 LOB: 0 BB: 0 P: 12	R: 4 H: 3 E: 0 K: 2 S: 23	H: 3 LOB: 1 BB: 1 P: 32	R: 0 H: 0 E: 0 K: 3 S: 12	H: 0 LOB: 0 BB: 0 P: 17	R: 0 H: 0 E: 0 K: 0 S: 5	H: 0 LOB: 0 BB: 0 P: 12	R: 0 H: 1 E: 0 K: 3 S: 12	H: 0 LOB: 0 BB: 0 P: 12		1B: 1 2B: 2 3B: 0 HR: 1	SF: 0 SAC: 0 DP: 1 HBP: 3	WP: 1 PB: 0 SB: 0 CS: 0	PA: 32																	
PITCHER	IP	WLS	BF	H	R	ER	SO	BB	IBB	HBP	BLK	WP	HR	S	P	ERA	WHIP	PITCHER	IP	WLS	BF	H	R	ER	SO	BB	IBB	HBP	BLK	WP	HR	S	P	ERA	WHIP			
56 Spencer Turnbull, R ERA: 4.81	5.1	L	23	3	4	3	7	1	0	2	0	0	1	11	15	13.50	1.500																					
62 David McKay, R ERA: 5.47	0.2		3	1	1	1	2	0	0	0	0	0	0	12	17	0.00	0.000																					
71 John Schreiber, R ERA: 4.23	1.0		3	0	0	0	3	0	0	0	0	0	0	5	12	0.00	0.000																					
58 Victor Alcántara, R ERA: 4.85	1.0		3	0	0	0	0	0	0	1	0	0	0	5	12	0.00	0.000																					

AB	31
R	3
H	7
RBI	3
BB	3
SO	8
LOB	10



AB	28
R	5
H	4
RBI	4
BB	1
SO	12
LOB	8

