

# Chicago White Sox - 2021

Batter	1	2	3	4	5	6	7	8	9	AB	R	H	RBI	BB	SO	LOB	TOP			
24 Avisail García, R OBP: 0.667, SLG: 2.000 67 Dylan Cozens, L OBP: 1.000, SLG: 4.000	4-0 10 HR 18 HR BB	0-3 K		2-1 HR		3-1 HR				2	2	1	1	1	1	2	<b>Milwaukee Brewers @ Chicago White Sox</b> Camelback Ranch, Glendale, AZ Sun Feb 28 2021, 3:08 PM - 5:06 PM EST Att: 2,347 - Sunny - 62 F			
10 Omar Narváez, L OBP: 0.667, SLG: 1.000 79 Mario Feliciano, R	0-0 18 HR 1B	0-3 K		0-0 2B		0-0 L3				3	1	2	0	0	1	2				
18 Keston Hiura, R OBP: 0.333, SLG: 1.333	3-2 1-H 2-H HR		0-3 K	0-3 K						3	1	1	3	0	2	1				
21 Travis Shaw, L 5 Tim Lopes, R	0-0 F7		4-0 20 FC6-5 BB		0-0 L8					2	0	0	0	1	0	0				
20 Daniel Vogelbach, L	0-0 G6-3		0-0 FC6-5 3 FC6-4 1-2		0-0 G6-3					3	0	0	0	0	0	1				
3 Orlando Arcia, R 72 Brice Turang, L	0-3 K		0-0 FC6-4 1-2		0-0 G4-3					3	0	0	0	0	1	1				
28 Daniel Robertson, R		4-0 7 G4-3 15 1B BB		0-3 K		4-0 67 HR BB				1	1	0	0	2	1	0				
15 Tyrone Taylor, R 81 Tristen Lutz, R	0-0 1-2 7 G4-3 1B		0-0 7 G4-3 1B	1-0 HR		0-0 F9				3	1	2	1	0	0	1				
7 Derek Fisher, L	0-0 G4-3 1-2 2-3		0-0 G6-3		0-0 G6-3		0-0 F8			3	0	0	0	0	0	3				
<b>Inning Stats</b>	R: 3 E: 0 K: 1 S: 9	H: 2 LOB: 0 BB: 1 P: 16	R: 0 E: 0 K: 2 S: 8	H: 1 LOB: 2 BB: 1 P: 12	R: 0 E: 0 K: 1 S: 5	H: 0 LOB: 1 BB: 1 P: 9	R: 2 E: 0 K: 2 S: 11	H: 3 LOB: 1 BB: 0 P: 14	R: 0 E: 0 K: 0 S: 3	H: 0 LOB: 0 BB: 0 P: 3	R: 2 E: 0 K: 0 S: 5	H: 1 LOB: 0 BB: 1 P: 12								
<b>PITCHER</b>	IP	WLS	BF	H	R	ER	SO	BB	IBB	HBP	BLK	WP	HR	S	P	ERA	WHIP			
46 Mike Wright Jr., R ERA: 27.0	1.0	L	6	2	3	3	1	1	0	0	0	0	0	1	9	16	27.00	3.000		
71 Jacob Lindgren, L ERA:	1.0		5	1	0	0	2	1	0	0	0	0	0	0	8	12	0.00	2.000		
87 Kade McClure, R ERA:	1.0		4	0	0	0	1	1	0	0	0	0	0	0	5	9	0.00	1.000		
86 Bennett Sousa, L ERA: 18.0	1.0		6	3	2	2	2	0	0	0	0	0	2	11	14	18.00	3.000			
91 Kyle Kubat, L ERA:	1.0		3	0	0	0	0	0	0	0	0	0	0	3	3	0.00	0.000			
<b>PITCHER</b>	IP	WLS	BF	H	R	ER	SO	BB	IBB	HBP	BLK	WP	HR	S	P	ERA	WHIP			
80 Danny Dopic, R ERA: 18.0	1.0		5	1	2	2	0	1	0	0	0	0	0	1	5	12	18.00	2.000		

AB	25
R	7
H	7
RBI	7
BB	4
SO	6
LOB	11



Batter	1	2	3	4	5	6	7	8	9	AB	R	H	RBI	BB	SO	LOB	BOTTOM		
7 Tim Anderson, R OBP: 0.333, SLG: 0.333 89 Zach Remillard, R	0-0 10 FC6-4 1B	0-0 FC6-4 1-2			0-0 G1-3					3	0	1	0	0	0	1	<b>Milwaukee Brewers @ Chicago White Sox</b> Camelback Ranch, Glendale, AZ Sun Feb 28 2021, 3:08 PM - 5:06 PM EST Att: 2,347 - Sunny - 62 F		
10 Yoán Moncada, S	0-0 FC6-4 15 S 1-2 HR		0-0 G4-3		0-0 F7					3	1	0	0	0	1				
15 Adam Engel, R OBP: 0.500, SLG: 2.000 99 Mikie Mahtook, R (6, PH)	3-2 1-H HR		0-3 K		0-3 K					2	1	1	2	0	1	0			
81 Andrew Vaughn, R	4-0 BB		0-0 P2		4-0 36 F BB					1	0	0	0	2	0	0			
21 Zack Collins, L 36 Marco Hernández, L (4, PR)	0-0 F8		0-0 17 S BB		0-0 FC5 1-3					1	0	0	0	1	0	1			
78 Jake Burger, R	0-0 F9		0-0 F8		0-3 K					3	0	0	0	0	1	4			
17 Luis González, L 77 Micker Adolfo, R (6, PH)		0-3 K		0-3 K		0-3 K				2	0	0	0	0	2	1			
20 Danny Mendick, R OBP: 0.500, SLG: 0.500 44 Seby Zavala, R		0-0 76 1B		0-0 F9						2	0	1	0	0	0	2			
76 Blake Rutherford, L OBP: 0.500, SLG: 0.500		0-0 7 FC6-4 1B		0-0 P6						2	0	1	0	0	0	0			
<b>Inning Stats</b>	R: 2 E: 0 K: 0 S: 7	H: 2 LOB: 1 BB: 1 P: 14	R: 0 E: 0 K: 1 S: 6	H: 2 LOB: 0 BB: 0 P: 6	R: 0 E: 0 K: 1 S: 5	H: 0 LOB: 0 BB: 0 P: 5	R: 0 E: 0 K: 1 S: 5	H: 0 LOB: 1 BB: 1 P: 9	R: 0 E: 0 K: 0 S: 3	H: 0 LOB: 0 BB: 0 P: 3	R: 0 E: 1 K: 3 S: 10	H: 0 LOB: 2 BB: 1 P: 14							
<b>PITCHER</b>	IP	WLS	BF	H	R	ER	SO	BB	IBB	HBP	BLK	WP	HR	S	P	ERA	WHIP		
52 Eric Lauer, L ERA: 18.0	1.0	W	6	2	2	2	0	1	0	0	0	0	0	6	6	0.00	2.000		
56 Justin Topa, R ERA:	1.0	H	4	2	0	0	1	0	0	0	0	0	0	5	5	0.00	0.000		
47 Angel Perdomo, L ERA:	1.0	H	3	0	0	0	1	0	0	0	0	0	0	5	9	0.00	1.000		
70 Miguel Sánchez, R ERA:	1.0	H	4	0	0	0	1	1	0	0	0	0	0	5	9	0.00	1.000		
74 Ethan Small, L ERA:	1.0	H	3	0	0	0	0	0	0	0	0	0	0	3	3	0.00	0.000		
<b>PITCHER</b>	IP	WLS	BF	H	R	ER	SO	BB	IBB	HBP	BLK	WP	HR	S	P	ERA	WHIP		
87 Aaron Ashby, L ERA:	1.0		5	1	0	0	3	1	0	0	0	0	0	10	14	0.00	1.000		

AB	22
R	2
H	4
RBI	2
BB	3
SO	6
LOB	13





Batter	1	2	3	4	5	6	7	8	9	AB	R	H	RBI	BB	SO	LOB	TOP	
88 Luis Robert Jr, R OBP: 0.333, SLG: 0.667	F8		G5-3	12 SF9 2B						3	0	1	1	0	0	0	<b>Chicago White Sox @ Los Angeles Angels</b> Tempe Diablo Stadium, Tempe, AZ Mon Mar 01 2021, 3:12 PM - 5:27 PM EST Att: 1,864 - Sunny - 69 F	
12 Adam Eaton, L OBP: 0.667, SLG: 1.000 44 Seby Zavala, R	HBP		1B	SF9						1	0	1	1	0	0	0		
74 Eloy Jiménez, R	K		L4	G6-3						3	0	0	0	0	1	4		
75 Gavin Sheets, L	BB		K		K					2	0	0	0	1	2	1		
73 Yermin Mercedes, R OBP: 0.500, SLG: 1.000 36 Marco Hernández, L	FC5			77 1B 2B	G4-3					2	1	1	0	0	0	2		
28 Leury García, S OBP: 1.000, SLG: 1.000 89 Zach Remillard, R			30 G1-3 77 S 1B	77 1B 30 SF9 BB	HBP					1	0	1	0	1	0	0		
77 Micker Adolfo, R OBP: 0.250, SLG: 0.250			K	5 1B 88 2B 1B	P4					3	1	1	1	0	1	2		
30 Matt Reynolds, R			G1-3	SF9						1	0	0	1	0	0	1		
20 Danny Mendick, R OBP: 0.333, SLG: 0.333 5 Nick Williams, L			K	88 2B 12 SF9 1B						1	0	0	0	0	1	1		
										1	1	1	0	0	0	0		
<b>Inning Stats</b>	R: 0 E: 0 K: 1 S: 5	H: 0 LOB: 2 BB: 1 P: 10	R: 0 E: 0 K: 2 S: 8	H: 1 LOB: 1 BB: 0 P: 9	R: 0 E: 0 K: 1 S: 6	H: 1 LOB: 1 BB: 0 P: 6	R: 4 E: 0 K: 0 S: 7	H: 4 LOB: 2 BB: 1 P: 11	R: 0 E: 0 K: 1 S: 5	H: 0 LOB: 1 BB: 0 P: 6								
<b>PITCHER</b>	IP	WLS	BF	H	R	ER	SO	BB	IBB	HBP	BLK	WP	HR	S	P	ERA	WHIP	
38 Alex Cobb, R ERA: 1.000	1.0		5	0	0	0	1	1	0	1	0	0	0	5	10	0.00	1.000	
31 Ty Buttrey, R ERA: 0.00	1.0	H	4	1	0	0	2	0	0	0	0	0	0	8	9	0.00	1.000	
57 Aaron Slegers, R ERA: 0.00	1.0	H	4	1	0	0	1	0	0	0	0	0	0	6	6	0.00	1.000	
39 Luke Bard, R ERA: 108.0	0.1		6	4	4	4	0	1	0	0	0	0	0	5	9	108.00	15.000	
74 Jake Reed, R ERA: 0.00	0.2	B	2	0	0	0	0	0	0	0	0	0	0	2	2	0.00	0.000	
<b>PITCHER</b>	IP	WLS	BF	H	R	ER	SO	BB	IBB	HBP	BLK	WP	HR	S	P	ERA	WHIP	
71 Ben Rowen, R ERA: 0.00	5.1		4	0	0	0	1	0	0	1	0	0	0	5	6	0.00	0.000	

AB 19  
R 4  
H 6  
RBI 4  
BB 2  
SO 5  
LOB 11



WP: 0 PA: 25  
PB: 0  
SB: 1  
CS: 0


Batter	1	2	3	4	5	6	7	8	9	AB	R	H	RBI	BB	SO	LOB	BOTTOM	
25 Dexter Fowler, S 7 Jo Adell, R	K		K	BB						2	0	0	0	0	2	0	<b>Chicago White Sox @ Los Angeles Angels</b> Tempe Diablo Stadium, Tempe, AZ Mon Mar 01 2021, 3:12 PM - 5:27 PM EST Att: 1,864 - Sunny - 69 F	
17 Shohai Ohtani, L OBP: 0.667, SLG: 0.667	5 1B 27 1B		5 1B 27 BB	P5						3	2	2	0	0	3	3		
27 Mike Trout, R OBP: 1.000, SLG: 1.000 90 Jordyn Adams, R	5 1B		5 1B 4 3B	K						1	0	1	0	1	0	0		
5 Albert Pujols, R OBP: 1.000, SLG: 1.000 23 Matt Thaiss, L	1B		4 3B	K						1	1	0	0	0	1	3		
10 Justin Upton, R 81 Brennon Lund, L	1B		4 3B	K						2	0	0	0	0	2	4		
4 Jose Iglesias, R OBP: 0.500, SLG: 1.500 97 Jeremiah Jackson, R	P4		1-H 3-H 3B	80 1B BB						2	0	1	2	0	0	2		
80 Jose Rojas, L OBP: 0.400, SLG: 0.250			P6	L6						3	0	1	0	0	0	2		
24 Kurt Suzuki, R 95 Jack Kruger, R OBP: 0.500, SLG: 0.500			G6-3	7 BB 60 WP 1B	E5					1	0	0	0	0	0	0		
8 Franklin Barreto, R 60 Kean Wong, L OBP: 0.500, SLG: 0.333	F8		F8	7 BB 1B	F7					1	0	0	0	1	0	2		
										1	0	0	0	1	0	2		
<b>Inning Stats</b>	R: 1 E: 0 K: 2 S: 10	H: 3 LOB: 0 BB: 0 P: 10	R: 0 E: 0 K: 0 S: 3	H: 0 LOB: 0 BB: 0 P: 3	R: 3 E: 0 K: 2 S: 10	H: 3 LOB: 1 BB: 1 P: 14	R: 0 E: 0 K: 2 S: 8	H: 1 LOB: 3 BB: 2 P: 16	R: 0 E: 1 K: 0 S: 4	H: 1 LOB: 2 BB: 1 P: 8								
<b>PITCHER</b>	IP	WLS	BF	H	R	ER	SO	BB	IBB	HBP	BLK	WP	HR	S	P	ERA	WHIP	
64 Alex McRae, R ERA: 9.0	1.0		3	1	1	2	0	0	0	0	0	0	0	3	3	9.00	3.000	
83 Kodi Medeiros, L ERA: 27.0	1.0		7	3	3	3	2	1	0	0	0	0	0	10	14	27.00	4.000	
61 Ryan Burr, R ERA: 27.0	1.0		6	1	0	0	2	2	0	0	0	1	0	8	16	0.00	3.000	
59 Tayron Guerrero, R ERA: 2.00	1.0		5	1	0	0	0	1	0	0	0	0	0	4	8	0.00	2.000	
<b>PITCHER</b>	IP	WLS	BF	H	R	ER	SO	BB	IBB	HBP	BLK	WP	HR	S	P	ERA	WHIP	
90 Félix Paulino, R ERA: 0.00	1.0		5	1	0	0	0	1	0	0	0	0	0	4	8	0.00	2.000	


AB 23  
R 4  
H 8  
RBI 4  
BB 4  
SO 6  
LOB 20



WP: 1 PA: 27  
PB: 0  
SB: 0  
CS: 0



Batter	1	2	3	4	5	6	7	8	9	AB	R	H	RBI	BB	SO	LOB	TOP															
5 Willie Calhoun, L (1, 7) OBP: 0.400, SLG: 0.250 50 Jason Martin, L (5, 7) OBP: 0.500, SLG: 0.500	F9		FC3-2		70 1B 53 SF7 BB					2	1	0	0	1	0	2	<p><b>Texas Rangers @ Chicago White Sox</b> Camelback Ranch, Glendale, AZ Tue Mar 02 2021, 3:08 PM - 5:14 PM EST Att: 1,781 - Sunny - 72 F</p> <p>livebaseballscores.com</p> <p>AB 20 R 5 H 6 RBI 5 BB 4 SO 7 LOB 6</p> 															
9 Isiah Kiner-Falefa, R (1, 6) 70 Josh Jung, R (5, PH) OBP: 1.000, SLG: 1.000	F9		K		53 SF7 1B					2	0	0	0	0	1	2																
13 Joey Gallo, L (1, 9) OBP: 0.500, SLG: 2.000 53 Adolis Garcia, R (5, PH) (5, 9)	K				SF7					2	1	1	1	0	1	0																
4 Khris Davis, R (1, 10) 94 Justin Foscue, R (5, PH) (5, 10)		K			41 S 41 WP 1B BB					1	1	0	0	1	1	0																
15 Nick Solak, R (1, 4) 77 Andy Ibanez, R (5, 4)		K								2	0	0	0	0	2	1																
11 Ronald Guzman, L (1, 3) 83 Curtis Terry, R (5, 3)					41 1B BB					1	1	1	1	1	0	0																
41 Eji White, R (1, 8) 84 Bubba Thompson, R (5, 8)		K			1-2 2-H 1B					2	0	1	1	0	1	0																
16 Brock Holt, L (1, 5) 86 Davis Wendzel, R (5, 6)					5 WP 5 FC3-2 1B					2	0	1	0	0	0	0																
14 Drew Butera, R (1, 2) 89 Matt Whalley, R (5, PR) (5, 2)					5 FC3-2 13 WP None BB					1	0	1	0	1	0	0																
					70 1B 2B					0	1	0	0	0	0	0																
<b>Inning Stats</b>	R: 0 E: 0 K: 1 S: 5	H: 0 LOB: 0 BB: 0 P: 6	R: 1 E: 0 K: 3 S: 10	H: 1 LOB: 0 BB: 0 P: 10	R: 0 E: 0 K: 1 S: 5	H: 1 LOB: 2 BB: 1 P: 10	R: 2 E: 0 K: 1 S: 7	H: 2 LOB: 2 BB: 2 P: 18	R: 2 E: 0 K: 0 S: 5	H: 2 LOB: 1 BB: 1 P: 9	R: 0 E: 0 K: 1 S: 5	H: 0 LOB: 0 BB: 0 P: 5						1B: 3 2B: 1 3B: 0 HR: 2	SF: 1 SAC: 0 DP: 0 HBP: 0	WP: 3 PB: 0 SB: 1 CS: 0	PA: 25											
<b>PITCHER</b>	IP WLS BF H R ER SO BB IBB HBP BLK WP HR S P ERA WHIP																	<b>PITCHER</b>	IP WLS BF H R ER SO BB IBB HBP BLK WP HR S P ERA WHIP													
27 Lucas Giolito, R (1, 1) ERA: 4.5	2.0	7	1	1	1	4	0	0	0	0	0	0	1	15	16	4.50		0.500														
67 Bernardo Flores Jr., L (3, 1) ERA: 18.0	1.0	H	5	1	0	0	1	1	0	0	0	1	0	5	10	0.00	2.000															
62 Zack Burdi, R (4, 1) ERA: 18.0	1.0	B	6	2	2	2	1	2	0	0	0	1	1	7	18	18.00	4.000															
85 Matt Tomshaw, L (5, 1) ERA: 18.0	1.0		6	2	2	2	0	1	0	0	0	1	0	5	9	18.00	3.000															
66 Jose Ruiz, R (6, 1) ERA:	1.0		3	0	0	0	1	0	0	0	0	0	0	5	5	0.00	0.000															

Batter	1	2	3	4	5	6	7	8	9	AB	R	H	RBI	BB	SO	LOB	BOTTOM															
7 Tim Anderson, R (1, 6) OBP: 0.333, SLG: 0.333 89 Zach Remillard, R (5, 6)	G6-3				F8					3	0	1	0	0	0	1	<p><b>Texas Rangers @ Chicago White Sox</b> Camelback Ranch, Glendale, AZ Tue Mar 02 2021, 3:08 PM - 5:14 PM EST Att: 1,781 - Sunny - 72 F</p> <p>livebaseballscores.com</p> <p>AB 24 R 5 H 10 RBI 5 BB 4 SO 3 LOB 10</p> 															
10 Yadn Moncada, S (1, 5) OBP: 0.333, SLG: 0.400 75 Gavin Sheets, L (6, 3)										2	2	1	0	0	1	3																
79 Jose Abreu, R (1, 3) OBP: 0.667, SLG: 1.000 30 Matt Reynolds, R (5, PR) (6, 5)					F9					3	1	2	1	0	0	0																
81 Andrew Vaughn, R (1, 10) OBP: 0.667, SLG: 1.333										2	2	1	3	1	0	0																
5 Nick Williams, L (1, 7) OBP: 0.500, SLG: 0.500										3	0	1	0	0	1	2																
28 Leury Garcia, S (1, 4) OBP: 0.800, SLG: 0.500										1	0	0	0	2	0	1																
17 Luis González, L (1, 8) OBP: 0.400, SLG: 0.400										3	0	2	1	0	0	0																
23 Jonathan Lucroy, R (1, 2) OBP: 1.000, SLG: 1.500 21 Zack Collins, L (5, 2)										2	0	2	0	0	0	0																
76 Blake Rutherford, L (1, 9) OBP: 0.200, SLG: 0.200										3	0	0	0	0	0	3																
										1B: 6 2B: 3 3B: 0 HR: 1	SF: 0 SAC: 0 DP: 1 HBP: 1	WP: 1 PB: 0 SB: 0 CS: 0	PA: 29																			
<b>Inning Stats</b>	R: 3 E: 0 K: 1 S: 7	H: 2 LOB: 1 BB: 1 P: 12	R: 0 E: 0 K: 1 S: 7	H: 3 LOB: 3 BB: 0 P: 7	R: 0 E: 0 K: 0 S: 4	H: 1 LOB: 1 BB: 0 P: 4	R: 0 E: 0 K: 0 S: 4	H: 1 LOB: 1 BB: 0 P: 4	R: 2 E: 0 K: 0 S: 4	H: 3 LOB: 3 BB: 3 P: 16	R: 0 E: 0 K: 1 S: 5	H: 0 LOB: 0 BB: 0 P: 5																				
<b>PITCHER</b>	IP WLS BF H R ER SO BB IBB HBP BLK WP HR S P ERA WHIP																	<b>PITCHER</b>	IP WLS BF H R ER SO BB IBB HBP BLK WP HR S P ERA WHIP													
35 Kohei Arinara, R (1, 1) ERA: 13.5	2.0	13	5	3	3	2	0	1	0	0	0	0	0	4	4	0.00		1.000														
54 Kyle Cody, R (3, 1) ERA:	1.0		4	1	0	0	0	0	0	0	0	0	0	4	4	0.00	1.000															
60 John King, L (4, 1) ERA:	1.0		4	1	0	0	0	0	0	0	0	0	0	4	4	0.00	1.000															
80 Tyler Phillips, R (5, 1) ERA: 18.0	1.0	B	8	3	2	2	0	3	0	0	0	1	0	4	16	18.00	6.000															
56 Brett de Geus, R (6, 1) ERA:	1.0		3	0	0	0	1	0	0	0	0	0	0	5	5	0.00	0.000															



















Batter	1	2	3	4	5	6	7	8	9	AB	R	H	RBI	BB	SO	LOB	TOP		
1 Garrett Hampson, R (1, 8) OBP: 0.357, SLG: 0.250 2 Yonathan Daza, R (5, 8) OBP: 0.333, SLG: 0.417										2 1	0 0	0 0	0 0	0 0	1 0	1 0	<b>Colorado Rockies @ Chicago White Sox</b> Camelback Ranch, Glendale, AZ Sun Mar 07 2021, 3:10 PM - 5:07 PM EST Atf: 2,278 - Partly Cloudy - 81 F <a href="http://livebaseballscorecards.com">livebaseballscorecards.com</a>		
27 Trevor Story, R (1, 6) OBP: 0.250, SLG: 1.000 67 Jameson Hannah, L (5, 9) OBP: 0.667, SLG: 0.667										2 1	0 0	0 1	0 0	0 0	1 0	1 0			
19 Charlie Blackmon, L (1, 9) 81 Eric Stamets, R (5, 6)										2 1	0 0	0 0	0 0	0 0	0 2	0 0			
13 Greg Bird, L (1, 3) 82 Bret Boswell, L (6, 7)										2 1	0 0	0 0	0 0	0 0	0 0	0 0			
22 Sam Hilliard, L (1, 7) 66 Brian Serven, R (6, 2)										2 1	0 0	0 1	0 0	0 0	0 0	1 0			
7 Brendan Rodgers, R (1, 4) 47 Elehuris Montero, R (6, 5)										2 1	0 0	0 0	0 0	0 0	0 1	0 0			
79 Colton Welker, R (1, 5) 92 Taylor Snyder, R (6, 3)										1 0	0 0	0 0	1 0	1 0	0 0	1 0			
76 Ryan Vilade, R (1, 10)										1 0	1 0	0 0	1 0	1 0	1 0	1 0			
3 Dom Nunez, L (1, 2) 91 Scott Burcham, R (6, 4)										2 0	0 0	0 0	0 0	0 0	0 2	0 0			
<b>Inning Stats</b>	R: 0 E: 0 K: 1 S: 5	H: 0 LOB: 0 BB: 0 P: 5	R: 0 E: 0 K: 1 S: 5	H: 0 LOB: 0 BB: 0 P: 5	R: 0 E: 0 K: 0 S: 2	H: 0 LOB: 0 BB: 1 P: 7	R: 0 E: 0 K: 1 S: 5	H: 0 LOB: 0 BB: 0 P: 5	R: 0 E: 1 K: 0 S: 3	H: 0 LOB: 0 BB: 0 P: 3	R: 1 E: 1 K: 1 S: 7	H: 1 LOB: 2 BB: 1 P: 12	R: 0 E: 0 K: 0 S: 3	H: 1 LOB: 0 BB: 0 P: 3					
<b>PITCHER</b>	IP WLS BF H R ER SO BB IBB HBP BLK WP HR S P ERA WHIP																		
27 Lucas Giolito, R (1, 1) ERA: 1.8	3.0		9	0	0	0	2	1	0	0	0	0	0	0	0	12	17	0.00	0.333
43 Evan Marshall, R (4, 1) ERA:	1.0		3	0	0	0	1	0	0	0	0	0	0	0	0	5	5	0.00	0.000
50 Jimmy Cordero, R (5, 1) ERA:	1.0		3	0	0	0	0	0	0	0	0	0	0	0	3	3	0.00	0.000	
87 Kade McClure, R (6, 1) ERA:	1.0	L	6	1	1	0	1	1	0	0	0	1	0	7	12	0.00	2.000		
68 Tyler Johnson, R (7, 1) ERA: 16.2	1.0		3	1	0	0	0	0	0	0	0	0	0	3	3	0.00	1.000		

Batter	1	2	3	4	5	6	7	8	9	AB	R	H	RBI	BB	SO	LOB	BOTTOM	
7 Tim Anderson, R (1, 6) OBP: 0.267, SLG: 0.214 44 Seby Zavala, R (6, 2) OBP: 0.333, SLG: 0.333										3 0	0 0	1 0	0 0	0 0	0 0	1 0	<b>Colorado Rockies @ Chicago White Sox</b> Camelback Ranch, Glendale, AZ Sun Mar 07 2021, 3:10 PM - 5:07 PM EST Atf: 2,278 - Partly Cloudy - 81 F <a href="http://livebaseballscorecards.com">livebaseballscorecards.com</a>	
28 Leury Garcia, S (1, 4) OBP: 0.571, SLG: 0.700 20 Danny Mendick, R (7, 4) OBP: 0.111, SLG: 0.111										3 0	0 0	1 0	0 0	0 0	0 0	1 0		
79 José Abreu, R (1, 3) OBP: 0.250, SLG: 0.273										3 0	0 0	0 0	0 0	1 0	1 2	0 0		
10 Yoán Moncada, S (1, 5) OBP: 0.400, SLG: 0.417 30 Matt Reynolds, R (7, 5)										3 0	0 0	1 0	0 0	1 0	1 0	0 0		
74 Eloy Jiménez, R (1, 7) OBP: 0.267, SLG: 0.154										3 0	0 0	0 0	0 0	1 1	1 1	0 0		
21 Zack Collins, L (1, 10) OBP: 0.455, SLG: 0.667 81 Andrew Vaughn, R (7, PH) OBP: 0.467, SLG: 0.545										2 1	0 0	1 0	0 0	0 0	0 0	1 0		
73 Yermín Mercedes, R (1, 2) OBP: 0.384, SLG: 0.545 89 Zach Remillard, R (6, 6) OBP: 0.600, SLG: 1.000										2 1	0 0	0 0	0 1	0 0	0 1	2 0		
17 Luis González, L (1, 8) OBP: 0.222, SLG: 0.222 15 Adam Engel, R (5, PH) OBP: 0.250, SLG: 0.625 (6, 8)										1 1	0 0	0 0	0 0	0 0	0 0	0 0		
77 Micker Adolfo, R (1, 9) OBP: 0.333, SLG: 0.250										1 0	0 0	0 1	0 0	0 0	0 0	0 0		
<b>Inning Stats</b>	R: 0 E: 0 K: 1 S: 5	H: 1 LOB: 0 BB: 0 P: 5	R: 0 E: 0 K: 0 S: 4	H: 1 LOB: 0 BB: 0 P: 4	R: 0 E: 0 K: 0 S: 4	H: 1 LOB: 2 BB: 1 P: 8	R: 0 E: 0 K: 0 S: 4	H: 1 LOB: 1 BB: 0 P: 4	R: 0 E: 0 K: 0 S: 3	H: 0 LOB: 0 BB: 0 P: 3	R: 0 E: 0 K: 1 S: 5	H: 0 LOB: 0 BB: 0 P: 5	R: 0 E: 0 K: 2 S: 7	H: 0 LOB: 0 BB: 0 P: 7				
<b>PITCHER</b>	IP WLS BF H R ER SO BB IBB HBP BLK WP HR S P ERA WHIP																	
48 Germán Márquez, R (1, 1) ERA:	3.0		12	3	0	0	1	1	0	0	0	0	0	0	7	7	0.00	1.333
80 Ryan Rolison, L (4, 1) ERA:	2.0	W	7	1	0	0	0	0	0	0	0	0	0	7	7	0.00	0.500	
40 Tyler Kinley, R (6, 1) ERA:	1.0	H	3	0	0	0	1	0	0	0	0	0	0	5	5	0.00	0.000	
64 Phillip Diehl, L (7, 1) ERA: 16.88	1.0	S	3	0	0	0	2	0	0	0	0	0	0	7	7	0.00	0.000	

AB	22
R	1
H	2
RBI	0
BB	2
SO	4
LOB	7













Batter	1	2	3	4	5	6	7	8	9	AB	R	H	RBI	BB	SO	LOB	TOP									
7 Tim Anderson, R (1,6) 20 Danny Mendick, R (5,6) OBP: 0.238, SLG: 0.200 OBP: 0.143, SLG: 0.143	G6-3		1 SAFE 0-0 12 E 1B		F9		F9	K		3	0	1	0	0	0	1	<b>Chicago White Sox @ Cincinnati Reds</b> Goodyear Ballpark, Goodyear, AZ Thu Mar 11 2021, 8:04 PM - 11:08 PM EST Att: 2,211 - Cloudy - 64 F									
12 Adam Eaton, L (1,9) 77 Micker Adolfo, R (5,9) OBP: 0.412, SLG: 0.333 OBP: 0.385, SLG: 0.200	K		E3		79 WP 4-0 1-2 BB		BB	BB	89 FC6-4 4-0 BB	2	0	0	0	1	1											
79 Jose Abreu, R (1,3) 89 Zach Remillard, R (7,3) OBP: 0.211, SLG: 0.176 OBP: 0.429, SLG: 0.600	G4-3		G5-3		1-3 2-H HBP		BB	K	FC6-4 0-0 1-2	3	0	0	0	0	1											
10 Yoán Moncada, S (1,5) 30 Matt Reynolds, R (5,5) OBP: 0.381, SLG: 0.444 OBP: 0.107, SLG: 0.100				K	F9		K	K	K	3	0	1	0	0	1											
74 Eloy Jiménez, R (1,7) 75 Gavin Sheets, L (6,7) 78 Jake Burger, R (9,PH) OBP: 0.333, SLG: 0.526 OBP: 0.308, SLG: 0.100 OBP: 0.111, SLG: 0.111	F9					HR		5 2B 15 E 1B	K	3	1	2	1	0	0											
5 Nick Williams, L (1,10) OBP: 0.500, SLG: 0.667	K			K		P5		15 E 36 G1-3 2B		4	1	1	0	0	2											
15 Adam Engel, R (1,8) OBP: 0.188, SLG: 0.375	K			K		F7		E5 36 G1-3 73 S 2B		4	0	0	1	0	2											
23 Jonathan Lucroy, R (1,2) 73 Yermín Mercedes, R (6,2) OBP: 0.500, SLG: 0.500 OBP: 0.357, SLG: 0.571			P3		L9		F7	K		3	0	0	0	0	0											
36 Marco Hernández, L (1,4) OBP: 0.333, SLG: 0.143			K 7 1B		79 WP 1-0 HBP		E6 20 F9 1B	G1-3		3	1	1	1	0	1											
<b>Inning Stats</b>	R: 0 E: 0 K: 1 S: 6	H: 0 LOB: 0 BB: 0 P: 6	R: 0 E: 0 K: 2 S: 8	H: 1 LOB: 1 BB: 0 P: 8	R: 0 E: 1 K: 1 S: 7	H: 1 LOB: 2 BB: 0 P: 7	R: 0 E: 0 K: 3 S: 10	H: 1 LOB: 1 BB: 0 P: 10	R: 1 E: 0 K: 0 S: 3	H: 0 LOB: 2 BB: 1 P: 11	R: 1 E: 0 K: 0 S: 4	H: 1 LOB: 0 BB: 0 P: 4	R: 0 E: 1 K: 2 S: 8	H: 1 LOB: 2 BB: 1 P: 12	R: 2 E: 1 K: 2 S: 10	H: 2 LOB: 1 BB: 0 P: 10		R: 0 E: 0 K: 2 S: 7	H: 0 LOB: 1 BB: 1 P: 11	1B: 3 2B: 2 3B: 1 HR: 1	SF: 0 SAC: 0 DP: 0 HBP: 2	WP: 3 PB: 0 SB: 1 CS: 0	PA: 41			
<b>PITCHER</b>	IP WLS BF H R ER SO BB IBB HBP BLK WP HR S P ERA WHIP	30 Tyler Mahle, R (1,1) ERA: 2.0	22 Wade Miley, L (3,1) ERA: 1.1	81 Matt Pridich, R (4,1) ERA: 0.2	41 Noé Ramirez, R (5,1) ERA: 15.0	46 Cam Bedrosian, R (6,1) ERA: 3.0	47 Sal Romano, R (7,1) ERA: 13.5	49 Hector Perez, R (8,1) ERA: 15.75	53 Jesse Biddle, L (9,1) ERA: 15.75	IP WLS BF H R ER SO BB IBB HBP BLK WP HR S P ERA WHIP	47 Sal Romano, R (7,1) ERA: 13.5	49 Hector Perez, R (8,1) ERA: 15.75	53 Jesse Biddle, L (9,1) ERA: 15.75	IP WLS BF H R ER SO BB IBB HBP BLK WP HR S P ERA WHIP	47 Sal Romano, R (7,1) ERA: 13.5	49 Hector Perez, R (8,1) ERA: 15.75	53 Jesse Biddle, L (9,1) ERA: 15.75	IP WLS BF H R ER SO BB IBB HBP BLK WP HR S P ERA WHIP	47 Sal Romano, R (7,1) ERA: 13.5	49 Hector Perez, R (8,1) ERA: 15.75	53 Jesse Biddle, L (9,1) ERA: 15.75	IP WLS BF H R ER SO BB IBB HBP BLK WP HR S P ERA WHIP	47 Sal Romano, R (7,1) ERA: 13.5	49 Hector Perez, R (8,1) ERA: 15.75	53 Jesse Biddle, L (9,1) ERA: 15.75	IP WLS BF H R ER SO BB IBB HBP BLK WP HR S P ERA WHIP

Batter	1	2	3	4	5	6	7	8	9	AB	R	H	RBI	BB	SO	LOB	BOTTOM									
4 Shogo Akiyama, L (1,10)	G4-3		2 HR BB	K		BB				2	1	0	0	2	1	1	<b>Chicago White Sox @ Cincinnati Reds</b> Goodyear Ballpark, Goodyear, AZ Thu Mar 11 2021, 8:04 PM - 11:08 PM EST Att: 2,211 - Cloudy - 64 F									
2 Nick Castellanos, R (1,9) 34 Mark Payton, L (6,9) OBP: 0.443, SLG: 0.357 OBP: 0.429, SLG: 0.200	7 1B 16 2B 1B		HR		L9		G1-3			3	2	2	2	0	0	0										
9 Mike Moustakas, L (1,4) 31 Kyle Holder, L (5,PR) OBP: 0.200, SLG: 0.400 OBP: 0.357, SLG: 0.200	L8		HR		7 G5-4-3 1B		K			3	1	2	1	0	0	1										
7 Eugenio Suárez, R (1,5) 69 Alfredo Rodríguez, R (6,5) OBP: 0.533, SLG: 0.692 OBP: 0.429, SLG: 0.643	16 2B 1B		2B		G5-4-3		K			3	1	2	0	0	0	1										
16 Tucker Barnhart, L (1,2) 74 Rocky Gale, R (5,2) OBP: 0.313, SLG: 0.357 OBP: 0.250, SLG: 0.375	2B		F9				K			2	0	1	2	0	0	1										
17 Kyle Farmer, R (1,6) 38 Jose Barrero, R (7,6) OBP: 0.250, SLG: 0.400	G6-3		K				G6-3			3	0	0	0	0	1	2										
6 Dee Strange-Gordon, L (1,8) 28 Nicky Delmonico, L (7,3) OBP: 0.438, SLG: 0.308 OBP: 0.167, SLG: 0.400			F7		G4-3		27 S 0 2B BB	G5-3		2	1	0	0	1	0	1										
27 Tyler Naquin, L (1,7) 66 Dwight Smith Jr., L (7,7) OBP: 0.211, SLG: 0.222 OBP: 0.385, SLG: 0.200	F7				G1-3		K 0 2B	F7		3	1	0	0	0	1	1										
0 Alex Blandino, R (1,3) 73 Narciso Crook, R (7,9) OBP: 0.500, SLG: 0.533	K						4 WP 1-1 2H 2B			3	0	2	2	0	1	0										
<b>Inning Stats</b>	R: 2 E: 0 K: 0 S: 6	H: 3 LOB: 1 BB: 0 P: 6	R: 0 E: 0 K: 1 S: 5	H: 0 LOB: 0 BB: 0 P: 5	R: 3 E: 0 K: 1 S: 10	H: 3 LOB: 1 BB: 1 P: 17	R: 0 E: 0 K: 1 S: 5	H: 1 LOB: 0 BB: 0 P: 5	R: 0 E: 0 K: 0 S: 3	H: 1 LOB: 2 BB: 0 P: 3	R: 2 E: 0 K: 3 S: 9	H: 1 LOB: 2 BB: 2 P: 17	R: 0 E: 0 K: 3 S: 9	H: 0 LOB: 0 BB: 0 P: 9	R: 0 E: 0 K: 0 S: 3	H: 0 LOB: 0 BB: 0 P: 3		1B: 4 2B: 3 3B: 0 HR: 2	SF: 0 SAC: 0 DP: 1 HBP: 0	WP: 2 PB: 0 SB: 2 CS: 1	PA: 35					
<b>PITCHER</b>	IP WLS BF H R ER SO BB IBB HBP BLK WP HR S P ERA WHIP	40 Reynaldo López, R (1,1) ERA: 9.0	55 Carlos Rodón, L (4,1) ERA: 2.0	39 Aaron Bummer, L (6,1) ERA: 27.0	91 Kyle Kubat, L (6,1) ERA: 0.1	43 Evan Marshall, R (7,1) ERA: 1.0	65 Codi Heuer, R (8,1) ERA: 1.0	IP WLS BF H R ER SO BB IBB HBP BLK WP HR S P ERA WHIP	65 Codi Heuer, R (8,1) ERA: 1.0	IP WLS BF H R ER SO BB IBB HBP BLK WP HR S P ERA WHIP	40 Reynaldo López, R (1,1) ERA: 9.0	55 Carlos Rodón, L (4,1) ERA: 2.0	39 Aaron Bummer, L (6,1) ERA: 27.0	91 Kyle Kubat, L (6,1) ERA: 0.1	43 Evan Marshall, R (7,1) ERA: 1.0	65 Codi Heuer, R (8,1) ERA: 1.0	IP WLS BF H R ER SO BB IBB HBP BLK WP HR S P ERA WHIP	65 Codi Heuer, R (8,1) ERA: 1.0	IP WLS BF H R ER SO BB IBB HBP BLK WP HR S P ERA WHIP	40 Reynaldo López, R (1,1) ERA: 9.0	55 Carlos Rodón, L (4,1) ERA: 2.0	39 Aaron Bummer, L (6,1) ERA: 27.0	91 Kyle Kubat, L (6,1) ERA: 0.1	43 Evan Marshall, R (7,1) ERA: 1.0	65 Codi Heuer, R (8,1) ERA: 1.0	IP WLS BF H R ER SO BB IBB HBP BLK WP HR S P ERA WHIP

AB	36
R	4
H	7
RBI	3
BB	3
SO	13
LOB	24



AB	32
R	7
H	9
RBI	7
BB	3
SO	8
LOB	10





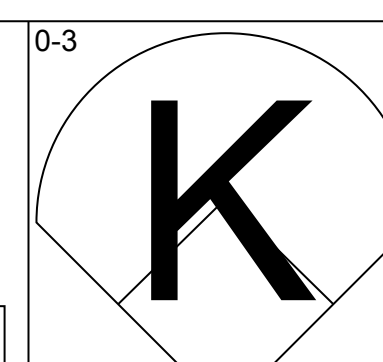
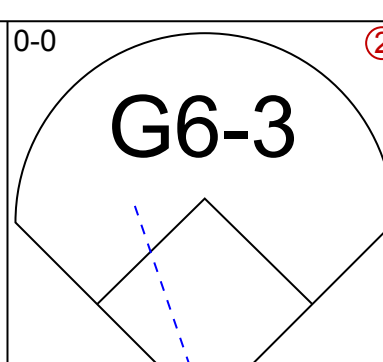
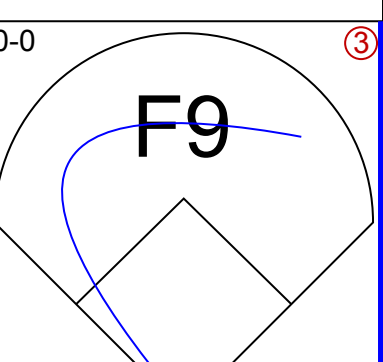
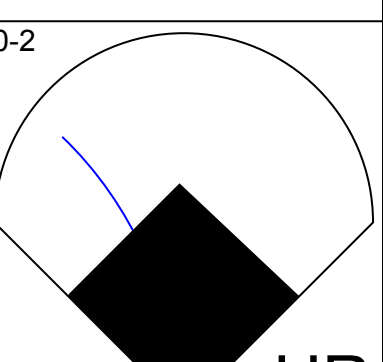
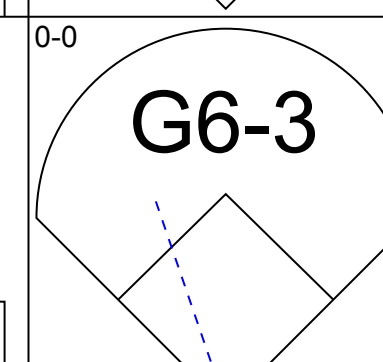
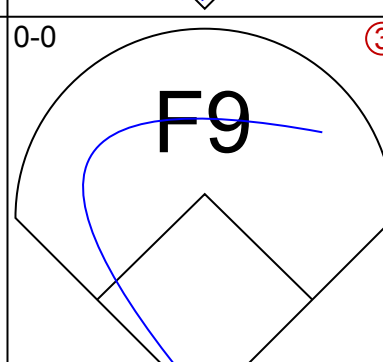
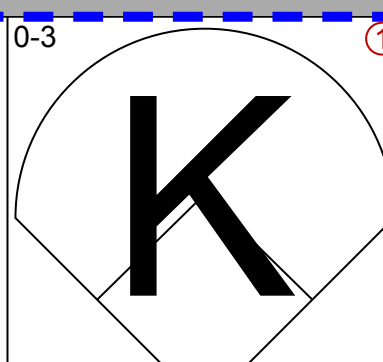
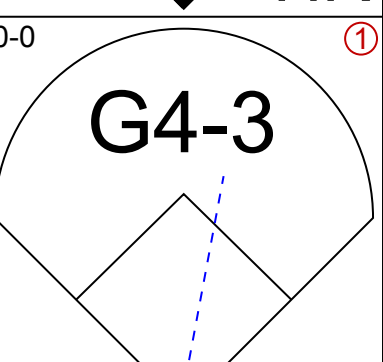
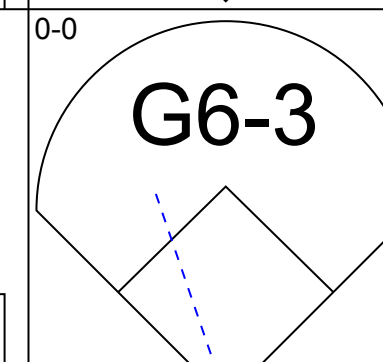
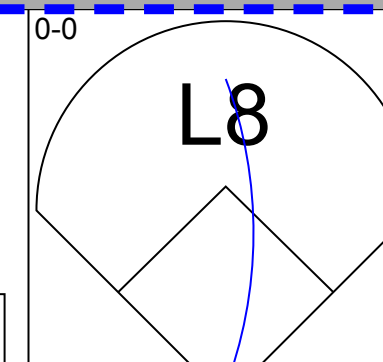
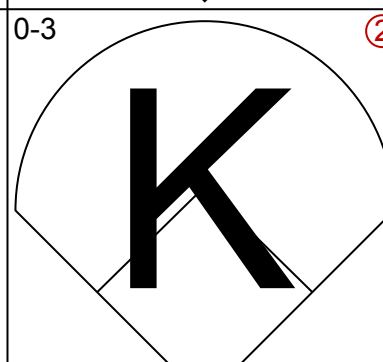
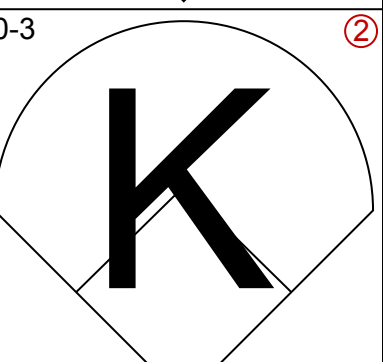
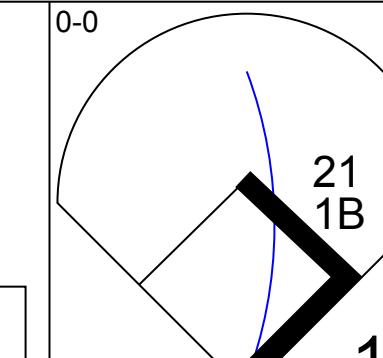
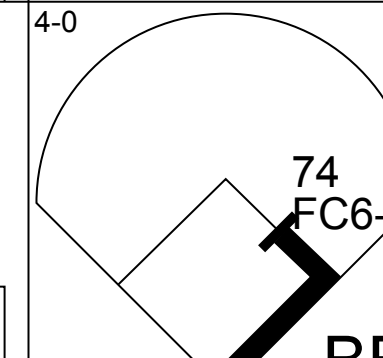
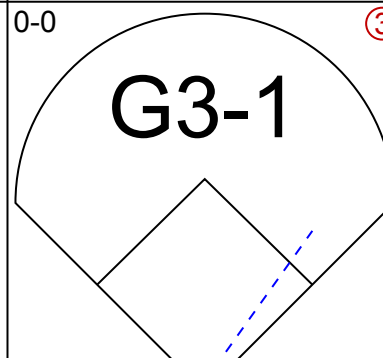
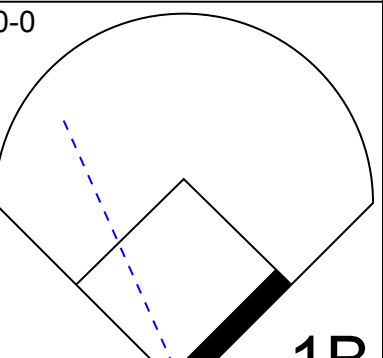
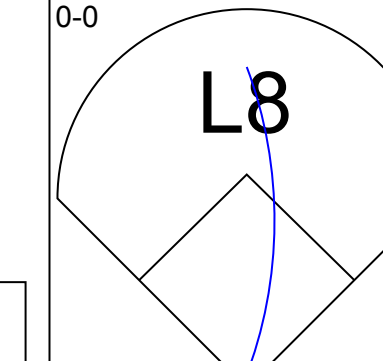
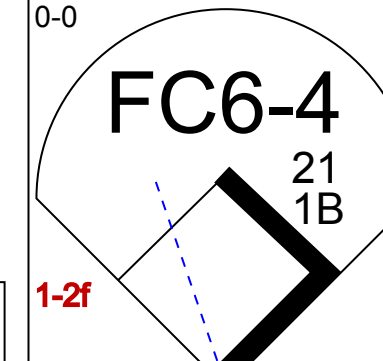
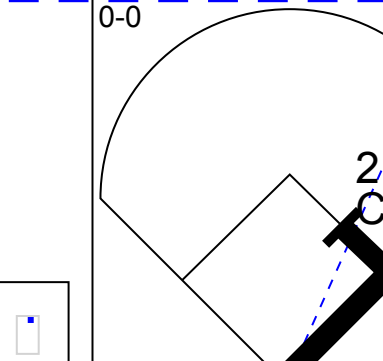
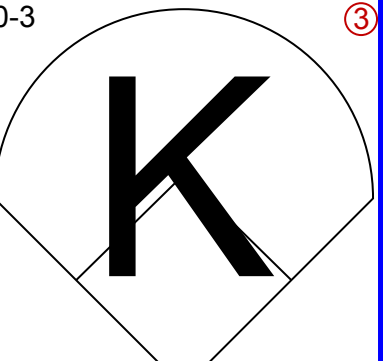
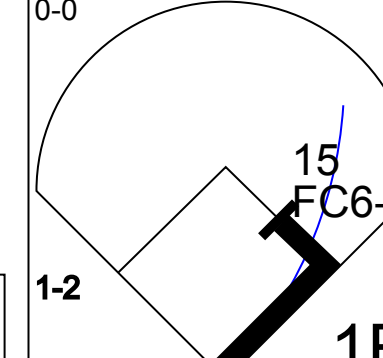
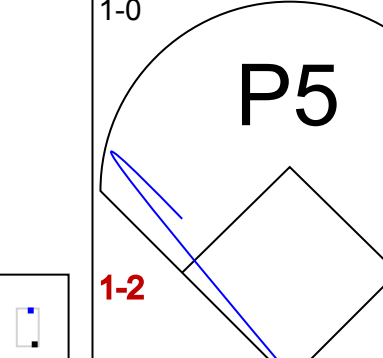

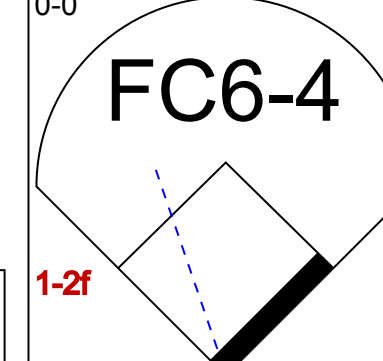
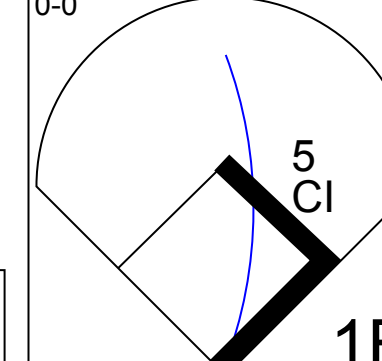
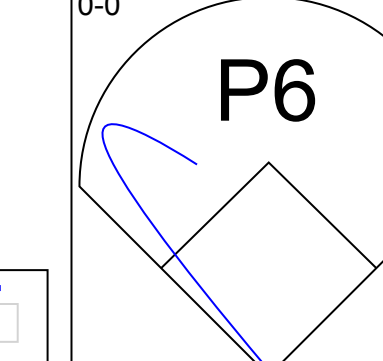
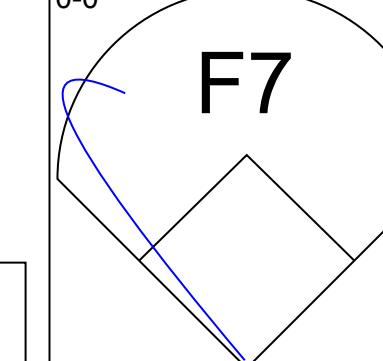

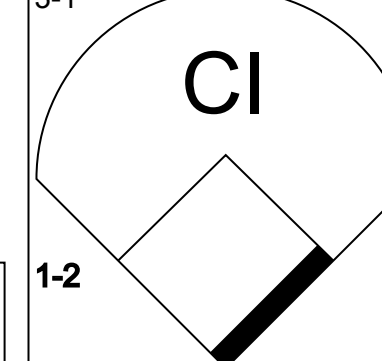
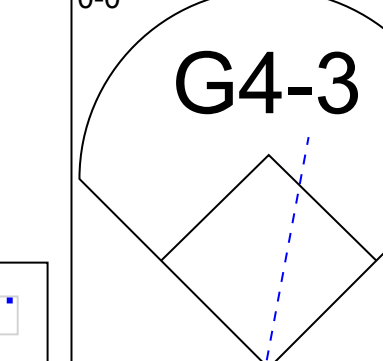

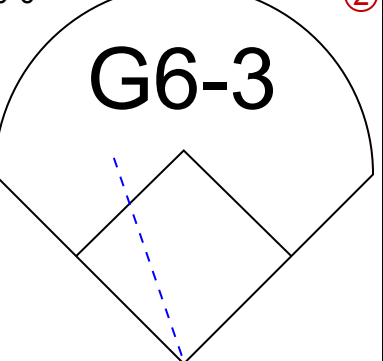

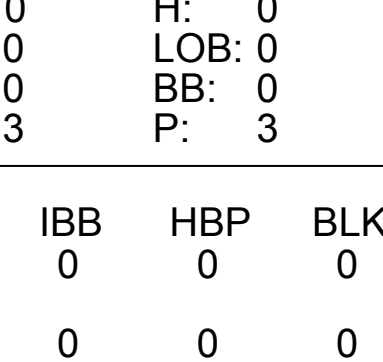
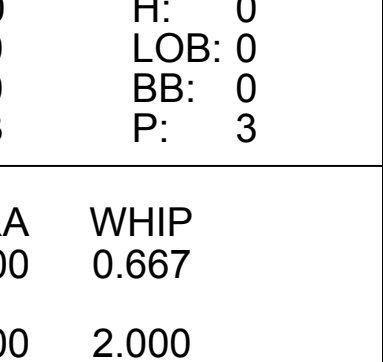
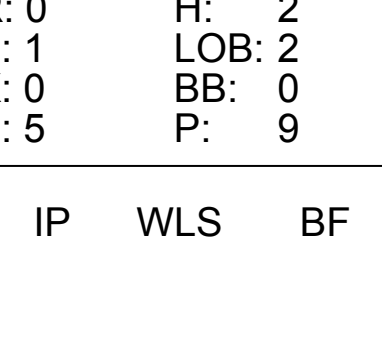
Batter	1	2	3	4	5	6	7	8	9	AB	R	H	RBI	BB	SO	LOB	TOP										
88 Luis Robert Jr, R (1, 8) OBP: 0.333, SLG: 0.400 44 Seby Zavala, R (7, 2) OBP: 0.500, SLG: 0.333										4	0	0	0	0	1	1	<b>Chicago White Sox @ Texas Rangers</b> Surprise Stadium, Surprise, AZ Fri Mar 12 2021, 3:08 PM - 5:41 PM EST Att. 2,104 - Partly Cloudy - 57 F										
28 Leury Garcia, S (1, 6) OBP: 0.476, SLG: 0.500 89 Zach Remillard, R (8, 6) OBP: 0.429, SLG: 0.600										4	1	1	0	0	1	0											
17 Luis González, L (1, 9) OBP: 0.118, SLG: 0.118										4	0	0	0	0	2	1											
81 Andrew Vaughn, R (1, 3) OBP: 0.500, SLG: 0.550										3	1	2	0	1	0	0											
21 Zack Collins, L (1, 2) OBP: 0.467, SLG: 0.583 5 Nick Williams, L (7, 9) OBP: 0.455, SLG: 0.600										2	0	1	0	1	0	2											
77 Micker Adolfo, R (1, 10) OBP: 0.313, SLG: 0.154 73 Yermín Mercedes, R, PH (8, PH) OBP: 0.333, SLG: 0.533										3	0	0	1	0	2	5											
75 Gavin Sheets, L (1, 7) OBP: 0.235, SLG: 0.071										4	0	0	0	0	1	4											
78 Jake Burger, R (1, 5) OBP: 0.250, SLG: 0.333										3	0	2	1	0	1	0											
20 Danny Mendick, R (1, 4) OBP: 0.118, SLG: 0.118										3	0	0	0	0	0	3											
<b>Inning Stats</b>	R: 0 E: 0 K: 1 S: 6	H: 0 LOB: 0 BB: 0 P: 6	R: 1 E: 0 K: 1 S: 7	H: 2 LOB: 2 BB: 1 P: 11	R: 0 E: 0 K: 2 S: 7	H: 0 LOB: 0 BB: 0 P: 7	R: 0 E: 0 K: 2 S: 7	H: 1 LOB: 2 BB: 1 P: 11	R: 0 E: 0 K: 0 S: 5	H: 0 LOB: 0 BB: 0 P: 7	R: 1 E: 0 K: 0 S: 5	H: 2 LOB: 1 BB: 0 P: 5	R: 0 E: 0 K: 0 S: 4	H: 1 LOB: 1 BB: 0 P: 4	R: 0 E: 0 K: 0 S: 3	H: 0 LOB: 0 BB: 0 P: 3		R: 0 E: 0 K: 2 S: 7	H: 0 LOB: 0 BB: 0 P: 7	1B: 5 2B: 1 3B: 0 HR: 0	SF: 0 SAC: 0 DP: 0 HBP: 0	WP: 0 PB: 0 SB: 0 CS: 0	PA: 34				
<b>PITCHER</b>	IP	WLS	BF	H	R	ER	SO	BB	IBB	HBP	BLK	WP	HR	S	P	ERA	WHIP										
24 Jordan Lyles, R (1, 1) ERA: 3.0	2.0		9	2	1	1	2	1	0	0	0	0	0	13	17	4.50	1.500										
39 Kolby Allard, L (3, 1) ERA:	3.0		11	1	0	0	6	1	0	0	0	0	0	21	25	0.00	0.667										
40 Nick Vincent, R (6, 1) ERA: 4.5	1.0		5	2	1	1	0	0	0	0	0	0	0	5	5	9.00	2.000										
37 Sam Gaviglio, R (7, 1) ERA: 7.71	2.0	W	7	1	0	0	0	0	0	0	0	0	0	7	7	0.00	0.500										
47 Hunter Wood, R (9, 1) ERA: 3.18	1.0	S	3	0	0	0	2	0	0	0	0	0	0	7	7	0.00	0.000										

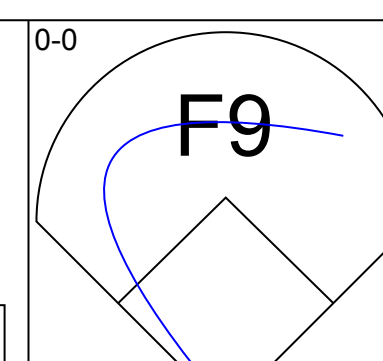
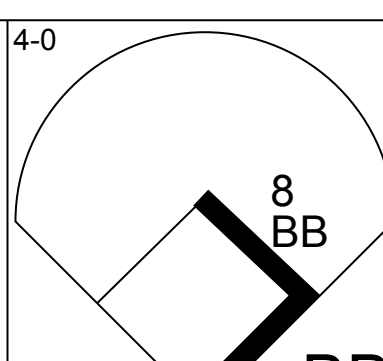
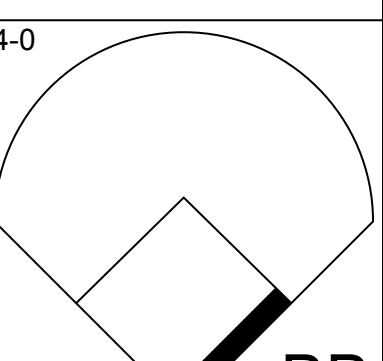
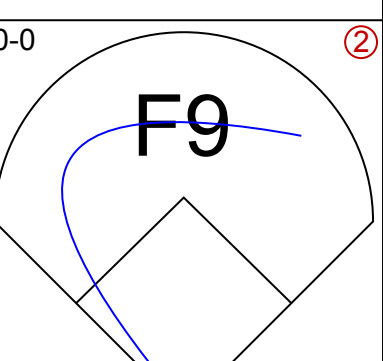
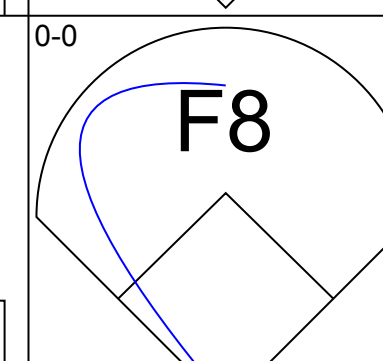
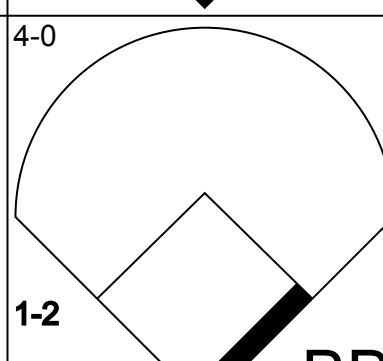
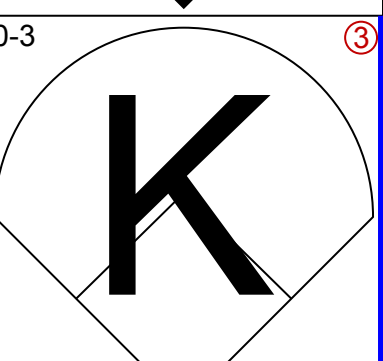

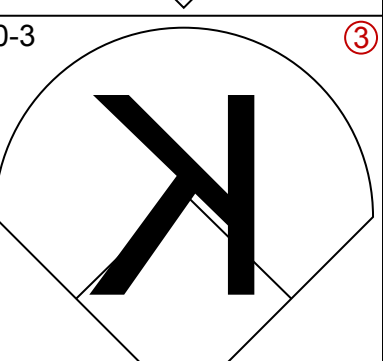
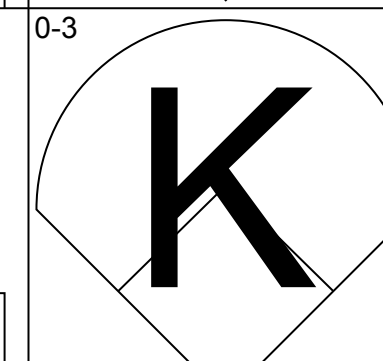
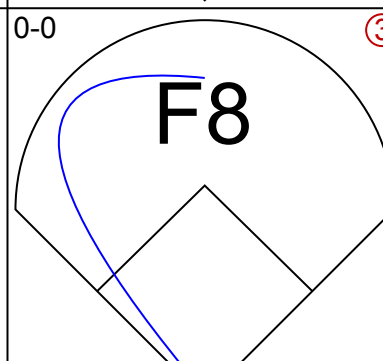
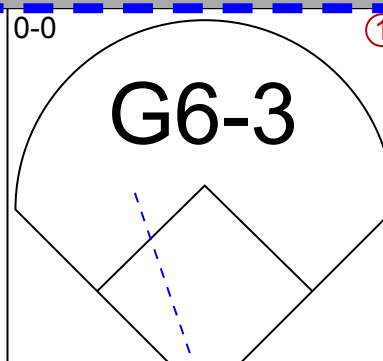
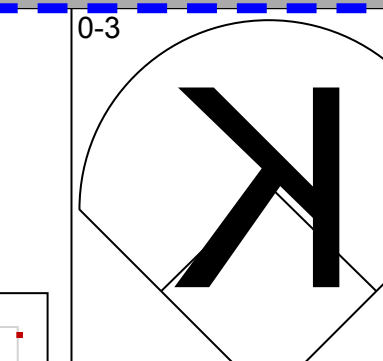
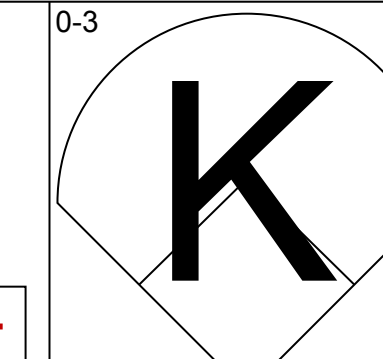
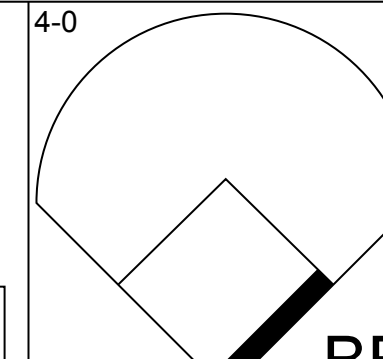
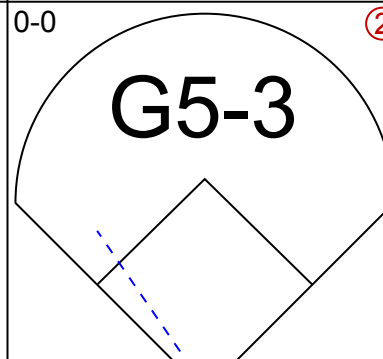

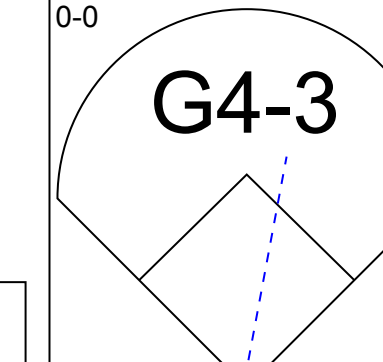
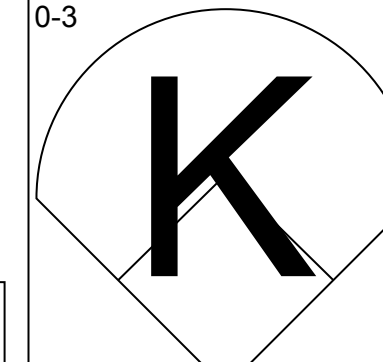
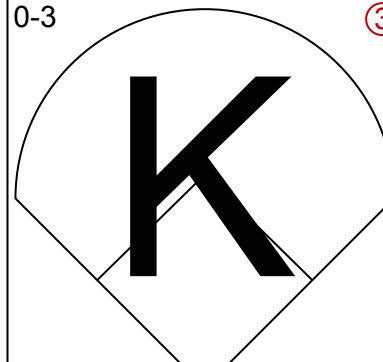
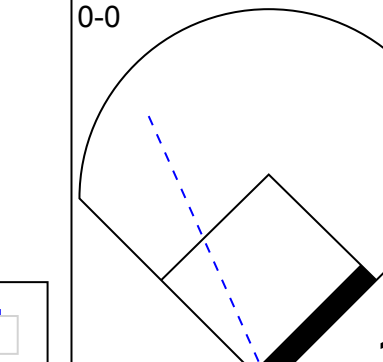
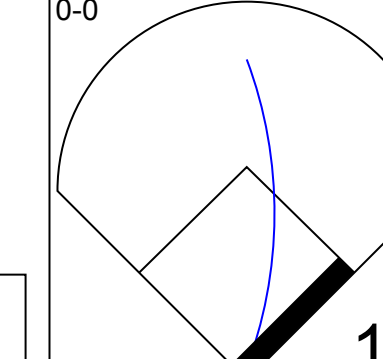
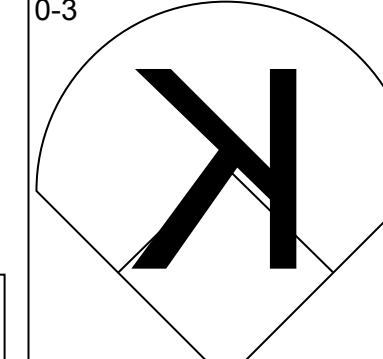
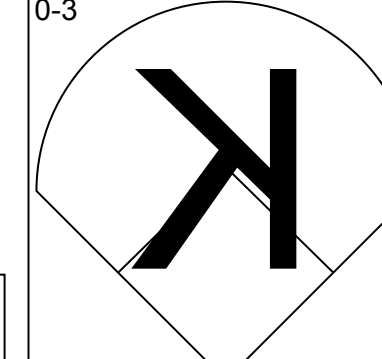

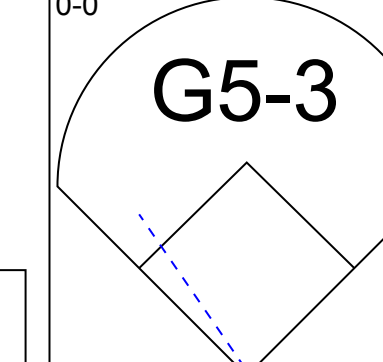
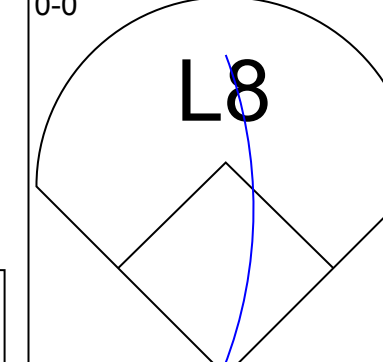
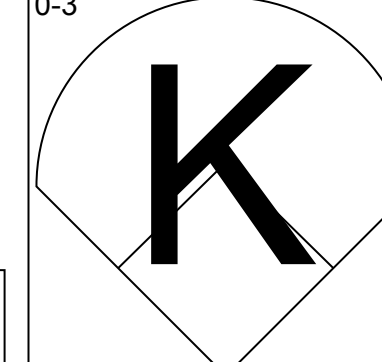

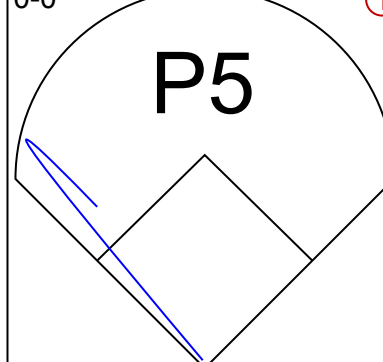
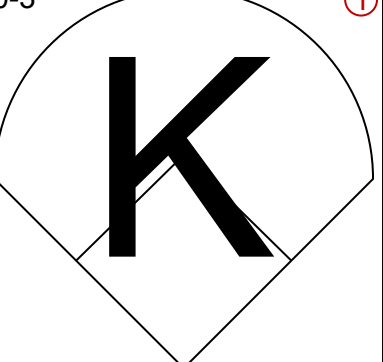
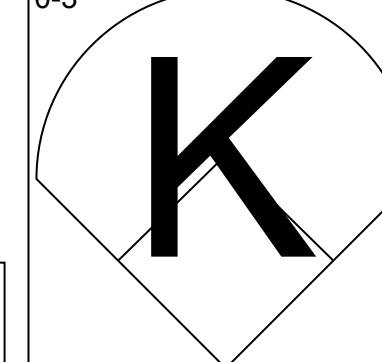
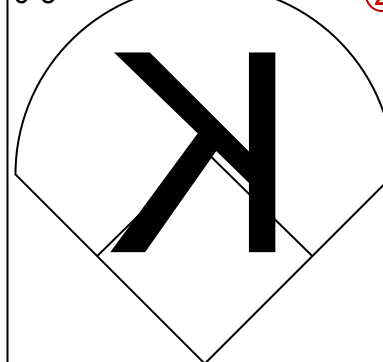
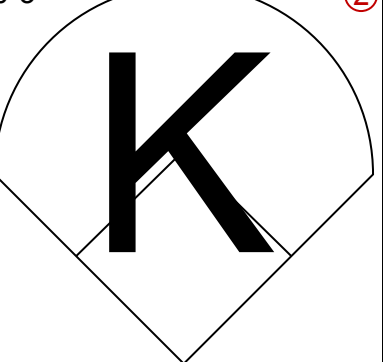
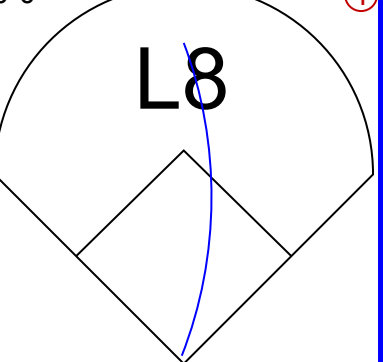
Batter	1	2	3	4	5	6	7	8	9	AB	R	H	RBI	BB	SO	LOB	BOTTOM										
16 Brock Holt, L (1, 6) OBP: 0.313, SLG: 0.357 87 Yonny Hernández, S (7, 6) OBP: 0.333, SLG: 0.200										3	0	0	0	0	0	1	<b>Chicago White Sox @ Texas Rangers</b> Surprise Stadium, Surprise, AZ Fri Mar 12 2021, 3:08 PM - 5:41 PM EST Att. 2,104 - Partly Cloudy - 57 F										
21 David Dahl, L (1, 7) OBP: 0.333, SLG: 0.267 74 Steele Walker, L (7, 7) OBP: 0.364, SLG: 0.900										3	0	1	0	0	2	0											
13 Joey Gallo, L (1, 9) OBP: 0.474, SLG: 1.375 84 Bubba Thompson, R (6, 9)										1	0	0	0	1	1	0											
4 Khris Davis, R (1, 10) OBP: 0.118, SLG: 0.063 77 Andy Ibañez, R (8, PH) OBP: 0.333, SLG: 0.571										3	0	0	0	0	2	0											
11 Ronald Guzmán, L (1, 3) OBP: 0.450, SLG: 0.824 Sherren Apostel, R (7, PR) OBP: 0.200, SLG: 0.200										3	0	1	0	0	2	1											
71 Anderson Tejeda, S (1, 4) OBP: 0.500, SLG: 0.714 94 Justin Foscue, R (8, 4)										3	0	1	0	0	1	2											
2 Charlie Culberson, R (1, 5) OBP: 0.364, SLG: 0.444 70 Josh Jung, R (6, 5) OBP: 0.500, SLG: 0.400										2	0	0	0	2	0	0											
0 Delino DeShields, R (1, 8) OBP: 0.364, SLG: 0.455 50 Jason Martin, L (8, 8) OBP: 0.750, SLG: 1.667										2	0	1	0	0	0	0											
6 John Hicks, R (1, 2) OBP: 0.286, SLG: 0.714 89 Matt Whatley, R (7, 2)										2	0	0	0	1	1	0											
<b>Inning Stats</b>	R: 0 E: 0 K: 2 S: 7	H: 0 LOB: 0 BB: 0 P: 7	R: 0 E: 0 K: 1 S: 5	H: 0 LOB: 0 BB: 0 P: 5	R: 0 E: 0 K: 2 S: 8	H: 1 LOB: 1 BB: 0 P: 8	R: 0 E: 0 K: 0 S: 6	H: 1 LOB: 2 BB: 1 P: 10	R: 0 E: 0 K: 1 S: 5	H: 0 LOB: 0 BB: 0 P: 5	R: 0 E: 0 K: 2 S: 7	H: 0 LOB: 0 BB: 0 P: 7	R: 0 E: 0 K: 1 S: 7	H: 2 LOB: 3 BB: 1 P: 11	R: 3 E: 1 K: 1 S: 9	H: 3 LOB: 3 BB: 2 P: 18		R: 0 E: 0 K: 2 S: 7	H: 0 LOB: 0 BB: 0 P: 7	1B: 3 2B: 3 3B: 0 HR: 1	SF: 0 SAC: 0 DP: 0 HBP: 1	WP: 0 PB: 0 SB: 0 CS: 0	PA: 36				
<b>PITCHER</b>	IP	WLS	BF	H	R	ER	SO	BB	IBB	HBP	BLK	WP	HR	S	P	ERA	WHIP										
27 Lucas Giolito, R (1, 1) ERA: 1.0	1.0		15	4	0	0	5	1	0	0	0	0	0	26	30	0.00	0.750										
31 Liam Hendriks, R (5, 1) ERA:	1.0	H	3	0	0	0	1	0	0	0	0	0	0	5	5	0.00	0.000										
45 Garrett Crochet, L (6, 1) ERA:	1.0	H	3	0	0	0	2	0	0	0	0	0	0	7	7	0.00	0.000										
62 Zack Burdi, R (7, 1) ERA: 11.25	1.0	H	6	2	0	0	1	1	0	0	0	0	0	7	11	0.00	3.000										
68 Tyler Johnson, R (8, 1) ERA: 18.9	0.2	L	7	3	3	3	1	1	0	1	0	0	1	8	13	40.50	6.000										
<b>PITCHER</b>	IP	WLS	BF	H	R	ER	SO	BB	IBB	HBP	BLK	WP	HR	S	P	ERA	WHIP										
86 Bennett Sousa, L (8, 1) ERA: 19.29	0.1		2	0	0	0	0	1	0	0	0	0	0	1	5	0.00	3.000										








Batter	1	2	3	4	5	6	7	8	9	AB	R	H	RBI	BB	SO	LOB	TOP																					
7 Tim Anderson, R (1.6) OBP: 0.259, SLG: 0.269 30 Matt Reynolds, R (5.4) OBP: 0.231, SLG: 0.455										3	0	0	0	0	1	0	Chicago White Sox @ Oakland Athletics Hohokam Stadium, Mesa, AZ Sun Mar 14 2021, 4:10 PM - 6:47 PM EDT Att: 1,998 - Sunny - 60 F																					
81 Andrew Vaughn, R (1.10) OBP: 0.438, SLG: 0.462										4	0	0	0	0	1	0																						
79 José Abreu, R (1.3) OBP: 0.222, SLG: 0.167										4	0	0	0	0	2	0																						
10 Yoán Moncada, S (1.5) OBP: 0.393, SLG: 0.417 78 Jake Burger, R (6.5) OBP: 0.308, SLG: 0.385										2	0	1	0	1	0	0																						
74 Eloy Jiménez, R (1.7) OBP: 0.321, SLG: 0.440 76 Blake Rutherford, L (7.7) OBP: 0.111, SLG: 0.111										3	0	1	0	0	0	2																						
73 Yermín Mercedes, R (8.7) OBP: 0.316, SLG: 0.444 75 Gavin Sheets, L (8.7) OBP: 0.222, SLG: 0.067										0	0	0	0	0	0	0																						
21 Zack Collins, L (1.2) OBP: 0.474, SLG: 0.563 44 Seby Zavala, R (9.2) OBP: 0.500, SLG: 0.333										4	0	2	0	0	0	1																						
15 Adam Engel, R (1.8) OBP: 0.200, SLG: 0.350										4	0	1	0	0	1	4																						
5 Nick Williams, L (1.9) OBP: 0.357, SLG: 0.462										3	0	0	0	0	0	2																						
20 Danny Mendick, R (1.4) OBP: 0.091, SLG: 0.091										3	0	0	0	0	0	2																						
<b>Inning Stats</b>	R: 0 E: 0 K: 1 S: 5	H: 0 LOB: 0 BB: 0 P: 5	R: 0 E: 0 K: 1 S: 7	H: 2 LOB: 2 BB: 0 P: 7	R: 0 E: 0 K: 0 S: 3	H: 0 LOB: 0 BB: 0 P: 3	R: 0 E: 0 K: 0 S: 4	H: 1 LOB: 2 BB: 1 P: 8	R: 0 E: 0 K: 0 S: 3	H: 0 LOB: 0 BB: 0 P: 3	R: 0 E: 0 K: 2 S: 7	H: 0 LOB: 0 BB: 0 P: 7	R: 0 E: 1 K: 0 S: 5	H: 2 LOB: 2 BB: 0 P: 9	R: 1 E: 0 K: 2 S: 11	H: 2 LOB: 1 BB: 0 P: 11	R: 0 E: 0 K: 0 S: 3	H: 0 LOB: 0 BB: 0 P: 3	1B: 6 2B: 0 3B: 0 HR: 1	SF: 0 SAC: 0 DP: 0 HBP: 0	WP: 0 PB: 0 CS: 1	PA: 35																
<b>PITCHER</b>	IP	WLS	BF	H	R	ER	SO	BB	IBB	HBP	BLK	WP	HR	S	P	ERA	WHIP	<b>PITCHER</b>				IP	WLS	BF	H	R	ER	SO	BB	IBB	HBP	BLK	WP	HR	S	P	ERA	WHIP
47 Frankie Montas, R (1.1) ERA: 5.4	3.0		11	2	0	0	2	0	0	0	0	0	0	15	15	0.00	0.667					3.0		13	4	1	1	2	0	0	0	0	0	1	19	23	3.00	1.333
70 Jordan Weems, R (4.1) ERA: 5.4	1.0		5	1	0	0	0	1	0	0	0	0	0	4	8	0.00	2.000																					
35 Jake Diekmann, L (5.1) ERA:	1.0		3	0	0	0	0	0	0	0	0	0	0	3	3	0.00	0.000																					
62 Lou Trivino, R (6.1) ERA:	1.0		3	0	0	0	2	0	0	0	0	0	0	7	7	0.00	0.000																					
71 Cole Irvin, L (7.1) ERA: 2.25	3.0	L	13	4	1	1	2	0	0	0	0	0	1	19	23	3.00	1.333																					

Batter	1	2	3	4	5	6	7	8	9	AB	R	H	RBI	BB	SO	LOB	BOTTOM																					
20 Mark Canha, R (1.7) OBP: 0.500, SLG: 0.182 2 Nick Allen, R (7.6) OBP: 0.222, SLG: 0.235										1	0	0	0	2	0	0	Chicago White Sox @ Oakland Athletics Hohokam Stadium, Mesa, AZ Sun Mar 14 2021, 4:10 PM - 6:47 PM EDT Att: 1,998 - Sunny - 60 F																					
8 Jed Lowrie, S (1.4) Tony Kemp, L (6.4) OBP: 0.588, SLG: 0.818										2	0	0	0	1	1	1																						
28 Matt Olson, L (1.3) OBP: 0.400, SLG: 1.000 60 Jacob Wilson, R (7.5) OBP: 0.308, SLG: 0.250										3	0	0	0	0	1	2																						
26 Matt Chapman, R (1.5) OBP: 0.350, SLG: 0.667 15 Seth Brown, L (7.3) OBP: 0.333, SLG: 0.389										2	0	0	0	1	1	0																						
18 Mitch Moreland, L (1.10) OBP: 0.333, SLG: 0.429 77 Tyler Soderstrom, L (8.7) OBP: 0.500, SLG: 0.833										3	0	0	0	0	2	1																						
25 Stephen Piscotty, R (1.9) OBP: 0.283, SLG: 0.133 49 Skye Bolt, S (8.8) OBP: 0.308, SLG: 0.200										3	0	1	0	0	2	1																						
17 Elvis Andrus, R (1.6) OBP: 0.222, SLG: 0.188 13 Luis Barrera, L (7.7) OBP: 0.389, SLG: 0.333										2	0	0	0	0	2	0																						
72 Michael Reed, S (1.8) OBP: 0.238, SLG: 0.550 31 Greg Deichmann, L (8.9) OBP: 0.143, SLG: 0.077										3	0	0	0	0	2	0																						
37 Aramis Garcia, R (1.2) OBP: 0.385, SLG: 0.273 80 Cody Thomas, L (8.7) OBP: 0.462, SLG: 0.444 16 Francisco Peña, R (9.2) OBP: 0.500, SLG: 1.000										2	0	0	0	0	2	0																						
<b>Inning Stats</b>	R: 0 E: 0 K: 1 S: 5	H: 0 LOB: 0 BB: 0 P: 5	R: 0 E: 0 K: 1 S: 6	H: 1 LOB: 1 BB: 0 P: 6	R: 0 E: 0 K: 1 S: 5	H: 0 LOB: 2 BB: 2 P: 13	R: 0 E: 0 K: 2 S: 7	H: 0 LOB: 1 BB: 1 P: 11	R: 0 E: 0 K: 3 S: 9	H: 0 LOB: 1 BB: 1 P: 13	R: 0 E: 0 K: 1 S: 5	H: 0 LOB: 0 BB: 0 P: 5	R: 0 E: 0 K: 3 S: 9	H: 0 LOB: 0 BB: 0 P: 9	R: 0 E: 0 K: 1 S: 5	H: 0 LOB: 0 BB: 0 P: 5		R: 0 E: 0 K: 2 S: 8	H: 1 LOB: 1 BB: 0 P: 8	1B: 2 2B: 0 3B: 0 HR: 0	SF: 0 SAC: 0 DP: 0 HBP: 0	WP: 0 PB: 0 CS: 0	PA: 33															
<b>PITCHER</b>	IP	WLS	BF	H	R	ER	SO	BB	IBB	HBP	BLK	WP	HR	S	P	ERA	WHIP	<b>PITCHER</b>				IP	WLS	BF	H	R	ER	SO	BB	IBB	HBP	BLK	WP	HR	S	P	ERA	WHIP
33 Lance Lynn, R (1.1) ERA:	3.1		14	1	0	0	4	1	0	0	0	0	0	13	17	0.00	0.600																					
43 Evan Marshall, R (4.1) ERA:	1.0		3	0	0	0	1	0	0	0	0	0	0	5	5	0.00	0.000																					
39 Aaron Bummer, L (6.1) ERA: 10.8	2.0	W	6	0	0	0	4	0	0	0	0	0	0	14	14	0.00	0.000																					
65 Codi Heuer, R (7.1) ERA:	1.0	S	4	1	0	0	2	0	0	0	0	0	0	8	8	0.00	1.000																					


livebaseballscores.com

AB 33  
R 1  
H 7  
RBI 1  
BB 1  
SO 6  
LOB 12



livebaseballscores.com

AB 29  
R 0  
H 2  
RBI 0  
BB 4  
SO 15  
LOB 8





Batter	1	2	3	4	5	6	7	8	9	10	AB	R	H	RBI	BB	SO	LOB	TOP			
8 Ian Happ, S OBP: 0.308, SLG: 0.391 66 Rafael Ortega, L OBP: 0.251, SLG: 0.522	G4-3		F8		G3-1		K		F9		3	0	0	0	0	0	1				
40 Wilson Contreras, R OBP: 0.417, SLG: 0.474 Miguel Amaya, R OBP: 0.200, SLG: 0.200	K			G5-3	F8			P5			3	0	0	0	0	1	0				
24 Joc Pederson, L OBP: 0.571, SLG: 1.208 67 Michael Hermosillo, R OBP: 0.364, SLG: 0.889	F7			15 BB 6 BB		F9		K			2	1	0	0	1	0	0				
15 Cameron Maybin, R OBP: 0.296, SLG: 0.300 62 Nick Martini, L OBP: 0.333, SLG: 0.167		F7		13 CS 6 BB 1B		K		1 BB HBP			3	0	1	0	0	1	0				
6 Jake Marisnick, R OBP: 0.636, SLG: 0.429 1 Ian Miller, L OBP: 0.636, SLG: 0.429		G5-3		13 CS 2B		F8		1B			3	1	1	1	0	0	0				
13 David Bote, R OBP: 0.346, SLG: 0.478 85 Trent Giambrone, R OBP: 0.167, SLG: 0.091		P5		1-H 2-3 2B				84 BB 1B	K		3	1	2	1	0	0	0				
4 Eric Sogard, L OBP: 0.429, SLG: 0.364 82 Abiatal Avelino, R OBP: 0.333, SLG: 0.273				16 FC6 1B				P5		K	2	0	1	0	1	0	1				
5 Matt Duffy, R OBP: 0.273, SLG: 0.273 84 Alfonso Rivas III, L OBP: 0.389, SLG: 0.520					F8						1	0	0	0	0	1	1				
59 Patrick Wisdom, R OBP: 0.267, SLG: 0.333											2	0	1	1	0	0	2				
16 Idemaro Vargas, S OBP: 0.400, SLG: 0.583 86 P.J. Higgins, R OBP: 0.400, SLG: 0.500				FC6 8 S 1-2		G4-3		G5-3			3	0	0	0	0	0	2				
<b>Inning Stats</b>	R: 0 E: 0 K: 1 S: 5	H: 0 LOB: 0 BB: 0 P: 5	R: 0 E: 0 K: 0 S: 3	H: 0 LOB: 0 BB: 0 P: 5	R: 0 E: 0 K: 1 S: 6	H: 1 LOB: 0 BB: 0 P: 7	R: 2 E: 0 K: 0 S: 5	H: 3 LOB: 2 BB: 2 P: 14	R: 0 E: 0 K: 0 S: 3	H: 0 LOB: 0 BB: 0 P: 3	R: 0 E: 0 K: 1 S: 5	H: 2 LOB: 1 BB: 0 P: 7	R: 0 E: 0 K: 2 S: 8	H: 1 LOB: 2 BB: 0 P: 9	R: 1 E: 0 K: 2 S: 10	H: 1 LOB: 0 BB: 0 P: 12	R: 0 E: 0 K: 0 S: 0	H: 0 LOB: 0 BB: 0 P: 0	1B: 5 2B: 2 3B: 0 HR: 1	SF: 0 SAC: 0 DP: 0 HBP: 1	WP: 0 PA: 38 PB: 0 SB: 1 CS: 2
<b>PITCHER</b>	IP WLS BF H R ER SO BB IBB HBP BLK WP HR S P ERA WHIP	IP WLS BF H R ER SO BB IBB HBP BLK WP HR S P ERA WHIP	IP WLS BF H R ER SO BB IBB HBP BLK WP HR S P ERA WHIP	IP WLS BF H R ER SO BB IBB HBP BLK WP HR S P ERA WHIP	IP WLS BF H R ER SO BB IBB HBP BLK WP HR S P ERA WHIP	IP WLS BF H R ER SO BB IBB HBP BLK WP HR S P ERA WHIP	IP WLS BF H R ER SO BB IBB HBP BLK WP HR S P ERA WHIP	IP WLS BF H R ER SO BB IBB HBP BLK WP HR S P ERA WHIP	IP WLS BF H R ER SO BB IBB HBP BLK WP HR S P ERA WHIP	IP WLS BF H R ER SO BB IBB HBP BLK WP HR S P ERA WHIP	IP WLS BF H R ER SO BB IBB HBP BLK WP HR S P ERA WHIP	IP WLS BF H R ER SO BB IBB HBP BLK WP HR S P ERA WHIP	IP WLS BF H R ER SO BB IBB HBP BLK WP HR S P ERA WHIP	IP WLS BF H R ER SO BB IBB HBP BLK WP HR S P ERA WHIP	IP WLS BF H R ER SO BB IBB HBP BLK WP HR S P ERA WHIP	IP WLS BF H R ER SO BB IBB HBP BLK WP HR S P ERA WHIP	IP WLS BF H R ER SO BB IBB HBP BLK WP HR S P ERA WHIP	IP WLS BF H R ER SO BB IBB HBP BLK WP HR S P ERA WHIP	IP WLS BF H R ER SO BB IBB HBP BLK WP HR S P ERA WHIP	IP WLS BF H R ER SO BB IBB HBP BLK WP HR S P ERA WHIP	IP WLS BF H R ER SO BB IBB HBP BLK WP HR S P ERA WHIP

**Chicago Cubs @ Chicago White Sox**  
 Camelback Ranch, Glendale, AZ  
 Mon Mar 15 2021, 4:08 PM - 7:00 PM EDT  
 Att: 2,289 - Partly Cloudy - 68 F

livebaseballscorecards.com

AB 35  
 R 4  
 H 8  
 RBI 4  
 BB 2  
 SO 8  
 LOB 10




Batter	1	2	3	4	5	6	7	8	9	10	AB	R	H	RBI	BB	SO	LOB	BOTTOM			
12 Adam Eaton, L OBP: 0.391, SLG: 0.444 5 Nick Williams, L OBP: 0.313, SLG: 0.400	G3-1		79 CS 2B	G4-3			P5	FC4-6			3	0	1	0	0	0	0				
24 Yasmani Grandal, S OBP: 0.333, SLG: 0.200 81 Andrew Vaughn, R OBP: 0.441, SLG: 0.464	10 BB 74 BB 1B		G6-3		K		79 BB 1B		K		3	1	1	0	0	1	1				
79 José Abreu, R OBP: 0.323, SLG: 0.269 75 Gavin Sheets, L OBP: 0.263, SLG: 0.188	10 BB 74 BB 1B		10 BB 74 BB 1B				10 WP 2B				2	2	2	1	2	0	0				
36 Marco Hernández, L OBP: 0.333, SLG: 0.143 10 Yoán Moncada, S OBP: 0.419, SLG: 0.423 30 Matt Reynolds, R OBP: 0.214, SLG: 0.417 21 Zack Collins, L OBP: 0.500, SLG: 0.563	74 BB 1B		17 BB 74 BB 1B		K		1-2 3-H 1B				2	0	1	0	1	1	1				
74 Eloy Jiménez, R OBP: 0.344, SLG: 1.448 76 Blake Rutherford, L OBP: 0.100, SLG: 0.100	17 G4-6-3 1B		17 BB 1B								2	0	1	0	1	1	1				
17 Luis González, L OBP: 0.143, SLG: 0.143 15 Adam Engel, R OBP: 0.238, SLG: 0.381	G4-6-3		1-2 2-3 1B		K						4	0	2	3	0	1	3				
28 Leury García, S OBP: 0.464, SLG: 0.609											3	0	1	0	0	1	2				
23 Jonathan Lucroy, R OBP: 0.333, SLG: 0.308											1	0	1	0	0	0	0				
20 Danny Mendick, R OBP: 0.154, SLG: 0.120											3	1	1	0	0	0	0				
<b>Inning Stats</b>	R: 2 E: 0 K: 0 S: 4	H: 2 LOB: 1 BB: 2 P: 12	R: 0 E: 0 K: 1 S: 5	H: 0 LOB: 0 BB: 0 P: 5	R: 1 E: 0 K: 0 S: 6	H: 4 LOB: 3 BB: 1 P: 10	R: 0 E: 0 K: 0 S: 3	H: 0 LOB: 0 BB: 0 P: 3	R: 0 E: 0 K: 3 S: 10	H: 1 LOB: 1 BB: 0 P: 11	R: 0 E: 0 K: 1 S: 5	H: 3 LOB: 2 BB: 0 P: 8	R: 0 E: 0 K: 0 S: 4	H: 1 LOB: 2 BB: 0 P: 5	R: 0 E: 0 K: 1 S: 5	H: 1 LOB: 2 BB: 1 P: 9	R: 0 E: 0 K: 0 S: 0	H: 0 LOB: 0 BB: 0 P: 0	1B: 9 2B: 3 3B: 0 HR: 0	SF: 0 SAC: 1 DP: 2 HBP: 1	WP: 2 PA: 41 PB: 0 SB: 0 CS: 1
<b>PITCHER</b>	IP WLS BF H R ER SO BB IBB HBP BLK WP HR S P ERA WHIP	IP WLS BF H R ER SO BB IBB HBP BLK WP HR S P ERA WHIP	IP WLS BF H R ER SO BB IBB HBP BLK WP HR S P ERA WHIP	IP WLS BF H R ER SO BB IBB HBP BLK WP HR S P ERA WHIP	IP WLS BF H R ER SO BB IBB HBP BLK WP HR S P ERA WHIP	IP WLS BF H R ER SO BB IBB HBP BLK WP HR S P ERA WHIP	IP WLS BF H R ER SO BB IBB HBP BLK WP HR S P ERA WHIP	IP WLS BF H R ER SO BB IBB HBP BLK WP HR S P ERA WHIP	IP WLS BF H R ER SO BB IBB HBP BLK WP HR S P ERA WHIP	IP WLS BF H R ER SO BB IBB HBP BLK WP HR S P ERA WHIP	IP WLS BF H R ER SO BB IBB HBP BLK WP HR S P ERA WHIP	IP WLS BF H R ER SO BB IBB HBP BLK WP HR S P ERA WHIP	IP WLS BF H R ER SO BB IBB HBP BLK WP HR S P ERA WHIP	IP WLS BF H R ER SO BB IBB HBP BLK WP HR S P ERA WHIP	IP WLS BF H R ER SO BB IBB HBP BLK WP HR S P ERA WHIP	IP WLS BF H R ER SO BB IBB HBP BLK WP HR S P ERA WHIP	IP WLS BF H R ER SO BB IBB HBP BLK WP HR S P ERA WHIP	IP WLS BF H R ER SO BB IBB HBP BLK WP HR S P ERA WHIP	IP WLS BF H R ER SO BB IBB HBP BLK WP HR S P ERA WHIP	IP WLS BF H R ER SO BB IBB HBP BLK WP HR S P ERA WHIP	IP WLS BF H R ER SO BB IBB HBP BLK WP HR S P ERA WHIP

**Chicago Cubs @ Chicago White Sox**  
 Camelback Ranch, Glendale, AZ  
 Mon Mar 15 2021, 4:08 PM - 7:00 PM EDT  
 Att: 2,289 - Partly Cloudy - 68 F

livebaseballscorecards.com

AB 35  
 R 4  
 H 12  
 RBI 4  
 BB 4  
 SO 7  
 LOB 19













Batter	1	2	3	4	5	6	7	8	9	AB	R	H	RBI	BB	SO	LOB	TOP				
7 Bobby Witt Jr., R OBP: 0.325, SLG: 0.526	G6-3	G4-3	G4-3		F8		G6-3			5	1	1	0	0	0	3	<b>Kansas City Royals @ Chicago White Sox</b> Camelback Ranch, Glendale, AZ Thu Mar 18 2021, 4:07 PM - 7:17 PM EDT Att: 2,275 - Sunny - 76 F				
16 Andrew Benintendi, L 73 Emmanuel Rivera, R OBP: 0.330, SLG: 0.458	G6-3	G4-3				P6		G6-3		3	1	1	0	1	0	1					
27 Adalberto Mondesi, S 88 Nick Pratto, L OBP: 0.340, SLG: 0.421 OBP: 0.476, SLG: 1.056	G6-3	F8				E6		F7		4	2	1	0	0	1	2					
13 Salvador Perez, R 62 Nick Dini, R 66 Ryan O'Hearn, L 78 Freddy Fermin, R OBP: 0.536, SLG: 0.875 OBP: 0.333, SLG: 0.333 OBP: 0.310, SLG: 0.542 OBP: 0.333, SLG: 0.333	G6-3	F8				K		K		2	1	1	1	0	0	1					
41 Carlos Santana, S 76 Kyle Isbel, L OBP: 0.306, SLG: 0.290 OBP: 0.400, SLG: 0.500	G6-3	FC6-4				K		K		3	1	1	1	1	0	2					
12 Jorge Soler, R 9 Ryan McBroom, R OBP: 0.290, SLG: 0.515 OBP: 0.300, SLG: 0.621	P2		G5-3			K		K		3	0	0	0	0	1	3					
17 Hunter Dozier, R 89 Nick Loftin, R OBP: 0.345, SLG: 0.690 OBP: 0.300, SLG: 0.222	G6-3		E6			K		K		3	1	1	3	1	1	2					
Michael Taylor, R 98 Anderson Miller, L OBP: 0.520, SLG: 0.850 OBP: 0.305, SLG: 0.615										2	0	1	0	2	0	0					
1 Jarrod Dyson, L 11 Bubba Starling, R OBP: 0.143, SLG: 0.083 OBP: 0.240, SLG: 0.500	F8		K			SF9		G2-3		2	0	0	1	0	1	4					
										1	0	0	0	0	0	0					
<b>Inning Stats</b>	R: 4 E: 0 K: 0 S: 6	H: 3 LOB: 2 BB: 2 P: 15	R: 1 E: 0 K: 0 S: 5	H: 2 LOB: 1 BB: 0 P: 5	R: 0 E: 1 K: 1 S: 6	H: 0 LOB: 2 BB: 1 P: 10	R: 0 E: 0 K: 1 S: 5	H: 0 LOB: 1 BB: 1 P: 10	R: 1 E: 0 K: 2 S: 10	H: 2 LOB: 2 BB: 0 P: 10	R: 0 E: 0 K: 1 S: 3	H: 0 LOB: 0 BB: 0 P: 3	R: 0 E: 0 K: 2 S: 5	H: 0 LOB: 0 BB: 0 P: 5	R: 0 E: 0 K: 2 S: 7	H: 0 LOB: 0 BB: 0 P: 7	1B: 6 2B: 2 3B: 0 HR: 0	SF: 1 SAC: 0 DP: 0 HBP: 1	WP: 0 PB: 0 SB: 1 CS: 0	PA: 43	
<b>PITCHER</b>	IP WLS BF H R ER SO BB IBB HBP BLK WP HR S P ERA WHIP	IP WLS BF H R ER SO BB IBB HBP BLK WP HR S P ERA WHIP	IP WLS BF H R ER SO BB IBB HBP BLK WP HR S P ERA WHIP	IP WLS BF H R ER SO BB IBB HBP BLK WP HR S P ERA WHIP	IP WLS BF H R ER SO BB IBB HBP BLK WP HR S P ERA WHIP	IP WLS BF H R ER SO BB IBB HBP BLK WP HR S P ERA WHIP	IP WLS BF H R ER SO BB IBB HBP BLK WP HR S P ERA WHIP	IP WLS BF H R ER SO BB IBB HBP BLK WP HR S P ERA WHIP	IP WLS BF H R ER SO BB IBB HBP BLK WP HR S P ERA WHIP	IP WLS BF H R ER SO BB IBB HBP BLK WP HR S P ERA WHIP	IP WLS BF H R ER SO BB IBB HBP BLK WP HR S P ERA WHIP	IP WLS BF H R ER SO BB IBB HBP BLK WP HR S P ERA WHIP	IP WLS BF H R ER SO BB IBB HBP BLK WP HR S P ERA WHIP	IP WLS BF H R ER SO BB IBB HBP BLK WP HR S P ERA WHIP	IP WLS BF H R ER SO BB IBB HBP BLK WP HR S P ERA WHIP	IP WLS BF H R ER SO BB IBB HBP BLK WP HR S P ERA WHIP	IP WLS BF H R ER SO BB IBB HBP BLK WP HR S P ERA WHIP	IP WLS BF H R ER SO BB IBB HBP BLK WP HR S P ERA WHIP	IP WLS BF H R ER SO BB IBB HBP BLK WP HR S P ERA WHIP	IP WLS BF H R ER SO BB IBB HBP BLK WP HR S P ERA WHIP	IP WLS BF H R ER SO BB IBB HBP BLK WP HR S P ERA WHIP

**Kansas City Royals @ Chicago White Sox**  
 Camelback Ranch, Glendale, AZ  
 Thu Mar 18 2021, 4:07 PM - 7:17 PM EDT  
 Att: 2,275 - Sunny - 76 F

AB	36
R	7
H	8
RBI	7
BB	5
SO	8
LOB	19



Batter	1	2	3	4	5	6	7	8	9	AB	R	H	RBI	BB	SO	LOB	BOTTOM				
7 Tim Anderson, R 20 Danny Mendick, R OBP: 0.222, SLG: 0.229 OBP: 0.133, SLG: 0.103	G6-3	K		K		F8		G6-3		3	1	0	0	0	2	2	<b>Kansas City Royals @ Chicago White Sox</b> Camelback Ranch, Glendale, AZ Thu Mar 18 2021, 4:07 PM - 7:17 PM EDT Att: 2,275 - Sunny - 76 F				
24 Yasmani Grandal, S 21 Zack Collins, L OBP: 0.250, SLG: 0.143 OBP: 0.517, SLG: 0.522	K	F8		K				G1-3		2	0	0	0	0	1	1					
79 Jose Abreu, R 81 Andrew Vaughn, R OBP: 0.375, SLG: 0.393 OBP: 0.415, SLG: 0.500	G6-3									3	1	2	1	1	0	1					
10 Yoán Moncada, S 30 Matt Reynolds, R OBP: 0.432, SLG: 0.379 OBP: 0.316, SLG: 0.690	G6-3	F8								1	1	1	1	0	0	0					
74 Eloy Jiménez, R 17 Luis González, L OBP: 0.333, SLG: 0.417 OBP: 0.208, SLG: 0.174	G6-3									4	0	2	1	0	1	1					
88 Luis Robert Jr., R 5 Nick Williams, L OBP: 0.313, SLG: 0.484 OBP: 0.316, SLG: 0.389										4	0	1	1	0	0	1					
1 Nick Madrigal, R 89 Zach Remillard, R OBP: 0.125, SLG: 0.125 OBP: 0.417, SLG: 0.375										3	1	1	0	0	0	0					
15 Adam Engel, R OBP: 0.267, SLG: 0.567										4	3	3	1	0	1	2					
32 Billy Hamilton, S OBP: 0.294, SLG: 0.357										3	1	1	2	1	1	2					
										1	0	0	0	0	1	2					
<b>Inning Stats</b>	R: 1 E: 0 K: 1 S: 6	H: 2 LOB: 1 BB: 1 P: 10	R: 2 E: 0 K: 1 S: 8	H: 3 LOB: 1 BB: 0 P: 8	R: 0 E: 0 K: 0 S: 3	H: 0 LOB: 1 BB: 1 P: 7	R: 3 E: 0 K: 2 S: 10	H: 2 LOB: 1 BB: 1 P: 16	R: 0 E: 0 K: 1 S: 5	H: 0 LOB: 0 BB: 0 P: 5	R: 1 E: 0 K: 0 S: 4	H: 1 LOB: 1 BB: 1 P: 8	R: 1 E: 0 K: 3 S: 11	H: 2 LOB: 2 BB: 1 P: 15	R: 1 E: 0 K: 1 S: 7	H: 1 LOB: 0 BB: 0 P: 8	1B: 6 2B: 2 3B: 1 HR: 2	SF: 0 SAC: 0 DP: 0 HBP: 0	WP: 3 PB: 1 SB: 0 CS: 0	PA: 40	
<b>PITCHER</b>	IP WLS BF H R ER SO BB IBB HBP BLK WP HR S P ERA WHIP	IP WLS BF H R ER SO BB IBB HBP BLK WP HR S P ERA WHIP	IP WLS BF H R ER SO BB IBB HBP BLK WP HR S P ERA WHIP	IP WLS BF H R ER SO BB IBB HBP BLK WP HR S P ERA WHIP	IP WLS BF H R ER SO BB IBB HBP BLK WP HR S P ERA WHIP	IP WLS BF H R ER SO BB IBB HBP BLK WP HR S P ERA WHIP	IP WLS BF H R ER SO BB IBB HBP BLK WP HR S P ERA WHIP	IP WLS BF H R ER SO BB IBB HBP BLK WP HR S P ERA WHIP	IP WLS BF H R ER SO BB IBB HBP BLK WP HR S P ERA WHIP	IP WLS BF H R ER SO BB IBB HBP BLK WP HR S P ERA WHIP	IP WLS BF H R ER SO BB IBB HBP BLK WP HR S P ERA WHIP	IP WLS BF H R ER SO BB IBB HBP BLK WP HR S P ERA WHIP	IP WLS BF H R ER SO BB IBB HBP BLK WP HR S P ERA WHIP	IP WLS BF H R ER SO BB IBB HBP BLK WP HR S P ERA WHIP	IP WLS BF H R ER SO BB IBB HBP BLK WP HR S P ERA WHIP	IP WLS BF H R ER SO BB IBB HBP BLK WP HR S P ERA WHIP	IP WLS BF H R ER SO BB IBB HBP BLK WP HR S P ERA WHIP	IP WLS BF H R ER SO BB IBB HBP BLK WP HR S P ERA WHIP	IP WLS BF H R ER SO BB IBB HBP BLK WP HR S P ERA WHIP	IP WLS BF H R ER SO BB IBB HBP BLK WP HR S P ERA WHIP	IP WLS BF H R ER SO BB IBB HBP BLK WP HR S P ERA WHIP

**Kansas City Royals @ Chicago White Sox**  
 Camelback Ranch, Glendale, AZ  
 Thu Mar 18 2021, 4:07 PM - 7:17 PM EDT  
 Att: 2,275 - Sunny - 76 F

AB	35
R	9
H	11
RBI	7
BB	5
SO	9
LOB	15

















Batter	1	2	3	4	5	6	7	8	9	AB	R	H	RBI	BB	SO	LOB	TOP										
31 LaMonte Wade Jr., L OBP: 0.308, SLG: 0.303 Steven Duggar, L OBP: 0.441, SLG: 0.538	P2		K2-3				G6-3		2B	3	0	1	0	0	1	1	<b>San Francisco Giants @ Chicago White Sox</b> Camelback Ranch, Glendale, AZ Mon Mar 22 2021, 4:09 PM - 7:02 PM EDT Att: 2,254 - Sunny - 69 F										
12 Alex Dickerson, L OBP: 0.345, SLG: 0.462 80 Heliot Ramos, R OBP: 0.406, SLG: 0.710	K			K	G6-3			1B	L6	3	0	0	0	0	2	2											
2 Curt Casali, R OBP: 0.177, SLG: 0.444 Joey Bart, R OBP: 0.478, SLG: 0.571	G5-3					F8				2	0	0	0	1	0	0											
41 Wilmer Flores, R OBP: 0.400, SLG: 0.625 29 Anisimsky Alcántara, S OBP: 0.346, SLG: 0.150 70 Joe McCarthy, L OBP: 0.351, SLG: 0.387	P3			G5-3			1B		K	3	0	1	0	0	0	1											
33 Darin Ruf, R OBP: 0.364, SLG: 0.371	F8								SF8	2	0	0	1	1	1	1											
32 Jason Voster, L OBP: 0.356, SLG: 0.476	G3				F9				K	4	0	1	0	0	1	3											
72 Jason Krizan, L OBP: 0.378, SLG: 0.500						F9			G4-3	3	0	0	0	1	1	2											
85 Will Wilson, R OBP: 0.256, SLG: 0.200					G5-3		G6-3		2B	4	1	1	0	0	1	1											
34 Kevin Gausman, L 37 Matt Wisler, R 84 Logan Wristler, L 71 Tyler Rogers, R 50 Jose Alvarez, L 82 Dominic Leone, R 91 Ricardo Sanchez, R 86 Justin Garcia, L 80 Yermín Mercedes, R 83 Patrick Batty, S	SH3-4								K	8	0	0	0	0	0	0											
										1B	0	0	0	0	0	0											
<b>Inning Stats</b>	R: 0 E: 0 K: 1 S: 6	H: 0 LOB: 0 BB: 0 P: 6	R: 0 E: 0 K: 0 S: 3	H: 0 LOB: 0 BB: 0 P: 3	R: 0 E: 0 K: 2 S: 7	H: 0 LOB: 1 BB: 1 P: 11	R: 0 E: 0 K: 1 S: 5	H: 2 LOB: 2 BB: 0 P: 13	R: 0 E: 0 K: 2 S: 9	H: 2 LOB: 2 BB: 0 P: 5	R: 0 E: 0 K: 1 S: 5	H: 0 LOB: 0 BB: 0 P: 5	R: 1 E: 0 K: 2 S: 9	H: 2 LOB: 1 BB: 0 P: 10	R: 1 E: 0 K: 1 S: 7	H: 2 LOB: 1 BB: 0 P: 8	1B: 7 2B: 1 3B: 0 HR: 0	SF: 1 SAC: 1 DP: 0 HBP: 0	WP: 1 PA: 38 PB: 0 SB: 0 CS: 0								
<b>PITCHER</b>	IP	WLS	BF	H	R	ER	SO	BB	IBB	HBP	BLK	WP	HR	S	P	ERA	WHIP										
27 Lucas Giolito, R ERA: 1.56	4.2	W	19	2	0	0	4	3	0	0	0	0	0	25	37	0.00	1.071										
34 Michael Kopech, R ERA: 1.69	1.1	H	6	2	0	0	2	0	0	0	0	0	0	10	10	0.00	1.500										
39 Aaron Bummer, L ERA: 5.79	1.0		3	0	0	0	1	0	0	0	0	0	0	5	5	0.00	0.000										
43 Evan Marshall, R ERA: 1.5	1.0		5	2	1	1	2	0	0	0	0	1	0	9	10	9.00	2.000										
61 Ryan Burr, R ERA: 9.45	1.0		5	2	1	1	1	0	0	0	0	0	0	7	8	9.00	2.000										
<b>Batter</b>	<b>1</b>	<b>2</b>	<b>3</b>	<b>4</b>	<b>5</b>	<b>6</b>	<b>7</b>	<b>8</b>	<b>9</b>	<b>AB</b>	<b>R</b>	<b>H</b>	<b>RBI</b>	<b>BB</b>	<b>SO</b>	<b>LOB</b>	<b>BOTTOM</b>										
7 Tim Anderson, R OBP: 0.250, SLG: 0.372 20 Danny Mendick, R OBP: 0.184, SLG: 0.139	HR	2B		P3		FC5-4				4	1	2	2	0	0	3	<b>San Francisco Giants @ Chicago White Sox</b> Camelback Ranch, Glendale, AZ Mon Mar 22 2021, 4:09 PM - 7:02 PM EDT Att: 2,254 - Sunny - 69 F										
88 Luis Robert Jr., R OBP: 0.275, SLG: 0.395 28 Leury Garcia, S OBP: 0.400, SLG: 0.471	F9	K			G6-3	K				4	0	0	0	0	2	2											
79 Jose Abreu, R OBP: 0.375, SLG: 0.282 89 Zach Remillard, R OBP: 0.333, SLG: 0.273	K			F8						3	1	1	0	1	1	0											
10 Yoán Moncada, S OBP: 0.432, SLG: 0.444 36 Marco Hernández, L OBP: 0.375, SLG: 0.357	HR	2B		G4-1	G1					4	1	1	0	0	1	2											
74 Eloy Jiménez, R OBP: 0.356, SLG: 0.548 32 Billy Hamilton, S OBP: 0.304, SLG: 0.278	HR			G4-3						3	1	2	3	0	0	0											
24 Yasmani Grandal, S OBP: 0.300, SLG: 0.222 30 Matt Reynolds, R OBP: 0.280, SLG: 0.524	F8				G6-3					4	0	2	0	0	0	1											
12 Adam Eaton, L OBP: 0.365, SLG: 0.455 5 Nick Williams, L OBP: 0.321, SLG: 0.519										3	2	2	0	0	0	1											
81 Andrew Vaughn, R OBP: 0.404, SLG: 0.500 18 Tim Beckham, R OBP: 0.304, SLG: 0.278		G5-3								1	0	0	0	0	0	1											
1 Nick Madrigal, R OBP: 0.294, SLG: 0.353 73 Yermín Mercedes, R OBP: 0.400, SLG: 0.455		G4-3								3	0	1	1	0	0	2											
										1	0	1	0	0	0	0											
<b>Inning Stats</b>	R: 3 E: 0 K: 1 S: 8	H: 3 LOB: 0 BB: 0 P: 10	R: 1 E: 0 K: 1 S: 7	H: 2 LOB: 1 BB: 0 P: 7	R: 0 E: 0 K: 0 S: 3	H: 0 LOB: 0 BB: 0 P: 3	R: 0 E: 0 K: 1 S: 7	H: 2 LOB: 2 BB: 0 P: 7	R: 1 E: 0 K: 0 S: 5	H: 2 LOB: 1 BB: 0 P: 5	R: 1 E: 0 K: 1 S: 7	H: 2 LOB: 1 BB: 0 P: 7	R: 1 E: 0 K: 1 S: 6	H: 1 LOB: 2 BB: 1 P: 11	R: 0 E: 0 K: 2 S: 9	H: 2 LOB: 2 BB: 0 P: 9	1B: 6 2B: 6 3B: 0 HR: 2	SF: 0 SAC: 0 DP: 0 HBP: 0	WP: 1 PA: 39 PB: 0 SB: 0 CS: 0								
<b>PITCHER</b>	IP	WLS	BF	H	R	ER	SO	BB	IBB	HBP	BLK	WP	HR	S	P	ERA	WHIP										
34 Kevin Gausman, R ERA: 5.63	3.2	L	18	7	4	4	3	0	0	0	0	0	0	1	1	9.82	1.909										
37 Matt Wisler, R ERA: 5.09	0.1		1	0	0	0	0	0	0	0	0	0	0	1	1	0.00	0.000										
71 Tyler Rogers, R ERA: 4.76	0.2		3	1	1	1	0	0	0	0	0	0	0	3	3	13.50	1.500										
50 Jose Alvarez, L ERA: 3.38	0.2		5	3	1	1	0	0	0	0	0	0	0	5	5	13.50	4.500										
52 Dominic Leone, R ERA: 1.35	0.2		2	0	0	0	1	0	0	0	0	0	0	4	4	0.00	0.000										
<b>PITCHER</b>	IP	WLS	BF	H	R	ER	SO	BB	IBB	HBP	BLK	WP	HR	S	P	ERA	WHIP										
66 Jarlin Garcia, L ERA: 5.4	1.0		5	1	1	1	1	0	0	0	0	0	0	9	9	0.00	2.000										
60 Wandy Peralta, L ERA: 6.53	1.0		5	2	0	0	2	0	0	0	0	0	0	9	9	0.00	2.000										







Batter	1	2	3	4	5	6	7	8	9	AB	R	H	RBI	BB	SO	LOB	TOP																			
33 Jesse Winker, L (1.7) OBP: 0.409, SLG: 0.364 69 Alfredo Rodriguez, R (8.5) OBP: 0.369, SLG: 0.529	F8		G6-4-3		K		G6-3		G5-3	3	0	0	0	1	1	0	<b>Cincinnati Reds @ Chicago White Sox</b> Camelback Ranch, Glendale, AZ Thu Mar 25 2021, 4:09 PM - 8:06 PM EDT Att: 2,281 - Cloudy - 71 F																			
15 Nick Senzel, R (1.8) OBP: 0.419, SLG: 0.541 Scott Heineman, R (5.8) OBP: 0.410, SLG: 0.485	G6-3		G6-4-3		K		L6		G6-3	3	0	0	0	0	1	1																				
37 Tyler Stephenson, R (1.2) OBP: 0.366, SLG: 0.294	K		1B		L9		K		G5-3	5	0	1	0	0	2	1																				
17 Kyle Farmer, R (1.5) OBP: 0.383, SLG: 0.500 67 TJ Friedl, L (8.7) OBP: 0.187, SLG: 0.182			1B				1B		F7	2	1	1	0	2	0	0																				
71 Jonathan India, R (1.4) OBP: 0.458, SLG: 0.590 93 Errol Robinson, R (8.4) OBP: 0.400, SLG: 0.250			1B				P4		BB	3	1	1	0	1	0	3																				
34 Mark Payton, L (1.9) OBP: 0.471, SLG: 0.643			1B		G3-1		K		BB	3	0	0	0	1	1	3																				
28 Nicky Delmonico, L (1.3) OBP: 0.357, SLG: 0.458			1B		BB		G6-3		1B	3	0	1	1	1	0	3																				
31 Kyle Holder, L (1.6) OBP: 0.342, SLG: 0.250			1B		K				G5-3-5	4	1	2	1	0	1	3																				
87 José De León, R 81 Matt Pridich, R 87 José De León, R Hector Pérez, R Art Warren, R 87 Gregor Robertson, R 75 Carson R. Johnson, R 83 Jesse Biddle, L Denny Castillo, R			1B		K				BB	2	0	0	0	0	2	3																				
<b>Inning Stats</b>	R: 0 E: 0 K: 1 S: 5	H: 0 LOB: 0 BB: 0 P: 5	R: 1 E: 0 K: 1 S: 7	H: 2 LOB: 2 BB: 1 P: 11	R: 0 E: 0 K: 0 S: 3	H: 1 LOB: 2 BB: 2 P: 11	R: 0 E: 0 K: 2 S: 7	H: 0 LOB: 1 BB: 1 P: 11	R: 0 E: 0 K: 1 S: 6	H: 1 LOB: 1 BB: 0 P: 6	R: 2 E: 0 K: 1 S: 9	H: 2 LOB: 0 BB: 0 P: 10	R: 1 E: 0 K: 0 S: 3	H: 1 LOB: 1 BB: 2 P: 11	R: 0 E: 0 K: 0 S: 3	H: 0 LOB: 1 BB: 1 P: 7		1B: 6 2B: 0 3B: 0 HR: 1	SF: 0 SAC: 0 DP: 2 HBP: 0	WP: 0 PA: 39 PB: 0 SB: 0 CS: 0																
<b>PITCHER</b>	IP	WLS	BF	H	R	ER	SO	BB	IBB	HBP	BLK	WP	HR	S	P	ERA	WHIP	<b>PITCHER</b>		IP	WLS	BF	H	R	ER	SO	BB	IBB	HBP	BLK	WP	HR	S	P	ERA	WHIP
84 Dylan Cease, R (1.1) ERA: 0.77	5.0	W	21	3	1	1	6	4	0	0	0	0	0	29	45	1.80	1.400																			
66 José Ruiz, R (6.1) ERA: 6.75	1.0		4	1	0	0	1	0	0	0	0	0	0	6	6	0.00	1.000																			
34 Michael Kopech, R (7.1) ERA: 4.26	1.0		5	2	2	2	1	0	0	0	0	0	1	9	10	18.00	2.000																			
51 Nik Turley, L (8.1) ERA: 18.56	1.0		5	1	1	1	0	2	0	0	0	0	0	3	11	9.00	3.000																			
90 Félix Paulino, R (9.1) ERA: 1.8	1.0		4	0	0	0	0	1	0	0	0	0	0	3	7	0.00	1.000																			

Batter	1	2	3	4	5	6	7	8	9	AB	R	H	RBI	BB	SO	LOB	BOTTOM																			
28 Leury García, S (1.5) OBP: 0.360, SLG: 0.409 89 Zach Remillard, R (5, PR) OBP: 0.333, SLG: 0.357	F8		K		1B		K			4	0	2	3	0	1	1	<b>Cincinnati Reds @ Chicago White Sox</b> Camelback Ranch, Glendale, AZ Thu Mar 25 2021, 4:09 PM - 8:06 PM EDT Att: 2,281 - Cloudy - 71 F																			
12 Adam Eaton, L (1.9) OBP: 0.422, SLG: 0.500 99 Mikie Mahtook, R (5, PH) (6, 7) (9, 9)	K2-3		2B		1B		P4			3	0	2	2	0	1	0																				
81 Andrew Vaughn, R (1.3) 23 Jonathan Lucroy, R (8.2) OBP: 0.478, SLG: 0.389	E3		K		1B					3	0	0	0	0	1	3																				
5 Nick Williams, L (1.7) OBP: 0.351, SLG: 0.500 18 Tim Beckham, R (8, PH) (9, 3)	F9				1B					3	1	1	0	1	1	1																				
73 Yermín Mercedes, R (1, 10) OBP: 0.341, SLG: 0.385	F7		K		1B					1	0	0	0	0	1	0																				
21 Zack Collins, L (1.2) OBP: 0.428, SLG: 0.528 30 Matt Reynolds, R (9, 7) OBP: 0.250, SLG: 0.458	G3-1				1B					4	2	2	2	0	0	2																				
1 Nick Madrigal, R (1.4) OBP: 0.333, SLG: 0.348 36 Marco Hernández, L (6, PH) (7, 4)	K2-3		1B		1B					0	0	0	0	0	0	0																				
32 Billy Hamilton, S (1.8) OBP: 0.333, SLG: 0.269			K		1B					3	2	1	0	1	1	3																				
20 Danny Mendick, R (1.6) OBP: 0.250, SLG: 0.256 97 Lenyn Sosa, R (7, PH) (8, 6)			1B		1B					0	2	0	1	1	0	0																				
<b>Inning Stats</b>	R: 0 E: 1 K: 1 S: 6	H: 0 LOB: 1 BB: 0 P: 6	R: 0 E: 0 K: 1 S: 5	H: 0 LOB: 0 BB: 0 P: 5	R: 1 E: 0 K: 3 S: 10	H: 1 LOB: 1 BB: 0 P: 11	R: 4 E: 0 K: 2 S: 14	H: 5 LOB: 2 BB: 1 P: 19	R: 4 E: 0 K: 1 S: 9	H: 4 LOB: 1 BB: 1 P: 15	R: 0 E: 0 K: 0 S: 3	H: 0 LOB: 2 BB: 2 P: 12	R: 0 E: 0 K: 1 S: 5	H: 0 LOB: 0 BB: 0 P: 5	R: 0 E: 0 K: 1 S: 5	H: 0 LOB: 0 BB: 0 P: 5		1B: 8 2B: 1 3B: 0 HR: 1	SF: 1 SAC: 0 DP: 0 HBP: 2	WP: 1 PA: 41 PB: 0 SB: 4 CS: 0																
<b>PITCHER</b>	IP	WLS	BF	H	R	ER	SO	BB	IBB	HBP	BLK	WP	HR	S	P	ERA	WHIP	<b>PITCHER</b>		IP	WLS	BF	H	R	ER	SO	BB	IBB	HBP	BLK	WP	HR	S	P	ERA	WHIP
87 José De León, R (1.1) ERA: 8.64	4.0	L	21	7	7	7	7	0	0	1	0	0	1	35	37	15.75	1.750																			
81 Matt Pridich, R (4.1) ERA: 5.4	0.1		4	2	1	1	0	1	0	0	0	0	0	4	9	27.00	9.000																			
87 José De León, R (5.1) ERA: 8.64	4.0	L	21	7	7	7	7	0	0	1	0	0	1	35	37	15.75	1.750																			
Hector Pérez, R (5.1) ERA: 10.57	0.2		4	1	1	1	1	1	0	0	0	1	0	5	10	13.50	3.000																			
Art Warren, R (6.1) ERA: 5.83	1.0		6	0	0	0	0	2	0	1	0	0	0	3	12	0.00	2.000																			
75 Carson Fulmer, R (7.1) ERA: 3.6	1.0		3	0	0	0	1	0	0	0	0	0	0	5	5	0.00	0.000																			
53 Jesse Biddle, L (8.1) ERA: 3.0	1.0		3	0	0	0	1	0	0	0	0	0	0	5	5	0.00	0.000																			

AB	32
R	4
H	7
RBI	4
BB	7
SO	8
LOB	19



AB	34
R	9
H	10
RBI	8
BB	4
SO	10
LOB	14






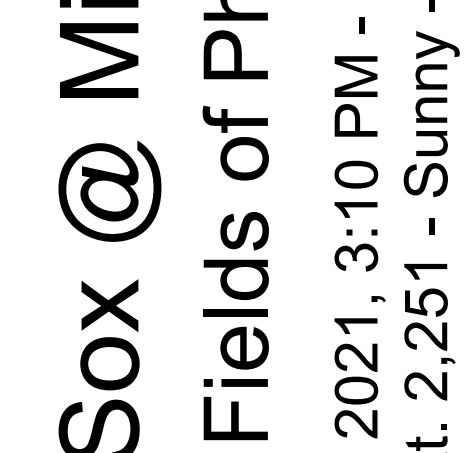
Batter	1	2	3	4	5	6	7	8	9	AB	R	H	RBI	BB	SO	LOB	TOP										
7 Tim Anderson, R OBP: 0.315, SLG: 0.442 32 Billy Hamilton, S OBP: 0.343, SLG: 0.259	L8		L6			79 1B 2B	89 HBP BB		FC4-6 89 E 1B	3	1	1	0	0	0	0	<b>Chicago White Sox @ Milwaukee Brewers</b> American Family Fields of Phoenix, Phoenix, AZ Fri Mar 26 2021, 3:10 PM - 6:28 PM CDT Att: 2,251 - Sunny - 64 F										
12 Adam Eaton, L OBP: 0.417, SLG: 0.488 89 Zach Remillard, R OBP: 0.400, SLG: 0.400	79 CS 1B		F7			K	1-2 HBP	SAFE 1B	1B	3	0	1	0	0	1	2											
79 José Abreu, R OBP: 0.328, SLG: 0.235	K			K		10 HR 1B	G5-3		K	5	1	1	2	0	3	4											
10 Yoán Moncada, S OBP: 0.426, SLG: 0.500 30 Matt Reynolds, R OBP: 0.276, SLG: 0.458		K		G3-1		1-H HR			HBP	3	1	1	2	0	1	0											
24 Yasmani Grandal, S OBP: 0.296, SLG: 0.240 5 Nick Williams, L OBP: 0.351, SLG: 0.500		21 HR 1B		G4-3		E4			K	4	1	1	0	0	1	1											
21 Zack Collins, L OBP: 0.422, SLG: 0.590 73 Yermín Mercedes, R, PH OBP: 0.333, SLG: 0.375		1-H HR				K	K		L9	3	1	1	2	0	2	1											
88 Luis Robert Jr., R OBP: 0.340 63 Matt Foster, R 59 Tayron Guerrero, R		K		K		P6			L9	4	0	0	0	0	2	2											
81 Andrew Vaughn, R OBP: 0.369, SLG: 0.446		G6-3		K		K				4	0	1	0	0	2	0											
36 Marco Hernández, L OBP: 0.381, SLG: 0.333			G4-3			7 2B 79 1B 1B	K		L8	4	1	1	0	0	1	1											
<b>Inning Stats</b>	R: 0 E: 0 K: 1 S: 6	H: 1 LOB: 1 BB: 0 P: 6	R: 2 E: 0 K: 2 S: 11	H: 2 LOB: 0 BB: 0 P: 14	R: 0 E: 0 K: 0 S: 3	H: 0 LOB: 0 BB: 0 P: 3	R: 0 E: 0 K: 1 S: 5	H: 0 LOB: 0 BB: 0 P: 5	R: 0 E: 0 K: 3 S: 9	H: 0 LOB: 0 BB: 0 P: 9	R: 4 E: 1 K: 2 S: 14	H: 4 LOB: 1 BB: 0 P: 17	R: 0 E: 0 K: 2 S: 7	H: 0 LOB: 2 BB: 1 P: 12	R: 0 E: 0 K: 1 S: 5	H: 0 LOB: 1 BB: 0 P: 6		R: 1 E: 1 K: 1 S: 7	H: 2 LOB: 1 BB: 0 P: 7	1B: 6 2B: 2 3B: 0 HR: 2	SF: 0 SAC: 0 DP: 1 HBP: 2	WP: 0 PB: 0 SB: 0 CS: 1	PA: 39				
<b>PITCHER</b>	IP	WLS	BF	H	R	ER	SO	BB	IBB	HBP	BLK	WP	HR	S	P	ERA	WHIP										
51 Freddy Peralta, R ERA: 3.95	5.1	L	21	6	5	5	8	0	0	0	0	0	1	40	43	8.44	1.125										
57 Eric Yardley, R ERA: 7.39	0.2		4	1	1	1	1	0	0	0	0	0	1	8	11	13.50	1.500										
38 Devin Williams, R ERA: 3.38	1.0		5	0	0	0	2	1	0	1	0	0	0	7	12	0.00	1.000										
71 Josh Hader, L ERA: 4.26	1.0		4	0	0	0	1	0	0	1	0	0	0	5	6	0.00	0.000										
56 Justin Topa, R ERA: 12.71	1.0		5	2	1	0	1	0	0	0	0	0	0	7	7	0.00	2.000										

Batter	1	2	3	4	5	6	7	8	9	AB	R	H	RBI	BB	SO	LOB	BOTTOM										
6 Lorenzo Cain, R OBP: 0.333, SLG: 0.167 75 Payton Henry, R OBP: 0.364, SLG: 0.700	F8		K		L9		G5-3		77 3B 2B	4	0	0	0	0	1	3	<b>Chicago White Sox @ Milwaukee Brewers</b> American Family Fields of Phoenix, Phoenix, AZ Fri Mar 26 2021, 3:10 PM - 6:28 PM CDT Att: 2,251 - Sunny - 64 F										
2 Luis Urias, R OBP: 0.417, SLG: 0.483 77 Garrett Mitchell, L OBP: 0.419, SLG: 0.586	F8				9 BLK 18 1B 1B		F7		14 2B 3B	2	0	1	0	1	0	0											
18 Keston Hiura, R OBP: 0.310, SLG: 0.625 14 Jace Peterson, L OBP: 0.467, SLG: 0.714	HR		K		9 BLK 1B				72 1B HBP	3	1	2	1	0	1	1											
9 Manny Piña, R OBP: 0.381, SLG: 0.850 60 Dustin Peterson, R OBP: 0.306, SLG: 0.417	1B				G1-3				P3	3	0	2	0	0	0	2											
3 Orlando Arcia, R OBP: 0.190, SLG: 0.244 72 Brice Turang, L OBP: 0.219, SLG: 0.300	F9				G5-3		K			3	0	0	0	0	1	2											
15 Tyrone Taylor, R OBP: 0.326, SLG: 0.500 91 Hedbert Perez, L	K				K		K		L9	3	0	0	0	0	3	1											
28 Daniel Robertson, R OBP: 0.421, SLG: 0.935 92 Freddy Zamora, R	K				G4-3		K		K	3	0	0	0	0	2	1											
11 Billy McKinney, L OBP: 0.308, SLG: 0.649 61 Zach Green, R OBP: 0.333, SLG: 0.600	G1-3				P6				75 2B 77 3B BB	2	0	0	0	0	0	0											
51 Freddy Peralta, R ERA: 3.95 57 Eric Yardley, R ERA: 7.39 38 Devin Williams, R ERA: 3.38 26 Jacob Nottingham, R ERA: 10.336 71 Josh Hader, L ERA: 4.26 56 Justin Topa, R ERA: 12.71 26 Jacob Nottingham, R ERA: 10.336	K				18 1B 9 BLK 2 1B 1B				K	2	1	1	0	0	1	0											
<b>Inning Stats</b>	R: 1 E: 0 K: 0 S: 6	H: 2 LOB: 1 BB: 0 P: 7	R: 0 E: 0 K: 2 S: 7	H: 0 LOB: 0 BB: 0 P: 7	R: 0 E: 0 K: 3 S: 9	H: 0 LOB: 1 BB: 1 P: 13	R: 0 E: 0 K: 1 S: 6	H: 1 LOB: 1 BB: 0 P: 6	R: 1 E: 0 K: 0 S: 6	H: 3 LOB: 2 BB: 0 P: 6	R: 0 E: 0 K: 3 S: 9	H: 0 LOB: 0 BB: 0 P: 9	R: 0 E: 0 K: 0 S: 2	H: 0 LOB: 1 BB: 1 P: 7	R: 0 E: 0 K: 1 S: 6	H: 1 LOB: 2 BB: 0 P: 7		R: 3 E: 0 K: 2 S: 10	H: 3 LOB: 1 BB: 1 P: 14	1B: 5 2B: 3 3B: 1 HR: 1	SF: 0 SAC: 0 DP: 1 HBP: 2	WP: 0 PB: 0 SB: 0 CS: 0	PA: 41				
<b>PITCHER</b>	IP	WLS	BF	H	R	ER	SO	BB	IBB	HBP	BLK	WP	HR	S	P	ERA	WHIP										
55 Carlos Rodón, L ERA: 1.32	4.2		20	5	2	2	6	1	0	0	0	0	0	2	2	0.00	3.000										
92 Will Carter, R ERA: 18.0	0.1	W	2	1	0	0	0	0	0	0	1	0	0	2	2	0.00	3.000										
31 Liam Hendriks, R ERA: 2.25	1.0		3	0	0	0	3	0	0	0	0	0	0	9	9	0.00	0.000										
45 Garrett Crochet, L ERA: 2.25	1.0		4	0	0	0	0	1	0	1	0	0	0	2	7	0.00	1.000										
63 Matt Foster, R ERA: 5.79	1.1		7	1	1	1	2	1	0	1	0	0	0	9	14	6.75	1.500										
<b>PITCHER</b>	IP	WLS	BF	H	R	ER	SO	BB	IBB	HBP	BLK	WP	HR	S	P	ERA	WHIP										
59 Tayron Guerrero, R ERA: 4.76	0.2		5	3	2	2	1	0	0	0	0	0	0	7	7	27.00	4.500										

AB	36
R	7
H	9
RBI	7
BB	1
SO	13
LOB	13



AB	36
R	5
H	10
RBI	4
BB	3
SO	12
LOB	19



WP	0
PB	0
SB	0
CS	0



Batter	1	2	3	4	5	6	7	8	9	AB	R	H	RBI	BB	SO	LOB	TOP			
7 Tim Anderson, R OBP: 0.333, SLG: 0.473 20 Danny Mendick, R OBP: 0.261, SLG: 0.268										3	1	2	2	0	1	1	Chicago White Sox @ Colorado Rockies Salt River Fields at Talking Stick, Scottsdale, AZ Sat Mar 27 2021, 4:11 PM - 7:24 PM EDT Att: 2,486 - Sunny - 73 F			
32 Billy Hamilton, S OBP: 0.358, SLG: 0.258										4	1	1	0	1	0	4				
79 Jose Abreu, R OBP: 0.338, SLG: 0.309 18 Tim Beckham, R OBP: 0.297, SLG: 0.440										4	1	2	3	0	1	2				
10 Yoán Moncada, S OBP: 0.448, SLG: 0.583 30 Matt Reynolds, R OBP: 0.297, SLG: 0.440										4	1	3	0	0	0	0				
24 Yasmani Grandal, S OBP: 0.290, SLG: 0.250 21 Zack Collins, L OBP: 0.413, SLG: 0.575										3	0	1	1	0	0	3				
5 Nick Williams, L OBP: 0.357, SLG: 0.474										4	1	1	0	1	2	2				
88 Luis Robert Jr., R OBP: 0.273, SLG: 0.353 99 Mikie Mahtook, R OBP: 0.297, SLG: 0.400										4	1	1	0	0	1	2				
1 Nick Madrigal, R OBP: 0.370, SLG: 0.360 89 Zach Remillard, R OBP: 0.297, SLG: 0.400										2	1	1	0	1	0	0				
73 Yermín Mercedes, R OBP: 0.348, SLG: 0.372										3	0	1	0	1	1	2				
<b>Inning Stats</b>	R: 1 E: 0 K: 0 S: 12	H: 3 LOB: 1 BB: 0 P: 17	R: 2 E: 0 K: 1 S: 13	H: 2 LOB: 2 BB: 2 P: 25	R: 0 E: 0 K: 1 S: 12	H: 2 LOB: 1 BB: 0 P: 16	R: 1 E: 0 K: 2 S: 8	H: 1 LOB: 0 BB: 0 P: 12	R: 0 E: 0 K: 1 S: 7	H: 0 LOB: 0 BB: 0 P: 12	R: 2 E: 0 K: 1 S: 17	H: 3 LOB: 1 BB: 0 P: 25	R: 2 E: 0 K: 0 S: 11	H: 2 LOB: 1 BB: 2 P: 24	R: 0 E: 0 K: 2 S: 10	H: 0 LOB: 1 BB: 1 P: 12		1B: 9 2B: 3 3B: 1 HR: 1	SF: 1 SAC: 0 DP: 2 HBP: 0	WP: 0 PB: 0 SB: 1 CS: 0
<b>PITCHER</b>	IP WLS BF H R ER SO BB IBB HBP BLK WP HR S P ERA WHIP	48 Germán Márquez, R ERA: 9.08 37 Jairo Díaz, R ERA: 10.24 40 Tyler Kinley, R ERA: 2.25 78 Lucas Gilbreath, L ERA: 6.48 29 Robert Stephenson, R ERA: 4.5	3.0 L 16 6 3 3 1 2 0 0 0 0 0 0 30 49 9.00 2.667	1.0 4 2 0 0 1 0 0 0 0 0 0 8 12 9.00 1.000	1.0 3 0 0 0 1 0 0 0 0 0 0 7 12 0.00 0.000	1.0 6 3 2 1 1 0 0 0 0 0 1 17 25 9.00 3.000	<b>PITCHER</b>	IP WLS BF H R ER SO BB IBB HBP BLK WP HR S P ERA WHIP	Justin Lawrence, R ERA: 2.45 60 Mychal Givens, R ERA: 9.35 52 Daniel Bard, R ERA:	1.0 6 2 2 2 0 2 0 0 0 0 0 0 11 24 18.00 4.000	0.2 3 0 0 0 1 0 1 0 0 0 0 7 8 0.00 0.000	0.1 1 0 0 0 1 0 0 0 0 0 0 3 4 0.00 0.000								
Batter	1	2	3	4	5	6	7	8	9	AB	R	H	RBI	BB	SO	LOB	BOTTOM			
15 Raimel Tapia, L OBP: 0.283, SLG: 0.347 29 Robert Stephenson, R OBP: 0.364, SLG: 0.319										3	0	0	0	0	0	3	Chicago White Sox @ Colorado Rockies Salt River Fields at Talking Stick, Scottsdale, AZ Sat Mar 27 2021, 4:11 PM - 7:24 PM EDT Att: 2,486 - Sunny - 73 F			
24 Ryan McMahon, L OBP: 0.298, SLG: 0.423 83 Alan Trejo, R OBP: 0.333, SLG: 0.525										2	0	0	0	1	1	0				
27 Trevor Story, R OBP: 0.214, SLG: 0.500 60 Mychal Givens, R OBP: 0.333, SLG: 0.525										4	0	0	0	0	1	1				
19 Charlie Blackmon, L OBP: 0.265, SLG: 0.189 79 Colton Welker, R OBP: 0.378, SLG: 0.500										3	0	1	0	0	2	1				
25 C.J. Cron, R OBP: 0.408, SLG: 0.733 2 Yonathan Daza, R OBP: 0.390, SLG: 0.526										2	0	0	0	1	0	1				
8 Joshua Fuentes, R OBP: 0.309, SLG: 0.509 76 Ryan Vilade, R OBP: 0.400, SLG: 0.419										3	0	0	0	0	2	2				
12 Chris Owings, R OBP: 0.349, SLG: 0.737 Justin Lawrence, R OBP: 0.129, SLG: 0.071										2	0	0	0	1	1	0				
81 Eric Stamets, R OBP: 0.129, SLG: 0.071										1	0	0	0	0	1	1				
3 Dom Nunez, L OBP: 0.432, SLG: 0.697 66 Brian Serven, R OBP: 0.467, SLG: 0.714										1	0	0	0	1	1	0				
48 Germán Márquez, R ERA: 1.17 13 Greg Bird, L OBP: 0.328, SLG: 0.293 37 Jairo Díaz, R ERA: 10.24 40 Tyler Kinley, R ERA: 2.25 22 Sam Hilliard, L OBP: 0.356, SLG: 0.328 78 Lucas Gilbreath, L ERA: 6.48 18 Connor Joe, R OBP: 0.255, SLG: 0.374										0	0	0	0	0	0	0				
<b>Inning Stats</b>	R: 0 E: 0 K: 2 S: 9	H: 0 LOB: 0 BB: 0 P: 14	R: 0 E: 0 K: 2 S: 9	H: 0 LOB: 0 BB: 0 P: 13	R: 0 E: 0 K: 1 S: 11	H: 0 LOB: 1 BB: 1 P: 19	R: 0 E: 0 K: 2 S: 14	H: 1 LOB: 2 BB: 0 P: 12	R: 0 E: 0 K: 0 S: 10	H: 1 LOB: 0 BB: 0 P: 16	R: 1 E: 0 K: 0 S: 7	H: 1 LOB: 0 BB: 0 P: 16	R: 1 E: 0 K: 1 S: 15	H: 2 LOB: 1 BB: 1 P: 26	1B: 2 2B: 2 3B: 1 HR: 1	SF: 0 SAC: 0 DP: 0 HBP: 0	WP: 3 PB: 1 SB: 0 CS: 0	PA: 38		
<b>PITCHER</b>	IP WLS BF H R ER SO BB IBB HBP BLK WP HR S P ERA WHIP	27 Lucas Giolito, R ERA: 1.17 90 Félix Paulino, R ERA: 1.09 43 Evan Marshall, R ERA: 1.13 39 Aaron Bummer, L ERA: 5.4 61 Ryan Burr, R ERA: 11.88	5.2 W 22 2 0 0 0 3 0 0 0 0 0 3 7 0.00 3.000	1.0 2 0 0 0 0 1 0 0 0 0 0 10 16 0.00 1.000	1.0 4 1 1 1 0 0 0 0 0 0 1 7 16 9.00 1.000	1.0 6 2 1 1 1 1 0 0 0 0 0 15 26 9.00 3.000	<b>PITCHER</b>	IP WLS BF H R ER SO BB IBB HBP BLK WP HR S P ERA WHIP	Justin Lawrence, R ERA: 2.45 60 Mychal Givens, R ERA: 9.35 52 Daniel Bard, R ERA:	1.1 22 2 0 0 0 3 0 0 0 0 0 11 24 18.00 4.000	0.1 3 0 0 0 1 0 1 0 0 0 0 7 8 0.00 0.000	0.1 1 0 0 0 1 0 0 0 0 0 0 3 4 0.00 0.000								



Batter	1	2	3	4	5	6	7	8	9	AB	R	H	RBI	BB	SO	LOB	TOP										
16 Tim Locastro, R (1.8) 78 Jurel Querecuto, S (7.5)										4	1	1	0	0	1	1	<b>Arizona Diamondbacks @ Chicago White Sox</b> Camelback Ranch, Glendale, AZ Sun Mar 28 2021, 4:07 PM - 6:47 PM EDT Att: 2,381 - Sunny - 83 F										
6 David Peralta, L (1.7) 32 Chris Devenski, R (7.1) 58 Stefan Crichton, R (8.1) J.B. Bukauskas, R (8.1)										4	0	0	0	0	2	1											
14 Asdrubal Cabrera, S (1.5) 19 Josh VanMeter, L (6.4)										1	1	0	1	1	0	0											
53 Christian Walker, R (1.3) 3 Alek Thomas, L (7.8)										3	0	0	0	0	0	1											
21 Stephen Vogt, L (1.2) 48 Joakim Soria, R (6.1)										3	2	2	0	0	1	0											
30 Travee Thompson, R (7.7)										4	0	1	0	0	0	3											
27 Wyatt Mathisen, R (1.4) (6.5) (7.3)																											
10 Josh Rojas, L (1.6) 1 Domingo Leyba, S (8.6)										3	0	2	2	0	1	1											
26 Pavin Smith, L (1.9)										4	0	1	1	0	1	3											
29 Merrill Kelly, R (1.1) 18 Carson Kelly, R (6.2)										2	0	0	0	0	0	1											
<b>Inning Stats</b>	R: 1 E: 0 K: 0 S: 4	H: 1 LOB: 0 BB: 0 P: 5	R: 1 E: 0 K: 1 S: 7	H: 2 LOB: 1 BB: 0 P: 7	R: 0 E: 0 K: 1 S: 3	H: 0 LOB: 0 BB: 0 P: 3	R: 0 E: 0 K: 1 S: 7	H: 2 LOB: 2 BB: 0 P: 7	R: 0 E: 0 K: 1 S: 7	H: 0 LOB: 0 BB: 0 P: 7	R: 2 E: 0 K: 1 S: 7	H: 2 LOB: 1 BB: 1 P: 11	R: 0 E: 0 K: 1 S: 4	H: 0 LOB: 0 BB: 1 P: 8	R: 0 E: 0 K: 0 S: 3	H: 1 LOB: 0 BB: 0 P: 3	R: 0 E: 0 K: 1 S: 5	H: 0 LOB: 0 BB: 0 P: 5	1B: 6 2B: 2 3B: 1 HR: 0	SF: 1 SAC: 0 DP: 2 HBP: 0	WP: 0 PB: 0 CS: 0	PA: 35					
<b>PITCHER</b>	IP	WLS	BF	H	R	ER	SO	BB	IBB	HBP	BLK	WP	HR	S	P	ERA	WHIP										
60 Dallas Keuchel, L (1.1) ERA: 5.56	5.0		20	5	2	2	4	0	0	0	0	0	0	28	29	3.60	1.000										
34 Michael Kopech, R (6.1) ERA: 8.14	1.0		6	2	2	2	1	1	0	0	0	0	0	7	11	18.00	3.000										
45 Garrett Crochet, L (7.1) ERA: 2.0	1.0		3	0	0	0	1	1	0	0	0	0	0	4	8	0.00	1.000										
65 Codi Heuer, R (8.1) ERA: 0.93	1.0	W	3	1	0	0	0	0	0	0	0	0	0	3	3	0.00	1.000										
31 Liam Hendriks, R (9.1) ERA: 1.6	1.0	S	3	0	0	0	1	0	0	0	0	0	0	5	5	0.00	0.000										

Batter	1	2	3	4	5	6	7	8	9	AB	R	H	RBI	BB	SO	LOB	BOTTOM										
7 Tim Anderson, R (1.6) OBP: 0.350, SLG: 0.483										3	0	2	0	0	1	1	<b>Arizona Diamondbacks @ Chicago White Sox</b> Camelback Ranch, Glendale, AZ Sun Mar 28 2021, 4:07 PM - 6:47 PM EDT Att: 2,381 - Sunny - 83 F										
5 Nick Williams, L (6.9)										2	0	1	1	0	1	3											
12 Adam Eaton, L (1.9) OBP: 0.392, SLG: 0.455										3	0	0	0	0	1	4											
20 Danny Mendick, R (6.6) OBP: 0.271, SLG: 0.262										1	1	0	0	1	0	2											
79 Jose Abreu, R (1.3) OBP: 0.338, SLG: 0.310										3	0	1	1	0	0	1											
89 Zach Remillard, R (7.3) OBP: 0.455, SLG: 0.438										1	1	1	0	0	0	0											
10 Yoán Moncada, S (1.5) OBP: 0.426, SLG: 0.549										3	0	0	0	0	3	3											
30 Matt Reynolds, R (7.5) OBP: 0.230, SLG: 0.590										1	1	1	2	0	0	0											
21 Zack Collins, L (1.2) OBP: 0.380, SLG: 0.523										4	1	0	0	0	0	3											
81 Andrew Vaughn, R (1.7) OBP: 0.377, SLG: 0.458										3	1	1	0	1	1	0											
88 Luis Robert Jr., R (1.8) OBP: 0.271, SLG: 0.333										3	1	0	1	1	2	1											
1 Nick Madrigal, R (1.4) OBP: 0.400, SLG: 0.393										3	0	2	0	0	0	0											
36 Marco Hernández, L (7, PR) OBP: 0.409, SLG: 0.365										1	0	1	1	0	0	0											
73 Yermín Mercedes, R (1, 10) OBP: 0.340, SLG: 0.348										3	1	0	0	1	1	6											
<b>Inning Stats</b>	R: 0 E: 0 K: 1 S: 7	H: 2 LOB: 2 BB: 0 P: 7	R: 0 E: 0 K: 2 S: 7	H: 0 LOB: 0 BB: 0 P: 7	R: 1 E: 0 K: 1 S: 6	H: 1 LOB: 1 BB: 1 P: 10	R: 0 E: 0 K: 0 S: 3	H: 0 LOB: 0 BB: 0 P: 3	R: 0 E: 0 K: 2 S: 8	H: 1 LOB: 1 BB: 0 P: 8	R: 0 E: 0 K: 1 S: 5	H: 0 LOB: 0 BB: 0 P: 5	R: 0 E: 0 K: 2 S: 9	H: 2 LOB: 3 BB: 0 P: 9	R: 6 E: 1 K: 1 S: 9	H: 4 LOB: 1 BB: 3 P: 22	1B: 8 2B: 3 3B: 0 HR: 0	SF: 0 SAC: 0 DP: 1 HBP: 0	WP: 1 PB: 0 SB: 2 CS: 0	PA: 38							
<b>PITCHER</b>	IP	WLS	BF	H	R	ER	SO	BB	IBB	HBP	BLK	WP	HR	S	P	ERA	WHIP										
29 Merrill Kelly, R (1.1) ERA: 5.3	5.0		20	4	1	1	6	1	0	0	0	0	0	31	35	1.80	1.000										
48 Joakim Soria, R (6.1) ERA: 9.64	1.0	H	3	0	0	0	1	0	0	0	0	0	0	5	5	0.00	0.000										
32 Chris Devenski, R (7.1) ERA: 2.00	1.0	H	5	2	0	0	2	0	0	0	0	0	0	9	9	0.00	2.000										
58 Stefan Crichton, R (8.1) ERA: 15.75	0.0	L	6	2	6	5	0	3	0	0	0	0	0	3	15	∞	∞										
J.B. Bukauskas, R (8.1) ERA: 2.00	1.0		4	2	0	0	1	0	0	0	0	1	0	6	7	0.00	2.000										



Batter	1	2	3	4	5	6	7	8	9	AB	R	H	RBI	BB	SO	LOB	TOP
7 Tim Anderson, R (1, 6) OBP: 0.355, SLG: 0.483 89 Zach Remillard, R (4, 6) OBP: 0.435, SLG: 0.412										2	0	1	0	0	1	1	Chicago White Sox @ Colorado Rockies Salt River Fields at Talking Stick, Scottsdale, AZ Tue Mar 30 2021, 3:08 PM - 5:06 PM EDT Att: 2,212 - Sunny - 79 F
88 Luis Robert Jr., R (1, 8) OBP: 0.279, SLG: 0.339 32 Billy Hamilton, S (4, 8) OBP: 0.341, SLG: 0.250										2	1	1	0	0	0	1	
79 Jose Abreu, R (1, 3) OBP: 0.396, SLG: 0.317 93 Yolbert Sanchez, R (6, PR) OBP: 1.000, SLG: 2.000										2	0	1	0	1	1	0	
10 Yoán Moncada, S (1, 5) OBP: 0.413, SLG: 0.528 30 Matt Reynolds, R (4, 9) OBP: 0.291, SLG: 0.481										2	0	0	0	0	1	2	
24 Yasmani Grandal, S (1, 2) OBP: 0.294, SLG: 0.233										2	0	0	0	1	1	0	
81 Andrew Vaughn, R (1, 7) OBP: 0.375, SLG: 0.459										2	0	1	1	0	0	0	
12 Adam Eaton, L (1, 9) OBP: 0.396, SLG: 0.457 84 Dylan Cease, R (4, 1) OBP: 0.383, SLG: 0.500										2	0	1	0	0	1	2	
73 Yermín Mercedes, R (7, PH) OBP: 0.333, SLG: 0.340										0	0	0	0	0	0	0	
28 Leury García, S (1, 4) OBP: 0.346, SLG: 0.391 36 Marco Hernández, L (5, PR) OBP: 0.391, SLG: 0.350										2	0	0	0	0	0	1	
23 Jake Lamb, L (1, 10) OBP: 0.279, SLG: 0.316										1	0	0	0	0	1	1	
<b>Inning Stats</b>	R: 0 E: 0 K: 1 S: 6	H: 1 LOB: 0 BB: 0 P: 8	R: 0 E: 0 K: 1 S: 8	H: 0 LOB: 0 BB: 0 P: 11	R: 0 E: 0 K: 2 S: 14	H: 1 LOB: 1 BB: 0 P: 20	R: 1 E: 0 K: 1 S: 8	H: 1 LOB: 2 BB: 0 P: 21	R: 0 E: 0 K: 0 S: 5	H: 1 LOB: 1 BB: 0 P: 8	R: 0 E: 0 K: 1 S: 9	H: 1 LOB: 1 BB: 0 P: 12					
<b>PITCHER</b>	IP WLS BF H R ER SO BB IBB HBP BLK WP HR S P ERA WHIP																
26 Austin Gomber, L (1, 1) ERA: 3.2	3.0 10 2 0 0 4 0 0 0 0 0 1 0 28 39 0.00 0.667																
54 Carlos Estevez, R (4, 1) ERA: 12.38	1.0 B 6 1 1 1 1 2 0 0 0 0 0 0 8 21 9.00 3.000																
40 Tyler Kinley, R (5, 1) ERA: 1.8	1.0 3 0 0 0 1 0 0 0 0 0 0 0 7 11 0.00 0.000																
29 Robert Stephenson, R (6, 1) ERA: 4.0	1.0 W 3 1 0 0 0 0 0 0 0 0 0 0 5 8 0.00 1.000																
94 Zac Rosscup, L (7, 1) ERA:	1.0 S 4 1 0 0 1 0 0 0 0 0 0 0 9 12 0.00 1.000																

Chicago White Sox @ Colorado Rockies  
Salt River Fields at Talking Stick, Scottsdale, AZ  
Tue Mar 30 2021, 3:08 PM - 5:06 PM EDT  
Att: 2,212 - Sunny - 79 F

AB 23  
R 1  
H 5  
RBI 1  
BB 2  
SO 7  
LOB 13



WP: 1 PA: 26  
PB: 0  
SB: 1  
CS: 0

Batter	1	2	3	4	5	6	7	8	9	AB	R	H	RBI	BB	SO	LOB	BOTTOM
15 Raimel Tapia, L (1, 7) OBP: 0.310, SLG: 0.370 2 Yonathan Daza, R (4, 8) OBP: 0.383, SLG: 0.500										2	0	1	0	0	1	0	Chicago White Sox @ Colorado Rockies Salt River Fields at Talking Stick, Scottsdale, AZ Tue Mar 30 2021, 3:08 PM - 5:06 PM EDT Att: 2,212 - Sunny - 79 F
8 Joshua Fuentes, R (1, 5) OBP: 0.361, SLG: 0.559 18 Connor Joe, R (4, 3) OBP: 0.489, SLG: 0.711										2	0	1	0	0	1	1	
27 Trevor Story, R (1, 6) OBP: 0.308, SLG: 0.457 83 Alan Trejo, R (4, 6) OBP: 0.313, SLG: 0.478										2	0	0	0	2	2	1	
19 Charlie Blackmon, L (1, 9) OBP: 0.290, SLG: 0.186 76 Ryan Vilade, R (5, 7) OBP: 0.385, SLG: 0.400										2	0	0	0	0	1	1	
25 C.J. Cron, R (1, 3) OBP: 0.415, SLG: 0.771 22 Sam Hilliard, L (4, 7) OBP: 0.318, SLG: 0.281										1	1	1	1	0	0	0	
24 Ryan McMahon, L (1, 4) OBP: 0.318, SLG: 0.433 66 Brian Serven, R (5, 2) OBP: 0.389, SLG: 0.588										2	0	1	0	0	0	0	
35 Elias Díaz, R (1, 2) OBP: 0.357, SLG: 0.462 81 Eric Starnets, R (4, PR) OBP: 0.171, SLG: 0.067										1	0	0	0	0	1	0	
12 Chris Owings, R (1, 10) OBP: 0.333, SLG: 0.667 13 Greg Bird, L (6, PH) OBP: 0.327, SLG: 0.333										2	0	0	0	0	1	2	
1 Garrett Hampson, R (1, 8) OBP: 0.381, SLG: 0.377 Colton Welker, R (6, 5) OBP: 0.392, SLG: 0.553										0	0	0	0	0	0	0	
<b>Inning Stats</b>	R: 0 E: 0 K: 3 S: 12	H: 1 LOB: 1 BB: 0 P: 14	R: 1 E: 0 K: 1 S: 9	H: 1 LOB: 0 BB: 0 P: 14	R: 0 E: 0 K: 3 S: 12	H: 1 LOB: 1 BB: 0 P: 19	R: 0 E: 0 K: 2 S: 13	H: 2 LOB: 2 BB: 0 P: 19	R: 0 E: 0 K: 2 S: 10	H: 1 LOB: 1 BB: 0 P: 17	R: 1 E: 0 K: 0 S: 7	H: 0 LOB: 1 BB: 2 P: 18					
<b>PITCHER</b>	IP WLS BF H R ER SO BB IBB HBP BLK WP HR S P ERA WHIP																
84 Dylan Cease, R (1, 1) ERA: 1.06	5.1 22 6 1 1 11 0 0 0 0 0 1 1 58 86 1.69 1.125																
84 Dylan Cease, R (4, 1) ERA: 1.06	5.1 22 6 1 1 11 0 0 0 0 0 1 1 58 86 1.69 1.125																
54 Connor Sadzeck, R (6, 1) ERA: 7.11	0.2 L 4 0 1 1 0 2 0 0 0 0 0 0 5 15 13.50 3.000																

Chicago White Sox @ Colorado Rockies  
Salt River Fields at Talking Stick, Scottsdale, AZ  
Tue Mar 30 2021, 3:08 PM - 5:06 PM EDT  
Att: 2,212 - Sunny - 79 F

AB 24  
R 2  
H 6  
RBI 1  
BB 2  
SO 11  
LOB 9



WP: 2 PA: 26  
PB: 1  
SB: 1  
CS: 0



Batter	1	2	3	4	5	6	7	8	9	AB	R	H	RBI	BB	SO	LOB	TOP										
7 Tim Anderson, R OBP: 0.250, SLG: 0.250										4	1	1	0	0	2	1	<b>Chicago White Sox @ Los Angeles Angels</b> Angel Stadium, Anaheim, CA Thu Apr 01 2021, 7:09 PM - 9:58 PM PDT Att: 13,207 - Partly Cloudy - 81 F										
12 Adam Eaton, L OBP: 0.250, SLG: 1.000										4	1	1	2	0	1	0											
79 José Abreu, R OBP: 0.250, SLG: 0.250										4	0	1	0	0	2	0											
10 Yoán Moncada, S OBP: 0.750, SLG: 1.000										3	0	2	0	1	1	1											
24 Yasmani Grandal, S (1, 2)										3	0	0	0	1	1	2											
28 Leury García, S (1, 7)										4	0	0	0	0	2	3											
88 Luis Robert Jr., R OBP: 0.250, SLG: 0.500										4	1	1	0	0	1	3											
21 Zack Collins, L (1, 10)										4	0	0	0	0	0	0											
1 Nick Madrigal, R OBP: 0.333, SLG: 0.333										3	0	1	0	0	0	0											
<b>Inning Stats</b>	R: 0 E: 0 K: 2 S: 12	H: 1 LOB: 1 BB: 0 P: 17	R: 1 E: 0 K: 2 S: 10	H: 1 LOB: 0 BB: 0 P: 15	R: 0 E: 0 K: 0 S: 10	H: 0 LOB: 0 BB: 0 P: 13	R: 0 E: 0 K: 1 S: 10	H: 1 LOB: 2 BB: 1 P: 16	R: 2 E: 0 K: 1 S: 9	H: 2 LOB: 0 BB: 0 P: 17	R: 0 E: 0 K: 0 S: 8	H: 1 LOB: 1 BB: 0 P: 10	R: 0 E: 0 K: 1 S: 8	H: 1 LOB: 0 BB: 0 P: 12	R: 0 E: 0 K: 1 S: 9	H: 0 LOB: 0 BB: 1 P: 17		R: 0 E: 0 K: 2 S: 7	H: 0 LOB: 0 BB: 0 P: 8	1B: 4 2B: 2 3B: 0 HR: 1	SF: 0 SAC: 0 DP: 0 HBP: 0	WP: 1 PB: 0 SB: 1 CS: 1	PA: 35				
<b>PITCHER</b>	IP	WLS	BF	H	R	ER	SO	BB	IBB	HBP	BLK	WP	HR	S	P	ERA	WHIP										
37 Dylan Bundy, R ERA: 4.5	(1, 1)	6.0	25	6	3	3	6	1	0	0	0	1	1	59	88	4.50	1.167										
57 Aaron Slegers, R ERA:	(7, 1)	1.0	3	1	0	0	1	0	0	0	0	0	0	8	12	0.00	1.000										
21 Mike Mayers, R ERA:	(8, 1)	1.0	W	4	0	0	1	1	0	0	0	0	0	9	17	0.00	1.000										
32 Raisel Iglesias, R ERA:	(9, 1)	1.0	S	3	0	0	2	0	0	0	0	0	0	7	8	0.00	0.000										

Batter	1	2	3	4	5	6	7	8	9	AB	R	H	RBI	BB	SO	LOB	BOTTOM										
22 David Fletcher, R OBP: 0.250, SLG: 0.250										4	1	1	0	0	2	0	<b>Chicago White Sox @ Los Angeles Angels</b> Angel Stadium, Anaheim, CA Thu Apr 01 2021, 7:09 PM - 9:58 PM PDT Att: 13,207 - Partly Cloudy - 81 F										
17 Shohei Ohtani, L (1, 10)										4	1	0	0	0	1	1											
27 Mike Trout, R OBP: 0.750, SLG: 0.500										2	1	1	1	2	1	0											
6 Anthony Rendon, R OBP: 0.500, SLG: 0.333										3	0	1	0	1	1	2											
10 Justin Upton, R OBP: 0.500, SLG: 0.333										3	0	1	1	1	1	2											
5 Albert Pujols, R (1, 3)										4	0	0	1	0	0	4											
4 Jose Iglesias, R (1, 6)										4	0	0	0	0	0	2											
33 Max Stassi, R OBP: 0.667, SLG: 1.667										3	1	2	1	0	1	0											
25 Dexter Fowler, S (1, 9)										3	0	0	0	0	3	1											
<b>Inning Stats</b>	R: 0 E: 0 K: 3 S: 11	H: 0 LOB: 0 BB: 0 P: 17	R: 0 E: 0 K: 1 S: 12	H: 0 LOB: 0 BB: 0 P: 15	R: 0 E: 0 K: 2 S: 10	H: 0 LOB: 0 BB: 0 P: 13	R: 1 E: 0 K: 0 S: 13	H: 1 LOB: 2 BB: 2 P: 22	R: 1 E: 0 K: 2 S: 11	H: 1 LOB: 0 BB: 0 P: 17	R: 0 E: 0 K: 0 S: 7	H: 1 LOB: 1 BB: 1 P: 14	R: 0 E: 0 K: 1 S: 7	H: 1 LOB: 0 BB: 0 P: 9	R: 2 E: 1 K: 1 S: 21	H: 2 LOB: 2 BB: 1 P: 33		R: 0 E: 0 K: 2 S: 7	H: 0 LOB: 0 BB: 0 P: 8	1B: 5 2B: 0 3B: 0 HR: 1	SF: 0 SAC: 0 DP: 1 HBP: 0	WP: 0 PB: 1 SB: 0 CS: 0	PA: 34				
<b>PITCHER</b>	IP	WLS	BF	H	R	ER	SO	BB	IBB	HBP	BLK	WP	HR	S	P	ERA	WHIP										
27 Lucas Giolito, R ERA: 3.38	(1, 1)	5.1	20	2	2	2	8	2	0	0	0	0	0	12	20	3.38	0.750										
65 Codi Heuer, R ERA:	(6, 1)	1.2	H	7	2	0	0	1	1	0	0	0	0	12	20	0.00	1.800										
39 Aaron Bummer, L ERA:	(8, 1)	0.2	L	6	2	2	0	1	1	0	0	0	0	18	28	0.00	4.500										
63 Matt Foster, R ERA:	(8, 1)	0.1		1	0	0	0	0	0	0	0	0	0	3	5	0.00	0.000										



Batter	1	2	3	4	5	6	7	8	9	AB	R	H	RBI	BB	SO	LOB	TOP		
7 Tim Anderson, R OBP: 0.222, SLG: 0.556	G1-3		FC5-4 88 BB 79 HR	G4-3			G5-3		HR	5	2	1	1	0	0	3			
88 Luis Robert Jr., R OBP: 0.333, SLG: 0.375	L7		79 HR BB	K			79 E 1B		G6-3	4	1	1	0	1	1	1			
79 José Abreu, R OBP: 0.444, SLG: 0.750	K		HR				G5-3		10 WP 24 2B	4	2	2	4	1	1	0			
10 Yoán Moncada, S OBP: 0.333, SLG: 0.375		K	K				K		K	5	0	0	0	0	5	3			
25 Andrew Vaughn, R 0 Billy Hamilton, S		K					G5-3		24 2B	3	1	0	0	1	1	2			
24 Yasmani Grandal, S OBP: 0.333, SLG: 0.375		L9					73 WP 12 1B		73 2B	0	1	0	0	1	0	0			
12 Adam Eaton, L OBP: 0.333, SLG: 0.625			G4-3				73 WP 73 1B		73 2B	4	2	1	1	1	2	0			
73 Yermín Mercedes, R			7 HR 1B				7 HR 1B		1B	5	1	5	4	0	0	0			
1 Nick Madrigal, R OBP: 0.250, SLG: 0.250			7 FC5-4 1B				L6		G4-3	5	0	1	0	0	1	4			
<b>Inning Stats</b>	R: 0 E: 0 K: 1 S: 7	H: 0 LOB: 0 BB: 0 P: 10	R: 0 E: 0 K: 2 S: 9	H: 0 LOB: 0 BB: 0 P: 13	R: 4 E: 0 K: 1 S: 25	H: 3 LOB: 0 BB: 1 P: 34	R: 3 E: 0 K: 1 S: 21	H: 3 LOB: 1 BB: 1 P: 31	R: 0 E: 0 K: 1 S: 6	H: 1 LOB: 1 BB: 0 P: 7	R: 0 E: 0 K: 2 S: 10	H: 1 LOB: 2 BB: 1 P: 15	R: 0 E: 0 K: 1 S: 14	H: 1 LOB: 1 BB: 0 P: 17	R: 5 E: 0 K: 1 S: 20	H: 4 LOB: 1 BB: 2 P: 34	1B: 9 2B: 2 3B: 0 HR: 2	SF: 0 SAC: 0 DP: 0 HBP: 0	WP: 2 PA: 45 PB: 0 SB: 0 CS: 0
<b>PITCHER</b>	IP WLS BF H R ER SO	IP WLS BF H R ER SO	IP WLS BF H R ER SO	IP WLS BF H R ER SO	IP WLS BF H R ER SO	IP WLS BF H R ER SO	IP WLS BF H R ER SO	IP WLS BF H R ER SO	IP WLS BF H R ER SO	IP WLS BF H R ER SO	IP WLS BF H R ER SO	IP WLS BF H R ER SO	IP WLS BF H R ER SO	IP WLS BF H R ER SO	IP WLS BF H R ER SO	IP WLS BF H R ER SO	ERA WHIP	ERA WHIP	ERA WHIP
28 Andrew Heaney, L ERA: 21.0	3.0 L 16 5 7 7 4	3.0 L 16 5 7 7 4	3.0 L 16 5 7 7 4	3.0 L 16 5 7 7 4	3.0 L 16 5 7 7 4	3.0 L 16 5 7 7 4	3.0 L 16 5 7 7 4	3.0 L 16 5 7 7 4	3.0 L 16 5 7 7 4	3.0 L 16 5 7 7 4	3.0 L 16 5 7 7 4	3.0 L 16 5 7 7 4	3.0 L 16 5 7 7 4	3.0 L 16 5 7 7 4	3.0 L 16 5 7 7 4	3.0 L 16 5 7 7 4	21.00 2.3333	21.00 2.3333	21.00 2.3333
41 Junior Guerra, R ERA:	4.1 1.1 5 1 0 0 1	4.1 1.1 5 1 0 0 1	4.1 1.1 5 1 0 0 1	4.1 1.1 5 1 0 0 1	4.1 1.1 5 1 0 0 1	4.1 1.1 5 1 0 0 1	4.1 1.1 5 1 0 0 1	4.1 1.1 5 1 0 0 1	4.1 1.1 5 1 0 0 1	4.1 1.1 5 1 0 0 1	4.1 1.1 5 1 0 0 1	4.1 1.1 5 1 0 0 1	4.1 1.1 5 1 0 0 1	4.1 1.1 5 1 0 0 1	4.1 1.1 5 1 0 0 1	4.1 1.1 5 1 0 0 1	0.00 0.750	0.00 0.750	0.00 0.750
73 Chris Rodríguez, R ERA:	5.1 2.0 9 2 0 0 3	5.1 2.0 9 2 0 0 3	5.1 2.0 9 2 0 0 3	5.1 2.0 9 2 0 0 3	5.1 2.0 9 2 0 0 3	5.1 2.0 9 2 0 0 3	5.1 2.0 9 2 0 0 3	5.1 2.0 9 2 0 0 3	5.1 2.0 9 2 0 0 3	5.1 2.0 9 2 0 0 3	5.1 2.0 9 2 0 0 3	5.1 2.0 9 2 0 0 3	5.1 2.0 9 2 0 0 3	5.1 2.0 9 2 0 0 3	5.1 2.0 9 2 0 0 3	5.1 2.0 9 2 0 0 3	0.00 1.500	0.00 1.500	0.00 1.500
21 Mike Mayers, R ERA:	7.1 1.2 6 1 0 0 2	7.1 1.2 6 1 0 0 2	7.1 1.2 6 1 0 0 2	7.1 1.2 6 1 0 0 2	7.1 1.2 6 1 0 0 2	7.1 1.2 6 1 0 0 2	7.1 1.2 6 1 0 0 2	7.1 1.2 6 1 0 0 2	7.1 1.2 6 1 0 0 2	7.1 1.2 6 1 0 0 2	7.1 1.2 6 1 0 0 2	7.1 1.2 6 1 0 0 2	7.1 1.2 6 1 0 0 2	7.1 1.2 6 1 0 0 2	7.1 1.2 6 1 0 0 2	7.1 1.2 6 1 0 0 2	0.00 0.600	0.00 0.600	0.00 0.600
32 Raseel Iglesias, R ERA: 13.5	9.1 0.1 3 2 2 2 0	9.1 0.1 3 2 2 2 0	9.1 0.1 3 2 2 2 0	9.1 0.1 3 2 2 2 0	9.1 0.1 3 2 2 2 0	9.1 0.1 3 2 2 2 0	9.1 0.1 3 2 2 2 0	9.1 0.1 3 2 2 2 0	9.1 0.1 3 2 2 2 0	9.1 0.1 3 2 2 2 0	9.1 0.1 3 2 2 2 0	9.1 0.1 3 2 2 2 0	9.1 0.1 3 2 2 2 0	9.1 0.1 3 2 2 2 0	9.1 0.1 3 2 2 2 0	9.1 0.1 3 2 2 2 0	54.00 6.000	54.00 6.000	54.00 6.000

Chicago White Sox @ Los Angeles Angels  
Angel Stadium, Anaheim, CA  
Fri Apr 02 2021, 6:39 PM - 10:23 PM PDT  
Att: 12,763 - Clear - 66 F

AB	40
R	12
H	13
RBI	12
BB	5
SO	11
LOB	13



Batter	1	2	3	4	5	6	7	8	9	AB	R	H	RBI	BB	SO	LOB	BOTTOM				
22 David Fletcher, R OBP: 0.333, SLG: 0.250	K		G4-3				P3		17 DI 17 HR	4	2	1	0	1	1	0					
17 Shohei Ohtani, L OBP: 0.250, SLG: 0.778	27 1B		K				K2-3		HR	5	2	2	2	0	3	2					
27 Mike Trout, R OBP: 0.778, SLG: 0.800	G6-4-3 1B						6 HR 5 HR		10 G5-3 BB	3	1	2	1	2	1	2					
6 Anthony Rendon, R OBP: 0.222, SLG: 0.125	G6-4-3						F8		E9	5	0	0	0	0	1	4					
10 Justin Upton, R OBP: 0.375, SLG: 0.167							5 HR BB		K	3	1	0	0	1	2	2					
5 Albert Pujols, R OBP: 0.250, SLG: 0.571	G3						HR		P6	3	1	1	3	1	0	0					
20 Jared Walsh, L (8, PH)							K2-3		G6-3	0	0	0	0	0	0	0					
4 Jose Iglesias, R OBP: 0.125, SLG: 0.125							1B		F8	4	0	1	0	0	1	2					
33 Max Stassi, R OBP: 0.333, SLG: 0.833	G6-3						F8		K	3	0	0	0	0	1	1					
18 Jose Rojas, L (9, PH)									K	1	0	0	0	0	1	0					
25 Dexter Fowler, S OBP: 0.143, SLG: 0.143	L7						22 BB 6		G5-3	4	1	1	0	0	1	0					
<b>Inning Stats</b>	R: 1 E: 0 K: 1 S: 10	H: 2 LOB: 0 BB: 0 P: 14	R: 0 E: 0 K: 1 S: 10	H: 1 LOB: 1 BB: 0 P: 15	R: 0 E: 0 K: 1 S: 10	H: 0 LOB: 0 BB: 0 P: 14	R: 3 E: 0 K: 1 S: 13	H: 2 LOB: 0 BB: 1 P: 20	R: 2 E: 0 K: 3 S: 14	H: 1 LOB: 1 BB: 1 P: 24	R: 0 E: 0 K: 1 S: 8	H: 0 LOB: 0 BB: 0 P: 12	R: 0 E: 0 K: 2 S: 10	H: 0 LOB: 2 BB: 2 P: 20	R: 0 E: 0 K: 0 S: 9	H: 0 LOB: 2 BB: 2 P: 20	R: 2 E: 0 K: 2 S: 18	H: 2 LOB: 1 BB: 1 P: 28	1B: 4 2B: 1 3B: 1 HR: 2	SF: 0 SAC: 0 DP: 1 HBP: 0	WP: 0 PA: 40 PB: 0 SB: 0 CS: 0
<b>PITCHER</b>	IP WLS BF H R ER SO	IP WLS BF H R ER SO	IP WLS BF H R ER SO	IP WLS BF H R ER SO	IP WLS BF H R ER SO	IP WLS BF H R ER SO	IP WLS BF H R ER SO	IP WLS BF H R ER SO	IP WLS BF H R ER SO	IP WLS BF H R ER SO	IP WLS BF H R ER SO	IP WLS BF H R ER SO	IP WLS BF H R ER SO	IP WLS BF H R ER SO	IP WLS BF H R ER SO	IP WLS BF H R ER SO	ERA WHIP	ERA WHIP	ERA WHIP		
60 Dallas Keuchel, L ERA: 9.0	4.0 L 19 6 6 4 4	4.0 L 19 6 6 4 4	4.0 L 19 6 6 4 4	4.0 L 19 6 6 4 4	4.0 L 19 6 6 4 4	4.0 L 19 6 6 4 4	4.0 L 19 6 6 4 4	4.0 L 19 6 6 4 4	4.0 L 19 6 6 4 4	4.0 L 19 6 6 4 4	4.0 L 19 6 6 4 4	4.0 L 19 6 6 4 4	4.0 L 19 6 6 4 4	4.0 L 19 6 6 4 4	4.0 L 19 6 6 4 4	4.0 L 19 6 6 4 4	9.00 2.000	9.00 2.000	9.00 2.000		
63 Matt Foster, R ERA:	5.1 1.0 4 0 0 0 3	5.1 1.0 4 0 0 0 3	5.1 1.0 4 0 0 0 3	5.1 1.0 4 0 0 0 3	5.1 1.0 4 0 0 0 3	5.1 1.0 4 0 0 0 3	5.1 1.0 4 0 0 0 3	5.1 1.0 4 0 0 0 3	5.1 1.0 4 0 0 0 3	5.1 1.0 4 0 0 0 3	5.1 1.0 4 0 0 0 3	5.1 1.0 4 0 0 0 3	5.1 1.0 4 0 0 0 3	5.1 1.0 4 0 0 0 3	5.1 1.0 4 0 0 0 3	5.1 1.0 4 0 0 0 3	0.00 0.000	0.00 0.000	0.00 0.000		
34 Michael Kopech, R ERA:	6.1 2.0 7 0 0 0 3	6.1 2.0 7 0 0 0 3	6.1 2.0 7 0 0 0 3	6.1 2.0 7 0 0 0 3	6.1 2.0 7 0 0 0 3	6.1 2.0 7 0 0 0 3	6.1 2.0 7 0 0 0 3	6.1 2.0 7 0 0 0 3	6.1 2.0 7 0 0 0 3	6.1 2.0 7 0 0 0 3	6.1 2.0 7 0 0 0 3	6.1 2.0 7 0 0 0 3	6.1 2.0 7 0 0 0 3	6.1 2.0 7 0 0 0 3	6.1 2.0 7 0 0 0 3	6.1 2.0 7 0 0 0 3	0.00 0.500	0.00 0.500	0.00 0.500		
43 Evan Marshall, R ERA:	8.1 0.2 3 0 0 0 0	8.1 0.2 3 0 0 0 0	8.1 0.2 3 0 0 0 0	8.1 0.2 3 0 0 0 0	8.1 0.2 3 0 0 0 0	8.1 0.2 3 0 0 0 0	8.1 0.2 3 0 0 0 0	8.1 0.2 3 0 0 0 0	8.1 0.2 3 0 0 0 0	8.1 0.2 3 0 0 0 0	8.1 0.2 3 0 0 0 0	8.1 0.2 3 0 0 0 0	8.1 0.2 3 0 0 0 0	8.1 0.2 3 0 0 0 0	8.1 0.2 3 0 0 0 0	8.1 0.2 3 0 0 0 0	8.1 0.2 3 0 0 0 0	0.00 0.000	0.00 0.000	0.00 0.000	
31 Liam Hendriks, R ERA: 13.5	8.1 1.1 7 2 2 2 2	8.1 1.1 7 2 2 2 2	8.1 1.1 7 2 2 2 2	8.1 1.1 7 2 2 2 2	8.1 1.1 7 2 2 2 2	8.1 1.1 7 2 2 2 2	8.1 1.1 7 2 2 2 2	8.1 1.1 7 2 2 2 2	8.1 1.1 7 2 2 2 2	8.1 1.1 7 2 2 2 2	8.1 1.1 7 2 2 2 2	8.1 1.1 7 2 2 2 2	8.1 1.1 7 2 2 2 2	8.1 1.1 7 2 2 2 2	8.1 1.1 7 2 2 2 2	8.1 1.1 7 2 2 2 2	8.1 1.1 7 2 2 2 2	13.50 2.250	13.50 2.250	13.50 2.250	

Chicago White Sox @ Los Angeles Angels  
Angel Stadium, Anaheim, CA  
Fri Apr 02 2021, 6:39 PM - 10:23 PM PDT  
Att: 12,763 - Clear - 66 F

AB	35
R	8
H	8
RBI	6
BB	5
SO	12
LOB	13














Batter	1	2	3	4	5	6	7	8	9	AB	R	H	RBI	BB	SO	LOB	TOP								
1 Nick Madrigal, R OBP: 0.294, SLG: 0.200										4	0	0	0	1	0	2									
88 Luis Robert Jr., R OBP: 0.318, SLG: 0.300										4	0	0	0	1	1	2									
79 José Abreu, R OBP: 0.333, SLG: 0.350										5	0	1	0	0	1	1									
10 Yoán Moncada, S OBP: 0.348, SLG: 0.263										5	1	2	0	0	3	3									
73 Yermín Mercedes, R OBP: 0.684, SLG: 1.000										4	2	3	0	1	0	2									
24 Yasmani Grandal, S OBP: 0.389, SLG: 0.533										4	2	2	3	1	0	2									
28 Leury García, S OBP: 0.133, SLG: 0.133										4	1	1	0	0	1	4									
25 Andrew Vaughn, R OBP: 0.333, SLG: 0.222										3	0	0	1	0	2	4									
0 Billy Hamilton, S OBP: 0.300, SLG: 0.222										4	0	1	1	0	0	0									
<b>Inning Stats</b>	R: 0 H: 1 E: 0 K: 1 S: 10	H: 1 LOB: 2 BB: 1 P: 19	R: 1 H: 1 E: 0 K: 1 S: 8	H: 1 LOB: 0 BB: 0 P: 11	R: 0 H: 0 E: 0 K: 2 S: 12	H: 0 LOB: 1 BB: 1 P: 22	R: 3 H: 3 E: 1 K: 0 S: 9	H: 3 LOB: 1 BB: 0 P: 16	R: 2 H: 3 E: 0 K: 1 S: 15	H: 3 LOB: 1 BB: 0 P: 24	R: 0 H: 0 E: 0 K: 1 S: 7	H: 0 LOB: 0 BB: 0 P: 8	R: 0 H: 2 E: 0 K: 1 S: 19	H: 2 LOB: 3 BB: 1 P: 34	R: 0 H: 0 E: 0 K: 0 S: 4	H: 0 LOB: 0 BB: 0 P: 4	R: 0 H: 0 E: 0 K: 1 S: 13	H: 0 LOB: 1 BB: 1 P: 20	1B: 8 2B: 1 3B: 0 HR: 1	SF: 0 SAC: 0 DP: 1 HBP: 1	WP: 0 PB: 0 SB: 0 CS: 0	PA: 42			
<b>PITCHER</b>	IP WLS BF H R ER SO BB IBB HBP BLK WP HR S P ERA WHIP	5.0 L 26 8 6 4 5 2 0 1 0 0 1 54 92 7.20 2.000	2.0 9 2 0 0 2 1 0 0 0 0 0 26 42 0.00 1.500	2.0 7 0 0 0 1 1 0 0 0 0 0 17 24 0.00 0.500																					

Chicago White Sox @ Seattle Mariners  
T-Mobile Park, Seattle, WA  
Mon Apr 05 2021, 7:11 PM - 10:33 PM PDT  
Att. 6,436 - Clear - 51 F

livebaseballscores.com

AB 37  
R 6  
H 10  
RBI 5  
BB 4  
SO 8  
LOB 20




Batter	1	2	3	4	5	6	7	8	9	AB	R	H	RBI	BB	SO	LOB	BOTTOM							
17 Mitch Haniger, R OBP: 0.353, SLG: 0.706										4	0	2	0	0	2	1								
23 Ty France, R OBP: 0.412, SLG: 0.538										3	0	0	0	0	2	3								
15 Kyle Seager, L OBP: 0.235, SLG: 0.250										4	0	0	0	0	3	4								
12 Evan White, R OBP: 0.235, SLG: 0.313										3	0	0	0	0	1	1								
25 Dylan Moore, R OBP: 0.294, SLG: 0.308										3	0	0	0	1	3	2								
2 Tom Murphy, R										3	0	0	0	1	1	0								
28 Jake Fraley, L OBP: 0.588, SLG: 0.250										2	0	0	0	2	1	0								
0 Sam Haggerty, S										4	0	0	0	0	1	4								
3 J.P. Crawford, L OBP: 0.214, SLG: 0.154										4	0	1	0	0	1	3								
<b>Inning Stats</b>	R: 0 H: 1 E: 0 K: 3 S: 18	H: 0 LOB: 0 BB: 0 P: 26	R: 0 H: 1 E: 0 K: 2 S: 12	H: 1 LOB: 0 BB: 0 P: 18	R: 0 H: 0 E: 0 K: 2 S: 11	H: 0 LOB: 3 BB: 3 P: 28	R: 0 H: 0 E: 0 K: 1 S: 9	H: 0 LOB: 1 BB: 0 P: 14	R: 0 H: 0 E: 0 K: 3 S: 10	H: 0 LOB: 1 BB: 1 P: 18	R: 0 H: 1 E: 0 K: 2 S: 10	H: 1 LOB: 0 BB: 0 P: 16	R: 0 H: 0 E: 0 K: 1 S: 8	H: 0 LOB: 0 BB: 0 P: 11	R: 0 H: 0 E: 0 K: 0 S: 9	H: 0 LOB: 0 BB: 0 P: 11	1B: 1 2B: 2 3B: 0 HR: 0	SF: 0 SAC: 0 DP: 0 HBP: 2	WP: 0 PB: 0 SB: 1 CS: 0	PA: 36				
<b>PITCHER</b>	IP WLS BF H R ER SO BB IBB HBP BLK WP HR S P ERA WHIP	5.0 W 22 8 1 0 0 5 1 0 0 0 0 20 34 0.00 1.000	2.0 8 1 0 0 5 1 0 0 0 0 0 20 34 0.00 1.000	2.0 6 0 0 0 1 0 0 0 0 0 0 17 22 0.00 0.000																				

Chicago White Sox @ Seattle Mariners  
T-Mobile Park, Seattle, WA  
Mon Apr 05 2021, 7:11 PM - 10:33 PM PDT  
Att. 6,436 - Clear - 51 F

livebaseballscores.com

AB 30  
R 0  
H 3  
RBI 0  
BB 4  
SO 15  
LOB 18





Batter	1	2	3	4	5	6	7	8	9	AB	R	H	RBI	BB	SO	LOB	TOP								
12 Adam Eaton, L OBP: 0.375, SLG: 0.400										4	3	1	0	1	0	1	<b>Chicago White Sox @ Seattle Mariners</b> T-Mobile Park, Seattle, WA Tue Apr 06 2021, 7:11 PM - 10:56 PM PDT Att: 7,980 - Partly Cloudy - 54 F								
88 Luis Robert Jr, R OBP: 0.376, SLG: 0.458										4	2	2	2	1	2	0									
79 José Abreu, R OBP: 0.310, SLG: 0.458										4	1	1	5	0	2	0									
10 Yoán Moncada, S OBP: 0.357, SLG: 0.227										3	1	0	0	2	1	0									
73 Yermín Mercedes, R (1, 10) OBP: 0.308, SLG: 0.826										5	0	1	0	0	1	3									
25 Andrew Vaughn, R OBP: 0.333, SLG: 0.182										2	1	1	0	2	0	2									
0 Billy Hamilton, S OBP: 0.364, SLG: 0.300										1	0	1	0	0	0	0									
21 Zack Collins, L OBP: 0.308, SLG: 0.583										5	1	2	3	0	2	4									
28 Leury García, S OBP: 0.100, SLG: 0.100										5	0	0	0	0	2	6									
1 Nick Madrigal, R OBP: 0.333, SLG: 0.222										3	1	1	0	0	0	2									
<b>Inning Stats</b>	R: 0 E: 0 K: 2 S: 7	H: 0 LOB: 0 BB: 0 P: 9	R: 3 E: 0 K: 0 S: 20	H: 1 LOB: 0 BB: 2 P: 33	R: 0 E: 0 K: 2 S: 8	H: 0 LOB: 0 BB: 0 P: 10	R: 0 E: 1 K: 2 S: 15	H: 1 LOB: 2 BB: 0 P: 23	R: 2 E: 0 K: 0 S: 17	H: 2 LOB: 0 BB: 0 P: 22	R: 0 E: 0 K: 2 S: 15	H: 1 LOB: 2 BB: 1 P: 26	R: 1 E: 0 K: 0 S: 13	H: 2 LOB: 1 BB: 1 P: 21	R: 4 E: 0 K: 1 S: 17	H: 1 LOB: 0 BB: 2 P: 30	R: 0 E: 0 K: 1 S: 10	H: 2 LOB: 1 BB: 0 P: 15	1B: 5 2B: 2 3B: 0 HR: 3	SF: 1 SAC: 0 DP: 1 HBP: 1	WP: 1 PB: 0 SB: 1 CS: 0	PA: 44			
<b>PITCHER</b>	IP	WLS	BF	H	R	ER	SO	BB	IBB	HBP	BLK	WP	HR	S	P	ERA	WHIP								
44 James Paxton, L ERA: 6.75	1.1		5	0	1	1	2	1	0	0	0	1	0	13	21	6.75	0.750								
52 Nick Margerivius, L ERA: 7.71	3.2	L	17	4	4	4	4	1	0	0	0	0	2	54	76	9.82	1.364								
65 Casey Sadler, R ERA: 3.88	1.1		9	3	1	1	2	2	0	0	0	0	0	22	39	6.75	3.750								
99 Keynan Middleton, R ERA: 12.0	1.2		9	1	4	4	1	2	0	1	0	0	1	23	38	21.60	1.800								
38 Anthony Misiewicz, L ERA:	1.0		4	2	0	0	1	0	0	0	0	0	0	10	15	0.00	2.000								

Batter	1	2	3	4	5	6	7	8	9	AB	R	H	RBI	BB	SO	LOB	BOTTOM								
17 Mitch Haniger, R OBP: 0.318, SLG: 0.591										5	1	1	2	0	1	0	<b>Chicago White Sox @ Seattle Mariners</b> T-Mobile Park, Seattle, WA Tue Apr 06 2021, 7:11 PM - 10:56 PM PDT Att: 7,980 - Partly Cloudy - 54 F								
23 Ty France, R OBP: 0.455, SLG: 0.611										5	0	3	1	0	1	0									
15 Kyle Seager, L OBP: 0.227, SLG: 0.200										4	0	0	0	1	3	2									
12 Evan White, R OBP: 0.182, SLG: 0.238										5	0	0	0	0	3	4									
20 Taylor Trammell, L OBP: 0.294, SLG: 0.154										3	0	0	0	1	3	2									
26 José Marmolejos, L (1, 10)										1	0	0	0	1	1	0									
2 Tom Murphy, R OBP: 0.333, SLG: 0.250										2	0	2	0	0	0	0									
22 Luis Torrens, R OBP: 0.182, SLG: 0.273										4	0	1	0	0	2	4									
28 Jake Fraley, L OBP: 0.526, SLG: 0.200										2	1	0	0	0	0	2									
25 Dylan Moore, R OBP: 0.316, SLG: 0.400										2	1	1	0	0	1	2									
3 J.P. Crawford, L OBP: 0.222, SLG: 0.176										4	1	1	0	0	0	2									
<b>Inning Stats</b>	R: 0 E: 0 K: 2 S: 7	H: 0 LOB: 0 BB: 0 P: 11	R: 0 E: 0 K: 3 S: 9	H: 0 LOB: 0 BB: 0 P: 12	R: 3 E: 0 K: 3 S: 24	H: 4 LOB: 2 BB: 0 P: 39	R: 0 E: 0 K: 1 S: 9	H: 0 LOB: 1 BB: 1 P: 14	R: 0 E: 0 K: 0 S: 8	H: 0 LOB: 0 BB: 0 P: 13	R: 0 E: 0 K: 3 S: 15	H: 1 LOB: 2 BB: 1 P: 27	R: 0 E: 0 K: 2 S: 9	H: 1 LOB: 0 BB: 0 P: 12	R: 0 E: 0 K: 1 S: 9	H: 1 LOB: 1 BB: 0 P: 15	R: 1 E: 0 K: 0 S: 9	H: 2 LOB: 2 BB: 1 P: 21	1B: 7 2B: 2 3B: 0 HR: 0	SF: 0 SAC: 0 DP: 0 HBP: 0	WP: 2 PB: 0 SB: 1 CS: 0	PA: 40			
<b>PITCHER</b>	IP	WLS	BF	H	R	ER	SO	BB	IBB	HBP	BLK	WP	HR	S	P	ERA	WHIP								
27 Lucas Giolito, R ERA: 4.22	5.1	W	22	4	3	3	10	1	0	0	0	0	0	61	96	5.06	0.938								
45 Garrett Crochet, L ERA:	1.0	H	5	1	0	0	2	1	0	0	0	0	0	12	21	0.00	2.000								
65 Codi Heuer, R ERA: 2.45	0.2	H	3	1	0	0	2	0	0	0	0	0	0	8	11	0.00	1.500								
43 Evan Marshall, R ERA: 9.82	2.0		10	3	1	1	1	1	0	0	0	0	0	18	36	4.50	2.000								

AB	36
R	10
H	10
RBI	10
BB	6
SO	10
LOB	18





Batter	1	2	3	4	5	6	7	8	9	AB	R	H	RBI	BB	SO	LOB	TOP										
12 Adam Eaton, L (1.9) OBP: 0.345, SLG: 0.333	G3	FC5-4				G4-6-3		FC4-6		4	1	0	0	1	0	4	<b>Chicago White Sox @ Seattle Mariners</b> T-Mobile Park, Seattle, WA Wed Apr 07 2021, 1:10 PM - 4:58 PM PDT Att: 7,429 - Roof Closed - 47 F <a href="http://livebaseballscorecards.com">livebaseballscorecards.com</a>										
23 Jake Lamb, L (1.5) OBP: 0.355, SLG: 0.414	BB		G3			BB		BB		2	1	0	0	3	1	0											
79 José Abreu, R (1.3) OBP: 0.355, SLG: 0.414	FC5-4		K			F6		BB		5	0	1	0	0	2	4											
24 Yasmani Grandal, S (1.2) OBP: 0.435, SLG: 0.471	BB		G3			BB				2	0	0	1	3	1	0											
21 Zack Collins, L (1.10) OBP: 0.294, SLG: 0.500	K					BB		F6		4	0	1	2	0	2	5											
88 Luis Robert Jr., R (1.8) OBP: 0.385, SLG: 0.464						1B		L6-4		4	0	1	0	0	0	5											
1 Nick Madrigal, R (1.4) OBP: 0.360, SLG: 0.286						2B		G1-3		3	1	1	0	1	0	0											
0 Billy Hamilton, S (1.7) OBP: 0.385, SLG: 0.273						BB				1	1	0	0	1	0	2											
25 Andrew Vaughn, R (5.7) OBP: 0.353, SLG: 0.231	F8					BB		1B		2	0	1	0	0	1	1											
20 Danny Mendick, R (1.6) OBP: 0.500, SLG: 0.333	BB					P1		K		3	0	1	1	1	1	2											
<b>Inning Stats</b>	R: 0 E: 0 K: 1 S: 15	H: 0 LOB: 2 BB: 2 P: 23	R: 0 E: 0 K: 0 S: 10	H: 1 LOB: 2 BB: 2 P: 24	R: 0 E: 0 K: 1 S: 8	H: 0 LOB: 0 BB: 0 P: 10	R: 0 E: 0 K: 1 S: 6	H: 0 LOB: 0 BB: 0 P: 8	R: 3 E: 0 K: 0 S: 12	H: 1 LOB: 2 BB: 4 P: 32	R: 1 E: 0 K: 1 S: 12	H: 2 LOB: 2 BB: 0 P: 21	R: 0 E: 0 K: 0 S: 11	H: 1 LOB: 1 BB: 2 P: 23	R: 0 E: 0 K: 3 S: 10	H: 0 LOB: 0 BB: 0 P: 16	1B: 4 2B: 3 3B: 0 HR: 0	SF: 0 SAC: 0 DP: 2 HBP: 0	WP: 0 PB: 0 SB: 3 CS: 0	PA: 40							
<b>PITCHER</b>	IP	WLS	BF	H	R	ER	SO	BB	IBB	HBP	BLK	WP	HR	S	P	ERA	WHIP										
35 Justin Dunn, R (1.1) ERA: 5.79	4.2		22	1	3	3	3	8	0	0	0	0	0	48	93	5.79	1.929										
53 Will Vest, R (5.1) ERA: 2.08	1.1	W	6	3	1	1	1	0	0	0	0	0	0	15	25	6.75	2.250										
49 Kendall Graveman, R (7.1) ERA:	1.0		5	1	0	0	0	2	0	0	0	0	0	11	23	0.00	3.000										
38 Anthony Misiewicz, L (8.1) ERA:	1.0		4	1	0	0	1	0	0	0	0	0	0	8	12	0.00	1.000										
47 Rafael Montero, R (9.1) ERA: 2.7	1.0		3	0	0	0	3	0	0	0	0	0	0	10	16	0.00	0.000										

Batter	1	2	3	4	5	6	7	8	9	AB	R	H	RBI	BB	SO	LOB	BOTTOM										
17 Mitch Haniger, R (1.10) OBP: 0.296, SLG: 0.520	BB		K			F7		F9		3	0	0	1	1	1	0	<b>Chicago White Sox @ Seattle Mariners</b> T-Mobile Park, Seattle, WA Wed Apr 07 2021, 1:10 PM - 4:58 PM PDT Att: 7,429 - Roof Closed - 47 F <a href="http://livebaseballscorecards.com">livebaseballscorecards.com</a>										
23 Ty France, R (1.4) OBP: 0.444, SLG: 0.545	K		1B			L8		K		4	2	1	0	1	2	1											
15 Kyle Seager, L (1.5) OBP: 0.308, SLG: 0.333	1B		1B			P2		2B		4	1	3	3	0	0	0											
12 Evan White, R (1.3) OBP: 0.167, SLG: 0.217	FC1-4		1B			BB				2	0	0	1	0	0	3											
26 José Marmolejos, L (5.3) OBP: 0.500, SLG: 0.533	FC1-4		BB							1	1	1	1	1	0	0											
25 Dylan Moore, R (1.7) OBP: 0.348, SLG: 0.389	L8									3	1	1	0	1	0	3											
5 Braden Bishop, R (9.7)										0	0	0	0	0	0	0											
2 Tom Murphy, R (1.2) OBP: 0.333, SLG: 0.273			FC6-4			FC6-4		K		3	1	1	0	0	1	2											
20 Taylor Trammell, L (1.8) OBP: 0.286, SLG: 0.176	G3		K			1B		K		4	1	1	1	0	2	1											
0 Sam Haggerty, S (1.9)	FC5		G5-3			K		G6-3		4	0	0	0	0	1	4											
3 J.P. Crawford, L (1.6) OBP: 0.227, SLG: 0.190	G3		G4-3			1B		F7		4	1	1	1	0	0	1											
<b>Inning Stats</b>	R: 0 E: 0 K: 1 S: 11	H: 1 LOB: 2 BB: 1 P: 23	R: 0 E: 0 K: 0 S: 12	H: 0 LOB: 0 BB: 0 P: 20	R: 1 E: 0 K: 1 S: 12	H: 2 LOB: 2 BB: 1 P: 20	R: 0 E: 0 K: 1 S: 6	H: 0 LOB: 0 BB: 0 P: 8	R: 0 E: 0 K: 0 S: 10	H: 0 LOB: 0 BB: 0 P: 15	R: 7 E: 1 K: 1 S: 28	H: 6 LOB: 1 BB: 2 P: 43	R: 0 E: 0 K: 2 S: 7	H: 0 LOB: 0 BB: 0 P: 12	R: 0 E: 0 K: 1 S: 7	H: 0 LOB: 0 BB: 0 P: 9	1B: 8 2B: 1 3B: 0 HR: 0	SF: 1 SAC: 0 DP: 0 HBP: 0	WP: 0 PB: 0 SB: 0 CS: 0	PA: 38							
<b>PITCHER</b>	IP	WLS	BF	H	R	ER	SO	BB	IBB	HBP	BLK	WP	HR	S	P	ERA	WHIP										
60 Dallas Keuchel, L (1.1) ERA: 7.0	5.0		23	4	3	3	3	3	0	0	0	0	0	23	34	67.50	9.000										
63 Matt Foster, R (6.1) ERA: 27.0	0.2	L	8	5	5	5	1	1	0	0	0	0	0	2	2	0.00	0.000										
66 José Ruiz, R (6.1) ERA: 2.7	0.1		1	0	0	0	0	0	0	0	0	0	0	7	12	0.00	0.000										
39 Aaron Bummer, L (7.1) ERA:	1.0		3	0	0	0	2	0	0	0	0	0	0	7	9	0.00	0.000										
31 Liam Hendriks, R (8.1) ERA: 7.71	1.0		3	0	0	0	1	0	0	0	0	0	0	7	9	0.00	0.000										

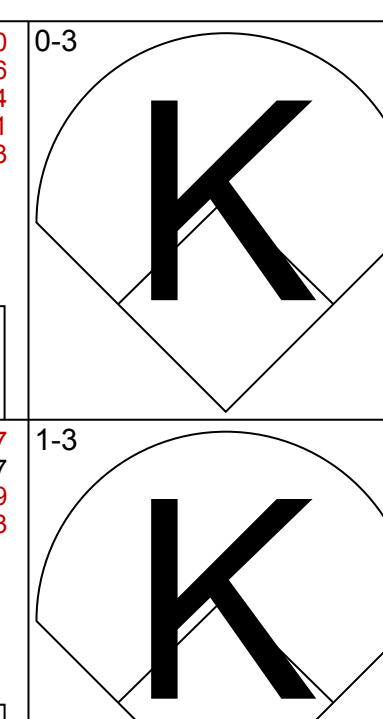
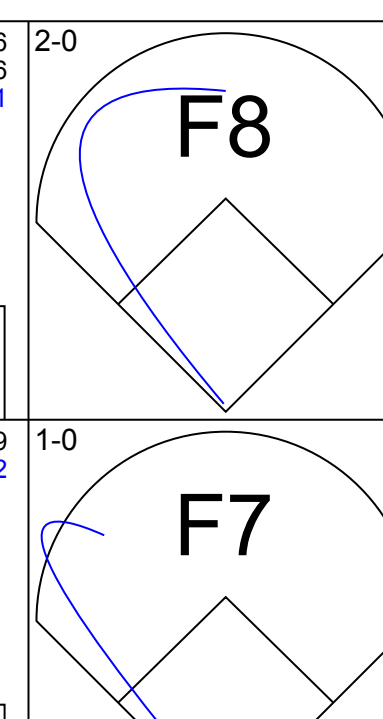
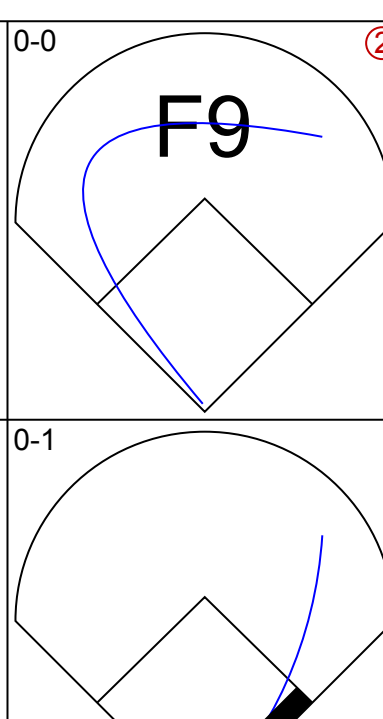
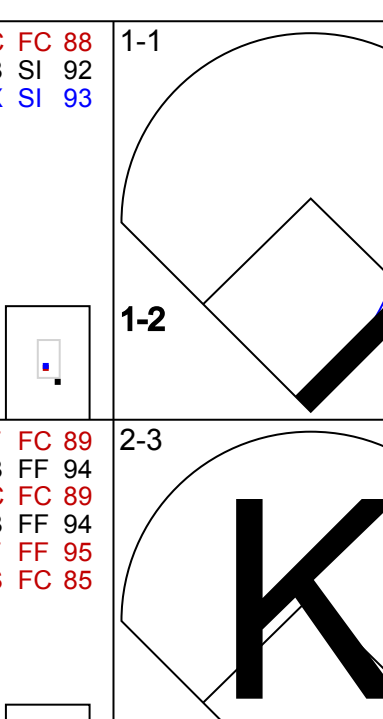
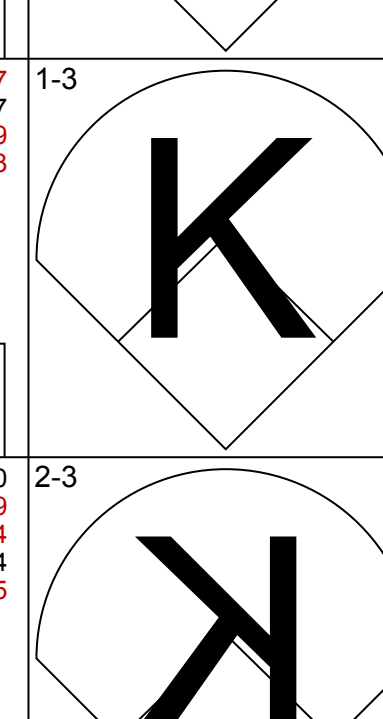
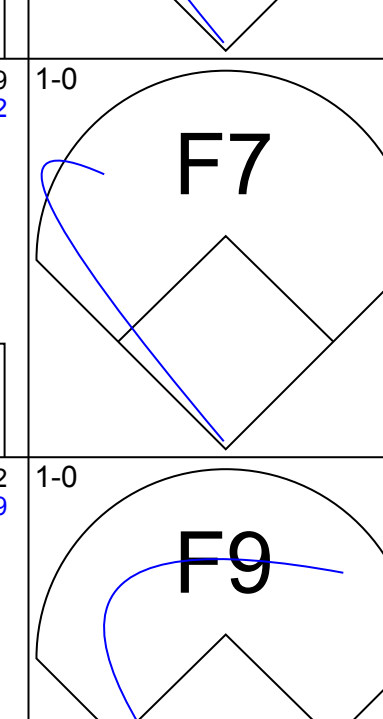
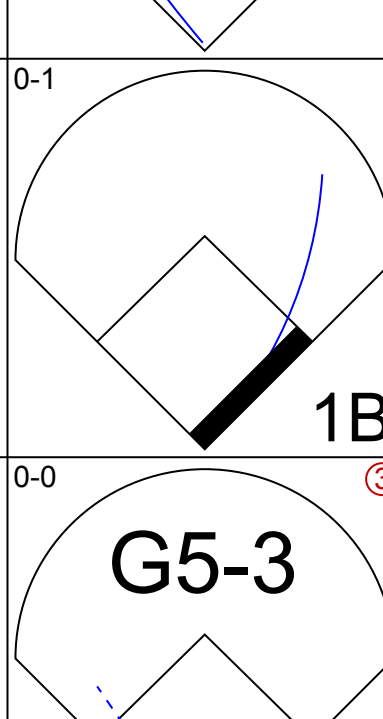
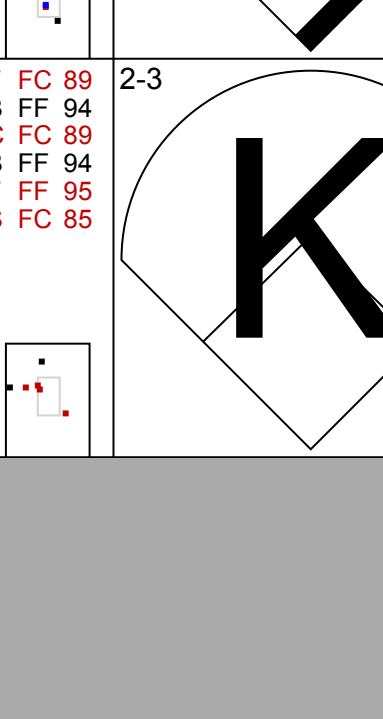
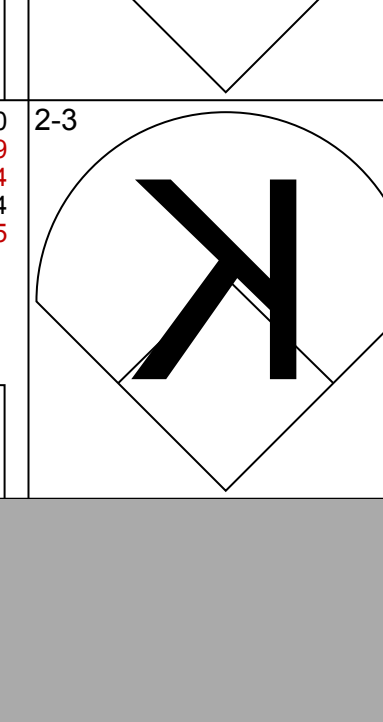
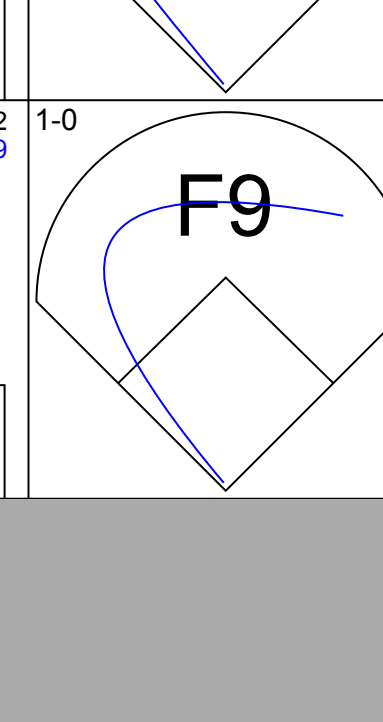
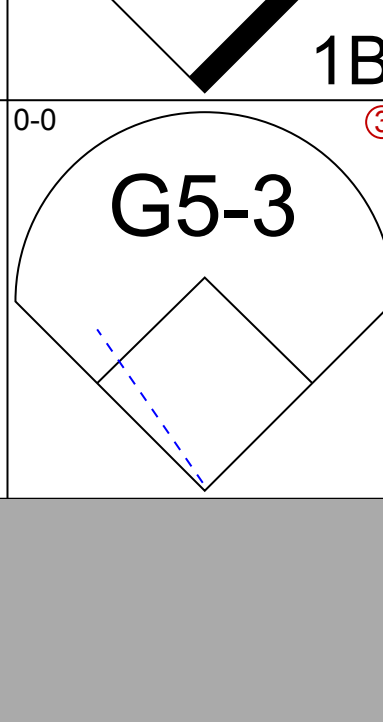
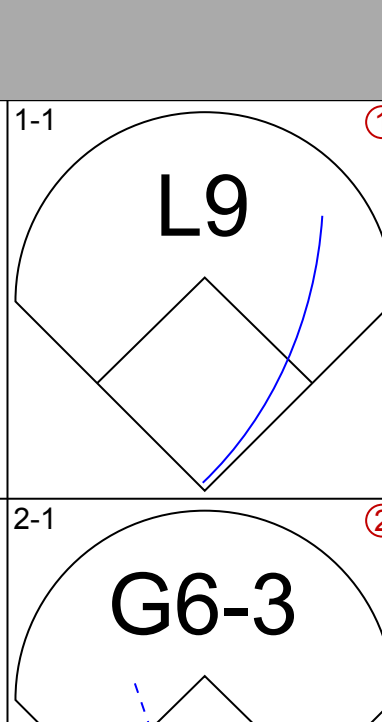
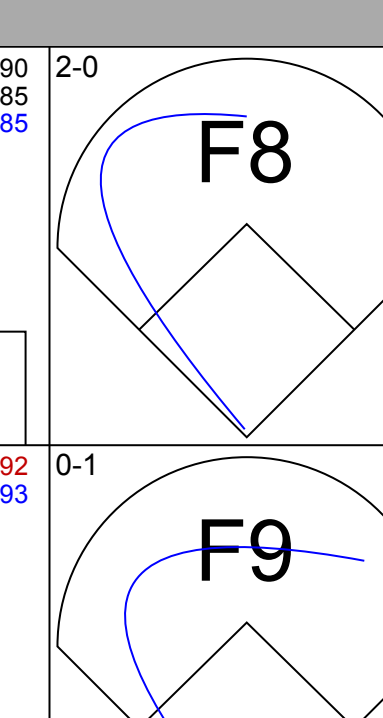
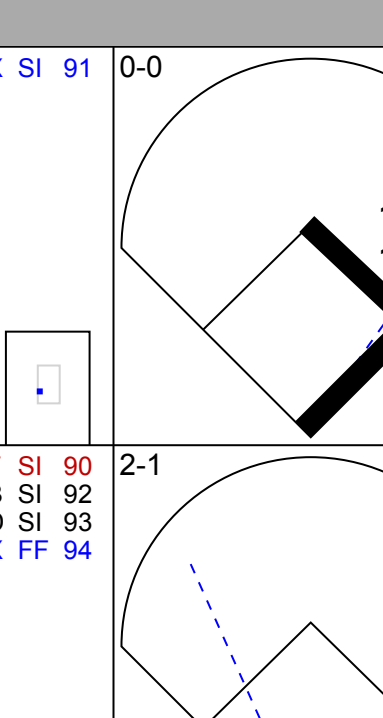
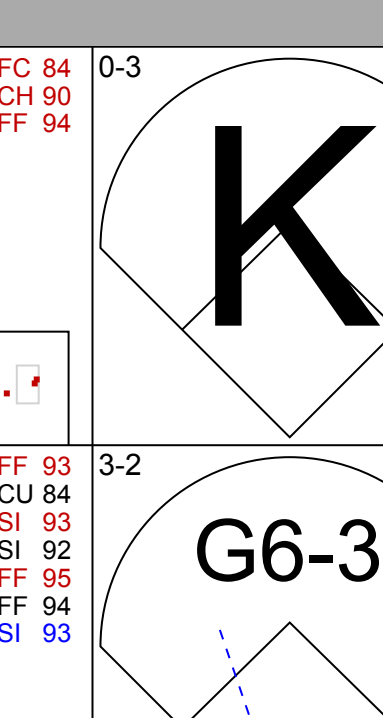
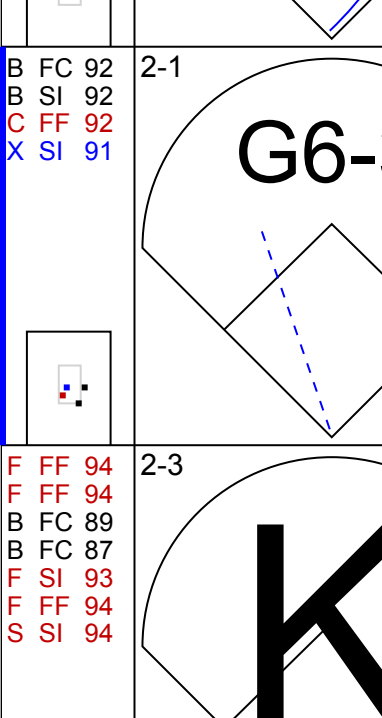
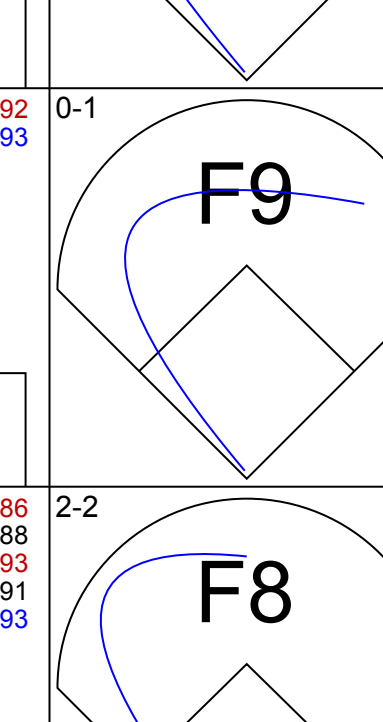
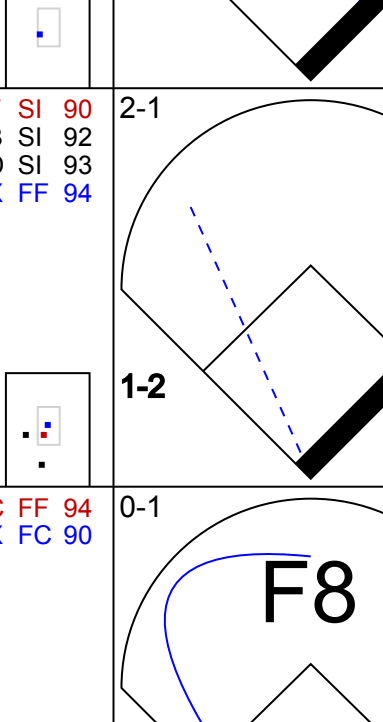
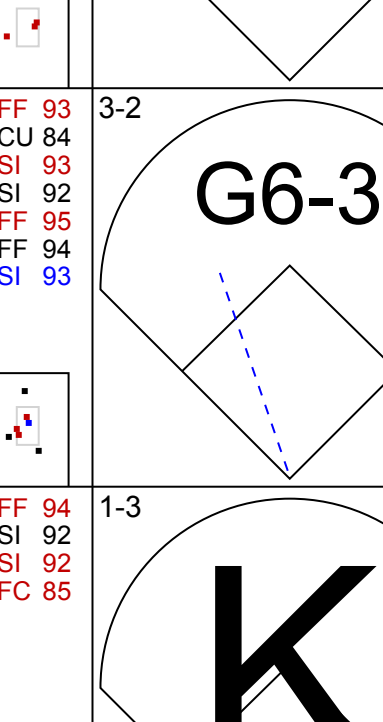
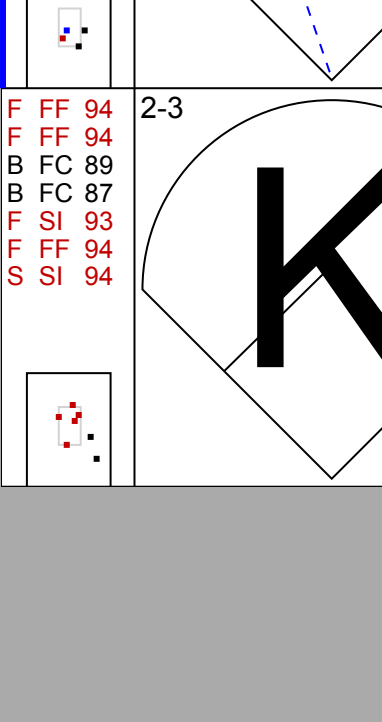
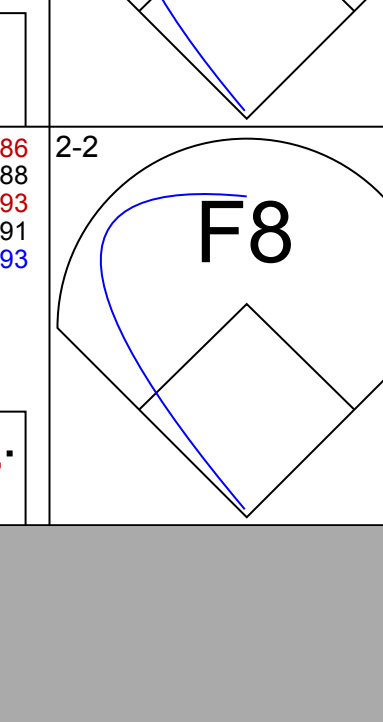
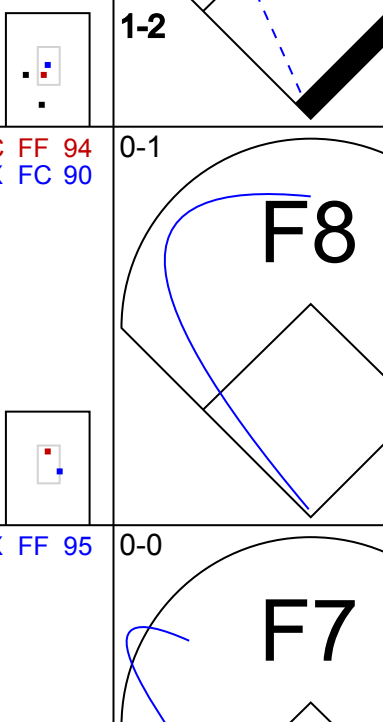
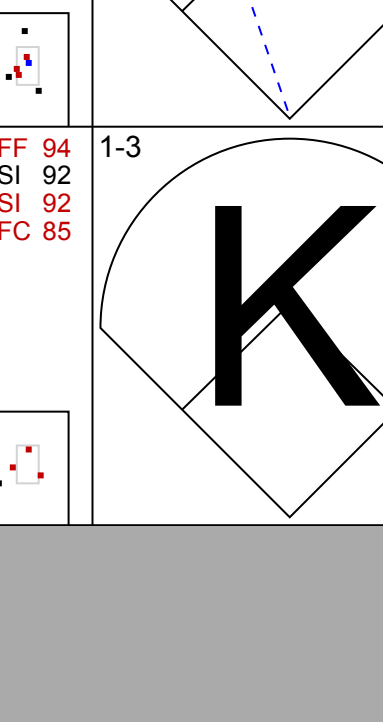
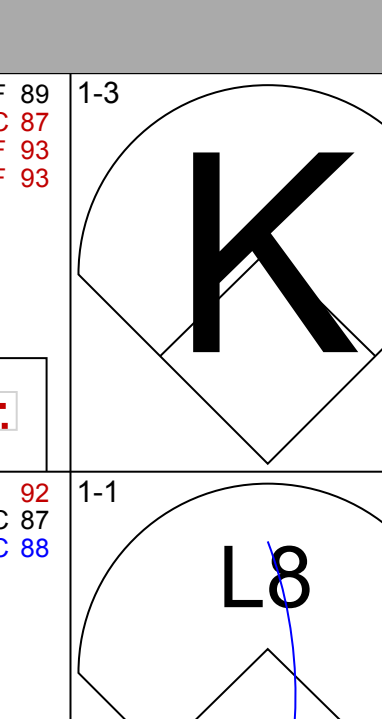
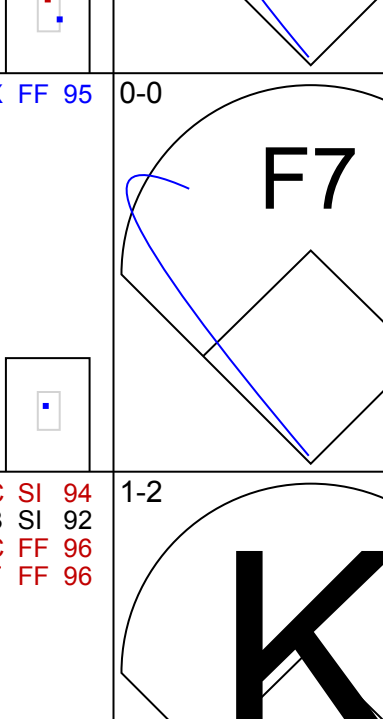
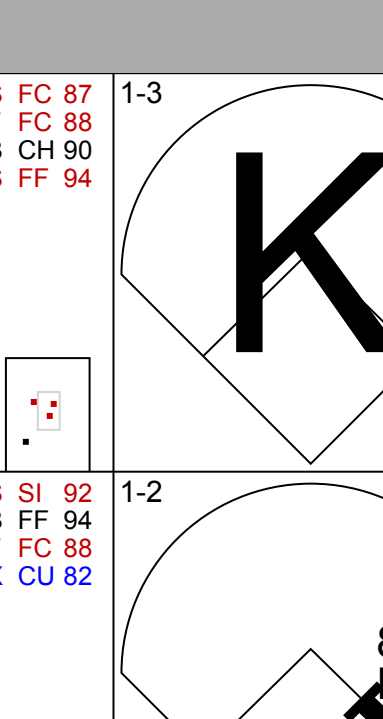
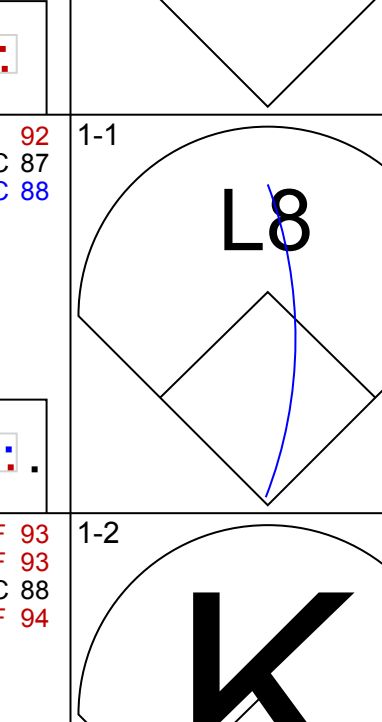
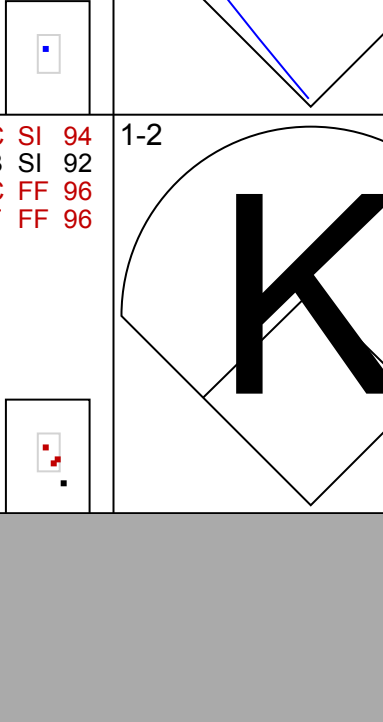
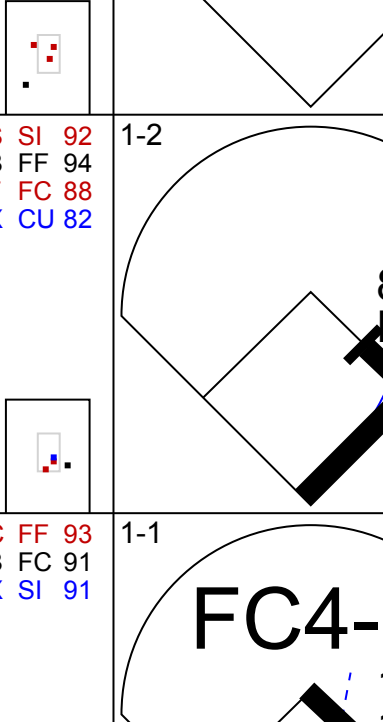
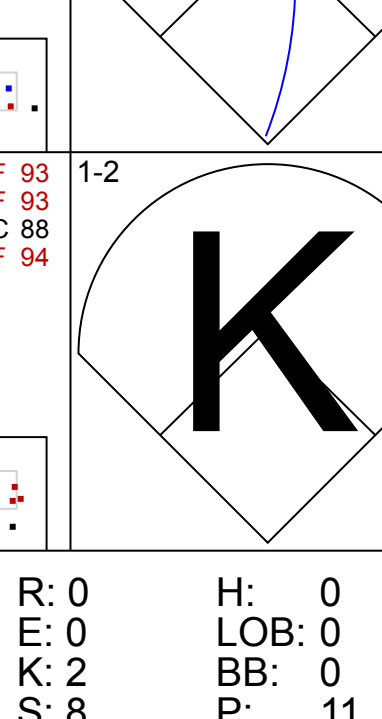

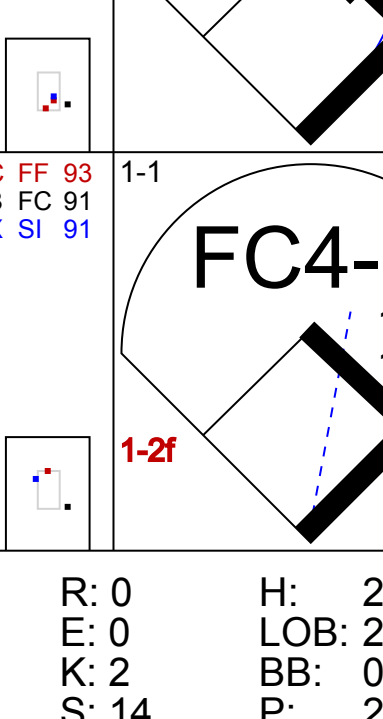
AB 30  
R 4  
H 6  
RBI 4  
BB 10  
SO 8  
LOB 23

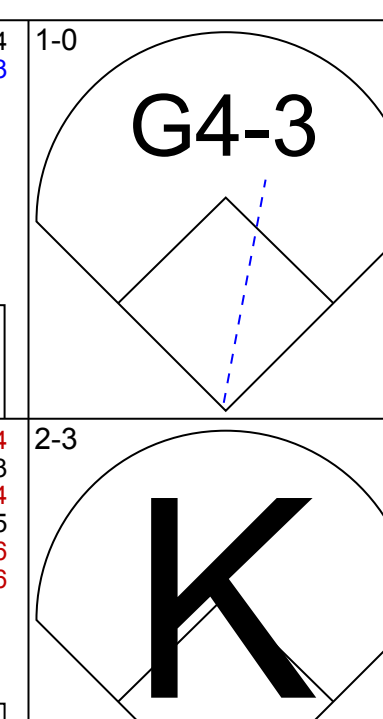
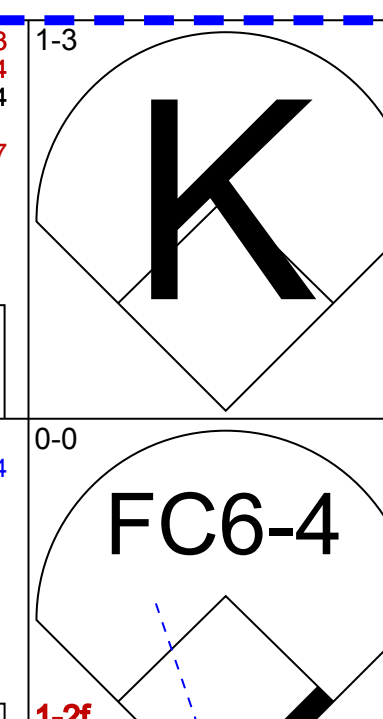
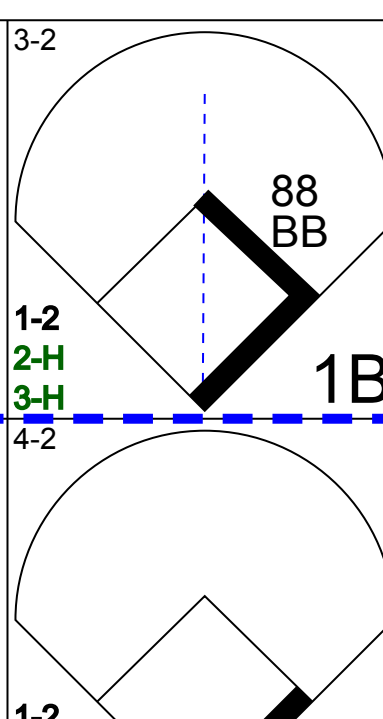
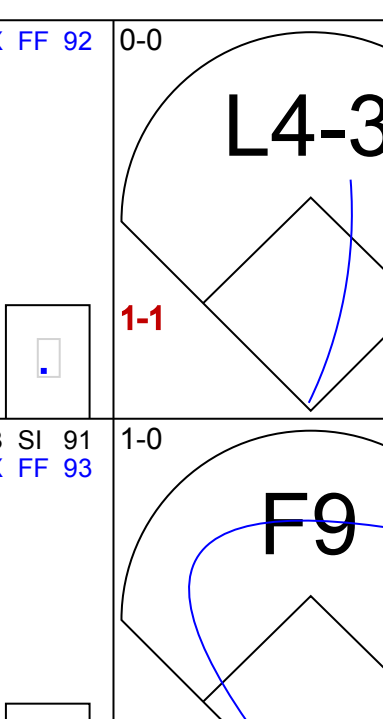
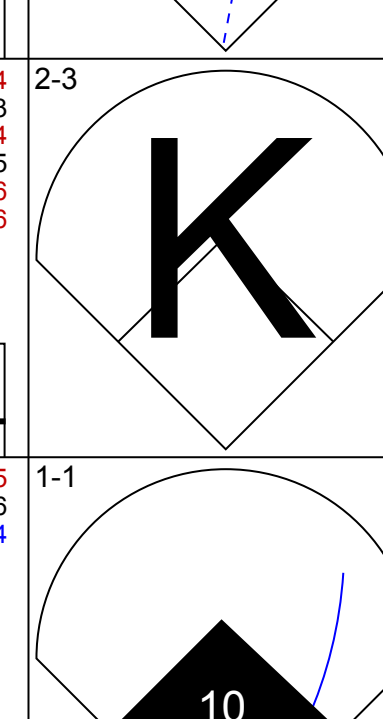
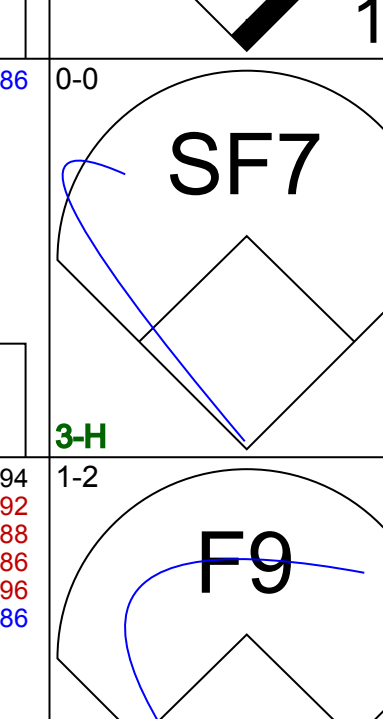
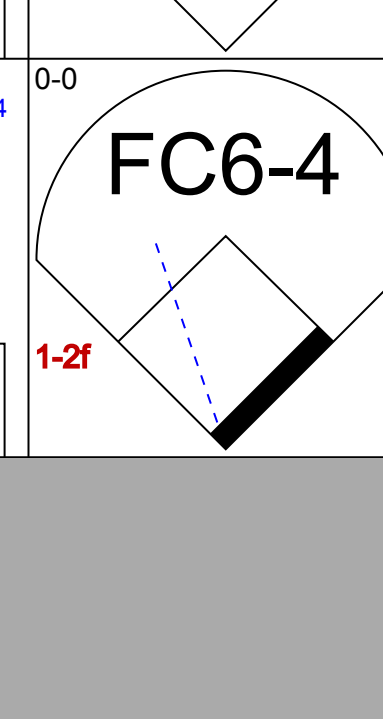
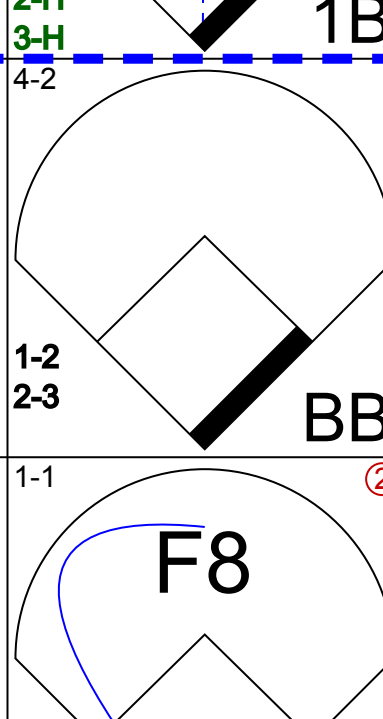
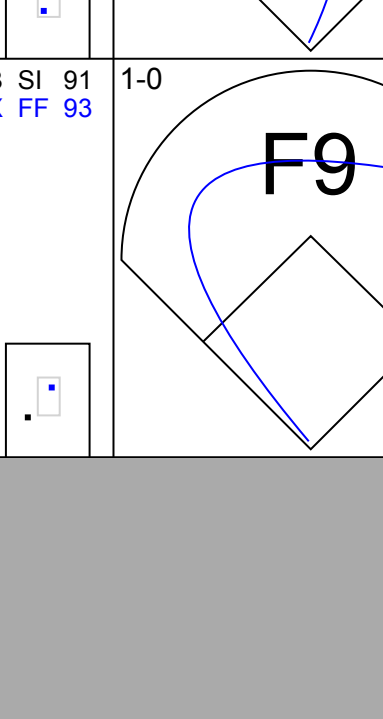
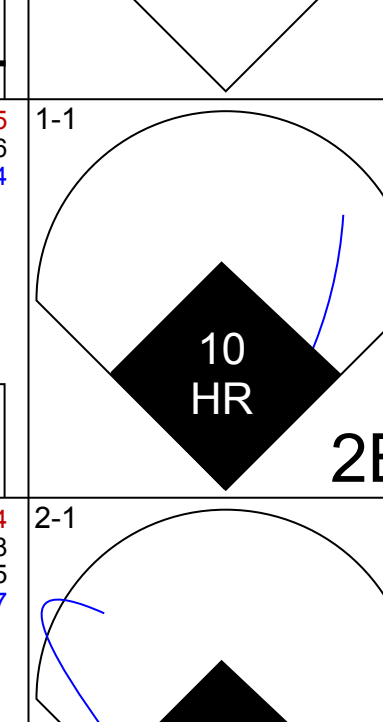
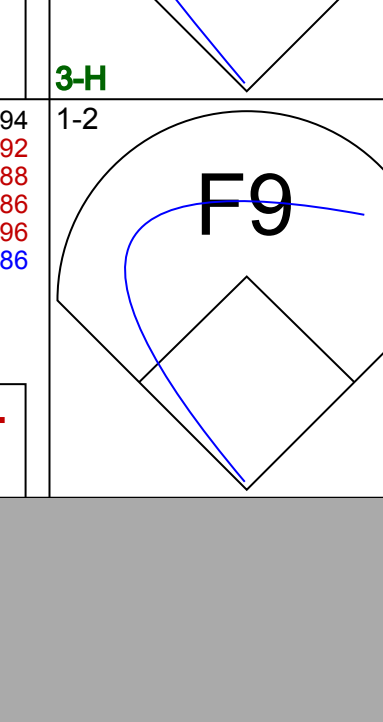
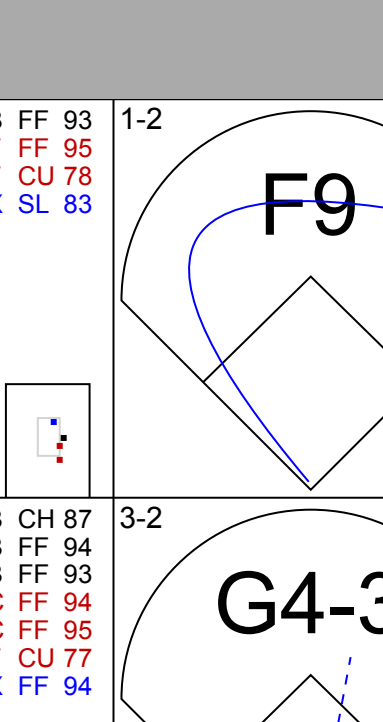
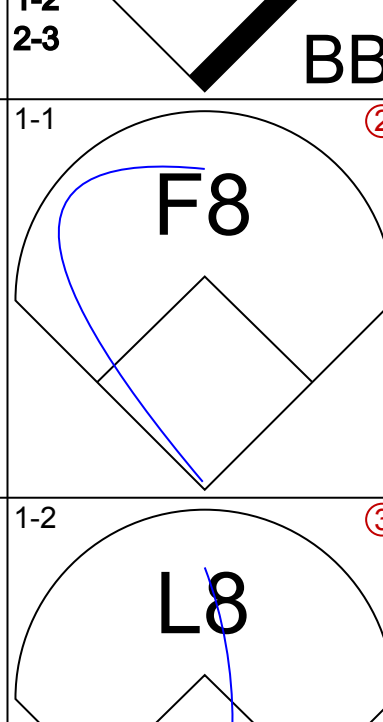
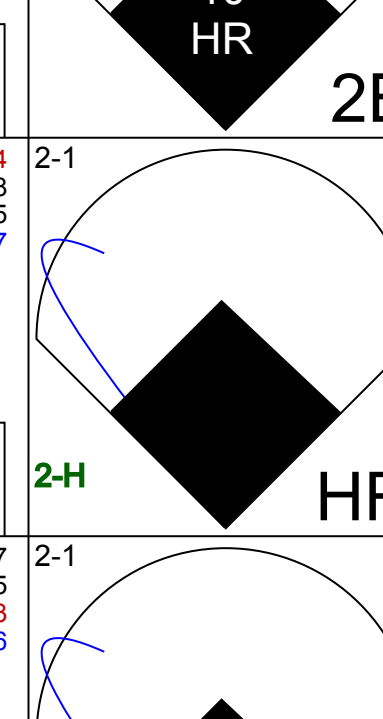
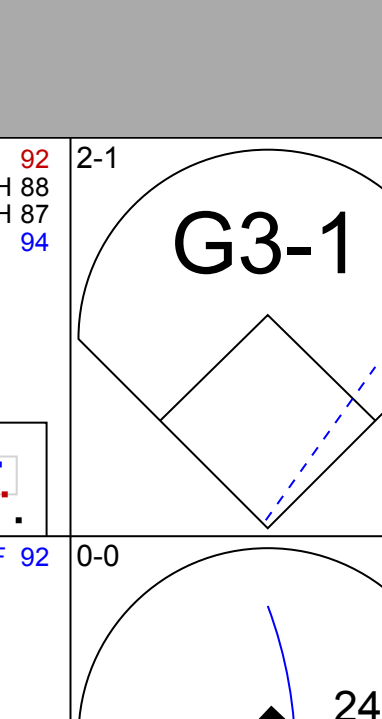
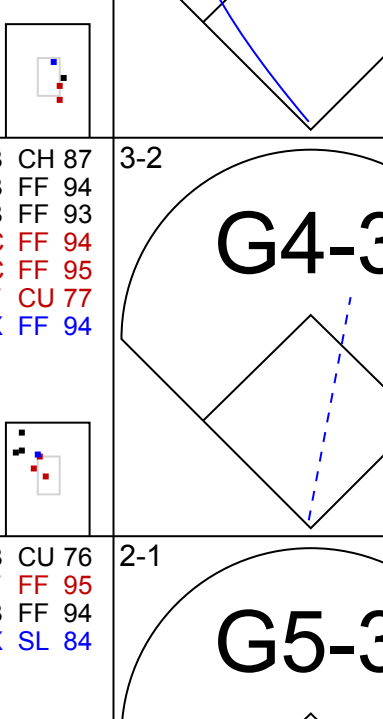
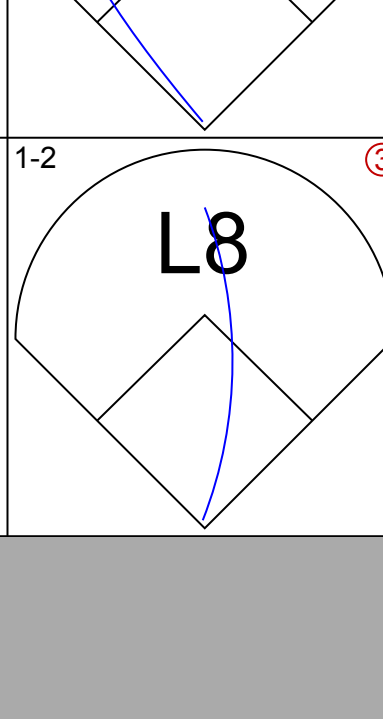
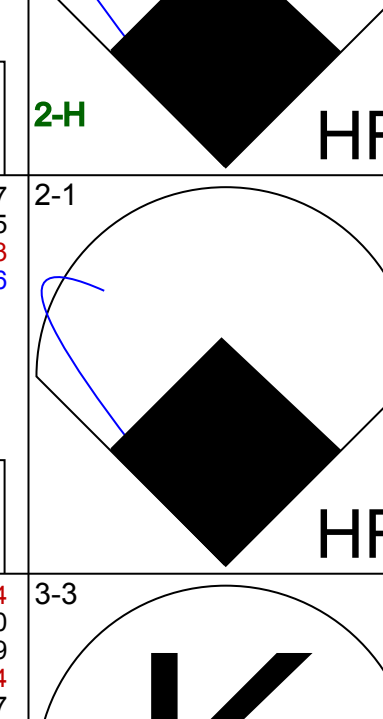
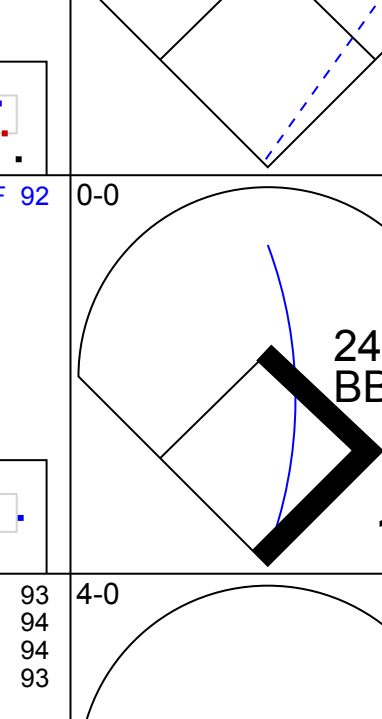
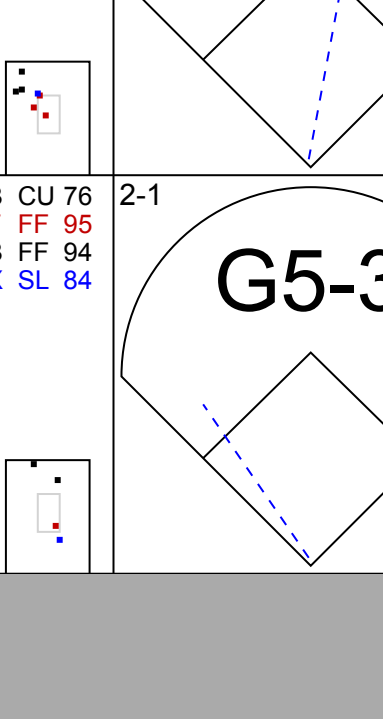
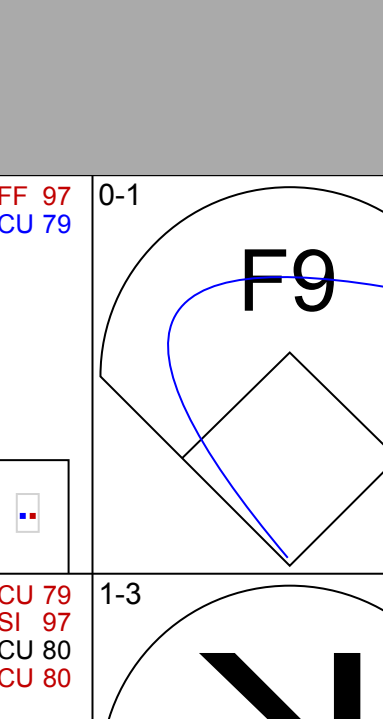
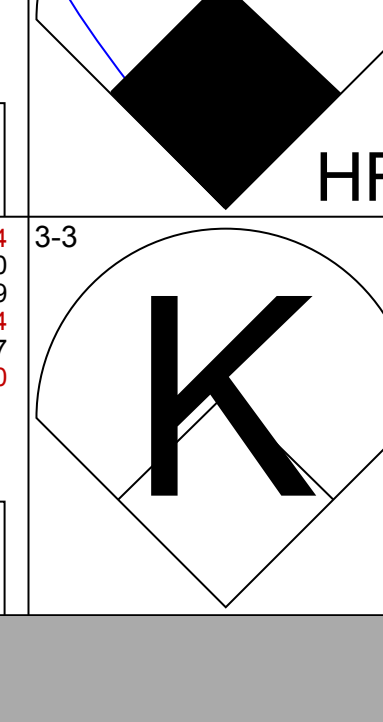
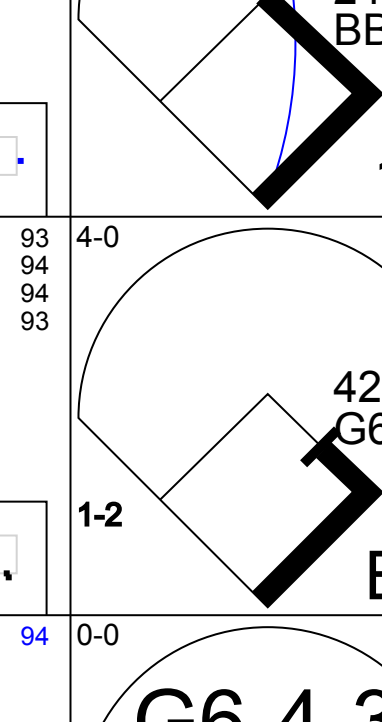
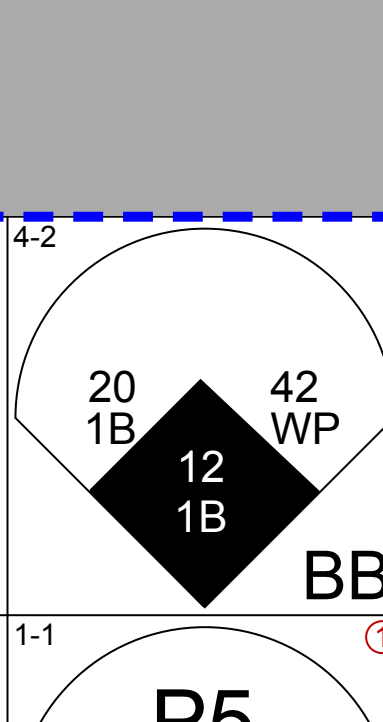

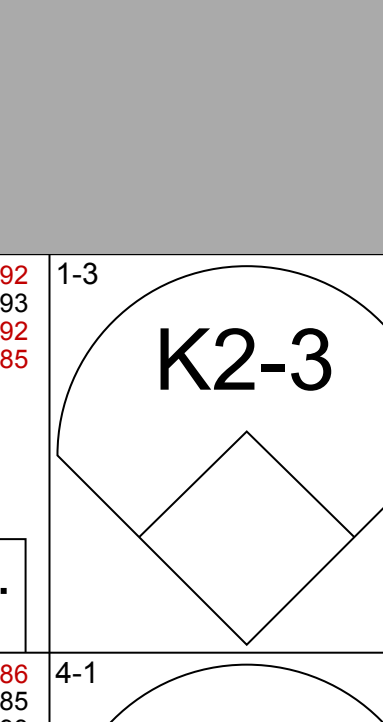
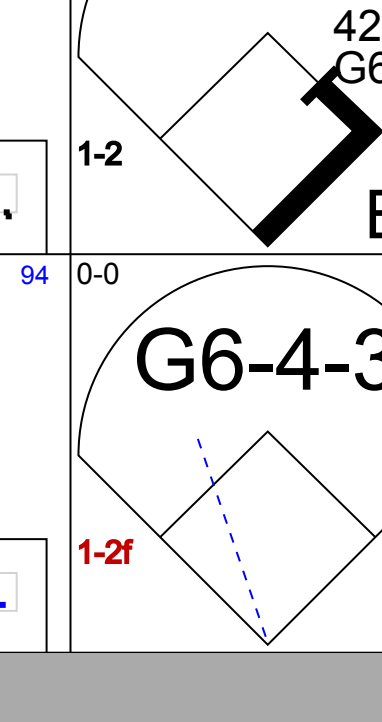
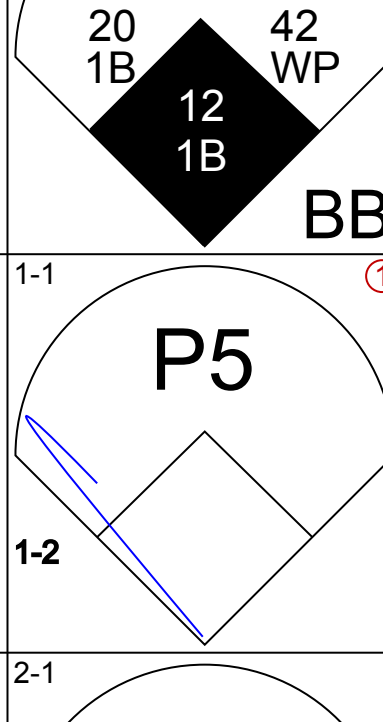

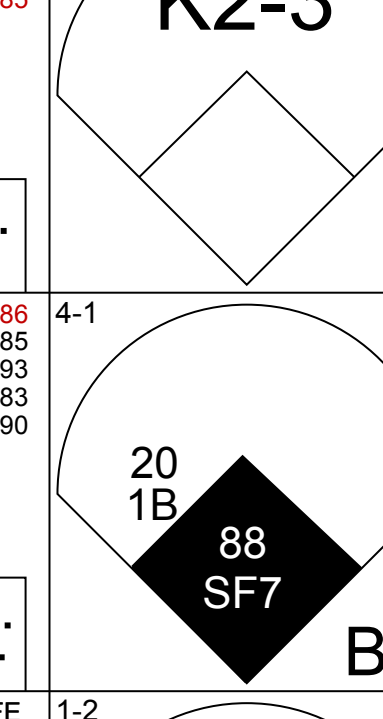
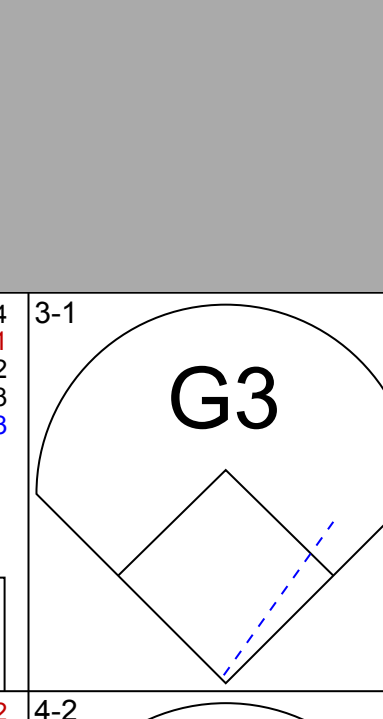
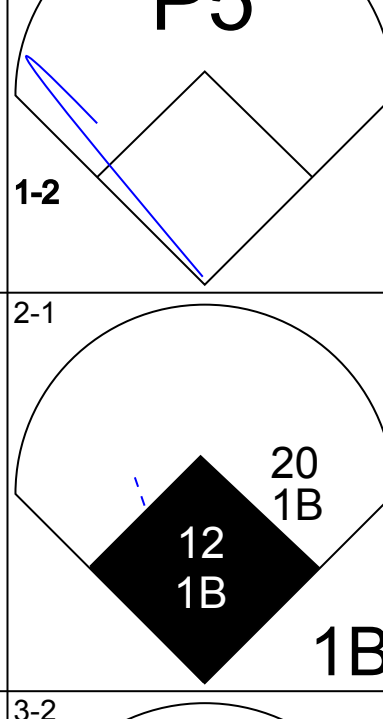

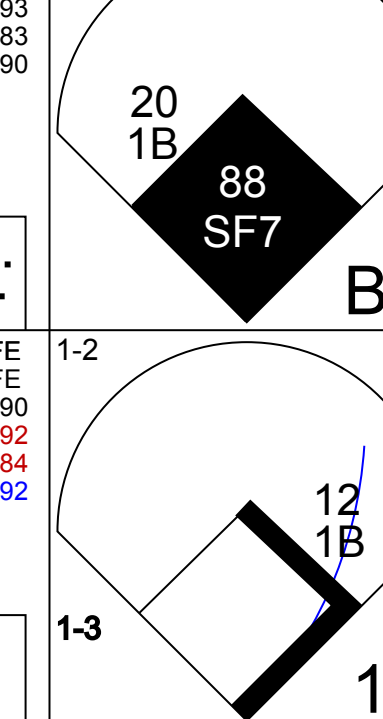
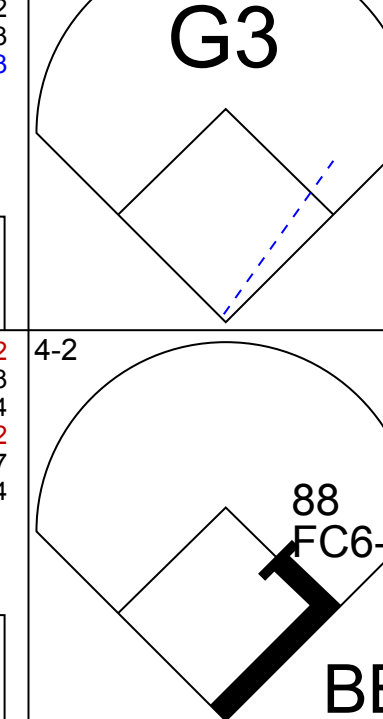
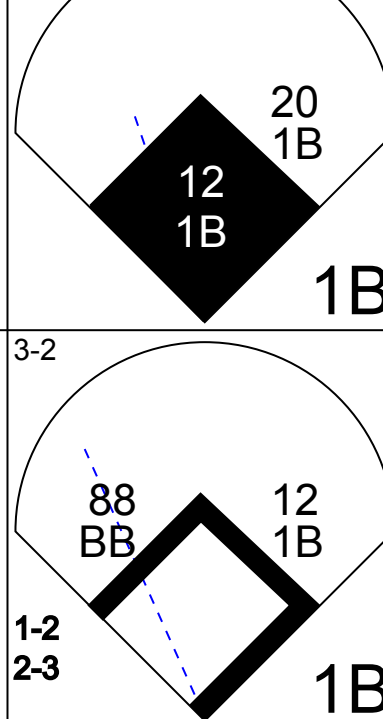
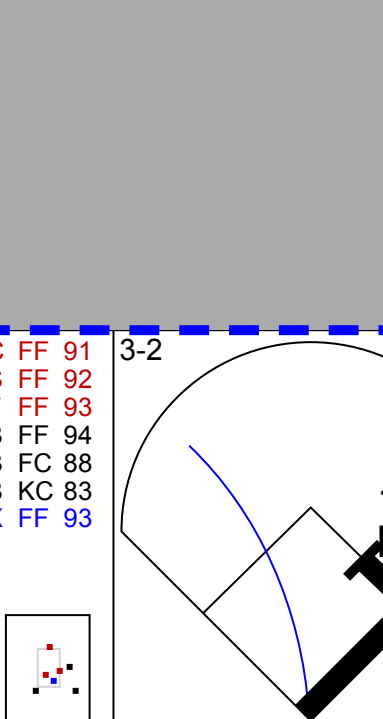


AB 32  
R 8  
H 9  
RBI 8  
SO 7  
LOB 15





Batter	1	2	3	4	5	6	7	8	9	AB	R	H	RBI	BB	SO	LOB	TOP										
15 Whit Merrifield, R OBP: 0.393, SLG: 0.792 49 Hanser Alberto, R OBP: 0.308, SLG: 0.538										4	0	1	0	0	1	0	<b>Kansas City Royals @ Chicago White Sox</b> Guaranteed Rate Field, Chicago, IL Thu Apr 08 2021, 5:23 PM - 8:10 PM CDT Att. 8,207 - Overcast - 58 F										
16 Andrew Benintendi, L OBP: 0.259, SLG: 0.200										4	0	1	0	0	2	2											
41 Carlos Santana, S OBP: 0.296, SLG: 0.217										4	0	0	0	0	1	1											
13 Salvador Perez, R OBP: 0.346, SLG: 0.545 36 Cam Gallagher, R OBP: 0.360, SLG: 0.316										3	0	1	0	0	1	0											
12 Jorge Soler, R OBP: 0.360, SLG: 0.316										4	0	1	0	0	1	0											
17 Hunter Dozier, R OBP: 0.417, SLG: 0.696										3	0	0	0	0	1	2											
28 Kyle Isbel, L OBP: 0.286, SLG: 0.350										3	0	0	0	0	2	2											
Michael Taylor, R OBP: 0.417, SLG: 0.696										3	0	1	0	0	1	2											
8 Nicky Lopez, L OBP: 0.409, SLG: 0.368										3	0	0	0	0	1	1											
<b>Inning Stats</b>	R: 0 H: 0 E: 0 K: 3 S: 11	H: 0 LOB: 0 BB: 0 P: 14	R: 0 H: 0 E: 0 K: 0 S: 6	H: 0 LOB: 0 BB: 0 P: 10	R: 0 H: 0 E: 0 K: 2 S: 8	H: 0 LOB: 0 BB: 0 P: 11	R: 0 H: 0 E: 0 K: 0 S: 3	H: 2 LOB: 2 BB: 0 P: 7	R: 0 H: 1 E: 0 K: 1 S: 9	H: 1 LOB: 1 BB: 0 P: 9	R: 0 H: 0 E: 0 K: 2 S: 10	H: 0 LOB: 0 BB: 0 P: 14	R: 0 H: 2 E: 0 K: 2 S: 14	H: 2 LOB: 2 BB: 0 P: 20	R: 0 H: 0 E: 0 K: 1 S: 9	H: 0 LOB: 0 BB: 0 P: 14	1B: 5 2B: 0 3B: 0 HR: 0	SF: 0 SAC: 0 DP: 0 HBP: 0	WP: 0 PB: 0 SB: 0 CS: 0	PA: 32							
<b>PITCHER</b> 33 Lance Lynn, R ERA:	IP	WLS	BF	H	R	ER	SO	BB	IBB	HBP	BLK	WP	HR	S	P	ERA	WHIP										
	9.0	W	32	5	0	0	11	0	0	0	0	0	0	79	111	0.00	0.556										

Batter	1	2	3	4	5	6	7	8	9	AB	R	H	RBI	BB	SO	LOB	BOTTOM										
12 Adam Eaton, L OBP: 0.353, SLG: 0.345										5	0	2	2	0	1	2	<b>Kansas City Royals @ Chicago White Sox</b> Guaranteed Rate Field, Chicago, IL Thu Apr 08 2021, 5:23 PM - 8:10 PM CDT Att. 8,207 - Overcast - 58 F										
88 Luis Robert Jr., R OBP: 0.333, SLG: 0.419										3	0	0	1	1	1	1											
79 José Abreu, R OBP: 0.289, SLG: 0.424										4	1	1	0	0	0	5											
10 Yoán Moncada, S OBP: 0.344, SLG: 0.346										4	1	1	2	0	0	3											
73 Yermín Mercedes, R OBP: 0.571, SLG: 0.889										4	1	2	1	0	0	0											
24 Yasmani Grandal, S OBP: 0.444, SLG: 0.421										2	1	0	0	2	2	0											
42 Nick Williams, L										3	0	0	0	0	1	3											
1 Nick Madrigal, R OBP: 0.379, SLG: 0.292										3	2	1	0	1	0	1											
20 Danny Mendick, R OBP: 0.750, SLG: 0.667										3	0	3	0	1	0	0											
<b>Inning Stats</b>	R: 3 H: 3 E: 0 K: 2 S: 14	H: 3 LOB: 0 BB: 0 P: 25	R: 1 H: 2 E: 0 K: 1 S: 15	H: 2 LOB: 1 BB: 1 P: 23	R: 0 H: 1 E: 0 K: 0 S: 4	H: 1 LOB: 1 BB: 1 P: 10	R: 0 H: 0 E: 0 K: 1 S: 8	H: 0 LOB: 1 BB: 1 P: 16	R: 0 H: 0 E: 0 K: 0 S: 9	H: 0 LOB: 0 BB: 0 P: 15	R: 2 H: 3 E: 0 K: 0 S: 21	H: 3 LOB: 3 BB: 2 P: 40	R: 0 H: 0 E: 0 K: 1 S: 8	H: 0 LOB: 0 BB: 0 P: 14	R: 0 H: 1 E: 0 K: 0 S: 6	H: 1 LOB: 0 BB: 0 P: 10	1B: 7 2B: 2 3B: 0 HR: 2	SF: 1 SAC: 0 DP: 2 HBP: 1	WP: 1 PB: 0 SB: 0 CS: 0	PA: 38							
<b>PITCHER</b> 56 Brad Keller, R ERA: 19.29 45 Kyle Zimmer, R ERA: 43 Carlos Hernández, R ERA: 10.8 63 Josh Staumont, R ERA: 71 Wade Davis, R ERA: 3.38	IP	WLS	BF	H	R	ER	SO	BB	IBB	HBP	BLK	WP	HR	S	P	ERA	WHIP										
	3.1	L	18	6	4	4	3	3	0	0	0	0	0	13	20	0.00	0.000										
	4.1		5	0	0	0	1	0	0	0	0	0	0	14	27	54.00	12.000										
	6.1		5	3	2	2	0	1	0	0	0	1	0	15	27	0.00	0.600										
	8.1		7	0	0	0	1	1	0	1	0	0	0	15	27	0.00	0.600										
	1.0		3	1	0	0	0	0	0	0	0	0	0	6	10	0.00	1.000										



Batter	1	2	3	4	5	6	7	8	9	10	AB	R	H	RBI	BB	SO	LOB	TOP						
15 Whit Merrifield, R OBP: 0.424, SLG: 0.750	F9		CS		1B			K		IBB	4	0	2	1	1	1	1	<b>Kansas City Royals @ Chicago White Sox</b> Guaranteed Rate Field, Chicago, IL Sun Apr 11 2021, 1:11 PM - 5:05 PM CDT Att: 7,695 - Sunny - 53 F						
16 Andrew Benintendi, L OBP: 0.261, SLG: 0.207	K		CS		G4-3			K		FC1	4	0	1	1	1	1	3							
13 Salvador Perez, R OBP: 0.290, SLG: 0.444	E5		G5-4-3		BB			K		K	5	0	0	0	0	3	4							
41 Carlos Santana, S OBP: 0.313, SLG: 0.333	K		BB		BB			P6		P2	4	1	1	1	1	1	3							
12 Jorge Soler, R OBP: 0.310, SLG: 0.261	K		BB		K			K		K	4	0	0	0	0	4	1							
17 Hunter Dozier, R OBP: 0.286, SLG: 0.500	CS	28 BLK	BB		K			L6		K	2	0	0	0	1	1	0							
49 Hanser Alberto, R OBP: 0.286, SLG: 0.500	CS	28 BLK	BB		K			L9		K	1	0	0	0	0	1	0							
28 Kyle Isbel, L OBP: 0.320, SLG: 0.375	K		BB		1B			1B		1B	4	1	2	0	0	1	1							
Michael Taylor, R OBP: 0.393, SLG: 0.630	CS		F9		1B			K		F9	4	1	1	0	0	1	1							
8 Nicky Lopez, L OBP: 0.400, SLG: 0.333	P6		P6		F8			BB		SH2-4	2	1	0	0	1	0	2							
<b>Inning Stats</b>	R: 0 E: 1 K: 2 S: 10	H: 0 LOB: 1 BB: 0 P: 14	R: 0 E: 0 K: 2 S: 8	H: 0 LOB: 0 BB: 1 P: 19	R: 0 E: 0 K: 1 S: 9	H: 1 LOB: 0 BB: 0 P: 14	R: 0 E: 0 K: 1 S: 14	H: 0 LOB: 1 BB: 2 P: 26	R: 1 E: 0 K: 1 S: 10	H: 3 LOB: 2 BB: 0 P: 20	R: 0 E: 0 K: 2 S: 10	H: 0 LOB: 0 BB: 0 P: 10	R: 0 E: 0 K: 1 S: 7	H: 0 LOB: 0 BB: 0 P: 10	R: 1 E: 0 K: 2 S: 8	H: 1 LOB: 1 BB: 1 P: 16	R: 1 E: 0 K: 2 S: 19	H: 2 LOB: 1 BB: 0 P: 28	R: 1 E: 1 K: 1 S: 9	H: 0 LOB: 2 BB: 1 P: 12	1B: 6 2B: 1 3B: 0 HR: 1	SF: 0 SAC: 1 DP: 2 HBP: 0	WP: 0 PB: 0 SB: 3 CS: 3	PA: 42
<b>PITCHER</b>	IP 4.2	WLS 19	BF 4	H 1	R 1	ER 1	SO 6	BB 3	IBB 0	HBP 0	BLK 1	WP 0	HR 0	S 50	P 90	ERA 1.93	WHIP 1.500	<b>45 Garrett Crochet, L</b> (10, 1)						
84 Dylan Cease, R ERA: 3.86	2.1	7	0	0	0	3	0	0	0	0	0	0	0	18	26	0.00	0.000							
34 Michael Kopech, R ERA: 3.0	0.1	3	1	1	1	1	1	0	0	0	0	0	0	5	12	27.00	6.000							
39 Aaron Bummer, L ERA: 2.08	0.2	1	0	0	0	1	0	0	0	0	0	0	0	3	4	0.00	0.000							
65 Codi Heuer, R ERA: 8.1	1.0	B	5	2	1	1	2	0	0	0	0	0	1	19	28	9.00	2.000							

Batter	1	2	3	4	5	6	7	8	9	10	AB	R	H	RBI	BB	SO	LOB	BOTTOM						
28 Leury Garcia, S OBP: 0.120, SLG: 0.160	K		L4		2B			K		FC3-6	5	0	1	1	0	2	5	<b>Kansas City Royals @ Chicago White Sox</b> Guaranteed Rate Field, Chicago, IL Sun Apr 11 2021, 1:11 PM - 5:05 PM CDT Att: 7,695 - Sunny - 53 F						
88 Luis Robert Jr., R OBP: 0.317, SLG: 0.417	F7		G4-3		F7			L4		L4	5	0	1	0	0	1	4							
79 José Abreu, R OBP: 0.302, SLG: 0.405	F9		G4-3		G4-3			K		BB	4	0	1	0	1	1	1							
10 Yoán Moncada, S OBP: 0.297, SLG: 0.290	F9		P6		L8			G3-1		G4-6-3	5	0	0	0	0	0	3							
73 Yermín Mercedes, R OBP: 0.094, SLG: 0.187	BB		G5-3		BB			HR		L7	1	0	0	0	3	0	1							
42 Nick Williams, L OBP: 0.361, SLG: 0.452	BB		BB		BB			BB		BB	1	1	0	0	0	0	0							
25 Andrew Vaughn, R OBP: 0.400, SLG: 0.214	BB		L7		BB			HR		K	1	0	0	0	2	0	0							
12 Adam Eaton, L OBP: 0.361, SLG: 0.452	BB		BB		BB			HR		K	2	1	1	2	0	1	0							
21 Zack Collins, L OBP: 0.273, SLG: 0.400	K		L8		F8			BB		K	4	0	0	0	1	2	4							
1 Nick Madrigal, R OBP: 0.353, SLG: 0.276	E1		G5-3		BB			B3-4		G6-3	5	1	1	0	0	0	3							
20 Danny Mendick, R OBP: 0.667, SLG: 0.500	K		BB		BB			BB		BB	2	0	0	0	2	1	3							
<b>Inning Stats</b>	R: 0 E: 0 K: 1 S: 7	H: 1 LOB: 1 BB: 9 P: 9	R: 0 E: 1 K: 2 S: 19	H: 3 LOB: 3 BB: 2 P: 34	R: 0 E: 0 K: 0 S: 10	H: 1 LOB: 1 BB: 1 P: 15	R: 1 E: 0 K: 0 S: 17	H: 2 LOB: 2 BB: 1 P: 27	R: 0 E: 0 K: 0 S: 7	H: 0 LOB: 2 BB: 2 P: 21	R: 0 E: 0 K: 2 S: 8	H: 0 LOB: 0 BB: 0 P: 9	R: 0 E: 0 K: 2 S: 8	H: 0 LOB: 0 BB: 0 P: 9	R: 2 E: 0 K: 0 S: 16	H: 1 LOB: 2 BB: 3 P: 32	R: 0 E: 0 K: 0 S: 5	H: 0 LOB: 0 BB: 1 P: 10	R: 0 E: 0 K: 2 S: 8	H: 0 LOB: 0 BB: 0 P: 14	1B: 2 2B: 2 3B: 0 HR: 1	SF: 0 SAC: 0 DP: 1 HBP: 0	WP: 0 PB: 0 SB: 0 CS: 0	PA: 44
<b>PITCHER</b>	IP 4.0	WLS 5	BF 4	H 1	R 1	ER 0	SO 3	BB 3	IBB 0	HBP 0	BLK 0	WP 0	HR 0	S 53	P 85	ERA 2.25	WHIP 1.750	<b>35 Greg Holland, R</b> (6, 1)						
58 Scott Barlow, R ERA: 2.45	1.0	3	0	0	0	1	0	0	0	0	0	0	0	8	13	0.00	0.000							
71 Wade Davis, R ERA: 13.5	0.0	3	1	2	2	0	2	0	0	0	0	0	1	6	16									
63 Josh Staumont, R ERA: 6.0	1.0	S	3	0	0	0	2	0	0	0	0	0	8	14	0.00	1.000								
32 Jesse Hahn, R ERA: 13.5	1.0	W	7	0	0	0	0	0	0	0	0	0	2	0	0	0	0							



Batter	1	2	3	4	5	6	7	8	9	AB	R	H	RBI	BB	SO	LOB	TOP																					
8 Jordan Luplow, R OBP: 0.391, SLG: 0.667										4	0	2	0	0	1	2																						
7 César Hernández, S OBP: 0.282, SLG: 0.324										3	0	0	0	1	0	1																						
11 José Ramírez, S OBP: 0.342, SLG: 0.471										4	0	0	0	0	2	4																						
32 Franmil Reyes, R OBP: 0.361, SLG: 0.750										2	1	0	1	0	2	0																						
9 Eddie Rosario, L OBP: 0.306, SLG: 0.452										4	1	1	2	0	1	2																						
1 Amed Rosario, R OBP: 0.304, SLG: 0.200										4	0	0	0	0	1	0																						
22 Josh Naylor, L OBP: 0.267, SLG: 0.345										4	0	1	0	0	1	0																						
55 Roberto Pérez, R OBP: 0.440, SLG: 0.556										3	0	0	0	1	1	1																						
2 Yu Chang, R OBP: 0.333, SLG: 0.375										2	1	1	0	1	0	0																						
<b>Inning Stats</b>	R: 0 E: 0 K: 0 S: 6	H: 1 LOB: 0 BB: 0 P: 7	R: 2 E: 0 K: 0 S: 9	H: 1 LOB: 0 BB: 0 P: 14	R: 0 E: 0 K: 0 S: 5	H: 0 LOB: 0 BB: 0 P: 7	R: 0 E: 0 K: 2 S: 9	H: 0 LOB: 0 BB: 0 P: 13	R: 0 E: 0 K: 0 S: 7	H: 0 LOB: 0 BB: 0 P: 10	R: 1 E: 0 K: 1 S: 12	H: 1 LOB: 2 BB: 2 P: 26	R: 0 E: 0 K: 3 S: 13	H: 1 LOB: 2 BB: 1 P: 24	R: 0 E: 0 K: 2 S: 9	H: 0 LOB: 0 BB: 0 P: 12	R: 0 E: 0 K: 1 S: 11	H: 1 LOB: 1 BB: 0 P: 15	1B: 3 2B: 1 3B: 0 HR: 1	SF: 1 SAC: 0 DP: 1 HBP: 1	WP: 0 PB: 0 SB: 0 CS: 0	PA: 35																
<b>PITCHER</b>	IP	WLS	BF	H	R	ER	SO	BB	IBB	HBP	BLK	WP	HR	S	P	ERA	WHIP	<b>PITCHER</b>	IP	WLS	BF	H	R	ER	SO	BB	IBB	HBP	BLK	WP	HR	S	P	ERA	WHIP			
60 Dallas Keuchel, L ERA: 6.43	5.0		20	3	3	3	2	2	0	1	0	0	1	42	68	5.40	1.000																					
43 Evan Marshall, R ERA: 7.2	1.1	B	4	0	0	0	2	0	0	0	0	0	0	9	15	0.00	0.000																					
39 Aaron Bummer, L ERA: 2.7	0.1		3	1	0	0	1	1	0	0	0	0	0	7	13	0.00	6.000																					
65 Codi Heuer, R ERA: 1.35	2.1	W	8	1	0	0	4	0	0	0	0	0	0	23	32	0.00	0.429																					
<b>Batter</b>	<b>1</b>	<b>2</b>	<b>3</b>	<b>4</b>	<b>5</b>	<b>6</b>	<b>7</b>	<b>8</b>	<b>9</b>	<b>AB</b>	<b>R</b>	<b>H</b>	<b>RBI</b>	<b>BB</b>	<b>SO</b>	<b>LOB</b>	<b>BOTTOM</b>																					
12 Adam Eaton, L OBP: 0.350, SLG: 0.514										4	1	1	3	0	1	1																						
88 Luis Robert Jr., R OBP: 0.311, SLG: 0.425										4	0	1	0	0	2	0																						
79 José Abreu, R OBP: 0.298, SLG: 0.375										3	0	0	0	1	2	0																						
10 Yoán Moncada, S OBP: 0.317, SLG: 0.314										4	0	2	0	0	0	0																						
73 Yermín Mercedes, R OBP: 0.556, SLG: 0.781										4	0	1	0	0	1	4																						
1 Nick Madrigal, R OBP: 0.353, SLG: 0.276										0	1	0	0	0	0	0																						
24 Yasmani Grandal, S OBP: 0.419, SLG: 0.364										3	0	0	0	1	1	3																						
42 Nick Williams, L OBP: 0.300, SLG: 0.400										2	1	0	0	1	0	1																						
28 Leury García, S OBP: 0.107, SLG: 0.143										3	0	0	0	0	0	2																						
20 Danny Mendick, R OBP: 0.600, SLG: 0.400										2	1	0	0	1	1	1																						
<b>Inning Stats</b>	R: 0 E: 0 K: 3 S: 12	H: 0 LOB: 0 BB: 0 P: 19	R: 0 E: 0 K: 0 S: 8	H: 1 LOB: 0 BB: 0 P: 11	R: 3 E: 0 K: 2 S: 15	H: 1 LOB: 2 BB: 2 P: 30	R: 0 E: 0 K: 1 S: 10	H: 0 LOB: 0 BB: 0 P: 16	R: 0 E: 0 K: 1 S: 12	H: 0 LOB: 1 BB: 0 P: 16	R: 0 E: 0 K: 1 S: 15	H: 2 LOB: 2 BB: 1 P: 21	R: 0 E: 0 K: 0 S: 8	H: 0 LOB: 0 BB: 0 P: 12	R: 0 E: 0 K: 0 S: 9	H: 0 LOB: 0 BB: 0 P: 12	R: 1 E: 1 K: 0 S: 5	H: 1 LOB: 3 BB: 1 P: 12	1B: 3 2B: 1 3B: 0 HR: 1	SF: 0 SAC: 0 DP: 2 HBP: 1	WP: 0 PB: 0 SB: 0 CS: 0	PA: 34																
<b>PITCHER</b>	IP	WLS	BF	H	R	ER	SO	BB	IBB	HBP	BLK	WP	HR	S	P	ERA	WHIP	<b>PITCHER</b>	IP	WLS	BF	H	R	ER	SO	BB	IBB	HBP	BLK	WP	HR	S	P	ERA	WHIP			
24 Triston McKenzie, R ERA: 4.7	4.0		15	2	3	3	6	2	0	0	0	0	1	45	76	6.75	1.000																					
88 Phil Maton, R ERA:	1.0		4	0	0	0	1	0	0	1	0	0	0	12	16	0.00	0.000																					
47 Cal Quantrill, R ERA:	2.0		8	2	0	0	1	1	0	0	0	0	0	23	33	0.00	1.500																					
27 Bryan Shaw, R ERA: 2.25	1.0		3	0	0	0	0	0	0	0	0	0	0	9	12	0.00	0.000																					
48 Emmanuel Clase, R ERA:	0.1	L	4	1	1	0	0	1	0	0	0	0	0	5	12	0.00	6.000																					

Cleveland Indians @ Chicago White Sox  
Guaranteed Rate Field, Chicago, IL  
Mon Apr 12 2021, 7:11 PM - 10:16 PM CDT  
Att. 7,393 - Clear - 60 F

AB 30  
R 3  
H 5  
RBI 3  
BB 3  
SO 9  
LOB 10



Cleveland Indians @ Chicago White Sox  
Guaranteed Rate Field, Chicago, IL  
Mon Apr 12 2021, 7:11 PM - 10:16 PM CDT  
Att. 7,393 - Clear - 60 F

AB 29  
R 4  
H 5  
RBI 3  
BB 4  
SO 8  
LOB 12





Batter	1	2	3	4	5	6	7	8	9	10	AB	R	H	RBI	BB	SO	LOB					
28 Ben Gamel, L (1, 8) OBP: 0.364, SLG: 0.632											4	0	0	0	0	3	1					
8 Jordan Luplow, R (10, PH) OBP: 0.264, SLG: 0.632											1	0	0	0	0	1	2					
7 César Hernández, S (1, 4) OBP: 0.273, SLG: 0.289											4	0	0	0	1	0	3					
11 José Ramírez, S (1, 5) OBP: 0.310, SLG: 0.421											4	0	0	0	0	2	1					
9 Eddie Rosario, L (1, 7) OBP: 0.325, SLG: 0.486											4	0	2	0	0	0	0					
32 Franmil Reyes, R (1, 10) OBP: 0.325, SLG: 0.667											4	1	0	0	0	2	2					
22 Josh Naylor, L (1, 9) OBP: 0.265, SLG: 0.333											4	1	1	0	0	0	1					
10 Jake Bauers, L (1, 3) OBP: 0.118, SLG: 0.063																						
2 Yu Chang, R (10, PH) OBP: 0.316, SLG: 0.353											3	0	0	0	0	3	2					
55 Roberto Pérez, R (1, 2) OBP: 0.448, SLG: 0.524											3	0	1	1	1	0	0					
0 Andrés Giménez, L (1, 6) OBP: 0.208, SLG: 0.348																						
1 Amed Rosario, R (10, PH) OBP: 0.333, SLG: 0.286											2	0	0	0	0	1	0					
											1	0	1	1	0	0	0					
<b>Inning Stats</b>	R: 0 E: 0 K: 2 S: 12	H: 0 LOB: 0 BB: 0 P: 14	R: 0 E: 0 K: 1 S: 11	H: 1 LOB: 1 BB: 0 P: 14	R: 0 E: 0 K: 1 S: 10	H: 0 LOB: 0 BB: 0 P: 17	R: 0 E: 0 K: 1 S: 15	H: 1 LOB: 1 BB: 0 P: 18	R: 0 E: 0 K: 1 S: 6	H: 0 LOB: 0 BB: 0 P: 8	R: 0 E: 0 K: 1 S: 9	H: 0 LOB: 1 BB: 0 P: 15	R: 0 E: 0 K: 1 S: 10	H: 1 LOB: 1 BB: 0 P: 15	R: 0 E: 0 K: 2 S: 9	H: 0 LOB: 0 BB: 0 P: 13	R: 2 E: 1 K: 1 S: 15	H: 2 LOB: 2 BB: 0 P: 22	1B: 3 2B: 2 3B: 0 HR: 0	SF: 0 SAC: 1 DP: 0 HBP: 0	WP: 0 PB: 0 SB: 0 CS: 0	PA: 38
<b>PITCHER</b>	IP 7.0	WLS 0	BF 26	H 3	R 0	ER 0	SO 8	BB 2	IBB 0	HBP 0	BLK 0	WP 0	HR 0	S 75	P 107	ERA 0.00	WHIP 0.714					
27 Lucas Giolito, R ERA: 2.56	1.0	3	0	0	0	1	0	0	0	0	0	0	0	8	12	0.00	0.000					
43 Evan Marshall, R ERA: 6.0	1.0	3	0	0	0	2	0	0	0	0	0	0	0	9	13	0.00	0.000					
31 Liam Hendriks, R ERA: 6.23	0.1	L	4	2	2	0	0	0	0	0	0	0	0	8	12	0.00	6.000					
45 Garrett Crochet, L ERA: 2.10	0.2		2	0	0	0	1	0	0	0	0	0	0	7	10	0.00	0.000					

**Cleveland Indians @ Chicago White Sox**  
**Guaranteed Rate Field, Chicago, IL**  
 Tue Apr 13 2021, 7:12 PM - 10:14 PM CDT  
 Att: 7,102 - Partly Cloudy - 54 F

livebaseballscorecards.com

AB 35  
 R 2  
 H 5  
 RBI 2  
 BB 2  
 SO 12  
 LOB 14

**C**

WP: 0 PA: 38  
 PB: 0  
 SB: 0  
 CS: 0

Batter	1	2	3	4	5	6	7	8	9	10	AB	R	H	RBI	BB	SO	LOB					
12 Adam Eaton, L (1, 9) OBP: 0.364, SLG: 0.500											3	0	1	0	0	1	1					
88 Luis Robert Jr., R (1, 8) OBP: 0.286, SLG: 0.386											4	0	0	0	0	1	2					
79 José Abreu, R (1, 3) OBP: 0.314, SLG: 0.372											3	0	1	0	1	1	0					
10 Yoán Moncada, S (1, 5) OBP: 0.289, SLG: 0.282											4	0	0	0	0	3	3					
42 Nick Williams, L (1, 7)											4	0	0	0	0	3	0					
24 Yaemani Grandal, S (1, 2) OBP: 0.371, SLG: 0.308											4	0	0	0	0	0	0					
23 Jake Lamb, L (1, 10)											4	0	0	0	0	2	1					
1 Nick Madrigal, R (1, 4) OBP: 0.324, SLG: 0.250											3	0	0	0	0	0	0					
20 Danny Mendick, R (1, 6) OBP: 0.588, SLG: 0.417											2	0	1	0	0	1	0					
73 Yermín Mercedes, R (9, PH) OBP: 0.541, SLG: 0.758											1	0	0	0	0	0	0					
28 Leury García, S (10, 6) OBP: 0.107, SLG: 0.143											0	0	0	0	0	0	0					
<b>Inning Stats</b>	R: 0 E: 0 K: 0 S: 11	H: 1 LOB: 1 BB: 0 P: 15	R: 0 E: 0 K: 0 S: 6	H: 0 LOB: 0 BB: 0 P: 7	R: 0 E: 0 K: 1 S: 9	H: 1 LOB: 1 BB: 0 P: 11	R: 0 E: 0 K: 3 S: 9	H: 0 LOB: 0 BB: 0 P: 11	R: 0 E: 0 K: 2 S: 9	H: 0 LOB: 0 BB: 0 P: 14	R: 0 E: 0 K: 1 S: 7	H: 0 LOB: 1 BB: 0 P: 9	R: 0 E: 0 K: 2 S: 10	H: 0 LOB: 0 BB: 0 P: 11	R: 0 E: 0 K: 1 S: 6	H: 0 LOB: 0 BB: 0 P: 8	R: 0 E: 0 K: 1 S: 18	H: 1 LOB: 2 BB: 0 P: 27	1B: 3 2B: 0 3B: 0 HR: 0	SF: 0 SAC: 0 DP: 0 HBP: 1	WP: 0 PB: 0 SB: 0 CS: 0	PA: 34
<b>PITCHER</b>	IP 9.0	WLS 0	BF 31	H 3	R 0	ER 0	SO 11	BB 1	IBB 0	HBP 1	BLK 0	WP 0	HR 0	S 85	P 113	ERA 0.00	WHIP 0.444					
57 Shane Bieber, R ERA: 2.11	1.0	S	3	0	0	0	1	0	0	0	0	0	0	9	16	0.00	0.000					
99 James Karinchak, R (10, 1) ERA:																						

**Cleveland Indians @ Chicago White Sox**  
**Guaranteed Rate Field, Chicago, IL**  
 Tue Apr 13 2021, 7:12 PM - 10:14 PM CDT  
 Att: 7,102 - Partly Cloudy - 54 F

livebaseballscorecards.com

AB 32  
 R 0  
 H 3  
 RBI 0  
 BB 1  
 SO 12  
 LOB 7

**CS**


WP: 0 PA: 34  
 PB: 0  
 SB: 0  
 CS: 0



Batter	1	2	3	4	5	6	7	8	9	AB	R	H	RBI	BB	SO	LOB	TOP			
8 Jordan Luplow, R OBP: 0.308, SLG: 0.522	F7			K			K		G5-3	4	0	0	0	0	2	1				
7 César Hernández, S OBP: 0.255, SLG: 0.288	G6-3			G4-3			F8			3	0	0	0	0	0	0				
11 José Ramírez, S OBP: 0.289, SLG: 0.390 28 Ben Gamel, L (7, 7)	P2			F7			L7			3	0	0	0	0	0	0				
32 Franmil Reyes, R OBP: 0.302, SLG: 0.615		L7			G5-3				F4	3	0	0	0	0	0	0				
9 Eddie Rosario, L OBP: 0.310, SLG: 0.459 10 Jake Bauers, L OBP: 0.111, SLG: 0.059		F7			K				K	2	0	0	0	0	1	0				
1 Amed Rosario, R OBP: 0.296, SLG: 0.250		G3			G6-3				K	3	0	0	0	0	1	0				
22 Josh Naylor, L OBP: 0.243, SLG: 0.306				G4-3			G6-3		G3	3	0	0	0	0	0	0				
55 Roberto Pérez, R OBP: 0.438, SLG: 0.478				L8			G6-3		HBP	2	0	0	0	0	0	0				
2 Yu Chang, R OBP: 0.273, SLG: 0.300				P6			K		K	3	0	0	0	0	2	1				
<b>Inning Stats</b>	R: 0 E: 0 K: 0 S: 7	H: 0 LOB: 0 BB: 0 P: 12	R: 0 E: 0 K: 0 S: 8	H: 0 LOB: 0 BB: 0 P: 13	R: 0 E: 0 K: 0 S: 7	H: 0 LOB: 0 BB: 0 P: 10	R: 0 E: 0 K: 1 S: 7	H: 0 LOB: 0 BB: 0 P: 13	R: 0 E: 0 K: 1 S: 11	H: 0 LOB: 0 BB: 0 P: 15	R: 0 E: 0 K: 1 S: 6	H: 0 LOB: 0 BB: 0 P: 9	R: 0 E: 0 K: 2 S: 8	H: 0 LOB: 0 BB: 0 P: 11	R: 0 E: 0 K: 1 S: 14	H: 0 LOB: 1 BB: 0 P: 19	1B: 0 2B: 0 3B: 0 HR: 0	SF: 0 SAC: 0 DP: 0 HBP: 1	WP: 0 PB: 0 SB: 0 CS: 0	PA: 28
<b>PITCHER</b> 55 Carlos Rodón, L ERA:	IP: 9.0 WLS: W BF: 28 H: 0 R: 0 ER: 0 SO: 7 BB: 0 IBB: 0 HBP: 1 BLK: 0 WP: 0 HR: 0 S: 75 P: 114 ERA: 0.00 WHIP: 0.000																			

Cleveland Indians @ Chicago White Sox  
Guaranteed Rate Field, Chicago, IL  
Wed Apr 14 2021, 7:11 PM - 9:51 PM CDT  
Att: 7,148 - Cloudy - 45 F


AB 27  
R 0  
H 0  
RBI 0  
BB 0  
SO 7  
LOB 2



Batter	1	2	3	4	5	6	7	8	9	AB	R	H	RBI	BB	SO	LOB	BOTTOM				
12 Adam Eaton, L OBP: 0.367, SLG: 0.476			K		G4-3		FC6-4			4	1	1	0	0	1	3					
88 Luis Robert Jr., R OBP: 0.296, SLG: 0.408			10 HBP		G4-3		G3			5	1	2	1	0	0	3					
79 José Abreu, R OBP: 0.321, SLG: 0.348	F9	K	10 HBP			10 HBP	BB		K	3	0	0	0	2	2	2					
10 Yoán Moncada, S OBP: 0.300, SLG: 0.279	73 HR	G3-1			FC4-6	73 1B	K		K	4	1	1	2	0	1	1					
73 Yermín Mercedes, R OBP: 0.548, SLG: 0.816	1B			P4		25 FC6-4	1B		G6-3	5	1	3	3	0	0	3					
21 Zack Collins, L OBP: 0.231, SLG: 0.333	G4-3	G3		G6-3		F7				4	0	0	0	0	0	3					
25 Andrew Vaughn, R OBP: 0.375, SLG: 0.278	28 2B			F9	K	FC6-4			FC6-4	4	1	1	0	0	1	2					
28 Leury García, S OBP: 0.156, SLG: 0.194	1B			G6-3			K			3	2	1	1	1	1	0					
1 Nick Madrigal, R OBP: 0.366, SLG: 0.306	12 HBP			G4-3			12 FC6-4			4	1	3	1	0	0	0					
<b>Inning Stats</b>	R: 6 E: 0 K: 0 S: 18	H: 7 LOB: 2 BB: 0 P: 29	R: 0 E: 0 K: 1 S: 15	H: 1 LOB: 1 BB: 0 P: 22	R: 2 E: 0 K: 1 S: 24	H: 2 LOB: 3 BB: 2 P: 39	R: 0 E: 0 K: 1 S: 8	H: 0 LOB: 0 BB: 0 P: 11	R: 0 E: 0 K: 0 S: 5	H: 0 LOB: 0 BB: 0 P: 6	R: 0 E: 0 K: 0 S: 8	H: 1 LOB: 2 BB: 1 P: 17	R: 0 E: 0 K: 1 S: 10	H: 1 LOB: 1 BB: 0 P: 12	R: 0 E: 0 K: 2 S: 9	H: 0 LOB: 0 BB: 0 P: 12	1B: 8 2B: 3 3B: 0 HR: 1	SF: 0 SAC: 0 DP: 0 HBP: 2	WP: 0 PB: 0 SB: 0 CS: 0	PA: 41	
<b>PITCHER</b> 34 Zach Plesac, R ERA: 5.27 37 Trevor Stephan, R ERA: 9.0 88 Phil Maton, R ERA: 47 Cal Quantrill, R ERA: 39 Oliver Pérez, L ERA:	IP: 0.2 WLS: L BF: 9 H: 7 R: 6 ER: 6 SO: 0 BB: 0 IBB: 0 HBP: 0 BLK: 0 WP: 0 HR: 1 S: 17 P: 26 ERA: 81.00 WHIP: 10.500	IP: 2.0 WLS: BF: 10 H: 2 R: 2 ER: 2 SO: 2 BB: 1 IBB: 0 HBP: 1 BLK: 0 WP: 0 HR: 0 S: 31 P: 47 ERA: 9.00 WHIP: 1.500	IP: 1.1 WLS: BF: 7 H: 1 R: 0 ER: 0 SO: 1 BB: 1 IBB: 0 HBP: 0 BLK: 0 WP: 0 HR: 0 S: 17 P: 28 ERA: 0.00 WHIP: 1.500	IP: 2.0 WLS: BF: 8 H: 1 R: 0 ER: 0 SO: 0 BB: 1 IBB: 0 HBP: 0 BLK: 0 WP: 0 HR: 0 S: 13 P: 23 ERA: 0.00 WHIP: 1.000	IP: 1.0 WLS: BF: 4 H: 1 R: 0 ER: 0 SO: 1 BB: 0 IBB: 0 HBP: 0 BLK: 0 WP: 0 HR: 0 S: 10 P: 12 ERA: 0.00 WHIP: 1.000	<b>PITCHER</b> 27 Bryan Shaw, R ERA: 1.8	IP: 1.0 WLS: BF: 3 H: 0 R: 0 ER: 0 SO: 2 BB: 0 IBB: 0 HBP: 0 BLK: 0 WP: 0 HR: 0 S: 9 P: 12 ERA: 0.00 WHIP: 0.000														

Cleveland Indians @ Chicago White Sox  
Guaranteed Rate Field, Chicago, IL  
Wed Apr 14 2021, 7:11 PM - 9:51 PM CDT  
Att: 7,148 - Cloudy - 45 F

AB 36  
R 8  
H 12  
RBI 8  
BB 3  
SO 6  
LOB 17





Batter	1	2	3	4	5	6	7	8	9	AB	R	H	RBI	BB	SO	LOB	TOP					
1 Amed Rosario, R OBP: 0.258, SLG: 0.214 28 Ben Gamel, L										4	0	0	0	0	2	3	<p>Cleveland Indians @ Chicago White Sox</p> <p>Guaranteed Rate Field, Chicago, IL</p> <p>Thu Apr 15 2021, 1:11 PM - 4:28 PM CDT</p> <p>Att. 7,049 - Partly Cloudy - 49 F</p>					
7 César Hernández, S OBP: 0.275, SLG: 0.289										4	1	2	0	0	1	1						
11 José Ramírez, S OBP: 0.286, SLG: 0.444										4	1	1	2	0	0	1						
9 Eddie Rosario, L OBP: 0.326, SLG: 0.450										3	0	1	0	1	1	1						
32 Franmil Reyes, R OBP: 0.277, SLG: 0.558										4	0	0	0	0	2	4						
22 Josh Naylor, L OBP: 0.244, SLG: 0.300										4	1	1	0	0	2	2						
10 Jake Bauers, L OBP: 0.182, SLG: 0.190										4	0	2	0	0	2	2						
17 Austin Hedges, R OBP: 0.091, SLG: 0.364										3	0	0	0	0	2	1						
0 Andrés Giménez, L OBP: 0.214, SLG: 0.370										4	1	1	1	0	2	2						
<b>Inning Stats</b>	R: 0 E: 0 K: 1 S: 8	H: 0 LOB: 0 BB: 0 P: 10	R: 0 E: 0 K: 2 S: 8	H: 0 LOB: 0 BB: 0 P: 12	R: 0 E: 0 K: 3 S: 11	H: 1 LOB: 1 BB: 0 P: 16	R: 0 E: 0 K: 1 S: 14	H: 1 LOB: 1 BB: 0 P: 18	R: 0 E: 0 K: 1 S: 9	H: 0 LOB: 0 BB: 0 P: 14	R: 2 E: 0 K: 2 S: 17	H: 3 LOB: 1 BB: 0 P: 23	R: 1 E: 0 K: 0 S: 9	H: 2 LOB: 1 BB: 0 P: 10	R: 1 E: 0 K: 2 S: 19	H: 1 LOB: 2 BB: 1 P: 31		R: 0 E: 0 K: 2 S: 11	H: 0 LOB: 0 BB: 0 P: 16	1B: 5 2B: 2 3B: 0 HR: 1	SF: 0 SAC: 1 DP: 0 HBP: 0	WP: 1 PB: 0 CS: 3 SB: 0
<b>PITCHER</b>	IP WLS BF H R ER SO BB IBB HBP BLK WP HR S P ERA WHIP	6.0 L 23 5 2 2 10 0 0 0 0 0 1 67 93 3.00 0.833	0.2 H 4 2 1 1 0 0 0 0 0 0 7 8 13.50 3.000	1.1 H 7 1 1 1 2 1 0 0 0 1 21 33 6.75 1.500	1.0 S 3 0 0 0 2 0 0 0 0 0 11 16 0.00 0.000	<b>PITCHER</b>										IP WLS BF H R ER SO BB IBB HBP BLK WP HR S P ERA WHIP	6.0 L 23 5 2 2 10 0 0 0 0 0 1 67 93 3.00 0.833					

Batter	1	2	3	4	5	6	7	8	9	AB	R	H	RBI	BB	SO	LOB	BOTTOM					
7 Tim Anderson, R OBP: 0.250, SLG: 0.400										5	1	2	0	0	1	2	<p>Cleveland Indians @ Chicago White Sox</p> <p>Guaranteed Rate Field, Chicago, IL</p> <p>Thu Apr 15 2021, 1:11 PM - 4:28 PM CDT</p> <p>Att. 7,049 - Partly Cloudy - 49 F</p>					
12 Adam Eaton, L OBP: 0.370, SLG: 0.457										4	0	1	0	0	1	2						
79 José Abreu, R OBP: 0.317, SLG: 0.327										3	0	0	0	1	3	2						
10 Yoán Moncada, S OBP: 0.296, SLG: 0.277										4	0	1	1	0	1	2						
73 Yermin Mercedes, R OBP: 0.522, SLG: 0.786										4	0	1	0	0	0	2						
24 Yasmani Grandal, S OBP: 0.333, SLG: 0.297										4	0	0	0	0	0	1						
88 Luis Robert Jr., R OBP: 0.328, SLG: 0.462										3	1	2	0	1	0	0						
25 Andrew Vaughn, R OBP: 0.321, SLG: 0.227										4	0	0	0	0	2	3						
1 Nick Madrigal, R OBP: 0.364, SLG: 0.308 23 Jake Lamb, L										3	0	1	0	0	0	1						
<b>Inning Stats</b>	R: 1 E: 0 K: 1 S: 12	H: 3 LOB: 1 BB: 0 P: 19	R: 0 E: 0 K: 1 S: 11	H: 1 LOB: 1 BB: 1 P: 21	R: 0 E: 0 K: 1 S: 10	H: 0 LOB: 0 BB: 0 P: 15	R: 0 E: 0 K: 0 S: 9	H: 1 LOB: 1 BB: 0 P: 15	R: 0 E: 0 K: 1 S: 11	H: 0 LOB: 0 BB: 0 P: 17	R: 0 E: 0 K: 0 S: 8	H: 0 LOB: 0 BB: 0 P: 12	R: 0 E: 0 K: 1 S: 11	H: 1 LOB: 1 BB: 0 P: 15	R: 0 E: 0 K: 2 S: 14	H: 1 LOB: 1 BB: 0 P: 19		R: 1 E: 1 K: 1 S: 11	H: 1 LOB: 1 BB: 0 P: 15	1B: 6 2B: 1 3B: 1 HR: 0	SF: 0 SAC: 0 DP: 0 HBP: 1	WP: 0 PB: 0 CS: 0 SB: 0
<b>PITCHER</b>	IP WLS BF H R ER SO BB IBB HBP BLK WP HR S P ERA WHIP	6.0 W 25 5 1 1 4 2 0 0 0 0 0 11 15 0.00 1.000	1.0 H 4 1 0 0 1 0 0 0 0 0 11 15 0.00 1.000	1.0 H 4 1 0 0 2 0 0 0 0 0 14 19 0.00 1.000	1.0 S 5 1 1 0 1 0 0 0 0 0 11 15 0.00 1.000	<b>PITCHER</b>										IP WLS BF H R ER SO BB IBB HBP BLK WP HR S P ERA WHIP	6.0 W 25 5 1 1 4 2 0 0 0 0 0 11 15 0.00 1.000					



Batter	1	2	3	4	5	6	7	8	9	AB	R	H	RBI	BB	SO	LOB	TOP				
7 Tim Anderson, R OBP: 0.240, SLG: 0.360										5	1	1	0	0	3	3					
12 Adam Eaton, L OBP: 0.390, SLG: 0.469										3	1	1	1	2	1	1					
10 Yoán Moncada, S OBP: 0.288, SLG: 0.260										3	1	0	1	1	0	4					
79 José Abreu, R OBP: 0.328, SLG: 0.358										4	0	2	1	0	1	0					
73 Yermin Mercedes, R OBP: 0.500, SLG: 0.739										4	0	1	1	0	1	2					
21 Zack Collins, L OBP: 0.200, SLG: 0.286										4	0	0	0	0	2	2					
88 Luis Robert Jr., R OBP: 0.339, SLG: 0.464										4	0	2	0	0	1	0					
25 Andrew Vaughn, R OBP: 0.344, SLG: 0.240										3	1	1	0	1	1	3					
1 Nick Madrigal, R OBP: 0.354, SLG: 0.302									4	0	1	0	0	0	2						
<b>Inning Stats</b>	R: 2 E: 0 K: 1 S: 14	H: 1 LOB: 1 BB: 2 P: 26	R: 0 E: 0 K: 1 S: 11	H: 1 LOB: 3 BB: 2 P: 22	R: 0 E: 0 K: 1 S: 20	H: 2 LOB: 2 BB: 0 P: 29	R: 0 E: 0 K: 1 S: 8	H: 0 LOB: 0 BB: 0 P: 13	R: 0 E: 0 K: 1 S: 10	H: 1 LOB: 1 BB: 0 P: 13	R: 1 E: 0 K: 1 S: 11	H: 1 LOB: 0 BB: 0 P: 16	R: 0 E: 0 K: 3 S: 10	H: 0 LOB: 0 BB: 0 P: 12	R: 1 E: 0 K: 1 S: 20	H: 2 LOB: 1 BB: 0 P: 28	1B: 7 2B: 2 3B: 0 HR: 0	SF: 1 SAC: 0 DP: 0 HBP: 0	WP: 1 PB: 0 SB: 2 CS: 0	PA: 39	
<b>PITCHER</b>	IP WLS BF H R ER SO BB IBB HBP BLK WP HR S P ERA WHIP	3.2 19 4 2 2 3 4 0 0 0 0 0 49 83 4.91 2.182	0.1 1 0 0 0 1 0 0 0 0 0 0 4 7 0.00 0.000	3.0 11 3 1 0 2 0 0 0 0 0 0 29 43 0.00 1.000	1.0 W 3 0 0 0 3 0 0 0 0 0 0 10 12 0.00 0.000	1.0 5 2 1 1 1 0 0 0 0 1 0 20 28 9.00 2.000	<b>PITCHER</b>														IP WLS BF H R ER SO BB IBB HBP BLK WP HR S P ERA WHIP
37 Nick Pivetta, R ERA: 3.68																	3.2 19 4 2 2 3 4 0 0 0 0 0 49 83 4.91 2.182				
36 Josh Taylor, L ERA: 10.5																	0.1 1 0 0 0 1 0 0 0 0 0 0 4 7 0.00 0.000				
35 Matt Andriese, R ERA: 1.86																	3.0 11 3 1 0 2 0 0 0 0 0 0 29 43 0.00 1.000				
0 Adam Ottavino, R ERA: 7.71																	1.0 W 3 0 0 0 3 0 0 0 0 0 0 10 12 0.00 0.000				
32 Matt Barnes, R ERA: 1.13																	1.0 5 2 1 1 1 0 0 0 0 1 0 20 28 9.00 2.000				
Batter	1	2	3	4	5	6	7	8	9	AB	R	H	RBI	BB	SO	LOB	BOTTOM				
5 Enrique Hernández, R OBP: 0.300, SLG: 0.375										5	2	4	1	0	1	0					
99 Alex Verdugo, L OBP: 0.322, SLG: 0.471										3	1	0	1	1	1	2					
28 J.D. Martinez, R OBP: 0.436, SLG: 0.816										4	1	1	1	1	1	1					
2 Xander Bogaerts, R OBP: 0.464, SLG: 0.510									5	0	4	2	0	1	0						
11 Rafael Devers, L OBP: 0.345, SLG: 0.580									3	0	1	1	1	1	1						
12 Marwin Gonzalez, S OBP: 0.362, SLG: 0.297									4	1	1	1	1	2	6						
39 Christian Arroyo, R OBP: 0.351, SLG: 0.486									3	1	1	0	1	1	2						
16 Franchy Cordero, L OBP: 0.314, SLG: 0.313										3	0	0	0	1	2	1					
25 Kevin Plawecki, R OBP: 0.333, SLG: 0.353										4	1	1	0	0	1	4					
<b>Inning Stats</b>	R: 0 E: 0 K: 1 S: 8	H: 1 LOB: 0 BB: 0 P: 11	R: 0 E: 0 K: 1 S: 14	H: 1 LOB: 2 BB: 2 P: 24	R: 2 E: 0 K: 1 S: 17	H: 3 LOB: 2 BB: 1 P: 26	R: 0 E: 0 K: 3 S: 9	H: 0 LOB: 0 BB: 0 P: 13	R: 0 E: 0 K: 1 S: 12	H: 2 LOB: 2 BB: 0 P: 15	R: 1 E: 0 K: 0 S: 11	H: 2 LOB: 1 BB: 0 P: 12	R: 0 E: 0 K: 3 S: 12	H: 0 LOB: 0 BB: 0 P: 15	R: 4 E: 0 K: 1 S: 27	H: 4 LOB: 3 BB: 3 P: 48	1B: 9 2B: 3 3B: 0 HR: 1	SF: 2 SAC: 0 DP: 1 HBP: 0	WP: 0 PB: 1 SB: 0 CS: 0	PA: 42	
<b>PITCHER</b>	IP WLS BF H R ER SO BB IBB HBP BLK WP HR S P ERA WHIP	4.2 22 6 2 2 6 3 0 0 0 0 0 15 16 6.75 2.250	1.1 7 3 1 1 1 0 0 0 0 0 0 15 16 6.75 2.250	1.2 L 8 3 3 3 4 0 0 0 0 0 1 25 37 16.20 1.800	0.1 5 1 1 1 0 2 1 0 0 0 0 14 26 27.00 9.000	<b>PITCHER</b>														IP WLS BF H R ER SO BB IBB HBP BLK WP HR S P ERA WHIP	
84 Dylan Cease, R ERA: 3.86																	4.2 22 6 2 2 6 3 0 0 0 0 0 15 16 6.75 2.250				
43 Evan Marshall, R ERA: 5.14																	1.1 7 3 1 1 1 0 0 0 0 0 0 15 16 6.75 2.250				
65 Codi Heuer, R ERA: 4.32																	1.2 L 8 3 3 3 4 0 0 0 0 0 1 25 37 16.20 1.800				
66 José Ruiz, R ERA: 3.86																	0.1 5 1 1 1 0 2 1 0 0 0 0 14 26 27.00 9.000				

Chicago White Sox @ Boston Red Sox  
Fenway Park, Boston, MA  
Sat Apr 17 2021, 4:06 PM - 7:40 PM EDT  
Att: 4,668 - Cloudy - 48 F

AB 34  
R 4  
H 9  
RBI 4  
BB 4  
SO 10  
LOB 17



Chicago White Sox @ Boston Red Sox  
Fenway Park, Boston, MA  
Sat Apr 17 2021, 4:06 PM - 7:40 PM EDT  
Att: 4,668 - Cloudy - 48 F

AB 34  
R 7  
H 13  
RBI 7  
BB 6  
SO 11  
LOB 17





Batter	1	2	3	4	5	6	7	8	9	AB	R	H	RBI	BB	SO	LOB	TOP
7 Tim Anderson, R OBP: 0.310, SLG: 0.517										4	1	3	1	0	0	0	<b>Chicago White Sox @ Boston Red Sox</b> Fenway Park, Boston, MA Sun Apr 18 2021, 1:12 PM - 3:16 PM EDT Att: 4,679 - Partly Cloudy - 58 F
12 Adam Eaton, L OBP: 0.371, SLG: 0.442										3	0	0	0	0	1	3	
10 Yoán Moncada, S OBP: 0.290, SLG: 0.264										3	0	1	1	0	1	0	
79 José Abreu, R OBP: 0.328, SLG: 0.357										3	1	1	0	0	0	2	
73 Yermín Mercedes, R OBP: 0.491, SLG: 0.714										3	0	1	0	0	1	1	
24 Yasmani Grandal, S OBP: 0.333, SLG: 0.303										3	0	1	1	0	0	1	
88 Luis Robert Jr., R OBP: 0.323, SLG: 0.441										3	0	0	0	0	1	1	
23 Jake Lamb, L OBP: 0.333, SLG: 0.111										2	1	1	0	0	0	0	
20 Danny Mendick, R OBP: 0.256, SLG: 0.385										1	0	0	0	0	0	0	
28 Leury García, S OBP: 0.143, SLG: 0.176										3	0	0	0	0	1	1	
<b>Inning Stats</b>	R: 1 E: 0 K: 0 S: 8	H: 1 LOB: 0 BB: 0 P: 14	R: 0 E: 0 K: 0 S: 6	H: 1 LOB: 0 BB: 0 P: 7	R: 0 E: 0 K: 0 S: 7	H: 1 LOB: 1 BB: 0 P: 9	R: 1 E: 0 K: 2 S: 15	H: 2 LOB: 1 BB: 0 P: 20	R: 1 E: 0 K: 1 S: 14	H: 3 LOB: 2 BB: 0 P: 20	R: 0 E: 0 K: 1 S: 9	H: 0 LOB: 0 BB: 0 P: 12	R: 0 E: 0 K: 1 S: 6	H: 0 LOB: 0 BB: 0 P: 11			
<b>PITCHER</b>	IP WLS BF H R ER SO BB IBB HBP BLK WP HR S P ERA WHIP																
89 Tanner Houck, R ERA: 4.35	4.1 L 19 7 3 3 2 0 0 0 0 0 0 1 43 58 6.23 1.615																
38 Josh Taylor, L ERA: 9.53	0.2 3 1 0 0 1 0 0 0 0 0 0 0 7 12 0.00 1.500																
71 Phillips Valdez, R ERA: 2.57	2.0 6 0 0 0 2 0 0 0 0 0 0 0 15 23 0.00 0.000																

Batter	1	2	3	4	5	6	7	8	9	AB	R	H	RBI	BB	SO	LOB	BOTTOM
5 Enrique Hernández, R OBP: 0.302, SLG: 0.424										3	1	1	1	0	0	1	<b>Chicago White Sox @ Boston Red Sox</b> Fenway Park, Boston, MA Sun Apr 18 2021, 1:12 PM - 3:16 PM EDT Att: 4,679 - Partly Cloudy - 58 F
99 Alex Verdugo, L OBP: 0.323, SLG: 0.463										3	0	1	0	0	1	0	
28 J.D. Martínez, R OBP: 0.431, SLG: 0.788										3	1	1	0	0	0	1	
2 Xander Bogaerts, R OBP: 0.441, SLG: 0.481										3	0	0	0	0	1	1	
11 Rafael Devers, L OBP: 0.344, SLG: 0.566										3	0	1	0	0	0	0	
10 Hunter Renfroe, R OBP: 0.257, SLG: 0.323										3	0	1	1	0	0	0	
39 Christian Arroyo, R OBP: 0.350, SLG: 0.414										3	0	1	0	0	0	0	
29 Bobby Dalbec, R OBP: 0.275, SLG: 0.324										3	0	2	0	0	1	1	
25 Kevin Plawecki, R OBP: 0.300, SLG: 0.316										2	0	0	0	0	0	2	
<b>Inning Stats</b>	R: 0 E: 0 K: 1 S: 7	H: 0 LOB: 0 BB: 0 P: 12	R: 0 E: 0 K: 0 S: 5	H: 0 LOB: 0 BB: 0 P: 9	R: 0 E: 0 K: 0 S: 11	H: 1 LOB: 1 BB: 0 P: 16	R: 1 E: 0 K: 0 S: 12	H: 3 LOB: 1 BB: 0 P: 18	R: 0 E: 0 K: 1 S: 8	H: 1 LOB: 0 BB: 0 P: 10	R: 1 E: 0 K: 1 S: 11	H: 2 LOB: 0 BB: 0 P: 10	R: 0 E: 0 K: 1 S: 11	H: 1 LOB: 1 BB: 0 P: 16			
<b>PITCHER</b>	IP WLS BF H R ER SO BB IBB HBP BLK WP HR S P ERA WHIP																
60 Dallas Keuchel, L ERA: 5.68	5.0 W 19 6 2 2 2 0 0 0 0 0 0 0 6 8 3.60 1.200																
39 Aaron Bummer, L ERA: 2.09	1.0 H 3 1 0 0 1 0 0 0 0 0 0 0 6 8 0.00 1.000																
31 Liam Hendriks, R ERA: 5.06	1.0 S 4 1 0 0 1 0 0 0 0 0 0 0 11 16 0.00 1.000																

AB	28
R	3
H	8
RBI	3
BB	0
SO	5
LOB	9



WP	0	PA	28
FB	0		
SB	0		
CS	0		

AB	26
R	2
H	8
RBI	2
BB	0
SO	3
LOB	6



WP	0	PA	27
FB	0		
SB	0		
CS	1		

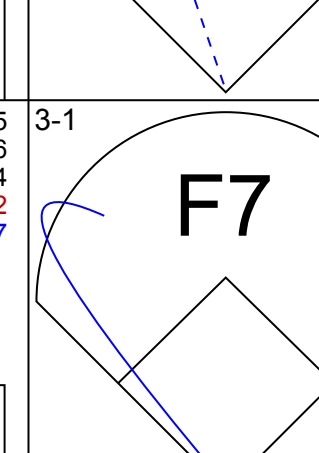


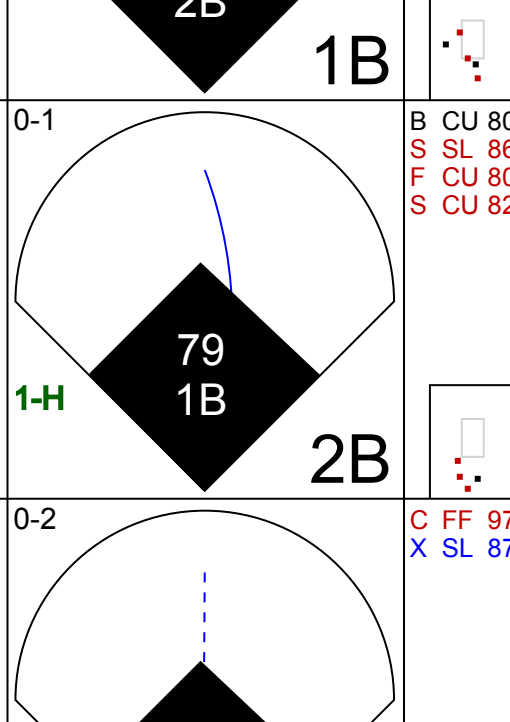
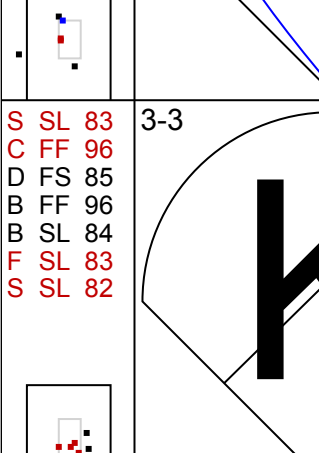


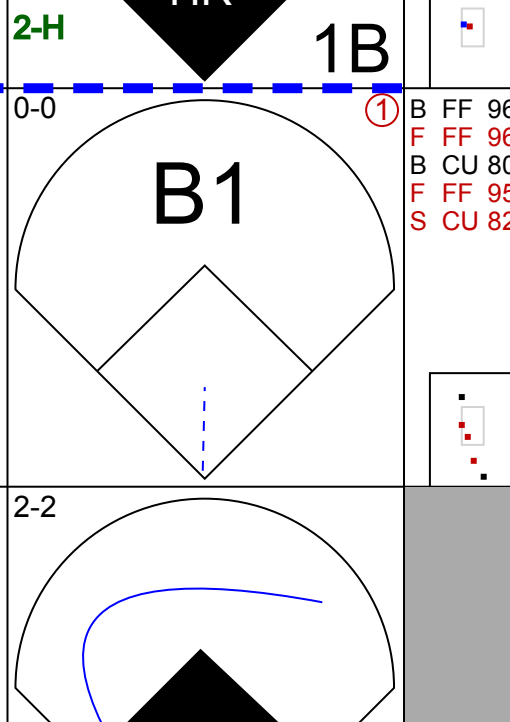
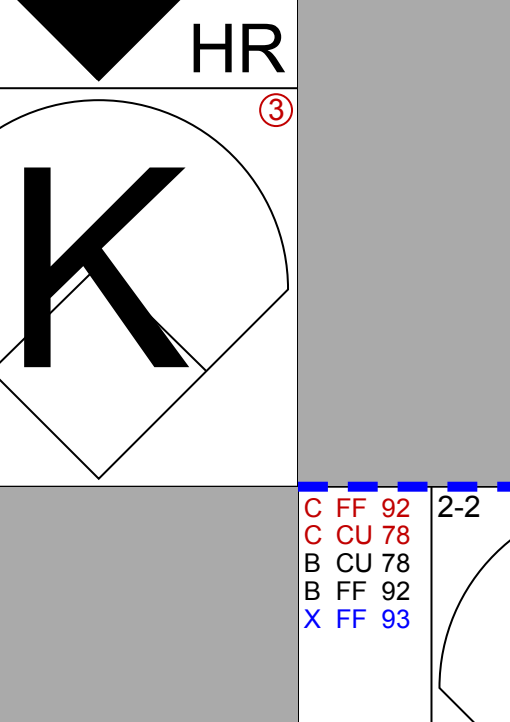


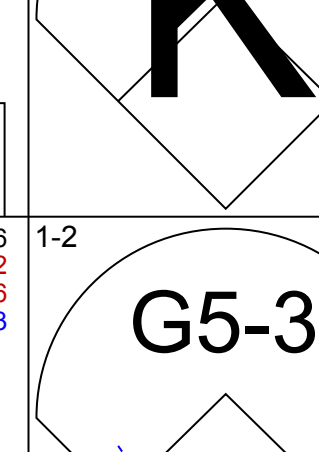
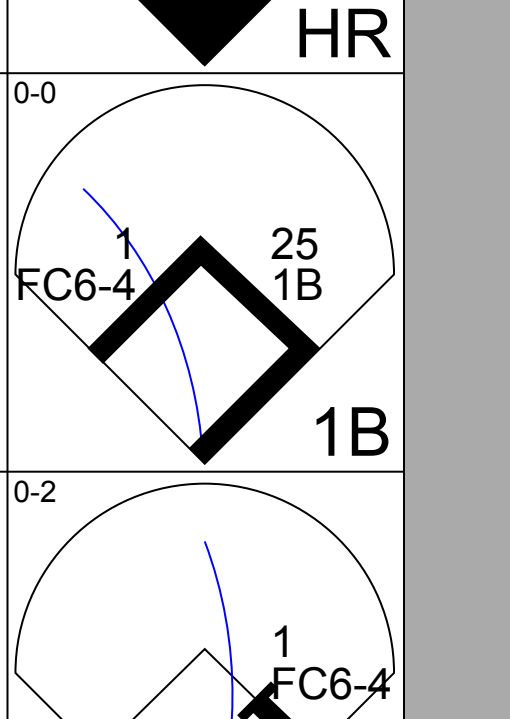
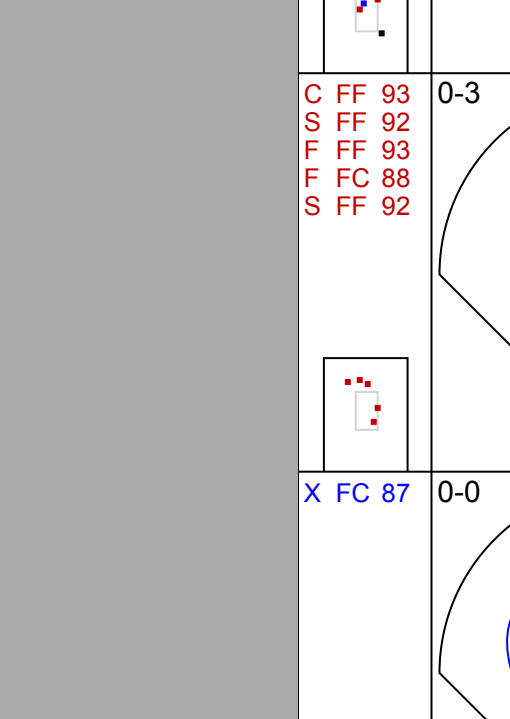

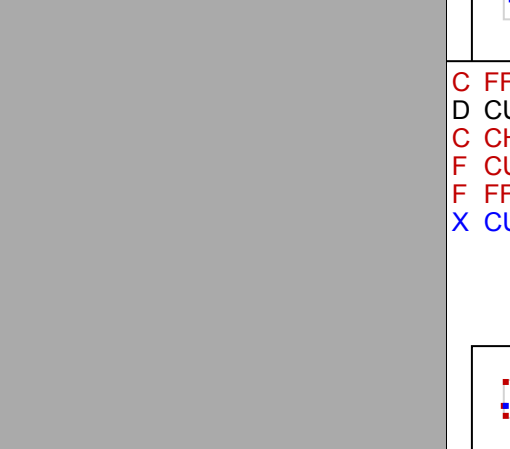
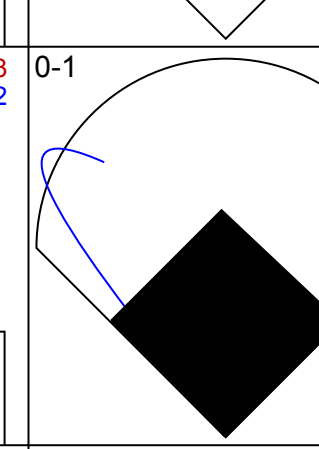
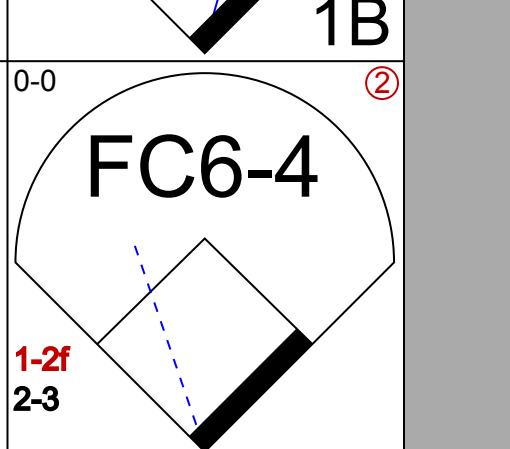

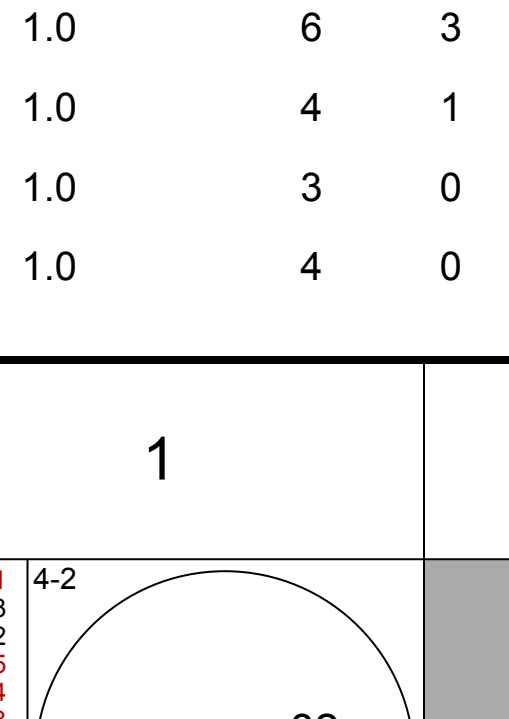
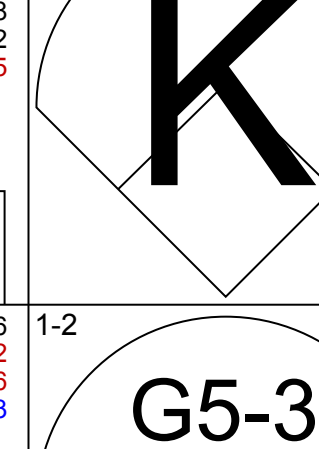
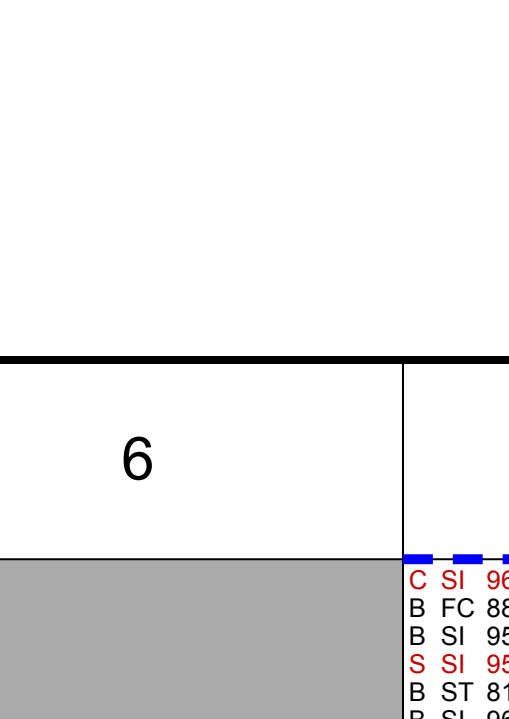
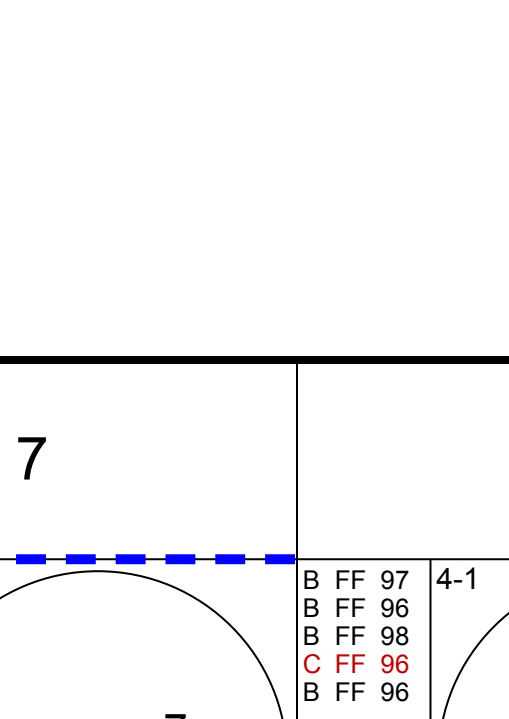
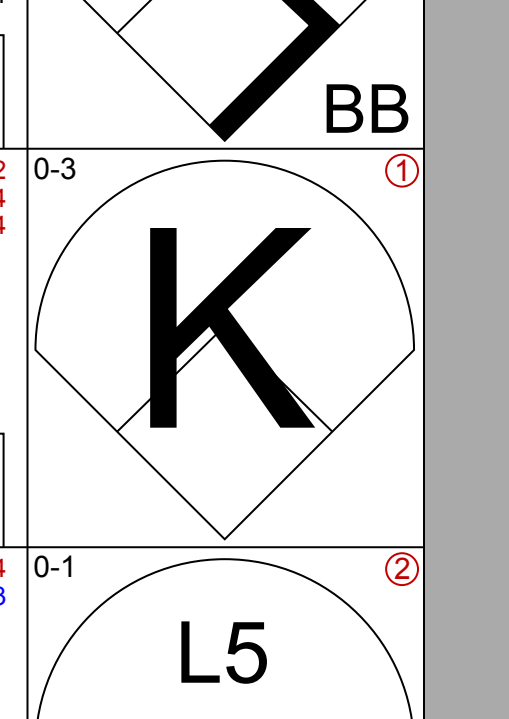
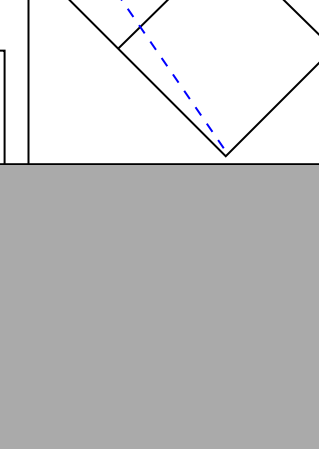
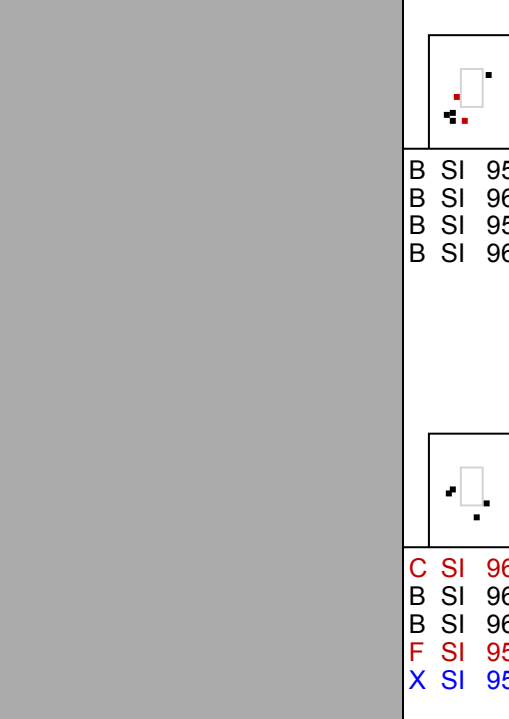

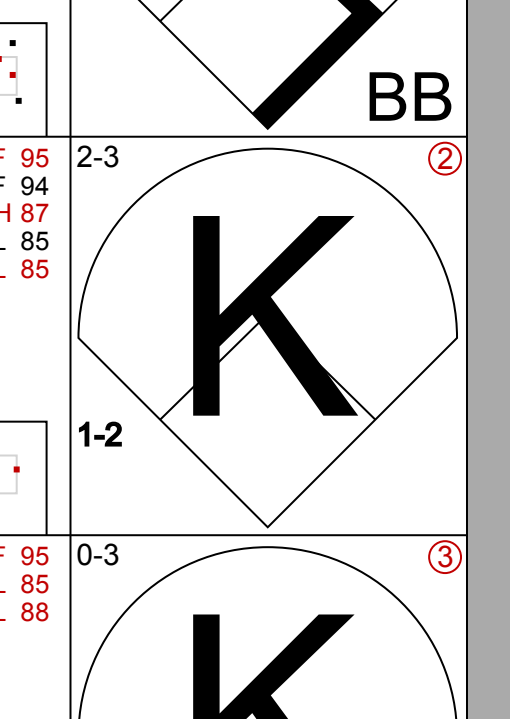
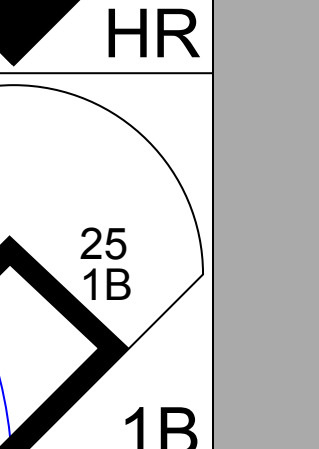
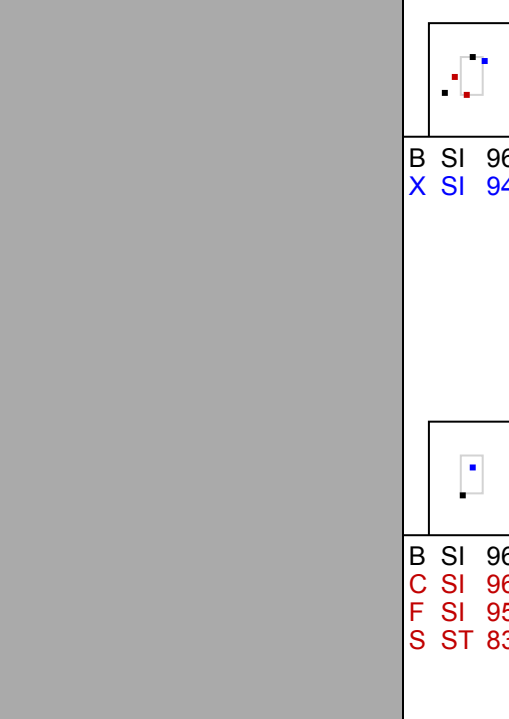
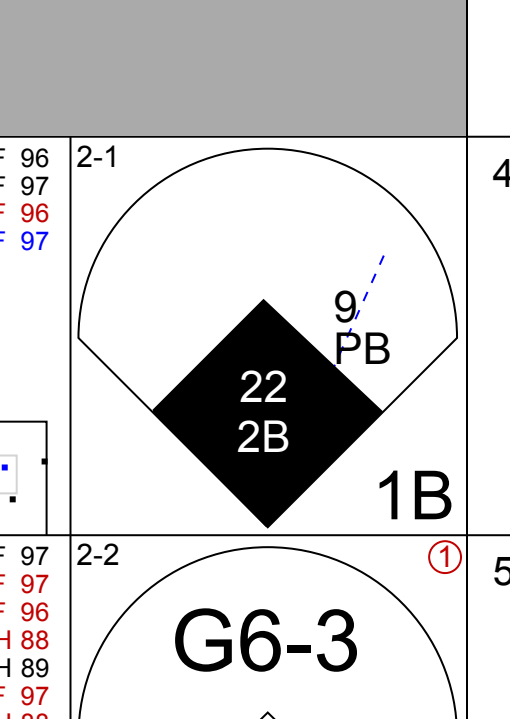
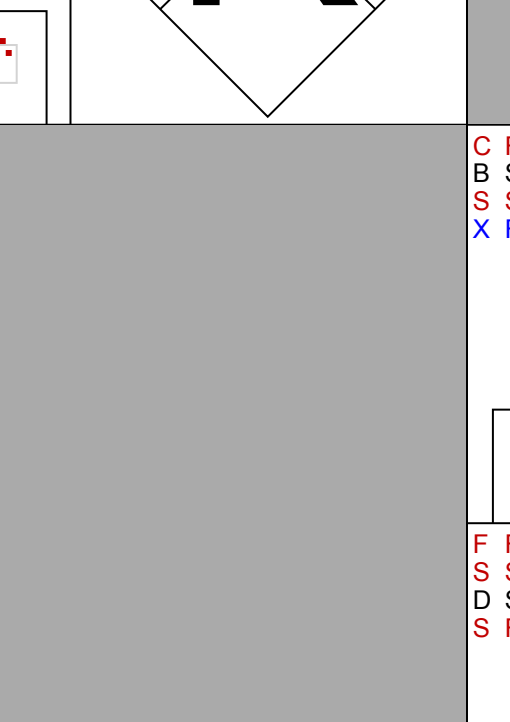
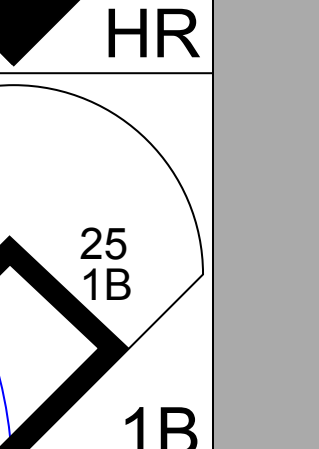
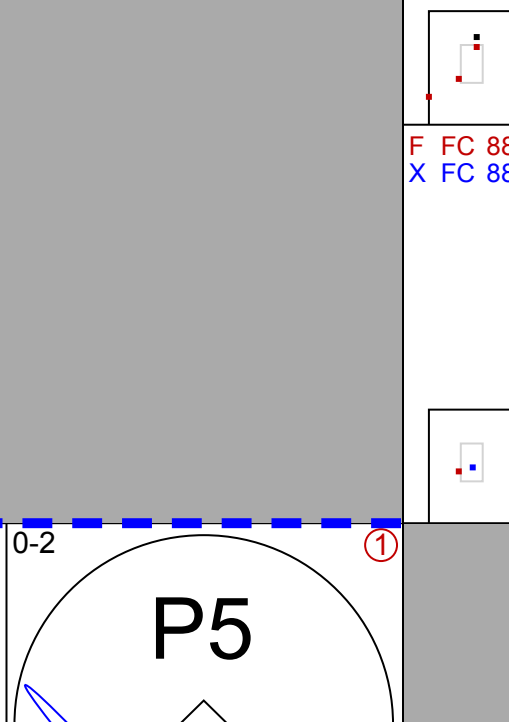
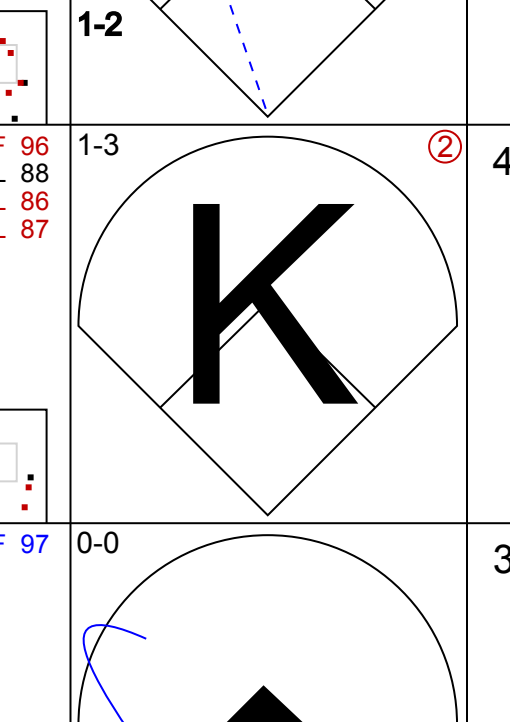

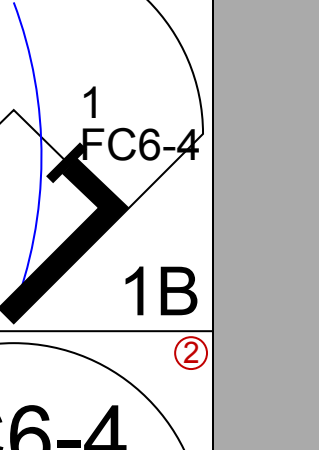
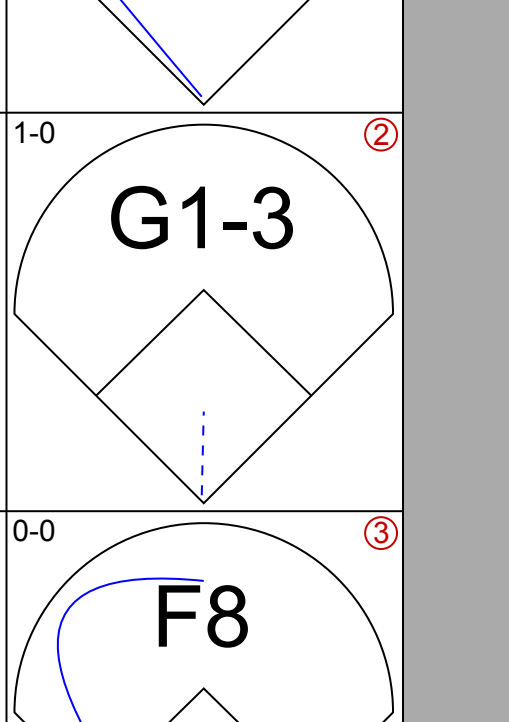
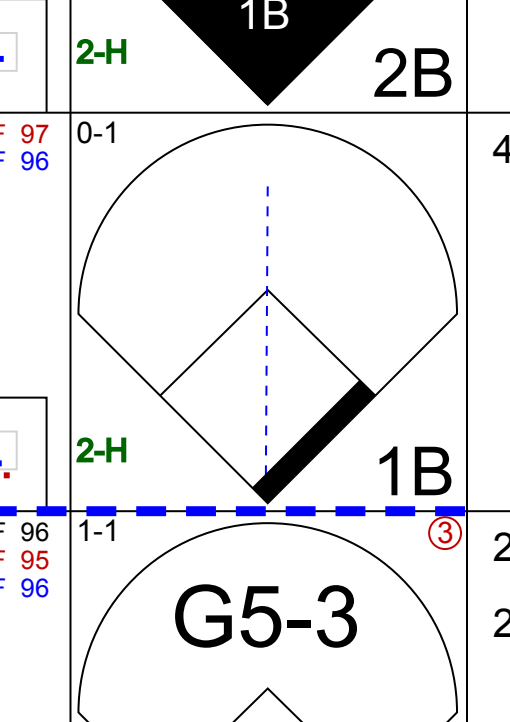
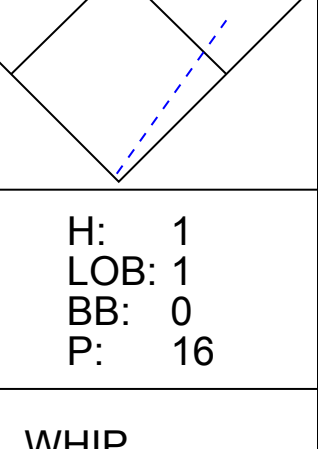
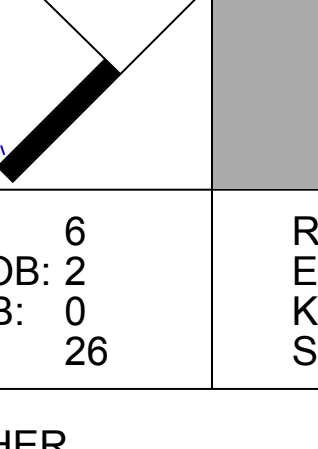
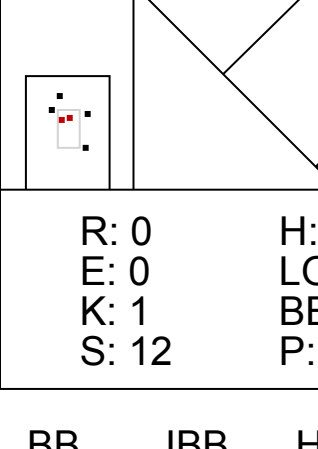


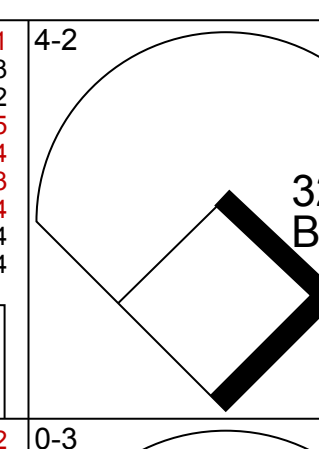
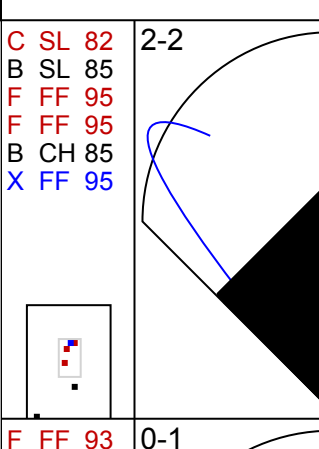
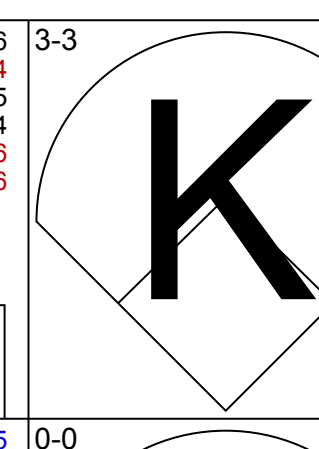
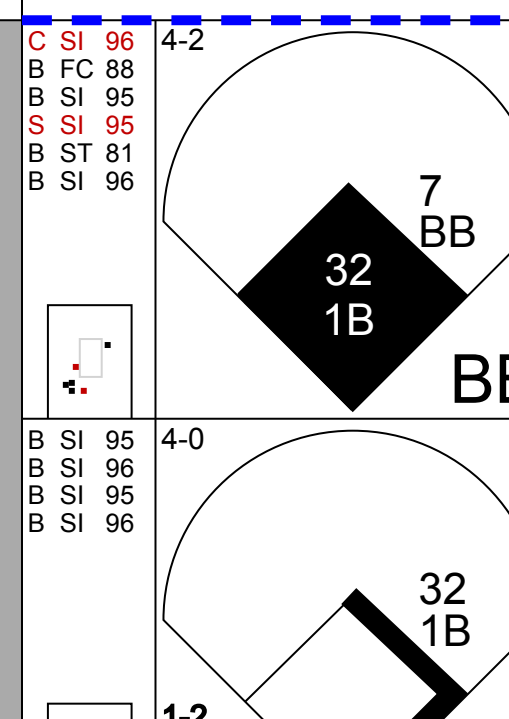
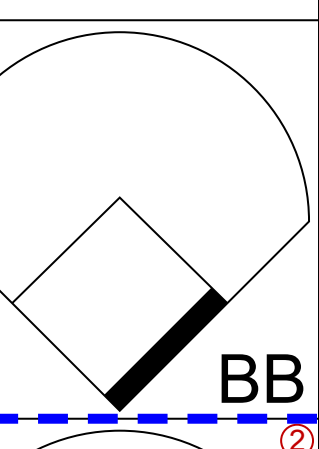
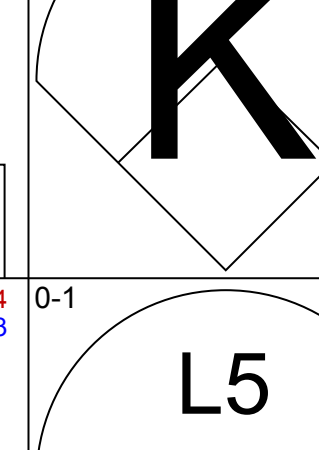
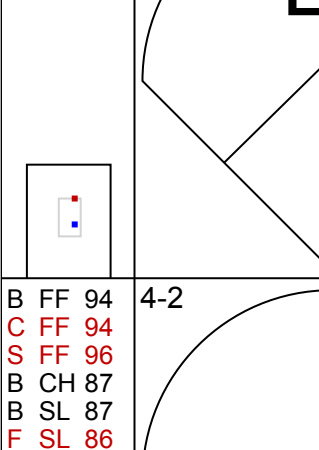
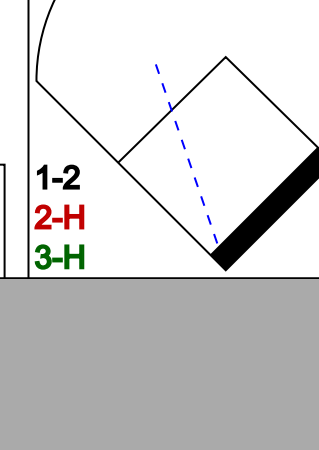
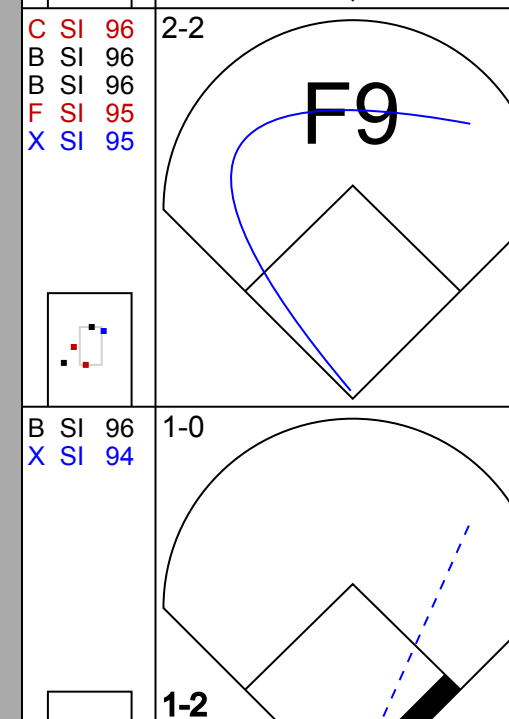
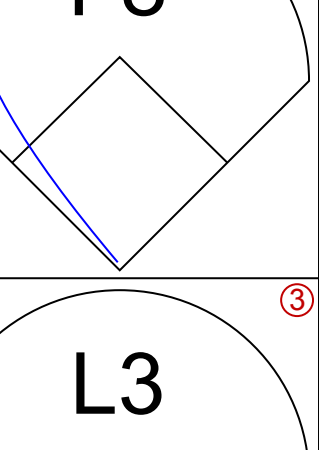
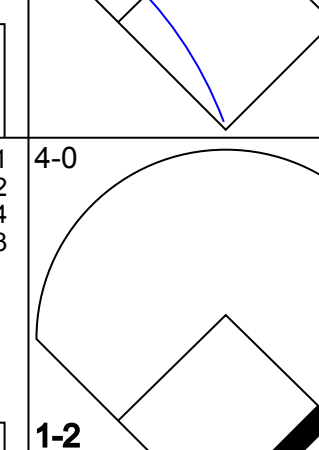
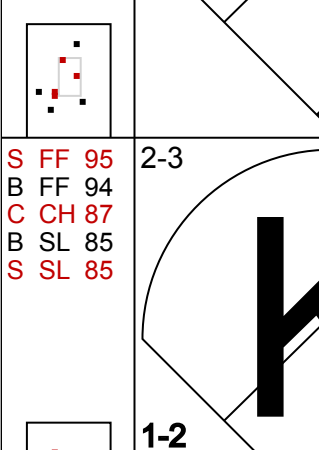
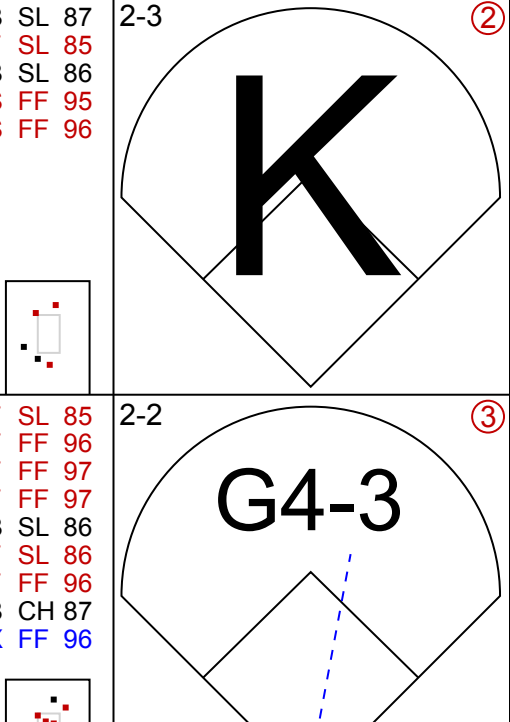
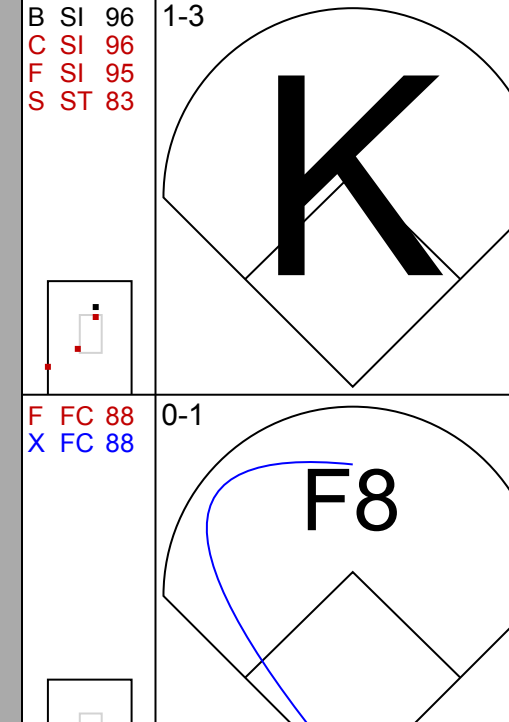
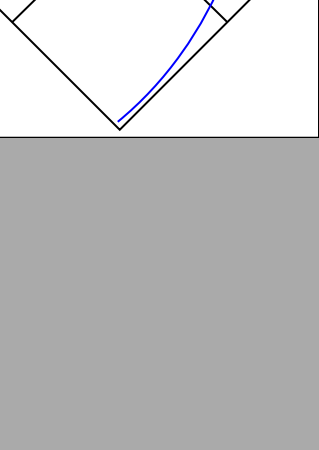
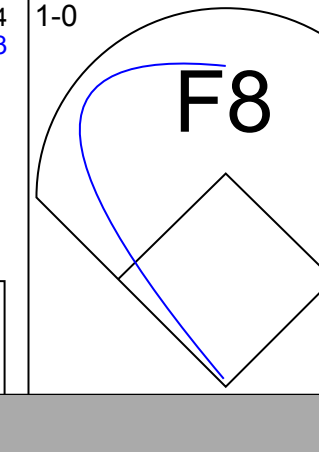
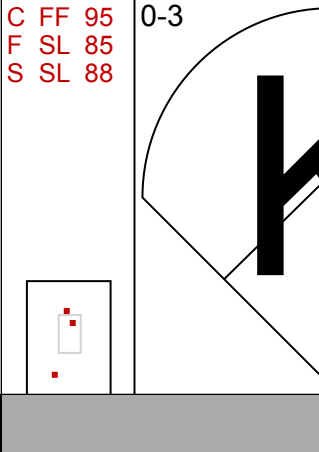


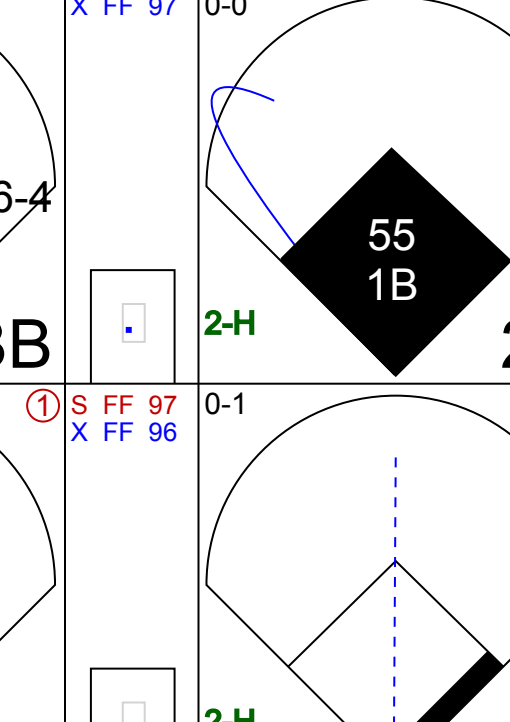


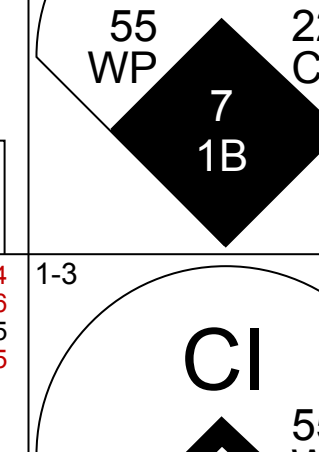
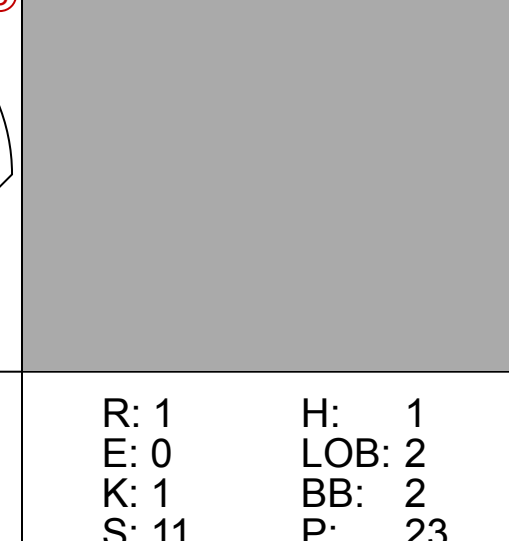
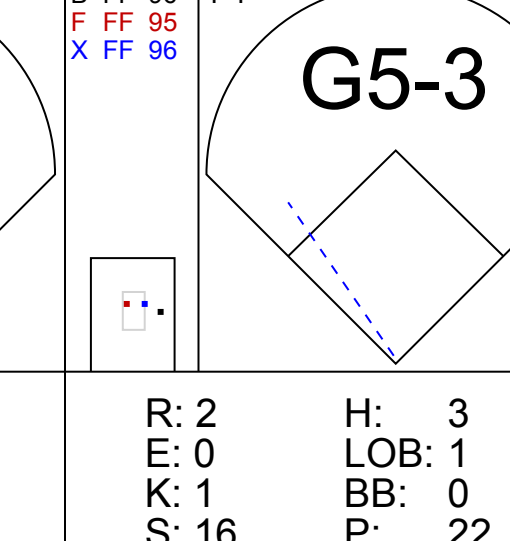
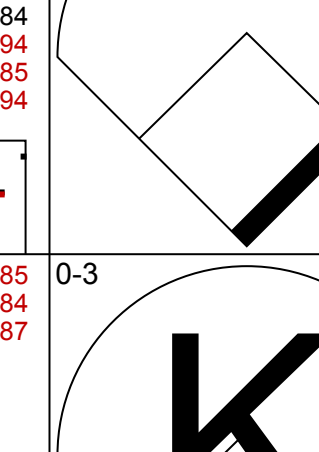


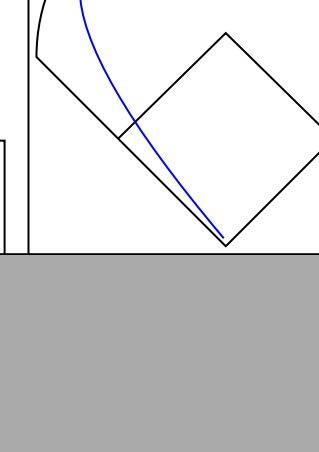
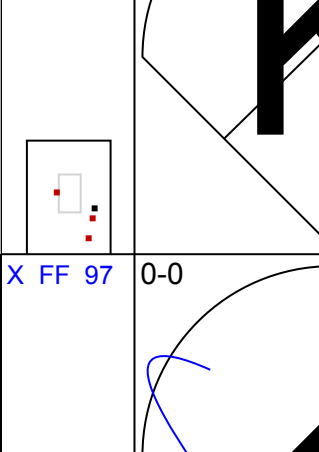


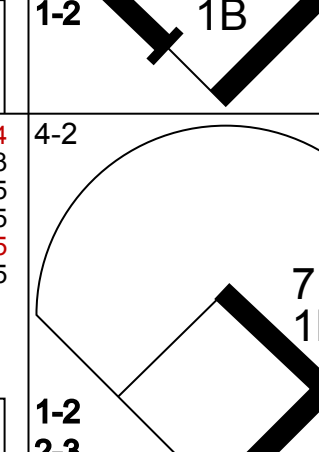
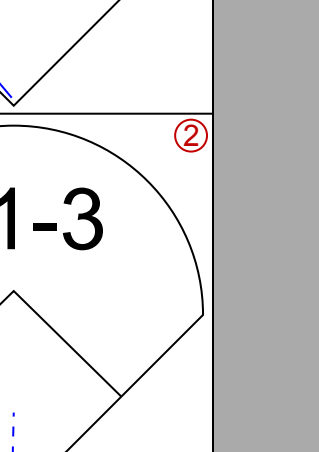
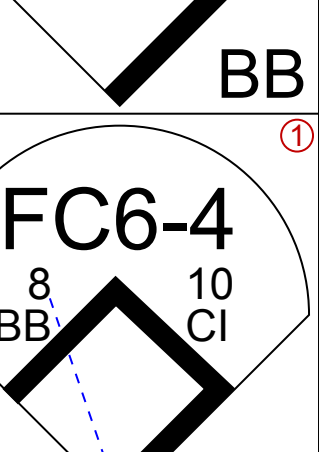
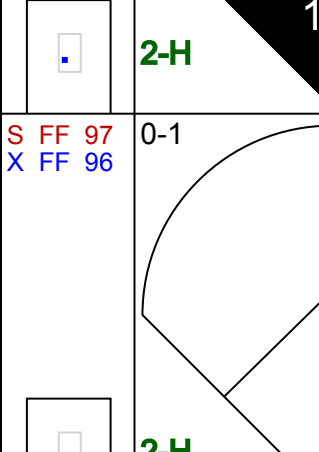


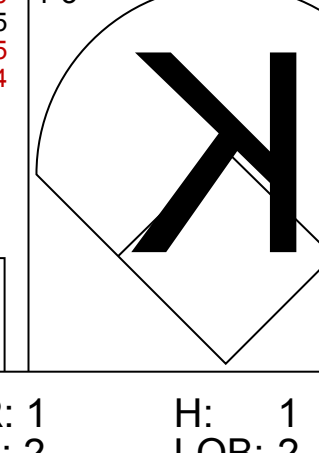
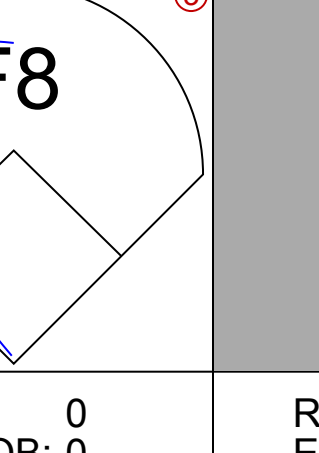
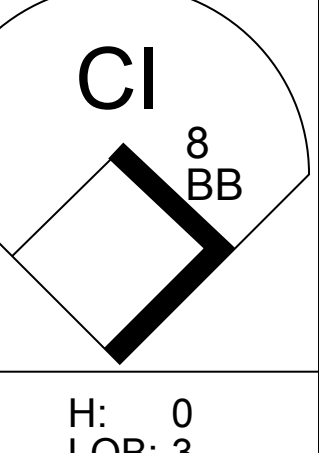
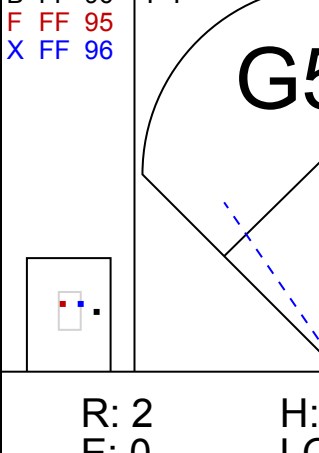
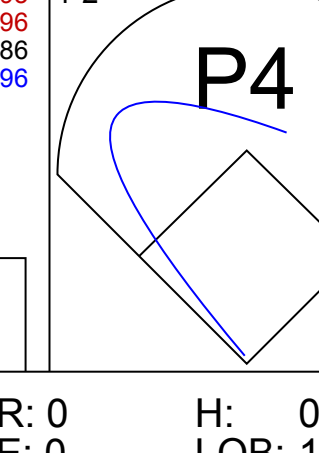
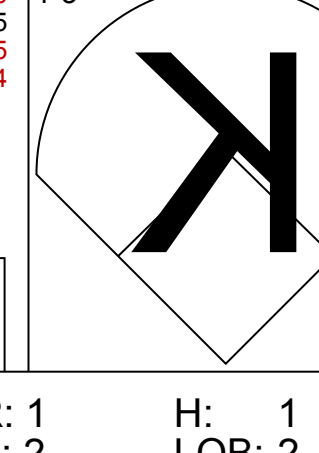
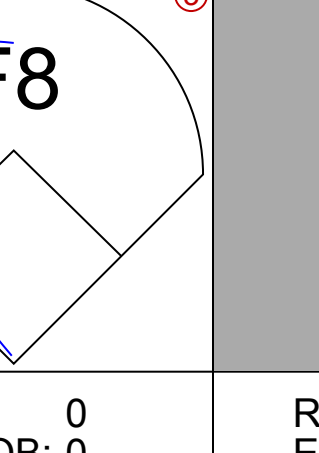
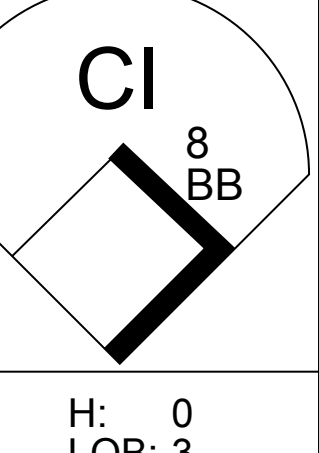
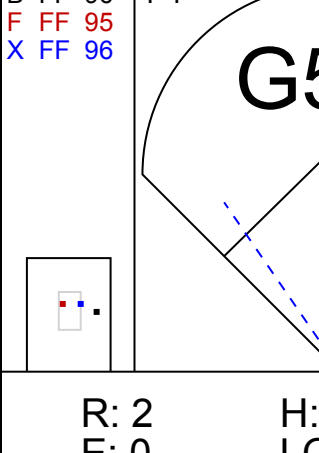
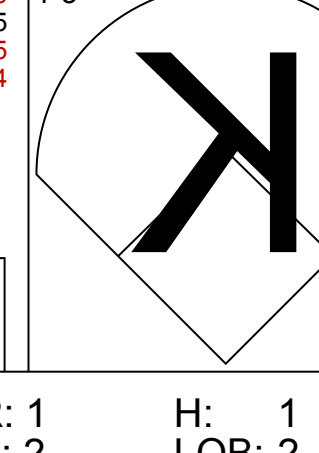
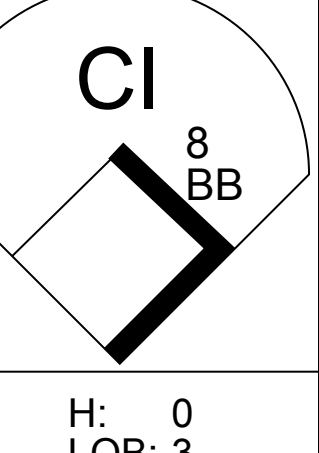
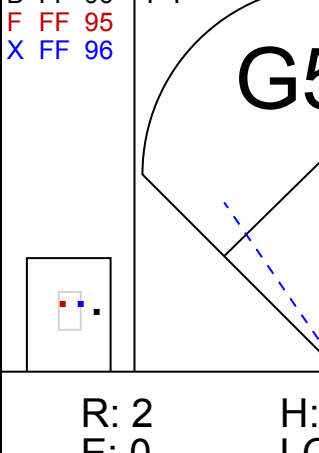









Batter	1	2	3	4	5	6	7	8	9	AB	R	H	RBI	BB	SO	LOB	TOP					
7 Tim Anderson, R (1,6) OBP: 0.342, SLG: 0.605										5	1	1	1	0	1	4	Chicago White Sox @ Cleveland Indians Progressive Field, Cleveland, OH Tue Apr 20 2021, 6:13 PM - 9:50 PM EDT Att: 4,176 - Cloudy - 40 F					
12 Adam Eaton, L (1,9) OBP: 0.368, SLG: 0.459										5	1	1	0	0	1	1						
10 Yoán Moncada, S (1,5) OBP: 0.310, SLG: 0.283										5	1	1	1	0	3	1						
79 José Abreu, R (1,10) OBP: 0.316, SLG: 0.426										4	3	3	3	0	0	0						
73 Yermín Mercedes, R (1,3) OBP: 0.444, SLG: 0.678										2	0	0	0	0	1	0						
28 Leury García, S (5,7) OBP: 0.182, SLG: 0.209										2	0	0	0	0	1	1						
24 Yasmani Grandal, S (1,2) OBP: 0.360, SLG: 0.350										4	1	1	2	0	0	0						
88 Luis Robert Jr., R (1,8) OBP: 0.351, SLG: 0.493										4	1	3	0	0	1	0						
25 Andrew Vaughn, R (1,7) OBP: 0.333, SLG: 0.281										4	0	1	0	0	1	2						
1 Nick Madrigal, R (1,4) OBP: 0.350, SLG: 0.358										3	0	0	1	1	0	3						
<b>Inning Stats</b>	R: 0 K: 1 S: 9	H: 0 LOB: 0 BB: 15	R: 0 K: 0 S: 8	H: 0 LOB: 0 BB: 13	R: 2 K: 0 S: 13	H: 2 LOB: 0 BB: 19	R: 1 K: 2 S: 13	H: 1 LOB: 0 BB: 18	R: 0 K: 1 S: 11	H: 1 LOB: 1 BB: 0	R: 4 K: 0 S: 20	H: 6 LOB: 2 BB: 26	R: 1 K: 3 S: 11	H: 1 LOB: 0 BB: 0	R: 0 K: 1 S: 9	H: 0 LOB: 0 BB: 11	R: 0 K: 1 S: 12	H: 0 LOB: 1 BB: 24	1B: 5 2B: 2 3B: 0 HR: 4	SF: 0 SAC: 0 DP: 0 HBP: 0	WP: 0 PB: 0 SB: 1 CS: 0	PA: 39
<b>PITCHER</b>	IP WLS BF H R ER SO BB IBB HBP BLK WP HR S P ERA WHIP																					
34 Zach Plesac, R (1,1) ERA: 6.75	5.0 L 22 7 6 6 4 0 0 0 0 0 2 62 92 10.80 1.400																					
47 Cal Quantrill, R (6,1) ERA: 3.38	1.0 6 3 1 1 0 0 0 0 0 0 1 12 15 9.00 3.000																					
31 Sam Hentges, L (7,1) ERA: 9.0	1.0 4 1 1 1 3 0 0 0 0 0 1 11 16 9.00 1.000																					
88 Phil Maton, R (8,1) ERA: 3.86	1.0 3 0 0 0 1 0 0 0 0 0 0 9 11 0.00 0.000																					
37 Trevor Stephan, R (9,1) ERA: 6.43	1.0 4 0 0 0 1 1 0 0 0 0 0 12 24 0.00 1.000																					

Batter	1	2	3	4	5	6	7	8	9	AB	R	H	RBI	BB	SO	LOB	BOTTOM					
8 Jordan Luplow, R (1,8) OBP: 0.405, SLG: 0.800										2	2	1	1	3	1	3	Chicago White Sox @ Cleveland Indians Progressive Field, Cleveland, OH Tue Apr 20 2021, 6:13 PM - 9:50 PM EDT Att: 4,176 - Cloudy - 40 F					
7 César Hernández, S (1,4) OBP: 0.286, SLG: 0.250										4	0	1	1	1	1	4						
11 José Ramírez, S (1,5) OBP: 0.294, SLG: 0.433										4	0	0	0	1	0	6						
32 Franmil Reyes, R (1,10) OBP: 0.317, SLG: 0.545										4	1	3	1	1	1	1						
9 Eddie Rosario, L (1,7) OBP: 0.281, SLG: 0.397										5	0	0	0	0	3	7						
1 Amed Rosario, R (1,6) OBP: 0.285, SLG: 0.273										4	1	0	0	1	1	4						
22 Josh Naylor, L (1,9) OBP: 0.296, SLG: 0.353										3	1	1	1	1	1	1						
55 Roberto Pérez, R (1,2) OBP: 0.378, SLG: 0.457										4	0	1	1	1	1	2						
2 Yu Chang, R (1,3) OBP: 0.267, SLG: 0.286										2	0	0	0	0	1	4						
10 Jake Bauers, L (6,PH) OBP: 0.207, SLG: 0.185										2	0	0	0	0	0	1						
<b>Inning Stats</b>	R: 0 K: 1 S: 11	H: 0 LOB: 2 BB: 20	R: 0 K: 2 S: 15	H: 0 LOB: 1 BB: 21	R: 1 K: 2 S: 16	H: 1 LOB: 1 BB: 24	R: 1 K: 2 S: 15	H: 1 LOB: 2 BB: 25	R: 0 K: 1 S: 13	H: 0 LOB: 0 BB: 0	R: 0 K: 0 S: 5	H: 0 LOB: 0 BB: 6	R: 1 K: 1 S: 11	H: 1 LOB: 2 BB: 23	R: 0 K: 0 S: 13	H: 0 LOB: 2 BB: 23	R: 2 K: 1 S: 16	H: 3 LOB: 1 BB: 22	1B: 5 2B: 1 3B: 0 HR: 1	SF: 0 SAC: 0 DP: 0 HBP: 0	WP: 1 PB: 1 SB: 1 CS: 0	PA: 45
<b>PITCHER</b>	IP WLS BF H R ER SO BB IBB HBP BLK WP HR S P ERA WHIP																					
55 Carlos Rodón, L (1,1) ERA: 0.47	5.0 W 24 3 2 1 8 5 0 0 0 0 1 70 110 0.00 1.600																					
43 Evan Marshall, R (6,1) ERA: 4.52	1.0 3 0 0 0 0 0 0 0 0 0 0 5 6 0.00 0.000																					
39 Aaron Bummer, L (7,1) ERA: 3.38	1.0 6 1 1 1 1 2 0 0 0 0 0 0 11 23 9.00 3.000																					
45 Garrett Crochet, L (8,1) ERA: 1.5	0.1 4 0 0 0 0 2 0 0 0 0 0 0 10 20 0.00 6.000																					
65 Codi Heuer, R (8,1) ERA: 5.59	1.1 H 7 3 2 2 1 0 0 0 0 0 0 0 17 22 13.50 2.250																					

AB	38
R	8
H	11
RBI	8
BB	1
SO	9
LOB	12



AB	34
R	5
H	7
RBI	5
BB	9
SO	10
LOB	33





Batter	1	2	3	4	5	6	7	8	9	AB	R	H	RBI	BB	SO	LOB	TOP						
5 Willie Calhoun, L (1, 10) OBP: 0.368, SLG: 0.294										4	1	1	0	1	2	2	<p><b>Texas Rangers @ Chicago White Sox</b> Guaranteed Rate Field, Chicago, IL Fri Apr 23 2021, 7:13 PM - 10:55 PM CDT Att: 8,969 - Cloudy - 59 F</p>						
9 Isiah Kiner-Falefa, R (1, 6) OBP: 0.273, SLG: 0.357										5	1	3	1	0	1	2							
13 Joey Gallo, L (1, 9) OBP: 0.298, SLG: 0.259										4	0	0	0	1	3	4							
30 Nathaniel Lowe, L (1, 3) OBP: 0.160, SLG: 0.473										3	1	0	0	2	1	2							
53 Adolis Garcia, R (1, 7) OBP: 0.302, SLG: 0.707										5	2	2	4	0	2	5							
15 Nick Solak, R (1, 4) OBP: 0.369, SLG: 0.493										5	1	1	2	0	1	4							
16 Brock Holt, L (1, 5) OBP: 0.469, SLG: 0.333										4	0	2	0	0	1	0	<p>AB 37 R 7 H 10 RBI 7 BB 5 SO 14 LOB 23</p>						
23 Jose Trevino, R (1, 2) OBP: 0.298, SLG: 0.315										3	1	0	0	1	1	2							
3 Leody Taveras, S (1, 8) OBP: 0.235, SLG: 0.308										3	0	0	0	0	2	2							
21 David Dahl, L (8, PH)										1	0	1	0	0	0	0							
<b>Inning Stats</b>	R: 0 E: 1 K: 2 S: 18	H: 1 LOB: 3 BB: 2 P: 33	R: 0 E: 0 K: 1 S: 11	H: 0 LOB: 0 BB: 0 P: 18	R: 0 E: 0 K: 1 S: 8	H: 0 LOB: 0 BB: 0 P: 13	R: 2 E: 0 K: 1 S: 13	H: 2 LOB: 1 BB: 1 P: 23	R: 3 E: 0 K: 1 S: 14	H: 2 LOB: 0 BB: 1 P: 25	R: 1 E: 0 K: 2 S: 16	H: 2 LOB: 2 BB: 0 P: 27	R: 0 E: 1 K: 0 S: 7	H: 0 LOB: 0 BB: 0 P: 9	R: 0 E: 0 K: 3 S: 15	H: 2 LOB: 2 BB: 0 P: 18	R: 1 E: 0 K: 3 S: 17	H: 1 LOB: 0 BB: 0 P: 24	1B: 7 2B: 1 3B: 0 HR: 3	SF: 0 SAC: 0 DP: 1 HBP: 0	WP: 1 PB: 1 SB: 1 CS: 0	PA: 42	
<b>PITCHER</b>	IP WLS BF H R ER SO BB IBB HBP BLK WP HR S P ERA WHIP	IP WLS BF H R ER SO BB IBB HBP BLK WP HR S P ERA WHIP	IP WLS BF H R ER SO BB IBB HBP BLK WP HR S P ERA WHIP	IP WLS BF H R ER SO BB IBB HBP BLK WP HR S P ERA WHIP	IP WLS BF H R ER SO BB IBB HBP BLK WP HR S P ERA WHIP	IP WLS BF H R ER SO BB IBB HBP BLK WP HR S P ERA WHIP	IP WLS BF H R ER SO BB IBB HBP BLK WP HR S P ERA WHIP	IP WLS BF H R ER SO BB IBB HBP BLK WP HR S P ERA WHIP	IP WLS BF H R ER SO BB IBB HBP BLK WP HR S P ERA WHIP	IP WLS BF H R ER SO BB IBB HBP BLK WP HR S P ERA WHIP	IP WLS BF H R ER SO BB IBB HBP BLK WP HR S P ERA WHIP	IP WLS BF H R ER SO BB IBB HBP BLK WP HR S P ERA WHIP	IP WLS BF H R ER SO BB IBB HBP BLK WP HR S P ERA WHIP	IP WLS BF H R ER SO BB IBB HBP BLK WP HR S P ERA WHIP	IP WLS BF H R ER SO BB IBB HBP BLK WP HR S P ERA WHIP	IP WLS BF H R ER SO BB IBB HBP BLK WP HR S P ERA WHIP	IP WLS BF H R ER SO BB IBB HBP BLK WP HR S P ERA WHIP	IP WLS BF H R ER SO BB IBB HBP BLK WP HR S P ERA WHIP	IP WLS BF H R ER SO BB IBB HBP BLK WP HR S P ERA WHIP	IP WLS BF H R ER SO BB IBB HBP BLK WP HR S P ERA WHIP	IP WLS BF H R ER SO BB IBB HBP BLK WP HR S P ERA WHIP	IP WLS BF H R ER SO BB IBB HBP BLK WP HR S P ERA WHIP	IP WLS BF H R ER SO BB IBB HBP BLK WP HR S P ERA WHIP
84 Dylan Cease, R (1, 1) ERA: 4.15	3.1	16	3	2	2	5	3	0	0	0	0	1	1	45	80	5.40	1.800	<p><b>Texas Rangers @ Chicago White Sox</b> Guaranteed Rate Field, Chicago, IL Fri Apr 23 2021, 7:13 PM - 10:55 PM CDT Att: 8,969 - Cloudy - 59 F</p>					
43 Evan Marshall, R (4, 1) ERA: 6.55	1.2	8	2	3	3	1	1	0	0	0	0	0	1	19	32	16.20	1.800						
63 Matt Foster, R (6, 1) ERA: 13.5	0.2	H	3	0	1	1	1	0	0	0	0	0	0	9	17	13.50	1.500						
39 Aaron Bummer, L (6, 1) ERA: 3.18	0.1	B	4	2	0	0	0	0	0	0	0	0	0	10	15	0.00	6.000						
65 Codi Heuer, R (7, 1) ERA: 4.91	1.1	W	5	2	0	0	1	0	0	0	0	0	0	12	14	0.00	1.500						


Batter	1	2	3	4	5	6	7	8	9	AB	R	H	RBI	BB	SO	LOB	BOTTOM						
7 Tim Anderson, R (1, 6) OBP: 0.349, SLG: 0.581										5	2	2	0	0	3	4	<p><b>Texas Rangers @ Chicago White Sox</b> Guaranteed Rate Field, Chicago, IL Fri Apr 23 2021, 7:13 PM - 10:55 PM CDT Att: 8,969 - Cloudy - 59 F</p>						
12 Adam Eaton, L (1, 9) OBP: 0.355, SLG: 0.455										5	1	1	2	0	2	1							
10 Yoan Moncada, S (1, 5) OBP: 0.342, SLG: 0.359										4	1	3	3	1	0	0							
79 José Abreu, R (1, 3) OBP: 0.298, SLG: 0.397										5	1	0	0	0	0	3							
88 Luis Robert Jr., R (1, 8) OBP: 0.354, SLG: 0.487										5	2	2	0	0	2	1							
24 Yasmani Grandal, S (1, 2) OBP: 0.302, SLG: 0.326										3	0	0	0	1	1	3							
73 Yermín Mercedes, R (1, 10) OBP: 0.478, SLG: 0.714										4	1	4	3	0	0	0							
25 Andrew Vaughn, R (1, 7) OBP: 0.349, SLG: 0.306										4	0	2	0	0	0	3							
0 Billy Hamilton, S (7, PR) OBP: 0.365, SLG: 0.273										0	0	0	0	0	0	0							
1 Nick Madrigal, R (1, 4) OBP: 0.359, SLG: 0.368										4	1	2	1	0	0	3							
<b>Inning Stats</b>	R: 0 E: 0 K: 2 S: 11	H: 0 LOB: 1 BB: 1 P: 18	R: 0 E: 0 K: 0 S: 6	H: 1 LOB: 1 BB: 1 P: 11	R: 5 E: 0 K: 0 S: 23	H: 7 LOB: 2 BB: 0 P: 37	R: 1 E: 0 K: 1 S: 14	H: 2 LOB: 1 BB: 0 P: 21	R: 0 E: 0 K: 1 S: 18	H: 2 LOB: 2 BB: 0 P: 25	R: 0 E: 0 K: 0 S: 6	H: 0 LOB: 0 BB: 0 P: 10	R: 2 E: 0 K: 2 S: 18	H: 3 LOB: 2 BB: 0 P: 23	R: 1 E: 0 K: 2 S: 13	H: 1 LOB: 0 BB: 0 P: 16	1B: 13 2B: 2 3B: 0 HR: 1	SF: 0 SAC: 0 DP: 1 HBP: 0	WP: 3 PB: 0 SB: 1 CS: 0	PA: 41			
<b>PITCHER</b>	IP WLS BF H R ER SO BB IBB HBP BLK WP HR S P ERA WHIP	IP WLS BF H R ER SO BB IBB HBP BLK WP HR S P ERA WHIP	IP WLS BF H R ER SO BB IBB HBP BLK WP HR S P ERA WHIP	IP WLS BF H R ER SO BB IBB HBP BLK WP HR S P ERA WHIP	IP WLS BF H R ER SO BB IBB HBP BLK WP HR S P ERA WHIP	IP WLS BF H R ER SO BB IBB HBP BLK WP HR S P ERA WHIP	IP WLS BF H R ER SO BB IBB HBP BLK WP HR S P ERA WHIP	IP WLS BF H R ER SO BB IBB HBP BLK WP HR S P ERA WHIP	IP WLS BF H R ER SO BB IBB HBP BLK WP HR S P ERA WHIP	IP WLS BF H R ER SO BB IBB HBP BLK WP HR S P ERA WHIP	IP WLS BF H R ER SO BB IBB HBP BLK WP HR S P ERA WHIP	IP WLS BF H R ER SO BB IBB HBP BLK WP HR S P ERA WHIP	IP WLS BF H R ER SO BB IBB HBP BLK WP HR S P ERA WHIP	IP WLS BF H R ER SO BB IBB HBP BLK WP HR S P ERA WHIP	IP WLS BF H R ER SO BB IBB HBP BLK WP HR S P ERA WHIP	IP WLS BF H R ER SO BB IBB HBP BLK WP HR S P ERA WHIP	IP WLS BF H R ER SO BB IBB HBP BLK WP HR S P ERA WHIP	IP WLS BF H R ER SO BB IBB HBP BLK WP HR S P ERA WHIP	IP WLS BF H R ER SO BB IBB HBP BLK WP HR S P ERA WHIP	IP WLS BF H R ER SO BB IBB HBP BLK WP HR S P ERA WHIP	IP WLS BF H R ER SO BB IBB HBP BLK WP HR S P ERA WHIP	IP WLS BF H R ER SO BB IBB HBP BLK WP HR S P ERA WHIP	IP WLS BF H R ER SO BB IBB HBP BLK WP HR S P ERA WHIP
33 Dane Dunning, R (1, 1) ERA: 3.06	2.2	17	4	1	1	2	2	0	0	0	0	2	0	35	50	3.86	1.714	<p><b>Texas Rangers @ Chicago White Sox</b> Guaranteed Rate Field, Chicago, IL Fri Apr 23 2021, 7:13 PM - 10:55 PM CDT Att: 8,969 - Cloudy - 59 F</p>					
39 Kolby Allard, L (3, 1) ERA: 2.45	2.1	11	4	1	1	2	0	0	0	0	0	0	0	0	0	0							
54 Kyle Cody, R (6, 1) ERA: 7.94	3.0	L	13	4	3	3	4	0	0	0	0	0	1	37	49	9.00	1.333						




Batter	1	2	3	4	5	6	7	8	9	AB	R	H	RBI	BB	SO	LOB	TOP										
9 Isiah Kiner-Falefa, R OBP: 0.272, SLG: 0.352	G1-3		G5-3		G1-3		G1-3			4	0	1	0	0	0	1	<b>Texas Rangers @ Chicago White Sox</b> Guaranteed Rate Field, Chicago, IL Sat Apr 24 2021, 6:11 PM - 9:09 PM CDT Att: 8,556 - Partly Cloudy - 57 F										
15 Nick Solak, R OBP: 0.375, SLG: 0.506	2B			G6-3		K				4	0	2	0	0	1	0											
13 Joey Gallo, L OBP: 0.442, SLG: 0.274	K			30 2B		30 1B				4	0	2	0	0	2	1											
53 Adolis Garcia, R OBP: 0.298, SLG: 0.667	F8			F7		F7				4	0	1	0	0	0	3											
30 Nathaniel Lowe, L OBP: 0.356, SLG: 0.487	G1-3			1-3		1-2				4	0	2	0	0	0	1											
23 Jose Trevino, R OBP: 0.279, SLG: 0.293	G6-3			G4-3		G6-3				4	0	0	0	0	1	4											
5 Willie Calhoun, L OBP: 0.391, SLG: 0.476	G4-3				L7					4	1	2	1	0	0	0											
2 Charlie Culberson, R OBP: 0.239, SLG: 0.195			G5-3		41 G4-3		K			2	0	1	0	0	0	0											
16 Brock Holt, L OBP: 0.441, SLG: 0.308							K			2	0	0	0	0	1	1											
41 Eli White, R OBP: 0.289, SLG: 0.195				L7		G4-3				2	0	0	0	0	0	1											
21 David Dahl, L OBP: 0.229, SLG: 0.299							F7			2	0	0	0	0	1	1											
<b>Inning Stats</b>	R: 0 E: 0 K: 1 S: 8	H: 1 LOB: 1 BB: 0 P: 15	R: 0 E: 0 K: 0 S: 7	H: 0 LOB: 0 BB: 0 P: 12	R: 0 E: 0 K: 0 S: 8	H: 0 LOB: 0 BB: 0 P: 11	R: 0 E: 0 K: 0 S: 8	H: 2 LOB: 2 BB: 0 P: 9	R: 0 E: 0 K: 1 S: 18	H: 1 LOB: 1 BB: 0 P: 13	R: 0 E: 0 K: 1 S: 18	H: 2 LOB: 2 BB: 0 P: 29	R: 0 E: 0 K: 1 S: 13	H: 3 LOB: 2 BB: 0 P: 20	R: 0 E: 0 K: 1 S: 9	H: 1 LOB: 0 BB: 0 P: 14	R: 1 E: 0 K: 2 S: 10	H: 1 LOB: 0 BB: 0 P: 14	1B: 7 2B: 3 3B: 0 HR: 1	SF: 0 SAC: 0 DP: 1 HBP: 0	WP: 0 PB: 0 SB: 0 CS: 0	PA: 36					
<b>PITCHER</b>	IP	WLS	BF	H	R	ER	SO	BB	IBB	HBP	BLK	WP	HR	S	P	ERA	WHIP										
60 Dallas Keuchel, L ERA: 4.32	6.0		25	7	0	0	2	0	0	0	0	0	0	59	93	0.00	1.167										
65 Codi Heuer, R ERA: 4.5	1.0	H	4	2	0	0	1	0	0	0	0	0	0	11	16	0.00	2.000										
39 Aaron Bummer, L ERA: 2.7	1.0	H	3	1	0	0	1	0	0	0	0	0	0	9	14	0.00	1.000										
31 Liam Hendriks, R ERA: 4.82	1.0	W	4	1	1	1	2	0	0	0	0	0	1	10	14	9.00	1.000										

Batter	1	2	3	4	5	6	7	8	9	AB	R	H	RBI	BB	SO	LOB	BOTTOM										
7 Tim Anderson, R OBP: 0.340, SLG: 0.553	G4-3			G1-3						4	0	1	0	0	0	0	<b>Texas Rangers @ Chicago White Sox</b> Guaranteed Rate Field, Chicago, IL Sat Apr 24 2021, 6:11 PM - 9:09 PM CDT Att: 8,556 - Partly Cloudy - 57 F										
12 Adam Eaton, L OBP: 0.338, SLG: 0.429	G6-3			G4-3		L4				4	0	0	0	0	0	1											
10 Yoán Moncada, S OBP: 0.363, SLG: 0.382	G4-3			79 BB		79 1B				4	1	3	0	0	0	0											
79 José Abreu, R OBP: 0.307, SLG: 0.395			K			24 WP				3	0	1	0	1	1	1											
88 Luis Robert Jr., R OBP: 0.360, SLG: 0.481			K			24 WP				3	1	1	0	1	2	2											
24 Yasmani Grandal, S OBP: 0.286, SLG: 0.304	F8					24 WP				3	0	0	0	0	1	2											
73 Yermín Mercedes, R OBP: 0.479, SLG: 0.697										3	0	1	0	1	0	0											
25 Andrew Vaughn, R OBP: 0.356, SLG: 0.316										2	0	1	0	0	1	1											
0 Billy Hamilton, S OBP: 0.333, SLG: 0.231										2	0	0	0	0	1	2											
1 Nick Madrigal, R OBP: 0.353, SLG: 0.377										4	0	1	1	0	0	1											
<b>Inning Stats</b>	R: 0 E: 0 K: 0 S: 5	H: 0 LOB: 0 BB: 0 P: 8	R: 0 E: 0 K: 2 S: 8	H: 0 LOB: 0 BB: 0 P: 11	R: 0 E: 0 K: 1 S: 8	H: 1 LOB: 0 BB: 0 P: 10	R: 0 E: 0 K: 1 S: 11	H: 1 LOB: 2 BB: 1 P: 22	R: 0 E: 0 K: 0 S: 11	H: 1 LOB: 1 BB: 0 P: 16	R: 1 E: 0 K: 1 S: 16	H: 3 LOB: 2 BB: 1 P: 32	R: 0 E: 0 K: 0 S: 6	H: 0 LOB: 0 BB: 0 P: 7	R: 0 E: 0 K: 0 S: 10	H: 1 LOB: 0 BB: 0 P: 13	R: 1 E: 0 K: 1 S: 11	H: 2 LOB: 2 BB: 1 P: 15	1B: 8 2B: 1 3B: 0 HR: 0	SF: 0 SAC: 1 DP: 0 HBP: 0	WP: 1 PB: 0 SB: 0 CS: 2	PA: 36					
<b>PITCHER</b>	IP	WLS	BF	H	R	ER	SO	BB	IBB	HBP	BLK	WP	HR	S	P	ERA	WHIP										
44 Kyle Gibson, R ERA: 2.3	6.0		24	6	1	1	1	0	1	0	0	0	0	27	35	3.38	1.125										
60 John King, L ERA: 1.69	2.2	L	12	3	1	1	1	0	1	0	0	0	0	27	35	3.38	1.125										

livebaseballscorecards.com



livebaseballscorecards.com





Batter	1	2	3	4	5	6	7	8	9	AB	R	H	RBI	BB	SO	LOB	TOP					
5 Willie Calhoun, L (1,10) OBP: 0.429, SLG: 0.458										3	1	1	0	1	1	0	<p><b>Texas Rangers @ Chicago White Sox</b> Guaranteed Rate Field, Chicago, IL Sun Apr 25 2021, 1:13 PM - 4:43 PM CDT Att: 9,285 - Partly Cloudy - 43 F</p> <p>livebaseballscorecards.com</p> <p>AB 35 R 4 H 11 RBI 4 BB 2 SO 12 LOB 16</p>					
9 Isiah Kiner-Falefa, R (1,6) OBP: 0.289, SLG: 0.369										5	1	3	0	0	0	2						
13 Joey Gallo, L (1,9) OBP: 0.444, SLG: 0.288										4	1	2	0	0	2	2						
30 Nathaniel Lowe, L (1,3) OBP: 0.351, SLG: 0.476										4	0	1	1	0	2	2						
53 Adolis Garcia, R (1,8) OBP: 0.294, SLG: 0.633										4	0	1	1	0	1	2						
21 David Dahl, L (1,7) OBP: 0.243, SLG: 0.343										3	1	1	1	1	1	2						
15 Nick Solak, R (1,4) OBP: 0.380, SLG: 0.506										4	0	2	1	0	1	2						
16 Brock Holt, L (1,5) OBP: 0.395, SLG: 0.267										4	0	0	0	0	2	3						
28 Jonah Heim, S (1,2) OBP: 0.185, SLG: 0.333										4	0	0	0	0	2	1						
<b>Inning Stats</b>	R: 0 E: 0 K: 3 S: 15	H: 1 LOB: 1 BB: 0 P: 23	R: 1 E: 0 K: 3 S: 12	H: 1 LOB: 0 BB: 0 P: 17	R: 0 E: 0 K: 2 S: 16	H: 1 LOB: 1 BB: 0 P: 24	R: 0 E: 0 K: 2 S: 8	H: 0 LOB: 0 BB: 0 P: 8	R: 0 E: 0 K: 0 S: 9	H: 1 LOB: 0 BB: 0 P: 15	R: 3 E: 0 K: 1 S: 16	H: 5 LOB: 2 BB: 0 P: 30	R: 0 E: 0 K: 0 S: 6	H: 0 LOB: 0 BB: 0 P: 12	R: 0 E: 0 K: 0 S: 10	H: 2 LOB: 2 BB: 1 P: 19		R: 0 E: 0 K: 1 S: 11	H: 0 LOB: 1 BB: 1 P: 20	1B: 10 2B: 0 3B: 0 HR: 1	SF: 0 SAC: 0 DP: 3 HBP: 1	WP: 0 PB: 0 SB: 1 CS: 0
<b>PITCHER</b>	IP WLS BF H R ER SO BB IBB HBP BLK WP HR S P ERA WHIP																					
34 Michael Kopech, R (1,1) ERA: 1.72	5.0 W 18 4 1 1 10 0 0 0 0 0 1 60 87 1.80 0.800																					
53 Jonathan Stiever, R (6,1) ERA:	0.0 0 4 3 3 0 0 0 0 0 0 0 7 15 ∞ ∞																					
45 Garrett Crochet, L (6,1) ERA: 1.0	3.0 H 12 3 0 0 1 1 0 0 1 0 0 25 46 0.00 1.333																					
66 José Ruiz, R (9,1) ERA: 2.35	1.0 4 0 0 0 1 1 0 0 0 0 0 0 11 20 0.00 1.000																					

Batter	1	2	3	4	5	6	7	8	9	AB	R	H	RBI	BB	SO	LOB	BOTTOM					
7 Tim Anderson, R (1,6) OBP: 0.346, SLG: 0.549										4	1	1	1	1	2	3	<p><b>Texas Rangers @ Chicago White Sox</b> Guaranteed Rate Field, Chicago, IL Sun Apr 25 2021, 1:13 PM - 4:43 PM CDT Att: 9,285 - Partly Cloudy - 43 F</p> <p>livebaseballscorecards.com</p> <p>AB 33 R 8 H 11 RBI 8 BB 6 SO 5 LOB 14</p>					
12 Adam Eaton, L (1,9) OBP: 0.333, SLG: 0.446										4	1	1	2	0	0	1						
10 Yoán Moncada, S (1,5) OBP: 0.365, SLG: 0.366										3	1	0	0	2	1	1						
79 José Abreu, R (1,3) OBP: 0.312, SLG: 0.438										4	1	2	3	0	0	0						
73 Yermín Mercedes, R (1,10) OBP: 0.474, SLG: 0.671										4	0	1	0	1	1	2						
88 Luis Robert Jr., R (1,8) OBP: 0.356, SLG: 0.463										3	0	0	0	1	1	1						
21 Zack Collins, L (1,2) OBP: 0.289, SLG: 0.324										3	1	3	0	1	0	0						
28 Leury Garcia, S (1,7) OBP: 0.188, SLG: 0.213										4	1	1	0	0	0	5						
1 Nick Madrigal, R (1,4) OBP: 0.361, SLG: 0.415										4	2	2	2	0	0	1						
<b>Inning Stats</b>	R: 2 E: 0 K: 0 S: 18	H: 2 LOB: 3 BB: 4 P: 40	R: 3 E: 1 K: 0 S: 22	H: 4 LOB: 1 BB: 0 P: 30	R: 3 E: 0 K: 2 S: 21	H: 3 LOB: 2 BB: 2 P: 37	R: 0 E: 0 K: 2 S: 16	H: 1 LOB: 0 BB: 0 P: 23	R: 0 E: 0 K: 0 S: 5	H: 0 LOB: 0 BB: 0 P: 8	R: 0 E: 0 K: 0 S: 12	H: 1 LOB: 1 BB: 0 P: 18	R: 0 E: 0 K: 0 S: 9	H: 0 LOB: 0 BB: 0 P: 13	R: 0 E: 0 K: 1 S: 10	H: 0 LOB: 0 BB: 0 P: 13		R: 0 E: 0 K: 1 S: 10	H: 0 LOB: 0 BB: 0 P: 13	1B: 7 2B: 2 3B: 2 HR: 1	SF: 1 SAC: 1 DP: 1 HBP: 0	WP: 1 PB: 0 SB: 0 CS: 0
<b>PITCHER</b>	IP WLS BF H R ER SO BB IBB HBP BLK WP HR S P ERA WHIP																					
35 Kohei Aihara, R (1,1) ERA: 4.03	2.0 L 15 6 5 5 0 4 0 0 0 0 1 40 70 22.50 5.000																					
56 Brett de Geus, R (3,1) ERA: 8.1	1.0 8 3 3 3 2 2 0 0 0 0 1 0 21 37 27.00 5.000																					
59 Brett Martin, L (4,1) ERA: 4.76	2.0 8 1 0 0 2 0 0 0 0 0 0 0 21 31 0.00 0.500																					
66 Josh Sborz, R (6,1) ERA: 5.14	2.0 7 1 0 0 0 0 0 0 0 0 0 0 21 31 0.00 0.500																					
52 Taylor Hearn, L (8,1) ERA: 6.94	1.0 3 0 0 0 1 0 0 0 0 0 0 0 10 13 0.00 0.000																					



Batter	1	2	3	4	5	6	7	8	9	AB	R	H	RBI	BB	SO	LOB	TOP							
8 Robbie Grossman, S (1, 9) OBP: 0.361, SLG: 0.325	G4-3		1B			BB	BB		L9	3	0	1	0	2	0	1								
46 Jeimer Candelario, S (1, 5)	G4-3		K			G3	F7			4	0	0	0	0	1	3								
24 Miguel Cabrera, R (1, 10) OBP: 0.275, SLG: 0.371	HR				P6	1B			K	4	1	2	1	0	1	0								
7 Jonathan Schoop, R (1, 3)	G4-3		K		K				HR	4	1	1	1	0	2	2								
9 Willi Castro, S (1, 4)	L9		K		K				G4-3	3	1	0	0	1	1	0								
60 Aki Baddoo, L (1, 7) OBP: 0.282, SLG: 0.621	K				G1-6-3		F9		F8	4	0	0	0	0	1									
40 Wilson Ramos, R (1, 2) OBP: 0.259, SLG: 0.506	G4-3				G6-3		HR		E5	4	1	1	1	0	0	0								
28 Niko Goodrum, S (1, 6)			K		F8		HR		F9	4	1	1	2	0	1	1								
21 JaCoby Jones, R (1, 8) OBP: 0.143, SLG: 0.208	L9				L9		F8		K	4	0	0	0	0	2	1								
<b>Inning Stats</b>	R: 1 H: 1 E: 0 K: 0 S: 13	H: 1 LOB: 0 BB: 0 P: 18	R: 0 H: 0 E: 0 K: 1 S: 7	H: 0 LOB: 0 BB: 0 P: 9	R: 0 H: 1 E: 0 K: 2 S: 12	H: 1 LOB: 1 BB: 0 P: 12	R: 0 H: 0 E: 0 K: 2 S: 10	H: 0 LOB: 0 BB: 0 P: 16	R: 0 H: 0 E: 0 K: 0 S: 5	H: 1 LOB: 2 BB: 1 P: 10	R: 0 H: 1 E: 0 K: 2 S: 16	H: 2 LOB: 1 BB: 1 P: 24	R: 3 H: 2 E: 0 K: 0 S: 18	H: 2 LOB: 1 BB: 2 P: 30	R: 1 H: 1 E: 0 K: 1 S: 11	H: 1 LOB: 0 BB: 0 P: 16	R: 0 H: 0 E: 1 K: 1 S: 13	H: 0 LOB: 1 BB: 0 P: 19	1B: 2 2B: 1 3B: 0 HR: 3	SF: 0 SAC: 0 DP: 0 HBP: 0	WP: 0 PB: 0 SB: 0 CS: 0	PA: 37		
<b>PITCHER</b>	IP	WLS	BF	H	R	ER	SO	BB	IBB	HBP	BLK	WP	HR	S	P	ERA	WHIP							
27 Lucas Giolito, R (1, 1) ERA: 5.68	6.2	L	28	5	4	4	7	3	0	0	0	0	2	78	114	5.40	1.200							
65 Codi Heuer, R (7, 1) ERA: 4.39	0.1		1	0	0	0	0	0	0	0	0	0	0	3	5	0.00	0.000							
63 Matt Foster, R (8, 1) ERA: 12.79	1.0		4	1	1	1	1	0	0	0	0	0	1	11	16	9.00	1.000							
66 José Ruiz, R (9, 1) ERA: 2.08	1.0		4	0	0	0	1	0	0	0	0	0	0	13	19	0.00	0.000							

**Detroit Tigers @ Chicago White Sox**  
 Guaranteed Rate Field, Chicago, IL  
 Tue Apr 27 2021, 7:13 PM - 10:21 PM CDT  
 Att: 9,445 - Clear - 84 F

AB	34
R	5
H	6
RBI	5
BB	3
SO	9
LOB	9



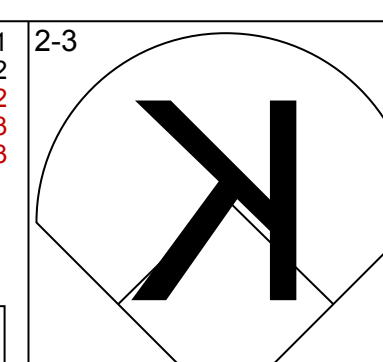
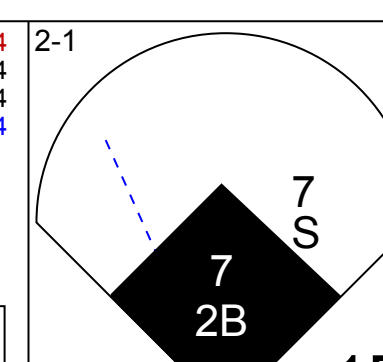
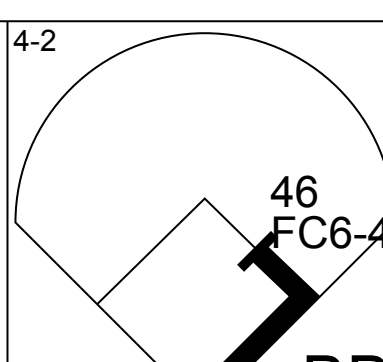
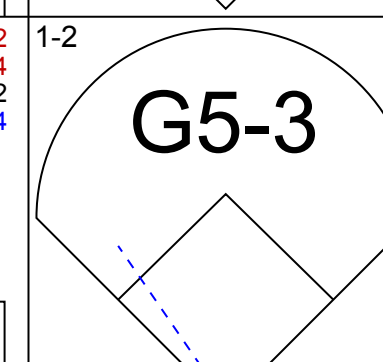
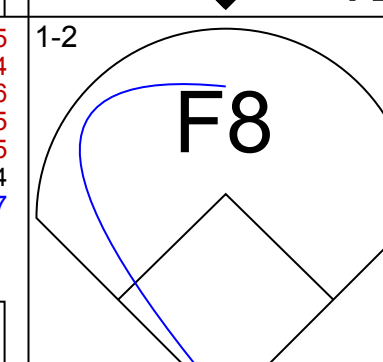
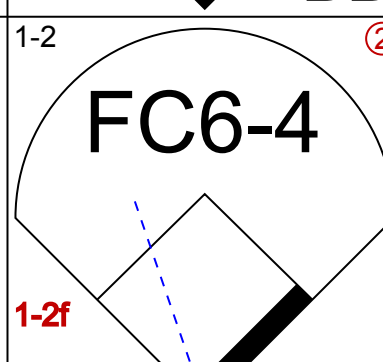
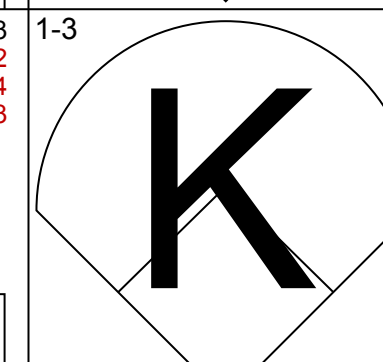
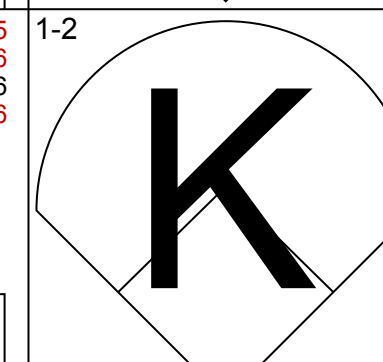
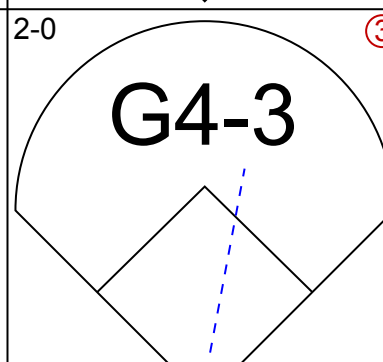
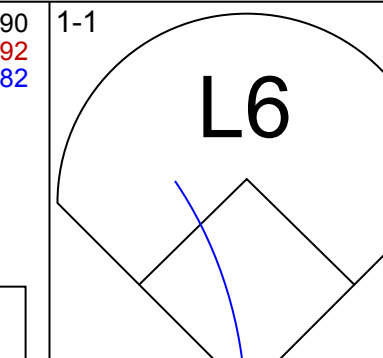
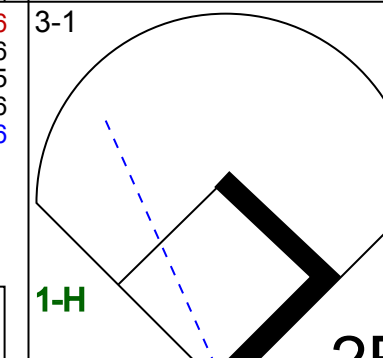
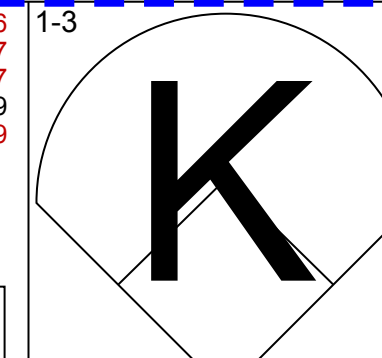
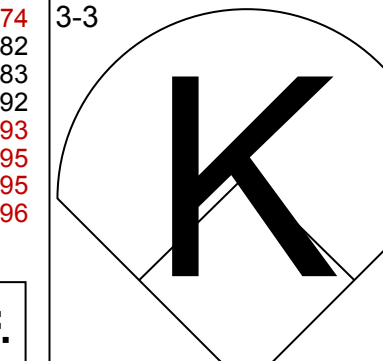
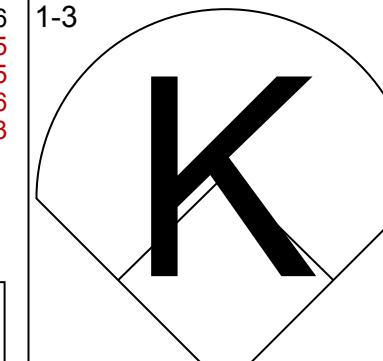
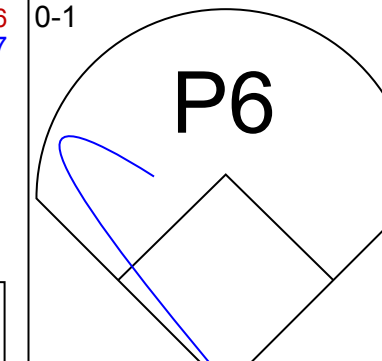
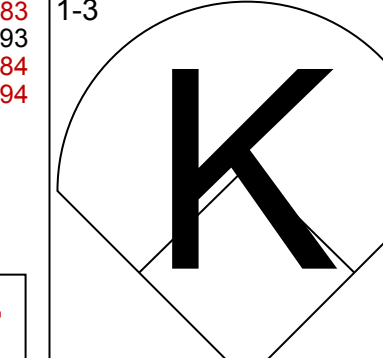
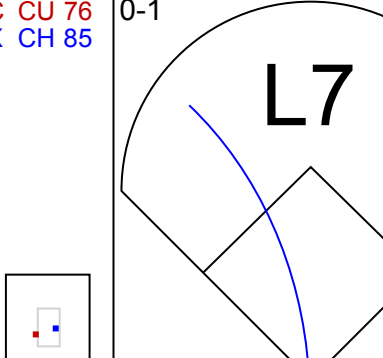
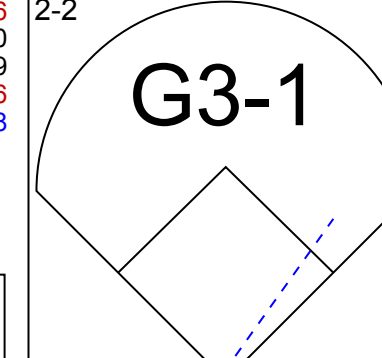
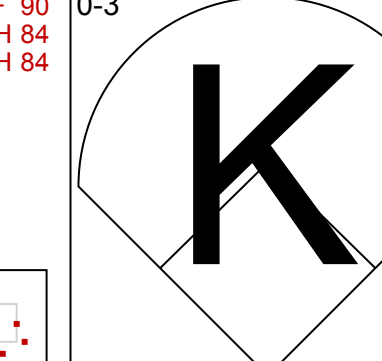
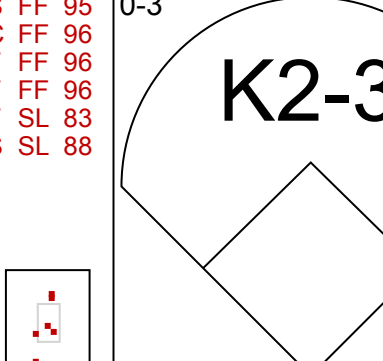
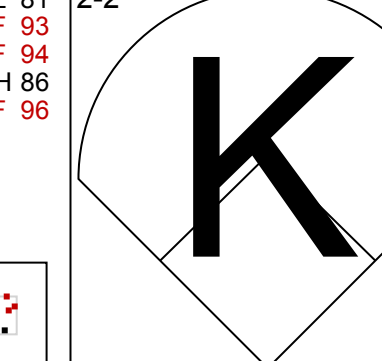
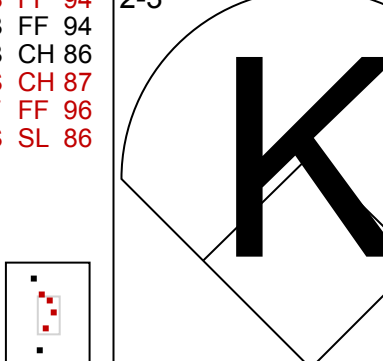
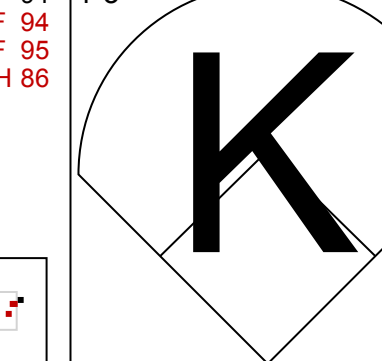
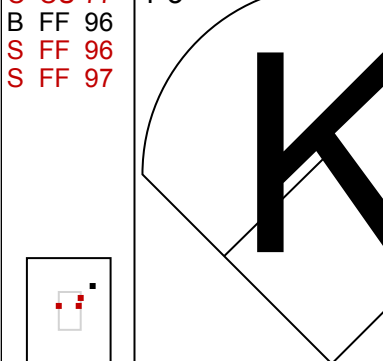
Batter	1	2	3	4	5	6	7	8	9	AB	R	H	RBI	BB	SO	LOB	BOTTOM							
7 Tim Anderson, R (1, 6) OBP: 0.368, SLG: 0.537	1B	G5-3			BB		BB		G4-3	3	1	1	0	2	0	2								
12 Adam Eaton, L (1, 9) OBP: 0.337, SLG: 0.443	1B		1B		FC4		F8		G3-1	5	1	2	0	0	0	2								
10 Yoán Moncada, S (1, 5) OBP: 0.360, SLG: 0.360	F7		1B		FC4-6		F7			4	0	1	0	0	0	3								
79 José Abreu, R (1, 3) OBP: 0.299, SLG: 0.417	G6-3		K		G5-4-3				K	4	0	0	0	0	2	5								
73 Yermín Mercedes, R (1, 10) OBP: 0.475, SLG: 0.662	G6-3		FC5		G5-4-3				BB	4	0	2	0	0	0	2								
24 Yasmani Grandal, S (1, 2) OBP: 0.283, SLG: 0.286	G6-3		G3-6-1		G4-6-3				BB	3	0	0	0	1	0	3								
23 Jake Lamb, L (1, 7) OBP: 0.316, SLG: 0.133	1B				E3				K	2	0	1	0	1	0	0								
0 Billy Hamilton, S (6, PR) ERA: 4.66	1B				G6-3				K	1	0	0	0	0	1	2								
28 Leury García, S (1, 8) OBP: 0.192, SLG: 0.216	E1		G6-3		G6-3				K	4	0	1	0	0	1	4								
1 Nick Madrigal, R (1, 4) OBP: 0.342, SLG: 0.391	G6-3		K		G6-3				G4-3	4	0	0	0	0	1	4								
<b>Inning Stats</b>	R: 1 H: 2 E: 0 K: 0 S: 7	H: 2 LOB: 1 BB: 0 P: 12	R: 0 H: 1 E: 1 K: 0 S: 10	H: 1 LOB: 2 BB: 0 P: 12	R: 1 H: 2 E: 1 K: 1 S: 12	H: 2 LOB: 1 BB: 0 P: 20	R: 0 H: 0 E: 1 K: 1 S: 7	H: 0 LOB: 0 BB: 0 P: 10	R: 0 H: 0 E: 1 K: 0 S: 6	H: 2 LOB: 2 BB: 1 P: 13	R: 0 H: 2 E: 0 K: 0 S: 7	H: 2 LOB: 1 BB: 1 P: 14	R: 0 H: 0 E: 0 K: 0 S: 8	H: 0 LOB: 0 BB: 1 P: 17	R: 0 H: 1 E: 0 K: 3 S: 15	H: 1 LOB: 2 BB: 1 P: 24	R: 0 H: 0 E: 0 K: 0 S: 9	H: 0 LOB: 0 BB: 0 P: 13	1B: 8 2B: 0 3B: 0 HR: 0	SF: 0 SAC: 0 DP: 4 HBP: 0	WP: 0 PB: 0 SB: 0 CS: 1	PA: 38		
<b>PITCHER</b>	IP	WLS	BF	H	R	ER	SO	BB	IBB	HBP	BLK	WP	HR	S	P	ERA	WHIP							
62 José Ureña, R (1, 1) ERA: 3.77	7.0	W	30	7	2	1	2	3	0	0	0	0	0	57	98	1.29	1.429							
67 José Cisneros, R (8, 1) ERA: 4.66	1.0	H	5	1	0	0	3	1	0	0	0	0	0	15	24	0.00	2.000							
65 Gregory Soto, L (9, 1) ERA: 3.38	1.0	S	3	0	0	0	0	0	0	0	0	0	0	9	13	0.00	0.000							

**Detroit Tigers @ Chicago White Sox**  
 Guaranteed Rate Field, Chicago, IL  
 Tue Apr 27 2021, 7:13 PM - 10:21 PM CDT  
 Att: 9,445 - Clear - 84 F

AB	34
R	2
H	8
RBI	0
BB	4
SO	5
LOB	27



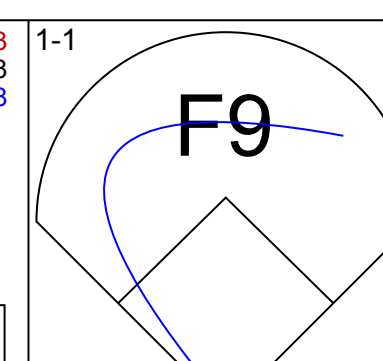
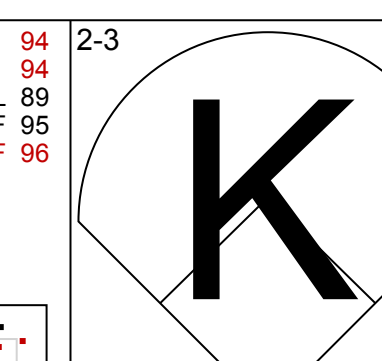
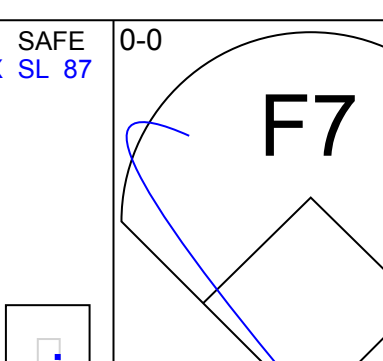
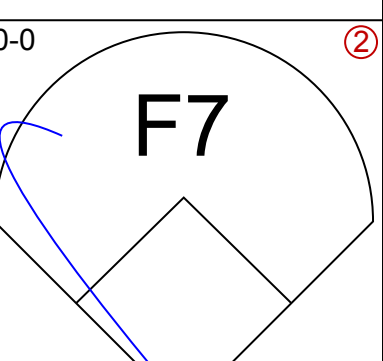
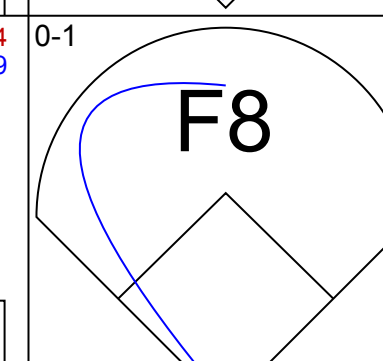
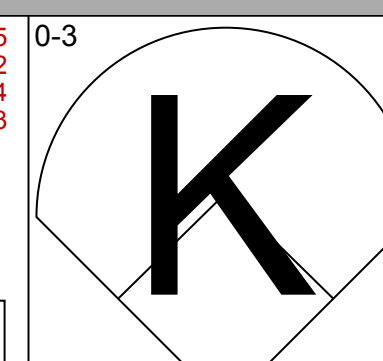
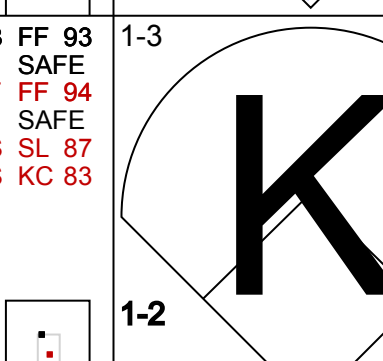
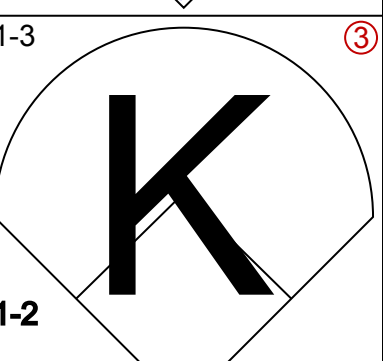
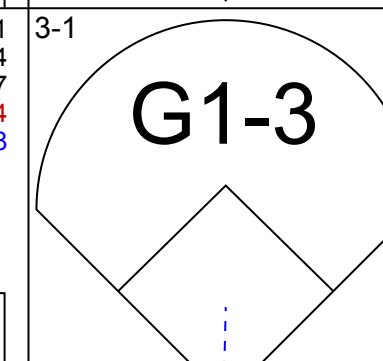
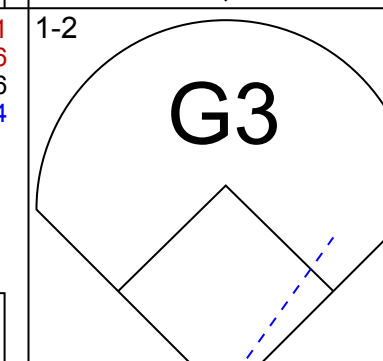
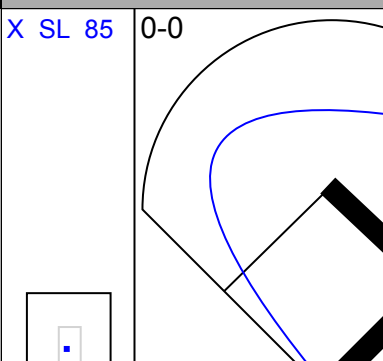
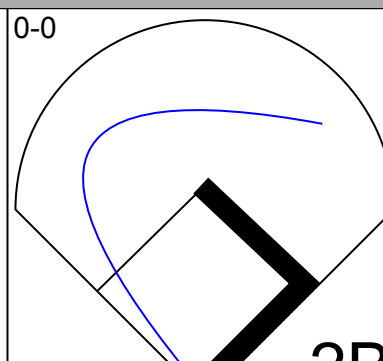
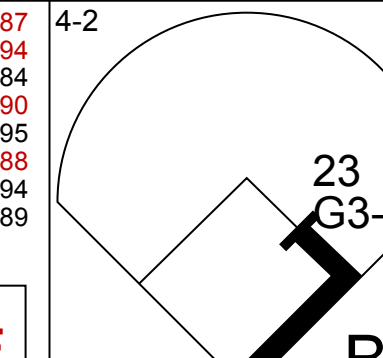
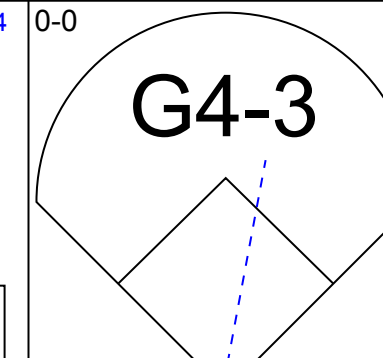
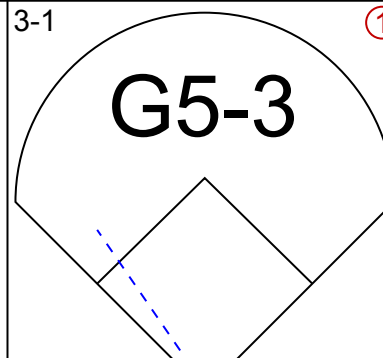
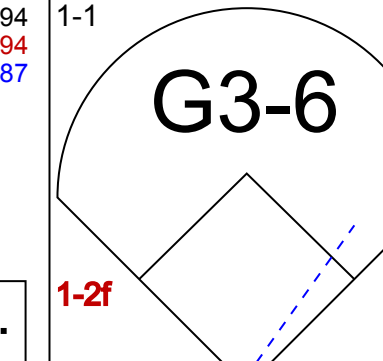
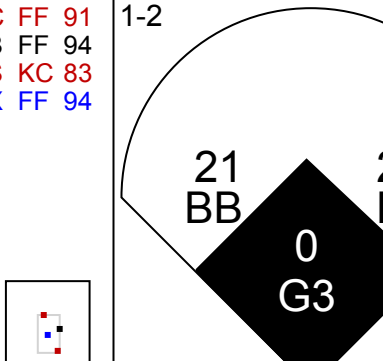
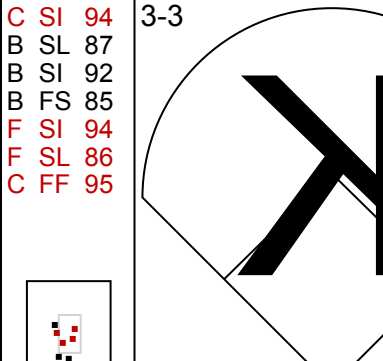
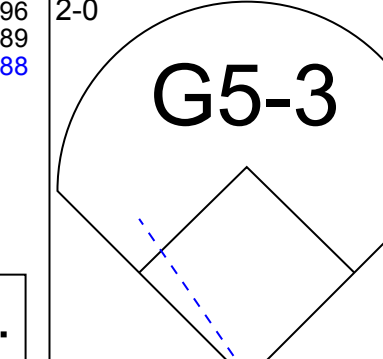
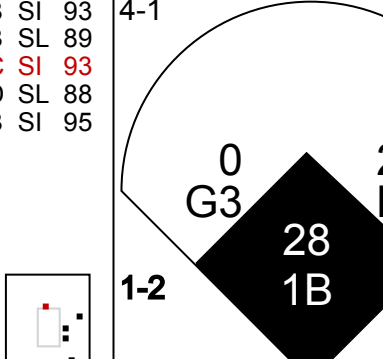
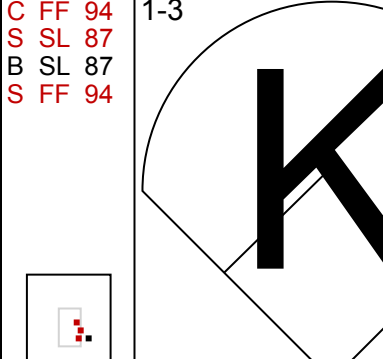
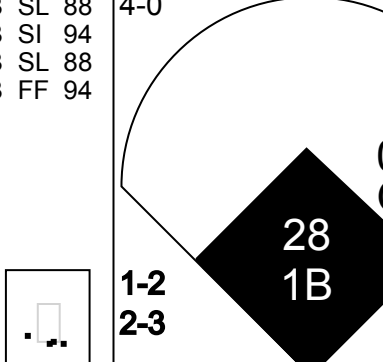
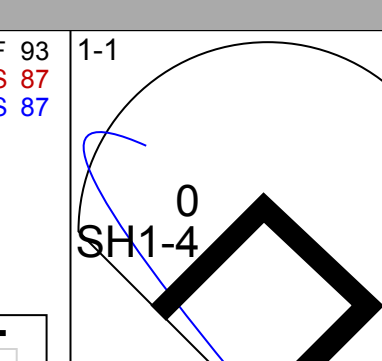
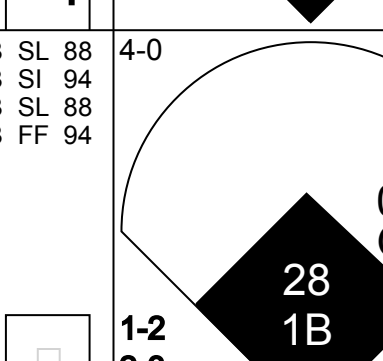
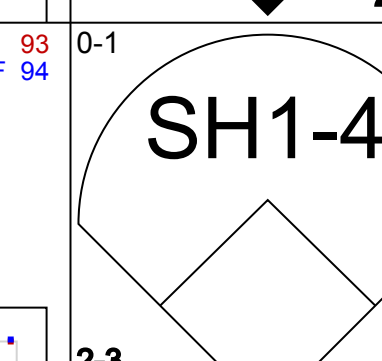
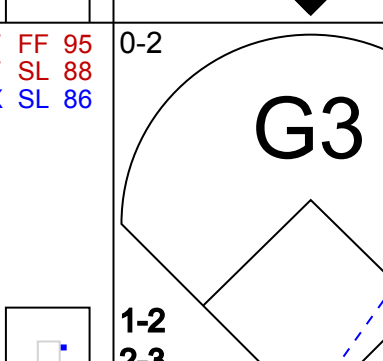
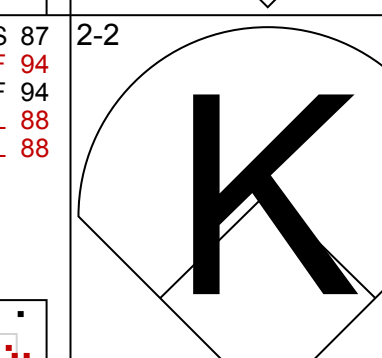
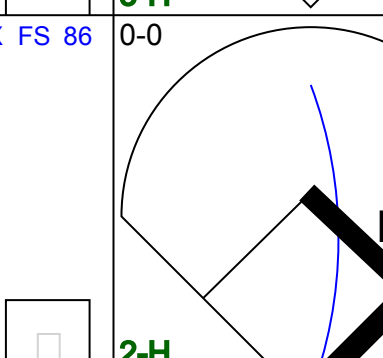


Batter	1	2	3	4	5	6	7	8	9	AB	R	H	RBI	BB	SO	LOB	TOP
8 Robbie Grossman, S (1, 7) OBP: 0.370, SLG: 0.329										2	1	1	0	1	1	0	<p><b>Detroit Tigers @ Chicago White Sox</b> Guaranteed Rate Field, Chicago, IL Thu Apr 29 2021, 4:12 PM - 6:00 PM CDT Partly Cloudy - 59 F</p>
46 Jeimer Candelario, S (1, 5) OBP: 0.320, SLG: 0.340										3	0	0	0	0	0	2	
24 Miguel Cabrera, R (1, 3) OBP: 0.256, SLG: 0.342										3	0	0	0	0	2	2	
7 Jonathan Schoop, R (1, 4) OBP: 0.222, SLG: 0.289										3	0	1	1	0	1	0	
28 Niko Goodrum, S (1, 6) OBP: 0.268, SLG: 0.400										3	0	0	0	0	2	1	
40 Wilson Ramos, R (1, 10) OBP: 0.250, SLG: 0.488										3	0	0	0	0	1	0	
22 Victor Reyes, S (1, 9) OBP: 0.146, SLG: 0.234										2	0	0	0	0	2	0	
17 Grayson Greiner, R (1, 2) OBP: 0.231, SLG: 0.360										2	0	0	0	0	2	0	
21 JaCoby Jones, R (1, 8) OBP: 0.137, SLG: 0.200										2	0	0	0	0	2	0	
<b>Inning Stats</b>	R: 0 H: 0 E: 0 K: 2 S: 9	H: 0 LOB: 0 BB: 0 P: 13	R: 0 H: 0 E: 0 K: 2 S: 10	H: 0 LOB: 0 BB: 0 P: 15	R: 0 H: 0 E: 0 K: 3 S: 9	H: 0 LOB: 0 BB: 0 P: 12	R: 1 H: 2 E: 0 K: 2 S: 17	H: 2 LOB: 1 BB: 0 P: 25	R: 0 H: 0 E: 0 K: 1 S: 12	H: 0 LOB: 0 BB: 0 P: 14	R: 0 H: 0 E: 0 K: 1 S: 9	H: 0 LOB: 0 BB: 0 P: 17	R: 0 H: 0 E: 0 K: 1 S: 9	H: 0 LOB: 0 BB: 0 P: 12			
<b>PITCHER</b>	IP WLS BF H R ER SO BB IBB HBP BLK WP HR S P ERA WHIP																
55 Carlos Rodón, L (1, 1) ERA: 0.72	6.0 W 21 2 1 1 12 1 0 0 0 0 0 0 66 96 1.50 0.500																
31 Liam Hendriks, R (7, 1) ERA: 4.35	1.0 S 3 0 0 0 1 0 0 0 0 0 0 0 9 12 0.00 0.000																

AB	23
R	1
H	2
RBI	1
BB	1
SO	13
LOB	5



WP	0	PA	24
FB	0		
SB	1		
CS	0		

Batter	1	2	3	4	5	6	7	8	9	AB	R	H	RBI	BB	SO	LOB	BOTTOM
7 Tim Anderson, R (1, 6) OBP: 0.350, SLG: 0.509										3	0	0	0	0	1	2	<p><b>Detroit Tigers @ Chicago White Sox</b> Guaranteed Rate Field, Chicago, IL Thu Apr 29 2021, 4:12 PM - 6:00 PM CDT Partly Cloudy - 59 F</p>
Adam Eaton, L (1, 9) OBP: 0.326, SLG: 0.427										3	0	0	0	0	2	1	
10 Yoán Moncada, S (1, 5) OBP: 0.359, SLG: 0.372										3	0	1	0	0	0	0	
79 José Abreu, R (1, 10) (7, 3) OBP: 0.300, SLG: 0.407										2	0	0	0	1	0	1	
23 Jake Lamb, L (1, 3) OBP: 0.318, SLG: 0.167										3	1	1	0	0	1	2	
31 Liam Hendriks, R (7, 1)										0	0	0	0	0	0	0	
25 Andrew Vaughn, R (1, 7) OBP: 0.354, SLG: 0.300										2	1	0	0	1	1	1	
17 Luis González, L (7, 7)										0	0	0	0	0	0	0	
21 Zack Collins, L (1, 2) OBP: 0.325, SLG: 0.371										1	1	1	0	1	0	0	
0 Billy Hamilton, S (1, 8) OBP: 0.294, SLG: 0.200										1	0	0	1	0	0	2	
28 Leury García, S (1, 4) OBP: 0.204, SLG: 0.226										2	0	1	2	0	1	1	
<b>Inning Stats</b>	R: 0 H: 0 E: 0 K: 0 S: 6	H: 0 LOB: 0 BB: 0 P: 10	R: 0 H: 0 E: 0 K: 0 S: 7	H: 0 LOB: 1 BB: 1 P: 14	R: 0 H: 1 E: 0 K: 2 S: 10	H: 1 LOB: 0 BB: 0 P: 15	R: 0 H: 0 E: 0 K: 1 S: 8	H: 0 LOB: 0 BB: 0 P: 9	R: 3 H: 2 E: 0 K: 1 S: 12	H: 2 LOB: 1 BB: 2 P: 22	R: 0 H: 1 E: 0 K: 2 S: 10	H: 1 LOB: 0 BB: 0 P: 17	R: 0 H: 1 E: 0 K: 2 S: 10	H: 1 LOB: 0 BB: 0 P: 12			
<b>PITCHER</b>	IP WLS BF H R ER SO BB IBB HBP BLK WP HR S P ERA WHIP																
12 Casey Mize, R (1, 1) ERA: 5.06	6.0 L 24 4 3 3 6 3 0 0 0 0 0 0 53 87 4.50 1.167																

AB	20
R	3
H	4
RBI	3
BB	3
SO	6
LOB	10



WP	0	PA	24
FB	1		
SB	0		
CS	0		



Batter	1	2	3	4	5	6	7	8	9	AB	R	H	RBI	BB	SO	LOB	TOP
8 Robbie Grossman, S (1, 7) OBP: 0.363, SLG: 0.321 54 Derek Hill, R (6, PH) (6, 8)										2	0	0	0	0	1	0	<b>Detroit Tigers @ Chicago White Sox</b> <b>Guaranteed Rate Field, Chicago, IL</b> Thu Apr 29 2021, 8:17 PM - 10:58 PM CDT Att: 7,628 - Cloudy - 58 F
30 Harold Castro, L (1, 6) OBP: 0.367, SLG: 0.269										3	0	1	0	0	0	0	
24 Miguel Cabrera, R (1, 10) OBP: 0.239, SLG: 0.317										3	0	0	0	0	2	1	
46 Jeimer Candelario, S (1, 5) OBP: 0.321, SLG: 0.340										3	0	1	0	0	1	0	
7 Jonathan Schoop, R (1, 3) OBP: 0.214, SLG: 0.278										3	0	0	0	0	0	2	
9 Willi Castro, S (1, 4) OBP: 0.242, SLG: 0.299										3	0	0	0	0	2	0	
40 Wilson Ramos, R (1, 2) OBP: 0.256, SLG: 0.488										2	0	1	0	0	0	0	
60 Akil Baddoo, L (1, 8) OBP: 0.254, SLG: 0.600 (6, 7)										2	0	0	0	0	1	1	
22 Victor Reyes, S (1, 9) OBP: 0.140, SLG: 0.224										2	0	0	0	0	1	1	
<b>Inning Stats</b>	R: 0 E: 0 K: 1 S: 12	H: 2 LOB: 2 BB: 0 P: 13	R: 0 E: 0 K: 2 S: 9	H: 1 LOB: 1 BB: 0 P: 13	R: 0 E: 0 K: 2 S: 9	H: 0 LOB: 0 BB: 0 P: 14	R: 0 E: 0 K: 0 S: 8	H: 0 LOB: 0 BB: 0 P: 12	R: 0 E: 0 K: 1 S: 9	H: 0 LOB: 0 BB: 0 P: 14	R: 0 E: 0 K: 1 S: 8	H: 0 LOB: 0 BB: 0 P: 13					
<b>PITCHER</b> 84 Dylan Cease, R (1, 1) ERA: 2.96	IP: 7.0 WLS: W BF: 24 H: 3 R: 0 ER: 0 SO: 9 BB: 0 IBB: 0 HBP: 0 BLK: 0 WP: 0 HR: 0 S: 66 P: 91 ERA: 0.00 WHIP: 0.429																

Batter	1	2	3	4	5	6	7	8	9	AB	R	H	RBI	BB	SO	LOB	BOTTOM
7 Tim Anderson, R (1, 6) OBP: 0.338, SLG: 0.484										5	0	1	0	0	4	7	<b>Detroit Tigers @ Chicago White Sox</b> <b>Guaranteed Rate Field, Chicago, IL</b> Thu Apr 29 2021, 8:17 PM - 10:58 PM CDT Att: 7,628 - Cloudy - 58 F
88 Luis Robert Jr., R (1, 8) OBP: 0.351, SLG: 0.453										4	1	1	1	0	2	3	
10 Yoán Moncada, S (1, 5) OBP: 0.375, SLG: 0.420										3	1	2	3	1	1	1	
79 José Abreu, R (1, 3) OBP: 0.308, SLG: 0.411										4	0	2	2	0	0	1	
73 Yermín Mercedes, R (1, 10) OBP: 0.464, SLG: 0.679										4	1	1	1	0	0	5	
24 Yasmani Grandal, S (1, 2) OBP: 0.297, SLG: 0.275										2	2	0	0	2	1	0	
25 Andrew Vaughn, R (1, 7) OBP: 0.385, SLG: 0.586										4	2	3	0	0	1	0	
28 Leury Garcia, S (1, 9) OBP: 0.224, SLG: 0.246										4	2	2	3	0	1	1	
1 Nick Madrigal, R (1, 4) OBP: 0.375, SLG: 0.417										3	2	3	1	1	0	0	
<b>Inning Stats</b>	R: 0 E: 0 K: 2 S: 15	H: 4 LOB: 2 BB: 2 P: 23	R: 4 E: 0 K: 1 S: 22	H: 4 LOB: 2 BB: 2 P: 39	R: 0 E: 0 K: 2 S: 11	H: 1 LOB: 1 BB: 1 P: 21	R: 0 E: 0 K: 1 S: 12	H: 1 LOB: 1 BB: 0 P: 19	R: 7 E: 0 K: 1 S: 25	H: 6 LOB: 0 BB: 1 P: 40	R: 0 E: 0 K: 3 S: 11	H: 1 LOB: 1 BB: 0 P: 12					
<b>PITCHER</b> 48 Matthew Boyd, L (1, 1) ERA: 2.27 32 Michael Fulmer, R (2, 1) ERA: 3.86 45 Buck Farmer, R (4, 1) ERA: 8.68 49 Derek Holland, L (5, 1) ERA: 14.63 57 Alex Lange, R (5, 1) ERA: 6.0	IP: 1.0 WLS: L BF: 7 H: 3 R: 2 ER: 2 SO: 2 BB: 1 IBB: 0 HBP: 0 BLK: 0 WP: 0 HR: 0 S: 20 P: 34 ERA: 18.00 WHIP: 4.000																
<b>PITCHER</b> 70 Tyler Alexander, L (6, 1) ERA: 5.59	IP: 1.0 WLS: L BF: 4 H: 1 R: 0 ER: 0 SO: 3 BB: 0 IBB: 0 HBP: 0 BLK: 0 WP: 0 HR: 0 S: 11 P: 12 ERA: 0.00 WHIP: 1.000																

AB 24  
R 0  
H 3  
RBI 0  
BB 0  
SO 9  
LOB 5



AB 33  
R 11  
H 15  
RBI 11  
BB 4  
SO 10  
LOB 18





Batter	1	2	3	4	5	6	7	8	9	AB	R	H	RBI	BB	SO	LOB	TOP			
7 César Hernández, S OBP: 0.286, SLG: 0.242	G6-3		BB		G5-3		G6-3			3	1	0	0	1	0	0				
10 Jake Bauers, L OBP: 0.250, SLG: 0.243			BB							0	0	0	0	0	0	0				
8 Jordan Luplow, R OBP: 0.348, SLG: 0.571	BB		BB		F9			F8		2	1	0	0	2	0	0				
11 José Ramírez, S OBP: 0.330, SLG: 0.545	F8		BB		L6			HR		4	2	2	3	0	0	1				
32 Franmil Reyes, R OBP: 0.308, SLG: 0.616	K		G5-3		G5-3			G5-3		4	0	0	1	0	1	2				
9 Eddie Rosario, L OBP: 0.271, SLG: 0.348			BB		F7			F7		3	0	1	1	1	0	0				
1 Amed Rosario, R OBP: 0.297, SLG: 0.299	G6-4-3		FC6-4		BB			K		4	0	1	0	0	1	2				
55 Roberto Pérez, R OBP: 0.294, SLG: 0.321	G1-3				G6-3			K		4	0	0	0	0	2	1				
2 Yu Chang, R OBP: 0.190, SLG: 0.200			K		G5-3			G6-3		4	0	0	0	0	1	0				
0 Andrés Giménez, L OBP: 0.254, SLG: 0.382			BB		K			G3		3	1	1	0	0	1	0				
<b>Inning Stats</b>	R: 0 H: 0 E: 0 K: 1 S: 8	H: 0 LOB: 1 BB: 1 P: 13	R: 0 H: 0 E: 0 K: 0 S: 8	H: 0 LOB: 0 BB: 1 P: 14	R: 4 H: 3 E: 0 K: 1 S: 13	H: 3 LOB: 1 BB: 2 P: 27	R: 0 H: 0 E: 0 K: 1 S: 7	H: 0 LOB: 0 BB: 0 P: 7	R: 0 H: 1 E: 0 K: 1 S: 10	H: 1 LOB: 1 BB: 0 P: 15	R: 0 H: 0 E: 0 K: 0 S: 8	H: 0 LOB: 0 BB: 0 P: 12	R: 1 H: 1 E: 0 K: 0 S: 8	H: 1 LOB: 0 BB: 0 P: 14	R: 0 H: 0 E: 0 K: 2 S: 8	H: 0 LOB: 0 BB: 0 P: 12	1B: 4 2B: 0 3B: 0 HR: 1	SF: 0 SAC: 0 DP: 1 HBP: 0	WP: 0 PB: 0 SB: 0 CS: 0	PA: 35
<b>PITCHER</b>	IP WLS BF H R ER SO	IP WLS BF H R ER SO	IP WLS BF H R ER SO	IP WLS BF H R ER SO	IP WLS BF H R ER SO	IP WLS BF H R ER SO	IP WLS BF H R ER SO	IP WLS BF H R ER SO	IP WLS BF H R ER SO	IP WLS BF H R ER SO	IP WLS BF H R ER SO	IP WLS BF H R ER SO	IP WLS BF H R ER SO	IP WLS BF H R ER SO	IP WLS BF H R ER SO	IP WLS BF H R ER SO	ERA WHIP	ERA WHIP		
60 Dallas Keuchel, L ERA: 4.65	6.0	L	25	4	4	4	4	4	4	4	4	4	4	4	4	4	6.00	1.333		
39 Aaron Bummer, L ERA: 2.35	1.0		3	0	0	0	0	0	0	0	0	0	0	0	0	0	0.00	0.000		
43 Evan Marshall, R ERA: 6.75	1.0		4	1	1	1	0	0	0	0	1	8	14	9.00	1.000					
63 Matt Foster, R ERA: 11.05	1.0		3	0	0	0	2	0	0	0	0	8	12	0.00	0.000					

Cleveland Indians @ Chicago White Sox  
Guaranteed Rate Field, Chicago, IL  
Fri Apr 30 2021, 7:11 PM - 10:06 PM CDT  
Att: 9,405 - Clear - 48 F

livebaseballscorecards.com

AB 31  
R 5  
H 5  
RBI 5  
BB 4  
SO 6  
LOB 6

**C**

Batter	1	2	3	4	5	6	7	8	9	AB	R	H	RBI	BB	SO	LOB	BOTTOM			
7 Tim Anderson, R OBP: 0.343, SLG: 0.478	K		BB		FC6-4		G1-4-3		G4-3	5	1	2	1	0	1	1				
12 Adam Eaton, L OBP: 0.313, SLG: 0.407	K		BB		K		G4-3			4	0	0	0	0	3	2				
10 Yoán Moncada, S OBP: 0.380, SLG: 0.417	K		BB		BB		K			3	0	1	1	1	2	0				
79 José Abreu, R OBP: 0.296, SLG: 0.394	F9		P4		FC6-4		K			4	0	0	0	0	1	3				
73 Yermin Mercedes, R OBP: 0.455, SLG: 0.659	BB		K		F9		F7			4	1	1	0	0	1	3				
24 Yasmani Grandal, S OBP: 0.294, SLG: 0.273	K		K		K		K			4	0	1	0	0	3	1				
88 Luis Robert Jr., R OBP: 0.357, SLG: 0.467	BB		G6-3		BB		BB		FC6-4	4	0	2	1	0	1	1				
25 Andrew Vaughn, R OBP: 0.364, SLG: 0.362	BB		BB		E5		K		FC6-4	3	0	0	0	0	2	2				
28 Leury García, S OBP: 0.220, SLG: 0.241	K		BB		L9		K		G4-3	1	0	0	0	0	0	1				
1 Nick Madrigal, R OBP: 0.369, SLG: 0.421	BB		BB		G1-3		G4-3			4	1	1	0	0	0	3				
<b>Inning Stats</b>	R: 0 H: 0 E: 0 K: 3 S: 10	H: 2 LOB: 1 BB: 0 P: 13	R: 1 H: 2 E: 0 K: 2 S: 11	H: 2 LOB: 0 BB: 0 P: 19	R: 2 H: 3 E: 0 K: 2 S: 17	H: 3 LOB: 1 BB: 0 P: 23	R: 0 H: 0 E: 1 K: 1 S: 10	H: 0 LOB: 0 BB: 0 P: 13	R: 0 H: 1 E: 0 K: 1 S: 6	H: 1 LOB: 1 BB: 1 P: 14	R: 0 H: 0 E: 0 K: 1 S: 6	H: 0 LOB: 0 BB: 0 P: 8	R: 0 H: 0 E: 0 K: 2 S: 14	H: 0 LOB: 0 BB: 0 P: 17	R: 0 H: 1 E: 0 K: 0 S: 8	H: 1 LOB: 1 BB: 0 P: 13	1B: 6 2B: 2 3B: 0 HR: 0	SF: 0 SAC: 0 DP: 0 HBP: 0	WP: 0 PB: 0 SB: 2 CS: 0	PA: 37
<b>PITCHER</b>	IP WLS BF H R ER SO	IP WLS BF H R ER SO	IP WLS BF H R ER SO	IP WLS BF H R ER SO	IP WLS BF H R ER SO	IP WLS BF H R ER SO	IP WLS BF H R ER SO	IP WLS BF H R ER SO	IP WLS BF H R ER SO	IP WLS BF H R ER SO	IP WLS BF H R ER SO	IP WLS BF H R ER SO	IP WLS BF H R ER SO	IP WLS BF H R ER SO	IP WLS BF H R ER SO	IP WLS BF H R ER SO	ERA WHIP	ERA WHIP		
57 Shane Bieber, R ERA: 2.76	6.0	W	27	7	3	3	10	1	0	0	0	0	0	0	0	0	4.50	1.333		
27 Bryan Shaw, R ERA: 0.5	1.0	H	3	0	0	0	1	0	0	0	0	6	8	0.00	0.000					
99 James Karinchak, R ERA:	1.0	H	3	0	0	0	2	0	0	0	0	14	17	0.00	0.000					
48 Emmanuel Clase, R ERA:	1.0	S	4	1	0	0	0	0	0	0	0	8	13	0.00	1.000					

Cleveland Indians @ Chicago White Sox  
Guaranteed Rate Field, Chicago, IL  
Fri Apr 30 2021, 7:11 PM - 10:06 PM CDT  
Att: 9,405 - Clear - 48 F

livebaseballscorecards.com

AB 36  
R 3  
H 8  
RBI 3  
BB 1  
SO 14  
LOB 17

**Sox**



Batter	1	2	3	4	5	6	7	8	9	AB	R	H	RBI	BB	SO	LOB	TOP				
23 Daniel Johnson, L (1,9)										4	0	0	0	0	0	0					
8 Jordan Luplow, R (1,8)										4	0	0	0	0	2	0					
11 José Ramírez, S (1,5)										3	1	0	0	1	0	0					
9 Eddie Rosario, L (1,7)										4	0	0	0	0	1	1					
22 Josh Naylor, L (1,10)										4	1	2	0	0	1	0					
10 Jake Bauers, L (1,3)										3	0	1	0	1	2	1					
2 Yu Chang, R (1,4)										3	0	1	2	0	0	1					
0 Andrés Giménez, L (1,6)										3	0	0	0	0	0	0					
17 Austin Hedges, R (1,2)										3	1	1	1	0	1	0					
<b>Inning Stats</b>	R: 0 E: 0 K: 1 S: 6	H: 0 LOB: 0 BB: 0 P: 10	R: 0 E: 0 K: 0 S: 9	H: 1 LOB: 1 BB: 0 P: 13	R: 0 E: 0 K: 0 S: 9	H: 0 LOB: 0 BB: 0 P: 11	R: 2 E: 0 K: 0 S: 12	H: 2 LOB: 3 BB: 2 P: 22	R: 1 E: 0 K: 1 S: 8	H: 1 LOB: 0 BB: 0 P: 12	R: 0 E: 0 K: 2 S: 8	H: 1 LOB: 0 BB: 0 P: 11	R: 0 E: 0 K: 1 S: 15	H: 0 LOB: 0 BB: 0 P: 23	R: 0 E: 0 K: 2 S: 10	H: 0 LOB: 0 BB: 0 P: 14	1B: 3 2B: 1 3B: 0 HR: 1	SF: 0 SAC: 0 DP: 0 HBP: 0	WP: 0 PB: 0 SB: 0 CS: 0	PA: 33	
<b>PITCHER</b>	IP	WLS	BF	H	R	ER	SO	BB	IBB	HBP	BLK	WP	HR	S	P	ERA	WHIP				
33 Lance Lynn, R (1,1)	5.0	W	20	4	3	3	2	2	0	0	0	0	1	44	68	5.40	1.200				
34 Michael Kopech, R (6,1)	3.0	H	10	1	0	0	3	0	0	0	0	0	0	31	44	0.00	0.333				
39 Aaron Bummer, L (9,1)	1.0		3	0	0	0	2	0	0	0	0	0	0	10	14	0.00	0.000				

Cleveland Indians @ Chicago White Sox  
Guaranteed Rate Field, Chicago, IL  
Sat May 01 2021, 3:06 PM - 6:08 PM CDT  
Att: 9,451 - Sunny - 75 F

AB 31  
R 3  
H 5  
RBI 3  
BB 2  
SO 7  
LOB 3

Batter	1	2	3	4	5	6	7	8	9	AB	R	H	RBI	BB	SO	LOB	BOTTOM				
7 Tim Anderson, R (1,6)										4	1	1	4	0	1	2					
12 Adam Eaton, L (1,9)										4	0	0	0	0	3	2					
10 Yoán Moncada, S (1,5)										4	0	1	0	0	2	0					
79 José Abreu, R (1,3)										2	1	0	0	1	2	0					
73 Yermín Mercedes, R (1,10)										4	0	0	0	0	2	3					
88 Luis Robert Jr., R (1,8)										4	0	1	0	0	2	3					
24 Yasmani Grandal, S (1,2)										0	2	0	0	4	0	0					
23 Jake Lamb, L (1,7)										0	1	0	0	2	0	0					
0 Billy Hamilton, S (4,PR) (5,7)										2	1	0	0	0	0	4					
28 Leury García, S (1,4)										3	1	1	3	1	1	1					
<b>Inning Stats</b>	R: 0 E: 0 K: 3 S: 10	H: 0 LOB: 0 BB: 0 P: 15	R: 5 E: 0 K: 3 S: 21	H: 1 LOB: 0 BB: 4 P: 42	R: 0 E: 0 K: 3 S: 10	H: 0 LOB: 0 BB: 0 P: 12	R: 2 E: 0 K: 0 S: 12	H: 2 LOB: 2 BB: 2 P: 23	R: 0 E: 0 K: 1 S: 17	H: 1 LOB: 3 BB: 1 P: 30	R: 0 E: 0 K: 1 S: 10	H: 0 LOB: 0 BB: 0 P: 16	R: 0 E: 0 K: 1 S: 7	H: 0 LOB: 0 BB: 0 P: 10	R: 0 E: 0 K: 1 S: 7	H: 0 LOB: 1 BB: 1 P: 13	1B: 2 2B: 1 3B: 0 HR: 1	SF: 0 SAC: 0 DP: 0 HBP: 1	WP: 0 PB: 0 SB: 0 CS: 1	PA: 36	
<b>PITCHER</b>	IP	WLS	BF	H	R	ER	SO	BB	IBB	HBP	BLK	WP	HR	S	P	ERA	WHIP				
24 Triston McKenzie, R (1,1)	2.0	L	11	1	5	5	6	4	0	0	0	0	0	31	57	22.50	2.500				
88 Phil Maton, R (3,1)	1.1		7	2	2	2	3	2	0	0	0	0	0	20	32	13.50	3.000				
47 Cal Quantrill, R (4,1)	1.2		8	1	0	0	1	1	0	1	0	0	0	19	33	0.00	1.200				
52 Nick Sandlin, R (6,1)	1.0		3	0	0	0	1	0	0	0	0	0	0	10	16	0.00	0.000				
62 Nick Wittgren, R (7,1)	1.0		3	0	0	0	1	0	0	0	0	0	0	7	10	0.00	0.000				
<b>PITCHER</b>	IP	WLS	BF	H	R	ER	SO	BB	IBB	HBP	BLK	WP	HR	S	P	ERA	WHIP				
30 Kyle Nelson, L (8,1)	1.0		4	0	0	0	1	0	0	0	0	0	0	7	13	0.00	1.000				

Cleveland Indians @ Chicago White Sox  
Guaranteed Rate Field, Chicago, IL  
Sat May 01 2021, 3:06 PM - 6:08 PM CDT  
Att: 9,451 - Sunny - 75 F

AB 27  
R 7  
H 4  
RBI 7  
BB 8  
SO 13  
LOB 15



Batter	1	2	3	4	5	6	7	8	9	AB	R	H	RBI	BB	SO	LOB	TOP					
7 César Hernández, S OBP: 0.291, SLG: 0.281	F7		HR		G4-3		11 HR	G1		5	2	2	1	0	0	0	<b>Cleveland Indians @ Chicago White Sox</b> <b>Guaranteed Rate Field, Chicago, IL</b> Sun May 02 2021, 1:13 PM - 4:30 PM CDT Att: 9,471 - Sunny - 79 F					
23 Daniel Johnson, L OBP: 0.291, SLG: 0.281	K		K		K		K	K		5	0	0	0	0	5	1						
11 José Ramírez, S OBP: 0.358, SLG: 0.581	2B		BB		BB		HR			2	1	2	2	2	0	0						
9 Eddie Rosario, L OBP: 0.267, SLG: 0.337	G6-3		L8		BB		HR	G4-6-3		5	1	2	0	0	0	3						
22 Josh Naylor, L OBP: 0.286, SLG: 0.350	L7				F8		G5-3			4	0	0	0	0	1	3						
1 Amed Rosario, R OBP: 0.282, SLG: 0.352	10 L9				10 E		K	2H		4	1	3	1	0	1	0						
10 Jake Bauers, L OBP: 0.271, SLG: 0.233	L9				E5		FC4-6	F7		3	0	0	0	1	0	2						
0 Andrés Giménez, L OBP: 0.227, SLG: 0.339	F9				K		FC4-6	K		4	0	0	0	0	2	3						
17 Austin Hedges, R OBP: 0.172, SLG: 0.333					K		F7	K		4	0	0	0	0	3	2						
<b>Inning Stats</b>	R: 0 E: 0 K: 1 S: 9	H: 1 LOB: 1 BB: 0 P: 13	R: 0 E: 0 K: 0 S: 9	H: 1 LOB: 1 BB: 0 P: 15	R: 1 E: 0 K: 2 S: 12	H: 1 LOB: 1 BB: 1 P: 20	R: 1 E: 1 K: 3 S: 15	H: 1 LOB: 1 BB: 0 P: 18	R: 0 E: 0 K: 1 S: 10	H: 0 LOB: 1 BB: 1 P: 21	R: 3 E: 0 K: 1 S: 11	H: 4 LOB: 1 BB: 0 P: 19	R: 0 E: 0 K: 2 S: 8	H: 0 LOB: 0 BB: 0 P: 11	R: 0 E: 0 K: 1 S: 8	H: 0 LOB: 0 BB: 0 P: 13		1B: 5 2B: 1 3B: 1 HR: 2	SF: 0 SAC: 0 DP: 1 HBP: 1	WP: 1 PB: 0 SB: 1 CS: 0	PA: 40	
<b>PITCHER</b>	IP WLS BF H R ER SO	IP WLS BF H R ER SO	IP WLS BF H R ER SO	IP WLS BF H R ER SO	IP WLS BF H R ER SO	IP WLS BF H R ER SO	IP WLS BF H R ER SO	IP WLS BF H R ER SO	IP WLS BF H R ER SO	IP WLS BF H R ER SO	IP WLS BF H R ER SO	IP WLS BF H R ER SO	IP WLS BF H R ER SO	IP WLS BF H R ER SO	IP WLS BF H R ER SO	IP WLS BF H R ER SO	ERA WHIP	ERA WHIP				
27 Lucas Giolito, R ERA: 4.99	5.1 L 25 5 2 0 8	5.1 L 25 5 2 0 8	5.1 L 25 5 2 0 8	5.1 L 25 5 2 0 8	5.1 L 25 5 2 0 8	5.1 L 25 5 2 0 8	5.1 L 25 5 2 0 8	5.1 L 25 5 2 0 8	5.1 L 25 5 2 0 8	5.1 L 25 5 2 0 8	5.1 L 25 5 2 0 8	5.1 L 25 5 2 0 8	5.1 L 25 5 2 0 8	5.1 L 25 5 2 0 8	5.1 L 25 5 2 0 8	5.1 L 25 5 2 0 8	1.69 1.500	1.69 1.500				
66 José Ruiz, R ERA: 1.93	0.2 0 0 0 0	0.2 0 0 0 0	0.2 0 0 0 0	0.2 0 0 0 0	0.2 0 0 0 0	0.2 0 0 0 0	0.2 0 0 0 0	0.2 0 0 0 0	0.2 0 0 0 0	0.2 0 0 0 0	0.2 0 0 0 0	0.2 0 0 0 0	0.2 0 0 0 0	0.2 0 0 0 0	0.2 0 0 0 0	0.2 0 0 0 0	0.00 0.000	0.00 0.000				
65 Codi Heuer, R ERA: 6.08	1.0 4 3 3 0	1.0 4 3 3 0	1.0 4 3 3 0	1.0 4 3 3 0	1.0 4 3 3 0	1.0 4 3 3 0	1.0 4 3 3 0	1.0 4 3 3 0	1.0 4 3 3 0	1.0 4 3 3 0	1.0 4 3 3 0	1.0 4 3 3 0	1.0 4 3 3 0	1.0 4 3 3 0	1.0 4 3 3 0	1.0 4 3 3 0	27.00 4.000	27.00 4.000				
31 Liam Hendriks, R ERA: 3.97	1.0 3 0 0 0	1.0 3 0 0 0	1.0 3 0 0 0	1.0 3 0 0 0	1.0 3 0 0 0	1.0 3 0 0 0	1.0 3 0 0 0	1.0 3 0 0 0	1.0 3 0 0 0	1.0 3 0 0 0	1.0 3 0 0 0	1.0 3 0 0 0	1.0 3 0 0 0	1.0 3 0 0 0	1.0 3 0 0 0	1.0 3 0 0 0	0.00 0.000	0.00 0.000				
63 Matt Foster, R ERA: 9.72	1.0 3 0 0 0	1.0 3 0 0 0	1.0 3 0 0 0	1.0 3 0 0 0	1.0 3 0 0 0	1.0 3 0 0 0	1.0 3 0 0 0	1.0 3 0 0 0	1.0 3 0 0 0	1.0 3 0 0 0	1.0 3 0 0 0	1.0 3 0 0 0	1.0 3 0 0 0	1.0 3 0 0 0	1.0 3 0 0 0	1.0 3 0 0 0	0.00 0.000	0.00 0.000				
<b>Inning Stats</b>	R: 0 E: 0 K: 1 S: 9	H: 1 LOB: 1 BB: 0 P: 13	R: 0 E: 0 K: 1 S: 11	H: 0 LOB: 1 BB: 1 P: 18	R: 0 E: 0 K: 1 S: 20	H: 0 LOB: 2 BB: 2 P: 33	R: 0 E: 0 K: 1 S: 12	H: 2 LOB: 2 BB: 0 P: 19	R: 0 E: 0 K: 2 S: 10	H: 0 LOB: 0 BB: 0 P: 14	R: 0 E: 0 K: 1 S: 9	H: 0 LOB: 1 BB: 1 P: 17	R: 0 E: 0 K: 0 S: 6	H: 0 LOB: 0 BB: 0 P: 9	R: 0 E: 0 K: 3 S: 9	H: 0 LOB: 0 BB: 0 P: 16	R: 0 E: 0 K: 1 S: 10	H: 1 LOB: 1 BB: 0 P: 14	1B: 4 2B: 0 3B: 0 HR: 0	SF: 0 SAC: 0 DP: 0 HBP: 1	WP: 1 PB: 0 SB: 0 CS: 0	PA: 36
<b>PITCHER</b>	IP WLS BF H R ER SO	IP WLS BF H R ER SO	IP WLS BF H R ER SO	IP WLS BF H R ER SO	IP WLS BF H R ER SO	IP WLS BF H R ER SO	IP WLS BF H R ER SO	IP WLS BF H R ER SO	IP WLS BF H R ER SO	IP WLS BF H R ER SO	IP WLS BF H R ER SO	IP WLS BF H R ER SO	IP WLS BF H R ER SO	IP WLS BF H R ER SO	IP WLS BF H R ER SO	IP WLS BF H R ER SO	ERA WHIP	ERA WHIP				
34 Zach Plesac, R ERA: 4.78	5.2 W 25 3 0 0 6	5.2 W 25 3 0 0 6	5.2 W 25 3 0 0 6	5.2 W 25 3 0 0 6	5.2 W 25 3 0 0 6	5.2 W 25 3 0 0 6	5.2 W 25 3 0 0 6	5.2 W 25 3 0 0 6	5.2 W 25 3 0 0 6	5.2 W 25 3 0 0 6	5.2 W 25 3 0 0 6	5.2 W 25 3 0 0 6	5.2 W 25 3 0 0 6	5.2 W 25 3 0 0 6	5.2 W 25 3 0 0 6	5.2 W 25 3 0 0 6	0.00 1.235	0.00 1.235				
27 Bryan Shaw, R ERA: 0.79	1.1 H 4 0 0 0	1.1 H 4 0 0 0	1.1 H 4 0 0 0	1.1 H 4 0 0 0	1.1 H 4 0 0 0	1.1 H 4 0 0 0	1.1 H 4 0 0 0	1.1 H 4 0 0 0	1.1 H 4 0 0 0	1.1 H 4 0 0 0	1.1 H 4 0 0 0	1.1 H 4 0 0 0	1.1 H 4 0 0 0	1.1 H 4 0 0 0	1.1 H 4 0 0 0	1.1 H 4 0 0 0	0.00 0.000	0.00 0.000				
99 James Karinchak, R ERA: 0.00	1.0 3 0 0 0	1.0 3 0 0 0	1.0 3 0 0 0	1.0 3 0 0 0	1.0 3 0 0 0	1.0 3 0 0 0	1.0 3 0 0 0	1.0 3 0 0 0	1.0 3 0 0 0	1.0 3 0 0 0	1.0 3 0 0 0	1.0 3 0 0 0	1.0 3 0 0 0	1.0 3 0 0 0	1.0 3 0 0 0	1.0 3 0 0 0	0.00 0.000	0.00 0.000				
48 Emmanuel Clase, R ERA: 0.00	1.0 4 1 0 0	1.0 4 1 0 0	1.0 4 1 0 0	1.0 4 1 0 0	1.0 4 1 0 0	1.0 4 1 0 0	1.0 4 1 0 0	1.0 4 1 0 0	1.0 4 1 0 0	1.0 4 1 0 0	1.0 4 1 0 0	1.0 4 1 0 0	1.0 4 1 0 0	1.0 4 1 0 0	1.0 4 1 0 0	1.0 4 1 0 0	0.00 1.000	0.00 1.000				
<b>Batter</b>	1	2	3	4	5	6	7	8	9	AB	R	H	RBI	BB	SO	LOB	BOTTOM					
7 Tim Anderson, R OBP: 0.321, SLG: 0.480	F9		G6-3		K		F9			4	0	0	0	0	1	2	<b>Cleveland Indians @ Chicago White Sox</b> <b>Guaranteed Rate Field, Chicago, IL</b> Sun May 02 2021, 1:13 PM - 4:30 PM CDT Att: 9,471 - Sunny - 79 F					
88 Luis Robert Jr., R OBP: 0.359, SLG: 0.463	1B		79 HBP		10 E		G6-3			1	0	1	0	0	0	0						
12 Adam Eaton, L OBP: 0.301, SLG: 0.380	1B		79 HBP		10 E		G6-3			2	0	0	0	1	0	0						
10 Yoán Moncada, S OBP: 0.370, SLG: 0.396	K		79 HBP		79 HBP		K			3	0	0	0	1	3	1						
79 José Abreu, R OBP: 0.302, SLG: 0.374	G6-3		79 HBP		79 HBP		K			3	0	0	0	0	2	1						
23 Jake Lamb, L OBP: 0.357, SLG: 0.143	K		K		BB		K2-3			3	0	0	0	1	3	3						
21 Zack Collins, L OBP: 0.318, SLG: 0.342	BB		G3-1		P5		F7			3	0	0	0	1	0	1						
25 Andrew Vaughn, R OBP: 0.373, SLG: 0.373	F9		1B		1B		F9			4	0	2	0	0	0	2						
28 Leury García, S OBP: 0.224, SLG: 0.246	F7		F7		F7		K			4	0	0	0	0	2	4						
1 Nick Madrigal, R OBP: 0.364, SLG: 0.413	G5-3		G5-3		L8		L8			4	0	1	0	0	0	1						
<b>Inning Stats</b>	R: 0 E: 0 K: 1 S: 9	H: 1 LOB: 0 BB: 0 P: 13	R: 0 E: 0 K: 1 S: 11	H: 0 LOB: 1 BB: 1 P: 18	R: 0 E: 0 K: 1 S: 20	H: 0 LOB: 2 BB: 2 P: 33	R: 0 E: 0 K: 1 S: 12	H: 2 LOB: 2 BB: 0 P: 19	R: 0 E: 0 K: 2 S: 10	H: 0 LOB: 0 BB: 0 P: 14	R: 0 E: 0 K: 1 S: 9	H: 0 LOB: 1 BB: 1 P: 17	R: 0 E: 0 K: 0 S: 6	H: 0 LOB: 0 BB: 0 P: 9	R: 0 E: 0 K: 3 S: 9	H: 0 LOB: 0 BB: 0 P: 16	R: 0 E: 0 K: 1 S: 10	H: 1 LOB: 1 BB: 0 P: 14	1B: 4 2B: 0 3B: 0 HR: 0	SF: 0 SAC: 0 DP: 0 HBP: 1	WP: 1 PB: 0 SB: 0 CS: 0	PA: 36
<b>PITCHER</b>	IP WLS BF H R ER SO	IP WLS BF H R ER SO	IP WLS BF H R ER SO	IP WLS BF H R ER SO	IP WLS BF H R ER SO	IP WLS BF H R ER SO	IP WLS BF H R ER SO	IP WLS BF H R ER SO	IP WLS BF H R ER SO	IP WLS BF H R ER SO	IP WLS BF H R ER SO	IP WLS BF H R ER SO	IP WLS BF H R ER SO	IP WLS BF H R ER SO	IP WLS BF H R ER SO	IP WLS BF H R ER SO	ERA WHIP	ERA WHIP				
34 Zach Plesac, R ERA: 4.78	5.2 W 25 3 0 0 6	5.2 W 25 3 0 0 6	5.2 W 25 3 0 0 6	5.2 W 25 3 0 0 6	5.2 W 25 3 0 0 6	5.2 W 25 3 0 0 6	5.2 W 25 3 0 0 6	5.2 W 25 3 0 0 6	5.2 W 25 3 0 0 6	5.2 W 25 3 0 0 6	5.2 W 25 3 0 0 6	5.2 W 25 3 0 0 6	5.2 W 25 3 0 0 6	5.2 W 25 3 0 0 6	5.2 W 25 3 0 0 6	5.2 W 25 3 0 0 6	0.00 1.235	0.00 1.235				
27 Bryan Shaw, R ERA: 0.79	1.1 H 4 0 0 0	1.1 H 4 0 0 0	1.1 H 4 0 0 0	1.1 H 4 0 0 0	1.1 H 4 0 0 0	1.1 H 4 0 0 0	1.1 H 4 0 0 0	1.1 H 4 0 0 0	1.1 H 4 0 0 0	1.1 H 4 0 0 0	1.1 H 4 0 0 0	1.1 H 4 0 0 0	1.1 H 4 0 0 0	1.1 H 4 0 0 0	1.1 H 4 0 0 0	1.1 H 4 0 0 0	0.00 0.000	0.00 0.000				
99 James Karinchak, R ERA: 0.00	1.0 3 0 0 0	1.0 3 0 0 0	1.0 3 0 0 0	1.0 3 0 0 0	1.0 3 0 0 0	1.0 3 0 0 0	1.0 3 0 0 0	1.0 3 0 0 0	1.0 3 0 0 0	1.0 3 0 0 0	1.0 3 0 0 0	1.0 3 0 0 0	1.0 3 0 0 0	1.0 3 0 0 0	1.0 3 0 0 0	1.0 3 0 0 0	0.00 0.000	0.00 0.000				
48 Emmanuel Clase, R ERA: 0.00	1.0 4 1 0 0	1.0 4 1 0 0	1.0 4 1 0 0	1.0 4 1 0 0	1.0 4 1 0 0	1.0 4 1 0 0	1.0 4 1 0 0	1.0 4 1 0 0	1.0 4 1 0 0	1.0 4 1 0 0	1.0 4 1 0 0	1.0 4 1 0 0	1.0 4 1 0 0	1.0 4 1 0 0	1.0 4 1 0 0	1.0 4 1 0 0	0.00 1.000	0.00 1.000				



Batter	1	2	3	4	5	6	7	8	9	AB	R	H	RBI	BB	SO	LOB	TOP					
7 Tim Anderson, R OBP: 0.325, SLG: 0.475	G4-3	1-3 2-H 3-H 1B		FC1-4 10 1B 79 SF7	K			K		5	0	2	3	0	2	3	Chicago White Sox @ Cincinnati Reds Great American Ball Park, Cincinnati, OH Tue May 04 2021, 7:46 PM - 11:03 PM EDT Att: 10,209 - Overcast - 63 F					
1 Nick Madrigal, R OBP: 0.396, SLG: 0.412	L8	K2-3		FC1-4 10 1B 79 SF7	K			K		5	2	2	1	0	1	4						
10 Yoán Moncada, S OBP: 0.375, SLG: 0.411	F8		79 WP 25 SF8							4	1	2	1	0	0	3						
20 Danny Mendick, R OBP: 0.545, SLG: 0.375										0	0	0	0	1	0	0						
79 José Abreu, R OBP: 0.306, SLG: 0.408		HR								4	1	2	3	0	1	1						
12 Adam Eaton, L OBP: 0.299, SLG: 0.368	K2-3									3	0	0	0	0	3	1						
0 Billy Hamilton, S OBP: 0.250, SLG: 0.167			HBP							1	0	0	0	0	1	2						
25 Andrew Vaughn, R OBP: 0.344, SLG: 0.345	K		SF8							4	1	0	1	0	1	2						
24 Yasmani Grandal, S OBP: 0.342, SLG: 0.263										2	1	0	0	2	1	1						
21 Zack Collins, L OBP: 0.333, SLG: 0.342	BB									0	0	0	0	1	0	0						
28 Leury Garcia, S OBP: 0.236, SLG: 0.246	BB									4	2	1	0	1	1	3						
84 Dylan Cease, R OBP: 1.000, SLG: 1.333	1B									2	1	0	0	0	0	0						
73 Yermín Mercedes, R OBP: 0.430, SLG: 0.621										1	0	0	0	0	0	0						
66 José Ruiz, R OBP: 0.344, SLG: 0.345										1	0	0	0	0	0	0						
64 Alex McRae, R OBP: 0.344, SLG: 0.345										0	0	0	0	0	0	0						
<b>Inning Stats</b>	R: 0 E: 0 K: 0 S: 8	H: 0 LOB: 0 BB: 0 P: 13	R: 3 E: 0 K: 3 S: 21	H: 4 LOB: 2 BB: 1 P: 36	R: 1 E: 0 K: 1 S: 15	H: 1 LOB: 0 BB: 0 P: 26	R: 3 E: 0 K: 1 S: 17	H: 3 LOB: 1 BB: 1 P: 27	R: 1 E: 1 K: 2 S: 17	H: 2 LOB: 3 BB: 1 P: 24	R: 0 E: 0 K: 1 S: 7	H: 0 LOB: 0 BB: 0 P: 13	R: 0 E: 0 K: 1 S: 14	H: 0 LOB: 0 BB: 0 P: 20	R: 1 E: 0 K: 2 S: 14	H: 2 LOB: 2 BB: 1 P: 23	R: 0 E: 0 K: 0 S: 7	H: 0 LOB: 0 BB: 1 P: 11	1B: 9 2B: 2 3B: 0 HR: 1	SF: 2 SAC: 0 DP: 1 HBP: 1	WP: 1 PB: 0 SB: 0 CS: 0	PA: 45
<b>PITCHER</b>	IP WLS BF H R ER SO BB IBB HBP BLK WP HR S P ERA WHIP	IP WLS BF H R ER SO BB IBB HBP BLK WP HR S P ERA WHIP	IP WLS BF H R ER SO BB IBB HBP BLK WP HR S P ERA WHIP	IP WLS BF H R ER SO BB IBB HBP BLK WP HR S P ERA WHIP	IP WLS BF H R ER SO BB IBB HBP BLK WP HR S P ERA WHIP	IP WLS BF H R ER SO BB IBB HBP BLK WP HR S P ERA WHIP	IP WLS BF H R ER SO BB IBB HBP BLK WP HR S P ERA WHIP	IP WLS BF H R ER SO BB IBB HBP BLK WP HR S P ERA WHIP	IP WLS BF H R ER SO BB IBB HBP BLK WP HR S P ERA WHIP	IP WLS BF H R ER SO BB IBB HBP BLK WP HR S P ERA WHIP	IP WLS BF H R ER SO BB IBB HBP BLK WP HR S P ERA WHIP	IP WLS BF H R ER SO BB IBB HBP BLK WP HR S P ERA WHIP	IP WLS BF H R ER SO BB IBB HBP BLK WP HR S P ERA WHIP	IP WLS BF H R ER SO BB IBB HBP BLK WP HR S P ERA WHIP	IP WLS BF H R ER SO BB IBB HBP BLK WP HR S P ERA WHIP	IP WLS BF H R ER SO BB IBB HBP BLK WP HR S P ERA WHIP	IP WLS BF H R ER SO BB IBB HBP BLK WP HR S P ERA WHIP					

Batter	1	2	3	4	5	6	7	8	9	AB	R	H	RBI	BB	SO	LOB	BOTTOM					
33 Jesse Winker, L OBP: 0.412, SLG: 0.636	K							G6-3		3	0	0	0	1	2	1	Chicago White Sox @ Cincinnati Reds Great American Ball Park, Cincinnati, OH Tue May 04 2021, 7:46 PM - 11:03 PM EDT Att: 10,209 - Overcast - 63 F					
2 Nick Castellanos, R OBP: 0.300, SLG: 0.648	K							K		2	0	0	0	0	2	2						
0 Alex Blandino, R OBP: 0.351, SLG: 0.323	K							K		2	0	0	0	0	2	0						
19 Joey Votto, L OBP: 0.392, SLG: 0.429	G3									3	0	0	0	0	2	2						
37 Tyler Stephenson, R OBP: 0.417, SLG: 0.477										0	0	0	0	1	0	0						
9 Mike Moustakas, L OBP: 0.333, SLG: 0.467	K									4	0	0	0	0	2	1						
7 Eugenio Suárez, R OBP: 0.237, SLG: 0.327										3	0	0	0	1	0	1						
12 Tyler Naquin, L OBP: 0.396, SLG: 0.527	P6									4	0	0	0	0	0	2						
16 Tucker Barnhart, L OBP: 0.397, SLG: 0.554										3	0	2	0	0	1	1						
6 Jonathan India, R OBP: 0.317, SLG: 0.348										2	0	0	0	1	2	2						
23 Jeff Hoffman, R OBP: 0.286, SLG: 0.286										0	0	0	0	0	0	0						
87 José De León, R OBP: 0.250, SLG: 0.250										1	0	0	0	0	1	1						
47 Sal Romano, L OBP: 0.288, SLG: 0.275										1	0	0	0	0	0	0						
17 Kyle Farmer, R OBP: 0.288, SLG: 0.275										1	0	0	0	0	0	0						
<b>Inning Stats</b>	R: 0 E: 0 K: 2 S: 10	H: 0 LOB: 0 BB: 0 P: 16	R: 0 E: 0 K: 2 S: 10	H: 0 LOB: 1 BB: 1 P: 17	R: 0 E: 0 K: 2 S: 11	H: 0 LOB: 2 BB: 2 P: 22	R: 0 E: 0 K: 0 S: 4	H: 0 LOB: 0 BB: 0 P: 9	R: 0 E: 0 K: 3 S: 13	H: 1 LOB: 1 BB: 0 P: 20	R: 0 E: 0 K: 2 S: 10	H: 0 LOB: 0 BB: 0 P: 14	R: 0 E: 0 K: 1 S: 9	H: 1 LOB: 1 BB: 0 P: 14	R: 0 E: 0 K: 1 S: 8	H: 0 LOB: 0 BB: 0 P: 10	R: 0 E: 0 K: 1 S: 9	H: 0 LOB: 1 BB: 1 P: 16	1B: 1 2B: 1 3B: 0 HR: 0	SF: 0 SAC: 1 DP: 0 HBP: 0	WP: 1 PB: 0 SB: 0 CS: 0	PA: 33
<b>PITCHER</b>	IP WLS BF H R ER SO BB IBB HBP BLK WP HR S P ERA WHIP	IP WLS BF H R ER SO BB IBB HBP BLK WP HR S P ERA WHIP	IP WLS BF H R ER SO BB IBB HBP BLK WP HR S P ERA WHIP	IP WLS BF H R ER SO BB IBB HBP BLK WP HR S P ERA WHIP	IP WLS BF H R ER SO BB IBB HBP BLK WP HR S P ERA WHIP	IP WLS BF H R ER SO BB IBB HBP BLK WP HR S P ERA WHIP	IP WLS BF H R ER SO BB IBB HBP BLK WP HR S P ERA WHIP	IP WLS BF H R ER SO BB IBB HBP BLK WP HR S P ERA WHIP	IP WLS BF H R ER SO BB IBB HBP BLK WP HR S P ERA WHIP	IP WLS BF H R ER SO BB IBB HBP BLK WP HR S P ERA WHIP	IP WLS BF H R ER SO BB IBB HBP BLK WP HR S P ERA WHIP	IP WLS BF H R ER SO BB IBB HBP BLK WP HR S P ERA WHIP	IP WLS BF H R ER SO BB IBB HBP BLK WP HR S P ERA WHIP	IP WLS BF H R ER SO BB IBB HBP BLK WP HR S P ERA WHIP	IP WLS BF H R ER SO BB IBB HBP BLK WP HR S P ERA WHIP	IP WLS BF H R ER SO BB IBB HBP BLK WP HR S P ERA WHIP	IP WLS BF H R ER SO BB IBB HBP BLK WP HR S P ERA WHIP					





Batter	1	2	3	4	5	6	7	8	9	10	AB	R	H	RBI	BB	SO	LOB	TOP
7 Tim Anderson, R OBP: 0.322, SLG: 0.464	G6-3		1B			L9		K			4	0	1	0	0	1	0	<p>Chicago White Sox @ Cincinnati Reds</p> <p>Great American Ball Park, Cincinnati, OH</p> <p>Wed May 05 2021, 12:36 PM - 3:47 PM EDT</p> <p>Att: 10,247 - Partly Cloudy - 59 F</p>
1 Nick Madrigal, R OBP: 0.361, SLG: 0.404	G1-4-3		F9			FC6-4		G5-3			4	0	1	0	0	0	1	
10 Yoán Moncada, S OBP: 0.362, SLG: 0.394	G3-1		G4-3			K		F8			4	0	0	0	0	1	2	
79 José Abreu, R OBP: 0.304, SLG: 0.396	G4-3		K			FC6-4		BB			3	0	0	0	1	1	1	
25 Andrew Vaughn, R OBP: 0.338, SLG: 0.328						K		G4-3			3	0	0	0	0	1	1	
31 Liam Hendriks, R (9.1)						K		FC5-4			0	0	0	0	0	0	0	
24 Yasmani Grandal, S OBP: 0.363, SLG: 0.259						K		BB			1	0	0	0	3	1	0	
28 Leury García, S OBP: 0.224, SLG: 0.233						K		FC5-4			4	0	0	0	0	2	4	
0 Billy Hamilton, S OBP: 0.208, SLG: 0.136						K		K			4	0	0	0	0	2	5	
60 Dallas Keuchel, L (1.1)						K					2	0	0	0	0	1	0	
73 Yermín Mercedes, R, PH OBP: 0.314, SLG: 0.514											1	0	0	0	0	1	0	
34 Michael Kopech, R (8.1)											0	0	0	0	0	0	0	
23 Jake Lamb, L OBP: 0.357, SLG: 0.143											0	0	0	0	0	0	0	
<b>Inning Stats</b>	R: 0 E: 0 K: 0 S: 5	H: 0 LOB: 0 BB: 10 P: 10	R: 0 E: 0 K: 2 S: 10	H: 0 LOB: 2 BB: 1 P: 19	R: 0 E: 0 K: 0 S: 9	H: 1 LOB: 1 BB: 0 P: 13	R: 0 E: 0 K: 2 S: 7	H: 0 LOB: 0 BB: 0 P: 10	R: 0 E: 0 K: 2 S: 10	H: 0 LOB: 0 BB: 0 P: 14	R: 0 E: 0 K: 1 S: 7	H: 0 LOB: 1 BB: 1 P: 14	R: 0 E: 0 K: 1 S: 7	H: 0 LOB: 1 BB: 1 P: 14	1B: 2 2B: 0 3B: 0 HR: 0	SF: 0 SAC: 0 DP: 1 HBP: 1	WP: 0 PB: 0 SB: 1 CS: 1	PA: 35
<b>PITCHER</b>	IP WLS BF H R ER SO ERA WHIP	7 0 26 2 0 0 8 3.92	2 0 0 0 0 2 1 0.500	3 0 0 0 0 1 1 0.00	0 0 0 0 0 0 0 0.00	0 0 0 0 0 0 0 0.00	20 29 0.00 0.500	7 14 0.00 1.000										

Batter	1	2	3	4	5	6	7	8	9	10	AB	R	H	RBI	BB	SO	LOB	BOTTOM
15 Nick Senzel, R OBP: 0.344, SLG: 0.325	FC3-2		G6-3			G6-3		BB			3	0	1	0	2	0	0	<p>Chicago White Sox @ Cincinnati Reds</p> <p>Great American Ball Park, Cincinnati, OH</p> <p>Wed May 05 2021, 12:36 PM - 3:47 PM EDT</p> <p>Att: 10,247 - Partly Cloudy - 59 F</p>
33 Jesse Winker, L OBP: 0.422, SLG: 0.641	FC3-2		G3			G4-3		BB			4	0	2	1	1	0	0	
19 Joey Votto, L OBP: 0.305, SLG: 0.425	FC3-2		G6-4-3			HBP		BB			1	0	0	0	0	0	2	
17 Kyle Farmer, R OBP: 0.295, SLG: 0.269	FC3-2		HBP			BB		P6			1	0	0	0	1	0	2	
7 Eugenio Suárez, R OBP: 0.238, SLG: 0.318	G6-4-3		BB			L7		K			3	0	0	0	1	1	3	
9 Mike Moustakas, L OBP: 0.316, SLG: 0.438	F8		L3			G3		K			4	0	0	0	0	1	2	
37 Tyler Stephenson, R OBP: 0.362, SLG: 0.447	G5-3		P3			K		E9			3	0	0	0	0	1	2	
70 Tejay Antone, R (8.1)	G5-3					K		BB			0	0	0	0	0	0	0	
0 Alex Blandino, R OBP: 0.368, SLG: 0.344	G4-3					G3		BB			1	0	1	0	0	0	0	
39 Lucas Sims, R (10.1)	G4-3					G3		IBB			0	0	0	0	0	0	0	
12 Tyler Naquin, L OBP: 0.363, SLG: 0.519	G4-3					G5-4-3		BB			3	0	1	0	1	0	0	
6 Jonathan India, R OBP: 0.314, SLG: 0.333	G4-3					G5-4-3		BB			3	0	0	0	1	1	1	
54 Sonny Gray, R (1.1)	G1-3					G1-3		K			2	0	0	0	0	0	0	
16 Tucker Barnhart, L OBP: 0.387, SLG: 0.537	G1-3					G1-3		FC5			2	1	0	0	0	1	3	
<b>Inning Stats</b>	R: 0 E: 0 K: 0 S: 12	H: 1 LOB: 1 BB: 1 P: 20	R: 0 E: 0 K: 0 S: 7	H: 0 LOB: 0 BB: 0 P: 8	R: 0 E: 0 K: 0 S: 5	H: 0 LOB: 0 BB: 0 P: 7	R: 0 E: 0 K: 0 S: 7	H: 1 LOB: 1 BB: 0 P: 11	R: 0 E: 0 K: 0 S: 6	H: 0 LOB: 0 BB: 0 P: 17	R: 0 E: 0 K: 1 S: 9	H: 1 LOB: 3 BB: 2 P: 25	R: 1 E: 1 K: 0 S: 10	H: 2 LOB: 2 BB: 0 P: 13	1B: 4 2B: 1 3B: 0 HR: 0	SF: 0 SAC: 0 DP: 2 HBP: 1	WP: 0 PB: 0 SB: 0 CS: 0	PA: 38
<b>PITCHER</b>	IP WLS BF H R ER SO ERA WHIP	7 0 25 1 0 0 4 3.79	1 0 0 0 0 4 3 0.00	2 1 0 0 0 0 0 0.00	0 0 0 0 0 0 0 0.00	0 0 0 0 0 0 0 0.00	21 43 0.00 2.400	13 18 0.00 6.000										

AB	30
R	0
H	2
RBI	0
BB	4
SO	11
LOB	14

AB	30
R	1
H	5
RBI	1
BB	7
SO	5
LOB	15













Batter	1	2	3	4	5	6	7	8	9	AB	R	H	RBI	BB	SO	LOB	TOP										
7 Tim Anderson, R OBP: 0.324, SLG: 0.449	G5-3	K		K			G3-1 10 G3-1 79 1B	K		5	1	1	0	0	3	2	<b>Chicago White Sox @ Kansas City Royals</b> Kauffman Stadium, Kansas City, MO Sun May 09 2021, 1:12 PM - 4:41 PM CDT Att: 12,102 - Overcast - 49 F										
1 Nick Madrigal, R OBP: 0.342, SLG: 0.379	P4		F9		F8			G4-3	5	1	1	0	0	0	0												
10 Yoán Moncada, S OBP: 0.362, SLG: 0.387	K				K		G3-1		4	2	1	0	1	2	2												
79 José Abreu, R OBP: 0.317, SLG: 0.415					K				4	1	2	3	0	2	1												
24 Yasmani Grandal, S OBP: 0.378, SLG: 0.242									4	1	0	0	1	3	3												
73 Yermín Mercedes, R OBP: 0.407, SLG: 0.598									5	1	2	3	0	1	2												
25 Andrew Vaughn, R OBP: 0.350, SLG: 0.362									3	2	1	0	1	0	1												
0 Billy Hamilton, S OBP: 0.200, SLG: 0.130									0	0	0	0	0	0	0												
28 Leury García, S OBP: 0.230, SLG: 0.265									3	0	1	2	0	0	1												
20 Danny Mendick, R OBP: 0.467, SLG: 0.458									4	0	1	1	0	0	2												
<b>Inning Stats</b>	R: 0 E: 0 K: 1 S: 6	H: 0 LOB: 0 BB: 0 P: 8	R: 3 E: 0 K: 2 S: 18	H: 2 LOB: 1 BB: 1 P: 29	R: 2 E: 0 K: 1 S: 14	H: 2 LOB: 1 BB: 1 P: 25	R: 0 E: 0 K: 1 S: 9	H: 0 LOB: 0 BB: 0 P: 14	R: 0 E: 0 K: 2 S: 8	H: 0 LOB: 0 BB: 0 P: 15	R: 1 E: 0 K: 1 S: 12	H: 2 LOB: 1 BB: 0 P: 14	R: 2 E: 0 K: 1 S: 14	H: 3 LOB: 1 BB: 0 P: 22	R: 0 E: 1 K: 1 S: 9	H: 0 LOB: 1 BB: 0 P: 16	R: 1 E: 0 K: 1 S: 18	H: 1 LOB: 1 BB: 1 P: 29	1B: 6 2B: 3 3B: 1 HR: 0	SF: 1 SAC: 0 DP: 0 HBP: 0	WP: 0 PB: 0 CS: 0 SB: 0	PA: 42					
<b>PITCHER</b>	IP	WLS	BF	H	R	ER	SO	BB	IBB	HBP	BLK	WP	HR	S	P	ERA	WHIP										
23 Mike Minor, L ERA: 5.75	5.0	L	22	4	5	5	7	2	0	1	0	0	0	55	91	9.00	1.200										
24 Jakob Junis, R ERA: 5.33	1.0		5	2	1	1	1	0	0	0	0	0	0	12	14	9.00	2.000										
35 Greg Holland, R ERA: 5.25	1.0		6	3	2	2	1	0	0	0	0	0	0	14	22	18.00	3.000										
58 Scott Barlow, R ERA: 2.45	1.0		4	0	0	0	1	0	0	0	0	0	0	9	16	0.00	0.000										
63 Josh Staumont, R ERA: 2.97	0.2		4	1	1	1	1	1	0	0	0	0	0	15	25	13.50	3.000										
54 Ervin Santana, R ERA: 3.18	0.1		1	0	0	0	0	0	0	0	0	0	0	3	4	0.00	0.000										
<b>Batter</b>	<b>1</b>	<b>2</b>	<b>3</b>	<b>4</b>	<b>5</b>	<b>6</b>	<b>7</b>	<b>8</b>	<b>9</b>	<b>AB</b>	<b>R</b>	<b>H</b>	<b>RBI</b>	<b>BB</b>	<b>SO</b>	<b>LOB</b>	<b>BOTTOM</b>										
15 Whit Merrifield, R OBP: 0.327, SLG: 0.419	G6-4-3 16 1B 13 G6-4-3		G4-3 16 S 16		G5-3		SF7			3	1	2	1	0	0	1	<b>Chicago White Sox @ Kansas City Royals</b> Kauffman Stadium, Kansas City, MO Sun May 09 2021, 1:12 PM - 4:41 PM CDT Att: 12,102 - Overcast - 49 F										
16 Andrew Benintendi, L OBP: 0.369, SLG: 0.385	G6-4-3 13 G6-4-3		G4-3		L4		K		4	0	1	0	0	1	2												
13 Salvador Pérez, R OBP: 0.312, SLG: 0.496	G6-4-3		F9		G3-1		G4-3		4	0	0	0	0	0	2												
41 Carlos Santana, S OBP: 0.383, SLG: 0.448	FC5-4 12 FC5-4		L9		L9		K		2	1	0	0	2	1	0												
12 Jorge Soler, R OBP: 0.276, SLG: 0.336	FC5-4						G5-3		2	0	0	0	2	0	1												
17 Hunter Dozier, R OBP: 0.227, SLG: 0.386			L9		L9		K		3	0	0	0	1	1	1												
Michael Taylor, R OBP: 0.309, SLG: 0.333			K		K		K		4	0	0	1	0	3	3												
49 Hanser Alberto, R OBP: 0.227, SLG: 0.338			G1-3				F8		4	0	1	0	0	0	2												
8 Nicky Lopez, L OBP: 0.311, SLG: 0.295			P6				F8		3	1	1	0	0	0	1												
66 Ryan O'Hearn, L OBP: 0.297, SLG: 0.424									1	0	0	0	0	0	0												
<b>Inning Stats</b>	R: 1 E: 0 K: 0 S: 20	H: 2 LOB: 1 BB: 1 P: 26	R: 0 E: 0 K: 1 S: 8	H: 0 LOB: 0 BB: 0 P: 12	R: 0 E: 0 K: 1 S: 14	H: 1 LOB: 1 BB: 0 P: 20	R: 0 E: 0 K: 1 S: 11	H: 0 LOB: 1 BB: 1 P: 19	R: 0 E: 0 K: 0 S: 12	H: 1 LOB: 0 BB: 0 P: 16	R: 1 E: 0 K: 0 S: 15	H: 0 LOB: 2 BB: 3 P: 28	R: 1 E: 0 K: 1 S: 9	H: 1 LOB: 0 BB: 0 P: 14	R: 0 E: 0 K: 2 S: 9	H: 0 LOB: 0 BB: 0 P: 13	R: 0 E: 0 K: 1 S: 6	H: 0 LOB: 0 BB: 0 P: 9	1B: 3 2B: 1 3B: 1 HR: 0	SF: 1 SAC: 0 DP: 1 HBP: 0	WP: 1 PB: 0 CS: 0 SB: 1	PA: 36					
<b>PITCHER</b>	IP	WLS	BF	H	R	ER	SO	BB	IBB	HBP	BLK	WP	HR	S	P	ERA	WHIP										
27 Lucas Giolito, R ERA: 4.54	5.0	W	20	4	1	1	2	2	0	0	0	0	0	65	93	1.80	1.200										
43 Evan Marshall, R ERA: 6.75	0.1		3	0	1	1	0	2	0	0	0	0	0	7	15	27.00	6.000										
65 Codi Heuer, R ERA: 5.87	1.0		5	1	1	1	0	1	0	0	0	0	0	12	18	9.00	2.000										
39 Aaron Bummer, L ERA: 1.59	1.2		5	0	0	0	3	0	0	0	0	0	0	14	22	0.00	0.000										
66 José Ruiz, R ERA: 1.46	1.0		3	0	0	0	1	0	0	0	0	0	0	6	9	0.00	0.000										



Batter	1	2	3	4	5	6	7	8	9	AB	R	H	RBI	BB	SO	LOB	TOP					
2 Luis Arraez, L (1, 7) OBP: 0.389, SLG: 0.367										4	0	1	1	0	2	2						
20 Josh Donaldson, R (1, 5) OBP: 0.365, SLG: 0.479										4	0	0	0	1	2	1						
23 Nelson Cruz, R (1, 10) OBP: 0.352, SLG: 0.544										5	0	2	0	0	2	1						
26 Max Kepler, L (1, 8) OBP: 0.284, SLG: 0.357										4	0	0	0	0	0	3						
11 Jorge Polanco, S (1, 4) OBP: 0.313, SLG: 0.404										4	1	2	1	0	1	4						
24 Trevor Larnach, L (1, 9) 30 Kyle Garlick, R (7, PH) OBP: 0.319, SLG: 0.523										2	1	0	0	1	0	2						
64 Willians Astudillo, R (1, 3) OBP: 0.319, SLG: 0.500										4	1	2	0	0	1	3						
9 Andrelton Simmons, R (1, 6) OBP: 0.341, SLG: 0.338										4	0	2	0	0	2	0						
70 Ben Rortvedt, L (1, 2) 8 Mitch Garver, R (6, PH) OBP: 0.262, SLG: 0.468										1	0	0	1	0	1	0						
<b>Inning Stats</b>	R: 0 E: 0 K: 2 S: 9	H: 0 LOB: 0 BB: 0 P: 14	R: 3 E: 0 K: 0 S: 18	H: 3 LOB: 1 BB: 1 P: 28	R: 0 E: 0 K: 0 S: 10	H: 0 LOB: 2 BB: 1 P: 20	R: 0 E: 0 K: 3 S: 11	H: 0 LOB: 0 BB: 0 P: 15	R: 0 E: 0 K: 2 S: 14	H: 2 LOB: 2 BB: 0 P: 20	R: 0 E: 0 K: 1 S: 13	H: 2 LOB: 2 BB: 0 P: 20	R: 0 E: 0 K: 1 S: 12	H: 0 LOB: 0 BB: 0 P: 15	R: 0 E: 0 K: 1 S: 6	H: 0 LOB: 0 BB: 0 P: 10	R: 0 E: 0 K: 1 S: 6	H: 0 LOB: 0 BB: 0 P: 7	1B: 7 2B: 2 3B: 0 HR: 1	SF: 1 SAC: 0 DP: 1 HBP: 2	WP: 0 PB: 0 SB: 1 CS: 0	PA: 40
<b>PITCHER</b>	IP	WLS	BF	H	R	ER	SO	BB	IBB	HBP	BLK	WP	HR	S	P	ERA	WHIP					
84 Dylan Cease, R (1, 1) ERA: 2.8	5.0		23	5	3	3	7	2	0	2	0	0	1	62	97	5.40	1.400					
63 Matt Foster, R (6, 1) ERA: 8.39	0.1		3	2	0	0	0	0	0	0	0	0	0	8	12	0.00	6.000					
45 Garrett Crochet, L (6, 1) ERA: 0.93	0.2	W	2	0	0	0	1	0	0	0	0	0	0	5	8	0.00	0.000					
65 Codi Heuer, R (7, 1) ERA: 5.63	0.2	H	4	2	0	0	1	0	0	0	0	0	0	9	11	0.00	3.000					
39 Aaron Bummer, L (7, 1) ERA: 1.42	1.1	H	5	0	0	0	1	0	0	0	0	0	0	9	14	0.00	0.000					
<b>PITCHER</b>	IP	WLS	BF	H	R	ER	SO	BB	IBB	HBP	BLK	WP	HR	S	P	ERA	WHIP					
66 José Ruiz, R (9, 1) ERA: 1.35	1.0		3	0	0	0	1	0	0	0	0	0	0	6	7	0.00	0.000					

Minnesota Twins @ Chicago White Sox  
Guaranteed Rate Field, Chicago, IL  
Tue May 11 2021, 7:12 PM - 10:33 PM CDT  
Att: 7,962 - Partly Cloudy - 48 F

AB 35  
R 3  
H 9  
RBI 3  
BB 2  
SO 11  
LOB 20



Batter	1	2	3	4	5	6	7	8	9	AB	R	H	RBI	BB	SO	LOB	BOTTOM				
7 Tim Anderson, R (1, 6) OBP: 0.327, SLG: 0.447										5	1	2	1	0	0	2					
12 Adam Eaton, L (1, 9) OBP: 0.310, SLG: 0.379										4	0	2	1	0	0	0					
10 Yoán Moncada, S (1, 5) OBP: 0.358, SLG: 0.377										3	1	0	0	1	2	3					
79 José Abreu, R (1, 3) OBP: 0.329, SLG: 0.446										3	3	2	2	0	0	0					
73 Yermín Mercedes, R (1, 10) OBP: 0.420, SLG: 0.600										3	1	2	0	1	0	0					
24 Yasmani Grandal, S (1, 2) OBP: 0.372, SLG: 0.288										4	1	1	3	0	2	3					
25 Andrew Vaughn, R (1, 7) 0 Billy Hamilton, S (7, PR) OBP: 0.192, SLG: 0.125										1	0	0	0	2	1	0					
28 Leury Garcia, S (1, 8) OBP: 0.233, SLG: 0.267										3	0	1	1	0	0	1					
1 Nick Madrigal, R (1, 4) OBP: 0.339, SLG: 0.374										4	0	1	1	0	0	3					
<b>Inning Stats</b>	R: 0 E: 0 K: 0 S: 12	H: 1 LOB: 0 BB: 0 P: 17	R: 3 E: 0 K: 0 S: 17	H: 3 LOB: 2 BB: 2 P: 31	R: 0 E: 0 K: 1 S: 8	H: 0 LOB: 0 BB: 0 P: 12	R: 0 E: 0 K: 2 S: 12	H: 0 LOB: 0 BB: 0 P: 17	R: 0 E: 0 K: 0 S: 7	H: 0 LOB: 0 BB: 0 P: 10	R: 2 E: 0 K: 0 S: 7	H: 2 LOB: 1 BB: 1 P: 12	R: 2 E: 1 K: 1 S: 16	H: 2 LOB: 2 BB: 1 P: 25	R: 2 E: 0 K: 1 S: 23	H: 3 LOB: 2 BB: 0 P: 35	1B: 8 2B: 2 3B: 0 HR: 2	SF: 0 SAC: 1 DP: 2 HBP: 1	WP: 0 PB: 0 SB: 1 CS: 0	PA: 37	
<b>PITCHER</b>	IP	WLS	BF	H	R	ER	SO	BB	IBB	HBP	BLK	WP	HR	S	P	ERA	WHIP				
18 Kenta Maeda, R (1, 1) ERA: 5.08	5.0		19	4	3	3	3	2	0	0	0	0	1	56	87	5.40	1.200				
66 Jorge Alcalá, R (6, 1) ERA: 4.05	1.0	L	5	2	2	2	0	1	0	0	0	0	1	7	12	18.00	3.000				
56 Caleb Thielbar, L (7, 1) ERA: 5.4	1.1		9	3	4	4	2	1	0	1	0	0	0	27	41	27.00	3.000				
54 Derek Law, R (8, 1) ERA: 4.5	0.2		4	2	0	0	0	0	0	0	0	0	0	12	19	0.00	3.000				

Minnesota Twins @ Chicago White Sox  
Guaranteed Rate Field, Chicago, IL  
Tue May 11 2021, 7:12 PM - 10:33 PM CDT  
Att: 7,962 - Partly Cloudy - 48 F

AB 31  
R 9  
H 11  
RBI 9  
BB 4  
SO 5  
LOB 14






Batter	1	2	3	4	5	6	7	8	9	AB	R	H	RBI	BB	SO	LOB	TOP										
30 Kyle Garlick, R OBP: 0.314, SLG: 0.521	G6-3		2B		P5	K			2B	4	1	1	0	0	1	2	<b>Minnesota Twins @ Chicago White Sox</b> Guaranteed Rate Field, Chicago, IL Wed May 12 2021, 7:11 PM - 10:55 PM CDT Att: 8,393 - Clear - 57 F										
24 Trevor Larnach, L OBP: 0.333, SLG: 0.286	G5-3		1B						2B	1	0	1	0	0	0	0											
20 Josh Donaldson, R OBP: 0.376, SLG: 0.467	G5-3		1B						1B	5	0	3	3	0	0	0											
23 Nelson Cruz, R OBP: 0.353, SLG: 0.563	HR		1B						K	5	2	2	1	0	1	4											
8 Mitch Garver, R OBP: 0.270, SLG: 0.463	G1-3		1B						K	5	1	2	0	0	1	2											
11 Jorge Polanco, S OBP: 0.316, SLG: 0.403			1B						K	5	1	2	1	0	1	4											
22 Miguel Sanó, R OBP: 0.284, SLG: 0.212	K								K	4	0	0	0	0	2	3											
26 Max Kepler, L OBP: 0.293, SLG: 0.349			BB						L3	2	1	0	0	2	0	0											
9 Andrelton Simmons, R OBP: 0.341, SLG: 0.329	G6-4-3								F7	2	0	0	1	1	0	2											
60 Jake Cave, L OBP: 0.239, SLG: 0.262	G6-4-3								F7	1	0	0	0	0	0	0											
2 Luis Arraez, L OBP: 0.393, SLG: 0.372			1B						E6	4	2	2	2	0	0	0											
<b>Inning Stats</b>	R: 1 H: 1 E: 0 K: 0 S: 7	H: 1 LOB: 0 BB: 0 P: 10	R: 0 H: 1 E: 0 K: 1 S: 11	H: 1 LOB: 1 BB: 1 P: 23	R: 2 H: 3 E: 0 K: 0 S: 12	H: 3 LOB: 0 BB: 0 P: 19	R: 0 H: 0 E: 0 K: 0 S: 5	H: 0 LOB: 0 BB: 0 P: 5	R: 0 H: 0 E: 0 K: 0 S: 8	H: 0 LOB: 0 BB: 0 P: 12	R: 4 H: 4 E: 0 K: 1 S: 18	H: 4 LOB: 2 BB: 2 P: 36	R: 0 H: 2 E: 0 K: 0 S: 10	H: 1 LOB: 1 BB: 0 P: 12	R: 0 H: 0 E: 0 K: 1 S: 8	H: 0 LOB: 0 BB: 0 P: 9	R: 1 H: 2 E: 1 K: 3 S: 21	H: 2 LOB: 2 BB: 0 P: 28	1B: 10 2B: 2 3B: 0 HR: 1	SF: 0 SAC: 0 DP: 3 HBP: 0	WP: 1 PB: 0 SB: 0 CS: 0	PA: 41					
<b>PITCHER</b>	IP	WLS	BF	H	R	ER	SO	BB	IBB	HBP	BLK	WP	HR	S	P	ERA	WHIP										
60 Dallas Keuchel, L ERA: 4.53	5.2	W	24	8	6	6	1	1	0	0	0	1	1	51	84	9.53	1.588										
43 Evan Marshall, R ERA: 7.43	0.0		3	1	1	1	0	2	0	0	0	0	0	7	16	∞	∞										
65 Codi Heuer, R ERA: 5.19	1.1		5	2	0	0	1	0	0	0	0	0	0	13	17	0.00	1.500										
66 José Ruiz, R ERA: 1.26	1.0		3	0	0	0	1	0	0	0	0	0	0	8	9	0.00	0.000										
31 Liam Hendriks, R ERA: 3.29	1.0		6	2	1	0	3	0	0	0	0	0	0	21	28	0.00	2.000										

Batter	1	2	3	4	5	6	7	8	9	AB	R	H	RBI	BB	SO	LOB	BOTTOM										
7 Tim Anderson, R OBP: 0.339, SLG: 0.449	G4-6-3				1B				F9	4	1	2	1	0	1	0	<b>Minnesota Twins @ Chicago White Sox</b> Guaranteed Rate Field, Chicago, IL Wed May 12 2021, 7:11 PM - 10:55 PM CDT Att: 8,393 - Clear - 57 F										
1 Nick Madrigal, R OBP: 0.333, SLG: 0.375	G4-6-3				1B				F8	5	1	1	0	0	1	4											
10 Yoán Moncada, S OBP: 0.360, SLG: 0.387	2B				1B				K	5	1	2	2	0	2	2											
79 José Abreu, R OBP: 0.331, SLG: 0.460	3B				1B				L7	5	1	2	3	0	1	2											
73 Yermin Mercedes, R OBP: 0.419, SLG: 0.587	1B				1B				BB	4	0	1	1	1	1	1											
24 Yasmani Grandal, S OBP: 0.384, SLG: 0.333	P3				BB				K	3	3	1	1	2	1	2											
25 Andrew Vaughn, R OBP: 0.364, SLG: 0.392	BB				HR				K	4	3	1	2	1	2	2											
0 Billy Hamilton, S OBP: 0.300, SLG: 0.357	3B				HR				K	4	3	4	1	0	0	0											
20 Danny Mendick, R OBP: 0.424, SLG: 0.407	3B				2B				1B	3	0	0	0	0	1	3											
12 Adam Eaton, L OBP: 0.308, SLG: 0.375	F8				1B				G3	1	0	0	0	0	0	1											
<b>Inning Stats</b>	R: 2 H: 4 E: 0 K: 0 S: 15	H: 4 LOB: 1 BB: 0 P: 20	R: 2 H: 1 E: 0 K: 1 S: 16	H: 1 LOB: 0 BB: 1 P: 24	R: 0 H: 0 E: 0 K: 1 S: 11	H: 0 LOB: 0 BB: 0 P: 19	R: 5 H: 5 E: 0 K: 2 S: 20	H: 5 LOB: 1 BB: 1 P: 35	R: 3 H: 3 E: 1 K: 2 S: 19	H: 3 LOB: 2 BB: 0 P: 28	R: 1 H: 1 E: 0 K: 1 S: 19	H: 1 LOB: 1 BB: 1 P: 33	R: 0 H: 0 E: 0 K: 1 S: 8	H: 0 LOB: 0 BB: 0 P: 15	R: 0 H: 0 E: 0 K: 2 S: 7	H: 0 LOB: 1 BB: 1 P: 13	1B: 7 2B: 3 3B: 2 HR: 2	SF: 0 SAC: 0 DP: 1 HBP: 1	WP: 1 PB: 1 SB: 1 CS: 0	PA: 43							
<b>PITCHER</b>	IP	WLS	BF	H	R	ER	SO	BB	IBB	HBP	BLK	WP	HR	S	P	ERA	WHIP										
33 J.A. Happ, L ERA: 4.26	3.1	L	20	9	9	9	3	2	0	0	0	0	1	35	54	4.50	2.500										
41 Shaun Anderson, R ERA: 4.5	2.0		13	4	4	1	3	1	0	1	0	0	0	9	16	0.00	1.500										
21 Tyler Duffey, R ERA: 5.25	0.2		3	1	0	0	1	0	0	0	0	0	0	8	15	0.00	0.000										
48 Alex Colomé, R ERA: 5.27	1.0		3	0	0	0	1	0	0	0	0	0	0	7	13	0.00	1.000										
54 Derek Law, R ERA: 3.0	1.0		4	0	0	0	2	1	0	0	0	0	0	7	13	0.00	1.000										

**AB 38**  
**R 8**  
**H 13**  
**RBI 8**  
**BB 3**  
**SO 6**  
**LOB 17**



**AB 38**  
**R 13**  
**H 14**  
**RBI 11**  
**SO 10**  
**LOB 17**





Batter	1	2	3	4	5	6	7	8	9	AB	R	H	RBI	BB	SO	LOB	TOP			
2 Luis Arraez, L (1,4) OBP: 0.376, SLG: 0.354	F7		E3		G4-3		P6	L8		5	0	0	0	0	0	2	<b>Minnesota Twins @ Chicago White Sox</b> <b>Guaranteed Rate Field, Chicago, IL</b> Thu May 13 2021, 1:12 PM - 4:42 PM CDT Att: 8,188 - Sunny - 63 F			
20 Josh Donaldson, R (1,5) OBP: 0.368, SLG: 0.463	K		F8		K		11 WP BB	P6		4	0	0	0	1	2	3				
11 Jorge Polanco, S (1,6) OBP: 0.319, SLG: 0.407	K				P2	24 BB				4	0	1	0	1	2	0				
23 Nelson Cruz, R (1,10) OBP: 0.350, SLG: 0.549		CI 24 G3-1			K	24 BB				3	0	0	0	1	2	2				
24 Trevor Larnach, L (1,7) OBP: 0.357, SLG: 0.364		G3-1			K	IBB				4	1	1	0	1	2	3				
8 Mitch Garver, R (1,2) OBP: 0.295, SLG: 0.447		K			26 E					3	0	0	0	1	2	4				
26 Max Kepler, L (1,8) OBP: 0.291, SLG: 0.378		K			64 WP 26 E					4	1	1	1	0	1	2				
64 Willians Astudillo, R (1,3) OBP: 0.315, SLG: 0.486					E1 64 WP					4	0	1	0	0	1	2				
30 Kyle Garlick, R (1,9) OBP: 0.309, SLG: 0.500					P6					4	0	1	0	0	1	2				
					K					4	0	1	0	0	1	3				
<b>Inning Stats</b>	R: 0 H: 0 E: 0 K: 2 S: 9	H: 0 LOB: 0 BB: 0 P: 16	R: 0 H: 1 E: 1 K: 2 S: 11	H: 0 LOB: 1 BB: 0 P: 17	R: 0 H: 0 E: 1 K: 1 S: 14	H: 2 LOB: 1 BB: 0 P: 20	R: 1 H: 1 E: 1 K: 2 S: 19	H: 1 LOB: 3 BB: 1 P: 30	R: 0 H: 0 E: 0 K: 0 S: 6	H: 0 LOB: 0 BB: 0 P: 9	R: 0 H: 0 E: 0 K: 2 S: 9	H: 0 LOB: 2 BB: 2 P: 21	R: 1 H: 3 E: 0 K: 0 S: 15	H: 3 LOB: 2 BB: 0 P: 22	R: 0 H: 0 E: 0 K: 2 S: 7	H: 0 LOB: 0 BB: 0 P: 12	1B: 2 2B: 2 3B: 0 HR: 1	SF: 0 SAC: 0 DP: 0 HBP: 0	WP: 2 PB: 0 SB: 0 CS: 0	PA: 41
<b>PITCHER</b>	IP WLS BF H R ER SO BB IBB HBP BLK WP HR S P ERA WHIP																			
33 Lance Lynn, R (1,1) ERA: 1.3	5.0 W 24 2 1 0 9 2 1 0 0 0 1 0 71 111 0.00 0.800																			
63 Matt Foster, R (6,1) ERA: 7.59	1.0 H 3 0 0 0 0 0 0 0 0 0 0 6 9 0.00 0.000																			
45 Garrett Crochet, L (7,1) ERA: 0.84	1.0 H 5 0 0 0 2 2 0 0 0 0 1 0 9 21 0.00 2.000																			
66 José Ruiz, R (8,1) ERA: 1.84	0.1 H 4 3 1 1 0 0 0 0 0 0 0 1 10 15 27.00 9.000																			
31 Liam Hendriks, R (8,1) ERA: 2.93	1.2 S 5 0 0 0 2 0 0 0 0 0 0 0 12 19 0.00 0.000																			

AB	35
R	2
H	5
RBI	1
BB	5
SO	13
LOB	21



Batter	1	2	3	4	5	6	7	8	9	AB	R	H	RBI	BB	SO	LOB	BOTTOM			
7 Tim Anderson, R (1,6) OBP: 0.345, SLG: 0.477	HR		F8		1B		K			4	1	2	1	0	1	0	<b>Minnesota Twins @ Chicago White Sox</b> <b>Guaranteed Rate Field, Chicago, IL</b> Thu May 13 2021, 1:12 PM - 4:42 PM CDT Att: 8,188 - Sunny - 63 F			
23 Jake Lamb, L (1,3) OBP: 0.355, SLG: 0.292	K						F9			3	1	1	1	0	2	1				
20 Danny Mendick, R (6,4) OBP: 0.412, SLG: 0.393	K		HR							1	0	0	0	0	0	0				
10 Yoán Moncada, S (1,5) OBP: 0.364, SLG: 0.385	F7									3	1	1	0	1	0	0				
79 José Abreu, R (1,10) OBP: 0.336, SLG: 0.457	F9									3	1	1	0	1	1	1				
12 Adam Eaton, L (1,9) OBP: 0.300, SLG: 0.364		K								3	0	0	0	0	2	1				
25 Andrew Vaughn, R (1,7) OBP: 0.380, SLG: 0.395										2	0	1	1	2	0	0				
21 Zack Collins, L (1,2) OBP: 0.327, SLG: 0.386										3	0	0	0	0	2	3				
73 Yermín Mercedes, R (8, PH) OBP: 0.424, SLG: 0.591	K									1	0	1	1	0	0	0				
24 Yasmani Grandal, S (9,2) OBP: 0.384, SLG: 0.333	K									0	0	0	0	0	0	0				
28 Leury García, S (1,4) OBP: 0.223, SLG: 0.256	K									4	0	0	0	0	3	5				
0 Billy Hamilton, S (1,8) OBP: 0.273, SLG: 0.323	F9									3	0	0	0	0	1	0				
<b>Inning Stats</b>	R: 1 H: 1 E: 0 K: 1 S: 10	H: 1 LOB: 0 BB: 0 P: 12	R: 0 H: 0 E: 0 K: 3 S: 14	H: 0 LOB: 1 BB: 1 P: 23	R: 1 H: 2 E: 0 K: 1 S: 13	H: 2 LOB: 1 BB: 0 P: 19	R: 0 H: 0 E: 0 K: 0 S: 8	H: 0 LOB: 0 BB: 0 P: 11	R: 0 H: 1 E: 0 K: 2 S: 13	H: 1 LOB: 1 BB: 0 P: 18	R: 1 H: 1 E: 0 K: 2 S: 14	H: 1 LOB: 2 BB: 2 P: 25	R: 0 H: 0 E: 0 K: 1 S: 14	H: 0 LOB: 0 BB: 0 P: 16	R: 1 H: 2 E: 0 K: 2 S: 13	H: 2 LOB: 2 BB: 1 P: 20	1B: 5 2B: 0 3B: 0 HR: 2	SF: 0 SAC: 1 DP: 0 HBP: 0	WP: 0 PB: 0 SB: 0 CS: 0	PA: 35
<b>PITCHER</b>	IP WLS BF H R ER SO BB IBB HBP BLK WP HR S P ERA WHIP																			
35 Michael Pineda, R (1,1) ERA: 2.79	5.1 L 23 4 3 3 3 3 0 0 0 0 0 0 9 96 5.06 1.312																			
57 Hansel Robles, R (6,1) ERA: 3.68	0.2 3 1 0 0 2 0 0 0 0 0 0 0 9 12 0.00 1.500																			
66 Jorge Alcalá, R (7,1) ERA: 3.77	1.0 3 0 0 0 1 0 0 0 0 0 0 0 14 16 0.00 0.000																			
55 Taylor Rogers, L (8,1) ERA: 3.21	1.0 6 2 1 1 2 1 0 0 0 0 0 0 13 20 9.00 3.000																			

AB	30
R	4
H	7
RBI	4
BB	4
SO	12
LOB	11





Batter	1	2	3	4	5	6	7	8	9	AB	R	H	RBI	BB	SO	LOB	TOP	
15 Whit Merrifield, R OBP: 0.325, SLG: 0.397										3	0	0	0	1	0	2	<b>Kansas City Royals @ Chicago White Sox</b> Guaranteed Rate Field, Chicago, IL Fri May 14 2021, 2:14 PM - 4:39 PM CDT Att: 8,574 - Sunny - 66 F	
41 Carlos Santana, S OBP: 0.403, SLG: 0.429										2	1	1	1	2	0	1		
16 Andrew Benintendi, L OBP: 0.342, SLG: 0.386										4	1	1	0	0	1	3		
13 Salvador Perez, R OBP: 0.318, SLG: 0.510										4	1	2	3	0	0	2		
12 Jorge Soler, R OBP: 0.276, SLG: 0.354										4	1	1	0	0	1	3		
Hunter Dozier, R OBP: 0.202, SLG: 0.339										1	0	0	0	0	0	1		
49 Hanser Alberto, R OBP: 0.230, SLG: 0.342										2	0	0	0	0	1	0		
Michael Taylor, R OBP: 0.306, SLG: 0.348										3	1	1	2	0	2	0		
36 Cam Gallagher, R OBP: 0.136, SLG: 0.238										3	0	1	0	0	1	0		
8 Nicky Lopez, L OBP: 0.342, SLG: 0.320										3	1	1	0	0	1	1		
<b>Inning Stats</b>	R: 0 H: 0 E: 0 K: 1 S: 12	H: 0 LOB: 1 BB: 1 P: 23	R: 2 H: 2 E: 0 K: 2 S: 11	H: 2 LOB: 0 BB: 0 P: 15	R: 3 H: 2 E: 0 K: 1 S: 11	H: 2 LOB: 0 BB: 1 P: 20	R: 0 H: 1 E: 0 K: 1 S: 11	H: 1 LOB: 1 BB: 0 P: 18	R: 0 H: 0 E: 0 K: 0 S: 8	H: 0 LOB: 0 BB: 1 P: 12	R: 0 H: 0 E: 0 K: 2 S: 7	H: 0 LOB: 0 BB: 0 P: 10	R: 1 H: 3 E: 0 K: 0 S: 23	H: 3 LOB: 2 BB: 0 P: 33				
<b>PITCHER</b>	IP: 6.0 WLS: L BF: 26 ERA: 4.97	IP: 1.0 WLS: H BF: 6 ERA: 4.5	IP: 5.0 WLS: R BF: 26 ERA: 4.97	IP: 5.0 WLS: R BF: 26 ERA: 4.97	IP: 7.0 WLS: L BF: 33 ERA: 9.00	IP: 2.0 WLS: H BF: 12 ERA: 7.50	IP: 6.0 WLS: L BF: 26 ERA: 4.97	IP: 3.0 WLS: H BF: 12 ERA: 7.50	IP: 9.0 WLS: L BF: 33 ERA: 9.00	IP: 1.0 WLS: H BF: 6 ERA: 4.5	IP: 3.0 WLS: H BF: 12 ERA: 7.50	IP: 2.0 WLS: H BF: 12 ERA: 7.50	IP: 3.0 WLS: H BF: 12 ERA: 7.50	IP: 3.0 WLS: H BF: 12 ERA: 7.50	IP: 3.0 WLS: H BF: 12 ERA: 7.50	IP: 3.0 WLS: H BF: 12 ERA: 7.50	IP: 3.0 WLS: H BF: 12 ERA: 7.50	IP: 3.0 WLS: H BF: 12 ERA: 7.50

AB	29
R	6
H	8
RBI	6
BB	3
SO	7
LOB	13



Batter	1	2	3	4	5	6	7	8	9	AB	R	H	RBI	BB	SO	LOB	BOTTOM
7 Tim Anderson, R OBP: 0.350, SLG: 0.474										3	1	1	0	1	1	0	<b>Kansas City Royals @ Chicago White Sox</b> Guaranteed Rate Field, Chicago, IL Fri May 14 2021, 2:14 PM - 4:39 PM CDT Att: 8,574 - Sunny - 66 F
12 Adam Eaton, L OBP: 0.293, SLG: 0.355										3	0	0	0	0	2	2	
10 Yoán Moncada, S OBP: 0.370, SLG: 0.387										2	0	1	0	1	0	0	
79 José Abreu, R OBP: 0.333, SLG: 0.457										0	0	0	1	0	0	0	
21 Zack Collins, L OBP: 0.333, SLG: 0.413										2	1	1	0	0	0	1	
73 Yermin Mercedes, R OBP: 0.430, SLG: 0.589										2	0	1	0	1	1	0	
24 Yasmani Grandal, S OBP: 0.373, SLG: 0.319										3	0	0	0	0	3	4	
25 Andrew Vaughn, R OBP: 0.368, SLG: 0.585										2	0	0	1	0	2	0	
28 Leury Garcia, S OBP: 0.237, SLG: 0.261										2	0	1	0	1	0	0	
1 Nick Madrigal, R OBP: 0.325, SLG: 0.365										3	0	0	0	0	2	3	
<b>Inning Stats</b>	R: 1 H: 1 E: 0 K: 2 S: 21	H: 1 LOB: 2 BB: 2 P: 36	R: 0 H: 0 E: 0 K: 2 S: 8	H: 0 LOB: 0 BB: 0 P: 10	R: 0 H: 0 E: 0 K: 1 S: 7	H: 0 LOB: 0 BB: 0 P: 13	R: 1 H: 3 E: 0 K: 2 S: 14	H: 3 LOB: 2 BB: 0 P: 18	R: 0 H: 1 E: 0 K: 0 S: 10	H: 1 LOB: 1 BB: 1 P: 20	R: 0 H: 0 E: 0 K: 3 S: 9	H: 0 LOB: 0 BB: 0 P: 12	R: 0 H: 0 E: 0 K: 1 S: 5	H: 0 LOB: 1 BB: 1 P: 13			
<b>PITCHER</b>	IP: 5.0 WLS: W BF: 22 ERA: 6.75	IP: 1.0 WLS: H BF: 3 ERA: 2.7	IP: 2.0 WLS: R BF: 22 ERA: 6.75	IP: 2.0 WLS: R BF: 22 ERA: 6.75	IP: 3.0 WLS: L BF: 13 ERA: 0.00	IP: 9.0 WLS: L BF: 33 ERA: 0.00	IP: 6.0 WLS: L BF: 26 ERA: 4.97	IP: 2.0 WLS: H BF: 12 ERA: 7.50	IP: 12.0 WLS: L BF: 33 ERA: 9.00	IP: 1.0 WLS: H BF: 6 ERA: 4.5	IP: 3.0 WLS: H BF: 12 ERA: 7.50	IP: 2.0 WLS: H BF: 12 ERA: 7.50	IP: 3.0 WLS: H BF: 12 ERA: 7.50	IP: 3.0 WLS: H BF: 12 ERA: 7.50	IP: 3.0 WLS: H BF: 12 ERA: 7.50	IP: 3.0 WLS: H BF: 12 ERA: 7.50	IP: 3.0 WLS: H BF: 12 ERA: 7.50

AB	22
R	2
H	5
RBI	2
BB	4
SO	11
LOB	10





Batter	1	2	3	4	5	6	7	8	9	AB	R	H	RBI	BB	SO	LOB	TOP		
15 Whit Merrifield, R OBP: 0.325, SLG: 0.396										3	0	1	0	0	0	0	<b>Kansas City Royals @ Chicago White Sox</b> Guaranteed Rate Field, Chicago, IL Fri May 14 2021, 7:11 PM - 9:40 PM CDT Att: 9,823 - Clear - 66 F		
41 Carlos Santana, S OBP: 0.401, SLG: 0.450										3	1	1	1	0	2	1			
16 Andrew Benintendi, L OBP: 0.312, SLG: 0.500										2	0	0	0	1	0	0			
13 Salvador Perez, R OBP: 0.312, SLG: 0.500										3	0	0	0	0	2	1			
12 Jorge Soler, R OBP: 0.284, SLG: 0.357										2	0	1	0	1	1	0			
66 Ryan O'Hearn, L OBP: 0.250, SLG: 0.341										3	0	0	0	0	1	2			
1 Jarrod Dyson, L OBP: 0.367, SLG: 0.462										3	0	1	0	0	1	2			
49 Hanser Alberto, R OBP: 0.224, SLG: 0.333										2	0	0	0	0	0	1			
19 Kevin Gutiérrez, R										1	0	0	0	0	0	1			
8 Nicky Lopez, L OBP: 0.333, SLG: 0.311										3	0	0	0	0	1	1			
<b>Inning Stats</b>	R: 0 H: 0 E: 0 K: 2 S: 11	H: 0 LOB: 1 BB: 1 P: 21	R: 0 H: 0 E: 0 K: 0 S: 12	H: 0 LOB: 1 BB: 1 P: 20	R: 1 H: 1 E: 0 K: 0 S: 7	H: 1 LOB: 0 BB: 0 P: 12	R: 0 H: 1 E: 0 K: 3 S: 10	H: 1 LOB: 1 BB: 0 P: 12	R: 0 H: 0 E: 0 K: 1 S: 7	H: 0 LOB: 0 BB: 0 P: 12	R: 0 H: 1 E: 0 K: 0 S: 7	H: 1 LOB: 1 BB: 0 P: 13							
<b>PITCHER</b>	IP	WLS	BF	H	R	ER	SO	BB	IBB	HBP	BLK	WP	HR	S	P	ERA	WHIP		
34 Michael Kopech, R ERA: 1.71	4.0		16	2	1	1	5	2	0	0	0	0	1	40	65	2.25	1.000		
65 Codi Heuer, R ERA: 4.91	1.0	W	4	1	0	0	2	0	0	0	0	0	0	10	11	0.00	1.000		
39 Aaron Bummer, L ERA: 1.32	1.0	H	3	0	0	0	1	0	0	0	0	0	0	7	12	0.00	0.000		
31 Liam Hendriks, R ERA: 2.76	1.0	S	4	1	0	0	0	0	0	0	0	0	0	7	13	0.00	1.000		

AB	25
R	1
H	4
RBI	1
BB	2
SO	8
LOB	9



WP	0
PA	27
SB	0
CS	0
HR	1
SF	0
SAC	0
DP	0
HBP	0

Batter	1	2	3	4	5	6	7	8	9	AB	R	H	RBI	BB	SO	LOB	BOTTOM		
1 Nick Madrigal, R OBP: 0.315, SLG: 0.353										4	0	0	0	0	0	2	<b>Kansas City Royals @ Chicago White Sox</b> Guaranteed Rate Field, Chicago, IL Fri May 14 2021, 7:11 PM - 9:40 PM CDT Att: 9,823 - Clear - 66 F		
28 Leury Garcia, S OBP: 0.248, SLG: 0.271										4	0	2	0	0	1	3			
10 Yoán Moncada, S OBP: 0.380, SLG: 0.397										2	0	1	1	2	1	1			
73 Yermin Mercedes, R OBP: 0.419, SLG: 0.574										3	0	0	0	0	2	6			
12 Adam Eaton, L OBP: 0.310, SLG: 0.369										1	1	1	0	2	0	0			
25 Andrew Vaughn, R OBP: 0.367, SLG: 0.420										3	1	1	2	0	2	2			
21 Zack Collins, L OBP: 0.333, SLG: 0.429										3	1	1	0	0	1	2			
0 Billy Hamilton, S OBP: 0.250, SLG: 0.294										3	0	0	0	0	1	3			
20 Danny Mendick, R OBP: 0.405, SLG: 0.367										2	0	0	0	1	1	0			
<b>Inning Stats</b>	R: 0 H: 1 E: 0 K: 1 S: 14	H: 3 LOB: 3 BB: 2 P: 46	R: 3 H: 3 E: 0 K: 2 S: 27	H: 3 LOB: 2 BB: 2 P: 46	R: 0 H: 0 E: 0 K: 1 S: 5	H: 0 LOB: 1 BB: 1 P: 10	R: 0 H: 1 E: 0 K: 1 S: 10	H: 1 LOB: 2 BB: 1 P: 19	R: 0 H: 0 E: 0 K: 3 S: 14	H: 0 LOB: 1 BB: 1 P: 23	R: 0 H: 1 E: 0 K: 1 S: 7	H: 1 LOB: 0 BB: 0 P: 12							
<b>PITCHER</b>	IP	WLS	BF	H	R	ER	SO	BB	IBB	HBP	BLK	WP	HR	S	P	ERA	WHIP		
24 Jakob Junis, R ERA: 5.52	1.1	L	8	4	3	2	1	0	0	0	0	0	0	24	37	13.50	3.000		
53 Tyler Zuber, R ERA: 5.25	0.1		3	0	0	0	1	1	0	0	0	0	0	12	19	0.00	3.000		
59 Jake Brentz, L ERA: 3.18	1.1		6	0	0	0	2	2	0	0	0	0	0	10	20	0.00	1.500		
71 Wade Davis, R ERA: 6.59	1.0		5	1	0	0	1	1	0	0	0	0	0	10	19	0.00	2.000		
35 Greg Holland, R ERA: 4.85	1.0		4	0	0	0	3	1	0	0	0	1	0	14	23	0.00	1.000		
<b>PITCHER</b>	IP	WLS	BF	H	R	ER	SO	BB	IBB	HBP	BLK	WP	HR	S	P	ERA	WHIP		
54 Ervin Santana, R ERA: 2.35	6.1		4	1	0	0	1	0	0	0	0	0	0	7	12	0.00	1.000		

AB	25
R	3
H	6
RBI	3
BB	5
SO	9
LOB	19



WP	1
PA	30
SB	0
CS	0
HR	1
SF	0
SAC	0
DP	0
HBP	0



Batter	1	2	3	4	5	6	7	8	9	AB	R	H	RBI	BB	SO	LOB	TOP											
15 Whit Merrifield, R OBP: 0.327, SLG: 0.409	1-1 13 S 12 1B 2B		2-0 13 HR 2B	1-1 F9		3-2 G5-3			2-1 F9	5	2	2	0	0	0	2												
41 Carlos Santana, S OBP: 0.413, SLG: 0.477	4-2 12 1B 13 S BB		4-1 13 HR BB	0-0 13 G5-4-3 1B			1-2 F7		0-0 HR	3	2	2	1	2	0	0												
13 Salvador Perez, R OBP: 0.311, SLG: 0.513	3-2 K		1-2 HR	1-1 G5-4-3			2-3 K		1-0 L4	4	1	1	3	0	2	4												
36 Cam Gallagher, R OBP: 0.130, SLG: 0.227	1-2 2-3 K		2-H HR	1-2 G5-4-3			K		1-3 K	1	0	0	0	0	0	0												
12 Jorge Soler, R OBP: 0.288, SLG: 0.353	2-1 1B		4-2 FC6-4 19 1B BB		0-1 F9				1-3 K	4	0	1	1	1	2	0												
19 Kelvin Gutiérrez, R OBP: 0.400, SLG: 0.400	2-3 K		2-2 FC6-4 1B		3-1 G6-3				0-2 49 1B FC1-2 1B	4	0	2	0	0	1	2												
Michael Taylor, R OBP: 0.296, SLG: 0.336	1-3 K		2-1 FC6-4 1 S 1-2 2-3		0-3 K				2-3 K	4	0	0	0	0	3	5												
49 Hanser Alberto, R OBP: 0.238, SLG: 0.342		0-2 G6-3	1-0 P4		1-2 SH5-3 1B				1-0 FC1-2 1B	4	0	2	0	0	0	2												
1 Jarrod Dyson, L OBP: 0.333, SLG: 0.414		2-2 P5	1-3 K		1-1 SH5-3				0-0 FC1-2	3	0	0	0	0	1	4												
8 Nicky Lopez, L OBP: 0.331, SLG: 0.308		3-2 G4-3		0-2 13 S 41 1B 1B		1-2 L7			2-2 F8	4	0	1	0	0	0	3												
<b>Inning Stats</b>	R: 1 E: 0 K: 3 S: 15	H: 2 LOB: 2 BB: 1 P: 28	R: 0 E: 0 K: 0 S: 11	H: 0 LOB: 0 BB: 0 P: 16	R: 3 E: 0 K: 1 S: 17	H: 3 LOB: 2 BB: 2 P: 34	R: 0 E: 0 K: 0 S: 8	H: 2 LOB: 1 BB: 0 P: 10	R: 0 E: 0 K: 1 S: 7	H: 0 LOB: 0 BB: 0 P: 10	R: 0 E: 0 K: 0 S: 12	H: 1 LOB: 1 BB: 0 P: 18	R: 0 E: 0 K: 2 S: 14	H: 0 LOB: 0 BB: 0 P: 20	R: 0 E: 0 K: 1 S: 14	H: 2 LOB: 2 BB: 0 P: 19	R: 1 E: 0 K: 1 S: 8	H: 1 LOB: 0 BB: 0 P: 12	1B: 7 2B: 2 3B: 0 HR: 2	SF: 0 SAC: 1 DP: 1 HBP: 0	WP: 0 PB: 0 SB: 4 CS: 0	PA: 40						
<b>PITCHER</b>	IP 5.2	WLS L	BF 27	H 8	R 4	ER 4	SO 5	BB 3	IBB 0	HBP 0	BLK 0	WP 0	HR 1	S 67	P 110	ERA 6.35	WHIP 1.941											
55 Carlos Rodón, L ERA: 1.47	(1, 1)																											
43 Evan Marshall, R ERA: 6.75	(6, 1)	1, 1	4	0	0	0	2	0	0	0	0	0	0	0	17	26	0.00	0.000										
63 Matt Foster, R ERA: 6.94	(8, 1)	1, 0	5	2	0	0	1	0	0	0	0	0	0	14	19	0.00	2.000											
66 José Ruiz, R ERA: 2.3	(9, 1)	1, 0	4	1	1	1	1	0	0	0	0	0	1	8	12	9.00	1.000											

**Kansas City Royals @ Chicago White Sox**  
Guaranteed Rate Field, Chicago, IL  
Sat May 15 2021, 6:12 PM - 9:32 PM CDT  
Att: 9,886 - Cloudy - 59 F


AB 36  
R 5  
H 11  
RBI 5  
BB 3  
SO 9  
LOB 22



Batter	1	2	3	4	5	6	7	8	9	AB	R	H	RBI	BB	SO	LOB	BOTTOM										
7 Tim Anderson, R OBP: 0.355, SLG: 0.479	0-0 L8		4-2 BB			0-0 G6-3			3-2 2B	3	0	1	0	1	0	0											
28 Leury García, S OBP: 0.248, SLG: 0.263	2-3 K		1-0 P4			2-2 G5-3			4-2 BB	3	0	0	0	1	1	1											
10 Yoán Moncada, S OBP: 0.383, SLG: 0.395	4-0 BB					0-1 1B			3-1 G4-3	3	0	1	0	1	1	2											
79 José Abreu, R OBP: 0.338, SLG: 0.481	1-1 L9		3-2 HR			0-0 F8			1-1 73 FC6-4 1B	4	1	2	1	0	0	2											
73 Yermín Mercedes, R OBP: 0.406, SLG: 0.555		2-2 F9		0-2 L7					3-2 FC6-4 21 DI	4	0	0	0	0	0	1											
25 Andrew Vaughn, R OBP: 0.353, SLG: 0.400		0-3 K		1-2 P3					1-2 F8	4	0	0	0	0	1	1											
21 Zack Collins, L OBP: 0.311, SLG: 0.396		3-2 F8							3-2 F8	4	0	0	0	0	2	1											
0 Billy Hamilton, S OBP: 0.237, SLG: 0.278			1-3 K						1-3 K	2	0	0	0	0	2	0											
12 Adam Eaton, L OBP: 0.307, SLG: 0.366									1-3 K	1	0	0	0	0	1	0											
1 Nick Madrigal, R OBP: 0.308, SLG: 0.344			1-2 F9						1-2 G6-3	3	0	0	0	0	0	0											
<b>Inning Stats</b>	R: 0 E: 0 K: 1 S: 7	H: 0 LOB: 1 BB: 1 P: 14	R: 0 E: 0 K: 1 S: 11	H: 0 LOB: 0 BB: 0 P: 16	R: 0 E: 0 K: 1 S: 9	H: 0 LOB: 1 BB: 1 P: 16	R: 1 E: 0 K: 1 S: 15	H: 1 LOB: 0 BB: 0 P: 22	R: 0 E: 0 K: 2 S: 8	H: 0 LOB: 0 BB: 0 P: 9	R: 0 E: 0 K: 0 S: 12	H: 1 LOB: 1 BB: 0 P: 14	R: 0 E: 0 K: 1 S: 6	H: 0 LOB: 0 BB: 0 P: 9	R: 0 E: 0 K: 1 S: 19	H: 1 LOB: 2 BB: 1 P: 31	R: 0 E: 0 K: 0 S: 14	H: 1 LOB: 1 BB: 0 P: 22	1B: 2 2B: 1 3B: 0 HR: 1	SF: 0 SAC: 0 DP: 0 HBP: 0	WP: 0 PB: 0 SB: 0 CS: 0	PA: 34					
<b>PITCHER</b>	IP 7.0	WLS W	BF 25	H 2	R 1	ER 1	SO 7	BB 2	IBB 0	HBP 0	BLK 0	WP 0	HR 0	S 68	P 100	ERA 1.29	WHIP 0.571										
23 Mike Minor, L ERA: 5.02	(1, 1)																										
58 Scott Barlow, R ERA: 2.57	(8, 1)	1, 0	H	5	1	0	0	1	1	0	0	0	0	19	31	0.00	2.000										
63 Josh Staumont, R ERA: 2.41	(9, 1)	1, 0	4	1	0	0	0	0	0	0	0	0	0	14	22	0.00	1.000										

**Kansas City Royals @ Chicago White Sox**  
Guaranteed Rate Field, Chicago, IL  
Sat May 15 2021, 6:12 PM - 9:32 PM CDT  
Att: 9,886 - Cloudy - 59 F

AB 31  
R 1  
H 4  
RBI 1  
BB 3  
SO 8  
LOB 8






Batter	1	2	3	4	5	6	7	8	9	AB	R	H	RBI	BB	SO	LOB	TOP										
15 Whit Merrifield, R OBP: 0.326, SLG: 0.405	F9		K		F8		1B			4	0	1	1	0	1	1	<b>Kansas City Royals @ Chicago White Sox</b> Guaranteed Rate Field, Chicago, IL Sun May 16 2021, 1:10 PM - 4:29 PM CDT Att: 9,928 - Cloudy - 70 F										
41 Carlos Santana, S OBP: 0.409, SLG: 0.470	13 PB 16 1B 13 SF8 BB		G5-3		K		SF9			2	1	0	1	1	1	1											
16 Andrew Benintendi, L OBP: 0.346, SLG: 0.384	13 SF8 13 PB 1-2 1B			P3		12 F8 13 F8 1B	F8			4	0	2	0	0	0	1											
13 Salvador Perez, R OBP: 0.315, SLG: 0.513 1 Jarrod Dyson, L OBP: 0.353, SLG: 0.414	SF8			12 BB 1B		P3		12 CS BB		2	0	1	1	1	0	1											
12 Jorge Soler, R OBP: 0.287, SLG: 0.346 49 Hanser Alberto, R OBP: 0.238, SLG: 0.342	F8			1B		F8		K		3	0	0	0	1	1	3											
19 Kelvin Gutiérrez, R OBP: 0.222, SLG: 0.222	F9			BB		G5-3		G5-3		4	0	0	0	0	0	4											
Michael Taylor, R OBP: 0.295, SLG: 0.333	K			P3				K		4	1	1	0	0	2	2											
36 Cam Gallagher, R OBP: 0.185, SLG: 0.240	G3-1					15 F8 8 G3 BB		K		3	1	1	0	1	1	0											
8 Nicky Lopez, L OBP: 0.323, SLG: 0.300	G4-3			G3				G4-3		3	0	0	0	0	0	1											
<b>Inning Stats</b>	R: 1 E: 0 K: 0 S: 6	H: 1 LOB: 1 BB: 1 P: 12	R: 0 E: 0 K: 1 S: 9	H: 0 LOB: 0 BB: 0 P: 13	R: 0 E: 0 K: 1 S: 10	H: 0 LOB: 0 BB: 0 P: 15	R: 0 E: 0 K: 0 S: 11	H: 1 LOB: 2 BB: 1 P: 19	R: 0 E: 0 K: 0 S: 12	H: 1 LOB: 1 BB: 0 P: 13	R: 2 E: 0 K: 0 S: 12	H: 3 LOB: 1 BB: 0 P: 14	R: 0 E: 0 K: 1 S: 8	H: 0 LOB: 1 BB: 1 P: 14	R: 0 E: 0 K: 2 S: 9	H: 0 LOB: 0 BB: 0 P: 14	1B: 6 2B: 0 3B: 0 HR: 0	SF: 2 SAC: 1 DP: 0 HBP: 0	WP: 0 PB: 1 SB: 0 CS: 1	PA: 36							
<b>PITCHER</b>	IP	WLS	BF	H	R	ER	SO	BB	IBB	HBP	BLK	WP	HR	S	P	ERA	WHIP										
84 Dylan Cease, R ERA: 2.41	5.2		23	3	1	0	3	3	0	0	0	0	0	53	88	0.00	1.059										
65 Codi Heuer, R ERA: 5.89	0.2	H	4	2	2	2	0	0	0	0	0	0	0	7	11	27.00	3.000										
39 Aaron Bummer, L ERA: 1.17	1.2	B	6	1	0	0	1	1	0	0	0	0	0	15	22	0.00	1.200										
63 Matt Foster, R ERA: 6.39	1.0	W	3	0	0	0	2	0	0	0	0	0	0	9	14	0.00	0.000										

Batter	1	2	3	4	5	6	7	8	9	AB	R	H	RBI	BB	SO	LOB	BOTTOM										
7 Tim Anderson, R OBP: 0.364, SLG: 0.492	12 G4-6-3 1B		K		12 HR 1B		K			5	2	3	0	0	2	1	<b>Kansas City Royals @ Chicago White Sox</b> Guaranteed Rate Field, Chicago, IL Sun May 16 2021, 1:10 PM - 4:29 PM CDT Att: 9,928 - Cloudy - 70 F										
12 Adam Eaton, L OBP: 0.321, SLG: 0.395	G4-6-3 1-2 BB				HR				SH1-4 1B	2	1	1	2	2	0	1											
10 Yoán Moncada, S OBP: 0.384, SLG: 0.391	79 1B BB		K		K		F7		79 HBP 73 1B 1B	4	0	1	1	1	2	3											
79 José Abreu, R OBP: 0.346, SLG: 0.482	L3		L3					25 G6-3 73 BB 1B	73 1B 24 WP HBP	4	1	2	0	0	1	1											
73 Yermin Mercedes, R OBP: 0.406, SLG: 0.545	G6-3			K		P3		25 G6-3 BB	1-3 2-H 1B	4	0	1	0	1	1	2											
24 Yasmani Grandal, S OBP: 0.368, SLG: 0.316	K		K		F8			K	WP	5	0	1	0	0	2	3											
25 Andrew Vaughn, R OBP: 0.340, SLG: 0.382	L7			G5-3		G4-3		G6-3		4	0	0	0	0	0	3											
28 Leury Garcia, S OBP: 0.257, SLG: 0.265					G3		K			3	0	1	0	1	1	0											
1 Nick Madrigal, R OBP: 0.306, SLG: 0.341	G3			G4-3		G4-3		G1-3		4	0	1	0	0	0	4											
<b>Inning Stats</b>	R: 0 E: 0 K: 0 S: 8	H: 2 LOB: 2 BB: 1 P: 14	R: 0 E: 0 K: 1 S: 11	H: 1 LOB: 1 BB: 0 P: 18	R: 0 E: 0 K: 2 S: 10	H: 0 LOB: 1 BB: 1 P: 17	R: 0 E: 0 K: 1 S: 9	H: 0 LOB: 0 BB: 0 P: 13	R: 2 E: 0 K: 1 S: 13	H: 2 LOB: 0 BB: 0 P: 19	R: 0 E: 0 K: 1 S: 10	H: 1 LOB: 1 BB: 0 P: 13	R: 0 E: 0 K: 2 S: 11	H: 1 LOB: 2 BB: 1 P: 21	R: 0 E: 0 K: 1 S: 19	H: 1 LOB: 3 BB: 2 P: 29	R: 2 E: 0 K: 0 S: 13	H: 3 LOB: 1 BB: 0 P: 21	1B: 9 2B: 1 3B: 0 HR: 1	SF: 0 SAC: 1 DP: 1 HBP: 1	WP: 1 PB: 0 SB: 1 CS: 0	PA: 42					
<b>PITCHER</b>	IP	WLS	BF	H	R	ER	SO	BB	IBB	HBP	BLK	WP	HR	S	P	ERA	WHIP										
51 Brady Singer, R ERA: 3.96	6.1		27	7	2	2	7	2	0	0	0	0	0	66	102	2.84	1.421										
35 Greg Holland, R ERA: 4.3	1.2	H	9	1	0	0	2	3	0	0	0	0	0	25	42	0.00	2.400										
71 Wade Davis, R ERA: 7.53	0.2	L	6	3	2	2	0	0	0	1	0	1	0	13	21	27.00	4.500										

livebaseballscorecards.com

AB 29  
R 3  
H 6  
RBI 3  
BB 4  
SO 6  
LOB 14



livebaseballscorecards.com

AB 35  
R 4  
H 11  
RBI 3  
BB 5  
SO 9  
LOB 18





Batter	1	2	3	4	5	6	7	8	9	AB	R	H	RBI	BB	SO	LOB	TOP			
7 Tim Anderson, R OBP: 0.366, SLG: 0.488	2-2 10 BB 1 1B	F8		3-0 1 2B 1B	G6-3	F9		G4-6-3		5	2	2	0	0	0	1				
21 Zack Collins, L OBP: 0.306, SLG: 0.389										1	0	0	0	0	0	2				
1 Nick Madrigal, R OBP: 0.321, SLG: 0.382	3-2 10 BB 73 1B			1-2 HR	G6-3				G1-3	5	3	3	2	1	0	0				
10 Yoán Moncada, S OBP: 0.399, SLG: 0.407										2	2	2	1	2	0	0				
23 Jake Lamb, L OBP: 0.333, SLG: 0.269	1-2 73 1B 24 SF9			1-1 73 1B 2B					P3	2	0	0	0	0	0	1				
73 Yermín Mercedes, R(1, 10) OBP: 0.410, SLG: 0.574	1-2 1-3 2-H 3-H			3-2 L3					F9	6	2	3	3	0	1	3				
25 Andrew Vaughn, R OBP: 0.339, SLG: 0.389	1-2 K			1-0 24 PB 2B					G4-3	6	1	2	0	0	3	5				
24 Yasmani Grandal, S OBP: 0.387, SLG: 0.316	1-1 SF9			4-1 2B						0	3	0	1	4	0	0				
28 Leury García, S OBP: 0.272, SLG: 0.290	3-H F9			2-3 BB						5	2	3	2	0	0	3				
20 Danny Mendick, R OBP: 0.405, SLG: 0.441				1-1 L3						4	1	1	5	1	0	1				
0 Billy Hamilton, S OBP: 0.256, SLG: 0.350				3-2 P6						4	0	2	2	0	0	0				
<b>Inning Stats</b>	R: 3 H: 3 E: 0 K: 1 S: 22	H: 3 LOB: 1 BB: 1 P: 37	R: 0 H: 0 E: 0 K: 0 S: 8	H: 0 LOB: 0 BB: 0 P: 12	R: 1 H: 2 E: 0 K: 0 S: 12	H: 2 LOB: 2 BB: 2 P: 26	R: 2 H: 3 E: 0 K: 1 S: 11	H: 3 LOB: 1 BB: 0 P: 17	R: 4 H: 4 E: 0 K: 1 S: 18	H: 4 LOB: 0 BB: 1 P: 26	R: 0 H: 0 E: 0 K: 1 S: 6	H: 0 LOB: 1 BB: 1 P: 13	R: 1 H: 1 E: 0 K: 0 S: 9	H: 1 LOB: 2 BB: 2 P: 18	R: 1 H: 1 E: 0 K: 0 S: 6	H: 1 LOB: 0 BB: 0 P: 12	1B: 9 2B: 6 3B: 1 HR: 3	SF: 2 SAC: 0 DP: 2 HBP: 0	WP: 0 PB: 2 CS: 0	PA: 50
<b>PITCHER</b>	IP WLS BF H R ER SO	IP WLS BF H R ER SO	IP WLS BF H R ER SO	IP WLS BF H R ER SO	IP WLS BF H R ER SO	IP WLS BF H R ER SO	IP WLS BF H R ER SO	IP WLS BF H R ER SO	IP WLS BF H R ER SO	IP WLS BF H R ER SO	IP WLS BF H R ER SO	IP WLS BF H R ER SO	IP WLS BF H R ER SO	IP WLS BF H R ER SO	IP WLS BF H R ER SO	IP WLS BF H R ER SO	ERA WHIP	ERA WHIP		
33 J.A. Happ, L ERA: 5.95	(1, 1) 3.2 L 20	(1, 1) 3.2 L 20	(1, 1) 3.2 L 20	(1, 1) 3.2 L 20	(1, 1) 3.2 L 20	(1, 1) 3.2 L 20	(1, 1) 3.2 L 20	(1, 1) 3.2 L 20	(1, 1) 3.2 L 20	(1, 1) 3.2 L 20	(1, 1) 3.2 L 20	(1, 1) 3.2 L 20	(1, 1) 3.2 L 20	(1, 1) 3.2 L 20	(1, 1) 3.2 L 20	(1, 1) 3.2 L 20	14.73 2.727	14.73 2.727		
54 Derek Law, R ERA: 8.53	(4, 1) 1.1 9	(4, 1) 1.1 9	(4, 1) 1.1 9	(4, 1) 1.1 9	(4, 1) 1.1 9	(4, 1) 1.1 9	(4, 1) 1.1 9	(4, 1) 1.1 9	(4, 1) 1.1 9	(4, 1) 1.1 9	(4, 1) 1.1 9	(4, 1) 1.1 9	(4, 1) 1.1 9	(4, 1) 1.1 9	(4, 1) 1.1 9	(4, 1) 1.1 9	27.00 4.500	27.00 4.500		
41 Shaun Anderson, R ERA: 9.0	(6, 1) 2.0 12	(6, 1) 2.0 12	(6, 1) 2.0 12	(6, 1) 2.0 12	(6, 1) 2.0 12	(6, 1) 2.0 12	(6, 1) 2.0 12	(6, 1) 2.0 12	(6, 1) 2.0 12	(6, 1) 2.0 12	(6, 1) 2.0 12	(6, 1) 2.0 12	(6, 1) 2.0 12	(6, 1) 2.0 12	(6, 1) 2.0 12	(6, 1) 2.0 12	18.00 3.000	18.00 3.000		
66 Jorge Alcalá, R ERA: 4.11	(8, 1) 1.0 5	(8, 1) 1.0 5	(8, 1) 1.0 5	(8, 1) 1.0 5	(8, 1) 1.0 5	(8, 1) 1.0 5	(8, 1) 1.0 5	(8, 1) 1.0 5	(8, 1) 1.0 5	(8, 1) 1.0 5	(8, 1) 1.0 5	(8, 1) 1.0 5	(8, 1) 1.0 5	(8, 1) 1.0 5	(8, 1) 1.0 5	(8, 1) 1.0 5	9.00 3.000	9.00 3.000		
64 Willians Astudillo, R ERA: 4.5	(9, 1) 1.0 4	(9, 1) 1.0 4	(9, 1) 1.0 4	(9, 1) 1.0 4	(9, 1) 1.0 4	(9, 1) 1.0 4	(9, 1) 1.0 4	(9, 1) 1.0 4	(9, 1) 1.0 4	(9, 1) 1.0 4	(9, 1) 1.0 4	(9, 1) 1.0 4	(9, 1) 1.0 4	(9, 1) 1.0 4	(9, 1) 1.0 4	(9, 1) 1.0 4	9.00 1.000	9.00 1.000		

Chicago White Sox @ Minnesota Twins  
Target Field, Minneapolis, MN  
Mon May 17 2021, 6:43 PM - 9:51 PM CDT  
Att. 8,431 - Clear - 78 F

AB 40  
R 16  
H 18  
RBI 16  
BB 8  
SO 4  
LOB 16



Batter	1	2	3	4	5	6	7	8	9	AB	R	H	RBI	BB	SO	LOB	BOTTOM			
30 Kyle Garlick, R OBP: 0.286, SLG: 0.450	1-3 K									5	0	0	0	0	3	3				
20 Josh Donaldson, R OBP: 0.385, SLG: 0.505										3	1	1	2	0	0	0				
24 Trevor Larnach, L OBP: 0.375, SLG: 0.429										1	1	1	0	0	0	0				
23 Nelson Cruz, R OBP: 0.366, SLG: 0.518										3	0	0	0	0	2	0				
70 Ben Reiter, L OBP: 0.261, SLG: 0.150										1	0	0	0	0	1					
11 Jorge Polanco, S OBP: 0.310, SLG: 0.388										4	0	1	1	0	0	0				
8 Mitch Garver, R OBP: 0.263, SLG: 0.440										1	1	1	0	0	0	0				
64 Willians Astudillo, R OBP: 0.350, SLG: 0.463										3	0	0	0	0	1	1				
38 Rob Refsnyder, R OBP: 0.750, SLG: 0.875										4	0	4	1	0	0	0				
22 Miguel Sanó, R OBP: 0.295, SLG: 0.256										4	0	1	0	0	1	3				
2 Luis Arraez, L OBP: 0.366, SLG: 0.345										4	0	1	0	0	1	3				
9 Andrelton Simmons, R OBP: 0.340, SLG: 0.348										4	1	1	0	0	1	4				
<b>Inning Stats</b>	R: 0 H: 0 E: 0 K: 2 S: 8	H: 0 LOB: 0 BB: 0 P: 11	R: 1 H: 2 E: 0 K: 0 S: 13	H: 2 LOB: 1 BB: 0 P: 20	R: 0 H: 0 E: 0 K: 0 S: 7	H: 0 LOB: 0 BB: 0 P: 12	R: 0 H: 0 E: 0 K: 0 S: 7	H: 1 LOB: 0 BB: 0 P: 13	R: 2 H: 2 E: 0 K: 2 S: 16	H: 2 LOB: 2 BB: 0 P: 22	R: 0 H: 0 E: 0 K: 2 S: 11	H: 2 LOB: 2 BB: 0 P: 17	R: 1 H: 2 E: 0 K: 1 S: 11	H: 2 LOB: 1 BB: 0 P: 17	R: 0 H: 2 E: 0 K: 2 S: 15	H: 2 LOB: 2 BB: 0 P: 23	1B: 7 2B: 3 3B: 0 HR: 1	SF: 0 SAC: 0 DP: 1 HBP: 0	WP: 0 PB: 0 CS: 0	PA: 37
<b>PITCHER</b>	IP WLS BF H R ER SO	IP WLS BF H R ER SO	IP WLS BF H R ER SO	IP WLS BF H R ER SO	IP WLS BF H R ER SO	IP WLS BF H R ER SO	IP WLS BF H R ER SO	IP WLS BF H R ER SO	IP WLS BF H R ER SO	IP WLS BF H R ER SO	IP WLS BF H R ER SO	IP WLS BF H R ER SO	IP WLS BF H R ER SO	IP WLS BF H R ER SO	IP WLS BF H R ER SO	IP WLS BF H R ER SO	ERA WHIP	ERA WHIP		
60 Dallas Keuchel, L ERA: 4.44	(1, 1) 7.0 W 27	(1, 1) 7.0 W 27	(1, 1) 7.0 W 27	(1, 1) 7.0 W 27	(1, 1) 7.0 W 27	(1, 1) 7.0 W 27	(1, 1) 7.0 W 27	(1, 1) 7.0 W 27	(1, 1) 7.0 W 27	(1, 1) 7.0 W 27	(1, 1) 7.0 W 27	(1, 1) 7.0 W 27	(1, 1) 7.0 W 27	(1, 1) 7.0 W 27	(1, 1) 7.0 W 27	(1, 1) 7.0 W 27	3.86 1.000	3.86 1.000		
60 José Ruiz, R ERA: 2.3	(8, 1) 1.0 5	(8, 1) 1.0 5	(8, 1) 1.0 5	(8, 1) 1.0 5	(8, 1) 1.0 5	(8, 1) 1.0 5	(8, 1) 1.0 5	(8, 1) 1.0 5	(8, 1) 1.0 5	(8, 1) 1.0 5	(8, 1) 1.0 5	(8, 1) 1.0 5	(8, 1) 1.0 5	(8, 1) 1.0 5	(8, 1) 1.0 5	(8, 1) 1.0 5	9.00 2.000	9.00 2.000		
45 Garrett Crochet, L ERA: 0.77	(9, 1) 1.0 5	(9, 1) 1.0 5	(9, 1) 1.0 5	(9, 1) 1.0 5	(9, 1) 1.0 5	(9, 1) 1.0 5	(9, 1) 1.0 5	(9, 1) 1.0 5	(9, 1) 1.0 5	(9, 1) 1.0 5	(9, 1) 1.0 5	(9, 1) 1.0 5	(9, 1) 1.0 5	(9, 1) 1.0 5	(9, 1) 1.0 5	(9, 1) 1.0 5	0.00 2.000	0.00 2.000		

Chicago White Sox @ Minnesota Twins  
Target Field, Minneapolis, MN  
Mon May 17 2021, 6:43 PM - 9:51 PM CDT  
Att. 8,431 - Clear - 78 F

AB 37  
R 4  
H 11  
RBI 4  
BB 0  
SO 9  
LOB 15









Batter	1	2	3	4	5	6	7	8	9	AB	R	H	RBI	BB	SO	LOB	TOP				
7 Tim Anderson, R OBP: 0.340, SLG: 0.453	G5-3		G5-3		G6-3	G6-3			G6-3	5	0	0	0	0	0	3	Chicago White Sox @ Minnesota Twins Target Field, Minneapolis, MN Wed May 19 2021, 12:13 PM - 2:47 PM CDT Att: 8,608 - Overcast - 70 F				
12 Adam Eaton, L OBP: 0.314, SLG: 0.377	F9		G3		10 BB	1B		G4-3	4	0	1	1	0	0	0						
10 Yoan Moncada, S OBP: 0.407, SLG: 0.411	BB				23 G6-3	73 G5-3		K	2	0	1	0	2	1	0						
73 Yermín Mercedes, R(1, 10) OBP: 0.405, SLG: 0.555	G6-3		G5-3		FC6-4	BB		F8	4	0	0	0	0	0	4						
23 Jake Lamb, L OBP: 0.350, SLG: 0.406	F7				G6-3			P5	3	1	1	0	0	0	1						
0 Billy Hamilton, S OBP: 0.244, SLG: 0.333					25 G6-3	28 1B		2B	1	0	0	0	0	0	0						
25 Andrew Vaughn, R OBP: 0.325, SLG: 0.363	G1-3				HBP			G6-3	3	0	0	0	0	1	1						
21 Zack Collins, L OBP: 0.318, SLG: 0.375					K			K	2	0	0	0	2	2	2						
28 Leury García, S OBP: 0.279, SLG: 0.313	F9				20 SH1-4	12 1B		F7	4	1	2	1	0	0	1						
20 Danny Mendick, R OBP: 0.378, SLG: 0.405			L4		SH1-4			G5-3	3	0	0	0	0	1	2						
<b>Inning Stats</b>	R: 0 E: 0 K: 0 S: 11	H: 0 LOB: 1 BB: 1 P: 17	R: 0 E: 0 K: 0 S: 7	H: 0 LOB: 1 BB: 1 P: 14	R: 0 E: 0 K: 0 S: 5	H: 0 LOB: 0 BB: 0 P: 8	R: 0 E: 0 K: 1 S: 7	H: 1 LOB: 2 BB: 0 P: 15	R: 1 E: 0 K: 1 S: 11	H: 2 LOB: 2 BB: 1 P: 17	R: 0 E: 0 K: 2 S: 10	H: 0 LOB: 0 BB: 0 P: 15	R: 0 E: 0 K: 2 S: 8	H: 0 LOB: 0 BB: 0 P: 10	R: 0 E: 0 K: 0 S: 5	H: 0 LOB: 0 BB: 0 P: 7	1B: 3 2B: 2 3B: 0 HR: 0	SF: 0 SAC: 1 DP: 0 HBP: 1	WP: 0 PB: 0 SB: 0 CS: 0	PA: 37	
<b>PITCHER</b>	IP	WLS	BF	H	R	ER	SO	BB	IBB	HBP	BLK	WP	HR	S	P	ERA	WHIP				
32 Matt Shoemaker, R ERA: 6.08	6.0	L	28	5	2	2	2	4	0	1	0	0	0	52	87	3.00	1.500				
48 Alex Colomé, R ERA: 4.41	1.0		3	0	0	0	1	0	0	0	0	0	0	10	15	0.00	0.000				
56 Caleb Thielbar, L ERA: 4.96	1.0		3	0	0	0	2	0	0	0	0	0	0	8	10	0.00	0.000				
66 Jorge Alcalá, R ERA: 3.86	1.0		3	0	0	0	0	0	0	0	0	0	0	5	7	0.00	0.000				

Batter	1	2	3	4	5	6	7	8	9	AB	R	H	RBI	BB	SO	LOB	BOTTOM					
2 Luis Arraez, L OBP: 0.364, SLG: 0.333	23 1B		K		L8			L6		3	0	0	0	1	1	0	Chicago White Sox @ Minnesota Twins Target Field, Minneapolis, MN Wed May 19 2021, 12:13 PM - 2:47 PM CDT Att: 8,608 - Overcast - 70 F					
11 Jorge Polanco, S OBP: 0.311, SLG: 0.377	K		K			26 G3-6-3		K	3	0	0	0	1	3	1							
23 Nelson Cruz, R OBP: 0.338, SLG: 0.535	1B		HR		F9			F7	4	1	2	1	0	0	1							
26 Max Kepler, L OBP: 0.293, SLG: 0.387	L8		F7		G3-6-3			K	4	0	0	0	0	1	3							
22 Miguel Sanó, R OBP: 0.304, SLG: 0.376	K		P3					K	3	0	0	0	0	2	2							
24 Trevor Larnach, L OBP: 0.367, SLG: 0.385	64 G1-3		K		K			K	2	0	0	0	1	2	0							
64 Williams Astudillo, R OBP: 0.294, SLG: 0.446	G1-3		P6					F9	3	0	0	0	0	0	1							
30 Kyle Garlick, R OBP: 0.257, SLG: 0.403	K		K					K	3	0	0	0	0	3	1							
70 Ben Rortvedt, L OBP: 0.250, SLG: 0.160	G3-1							G6-3	2	0	0	0	0	1	1							
20 Josh Donaldson, R (& PH) OBP: 0.359, SLG: 0.485			K						1	0	0	0	0	0	0							
<b>Inning Stats</b>	R: 0 E: 0 K: 2 S: 11	H: 1 LOB: 2 BB: 1 P: 20	R: 0 E: 0 K: 1 S: 11	H: 0 LOB: 1 BB: 1 P: 20	R: 1 E: 0 K: 2 S: 9	H: 1 LOB: 0 BB: 0 P: 12	R: 0 E: 0 K: 1 S: 5	H: 0 LOB: 0 BB: 0 P: 6	R: 0 E: 0 K: 2 S: 8	H: 0 LOB: 0 BB: 0 P: 14	R: 0 E: 0 K: 0 S: 5	H: 0 LOB: 0 BB: 1 P: 11	R: 0 E: 0 K: 2 S: 10	H: 0 LOB: 0 BB: 0 P: 15	R: 0 E: 0 K: 1 S: 9	H: 0 LOB: 0 BB: 0 P: 13	R: 0 E: 0 K: 2 S: 7	H: 0 LOB: 0 BB: 0 P: 9	1B: 1 2B: 0 3B: 0 HR: 1	SF: 0 SAC: 0 DP: 1 HBP: 0	WP: 0 PB: 0 SB: 0 CS: 0	PA: 31
<b>PITCHER</b>	IP	WLS	BF	H	R	ER	SO	BB	IBB	HBP	BLK	WP	HR	S	P	ERA	WHIP					
27 Lucas Giolito, R ERA: 4.35	8.0		28	2	1	1	11	3	0	0	0	0	0	68	111	1.12	0.625					
31 Liam Hendriks, R ERA: 2.5	1.0	S	3	0	0	0	2	0	0	0	0	0	0	7	9	0.00	0.000					

AB	31
R	2
H	5
RBI	2
BB	4
SO	5
LOB	14

AB	28
R	1
H	2
RBI	1
BB	3
SO	13
LOB	10









Batter	1	2	3	4	5	6	7	8	9	AB	R	H	RBI	BB	SO	LOB	TOP			
7 Tim Anderson, R OBP: 0.336, SLG: 0.438	G6-3		BB			1B		FC5-2		3	0	1	0	1	0	1	Chicago White Sox @ New York Yankees Yankee Stadium, Bronx, NY Sat May 22 2021, 1:09 PM - 4:14 PM EDT Att: 14,665 - Cloudy - 86 F			
12 Adam Eaton, L OBP: 0.313, SLG: 0.368	F8					G4-6-3		K		3	0	0	0	0	1	3				
20 Danny Mendick, R OBP: 0.354, SLG: 0.375										1	0	0	0	0	1	1				
10 Yoán Moncada, S OBP: 0.406, SLG: 0.412	G4-3									3	0	0	0	1	2	0				
79 José Abreu, R OBP: 0.341, SLG: 0.469										4	0	2	0	0	1	1				
73 Yermin Mercedes, R OBP: 0.404, SLG: 0.542										4	0	0	0	0	0	3				
24 Yasmani Grandal, S OBP: 0.383, SLG: 0.337										3	0	0	0	0	2	2				
25 Andrew Vaughn, R OBP: 0.323, SLG: 0.361										2	0	0	0	1	1	2				
28 Leury Garcia, S OBP: 0.266, SLG: 0.298										3	0	0	0	0	2	1				
1 Nick Madrigal, R OBP: 0.325, SLG: 0.390										3	0	2	0	0	0	0				
<b>Inning Stats</b>	R: 0 E: 0 K: 0 S: 7	H: 0 LOB: 0 BB: 0 P: 12	R: 0 E: 0 K: 1 S: 6	H: 1 LOB: 0 BB: 0 P: 9	R: 0 E: 0 K: 1 S: 9	H: 1 LOB: 2 BB: 2 P: 18	R: 0 E: 0 K: 1 S: 8	H: 0 LOB: 0 BB: 0 P: 13	R: 0 E: 0 K: 1 S: 8	H: 0 LOB: 0 BB: 0 P: 11	R: 0 E: 0 K: 3 S: 16	H: 1 LOB: 2 BB: 0 P: 20	R: 0 E: 0 K: 2 S: 18	H: 1 LOB: 0 BB: 0 P: 22	R: 0 E: 0 K: 1 S: 7	H: 0 LOB: 0 BB: 0 P: 12	1B: 4 2B: 0 3B: 1 HR: 0	SF: 0 SAC: 0 DP: 4 HBP: 0	WP: 0 PB: 0 CS: 0	PA: 32
<b>PITCHER</b>	IP WLS BF ERA WHIP	WLS BF ERA WHIP	H R ER SO BB IBB HBP BLK WP HR S P ERA WHIP	H R ER SO BB IBB HBP BLK WP HR S P ERA WHIP	H R ER SO BB IBB HBP BLK WP HR S P ERA WHIP	H R ER SO BB IBB HBP BLK WP HR S P ERA WHIP	H R ER SO BB IBB HBP BLK WP HR S P ERA WHIP	H R ER SO BB IBB HBP BLK WP HR S P ERA WHIP	H R ER SO BB IBB HBP BLK WP HR S P ERA WHIP	H R ER SO BB IBB HBP BLK WP HR S P ERA WHIP	H R ER SO BB IBB HBP BLK WP HR S P ERA WHIP	H R ER SO BB IBB HBP BLK WP HR S P ERA WHIP	H R ER SO BB IBB HBP BLK WP HR S P ERA WHIP	H R ER SO BB IBB HBP BLK WP HR S P ERA WHIP	H R ER SO BB IBB HBP BLK WP HR S P ERA WHIP	H R ER SO BB IBB HBP BLK WP HR S P ERA WHIP	ERA WHIP	ERA WHIP		
45 Gerrit Cole, R ERA: 1.81	7.0	W	25	4	0	0	7	3	0	0	0	0	0	0	0	0	0.00	1.000		
34 Justin Wilson, L ERA: 5.4	1.0		4	1	0	0	2	0	0	0	0	0	0	0	0	0	0.00	1.000		
85 Luis Cessa, R ERA: 3.5	1.0		3	0	0	0	1	0	0	0	0	0	0	0	0	0	0.00	0.000		

Batter	1	2	3	4	5	6	7	8	9	AB	R	H	RBI	BB	SO	LOB	BOTTOM			
59 Luke Voit, R OBP: 0.286, SLG: 0.270	K		G5-3			1B		F9		4	1	1	0	1	1	0	Chicago White Sox @ New York Yankees Yankee Stadium, Bronx, NY Sat May 22 2021, 1:09 PM - 4:14 PM EDT Att: 14,665 - Cloudy - 86 F			
11 Brett Gardner, L OBP: 0.297, SLG: 0.278	L7							K		4	1	2	0	0	0	0				
77 Clint Frazier, R OBP: 0.278, SLG: 0.299										1	0	0	0	0	1	0				
99 Aaron Judge, R OBP: 0.401, SLG: 0.575										4	1	2	0	1	2	4				
14 Tyler Wade, L OBP: 0.323, SLG: 0.345										0	0	0	0	0	0	0				
29 Gio Urshela, R OBP: 0.331, SLG: 0.431	L9									3	1	0	0	2	1	4				
25 Gleyber Torres, R OBP: 0.353, SLG: 0.355										4	2	3	4	0	1	0				
18 Rougned Odor, L OBP: 0.287, SLG: 0.355										4	0	1	1	0	2	3				
41 Miguel Andujar, R OBP: 0.233, SLG: 0.256										4	0	1	1	0	1	3				
36 Mike Ford, L OBP: 0.290, SLG: 0.327										3	1	1	1	1	1	1				
66 Kyle Higashioka, R OBP: 0.296, SLG: 0.475										4	0	0	0	0	2	3				
<b>Inning Stats</b>	R: 0 E: 0 K: 1 S: 8	H: 0 LOB: 1 BB: 1 P: 12	R: 0 E: 0 K: 3 S: 13	H: 0 LOB: 0 BB: 0 P: 16	R: 0 E: 0 K: 0 S: 6	H: 0 LOB: 0 BB: 0 P: 9	R: 3 E: 0 K: 1 S: 19	H: 3 LOB: 2 BB: 2 P: 34	R: 2 E: 0 K: 2 S: 15	H: 3 LOB: 2 BB: 1 P: 29	R: 1 E: 0 K: 1 S: 17	H: 2 LOB: 1 BB: 1 P: 27	R: 1 E: 0 K: 2 S: 11	H: 2 LOB: 1 BB: 0 P: 13	R: 0 E: 0 K: 2 S: 13	H: 1 LOB: 1 BB: 0 P: 20	1B: 7 2B: 3 3B: 0 HR: 1	SF: 0 SAC: 0 DP: 0 HBP: 0	WP: 2 PB: 0 CS: 0	PA: 40
<b>PITCHER</b>	IP WLS BF ERA WHIP	WLS BF ERA WHIP	H R ER SO BB IBB HBP BLK WP HR S P ERA WHIP	H R ER SO BB IBB HBP BLK WP HR S P ERA WHIP	H R ER SO BB IBB HBP BLK WP HR S P ERA WHIP	H R ER SO BB IBB HBP BLK WP HR S P ERA WHIP	H R ER SO BB IBB HBP BLK WP HR S P ERA WHIP	H R ER SO BB IBB HBP BLK WP HR S P ERA WHIP	H R ER SO BB IBB HBP BLK WP HR S P ERA WHIP	H R ER SO BB IBB HBP BLK WP HR S P ERA WHIP	H R ER SO BB IBB HBP BLK WP HR S P ERA WHIP	H R ER SO BB IBB HBP BLK WP HR S P ERA WHIP	H R ER SO BB IBB HBP BLK WP HR S P ERA WHIP	H R ER SO BB IBB HBP BLK WP HR S P ERA WHIP	H R ER SO BB IBB HBP BLK WP HR S P ERA WHIP	H R ER SO BB IBB HBP BLK WP HR S P ERA WHIP	ERA WHIP	ERA WHIP		
84 Dylan Cease, R ERA: 3.18	4.1	L	22	5	5	0	6	4	0	0	0	0	0	0	0	0	10.38	2.077		
63 Matt Foster, R ERA: 6.59	1.0		7	3	1	1	1	1	0	0	0	0	0	0	0	0	9.00	4.000		
66 José Ruiz, R ERA: 2.95	1.2		7	2	1	1	3	0	0	0	0	0	0	0	0	0	5.40	1.200		
45 Garrett Crochet, L ERA: 0.71	1.0		4	1	0	0	2	0	0	0	0	0	0	0	0	0	0.00	1.000		









Batter	1	2	3	4	5	6	7	8	9	AB	R	H	RBI	BB	SO	LOB	TOP					
19 Tommy Edman, S OBP: 0.325, SLG: 0.369	F6		F7			BB		K		3	1	0	0	1	1	1	<b>St. Louis Cardinals @ Chicago White Sox</b> Guaranteed Rate Field, Chicago, IL Mon May 24 2021, 7:12 PM - 10:25 PM CDT Att: 14,629 - Partly Cloudy - 85 F					
3 Dylan Carlson, S OBP: 0.374, SLG: 0.413	F5		F7			F7		F8		4	0	0	0	0	2							
46 Paul Goldschmidt, R OBP: 0.303, SLG: 0.493	P2				BB	E6		WP		3	0	1	0	1	0							
28 Nolan Arenado, R OBP: 0.337, SLG: 0.536	G6-3		F9			F9		G6-3		4	0	0	0	0	3							
4 Yadier Molina, R OBP: 0.232, SLG: 0.544	L6		K			1B		1B		4	0	2	0	0	1							
13 Matt Carpenter, L OBP: 0.287, SLG: 0.243	BB		G4-3			G4-3		K		3	0	0	0	1	4							
48 Harrison Bader, R 26 Justin Williams, L OBP: 0.282, SLG: 0.257	K				G6-3		K			1	0	0	0	0	1							
63 Edmundo Sosa, R OBP: 0.500, SLG: 0.500			HBP		G4-3		G4-3			3	0	1	0	0	0							
35 Lane Thomas, R OBP: 0.320, SLG: 0.150	K				F9		L8			3	0	0	0	0	1							
<b>Inning Stats</b>	R: 0 E: 0 K: 0 S: 6	H: 0 LOB: 0 BB: 0 P: 10	R: 0 E: 0 K: 1 S: 12	H: 0 LOB: 1 BB: 1 P: 21	R: 0 E: 0 K: 1 S: 8	H: 0 LOB: 0 BB: 0 P: 11	R: 0 E: 0 K: 1 S: 10	H: 0 LOB: 1 BB: 1 P: 16	R: 0 E: 0 K: 1 S: 6	H: 0 LOB: 0 BB: 0 P: 7	R: 1 E: 0 K: 0 S: 13	H: 1 LOB: 2 BB: 1 P: 23	R: 0 E: 0 K: 1 S: 8	H: 1 LOB: 0 BB: 0 P: 16	R: 0 E: 0 K: 2 S: 11	H: 1 LOB: 1 BB: 0 P: 13		R: 0 E: 0 K: 2 S: 10	H: 1 LOB: 1 BB: 0 P: 15	1B: 4 2B: 0 3B: 0 HR: 0	SF: 0 SAC: 0 DP: 0 HBP: 1	WP: 1 PB: 0 SB: 2 CS: 1
<b>PITCHER</b>	IP WLS BF H R ER SO BB IBB HBP BLK WP HR S P ERA WHIP	7.0 W 27 2 1 0 4 3 0 1 0 0 0 63 104 0.00 0.714	2.0 8 2 0 0 3 0 0 0 0 1 0 21 28 0.00 1.000																			

Batter	1	2	3	4	5	6	7	8	9	AB	R	H	RBI	BB	SO	LOB	BOTTOM					
7 Tim Anderson, R OBP: 0.331, SLG: 0.434	K		G1-3			E3		2B		4	0	1	2	0	1	1	<b>St. Louis Cardinals @ Chicago White Sox</b> Guaranteed Rate Field, Chicago, IL Mon May 24 2021, 7:12 PM - 10:25 PM CDT Att: 14,629 - Partly Cloudy - 85 F					
12 Adam Eaton, L OBP: 0.305, SLG: 0.351	F7		P5			FC6-4		BB		3	1	0	0	1	0	2						
10 Yoán Moncada, S OBP: 0.404, SLG: 0.403	G6-3		L8			G3		K		4	0	0	0	0	1	3						
79 José Abreu, R OBP: 0.343, SLG: 0.477	K				BB	F7		BB		2	0	0	0	2	1	0						
73 Yermín Mercedes, R OBP: 0.402, SLG: 0.533	2B		F9			SF9		HR		3	1	2	1	0	0	1						
24 Yasmani Grandal, S OBP: 0.391, SLG: 0.364	K				BB	K		G3-1		3	0	0	0	1	2	3						
25 Andrew Vaughn, R OBP: 0.333, SLG: 0.434	2B		L9			HR		G1-3		4	1	2	2	0	0	2						
28 Leury Garcia, S OBP: 0.261, SLG: 0.286	G5-3		K			1B		F8		3	1	0	0	1	1	4						
1 Nick Madrigal, R OBP: 0.321, SLG: 0.385	2B					G6-3		P4		3	1	1	0	0	0	0						
<b>Inning Stats</b>	R: 0 E: 0 K: 1 S: 8	H: 2 LOB: 2 BB: 0 P: 12	R: 0 E: 0 K: 2 S: 12	H: 1 LOB: 0 BB: 0 P: 18	R: 0 E: 0 K: 1 S: 9	H: 1 LOB: 1 BB: 0 P: 13	R: 0 E: 0 K: 1 S: 15	H: 0 LOB: 2 BB: 2 P: 29	R: 0 E: 0 K: 1 S: 10	H: 0 LOB: 1 BB: 0 P: 13	R: 4 E: 1 K: 1 S: 15	H: 3 LOB: 1 BB: 1 P: 25	R: 1 E: 0 K: 1 S: 13	H: 0 LOB: 2 BB: 2 P: 29	R: 0 E: 0 K: 0 S: 7	H: 0 LOB: 0 BB: 0 P: 13		R: 0 E: 0 K: 0 S: 7	H: 0 LOB: 0 BB: 0 P: 13	1B: 2 2B: 3 3B: 0 HR: 1	SF: 1 SAC: 0 DP: 0 HBP: 1	WP: 1 PB: 0 SB: 0 CS: 0
<b>PITCHER</b>	IP WLS BF H R ER SO BB IBB HBP BLK WP HR S P ERA WHIP	5.2 L 26 5 3 3 3 3 0 0 0 0 1 0 12 25 13.50 4.500	0.2 5 1 2 1 1 2 0 0 1 0 0 0 5 10 0.00 0.000	0.2 2 0 0 0 0 0 0 0 0 0 0 0 7 13 0.00 0.000																		



Batter	1	2	3	4	5	6	7	8	9	AB R H RBI BB SO LOB	TOP									
19 Tommy Edman, S OBP: 0.323, SLG: 0.365	L9		3 SF9 1B		L5		G4-3		K	5 0 1 0 0 1 4	<b>St. Louis Cardinals @ Chicago White Sox</b> Guaranteed Rate Field, Chicago, IL Tue May 25 2021, 7:11 PM - 10:33 PM CDT Att: 16,380 - Cloudy - 81 F									
3 Dylan Carlson, S OBP: 0.371, SLG: 0.411	K		SF9		G4-3			46 G5-4-3 1B	3 0 1 1 0 1 0											
46 Paul Goldschmidt, R OBP: 0.302, SLG: 0.490			G5-3		G4-3			G5-4-3	4 0 1 0 0 0 3											
28 Nolan Arenado, R OBP: 0.340, SLG: 0.540								G5-3	4 1 2 0 0 1 0											
4 Yadier Molina, R OBP: 0.323, SLG: 0.542	G6-4-3				G5-3			63 BB	4 0 1 0 0 1 2											
13 Matt Carpenter, L OBP: 0.285, SLG: 0.274	F8							63 BB	3 1 2 0 1 0 0											
63 Edmundo Sosa, R OBP: 0.500, SLG: 0.514								63 BB	3 1 1 0 1 0 2											
35 Lane Thomas, R OBP: 0.276, SLG: 0.125			E5 3 SF9 19 1B		K		L5	K	4 0 0 0 0 2 6											
67 Max Moroff, S OBP: 0.083, SLG: 0.083	F9				K			K	4 0 1 1 1 0 2 5											
<b>Inning Stats</b>	R: 0 E: 0 K: 1 S: 6	H: 1 LOB: 1 BB: 0 P: 10	R: 0 E: 0 K: 0 S: 10	H: 1 LOB: 0 BB: 12	R: 1 E: 1 K: 0 S: 13	H: 2 LOB: 2 BB: 0 P: 25	R: 1 E: 0 K: 2 S: 14	H: 2 LOB: 1 BB: 0 P: 20	R: 0 E: 0 K: 1 S: 9	H: 0 LOB: 0 BB: 0 P: 12	R: 1 E: 0 K: 0 S: 15	H: 2 LOB: 1 BB: 0 P: 24	R: 0 E: 0 K: 0 S: 6	H: 1 LOB: 3 BB: 2 P: 9	R: 0 E: 0 K: 3 S: 16	H: 1 LOB: 0 BB: 0 P: 28	1B: 6 2B: 4 3B: 0 HR: 0	SF: 1 DP: 2 HBP: 0	WP: 1 PB: 0 CS: 0	PA: 37
<b>PITCHER</b>	IP WLS BF H R ER SO BB IBB HBP BLK WP HR S P ERA WHIP											IP WLS BF H R ER SO BB IBB HBP BLK WP HR S P ERA WHIP								
27 Lucas Giolito, R ERA: 4.04	6.0 W 23 6 2 1 5 0 0 0 0 1 0 62 92 1.50 1.000																			
65 Codi Heuer, R ERA: 5.57	1.0 5 2 1 1 0 0 0 0 0 0 0 15 24 9.00 2.000																			
43 Evan Marshall, R ERA: 6.11	1.0 3 1 0 0 0 0 0 0 0 0 0 6 9 0.00 1.000																			
45 Garrett Crochet, L ERA: 0.71	0.0 3 1 0 0 0 2 0 0 0 0 0 3 11 ∞ ∞																			
31 Liam Hendriks, R ERA: 2.37	1.0 S 3 0 0 0 3 0 0 0 0 0 0 13 17 0.00 0.000																			

Batter	1	2	3	4	5	6	7	8	9	AB R H RBI BB SO LOB	BOTTOM									
7 Tim Anderson, R OBP: 0.321, SLG: 0.420	E6 10 L9 12 HBP 79 G1-3	E5 73 WP 10 BB	FC6-4		K			G6-3		5 1 0 0 0 1 5	<b>St. Louis Cardinals @ Chicago White Sox</b> Guaranteed Rate Field, Chicago, IL Tue May 25 2021, 7:11 PM - 10:33 PM CDT Att: 16,380 - Cloudy - 81 F									
12 Adam Eaton, L OBP: 0.308, SLG: 0.348		P3			CS		L9	G6-3		4 2 1 0 0 0 3										
10 Yoán Moncada, S OBP: 0.409, SLG: 0.411	L9				G4-3					4 1 2 1 1 0 3										
79 José Abreu, R OBP: 0.344, SLG: 0.494	G1-3	K								5 1 2 4 0 1 5										
73 Yermín Mercedes, R OBP: 0.393, SLG: 0.519	E9	K			G3					4 0 0 0 0 1 3										
25 Andrew Vaughn, R OBP: 0.338, SLG: 0.431	F8									3 0 1 0 0 0 1										
21 Zack Collins, L OBP: 0.306, SLG: 0.355										4 1 1 0 0 2 2										
28 Leury García, S OBP: 0.268, SLG: 0.287										3 1 1 0 1 0 1										
1 Nick Madrigal, R OBP: 0.331, SLG: 0.395										4 1 3 1 0 0 1										
<b>Inning Stats</b>	R: 2 E: 2 K: 0 S: 16	H: 0 LOB: 1 BB: 0 P: 26	R: 3 E: 1 K: 2 S: 16	H: 2 LOB: 2 BB: 2 P: 28	R: 0 E: 0 K: 1 S: 14	H: 1 LOB: 2 BB: 0 P: 19	R: 2 E: 0 K: 0 S: 13	H: 3 LOB: 1 BB: 0 P: 21	R: 0 E: 0 K: 1 S: 7	H: 1 LOB: 0 BB: 0 P: 10	R: 1 E: 0 K: 0 S: 8	H: 2 LOB: 0 BB: 0 P: 14	R: 0 E: 0 K: 1 S: 9	H: 1 LOB: 1 BB: 0 P: 16	R: 0 E: 0 K: 0 S: 13	H: 1 LOB: 0 BB: 0 P: 18	1B: 9 2B: 1 3B: 0 HR: 1	SF: 0 SAC: 0 DP: 1 HBP: 2	WP: 3 PB: 0 SB: 0 CS: 1	PA: 41
<b>PITCHER</b>	IP WLS BF H R ER SO BB IBB HBP BLK WP HR S P ERA WHIP											IP WLS BF H R ER SO BB IBB HBP BLK WP HR S P ERA WHIP								
22 Jack Flaherty, R ERA: 2.84	3.2 L 24 6 7 3 3 2 0 2 0 0 0 12 20 5.40 1.200																			
30 Tyler Webb, L ERA: 11.57	1.2 6 2 1 1 1 0 0 0 0 0 0 12 20 5.40 1.200																			
44 Junior Fernández, R ERA: 7.36	2.2 10 3 0 0 1 0 0 0 0 1 0 26 41 0.00 1.125																			

AB 34  
R 3  
H 10  
RBI 2  
BB 2  
SO 8  
LOB 22



AB 36  
R 8  
H 11  
RBI 6  
BB 2  
SO 5  
LOB 24






Batter	1	2	3	4	5	6	7	8	9	AB	R	H	RBI	BB	SO	LOB	TOP				
19 Tommy Edman, S (1,4) OBP: 0.326, SLG: 0.397	G6-3		HR			G6-3		HR		4	2	2	2	0	0	0					
3 Dylan Carlson, S (1,8) OBP: 0.393, SLG: 0.401	K		F9			F8		K		4	0	0	0	0	2	0					
46 Paul Goldschmidt, R (1,3) OBP: 0.393, SLG: 0.399	HBP			P1		K		1B		3	1	1	0	0	1	0					
28 Nolan Arenado, R (1,10) OBP: 0.338, SLG: 0.539	K			P3		L8		2B		4	1	1	0	0	1	1					
63 Edmundo Sosa, R (1,6) OBP: 0.500, SLG: 0.500	K			HBP		F7		1B		3	0	1	2	0	1	0					
7 Andrew Knizner, R (1,2) OBP: 0.290, SLG: 0.246	G6-3			P4		P4		BB		2	0	0	0	2	0	1					
35 Lane Thomas, R (1,9) OBP: 0.242, SLG: 0.107	K					P5		K		4	0	0	0	0	3	3					
67 Max Moroff, S (1,5) OBP: 0.063, SLG: 0.063				K		K		K		4	0	0	0	0	4	2					
26 Justin Williams, L (1,7) OBP: 0.273, SLG: 0.248	K			K		K		L8		4	0	0	0	0	2	2					
<b>Inning Stats</b>	R: 0 H: 0 E: 0 K: 2 S: 15	H: 0 LOB: 1 BB: 0 P: 23	R: 0 H: 0 E: 0 K: 2 S: 8	H: 0 LOB: 0 BB: 0 P: 11	R: 1 H: 1 E: 0 K: 2 S: 11	H: 1 LOB: 0 BB: 0 P: 17	R: 0 H: 0 E: 0 K: 0 S: 12	H: 0 LOB: 1 BB: 0 P: 19	R: 0 H: 0 E: 0 K: 3 S: 9	H: 0 LOB: 0 BB: 0 P: 14	R: 0 H: 0 E: 0 K: 1 S: 8	H: 0 LOB: 0 BB: 0 P: 10	R: 0 H: 0 E: 0 K: 2 S: 11	H: 1 LOB: 0 BB: 0 P: 14	R: 2 H: 3 E: 0 K: 2 S: 14	H: 3 LOB: 1 BB: 1 P: 22	1B: 2 2B: 1 3B: 0 HR: 2	SF: 0 SAC: 0 DP: 0 HBP: 2	WP: 0 PB: 0 SB: 1 CS: 0	PA: 36	
<b>PITCHER</b>	IP	WLS	BF	H	R	ER	SO	BB	IBB	HBP	BLK	WP	HR	S	P	ERA	WHIP				
55 Carlos Rodón, L (1,1) ERA: 1.29	6.0	L	21	1	1	1	10	0	0	2	0	0	1	63	94	1.50	0.167				
34 Michael Kopech, R (7,1) ERA: 1.72	1.0		4	0	0	0	0	1	0	0	0	0	0	9	18	0.00	1.000				
39 Aaron Bummer, L (8,1) ERA: 3.38	1.0		4	1	1	2	2	0	0	0	0	0	1	11	14	9.00	1.000				
66 José Ruiz, R (9,1) ERA: 3.54	1.0		7	3	2	2	2	1	0	0	0	0	0	14	22	18.00	4.000				

**St. Louis Cardinals @ Chicago White Sox**  
**Guaranteed Rate Field, Chicago, IL**  
 Wed May 26 2021, 1:13 PM - 4:30 PM CDT  
 Att: 14,791 - Partly Cloudy - 77 F

AB 32  
 R 4  
 H 5  
 RBI 4  
 BB 2  
 SO 14  
 LOB 9



Batter	1	2	3	4	5	6	7	8	9	AB	R	H	RBI	BB	SO	LOB	BOTTOM				
1 Nick Madrigal, R (1,4) OBP: 0.345, SLG: 0.404	F9		1B			1B		BB		4	0	3	0	1	0	0					
12 Adam Eaton, L (1,9) OBP: 0.310, SLG: 0.346	BB		SH5-3			FC4-6		SH3-4		1	0	0	0	1	0	1					
0 Billy Hamilton, S (6,8) OBP: 0.229, SLG: 0.311	BB		SH5-3			FC4-6		SH3-4		1	0	0	0	0	0	1					
10 Yoán Moncada, S (1,5) OBP: 0.414, SLG: 0.406	BB		K			K		HBP		2	0	0	0	2	3						
79 José Abreu, R (1,3) OBP: 0.346, SLG: 0.488	FC1		BB			1B		K		4	0	1	0	1	2	6					
73 Yermin Mercedes, R (1,10) OBP: 0.384, SLG: 0.506	L7-2		P3			FC5-4		K		4	0	0	0	0	1	10					
25 Andrew Vaughn, R (1,7) OBP: 0.329, SLG: 0.417	F7		F7			E5		L9		4	0	0	0	0	0	0					
21 Zack Collins, L (1,2) OBP: 0.293, SLG: 0.338	B1-3		F7			SH3		L8		3	0	0	0	0	0	0					
28 Leury García, S (1,8) OBP: 0.268, SLG: 0.286	G3		1B			K		K		4	0	1	0	0	2	1					
20 Danny Mendick, R (1,6) OBP: 0.346, SLG: 0.364	1B		1B			P4		K		4	0	1	0	0	2	2					
<b>Inning Stats</b>	R: 0 H: 0 E: 1 K: 0 S: 6	H: 0 LOB: 2 BB: 0 P: 15	R: 0 H: 2 E: 0 K: 1 S: 14	H: 2 LOB: 3 BB: 1 P: 22	R: 0 H: 1 E: 0 K: 1 S: 14	H: 1 LOB: 1 BB: 0 P: 18	R: 0 H: 2 E: 0 K: 1 S: 11	H: 2 LOB: 2 BB: 0 P: 20	R: 0 H: 0 E: 1 K: 1 S: 10	H: 0 LOB: 1 BB: 0 P: 15	R: 0 H: 0 E: 0 K: 2 S: 5	H: 0 LOB: 0 BB: 0 P: 6	R: 0 H: 1 E: 0 K: 2 S: 13	H: 1 LOB: 2 BB: 1 P: 20	1B: 6 2B: 1 3B: 0 HR: 0	SF: 0 SAC: 3 DP: 1 HBP: 1	WP: 2 PB: 0 SB: 1 CS: 0	PA: 40			
<b>PITCHER</b>	IP	WLS	BF	H	R	ER	SO	BB	IBB	HBP	BLK	WP	HR	S	P	ERA	WHIP				
53 John Gant, R (1,1) ERA: 1.81	5.0	W	24	5	0	0	3	3	0	0	0	0	0	8	17	0.00	0.750				
92 Génesis Cabrera, L (6,1) ERA: 1.82	1.1	H	6	0	0	0	1	1	0	1	0	0	0	8	17	0.00	0.750				
65 Giovanni Gallegos, R (7,1) ERA: 1.86	1.2	H	5	0	0	0	3	0	0	0	0	0	0	12	16	0.00	0.000				
Alex Reyes, R (9,1) ERA: 0.69	1.0		5	1	0	0	2	1	0	0	0	1	0	13	20	0.00	2.000				

**St. Louis Cardinals @ Chicago White Sox**  
**Guaranteed Rate Field, Chicago, IL**  
 Wed May 26 2021, 1:13 PM - 4:30 PM CDT  
 Att: 14,791 - Partly Cloudy - 77 F

AB 31  
 R 0  
 H 6  
 RBI 0  
 BB 5  
 SO 9  
 LOB 24





Batter	1	2	3	4	5	6	7	8	9	AB	R	H	RBI	BB	SO	LOB	TOP			
31 Cedric Mullins, L (1, 8) OBP: 0.367, SLG: 0.469										4	0	1	0	0	0	1	<p><b>Baltimore Orioles @ Chicago White Sox</b>  <b>Guaranteed Rate Field, Chicago, IL</b>            Thu May 27 2021, 7:30 PM - 10:47 PM CDT            Att: 9,671 - Rain - 54 F</p>			
16 Trey Mancini, R (1, 3) OBP: 0.352, SLG: 0.524										0	0	0	0	0	0	0				
11 Pat Valaika, R (1, 3) OBP: 0.215, SLG: 0.243										2	0	0	0	1	2	1				
25 Anthony Santander, S (1, 10) OBP: 0.293, SLG: 0.453										4	0	2	0	0	1	3				
3 Maikel Franco, R (1, 5) OBP: 0.254, SLG: 0.333										4	0	1	0	0	1	3				
2 Freddy Galvis, S (1, 6) OBP: 0.314, SLG: 0.468										4	1	1	1	0	2	5				
24 DJ Stewart, L (1, 9) OBP: 0.320, SLG: 0.340										3	0	0	0	0	1	2				
12 Stevie Wilkerson, S (1, 4) OBP: 0.290, SLG: 0.346										4	0	0	0	0	2	3				
15 Chance Sisco, L (1, 2) OBP: 0.250, SLG: 0.175										4	0	0	0	0	4	1				
65 Ryan McKenna, R (1, 7) OBP: 0.324, SLG: 0.258										3	0	0	0	1	3	1				
<b>Inning Stats</b>	R: 0 E: 0 K: 1 S: 13	H: 1 LOB: 2 BB: 0 P: 21	R: 0 E: 0 K: 2 S: 9	H: 0 LOB: 0 BB: 0 P: 13	R: 0 E: 0 K: 2 S: 10	H: 0 LOB: 1 BB: 1 P: 22	R: 1 E: 0 K: 1 S: 10	H: 1 LOB: 0 BB: 0 P: 10	R: 0 E: 0 K: 2 S: 13	H: 2 LOB: 2 BB: 0 P: 19	R: 0 E: 0 K: 2 S: 11	H: 0 LOB: 0 BB: 0 P: 14	R: 0 E: 0 K: 2 S: 10	H: 1 LOB: 1 BB: 0 P: 17	R: 0 E: 0 K: 2 S: 8	H: 0 LOB: 1 BB: 0 P: 16	1B: 3 2B: 1 3B: 0 HR: 1	SF: 0 SAC: 0 DP: 0 HBP: 2	WP: 2 PB: 0 SB: 1 CS: 0	PA: 36
<b>PITCHER</b>	IP WLS BF H R ER SO BB IBB HBP BLK WP HR S P ERA WHIP																			
84 Dylan Cease, R (1, 1) ERA: 2.98	6.0 W 25 4 1 1 10 2 0 1 0 0 1 69 111 1.50 1.000																			
43 Evan Marshall, R (7, 1) ERA: 5.79	1.0 H 3 0 0 0 2 0 0 0 0 0 0 11 14 0.00 0.000																			
39 Aaron Bummer, L (8, 1) ERA: 3.2	1.0 4 1 0 0 2 0 0 0 0 1 0 10 17 0.00 1.000																			
63 Matt Foster, R (9, 1) ERA: 6.14	1.0 4 0 0 0 2 0 0 1 0 1 0 8 16 0.00 0.000																			

Batter	1	2	3	4	5	6	7	8	9	AB	R	H	RBI	BB	SO	LOB	BOTTOM			
1 Nick Madrigal, R (1, 4) OBP: 0.353, SLG: 0.413										4	1	2	0	1	1	0	<p><b>Baltimore Orioles @ Chicago White Sox</b>  <b>Guaranteed Rate Field, Chicago, IL</b>            Thu May 27 2021, 7:30 PM - 10:47 PM CDT            Att: 9,671 - Rain - 54 F</p>			
24 Yasmani Grandal, S (1, 2) OBP: 0.391, SLG: 0.359										4	0	1	0	1	2	4				
10 Yoán Moncada, S (1, 5) OBP: 0.409, SLG: 0.396										4	1	0	0	1	2	4				
79 José Abreu, R (1, 3) OBP: 0.344, SLG: 0.488										4	1	1	1	0	0	2				
73 Yermin Mercedes, R (1, 10) OBP: 0.386, SLG: 0.525										4	1	2	3	0	0	0				
25 Andrew Vaughn, R (1, 7) OBP: 0.333, SLG: 0.427										4	1	2	0	0	1	0				
28 Leury Garcia, S (1, 9) OBP: 0.281, SLG: 0.294										3	0	2	0	1	0	2				
0 Billy Hamilton, S (1, 8) OBP: 0.231, SLG: 0.306										4	0	1	1	0	1	4				
20 Danny Mendick, R (1, 6) OBP: 0.339, SLG: 0.354										4	0	1	0	0	2	3				
<b>Inning Stats</b>	R: 0 E: 0 K: 2 S: 12	H: 1 LOB: 1 BB: 0 P: 18	R: 1 E: 0 K: 1 S: 10	H: 2 LOB: 1 BB: 0 P: 18	R: 0 E: 0 K: 1 S: 10	H: 1 LOB: 1 BB: 0 P: 19	R: 0 E: 0 K: 0 S: 12	H: 1 LOB: 1 BB: 0 P: 16	R: 0 E: 0 K: 0 S: 5	H: 1 LOB: 1 BB: 1 P: 11	R: 1 E: 0 K: 1 S: 13	H: 2 LOB: 2 BB: 1 P: 21	R: 3 E: 0 K: 2 S: 22	H: 4 LOB: 2 BB: 1 P: 36	R: 0 E: 0 K: 0 S: 6	H: 0 LOB: 1 BB: 1 P: 14	1B: 8 2B: 3 3B: 0 HR: 1	SF: 0 SAC: 0 DP: 1 HBP: 0	WP: 0 PB: 0 SB: 0 CS: 0	PA: 39
<b>PITCHER</b>	IP WLS BF H R ER SO BB IBB HBP BLK WP HR S P ERA WHIP																			
50 Bruce Zimmermann, L (1, 1) ERA: 5.15	5.0 21 6 1 1 1 0 1 0 0 0 0 0 7 15 13.50 3.000																			
55 Dillon Tate, R (6, 1) ERA: 3.95	0.2 L 4 1 1 1 0 1 0 0 0 0 0 0 6 6 0.00 3.000																			
66 Tanner Scott, L (6, 1) ERA: 0.66	0.1 2 1 0 0 1 0 0 0 0 0 0 0 2 3 81.00 12.000																			
62 César Valdez, R (7, 1) ERA: 5.3	0.1 5 3 3 3 1 1 0 0 0 0 0 0 10 13 0.00 1.500																			
54 Cole Sulser, R (7, 1) ERA: 2.0	0.2 3 1 0 0 1 0 0 0 0 0 0 0 0 0 0 0 0.00 1.500																			
49 Brandon Waddell, L (8, 1) ERA: 9.0	1.0 4 0 0 0 0 0 0 0 0 0 0 0 6 14 0.00 1.000																			

AB	32
R	1
H	5
RBI	1
BB	2
SO	16
LOB	20




AB	35
R	5
H	12
RBI	5
BB	4
SO	9
LOB	19










Batter	1	2	3	4	5	6	7	8	9	AB	R	H	RBI	BB	SO	LOB	TOP										
31 Cedric Mullins, L OBP: 0.360, SLG: 0.457	G6-3		CI		K		K			3	0	0	0	0	2	2	<p><b>Baltimore Orioles @ Chicago White Sox</b> Guaranteed Rate Field, Chicago, IL Sat May 29 2021, 4:38 PM - 6:49 PM CDT Att: 20,029 - Clear - 58 F</p> <p>livebaseballscores.com</p> <p>AB 25 R 1 H 4 RBI 1 BB 2 SO 11 LOB 14</p> 										
2 Freddy Galvis, S OBP: 0.216, SLG: 0.497	G5-3		K			BB	K			3	1	0	0	1	2	1											
25 Anthony Santander, S OBP: 0.290, SLG: 0.457	F9			G4-3		BB				3	0	1	0	0	0	0											
24 DJ Stewart, L OBP: 0.313, SLG: 0.330 11 Pat Vataika, R OBP: 0.220, SLG: 0.237	F7			K		BB				2	0	0	0	0	1	0											
3 Maikel Franco, R OBP: 0.256, SLG: 0.349		1B		G5-3			L8			3	0	1	0	0	0	3											
12 Stevie Wilkerson, S OBP: 0.290, SLG: 0.310	L5					HBP				2	0	0	1	0	1	1											
6 Ryan Mountcastle, R OBP: 0.255, SLG: 0.356			K			K	K			3	0	0	0	0	3	4											
15 Chance Sisco, L OBP: 0.253, SLG: 0.182			F8				G5-3			3	0	1	0	0	0	3											
65 Ryan McKenna, R OBP: 0.310, SLG: 0.278			K							3	0	1	0	0	2	0											
<b>Inning Stats</b>	R: 0 E: 0 K: 0 S: 9	H: 0 LOB: 0 BB: 0 P: 15	R: 0 E: 0 K: 1 S: 10	H: 1 LOB: 1 BB: 0 P: 15	R: 0 E: 1 K: 2 S: 13	H: 0 LOB: 1 BB: 0 P: 19	R: 0 E: 0 K: 1 S: 7	H: 0 LOB: 0 BB: 0 P: 8	R: 0 E: 0 K: 3 S: 18	H: 2 LOB: 2 BB: 0 P: 25	R: 1 E: 0 K: 1 S: 14	H: 1 LOB: 3 BB: 2 P: 28	R: 0 E: 0 K: 3 S: 10	H: 0 LOB: 0 BB: 0 P: 17	1B: 3 2B: 1 3B: 0 HR: 0	SF: 0 SAC: 0 DP: 0 HBP: 1		WP: 0 PB: 0 CS: 1	PA: 29								
<b>PITCHER</b>	IP	WLS	BF	H	R	ER	SO	BB	IBB	HBP	BLK	WP	HR	S	P	ERA	WHIP										
33 Lance Lynn, R ERA: 1.2	5.0	W	19	3	0	0	7	0	0	0	0	0	0	57	82	0.00	0.600										
39 Aaron Bummer, L ERA: 3.95	0.0		3	1	1	1	0	2	0	0	0	0	0	4	13	∞	∞										
65 Codi Heuer, R ERA: 5.32	1.0	H	4	0	0	0	1	0	0	1	0	0	0	10	15	0.00	0.000										
31 Liam Hendriks, R ERA: 2.14	1.0	S	3	0	0	0	3	0	0	0	0	0	0	10	17	0.00	0.000										

Batter	1	2	3	4	5	6	7	8	9	AB	R	H	RBI	BB	SO	LOB	BOTTOM										
7 Tim Anderson, R OBP: 0.326, SLG: 0.423	K		1B		G4-3					3	0	1	0	0	1	0	<p><b>Baltimore Orioles @ Chicago White Sox</b> Guaranteed Rate Field, Chicago, IL Sat May 29 2021, 4:38 PM - 6:49 PM CDT Att: 20,029 - Clear - 58 F</p> <p>livebaseballscores.com</p> <p>AB 23 R 3 H 5 RBI 3 BB 2 SO 6 LOB 9</p> 										
24 Yasmani Grandal, S OBP: 0.393, SLG: 0.344	BB		P4		G4-3					2	0	0	0	1	0	1											
10 Yoán Moncada, S OBP: 0.419, SLG: 0.420	K		1B		HR					3	1	2	0	0	1	1											
79 José Abreu, R OBP: 0.357, SLG: 0.518	HBP		K		K		HR			2	1	1	2	0	1	2											
73 Yermín Mercedes, R OBP: 0.377, SLG: 0.506	BB		P4		F7					2	0	0	0	1	0	2											
25 Andrew Vaughn, R OBP: 0.327, SLG: 0.415	F9			F8		K				3	0	0	0	0	1	3											
1 Nick Madrigal, R OBP: 0.341, SLG: 0.398	G5-3			L9		G4-3				3	0	0	0	0	0	0											
0 Billy Hamilton, S OBP: 0.232, SLG: 0.358	K			HR		K				3	1	1	1	0	2	0											
20 Danny Mendick, R OBP: 0.328, SLG: 0.340	F9			G4-3						2	0	0	0	0	0	0											
<b>Inning Stats</b>	R: 0 E: 0 K: 2 S: 20	H: 0 LOB: 3 BB: 2 P: 35	R: 0 E: 0 K: 1 S: 7	H: 0 LOB: 0 BB: 0 P: 9	R: 0 E: 0 K: 1 S: 13	H: 2 LOB: 2 BB: 0 P: 15	R: 1 E: 0 K: 0 S: 8	H: 1 LOB: 0 BB: 0 P: 12	R: 2 E: 0 K: 0 S: 10	H: 2 LOB: 0 BB: 0 P: 15	R: 0 E: 0 K: 2 S: 8	H: 0 LOB: 0 BB: 0 P: 12	R: 0 E: 0 K: 2 S: 8	H: 0 LOB: 0 BB: 0 P: 12	1B: 3 2B: 0 3B: 0 HR: 2	SF: 0 SAC: 0 DP: 0 HBP: 1		WP: 0 PB: 0 CS: 0	PA: 26								
<b>PITCHER</b>	IP	WLS	BF	H	R	ER	SO	BB	IBB	HBP	BLK	WP	HR	S	P	ERA	WHIP										
47 John Means, L ERA: 2.05	5.0	L	23	5	3	3	4	2	0	1	0	0	0	58	86	5.40	1.400										
54 Cole Sulser, R ERA: 1.89	1.0		3	0	0	0	2	0	0	0	0	0	0	8	12	0.00	0.000										



Batter	1	2	3	4	5	6	7	8	9	AB	R	H	RBI	BB	SO	LOB	TOP										
31 Cedric Mullins, L (1, 8) OBP: 0.363, SLG: 0.468										4	0	2	0	0	1	0	<p><b>Baltimore Orioles @ Chicago White Sox</b> Guaranteed Rate Field, Chicago, IL Sun May 30 2021, 1:12 PM - 3:53 PM CDT Att: 21,067 - Sunny - 63 F</p>										
2 Freddy Galvis, S (1, 6) OBP: 0.315, SLG: 0.488										3	0	0	0	1	1	1											
16 Trey Mancini, R (1, 10) OBP: 0.350, SLG: 0.516										3	0	0	0	1	1	0											
25 Anthony Santander, S (1, 9) OBP: 0.284, SLG: 0.438										4	0	0	0	0	3	3											
3 Maikel Franco, R (1, 5) OBP: 0.251, SLG: 0.342										4	0	0	0	0	3	3											
12 Steve Wilkerson, S (1, 4) OBP: 0.257, SLG: 0.273										4	0	0	0	0	2	0											
41 Tyler Nevin, R (1, 3) OBP: 0.333, SLG: 0.400										3	0	0	0	0	1	0											
24 DJ Stewart, L (1, 7) OBP: 0.321, SLG: 0.360										2	1	1	1	1	1	0											
28 Pedro Severino, R (1, 2) OBP: 0.312, SLG: 0.299										3	0	0	0	0	2	1											
<b>Inning Stats</b>	R: 0 E: 0 K: 2 S: 9	H: 0 LOB: 0 BB: 0 P: 13	R: 0 E: 0 K: 2 S: 7	H: 0 LOB: 0 BB: 0 P: 10	R: 1 E: 0 K: 1 S: 14	H: 2 LOB: 1 BB: 0 P: 19	R: 0 E: 0 K: 2 S: 8	H: 0 LOB: 0 BB: 0 P: 10	R: 0 E: 0 K: 3 S: 9	H: 0 LOB: 3 BB: 0 P: 15	R: 0 E: 0 K: 2 S: 13	H: 1 LOB: 3 BB: 2 P: 24	R: 0 E: 0 K: 0 S: 10	H: 0 LOB: 1 BB: 1 P: 17	R: 0 E: 0 K: 0 S: 6	H: 0 LOB: 0 BB: 0 P: 9	R: 0 E: 0 K: 0 S: 9	H: 0 LOB: 0 BB: 0 P: 13	1B: 1 2B: 0 3B: 1 HR: 1	SF: 0 SAC: 0 DP: 0 HBP: 0	WP: 1 PB: 0 SB: 1 CS: 0	PA: 33					
<b>PITCHER</b>	IP	WLS	BF	H	R	ER	SO	BB	IBB	HBP	BLK	WP	HR	S	P	ERA	WHIP										
27 Lucas Giolito, R (1, 1) ERA: 3.73	7.0	W	27	3	1	1	12	3	0	0	0	1	1	70	108	1.29	0.857										
45 Garrett Crochet, L (8, 1) ERA: 0.66	1.0	H	3	0	0	0	0	0	0	0	0	0	0	6	9	0.00	0.000										
31 Liam Hendriks, R (9, 1) ERA: 2.05	1.0	S	3	0	0	0	0	0	0	0	0	0	0	9	13	0.00	0.000										

AB	30
R	1
H	3
RBI	1
BB	3
SO	12
LOB	8



Batter	1	2	3	4	5	6	7	8	9	AB	R	H	RBI	BB	SO	LOB	BOTTOM										
7 Tim Anderson, R (1, 6) OBP: 0.330, SLG: 0.425										4	1	2	0	0	0	0	<p><b>Baltimore Orioles @ Chicago White Sox</b> Guaranteed Rate Field, Chicago, IL Sun May 30 2021, 1:12 PM - 3:53 PM CDT Att: 21,067 - Sunny - 63 F</p>										
1 Nick Madrigal, R (1, 4) OBP: 0.344, SLG: 0.412										4	1	2	1	0	0	0											
10 Yoán Moncada, S (1, 5) OBP: 0.421, SLG: 0.422										4	0	2	1	0	2	2											
79 José Abreu, R (1, 3) OBP: 0.360, SLG: 0.514										3	0	1	0	1	0	1											
73 Yermin Mercedes, R (1, 10) OBP: 0.369, SLG: 0.494										4	0	0	0	0	0	6											
25 Andrew Vaughn, R (1, 7) OBP: 0.325, SLG: 0.406										3	0	0	0	1	1	1											
28 Leury Garcia, S (1, 9) OBP: 0.281, SLG: 0.284										3	0	0	0	1	1	0											
21 Zack Collins, L (1, 2) OBP: 0.291, SLG: 0.324										3	0	0	0	1	3	2											
0 Billy Hamilton, S (1, 8) OBP: 0.233, SLG: 0.404										4	1	1	1	0	2	1											
<b>Inning Stats</b>	R: 0 E: 0 K: 1 S: 8	H: 0 LOB: 0 BB: 0 P: 11	R: 0 E: 0 K: 1 S: 13	H: 0 LOB: 2 BB: 2 P: 26	R: 1 E: 0 K: 0 S: 15	H: 3 LOB: 2 BB: 0 P: 26	R: 0 E: 0 K: 1 S: 11	H: 0 LOB: 0 BB: 0 P: 15	R: 0 E: 0 K: 3 S: 17	H: 2 LOB: 3 BB: 1 P: 25	R: 0 E: 0 K: 3 S: 11	H: 0 LOB: 1 BB: 1 P: 18	R: 2 E: 1 K: 0 S: 18	H: 3 LOB: 1 BB: 0 P: 23	R: 0 E: 0 K: 2 S: 8	H: 0 LOB: 0 BB: 0 P: 9	R: 0 E: 0 K: 2 S: 8	H: 0 LOB: 0 BB: 0 P: 9	1B: 6 2B: 0 3B: 1 HR: 1	SF: 0 SAC: 0 DP: 0 HBP: 0	WP: 0 PB: 0 SB: 1 CS: 0	PA: 36					
<b>PITCHER</b>	IP	WLS	BF	H	R	ER	SO	BB	IBB	HBP	BLK	WP	HR	S	P	ERA	WHIP										
45 Keegan Akin, L (1, 1) ERA: 4.8	4.2		21	5	1	1	4	2	0	0	0	0	0	60	94	1.93	1.500										
35 Adam Plutko, R (5, 1) ERA: 4.44	0.2		3	0	0	0	1	1	0	0	0	0	0	7	15	0.00	1.500										
54 Cole Sulser, R (6, 1) ERA: 1.83	0.2		3	0	0	0	2	1	0	0	0	0	0	8	12	0.00	1.500										
55 Dillon Tate, R (7, 1) ERA: 4.91	1.0	L	6	3	2	2	0	0	0	0	0	0	0	18	23	18.00	3.000										
51 Paul Fry, L (8, 1) ERA: 2.37	1.0		3	0	0	0	2	0	0	0	0	0	0	8	9	0.00	0.000										

AB	32
R	3
H	8
RBI	3
BB	4
SO	9
LOB	13






Batter	1	2	3	4	5	6	7	8	9	AB	R	H	RBI	BB	SO	LOB	TOP										
7 Tim Anderson, R OBP: 0.328, SLG: 0.418										3	0	0	0	1	2	0	Chicago White Sox @ Cleveland Indians Progressive Field, Cleveland, OH Mon May 31 2021, 3:11 PM - 5:56 PM EDT Partly Cloudy - 66 F										
23 Jake Lamb, L OBP: 0.340, SLG: 0.452 0 Billy Hamilton, S OBP: 0.230, SLG: 0.397										3	0	0	0	0	2	0											
10 Yoán Moncada, S OBP: 0.417, SLG: 0.418										4	1	1	0	0	1	0											
79 José Abreu, R OBP: 0.357, SLG: 0.509										2	0	0	1	1	1	0											
73 Yermín Mercedes, R (1, 10) OBP: 0.372, SLG: 0.489										2	2	0	1	2	1	1											
12 Adam Eaton, L OBP: 0.315, SLG: 0.379										4	2	2	2	0	2	2											
28 Leury García, S OBP: 0.293, SLG: 0.292										3	1	2	0	1	1	0											
21 Zack Collins, L OBP: 0.289, SLG: 0.333										4	1	1	2	0	2	4											
1 Nick Madrigal, R OBP: 0.339, SLG: 0.405										3	0	0	0	0	1	1											
<b>Inning Stats</b>	R: 0 E: 0 K: 1 S: 6	H: 0 LOB: 0 BB: 0 P: 8	R: 4 E: 1 K: 0 S: 13	H: 3 LOB: 0 BB: 2 P: 27	R: 0 E: 0 K: 2 S: 9	H: 0 LOB: 0 BB: 0 P: 16	R: 0 E: 0 K: 3 S: 9	H: 0 LOB: 0 BB: 0 P: 10	R: 0 E: 0 K: 3 S: 13	H: 0 LOB: 0 BB: 0 P: 18	R: 1 E: 0 K: 3 S: 20	H: 1 LOB: 3 BB: 2 P: 37	R: 0 E: 1 K: 1 S: 10	H: 0 LOB: 0 BB: 0 P: 16	R: 3 E: 0 K: 1 S: 15	H: 2 LOB: 1 BB: 1 P: 25	1B: 3 2B: 2 3B: 0 HR: 1	SF: 1 SAC: 0 DP: 0 HBP: 0	WP: 2 PB: 0 SB: 1 CS: 3	PA: 36							
<b>PITCHER</b>	IP	WLS	BF	H	R	ER	SO	BB	IBB	HBP	BLK	WP	HR	S	P	ERA	WHIP										
24 Triston McKenzie, R ERA: 8.28	(1, 1)	5.1		21	4	5	10	2	0	0	0	0	0	54	86	8.44	1.125										
27 Bryan Shaw, R ERA: 1.31	(6, 1)	0.2		5	0	0	2	2	0	0	0	1	0	16	30	0.00	3.000										
52 Nick Sandlin, R ERA: 3.27	(7, 1)	1.0		3	0	0	1	0	0	0	0	0	0	10	16	0.00	0.000										
99 James Karinchak, R ERA: 2.28	(8, 1)	1.0	L	6	2	3	2	1	1	0	0	0	1	15	25	18.00	3.000										

Batter	1	2	3	4	5	6	7	8	9	AB	R	H	RBI	BB	SO	LOB	BOTTOM										
7 César Hernández, S OBP: 0.305, SLG: 0.388										4	2	2	2	0	2	3	Chicago White Sox @ Cleveland Indians Progressive Field, Cleveland, OH Mon May 31 2021, 3:11 PM - 5:56 PM EDT Partly Cloudy - 66 F										
1 Amed Rosario, R OBP: 0.317, SLG: 0.382										4	1	2	1	0	1	1											
11 José Ramírez, S OBP: 0.343, SLG: 0.514										3	0	0	0	1	0	1											
40 Harold Ramírez, R OBP: 0.286, SLG: 0.405										4	1	0	0	0	1	2											
6 Owen Miller, R OBP: 0.152, SLG: 0.156										3	0	0	0	1	2	0											
22 Josh Naylor, L OBP: 0.305, SLG: 0.404										4	2	2	0	0	0	1											
2 Yu Chang, R OBP: 0.200, SLG: 0.227										4	0	1	1	0	3	1											
46 René Rivera, R OBP: 0.320, SLG: 0.375										3	0	1	0	0	0	1											
4 Bradley Zimmer, L OBP: 0.556, SLG: 0.333										3	0	2	1	0	1	0											
<b>Inning Stats</b>	R: 2 E: 0 K: 0 S: 9	H: 2 LOB: 0 BB: 0 P: 11	R: 0 E: 0 K: 1 S: 6	H: 0 LOB: 0 BB: 0 P: 10	R: 1 E: 0 K: 2 S: 10	H: 1 LOB: 0 BB: 0 P: 13	R: 1 E: 0 K: 1 S: 11	H: 2 LOB: 1 BB: 0 P: 15	R: 0 E: 0 K: 1 S: 8	H: 1 LOB: 2 BB: 1 P: 15	R: 1 E: 0 K: 3 S: 17	H: 3 LOB: 2 BB: 0 P: 21	R: 0 E: 0 K: 1 S: 6	H: 1 LOB: 0 BB: 0 P: 8	R: 1 E: 0 K: 1 S: 6	H: 0 LOB: 0 BB: 1 P: 11	1B: 6 2B: 1 3B: 0 HR: 3	SF: 0 SAC: 0 DP: 2 HBP: 0	WP: 1 PB: 1 SB: 1 CS: 0	PA: 34							
<b>PITCHER</b>	IP	WLS	BF	H	R	ER	SO	BB	IBB	HBP	BLK	WP	HR	S	P	ERA	WHIP										
55 Carlos Rodón, L ERA: 1.98	(1, 1)	6.0		28	9	5	8	0	0	0	0	0	0	61	85	7.50	1.500										
65 Codi Heuer, R ERA: 5.09	(7, 1)	1.0	W	3	1	0	0	1	0	0	0	0	0	6	8	0.00	1.000										
39 Aaron Bummer, L ERA: 3.48	(8, 1)	1.0	S	3	0	1	0	1	1	0	0	0	0	6	11	0.00	1.000										

AB	29
R	8
H	6
RBI	6
BB	5
SO	14
LOB	9



AB	32
R	6
H	10
RBI	5
BB	2
SO	10
LOB	10





Batter	1	2	3	4	5	6	7	8	9	AB	R	H	RBI	BB	SO	LOB	TOP		
1 Nick Madrigal, R OBP: 0.337, SLG: 0.401	G6-3		2H 1B		K		K			4	0	1	1	0	2	3	<b>Chicago White Sox @ Cleveland Indians</b> Progressive Field, Cleveland, OH Mon May 31 2021, 6:37 PM - 8:58 PM EDT Att: 10,726 - Partly Cloudy - 68 F		
24 Yasmani Grandal, S OBP: 0.385, SLG: 0.333	K		K		K					3	0	0	0	0	3	3			
10 Yoán Moncada, S OBP: 0.421, SLG: 0.428	1B		K							3	0	2	0	0	1	1			
79 José Abreu, R OBP: 0.357, SLG: 0.506	G6-3		73 G5-4-3 1B				K			3	0	1	0	0	1	2			
73 Yermin Mercedes, R OBP: 0.366, SLG: 0.480		P3	G5-4-3 1-2 1B				P3			3	0	0	0	0	0	2			
12 Adam Eaton, L OBP: 0.309, SLG: 0.371	G1			F8			K			3	0	0	0	0	1	1			
23 Jake Lamb, L OBP: 0.358, SLG: 0.455	K				0 1B BB					2	0	1	0	1	1	0			
20 Danny Mendick, R OBP: 0.317, SLG: 0.327			K		P4					2	0	0	0	0	1	1			
28 Leury García, S OBP: 0.291, SLG: 0.290							K			1	0	0	0	0	1	1			
0 Billy Hamilton, S OBP: 0.250, SLG: 0.426			1 WP 1B 2B				K			3	1	2	0	0	1	1			
<b>Inning Stats</b>	R: 0 E: 0 K: 1 S: 11	H: 1 LOB: 1 BB: 0 P: 15	R: 0 E: 0 K: 1 S: 9	H: 0 LOB: 0 BB: 0 P: 13	R: 1 E: 0 K: 3 S: 14	H: 2 LOB: 1 BB: 0 P: 26	R: 0 E: 0 K: 0 S: 6	H: 1 LOB: 0 BB: 1 P: 8	R: 0 E: 0 K: 2 S: 17	H: 1 LOB: 2 BB: 0 P: 28	R: 0 E: 0 K: 2 S: 18	H: 1 LOB: 1 BB: 0 P: 22	R: 0 E: 0 K: 3 S: 10	H: 1 LOB: 1 BB: 0 P: 10					
<b>PITCHER</b>	IP WLS BF H R ER SO BB IBB HBP BLK WP HR S P ERA WHIP																		
47 Cal Quantrill, R ERA: 2.08	3.2		14	4	1	1	5	0	0	0	0	0	0	1	0	38	60	2.46	1.091
30 Kyle Nelson, L ERA:	0.2		3	0	0	0	0	1	0	0	0	0	0	0	0	8	14	0.00	1.500
62 Nick Wittgren, R ERA: 4.76	0.2	H	3	1	0	0	2	0	0	0	0	0	0	0	0	11	16	0.00	1.500
88 Phil Maton, R ERA: 6.75	1.0	W	4	1	0	0	2	0	0	0	0	0	0	0	0	18	22	0.00	1.000
48 Emmanuel Clase, R ERA: 1.14	1.0	S	4	1	0	0	3	0	0	0	0	0	0	0	0	10	10	0.00	1.000

AB	27
R	1
H	7
RBI	1
BB	1
SO	12
LOB	15



WP:	1	PA:	28
SB:	0		
CS:	0		


Batter	1	2	3	4	5	6	7	8	9	AB	R	H	RBI	BB	SO	LOB	BOTTOM		
7 César Hernández, S OBP: 0.301, SLG: 0.382	K		P5		K					3	0	0	0	0	2	1	<b>Chicago White Sox @ Cleveland Indians</b> Progressive Field, Cleveland, OH Mon May 31 2021, 6:37 PM - 8:58 PM EDT Att: 10,726 - Partly Cloudy - 68 F		
1 Amed Rosario, R OBP: 0.318, SLG: 0.381	G4-3		E4 11 HR 1B		G5-3					3	1	1	0	0	0	1			
11 José Ramírez, S OBP: 0.343, SLG: 0.527	F7		2H HR				K			3	1	1	2	0	1	0			
9 Eddie Rosario, L OBP: 0.286, SLG: 0.348		P5	22 BB 1B				F7			3	0	1	0	0	0	0			
22 Josh Naylor, L OBP: 0.306, SLG: 0.399	K		1 SAFE K: 1 S: 14	4-0 BB 1B			K			2	0	0	0	1	2	0			
40 Harold Ramírez, R OBP: 0.287, SLG: 0.402		10 1B 4 1B 1B		F9						3	1	1	0	0	1	2			
10 Jake Bauers, L OBP: 0.287, SLG: 0.292		4 1B 1B		F8						3	0	1	0	0	0	2			
4 Bradley Zimmer, L OBP: 0.500, SLG: 0.333		17 S 1B								3	0	1	1	0	1	0			
17 Austin Hedges, R OBP: 0.200, SLG: 0.215	K		1 WP 1B							2	0	1	0	0	1	2			
<b>Inning Stats</b>	R: 0 E: 0 K: 1 S: 7	H: 0 LOB: 0 BB: 0 P: 11	R: 1 E: 0 K: 2 S: 15	H: 3 LOB: 2 BB: 0 P: 25	R: 2 E: 1 K: 0 S: 14	H: 3 LOB: 2 BB: 1 P: 28	R: 0 E: 0 K: 1 S: 10	H: 1 LOB: 1 BB: 0 P: 14	R: 0 E: 0 K: 2 S: 7	H: 0 LOB: 0 BB: 0 P: 11	R: 0 E: 0 K: 2 S: 10	H: 0 LOB: 0 BB: 0 P: 10	R: 0 E: 0 K: 3 S: 10	H: 0 LOB: 0 BB: 0 P: 10					
<b>PITCHER</b>	IP WLS BF H R ER SO BB IBB HBP BLK WP HR S P ERA WHIP																		
58 Jimmy Lambert, R ERA: 7.36	3.2	L	19	7	3	3	4	1	0	0	0	0	0	1	0	43	74	7.36	2.182
61 Ryan Burr, R ERA:	1.1		4	0	0	0	2	0	0	0	0	0	0	1	0	10	15	0.00	0.000
66 José Ruiz, R ERA: 3.38	1.0		3	0	0	0	2	0	0	0	0	0	0	0	0	10	10	0.00	0.000


AB	25
R	3
H	7
RBI	3
BB	1
SO	8
LOB	8



WP:	1	PA:	26
SB:	0		
CS:	0		



Batter	1	2	3	4	5	6	7	8	9	AB	R	H	RBI	BB	SO	LOB	TOP					
7 Tim Anderson, R (1,6) OBP: 0.330, SLG: 0.417	G4-3	K			G4-3			10 BB 1B	1B	5	0	2	0	0	1	0	Chicago White Sox @ Cleveland Indians Progressive Field, Cleveland, OH Tue Jun 01 2021, 6:11 PM - 9:12 PM EDT Att: 7,132 - Partly Cloudy - 69 F					
1 Nick Madrigal, R (1,4) OBP: 0.333, SLG: 0.396	G5-3		E6 79 G5-3 10 1B		K			F8	1B	5	0	1	1	0	1	1						
10 Yoán Moncada, S (1,5) OBP: 0.429, SLG: 0.432					79 G5-3 1B		G4-3			3	0	2	0	2	0	0						
79 José Abreu, R (1,3) OBP: 0.349, SLG: 0.492	K				G5-3		P2		BB	5	0	0	0	0	1	8						
73 Yermín Mercedes, R (1,10) OBP: 0.399, SLG: 0.470		L6			F9					4	0	0	0	0	1	3						
23 Jake Lamb, L (1,9) OBP: 0.404, SLG: 0.478										2	2	2	0	2	0	0						
25 Andrew Vaughn, R (1,7) OBP: 0.316, SLG: 0.394										4	0	0	0	0	2	4						
21 Zack Collins, L (1,2) OBP: 0.299, SLG: 0.342										4	2	2	1	0	0	1						
0 Billy Hamilton, S (1,8) OBP: 0.254, SLG: 0.438										3	1	1	2	0	2	1						
12 Adam Eaton, L (9,PH) OBP: 0.307, SLG: 0.368										1	0	0	0	0	1	1						
<b>Inning Stats</b>	R: 0 E: 0 K: 1 S: 9	H: 1 LOB: 1 BB: 0 P: 11	R: 3 E: 1 K: 2 S: 17	H: 2 LOB: 1 BB: 1 P: 26	R: 0 E: 0 K: 0 S: 10	H: 1 LOB: 1 BB: 0 P: 13	R: 0 E: 0 K: 0 S: 7	H: 0 LOB: 0 BB: 0 P: 12	R: 0 E: 0 K: 2 S: 7	H: 0 LOB: 1 BB: 1 P: 9	R: 0 E: 0 K: 0 S: 6	H: 0 LOB: 0 BB: 0 P: 8	R: 0 E: 0 K: 2 S: 14	H: 0 LOB: 1 BB: 1 P: 24	R: 0 E: 0 K: 1 S: 11	H: 1 LOB: 2 BB: 1 P: 17	R: 2 E: 0 K: 1 S: 15	H: 4 LOB: 3 BB: 1 P: 25	1B: 9 2B: 1 3B: 0 HR: 0	SF: 0 SAC: 0 DP: 2 HBP: 0	WP: 1 PB: 0 CS: 0	PA: 40
<b>PITCHER</b>	IP WLS BF H R ER SO BB IBB HBP BLK WP HR S P ERA WHIP	7.0 W 27 5 3 2 7 2 0 0 0 0 0 70 103 2.57 1.000	1.0 H 5 1 0 0 1 1 0 0 0 0 0 11 17 0.00 2.000	1.0 S 8 4 2 2 1 1 0 0 0 1 0 15 25 18.00 5.000	<b>PITCHER</b>										IP WLS BF H R ER SO BB IBB HBP BLK WP HR S P ERA WHIP							

Batter	1	2	3	4	5	6	7	8	9	AB	R	H	RBI	BB	SO	LOB	BOTTOM			
7 César Hernández, S (1,4) OBP: 0.300, SLG: 0.380	L7				F8					4	0	1	0	0	1	0	Chicago White Sox @ Cleveland Indians Progressive Field, Cleveland, OH Tue Jun 01 2021, 6:11 PM - 9:12 PM EDT Att: 7,132 - Partly Cloudy - 69 F			
1 Amed Rosario, R (1,6) OBP: 0.322, SLG: 0.380										3	2	1	0	1	0	1				
11 José Ramírez, S (1,5) OBP: 0.345, SLG: 0.537										4	1	2	1	0	0	1				
2 Yu Chang, R (8,5) OBP: 0.200, SLG: 0.227	G5-3									0	0	0	0	0	0	0				
9 Eddie Rosario, L (1,10) OBP: 0.280, SLG: 0.341										4	1	0	0	0	1	3				
22 Josh Naylor, L (1,9) OBP: 0.304, SLG: 0.395										4	0	1	1	0	0	2				
40 Harold Ramírez, R (1,7) OBP: 0.297, SLG: 0.407										4	0	2	2	0	0	0				
10 Jake Bauers, L (1,3) OBP: 0.277, SLG: 0.280										4	0	0	0	0	1	3				
4 Bradley Zimmer, L (1,8) OBP: 0.438, SLG: 0.308										4	1	1	0	0	1	0				
17 Austin Hedges, R (1,2) OBP: 0.205, SLG: 0.256										3	1	1	2	0	1	0				
<b>Inning Stats</b>	R: 2 E: 0 K: 1 S: 19	H: 3 LOB: 2 BB: 0 P: 31	R: 0 E: 0 K: 1 S: 9	H: 1 LOB: 1 BB: 0 P: 16	R: 1 E: 0 K: 0 S: 13	H: 2 LOB: 1 BB: 0 P: 19	R: 3 E: 0 K: 0 S: 21	H: 3 LOB: 1 BB: 1 P: 33	R: 0 E: 0 K: 1 S: 6	H: 0 LOB: 0 BB: 0 P: 16	R: 0 E: 0 K: 0 S: 6	H: 0 LOB: 0 BB: 0 P: 7	R: 0 E: 0 K: 2 S: 10	H: 0 LOB: 0 BB: 0 P: 13	R: 0 E: 0 K: 2 S: 10	H: 0 LOB: 0 BB: 0 P: 13	1B: 6 2B: 2 3B: 0 HR: 1	SF: 0 SAC: 0 DP: 0 HBP: 0	WP: 1 PB: 0 CS: 0	PA: 35
<b>PITCHER</b>	IP WLS BF H R ER SO BB IBB HBP BLK WP HR S P ERA WHIP	3.1 L 20 8 6 6 2 1 0 0 0 0 1 57 94 16.20 2.700	1.2 6 1 0 0 0 0 0 0 0 0 0 0 11 14 0.00 0.600	1.0 3 0 0 0 1 0 0 0 0 0 0 0 16 16 0.00 0.000	2.0 6 0 0 0 2 0 0 0 0 0 0 0 16 20 0.00 0.000	<b>PITCHER</b>										IP WLS BF H R ER SO BB IBB HBP BLK WP HR S P ERA WHIP				



Batter	1	2	3	4	5	6	7	8	9	AB	R	H	RBI	BB	SO	LOB	TOP								
8 Robbie Grossman, S (1, 7) OBP: 0.360, SLG: 0.395										4	0	1	0	0	1	0									
46 Jeimer Candelario, S (1, 5) OBP: 0.351, SLG: 0.400										4	0	1	0	0	2	1									
24 Miguel Cabrera, R (1, 10) OBP: 0.263, SLG: 0.285										4	0	0	0	0	2	1									
7 Jonathan Schoop, R (1, 3) OBP: 0.296, SLG: 0.387										4	0	0	0	0	1	1									
15 Nomar Mazara, L (1, 9) OBP: 0.257, SLG: 0.300										4	0	0	0	0	1	1									
28 Niko Goodrum, S (1, 6) OBP: 0.305, SLG: 0.338										4	0	1	0	0	2	0									
9 Willi Castro, S (1, 4) OBP: 0.279, SLG: 0.350										3	1	1	1	1	0	1									
60 Akil Baddoo, L (1, 8) OBP: 0.344, SLG: 0.509										2	0	1	0	1	0	0									
34 Jake Rogers, R (1, 2) OBP: 0.243, SLG: 0.314										2	0	0	0	0	2	3									
13 Eric Haase, R (7, PH) OBP: 0.295, SLG: 0.518										1	0	0	0	0	1	1									
<b>Inning Stats</b>	R: 0 E: 0 K: 1 S: 7	H: 1 LOB: 0 BB: 0 P: 11	R: 0 E: 0 K: 2 S: 17	H: 1 LOB: 3 BB: 2 P: 30	R: 0 E: 0 K: 1 S: 9	H: 0 LOB: 0 BB: 0 P: 13	R: 0 E: 0 K: 0 S: 8	H: 0 LOB: 0 BB: 0 P: 11	R: 1 E: 0 K: 1 S: 6	H: 1 LOB: 0 BB: 0 P: 10	R: 0 E: 0 K: 1 S: 10	H: 1 LOB: 1 BB: 0 P: 14	R: 0 E: 0 K: 2 S: 10	H: 1 LOB: 1 BB: 0 P: 12	R: 0 E: 0 K: 2 S: 8	H: 0 LOB: 0 BB: 0 P: 13	R: 0 E: 0 K: 2 S: 11	H: 0 LOB: 1 BB: 0 P: 15	1B: 4 2B: 1 3B: 0 HR: 1	SF: 0 SAC: 0 DP: 1 HBP: 0	WP: 1 PB: 0 SB: 1 CS: 1	PA: 34			
<b>PITCHER</b>	IP	WLS	BF	H	R	ER	SO	BB	IBB	HBP	BLK	WP	HR	S	P	ERA	WHIP								
33 Lance Lynn, R (1, 1) ERA: 1.23	6.0	W	23	4	1	1	6	2	0	0	0	0	1	57	89	1.50	1.000								
39 Aaron Bummer, L (7, 1) ERA: 3.32	1.0	H	4	1	0	0	2	0	0	0	0	0	0	10	12	0.00	1.000								
43 Evan Marshall, R (8, 1) ERA: 5.23	1.0	H	3	0	0	0	2	0	0	0	0	0	0	8	13	0.00	0.000								
31 Liam Hendriks, R (9, 1) ERA: 1.96	1.0	S	4	0	0	0	2	0	0	0	0	1	0	11	15	0.00	0.000								

**Detroit Tigers @ Chicago White Sox**  
Guaranteed Rate Field, Chicago, IL  
Thu Jun 03 2021, 7:11 PM - 9:39 PM CDT  
Att: 12,845 - Partly Cloudy - 85 F

[livebaseballscorecards.com](http://livebaseballscorecards.com)

Batter	1	2	3	4	5	6	7	8	9	AB	R	H	RBI	BB	SO	LOB	BOTTOM								
7 Tim Anderson, R (1, 6) OBP: 0.333, SLG: 0.436										4	1	2	1	0	0	0									
12 Adam Eaton, L (1, 9) OBP: 0.300, SLG: 0.358										4	0	0	0	0	3	1									
10 Yoán Moncada, S (1, 5) OBP: 0.426, SLG: 0.444										4	1	1	1	0	2	0									
79 José Abreu, R (1, 3) OBP: 0.344, SLG: 0.484										3	0	0	0	0	0	0									
73 Yermín Mercedes, R (1, 10) OBP: 0.353, SLG: 0.462										3	0	0	0	0	1	0									
24 Yasmani Grandal, S (1, 2) OBP: 0.384, SLG: 0.363										3	1	1	1	0	0	0									
23 Jake Lamb, L (1, 7) OBP: 0.400, SLG: 0.531										3	1	1	1	0	1	1									
20 Danny Mendick, R (8, 4) OBP: 0.317, SLG: 0.327										0	0	0	0	0	0	0									
28 Leury García, S (1, 4) OBP: 0.292, SLG: 0.291										3	0	1	0	0	1	0									
0 Billy Hamilton, S (1, 8) OBP: 0.243, SLG: 0.418										3	0	0	0	0	1	1									
<b>Inning Stats</b>	R: 1 E: 0 K: 1 S: 13	H: 1 LOB: 0 BB: 0 P: 17	R: 1 E: 0 K: 1 S: 11	H: 2 LOB: 1 BB: 0 P: 17	R: 0 E: 0 K: 2 S: 8	H: 1 LOB: 0 BB: 0 P: 12	R: 0 E: 0 K: 1 S: 9	H: 0 LOB: 1 BB: 0 P: 13	R: 0 E: 0 K: 1 S: 6	H: 0 LOB: 0 BB: 0 P: 10	R: 0 E: 0 K: 0 S: 5	H: 0 LOB: 0 BB: 0 P: 7	R: 1 E: 0 K: 0 S: 9	H: 1 LOB: 0 BB: 0 P: 13	R: 1 E: 0 K: 3 S: 11	H: 1 LOB: 0 BB: 0 P: 17	R: 1 E: 0 K: 3 S: 11	H: 1 LOB: 0 BB: 0 P: 17	1B: 2 2B: 0 3B: 0 HR: 4	SF: 0 SAC: 0 DP: 0 HBP: 0	WP: 0 PB: 0 SB: 0 CS: 1	PA: 30			
<b>PITCHER</b>	IP	WLS	BF	H	R	ER	SO	BB	IBB	HBP	BLK	WP	HR	S	P	ERA	WHIP								
12 Casey Mize, R (1, 1) ERA: 3.34	7.0	L	26	5	3	3	6	0	0	0	0	0	3	61	89	3.86	0.714								
44 Daniel Norris, L (8, 1) ERA: 5.85	1.0		4	1	1	1	3	0	0	0	0	0	1	11	17	9.00	1.000								

**Detroit Tigers @ Chicago White Sox**  
Guaranteed Rate Field, Chicago, IL  
Thu Jun 03 2021, 7:11 PM - 9:39 PM CDT  
Att: 12,845 - Partly Cloudy - 85 F

[livebaseballscorecards.com](http://livebaseballscorecards.com)



Batter	1	2	3	4	5	6	7	8	9	AB	R	H	RBI	BB	SO	LOB	TOP								
8 Robbie Grossman, S (1.9) OBP: 0.352, SLG: 0.387	L1		E5 7 2B		G6-3		SF9	F7		4	1	0	1	0	0	2									
7 Jonathan Schoop, R (1.3) OBP: 0.312, SLG: 0.433										4	2	4	5	1	0	0									
60 Akiel Baddoo, L (9.7) OBP: 0.344, SLG: 0.509	1B 24 FC4-6		2B 1-H			HR	HR			0	0	0	0	0	0	0									
46 Jaimer Candelario, S (1.5) OBP: 0.343, SLG: 0.390			G6-3			G5-3	L7			5	0	0	0	0	2	3									
24 Miguel Cabrera, R (1.10) OBP: 0.261, SLG: 0.282	FC4-6					G1-3	13 HR			5	1	1	0	0	0	2									
13 Eric Haase, R (1.2) OBP: 0.318, SLG: 0.567					L6	L5	1B			4	1	2	2	1	1	0									
28 Niko Goodrum, S (1.7) OBP: 0.297, SLG: 0.327					G1-3	G1-3	G5-3	K		5	0	0	0	0	1	3									
59 Zack Short, R (1.6) OBP: 0.500, SLG: 0.273										3	1	0	0	1	2	0									
9 Willi Castro, S (1.4) OBP: 0.295, SLG: 0.369										3	1	3	0	1	0	0									
54 Derek Hill, R (1.8) OBP: 0.295, SLG: 0.369										3	1	0	0	1	1	3									
<b>Inning Stats</b>	R: 0 E: 0 K: 1 S: 9	H: 1 LOB: 1 BB: 0 P: 11	R: 0 E: 0 K: 2 S: 8	H: 0 LOB: 0 BB: 0 P: 11	R: 1 E: 1 K: 0 S: 8	H: 2 LOB: 1 BB: 0 P: 10	R: 0 E: 0 K: 0 S: 7	H: 0 LOB: 0 BB: 0 P: 12	R: 0 E: 0 K: 0 S: 8	H: 0 LOB: 1 BB: 1 P: 18	R: 1 E: 0 K: 0 S: 13	H: 2 LOB: 1 BB: 0 P: 18	R: 6 E: 0 K: 1 S: 26	H: 4 LOB: 0 BB: 2 P: 43	R: 0 E: 0 K: 2 S: 11	H: 1 LOB: 0 BB: 0 P: 15	R: 0 E: 0 K: 1 S: 9	H: 0 LOB: 2 BB: 2 P: 17	1B: 5 2B: 2 3B: 0 HR: 3	SF: 1 SAC: 0 DP: 1 HBP: 0	WP: 0 PB: 0 SB: 0 CS: 0	PA: 42			
<b>PITCHER</b>	IP	WLS	BF	H	R	ER	SO	BB	IBB	HBP	BLK	WP	HR	S	P	ERA	WHIP								
60 Dallas Keuchel, L (1.1) ERA: 4.25	6.0		24	5	2	1	3	1	0	0	0	0	1	53	80	1.50	1.000								
65 Codi Heuer, R (7.1) ERA: 6.23	0.0		3	1	3	3	0	2	0	0	0	0	0	8	18	∞	∞								
43 Evan Marshall, R (7.1) ERA: 6.23	1.0	B	6	3	3	3	1	0	0	0	0	0	2	18	25	27.00	3.000								
45 Garrett Crochet, L (8.1) ERA: 0.52	1.2		8	1	0	0	3	2	0	0	0	0	0	18	30	0.00	1.800								
31 Liam Hendriks, R (9.1) ERA: 1.93	0.1	W	1	0	0	0	0	0	0	0	0	0	0	2	2	0.00	0.000								

**Detroit Tigers @ Chicago White Sox**  
 Guaranteed Rate Field, Chicago, IL  
 Fri Jun 04 2021, 7:10 PM - 10:37 PM CDT  
 Att: 21,637 - Clear - 87 F

AB	36
R	8
H	10
RBI	8
BB	5
SO	7
LOB	13



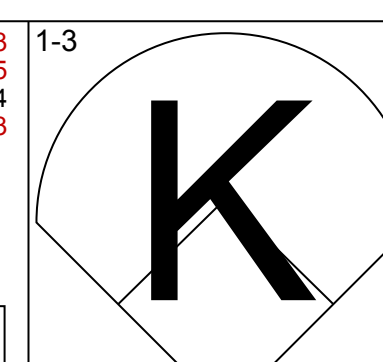
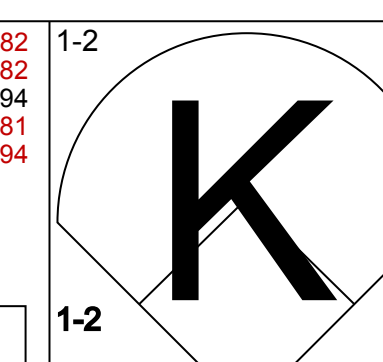
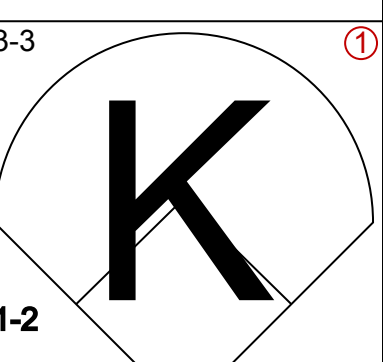
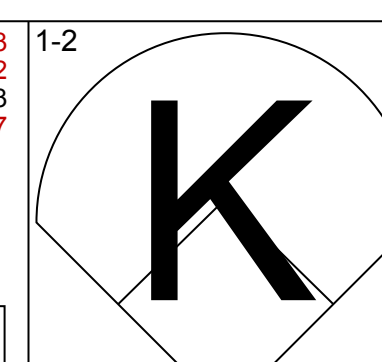
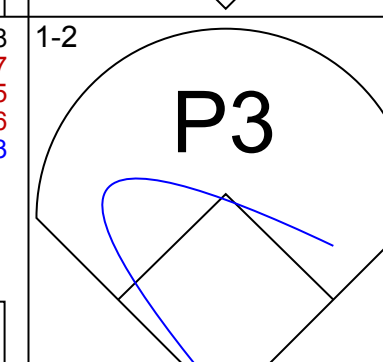
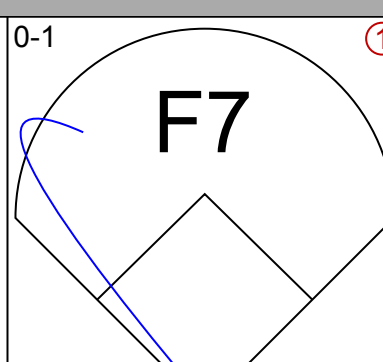
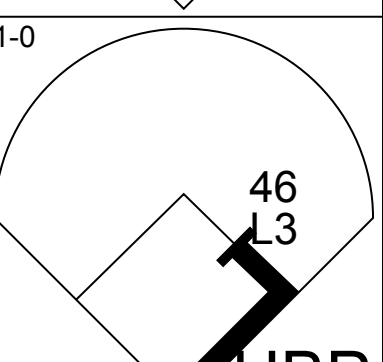
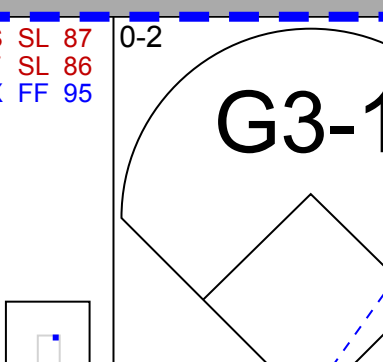
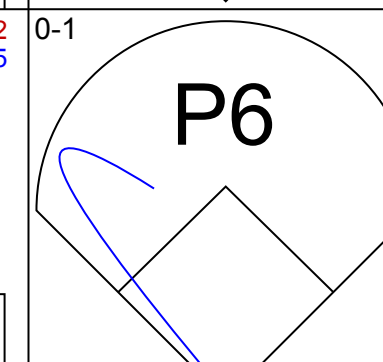
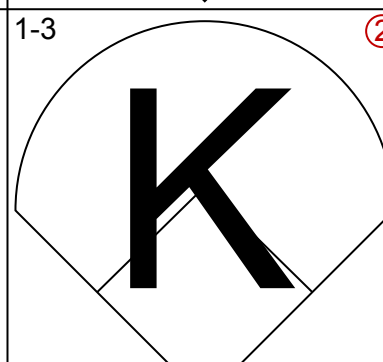
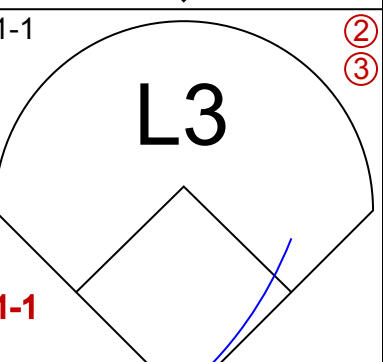
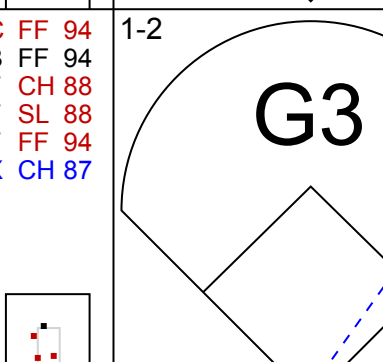
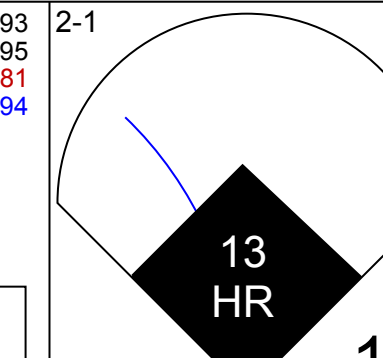
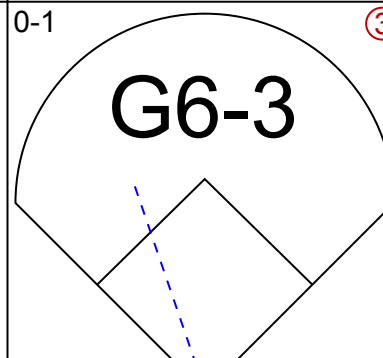
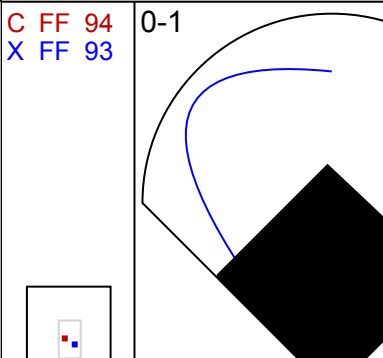
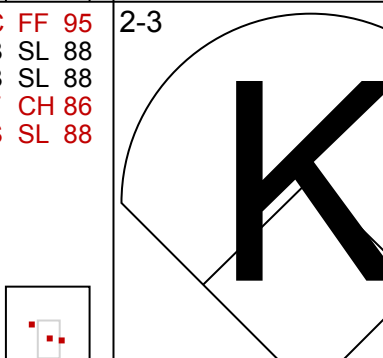
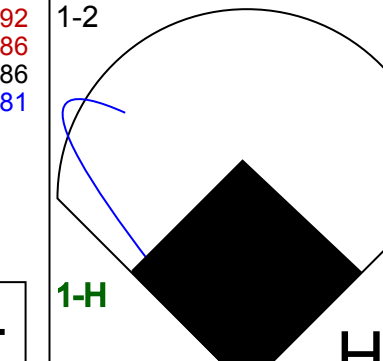
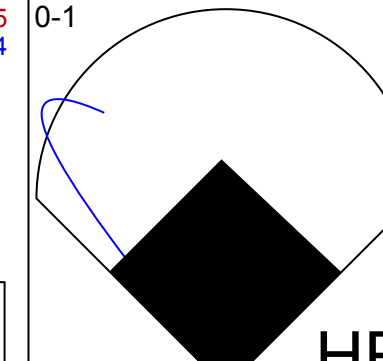
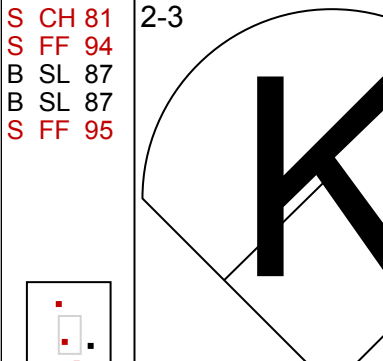
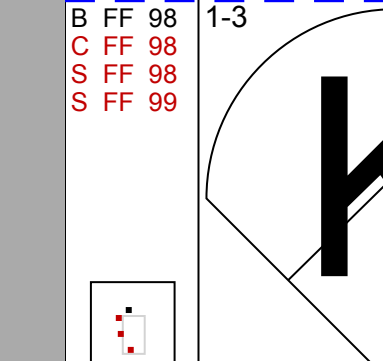
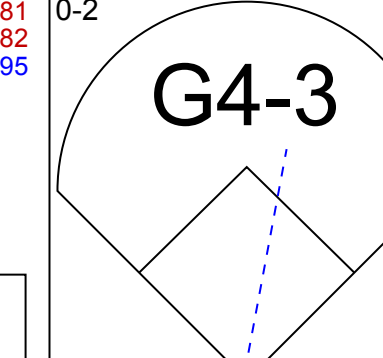
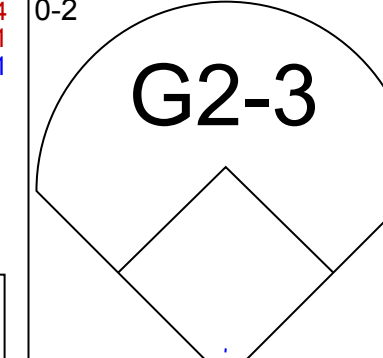
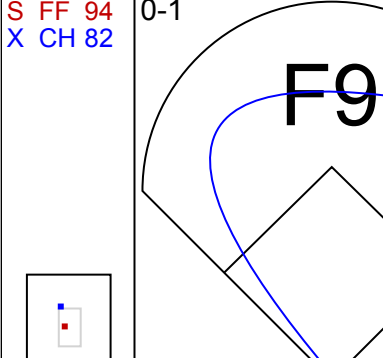
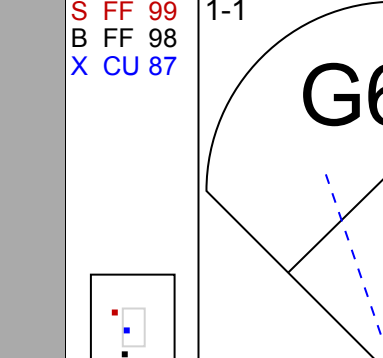
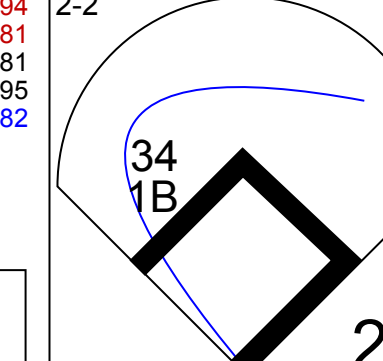
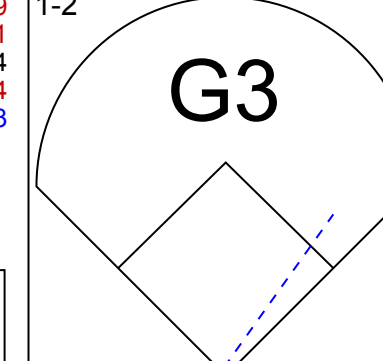
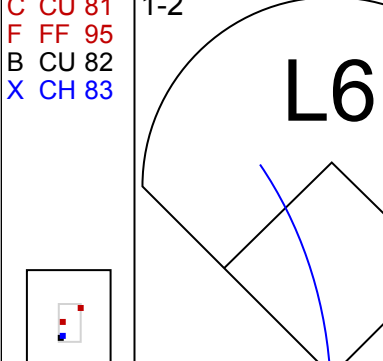
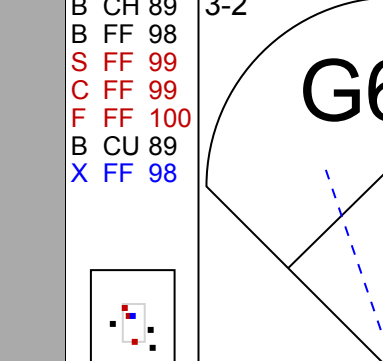
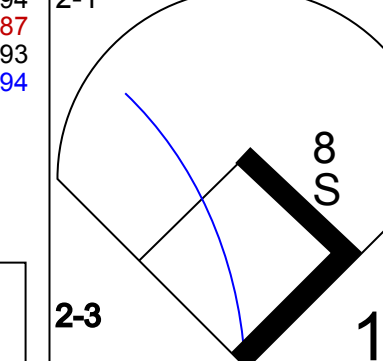
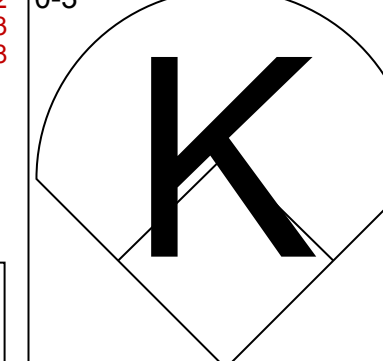


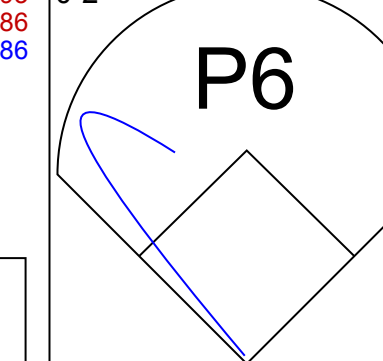
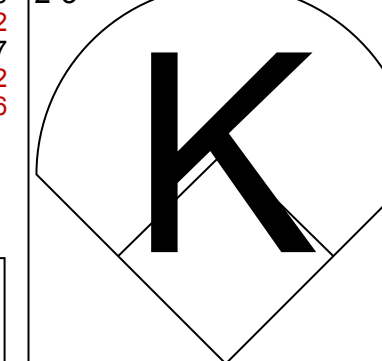
Batter	1	2	3	4	5	6	7	8	9	AB	R	H	RBI	BB	SO	LOB	BOTTOM								
7 Tim Anderson, R (1.6) OBP: 0.330, SLG: 0.429	G6-3		K							5	1	1	2	0	1	1									
12 Adam Eaton, L (1.9) OBP: 0.297, SLG: 0.353										5	1	1	1	0	2	1									
10 Yoán Moncada, S (1.5) OBP: 0.426, SLG: 0.437	G5-3									3	1	0	0	1	0	1									
79 José Abreu, R (1.3) OBP: 0.345, SLG: 0.479										4	0	1	0	1	0	1									
73 Yermín Mercedes, R (1.10) OBP: 0.354, SLG: 0.457										4	0	1	1	1	1	1									
24 Yasmani Grandal, S (1.2) OBP: 0.400, SLG: 0.433										2	3	2	2	2	0	0									
23 Jake Lamb, L (1.7) ERA: 2.86										3	1	1	0	0	0	3									
0 Billy Hamilton, S (7.7) OBP: 0.254, SLG: 0.418										0	0	0	0	1	0	0									
28 Leury García, S (8.7) OBP: 0.287, SLG: 0.285										3	1	0	0	0	1	1									
1 Nick Madrigal, R (1.4) OBP: 0.337, SLG: 0.414										4	1	2	1	0	0	3									
<b>Inning Stats</b>	R: 0 E: 0 K: 1 S: 8	H: 0 LOB: 0 BB: 0 P: 10	R: 1 E: 0 K: 0 S: 9	H: 1 LOB: 0 BB: 0 P: 16	R: 0 E: 0 K: 2 S: 9	H: 1 LOB: 0 BB: 0 P: 11	R: 0 E: 0 K: 1 S: 13	H: 0 LOB: 0 BB: 0 P: 19	R: 5 E: 3 K: 0 S: 27	H: 2 LOB: 3 BB: 4 P: 49	R: 1 E: 0 K: 0 S: 13	H: 2 LOB: 1 BB: 0 P: 19	R: 1 E: 0 K: 0 S: 12	H: 1 LOB: 1 BB: 2 P: 24	R: 0 E: 0 K: 1 S: 8	H: 0 LOB: 0 BB: 0 P: 12	R: 1 E: 0 K: 0 S: 7	H: 2 LOB: 2 BB: 0 P: 11	1B: 6 2B: 1 3B: 0 HR: 3	SF: 0 SAC: 1 DP: 1 HBP: 1	WP: 0 PB: 0 SB: 0 CS: 0	PA: 41			
<b>PITCHER</b>	IP	WLS	BF	H	R	ER	SO	BB	IBB	HBP	BLK	WP	HR	S	P	ERA	WHIP								
56 Spencer Turnbull, R (1.1) ERA: 2.86	4.0		14	2	1	1	4	0	0	0	0	0	0	1	39	2.25	0.500								
36 Kyle Funkhouser, R (5.1) ERA: 3.46	0.1		7	2	5	2	0	2	0	0	0	0	0	16	28	54.00	12.000								
77 Joe Jiménez, R (5.1) ERA: 9.35	0.2		4	0	0	0	0	2	0	0	0	0	0	11	21	0.00	3.000								
70 Tyler Alexander, L (6.1) ERA: 4.56	1.0		5	2	1	1	0	0	0	0	0	0	1	13	19	9.00	2.000								
51 Rony García, R (7.1) ERA: 2.45	0.2	B	3	1	1	1	0	1	0	0	0	0	1	10	18	13.50	3.000								

**Detroit Tigers @ Chicago White Sox**  
 Guaranteed Rate Field, Chicago, IL  
 Fri Jun 04 2021, 7:10 PM - 10:37 PM CDT  
 Att: 21,637 - Clear - 87 F

AB	33
R	9
H	9
RBI	7
BB	6
SO	5
LOB	12




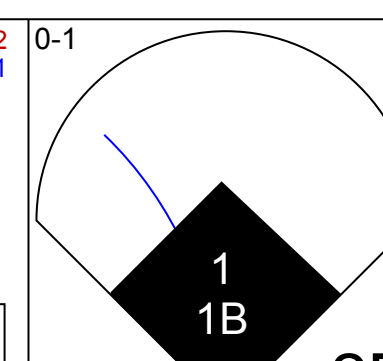
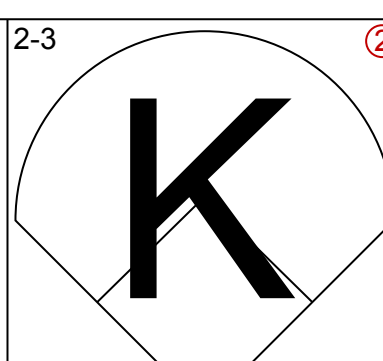
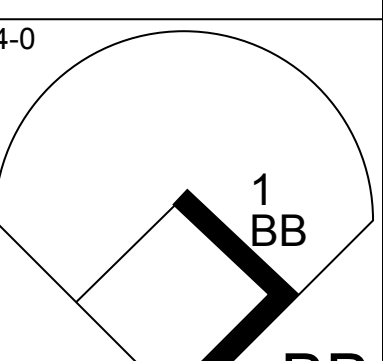
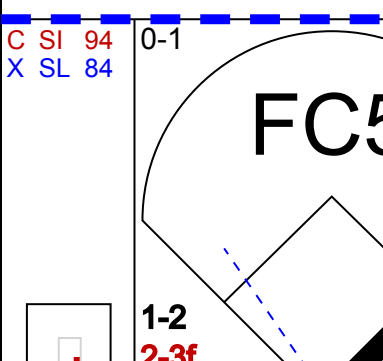
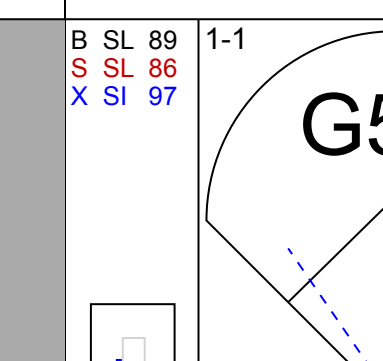

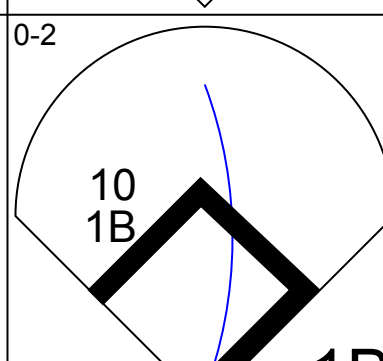
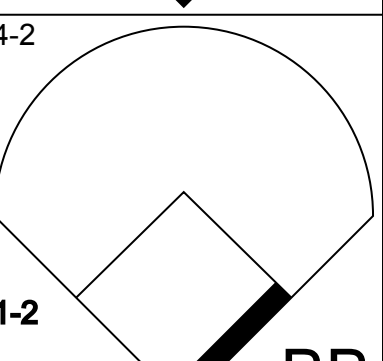
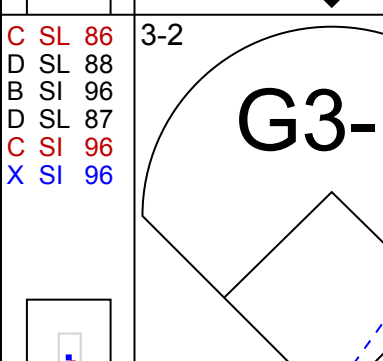
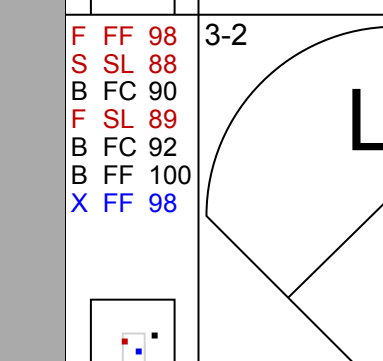
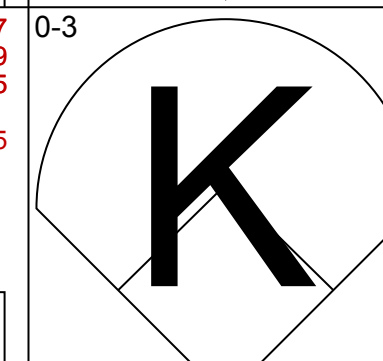
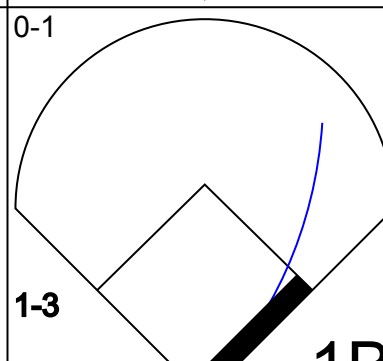
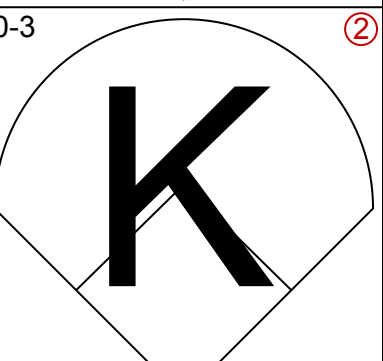
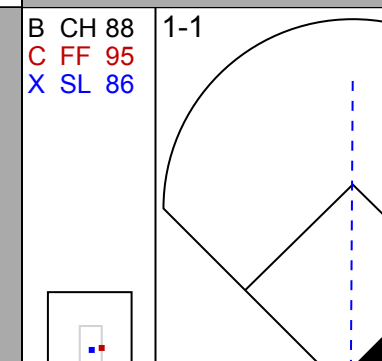

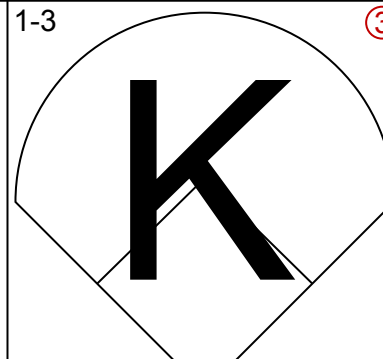
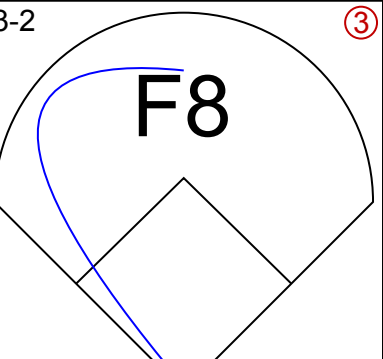
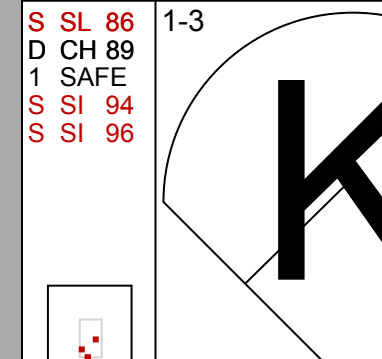

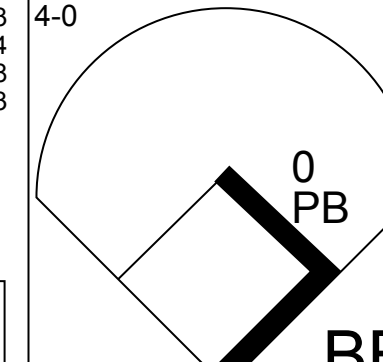
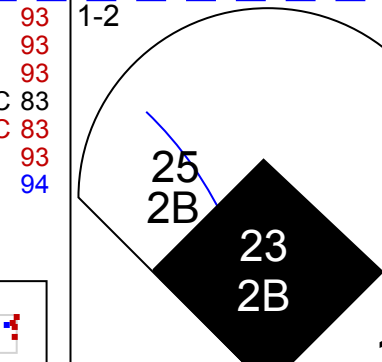
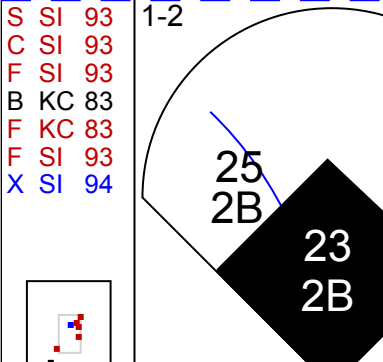
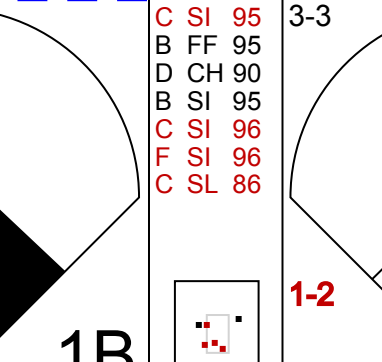
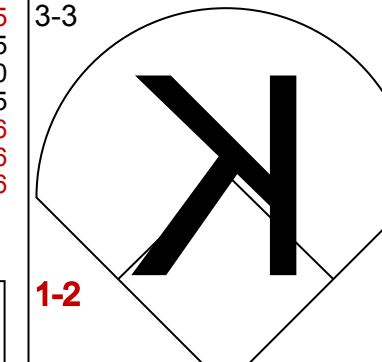
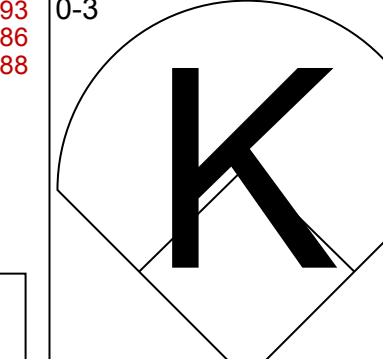
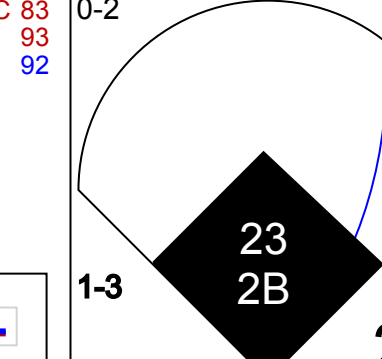
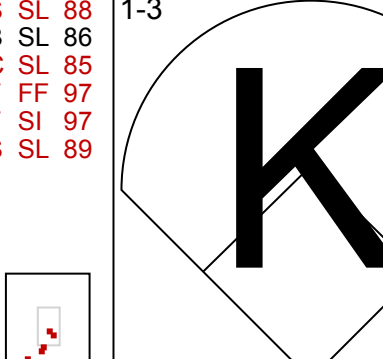
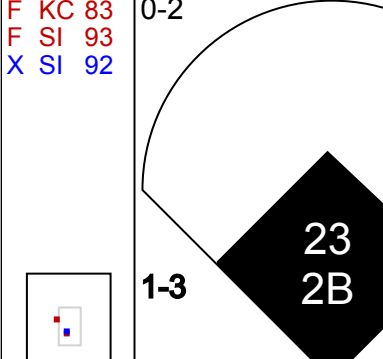
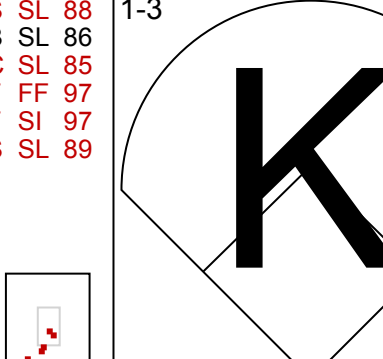
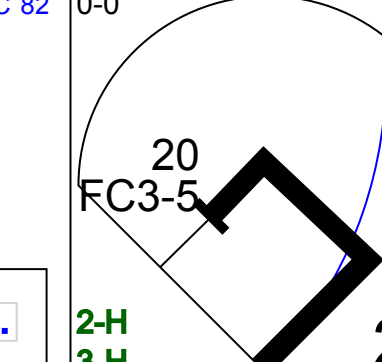
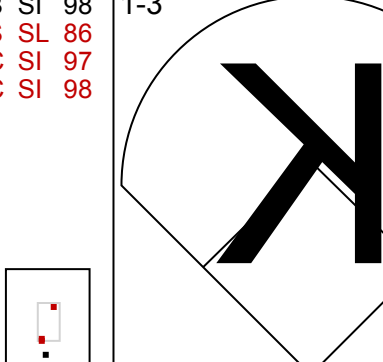
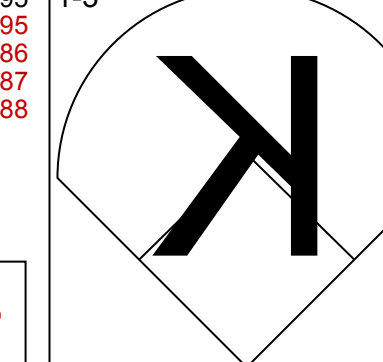
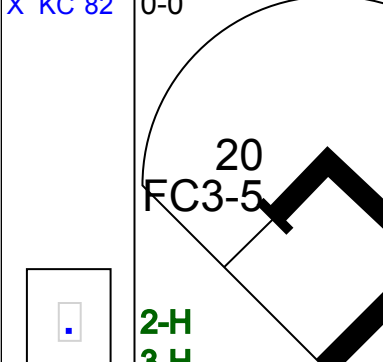
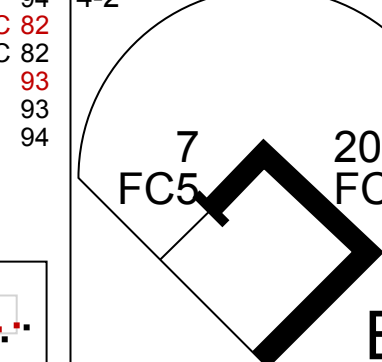
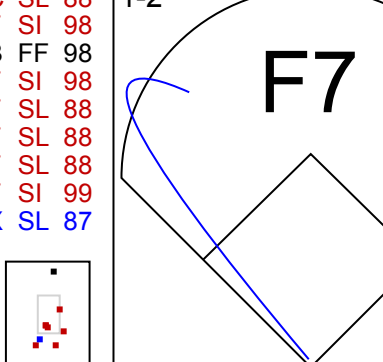


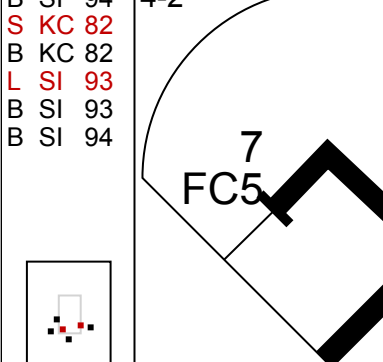


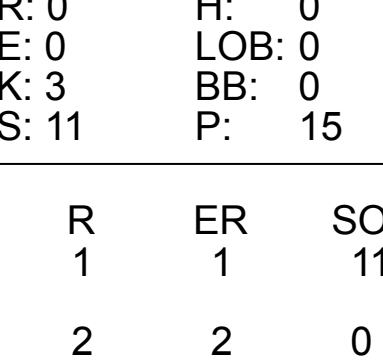
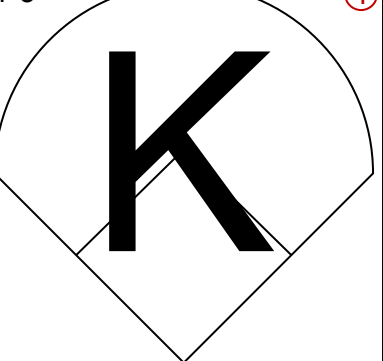
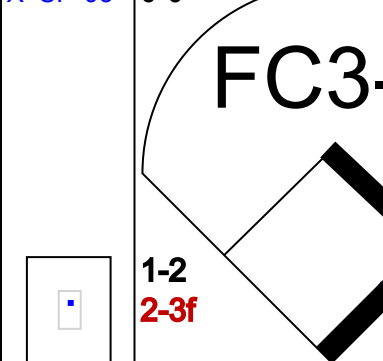

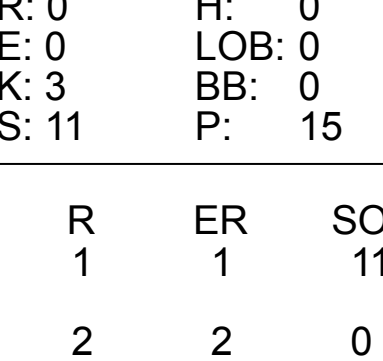

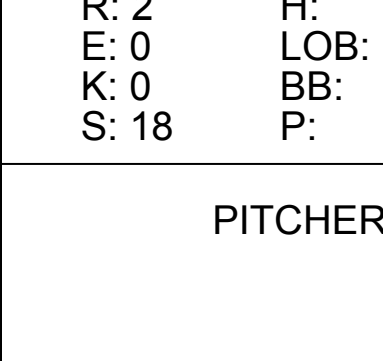












Batter	1	2	3	4	5	6	7	8	9	AB	R	H	RBI	BB	SO	LOB	TOP										
8 Robbie Grossman, S (1, 9) OBP: 0.347, SLG: 0.379										4	0	0	0	0	4	3											
7 Jonathan Schoop, R (1, 3) OBP: 0.311, SLG: 0.427										3	0	0	0	0	0	0											
46 Jeimer Candelario, S (1, 5) OBP: 0.339, SLG: 0.383										4	0	0	0	0	1	2											
24 Miguel Cabrera, R (1, 10) OBP: 0.266, SLG: 0.307										4	2	2	1	0	1	0											
13 Eric Haase, R (1, 7) OBP: 0.329, SLG: 0.656										4	2	2	3	0	2	0											
30 Harold Castro, L (1, 6) OBP: 0.332, SLG: 0.316										4	0	0	0	0	0	0											
9 Willi Castro, S (1, 4) OBP: 0.294, SLG: 0.372										4	0	1	0	0	0	0											
34 Jake Rogers, R (1, 2) OBP: 0.250, SLG: 0.316										3	0	1	0	0	2	0											
54 Derek Hill, R (1, 8) OBP: 0.250, SLG: 0.143										3	0	1	0	0	1	2											
<b>Inning Stats</b>	R: 0 E: 0 K: 1 S: 9	H: 0 LOB: 0 BB: 0 P: 11	R: 2 E: 0 K: 1 S: 20	H: 4 LOB: 2 BB: 0 P: 28	R: 0 E: 0 K: 1 S: 7	H: 0 LOB: 0 BB: 0 P: 8	R: 1 E: 0 K: 1 S: 12	H: 1 LOB: 0 BB: 0 P: 13	R: 0 E: 0 K: 3 S: 9	H: 0 LOB: 0 BB: 0 P: 15	R: 0 E: 0 K: 1 S: 11	H: 0 LOB: 0 BB: 0 P: 14	R: 0 E: 0 K: 1 S: 9	H: 0 LOB: 0 BB: 0 P: 14	R: 0 E: 0 K: 1 S: 9	H: 0 LOB: 0 BB: 0 P: 14	1B: 3 2B: 2 3B: 0 HR: 3	SF: 0 SAC: 0 DP: 1 HBP: 1	WP: 0 PB: 0 SB: 2 CS: 0	PA: 34							
<b>PITCHER</b>	IP	WLS	BF	H	R	ER	SO	BB	IBB	HBP	BLK	WP	HR	S	P	ERA	WHIP										
27 Lucas Giolito, R (1, 1) ERA: 3.88	7.0	L	28	7	4	4	9	0	0	1	0	0	3	76	102	5.14	1.000										
65 Codi Heuer, R (8, 1) ERA: 6.0	1.0		3	0	0	0	1	0	0	0	0	0	0	11	14	0.00	0.000										
66 José Ruiz, R (9, 1) ERA: 3.0	1.0		3	0	0	0	1	0	0	0	0	0	0	9	14	0.00	0.000										

Detroit Tigers @ Chicago White Sox  
 Guaranteed Rate Field, Chicago, IL  
 Sat Jun 05 2021, 1:12 PM - 4:17 PM CDT  
 Att: 21,719 - Partly Cloudy - 87 F


livebaseballscorecards.com  
 AB 33  
 R 4  
 H 7  
 RBI 4  
 BB 0  
 SO 11  
 LOB 7



Batter	1	2	3	4	5	6	7	8	9	AB	R	H	RBI	BB	SO	LOB	BOTTOM										
7 Tim Anderson, R (1, 6) OBP: 0.332, SLG: 0.431										4	1	1	0	1	1	2											
1 Nick Madrigal, R (1, 4) OBP: 0.343, SLG: 0.416										4	0	2	1	1	0	2											
10 Yoán Moncada, S (1, 5) OBP: 0.427, SLG: 0.438										4	0	2	0	0	2	3											
79 José Abreu, R (1, 3) OBP: 0.339, SLG: 0.469										4	0	0	0	0	2	6											
24 Yasmani Grandal, S (1, 10) OBP: 0.403, SLG: 0.430										3	1	1	0	1	1	2											
25 Andrew Vaughn, R (1, 7) OBP: 0.315, SLG: 0.397										4	1	1	0	0	3	1											
0 Billy Hamilton, S (1, 8) OBP: 0.300, SLG: 0.406										2	0	0	0	0	2	1											
23 Jake Lamb, L (5, 9) OBP: 0.400, SLG: 0.537										2	0	1	2	0	1	0											
21 Zack Collins, L (1, 2) OBP: 0.300, SLG: 0.333										2	0	0	0	1	1	1											
73 Yermín Mercedes, R8, PH (9, 2) OBP: 0.353, SLG: 0.455										3	0	0	0	0	2	2											
20 Danny Mendick, R (1, 9) OBP: 0.302, SLG: 0.309										1	0	0	0	0	1	0											
12 Adam Eaton, L (9, PH) OBP: 0.295, SLG: 0.351										1	0	0	0	0	1	0											
<b>Inning Stats</b>	R: 1 E: 0 K: 1 S: 14	H: 2 LOB: 1 BB: 0 P: 18	R: 0 E: 0 K: 3 S: 11	H: 0 LOB: 0 BB: 0 P: 15	R: 0 E: 0 K: 3 S: 20	H: 2 LOB: 2 BB: 0 P: 24	R: 0 E: 0 K: 2 S: 12	H: 0 LOB: 1 BB: 1 P: 19	R: 0 E: 0 K: 2 S: 15	H: 0 LOB: 2 BB: 2 P: 27	R: 2 E: 0 K: 0 S: 18	H: 3 LOB: 2 BB: 1 P: 26	R: 0 E: 0 K: 2 S: 9	H: 1 LOB: 1 BB: 0 P: 14	R: 0 E: 0 K: 2 S: 16	H: 0 LOB: 0 BB: 0 P: 19	R: 0 E: 0 K: 1 S: 11	H: 0 LOB: 0 BB: 0 P: 15	1B: 5 2B: 4 3B: 0 HR: 0	SF: 0 SAC: 0 DP: 1 HBP: 0	WP: 0 PB: 1 SB: 0 CS: 1	PA: 38					
<b>PITCHER</b>	IP	WLS	BF	H	R	ER	SO	BB	IBB	HBP	BLK	WP	HR	S	P	ERA	WHIP										
29 Tarik Skubal, L (1, 1) ERA: 4.33	5.0	W	22	4	1	1	10	3	0	0	0	0	0	72	103	1.80	1.400										
49 Derek Holland, L (6, 1) ERA: 10.05	0.1	H	5	3	2	2	0	1	0	0	0	0	0	13	18	54.00	12.000										
36 Kyle Funkhouser, R (6, 1) ERA: 3.07	1.2	H	5	1	0	0	2	0	0	0	0	0	0	14	22	0.00	0.600										
65 Gregory Soto, L (8, 1) ERA: 3.09	1.0	H	3	0	0	0	2	0	0	0	0	0	0	16	19	0.00	0.000										
67 José Cisnero, R (9, 1) ERA: 4.18	1.0	S	3	0	0	0	1	0	0	0	0	0	0	11	15	0.00	0.000										

Detroit Tigers @ Chicago White Sox  
 Guaranteed Rate Field, Chicago, IL  
 Sat Jun 05 2021, 1:12 PM - 4:17 PM CDT  
 Att: 21,719 - Partly Cloudy - 87 F

livebaseballscorecards.com  
 AB 34  
 R 3  
 H 8  
 RBI 3  
 BB 4  
 SO 16  
 LOB 20





Batter	1	2	3	4	5	6	7	8	9	AB	R	H	RBI	BB	SO	LOB	TOP																				
60 Akil Baddoo, L OBP: 0.341, SLG: 0.500	L8		1B		K			G6-3		4	0	1	0	0	1	1																					
7 Jonathan Schoop, R OBP: 0.310, SLG: 0.429	2B					G6-3		K		4	0	1	0	0	2	1																					
46 Jeimer Candelario, S OBP: 0.336, SLG: 0.381	F9		P5					K		4	0	1	0	0	1	2																					
24 Miguel Cabrera, R OBP: 0.266, SLG: 0.306	G6-3				K			1B		4	0	1	0	0	1	1																					
13 Eric Haase, R OBP: 0.234, SLG: 0.647		15 L8 2B			K			K		4	0	1	0	0	3	2																					
15 Nomar Mazara, L OBP: 0.248, SLG: 0.288	L8				K			K		4	0	0	0	0	3	3																					
28 Niko Goodrum, S OBP: 0.292, SLG: 0.321		G3				F8				3	0	0	0	0	1	1																					
9 Willi Castro, S OBP: 0.290, SLG: 0.365								G5-6-3		3	0	0	0	0	2	1																					
54 Derek Hill, R OBP: 0.273, SLG: 0.111			P3					L8		2	0	0	0	1	0	0																					
<b>Inning Stats</b>	R: 0 H: 1 E: 0 K: 0 S: 11	H: 1 LOB: 1 BB: 0 P: 18	R: 0 H: 1 E: 0 K: 1 S: 10	H: 1 LOB: 1 BB: 0 P: 15	R: 0 H: 1 E: 1 K: 1 S: 9	H: 1 LOB: 1 BB: 0 P: 12	R: 0 H: 0 E: 0 K: 3 S: 9	H: 0 LOB: 0 BB: 0 P: 14	R: 0 H: 0 E: 0 K: 2 S: 9	H: 2 LOB: 2 BB: 0 P: 15	R: 0 H: 0 E: 0 K: 1 S: 6	H: 0 LOB: 0 BB: 0 P: 9	R: 0 H: 0 E: 0 K: 2 S: 8	H: 0 LOB: 0 BB: 0 P: 12	R: 0 H: 0 E: 0 K: 2 S: 11	H: 0 LOB: 0 BB: 0 P: 13	1B: 3 2B: 2 3B: 0 HR: 0	SF: 0 SAC: 0 DP: 0 HBP: 0	WP: 0 PB: 0 CS: 0	PA: 33																	
<b>PITCHER</b>	IP	WLS	BF	H	R	ER	SO	BB	IBB	HBP	BLK	WP	HR	S	P	ERA	WHIP	<b>PITCHER</b>			IP	WLS	BF	H	R	ER	SO	BB	IBB	HBP	BLK	WP	HR	S	P	ERA	WHIP
84 Dylan Cease, R ERA: 3.36	7.0	W	27	5	0	0	10	1	0	0	0	0	0	67	99	0.00	0.857																				
39 Aaron Bummer, L ERA: 3.18	1.0	H	3	0	0	0	2	0	0	0	0	0	0	8	12	0.00	0.000																				
31 Liam Hendriks, R ERA: 1.85	1.0	S	3	0	0	0	2	0	0	0	0	0	0	11	13	0.00	0.000																				

Detroit Tigers @ Chicago White Sox  
Guaranteed Rate Field, Chicago, IL  
Sun Jun 06 2021, 1:12 PM - 3:47 PM CDT  
Att: 20,068 - Cloudy - 85 F

AB 32  
R 0  
H 5  
RBI 0  
BB 1  
SO 14  
LOB 12



Batter	1	2	3	4	5	6	7	8	9	AB	R	H	RBI	BB	SO	LOB	BOTTOM																					
7 Tim Anderson, R OBP: 0.335, SLG: 0.432	G5-3					G3				4	0	2	2	0	2																							
23 Jake Lamb, L OBP: 0.377, SLG: 0.500	P5									4	0	0	0	0	1	3																						
20 Danny Mendick, R OBP: 0.302, SLG: 0.309	G6-3									0	0	0	0	0	0																							
10 Yoán Moncada, S OBP: 0.424, SLG: 0.431	BB		F9		K			L9		3	0	0	0	1	1	0																						
73 Yermín Mercedes, R OBP: 0.351, SLG: 0.448	F9				P4			G3		3	0	0	0	1	0	1																						
24 Yasmani Grandal, S OBP: 0.392, SLG: 0.414	G6-3		L8		G6-3			L3		4	0	0	0	0	1																							
12 Adam Eaton, L OBP: 0.300, SLG: 0.363		25 1B 3B			F8			L5		3	1	1	0	0	1																							
25 Andrew Vaughn, R OBP: 0.313, SLG: 0.393						G5-3		G4-3		4	1	1	1	0	0	1																						
15 Adam Engel, R OBP: 0.348, SLG: 0.425										2	0	0	0	0	0	1																						
1 Nick Madrigal, R OBP: 0.348, SLG: 0.425										3	1	2	0	0	0	2																						
<b>Inning Stats</b>	R: 0 H: 0 E: 0 K: 0 S: 10	H: 4 LOB: 1 BB: 0 P: 18	R: 3 H: 4 E: 0 K: 0 S: 18	H: 4 LOB: 0 BB: 0 P: 25	R: 0 H: 0 E: 0 K: 0 S: 11	H: 0 LOB: 1 BB: 1 P: 19	R: 0 H: 2 E: 0 K: 0 S: 12	H: 2 LOB: 2 BB: 0 P: 17	R: 0 H: 0 E: 0 K: 1 S: 6	H: 0 LOB: 0 BB: 0 P: 8	R: 0 H: 0 E: 0 K: 0 S: 9	H: 0 LOB: 2 BB: 0 P: 18	R: 0 H: 0 E: 0 K: 1 S: 7	H: 0 LOB: 0 BB: 0 P: 9	R: 0 H: 0 E: 0 K: 0 S: 6	H: 0 LOB: 0 BB: 0 P: 7	1B: 4 2B: 1 3B: 1 HR: 0	SF: 0 SAC: 0 DP: 0 HBP: 2	WP: 0 PB: 0 CS: 0	PA: 34																		
<b>PITCHER</b>	IP	WLS	BF	H	R	ER	SO	BB	IBB	HBP	BLK	WP	HR	S	P	ERA	WHIP	<b>PITCHER</b>			IP	WLS	BF	H	R	ER	SO	BB	IBB	HBP	BLK	WP	HR	S	P	ERA	WHIP	
62 José Ureña, R ERA: 4.25	5.0	L	23	6	3	3	3	2	0	0	0	0	0	57	87	0.00	1.600																					
68 Jason Foley, R ERA: 5.57	1.0		5	0	0	0	0	0	0	2	0	0	0	9	18	0.00	0.000																					
44 Daniel Norris, L ERA: 5.57	1.0		3	0	0	0	1	0	0	0	0	0	0	7	9	0.00	0.000																					
33 Bryan Garcia, R ERA: 5.03	1.0		3	0	0	0	0	0	0	0	0	0	0	6	7	0.00	0.000																					

Detroit Tigers @ Chicago White Sox  
Guaranteed Rate Field, Chicago, IL  
Sun Jun 06 2021, 1:12 PM - 3:47 PM CDT  
Att: 20,068 - Cloudy - 85 F

AB 30  
R 3  
H 6  
RBI 3  
BB 2  
SO 2  
LOB 12





Batter	1	2	3	4	5	6	7	8	9	AB	R	H	RBI	BB	SO	LOB	TOP										
<b>10 Marcus Semien, R</b> OBP: 0.362, SLG: 0.524										5	0	1	0	0	1	3	<b>Toronto Blue Jays @ Chicago White Sox</b> <b>Guaranteed Rate Field, Chicago, IL</b> Tue Jun 08 2021, 7:12 PM - 10:45 PM CDT Att: 12,761 - Partly Cloudy - 81 F										
<b>11 Bo Bichette, R</b> OBP: 0.318, SLG: 0.470										3	0	2	0	1	1	1											
<b>27 Vladimir Guerrero Jr., R</b> OBP: 0.441, SLG: 0.660										2	0	1	0	2	1	2											
<b>37 Teoscar Hernández, R</b> OBP: 0.354, SLG: 0.476										4	0	0	0	0	3	6											
<b>15 Randal Grichuk, R</b> OBP: 0.281, SLG: 0.505										4	0	0	0	0	1	4											
<b>13 Lourdes Gurriel Jr., R</b> OBP: 0.284, SLG: 0.388										3	1	1	0	1	2	0											
<b>5 Santiago Espinal, R</b> OBP: 0.276, SLG: 0.393										3	0	1	0	0	0	1											
<b>2 Joe Panik, L</b> OBP: 0.276, SLG: 0.393										1	0	0	0	0	0	0											
<b>3 Jonathan Davis, R</b> OBP: 0.269, SLG: 0.200										3	0	0	1	0	1	1											
<b>50 Riley Adams, R</b> OBP: 0.333, SLG: 0.667										3	0	1	0	0	2	1											
<b>44 Rowdy Tellez, L</b> OBP: 0.276, SLG: 0.342										1	0	1	0	0	0	0											
<b>Inning Stats</b>	R: 0 E: 0 K: 2 S: 13	H: 2 LOB: 2 BB: 0 P: 19	R: 1 E: 0 K: 2 S: 20	H: 2 LOB: 1 BB: 0 P: 32	R: 0 E: 0 K: 1 S: 10	H: 1 LOB: 1 BB: 1 P: 16	R: 0 E: 0 K: 2 S: 8	H: 0 LOB: 0 BB: 0 P: 12	R: 0 E: 0 K: 1 S: 14	H: 1 LOB: 2 BB: 1 P: 27	R: 0 E: 0 K: 0 S: 10	H: 0 LOB: 1 BB: 0 P: 19	R: 0 E: 0 K: 2 S: 10	H: 1 LOB: 1 BB: 1 P: 19	R: 0 E: 0 K: 2 S: 8	H: 0 LOB: 0 BB: 0 P: 14	R: 0 E: 0 K: 0 S: 7	H: 1 LOB: 1 BB: 0 P: 11	1B: 4 2B: 4 3B: 0 HR: 0	SF: 1 2B: 4 3B: 0 HBP: 0	WP: 1 PB: 0 SB: 1 CS: 0	PA: 38					
<b>PITCHER</b>	IP	WLS	BF	H	R	ER	SO	BB	IBB	HBP	BLK	WP	HR	S	P	ERA	WHIP										
<b>55 Carlos Rodón, L</b> ERA: 1.96	5.0		22	6	1	1	8	2	0	0	0	1	0	65	106	1.80	1.600										
<b>66 José Ruiz, R</b> ERA: 2.89	1.0		4	0	0	0	0	1	0	0	0	0	0	10	19	0.00	1.000										
<b>43 Evan Marshall, R</b> ERA: 5.96	1.0		4	1	0	2	2	1	0	0	0	0	0	10	19	0.00	2.000										
<b>45 Garrett Crochet, L</b> ERA: 0.49	1.0	W	3	0	0	0	2	0	0	0	0	0	0	8	14	0.00	0.000										
<b>31 Liam Hendriks, R</b> ERA: 1.78	1.0		4	1	0	0	0	0	0	0	0	0	0	7	11	0.00	1.000										

Batter	1	2	3	4	5	6	7	8	9	AB	R	H	RBI	BB	SO	LOB	BOTTOM										
<b>7 Tim Anderson, R</b> OBP: 0.337, SLG: 0.434										4	0	2	1	0	2	1	<b>Toronto Blue Jays @ Chicago White Sox</b> <b>Guaranteed Rate Field, Chicago, IL</b> Tue Jun 08 2021, 7:12 PM - 10:45 PM CDT Att: 12,761 - Partly Cloudy - 81 F										
<b>1 Nick Madrigal, R</b> OBP: 0.345, SLG: 0.421										4	0	1	0	1	1	1											
<b>10 Yoán Moncada, S</b> OBP: 0.419, SLG: 0.426										5	0	1	0	0	3	5											
<b>79 José Abreu, R</b> OBP: 0.338, SLG: 0.465										4	1	1	0	0	2	2											
<b>73 Yermin Mercedes, R</b> OBP: 0.349, SLG: 0.444										4	1	1	0	0	1	1											
<b>24 Yasmani Grandal, S</b> OBP: 0.395, SLG: 0.412										3	1	1	0	1	2	1											
<b>25 Andrew Vaughn, R</b> OBP: 0.312, SLG: 0.412										3	1	1	2	0	1	1											
<b>15 Adam Engel, R</b> OBP: 0.304, SLG: 0.367										2	0	0	0	1	2	1											
<b>12 Adam Eaton, L</b> OBP: 0.304, SLG: 0.367										1	1	1	1	0	0	0											
<b>28 Leury García, S</b> OBP: 0.292, SLG: 0.303										4	1	2	2	0	1	1											
<b>Inning Stats</b>	R: 0 E: 0 K: 3 S: 11	H: 1 LOB: 1 BB: 0 P: 16	R: 0 E: 0 K: 1 S: 12	H: 1 LOB: 0 BB: 0 P: 16	R: 0 E: 0 K: 1 S: 5	H: 0 LOB: 0 BB: 0 P: 7	R: 0 E: 0 K: 2 S: 11	H: 0 LOB: 1 BB: 0 P: 19	R: 0 E: 0 K: 3 S: 15	H: 1 LOB: 1 BB: 0 P: 18	R: 0 E: 0 K: 2 S: 11	H: 1 LOB: 1 BB: 0 P: 15	R: 1 E: 0 K: 3 S: 22	H: 2 LOB: 3 BB: 2 P: 37	R: 5 E: 0 K: 0 S: 16	H: 5 LOB: 1 BB: 1 P: 26	1B: 9 2B: 0 3B: 1 HR: 1	SF: 2 2B: 0 3B: 0 HBP: 0	WP: 0 PB: 0 SB: 2 CS: 0	PA: 39							
<b>PITCHER</b>	IP	WLS	BF	H	R	ER	SO	BB	IBB	HBP	BLK	WP	HR	S	P	ERA	WHIP										
<b>38 Robbie Ray, L</b> ERA: 3.38	6.1		25	5	1	1	13	2	0	0	0	0	0	72	102	1.42	0.789										
<b>41 Rafael Dolis, R</b> ERA: 4.58	0.2		5	1	0	0	2	2	0	0	0	0	0	15	26	0.00	4.500										
<b>57 Trent Thornton, R</b> ERA: 3.45	0.1	L	4	2	3	3	0	1	0	0	0	0	0	9	16	81.00	9.000										
<b>43 Carl Edwards Jr., R</b> ERA: 13.5	0.2		5	3	2	2	0	0	0	0	0	0	0	7	10	27.00	4.500										

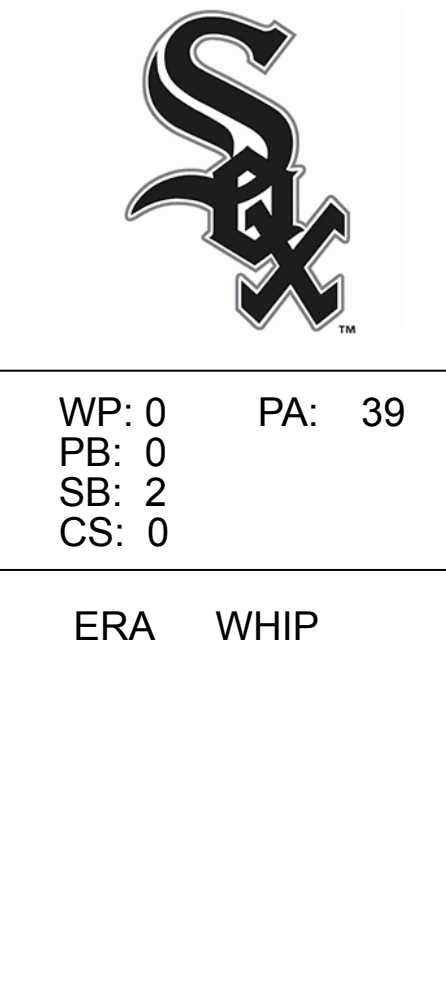
**Toronto Blue Jays @ Chicago White Sox**  
**Guaranteed Rate Field, Chicago, IL**  
 Tue Jun 08 2021, 7:12 PM - 10:45 PM CDT  
 Att: 12,761 - Partly Cloudy - 81 F

AB	32
R	1
H	8
RBI	1
BB	4
SO	12
LOB	19

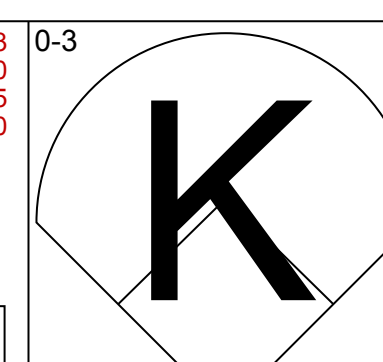
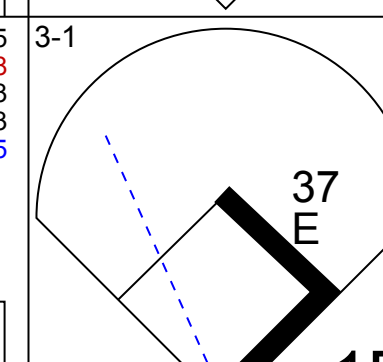
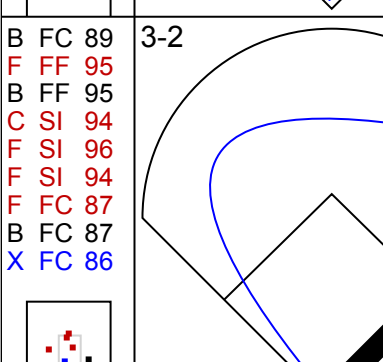
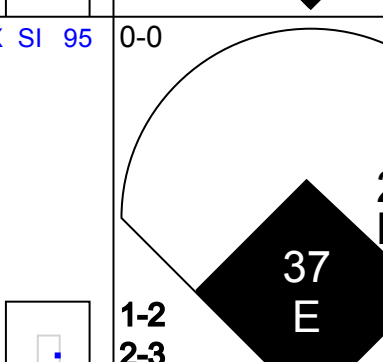
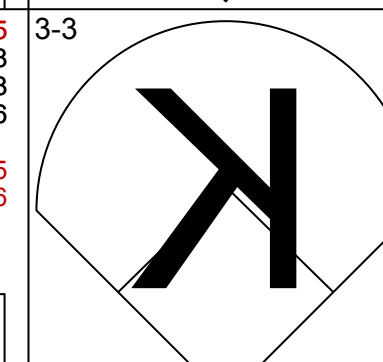
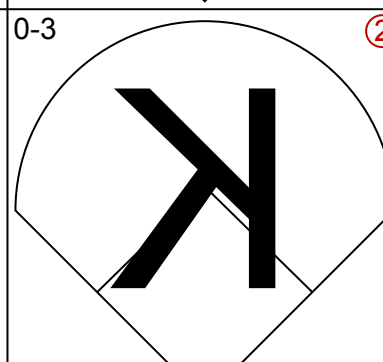
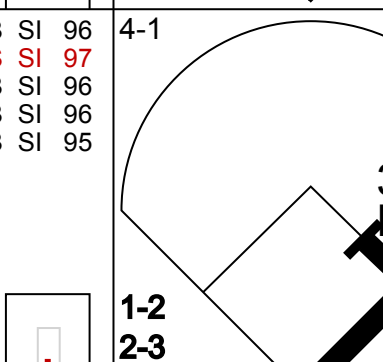
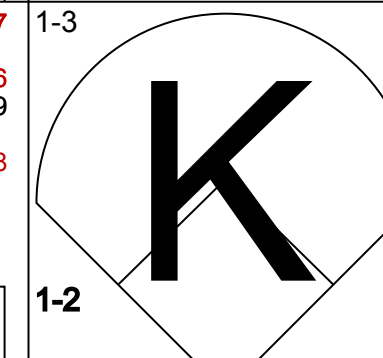
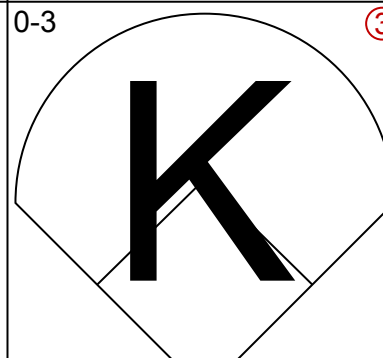
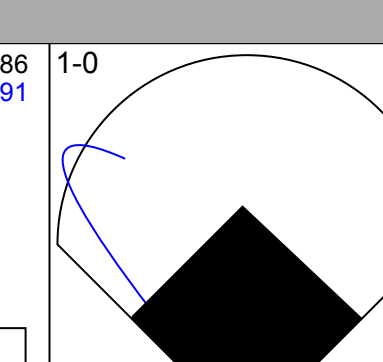
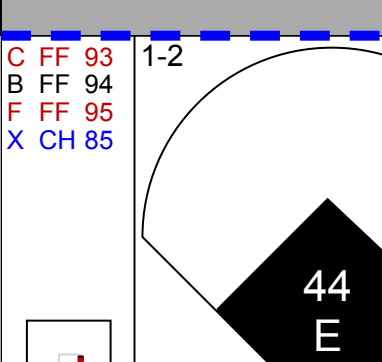
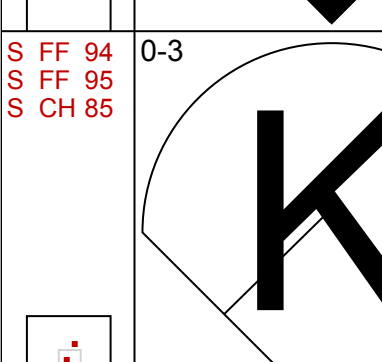
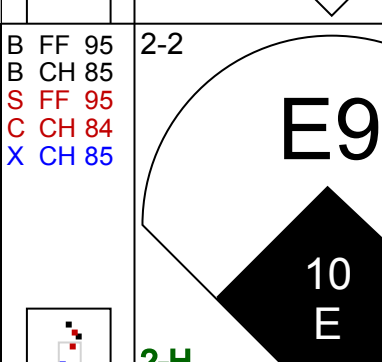
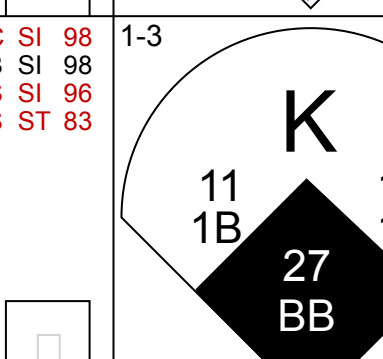
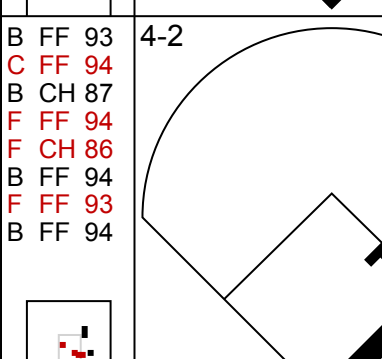


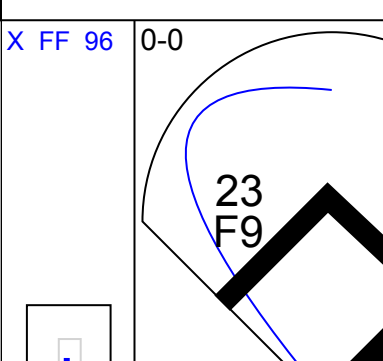
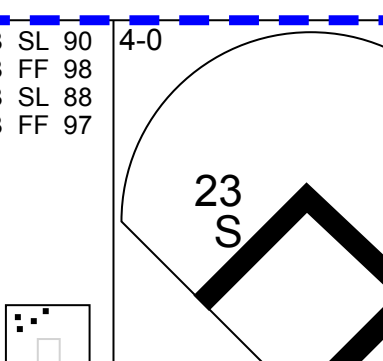
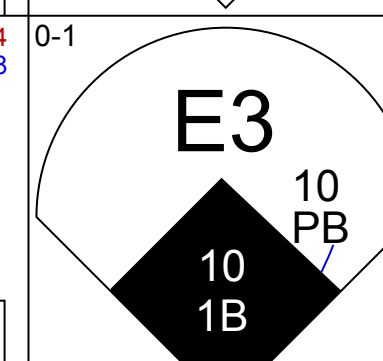
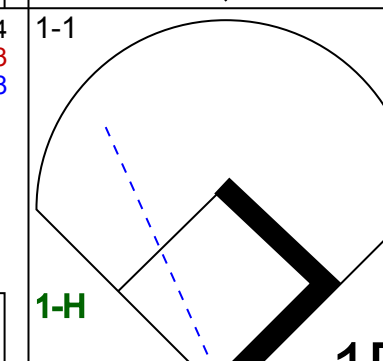
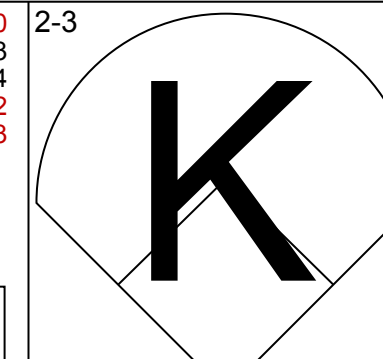

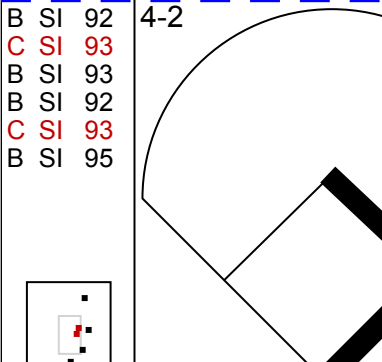
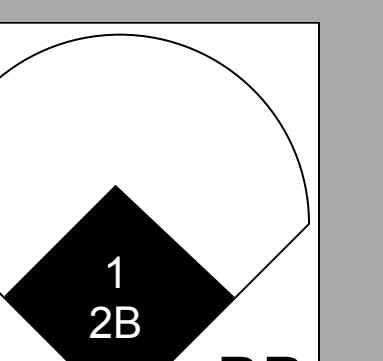
**Toronto Blue Jays @ Chicago White Sox**  
**Guaranteed Rate Field, Chicago, IL**  
 Tue Jun 08 2021, 7:12 PM - 10:45 PM CDT  
 Att: 12,761 - Partly Cloudy - 81 F

AB	34
R	6
H	11
RBI	6
BB	3
SO	15
LOB	14





Batter	1	2	3	4	5	6	7	8	9	AB	R	H	RBI	BB	SO	LOB	TOP			
10 Marcus Semien, R OBP: 0.358, SLG: 0.517			G6-3		K			FC4-6 27 BB 11 1B	FC6-4	5	1	1	0	0	2	1	Toronto Blue Jays @ Chicago White Sox Guaranteed Rate Field, Chicago, IL Wed Jun 09 2021, 7:12 PM - 10:37 PM CDT Att. 14,438 - Clear - 76 F			
11 Bo Bichette, R OBP: 0.323, SLG: 0.473						G4-3			F8	5	1	3	0	0	0	2				
27 Vladimir Guerrero Jr., R (1,3) OBP: 0.439, SLG: 0.651			L4							3	0	0	1	1	2	2				
37 Teoscar Hernández, R (1,9) OBP: 0.346, SLG: 0.464				L8				FC4-6 15 WP		4	0	0	1	0	2	2				
15 Randal Grichuk, R OBP: 0.309, SLG: 0.513				F9			G4-3	G3		4	1	1	1	0	0	1				
2 Jos Panik, L OBP: 0.299, SLG: 0.409		P5								4	0	2	0	0	0	0				
5 Santiago Espinal, R OBP: 0.260, SLG: 0.314										0	1	0	0	0	0	0				
13 Lourdes Gurriel Jr., R OBP: 0.269, SLG: 0.200										4	0	0	0	0	3	2				
44 Rowdy Tellez, L OBP: 0.275, SLG: 0.339		L8								4	1	1	1	0	1	0				
7 Reese McGuire, L OBP: 0.277, SLG: 0.233										2	0	0	0	0	0	0				
50 Riley Adams, R (8,PH) OBP: 0.400, SLG: 0.500			G6-3			G4-3				1	1	0	0	1	1	0				
<b>Inning Stats</b>	R: 0 H: 1 E: 1 K: 3 S: 12	H: 1 LOB: 1 BB: 0 P: 19	R: 1 H: 0 E: 0 K: 1 S: 8	H: 1 LOB: 0 BB: 0 P: 14	R: 0 H: 1 E: 0 K: 0 S: 11	H: 1 LOB: 1 BB: 0 P: 19	R: 0 H: 0 E: 0 K: 1 S: 11	H: 0 LOB: 0 BB: 0 P: 14	R: 0 H: 0 E: 0 K: 2 S: 8	H: 0 LOB: 0 BB: 0 P: 12	R: 0 H: 0 E: 0 K: 2 S: 8	H: 0 LOB: 0 BB: 0 P: 9	R: 3 H: 2 E: 1 K: 1 S: 14	H: 2 LOB: 1 BB: 1 P: 27	R: 2 H: 2 E: 2 K: 1 S: 19	H: 2 LOB: 2 BB: 1 P: 31	1B: 6 2B: 1 3B: 0 HR: 1	SF: 0 SAC: 0 DP: 0 HBP: 0	WP: 2 PB: 0 CS: 0 SB: 0	PA: 38
<b>PITCHER</b>	IP WLS BF H R ER SO BB IBB HBP BLK WP HR S P ERA WHIP	IP WLS BF H R ER SO BB IBB HBP BLK WP HR S P ERA WHIP	IP WLS BF H R ER SO BB IBB HBP BLK WP HR S P ERA WHIP	IP WLS BF H R ER SO BB IBB HBP BLK WP HR S P ERA WHIP	IP WLS BF H R ER SO BB IBB HBP BLK WP HR S P ERA WHIP	IP WLS BF H R ER SO BB IBB HBP BLK WP HR S P ERA WHIP	IP WLS BF H R ER SO BB IBB HBP BLK WP HR S P ERA WHIP	IP WLS BF H R ER SO BB IBB HBP BLK WP HR S P ERA WHIP	IP WLS BF H R ER SO BB IBB HBP BLK WP HR S P ERA WHIP	IP WLS BF H R ER SO BB IBB HBP BLK WP HR S P ERA WHIP	IP WLS BF H R ER SO BB IBB HBP BLK WP HR S P ERA WHIP	IP WLS BF H R ER SO BB IBB HBP BLK WP HR S P ERA WHIP	IP WLS BF H R ER SO BB IBB HBP BLK WP HR S P ERA WHIP	IP WLS BF H R ER SO BB IBB HBP BLK WP HR S P ERA WHIP	IP WLS BF H R ER SO BB IBB HBP BLK WP HR S P ERA WHIP	IP WLS BF H R ER SO BB IBB HBP BLK WP HR S P ERA WHIP	IP WLS BF H R ER SO BB IBB HBP BLK WP HR S P ERA WHIP			
33 Lance Lynn, R ERA: 1.23	7.0	25	4	1	1	9	0	0	0	0	0	0	0	0	0	0	1.29	0.571		
39 Aaron Bummer, L ERA: 4.3	0.1	L	2	2	3	3	1	0	0	0	0	1	0	10	18	81.00	9.000			
65 Codi Heuer, R ERA: 5.84	0.2	5	0	0	0	0	0	0	0	0	0	1	0	4	9	0.00	0.000			
63 Matt Foster, R ERA: 6.32	1.0	6	2	2	1	1	1	0	0	0	0	0	0	19	31	9.00	3.000			

Batter	1	2	3	4	5	6	7	8	9	AB	R	H	RBI	BB	SO	LOB	BOTTOM					
7 Tim Anderson, R OBP: 0.340, SLG: 0.437	G6-3									3	0	1	0	1	0	1	Toronto Blue Jays @ Chicago White Sox Guaranteed Rate Field, Chicago, IL Wed Jun 09 2021, 7:12 PM - 10:37 PM CDT Att. 14,438 - Clear - 76 F					
23 Jake Lamb, L OBP: 0.356, SLG: 0.468		E3 10 PB 10 1B	F9		K			F7		4	1	0	0	0	1	3						
10 Yoán Moncada, S OBP: 0.417, SLG: 0.422			P6		P6			K		4	0	1	1	0	1	3						
79 José Abreu, R OBP: 0.332, SLG: 0.455	L5			K		G5-3		G1-4-3		4	0	0	0	0	1	2						
24 Yasmani Grandal, S OBP: 0.398, SLG: 0.405	K					G3				2	0	0	0	2	1	1						
12 Adam Eaton, L OBP: 0.299, SLG: 0.360		G4-3								3	0	0	0	0	1	1						
15 Adam Engel, R (9,PH)				G4-3						1	0	0	0	0	0	1						
25 Andrew Vaughn, R OBP: 0.310, SLG: 0.408		G5-3								4	0	1	0	0	0	1						
28 Leury Garcia, S OBP: 0.291, SLG: 0.297		K							G6-3	3	1	0	0	1	2	1						
1 Nick Madrigal, R OBP: 0.349, SLG: 0.425										3	0	1	1	0	0	0						
20 Danny Mendick, R OBP: 0.302, SLG: 0.309			G6-3							0	0	0	0	0	0	0						
<b>Inning Stats</b>	R: 1 H: 1 E: 1 K: 1 S: 12	H: 0 LOB: 0 BB: 0 P: 18	R: 0 H: 0 E: 0 K: 1 S: 8	H: 0 LOB: 0 BB: 0 P: 13	R: 0 H: 1 E: 0 K: 0 S: 9	H: 1 LOB: 1 BB: 0 P: 15	R: 0 H: 1 E: 0 K: 1 S: 7	H: 1 LOB: 1 BB: 1 P: 14	R: 1 H: 1 E: 0 K: 1 S: 18	H: 1 LOB: 1 BB: 1 P: 30	R: 0 H: 0 E: 0 K: 1 S: 10	H: 0 LOB: 0 BB: 0 P: 18	R: 0 H: 0 E: 0 K: 1 S: 9	H: 0 LOB: 0 BB: 0 P: 12	R: 0 H: 0 E: 0 K: 1 S: 13	H: 0 LOB: 1 BB: 1 P: 21	R: 0 H: 0 E: 0 K: 0 S: 9	H: 0 LOB: 1 BB: 1 P: 14	1B: 2 2B: 2 3B: 0 HR: 0	SF: 0 SAC: 0 DP: 0 HBP: 0	WP: 0 PB: 1 CS: 0 SB: 2	PA: 35
<b>PITCHER</b>	IP WLS BF H R ER SO BB IBB HBP BLK WP HR S P ERA WHIP	IP WLS BF H R ER SO BB IBB HBP BLK WP HR S P ERA WHIP	IP WLS BF H R ER SO BB IBB HBP BLK WP HR S P ERA WHIP	IP WLS BF H R ER SO BB IBB HBP BLK WP HR S P ERA WHIP	IP WLS BF H R ER SO BB IBB HBP BLK WP HR S P ERA WHIP	IP WLS BF H R ER SO BB IBB HBP BLK WP HR S P ERA WHIP	IP WLS BF H R ER SO BB IBB HBP BLK WP HR S P ERA WHIP	IP WLS BF H R ER SO BB IBB HBP BLK WP HR S P ERA WHIP	IP WLS BF H R ER SO BB IBB HBP BLK WP HR S P ERA WHIP	IP WLS BF H R ER SO BB IBB HBP BLK WP HR S P ERA WHIP	IP WLS BF H R ER SO BB IBB HBP BLK WP HR S P ERA WHIP	IP WLS BF H R ER SO BB IBB HBP BLK WP HR S P ERA WHIP	IP WLS BF H R ER SO BB IBB HBP BLK WP HR S P ERA WHIP	IP WLS BF H R ER SO BB IBB HBP BLK WP HR S P ERA WHIP	IP WLS BF H R ER SO BB IBB HBP BLK WP HR S P ERA WHIP	IP WLS BF H R ER SO BB IBB HBP BLK WP HR S P ERA WHIP	IP WLS BF H R ER SO BB IBB HBP BLK WP HR S P ERA WHIP					
6 Alek Manoah, R ERA: 3.14	5.0	21	4	2	1	4	2	0	0	0	0	0	0	0	0	0	1.80	1.200				
63 Anthony Castro, R ERA: 1.35	1.0	3	0	0	0	1	0	0	0	0	0	0	0	10	18	0.00	0.000					
34 Tyler Chatwood, R ERA: 4.98	1.0	W	3	0	0	0	1	0	0	0	0	0	0	9	12	0.00	0.000					
68 Jordan Romano, R ERA: 1.74	1.0	H	4	0	0	0	1	1	0	0	0	0	0	13	21	0.00	1.000					
58 Tim Lincecum, L ERA: 6.11	1.0	4	0	0	0	0	1	0	0	0	0	0	0	9	14	0.00	1.000					

AB	36
R	6
H	8
RBI	4
BB	2
SO	11
LOB	10



AB	31
R	2
H	4
RBI	2
BB	4
SO	7
LOB	14

















Batter	1	2	3	4	5	6	7	8	9	AB	R	H	RBI	BB	SO	LOB	TOP									
28 Leury Garcia, S OBP: 0.307, SLG: 0.308	G6-3		FC4-6														4	0	2	2	1	0	1			
18 Brian Goodwin, L OBP: 0.500, SLG: 1.000																										
25 Andrew Vaughn, R OBP: 0.303, SLG: 0.389																										
10 Yoán Moncada, S OBP: 0.402, SLG: 0.498	G4-3																									
79 José Abreu, R OBP: 0.339, SLG: 0.475	G5-3																									
24 Yasmani Grandal, S OBP: 0.398, SLG: 0.409																										
12 Adam Eaton, L OBP: 0.303, SLG: 0.353																										
15 Adam Engel, R OBP: 0.368, SLG: 0.625																										
21 Zack Collins, L OBP: 0.313, SLG: 0.360																										
20 Danny Mendick, R OBP: 0.342, SLG: 0.328																										
<b>Inning Stats</b>	R: 0 E: 0 K: 0 S: 8	H: 0 LOB: 1 BB: 1 P: 15	R: 0 E: 0 K: 0 S: 6	H: 0 LOB: 0 BB: 0 P: 7	R: 0 E: 0 K: 2 S: 11	H: 1 LOB: 1 BB: 0 P: 14	R: 1 E: 0 K: 1 S: 13	H: 2 LOB: 1 BB: 0 P: 17	R: 1 E: 0 K: 1 S: 10	H: 2 LOB: 1 BB: 0 P: 13	R: 2 E: 0 K: 2 S: 17	H: 2 LOB: 3 BB: 1 P: 28	R: 0 E: 0 K: 0 S: 8	H: 1 LOB: 1 BB: 0 P: 11	R: 0 E: 0 K: 0 S: 13	H: 2 LOB: 2 BB: 0 P: 18	R: 0 E: 0 K: 0 S: 10	H: 1 LOB: 2 BB: 1 P: 21	1B: 8 2B: 3 3B: 0 HR: 0	SF: 0 SAC: 0 DP: 0 HBP: 2	WP: 0 PB: 0 SB: 0 CS: 0	PA: 43				
<b>PITCHER</b>	IP WLS BF H R ER SO BB IBB HBP BLK WP HR S P ERA WHIP	IP WLS BF H R ER SO BB IBB HBP BLK WP HR S P ERA WHIP	IP WLS BF H R ER SO BB IBB HBP BLK WP HR S P ERA WHIP	IP WLS BF H R ER SO BB IBB HBP BLK WP HR S P ERA WHIP	IP WLS BF H R ER SO BB IBB HBP BLK WP HR S P ERA WHIP	IP WLS BF H R ER SO BB IBB HBP BLK WP HR S P ERA WHIP	IP WLS BF H R ER SO BB IBB HBP BLK WP HR S P ERA WHIP	IP WLS BF H R ER SO BB IBB HBP BLK WP HR S P ERA WHIP	IP WLS BF H R ER SO BB IBB HBP BLK WP HR S P ERA WHIP	IP WLS BF H R ER SO BB IBB HBP BLK WP HR S P ERA WHIP	IP WLS BF H R ER SO BB IBB HBP BLK WP HR S P ERA WHIP	IP WLS BF H R ER SO BB IBB HBP BLK WP HR S P ERA WHIP	IP WLS BF H R ER SO BB IBB HBP BLK WP HR S P ERA WHIP	IP WLS BF H R ER SO BB IBB HBP BLK WP HR S P ERA WHIP	IP WLS BF H R ER SO BB IBB HBP BLK WP HR S P ERA WHIP	IP WLS BF H R ER SO BB IBB HBP BLK WP HR S P ERA WHIP	IP WLS BF H R ER SO BB IBB HBP BLK WP HR S P ERA WHIP	IP WLS BF H R ER SO BB IBB HBP BLK WP HR S P ERA WHIP	IP WLS BF H R ER SO BB IBB HBP BLK WP HR S P ERA WHIP	IP WLS BF H R ER SO BB IBB HBP BLK WP HR S P ERA WHIP	IP WLS BF H R ER SO BB IBB HBP BLK WP HR S P ERA WHIP	IP WLS BF H R ER SO BB IBB HBP BLK WP HR S P ERA WHIP	IP WLS BF H R ER SO BB IBB HBP BLK WP HR S P ERA WHIP	IP WLS BF H R ER SO BB IBB HBP BLK WP HR S P ERA WHIP	IP WLS BF H R ER SO BB IBB HBP BLK WP HR S P ERA WHIP	
36 Kyle Funkhouser, R ERA: 2.33	2.2	L	10	1	0	0	1	1	0	0	0	0	0	0	0	0	0	0	0	22	33	0.00	0.750			
70 Tyler Alexander, L ERA: 4.71	2.1	L	11	4	2	2	3	0	0	0	0	0	0	0	0	0	0	0	0	26	33	7.71	1.714			
45 Buck Farmer, R ERA: 13.11	1.0		8	2	2	2	2	1	0	2	0	0	0	0	0	0	0	0	0	17	28	18.00	3.000			
77 Joe Jiménez, R ERA: 8.49	1.0		4	1	0	0	0	0	0	0	0	0	0	0	0	0	0	0	0	8	11	0.00	1.000			
33 Bryan Garcia, R ERA: 4.5	1.0		5	2	0	0	0	0	0	0	0	0	0	0	0	0	0	0	0	13	18	0.00	2.000			
<b>Batter</b>	1	2	3	4	5	6	7	8	9	AB	R	H	RBI	BB	SO	LOB	BOTTOM									
8 Robbie Grossman, S OBP: 0.356, SLG: 0.414																										
41 Daz Cameron, R OBP: 0.143, SLG: 0.308																										
24 Miguel Cabrera, R OBP: 0.268, SLG: 0.301																										
13 Eric Haase, R OBP: 0.305, SLG: 0.591																										
28 Niko Goodrum, S OBP: 0.287, SLG: 0.307																										
19 Isaac Paredes, R OBP: 0.250, SLG: 0.381																										
9 Willi Castro, S OBP: 0.281, SLG: 0.342																										
34 Jake Rogers, R OBP: 0.286, SLG: 0.451																										
30 Harold Castro, L OBP: 0.325, SLG: 0.318																										
<b>Inning Stats</b>	R: 0 E: 0 K: 1 S: 9	H: 0 LOB: 0 BB: 0 P: 11	R: 0 E: 0 K: 1 S: 10	H: 0 LOB: 1 BB: 1 P: 15	R: 0 E: 0 K: 1 S: 5	H: 0 LOB: 0 BB: 0 P: 8	R: 0 E: 0 K: 3 S: 11	H: 0 LOB: 0 BB: 0 P: 14	R: 0 E: 0 K: 2 S: 10	H: 0 LOB: 0 BB: 0 P: 15	R: 0 E: 0 K: 0 S: 8	H: 0 LOB: 1 BB: 1 P: 15	R: 1 E: 0 K: 1 S: 17	H: 1 LOB: 0 BB: 0 P: 25	R: 0 E: 0 K: 2 S: 7	H: 0 LOB: 0 BB: 0 P: 12	R: 0 E: 0 K: 1 S: 8	H: 0 LOB: 0 BB: 0 P: 13	1B: 0 2B: 1 3B: 0 HR: 0	SF: 1 SAC: 0 DP: 0 HBP: 0	WP: 1 PB: 0 SB: 0 CS: 0	PA: 30				
<b>PITCHER</b>	IP WLS BF H R ER SO BB IBB HBP BLK WP HR S P ERA WHIP	IP WLS BF H R ER SO BB IBB HBP BLK WP HR S P ERA WHIP	IP WLS BF H R ER SO BB IBB HBP BLK WP HR S P ERA WHIP	IP WLS BF H R ER SO BB IBB HBP BLK WP HR S P ERA WHIP	IP WLS BF H R ER SO BB IBB HBP BLK WP HR S P ERA WHIP	IP WLS BF H R ER SO BB IBB HBP BLK WP HR S P ERA WHIP	IP WLS BF H R ER SO BB IBB HBP BLK WP HR S P ERA WHIP	IP WLS BF H R ER SO BB IBB HBP BLK WP HR S P ERA WHIP	IP WLS BF H R ER SO BB IBB HBP BLK WP HR S P ERA WHIP	IP WLS BF H R ER SO BB IBB HBP BLK WP HR S P ERA WHIP	IP WLS BF H R ER SO BB IBB HBP BLK WP HR S P ERA WHIP	IP WLS BF H R ER SO BB IBB HBP BLK WP HR S P ERA WHIP	IP WLS BF H R ER SO BB IBB HBP BLK WP HR S P ERA WHIP	IP WLS BF H R ER SO BB IBB HBP BLK WP HR S P ERA WHIP	IP WLS BF H R ER SO BB IBB HBP BLK WP HR S P ERA WHIP	IP WLS BF H R ER SO BB IBB HBP BLK WP HR S P ERA WHIP	IP WLS BF H R ER SO BB IBB HBP BLK WP HR S P ERA WHIP	IP WLS BF H R ER SO BB IBB HBP BLK WP HR S P ERA WHIP	IP WLS BF H R ER SO BB IBB HBP BLK WP HR S P ERA WHIP	IP WLS BF H R ER SO BB IBB HBP BLK WP HR S P ERA WHIP	IP WLS BF H R ER SO BB IBB HBP BLK WP HR S P ERA WHIP	IP WLS BF H R ER SO BB IBB HBP BLK WP HR S P ERA WHIP	IP WLS BF H R ER SO BB IBB HBP BLK WP HR S P ERA WHIP	IP WLS BF H R ER SO BB IBB HBP BLK WP HR S P ERA WHIP		
55 Carlos Rodón, L ERA: 1.89	7.0	W	24	1	1	1	9	2	0	0	0	0	0	0	0	0	0	0	0	70	103	1.29	0.429			
43 Evan Marshall, R ERA: 5.47	1.0	H	3	0	0	0	2	0	0	0	0	0	0	0	0	0	0	0	0	7	12	0.00	0.000			
31 Liam Hendriks, R ERA: 2.22	1.0	S	3	0	0	0	1	0	0	0	0	0	0	0	0	0	0	0	0	8	13	0.00	0.000			

Chicago White Sox @ Detroit Tigers  
Comerica Park, Detroit, MI  
Sun Jun 13 2021, 1:11 PM - 3:58 PM EDT  
Att: 14,093 - Sunny - 81°F

AB	38
R	4
H	11
RBI	4
BB	3
SO	6
LOB	25



Chicago White Sox @ Detroit Tigers  
Comerica Park, Detroit, MI  
Sun Jun 13 2021, 1:11 PM - 3:58 PM EDT  
Att: 14,093 - Sunny - 81°F

AB	27
R	1
H	1
RBI	1
BB	2
SO	12
LOB	2





Batter	1	2	3	4	5	6	7	8	9	AB	R	H	RBI	BB	SO	LOB	TOP										
8 Brandon Lowe, L OBP: 0.308, SLG: 0.393	P6		HR		G3		K		F7	5	1	1	1	0	1	1	<b>Tampa Bay Rays @ Chicago White Sox</b> Guaranteed Rate Field, Chicago, IL Mon Jun 14 2021, 7:11 PM - 9:57 PM CDT Att: 18,024 - Partly Cloudy - 74 F										
56 Randy Arozarena, R OBP: 0.344, SLG: 0.430	17 HR		K		L8			HR		4	2	2	1	0	1	0											
26 Ji Man Choi, L OBP: 0.452, SLG: 0.500	2B							G1-4-3		2	0	0	0	2	1	1											
17 Austin Meadows, L OBP: 0.337, SLG: 0.506	2H HR				BB			G4-3		4	1	1	2	0	1	2											
18 Joey Wendle, L OBP: 0.349, SLG: 0.495	L9				BB			K		4	0	2	0	0	1	0											
6 Taylor Walls, S OBP: 0.373, SLG: 0.381		39 CS			G4-3			35 E		3	1	1	0	1	1	2											
10 Mike Zunino, R OBP: 0.286, SLG: 0.485		K			F7			K		4	0	0	0	0	3	3											
39 Kevin Kiermaier, L OBP: 0.289, SLG: 0.312		K						K		4	0	1	0	0	2	2											
35 Brett Phillips, L OBP: 0.326, SLG: 0.336					F8			F8		4	0	1	0	0	1	2											
					K			E1																			
<b>Inning Stats</b>	R: 2 H: 2 E: 0 K: 1 S: 10	H: 2 LOB: 0 BB: 0 P: 16	R: 0 H: 0 E: 0 K: 2 S: 8	H: 0 LOB: 0 BB: 1 P: 15	R: 1 H: 1 E: 0 K: 2 S: 17	H: 1 LOB: 1 BB: 1 P: 26	R: 0 H: 2 E: 0 K: 2 S: 13	H: 2 LOB: 2 BB: 0 P: 17	R: 0 H: 0 E: 0 K: 1 S: 8	H: 0 LOB: 0 BB: 1 P: 16	R: 0 H: 1 E: 0 K: 1 S: 8	H: 1 LOB: 0 BB: 0 P: 13	R: 0 H: 0 E: 0 K: 1 S: 8	H: 0 LOB: 0 BB: 0 P: 11	R: 1 H: 1 E: 0 K: 1 S: 10	H: 1 LOB: 0 BB: 0 P: 16	R: 1 H: 2 E: 1 K: 2 S: 12	H: 2 LOB: 1 BB: 0 P: 20	1B: 4 2B: 2 3B: 0 HR: 3	SF: 0 SAC: 0 DP: 1 HBP: 0	WP: 0 PB: 0 SB: 0 CS: 1	PA: 37					
<b>PITCHER</b>	IP	WLS	BF	H	R	ER	SO	BB	IBB	HBP	BLK	WP	HR	S	P	ERA	WHIP										
33 Lance Lynn, R ERA: 1.51	6.0	L	25	6	3	3	8	3	0	0	0	0	2	64	103	4.50	1.500										
45 Garrett Crochet, L ERA: 0.81	2.0		7	1	1	1	2	0	0	0	0	0	1	18	27	4.50	0.500										
66 José Ruiz, R ERA: 2.77	1.0		5	2	1	0	2	0	0	0	0	0	0	12	20	0.00	2.000										
<b>Batter</b>	<b>1</b>	<b>2</b>	<b>3</b>	<b>4</b>	<b>5</b>	<b>6</b>	<b>7</b>	<b>8</b>	<b>9</b>	<b>AB</b>	<b>R</b>	<b>H</b>	<b>RBI</b>	<b>BB</b>	<b>SO</b>	<b>LOB</b>	<b>BOTTOM</b>										
7 Tim Anderson, R OBP: 0.343, SLG: 0.437	G6-3		18 1B		F9					4	1	2	0	0	0	1	<b>Tampa Bay Rays @ Chicago White Sox</b> Guaranteed Rate Field, Chicago, IL Mon Jun 14 2021, 7:11 PM - 9:57 PM CDT Att: 18,024 - Partly Cloudy - 74 F										
18 Brian Goodwin, L OBP: 0.500, SLG: 0.778	K		73 E							3	0	1	1	1	2	1											
73 Yermín Mercedes, R OBP: 0.342, SLG: 0.430	K		E5							4	0	0	0	0	3	3											
79 José Abreu, R OBP: 0.333, SLG: 0.467		G4-3			F8					4	0	0	0	0	1	2											
24 Yasmani Grandal, S OBP: 0.395, SLG: 0.400					L3					3	0	0	0	1	1	0											
12 Adam Eaton, L OBP: 0.296, SLG: 0.345		G4-6-3			G4-3					4	0	0	0	0	1	1											
25 Andrew Vaughn, R OBP: 0.298, SLG: 0.382					G5-3					3	0	0	0	0	2	0											
28 Leury García, S OBP: 0.307, SLG: 0.314					F9					3	1	1	0	0	0	0											
20 Danny Mendick, R OBP: 0.341, SLG: 0.343					F9					3	0	1	0	0	1	1											
					2B																						
<b>Inning Stats</b>	R: 0 H: 0 E: 0 K: 2 S: 10	H: 0 LOB: 0 BB: 0 P: 13	R: 0 H: 0 E: 0 K: 0 S: 6	H: 0 LOB: 0 BB: 1 P: 11	R: 2 H: 3 E: 1 K: 2 S: 15	H: 3 LOB: 2 BB: 0 P: 17	R: 0 H: 0 E: 0 K: 2 S: 9	H: 0 LOB: 0 BB: 0 P: 12	R: 0 H: 1 E: 0 K: 1 S: 9	H: 1 LOB: 2 BB: 1 P: 16	R: 0 H: 0 E: 0 K: 0 S: 6	H: 0 LOB: 0 BB: 0 P: 6	R: 0 H: 0 E: 0 K: 2 S: 9	H: 0 LOB: 0 BB: 0 P: 12	R: 0 H: 1 E: 0 K: 2 S: 9	H: 1 LOB: 0 BB: 0 P: 14	R: 0 H: 0 E: 0 K: 0 S: 7	H: 0 LOB: 0 BB: 0 P: 11	1B: 2 2B: 3 3B: 0 HR: 0	SF: 0 SAC: 0 DP: 1 HBP: 0	WP: 1 PB: 0 SB: 0 CS: 0	PA: 33					
<b>PITCHER</b>	IP	WLS	BF	H	R	ER	SO	BB	IBB	HBP	BLK	WP	HR	S	P	ERA	WHIP										
20 Tyler Glasnow, R ERA: 2.66	4.0		16	3	2	2	6	1	0	0	0	0	0	40	53	4.50	1.000										
81 Ryan Thompson, R ERA: 1.64	1.0		5	1	0	0	1	1	0	0	0	0	0	9	16	0.00	2.000										
34 J.P. Feyerherzen, R ERA: 2.32	2.0	W	6	0	0	0	2	0	0	0	0	0	0	15	18	0.00	0.000										
63 Diego Castillo, R ERA: 2.81	1.0	H	3	1	0	0	2	0	0	0	0	0	0	9	14	0.00	1.000										
29 Pete Fairbanks, R ERA: 1.06	1.0	S	3	0	0	0	0	0	0	0	0	0	0	7	11	0.00	0.000										



Batter	1	2	3	4	5	6	7	8	9	AB	R	H	RBI	BB	SO	LOB	TOP					
13 Manuel Margot, R OBP: 0.283, SLG: 0.380	G6-3		BB		G4-3			G4-3		3	0	0	0	1	0	1	<p>Tampa Bay Rays @ Chicago White Sox</p> <p>Guaranteed Rate Field, Chicago, IL</p> <p>Tue Jun 15 2021, 7:11 PM - 9:52 PM CDT</p> <p>Att: 19,259 - Clear - 71 F</p>					
56 Randy Arozarena, R OBP: 0.343, SLG: 0.427	K							K		4	0	1	0	0	3	2						
17 Austin Meadows, L OBP: 0.336, SLG: 0.506	2B				F8			P1		4	0	1	0	0	0	1						
2 Yandy Diaz, R OBP: 0.393, SLG: 0.306	K				28 L9 43 1B			G5-4-3 1B		4	0	2	0	0	1	2						
43 Mike Brosseau, R OBP: 0.261, SLG: 0.336	F9				1B			G6-3		3	0	1	0	0	0	0						
26 Ji Man Choi, L OBP: 0.460, SLG: 0.510					1B			1B		1	0	1	0	0	0	0						
28 Francisco Mejia, S OBP: 0.311, SLG: 0.382	L8				L9			G1-3		3	0	0	0	0	0	2						
8 Brandon Lowe, L OBP: 0.307, SLG: 0.391					L7			K		1	0	0	0	0	1	2						
18 Joey Wendle, L OBP: 0.342, SLG: 0.485	L8							K		4	0	0	0	0	2	4						
6 Taylor Walls, S OBP: 0.372, SLG: 0.369					F8			G6-3		2	0	0	0	1	0	0						
39 Kevin Kiermaier, L OBP: 0.283, SLG: 0.305	K							F6		3	0	0	0	0	1	1						
<b>Inning Stats</b>	R: 0 H: 1 E: 0 K: 2 S: 12	H: 1 LOB: 1 BB: 0 P: 18	R: 0 H: 0 E: 0 K: 0 S: 9	H: 0 LOB: 0 BB: 0 P: 14	R: 0 H: 0 E: 0 K: 2 S: 10	H: 0 LOB: 1 BB: 1 P: 16	R: 0 H: 2 E: 0 K: 0 S: 9	H: 2 LOB: 2 BB: 0 P: 18	R: 0 H: 0 E: 0 K: 0 S: 9	H: 0 LOB: 0 BB: 0 P: 15	R: 0 H: 1 E: 0 K: 0 S: 8	H: 1 LOB: 0 BB: 0 P: 12	R: 0 H: 0 E: 0 K: 1 S: 7	H: 0 LOB: 1 BB: 0 P: 9	R: 0 H: 0 E: 0 K: 1 S: 8	H: 0 LOB: 1 BB: 0 P: 12	R: 0 H: 2 E: 0 K: 2 S: 15	H: 2 LOB: 2 BB: 0 P: 22	1B: 5 2B: 1 3B: 0 HR: 0	SF: 0 SAC: 0 DP: 1 HBP: 0	WP: 0 PB: 0 SB: 0 CS: 0	PA: 34
<b>PITCHER</b>	IP WLS BF H R ER SO BB IBB HBP BLK WP HR S P ERA WHIP	7.0 W 25 4 0 0 5 1 0 0 0 0 0 64 102 0.00 0.714	1.0 H 4 0 0 0 1 1 0 0 0 0 0 8 12 0.00 1.000	1.0 S 5 2 0 0 2 0 0 0 0 0 0 15 22 0.00 2.000	<b>PITCHER</b>										IP WLS BF H R ER SO BB IBB HBP BLK WP HR S P ERA WHIP							

AB	32
R	0
H	6
RBI	0
BB	2
SO	8
LOB	15

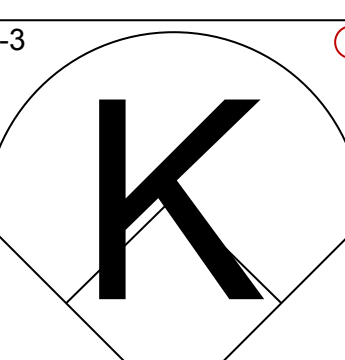
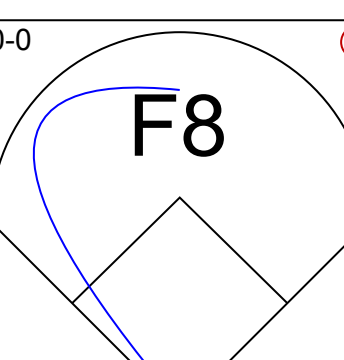
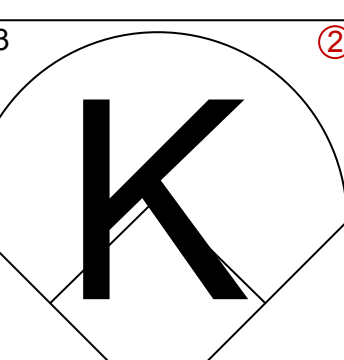
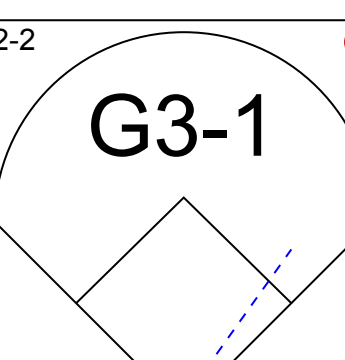
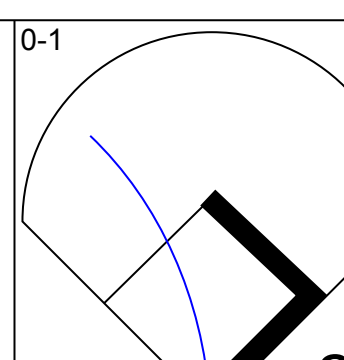
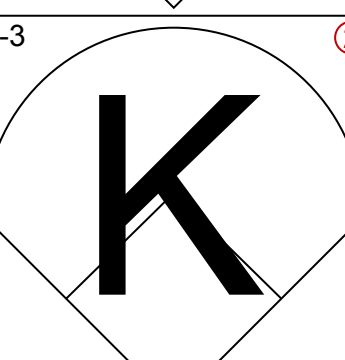
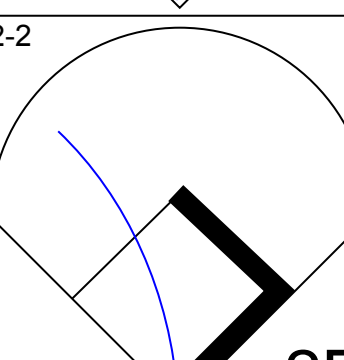
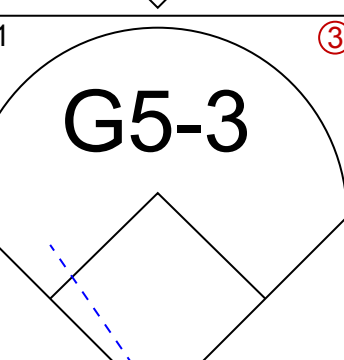
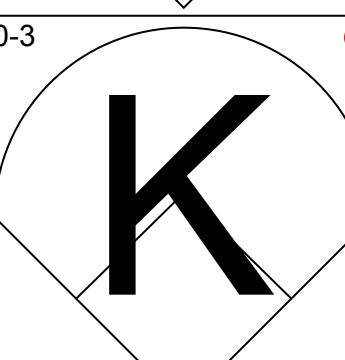
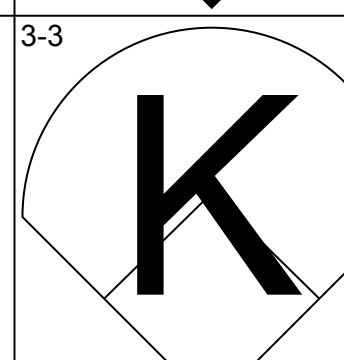
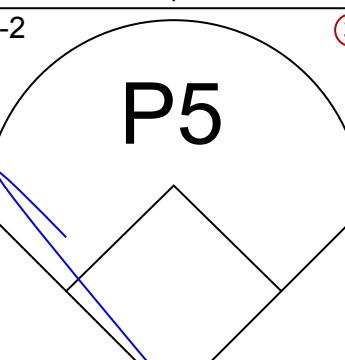
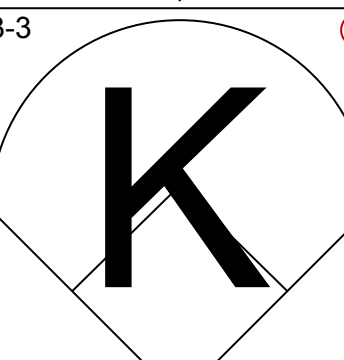
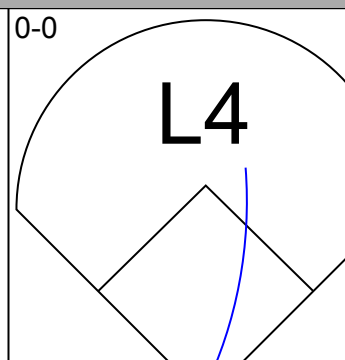
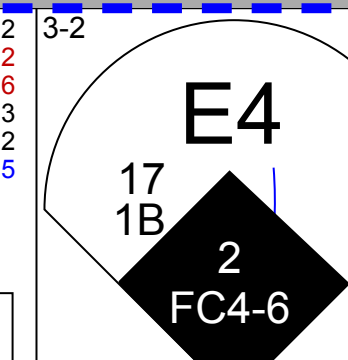
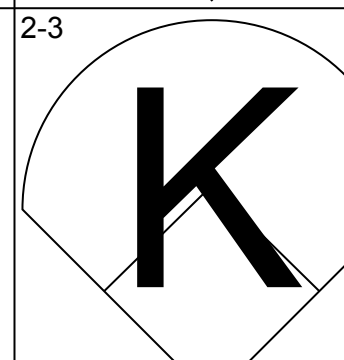
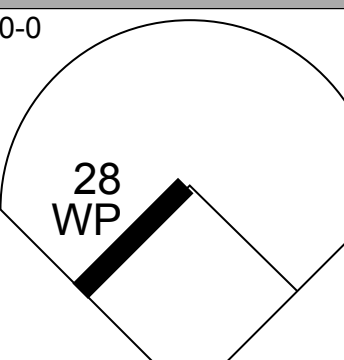

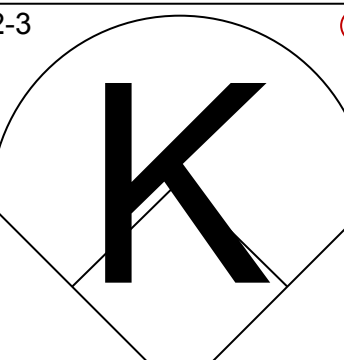
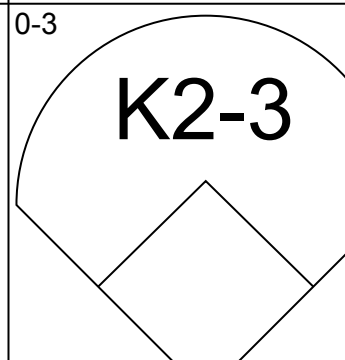
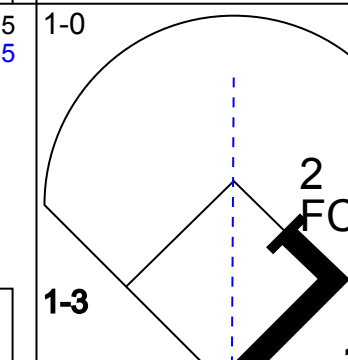

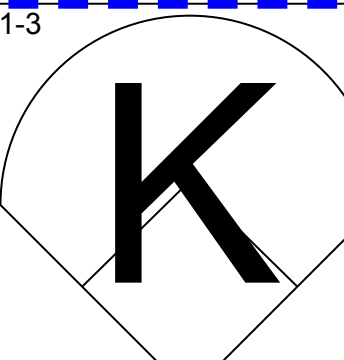
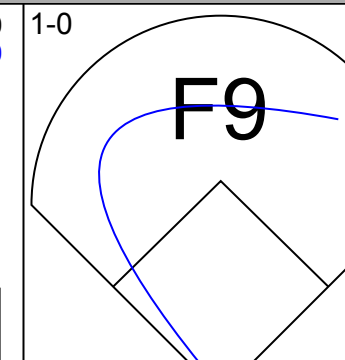
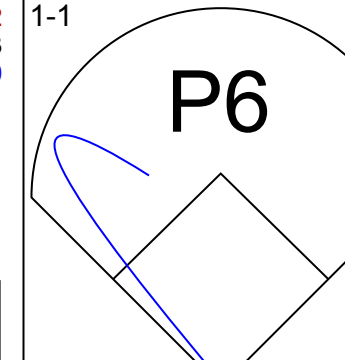

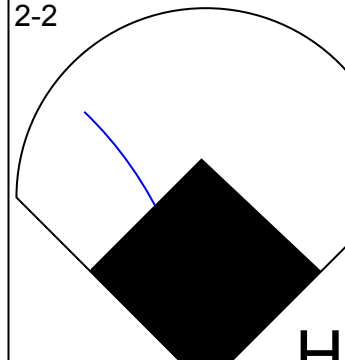
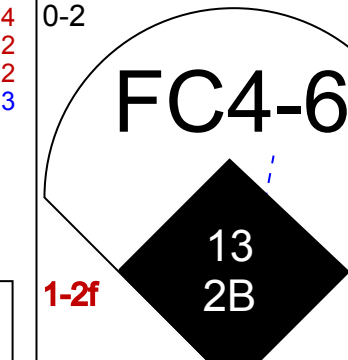

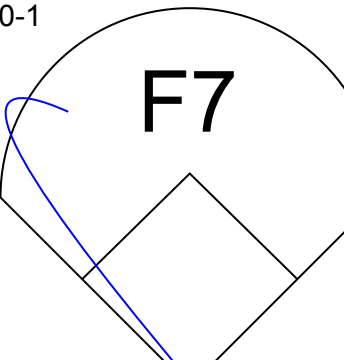
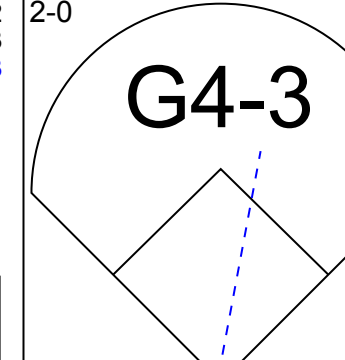
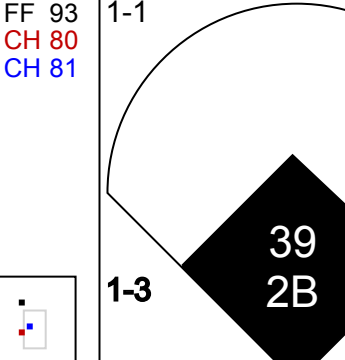
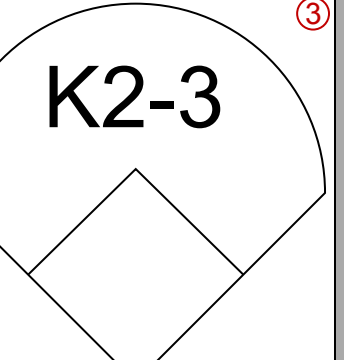
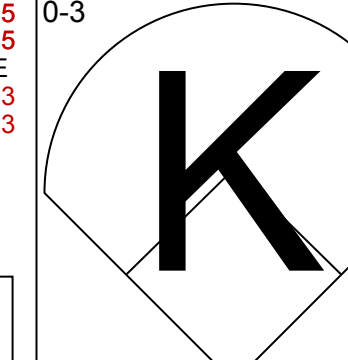

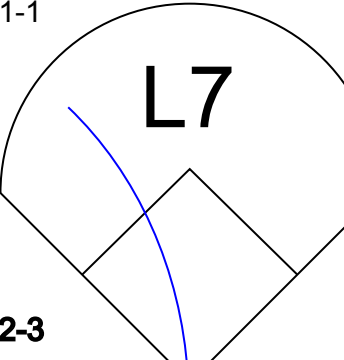

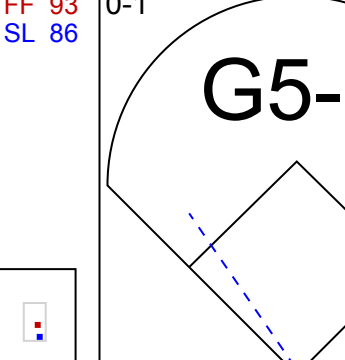

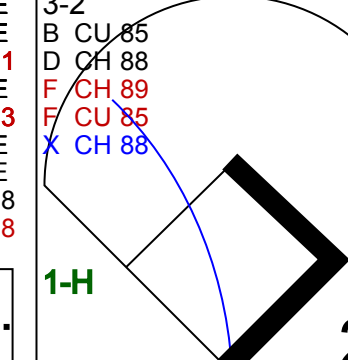



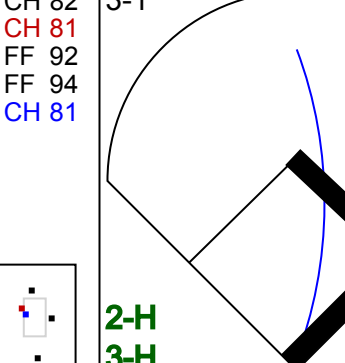

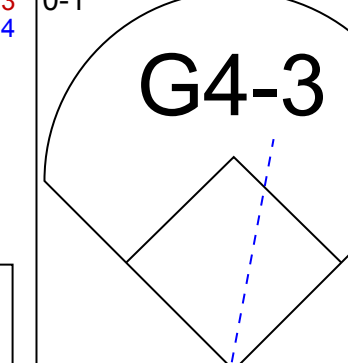



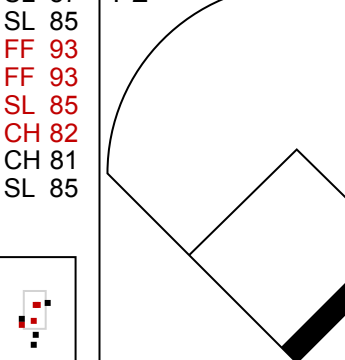


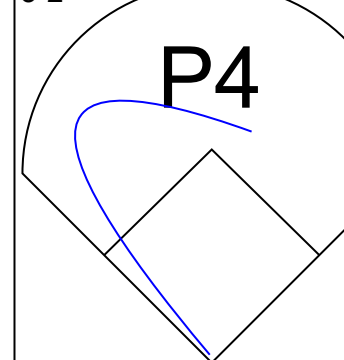

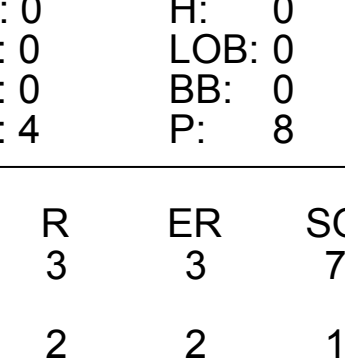
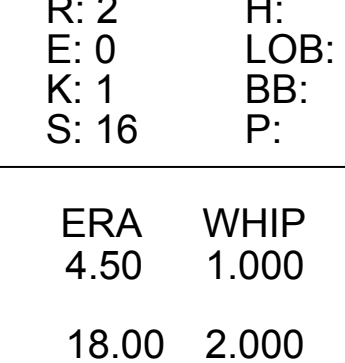
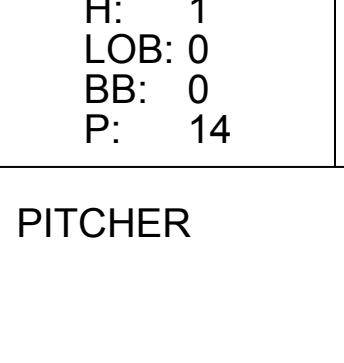
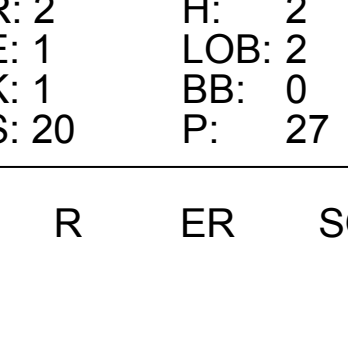
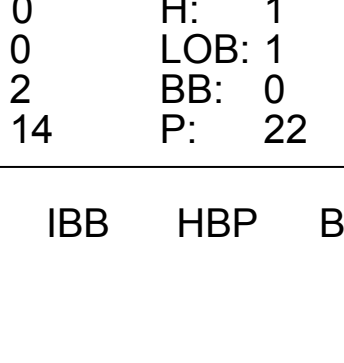
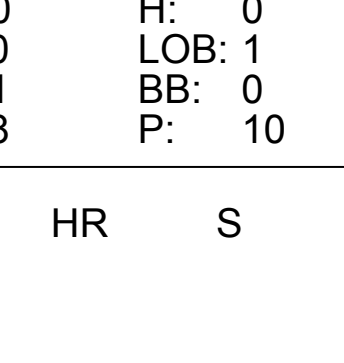
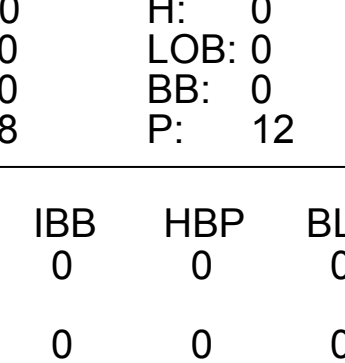
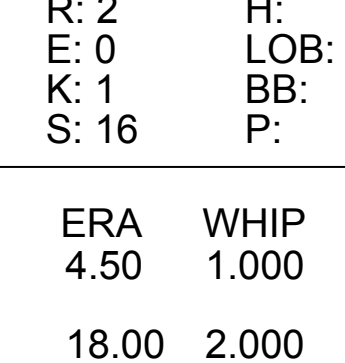
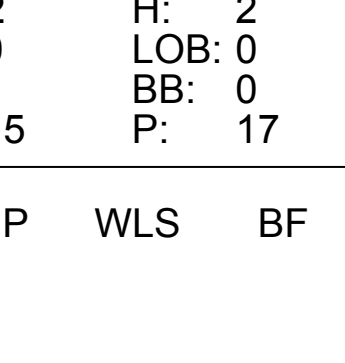
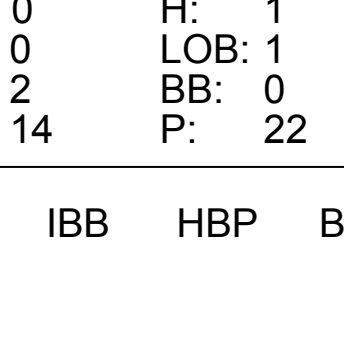
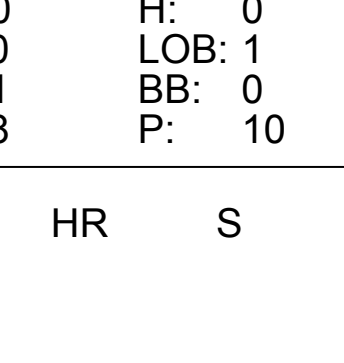





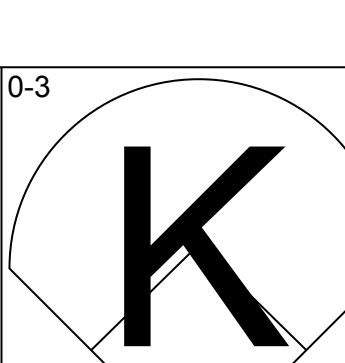
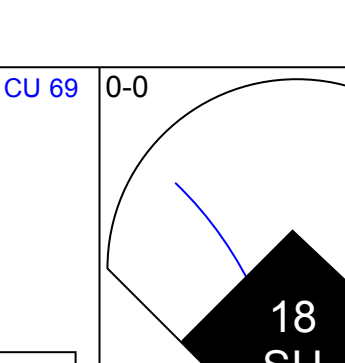

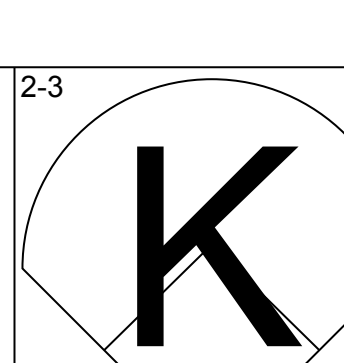

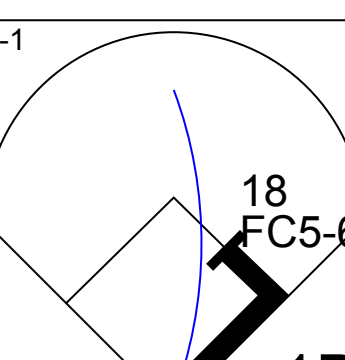
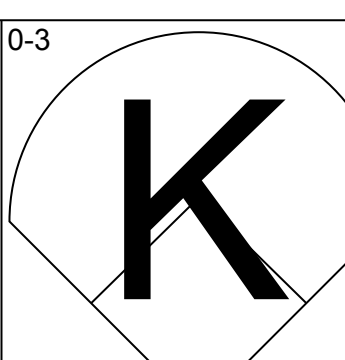
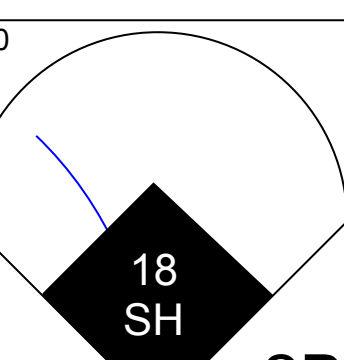
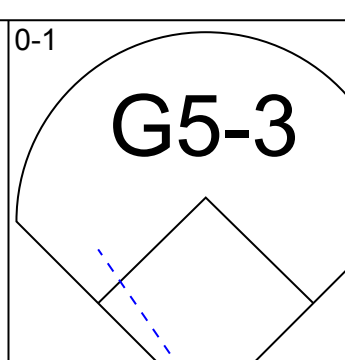

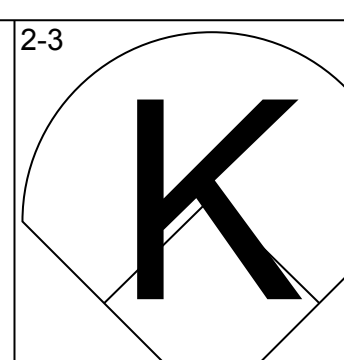

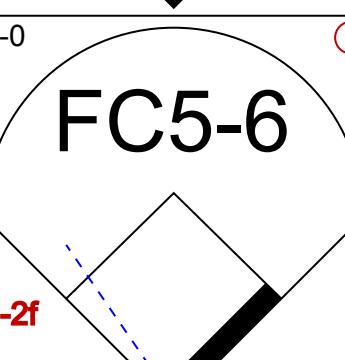
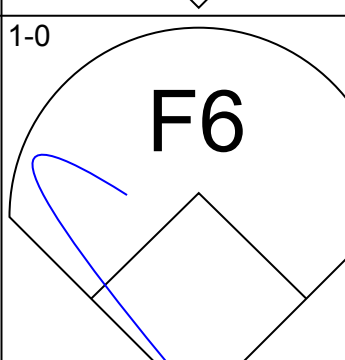
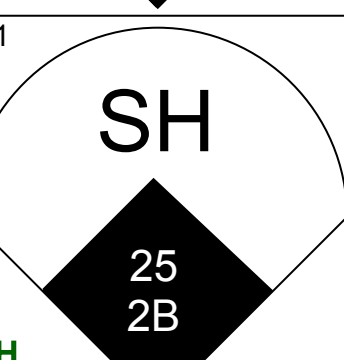
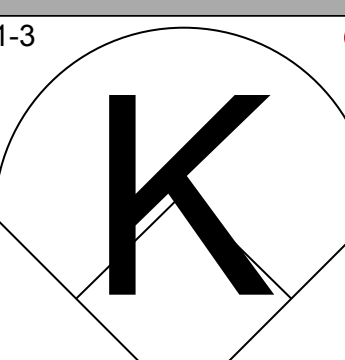

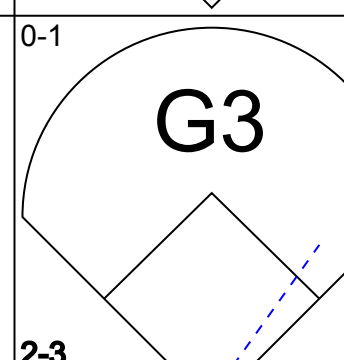

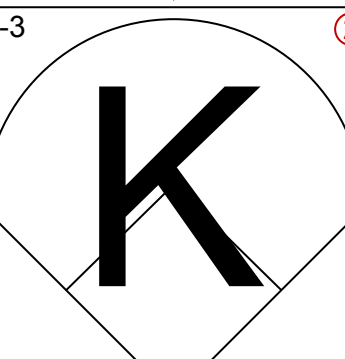

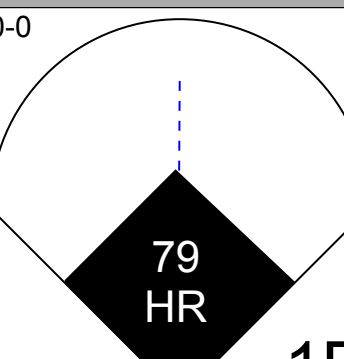
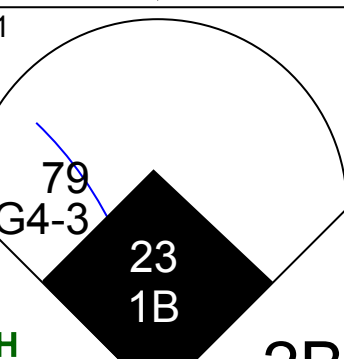
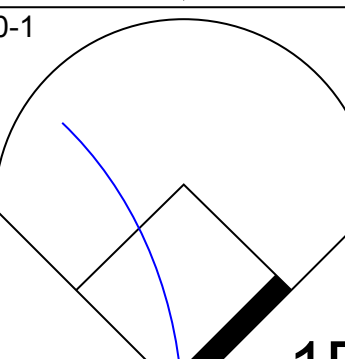

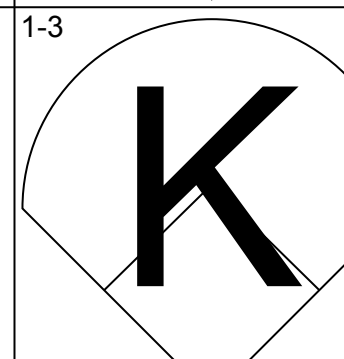
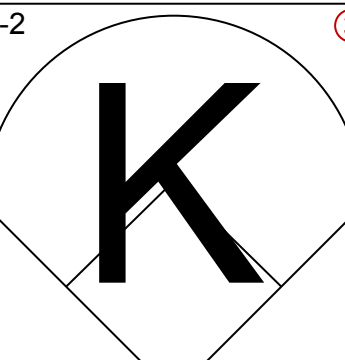

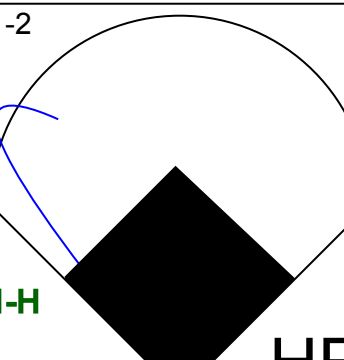
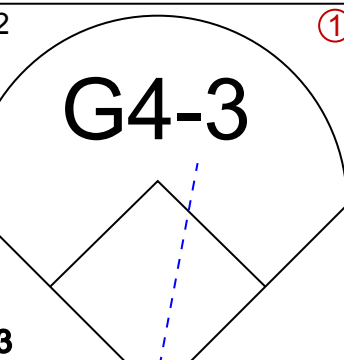
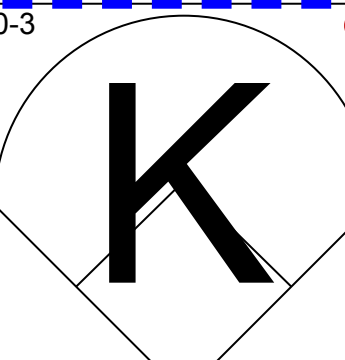


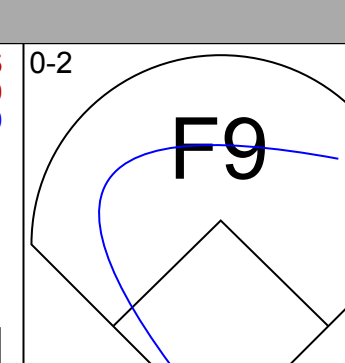

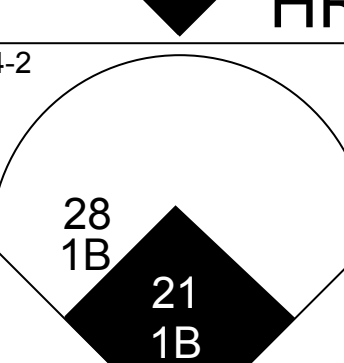
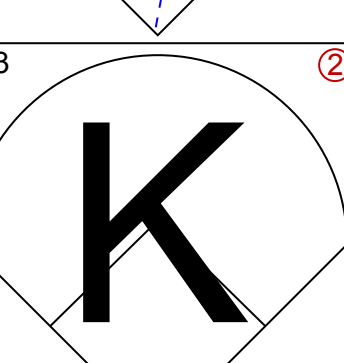
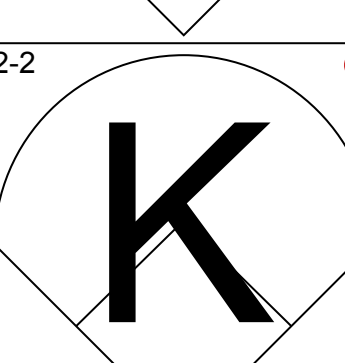


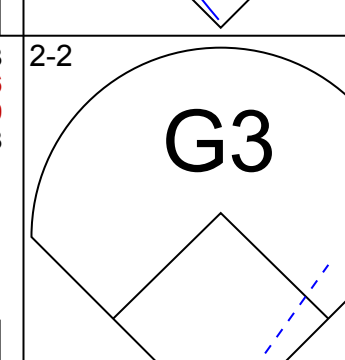

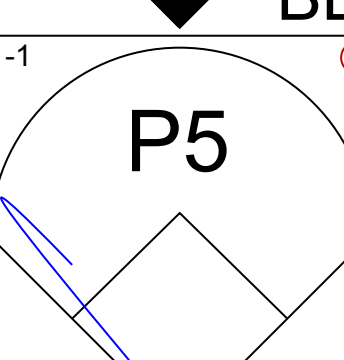
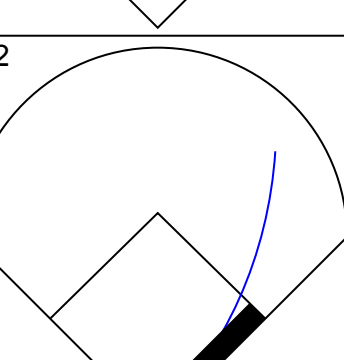

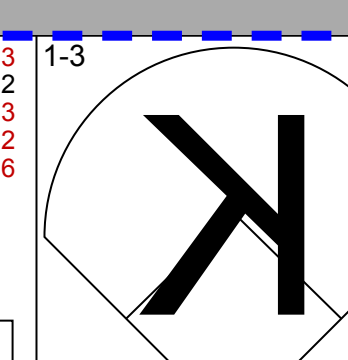
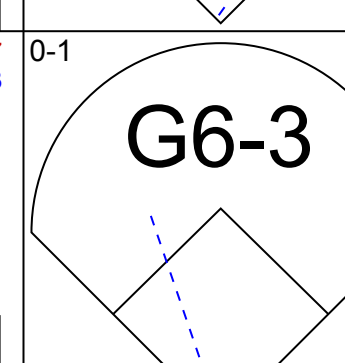

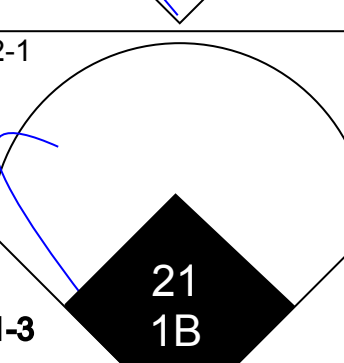
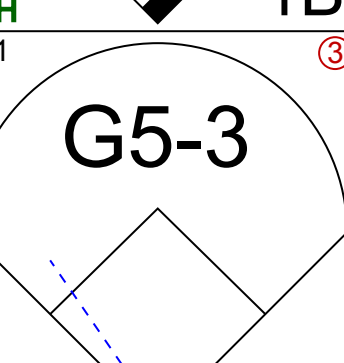

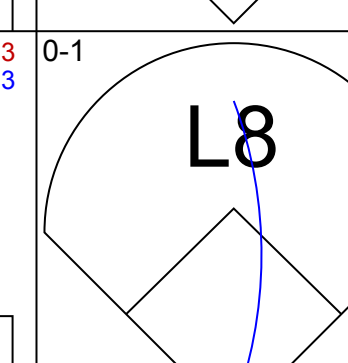

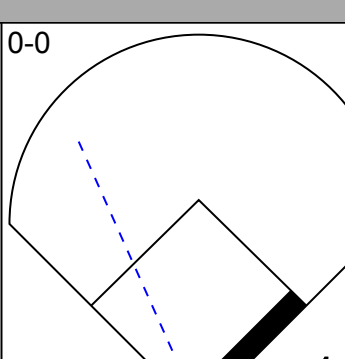
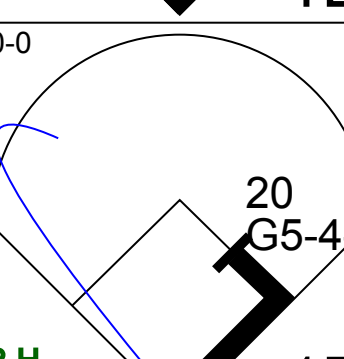


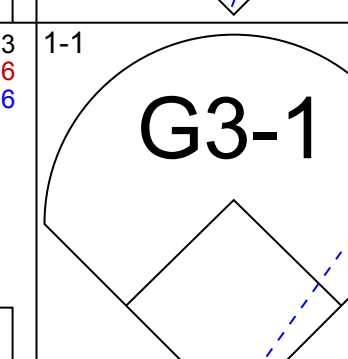

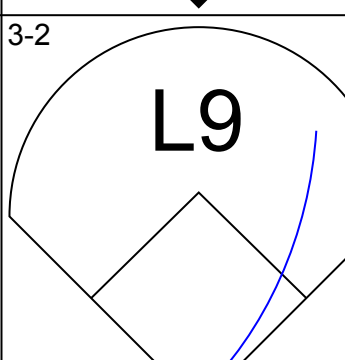
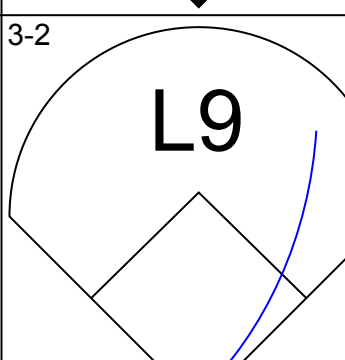
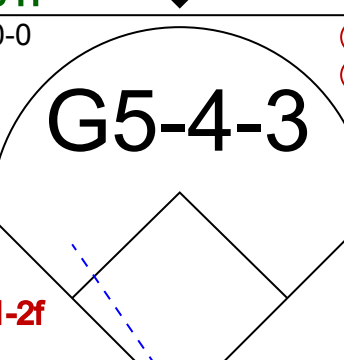



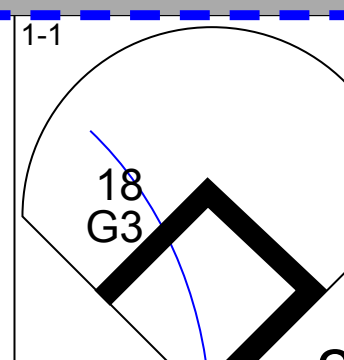


Batter	1	2	3	4	5	6	7	8	9	AB	R	H	RBI	BB	SO	LOB	BOTTOM			
7 Tim Anderson, R OBP: 0.350, SLG: 0.443	G5-3 1B		24 G1-3 24 S		G6-3			G4-5-3 1B		4	0	3	0	0	0	1	<p>Tampa Bay Rays @ Chicago White Sox</p> <p>Guaranteed Rate Field, Chicago, IL</p> <p>Tue Jun 15 2021, 7:11 PM - 9:52 PM CDT</p> <p>Att: 19,259 - Clear - 71 F</p>			
15 Adam Engel, R OBP: 0.348, SLG: 0.700	G5-3		F9				L6		4	1	1	1	0	0	3					
24 Yasmani Grandal, S OBP: 0.386, SLG: 0.388	G5-3		G1-3				G5-3		4	0	0	0	0	0	3					
79 José Abreu, R OBP: 0.328, SLG: 0.459	F9		G4-3				K		4	0	0	0	0	1	2					
73 Yermín Mercedes, R OBP: 0.336, SLG: 0.422	K		G3-1				F9		4	0	0	0	0	2	0					
25 Andrew Vaughn, R OBP: 0.302, SLG: 0.381	18 1B		20 E 28 1B				K		3	1	1	0	1	2	0					
28 Leury Garcia, S OBP: 0.313, SLG: 0.320	K		20 1B 20 E				18 FC3-5 1B		3	1	2	0	0	1	1					
18 Brian Goodwin, L OBP: 0.467, SLG: 0.667	1B		K				FC3-5		3	0	1	0	0	1	3					
20 Danny Mendick, R OBP: 0.341, SLG: 0.342	F8		E7				K		3	0	1	1	0	1	3					
<b>Inning Stats</b>	R: 0 H: 1 E: 0 K: 0 S: 13	H: 2 LOB: 2 BB: 0 P: 17	R: 0 H: 1 E: 0 K: 0 S: 10	H: 1 LOB: 1 BB: 0 P: 18	R: 2 H: 2 E: 1 K: 1 S: 13	H: 2 LOB: 1 BB: 1 P: 22	R: 1 H: 1 E: 0 K: 1 S: 10	H: 1 LOB: 0 BB: 0 P: 15	R: 0 H: 1 E: 0 K: 2 S: 12	H: 1 LOB: 1 BB: 0 P: 19	R: 0 H: 1 E: 0 K: 0 S: 9	H: 1 LOB: 0 BB: 0 P: 12	R: 0 H: 0 E: 0 K: 2 S: 9	H: 0 LOB: 0 BB: 0 P: 12	R: 0 H: 0 E: 0 K: 2 S: 9	H: 0 LOB: 0 BB: 0 P: 12		1B: 8 2B: 0 3B: 0 HR: 1	SF: 0 SAC: 0 DP: 1 HBP: 0	WP: 0 PB: 0 SB: 1 CS: 0
<b>PITCHER</b>	IP WLS BF H R ER SO BB IBB HBP BLK WP HR S P ERA WHIP	5.0 L 23 7 3 2 4 1 0 0 0 0 0 12 19 0.00 1.000	1.0 4 1 0 0 2 0 0 0 0 0 0 0 9 12 0.00 1.000	1.0 3 1 0 0 0 0 0 0 0 0 0 0 9 12 0.00 0.000	<b>PITCHER</b>										IP WLS BF H R ER SO BB IBB HBP BLK WP HR S P ERA WHIP					

AB	32
R	3
H	9
RBI	2
BB	1
SO	8
LOB	16





Batter	1	2	3	4	5	6	7	8	9	10	AB	R	H	RBI	BB	SO	LOB	TOP						
8 Brandon Lowe, L OBP: 0.305, SLG: 0.391											5	0	1	0	0	2	2							
56 Randy Arozarena, R OBP: 0.340, SLG: 0.426											5	0	1	0	0	3	3							
26 Ji Man Choi, L OBP: 0.439, SLG: 0.481											3	0	0	0	0	1	1							
43 Mike Brosseau, R OBP: 0.257, SLG: 0.331											5	0	1	0	0	3	1							
17 Austin Meadows, L OBP: 0.333, SLG: 0.500											3	2	1	2	1	0	1							
2 Yandy Diaz, R OBP: 0.326, SLG: 0.336											0	1	0	0	0	0	0							
35 Brett Phillips, L OBP: 0.326, SLG: 0.336											0	1	0	0	0	0	0							
6 Taylor Walls, S OBP: 0.357, SLG: 0.364											3	1	1	0	0	1	0							
18 Joey Wendt, L OBP: 0.342, SLG: 0.488											2	0	0	0	0	1	1							
28 Francisco Mejia, S OBP: 0.306, SLG: 0.375											3	1	1	0	0	1	0							
13 Manuel Margot, R OBP: 0.282, SLG: 0.382											4	0	1	1	0	0	2							
39 Kevin Kiermaier, L OBP: 0.288, SLG: 0.317											4	1	2	2	0	0	2							
10 Mike Zunino, R OBP: 0.291, SLG: 0.504											3	1	1	2	1	0	0							
<b>Inning Stats</b>	R: 0 E: 0 K: 2 S: 11	H: 0 LOB: 0 BB: 0 P: 17	R: 0 E: 0 K: 0 S: 4	H: 0 LOB: 0 BB: 0 P: 8	R: 0 E: 0 K: 0 S: 8	H: 0 LOB: 0 BB: 0 P: 12	R: 0 E: 0 K: 2 S: 13	H: 1 LOB: 1 BB: 0 P: 20	R: 2 E: 0 K: 1 S: 16	H: 2 LOB: 2 BB: 2 P: 31	R: 1 E: 0 K: 2 S: 10	H: 1 LOB: 0 BB: 0 P: 14	R: 2 E: 0 K: 1 S: 15	H: 2 LOB: 0 BB: 0 P: 17	R: 2 E: 1 K: 1 S: 20	H: 2 LOB: 2 BB: 0 P: 27	R: 0 E: 0 K: 2 S: 14	H: 1 LOB: 1 BB: 0 P: 22	R: 0 E: 0 K: 1 S: 8	H: 0 LOB: 1 BB: 0 P: 10	1B: 2 2B: 5 3B: 0 HR: 2	SF: 0 SAC: 0 DP: 0 HBP: 0	WP: 1 PB: 0 SB: 0 CS: 0	PA: 42
<b>PITCHER</b>	IP WLS BF H R ER SO BB IBB HBP BLK WP HR S P ERA WHIP	6.0 1.0 5 2 2 3 0 2 0 0 0 0 1 15 17 4.50 2.000	7.1 0.2 4 1 2 0 1 0 0 0 0 0 0 12 16 0.00 1.500	8.1 1.1 6 2 0 0 2 0 0 0 0 0 0 22 33 0.00 1.500	10.1 1.0 W 3 0 0 0 1 0 0 0 0 1 0 8 10 0.00 0.000	<b>PITCHER</b>										IP WLS BF H R ER SO BB IBB HBP BLK WP HR S P ERA WHIP	6.0 1.0 5 2 2 3 0 2 0 0 0 0 1 15 17 4.50 2.000	7.1 0.2 4 1 2 0 1 0 0 0 0 0 0 12 16 0.00 1.500	8.1 1.1 6 2 0 0 2 0 0 0 0 0 0 22 33 0.00 1.500	10.1 1.0 W 3 0 0 0 1 0 0 0 0 1 0 8 10 0.00 0.000	4.50 2.000	0.00 1.500	0.00 1.500	0.00 0.000
27 Lucas Giolito, R ERA: 3.88	65 Codi Heuer, R ERA: 6.88	39 Aaron Bummer, L ERA: 3.88	43 Evan Marshall, R ERA: 5.19	61 Ryan Burr, R ERA:	<b>PITCHER</b>										4.50 2.000	0.00 1.500	0.00 1.500	0.00 0.000						
7 Tim Anderson, R OBP: 0.351, SLG: 0.446											5	1	2	0	0	2	2							
18 Brian Goodwin, L OBP: 0.368, SLG: 0.500											4	1	0	0	0	1	3							
25 Andrew Vaughn, R OBP: 0.310, SLG: 0.393											5	3	3	1	0	2	2							
79 José Abreu, R OBP: 0.326, SLG: 0.466											5	1	1	2	0	2	3							
24 Yasmani Grandal, S OBP: 0.357, SLG: 0.354											4	1	1	1	1	2	2							
23 Jake Lamb, L OBP: 0.349, SLG: 0.429											4	0	1	1	0	1	1							
28 Leury García, S OBP: 0.312, SLG: 0.319											4	1	1	0	0	0	1							
21 Zack Collins, L OBP: 0.320, SLG: 0.367											4	0	2	2	0	0	0							
20 Danny Mendick, R OBP: 0.337, SLG: 0.351											4	0	1	0	0	0	2							
<b>Inning Stats</b>	R: 0 E: 0 K: 2 S: 10	H: 1 LOB: 1 BB: 0 P: 14	R: 0 E: 0 K: 0 S: 8	H: 0 LOB: 0 BB: 0 P: 10	R: 0 E: 0 K: 1 S: 8	H: 1 LOB: 1 BB: 0 P: 12	R: 4 E: 0 K: 0 S: 13	H: 4 LOB: 0 BB: 1 P: 21	R: 3 E: 1 K: 1 S: 16	H: 3 LOB: 1 BB: 0 P: 24	R: 0 E: 0 K: 3 S: 12	H: 0 LOB: 1 BB: 0 P: 15	R: 0 E: 0 K: 1 S: 8	H: 0 LOB: 0 BB: 0 P: 10	R: 0 E: 0 K: 2 S: 10	H: 1 LOB: 1 BB: 0 P: 14	R: 1 E: 0 K: 0 S: 3	H: 1 LOB: 1 BB: 0 P: 5	1B: 8 2B: 3 3B: 0 HR: 1	SF: 0 SAC: 1 DP: 1 HBP: 0	WP: 0 PB: 0 SB: 0 CS: 0	PA: 41		
<b>PITCHER</b>	IP WLS BF H R ER SO BB IBB HBP BLK WP HR S P ERA WHIP	6.1 0.2 3 0 0 0 1 0 0 0 0 0 0 8 10 0.00 0.000	8.1 1.0 4 1 0 0 2 0 0 0 0 0 0 10 14 0.00 1.000	9.1 1.0 L 2 1 1 0 0 0 0 0 0 0 3 5 0.00 3.000	<b>PITCHER</b>										6.1 0.2 3 0 0 0 1 0 0 0 0 0 0 8 10 0.00 0.000	0.00 0.000	0.00 0.000	0.00 1.000	0.00 3.000					
48 Ryan Yarbrough, L ERA: 4.14	15 Chris Mazza, R ERA: 8.03	34 J.P. Feyereisen, R ERA: 2.25	63 Diego Castillo, R ERA: 2.7	29 Pete Fairbanks, R ERA: 1.04	<b>PITCHER</b>										0.00 0.000	0.00 0.000	0.00 1.000	0.00 3.000						

Tampa Bay Rays @ Chicago White Sox  
Guaranteed Rate Field, Chicago, IL  
Wed Jun 16 2021, 1:14 PM - 4:35 PM CDT  
Att. 20,098 - Sunny - 69 F

AB 40  
R 7  
H 9  
RBI 7  
BB 2  
SO 12  
LOB 14

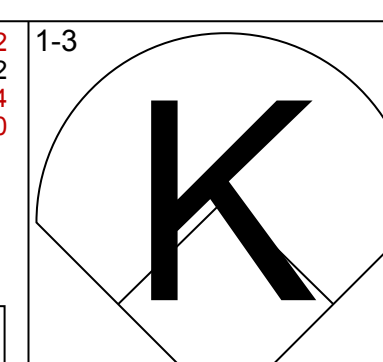
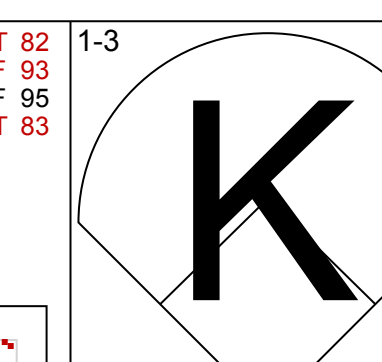
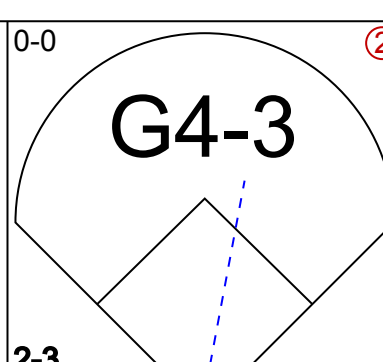
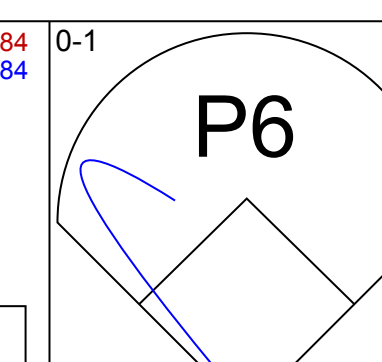
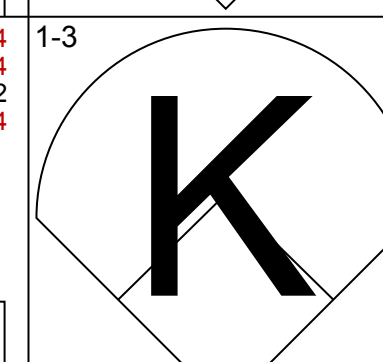
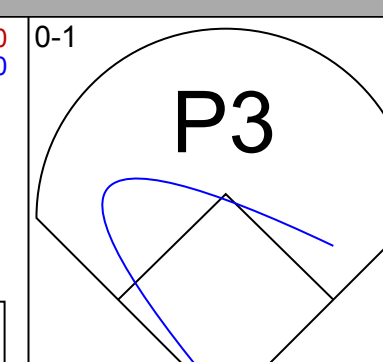
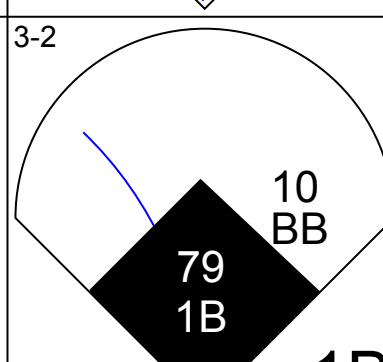
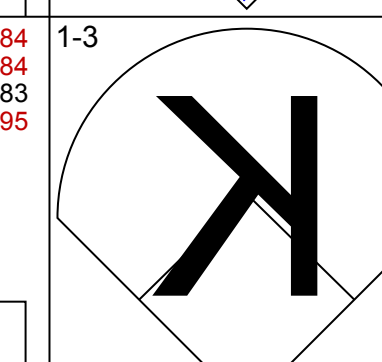
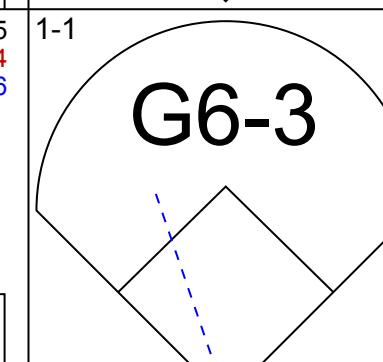
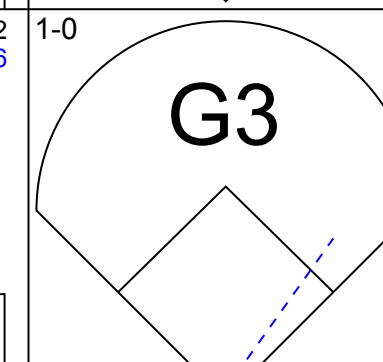
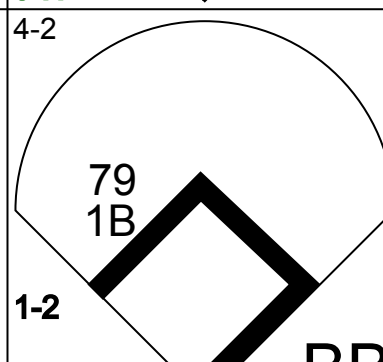
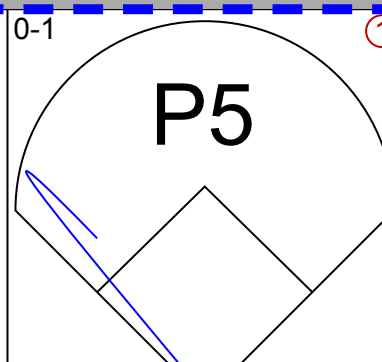
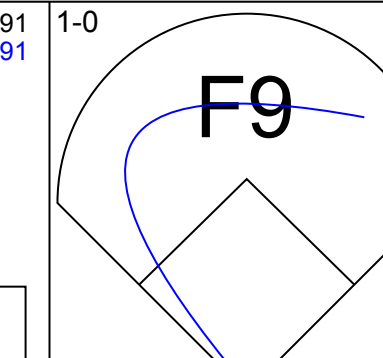
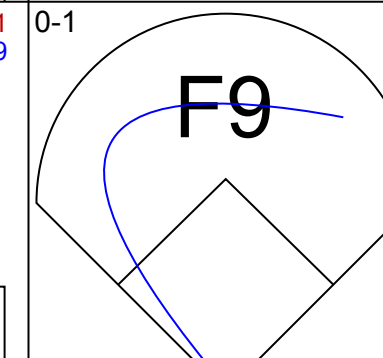
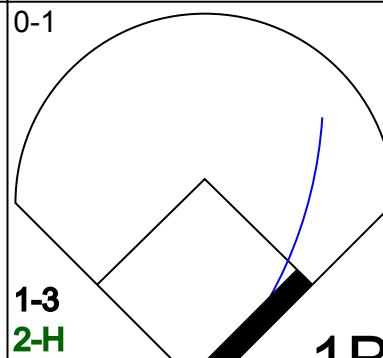
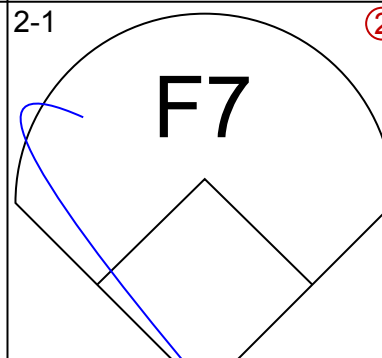
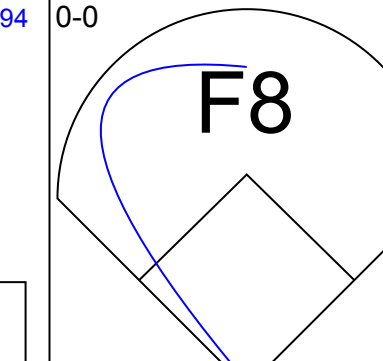
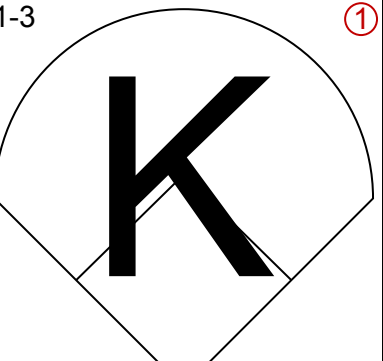
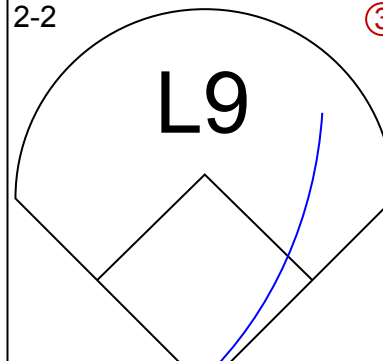
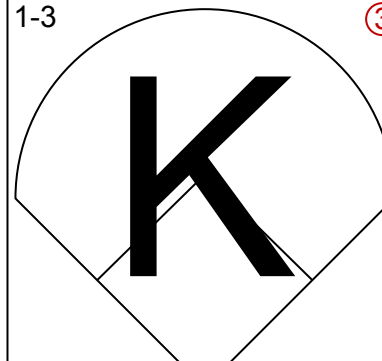
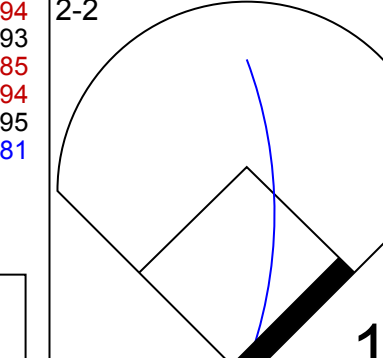
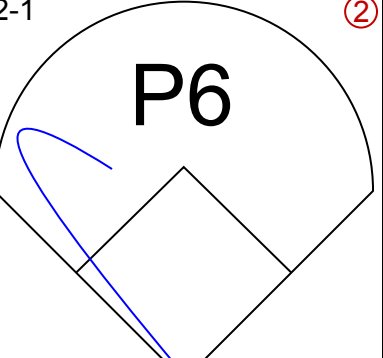
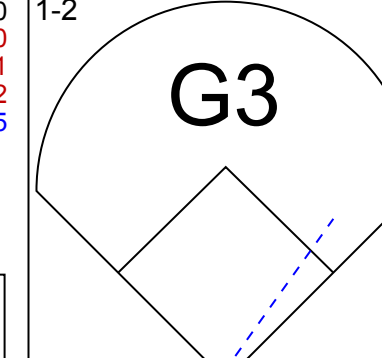
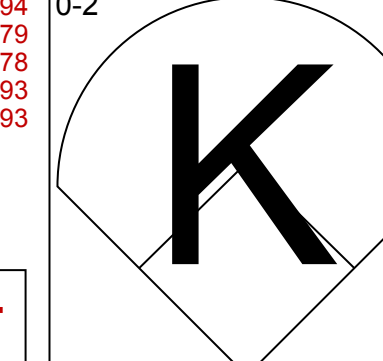
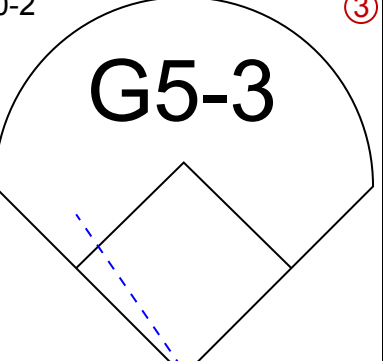
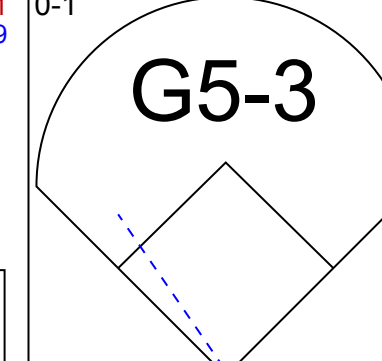
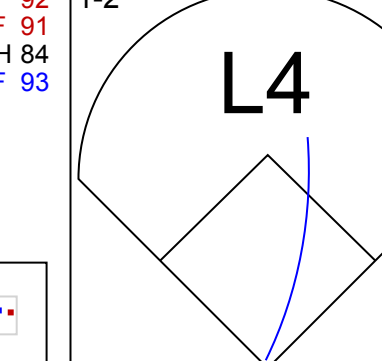
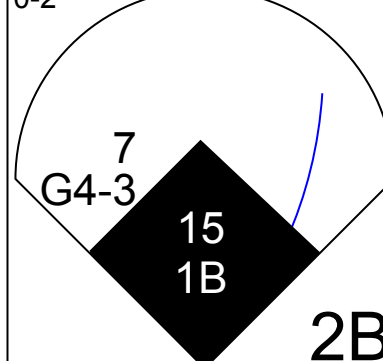
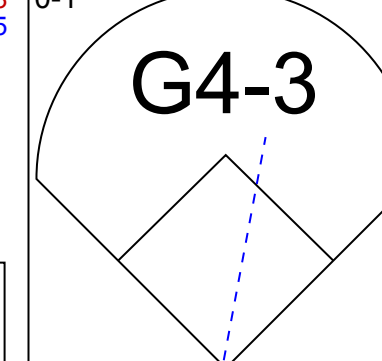
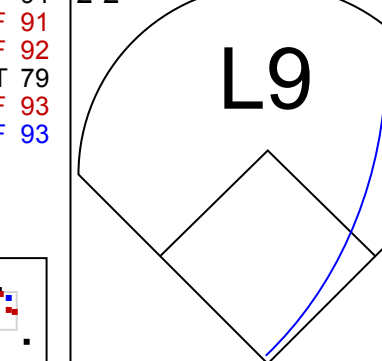
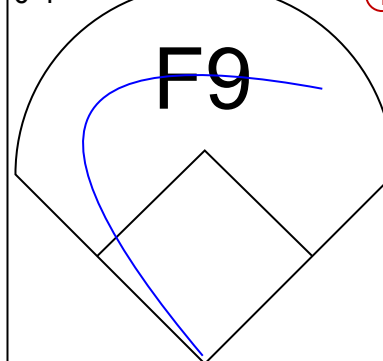
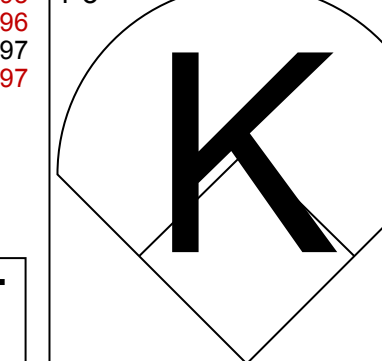


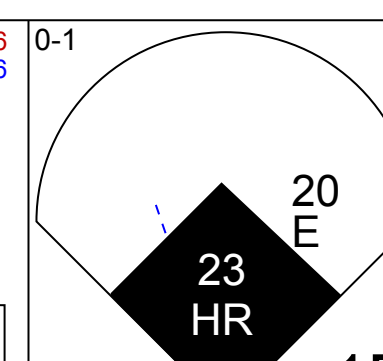
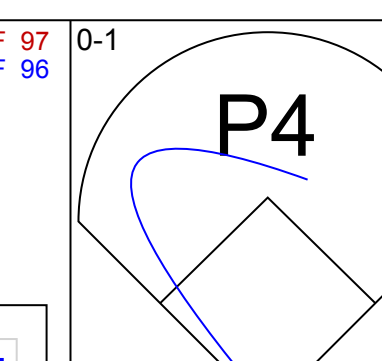
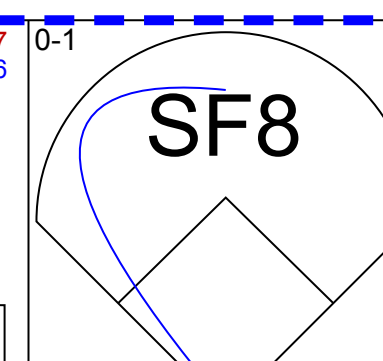
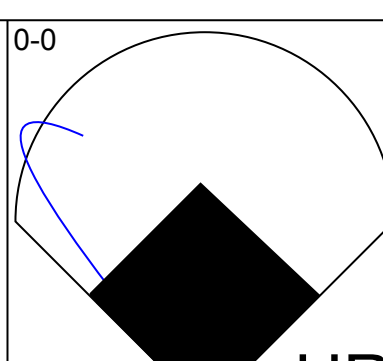
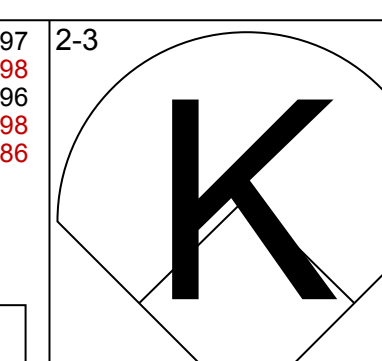
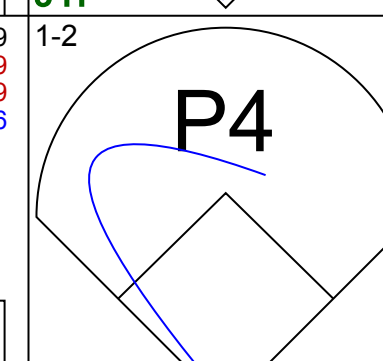

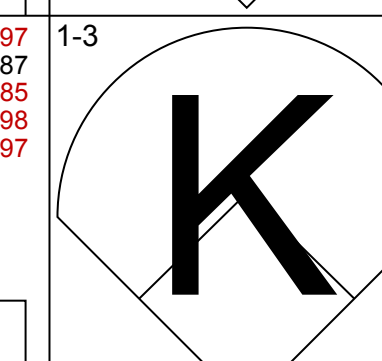
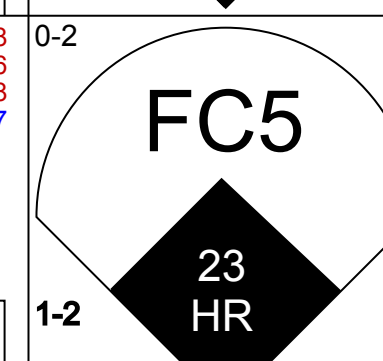
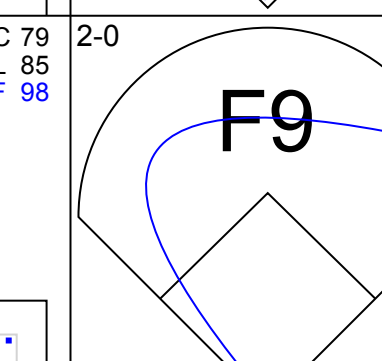
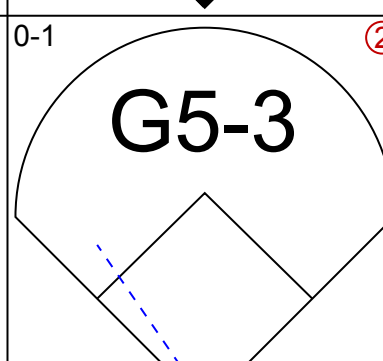
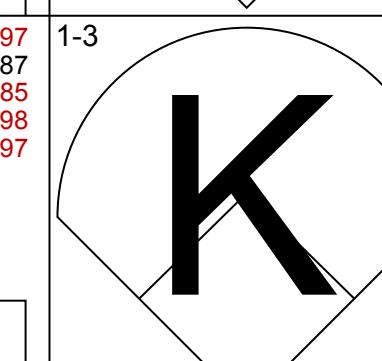
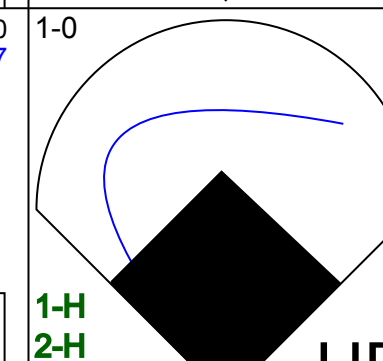
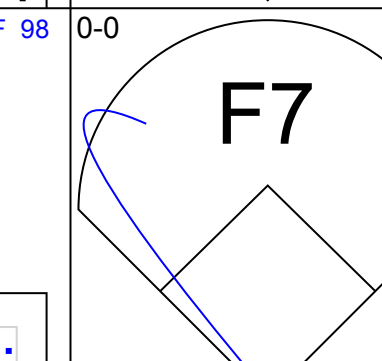
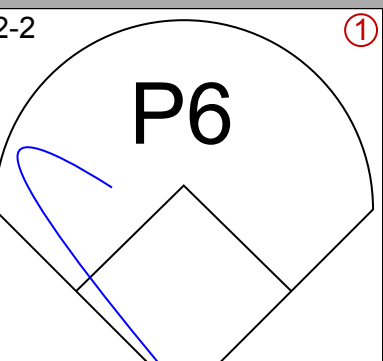
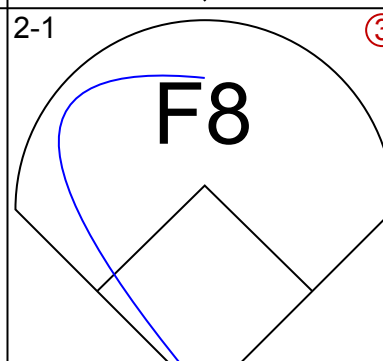
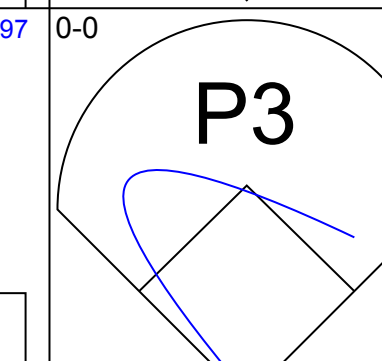
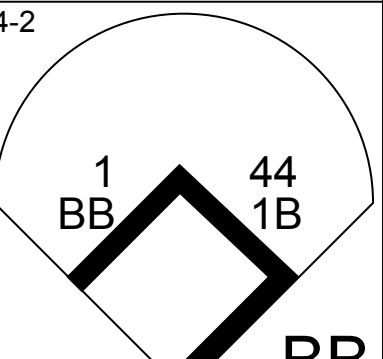

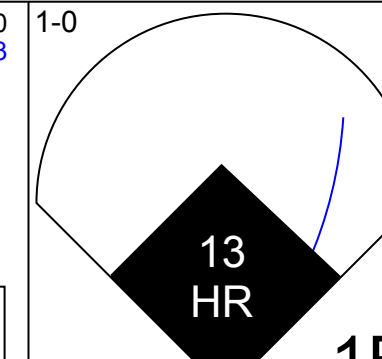
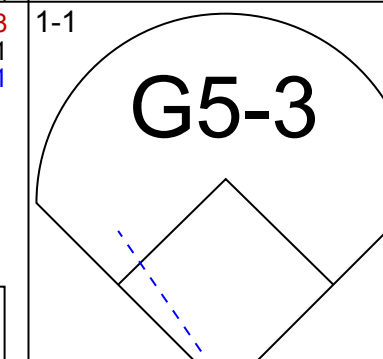
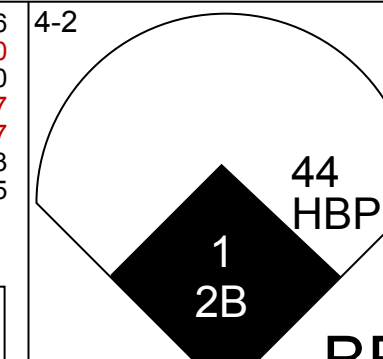
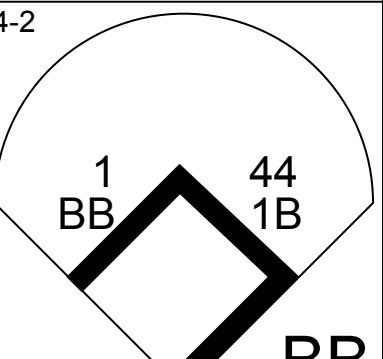
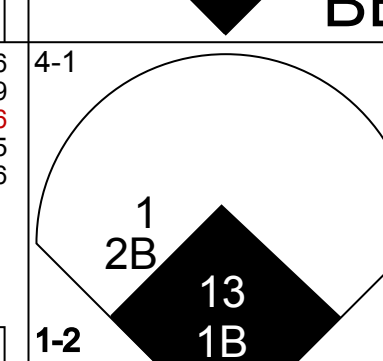
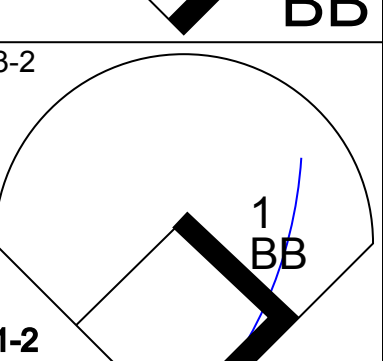
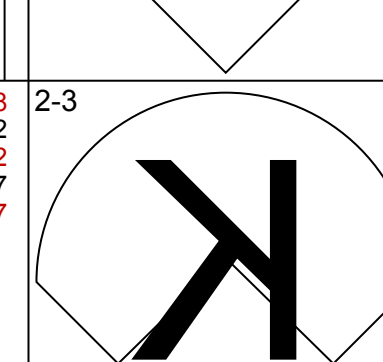
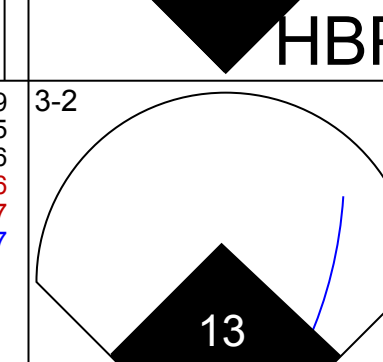
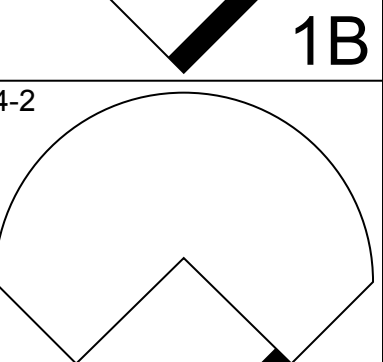
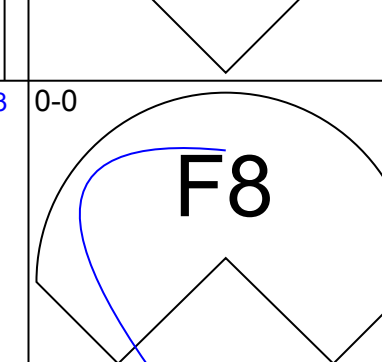
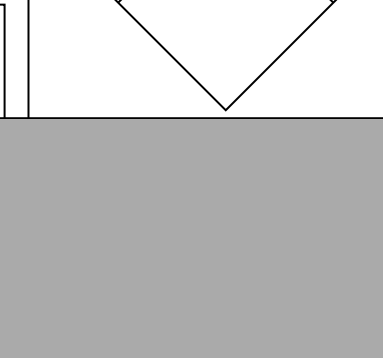
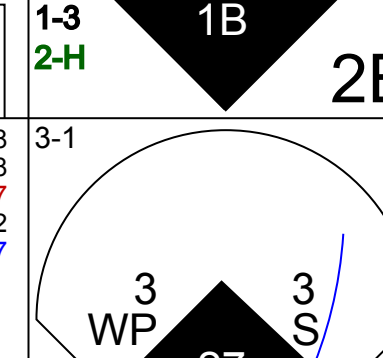
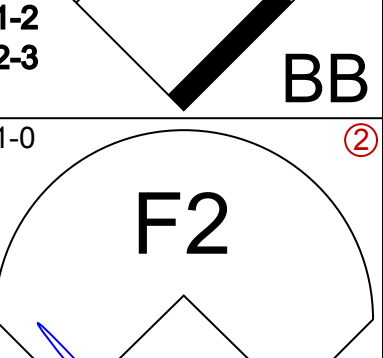
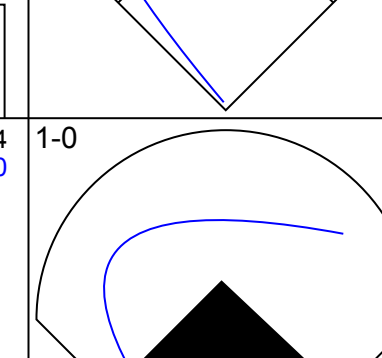
Tampa Bay Rays @ Chicago White Sox  
Guaranteed Rate Field, Chicago, IL  
Wed Jun 16 2021, 1:14 PM - 4:35 PM CDT  
Att. 20,098 - Sunny - 69 F

AB 39  
R 8  
H 12  
RBI 7  
BB 1  
SO 10  
LOB 16





Batter	1	2	3	4	5	6	7	8	9	AB	R	H	RBI	BB	SO	LOB	TOP					
7 Tim Anderson, R OBP: 0.346, SLG: 0.439										4	0	0	0	0	2	1	Chicago White Sox @ Houston Astros Minute Maid Park, Houston, TX Thu Jun 17 2021, 7:11 PM - 9:55 PM CDT Att: 21,795 - Roof Closed - 73 F					
15 Adam Engel, R OBP: 0.333, SLG: 0.625										4	1	1	1	0	2	0						
10 Yoán Moncada, S OBP: 0.400, SLG: 0.493										3	0	0	0	1	0	0						
79 José Abreu, R OBP: 0.325, SLG: 0.462										4	0	1	1	0	0	0						
73 Yermín Mercedes, R (1, 10) OBP: 0.331, SLG: 0.414										4	0	0	0	0	2	2						
24 Yasmani Grandal, S OBP: 0.386, SLG: 0.383										3	0	1	0	0	0	0						
25 Andrew Vaughn, R (1, 7) OBP: 0.305, SLG: 0.386										3	0	0	0	0	1	1						
18 Brian Goodwin, L (1, 9) OBP: 0.364, SLG: 0.526										3	1	1	0	0	0	0						
20 Danny Mendick, R (1, 4) OBP: 0.326, SLG: 0.338										3	0	0	0	0	1	1						
<b>Inning Stats</b>	R: 0 E: 0 K: 2 S: 8	H: 0 LOB: 0 BB: 0 P: 11	R: 0 E: 0 K: 1 S: 11	H: 1 LOB: 1 BB: 0 P: 14	R: 0 E: 0 K: 1 S: 10	H: 0 LOB: 0 BB: 0 P: 14	R: 0 E: 0 K: 0 S: 5	H: 0 LOB: 0 BB: 0 P: 6	R: 0 E: 0 K: 1 S: 9	H: 0 LOB: 0 BB: 0 P: 12	R: 2 E: 0 K: 0 S: 18	H: 3 LOB: 2 BB: 1 P: 27	R: 0 E: 0 K: 0 S: 8	H: 0 LOB: 0 BB: 0 P: 9	R: 0 E: 0 K: 2 S: 8	H: 0 LOB: 0 BB: 0 P: 10	R: 0 E: 0 K: 1 S: 7	H: 0 LOB: 0 BB: 0 P: 10	1B: 3 2B: 1 3B: 0 HR: 0	SF: 0 SAC: 0 DP: 0 HBP: 0	WP: 0 PB: 0 SB: 0 CS: 0	PA: 32
<b>PITCHER</b>	IP WLS BF H R ER SO BB IBB HBP BLK WP HR S P ERA WHIP																					
65 José Uquidy, R ERA: 3.65	7.0 W 26 4 2 2 5 1 0 0 0 0 0 0 69 93 2.57 0.714																					
64 Brandon Bielak, R ERA: 4.56	1.0 3 0 0 0 2 0 0 0 0 0 0 0 8 10 0.00 0.000																					
61 Ralph Garza Jr., R ERA: 6.75	1.0 3 0 0 0 1 0 0 0 0 0 0 0 7 10 0.00 0.000																					

Batter	1	2	3	4	5	6	7	8	9	AB	R	H	RBI	BB	SO	LOB	BOTTOM			
27 Jose Altuve, R OBP: 0.365, SLG: 0.525										3	2	2	2	0	0	0	Chicago White Sox @ Houston Astros Minute Maid Park, Houston, TX Thu Jun 17 2021, 7:11 PM - 9:55 PM CDT Att: 21,795 - Roof Closed - 73 F			
9 Robel Garcia, S OBP: 0.237, SLG: 0.286										5	1	0	0	0	1	3				
20 Chas McCormick, R OBP: 0.294, SLG: 0.521											4	1	1	3	0	0				
23 Michael Brantley, L OBP: 0.386, SLG: 0.586										1	0	0	0	0	0	1				
11 Garrett Stubbs, L OBP: 0.235, SLG: 0.188										2	2	1	0	2	0	0				
10 Yuli Gurriel, R OBP: 0.390, SLG: 0.524										0	0	0	0	0	0	0				
28 Taylor Jones, R OBP: 0.190, SLG: 0.179										3	1	1	0	0	2	1				
44 Jordan Alvarez, L OBP: 0.356, SLG: 0.509										3	1	1	1	1	1	1				
1 Carlos Correa, R OBP: 0.385, SLG: 0.510										3	1	1	1	1	1	1				
<b>Inning Stats</b>	R: 3 E: 1 K: 2 S: 15	H: 2 LOB: 0 BB: 0 P: 20	R: 0 E: 0 K: 1 S: 7	H: 0 LOB: 0 BB: 0 P: 11	R: 0 E: 0 K: 0 S: 4	H: 0 LOB: 0 BB: 0 P: 6	R: 4 E: 0 K: 1 S: 21	H: 2 LOB: 1 BB: 2 P: 43	R: 0 E: 0 K: 0 S: 14	H: 1 LOB: 3 BB: 2 P: 29	R: 1 E: 0 K: 0 S: 8	H: 1 LOB: 0 BB: 0 P: 11	R: 2 E: 0 K: 1 S: 8	H: 2 LOB: 0 BB: 0 P: 15	R: 0 E: 0 K: 2 S: 11	H: 0 LOB: 1 BB: 1 P: 18	1B: 4 2B: 1 3B: 0 HR: 3	SF: 1 SAC: 0 DP: 0 HBP: 1	WP: 1 PB: 0 SB: 1 CS: 0	PA: 39
<b>PITCHER</b>	IP WLS BF H R ER SO BB IBB HBP BLK WP HR S P ERA WHIP																			
84 Dylan Cease, R ERA: 3.99	3.1 L 18 4 7 6 4 2 0 0 0 0 0 0 19 35 0.00 1.800																			
62 Zack Burdi, R ERA: 1.93	1.2 8 1 0 0 0 2 0 0 0 0 0 0 19 35 0.00 1.800																			
63 Matt Foster, R ERA: 6.41	2.0 9 3 3 3 1 0 0 0 0 0 0 2 16 26 13.50 1.500																			
66 José Ruiz, R ERA: 2.67	1.0 4 0 0 0 2 1 0 0 0 0 0 0 11 18 0.00 1.000																			



Batter	1	2	3	4	5	6	7	8	9	AB	R	H	RBI	BB	SO	LOB	TOP			
7 Tim Anderson, R OBP: 0.344, SLG: 0.435	G5-3			F9			G6-3			4	0	1	0	0	0	0	Chicago White Sox @ Houston Astros Minute Maid Park, Houston, TX Fri Jun 18 2021, 7:13 PM - 9:57 PM CDT Att: 30,898 - Roof Closed - 73 F			
18 Brian Goodwin, L OBP: 0.346, SLG: 0.522	10 1B 79 1B	G4-3			K		K			4	1	1	0	0	2	2				
10 Yoán Moncada, S OBP: 0.398, SLG: 0.490	79 1B			F8		G3				4	0	1	0	0	0	0				
79 José Abreu, R OBP: 0.327, SLG: 0.461				K		P2				3	0	1	1	1	1	0				
24 Yasmani Grandal, S OBP: 0.383, SLG: 0.375	K			23 1B		P2				3	0	0	0	1	2	3				
23 Jake Lamb, L OBP: 0.345, SLG: 0.419	G4-3					K				4	0	1	0	0	2	3				
25 Andrew Vaughn, R OBP: 0.305, SLG: 0.391				K						3	0	1	0	0	1	2				
15 Adam Engel, R OBP: 0.321, SLG: 0.600				L7						1	0	0	0	0	1	0				
21 Zack Collins, L OBP: 0.318, SLG: 0.362						K				4	0	1	0	0	3	1				
20 Danny Mendick, R OBP: 0.323, SLG: 0.325										3	0	0	0	1	1	0				
<b>Inning Stats</b>	R: 1 H: 3 E: 0 K: 1 S: 18	H: 3 LOB: 2 BB: 0 P: 26	R: 0 H: 2 E: 0 K: 1 S: 8	H: 2 LOB: 2 BB: 1 P: 13	R: 0 H: 1 E: 0 K: 1 S: 9	H: 1 LOB: 2 BB: 1 P: 14	R: 0 H: 0 E: 0 K: 1 S: 7	H: 0 LOB: 0 BB: 0 P: 10	R: 0 H: 1 E: 0 K: 2 S: 10	H: 1 LOB: 1 BB: 0 P: 14	R: 0 H: 0 E: 0 K: 1 S: 6	H: 0 LOB: 0 BB: 0 P: 11	R: 0 H: 0 E: 0 K: 2 S: 10	H: 0 LOB: 1 BB: 1 P: 18	R: 0 H: 0 E: 0 K: 3 S: 10	H: 0 LOB: 0 BB: 0 P: 13	1B: 5 2B: 2 3B: 0 HR: 0	SF: 0 SAC: 0 DP: 0 HBP: 0	WP: 0 PB: 0 SB: 0 CS: 1	PA: 36
<b>PITCHER</b>	IP WLS BF H R ER SO BB IBB HBP BLK WP HR S P ERA WHIP	7.0 29 7 1 1 8 2 0 0 0 0 0 65 96 1.29 1.286	1.0 4 0 0 0 2 1 0 0 0 0 0 10 18 0.00 1.000	1.0 W 3 0 0 0 3 0 0 0 0 0 10 13 0.00 0.000	<b>PITCHER</b>															
77 Luis Garcia, R ERA: 2.82																				
45 Ryne Stanek, R ERA: 3.77																				
55 Ryan Pressly, R ERA: 1.93																				

Batter	1	2	3	4	5	6	7	8	9	AB	R	H	RBI	BB	SO	LOB	BOTTOM					
27 Jose Altuve, R OBP: 0.360, SLG: 0.517	K			P3				L6		4	0	0	0	0	2	3	Chicago White Sox @ Houston Astros Minute Maid Park, Houston, TX Fri Jun 18 2021, 7:13 PM - 9:57 PM CDT Att: 30,898 - Roof Closed - 73 F					
20 Chas McCormick, R OBP: 0.283, SLG: 0.500	F6			K			G6-3			4	0	0	0	0	2	0						
23 Michael Brantley, L OBP: 0.379, SLG: 0.486	G6-3			P2			K			4	0	0	0	0	1	0						
10 Yuli Gurriel, R OBP: 0.387, SLG: 0.519							F7			4	1	1	0	0	1	0						
44 Jordan Alvarez, L OBP: 0.363, SLG: 0.519							F8			4	1	3	1	0	0	0						
1 Carlos Correa, R OBP: 0.385, SLG: 0.506										2	0	0	0	1	1	1						
13 Abraham Toro, S OBP: 0.300, SLG: 0.389										2	0	1	0	1	0	0						
3 Myles Straw, R OBP: 0.320, SLG: 0.312										3	0	0	0	0	2	5						
15 Martín Maldonado, R OBP: 0.254, SLG: 0.304										2	0	0	1	1	1	0						
<b>Inning Stats</b>	R: 0 H: 0 E: 0 K: 1 S: 7	H: 0 LOB: 0 BB: 0 P: 9	R: 0 H: 0 E: 0 K: 1 S: 7	H: 0 LOB: 0 BB: 0 P: 11	R: 0 H: 0 E: 0 K: 1 S: 11	H: 0 LOB: 0 BB: 0 P: 13	R: 0 H: 0 E: 0 K: 1 S: 9	H: 0 LOB: 0 BB: 0 P: 13	R: 0 H: 2 E: 0 K: 2 S: 15	H: 2 LOB: 3 BB: 2 P: 30	R: 0 H: 0 E: 0 K: 1 S: 8	H: 0 LOB: 0 BB: 0 P: 11	R: 0 H: 1 E: 0 K: 1 S: 10	H: 1 LOB: 1 BB: 1 P: 19	R: 0 H: 0 E: 0 K: 2 S: 9	H: 0 LOB: 0 BB: 0 P: 11	R: 1 H: 2 E: 0 K: 0 S: 11	H: 2 LOB: 1 BB: 0 P: 14	1B: 4 2B: 1 3B: 0 HR: 0	SF: 0 SAC: 0 DP: 1 HBP: 0	WP: 0 PB: 0 SB: 0 CS: 0	PA: 32
<b>PITCHER</b>	IP WLS BF H R ER SO BB IBB HBP BLK WP HR S P ERA WHIP	7.0 26 3 0 0 2 0 0 0 0 0 0 9 11 0.00 0.000	1.0 3 0 0 0 2 0 0 0 0 0 0 9 11 0.00 0.000	0.1 L 3 2 1 1 0 0 0 0 0 0 11 14 27.00 6.000	<b>PITCHER</b>																	
55 Carlos Rodón, L ERA: 1.83																						
65 Codi Heuer, R ERA: 5.86																						
45 Garrett Crochet, L ERA: 1.19																						















Batter	1	2	3	4	5	6	7	8	9	AB	R	H	RBI	BB	SO	LOB	TOP		
7 Tim Anderson, R OBP: 0.336, SLG: 0.422										5	1	2	1	0	2	0	<b>Chicago White Sox @ Pittsburgh Pirates</b> PNC Park, Pittsburgh, PA Wed Jun 23 2021, 12:40 PM - 4:15 PM EDT Att: 10,406 - Sunny - 70 F		
10 Yadir Moncada, S OBP: 0.399, SLG: 0.395 31 Liam Hendriks, R										4	0	1	0	1	1	2			
79 José Abreu, R OBP: 0.318, SLG: 0.438										4	0	0	0	1	3	2			
23 Jake Lamb, L OBP: 0.347, SLG: 0.444 39 Aaron Bummer, L										4	1	1	0	0	1	2			
20 Danny Mendick, R OBP: 0.314, SLG: 0.308										0	0	0	0	0	0	0			
24 Yasmani Grandal, S OBP: 0.383, SLG: 0.401										4	0	1	2	0	1	2			
18 Brian Goodwin, L OBP: 0.359, SLG: 0.500										3	0	2	0	1	0	0			
28 Leury García, S OBP: 0.305, SLG: 0.326										4	1	1	1	0	1	4			
17 Luis González, L OBP: 0.400, SLG: 0.500										3	1	1	0	1	1	2			
84 Dylan Cease, R OBP: 0.500, SLG: 0.667 61 Ryan Burr, R 65 Codi Heuer, R 25 Andrew Vaughn, R										3	0	0	0	0	1	3			
<b>Inning Stats</b>	R: 0 H: 1 E: 0 K: 2 S: 16	H: 3 R: 1 LOB: 1 P: 25	R: 2 H: 3 E: 0 K: 1 S: 15	H: 0 R: 0 LOB: 0 P: 13	R: 0 H: 0 E: 0 K: 0 S: 6	H: 4 R: 2 LOB: 2 P: 26	R: 0 H: 0 E: 0 K: 1 S: 5	H: 0 R: 0 LOB: 0 P: 14	R: 0 H: 1 E: 0 K: 3 S: 12	H: 0 R: 0 LOB: 1 P: 19	1B: 4 2B: 4 3B: 0 HR: 1	SF: 0 SAC: 0 DP: 1 HBP: 0	WP: 0 PB: 0 SB: 0 CS: 0	PA: 39					
<b>PITCHER</b>	IP WLS BF H R ER SO BB IBB HBP BLK WP HR S P ERA WHIP	IP WLS BF H R ER SO BB IBB HBP BLK WP HR S P ERA WHIP	IP WLS BF H R ER SO BB IBB HBP BLK WP HR S P ERA WHIP	IP WLS BF H R ER SO BB IBB HBP BLK WP HR S P ERA WHIP	IP WLS BF H R ER SO BB IBB HBP BLK WP HR S P ERA WHIP	IP WLS BF H R ER SO BB IBB HBP BLK WP HR S P ERA WHIP	IP WLS BF H R ER SO BB IBB HBP BLK WP HR S P ERA WHIP	IP WLS BF H R ER SO BB IBB HBP BLK WP HR S P ERA WHIP	IP WLS BF H R ER SO BB IBB HBP BLK WP HR S P ERA WHIP	IP WLS BF H R ER SO BB IBB HBP BLK WP HR S P ERA WHIP	IP WLS BF H R ER SO BB IBB HBP BLK WP HR S P ERA WHIP	IP WLS BF H R ER SO BB IBB HBP BLK WP HR S P ERA WHIP	IP WLS BF H R ER SO BB IBB HBP BLK WP HR S P ERA WHIP	IP WLS BF H R ER SO BB IBB HBP BLK WP HR S P ERA WHIP	IP WLS BF H R ER SO BB IBB HBP BLK WP HR S P ERA WHIP	IP WLS BF H R ER SO BB IBB HBP BLK WP HR S P ERA WHIP			
37 Chase De Jong, R ERA: 4.94	4.2	L	23	7	4	4	6	2	0	0	0	0	0	0	1	60	95	7.71	1.929
55 Chasen Shreve, L ERA: 1.76	0.1		2	1	0	0	0	0	0	0	0	0	0	0	0	3	4	0.00	3.000
56 Duane Underwood Jr., R ERA: 0.89	2.0		6	0	0	0	2	1	0	0	0	0	0	0	13	23	0.00	0.500	
46 Chris Stratton, R ERA: 2.72	1.0		4	1	0	0	3	0	0	0	0	0	0	0	12	22	0.00	1.000	
52 Clay Holmes, R ERA: 4.26	1.0		4	0	0	0	0	1	0	0	0	0	0	0	13	19	0.00	1.000	

Batter	1	2	3	4	5	6	7	8	9	AB	R	H	RBI	BB	SO	LOB	BOTTOM		
26 Adam Frazier, L OBP: 0.390, SLG: 0.463										5	1	2	1	0	1	1	<b>Chicago White Sox @ Pittsburgh Pirates</b> PNC Park, Pittsburgh, PA Wed Jun 23 2021, 12:40 PM - 4:15 PM EDT Att: 10,406 - Sunny - 70 F		
13 Ke'Bryan Hayes, R OBP: 0.383, SLG: 0.486										4	0	2	2	1	1	0			
10 Bryan Reynolds, S OBP: 0.397, SLG: 0.528										4	0	2	0	0	0	2			
19 Colin Moran, L OBP: 0.335, SLG: 0.413										4	0	0	0	0	1	5			
25 Gregory Polanco, L OBP: 0.270, SLG: 0.353										4	0	1	0	0	0	4			
18 Ben Gamel, L OBP: 0.295, SLG: 0.353 2 Erik González, R OBP: 0.255, SLG: 0.300										3	0	1	0	0	2	1			
27 Kevin Newman, R OBP: 0.250, SLG: 0.266										4	0	1	0	0	0	2			
5 Michael Pérez, L OBP: 0.222, SLG: 0.373										4	1	1	0	0	2	2			
37 Chase De Jong, L OBP: 0.443, SLG: 0.591 55 Chasen Shreve, L 56 Duane Underwood Jr., R 60 Kai Tom, L 46 Chris Stratton, R 52 Clay Holmes, R 24 Phillip Evans, R										2	1	0	0	0	1	2			
<b>Inning Stats</b>	R: 0 H: 0 E: 0 K: 2 S: 11	H: 1 R: 2 LOB: 1 P: 17	R: 2 H: 3 E: 1 K: 0 S: 14	H: 1 R: 0 LOB: 1 P: 19	R: 0 H: 1 E: 0 K: 2 S: 9	H: 1 R: 0 LOB: 1 P: 15	R: 0 H: 1 E: 0 K: 1 S: 9	H: 3 R: 1 LOB: 2 P: 21	R: 0 H: 0 E: 0 K: 2 S: 8	H: 0 R: 0 LOB: 0 P: 18	1B: 8 2B: 2 3B: 0 HR: 0	SF: 0 SAC: 0 DP: 1 HBP: 0	WP: 0 PB: 0 SB: 1 CS: 0	PA: 38					
<b>PITCHER</b>	IP WLS BF H R ER SO BB IBB HBP BLK WP HR S P ERA WHIP	IP WLS BF H R ER SO BB IBB HBP BLK WP HR S P ERA WHIP	IP WLS BF H R ER SO BB IBB HBP BLK WP HR S P ERA WHIP	IP WLS BF H R ER SO BB IBB HBP BLK WP HR S P ERA WHIP	IP WLS BF H R ER SO BB IBB HBP BLK WP HR S P ERA WHIP	IP WLS BF H R ER SO BB IBB HBP BLK WP HR S P ERA WHIP	IP WLS BF H R ER SO BB IBB HBP BLK WP HR S P ERA WHIP	IP WLS BF H R ER SO BB IBB HBP BLK WP HR S P ERA WHIP	IP WLS BF H R ER SO BB IBB HBP BLK WP HR S P ERA WHIP	IP WLS BF H R ER SO BB IBB HBP BLK WP HR S P ERA WHIP	IP WLS BF H R ER SO BB IBB HBP BLK WP HR S P ERA WHIP	IP WLS BF H R ER SO BB IBB HBP BLK WP HR S P ERA WHIP	IP WLS BF H R ER SO BB IBB HBP BLK WP HR S P ERA WHIP	IP WLS BF H R ER SO BB IBB HBP BLK WP HR S P ERA WHIP	IP WLS BF H R ER SO BB IBB HBP BLK WP HR S P ERA WHIP	IP WLS BF H R ER SO BB IBB HBP BLK WP HR S P ERA WHIP			
84 Dylan Cease, R ERA: 3.81	5.2	W	25	7	2	1	7	1	0	0	0	0	0	0	0	67	99	1.59	1.412
61 Ryan Burr, R ERA: 5.9	0.1	H	1	0	0	0	0	0	0	0	0	0	0	0	2	3	0.00	0.000	
65 Codi Heuer, R ERA: 5.9	0.1	H	4	3	1	1	1	0	0	0	0	0	0	0	10	17	27.00	9.000	
39 Aaron Bummer, L ERA: 3.38	1.2	H	5	0	0	0	2	0	0	0	0	0	0	0	12	15	0.00	0.000	
31 Liam Hendriks, R ERA: 2.01	1.0	S	3	0	0	0	1	0	0	0	0	0	0	0	12	18	0.00	0.000	



Batter	1	2	3	4	5	6	7	8	9	AB	R	H	RBI	BB	SO	LOB	TOP					
3 J.P. Crawford, L OBP: 0.342, SLG: 0.405										6	0	2	0	0	0	3						
17 Mitch Haniger, R OBP: 0.294, SLG: 0.476										6	1	2	1	0	2	2						
23 Ty France, R OBP: 0.355, SLG: 0.411										5	1	1	0	1	1	3						
15 Kyle Seager, L OBP: 0.281, SLG: 0.415										4	0	1	0	1	2	3						
2 Tom Murphy, R OBP: 0.264, SLG: 0.366										4	2	2	1	0	2	3						
5 Jake Bauers, L OBP: 0.302, SLG: 0.325										4	0	2	1	1	1	2						
22 Luis Torrens, R OBP: 0.256, SLG: 0.456										5	2	2	4	0	2	4						
25 Dylan Moore, R OBP: 0.290, SLG: 0.371										4	2	2	0	0	1	0						
28 Jake Fraley, L OBP: 0.444, SLG: 0.479										3	1	1	2	2	0	1						
<b>Inning Stats</b>	R: 0 E: 0 K: 2 S: 14	H: 1 LOB: 1 BB: 0 P: 21	R: 2 E: 0 K: 1 S: 13	H: 1 LOB: 1 BB: 1 P: 22	R: 1 E: 0 K: 3 S: 14	H: 2 LOB: 2 BB: 1 P: 21	R: 0 E: 0 K: 0 S: 8	H: 1 LOB: 1 BB: 0 P: 12	R: 0 E: 0 K: 2 S: 19	H: 0 LOB: 2 BB: 2 P: 28	R: 2 E: 0 K: 0 S: 12	H: 2 LOB: 1 BB: 0 P: 20	R: 2 E: 0 K: 2 S: 15	H: 2 LOB: 1 BB: 0 P: 23	R: 1 E: 0 K: 0 S: 13	H: 4 LOB: 2 BB: 0 P: 19	R: 1 E: 0 K: 1 S: 15	H: 2 LOB: 2 BB: 1 P: 25	1B: 11 2B: 1 3B: 0 HR: 3	SF: 0 SAC: 0 DP: 0 HBP: 2	WP: 0 PA: 48	
<b>PITCHER</b>	IP WLS BF H R ER SO BB IBB HBP BLK WP HR S P ERA WHIP	5.0 L 25 5 3 3 8 4 0 1 0 0 1 68 104 5.40 1.800	1.0 5 2 2 2 0 0 0 0 0 0 1 12 20 18.00 2.000	2.0 12 6 3 3 2 0 0 1 0 0 1 28 42 13.50 3.000	1.0 6 2 1 1 1 1 0 0 0 0 0 15 25 9.00 3.000																	

Seattle Mariners @ Chicago White Sox  
Guaranteed Rate Field, Chicago, IL  
Fri Jun 25 2021, 7:14 PM - 10:42 PM CDT  
Att: 32,189 - Cloudy - 77 F

AB	41
R	9
H	15
RBI	9
BB	5
SO	11
LOB	21



Batter	1	2	3	4	5	6	7	8	9	AB	R	H	RBI	BB	SO	LOB	BOTTOM					
7 Tim Anderson, R OBP: 0.335, SLG: 0.419										4	1	1	0	0	1	1						
18 Brian Goodwin, L OBP: 0.372, SLG: 0.486										3	1	1	0	1	2	0						
10 Yoán Moncada, S OBP: 0.403, SLG: 0.398										3	0	2	2	1	0	0						
79 José Abreu, R OBP: 0.318, SLG: 0.432										3	0	0	0	0	0	3						
24 Yasmani Grandal, S (1,10)										3	1	1	1	1	1	2						
25 Andrew Vaughn, R OBP: 0.300, SLG: 0.395										4	0	1	0	0	1	2						
28 Leury García, S OBP: 0.299, SLG: 0.320										4	0	0	0	0	2	2						
21 Zack Collins, L OBP: 0.316, SLG: 0.343										3	0	0	0	1	3	1						
20 Danny Mendick, R OBP: 0.315, SLG: 0.301										2	0	0	0	1	0	2						
17 Luis González, L (9,PH) OBP: 0.333, SLG: 0.400										1	0	0	0	0	1	0						
<b>Inning Stats</b>	R: 0 E: 0 K: 1 S: 6	H: 0 LOB: 0 BB: 0 P: 8	R: 1 E: 0 K: 0 S: 10	H: 1 LOB: 0 BB: 0 P: 14	R: 0 E: 0 K: 2 S: 9	H: 0 LOB: 0 BB: 0 P: 13	R: 0 E: 0 K: 1 S: 6	H: 1 LOB: 0 BB: 0 P: 9	R: 0 E: 0 K: 2 S: 11	H: 0 LOB: 1 BB: 1 P: 20	R: 0 E: 0 K: 0 S: 16	H: 0 LOB: 2 BB: 3 P: 29	R: 0 E: 0 K: 1 S: 11	H: 1 LOB: 2 BB: 1 P: 20	R: 2 E: 0 K: 1 S: 11	H: 3 LOB: 1 BB: 0 P: 17	R: 0 E: 0 K: 3 S: 11	H: 0 LOB: 0 BB: 0 P: 15	1B: 4 2B: 1 3B: 0 HR: 1	SF: 0 SAC: 0 DP: 3 HBP: 1	WP: 1 PA: 36	
<b>PITCHER</b>	IP WLS BF H R ER SO BB IBB HBP BLK WP HR S P ERA WHIP	5.2 W 21 2 1 1 6 4 0 0 0 0 0 3 3 0.00 0.000	0.1 H 1 0 0 0 0 0 0 0 0 0 0 11 20 0.00 2.000	1.0 5 1 0 0 1 1 0 0 0 0 1 0 11 17 18.00 3.000	1.0 6 3 2 2 1 0 0 0 0 0 1 0 11 15 0.00 0.000																	

Seattle Mariners @ Chicago White Sox  
Guaranteed Rate Field, Chicago, IL  
Fri Jun 25 2021, 7:14 PM - 10:42 PM CDT  
Att: 32,189 - Cloudy - 77 F

AB	30
R	3
H	6
RBI	3
BB	5
SO	11
LOB	13






Batter	1	2	3	4	5	6	7	8	9	AB	R	H	RBI	BB	SO	LOB	TOP										
3 J.P. Crawford, L OBP: 0.340, SLG: 0.401 										5	0	1	0	0	2	1											
17 Mitch Haniger, R OBP: 0.297, SLG: 0.476 										4	0	2	0	0	1	0											
15 Kyle Seager, L OBP: 0.280, SLG: 0.412 										4	0	1	0	0	0	2											
23 Ty France, R OBP: 0.353, SLG: 0.420 										4	1	1	1	0	1	2											
5 Jake Bauers, L OBP: 0.301, SLG: 0.318 										3	0	0	0	1	0	2											
4 Shed Long Jr., L OBP: 0.250, SLG: 0.440 25 Dylan Moore, R OBP: 0.288, SLG: 0.369 										3	0	0	0	0	1	2											
22 Luis Torrens, R OBP: 0.256, SLG: 0.444 										3	0	0	0	1	2	1											
28 Jake Fraley, L OBP: 0.427, SLG: 0.455 										4	0	0	0	0	1	2											
20 Taylor Trammell, L OBP: 0.258, SLG: 0.380 										3	2	2	2	1	1	0											
<b>Inning Stats</b>	R: 0 H: 0 E: 0 K: 2 S: 9	H: 0 LOB: 0 BB: 0 P: 15	R: 0 H: 0 E: 0 K: 2 S: 9	H: 0 LOB: 0 BB: 0 P: 13	R: 0 H: 0 E: 0 K: 0 S: 9	H: 0 LOB: 1 BB: 2 P: 19	R: 0 H: 2 E: 0 K: 0 S: 7	H: 2 LOB: 2 BB: 0 P: 10	R: 1 H: 3 E: 0 K: 1 S: 14	H: 3 LOB: 2 BB: 0 P: 21	R: 1 H: 1 E: 0 K: 1 S: 12	H: 1 LOB: 1 BB: 0 P: 16	R: 0 H: 0 E: 0 K: 2 S: 11	H: 0 LOB: 0 BB: 0 P: 18	R: 0 H: 0 E: 0 K: 0 S: 13	H: 0 LOB: 1 BB: 1 P: 22	R: 1 H: 1 E: 0 K: 1 S: 11	H: 1 LOB: 0 BB: 0 P: 15	1B: 4 2B: 0 3B: 0 HR: 3	SF: 0 SAC: 0 DP: 1 HBP: 0	WP: 0 PB: 0 SB: 0 CS: 0	PA: 37					
<b>PITCHER</b>	IP	WLS	BF	H	R	ER	SO	BB	IBB	HBP	BLK	WP	HR	S	P	ERA	WHIP										
33 Lance Lynn, R ERA: 2.06	3.0		10	0	0	0	4	2	0	0	0	0	0	27	47	0.00	0.667										
60 Dallas Keuchel, L ERA: 3.99	5.0		23	6	2	2	4	1	0	0	0	0	2	57	87	3.60	1.400										
31 Liam Hendriks, R ERA: 2.23	1.0	L	4	1	1	1	1	0	0	0	0	0	1	11	15	9.00	1.000										

Seattle Mariners @ Chicago White Sox  
Guaranteed Rate Field, Chicago, IL  
Sat Jun 26 2021, 2:20 PM - 3:42 PM CDT  
Att: 30,017 - Overcast - 72 F

AB 34  
R 3  
H 7  
RBI 3  
BB 3  
SO 9  
LOB 13



Batter	1	2	3	4	5	6	7	8	9	AB	R	H	RBI	BB	SO	LOB	BOTTOM										
7 Tim Anderson, R OBP: 0.330, SLG: 0.412 										4	0	0	0	0	1	3											
18 Brian Goodwin, L OBP: 0.362, SLG: 0.463 										4	1	1	0	0	2	0											
10 Yoán Moncada, S OBP: 0.405, SLG: 0.398 										3	0	1	0	1	1	0											
79 José Abreu, R OBP: 0.321, SLG: 0.433 25 Andrew Vaughn, R OBP: 0.299, SLG: 0.393 										2	0	1	0	0	1	1											
24 Yasmani Grandal, S OBP: 0.387, SLG: 0.420 21 Zack Collins, L OBP: 0.316, SLG: 0.343 										2	1	1	1	1	1	1											
23 Jake Lamb, L OBP: 0.333, SLG: 0.424 										0	0	0	0	0	0	0											
73 Yermín Mercedes, R OBP: 0.323, SLG: 0.402 										4	0	0	0	0	2	5											
28 Leury García, S OBP: 0.300, SLG: 0.320 										4	0	1	0	0	0	4											
17 Luis González, L OBP: 0.375, SLG: 0.333 20 Danny Mendick, R OBP: 0.312, SLG: 0.298 										3	0	1	1	0	2	0											
<b>Inning Stats</b>	R: 0 H: 0 E: 0 K: 2 S: 10	H: 1 LOB: 0 BB: 0 P: 15	R: 0 H: 0 E: 0 K: 1 S: 9	H: 1 LOB: 0 BB: 0 P: 13	R: 0 H: 0 E: 0 K: 1 S: 11	H: 0 LOB: 0 BB: 0 P: 15	R: 0 H: 1 E: 0 K: 2 S: 9	H: 1 LOB: 1 BB: 0 P: 11	R: 1 H: 2 E: 0 K: 1 S: 17	H: 2 LOB: 2 BB: 2 P: 30	R: 1 H: 1 E: 0 K: 1 S: 12	H: 1 LOB: 3 BB: 1 P: 23	R: 0 H: 0 E: 0 K: 2 S: 9	H: 0 LOB: 0 BB: 0 P: 11	R: 0 H: 0 E: 0 K: 1 S: 9	H: 0 LOB: 0 BB: 0 P: 13	R: 0 H: 1 E: 0 K: 0 S: 6	H: 1 LOB: 1 BB: 0 P: 11	1B: 6 2B: 0 3B: 0 HR: 0	SF: 1 SAC: 0 DP: 3 HBP: 1	WP: 0 PB: 0 SB: 1 CS: 0	PA: 34					
<b>PITCHER</b>	IP	WLS	BF	H	R	ER	SO	BB	IBB	HBP	BLK	WP	HR	S	P	ERA	WHIP										
36 Logan Gilbert, R ERA: 4.25	2.0		6	1	0	0	3	0	0	0	0	0	0	19	28	0.00	0.500										
57 Héctor Santiago, L ERA: 2.65	2.1		12	3	1	1	4	2	0	0	0	0	0	34	52	3.86	2.143										
84 JT Chargois, R ERA: 2.65	0.2		4	1	1	1	0	1	0	1	0	0	0	4	10	13.50	3.000										
16 Drew Steckenrider, R ERA: 2.22	1.0	B	3	0	0	0	1	0	0	0	0	0	0	11	17	0.00	0.000										
36 Anthony Misiewicz, L ERA: 4.6	1.2		5	0	0	0	2	0	0	0	0	0	0	15	20	0.00	0.000										
37 Paul Seward, R ERA: 1.86	0.1	W	1	0	0	0	0	0	0	0	0	0	0	0	0	0.00	0.000										
49 Kendall Graveman, R ERA: 1.19	1.0	S	3	1	0	0	0	0	0	0	0	0	0	6	11	0.00	1.000										

Seattle Mariners @ Chicago White Sox  
Guaranteed Rate Field, Chicago, IL  
Sat Jun 26 2021, 2:20 PM - 3:42 PM CDT  
Att: 30,017 - Overcast - 72 F

AB 29  
R 2  
H 6  
RBI 2  
BB 3  
SO 11  
LOB 14





Batter	1	2	3	4	5	6	7	8	9	AB	R	H	RBI	BB	SO	LOB	TOP			
3 J.P. Crawford, L (1, 6) OBP: 0.340, SLG: 0.399 31 Donovan Walton, L (5, 6) OBP: 0.254, SLG: 0.365	G5-3		15 BB		K		17 HR			2	0	0	0	1	1	0				
17 Mitch Haniger, R (1, 10) OBP: 0.300, SLG: 0.490	G6-3		K			25 1B	2B			4	2	2	3	0	1	3				
15 Kyle Seager, L (1, 5) OBP: 0.294, SLG: 0.411 4 Shed Long Jr., L (6, 4) OBP: 0.245, SLG: 0.431	K					25 1B	28 1B			1	0	0	1	2	1	0				
23 Ty France, R (1, 3) OBP: 0.348, SLG: 0.414		G6-3	P1							4	0	0	0	0	1	5				
5 Jake Bauers, L (1, 9) OBP: 0.295, SLG: 0.313	G6-3				L4					3	0	0	0	0	2					
25 Dylan Moore, R (1, 4) OBP: 0.289, SLG: 0.368	K				F6					3	0	1	1	0	1	0				
28 Jake Fraley, L (1, 7) OBP: 0.434, SLG: 0.456										2	0	1	0	1	1	0				
2 Tom Murphy, R (1, 2) OBP: 0.259, SLG: 0.359					FC4-6					3	1	0	0	0	1	1				
20 Taylor Trammell, L (1, 8) OBP: 0.265, SLG: 0.378										1	1	0	0	1	1	0				
Inning Stats	R: 0 H: 0 E: 0 K: 1 S: 9	H: 0 LOB: 0 BB: 0 P: 13	R: 0 H: 0 E: 0 K: 1 S: 6	H: 0 LOB: 0 BB: 0 P: 14	R: 1 H: 0 E: 0 K: 1 S: 11	H: 0 LOB: 3 BB: 4 P: 31	R: 0 H: 0 E: 0 K: 1 S: 12	H: 0 LOB: 0 BB: 0 P: 18	R: 0 H: 0 E: 0 K: 2 S: 10	H: 3 LOB: 2 BB: 1 P: 16	R: 1 H: 3 E: 0 K: 1 S: 16	H: 1 LOB: 0 BB: 1 P: 31	R: 3 H: 1 E: 0 K: 2 S: 20	H: 1 LOB: 0 BB: 1 P: 31	1B: 2 2B: 1 3B: 0 HR: 1	SF: 0 SAC: 0 DP: 0 HBP: 1	WP: 1 PB: 0 SB: 0 CS: 0	PA: 31		
PITCHER	IP	WLS	BF	H	R	ER	SO	BB	IBB	HBP	BLK	WP	HR	S	P	ERA	WHIP			
61 Ryan Burr, R (1, 1) ERA: 3.13	2.0		6	0	0	0	2	0	0	0	0	0	0	15	17	0.00	0.000			
45 Garrett Crochet, L (3, 1) ERA: 5.06	0.1	H	4	0	1	1	0	3	0	0	0	1	0	4	17	27.00	9.000			
43 Evan Marshall, R (3, 1) ERA: 5.7	0.2	H	3	0	0	0	1	1	0	0	0	0	0	7	14	0.00	1.500			
65 Codi Heuer, R (4, 1) ERA: 3.28	1.0	H	3	0	0	0	1	0	0	0	0	0	0	12	18	0.00	0.000			
39 Aaron Bummer, L (5, 1) ERA: 12.6	1.0	W	3	0	0	0	2	0	0	0	0	0	0	10	16	0.00	0.000			
58 Jimmy Lambert, R (6, 1) ERA: 2.16	1.1	S	2	0	0	0	0	0	0	0	0	0	0	1	14	0.00	0.000			
31 Liam Hendriks, R (7, 1)	0.2	S	2	0	0	0	0	0	0	0	0	0	0	0	11	14	0.00	0.000		

Seattle Mariners @ Chicago White Sox  
Guaranteed Rate Field, Chicago, IL  
Sun Jun 27 2021, 4:19 PM - 7:11 PM CDT  
Att: 30,017 - Partly Cloudy - 82 F

AB	24
R	5
H	4
RBI	5
BB	6
SO	9
LOB	11



Batter	1	2	3	4	5	6	7	8	9	AB	R	H	RBI	BB	SO	LOB	BOTTOM		
7 Tim Anderson, R (1, 6) OBP: 0.332, SLG: 0.414	24 BB				K		F9			4	1	2	0	0	1	3			
18 Brian Goodwin, L (1, 8) OBP: 0.353, SLG: 0.444	24 BB				F8		K			4	1	1	0	0	1	4			
10 Yoán Moncada, S (1, 5) OBP: 0.403, SLG: 0.393	K				L9		G6-3			3	1	0	0	1	1	4			
24 Yasmani Grandal, S (1, 3) OBP: 0.389, SLG: 0.415	73 2B				F8		F8			2	1	0	0	2	0	0			
73 Yermín Mercedes, R (1, 10) OBP: 0.326, SLG: 0.408					E5		P3			4	2	2	3	0	0	0			
21 Zack Collins, L (1, 2) OBP: 0.322, SLG: 0.369	G3				25 WP		K			4	0	2	4	0	1	2			
25 Andrew Vaughn, R (1, 7) OBP: 0.299, SLG: 0.389	K						K			2	0	0	0	1	2	3			
28 Leury García, S (1, 4) OBP: 0.305, SLG: 0.318					K		F9			1	0	0	0	2	1	2			
17 Luis González, L (1, 9) OBP: 0.455, SLG: 0.500	G3-6-3									2	1	1	0	1	0	1			
Inning Stats	R: 2 H: 3 E: 0 K: 2 S: 14	H: 1 LOB: 1 BB: 1 P: 15	R: 0 H: 1 E: 0 K: 0 S: 8	H: 1 LOB: 1 BB: 1 P: 15	R: 1 H: 1 E: 1 K: 1 S: 17	H: 1 LOB: 2 BB: 1 P: 24	R: 4 H: 3 E: 0 K: 2 S: 14	H: 1 LOB: 1 BB: 2 P: 28	R: 0 H: 0 E: 0 K: 1 S: 11	H: 0 LOB: 0 BB: 2 P: 21	R: 0 H: 0 E: 0 K: 1 S: 11	H: 0 LOB: 0 BB: 0 P: 17	R: 0 H: 0 E: 0 K: 1 S: 11	H: 0 LOB: 0 BB: 0 P: 17	1B: 4 2B: 4 3B: 0 HR: 0	SF: 0 SAC: 0 DP: 1 HBP: 0	WP: 1 PB: 0 SB: 1 CS: 0	PA: 33	
PITCHER	IP	WLS	BF	H	R	ER	SO	BB	IBB	HBP	BLK	WP	HR	S	P	ERA	WHIP		
30 Robert Duggan, R (1, 1) ERA: 6.45	2.2	L	15	5	3	2	2	2	0	0	0	0	0	34	52	6.75	2.625		
53 Will Vest, R (3, 1) ERA: 5.91	1.0		6	1	2	2	2	2	0	0	0	1	0	11	21	18.00	3.000		
47 Rafael Montero, R (4, 1) ERA: 1.15	0.1		4	2	2	2	1	1	0	0	0	0	0	8	16	54.00	9.000		
99 Keynan Middleton, R (5, 1) ERA: 4.19	1.0		5	0	0	0	1	2	0	0	0	0	0	11	21	0.00	2.000		
55 Yohan Ramírez, R (6, 1) ERA: 5.4	1.0		3	0	0	0	1	0	0	0	0	0	0	11	17	0.00	0.000		

Seattle Mariners @ Chicago White Sox  
Guaranteed Rate Field, Chicago, IL  
Sun Jun 27 2021, 4:19 PM - 7:11 PM CDT  
Att: 30,017 - Partly Cloudy - 82 F

AB	26
R	7
H	8
RBI	7
BB	7
SO	7
LOB	19





Batter	1	2	3	4	5	6	7	8	9	AB	R	H	RBI	BB	SO	LOB	TOP			
2 Luis Arreaez, L OBP: 0.361, SLG: 0.377	2-1 B FF 94 B FF 94 S CH 81 X FF 96		3-2 B FF 95 B FF 94 C CH 81 C CH 81 F CH 83 X CH 82			1-2 C CH 81 S CH 81 X FF 94		1-1 C FF 94 R FC 86 X FC 87			4	1	1	0	0	0	1	<b>Minnesota Twins @ Chicago White Sox</b> Guaranteed Rate Field, Chicago, IL Tue Jun 29 2021, 7:11 PM - 10:40 PM CDT Att: 17,382 - Partly Cloudy - 83 F <a href="http://livebaseballscorecards.com">livebaseballscorecards.com</a>		
20 Josh Donaldson, R OBP: 0.344, SLG: 0.478	0-0 X FF 96		1-2 S CH 82 F CH 83 X SL 86			3-2 B FF 94 B FF 96 C CH 81 F CH 83 F CH 83 X SL 86		2-2 F SL 79 B FF 96 F FF 95 X FC 86		4	1	1	2	0	0	0				
24 Trevor Larnach, L OBP: 0.363, SLG: 0.422	0-2 S CH 83 S CH 83 F CH 83 X CH 82			2-1 B FF 92 B CH 80 X CH 81			2-2 C CU 90 B FF 96 B CH 82 F CH 82 X CH 83		1-1 C FF 99 H SL 88	3	2	1	0	0	0	0				
23 Nelson Cruz, R OBP: 0.373, SLG: 0.567	1-2 T SL 85 B FF 94 F SL 86 X CH 83			1-2 B FF 94 C CH 81 S CH 82			0-0 X SL 92		2-3 S FF 99 B FF 99 F FF 98 S SL 91	4	1	2	1	0	1	1				
26 Max Kepler, L OBP: 0.298, SLG: 0.399	2-2 B CH 82 F FF 94 F FF 96 B CU 80 X CH 83			1-1 B FF 96 F FF 96 X CH 82			0-0 X FF 94		4-2 C CU 87 D CU 88 B FF 100 S SL 90 D SL 91 X SL 92	3	1	1	1	1	0	0				
11 Jorge Polanco, S OBP: 0.321, SLG: 0.423		3-2 F FF 93 F CH 81 B FF 95 B FF 95 P CH 82 B SL 86 F CH 82 X FF 95		4-0 B CH 81 B CH 80 D FF 96			2-2 B CU 82 B CH 87 F CH 89 F CU 82 F CH 82 X FF 92		2-2 B CU 87 B FF 100 S SL 91 S FF 100 X FF 100	3	0	0	1	1	0	2				
19 Alex Kirilloff, L OBP: 0.302, SLG: 0.437		1-2 C CU 79 T FF 95 B CH 83 F FF 96 X CH 83		0-3 C CH 81 F CH 82 S CH 82			3-2 B CU 83 B CH 88 D CH 80 X CH 88		2-2 B FF 98 S FF 98 F SL 89 X SL 89	4	0	1	1	0	1	2				
27 Ryan Jeffers, R OBP: 0.262, SLG: 0.398		1-2 C FF 94 C CH 81 F SL 85 X CH 83		1-1 C SL 88 B CH 84 X FF 96			1-2 F FF 94 B CH 84 X FC 86			3	0	0	0	0	0	2				
9 Andrelton Simmons, R OBP: 0.318, SLG: 0.332			1-0 B CH 81 X FF 94			2-1 B FF 95 C CH 81 X FF 96		1-0 B SL 76 X FF 93		3	0	1	0	0	0	0				
<b>Inning Stats</b>	R: 2 E: 0 K: 0 S: 13	H: 2 LOB: 0 BB: 0 P: 18	R: 0 E: 0 K: 0 S: 17	H: 1 LOB: 0 BB: 0 P: 22	R: 0 E: 0 K: 0 S: 8	H: 0 LOB: 0 BB: 0 P: 13	R: 0 E: 0 K: 1 S: 6	H: 1 LOB: 0 BB: 1 P: 11	R: 0 E: 0 K: 0 S: 9	H: 1 LOB: 0 BB: 0 P: 15	R: 3 E: 0 K: 0 S: 16	H: 3 LOB: 0 BB: 0 P: 24	R: 0 E: 0 K: 0 S: 6	H: 0 LOB: 0 BB: 0 P: 10	R: 1 E: 0 K: 1 S: 12	H: 0 LOB: 1 BB: 1 P: 23	1B: 4 2B: 3 3B: 0 HR: 1	SF: 0 SAC: 0 DP: 2 HBP: 1	WP: 2 PB: 0 SB: 0 CS: 0	PA: 34
<b>PITCHER</b>	IP WLS BF H R ER SO BB IBB HBP BLK WP HR S P ERA WHIP																			
27 Lucas Giolito, R ERA: 3.84	6.0 W 21 6 3 3 1 1 0 0 0 0 1 65 97 4.50 1.167																			
43 Evan Marshall, R ERA: 5.6	0.2 4 2 2 2 0 0 0 0 0 0 0 9 14 27.00 3.000																			
61 Ryan Burr, R ERA:	1.1 H 4 0 0 0 0 0 0 0 0 0 9 14 0.00 0.000																			
31 Liam Hendriks, R ERA: 2.38	1.0 S 5 0 1 1 1 1 0 1 0 2 0 12 23 9.00 1.000																			

Batter	1	2	3	4	5	6	7	8	9	AB	R	H	RBI	BB	SO	LOB	BOTTOM			
7 Tim Anderson, R OBP: 0.330, SLG: 0.410	0-1 F FF 88 X SL 81	1-1 B SL 81 B SL 80 X SL 89		0-1 F FS 84 X FS 85	3-2 B FF 90 F SL 83 B SL 83 D KC 80 X SL 83			0-0 X KC 82		5	0	1	1	0	0	2	<b>Minnesota Twins @ Chicago White Sox</b> Guaranteed Rate Field, Chicago, IL Tue Jun 29 2021, 7:11 PM - 10:40 PM CDT Att: 17,382 - Partly Cloudy - 83 F <a href="http://livebaseballscorecards.com">livebaseballscorecards.com</a>			
18 Brian Goodwin, L OBP: 0.339, SLG: 0.408	4-0 B CU 72 B SL 79 B FF 90	0-2 C SL 79 S SL 80 X SL 80		0-0 X CU 74	1-0 1 SAFE D SI 90 1 SAFE			2-1 C CS 76 B KC 83 B KC 77 X FF 92		4	1	0	0	1	1	2				
79 José Abreu, R OBP: 0.323, SLG: 0.430	4-2 C FF 90 B SL 82 B SL 81 F FF 91 B SL 80		4-1 B FF 90 B SL 82 B SL 82 F FF 90 B SL 79	1-3 B FS 83 S FS 84 X FS 84			1-2 F FF 90 F FF 91 F KC 78 X SL 84			2	1	0	0	2	1	0				
24 Yasmani Grandal, S OBP: 0.391, SLG: 0.413	4-2 B FF 89 B SL 88 B SL 76 B SL 79 B SL 80		0-0 X FF 89	1-3 B FS 83 S FS 84 X FS 84			2-3 B KC 76 B KC 83 B KC 83 X SL 85			3	1	1	0	1	2	0				
21 Zack Collins, L OBP: 0.320, SLG: 0.364	2-1 B SL 78 D FS 84 X FF 90		0-3 F FF 90 F FS 83 S FS 83				0-1 C CU 74 X FS 84			4	1	1	1	0	2	4				
25 Andrew Vaughn, R OBP: 0.307, SLG: 0.393	1-2 T SL 82 F SL 82 B FF 90 X SL 81		0-1 F FF 90 X SL 90				0-2 C FF 90 F SL 82 X SL 82			3	1	2	0	1	0	2				
32 Gavin Sheets, L OBP: 0.500, SLG: 0.750		1-0 B SL 90 X FS 82	1-2 S FS 84 F FS 86 X FS 84				2-0 B FF 91 B FS 84 X FS 83			4	1	2	2	0	1	3				
0 Billy Hamilton, S OBP: 0.247, SLG: 0.406			1-2 S FS 84 F FS 86 X FS 84				2-3 B FS 83 S FS 84 X FS 84			0	0	0	0	0	0	0				
28 Leury Garcia, S OBP: 0.308, SLG: 0.320		4-1 B SL 88 D SL 80 C SL 89 B SL 88		0-0 X FS 84			1-1 B FF 90 F FS 82 X FS 83			2	0	1	2	1	1	1				
20 Danny Mendick, R OBP: 0.310, SLG: 0.296		2-1 D SL 81 C FF 99 B FF 90 X SL 89	1-2 S SL 82 B SL 82 X SL 83				0-1 C FF 89 X SL 89			4	1	1	1	0	0	4				
<b>Inning Stats</b>	R: 1 E: 0 K: 0 S: 15	H: 0 LOB: 2 BB: 3 P: 30	R: 0 E: 0 K: 1 S: 9	H: 1 LOB: 1 BB: 1 P: 17	R: 2 E: 0 K: 1 S: 15	H: 3 LOB: 2 BB: 1 P: 21	R: 0 E: 0 K: 1 S: 6	H: 0 LOB: 0 BB: 0 P: 7	R: 4 E: 0 K: 1 S: 17	H: 5 LOB: 0 BB: 0 P: 25	R: 0 E: 0 K: 1 S: 11	H: 0 LOB: 0 BB: 0 P: 16	R: 0 E: 0 K: 3 S: 14	H: 0 LOB: 1 BB: 1 P: 23	R: 0 E: 0 K: 0 S: 7	H: 0 LOB: 0 BB: 0 P: 11	1B: 8 2B: 1 3B: 0 HR: 0	SF: 1 SAC: 0 DP: 0 HBP: 0	WP: 0 PB: 0 SB: 0 CS: 1	PA: 39
<b>PITCHER</b>	IP WLS BF H R ER SO BB IBB HBP BLK WP HR S P ERA WHIP																			
18 Kenta Maeda, R ERA: 5.96	4.2 L 27 8 7 7 4 5 0 0 0 0 0 26 92 13.50 2.786																			
53 Danny Coulombe, L ERA: 2.45	2.0 7 1 0 0 3 1 0 0 0 0 0 26 43 0.00 1.000																			
21 Tyler Duffey, R ERA: 3.52	1.1 4 0 0 0 1 0 0 0 0 0 0 10 15 0.00 0.000																			

AB 31  
R 6  
H 8  
RBI 6  
BB 2  
SO 2  
LOB 8



AB 31  
R 7  
H 9  
RBI 7  
BB 6  
SO 8  
LOB 18

















Batter	1	2	3	4	5	6	7	8	9	AB	R	H	RBI	BB	SO	LOB	TOP					
7 Tim Anderson, R OBP: 0.327, SLG: 0.408										4	2	2	0	0	1	2	<b>Chicago White Sox @ Detroit Tigers</b> Comerica Park, Detroit, MI Sat Jul 03 2021, 4:10 PM - 7:18 PM EDT Att: 17,230 - Sunny - 79 F					
32 Gavin Sheets, L OBP: 0.381, SLG: 0.778										3	0	0	0	1	0	4						
79 José Abreu, R OBP: 0.326, SLG: 0.434										4	2	2	2	0	0	1						
25 Andrew Vaughn, R OBP: 0.316, SLG: 0.433										4	0	1	0	0	1	1						
28 Leury García, S OBP: 0.315, SLG: 0.338										3	1	2	3	1	0	1						
30 Jake Burger, R OBP: 0.250, SLG: 0.375										4	0	0	0	0	2	3						
0 Billy Hamilton, S OBP: 0.247, SLG: 0.416										4	0	1	0	0	3	0						
21 Zack Collins, L OBP: 0.323, SLG: 0.379										4	0	0	0	0	3	1						
20 Danny Mendick, R OBP: 0.317, SLG: 0.296										3	0	0	0	1	1	0						
<b>Inning Stats</b>	R: 2 H: 3 E: 0 K: 1 S: 18	H: 3 LOB: 1 BB: 0 P: 22	R: 0 H: 1 E: 0 K: 1 S: 13	H: 1 LOB: 2 BB: 1 P: 22	R: 0 H: 1 E: 0 K: 0 S: 9	H: 1 LOB: 1 BB: 0 P: 14	R: 0 H: 0 E: 0 K: 2 S: 7	H: 0 LOB: 0 BB: 0 P: 11	R: 3 H: 3 E: 0 K: 2 S: 18	H: 3 LOB: 0 BB: 0 P: 25	R: 0 H: 0 E: 0 K: 3 S: 12	H: 0 LOB: 0 BB: 0 P: 17	R: 0 H: 0 E: 0 K: 0 S: 6	H: 0 LOB: 0 BB: 1 P: 11	R: 0 H: 0 E: 0 K: 0 S: 6	H: 0 LOB: 0 BB: 0 P: 13	R: 0 H: 0 E: 0 K: 2 S: 10	H: 0 LOB: 0 BB: 0 P: 15	1B: 4 2B: 3 HR: 1	SF: 0 SAC: 0 DP: 2 HBP: 0	WP: 0 PB: 0 SB: 0 CS: 0	PA: 36
<b>PITCHER</b>	IP WLS BF H R ER SO BB IBB HBP BLK WP HR S P ERA WHIP																					
29 Tarik Skubal, L ERA: 4.35	5.0 W 24 8 5 5 6 1 0 0 0 0 0 1 65 94 9.00 1.800																					
77 Joe Jiménez, R ERA: 6.5	1.0 H 3 0 0 0 3 0 0 0 0 0 0 0 12 17 0.00 0.000																					
67 José Cisnero, R ERA: 2.75	1.0 H 3 0 0 0 0 1 0 0 0 0 0 0 6 11 0.00 1.000																					
36 Kyle Funkhouser, R ERA: 2.93	1.0 3 0 0 0 0 1 0 0 0 0 0 0 6 13 0.00 1.000																					
45 Buck Farmer, R ERA: 8.71	1.0 3 0 0 0 2 0 0 0 0 0 0 0 10 15 0.00 0.000																					

Batter	1	2	3	4	5	6	7	8	9	AB	R	H	RBI	BB	SO	LOB	BOTTOM	
60 Akil Baddoo, L OBP: 0.367, SLG: 0.475										4	1	0	0	1	1	0	<b>Chicago White Sox @ Detroit Tigers</b> Comerica Park, Detroit, MI Sat Jul 03 2021, 4:10 PM - 7:18 PM EDT Att: 17,230 - Sunny - 79 F	
7 Jonathan Schoop, R OBP: 0.330, SLG: 0.490										4	3	2	3	1	1	0		
46 Jeimer Candelario, S OBP: 0.342, SLG: 0.360										4	1	1	1	1	1	1		
24 Miguel Cabrera, R OBP: 0.300, SLG: 0.360										3	1	2	0	1	1	2		
41 Daz Cameron, R OBP: 0.254, SLG: 0.490										1	1	0	0	0	1	0		
13 Eric Haase, R OBP: 0.304, SLG: 0.563										4	2	3	6	0	1	2		
8 Robbie Grossman, S OBP: 0.343, SLG: 0.363										2	0	0	0	2	0	2		
59 Zack Short, R OBP: 0.486, SLG: 0.500										2	0	0	1	2	0	1		
9 Willi Castro, S OBP: 0.287, SLG: 0.352										4	1	1	0	0	2	4		
34 Jake Rogers, R OBP: 0.280, SLG: 0.430										4	1	1	0	0	1	1		
<b>Inning Stats</b>	R: 0 H: 0 E: 0 K: 1 S: 9	H: 2 LOB: 1 BB: 0 P: 12	R: 0 H: 0 E: 0 K: 1 S: 15	H: 0 LOB: 0 BB: 0 P: 17	R: 3 H: 1 E: 0 K: 0 S: 13	H: 1 LOB: 0 BB: 2 P: 24	R: 4 H: 4 E: 0 K: 2 S: 20	H: 4 LOB: 3 BB: 3 P: 42	R: 0 H: 0 E: 0 K: 2 S: 8	H: 0 LOB: 0 BB: 0 P: 17	R: 3 H: 2 E: 0 K: 1 S: 15	H: 2 LOB: 1 BB: 3 P: 29	R: 1 H: 1 E: 0 K: 2 S: 16	H: 1 LOB: 0 BB: 0 P: 24	1B: 7 2B: 0 3B: 0 HR: 3	SF: 0 SAC: 0 DP: 1 HBP: 0	WP: 2 PB: 0 SB: 0 CS: 1	PA: 40
<b>PITCHER</b>	IP WLS BF H R ER SO BB IBB HBP BLK WP HR S P ERA WHIP																	
60 Dallas Keuchel, L ERA: 4.48	4.0 L 21 7 7 7 2 3 0 0 0 0 1 0 15 31 15.75 2.500																	
61 Ryan Burr, R ERA: 20.25	1.1 8 2 3 3 2 3 0 0 0 0 0 1 17 40 20.25 3.750																	
63 Matt Foster, R ERA: 6.57	1.2 6 1 1 1 3 0 0 0 0 0 0 1 22 30 5.40 0.600																	

AB	33
R	5
H	8
RBI	5
BB	3
SO	11
LOB	13



AB	32
R	11
H	10
RBI	11
BB	8
SO	9
LOB	13

















Batter	1	2	3	4	5	6	7	8	9	AB	R	H	RBI	BB	SO	LOB	TOP						
7 Tim Anderson, R (1, 6) OBP: 0.346, SLG: 0.422										4	1	4	1	1	0	0							
32 Gavin Sheets, L (1, 3) OBP: 0.343, SLG: 0.567										3	0	0	0	1	0	3							
25 Andrew Vaughn, R (9, PH) OBP: 0.307, SLG: 0.421										5	0	0	0	0	1	5							
79 José Abreu, R (1, 10) OBP: 0.323, SLG: 0.444											5	0	2	1	0	2	1						
18 Brian Goodwin, L (1, 9) OBP: 0.349, SLG: 0.493											4	2	3	3	0	0	0						
15 Adam Engel, R (1, 8) OBP: 0.333, SLG: 0.606											4	0	2	1	0	2	1						
28 Leury García, S (1, 4) OBP: 0.325, SLG: 0.360											4	1	2	0	0	1	2						
30 Jake Burger, R (1, 5) OBP: 0.399, SLG: 0.588											3	0	0	0	0	1	3						
0 Billy Hamilton, S (1, 7) OBP: 0.258, SLG: 0.424																							
44 Seby Zavala, R (1, 2) OBP: 0.333, SLG: 0.606																							
<b>Inning Stats</b>	R: 0 E: 0 K: 0 S: 10	H: 1 LOB: 0 BB: 0 P: 13	R: 2 E: 0 K: 1 S: 14	H: 3 LOB: 1 BB: 0 P: 15	R: 0 E: 0 K: 1 S: 8	H: 1 LOB: 0 BB: 0 P: 13	R: 0 E: 1 K: 1 S: 9	H: 2 LOB: 1 BB: 0 P: 15	R: 1 E: 0 K: 0 S: 10	H: 2 LOB: 1 BB: 0 P: 13	R: 2 E: 0 K: 1 S: 13	H: 3 LOB: 1 BB: 0 P: 20	R: 1 E: 0 K: 0 S: 9	H: 2 LOB: 1 BB: 1 P: 17	R: 0 E: 0 K: 2 S: 18	H: 1 LOB: 1 BB: 0 P: 26	R: 0 E: 0 K: 2 S: 13	H: 0 LOB: 1 BB: 1 P: 20	1B: 7 2B: 8 3B: 1 HR: 1	SF: 0 SAC: 1 DP: 3 HBP: 0	WP: 0 PB: 0 SB: 1 CS: 1	PA: 41	
<b>PITCHER</b>	IP WLS BF H R ER SO BB IBB HBP BLK WP HR S P ERA WHIP	IP WLS BF H R ER SO BB IBB HBP BLK WP HR S P ERA WHIP	IP WLS BF H R ER SO BB IBB HBP BLK WP HR S P ERA WHIP	IP WLS BF H R ER SO BB IBB HBP BLK WP HR S P ERA WHIP	IP WLS BF H R ER SO BB IBB HBP BLK WP HR S P ERA WHIP	IP WLS BF H R ER SO BB IBB HBP BLK WP HR S P ERA WHIP	IP WLS BF H R ER SO BB IBB HBP BLK WP HR S P ERA WHIP	IP WLS BF H R ER SO BB IBB HBP BLK WP HR S P ERA WHIP	IP WLS BF H R ER SO BB IBB HBP BLK WP HR S P ERA WHIP	IP WLS BF H R ER SO BB IBB HBP BLK WP HR S P ERA WHIP	IP WLS BF H R ER SO BB IBB HBP BLK WP HR S P ERA WHIP	IP WLS BF H R ER SO BB IBB HBP BLK WP HR S P ERA WHIP	IP WLS BF H R ER SO BB IBB HBP BLK WP HR S P ERA WHIP	IP WLS BF H R ER SO BB IBB HBP BLK WP HR S P ERA WHIP	IP WLS BF H R ER SO BB IBB HBP BLK WP HR S P ERA WHIP	IP WLS BF H R ER SO BB IBB HBP BLK WP HR S P ERA WHIP	IP WLS BF H R ER SO BB IBB HBP BLK WP HR S P ERA WHIP	IP WLS BF H R ER SO BB IBB HBP BLK WP HR S P ERA WHIP	IP WLS BF H R ER SO BB IBB HBP BLK WP HR S P ERA WHIP	IP WLS BF H R ER SO BB IBB HBP BLK WP HR S P ERA WHIP	IP WLS BF H R ER SO BB IBB HBP BLK WP HR S P ERA WHIP	IP WLS BF H R ER SO BB IBB HBP BLK WP HR S P ERA WHIP	IP WLS BF H R ER SO BB IBB HBP BLK WP HR S P ERA WHIP

Chicago White Sox @ Minnesota Twins  
Target Field, Minneapolis, MN  
Wed Jul 07 2021, 12:13 PM - 3:20 PM CDT  
Att: 19,664 - Overcast - 60 F

livebaseballscorecards.com

AB 37  
R 6  
H 15  
RBI 6  
BB 2  
SO 8  
LOB 18

Batter	1	2	3	4	5	6	7	8	9	AB	R	H	RBI	BB	SO	LOB	BOTTOM						
2 Luis Arraez, L (1, 5) OBP: 0.363, SLG: 0.382										4	0	2	0	0	0	0							
11 Jorge Polanco, S (1, 4) OBP: 0.314, SLG: 0.416										4	0	2	0	0	1	2							
24 Trevor Larnach, L (1, 7) OBP: 0.361, SLG: 0.445										3	1	1	1	1	1	2							
23 Nelson Cruz, R (1, 10) OBP: 0.377, SLG: 0.562										4	0	1	0	0	0	3							
19 Alex Kirilloff, L (1, 3) OBP: 0.307, SLG: 0.444										3	0	0	0	1	2	2							
26 Max Kepler, L (1, 9) OBP: 0.302, SLG: 0.435										3	0	0	0	1	1	2							
1 Nick Gordon, L (1, 8) OBP: 0.304, SLG: 0.369										4	0	0	0	0	2	2							
70 Ben Rortved, L (1, 2) OBP: 0.194, SLG: 0.194										3	0	0	0	0	1	2							
22 Miguel Sano, R (9, PH) OBP: 0.283, SLG: 0.427										4	0	0	0	0	0	0							
9 Andrelton Simmons, R (1, 6) OBP: 0.300, SLG: 0.311																							
<b>Inning Stats</b>	R: 0 E: 0 K: 0 S: 6	H: 1 LOB: 0 BB: 0 P: 9	R: 0 E: 0 K: 2 S: 8	H: 0 LOB: 0 BB: 0 P: 10	R: 0 E: 0 K: 1 S: 9	H: 1 LOB: 1 BB: 0 P: 14	R: 1 E: 0 K: 2 S: 18	H: 1 LOB: 2 BB: 2 P: 32	R: 0 E: 0 K: 0 S: 15	H: 0 LOB: 0 BB: 1 P: 23	R: 0 E: 0 K: 1 S: 8	H: 0 LOB: 0 BB: 0 P: 14	R: 0 E: 0 K: 0 S: 5	H: 0 LOB: 0 BB: 0 P: 6	R: 0 E: 0 K: 2 S: 14	H: 2 LOB: 2 BB: 0 P: 18	R: 0 E: 0 K: 1 S: 10	H: 0 LOB: 0 BB: 0 P: 14	1B: 4 2B: 1 3B: 0 HR: 1	SF: 0 SAC: 0 DP: 0 HBP: 0	WP: 1 PB: 0 SB: 0 CS: 0	PA: 36	
<b>PITCHER</b>	IP WLS BF H R ER SO BB IBB HBP BLK WP HR S P ERA WHIP	IP WLS BF H R ER SO BB IBB HBP BLK WP HR S P ERA WHIP	IP WLS BF H R ER SO BB IBB HBP BLK WP HR S P ERA WHIP	IP WLS BF H R ER SO BB IBB HBP BLK WP HR S P ERA WHIP	IP WLS BF H R ER SO BB IBB HBP BLK WP HR S P ERA WHIP	IP WLS BF H R ER SO BB IBB HBP BLK WP HR S P ERA WHIP	IP WLS BF H R ER SO BB IBB HBP BLK WP HR S P ERA WHIP	IP WLS BF H R ER SO BB IBB HBP BLK WP HR S P ERA WHIP	IP WLS BF H R ER SO BB IBB HBP BLK WP HR S P ERA WHIP	IP WLS BF H R ER SO BB IBB HBP BLK WP HR S P ERA WHIP	IP WLS BF H R ER SO BB IBB HBP BLK WP HR S P ERA WHIP	IP WLS BF H R ER SO BB IBB HBP BLK WP HR S P ERA WHIP	IP WLS BF H R ER SO BB IBB HBP BLK WP HR S P ERA WHIP	IP WLS BF H R ER SO BB IBB HBP BLK WP HR S P ERA WHIP	IP WLS BF H R ER SO BB IBB HBP BLK WP HR S P ERA WHIP	IP WLS BF H R ER SO BB IBB HBP BLK WP HR S P ERA WHIP	IP WLS BF H R ER SO BB IBB HBP BLK WP HR S P ERA WHIP	IP WLS BF H R ER SO BB IBB HBP BLK WP HR S P ERA WHIP	IP WLS BF H R ER SO BB IBB HBP BLK WP HR S P ERA WHIP	IP WLS BF H R ER SO BB IBB HBP BLK WP HR S P ERA WHIP	IP WLS BF H R ER SO BB IBB HBP BLK WP HR S P ERA WHIP	IP WLS BF H R ER SO BB IBB HBP BLK WP HR S P ERA WHIP	IP WLS BF H R ER SO BB IBB HBP BLK WP HR S P ERA WHIP

Chicago White Sox @ Minnesota Twins  
Target Field, Minneapolis, MN  
Wed Jul 07 2021, 12:13 PM - 3:20 PM CDT  
Att: 19,664 - Overcast - 60 F

livebaseballscorecards.com

AB 33  
R 1  
H 6  
RBI 1  
BB 3  
SO 9  
LOB 15



Batter	1	2	3	4	5	6	7	8	9	AB	R	H	RBI	BB	SO	LOB	TOP									
7 Tim Anderson, R OBP: 0.350, SLG: 0.429										5	3	3	2	0	2	1	Chicago White Sox @ Baltimore Orioles Oriole Park at Camden Yards, Baltimore, MD Fri Jul 09 2021, 7:07 PM - 10:35 PM EDT Att: 12,077 - Cloudy - 83 F									
20 Danny Mendick, R OBP: 0.305, SLG: 0.283										1	0	0	0	0	1	0										
10 Yadir Moya, S OBP: 0.398, SLG: 0.391										3	2	1	0	2	0	1										
30 Jake Burger, R OBP: 0.368, SLG: 0.556										1	1	0	0	0	0	0										
79 Jose Abreu, R OBP: 0.329, SLG: 0.450										3	0	2	3	2	0	0										
21 Zack Collins, L OBP: 0.333, SLG: 0.390										0	1	0	0	0	0	0										
18 Brian Goodwin, L OBP: 0.348, SLG: 0.488										5	0	1	2	1	0	5										
63 Matt Foster, R OBP: 0.316, SLG: 0.429										0	0	0	0	0	0	0										
15 Adam Engel, R OBP: 0.310, SLG: 0.632										5	1	1	4	0	1	4										
28 Leury Garcia, S OBP: 0.325, SLG: 0.360										6	0	2	0	0	1	4										
25 Andrew Vaughn, R OBP: 0.316, SLG: 0.429										5	1	3	0	1	0	1										
32 Gavin Sheets, L OBP: 0.375, SLG: 0.636										3	2	1	1	2	1	3										
44 Seby Zavala, R OBP: 0.143, SLG: 0.286										4	1	1	0	0	3	3										
<b>Inning Stats</b>	R: 0 E: 0 K: 1 S: 8	H: 0 LOB: 0 BB: 0 P: 13	R: 0 E: 0 K: 1 S: 14	H: 2 LOB: 2 BB: 0 P: 19	R: 1 E: 0 K: 1 S: 18	H: 2 LOB: 2 BB: 1 P: 32	R: 0 E: 0 K: 1 S: 11	H: 1 LOB: 1 BB: 0 P: 14	R: 1 E: 0 K: 0 S: 10	H: 3 LOB: 2 BB: 0 P: 16	R: 4 E: 0 K: 1 S: 17	H: 1 LOB: 2 BB: 5 P: 39	R: 3 E: 0 K: 1 S: 16	H: 3 LOB: 1 BB: 1 P: 30	R: 0 E: 0 K: 2 S: 12	H: 1 LOB: 2 BB: 1 P: 20	R: 3 E: 1 K: 1 S: 14	H: 2 LOB: 1 BB: 0 P: 22	1B: 8 2B: 5 3B: 0 HR: 2	SF: 1 SAC: 1 DP: 0 HBP: 0	WP: 2 PB: 0 CS: 0	PA: 52				
<b>PITCHER</b>	IP WLS BF ERA	WLS R ER SO	H R ER SO	R ER SO	BB IBB HBP BLK	WP HR S P	ERA WHIP	<b>PITCHER</b>	IP WLS BF ERA	WLS R ER SO	H R ER SO	R ER SO	BB IBB HBP BLK	WP HR S P	ERA WHIP											
48 Jorge López, R ERA: 5.95	4.0	L	21	8	2	2	4	1	0	57	87	4.50	2.250	11 Pat Valaika, R ERA:	0.1		1	0	0	0	0	0	0	0	0.00	0.000
54 Cole Sulser, R ERA: 3.09	1.0	5	0	2	2	0	0	2	0	0	0	0	0	0	8	19	18.00	2.000								
55 Dillon Tate, R ERA: 4.66	1.0	7	1	2	2	1	3	0	0	0	0	0	0	13	27	18.00	4.000									
62 César Valdez, R ERA: 6.91	1.0	7	3	3	3	1	1	0	0	0	1	16	30	27.00	4.000											
81 Shaun Anderson, R ERA: 7.54	1.2	11	3	3	0	3	1	0	1	0	1	24	40	0.00	2.400											

Batter	1	2	3	4	5	6	7	8	9	AB	R	H	RBI	BB	SO	LOB	BOTTOM			
31 Cedric Mullins, L OBP: 0.382, SLG: 0.545										4	0	1	0	0	0	1	Chicago White Sox @ Baltimore Orioles Oriole Park at Camden Yards, Baltimore, MD Fri Jul 09 2021, 7:07 PM - 10:35 PM EDT Att: 12,077 - Cloudy - 83 F			
21 Austin Hays, R OBP: 0.297, SLG: 0.423										4	0	0	0	0	2					
16 Trey Mancini, R OBP: 0.331, SLG: 0.453										4	0	1	0	0	1	1				
6 Ryan Mountcastle, R OBP: 0.350, SLG: 0.448										3	0	0	0	1	1	0				
75 Domingo Leyba, S OBP: 0.213, SLG: 0.182										0	0	0	0	0	0	0				
25 Anthony Santander, S OBP: 0.279, SLG: 0.399										4	0	1	0	0	1	3				
29 Ramón Uriás, R OBP: 0.362, SLG: 0.468										4	1	2	1	0	0	1				
28 Pedro Severino, R OBP: 0.305, SLG: 0.327										4	0	0	0	0	2	3				
11 Pat Valaika, R OBP: 0.263, SLG: 0.253										4	0	0	0	0	1	3				
82 Kelvin Gutiérrez, R OBP: 0.267, SLG: 0.304										3	0	2	0	0	0	0				
<b>Inning Stats</b>	R: 0 E: 0 K: 0 S: 9	H: 1 LOB: 2 BB: 1 P: 18	R: 1 E: 0 K: 1 S: 11	H: 2 LOB: 1 BB: 0 P: 14	R: 0 E: 0 K: 0 S: 4	H: 0 LOB: 0 BB: 0 P: 6	R: 0 E: 0 K: 0 S: 10	H: 1 LOB: 1 BB: 0 P: 18	R: 0 E: 0 K: 2 S: 12	H: 1 LOB: 2 BB: 0 P: 17	R: 0 E: 0 K: 0 S: 7	H: 0 LOB: 0 BB: 0 P: 9	R: 0 E: 0 K: 3 S: 12	H: 0 LOB: 0 BB: 0 P: 15	R: 0 E: 0 K: 0 S: 11	H: 0 LOB: 0 BB: 0 P: 16	1B: 4 2B: 2 3B: 0 HR: 1	SF: 0 SAC: 0 DP: 1 HBP: 0	WP: 0 PB: 0 CS: 0	PA: 35
<b>PITCHER</b>	IP WLS BF ERA	WLS R ER SO	H R ER SO	R ER SO	BB IBB HBP BLK	WP HR S P	ERA WHIP	<b>PITCHER</b>	IP WLS BF ERA	WLS R ER SO	H R ER SO	R ER SO	BB IBB HBP BLK	WP HR S P	ERA WHIP					
60 Dallas Keuchel, L ERA: 4.25	1.0	3	0	0	0	3	0	0	0	0	12	15	0.00	0.000						
34 Michael Kopech, R ERA: 1.57	1.0	3	0	0	0	0	0	0	11	16	0.00	0.000								
63 Matt Foster, R ERA: 6.31	1.0	3	0	0	0	0	0	0	0	0	11	16	0.00	0.000						













Batter	1	2	3	4	5	6	7	8	9	AB R H RBI BB SO LOB	TOP											
27 Jose Altuve, R OBP: 0.359, SLG: 0.494										5 1 1 0 0 0 3	<b>Houston Astros @ Chicago White Sox</b> Guaranteed Rate Field, Chicago, IL Fri Jul 16 2021, 7:11 PM - 10:18 PM CDT Att: 34,516 - Overcast - 70 F											
23 Michael Brantley, L OBP: 0.376, SLG: 0.486										4 2 2 1 0 1 0												
10 Yuli Gurriel, R OBP: 0.383, SLG: 0.479										4 1 3 2 1 1 0												
44 Yordan Alvarez, L OBP: 0.356, SLG: 0.519										5 0 0 0 0 4 6												
1 Carlos Correa, R OBP: 0.380, SLG: 0.502										5 0 0 0 0 2 2												
30 Kyle Tucker, L OBP: 0.334, SLG: 0.505										5 1 3 1 0 1 0												
13 Abraham Toro, S OBP: 0.296, SLG: 0.333										4 1 0 0 0 1 2												
3 Myles Straw, R OBP: 0.349, SLG: 0.336										3 0 1 3 1 1 1												
15 Martín Maldonado, R OBP: 0.259, SLG: 0.290										2 1 0 0 0 2 1 1												
<b>Inning Stats</b>	R: 0 E: 0 K: 2 S: 7	H: 0 LOB: 0 BB: 0 P: 11	R: 0 E: 0 K: 3 S: 10	H: 0 LOB: 0 BB: 0 P: 14	R: 2 E: 0 K: 1 S: 12	H: 2 LOB: 2 BB: 1 P: 23	R: 0 E: 0 K: 1 S: 14	H: 1 LOB: 1 BB: 0 P: 19	R: 1 E: 0 K: 2 S: 12	H: 2 LOB: 1 BB: 0 P: 15	R: 0 E: 0 K: 1 S: 20	H: 1 LOB: 3 BB: 2 P: 32	R: 4 E: 0 K: 1 S: 21	H: 3 LOB: 1 BB: 1 P: 37	R: 0 E: 0 K: 0 S: 11	H: 1 LOB: 1 BB: 0 P: 18	R: 0 E: 0 K: 1 S: 15	H: 0 LOB: 0 BB: 0 P: 19	1B: 7 2B: 2 HR: 1	SF: 0 SAC: 0 DP: 0	WP: 3 PB: 0 SB: 1 CS: 0	PA: 43
<b>PITCHER</b>	IP WLS BF H R ER SO BB IBB HBP BLK WP HR S P ERA WHIP											IP WLS BF H R ER SO BB IBB HBP BLK WP HR S P ERA WHIP										
84 Dylan Cease, R ERA: 4.15	5.2 L 26 6 3 3 10 2 0 1 0 0 1 69 104 4.76 1.412																					
65 Codi Heuer, R ERA: 4.73	0.1 2 0 0 0 0 1 0 0 0 1 0 6 10 0.00 3.000																					
39 Aaron Bummer, L ERA: 4.35	0.2 6 2 4 1 1 0 0 1 0 2 0 16 29 54.00 4.500																					
66 José Ruiz, R ERA: 3.06	0.1 2 1 0 0 0 0 0 0 0 0 0 5 8 0.00 3.000																					
40 Reynaldo López, R ERA:	2.0 7 1 0 0 1 0 0 0 0 0 0 26 37 0.00 0.500																					

Batter	1	2	3	4	5	6	7	8	9	AB R H RBI BB SO LOB	BOTTOM											
7 Tim Anderson, R OBP: 0.347, SLG: 0.432										4 1 2 0 0 1 0	<b>Houston Astros @ Chicago White Sox</b> Guaranteed Rate Field, Chicago, IL Fri Jul 16 2021, 7:11 PM - 10:18 PM CDT Att: 34,516 - Overcast - 70 F											
10 Yadir Moncada, S OBP: 0.402, SLG: 0.393										3 0 1 1 1 1 1												
79 José Abreu, R OBP: 0.331, SLG: 0.446										4 0 0 0 0 1 3												
18 Brian Goodwin, L OBP: 0.340, SLG: 0.489										4 0 0 0 0 4 2												
25 Andrew Vaughn, R OBP: 0.316, SLG: 0.447										3 0 0 0 0 1 1												
28 Leury García, S OBP: 0.326, SLG: 0.364										3 0 0 0 0 1 0												
15 Adam Engel, R OBP: 0.320, SLG: 0.644										3 0 0 0 0 2 0												
32 Gavin Sheets, L OBP: 0.320, SLG: 0.500										2 0 0 0 1 0 0												
21 Zack Collins, L OBP: 0.324, SLG: 0.372										3 0 0 0 0 1 1												
<b>Inning Stats</b>	R: 1 E: 0 K: 1 S: 8	H: 2 LOB: 1 BB: 0 P: 9	R: 0 E: 0 K: 2 S: 10	H: 0 LOB: 1 BB: 1 P: 18	R: 0 E: 0 K: 1 S: 11	H: 0 LOB: 0 BB: 1 P: 18	R: 0 E: 0 K: 1 S: 6	H: 0 LOB: 0 BB: 0 P: 8	R: 0 E: 0 K: 1 S: 5	H: 0 LOB: 0 BB: 0 P: 12	R: 0 E: 0 K: 1 S: 9	H: 0 LOB: 0 BB: 0 P: 14	R: 0 E: 0 K: 3 S: 10	H: 0 LOB: 0 BB: 0 P: 15	R: 0 E: 0 K: 0 S: 7	H: 0 LOB: 0 BB: 0 P: 12	R: 0 E: 0 K: 2 S: 13	H: 1 LOB: 1 BB: 0 P: 18	1B: 1 2B: 1 HR: 0	SF: 0 SAC: 0 DP: 1	WP: 0 PB: 0 SB: 0 CS: 0	PA: 31
<b>PITCHER</b>	IP WLS BF H R ER SO BB IBB HBP BLK WP HR S P ERA WHIP											IP WLS BF H R ER SO BB IBB HBP BLK WP HR S P ERA WHIP										
43 Lance McCullers Jr., R ERA: 2.8	7.0 W 24 2 1 1 10 2 0 0 0 0 0 7 12 0.00 0.000																					
66 Bryan Abreu, R ERA: 4.5	1.0 3 0 0 0 0 0 0 0 0 0 0 7 12 0.00 0.000																					
70 Andre Scrubb, R ERA: 5.03	1.0 4 1 0 0 2 0 0 0 0 0 0 13 18 0.00 1.000																					



Batter	1	2	3	4	5	6	7	8	9	AB	R	H	RBI	BB	SO	LOB	TOP			
27 Jose Altuve, R OBP: 0.358, SLG: 0.491										4	0	1	0	0	0	0	<b>Houston Astros @ Chicago White Sox</b> Guaranteed Rate Field, Chicago, IL Sat Jul 17 2021, 6:16 PM - 9:07 PM CDT Att: 34,304 - Cloudy - 73 F			
23 Michael Brantley, L OBP: 0.376, SLG: 0.490 20 Chas McCormick, R OBP: 0.311, SLG: 0.507										2	0	1	0	0	0	0				
10 Yuli Gurriel, R OBP: 0.379, SLG: 0.473										4	0	0	0	0	0	2				
44 Yordan Alvarez, L OBP: 0.353, SLG: 0.514										3	0	0	0	0	1	1				
1 Carlos Correa, R OBP: 0.378, SLG: 0.498 9 Robel Garcia, S OBP: 0.217, SLG: 0.226										2	0	0	0	0	1	0				
30 Kyle Tucker, L OBP: 0.331, SLG: 0.500										3	0	0	0	0	2	0				
13 Abraham Toro, S OBP: 0.297, SLG: 0.367										3	1	1	1	0	0	0				
18 Jason Castro, L OBP: 0.371, SLG: 0.353										3	0	0	0	0	2	0				
3 Myles Straw, R OBP: 0.346, SLG: 0.332										3	0	0	0	0	0	0				
<b>Inning Stats</b>	R: 0 E: 0 K: 0 S: 8	H: 1 LOB: 1 BB: 0 P: 13	R: 0 E: 0 K: 1 S: 7	H: 0 LOB: 0 BB: 0 P: 10	R: 0 E: 0 K: 1 S: 12	H: 0 LOB: 0 BB: 0 P: 15	R: 0 E: 0 K: 1 S: 8	H: 0 LOB: 0 BB: 0 P: 10	R: 0 E: 0 K: 2 S: 10	H: 0 LOB: 0 BB: 0 P: 12	R: 0 E: 0 K: 1 S: 7	H: 0 LOB: 0 BB: 0 P: 10	R: 0 E: 0 K: 1 S: 7	H: 1 LOB: 0 BB: 0 P: 8	R: 0 E: 0 K: 1 S: 11	H: 1 LOB: 1 BB: 0 P: 17		1B: 1 2B: 1 3B: 0 HR: 1	SF: 0 SAC: 0 DP: 0 HBP: 0	WP: 0 PB: 0 SB: 0 CS: 0
<b>PITCHER</b> 27 Lucas Giolito, R ERA: 3.9	IP: 9.0 WLS: W BF: 30 H: 3 R: 1 ER: 1 SO: 8 BB: 0 IBB: 0 HBP: 0 BLK: 0 WP: 0 HR: 1 S: 78 P: 107 ERA: 1.00 WHIP: 0.333																			

Batter	1	2	3	4	5	6	7	8	9	AB	R	H	RBI	BB	SO	LOB	BOTTOM			
7 Tim Anderson, R OBP: 0.351, SLG: 0.447										5	2	3	2	0	0	0	<b>Houston Astros @ Chicago White Sox</b> Guaranteed Rate Field, Chicago, IL Sat Jul 17 2021, 6:16 PM - 9:07 PM CDT Att: 34,304 - Cloudy - 73 F			
10 Yadn Moncada, S OBP: 0.402, SLG: 0.391										4	1	1	0	1	1	2				
79 José Abreu, R OBP: 0.334, SLG: 0.454										3	1	1	3	1	0	0				
18 Brian Goodwin, L OBP: 0.342, SLG: 0.485										5	0	2	0	0	0	5				
28 Leury Garcia, S OBP: 0.331, SLG: 0.361										2	1	0	0	2	0	2				
25 Andrew Vaughn, R OBP: 0.311, SLG: 0.438										5	0	0	0	0	0	5				
32 Gavin Sheets, L OBP: 0.340, SLG: 0.600 0 Billy Hamilton, S OBP: 0.250, SLG: 0.409										3	2	2	2	0	0	1				
30 Jake Burger, R OBP: 0.444, SLG: 0.720										4	2	2	2	0	1	0				
21 Zack Collins, L OBP: 0.329, SLG: 0.394										3	1	1	1	1	2	0				
<b>Inning Stats</b>	R: 0 E: 0 K: 0 S: 10	H: 0 LOB: 0 BB: 0 P: 15	R: 0 E: 0 K: 0 S: 7	H: 1 LOB: 1 BB: 1 P: 15	R: 2 E: 0 K: 1 S: 12	H: 2 LOB: 2 BB: 2 P: 25	R: 2 E: 0 K: 1 S: 15	H: 3 LOB: 3 BB: 1 P: 25	R: 2 E: 0 K: 1 S: 23	H: 1 LOB: 0 BB: 1 P: 34	R: 3 E: 0 K: 0 S: 16	H: 3 LOB: 0 BB: 0 P: 21	R: 1 E: 0 K: 1 S: 13	H: 1 LOB: 0 BB: 0 P: 19	R: 0 E: 0 K: 0 S: 9	H: 1 LOB: 2 BB: 0 P: 13		1B: 4 2B: 4 3B: 0 HR: 5	SF: 0 SAC: 0 DP: 1 HBP: 2	WP: 0 PB: 0 SB: 0 CS: 0
<b>PITCHER</b> 17 Jake Odorizzi, R ERA: 4.09 64 Brandon Bielak, R ERA: 5.77 3B Joe Smith, R ERA: 6.64 51 Austin Pruitt, R ERA: 4.5	IP: 3.1 WLS: L BF: 19 H: 4 R: 4 ER: 2 SO: 1 BB: 4 IBB: 0 HBP: 0 BLK: 0 WP: 0 HR: 2 S: 39 P: 73 ERA: 10.80 WHIP: 3.000																			



Batter	1	2	3	4	5	6	7	8	9	AB	R	H	RBI	BB	SO	LOB	TOP										
27 Jose Altuve, R OBP: 0.354, SLG: 0.485										4	0	0	0	0	2	1											
44 Yordan Alvarez, L OBP: 0.350, SLG: 0.509										3	0	0	0	0	2	0											
10 Yuli Gurriel, R OBP: 0.376, SLG: 0.469										3	0	0	0	0	2	0											
23 Michael Brantley, L OBP: 0.373, SLG: 0.485										3	0	0	0	0	0	0											
1 Carlos Correa, R OBP: 0.375, SLG: 0.494										3	0	0	0	0	2	0											
30 Kyle Tucker, L OBP: 0.328, SLG: 0.495										3	0	0	0	0	0	0											
3 Myles Straw, R OBP: 0.343, SLG: 0.329										3	0	0	0	0	2	0											
13 Abraham Toro, S OBP: 0.298, SLG: 0.366										3	0	1	0	0	0	0											
15 Martin Maldonado, R OBP: 0.257, SLG: 0.288										2	0	0	0	0	2	1											
18 Jason Castro, L OBP: 0.368, SLG: 0.349										1	0	0	0	0	1	0											
<b>Inning Stats</b>	R: 0 E: 0 K: 2 S: 9	H: 0 LOB: 0 BB: 0 P: 12	R: 0 E: 0 K: 1 S: 7	H: 0 LOB: 0 BB: 0 P: 9	R: 0 E: 0 K: 3 S: 13	H: 1 LOB: 1 BB: 0 P: 18	R: 0 E: 0 K: 2 S: 10	H: 0 LOB: 0 BB: 0 P: 16	R: 0 E: 0 K: 1 S: 7	H: 0 LOB: 0 BB: 0 P: 11	R: 0 E: 0 K: 1 S: 14	H: 0 LOB: 0 BB: 0 P: 20	R: 0 E: 0 K: 0 S: 8	H: 0 LOB: 0 BB: 0 P: 12	R: 0 E: 0 K: 1 S: 7	H: 0 LOB: 0 BB: 0 P: 11	R: 0 E: 0 K: 2 S: 9	H: 0 LOB: 0 BB: 0 P: 10	1B: 1 2B: 0 3B: 0 HR: 0	SF: 0 SAC: 0 DP: 0 HBP: 0	WP: 0 PB: 0 SB: 0 CS: 0	PA: 28					
<b>PITCHER</b>	IP	WLS	BF	H	R	ER	SO	BB	IBB	HBP	BLK	WP	HR	S	P	ERA	WHIP										
55 Carlos Rodón, L ERA: 2.14	7.0	W	22	1	0	0	10	0	0	0	0	0	0	68	98	0.00	0.143										
34 Michael Kopech, R ERA: 1.49	1.0		3	0	0	0	1	0	0	0	0	0	0	7	11	0.00	0.000										
31 Liam Hendriks, R ERA: 2.68	1.0		3	0	0	0	2	0	0	0	0	0	0	9	10	0.00	0.000										

Houston Astros @ Chicago White Sox  
Guaranteed Rate Field, Chicago, IL  
Sun Jul 18 2021, 1:12 PM - 3:39 PM CDT  
Att. 34,148 - Sunny - 81 F

AB 28  
R 0  
H 1  
RBI 0  
BB 0  
SO 13  
LOB 2



Batter	1	2	3	4	5	6	7	8	9	AB	R	H	RBI	BB	SO	LOB	BOTTOM										
7 Tim Anderson, R OBP: 0.350, SLG: 0.454										4	1	1	1	0	1	3											
15 Adam Engel, R OBP: 0.333, SLG: 0.633										4	0	2	1	0	0	0											
79 José Abreu, R OBP: 0.336, SLG: 0.456										3	0	1	0	0	0	1											
25 Andrew Vaughn, R OBP: 0.310, SLG: 0.435										4	0	1	0	0	0	3											
10 Yoán Moncada, S OBP: 0.401, SLG: 0.399										4	1	1	1	0	0	2											
30 Jake Burger, R OBP: 0.419, SLG: 0.643										3	0	0	0	1	1	0											
0 Billy Hamilton, S OBP: 0.240, SLG: 0.391										4	1	0	0	0	1	1											
44 Seby Zavala, R OBP: 0.214, SLG: 0.308										2	0	0	0	0	1	0											
20 Danny Mendick, R OBP: 0.313, SLG: 0.287										2	1	1	1	1	0	0											
<b>Inning Stats</b>	R: 0 E: 0 K: 0 S: 10	H: 0 LOB: 1 BB: 0 P: 13	R: 1 E: 0 K: 1 S: 13	H: 1 LOB: 2 BB: 1 P: 22	R: 0 E: 0 K: 0 S: 9	H: 0 LOB: 0 BB: 0 P: 13	R: 1 E: 0 K: 1 S: 6	H: 1 LOB: 0 BB: 0 P: 7	R: 1 E: 0 K: 0 S: 8	H: 3 LOB: 2 BB: 0 P: 14	R: 0 E: 0 K: 2 S: 8	H: 0 LOB: 0 BB: 0 P: 10	R: 1 E: 0 K: 0 S: 13	H: 2 LOB: 1 BB: 1 P: 21	R: 0 E: 0 K: 0 S: 5	H: 0 LOB: 0 BB: 0 P: 8	1B: 4 2B: 2 3B: 0 HR: 2	SF: 0 SAC: 0 DP: 1 HBP: 2	WP: 0 PB: 0 SB: 0 CS: 0	PA: 34							
<b>PITCHER</b>	IP	WLS	BF	H	R	ER	SO	BB	IBB	HBP	BLK	WP	HR	S	P	ERA	WHIP										
Framber Valdez, L ERA: 3.26	6.1	L	30	7	4	4	4	2	0	2	0	0	2	64	97	5.68	1.421										
45 Ryne Stanek, R ERA: 3.92	0.2		1	0	0	0	0	0	0	0	0	0	0	3	3	0.00	0.000										
62 Blake Taylor, L ERA: 3.92	1.0		3	0	0	0	0	0	0	0	0	0	0	5	8	0.00	0.000										

Houston Astros @ Chicago White Sox  
Guaranteed Rate Field, Chicago, IL  
Sun Jul 18 2021, 1:12 PM - 3:39 PM CDT  
Att. 34,148 - Sunny - 81 F

AB 30  
R 4  
H 7  
RBI 4  
BB 2  
SO 4  
LOB 10





Batter	1	2	3	4	5	6	7	8	9	AB	R	H	RBI	BB	SO	LOB	TOP			
2 Luis Arraez, L OBP: 0.367, SLG: 0.387 9 Andrelton Simmons, R OBP: 0.301, SLG: 0.395										4	1	2	0	0	0	2				
20 Josh Donaldson, R OBP: 0.353, SLG: 0.481										3	0	0	0	1	1	3				
24 Trevor Larnach, L OBP: 0.333, SLG: 0.393										4	0	0	0	0	2	6				
23 Nelson Cruz, R OBP: 0.379, SLG: 0.551										3	1	1	2	0	0	1				
11 Jorge Polanco, S OBP: 0.320, SLG: 0.426										4	0	2	1	0	1	0				
26 Max Kepler, L OBP: 0.320, SLG: 0.433										4	0	0	0	0	1	3				
22 Miguel Sanó, R OBP: 0.279, SLG: 0.427 19 Alex Kirilloff, L OBP: 0.303, SLG: 0.429										2	0	0	0	0	1	0				
1 Nick Gordon, L OBP: 0.292, SLG: 0.353										3	0	0	0	0	0	0				
27 Ryan Jeffers, R OBP: 0.282, SLG: 0.373 79 Gilberto Celestino, R OBP: 0.150, SLG: 0.313 Ben Rortved, L OBP: 0.197, SLG: 0.229										3	0	2	0	0	0	0				
<b>Inning Stats</b>	R: 0 H: 1 E: 0 K: 1 S: 11	H: 1 LOB: 1 BB: 0 P: 13	R: 0 H: 0 E: 0 K: 1 S: 7	H: 0 LOB: 0 BB: 0 P: 12	R: 0 H: 1 E: 0 K: 0 S: 9	H: 1 LOB: 2 BB: 1 P: 18	R: 0 H: 0 E: 0 K: 0 S: 5	H: 0 LOB: 0 BB: 0 P: 9	R: 0 H: 1 E: 0 K: 1 S: 9	H: 1 LOB: 1 BB: 0 P: 13	R: 1 H: 2 E: 0 K: 1 S: 9	H: 2 LOB: 1 BB: 0 P: 15	R: 0 H: 0 E: 0 K: 0 S: 7	H: 0 LOB: 0 BB: 0 P: 9	R: 2 H: 2 E: 0 K: 2 S: 11	H: 2 LOB: 2 BB: 0 P: 18	1B: 6 2B: 0 3B: 0 HR: 1	SF: 1 SAC: 0 DP: 0 HBP: 0	WP: 0 PA: 33 PB: 0 SB: 1 CS: 0	
<b>PITCHER</b>	IP WLS BF H R ER SO BB IBB HBP BLK WP HR S P ERA WHIP	7.0 L 3 1 2 1 1 0 0 0 0 0 0 5 8 1.29 3.000	0.1 3 1 0 0 1 0 0 0 0 0 0 6 10 0.00 1.500																	

Minnesota Twins @ Chicago White Sox  
Guaranteed Rate Field, Chicago, IL  
Mon Jul 19 2021, 4:12 PM - 6:56 PM CDT  
Clear - 80 F

AB 31  
R 3  
H 7  
RBI 3  
BB 1  
SO 6  
LOB 15



Batter	1	2	3	4	5	6	7	8	9	AB	R	H	RBI	BB	SO	LOB	BOTTOM			
7 Tim Anderson, R OBP: 0.349, SLG: 0.460										4	2	1	1	0	1	3				
10 Yadier Molina, S OBP: 0.399, SLG: 0.397										4	0	1	0	0	3	1				
79 José Abreu, R OBP: 0.335, SLG: 0.457										4	0	1	1	0	2	2				
18 Brian Goodwin, L OBP: 0.336, SLG: 0.475 0 Billy Hamilton, S OBP: 0.237, SLG: 0.387										2	0	0	0	0	1	1				
32 Gavin Sheets, L OBP: 0.333, SLG: 0.587										3	0	0	0	1	0	2				
25 Andrew Vaughn, R OBP: 0.307, SLG: 0.430										3	0	0	0	0	1					
30 Jake Burger, R OBP: 0.412, SLG: 0.600										2	0	0	0	1	1	0				
20 Danny Mendick, R OBP: 0.307, SLG: 0.280										3	0	0	0	0	0	1				
44 Seby Zavala, R OBP: 0.250, SLG: 0.333 21 Zack Collins, L OBP: 0.333, SLG: 0.394										2	0	1	0	0	1	0				
<b>Inning Stats</b>	R: 0 H: 0 E: 1 K: 3 S: 12	H: 0 LOB: 1 BB: 0 P: 19	R: 0 H: 0 E: 0 K: 0 S: 5	H: 0 LOB: 0 BB: 0 P: 12	R: 1 H: 1 E: 0 K: 2 S: 12	H: 1 LOB: 0 BB: 0 P: 16	R: 0 H: 0 E: 0 K: 1 S: 14	H: 0 LOB: 1 BB: 1 P: 21	R: 0 H: 1 E: 0 K: 2 S: 16	H: 1 LOB: 1 BB: 0 P: 23	R: 0 H: 1 E: 0 K: 1 S: 13	H: 1 LOB: 0 BB: 2 P: 19	R: 0 H: 0 E: 0 K: 0 S: 3	H: 0 LOB: 2 BB: 2 P: 16	R: 1 H: 1 E: 0 K: 2 S: 13	H: 1 LOB: 1 BB: 0 P: 19	1B: 2 2B: 1 3B: 0 HR: 1	SF: 0 SAC: 0 DP: 0 HBP: 0	WP: 0 PA: 32 PB: 0 SB: 1 CS: 0	
<b>PITCHER</b>	IP WLS BF H R ER SO BB IBB HBP BLK WP HR S P ERA WHIP	4.0 1 1 0 0 2 0 0 0 0 0 0 16 23 0.00 1.000	1.0 4 1 0 0 2 0 0 0 0 0 0 13 19 0.00 1.000	1.0 W 5 0 0 0 0 2 0 0 0 0 0 3 16 0.00 2.000	1.0 S 4 1 1 0 2 0 0 0 0 0 0 13 19 0.00 1.000															

Minnesota Twins @ Chicago White Sox  
Guaranteed Rate Field, Chicago, IL  
Mon Jul 19 2021, 4:12 PM - 6:56 PM CDT  
Clear - 80 F

AB 29  
R 2  
H 4  
RBI 2  
BB 3  
SO 11  
LOB 13





Batter	1	2	3	4	5	6	7	8	9	AB	R	H	RBI	BB	SO	LOB	TOP
2 Luis Arreaez, L OBP: 0.367, SLG: 0.386										3	1	1	0	0	1	0	<b>Minnesota Twins @ Chicago White Sox</b> Guaranteed Rate Field, Chicago, IL Mon Jul 19 2021, 7:37 PM - 9:31 PM CDT Att: 18,272 - Clear - 76 F
20 Josh Donaldson, R OBP: 0.375, SLG: 0.479										1	0	0	1	1	0	0	
24 Trevor Larnach, L OBP: 0.329, SLG: 0.387										3	0	0	0	0	3	1	
23 Nelson Cruz, R OBP: 0.375, SLG: 0.545										3	0	0	0	0	1	1	
19 Alex Kirilloff, L OBP: 0.299, SLG: 0.423										3	0	0	0	0	1	0	
8 Mitch Garver, R OBP: 0.341, SLG: 0.555										3	2	2	2	0	0	0	
26 Max Kepler, L OBP: 0.296, SLG: 0.427										3	0	0	0	0	0	0	
1 Nick Gordon, L OBP: 0.311, SLG: 0.362										1	0	1	0	1	0	0	
9 Andrelton Simmons, R OBP: 0.299, SLG: 0.303										2	0	0	0	0	0	1	
<b>Inning Stats</b>	R: 1 H: 1 E: 1 K: 2 S: 11	H: 1 LOB: 0 BB: 0 P: 16	R: 0 H: 0 E: 0 K: 0 S: 8	H: 0 LOB: 0 BB: 1 P: 17	R: 0 H: 0 E: 0 K: 1 S: 8	H: 0 LOB: 0 BB: 0 P: 11	R: 0 H: 0 E: 0 K: 1 S: 5	H: 0 LOB: 0 BB: 0 P: 10	R: 1 H: 2 E: 0 K: 0 S: 7	H: 2 LOB: 0 BB: 0 P: 10	R: 0 H: 0 E: 0 K: 1 S: 8	H: 0 LOB: 0 BB: 0 P: 18	R: 0 H: 0 E: 0 K: 1 S: 8	H: 0 LOB: 0 BB: 0 P: 12			
<b>PITCHER</b>	IP WLS BF H R ER SO BB IBB HBP BLK WP HR S P ERA WHIP																
40 Reynaldo López, R ERA: 1.8	3.0 11 2 2 1 3 1 0 0 0 0 1 27 44 3.00 1.000																
63 Matt Foster, R ERA: 6.04	2.0 7 2 1 1 1 0 0 0 0 0 1 12 20 4.50 1.000																
65 Codi Heuer, R ERA: 4.66	1.0 4 0 0 0 1 1 0 0 0 0 0 8 18 0.00 1.000																
39 Aaron Bummer, L ERA: 4.22	1.0 W 3 0 0 0 1 0 0 0 0 0 0 8 12 0.00 0.000																

AB	22
R	3
H	4
RBI	3
BB	2
SO	6
LOB	3



WP	0	PA	26
2B	0	SAC	0
3B	0	DP	1
CS	1		

Batter	1	2	3	4	5	6	7	8	9	AB	R	H	RBI	BB	SO	LOB	BOTTOM
28 Leury García, S OBP: 0.327, SLG: 0.357										3	0	0	0	0	1	1	<b>Minnesota Twins @ Chicago White Sox</b> Guaranteed Rate Field, Chicago, IL Mon Jul 19 2021, 7:37 PM - 9:31 PM CDT Att: 18,272 - Clear - 76 F
10 Yadir Monecada, S OBP: 0.398, SLG: 0.407										3	1	1	1	0	1	1	
79 José Abreu, R OBP: 0.335, SLG: 0.465										3	1	1	1	0	1	0	
18 Brian Goodwin, L OBP: 0.336, SLG: 0.471										3	1	1	0	0	1	0	
25 Andrew Vaughn, R OBP: 0.307, SLG: 0.426										2	1	0	0	0	0	0	
32 Gavin Sheets, L OBP: 0.333, SLG: 0.633										3	1	1	3	0	2	0	
30 Jake Burger, R OBP: 0.389, SLG: 0.563										2	0	0	0	0	2	0	
21 Zack Collins, L OBP: 0.335, SLG: 0.391										1	0	0	0	1	0	0	
20 Danny Mendick, R OBP: 0.302, SLG: 0.275										2	0	0	0	0	0	1	
<b>Inning Stats</b>	R: 1 H: 1 E: 0 K: 2 S: 11	H: 1 LOB: 0 BB: 0 P: 15	R: 0 H: 0 E: 0 K: 2 S: 9	H: 0 LOB: 0 BB: 0 P: 12	R: 0 H: 0 E: 0 K: 0 S: 9	H: 0 LOB: 1 BB: 1 P: 16	R: 0 H: 0 E: 0 K: 1 S: 7	H: 0 LOB: 0 BB: 0 P: 8	R: 0 H: 0 E: 0 K: 2 S: 12	H: 0 LOB: 0 BB: 0 P: 16	R: 1 H: 1 E: 0 K: 1 S: 10	H: 1 LOB: 0 BB: 0 P: 17	R: 3 H: 2 E: 0 K: 0 S: 5	H: 2 LOB: 0 BB: 0 P: 10			
<b>PITCHER</b>	IP WLS BF H R ER SO BB IBB HBP BLK WP HR S P ERA WHIP																
17 José Berrios, R ERA: 3.69	6.0 L 24 4 5 5 8 1 0 0 1 0 3 63 94 7.50 0.833																

AB	22
R	5
H	4
RBI	5
BB	1
SO	8
LOB	3



WP	2	PA	24
2B	0	SAC	0
3B	0	DP	0
CS	0		




Batter	1	2	3	4	5	6	7	8	9	AB	R	H	RBI	BB	SO	LOB	TOP								
2 Luis Arraez, L (1,7) OBP: 0.368, SLG: 0.387 24 Trevor Larnach, L (4,7) OBP: 0.329, SLG: 0.383	L7		1B		K		8 WP BB		K2-3	2	0	1	0	0	0	0									
8 Mitch Garver, R (1,2) OBP: 0.319, SLG: 0.541	P3		F8		F8		BB		BB	3	0	0	0	2	0	3									
23 Nelson Cruz, R (1,10) OBP: 0.373, SLG: 0.538	BB		G6-3		K		L7		K	4	0	0	0	1	2	6									
20 Josh Donaldson, R (1,5) OBP: 0.354, SLG: 0.490	K				K		HR		G5-3	5	2	2	1	0	2	2									
11 Jorge Polanco, S (1,4) OBP: 0.319, SLG: 0.433	F8		G5-3		K		HR		HR	4	1	1	2	0	1	0									
26 Max Kepler, L (1,9) OBP: 0.300, SLG: 0.442	HR		K		K		22 S 1B		1B	4	1	2	1	0	2	0									
22 Miguel Sanó, R (1,3) OBP: 0.278, SLG: 0.429	K				9 1B 2B		K		K	4	1	1	0	0	3	1									
79 Gilberto Celestino, R (1,8) OBP: 0.185, SLG: 0.294	P4				9 1B BB		K		G5-3	3	0	0	0	1	1	1									
9 Andrelton Simmons, R (1,6) OBP: 0.298, SLG: 0.302	G3				1-3 2H 1B		G1-3		F8	4	0	1	1	0	0	1									
<b>Inning Stats</b>	R: 0 H: 0 E: 0 K: 1 S: 11	H: 0 LOB: 1 BB: 1 P: 20	R: 1 H: 1 E: 0 K: 1 S: 14	H: 1 LOB: 0 BB: 0 P: 20	R: 0 H: 1 E: 0 K: 0 S: 9	H: 1 LOB: 1 BB: 0 P: 14	R: 0 H: 0 E: 0 K: 2 S: 9	H: 0 LOB: 0 BB: 0 P: 13	R: 1 H: 2 E: 0 K: 3 S: 16	H: 2 LOB: 2 BB: 1 P: 22	R: 1 H: 1 E: 0 K: 3 S: 12	H: 1 LOB: 0 BB: 0 P: 22	R: 0 H: 0 E: 0 K: 1 S: 8	H: 0 LOB: 2 BB: 2 P: 18	R: 2 H: 3 E: 0 K: 1 S: 11	H: 3 LOB: 1 BB: 0 P: 19	R: 0 H: 0 E: 0 K: 2 S: 12	H: 0 LOB: 1 BB: 1 P: 20	1B: 4 2B: 1 3B: 0 HR: 3	SF: 0 SAC: 0 DP: 0 HBP: 0	WP: 1 PB: 0 SB: 1 CS: 0	PA: 40			
<b>PITCHER</b>	IP	WLS	BF	H	R	ER	SO	BB	IBB	HBP	BLK	WP	HR	S	P	ERA	WHIP								
60 Dallas Keuchel, L (1,1) ERA: 4.22	5.0		21	4	2	2	6	2	0	0	0	0	1	59	89	3.60	1.200								
34 Michael Kopech, R (6,1) ERA: 1.64	2.0	H	9	1	1	1	4	2	0	0	0	1	1	20	40	4.50	1.500								
61 Ryan Burr, R (8,1) ERA: 1.96	1.0	W	6	3	2	2	1	0	0	0	0	0	1	11	19	18.00	3.000								
31 Liam Hendriks, R (9,1) ERA: 2.61	1.0		4	0	0	0	2	1	0	0	0	0	0	12	20	0.00	1.000								

Minnesota Twins @ Chicago White Sox  
Guaranteed Rate Field, Chicago, IL  
Tue Jul 20 2021, 7:12 PM - 10:44 PM CDT  
Att: 17,703 - Partly Cloudy - 75 F

livebaseballscorecards.com

AB 35  
R 5  
H 8  
RBI 5  
BB 5  
SO 13  
LOB 16



Batter	1	2	3	4	5	6	7	8	9	AB	R	H	RBI	BB	SO	LOB	BOTTOM								
7 Tim Anderson, R (1,6) OBP: 0.344, SLG: 0.453	E3 79 2B	F8			F9		G4-3		K	5	1	0	0	0	1	2									
32 Gavin Sheets, L (1,9) OBP: 0.311, SLG: 0.585 0 Billy Hamilton, S (7, PR) OBP: 0.245, SLG: 0.394	K		G4-3		L6		E4 18 S		79 HR 1B	4	0	0	0	0	1	1									
79 José Abreu, R (1,3) OBP: 0.339, SLG: 0.485	18 1B 2B		10 HR 3B		G6-3		F8		HR	5	3	3	4	0	0	1									
18 Brian Goodwin, L (1,7) OBP: 0.339, SLG: 0.463	10 1B 2H		P5		F7		BB		K	4	0	1	1	1	1	1									
10 Yoán Moncada, S (1,5) OBP: 0.402, SLG: 0.425	1B		HR		15 BB 2B		G4-3		K	4	1	3	2	0	0	2									
28 Leury García, S (1,4) OBP: 0.326, SLG: 0.352	K		K		15 BB HBP		K		K	3	0	0	0	0	3	2									
15 Adam Engel, R (1,8) OBP: 0.355, SLG: 0.585	F9		21 G4-6-3 BB		21 BB BB		25 BB 1B		25 BB 1B	1	1	0	0	3	0	2									
21 Zack Collins, L (1,10) OBP: 0.333, SLG: 0.382	P6		G4-6-3		P5		0 1B BB		0 1B BB	3	1	0	0	1	0	4									
44 Seby Zavala, R (1,2) OBP: 0.211, SLG: 0.278 25 Andrew Vaughn, R (8, PH) OBP: 0.309, SLG: 0.429 31 Liam Hendriks, R (9,1) ERA: 4.25	F9		K		G1-3		79 HR 1B		79 HR 1B	3	0	0	0	0	1	3									
<b>Inning Stats</b>	R: 2 H: 3 E: 1 K: 2 S: 20	H: 3 LOB: 2 BB: 0 P: 26	R: 0 H: 0 E: 0 K: 0 S: 3	H: 0 LOB: 0 BB: 0 P: 4	R: 2 H: 2 E: 0 K: 1 S: 12	H: 2 LOB: 0 BB: 0 P: 17	R: 0 H: 0 E: 0 K: 1 S: 6	H: 0 LOB: 0 BB: 1 P: 11	R: 0 H: 1 E: 0 K: 0 S: 10	H: 1 LOB: 3 BB: 1 P: 19	R: 0 H: 0 E: 1 K: 0 S: 13	H: 0 LOB: 2 BB: 1 P: 24	R: 5 H: 3 E: 0 K: 3 S: 21	H: 3 LOB: 0 BB: 2 P: 36	R: 0 H: 0 E: 0 K: 2 S: 12	H: 0 LOB: 1 BB: 1 P: 20	1B: 4 2B: 2 3B: 1 HR: 2	SF: 0 SAC: 0 DP: 1 HBP: 1	WP: 0 PB: 0 SB: 1 CS: 0	PA: 40					
<b>PITCHER</b>	IP	WLS	BF	H	R	ER	SO	BB	IBB	HBP	BLK	WP	HR	S	P	ERA	WHIP								
82 Bailey Ober, R (1,1) ERA: 5.45	5.0		21	5	4	3	4	1	0	1	0	0	0	8	66	5.40	1.200								
56 Caleb Thielbar, L (6,1) ERA: 4.5	0.2		5	1	0	0	0	1	0	1	0	0	0	8	17	0.00	3.000								
48 Alex Colomé, R (6,1) ERA: 4.64	1.1		6	0	0	0	0	1	0	0	0	0	0	15	26	0.00	0.750								
66 Jorge Alcalá, R (8,1) ERA: 5.25	0.1	L	4	1	3	3	1	2	0	0	0	0	0	12	24	81.00	9.000								
57 Hansel Robles, R (8,1) ERA: 4.25	0.1		3	2	2	2	1	0	0	0	0	0	1	6	7	54.00	6.000								

Minnesota Twins @ Chicago White Sox  
Guaranteed Rate Field, Chicago, IL  
Tue Jul 20 2021, 7:12 PM - 10:44 PM CDT  
Att: 17,703 - Partly Cloudy - 75 F

livebaseballscorecards.com

AB 34  
R 9  
H 9  
RBI 9  
BB 5  
SO 7  
LOB 18





Batter	1	2	3	4	5	6	7	8	9	AB	R	H	RBI	BB	SO	LOB	TOP								
26 Max Kepler, L OBP: 0.306, SLG: 0.457										4	2	2	1	1	0	0	<b>Minnesota Twins @ Chicago White Sox</b> Guaranteed Rate Field, Chicago, IL Wed Jul 21 2021, 7:10 PM - 10:25 PM CDT Att: 25,600 - Partly Cloudy - 71 F								
11 Jorge Polanco, S OBP: 0.325, SLG: 0.449										4	3	3	3	1	0	1									
Nelson Cruz, R OBP: 0.370, SLG: 0.537										4	1	1	1	0	2	2									
20 Josh Donaldson, R OBP: 0.351, SLG: 0.484										5	0	1	2	0	3	2									
24 Trevor Larnach, L OBP: 0.328, SLG: 0.380										4	0	1	0	0	1	1									
22 Miguel Sanó, R OBP: 0.278, SLG: 0.426										4	0	1	0	0	1	2									
1 Nick Gordon, L OBP: 0.308, SLG: 0.347										3	0	0	0	1	1	0									
27 Ryan Jeffers, R OBP: 0.281, SLG: 0.369										4	0	1	0	0	1	2									
9 Andrelton Simmons, R OBP: 0.287, SLG: 0.302										4	1	1	0	0	0	3									
<b>Inning Stats</b>	R: 0 E: 0 K: 0 S: 9	H: 1 LOB: 1 BB: 0 P: 16	R: 0 E: 0 K: 0 S: 11	H: 1 LOB: 2 BB: 1 P: 25	R: 1 E: 0 K: 3 S: 13	H: 1 LOB: 1 BB: 1 P: 19	R: 0 E: 0 K: 1 S: 9	H: 0 LOB: 0 BB: 0 P: 13	R: 2 E: 0 K: 1 S: 13	H: 4 LOB: 2 BB: 0 P: 19	R: 3 E: 0 K: 2 S: 20	H: 2 LOB: 0 BB: 1 P: 33	R: 0 E: 0 K: 1 S: 5	H: 1 LOB: 0 BB: 0 P: 6	R: 0 E: 0 K: 0 S: 5	H: 1 LOB: 0 BB: 0 P: 5	R: 1 E: 0 K: 1 S: 15	H: 1 LOB: 0 BB: 0 P: 19	1B: 7 2B: 2 3B: 0 HR: 2	SF: 1 SAC: 0 DP: 1 HBP: 0	WP: 1 PB: 1 SB: 2 CS: 0	PA: 40			
<b>PITCHER</b>	IP	WLS	BF	H	R	ER	SO	BB	IBB	HBP	BLK	WP	HR	S	P	ERA	WHIP								
84 Dylan Cease, R ERA: 4.21	5.0	L	24	7	3	3	5	2	0	0	0	1	1	55	92	5.40	1.800								
65 Codi Heuer, R ERA: 5.25	1.0		6	2	3	3	2	1	0	0	0	0	1	20	33	27.00	3.000								
66 José Ruiz, R ERA: 2.89	2.0		6	1	0	0	1	0	0	0	0	0	0	10	11	0.00	0.500								
45 Garrett Crochet, L ERA: 3.14	1.0		4	1	1	1	1	0	0	0	0	0	0	15	19	9.00	1.000								

Batter	1	2	3	4	5	6	7	8	9	AB	R	H	RBI	BB	SO	LOB	BOTTOM								
7 Tim Anderson, R OBP: 0.347, SLG: 0.457										4	0	2	0	1	0	1	<b>Minnesota Twins @ Chicago White Sox</b> Guaranteed Rate Field, Chicago, IL Wed Jul 21 2021, 7:10 PM - 10:25 PM CDT Att: 25,600 - Partly Cloudy - 71 F								
15 Adam Engel, R OBP: 0.348, SLG: 0.561										4	0	1	1	0	1	3									
79 José Abreu, R OBP: 0.338, SLG: 0.482										4	0	1	0	0	0	2									
10 Yoán Moncada, S OBP: 0.401, SLG: 0.426										4	1	1	0	0	0	1									
25 Andrew Vaughn, R OBP: 0.312, SLG: 0.433										4	0	2	1	0	0	0									
28 Leury García, S OBP: 0.325, SLG: 0.355										4	0	1	0	0	1	2									
30 Jake Burger, R OBP: 0.350, SLG: 0.500										4	0	0	0	0	2	3									
21 Zack Collins, L OBP: 0.327, SLG: 0.374										3	0	0	0	0	0	1									
44 Seby Zavala, R OBP: 0.250, SLG: 0.278										4	1	2	0	0	2	1									
<b>Inning Stats</b>	R: 0 E: 0 K: 0 S: 8	H: 0 LOB: 0 BB: 0 P: 12	R: 0 E: 1 K: 1 S: 10	H: 0 LOB: 1 BB: 0 P: 15	R: 1 E: 0 K: 0 S: 11	H: 2 LOB: 1 BB: 1 P: 20	R: 0 E: 0 K: 0 S: 9	H: 1 LOB: 1 BB: 0 P: 13	R: 0 E: 0 K: 2 S: 10	H: 1 LOB: 1 BB: 0 P: 13	R: 0 E: 0 K: 0 S: 12	H: 2 LOB: 1 BB: 0 P: 17	R: 0 E: 0 K: 0 S: 17	H: 2 LOB: 2 BB: 0 P: 26	R: 1 E: 0 K: 2 S: 14	H: 2 LOB: 1 BB: 0 P: 17	R: 0 E: 0 K: 1 S: 8	H: 0 LOB: 0 BB: 1 P: 16	1B: 5 2B: 5 3B: 0 HR: 0	SF: 0 SAC: 0 DP: 4 HBP: 0	WP: 0 PB: 0 SB: 3 CS: 0	PA: 37			
<b>PITCHER</b>	IP	WLS	BF	H	R	ER	SO	BB	IBB	HBP	BLK	WP	HR	S	P	ERA	WHIP								
35 Michael Pineda, R ERA: 3.93	5.0	W	20	4	1	1	3	1	0	0	0	0	0	48	73	1.80	1.000								
21 Tyler Duffey, R ERA: 3.13	1.2		8	4	0	0	0	0	0	0	0	0	0	26	38	0.00	2.400								
48 Alex Colomé, R ERA: 4.72	1.1		6	2	1	1	2	0	0	0	0	0	0	17	22	6.75	1.500								
56 Caleb Thielbar, L ERA: 4.37	1.0		3	0	0	0	1	1	0	0	0	0	0	8	16	0.00	1.000								

AB 36  
R 7  
H 11  
RBI 7  
BB 3  
SO 9  
LOB 13



AB 35  
R 2  
H 10  
RBI 2  
BB 2  
SO 6  
LOB 14





Batter	1	2	3	4	5	6	7	8	9	AB	R	H	RBI	BB	SO	LOB	TOP							
7 Tim Anderson, R (1.6) OBP: 0.343, SLG: 0.452 20 Danny Mendick, R (8.6) OBP: 0.302, SLG: 0.275										4	0	0	0	0	1	3								
18 Brian Goodwin, L (1.9) OBP: 0.328, SLG: 0.446										4	0	0	0	0	1	2								
79 José Abreu, R (1.3) OBP: 0.337, SLG: 0.478										3	0	0	0	1	2	0								
10 Yoán Moncada, S (1.5) OBP: 0.396, SLG: 0.421										4	0	0	0	0	2	1								
25 Andrew Vaughn, R (1.7) OBP: 0.318, SLG: 0.453										4	1	3	1	0	0	0								
28 Leury García, S (1.4) OBP: 0.324, SLG: 0.350										3	0	0	0	1	0	2								
15 Adam Engel, R (1.8) OBP: 0.329, SLG: 0.525										4	0	0	0	0	1	2								
21 Zack Collins, L (1.2) OBP: 0.337, SLG: 0.376										2	0	1	0	2	0	0								
27 Lucas Giolito, R (1.1) OBP: 0.320, SLG: 0.250 32 Jacob deGrom, L (7.9) OBP: 0.320, SLG: 0.390 39 Aaron Bummer, L (7.1) OBP: 0.300, SLG: 0.250 61 Ryan Burr, R (7.1) OBP: 0.300, SLG: 0.250 40 Reynaldo López, R (8.1) OBP: 0.300, SLG: 0.250 30 Jake Burger, R (8.9) OBP: 0.300, SLG: 0.250										2	0	0	0	0	2	4								
<b>Inning Stats</b>	R: 0 E: 0 K: 2 S: 8	H: 0 LOB: 0 BB: 0 P: 10	R: 0 E: 0 K: 1 S: 10	H: 1 LOB: 3 BB: 2 P: 20	R: 0 E: 0 K: 1 S: 6	H: 0 LOB: 0 BB: 0 P: 7	R: 0 E: 0 K: 1 S: 8	H: 0 LOB: 0 BB: 0 P: 14	R: 0 E: 0 K: 1 S: 9	H: 1 LOB: 1 BB: 0 P: 10	R: 0 E: 0 K: 1 S: 11	H: 1 LOB: 2 BB: 1 P: 18	R: 0 E: 0 K: 1 S: 15	H: 1 LOB: 2 BB: 1 P: 21	R: 1 E: 0 K: 1 S: 10	H: 1 LOB: 0 BB: 0 P: 14	R: 0 E: 0 K: 1 S: 7	H: 0 LOB: 0 BB: 0 P: 7	1B: 3 2B: 1 3B: 0 HR: 1	SF: 0 SAC: 0 DP: 0 HBP: 0	WP: 0 PB: 0 SB: 0 CS: 0	PA: 36		
<b>PITCHER</b>	IP WLS BF H R ER SO BB IBB HBP BLK WP HR S P ERA WHIP	IP WLS BF H R ER SO BB IBB HBP BLK WP HR S P ERA WHIP	IP WLS BF H R ER SO BB IBB HBP BLK WP HR S P ERA WHIP	IP WLS BF H R ER SO BB IBB HBP BLK WP HR S P ERA WHIP	IP WLS BF H R ER SO BB IBB HBP BLK WP HR S P ERA WHIP	IP WLS BF H R ER SO BB IBB HBP BLK WP HR S P ERA WHIP	IP WLS BF H R ER SO BB IBB HBP BLK WP HR S P ERA WHIP	IP WLS BF H R ER SO BB IBB HBP BLK WP HR S P ERA WHIP	IP WLS BF H R ER SO BB IBB HBP BLK WP HR S P ERA WHIP	IP WLS BF H R ER SO BB IBB HBP BLK WP HR S P ERA WHIP	IP WLS BF H R ER SO BB IBB HBP BLK WP HR S P ERA WHIP	IP WLS BF H R ER SO BB IBB HBP BLK WP HR S P ERA WHIP	IP WLS BF H R ER SO BB IBB HBP BLK WP HR S P ERA WHIP	IP WLS BF H R ER SO BB IBB HBP BLK WP HR S P ERA WHIP	IP WLS BF H R ER SO BB IBB HBP BLK WP HR S P ERA WHIP	IP WLS BF H R ER SO BB IBB HBP BLK WP HR S P ERA WHIP	IP WLS BF H R ER SO BB IBB HBP BLK WP HR S P ERA WHIP	IP WLS BF H R ER SO BB IBB HBP BLK WP HR S P ERA WHIP	IP WLS BF H R ER SO BB IBB HBP BLK WP HR S P ERA WHIP	IP WLS BF H R ER SO BB IBB HBP BLK WP HR S P ERA WHIP	IP WLS BF H R ER SO BB IBB HBP BLK WP HR S P ERA WHIP	IP WLS BF H R ER SO BB IBB HBP BLK WP HR S P ERA WHIP	IP WLS BF H R ER SO BB IBB HBP BLK WP HR S P ERA WHIP	IP WLS BF H R ER SO BB IBB HBP BLK WP HR S P ERA WHIP

Chicago White Sox @ Milwaukee Brewers  
American Family Field, Milwaukee, WI  
Fri Jul 23 2021, 7:11 PM - 10:11 PM CDT  
Att: 32,714 - Partly Cloudy - 87 F

AB 32  
R 1  
H 5  
RBI 1  
BB 4  
SO 10  
LOB 14

Batter	1	2	3	4	5	6	7	8	9	AB	R	H	RBI	BB	SO	LOB	BOTTOM							
16 Koltan Wong, L (1.4) OBP: 0.356, SLG: 0.470										3	1	1	0	2	0	0								
27 Willy Adames, R (1.6) OBP: 0.336, SLG: 0.477										3	1	0	0	2	2	2								
22 Christian Yelich, L (1.7) OBP: 0.393, SLG: 0.390										4	1	1	0	1	0	1								
24 Avisail García, R (1.9) OBP: 0.315, SLG: 0.461										4	1	1	1	0	0	5								
10 Omar Narváez, L (1.2) OBP: 0.385, SLG: 0.448										4	0	2	0	0	1	2								
2 Luis Urias, R (1.5) OBP: 0.336, SLG: 0.424										2	1	0	0	2	0	1								
11 Rowdy Tellez, L (1.3) OBP: 0.289, SLG: 0.335										3	1	2	2	1	0	0								
15 Tyrone Taylor, R (1.8) OBP: 0.351, SLG: 0.440 43 Hunter Strickland, R (8.1) OBP: 0.300, SLG: 0.250 31 Jandel Gustave, R (9.1) OBP: 0.300, SLG: 0.250										3	1	1	4	1	0	3								
51 Freddy Peralta, R (1.1) ERA: 3.78 14 Jake Peterson, L (4.9) ERA: 4.96 37 Adrian Houser, R (5.1) ERA: 3.88 18 Keston Hura, R (6.9) ERA: 3.38 45 Brad Boxberger, R (7.1) ERA: 3.38 41 Jackie Bradley Jr., L (7.9) ERA: 1.5										1	0	0	0	0	0	0								
<b>Inning Stats</b>	R: 0 E: 0 K: 0 S: 8	H: 1 LOB: 1 BB: 1 P: 12	R: 0 E: 0 K: 0 S: 6	H: 1 LOB: 0 BB: 0 P: 9	R: 0 E: 0 K: 1 S: 11	H: 0 LOB: 1 BB: 1 P: 16	R: 1 E: 0 K: 0 S: 10	H: 3 LOB: 3 BB: 1 P: 18	R: 0 E: 0 K: 1 S: 7	H: 0 LOB: 1 BB: 1 P: 15	R: 0 E: 0 K: 1 S: 11	H: 1 LOB: 2 BB: 1 P: 21	R: 6 E: 0 K: 2 S: 21	H: 2 LOB: 0 BB: 4 P: 46	R: 0 E: 0 K: 0 S: 4	H: 0 LOB: 0 BB: 0 P: 6	1B: 6 2B: 1 3B: 0 HR: 1	SF: 0 SAC: 0 DP: 2 HBP: 0	WP: 0 PB: 0 SB: 1 CS: 0	PA: 39				
<b>PITCHER</b>	IP WLS BF H R ER SO BB IBB HBP BLK WP HR S P ERA WHIP	IP WLS BF H R ER SO BB IBB HBP BLK WP HR S P ERA WHIP	IP WLS BF H R ER SO BB IBB HBP BLK WP HR S P ERA WHIP	IP WLS BF H R ER SO BB IBB HBP BLK WP HR S P ERA WHIP	IP WLS BF H R ER SO BB IBB HBP BLK WP HR S P ERA WHIP	IP WLS BF H R ER SO BB IBB HBP BLK WP HR S P ERA WHIP	IP WLS BF H R ER SO BB IBB HBP BLK WP HR S P ERA WHIP	IP WLS BF H R ER SO BB IBB HBP BLK WP HR S P ERA WHIP	IP WLS BF H R ER SO BB IBB HBP BLK WP HR S P ERA WHIP	IP WLS BF H R ER SO BB IBB HBP BLK WP HR S P ERA WHIP	IP WLS BF H R ER SO BB IBB HBP BLK WP HR S P ERA WHIP	IP WLS BF H R ER SO BB IBB HBP BLK WP HR S P ERA WHIP	IP WLS BF H R ER SO BB IBB HBP BLK WP HR S P ERA WHIP	IP WLS BF H R ER SO BB IBB HBP BLK WP HR S P ERA WHIP	IP WLS BF H R ER SO BB IBB HBP BLK WP HR S P ERA WHIP	IP WLS BF H R ER SO BB IBB HBP BLK WP HR S P ERA WHIP	IP WLS BF H R ER SO BB IBB HBP BLK WP HR S P ERA WHIP	IP WLS BF H R ER SO BB IBB HBP BLK WP HR S P ERA WHIP	IP WLS BF H R ER SO BB IBB HBP BLK WP HR S P ERA WHIP	IP WLS BF H R ER SO BB IBB HBP BLK WP HR S P ERA WHIP	IP WLS BF H R ER SO BB IBB HBP BLK WP HR S P ERA WHIP	IP WLS BF H R ER SO BB IBB HBP BLK WP HR S P ERA WHIP	IP WLS BF H R ER SO BB IBB HBP BLK WP HR S P ERA WHIP	IP WLS BF H R ER SO BB IBB HBP BLK WP HR S P ERA WHIP

Chicago White Sox @ Milwaukee Brewers  
American Family Field, Milwaukee, WI  
Fri Jul 23 2021, 7:11 PM - 10:11 PM CDT  
Att: 32,714 - Partly Cloudy - 87 F

AB 30  
R 7  
H 8  
RBI 7  
BB 9  
SO 5  
LOB 19







Batter	1	2	3	4	5	6	7	8	9	AB	R	H	RBI	BB	SO	LOB	TOP				
7 Tim Anderson, R OBP: 0.339, SLG: 0.444	G1-3	L8			K			1B		4	0	1	0	0	1	1	<b>Chicago White Sox @ Milwaukee Brewers</b> American Family Field, Milwaukee, WI Sun Jul 25 2021, 6:10 PM - 9:22 PM CDT Att: 36,887 - Partly Cloudy - 90 F				
32 Gavin Sheets, L OBP: 0.300, SLG: 0.532 0 Billy Hamilton, S OBP: 0.255, SLG: 0.408	K		1B		P5			L7		4	0	1	0	0	1	1					
79 José Abreu, R OBP: 0.335, SLG: 0.471	K		G1-4-3					F8		4	0	0	0	0	1	2					
10 Yoán Moncada, S OBP: 0.393, SLG: 0.416		1B	K					K		4	0	1	0	0	3	0					
25 Andrew Vaughn, R OBP: 0.319, SLG: 0.458	G6-4-3				K			2B		4	0	1	0	0	2	1					
18 Brian Goodwin, L OBP: 0.331, SLG: 0.437	BB				P5			K		3	1	0	0	1	1	1					
28 Leury García, S OBP: 0.323, SLG: 0.346	1B				L5			F7		3	1	1	0	1	0	1					
44 Seby Zavala, R OBP: 0.261, SLG: 0.286	1B				G1-3			K		3	1	1	1	0	1	1					
33 Lance Lynn, S OBP: 0.500, SLG: 0.500 34 Michael Kopech, R OBP: 0.333, SLG: 0.455 31 Liam Hendriks, R OBP: 0.337, SLG: 0.471	1B				K			G3-1		2	0	1	2	0	1	0					
										1	0	0	0	0	0	0					
										0	0	0	0	0	0	0					
<b>Inning Stats</b>	R: 0 H: 0 E: 0 K: 2 S: 12	H: 0 LOB: 0 BB: 0 P: 16	R: 3 H: 4 E: 0 K: 0 S: 14	H: 4 LOB: 1 BB: 1 P: 20	R: 0 H: 1 E: 0 K: 1 S: 8	H: 1 LOB: 0 BB: 0 P: 10	R: 0 H: 0 E: 0 K: 1 S: 14	H: 0 LOB: 1 BB: 1 P: 20	R: 0 H: 0 E: 0 K: 2 S: 9	H: 0 LOB: 0 BB: 0 P: 12	R: 0 H: 0 E: 0 K: 1 S: 7	H: 0 LOB: 0 BB: 0 P: 10	R: 0 H: 1 E: 0 K: 2 S: 15	H: 1 LOB: 1 BB: 0 P: 20	R: 0 H: 1 E: 0 K: 2 S: 10	H: 1 LOB: 1 BB: 0 P: 14	1B: 6 2B: 1 3B: 0 HR: 0	SF: 0 SAC: 0 DP: 2 HBP: 0	WP: 0 PB: 0 CS: 0	PA: 34	
<b>PITCHER</b>	IP WLS BF H R ER SO BB IBB HBP BLK WP HR S P ERA WHIP	IP WLS BF H R ER SO BB IBB HBP BLK WP HR S P ERA WHIP	IP WLS BF H R ER SO BB IBB HBP BLK WP HR S P ERA WHIP	IP WLS BF H R ER SO BB IBB HBP BLK WP HR S P ERA WHIP	IP WLS BF H R ER SO BB IBB HBP BLK WP HR S P ERA WHIP	IP WLS BF H R ER SO BB IBB HBP BLK WP HR S P ERA WHIP	IP WLS BF H R ER SO BB IBB HBP BLK WP HR S P ERA WHIP	IP WLS BF H R ER SO BB IBB HBP BLK WP HR S P ERA WHIP	IP WLS BF H R ER SO BB IBB HBP BLK WP HR S P ERA WHIP	IP WLS BF H R ER SO BB IBB HBP BLK WP HR S P ERA WHIP	IP WLS BF H R ER SO BB IBB HBP BLK WP HR S P ERA WHIP	IP WLS BF H R ER SO BB IBB HBP BLK WP HR S P ERA WHIP	IP WLS BF H R ER SO BB IBB HBP BLK WP HR S P ERA WHIP	IP WLS BF H R ER SO BB IBB HBP BLK WP HR S P ERA WHIP	IP WLS BF H R ER SO BB IBB HBP BLK WP HR S P ERA WHIP	IP WLS BF H R ER SO BB IBB HBP BLK WP HR S P ERA WHIP	IP WLS BF H R ER SO BB IBB HBP BLK WP HR S P ERA WHIP	IP WLS BF H R ER SO BB IBB HBP BLK WP HR S P ERA WHIP	IP WLS BF H R ER SO BB IBB HBP BLK WP HR S P ERA WHIP	IP WLS BF H R ER SO BB IBB HBP BLK WP HR S P ERA WHIP	IP WLS BF H R ER SO BB IBB HBP BLK WP HR S P ERA WHIP

AB	32
R	3
H	7
RBI	3
BB	2
SO	11
LOB	8



Batter	1	2	3	4	5	6	7	8	9	AB	R	H	RBI	BB	SO	LOB	BOTTOM					
16 Koltan Wong, L OBP: 0.351, SLG: 0.473	K		1B		K			F8		5	0	1	0	0	2	4	<b>Chicago White Sox @ Milwaukee Brewers</b> American Family Field, Milwaukee, WI Sun Jul 25 2021, 6:10 PM - 9:22 PM CDT Att: 36,887 - Partly Cloudy - 90 F					
22 Christian Yelich, L OBP: 0.352, SLG: 0.367	K		K				G5-3	G6-3		4	0	0	0	0	2	4						
27 Willy Adames, R OBP: 0.337, SLG: 0.471	K				G3			1B		3	0	1	0	1	1	0						
10 Omar Narváez, L OBP: 0.380, SLG: 0.440		G5-3			F7			P4		4	0	0	0	0	1	2						
11 Rowdy Tellez, L OBP: 0.298, SLG: 0.380		P5			P5			P5		4	0	1	0	0	0	1						
14 Jace Peterson, L OBP: 0.373, SLG: 0.397		G3			F7			G4-3		4	0	0	0	0	1	3						
15 Tyrone Taylor, R OBP: 0.339, SLG: 0.475					F9			L8		4	1	2	0	0	0	0						
41 Jackie Bradley Jr., L OBP: 0.257, SLG: 0.298					G3			F8		4	0	2	1	0	0	1						
53 Brandon Woodruff, L OBP: 0.132, SLG: 0.083 24 Avisail Garcia, R OBP: 0.313, SLG: 0.455 54 Jake Cousins, R OBP: 0.313, SLG: 0.455 45 Brad Boxberger, R OBP: 0.337, SLG: 0.471 2 Luis Urias, R OBP: 0.332, SLG: 0.419					BB			K		2	0	1	0	0	1	1						
										0	0	0	0	0	0	0						
										1	0	0	0	0	1	1						
<b>Inning Stats</b>	R: 0 H: 0 E: 0 K: 3 S: 9	H: 0 LOB: 0 BB: 0 P: 14	R: 0 H: 0 E: 0 K: 0 S: 8	H: 0 LOB: 0 BB: 0 P: 12	R: 0 H: 2 E: 0 K: 1 S: 17	H: 2 LOB: 2 BB: 0 P: 27	R: 0 H: 0 E: 0 K: 0 S: 7	H: 0 LOB: 0 BB: 0 P: 9	R: 1 H: 2 E: 0 K: 2 S: 16	H: 2 LOB: 1 BB: 0 P: 25	R: 0 H: 2 E: 0 K: 0 S: 7	H: 2 LOB: 2 BB: 0 P: 11	R: 0 H: 1 E: 0 K: 0 S: 13	H: 1 LOB: 2 BB: 1 P: 25	R: 0 H: 0 E: 0 K: 2 S: 9	H: 0 LOB: 1 BB: 1 P: 15	R: 0 H: 1 E: 0 K: 1 S: 8	H: 1 LOB: 1 BB: 0 P: 11	1B: 5 2B: 2 3B: 1 HR: 0	SF: 0 SAC: 0 DP: 0 HBP: 0	WP: 0 PB: 0 CS: 0	PA: 37
<b>PITCHER</b>	IP WLS BF H R ER SO BB IBB HBP BLK WP HR S P ERA WHIP	IP WLS BF H R ER SO BB IBB HBP BLK WP HR S P ERA WHIP	IP WLS BF H R ER SO BB IBB HBP BLK WP HR S P ERA WHIP	IP WLS BF H R ER SO BB IBB HBP BLK WP HR S P ERA WHIP	IP WLS BF H R ER SO BB IBB HBP BLK WP HR S P ERA WHIP	IP WLS BF H R ER SO BB IBB HBP BLK WP HR S P ERA WHIP	IP WLS BF H R ER SO BB IBB HBP BLK WP HR S P ERA WHIP	IP WLS BF H R ER SO BB IBB HBP BLK WP HR S P ERA WHIP	IP WLS BF H R ER SO BB IBB HBP BLK WP HR S P ERA WHIP	IP WLS BF H R ER SO BB IBB HBP BLK WP HR S P ERA WHIP	IP WLS BF H R ER SO BB IBB HBP BLK WP HR S P ERA WHIP	IP WLS BF H R ER SO BB IBB HBP BLK WP HR S P ERA WHIP	IP WLS BF H R ER SO BB IBB HBP BLK WP HR S P ERA WHIP	IP WLS BF H R ER SO BB IBB HBP BLK WP HR S P ERA WHIP	IP WLS BF H R ER SO BB IBB HBP BLK WP HR S P ERA WHIP	IP WLS BF H R ER SO BB IBB HBP BLK WP HR S P ERA WHIP	IP WLS BF H R ER SO BB IBB HBP BLK WP HR S P ERA WHIP	IP WLS BF H R ER SO BB IBB HBP BLK WP HR S P ERA WHIP	IP WLS BF H R ER SO BB IBB HBP BLK WP HR S P ERA WHIP	IP WLS BF H R ER SO BB IBB HBP BLK WP HR S P ERA WHIP	IP WLS BF H R ER SO BB IBB HBP BLK WP HR S P ERA WHIP	

AB	35
R	1
H	8
RBI	1
BB	2
SO	9
LOB	17





Batter	1	2	3	4	5	6	7	8	9	AB	R	H	RBI	BB	SO	LOB	TOP			
7 Tim Anderson, R OBP: 0.338, SLG: 0.445	G4-3		G1-3					G4-3		4	1	1	0	0	0	1	Chicago White Sox @ Kansas City Royals Kauffman Stadium, Kansas City, MO Mon Jul 26 2021, 7:13 PM - 9:47 PM CDT Att: 12,384 - Clear - 88 F			
25 Andrew Vaughn, R OBP: 0.318, SLG: 0.455	F9							F8		4	0	1	2	0	1	0				
79 José Abreu, R OBP: 0.332, SLG: 0.466								F8		4	0	0	0	0	1	1				
74 Eloy Jiménez, R (1, 10)		G6-3								4	0	0	0	0	1	1				
10 Yoán Moncada, S OBP: 0.392, SLG: 0.417		L3								4	1	1	0	0	1	1				
15 Adam Engel, R OBP: 0.338, SLG: 0.538										4	0	2	1	0	2	0				
0 Billy Hamilton, S OBP: 0.248, SLG: 0.396										3	0	0	0	0	1	1				
18 Brian Goodwin, L (9, PH) OBP: 0.328, SLG: 0.433										1	0	0	0	0	0	1				
20 Danny Mendick, R OBP: 0.308, SLG: 0.270										1	0	0	0	2	1	1				
44 Seby Zavala, R OBP: 0.280, SLG: 0.273										1	1	0	0	1	0	1				
21 Zack Collins, L (7, PH) OBP: 0.335, SLG: 0.368										1	0	0	0	0	0	1				
<b>Inning Stats</b>	R: 0 E: 0 K: 1 S: 9	H: 0 LOB: 0 BB: 0 P: 12	R: 0 E: 0 K: 1 S: 8	H: 0 LOB: 0 BB: 0 P: 11	R: 0 E: 0 K: 0 S: 10	H: 0 LOB: 1 BB: 1 P: 19	R: 0 E: 0 K: 1 S: 8	H: 0 LOB: 0 BB: 0 P: 12	R: 0 E: 0 K: 2 S: 11	H: 1 LOB: 1 BB: 0 P: 15	R: 2 E: 0 K: 2 S: 14	H: 2 LOB: 1 BB: 1 P: 23	R: 0 E: 0 K: 1 S: 9	H: 0 LOB: 1 BB: 1 P: 19	R: 1 E: 0 K: 0 S: 10	H: 2 LOB: 0 BB: 0 P: 16	1B: 2 2B: 4 3B: 0 HR: 0	SF: 0 SAC: 0 DP: 1 HBP: 0	WP: 0 PB: 0 SB: 0 CS: 0	PA: 34
<b>PITCHER</b>	IP WLS BF H R ER SO BB IBB HBP BLK WP HR S P ERA WHIP																			
23 Mike Minor, L ERA: 5.32	6.0 W 23 3 2 2 7 2 0 0 0 0 0 0 60 92 3.00 0.833																			
45 Kyle Zimmer, R ERA: 3.79	1.0 H 4 0 0 0 1 1 0 0 0 0 0 0 9 19 0.00 1.000																			
58 Scott Barlow, R ERA: 2.76	2.0 S 7 2 1 1 0 0 0 0 0 0 0 0 15 23 4.50 1.000																			

Batter	1	2	3	4	5	6	7	8	9	AB	R	H	RBI	BB	SO	LOB	BOTTOM			
15 Whit Merrifield, R OBP: 0.321, SLG: 0.405	L9		L9					G6-3		4	0	1	1	0	0	0	Chicago White Sox @ Kansas City Royals Kauffman Stadium, Kansas City, MO Mon Jul 26 2021, 7:13 PM - 9:47 PM CDT Att: 12,384 - Clear - 88 F			
41 Carlos Santana, S OBP: 0.353, SLG: 0.414			G1-3					G6-3		4	0	0	0	0	1	1				
13 Salvador Perez, R OBP: 0.308, SLG: 0.503								K		4	0	1	0	0	2	0				
12 Jorge Soler, R OBP: 0.288, SLG: 0.373										4	2	2	2	0	1	1				
16 Andrew Benintendi, L OBP: 0.314, SLG: 0.425										4	1	2	1	0	0	0				
17 Hunter Dozier, R OBP: 0.274, SLG: 0.362										2	0	0	0	2	1	0				
49 Hanser Alberto, R OBP: 0.284, SLG: 0.495										3	0	0	0	0	0	4				
Michael Taylor, R OBP: 0.302, SLG: 0.357										3	0	1	0	0	0	1				
1 Jarrod Dyson, L OBP: 0.278, SLG: 0.348										3	1	1	0	0	0	0				
<b>Inning Stats</b>	R: 0 E: 0 K: 1 S: 10	H: 1 LOB: 1 BB: 0 P: 13	R: 1 E: 0 K: 1 S: 11	H: 1 LOB: 0 BB: 0 P: 17	R: 0 E: 0 K: 0 S: 6	H: 0 LOB: 0 BB: 0 P: 8	R: 1 E: 0 K: 0 S: 10	H: 1 LOB: 0 BB: 0 P: 14	R: 1 E: 1 K: 0 S: 15	H: 3 LOB: 1 BB: 0 P: 21	R: 1 E: 0 K: 0 S: 12	H: 1 LOB: 1 BB: 1 P: 23	R: 0 E: 0 K: 0 S: 8	H: 0 LOB: 0 BB: 0 P: 10	R: 0 E: 0 K: 2 S: 17	H: 2 LOB: 3 BB: 1 P: 24		1B: 3 2B: 2 3B: 0 HR: 3	SF: 0 SAC: 0 DP: 0 HBP: 1	WP: 0 PB: 0 SB: 0 CS: 1
<b>PITCHER</b>	IP WLS BF H R ER SO BB IBB HBP BLK WP HR S P ERA WHIP																			
60 Dallas Keuchel, L ERA: 4.32	6.0 L 25 4 4 4 3 1 0 1 0 0 0 0 3 64 6.00 1.167																			
65 Codi Heuer, R ERA: 5.12	1.0 3 0 0 0 0 0 0 0 0 0 0 0 8 10 0.00 0.000																			
45 Garrett Crochet, L ERA: 3.03	1.0 6 2 0 0 0 2 1 0 0 0 0 0 0 17 24 0.00 3.000																			

AB	31
R	3
H	5
RBI	3
BB	3
SO	8
LOB	9



AB	31
R	4
H	8
RBI	4
BB	2
SO	5
LOB	7













Batter	1	2	3	4	5	6	7	8	9	AB	R	H	RBI	BB	SO	LOB	TOP										
28 Leury Garcia, S (1, 5) OBP: 0.324, SLG: 0.347										4	0	1	0	0	1	1	<b>Chicago White Sox @ Kansas City Royals</b> Kauffman Stadium, Kansas City, MO Thu Jul 29 2021, 1:12 PM - 3:58 PM CDT Att: 11,210 - Sunny - 95 F <a href="http://livebaseballscorecards.com">livebaseballscorecards.com</a>										
15 Adam Engel, R (1, 7) OBP: 0.349, SLG: 0.542										3	0	1	0	1	1												
10 Yoan Moncada, S (1, 10) OBP: 0.382, SLG: 0.493										4	0	0	0	0	2												
32 Gavin Sheets, L (1, 3) OBP: 0.304, SLG: 0.543										4	0	1	0	0	0												
25 Andrew Vaughn, R (1, 4) OBP: 0.318, SLG: 0.450										3	0	0	0	0	1	2											
18 Brian Goodwin, L (1, 9) OBP: 0.317, SLG: 0.414										3	0	1	0	0	1	0											
20 Danny Mendick, R (1, 6) OBP: 0.302, SLG: 0.266										3	0	0	0	0	1	1											
21 Zack Collins, L (1, 2) OBP: 0.326, SLG: 0.356										3	0	0	0	0	1	1											
0 Billy Hamilton, S (1, 8) OBP: 0.248, SLG: 0.400										3	0	1	0	0	1	0											
<b>Inning Stats</b>	R: 0 E: 0 K: 0 S: 12	H: 1 LOB: 2 BB: 1 P: 18	R: 0 E: 0 K: 0 S: 7	H: 1 LOB: 0 BB: 0 P: 8	R: 0 E: 0 K: 2 S: 11	H: 1 LOB: 1 BB: 0 P: 17	R: 0 E: 0 K: 1 S: 10	H: 0 LOB: 0 BB: 0 P: 17	R: 0 E: 0 K: 1 S: 6	H: 1 LOB: 0 BB: 0 P: 12	R: 0 E: 0 K: 1 S: 8	H: 0 LOB: 0 BB: 0 P: 12	R: 0 E: 0 K: 2 S: 11	H: 1 LOB: 1 BB: 0 P: 18	R: 0 E: 0 K: 2 S: 13	H: 0 LOB: 0 BB: 0 P: 18	1B: 3 2B: 2 3B: 0 HR: 0	SF: 0 SAC: 0 DP: 2 HBP: 0	WP: 0 PB: 0 CS: 0	PA: 31							
<b>PITCHER</b>	IP	WLS	BF	H	R	ER	SO	BB	IBB	HBP	BLK	WP	HR	S	P	ERA	WHIP										
43 Carlos Hernández, R (1, 1) ERA: 4.88	6.0	W	21	4	0	0	4	1	0	0	0	0	0	53	84	0.00	0.833										
55 Richard Lovelady, L (7, 1) ERA: 4.66	2.0		7	1	0	0	3	0	0	0	0	0	0	19	30	0.00	0.500										
71 Wade Davis, R (9, 1) ERA: 7.39	1.0		3	0	0	0	2	0	0	0	0	0	0	13	18	0.00	0.000										

Batter	1	2	3	4	5	6	7	8	9	AB	R	H	RBI	BB	SO	LOB	BOTTOM										
15 Whit Merrifield, R (1, 4) OBP: 0.319, SLG: 0.403										4	0	1	0	0	1	1	<b>Chicago White Sox @ Kansas City Royals</b> Kauffman Stadium, Kansas City, MO Thu Jul 29 2021, 1:12 PM - 3:58 PM CDT Att: 11,210 - Sunny - 95 F <a href="http://livebaseballscorecards.com">livebaseballscorecards.com</a>										
41 Carlos Santana, S (1, 3) OBP: 0.350, SLG: 0.407										3	2	2	0	1	0	2											
13 Salvador Perez, R (1, 10) OBP: 0.309, SLG: 0.515										4	1	2	2	0	0	1											
Jorge Soler, R (1, 9) OBP: 0.287, SLG: 0.368										4	1	0	0	0	1	3											
1 Jarrod Dyson, L (8, 9) OBP: 0.276, SLG: 0.344										0	0	0	0	0	0	0											
17 Hunter Dozier, R (1, 7) OBP: 0.274, SLG: 0.362										3	0	1	1	0	1	1											
Michael Taylor, R (1, 8) OBP: 0.301, SLG: 0.363										2	1	1	2	1	1	1											
49 Hanser Alberto, R (1, 5) OBP: 0.276, SLG: 0.393										4	0	0	0	0	1	2											
36 Cam Gallagher, R (1, 2) OBP: 0.212, SLG: 0.197										4	0	0	0	0	1	1											
8 Nicky Lopez, L (1, 6) OBP: 0.361, SLG: 0.354										3	0	2	0	0	0	0											
<b>Inning Stats</b>	R: 2 E: 0 K: 2 S: 14	H: 2 LOB: 0 BB: 0 P: 22	R: 1 E: 0 K: 0 S: 14	H: 2 LOB: 1 BB: 0 P: 17	R: 1 E: 0 K: 1 S: 9	H: 2 LOB: 1 BB: 0 P: 11	R: 0 E: 0 K: 1 S: 16	H: 2 LOB: 2 BB: 0 P: 24	R: 1 E: 1 K: 0 S: 18	H: 1 LOB: 1 BB: 0 P: 25	R: 0 E: 0 K: 2 S: 12	H: 0 LOB: 0 BB: 0 P: 17	R: 0 E: 0 K: 0 S: 9	H: 0 LOB: 1 BB: 1 P: 16	R: 0 E: 0 K: 0 S: 2	H: 0 LOB: 0 BB: 0 P: 6		1B: 5 2B: 1 3B: 1 HR: 2	SF: 2 SAC: 0 DP: 1 HBP: 0	WP: 1 PB: 0 CS: 0	PA: 35						
<b>PITCHER</b>	IP	WLS	BF	H	R	ER	SO	BB	IBB	HBP	BLK	WP	HR	S	P	ERA		WHIP									
55 Carlos Rodón, L (1, 1) ERA: 2.49	4.0	L	20	8	4	4	4	0	0	0	0	0	0	30	42	0.00	0.500										
40 Reynaldo López, R (5, 1) ERA: 1.64	2.0		8	1	1	0	2	0	0	0	0	0	0	11	22	0.00	1.000										
61 Ryan Burr, R (7, 1) ERA: 2.95	2.0		7	0	0	0	0	2	0	0	0	1	0	11	22	0.00	1.000										







Batter	1	2	3	4	5	6	7	8	9	AB	R	H	RBI	BB	SO	LOB	TOP					
7 Myles Straw, R OBP: 0.337, SLG: 0.324										5	1	1	0	0	0	1	<b>Cleveland Indians @ Chicago White Sox</b> Guaranteed Rate Field, Chicago, IL Sat Jul 31 2021, 6:11 PM - 9:48 PM CDT Att: 35,866 - Partly Cloudy - 79 F					
1 Amed Rosario, R OBP: 0.310, SLG: 0.378										3	3	2	2	1	0	0						
11 José Ramírez, S OBP: 0.345, SLG: 0.523										5	1	2	1	0	2	1						
32 Franmil Reyes, R OBP: 0.325, SLG: 0.609										5	1	1	1	0	2	3						
40 Harold Ramírez, R OBP: 0.305, SLG: 0.416										5	0	2	2	0	2	1						
35 Óscar Mercado, R OBP: 0.314, SLG: 0.371										5	1	1	1	0	0	2						
6 Owen Miller, R OBP: 0.182, SLG: 0.196										4	2	1	1	1	0	2						
17 Austin Hedges, R OBP: 0.212, SLG: 0.270										4	2	2	2	0	1	0						
2 Yu Chang, R OBP: 0.219, SLG: 0.300										3	1	1	2	1	1	0						
<b>Inning Stats</b>	R: 0 E: 0 K: 1 S: 8	H: 0 LOB: 0 BB: 0 P: 10	R: 0 E: 0 K: 0 S: 7	H: 1 LOB: 1 BB: 0 P: 9	R: 0 E: 0 K: 1 S: 8	H: 0 LOB: 0 BB: 0 P: 13	R: 1 E: 0 K: 1 S: 13	H: 1 LOB: 0 BB: 0 P: 22	R: 2 E: 0 K: 0 S: 9	H: 2 LOB: 0 BB: 0 P: 13	R: 5 E: 0 K: 1 S: 24	H: 4 LOB: 1 BB: 2 P: 40	R: 2 E: 0 K: 1 S: 15	H: 3 LOB: 1 BB: 0 P: 22	R: 2 E: 1 K: 2 S: 21	H: 2 LOB: 1 BB: 1 P: 29		R: 0 E: 0 K: 1 S: 9	H: 0 LOB: 0 BB: 0 P: 13	1B: 3 2B: 6 HR: 3	SF: 1 SAC: 0 DP: 0 HBP: 0	WP: 0 PB: 0 SB: 1 CS: 0
<b>PITCHER</b>	IP WLS BF H R ER SO BB IBB HBP BLK WP HR S P ERA WHIP																					
60 Dallas Keuchel, L ERA: 4.51	5.1		22	5	5	5	4	1	0	0	0	0	0	0	3	53	83	8.44	1.125			
34 Michael Kopech, R ERA: 2.55	1.0	L	9	5	5	5	1	1	0	0	0	0	0	0	24	34	45.00	6.000				
51 Ryan Tepera, R ERA: 3.07	0.2		3	1	0	0	0	0	0	0	0	0	0	7	12	0.00	1.500					
66 José Ruiz, R ERA: 3.05	1.0		6	2	2	1	2	1	0	0	0	0	0	21	29	9.00	3.000					
46 Craig Kimbrel, R ERA: 0.48	1.0		3	0	0	0	1	0	0	0	0	0	0	9	13	0.00	0.000					

Batter	1	2	3	4	5	6	7	8	9	AB	R	H	RBI	BB	SO	LOB	BOTTOM					
7 Tim Anderson, R OBP: 0.332, SLG: 0.437										5	1	1	0	0	1	1	<b>Cleveland Indians @ Chicago White Sox</b> Guaranteed Rate Field, Chicago, IL Sat Jul 31 2021, 6:11 PM - 9:48 PM CDT Att: 35,866 - Partly Cloudy - 79 F					
12 César Hernández, S OBP: 0.305, SLG: 0.430										5	0	2	0	0	1	0						
79 José Abreu, R OBP: 0.334, SLG: 0.453										4	0	1	1	1	1	1						
32 Gavin Sheets, L OBP: 0.303, SLG: 0.519										5	1	1	0	0	0	5						
10 Yoán Moncada, S OBP: 0.380, SLG: 0.409										5	0	0	0	0	1	3						
25 Andrew Vaughn, R OBP: 0.321, SLG: 0.444										4	0	0	0	1	2	3						
18 Brian Goodwin, L OBP: 0.331, SLG: 0.433										3	3	1	1	2	1	1						
15 Adam Engel, R OBP: 0.356, SLG: 0.573										3	2	1	2	1	0	1						
44 Seby Zavala, R OBP: 0.314, SLG: 0.594										4	4	4	6	0	0	0						
<b>Inning Stats</b>	R: 0 E: 0 K: 0 S: 14	H: 0 LOB: 1 BB: 1 P: 21	R: 1 E: 0 K: 1 S: 8	H: 1 LOB: 0 BB: 0 P: 12	R: 1 E: 0 K: 0 S: 11	H: 1 LOB: 0 BB: 0 P: 20	R: 4 E: 0 K: 1 S: 14	H: 2 LOB: 0 BB: 2 P: 30	R: 0 E: 0 K: 2 S: 8	H: 0 LOB: 0 BB: 0 P: 12	R: 0 E: 0 K: 1 S: 8	H: 0 LOB: 1 BB: 1 P: 14	R: 2 E: 1 K: 1 S: 24	H: 3 LOB: 2 BB: 0 P: 32	R: 3 E: 0 K: 0 S: 14	H: 4 LOB: 1 BB: 1 P: 24		R: 0 E: 0 K: 1 S: 7	H: 0 LOB: 0 BB: 0 P: 11	1B: 4 2B: 2 HR: 5	SF: 0 SAC: 0 DP: 1 HBP: 0	WP: 0 PB: 0 SB: 0 CS: 0
<b>PITCHER</b>	IP WLS BF H R ER SO BB IBB HBP BLK WP HR S P ERA WHIP																					
24 Triston McKenzie, R ERA: 6.11	4.0		19	4	6	6	2	3	0	0	0	0	0	0	16	26	0.00	0.500				
63 Justin Garza, R ERA: 2.31	2.0	W	7	0	0	0	3	1	0	0	0	0	0	1	18	24	27.00	9.000				
27 Bryan Shaw, R ERA: 3.28	0.1		5	3	2	1	0	0	0	0	0	0	0	1	8	8	0.00	0.000				
52 Nick Sandlin, R ERA: 2.32	0.2	H	2	0	0	0	1	0	0	0	0	0	0	6	8	0.00	0.000					
99 James Karinchak, R ERA: 3.74	0.1		4	2	3	3	0	1	0	0	0	0	0	1	6	12	81.00	9.000				
<b>PITCHER</b>	IP WLS BF H R ER SO BB IBB HBP BLK WP HR S P ERA WHIP																					
48 Emmanuel Clase, R ERA: 1.85	1.2		6	2	0	0	0	0	0	0	0	0	0	15	23	0.00	1.200					

AB 39  
R 12  
H 13  
RBI 12  
BB 3  
SO 8  
LOB 10



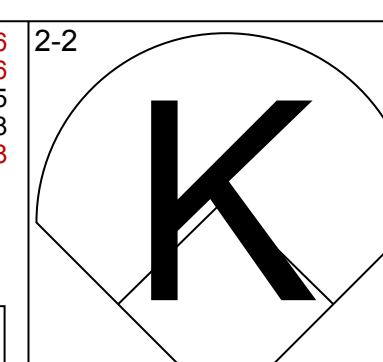
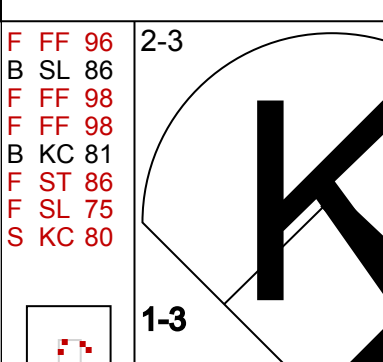
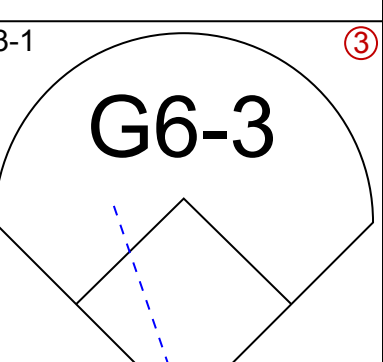
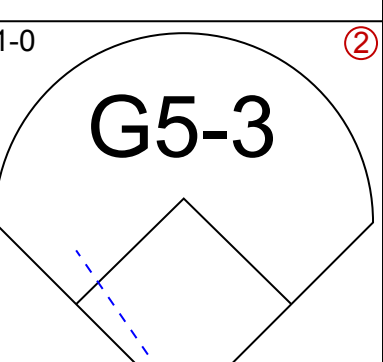
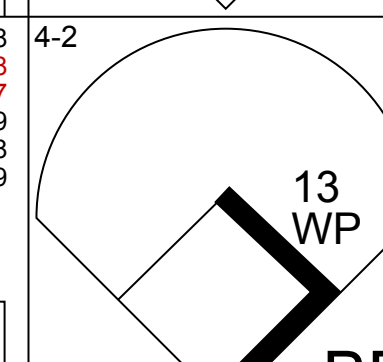
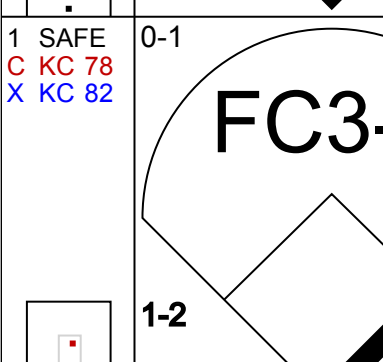
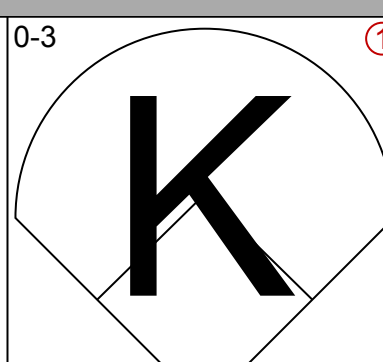
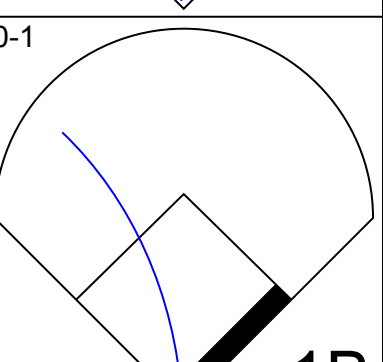
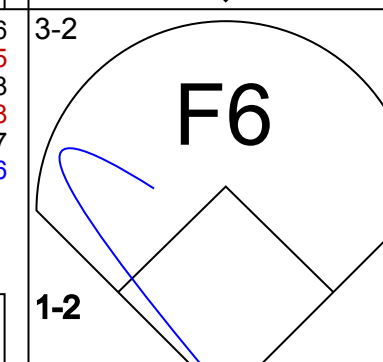
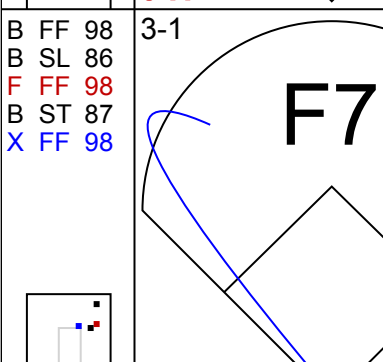
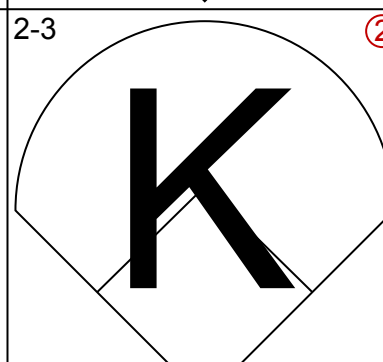
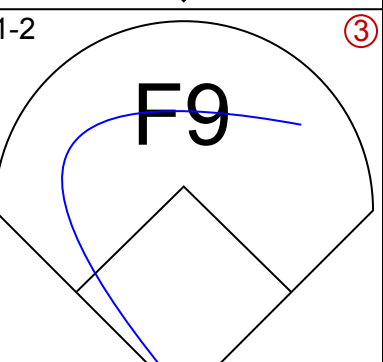
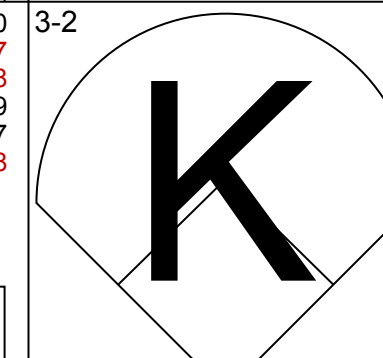
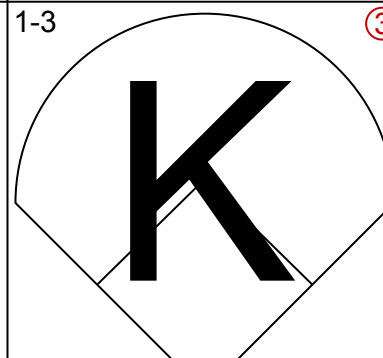










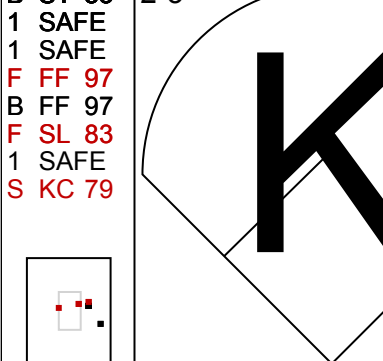
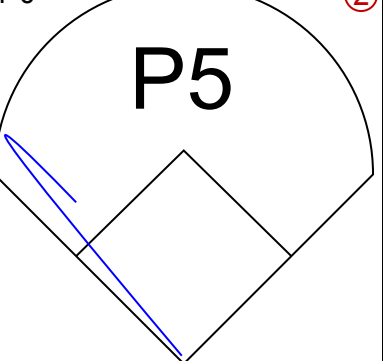
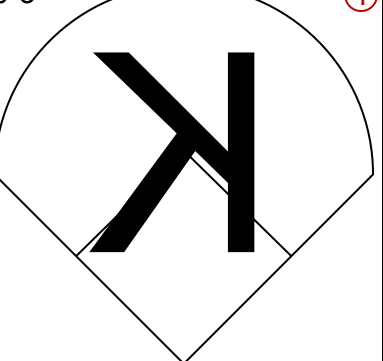
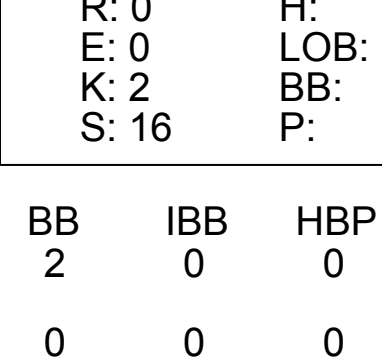
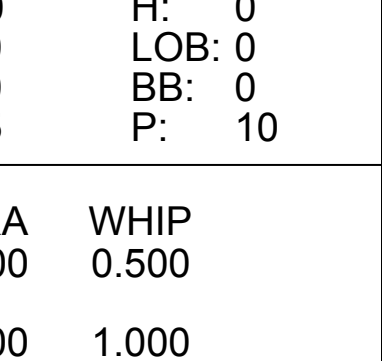
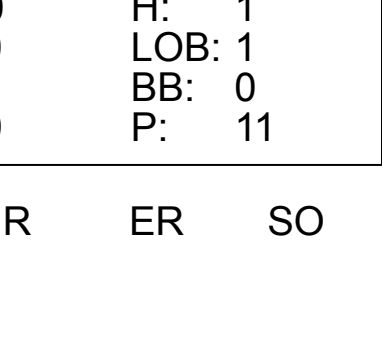
AB 38  
R 11  
H 11  
RBI 10  
BB 5  
SO 7  
LOB 15

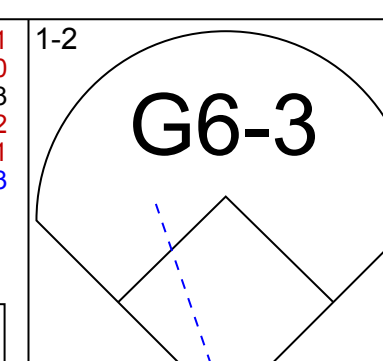
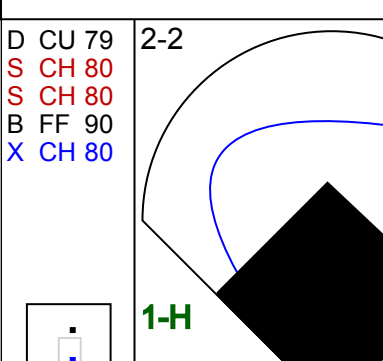
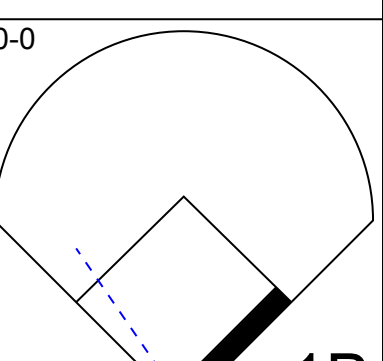

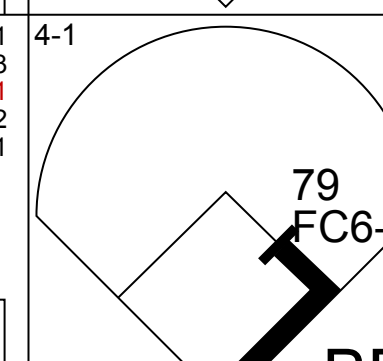
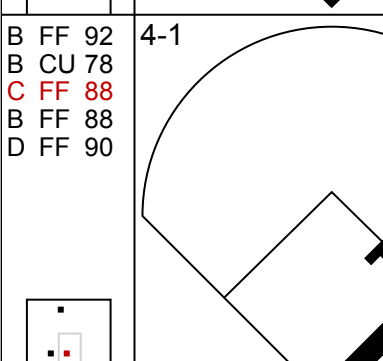
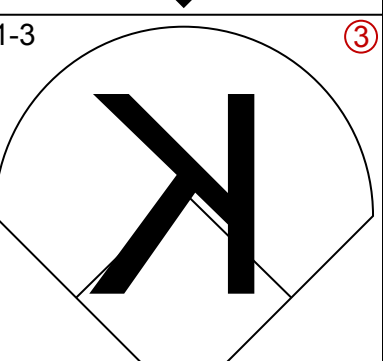

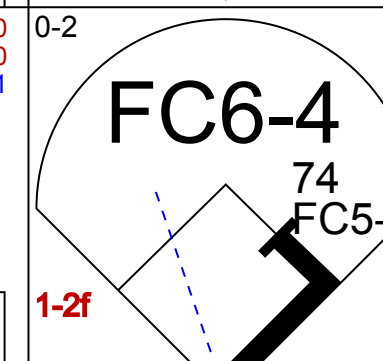
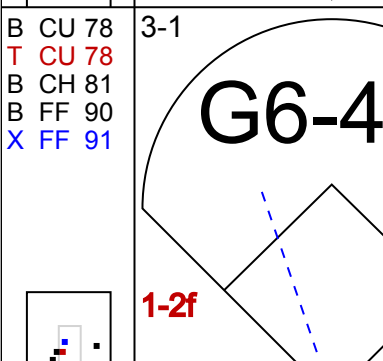


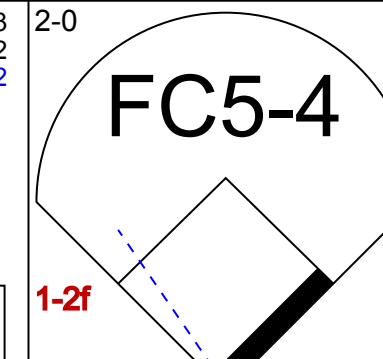
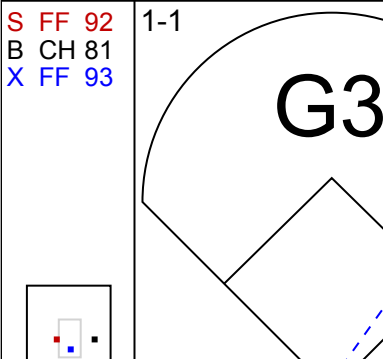








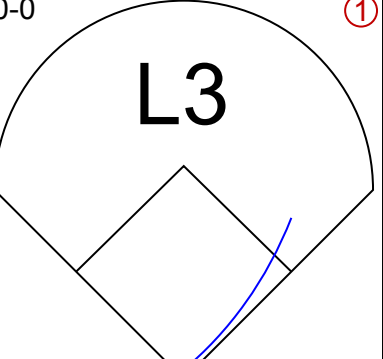


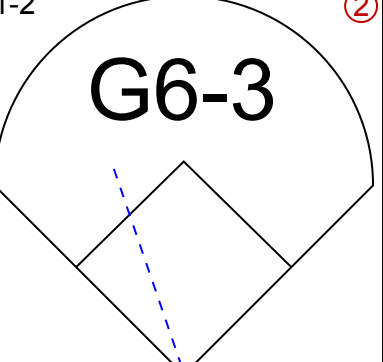

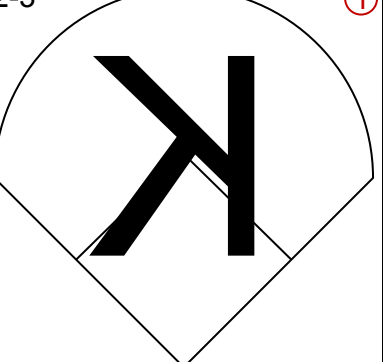
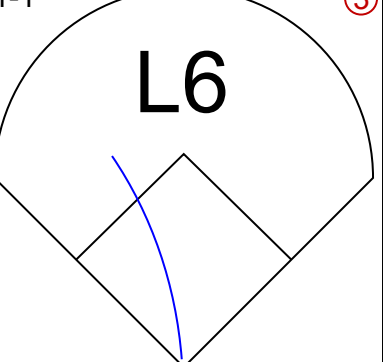

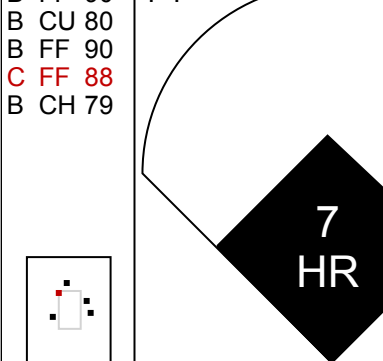
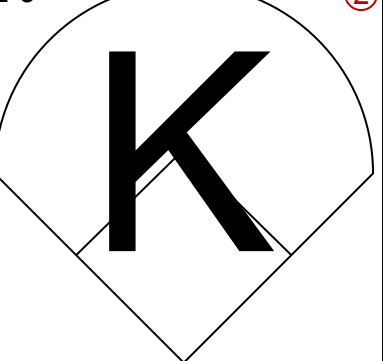









Batter	1	2	3	4	5	6	7	8	9	AB	R	H	RBI	BB	SO	LOB	TOP							
15 Whit Merrifield, R OBP: 0.314, SLG: 0.395										4	0	0	0	0	2	1	<p><b>Kansas City Royals @ Chicago White Sox</b> Guaranteed Rate Field, Chicago, IL Tue Aug 03 2021, 7:11 PM - 9:55 PM CDT Att. 19,369 - Clear - 79 F</p> <p>livebaseballscorecards.com</p>							
41 Carlos Santana, S OBP: 0.347, SLG: 0.395										3	0	1	0	1	1	2								
13 Salvador Perez, R OBP: 0.302, SLG: 0.507										4	0	0	0	0	1	4								
16 Andrew Benintendi, L OBP: 0.308, SLG: 0.414										1	0	0	0	1	1	1								
1 Jarrod Dyson, L OBP: 0.274, SLG: 0.347										2	0	0	0	0	1	0								
17 Hunter Dozier, R OBP: 0.273, SLG: 0.361										4	1	1	0	0	3	1								
Ryan O'Hearn, L OBP: 0.295, SLG: 0.392										3	0	0	1	0	2	1								
Michael Taylor, R OBP: 0.295, SLG: 0.349										3	0	0	0	0	1	1								
14 Edward Olivares, R OBP: 0.310, SLG: 0.425										3	0	1	0	0	0	0								
8 Nicky Lopez, L OBP: 0.353, SLG: 0.351										3	0	0	0	0	2	1								
<b>Inning Stats</b>	R: 0 H: 0 E: 0 K: 2 S: 11	H: 0 LOB: 1 BB: 1 P: 23	R: 0 H: 0 E: 0 K: 2 S: 7	H: 0 LOB: 0 BB: 0 P: 11	R: 0 H: 1 E: 0 K: 2 S: 16	H: 1 LOB: 2 BB: 0 P: 24	R: 0 H: 0 E: 0 K: 2 S: 15	H: 0 LOB: 1 BB: 1 P: 23	R: 0 H: 0 E: 0 K: 0 S: 5	H: 0 LOB: 0 BB: 0 P: 10	R: 0 H: 0 E: 0 K: 3 S: 9	H: 0 LOB: 0 BB: 0 P: 12	R: 1 H: 1 E: 0 K: 1 S: 10	H: 1 LOB: 0 BB: 0 P: 14	R: 0 H: 1 E: 0 K: 1 S: 9	H: 1 LOB: 1 BB: 0 P: 11	R: 0 H: 0 E: 0 K: 1 S: 8	H: 0 LOB: 0 BB: 0 P: 10	1B: 2 2B: 0 3B: 1 HR: 0	SF: 1 SAC: 0 DP: 0 HBP: 0	WP: 1 PB: 1 SB: 2 CS: 0	PA: 33		
<b>PITCHER</b>	IP WLS BF H R ER SO BB IBB HBP BLK WP HR S P ERA WHIP	IP WLS BF H R ER SO BB IBB HBP BLK WP HR S P ERA WHIP	IP WLS BF H R ER SO BB IBB HBP BLK WP HR S P ERA WHIP	IP WLS BF H R ER SO BB IBB HBP BLK WP HR S P ERA WHIP	IP WLS BF H R ER SO BB IBB HBP BLK WP HR S P ERA WHIP	IP WLS BF H R ER SO BB IBB HBP BLK WP HR S P ERA WHIP	IP WLS BF H R ER SO BB IBB HBP BLK WP HR S P ERA WHIP	IP WLS BF H R ER SO BB IBB HBP BLK WP HR S P ERA WHIP	IP WLS BF H R ER SO BB IBB HBP BLK WP HR S P ERA WHIP	IP WLS BF H R ER SO BB IBB HBP BLK WP HR S P ERA WHIP	IP WLS BF H R ER SO BB IBB HBP BLK WP HR S P ERA WHIP	IP WLS BF H R ER SO BB IBB HBP BLK WP HR S P ERA WHIP	IP WLS BF H R ER SO BB IBB HBP BLK WP HR S P ERA WHIP	IP WLS BF H R ER SO BB IBB HBP BLK WP HR S P ERA WHIP	IP WLS BF H R ER SO BB IBB HBP BLK WP HR S P ERA WHIP	IP WLS BF H R ER SO BB IBB HBP BLK WP HR S P ERA WHIP	IP WLS BF H R ER SO BB IBB HBP BLK WP HR S P ERA WHIP	IP WLS BF H R ER SO BB IBB HBP BLK WP HR S P ERA WHIP	IP WLS BF H R ER SO BB IBB HBP BLK WP HR S P ERA WHIP	IP WLS BF H R ER SO BB IBB HBP BLK WP HR S P ERA WHIP	IP WLS BF H R ER SO BB IBB HBP BLK WP HR S P ERA WHIP	IP WLS BF H R ER SO BB IBB HBP BLK WP HR S P ERA WHIP	IP WLS BF H R ER SO BB IBB HBP BLK WP HR S P ERA WHIP	IP WLS BF H R ER SO BB IBB HBP BLK WP HR S P ERA WHIP
84 Dylan Cease, R ERA: 3.92	6.0	W	22	1	0	0	11	2	0	0	0	0	0	0	0	1	0	63	103	0.00	0.500			
34 Michael Kopech, R ERA: 2.7	1.0	H	4	1	1	1	1	0	0	0	0	0	0	0	0	0	0	10	14	9.00	1.000			
45 Garrett Crochet, L ERA: 2.84	1.0		4	1	0	0	1	0	0	0	0	0	0	0	0	0	0	9	11	0.00	1.000			
51 Ryan Tepera, R ERA: 3.0	1.0		3	0	0	0	1	0	0	0	0	0	0	0	0	0	0	8	10	0.00	0.000			

Batter	1	2	3	4	5	6	7	8	9	AB	R	H	RBI	BB	SO	LOB	BOTTOM						
7 Tim Anderson, R OBP: 0.333, SLG: 0.443										4	2	3	3	0	0	0	<p><b>Kansas City Royals @ Chicago White Sox</b> Guaranteed Rate Field, Chicago, IL Tue Aug 03 2021, 7:11 PM - 9:55 PM CDT Att. 19,369 - Clear - 79 F</p> <p>livebaseballscorecards.com</p>						
12 César Hernández, S OBP: 0.315, SLG: 0.427										2	0	0	0	2	1	4							
79 José Abreu, R OBP: 0.333, SLG: 0.447										4	0	1	2	0	0	2							
74 Eloy Jiménez, R OBP: 0.133, SLG: 0.333										4	0	0	0	0	1	3							
15 Adam Engel, R OBP: 0.347, SLG: 0.537										4	0	0	0	0	3	2							
10 Yoán Moncada, S OBP: 0.375, SLG: 0.401										3	1	0	0	1	1	0							
25 Andrew Vaughn, R OBP: 0.323, SLG: 0.453										3	2	1	1	1	1	0							
28 Leury García, S OBP: 0.319, SLG: 0.338										3	0	0	0	1	1	0							
44 Seby Zavala, R OBP: 0.341, SLG: 0.543										1	2	0	1	2	1	0							
<b>Inning Stats</b>	R: 0 H: 0 E: 0 K: 0 S: 10	H: 0 LOB: 1 BB: 1 P: 17	R: 1 H: 1 E: 0 K: 1 S: 9	H: 1 LOB: 0 BB: 0 P: 12	R: 2 H: 1 E: 0 K: 0 S: 9	H: 1 LOB: 2 BB: 2 P: 23	R: 0 H: 0 E: 0 K: 2 S: 12	H: 0 LOB: 0 BB: 0 P: 14	R: 0 H: 1 E: 0 K: 3 S: 11	H: 1 LOB: 1 BB: 0 P: 16	R: 0 H: 0 E: 0 K: 2 S: 10	H: 0 LOB: 0 BB: 0 P: 14	R: 4 H: 2 E: 0 K: 1 S: 15	H: 2 LOB: 2 BB: 4 P: 33	R: 0 H: 0 E: 0 K: 0 S: 8	H: 0 LOB: 0 BB: 0 P: 10	1B: 3 2B: 0 3B: 0 HR: 2	SF: 0 SAC: 0 DP: 1 HBP: 0	WP: 0 PB: 0 SB: 0 CS: 0	PA: 35			
<b>PITCHER</b>	IP WLS BF H R ER SO BB IBB HBP BLK WP HR S P ERA WHIP	IP WLS BF H R ER SO BB IBB HBP BLK WP HR S P ERA WHIP	IP WLS BF H R ER SO BB IBB HBP BLK WP HR S P ERA WHIP	IP WLS BF H R ER SO BB IBB HBP BLK WP HR S P ERA WHIP	IP WLS BF H R ER SO BB IBB HBP BLK WP HR S P ERA WHIP	IP WLS BF H R ER SO BB IBB HBP BLK WP HR S P ERA WHIP	IP WLS BF H R ER SO BB IBB HBP BLK WP HR S P ERA WHIP	IP WLS BF H R ER SO BB IBB HBP BLK WP HR S P ERA WHIP	IP WLS BF H R ER SO BB IBB HBP BLK WP HR S P ERA WHIP	IP WLS BF H R ER SO BB IBB HBP BLK WP HR S P ERA WHIP	IP WLS BF H R ER SO BB IBB HBP BLK WP HR S P ERA WHIP	IP WLS BF H R ER SO BB IBB HBP BLK WP HR S P ERA WHIP	IP WLS BF H R ER SO BB IBB HBP BLK WP HR S P ERA WHIP	IP WLS BF H R ER SO BB IBB HBP BLK WP HR S P ERA WHIP	IP WLS BF H R ER SO BB IBB HBP BLK WP HR S P ERA WHIP	IP WLS BF H R ER SO BB IBB HBP BLK WP HR S P ERA WHIP	IP WLS BF H R ER SO BB IBB HBP BLK WP HR S P ERA WHIP	IP WLS BF H R ER SO BB IBB HBP BLK WP HR S P ERA WHIP	IP WLS BF H R ER SO BB IBB HBP BLK WP HR S P ERA WHIP	IP WLS BF H R ER SO BB IBB HBP BLK WP HR S P ERA WHIP	IP WLS BF H R ER SO BB IBB HBP BLK WP HR S P ERA WHIP	IP WLS BF H R ER SO BB IBB HBP BLK WP HR S P ERA WHIP	IP WLS BF H R ER SO BB IBB HBP BLK WP HR S P ERA WHIP
50 Kris Bubic, L ERA: 4.97	6.0	L	23	3	3	3	8	3	0	0	1	1	0	0	0	0	96	4.50	1.000				
45 Kyle Zimmer, R ERA: 4.83	0.0		3	0	3	3	0	3	0	0	0	0	0	0	0	0	3	15	-	-			
55 Richard Lovelady, L ERA: 4.91	1.0		6	2	1	1	1	1	0	0	0	0	0	0	0	0	12	18	9.00	3.000			
71 Wade Davis, R ERA: 6.9	1.0		3	0	0	0	0	0	0	0	0	0	0	0	0	0	8	10	0.00	0.000			



Batter	1	2	3	4	5	6	7	8	9	AB	R	H	RBI	BB	SO	LOB	TOP										
15 Whit Merrifield, R OBP: 0.317, SLG: 0.397	F FF 94 0-1 X SL 86 X SL 86	1 SAFE 2-2 B SL 81 B SL 86 B SL 86 X SL 86	C FF 94 0-2 X SL 86 X SL 86	C FF 94 0-2 X SL 86 X SL 86	B CU 87 1-1 X SL 86 X SL 86	C FF 96 1-1 X SL 86 X SL 86					5	2	3	1	0	0	1										
41 Carlos Santana, S OBP: 0.304, SLG: 0.394	C SL 86 1-1 B CH 81 X SL 94	1 SAFE 0-0 1-H	C CH 81 2-2 B SL 86 B SL 86 X SL 86	B CH 85 1-2 X SL 84	B CH 85 1-2 X SL 84	1 SAFE 4-2 F FF 97 F FF 98 F FF 98 B CU 87 B CU 87 1 SAFE B SL 100					4	1	1	0	1	0	1										
13 Salvador Perez, R OBP: 0.304, SLG: 0.514	C FF 94 0-1 X SL 86 X SL 86		F FF 96 3-2 B CH 81 B CH 81 B CH 81 X SL 86 X SL 86		X FF 94 0-0						4	1	2	2	0	0	2										
36 Cam Gallagher, R OBP: 0.209, SLG: 0.194											1	0	0	0	0	0	0										
Ryan O'Hearn, L OBP: 0.256, SLG: 0.413	S CH 81 3-2 D CH 82 C FF 94 B SL 86 X SL 86		T FF 96 2-2 B CH 81 B CH 81 B CH 81 X SL 86 X SL 86		C FF 93 4-2 B CH 85 B CH 85 B CH 85 X SL 84						2	1	1	3	1	0	0										
49 Hanser Alberto, R OBP: 0.273, SLG: 0.388											1	0	0	0	0	1	0										
17 Hunter Dozier, R OBP: 0.270, SLG: 0.356	C SL 86 0-1 X SL 84		B FF 94 2-0 X SL 81		S SL 86 1-1 X SL 86						4	0	0	0	0	0	2										
26 Emmanuel Rivera, R OBP: 0.222, SLG: 0.222	S SL 82 1-3 F SL 84 F SL 84 F SL 85 S CH 82		B SL 86 3-2 C FF 94 C FF 94 C FF 94 C FF 94 C FF 94 C FF 94 C FF 94 C FF 94		B FF 92 3-2 C FF 92 C FF 92 C FF 92 X SL 92						4	0	0	0	0	2	0										
Michael Taylor, R OBP: 0.297, SLG: 0.364			B CH 81 2-2 B SL 86 B SL 86 B SL 86 C CH 82 X SL 86	B FF 93 1-1 X SL 82							4	2	2	1	0	0	0										
14 Edward Olivares, R OBP: 0.304, SLG: 0.477			C FF 96 3-2 B CU 80 B CH 81 S CH 81 F FF 96 F FF 96 F FF 96 X SL 84	C FF 94 2-1 X SL 92							4	1	1	1	0	0	1										
8 Nicky Lopez, L OBP: 0.354, SLG: 0.354	X FF 96 0-0		C FF 94 0-1 X CH 79		1 SAFE 0-2 F SL 85 1 SAFE X CH 83						4	1	2	1	0	0	1										
Inning Stats	R: 1 E: 0 K: 0 S: 11	H: 2 LOB: 1 BB: 0 P: 15	R: 2 E: 0 K: 1 S: 16	H: 3 LOB: 0 BB: 0 P: 24	R: 2 E: 0 K: 1 S: 17	H: 2 LOB: 0 BB: 0 P: 29	R: 1 E: 0 K: 0 S: 10	H: 1 LOB: 0 BB: 0 P: 13	R: 0 E: 0 K: 0 S: 12	H: 0 LOB: 1 BB: 0 P: 18	R: 0 E: 1 K: 0 S: 12	H: 0 LOB: 1 BB: 0 P: 17	R: 2 E: 0 K: 0 S: 11	H: 2 LOB: 0 BB: 1 P: 18	R: 1 E: 0 K: 0 S: 8	H: 2 LOB: 1 BB: 0 P: 16	R: 0 E: 0 K: 1 S: 12	H: 0 LOB: 0 BB: 0 P: 18	1B: 7 2B: 1 3B: 0 HR: 4	SF: 1 SAC: 0 DP: 1 HBP: 0	WP: 1 PB: 0 SB: 1 CS: 0	PA: 41					
PITCHER	IP	WLS	BF	H	R	ER	SO	BB	IBB	HBP	BLK	WP	HR	S	P	ERA	WHIP										
27 Lucas Giolito, R ERA: 3.98	4.0	L	19	8	6	6	2	0	0	0	0	1	3	54	81	13.50	2.000										
63 Matt Foster, R ERA: 5.64	2.0		8	0	0	0	0	1	0	0	0	0	0	24	35	0.00	0.500										
66 José Ruiz, R ERA: 3.53	2.0		10	4	3	3	0	1	0	0	0	0	1	19	34	13.50	2.500										
39 Aaron Bummer, L ERA: 4.42	1.0		3	0	0	0	1	0	0	0	0	0	0	12	18	0.00	0.000										
Batter	1	2	3	4	5	6	7	8	9	AB	R	H	RBI	BB	SO	LOB	BOTTOM										
7 Tim Anderson, R OBP: 0.333, SLG: 0.441	F FF 97 3-2 B SL 85 B SL 85 B SL 85 B SL 85 F FF 100 F FF 98 T FF 98		B SL 88 1-2 S SL 88 S SL 88 S SL 88 X SL 87		B SI 99 2-2 F SL 82 F CU 80 B SL 100 X SL 97						4	0	1	0	0	1	2										
12 César Hernández, S OBP: 0.312, SLG: 0.424	B FF 96 4-1 B FF 96 B FF 96 B FF 96 B FF 96		C KC 81 1-2 F FF 97 F SL 88 X FS 88		B SI 97 2-1 B CU 80 B SI 97 X SL 97						3	0	0	0	1	0	2										
79 José Abreu, R OBP: 0.332, SLG: 0.453	F FF 99 0-2 1 SAFE S KC 80 X SL 87		C SL 86 3-2 B FF 99 B FF 99 B FF 99 B FF 99 X SL 86		C CU 81 1-3 B CU 81 F SL 88 S CU 82						4	1	1	1	0	2	2										
74 Eloy Jiménez, R OBP: 0.105, SLG: 0.263	D CH 82 2-3 D SL 86 C FF 97 F SL 88 F SL 88 F SL 88		X FF 97 0-0		C FF 91 1-3 B SL 82 B SL 82 S CU 82						4	0	0	0	0	3	2										
32 Gavin Sheets, L OBP: 0.289, SLG: 0.483		B FF 96 2-3 C FF 96 C KC 81 S FS 87		C FF 94 3-2 B SL 86 B SL 86 X FS 86		X FF 97 0-1 X SL 84					4	0	0	0	0	1	0										
10 Yoán Moncada, S OBP: 0.372, SLG: 0.397		B SL 87 3-2 B FF 97 B FF 97 B FF 97 X KC 82		F FF 92 2-3 F FS 84 F FS 84 F FS 84 F FS 84		S SL 86 0-1 X FF 96					3	0	0	0	0	1	0										
18 Brian Goodwin, L OBP: 0.329, SLG: 0.443		C FF 100 0-2 S FF 99 X FF 98		F FF 96 2-2 C FF 97 B FF 96 B FF 96 X FS 86		C SL 84 2-1 B FF 97 B FF 97 X FS 86					3	0	0	0	0	0	0										
25 Andrew Vaughn, R OBP: 0.329, SLG: 0.457			B FF 97 3-2 C KC 81 C KC 81 B FF 97 B FF 97 X FS 86		B SL 84 4-0 B FF 97 D FF 96						2	0	2	0	1	0	0										
21 Zack Collins, L OBP: 0.324, SLG: 0.349			S FF 93 1-3 B FF 93 B FF 93 B FF 93 S FS 88		B FS 80 3-3 C KC 81 C KC 81 C KC 81 S FS 88						3	0	0	0	0	2	3										
Inning Stats	R: 0 E: 0 K: 2 S: 13	H: 0 LOB: 1 BB: 1 P: 22	R: 0 E: 0 K: 1 S: 9	H: 0 LOB: 0 BB: 0 P: 14	R: 0 E: 0 K: 1 S: 13	H: 1 LOB: 0 BB: 0 P: 18	R: 1 E: 0 K: 0 S: 11	H: 1 LOB: 0 BB: 0 P: 18	R: 0 E: 0 K: 2 S: 10	H: 0 LOB: 1 BB: 1 P: 21	R: 0 E: 0 K: 2 S: 12	H: 1 LOB: 1 BB: 0 P: 18	R: 0 E: 0 K: 0 S: 6	H: 0 LOB: 0 BB: 0 P: 8	R: 0 E: 0 K: 0 S: 12	H: 1 LOB: 1 BB: 0 P: 19	R: 0 E: 0 K: 2 S: 9	H: 0 LOB: 0 BB: 0 P: 9	1B: 3 2B: 1 3B: 0 HR: 1	SF: 0 SAC: 0 DP: 1 HBP: 0	WP: 2 PB: 0 SB: 0 CS: 0	PA: 32					
PITCHER	IP	WLS	BF	H	R	ER	SO	BB	IBB	HBP	BLK	WP	HR	S	P	ERA	WHIP										
43 Carlos Hernández, R ERA: 4.58	5.0	W	18	2	1	1	6	2	0	0	0	1	1	56	93	1.80	0.800										
63 Josh Staumont, R ERA: 3.46	1.0		4	1	0	0	2	0	0	0	0	0	0	6	8	0.00	1.000										
59 Jake Brentz, L ERA: 3.28	1.0		3	0	0	0	0	0	0	0	0	0	0	6	8	0.00	0.000										
31 Domingo Tapia, R ERA: 3.86	1.0		4	1	0	0	0	0	0	0	0	0	0	12	19	0.00	1.000										
54 Ervin Santana, R ERA: 3.62	1.0		3	0	0	0	2	0	0	0	0	0	0	9	9	0.00	0.000										

**Kansas City Royals @ Chicago White Sox**  
**Guaranteed Rate Field, Chicago, IL**  
 Wed Aug 04 2021, 7:11 PM - 10:24 PM CDT  
 Att: 22,793 - Clear - 80 F

AB	37
R	9
H	12
RBI	9
BB	2
SO	3
LOB	8



**Kansas City Royals @ Chicago White Sox**  
**Guaranteed Rate Field, Chicago, IL**  
 Wed Aug 04 2021, 7:11 PM - 10:24 PM CDT  
 Att: 22,793 - Clear - 80 F

AB	30
R	1
H	4
RBI	1
BB	2
SO	10
LOB	11





Batter	1	2	3	4	5	6	7	8	9	AB	R	H	RBI	BB	SO	LOB	TOP					
15 Whit Merrifield, R OBP: 0.317, SLG: 0.394	G1-3	P3			K					3	0	0	0	1	1	1	<b>Kansas City Royals @ Chicago White Sox</b> Guaranteed Rate Field, Chicago, IL Thu Aug 05 2021, 7:10 PM - 10:08 PM CDT Att: 23,589 - Partly Cloudy - 82 F <a href="http://livebaseballscorecards.com">livebaseballscorecards.com</a>					
41 Carlos Santana, S OBP: 0.347, SLG: 0.392	G5-3		G5-3			1B	G6-3			4	0	1	0	0	0	2						
13 Salvador Perez, R OBP: 0.304, SLG: 0.512	1B		F7			K		K		4	1	1	0	0	2	1						
17 Hunter Dozier, R OBP: 0.269, SLG: 0.353	1B		K			K		K		3	1	0	0	1	3	1						
26 Emmanuel Rivera, R OBP: 0.303, SLG: 0.308	2B			G4-3		F9		F9		4	0	1	2	0	0	1						
14 Edward Olivares, R OBP: 0.300, SLG: 0.521	G5-3			G5-3			HR		F9	4	1	1	1	0	0	1						
Michael Taylor, R OBP: 0.299, SLG: 0.363				G5-3			G6-3			3	0	1	0	1	0	0						
36 Cam Gallagher, R OBP: 0.211, SLG: 0.185							G6-3			3	0	0	0	1	2	2						
8 Nicky Lopez, L OBP: 0.353, SLG: 0.356			L8				G1-6-3		G6-3	4	0	1	0	0	0	3	<b>KC Royals</b>					
<b>Inning Stats</b>	R: 2 H: 2 E: 0 K: 0 S: 13	WLS: 1 BF: 23 LOB: 1 BB: 1 P: 25	R: 0 H: 0 E: 0 K: 1 S: 7	LOB: 1 BB: 1 P: 15	R: 0 H: 0 E: 0 K: 1 S: 9	LOB: 0 BB: 0 P: 14	R: 0 H: 0 E: 0 K: 1 S: 7	LOB: 0 BB: 0 P: 15	R: 0 H: 1 E: 0 K: 2 S: 9	LOB: 1 BB: 0 P: 19	R: 1 H: 2 E: 0 K: 0 S: 17	LOB: 2 BB: 1 P: 31	R: 0 H: 0 E: 0 K: 2 S: 7	LOB: 0 BB: 0 P: 11	R: 0 H: 1 E: 0 K: 1 S: 14	LOB: 1 BB: 0 P: 19		1B: 3 2B: 2 HR: 1	SF: 0 SAC: 0 DP: 1 HBP: 0	WP: 0 PB: 2 CS: 0	PA: 36	
<b>PITCHER</b>	IP	WLS	BF	H	R	ER	SO	BB	IBB	HBP	BLK	WP	HR	S	P	ERA		WHIP				
60 Dallas Keuchel, L ERA: 4.44	6.0	L	23	3	2	2	5	3	0	0	0	0	0	49	95	3.00		1.000				
40 Reynaldo López, R ERA: 1.8	1.0		6	2	1	1	0	1	0	0	0	0	1	17	31	9.00		3.000				
51 Ryan Tepera, R ERA: 2.93	1.0		3	0	0	0	2	0	0	0	0	0	0	7	11	0.00		0.000				
45 Garrett Crochet, L ERA: 2.76	1.0		4	1	0	0	1	0	0	0	0	0	0	14	19	0.00		1.000				

Batter	1	2	3	4	5	6	7	8	9	AB	R	H	RBI	BB	SO	LOB	BOTTOM					
7 Tim Anderson, R OBP: 0.329, SLG: 0.437	F8		K		G1-3			G3-1		4	0	0	0	0	1	1	<b>Kansas City Royals @ Chicago White Sox</b> Guaranteed Rate Field, Chicago, IL Thu Aug 05 2021, 7:10 PM - 10:08 PM CDT Att: 23,589 - Partly Cloudy - 82 F <a href="http://livebaseballscorecards.com">livebaseballscorecards.com</a>					
12 César Hernández, S OBP: 0.314, SLG: 0.425	G6-3				F9			74 2B		4	1	2	0	0	0	1						
79 José Abreu, R OBP: 0.333, SLG: 0.461	HR			P5				K		4	1	2	1	0	1	2						
74 Eloy Jiménez, R OBP: 0.174, SLG: 0.318	K									3	0	1	1	1	2	1						
25 Andrew Vaughn, R OBP: 0.328, SLG: 0.452										3	0	0	0	1	1	3						
10 Yoán Moncada, S OBP: 0.371, SLG: 0.394	G4-3									3	0	0	0	0	1	1						
15 Adam Engel, R OBP: 0.333, SLG: 0.512	F8									4	0	0	0	0	1	3						
28 Leury García, S OBP: 0.318, SLG: 0.337			K							4	0	1	0	0	1	0						
44 Seby Zavala, R OBP: 0.318, SLG: 0.500										3	0	0	0	0	1	1	<b>Sox</b>					
<b>Inning Stats</b>	R: 1 H: 1 E: 0 K: 1 S: 11	WLS: 1 BF: 22 LOB: 0 BB: 0 P: 17	R: 0 H: 0 E: 0 K: 1 S: 8	LOB: 0 BB: 0 P: 15	R: 0 H: 0 E: 0 K: 2 S: 8	LOB: 0 BB: 0 P: 12	R: 0 H: 1 E: 0 K: 2 S: 10	LOB: 3 BB: 1 P: 22	R: 0 H: 1 E: 0 K: 0 S: 9	LOB: 1 BB: 1 P: 18	R: 0 H: 0 E: 0 K: 0 S: 9	LOB: 0 BB: 0 P: 13	R: 1 H: 2 E: 0 K: 1 S: 11	LOB: 2 BB: 0 P: 17	R: 0 H: 0 E: 0 K: 1 S: 7	LOB: 0 BB: 0 P: 10		1B: 4 2B: 1 HR: 1	SF: 0 SAC: 0 DP: 1 HBP: 1	WP: 0 PB: 0 CS: 0	PA: 35	
<b>PITCHER</b>	IP	WLS	BF	H	R	ER	SO	BB	IBB	HBP	BLK	WP	HR	S	P	ERA		WHIP				
52 Daniel Lynch IV, L ERA: 6.0	5.0	W	22	4	1	1	7	2	0	1	0	0	0	4	6	0.00		1.200				
63 Josh Staumont, R ERA: 3.39	1.0	H	2	0	0	0	0	0	0	0	0	0	0	4	6	0.00		0.000				
35 Greg Holland, R ERA: 4.64	1.0	H	3	0	0	0	0	0	0	0	0	0	0	9	13	0.00		0.000				
58 Scott Barlow, R ERA: 2.77	1.0	H	5	2	1	1	1	0	0	0	0	0	0	11	17	9.00		2.000				
59 Jake Brentz, L ERA: 3.21	1.0	S	3	0	0	0	1	0	0	0	0	0	0	7	10	0.00		0.000				















Batter	1	2	3	4	5	6	7	8	9	AB	R	H	RBI	BB	SO	LOB	TOP								
7 Tim Anderson, R OBP: 0.330, SLG: 0.450										5	2	3	2	0	0	0	<b>Chicago White Sox @ Minnesota Twins</b> Target Field, Minneapolis, MN Mon Aug 09 2021, 7:13 PM - 9:59 PM CDT Att. 17,858 - Clear - 85 F								
12 César Hernández, S OBP: 0.317, SLG: 0.432										3	2	0	0	2	1	2									
79 José Abreu, R OBP: 0.330, SLG: 0.459										5	1	1	0	0	1	5									
74 Eloy Jiménez, R OBP: 0.333, SLG: 0.811										4	2	2	5	1	1	0									
10 Yoán Moncada, S OBP: 0.373, SLG: 0.399										5	2	2	1	0	0	2									
18 Brian Goodwin, L OBP: 0.324, SLG: 0.457										4	1	1	1	0	0	1									
88 Luis Robert Jr., R OBP: 0.361, SLG: 0.470										5	0	2	1	0	1	1									
28 Leury García, S OBP: 0.316, SLG: 0.333										3	1	0	0	2	1	2									
44 Seby Zavala, R OBP: 0.304, SLG: 0.440										4	0	1	0	0	1	2									
<b>Inning Stats</b>	R: 4 H: 3 E: 1 K: 2 S: 27	H: 3 LOB: 2 BB: 2 P: 45	R: 3 H: 2 E: 0 K: 0 S: 9	H: 2 LOB: 0 BB: 1 P: 19	R: 0 H: 0 E: 0 K: 0 S: 7	H: 0 LOB: 0 BB: 0 P: 8	R: 0 H: 0 E: 0 K: 1 S: 9	H: 0 LOB: 1 BB: 0 P: 12	R: 1 H: 2 E: 0 K: 1 S: 13	H: 1 LOB: 1 BB: 0 P: 21	R: 0 H: 0 E: 0 K: 0 S: 8	H: 0 LOB: 0 BB: 0 P: 14	R: 1 H: 1 E: 0 K: 1 S: 10	H: 1 LOB: 1 BB: 1 P: 17	R: 1 H: 2 E: 0 K: 0 S: 9	H: 2 LOB: 1 BB: 1 P: 14	R: 1 H: 2 E: 0 K: 1 S: 8	H: 2 LOB: 1 BB: 0 P: 14	1B: 6 2B: 2 3B: 0 HR: 4	SF: 1 SAC: 0 DP: 1 HBP: 0	WP: 0 PB: 0 SB: 0 CS: 0	PA: 44			
<b>PITCHER</b>	IP WLS BF H R ER SO BB IBB HBP BLK WP HR S P ERA WHIP	IP WLS BF H R ER SO BB IBB HBP BLK WP HR S P ERA WHIP	IP WLS BF H R ER SO BB IBB HBP BLK WP HR S P ERA WHIP	IP WLS BF H R ER SO BB IBB HBP BLK WP HR S P ERA WHIP	IP WLS BF H R ER SO BB IBB HBP BLK WP HR S P ERA WHIP	IP WLS BF H R ER SO BB IBB HBP BLK WP HR S P ERA WHIP	IP WLS BF H R ER SO BB IBB HBP BLK WP HR S P ERA WHIP	IP WLS BF H R ER SO BB IBB HBP BLK WP HR S P ERA WHIP	IP WLS BF H R ER SO BB IBB HBP BLK WP HR S P ERA WHIP	IP WLS BF H R ER SO BB IBB HBP BLK WP HR S P ERA WHIP	IP WLS BF H R ER SO BB IBB HBP BLK WP HR S P ERA WHIP	IP WLS BF H R ER SO BB IBB HBP BLK WP HR S P ERA WHIP	IP WLS BF H R ER SO BB IBB HBP BLK WP HR S P ERA WHIP	IP WLS BF H R ER SO BB IBB HBP BLK WP HR S P ERA WHIP	IP WLS BF H R ER SO BB IBB HBP BLK WP HR S P ERA WHIP	IP WLS BF H R ER SO BB IBB HBP BLK WP HR S P ERA WHIP	IP WLS BF H R ER SO BB IBB HBP BLK WP HR S P ERA WHIP	IP WLS BF H R ER SO BB IBB HBP BLK WP HR S P ERA WHIP	IP WLS BF H R ER SO BB IBB HBP BLK WP HR S P ERA WHIP	IP WLS BF H R ER SO BB IBB HBP BLK WP HR S P ERA WHIP	IP WLS BF H R ER SO BB IBB HBP BLK WP HR S P ERA WHIP	IP WLS BF H R ER SO BB IBB HBP BLK WP HR S P ERA WHIP	IP WLS BF H R ER SO BB IBB HBP BLK WP HR S P ERA WHIP	IP WLS BF H R ER SO BB IBB HBP BLK WP HR S P ERA WHIP	IP WLS BF H R ER SO BB IBB HBP BLK WP HR S P ERA WHIP
41 Beau Burrows, R ERA: 13.91	2.0	15	5	7	6	2	3	0	0	0	0	0	0	0	0	0	27.00	4.000							
57 Edgar García, R ERA: 12.15	2.1	8	1	1	1	1	0	0	0	0	0	0	0	0	0	0	3.86	0.429							
85 Charlie Barnes, L ERA: 6.08	4.2	21	6	3	3	3	2	0	0	0	0	0	1	42	68	5.79	1.714								
<b>Batter</b>	<b>1</b>	<b>2</b>	<b>3</b>	<b>4</b>	<b>5</b>	<b>6</b>	<b>7</b>	<b>8</b>	<b>9</b>	<b>AB</b>	<b>R</b>	<b>H</b>	<b>RBI</b>	<b>BB</b>	<b>SO</b>	<b>LOB</b>	<b>BOTTOM</b>								
26 Max Kepler, L OBP: 0.292, SLG: 0.422										3	0	0	0	0	0	0	<b>Chicago White Sox @ Minnesota Twins</b> Target Field, Minneapolis, MN Mon Aug 09 2021, 7:13 PM - 9:59 PM CDT Att. 17,858 - Clear - 85 F								
38 Rob Refsnyder, R OBP: 0.392, SLG: 0.492										1	0	0	0	0	1	1									
50 Brent Rooker, R OBP: 0.225, SLG: 0.358										4	0	0	0	0	4	1									
11 Jorge Polanco, S OBP: 0.331, SLG: 0.440										3	0	0	0	0	1	0									
64 Williams Astudillo, R OBP: 0.288, SLG: 0.409										0	0	0	0	0	0	0									
2 Luis Arraez, L OBP: 0.382, SLG: 0.404										3	0	1	0	0	0	0									
22 Miguel Sanó, R OBP: 0.298, SLG: 0.450										3	1	1	1	0	0	1									
60 Jake Cave, L OBP: 0.259, SLG: 0.276										3	0	0	0	0	0	0									
27 Ryan Jeffers, R OBP: 0.296, SLG: 0.431										3	0	0	0	0	2	0									
24 Trevor Larnach, L OBP: 0.324, SLG: 0.359										2	0	0	0	0	1	0									
9 Andrelton Simmons, R OBP: 0.281, SLG: 0.274										2	0	0	0	1	1	1									
<b>Inning Stats</b>	R: 0 H: 0 E: 0 K: 1 S: 7	H: 0 LOB: 0 BB: 0 P: 10	R: 0 H: 0 E: 0 K: 0 S: 6	H: 0 LOB: 0 BB: 0 P: 11	R: 0 H: 0 E: 0 K: 1 S: 10	H: 0 LOB: 0 BB: 0 P: 18	R: 0 H: 0 E: 0 K: 2 S: 10	H: 0 LOB: 0 BB: 0 P: 16	R: 0 H: 1 E: 0 K: 0 S: 7	H: 1 LOB: 0 BB: 0 P: 11	R: 0 H: 0 E: 0 K: 2 S: 8	H: 0 LOB: 0 BB: 0 P: 13	R: 0 H: 0 E: 0 K: 1 S: 5	H: 0 LOB: 0 BB: 0 P: 8	R: 1 H: 1 E: 0 K: 1 S: 9	H: 1 LOB: 0 BB: 0 P: 16	R: 0 H: 0 E: 0 K: 2 S: 8	H: 0 LOB: 1 BB: 1 P: 15	1B: 1 2B: 0 3B: 0 HR: 1	SF: 0 SAC: 0 DP: 2 HBP: 1	WP: 0 PB: 0 SB: 0 CS: 0	PA: 29			
<b>PITCHER</b>	IP WLS BF H R ER SO BB IBB HBP BLK WP HR S P ERA WHIP	IP WLS BF H R ER SO BB IBB HBP BLK WP HR S P ERA WHIP	IP WLS BF H R ER SO BB IBB HBP BLK WP HR S P ERA WHIP	IP WLS BF H R ER SO BB IBB HBP BLK WP HR S P ERA WHIP	IP WLS BF H R ER SO BB IBB HBP BLK WP HR S P ERA WHIP	IP WLS BF H R ER SO BB IBB HBP BLK WP HR S P ERA WHIP	IP WLS BF H R ER SO BB IBB HBP BLK WP HR S P ERA WHIP	IP WLS BF H R ER SO BB IBB HBP BLK WP HR S P ERA WHIP	IP WLS BF H R ER SO BB IBB HBP BLK WP HR S P ERA WHIP	IP WLS BF H R ER SO BB IBB HBP BLK WP HR S P ERA WHIP	IP WLS BF H R ER SO BB IBB HBP BLK WP HR S P ERA WHIP	IP WLS BF H R ER SO BB IBB HBP BLK WP HR S P ERA WHIP	IP WLS BF H R ER SO BB IBB HBP BLK WP HR S P ERA WHIP	IP WLS BF H R ER SO BB IBB HBP BLK WP HR S P ERA WHIP	IP WLS BF H R ER SO BB IBB HBP BLK WP HR S P ERA WHIP	IP WLS BF H R ER SO BB IBB HBP BLK WP HR S P ERA WHIP	IP WLS BF H R ER SO BB IBB HBP BLK WP HR S P ERA WHIP	IP WLS BF H R ER SO BB IBB HBP BLK WP HR S P ERA WHIP	IP WLS BF H R ER SO BB IBB HBP BLK WP HR S P ERA WHIP	IP WLS BF H R ER SO BB IBB HBP BLK WP HR S P ERA WHIP	IP WLS BF H R ER SO BB IBB HBP BLK WP HR S P ERA WHIP	IP WLS BF H R ER SO BB IBB HBP BLK WP HR S P ERA WHIP	IP WLS BF H R ER SO BB IBB HBP BLK WP HR S P ERA WHIP	IP WLS BF H R ER SO BB IBB HBP BLK WP HR S P ERA WHIP	IP WLS BF H R ER SO BB IBB HBP BLK WP HR S P ERA WHIP
27 Lucas Giolito, R ERA: 3.81	8.0	25	2	1	1	1	0	0	0	0	0	0	0	0	0	0	1.12	0.250							
45 Garrett Crochet, L ERA: 2.66	1.0	4	0	0	0	2	1	0	0	0	0	0	0	8	15	0.00	1.000								







Batter	1	2	3	4	5	6	7	8	9	AB	R	H	RBI	BB	SO	LOB	TOP										
12 César Hernández, S (1, 4) OBP: 0.316, SLG: 0.430										4	0	1	0	0	3	3	<b>Chicago White Sox @ Minnesota Twins</b> Target Field, Minneapolis, MN Wed Aug 11 2021, 12:12 PM - 2:59 PM CDT Att: 22,370 - Sunny - 81 F										
25 Andrew Vaughn, R (1, 3) OBP: 0.330, SLG: 0.453										4	0	0	0	0	3	4											
79 José Abreu, R (1, 10) OBP: 0.331, SLG: 0.468										4	0	1	0	0	2	0											
74 Eloy Jiménez, R (1, 7) OBP: 0.319, SLG: 0.711										4	0	2	0	0	0	1											
18 Brian Goodwin, L (1, 9) OBP: 0.316, SLG: 0.445										4	0	0	0	0	1	3											
15 Adam Engel, R (1, 8) OBP: 0.331, SLG: 0.515										4	0	0	0	0	0	3											
23 Jake Lamb, L (1, 5) OBP: 0.333, SLG: 0.411										3	0	1	0	1	0	0											
28 Leury García, S (1, 6) OBP: 0.318, SLG: 0.333										3	0	1	0	1	0	2											
21 Zack Collins, L (1, 2) OBP: 0.316, SLG: 0.333										2	0	0	0	1	1	2											
<b>Inning Stats</b>	R: 0 E: 0 K: 2 S: 9	H: 0 LOB: 0 BB: 0 P: 16	R: 0 E: 0 K: 0 S: 5	H: 1 LOB: 0 BB: 0 P: 8	R: 0 E: 0 K: 2 S: 13	H: 2 LOB: 2 BB: 0 P: 18	R: 0 E: 0 K: 0 S: 8	H: 1 LOB: 1 BB: 0 P: 11	R: 0 E: 0 K: 1 S: 10	H: 1 LOB: 1 BB: 0 P: 16	R: 0 E: 0 K: 1 S: 9	H: 0 LOB: 1 BB: 1 P: 16	R: 0 E: 0 K: 2 S: 8	H: 0 LOB: 0 BB: 0 P: 11	R: 0 E: 0 K: 0 S: 8	H: 0 LOB: 1 BB: 1 P: 14	1B: 6 2B: 0 3B: 0 HR: 0	SF: 0 SAC: 0 DP: 1 HBP: 0	WP: 0 PB: 0 SB: 0 CS: 0	PA: 35							
<b>PITCHER</b>	IP	WLS	BF	H	R	ER	SO	BB	IBB	HBP	BLK	WP	HR	S	P	ERA	WHIP										
82 Bailey Ober, R (1, 1) ERA: 4.53	5.1		22	6	0	0	6	1	0	0	0	0	0	54	82	0.00	1.312										
56 Caleb Thielbar, L (6, 1) ERA: 3.95	1.1	W	5	0	0	0	1	1	0	0	0	0	0	11	20	0.00	0.750										
49 Juan Minaya, R (7, 1) ERA: 3.5	1.1	H	4	0	0	0	3	0	0	0	0	0	0	11	15	0.00	0.000										
48 Alex Colomé, R (9, 1) ERA: 4.12	1.0	S	4	0	0	0	0	1	0	0	0	0	0	8	14	0.00	1.000										

Batter	1	2	3	4	5	6	7	8	9	AB	R	H	RBI	BB	SO	LOB	BOTTOM										
26 Max Kepler, L (1, 9) OBP: 0.288, SLG: 0.412										3	0	0	0	1	1	2	<b>Chicago White Sox @ Minnesota Twins</b> Target Field, Minneapolis, MN Wed Aug 11 2021, 12:12 PM - 2:59 PM CDT Att: 22,370 - Sunny - 81 F										
50 Brent Rooker, R (1, 10) OBP: 0.218, SLG: 0.333										4	0	0	0	0	4	1											
11 Jorge Polanco, S (1, 4) OBP: 0.334, SLG: 0.494										4	1	2	1	0	0	0											
2 Luis Arraez, L (1, 5) OBP: 0.378, SLG: 0.403										4	0	1	0	0	1	1											
22 Miguel Sanó, R (1, 3) OBP: 0.300, SLG: 0.444										2	0	0	0	1	1	1											
60 Jake Cave, L (1, 8) OBP: 0.282, SLG: 0.269										3	0	0	0	0	1	2											
27 Ryan Jeffers, R (1, 2) OBP: 0.291, SLG: 0.423										3	0	0	0	0	3	1											
24 Trevor Larnach, L (1, 7) OBP: 0.328, SLG: 0.360										2	0	1	0	1	0	0											
38 Rob Refsnyder, R (8, 7) OBP: 0.365, SLG: 0.471										0	0	0	0	0	0	0											
9 Andrelton Simmons, R (1, 6) OBP: 0.284, SLG: 0.276										2	0	0	0	1	1	1											
<b>Inning Stats</b>	R: 0 E: 0 K: 1 S: 6	H: 0 LOB: 0 BB: 0 P: 10	R: 0 E: 0 K: 1 S: 15	H: 1 LOB: 1 BB: 0 P: 22	R: 0 E: 0 K: 2 S: 9	H: 0 LOB: 1 BB: 2 P: 19	R: 0 E: 0 K: 2 S: 8	H: 0 LOB: 0 BB: 0 P: 16	R: 0 E: 0 K: 2 S: 12	H: 1 LOB: 2 BB: 1 P: 22	R: 1 E: 0 K: 2 S: 12	H: 1 LOB: 1 BB: 1 P: 17	R: 0 E: 0 K: 1 S: 9	H: 0 LOB: 0 BB: 0 P: 14	R: 0 E: 0 K: 1 S: 13	H: 1 LOB: 1 BB: 0 P: 18	1B: 1 2B: 1 3B: 1 HR: 1	SF: 0 SAC: 0 DP: 0 HBP: 0	WP: 0 PB: 0 SB: 0 CS: 0	PA: 31							
<b>PITCHER</b>	IP	WLS	BF	H	R	ER	SO	BB	IBB	HBP	BLK	WP	HR	S	P	ERA	WHIP										
40 Reynaldo López, R (1, 1) ERA: 1.35	3.0		11	1	0	0	4	2	0	0	0	0	0	20	38	0.00	1.000										
45 Garrett Crochet, L (4, 1) ERA: 2.7	2.0		8	1	0	0	4	1	0	0	0	0	0	12	17	9.00	2.000										
66 José Ruiz, R (6, 1) ERA: 3.57	1.0	L	5	1	1	1	2	1	0	0	0	0	1	9	14	0.00	0.000										
63 Matt Foster, R (7, 1) ERA: 5.46	1.0		3	0	0	0	1	0	0	0	0	0	0	9	14	0.00	0.000										
46 Craig Kimbrel, R (8, 1) ERA: 1.09	1.0		4	1	0	0	1	0	0	0	0	0	0	13	18	0.00	1.000										

AB	32
R	0
H	6
RBI	0
BB	3
SO	10
LOB	18



AB	27
R	1
H	4
RBI	1
BB	4
SO	12
LOB	9





Batter	1	2	3	4	5	6	7	8	9	AB	R	H	RBI	BB	SO	LOB	TOP								
26 DJ LeMahieu, R OBP: 0.349, SLG: 0.366 (1, 4) (9, 3)										3	1	1	0	2	1	1									
11 Brett Gardner, L OBP: 0.326, SLG: 0.320 (1, 8)										5	2	2	1	0	2	4									
99 Aaron Judge, R OBP: 0.368, SLG: 0.518 (1, 9)										4	2	2	5	1	1	1									
13 Joey Gallo, L OBP: 0.369, SLG: 0.461 (1, 7)										3	1	0	0	2	1	4									
27 Giancarlo Stanton, R OBP: 0.359, SLG: 0.452 (1, 10)										5	1	1	2	0	1	2									
59 Luke Voit, R OBP: 0.513, SLG: 0.359 71 Andrew Velazquez, S OBP: 0.167, SLG: 0.250 (1, 3) (9, 6)										4	0	0	0	1	3	2									
12 Rougned Odor, L OBP: 0.301, SLG: 0.416 (1, 5) (9, 4)										4	0	0	0	0	2	3									
66 Kyle Higashioka, R OBP: 0.254, SLG: 0.398 (1, 2)										4	0	0	0	0	2	1									
14 Tyler Wade, L OBP: 0.347, SLG: 0.341 (1, 6) (9, 5)										4	1	2	0	0	1	0									
<b>Inning Stats</b>	R: 0 E: 0 K: 2 S: 15	H: 1 LOB: 1 BB: 0 P: 24	R: 0 E: 0 K: 2 S: 10	H: 0 LOB: 0 BB: 0 P: 13	R: 3 E: 0 K: 1 S: 18	H: 2 LOB: 0 BB: 1 P: 29	R: 0 E: 0 K: 0 S: 8	H: 0 LOB: 0 BB: 0 P: 13	R: 0 E: 0 K: 2 S: 9	H: 0 LOB: 0 BB: 0 P: 14	R: 1 E: 1 K: 2 S: 16	H: 1 LOB: 2 BB: 1 P: 25	R: 0 E: 0 K: 0 S: 9	H: 1 LOB: 3 BB: 2 P: 22	R: 0 E: 0 K: 2 S: 12	H: 0 LOB: 1 BB: 1 P: 22	R: 4 E: 0 K: 3 S: 16	H: 3 LOB: 0 BB: 1 P: 27	1B: 4 2B: 0 3B: 0 HR: 4	SF: 0 SAC: 0 DP: 0 HBP: 0	WP: 1 PB: 0 SB: 1 CS: 0	PA: 42			
<b>PITCHER</b>	IP	WLS	BF	H	R	ER	SO	BB	IBB	HBP	BLK	WP	HR	S	P	ERA	WHIP								
33 Lance Lynn, R ERA: 2.26 (1, 1)	5.0		22	4	4	4	7	2	0	0	0	0	0	15	105	7.20	1.200								
34 Michael Kopech, R ERA: 2.53 (6, 1)	1.1	H	6	1	0	0	2	1	0	0	0	0	0	4	6	0.00	1.500								
39 Aaron Bummer, L ERA: 4.08 (7, 1)	0.2	H	3	0	0	0	0	1	0	0	0	0	0	1	9	0.00	1.500								
46 Craig Kimbrel, R ERA: 1.06 (8, 1)	1.0	H	4	0	0	0	2	1	0	0	0	1	0	12	22	0.00	1.000								
31 Liam Hendriks, R ERA: 3.09 (9, 1)	1.0	W	7	3	4	4	3	1	0	0	0	0	2	16	27	36.00	4.000								

**New York Yankees @ Chicago White Sox**  
Field of Dreams, Dyersville, IA  
Thu Aug 12 2021, 7:27 PM - 10:53 PM EDT  
Att. 7,832 - Clear - 82 F

AB	36
R	8
H	8
RBI	8
BB	6
SO	14
LOB	18



Batter	1	2	3	4	5	6	7	8	9	AB	R	H	RBI	BB	SO	LOB	BOTTOM								
7 Tim Anderson, R OBP: 0.330, SLG: 0.457 (1, 6)										5	2	2	3	0	0	0									
12 César Hernández, S OBP: 0.314, SLG: 0.426 (1, 4)										4	0	0	0	0	3	1									
79 José Abreu, R OBP: 0.335, SLG: 0.475 (1, 3)										2	2	1	1	2	1	0									
74 Eloy Jiménez, R OBP: 0.333, SLG: 0.755 18 Brian Goodwin, L OBP: 0.316, SLG: 0.445 (1, 7) (8, PR) (9, 9)										4	1	2	3	0	0	1									
10 Yoán Moncada, S OBP: 0.367, SLG: 0.391 (1, 5)										4	0	0	0	0	1	2									
25 Andrew Vaughn, R OBP: 0.331, SLG: 0.452 (1, 10)										3	0	1	0	1	1	0									
88 Luis Robert Jr., R OBP: 0.348, SLG: 0.458 (1, 8)										4	1	1	0	0	1	2									
15 Adam Engel, R OBP: 0.339, SLG: 0.505 28 Leury García, S OBP: 0.318, SLG: 0.333 (1, 9) (8, 9) (9, 7)										2	1	0	0	1	0	2									
20 Danny Mendick, R OBP: 0.300, SLG: 0.284 (9, PH)										1	0	0	0	0	0	0									
44 Seby Zavala, R OBP: 0.306, SLG: 0.473 (1, 2)										3	2	1	2	1	2	2									
<b>Inning Stats</b>	R: 1 E: 0 K: 1 S: 11	H: 1 LOB: 0 BB: 0 P: 12	R: 0 E: 0 K: 2 S: 8	H: 0 LOB: 0 BB: 0 P: 12	R: 4 E: 0 K: 2 S: 14	H: 2 LOB: 2 BB: 2 P: 25	R: 2 E: 0 K: 0 S: 11	H: 2 LOB: 0 BB: 0 P: 15	R: 0 E: 0 K: 1 S: 7	H: 0 LOB: 1 BB: 1 P: 13	R: 0 E: 0 K: 1 S: 10	H: 0 LOB: 1 BB: 1 P: 15	R: 0 E: 0 K: 2 S: 8	H: 0 LOB: 0 BB: 0 P: 12	R: 0 E: 0 K: 1 S: 9	H: 2 LOB: 1 BB: 0 P: 14	R: 2 E: 0 K: 0 S: 6	H: 1 LOB: 0 BB: 1 P: 10	1B: 2 2B: 3 3B: 0 HR: 4	SF: 0 SAC: 0 DP: 1 HBP: 0	WP: 0 PB: 0 SB: 0 CS: 0	PA: 37			
<b>PITCHER</b>	IP	WLS	BF	H	R	ER	SO	BB	IBB	HBP	BLK	WP	HR	S	P	ERA	WHIP								
38 Andrew Heaney, L ERA: 5.78 (1, 1)	5.0		23	7	7	7	5	3	0	0	0	0	0	18	27	0.00	0.500								
58 Wandy Peralta, L ERA: 4.31 (6, 1)	2.0		7	0	0	0	3	1	0	0	0	0	0	9	14	0.00	2.000								
30 Joely Rodríguez, L ERA: 5.35 (8, 1)	1.0	L	4	2	0	0	1	0	0	0	0	0	0	9	14	0.00	2.000								
53 Zack Britton, L ERA: 6.32 (9, 1)	0.1	L	3	1	2	2	0	1	0	0	0	0	1	6	10	54.00	6.000								

**New York Yankees @ Chicago White Sox**  
Field of Dreams, Dyersville, IA  
Thu Aug 12 2021, 7:27 PM - 10:53 PM EDT  
Att. 7,832 - Clear - 82 F

AB	32
R	9
H	8
RBI	9
BB	5
SO	9
LOB	10





Batter	1	2	3	4	5	6	7	8	9	10	AB	R	H	RBI	BB	SO	LOB	TOP		
26 DJ LeMahieu, R OBP: 0.352, SLG: 0.372 (8, 3)											4	1	2	0	1	0	0			
11 Brett Gardner, L OBP: 0.324, SLG: 0.326 (1, 8)											5	2	1	0	0	2	5			
99 Aaron Judge, R OBP: 0.370, SLG: 0.531 (1, 9)											4	2	3	4	0	1	0			
13 Joey Gallo, L OBP: 0.371, SLG: 0.478 (1, 7)											4	2	2	3	1	2	1			
27 Giancarlo Stanton, R OBP: 0.350, SLG: 0.450 (8, PR)											1	0	0	0	0	0	0			
59 Luke Voit, R OBP: 0.304, SLG: 0.348 (1, 3)											4	0	0	0	0	3	2			
71 Andrew Velazquez, S OBP: 0.154, SLG: 0.231 (8, 6)											1	0	0	0	0	0	0			
12 Rougned Odor, L OBP: 0.299, SLG: 0.410 (1, 5)											4	0	0	0	0	1	0			
66 Kyle Higashioka, R OBP: 0.253, SLG: 0.389 (1, 2)											3	0	0	0	1	0	1			
14 Tyler Wade, L OBP: 0.343, SLG: 0.337 (8, 5)											4	0	1	0	0	1	1			
<b>Inning Stats</b>	R: 2 E: 0 K: 1 S: 14	H: 2 LOB: 0 BB: 21 P: 21	R: 0 E: 0 K: 1 S: 7	H: 0 LOB: 0 BB: 0 P: 13	R: 1 E: 0 K: 1 S: 18	H: 2 LOB: 1 BB: 0 P: 29	R: 0 E: 0 K: 2 S: 10	H: 0 LOB: 1 BB: 20 P: 20	R: 0 E: 0 K: 1 S: 9	H: 1 LOB: 2 BB: 19 P: 17	R: 1 E: 0 K: 1 S: 7	H: 2 LOB: 1 BB: 11 P: 11	R: 0 E: 0 K: 1 S: 12	H: 1 LOB: 2 BB: 22 P: 26	R: 3 E: 0 K: 0 S: 16	H: 2 LOB: 0 BB: 0 P: 26	1B: 3 2B: 3 3B: 1 HR: 3	SF: 1 SAC: 0 DP: 1 HBP: 1	WP: 1 PB: 0 SB: 1 CS: 0	PA: 43
<b>PITCHER</b>	IP WLS BF H R ER SO	IP WLS BF H R ER SO	IP WLS BF H R ER SO	IP WLS BF H R ER SO	IP WLS BF H R ER SO	IP WLS BF H R ER SO	IP WLS BF H R ER SO	IP WLS BF H R ER SO	IP WLS BF H R ER SO	IP WLS BF H R ER SO	IP WLS BF H R ER SO	IP WLS BF H R ER SO	IP WLS BF H R ER SO	IP WLS BF H R ER SO	IP WLS BF H R ER SO	IP WLS BF H R ER SO	ERA WHIP	ERA WHIP	ERA WHIP	ERA WHIP
84 Dylan Cease, R ERA: 4.04	5.0	20	4	3	3	6	0	0	0	0	0	0	0	0	0	0	5.40	0.800		
45 Garrett Crochet, L ERA: 2.58	1.2	7	1	0	0	4	1	0	0	0	0	0	0	0	0	0	0.00	1.200		
51 Ryan Tepera, R ERA: 2.74	0.1	2	0	0	0	1	0	1	0	0	0	0	0	0	0	0	0.00	0.000		
46 Craig Kimbrel, R ERA: 1.25	1.0	4	2	1	1	1	0	0	0	0	0	0	0	0	0	0	9.00	2.000		
63 Matt Foster, R ERA: 5.29	1.0	5	1	0	0	1	1	0	0	0	0	0	0	0	0	0	0.00	2.000		

New York Yankees @ Chicago White Sox  
Guaranteed Rate Field, Chicago, IL  
Sat Aug 14 2021, 6:12 PM - 10:30 PM CDT  
Att. 38,477 - Partly Cloudy - 76 F

AB 38  
R 7  
H 10  
RBI 7  
BB 3  
SO 13  
LOB 11



Batter	1	2	3	4	5	6	7	8	9	10	AB	R	H	RBI	BB	SO	LOB	BOTTOM		
7 Tim Anderson, R OBP: 0.328, SLG: 0.453 (1, 6)											6	1	1	0	0	1	4			
12 César Hernández, S OBP: 0.315, SLG: 0.424 (1, 4)											4	1	1	0	1	1	1			
79 José Abreu, R OBP: 0.340, SLG: 0.491 (1, 3)											5	1	4	1	0	0	2			
74 Eloy Jiménez, R OBP: 0.339, SLG: 0.738 (1, 7)											4	1	2	2	0	0	1			
10 Yoán Moncada, S OBP: 0.305, SLG: 0.368 (1, 5)											5	0	1	0	0	1	4			
18 Brian Goodwin, L OBP: 0.313, SLG: 0.434 (1, 9)											4	0	0	0	1	1	2			
88 Luis Robert Jr., R OBP: 0.358, SLG: 0.486 (1, 8)											4	1	2	2	1	0	0			
23 Jake Lamb, L OBP: 0.327, SLG: 0.402 (1, 10)											2	0	0	0	0	1	0			
25 Andrew Vaughn, R OBP: 0.334, SLG: 0.452 (7, 10)											2	0	1	0	1	0	3			
21 Zack Collins, L OBP: 0.314, SLG: 0.331 (1, 2)											4	0	1	0	0	1	4			
44 Seby Zavala, R OBP: 0.302, SLG: 0.464 (10, PH)											1	0	0	0	0	0	3			
<b>Inning Stats</b>	R: 1 E: 0 K: 0 S: 13	H: 2 LOB: 1 BB: 0 P: 19	R: 1 E: 0 K: 0 S: 8	H: 1 LOB: 0 BB: 0 P: 14	R: 1 E: 0 K: 2 S: 13	H: 2 LOB: 1 BB: 0 P: 21	R: 0 E: 0 K: 2 S: 14	H: 0 LOB: 0 BB: 0 P: 22	R: 0 E: 0 K: 0 S: 9	H: 2 LOB: 3 BB: 1 P: 25	R: 0 E: 0 K: 0 S: 9	H: 2 LOB: 2 BB: 14 P: 14	R: 0 E: 0 K: 1 S: 10	H: 1 LOB: 1 BB: 19 P: 19	R: 1 E: 0 K: 1 S: 11	H: 1 LOB: 0 BB: 15 P: 15	1B: 9 2B: 2 3B: 0 HR: 2	SF: 1 SAC: 0 DP: 1 HBP: 0	WP: 0 PB: 0 SB: 0 CS: 0	PA: 46
<b>PITCHER</b>	IP WLS BF H R ER SO	IP WLS BF H R ER SO	IP WLS BF H R ER SO	IP WLS BF H R ER SO	IP WLS BF H R ER SO	IP WLS BF H R ER SO	IP WLS BF H R ER SO	IP WLS BF H R ER SO	IP WLS BF H R ER SO	IP WLS BF H R ER SO	IP WLS BF H R ER SO	IP WLS BF H R ER SO	IP WLS BF H R ER SO	IP WLS BF H R ER SO	IP WLS BF H R ER SO	IP WLS BF H R ER SO	ERA WHIP	ERA WHIP	ERA WHIP	ERA WHIP
50 Jameson Taillon, R ERA: 3.89	5.0	22	7	3	3	4	1	0	0	0	0	0	0	0	0	0	5.40	1.600		
63 Lucas Luetge, L ERA: 2.8	0.1	3	1	0	0	0	0	0	0	0	0	0	0	0	0	0	0.00	3.000		
43 Jonathan Loáisiga, R ERA: 2.5	1.1	6	2	0	0	0	0	0	0	0	0	0	0	0	0	0	0.00	1.500		
56 Wandy Peralta, L ERA: 4.18	1.0	3	0	0	0	1	0	0	0	0	0	0	0	0	0	0	0.00	0.000		
57 Chad Green, R ERA: 3.15	1.1	W	6	2	1	1	2	0	0	0	0	0	0	0	0	0	6.75	1.500		

New York Yankees @ Chicago White Sox  
Guaranteed Rate Field, Chicago, IL  
Sat Aug 14 2021, 6:12 PM - 10:30 PM CDT  
Att. 38,477 - Partly Cloudy - 76 F

AB 41  
R 5  
H 13  
RBI 5  
BB 4  
SO 7  
LOB 24









Batter	1	2	3	4	5	6	7	8	9	AB	R	H	RBI	BB	SO	LOB	TOP			
20 Mark Canha, R OBP: 0.375, SLG: 0.415										5	0	2	1	0	1	1	<p><b>Oakland Athletics @ Chicago White Sox</b>  <b>Guaranteed Rate Field, Chicago, IL</b>            Mon Aug 16 2021, 7:12 PM - 10:27 PM CDT            Att. 19,410 - Clear - 75 F</p>			
2 Starling Marte, R OBP: 0.433, SLG: 0.462										4	0	0	0	0	1	4				
28 Matt Olson, L OBP: 0.377, SLG: 0.570										3	0	0	0	0	1	4				
23 Yan Gomes, R OBP: 0.311, SLG: 0.452										4	0	0	0	0	1	2				
8 Jed Lowrie, S OBP: 0.336, SLG: 0.416										4	0	2	0	0	1	0				
Tony Kemp, L OBP: 0.369, SLG: 0.376										0	0	0	0	0	0	0				
26 Matt Chapman, R OBP: 0.311, SLG: 0.399										4	1	1	1	0	2	3				
1 Josh Harrison, R OBP: 0.367, SLG: 0.433										2	1	0	0	1	1	3				
25 Stephen Piscotty, R OBP: 0.276, SLG: 0.347										1	0	0	0	1	0	0				
15 Seth Brown, L OBP: 0.279, SLG: 0.465										2	0	0	0	0	1	1				
31 Vimal Machin, L OBP: 0.194, SLG: 0.107										2	0	1	0	1	1	0				
18 Mitch Moreland, L OBP: 0.290, SLG: 0.438										1	0	0	0	0	1	0				
<b>Inning Stats</b>	R: 0 E: 0 K: 0 S: 11	H: 1 LOB: 1 BB: 0 P: 16	R: 2 E: 0 K: 1 S: 16	H: 2 LOB: 3 BB: 2 P: 31	R: 0 E: 0 K: 0 S: 7	H: 1 LOB: 0 BB: 0 P: 11	R: 0 E: 0 K: 0 S: 7	H: 1 LOB: 0 BB: 0 P: 10	R: 0 E: 0 K: 2 S: 12	H: 0 LOB: 1 BB: 1 P: 19	R: 0 E: 0 K: 1 S: 10	H: 0 LOB: 0 BB: 0 P: 11	R: 0 E: 0 K: 3 S: 12	H: 1 LOB: 2 BB: 0 P: 18	R: 0 E: 0 K: 3 S: 13	H: 0 LOB: 0 BB: 0 P: 18	1B: 4 2B: 1 3B: 0 HR: 1	SF: 0 SAC: 0 DP: 1 HBP: 2	WP: 0 PB: 1 SB: 0 CS: 0	PA: 37
<b>PITCHER</b>	IP WLS BF H R ER SO BB IBB HBP BLK WP HR S P ERA WHIP	5.0 W 22 5 2 2 2 2 2 0 1 0 0 1 48 78 3.60 1.400	2.0 H 7 0 0 0 3 1 0 0 0 0 0 0 22 30 0.00 0.500	1.0 H 5 1 0 0 3 0 0 0 1 0 0 0 12 18 0.00 1.000	1.0 S 3 0 0 0 3 0 0 0 0 0 0 0 13 18 0.00 0.000	<b>PITCHER</b>														IP WLS BF H R ER SO BB IBB HBP BLK WP HR S P ERA WHIP

Batter	1	2	3	4	5	6	7	8	9	AB	R	H	RBI	BB	SO	LOB	BOTTOM			
7 Tim Anderson, R OBP: 0.330, SLG: 0.451										5	1	2	0	0	1	1	<p><b>Oakland Athletics @ Chicago White Sox</b>  <b>Guaranteed Rate Field, Chicago, IL</b>            Mon Aug 16 2021, 7:12 PM - 10:27 PM CDT            Att. 19,410 - Clear - 75 F</p>			
12 César Hernández, S OBP: 0.315, SLG: 0.420										2	0	1	1	1	0	0				
79 José Abreu, R OBP: 0.338, SLG: 0.486										4	0	0	0	0	3	4				
74 Eloy Jiménez, R OBP: 0.344, SLG: 0.689										4	0	1	1	0	1	3				
10 Yoán Moncada, S OBP: 0.367, SLG: 0.387										3	0	1	0	1	2	3				
25 Andrew Vaughn, R OBP: 0.330, SLG: 0.453										4	0	0	0	0	1	4				
88 Luis Robert Jr., R OBP: 0.367, SLG: 0.513										4	3	3	1	0	1	1				
18 Brian Goodwin, L OBP: 0.317, SLG: 0.429										2	0	0	0	1	0	2				
44 Seby Zavala, R OBP: 0.309, SLG: 0.459										3	1	2	2	0	0	1				
<b>Inning Stats</b>	R: 0 E: 0 K: 1 S: 9	H: 0 LOB: 1 BB: 1 P: 18	R: 0 E: 0 K: 2 S: 11	H: 0 LOB: 1 BB: 1 P: 22	R: 1 E: 0 K: 1 S: 10	H: 2 LOB: 1 BB: 0 P: 14	R: 1 E: 0 K: 0 S: 16	H: 3 LOB: 2 BB: 1 P: 23	R: 1 E: 0 K: 0 S: 14	H: 3 LOB: 0 BB: 0 P: 22	R: 0 E: 1 K: 2 S: 11	H: 0 LOB: 1 BB: 0 P: 18	R: 1 E: 0 K: 1 S: 12	H: 1 LOB: 1 BB: 0 P: 19	R: 1 E: 0 K: 1 S: 12	H: 1 LOB: 1 BB: 0 P: 19		1B: 9 2B: 0 3B: 0 HR: 1	SF: 1 SAC: 1 DP: 1 HBP: 1	WP: 1 PB: 0 SB: 3 CS: 0
<b>PITCHER</b>	IP WLS BF H R ER SO BB IBB HBP BLK WP HR S P ERA WHIP	5.0 L 24 8 3 3 3 0 0 0 0 0 0 0 9 15 9.00 1.000	1.0 4 1 1 1 0 0 0 0 0 0 0 1 0 11 18 0.00 0.000	1.0 4 0 0 0 2 0 0 0 0 0 0 1 0 12 19 9.00 1.000	<b>PITCHER</b>														IP WLS BF H R ER SO BB IBB HBP BLK WP HR S P ERA WHIP	

AB	32
R	2
H	6
RBI	2
BB	3
SO	11
LOB	18



AB	31
R	5
H	10
RBI	5
BB	3
SO	9
LOB	19





Batter	1	2	3	4	5	6	7	8	9	AB	R	H	RBI	BB	SO	LOB	TOP					
20 Mark Canha, R OBP: 0.374, SLG: 0.412 (1, 9)										3	0	0	0	0	0	0	<b>Oakland Athletics @ Chicago White Sox</b> Guaranteed Rate Field, Chicago, IL Tue Aug 17 2021, 7:12 PM - 9:56 PM CDT Att: 21,025 - Clear - 78 F  <b>AB 27</b> <b>R 0</b> <b>H 4</b> <b>RBI 0</b> <b>BB 3</b> <b>SO 6</b> <b>LOB 10</b> 					
2 Sterling Marte, R OBP: 0.405, SLG: 0.463 15 Seth Brown, L OBP: 0.277, SLG: 0.463 (1, 8)										2	0	1	0	1	0	0						
28 Matt Olson, L OBP: 0.376, SLG: 0.567 (1, 3)										4	0	1	0	0	1	3						
8 Jed Lowrie, S OBP: 0.334, SLG: 0.414 Tony Kemp, L OBP: 0.356, SLG: 0.373 (7, PH) (7, 4)										2	0	0	0	0	0	1						
26 Matt Chapman, R OBP: 0.320, SLG: 0.400 25 Stephen Piscotty, R OBP: 0.280, SLG: 0.351 (7, PH) (7, 9)										2	0	1	0	0	1	0						
18 Mitch Moreland, L OBP: 0.291, SLG: 0.434 (8, 1)										2	0	0	0	1	0	2						
1 Josh Harrison, R OBP: 0.365, SLG: 0.429 (7, 5)										3	0	0	0	0	0	1						
12 Sean Murphy, R OBP: 0.314, SLG: 0.412 (1, 2)										2	0	0	0	1	1	1						
17 Elvis Andrus, R OBP: 0.278, SLG: 0.305 (1, 6)										3	0	0	0	0	1	1						
<b>Inning Stats</b>	R: 0 E: 0 K: 0 S: 6	H: 0 LOB: 0 BB: 0 P: 11	R: 0 E: 0 K: 0 S: 7	H: 1 LOB: 0 BB: 0 P: 12	R: 0 E: 0 K: 1 S: 9	H: 0 LOB: 0 BB: 0 P: 12	R: 0 E: 0 K: 1 S: 7	H: 0 LOB: 1 BB: 1 P: 11	R: 0 E: 0 K: 2 S: 12	H: 0 LOB: 1 BB: 1 P: 20	R: 0 E: 0 K: 0 S: 6	H: 1 LOB: 0 BB: 0 P: 8	R: 0 E: 0 K: 1 S: 6	H: 1 LOB: 0 BB: 0 P: 9	R: 0 E: 0 K: 0 S: 7	H: 0 LOB: 0 BB: 1 P: 14		R: 0 E: 0 K: 1 S: 11	H: 1 LOB: 1 BB: 0 P: 14	1B: 4 2B: 0 3B: 0 HR: 0	SF: 0 SAC: 0 DP: 4 HBP: 1	WP: 0 PB: 0 SB: 0 CS: 0
<b>PITCHER</b>	IP WLS BF H R ER SO BB IBB HBP BLK WP HR S P ERA WHIP	5.0 W 17 1 0 0 4 2 0 0 0 0 0 41 66 0.00 0.600	6.1 2.0 7 2 0 0 1 0 0 1 0 0 12 17 0.00 1.000	8.1 2.0 7 1 0 0 1 1 0 0 0 0 18 28 0.00 1.000	<b>PITCHER</b>										IP WLS BF H R ER SO BB IBB HBP BLK WP HR S P ERA WHIP							

Batter	1	2	3	4	5	6	7	8	9	AB	R	H	RBI	BB	SO	LOB	BOTTOM			
7 Tim Anderson, R OBP: 0.329, SLG: 0.454 20 Danny Mendick, R OBP: 0.307, SLG: 0.273 (1, 6) (8, 6)										4	0	1	1	0	1	2	<b>Oakland Athletics @ Chicago White Sox</b> Guaranteed Rate Field, Chicago, IL Tue Aug 17 2021, 7:12 PM - 9:56 PM CDT Att: 21,025 - Clear - 78 F  <b>AB 34</b> <b>R 9</b> <b>H 11</b> <b>RBI 9</b> <b>BB 4</b> <b>SO 9</b> <b>LOB 12</b> 			
12 César Hernández, S OBP: 0.314, SLG: 0.416 (1, 4)										5	1	1	0	0	3	3				
79 José Abreu, R OBP: 0.337, SLG: 0.490 (1, 3)										4	1	1	3	0	1	2				
74 Eloy Jiménez, R OBP: 0.338, SLG: 0.662 (1, 7)										4	1	1	0	0	0	1				
10 Yoán Moncada, S OBP: 0.366, SLG: 0.386 (1, 5)										4	1	1	0	0	1	0				
18 Brian Goodwin, L OBP: 0.326, SLG: 0.433 (1, 8)										3	1	2	0	1	1	0				
25 Andrew Vaughn, R OBP: 0.332, SLG: 0.454 (1, 9)										4	1	2	2	0	2	2				
23 Jake Lamb, L OBP: 0.336, SLG: 0.427 (1, 10)										3	2	1	3	1	1	1				
21 Zack Collins, L OBP: 0.320, SLG: 0.335 (1, 2)										2	1	0	0	2	1	1				
<b>Inning Stats</b>	R: 0 E: 0 K: 1 S: 6	H: 0 LOB: 0 BB: 0 P: 10	R: 5 E: 0 K: 3 S: 21	H: 5 LOB: 1 BB: 1 P: 34	R: 0 E: 0 K: 0 S: 8	H: 1 LOB: 1 BB: 0 P: 10	R: 3 E: 0 K: 0 S: 14	H: 2 LOB: 0 BB: 1 P: 26	R: 0 E: 0 K: 3 S: 16	H: 1 LOB: 1 BB: 0 P: 22	R: 1 E: 0 K: 1 S: 18	H: 1 LOB: 1 BB: 1 P: 27	R: 0 E: 0 K: 0 S: 6	H: 0 LOB: 0 BB: 1 P: 12	R: 0 E: 0 K: 1 S: 12	H: 1 LOB: 1 BB: 0 P: 17		1B: 8 2B: 0 3B: 1 HR: 2	SF: 0 SAC: 0 DP: 1 HBP: 0	WP: 0 PB: 0 SB: 0 CS: 0
<b>PITCHER</b>	IP WLS BF H R ER SO BB IBB HBP BLK WP HR S P ERA WHIP	1.0 L 16 5 3 3 3 2 0 0 0 0 2 35 57 15.00 2.333	5.1 1.0 4 1 0 0 3 0 0 0 0 0 16 22 0.00 1.000	6.1 1.0 5 1 1 1 1 1 0 0 0 0 18 27 9.00 2.000	7.1 1.0 3 0 0 0 0 1 0 0 0 0 6 12 0.00 1.000	<b>PITCHER</b>										IP WLS BF H R ER SO BB IBB HBP BLK WP HR S P ERA WHIP				







Batter	1	2	3	4	5	6	7	8	9	AB	R	H	RBI	BB	SO	LOB	TOP					
20 Mark Canha, R OBP: 0.372, SLG: 0.408										4	0	0	0	1	2	1	<b>Oakland Athletics @ Chicago White Sox</b> <b>Guaranteed Rate Field, Chicago, IL</b> Thu Aug 19 2021, 1:11 PM - 4:08 PM CDT Att: 23,853 - Partly Cloudy - 83 F					
2 Starling Marte, R OBP: 0.402, SLG: 0.457										4	0	0	0	1	1	2						
28 Matt Olson, L OBP: 0.376, SLG: 0.567										4	1	1	2	1	1	1						
18 Mitch Moreland, L OBP: 0.288, SLG: 0.427										5	1	1	0	0	0	2						
26 Matt Chapman, R OBP: 0.320, SLG: 0.405										4	1	2	1	0	2	0						
15 Seth Brown, L OBP: 0.274, SLG: 0.469									4	0	0	0	0	2	2							
12 Sean Murphy, R OBP: 0.319, SLG: 0.422										2	1	1	1	2	0	0						
Tony Kemp, L OBP: 0.368, SLG: 0.370										2	0	0	1	2	0	0						
17 Elvis Andrus, R OBP: 0.278, SLG: 0.309										4	1	1	0	0	0	5						
<b>Inning Stats</b>	R: 0 E: 0 K: 0 S: 6	H: 0 LOB: 0 BB: 0 P: 8	R: 0 E: 0 K: 1 S: 8	H: 0 LOB: 0 BB: 0 P: 14	R: 1 E: 0 K: 1 S: 9	H: 1 LOB: 1 BB: 1 P: 19	R: 1 E: 0 K: 2 S: 17	H: 2 LOB: 3 BB: 2 P: 28	R: 0 E: 0 K: 1 S: 11	H: 0 LOB: 0 BB: 0 P: 18	R: 1 E: 0 K: 0 S: 9	H: 1 LOB: 0 BB: 0 P: 15	R: 2 E: 0 K: 1 S: 11	H: 2 LOB: 0 BB: 0 P: 13	R: 0 E: 0 K: 2 S: 12	H: 0 LOB: 2 BB: 2 P: 24		R: 0 E: 0 K: 0 S: 8	H: 0 LOB: 1 BB: 1 P: 16	1B: 3 2B: 0 3B: 0 HR: 3	SF: 0 SAC: 0 DP: 0 HBP: 0	WP: 0 PB: 0 SB: 2 CS: 0
<b>PITCHER</b>	IP WLS BF H R ER SO BB IBB HBP BLK WP HR S P ERA WHIP																					
84 Dylan Cease, R ERA: 4.06	6.0	L	26	4	3	3	5	4	0	0	0	0	0	0	2	60	102	4.50	1.333			
34 Michael Kopech, R ERA: 2.74	1.0	L	5	2	2	2	1	0	0	0	0	0	0	1	11	13	18.00	2.000				
61 Ryan Burr, R ERA: 2.59	1.0		5	0	0	0	2	2	0	0	0	0	0	12	24	0.00	2.000					
66 José Ruiz, R ERA: 3.35	1.0		4	0	0	0	0	1	0	0	0	0	0	8	16	0.00	1.000					

AB	33
R	5
H	6
RBI	5
BB	7
SO	8
LOB	13



Batter	1	2	3	4	5	6	7	8	9	AB	R	H	RBI	BB	SO	LOB	BOTTOM					
12 César Hernández, S OBP: 0.310, SLG: 0.412										5	0	0	0	0	1	5	<b>Oakland Athletics @ Chicago White Sox</b> <b>Guaranteed Rate Field, Chicago, IL</b> Thu Aug 19 2021, 1:11 PM - 4:08 PM CDT Att: 23,853 - Partly Cloudy - 83 F					
88 Luis Robert Jr., R OBP: 0.372, SLG: 0.508										5	1	1	0	0	0	1						
79 José Abreu, R OBP: 0.335, SLG: 0.484										4	0	0	0	1	0	0						
74 Eloy Jiménez, R OBP: 0.338, SLG: 0.644										4	1	1	1	1	0	1						
25 Andrew Vaughn, R OBP: 0.335, SLG: 0.462									2	1	1	2	2	0	0							
10 Yoán Moncada, S OBP: 0.368, SLG: 0.387									4	0	2	0	0	2	4							
18 Brian Goodwin, L OBP: 0.328, SLG: 0.424									4	0	0	0	0	0	6							
20 Danny Mendick, R OBP: 0.306, SLG: 0.272										4	0	1	0	0	0	1						
21 Zack Collins, L OBP: 0.328, SLG: 0.341										3	1	2	0	1	0	0						
<b>Inning Stats</b>	R: 1 E: 0 K: 1 S: 16	H: 2 LOB: 3 BB: 2 P: 30	R: 0 E: 0 K: 0 S: 4	H: 0 LOB: 0 BB: 0 P: 5	R: 0 E: 0 K: 0 S: 7	H: 0 LOB: 0 BB: 0 P: 11	R: 0 E: 0 K: 0 S: 13	H: 2 LOB: 3 BB: 1 P: 19	R: 2 E: 0 K: 0 S: 9	H: 2 LOB: 1 BB: 1 P: 15	R: 0 E: 0 K: 0 S: 6	H: 1 LOB: 0 BB: 0 P: 7	R: 0 E: 0 K: 0 S: 6	H: 0 LOB: 0 BB: 0 P: 11	R: 0 E: 0 K: 1 S: 8	H: 0 LOB: 1 BB: 1 P: 16		R: 1 E: 1 K: 1 S: 12	H: 1 LOB: 1 BB: 0 P: 15	1B: 6 2B: 1 3B: 0 HR: 1	SF: 0 SAC: 0 DP: 1 HBP: 0	WP: 0 PB: 0 SB: 0 CS: 0
<b>PITCHER</b>	IP WLS BF H R ER SO BB IBB HBP BLK WP HR S P ERA WHIP																					
19 Cole Irvin, L ERA: 3.57	6.0	W	28	7	3	3	1	4	0	0	0	0	0	0	6	11	0.00	0.000				
36 Yusmeiro Petit, R ERA: 3.23	1.0	H	3	0	0	0	0	0	0	0	0	0	0	8	16	0.00	1.000					
39 Andrew Chafin, L ERA: 1.63	1.0	S	5	1	1	0	1	0	0	0	0	0	0	12	15	0.00	1.000					

AB	35
R	4
H	8
RBI	3
BB	5
SO	3
LOB	18






Batter	1	2	3	4	5	6	7	8	9	10	11	AB	R	H	RBI	BB	SO	LOB	TOP					
7 Tim Anderson, R OBP: 0.330, SLG: 0.460	E4 8B 2B	K			G4-3 8B 79 FC5	K			HR		G5-3 8B 79 G5-3	6	4	3	2	0	2	2						
88 Luis Robert Jr., R OBP: 0.371, SLG: 0.507	10 PB 2B				G4-3		P5		G5-3		F8	6	0	2	1	0	0	2						
79 José Abreu, R OBP: 0.333, SLG: 0.479	K				FC5 10 HR		K		K		G5-3	6	1	1	2	0	3	1						
74 Eloy Jiménez, R OBP: 0.325, SLG: 0.608	K				FC6-4 25 WP		K		E5		K	6	0	1	0	0	3	4						
10 Yoán Moncada, S OBP: 0.371, SLG: 0.394	F8				K		HR		IBB			3	1	1	2	1	1	3						
25 Andrew Vaughn, R OBP: 0.333, SLG: 0.458					G6-3		E6		P2			5	0	1	0	0	0	6						
18 Brian Goodwin, L OBP: 0.320, SLG: 0.411					K		K		G5-3		K	5	0	0	0	0	4	2						
12 César Hernández, S OBP: 0.309, SLG: 0.409					G4-3		K		G5-3		F8	5	0	1	0	0	1	0						
44 Seby Zavala, R OBP: 0.327, SLG: 0.339					K		K		F8		G1-3	4	0	1	0	0	2	0						
21 Zack Collins, L OBP: 0.327, SLG: 0.339					K		K				7 1B	1	1	0	0	0	0	0						
<b>Inning Stats</b>	R: 1 E: 1 K: 2 S: 16	H: 1 LOB: 1 BB: 0 P: 23	R: 0 E: 0 K: 2 S: 13	H: 3 LOB: 2 BB: 0 P: 17	R: 0 E: 0 K: 1 S: 13	H: 2 LOB: 2 BB: 0 P: 17	R: 0 E: 0 K: 2 S: 12	H: 0 LOB: 0 BB: 0 P: 17	R: 3 E: 1 K: 2 S: 15	H: 2 LOB: 1 BB: 0 P: 26	R: 0 E: 0 K: 3 S: 14	H: 0 LOB: 0 BB: 0 P: 18	R: 0 E: 0 K: 0 S: 8	H: 0 LOB: 0 BB: 0 P: 12	R: 1 E: 1 K: 1 S: 11	H: 1 LOB: 2 BB: 1 P: 16	R: 0 E: 0 K: 1 S: 12	H: 0 LOB: 0 BB: 0 P: 16	R: 2 E: 0 K: 1 S: 10	H: 1 LOB: 0 BB: 0 P: 16	1B: 8 2B: 1 3B: 0 HR: 2	SF: 0 SAC: 0 DP: 0 HBP: 1	WP: 1 PB: 3 SB: 0 CS: 0	PA: 49
<b>PITCHER</b>	IP 5.0	WLS 25	BF 8	H 4	R 4	ER 3	SO 9	BB 0	IBB 0	HBP 0	BLK 0	WP 0	HR 1	S 69	P 100	ERA 5.40	WHIP 1.600							

Chicago White Sox @ Tampa Bay Rays  
Tropicana Field, St. Petersburg, FL  
Fri Aug 20 2021, 7:11 PM - 11:00 PM EDT  
Att. 13,178 - Dome - 72 F

AB 47  
R 7  
H 11  
RBI 7  
BB 1  
SO 16  
LOB 20



Batter	1	2	3	4	5	6	7	8	9	10	11	AB	R	H	RBI	BB	SO	LOB	BOTTOM							
8 Brandon Lowe, L OBP: 0.342, SLG: 0.501	K					P5					G4-3	3	0	0	0	0	2	0								
56 Randy Arozarena, R, PH OBP: 0.358, SLG: 0.465						K						0	1	0	0	1	0	0								
18 Joey Wendle, L OBP: 0.320, SLG: 0.424						K						1	0	0	0	0	0	0								
5 Wander Franco, S OBP: 0.323, SLG: 0.430	F8					G4-3						5	1	1	1	0	1	1								
23 Nelson Cruz, R OBP: 0.342, SLG: 0.517	K					G6-3						4	0	0	0	1	1	1								
17 Austin Meadows, L OBP: 0.326, SLG: 0.458						G4-3						4	0	2	2	0	1	0								
35 Brett Phillips, L OBP: 0.312, SLG: 0.417						K						1	0	0	0	0	0	0								
2 Yandy Díaz, R OBP: 0.355, SLG: 0.369						G6-3						5	0	0	0	0	3	4								
26 Ji Man Choi, L OBP: 0.362, SLG: 0.427						K						4	1	1	1	1	2	1								
13 Manuel Margot, R OBP: 0.304, SLG: 0.393						K						3	2	1	0	1	1	1								
39 Kevin Kiermaier, L OBP: 0.304, SLG: 0.355						K						3	0	0	1	0	1	2								
10 Mike Zunino, R OBP: 0.297, SLG: 0.558						K						4	0	0	0	0	2	2								
<b>Inning Stats</b>	R: 0 E: 0 K: 2 S: 7	H: 0 LOB: 0 BB: 0 P: 13	R: 1 E: 0 K: 0 S: 6	H: 1 LOB: 0 BB: 0 P: 8	R: 0 E: 0 K: 2 S: 10	H: 0 LOB: 0 BB: 0 P: 14	R: 0 E: 0 K: 1 S: 9	H: 1 LOB: 1 BB: 0 P: 15	R: 1 E: 0 K: 1 S: 7	H: 1 LOB: 0 BB: 0 P: 12	R: 0 E: 0 K: 0 S: 7	H: 0 LOB: 0 BB: 0 P: 13	R: 0 E: 0 K: 2 S: 10	H: 0 LOB: 0 BB: 0 P: 15	R: 3 E: 0 K: 1 S: 9	H: 2 LOB: 2 BB: 3 P: 29	R: 0 E: 0 K: 2 S: 11	H: 0 LOB: 1 BB: 1 P: 17	R: 0 E: 0 K: 1 S: 5	H: 0 LOB: 0 BB: 0 P: 8	R: 0 E: 0 K: 2 S: 10	H: 0 LOB: 1 BB: 0 P: 18	1B: 3 2B: 0 3B: 1 HR: 1	SF: 1 SAC: 0 DP: 0 HBP: 0	WP: 1 PB: 0 SB: 1 CS: 0	PA: 42
<b>PITCHER</b>	IP 7.0	WLS 3	BF 24	H 3	R 2	ER 2	SO 8	BB 0	IBB 0	HBP 0	BLK 0	WP 0	HR 1	S 56	P 90	ERA 2.57	WHIP 0.429									
<b>PITCHER</b>	IP 1.0	WLS S	BF 3	H 0	R 0	ER 0	SO 2	BB 0	IBB 0	HBP 0	BLK 0	WP 0	HR 0	S 10	P 18	ERA 0.00	WHIP 0.000									

Chicago White Sox @ Tampa Bay Rays  
Tropicana Field, St. Petersburg, FL  
Fri Aug 20 2021, 7:11 PM - 11:00 PM EDT  
Att. 13,178 - Dome - 72 F

AB 37  
R 5  
H 5  
RBI 5  
BB 4  
SO 14  
LOB 12





Batter	1	2	3	4	5	6	7	8	9	AB	R	H	RBI	BB	SO	LOB	TOP			
12 César Hernández, S (1, 4) OBP: 0.309, SLG: 0.408										4	1	1	0	0	0	0	Chicago White Sox @ Tampa Bay Rays Tropicana Field, St. Petersburg, FL Sat Aug 21 2021, 1:11 PM - 3:37 PM EDT Att: 22,275 - Dome - 72 F			
18 Brian Goodwin, L (1, 8) OBP: 0.319, SLG: 0.413										4	1	1	0	0	1					
79 José Abreu, R (1, 3) OBP: 0.335, SLG: 0.483										3	1	2	1	0	1					
74 Eloy Jiménez, R (1, 10) OBP: 0.322, SLG: 0.590										4	0	1	2	0	1					
10 Yoán Moncada, S (1, 5) OBP: 0.370, SLG: 0.395										4	0	1	0	0	1					
25 Andrew Vaughn, R (1, 7) OBP: 0.335, SLG: 0.457										3	0	1	0	1	0					
23 Jake Lamb, L (1, 9) OBP: 0.317, SLG: 0.398										4	0	0	0	0	1	3				
20 Danny Mendick, R (1, 6) OBP: 0.304, SLG: 0.279										4	0	1	0	0	0	1				
44 Seby Zavala, R (1, 2) OBP: 0.295, SLG: 0.465										3	1	1	1	0	1	1				
<b>Inning Stats</b>	R: 0 H: 1 E: 0 K: 1 S: 10	WLS: 1 BF: 0 LOB: 15	R: 0 H: 1 E: 0 K: 0 S: 12	WLS: 1 BF: 0 LOB: 19	R: 1 H: 1 E: 0 K: 1 S: 11	WLS: 1 BF: 0 LOB: 16	R: 0 H: 0 E: 0 K: 1 S: 8	WLS: 0 BF: 0 LOB: 11	R: 0 H: 0 E: 0 K: 2 S: 10	WLS: 0 BF: 0 LOB: 15	R: 1 H: 2 E: 0 K: 0 S: 8	WLS: 2 BF: 1 LOB: 15	R: 0 H: 2 E: 0 K: 1 S: 11	WLS: 2 BF: 1 LOB: 17	R: 2 H: 2 E: 0 K: 1 S: 11	WLS: 2 BF: 1 LOB: 11	1B: 4 2B: 4 3B: 0 HR: 1	SF: 1 SAC: 0 DP: 2 HBP: 0	WP: 1 PB: 0 SB: 0 CS: 0	PA: 35
<b>PITCHER</b>	IP WLS BF H R ER SO BB IBB HBP BLK WP HR S P ERA WHIP																			
1 Luis Patiño, R (1, 1) ERA: 4.53	6.0 W 23 5 2 2 5 1 0 0 0 0 1 1 59 91 3.00 1.000																			
84 JT Chargois, R (7, 1) ERA: 2.92	1.0 4 2 0 0 0 0 0 0 0 0 0 0 8 11 0.00 2.000																			
58 Louis Head, R (8, 1) ERA: 3.16	0.1 3 2 2 2 0 0 0 0 0 0 0 0 6 9 54.00 6.000																			
31 Collin McHugh, R (8, 1) ERA: 1.3	1.2 S 5 0 0 0 1 0 0 0 0 0 0 0 13 19 0.00 0.000																			

Batter	1	2	3	4	5	6	7	8	9	AB	R	H	RBI	BB	SO	LOB	BOTTOM			
56 Randy Arozarena, R (1, 9) OBP: 0.354, SLG: 0.459										5	0	0	0	0	3	3	Chicago White Sox @ Tampa Bay Rays Tropicana Field, St. Petersburg, FL Sat Aug 21 2021, 1:11 PM - 3:37 PM EDT Att: 22,275 - Dome - 72 F			
23 Nelson Cruz, R (1, 10) OBP: 0.344, SLG: 0.515										3	1	1	1	1	1					
17 Austin Meadows, L (1, 7) OBP: 0.323, SLG: 0.454										4	0	0	0	0	1	4				
35 Brett Phillips, L (8, 8) OBP: 0.312, SLG: 0.417										0	0	0	0	0	0	0				
2 Yandy Díaz, R (1, 3) OBP: 0.357, SLG: 0.369										3	1	1	0	1	0	0				
5 Wander Franco, S (1, 6) OBP: 0.327, SLG: 0.437										4	2	2	1	0	0	1				
8 Brandon Lowe, L (1, 4) OBP: 0.343, SLG: 0.506										4	1	2	2	0	1	1				
13 Manuel Margot, R (1, 8) OBP: 0.306, SLG: 0.490										4	1	2	2	0	0	1				
10 Mike Zunino, R (1, 2) OBP: 0.300, SLG: 0.563										3	2	1	0	1	0	2				
18 Joey Wendle, L (1, 5) OBP: 0.322, SLG: 0.425										4	0	2	2	0	0	0				
<b>Inning Stats</b>	R: 3 H: 4 E: 0 K: 2 S: 14	WLS: 4 BF: 26 LOB: 1	R: 1 H: 1 E: 0 K: 0 S: 9	WLS: 1 BF: 3 LOB: 18	R: 0 H: 0 E: 0 K: 0 S: 6	WLS: 0 BF: 0 LOB: 0	R: 0 H: 2 E: 0 K: 0 S: 11	WLS: 2 BF: 14	R: 1 H: 2 E: 0 K: 1 S: 9	WLS: 2 BF: 19	R: 0 H: 0 E: 0 K: 2 S: 8	WLS: 0 BF: 12	R: 0 H: 0 E: 0 K: 0 S: 7	WLS: 0 BF: 15	R: 2 H: 2 E: 0 K: 1 S: 10	WLS: 2 BF: 13	1B: 5 2B: 5 3B: 1 HR: 0	SF: 0 SAC: 0 DP: 0 HBP: 0	WP: 0 PB: 0 SB: 0 CS: 1	PA: 37
<b>PITCHER</b>	IP WLS BF H R ER SO BB IBB HBP BLK WP HR S P ERA WHIP																			
60 Dallas Keuchel, L (1, 1) ERA: 4.71	5.0 L 26 9 6 6 3 1 1 0 0 0 0 0 49 84 10.80 2.000																			
48 Mike Wright Jr., R (6, 1) ERA: 4.15	2.1 9 2 2 2 2 1 0 0 0 0 0 0 20 32 7.71 1.286																			
66 José Ruiz, R (8, 1) ERA: 3.31	0.2 2 0 0 0 1 0 0 0 0 0 0 0 5 8 0.00 0.000																			











Batter	1	2	3	4	5	6	7	8	9	AB	R	H	RBI	BB	SO	LOB	TOP			
88 Luis Robert Jr., R OBP: 0.378, SLG: 0.503										5	2	3	0	0	2	0	Chicago White Sox @ Toronto Blue Jays Rogers Centre, Toronto, ON Tue Aug 24 2021, 7:07 PM - 10:19 PM EDT Att: 14,563 - Partly Cloudy - 84 F			
10 Yoán Moncada, S OBP: 0.374, SLG: 0.400										5	1	3	0	0	0	0				
79 José Abreu, R OBP: 0.338, SLG: 0.487										5	1	3	4	0	0	3				
74 Eloy Jiménez, R OBP: 0.320, SLG: 0.552										5	0	2	0	0	1	1				
18 Brian Goodwin, L OBP: 0.323, SLG: 0.405										4	1	1	0	1	1	4				
28 Leury García, S OBP: 0.320, SLG: 0.334										5	0	2	0	0	2	2				
23 Jake Lamb, L OBP: 0.317, SLG: 0.394										5	0	2	0	0	2	2				
20 Danny Mendick, R OBP: 0.306, SLG: 0.289										5	0	2	1	0	1	3				
21 Zack Collins, L OBP: 0.324, SLG: 0.331										3	0	0	0	1	2	4				
<b>Inning Stats</b>	R: 4 H: 6 E: 0 K: 2 S: 20	H: 6 LOB: 2 BB: 0 P: 33	R: 0 H: 2 E: 0 K: 1 S: 13	H: 2 LOB: 2 BB: 0 P: 19	R: 0 H: 1 E: 0 K: 3 S: 12	H: 1 LOB: 1 BB: 0 P: 16	R: 1 H: 2 E: 0 K: 2 S: 14	H: 2 LOB: 1 BB: 0 P: 22	R: 0 H: 1 E: 0 K: 1 S: 8	H: 1 LOB: 1 BB: 0 P: 10	R: 0 H: 1 E: 0 K: 1 S: 8	H: 1 LOB: 1 BB: 0 P: 16	R: 0 H: 2 E: 0 K: 0 S: 16	H: 2 LOB: 2 BB: 1 P: 24	R: 0 H: 2 E: 0 K: 0 S: 8	H: 2 LOB: 2 BB: 1 P: 14		1B: 15 HR: 1	SF: 0 2B: 2 3B: 0 HBP: 0	WP: 0 PB: 0 CS: 0
<b>PITCHER</b>	IP WLS BF H R ER SO BB IBB HBP BLK WP HR S P ERA WHIP																			
17 José Berrios, R ERA: 3.7	3.0 L 18 9 4 4 6 0 0 0 0 0 0 1 45 68 12.00 3.000																			
57 Trent Thornton, R ERA: 4.57	2.0 9 3 1 1 3 0 0 0 0 0 0 0 20 32 4.50 1.500																			
44 Connor Overton, R ERA:	3.0 12 4 0 0 2 1 0 0 0 0 0 0 34 54 0.00 1.667																			
52 Brad Hand, L ERA: 3.91	1.0 5 2 0 0 0 1 0 0 0 0 0 0 8 14 0.00 3.000																			

AB	42
R	5
H	18
RBI	5
BB	2
SO	11
LOB	19



Batter	1	2	3	4	5	6	7	8	9	AB	R	H	RBI	BB	SO	LOB	BOTTOM					
11 Bo Bichette, R OBP: 0.335, SLG: 0.455										3	0	1	0	1	1	0	Chicago White Sox @ Toronto Blue Jays Rogers Centre, Toronto, ON Tue Aug 24 2021, 7:07 PM - 10:19 PM EDT Att: 14,563 - Partly Cloudy - 84 F					
10 Marcus Semien, R OBP: 0.343, SLG: 0.523										3	0	0	0	1	1	1						
27 Vladimir Guerrero Jr., R OBP: 0.405, SLG: 0.595										4	0	1	0	0	0	3						
37 Teoscar Hernández, R OBP: 0.347, SLG: 0.521										4	1	1	0	0	1	1						
14 Corey Dickerson, L OBP: 0.317, SLG: 0.403										4	1	1	1	0	1	1						
30 Alejandro Kirk, R OBP: 0.343, SLG: 0.456										4	0	2	0	0	1	0						
66 Kevin Smith, R OBP: 0.100, SLG: 0.100										0	0	0	0	0	0	0						
13 Lourdes Gurriel Jr., R OBP: 0.306, SLG: 0.437										4	0	2	1	0	0	0						
77 Joshua Palacios, L OBP: 0.316, SLG: 0.219										4	0	0	0	0	4	4						
5 Santiago Espinal, R OBP: 0.356, SLG: 0.389										4	0	1	0	0	0	4						
<b>Inning Stats</b>	R: 0 H: 0 E: 0 K: 0 S: 6	H: 0 LOB: 0 BB: 0 P: 8	R: 0 H: 0 E: 0 K: 3 S: 9	H: 0 LOB: 0 BB: 0 P: 14	R: 0 H: 0 E: 0 K: 1 S: 6	H: 0 LOB: 0 BB: 0 P: 12	R: 0 H: 1 E: 0 K: 2 S: 11	H: 1 LOB: 1 BB: 0 P: 16	R: 0 H: 2 E: 0 K: 1 S: 11	H: 2 LOB: 2 BB: 0 P: 18	R: 0 H: 0 E: 0 K: 0 S: 5	H: 0 LOB: 0 BB: 1 P: 12	R: 1 H: 1 E: 0 K: 0 S: 10	H: 1 LOB: 0 BB: 0 P: 15	R: 0 H: 2 E: 0 K: 1 S: 10	H: 2 LOB: 1 BB: 1 P: 19	R: 1 H: 3 E: 0 K: 1 S: 22	H: 3 LOB: 2 BB: 0 P: 29	1B: 7 HR: 1	SF: 0 2B: 1 3B: 0 HBP: 0	WP: 0 PB: 0 CS: 0	PA: 36
<b>PITCHER</b>	IP WLS BF H R ER SO BB IBB HBP BLK WP HR S P ERA WHIP																					
84 Dylan Cease, R ERA: 3.92	7.0 W 25 4 1 1 7 1 0 0 0 0 0 0 7 9 0.00 6.000																					
34 Michael Kopech, R ERA: 2.72	0.1 3 2 0 0 1 0 0 0 0 0 0 0 7 9 0.00 6.000																					
31 Liam Hendriks, R ERA: 3.25	1.2 S 8 3 1 1 1 1 0 0 0 0 0 0 25 39 5.40 2.400																					

AB	34
R	2
H	9
RBI	2
BB	2
SO	9
LOB	14









Batter	1	2	3	4	5	6	7	8	9	AB	R	H	RBI	BB	SO	LOB	TOP			
7 Tim Anderson, R OBP: 0.331, SLG: 0.457										5	1	3	2	0	1	2				
88 Luis Robert Jr., R OBP: 0.370, SLG: 0.506										5	1	1	2	0	1	2				
79 José Abreu, R OBP: 0.338, SLG: 0.489										5	1	1	1	0	0	0				
74 Eloy Jiménez, R OBP: 0.312, SLG: 0.548										5	1	1	1	0	1	0				
25 Andrew Vaughn, R OBP: 0.326, SLG: 0.439										4	1	0	0	1	1	0				
12 César Hernández, S OBP: 0.307, SLG: 0.408										4	2	2	1	0	0	0				
18 Brian Goodwin, L OBP: 0.321, SLG: 0.402										4	0	1	0	0	1	2				
28 Leury García, S OBP: 0.328, SLG: 0.344										3	2	2	2	1	0	0				
44 Seby Zavala, R OBP: 0.273, SLG: 0.432										4	1	1	1	0	2	3				
<b>Inning Stats</b>	R: 0 E: 0 K: 1 S: 6	H: 0 LOB: 0 BB: 0 P: 9	R: 1 E: 0 K: 2 S: 9	H: 1 LOB: 0 BB: 0 P: 10	R: 3 E: 0 K: 0 S: 19	H: 3 LOB: 0 BB: 0 P: 27	R: 3 E: 0 K: 1 S: 14	H: 3 LOB: 1 BB: 1 P: 25	R: 0 E: 0 K: 1 S: 8	H: 0 LOB: 0 BB: 0 P: 13	R: 2 E: 0 K: 0 S: 14	H: 3 LOB: 1 BB: 0 P: 23	R: 0 E: 0 K: 1 S: 16	H: 1 LOB: 2 BB: 1 P: 27	R: 1 E: 0 K: 1 S: 11	H: 1 LOB: 0 BB: 0 P: 13	1B: 6 2B: 2 3B: 0 HR: 4	SF: 0 SAC: 0 DP: 0 HBP: 0	WP: 1 PB: 0 CS: 0	PA: 41
<b>PITCHER</b>	IP WLS BF H R ER SO BB IBB HBP BLK WP HR S P ERA WHIP																			
99 Hyun Jin Ryu, L ERA: 3.88	3.2 L 19 7 7 7 4 1 0 0 0 0 0 3 45 66 17.18 2.182																			
57 Trent Thornton, R ERA: 4.44	1.1 4 0 0 0 1 0 0 0 0 0 0 0 11 18 0.00 0.000																			
52 Brad Hand, L ERA: 4.21	0.2 5 3 2 2 0 0 0 0 0 0 0 0 13 21 27.00 4.500																			
54 Tayler Saucedo, L ERA: 4.5	1.1 4 0 0 0 0 0 0 0 0 0 1 0 9 12 0.00 0.000																			
28 Joskim Soria, R ERA: 4.06	0.2 4 1 0 0 1 1 0 0 0 0 0 0 12 21 0.00 3.000																			

Chicago White Sox @ Toronto Blue Jays  
Rogers Centre, Toronto, ON  
Thu Aug 26 2021, 3:09 PM - 6:22 PM EDT  
Att: 14,958 - Sunny - 85 F

livebaseballscorecards.com

AB 39  
R 10  
H 12  
RBI 10  
BB 2  
SO 7  
LOB 9

Batter	1	2	3	4	5	6	7	8	9	AB	R	H	RBI	BB	SO	LOB	BOTTOM					
11 Bo Bichette, R OBP: 0.331, SLG: 0.449										5	1	1	1	0	1	1						
10 Marcus Semien, R OBP: 0.336, SLG: 0.536										5	2	3	4	0	0	0						
27 Vladimir Guerrero Jr., R OBP: 0.406, SLG: 0.591										5	0	2	0	0	0	0						
37 Teoscar Hernández, R OBP: 0.345, SLG: 0.514										5	0	1	0	0	2	3						
30 Alejandro Kirk, R OBP: 0.345, SLG: 0.443										3	1	1	0	0	1	1						
5 Santiago Espinal, R OBP: 0.307, SLG: 0.382										3	1	0	0	0	0	2						
15 Randal Grichuk, R OBP: 0.285, SLG: 0.442										4	1	1	1	0	3	2						
66 Kevin Smith, R OBP: 0.167, SLG: 0.091										1	0	0	0	1	0	0						
14 Corey Dickerson, L OBP: 0.319, SLG: 0.412										1	0	0	1	0	0	1						
13 Lourdes Gurriel Jr., R OBP: 0.302, SLG: 0.431										1	0	0	0	0	0	0						
7 Reese McGuire, L OBP: 0.328, SLG: 0.369										4	1	1	0	0	1	3						
<b>Inning Stats</b>	R: 1 E: 0 K: 0 S: 6	H: 1 LOB: 0 BB: 0 P: 13	R: 0 E: 0 K: 1 S: 10	H: 0 LOB: 1 BB: 1 P: 15	R: 0 E: 0 K: 0 S: 6	H: 0 LOB: 0 BB: 0 P: 10	R: 0 E: 0 K: 1 S: 8	H: 1 LOB: 1 BB: 0 P: 9	R: 1 E: 0 K: 1 S: 16	H: 3 LOB: 2 BB: 0 P: 20	R: 5 E: 1 K: 1 S: 20	H: 4 LOB: 0 BB: 0 P: 27	R: 0 E: 0 K: 2 S: 7	H: 0 LOB: 0 BB: 0 P: 8	R: 0 E: 0 K: 1 S: 7	H: 0 LOB: 0 BB: 0 P: 8	R: 0 E: 0 K: 1 S: 6	H: 1 LOB: 1 BB: 0 P: 6	1B: 8 2B: 0 3B: 0 HR: 2	SF: 0 SAC: 0 DP: 0 HBP: 2	WP: 0 PB: 0 CS: 0	PA: 40
<b>PITCHER</b>	IP WLS BF H R ER SO BB IBB HBP BLK WP HR S P ERA WHIP																					
55 Carlos Rodón, L ERA: 2.43	5.0 W 22 5 2 2 3 1 0 0 1 0 0 1 46 67 3.60 1.200																					
34 Michael Kopech, R ERA: 3.55	1.0 8 4 5 5 1 0 0 1 0 0 0 1 20 27 45.00 4.000																					
51 Ryan Tepera, R ERA: 2.67	1.0 H 3 0 0 0 2 0 0 0 0 0 0 0 7 8 0.00 0.000																					
45 Garrett Crochet, L ERA: 2.89	1.0 H 3 0 0 0 1 0 0 0 0 0 0 0 7 8 0.00 0.000																					
46 Craig Kimbrel, R ERA: 1.53	1.0 S 4 1 0 0 1 0 0 0 0 0 0 0 6 6 0.00 1.000																					

Chicago White Sox @ Toronto Blue Jays  
Rogers Centre, Toronto, ON  
Thu Aug 26 2021, 3:09 PM - 6:22 PM EDT  
Att: 14,958 - Sunny - 85 F


livebaseballscorecards.com


AB 37  
R 7  
H 10  
RBI 7  
BB 1  
SO 8  
LOB 13



Batter	1	2	3	4	5	6	7	8	9	AB	R	H	RBI	BB	SO	LOB	TOP				
32 Michael Hermosillo, R OBP: 0.250, SLG: 0.500										4	2	1	1	1	0	1	<b>Chicago Cubs @ Chicago White Sox</b> Guaranteed Rate Field, Chicago, IL Fri Aug 27 2021, 7:14 PM - 11:19 PM CDT Att: 37,892 - Partly Cloudy - 85 F				
18 Frank Schwindel, R OBP: 0.375, SLG: 0.577										5	1	2	0	0	1	0					
16 Patrick Wisdom, R OBP: 0.319, SLG: 0.563										4	3	2	4	1	2	1					
5 Matt Duffy, R OBP: 0.338, SLG: 0.304										4	2	1	0	1	2	1					
8 Ian Happ, S OBP: 0.303, SLG: 0.381										5	2	2	3	0	1	0					
25 Austin Romine, R OBP: 0.200, SLG: 0.314										5	1	1	0	0	3	2					
29 Robinson Chirinos, R OBP: 0.359, SLG: 0.493										4	1	1	1	0	2	2					
22 Jason Heyward, L OBP: 0.273, SLG: 0.326										4	1	2	2	0	0	0					
24 Andrew Romine, S OBP: 0.241, SLG: 0.275										4	0	1	1	0	1	1					
<b>Inning Stats</b>	R: 6 H: 6 E: 0 K: 1 S: 26	H: 6 LOB: 1 BB: 1 P: 38	R: 0 H: 1 E: 0 K: 2 S: 8	H: 1 LOB: 0 BB: 0 P: 15	R: 0 H: 0 E: 0 K: 2 S: 12	H: 0 LOB: 0 BB: 0 P: 17	R: 0 H: 0 E: 0 K: 0 S: 6	H: 0 LOB: 0 BB: 0 P: 10	R: 0 H: 0 E: 0 K: 1 S: 8	H: 0 LOB: 0 BB: 0 P: 11	R: 1 H: 1 E: 0 K: 1 S: 12	H: 1 LOB: 0 BB: 0 P: 16	R: 3 H: 3 E: 0 K: 1 S: 23	H: 3 LOB: 1 BB: 1 P: 31	R: 3 H: 2 E: 0 K: 2 S: 15	H: 2 LOB: 0 BB: 1 P: 24		1B: 6 2B: 3 3B: 0 HR: 4	SF: 0 SAC: 0 DP: 0 HBP: 0	WP: 0 PB: 0 SB: 0 CS: 3	PA: 42
<b>PITCHER</b>	IP WLS BF H R ER SO BB IBB HBP BLK WP HR S P ERA WHIP	IP WLS BF H R ER SO BB IBB HBP BLK WP HR S P ERA WHIP	IP WLS BF H R ER SO BB IBB HBP BLK WP HR S P ERA WHIP	IP WLS BF H R ER SO BB IBB HBP BLK WP HR S P ERA WHIP	IP WLS BF H R ER SO BB IBB HBP BLK WP HR S P ERA WHIP	IP WLS BF H R ER SO BB IBB HBP BLK WP HR S P ERA WHIP	IP WLS BF H R ER SO BB IBB HBP BLK WP HR S P ERA WHIP	IP WLS BF H R ER SO BB IBB HBP BLK WP HR S P ERA WHIP	IP WLS BF H R ER SO BB IBB HBP BLK WP HR S P ERA WHIP	IP WLS BF H R ER SO BB IBB HBP BLK WP HR S P ERA WHIP	IP WLS BF H R ER SO BB IBB HBP BLK WP HR S P ERA WHIP	IP WLS BF H R ER SO BB IBB HBP BLK WP HR S P ERA WHIP	IP WLS BF H R ER SO BB IBB HBP BLK WP HR S P ERA WHIP	IP WLS BF H R ER SO BB IBB HBP BLK WP HR S P ERA WHIP	IP WLS BF H R ER SO BB IBB HBP BLK WP HR S P ERA WHIP	IP WLS BF H R ER SO BB IBB HBP BLK WP HR S P ERA WHIP	IP WLS BF H R ER SO BB IBB HBP BLK WP HR S P ERA WHIP	IP WLS BF H R ER SO BB IBB HBP BLK WP HR S P ERA WHIP	IP WLS BF H R ER SO BB IBB HBP BLK WP HR S P ERA WHIP	IP WLS BF H R ER SO BB IBB HBP BLK WP HR S P ERA WHIP	IP WLS BF H R ER SO BB IBB HBP BLK WP HR S P ERA WHIP
60 Dallas Keuchel, L ERA: 5.0	1.0	11	7	6	5	1	1	0	0	0	0	0	0	0	0	0	45.00	8.000			
40 Reynaldo López, R ERA: 1.59	5.0	W 14	0	0	0	7	0	0	0	0	0	0	0	0	0	0	27.00	3.000			
48 Mike Wright Jr., R ERA: 8.44	1.0	6	2	3	3	1	1	0	0	0	0	0	0	0	0	0	27.00	3.000			
45 Garrett Crochet, L ERA: 3.02	1.0	5	2	1	1	1	0	0	0	0	0	0	0	0	0	0	9.00	2.000			
46 Craig Kimbrel, R ERA: 2.08	1.0	6	2	3	3	2	1	0	0	0	0	0	0	0	0	0	27.00	3.000			
<b>Batter</b>	1	2	3	4	5	6	7	8	9	AB	R	H	RBI	BB	SO	LOB	BOTTOM				
7 Tim Anderson, R OBP: 0.333, SLG: 0.462										4	3	2	0	1	1	0	<b>Chicago Cubs @ Chicago White Sox</b> Guaranteed Rate Field, Chicago, IL Fri Aug 27 2021, 7:14 PM - 11:19 PM CDT Att: 37,892 - Partly Cloudy - 85 F				
23 Jake Lamb, L OBP: 0.315, SLG: 0.391										1	0	0	0	0	0	2					
88 Luis Robert Jr., R OBP: 0.380, SLG: 0.516										5	3	3	1	1	0	2					
79 José Abreu, R OBP: 0.342, SLG: 0.492										5	3	3	2	0	0	2					
74 Eloy Jiménez, R OBP: 0.330, SLG: 0.542										3	3	1	2	3	0	2					
10 Yoán Moncada, S OBP: 0.375, SLG: 0.398										4	2	1	2	2	0	6					
24 Yasmani Grandal, S OBP: 0.394, SLG: 0.481										6	2	4	8	0	0	3					
12 César Hernández, S OBP: 0.305, SLG: 0.403										5	0	0	0	1	1	5					
25 Andrew Vaughn, R OBP: 0.329, SLG: 0.438										3	1	1	1	1	0	0					
28 Leury García, S OBP: 0.323, SLG: 0.339										5	0	0	0	0	0	6					
<b>Inning Stats</b>	R: 1 H: 2 E: 0 K: 1 S: 20	H: 2 LOB: 2 BB: 2 P: 38	R: 0 H: 0 E: 0 K: 0 S: 8	H: 0 LOB: 0 BB: 0 P: 9	R: 8 H: 5 E: 2 K: 0 S: 28	H: 5 LOB: 2 BB: 1 P: 52	R: 0 H: 0 E: 0 K: 0 S: 8	H: 0 LOB: 0 BB: 0 P: 11	R: 4 H: 4 E: 0 K: 0 S: 24	H: 4 LOB: 3 BB: 3 P: 46	R: 0 H: 1 E: 0 K: 1 S: 10	H: 1 LOB: 1 BB: 0 P: 17	R: 1 H: 2 E: 0 K: 0 S: 11	H: 2 LOB: 2 BB: 1 P: 17	R: 3 H: 1 E: 0 K: 0 S: 7	H: 1 LOB: 0 BB: 2 P: 19	1B: 8 2B: 5 3B: 0 HR: 2	SF: 0 SAC: 0 DP: 0 HBP: 2	WP: 1 PB: 0 SB: 0 CS: 0	PA: 52	
<b>PITCHER</b>	IP WLS BF H R ER SO BB IBB HBP BLK WP HR S P ERA WHIP	IP WLS BF H R ER SO BB IBB HBP BLK WP HR S P ERA WHIP	IP WLS BF H R ER SO BB IBB HBP BLK WP HR S P ERA WHIP	IP WLS BF H R ER SO BB IBB HBP BLK WP HR S P ERA WHIP	IP WLS BF H R ER SO BB IBB HBP BLK WP HR S P ERA WHIP	IP WLS BF H R ER SO BB IBB HBP BLK WP HR S P ERA WHIP	IP WLS BF H R ER SO BB IBB HBP BLK WP HR S P ERA WHIP	IP WLS BF H R ER SO BB IBB HBP BLK WP HR S P ERA WHIP	IP WLS BF H R ER SO BB IBB HBP BLK WP HR S P ERA WHIP	IP WLS BF H R ER SO BB IBB HBP BLK WP HR S P ERA WHIP	IP WLS BF H R ER SO BB IBB HBP BLK WP HR S P ERA WHIP	IP WLS BF H R ER SO BB IBB HBP BLK WP HR S P ERA WHIP	IP WLS BF H R ER SO BB IBB HBP BLK WP HR S P ERA WHIP	IP WLS BF H R ER SO BB IBB HBP BLK WP HR S P ERA WHIP	IP WLS BF H R ER SO BB IBB HBP BLK WP HR S P ERA WHIP	IP WLS BF H R ER SO BB IBB HBP BLK WP HR S P ERA WHIP	IP WLS BF H R ER SO BB IBB HBP BLK WP HR S P ERA WHIP	IP WLS BF H R ER SO BB IBB HBP BLK WP HR S P ERA WHIP	IP WLS BF H R ER SO BB IBB HBP BLK WP HR S P ERA WHIP	IP WLS BF H R ER SO BB IBB HBP BLK WP HR S P ERA WHIP	IP WLS BF H R ER SO BB IBB HBP BLK WP HR S P ERA WHIP
71 Keegan Thompson, R ERA: 3.09	2.0	14	5	5	5	1	2	0	0	0	0	0	0	0	0	0	22.50	3.500			
56 Adrian Sampson, R ERA: 9.72	1.0	L 9	2	4	0	0	1	0	2	0	0	0	0	0	0	0	20.00	3.000			
59 Michael Rucker, R ERA: 9.72	1.2	10	4	4	4	0	1	0	0	0	0	0	0	0	0	0	26.00	3.000			
48 Rex Brothers, L ERA: 4.94	0.1	3	0	0	0	0	2	0	0	0	0	0	0	0	0	0	6.00	6.000			
74 Trevor Megill, R ERA: 10.54	1.0	4	1	0	0	1	0	0	0	0	0	0	0	0	0	0	17.00	1.000			



Batter	1	2	3	4	5	6	7	8	9	AB	R	H	RBI	BB	SO	LOB	TOP											
66 Rafael Ortega, L (1, 7) OBP: 0.357, SLG: 0.479	G4-3		K	HR		BB			G3	4	1	1	4	1	1	0	<p>Chicago Cubs @ Chicago White Sox Guaranteed Rate Field, Chicago, IL Sat Aug 28 2021, 6:12 PM - 8:56 PM CDT Att: 38,668 - Partly Cloudy - 91 F</p> <p>livebaseballscorecards.com</p> <p>AB 34 R 7 H 9 RBI 7 BB 3 SO 10 LOB 8</p> 											
18 Frank Schwindel, R (1, 3) OBP: 0.359, SLG: 0.450	G6-3		G6-3	K		G6-3			L3	5	0	0	0	0	1	2												
8 Ian Happ, S (1, 10) OBP: 0.321, SLG: 0.586	1B		K2-3		L4				K2-3	4	0	1	0	0	2	0												
16 Patrick Wisdom, R (1, 5) OBP: 0.321, SLG: 0.586	K		HR	HR		K			K	4	2	2	2	0	2	1												
5 Matt Duffy, R (1, 4) OBP: 0.337, SLG: 0.303		22 1B 29 SH1-3	G5-3	G5-3		K			K	4	1	1	0	0	1	0												
22 Jason Heyward, L (1, 9) OBP: 0.279, SLG: 0.330	1B	29 SH1-3	51 BB 66 HR	K					32 G4-6-3 1B	3	1	2	0	1	1	0												
32 Michael Hermosillo, R (1, 8) OBP: 0.214, SLG: 0.423	K		K			F7			G4-6-3	4	0	0	0	0	2	4												
29 Robinson Chirinos, R (1, 2) OBP: 0.357, SLG: 0.486	SH1-3		51 BB 66 HR	1B		F7			G6-3	3	1	1	1	0	0	0												
51 Sergio Alcántara, S (1, 6) OBP: 0.283, SLG: 0.326	P5		66 HR	BB		66 BB			F7	3	1	1	0	1	0	1												
<b>Inning Stats</b>	R: 0 H: 1 E: 0 K: 1 S: 13	H: 1 LOB: 1 BB: 0 P: 21	R: 1 H: 2 E: 0 K: 1 S: 8	H: 2 LOB: 1 BB: 0 P: 13	R: 0 H: 0 E: 0 K: 2 S: 10	H: 0 LOB: 0 BB: 0 P: 12	R: 5 H: 3 E: 0 K: 2 S: 21	H: 3 LOB: 0 BB: 2 P: 32	R: 1 H: 1 E: 0 K: 1 S: 12	H: 1 LOB: 0 BB: 0 P: 17	R: 0 H: 1 E: 0 K: 0 S: 10	H: 0 LOB: 2 BB: 1 P: 17	R: 0 H: 0 E: 0 K: 3 S: 11	H: 0 LOB: 0 BB: 0 P: 17	R: 0 H: 1 E: 0 K: 0 S: 5	H: 1 LOB: 0 BB: 0 P: 9		R: 0 H: 0 E: 0 K: 0 S: 8	H: 0 LOB: 0 BB: 0 P: 15	1B: 6 2B: 0 3B: 0 HR: 3	SF: 0 SAC: 1 DP: 1 HBP: 0	WP: 0 PB: 0 SB: 0 CS: 0	PA: 38					
<b>PITCHER</b>	IP	WLS	BF	H	R	ER	SO	BB	IBB	HBP	BLK	WP	HR	S	P	ERA	WHIP											
33 Lance Lynn, R (1, 1) ERA: 2.59	5.0	L	24	7	7	7	7	2	0	0	0	0	0	3	64	95	12.60	1.800										
66 José Ruiz, R (6, 1) ERA: 3.42	2.0		8	1	0	0	3	1	0	0	0	0	0	21	34	0.00	1.000											
48 Mike Wright Jr., R (8, 1) ERA: 6.14	2.0		6	1	0	0	0	0	0	0	0	0	0	13	24	0.00	0.500											

Batter	1	2	3	4	5	6	7	8	9	AB	R	H	RBI	BB	SO	LOB	BOTTOM										
7 Tim Anderson, R (1, 6) OBP: 0.331, SLG: 0.458	G5-3		G5-3			G6-3			G6-3	4	0	0	0	0	0	0	<p>Chicago Cubs @ Chicago White Sox Guaranteed Rate Field, Chicago, IL Sat Aug 28 2021, 6:12 PM - 8:56 PM CDT Att: 38,668 - Partly Cloudy - 91 F</p> <p>livebaseballscorecards.com</p> <p>AB 29 R 0 H 4 RBI 0 BB 2 SO 3 LOB 11</p> 										
10 Yadir Moncada, S (1, 5) OBP: 0.376, SLG: 0.399	F7			79 G6-4-3 1B		P5			74 FC4-6 79 BB	4	0	2	0	0	0	0											
79 José Abreu, R (1, 3) OBP: 0.343, SLG: 0.494	2B		G6-4-3			G5-3			74 FC4-6 BB	3	0	1	0	1	0	1											
74 Eloy Jiménez, R (1, 7) OBP: 0.319, SLG: 0.523	F8		G5-3			G6-3			FC4-6 24 DI	4	0	0	0	0	0	3											
24 Yasmani Grandal, S (1, 10) OBP: 0.396, SLG: 0.476	K		25 G4-3 HBP			BB			G6-3	2	0	0	0	1	1	2											
18 Brian Goodwin, L (1, 8) OBP: 0.317, SLG: 0.396	K		L9			F7				3	0	0	0	0	1	2											
25 Andrew Vaughn, R (1, 9) OBP: 0.327, SLG: 0.435	K		G4-3						L7	3	0	0	0	0	1	1											
12 César Hernández, S (1, 4) OBP: 0.305, SLG: 0.403			F9			F9			F9	3	0	1	0	0	0	1											
44 Seby Zavala, R (1, 2) OBP: 0.264, SLG: 0.417	G5-4-3		44 G5-4-3 1B			F9			G5-3	3	0	0	0	0	0	1											
<b>Inning Stats</b>	R: 0 H: 1 E: 0 K: 0 S: 6	H: 0 LOB: 0 BB: 0 P: 10	R: 0 H: 1 E: 0 K: 0 S: 4	H: 1 LOB: 0 BB: 0 P: 8	R: 0 H: 1 E: 0 K: 0 S: 5	H: 1 LOB: 0 BB: 0 P: 6	R: 0 H: 0 E: 0 K: 0 S: 7	H: 0 LOB: 1 BB: 0 P: 15	R: 0 H: 0 E: 0 K: 0 S: 5	H: 0 LOB: 0 BB: 0 P: 8	R: 0 H: 0 E: 0 K: 0 S: 11	H: 0 LOB: 1 BB: 1 P: 19	R: 0 H: 0 E: 0 K: 0 S: 7	H: 0 LOB: 0 BB: 0 P: 12	R: 0 H: 1 E: 0 K: 0 S: 8	H: 1 LOB: 2 BB: 1 P: 17		1B: 3 2B: 1 3B: 0 HR: 0	SF: 0 SAC: 0 DP: 2 HBP: 1	WP: 0 PB: 0 SB: 0 CS: 0	PA: 32						
<b>PITCHER</b>	IP	WLS	BF	H	R	ER	SO	BB	IBB	HBP	BLK	WP	HR	S	P	ERA	WHIP										
30 Alec Mills, R (1, 1) ERA: 4.32	8.1	W	30	4	0	0	3	2	0	1	0	0	0	10	3	0.00	0.720										
12 Codi Heuer, R (9, 1) ERA: 4.1	0.2		2	0	0	0	0	0	0	0	0	0	0	3	6	0.00	0.000										



Batter	1	2	3	4	5	6	7	8	9	AB	R	H	RBI	BB	SO	LOB	TOP										
66 Rafael Ortega, L (1, 8) OBP: 0.355, SLG: 0.480	G3		P5														4 0 1 0 0 1 2										
18 Frank Schwindel, R (1, 10) OBP: 0.355, SLG: 0.565	K																4 1 1 1 0 2 2										
8 Ian Happ, S (1, 7) OBP: 0.299, SLG: 0.375	K																4 0 0 0 0 4 1										
16 Patrick Wisdom, R (1, 5) OBP: 0.320, SLG: 0.579																	3 0 0 0 1 3 0										
5 Matt Duffy, R (1, 4) OBP: 0.335, SLG: 0.298																	3 0 0 0 1 0 1										
22 Jason Heyward, L (1, 9) OBP: 0.280, SLG: 0.330																	3 0 1 0 0 0 0										
32 Michael Hermosillo, R (7, 9) OBP: 0.207, SLG: 0.457																	1 0 0 0 0 1 0										
25 Austin Romine, R (1, 2) OBP: 0.184, SLG: 0.289																	3 0 0 0 0 1 2										
67 Alfonso Rivas III, L (1, 3) OBP: 0.667, SLG: 1.000																	3 0 2 0 0 0 0										
51 Sergio Alcántara, S (1, 6) OBP: 0.280, SLG: 0.321																	2 0 0 0 0 2 2										
24 Andrew Romine, S (5, 6) OBP: 0.236, SLG: 0.269																	1 0 0 0 0 1 0										
<b>Inning Stats</b>	R: 0 E: 0 K: 2 S: 9	H: 0 LOB: 0 BB: 0 P: 15	R: 0 E: 0 K: 0 S: 10	H: 0 LOB: 0 BB: 0 P: 15	R: 0 E: 0 K: 1 S: 11	H: 1 LOB: 1 BB: 0 P: 15	R: 1 E: 0 K: 3 S: 17	H: 2 LOB: 2 BB: 1 P: 28	R: 0 E: 0 K: 3 S: 16	H: 1 LOB: 1 BB: 0 P: 21	R: 0 E: 0 K: 2 S: 8	H: 0 LOB: 0 BB: 0 P: 14	R: 0 E: 0 K: 0 S: 8	H: 0 LOB: 0 BB: 0 P: 10	R: 0 E: 0 K: 2 S: 10	H: 1 LOB: 1 BB: 0 P: 17	R: 0 E: 0 K: 2 S: 8	H: 0 LOB: 0 BB: 0 P: 12	1B: 2 2B: 2 3B: 0 HR: 1	SF: 0 SAC: 0 DP: 1 HBP: 0	WP: 0 PB: 0 SB: 0 CS: 0	PA: 33					
<b>PITCHER</b>	IP	WLS	BF	H	R	ER	SO	BB	IBB	HBP	BLK	WP	HR	S	P	ERA	WHIP										
84 Dylan Cease, R (1, 1) ERA: 3.82	6.0	W	23	4	1	1	11	2	0	0	0	0	1	71	108	1.50	1.000										
51 Ryan Tepera, R (7, 1) ERA: 2.52	1.0		3	0	0	0	0	0	0	0	0	0	0	8	10	0.00	0.000										
34 Michael Kopech, R (8, 1) ERA: 3.48	1.0		4	1	0	0	2	0	0	0	0	0	0	10	17	0.00	1.000										
31 Liam Hendriks, R (9, 1) ERA: 3.2	1.0		3	0	0	0	2	0	0	0	0	0	0	8	12	0.00	0.000										

**Chicago Cubs @ Chicago White Sox**  
**Guaranteed Rate Field, Chicago, IL**  
 Sun Aug 29 2021, 1:11 PM - 4:11 PM CDT  
 Att: 38,565 - Partly Cloudy - 88 F

livebaseballscorecards.com

AB 31  
R 1  
H 5  
RBI 1  
BB 2  
SO 15  
LOB 10



Batter	1	2	3	4	5	6	7	8	9	AB	R	H	RBI	BB	SO	LOB	BOTTOM										
12 César Hernández, S (1, 4) OBP: 0.306, SLG: 0.402	K																4 1 1 0 1 2 1										
88 Luis Robert Jr., R (1, 8) OBP: 0.386, SLG: 0.552																	4 3 2 3 0 0 1										
79 José Abreu, R (1, 10) OBP: 0.344, SLG: 0.496																	4 1 2 2 0 0 0										
44 Seby Zavala, R (9, 10) OBP: 0.261, SLG: 0.412																	1 0 0 0 0 1 0										
74 Eloy Jiménez, R (1, 7) OBP: 0.317, SLG: 0.539																	4 1 1 3 0 1 1										
23 Jake Lamb, L (1, 5) OBP: 0.321, SLG: 0.389																	3 2 1 0 1 1 0										
24 Yasmani Grandal, S (1, 2) OBP: 0.398, SLG: 0.492																	4 1 2 2 0 1 0										
25 Andrew Vaughn, R (1, 3) OBP: 0.329, SLG: 0.434																	3 1 1 0 1 0 0										
18 Brian Goodwin, L (1, 9) OBP: 0.320, SLG: 0.410																	3 2 1 3 1 1 2										
28 Leury García, S (1, 6) OBP: 0.322, SLG: 0.335																	3 1 0 0 0 1 3										
<b>Inning Stats</b>	R: 1 E: 0 K: 1 S: 9	H: 2 LOB: 0 BB: 0 P: 17	R: 2 E: 0 K: 2 S: 11	H: 2 LOB: 0 BB: 0 P: 15	R: 0 E: 0 K: 0 S: 4	H: 1 LOB: 0 BB: 0 P: 7	R: 0 E: 0 K: 1 S: 7	H: 0 LOB: 0 BB: 0 P: 11	R: 7 E: 0 K: 0 S: 15	H: 4 LOB: 0 BB: 2 P: 28	R: 2 E: 0 K: 2 S: 17	H: 1 LOB: 2 BB: 0 P: 27	R: 1 E: 0 K: 1 S: 10	H: 1 LOB: 2 BB: 2 P: 20	R: 0 E: 0 K: 1 S: 7	H: 0 LOB: 0 BB: 0 P: 8	1B: 5 2B: 1 3B: 0 HR: 5	SF: 0 SAC: 0 DP: 2 HBP: 2	WP: 1 PB: 0 SB: 0 CS: 0	PA: 39							
<b>PITCHER</b>	IP	WLS	BF	H	R	ER	SO	BB	IBB	HBP	BLK	WP	HR	S	P	ERA	WHIP										
28 Kyle Hendricks, R (1, 1) ERA: 4.43	4.2	L	22	7	8	8	4	2	0	1	0	0	3	42	72	15.43	1.929										
47 Adam Morgan, L (5, 1) ERA: 3.86	0.2		4	2	2	2	1	0	0	0	0	0	1	7	11	27.00	3.000										
57 Scott Effross, R (6, 1) ERA: 27.0	0.2		4	1	2	2	1	0	0	1	0	1	1	14	22	27.00	1.500										
50 Rowan Wick, R (7, 1) ERA: 4.05	1.0		6	1	1	1	1	2	0	0	0	0	0	10	20	9.00	3.000										
39 Manuel Rodríguez, R (8, 1) ERA: 3.05	1.0		3	0	0	0	1	0	0	0	0	0	0	7	8	0.00	0.000										

**Chicago Cubs @ Chicago White Sox**  
**Guaranteed Rate Field, Chicago, IL**  
 Sun Aug 29 2021, 1:11 PM - 4:11 PM CDT  
 Att: 38,565 - Partly Cloudy - 88 F

livebaseballscorecards.com

AB 33  
R 13  
H 11  
RBI 13  
BB 4  
SO 8  
LOB 8





Batter	1	2	3	4	5	6	7	8	9	AB	R	H	RBI	BB	SO	LOB	TOP	
18 Ben Gamel, L (1, 7) OBP: 0.340, SLG: 0.398	4-2 B FF 93 B CH 81 C CH 91 F CH 94 F CH 91 C CH 82 B CH 80		1-2 C FF 93 B CH 81 S CH 85 T SL 85		2-1 B SL 82 D CH 80 C CH 80 2 SAFE X CH 80		2-0 B SI 96 B SI 95 X SI 94				3	1	1	0	1	1	0	<b>Pittsburgh Pirates @ Chicago White Sox</b> Guaranteed Rate Field, Chicago, IL Tue Aug 31 2021, 7:13 PM - 10:08 PM CDT Att: 19,221 - Cloudy - 76 F
15 Wilmer Difo, S (1, 5) OBP: 0.335, SLG: 0.383	2-2 F FF 93 B CH 80 B FF 94 C CH 81 X FF 94		1-2 F FF 93 C SL 84 B SL 85 X CH 82		4-1 B CH 82 B FF 94 C CH 80 B SL 83 B SL 93		0-2 C FC 87 C ST 82 X SI 96			3	0	1	0	1	0	1		
10 Bryan Reynolds, S (1, 8) OBP: 0.381, SLG: 0.514	1-1 F CH 80 B FF 93 X CU 80		0-0 X FF 93		2-0 D SL 86 B FF 92 X SL 86					4	0	1	0	0	0	3		
19 Colin Moran, L (1, 10) OBP: 0.341, SLG: 0.425	3-2 F CU 79 B CH 81 B CH 82 F FF 96 D SL 85 X FF 96		1-2 D CH 82 E: 0 S SL 85		1-0 B FF 92 X SL 88					4	0	1	1	0	1	3		
58 Jacob Stallings, R (1, 2) OBP: 0.328, SLG: 0.371		4-0 B FF 93 B CH 81 B FF 93		0-3 C FF 93 S SL 84 S SL 86		3-3 F FF 96 B FF 97 B FF 98 F FF 98 F FF 97 S SL 84				3	0	0	0	1	2	2		
32 Yoshi Tsutsugo, L (1, 3) OBP: 0.276, SLG: 0.358		3-3 C CH 81 B CH 81 B SL 85 C FF 84 C CH 81		2-1 B FF 94 F CH 81 B SL 85 X CH 82		1-3 S FF 96 F FF 97 B FF 98 F FF 98 F FF 97 S SL 86				4	0	0	0	0	2	1		
27 Kevin Newman, R (1, 6) OBP: 0.259, SLG: 0.302		1-3 C SL 85 D SL 84 F FF 92 S SL 85		1-2 B SL 85 S SL 84 X FF 84		1-1 C SL 85 B SL 84 X FF 97				4	0	1	0	0	1	1		
68 Hoy Park, L (1, 4) OBP: 0.246, SLG: 0.297		3-3 B FF 93 B FF 92 B CH 80 C FF 92 S CH 80 S CH 81		4-2 B FF 92 B CH 81 F FF 94 F CH 81 B CH 81 B CH 81 B FF 94		1-3 B FF 96 C FF 98 F FF 98 F FF 97 S SL 84				3	1	0	0	1	2	2		
3 Cole Tucker, S (1, 9) OBP: 0.226, SLG: 0.148			0-0 X CH 80		0-1 1 SAFE F FF 93 X CH 82		2-1 C SI 95 B SI 95 X SI 95			3	0	0	0	0	0	1		
<b>Inning Stats</b>	R: 0 E: 0 K: 0 S: 13	H: 0 LOB: 1 BB: 1 P: 23	R: 0 E: 0 K: 3 S: 9	H: 2 LOB: 2 BB: 1 P: 14	R: 0 E: 0 K: 1 S: 11	H: 0 LOB: 0 BB: 0 P: 11	R: 2 E: 0 K: 2 S: 14	H: 2 LOB: 2 BB: 2 P: 30	R: 0 E: 0 K: 2 S: 11	H: 0 LOB: 0 BB: 0 P: 14	R: 0 E: 0 K: 1 S: 6	H: 0 LOB: 0 BB: 0 P: 9	R: 0 E: 0 K: 0 S: 6	H: 1 LOB: 0 BB: 0 P: 11	1B: 5 2B: 0 3B: 0 HR: 0	SF: 0 SAC: 0 DP: 1 HBP: 0	WP: 2 PA: 35 PB: 0 SB: 1 CS: 0	
<b>PITCHER</b>	IP ERA: 3.69	WLS LOB: 1	BF P: 23	H R ER SO	BB IBB HBP BLK	WP HR S P	ERA WHIP	<b>PITCHER</b>	IP ERA: 3.14	WLS LOB: 0	BF P: 11	H R ER SO	BB IBB HBP BLK	WP HR S P	ERA WHIP			
27 Lucas Giolito, R (1, 1)	4.1	19	3	2	2	5	3	0	0	0	0	1	0	6	16	0.00	3.000	
51 Ryan Tepera, R (5, 1)	0.2	4	1	0	0	1	1	0	0	0	0	1	0	6	14	0.00	0.000	
34 Michael Kopecch, R (6, 1)	1.0	W	3	0	0	2	0	0	0	0	0	0	0	11	16	0.00	0.000	
39 Aaron Bummer, L (7, 1)	1.0	H	3	0	0	0	0	0	0	0	0	0	0	7	11	0.00	0.000	
46 Craig Kimbrel, R (8, 1)	1.0	H	3	0	0	1	0	0	0	0	0	0	0	6	9	0.00	0.000	

AB	31
R	2
H	5
RBI	1
BB	4
SO	9
LOB	14



Batter	1	2	3	4	5	6	7	8	9	AB	R	H	RBI	BB	SO	LOB	BOTTOM
88 Luis Robert Jr, R (1, 8) OBP: 0.378, SLG: 0.539	0-0 X FF 93		0-1 F FF 93 X CU 77		1-0 B FF 91 X FF 91		0-3 S FF 96 F FF 96 C CU 80			4	0	0	0	0	1	1	<b>Pittsburgh Pirates @ Chicago White Sox</b> Guaranteed Rate Field, Chicago, IL Tue Aug 31 2021, 7:13 PM - 10:08 PM CDT Att: 19,221 - Cloudy - 76 F
10 Yadir Moncada, S (1, 5) OBP: 0.375, SLG: 0.400	1-1 C FF 93 B FF 92 X CH 87		0-2 C FF 93 F FF 94 F FF 93 F FF 94 X SI 94		1-1 C FF 93 B FF 92 X CH 86		0-2 C FF 97 S FF 96 X SI 96			4	0	1	0	0	0	1	
79 José Abreu, R (1, 3) OBP: 0.345, SLG: 0.502	1-2 B SI 92 F FF 93 C SI 93 X CU 78		1-1 S FF 96 B CU 79 X FF 94				1-0 B CU 79 X FF 95			4	2	2	1	0	0	1	
74 Eloy Jiménez, R (1, 10) OBP: 0.315, SLG: 0.529	0-0 X CH 87		0-0 X CH 87		2-0 B CU 76 X CH 86		3-3 B SL 84 S FF 84 S SL 85 S SL 84 S FF 94			4	1	1	0	0	1	1	
24 Yasmani Grandal, S (1, 2) OBP: 0.403, SLG: 0.508		1-1 B CH 87 X CH 86		3-1 B FF 92 B FF 93 R CH 88 X FF 93		4-1 C FF 82 B CH 80 D CH 82 B SL 81		4-1 B FF 93 B CH 83 B FF 94 B SL 85		2	1	1	1	2	0	0	
18 Brian Goodwin, L (1, 9) OBP: 0.319, SLG: 0.404		2-2 F FF 93 B FF 93 B SI 95 X CH 88		2-1 C CU 76 B FF 93 X FF 93		4-2 D SL 80 B FF 92 C SL 81 B FF 90		0-2 C SL 86 S SL 86 X SL 86		3	0	0	1	1	0	1	
25 Andrew Vaughn, R (1, 7) OBP: 0.325, SLG: 0.429		3-3 B FF 93 B FF 92 C FF 92 S FF 93		0-2 C CU 77 F CU 78 X FF 93		3-3 S FF 91 F FF 91 S FF 93 S FF 93		0-2 C FF 92 F FF 92 X SL 85		4	0	0	0	0	2	4	
28 Leury García, S (1, 6) OBP: 0.325, SLG: 0.341		0-1 C SI 93 X FF 93				4-1 C SI 90 B CH 85 B SI 92 B FF 92		0-0 X FF 92		1	0	1	1	1	0	0	
12 César Hernández, S (1, 4) OBP: 0.305, SLG: 0.399		1-0 B CU 77 X FF 92				1-1 B FF 91 C FF 91 X SI 92		2-3 S FF 91 S SL 80 C FF 91		3	0	0	0	0	1	4	
<b>Inning Stats</b>	R: 0 E: 0 K: 0 S: 8	H: 1 LOB: 1 BB: 0 P: 10	R: 1 E: 0 K: 1 S: 11	H: 2 LOB: 0 BB: 0 P: 18	R: 1 E: 0 K: 0 S: 10	H: 1 LOB: 0 BB: 0 P: 11	R: 0 E: 0 K: 0 S: 7	H: 0 LOB: 0 BB: 0 P: 12	R: 2 E: 0 K: 2 S: 14	H: 2 LOB: 2 BB: 2 P: 27	R: 0 E: 0 K: 1 S: 7	H: 0 LOB: 0 BB: 0 P: 8	R: 0 E: 1 K: 1 S: 11	H: 0 LOB: 1 BB: 1 P: 18	1B: 2 2B: 2 3B: 0 HR: 2	SF: 1 SAC: 0 DP: 0 HBP: 0	
<b>PITCHER</b>	IP ERA: 5.22	WLS LOB: 1	BF P: 23	H R ER SO	BB IBB HBP BLK	WP HR S P	ERA WHIP	<b>PITCHER</b>	IP ERA: 6.25	WLS LOB: 0	BF P: 11	H R ER SO	BB IBB HBP BLK	WP HR S P	ERA WHIP		
48 Bryse Wilson, R (1, 1)	5.0	L	22	6	4	4	1	0	0	0	0	0	0	11	22	0.00	2.000
55 Chasen Shreve, L (6, 1)	1.0	5	0	0	0	2	2	0	0	0	0	0	0	7	8	0.00	0.000
36 Nick Mears, R (7, 1)	1.0	3	0	0	0	1	0	0	0	0	0	0	0	11	18	0.00	1.000
54 Sam Howard, L (8, 1)	1.0	4	0	0	0	1	1	0	0	0	0	0	0	11	18	0.00	1.000

AB	29
R	4
H	6
RBI	4
BB	4
SO	5
LOB	13





Batter	1	2	3	4	5	6	7	8	9	AB	R	H	RBI	BB	SO	LOB	TOP										
3 Cole Tucker, S OBP: 0.257, SLG: 0.226										4	1	2	1	0	1	0											
27 Kevin Newman, R OBP: 0.257, SLG: 0.299										4	0	0	0	0	2	3											
10 Bryan Reynolds, S OBP: 0.382, SLG: 0.512										2	0	0	0	1	0	0											
19 Colin Moran, L OBP: 0.340, SLG: 0.422										4	0	1	0	0	2	2											
58 Jacob Stallings, R OBP: 0.327, SLG: 0.370										4	0	1	1	0	0	2											
32 Yoshi Tsutsugo, L OBP: 0.276, SLG: 0.362										4	0	1	0	0	1	2											
15 Wilmer Difo, S OBP: 0.333, SLG: 0.380										4	1	1	0	0	1	1											
6 Anthony Alford, R OBP: 0.254, SLG: 0.328										4	1	1	1	0	1	1											
68 Hoy Park, L OBP: 0.247, SLG: 0.294										4	0	1	0	0	2	0											
<b>Inning Stats</b>	R: 0 E: 0 K: 1 S: 8	H: 0 LOB: 0 BB: 0 P: 12	R: 0 E: 0 K: 2 S: 10	H: 1 LOB: 1 BB: 0 P: 15	R: 0 E: 0 K: 0 S: 5	H: 0 LOB: 0 BB: 0 P: 8	R: 0 E: 0 K: 1 S: 10	H: 1 LOB: 1 BB: 0 P: 19	R: 1 E: 0 K: 1 S: 14	H: 3 LOB: 2 BB: 0 P: 23	R: 0 E: 0 K: 0 S: 6	H: 0 LOB: 0 BB: 0 P: 9	R: 1 E: 0 K: 2 S: 10	H: 1 LOB: 0 BB: 0 P: 14	R: 1 E: 0 K: 2 S: 15	H: 2 LOB: 2 BB: 0 P: 22	R: 0 E: 0 K: 1 S: 6	H: 0 LOB: 0 BB: 0 P: 10	1B: 5 2B: 2 HR: 1	SF: 0 SAC: 0 HBP: 1	WP: 1 PB: 0 CS: 0	PA: 36					
<b>PITCHER</b>	IP	WLS	BF	H	R	ER	SO	BB	IBB	HBP	BLK	WP	HR	S	P	ERA	WHIP										
55 Carlos Rodón, L ERA: 2.41	5.0	W	20	5	1	1	5	1	0	0	0	1	0	47	77	1.80	1.200										
40 Reynaldo López, R ERA: 1.54	1.0		3	0	0	0	0	0	0	0	0	0	0	6	9	0.00	0.000										
39 Aaron Bummer, L ERA: 4.37	1.0		4	1	1	1	2	0	0	0	0	0	1	10	14	9.00	1.000										
51 Ryan Tepera, R ERA: 2.73	0.1	H	3	1	1	1	1	0	0	1	0	0	0	8	14	27.00	3.000										
31 Liam Hendriks, R ERA: 3.65	1.2	S	6	1	0	0	2	0	0	0	0	0	0	13	18	0.00	0.600										

Pittsburgh Pirates @ Chicago White Sox  
Guaranteed Rate Field, Chicago, IL  
Wed Sep 01 2021, 7:12 PM - 10:10 PM CDT  
Att: 19,231 - Clear - 72 F

AB 34  
R 3  
H 8  
RBI 3  
BB 1  
SO 10  
LOB 11



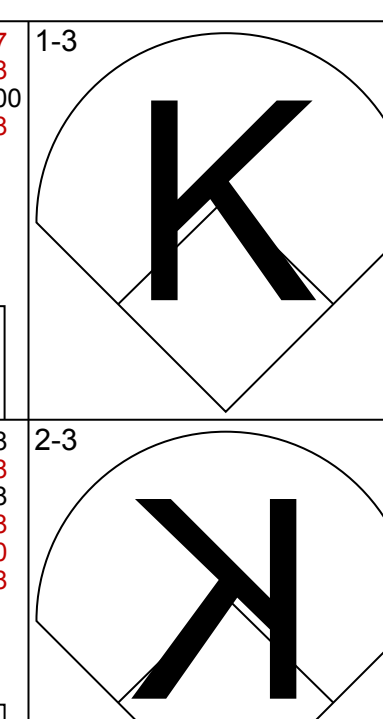
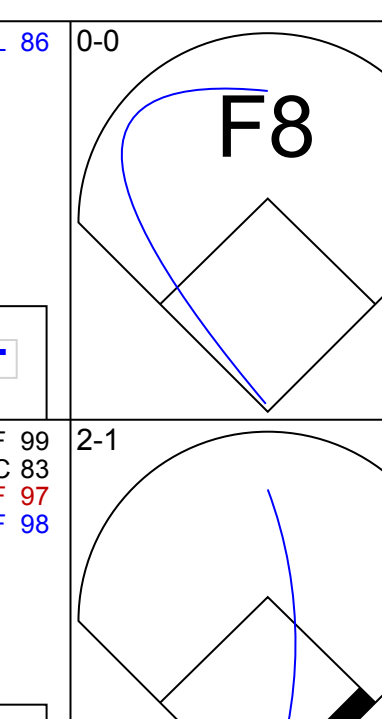
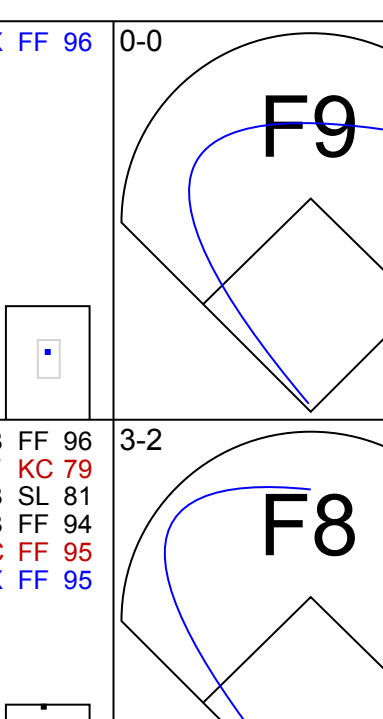
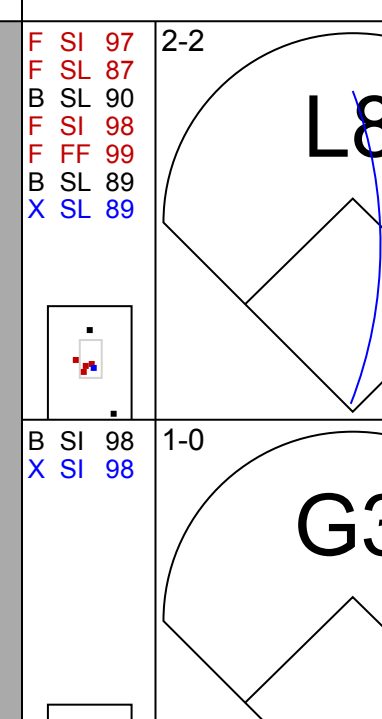
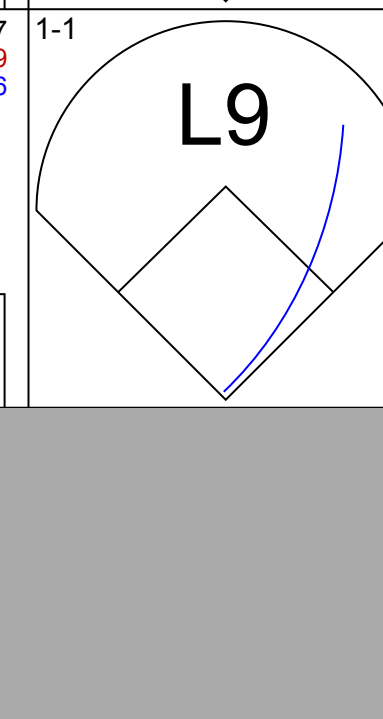
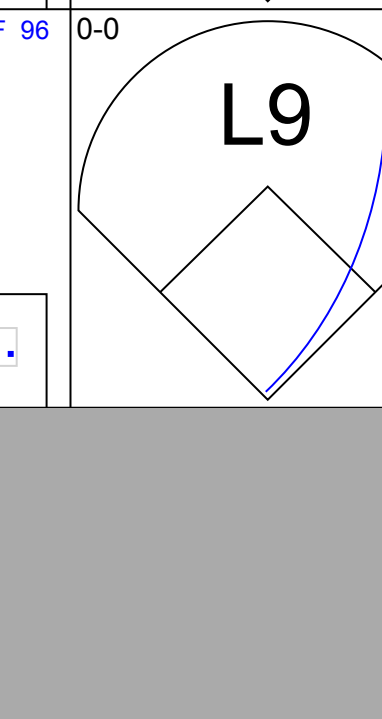






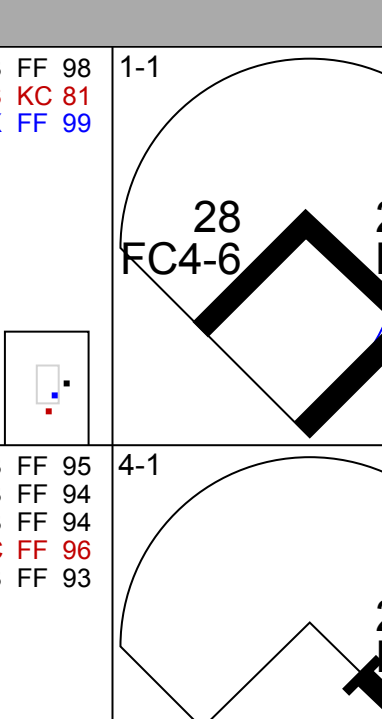
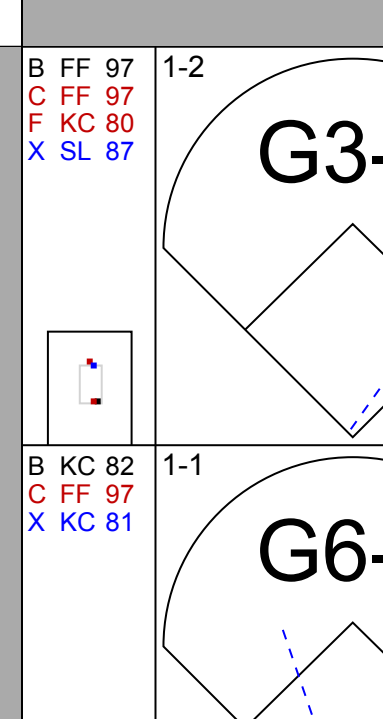
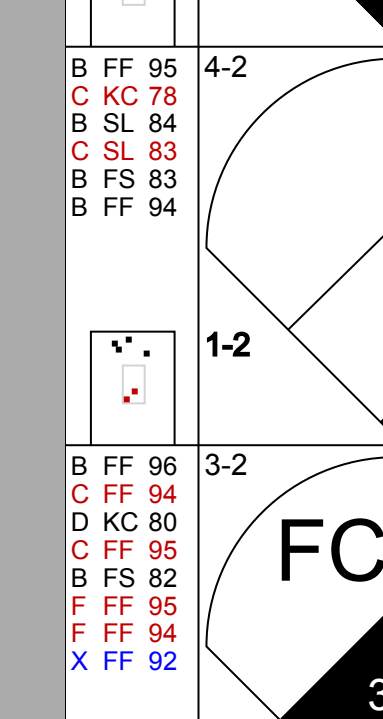
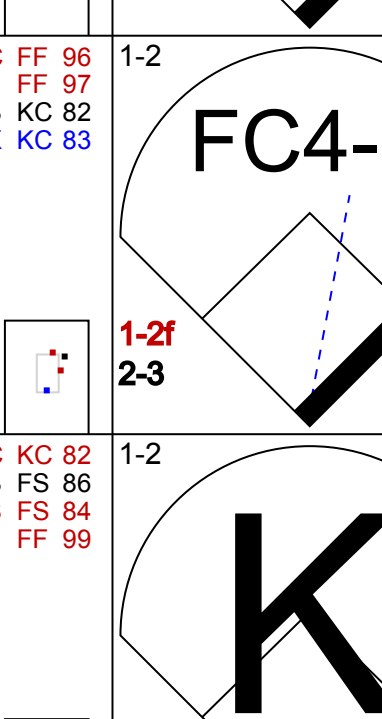
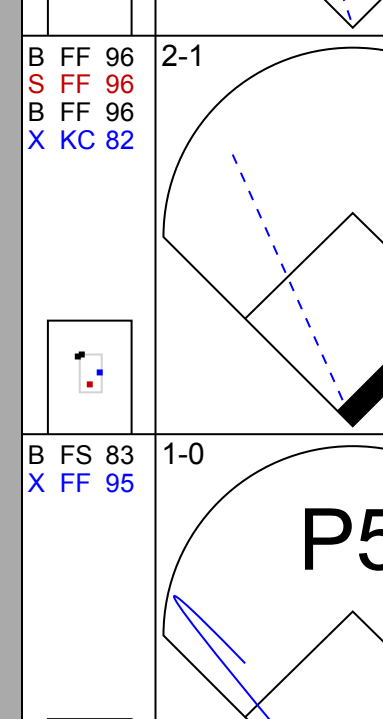
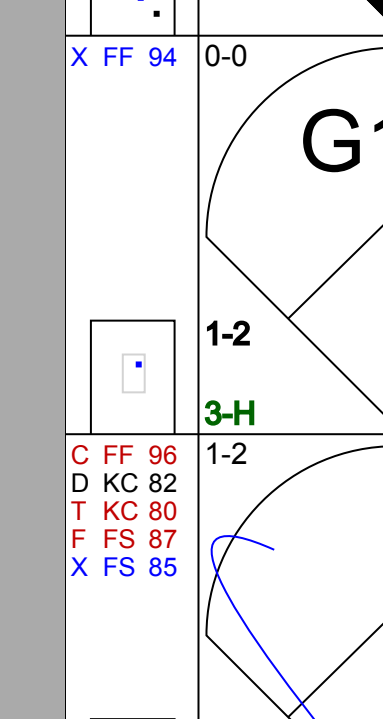
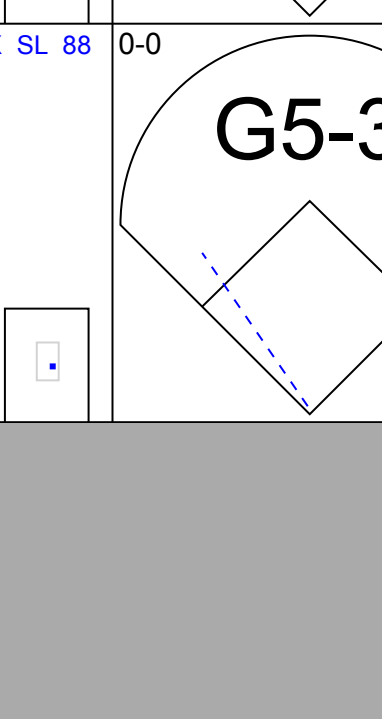

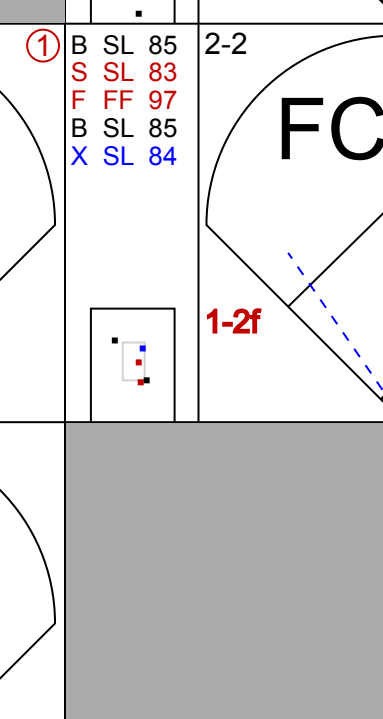
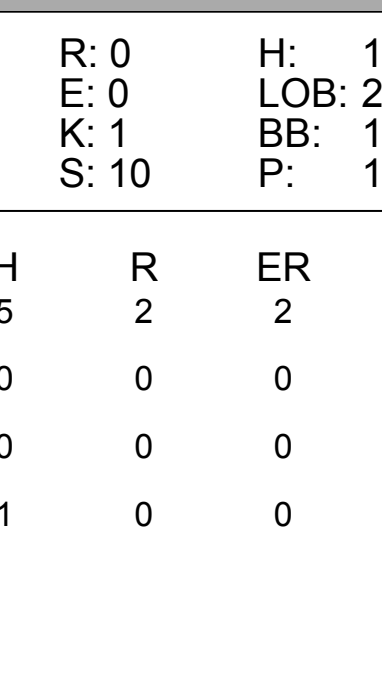
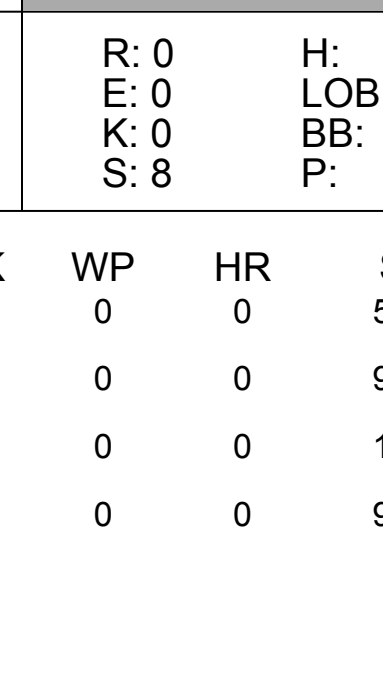
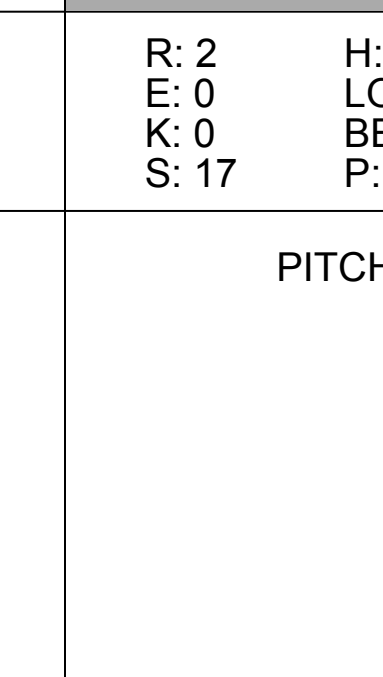

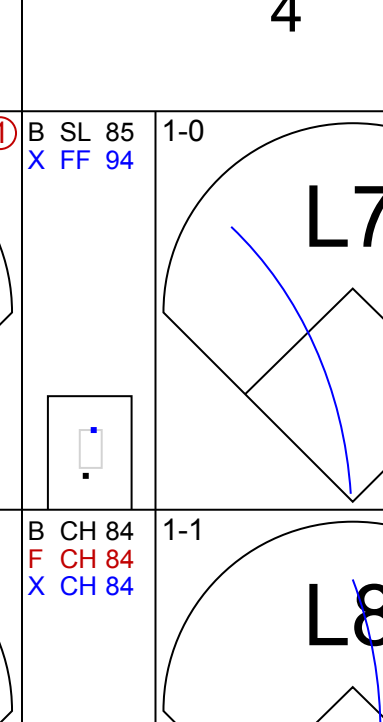
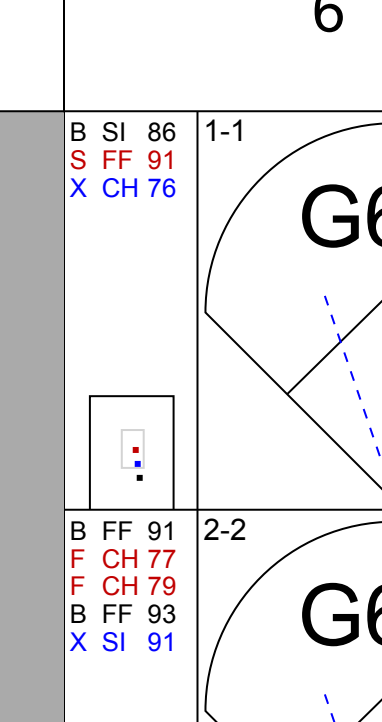
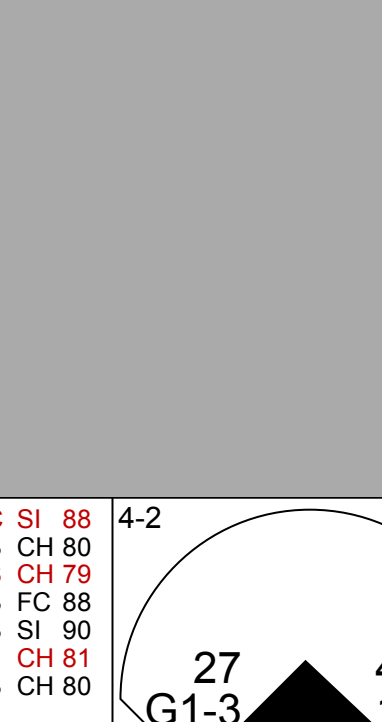

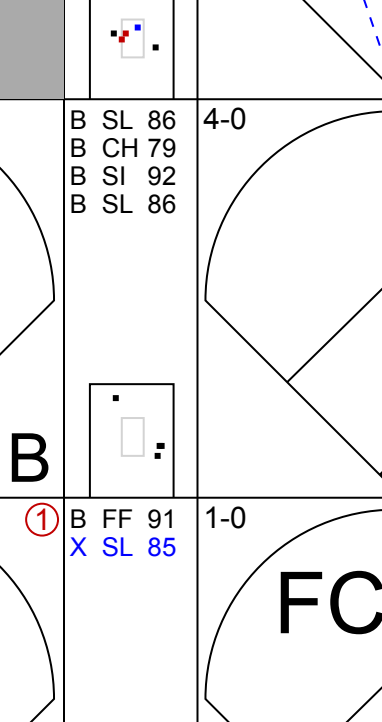
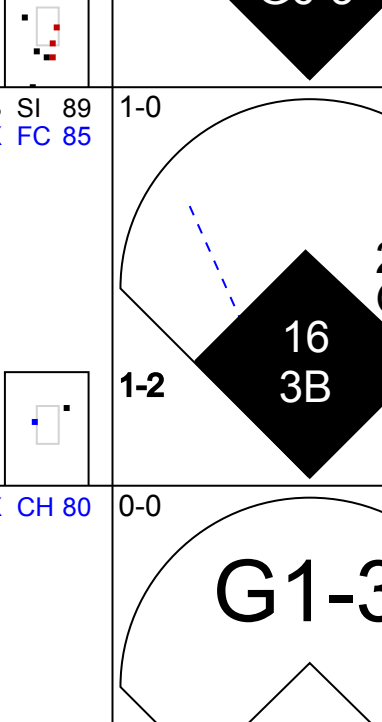

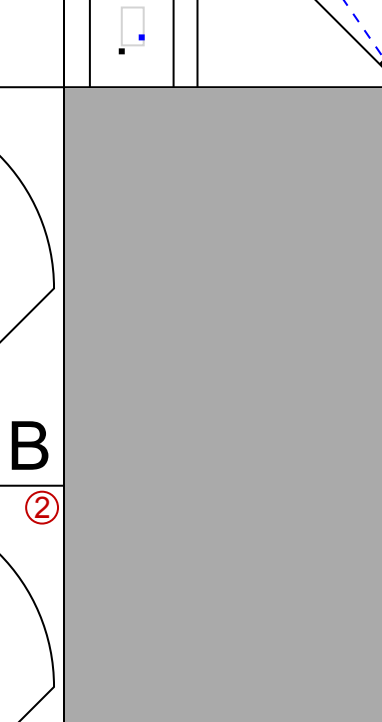
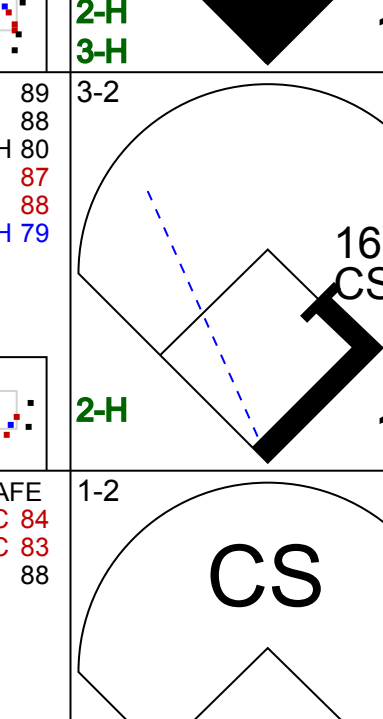
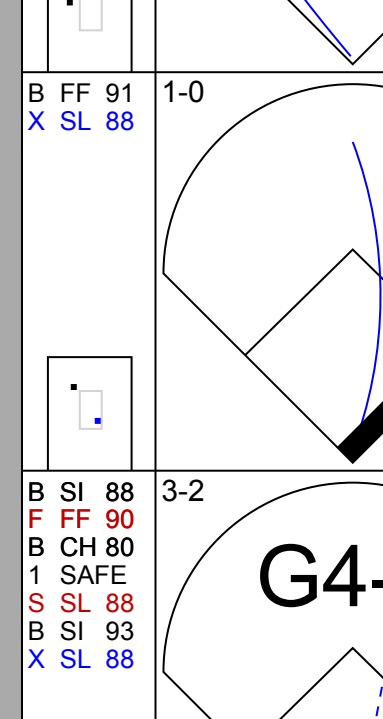
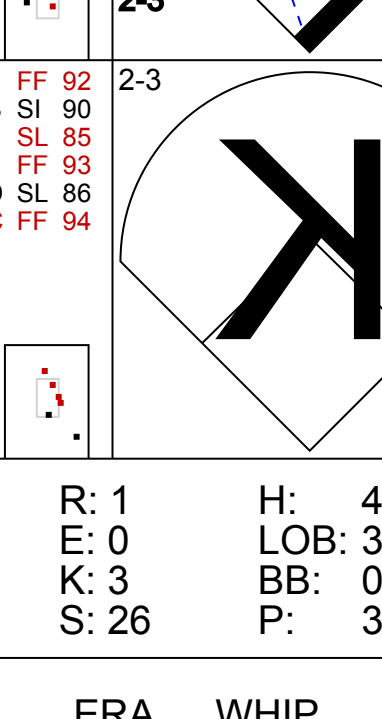
Batter	1	2	3	4	5	6	7	8	9	AB	R	H	RBI	BB	SO	LOB	BOTTOM										
88 Luis Robert Jr., R OBP: 0.378, SLG: 0.541										5	0	2	0	0	0	1											
10 Yadir Moncada, S OBP: 0.375, SLG: 0.398										4	0	1	0	1	0	3											
79 José Abreu, R OBP: 0.344, SLG: 0.499										3	1	0	0	0	0	3											
74 Eloy Jiménez, R OBP: 0.313, SLG: 0.516										3	0	0	0	1	0	2											
24 Yasmani Grandal, S OBP: 0.408, SLG: 0.515										3	2	2	0	1	0	1											
18 Brian Goodwin, L OBP: 0.318, SLG: 0.401										4	0	1	0	0	1	3											
28 Leury García, S OBP: 0.327, SLG: 0.346										4	1	2	1	0	0	2											
32 Gavin Sheets, L OBP: 0.311, SLG: 0.554										3	2	2	4	0	0	2											
12 César Hernández, S OBP: 0.304, SLG: 0.398										4	0	1	0	0	1	1											
<b>Inning Stats</b>	R: 0 E: 0 K: 0 S: 8	H: 1 LOB: 0 BB: 0 P: 10	R: 0 E: 0 K: 0 S: 9	H: 1 LOB: 1 BB: 0 P: 12	R: 0 E: 0 K: 1 S: 10	H: 1 LOB: 2 BB: 0 P: 17	R: 3 E: 0 K: 0 S: 13	H: 3 LOB: 1 BB: 1 P: 21	R: 2 E: 1 K: 0 S: 18	H: 3 LOB: 2 BB: 1 P: 27	R: 0 E: 0 K: 0 S: 11	H: 0 LOB: 2 BB: 1 P: 18	R: 0 E: 0 K: 1 S: 7	H: 1 LOB: 0 BB: 0 P: 10	R: 1 E: 0 K: 0 S: 14	H: 1 LOB: 0 BB: 0 P: 19	1B: 6 2B: 4 HR: 2	SF: 0 SAC: 0 HBP: 2	WP: 0 PB: 0 CS: 0	PA: 38							
<b>PITCHER</b>	IP	WLS	BF	H	R	ER	SO	BB	IBB	HBP	BLK	WP	HR	S	P	ERA	WHIP										
45 Max Kranick, R ERA: 7.68	4.2	L	24	5	5	5	1	2	0	1	0	0	0	14	22	0.00	1.500										
52 Anthony Banda, L ERA: 4.62	1.1		7	1	0	0	0	1	0	1	0	0	0	7	10	0.00	1.000										
50 Shelby Miller, R ERA: 2.10	1.0		3	1	0	0	1	0	0	0	0	0	0	14	19	9.00	1.000										
56 Duane Underwood Jr., R ERA: 4.27	1.0		4	1	1	1	0	0	0	0	0	0	1	14	19	9.00	1.000										

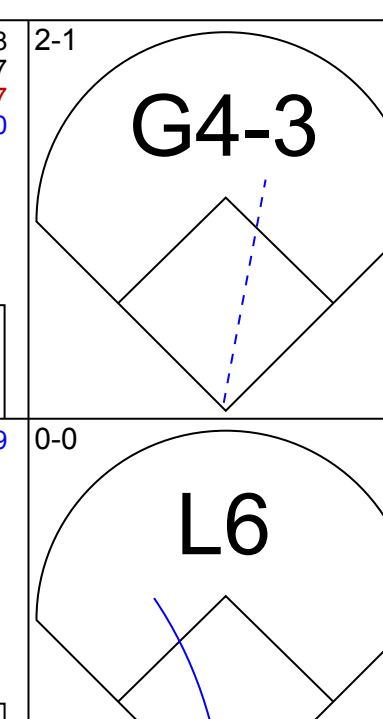
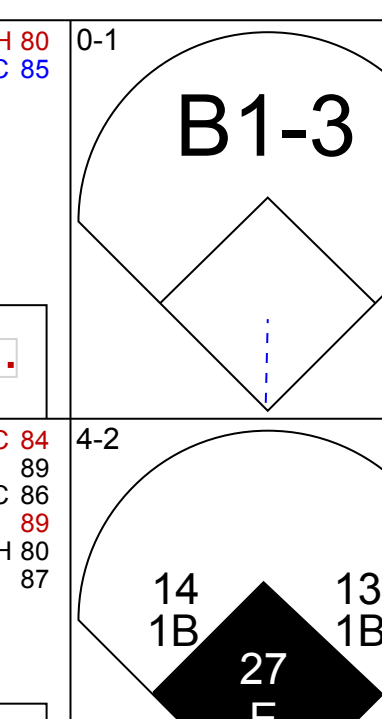


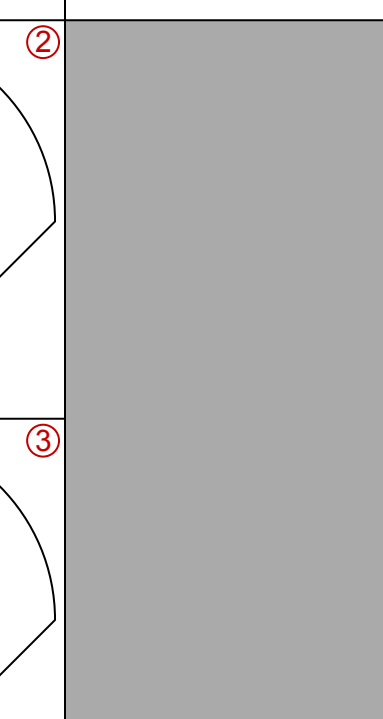
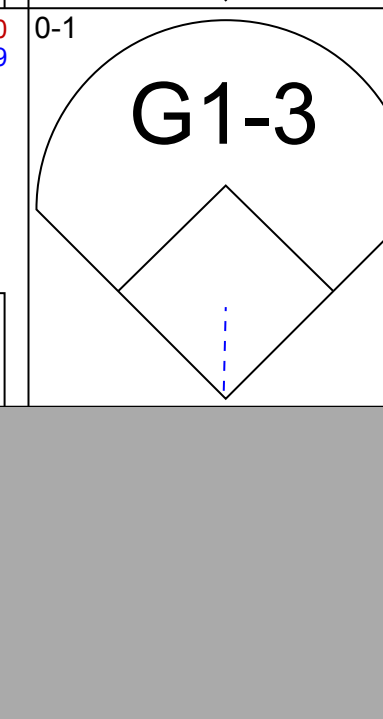
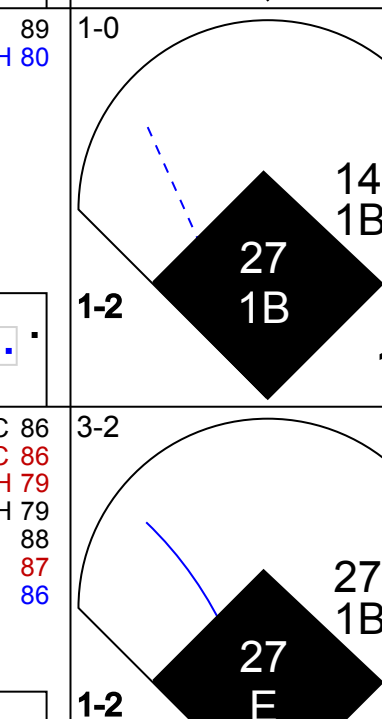
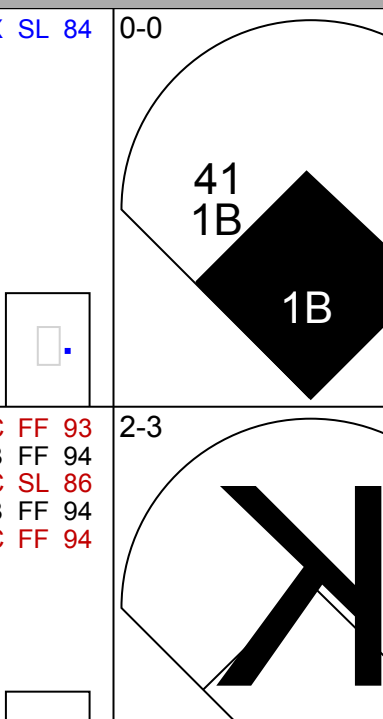

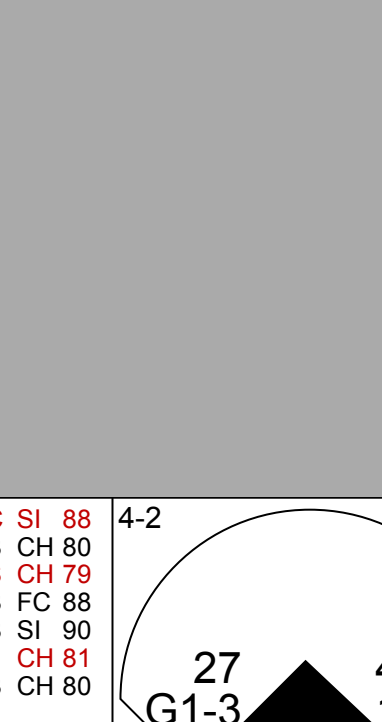
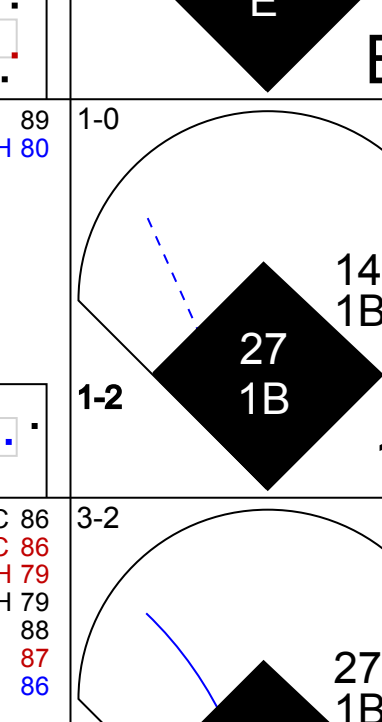
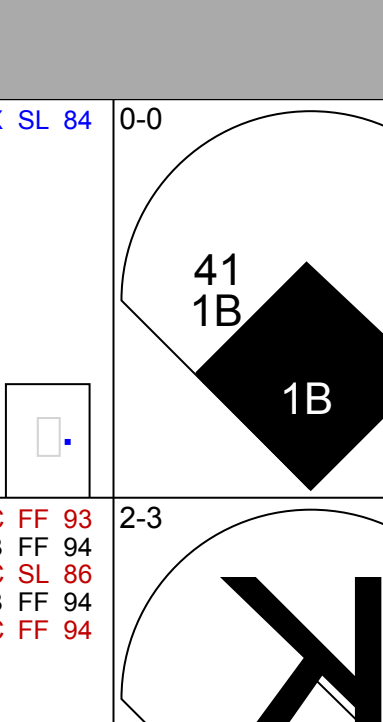
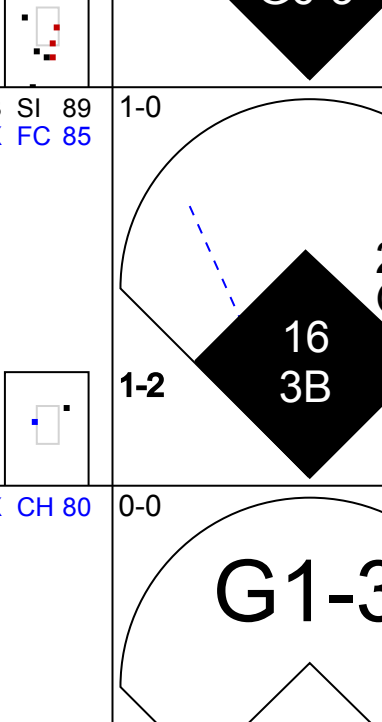
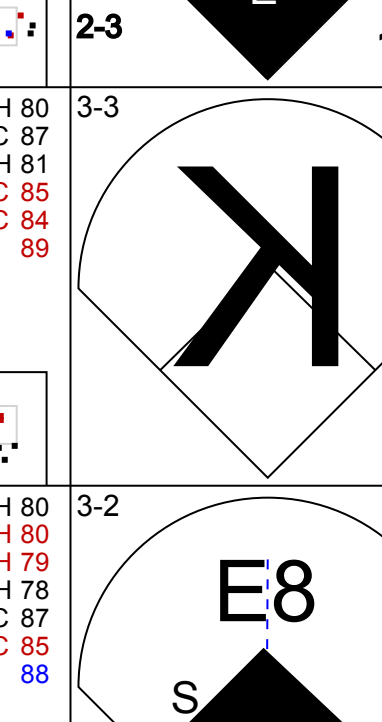
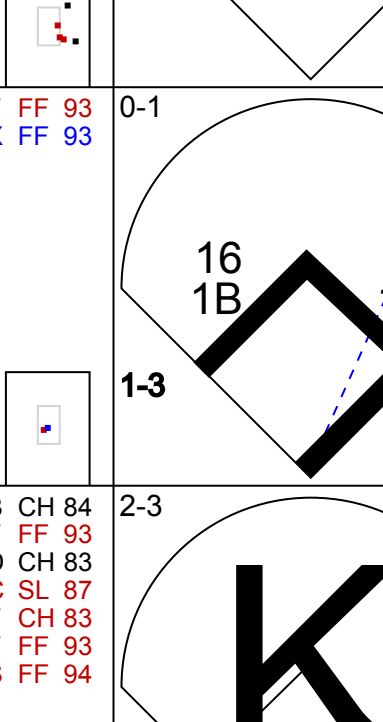
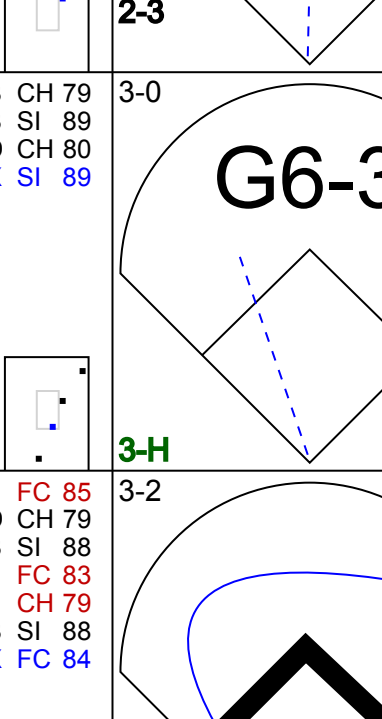
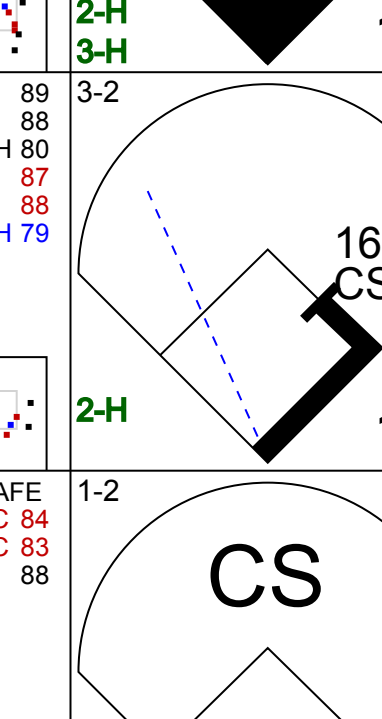
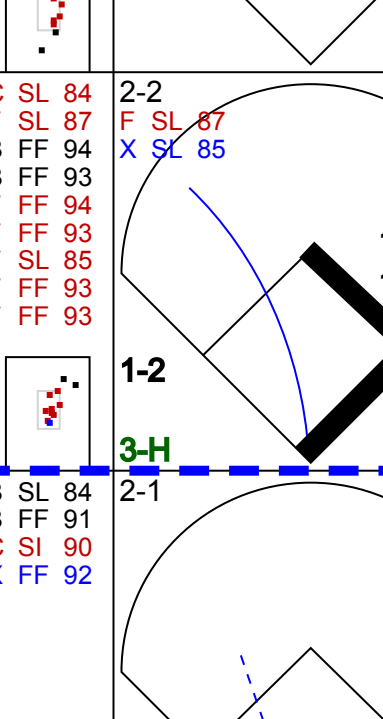
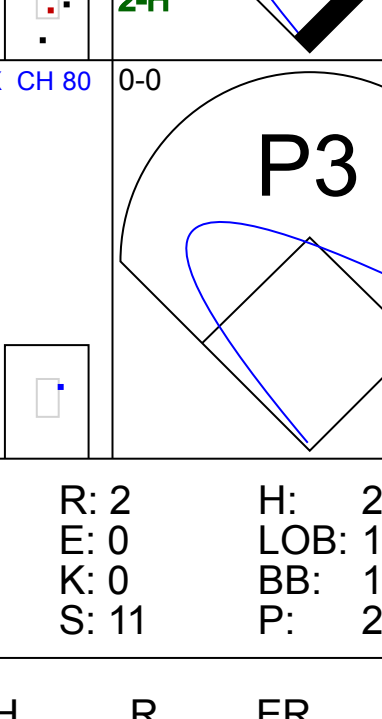
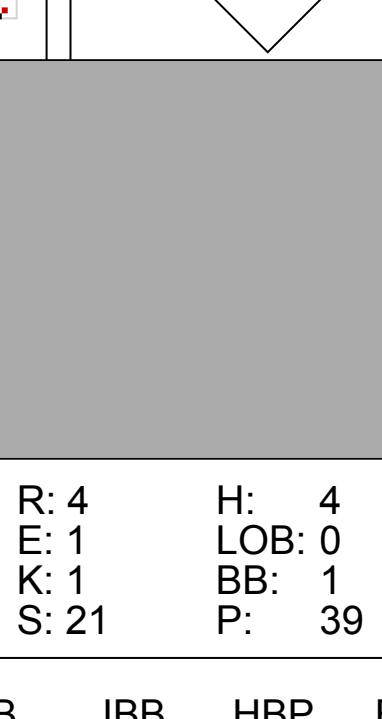
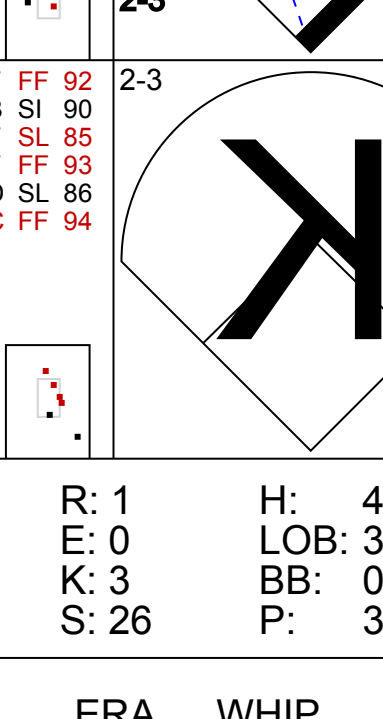


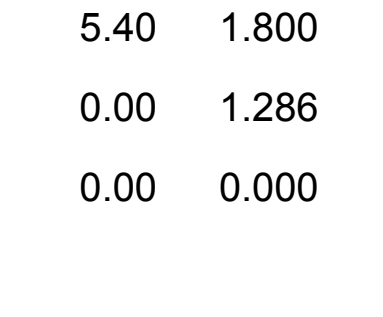
Pittsburgh Pirates @ Chicago White Sox  
Guaranteed Rate Field, Chicago, IL  
Wed Sep 01 2021, 7:12 PM - 10:10 PM CDT  
Att: 19,231 - Clear - 72 F

AB 33  
R 6  
H 11  
RBI 5  
BB 3  
SO 2  
LOB 18





Batter	1	2	3	4	5	6	7	8	9	AB	R	H	RBI	BB	SO	LOB	TOP
88 Luis Robert Jr., R OBP: 0.370, SLG: 0.528										4	0	0	0	0	1	1	Chicago White Sox @ Kansas City Royals Kauffman Stadium, Kansas City, MO Fri Sep 03 2021, 9:14 PM - 12:30 AM CDT Att: 14,210 - Drizzlie - 78 F
10 Yadn Moncada, S OBP: 0.374, SLG: 0.397										4	0	1	0	0	1	1	
20 Danny Mendick, R OBP: 0.306, SLG: 0.289										0	0	0	0	0	0	0	
79 José Abreu, R OBP: 0.344, SLG: 0.497										4	1	1	0	0	0	1	
74 Eloy Jiménez, R OBP: 0.319, SLG: 0.512										3	0	1	0	1	1	0	
18 Brian Goodwin, L OBP: 0.316, SLG: 0.401										0	0	0	0	0	0	0	
24 Yasmani Grandal, S OBP: 0.407, SLG: 0.510										2	1	0	0	1	0	2	
44 Seby Zavala, R OBP: 0.258, SLG: 0.407										1	0	0	0	1	0	0	
28 Leury García, S OBP: 0.329, SLG: 0.348										4	0	2	1	0	0	3	
32 Gavin Sheets, L OBP: 0.308, SLG: 0.542										4	0	1	1	0	1	4	
25 Andrew Vaughn, R OBP: 0.322, SLG: 0.425										4	0	0	0	0	0	4	
12 César Hernández, S OBP: 0.305, SLG: 0.397										1	0	0	0	1	0	0	
5 Romy Gonzalez, R (7, PH)										2	0	0	0	0	1	1	
<b>Inning Stats</b>	R: 0 E: 0 K: 2 S: 9	H: 0 LOB: 0 BB: 0 P: 13	R: 0 E: 0 K: 1 S: 10	H: 1 LOB: 2 BB: 1 P: 17	R: 0 E: 0 K: 0 S: 7	H: 1 LOB: 1 BB: 0 P: 10	R: 0 E: 0 K: 0 S: 8	H: 1 LOB: 1 BB: 0 P: 13	R: 0 E: 0 K: 1 S: 6	H: 0 LOB: 0 BB: 1 P: 14	R: 0 E: 0 K: 2 S: 12	H: 0 LOB: 0 BB: 0 P: 18	R: 0 E: 0 K: 0 S: 9	H: 1 LOB: 1 BB: 0 P: 14	1B: 6 2B: 0 3B: 0 HR: 0	SF: 0 SAC: 0 DP: 0 HBP: 0	WP: 0 PA: 36 PB: 0 SB: 0 CS: 0
<b>PITCHER</b>	IP WLS BF H R ER SO BB IBB HBP BLK WP HR S P ERA WHIP																
43 Carlos Hernández, R ERA: 3.97	6.0 W 26 5 2 2 3 3 0 0 0 0 0 0 57 95 3.00 1.333																
31 Domingo Tapia, R ERA: 2.33	1.0 3 0 0 0 1 0 0 0 0 0 0 0 12 18 0.00 0.000																
63 Josh Staumont, R ERA: 3.13	1.0 3 0 0 0 2 0 0 0 0 0 0 0 9 14 0.00 1.000																
53 Tyler Zuber, R ERA: 6.0	1.0 4 1 0 0 0 0 0 0 0 0 0 0 9 14 0.00 1.000																

Batter	1	2	3	4	5	6	7	8	9	AB	R	H	RBI	BB	SO	LOB	BOTTOM		
15 Whit Merrifield, R OBP: 0.321, SLG: 0.399										5	0	0	0	0	0	1	Chicago White Sox @ Kansas City Royals Kauffman Stadium, Kansas City, MO Fri Sep 03 2021, 9:14 PM - 12:30 AM CDT Att: 14,210 - Drizzlie - 78 F		
8 Nicky Lopez, L OBP: 0.360, SLG: 0.357										4	1	0	0	1	0	1			
13 Salvador Pérez, R OBP: 0.314, SLG: 0.534										3	2	2	0	1	0	0			
36 Cam Gallagher, R OBP: 0.255, SLG: 0.269										0	0	0	0	0	0	0			
14 Edward Olivares, R OBP: 0.272, SLG: 0.440										3	2	1	0	1	1	2			
41 Carlos Santana, S OBP: 0.330, SLG: 0.366										4	1	2	0	0	2	3			
27 Adalberto Mondesi, S OBP: 0.370, SLG: 0.600										4	1	1	2	0	1	4			
Michael Taylor, R OBP: 0.302, SLG: 0.361										4	0	3	3	0	0	1			
16 Andrew Benintendi, L OBP: 0.299, SLG: 0.406										4	0	3	1	0	0	1			
17 Hunter Dozier, R OBP: 0.272, SLG: 0.349										4	0	0	0	0	2	5			
<b>Inning Stats</b>	R: 0 E: 0 K: 0 S: 5	H: 2 LOB: 0 BB: 0 P: 7	R: 2 E: 0 K: 0 S: 11	H: 2 LOB: 1 BB: 1 P: 22	R: 4 E: 1 K: 1 S: 21	H: 4 LOB: 0 BB: 1 P: 39	R: 0 E: 0 K: 0 S: 10	H: 1 LOB: 1 BB: 0 P: 15	R: 1 E: 0 K: 3 S: 26	H: 4 LOB: 3 BB: 0 P: 36	R: 0 E: 0 K: 0 S: 6	H: 0 LOB: 1 BB: 1 P: 14	R: 0 E: 0 K: 1 S: 9	H: 1 LOB: 0 BB: 0 P: 16	R: 0 E: 0 K: 1 S: 6	H: 0 LOB: 0 BB: 0 P: 10	1B: 10 2B: 1 3B: 1 HR: 0	SF: 0 SAC: 0 DP: 0 HBP: 0	WP: 0 PA: 39 PB: 0 SB: 1 CS: 1
<b>PITCHER</b>	IP WLS BF H R ER SO BB IBB HBP BLK WP HR S P ERA WHIP																		
60 Dallas Keuchel, L ERA: 5.22	3.0 L 17 7 6 5 1 2 2 0 0 0 0 0 0 25 34 5.40 1.800																		
63 Matt Foster, R ERA: 5.66	1.2 8 3 1 1 2 0 0 0 0 0 0 0 21 40 0.00 1.286																		
48 Mike Wright Jr., R ERA: 4.66	2.1 10 2 0 0 2 1 0 0 0 0 0 0 6 10 0.00 0.000																		
66 José Ruiz, R ERA: 3.35	1.0 3 0 0 0 1 0 0 0 0 0 0 0 6 10 0.00 0.000																		



Batter	1	2	3	4	5	6	7	8	9	AB	R	H	RBI	BB	SO	LOB	TOP						
5 Romy Gonzalez, R (1.5) 0 Billy Hamilton, S (8.7) OBP: 0.243, SLG: 0.393										5	0	0	1	0	3	3							
88 Luis Robert Jr., R (1.8) OBP: 0.348, SLG: 0.552										5	3	4	1	0	0	1							
79 José Abreu, R (1.3) OBP: 0.348, SLG: 0.503										4	3	3	1	1	1	0							
74 Eloy Jiménez, R (1.10) OBP: 0.329, SLG: 0.504										2	1	0	0	3	1	2							
24 Yasmani Grandal, S (1.2) OBP: 0.415, SLG: 0.532										3	1	3	4	1	0	0							
25 Andrew Vaughn, R (1.7) OBP: 0.323, SLG: 0.423										4	0	1	1	1	1	6							
28 Leury García, S (1.9) OBP: 0.327, SLG: 0.347										4	1	1	1	0	0	5							
12 César Hernández, S (1.4) OBP: 0.304, SLG: 0.395										5	0	1	0	0	2	1							
20 Danny Mendick, R (1.6) OBP: 0.309, SLG: 0.293										5	1	2	0	0	1	2							
<b>Inning Stats</b>	R: 3 H: 2 E: 0 K: 1 S: 14	WLS: 1 BF: 2 LOB: 2 P: 28	R: 0 H: 0 E: 0 K: 2 S: 11	H: 0 R: 0 ER: 0 LOB: 0 BB: 0 P: 14	R: 3 H: 3 E: 1 K: 0 S: 14	H: 3 R: 1 LOB: 1 BB: 1 P: 24	R: 2 H: 3 E: 0 K: 2 S: 19	H: 3 R: 0 LOB: 2 BB: 1 P: 33	R: 1 H: 2 E: 0 K: 1 S: 7	H: 2 R: 0 LOB: 2 BB: 0 P: 10	R: 0 H: 1 E: 0 K: 1 S: 15	H: 1 R: 0 LOB: 1 BB: 1 P: 27	R: 0 H: 2 E: 0 K: 0 S: 10	H: 2 R: 0 LOB: 1 BB: 0 P: 12	R: 1 H: 2 E: 0 K: 1 S: 13	H: 2 R: 0 LOB: 1 BB: 1 P: 26	R: 0 H: 0 E: 0 K: 3 S: 11	H: 0 R: 0 LOB: 0 BB: 0 P: 13	1B: 11 2B: 2 3B: 0 HR: 2	SF: 2 SAC: 0 DP: 1 HBP: 0	WP: 1 PA: 46 FB: 1 CS: 0		
<b>PITCHER</b>	IP: 2.2 WLS: L BF: 16 ERA: 5.29	WLS: 1 BF: 13 ERA: 4.73	H: 5 R: 5 ER: 6 LOB: 3	R: 6 H: 6 ER: 3 LOB: 2	H: 6 R: 3 ER: 3 LOB: 1	R: 3 H: 3 ER: 1 LOB: 1	H: 3 R: 0 ER: 0 LOB: 1	H: 3 R: 0 ER: 0 LOB: 1	H: 2 R: 0 ER: 0 LOB: 2	H: 2 R: 0 ER: 0 LOB: 1	H: 3 R: 0 ER: 0 LOB: 3	H: 3 R: 0 ER: 0 LOB: 1	H: 2 R: 0 ER: 0 LOB: 0	H: 2 R: 0 ER: 0 LOB: 1	H: 2 R: 0 ER: 0 LOB: 0	H: 1 R: 0 ER: 0 LOB: 1	H: 0 R: 0 ER: 0 LOB: 0	H: 0 R: 0 ER: 0 LOB: 0	WP: 0 HR: 0 S: 11	P: 3 S: 27 P: 11 P: 13	ERA: 20.25 WHIP: 3.000	ERA: 6.42 WHIP: 0.000	
52 Daniel Lynch IV, L (1.1) ERA: 5.29	IP: 2.2 WLS: L BF: 16 ERA: 5.29	IP: 3.1 WLS: 1 BF: 13 ERA: 4.73	H: 5 R: 5 ER: 6 LOB: 3	R: 6 H: 6 ER: 3 LOB: 2	H: 6 R: 3 ER: 3 LOB: 1	R: 3 H: 3 ER: 1 LOB: 1	H: 3 R: 0 ER: 0 LOB: 1	H: 3 R: 0 ER: 0 LOB: 1	H: 2 R: 0 ER: 0 LOB: 2	H: 2 R: 0 ER: 0 LOB: 1	H: 3 R: 0 ER: 0 LOB: 3	H: 3 R: 0 ER: 0 LOB: 1	H: 2 R: 0 ER: 0 LOB: 0	H: 2 R: 0 ER: 0 LOB: 1	H: 2 R: 0 ER: 0 LOB: 0	H: 1 R: 0 ER: 0 LOB: 1	H: 0 R: 0 ER: 0 LOB: 0	H: 0 R: 0 ER: 0 LOB: 0	WP: 0 HR: 0 S: 11	P: 3 S: 27 P: 11 P: 13	ERA: 20.25 WHIP: 3.000	ERA: 6.42 WHIP: 0.000	
54 Ervin Santana, R (3.1) ERA: 4.73	IP: 3.1 WLS: 1 BF: 13 ERA: 4.73	H: 5 R: 5 ER: 6 LOB: 3	R: 6 H: 6 ER: 3 LOB: 2	H: 6 R: 3 ER: 3 LOB: 1	R: 3 H: 3 ER: 1 LOB: 1	H: 3 R: 0 ER: 0 LOB: 1	H: 3 R: 0 ER: 0 LOB: 1	H: 2 R: 0 ER: 0 LOB: 2	H: 2 R: 0 ER: 0 LOB: 1	H: 3 R: 0 ER: 0 LOB: 3	H: 3 R: 0 ER: 0 LOB: 1	H: 2 R: 0 ER: 0 LOB: 0	H: 2 R: 0 ER: 0 LOB: 1	H: 2 R: 0 ER: 0 LOB: 0	H: 1 R: 0 ER: 0 LOB: 1	H: 0 R: 0 ER: 0 LOB: 0	H: 0 R: 0 ER: 0 LOB: 0	H: 0 R: 0 ER: 0 LOB: 0	WP: 0 HR: 0 S: 11	P: 3 S: 27 P: 11 P: 13	ERA: 20.25 WHIP: 3.000	ERA: 6.42 WHIP: 0.000	
45 Kyle Zimmer, R (6.1) ERA: 4.87	IP: 6.1 WLS: 3 BF: 1 ERA: 4.87	H: 1 R: 0 ER: 0 LOB: 0	R: 0 H: 0 ER: 0 LOB: 0	R: 0 H: 0 ER: 0 LOB: 0	R: 0 H: 0 ER: 0 LOB: 0	R: 0 H: 0 ER: 0 LOB: 0	R: 0 H: 0 ER: 0 LOB: 0	R: 0 H: 0 ER: 0 LOB: 0	R: 0 H: 0 ER: 0 LOB: 0	R: 0 H: 0 ER: 0 LOB: 0	R: 0 H: 0 ER: 0 LOB: 0	R: 0 H: 0 ER: 0 LOB: 0	R: 0 H: 0 ER: 0 LOB: 0	R: 0 H: 0 ER: 0 LOB: 0	R: 0 H: 0 ER: 0 LOB: 0	R: 0 H: 0 ER: 0 LOB: 0	R: 0 H: 0 ER: 0 LOB: 0	R: 0 H: 0 ER: 0 LOB: 0	WP: 0 HR: 0 S: 11	P: 0 S: 0 P: 0	ERA: 0.00 WHIP: 1.200	ERA: 0.00 WHIP: 6.000	
38 Joel Payamps, R (6.1) ERA: 2.96	IP: 6.1 WLS: 2 BF: 6 ERA: 2.96	H: 2 R: 0 ER: 0 LOB: 0	R: 0 H: 0 ER: 0 LOB: 0	R: 0 H: 0 ER: 0 LOB: 0	R: 0 H: 0 ER: 0 LOB: 0	R: 0 H: 0 ER: 0 LOB: 0	R: 0 H: 0 ER: 0 LOB: 0	R: 0 H: 0 ER: 0 LOB: 0	R: 0 H: 0 ER: 0 LOB: 0	R: 0 H: 0 ER: 0 LOB: 0	R: 0 H: 0 ER: 0 LOB: 0	R: 0 H: 0 ER: 0 LOB: 0	R: 0 H: 0 ER: 0 LOB: 0	R: 0 H: 0 ER: 0 LOB: 0	R: 0 H: 0 ER: 0 LOB: 0	R: 0 H: 0 ER: 0 LOB: 0	R: 0 H: 0 ER: 0 LOB: 0	R: 0 H: 0 ER: 0 LOB: 0	WP: 0 HR: 0 S: 11	P: 0 S: 0 P: 0	ERA: 0.00 WHIP: 1.200	ERA: 0.00 WHIP: 6.000	
59 Jake Brentz, L (8.1) ERA: 3.39	IP: 8.1 WLS: 2 BF: 5 ERA: 3.39	H: 2 R: 1 ER: 1 LOB: 1	R: 1 H: 1 ER: 1 LOB: 1	R: 1 H: 1 ER: 1 LOB: 1	R: 1 H: 1 ER: 1 LOB: 1	R: 1 H: 1 ER: 1 LOB: 1	R: 1 H: 1 ER: 1 LOB: 1	R: 1 H: 1 ER: 1 LOB: 1	R: 1 H: 1 ER: 1 LOB: 1	R: 1 H: 1 ER: 1 LOB: 1	R: 1 H: 1 ER: 1 LOB: 1	R: 1 H: 1 ER: 1 LOB: 1	R: 1 H: 1 ER: 1 LOB: 1	R: 1 H: 1 ER: 1 LOB: 1	R: 1 H: 1 ER: 1 LOB: 1	R: 1 H: 1 ER: 1 LOB: 1	R: 1 H: 1 ER: 1 LOB: 1	R: 1 H: 1 ER: 1 LOB: 1	WP: 0 HR: 0 S: 11	P: 0 S: 0 P: 0	ERA: 9.00 WHIP: 3.000	ERA: 0.00 WHIP: 0.000	
15 Whit Merrifield, R (1.4) OBP: 0.320, SLG: 0.397										4	1	1	0	0	1	1							
8 Nicky Lopez, L (1.6) OBP: 0.381, SLG: 0.358										4	1	2	0	0	1	1							
13 Salvador Perez, R (1.10) OBP: 0.316, SLG: 0.545										4	2	2	5	0	1	1							
16 Andrew Benintendi, L (1.7) OBP: 0.296, SLG: 0.402										4	0	0	0	0	1	0							
41 Carlos Santana, S (1.3) OBP: 0.331, SLG: 0.372										3	1	1	1	1	0	0							
Michael Taylor, R (1.8) OBP: 0.300, SLG: 0.357										4	0	0	0	0	1	1							
Ryan O'Hearn, L (1.9) OBP: 0.256, SLG: 0.386										4	0	0	0	0	1	1							
26 Emmanuel Rivera, R (1.5) OBP: 0.316, SLG: 0.333										4	1	1	0	0	1	0							
36 Cam Gallagher, R (1.2) OBP: 0.282, SLG: 0.277										1	1	1	1	0	0	0							
48 Sebastián Rivera, R (5.2) OBP: 0.250, SLG: 0.150										2	0	0	0	0	2	0							
14 Edward Olivares, R (9. PH) OBP: 0.288, SLG: 0.434										1	0	0	0	0	0	0							
<b>Inning Stats</b>	R: 0 H: 0 E: 0 K: 1 S: 11	WLS: 0 BF: 0 LOB: 0 P: 16	R: 0 H: 0 ER: 0 LOB: 0 BB: 0 P: 8	H: 0 R: 0 ER: 0 LOB: 1 BB: 1 P: 16	R: 3 H: 3 ER: 0 LOB: 0 K: 0 S: 17	H: 3 R: 0 ER: 0 LOB: 0 BB: 0 P: 24	R: 0 H: 0 ER: 0 LOB: 0 K: 0 S: 6	H: 0 R: 0 ER: 0 LOB: 0 BB: 0 P: 9	R: 3 H: 3 ER: 0 LOB: 0 K: 2 S: 12	H: 3 R: 1 ER: 0 LOB: 1 BB: 0 P: 16	R: 1 H: 1 ER: 0 LOB: 0 K: 2 S: 12	H: 1 R: 0 ER: 0 LOB: 1 BB: 0 P: 18	R: 0 H: 1 ER: 0 LOB: 0 K: 3 S: 12	H: 1 R: 0 ER: 0 LOB: 1 BB: 0 P: 20	R: 0 H: 0 ER: 0 LOB: 0 K: 0 S: 6	H: 0 R: 0 ER: 0 LOB: 0 BB: 0 P: 7	R: 0 H: 0 ER: 0 LOB: 0 K: 1 S: 8	H: 0 R: 0 ER: 0 LOB: 0 BB: 0 P: 11	1B: 4 2B: 1 3B: 0 HR: 3	SF: 0 SAC: 0 DP: 0 HBP: 0	WP: 0 PA: 36 FB: 0 CS: 0		
<b>PITCHER</b>	IP: 4.0 WLS: 0 BF: 16 ERA: 2.08	IP: 1.1 WLS: 8 BF: 4 ERA: 4.0	H: 3 R: 3 ER: 3 LOB: 3	R: 3 H: 3 ER: 0 LOB: 1	H: 3 R: 0 ER: 0 LOB: 0	H: 3 R: 0 ER: 0 LOB: 0	H: 0 R: 0 ER: 0 LOB: 0	H: 0 R: 0 ER: 0 LOB: 0	H: 3 R: 1 ER: 0 LOB: 1	H: 3 R: 0 ER: 0 LOB: 1	H: 1 R: 0 ER: 0 LOB: 0	H: 1 R: 0 ER: 0 LOB: 1	H: 0 R: 0 ER: 0 LOB: 0	H: 1 R: 0 ER: 0 LOB: 1	H: 0 R: 0 ER: 0 LOB: 0	H: 0 R: 0 ER: 0 LOB: 0	H: 0 R: 0 ER: 0 LOB: 0	H: 0 R: 0 ER: 0 LOB: 0	H: 0 R: 0 ER: 0 LOB: 0	WP: 0 HR: 0 S: 11	P: 0 S: 0 P: 0	ERA: 0.00 WHIP: 1.000	ERA: 3.0 WHIP: 0.000
40 Reynaldo López, R (1.1) ERA: 2.08	IP: 4.0 WLS: 0 BF: 16 ERA: 2.08	IP: 1.1 WLS: 8 BF: 4 ERA: 4.0	H: 3 R: 3 ER: 3 LOB: 3	R: 3 H: 3 ER: 0 LOB: 1	H: 3 R: 0 ER: 0 LOB: 0	H: 3 R: 0 ER: 0 LOB: 0	H: 0 R: 0 ER: 0 LOB: 0	H: 0 R: 0 ER: 0 LOB: 0	H: 3 R: 1 ER: 0 LOB: 1	H: 3 R: 0 ER: 0 LOB: 1	H: 1 R: 0 ER: 0 LOB: 0	H: 1 R: 0 ER: 0 LOB: 1	H: 0 R: 0 ER: 0 LOB: 0	H: 1 R: 0 ER: 0 LOB: 1	H: 0 R: 0 ER: 0 LOB: 0	H: 0 R: 0 ER: 0 LOB: 0	H: 0 R: 0 ER: 0 LOB: 0	H: 0 R: 0 ER: 0 LOB: 0	H: 0 R: 0 ER: 0 LOB: 0	WP: 0 HR: 0 S: 11	P: 0 S: 0 P: 0	ERA: 0.00 WHIP: 1.000	ERA: 3.0 WHIP: 0.000
34 Michael Kopec, R (5.1) ERA: 4.0	IP: 5.1 WLS: 8 BF: 4 ERA: 4.0	H: 3 R: 3 ER: 3 LOB: 3	R: 3 H: 3 ER: 0 LOB: 1	H: 3 R: 0 ER: 0 LOB: 0	H: 3 R: 0 ER: 0 LOB: 0	H: 0 R: 0 ER: 0 LOB: 0	H: 0 R: 0 ER: 0 LOB: 0	H: 0 R: 0 ER: 0 LOB: 0	H: 3 R: 1 ER: 0 LOB: 1	H: 3 R: 0 ER: 0 LOB: 1	H: 1 R: 0 ER: 0 LOB: 0	H: 1 R: 0 ER: 0 LOB: 1	H: 0 R: 0 ER: 0 LOB: 0	H: 1 R: 0 ER: 0 LOB: 1	H: 0 R: 0 ER: 0 LOB: 0	H: 0 R: 0 ER: 0 LOB: 0	H: 0 R: 0 ER: 0 LOB: 0	H: 0 R: 0 ER: 0 LOB: 0	H: 0 R: 0 ER: 0 LOB: 0	WP: 0 HR: 0 S: 11	P: 0 S: 0 P: 0	ERA: 0.00 WHIP: 1.000	ERA: 3.0 WHIP: 0.000
51 Ryan Tepera, R (6.1) ERA: 2.7	IP: 6.1 WLS: 2 BF: 2 ERA: 2.7	H: 2 R: 0 ER: 0 LOB: 0	R: 0 H: 0 ER: 0 LOB: 0	R: 0 H: 0 ER: 0 LOB: 0	R: 0 H: 0 ER: 0 LOB: 0	R: 0 H: 0 ER: 0 LOB: 0	R: 0 H: 0 ER: 0 LOB: 0	R: 0 H: 0 ER: 0 LOB: 0	R: 0 H: 0 ER: 0 LOB: 0	R: 0 H: 0 ER: 0 LOB: 0	R: 0 H: 0 ER: 0 LOB: 0	R: 0 H: 0 ER: 0 LOB: 0	R: 0 H: 0 ER: 0 LOB: 0	R: 0 H: 0 ER: 0 LOB: 0	R: 0 H: 0 ER: 0 LOB: 0	R: 0 H: 0 ER: 0 LOB: 0	R: 0 H: 0 ER: 0 LOB: 0	R: 0 H: 0 ER: 0 LOB: 0	R: 0 H: 0 ER: 0 LOB: 0	WP: 0 HR: 0 S: 11	P: 0 S: 0 P: 0	ERA: 0.00 WHIP: 0.000	ERA: 0.00 WHIP: 0.000
46 Craig Kimbrel, R (7.1) ERA: 1.98	IP: 7.1 WLS: 4 BF: 1 ERA: 1.98	H: 1 R: 0 ER: 0 LOB: 0	R: 0 H: 0 ER: 0 LOB: 0	R: 0 H: 0 ER: 0 LOB: 0	R: 0 H: 0 ER: 0 LOB: 0	R: 0 H: 0 ER: 0 LOB: 0	R: 0 H: 0 ER: 0 LOB: 0	R: 0 H: 0 ER: 0 LOB: 0	R: 0 H: 0 ER: 0 LOB: 0	R: 0 H: 0 ER: 0 LOB: 0	R: 0 H: 0 ER: 0 LOB: 0	R: 0 H: 0 ER: 0 LOB: 0	R: 0 H: 0 ER: 0 LOB: 0	R: 0 H: 0 ER: 0 LOB: 0	R: 0 H: 0 ER: 0 LOB: 0	R: 0 H: 0 ER: 0 LOB: 0	R: 0 H: 0 ER: 0 LOB: 0	R: 0 H: 0 ER: 0 LOB: 0	R: 0 H: 0 ER: 0 LOB: 0	WP: 0 HR: 0 S: 11	P: 0 S: 0 P: 0	ERA: 0.00 WHIP: 1.000	ERA: 0.00 WHIP: 0.000
39 Aaron Dummer, L (8.1) ERA: 4.27	IP: 8.1 WLS: 3 BF: 0 ERA: 4.27	H: 3 R: 0 ER: 0 LOB: 0	R: 0 H: 0 ER: 0 LOB: 0	R: 0 H: 0 ER: 0 LOB: 0	R: 0 H: 0 ER: 0 LOB: 0	R: 0 H: 0 ER																	



Batter	1	2	3	4	5	6	7	8	9	AB	R	H	RBI	BB	SO	LOB	TOP																					
88 Luis Robert Jr, R OBP: 0.379, SLG: 0.546										4	0	1	0	0	1	1	Chicago White Sox @ Kansas City Royals Kauffman Stadium, Kansas City, MO Sun Sep 05 2021, 1:10 PM - 4:04 PM CDT Att: 19,696 - Sunny - 79 F																					
10 Yoan Moncada, S OBP: 0.373, SLG: 0.395										4	0	1	0	0	2	2																						
79 José Abreu, R OBP: 0.345, SLG: 0.499										4	0	0	0	0	1	2																						
74 Eloy Jiménez, R OBP: 0.326, SLG: 0.496										4	0	1	0	0	1	1																						
18 Brian Goodwin, L OBP: 0.321, SLG: 0.400										3	0	1	0	1	1	1																						
28 Leury García, S OBP: 0.329, SLG: 0.348										4	0	2	0	0	1	2																						
32 Gavin Sheets, L OBP: 0.297, SLG: 0.520										4	0	0	0	0	2	4																						
20 Danny Mendick, R OBP: 0.309, SLG: 0.294										3	0	1	0	0	0	1																						
44 Seby Zavala, R OBP: 0.250, SLG: 0.393										3	0	0	0	0	1	1																						
<b>Inning Stats</b>	R: 0 E: 0 K: 1 S: 6	H: 0 LOB: 0 BB: 0 P: 9	R: 0 E: 0 K: 1 S: 7	H: 1 LOB: 0 BB: 0 P: 12	R: 0 E: 0 K: 1 S: 6	H: 0 LOB: 0 BB: 0 P: 12	R: 0 E: 0 K: 0 S: 14	H: 1 LOB: 1 BB: 0 P: 22	R: 0 E: 0 K: 1 S: 15	H: 1 LOB: 1 BB: 0 P: 18	R: 0 E: 0 K: 1 S: 16	H: 1 LOB: 1 BB: 0 P: 22	R: 0 E: 0 K: 2 S: 9	H: 1 LOB: 1 BB: 0 P: 13	R: 0 E: 0 K: 2 S: 13	H: 1 LOB: 2 BB: 1 P: 20	1B: 7 2B: 1 3B: 0 HR: 0	SF: 0 SAC: 0 DP: 1 HBP: 0	WP: 0 PB: 0 SB: 0 CS: 0	PA: 34																		
<b>PITCHER</b>	IP	WLS	BF	H	R	ER	SO	BB	IBB	HBP	BLK	WP	HR	S	P	ERA	WHIP	<b>PITCHER</b>				IP	WLS	BF	H	R	ER	SO	BB	IBB	HBP	BLK	WP	HR	S	P	ERA	WHIP
51 Brady Singer, R ERA: 4.58	7.0	W	25	5	0	0	6	0	0	0	0	0	0	72	106	0.00	0.714																					
31 Domingo Tapia, R ERA: 2.21	1.0		4	1	0	0	2	0	0	0	0	0	0	9	13	0.00	1.000																					
71 Wade Davis, R ERA: 6.26	1.0		5	1	0	0	2	1	0	0	0	0	0	13	20	0.00	2.000																					

Batter	1	2	3	4	5	6	7	8	9	AB	R	H	RBI	BB	SO	LOB	BOTTOM																						
15 Whit Merrifield, R OBP: 0.323, SLG: 0.399										3	1	2	1	1	0	0	Chicago White Sox @ Kansas City Royals Kauffman Stadium, Kansas City, MO Sun Sep 05 2021, 1:10 PM - 4:04 PM CDT Att: 19,696 - Sunny - 79 F																						
8 Nicky Lopez, L OBP: 0.362, SLG: 0.362										4	2	2	0	0	2	2																							
13 Salvador Perez, R OBP: 0.317, SLG: 0.550										3	1	1	3	1	0	0																							
16 Andrew Benintendi, L OBP: 0.295, SLG: 0.398										3	0	0	0	1	2	2																							
41 Carlos Santana, S OBP: 0.330, SLG: 0.370										3	0	0	0	1	2	4																							
27 Adalberto Mondesi, S OBP: 0.360, SLG: 0.755										4	1	1	0	0	2	3																							
Michael Taylor, R OBP: 0.297, SLG: 0.354										4	0	0	0	0	3	1																							
14 Edward Olivares, R OBP: 0.267, SLG: 0.418										3	1	0	0	1	1	0																							
17 Hunter Dozier, R OBP: 0.269, SLG: 0.346										3	0	0	1	0	1	0																							
<b>Inning Stats</b>	R: 3 E: 0 K: 2 S: 16	H: 2 LOB: 0 BB: 1 P: 26	R: 0 E: 0 K: 1 S: 10	H: 0 LOB: 0 BB: 0 P: 14	R: 1 E: 1 K: 2 S: 18	H: 1 LOB: 2 BB: 1 P: 31	R: 0 E: 0 K: 3 S: 9	H: 0 LOB: 0 BB: 0 P: 12	R: 0 E: 0 K: 1 S: 10	H: 1 LOB: 2 BB: 1 P: 15	R: 2 E: 0 K: 1 S: 10	H: 2 LOB: 1 BB: 1 P: 22	R: 0 E: 0 K: 1 S: 11	H: 0 LOB: 1 BB: 1 P: 17	R: 0 E: 0 K: 0 S: 4	H: 0 LOB: 0 BB: 0 P: 5	1B: 4 2B: 1 3B: 0 HR: 1	SF: 1 SAC: 0 DP: 0 HBP: 0	WP: 0 PB: 0 SB: 3 CS: 0	PA: 36																			
<b>PITCHER</b>	IP	WLS	BF	H	R	ER	SO	BB	IBB	HBP	BLK	WP	HR	S	P	ERA	WHIP	<b>PITCHER</b>				IP	WLS	BF	H	R	ER	SO	BB	IBB	HBP	BLK	WP	HR	S	P	ERA	WHIP	
84 Dylan Cease, R ERA: 3.87	5.0	L	23	4	4	3	9	3	0	0	1	0	0	63	98	5.40	1.400																						
63 Matt Foster, R ERA: 6.09	0.2		5	2	2	2	1	1	0	0	1	0	0	9	21	27.00	4.500																						
45 Garrett Crochet, L ERA: 3.0	0.1		1	0	0	0	0	0	0	0	0	0	0	1	1	0.00	0.000																						
61 Ryan Burr, R ERA: 2.73	1.0		4	0	0	0	1	1	0	0	0	0	0	11	17	0.00	1.000																						
66 José Ruiz, R ERA: 3.29	1.0		3	0	0	0	0	0	0	0	0	0	0	4	5	0.00	0.000																						

AB	33
R	0
H	7
RBI	0
BB	1
SO	10
LOB	15



AB	30
R	6
H	6
RBI	5
BB	5
SO	11
LOB	12









Batter	1	2	3	4	5	6	7	8	9	AB	R	H	RBI	BB	SO	LOB	TOP							
88 Luis Robert Jr, R OBP: 0.370, SLG: 0.528	G6-3		P3		G1-3			G4-3		4	0	0	0	0	0	3								
10 Yoán Moncada, S OBP: 0.374, SLG: 0.400	G6-4-3 BB		K		F8			F7		3	0	0	0	1	1	3								
79 José Abreu, R OBP: 0.345, SLG: 0.494	G6-4-3		K		K			F9		4	0	1	0	0	1	1								
24 Yasmani Grandal, S OBP: 0.419, SLG: 0.533		32 G3 2B			32 1B			K		4	0	2	0	0	1	1								
32 Gavin Sheets, L OBP: 0.294, SLG: 0.500		G3			G1-6-5-3 1B			K		3	0	0	0	0	1	3								
5 Romy González, R OBP: 0.125, SLG: 0.125								K		1	0	1	0	0	0	0								
28 Leury García, S OBP: 0.337, SLG: 0.359		18 G4-6-3 BB			18 1B 12 FC3 2B			K		3	1	1	0	1	1	2								
18 Brian Goodwin, L OBP: 0.325, SLG: 0.403		G4-6-3			12 E 12 FC3 1B			K		4	0	2	0	0	1	2								
25 Andrew Vaughn, R OBP: 0.317, SLG: 0.413					G4-3			F7		4	0	0	0	0	2	4								
12 César Hernández, S OBP: 0.305, SLG: 0.395					FC3			F8		3	0	1	1	0	0	1								
<b>Inning Stats</b>	R: 0 E: 0 K: 0 S: 6	H: 0 LOB: 0 BB: 1 P: 11	R: 0 E: 0 K: 0 S: 12	H: 1 LOB: 1 BB: 2 P: 21	R: 0 E: 0 K: 1 S: 10	H: 1 LOB: 0 BB: 0 P: 14	R: 0 E: 0 K: 1 S: 9	H: 1 LOB: 0 BB: 0 P: 13	R: 1 E: 1 K: 1 S: 13	H: 2 LOB: 2 BB: 0 P: 18	R: 0 E: 0 K: 3 S: 10	H: 1 LOB: 1 BB: 0 P: 17	R: 0 E: 0 K: 1 S: 7	H: 0 LOB: 0 BB: 0 P: 11	R: 0 E: 0 K: 0 S: 4	H: 0 LOB: 0 BB: 0 P: 6	R: 0 E: 0 K: 1 S: 12	H: 2 LOB: 2 BB: 0 P: 16	1B: 6 2B: 2 3B: 0 HR: 0	SF: 0 SAC: 0 DP: 3 HBP: 0	WP: 1 PB: 0 SB: 0 CS: 0	PA: 35		
<b>PITCHER</b>	IP WLS BF H R ER SO ERA WHIP	IP WLS BF H R ER SO ERA WHIP	IP WLS BF H R ER SO ERA WHIP	IP WLS BF H R ER SO ERA WHIP	IP WLS BF H R ER SO ERA WHIP	IP WLS BF H R ER SO ERA WHIP	IP WLS BF H R ER SO ERA WHIP	IP WLS BF H R ER SO ERA WHIP	IP WLS BF H R ER SO ERA WHIP	IP WLS BF H R ER SO ERA WHIP	IP WLS BF H R ER SO ERA WHIP	IP WLS BF H R ER SO ERA WHIP	IP WLS BF H R ER SO ERA WHIP	IP WLS BF H R ER SO ERA WHIP	IP WLS BF H R ER SO ERA WHIP	IP WLS BF H R ER SO ERA WHIP	IP WLS BF H R ER SO ERA WHIP	IP WLS BF H R ER SO ERA WHIP	IP WLS BF H R ER SO ERA WHIP	IP WLS BF H R ER SO ERA WHIP	IP WLS BF H R ER SO ERA WHIP	IP WLS BF H R ER SO ERA WHIP	IP WLS BF H R ER SO ERA WHIP	IP WLS BF H R ER SO ERA WHIP
47 Frankie Montas, R ERA: 3.57	7.0	W	27	6	1	1	7	2	0	0	0	0	0	0	0	0	0	0	0	1.29	1.143			
39 Andrew Chafin, L ERA: 1.87	2.0		8	2	0	0	1	0	0	0	0	0	0	0	0	0	0	0	0	0.00	1.000			

**Chicago White Sox @ Oakland Athletics**  
Oakland Coliseum, Oakland, CA  
Wed Sep 08 2021, 6:42 PM - 9:32 PM PDT  
Att: 8,147 - Clear - 72 F

livebaseballscorecards.com

AB 33  
R 1  
H 8  
RBI 1  
BB 2  
SO 8  
LOB 20




Batter	1	2	3	4	5	6	7	8	9	AB	R	H	RBI	BB	SO	LOB	BOTTOM							
1 Josh Harrison, R OBP: 0.359, SLG: 0.432	L7		G6-3		28 1B 1B			F7		4	0	1	0	0	0	1								
2 Starling Marte, R OBP: 0.391, SLG: 0.457	G1-3				F3			L8		4	0	1	0	0	0	2								
28 Matt Olson, L OBP: 0.369, SLG: 0.538	G5-3		P5					G3		4	0	1	1	0	0	1								
26 Matt Chapman, R OBP: 0.321, SLG: 0.422		HR			G6-3			K		4	1	1	1	0	2	1								
20 Mark Canha, R OBP: 0.366, SLG: 0.415		G1-3			23 1B 2B			F9		4	1	2	0	0	0	0								
23 Yan Gomes, R OBP: 0.303, SLG: 0.436								G3		3	1	2	1	0	0	1								
11 Khris Davis, R OBP: 0.253, SLG: 0.338					4 FC6-4 1B			F8		4	0	0	0	0	2	4								
4 Chad Pinder, R OBP: 0.282, SLG: 0.354								F8		4	1	1	1	0	0	3								
17 Elvis Andrus, R OBP: 0.275, SLG: 0.304					G4-3			G5-3		2	1	1	1	1	0	0								
<b>Inning Stats</b>	R: 0 E: 0 K: 0 S: 7	H: 0 LOB: 0 BB: 0 P: 11	R: 1 E: 0 K: 1 S: 12	H: 1 LOB: 1 BB: 0 P: 17	R: 0 E: 0 K: 0 S: 16	H: 1 LOB: 1 BB: 0 P: 22	R: 1 E: 0 K: 1 S: 11	H: 2 LOB: 1 BB: 0 P: 16	R: 1 E: 0 K: 1 S: 10	H: 2 LOB: 1 BB: 1 P: 17	R: 2 E: 0 K: 0 S: 13	H: 3 LOB: 1 BB: 0 P: 19	R: 0 E: 0 K: 1 S: 6	H: 0 LOB: 0 BB: 0 P: 9	R: 0 E: 0 K: 0 S: 8	H: 1 LOB: 1 BB: 0 P: 12	1B: 6 2B: 2 3B: 1 HR: 1	SF: 0 SAC: 0 DP: 0 HBP: 1	WP: 0 PB: 0 SB: 0 CS: 0	PA: 35				
<b>PITCHER</b>	IP WLS BF H R ER SO ERA WHIP	IP WLS BF H R ER SO ERA WHIP	IP WLS BF H R ER SO ERA WHIP	IP WLS BF H R ER SO ERA WHIP	IP WLS BF H R ER SO ERA WHIP	IP WLS BF H R ER SO ERA WHIP	IP WLS BF H R ER SO ERA WHIP	IP WLS BF H R ER SO ERA WHIP	IP WLS BF H R ER SO ERA WHIP	IP WLS BF H R ER SO ERA WHIP	IP WLS BF H R ER SO ERA WHIP	IP WLS BF H R ER SO ERA WHIP	IP WLS BF H R ER SO ERA WHIP	IP WLS BF H R ER SO ERA WHIP	IP WLS BF H R ER SO ERA WHIP	IP WLS BF H R ER SO ERA WHIP	IP WLS BF H R ER SO ERA WHIP	IP WLS BF H R ER SO ERA WHIP	IP WLS BF H R ER SO ERA WHIP	IP WLS BF H R ER SO ERA WHIP	IP WLS BF H R ER SO ERA WHIP	IP WLS BF H R ER SO ERA WHIP	IP WLS BF H R ER SO ERA WHIP	IP WLS BF H R ER SO ERA WHIP
60 Dallas Keuchel, L ERA: 5.33	5.2	L	26	8	0	5	3	1	0	0	0	0	0	0	0	0	0	0	0	7.94	1.588			
66 José Ruiz, R ERA: 3.21	1.1		5	1	0	0	1	0	0	0	0	0	0	0	0	0	0	0	0.00	0.750				
48 Mike Wright Jr., R ERA: 4.22	1.0		4	1	0	0	0	0	0	0	0	0	0	0	0	0	0	0	0.00	1.000				

**Chicago White Sox @ Oakland Athletics**  
Oakland Coliseum, Oakland, CA  
Wed Sep 08 2021, 6:42 PM - 9:32 PM PDT  
Att: 8,147 - Clear - 72 F

livebaseballscorecards.com

AB 33  
R 5  
H 10  
RBI 5  
BB 1  
SO 4  
LOB 13





Batter	1	2	3	4	5	6	7	8	9	AB	R	H	RBI	BB	SO	LOB	TOP										
12 César Hernández, S (1, 4) OBP: 0.305, SLG: 0.396	F9		79 1B 2B		G4-3			F8		4	1	1	0	0	0	0											
88 Luis Robert Jr., R (1, 8) OBP: 0.373, SLG: 0.528	24 BB 1B		G6-3			P5		1B		4	0	2	0	0	0	1											
79 José Abreu, R (1, 3) OBP: 0.346, SLG: 0.494	F9		2-H 1B			24 G1-4-3 1B		G5-3		4	0	2	1	0	0	2											
24 Yasmani Grandal, S (1, 10) OBP: 0.417, SLG: 0.526	1-2 BB		K			G1-4-3		G5-3		3	0	0	0	1	1	2											
25 Andrew Vaughn, R (1, 9) OBP: 0.314, SLG: 0.409	K				F8		L9	F9		4	0	0	0	0	1	2											
5 Romy Gonzalez, R (1, 5) OBP: 0.197, SLG: 0.250		K			F9		K			4	0	1	0	0	2	0											
0 Billy Hamilton, S (1, 7) OBP: 0.243, SLG: 0.405		K			K			2B		4	0	1	0	0	2	1											
20 Danny Mendick, R (1, 6) OBP: 0.304, SLG: 0.288		K					L8			3	0	0	0	0	2	1											
44 Seby Zavala, R (1, 2) OBP: 0.245, SLG: 0.385			L8					G3-1		2	0	0	0	0	1	0											
32 Gavin Sheets, L (8, PH) OBP: 0.292, SLG: 0.495										1	0	0	0	0	0	0											
51 Ryan Tepera, R (8, 1)										0	0	0	0	0	0	0											
<b>Inning Stats</b>	R: 0 E: 0 K: 1 S: 14	H: 1 LOB: 2 BB: 1 P: 21	R: 0 E: 0 K: 3 S: 12	H: 0 LOB: 0 BB: 0 P: 15	R: 1 E: 0 K: 1 S: 13	H: 2 LOB: 1 BB: 0 P: 23	R: 0 E: 0 K: 1 S: 8	H: 0 LOB: 0 BB: 0 P: 11	R: 0 E: 0 K: 2 S: 7	H: 0 LOB: 0 BB: 0 P: 10	R: 0 E: 0 K: 0 S: 6	H: 1 LOB: 0 BB: 0 P: 6	R: 0 E: 0 K: 1 S: 9	H: 1 LOB: 1 BB: 0 P: 15	R: 0 E: 0 K: 0 S: 8	H: 1 LOB: 1 BB: 0 P: 13	R: 0 E: 0 K: 0 S: 10	H: 1 LOB: 1 BB: 0 P: 13	1B: 4 2B: 2 3B: 1 HR: 0	SF: 0 SAC: 0 DP: 1 HBP: 0	WP: 0 PB: 0 SB: 0 CS: 0	PA: 34					
<b>PITCHER</b>	IP	WLS	BF	H	R	ER	SO	BB	IBB	HBP	BLK	WP	HR	S	P	ERA	WHIP										
55 Sean Manaea, L (1, 1) ERA: 3.79	7.0	W	26	5	1	1	9	1	0	0	0	0	0	69	101	1.29	0.857										
54 Sergio Romo, R (8, 1) ERA: 3.57	1.0	H	4	1	0	0	0	0	0	0	0	0	0	8	13	0.00	1.000										
39 Andrew Chafin, L (9, 1) ERA: 1.64	1.0	S	4	1	0	0	0	0	0	0	0	0	0	10	13	0.00	1.000										

Chicago White Sox @ Oakland Athletics  
Oakland Coliseum, Oakland, CA  
Thu Sep 09 2021, 12:39 PM - 3:18 PM PDT  
Att: 5,078 - Partly Cloudy - 73 F

AB 33  
R 1  
H 7  
RBI 1  
BB 1  
SO 9  
LOB 9



Batter	1	2	3	4	5	6	7	8	9	AB	R	H	RBI	BB	SO	LOB	BOTTOM										
1 Josh Harrison, R (1, 4) OBP: 0.358, SLG: 0.430	26 CS 2 1B 1B		G6-3		P3			G1-3		4	0	1	0	0	0	2											
2 Starling Marte, R (1, 8) OBP: 0.392, SLG: 0.457	26 CS 1B		28 S 26 E 1B		G6-3			K		4	1	2	0	0	1	0											
28 Matt Olson, L (1, 3) OBP: 0.368, SLG: 0.535	K		26 E 26 SF7 BB		G6-3			K		3	1	0	0	1	2	2											
26 Matt Chapman, R (1, 5) OBP: 0.320, SLG: 0.420	G6-3		SF7					P5		2	0	0	1	1	0	2											
8 Jed Lowrie, S (1, 10) OBP: 0.326, SLG: 0.408		3B 2B	G3		G3			K		4	1	1	0	0	1	1											
20 Mark Canha, R (1, 9) OBP: 0.366, SLG: 0.413		K			17 1B BB			K		2	0	0	0	1	2	1											
Tony Kemp, L (1, 7) OBP: 0.368, SLG: 0.405	2-H 3B		F8					L8		3	0	1	1	0	0	1											
12 Sean Murphy, R (1, 2) OBP: 0.307, SLG: 0.414			G1-3		L5			K		3	0	0	0	0	1	2											
17 Elvis Andrus, R (1, 6) OBP: 0.275, SLG: 0.304		G6-3			1-2 1B			K		3	0	1	0	0	1	1											
<b>Inning Stats</b>	R: 0 E: 0 K: 1 S: 12	H: 2 LOB: 1 BB: 0 P: 15	R: 1 E: 0 K: 1 S: 12	H: 2 LOB: 1 BB: 0 P: 16	R: 2 E: 1 K: 0 S: 12	H: 1 LOB: 0 BB: 1 P: 21	R: 0 E: 0 K: 0 S: 11	H: 1 LOB: 2 BB: 1 P: 17	R: 0 E: 0 K: 2 S: 8	H: 0 LOB: 0 BB: 0 P: 14	R: 0 E: 0 K: 2 S: 8	H: 0 LOB: 0 BB: 0 P: 14	R: 0 E: 0 K: 2 S: 7	H: 0 LOB: 0 BB: 0 P: 11	R: 0 E: 0 K: 2 S: 7	H: 0 LOB: 0 BB: 0 P: 11	1B: 4 2B: 1 3B: 1 HR: 0	SF: 1 SAC: 0 DP: 0 HBP: 0	WP: 0 PB: 0 SB: 1 CS: 2	PA: 32							
<b>PITCHER</b>	IP	WLS	BF	H	R	ER	SO	BB	IBB	HBP	BLK	WP	HR	S	P	ERA	WHIP										
40 Reynaldo López, R (1, 1) ERA: 2.05	5.0	L	23	6	3	1	2	3	0	0	0	0	0	59	90	1.80	1.800										
61 Ryan Burr, R (6, 1) ERA: 3.25	1.0		3	0	0	0	2	0	0	0	0	0	0	8	14	0.00	0.000										
39 Aaron Bummer, L (7, 1) ERA: 4.18	1.0		3	0	0	0	2	0	0	0	0	0	0	8	14	0.00	0.000										
51 Ryan Tepera, R (8, 1) ERA: 2.61	1.0		3	0	0	0	2	0	0	0	0	0	0	7	11	0.00	0.000										

Chicago White Sox @ Oakland Athletics  
Oakland Coliseum, Oakland, CA  
Thu Sep 09 2021, 12:39 PM - 3:18 PM PDT  
Att: 5,078 - Partly Cloudy - 73 F

AB 28  
R 3  
H 6  
RBI 2  
BB 3  
SO 8  
LOB 12



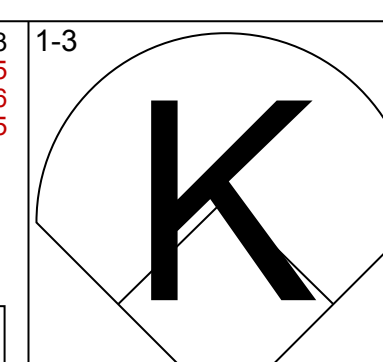
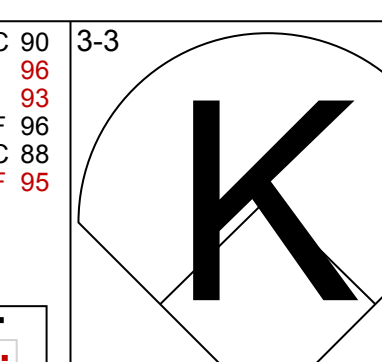
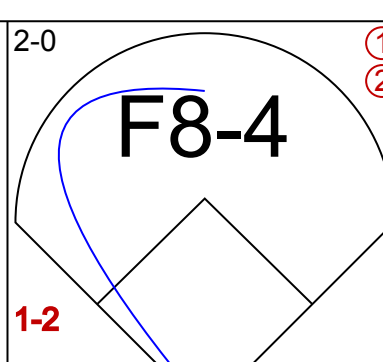
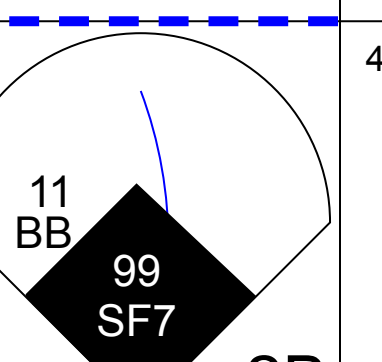
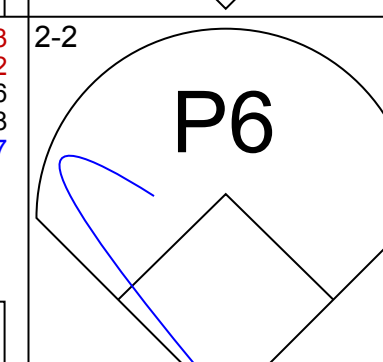
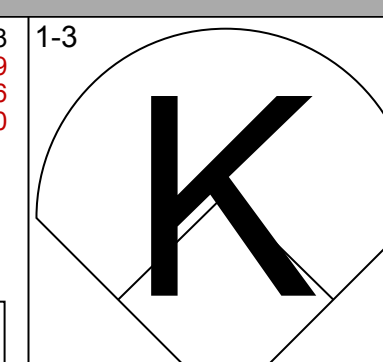
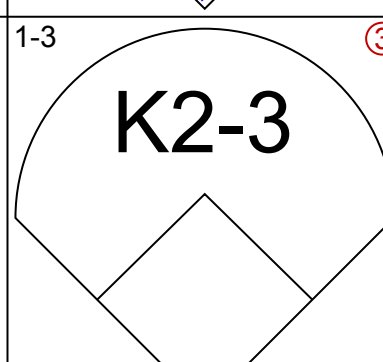
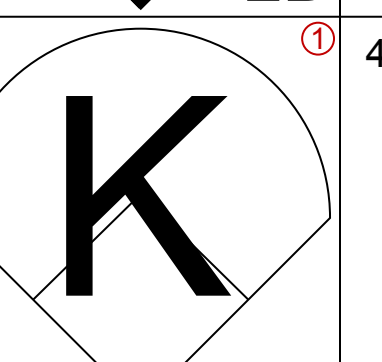
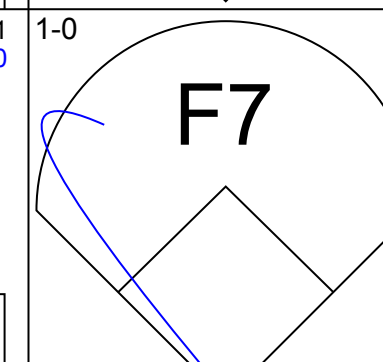
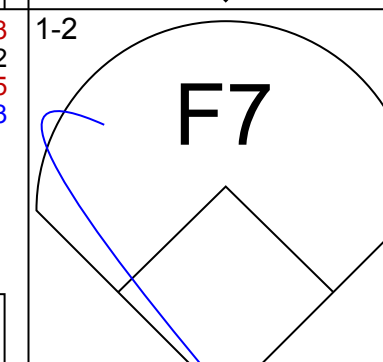

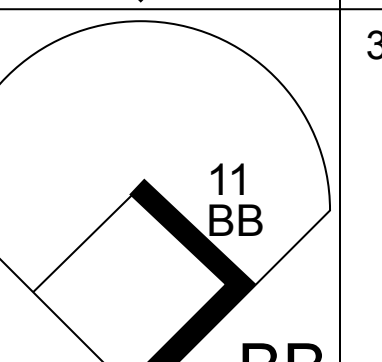
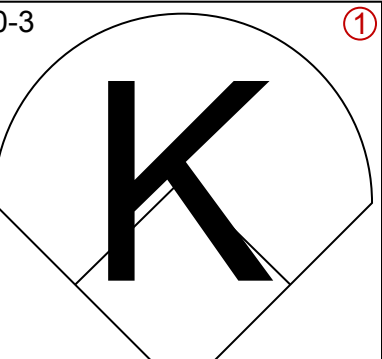
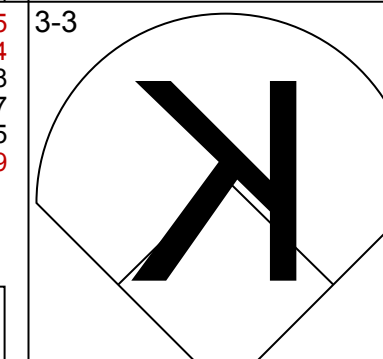
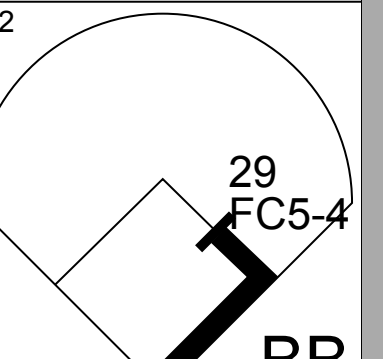
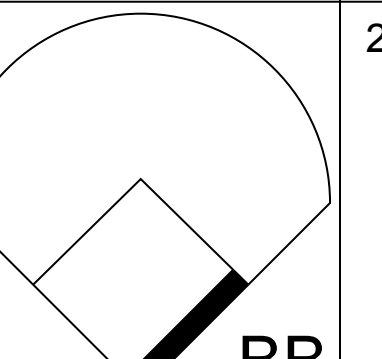
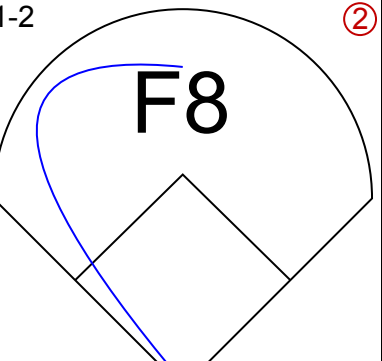
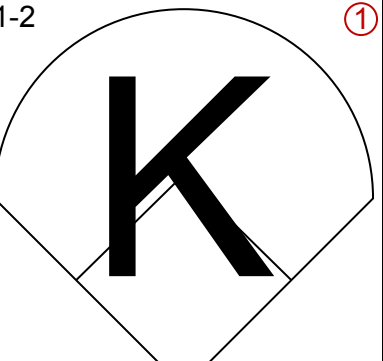
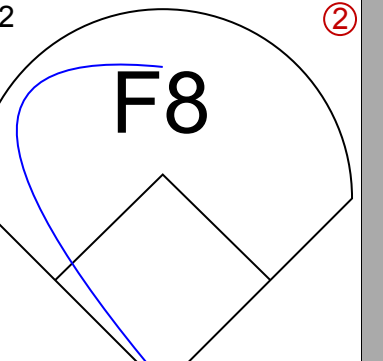
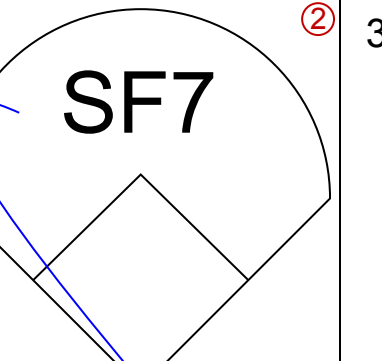
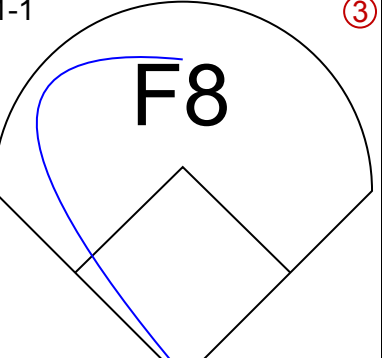
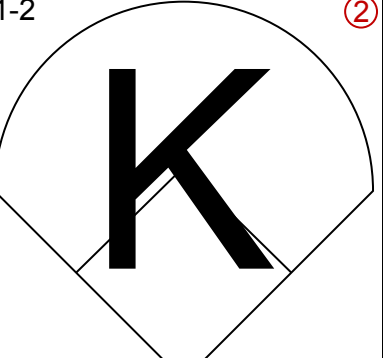
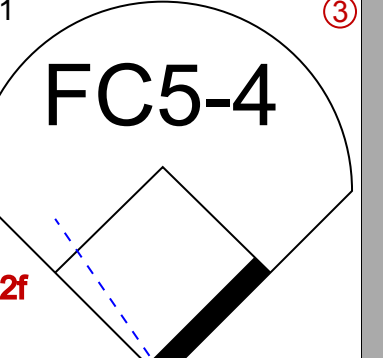
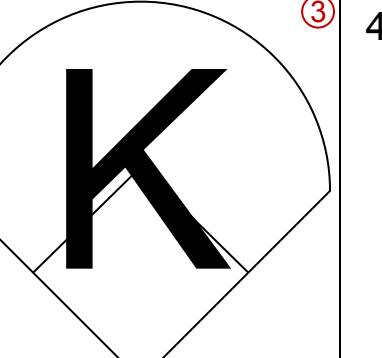
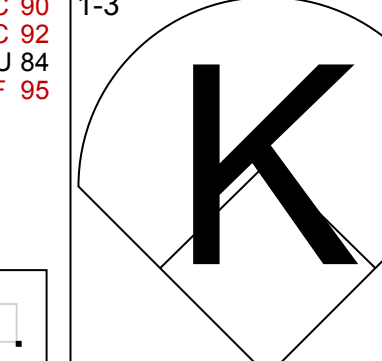
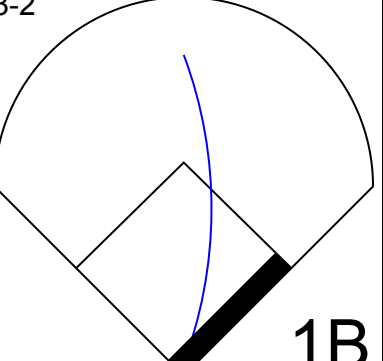

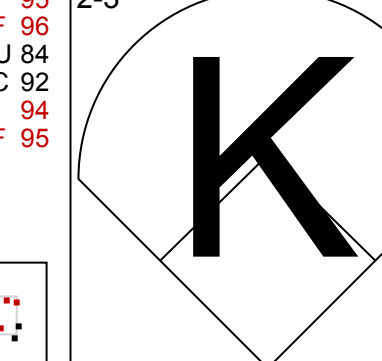
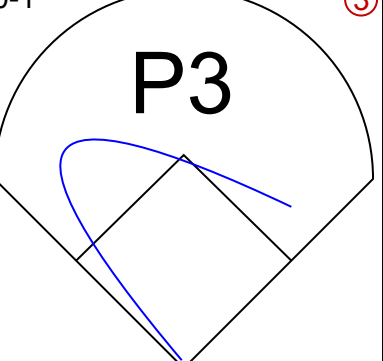

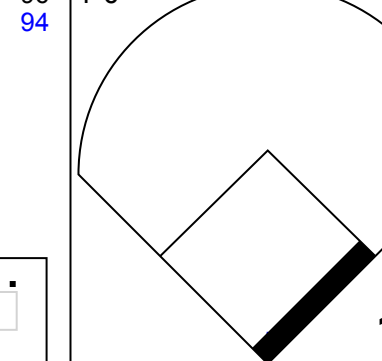

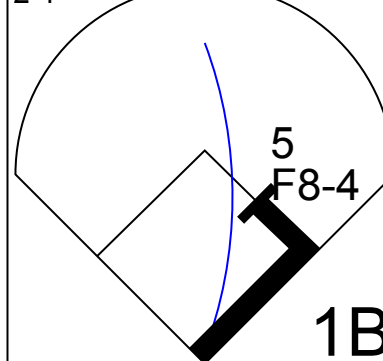


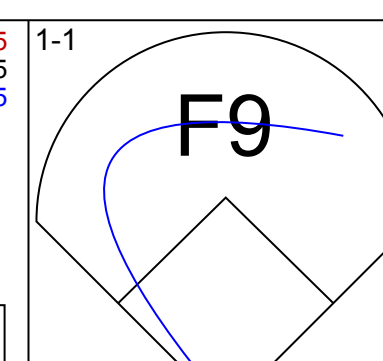
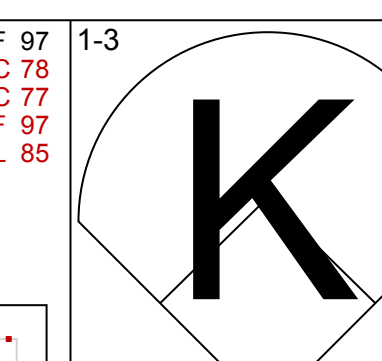
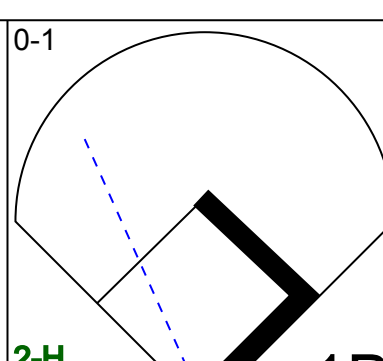
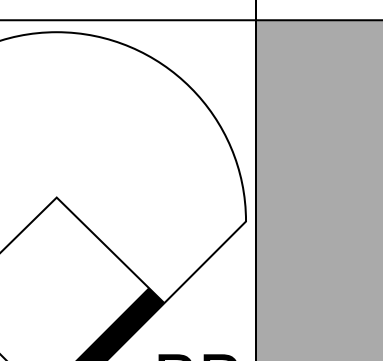
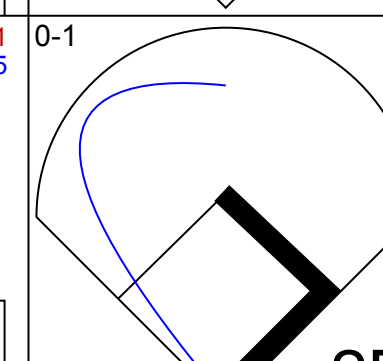
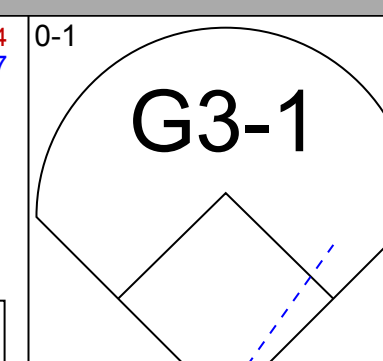
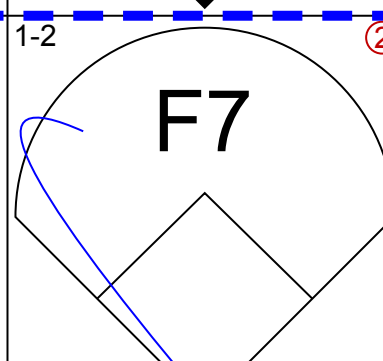
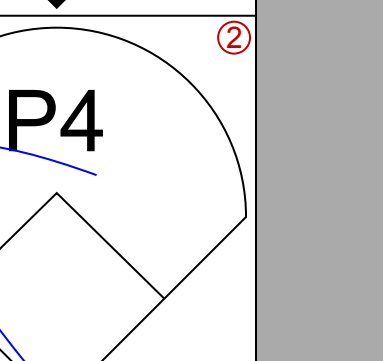
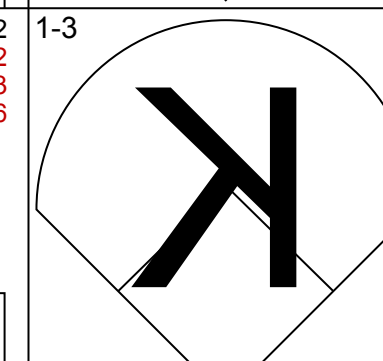

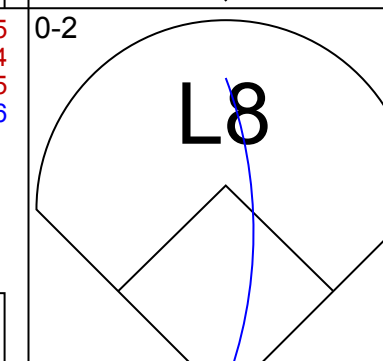
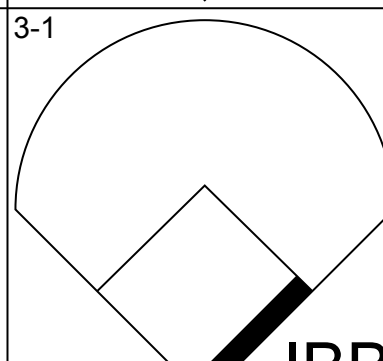
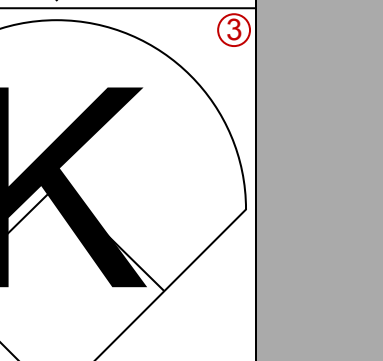
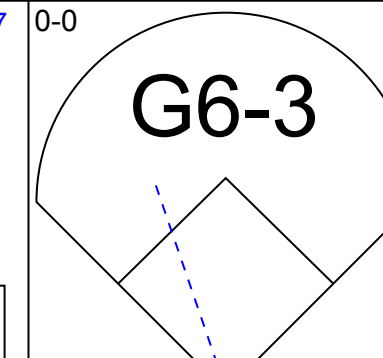
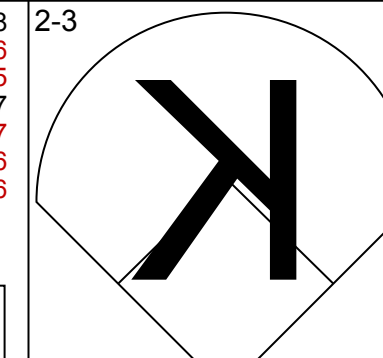
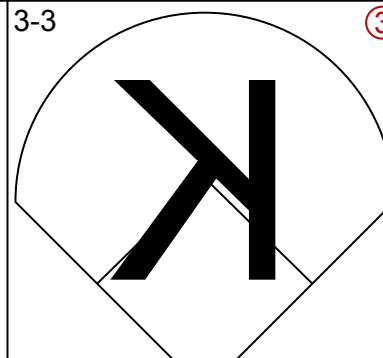
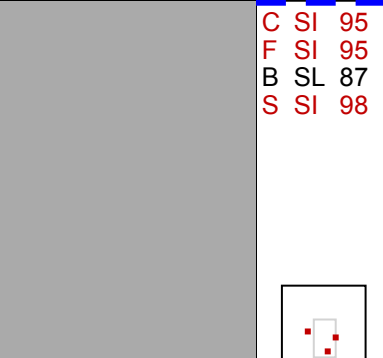
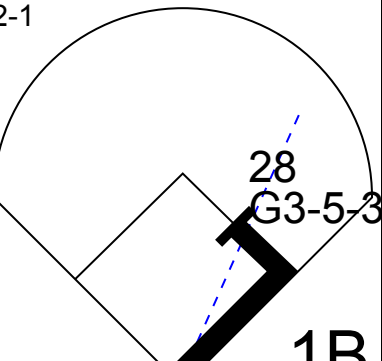
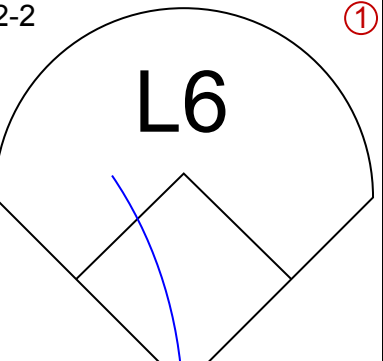
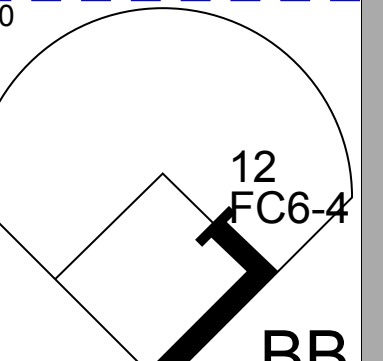
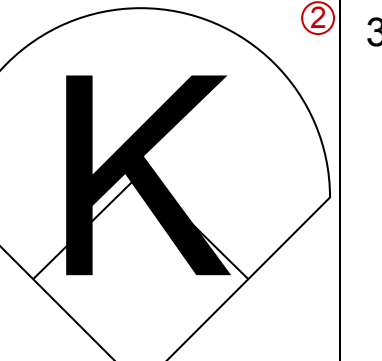
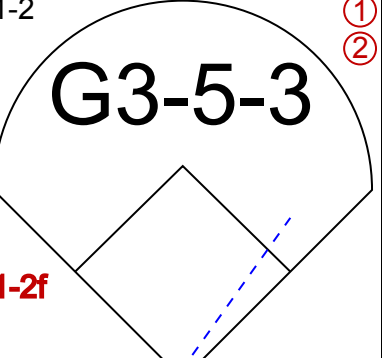
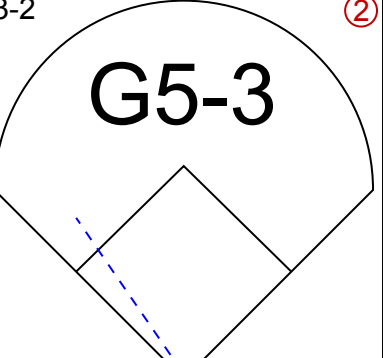
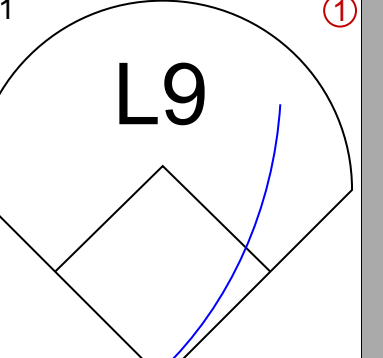
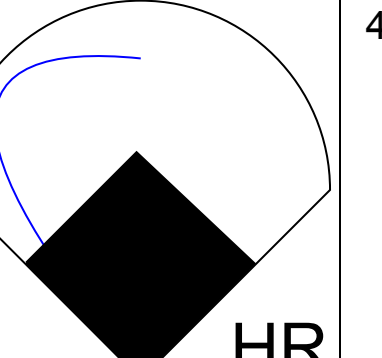
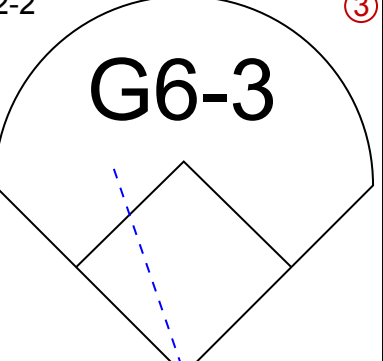
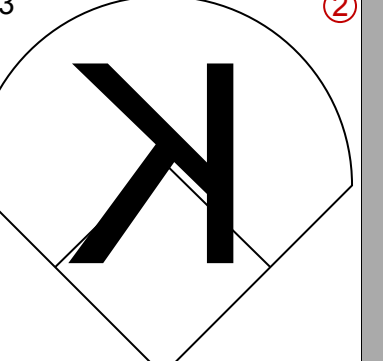

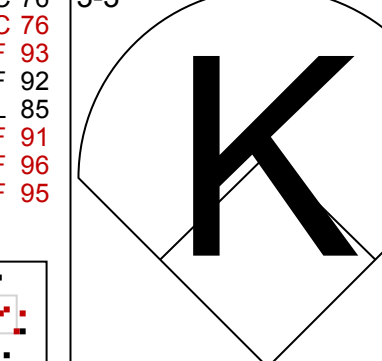
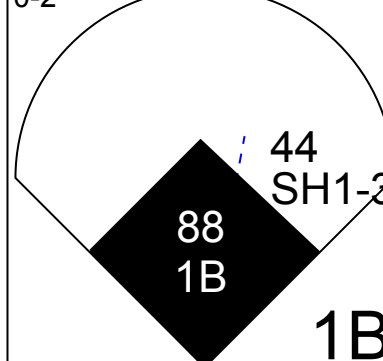
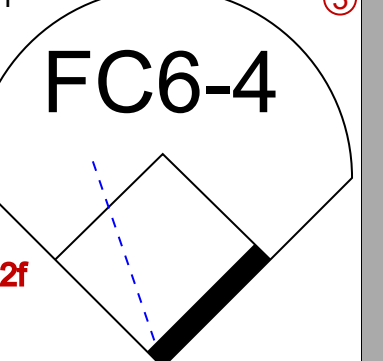
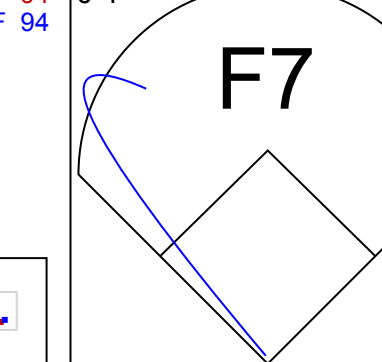
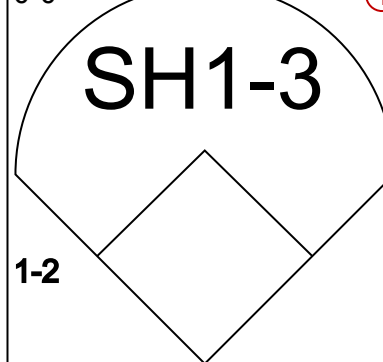
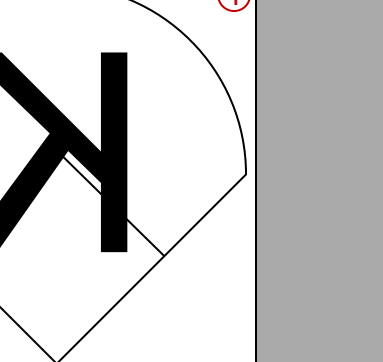








Batter	1	2	3	4	5	6	7	8	9	AB	R	H	RBI	BB	SO	LOB	TOP								
5 Enrique Hernández, R (1.4) OBP: 0.338, SLG: 0.456										4	1	1	0	0	2	2	<b>Boston Red Sox @ Chicago White Sox</b> Guaranteed Rate Field, Chicago, IL Sun Sep 12 2021, 1:12 PM - 4:08 PM CDT Att: 36,178 - Sunny - 84 F								
18 Kyle Schwarber, L (1.7) OBP: 0.362, SLG: 0.546										4	0	0	0	0	3	1									
10 Hunter Renfroe, R (1.9) OBP: 0.320, SLG: 0.504										3	0	0	0	1	1	0									
11 Rafael Devers, L (1.5) OBP: 0.350, SLG: 0.533										2	0	0	0	2	2	0									
99 Alex Verdugo, L (1.8) OBP: 0.356, SLG: 0.428										3	0	0	1	0	1	1									
29 Bobby Dalbec, R (1.3) OBP: 0.297, SLG: 0.483										4	0	0	0	0	2	3									
23 Travis Shaw, L (1.10) OBP: 0.287, SLG: 0.384										3	0	1	0	0	1	0									
25 Kevin Plawecki, R (1.2) OBP: 0.346, SLG: 0.379										2	0	0	0	0	1	1									
2 Xander Bogaerts, R (8, PH) OBP: 0.369, SLG: 0.498										1	0	0	0	0	0	0									
12 Jose Iglesias, R (1.6) OBP: 0.296, SLG: 0.374										3	0	2	0	0	0	0									
7 Christian Vazquez, R (8.2) OBP: 0.314, SLG: 0.351										0	0	0	0	0	0	0									
<b>Inning Stats</b>	R: 0 E: 0 K: 1 S: 7	H: 0 LOB: 0 BB: 0 P: 11	R: 0 E: 0 K: 1 S: 9	H: 0 LOB: 0 BB: 0 P: 11	R: 0 E: 0 K: 3 S: 11	H: 1 LOB: 1 BB: 0 P: 18	R: 0 E: 0 K: 2 S: 9	H: 0 LOB: 0 BB: 0 P: 14	R: 0 E: 0 K: 2 S: 11	H: 1 LOB: 1 BB: 0 P: 16	R: 0 E: 0 K: 1 S: 6	H: 0 LOB: 1 BB: 0 P: 11	R: 0 E: 0 K: 1 S: 13	H: 0 LOB: 1 BB: 1 P: 19	R: 0 E: 0 K: 0 S: 5	H: 0 LOB: 0 BB: 0 P: 9	R: 1 E: 0 K: 2 S: 9	H: 1 LOB: 2 BB: 2 P: 22	1B: 3 2B: 2 3B: 0 HR: 0	SF: 1 SAC: 0 DP: 1 HBP: 0	WP: 0 PB: 0 SB: 0 CS: 0	PA: 33			
<b>PITCHER</b>	IP	WLS	BF	H	R	ER	SO	BB	IBB	HBP	BLK	WP	HR	S	P	ERA	WHIP								
33 Lance Lynn, R (1.1) ERA: 2.5	5.0		17	2	0	0	9	0	0	0	0	0	0	47	70	0.00	0.400								
45 Garrett Crochet, L (6.1) ERA: 2.81	1.2		6	1	0	0	2	1	0	0	0	0	0	17	28	0.00	1.200								
66 José Ruiz, R (7.1) ERA: 3.14	1.1	H	4	0	0	0	0	0	0	0	0	0	0	7	11	0.00	0.000								
46 Craig Kimbrel, R (9.1) ERA: 2.18	1.0	W	6	1	1	1	2	2	0	0	0	0	0	9	22	9.00	3.000								

Batter	1	2	3	4	5	6	7	8	9	AB	R	H	RBI	BB	SO	LOB	BOTTOM								
88 Luis Robert Jr., R (1.8) OBP: 0.381, SLG: 0.538										3	0	1	1	1	1	0	<b>Boston Red Sox @ Chicago White Sox</b> Guaranteed Rate Field, Chicago, IL Sun Sep 12 2021, 1:12 PM - 4:08 PM CDT Att: 36,178 - Sunny - 84 F								
10 Yadir Muncada, S (1.5) OBP: 0.379, SLG: 0.403										4	0	1	0	0	2										
79 José Abreu, R (1.10) OBP: 0.345, SLG: 0.491										3	0	0	0	1	2	2									
74 Eloy Jiménez, R (1.7) OBP: 0.313, SLG: 0.463										4	0	0	0	0	3	3									
24 Yasmani Grandal, S (1.3) OBP: 0.422, SLG: 0.534										3	0	1	0	1	1	0									
28 Leury García, S (1.6) OBP: 0.331, SLG: 0.368										4	1	1	1	0	0	2									
32 Gavin Sheets, L (1.9) ERA: 4.55										2	0	0	0	0	1	0									
5 Romy González, R (7, PH) OBP: 0.188, SLG: 0.250										1	0	0	0	0	1	1									
12 César Hernández, S (1.4) OBP: 0.304, SLG: 0.392										3	1	1	0	0	1	1									
44 Seby Zavala, R (1.2) OBP: 0.240, SLG: 0.376										2	0	0	0	0	1	0									
<b>Inning Stats</b>	R: 0 E: 0 K: 1 S: 8	H: 1 LOB: 1 BB: 0 P: 10	R: 0 E: 0 K: 1 S: 10	H: 1 LOB: 0 BB: 0 P: 15	R: 0 E: 0 K: 2 S: 11	H: 0 LOB: 0 BB: 0 P: 15	R: 0 E: 0 K: 1 S: 11	H: 0 LOB: 0 BB: 0 P: 13	R: 0 E: 0 K: 0 S: 13	H: 0 LOB: 0 BB: 0 P: 20	R: 1 E: 0 K: 1 S: 13	H: 2 LOB: 2 BB: 1 P: 20	R: 0 E: 0 K: 1 S: 8	H: 0 LOB: 1 BB: 1 P: 14	R: 0 E: 0 K: 2 S: 10	H: 0 LOB: 1 BB: 1 P: 19	R: 1 E: 0 K: 2 S: 9	H: 1 LOB: 0 BB: 0 P: 11	1B: 3 2B: 1 3B: 0 HR: 1	SF: 0 SAC: 1 DP: 1 HBP: 0	WP: 0 PB: 0 SB: 0 CS: 0	PA: 33			
<b>PITCHER</b>	IP	WLS	BF	H	R	ER	SO	BB	IBB	HBP	BLK	WP	HR	S	P	ERA	WHIP								
37 Nick Pivetta, R (1.1) ERA: 3.79	0.2		3	0	0	0	1	0	1	0	0	0	0	7	14	0.00	0.000								
63 Darwinzon Hernández, L (7.1) ERA: 3.22	1.0		4	0	0	0	1	1	0	0	0	0	0	8	14	0.00	1.000								
56 Hansel Robles, R (8.1) ERA: 5.04	1.0		4	0	0	0	2	1	0	0	0	0	0	10	19	0.00	1.000								
72 Garrett Whitlock, R (9.1) ERA: 1.92	0.2	L	3	1	1	1	2	0	0	0	0	0	1	9	11	13.50	1.500								

AB	29
R	1
H	4
RBI	1
BB	3
SO	13
LOB	8



AB	29
R	2
H	5
RBI	2
BB	3
SO	11
LOB	11









Batter	1	2	3	4	5	6	7	8	9	AB	R	H	RBI	BB	SO	LOB	TOP				
22 David Fletcher, R OBP: 0.313, SLG: 0.339										3	0	1	0	2	0	1	<b>Los Angeles Angels @ Chicago White Sox</b> Guaranteed Rate Field, Chicago, IL Wed Sep 15 2021, 7:11 PM - 10:22 PM CDT Att: 26,505 - Clear - 70 F				
17 Shohel Ohtani, L OBP: 0.356, SLG: 0.599										5	0	0	0	0	2	4					
13 Phil Gosselin, R OBP: 0.329, SLG: 0.373										2	0	1	1	2	1	0					
20 Jared Walsh, L OBP: 0.334, SLG: 0.511										3	0	0	0	1	1	3					
9 Jack Mayfield, R OBP: 0.260, SLG: 0.382										3	0	0	0	0	1	3					
24 Kurt Suzuki, R OBP: 0.281, SLG: 0.318										4	0	1	0	0	0	1					
16 Brandon Marsh, L OBP: 0.328, SLG: 0.386										4	2	3	1	0	1	0					
19 Juan Lagares, R OBP: 0.263, SLG: 0.381										4	0	1	0	0	1	2					
2 Luis Rengifo, S OBP: 0.223, SLG: 0.298										3	1	1	1	0	0	2					
<b>Inning Stats</b>	R: 0 E: 0 K: 1 S: 7	H: 0 LOB: 1 BB: 1 P: 18	R: 0 E: 0 K: 1 S: 6	H: 0 LOB: 0 BB: 0 P: 8	R: 1 E: 0 K: 0 S: 7	H: 2 LOB: 2 BB: 1 P: 13	R: 0 E: 0 K: 1 S: 11	H: 2 LOB: 2 BB: 0 P: 18	R: 0 E: 0 K: 0 S: 9	H: 0 LOB: 2 BB: 3 P: 26	R: 0 E: 0 K: 2 S: 11	H: 0 LOB: 0 BB: 0 P: 15	R: 1 E: 0 K: 1 S: 15	H: 1 LOB: 0 BB: 0 P: 23	R: 0 E: 0 K: 1 S: 14	H: 1 LOB: 0 BB: 0 P: 18	1B: 6 2B: 1 3B: 0 HR: 1	SF: 1 SAC: 0 DP: 2 HBP: 1	WP: 0 PB: 0 SB: 0 CS: 1	PA: 38	
<b>PITCHER</b>	IP WLS BF H R ER SO BB IBB HBP BLK WP HR S P ERA WHIP	IP WLS BF H R ER SO BB IBB HBP BLK WP HR S P ERA WHIP	IP WLS BF H R ER SO BB IBB HBP BLK WP HR S P ERA WHIP	IP WLS BF H R ER SO BB IBB HBP BLK WP HR S P ERA WHIP	IP WLS BF H R ER SO BB IBB HBP BLK WP HR S P ERA WHIP	IP WLS BF H R ER SO BB IBB HBP BLK WP HR S P ERA WHIP	IP WLS BF H R ER SO BB IBB HBP BLK WP HR S P ERA WHIP	IP WLS BF H R ER SO BB IBB HBP BLK WP HR S P ERA WHIP	IP WLS BF H R ER SO BB IBB HBP BLK WP HR S P ERA WHIP	IP WLS BF H R ER SO BB IBB HBP BLK WP HR S P ERA WHIP	IP WLS BF H R ER SO BB IBB HBP BLK WP HR S P ERA WHIP	IP WLS BF H R ER SO BB IBB HBP BLK WP HR S P ERA WHIP	IP WLS BF H R ER SO BB IBB HBP BLK WP HR S P ERA WHIP	IP WLS BF H R ER SO BB IBB HBP BLK WP HR S P ERA WHIP	IP WLS BF H R ER SO BB IBB HBP BLK WP HR S P ERA WHIP	IP WLS BF H R ER SO BB IBB HBP BLK WP HR S P ERA WHIP	IP WLS BF H R ER SO BB IBB HBP BLK WP HR S P ERA WHIP	IP WLS BF H R ER SO BB IBB HBP BLK WP HR S P ERA WHIP	IP WLS BF H R ER SO BB IBB HBP BLK WP HR S P ERA WHIP	IP WLS BF H R ER SO BB IBB HBP BLK WP HR S P ERA WHIP	IP WLS BF H R ER SO BB IBB HBP BLK WP HR S P ERA WHIP
60 Dallas Keuchel, L ERA: 5.23	6.0	28	6	2	2	3	5	0	1	0	0	0	48	98	3.00	1.833					
34 Michael Kopech, R ERA: 3.81	2.0	L 7	1	1	1	3	0	0	0	0	0	1	26	38	4.50	0.500					
45 Garrett Crochet, L ERA: 2.76	1.0	3	1	0	0	1	0	0	0	0	0	0	14	18	0.00	1.000					

Batter	1	2	3	4	5	6	7	8	9	AB	R	H	RBI	BB	SO	LOB	BOTTOM					
88 Luis Robert Jr., R OBP: 0.385, SLG: 0.553										4	0	1	0	0	1	3	<b>Los Angeles Angels @ Chicago White Sox</b> Guaranteed Rate Field, Chicago, IL Wed Sep 15 2021, 7:11 PM - 10:22 PM CDT Att: 26,505 - Clear - 70 F					
10 Yadir Muncada, S OBP: 0.380, SLG: 0.409										4	1	2	1	0	0	0						
79 José Abreu, R OBP: 0.348, SLG: 0.490										4	1	1	0	0	1	2						
24 Yasmani Grandal, S OBP: 0.416, SLG: 0.522										4	0	1	1	0	1	2						
74 Eloy Jiménez, R OBP: 0.310, SLG: 0.458										4	0	1	0	0	1	1						
0 Billy Hamilton, S OBP: 0.241, SLG: 0.402										0	0	0	0	0	0	0						
32 Gavin Sheets, L OBP: 0.299, SLG: 0.516										4	0	1	0	0	3	1						
28 Leury García, S OBP: 0.333, SLG: 0.372										3	0	1	0	0	1	0						
18 Brian Goodwin, L OBP: 0.328, SLG: 0.391										3	0	0	0	1	2	3						
12 César Hernández, S OBP: 0.305, SLG: 0.392										4	0	1	0	0	1	5						
<b>Inning Stats</b>	R: 0 E: 0 K: 0 S: 8	H: 0 LOB: 0 BB: 0 P: 11	R: 0 E: 0 K: 2 S: 12	H: 0 LOB: 0 BB: 0 P: 18	R: 0 E: 0 K: 0 S: 10	H: 1 LOB: 1 BB: 0 P: 15	R: 1 E: 0 K: 0 S: 7	H: 1 LOB: 0 BB: 0 P: 13	R: 0 E: 0 K: 1 S: 13	H: 1 LOB: 2 BB: 1 P: 22	R: 1 E: 0 K: 0 S: 8	H: 2 LOB: 0 BB: 0 P: 10	R: 0 E: 0 K: 3 S: 12	H: 0 LOB: 0 BB: 0 P: 16	R: 0 E: 0 K: 3 S: 15	H: 2 LOB: 2 BB: 0 P: 22	R: 0 E: 0 K: 2 S: 12	H: 2 LOB: 3 BB: 0 P: 16	1B: 5 2B: 3 3B: 0 HR: 1	SF: 0 SAC: 1 DP: 1 HBP: 0	WP: 0 PB: 0 SB: 0 CS: 0	PA: 36
<b>PITCHER</b>	IP WLS BF H R ER SO BB IBB HBP BLK WP HR S P ERA WHIP	IP WLS BF H R ER SO BB IBB HBP BLK WP HR S P ERA WHIP	IP WLS BF H R ER SO BB IBB HBP BLK WP HR S P ERA WHIP	IP WLS BF H R ER SO BB IBB HBP BLK WP HR S P ERA WHIP	IP WLS BF H R ER SO BB IBB HBP BLK WP HR S P ERA WHIP	IP WLS BF H R ER SO BB IBB HBP BLK WP HR S P ERA WHIP	IP WLS BF H R ER SO BB IBB HBP BLK WP HR S P ERA WHIP	IP WLS BF H R ER SO BB IBB HBP BLK WP HR S P ERA WHIP	IP WLS BF H R ER SO BB IBB HBP BLK WP HR S P ERA WHIP	IP WLS BF H R ER SO BB IBB HBP BLK WP HR S P ERA WHIP	IP WLS BF H R ER SO BB IBB HBP BLK WP HR S P ERA WHIP	IP WLS BF H R ER SO BB IBB HBP BLK WP HR S P ERA WHIP	IP WLS BF H R ER SO BB IBB HBP BLK WP HR S P ERA WHIP	IP WLS BF H R ER SO BB IBB HBP BLK WP HR S P ERA WHIP	IP WLS BF H R ER SO BB IBB HBP BLK WP HR S P ERA WHIP	IP WLS BF H R ER SO BB IBB HBP BLK WP HR S P ERA WHIP	IP WLS BF H R ER SO BB IBB HBP BLK WP HR S P ERA WHIP	IP WLS BF H R ER SO BB IBB HBP BLK WP HR S P ERA WHIP	IP WLS BF H R ER SO BB IBB HBP BLK WP HR S P ERA WHIP	IP WLS BF H R ER SO BB IBB HBP BLK WP HR S P ERA WHIP	IP WLS BF H R ER SO BB IBB HBP BLK WP HR S P ERA WHIP	
66 Janson Junk, R ERA: 2.25	4.1	16	3	1	1	2	1	0	0	0	0	0	10	18	0.00	1.500						
65 José Quijada, L ERA: 5.4	0.2	3	0	0	0	1	1	0	0	0	0	0	8	10	9.00	2.000						
46 Jimmy Herget, R ERA: 4.5	1.0	B 4	2	1	1	0	0	0	0	0	0	0	12	16	0.00	0.000						
21 Mike Mayers, R ERA: 4.21	1.0	W 3	0	0	0	3	0	0	0	0	0	0	15	22	0.00	2.000						
40 Steve Cishek, R ERA: 3.03	1.0	H 5	2	0	0	3	0	0	0	0	0	0	15	22	0.00	2.000						

livebaseballscorecards.com

AB 31  
R 3  
H 8  
RBI 3  
BB 5  
SO 7  
LOB 16

livebaseballscorecards.com

AB 34  
R 2  
H 9  
RBI 2  
SO 11  
LOB 17












Batter	1	2	3	4	5	6	7	8	9	AB	R	H	RBI	BB	SO	LOB	TOP	
88 Luis Robert Jr, R OBP: 0.396, SLG: 0.547										5	0	1	0	0	2	1	<p>Chicago White Sox @ Texas Rangers</p> <p>Globe Life Field, Arlington, TX</p> <p>Sat Sep 18 2021, 6:10 PM - 9:23 PM CDT</p> <p>Att: 31,121 - Roof Closed - 72 F</p>	
10 Yoan Moncada, S OBP: 0.390, SLG: 0.407										2	0	0	0	2	0	2		
79 José Abreu, R OBP: 0.346, SLG: 0.488										4	0	0	0	0	1	3		
24 Yasmani Grandal, S OBP: 0.414, SLG: 0.523										2	1	1	1	2	0	1		
74 Eloy Jiménez, R OBP: 0.304, SLG: 0.443										4	0	0	0	0	1	3		
32 Gavin Sheets, L OBP: 0.328, SLG: 0.496										2	0	0	0	2	1	0		
28 Leury García, S OBP: 0.333, SLG: 0.370										3	0	0	0	1	0	3		
18 Brian Goodwin, L OBP: 0.323, SLG: 0.384										4	0	0	0	0	1	3		
5 Romy Gonzalez, R OBP: 0.310, SLG: 0.393										4	0	1	0	0	0	1		
<b>Inning Stats</b>	R: 0 H: 1 E: 1 K: 1 S: 14	H: 0 LOB: 1 BB: 1 P: 15	R: 0 H: 0 E: 0 K: 1 S: 10	H: 0 LOB: 1 BB: 1 P: 18	R: 0 H: 0 E: 0 K: 0 S: 11	H: 0 LOB: 1 BB: 1 P: 16	R: 1 H: 1 E: 0 K: 0 S: 7	H: 1 LOB: 0 BB: 0 P: 14	R: 0 H: 0 E: 0 K: 0 S: 6	H: 0 LOB: 2 BB: 0 P: 16	S: 10	H: 0 LOB: 0 BB: 0 P: 14	1B: 2 2B: 0 3B: 0 HR: 1	SF: 0 SAC: 0 DP: 1 HBP: 0	WP: 0 PB: 0 SB: 0 CS: 0	PA: 37		
<b>PITCHER</b>	IP WLS BF H R ER SO BB IBB HBP BLK WP HR S P ERA WHIP																	
31 Spencer Howard, R ERA: 6.86	3.0	W 13	1	0	0	3	3	0	0	0	0	0	0	0	33	57	0.00	1.333
58 Drew Anderson, R ERA: 4.2	3.0	W 12	1	1	1	1	2	0	0	0	0	0	1	29	47	3.00	1.000	
61 Spencer Patton, R ERA: 3.47	1.0	H 4	1	0	0	0	0	0	0	0	0	0	0	8	14	0.00	1.000	
56 Dennis Santana, R ERA: 4.78	1.0	H 5	0	0	0	0	2	0	0	0	0	0	0	6	16	0.00	2.000	
68 Joe Barlow, R ERA: 1.46	1.0	S 3	0	0	0	2	0	0	0	0	0	0	0	10	14	0.00	0.000	

Batter	1	2	3	4	5	6	7	8	9	AB	R	H	RBI	BB	SO	LOB	BOTTOM
3 Leody Taveras, S OBP: 0.201, SLG: 0.285										4	0	0	0	0	3	0	<p>Chicago White Sox @ Texas Rangers</p> <p>Globe Life Field, Arlington, TX</p> <p>Sat Sep 18 2021, 6:10 PM - 9:23 PM CDT</p> <p>Att: 31,121 - Roof Closed - 72 F</p>
9 Isiah Kiner-Falefa, R OBP: 0.307, SLG: 0.355										4	0	2	0	0	0	0	
53 Adolis García, R OBP: 0.293, SLG: 0.470										3	0	1	0	1	0	1	
30 Nathaniel Lowe, L OBP: 0.355, SLG: 0.405										4	1	2	0	0	2	2	
77 Andy Ibáñez, R OBP: 0.307, SLG: 0.417										4	1	2	0	0	1	2	
15 Nick Solak, R OBP: 0.307, SLG: 0.366										3	0	0	0	0	0	1	
5 Willie Calhoun, L OBP: 0.325, SLG: 0.385										1	0	1	0	1	0	0	
38 DJ Peters, R OBP: 0.256, SLG: 0.435										1	0	1	1	1	0	0	
28 Jonah Heim, S OBP: 0.234, SLG: 0.355										4	0	0	1	0	1	5	
16 Brock Holt, L OBP: 0.282, SLG: 0.300										3	0	0	0	0	2	3	
<b>Inning Stats</b>	R: 0 H: 1 E: 0 K: 1 S: 9	H: 1 LOB: 2 BB: 1 P: 17	R: 0 H: 0 E: 0 K: 0 S: 7	H: 1 LOB: 0 BB: 0 P: 10	R: 0 H: 0 E: 0 K: 1 S: 6	H: 0 LOB: 0 BB: 0 P: 8	R: 1 H: 1 E: 0 K: 2 S: 15	H: 1 LOB: 2 BB: 1 P: 27	R: 0 H: 1 E: 0 K: 1 S: 9	H: 3 LOB: 1 BB: 0 P: 18	R: 0 H: 2 E: 0 K: 2 S: 10	H: 0 LOB: 1 BB: 1 P: 22	1B: 9 2B: 0 3B: 0 HR: 0	SF: 0 SAC: 1 DP: 1 HBP: 0	WP: 0 PB: 0 SB: 3 CS: 0	PA: 35	
<b>PITCHER</b>	IP WLS BF H R ER SO BB IBB HBP BLK WP HR S P ERA WHIP																
33 Lance Lynn, R ERA: 2.47	5.1	L 24	6	2	1	5	2	0	0	0	0	0	0	5	8	0.00	1.500
45 Garrett Crochet, L ERA: 2.72	0.2	2	1	0	0	0	0	0	0	0	0	0	0	5	8	0.00	1.500
34 Michael Kopech, R ERA: 3.75	1.0	5	2	0	0	2	0	0	0	0	0	0	0	10	12	0.00	2.000
46 Craig Kimbrel, R ERA: 2.14	1.0	4	0	0	0	2	1	0	0	0	0	0	0	11	22	0.00	1.000

AB	30
R	1
H	3
RBI	1
BB	7
SO	6
LOB	17





Batter	1	2	3	4	5	6	7	8	9	AB	R	H	RBI	BB	SO	LOB	TOP				
7 Tim Anderson, R OBP: 0.330, SLG: 0.453										5	1	2	0	0	1	1	Chicago White Sox @ Texas Rangers Globe Life Field, Arlington, TX Sun Sep 19 2021, 1:39 PM - 4:43 PM CDT Att: 24,918 - Roof Closed - 72 F				
10 Yoán Moncada, S OBP: 0.378, SLG: 0.403										4	0	0	0	1	2						
79 José Abreu, R OBP: 0.349, SLG: 0.488										4	1	2	2	0	1						
24 Yasmani Grandal, S OBP: 0.414, SLG: 0.531										4	1	1	1	1	0	2					
32 Gavin Sheets, L OBP: 0.320, SLG: 0.504 0 Billy Hamilton, S OBP: 0.244, SLG: 0.390										2	1	1	0	2	0	3					
28 Leury García, S OBP: 0.333, SLG: 0.373										5	1	2	2	0	1						
5 Romy González, R OBP: 0.273, SLG: 0.344										4	0	0	0	0	1	5					
12 César Hernández, S OBP: 0.305, SLG: 0.389										3	1	1	2	1	0	1					
21 Zack Collins, L OBP: 0.326, SLG: 0.335										4	0	1	0	0	0	3					
<b>Inning Stats</b>	R: 0 H: 1 E: 0 K: 0 S: 9	H: 1 LOB: 1 BB: 0 P: 15	R: 0 H: 0 E: 0 K: 0 S: 5	H: 0 LOB: 1 BB: 1 P: 9	R: 0 H: 1 E: 0 K: 2 S: 15	H: 1 LOB: 0 BB: 0 P: 22	R: 5 H: 6 E: 0 K: 1 S: 22	H: 6 LOB: 3 BB: 2 P: 36	R: 0 H: 0 E: 0 K: 0 S: 7	H: 0 LOB: 0 BB: 0 P: 11	R: 0 H: 0 E: 0 K: 0 S: 5	H: 0 LOB: 2 BB: 2 P: 22	R: 0 H: 0 E: 0 K: 1 S: 13	H: 0 LOB: 0 BB: 0 P: 19	R: 0 H: 0 E: 0 K: 0 S: 5	H: 0 LOB: 0 BB: 0 P: 7	1B: 6 2B: 3 3B: 0 HR: 1	SF: 0 SAC: 0 DP: 1 HBP: 1	WP: 1 PB: 0 SB: 0 CS: 0	PA: 42	
<b>PITCHER</b>	IP WLS BF H R ER SO BB IBB HBP BLK WP HR S P ERA WHIP	IP WLS BF H R ER SO BB IBB HBP BLK WP HR S P ERA WHIP	IP WLS BF H R ER SO BB IBB HBP BLK WP HR S P ERA WHIP	IP WLS BF H R ER SO BB IBB HBP BLK WP HR S P ERA WHIP	IP WLS BF H R ER SO BB IBB HBP BLK WP HR S P ERA WHIP	IP WLS BF H R ER SO BB IBB HBP BLK WP HR S P ERA WHIP	IP WLS BF H R ER SO BB IBB HBP BLK WP HR S P ERA WHIP	IP WLS BF H R ER SO BB IBB HBP BLK WP HR S P ERA WHIP	IP WLS BF H R ER SO BB IBB HBP BLK WP HR S P ERA WHIP	IP WLS BF H R ER SO BB IBB HBP BLK WP HR S P ERA WHIP	IP WLS BF H R ER SO BB IBB HBP BLK WP HR S P ERA WHIP	IP WLS BF H R ER SO BB IBB HBP BLK WP HR S P ERA WHIP	IP WLS BF H R ER SO BB IBB HBP BLK WP HR S P ERA WHIP	IP WLS BF H R ER SO BB IBB HBP BLK WP HR S P ERA WHIP	IP WLS BF H R ER SO BB IBB HBP BLK WP HR S P ERA WHIP	IP WLS BF H R ER SO BB IBB HBP BLK WP HR S P ERA WHIP	IP WLS BF H R ER SO BB IBB HBP BLK WP HR S P ERA WHIP	IP WLS BF H R ER SO BB IBB HBP BLK WP HR S P ERA WHIP	IP WLS BF H R ER SO BB IBB HBP BLK WP HR S P ERA WHIP	IP WLS BF H R ER SO BB IBB HBP BLK WP HR S P ERA WHIP	IP WLS BF H R ER SO BB IBB HBP BLK WP HR S P ERA WHIP

AB 36  
R 7  
H 10  
RBI 7  
BB 5  
SO 4  
LOB 19



Batter	1	2	3	4	5	6	7	8	9	AB	R	H	RBI	BB	SO	LOB	BOTTOM				
9 Isiah Kiner-Falefa, R OBP: 0.310, SLG: 0.357										3	1	2	1	1	0	0	Chicago White Sox @ Texas Rangers Globe Life Field, Arlington, TX Sun Sep 19 2021, 1:39 PM - 4:43 PM CDT Att: 24,918 - Roof Closed - 72 F				
5 Willie Calhoun, L OBP: 0.328, SLG: 0.387										4	0	2	0	0	2						
53 Adolis García, R OBP: 0.290, SLG: 0.467										3	0	0	1	0	2						
77 Andy Ibáñez, R OBP: 0.306, SLG: 0.411										3	0	0	0	1	0	2					
30 Nathaniel Lowe, L OBP: 0.355, SLG: 0.405										4	0	1	0	0	1	2					
15 Nick Solak, R OBP: 0.304, SLG: 0.362										4	0	0	0	0	2	2					
38 DJ Peters, R OBP: 0.256, SLG: 0.432										4	1	1	0	0	1	1					
65 Yonny Hernández, S OBP: 0.351, SLG: 0.277										4	0	1	0	0	1	1					
23 Jose Trevino, R OBP: 0.251, SLG: 0.310										3	0	0	0	0	2						
<b>Inning Stats</b>	R: 0 H: 1 E: 0 K: 0 S: 9	H: 1 LOB: 1 BB: 0 P: 13	R: 0 H: 1 E: 0 K: 1 S: 18	H: 1 LOB: 1 BB: 0 P: 25	R: 0 H: 1 E: 0 K: 1 S: 10	H: 0 LOB: 0 BB: 0 P: 17	R: 0 H: 0 E: 0 K: 0 S: 11	H: 0 LOB: 0 BB: 0 P: 15	R: 0 H: 0 E: 0 K: 2 S: 15	H: 0 LOB: 1 BB: 1 P: 26	R: 0 H: 0 E: 0 K: 1 S: 6	H: 0 LOB: 0 BB: 0 P: 8	R: 0 H: 1 E: 0 K: 0 S: 14	H: 1 LOB: 1 BB: 1 P: 26	R: 0 H: 0 E: 0 K: 1 S: 6	H: 0 LOB: 0 BB: 0 P: 8	1B: 6 2B: 1 3B: 0 HR: 0	SF: 1 SAC: 0 DP: 1 HBP: 0	WP: 0 PB: 0 SB: 2 CS: 0	PA: 35	
<b>PITCHER</b>	IP WLS BF H R ER SO BB IBB HBP BLK WP HR S P ERA WHIP	IP WLS BF H R ER SO BB IBB HBP BLK WP HR S P ERA WHIP	IP WLS BF H R ER SO BB IBB HBP BLK WP HR S P ERA WHIP	IP WLS BF H R ER SO BB IBB HBP BLK WP HR S P ERA WHIP	IP WLS BF H R ER SO BB IBB HBP BLK WP HR S P ERA WHIP	IP WLS BF H R ER SO BB IBB HBP BLK WP HR S P ERA WHIP	IP WLS BF H R ER SO BB IBB HBP BLK WP HR S P ERA WHIP	IP WLS BF H R ER SO BB IBB HBP BLK WP HR S P ERA WHIP	IP WLS BF H R ER SO BB IBB HBP BLK WP HR S P ERA WHIP	IP WLS BF H R ER SO BB IBB HBP BLK WP HR S P ERA WHIP	IP WLS BF H R ER SO BB IBB HBP BLK WP HR S P ERA WHIP	IP WLS BF H R ER SO BB IBB HBP BLK WP HR S P ERA WHIP	IP WLS BF H R ER SO BB IBB HBP BLK WP HR S P ERA WHIP	IP WLS BF H R ER SO BB IBB HBP BLK WP HR S P ERA WHIP	IP WLS BF H R ER SO BB IBB HBP BLK WP HR S P ERA WHIP	IP WLS BF H R ER SO BB IBB HBP BLK WP HR S P ERA WHIP	IP WLS BF H R ER SO BB IBB HBP BLK WP HR S P ERA WHIP	IP WLS BF H R ER SO BB IBB HBP BLK WP HR S P ERA WHIP	IP WLS BF H R ER SO BB IBB HBP BLK WP HR S P ERA WHIP	IP WLS BF H R ER SO BB IBB HBP BLK WP HR S P ERA WHIP	IP WLS BF H R ER SO BB IBB HBP BLK WP HR S P ERA WHIP

AB 32  
R 2  
H 7  
RBI 2  
BB 2  
SO 7  
LOB 14





























Batter	1	2	3	4	5	6	7	8	9	AB	R	H	RBI	BB	SO	LOB	TOP							
7 Tim Anderson, R OBP: 0.331, SLG: 0.460										4	1	1	0	1	1	2								
28 Leury Garcia, S OBP: 0.333, SLG: 0.372										5	1	2	1	0	0	2								
79 José Abreu, R OBP: 0.352, SLG: 0.484										3	1	1	0	2	1	2								
24 Yasmani Grandal, S OBP: 0.420, SLG: 0.521										4	0	3	1	1	0	2								
74 Eloy Jiménez, R OBP: 0.291, SLG: 0.438										5	0	1	2	0	3	6								
10 Yadier Molina, S OBP: 0.377, SLG: 0.402										4	0	2	0	1	0	3								
32 Gavin Sheets, L OBP: 0.311, SLG: 0.469										4	0	1	0	0	2	5								
25 Andrew Vaughn, R OBP: 0.311, SLG: 0.401										5	1	1	0	0	2	7								
0 Billy Hamilton, S OBP: 0.246, SLG: 0.384										4	1	1	0	0	2	5								
<b>Inning Stats</b>	R: 1 E: 0 K: 1 S: 16	H: 2 LOB: 2 BB: 1 P: 24	R: 0 E: 0 K: 2 S: 8	H: 0 LOB: 1 BB: 0 P: 11	R: 2 E: 0 K: 1 S: 18	H: 3 LOB: 3 BB: 2 P: 33	R: 0 E: 1 K: 0 S: 5	H: 0 LOB: 0 BB: 0 P: 9	R: 0 E: 0 K: 2 S: 13	H: 1 LOB: 1 BB: 0 P: 17	R: 1 E: 0 K: 2 S: 11	H: 2 LOB: 1 BB: 0 P: 14	R: 0 E: 0 K: 1 S: 9	H: 2 LOB: 2 BB: 1 P: 15	R: 1 E: 0 K: 1 S: 15	H: 2 LOB: 2 BB: 1 P: 23	R: 0 E: 0 K: 1 S: 9	H: 1 LOB: 1 BB: 0 P: 13	1B: 12 2B: 1 3B: 0 HR: 0	SF: 0 SAC: 1 DP: 2 HBP: 1	WP: 0 PB: 0 SB: 2 CS: 0	PA: 45		
<b>PITCHER</b>	IP WLS BF H R ER SO BB IBB HBP BLK WP HR S P ERA WHIP	IP WLS BF H R ER SO BB IBB HBP BLK WP HR S P ERA WHIP	IP WLS BF H R ER SO BB IBB HBP BLK WP HR S P ERA WHIP	IP WLS BF H R ER SO BB IBB HBP BLK WP HR S P ERA WHIP	IP WLS BF H R ER SO BB IBB HBP BLK WP HR S P ERA WHIP	IP WLS BF H R ER SO BB IBB HBP BLK WP HR S P ERA WHIP	IP WLS BF H R ER SO BB IBB HBP BLK WP HR S P ERA WHIP	IP WLS BF H R ER SO BB IBB HBP BLK WP HR S P ERA WHIP	IP WLS BF H R ER SO BB IBB HBP BLK WP HR S P ERA WHIP	IP WLS BF H R ER SO BB IBB HBP BLK WP HR S P ERA WHIP	IP WLS BF H R ER SO BB IBB HBP BLK WP HR S P ERA WHIP	IP WLS BF H R ER SO BB IBB HBP BLK WP HR S P ERA WHIP	IP WLS BF H R ER SO BB IBB HBP BLK WP HR S P ERA WHIP	IP WLS BF H R ER SO BB IBB HBP BLK WP HR S P ERA WHIP	IP WLS BF H R ER SO BB IBB HBP BLK WP HR S P ERA WHIP	IP WLS BF H R ER SO BB IBB HBP BLK WP HR S P ERA WHIP	IP WLS BF H R ER SO BB IBB HBP BLK WP HR S P ERA WHIP	IP WLS BF H R ER SO BB IBB HBP BLK WP HR S P ERA WHIP	IP WLS BF H R ER SO BB IBB HBP BLK WP HR S P ERA WHIP	IP WLS BF H R ER SO BB IBB HBP BLK WP HR S P ERA WHIP	IP WLS BF H R ER SO BB IBB HBP BLK WP HR S P ERA WHIP	IP WLS BF H R ER SO BB IBB HBP BLK WP HR S P ERA WHIP	IP WLS BF H R ER SO BB IBB HBP BLK WP HR S P ERA WHIP	IP WLS BF H R ER SO BB IBB HBP BLK WP HR S P ERA WHIP

Chicago White Sox @ Cleveland Indians  
Progressive Field, Cleveland, OH  
Sun Sep 26 2021, 1:13 PM - 4:49 PM EDT  
Att: 21,957 - Sunny - 71 F

livebaseballscorecards.com

AB 38  
R 5  
H 13  
RBI 4  
BB 5  
SO 11  
LOB 34

Batter	1	2	3	4	5	6	7	8	9	AB	R	H	RBI	BB	SO	LOB	BOTTOM								
7 Myles Straw, R OBP: 0.350, SLG: 0.347										5	0	4	1	0	0	0									
1 Amed Rosario, R OBP: 0.316, SLG: 0.403										5	0	0	0	0	0	6									
11 José Ramírez, S OBP: 0.360, SLG: 0.548										4	0	1	0	0	0	4									
44 Bobby Bradley, L OBP: 0.300, SLG: 0.452										4	0	0	0	0	1	2									
10 Harold Ramírez, R OBP: 0.306, SLG: 0.406										4	1	2	1	0	1	1									
2 Yu Chang, R OBP: 0.263, SLG: 0.418										3	0	0	0	1	2	1									
6 Owen Miller, R OBP: 0.244, SLG: 0.313										4	0	1	0	0	1	3									
55 Roberto Pérez, R OBP: 0.248, SLG: 0.333										4	1	1	0	0	1	1									
35 Óscar Mercado, R OBP: 0.293, SLG: 0.366										4	0	1	0	0	2	0									
<b>Inning Stats</b>	R: 0 E: 0 K: 0 S: 5	H: 1 LOB: 1 BB: 0 P: 9	R: 0 E: 0 K: 2 S: 13	H: 1 LOB: 0 BB: 0 P: 18	R: 0 E: 0 K: 1 S: 15	H: 1 LOB: 1 BB: 0 P: 26	R: 0 E: 0 K: 2 S: 8	H: 1 LOB: 1 BB: 0 P: 11	R: 0 E: 1 K: 1 S: 12	H: 0 LOB: 1 BB: 0 P: 19	R: 0 E: 0 K: 0 S: 9	H: 1 LOB: 1 BB: 1 P: 17	R: 1 E: 0 K: 0 S: 12	H: 3 LOB: 1 BB: 0 P: 20	R: 1 E: 0 K: 1 S: 11	H: 1 LOB: 0 BB: 0 P: 14	R: 0 E: 0 K: 1 S: 14	H: 1 LOB: 1 BB: 0 P: 20	1B: 7 2B: 2 3B: 0 HR: 1	SF: 0 SAC: 0 DP: 1 HBP: 0	WP: 1 PB: 0 SB: 2 CS: 0	PA: 38			
<b>PITCHER</b>	IP WLS BF H R ER SO BB IBB HBP BLK WP HR S P ERA WHIP	IP WLS BF H R ER SO BB IBB HBP BLK WP HR S P ERA WHIP	IP WLS BF H R ER SO BB IBB HBP BLK WP HR S P ERA WHIP	IP WLS BF H R ER SO BB IBB HBP BLK WP HR S P ERA WHIP	IP WLS BF H R ER SO BB IBB HBP BLK WP HR S P ERA WHIP	IP WLS BF H R ER SO BB IBB HBP BLK WP HR S P ERA WHIP	IP WLS BF H R ER SO BB IBB HBP BLK WP HR S P ERA WHIP	IP WLS BF H R ER SO BB IBB HBP BLK WP HR S P ERA WHIP	IP WLS BF H R ER SO BB IBB HBP BLK WP HR S P ERA WHIP	IP WLS BF H R ER SO BB IBB HBP BLK WP HR S P ERA WHIP	IP WLS BF H R ER SO BB IBB HBP BLK WP HR S P ERA WHIP	IP WLS BF H R ER SO BB IBB HBP BLK WP HR S P ERA WHIP	IP WLS BF H R ER SO BB IBB HBP BLK WP HR S P ERA WHIP	IP WLS BF H R ER SO BB IBB HBP BLK WP HR S P ERA WHIP	IP WLS BF H R ER SO BB IBB HBP BLK WP HR S P ERA WHIP	IP WLS BF H R ER SO BB IBB HBP BLK WP HR S P ERA WHIP	IP WLS BF H R ER SO BB IBB HBP BLK WP HR S P ERA WHIP	IP WLS BF H R ER SO BB IBB HBP BLK WP HR S P ERA WHIP	IP WLS BF H R ER SO BB IBB HBP BLK WP HR S P ERA WHIP	IP WLS BF H R ER SO BB IBB HBP BLK WP HR S P ERA WHIP	IP WLS BF H R ER SO BB IBB HBP BLK WP HR S P ERA WHIP	IP WLS BF H R ER SO BB IBB HBP BLK WP HR S P ERA WHIP	IP WLS BF H R ER SO BB IBB HBP BLK WP HR S P ERA WHIP	IP WLS BF H R ER SO BB IBB HBP BLK WP HR S P ERA WHIP	IP WLS BF H R ER SO BB IBB HBP BLK WP HR S P ERA WHIP

Chicago White Sox @ Cleveland Indians  
Progressive Field, Cleveland, OH  
Sun Sep 26 2021, 1:13 PM - 4:49 PM EDT  
Att: 21,957 - Sunny - 71 F

livebaseballscorecards.com

AB 37  
R 2  
H 10  
RBI 2  
BB 1  
SO 8  
LOB 18



Batter	1	2	3	4	5	6	7	8	9	AB	R	H	RBI	BB	SO	LOB	TOP			
88 Luis Robert Jr, R OBP: 0.393, SLG: 0.556										5	0	1	1	0	1	2				
28 Leury García, S OBP: 0.336, SLG: 0.373										4	0	2	0	1	0	0				
79 José Abreu, R OBP: 0.353, SLG: 0.482										3	0	0	0	1	0	3				
24 Yasmani Grandal, S OBP: 0.423, SLG: 0.536										4	2	2	1	1	1	2				
74 Eloy Jiménez, R OBP: 0.303, SLG: 0.459										4	2	3	2	1	0	1				
0 Billy Hamilton, S OBP: 0.246, SLG: 0.384										0	0	0	0	0	0	0				
10 Yoenis Moncada, S OBP: 0.376, SLG: 0.399										3	1	0	0	1	1	2				
25 Andrew Vaughn, R OBP: 0.310, SLG: 0.398										3	1	0	0	1	0	2				
12 César Hernández, S OBP: 0.304, SLG: 0.384										4	1	1	2	0	1	1				
21 Zack Collins, L OBP: 0.329, SLG: 0.340										3	1	2	2	1	0	0				
<b>Inning Stats</b>	R: 0 H: 0 E: 0 K: 2 S: 12	H: 0 LOB: 2 P: 25	R: 0 H: 1 E: 0 K: 1 S: 10	LOB: 1 BB: 0 P: 13	R: 0 H: 0 E: 0 K: 0 S: 8	LOB: 0 BB: 0 P: 11	R: 6 H: 5 E: 0 K: 0 S: 21	LOB: 1 BB: 3 P: 38	R: 0 H: 0 E: 0 K: 0 S: 7	LOB: 0 BB: 0 P: 13	R: 2 H: 2 E: 0 K: 1 S: 13	H: 2 LOB: 1 BB: 1 P: 21	R: 0 H: 1 E: 0 K: 0 S: 10	LOB: 1 BB: 0 P: 15	R: 0 H: 1 E: 0 K: 0 S: 11	LOB: 1 BB: 0 P: 18	1B: 5 2B: 5 HR: 2	SF: 0 SAC: 0 DP: 4 HBP: 1	WP: 0 PB: 0 SB: 0 CS: 1	PA: 41
<b>PITCHER</b>	IP WLS BF H R ER SO BB IBB HBP BLK WP HR S P ERA WHIP																			
25 Matt Manning, R ERA: 6.16	3.1 L 18 4 6 6 3 5 0 0 0 0 0 1 46 82 16.20 2.700																			
33 Bryan García, R ERA: 6.98	1.2 7 3 0 0 0 0 0 0 0 0 0 1 14 19 0.00 1.800																			
63 Ian Krol, L ERA: 4.67	2.0 8 2 2 2 1 2 0 0 0 0 0 1 20 34 9.00 2.000																			
68 Jason Foley, R ERA: 2.89	1.0 4 1 0 0 0 0 0 0 0 0 0 0 10 15 0.00 1.000																			
57 Alex Lange, R ERA: 4.24	1.0 4 1 0 0 0 0 0 0 1 0 0 0 0 11 18 0.00 1.000																			

Chicago White Sox @ Detroit Tigers  
Comerica Park, Detroit, MI  
Mon Sep 27 2021, 1:11 PM - 4:54 PM EDT  
Att: 11,044 - Sunny - 75 F

AB	33
R	8
H	11
RBI	8
BB	7
SO	4
LOB	13



Batter	1	2	3	4	5	6	7	8	9	AB	R	H	RBI	BB	SO	LOB	BOTTOM					
60 Akil Badjoo, L OBP: 0.323, SLG: 0.444										4	0	1	1	0	1	0						
41 Daz Cameron, R OBP: 0.263, SLG: 0.333										0	0	0	0	1	0	0						
7 Jonathan Schoop, R OBP: 0.321, SLG: 0.434										4	1	2	2	0	0	2						
8 Robbie Grossman, S OBP: 0.356, SLG: 0.415										5	0	1	0	0	1	3						
24 Miguel Cabrera, R OBP: 0.322, SLG: 0.397										4	0	2	0	0	0	1						
59 Zack Short, R OBP: 0.237, SLG: 0.291										1	1	0	0	0	0	3						
46 Jeimer Candelario, S OBP: 0.353, SLG: 0.451										3	1	1	0	2	0	2						
19 Isaac Paredes, R OBP: 0.343, SLG: 0.352										3	1	0	0	1	1	2						
13 Eric Haase, R OBP: 0.283, SLG: 0.462										5	1	2	2	0	1	3						
28 Niko Goodrum, S OBP: 0.291, SLG: 0.338										3	2	1	2	2	1	2						
9 Willi Castro, S OBP: 0.266, SLG: 0.341										4	0	1	0	0	1	4						
<b>Inning Stats</b>	R: 0 H: 2 E: 0 K: 1 S: 9	H: 2 LOB: 2 BB: 0 P: 15	R: 1 H: 2 E: 0 K: 0 S: 16	H: 2 LOB: 2 BB: 2 P: 30	R: 0 H: 0 E: 0 K: 1 S: 7	LOB: 0 BB: 0 P: 11	R: 0 H: 1 E: 0 K: 0 S: 8	LOB: 0 BB: 0 P: 14	R: 1 H: 2 E: 0 K: 0 S: 12	H: 2 LOB: 1 BB: 0 P: 21	R: 0 H: 0 E: 0 K: 1 S: 18	LOB: 2 BB: 2 P: 31	R: 0 H: 0 E: 0 K: 0 S: 8	LOB: 0 BB: 0 P: 11	R: 5 H: 3 E: 1 K: 1 S: 20	H: 3 LOB: 3 BB: 2 P: 35	R: 0 H: 1 E: 0 K: 2 S: 14	LOB: 1 BB: 0 P: 21	1B: 8 2B: 1 3B: 1 HR: 1	SF: 1 SAC: 0 DP: 2 HBP: 1	WP: 0 PB: 0 SB: 0 CS: 0	PA: 44
<b>PITCHER</b>	IP WLS BF H R ER SO BB IBB HBP BLK WP HR S P ERA WHIP																					
60 Dallas Keuchel, L ERA: 5.13	5.0 W 22 7 2 2 2 2 2 0 0 0 0 0 18 31 0.00 2.000																					
61 Ryan Burr, R ERA: 2.52	1.0 5 0 0 0 0 1 2 0 0 0 0 0 0 18 31 0.00 2.000																					
39 Aaron Bummer, L ERA: 3.64	1.0 3 0 0 0 0 0 0 0 0 0 0 0 0 8 11 0.00 0.000																					
48 Mike Wright Jr., R ERA: 5.19	0.0 3 1 3 3 0 1 0 1 0 0 0 0 5 13 ∞ ∞																					
45 Garrett Crochet, L ERA: 2.89	1.0 7 2 2 2 1 1 0 0 0 0 0 0 15 22 18.00 3.000																					

Chicago White Sox @ Detroit Tigers  
Comerica Park, Detroit, MI  
Mon Sep 27 2021, 1:11 PM - 4:54 PM EDT  
Att: 11,044 - Sunny - 75 F

AB	36
R	7
H	11
RBI	7
BB	6
SO	6
LOB	22





Batter	1	2	3	4	5	6	7	8	9	AB	R	H	RBI	BB	SO	LOB	TOP										
6 Jonathan India, R OBP: 0.378, SLG: 0.463	G5-3		G4-3			G5-3		G4-6-3		4	0	0	0	0	0	2	<p>Cincinnati Reds @ Chicago White Sox</p> <p>Guaranteed Rate Field, Chicago, IL</p> <p>Tue Sep 28 2021, 7:11 PM - 10:01 PM CDT</p> <p>Att: 25,242 - Clear - 66 F</p> <p>livebaseballscorecards.com</p>										
32 Max Schrock, L OBP: 0.333, SLG: 0.468	K			K		L3		F4		4	0	0	0	0	2	0											
2 Nick Castellanos, R OBP: 0.362, SLG: 0.574	P4			K				F9		4	0	1	0	0	1	0											
19 Joey Votto, L OBP: 0.379, SLG: 0.568				F8				G4-3		4	0	1	0	0	0	1											
37 Tyler Stephenson, R OBP: 0.366, SLG: 0.429										3	0	1	0	0	0	1											
7 Eugenio Suárez, R OBP: 0.280, SLG: 0.420										3	1	1	1	0	0	3											
17 Kyle Farmer, R OBP: 0.317, SLG: 0.418										2	0	0	0	0	0	1											
16 Tucker Barnhart, L OBP: 0.321, SLG: 0.373										2	0	0	0	0	1	0											
26 Delino DeShields, R OBP: 0.383, SLG: 0.436										1	0	0	0	0	0	1											
29 T.J. Friedl, L OBP: 0.429, SLG: 0.579										2	0	0	0	0	0	0											
Asdrúbal Cabrera, S OBP: 0.313, SLG: 0.366										1	0	0	0	0	0	2											
<b>Inning Stats</b>	R: 0 E: 0 K: 1 S: 7	H: 0 LOB: 0 BB: 0 P: 10	R: 0 E: 0 K: 0 S: 6	H: 1 LOB: 1 BB: 0 P: 10	R: 0 E: 0 K: 0 S: 8	H: 0 LOB: 0 BB: 0 P: 14	R: 0 E: 0 K: 2 S: 13	H: 0 LOB: 0 BB: 0 P: 19	R: 1 E: 0 K: 1 S: 11	H: 1 LOB: 0 BB: 0 P: 16	R: 0 E: 0 K: 0 S: 5	H: 0 LOB: 0 BB: 0 P: 12	R: 0 E: 0 K: 0 S: 7	H: 2 LOB: 1 BB: 0 P: 13	R: 0 E: 1 K: 0 S: 7	H: 0 LOB: 1 BB: 0 P: 11	R: 0 E: 0 K: 0 S: 7	H: 0 LOB: 0 BB: 0 P: 8	1B: 3 2B: 0 3B: 0 HR: 1	SF: 0 SAC: 0 DP: 2 HBP: 1	WP: 0 PB: 0 SB: 0 CS: 0	PA: 31					
<b>PITCHER</b>	IP	WLS	BF	H	R	ER	SO	BB	IBB	HBP	BLK	WP	HR	S	P	ERA	WHIP										
40 Reynaldo López, R ERA: 2.98	6.0	W	20	2	1	1	4	0	0	0	0	0	1	50	81	1.50	0.333										
66 José Ruiz, R ERA: 3.05	1.0		4	2	0	0	0	0	0	0	0	0	0	8	13	0.00	2.000										
39 Aaron Bummer, L ERA: 3.58	1.0		4	0	0	0	0	0	0	1	0	0	0	7	11	0.00	0.000										
63 Matt Foster, R ERA: 6.16	1.0		3	0	0	0	0	0	0	0	0	0	0	7	8	0.00	0.000										

Batter	1	2	3	4	5	6	7	8	9	AB	R	H	RBI	BB	SO	LOB	BOTTOM										
7 Tim Anderson, R OBP: 0.330, SLG: 0.458	G6-3							G5-3		5	0	1	0	0	2	3	<p>Cincinnati Reds @ Chicago White Sox</p> <p>Guaranteed Rate Field, Chicago, IL</p> <p>Tue Sep 28 2021, 7:11 PM - 10:01 PM CDT</p> <p>Att: 25,242 - Clear - 66 F</p> <p>livebaseballscorecards.com</p>										
88 Luis Robert Jr., R OBP: 0.387, SLG: 0.579										4	2	2	3	1	0	4											
79 José Abreu, R OBP: 0.350, SLG: 0.477										5	0	0	0	0	1	1											
24 Yasmani Grandal, S OBP: 0.423, SLG: 0.532										2	0	0	0	2	1	1											
74 Eloy Jiménez, R OBP: 0.307, SLG: 0.460										4	1	2	0	0	1	2											
10 Yoán Moncada, S OBP: 0.377, SLG: 0.405										3	2	1	1	1	1	3											
28 Leury García, S OBP: 0.339, SLG: 0.378										2	0	1	0	1	0	2											
32 Gavin Sheets, L OBP: 0.317, SLG: 0.493										3	1	2	2	0	1	1											
25 Andrew Vaughn, R OBP: 0.310, SLG: 0.397										1	0	0	0	0	0	0											
12 César Hernández, S OBP: 0.305, SLG: 0.385										3	1	1	1	1	0	1											
<b>Inning Stats</b>	R: 1 E: 0 K: 1 S: 11	H: 1 LOB: 1 BB: 1 P: 19	R: 1 E: 0 K: 2 S: 15	H: 1 LOB: 2 BB: 2 P: 27	R: 0 E: 0 K: 1 S: 11	H: 1 LOB: 1 BB: 0 P: 13	R: 1 E: 0 K: 1 S: 8	H: 2 LOB: 0 BB: 0 P: 12	R: 0 E: 0 K: 0 S: 7	H: 0 LOB: 0 BB: 1 P: 14	R: 2 E: 1 K: 0 S: 10	H: 3 LOB: 2 BB: 1 P: 15	R: 0 E: 1 K: 1 S: 14	H: 0 LOB: 2 BB: 1 P: 24	R: 2 E: 0 K: 1 S: 15	H: 2 LOB: 0 BB: 0 P: 20	1B: 4 2B: 1 3B: 1 HR: 4	SF: 0 SAC: 1 DP: 1 HBP: 0	WP: 1 PB: 0 SB: 0 CS: 0	PA: 39							
<b>PITCHER</b>	IP	WLS	BF	H	R	ER	SO	BB	IBB	HBP	BLK	WP	HR	S	P	ERA	WHIP										
57 Riley O'Brien, R ERA: 13.5	1.1	L	9	2	2	2	2	3	0	0	0	0	2	22	42	13.50	3.750										
85 Luis Cessa, R ERA: 2.4	2.2		10	3	1	1	3	0	0	0	0	0	1	23	29	3.38	1.125										
21 Michael Lorenzen, R ERA: 4.03	1.2		9	3	2	2	0	2	0	0	0	0	0	16	28	10.80	3.000										
64 Tony Santillan, R ERA: 2.76	1.1		6	0	0	0	1	1	0	0	0	0	0	15	25	0.00	0.750										
50 Amir Garrett, L ERA: 5.83	1.0		5	2	2	2	1	0	0	0	0	1	1	15	20	18.00	2.000										



Batter	1	2	3	4	5	6	7	8	9	AB	R	H	RBI	BB	SO	LOB	TOP										
6 Jonathan India, R OBP: 0.377, SLG: 0.461										4	0	1	0	0	1	0	<p>Cincinnati Reds @ Chicago White Sox</p> <p>Guaranteed Rate Field, Chicago, IL</p> <p>Wed Sep 29 2021, 7:12 PM - 9:52 PM CDT</p> <p>Att: 23,018 - Partly Cloudy - 72 F</p>										
37 Tyler Stephenson, R OBP: 0.365, SLG: 0.429										4	0	1	0	0	0	2											
7 Eugenio Suárez, R OBP: 0.280, SLG: 0.417										3	0	0	0	1	1	1											
17 Kyle Farmer, R OBP: 0.316, SLG: 0.416										4	1	1	0	0	0	2											
Jose Barrero, R OBP: 0.295, SLG: 0.263										3	0	0	0	1	1	2											
26 Delino DeShields, R OBP: 0.373, SLG: 0.442										4	0	1	1	0	1	1											
44 Aristides Aquino, R OBP: 0.295, SLG: 0.385										3	0	0	0	1	2	2											
32 Max Schrock, L OBP: 0.325, SLG: 0.455										3	0	0	0	0	1	1											
29 T.J. Friedl, L OBP: 0.417, SLG: 0.524										2	0	0	0	1	0	1											
<b>Inning Stats</b>	R: 0 E: 0 K: 1 S: 8	H: 0 LOB: 0 BB: 0 P: 13	R: 0 E: 0 K: 1 S: 10	H: 0 LOB: 1 BB: 1 P: 16	R: 0 E: 0 K: 0 S: 5	H: 0 LOB: 0 BB: 0 P: 7	R: 0 E: 0 K: 1 S: 9	H: 1 LOB: 1 BB: 0 P: 14	R: 0 E: 0 K: 0 S: 11	H: 0 LOB: 1 BB: 1 P: 19	R: 0 E: 0 K: 0 S: 7	H: 0 LOB: 0 BB: 0 P: 12	R: 0 E: 0 K: 1 S: 7	H: 1 LOB: 1 BB: 1 P: 12	R: 1 E: 0 K: 0 S: 12	H: 2 LOB: 1 BB: 0 P: 19		1B: 2 2B: 2 HR: 0	SF: 0 SAC: 0 HBP: 0	WP: 0 PB: 0 SB: 1 CS: 0	PA: 34						
<b>PITCHER</b>	IP	WLS	BF	H	R	ER	SO	BB	IBB	HBP	BLK	WP	HR	S	P	ERA	WHIP										
55 Carlos Rodón, L ERA: 2.37	5.0	W	18	1	0	0	4	2	0	0	0	0	0	43	69	0.00	0.600										
34 Michael Kopech, R ERA: 3.53	3.0	H	11	1	0	0	3	2	0	0	0	0	0	22	35	0.00	1.000										
48 Mike Wright Jr., R ERA: 5.5	0.2		4	2	1	1	0	0	0	0	0	0	0	9	15	13.50	3.000										
45 Garrett Crochet, L ERA: 2.87	0.1		1	0	0	0	0	0	0	0	0	0	0	3	4	0.00	0.000										

AB	30
R	1
H	4
RBI	1
BB	4
SO	7
LOB	12



Batter	1	2	3	4	5	6	7	8	9	AB	R	H	RBI	BB	SO	LOB	BOTTOM										
7 Tim Anderson, R OBP: 0.329, SLG: 0.462										4	1	1	1	0	2	0	<p>Cincinnati Reds @ Chicago White Sox</p> <p>Guaranteed Rate Field, Chicago, IL</p> <p>Wed Sep 29 2021, 7:12 PM - 9:52 PM CDT</p> <p>Att: 23,018 - Partly Cloudy - 72 F</p>										
88 Luis Robert Jr., R OBP: 0.385, SLG: 0.574										4	1	1	0	0	1	0											
79 José Abreu, R OBP: 0.351, SLG: 0.477										3	1	1	0	0	1	1											
24 Yasmani Grandal, S OBP: 0.421, SLG: 0.526										3	0	0	0	1	1	2											
74 Eloy Jiménez, R OBP: 0.301, SLG: 0.451										4	0	0	0	0	2	2											
10 Yoán Moncada, S OBP: 0.376, SLG: 0.402										3	1	0	0	1	2	0											
28 Leury García, S OBP: 0.340, SLG: 0.380										4	1	2	1	0	1	0											
32 Gavin Sheets, L OBP: 0.324, SLG: 0.517										3	1	2	3	0	0	0											
15 Adam Engel, R OBP: 0.331, SLG: 0.496										3	0	0	0	0	1	2											
<b>Inning Stats</b>	R: 0 E: 0 K: 1 S: 6	H: 0 LOB: 0 BB: 0 P: 9	R: 0 E: 0 K: 2 S: 7	H: 0 LOB: 0 BB: 0 P: 10	R: 2 E: 0 K: 1 S: 13	H: 2 LOB: 0 BB: 0 P: 19	R: 2 E: 0 K: 1 S: 12	H: 2 LOB: 2 BB: 1 P: 25	R: 1 E: 0 K: 0 S: 16	H: 1 LOB: 1 BB: 1 P: 26	R: 0 E: 0 K: 1 S: 8	H: 0 LOB: 0 BB: 0 P: 9	R: 1 E: 0 K: 2 S: 10	H: 2 LOB: 1 BB: 0 P: 16	R: 0 E: 0 K: 2 S: 15	H: 0 LOB: 0 BB: 0 P: 18		1B: 5 2B: 0 3B: 0 HR: 2	SF: 0 SAC: 0 DP: 0 HBP: 1	WP: 1 PB: 0 SB: 1 CS: 0	PA: 34						
<b>PITCHER</b>	IP	WLS	BF	H	R	ER	SO	BB	IBB	HBP	BLK	WP	HR	S	P	ERA	WHIP										
54 Sonny Gray, R ERA: 4.19	4.2	L	22	5	5	5	6	2	0	1	0	0	1	51	86	9.64	1.500										
23 Jeff Hoffman, R ERA: 4.63	2.1		9	2	1	1	3	0	0	0	0	0	1	21	28	3.86	0.857										
55 Dauri Moreta, R ERA:	1.0		3	0	0	0	2	0	0	0	0	0	0	15	18	0.00	0.000										

AB	31
R	6
H	7
RBI	5
BB	2
SO	11
LOB	7





Batter	1	2	3	4	5	6	7	8	9	AB	R	H	RBI	BB	SO	LOB	TOP			
60 Akil Badtoo, L OBP: 0.327, SLG: 0.437	F8			8 2B		K				3	1	1	0	1	1	0	<b>Detroit Tigers @ Chicago White Sox</b> Guaranteed Rate Field, Chicago, IL Fri Oct 01 2021, 7:12 PM - 10:36 PM CDT Att: 30,729 - Partly Cloudy - 76 F			
8 Robbie Grossman, S OBP: 0.355, SLG: 0.413	K			7 PB			F8			3	0	1	1	1	1	3				
7 Jonathan Schoop, R OBP: 0.322, SLG: 0.438	G6-3			G5-3						4	0	1	0	0	1	1				
24 Miguel Cabrera, R OBP: 0.318, SLG: 0.389	K			K		K				4	0	0	0	0	4	3				
30 Harold Castro, L OBP: 0.313, SLG: 0.355	F8			F7		G6-3				4	0	0	0	0	0	3				
13 Eric Haase, R OBP: 0.288, SLG: 0.462	F8									3	0	1	0	1	1	0				
28 Niko Goodrum, S OBP: 0.296, SLG: 0.364										4	0	1	0	0	1	2				
41 Daz Cameron, R OBP: 0.271, SLG: 0.323				K2						3	0	1	0	1	2	1				
9 Willi Castro, S OBP: 0.269, SLG: 0.342				L6						3	0	1	0	0	0	1				
<b>Inning Stats</b>	R: 0 E: 0 K: 1 S: 8	H: 0 LOB: 0 BB: 0 P: 11	R: 0 E: 0 K: 1 S: 8	H: 0 LOB: 0 BB: 0 P: 10	R: 0 E: 0 K: 1 S: 10	H: 1 LOB: 0 BB: 0 P: 16	R: 1 E: 0 K: 1 S: 17	H: 2 LOB: 1 BB: 0 P: 24	R: 0 E: 0 K: 2 S: 13	H: 1 LOB: 2 BB: 1 P: 21	R: 0 E: 0 K: 0 S: 11	H: 2 LOB: 3 BB: 2 P: 23	R: 0 E: 0 K: 2 S: 9	H: 0 LOB: 0 BB: 0 P: 12	R: 0 E: 0 K: 3 S: 9	H: 0 LOB: 0 BB: 0 P: 14		1B: 6 2B: 2 3B: 0 HR: 0	SF: 0 SAC: 0 DP: 3 HBP: 0	WP: 0 PB: 1 SB: 4 CS: 0
<b>PITCHER</b>	IP	WLS	BF	H	R	ER	SO	BB	IBB	HBP	BLK	WP	HR	S	P	ERA	WHIP			
33 Lance Lynn, R ERA: 2.69	5.0	W	18	4	1	1	4	1	0	0	0	0	0	54	81	1.80	1.000			
45 Garrett Crochet, L ERA: 2.82	1.0	H	5	1	0	0	2	1	0	0	0	0	0	13	21	0.00	2.000			
51 Ryan Tepera, R ERA: 2.83	1.0		6	2	0	0	0	2	0	0	0	0	0	11	23	0.00	4.000			
46 Craig Kimbrel, R ERA: 2.26	1.0		3	0	0	0	2	0	0	0	0	0	0	9	12	0.00	0.000			
31 Liam Hendriks, R ERA: 2.57	1.0		3	0	0	0	3	0	0	0	0	0	0	9	14	0.00	0.000			

Batter	1	2	3	4	5	6	7	8	9	AB	R	H	RBI	BB	SO	LOB	BOTTOM			
7 Tim Anderson, R OBP: 0.335, SLG: 0.468	G6-3			88 SF8		79 2B				4	2	4	1	1	0	0	<b>Detroit Tigers @ Chicago White Sox</b> Guaranteed Rate Field, Chicago, IL Fri Oct 01 2021, 7:12 PM - 10:36 PM CDT Att: 30,729 - Partly Cloudy - 76 F			
88 Luis Robert Jr., R OBP: 0.378, SLG: 0.555	G6-3			SF8		L9				4	0	0	1	0	1	7				
79 José Abreu, R OBP: 0.353, SLG: 0.484	G6-3			FC6						4	1	2	4	1	0	1				
24 Yasmani Grandal, S OBP: 0.424, SLG: 0.524	BB			74 1B		G3				3	0	1	0	2	1	4				
74 Eloy Jiménez, R OBP: 0.305, SLG: 0.449				74 1B						3	0	1	0	1	1	2				
0 Billy Hamilton, S OBP: 0.244, SLG: 0.381				28 G4-6-3		K				1	0	0	0	0	0	0				
10 Yoán Moncada, S OBP: 0.375, SLG: 0.402	P5			K						5	1	1	0	0	1	5				
28 Leury García, S OBP: 0.338, SLG: 0.380	G4-3			G4-6-3		L8				5	1	1	0	0	1	2				
32 Gavin Sheets, L OBP: 0.328, SLG: 0.516	P5			12 FC3		K				4	2	2	2	0	1	0				
12 César Hernández, S OBP: 0.306, SLG: 0.385	HBP			FC3						3	1	1	0	0	1	1				
<b>Inning Stats</b>	R: 0 E: 0 K: 0 S: 16	H: 1 LOB: 3 BB: 2 P: 27	R: 0 E: 0 K: 0 S: 7	H: 1 LOB: 2 BB: 0 P: 13	R: 1 E: 0 K: 1 S: 8	H: 3 LOB: 1 BB: 0 P: 9	R: 3 E: 1 K: 0 S: 14	H: 2 LOB: 1 BB: 1 P: 23	R: 0 E: 0 K: 1 S: 8	H: 0 LOB: 0 BB: 0 P: 12	R: 1 E: 0 K: 1 S: 9	H: 2 LOB: 1 BB: 0 P: 12	R: 3 E: 0 K: 3 S: 22	H: 4 LOB: 3 BB: 2 P: 37	R: 0 E: 0 K: 1 S: 13	H: 0 LOB: 0 BB: 0 P: 18	1B: 8 2B: 4 3B: 0 HR: 1	SF: 1 SAC: 0 DP: 2 HBP: 1	WP: 0 PB: 0 SB: 0 CS: 0	PA: 43
<b>PITCHER</b>	IP	WLS	BF	H	R	ER	SO	BB	IBB	HBP	BLK	WP	HR	S	P	ERA	WHIP			
58 Wily Peralta, R ERA: 3.07	6.0	L	31	5	2	3	2	3	0	1	0	0	0	18	31	40.50	9.000			
33 Bryan García, R ERA: 7.55	0.2		8	4	3	3	2	2	0	0	0	0	0	17	24	0.00	0.000			
63 Ian Krol, L ERA: 4.34	1.1		4	0	0	0	2	0	0	0	0	0	0	17	24	0.00	0.000			







Batter	1	2	3	4	5	6	7	8	9	AB	R	H	RBI	BB	SO	LOB	TOP										
60 Akil Badtoo, L (1,8) OBP: 0.330, SLG: 0.436										4	1	1	1	0	1	2	<b>Detroit Tigers @ Chicago White Sox</b> <b>Guaranteed Rate Field, Chicago, IL</b> Sun Oct 03 2021, 2:12 PM - 5:27 PM CDT Att: 30,722 - Cloudy - 73 F										
19 Isaac Paredes, R (1,5) OBP: 0.306, SLG: 0.319										5	0	0	0	0	1	2											
30 Harold Castro, L (1,3) OBP: 0.310, SLG: 0.359										4	1	2	1	0	0	1											
13 Eric Haase, R (1,7) OBP: 0.286, SLG: 0.459										5	0	1	1	0	3	3											
28 Niko Goodrum, S (1,10) OBP: 0.292, SLG: 0.359										4	0	0	0	0	3	2											
41 Daz Cameron, R (1,9) OBP: 0.278, SLG: 0.359										3	1	1	1	1	2	0											
9 Willi Castro, S (1,4) OBP: 0.273, SLG: 0.351										4	1	3	0	0	0	1											
64 Dustin Garneau, R (1,2) OBP: 0.250, SLG: 0.581										4	1	1	1	0	2	3											
59 Zack Short, R (1,6) OBP: 0.239, SLG: 0.282										2	0	0	0	2	1	1											
<b>Inning Stats</b>	R: 1 H: 2 E: 0 K: 2 S: 12	H: 2 LOB: 1 BB: 0 P: 16	R: 0 H: 1 E: 0 K: 1 S: 11	H: 1 LOB: 2 BB: 1 P: 18	R: 0 H: 1 E: 0 K: 1 S: 11	H: 1 LOB: 1 BB: 0 P: 17	R: 0 H: 0 E: 0 K: 1 S: 10	H: 0 LOB: 1 BB: 0 P: 18	R: 1 H: 1 E: 0 K: 1 S: 11	H: 1 LOB: 0 BB: 0 P: 15	R: 0 H: 1 E: 0 K: 3 S: 14	H: 1 LOB: 1 BB: 0 P: 20	R: 0 H: 0 E: 0 K: 2 S: 9	H: 0 LOB: 0 BB: 0 P: 16	R: 0 H: 0 E: 0 K: 2 S: 9	H: 0 LOB: 0 BB: 0 P: 14		R: 3 H: 3 E: 1 K: 0 S: 17	H: 3 LOB: 2 BB: 1 P: 29	1B: 4 2B: 2 3B: 2 HR: 1	SF: 2 SAC: 0 DP: 0 HBP: 0	WP: 2 PB: 0 SB: 4 CS: 0	PA: 40				
<b>PITCHER</b>	IP	WLS	BF	H	R	ER	SO	BB	IBB	HBP	BLK	WP	HR	S	P	ERA	WHIP										
84 Dylan Cease, R (1,1) ERA: 3.91	4.0		18	4	1	1	5	2	0	0	0	1	0	44	69	2.25	1.500										
34 Michael Kopech, R (5,1) ERA: 3.5	3.0		11	2	1	1	6	0	0	0	0	0	0	34	51	3.00	0.667										
51 Ryan Tepera, R (8,1) ERA: 2.79	1.0		3	0	0	0	2	0	0	0	0	0	0	9	14	0.00	0.000										
40 Reynaldo López, R (9,1) ERA: 3.43	0.1	L	5	3	3	3	0	1	0	0	0	1	1	9	19	81.00	12.000										
63 Matt Foster, R (9,1) ERA: 6.0	0.2		3	0	0	0	0	0	0	0	0	0	0	8	10	0.00	0.000										

Batter	1	2	3	4	5	6	7	8	9	AB	R	H	RBI	BB	SO	LOB	BOTTOM										
7 Tim Anderson, R (1,6) OBP: 0.338, SLG: 0.469										4	0	2	0	0	0	0	<b>Detroit Tigers @ Chicago White Sox</b> <b>Guaranteed Rate Field, Chicago, IL</b> Sun Oct 03 2021, 2:12 PM - 5:27 PM CDT Att: 30,722 - Cloudy - 73 F										
32 Gavin Sheets, L (9,PH) OBP: 0.324, SLG: 0.506										2	1	1	1	2	0	2											
88 Luis Robert Jr., R (1,10) OBP: 0.378, SLG: 0.567										1	0	0	0	0	0	1											
0 Billy Hamilton, S (9,PH) OBP: 0.242, SLG: 0.378										1	0	0	0	0	0	1											
10 Yoán Moncada, S (1,5) OBP: 0.375, SLG: 0.412										4	0	0	0	0	2	5											
24 Yasmani Grandal, S (1,2) OBP: 0.420, SLG: 0.520										2	0	0	0	0	0	0											
21 Zack Collins, L (6,2) OBP: 0.330, SLG: 0.338										1	0	0	0	1	1	0											
74 Eloy Jiménez, R (1,7) OBP: 0.303, SLG: 0.437										3	0	0	0	1	1	1											
28 Leury García, S (1,9) OBP: 0.335, SLG: 0.376										4	0	0	0	0	1	2											
15 Adam Engel, R (1,8) OBP: 0.336, SLG: 0.496										4	1	2	0	0	1	1											
25 Andrew Vaughn, R (1,3) OBP: 0.309, SLG: 0.396										4	0	1	1	0	0	1											
12 César Hernández, S (1,4) OBP: 0.308, SLG: 0.386										4	0	2	0	0	0	1											
<b>Inning Stats</b>	R: 1 H: 1 E: 0 K: 0 S: 11	H: 1 LOB: 0 BB: 0 P: 14	R: 0 H: 0 E: 0 K: 0 S: 7	H: 0 LOB: 0 BB: 0 P: 9	R: 0 H: 0 E: 1 K: 1 S: 12	H: 0 LOB: 2 BB: 1 P: 20	R: 0 H: 0 E: 0 K: 0 S: 6	H: 0 LOB: 0 BB: 0 P: 8	R: 0 H: 3 E: 0 K: 0 S: 11	H: 3 LOB: 2 BB: 0 P: 16	R: 0 H: 0 E: 0 K: 3 S: 11	H: 0 LOB: 1 BB: 1 P: 18	R: 1 H: 3 E: 0 K: 0 S: 15	H: 3 LOB: 1 BB: 1 P: 30	R: 0 H: 0 E: 0 K: 2 S: 10	H: 0 LOB: 1 BB: 1 P: 16	R: 0 H: 1 E: 0 K: 0 S: 15	H: 1 LOB: 1 BB: 0 P: 22	1B: 6 2B: 2 3B: 0 HR: 1	SF: 0 SAC: 0 DP: 2 HBP: 0	WP: 0 PB: 0 SB: 0 CS: 0	PA: 38					
<b>PITCHER</b>	IP	WLS	BF	H	R	ER	SO	BB	IBB	HBP	BLK	WP	HR	S	P	ERA	WHIP										
70 Tyler Alexander, L (1,1) ERA: 3.81	6.0		24	4	1	1	4	2	0	0	0	0	0	15	30	9.00	4.000										
40 Drew Hutchison, R (7,1) ERA: 2.11	1.0	B	6	3	1	1	0	1	0	0	0	0	0	15	30	9.00	4.000										
77 Joe Jiménez, R (8,1) ERA: 5.96	1.0	W	4	0	0	0	2	1	0	0	0	0	0	10	16	0.00	1.000										
32 Michael Fulmer, R (9,1) ERA: 2.97	1.0	S	4	1	0	0	0	0	0	0	0	0	0	15	22	0.00	1.000										







Batter	1	2	3	4	5	6	7	8	9	AB	R	H	RBI	BB	SO	LOB	TOP				
7 Tim Anderson, R OBP: 0.444, SLG: 0.444	G6-3		1B		1B		K		1B	5	1	3	0	0	1	0	<b>Chicago White Sox @ Houston Astros</b> Minute Maid Park, Houston, TX Fri Oct 08 2021, 1:10 PM - 5:01 PM CDT Att.: 41,315 - Roof Closed - 73 F				
88 Luis Robert Jr, R OBP: 0.776, SLG: 0.714	1B		BB		1B		1B		G6-3	4	2	3	1	1	0	2					
79 José Abreu, R OBP: 0.556, SLG: 0.500	1B		K		1B		1B		K	4	0	2	1	1	2	4					
24 Yasmani Grandal, S	1B		G1-4-3		1B		1B		K	3	0	0	1	0	0	6					
74 Eloy Jiménez, R OBP: 0.250, SLG: 0.250	1B		K		1B		1B		K	4	0	1	1	1	0	3					
10 Yoenis Moncada, S OBP: 0.250, SLG: 0.143	K		K		G3		F9		G5-3	4	0	0	0	0	1	3					
25 Andrew Vaughn, R OBP: 0.250, SLG: 0.250			K		K		L4		1B	4	0	1	0	0	2	0					
28 Leury García, S OBP: 0.143, SLG: 0.143			K		1B		K		K	4	1	1	0	0	3	1					
15 Adam Engel, R			K2-3		L5		K		BB	2	0	0	0	0	1	1					
12 César Hernández, 7, PH										1	0	0	0	1	1	0					
<b>Inning Stats</b>	R: 1 H: 2 E: 0 K: 1 S: 12	H: 2 LOB: 2 BB: 0 P: 19	R: 0 H: 0 E: 0 K: 3 S: 11	H: 1 LOB: 1 BB: 1 P: 12	R: 0 H: 1 E: 0 K: 1 S: 6	H: 0 LOB: 0 BB: 0 P: 9	R: 3 H: 4 E: 0 K: 0 S: 17	H: 0 LOB: 0 BB: 0 P: 12	R: 0 H: 1 E: 0 K: 2 S: 11	H: 1 LOB: 2 BB: 1 P: 17	R: 0 H: 1 E: 0 K: 1 S: 11	H: 1 LOB: 1 BB: 0 P: 12	R: 0 H: 1 E: 0 K: 1 S: 18	H: 1 LOB: 2 BB: 1 P: 27	1B: 11 2B: 0 3B: 0 HR: 0	SF: 1 SAC: 0 DP: 2 HBP: 1	WP: 1 PB: 0 SB: 0 CS: 0	PA: 40			
<b>PITCHER</b>	IP WLS BF H R ER SO BB IBB HBP BLK WP HR S P ERA WHIP	IP WLS BF H R ER SO BB IBB HBP BLK WP HR S P ERA WHIP	IP WLS BF H R ER SO BB IBB HBP BLK WP HR S P ERA WHIP	IP WLS BF H R ER SO BB IBB HBP BLK WP HR S P ERA WHIP	IP WLS BF H R ER SO BB IBB HBP BLK WP HR S P ERA WHIP	IP WLS BF H R ER SO BB IBB HBP BLK WP HR S P ERA WHIP	IP WLS BF H R ER SO BB IBB HBP BLK WP HR S P ERA WHIP	IP WLS BF H R ER SO BB IBB HBP BLK WP HR S P ERA WHIP	IP WLS BF H R ER SO BB IBB HBP BLK WP HR S P ERA WHIP	31 Kendall Graveman, R ERA: 4.5	IP WLS BF H R ER SO BB IBB HBP BLK WP HR S P ERA WHIP	IP WLS BF H R ER SO BB IBB HBP BLK WP HR S P ERA WHIP	IP WLS BF H R ER SO BB IBB HBP BLK WP HR S P ERA WHIP	IP WLS BF H R ER SO BB IBB HBP BLK WP HR S P ERA WHIP	IP WLS BF H R ER SO BB IBB HBP BLK WP HR S P ERA WHIP	IP WLS BF H R ER SO BB IBB HBP BLK WP HR S P ERA WHIP	IP WLS BF H R ER SO BB IBB HBP BLK WP HR S P ERA WHIP	IP WLS BF H R ER SO BB IBB HBP BLK WP HR S P ERA WHIP	IP WLS BF H R ER SO BB IBB HBP BLK WP HR S P ERA WHIP		
Framber Valdez, L ERA: 8.31	4.1	20	7	4	4	6	1	0	1	0	0	0	0	0	1	0	9	11	0.00	1.500	
93 Yimi García, R ERA:	0.2	3	1	0	0	0	0	0	0	0	0	0	0	0	0	0	9	12	0.00	0.000	
88 Phil Maton, R ERA:	1.0	3	0	0	0	1	0	0	0	0	0	0	0	0	0	0	11	17	0.00	2.000	
45 Ryne Stanek, R ERA:	1.0	W 5	1	0	0	2	1	0	0	0	0	0	0	0	0	0	11	12	0.00	1.000	
55 Ryan Pressly, R ERA:	1.0	4	1	0	0	1	0	0	0	0	0	0	0	0	0	0	11	12	0.00	1.000	
<b>PITCHER</b>	IP WLS BF H R ER SO BB IBB HBP BLK WP HR S P ERA WHIP	IP WLS BF H R ER SO BB IBB HBP BLK WP HR S P ERA WHIP	IP WLS BF H R ER SO BB IBB HBP BLK WP HR S P ERA WHIP	IP WLS BF H R ER SO BB IBB HBP BLK WP HR S P ERA WHIP	IP WLS BF H R ER SO BB IBB HBP BLK WP HR S P ERA WHIP	IP WLS BF H R ER SO BB IBB HBP BLK WP HR S P ERA WHIP	IP WLS BF H R ER SO BB IBB HBP BLK WP HR S P ERA WHIP	IP WLS BF H R ER SO BB IBB HBP BLK WP HR S P ERA WHIP	IP WLS BF H R ER SO BB IBB HBP BLK WP HR S P ERA WHIP	31 Liam Hendriks, R ERA:	IP WLS BF H R ER SO BB IBB HBP BLK WP HR S P ERA WHIP	IP WLS BF H R ER SO BB IBB HBP BLK WP HR S P ERA WHIP	IP WLS BF H R ER SO BB IBB HBP BLK WP HR S P ERA WHIP	IP WLS BF H R ER SO BB IBB HBP BLK WP HR S P ERA WHIP	IP WLS BF H R ER SO BB IBB HBP BLK WP HR S P ERA WHIP	IP WLS BF H R ER SO BB IBB HBP BLK WP HR S P ERA WHIP	IP WLS BF H R ER SO BB IBB HBP BLK WP HR S P ERA WHIP	IP WLS BF H R ER SO BB IBB HBP BLK WP HR S P ERA WHIP	IP WLS BF H R ER SO BB IBB HBP BLK WP HR S P ERA WHIP		
27 Jose Altuve, R OBP: 0.400, SLG: 0.375	K		G5-3		BB		1B		K	4	2	1	0	1	2	0	<b>Chicago White Sox @ Houston Astros</b> Minute Maid Park, Houston, TX Fri Oct 08 2021, 1:10 PM - 5:01 PM CDT Att.: 41,315 - Roof Closed - 73 F				
23 Michael Brantley, L OBP: 0.333, SLG: 0.444	K		2B		1B		K		K2-3	5	0	1	0	0	3	2					
2 Alex Bregman, R OBP: 0.500, SLG: 0.429	K		1B		BB		1B		1B	3	2	2	0	1	1	0					
44 Yordan Alvarez, L OBP: 0.750, SLG: 1.400			P2		BB		BB		1B	2	1	1	1	2	0	2					
10 Yuli Gurriel, R OBP: 0.125, SLG: 0.125	1B		F7		1B		1B		L9	4	1	1	2	0	0	5					
1 Carlos Correa, R OBP: 0.625, SLG: 0.667	BB		K		G5-3		2B		2B	3	2	1	2	1	1	2					
30 Kyle Tucker, L OBP: 0.250, SLG: 0.625	1B		P2		1B		L7		HR	4	1	2	3	0	0	0					
20 Chas McCormick, R OBP: 0.500, SLG: 0.500	1B		BB		BB		1B		P3	2	0	1	1	1	0	0					
6 Jake Meyers, R OBP: 0.625, SLG: 0.500	1B		BB		1B		1B		1B	0	0	0	0	0	0	0					
15 Martín Maldonado, R	1B		F9		F9		G1-4-3		F9	4	0	0	0	0	0	3					
<b>Inning Stats</b>	R: 0 H: 0 E: 0 K: 3 S: 12	H: 0 LOB: 0 BB: 0 P: 16	R: 2 H: 1 E: 0 K: 0 S: 13	H: 1 LOB: 1 BB: 2 P: 22	R: 0 H: 2 E: 0 K: 0 S: 10	H: 0 LOB: 0 BB: 0 P: 14	R: 0 H: 0 E: 0 K: 1 S: 12	H: 0 LOB: 1 BB: 1 P: 25	R: 2 H: 1 E: 0 K: 0 S: 14	H: 1 LOB: 1 BB: 3 P: 27	R: 0 H: 1 E: 0 K: 0 S: 4	H: 1 LOB: 0 BB: 0 P: 5	R: 5 H: 5 E: 0 K: 1 S: 15	H: 5 LOB: 0 BB: 0 P: 26	R: 0 H: 0 E: 0 K: 2 S: 7	H: 0 LOB: 0 BB: 0 P: 7	1B: 7 2B: 2 3B: 0 HR: 1	SF: 1 SAC: 0 DP: 2 HBP: 0	WP: 1 PB: 0 SB: 0 CS: 0	PA: 38	
<b>PITCHER</b>	IP WLS BF H R ER SO BB IBB HBP BLK WP HR S P ERA WHIP	IP WLS BF H R ER SO BB IBB HBP BLK WP HR S P ERA WHIP	IP WLS BF H R ER SO BB IBB HBP BLK WP HR S P ERA WHIP	IP WLS BF H R ER SO BB IBB HBP BLK WP HR S P ERA WHIP	IP WLS BF H R ER SO BB IBB HBP BLK WP HR S P ERA WHIP	IP WLS BF H R ER SO BB IBB HBP BLK WP HR S P ERA WHIP	IP WLS BF H R ER SO BB IBB HBP BLK WP HR S P ERA WHIP	IP WLS BF H R ER SO BB IBB HBP BLK WP HR S P ERA WHIP	IP WLS BF H R ER SO BB IBB HBP BLK WP HR S P ERA WHIP	31 Liam Hendriks, R ERA:	IP WLS BF H R ER SO BB IBB HBP BLK WP HR S P ERA WHIP	IP WLS BF H R ER SO BB IBB HBP BLK WP HR S P ERA WHIP	IP WLS BF H R ER SO BB IBB HBP BLK WP HR S P ERA WHIP	IP WLS BF H R ER SO BB IBB HBP BLK WP HR S P ERA WHIP	IP WLS BF H R ER SO BB IBB HBP BLK WP HR S P ERA WHIP	IP WLS BF H R ER SO BB IBB HBP BLK WP HR S P ERA WHIP	IP WLS BF H R ER SO BB IBB HBP BLK WP HR S P ERA WHIP	IP WLS BF H R ER SO BB IBB HBP BLK WP HR S P ERA WHIP	IP WLS BF H R ER SO BB IBB HBP BLK WP HR S P ERA WHIP		
27 Lucas Giolito, R ERA: 8.31	4.1	21	3	4	4	4	5	0	0	0	0	0	0	0	0	0	9	14	0.00	3.000	
45 Garrett Crochet, L ERA:	0.2	3	1	0	0	0	1	0	0	0	0	0	0	0	0	0	4	5	0.00	1.000	
51 Ryan Tepera, R ERA:	1.0	3	1	0	0	0	0	0	0	0	0	0	0	0	0	0	8	13	81.00	9.000	
39 Aaron Bummer, L ERA: 81.0	0.1	L 4	3	3	3	1	0	0	0	0	0	0	0	0	0	0	1	7	13	27.00	3.000
46 Craig Kimbrel, R ERA: 27.0	0.2	4	2	2	2	0	0	0	0	0	0	0	0	0	0	0	1	7	13	27.00	3.000







