

Detroit Tigers - 1950

Batter	1	2	3	4	5	6	7	8	9	10	AB	R	H	RBI	BB	SO	LOB	TOP			
Johnny Lipon, R OBP: 0.167, SLG: 0.333 (1, 6)											6	0	1	1	0	0	4	Detroit Tigers @ Cleveland Indians Cleveland Municipal Stadium, Cleveland, OH Tue Apr 18 1950, 3:33 AM EST Att: 65,744 - Unknown livebaseballscorecards.com			
Jerry Priddy, R OBP: 0.333, SLG: 0.200 (1, 4)											5	2	1	0	1	1	3				
George Kell, R OBP: 0.400, SLG: 0.500 (1, 5)											4	0	1	0	1	0	1				
Vic Wertz, L OBP: 0.400, SLG: 0.500 (1, 9)											4	1	1	2	1	1	3				
Pat Mullin, L (1, 7)											4	0	0	0	1	0	4				
Johnny Groth, R (1, 8)											5	1	0	0	0	1	2				
Dick Kryhoski, L OBP: 0.600, SLG: 0.800 (1, 3)											5	2	3	1	0	0	0				
Aaron Robinson, L OBP: 0.600, SLG: 1.250 Paul Campbell, L (10, PR) Bob Swift, R (10, 2)											4	1	2	1	1	0	1				
Fred Hutchinson, L OBP: 0.250, SLG: 0.250 Art Houtteman, R (8, 1) Charlie Keller, L (10, PH) Paul Calvert, R (10, 1)											4	0	1	1	0	0	2				
											0	0	0	0	0	0					
											0	0	0	0	1	0	0				
											0	0	0	0	0	0					
Inning Stats	R: 0 E: 0 K: 2 S: 8	H: 1 LOB: 2 BB: 1 P: 12	R: 0 E: 0 K: 0 S: 3	H: 0 LOB: 0 BB: 0 P: 3	R: 0 E: 0 K: 0 S: 3	H: 0 LOB: 0 BB: 0 P: 3	R: 0 E: 0 K: 0 S: 4	H: 2 LOB: 1 BB: 0 P: 4	R: 1 E: 0 K: 0 S: 7	H: 2 LOB: 2 BB: 1 P: 11	R: 1 E: 0 K: 0 S: 4	H: 1 LOB: 0 BB: 0 P: 4	R: 4 E: 1 K: 0 S: 7	H: 3 LOB: 2 BB: 2 P: 15	R: 0 E: 0 K: 0 S: 3	H: 0 LOB: 1 BB: 1 P: 7	R: 1 E: 1 K: 0 S: 5	H: 1 LOB: 2 BB: 1 P: 9	1B: 5 2B: 4 3B: 0 HR: 1	SF: 0 SAC: 0 DP: 1 HBP: 0	WP: 0 PA: 47 PB: 0 SB: 0 CS: 0
PITCHER	IP 7.2	WLS 36	H 9	R 6	ER 3	SO 3	BB 3	IBB 0	HBP 0	BLK 0	WP 0	HR 1	S 38	P 54	ERA 3.52	WHIP 1.565					
Bob Lemon, R ERA: 3.52 Jesse Flores, R ERA:	(1, 1)	(8, 1)	2.1	L	11	1	1	0	0	2	0	0	0	0	0	0	9	17	0.00	1.286	

Batter	1	2	3	4	5	6	7	8	9	10	AB	R	H	RBI	BB	SO	LOB	BOTTOM					
Dale Mitchell, L OBP: 0.633, SLG: 1.333 (1, 7)											6	2	5	0	0	0	1	Detroit Tigers @ Cleveland Indians Cleveland Municipal Stadium, Cleveland, OH Tue Apr 18 1950, 3:33 AM EST Att: 65,744 - Unknown livebaseballscorecards.com					
Larry Doby, L OBP: 0.500, SLG: 1.000 (1, 8)											5	1	2	3	1	0	4						
Mickey Vernon, L OBP: 0.167, SLG: 0.167 (1, 3)											6	0	1	1	0	0	3						
Luke Easter, L OBP: 0.250, SLG: 0.250 Bob Kennedy, R (8, 9)											4	0	1	0	0	0	2						
Joe Gordon, R (1, 4)											4	0	0	0	1	2	1						
Lou Boudreau, R OBP: 0.400, SLG: 0.600 (1, 6)											5	1	2	0	0	0	2						
Al Rosen, R OBP: 0.400, SLG: 1.000 (1, 5)											4	1	1	2	1	1	0						
Jim Hegan, R OBP: 0.400, SLG: 0.600 (1, 2)											5	0	2	0	0	0	2						
Bob Lemon, L OBP: 0.333, SLG: 0.333 Jesse Flores, R (8, 1) Herb Conyers, L OBP: 1.000, SLG: 1.000 Thurman Tucker, L (10, PR)											3	1	1	0	0	0	1						
											1	0	0	0	0	0							
											1	0	1	0	0	0							
											0	0	0	0	0	0							
Inning Stats	R: 2 E: 0 K: 1 S: 8	H: 3 LOB: 1 BB: 0 P: 8	R: 0 E: 0 K: 0 S: 5	H: 2 LOB: 2 BB: 0 P: 5	R: 0 E: 0 K: 0 S: 3	H: 0 LOB: 1 BB: 1 P: 7	R: 2 E: 0 K: 0 S: 7	H: 4 LOB: 2 BB: 0 P: 7	R: 0 E: 0 K: 2 S: 7	H: 0 LOB: 0 BB: 0 P: 7	R: 0 E: 0 K: 0 S: 4	H: 2 LOB: 1 BB: 0 P: 4	R: 0 E: 0 K: 0 S: 3	H: 0 LOB: 0 BB: 0 P: 3	R: 2 E: 0 K: 0 S: 6	H: 3 LOB: 2 BB: 1 P: 10	R: 0 E: 0 K: 0 S: 4	H: 1 LOB: 2 BB: 1 P: 8	R: 0 E: 0 K: 0 S: 4	H: 1 LOB: 1 BB: 0 P: 4	1B: 10 2B: 3 3B: 1 HR: 2	SF: 0 SAC: 0 DP: 0 HBP: 0	WP: 0 PA: 48 PB: 0 SB: 0 CS: 0
PITCHER	IP 7.0	WLS 34	H 13	R 6	ER 6	SO 3	BB 1	IBB 0	HBP 0	BLK 0	WP 0	HR 2	S 39	P 43	ERA 7.71	WHIP 2.000							
Fred Hutchinson, R ERA: 7.71 Art Houtteman, R ERA: Paul Calvert, R ERA:	(1, 1)	(8, 1)	1.0	S	4	1	0	0	0	0	0	0	0	0	0	4	4	0.00	1.000				

Batter	1	2	3	4	5	6	7	8	9	AB	R	H	RBI	BB	SO	LOB	TOP			
Johnny Lipon, R OBP: 0.222, SLG: 0.444 (1, 6)	F8	SH1-3					F3			3	0	1	2	0	0	0	Detroit Tigers @ Cleveland Indians Cleveland Municipal Stadium, Cleveland, OH Thu Apr 20 1950, 3:33 AM EST Att: 4,964 - Unknown livebaseballscorecards.com			
Jerry Priddy, R OBP: 0.300, SLG: 0.222 (1, 4)	BB 2B 1B	K		K			4-3			4	1	1	0	0	2	2				
George Kell, R OBP: 0.333, SLG: 0.286 (1, 5)	2B BB		F7		1-3		F7			3	1	0	0	1	0	0				
Vic Wertz, L OBP: 0.333, SLG: 0.375 (1, 9)	F5		F7		F7			1B		4	0	1	0	0	0	2				
Pat Mullin, L OBP: 0.222, SLG: 0.250 (1, 7)	1B 2B		K		F5			L8		4	1	1	2	0	1	1				
Johnny Groth, R OBP: 0.111, SLG: 0.111 (1, 8)	1B			E1 FC3-6		F2		5-3		4	0	1	1	0	0	1				
Dick Kryhoski, L OBP: 0.444, SLG: 0.500 (1, 3)	K			FC3-6 1B 2B					6-3	3	1	0	0	1	1	2				
Joe Ginsberg, L OBP: 0.500, SLG: 0.333 (1, 2)				FC1-6 BB 2B 1B			G4-6-3 BB		G3	3	1	1	0	1	0	1				
Ted Gray, S (1, 1)				FC1-6 SH1-3 K					F3	4	0	0	0	0	2	3				
Inning Stats	R: 3 E: 0 K: 1 S: 8	H: 3 LOB: 1 BB: 1 P: 12	R: 0 E: 0 K: 1 S: 5	H: 0 LOB: 1 BB: 1 P: 9	R: 0 E: 0 K: 1 S: 5	H: 0 LOB: 0 BB: 0 P: 5	R: 2 E: 1 K: 2 S: 10	H: 2 LOB: 1 BB: 0 P: 10	R: 0 E: 0 K: 0 S: 3	H: 0 LOB: 0 BB: 0 P: 3	R: 0 E: 0 K: 1 S: 5	H: 0 LOB: 0 BB: 0 P: 5	R: 0 E: 0 K: 0 S: 4	H: 1 LOB: 1 BB: 0 P: 4	R: 0 E: 0 K: 0 S: 3	H: 0 LOB: 0 BB: 0 P: 3		1B: 4 2B: 2 3B: 0 HR: 0	SF: 0 SAC: 1 DP: 1 HBP: 0	WP: 0 PB: 0 SB: 0 CS: 0
PITCHER	IP WLS BF H R ER SO BB IBB HBP BLK WP HR S P ERA WHIP	IP WLS BF H R ER SO BB IBB HBP BLK WP HR S P ERA WHIP																		
Early Wynn, R ERA: 6.75 (1, 1)	4.0 L 20 5 5 3 5 2 0 0 0 0 0 28 36 6.75 1.750																			
Marino Pieretti, R ERA: (5, 1)	3.0 9 0 0 0 1 1 0 0 0 0 0 10 14 0.00 0.333																			
Al Benton, R ERA: (8, 1)	2.0 7 1 0 0 0 0 0 0 0 0 0 7 7 0.00 0.500																			

Batter	1	2	3	4	5	6	7	8	9	AB	R	H	RBI	BB	SO	LOB	BOTTOM			
Dale Mitchell, L OBP: 0.700, SLG: 1.200 (1, 7)	F8 4-3 2B		K				4-3			4	1	2	0	0	1	2	Detroit Tigers @ Cleveland Indians Cleveland Municipal Stadium, Cleveland, OH Thu Apr 20 1950, 3:33 AM EST Att: 4,964 - Unknown livebaseballscorecards.com			
Larry Doby, L OBP: 0.300, SLG: 0.556 (1, 8)	F8 2-3		G3		4-3			4-3		4	0	0	0	0	0	3				
Mickey Vernon, L OBP: 0.100, SLG: 0.100 (1, 3)	4-3		6-3			K		G1		4	0	0	1	0	1	1				
Luke Easter, L OBP: 0.250, SLG: 0.375 (1, 9)	F7			F5				K		4	0	1	0	0	1	0				
Joe Gordon, R (1, 4)			K	L7		F5			F8	4	0	0	0	0	1	1				
Lou Boudreau, R OBP: 0.444, SLG: 0.429 Ray Boone, R (9, FR)		L9			BB		L4		HR HBP	2	0	0	0	1	0	1				
Al Rosen, R OBP: 0.444, SLG: 1.125 (1, 5)		F9		F4				1B	HR	4	1	2	2	0	0	1				
Ray Murray, R OBP: 0.250, SLG: 0.500 (1, 2)			WP 2B		F8		K		F2	4	1	1	0	0	1	2				
Early Wynn, S (1, 1)							F9		F8	0	0	0	0	1	0	0				
Marino Pieretti, R (5, 1)										1	0	0	0	0	1	0				
Allie Clark, R (7, PH)										1	0	0	0	0	0	1				
Al Benton, R (8, 1)										0	0	0	0	0	0	0				
Bob Kennedy, R (9, PH)										1	0	0	0	0	0	1				
Inning Stats	R: 1 E: 0 K: 0 S: 4	H: 1 LOB: 0 BB: 0 P: 4	R: 0 E: 0 K: 1 S: 5	H: 0 LOB: 0 BB: 0 P: 5	R: 1 E: 0 K: 1 S: 6	H: 1 LOB: 1 BB: 1 P: 10	R: 0 E: 0 K: 0 S: 3	H: 0 LOB: 1 BB: 1 P: 7	R: 0 E: 0 K: 1 S: 6	H: 1 LOB: 1 BB: 0 P: 6	R: 0 E: 0 K: 1 S: 6	H: 1 LOB: 1 BB: 0 P: 6	R: 0 E: 0 K: 1 S: 5	H: 0 LOB: 0 BB: 0 P: 5	R: 2 E: 0 K: 0 S: 4	H: 1 LOB: 1 BB: 0 P: 5	1B: 1 2B: 4 3B: 0 HR: 1	SF: 0 SAC: 0 DP: 0 HBP: 1	WP: 3 PB: 0 SB: 0 CS: 0	PA: 36
PITCHER	IP WLS BF H R ER SO BB IBB HBP BLK WP HR S P ERA WHIP	IP WLS BF H R ER SO BB IBB HBP BLK WP HR S P ERA WHIP																		
Ted Gray, L ERA: 4.0 (1, 1)	9.0 W 36 6 4 4 6 2 0 1 0 2 1 45 54 4.00 0.889																			

Batter	1	2	3	4	5	6	7	8	9	AB	R	H	RBI	BB	SO	LOB	TOP			
Herb Adams, L (1.8) X	F8		1-3		K		P4			4	0	0	0	0	1	0	Chicago White Sox @ Detroit Tigers Briggs Stadium, Detroit, MI Fri Apr 21 1950, 3:33 AM EST Att: 44,642 - Unknown livebaseballscores.com			
Dave Philley, S (1.9) X	1B		4-3		F2		4-3			4	0	1	0	0	0	0				
Luke Appling, R (1.3) S	K		1-3		F8			F9		4	0	0	0	0	1	1				
Cass Michaels, R (1.4) X	BB			FC5-4	BB		1B	L7		3	0	2	0	1	0	0				
Gus Zernial, R (1.7) B	1B		FC5-4	BB	K		1B	K		3	1	0	0	1	2	2				
Hank Majeski, R (1.5) X	P5			2B					4-3	4	0	2	1	0	0	3				
Chico Carrasquel, R (1.6) X		6-3		6-3			L5		5-3	4	0	0	0	0	0	3				
Bill Salkeld, L (1.2) X		4-3					P6		4-3	3	0	0	0	1	0	2				
Mickey Haefner, L (1.1) X			K		1-3			F7		3	0	0	0	0	1	2				
Inning Stats	R: 0 E: 0 K: 1 S: 7	H: 2 LOB: 3 BB: 1 P: 11	R: 0 E: 0 K: 1 S: 5	H: 0 LOB: 0 BB: 0 P: 5	R: 0 E: 0 K: 0 S: 3	H: 0 LOB: 0 BB: 0 P: 3	R: 1 E: 0 K: 0 S: 4	H: 1 LOB: 2 BB: 2 P: 12	R: 0 E: 0 K: 1 S: 5	H: 0 LOB: 0 BB: 0 P: 5	R: 0 E: 0 K: 0 S: 3	H: 0 LOB: 0 BB: 0 P: 3	R: 0 E: 0 K: 1 S: 5	H: 0 LOB: 0 BB: 0 P: 5	R: 0 E: 0 K: 0 S: 3	H: 0 LOB: 0 BB: 0 P: 3		1B: 3 2B: 2 3B: 0 HR: 0	SF: 0 SAC: 0 DP: 0 HBP: 0	WP: 0 PB: 0 CS: 0
PITCHER Virgil Trucks, R (1.1) ERA: 1.0	IP: 9.0 WLS: W BF: 35 H: 5 R: 1 ER: 1 SO: 5 BB: 2 IBB: 1 HBP: 0 BLK: 0 WP: 0 HR: 0 S: 42 P: 54 ERA: 1.00 WHIP: 0.778																			

Batter	1	2	3	4	5	6	7	8	9	AB	R	H	RBI	BB	SO	LOB	BOTTOM			
Johnny Lipon, R (1.6) X	F9		2B		F8			F8		4	0	1	0	0	0	2	Chicago White Sox @ Detroit Tigers Briggs Stadium, Detroit, MI Fri Apr 21 1950, 3:33 AM EST Att: 44,642 - Unknown livebaseballscores.com			
Jerry Priddy, R (1.4) X	P3		L9			G1-6-3	1B	1-3		4	0	1	0	0	0	2				
George Kell, R (1.5) X			F7			F2		HR	IBB	3	1	1	0	1	0	2				
Vic Wertz, L (1.9) X	P4			3-1		G1-6-3		HR	HR	4	1	1	3	0	0	2				
Pat Mullin, L (1.7) B		BB		G6-4-3	BB		F2	K		2	0	0	0	2	1	0				
Johnny Groth, R (1.8) X		P5		G6-4-3			HR			3	1	1	1	0	0	2				
Dick Kryhoski, L (1.3) X		P6			F9		1-3			3	0	0	0	0	0	1				
Bob Swift, R (1.2) X		L4					5-3			2	0	0	0	1	0	1				
Virgil Trucks, R (1.1) X			F2		F7			HR	2B	3	1	1	0	0	0	1				
Inning Stats	R: 0 E: 0 K: 0 S: 4	H: 1 LOB: 1 BB: 0 P: 4	R: 0 E: 0 K: 0 S: 3	H: 0 LOB: 1 BB: 1 P: 7	R: 0 E: 0 K: 0 S: 2	H: 0 LOB: 0 BB: 1 P: 6	R: 0 E: 0 K: 0 S: 3	H: 0 LOB: 1 BB: 1 P: 7	R: 0 E: 0 K: 0 S: 3	H: 1 LOB: 0 BB: 0 P: 3	R: 1 E: 0 K: 0 S: 4	H: 1 LOB: 0 BB: 0 P: 4	R: 3 E: 0 K: 1 S: 7	H: 2 LOB: 0 BB: 1 P: 11	R: 0 E: 0 K: 0 S: 3	H: 0 LOB: 0 BB: 0 P: 3		1B: 1 2B: 3 3B: 0 HR: 2	SF: 0 SAC: 0 DP: 2 HBP: 0	WP: 0 PB: 0 CS: 0
PITCHER Mickey Haefner, L (1.1) ERA: 4.5	IP: 8.0 WLS: L BF: 32 H: 6 R: 4 ER: 4 SO: 1 BB: 3 IBB: 1 HBP: 0 BLK: 0 WP: 0 HR: 2 S: 30 P: 46 ERA: 4.50 WHIP: 1.125																			

Batter	1	2	3	4	5	6	7	8	9	AB	R	H	RBI	BB	SO	LOB	TOP		
Herb Adams, L (1,8) OBP: 0.294, SLG: 0.333										3	0	0	0	1	0	0	Chicago White Sox @ Detroit Tigers Briggs Stadium, Detroit, MI Sat Apr 22 1950, 3:33 AM EST Att: 15,548 - Unknown livebaseballscores.com AB 30 R 0 H 4 RBI 0 BB 1 SO 2 LOB 10 		
Dave Philley, S (1,9) OBP: 0.353, SLG: 0.412										4	0	2	0	0	0	1			
Luke Appling, R (1,3)										4	0	0	0	0	0	3			
Cass Michaels, R (1,4)										4	0	0	0	0	0	2			
Gus Zernial, R (1,7) OBP: 0.125, SLG: 0.067										3	0	0	0	0	1	1			
Hank Majeski, R (1,5) OBP: 0.333, SLG: 0.400										3	0	1	0	0	0	0			
Chico Carrasquel, R (1,6) OBP: 0.200, SLG: 0.143										3	0	1	0	0	0	1			
Phil Masi, R (1,2) OBP: 0.273, SLG: 0.300										3	0	0	0	0	0	1			
Bill Wight, L (1,1) Chuck Kress, L (8,PH) Luis Aloma, R (8,1) Bob Cain, L (8,1)										2	0	0	0	0	0	1			
Inning Stats	R: 0 E: 0 K: 0 S: 3	H: 0 LOB: 0 BB: 0 P: 3	R: 0 E: 0 K: 0 S: 4	H: 1 LOB: 1 BB: 0 P: 4	R: 0 E: 0 K: 0 S: 3	H: 0 LOB: 0 BB: 0 P: 3	R: 0 E: 0 K: 0 S: 4	H: 1 LOB: 1 BB: 0 P: 4	R: 0 E: 0 K: 0 S: 2	H: 0 LOB: 0 BB: 1 P: 6	R: 0 E: 0 K: 1 S: 5	H: 0 LOB: 0 BB: 0 P: 5	R: 0 E: 0 K: 1 S: 5	H: 0 LOB: 0 BB: 0 P: 5	R: 0 E: 0 K: 0 S: 4	H: 1 LOB: 1 BB: 0 P: 4		1B: 4 2B: 0 3B: 0 HR: 0	SF: 0 SAC: 0 DP: 1 HBP: 0
PITCHER Art Houtteman, R (1,1) ERA:	IP: 9.0 WLS: W BF: 31 H: 4 R: 0 ER: 0 SO: 2 BB: 1 IBB: 0 HBP: 0 BLK: 0 WP: 1 HR: 0 S: 34 P: 38 ERA: 0.00 WHIP: 0.556															PITCHER			

Batter	1	2	3	4	5	6	7	8	9	AB	R	H	RBI	BB	SO	LOB	BOTTOM		
Johnny Lipon, R (1,6) OBP: 0.353, SLG: 0.500										3	1	2	0	1	0	0	Chicago White Sox @ Detroit Tigers Briggs Stadium, Detroit, MI Sat Apr 22 1950, 3:33 AM EST Att: 15,548 - Unknown livebaseballscores.com AB 29 R 5 H 9 RBI 5 BB 4 SO 2 LOB 14 		
Jerry Priddy, R (1,4) OBP: 0.333, SLG: 0.250										3	1	1	0	1	1	2			
George Kell, R (1,5) OBP: 0.412, SLG: 0.429										4	1	2	0	0	0	2			
Vic Wertz, L (1,9) OBP: 0.235, SLG: 0.438										4	0	0	1	0	0	4			
Pat Mullin, L (1,7) OBP: 0.294, SLG: 0.286										4	1	1	1	0	0	2			
Johnny Groth, R (1,8) OBP: 0.375, SLG: 0.500										2	1	2	2	2	0	0			
Dick Kryhoski, L (1,3) OBP: 0.267, SLG: 0.286										3	0	0	0	0	1	3			
Joe Ginsberg, L (1,2) OBP: 0.429, SLG: 0.333										3	0	1	1	0	0	0			
Art Houtteman, R (1,1)										3	0	0	0	0	0	1			
Inning Stats	R: 0 E: 0 K: 1 S: 5	H: 1 LOB: 1 BB: 1 P: 9	R: 1 E: 0 K: 0 S: 4	H: 2 LOB: 0 BB: 0 P: 4	R: 0 E: 1 K: 0 S: 4	H: 1 LOB: 1 BB: 0 P: 4	R: 0 E: 0 K: 1 S: 5	H: 0 LOB: 1 BB: 1 P: 9	R: 0 E: 0 K: 0 S: 3	H: 0 LOB: 0 BB: 0 P: 3	R: 0 E: 0 K: 0 S: 4	H: 1 LOB: 1 BB: 0 P: 4	R: 1 E: 0 K: 0 S: 3	H: 1 LOB: 0 BB: 1 P: 7	R: 3 E: 0 K: 0 S: 6	H: 3 LOB: 1 BB: 1 P: 10		1B: 8 2B: 2 3B: 0 HR: 0	SF: 0 SAC: 1 DP: 2 HBP: 0
PITCHER Bill Wight, L (1,1) ERA: 3.65 Luis Aloma, R (8,1) ERA: 13.5 Bob Cain, L (8,1) ERA:	IP: 7.0 WLS: L BF: 27 H: 6 R: 2 ER: 2 SO: 2 BB: 3 IBB: 0 HBP: 0 BLK: 0 WP: 0 HR: 0 S: 28 P: 40 ERA: 2.57 WHIP: 1.286															PITCHER			

Batter	1	2	3	4	5	6	7	8	9	AB	R	H	RBI	BB	SO	LOB	TOP																			
Johnny Lipon, R (1, 6) OBP: 0.333, SLG: 0.421																	0	0	0	0	0	0	0	0												
Jery Priddy, R (1, 4) OBP: 0.346, SLG: 0.250																	0	0	0	0	0	0	0	0	0											
George Kell, R (1, 5) OBP: 0.455, SLG: 0.444																	0	0	0	0	0	0	0	0	0											
Vic Wertz, L (1, 9) OBP: 0.227, SLG: 0.381																	0	0	0	0	0	0	0	0	0											
Pat Mullin, L (1, 7) OBP: 0.273, SLG: 0.222																	0	0	0	0	0	0	0	0	0											
Johnny Groth, R (1, 8) OBP: 0.500, SLG: 0.588																	0	0	0	0	0	0	0	0	0											
Dick Kryhoski, L (1, 3) OBP: 0.211, SLG: 0.222																	0	0	0	0	0	0	0	0	0											
Joe Ginsberg, L (1, 2) OBP: 0.429, SLG: 0.333																	0	0	0	0	0	0	0	0	0											
Virgil Trucks, R (1, 1) OBP: 0.333, SLG: 0.667																	0	0	0	0	0	0	0	0	0											
Inning Stats																	1B: 0	SF: 0	WP: 0	PA: 0																
PITCHER	IP	WLS	BF	H	R	ER	SO	BB	IBB	HBP	BLK	WP	HR	S	P	ERA	WHIP	PITCHER	IP	WLS	BF	H	R	ER	SO	BB	IBB	HBP	BLK	WP	HR	S	P	ERA	WHIP	
Dick Starr, R (1, 1) ERA: 1.0	0.0	L	0	0	0	0	0	0	0	0	0	0	0	0	0	∞	∞																			

Detroit Tigers @ St. Louis Browns
 Sportsman's Park, St. Louis, MO
 Tue Apr 25 1950, 4:33 AM EST
 Att: 2,458 - Unknown

AB 0
R 0
H 0
RBI 0
BB 0
SO 0
LOB 0



WP: 0 PA: 0
 FB: 0
 SB: 0
 CS: 0


Batter	1	2	3	4	5	6	7	8	9	AB	R	H	RBI	BB	SO	LOB	BOTTOM																			
Tom Upton, R (1, 6) OBP: 0.444, SLG: 0.286																	0	0	0	0	0	0	0	0												
Dick Kokos, L (1, 7) OBP: 0.273, SLG: 0.474																	0	0	0	0	0	0	0	0	0											
Roy Sievers, R (1, 8) OBP: 0.190, SLG: 0.105																	0	0	0	0	0	0	0	0	0											
Don Lenhardt, R (1, 3) OBP: 0.529, SLG: 0.786																	0	0	0	0	0	0	0	0	0											
Ken Wood, R (1, 9) OBP: 0.476, SLG: 0.944																	0	0	0	0	0	0	0	0	0											
Sherm Lollar, R (1, 2) OBP: 0.529, SLG: 1.000																	0	0	0	0	0	0	0	0	0											
Frankie Gustine, R (1, 5) OBP: 0.278, SLG: 0.250																	0	0	0	0	0	0	0	0	0											
Owen Friend, R (1, 4) OBP: 0.294, SLG: 0.200																	0	0	0	0	0	0	0	0	0											
Dick Starr, R (1, 1)																	0	0	0	0	0	0	0	0	0											
Inning Stats																	1B: 0	SF: 0	WP: 0	PA: 0																
PITCHER	IP	WLS	BF	H	R	ER	SO	BB	IBB	HBP	BLK	WP	HR	S	P	ERA	WHIP	PITCHER	IP	WLS	BF	H	R	ER	SO	BB	IBB	HBP	BLK	WP	HR	S	P	ERA	WHIP	
Virgil Trucks, R (1, 1) ERA: 1.0	0.0	W	0	0	0	0	0	0	0	0	0	0	0	0	0	∞	∞																			


Detroit Tigers @ St. Louis Browns
 Sportsman's Park, St. Louis, MO
 Tue Apr 25 1950, 4:33 AM EST
 Att: 2,458 - Unknown


AB 0
R 0
H 0
RBI 0
BB 0
SO 0
LOB 0




WP: 0 PA: 0
 FB: 0
 SB: 0
 CS: 0

Batter	1	2	3	4	5	6	7	8	9	AB	R	H	RBI	BB	SO	LOB	TOP																		
Johnny Lipon, R (1, 6) OBP: 0.346, SLG: 0.391											0	0	0	0	0	0	0	Detroit Tigers @ St. Louis Browns Sportsman's Park, St. Louis, MO Wed Apr 26 1950, 4:33 AM EST Att: 1,802 - Unknown livebaseballscorecards.com																	
Jerry Priddy, R (1, 4) OBP: 0.397, SLG: 0.375											0	0	0	0	0	0	0																		
George Kell, R (1, 5) OBP: 0.407, SLG: 0.391											0	0	0	0	0	0	0																		
Vic Wertz, L (1, 9) OBP: 0.333, SLG: 0.462											0	0	0	0	0	0	0																		
Pat Mullin, L (1, 7) OBP: 0.231, SLG: 0.182											0	0	0	0	0	0	0																		
Johnny Groth, R (1, 8) OBP: 0.542, SLG: 0.762											0	0	0	0	0	0	0																		
Dick Kryhoski, L (1, 3) OBP: 0.174, SLG: 0.182											0	0	0	0	0	0	0																		
Joe Ginsberg, L (1, 2) OBP: 0.455, SLG: 0.444											0	0	0	0	0	0	0																		
Saul Rogovin, R (1, 1)											0	0	0	0	0	0	0																		
Inning Stats											1B: 0	SF: 0	2B: 0	SAC: 0	3B: 0	DP: 0	HR: 0	HBP: 0	WP: 0	PA: 0	FB: 0 SB: 0 CS: 0														
PITCHER Cliff Fannin, R (1, 1) ERA: ∞	IP	WLS	BF	H	R	ER	SO	BB	IBB	HBP	BLK	WP	HR	S	P	ERA	WHIP																		
																		PITCHER	IP	WLS	BF	H	R	ER	SO	BB	IBB	HBP	BLK	WP	HR	S	P	ERA	WHIP


Batter	1	2	3	4	5	6	7	8	9	AB	R	H	RBI	BB	SO	LOB	BOTTOM																		
Billy DeMars, R (1, 6)											0	0	0	0	0	0	0	Detroit Tigers @ St. Louis Browns Sportsman's Park, St. Louis, MO Wed Apr 26 1950, 4:33 AM EST Att: 1,802 - Unknown livebaseballscorecards.com																	
Dick Kokos, L (1, 7) OBP: 0.289, SLG: 0.565											0	0	0	0	0	0	0																		
Roy Sievers, R (1, 8) OBP: 0.280, SLG: 0.182											0	0	0	0	0	0	0																		
Ken Wood, R (1, 9) OBP: 0.400, SLG: 0.773											0	0	0	0	0	0	0																		
Hank Arft, L (1, 3) OBP: 0.333, SLG: 0.833											0	0	0	0	0	0	0																		
Les Moss, R (1, 2)											0	0	0	0	0	0	0																		
Tom Upton, R (1, 5) OBP: 0.409, SLG: 0.235											0	0	0	0	0	0	0																		
Owen Friend, R (1, 4) OBP: 0.238, SLG: 0.158											0	0	0	0	0	0	0																		
Cliff Fannin, L (1, 1)											0	0	0	0	0	0	0																		
Inning Stats											1B: 0	SF: 0	2B: 0	SAC: 0	3B: 0	DP: 0	HR: 0	HBP: 0	WP: 0	PA: 0	FB: 0 SB: 0 CS: 0														
PITCHER Saul Rogovin, R (1, 1) ERA: ∞	IP	WLS	BF	H	R	ER	SO	BB	IBB	HBP	BLK	WP	HR	S	P	ERA	WHIP																		
																		PITCHER	IP	WLS	BF	H	R	ER	SO	BB	IBB	HBP	BLK	WP	HR	S	P	ERA	WHIP


Batter	1	2	3	4	5	6	7	8	9	AB	R	H	RBI	BB	SO	LOB	TOP					
Dale Mitchell, L (1,7) OBP: 0.483, SLG: 0.679	6-3		6-3		F8			SH1 BB	G4-6-3 1B	4	0	1	1	1	0	1	Cleveland Indians @ Detroit Tigers Briggs Stadium, Detroit, MI Fri Apr 28 1950, 3:33 AM EST Att: 15,155 - Unknown					
Lou Boudreau, R (1,6) OBP: 0.333, SLG: 0.318	6-3			F7		F9		SH1 1-2	G4-6-3 1-2	4	0	0	0	0	0	1						
Luke Easter, L (1,9) OBP: 0.400, SLG: 0.300 Larry Doby, L (8,8) OBP: 0.478, SLG: 0.579	E4			G5-4-3 BB		L4		K		3	0	0	0	1	1	1						
Joe Gordon, R (1,4) OBP: 0.227, SLG: 0.105	F5		G5-4-3		F9			BB		3	0	0	0	1	0	2						
Bob Kennedy, R (1,8) OBP: 0.333, SLG: 0.200 (8,9)		G5-4-3 1B			S BB 1B BB		5-3	L6		3	1	1	0	1	0	2						
Al Rosen, R (1,5) OBP: 0.462, SLG: 0.579	G5-4-3				K		4-0 BB E BB	1B WP BB		2	2	0	0	2	1	2						
Mickey Vernon, L (1,3) OBP: 0.296, SLG: 0.240	G3				1B S BB		E9 1-H	1B WP 2B		3	2	2	0	1	0	0						
Jim Hegan, R (1,2) OBP: 0.333, SLG: 0.471			F9		1B		K	1B 1B		4	1	2	3	0	1	1						
Bob Feller, R (1,1)			1-3		K		4-3		6-3	4	0	0	0	0	1	3	AB 30 R 6 H 6 RBI 4 BB 7 SO 4 LOB 13 					
Inning Stats	R: 0 E: 1 K: 0 S: 4	H: 0 LOB: 1 BB: 0 P: 4	R: 0 E: 0 K: 0 S: 3	H: 1 LOB: 0 BB: 0 P: 3	R: 0 E: 0 K: 0 S: 3	H: 0 LOB: 0 BB: 0 P: 3	R: 0 E: 0 K: 0 S: 2	H: 0 LOB: 0 BB: 1 P: 6	R: 2 E: 0 K: 2 S: 8	H: 1 LOB: 2 BB: 2 P: 16	R: 0 E: 0 K: 0 S: 3	H: 0 LOB: 0 BB: 0 P: 3	R: 1 E: 1 K: 1 S: 6	H: 1 LOB: 1 BB: 1 P: 10	R: 0 E: 0 K: 1 S: 5	H: 0 LOB: 2 BB: 2 P: 13	R: 3 E: 0 K: 0 S: 5	H: 3 LOB: 0 BB: 1 P: 9	1B: 5 2B: 1 3B: 0 HR: 0	SF: 0 SAC: 1 DP: 3 HBP: 0	WP: 1 PB: 0 SB: 2 CS: 0	PA: 38
PITCHER	IP WLS BF H R ER SO BB IBB HBP BLK WP HR S P ERA WHIP	7.0 L 27 3 3 2 3 4 0 0 0 0 0 0 29 45 2.57 1.000	1.0 8 2 3 3 1 3 0 0 0 1 0 7 19 27.00 5.000	1.0 3 1 0 0 0 0 0 0 0 0 0 3 3 0.00 1.000																		

Batter	1	2	3	4	5	6	7	8	9	AB	R	H	RBI	BB	SO	LOB	BOTTOM					
Johnny Lipon, R (1,6) OBP: 0.371, SLG: 0.367	FC5-4 1B		F8		1-2 BB		SH5-3		F9	3	0	1	0	1	0	2	Cleveland Indians @ Detroit Tigers Briggs Stadium, Detroit, MI Fri Apr 28 1950, 3:33 AM EST Att: 15,155 - Unknown					
Jerry Priddy, R (1,4) OBP: 0.237, SLG: 0.281	K		FC4-6		F7		6-3		K	5	0	0	0	0	2	6						
George Kell, R (1,5) OBP: 0.417, SLG: 0.387	FC5-4				FC4-6 1B		F6		E BB G4-6-3 1B	4	1	2	0	0	0	1						
Vic Wertz, L (1,9) OBP: 0.361, SLG: 0.471	F4				F9		1B		G4-6-3 E BB	3	0	1	0	1	0	2						
Pat Mullin, L (1,7) OBP: 0.286, SLG: 0.207		4-3			F2		F6		E4 G4-6-3	4	0	0	0	0	0	4						
Johnny Groth, R (1,8) OBP: 0.455, SLG: 0.633		F8			FC4-6				G4-6-3	4	0	1	0	0	0	3						
Dick Kryhoski, L (1,3) OBP: 0.194, SLG: 0.233		F2			4-3		G3		4-3	4	0	0	0	0	0	3						
Joe Ginsberg, L (1,2) OBP: 0.316, SLG: 0.250			F3		K				F9	3	0	0	0	1	1	0						
Ted Gray, S (1,1) OBP: 0.333, SLG: 0.333 Charlie Keller, L (7, PH) Hal White, R (8, 1) Paul Calvert, R (9, 1) Aaron Robinson, L (9, PH) Neil Berry, R (9, PH)			FC4-6 1B				FC2-6 BB		FC2-6 SH5-3	2	0	2	0	0	0	0	AB 34 R 1 H 8 RBI 0 BB 3 SO 3 LOB 22 					
Inning Stats	R: 0 E: 0 K: 1 S: 6	H: 1 LOB: 1 BB: 0 P: 6	R: 0 E: 0 K: 0 S: 3	H: 0 LOB: 0 BB: 0 P: 3	R: 0 E: 0 K: 0 S: 4	H: 1 LOB: 1 BB: 0 P: 4	R: 0 E: 0 K: 0 S: 4	H: 1 LOB: 1 BB: 0 P: 4	R: 0 E: 0 K: 0 S: 6	H: 2 LOB: 2 BB: 0 P: 10	R: 0 E: 0 K: 0 S: 5	H: 0 LOB: 1 BB: 1 P: 5	R: 0 E: 0 K: 0 S: 3	H: 0 LOB: 1 BB: 1 P: 7	R: 1 E: 1 K: 0 S: 4	H: 1 LOB: 1 BB: 1 P: 8	R: 0 E: 0 K: 1 S: 6	H: 1 LOB: 1 BB: 0 P: 6	1B: 8 2B: 0 3B: 0 HR: 0	SF: 0 SAC: 1 DP: 1 HBP: 0	WP: 0 PB: 0 SB: 0 CS: 0	PA: 38
PITCHER	IP WLS BF H R ER SO BB IBB HBP BLK WP HR S P ERA WHIP	9.0 W 38 8 1 0 3 3 0 0 0 0 0 0 41 53 0.00 1.222																				

Batter	1	2	3	4	5	6	7	8	9	AB	R	H	RBI	BB	SO	LOB	TOP			
Johnny Lipon, R OBP: 0.359, SLG: 0.382 (1, 6)	5-3		G3					G1-4-3		4	0	1	0	0	0	3	Detroit Tigers @ Chicago White Sox Comiskey Park, Chicago, IL Sun Apr 30 1950, 4:33 AM EDT Unknown livebaseballscorecards.com			
Jerry Priddy, R OBP: 0.293, SLG: 0.257 (1, 4)	4-3			G5-6-3		2-3			6-3	3	0	0	0	1	0	1				
George Kell, R OBP: 0.375, SLG: 0.343 (1, 5)	6-3			E6		L8			P4	4	0	0	0	0	2					
Vic Wertz, L OBP: 0.325, SLG: 0.421 (1, 9)		F2		G5-6-3				G3		4	0	0	0	0	2					
Hoot Evers, R (1, 7)		F8		1-3				F8		3	0	0	0	0	1					
Johnny Groth, R OBP: 0.444, SLG: 0.594 (1, 8)		1-3			FC5-4			5-3		2	0	0	0	1	0					
Dick Kryhoski, L OBP: 0.206, SLG: 0.273 (1, 3)			F8		FC5-4			E6		3	0	1	0	0	1					
Joe Ginsberg, L OBP: 0.273, SLG: 0.211 (1, 2)			F8		K			FC3-6		3	0	0	0	1	3					
Art Houtteman, R (1, 1)										2	0	0	0	0	1					
Don Kolloway, R (8, PH)			K							0	0	0	0	1	0					
Paul Calvert, R (8, 1)						6-3				0	0	0	0	0	0					
Inning Stats	R: 0 E: 0 K: 0 S: 3	H: 0 LOB: 0 BB: 0 P: 3	R: 0 E: 0 K: 0 S: 3	H: 0 LOB: 0 BB: 0 P: 3	R: 0 E: 0 K: 1 S: 6	H: 1 LOB: 1 BB: 0 P: 6	R: 0 E: 1 K: 0 S: 3	H: 0 LOB: 1 BB: 1 P: 7	R: 0 E: 0 K: 1 S: 4	H: 0 LOB: 0 BB: 0 P: 8	R: 0 E: 0 K: 0 S: 3	H: 0 LOB: 0 BB: 0 P: 3	R: 0 E: 1 K: 0 S: 3	H: 0 LOB: 1 BB: 1 P: 7	R: 0 E: 0 K: 0 S: 3	H: 0 LOB: 0 BB: 0 P: 3	1B: 0 2B: 2 3B: 0 HR: 0	SF: 0 SAC: 0 DP: 2 HBP: 0	WP: 0 PB: 0 CS: 0	PA: 31
PITCHER Bill Wight, L ERA: 2.11 (1, 1)	IP: 9.0 WLS: W BF: 31	H: 2 R: 0 ER: 0 SO: 2	BB: 3 IBB: 0 HBP: 0 BLK: 0	WP: 0 HR: 0 S: 32 P: 44	ERA: 0.00 WHIP: 0.556	PITCHER										IP: 9.0 WLS: W BF: 31	H: 2 R: 0 ER: 0 SO: 2	BB: 3 IBB: 0 HBP: 0 BLK: 0	WP: 0 HR: 0 S: 32 P: 44	ERA: 0.00 WHIP: 0.556

Batter	1	2	3	4	5	6	7	8	9	AB	R	H	RBI	BB	SO	LOB	BOTTOM			
Herb Adams, L OBP: 0.286, SLG: 0.278 (1, 8)	G1-6-3		4-3			6-3		E3		3	1	0	0	1	0	1	Detroit Tigers @ Chicago White Sox Comiskey Park, Chicago, IL Sun Apr 30 1950, 4:33 AM EDT Unknown livebaseballscorecards.com			
Dave Philley, S OBP: 0.385, SLG: 0.423 (1, 9)	G1-6-3		1-3			G1-6-3		E2		4	0	1	0	0	0	3				
Luke Appling, R OBP: 0.118, SLG: 0.125 (1, 3) (6, 6)	4-3			F9		G1-6-3		K		4	0	0	0	0	1	3				
Cass Michaels, R OBP: 0.480, SLG: 0.600 (1, 4)		6-3		6-3				HBP		3	2	1	0	1	0	0				
Gus Zernial, R OBP: 0.150, SLG: 0.105 (1, 7)		1B		5-3		P6		FC5		4	1	1	1	0	0	3				
Hank Majeski, R OBP: 0.409, SLG: 0.476 Floyd Baker, L (9, 5)		1B						1B		3	1	2	1	0	1	0				
Chico Carrasquel, R OBP: 0.190, SLG: 0.150 Gordon Goldsberry, L OBP: 0.500, SLG: 0.500 (1, 6) (6, 3)	G4-3-2							L9		2	0	0	0	0	0	2				
Phil Masi, R OBP: 0.333, SLG: 0.429 (1, 2)			4-3							4	0	2	1	0	1	3				
Bill Wight, L (1, 1)			SH3-4							2	0	0	0	0	0	2				
Inning Stats	R: 0 E: 0 K: 0 S: 2	H: 2 LOB: 1 BB: 0 P: 4	R: 0 E: 0 K: 0 S: 4	H: 1 LOB: 1 BB: 0 P: 4	R: 0 E: 0 K: 0 S: 3	H: 0 LOB: 0 BB: 0 P: 3	R: 0 E: 1 K: 2 S: 8	H: 0 LOB: 1 BB: 0 P: 8	R: 0 E: 0 K: 0 S: 3	H: 1 LOB: 0 BB: 0 P: 3	R: 2 E: 0 K: 0 S: 6	H: 3 LOB: 1 BB: 0 P: 6	R: 3 E: 2 K: 1 S: 8	H: 1 LOB: 2 BB: 1 P: 13	1B: 6 2B: 2 3B: 1 HR: 0	SF: 0 SAC: 1 DP: 3 HBP: 1		WP: 0 PB: 0 CS: 0	PA: 35	
PITCHER Art Houtteman, R ERA: 0.98 Paul Calvert, R ERA: (1, 1) (8, 1)	IP: 7.0 WLS: L BF: 27	H: 7 R: 2 ER: 2 SO: 2	BB: 1 IBB: 0 HBP: 0 BLK: 1	WP: 0 HR: 0 S: 30 P: 34	ERA: 2.57 WHIP: 1.143	PITCHER										IP: 1.0 WLS: L BF: 8	H: 1 R: 3 ER: 0 SO: 1	BB: 1 IBB: 1 HBP: 1 BLK: 0	WP: 0 HR: 0 S: 8 P: 13	ERA: 0.00 WHIP: 1.000

Batter	1	2	3	4	5	6	7	8	9	AB	R	H	RBI	BB	SO	LOB	TOP																	
Johnny Lipon, R (1, 6) OBP: 0.359, SLG: 0.382											0	0	0	0	0	0	0	Detroit Tigers @ Chicago White Sox Comiskey Park, Chicago, IL Sun Apr 30 1950, 4:38 AM EDT Att: 8,175 - Unknown livebaseballscorecards.com																
Jerry Priddy, R (1, 4) OBP: 0.293, SLG: 0.257											0	0	0	0	0	0	0																	
George Kell, R (1, 5) OBP: 0.375, SLG: 0.343											0	0	0	0	0	0	0																	
Vic Wertz, L (1, 9) OBP: 0.325, SLG: 0.421											0	0	0	0	0	0	0																	
Hoot Evers, R (1, 7)											0	0	0	0	0	0	0																	
Johnny Groth, R (1, 8) OBP: 0.444, SLG: 0.594											0	0	0	0	0	0	0																	
Dick Kryhoski, L (1, 3) OBP: 0.206, SLG: 0.273											0	0	0	0	0	0	0																	
Bob Swift, R (1, 2)											0	0	0	0	0	0	0																	
Virgil Trucks, R (1, 1) OBP: 0.143, SLG: 0.286											0	0	0	0	0	0	0																	
Inning Stats											1B: 0	SF: 0	2B: 0	SAC: 0	3B: 0	DP: 0	HR: 0		HBP: 0	WP: 0	PA: 0	FB: 0	SB: 0	CS: 0										
PITCHER Mickey Haefner, L (1, 1) ERA: 4.5	IP	WLS	BF	H	R	ER	SO	BB	IBB	HBP	BLK	WP	HR	S	P	ERA	WHIP																	
PITCHER																		IP	WLS	BF	H	R	ER	SO	BB	IBB	HBP	BLK	WP	HR	S	P	ERA	WHIP

Batter	1	2	3	4	5	6	7	8	9	AB	R	H	RBI	BB	SO	LOB	BOTTOM																	
Herb Adams, L (1, 8) OBP: 0.286, SLG: 0.278											0	0	0	0	0	0	0	Detroit Tigers @ Chicago White Sox Comiskey Park, Chicago, IL Sun Apr 30 1950, 4:38 AM EDT Att: 8,175 - Unknown livebaseballscorecards.com																
Dave Philley, S (1, 9) OBP: 0.385, SLG: 0.423											0	0	0	0	0	0	0																	
Luke Appling, R (1, 6) OBP: 0.118, SLG: 0.125											0	0	0	0	0	0	0																	
Cass Michaels, R (1, 4) OBP: 0.480, SLG: 0.600											0	0	0	0	0	0	0																	
Gus Zernial, R (1, 7) OBP: 0.150, SLG: 0.105											0	0	0	0	0	0	0																	
Hank Majeski, R (1, 5) OBP: 0.409, SLG: 0.476											0	0	0	0	0	0	0																	
Gordon Goldsberry, L (1, 3) OBP: 0.500, SLG: 0.500											0	0	0	0	0	0	0																	
Eddie Malone, R (1, 2)											0	0	0	0	0	0	0																	
Mickey Haefner, L (1, 1)											0	0	0	0	0	0	0																	
Inning Stats											1B: 0	SF: 0	2B: 0	SAC: 0	3B: 0	DP: 0	HR: 0		HBP: 0	WP: 0	PA: 0	FB: 0	SB: 0	CS: 0										
PITCHER Virgil Trucks, R (1, 1) ERA: 1.53	IP	WLS	BF	H	R	ER	SO	BB	IBB	HBP	BLK	WP	HR	S	P	ERA	WHIP																	
PITCHER																		IP	WLS	BF	H	R	ER	SO	BB	IBB	HBP	BLK	WP	HR	S	P	ERA	WHIP

Batter	1	2	3	4	5	6	7	8	9	AB	R	H	RBI	BB	SO	LOB	TOP			
Johnny Lipon, R OBP: 0.367, SLG: 0.395 (1, 6)										5	1	2	0	0	1	1	Detroit Tigers @ Philadelphia Athletics Shibe Park, Philadelphia, PA Thu May 04 1950, 3:33 AM EDT Att: 1,901 - Unknown			
Jerry Priddy, R OBP: 0.353, SLG: 0.341 (1, 4)										4	3	3	0	1	0	1				
George Kell, R OBP: 0.420, SLG: 0.357 (1, 5)										3	3	2	0	2	0	3				
Vic Wertz, L OBP: 0.360, SLG: 0.542 (1, 9)										5	0	3	4	0	0	4				
Hoot Evers, R OBP: 0.385, SLG: 0.545 (1, 7)										5	0	2	3	0	0	3				
Johnny Groth, R OBP: 0.413, SLG: 0.561 (1, 8)										4	0	0	0	1	1	4				
Dick Kryhoski, L OBP: 0.205, SLG: 0.349 (1, 3)										5	1	1	1	0	0	3				
Bob Swift, R (1, 2)										5	0	0	0	0	0	1				
Art Houtteman, R OBP: 0.200, SLG: 0.300 (1, 1)										5	0	2	0	0	0	0				
Inning Stats	R: 2 E: 0 K: 1 S: 7	H: 2 LOB: 1 BB: 1 P: 11	R: 1 E: 0 K: 0 S: 6	H: 3 LOB: 3 BB: 1 P: 10	R: 0 E: 0 K: 1 S: 6	H: 1 LOB: 1 BB: 0 P: 6	R: 3 E: 0 K: 0 S: 6	H: 3 LOB: 2 BB: 2 P: 14	R: 0 E: 0 K: 0 S: 4	H: 1 LOB: 0 BB: 0 P: 4	R: 0 E: 0 K: 0 S: 3	H: 0 LOB: 0 BB: 0 P: 3	R: 0 E: 0 K: 0 S: 7	H: 4 LOB: 2 BB: 0 P: 7	R: 0 E: 0 K: 0 S: 3	H: 0 LOB: 0 BB: 0 P: 3	1B: 10 2B: 4 3B: 0 HR: 1	SF: 0 SAC: 0 DP: 1 HBP: 0	WP: 0 PB: 0 SB: 1 CS: 0	PA: 45
PITCHER	IP WLS BF H R ER SO BB IBB HBP BLK WP HR S P ERA WHIP	IP WLS BF H R ER SO BB IBB HBP BLK WP HR S P ERA WHIP																		
Lou Brissie, L ERA: 5.6 (1, 1)	1.2 L 12 5 3 3 1 2 0 0 0 0 1 12 20 16.20 4.200																			
Bobby Shantz, L ERA: 5.47 (2, 1)	6.0 29 10 5 5 1 2 0 0 0 0 0 29 37 7.50 2.000																			
Les McCrabb, R ERA: 27.0 (8, 1)	0.1 1 0 0 0 0 0 0 0 0 0 0 0 1 1 0.00 0.000																			
Carl Scheib, R ERA: 3.77 (9, 1)	1.0 3 0 0 0 0 0 0 0 0 0 0 0 3 3 0.00 0.000																			

AB	41
R	8
H	15
RBI	8
BB	4
SO	2
LOB	20



Batter	1	2	3	4	5	6	7	8	9	AB	R	H	RBI	BB	SO	LOB	BOTTOM					
Eddie Joost, R OBP: 0.426, SLG: 0.405 (1, 6)										4	0	0	0	0	2	0	Detroit Tigers @ Philadelphia Athletics Shibe Park, Philadelphia, PA Thu May 04 1950, 3:33 AM EDT Att: 1,901 - Unknown					
Paul Lehner, L OBP: 0.417, SLG: 0.636 (1, 7)										4	0	1	0	0	0	0						
Fernis Fain, L OBP: 0.373, SLG: 0.429 (1, 3)										3	0	0	0	1	0	0						
Bob Dillinger, R OBP: 0.375, SLG: 0.453 (1, 5)										4	0	0	0	0	0	2						
Sam Chapman, R OBP: 0.333, SLG: 0.265 (1, 8)										4	0	0	0	0	0	0						
Elmer Valo, L OBP: 0.231, SLG: 0.189 (1, 9)										4	2	2	0	0	0	0						
Gene Markland, R OBP: 0.800, SLG: 0.500 (1, 4)										1	2	0	0	3	0	0						
Mike Guerra, R OBP: 0.357, SLG: 0.480 (1, 2)										4	1	2	5	0	0	1						
Lou Brissie, L (1, 1)										0	0	0	0	0	0	0						
Bobby Shantz, R (2, 1)										3	0	0	0	0	1	1						
Les McCrabb, R (8, 1)										0	0	0	0	0	0	0						
Carl Scheib, R OBP: 0.500, SLG: 0.500 (9, 1)										0	0	0	0	0	0	0						
Inning Stats	R: 0 E: 0 K: 1 S: 5	H: 0 LOB: 0 BB: 0 P: 5	R: 2 E: 0 K: 1 S: 7	H: 2 LOB: 1 BB: 1 P: 11	R: 0 E: 0 K: 0 S: 3	H: 1 LOB: 1 BB: 1 P: 7	R: 3 E: 0 K: 0 S: 5	H: 2 LOB: 0 BB: 1 P: 9	R: 0 E: 0 K: 0 S: 3	H: 0 LOB: 0 BB: 0 P: 3	R: 0 E: 0 K: 0 S: 3	H: 0 LOB: 0 BB: 1 P: 7	R: 0 E: 0 K: 1 S: 5	H: 0 LOB: 0 BB: 0 P: 5	R: 0 E: 0 K: 0 S: 3	H: 0 LOB: 0 BB: 0 P: 3	R: 0 E: 0 K: 0 S: 3	H: 0 LOB: 0 BB: 0 P: 3	1B: 2 2B: 2 3B: 1 HR: 1	SF: 0 SAC: 0 DP: 1 HBP: 0	WP: 0 PB: 0 SB: 0 CS: 0	PA: 35
PITCHER	IP WLS BF H R ER SO BB IBB HBP BLK WP HR S P ERA WHIP	IP WLS BF H R ER SO BB IBB HBP BLK WP HR S P ERA WHIP																				
Art Houtteman, R ERA: 2.3 (1, 1)	9.0 W 35 5 5 5 3 4 0 0 0 0 0 1 37 53 5.00 1.000																					

AB	31
R	5
H	5
RBI	5
BB	4
SO	3
LOB	4



Batter	1	2	3	4	5	6	7	8	9	AB	R	H	RBI	BB	SO	LOB	TOP					
Johnny Lipon, R (1, 6) OBP: 0.397, SLG: 0.440										3	1	2	0	0	0	1						
Jerry Priddy, R (1, 4) OBP: 0.397, SLG: 0.396										5	1	3	1	0	0	3						
George Kell, R (1, 5) OBP: 0.390, SLG: 0.320										3	1	1	1	1	0	1						
Vic Wertz, L (1, 9) OBP: 0.367, SLG: 0.569										5	0	1	2	0	0	5						
Hoot Evers, R (1, 7) OBP: 0.409, SLG: 0.700										5	0	2	0	0	2	2						
Johnny Groth, R (1, 8) OBP: 0.429, SLG: 0.560										5	2	2	0	0	0	2						
Dick Kryhoski, L (1, 3) OBP: 0.241, SLG: 0.353										4	1	1	0	0	0	1	AB 39					
Aaron Robinson, L (1, 2) OBP: 0.500, SLG: 0.917										5	1	2	4	0	0	3	R 8					
Fred Hutchinson, L (1, 1) OBP: 0.455, SLG: 0.400										4	1	1	0	1	0	2	H 15					
Dizzy Trout, R (9, 1)										0	0	0	0	0	0	0	RBI 8					
Inning Stats	R: 1 E: 0 K: 0 S: 5	H: 2 LOB: 1 BB: 0 P: 5	R: 0 E: 0 K: 0 S: 3	H: 0 LOB: 0 BB: 0 P: 3	R: 1 E: 0 K: 0 S: 5	H: 2 LOB: 1 BB: 0 P: 5	R: 0 E: 0 K: 0 S: 3	H: 1 LOB: 1 BB: 0 P: 4	R: 2 E: 0 K: 1 S: 7	H: 3 LOB: 1 BB: 1 P: 11	R: 2 E: 1 K: 0 S: 6	H: 3 LOB: 1 BB: 0 P: 6	R: 0 E: 0 K: 0 S: 4	H: 1 LOB: 1 BB: 0 P: 4	R: 1 E: 0 K: 0 S: 5	H: 2 LOB: 3 BB: 1 P: 10	R: 1 E: 1 K: 1 S: 7	H: 1 LOB: 1 BB: 0 P: 7	1B: 10 2B: 3 3B: 1 HR: 1	SF: 0 SAC: 2 DP: 1 HBP: 2	WP: 0 PB: 0 SB: 0 CS: 0	PA: 45
PITCHER	IP WLS BF H R ER SO BB IBB HBP BLK WP HR S P ERA WHIP																					
Ray Scarborough, R (1, 1) ERA: 4.13	5.0 L 26 11 6 6 1 1 1 0 1 0 0 26 31 10.80 2.400																					
Joe Haynes, R (6, 1) ERA: 6.3	4.0 19 4 2 1 1 1 0 1 0 0 1 19 24 2.25 1.250																					

Detroit Tigers @ Washington Senators
 Griffith Stadium, Washington, DC
 Sat May 06 1950, 3:33 AM EDT
 Att: 8,362 - Unknown

AB	39
R	8
H	15
RBI	8
BB	2
SO	2
LOB	20



Batter	1	2	3	4	5	6	7	8	9	AB	R	H	RBI	BB	SO	LOB	BOTTOM					
Eddie Yost, R (1, 5) OBP: 0.393, SLG: 0.417										5	1	2	0	0	1	2						
Gil Coan, L (1, 7) OBP: 0.391, SLG: 0.659										5	0	1	2	0	1	3						
Irv Noren, L (1, 8) OBP: 0.448, SLG: 0.511										5	1	1	0	0	1	2						
Eddie Robinson, L (1, 3) OBP: 0.400, SLG: 0.357										4	0	0	0	0	0	1						
Bud Stewart, L (1, 9) OBP: 0.390, SLG: 0.417										4	1	2	0	0	0	0						
Shery Robertson, L (1, 4) OBP: 0.333, SLG: 0.111										4	0	1	0	0	1	1						
Sam Dente, R (1, 6) OBP: 0.233, SLG: 0.196										4	0	1	0	0	0	1	AB 39					
Al Evans, R (1, 2) OBP: 0.344, SLG: 0.448										4	1	2	0	0	0	1	R 6					
George Genovese, L (9, PR)										0	1	0	0	0	0	0	H 11					
Ray Scarborough, R (1, 1) OBP: 0.200, SLG: 0.111										2	1	1	0	0	0	1	RBI 2					
Joe Haynes, R (6, 1)										1	0	0	0	0	0	0	BB 0					
Roberto Ortiz, R (9, PH)										1	0	0	0	0	0	1	SO 4					
Inning Stats	R: 0 E: 0 K: 0 S: 4	H: 1 LOB: 1 BB: 0 P: 4	R: 1 E: 1 K: 1 S: 7	H: 2 LOB: 1 BB: 0 P: 7	R: 0 E: 0 K: 0 S: 3	H: 0 LOB: 0 BB: 0 P: 3	R: 0 E: 0 K: 0 S: 4	H: 1 LOB: 1 BB: 0 P: 4	R: 3 E: 1 K: 2 S: 10	H: 2 LOB: 0 BB: 0 P: 10	R: 0 E: 0 K: 0 S: 3	H: 0 LOB: 0 BB: 0 P: 3	R: 0 E: 0 K: 0 S: 4	H: 1 LOB: 1 BB: 0 P: 4	R: 0 E: 0 K: 0 S: 4	H: 1 LOB: 1 BB: 0 P: 4	R: 2 E: 0 K: 1 S: 8	H: 3 LOB: 2 BB: 0 P: 8	1B: 8 2B: 1 3B: 2 HR: 0	SF: 0 SAC: 0 DP: 0 HBP: 0	WP: 0 PB: 1 SB: 0 CS: 0	PA: 39
PITCHER	IP WLS BF H R ER SO BB IBB HBP BLK WP HR S P ERA WHIP																					
Fred Hutchinson, R (1, 1) ERA: 4.57	8.2 W 38 11 6 3 3 3 0 0 0 0 0 0 44 44 3.12 1.269																					
Dizzy Trout, R (9, 1) ERA: 4.5	0.1 S 1 0 0 0 1 0 0 0 0 0 0 0 3 3 0.00 0.000																					

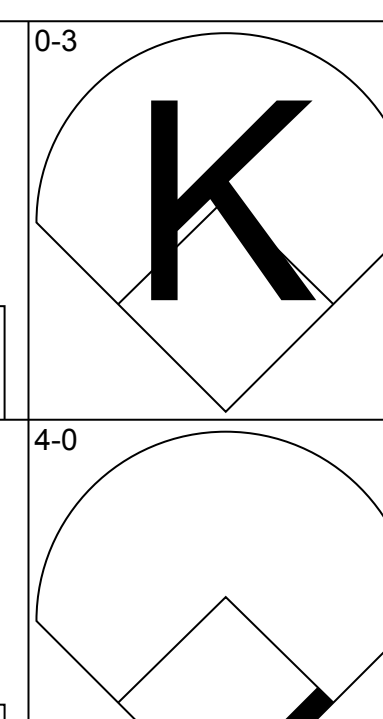
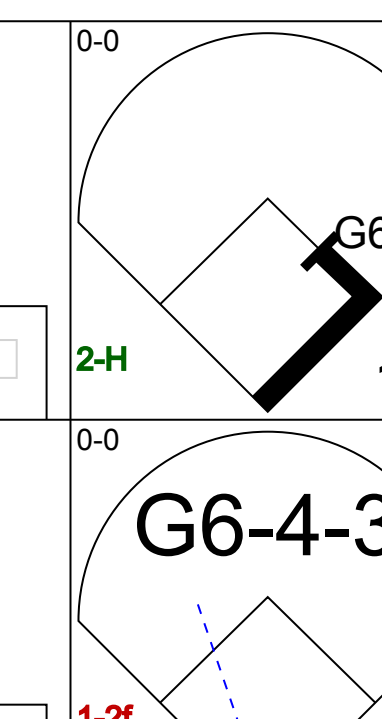
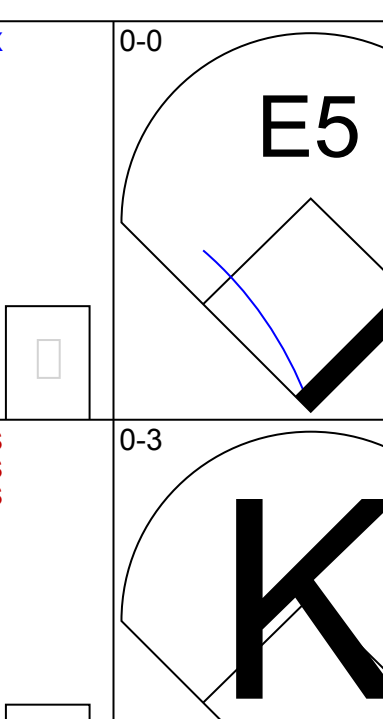
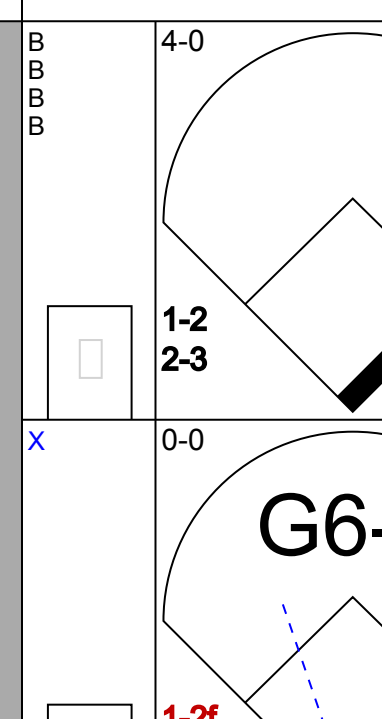
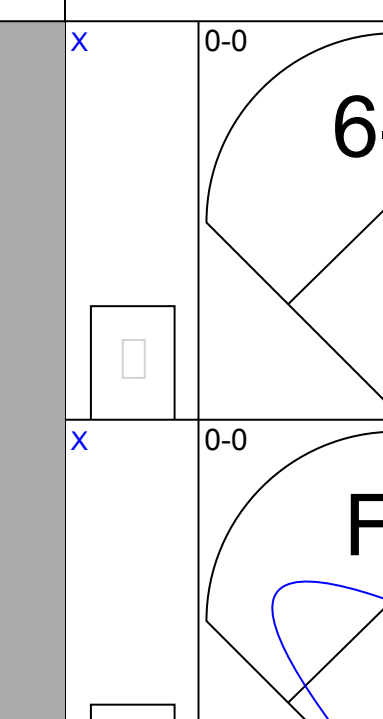
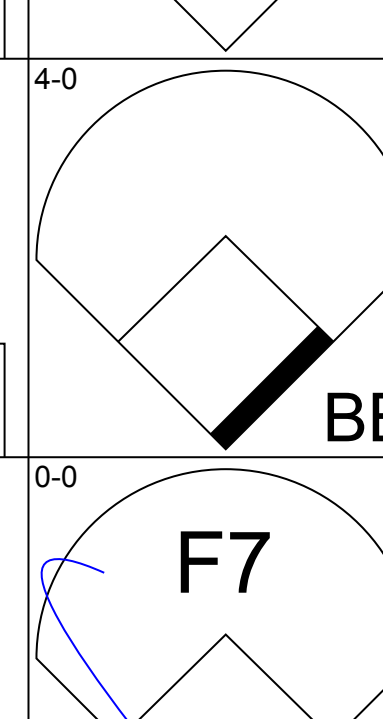
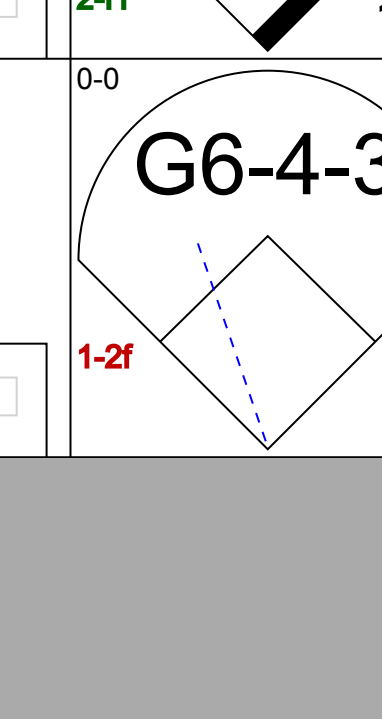
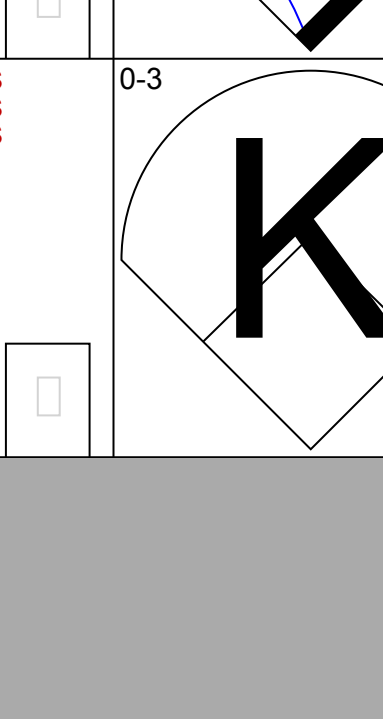
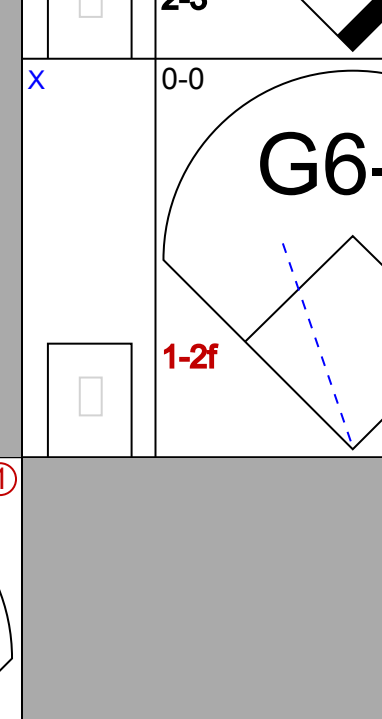
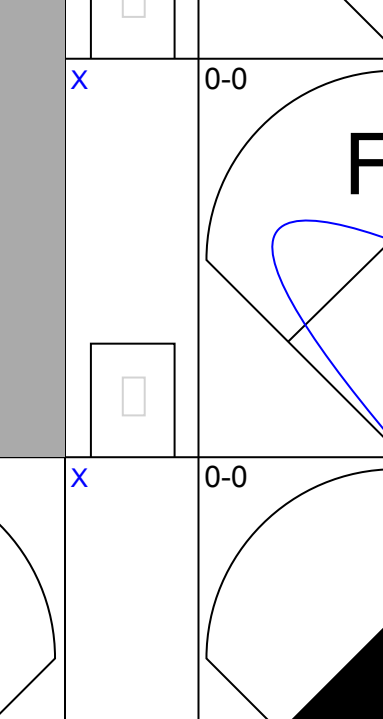
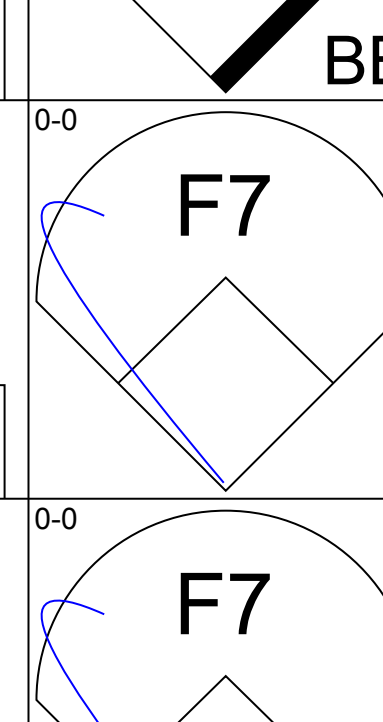
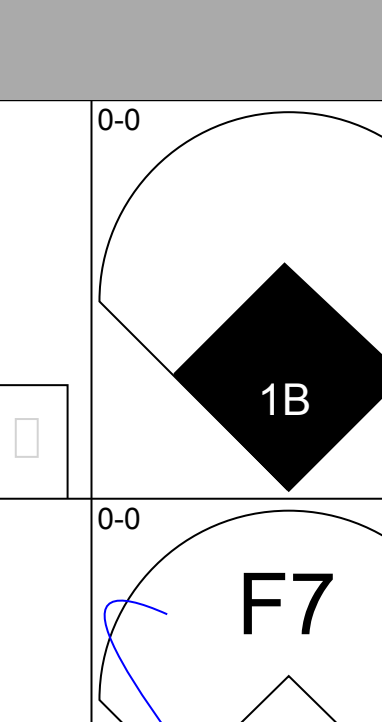
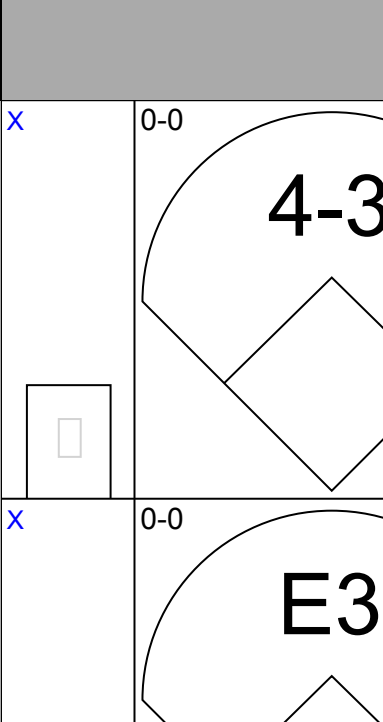
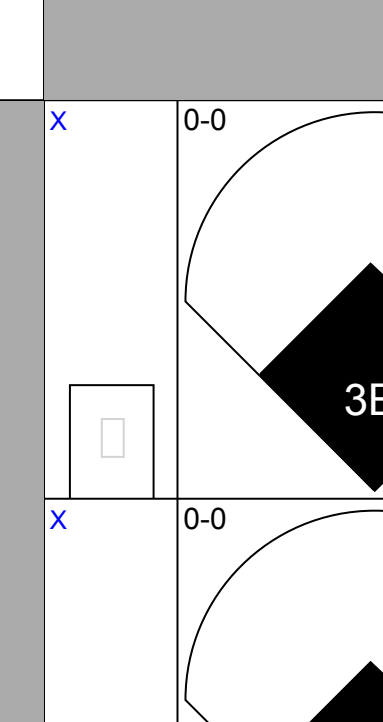
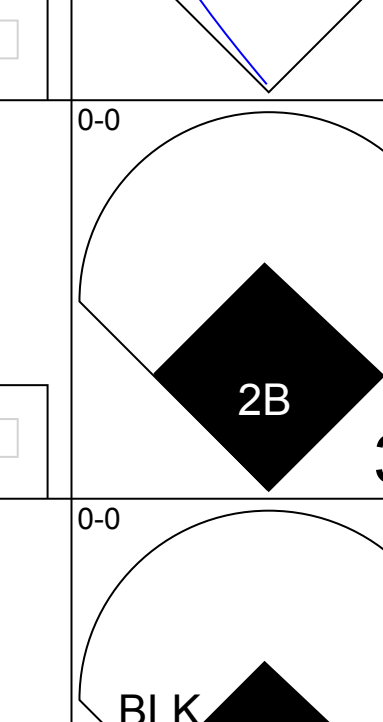
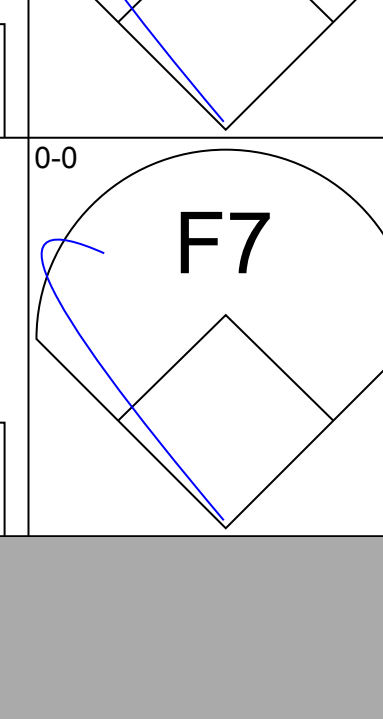
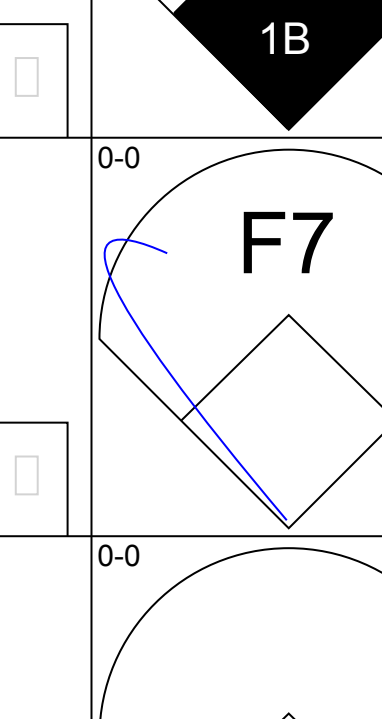
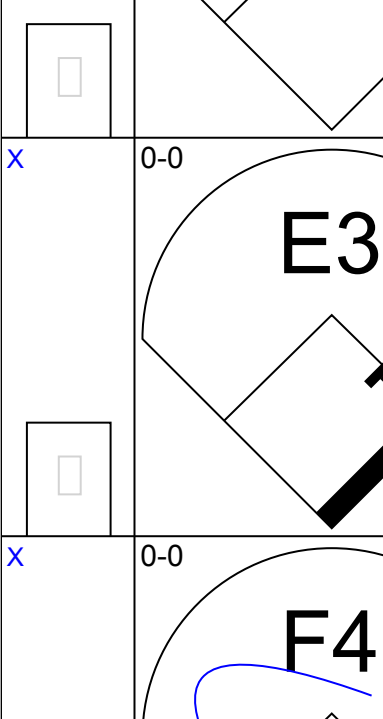
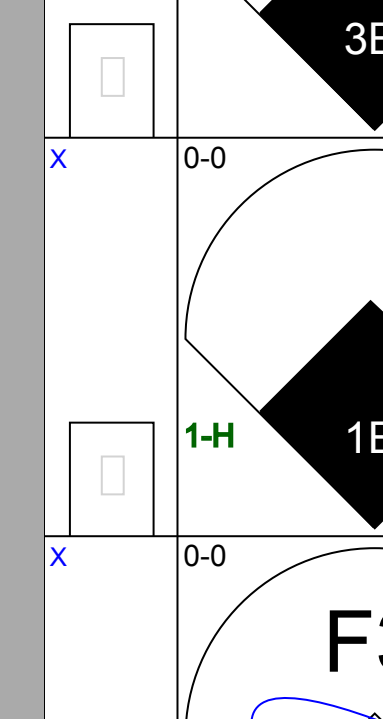
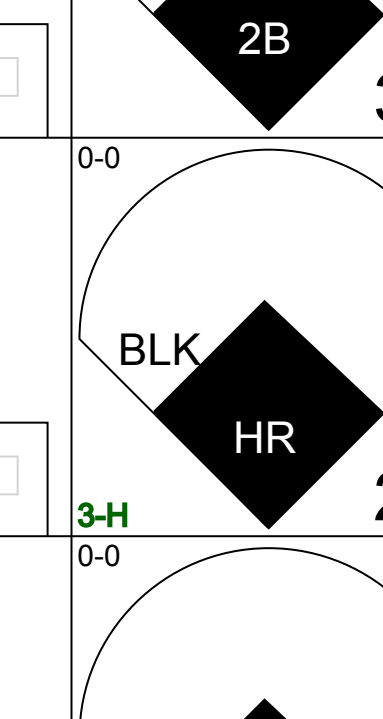
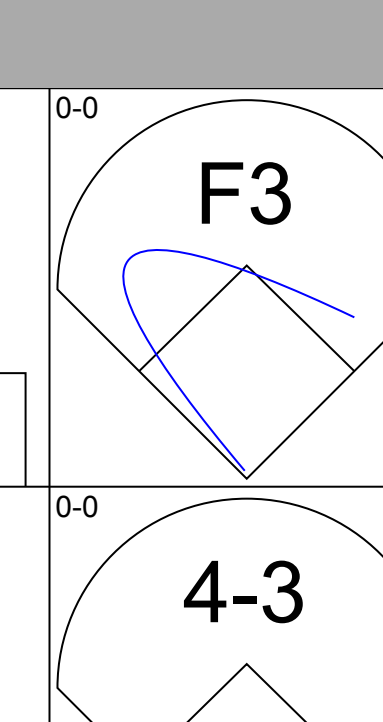
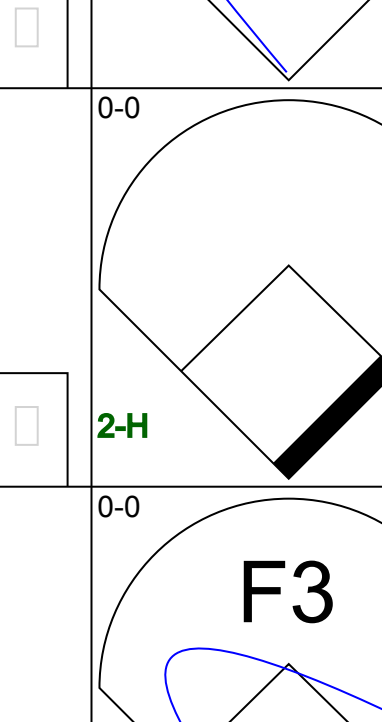
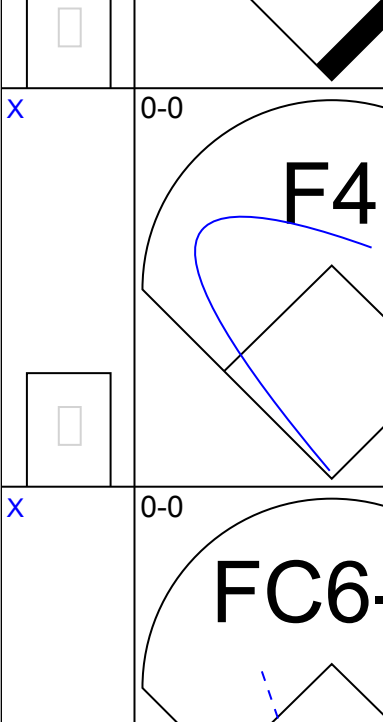
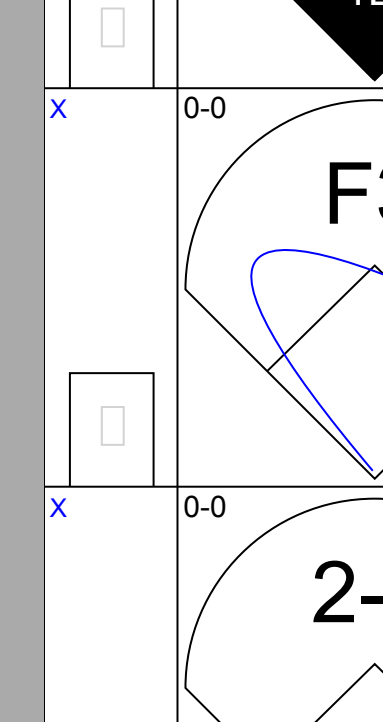
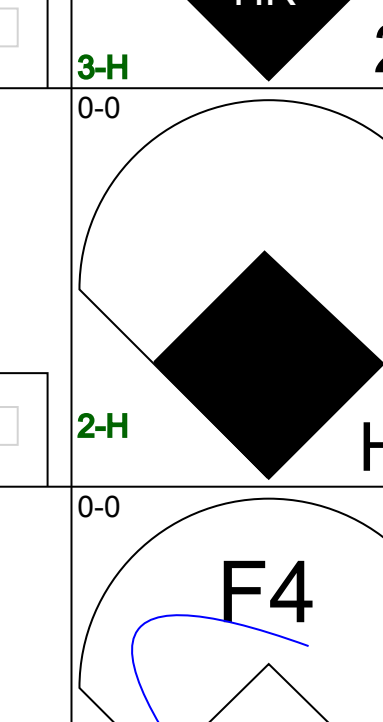
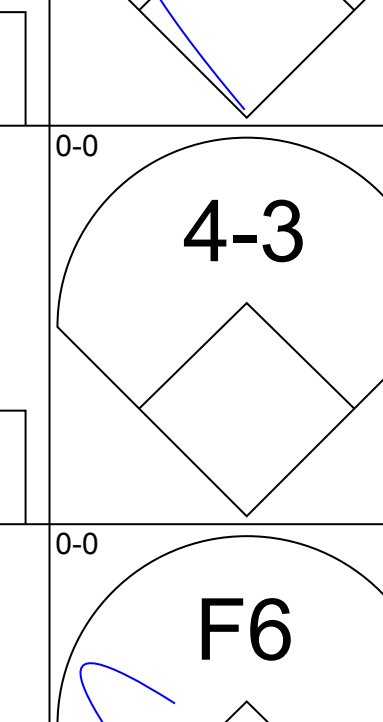
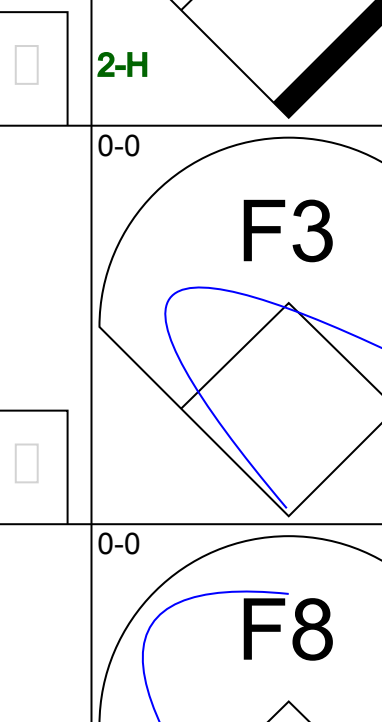
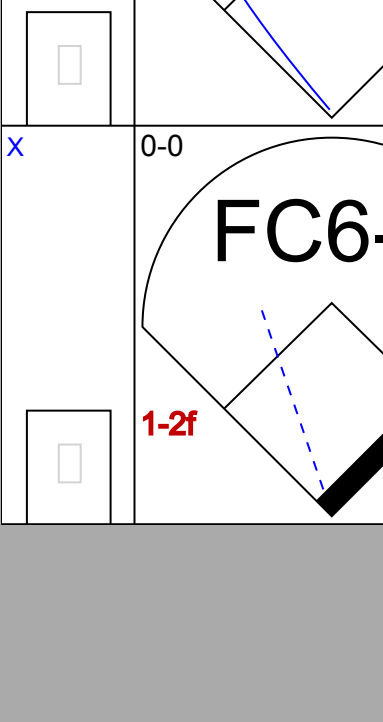
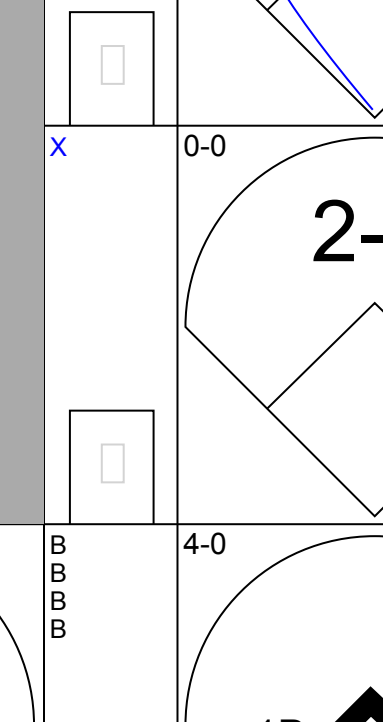
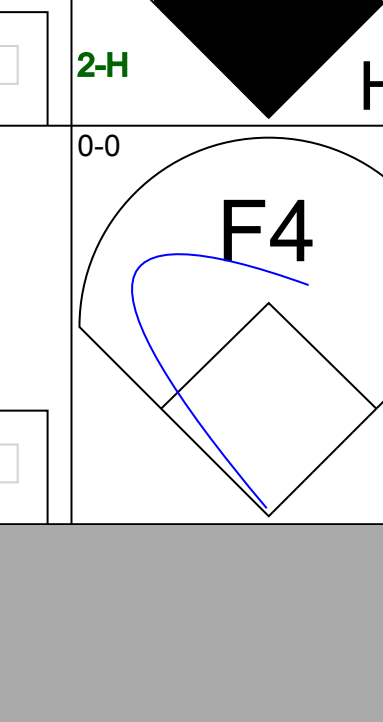
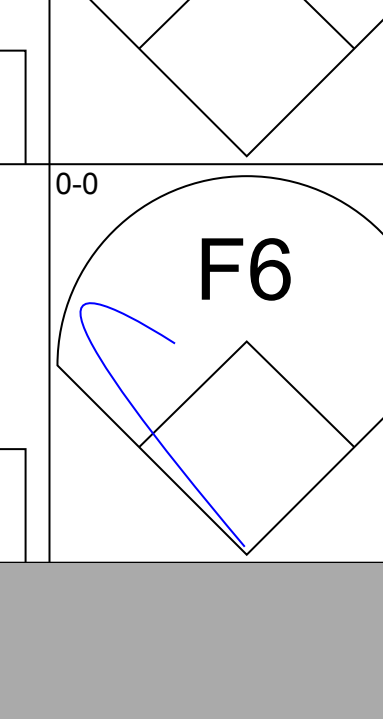
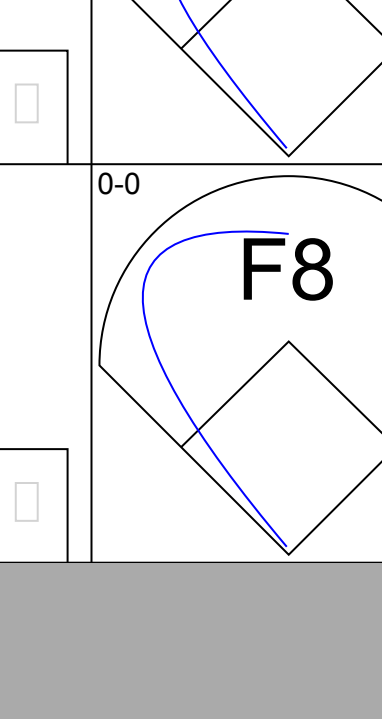
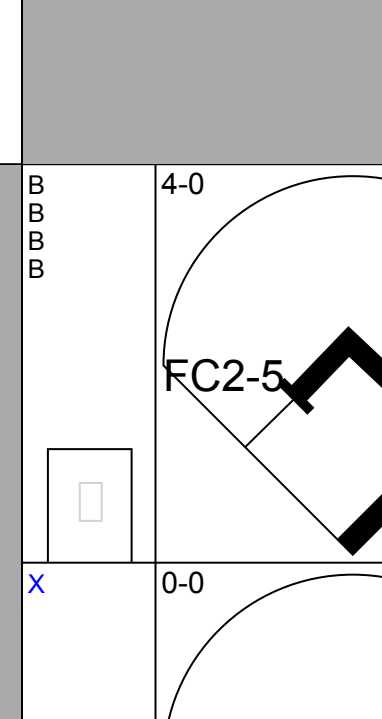
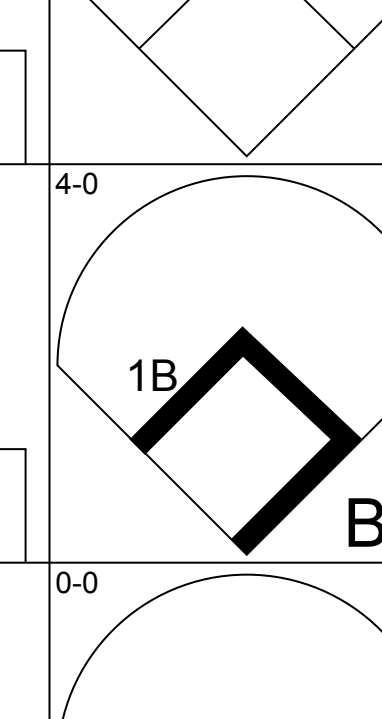
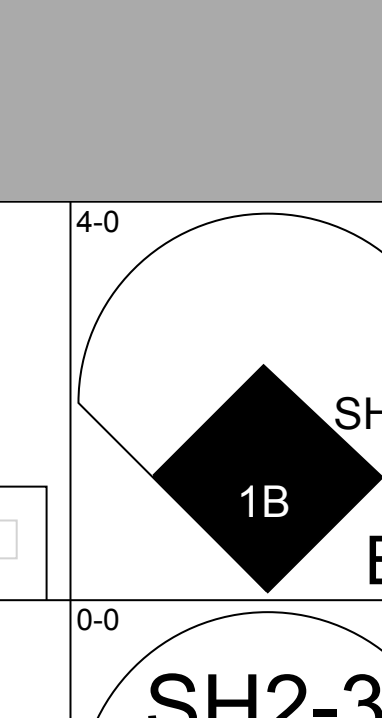
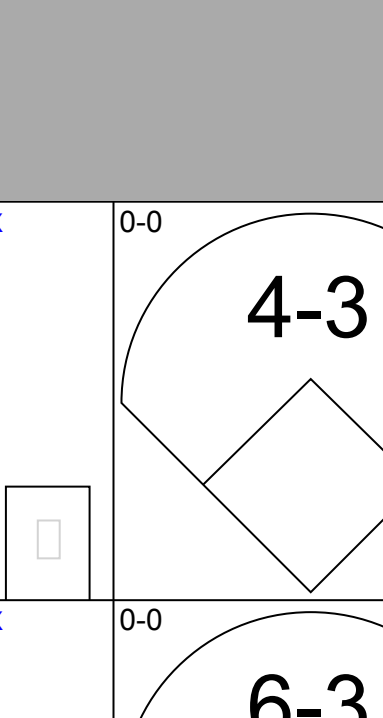
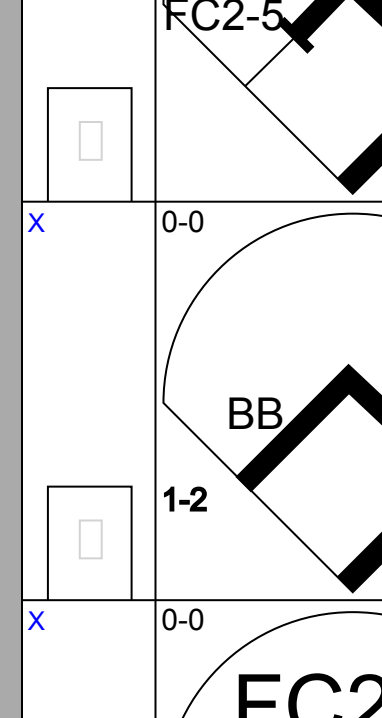
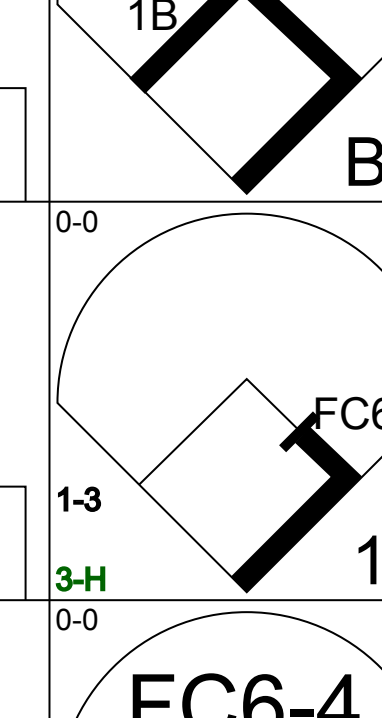
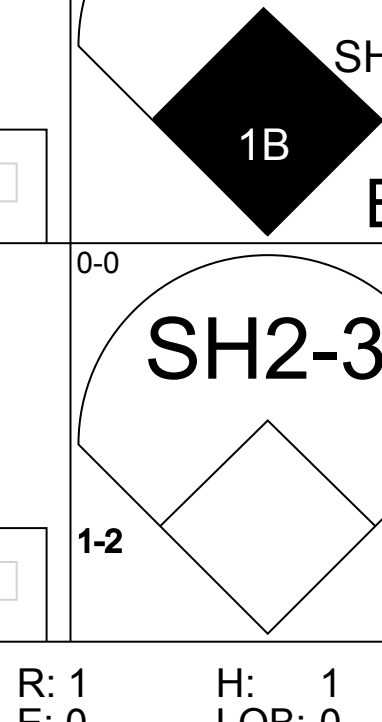
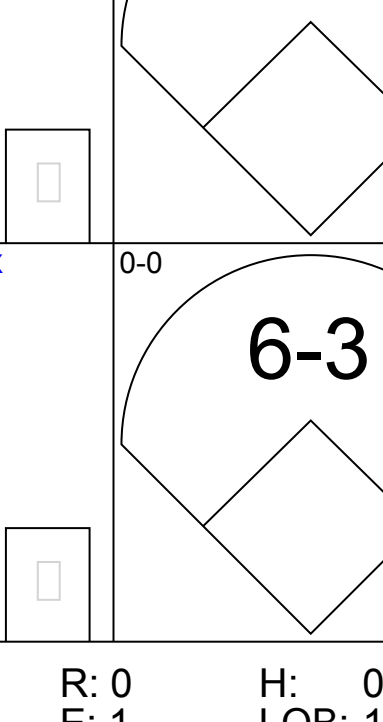
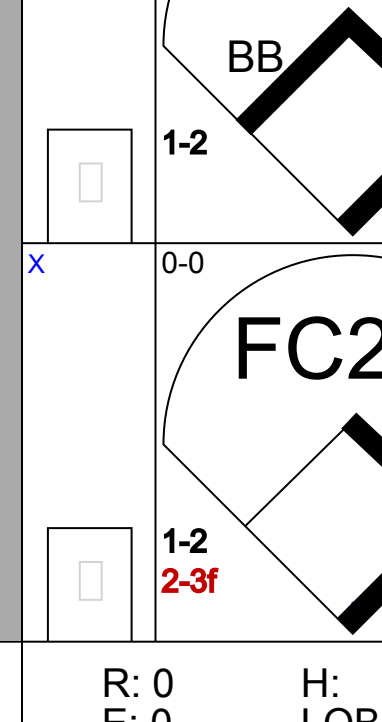
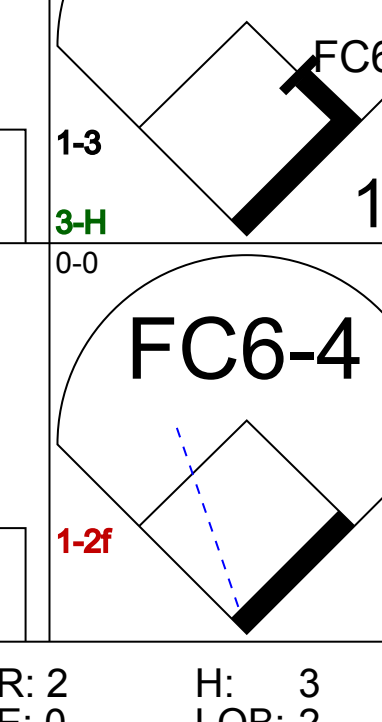
Detroit Tigers @ Washington Senators
 Griffith Stadium, Washington, DC
 Sat May 06 1950, 3:33 AM EDT
 Att: 8,362 - Unknown

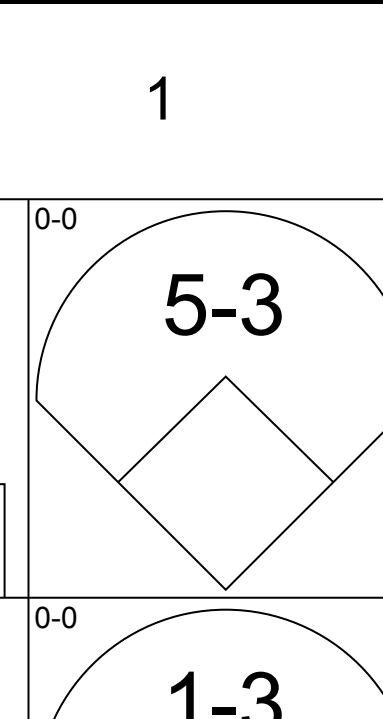
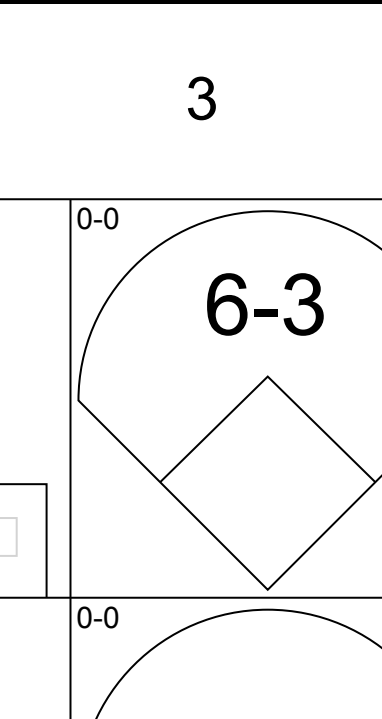
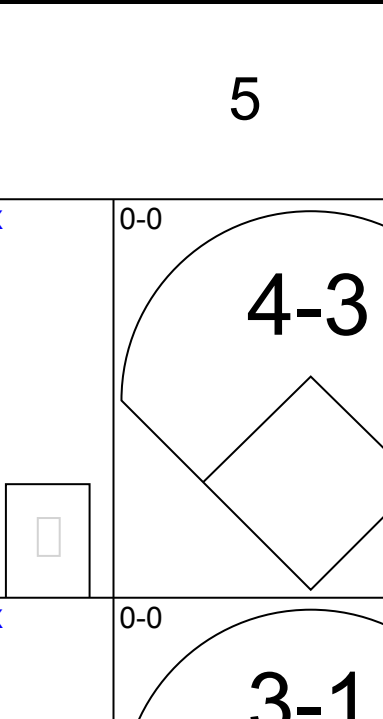
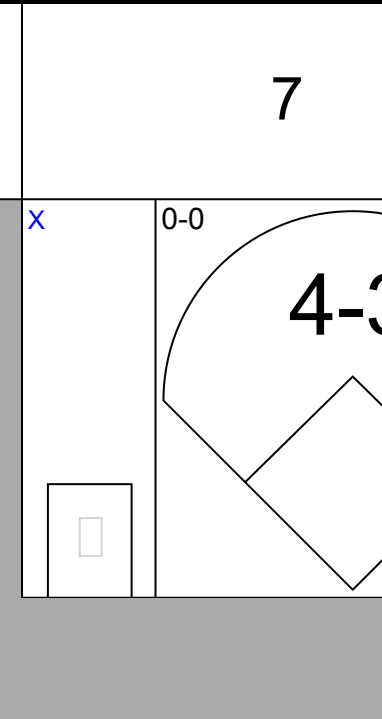
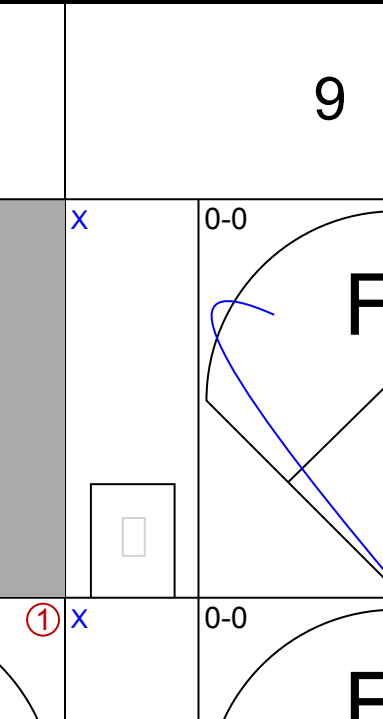
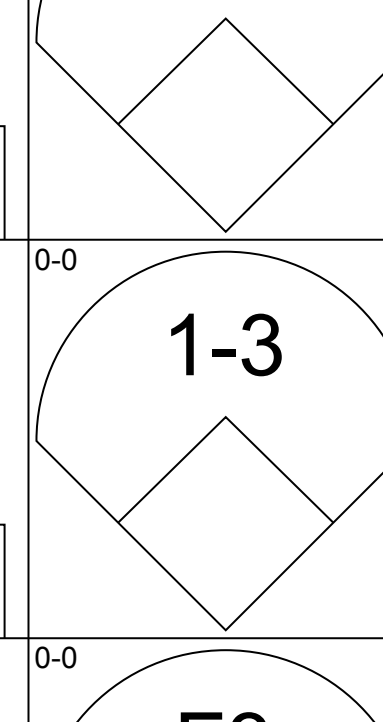
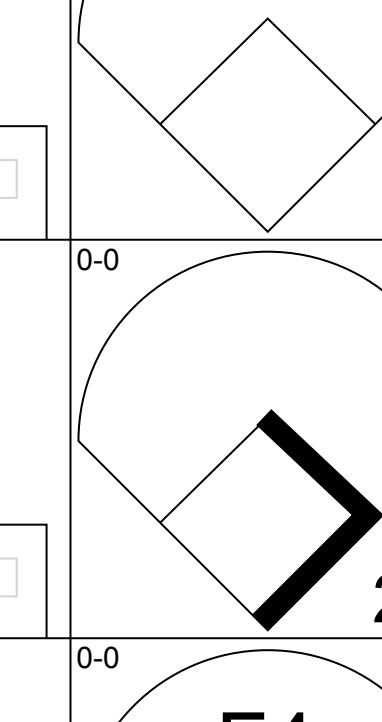
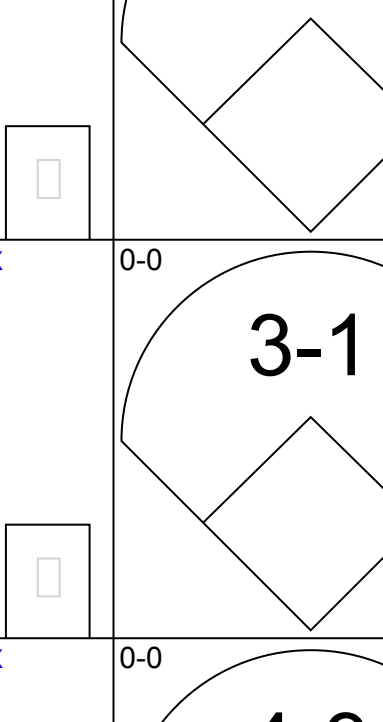
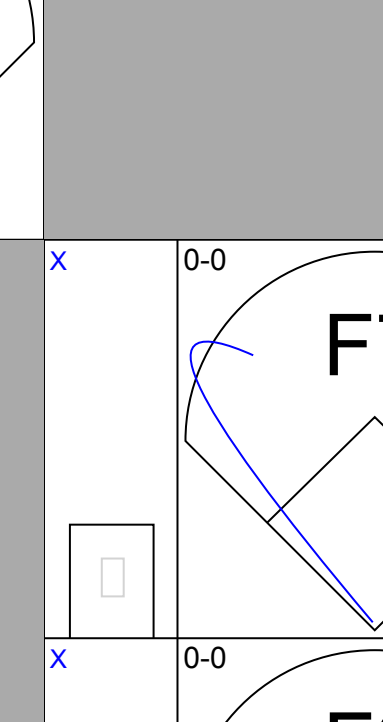
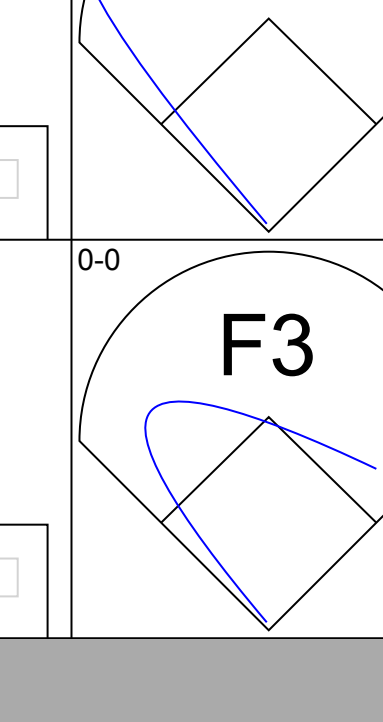
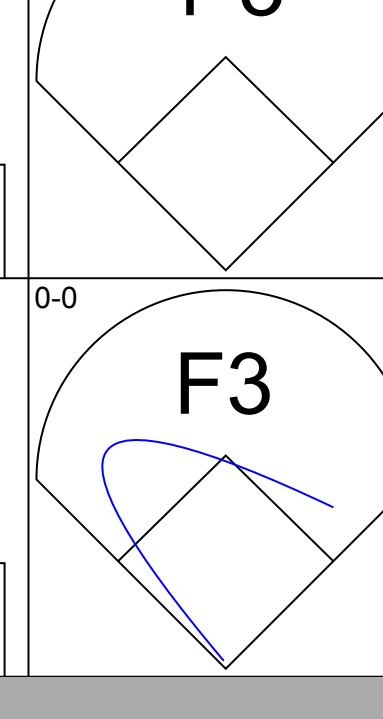
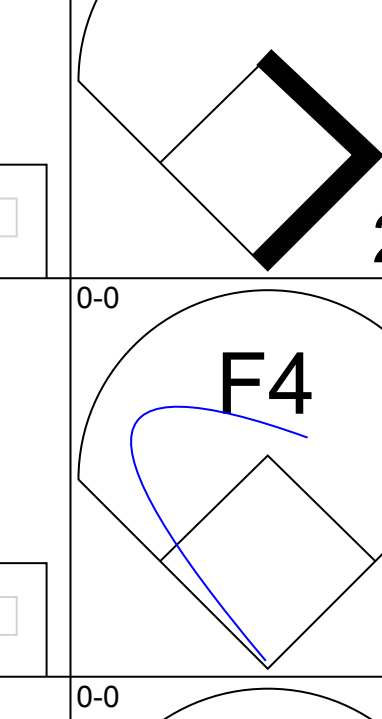
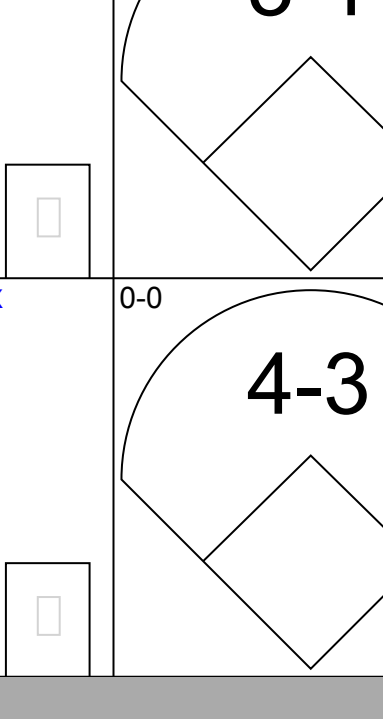
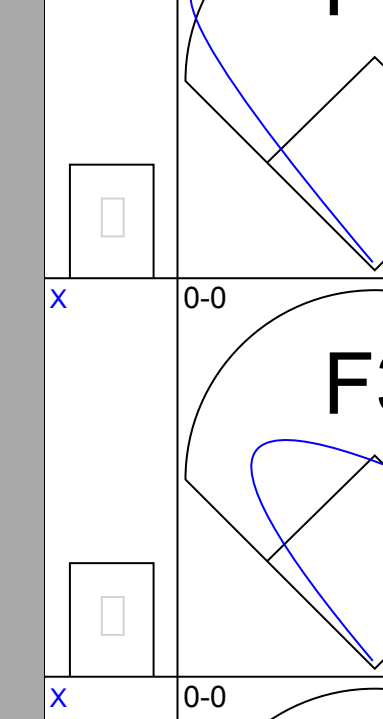
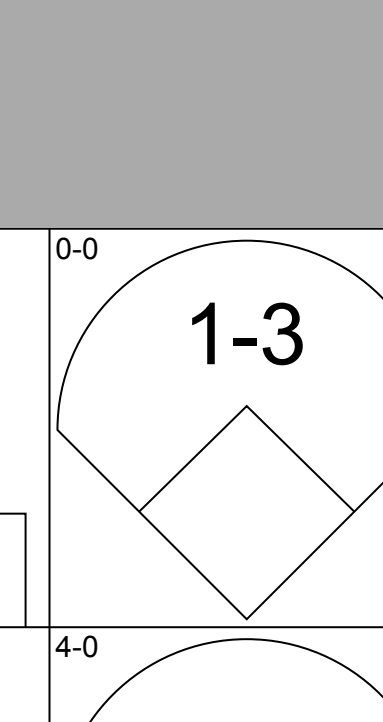
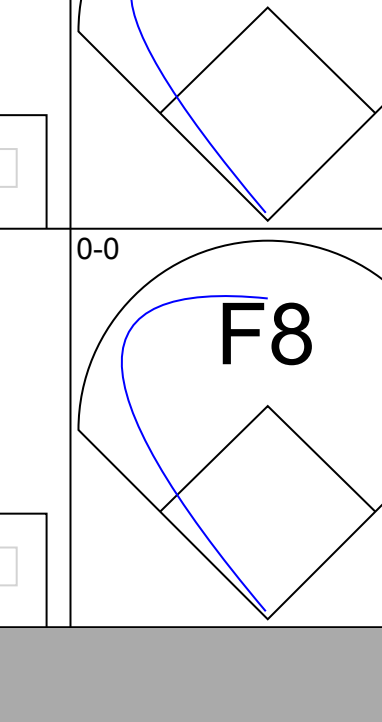
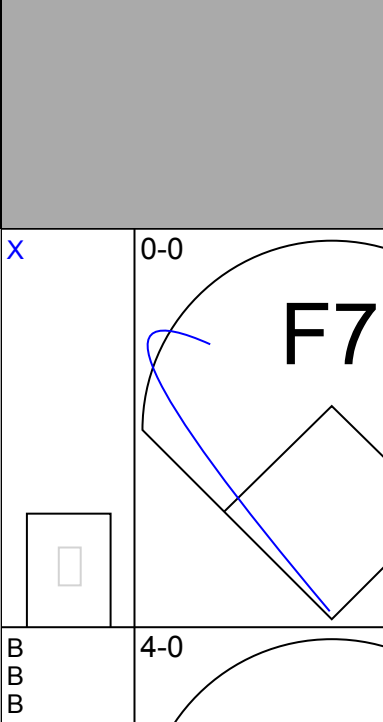
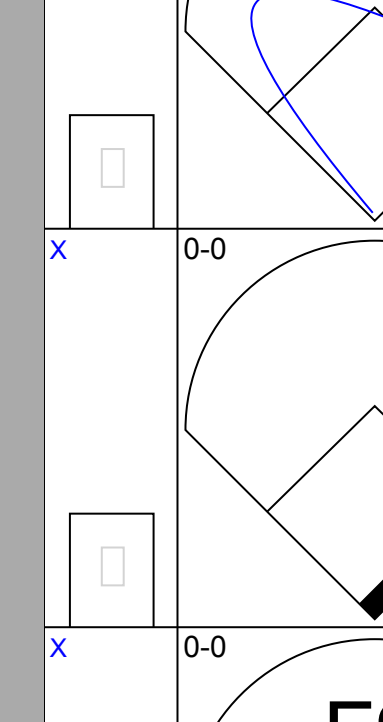
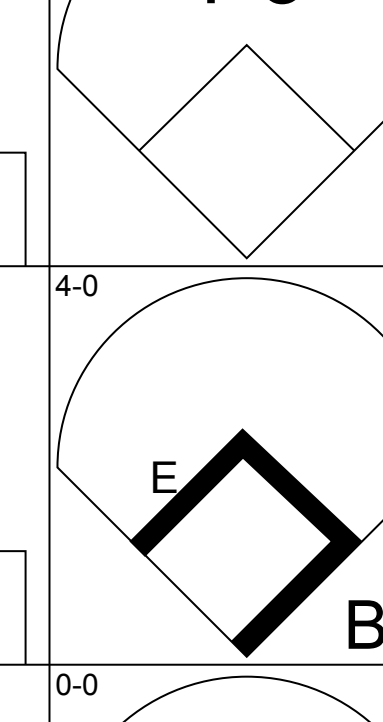
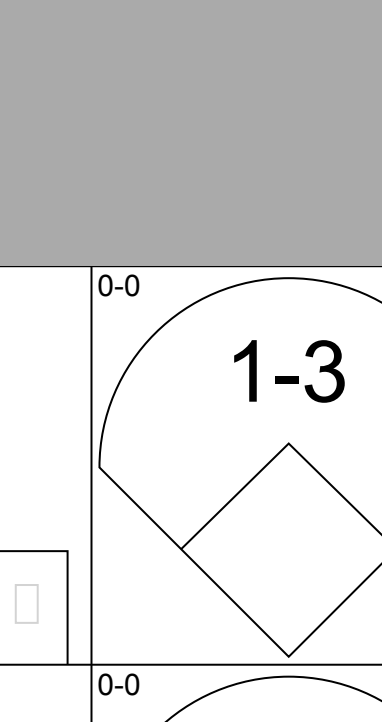
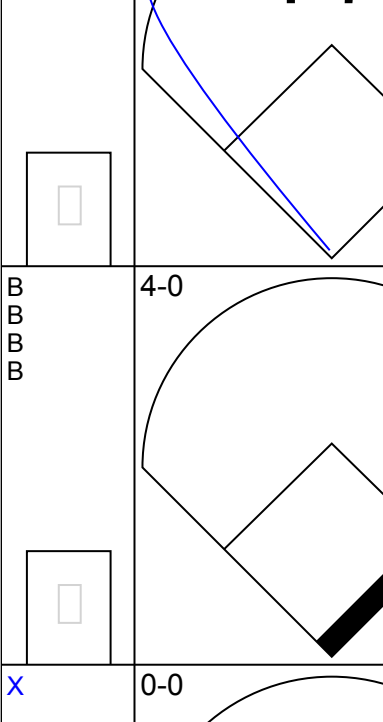
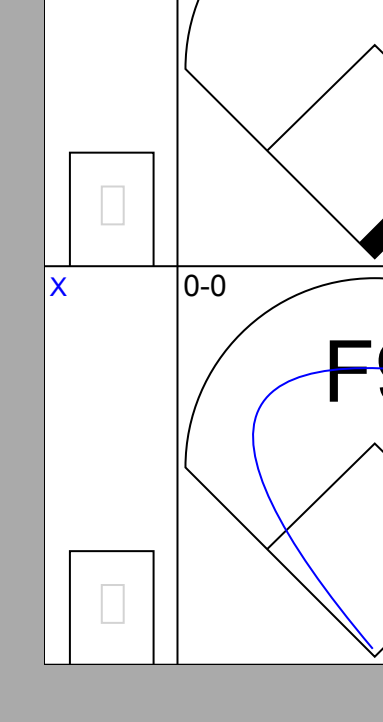
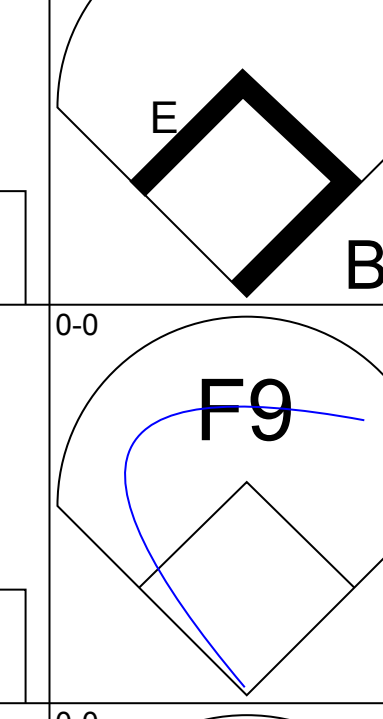
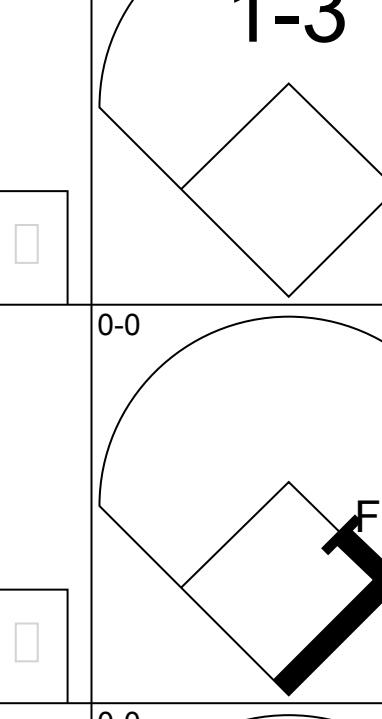
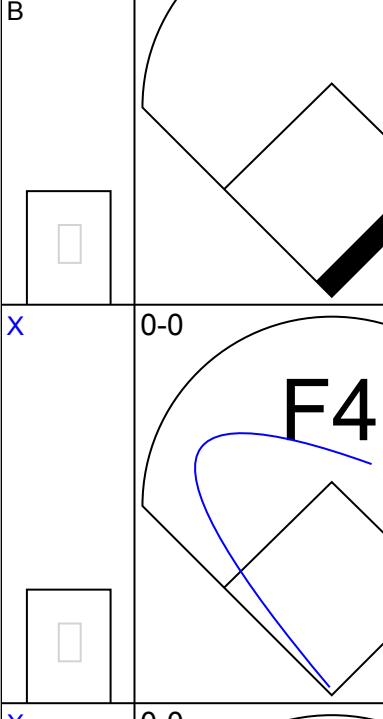
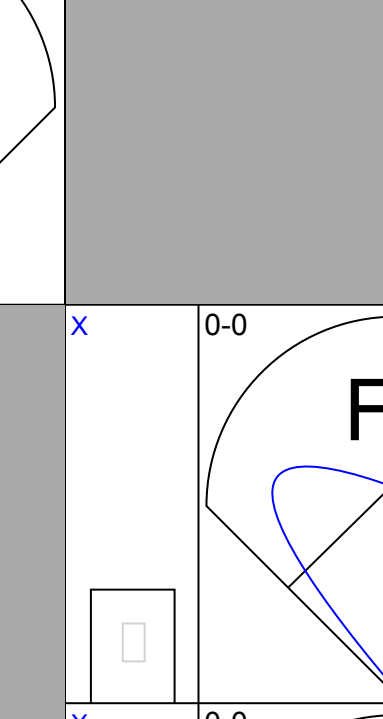
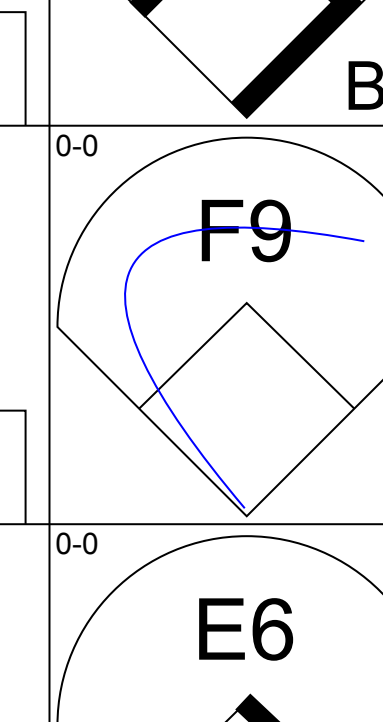
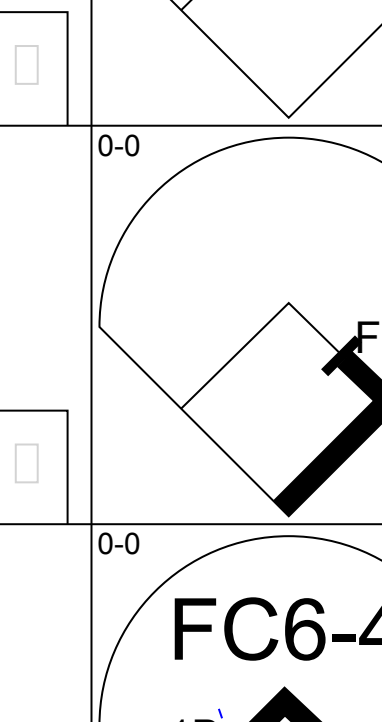
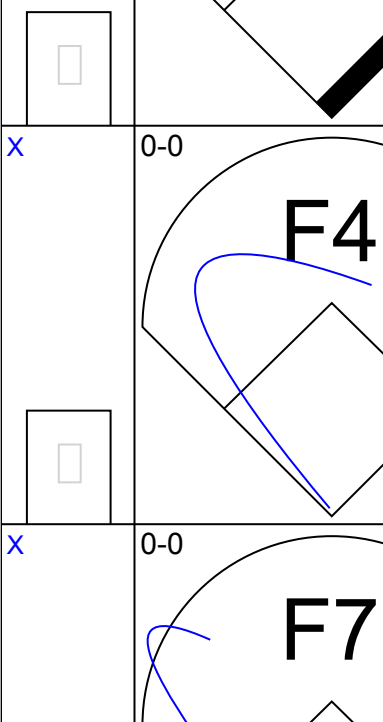
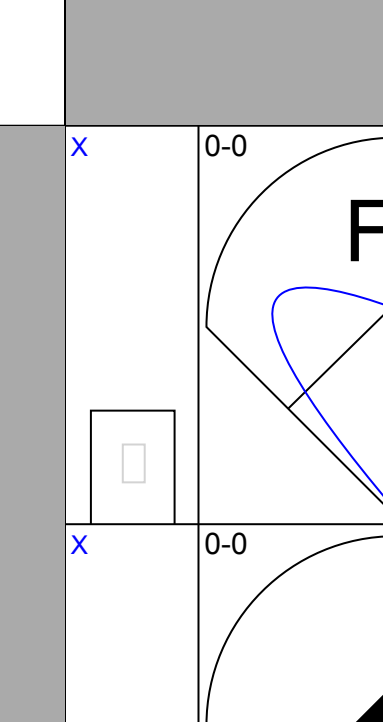

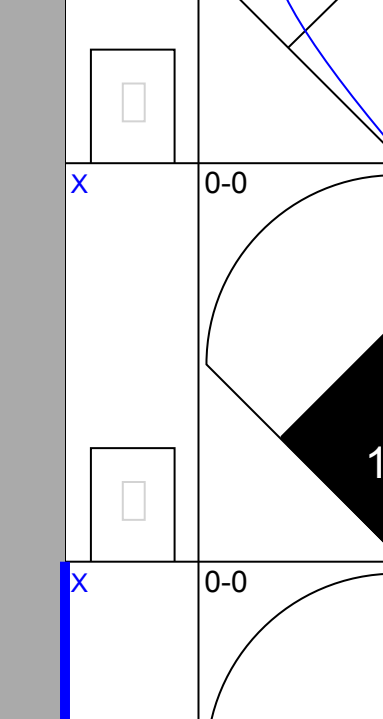
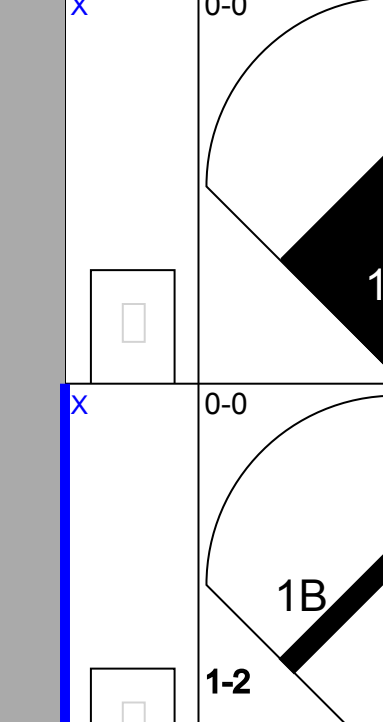
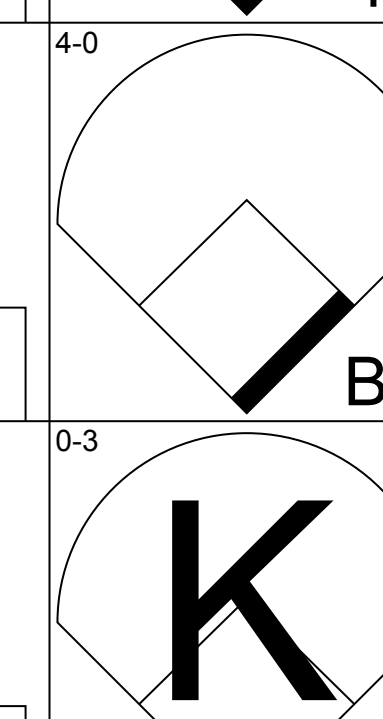
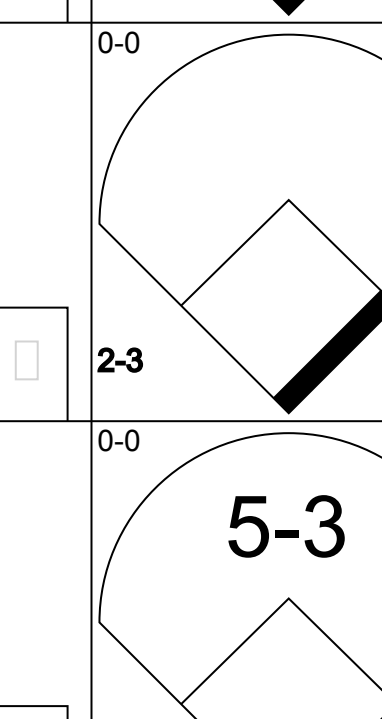
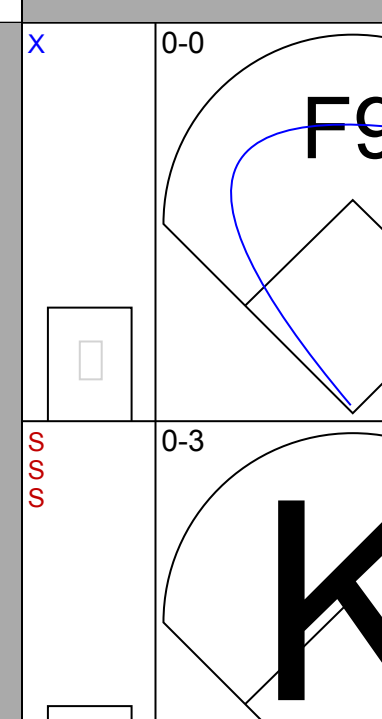
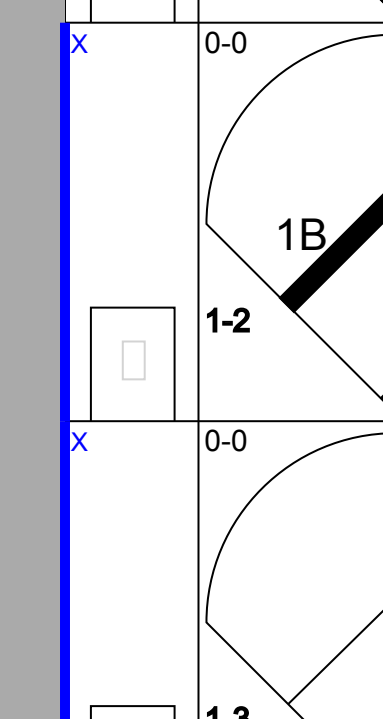
AB	39
R	6
H	11
RBI	2
BB	0
SO	4
LOB	13



Batter	1	2	3	4	5	6	7	8	9	AB	R	H	RBI	BB	SO	LOB	TOP			
Johnny Lipon, R OBP: 0.397, SLG: 0.415 (1, 6)	F9	1B BB				1B BB			F6	3	1	0	0	2	0	1	Detroit Tigers @ New York Yankees Yankee Stadium, Bronx, NY Sun May 07 1950, 3:33 AM EDT Att: 54,027 - Unknown			
Jerry Priddy, R OBP: 0.395, SLG: 0.397 (1, 4)	2B	1B 1-2 2-H			F8	K			5-3	5	1	2	1	0	1	2				
George Kell, R OBP: 0.391, SLG: 0.345 (1, 5)	1-H	2B			F8				5-3	5	0	2	1	0	1	3				
Vic Wertz, L OBP: 0.369, SLG: 0.548 (1, 9)	HBP				F7	HBP 1B			F8	4	0	1	0	0	0	1				
Hoot Evers, R OBP: 0.423, SLG: 0.667 (1, 7)	K				F8	HBP 1B				4	0	2	1	0	1	2				
Johnny Groth, R OBP: 0.417, SLG: 0.528 (1, 8)	F9				F8	HBP 1B			F8	3	0	0	0	0	0	3				
Dick Kryhoski, L OBP: 0.259, SLG: 0.364 (1, 3)					F4	F3				4	1	2	0	0	0	3				
Bob Swift, R (1, 2)		1-3			F8	SH1-4 BB			F7	3	0	0	0	1	0	2				
Ted Gray, S OBP: 0.250, SLG: 0.250 Paul Calvert, R (6, 1)	K				F8	SH1-4			F8	2	0	0	0	0	1	1				
										1	0	0	0	0	0	0				
Inning Stats	R: 1 E: 0 K: 1 S: 7	H: 2 LOB: 2 BB: 0 P: 8	R: 1 E: 0 K: 2 S: 9	H: 2 LOB: 2 BB: 1 P: 13	R: 0 E: 0 K: 0 S: 3	H: 0 LOB: 0 BB: 0 P: 3	R: 0 E: 0 K: 0 S: 3	H: 0 LOB: 0 BB: 0 P: 3	R: 1 E: 0 K: 1 S: 5	H: 2 LOB: 3 BB: 1 P: 10	R: 0 E: 0 K: 0 S: 4	H: 1 LOB: 1 BB: 0 P: 4	R: 0 E: 0 K: 0 S: 3	H: 1 LOB: 0 BB: 0 P: 3	R: 0 E: 0 K: 0 S: 4	H: 1 LOB: 1 BB: 0 P: 4	1B: 8 2B: 1 3B: 0 HR: 0	SF: 0 SAC: 1 DP: 0 HBP: 2	WP: 0 PB: 0 SB: 1 CS: 1	PA: 40
PITCHER Tommy Byrne, L ERA: 5.31 (1, 1)	IP: 9.0 WLS: W BF: 40 H: 9 R: 3 ER: 3 SO: 4 BB: 3 IBB: 0 HBP: 2 BLK: 0 WP: 0 HR: 0 S: 43 P: 57 ERA: 3.00 WHIP: 1.333																			

Batter	1	2	3	4	5	6	7	8	9	AB	R	H	RBI	BB	SO	LOB	BOTTOM			
Phil Rizzuto, R OBP: 0.507, SLG: 0.518 (1, 6)	F7		K			G5-4-3			3-1	5	0	1	0	0	1	2	Detroit Tigers @ New York Yankees Yankee Stadium, Bronx, NY Sun May 07 1950, 3:33 AM EDT Att: 54,027 - Unknown			
Cliff Mapes, L OBP: 0.500, SLG: 0.774 (1, 9)	F9		F7		BB			F9		4	0	1	0	1	0	0				
Tommy Henrich, L OBP: 0.550, SLG: 0.966 (1, 3)	BB		BB		F8			F9		3	0	0	0	2	0	3				
Joe DiMaggio, R OBP: 0.314, SLG: 0.508 (1, 8)	BB		BB		F8			F9		4	0	1	0	0	0	4				
Yogi Berra, L OBP: 0.357, SLG: 0.523 (1, 2)	1B				F8					3	2	2	1	1	0	2				
Billy Johnson, R OBP: 0.475, SLG: 0.419 Bobby Brown, L (7, PH) (8, 5)	F9				HR	1B 2B			4-3	3	1	1	0	0	1	0				
Gene Woodling, L OBP: 0.410, SLG: 0.387 (1, 7)	6-3				K	2B				3	1	1	1	1	1	0				
Jerry Coleman, R OBP: 0.407, SLG: 0.449 (1, 4)	FC4-8				4-3	BB			E8	3	1	2	0	1	0	0				
Tommy Byrne, L OBP: 0.250, SLG: 0.625 (1, 1)	FC4-6				K	F7			E8	4	1	1	3	0	1	3				
										4	1	1	3	0	1	3				
Inning Stats	R: 0 E: 0 K: 0 S: 4	H: 1 LOB: 2 BB: 1 P: 8	R: 0 E: 0 K: 0 S: 4	H: 1 LOB: 1 BB: 0 P: 4	R: 0 E: 0 K: 1 S: 5	H: 0 LOB: 1 BB: 1 P: 9	R: 1 E: 0 K: 2 S: 8	H: 1 LOB: 0 BB: 0 P: 8	R: 0 E: 0 K: 1 S: 6	H: 1 LOB: 2 BB: 1 P: 10	R: 2 E: 0 K: 0 S: 5	H: 3 LOB: 1 BB: 1 P: 9	R: 0 E: 0 K: 0 S: 4	H: 1 LOB: 2 BB: 1 P: 8	R: 3 E: 3 K: 0 S: 5	H: 2 LOB: 0 BB: 1 P: 9	1B: 6 2B: 3 3B: 0 HR: 1	SF: 0 SAC: 0 DP: 1 HBP: 0	WP: 0 PB: 0 SB: 0 CS: 0	PA: 39
PITCHER Ted Gray, L ERA: 3.8 Paul Calvert, R ERA: 2.38 (1, 1) (6, 1)	IP: 5.1 WLS: L BF: 27 H: 7 R: 3 ER: 3 SO: 4 BB: 4 IBB: 0 HBP: 0 BLK: 0 WP: 0 HR: 1 S: 31 P: 47 ERA: 5.06 WHIP: 2.062																			


Batter	1	2	3	4	5	6	7	8	9	AB	R	H	RBI	BB	SO	LOB	TOP					
Johnny Lipon, R (1, 6) OBP: 0.397, SLG: 0.404										4	0	1	1	1	1	0	<p>Detroit Tigers @ New York Yankees Yankee Stadium, Bronx, NY Mon May 08 1950, 3:33 AM EDT Att: 15,969 - Unknown</p>					
Jerry Priddy, R (1, 4) OBP: 0.357, SLG: 0.371										4	0	0	0	1	1	5						
George Kell, R (1, 5) OBP: 0.406, SLG: 0.417										5	3	3	0	0	0	1						
Vic Wertz, L (1, 9) OBP: 0.371, SLG: 0.582										5	2	2	2	0	0	2						
Hoot Evers, R (1, 7) OBP: 0.419, SLG: 0.724										5	1	2	3	0	0	2						
Johnny Groth, R (1, 8) OBP: 0.385, SLG: 0.483										5	0	0	0	0	0	3						
Dick Kryhoski, L (1, 3) OBP: 0.274, SLG: 0.351										2	0	0	0	2	0	1						
Aaron Robinson, L (1, 2) OBP: 0.529, SLG: 0.857										2	1	1	0	1	0	0						
Bob Swift, R (7, 2) Pat Mullin, L (8, PH) Neil Berry, R (8, PR) Joe Ginsberg, L (8, 2) Art Houtteman, R (1, 1) OBP: 0.273, SLG: 0.211										0	0	0	0	0	0	0						
Inning Stats	R: 0 E: 0 K: 1 S: 5	H: 0 LOB: 1 BB: 1 P: 9	R: 0 E: 0 K: 0 S: 3	H: 0 LOB: 0 BB: 0 P: 3	R: 1 E: 0 K: 0 S: 3	H: 1 LOB: 0 BB: 1 P: 7	R: 1 E: 0 K: 0 S: 5	H: 2 LOB: 1 BB: 0 P: 5	R: 0 E: 1 K: 1 S: 6	H: 0 LOB: 1 BB: 0 P: 6	R: 0 E: 1 K: 0 S: 4	H: 0 LOB: 1 BB: 0 P: 4	R: 0 E: 0 K: 0 S: 3	H: 1 LOB: 2 BB: 2 P: 11	R: 2 E: 0 K: 0 S: 6	H: 3 LOB: 2 BB: 1 P: 10		R: 3 E: 0 K: 0 S: 6	H: 3 LOB: 0 BB: 0 P: 6	1B: 5 2B: 2 3B: 2 HR: 1	SF: 0 SAC: 1 DP: 2 HBP: 0	WP: 0 PB: 0 SB: 0 CS: 0
PITCHER Vic Raschi, R (1, 1) ERA: 4.94	IP: 9.0 WLS: L BF: 42	H: 10 R: 7 ER: 7 SO: 2	BB: 5 IBB: 0 HBP: 0 BLK: 1	WP: 0 HR: 1 S: 41 P: 61	ERA: 7.00 WHIP: 1.667																	

Batter	1	2	3	4	5	6	7	8	9	AB	R	H	RBI	BB	SO	LOB	BOTTOM			
Phil Rizzuto, R (1, 6) OBP: 0.474, SLG: 0.475										5	0	0	0	0	0	2	<p>Detroit Tigers @ New York Yankees Yankee Stadium, Bronx, NY Mon May 08 1950, 3:33 AM EDT Att: 15,969 - Unknown</p>			
Cliff Mapes, L (1, 9) OBP: 0.483, SLG: 0.722										5	0	1	0	0	0	2				
Tommy Henrich, L (1, 3) OBP: 0.500, SLG: 0.848										4	0	0	0	0	0	1				
Joe DiMaggio, R (1, 8) OBP: 0.311, SLG: 0.493										4	0	1	0	0	0	1				
Yogi Berra, L (1, 2) OBP: 0.365, SLG: 0.507										2	0	0	0	2	0	1				
Bobby Brown, L (1, 5) OBP: 0.188, SLG: 0.133										4	0	1	0	0	0	2				
Gene Woodling, L (1, 7) OBP: 0.419, SLG: 0.490										4	1	2	0	0	0	2				
Jerry Coleman, R (1, 4) OBP: 0.421, SLG: 0.451										2	0	1	0	1	0	0				
Johnny Mize, L (9, PH) Jackie Jensen, R (9, PR) OBP: 0.300, SLG: 0.333										1	0	1	0	0	0	0				
Vic Raschi, R (1, 1) Jim Delsing, L (9, PH) OBP: 0.500, SLG: 0.500										3	0	0	0	0	2	5				
Inning Stats	R: 0 E: 0 K: 0 S: 3	H: 1 LOB: 3 BB: 2 P: 14	R: 0 E: 0 K: 0 S: 4	H: 1 LOB: 1 BB: 0 P: 4	R: 0 E: 0 K: 0 S: 5	H: 2 LOB: 2 BB: 0 P: 5	R: 0 E: 0 K: 0 S: 3	H: 0 LOB: 0 BB: 1 P: 7	R: 0 E: 0 K: 1 S: 5	H: 0 LOB: 0 BB: 0 P: 5	R: 0 E: 0 K: 0 S: 4	H: 1 LOB: 1 BB: 0 P: 4	R: 0 E: 0 K: 0 S: 6	H: 3 LOB: 2 BB: 0 P: 6	R: 1 E: 0 K: 0 S: 6	H: 3 LOB: 2 BB: 0 P: 6	1B: 7 2B: 1 3B: 0 HR: 0	SF: 0 SAC: 0 DP: 0 HBP: 0	WP: 0 PB: 0 SB: 0 CS: 0	PA: 38
PITCHER Art Houtteman, R (1, 1) ERA: 1.98	IP: 9.0 WLS: W BF: 38	H: 8 R: 1 ER: 1 SO: 2	BB: 3 IBB: 0 HBP: 0 BLK: 0	WP: 0 HR: 0 S: 39 P: 51	ERA: 1.00 WHIP: 1.222															

Batter	1	2	3	4	5	6	7	8	9	AB	R	H	RBI	BB	SO	LOB	TOP					
Johnny Lipon, R OBP: 0.397, SLG: 0.393	4-0 FC4-6 BB		1-4-3		6-3		K		BB 1B	4	0	1	0	1	1	3						
Jerry Priddy, R OBP: 0.333, SLG: 0.343	0-0 F8			1-3		K2-3	6-3		K	5	0	0	1	0	2	3						
George Kell, R OBP: 0.405, SLG: 0.406	0-3 K			6-3		FC6-4 1B	6-3		BB 1-2 BB	4	0	1	0	1	1	2						
Vic Wertz, L OBP: 0.373, SLG: 0.569	0-0 FC4-6 1-2			1B 1B		FC6-4 1B		F5 F9		5	0	2	0	0	0	3						
Hoot Evers, R OBP: 0.429, SLG: 0.688		0-0 6-3		1-2 1B		FC6-4 BB		2B BB		3	0	1	0	1	0	2						
Johnny Groth, R OBP: 0.377, SLG: 0.459		0-0 5-3		5-3		1-2 BB		F5		3	0	0	0	1	0	3						
Dick Kryhoski, L OBP: 0.288, SLG: 0.393		0-0 F5			0-0 2B	1-4-3		1-3 2B		4	0	2	0	0	0	3						
Aaron Robinson, L OBP: 0.500, SLG: 0.824			0-3 K					F8		3	0	1	0	0	1	1						
Joe Ginsberg, L OBP: 0.291, SLG: 0.200								2B 6-3 2B		1	1	0	0	0	0	2						
Virgil Trucks, R OBP: 0.133, SLG: 0.200			0-0 5-3					F8		2	0	0	0	0	0	1						
Saul Rogovin, R										0	0	0	0	0	0	0						
Don Kolloway, R OBP: 0.500, SLG: 0.667										1	0	1	0	0	0	0						
Hal White, R										0	0	0	0	0	0	0						
Pat Mullin, L OBP: 0.289, SLG: 0.219								2-3 2B		1	0	0	0	0	0	0						
Inning Stats	R: 0 E: 0 K: 1 S: 5	H: 0 LOB: 1 BB: 1 P: 9	R: 0 E: 0 K: 0 S: 3	H: 0 LOB: 0 BB: 0 P: 3	R: 0 E: 0 K: 1 S: 5	H: 0 LOB: 0 BB: 0 P: 5	R: 0 E: 0 K: 0 S: 5	H: 2 LOB: 2 BB: 0 P: 5	R: 0 E: 0 K: 0 S: 4	H: 1 LOB: 1 BB: 0 P: 4	R: 0 E: 0 K: 1 S: 7	H: 2 LOB: 3 BB: 1 P: 11	R: 1 E: 0 K: 1 S: 7	H: 2 LOB: 1 BB: 0 P: 7	R: 0 E: 0 K: 0 S: 4	H: 1 LOB: 2 BB: 1 P: 8	R: 0 E: 0 K: 1 S: 6	H: 1 LOB: 2 BB: 1 P: 10	1B: 5 2B: 4 3B: 0 HR: 0	SF: 0 SAC: 0 DP: 0 HBP: 0	WP: 0 PB: 0 SB: 0 CS: 0	PA: 40
PITCHER Mel Parnell, L ERA: 3.57	IP: 9.0 WLS: W BF: 40 H: 9 R: 1 ER: 1 SO: 5 BB: 4 IBB: 0 HBP: 0 BLK: 0 WP: 0 HR: 0 S: 46 P: 62 ERA: 1.00 WHIP: 1.444															PITCHER	IP: 9.0 WLS: W BF: 40 H: 9 R: 1 ER: 1 SO: 5 BB: 4 IBB: 0 HBP: 0 BLK: 0 WP: 0 HR: 0 S: 46 P: 62 ERA: 1.00 WHIP: 1.444					

Detroit Tigers @ Boston Red Sox
Fenway Park, Boston, MA
Tue May 09 1950, 3:33 AM EDT
Att: 15,291 - Unknown


AB 36
R 1
H 9
RBI 1
BB 4
SO 5
LOB 23

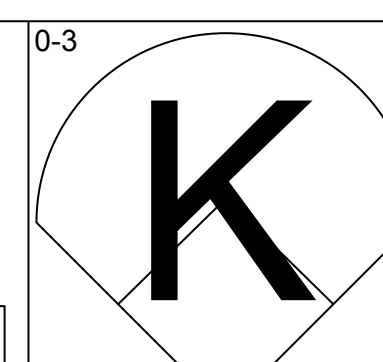
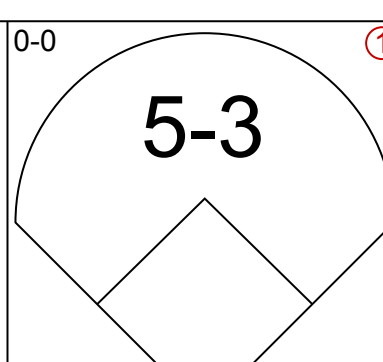
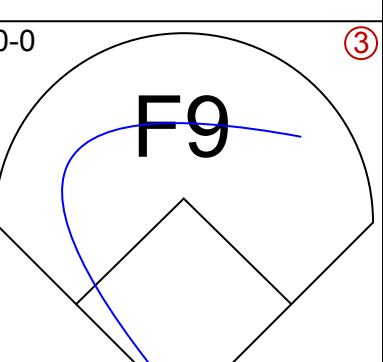
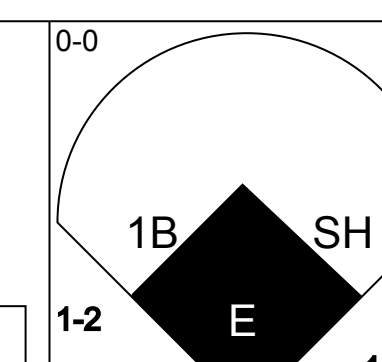
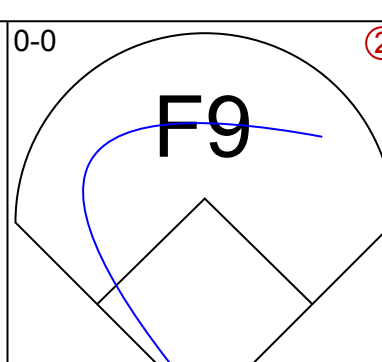

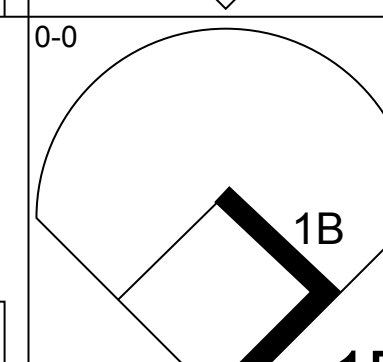
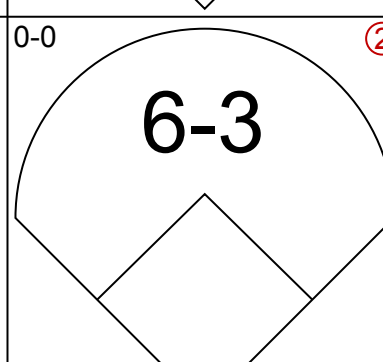
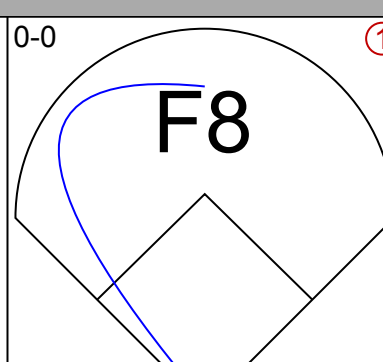
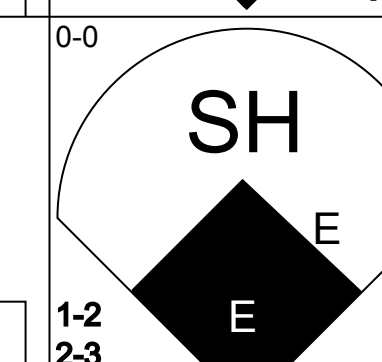
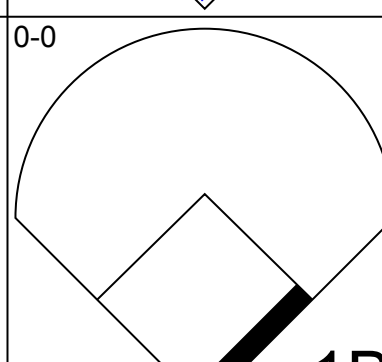
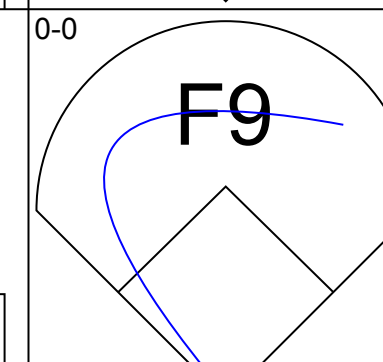
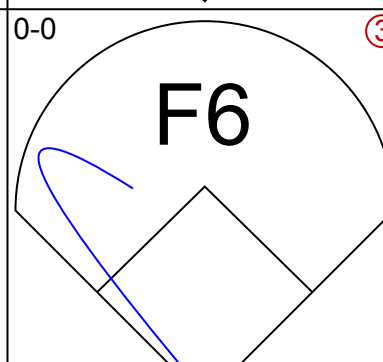
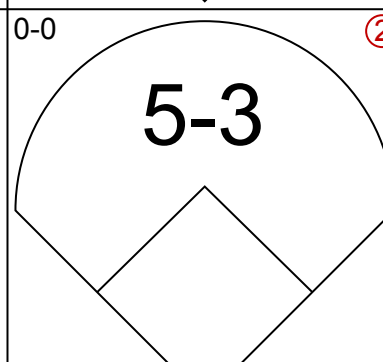
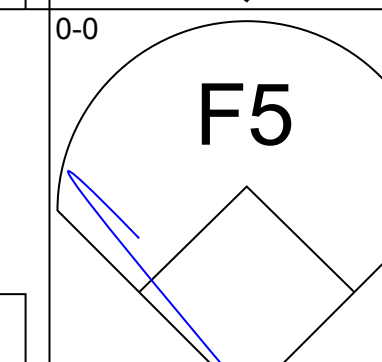
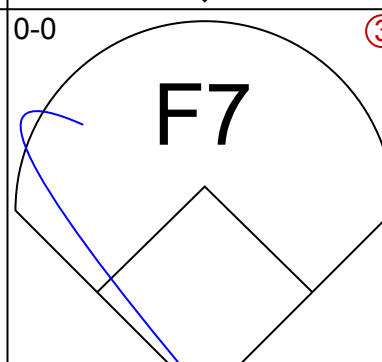
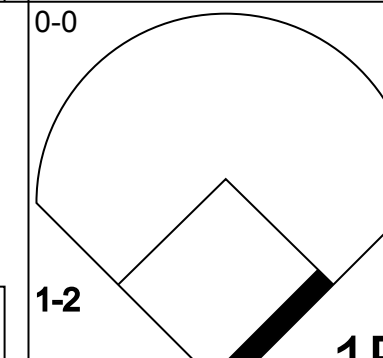
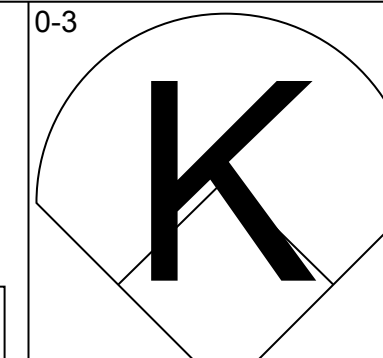
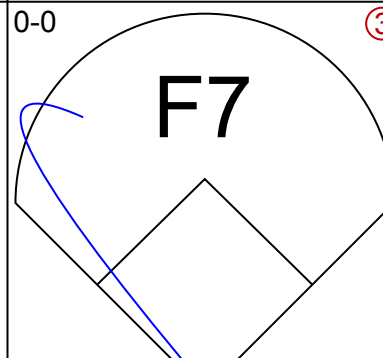
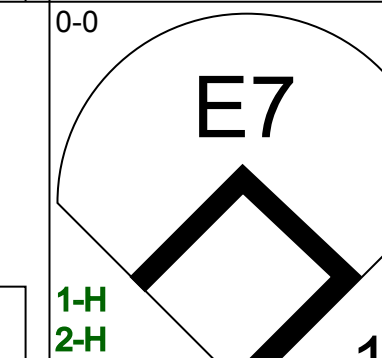
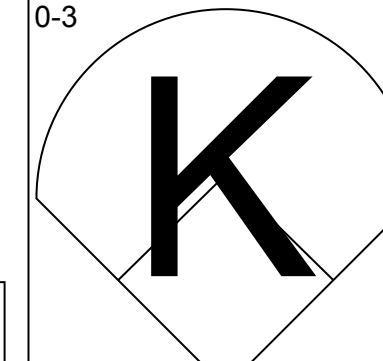
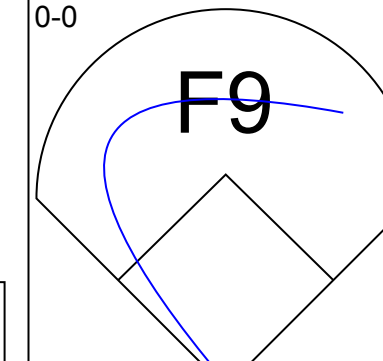
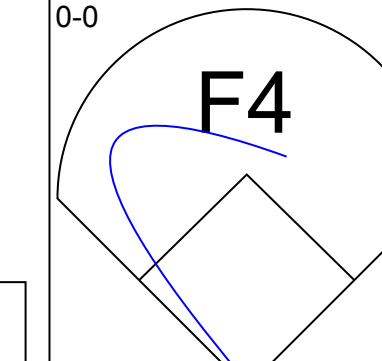
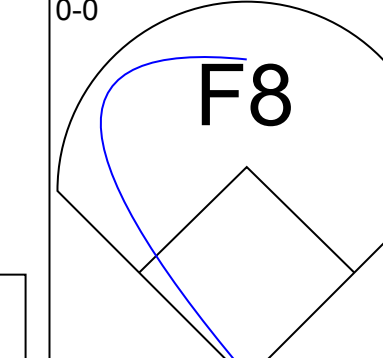
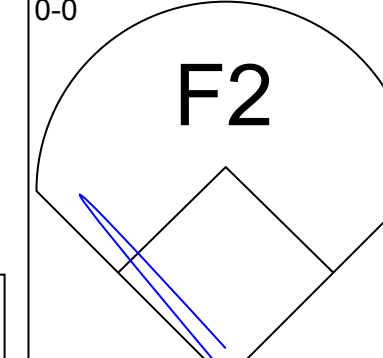
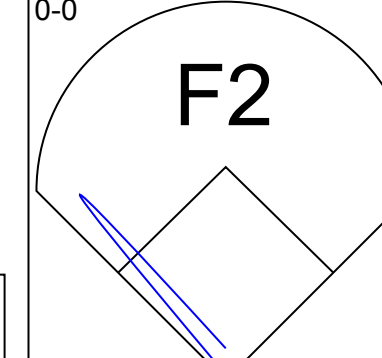
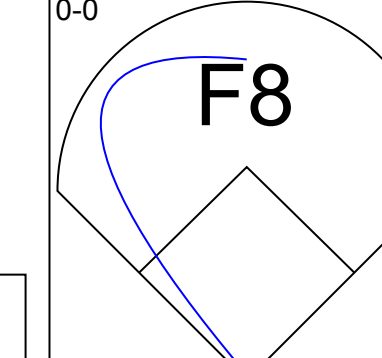
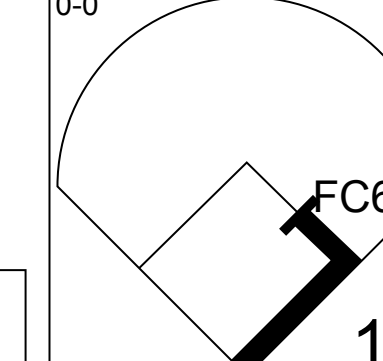
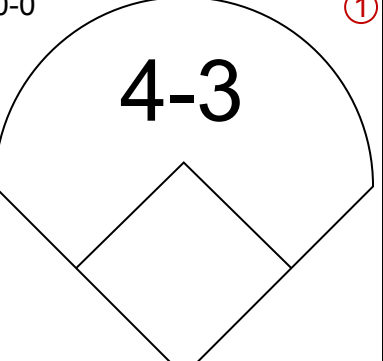
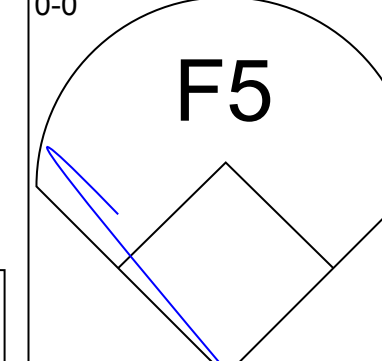
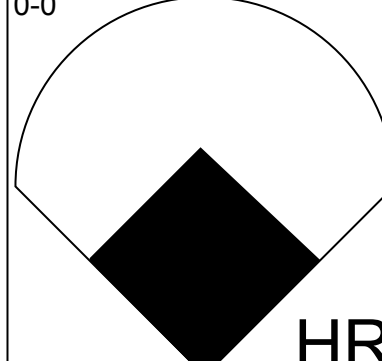
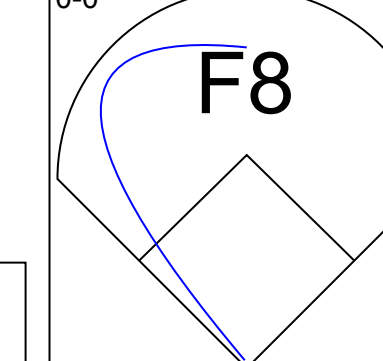
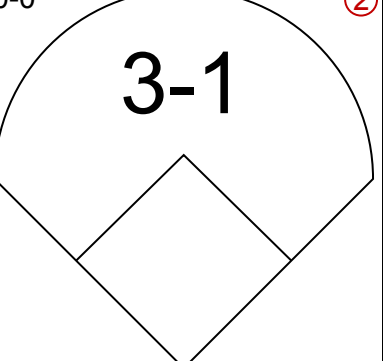
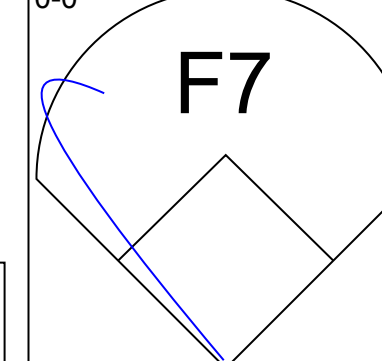
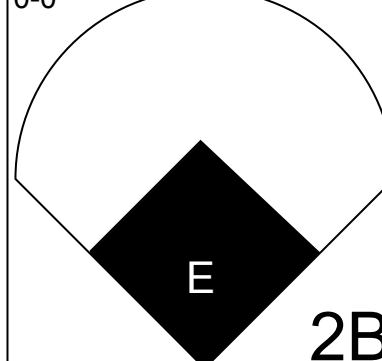
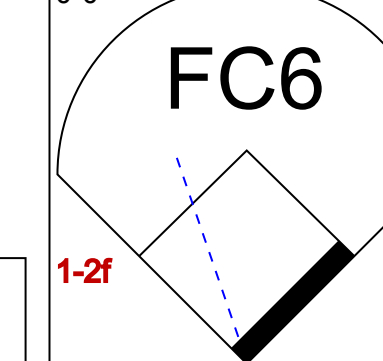
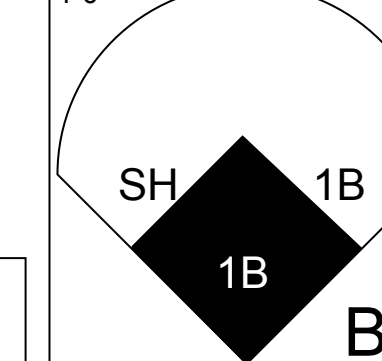
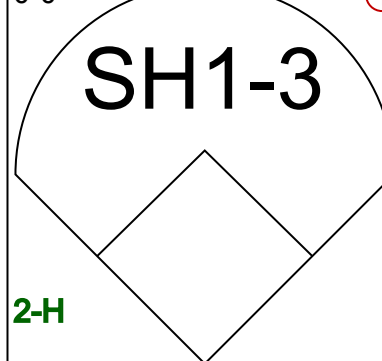


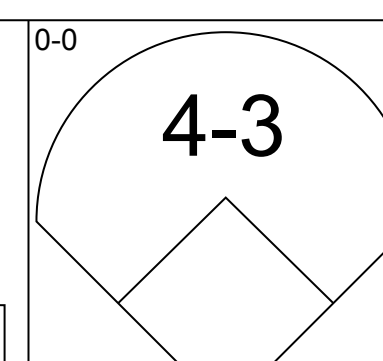
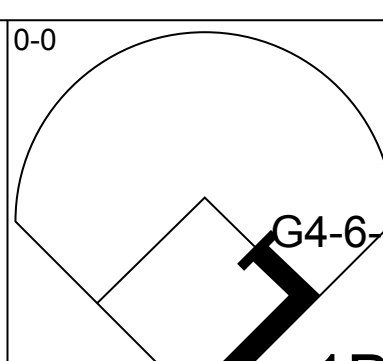
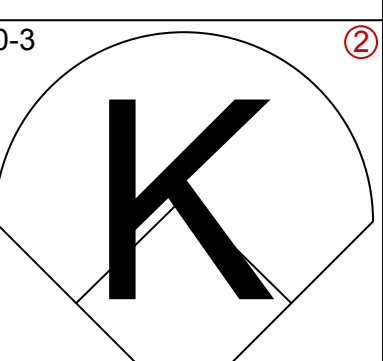
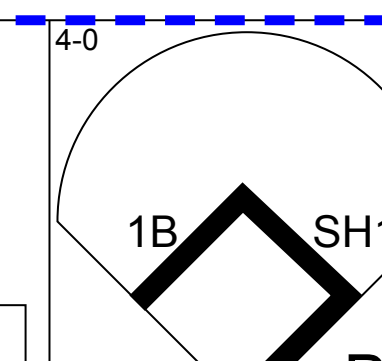
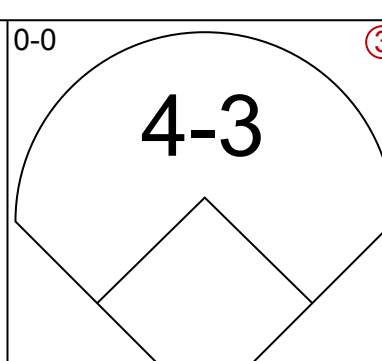

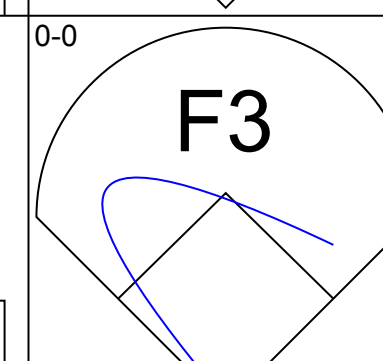
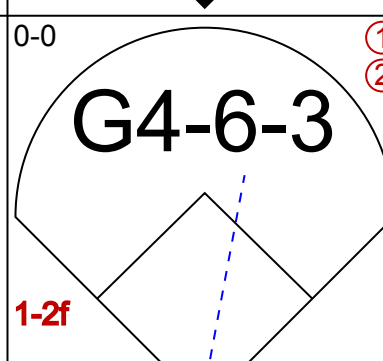
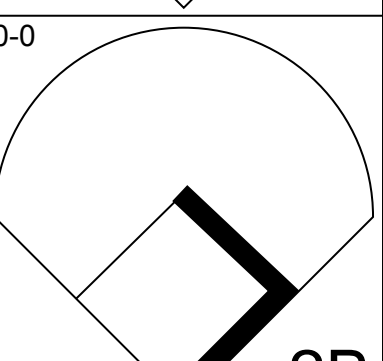
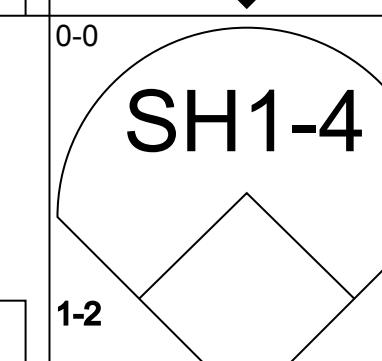
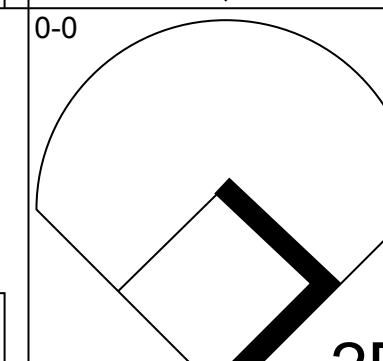
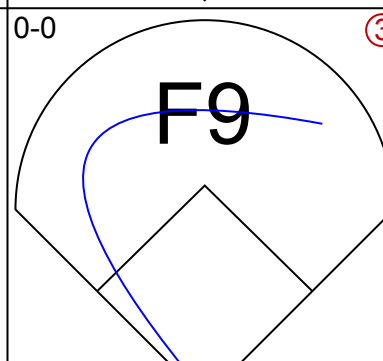
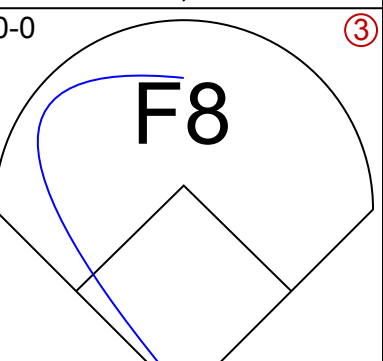
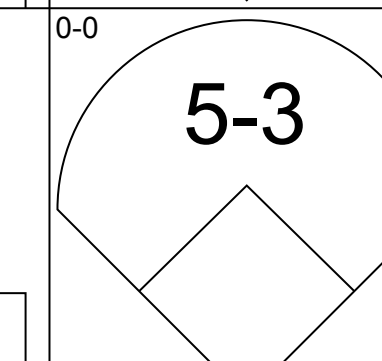
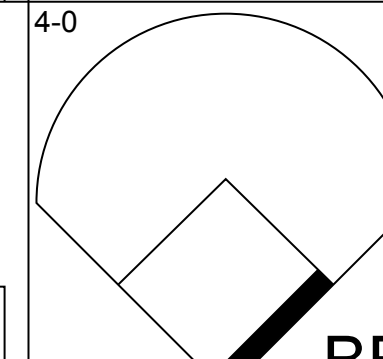
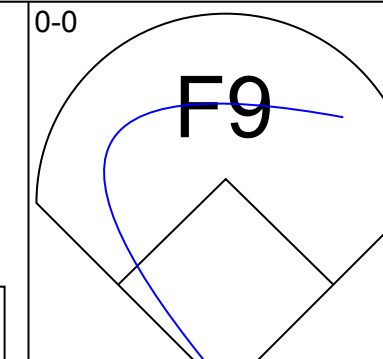
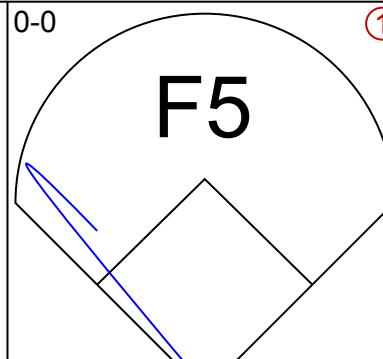
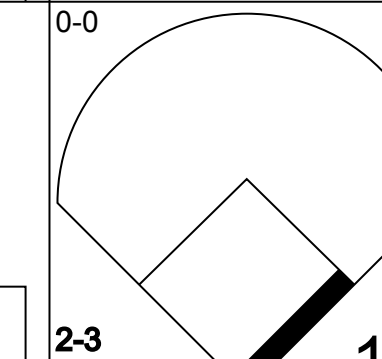
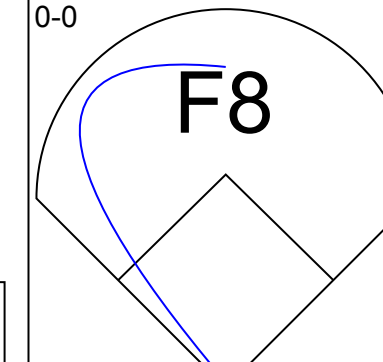
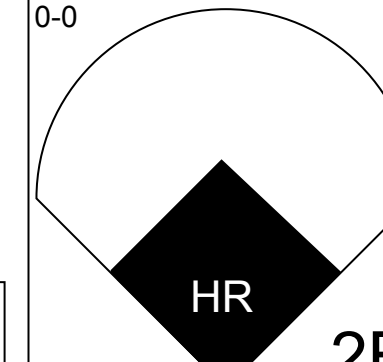
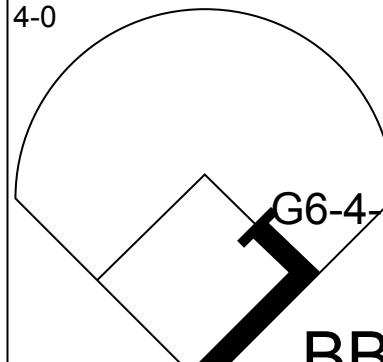
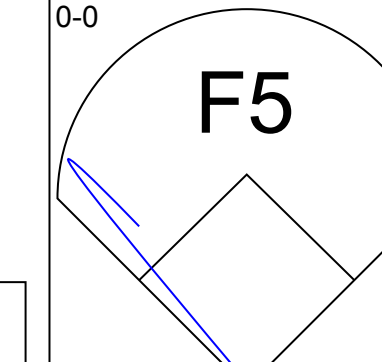
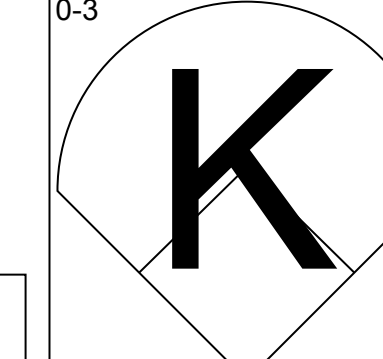
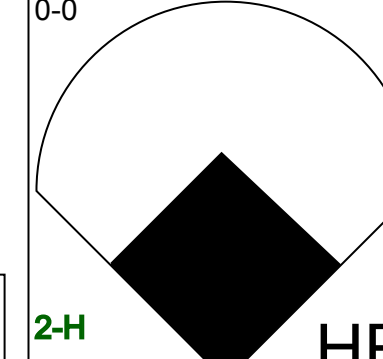
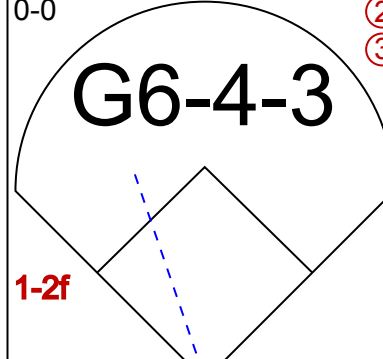
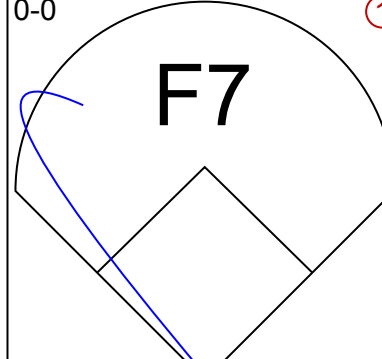
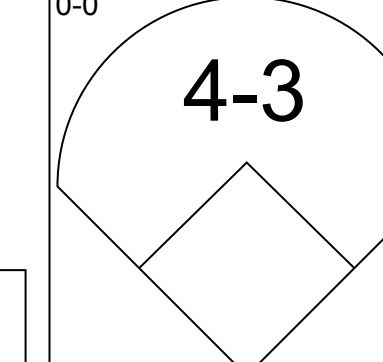
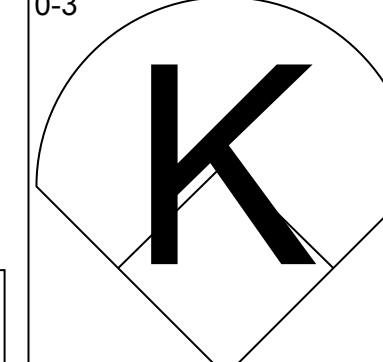
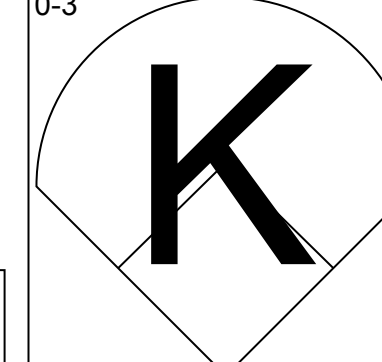
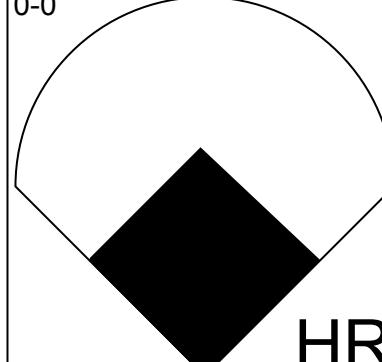
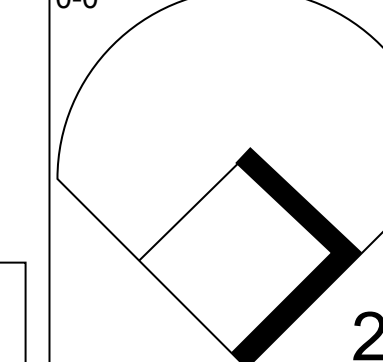
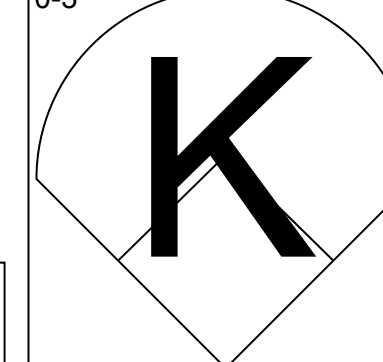
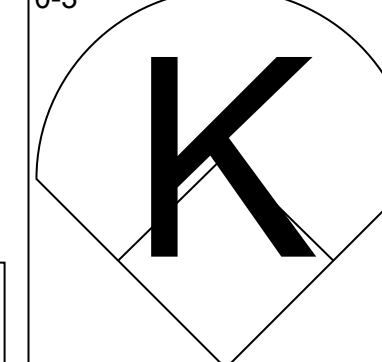
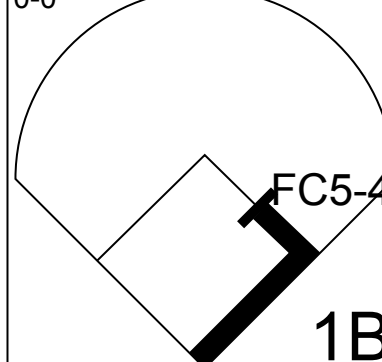
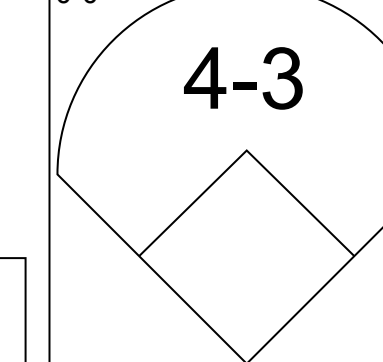
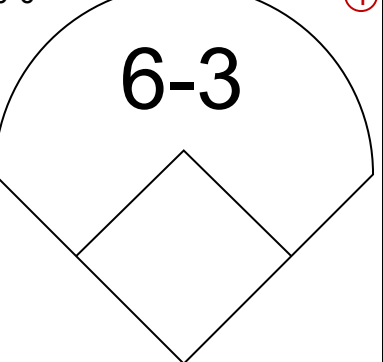
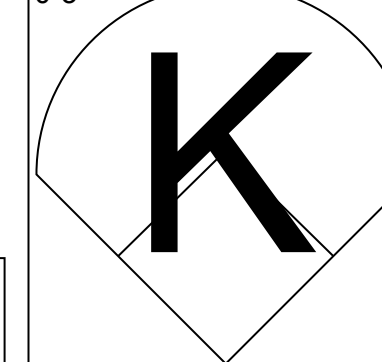
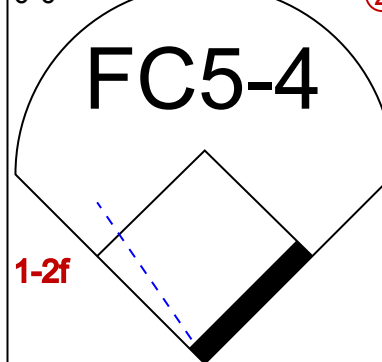
Batter	1	2	3	4	5	6	7	8	9	AB	R	H	RBI	BB	SO	LOB	BOTTOM			
Dom DiMaggio, R OBP: 0.472, SLG: 0.474	0-0 F8		0-0 1B		0-0 F8		G6-4-3			4	0	1	1	0	0	1				
6 Johnny Pesky, L OBP: 0.495, SLG: 0.449	0-0 F7		0-3 K			F9 2B	2B		1B	4	2	2	0	0	1	0				
Ted Williams, L OBP: 0.485, SLG: 0.808	0-0 F7			0-0 F5		F9 2-3	1B		2B	4	0	1	1	0	0	1				
Vern Stephens, R OBP: 0.410, SLG: 0.557		0-3 K		1-3		1B 1B 2B	F7			4	1	1	1	0	1	1				
Bobby Doerr, R OBP: 0.340, SLG: 0.427		0-0 HR				F9			4-3	4	1	2	1	0	0	1				
Tom Wright, L OBP: 0.364, SLG: 0.357		0-0 L7		0-3 K		1B 1B			1B BB	3	0	1	0	1	1	1				
Walt Dropo, R OBP: 0.531, SLG: 0.741		0-0 6-3				HR			G6-4-3 1B	4	1	3	2	0	0	0				
Birdie Tebbetts, R OBP: 0.488, SLG: 0.629			0-0 1B 2B		6-3		1-3		G6-4-3	4	1	1	0	0	0	4				
Mel Parnell, L OBP: 0.389, SLG: 0.214			0-0 B2			F9			G6-4-3 1B	3	0	1	0	0	0	1				
Inning Stats	R: 0 E: 0 K: 0 S: 3	H: 0 LOB: 0 BB: 0 P: 3	R: 1 E: 0 K: 1 S: 6	H: 1 LOB: 0 BB: 0 P: 6	R: 1 E: 0 K: 1 S: 6	H: 2 LOB: 0 BB: 0 P: 6	R: 0 E: 0 K: 1 S: 6	H: 1 LOB: 1 BB: 0 P: 6	R: 1 E: 0 K: 0 S: 4	H: 1 LOB: 0 BB: 0 P: 4	R: 2 E: 0 K: 0 S: 7	H: 4 LOB: 2 BB: 0 P: 7	R: 1 E: 0 K: 0 S: 5	H: 3 LOB: 1 BB: 0 P: 5	R: 0 E: 0 K: 0 S: 3	H: 1 LOB: 1 BB: 1 P: 7	1B: 7 2B: 4 3B: 0 HR: 2	SF: 0 SAC: 0 DP: 2 HBP: 0	WP: 0 PB: 0 SB: 0 CS: 0	PA: 35
PITCHER Virgil Trucks, R ERA: 4.41	IP: 5.2 WLS: L BF: 24 H: 8 R: 5 ER: 5 SO: 3 BB: 0 IBB: 0 HBP: 0 BLK: 0 WP: 0 HR: 2 S: 30 P: 30 ERA: 7.94 WHIP: 1.412															PITCHER	IP: 5.2 WLS: L BF: 24 H: 8 R: 5 ER: 5 SO: 3 BB: 0 IBB: 0 HBP: 0 BLK: 0 WP: 0 HR: 2 S: 30 P: 30 ERA: 7.94 WHIP: 1.412			
Saul Rogovin, R ERA: 6.75	0.1 2 1 0 0 0 0 0 0 0 0 0 2 2 0.00 3.000																			
Hal White, R ERA: 8.22	2.0 9 4 1 1 0 1 0 0 0 0 0 8 12 4.50 2.500																			

Detroit Tigers @ Boston Red Sox
Fenway Park, Boston, MA
Tue May 09 1950, 3:33 AM EDT
Att: 15,291 - Unknown

AB 34
R 6
H 13
RBI 6
BB 1
SO 3
LOB 10




Batter	1	2	3	4	5	6	7	8	9	AB	R	H	RBI	BB	SO	LOB	TOP					
Johnny Lipon, R (1, 6) OBP: 0.405, SLG: 0.368										5	1	1	0	0	1	2	<p>Detroit Tigers @ Boston Red Sox Fenway Park, Boston, MA Thu May 11 1950, 3:38 AM EDT Att: 27,758 - Unknown</p> <p>livebaseballscores.com</p> <p>AB 36 R 5 H 10 RBI 2 BB 1 SO 3 LOB 19</p> 					
Jerry Priddy, R (1, 4) OBP: 0.345, SLG: 0.338										4	1	2	0	0	0	0						
George Kell, R (1, 5) OBP: 0.376, SLG: 0.387										5	0	0	0	0	0	6						
Vic Wertz, L (1, 9) OBP: 0.412, SLG: 0.588										4	0	2	1	0	1	0						
Hoot Evers, R (1, 7) OBP: 0.422, SLG: 0.707										4	0	1	0	0	1	4						
Johnny Groth, R (1, 8) OBP: 0.372, SLG: 0.449										4	0	0	0	0	0	3						
Dick Kryhoski, L (1, 3) OBP: 0.293, SLG: 0.443										4	1	2	1	0	0	1						
Aaron Robinson, L (1, 2) OBP: 0.448, SLG: 0.680										4	0	1	0	0	0	2						
Paul Campbell, L (9, PR)										0	1	0	0	0	0	0						
Bob Swift, R (9, 2)										0	0	0	0	0	0	0						
Ted Gray, S (1, 1) OBP: 0.300, SLG: 0.300										2	0	1	0	0	0	1						
Charlie Keller, L (8, PH)										0	0	0	0	1	0	0						
Neil Berry, R (8, PR)										0	1	0	0	0	0	0						
Art Houtteman, R (8, 1) OBP: 0.154, SLG: 0.231										0	0	0	0	0	0	0						
Inning Stats	R: 0 E: 0 K: 2 S: 9	H: 2 LOB: 2 BB: 0 P: 9	R: 0 E: 0 K: 0 S: 4	H: 1 LOB: 1 BB: 0 P: 4	R: 0 E: 0 K: 0 S: 3	H: 0 LOB: 0 BB: 0 P: 3	R: 0 E: 0 K: 1 S: 5	H: 0 LOB: 0 BB: 0 P: 5	R: 0 E: 0 K: 0 S: 4	H: 1 LOB: 1 BB: 0 P: 4	R: 0 E: 0 K: 0 S: 3	H: 0 LOB: 0 BB: 0 P: 3	R: 0 E: 0 K: 0 S: 4	H: 1 LOB: 1 BB: 0 P: 4	R: 3 E: 2 K: 0 S: 6	H: 2 LOB: 2 BB: 1 P: 10	R: 2 E: 1 K: 0 S: 6	H: 3 LOB: 2 BB: 0 P: 6	1B: 7 2B: 2 3B: 0 HR: 1	SF: 0 SAC: 2 DP: 0 HBP: 0	WP: 0 PB: 0 SB: 0 CS: 0	PA: 39
PITCHER	IP WLS BF H R ER SO BB IBB HBP BLK WP HR S P ERA WHIP																					
Ellis Kinder, R (1, 1) ERA: 3.86	9.0 L 39 10 5 3 3 1 0 0 0 0 1 44 48 3.00 1.222																					

Batter	1	2	3	4	5	6	7	8	9	AB	R	H	RBI	BB	SO	LOB	BOTTOM						
Dom DiMaggio, R (1, 8) OBP: 0.480, SLG: 0.463										4	0	1	0	1	1	1	<p>Detroit Tigers @ Boston Red Sox Fenway Park, Boston, MA Thu May 11 1950, 3:38 AM EDT Att: 27,758 - Unknown</p> <p>livebaseballscores.com</p> <p>AB 33 R 3 H 9 RBI 3 BB 3 SO 7 LOB 11</p> 						
Ken Keltner, R (1, 5) OBP: 0.425, SLG: 0.500										3	0	1	0	0	0	1							
Ted Williams, L (1, 7) OBP: 0.459, SLG: 0.800										4	0	1	0	0	0	2							
Vern Stephens, R (1, 6) OBP: 0.407, SLG: 0.532										3	0	1	0	1	0	0							
Bobby Doerr, R (1, 4) OBP: 0.333, SLG: 0.416										3	1	1	0	1	0	4							
Clyde Vollmer, R (1, 9) OBP: 0.381, SLG: 0.526										3	1	1	2	0	1	1							
Tom Wright, L (9, 9) OBP: 0.347, SLG: 0.340										1	0	0	0	0	0	0							
Walt Dropo, R (1, 3) OBP: 0.475, SLG: 0.714										4	1	1	1	0	2	0							
Matt Batts, R (1, 2) OBP: 0.333, SLG: 0.326										4	0	2	0	0	2	0							
Ellis Kinder, R (1, 1)										3	0	0	0	0	1	1							
Lou Stringer, R (9, PH) OBP: 0.167, SLG: 0.167										1	0	0	0	0	0	1							
Inning Stats	R: 0 E: 0 K: 0 S: 4	H: 1 LOB: 2 BB: 1 P: 8	R: 0 E: 0 K: 1 S: 6	H: 1 LOB: 1 BB: 0 P: 6	R: 0 E: 0 K: 0 S: 3	H: 1 LOB: 0 BB: 0 P: 3	R: 2 E: 0 K: 2 S: 9	H: 2 LOB: 0 BB: 0 P: 9	R: 0 E: 0 K: 1 S: 6	H: 1 LOB: 1 BB: 0 P: 6	R: 0 E: 0 K: 0 S: 2	H: 0 LOB: 0 BB: 1 P: 6	R: 0 E: 0 K: 3 S: 9	H: 0 LOB: 0 BB: 0 P: 9	R: 0 E: 0 K: 0 S: 4	H: 1 LOB: 2 BB: 1 P: 8		R: 1 E: 0 K: 0 S: 5	H: 2 LOB: 1 BB: 0 P: 5	1B: 3 2B: 4 3B: 0 HR: 2	SF: 0 SAC: 1 DP: 2 HBP: 0	WP: 0 PB: 0 SB: 0 CS: 0	PA: 37
PITCHER	IP WLS BF H R ER SO BB IBB HBP BLK WP HR S P ERA WHIP																						
Ted Gray, L (1, 1) ERA: 3.49	7.0 W 27 6 2 2 7 2 0 0 0 0 1 39 47 2.57 1.143																						
Art Houtteman, R (8, 1) ERA: 2.11	2.0 S 10 3 1 1 0 1 0 0 0 0 0 1 9 13 4.50 2.000																						

Batter	1	2	3	4	5	6	7	8	9	10	11	AB	R	H	RBI	BB	SO	LOB	TOP							
Billy DeMars, R OBP: 0.339, SLG: 0.275 (1, 6)	F6		K		4-3		F8		FC4-6			5	0	0	0	0	1	2								
Dick Kokos, L OBP: 0.329, SLG: 0.326 (1, 7)	FC1-4 1B BB		K		F9					F9		3	0	0	0	2	1	0								
Sherm Lollar, R OBP: 0.411, SLG: 0.640 (1, 2)	FC1-4 1-2 1B				4-3		F5					4	0	2	0	1	0	2								
Ken Wood, R OBP: 0.360, SLG: 0.600 (1, 9)	FC1-4 1-2 2-3		K			F5		5-3		F9		5	0	0	0	0	1	4								
Hank Arrt, L OBP: 0.356, SLG: 0.342 (1, 3)	F2				E9 BB		F4		F9		4-3	5	0	0	0	0	0	3								
Roy Sievers, R OBP: 0.289, SLG: 0.136 (1, 8)		BB		K				F8			F7	4	0	1	0	1	1	1								
Leo Thomas, R OBP: 0.317, SLG: 0.229 (1, 5)		F8		K			F8		6-3		5-3	5	0	0	0	0	1	3								
Owen Friend, R OBP: 0.339, SLG: 0.294 (1, 4)		K									F3	4	0	2	0	1	1	1								
Ned Garver, R OBP: 0.214, SLG: 0.154 (1, 1)	F6				BB		SH3-4 1B			FC4-6 1B	F7	3	0	0	0	0	1	4								
Inning Stats	R: 0 E: 0 K: 0 S: 4	H: 1 LOB: 2 BB: 1 P: 8	R: 0 E: 0 K: 1 S: 5	H: 0 LOB: 1 BB: 1 P: 9	R: 0 E: 0 K: 3 S: 10	H: 1 LOB: 1 BB: 0 P: 10	R: 0 E: 1 K: 3 S: 10	H: 0 LOB: 2 BB: 1 P: 14	R: 0 E: 0 K: 0 S: 3	H: 1 LOB: 1 BB: 0 P: 3	R: 0 E: 0 K: 0 S: 4	H: 1 LOB: 2 BB: 1 P: 8	R: 0 E: 0 K: 0 S: 3	H: 0 LOB: 0 BB: 0 P: 3	R: 0 E: 0 K: 0 S: 4	H: 1 LOB: 1 BB: 0 P: 4	R: 0 E: 0 K: 0 S: 3	H: 0 LOB: 1 BB: 0 P: 7	R: 0 E: 0 K: 0 S: 3	H: 0 LOB: 0 BB: 0 P: 3	1B: 5 2B: 0 3B: 0 HR: 0	SF: 0 SAC: 1 DP: 0 HBP: 0	WP: 0 PB: 0 SB: 0 CS: 0	PA: 44		
PITCHER Virgil Trucks, R ERA: 3.35 (1, 1)	IP 11.0	WLS W 44	BF H 5	R R 0	ER ER 0	SO SO 7	BB BB 5	IBB IBB 0	HBP HBP 0	BLK BLK 0	WP WP 0	HR HR 0	S S 53	P P 73	ERA ERA 0.00	WHIP WHIP 0.909										

St. Louis Browns @ Detroit Tigers
Briggs Stadium, Detroit, MI
Sat May 13 1950, 4:33 AM EDT
Att: 16,002 - Unknown

AB 38
R 0
H 5
RBI 0
BB 5
SO 7
LOB 20





Batter	1	2	3	4	5	6	7	8	9	10	11	AB	R	H	RBI	BB	SO	LOB	BOTTOM							
Johnny Lipon, R OBP: 0.404, SLG: 0.361 (1, 6)	5-3					1-3		K			BB 1B 1B	4	1	1	0	1	1	0								
Jerry Priddy, R OBP: 0.348, SLG: 0.333 (1, 4)	F9			K		1B BB			F9		1B BB 1B	4	0	1	0	1	1	1								
George Kell, R OBP: 0.378, SLG: 0.380 (1, 5)	F7			6-3		1-2 1B			F5		1B BB	4	0	1	0	1	0	1								
Vic Wertz, L OBP: 0.411, SLG: 0.571 (1, 9)		1-3				4-3			F7		1-2 2-3 3-H 1B	4	0	1	1	1	0	2								
Hoot Evers, R OBP: 0.408, SLG: 0.667 (1, 7)		K			K			G4-6-3 1B		5-3		4	0	1	0	0	2	2								
Johnny Groth, R OBP: 0.354, SLG: 0.425 (1, 8)		4-3				4-3		1-2 1-2	G4-6-3	3-1		4	0	0	0	0	0	1								
Dick Kryhoski, L OBP: 0.278, SLG: 0.419 (1, 3)			F8		4-3			4-3		1-3		4	0	0	0	0	0	0								
Aaron Robinson, L OBP: 0.394, SLG: 0.586 (1, 2)			F8		F7			4-3		F6		4	0	0	0	0	0	0								
Virgil Trucks, R OBP: 0.105, SLG: 0.158 (1, 1)			5-3			5-3		6-3		F1		4	0	0	0	0	0	0								
Inning Stats	R: 0 E: 0 K: 0 S: 3	H: 0 LOB: 0 BB: 0 P: 3	R: 0 E: 0 K: 1 S: 5	H: 0 LOB: 0 BB: 0 P: 5	R: 0 E: 0 K: 0 S: 3	H: 0 LOB: 0 BB: 0 P: 3	R: 0 E: 0 K: 2 S: 7	H: 0 LOB: 2 BB: 2 P: 15	R: 0 E: 0 K: 0 S: 4	H: 1 LOB: 1 BB: 1 P: 8	R: 0 E: 0 K: 0 S: 3	H: 1 LOB: 0 BB: 0 P: 3	R: 0 E: 0 K: 1 S: 5	H: 0 LOB: 0 BB: 0 P: 5	R: 0 E: 0 K: 0 S: 3	H: 0 LOB: 0 BB: 0 P: 3	R: 1 E: 0 K: 0 S: 5	H: 3 LOB: 3 BB: 1 P: 9	1B: 5 2B: 0 3B: 0 HR: 0	SF: 0 SAC: 0 DP: 1 HBP: 0	WP: 0 PB: 0 SB: 1 CS: 0	PA: 40				
PITCHER Ned Garver, R ERA: 4.41 (1, 1)	IP 10.2	WLS L 40	BF H 5	R R 1	ER ER 1	SO SO 4	BB BB 4	IBB IBB 0	HBP HBP 0	BLK BLK 0	WP WP 0	HR HR 0	S S 44	P P 60	ERA ERA 0.84	WHIP WHIP 0.844										

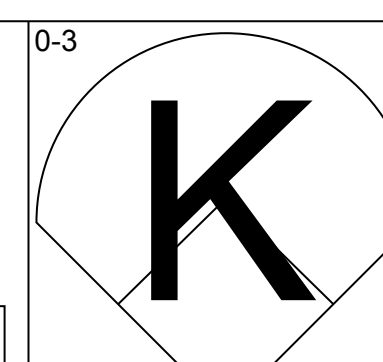
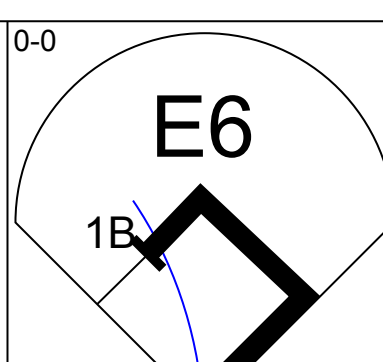
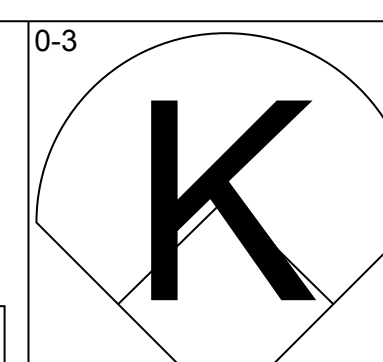
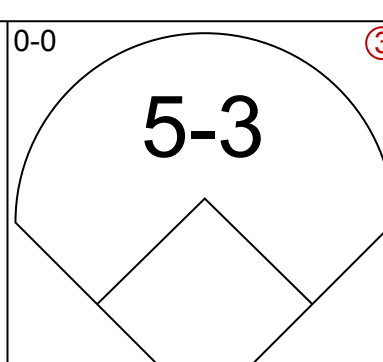
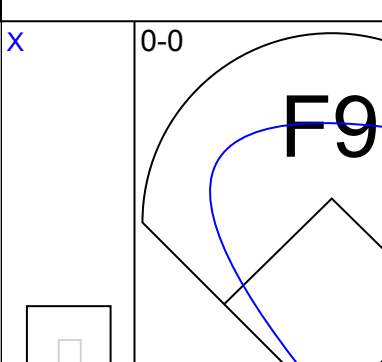

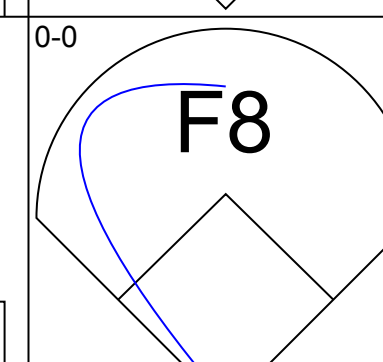
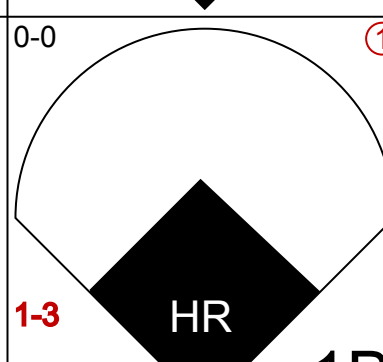
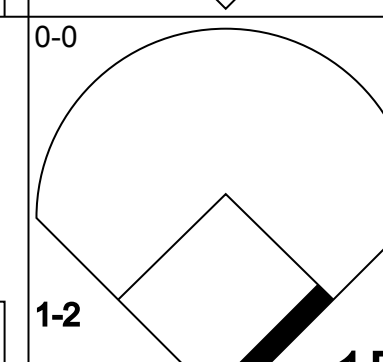
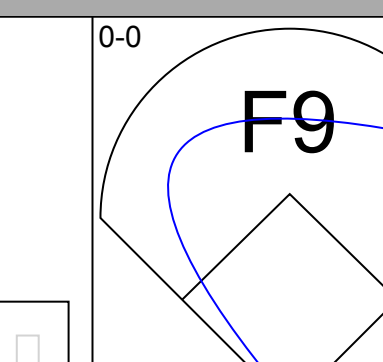
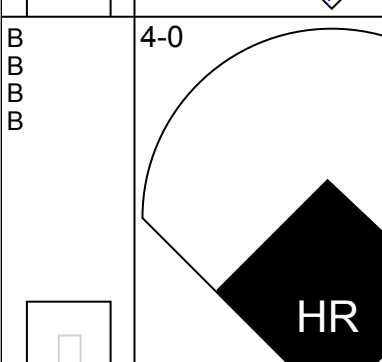
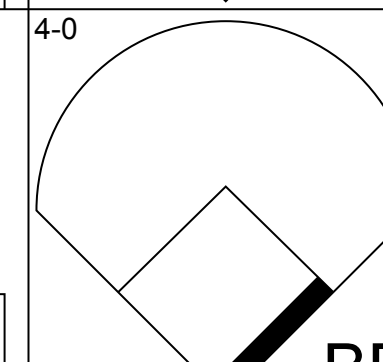
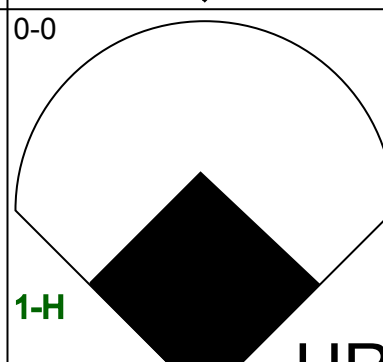
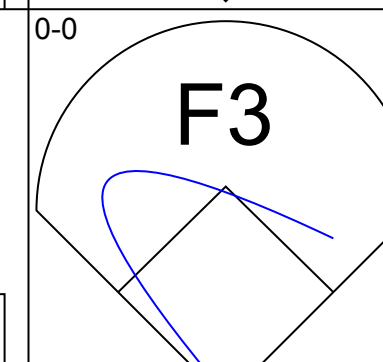
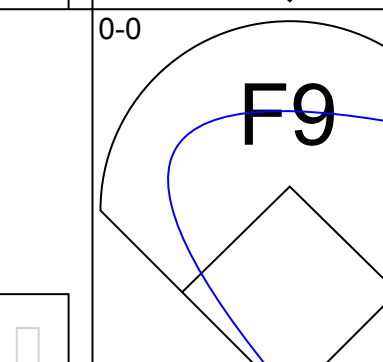
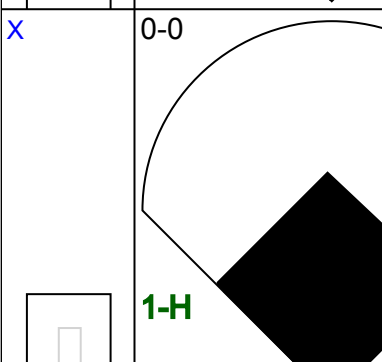
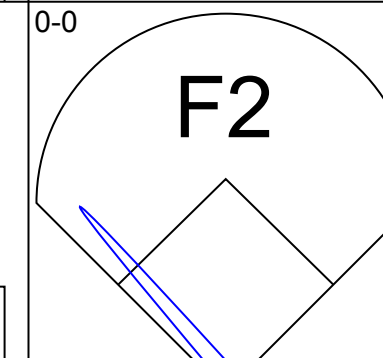
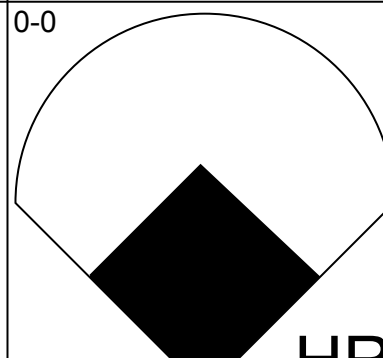
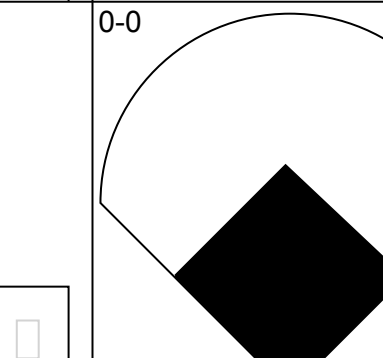
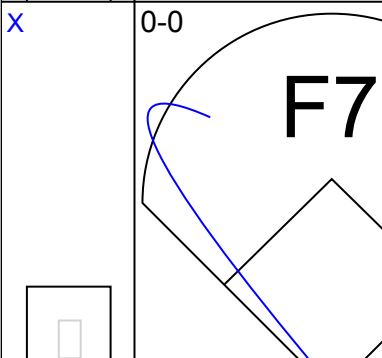
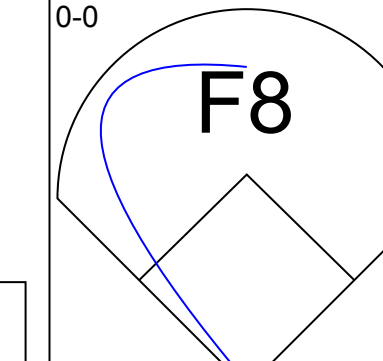
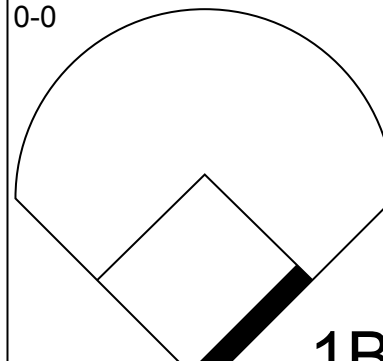
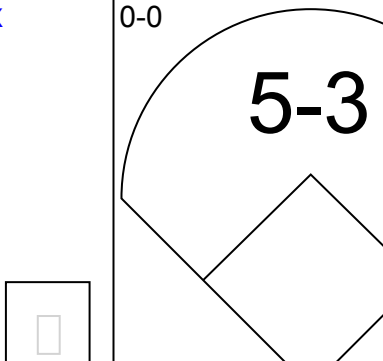
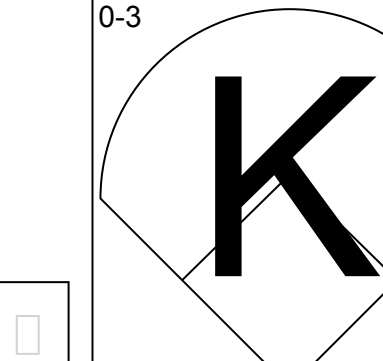
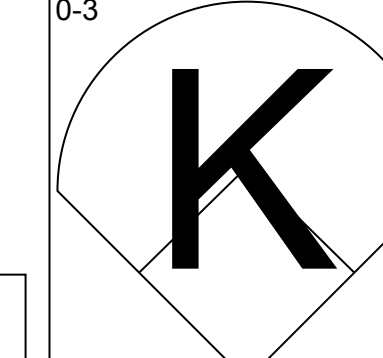
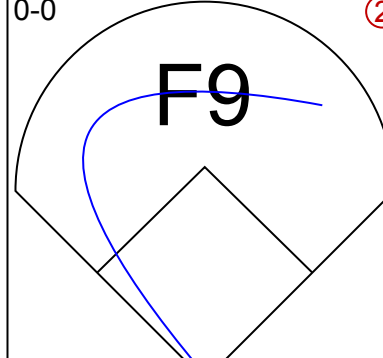
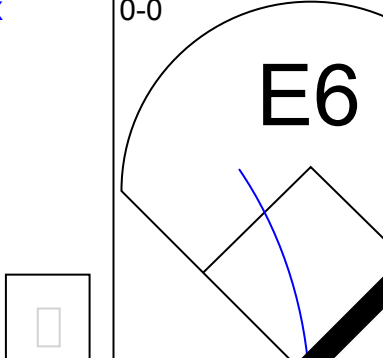
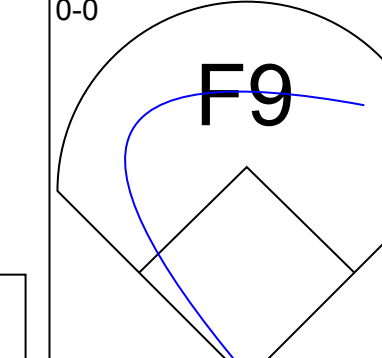
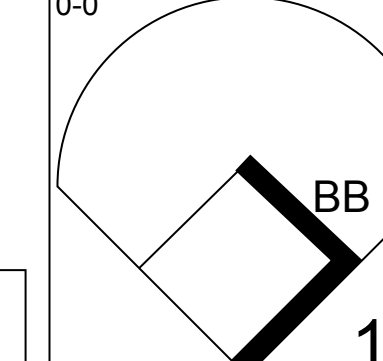
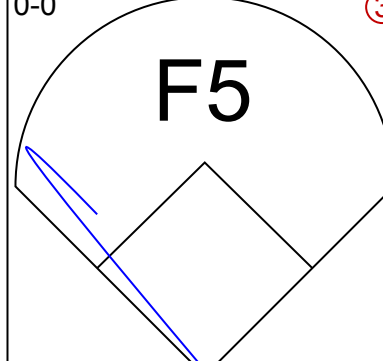
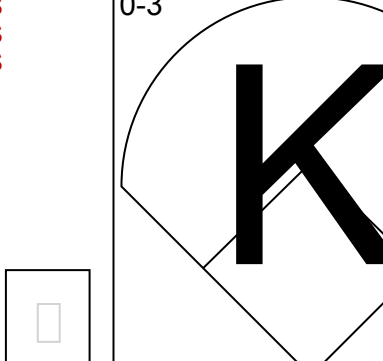
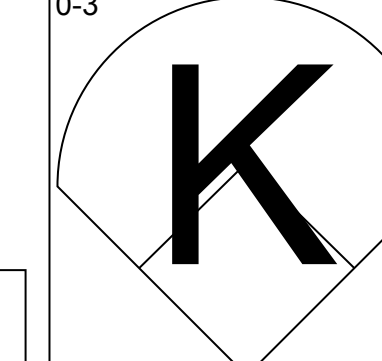
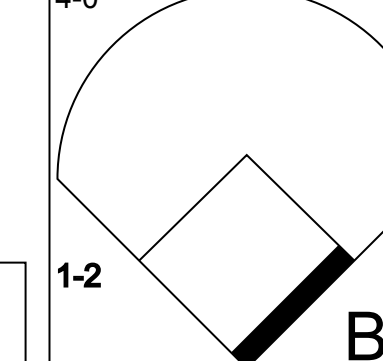
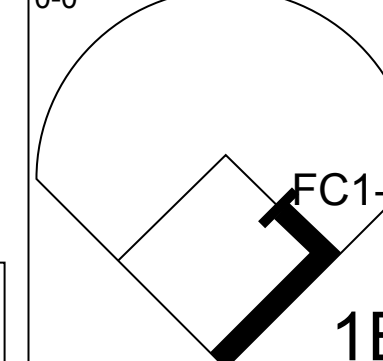
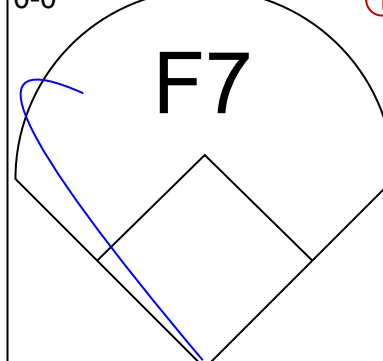
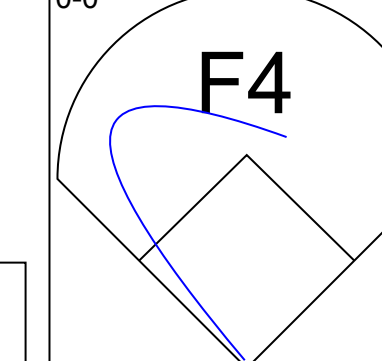
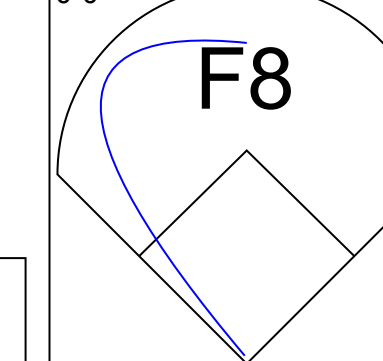
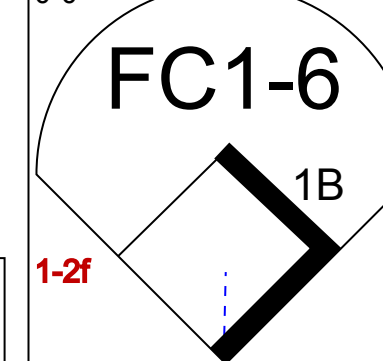
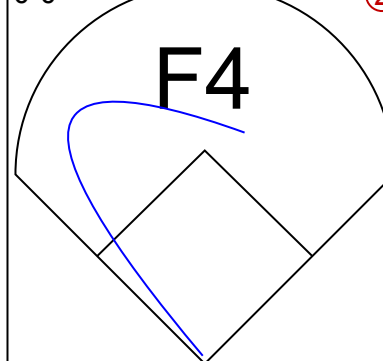
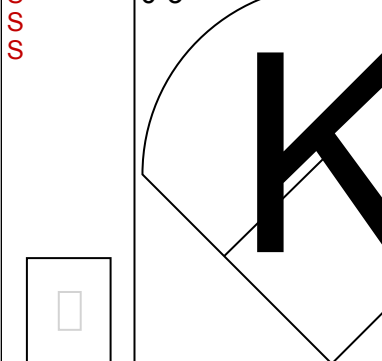
St. Louis Browns @ Detroit Tigers
Briggs Stadium, Detroit, MI
Sat May 13 1950, 4:33 AM EDT
Att: 16,002 - Unknown

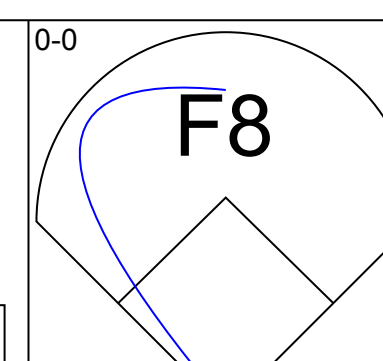
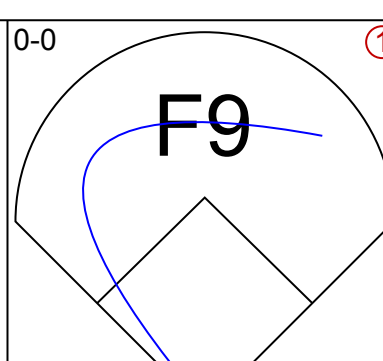
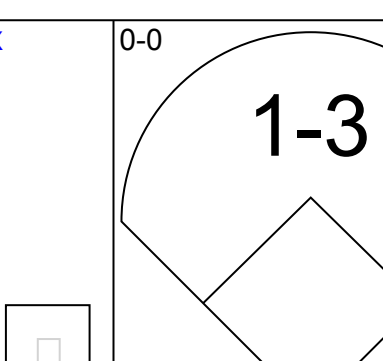
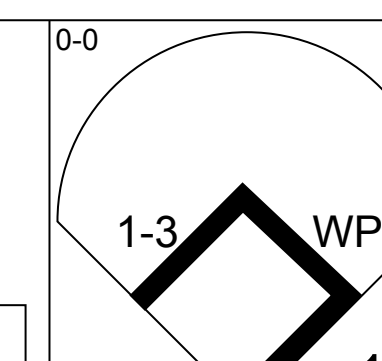
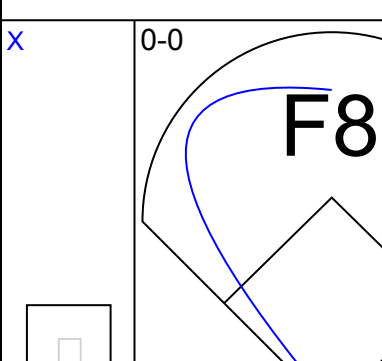

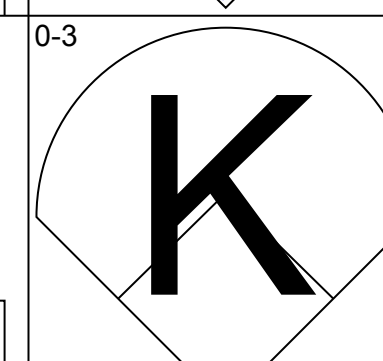
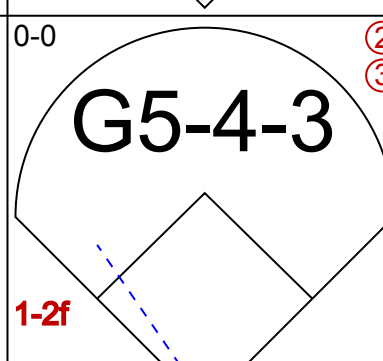
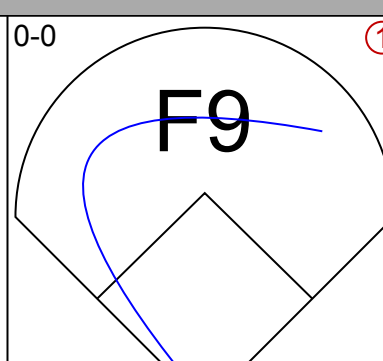
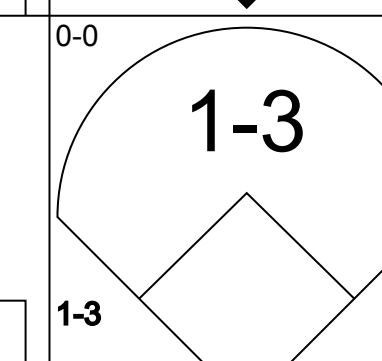
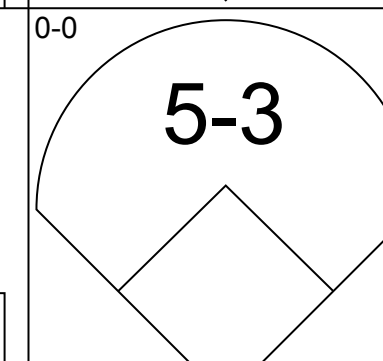
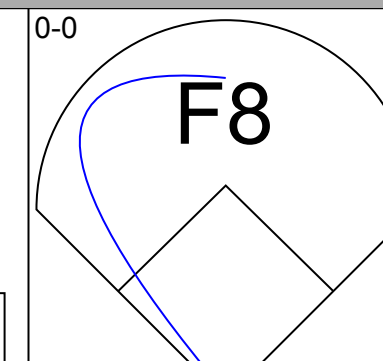
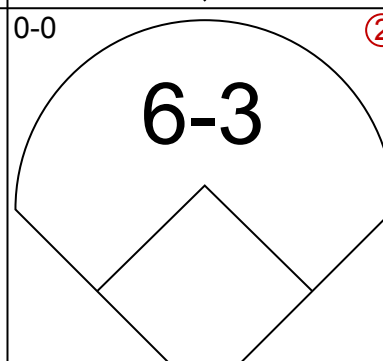
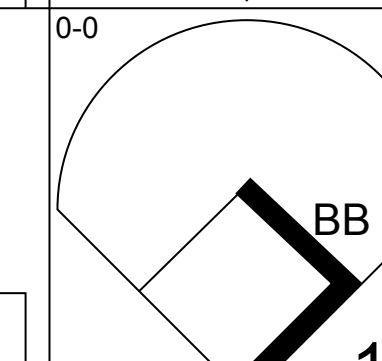
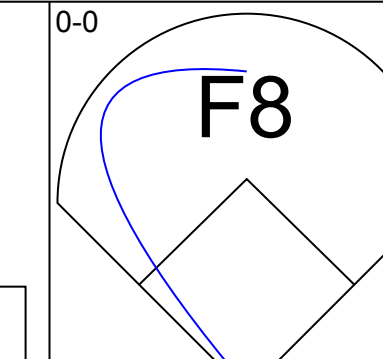
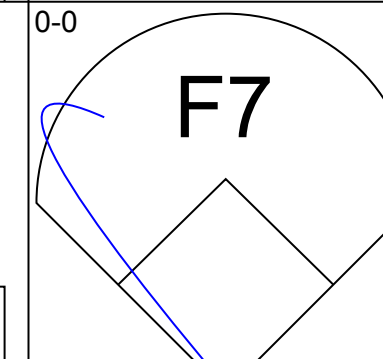
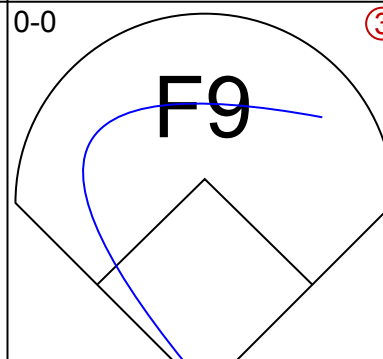
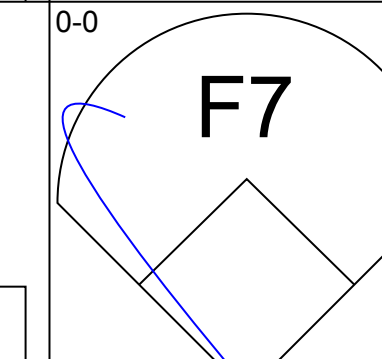
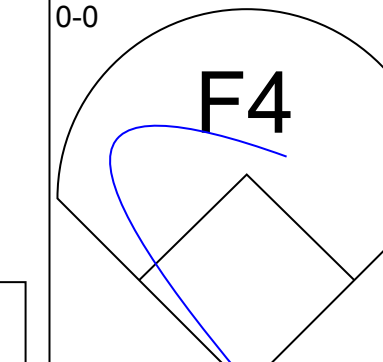
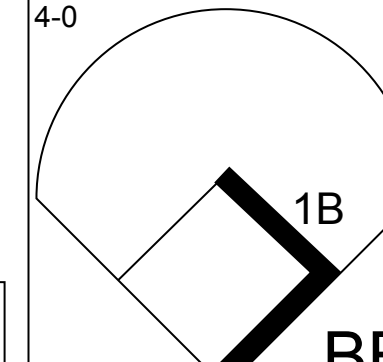
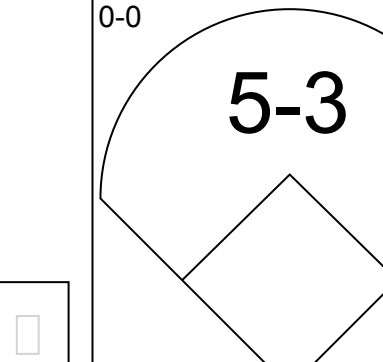
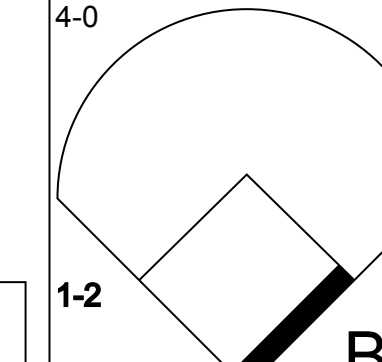
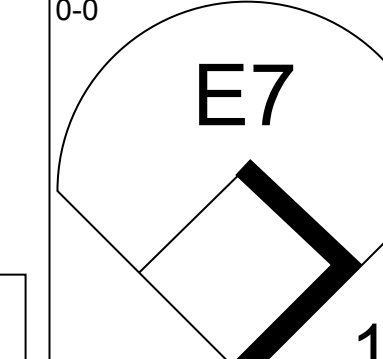
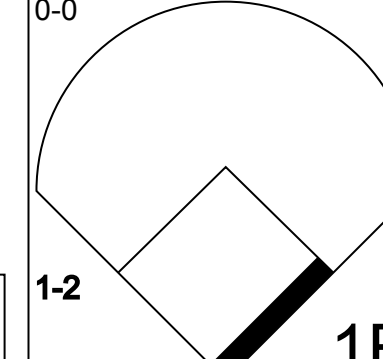
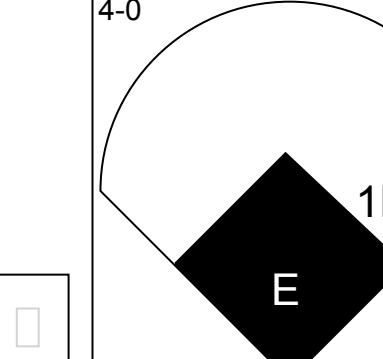
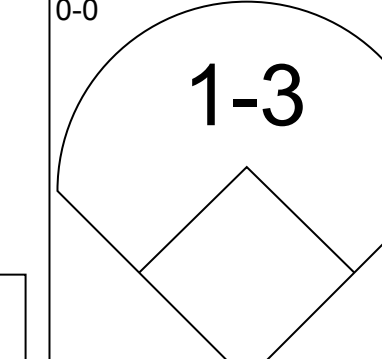
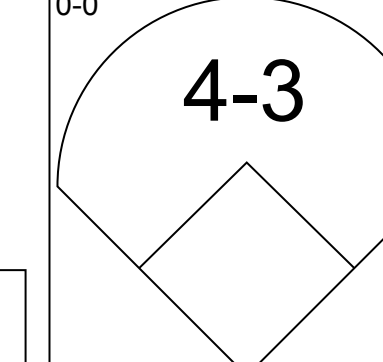
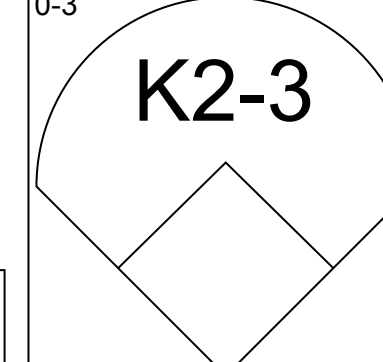
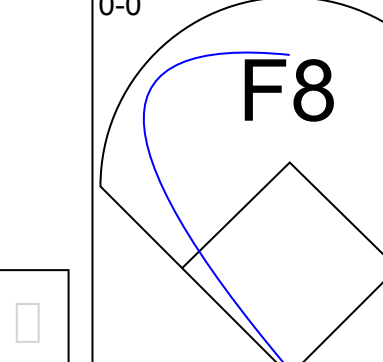
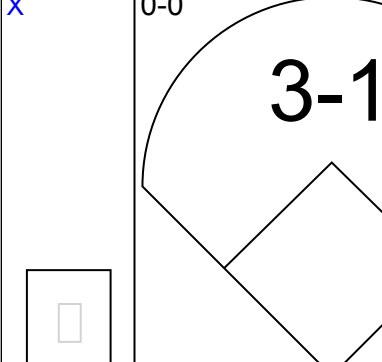
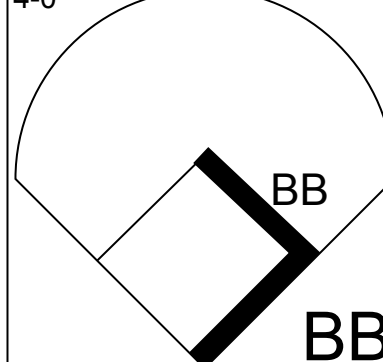
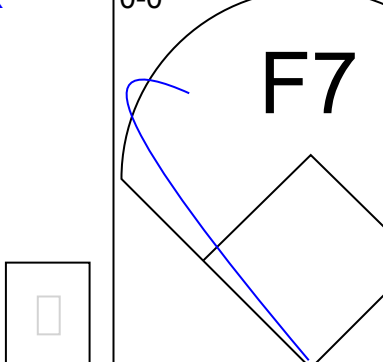
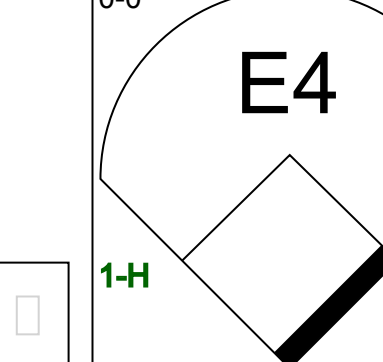
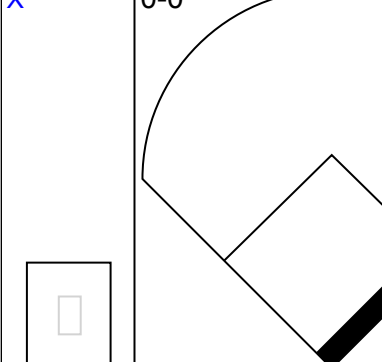
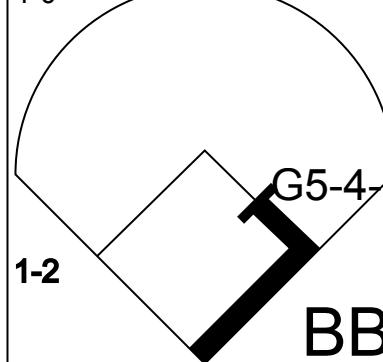
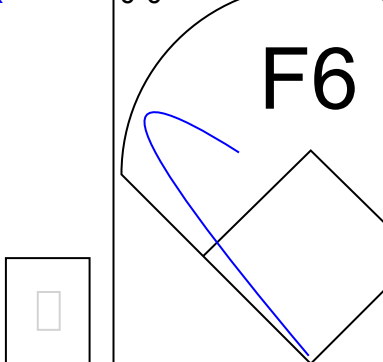
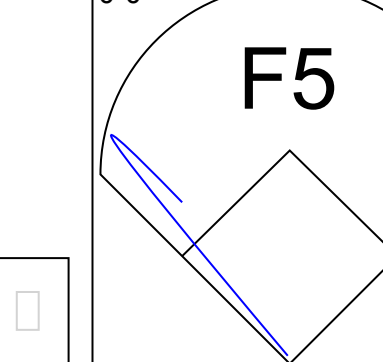
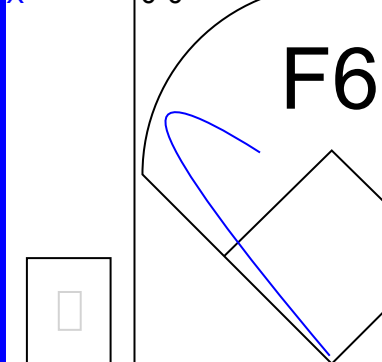
AB 36
R 1
H 5
RBI 1
BB 4
SO 4
LOB 7



Batter	1	2	3	4	5	6	7	8	9	AB	R	H	RBI	BB	SO	LOB	TOP																		
Billy DeMars, R (1, 6) OBP: 0.339, SLG: 0.275											0	0	0	0	0	0	0	St. Louis Browns @ Detroit Tigers Briggs Stadium, Detroit, MI Sun May 14 1950, 4:33 AM EDT Att: 30,794 - Unknown livebaseballscorecards.com																	
Leo Thomas, R (1, 5) OBP: 0.317, SLG: 0.229											0	0	0	0	0	0	0																		
Sherm Lollar, R (1, 2) OBP: 0.411, SLG: 0.640											0	0	0	0	0	0	0																		
Ken Wood, R (1, 9) OBP: 0.360, SLG: 0.600											0	0	0	0	0	0	0																		
Don Lenhardt, R (1, 7) OBP: 0.348, SLG: 0.550											0	0	0	0	0	0	0																		
Roy Sievers, R (1, 8) OBP: 0.269, SLG: 0.136											0	0	0	0	0	0	0																		
Owen Friend, R (1, 4) OBP: 0.339, SLG: 0.294											0	0	0	0	0	0	0																		
Hank Arft, L (1, 3) OBP: 0.356, SLG: 0.342											0	0	0	0	0	0	0																		
Cliff Fannin, L (1, 1)											0	0	0	0	0	0	0																		
Inning Stats											1B: 0	SF: 0	WP: 0	PA: 0	2B: 0	SAC: 0	PB: 0	3B: 0	DP: 0	SB: 0	CS: 0	HR: 0	HBP: 0												
PITCHER Hal Newhouser, L (1, 1) ERA: ∞	IP	WLS	BF	H	R	ER	SO	BB	IBB	HBP	BLK	WP	HR	S	P	ERA	WHIP																		
																		PITCHER	IP	WLS	BF	H	R	ER	SO	BB	IBB	HBP	BLK	WP	HR	S	P	ERA	WHIP

Batter	1	2	3	4	5	6	7	8	9	AB	R	H	RBI	BB	SO	LOB	BOTTOM																		
Johnny Lipon, R (1, 6) OBP: 0.404, SLG: 0.361											0	0	0	0	0	0	0	St. Louis Browns @ Detroit Tigers Briggs Stadium, Detroit, MI Sun May 14 1950, 4:33 AM EDT Att: 30,794 - Unknown livebaseballscorecards.com																	
Jerry Priddy, R (1, 4) OBP: 0.346, SLG: 0.333											0	0	0	0	0	0	0																		
George Kell, R (1, 5) OBP: 0.376, SLG: 0.380											0	0	0	0	0	0	0																		
Vic Wertz, L (1, 9) OBP: 0.411, SLG: 0.571											0	0	0	0	0	0	0																		
Hoot Evers, R (1, 7) OBP: 0.408, SLG: 0.667											0	0	0	0	0	0	0																		
Johnny Groth, R (1, 8) OBP: 0.354, SLG: 0.425											0	0	0	0	0	0	0																		
Dick Kryhoski, L (1, 3) OBP: 0.276, SLG: 0.419											0	0	0	0	0	0	0																		
Aaron Robinson, L (1, 2) OBP: 0.394, SLG: 0.586											0	0	0	0	0	0	0																		
Hal Newhouser, L (1, 1)											0	0	0	0	0	0	0																		
Inning Stats											1B: 0	SF: 0	WP: 0	PA: 0	2B: 0	SAC: 0	PB: 0	3B: 0	DP: 0	SB: 0	CS: 0	HR: 0	HBP: 0												
PITCHER Cliff Fannin, R (1, 1) ERA: 8.31	IP	WLS	BF	H	R	ER	SO	BB	IBB	HBP	BLK	WP	HR	S	P	ERA	WHIP																		
																		PITCHER	IP	WLS	BF	H	R	ER	SO	BB	IBB	HBP	BLK	WP	HR	S	P	ERA	WHIP

Batter	1	2	3	4	5	6	7	8	9	AB	R	H	RBI	BB	SO	LOB	TOP			
Dom DiMaggio, R (1, 8) OBP: 0.455, SLG: 0.422										5	0	0	0	0	2	1	<p>Boston Red Sox @ Detroit Tigers Briggs Stadium, Detroit, MI Tue May 16 1950, 4:33 AM EDT Att: 20,369 - Unknown</p> <p>livebaseballscorecards.com</p> <p>AB 37 R 6 H 9 RBI 6 BB 3 SO 7 LOB 10</p> 			
Al Zarilla, L (1, 9) OBP: 0.405, SLG: 0.432										4	2	2	0	1	0	0				
Ted Williams, L (1, 7) OBP: 0.458, SLG: 0.818										4	2	2	4	1	0	2				
Vern Stephens, R (1, 6) OBP: 0.392, SLG: 0.557										5	2	2	2	0	0	1				
Bobby Doerr, R (1, 4) OBP: 0.344, SLG: 0.415										4	0	1	0	0	1	0				
Walt Dropo, R (1, 3) OBP: 0.433, SLG: 0.741										4	0	0	0	0	1	1				
Ken Keltner, R (1, 5) OBP: 0.462, SLG: 0.478										4	0	1	0	0	2	2				
Birdie Tebbetts, R (1, 2) OBP: 0.467, SLG: 0.560										3	0	1	0	1	0	0				
Joe Dobson, R (1, 1) OBP: 0.294, SLG: 0.214										4	0	0	0	0	1	3				
Inning Stats	R: 0 E: 0 K: 1 S: 5	H: 0 LOB: 1 BB: 1 P: 9	R: 0 E: 0 K: 1 S: 6	H: 1 LOB: 2 BB: 1 P: 10	R: 3 E: 1 K: 0 S: 7	H: 4 LOB: 1 BB: 0 P: 7	R: 0 E: 0 K: 1 S: 7	H: 2 LOB: 2 BB: 0 P: 7	R: 0 E: 1 K: 0 S: 6	H: 0 LOB: 1 BB: 0 P: 6	R: 1 E: 0 K: 1 S: 6	H: 1 LOB: 0 BB: 0 P: 6	R: 0 E: 0 K: 1 S: 5	H: 0 LOB: 0 BB: 1 P: 5	R: 2 E: 0 K: 1 S: 6	H: 1 LOB: 0 BB: 1 P: 10	1B: 5 2B: 0 3B: 0 HR: 4	SF: 0 SAC: 0 DP: 0 HBP: 0	WP: 0 PB: 0 SB: 0 CS: 0	PA: 40
PITCHER	IP WLS BF H R ER SO BB IBB HBP BLK WP HR S P ERA WHIP																			
Art Houtteman, R (1, 1) ERA: 2.58	7.0 L 32 8 4 4 5 2 0 0 0 0 3 40 48 5.14 1.429																			
Hal White, R (8, 1) ERA: 6.94	2.0 8 1 2 2 2 1 0 0 0 0 1 11 15 9.00 1.000																			


Batter	1	2	3	4	5	6	7	8	9	AB	R	H	RBI	BB	SO	LOB	BOTTOM			
Johnny Lipon, R (1, 6) OBP: 0.388, SLG: 0.338										5	0	1	0	0	0	3	<p>Boston Red Sox @ Detroit Tigers Briggs Stadium, Detroit, MI Tue May 16 1950, 4:33 AM EDT Att: 20,369 - Unknown</p> <p>livebaseballscorecards.com</p> <p>AB 32 R 1 H 6 RBI 0 BB 5 SO 2 LOB 17</p> 			
Jerry Priddy, R (1, 4) OBP: 0.330, SLG: 0.314										4	0	0	0	0	1	3				
George Kell, R (1, 5) OBP: 0.367, SLG: 0.360										4	0	1	0	0	0	0				
Vic Wertz, L (1, 9) OBP: 0.388, SLG: 0.565										4	0	0	0	0	0	2				
Hoot Evers, R (1, 7) OBP: 0.421, SLG: 0.647										2	0	0	0	2	0	0				
Johnny Groth, R (1, 8) OBP: 0.367, SLG: 0.463										3	1	2	0	1	0	3				
Dick Kryhoski, L (1, 3) OBP: 0.256, SLG: 0.383										4	0	0	0	0	1	4				
Aaron Robinson, L (1, 2) OBP: 0.425, SLG: 0.559 Neil Berry, R (9, PR)										3	0	2	0	1	0	0				
Art Houtteman, R (1, 1) OBP: 0.200, SLG: 0.214 Charlie Keller, L (7, PH) Hal White, R (8, 1) Pat Mullin, L (8, PH) OBP: 0.275, SLG: 0.206										1	0	0	0	1	0	0				
Inning Stats	R: 0 E: 0 K: 1 S: 5	H: 0 LOB: 0 BB: 0 P: 5	R: 0 E: 1 K: 0 S: 4	H: 1 LOB: 1 BB: 0 P: 4	R: 0 E: 0 K: 0 S: 2	H: 0 LOB: 2 BB: 2 P: 10	R: 0 E: 0 K: 1 S: 6	H: 1 LOB: 2 BB: 1 P: 10	R: 0 E: 0 K: 0 S: 3	H: 0 LOB: 0 BB: 0 P: 3	R: 1 E: 1 K: 0 S: 4	H: 1 LOB: 1 BB: 1 P: 8	R: 0 E: 0 K: 0 S: 5	H: 2 LOB: 3 BB: 1 P: 9	R: 0 E: 0 K: 0 S: 4	H: 1 LOB: 1 BB: 0 P: 4	1B: 6 2B: 0 3B: 0 HR: 0	SF: 0 SAC: 0 DP: 1 HBP: 0	WP: 1 PB: 0 SB: 0 CS: 0	PA: 37
PITCHER	IP WLS BF H R ER SO BB IBB HBP BLK WP HR S P ERA WHIP																			
Joe Dobson, R (1, 1) ERA: 2.92	9.0 W 37 6 1 0 2 5 0 0 0 1 0 36 56 0.00 1.222																			

Batter	1	2	3	4	5	6	7	8	9	AB	R	H	RBI	BB	SO	LOB	TOP			
Dom DiMaggio, R OBP: 0.448, SLG: 0.415	F9		F9		F9			G3-6-3 1B		4	0	1	0	0	0	1	Boston Red Sox @ Detroit Tigers Briggs Stadium, Detroit, MI Wed May 17 1950, 4:33 AM EDT Att: 11,963 - Unknown			
Al Zarilla, L OBP: 0.409, SLG: 0.436	4-3					FC6-4 1B		F8		4	0	2	0	0	0	1				
Ted Williams, L OBP: 0.450, SLG: 0.788			F9			F9		G3-6-3 1-2		3	0	0	0	1	0	4				
Vern Stephens, R OBP: 0.396, SLG: 0.551	F9			F6		FC6-4 1-2 1B			4-0 HR BB	3	1	1	0	1	0	1				
Bobby Doerr, R OBP: 0.341, SLG: 0.409				F8		FC6-4 1-2 2-3		F3		4	0	1	0	0	0	3				
Walt Dropo, R OBP: 0.438, SLG: 0.828			K			F9				4	2	2	3	0	1	3				
Ken Keltner, R OBP: 0.400, SLG: 0.407			K		6-3 HR					4	0	0	0	0	1	0				
Birdie Tebbetts, R OBP: 0.469, SLG: 0.556							1-3			4	0	2	0	0	1	0				
Ellis Kinder, R Lou Stringer, R (7, PH) Walt Masterson, R (7, 1)			1B SH3-4 1B					G5-4-3 1B		1	0	0	0	0	1	0				
										1	0	0	0	0	0	1				
										0	0	0	0	0	0	0				
Inning Stats	R: 0 E: 0 K: 0 S: 3	H: 0 LOB: 1 BB: 1 P: 7	R: 0 E: 0 K: 2 S: 7	H: 1 LOB: 0 BB: 0 P: 7	R: 0 E: 0 K: 0 S: 5	H: 2 LOB: 2 BB: 0 P: 5	R: 1 E: 0 K: 0 S: 4	H: 1 LOB: 0 BB: 0 P: 4	R: 0 E: 0 K: 0 S: 5	H: 0 LOB: 0 BB: 0 P: 7	R: 0 E: 0 K: 0 S: 3	H: 1 LOB: 0 BB: 0 P: 3	R: 0 E: 0 K: 0 S: 3	H: 1 LOB: 0 BB: 0 P: 8	R: 2 E: 0 K: 0 S: 4	H: 1 LOB: 0 BB: 1 P: 8	1B: 7 2B: 0 3B: 0 HR: 2	SF: 0 SAC: 1 DP: 2 HBP: 0	WP: 0 PB: 0 SB: 0 CS: 1	PA: 35
PITCHER Ted Gray, L ERA: 3.38	IP: 9.0 WLS: W BF: 35 H: 9 R: 3 ER: 3 SO: 4 BB: 2 IBB: 0 HBP: 0 BLK: 0 WP: 0 HR: 2 S: 41 P: 49 ERA: 3.00 WHIP: 1.222															PITCHER				

Batter	1	2	3	4	5	6	7	8	9	AB	R	H	RBI	BB	SO	LOB	BOTTOM			
Johnny Lipon, R OBP: 0.376, SLG: 0.325	F8		K	FC6-4			SH1-3			3	0	0	0	0	1	1	Boston Red Sox @ Detroit Tigers Briggs Stadium, Detroit, MI Wed May 17 1950, 4:33 AM EDT Att: 11,963 - Unknown			
Jerry Priddy, R OBP: 0.327, SLG: 0.311	F9		BB 2B 1B	K		FC5-2-6 3B				4	2	1	0	0	1	2				
George Kell, R OBP: 0.373, SLG: 0.382	F8		2B BB		K	WP 3B				3	2	1	1	1	1	0				
Vic Wertz, L OBP: 0.382, SLG: 0.563		F4		F6		F7				4	0	1	2	0	0	0				
Hoot Evers, R OBP: 0.393, SLG: 0.600		K	F2		F3		5-3			4	0	0	0	0	1	1				
Johnny Groth, R OBP: 0.372, SLG: 0.464		1B 1B		F7		F8		FC1-6 1B		4	0	2	0	0	0	0				
Aaron Robinson, L OBP: 0.432, SLG: 0.541				HR BB		4-3		FC1-6 1-2		3	1	1	0	1	0	1				
Dick Kryhoski, L OBP: 0.256, SLG: 0.412		4-3		HR		4-3		E3		4	1	1	2	0	0	3				
Ted Gray, S OBP: 0.357, SLG: 0.429			4-3		FC6-4 1B		SH1-3 2B			4	0	2	0	0	1	2				
Inning Stats	R: 0 E: 0 K: 0 S: 3	H: 0 LOB: 0 BB: 0 P: 3	R: 0 E: 0 K: 1 S: 7	H: 2 LOB: 0 BB: 0 P: 7	R: 2 E: 0 K: 1 S: 7	H: 2 LOB: 1 BB: 1 P: 11	R: 2 E: 0 K: 1 S: 7	H: 2 LOB: 1 BB: 1 P: 11	R: 0 E: 0 K: 0 S: 5	H: 0 LOB: 0 BB: 0 P: 5	R: 0 E: 0 K: 0 S: 3	H: 0 LOB: 0 BB: 0 P: 3	R: 2 E: 0 K: 0 S: 5	H: 2 LOB: 0 BB: 0 P: 5	R: 0 E: 1 K: 1 S: 7	H: 1 LOB: 2 BB: 0 P: 7	1B: 5 2B: 2 3B: 1 HR: 1	SF: 0 SAC: 1 DP: 0 HBP: 0	WP: 1 PB: 0 SB: 0 CS: 0	PA: 36
PITCHER Ellis Kinder, R ERA: 4.06 Walt Masterson, R ERA: 7.0	IP: 6.0 WLS: L BF: 26 H: 6 R: 4 ER: 4 SO: 4 BB: 2 IBB: 0 HBP: 0 BLK: 0 WP: 1 HR: 1 S: 32 P: 40 ERA: 6.00 WHIP: 1.333															PITCHER				

Batter	1	2	3	4	5	6	7	8	9	AB	R	H	RBI	BB	SO	LOB	TOP															
Eddie Joost, R OBP: 0.407, SLG: 0.395 (1, 6)										5	1	2	1	0	0	1	Philadelphia Athletics @ Detroit Tigers Briggs Stadium, Detroit, MI Fri May 19 1950, 4:33 AM EDT Att: 3,855 - Unknown															
Barney McCosky, L OBP: 0.362, SLG: 0.375 (1, 7)										5	1	1	0	0	0	2																
Bob Dillinger, R OBP: 0.339, SLG: 0.419 (1, 5)										5	1	1	0	0	0	2																
Paul Lehner, L OBP: 0.412, SLG: 0.580 (1, 8)										5	1	3	1	0	0	1																
Feris Fain, L OBP: 0.397, SLG: 0.505 (1, 3)										5	2	2	1	0	0	2																
Wally Moses, L OBP: 0.294, SLG: 0.143 (1, 9)										4	1	1	0	1	0	4																
Pete Suder, R OBP: 0.322, SLG: 0.390 (1, 4)										5	1	3	3	0	0	2																
Joe Astroth, R OBP: 0.400, SLG: 0.600 (1, 2)										5	0	2	1	0	1	4																
Hank Wyse, R OBP: 0.182, SLG: 0.182 (1, 1)										2	0	0	0	0	0	1																
Carl Scheib, R OBP: 0.300, SLG: 0.300 (5, 1)										0	0	0	0	0	0	0																
Harry Byrd, R OBP: 0.391, SLG: 0.347 (8, PH)										1	0	0	0	0	0	1																
Ed Kileman, R OBP: 0.391, SLG: 0.347 (8, 1)										0	0	0	0	0	0	0																
Inning Stats	R: 0 E: 0 K: 0 S: 4	H: 1 LOB: 1 BB: 0 P: 4	R: 1 E: 0 K: 0 S: 4	H: 1 LOB: 1 BB: 1 P: 8	R: 3 E: 1 K: 1 S: 10	H: 4 LOB: 2 BB: 0 P: 10	R: 0 E: 0 K: 0 S: 3	H: 0 LOB: 0 BB: 0 P: 3	R: 1 E: 1 K: 0 S: 5	H: 2 LOB: 1 BB: 0 P: 5	R: 1 E: 0 K: 0 S: 4	H: 1 LOB: 1 BB: 0 P: 4	R: 0 E: 1 K: 0 S: 4	H: 1 LOB: 1 BB: 0 P: 4	R: 1 E: 0 K: 0 S: 5	H: 2 LOB: 2 BB: 0 P: 5	R: 1 E: 0 K: 0 S: 6	H: 3 LOB: 2 BB: 0 P: 6	1B: 11 2B: 3 3B: 0 HR: 1	SF: 0 SAC: 0 DP: 0 HBP: 0	WP: 1 PA: 44 PB: 1 SB: 0 CS: 0											
PITCHER	IP WLS BF H R ER SO BB IBB HBP BLK WP HR S P ERA WHIP																															
Virgil Trucks, R ERA: 3.54 (1, 1)	2.2	13	4	3	2	0	1	0	0	0	0	0	12	16	6.75	1.875																
Fred Hutchinson, R ERA: 5.85 (3, 1)	6.1	W 31	11	5	4	1	0	0	0	0	1	1	33	33	5.68	1.737																

AB 43
R 8
H 15
RBI 7
BB 1
SO 1
LOB 20



Batter	1	2	3	4	5	6	7	8	9	AB	R	H	RBI	BB	SO	LOB	BOTTOM															
Johnny Lipon, R OBP: 0.393, SLG: 0.352 (1, 6)										5	1	2	2	0	0	1	Philadelphia Athletics @ Detroit Tigers Briggs Stadium, Detroit, MI Fri May 19 1950, 4:33 AM EDT Att: 3,855 - Unknown															
Jerry Priddy, R OBP: 0.336, SLG: 0.320 (1, 4)										5	2	2	0	0	0	1																
George Kell, R OBP: 0.398, SLG: 0.444 (1, 5)										4	2	3	3	1	1	1																
Vic Wertz, L OBP: 0.381, SLG: 0.551 (1, 9)										5	2	3	2	0	0	3																
Hoot Evers, R OBP: 0.408, SLG: 0.603 (1, 7)										4	1	1	2	0	0	3																
Johnny Groth, R OBP: 0.375, SLG: 0.478 (1, 8)										4	2	1	1	1	0	2																
Joe Ginsberg, L OBP: 0.303, SLG: 0.214 (1, 2)										5	0	1	1	0	0	2																
Dick Kryhoski, L OBP: 0.270, SLG: 0.404 (1, 3)										5	2	2	1	0	0	1																
Virgil Trucks, R OBP: 0.150, SLG: 0.200 (1, 1)										1	1	1	0	0	0	0																
Fred Hutchinson, L OBP: 0.476, SLG: 0.471 (3, 1)										4	1	2	2	0	0	1																
Inning Stats	R: 0 E: 0 K: 1 S: 7	H: 2 LOB: 2 BB: 0 P: 7	R: 2 E: 0 K: 0 S: 6	H: 3 LOB: 1 BB: 0 P: 6	R: 0 E: 0 K: 0 S: 3	H: 0 LOB: 1 BB: 1 P: 7	R: 0 E: 0 K: 0 S: 4	H: 1 LOB: 1 BB: 0 P: 4	R: 10 E: 3 K: 0 S: 12	H: 8 LOB: 1 BB: 1 P: 17	R: 2 E: 0 K: 0 S: 6	H: 3 LOB: 2 BB: 0 P: 7	R: 0 E: 0 K: 0 S: 4	H: 1 LOB: 1 BB: 0 P: 4	R: 0 E: 0 K: 0 S: 3	H: 0 LOB: 0 BB: 0 P: 3	1B: 9 2B: 7 3B: 1 HR: 1	SF: 0 SAC: 1 DP: 0 HBP: 2	WP: 1 PA: 47 PB: 1 SB: 0 CS: 0													
PITCHER	IP WLS BF H R ER SO BB IBB HBP BLK WP HR S P ERA WHIP																															
Hank Wyse, R ERA: 8.78 (1, 1)	4.0	L 23	9	6	6	1	1	0	1	0	1	0	7	11	13.50	2.500																
Carl Scheib, R ERA: 6.63 (5, 1)	0.2	8	4	4	3	0	1	0	0	0	1	0	7	11	40.50	7.500																
Harry Byrd, R ERA: 23.14 (5, 1)	2.1	13	5	4	2	0	0	0	1	0	0	0	12	13	7.71	2.143																
Ed Kileman, R ERA: 11.57 (8, 1)	1.0	3	0	0	0	0	0	0	0	0	0	0	3	3	0.00	0.000																

AB 42
R 14
H 18
RBI 14
BB 2
SO 1
LOB 15



Batter	1	2	3	4	5	6	7	8	9	AB	R	H	RBI	BB	SO	LOB	TOP					
Eddie Yost, R OBP: 0.447, SLG: 0.505 (1, 5)	F8		HR	1B		F5			4-3	5	1	2	2	0	0	0	Washington Senators @ Detroit Tigers Briggs Stadium, Detroit, MI Sun May 21 1950, 4:33 AM EDT Att: 33,320 - Unknown livebaseballscorecards.com					
Sam Dente, R OBP: 0.285, SLG: 0.257 (1, 4)	F7		BB	1B		1-3			F4	4	0	1	1	1	0	0						
Bud Stewart, L OBP: 0.419, SLG: 0.461 (1, 7)	2B		F4			E3			1B	4	1	1	0	1	1	1						
Eddie Robinson, L OBP: 0.364, SLG: 0.309 (1, 3)	F8		E9			HR			BB	5	1	3	0	0	0	1						
Sam Mele, R OBP: 0.492, SLG: 0.611 (1, 8)		F6	IBB			HR			FC6-4	4	1	2	3	1	0	2						
Roberto Ortiz, R OBP: 0.273, SLG: 0.300 (1, 9)			G5-4-3			K2-3			1B	4	0	1	0	0	2	4						
Al Evans, R OBP: 0.316, SLG: 0.386 (1, 2)			1B			6-3			F8	4	0	0	0	0	0	1						
Merl Combs, L OBP: 0.422, SLG: 0.324 (1, 6)						4-1			4-3	3	1	0	0	1	0	1						
Connie Marrero, R OBP: 0.250, SLG: 0.273 (1, 1)			HR			F4			6-3	3	1	0	0	1	1	1						
Inning Stats	R: 0 E: 0 K: 0 S: 4	H: 1 LOB: 1 BB: 0 P: 4	R: 0 E: 0 K: 0 S: 4	H: 1 LOB: 1 BB: 0 P: 4	R: 2 E: 1 K: 0 S: 4	H: 2 LOB: 2 BB: 3 P: 16	R: 1 E: 0 K: 0 S: 4	H: 2 LOB: 2 BB: 1 P: 8	R: 3 E: 1 K: 1 S: 8	H: 2 LOB: 0 BB: 0 P: 8	R: 0 E: 0 K: 2 S: 5	H: 0 LOB: 0 BB: 0 P: 5	R: 0 E: 0 K: 1 S: 8	H: 1 LOB: 1 BB: 0 P: 8	R: 0 E: 0 K: 0 S: 3	H: 0 LOB: 0 BB: 0 P: 3	R: 0 E: 0 K: 0 S: 4	H: 1 LOB: 2 BB: 1 P: 8	1B: 6 2B: 2 3B: 0 HR: 2	SF: 0 SAC: 0 DP: 1 HBP: 0	WP: 0 PB: 0 SB: 0 CS: 0	PA: 41
PITCHER	IP	WLS	BF	H	R	ER	SO	BB	IBB	HBP	BLK	WP	HR	S	P	ERA	WHIP					
Ted Gray, L ERA: 4.14 (1, 1)	4.0	L	23	8	6	5	0	3	1	0	0	0	2	19	35	11.25	2.750					
Paul Calvert, R ERA: 1.4 (5, 1)	4.0		13	1	0	0	4	0	0	0	0	0	0	21	21	0.00	0.250					
Dizzy Trout, R ERA: 6.0 (9, 1)	1.0		5	1	0	0	0	1	0	0	0	0	0	4	8	0.00	2.000					

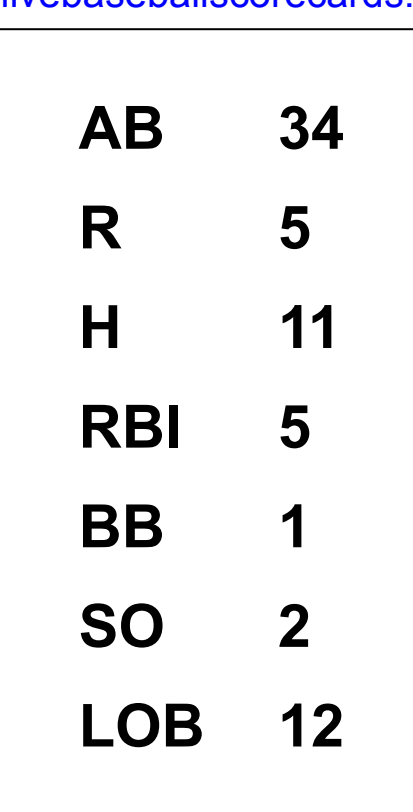

Batter	1	2	3	4	5	6	7	8	9	AB	R	H	RBI	BB	SO	LOB	BOTTOM					
Johnny Lipon, R OBP: 0.400, SLG: 0.351 (1, 6)	BB		F7			1B			F7	3	0	1	0	1	0	0	Washington Senators @ Detroit Tigers Briggs Stadium, Detroit, MI Sun May 21 1950, 4:33 AM EDT Att: 33,320 - Unknown livebaseballscorecards.com					
Jerry Priddy, R OBP: 0.322, SLG: 0.306 (1, 4)	K				E6	K			6-3	4	0	0	0	0	2	2						
George Kell, R OBP: 0.405, SLG: 0.443 (1, 5)	F8				CS	1-3			F7	4	0	1	0	0	0	2						
Vic Wertz, L OBP: 0.364, SLG: 0.530 (1, 9)	K				K	1-2			4-3	4	0	0	0	0	2	3						
Hoot Evers, R OBP: 0.392, SLG: 0.557 (1, 7)		F7			F8				6-3	4	0	0	0	0	0	1						
Johnny Groth, R OBP: 0.376, SLG: 0.474 (1, 8)					G4-6-3	BB			HR	1	1	0	0	2	0	0						
Joe Ginsberg, L OBP: 0.289, SLG: 0.212 (1, 2)					G3				BB	1	0	0	0	0	0	1						
Aaron Robinson, L OBP: 0.447, SLG: 0.615 (5, 2)			G4-6-3			HR			HR	2	1	1	2	0	0	0						
Dick Kryhoski, L OBP: 0.262, SLG: 0.386 (1, 3)									F9	3	0	0	0	0	0	0						
Ted Gray, S OBP: 0.333, SLG: 0.400 (1, 1)									F5	1	0	0	0	0	0	0						
Paul Calvert, R (5, 1)									F5	1	0	0	0	0	0	0						
Fred Hutchinson, L OBP: 0.455, SLG: 0.444 (6, PH)										1	0	0	0	0	0	0						
Dizzy Trout, R (9, 1)										0	0	0	0	0	0	0						
Inning Stats	R: 0 E: 0 K: 2 S: 7	H: 0 LOB: 1 BB: 1 P: 11	R: 0 E: 0 K: 0 S: 2	H: 0 LOB: 0 BB: 1 P: 6	R: 0 E: 0 K: 0 S: 3	H: 0 LOB: 0 BB: 0 P: 3	R: 0 E: 1 K: 1 S: 6	H: 1 LOB: 1 BB: 0 P: 6	R: 0 E: 0 K: 0 S: 3	H: 0 LOB: 0 BB: 0 P: 3	R: 0 E: 0 K: 1 S: 6	H: 1 LOB: 1 BB: 0 P: 6	R: 2 E: 0 K: 0 S: 4	H: 1 LOB: 0 BB: 1 P: 8	R: 0 E: 0 K: 0 S: 3	H: 0 LOB: 0 BB: 0 P: 3	R: 0 E: 0 K: 0 S: 3	H: 0 LOB: 0 BB: 0 P: 3	1B: 2 2B: 0 3B: 0 HR: 1	SF: 0 SAC: 0 DP: 1 HBP: 0	WP: 0 PB: 0 SB: 0 CS: 2	PA: 32
PITCHER	IP	WLS	BF	H	R	ER	SO	BB	IBB	HBP	BLK	WP	HR	S	P	ERA	WHIP					
Connie Marrero, R ERA: 2.35 (1, 1)	9.0	W	32	3	2	2	4	3	0	0	0	0	1	37	49	2.00	0.667					



Batter	1	2	3	4	5	6	7	8	9	AB	R	H	RBI	BB	SO	LOB	TOP					
Eddie Yost, R OBP: 0.438, SLG: 0.491 (1, 5)										5	0	1	0	0	0	5	Washington Senators @ Detroit Tigers Briggs Stadium, Detroit, MI Mon May 22, 1950, 4:33 AM EDT Att: 5,132 - Unknown					
Sam Dente, R OBP: 0.288, SLG: 0.263 (1, 4)										5	0	2	1	0	0	3						
Bud Stewart, L OBP: 0.396, SLG: 0.432 (1, 7)										5	0	0	0	0	0	3						
Eddie Robinson, L OBP: 0.361, SLG: 0.300 (1, 3)										3	0	0	0	1	0	0						
Sam Mele, R OBP: 0.493, SLG: 0.589 (1, 8)										2	0	0	0	1	0	0						
Roberto Ortiz, R OBP: 0.270, SLG: 0.294 (1, 9)										4	0	1	0	0	1	4						
Al Evans, R OBP: 0.325, SLG: 0.392 (1, 2)										4	0	2	0	0	0	1						
Merl Combs, L OBP: 0.417, SLG: 0.308 (1, 6)										2	0	0	0	1	1	2						
Ray Scarborough, R OBP: 0.158, SLG: 0.167 (1, 1)										2	0	1	0	0	0	2						
Al Kozar, R OBP: 0.277, SLG: 0.214 (7, PH)										1	0	0	0	0	0	0						
Mickey Harris, L OBP: 0.400, SLG: 0.250 (7, PH)										0	0	0	0	0	0	0						
Sherry Robertson, L OBP: 0.435, SLG: 0.333 (9, PH)										1	1	1	0	0	0	0						
Inning Stats	R: 0 E: 0 K: 1 S: 6	H: 1 LOB: 3 BB: 1 P: 11	R: 0 E: 1 K: 0 S: 5	H: 1 LOB: 2 BB: 0 P: 5	R: 0 E: 0 K: 0 S: 3	H: 0 LOB: 0 BB: 0 P: 3	R: 0 E: 0 K: 0 S: 4	H: 1 LOB: 2 BB: 1 P: 8	R: 0 E: 0 K: 0 S: 3	H: 0 LOB: 0 BB: 0 P: 3	R: 0 E: 0 K: 0 S: 4	H: 2 LOB: 1 BB: 0 P: 4	R: 0 E: 0 K: 0 S: 4	H: 1 LOB: 1 BB: 0 P: 4	R: 0 E: 0 K: 0 S: 3	H: 0 LOB: 1 BB: 1 P: 7	R: 1 E: 0 K: 1 S: 7	H: 2 LOB: 1 BB: 0 P: 7	1B: 7 2B: 1 3B: 0 HR: 0	SF: 0 SAC: 1 DP: 1 HBP: 1	WP: 0 PB: 0 SB: 0 CS: 0	PA: 39
PITCHER Hal Newhouser, L ERA: 4.5 (1, 1)	IP: 9.0 WLS: W BF: 39 H: 8 R: 1 ER: 1 SO: 2 BB: 3 IBB: 0 HBP: 1 BLK: 0 WP: 0 HR: 0 S: 39 P: 52 ERA: 1.00 WHIP: 1.222															PITCHER						

Batter	1	2	3	4	5	6	7	8	9	AB	R	H	RBI	BB	SO	LOB	BOTTOM			
Johnny Lipon, R OBP: 0.419, SLG: 0.386 (1, 6)										4	1	4	1	0	0	0	Washington Senators @ Detroit Tigers Briggs Stadium, Detroit, MI Mon May 22, 1950, 4:33 AM EDT Att: 5,132 - Unknown			
Jerry Priddy, R OBP: 0.315, SLG: 0.297 (1, 4)										3	0	0	0	0	2	3				
George Kell, R OBP: 0.400, SLG: 0.436 (1, 5)										4	0	1	0	0	0	1				
Vic Wertz, L OBP: 0.352, SLG: 0.513 (1, 9)										4	0	0	1	0	0	2				
Hoot Evers, R OBP: 0.398, SLG: 0.568 (1, 7)										4	0	2	0	0	0	0				
Johnny Groth, R OBP: 0.374, SLG: 0.465 (1, 8)										4	1	1	0	0	0	3				
Aaron Robinson, L OBP: 0.451, SLG: 0.595 (1, 2)										3	1	1	0	1	0	0				
Dick Kryhoski, L OBP: 0.270, SLG: 0.429 (1, 3)										4	2	2	3	0	0	1				
Hal Newhouser, L (1, 1)										4	0	0	0	0	0	2				
Inning Stats	R: 0 E: 0 K: 0 S: 4	H: 1 LOB: 1 BB: 0 P: 4	R: 3 E: 0 K: 1 S: 8	H: 3 LOB: 1 BB: 1 P: 12	R: 0 E: 0 K: 0 S: 4	H: 1 LOB: 0 BB: 0 P: 4	R: 1 E: 0 K: 0 S: 5	H: 2 LOB: 1 BB: 0 P: 5	R: 0 E: 0 K: 0 S: 3	H: 0 LOB: 0 BB: 0 P: 3	R: 0 E: 0 K: 0 S: 4	H: 1 LOB: 1 BB: 0 P: 4	R: 1 E: 0 K: 1 S: 8	H: 3 LOB: 2 BB: 0 P: 8	R: 0 E: 0 K: 0 S: 3	H: 0 LOB: 0 BB: 0 P: 3	1B: 7 2B: 3 3B: 0 HR: 1	SF: 0 SAC: 1 DP: 0 HBP: 0	WP: 0 PB: 0 SB: 0 CS: 0	PA: 36
PITCHER Ray Scarborough, R ERA: 3.51 (1, 1)	IP: 6.0 WLS: L BF: 27 H: 8 R: 4 ER: 4 SO: 1 BB: 1 IBB: 0 HBP: 0 BLK: 0 WP: 0 HR: 1 S: 28 P: 32 ERA: 6.00 WHIP: 1.500															PITCHER				
Mickey Harris, L ERA: 4.11 (7, 1)	IP: 2.0 WLS: 9 BF: 3 H: 1 R: 1 ER: 1 SO: 1 BB: 0 IBB: 0 HBP: 0 BLK: 0 WP: 0 HR: 0 S: 11 P: 11 ERA: 4.50 WHIP: 1.500															PITCHER				


AB	34
R	1
H	8
RBI	1
BB	3
SO	2
LOB	20



Batter	1	2	3	4	5	6	7	8	9	AB	R	H	RBI	BB	SO	LOB	TOP				
Eddie Yost, R OBP: 0.429, SLG: 0.505 (1.5)	5-3		F5		G5-4-3			5-3	HR	5	1	1	3	0	0	2					
Gil Coan, L OBP: 0.329, SLG: 0.544 (1.7)	F2			F8		F4				5	2	2	1	0	0	0					
Bud Stewart, L OBP: 0.396, SLG: 0.430 (1.9)	F8			1B		F7				5	1	2	0	0	0	0					
Eddie Robinson, L OBP: 0.357, SLG: 0.298 (1.3)		F8		F7		G3			BB	4	1	1	1	0	0	1					
Sam Mele, R OBP: 0.507, SLG: 0.593 (1.8)		FC6-4					K			3	0	2	0	1	1	0					
Sam Dente, R OBP: 0.288, SLG: 0.262 (1.4)	FC6-4			1-3			1-3			4	1	1	2	0	0	3					
Merl Combs, L OBP: 0.423, SLG: 0.310 (1.6)						FC1-5		5-3		3	1	1	0	1	0	1					
Al Evans, R OBP: 0.310, SLG: 0.372 (1.2)			F9		E6			F8	F9	4	0	0	0	0	0	3					
Sid Hudson, R OBP: 0.273, SLG: 0.364 (1.1)			F5		FC1-5			F2	HR	4	1	1	1	0	0	2					
Inning Stats	R: 0 E: 0 K: 0 S: 3	H: 0 LOB: 0 BB: 0 P: 3	R: 0 E: 0 K: 0 S: 4	H: 1 LOB: 1 BB: 0 P: 4	R: 0 E: 0 K: 0 S: 3	H: 0 LOB: 0 BB: 0 P: 3	R: 0 E: 0 K: 0 S: 5	H: 2 LOB: 2 BB: 0 P: 5	R: 0 E: 1 K: 0 S: 4	H: 1 LOB: 1 BB: 0 P: 4	R: 0 E: 0 K: 0 S: 3	H: 0 LOB: 0 BB: 0 P: 3	R: 0 E: 0 K: 1 S: 5	H: 0 LOB: 0 BB: 0 P: 5	R: 0 E: 0 K: 0 S: 3	H: 0 LOB: 0 BB: 0 P: 3	R: 8 E: 0 K: 0 S: 9	H: 7 LOB: 0 BB: 2 P: 17	1B: 9 2B: 0 3B: 0 HR: 2	SF: 0 SAC: 0 DP: 1 HBP: 0	WP: 0 PA: 39 PB: 0 SB: 0 CS: 0
PITCHER	IP	WLS	BF	H	R	ER	SO	BB	IBB	HBP	BLK	WP	HR	S	P	ERA	WHIP				
Fred Hutchinson, R ERA: 5.44 (1.1)	8.0	L	31	7	3	3	1	0	0	0	0	0	0	33	33	3.38	0.875				
Hal White, R ERA: 8.79 (9.1)	0.2		5	2	1	1	0	2	0	0	0	0	0	3	11	13.50	6.000				
Paul Calvert, R ERA: 2.29 (9.1)	0.1		3	2	4	4	0	0	0	0	0	0	2	3	3	108.00	6.000				

Washington Senators @ Detroit Tigers
Briggs Stadium, Detroit, MI
Tue May 23 1950, 4:33 AM EDT
Att: 4,521 - Unknown

AB	37
R	8
H	11
RBI	8
BB	2
SO	1
LOB	12



Batter	1	2	3	4	5	6	7	8	9	AB	R	H	RBI	BB	SO	LOB	BOTTOM				
Johnny Lipon, R OBP: 0.414, SLG: 0.381 (1.6)	BB		1-3		F3		G3			4	0	1	0	0	0	1					
Jerry Priddy, R OBP: 0.305, SLG: 0.287 (1.4)	L7		1-3		6-3		G3			4	0	0	0	0	0	2					
George Kell, R OBP: 0.411, SLG: 0.465 (1.5)	G5-3			F9		F8		F9		4	1	3	0	0	0	0					
Vic Wertz, L OBP: 0.357, SLG: 0.525 (1.9)				F9		F8				3	0	1	0	1	0	2					
Hoot Evers, R OBP: 0.391, SLG: 0.545 (1.7)			G5-3		FC5-2-5			6-3		3	1	0	0	1	0	5					
Johnny Groth, R OBP: 0.376, SLG: 0.467 (1.8)		L4-3					F9		4-3	4	0	2	2	0	0	2					
Aaron Robinson, L OBP: 0.436, SLG: 0.556 (1.2)		F8					F9			3	0	0	0	1	0	2					
Dick Kryhoski, L OBP: 0.270, SLG: 0.422 (1.3)		L4-3			F4				3-1	4	0	1	0	0	0	3					
Fred Hutchinson, L OBP: 0.400, SLG: 0.381 (1.1)					F8					3	0	0	0	0	0	1					
Hal White, R (9.1)										0	0	0	0	0	0	0					
Paul Calvert, R (9.1)										0	0	0	0	0	0	0					
Charlie Keller, L (9, PH)										1	0	0	0	0	1	0					
Inning Stats	R: 0 E: 0 K: 0 S: 4	H: 2 LOB: 2 BB: 1 P: 8	R: 0 E: 0 K: 0 S: 3	H: 1 LOB: 0 BB: 0 P: 3	R: 0 E: 0 K: 0 S: 3	H: 0 LOB: 0 BB: 0 P: 3	R: 1 E: 0 K: 0 S: 5	H: 2 LOB: 2 BB: 1 P: 9	R: 0 E: 0 K: 0 S: 3	H: 0 LOB: 0 BB: 0 P: 3	R: 1 E: 0 K: 0 S: 4	H: 1 LOB: 1 BB: 1 P: 8	R: 0 E: 0 K: 0 S: 4	H: 1 LOB: 1 BB: 0 P: 4	R: 0 E: 0 K: 0 S: 4	H: 1 LOB: 1 BB: 0 P: 4	R: 0 E: 0 K: 1 S: 5	H: 0 LOB: 0 BB: 0 P: 5	1B: 5 2B: 3 3B: 1 HR: 0	SF: 0 SAC: 0 DP: 2 HBP: 0	WP: 0 PA: 36 PB: 0 SB: 0 CS: 0
PITCHER	IP	WLS	BF	H	R	ER	SO	BB	IBB	HBP	BLK	WP	HR	S	P	ERA	WHIP				
Sid Hudson, R ERA: 3.26 (1.1)	9.0	W	36	8	2	2	1	3	0	0	0	0	0	35	47	2.00	1.222				

Washington Senators @ Detroit Tigers
Briggs Stadium, Detroit, MI
Tue May 23 1950, 4:33 AM EDT
Att: 4,521 - Unknown

AB	33
R	2
H	8
RBI	2
BB	3
SO	1
LOB	18



Batter	1	2	3	4	5	6	7	8	9	AB	R	H	RBI	BB	SO	LOB	TOP														
Phil Rizzuto, R OBP: 0.491, SLG: 0.492	4-0 1B F8 BB		0-0 F4		0-0 1B	0-0 9-5		0-3 K	4 1 1 0 1 1 3																						
Cliff Mapes, L OBP: 0.407, SLG: 0.543	0-3 K		0-3 K		0-0 BB 1B HR	0-3 K		0-0 6-3	5 1 1 0 0 3 2																						
Joe Collins, L OBP: 0.415, SLG: 0.455	0-0 1-3 1B		0-3 K		0-0 1-2 HR	0-0 BB 1B		0-0 F3	4 1 2 0 0 1 0																						
Joe DiMaggio, R OBP: 0.370, SLG: 0.522	0-0 F8			0-0 3-1 1B 2B	0-0 1-2 2-3 HR	0-0 BB		0-0 6-3	3 2 1 1 1 0 1																						
Yogi Berra, L OBP: 0.403, SLG: 0.521	0-0 1-3		0-0 F9	0-0 1-1 2-2 3-4 HR	0-0 HR			0-0 4-3	4 1 1 4 0 0 2																						
Bobby Brown, L OBP: 0.282, SLG: 0.286		0-0 F3		0-0 3-1	0-0 F3			0-0 F1	4 0 0 0 0 0 1																						
Gene Woodling, L OBP: 0.425, SLG: 0.417		0-0 4-3		0-0 1B	0-0 E4 9-5 SH3-4			0-0 F7	4 0 1 1 0 0 0																						
Jerry Coleman, R OBP: 0.339, SLG: 0.364		0-0 1B		0-0 F6	0-0 SH3-4			0-0 1B	3 0 2 0 0 0 1																						
Tommy Byrne, L OBP: 0.353, SLG: 0.467	0-3 K				0-0 4-3			0-3 K	2 0 0 0 0 1 1																						
Joe Page, L (8, 1)								1-2 K	1 0 0 0 0 1 1																						
Inning Stats	R: 1 E: 0 K: 1 S: 6	H: 1 LOB: 1 BB: 1 P: 10	R: 0 E: 0 K: 1 S: 6	H: 1 LOB: 1 BB: 0 P: 6	R: 0 E: 0 K: 2 S: 7	H: 0 LOB: 0 BB: 0 P: 7	R: 1 E: 0 K: 0 S: 5	H: 2 LOB: 1 BB: 0 P: 5	R: 4 E: 0 K: 0 S: 6	H: 4 LOB: 0 BB: 1 P: 10	R: 0 E: 1 K: 0 S: 3	H: 0 LOB: 1 BB: 0 P: 4	R: 0 E: 0 K: 1 S: 5	H: 0 LOB: 0 BB: 0 P: 5	R: 0 E: 0 K: 0 S: 3	H: 0 LOB: 0 BB: 0 P: 3	R: 0 E: 0 K: 2 S: 8	H: 1 LOB: 1 BB: 0 P: 8	1B: 7 2B: 2 3B: 0 HR: 1	SF: 0 SAC: 1 DP: 1 HBP: 1	WP: 0 PB: 0 SB: 1 CS: 0	PA: 38									
PITCHER Art Houtteman, R ERA: 2.98	IP: 9.0 WLS: L BF: 38	H: 9 R: 6 ER: 6 SO: 7	BB: 2 IBB: 0 HBP: 1 BLK: 0	WP: 0 HR: 1 S: 49 P: 58	ERA: 6.00 WHIP: 1.222											PITCHER	IP: 9.0 WLS: L BF: 38	H: 9 R: 6 ER: 6 SO: 7	BB: 2 IBB: 0 HBP: 1 BLK: 0	WP: 0 HR: 1 S: 49 P: 58	ERA: 6.00 WHIP: 1.222										

New York Yankees @ Detroit Tigers
 Briggs Stadium, Detroit, MI
 Thu May 25 1950, 4:33 AM EDT
 Att: 20,531 - Unknown

AB	34
R	6
H	9
RBI	6
BB	2
SO	7
LOB	12





Batter	1	2	3	4	5	6	7	8	9	AB	R	H	RBI	BB	SO	LOB	BOTTOM														
Johnny Lipon, R OBP: 0.421, SLG: 0.385	4-0 G6-4-3 BB		0-0 1-2 1B			0-0 FC6-4 1B	0-0 F9		0-0 F9	4 0 2 0 1 0 1																					
Jerry Priddy, R OBP: 0.305, SLG: 0.292	0-0 G6-4-3 1-2		0-3 K			0-0 FC6-4 1B		0-0 HR 1B	5 2 2 0 0 1 4																						
George Kell, R OBP: 0.418, SLG: 0.492	0-0 5-3			4-0 BB		0-0 1B 1B		0-0 HR 1B	4 1 2 2 1 0 1																						
Vic Wertz, L OBP: 0.353, SLG: 0.516		0-0 F8		0-0 F3		0-0 1B 1B		0-3 K	4 0 1 1 0 1 1																						
Hoot Evers, R OBP: 0.385, SLG: 0.568		0-0 6-3		0-3 K		0-0 F8		0-0 HR	4 1 1 1 0 1 3																						
Johnny Groth, R OBP: 0.366, SLG: 0.450		0-0 5-3		0-0 4-3		0-3 K		0-0 6-3	4 0 0 0 0 1 3																						
Aaron Robinson, L OBP: 0.424, SLG: 0.521			0-0 3-1		0-0 5-3		0-0 F8	4-0 BB	3 0 0 0 1 0 0																						
Dick Kryhoski, L OBP: 0.261, SLG: 0.407			0-0 4-3		0-0 F2		0-0 4-3	0-0 F2	4 0 0 0 0 0 1																						
Art Houtteman, R OBP: 0.286, SLG: 0.263			0-0 1B		0-0 F6		4-0 BB		2 0 1 0 1 0 0																						
Don Kolloway, R OBP: 0.333, SLG: 0.400								0-0 6-3	1 0 0 0 0 0 0																						
Inning Stats	R: 0 E: 0 K: 0 S: 2	H: 0 LOB: 0 BB: 1 P: 6	R: 0 E: 0 K: 0 S: 3	H: 0 LOB: 0 BB: 0 P: 3	R: 0 E: 0 K: 1 S: 7	H: 2 LOB: 2 BB: 0 P: 7	R: 0 E: 0 K: 1 S: 5	H: 0 LOB: 1 BB: 1 P: 9	R: 0 E: 0 K: 0 S: 3	H: 0 LOB: 0 BB: 0 P: 3	R: 1 E: 0 K: 1 S: 8	H: 3 LOB: 2 BB: 0 P: 8	R: 0 E: 0 K: 0 S: 3	H: 0 LOB: 1 BB: 1 P: 7	R: 3 E: 0 K: 1 S: 8	H: 3 LOB: 1 BB: 1 P: 12	R: 0 E: 0 K: 0 S: 4	H: 1 LOB: 1 BB: 0 P: 4	1B: 7 2B: 0 3B: 0 HR: 2	SF: 0 SAC: 0 DP: 1 HBP: 0	WP: 0 PB: 0 SB: 0 CS: 0	PA: 39									
PITCHER Tommy Byrne, L ERA: 3.55	IP: 7.1 WLS: W BF: 32	H: 8 R: 4 ER: 4 SO: 4	BB: 3 IBB: 0 HBP: 0 BLK: 0	WP: 0 HR: 2 S: 37 P: 49	ERA: 4.91 WHIP: 1.500											PITCHER	IP: 1.2 WLS: S BF: 7	H: 1 R: 0 ER: 0 SO: 0	BB: 0 IBB: 0 HBP: 0 BLK: 0	WP: 0 HR: 0 S: 6 P: 10	ERA: 0.00 WHIP: 1.200										


New York Yankees @ Detroit Tigers
 Briggs Stadium, Detroit, MI
 Thu May 25 1950, 4:33 AM EDT
 Att: 20,531 - Unknown


AB	35
R	4
H	9
RBI	4
BB	4
SO	4
LOB	14





Batter	1	2	3	4	5	6	7	8	9	AB	R	H	RBI	BB	SO	LOB	TOP																		
Johnny Lipon, R (1, 6) OBP: 0.421, SLG: 0.385											0	0	0	0	0	0	0	Detroit Tigers @ St. Louis Browns Sportsman's Park, St. Louis, MO Fri May 26 1950, 4:33 AM EDT Att: 3,854 - Unknown livebaseballscorecards.com																	
Jerry Priddy, R (1, 4) OBP: 0.306, SLG: 0.292											0	0	0	0	0	0	0																		
George Kell, R (1, 5) OBP: 0.418, SLG: 0.492											0	0	0	0	0	0	0																		
Vic Wertz, L (1, 9) OBP: 0.353, SLG: 0.516											0	0	0	0	0	0	0																		
Hoot Evers, R (1, 7) OBP: 0.385, SLG: 0.568											0	0	0	0	0	0	0																		
Johnny Groth, R (1, 8) OBP: 0.366, SLG: 0.450											0	0	0	0	0	0	0																		
Aaron Robinson, L (1, 2) OBP: 0.424, SLG: 0.521											0	0	0	0	0	0	0																		
Dick Kryhoski, L (1, 3) OBP: 0.261, SLG: 0.407											0	0	0	0	0	0	0																		
Hal Newhouser, L (1, 1)											0	0	0	0	0	0	0																		
Inning Stats											1B: 0	SF: 0	2B: 0	SAC: 0	3B: 0	DP: 0	HR: 0		HBP: 0	WP: 0	PA: 0	FB: 0	SB: 0	CS: 0											
PITCHER Cliff Fannin, R (1, 1) ERA: 6.52	IP	WLS	BF	H	R	ER	SO	BB	IBB	HBP	BLK	WP	HR	S	P	ERA	WHIP																		
																		PITCHER	IP	WLS	BF	H	R	ER	SO	BB	IBB	HBP	BLK	WP	HR	S	P	ERA	WHIP

Batter	1	2	3	4	5	6	7	8	9	AB	R	H	RBI	BB	SO	LOB	BOTTOM																		
Billy DeMars, R (1, 6) OBP: 0.343, SLG: 0.295											0	0	0	0	0	0	0	Detroit Tigers @ St. Louis Browns Sportsman's Park, St. Louis, MO Fri May 26 1950, 4:33 AM EDT Att: 3,854 - Unknown livebaseballscorecards.com																	
Dick Kokos, L (1, 9) OBP: 0.378, SLG: 0.355											0	0	0	0	0	0	0																		
Sherm Lollar, R (1, 2) OBP: 0.376, SLG: 0.607											0	0	0	0	0	0	0																		
Don Lenhardt, R (1, 7) OBP: 0.328, SLG: 0.483											0	0	0	0	0	0	0																		
Leo Thomas, R (1, 5) OBP: 0.355, SLG: 0.323											0	0	0	0	0	0	0																		
Roy Sievers, R (1, 8) OBP: 0.297, SLG: 0.234											0	0	0	0	0	0	0																		
Owen Friend, R (1, 4) OBP: 0.386, SLG: 0.425											0	0	0	0	0	0	0																		
Hank Arft, L (1, 3) OBP: 0.400, SLG: 0.433											0	0	0	0	0	0	0																		
Cliff Fannin, L (1, 1) OBP: 0.167, SLG: 0.333											0	0	0	0	0	0	0																		
Inning Stats											1B: 0	SF: 0	2B: 0	SAC: 0	3B: 0	DP: 0	HR: 0		HBP: 0	WP: 0	PA: 0	FB: 0	SB: 0	CS: 0											
PITCHER Hal Newhouser, L (1, 1) ERA: 4.5	IP	WLS	BF	H	R	ER	SO	BB	IBB	HBP	BLK	WP	HR	S	P	ERA	WHIP																		
																		PITCHER	IP	WLS	BF	H	R	ER	SO	BB	IBB	HBP	BLK	WP	HR	S	P	ERA	WHIP

Batter	1	2	3	4	5	6	7	8	9	AB	R	H	RBI	BB	SO	LOB	TOP																		
Johnny Lipon, R (1, 6) OBP: 0.424, SLG: 0.395											0	0	0	0	0	0	0	Detroit Tigers @ St. Louis Browns Sportsman's Park, St. Louis, MO Sat May 27 1950, 4:33 AM EDT Att: 1,305 - Unknown livebaseballscorecards.com																	
Jerry Priddy, R (1, 4) OBP: 0.305, SLG: 0.288											0	0	0	0	0	0	0																		
George Kell, R (1, 5) OBP: 0.432, SLG: 0.525											0	0	0	0	0	0	0																		
Vic Wertz, L (1, 9) OBP: 0.348, SLG: 0.527											0	0	0	0	0	0	0																		
Hoot Evers, R (1, 7) OBP: 0.375, SLG: 0.541											0	0	0	0	0	0	0																		
Johnny Groth, R (1, 8) OBP: 0.367, SLG: 0.442											0	0	0	0	0	0	0																		
Aaron Robinson, L (1, 2) OBP: 0.422, SLG: 0.500											0	0	0	0	0	0	0																		
Dick Kryhoski, L (1, 3) OBP: 0.274, SLG: 0.410											0	0	0	0	0	0	0																		
Ted Gray, S (1, 1) OBP: 0.333, SLG: 0.400											0	0	0	0	0	0	0																		
Inning Stats											1B: 0	SF: 0	2B: 0	SAC: 0	3B: 0	DP: 0	HR: 0		HBP: 0	WP: 0	PA: 0	FB: 0	SB: 0	CS: 0											
PITCHER Joe Ostrowski, L (1, 1) ERA: 2.01	IP	WLS	BF	H	R	ER	SO	BB	IBB	HBP	BLK	WP	HR	S	P	ERA	WHIP																		
																		PITCHER	IP	WLS	BF	H	R	ER	SO	BB	IBB	HBP	BLK	WP	HR	S	P	ERA	WHIP

Batter	1	2	3	4	5	6	7	8	9	AB	R	H	RBI	BB	SO	LOB	BOTTOM																		
Billy DeMars, R (1, 6) OBP: 0.327, SLG: 0.280											0	0	0	0	0	0	0	Detroit Tigers @ St. Louis Browns Sportsman's Park, St. Louis, MO Sat May 27 1950, 4:33 AM EDT Att: 1,305 - Unknown livebaseballscorecards.com																	
Dick Kokos, L (1, 9) OBP: 0.373, SLG: 0.388											0	0	0	0	0	0	0																		
Sherm Lollar, R (1, 2) OBP: 0.371, SLG: 0.586											0	0	0	0	0	0	0																		
Don Lenhardt, R (1, 7) OBP: 0.338, SLG: 0.475											0	0	0	0	0	0	0																		
Leo Thomas, R (1, 5) OBP: 0.338, SLG: 0.304											0	0	0	0	0	0	0																		
Roy Sievers, R (1, 8) OBP: 0.305, SLG: 0.247											0	0	0	0	0	0	0																		
Hank Arft, L (1, 3) OBP: 0.417, SLG: 0.443											0	0	0	0	0	0	0																		
Owen Friend, R (1, 4) OBP: 0.380, SLG: 0.408											0	0	0	0	0	0	0																		
Joe Ostrowski, L (1, 1) OBP: 0.200, SLG: 0.214											0	0	0	0	0	0	0																		
Inning Stats											1B: 0	SF: 0	2B: 0	SAC: 0	3B: 0	DP: 0	HR: 0		HBP: 0	WP: 0	PA: 0	FB: 0	SB: 0	CS: 0											
PITCHER Ted Gray, L (1, 1) ERA: 4.14	IP	WLS	BF	H	R	ER	SO	BB	IBB	HBP	BLK	WP	HR	S	P	ERA	WHIP																		
																		PITCHER	IP	WLS	BF	H	R	ER	SO	BB	IBB	HBP	BLK	WP	HR	S	P	ERA	WHIP

Batter	1	2	3	4	5	6	7	8	9	AB	R	H	RBI	BB	SO	LOB	TOP																		
Johnny Lipon, R (1, 6) OBP: 0.427, SLG: 0.398											0	0	0	0	0	0	0	Detroit Tigers @ St. Louis Browns Sportsman's Park, St. Louis, MO Sun May 28 1950, 4:38 AM EDT Att: 6,059 - Unknown livebaseballscorecards.com																	
Jerry Priddy, R (1, 4) OBP: 0.305, SLG: 0.291											0	0	0	0	0	0	0																		
George Kell, R (1, 5) OBP: 0.436, SLG: 0.523											0	0	0	0	0	0	0																		
Vic Wertz, L (1, 9) OBP: 0.358, SLG: 0.553											0	0	0	0	0	0	0																		
Hoot Evers, R (1, 7) OBP: 0.377, SLG: 0.547											0	0	0	0	0	0	0																		
Johnny Groth, R (1, 8) OBP: 0.370, SLG: 0.443											0	0	0	0	0	0	0																		
Dick Kryhoski, L (1, 3) OBP: 0.276, SLG: 0.402											0	0	0	0	0	0	0																		
Bob Swift, R (1, 2) OBP: 0.250, SLG: 0.063											0	0	0	0	0	0	0																		
Dizzy Trout, R (1, 1)											0	0	0	0	0	0	0																		
Inning Stats											1B: 0	SF: 0	2B: 0	SAC: 0	3B: 0	DP: 0	HR: 0		HBP: 0	WP: 0	PA: 0	FB: 0	SB: 0	CS: 0											
PITCHER Harry Dorish, R (1, 1) ERA: 7.88	IP	WLS	BF	H	R	ER	SO	BB	IBB	HBP	BLK	WP	HR	S	P	ERA	WHIP	PITCHER	IP	WLS	BF	H	R	ER	SO	BB	IBB	HBP	BLK	WP	HR	S	P	ERA	WHIP

Batter	1	2	3	4	5	6	7	8	9	AB	R	H	RBI	BB	SO	LOB	BOTTOM																		
Tom Upton, R (1, 6) OBP: 0.294, SLG: 0.143											0	0	0	0	0	0	0	Detroit Tigers @ St. Louis Browns Sportsman's Park, St. Louis, MO Sun May 28 1950, 4:38 AM EDT Att: 6,059 - Unknown livebaseballscorecards.com																	
Ray Coleman, L (1, 8) OBP: 0.192, SLG: 0.327											0	0	0	0	0	0	0																		
Sherm Lollar, R (1, 2) OBP: 0.368, SLG: 0.558											0	0	0	0	0	0	0																		
Dick Kokos, L (1, 9) OBP: 0.382, SLG: 0.414											0	0	0	0	0	0	0																		
Hank Arft, L (1, 3) OBP: 0.391, SLG: 0.410											0	0	0	0	0	0	0																		
Leo Thomas, R (1, 5) OBP: 0.318, SLG: 0.286											0	0	0	0	0	0	0																		
Don Lenhardt, R (1, 7) OBP: 0.333, SLG: 0.462											0	0	0	0	0	0	0																		
Owen Friend, R (1, 4) OBP: 0.380, SLG: 0.410											0	0	0	0	0	0	0																		
Harry Dorish, R (1, 1) OBP: 0.250, SLG: 0.250											0	0	0	0	0	0	0																		
Inning Stats											1B: 0	SF: 0	2B: 0	SAC: 0	3B: 0	DP: 0	HR: 0		HBP: 0	WP: 0	PA: 0	FB: 0	SB: 0	CS: 0											
PITCHER Dizzy Trout, R (1, 1) ERA: 6.0	IP	WLS	BF	H	R	ER	SO	BB	IBB	HBP	BLK	WP	HR	S	P	ERA	WHIP	PITCHER	IP	WLS	BF	H	R	ER	SO	BB	IBB	HBP	BLK	WP	HR	S	P	ERA	WHIP

Batter	1	2	3	4	5	6	7	8	9	AB	R	H	RBI	BB	SO	LOB	TOP			
Dale Mitchell, L OBP: 0.385, SLG: 0.414 (1, 7)	0-0 1-3	0-0 FC6-4 1B		0-0 F7		0-0 4-3			4-0 4-3 SH3-4 BB	4	0	1	0	1	0	2	Cleveland Indians @ Detroit Tigers Briggs Stadium, Detroit, MI Tue May 30 1950, 4:33 AM EDT Unknown			
Bob Kennedy, R OBP: 0.390, SLG: 0.527 (1, 9)	0-0 4-3 2B	0-0 FC6-4 1-2		0-0 4-3			0-0 L7		0-0 SH3-4 1-2	4	0	1	0	0	0	3				
Luke Easter, L OBP: 0.396, SLG: 0.414 (1, 3)	0-0 4-3		0-0 F9		4-0 CS BB		0-0 F5		0-0 4-3 2-3	4	0	0	0	1	0	2				
Larry Doby, L OBP: 0.480, SLG: 0.602 (3, PR)	0-0 F7		1-0 HR HBP		0-0 FC5-4 1B		0-0		0-0 1-3	1	0	0	0	0	0	1				
Thurman Tucker, L OBP: 0.357, SLG: 0.250 (3, 8)										3	1	2	0	0	0	1				
Al Rosen, R OBP: 0.368, SLG: 0.571 (1, 5)		0-0 1B FC6-4 1B	0-0 HR 1-H		0-0 L6		0-0 F9			4	2	2	2	0	0	2				
Lou Boudreau, R OBP: 0.320, SLG: 0.284 (1, 6)		0-0 FC6-4 1B 4-3 1B	0-0 F2		0-0 FC5-4 1-2			0-0 F4		4	1	1	0	0	0	2				
Joe Gordon, R OBP: 0.296, SLG: 0.386 (1, 4)		0-0 FC6-4 1B 1-2 2-3	0-0 5-3		0-0 F7		0-0	0-0 FC5-4 1B		4	0	2	0	0	0	1				
Jim Hegan, R OBP: 0.370, SLG: 0.425 (1, 2)		0-0 FC6-4 1B 4-3 1-2 2-3 3-H		0-0 5-3		0-0 5-3		0-0 FC5-4 1-2		4	0	0	1	0	0	3				
Bob Lemon, L OBP: 0.324, SLG: 0.471 (1, 1)	0-0 4-3 1-2 3-H		0-0	0-0 2B		0-0 2B		0-0 4-3		4	0	2	1	0	0	2				
Inning Stats	R: 0 E: 0 K: 0 S: 4	H: 1 LOB: 1 BB: 0 P: 4	R: 2 E: 0 K: 0 S: 7	H: 4 LOB: 2 BB: 0 P: 7	R: 2 E: 0 K: 0 S: 4	H: 1 LOB: 1 BB: 0 P: 5	R: 0 E: 0 K: 0 S: 4	H: 1 LOB: 1 BB: 0 P: 4	R: 0 E: 0 K: 0 S: 3	H: 1 LOB: 1 BB: 0 P: 7	R: 0 E: 0 K: 0 S: 4	H: 1 LOB: 1 BB: 0 P: 4	R: 0 E: 0 K: 0 S: 4	H: 1 LOB: 1 BB: 0 P: 4	R: 0 E: 0 K: 0 S: 3	H: 0 LOB: 1 BB: 1 P: 7	1B: 7 2B: 3 3B: 0 HR: 1	SF: 0 SAC: 1 DP: 0 HBP: 1	WP: 0 PB: 0 SB: 0 CS: 1	PA: 40
PITCHER Art Houtteman, R ERA: 3.07 (1, 1)	IP: 9.0 WLS: L BF: 40	H: 11 R: 4 ER: 4 SO: 0	BB: 2 IBB: 0 HBP: 1 BLK: 0	WP: 0 HR: 1 S: 37 P: 46	ERA: 4.00 WHIP: 1.444											ERA: 4.00 WHIP: 1.444				

Batter	1	2	3	4	5	6	7	8	9	AB	R	H	RBI	BB	SO	LOB	BOTTOM			
Johnny Lipon, R OBP: 0.421, SLG: 0.394 (1, 6)	0-0 1-3		0-0 1B		0-0 G4-6-3 1B		0-0 6-3			4	0	2	0	0	0	1	Cleveland Indians @ Detroit Tigers Briggs Stadium, Detroit, MI Tue May 30 1950, 4:33 AM EDT Unknown			
Jerry Priddy, R OBP: 0.310, SLG: 0.284 (1, 4)	0-0 E4 2-3		0-0 4-3 1B		0-0 G4-6-3 1-2			0-3 K		4	0	1	0	0	1	1				
George Kell, R OBP: 0.433, SLG: 0.507 (1, 5)	0-0 2-3 1-2		0-0 F4		4-0 1B BB		4-0 BB	0-3 G3-6-3 BB		2	0	0	0	2	0	3				
Vic Wertz, L OBP: 0.359, SLG: 0.541 (1, 9)	4-0 BB		0-0 4-3 1-2		0-0 F4		0-0 F4	0-0 G3-6-3 1-2		3	0	0	0	1	0	4				
Hoot Evers, R OBP: 0.377, SLG: 0.544 (1, 7)	0-0 1-3		0-0 5-3		0-0 1B		0-0 1B		0-0 2B	4	0	2	0	0	0	4				
Johnny Groth, R OBP: 0.370, SLG: 0.454 (1, 8)		0-0 1B		0-0 6-3		0-0 1-3		0-0 5-3		4	0	1	0	0	0	2				
Aaron Robinson, L OBP: 0.403, SLG: 0.469 (1, 2)		0-3 K		0-0 F8		0-0 F2		0-0 F7		4	0	0	0	0	1	2				
Dick Kryhoski, L OBP: 0.264, SLG: 0.383 (3, PH)		0-3 K		0-0 4-3		0-0 4-3		0-3 K		3	0	0	0	0	1	1				
Pat Mullin, L OBP: 0.256, SLG: 0.189 (3, PH)		0-3 K			0-0 L9		0-0 E4 1B			3	0	1	0	0	1	1				
Art Houtteman, R OBP: 0.292, SLG: 0.273 (1, 1)										3	0	1	0	0	1	1				
Inning Stats	R: 0 E: 1 K: 0 S: 4	H: 0 LOB: 2 BB: 1 P: 8	R: 0 E: 0 K: 3 S: 10	H: 1 LOB: 1 BB: 0 P: 10	R: 0 E: 0 K: 0 S: 5	H: 2 LOB: 2 BB: 0 P: 5	R: 0 E: 0 K: 0 S: 3	H: 0 LOB: 0 BB: 0 P: 3	R: 0 E: 0 K: 0 S: 3	H: 1 LOB: 0 BB: 0 P: 3	R: 0 E: 1 K: 0 S: 4	H: 1 LOB: 1 BB: 0 P: 4	R: 0 E: 0 K: 1 S: 4	H: 0 LOB: 0 BB: 1 P: 8	R: 0 E: 0 K: 1 S: 6	H: 1 LOB: 1 BB: 0 P: 6	1B: 6 2B: 1 3B: 0 HR: 0	SF: 0 SAC: 0 DP: 2 HBP: 0	WP: 0 PB: 0 SB: 0 CS: 0	PA: 35
PITCHER Bob Lemon, R ERA: 3.93 (1, 1)	IP: 9.0 WLS: W BF: 35	H: 7 R: 0 ER: 0 SO: 5	BB: 3 IBB: 0 HBP: 0 BLK: 0	WP: 0 HR: 0 S: 42 P: 54	ERA: 0.00 WHIP: 1.111											ERA: 0.00 WHIP: 1.111				

Batter	1	2	3	4	5	6	7	8	9	AB	R	H	RBI	BB	SO	LOB	TOP		
Lou Boudreau, R (1,6) OBP: 0.317, SLG: 0.283										4	0	1	0	0	0	0	Cleveland Indians @ Detroit Tigers Briggs Stadium, Detroit, MI Tue May 30 1950, 4:38 AM EDT Att: 55,537 - Unknown		
Mickey Vernon, L (1,3) OBP: 0.287, SLG: 0.191										2	0	0	0	2	0	1			
Joe Gordon, R (1,4) OBP: 0.295, SLG: 0.381										4	1	1	0	0	0	3			
Allie Clark, R (1,7) OBP: 0.244, SLG: 0.317										4	0	1	0	0	0	2			
Al Rosen, R (1,5) OBP: 0.359, SLG: 0.555										4	0	0	0	0	0	3			
Bob Kennedy, R (1,9) OBP: 0.385, SLG: 0.526										4	1	1	1	0	0	0			
Bobby Avila, R (9, PR) OBP: 0.500, SLG: 0.357										0	0	0	0	0	0	0			
Thurman Tucker, L (1,8) OBP: 0.353, SLG: 0.267										3	0	1	1	0	1	0			
Ray Murray, R (9, PH) OBP: 0.362, SLG: 0.488										1	0	0	0	0	0	2			
Jim Hegan, R (1,2) OBP: 0.354, SLG: 0.405										4	0	0	0	0	2	3			
Gene Bearden, L (1,1)										2	0	0	0	0	2	0			
Mike Garcia, R (7,1) OBP: 0.071, SLG: 0.071										0	0	0	0	0	0	0			
Ray Boone, R (8, PH) OBP: 0.414, SLG: 0.367										1	0	0	0	0	0	0			
Marino Pieretti, R (8,1)										0	0	0	0	0	0	0			
Inning Stats	R: 0 E: 0 K: 0 S: 4	H: 1 LOB: 1 BB: 0 P: 4	R: 0 E: 0 K: 0 S: 3	H: 0 LOB: 0 BB: 0 P: 3	R: 0 E: 0 K: 2 S: 7	H: 0 LOB: 0 BB: 0 P: 7	R: 0 E: 0 K: 0 S: 3	H: 0 LOB: 1 BB: 1 P: 7	R: 0 E: 0 K: 1 S: 5	H: 0 LOB: 0 BB: 0 P: 5	R: 1 E: 1 K: 1 S: 7	H: 1 LOB: 1 BB: 0 P: 7	R: 0 E: 0 K: 0 S: 3	H: 0 LOB: 0 BB: 0 P: 3	R: 1 E: 0 K: 0 S: 6	H: 3 LOB: 2 BB: 0 P: 6	1B: 4 2B: 1 3B: 0 HR: 0	SF: 0 SAC: 0 DP: 0 HBP: 0	WP: 0 PA: 35 PB: 0 SB: 0 CS: 0
PITCHER Hal Newhouser, L (1,1) ERA: 2.7	IP: 9.0 WLS: W BF: 35 H: 5 R: 2 ER: 1 SO: 5 BB: 2 IBB: 0 HBP: 0 BLK: 0 WP: 0 HR: 0 S: 43 P: 51 ERA: 1.00 WHIP: 0.778															PITCHER			

Batter	1	2	3	4	5	6	7	8	9	AB	R	H	RBI	BB	SO	LOB	BOTTOM		
Johnny Lipon, R (1,6) OBP: 0.423, SLG: 0.393										3	2	1	0	1	0	0	Cleveland Indians @ Detroit Tigers Briggs Stadium, Detroit, MI Tue May 30 1950, 4:38 AM EDT Att: 55,537 - Unknown		
Jerry Priddy, R (1,4) OBP: 0.311, SLG: 0.285										3	1	1	0	0	0	0			
George Kell, R (1,5) OBP: 0.438, SLG: 0.518										3	1	2	1	0	0	1			
Vic Wertz, L (1,9) OBP: 0.363, SLG: 0.539										4	0	2	2	0	0	2			
Hoot Evers, R (1,7) OBP: 0.373, SLG: 0.533										4	0	1	0	0	0	3			
Johnny Groth, R (1,8) OBP: 0.380, SLG: 0.493										4	1	3	2	0	1	0			
Don Kolloway, R (1,3) OBP: 0.300, SLG: 0.333										4	0	1	0	0	0	2			
Bob Swift, R (1,2) OBP: 0.286, SLG: 0.174										4	0	1	0	0	0	2			
Hal Newhouser, L (1,1) OBP: 0.182, SLG: 0.182										3	0	0	0	0	0	2			
Inning Stats	R: 2 E: 0 K: 0 S: 5	H: 3 LOB: 2 BB: 1 P: 9	R: 0 E: 0 K: 0 S: 3	H: 0 LOB: 0 BB: 0 P: 3	R: 0 E: 2 K: 0 S: 4	H: 0 LOB: 1 BB: 0 P: 4	R: 0 E: 0 K: 0 S: 4	H: 2 LOB: 1 BB: 0 P: 4	R: 0 E: 0 K: 0 S: 3	H: 0 LOB: 0 BB: 0 P: 3	R: 2 E: 0 K: 0 S: 5	H: 4 LOB: 2 BB: 0 P: 7	R: 1 E: 0 K: 0 S: 5	H: 3 LOB: 1 BB: 0 P: 5	R: 0 E: 0 K: 1 S: 5	H: 0 LOB: 0 BB: 0 P: 5		1B: 9 2B: 2 3B: 0 HR: 1	SF: 0 SAC: 2 DP: 1 HBP: 0
PITCHER Gene Bearden, L (1,1) ERA: 3.97	IP: 6.2 WLS: L BF: 31 H: 12 R: 5 ER: 5 SO: 0 BB: 1 IBB: 0 HBP: 0 BLK: 0 WP: 1 HR: 1 S: 30 P: 34 ERA: 6.75 WHIP: 1.950															PITCHER			
Mike Garcia, R (7,1) ERA: 3.69	0.1	1	0	0	0	0	0	0	0	0	0	0	0	0	0	0	0.00	0.000	
Marino Pieretti, R (8,1) ERA: 2.12	1.0	3	0	0	0	1	0	0	0	0	0	5	5	0.00	0.000				

Batter	1	2	3	4	5	6	7	8	9	AB	R	H	RBI	BB	SO	LOB	TOP									
Johnny Lipon, R (1, 6) OBP: 0.429, SLG: 0.400	0-0 4-3 1B		0-0 1B		0-0 F3	0-0 BB 1B		0-0 G4-3		5	1	3	0	0	0	1										
Jerry Priddy, R (1, 4) OBP: 0.325, SLG: 0.299	0-0 4-3 1-2		0-0 1-2 1B		4-0 2B HR BB	4-0 1-2 BB			0-0 SH5-3 1B 2B	3	2	2	0	2	0	1										
George Kell, R (1, 5) OBP: 0.433, SLG: 0.517	0-0 5-3		0-0 F7		0-0 1-3 HR 2B	0-0 F3			0-0 SH5-3 2-3	4	1	1	0	0	0	5										
Vic Wertz, L (1, 9) OBP: 0.370, SLG: 0.561	0-0 1B 2H 1B		0-0 F8		0-0 2H 3-H HR		0-0 L9		0-0 1B BB F9 1B	5	2	3	5	0	0	2										
Hoot Evers, R (1, 7) OBP: 0.382, SLG: 0.559	0-0 1-2 1B		0-0 F7		0-0 HR	0-0 HR		0-0 5-3	4-0 F9 1B BB	4	1	2	1	1	0	2										
Johnny Groth, R (1, 8) OBP: 0.387, SLG: 0.489	0-0 1-3			4-0 G6-4-3 BB	1-0 FC6-4 HBP		0-3 K		0-0 1-2 2-3 1B	3	0	1	0	1	1	2										
Don Kolloway, R (1, 3) OBP: 0.267, SLG: 0.286		0-0 F8		0-0 G6-4-3 1-2	0-0 FC6-4 1-2			0-0 1B L8 1B	0-0 F9 2-3 3-H	5	1	1	1	0	0	4										
Bob Swift, R (1, 2) OBP: 0.273, SLG: 0.179		0-0 6-3		0-0 6-3		0-0 6-3		0-0 1-3 G4-3 1B	0-0 F8	5	0	1	0	0	0	2										
Ted Gray, S (1, 1) OBP: 0.250, SLG: 0.292		0-3 K			0-0 4-3	0-0 F7		0-0 L8		4	0	0	1	0	1	1										
Inning Stats	R: 1 E: 0 K: 0 S: 6	H: 3 LOB: 2 BB: 0 P: 6	R: 0 E: 0 K: 1 S: 5	H: 0 LOB: 0 BB: 0 P: 5	R: 0 E: 0 K: 0 S: 5	H: 2 LOB: 2 BB: 0 P: 5	R: 0 E: 0 K: 0 S: 2	H: 0 LOB: 0 BB: 1 P: 6	R: 4 E: 0 K: 0 S: 6	H: 3 LOB: 1 BB: 1 P: 11	R: 0 E: 0 K: 1 S: 4	H: 1 LOB: 2 BB: 0 P: 8	R: 0 E: 0 K: 1 S: 5	H: 0 LOB: 0 BB: 0 P: 5	R: 1 E: 0 K: 0 S: 4	H: 2 LOB: 2 BB: 0 P: 4	R: 2 E: 0 K: 0 S: 6	H: 3 LOB: 2 BB: 1 P: 10	1B: 10 2B: 2 3B: 0 HR: 2	SF: 0 SAC: 1 DP: 2 HBP: 1	WP: 0 PB: 0 SB: 0 CS: 0	PA: 44				
PITCHER	IP WLS BF H R ER SO BB IBB HBP BLK WP HR S P ERA WHIP	8.0 L 37 11 6 6 2 3 0 1 0 0 0 2 37 50 6.75 1.750	1.0 7 3 2 2 0 1 0 0 0 0 0 0 6 10 18.00 4.000																							

Detroit Tigers @ Philadelphia Athletics
 Shibe Park, Philadelphia, PA
 Fri Jun 02 1950, 3:33 AM EDT
 Unknown

AB 38
 R 8
 H 14
 RBI 8
 BB 4
 SO 2
 LOB 20





Batter	1	2	3	4	5	6	7	8	9	AB	R	H	RBI	BB	SO	LOB	BOTTOM									
Eddie Joost, R (1, 6) OBP: 0.398, SLG: 0.410	0-0 5-3		0-3 K			0-3 K		4-0 BB		3	0	0	0	1	2	1										
Bob Dillinger, R (1, 5) OBP: 0.341, SLG: 0.446	0-0 1-3			0-0 1B 2B		0-0 F5		0-0 F4		4	1	1	0	0	0	1										
Paul Lehner, L (1, 7) OBP: 0.404, SLG: 0.534	0-0 1-3			0-0 2H G6-4-3 1B		0-0 F2		0-0 L9		4	0	1	1	0	0	1										
Sam Chapman, R (1, 8) OBP: 0.329, SLG: 0.382		0-3 K		0-0 G6-4-3 1-2		4-0 1B BB		0-0 1B BB	0-0 1B	3	1	1	0	1	1	1										
Elmer Valo, L (1, 9) OBP: 0.379, SLG: 0.339		0-3 K		0-3 K		0-0 1B		0-0 F9	0-0 F8	4	0	1	0	0	2	0										
Ferns Fain, L (1, 3) OBP: 0.407, SLG: 0.478		0-0 G3			0-0 F9	0-0 1-2 2H 1B		0-0 F8		4	0	1	1	0	0	0										
Pete Suder, R (1, 4) OBP: 0.297, SLG: 0.391			0-3 K		0-3 K		0-0 F2			2	0	0	0	0	2	0										
Billy Hitchcock, R (7, PH) OBP: 0.300, SLG: 0.800 (8, 4)										1	0	0	0	0	0	2										
Mike Guerra, R (1, 2) OBP: 0.301, SLG: 0.364			0-3 K		0-0 P4		0-0 F8			3	0	0	0	0	1	2										
Lou Brissie, L (1, 1) OBP: 0.150, SLG: 0.105						0-0 6-3		0-0 F5		2	0	1	0	0	0	0										
Bob Wellman, R (8, PH) OBP: 0.357, SLG: 0.571										1	0	0	0	0	0	0										
Hank Wyse, R (9, 1) OBP: 0.143, SLG: 0.143										0	0	0	0	0	0	0										
Inning Stats	R: 0 E: 0 K: 0 S: 3	H: 0 LOB: 0 BB: 0 P: 3	R: 0 E: 0 K: 2 S: 7	H: 0 LOB: 0 BB: 0 P: 7	R: 0 E: 0 K: 3 S: 10	H: 1 LOB: 1 BB: 0 P: 10	R: 1 E: 0 K: 1 S: 6	H: 2 LOB: 0 BB: 0 P: 6	R: 0 E: 0 K: 1 S: 5	H: 0 LOB: 0 BB: 0 P: 5	R: 1 E: 0 K: 0 S: 5	H: 2 LOB: 2 BB: 1 P: 9	R: 0 E: 0 K: 0 S: 3	H: 0 LOB: 1 BB: 1 P: 7	R: 0 E: 0 K: 0 S: 3	H: 1 LOB: 0 BB: 0 P: 3	1B: 5 2B: 1 3B: 0 HR: 0	SF: 0 SAC: 0 DP: 1 HBP: 0	WP: 0 PB: 0 SB: 0 CS: 0	PA: 33						
PITCHER	IP WLS BF H R ER SO BB IBB HBP BLK WP HR S P ERA WHIP	9.0 W 33 6 2 2 8 2 0 0 0 0 0 47 55 2.00 0.889																								

Detroit Tigers @ Philadelphia Athletics
 Shibe Park, Philadelphia, PA
 Fri Jun 02 1950, 3:33 AM EDT
 Unknown

AB 31
 R 2
 H 6
 RBI 2
 BB 2
 SO 8
 LOB 8



Batter	1	2	3	4	5	6	7	8	9	AB	R	H	RBI	BB	SO	LOB	TOP																		
Johnny Lipon, R (1, 6) OBP: 0.434, SLG: 0.400											0	0	0	0	0	0	0	Detroit Tigers @ Philadelphia Athletics Shibe Park, Philadelphia, PA Sat Jun 03 1950, 3:33 AM EDT Att: 2,714 - Unknown livebaseballscorecards.com																	
Jerry Priddy, R (1, 4) OBP: 0.324, SLG: 0.299											0	0	0	0	0	0	0																		
George Kell, R (1, 5) OBP: 0.439, SLG: 0.559											0	0	0	0	0	0	0																		
Vic Wertz, L (1, 9) OBP: 0.363, SLG: 0.552											0	0	0	0	0	0	0																		
Hoot Evers, R (1, 7) OBP: 0.411, SLG: 0.588											0	0	0	0	0	0	0																		
Johnny Groth, R (1, 8) OBP: 0.398, SLG: 0.507											0	0	0	0	0	0	0																		
Don Kolloway, R (1, 3) OBP: 0.333, SLG: 0.350											0	0	0	0	0	0	0																		
Aaron Robinson, L (1, 2) OBP: 0.410, SLG: 0.456											0	0	0	0	0	0	0																		
Hal Newhouser, L (1, 1) OBP: 0.182, SLG: 0.182											0	0	0	0	0	0	0																		
Inning Stats											1B: 0	SF: 0	WP: 0	PA: 0	2B: 0	SAC: 0	FB: 0	3B: 0	DP: 0	SB: 0	CS: 0	HR: 0	HBP: 0												
PITCHER Bobby Shantz, L (1, 1) ERA: 4.34	IP	WLS	BF	H	R	ER	SO	BB	IBB	HBP	BLK	WP	HR	S	P	ERA	WHIP																		
																		PITCHER	IP	WLS	BF	H	R	ER	SO	BB	IBB	HBP	BLK	WP	HR	S	P	ERA	WHIP

Batter	1	2	3	4	5	6	7	8	9	AB	R	H	RBI	BB	SO	LOB	BOTTOM																		
Eddie Joost, R (1, 6) OBP: 0.398, SLG: 0.432											0	0	0	0	0	0	0	Detroit Tigers @ Philadelphia Athletics Shibe Park, Philadelphia, PA Sat Jun 03 1950, 3:33 AM EDT Att: 2,714 - Unknown livebaseballscorecards.com																	
Bob Dillinger, R (1, 5) OBP: 0.343, SLG: 0.444											0	0	0	0	0	0	0																		
Paul Lehner, L (1, 7) OBP: 0.397, SLG: 0.522											0	0	0	0	0	0	0																		
Sam Chapman, R (1, 8) OBP: 0.329, SLG: 0.382											0	0	0	0	0	0	0																		
Elmer Valo, L (1, 9) OBP: 0.386, SLG: 0.345											0	0	0	0	0	0	0																		
Fems Fain, L (1, 3) OBP: 0.407, SLG: 0.472											0	0	0	0	0	0	0																		
Billy Hitchcock, R (1, 4) OBP: 0.357, SLG: 0.714											0	0	0	0	0	0	0																		
Mike Guerra, R (1, 2) OBP: 0.301, SLG: 0.364											0	0	0	0	0	0	0																		
Bobby Shantz, R (1, 1) OBP: 0.286, SLG: 0.167											0	0	0	0	0	0	0																		
Inning Stats											1B: 0	SF: 0	WP: 0	PA: 0	2B: 0	SAC: 0	FB: 0	3B: 0	DP: 0	SB: 0	CS: 0	HR: 0	HBP: 0												
PITCHER Hal Newhouser, L (1, 1) ERA: 2.7	IP	WLS	BF	H	R	ER	SO	BB	IBB	HBP	BLK	WP	HR	S	P	ERA	WHIP																		
																		PITCHER	IP	WLS	BF	H	R	ER	SO	BB	IBB	HBP	BLK	WP	HR	S	P	ERA	WHIP

Batter	1	2	3	4	5	6	7	8	9	AB	R	H	RBI	BB	SO	LOB	TOP					
Johnny Lipon, R OBP: 0.437, SLG: 0.408										4	2	2	0	1	0	0	Detroit Tigers @ Washington Senators Griffith Stadium, Washington, DC Mon Jun 05 1950, 3:33 AM EDT Att: 12,530 - Unknown					
Jerry Priddy, R OBP: 0.316, SLG: 0.298										5	0	0	0	0	1	4						
George Kell, R OBP: 0.454, SLG: 0.570										5	1	4	1	0	0	0						
Vic Wertz, L OBP: 0.362, SLG: 0.537										5	2	1	0	0	0	6						
Hoot Evers, R OBP: 0.423, SLG: 0.635										4	2	2	5	0	0	0						
Johnny Groth, R OBP: 0.385, SLG: 0.484										4	0	1	1	0	0	0						
Don Kolloway, R OBP: 0.235, SLG: 0.219										4	0	0	0	0	1	1						
Aaron Robinson, L OBP: 0.411, SLG: 0.487										3	0	0	0	1	0	0						
Dizzy Trout, R OBP: 0.300, SLG: 0.222										4	0	1	0	0	2	2						
Inning Stats	R: 4 E: 1 K: 1 S: 10	H: 4 LOB: 2 BB: 1 P: 14	R: 0 E: 0 K: 0 S: 4	H: 1 LOB: 1 BB: 0 P: 4	R: 0 E: 0 K: 0 S: 3	H: 0 LOB: 2 BB: 0 P: 3	R: 1 E: 0 K: 0 S: 6	H: 3 LOB: 2 BB: 0 P: 6	R: 0 E: 0 K: 0 S: 3	H: 0 LOB: 0 BB: 0 P: 3	R: 0 E: 0 K: 1 S: 5	H: 0 LOB: 1 BB: 1 P: 9	R: 2 E: 0 K: 0 S: 5	H: 2 LOB: 0 BB: 0 P: 5	R: 0 E: 0 K: 1 S: 5	H: 0 LOB: 0 BB: 0 P: 5		R: 0 E: 0 K: 1 S: 5	H: 1 LOB: 0 BB: 0 P: 5	1B: 9 2B: 0 3B: 1 HR: 1	SF: 0 SAC: 0 DP: 1 HBP: 0	WP: 0 PB: 0 SB: 1 CS: 0
PITCHER	IP WLS BF H R ER SO BB IBB HBP BLK WP HR S P ERA WHIP	7.0 L 34 10 7 5 2 2 0 0 0 0 1 36 44 6.43 1.714																	8.1 2.0 6 1 0 0 2 0 0 0 0 0 0 10 10 0.00 0.500			

AB	38
R	7
H	11
RBI	7
BB	2
SO	4
LOB	13



Batter	1	2	3	4	5	6	7	8	9	AB	R	H	RBI	BB	SO	LOB	BOTTOM					
Eddie Yost, R OBP: 0.426, SLG: 0.462										5	1	1	1	0	1	1	Detroit Tigers @ Washington Senators Griffith Stadium, Washington, DC Mon Jun 05 1950, 3:33 AM EDT Att: 12,530 - Unknown					
Bud Stewart, L OBP: 0.346, SLG: 0.333										5	0	0	0	0	1	1						
Cass Michaels, R OBP: 0.382, SLG: 0.470										3	1	1	0	1	1	1						
Irv Noren, L OBP: 0.398, SLG: 0.500										4	1	4	1	0	0	0						
Sherry Robertson, L OBP: 0.308, SLG: 0.348										4	0	1	1	0	1	4						
Johnny Ostrowski, R OBP: 0.324, SLG: 0.351										4	0	1	1	0	1	0						
Sam Dente, R OBP: 0.280, SLG: 0.266										4	0	0	0	0	2							
Mickey Grasso, R OBP: 0.306, SLG: 0.304										4	0	1	0	0	0	0						
Steve Nagy, L OBP: 0.381, SLG: 0.500										3	1	2	0	0	0	1						
Dick Weik, R OBP: 0.154, SLG: 0.154										0	0	0	0	0	0	0						
Al Evans, R OBP: 0.281, SLG: 0.311										1	0	0	0	0	0	0						
Inning Stats	R: 0 E: 0 K: 2 S: 8	H: 1 LOB: 1 BB: 0 P: 12	R: 0 E: 0 K: 1 S: 6	H: 1 LOB: 1 BB: 0 P: 6	R: 2 E: 0 K: 0 S: 7	H: 4 LOB: 2 BB: 0 P: 7	R: 0 E: 0 K: 0 S: 3	H: 1 LOB: 0 BB: 0 P: 3	R: 0 E: 0 K: 1 S: 6	H: 1 LOB: 1 BB: 0 P: 6	R: 0 E: 0 K: 0 S: 3	H: 0 LOB: 0 BB: 0 P: 3	R: 2 E: 0 K: 0 S: 6	H: 3 LOB: 1 BB: 0 P: 6	R: 0 E: 0 K: 0 S: 3	H: 0 LOB: 0 BB: 0 P: 3	R: 0 E: 0 K: 1 S: 5	H: 0 LOB: 0 BB: 0 P: 5	1B: 8 2B: 3 3B: 0 HR: 0	SF: 0 SAC: 0 DP: 1 HBP: 0	WP: 0 PB: 0 SB: 0 CS: 0	PA: 38
PITCHER	IP WLS BF H R ER SO BB IBB HBP BLK WP HR S P ERA WHIP	9.0 W 38 11 4 4 5 1 0 0 0 0 0 47 51 4.00 1.333																				


AB	37
R	4
H	11
RBI	4
BB	1
SO	5
LOB	10



Batter	1	2	3	4	5	6	7	8	9	AB	R	H	RBI	BB	SO	LOB	TOP						
Johnny Lipon, R OBP: 0.425, SLG: 0.407 (1, 6)	1-3	F9	FC5-4			F7			4-3	5	0	0	0	0	0	4							
Jerry Priddy, R OBP: 0.326, SLG: 0.309 (1, 4)	1-3	K				G6-3 BB			K	3	0	0	0	2	2	1							
George Kell, R OBP: 0.451, SLG: 0.575 (1, 5)	BB 3B 1B		6-3			G6-3 1-2			SH3-4 BB	4	1	1	0	0	0	1							
Vic Wertz, L OBP: 0.361, SLG: 0.519 (1, 9)	BB 3B BB					F7			K	2	1	0	0	2	1	1							
Hoot Evers, R OBP: 0.430, SLG: 0.649 (1, 7)	1-H 2-H 3B		K						E4 1B SH3-4 1B	4	1	2	2	0	2	2							
Johnny Groth, R OBP: 0.388, SLG: 0.481 (1, 8)	G3		FC6-4			SH3-4 2-3 1B			4-3	4	0	1	0	0	0	2							
Aaron Robinson, L OBP: 0.433, SLG: 0.536 Eddie Lake, R Bob Swift, R OBP: 0.273, SLG: 0.179 (8, PR) (8, 2)						F7			F8	3	1	1	1	1	0	2	AB 30						
Dick Kryhoski, L OBP: 0.269, SLG: 0.380 Pat Mullin, L OBP: 0.250, SLG: 0.184 Don Kolloway, R OBP: 0.243, SLG: 0.206 (8, PH) (8, 3)						HR			BB	0	0	0	0	0	0	0	R 4						
Hal Newhouser, L OBP: 0.235, SLG: 0.188 Charlie Keller, L Hal White, R (8, PH) (8, 1)						4-3			F2	2	0	1	0	1	0	0	H 6						
						FC1-6 1B			SH3-4 1-2 BB	1	0	0	0	0	0	1	RBI 4						
						FC1-6 FC5-4			SH3-4	0	0	0	0	0	0	1	BB 7						
						1-2 2-3 3-H			4-3	1	0	0	1	1	0	1	SO 5						
										0	0	0	0	0	0	0	LOB 16						
										1	0	0	1	1	0	1							
										1	0	0	0	0	0	1							
										0	0	0	0	0	0	0							
Inning Stats	R: 2 E: 0 K: 0 S: 5	H: 2 LOB: 1 BB: 1 P: 9	R: 1 E: 0 K: 1 S: 6	H: 1 LOB: 1 BB: 1 P: 10	R: 0 E: 0 K: 1 S: 5	H: 0 LOB: 1 BB: 1 P: 9	R: 0 E: 0 K: 0 S: 4	H: 1 LOB: 1 BB: 0 P: 4	R: 0 E: 0 K: 0 S: 2	H: 0 LOB: 0 BB: 1 P: 6	R: 1 E: 1 K: 0 S: 5	H: 2 LOB: 2 BB: 1 P: 9	R: 0 E: 0 K: 2 S: 7	H: 0 LOB: 1 BB: 1 P: 11	R: 0 E: 0 K: 0 S: 3	H: 0 LOB: 1 BB: 1 P: 7	R: 0 E: 0 K: 1 S: 5	H: 0 LOB: 0 BB: 0 P: 5	1B: 4 2B: 0 3B: 1 HR: 1	SF: 0 SAC: 2 DP: 1 HBP: 0	WP: 0 PB: 0 SB: 0 CS: 0	PA: 39	
PITCHER Vic Raschi, R ERA: 3.77 (1, 1)	IP: 9.0 WLS: W BF: 39 H: 6 R: 4 ER: 3 SO: 5 BB: 7 IBB: 0 HBP: 0 BLK: 0 WP: 0 HR: 1 S: 42 P: 70 ERA: 3.00 WHIP: 1.444											PITCHER	IP: 9.0 WLS: W BF: 39 H: 6 R: 4 ER: 3 SO: 5 BB: 7 IBB: 0 HBP: 0 BLK: 0 WP: 0 HR: 1 S: 42 P: 70 ERA: 3.00 WHIP: 1.444										

Detroit Tigers @ New York Yankees
 Yankee Stadium, Bronx, NY
 Wed Jun 07 1950, 3:33 AM EDT
 Att: 29,534 - Unknown


livebaseballscores.com
 AB 30
 R 4
 H 6
 RBI 4
 BB 7
 SO 5
 LOB 16



Batter	1	2	3	4	5	6	7	8	9	AB	R	H	RBI	BB	SO	LOB	BOTTOM						
Phil Rizzuto, R OBP: 0.449, SLG: 0.477 (1, 6)	F7		G4-6-3 1B						F9	4	1	2	1	0	0	0							
Cliff Mapes, L OBP: 0.405, SLG: 0.534 (1, 9)	1B F8		G4-6-3						1B	4	2	3	0	0	0	1							
Hank Bauer, R OBP: 0.359, SLG: 0.425 (1, 7)	1-3 1B								1B	4	0	2	0	0	0	1							
Joe DiMaggio, R OBP: 0.400, SLG: 0.557 (1, 8)	F8								1B	3	1	1	2	1	0	1							
Yogi Berra, L OBP: 0.379, SLG: 0.448 (1, 2)	3-H 4-3								1B	4	0	1	1	0	0	1							
Billy Johnson, R OBP: 0.408, SLG: 0.472 (1, 5)									F8	4	1	2	1	0	1	3							
Jerry Coleman, R OBP: 0.341, SLG: 0.358 (1, 4)									K	4	0	0	0	0	1	1	AB 35						
Joe Collins, L OBP: 0.339, SLG: 0.431 (1, 3)									4-3	4	0	0	0	0	1	1	R 5						
Vic Raschi, R OBP: 0.222, SLG: 0.160 (1, 1)									1B	4	0	0	0	0	0	0	H 12						
									4-3	4	0	0	0	0	1	1	RBI 5						
									6-3	4	0	0	0	0	1	1	BB 1						
									4-1	4	0	0	0	0	1	1	SO 3						
									1-3	4	0	1	0	0	0	0	LOB 9						
									1B	4	0	1	0	0	0	0							
									1B	4	0	1	0	0	0	0							
									F3	4	0	1	0	0	0	0							
									4-3	4	0	1	0	0	0	0							
Inning Stats	R: 1 E: 0 K: 0 S: 5	H: 2 LOB: 1 BB: 0 P: 5	R: 0 E: 0 K: 1 S: 5	H: 0 LOB: 0 BB: 0 P: 5	R: 0 E: 0 K: 0 S: 3	H: 2 LOB: 0 BB: 0 P: 3	R: 1 E: 0 K: 0 S: 5	H: 2 LOB: 1 BB: 0 P: 5	R: 1 E: 0 K: 0 S: 5	H: 1 LOB: 1 BB: 0 P: 5	R: 1 E: 1 K: 0 S: 5	H: 3 LOB: 3 BB: 1 P: 12	R: 0 E: 0 K: 1 S: 5	H: 0 LOB: 0 BB: 0 P: 5	R: 0 E: 0 K: 1 S: 5	H: 0 LOB: 0 BB: 0 P: 5	1B: 9 2B: 0 3B: 0 HR: 3	SF: 0 SAC: 0 DP: 1 HBP: 0	WP: 0 PB: 0 SB: 0 CS: 0	PA: 36			
PITCHER Hal Newhouser, L ERA: 2.93 Hal White, R ERA: 8.16 (1, 1) (8, 1)	IP: 7.0 WLS: L BF: 33 H: 12 R: 5 ER: 5 SO: 2 BB: 1 IBB: 0 HBP: 0 BLK: 0 WP: 0 HR: 3 S: 36 P: 40 ERA: 6.43 WHIP: 1.857											PITCHER	IP: 7.0 WLS: L BF: 33 H: 12 R: 5 ER: 5 SO: 2 BB: 1 IBB: 0 HBP: 0 BLK: 0 WP: 0 HR: 3 S: 36 P: 40 ERA: 6.43 WHIP: 1.857										

Detroit Tigers @ New York Yankees
 Yankee Stadium, Bronx, NY
 Wed Jun 07 1950, 3:33 AM EDT
 Att: 29,534 - Unknown


livebaseballscores.com
 AB 35
 R 5
 H 12
 RBI 5
 BB 1
 SO 3
 LOB 9



Batter	1	2	3	4	5	6	7	8	9	AB	R	H	RBI	BB	SO	LOB	TOP					
Johnny Lipon, R OBP: 0.420, SLG: 0.401 (1, 6)	5-3		BB 1B		P3		F8		K	5	0	1	0	0	1	1						
Jerry Priddy, R OBP: 0.337, SLG: 0.322 (1, 4)	6-3		BB BB BB BB		1B			F8 3B		2	1	1	0	2	0	0						
George Kell, R OBP: 0.447, SLG: 0.567 (1, 5)	F7		6-3		1B			F8		4	0	1	2	0	0	3						
Vic Wertz, L OBP: 0.354, SLG: 0.508 (1, 9)		4-1			K		F7	4-3		4	0	0	0	0	1	2						
Hoot Evers, R OBP: 0.432, SLG: 0.642 (1, 7)	F3				G4-6-3 1B		4-3	3B BB		3	1	1	0	1	0	0						
Johnny Groth, R OBP: 0.385, SLG: 0.488 (1, 8)	F3				G4-6-3 1-2		F7	3B		4	0	1	1	0	0	1						
Don Kolloway, R OBP: 0.268, SLG: 0.316 (1, 3)			BB 1B				K	F8		4	1	2	1	0	1	1						
Bob Swift, R OBP: 0.243, SLG: 0.156 (1, 2)			F8		E6 SH5-4 1B		F7	1-3		4	1	0	0	0	0	1						
Art Houtteman, R OBP: 0.276, SLG: 0.259 Hal White, R (6, 1) Pat Mullin, L OBP: 0.244, SLG: 0.179 (9, PH)	P6				SH5-4		6-3	F8		1	0	0	0	0	0	1						
					1-2					1	0	0	0	0	0	0						
										1	0	0	0	0	0	0						
Inning Stats	R: 0 E: 0 K: 0 S: 3	H: 0 LOB: 0 BB: 0 P: 3	R: 0 E: 0 K: 0 S: 3	H: 0 LOB: 0 BB: 0 P: 3	R: 0 E: 0 K: 0 S: 5	H: 2 LOB: 3 BB: 1 P: 9	R: 0 E: 0 K: 1 S: 5	H: 1 LOB: 0 BB: 0 P: 5	R: 2 E: 1 K: 0 S: 6	H: 2 LOB: 2 BB: 1 P: 10	R: 0 E: 0 K: 1 S: 5	H: 0 LOB: 0 BB: 0 P: 5	R: 0 E: 0 K: 0 S: 3	H: 0 LOB: 0 BB: 0 P: 3	R: 2 E: 0 K: 0 S: 5	H: 2 LOB: 1 BB: 1 P: 9	R: 0 E: 0 K: 1 S: 5	H: 0 LOB: 0 BB: 0 P: 5	1B: 4 2B: 0 3B: 2 HR: 1	SF: 0 SAC: 1 DP: 1 HBP: 0	WP: 0 PB: 0 SB: 0 CS: 0	PA: 37
PITCHER Tommy Byrne, L ERA: 3.41 (1, 1)	IP: 9.0 WLS: W BF: 37 H: 7 R: 4 ER: 3 SO: 3 BB: 3 IBB: 0 HBP: 0 BLK: 0 WP: 0 HR: 1 S: 40 P: 52 ERA: 3.00 WHIP: 1.111															PITCHER						

Detroit Tigers @ New York Yankees
Yankee Stadium, Bronx, NY
Thu Jun 08 1950, 3:33 AM EDT
Att: 62,264 - Unknown


AB	33
R	4
H	7
RBI	4
BB	3
SO	3
LOB	10



Batter	1	2	3	4	5	6	7	8	9	AB	R	H	RBI	BB	SO	LOB	BOTTOM			
Phil Rizzuto, R OBP: 0.453, SLG: 0.475 (1, 6)	6-3			6-3		1B HBP	SH5-3 HR	1B		3	2	1	1	1	0	0				
Cliff Mapes, L OBP: 0.401, SLG: 0.526 (1, 9)	4-3			F2		1B 2B	SH5-3	F8		4	1	1	0	0	0	1				
Joe Collins, L OBP: 0.345, SLG: 0.462 (1, 3)	G3			F8		2B 1B	HR			4	2	2	3	0	0	0				
Joe DiMaggio, R OBP: 0.397, SLG: 0.556 (1, 8)		6-3			L7	1B 2B	6-3			4	1	1	1	0	0	0				
Yogi Berra, L OBP: 0.382, SLG: 0.446 (1, 2)	F7			FC6-4 1B	1B 2B	IBB	P6			3	1	1	0	1	0	0				
Gene Woodling, L OBP: 0.438, SLG: 0.409 (1, 7)	F7			FC6-4 1-2	2B 1B	BB	3B 1B			4	2	2	2	0	0	1				
Bobby Brown, L OBP: 0.277, SLG: 0.256 (1, 5)			4-3		4-3	2B BB		F7		3	1	0	0	1	0	2				
Jerry Coleman, R OBP: 0.339, SLG: 0.361 (1, 4)			4-3		1-3		F8			4	0	1	3	0	0	1				
Tommy Byrne, L OBP: 0.333, SLG: 0.464 (1, 1)			P6		6-3		K	1B 3B		4	1	1	1	0	1	1				
Inning Stats	R: 0 E: 0 K: 0 S: 3	H: 0 LOB: 0 BB: 0 P: 3	R: 0 E: 0 K: 0 S: 3	H: 0 LOB: 0 BB: 0 P: 3	R: 0 E: 0 K: 0 S: 3	H: 0 LOB: 0 BB: 0 P: 3	R: 0 E: 0 K: 0 S: 3	H: 0 LOB: 0 BB: 0 P: 3	R: 0 E: 0 K: 0 S: 4	H: 1 LOB: 1 BB: 0 P: 4	R: 7 E: 0 K: 1 S: 10	H: 5 LOB: 1 BB: 2 P: 19	R: 2 E: 0 K: 0 S: 4	H: 1 LOB: 0 BB: 1 P: 8	R: 2 E: 0 K: 0 S: 6	H: 3 LOB: 1 BB: 0 P: 6	1B: 6 2B: 2 3B: 1 HR: 1	SF: 0 SAC: 1 DP: 0 HBP: 1	WP: 0 PB: 0 SB: 0 CS: 0	PA: 38
PITCHER Art Houtteman, R ERA: 3.27 Hal White, R ERA: 9.15 (6, 1)	IP: 5.2 WLS: L BF: 26 H: 6 R: 7 ER: 7 SO: 0 BB: 1 IBB: 1 HBP: 0 BLK: 0 WP: 0 HR: 0 S: 23 P: 32 ERA: 11.12 WHIP: 2.143															PITCHER				

Detroit Tigers @ New York Yankees
Yankee Stadium, Bronx, NY
Thu Jun 08 1950, 3:33 AM EDT
Att: 62,264 - Unknown

AB	33
R	11
H	10
RBI	11
BB	3
SO	1
LOB	6




Batter	1	2	3	4	5	6	7	8	9	AB	R	H	RBI	BB	SO	LOB	TOP					
Johnny Lipon, R OBP: 0.419, SLG: 0.413 (1, 6)										5	1	1	1	0	0	2	Detroit Tigers @ Boston Red Sox Fenway Park, Boston, MA Sun Jun 11 1950, 3:33 AM EDT Unknown livebaseballscorecards.com					
Jerry Priddy, R OBP: 0.361, SLG: 0.354 (1, 4)										3	1	1	2	2	0	0						
George Kell, R OBP: 0.453, SLG: 0.565 (1, 5)										3	0	1	0	2	1	2						
Vic Wertz, L OBP: 0.362, SLG: 0.515 (1, 9)										4	0	0	0	0	1	4						
Hoot Evers, R OBP: 0.424, SLG: 0.629 (1, 7)										4	0	1	1	0	2	2						
Johnny Groth, R OBP: 0.406, SLG: 0.530 (1, 8)										4	1	3	0	0	1	0						
Don Kolloway, R OBP: 0.291, SLG: 0.365 (1, 3)									3	0	1	0	0	0	1	AB 32 R 6 H 9 RBI 6 BB 6 SO 5 LOB 15						
Aaron Robinson, L OBP: 0.429, SLG: 0.526 (1, 2)										3	2	1	2	1	0	1						
Hal Newhouser, L OBP: 0.238, SLG: 0.158 (1, 1)									3	1	0	0	1	0	3							
Inning Stats	R: 0 E: 0 K: 0 S: 3	H: 1 LOB: 0 BB: 0 P: 3	R: 0 E: 0 K: 0 S: 4	H: 1 LOB: 0 BB: 0 P: 4	R: 0 E: 0 K: 0 S: 3	H: 0 LOB: 0 BB: 0 P: 3	R: 0 E: 0 K: 2 S: 7	H: 0 LOB: 1 BB: 1 P: 11	R: 1 E: 0 K: 0 S: 5	H: 2 LOB: 1 BB: 0 P: 5	R: 0 E: 0 K: 2 S: 7	H: 0 LOB: 1 BB: 1 P: 11	R: 1 E: 0 K: 1 S: 6	H: 1 LOB: 1 BB: 1 P: 10	R: 1 E: 0 K: 0 S: 2	H: 1 LOB: 1 BB: 2 P: 10	R: 3 E: 0 K: 0 S: 6	H: 3 LOB: 1 BB: 1 P: 10	1B: 5 2B: 3 3B: 0 HR: 1	SF: 0 SAC: 1 DP: 1 HBP: 0	WP: 0 PB: 0 SB: 0 CS: 0	PA: 40
PITCHER Joe Dobson, R ERA: 3.79 (1, 1)	IP 9.0 WLS L BF 39 H 9 R 6 ER 6 SO 5 BB 6 IBB 0 HBP 0 BLK 0 WP 0 HR 1 S 43 P 67 ERA 6.00 WHIP 1.667																	PITCHER				

Batter	1	2	3	4	5	6	7	8	9	AB	R	H	RBI	BB	SO	LOB	BOTTOM			
Clyde Vollmer, R OBP: 0.403, SLG: 0.559 (1, 8)										5	0	2	0	0	0	2	Detroit Tigers @ Boston Red Sox Fenway Park, Boston, MA Sun Jun 11 1950, 3:33 AM EDT Unknown livebaseballscorecards.com			
6 Johnny Pesky, L OBP: 0.454, SLG: 0.420 (1, 6)										5	0	0	0	0	2	3				
Ted Williams, L OBP: 0.484, SLG: 0.740 (1, 7)										3	2	0	0	2	1	3				
Walt Dropo, R OBP: 0.433, SLG: 0.707 (1, 3)										5	0	2	0	0	2	2				
Al Zarilla, L OBP: 0.461, SLG: 0.546 (1, 9)										3	0	1	0	1	0	2				
Bobby Doerr, R OBP: 0.374, SLG: 0.473 (1, 4)										3	0	3	2	1	0	0				
Billy Goodman, L OBP: 0.392, SLG: 0.500 (1, 5)										3	0	0	0	0	0	6				
Vern Stephens, R OBP: 0.385, SLG: 0.588 (7, PH)										1	0	0	0	0	0	2				
Lou Stringer, R OBP: 0.250, SLG: 0.250 (8, 5)										0	0	0	0	0	0	0				
Birdie Tebbetts, R OBP: 0.397, SLG: 0.504 (1, 2)										4	0	1	0	0	0	1				
Joe Dobson, R OBP: 0.324, SLG: 0.200 (1, 1)										3	0	1	0	0	1	0				
Inning Stats	R: 1 E: 0 K: 0 S: 5	H: 2 LOB: 3 BB: 2 P: 13	R: 0 E: 0 K: 2 S: 9	H: 2 LOB: 2 BB: 0 P: 9	R: 0 E: 0 K: 1 S: 5	H: 2 LOB: 1 BB: 0 P: 4	R: 0 E: 0 K: 1 S: 5	H: 0 LOB: 0 BB: 0 P: 5	R: 0 E: 0 K: 0 S: 5	H: 0 LOB: 2 BB: 0 P: 5	R: 1 E: 0 K: 1 S: 7	H: 2 LOB: 2 BB: 1 P: 11	R: 0 E: 0 K: 0 S: 3	H: 0 LOB: 0 BB: 0 P: 3	R: 0 E: 0 K: 1 S: 5	H: 0 LOB: 0 BB: 0 P: 5	1B: 10 2B: 0 3B: 0 HR: 0	SF: 0 SAC: 1 DP: 1 HBP: 0	WP: 0 PB: 0 SB: 0 CS: 0	PA: 40
PITCHER Hal Newhouser, L ERA: 2.78 (1, 1)	IP 9.0 WLS W BF 40 H 10 R 2 ER 2 SO 6 BB 4 IBB 0 HBP 0 BLK 0 WP 0 HR 0 S 48 P 64 ERA 2.00 WHIP 1.556																	PITCHER		

Batter	1	2	3	4	5	6	7	8	9	10	11	12	13	14	AB	R	H	RBI	BB	SO	LOB	TOP						
Johnny Ligon, R OBP: 0.424, SLG: 0.418 (1, 6)															7	3	4	1	0	0	2							
Jerry Priddy, R OBP: 0.364, SLG: 0.359 (1, 4)															6	0	3	0	0	1	2							
George Kell, R OBP: 0.448, SLG: 0.553 (1, 5)															6	1	1	2	1	0	3							
Vic Wertz, L OBP: 0.355, SLG: 0.517 (1, 9)															7	1	1	3	0	0	4							
Hoot Evers, R OBP: 0.435, SLG: 0.656 (1, 7)															6	2	4	1	1	0	0							
Johnny Groth, R OBP: 0.462, SLG: 0.519 (1, 8)															6	1	1	0	1	0	3							
Don Kolloway, R OBP: 0.290, SLG: 0.356 (1, 3)															7	1	2	1	0	1	2							
Bob Swift, R OBP: 0.262, SLG: 0.167 (1, 2)															4	0	1	0	1	0	0							
Pat Mullin, L OBP: 0.244, SLG: 0.179 (11, PR)															2	0	0	0	0	0	0							
Aaron Robinson, L OBP: 0.421, SLG: 0.515 (11, 2)															2	0	0	0	0	0	2							
Fred Hutchinson, L OBP: 0.429, SLG: 0.459 (6, PH)															2	0	0	0	0	0	0							
Eddie Lake, R OBP: 0.250, SLG: 0.259 (6, 1)															1	0	0	1	0	0	2							
Ted Gray, S OBP: 0.250, SLG: 0.259 (6, 1)															3	0	0	0	0	0	1							
Inning Stats	R: 1 E: 0 K: 0 S: 4	H: 2 LOB: 0 BB: 0 P: 4	R: 0 E: 0 K: 0 S: 2	H: 0 LOB: 0 BB: 1 P: 6	R: 0 E: 0 K: 0 S: 5	H: 2 LOB: 2 BB: 0 P: 5	R: 0 E: 0 K: 1 S: 6	H: 3 LOB: 1 BB: 0 P: 6	R: 1 E: 0 K: 0 S: 4	H: 1 LOB: 0 BB: 0 P: 4	R: 0 E: 0 K: 0 S: 3	H: 0 LOB: 0 BB: 0 P: 3	R: 0 E: 0 K: 1 S: 4	H: 1 LOB: 1 BB: 0 P: 4	R: 0 E: 0 K: 0 S: 3	H: 0 LOB: 0 BB: 0 P: 3	R: 0 E: 0 K: 0 S: 3	H: 1 LOB: 1 BB: 0 P: 4	R: 0 E: 0 K: 0 S: 3	H: 0 LOB: 0 BB: 0 P: 3	R: 0 E: 0 K: 0 S: 3	H: 0 LOB: 0 BB: 0 P: 3	R: 3 E: 0 K: 0 S: 6	H: 3 LOB: 2 BB: 2 P: 14	1B: 14 2B: 1 3B: 0 HR: 2	SF: 0 SAC: 1 DP: 2 HBP: 0	WP: 0 PB: 0 SB: 0 CS: 0	PA: 62
PITCHER Mel Parnell, L ERA: 4.28 (1, 1)	IP: 14.0 WLS: 14 BF: 62 H: 17 R: 9 ER: 9 SO: 2 BB: 4 IBB: 0 HBP: 0 BLK: 0 WP: 0 HR: 2 S: 62 P: 78 ERA: 5.79 WHIP: 1.500	PITCHER														IP: 14.0 WLS: 14 BF: 62 H: 17 R: 9 ER: 9 SO: 2 BB: 4 IBB: 0 HBP: 0 BLK: 0 WP: 0 HR: 2 S: 62 P: 78 ERA: 5.79 WHIP: 1.500												

Detroit Tigers @ Boston Red Sox
Fenway Park, Boston, MA
Sun Jun 11 1950, 3:38 AM EDT
Att. 34,906 - Unknown


AB: 57
R: 9
H: 17
RBI: 9
BB: 4
SO: 2
LOB: 21





Batter	1	2	3	4	5	6	7	8	9	10	11	12	13	14	AB	R	H	RBI	BB	SO	LOB	BOTTOM						
Clyde Volmer, R OBP: 0.393, SLG: 0.533 (1, 8)															7	1	2	0	0	0	0							
6 Johnny Pesky, L OBP: 0.457, SLG: 0.435 (1, 6)															5	3	2	2	2	0	0							
Ted Williams, L OBP: 0.474, SLG: 0.722 (1, 7)															7	0	1	1	0	2	4							
Walt Dropo, R OBP: 0.432, SLG: 0.704 (1, 3)															5	1	1	1	2	1	3							
Al Zarilla, L OBP: 0.454, SLG: 0.532 (1, 9)															6	0	1	2	1	2	4							
Bobby Doerr, R OBP: 0.382, SLG: 0.476 (1, 4)															5	0	3	0	1	0	1							
Billy Goodman, L OBP: 0.380, SLG: 0.484 (1, 5)															3	0	0	0	0	0	4							
Vern Stephens, R OBP: 0.384, SLG: 0.585 (7, PH)															1	0	0	0	0	0	3							
Lou Stringer, R OBP: 0.214, SLG: 0.214 (8, 5)															2	0	0	0	0	2	2							
Matt Batts, R OBP: 0.303, SLG: 0.333 (1, 2)															6	0	1	0	0	0	3							
Mel Parnell, L OBP: 0.282, SLG: 0.229 (1, 1)															6	1	1	0	0	0	0							
Inning Stats	R: 2 E: 0 K: 2 S: 10	H: 3 LOB: 2 BB: 1 P: 14	R: 0 E: 0 K: 0 S: 3	H: 0 LOB: 0 BB: 0 P: 3	R: 2 E: 0 K: 0 S: 5	H: 2 LOB: 1 BB: 1 P: 9	R: 0 E: 0 K: 0 S: 5	H: 1 LOB: 0 BB: 0 P: 3	R: 0 E: 0 K: 0 S: 3	H: 0 LOB: 0 BB: 0 P: 3	R: 1 E: 0 K: 0 S: 5	H: 1 LOB: 3 BB: 1 P: 13	R: 0 E: 0 K: 0 S: 3	H: 0 LOB: 0 BB: 0 P: 3	R: 0 E: 0 K: 3 S: 10	H: 1 LOB: 2 BB: 1 P: 14	R: 0 E: 0 K: 0 S: 3	H: 0 LOB: 0 BB: 0 P: 3	R: 0 E: 0 K: 1 S: 5	H: 0 LOB: 0 BB: 0 P: 5	R: 0 E: 0 K: 0 S: 3	H: 1 LOB: 1 BB: 0 P: 3	R: 0 E: 0 K: 1 S: 6	H: 1 LOB: 1 BB: 0 P: 6	1B: 9 2B: 1 3B: 1 HR: 1	SF: 0 SAC: 0 DP: 1 HBP: 0	WP: 0 PB: 0 SB: 0 CS: 0	PA: 59
PITCHER Fred Hutchinson, R ERA: 5.33 (1, 1)	IP: 5.0 WLS: 5 BF: 25 H: 8 R: 5 ER: 5 SO: 2 BB: 3 IBB: 0 HBP: 0 BLK: 0 WP: 0 HR: 1 S: 26 P: 38 ERA: 9.00 WHIP: 2.200	PITCHER														IP: 5.0 WLS: 5 BF: 25 H: 8 R: 5 ER: 5 SO: 2 BB: 3 IBB: 0 HBP: 0 BLK: 0 WP: 0 HR: 1 S: 26 P: 38 ERA: 9.00 WHIP: 2.200												
Ted Gray, L ERA: 3.84 (6, 1)	IP: 9.0 WLS: 9 BF: 34 H: 4 R: 1 ER: 0 SO: 5 BB: 3 IBB: 0 HBP: 0 BLK: 0 WP: 0 HR: 0 S: 41 P: 53 ERA: 0.00 WHIP: 0.778																											

Detroit Tigers @ Boston Red Sox
Fenway Park, Boston, MA
Sun Jun 11 1950, 3:38 AM EDT
Att. 34,906 - Unknown

AB: 53
R: 6
H: 12
RBI: 6
BB: 6
SO: 7
LOB: 24




Batter	1	2	3	4	5	6	7	8	9	AB	R	H	RBI	BB	SO	LOB	TOP																		
Bob Dillinger, R (1, 5) OBP: 0.344, SLG: 0.424											0	0	0	0	0	0	0	Philadelphia Athletics @ Detroit Tigers Briggs Stadium, Detroit, MI Tue Jun 13 1950, 4:33 AM EDT Att: 31,894 - Unknown livebaseballscorecards.com																	
Wally Moses, L (1, 9) OBP: 0.415, SLG: 0.518											0	0	0	0	0	0	0																		
Elmer Valo, L (1, 7) OBP: 0.389, SLG: 0.336											0	0	0	0	0	0	0																		
Sam Chapman, R (1, 8) OBP: 0.359, SLG: 0.469											0	0	0	0	0	0	0																		
Ferris Fain, L (1, 3) OBP: 0.428, SLG: 0.489											0	0	0	0	0	0	0																		
Eddie Joest, R (1, 6) OBP: 0.394, SLG: 0.401											0	0	0	0	0	0	0																		
Pete Suder, R (1, 4) OBP: 0.293, SLG: 0.385											0	0	0	0	0	0	0																		
Mike Guerra, R (1, 2) OBP: 0.291, SLG: 0.344											0	0	0	0	0	0	0																		
Bob Hooper, R (1, 1) OBP: 0.286, SLG: 0.500											0	0	0	0	0	0	0																		
Inning Stats											1B: 0	SF: 0	WP: 0	PA: 0	2B: 0	SAC: 0	FB: 0		3B: 0	DP: 0	SB: 0	CS: 0	HR: 0	HBP: 0											
PITCHER Art Houtteman, R (1, 1) ERA: 3.28	IP	WLS	BF	H	R	ER	SO	BB	IBB	HBP	BLK	WP	HR	S	P	ERA	WHIP	PITCHER	IP	WLS	BF	H	R	ER	SO	BB	IBB	HBP	BLK	WP	HR	S	P	ERA	WHIP

Batter	1	2	3	4	5	6	7	8	9	AB	R	H	RBI	BB	SO	LOB	BOTTOM																		
Johnny Lipon, R (1, 6) OBP: 0.424, SLG: 0.418											0	0	0	0	0	0	0	Philadelphia Athletics @ Detroit Tigers Briggs Stadium, Detroit, MI Tue Jun 13 1950, 4:33 AM EDT Att: 31,894 - Unknown livebaseballscorecards.com																	
Jerry Priddy, R (1, 4) OBP: 0.394, SLG: 0.359											0	0	0	0	0	0	0																		
George Kell, R (1, 5) OBP: 0.448, SLG: 0.553											0	0	0	0	0	0	0																		
Vic Wertz, L (1, 9) OBP: 0.355, SLG: 0.517											0	0	0	0	0	0	0																		
Hoot Evers, R (1, 7) OBP: 0.435, SLG: 0.656											0	0	0	0	0	0	0																		
Johnny Groth, R (1, 8) OBP: 0.402, SLG: 0.519											0	0	0	0	0	0	0																		
Aaron Robinson, L (1, 2) OBP: 0.421, SLG: 0.515											0	0	0	0	0	0	0																		
Dick Kryhoski, L (1, 3) OBP: 0.269, SLG: 0.380											0	0	0	0	0	0	0																		
Art Houtteman, R (1, 1) OBP: 0.267, SLG: 0.250											0	0	0	0	0	0	0																		
Inning Stats											1B: 0	SF: 0	WP: 0	PA: 0	2B: 0	SAC: 0	FB: 0		3B: 0	DP: 0	SB: 0	CS: 0	HR: 0	HBP: 0											
PITCHER Bob Hooper, R (1, 1) ERA: 4.29	IP	WLS	BF	H	R	ER	SO	BB	IBB	HBP	BLK	WP	HR	S	P	ERA	WHIP	PITCHER	IP	WLS	BF	H	R	ER	SO	BB	IBB	HBP	BLK	WP	HR	S	P	ERA	WHIP

Batter	1	2	3	4	5	6	7	8	9	AB	R	H	RBI	BB	SO	LOB	TOP										
Bob Dillinger, R OBP: 0.346, SLG: 0.432 (1, 5)										5	1	2	0	0	1	0	Philadelphia Athletics @ Detroit Tigers Briggs Stadium, Detroit, MI Wed Jun 14 1950, 4:33 AM EDT Att: 9,190 - Unknown										
Wally Moses, L OBP: 0.405, SLG: 0.484 (1, 9)										5	1	1	0	0	0	1											
Elmer Valo, L OBP: 0.395, SLG: 0.404 (1, 7)										3	2	1	1	2	0	2											
Sam Chapman, R OBP: 0.363, SLG: 0.491 (1, 8)										5	2	3	3	0	0	2											
Fernis Fain, L OBP: 0.415, SLG: 0.467 (1, 3)										5	0	0	0	0	1	5											
Eddie Joest, R OBP: 0.401, SLG: 0.434 (1, 6)										4	2	3	3	1	0	0											
Pete Suder, R OBP: 0.289, SLG: 0.374 (1, 4)										5	0	1	0	0	1	1											
Mike Guerra, R OBP: 0.313, SLG: 0.350 (1, 2)										4	0	2	0	1	0	2											
Lou Brissie, L OBP: 0.103, SLG: 0.071 (1, 1)										4	0	0	0	0	0	4											
Inning Stats	R: 0 E: 0 K: 0 S: 3	H: 0 LOB: 0 BB: 0 P: 3	R: 2 E: 0 K: 1 S: 8	H: 3 LOB: 1 BB: 0 P: 8	R: 1 E: 0 K: 1 S: 6	H: 1 LOB: 1 BB: 1 P: 10	R: 1 E: 1 K: 0 S: 4	H: 1 LOB: 0 BB: 0 P: 4	R: 1 E: 0 K: 0 S: 4	H: 1 LOB: 2 BB: 1 P: 8	R: 0 E: 0 K: 1 S: 6	H: 1 LOB: 2 BB: 1 P: 10	R: 0 E: 0 K: 0 S: 3	H: 0 LOB: 1 BB: 1 P: 7	R: 3 E: 0 K: 0 S: 8	H: 5 LOB: 2 BB: 0 P: 8		1B: 9 2B: 1 3B: 1 HR: 2	SF: 0 SAC: 0 DP: 0 HBP: 0	WP: 0 PB: 0 SB: 1 CS: 0	PA: 44						
PITCHER	IP	WLS	BF	H	R	ER	SO	BB	IBB	HBP	BLK	WP	HR	S	P	ERA	WHIP										
Dizzy Trout, R ERA: 5.01 (1, 1)	5.0	L	22	6	5	4	2	1	0	0	0	0	2	25	29	7.20	1.400										
Hal White, R ERA: 7.79 (6, 1)	3.0		14	2	0	0	1	3	0	0	0	0	0	13	25	0.00	1.667										
Paul Calvert, R ERA: 4.15 (9, 1)	1.0		8	5	3	3	0	0	0	0	0	0	0	8	8	27.00	5.000										

AB	40
R	8
H	13
RBI	7
BB	4
SO	3
LOB	17



Batter	1	2	3	4	5	6	7	8	9	AB	R	H	RBI	BB	SO	LOB	BOTTOM										
Johnny Lipon, R OBP: 0.419, SLG: 0.414 (1, 6)										4	0	1	0	0	0	1	Philadelphia Athletics @ Detroit Tigers Briggs Stadium, Detroit, MI Wed Jun 14 1950, 4:33 AM EDT Att: 9,190 - Unknown										
Jerry Priddy, R OBP: 0.363, SLG: 0.351 (1, 4)										3	0	0	0	1	0	1											
George Kell, R OBP: 0.448, SLG: 0.544 (1, 5)										3	0	1	0	1	0	2											
Vic Wertz, L OBP: 0.354, SLG: 0.502 (1, 9)										4	0	0	0	0	1	3											
Hoot Evers, R OBP: 0.441, SLG: 0.679 (1, 7)										4	0	1	0	0	0	0											
Johnny Groth, R OBP: 0.387, SLG: 0.497 (1, 8)										4	0	0	0	0	0	1											
Don Kolloway, R OBP: 0.292, SLG: 0.403 (1, 3)										3	1	1	1	0	0	0											
Aaron Robinson, L OBP: 0.430, SLG: 0.510 (1, 2)										3	1	1	0	0	1	0											
Dizzy Trout, R OBP: 0.267, SLG: 0.214 (1, 1)										1	0	0	0	0	0	0											
Eddie Lake, R (5, PH)										1	0	0	0	0	0	0											
Hal White, R (6, 1)										0	0	0	0	0	0	0											
Pat Mullin, L OBP: 0.261, SLG: 0.225 (8, PH)										1	0	1	0	0	0	0											
Paul Calvert, R (9, 1)										0	0	0	0	0	0	0											
Inning Stats	R: 0 E: 0 K: 1 S: 5	H: 0 LOB: 1 BB: 1 P: 9	R: 0 E: 0 K: 0 S: 3	H: 0 LOB: 0 BB: 0 P: 3	R: 1 E: 1 K: 0 S: 6	H: 3 LOB: 2 BB: 0 P: 6	R: 0 E: 0 K: 0 S: 3	H: 0 LOB: 0 BB: 0 P: 3	R: 1 E: 0 K: 0 S: 4	H: 2 LOB: 0 BB: 0 P: 4	R: 0 E: 0 K: 0 S: 3	H: 1 LOB: 1 BB: 1 P: 7	R: 0 E: 0 K: 0 S: 3	H: 0 LOB: 0 BB: 0 P: 3	1B: 4 2B: 1 3B: 0 HR: 1	SF: 0 SAC: 0 DP: 2 HBP: 0	WP: 0 PB: 0 SB: 0 CS: 0	PA: 33									
PITCHER	IP	WLS	BF	H	R	ER	SO	BB	IBB	HBP	BLK	WP	HR	S	P	ERA	WHIP										
Lou Brissie, L ERA: 4.24 (1, 1)	9.0	W	33	6	2	1	2	2	0	0	0	0	1	35	43	1.00	0.889										

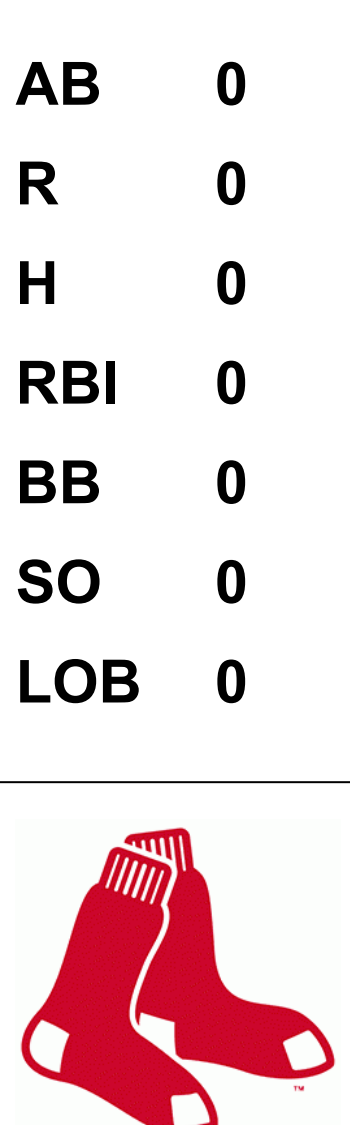
AB	31
R	2
H	6
RBI	1
BB	2
SO	2
LOB	8



Batter	1	2	3	4	5	6	7	8	9	AB	R	H	RBI	BB	SO	LOB	TOP									
Bob Dillinger, R OBP: 0.349, SLG: 0.442 (1, 5)										4	0	2	1	0	1	1	Philadelphia Athletics @ Detroit Tigers Briggs Stadium, Detroit, MI Thu Jun 15 1950, 4:33 AM EDT Att: 8,105 - Unknown									
Wally Moses, L OBP: 0.397, SLG: 0.471 (1, 9)										4	1	1	0	0	0	2										
Elmer Valo, L OBP: 0.386, SLG: 0.393 (1, 7)										4	0	0	0	0	0	4										
Sam Chapman, R OBP: 0.360, SLG: 0.503 (1, 8)										4	1	1	2	0	0	0										
Fernis Fain, L OBP: 0.412, SLG: 0.462 (1, 3)										4	0	1	0	0	0	0										
Eddie Joest, R OBP: 0.398, SLG: 0.427 (1, 6)										3	0	0	0	1	1	1										
Pete Suder, R OBP: 0.283, SLG: 0.366 (1, 4)										3	0	0	0	0	0	1										
Kermit Wahl, R OBP: 0.316, SLG: 0.278 (9, PH)										1	0	1	0	0	0	0										
Mike Guerra, R OBP: 0.304, SLG: 0.340 (1, 2)										3	0	0	0	0	0	0										
Paul Lehner, L OBP: 0.394, SLG: 0.455 (9, PH)										0	0	0	0	1	0	0										
Bobby Shantz, R OBP: 0.226, SLG: 0.143 (1, 1)										2	0	1	0	0	0	0										
Barney McCosky, L OBP: 0.346, SLG: 0.370 (8, PH)										1	1	1	0	0	0	0										
Carl Scheib, R OBP: 0.222, SLG: 0.222 (8, 1)										1	0	0	0	0	0	3										
Inning Stats	R: 2 E: 0 K: 0 S: 5	H: 3 LOB: 0 BB: 0 P: 5	R: 0 E: 0 K: 0 S: 3	H: 0 LOB: 0 BB: 0 P: 3	R: 0 E: 0 K: 0 S: 4	H: 1 LOB: 1 BB: 0 P: 4	R: 0 E: 0 K: 0 S: 3	H: 0 LOB: 0 BB: 0 P: 7	R: 0 E: 0 K: 1 S: 5	H: 0 LOB: 0 BB: 0 P: 5	R: 0 E: 0 K: 0 S: 3	H: 0 LOB: 0 BB: 0 P: 3	R: 0 E: 0 K: 0 S: 3	H: 0 LOB: 0 BB: 0 P: 3	R: 1 E: 0 K: 0 S: 5	H: 2 LOB: 1 BB: 0 P: 5	R: 0 E: 0 K: 1 S: 7	H: 2 LOB: 3 BB: 1 P: 11	1B: 6 2B: 1 3B: 1 HR: 1	SF: 0 SAC: 0 DP: 1 HBP: 0	WP: 0 PB: 0 SB: 0 CS: 0	PA: 36				
PITCHER Fred Hutchinson, R ERA: 5.09 (1, 1)	IP: 9.0 WLS: W BF: 36	H: 8 R: 3 ER: 3 SO: 2	BB: 2 IBB: 0 HBP: 0 BLK: 0	WP: 0 HR: 1 S: 38 P: 46	ERA: 3.00 WHIP: 1.111											ERA: 3.00 WHIP: 1.111										

Batter	1	2	3	4	5	6	7	8	9	AB	R	H	RBI	BB	SO	LOB	BOTTOM									
Johnny Lipon, R OBP: 0.421, SLG: 0.413 (1, 6)										3	0	1	0	1	0	1	Philadelphia Athletics @ Detroit Tigers Briggs Stadium, Detroit, MI Thu Jun 15 1950, 4:33 AM EDT Att: 8,105 - Unknown									
Jerry Priddy, R OBP: 0.356, SLG: 0.343 (1, 4)										5	1	0	1	0	0	4										
George Keli, R OBP: 0.457, SLG: 0.556 (1, 5)										3	3	3	0	1	0	0										
Vic Wertz, L OBP: 0.361, SLG: 0.507 (1, 9)										4	1	3	2	0	0	2										
Hoot Evers, R OBP: 0.432, SLG: 0.663 (1, 7)										4	0	0	1	0	0	3										
Johnny Groth, R OBP: 0.394, SLG: 0.503 (1, 8)										4	1	3	1	0	0	0										
Don Kolloway, R OBP: 0.304, SLG: 0.409 (1, 3)										4	0	2	1	0	0	2										
Aaron Robinson, L OBP: 0.432, SLG: 0.505 (1, 2)										3	0	1	1	1	0	2										
Neil Berry, R OBP: 0.262, SLG: 0.167 (9, 2)										0	1	0	0	0	0	0										
Bob Swift, R OBP: 0.262, SLG: 0.167 (9, 2)										0	0	0	0	0	0	0										
Fred Hutchinson, L OBP: 0.422, SLG: 0.450 (1, 1)										3	0	1	0	0	0	2										
Inning Stats	R: 2 E: 0 K: 0 S: 6	H: 3 LOB: 2 BB: 1 P: 10	R: 0 E: 0 K: 0 S: 3	H: 0 LOB: 1 BB: 1 P: 7	R: 2 E: 0 K: 0 S: 6	H: 4 LOB: 1 BB: 0 P: 6	R: 0 E: 0 K: 0 S: 4	H: 1 LOB: 2 BB: 1 P: 8	R: 1 E: 0 K: 0 S: 5	H: 2 LOB: 1 BB: 0 P: 5	R: 1 E: 0 K: 0 S: 4	H: 2 LOB: 1 BB: 0 P: 4	R: 0 E: 0 K: 0 S: 3	H: 0 LOB: 0 BB: 0 P: 3	R: 1 E: 0 K: 0 S: 4	H: 2 LOB: 1 BB: 0 P: 4	1B: 13 2B: 1 3B: 0 HR: 0	SF: 0 SAC: 2 DP: 0 HBP: 0	WP: 0 PB: 0 SB: 1 CS: 1	PA: 39						
PITCHER Bobby Shantz, L ERA: 4.4 (1, 1)	IP: 7.0 WLS: L BF: 34	H: 12 R: 6 ER: 6 SO: 0	BB: 2 IBB: 0 HBP: 0 BLK: 0	WP: 0 HR: 0 S: 31 P: 43	ERA: 7.71 WHIP: 2.000											ERA: 7.71 WHIP: 2.000										
Carl Scheib, R ERA: 7.34 (8, 1)	IP: 1.0 WLS: L BF: 4	H: 2 R: 1 ER: 1 SO: 0	BB: 0 IBB: 0 HBP: 0 BLK: 0	WP: 0 HR: 0 S: 4 P: 4	ERA: 9.00 WHIP: 2.000											ERA: 9.00 WHIP: 2.000										

Batter	1	2	3	4	5	6	7	8	9	AB	R	H	RBI	BB	SO	LOB	TOP																			
Dom DiMaggio, R (1, 8) OBP: 0.425, SLG: 0.404											0	0	0	0	0	0	0	Boston Red Sox @ Detroit Tigers Briggs Stadium, Detroit, MI Fri Jun 16 1950, 4:33 AM EDT Att: 54,086 - Unknown livebaseballscorecards.com																		
6 Johnny Pesky, L (1, 5) OBP: 0.456, SLG: 0.436											0	0	0	0	0	0	0																			
Ted Williams, L (1, 7) OBP: 0.469, SLG: 0.712											0	0	0	0	0	0	0																			
Vern Stephens, R (1, 6) OBP: 0.380, SLG: 0.581											0	0	0	0	0	0	0																			
Walt Dropo, R (1, 3) OBP: 0.419, SLG: 0.676											0	0	0	0	0	0	0																			
Bobby Doerr, R (1, 4) OBP: 0.396, SLG: 0.520											0	0	0	0	0	0	0																			
Al Zarilla, L (1, 9) OBP: 0.444, SLG: 0.515											0	0	0	0	0	0	0																			
Birdie Tebbetts, R (1, 2) OBP: 0.388, SLG: 0.492											0	0	0	0	0	0	0																			
Joe Dobson, R (1, 1) OBP: 0.324, SLG: 0.200											0	0	0	0	0	0	0																			
Inning Stats											1B: 0	SF: 0	WP: 0	PA: 0	2B: 0	SAC: 0	PB: 0	3B: 0	DP: 0	SB: 0	CS: 0	HR: 0	HBP: 0													
PITCHER Hal Newhouser, L (1, 1) ERA: 2.78	IP	WLS	BF	H	R	ER	SO	BB	IBB	HBP	BLK	WP	HR	S	P	ERA	WHIP	PITCHER	IP	WLS	BF	H	R	ER	SO	BB	IBB	HBP	BLK	WP	HR	S	P	ERA	WHIP	
	0.0	W	0	0	0	0	0	0	0	0	0	0	0	0	0	∞	∞																			



AB 0
R 0
H 0
RBI 0
BB 0
SO 0
LOB 0

Batter	1	2	3	4	5	6	7	8	9	AB	R	H	RBI	BB	SO	LOB	BOTTOM																				
Johnny Lipon, R (1, 6) OBP: 0.421, SLG: 0.413											0	0	0	0	0	0	0	Boston Red Sox @ Detroit Tigers Briggs Stadium, Detroit, MI Fri Jun 16 1950, 4:33 AM EDT Att: 54,086 - Unknown livebaseballscorecards.com																			
Jerry Priddy, R (1, 4) OBP: 0.326, SLG: 0.343											0	0	0	0	0	0	0																				
George Kell, R (1, 5) OBP: 0.457, SLG: 0.556											0	0	0	0	0	0	0																				
Vic Wertz, L (1, 9) OBP: 0.361, SLG: 0.507											0	0	0	0	0	0	0																				
Hoot Evers, R (1, 7) OBP: 0.432, SLG: 0.663											0	0	0	0	0	0	0																				
Johnny Groth, R (1, 8) OBP: 0.394, SLG: 0.503											0	0	0	0	0	0	0																				
Aaron Robinson, L (1, 2) OBP: 0.432, SLG: 0.505											0	0	0	0	0	0	0																				
Dick Kryhoski, L (1, 3) OBP: 0.262, SLG: 0.369											0	0	0	0	0	0	0																				
Hal Newhouser, L (1, 1) OBP: 0.238, SLG: 0.158											0	0	0	0	0	0	0																				
Inning Stats											1B: 0	SF: 0	WP: 0	PA: 0	2B: 0	SAC: 0	PB: 0	3B: 0	DP: 0	SB: 0	CS: 0	HR: 0	HBP: 0														
PITCHER Joe Dobson, R (1, 1) ERA: 3.79	IP	WLS	BF	H	R	ER	SO	BB	IBB	HBP	BLK	WP	HR	S	P	ERA	WHIP	PITCHER	IP	WLS	BF	H	R	ER	SO	BB	IBB	HBP	BLK	WP	HR	S	P	ERA	WHIP		
	0.0	L	0	0	0	0	0	0	0	0	0	0	0	0	0	∞	∞																				



AB 0
R 0
H 0
RBI 0
BB 0
SO 0
LOB 0

Batter	1	2	3	4	5	6	7	8	9	AB	R	H	RBI	BB	SO	LOB	TOP					
Dom DiMaggio, R OBP: 0.418, SLG: 0.406	0-3 K		0-0 1B		0-0 FC5 6E		0-0 5-3		0-0 1-3	5	0	1	0	0	1	4						
6 Johnny Pesky, L OBP: 0.442, SLG: 0.415	0-0 4-3		0-0 4-3		0-0 E4 FC6			0-0 4-3		4	0	0	0	0	0	3						
Ted Williams, L OBP: 0.470, SLG: 0.707	4-0 FC5-4 BB			0-0 HR	0-0 FC6 1-2			0-0 F8		3	1	1	1	1	0	3						
Vern Stephens, R OBP: 0.374, SLG: 0.577	0-0 FC5-4 1-2			0-0 5-3		0-0 5-3		0-0 HR		4	1	1	1	0	0	1						
Walt Dropo, R OBP: 0.414, SLG: 0.655		0-0 P5		0-0 6-3		0-0 4-3 1B		0-3 K		4	0	1	0	0	1	0						
Al Zarilla, L OBP: 0.429, SLG: 0.497		0-0 F7		0-3 K		0-0 4-3 1-2			0-0 F9	4	0	0	0	0	1	1						
Bobby Doerr, R OBP: 0.394, SLG: 0.510		0-0 F7			0-0 F9	0-0 F7			0-0 P4	4	0	0	0	0	0	1						
Birdie Tebbetts, R OBP: 0.390, SLG: 0.481			0-0 6-3		4-0 FC5 1B BB		0-0 1-3		0-0 1B 1B	3	0	1	0	1	0	0						
Chuck Stobbs, L OBP: 0.515, SLG: 0.304			0-3 K		0-0 6E FC5 1B		0-0 G3		0-0 1B	1	0	0	0	0	1	0						
Al Papai, R OBP: 0.313, SLG: 0.154										1	0	1	0	0	0	0						
Billy Goodman, L OBP: 0.378, SLG: 0.479										1	0	0	0	0	0	0						
Jim Suchecki, R OBP: 0.350, SLG: 0.351										1	0	1	0	0	0	0						
Tom Wright, L OBP: 0.350, SLG: 0.351										1	0	1	0	0	0	0						
Inning Stats	R: 0 E: 0 K: 1 S: 5	H: 0 LOB: 1 BB: 1 P: 9	R: 0 E: 0 K: 0 S: 3	H: 0 LOB: 0 BB: 0 P: 3	R: 0 E: 0 K: 1 S: 6	H: 1 LOB: 1 BB: 0 P: 6	R: 1 E: 0 K: 1 S: 6	H: 1 LOB: 0 BB: 0 P: 6	R: 0 E: 1 K: 0 S: 5	H: 1 LOB: 3 BB: 1 P: 9	R: 0 E: 0 K: 0 S: 4	H: 1 LOB: 1 BB: 0 P: 4	R: 0 E: 0 K: 0 S: 3	H: 0 LOB: 0 BB: 0 P: 3	R: 1 E: 0 K: 1 S: 6	H: 1 LOB: 0 BB: 0 P: 6	R: 0 E: 0 K: 0 S: 5	H: 2 LOB: 2 BB: 0 P: 5	1B: 5 2B: 0 3B: 0 HR: 2	SF: 0 SAC: 0 DP: 0 HBP: 0	WP: 0 PB: 0 SB: 0 CS: 0	PA: 37
PITCHER Art Houtteman, R ERA: 3.28	IP: 9.0 WLS: W BF: 37 H: 7 R: 2 ER: 2 SO: 4 BB: 2 IBB: 0 HBP: 0 BLK: 0 WP: 0 HR: 2 S: 43 P: 51 ERA: 2.00 WHIP: 1.000																					

Boston Red Sox @ Detroit Tigers
Briggs Stadium, Detroit, MI
Sun Jun 18 1950, 4:33 AM EDT
Att: 36,714 - Unknown

AB 35
R 2
H 7
RBI 2
BB 2
SO 4
LOB 13



Batter	1	2	3	4	5	6	7	8	9	AB	R	H	RBI	BB	SO	LOB	BOTTOM			
Johnny Lipon, R OBP: 0.411, SLG: 0.402	0-0 HR 1B	0-0 FC5 2B	0-0 5-3		0-0 P3		0-0 5-3			5	2	1	0	0	0	2				
Jerry Priddy, R OBP: 0.357, SLG: 0.344	4-0 HR BB	0-0 1B 2B		0-0 F8		0-0 F8	0-0 F8			4	1	1	1	1	0	0				
George Kell, R OBP: 0.453, SLG: 0.557	0-0 1H 2H HR	0-0 6-3		0-0 1B 1B		0-0 P5		0-0 5-3		5	1	2	3	0	0	1				
Vic Wertz, L OBP: 0.362, SLG: 0.493	0-0 F8		4-0 1B BB	0-0 F7		4-0 HR BB		0-0 F8		3	2	0	0	2	0	1				
Hoot Evers, R OBP: 0.426, SLG: 0.663	0-0 6-3		0-0 P3	0-0 1B		0-0 HR		0-0 P3		5	1	2	2	0	0	1				
Johnny Groth, R OBP: 0.394, SLG: 0.490	4-0 BB		4-0 1B HR BB	0-0 P2		0-0 1B 1B				2	1	1	0	2	0	2				
Don Kolloway, R OBP: 0.303, SLG: 0.397	0-0 F8		0-0 HR 1B		0-0 P3	0-0 1B				4	1	2	1	0	0	1				
Aaron Robinson, L OBP: 0.446, SLG: 0.545		0-0 FC5 SH1-4 1B	0-0 HR		0-0 1B	0-3 K				4	1	3	3	0	1	2				
Art Houtteman, R OBP: 0.297, SLG: 0.273		0-0 SH1-4 1-2	0-0 K		0-3 K		0-0 P6			3	0	0	0	0	2	1				
Inning Stats	R: 3 E: 0 K: 0 S: 5	H: 2 LOB: 1 BB: 2 P: 13	R: 1 E: 0 K: 0 S: 5	H: 2 LOB: 1 BB: 0 P: 5	R: 4 E: 0 K: 1 S: 7	H: 2 LOB: 0 BB: 2 P: 15	R: 0 E: 0 K: 0 S: 5	H: 2 LOB: 2 BB: 0 P: 5	R: 0 E: 0 K: 1 S: 6	H: 1 LOB: 1 BB: 0 P: 6	R: 2 E: 0 K: 1 S: 8	H: 3 LOB: 2 BB: 1 P: 12	R: 0 E: 0 K: 0 S: 3	H: 0 LOB: 0 BB: 0 P: 3	R: 0 E: 0 K: 0 S: 3	H: 0 LOB: 0 BB: 0 P: 3	1B: 8 2B: 1 3B: 0 HR: 3	SF: 0 SAC: 1 DP: 0 HBP: 0	WP: 0 PB: 0 SB: 0 CS: 0	PA: 41
PITCHER Chuck Stobbs, L ERA: 4.79	IP: 2.1 WLS: L BF: 17 H: 6 R: 8 ER: 8 SO: 8 BB: 4 IBB: 0 HBP: 0 BLK: 0 WP: 0 HR: 2 S: 13 P: 29 ERA: 30.86 WHIP: 4.286																			
Al Papai, R ERA: 5.96	3.2 18 6 2 2 3 1 0 0 0 0 1 23 27 4.91 1.909																			
Jim Suchecki, R ERA: 4.5	2.0 6 0 0 0 0 0 0 0 0 0 0 6 6 0.00 0.000																			

Boston Red Sox @ Detroit Tigers
Briggs Stadium, Detroit, MI
Sun Jun 18 1950, 4:33 AM EDT
Att: 36,714 - Unknown

AB 35
R 10
H 12
RBI 10
BB 5
SO 3
LOB 11



Batter	1	2	3	4	5	6	7	8	9	AB	R	H	RBI	BB	SO	LOB	TOP											
Eddie Yost, R OBP: 0.426, SLG: 0.474 (1, 5)										5	1	2	3	0	0	1												
Bud Stewart, L OBP: 0.348, SLG: 0.376 (1, 7)										5	0	2	0	0	1	2												
Irv Noren, L OBP: 0.408, SLG: 0.483 (1, 8)										3	0	1	0	1	0	1												
Mickey Vernon, L OBP: 0.317, SLG: 0.220 (1, 3)										4	0	1	0	0	0	2												
Sam Mele, R OBP: 0.377, SLG: 0.478 (1, 9)										4	0	0	0	0	1	2												
Cass Michaels, R OBP: 0.376, SLG: 0.418 Steve Nagy, L OBP: 0.320, SLG: 0.409 Merl Combs, L OBP: 0.426, SLG: 0.292 (8, PR)										4	1	3	0	0	1	0												
Sam Dente, R OBP: 0.279, SLG: 0.270 (8, 4)										3	0	0	0	0	0	3												
Al Evans, R OBP: 0.313, SLG: 0.338 (1, 2)										4	1	2	0	0	0	1												
Connie Marrero, R OBP: 0.192, SLG: 0.200 (1, 1)										2	1	1	1	0	0	0												
Inning Stats	R: 0 E: 0 K: 0 S: 4	H: 1 LOB: 1 BB: 0 P: 4	R: 0 E: 0 K: 1 S: 5	H: 0 LOB: 0 BB: 0 P: 5	R: 0 E: 0 K: 0 S: 4	H: 1 LOB: 1 BB: 0 P: 4	R: 0 E: 0 K: 0 S: 4	H: 1 LOB: 2 BB: 1 P: 8	R: 0 E: 0 K: 1 S: 6	H: 2 LOB: 1 BB: 0 P: 6	R: 3 E: 0 K: 0 S: 7	H: 4 LOB: 1 BB: 0 P: 7	R: 0 E: 1 K: 0 S: 4	H: 1 LOB: 1 BB: 0 P: 4	R: 1 E: 0 K: 1 S: 6	H: 2 LOB: 1 BB: 0 P: 6	1B: 8 2B: 4 3B: 0 HR: 1	SF: 0 SAC: 3 DP: 1 HBP: 0	WP: 0 PB: 0 SB: 1 CS: 1	PA: 38								
PITCHER	IP	WLS	BF	H	R	ER	SO	BB	IBB	HBP	BLK	WP	HR	S	P	ERA	WHIP											
Fred Hutchinson, R ERA: 4.95 Hal White, R ERA: 8.1 Ted Gray, L ERA: 3.32	(1, 1)	8.0	L	34	10	3	3	2	1	0	0	0	0	1	37	41	3.38	1.375										
	(9, 1)	0.1		3	2	1	1	0	0	0	0	0	0	0	3	3	27.00	6.000										
	(9, 1)	0.2		1	0	0	0	1	0	0	0	0	0	0	3	3	0.00	0.000										

Washington Senators @ Detroit Tigers
Briggs Stadium, Detroit, MI
Tue Jun 20 1950, 4:33 AM EDT
Att: 32,400 - Unknown

AB 34
R 4
H 12
RBI 4
BB 1
SO 3
LOB 12

Batter	1	2	3	4	5	6	7	8	9	AB	R	H	RBI	BB	SO	LOB	BOTTOM											
Johnny Lipon, R OBP: 0.412, SLG: 0.401 (1, 6)										3	1	1	0	1	0	0												
Jerry Priddy, R OBP: 0.359, SLG: 0.344 (1, 4)										3	0	1	0	1	0	1												
George Kell, R OBP: 0.450, SLG: 0.556 (1, 5)										4	0	1	1	0	0	2												
Vic Wertz, L OBP: 0.364, SLG: 0.504 (1, 9)										3	1	1	1	1	0	2												
Hoot Evers, R OBP: 0.417, SLG: 0.649 (1, 7)										4	0	0	0	0	0	2												
Johnny Groth, R OBP: 0.387, SLG: 0.481 (1, 8)										4	0	0	0	0	1	0												
Aaron Robinson, L OBP: 0.448, SLG: 0.535 Neil Berry, R (9, PR)										2	0	0	0	2	0	0												
Dick Kryhoski, L OBP: 0.250, SLG: 0.351 (1, 3)										4	0	0	0	0	0	2												
Fred Hutchinson, L OBP: 0.404, SLG: 0.429 Pat Mullin, L OBP: 0.255, SLG: 0.220 Hal White, R (9, 1) Ted Gray, S OBP: 0.226, SLG: 0.233 (9, 1)										2	0	0	0	0	0	1												
Inning Stats	R: 0 E: 0 K: 0 S: 3	H: 0 LOB: 1 BB: 1 P: 7	R: 0 E: 0 K: 1 S: 5	H: 0 LOB: 0 BB: 0 P: 5	R: 0 E: 0 K: 0 S: 3	H: 0 LOB: 0 BB: 0 P: 3	R: 1 E: 0 K: 0 S: 4	H: 1 LOB: 0 BB: 0 P: 4	R: 0 E: 0 K: 0 S: 3	H: 1 LOB: 2 BB: 2 P: 11	R: 0 E: 1 K: 0 S: 3	H: 0 LOB: 0 BB: 0 P: 3	R: 1 E: 0 K: 1 S: 7	H: 2 LOB: 1 BB: 0 P: 7	R: 0 E: 0 K: 0 S: 3	H: 0 LOB: 1 BB: 1 P: 7	1B: 2 2B: 1 3B: 0 HR: 1	SF: 0 SAC: 0 DP: 0 HBP: 0	WP: 0 PB: 0 SB: 0 CS: 1	PA: 35								
PITCHER	IP	WLS	BF	H	R	ER	SO	BB	IBB	HBP	BLK	WP	HR	S	P	ERA	WHIP											
Connie Marrero, R ERA: 2.66	(1, 1)	9.0	W	35	4	2	2	2	4	1	0	0	0	1	34	54	2.00	0.889										

Washington Senators @ Detroit Tigers
Briggs Stadium, Detroit, MI
Tue Jun 20 1950, 4:33 AM EDT
Att: 32,400 - Unknown

AB 30
R 2
H 4
RBI 2
BB 5
SO 2
LOB 10

Batter	1	2	3	4	5	6	7	8	9	AB	R	H	RBI	BB	SO	LOB	TOP			
Phil Rizzuto, R OBP: 0.406, SLG: 0.430 (1, 6)	0-0 SH3-4 HR 1B		0-0 F6	0-0 SH5-3		0-0 5-3		0-0 5-3		4	1	2	0	0	0	0				
Cliff Mapes, L OBP: 0.378, SLG: 0.478 Gene Woodling, L OBP: 0.419, SLG: 0.446 (7, 7)	0-0 SH3-4		0-0 4-3	0-0 F3			0-0 4-3	0-0 5-3		2	0	0	0	0	0	1				
Hank Bauer, R OBP: 0.341, SLG: 0.462 (7, 9)	0-0 2H HR		0-0 HR	0-0 5-3			0-3 K	0-0 5-3		5	2	3	0	1	4					
Joe DiMaggio, R OBP: 0.368, SLG: 0.548 (1, 8)	0-3 K		0-0 HR 2B		0-0 6-3		0-0 HR		0-0 F7	5	2	2	1	0	1	0				
Yogi Berra, L OBP: 0.371, SLG: 0.446 (1, 2)	0-0 F3		0-0 2H HR		4-0 BB		0-0 F7		0-0 4-3	4	1	1	2	1	0	0				
Johnny Mize, L OBP: 0.286, SLG: 0.474 (1, 3)		0-0 4-3	0-0 2B		0-3 K			0-3 K	0-0 F9	5	0	1	0	0	2	1				
Billy Johnson, R OBP: 0.397, SLG: 0.438 (1, 5)		0-0 F4	0-0 F4		0-0 F9			0-0 HR 1B		4	1	1	0	0	0	2				
Jerry Coleman, R OBP: 0.354, SLG: 0.389 Tommy Henrich, L OBP: 0.458, SLG: 0.759 Joe Page, L OBP: 0.333, SLG: 0.400 (8, 1)		0-0 1B		0-0 HR		0-3 K		0-0 1H HR		3	1	2	1	0	1	0				
Tommy Byrne, L Fred Sanford, S Tom Ferrick, R Bobby Richardson, L Billy Martin, R (8, 4)		0-0 F6		4-0 SH5-3 BB		0-0 F8		0-0 5-3 1B		1	0	0	0	1	0	1				
Inning Stats	R: 2 E: 0 K: 1 S: 7	H: 2 LOB: 0 BB: 0 P: 7	R: 0 E: 0 K: 0 S: 4	H: 1 LOB: 1 BB: 0 P: 4	R: 3 E: 0 K: 0 S: 7	H: 4 LOB: 1 BB: 0 P: 7	R: 1 E: 0 K: 0 S: 4	H: 1 LOB: 1 BB: 1 P: 8	R: 0 E: 0 K: 1 S: 5	H: 0 LOB: 1 BB: 1 P: 9	R: 0 E: 0 K: 1 S: 6	H: 1 LOB: 0 BB: 0 P: 6	R: 2 E: 0 K: 1 S: 9	H: 4 LOB: 3 BB: 0 P: 9	R: 0 E: 0 K: 0 S: 3	H: 0 LOB: 0 BB: 0 P: 3	1B: 5 2B: 2 3B: 0 HR: 6	SF: 0 SAC: 2 DP: 0 HBP: 0	WP: 0 PB: 0 SB: 0 CS: 0	PA: 42
PITCHER	IP WLS BF H R ER SO	IP WLS BF H R ER SO	IP WLS BF H R ER SO	IP WLS BF H R ER SO	IP WLS BF H R ER SO	IP WLS BF H R ER SO	IP WLS BF H R ER SO	IP WLS BF H R ER SO	IP WLS BF H R ER SO	IP WLS BF H R ER SO	IP WLS BF H R ER SO	IP WLS BF H R ER SO	IP WLS BF H R ER SO	IP WLS BF H R ER SO	IP WLS BF H R ER SO	IP WLS BF H R ER SO	ERA WHIP	ERA WHIP		
Ted Gray, L ERA: 3.84	3.0	18	8	6	6	1	1	0	0	0	0	0	0	0	0	0	18.00	3.000		
Dizzy Trout, R ERA: 5.7	4.1	17	3	3	3	4	1	0	0	0	0	2	24	28	6.23	0.923				
Paul Calvert, R ERA: 4.18	0.0	2	2	0	0	0	0	0	0	0	0	2	2	2	∞	∞				
Fred Hutchinson, R ERA: 4.87	1.2	W	5	0	0	0	0	0	0	0	0	0	5	5	0.00	0.000				

New York Yankees @ Detroit Tigers
Briggs Stadium, Detroit, MI
Fri Jun 23 1950, 4:33 AM EDT
Att: 51,400 - Unknown

AB 38
R 9
H 13
RBI 9
BB 2
SO 5
LOB 11



Batter	1	2	3	4	5	6	7	8	9	AB	R	H	RBI	BB	SO	LOB	BOTTOM					
Johnny Lipon, R OBP: 0.410, SLG: 0.398 (1, 6)	0-0 4-3 1B		0-0 F7	0-0 F7		0-0 1-5-3		0-0 1B		5	0	2	0	0	0	2						
Jerry Priddy, R OBP: 0.363, SLG: 0.376 (1, 4)	0-0 4-3		0-0 5-3	0-0 HR		0-0 CS 1B		0-3 K		5	1	2	1	0	1	4						
George Kell, R OBP: 0.449, SLG: 0.541 (1, 5)	0-0 F6		4-0 BB	0-0 HR 1B		0-0 CS 1B			0-0 F2	4	1	2	0	1	0	1						
Vic Wertz, L OBP: 0.360, SLG: 0.512 (1, 9)	0-3 K		0-0 4-3	0-0 1H HR		0-0 4-3			0-0 IHR 2B	5	2	2	2	0	1	6						
Hoot Evers, R OBP: 0.406, SLG: 0.652 (1, 7)		0-0 4-3		0-0 F8 HR			0-0 6-3		0-0 2H IHR	5	2	2	3	0	0	0						
Johnny Groth, R OBP: 0.389, SLG: 0.480 (1, 8)		0-0 F2		0-0 HR 1B		0-0 4-3				4	1	1	0	0	0	0						
Don Kolloway, R OBP: 0.286, SLG: 0.370 (1, 3)		0-0 F4		0-0 BB HR 1B		0-0 1-4		0-0 4-3		4	1	1	0	0	0	0						
Bob Swift, R OBP: 0.292, SLG: 0.200 Pat Mullin, L OBP: 0.245, SLG: 0.209 Aaron Robinson, L OBP: 0.456, SLG: 0.526 (8, 2)			4-0 BB	4-0 HR BB		0-0 1-3		0-0 F5		1	1	0	0	2	0	0						
Ted Gray, S OBP: 0.250, SLG: 0.233 Dizzy Trout, R OBP: 0.294, SLG: 0.438 Paul Calvert, R OBP: 0.396, SLG: 0.419 (8, 1)			4-0 BB	0-0 1H 2H HR		0-3 K		0-0 4-3		0	0	0	0	1	0	0						
Inning Stats	R: 0 E: 0 K: 1 S: 6	H: 1 LOB: 1 BB: 0 P: 6	R: 0 E: 0 K: 0 S: 3	H: 0 LOB: 0 BB: 0 P: 3	R: 0 E: 0 K: 0 S: 3	H: 0 LOB: 3 BB: 3 P: 15	R: 8 E: 0 K: 0 S: 10	H: 7 LOB: 0 BB: 1 P: 14	R: 0 E: 0 K: 1 S: 5	H: 0 LOB: 0 BB: 0 P: 5	R: 0 E: 0 K: 0 S: 4	H: 2 LOB: 1 BB: 0 P: 4	R: 0 E: 0 K: 0 S: 3	H: 0 LOB: 0 BB: 0 P: 3	R: 0 E: 0 K: 1 S: 6	H: 1 LOB: 1 BB: 0 P: 6	R: 2 E: 0 K: 0 S: 3	H: 2 LOB: 0 BB: 0 P: 3	1B: 7 2B: 1 3B: 0 HR: 5	SF: 0 SAC: 0 DP: 0 HBP: 0	WP: 0 PB: 0 SB: 0 CS: 2	PA: 41
PITCHER	IP WLS BF H R ER SO	IP WLS BF H R ER SO	IP WLS BF H R ER SO	IP WLS BF H R ER SO	IP WLS BF H R ER SO	IP WLS BF H R ER SO	IP WLS BF H R ER SO	IP WLS BF H R ER SO	IP WLS BF H R ER SO	IP WLS BF H R ER SO	IP WLS BF H R ER SO	IP WLS BF H R ER SO	IP WLS BF H R ER SO	IP WLS BF H R ER SO	IP WLS BF H R ER SO	IP WLS BF H R ER SO	ERA WHIP	ERA WHIP				
Tommy Byrne, L ERA: 4.22	3.2	20	5	5	5	1	4	0	0	0	0	0	0	0	0	0	12.27	2.455				
Fred Sanford, R ERA: 4.88	0.0	3	3	3	3	0	0	0	0	0	0	2	3	3	∞	∞						
Tom Ferrick, R ERA: 3.38	3.1	11	2	0	0	1	0	0	0	0	0	13	13	0.00	0.600							
Joe Page, L ERA: 4.73	1.1	L	7	3	2	2	1	0	0	0	0	9	9	13.50	2.250							

New York Yankees @ Detroit Tigers
Briggs Stadium, Detroit, MI
Fri Jun 23 1950, 4:33 AM EDT
Att: 51,400 - Unknown

AB 37
R 10
H 13
RBI 10
BB 4
SO 3
LOB 13



Batter	1	2	3	4	5	6	7	8	9	AB	R	H	RBI	BB	SO	LOB	TOP			
Phil Rizzuto, R OBP: 0.407, SLG: 0.431 (1, 6)	0-3 K		0-0 1B			0-0 1-3		0-0 1B		4	0	2	0	0	1	0	New York Yankees @ Detroit Tigers Briggs Stadium, Detroit, MI Sat Jun 24 1950, 4:33 AM EDT Att: 32,665 - Unknown			
Bobby Brown, L OBP: 0.305, SLG: 0.315 (1, 5)	0-0 4-3		0-0 G3			0-0 1B		0-0 G4-6-3 1B		4	0	1	0	0	0	3				
Gene Woodling, L OBP: 0.420, SLG: 0.447 (1, 7)	0-0 4-3					0-0 1B		0-0 1-2 1B		4	0	2	0	0	0	0				
Joe DiMaggio, R OBP: 0.362, SLG: 0.538 (1, 8)		0-0 6-3		0-0 F8		0-0 F2		0-0 F2		4	0	0	0	0	0	3				
Yogi Berra, L OBP: 0.373, SLG: 0.458 (1, 2)		4-0 G4-6-3 BB		0-0 G4-6-3				0-0 E3		3	1	1	1	1	0	1				
Johnny Mize, L OBP: 0.280, SLG: 0.478 (1, 3)		0-0 G4-6-3				0-0 1-3		0-0 F5		4	0	1	0	0	0	2				
Cliff Mapes, L OBP: 0.380, SLG: 0.478 (1, 9)			0-0 FC4-6 1B		0-0 4-3		0-0 F8		0-0 2-3 1B	4	0	2	0	0	0	1				
Jerry Coleman, R OBP: 0.349, SLG: 0.383 (1, 4)			0-0 L6		0-0 F9		0-0 F4		0-0 G3	3	0	0	0	0	0	2				
Tommy Henrich, L OBP: 0.454, SLG: 0.750 (9, PH)										1	0	0	0	0	0	2				
Allie Reynolds, R OBP: 0.243, SLG: 0.206 (1, 1)			0-0 FC4-6 1B			0-0 5-3		0-0 5-3		3	0	0	0	0	0	1				
Inning Stats	R: 0 E: 0 K: 1 S: 5	H: 0 LOB: 0 BB: 0 P: 5	R: 0 E: 0 K: 0 S: 2	H: 0 LOB: 0 BB: 1 P: 6	R: 0 E: 0 K: 0 S: 5	H: 2 LOB: 2 BB: 0 P: 5	R: 0 E: 0 K: 0 S: 3	H: 1 LOB: 0 BB: 0 P: 3	R: 0 E: 0 K: 0 S: 5	H: 0 LOB: 0 BB: 0 P: 3	R: 0 E: 1 K: 0 S: 4	H: 0 LOB: 1 BB: 0 P: 4	R: 0 E: 0 K: 0 S: 3	H: 1 LOB: 0 BB: 0 P: 3	R: 1 E: 0 K: 0 S: 6	H: 3 LOB: 2 BB: 0 P: 6	1B: 7 2B: 1 3B: 0 HR: 1	SF: 0 SAC: 0 DP: 3 HBP: 0	WP: 0 PB: 0 SB: 0 CS: 0	PA: 35
PITCHER Art Houtteman, R ERA: 3.1 (1, 1)	IP: 9.0 WLS: W BF: 35 H: 9 R: 1 ER: 1 SO: 1 BB: 1 IBB: 0 HBP: 0 BLK: 0 WP: 0 HR: 1 S: 36 P: 40 ERA: 1.00 WHIP: 1.111																			


AB	34
R	1
H	9
RBI	1
BB	1
SO	1
LOB	15



Batter	1	2	3	4	5	6	7	8	9	AB	R	H	RBI	BB	SO	LOB	BOTTOM			
Johnny Lipon, R OBP: 0.415, SLG: 0.404 (1, 6)	0-0 SH3-4 2B 1B									4	2	3	0	0	0	1	New York Yankees @ Detroit Tigers Briggs Stadium, Detroit, MI Sat Jun 24 1950, 4:33 AM EDT Att: 32,665 - Unknown			
Jerry Priddy, R OBP: 0.372, SLG: 0.379 (1, 4)	4-0 SH3-4 2B BB		4-0 FC3-6 1B BB		4-0 G4-6-3 1B BB		0-0 1B 1B			1	1	1	0	3	0	0				
George Kell, R OBP: 0.448, SLG: 0.538 (1, 5)	0-0 SH3-4		0-0 FC3-6 1B		0-0 G4-6-3		0-0 F7			3	0	1	0	0	0	3				
Vic Wertz, L OBP: 0.362, SLG: 0.514 (1, 9)	0-0 2B		0-0 FC3-6 1B		4-0 WP BB					3	1	1	2	1	0	2				
Hoot Evers, R OBP: 0.408, SLG: 0.653 (1, 7)	0-0 4-6 2B		0-0 G5-4-3		0-3 K					4	0	2	1	0	1	3				
Johnny Groth, R OBP: 0.386, SLG: 0.473 (1, 8)	0-0 4-6				0-0 F3		4-0 L7-3 BB		0-0 L7	3	0	0	0	1	0	2				
Aaron Robinson, L OBP: 0.458, SLG: 0.517 (1, 2)		4-0 SH1-4 BB		4-0 1-3 BB		0-0 L7-3		0-0 4-3		2	0	0	0	2	0	2				
Don Kolloway, R OBP: 0.276, SLG: 0.357 (1, 3)		0-0 F2		0-0 1-3		0-0 6-3				3	0	0	0	0	0	2				
Art Houtteman, R OBP: 0.282, SLG: 0.257 (1, 1)		0-0 SH1-4		0-0 4-3						2	0	0	0	0	1	1				
Inning Stats	R: 3 E: 0 K: 0 S: 5	H: 3 LOB: 0 BB: 1 P: 9	R: 0 E: 0 K: 0 S: 3	H: 0 LOB: 1 BB: 1 P: 7	R: 0 E: 0 K: 0 S: 3	H: 1 LOB: 1 BB: 1 P: 7	R: 0 E: 0 K: 0 S: 3	H: 0 LOB: 0 BB: 1 P: 7	R: 1 E: 0 K: 1 S: 5	H: 1 LOB: 2 BB: 2 P: 13	R: 0 E: 0 K: 0 S: 2	H: 0 LOB: 0 BB: 1 P: 6	R: 0 E: 0 K: 1 S: 6	H: 2 LOB: 1 BB: 0 P: 6	R: 0 E: 0 K: 0 S: 4	H: 1 LOB: 1 BB: 0 P: 4		1B: 6 2B: 4 3B: 0 HR: 0	SF: 0 SAC: 2 DP: 4 HBP: 0	WP: 1 PB: 0 SB: 0 CS: 0
PITCHER Allie Reynolds, R ERA: 3.71 (1, 1)	IP: 8.0 WLS: L BF: 34 H: 8 R: 4 ER: 4 SO: 2 BB: 7 IBB: 0 HBP: 0 BLK: 0 WP: 1 HR: 0 S: 31 P: 59 ERA: 4.50 WHIP: 1.875																			



Batter	1	2	3	4	5	6	7	8	9	AB	R	H	RBI	BB	SO	LOB	TOP							
Phil Rizzuto, R OBP: 0.407, SLG: 0.430 (1,6)	0-0 1B		0-0 F4		0-0 F9		0-0 HR 1B		0-0 FC5-4 1B F9	5	2	2	0	0	0	3	New York Yankees @ Detroit Tigers Briggs Stadium, Detroit, MI Sun Jun 25 1950, 4:33 AM EDT Unknown							
Hank Bauer, R OBP: 0.367, SLG: 0.516 (1,7)	0-0 CS 1B		4-3 1-H 2B		1B 1B 1B		1-H 2-H HR		1B F9 1B	5	1	5	4	0	0	0								
Tommy Henrich, L OBP: 0.461, SLG: 0.738 (1,3)	4-0 1-2 HR BB		4-3 2-3		1B 1-2 1B		G4-6-3 1B		F9 1-2 3-H	4	1	2	2	1	0	2								
Joe DiMaggio, R OBP: 0.367, SLG: 0.552 (1,8)	0-0 1-H HR		5-3		1-2 2-3 1B		K		WP 1B	5	1	3	2	0	1	2								
Yogi Berra, L OBP: 0.366, SLG: 0.448 (1,2)	0-0 G3				6-3		G4-6-3 1-2		F9 1-2	5	0	0	0	0	0	6								
Billy Johnson, R OBP: 0.385, SLG: 0.422 (1,5)		0-3 K		4-3		6-3		5-3		4	0	0	0	0	1	0								
Jerry Coleman, R OBP: 0.343, SLG: 0.376 (1,4)		6-3		6-3		5-3		5-3		4	0	0	0	0	0	0								
Cliff Mapes, L OBP: 0.376, SLG: 0.474 (1,9)		0-3 K				0-3 K		F8		4	1	1	0	0	2	0								
Ed Lopat, L OBP: 0.405, SLG: 0.371 (1,1)				SH3-4 2B 1B				HR BB		FC5-4 BB	1	2	1	0	2	0								
Inning Stats	R: 2 E: 0 K: 0 S: 4	H: 3 LOB: 0 BB: 1 P: 8	R: 0 E: 0 K: 2 S: 7	H: 0 LOB: 0 BB: 0 P: 7	R: 1 E: 0 K: 0 S: 5	H: 2 LOB: 1 BB: 0 P: 5	R: 0 E: 0 K: 0 S: 3	H: 0 LOB: 0 BB: 0 P: 3	R: 1 E: 0 K: 0 S: 7	H: 4 LOB: 3 BB: 0 P: 7	R: 0 E: 0 K: 1 S: 5	H: 0 LOB: 0 BB: 0 P: 5	R: 3 E: 0 K: 1 S: 7	H: 3 LOB: 0 BB: 1 P: 11	R: 0 E: 0 K: 0 S: 3	H: 0 LOB: 0 BB: 0 P: 3	R: 1 E: 0 K: 0 S: 5	H: 2 LOB: 2 BB: 1 P: 9	1B: 11 2B: 1 3B: 0 HR: 2	SF: 0 SAC: 1 DP: 1 HBP: 0	WP: 1 PB: 0 SB: 0 CS: 1	PA: 41		
PITCHER	IP WLS BF H R ER SO BB IBB HBP BLK WP HR S P ERA WHIP	IP WLS BF H R ER SO BB IBB HBP BLK WP HR S P ERA WHIP															IP WLS BF H R ER SO BB IBB HBP BLK WP HR S P ERA WHIP							
Hal Newhouser, L ERA: 4.03 (1,1)	6.0 L 30	12 7 7 3	2 0 0 0	0 0 0 0	0 0 0 0	0 0 0 0	0 0 0 0	1 0 8 12	4 4 0 0	10.50 2.333														
Hal White, R ERA: 8.15 (7,1)	1.0	2 0 0 1	0 0 0 0	0 0 0 0	0 0 0 0	0 0 0 0	0 0 0 0	0 0 0 0	0 0 0 0	0.00 0.000														
Saul Rogovin, R ERA: 6.55 (8,1)	2.0	9 2 1 1	0 1 0 0	0 1 0 0	0 0 0 0	0 0 0 0	0 0 0 0	0 0 0 0	0 0 0 0	4.50 1.500														

Batter	1	2	3	4	5	6	7	8	9	AB	R	H	RBI	BB	SO	LOB	BOTTOM							
Johnny Lipon, R OBP: 0.411, SLG: 0.404 (1,6)	0-0 F3		0-0 F8		0-0 2B		0-0 1-3		0-0 F5	5	0	1	0	0	0	4	New York Yankees @ Detroit Tigers Briggs Stadium, Detroit, MI Sun Jun 25 1950, 4:33 AM EDT Unknown							
Jerry Priddy, R OBP: 0.371, SLG: 0.377 (1,4)	0-0 1B		6-3		6-3				F9	4	0	1	0	0	0	1								
George Kell, R OBP: 0.445, SLG: 0.533 (1,5)	0-0 F8				E7 1B		4-3		F4	4	1	1	0	0	0	1								
Vic Wertz, L OBP: 0.364, SLG: 0.526 (1,9)	0-0 F9				E5 BB 1B		4-3		HR	4	1	2	1	0	0	1								
Hoot Evers, R OBP: 0.410, SLG: 0.649 (1,7)		0-0 G5-4-3 1B			G6-4-3 BB		5-3		F7	3	0	1	0	1	0	0								
Johnny Groth, R OBP: 0.384, SLG: 0.469 (1,8)		G5-4-3 1-2			G6-4-3 1-2 2-3				1B 1B	4	0	1	0	0	0	3								
Don Kolloway, R OBP: 0.275, SLG: 0.364 (1,3)		0-0 2B			6-3				F8	4	0	1	0	0	0	2								
Bob Swift, R OBP: 0.308, SLG: 0.227 (1,2)		0-0 5-3			F8				BB 1B	4	0	2	0	0	0	1								
Hal Newhouser, L OBP: 0.299, SLG: 0.240 (1,1)					4-3				4-0 BB	2	0	0	0	0	0	0								
Hal White, R OBP: 0.371, SLG: 0.377 (7,1)									0-0 BB	0	0	0	0	0	0	0								
Eddie Lake, R OBP: 0.371, SLG: 0.377 (7,1)									0-0 BB	1	0	0	0	0	0	2								
Saul Rogovin, R OBP: 0.371, SLG: 0.377 (8,1)									0-0 BB	0	0	0	0	0	0	0								
Charlie Keller, L OBP: 0.371, SLG: 0.377 (8,1)									0-0 BB	0	0	0	0	0	0	0								
Neil Berry, R OBP: 0.371, SLG: 0.377 (8,1)									1-2 BB	0	0	0	0	0	0	0								
Inning Stats	R: 0 E: 0 K: 0 S: 4	H: 1 LOB: 1 BB: 0 P: 4	R: 0 E: 0 K: 0 S: 4	H: 2 LOB: 1 BB: 0 P: 4	R: 0 E: 0 K: 0 S: 3	H: 0 LOB: 0 BB: 0 P: 3	R: 1 E: 2 K: 0 S: 4	H: 2 LOB: 1 BB: 1 P: 8	R: 0 E: 0 K: 0 S: 4	H: 1 LOB: 1 BB: 0 P: 4	R: 0 E: 0 K: 0 S: 3	H: 0 LOB: 0 BB: 0 P: 3	R: 0 E: 0 K: 0 S: 5	H: 2 LOB: 2 BB: 0 P: 5	R: 1 E: 0 K: 0 S: 4	H: 1 LOB: 0 BB: 0 P: 4	R: 0 E: 0 K: 0 S: 4	H: 1 LOB: 2 BB: 1 P: 8	1B: 7 2B: 2 3B: 0 HR: 1	SF: 0 SAC: 0 DP: 2 HBP: 0	WP: 0 PB: 0 SB: 0 CS: 0	PA: 37		
PITCHER	IP WLS BF H R ER SO BB IBB HBP BLK WP HR S P ERA WHIP	IP WLS BF H R ER SO BB IBB HBP BLK WP HR S P ERA WHIP															IP WLS BF H R ER SO BB IBB HBP BLK WP HR S P ERA WHIP							
Ed Lopat, L ERA: 4.05 (1,1)	9.0 W 37	10 2 1 0	2 0 0 0	0 0 0 0	0 0 0 0	0 0 0 0	0 0 0 0	0 0 0 0	0 0 0 0	1.00 1.333														

Batter	1	2	3	4	5	6	7	8	9	AB	R	H	RBI	BB	SO	LOB	TOP			
Phil Rizzuto, R (1, 6) OBP: 0.405, SLG: 0.427	F2		2B		5-3		K			4	1	1	0	0	1	1	New York Yankees @ Detroit Tigers Briggs Stadium, Detroit, MI Sun Jun 25 1950, 4:38 AM EDT Att: 55,628 - Unknown livebaseballscorecards.com			
Gene Woodling, L (1, 7) OBP: 0.428, SLG: 0.465	2B		1B		F1			HR	BB	3	1	2	1	1	0	0				
Joe Collins, L (1, 3) OBP: 0.323, SLG: 0.477 Tommy Henrich, L (8, PH) OBP: 0.466, SLG: 0.776 (8, 3)	3-1		4-3		F9			HR	HR	3	0	0	0	0	0	1				
Joe DiMaggio, R (1, 8) OBP: 0.369, SLG: 0.551	F5			FC4-6	1B			5-3		4	0	2	0	0	0	1				
Hank Bauer, R (1, 9) OBP: 0.364, SLG: 0.508		F8		FC4-6	1B		F7		K	4	0	1	0	0	1	1				
Bobby Brown, L (1, 5) OBP: 0.299, SLG: 0.307 Billy Johnson, R (8, PH) OBP: 0.382, SLG: 0.419 (8, 5)	1-3		FC4-6	1B	4-3				K	3	0	0	0	0	0	3				
Jerry Coleman, R (1, 4) OBP: 0.346, SLG: 0.379	E9			1-3	1B			F6		4	0	2	0	0	0	0				
Charles Silvera, R (1, 2) OBP: 0.100, SLG: 0.100 Yogi Berra, L (9, PH) OBP: 0.394, SLG: 0.446 (9, PH)	5-3		F2				6-3		4-3	3	0	0	0	0	0	3				
Vic Raschi, R (1, 1) OBP: 0.222, SLG: 0.176 Johnny Mize, L (9, PH) OBP: 0.269, SLG: 0.458 (9, PH)			6-3		1-3				G3	3	0	1	0	0	0	0				
										1B										
Inning Stats	R: 0 E: 0 K: 0 S: 4	H: 1 LOB: 1 BB: 0 P: 4	R: 0 E: 1 K: 0 S: 4	H: 1 LOB: 1 BB: 0 P: 4	R: 1 E: 0 K: 0 S: 4	H: 2 LOB: 0 BB: 0 P: 4	R: 0 E: 0 K: 0 S: 5	H: 3 LOB: 2 BB: 0 P: 5	R: 0 E: 0 K: 0 S: 3	H: 0 LOB: 0 BB: 0 P: 3	R: 0 E: 0 K: 1 S: 6	H: 1 LOB: 1 BB: 0 P: 6	R: 0 E: 0 K: 2 S: 8	H: 1 LOB: 0 BB: 1 P: 12	R: 0 E: 0 K: 0 S: 3	H: 0 LOB: 0 BB: 0 P: 3	1B: 7 2B: 2 3B: 0 HR: 1	SF: 0 SAC: 0 DP: 1 HBP: 0	WP: 0 PB: 0 SB: 0 CS: 0	PA: 36
PITCHER	IP WLS BF H R ER SO BB IBB HBP BLK WP HR S P ERA WHIP																			
Fred Hutchinson, R (1, 1) ERA: 4.71 Ted Gray, L (8, 1) ERA: 3.86	7.0 29 9 2 2 1 1 0 0 0 0 0 30 34 2.57 1.429																			
	2.0 W 7 1 1 1 2 0 0 0 0 0 1 11 11 4.50 0.500																			

Batter	1	2	3	4	5	6	7	8	9	AB	R	H	RBI	BB	SO	LOB	BOTTOM			
Johnny Lipon, R (1, 6) OBP: 0.412, SLG: 0.406	1B	F5			6-3					4	1	2	0	0	0	0	New York Yankees @ Detroit Tigers Briggs Stadium, Detroit, MI Sun Jun 25 1950, 4:38 AM EDT Att: 55,628 - Unknown livebaseballscorecards.com			
Jerry Priddy, R (1, 4) OBP: 0.374, SLG: 0.384 Neil Berry, R (5, FR) OBP: 0.442, SLG: 0.527 (6, 4)	3B		F9		2B			F8		3	1	2	0	0	0	0				
George Kell, R (1, 5) OBP: 0.442, SLG: 0.527	F8		6-3		4-3			HR	BB	3	1	0	1	1	0	2				
Vic Wertz, L (1, 9) OBP: 0.366, SLG: 0.524	F5		5-3			SH5-4		HR	1B	3	1	1	0	1	0	1				
Hoot Evers, R (1, 7) OBP: 0.413, SLG: 0.673	1B		F9		SH5-4			HR	1B	3	2	2	4	0	0	0				
Johnny Groth, R (1, 8) OBP: 0.394, SLG: 0.474	3B					1-2		HR		2	0	2	1	2	0	0				
Aaron Robinson, L (1, 2) OBP: 0.452, SLG: 0.504	1B				1B		G6-3	BB	BB	3	0	0	0	1	0	4				
Don Kolloway, R (1, 3) OBP: 0.263, SLG: 0.348		4-3			F4				F4	4	0	0	0	0	0	3				
Fred Hutchinson, L (1, 1) OBP: 0.373, SLG: 0.391 Ted Gray, S (8, 1) OBP: 0.242, SLG: 0.226 (8, 1)	K2-3								K	3	0	0	0	0	2	1				
										1-2										
Inning Stats	R: 3 E: 0 K: 0 S: 7	H: 4 LOB: 1 BB: 0 P: 7	R: 0 E: 0 K: 1 S: 5	H: 0 LOB: 0 BB: 0 P: 5	R: 0 E: 0 K: 0 S: 3	H: 0 LOB: 0 BB: 0 P: 3	R: 0 E: 0 K: 0 S: 4	H: 1 LOB: 1 BB: 0 P: 4	R: 0 E: 0 K: 1 S: 6	H: 1 LOB: 1 BB: 0 P: 6	R: 0 E: 0 K: 0 S: 2	H: 0 LOB: 1 BB: 2 P: 10	R: 0 E: 1 K: 0 S: 3	H: 1 LOB: 1 BB: 0 P: 3	R: 3 E: 0 K: 1 S: 7	H: 2 LOB: 2 BB: 3 P: 19	1B: 6 2B: 1 3B: 1 HR: 1	SF: 0 SAC: 1 DP: 1 HBP: 0	WP: 0 PB: 0 SB: 0 CS: 0	PA: 36
PITCHER	IP WLS BF H R ER SO BB IBB HBP BLK WP HR S P ERA WHIP																			
Vic Raschi, R (1, 1) ERA: 3.78	8.0 L 36 9 6 6 3 5 0 0 0 0 0 1 37 57 6.75 1.750																			

Batter	1	2	3	4	5	6	7	8	9	AB	R	H	RBI	BB	SO	LOB	TOP			
Chico Carrasquel, R OBP: 0.381, SLG: 0.374 (1, 6)										4	1	1	0	0	0	3	Chicago White Sox @ Detroit Tigers Briggs Stadium, Detroit, MI Mon Jun 26 1950, 4:33 AM EDT Att: 7,458 - Unknown			
Dave Philley, S OBP: 0.323, SLG: 0.387 (1, 8)										4	0	1	0	0	0	2				
Nellie Fox, L OBP: 0.349, SLG: 0.370 (1, 4)										3	0	1	0	0	0	2				
Gus Zernial, R OBP: 0.341, SLG: 0.493 (1, 7)										4	1	1	2	0	0	2				
Eddie Robinson, L OBP: 0.388, SLG: 0.401 (1, 3)										3	1	1	0	1	0	1				
Hank Majeski, R OBP: 0.355, SLG: 0.393 Floyd Baker, L OBP: 0.478, SLG: 0.421 (1, 5) (8, 5)										3	1	0	0	1	0	1				
Mary Rickert, L OBP: 0.280, SLG: 0.301 (1, 9)										4	0	2	1	0	1	0				
Phil Masi, R OBP: 0.403, SLG: 0.435 (1, 2)										4	0	0	0	0	1	2				
Billy Pierce, L OBP: 0.323, SLG: 0.276 Randy Gumpert, R OBP: 0.152, SLG: 0.100 Gordon Goldsberry, L OBP: 0.447, SLG: 0.475 (1, 1) (8, 1) (9, PH)										3	0	2	0	0	0	0				
Inning Stats	R: 4 E: 0 K: 1 S: 8	H: 3 LOB: 1 BB: 2 P: 16	R: 0 E: 0 K: 0 S: 4	H: 1 LOB: 1 BB: 0 P: 4	R: 0 E: 0 K: 0 S: 3	H: 0 LOB: 0 BB: 0 P: 3	R: 0 E: 0 K: 0 S: 4	H: 1 LOB: 1 BB: 0 P: 4	R: 0 E: 0 K: 1 S: 5	H: 0 LOB: 0 BB: 0 P: 5	R: 0 E: 0 K: 0 S: 3	H: 0 LOB: 0 BB: 0 P: 3	R: 0 E: 0 K: 0 S: 4	H: 2 LOB: 1 BB: 0 P: 4	R: 0 E: 0 K: 0 S: 4	H: 2 LOB: 1 BB: 0 P: 4		1B: 7 2B: 2 3B: 0 HR: 1	SF: 0 SAC: 2 DP: 2 HBP: 0	WP: 2 PB: 0 SB: 0 CS: 0
PITCHER	IP WLS BF H R ER SO BB IBB HBP BLK WP HR S P ERA WHIP	8.0 W 33 8 4 4 2 2 0 0 0 2 1 35 43 4.50 1.250	1.0 S 4 2 0 0 0 0 0 0 0 0 0 4 4 0.00 2.000	PITCHER										IP WLS BF H R ER SO BB IBB HBP BLK WP HR S P ERA WHIP						

AB 33
R 4
H 10
RBI 3
BB 2
SO 2
LOB 13



Batter	1	2	3	4	5	6	7	8	9	AB	R	H	RBI	BB	SO	LOB	BOTTOM	
Johnny Lipon, R OBP: 0.405, SLG: 0.398 (1, 6)										5	0	0	0	0	0	4	Chicago White Sox @ Detroit Tigers Briggs Stadium, Detroit, MI Mon Jun 26 1950, 4:33 AM EDT Att: 7,458 - Unknown	
Jerry Priddy, R OBP: 0.372, SLG: 0.382 Neil Berry, R (8, FR) (9, 4)										4	0	1	0	0	0	0		
George Kell, R OBP: 0.446, SLG: 0.528 (1, 5)										3	1	2	0	1	0	0		
Vic Wertz, L OBP: 0.371, SLG: 0.524 (1, 9)										2	1	1	1	2	0	0		
Hoot Evers, R OBP: 0.410, SLG: 0.665 (1, 7)										4	0	1	1	0	1	4		
Johnny Groth, R OBP: 0.392, SLG: 0.468 (1, 8)										3	1	0	0	1	0	2		
Don Kolloway, R OBP: 0.283, SLG: 0.365 (1, 3)										4	1	1	2	0	1	2		
Aaron Robinson, L OBP: 0.460, SLG: 0.500 (1, 2)										1	1	0	0	3	0	0		
Hal White, R OBP: 0.143, SLG: 0.143 Eddie Lake, R (8, PH) Charlie Keller, L OBP: 0.583, SLG: 0.500 Dizzy Trout, R OBP: 0.294, SLG: 0.438 (1, 1) (8, PH) (9, 1)										3	0	1	0	0	2	2		
Inning Stats	R: 0 E: 0 K: 0 S: 4	H: 1 LOB: 2 BB: 1 P: 8	R: 0 E: 0 K: 1 S: 5	H: 0 LOB: 1 BB: 1 P: 9	R: 0 E: 0 K: 0 S: 3	H: 0 LOB: 0 BB: 0 P: 3	R: 0 E: 0 K: 0 S: 3	H: 0 LOB: 0 BB: 0 P: 3	R: 0 E: 0 K: 0 S: 4	H: 1 LOB: 2 BB: 2 P: 12	R: 0 E: 0 K: 0 S: 3	H: 1 LOB: 0 BB: 0 P: 3	R: 5 E: 0 K: 1 S: 9	H: 5 LOB: 2 BB: 2 P: 17	1B: 6 2B: 1 3B: 2 HR: 0	SF: 0 SAC: 0 DP: 2 HBP: 0		WP: 0 PB: 0 SB: 0 CS: 2
PITCHER	IP WLS BF H R ER SO BB IBB HBP BLK WP HR S P ERA WHIP	7.2 L 35 7 6 6 4 7 0 0 0 0 0 36 64 7.04 1.826	0.1 2 1 0 0 0 0 0 0 0 0 0 2 2 0.00 3.000	PITCHER										IP WLS BF H R ER SO BB IBB HBP BLK WP HR S P ERA WHIP				

AB 30
R 6
H 8
RBI 6
BB 7
SO 4
LOB 14



Batter	1	2	3	4	5	6	7	8	9	AB	R	H	RBI	BB	SO	LOB	TOP			
Chico Carrasquel, R (1, 6) OBP: 0.389, SLG: 0.380										4	0	0	0	0	1	2	Chicago White Sox @ Detroit Tigers Briggs Stadium, Detroit, MI Wed Jun 28 1950, 4:33 AM EDT Att: 9,684 - Unknown			
Dave Philley, S (1, 8) OBP: 0.320, SLG: 0.379										4	0	1	0	0	0	1				
Nellie Fox, L (1, 4) OBP: 0.350, SLG: 0.374										4	1	1	0	0	0	3				
Gus Zernial, R (1, 7) OBP: 0.349, SLG: 0.495										4	1	3	1	0	0	0				
Eddie Robinson, L (1, 3) Al Kozar, R (9, PR) OBP: 0.395, SLG: 0.404 OBP: 0.275, SLG: 0.281										4	0	2	0	0	0	1				
Hank Majeski, R (1, 5) Gordon Goldsberry, L (9, PH) OBP: 0.390, SLG: 0.391 OBP: 0.442, SLG: 0.489										1	0	0	0	2	0	0				
Mary Rickert, L (1, 9) OBP: 0.250, SLG: 0.287										4	0	0	1	0	0	3				
Phil Masi, R (1, 2) OBP: 0.389, SLG: 0.423										4	0	0	0	0	1	2				
Ken Holcombe, R (1, 1) Floyd Baker, L (8, PH) Randy Gumpert, R (8, 1) OBP: 0.182, SLG: 0.273 OBP: 0.500, SLG: 0.450 OBP: 0.182, SLG: 0.100										2	0	1	0	0	0	0				
Inning Stats	R: 1 E: 0 K: 0 S: 5	H: 2 LOB: 1 BB: 0 P: 5	R: 0 E: 0 K: 0 S: 2	H: 0 LOB: 0 BB: 1 P: 6	R: 0 E: 0 K: 0 S: 4	H: 1 LOB: 1 BB: 0 P: 4	R: 0 E: 0 K: 0 S: 3	H: 2 LOB: 1 BB: 1 P: 7	R: 0 E: 0 K: 1 S: 5	H: 0 LOB: 0 BB: 0 P: 5	R: 0 E: 0 K: 0 S: 3	H: 0 LOB: 0 BB: 0 P: 3	R: 0 E: 1 K: 1 S: 7	H: 1 LOB: 2 BB: 0 P: 7	R: 1 E: 0 K: 0 S: 5	H: 2 LOB: 1 BB: 0 P: 5		1B: 7 2B: 2 3B: 0 HR: 0	SF: 0 SAC: 0 DP: 2 HBP: 0	WP: 0 PB: 0 SB: 0 CS: 0
PITCHER Art Houtteman, R (1, 1) ERA: 3.02	IP: 9.0 WLS: W BF: 35 H: 9 R: 2 ER: 2 SO: 2 BB: 2 IBB: 0 HBP: 0 BLK: 0 WP: 0 HR: 0 S: 37 P: 45 ERA: 2.00 WHIP: 1.222															PITCHER				

Batter	1	2	3	4	5	6	7	8	9	AB	R	H	RBI	BB	SO	LOB	BOTTOM			
Johnny Lipon, R (1, 6) OBP: 0.405, SLG: 0.409										5	1	2	0	0	0	0	Chicago White Sox @ Detroit Tigers Briggs Stadium, Detroit, MI Wed Jun 28 1950, 4:33 AM EDT Att: 9,684 - Unknown			
Jerry Priddy, R (1, 4) OBP: 0.375, SLG: 0.380										4	1	2	0	1	0	0				
George Kell, R (1, 5) OBP: 0.448, SLG: 0.531										4	1	3	1	0	0	1				
Vic Wertz, L (1, 9) OBP: 0.372, SLG: 0.521										4	0	0	0	0	0	5				
Hoot Evers, R (1, 7) OBP: 0.413, SLG: 0.676										4	1	1	2	0	0	0				
Johnny Groth, R (1, 8) OBP: 0.395, SLG: 0.469										4	0	1	0	0	0	0				
Aaron Robinson, L (1, 2) OBP: 0.467, SLG: 0.496										2	1	1	0	2	1	1				
Don Kolloway, R (1, 3) OBP: 0.262, SLG: 0.385										4	1	2	2	0	0	2				
Art Houtteman, R (1, 1) OBP: 0.256, SLG: 0.231										4	0	0	0	0	1	2				
Inning Stats	R: 0 E: 0 K: 0 S: 4	H: 1 LOB: 1 BB: 0 P: 4	R: 0 E: 0 K: 0 S: 4	H: 1 LOB: 1 BB: 0 P: 4	R: 1 E: 0 K: 0 S: 5	H: 2 LOB: 1 BB: 0 P: 5	R: 0 E: 0 K: 0 S: 4	H: 1 LOB: 2 BB: 1 P: 8	R: 3 E: 1 K: 1 S: 6	H: 3 LOB: 2 BB: 2 P: 15	R: 0 E: 0 K: 1 S: 6	H: 1 LOB: 1 BB: 0 P: 6	R: 0 E: 0 K: 0 S: 3	H: 0 LOB: 0 BB: 0 P: 3	R: 0 E: 0 K: 0 S: 4	H: 0 LOB: 0 BB: 0 P: 4		1B: 8 2B: 2 3B: 0 HR: 2	SF: 0 SAC: 0 DP: 0 HBP: 0	WP: 0 PB: 0 SB: 0 CS: 1
PITCHER Ken Holcombe, R (1, 1) ERA: 7.59 Randy Gumpert, R (8, 1) ERA: 5.51	IP: 7.0 WLS: L BF: 35 H: 12 R: 6 ER: 3 SO: 2 BB: 3 IBB: 0 HBP: 0 BLK: 0 WP: 0 HR: 1 S: 36 P: 48 ERA: 3.86 WHIP: 2.143															PITCHER				

Batter	1	2	3	4	5	6	7	8	9	AB	R	H	RBI	BB	SO	LOB	TOP			
Nellie Fox, L OBP: 0.339, SLG: 0.360 (1,4)										4	0	0	1	0	0	2	Chicago White Sox @ Detroit Tigers Briggs Stadium, Detroit, MI Thu Jun 29 1950, 4:33 AM EDT Att: 7,717 - Unknown livebaseballscorecards.com			
Dave Philley, S OBP: 0.327, SLG: 0.379 (1,8)										5	0	2	2	0	0	1				
Mary Rickert, L OBP: 0.248, SLG: 0.283 (1,9)										5	1	1	0	0	2	3				
Gus Zernial, R OBP: 0.358, SLG: 0.505 (1,7)										4	2	3	0	1	1	0				
Eddie Robinson, L OBP: 0.396, SLG: 0.404 (1,3)										5	0	2	2	0	0	4				
Gordon Goldsberry, L OBP: 0.442, SLG: 0.469 (9,3)										0	0	0	0	0	0	0				
Phil Masi, R OBP: 0.387, SLG: 0.419 (1,2)										4	0	1	1	0	0	1				
Floyd Baker, L OBP: 0.404, SLG: 0.458 (1,5)										4	1	1	0	0	1	2				
Chico Carrasquel, R OBP: 0.374, SLG: 0.366 (1,6)										4	2	3	0	0	0	0				
Bob Cain, L OBP: 0.290, SLG: 0.286 (1,1)										3	1	1	1	0	1	1				
Inning Stats	R: 0 E: 0 K: 1 S: 5	H: 1 LOB: 0 BB: 0 P: 5	R: 0 E: 0 K: 0 S: 3	H: 1 LOB: 0 BB: 0 P: 3	R: 1 E: 0 K: 0 S: 5	H: 2 LOB: 1 BB: 0 P: 5	R: 0 E: 0 K: 1 S: 5	H: 0 LOB: 0 BB: 0 P: 5	R: 1 E: 0 K: 0 S: 7	H: 2 LOB: 1 BB: 0 P: 7	R: 0 E: 0 K: 1 S: 5	H: 0 LOB: 0 BB: 0 P: 5	R: 2 E: 0 K: 1 S: 9	H: 4 LOB: 2 BB: 0 P: 9	R: 2 E: 1 K: 0 S: 6	H: 2 LOB: 2 BB: 1 P: 10	1B: 11 2B: 3 3B: 0 HR: 0	SF: 0 SAC: 2 DP: 2 HBP: 0	WP: 0 PB: 0 SB: 0 CS: 1	PA: 42
PITCHER	IP	WLS	BF	H	R	ER	SO	BB	IBB	HBP	BLK	WP	HR	S	P	ERA	WHIP			
Fred Hutchinson, R ERA: 4.86 (1,1)	8.0	L	35	13	6	6	5	0	0	0	0	0	0	45	45	6.75	1.625			
Saul Rogovin, R ERA: 6.0 (9,1)	1.0		6	1	1	0	0	1	0	0	0	0	0	5	9	0.00	2.000			

Batter	1	2	3	4	5	6	7	8	9	AB	R	H	RBI	BB	SO	LOB	BOTTOM			
Johnny Lipon, R OBP: 0.399, SLG: 0.403 (1,6)										4	0	0	0	0	1	2	Chicago White Sox @ Detroit Tigers Briggs Stadium, Detroit, MI Thu Jun 29 1950, 4:33 AM EDT Att: 7,717 - Unknown livebaseballscorecards.com			
Jerry Priddy, R OBP: 0.373, SLG: 0.381 (1,4)										5	1	2	1	0	1	0				
George Kell, R OBP: 0.445, SLG: 0.527 (1,5)										4	1	1	0	0	0	1				
Vic Wertz, L OBP: 0.370, SLG: 0.517 (1,9)										4	0	1	1	0	0	1				
Hoot Evers, R OBP: 0.415, SLG: 0.671 (1,7)										3	0	1	1	1	0	0				
Johnny Groth, R OBP: 0.396, SLG: 0.469 (1,8)										4	0	2	0	0	0	3				
Don Kolloway, R OBP: 0.261, SLG: 0.380 (1,3)										4	0	1	0	0	0	2				
Aaron Robinson, L OBP: 0.468, SLG: 0.492 (1,2)										3	0	1	0	1	1	3				
Fred Hutchinson, L OBP: 0.370, SLG: 0.375 (1,1)										2	1	0	0	1	0	3				
Saul Rogovin, R OBP: 0.370, SLG: 0.375 (9,1)										0	0	0	0	0	0	0				
Eddie Lake, R (9, PH)										0	0	0	0	1	0	0				
Inning Stats	R: 2 E: 0 K: 1 S: 8	H: 4 LOB: 1 BB: 0 P: 8	R: 0 E: 0 K: 0 S: 4	H: 1 LOB: 0 BB: 0 P: 4	R: 0 E: 0 K: 1 S: 5	H: 0 LOB: 0 BB: 0 P: 5	R: 0 E: 0 K: 0 S: 4	H: 1 LOB: 2 BB: 1 P: 8	R: 1 E: 0 K: 0 S: 4	H: 1 LOB: 1 BB: 1 P: 8	R: 0 E: 0 K: 1 S: 6	H: 1 LOB: 0 BB: 0 P: 6	R: 0 E: 0 K: 0 S: 2	H: 0 LOB: 0 BB: 1 P: 6	1B: 9 2B: 0 3B: 0 HR: 0	SF: 0 SAC: 1 DP: 2 HBP: 0	WP: 0 PB: 0 SB: 0 CS: 0	PA: 38		
PITCHER	IP	WLS	BF	H	R	ER	SO	BB	IBB	HBP	BLK	WP	HR	S	P	ERA	WHIP			
Bob Cain, L ERA: 3.31 (1,1)	9.0	W	38	9	3	3	3	4	0	0	0	0	0	40	56	3.00	1.444			

Batter	1	2	3	4	5	6	7	8	9	AB	R	H	RBI	BB	SO	LOB	TOP					
Johnny Lipon, R OBP: 0.396, SLG: 0.397 (1, 6)	5-3		G6-4-3		F9		L4		FC5-4 BB	4	0	0	0	1	0	2						
Jerry Priddy, R OBP: 0.370, SLG: 0.375 (1, 4)	K		5-3			F9		BB 2B	L7	4	1	0	0	1	1	2						
George Kell, R OBP: 0.441, SLG: 0.519 (1, 5)	1-3			F6		5-3		BB 2B	FC5-4	4	1	0	0	1	0	2						
Vic Wertz, L OBP: 0.375, SLG: 0.522 (1, 9)		F8		1B BB						3	0	2	2	1	0	0						
Hoot Evers, R OBP: 0.416, SLG: 0.667 (1, 7)		E BB		1B		F4		1-H 2-H	F7	3	0	1	0	1	0	2						
Johnny Groth, R OBP: 0.394, SLG: 0.463 (1, 8)		E6		F2			FC4-6 BB		5-3	3	0	0	0	1	0	4						
Aaron Robinson, L OBP: 0.458, SLG: 0.478 (1, 2)		F3		K			FC4-6 2B 5-3		G1	4	1	0	0	0	1	6						
Don Kolloway, R OBP: 0.270, SLG: 0.402 (1, 3)		F7			6-3					4	0	2	0	0	0	2						
Hal Newhouser, L OBP: 0.259, SLG: 0.240 (1, 1)						F7				0	0	0	0	0	0	0						
Dizzy Trout, R OBP: 0.309, SLG: 0.389 (2, 1)										2	0	0	1	1	0	1						
Charlie Keller, L OBP: 0.538, SLG: 0.429 (9, PH)			G6-4-3 BB							1	0	0	0	0	0	1						
Inning Stats	R: 0 E: 0 K: 1 S: 5	H: 0 LOB: 0 BB: 0 P: 5	R: 0 E: 1 K: 0 S: 4	H: 0 LOB: 2 BB: 1 P: 8	R: 0 E: 0 K: 0 S: 2	H: 0 LOB: 0 BB: 1 P: 6	R: 0 E: 0 K: 1 S: 6	H: 1 LOB: 2 BB: 1 P: 10	R: 0 E: 0 K: 0 S: 3	H: 0 LOB: 0 BB: 0 P: 3	R: 0 E: 0 K: 0 S: 4	H: 1 LOB: 1 BB: 0 P: 4	R: 1 E: 0 K: 0 S: 4	H: 1 LOB: 1 BB: 1 P: 8	R: 2 E: 0 K: 0 S: 4	H: 1 LOB: 1 BB: 2 P: 12	R: 0 E: 0 K: 0 S: 4	H: 1 LOB: 2 BB: 1 P: 8	1B: 2 2B: 3 3B: 0 HR: 0	SF: 0 SAC: 0 DP: 1 HBP: 0	WP: 0 PB: 0 SB: 0 CS: 0	PA: 39
PITCHER Mike Garcia, R ERA: 3.59 (1, 1)	IP: 9.0 WLS: W BF: 39 H: 5 R: 3 ER: 3 SO: 2 BB: 7 IBB: 0 HBP: 0 BLK: 0 WP: 0 HR: 0 S: 36 P: 64 ERA: 3.00 WHIP: 1.333															PITCHER						

Detroit Tigers @ Cleveland Indians
Cleveland Municipal Stadium, Cleveland, OH

AB 32
R 3
H 5
RBI 3
BB 7
SO 2
LOB 22



WP: 0 PA: 39
PB: 0
SB: 0
CS: 0

Fri Jun 30 1950, 3:33 AM EDT
Att: 50,882 - Unknown

Batter	1	2	3	4	5	6	7	8	9	AB	R	H	RBI	BB	SO	LOB	BOTTOM	
Dale Mitchell, L OBP: 0.367, SLG: 0.373 (1, 7)	HR 1B	G6-4-3 BB	1B			6-3		G6-4-3 1-2		4	1	2	1	1	0	1		
Bob Kennedy, R OBP: 0.376, SLG: 0.484 (1, 9)	F3	G6-4-3 1-2 2-3 3-H	F8			4-3		K		5	0	0	0	0	1	4		
Luke Easter, L OBP: 0.402, SLG: 0.561 (1, 3)	1-H HR	3-H HR	G3			K				4	2	2	4	0	1	1		
Larry Doby, L OBP: 0.492, SLG: 0.587 (1, 8)	G5-4-3 1B	BB 1B BB		K				HR 1B		3	2	2	0	1	1	0		
Al Rosen, R OBP: 0.385, SLG: 0.619 (1, 5)	G5-4-3 1-2	1B BB		1-4-3				1-H HR		3	2	1	2	1	0	1		
Ray Boone, R OBP: 0.448, SLG: 0.551 (1, 6)		BB 1B BB		CS BB				F3		2	1	1	1	2	0	0		
Joe Gordon, R OBP: 0.305, SLG: 0.348 (1, 4)		BB 1B BB		CS	F7			5-3		3	1	1	1	1	0	0		
Jim Hegan, R OBP: 0.313, SLG: 0.459 (1, 2)		BB 1B BB		1-2	F9			K		4	1	1	0	0	1	2		
Mike Garcia, R OBP: 0.265, SLG: 0.324 (1, 1)		G6-4-3 1-2 2-3 3-H HR 1B			K			G6-4-3 1B		4	1	2	1	0	1	0		
Inning Stats	R: 2 E: 0 K: 0 S: 5	H: 3 LOB: 0 BB: 0 P: 5	R: 7 E: 0 K: 0 S: 7	H: 5 LOB: 2 BB: 5 P: 27	R: 0 E: 0 K: 0 S: 4	H: 1 LOB: 1 BB: 0 P: 4	R: 0 E: 0 K: 1 S: 4	H: 0 LOB: 0 BB: 1 P: 8	R: 0 E: 0 K: 1 S: 5	H: 0 LOB: 0 BB: 0 P: 5	R: 2 E: 0 K: 1 S: 7	H: 2 LOB: 0 BB: 0 P: 7	R: 0 E: 0 K: 1 S: 5	H: 1 LOB: 0 BB: 0 P: 5	1B: 9 2B: 0 3B: 0 HR: 3	SF: 0 SAC: 0 DP: 3 HBP: 0	WP: 0 PB: 0 SB: 0 CS: 1	PA: 39
PITCHER Hal Newhouser, L ERA: 4.7 (1, 1)	IP: 1.0 WLS: L BF: 10 H: 7 R: 4 ER: 4 SO: 5 BB: 3 IBB: 0 HBP: 0 BLK: 0 WP: 0 HR: 1 S: 7 P: 19 ERA: 63.00 WHIP: 8.000															PITCHER		
Dizzy Trout, R ERA: 5.69 (2, 1)	IP: 7.0 WLS: L BF: 28 H: 7 R: 4 ER: 4 SO: 5 BB: 3 IBB: 0 HBP: 0 BLK: 0 WP: 0 HR: 2 S: 35 P: 47 ERA: 5.14 WHIP: 1.429															PITCHER		

Detroit Tigers @ Cleveland Indians
Cleveland Municipal Stadium, Cleveland, OH

AB 32
R 11
H 12
RBI 10
BB 6
SO 5
LOB 9




WP: 0 PA: 39
PB: 0
SB: 0
CS: 1


Fri Jun 30 1950, 3:33 AM EDT
Att: 50,882 - Unknown


Batter	1	2	3	4	5	6	7	8	9	AB	R	H	RBI	BB	SO	LOB	TOP			
Johnny Lipon, R OBP: 0.387, SLG: 0.387 (1, 6)	F8	5-3			F8		4-3	SH3-4	BB 1B	5	0	1	2	0	0	1	Detroit Tigers @ Cleveland Indians Cleveland Municipal Stadium, Cleveland, OH Sun Jul 02 1950, 3:33 AM EDT Unknown			
Jerry Priddy, R OBP: 0.375, SLG: 0.371 (1, 4)	3-1		F7		F9		1B HR 1B	F9-6-3 BB	FC6-4 BB	4	1	1	0	2	0	0				
George Kell, R OBP: 0.445, SLG: 0.520 (1, 5)	BB 1B 1B		F7		1B BB		1B HR 1B	F9-6-3 BB	FC6-4	5	1	2	0	1	0	5				
Vic Wertz, L OBP: 0.379, SLG: 0.532 (1, 9)	BB 1B		4-3		FC6-4 1B		HR		FC3-6 1B	5	1	4	3	0	0	0				
Hoot Evers, R OBP: 0.421, SLG: 0.677 (1, 7)	1-2 2-3 BB			1-3 1B 2B	FC6-4		HR S 1B BB		FC3-6 BB 1B	3	3	1	0	2	0	3				
Johnny Groth, R OBP: 0.399, SLG: 0.470 (1, 8)	K			1-3		5-3	1B BB		1B BB	3	0	0	0	2	1	4				
Aaron Robinson, L OBP: 0.462, SLG: 0.479 (1, 2)				F2		4-3			FC1-5-2 1B 1B	5	1	3	2	0	0	1				
Don Kolloway, R OBP: 0.282, SLG: 0.400 (1, 3)		FC5-4 1B				F8	1-3 2-H 1B		FC1-5-2 1B 1B	4	1	1	1	1	0	3				
Art Houtteman, R OBP: 0.244, SLG: 0.220 (1, 1)					F7		K		FC1-5-2 BB 1B	2	0	0	0	0	0	2				
Pat Mullin, L OBP: 0.240, SLG: 0.205 (7, PH)		FC1-6						SH3-4 BB	1-2 2-3 3-H	1	0	0	0	0	1	0				
Dizzy Trout, R OBP: 0.333, SLG: 0.389 (7, 1)										0	0	0	0	1	0	0				
Hal Newhouse, L OBP: 0.250, SLG: 0.231 (8, 1)										1	0	0	0	0	0	3				
Inning Stats	R: 0 E: 0 K: 1 S: 7	H: 2 LOB: 3 BB: 1 P: 11	R: 0 E: 0 K: 0 S: 4	H: 1 LOB: 1 BB: 0 P: 4	R: 0 E: 0 K: 0 S: 3	H: 0 LOB: 0 BB: 0 P: 3	R: 1 E: 0 K: 0 S: 5	H: 2 LOB: 1 BB: 0 P: 5	R: 0 E: 0 K: 0 S: 4	H: 0 LOB: 0 BB: 0 P: 3	R: 4 E: 0 K: 1 S: 9	H: 4 LOB: 2 BB: 2 P: 17	R: 0 E: 0 K: 0 S: 2	H: 0 LOB: 1 BB: 2 P: 10	R: 3 E: 0 K: 0 S: 6	H: 3 LOB: 3 BB: 3 P: 18	1B: 11 2B: 2 3B: 0 HR: 1	SF: 0 SAC: 1 DP: 1 HBP: 0	WP: 0 PB: 0 SB: 1 CS: 0	PA: 48
PITCHER	IP WLS BF H R ER SO BB IBB HBP BLK WP HR S P ERA WHIP	IP WLS BF H R ER SO BB IBB HBP BLK WP HR S P ERA WHIP	IP WLS BF H R ER SO BB IBB HBP BLK WP HR S P ERA WHIP	IP WLS BF H R ER SO BB IBB HBP BLK WP HR S P ERA WHIP	IP WLS BF H R ER SO BB IBB HBP BLK WP HR S P ERA WHIP	IP WLS BF H R ER SO BB IBB HBP BLK WP HR S P ERA WHIP	IP WLS BF H R ER SO BB IBB HBP BLK WP HR S P ERA WHIP	IP WLS BF H R ER SO BB IBB HBP BLK WP HR S P ERA WHIP	IP WLS BF H R ER SO BB IBB HBP BLK WP HR S P ERA WHIP	IP WLS BF H R ER SO BB IBB HBP BLK WP HR S P ERA WHIP	IP WLS BF H R ER SO BB IBB HBP BLK WP HR S P ERA WHIP	IP WLS BF H R ER SO BB IBB HBP BLK WP HR S P ERA WHIP	IP WLS BF H R ER SO BB IBB HBP BLK WP HR S P ERA WHIP	IP WLS BF H R ER SO BB IBB HBP BLK WP HR S P ERA WHIP	IP WLS BF H R ER SO BB IBB HBP BLK WP HR S P ERA WHIP	IP WLS BF H R ER SO BB IBB HBP BLK WP HR S P ERA WHIP	IP WLS BF H R ER SO BB IBB HBP BLK WP HR S P ERA WHIP			
Bob Lemon, R ERA: 4.41 (1, 1)	6.2	34	10	5	5	2	4	0	0	0	0	0	0	0	0	0	6.75	2.100		
Al Benton, R ERA: 3.75 (7, 1)	0.1	1	0	0	0	0	0	0	0	0	0	0	0	0	0	0	1.00	0.000		
Dick Weik, R ERA: 5.01 (8, 1)	1.1	L	9	2	3	3	0	3	1	0	0	0	0	0	0	0	20.25	3.750		
Mike Garcia, R ERA: 3.58 (9, 1)	0.1	3	1	0	0	0	1	0	0	0	0	0	0	0	0	0	0.00	6.000		
Marino Pieretti, R ERA: 3.55 (9, 1)	0.1	1	0	0	0	0	0	0	0	0	0	0	0	0	0	0	0.00	0.000		
Batter	1	2	3	4	5	6	7	8	9	AB	R	H	RBI	BB	SO	LOB	BOTTOM			
Dale Mitchell, L OBP: 0.365, SLG: 0.368 (1, 7)	F7		CS 1B		1-3		FC6-4		K	5	0	1	1	0	1	3	Detroit Tigers @ Cleveland Indians Cleveland Municipal Stadium, Cleveland, OH Sun Jul 02 1950, 3:33 AM EDT Unknown			
Bob Kennedy, R OBP: 0.386, SLG: 0.469 (1, 9)	6-3		K		4-3			F2		4	0	0	0	0	1	2				
Luke Easter, L OBP: 0.403, SLG: 0.577 (1, 3)	F7				K		HR	1B 3B		4	2	2	1	0	1	0				
Larry Doby, L OBP: 0.492, SLG: 0.586 (1, 8)		K		F7		K		1B		4	0	1	1	0	2	0				
Al Rosen, R OBP: 0.388, SLG: 0.649 (1, 5)		5-3			HR		6-3	K		4	1	1	1	0	1	1				
Ray Boone, R OBP: 0.444, SLG: 0.553 (1, 6)					F8		F8	F3		3	0	0	0	1	0	1				
Joe Gordon, R OBP: 0.303, SLG: 0.337 (1, 4)		L7			SH1-4 1B BB		F5		5-3	3	1	0	0	1	0	1				
Jim Hegan, R OBP: 0.317, SLG: 0.481 (1, 2)			1B 1B BB		SH1-4		6-3	F8		2	1	0	0	1	0	0				
Bob Lemon, L OBP: 0.389, SLG: 0.474 (1, 1)					F9					2	0	1	1	0	0	1				
Al Benton, R OBP: 0.467, SLG: 0.500 (7, PH)										0	0	0	0	0	0	0				
Alle Clark, R OBP: 0.347, SLG: 0.331 (8, 1)										0	0	0	0	0	0	0				
Dick Weik, R OBP: 0.333, SLG: 0.133 (8, 1)										0	0	0	0	0	0	0				
Mike Garcia, R OBP: 0.325, SLG: 0.324 (9, 1)										0	0	0	0	0	0	0				
Marino Pieretti, R OBP: 0.250, SLG: 0.250 (9, 1)										0	0	0	0	0	0	0				
Ray Murray, R OBP: 0.455 (9, PH)										1	0	1	0	0	0	0				
Inning Stats	R: 0 E: 0 K: 0 S: 3	H: 0 LOB: 0 BB: 0 P: 3	R: 0 E: 0 K: 1 S: 5	H: 0 LOB: 1 BB: 1 P: 9	R: 1 E: 0 K: 1 S: 5	H: 1 LOB: 1 BB: 1 P: 9	R: 1 E: 0 K: 1 S: 6	H: 1 LOB: 0 BB: 0 P: 6	R: 1 E: 0 K: 1 S: 6	H: 1 LOB: 1 BB: 1 P: 6	R: 0 E: 0 K: 0 S: 3	H: 0 LOB: 1 BB: 1 P: 7	R: 1 E: 0 K: 1 S: 7	H: 2 LOB: 1 BB: 0 P: 7	R: 0 E: 0 K: 1 S: 6	H: 1 LOB: 1 BB: 0 P: 6	1B: 4 2B: 1 3B: 1 HR: 2	SF: 0 SAC: 1 DP: 1 HBP: 0	WP: 0 PB: 0 SB: 0 CS: 1	PA: 37
PITCHER	IP WLS BF H R ER SO BB IBB HBP BLK WP HR S P ERA WHIP	IP WLS BF H R ER SO BB IBB HBP BLK WP HR S P ERA WHIP	IP WLS BF H R ER SO BB IBB HBP BLK WP HR S P ERA WHIP	IP WLS BF H R ER SO BB IBB HBP BLK WP HR S P ERA WHIP	IP WLS BF H R ER SO BB IBB HBP BLK WP HR S P ERA WHIP	IP WLS BF H R ER SO BB IBB HBP BLK WP HR S P ERA WHIP	IP WLS BF H R ER SO BB IBB HBP BLK WP HR S P ERA WHIP	IP WLS BF H R ER SO BB IBB HBP BLK WP HR S P ERA WHIP	IP WLS BF H R ER SO BB IBB HBP BLK WP HR S P ERA WHIP	IP WLS BF H R ER SO BB IBB HBP BLK WP HR S P ERA WHIP	IP WLS BF H R ER SO BB IBB HBP BLK WP HR S P ERA WHIP	IP WLS BF H R ER SO BB IBB HBP BLK WP HR S P ERA WHIP	IP WLS BF H R ER SO BB IBB HBP BLK WP HR S P ERA WHIP	IP WLS BF H R ER SO BB IBB HBP BLK WP HR S P ERA WHIP	IP WLS BF H R ER SO BB IBB HBP BLK WP HR S P ERA WHIP	IP WLS BF H R ER SO BB IBB HBP BLK WP HR S P ERA WHIP	IP WLS BF H R ER SO BB IBB HBP BLK WP HR S P ERA WHIP			
Art Houtteman, R ERA: 3.16 (1, 1)	6.0	24	4	4	4	4	3	0	0	0	0	0	0	0	0	0	6.00	1.167		
Dizzy Trout, R ERA: 5.72 (7, 1)	1.1	6	1	1	1	0	1	0	0	0	0	0	0	0	0	0	6.75	1.500		
Hal Newhouse, L ERA: 4.6 (8, 1)	1.2	W	7	2	0	0	0	0	0	0	0	0	0	0	0	0	0.00	1.200		


Batter	1	2	3	4	5	6	7	8	9	AB	R	H	RBI	BB	SO	LOB	TOP								
Johnny Lipon, R (1, 6) OBP: 0.381, SLG: 0.380	1-3		F9		F3		FC5-4		F9	5	0	0	0	0	0	5	Detroit Tigers @ Cleveland Indians Cleveland Municipal Stadium, Cleveland, OH Sun Jul 02 1950, 3:38 AM EDT Att: 78,187 - Unknown								
Jerry Priddy, R (1, 4) OBP: 0.375, SLG: 0.391	F8			1B 3B		2-3		HR		4	2	2	1	0	0	0									
George Kell, R (1, 5) OBP: 0.449, SLG: 0.535	HR			1B		1B		5-3		4	1	3	2	0	0	0									
Vic Wertz, L (1, 9) OBP: 0.377, SLG: 0.528	F7			3H 1B		1B		F7		4	0	1	0	0	0	1									
Hoot Evers, R (1, 7) OBP: 0.414, SLG: 0.665		F7		K		L5-3		F7		4	0	0	0	0	1	3									
Johnny Groth, R (1, 8) OBP: 0.401, SLG: 0.469		F9		F3				1B		3	0	1	0	1	0	1									
Don Kolloway, R (1, 3) OBP: 0.273, SLG: 0.387								1B		4	0	0	0	0	1	2									
Bob Swift, R (1, 2) OBP: 0.296, SLG: 0.217										2	0	0	0	0	0	0									
Pat Mullin, L (7, PH) OBP: 0.235, SLG: 0.200										1	0	0	0	0	1	1									
Aaron Robinson, L (7, 2) OBP: 0.465, SLG: 0.483										1	0	1	0	0	0	0									
Ted Gray, S (1, 1) OBP: 0.256, SLG: 0.200										1	0	0	0	1	1	0									
Dick Kryhoski, L (7, PH) OBP: 0.248, SLG: 0.346										1	0	1	0	0	0	0									
Paul Calvert, R (7, 1) OBP: 0.467, SLG: 0.333										0	0	0	0	0	0	0									
Charlie Keller, L (9, PH) OBP: 0.467, SLG: 0.333										1	0	0	0	0	0	2									
Inning Stats	R: 1 E: 0 K: 0 S: 4	H: 1 LOB: 0 BB: 0 P: 4	R: 0 E: 0 K: 1 S: 5	H: 0 LOB: 0 BB: 0 P: 5	R: 0 E: 0 K: 1 S: 5	H: 0 LOB: 0 BB: 0 P: 5	R: 1 E: 0 K: 1 S: 7	H: 2 LOB: 1 BB: 0 P: 7	R: 0 E: 0 K: 0 S: 3	H: 0 LOB: 1 BB: 1 P: 7	R: 0 E: 0 K: 0 S: 4	H: 2 LOB: 1 BB: 0 P: 4	R: 0 E: 1 K: 1 S: 6	H: 1 LOB: 2 BB: 1 P: 10	R: 1 E: 0 K: 0 S: 4	H: 1 LOB: 0 BB: 0 P: 4	R: 0 E: 0 K: 0 S: 5	H: 2 LOB: 2 BB: 0 P: 5	1B: 6 2B: 1 3B: 1 HR: 2	SF: 0 SAC: 0 DP: 1 HBP: 0	WP: 0 PB: 0 SB: 0 CS: 0	PA: 37			
PITCHER	IP	WLS	BF	H	R	ER	SO	BB	IBB	HBP	BLK	WP	HR	S	P	ERA	WHIP								
Bob Feller, R (1, 1) ERA: 3.69	8.1	W	35	9	3	3	4	2	0	0	0	0	2	41	49	3.24	1.320								
Al Benton, R (9, 1) ERA: 3.65	0.2	S	2	0	0	0	0	0	0	0	0	0	0	2	2	0.00	0.000								

Batter	1	2	3	4	5	6	7	8	9	AB	R	H	RBI	BB	SO	LOB	BOTTOM								
Dale Mitchell, L (1, 7) OBP: 0.365, SLG: 0.366	4-3		K		F8		E3			4	1	1	0	1	1	6	Detroit Tigers @ Cleveland Indians Cleveland Municipal Stadium, Cleveland, OH Sun Jul 02 1950, 3:38 AM EDT Att: 78,187 - Unknown								
Allie Clark, R (1, 9) OBP: 0.257, SLG: 0.323										4	1	2	0	0	0	0									
Bob Kennedy, R (7, 9) OBP: 0.366, SLG: 0.469										0	0	0	0	0	0	0									
Luke Easter, L (1, 3) OBP: 0.403, SLG: 0.585	K									4	1	1	3	0	2	2									
Larry Doby, L (1, 8) OBP: 0.485, SLG: 0.575	L8									4	0	0	0	0	2	2									
Al Rosen, R (1, 5) OBP: 0.386, SLG: 0.642										3	0	0	0	1	2	1									
Ray Boone, R (1, 6) OBP: 0.445, SLG: 0.556										3	1	1	0	1	1	1									
Bobby Avila, R (1, 4) OBP: 0.397, SLG: 0.355										4	0	3	1	0	0	1									
Jim Hegan, R (1, 2) OBP: 0.325, SLG: 0.481										2	1	1	0	2	0	1									
Bob Feller, R (1, 1) OBP: 0.128, SLG: 0.139										3	0	0	0	0	1	6									
Al Benton, R (9, 1) OBP: 0.667, SLG: 0.500										0	0	0	0	0	0	0									
Inning Stats	R: 0 E: 0 K: 1 S: 6	H: 1 LOB: 1 BB: 0 P: 6	R: 0 E: 1 K: 2 S: 8	H: 0 LOB: 3 BB: 2 P: 16	R: 0 E: 0 K: 2 S: 7	H: 0 LOB: 0 BB: 0 P: 7	R: 0 E: 0 K: 2 S: 8	H: 1 LOB: 3 BB: 2 P: 16	R: 0 E: 0 K: 1 S: 5	H: 0 LOB: 1 BB: 0 P: 6	R: 5 E: 1 K: 1 S: 10	H: 6 LOB: 0 BB: 0 P: 10	R: 0 E: 0 K: 0 S: 4	H: 1 LOB: 1 BB: 0 P: 4	R: 0 E: 0 K: 0 S: 3	H: 0 LOB: 1 BB: 1 P: 7	1B: 7 2B: 1 3B: 0 HR: 1	SF: 0 SAC: 2 DP: 0 HBP: 1	WP: 0 PB: 0 SB: 0 CS: 0	PA: 39					
PITCHER	IP	WLS	BF	H	R	ER	SO	BB	IBB	HBP	BLK	WP	HR	S	P	ERA	WHIP								
Ted Gray, L (1, 1) ERA: 3.91	6.0	L	31	8	5	5	9	3	1	1	0	0	0	7	11	7.50	1.833								
Paul Calvert, R (7, 1) ERA: 4.06	2.0		8	1	0	0	0	1	0	0	0	0	0	7	11	0.00	1.000								

Batter	1	2	3	4	5	6	7	8	9	AB	R	H	RBI	BB	SO	LOB	TOP																	
Johnny Lipon, R (1, 6) OBP: 0.381, SLG: 0.380											0	0	0	0	0	0	0	Detroit Tigers @ Chicago White Sox Comiskey Park, Chicago, IL Mon Jul 03 1950, 4:33 AM EDT Att: 12,710 - Unknown livebaseballscorecards.com																
Jerry Priddy, R (1, 4) OBP: 0.375, SLG: 0.391											0	0	0	0	0	0	0																	
George Kell, R (1, 5) OBP: 0.449, SLG: 0.535											0	0	0	0	0	0	0																	
Vic Wertz, L (1, 9) OBP: 0.377, SLG: 0.528											0	0	0	0	0	0	0																	
Hoot Evers, R (1, 7) OBP: 0.414, SLG: 0.665											0	0	0	0	0	0	0																	
Johnny Groth, R (1, 8) OBP: 0.401, SLG: 0.469											0	0	0	0	0	0	0																	
Aaron Robinson, L (1, 2) OBP: 0.465, SLG: 0.483											0	0	0	0	0	0	0																	
Don Kolloway, R (1, 3) OBP: 0.273, SLG: 0.387											0	0	0	0	0	0	0																	
Fred Hutchinson, L (1, 1) OBP: 0.370, SLG: 0.375											0	0	0	0	0	0	0																	
Inning Stats											1B: 0	SF: 0	2B: 0	SAC: 0	3B: 0	DP: 0	HR: 0		HBP: 0	WP: 0	PA: 0	FB: 0	SB: 0	CS: 0										
PITCHER Ken Holcombe, R (1, 1) ERA: 7.59	IP	WLS	BF	H	R	ER	SO	BB	IBB	HBP	BLK	WP	HR	S	P	ERA	WHIP																	
PITCHER																		IP	WLS	BF	H	R	ER	SO	BB	IBB	HBP	BLK	WP	HR	S	P	ERA	WHIP

Batter	1	2	3	4	5	6	7	8	9	AB	R	H	RBI	BB	SO	LOB	BOTTOM																	
Nellie Fox, L (1, 4) OBP: 0.340, SLG: 0.354											0	0	0	0	0	0	0	Detroit Tigers @ Chicago White Sox Comiskey Park, Chicago, IL Mon Jul 03 1950, 4:33 AM EDT Att: 12,710 - Unknown livebaseballscorecards.com																
Dave Philley, S (1, 8) OBP: 0.305, SLG: 0.358											0	0	0	0	0	0	0																	
Mary Rickert, L (1, 9) OBP: 0.258, SLG: 0.290											0	0	0	0	0	0	0																	
Gus Zernial, R (1, 7) OBP: 0.355, SLG: 0.515											0	0	0	0	0	0	0																	
Eddie Robinson, L (1, 3) OBP: 0.389, SLG: 0.397											0	0	0	0	0	0	0																	
Hank Majeski, R (1, 5) OBP: 0.365, SLG: 0.400											0	0	0	0	0	0	0																	
Phil Masi, R (1, 2) OBP: 0.392, SLG: 0.425											0	0	0	0	0	0	0																	
Chico Carrasquel, R (1, 6) OBP: 0.381, SLG: 0.366											0	0	0	0	0	0	0																	
Ken Holcombe, R (1, 1) OBP: 0.182, SLG: 0.273											0	0	0	0	0	0	0																	
Inning Stats											1B: 0	SF: 0	2B: 0	SAC: 0	3B: 0	DP: 0	HR: 0		HBP: 0	WP: 0	PA: 0	FB: 0	SB: 0	CS: 0										
PITCHER Fred Hutchinson, R (1, 1) ERA: 4.86	IP	WLS	BF	H	R	ER	SO	BB	IBB	HBP	BLK	WP	HR	S	P	ERA	WHIP																	
PITCHER																		IP	WLS	BF	H	R	ER	SO	BB	IBB	HBP	BLK	WP	HR	S	P	ERA	WHIP


Batter	1	2	3	4	5	6	7	8	9	AB	R	H	RBI	BB	SO	LOB	TOP																	
Johnny Lipon, R (1, 6) OBP: 0.380, SLG: 0.374											0	0	0	0	0	0	0	Detroit Tigers @ Chicago White Sox Comiskey Park, Chicago, IL Tue Jul 04 1950, 4:38 AM EDT Att: 35,998 - Unknown livebaseballscorecards.com																
Jerry Priddy, R (1, 4) OBP: 0.374, SLG: 0.387											0	0	0	0	0	0	0																	
George Kell, R (1, 5) OBP: 0.445, SLG: 0.534											0	0	0	0	0	0	0																	
Vic Wertz, L (1, 9) OBP: 0.376, SLG: 0.531											0	0	0	0	0	0	0																	
Hoot Evers, R (1, 7) OBP: 0.415, SLG: 0.661											0	0	0	0	0	0	0																	
Johnny Groth, R (1, 8) OBP: 0.399, SLG: 0.479											0	0	0	0	0	0	0																	
Don Kolloway, R (1, 3) OBP: 0.276, SLG: 0.392											0	0	0	0	0	0	0																	
Bob Swift, R (1, 2) OBP: 0.296, SLG: 0.217											0	0	0	0	0	0	0																	
Hal Newhouser, L (1, 1) OBP: 0.250, SLG: 0.231											0	0	0	0	0	0	0																	
Inning Stats											1B: 0	SF: 0	WP: 0	PA: 0	2B: 0	SAC: 0	FB: 0		3B: 0	DP: 0	SB: 0	CS: 0	HR: 0	HBP: 0										
PITCHER Bob Cain, L (1, 1) ERA: 3.38	IP	WLS	BF	H	R	ER	SO	BB	IBB	HBP	BLK	WP	HR	S	P	ERA	WHIP																	
PITCHER																		IP	WLS	BF	H	R	ER	SO	BB	IBB	HBP	BLK	WP	HR	S	P	ERA	WHIP

Batter	1	2	3	4	5	6	7	8	9	AB	R	H	RBI	BB	SO	LOB	BOTTOM																	
Chico Carrasquel, R (1, 6) OBP: 0.382, SLG: 0.363											0	0	0	0	0	0	0	Detroit Tigers @ Chicago White Sox Comiskey Park, Chicago, IL Tue Jul 04 1950, 4:38 AM EDT Att: 35,998 - Unknown livebaseballscorecards.com																
Dave Philley, S (1, 9) OBP: 0.301, SLG: 0.350											0	0	0	0	0	0	0																	
Mike McCormick, R (1, 8) OBP: 0.200, SLG: 0.200											0	0	0	0	0	0	0																	
Gus Zernial, R (1, 7) OBP: 0.351, SLG: 0.508											0	0	0	0	0	0	0																	
Eddie Robinson, L (1, 3) OBP: 0.386, SLG: 0.390											0	0	0	0	0	0	0																	
Hank Majeski, R (1, 5) OBP: 0.396, SLG: 0.409											0	0	0	0	0	0	0																	
Gus Niarhos, R (1, 2)											0	0	0	0	0	0	0																	
Nellie Fox, L (1, 4) OBP: 0.347, SLG: 0.360											0	0	0	0	0	0	0																	
Bob Cain, L (1, 1) OBP: 0.290, SLG: 0.286											0	0	0	0	0	0	0																	
Inning Stats											1B: 0	SF: 0	WP: 0	PA: 0	2B: 0	SAC: 0	FB: 0		3B: 0	DP: 0	SB: 0	CS: 0	HR: 0	HBP: 0										
PITCHER Hal Newhouser, L (1, 1) ERA: 4.6	IP	WLS	BF	H	R	ER	SO	BB	IBB	HBP	BLK	WP	HR	S	P	ERA	WHIP																	
PITCHER																		IP	WLS	BF	H	R	ER	SO	BB	IBB	HBP	BLK	WP	HR	S	P	ERA	WHIP

Batter	1	2	3	4	5	6	7	8	9	AB	R	H	RBI	BB	SO	LOB	TOP			
Don Lenhardt, R OBP: 0.391, SLG: 0.520	0-3 K		0-3 K		0-3 K					4	0	1	0	0	3	1	St. Louis Browns @ Detroit Tigers Briggs Stadium, Detroit, MI Wed Jul 05 1950, 4:33 AM EDT Att: 30,450 - Unknown			
Jim Delsing, L OBP: 0.333, SLG: 0.279	0-0 4-3			0-3 K		0-0 G6-4-3 1B	0-0 P5			4	0	1	0	0	1	2				
Sherm Lollar, R OBP: 0.379, SLG: 0.498	0-0 1B			0-0 F5		0-0 G6-4-3 1-2 1B		0-0 5-3		4	0	1	0	0	0	1				
Dick Kokos, L OBP: 0.391, SLG: 0.475	0-0 F5			0-0 1B 1B		0-0 2B 1B		0-3 K		4	1	2	0	0	1	1				
Ray Coleman, L OBP: 0.331, SLG: 0.432		0-3 K		0-0 1B 1-2 1B		0-0 1-H 2B		0-0 1B		4	0	3	1	0	1	0				
Owen Friend, R OBP: 0.345, SLG: 0.359		0-0 4-3		0-3 K		0-0 5-3		0-0 P4		4	0	0	0	0	1	4				
Snuffy Stirrweiss, R OBP: 0.339, SLG: 0.246 Les Moss, R OBP: 0.348, SLG: 0.362		0-0 1-3			0-0 6-3		0-0 4-3		0-3 K	3	0	0	0	0	0	0				
Tom Upton, R OBP: 0.332, SLG: 0.260 Roy Stevens, R OBP: 0.289, SLG: 0.312			0-0 F9		4-0 FC5-4 BB		0-0 6-3		0-0 P4	2	0	0	0	1	0	0				
Ned Garver, R OBP: 0.372, SLG: 0.385 Ken Wood, R OBP: 0.315, SLG: 0.460			0-0 6-3		0-0 FC5-4 1-2 1B		0-0 1B 1B		0-0 L5	3	0	1	0	0	0	1				
Inning Stats	R: 0 E: 0 K: 1 S: 6	H: 1 LOB: 1 BB: 0 P: 6	R: 0 E: 0 K: 1 S: 5	H: 0 LOB: 0 BB: 0 P: 5	R: 0 E: 0 K: 1 S: 5	H: 2 LOB: 2 BB: 0 P: 9	R: 0 E: 0 K: 1 S: 5	H: 0 LOB: 1 BB: 1 P: 9	R: 1 E: 0 K: 0 S: 5	H: 3 LOB: 1 BB: 0 P: 5	R: 0 E: 0 K: 1 S: 6	H: 2 LOB: 2 BB: 0 P: 5	R: 0 E: 0 K: 1 S: 6	H: 1 LOB: 1 BB: 0 P: 6	R: 0 E: 0 K: 1 S: 5	H: 0 LOB: 0 BB: 0 P: 5		1B: 8 2B: 1 3B: 0 HR: 0	SF: 0 SAC: 0 DP: 1 HBP: 0	WP: 0 PB: 0 SB: 0 CS: 0
PITCHER Art Houtteman, R ERA: 3.02	IP: 9.0 WLS: W BF: 36 H: 9 R: 1 ER: 1 SO: 8 BB: 1 IBB: 0 HBP: 0 BLK: 0 WP: 0 HR: 0 S: 51 P: 55 ERA: 1.00 WHIP: 1.111															PITCHER				

Batter	1	2	3	4	5	6	7	8	9	AB	R	H	RBI	BB	SO	LOB	BOTTOM			
Johnny Lipon, R OBP: 0.387, SLG: 0.379	0-0 G6-4-3 1B 1B		0-0 SH3 1B	0-0 1-2 2-H 1B 1B		0-0 FC6-4 1B		0-0 F9		5	3	4	1	0	0	0	St. Louis Browns @ Detroit Tigers Briggs Stadium, Detroit, MI Wed Jul 05 1950, 4:33 AM EDT Att: 30,450 - Unknown			
Jerry Priddy, R OBP: 0.373, SLG: 0.385	4-0 G6-4-3 1-2 BB		0-0 SH3	4-0 1-2 2-3 BB		0-0 FC6-4 G4-6-3 1-2 1B		0-0 F4		2	0	0	0	2	0	1				
George Kell, R OBP: 0.442, SLG: 0.526	0-0 G6-4-3 1-2 2-3		0-0 WP E 1B	0-0 F8		0-0 G4-6-3 1-2				4	0	1	1	0	0	6				
Vic Wertz, L OBP: 0.378, SLG: 0.528	0-0 E 1B		0-0 E7 WP 1B	0-0 1-3 2-H 3-H 1B		0-0 SH1-3 1B				4	0	3	3	0	0	1				
Hoot Evers, R OBP: 0.411, SLG: 0.651	0-0 F9 1-3		0-0 F6	0-3 K		0-0 SH1-3				3	0	0	0	0	1	5				
Johnny Groth, R OBP: 0.394, SLG: 0.476		4-0 FC5-4 BB	0-0 5-3		0-0 5-3		0-3 K			3	0	0	0	1	1	3				
Aaron Robinson, L OBP: 0.458, SLG: 0.468		0-3 K		0-0 FC1-5 1B 1B		0-0 F4		4-0 FC6-4 BB		3	0	1	0	1	1	1				
Don Kolloway, R OBP: 0.289, SLG: 0.423		0-0 FC5-4 1-2 1B		0-0 FC1-5 1-2 1B 1B		0-0 IHR		0-0 FC6-4 1-2 1B		4	2	2	1	0	0	3				
Art Houtteman, R OBP: 0.224, SLG: 0.200		0-3 K		0-0 FC1-5 BB 1B 1-2 2-3		0-3 K		0-3 K		4	1	0	0	0	3	3				
Inning Stats	R: 1 E: 0 K: 0 S: 4	H: 2 LOB: 1 BB: 1 P: 8	R: 0 E: 0 K: 2 S: 7	H: 0 LOB: 1 BB: 1 P: 11	R: 1 E: 1 K: 0 S: 6	H: 2 LOB: 2 BB: 0 P: 6	R: 3 E: 0 K: 1 S: 9	H: 4 LOB: 2 BB: 1 P: 13	R: 1 E: 0 K: 1 S: 6	H: 1 LOB: 0 BB: 0 P: 6	R: 0 E: 0 K: 0 S: 3	H: 1 LOB: 0 BB: 0 P: 3	R: 0 E: 0 K: 1 S: 6	H: 1 LOB: 2 BB: 1 P: 10	R: 0 E: 0 K: 1 S: 5	H: 0 LOB: 0 BB: 0 P: 5		1B: 10 2B: 0 3B: 0 HR: 1	SF: 0 SAC: 2 DP: 2 HBP: 0	WP: 1 PB: 0 SB: 0 CS: 0
PITCHER Ned Garver, R ERA: 3.92	IP: 8.0 WLS: L BF: 38 H: 11 R: 6 ER: 6 SO: 6 BB: 4 IBB: 0 HBP: 0 BLK: 0 WP: 1 HR: 0 S: 46 P: 62 ERA: 6.75 WHIP: 1.875															PITCHER				

AB	35
R	1
H	9
RBI	1
BB	1
SO	8
LOB	10



WP	0	PA	36
PB	0		
SB	0		
CS	0		

AB	32
R	6
H	11
RBI	6
BB	4
SO	6
LOB	23



WP	1	PA	38
PB	0		
SB	0		
CS	0		

Batter	1	2	3	4	5	6	7	8	9	AB	R	H	RBI	BB	SO	LOB	TOP					
Dale Mitchell, L (1, 7) OBP: 0.364, SLG: 0.369	0-0 4-3		0-3 K			0-0 F7 2B		0-0 G3		4	0	1	0	0	1	0	Cleveland Indians @ Detroit Tigers Briggs Stadium, Detroit, MI Fri Jul 07 1950, 4:33 AM EDT Att: 55,145 - Unknown livebaseballscorecards.com					
Bob Kennedy, R (1, 9) OBP: 0.383, SLG: 0.461	0-0 L6		4-0 BB			0-0 6-3		0-0 F7		3	0	0	0	1	0	1						
Luke Easter, L (1, 3) OBP: 0.402, SLG: 0.566	0-3 K		0-0 1-3			0-0 F7 2-3		0-3 K		4	0	0	0	0	2	2						
Larry Doby, L (1, 8) OBP: 0.478, SLG: 0.544		0-0 4-3		0-0 4-3		0-0 F9			0-0 G6-4-3 1B	4	0	1	0	0	0	1						
Al Rosen, R (1, 5) OBP: 0.402, SLG: 0.651		0-0 F2		0-0 6-3			0-0 BB 2B		0-3 K	4	0	1	0	0	1	1						
Ray Boone, R (1, 6) OBP: 0.436, SLG: 0.504		4-0 HR BB		0-0 1-3			0-0 F4		0-0 G6-4-3 1-2	3	1	0	0	1	0	2						
Joe Gordon, R (1, 4) OBP: 0.307, SLG: 0.353		0-0 1-H HR		0-0 F8		4-0 BB BB				2	1	1	2	1	0	0						
Jim Hegan, R (1, 2) OBP: 0.332, SLG: 0.478		0-3 K		0-0 F9		4-0 BB BB				2	0	0	0	0	1	0						
Alie Clark, R (7, PH) OBP: 0.256, SLG: 0.349				0-0 F9						0	0	0	0	1	0	0						
Bobby Avila, R (7, PR) OBP: 0.409, SLG: 0.359				0-0 K						0	0	0	0	0	0	0						
Ray Murray, R (7, 2) OBP: 0.364, SLG: 0.450										0	0	0	0	0	0	0						
Bob Feller, R (1, 1) OBP: 0.122, SLG: 0.132				0-0 F6		0-3 K				2	0	0	0	0	1	0						
Lou Boudreau, R (7, PH) OBP: 0.346, SLG: 0.352										1	0	0	0	0	0	3						
Al Benton, R (7, 1) OBP: 0.500, SLG: 0.333										0	0	0	0	0	0	0						
Inning Stats	R: 0 E: 0 K: 1 S: 5	H: 0 LOB: 0 BB: 0 P: 5	R: 2 E: 0 K: 1 S: 6	H: 1 LOB: 0 BB: 1 P: 10	R: 0 E: 0 K: 1 S: 5	H: 0 LOB: 1 BB: 1 P: 9	R: 0 E: 0 K: 0 S: 3	H: 0 LOB: 0 BB: 0 P: 3	R: 0 E: 0 K: 1 S: 5	H: 0 LOB: 0 BB: 0 P: 5	R: 0 E: 0 K: 0 S: 4	H: 1 LOB: 1 BB: 0 P: 4	R: 0 E: 0 K: 0 S: 3	H: 1 LOB: 3 BB: 2 P: 11	R: 0 E: 0 K: 1 S: 5	H: 0 LOB: 0 BB: 0 P: 5	R: 0 E: 0 K: 1 S: 5	H: 1 LOB: 0 BB: 0 P: 5	1B: 1 2B: 2 3B: 0 HR: 1	SF: 0 SAC: 0 DP: 2 HBP: 0	WP: 0 PB: 0 SB: 0 CS: 0	PA: 33
PITCHER Ted Gray, L (1, 1) ERA: 3.75	IP: 9.0 WLS: W BF: 33 H: 4 R: 2 ER: 2 SO: 6 BB: 4 IBB: 0 HBP: 0 BLK: 0 WP: 0 HR: 1 S: 41 P: 57 ERA: 2.00 WHIP: 0.889															PITCHER	IP: 9.0 WLS: W BF: 33 H: 4 R: 2 ER: 2 SO: 6 BB: 4 IBB: 0 HBP: 0 BLK: 0 WP: 0 HR: 1 S: 41 P: 57 ERA: 2.00 WHIP: 0.889					

Batter	1	2	3	4	5	6	7	8	9	AB	R	H	RBI	BB	SO	LOB	BOTTOM			
Johnny Lipon, R (1, 6) OBP: 0.384, SLG: 0.374	4-0 HR BB	0-0 F8		0-0 G3		0-0 5-3		0-0 F7		4	1	0	0	1	0	2	Cleveland Indians @ Detroit Tigers Briggs Stadium, Detroit, MI Fri Jul 07 1950, 4:33 AM EDT Att: 55,145 - Unknown livebaseballscorecards.com			
Jerry Priddy, R (1, 4) OBP: 0.377, SLG: 0.398	0-0 1-H HR	0-0 FC5-4 1B		4-0 1B BB		0-3 K				3	1	2	2	1	1	0				
George Kell, R (1, 5) OBP: 0.443, SLG: 0.525	0-0 1B 1B	0-0 FC5-4 1-2		0-0 1-2 2-3 1B			0-0 F7			4	1	2	0	0	0	1				
Vic Wertz, L (1, 9) OBP: 0.373, SLG: 0.521	0-0 F2	0-0 F8		0-0 F8			0-0 G3			4	0	0	0	0	0	5				
Hoot Evers, R (1, 7) OBP: 0.412, SLG: 0.659	0-0 F4		0-0 F8		0-0 HR		4-0 FC6 BB			3	1	1	1	1	0	1				
Johnny Groth, R (1, 8) OBP: 0.392, SLG: 0.471	4-0 1B BB		0-0 4-3		0-3 K		0-0 FC6 1-2			3	1	0	0	1	1	1				
Aaron Robinson, L (1, 2) OBP: 0.454, SLG: 0.462	0-0 1-2 2-H 1B		0-0 F6		0-0 F8			0-0 F8		4	0	1	1	0	0	0				
Don Kolloway, R (1, 3) OBP: 0.301, SLG: 0.433	0-0 1-2 2-H 1B			0-0 1B SH1-4 1B		0-0 F8				4	0	3	1	0	0	0				
Ted Gray, S (1, 1) OBP: 0.244, SLG: 0.189	0-0 1-3			0-0 SH1-4		0-0 F8				2	0	0	0	0	0	2				
Inning Stats	R: 4 E: 0 K: 0 S: 7	H: 4 LOB: 2 BB: 2 P: 15	R: 0 E: 0 K: 0 S: 4	H: 1 LOB: 0 BB: 0 P: 4	R: 0 E: 0 K: 0 S: 3	H: 0 LOB: 0 BB: 0 P: 3	R: 0 E: 0 K: 0 S: 5	H: 2 LOB: 3 BB: 1 P: 9	R: 1 E: 0 K: 1 S: 6	H: 1 LOB: 0 BB: 0 P: 6	R: 0 E: 0 K: 1 S: 5	H: 0 LOB: 0 BB: 1 P: 5	R: 0 E: 0 K: 0 S: 3	H: 0 LOB: 1 BB: 1 P: 7	R: 0 E: 0 K: 0 S: 4	H: 1 LOB: 1 BB: 0 P: 4		1B: 7 2B: 0 3B: 0 HR: 2	SF: 0 SAC: 2 DP: 0 HBP: 0	WP: 0 PB: 0 SB: 1 CS: 0
PITCHER Bob Feller, R (1, 1) ERA: 3.88	IP: 6.0 WLS: L BF: 29 H: 8 R: 5 ER: 5 SO: 2 BB: 3 IBB: 0 HBP: 0 BLK: 0 WP: 0 HR: 2 S: 30 P: 42 ERA: 7.50 WHIP: 1.833															PITCHER Al Benton, R (7, 1) ERA: 4.3	IP: 2.0 WLS: L BF: 8 H: 1 R: 0 ER: 0 SO: 0 BB: 1 IBB: 0 HBP: 0 BLK: 0 WP: 0 HR: 0 S: 7 P: 11 ERA: 0.00 WHIP: 1.000			

Batter	1	2	3	4	5	6	7	8	9	AB	R	H	RBI	BB	SO	LOB	TOP					
Dale Mitchell, L (1, 7) OBP: 0.361, SLG: 0.364	0-0 1-3	0-0 4-3		0-0 F7			0-0 E6 SH2-4 1B		4-0 BB	4	1	0	0	1	0	1						
Bob Kennedy, R (1, 9) OBP: 0.383, SLG: 0.457	4-0 BB BB		0-0 3-1		0-0 F7		0-0 SH2-4		0-0 F8	2	0	0	0	1	0	0						
Thurman Tucker, L (9, PH) OBP: 0.340, SLG: 0.262							2-3			1	0	0	0	0	0	1						
Luke Easter, L (1, 3) OBP: 0.402, SLG: 0.575	0-0 F7		0-0		0-0 G3		0-0		0-3 K	5	1	2	2	0	1	2						
Larry Doby, L (1, 8) OBP: 0.483, SLG: 0.556	4-0 BB BB		0-0		4-0		3-H 4-0 1B		0-3 K	2	1	1	1	3	1	1						
Al Rosen, R (1, 5) OBP: 0.400, SLG: 0.644	4-0 BB BB		0-0		0-0		0-0 FC5-4 BB		0-0 K	3	0	0	0	1	0	3						
Ray Boone, R (1, 6) OBP: 0.431, SLG: 0.496	0-0 5-3		0-0		0-0 6-3					4	0	1	0	0	0	3						
Joe Gordon, R (1, 4) OBP: 0.315, SLG: 0.377		0-0		0-0		0-0		0-0	0-0 F3	4	1	3	1	0	0	1						
Jim Hegan, R (1, 2) OBP: 0.328, SLG: 0.471		0-3 K		0-0 6-3		0-0 F8		0-0	0-0 F5	3	0	0	0	0	1	2						
Bob Lemon, L (8, PH) OBP: 0.347, SLG: 0.438										1	0	0	0	0	0	1						
Ray Murray, R (8, 2) OBP: 0.364, SLG: 0.450										0	0	0	0	0	0	0						
Steve Gromek, S (1, 1) OBP: 0.208, SLG: 0.174		0-0 F7		0-3 K2-3		0-0 FC6-4		0-0	0-0 FC6-4	3	0	0	0	0	1	2						
Jesse Flores, R (7, 1)										0	0	0	0	0	0	0						
Allie Clark, R (8, PH) OBP: 0.256, SLG: 0.345										1	0	0	0	0	0	1						
Marino Pieretti, R (8, 1) OBP: 0.250, SLG: 0.250										0	0	0	0	0	0	0						
Inning Stats	R: 0 E: 0 K: 0 S: 3	H: 0 LOB: 3 BB: 3 P: 15	R: 0 E: 0 K: 1 S: 6	H: 1 LOB: 1 BB: 0 P: 6	R: 2 E: 0 K: 0 S: 5	H: 2 LOB: 0 BB: 0 P: 5	R: 1 E: 0 K: 1 S: 6	H: 1 LOB: 0 BB: 0 P: 6	R: 0 E: 0 K: 0 S: 3	H: 0 LOB: 1 BB: 1 P: 7	R: 0 E: 0 K: 0 S: 4	H: 1 LOB: 1 BB: 0 P: 4	R: 1 E: 1 K: 0 S: 4	H: 1 LOB: 1 BB: 1 P: 8	R: 0 E: 0 K: 0 S: 4	H: 1 LOB: 1 BB: 0 P: 4	R: 0 E: 0 K: 2 S: 7	H: 0 LOB: 1 BB: 1 P: 11	1B: 4 2B: 0 3B: 0 HR: 3	SF: 0 SAC: 1 DP: 1 HBP: 0	WP: 0 PB: 0 SB: 0 CS: 0	PA: 40
PITCHER	IP WLS BF H R ER SO BB IBB HBP BLK WP HR S P ERA WHIP																					
Hal Newhouser, L (1, 1) ERA: 5.03	7.0 W 32 6 4 3 2 5 0 0 0 0 0 3 31 51 3.86 1.571																					
Dizzy Trout, R (8, 1) ERA: 5.37	2.0 S 8 1 0 0 2 1 0 0 0 0 0 0 11 15 0.00 1.000																					

Cleveland Indians @ Detroit Tigers
Briggs Stadium, Detroit, MI
Sat Jul 08 1950, 4:33 AM EDT
Att: 33,239 - Unknown

AB 33
R 4
H 7
RBI 4
BB 6
SO 4
LOB 18



Batter	1	2	3	4	5	6	7	8	9	AB	R	H	RBI	BB	SO	LOB	BOTTOM
Johnny Lipon, R (1, 6) OBP: 0.389, SLG: 0.375	0-0 F6		4-0 1-2 BB			4-0 1B	0-0 E3 2B		2	1	1	1	2	0	0		
Jerry Priddy, R (1, 4) OBP: 0.375, SLG: 0.393	0-0 5-3		0-3 K			0-0 F9	0-0 5-3		4	0	0	0	0	1	4		
George Kell, R (1, 5) OBP: 0.444, SLG: 0.528	0-0 5-3				0-0 F9				4	0	2	1	0	0	0		
Vic Wertz, L (1, 9) OBP: 0.375, SLG: 0.518		0-0 F8		4-0 G6-4-3 BB		0-0 F2	4-0 2B		2	0	0	0	2	0	2		
Hoot Evers, R (1, 7) OBP: 0.410, SLG: 0.656		0-0 F7		0-0 G6-4-3					4	1	1	0	0	0	3		
Johnny Groth, R (1, 8) OBP: 0.393, SLG: 0.475		0-0 4-3			0-0 6-3		0-0 1B	0-0 BB	4	1	2	1	0	0	0		
Aaron Robinson, L (1, 2) OBP: 0.449, SLG: 0.456			0-3 K		0-0 F3		0-0 2B	4-0 BB	2	0	0	0	0	1	0		
Bob Swift, R (6, 2) OBP: 0.328, SLG: 0.245							0-0 E	4-0 1B	1	1	1	1	1	0	0		
Don Kolloway, R (1, 3) OBP: 0.293, SLG: 0.421			0-3 K		0-0 6-3		0-0 F4	0-0 F8	4	0	0	0	0	1	3		
Hal Newhouser, L (1, 1) OBP: 0.273, SLG: 0.233			4-0 BB			0-3 K	4-0 1B	0-0 FC5-4-2	1	0	0	0	1	1	0		
Charlie Keller, L (7, PH) OBP: 0.471, SLG: 0.300									0	1	0	0	1	0	0		
Dizzy Trout, R (8, 1) OBP: 0.304, SLG: 0.350							0-0 E	1-2 2H	1	0	0	0	0	0	2		
Inning Stats	R: 0 E: 0 K: 0 S: 3	H: 0 LOB: 0 BB: 0 P: 3	R: 0 E: 0 K: 3 S: 9	H: 0 LOB: 2 BB: 2 P: 17	R: 0 E: 0 K: 0 S: 2	H: 0 LOB: 0 BB: 1 P: 6	R: 0 E: 0 K: 1 S: 6	H: 1 LOB: 2 BB: 1 P: 10	R: 5 E: 1 K: 0 S: 8	H: 5 LOB: 2 BB: 2 P: 16	R: 0 E: 0 K: 0 S: 3	H: 1 LOB: 1 BB: 1 P: 7	1B: 4 2B: 4 3B: 0 HR: 0	SF: 0 SAC: 0 DP: 2 HBP: 0	WP: 0 PB: 0 SB: 0 CS: 0	PA: 36	
PITCHER	IP WLS BF H R ER SO BB IBB HBP BLK WP HR S P ERA WHIP																
Steve Gromek, R (1, 1) ERA: 4.4	6.1 L 28 5 5 4 4 0 1 0 0 0 0 0 31 51 5.68 1.579																
Jesse Flores, R (7, 1) ERA: 4.67	0.2 4 1 0 0 0 0 1 0 0 0 0 0 3 7 0.00 1.500																
Marino Pieretti, R (8, 1) ERA: 3.45	1.0 4 1 0 0 0 0 1 0 0 0 0 0 3 7 0.00 2.000																

Cleveland Indians @ Detroit Tigers
Briggs Stadium, Detroit, MI
Sat Jul 08 1950, 4:33 AM EDT
Att: 33,239 - Unknown

AB 29
R 5
H 7
RBI 4
BB 7
SO 4
LOB 14



Batter	1	2	3	4	5	6	7	8	9	AB	R	H	RBI	BB	SO	LOB	TOP		
Dale Mitchell, L (1, 7) OBP: 0.367, SLG: 0.368										5	2	3	0	0	0	0	Cleveland Indians @ Detroit Tigers Briggs Stadium, Detroit, MI Sun Jul 09 1950, 4:38 AM EDT Att: 54,299 - Unknown		
Bob Kennedy, R (1, 9) OBP: 0.388, SLG: 0.456										4	1	1	0	1	0	1			
Luke Easter, L (1, 3) OBP: 0.409, SLG: 0.573										4	1	1	1	0	0	3			
Larry Doby, L (1, 8) OBP: 0.477, SLG: 0.544										5	1	2	2	0	0	3			
Al Rosen, R (1, 5) OBP: 0.404, SLG: 0.639										4	0	2	0	0	0	1			
Ray Boone, R (1, 6) OBP: 0.438, SLG: 0.497										4	0	2	1	0	0	0			
Joe Gordon, R (1, 4) OBP: 0.308, SLG: 0.367										4	0	0	0	0	1	4			
Jim Hegan, R (1, 2) OBP: 0.325, SLG: 0.477										4	0	1	0	0	0	4			
Mike Garcia, R (1, 1) OBP: 0.250, SLG: 0.306										1	0	0	0	0	0	0			
Lou Boudreau, R (5, PH) OBP: 0.344, SLG: 0.350										1	0	0	0	0	0	2			
Early Wynn, S (5, 1) OBP: 0.400, SLG: 0.500										2	0	0	0	0	0	1			
Inning Stats	R: 0 E: 0 K: 0 S: 3	H: 1 LOB: 1 BB: 1 P: 7	R: 0 E: 0 K: 0 S: 3	H: 0 LOB: 0 BB: 0 P: 3	R: 0 E: 0 K: 0 S: 3	H: 0 LOB: 0 BB: 0 P: 3	R: 0 E: 0 K: 0 S: 5	H: 2 LOB: 2 BB: 0 P: 5	R: 3 E: 1 K: 0 S: 8	H: 5 LOB: 2 BB: 0 P: 8	R: 2 E: 0 K: 0 S: 6	H: 3 LOB: 1 BB: 0 P: 6	R: 0 E: 0 K: 1 S: 6	H: 1 LOB: 1 BB: 0 P: 6	R: 0 E: 0 K: 0 S: 3	H: 0 LOB: 1 BB: 0 P: 4	1B: 11 2B: 1 3B: 0 HR: 0	SF: 0 SAC: 0 DP: 1 HBP: 1	WP: 0 PA: 40
PITCHER	IP WLS BF H R ER SO BB IBB HBP BLK WP HR S P ERA WHIP																		
Saul Rogovin, R (1, 1) ERA: 4.5	5.1 L 23 7 3 3 0 1 0 0 0 0 0 0 22 26 5.06 1.500																		
Fred Hutchinson, R (6, 1) ERA: 4.93	3.2 17 5 2 2 1 0 0 0 1 0 0 0 18 19 4.91 1.364																		

Batter	1	2	3	4	5	6	7	8	9	AB	R	H	RBI	BB	SO	LOB	BOTTOM		
Johnny Lipon, R (1, 6) OBP: 0.380, SLG: 0.365										4	0	0	0	0	0	3	Cleveland Indians @ Detroit Tigers Briggs Stadium, Detroit, MI Sun Jul 09 1950, 4:38 AM EDT Att: 54,299 - Unknown		
Jerry Priddy, R (1, 4) OBP: 0.375, SLG: 0.400										3	1	1	0	1	1	0			
George Kell, R (1, 5) OBP: 0.436, SLG: 0.518										4	0	0	0	0	0	2			
Vic Wertz, L (1, 9) OBP: 0.369, SLG: 0.508										4	0	1	1	0	0	1			
Hoot Evers, R (1, 7) OBP: 0.412, SLG: 0.648										3	0	1	0	1	1	0			
Johnny Groth, R (1, 8) OBP: 0.390, SLG: 0.467										4	0	0	0	0	1	4			
Don Kolloway, R (1, 3) OBP: 0.304, SLG: 0.431										4	1	1	0	0	0	0			
Bob Swift, R (1, 2) OBP: 0.344, SLG: 0.255										2	0	1	0	1	0	0			
Pat Mullin, L (9, PH) OBP: 0.226, SLG: 0.191										1	0	0	0	0	1	0			
Saul Rogovin, R (1, 1) OBP: 0.111, SLG: 0.111										2	0	1	1	0	0	1			
Fred Hutchinson, L (6, 1) OBP: 0.368, SLG: 0.373										1	0	0	0	0	0	0			
Charlie Keller, L (9, PH) OBP: 0.421, SLG: 0.250										1	0	0	0	0	0	0			
Inning Stats	R: 1 E: 0 K: 1 S: 8	H: 3 LOB: 2 BB: 0 P: 8	R: 0 E: 0 K: 0 S: 4	H: 1 LOB: 1 BB: 0 P: 4	R: 0 E: 0 K: 0 S: 3	H: 0 LOB: 0 BB: 0 P: 3	R: 1 E: 0 K: 0 S: 5	H: 2 LOB: 2 BB: 1 P: 9	R: 0 E: 0 K: 0 S: 3	H: 0 LOB: 2 BB: 2 P: 11	R: 0 E: 0 K: 1 S: 5	H: 0 LOB: 0 BB: 0 P: 5	R: 0 E: 0 K: 1 S: 5	H: 0 LOB: 0 BB: 0 P: 5	R: 0 E: 0 K: 1 S: 5	H: 0 LOB: 0 BB: 0 P: 5	1B: 6 2B: 0 3B: 0 HR: 0	SF: 0 SAC: 0 DP: 0 HBP: 0	WP: 1 PA: 36
PITCHER	IP WLS BF H R ER SO BB IBB HBP BLK WP HR S P ERA WHIP																		
Mike Garcia, R (1, 1) ERA: 4.1	4.0 W 19 6 2 2 1 1 0 0 0 0 0 0 20 24 4.50 1.750																		
Early Wynn, R (5, 1) ERA: 3.66	5.0 W 17 0 0 0 3 2 0 0 0 0 0 0 21 29 0.00 0.400																		

Batter	1	2	3	4	5	6	7	8	9	AB	R	H	RBI	BB	SO	LOB	TOP				
Johnny Lipon, R OBP: 0.380, SLG: 0.369 (1, 6)	5-3	1-3 2-H 3-H 2B		L6			F6		1B F9	5	1	2	2	0	0	1	Detroit Tigers @ Washington Senators Griffith Stadium, Washington, DC Thu Jul 13 1950, 3:33 AM EDT Att: 11,783 - Unknown				
Jerry Priddy, R OBP: 0.370, SLG: 0.397 (1, 4)	F9	K			K		K		1B	5	0	1	0	0	3	3					
George Kell, R OBP: 0.433, SLG: 0.513 (1, 5)	2B	6-3			F7		F2		F9	5	1	1	1	0	0	4					
Vic Wertz, L OBP: 0.370, SLG: 0.508 (1, 9)	1-H 2B			F8				FC BB	5-3	4	0	1	1	1	0	1					
Hoot Evers, R OBP: 0.411, SLG: 0.644 (1, 7)	F8					4-3		FC 1B		4	0	1	0	0	0	2					
Johnny Groth, R OBP: 0.391, SLG: 0.465 (1, 8)					F7		F9		1B	3	1	1	0	1	0	1					
Aaron Robinson, L OBP: 0.442, SLG: 0.443 (1, 2)					F5		L4		K	3	1	0	0	1	1	3					
Don Kolloway, R OBP: 0.302, SLG: 0.427 (1, 3)							6-3		E7 1B	4	1	1	0	0	1	4					
Hal Newhouser, L OBP: 0.270, SLG: 0.235 (1, 1)							6-3		L8	4	0	1	1	0	0	2					
Inning Stats	R: 1 E: 0 K: 0 S: 5	H: 2 LOB: 1 BB: 0 P: 5	R: 2 E: 1 K: 2 S: 9	H: 1 LOB: 2 BB: 2 P: 17	R: 0 E: 0 K: 0 S: 4	H: 1 LOB: 1 BB: 0 P: 4	R: 0 E: 0 K: 0 S: 3	H: 0 LOB: 0 BB: 0 P: 3	R: 0 E: 0 K: 0 S: 3	H: 0 LOB: 0 BB: 0 P: 3	R: 1 E: 1 K: 1 S: 7	H: 2 LOB: 1 BB: 0 P: 7	R: 0 E: 1 K: 1 S: 6	H: 1 LOB: 2 BB: 0 P: 10	R: 1 E: 0 K: 0 S: 5	H: 2 LOB: 1 BB: 0 P: 5	1B: 7 2B: 2 3B: 0 HR: 0	SF: 0 SAC: 1 DP: 0 HBP: 0	WP: 0 PB: 0 SB: 0 CS: 0	PA: 40	
PITCHER	IP WLS BF H R ER SO BB IBB HBP BLK WP HR S P ERA WHIP	IP WLS BF H R ER SO BB IBB HBP BLK WP HR S P ERA WHIP	IP WLS BF H R ER SO BB IBB HBP BLK WP HR S P ERA WHIP	IP WLS BF H R ER SO BB IBB HBP BLK WP HR S P ERA WHIP	IP WLS BF H R ER SO BB IBB HBP BLK WP HR S P ERA WHIP	IP WLS BF H R ER SO BB IBB HBP BLK WP HR S P ERA WHIP	IP WLS BF H R ER SO BB IBB HBP BLK WP HR S P ERA WHIP	IP WLS BF H R ER SO BB IBB HBP BLK WP HR S P ERA WHIP	IP WLS BF H R ER SO BB IBB HBP BLK WP HR S P ERA WHIP	IP WLS BF H R ER SO BB IBB HBP BLK WP HR S P ERA WHIP	IP WLS BF H R ER SO BB IBB HBP BLK WP HR S P ERA WHIP	IP WLS BF H R ER SO BB IBB HBP BLK WP HR S P ERA WHIP	IP WLS BF H R ER SO BB IBB HBP BLK WP HR S P ERA WHIP	IP WLS BF H R ER SO BB IBB HBP BLK WP HR S P ERA WHIP	IP WLS BF H R ER SO BB IBB HBP BLK WP HR S P ERA WHIP	IP WLS BF H R ER SO BB IBB HBP BLK WP HR S P ERA WHIP	IP WLS BF H R ER SO BB IBB HBP BLK WP HR S P ERA WHIP	IP WLS BF H R ER SO BB IBB HBP BLK WP HR S P ERA WHIP	IP WLS BF H R ER SO BB IBB HBP BLK WP HR S P ERA WHIP	IP WLS BF H R ER SO BB IBB HBP BLK WP HR S P ERA WHIP	IP WLS BF H R ER SO BB IBB HBP BLK WP HR S P ERA WHIP
Sandy Consuegra, R ERA: 4.79 (1, 1)	8.0	L	35	7	4	2	5	3	0	0	0	0	0	0	0	0	2.25	1.250			
Joe Haynes, R ERA: 6.31 (9, 1)	0.1		3	2	1	1	0	0	0	0	0	0	0	0	0	0	27.00	6.000			
Rogelio Martinez, R ERA: (9, 1)	0.2		2	0	0	0	0	0	0	0	0	0	0	0	0	0	0.00	0.000			

Batter	1	2	3	4	5	6	7	8	9	AB	R	H	RBI	BB	SO	LOB	BOTTOM			
Eddie Yost, R OBP: 0.418, SLG: 0.448 (1, 5)	F7		F7		K			E6 HR		4	1	0	0	0	1	1	Detroit Tigers @ Washington Senators Griffith Stadium, Washington, DC Thu Jul 13 1950, 3:33 AM EDT Att: 11,783 - Unknown			
Cass Michaels, R OBP: 0.390, SLG: 0.433 (1, 4)	F8			6-3		6-3		1-H HR		4	1	1	2	0	0	0				
Irv Noren, L OBP: 0.394, SLG: 0.475 (1, 8)	F7				2B 1B	4-3		F8		4	0	1	0	0	0	0				
Mickey Vernon, L OBP: 0.374, SLG: 0.321 (1, 3)									1B 1B	4	0	2	0	0	0	0				
Sam Mele, R OBP: 0.371, SLG: 0.448 (1, 9)									BB 1B	4	0	1	0	0	0	2				
Johnny Ostrowski, R OBP: 0.320, SLG: 0.346 (1, 7)									BB BB	2	0	0	0	0	2	0				
Gil Coan, L OBP: 0.170, SLG: 0.449 (9, PR)									G5-4-3 BB	0	0	0	0	0	0	0				
Sam Dente, R OBP: 0.299, SLG: 0.295 (1, 6)										4	0	0	0	0	1	6				
Al Evans, R OBP: 0.299, SLG: 0.300 (1, 2)									1-2	4	0	0	0	0	0	3				
Sandy Consuegra, R OBP: 0.390, SLG: 0.263 (1, 1)										2	0	1	0	0	0	0				
Roberto Ortiz, R OBP: 0.239, SLG: 0.279 (8, PH)										1	0	0	0	0	0	0				
Joe Haynes, R OBP: 0.170, SLG: 0.412 (9, 1)										0	0	0	0	0	0	0				
Rogelio Martinez, R ERA: (9, 1)										0	0	0	0	0	0	0				
Inning Stats	R: 0 E: 0 K: 0 S: 3	H: 0 LOB: 0 BB: 0 P: 3	R: 0 E: 0 K: 0 S: 3	H: 0 LOB: 0 BB: 0 P: 3	R: 0 E: 0 K: 1 S: 7	H: 1 LOB: 3 BB: 1 P: 11	R: 0 E: 0 K: 1 S: 5	H: 0 LOB: 0 BB: 0 P: 5	R: 0 E: 0 K: 0 S: 3	H: 0 LOB: 0 BB: 0 P: 3	R: 0 E: 1 K: 0 S: 5	H: 1 LOB: 0 BB: 0 P: 5	R: 0 E: 0 K: 0 S: 4	H: 2 LOB: 3 BB: 1 P: 8	1B: 4 2B: 1 3B: 0 HR: 1	SF: 0 SAC: 0 DP: 1 HBP: 0	WP: 0 PB: 0 SB: 0 CS: 0	PA: 35		
PITCHER	IP WLS BF H R ER SO BB IBB HBP BLK WP HR S P ERA WHIP	IP WLS BF H R ER SO BB IBB HBP BLK WP HR S P ERA WHIP	IP WLS BF H R ER SO BB IBB HBP BLK WP HR S P ERA WHIP	IP WLS BF H R ER SO BB IBB HBP BLK WP HR S P ERA WHIP	IP WLS BF H R ER SO BB IBB HBP BLK WP HR S P ERA WHIP	IP WLS BF H R ER SO BB IBB HBP BLK WP HR S P ERA WHIP	IP WLS BF H R ER SO BB IBB HBP BLK WP HR S P ERA WHIP	IP WLS BF H R ER SO BB IBB HBP BLK WP HR S P ERA WHIP	IP WLS BF H R ER SO BB IBB HBP BLK WP HR S P ERA WHIP	IP WLS BF H R ER SO BB IBB HBP BLK WP HR S P ERA WHIP	IP WLS BF H R ER SO BB IBB HBP BLK WP HR S P ERA WHIP	IP WLS BF H R ER SO BB IBB HBP BLK WP HR S P ERA WHIP	IP WLS BF H R ER SO BB IBB HBP BLK WP HR S P ERA WHIP	IP WLS BF H R ER SO BB IBB HBP BLK WP HR S P ERA WHIP	IP WLS BF H R ER SO BB IBB HBP BLK WP HR S P ERA WHIP	IP WLS BF H R ER SO BB IBB HBP BLK WP HR S P ERA WHIP	IP WLS BF H R ER SO BB IBB HBP BLK WP HR S P ERA WHIP	IP WLS BF H R ER SO BB IBB HBP BLK WP HR S P ERA WHIP	IP WLS BF H R ER SO BB IBB HBP BLK WP HR S P ERA WHIP	IP WLS BF H R ER SO BB IBB HBP BLK WP HR S P ERA WHIP
Hal Newhouser, L ERA: 4.66 (1, 1)	9.0	W	35	6	2	0	2	1	1	0	0	0	0	0	0	0	0.00	0.778		



Batter	1	2	3	4	5	6	7	8	9	AB	R	H	RBI	BB	SO	LOB	TOP										
Johnny Lipon, R (1, 6) OBP: 0.384, SLG: 0.373										4	0	3	0	0	0	0	Detroit Tigers @ Washington Senators Griffith Stadium, Washington, DC Fri Jul 14, 1950, 3:33 AM EDT Att: 13,394 - Unknown										
Jerry Priddy, R (1, 4) OBP: 0.395, SLG: 0.393										3	0	0	1	1	0	2											
George Kell, R (1, 5) OBP: 0.428, SLG: 0.506										4	0	0	0	0	0	4											
Vic Wertz, L (1, 9) OBP: 0.368, SLG: 0.505										4	0	1	0	0	0	3											
Hoot Evers, R (1, 7) OBP: 0.406, SLG: 0.635										4	1	0	0	0	1	1											
Johnny Groth, R (1, 8) OBP: 0.392, SLG: 0.466										4	0	2	0	0	0	0											
Aaron Robinson, L (1, 2) OBP: 0.434, SLG: 0.433										4	0	0	1	0	0	2											
Don Kolloway, R (1, 3) OBP: 0.301, SLG: 0.422										4	0	1	0	0	0	1											
Fred Hutchinson, L (1, 1) OBP: 0.361, SLG: 0.382										4	1	1	0	0	0	1											
Inning Stats	R: 0 E: 0 K: 0 S: 4	H: 1 LOB: 1 BB: 0 P: 4	R: 1 E: 1 K: 0 S: 4	H: 1 LOB: 0 BB: 0 P: 4	R: 0 E: 0 K: 0 S: 4	H: 1 LOB: 2 BB: 1 P: 8	R: 0 E: 0 K: 1 S: 5	H: 0 LOB: 0 BB: 0 P: 5	R: 1 E: 0 K: 0 S: 5	H: 2 LOB: 1 BB: 0 P: 5	R: 0 E: 0 K: 0 S: 4	H: 1 LOB: 1 BB: 0 P: 4	R: 0 E: 0 K: 0 S: 3	H: 0 LOB: 0 BB: 0 P: 3	R: 0 E: 0 K: 0 S: 4	H: 1 LOB: 1 BB: 0 P: 4		R: 0 E: 0 K: 0 S: 4	H: 1 LOB: 1 BB: 0 P: 4	1B: 7 2B: 1 3B: 0 HR: 0	SF: 0 SAC: 0 DP: 1 HBP: 0	WP: 0 PB: 0 SB: 1 CS: 0	PA: 36				
PITCHER	IP	WLS	BF	H	R	ER	SO	BB	IBB	HBP	BLK	WP	HR	S	P	ERA	WHIP										
Connie Marrero, R (1, 1) ERA: 3.82	8.0	L	32	7	2	1	1	1	0	0	0	0	0	33	37	1.12	1.000										
Mickey Harris, L (9, 1) ERA: 3.26	1.0		4	1	0	0	0	0	0	0	0	0	0	4	4	0.00	1.000										

Batter	1	2	3	4	5	6	7	8	9	AB	R	H	RBI	BB	SO	LOB	BOTTOM										
Eddie Yost, R (1, 5) OBP: 0.413, SLG: 0.442										4	0	0	0	0	0	0	Detroit Tigers @ Washington Senators Griffith Stadium, Washington, DC Fri Jul 14, 1950, 3:33 AM EDT Att: 13,394 - Unknown										
Gil Coan, L (1, 7) OBP: 0.320, SLG: 0.441										4	0	1	0	0	1	0											
Irv Noren, L (1, 8) OBP: 0.392, SLG: 0.471										4	0	1	0	0	0	1											
Mickey Vernon, L (1, 3) OBP: 0.372, SLG: 0.325										4	0	1	0	0	1	2											
Bud Stewart, L (1, 9) OBP: 0.372, SLG: 0.408										4	0	1	0	0	0	2											
Cass Michaels, R (1, 4) OBP: 0.389, SLG: 0.432										3	0	1	0	0	0	1											
Sam Dente, R (1, 6) OBP: 0.299, SLG: 0.295										3	0	1	0	0	0	2											
Al Evans, R (1, 2) OBP: 0.290, SLG: 0.297										2	0	0	0	0	0	2											
Shery Robertson, L (8, PH) OBP: 0.368, SLG: 0.354										1	0	0	0	0	0	0											
Mickey Grasso, F (9, 2) OBP: 0.333, SLG: 0.394										0	0	0	0	0	0	0											
Connie Marrero, R (1, 1) OBP: 0.167, SLG: 0.171										2	0	0	0	0	0	1											
Sam Mele, R (8, PH) OBP: 0.369, SLG: 0.446										1	0	0	0	0	0	0											
Mickey Harris, L (9, 1) OBP: 0.333, SLG: 0.200										0	0	0	0	0	0	0											
Inning Stats	R: 0 E: 0 K: 1 S: 5	H: 0 LOB: 0 BB: 0 P: 5	R: 0 E: 1 K: 0 S: 4	H: 1 LOB: 1 BB: 0 P: 4	R: 0 E: 0 K: 0 S: 3	H: 0 LOB: 0 BB: 0 P: 3	R: 0 E: 0 K: 0 S: 4	H: 1 LOB: 1 BB: 0 P: 4	R: 0 E: 0 K: 0 S: 6	H: 1 LOB: 1 BB: 0 P: 6	R: 0 E: 0 K: 0 S: 3	H: 0 LOB: 0 BB: 0 P: 3	R: 0 E: 0 K: 0 S: 3	H: 0 LOB: 0 BB: 0 P: 3	R: 0 E: 0 K: 0 S: 4	H: 1 LOB: 1 BB: 0 P: 4	R: 0 E: 0 K: 0 S: 4	H: 1 LOB: 1 BB: 0 P: 4	1B: 5 2B: 2 3B: 0 HR: 0	SF: 0 SAC: 0 DP: 2 HBP: 0	WP: 0 PB: 0 SB: 0 CS: 0	PA: 32					
PITCHER	IP	WLS	BF	H	R	ER	SO	BB	IBB	HBP	BLK	WP	HR	S	P	ERA	WHIP										
Fred Hutchinson, R (1, 1) ERA: 4.59	9.0	W	32	6	0	0	2	0	0	0	0	0	0	36	36	0.00	0.667										

AB	35
R	2
H	8
RBI	2
BB	1
SO	1
LOB	14



AB	32
R	0
H	6
RBI	0
BB	0
SO	2
LOB	11



Batter	1	2	3	4	5	6	7	8	9	AB	R	H	RBI	BB	SO	LOB	TOP					
Johnny Lipon, R OBP: 0.383, SLG: 0.370 (1, 6)										3	0	0	0	1	1	1	Detroit Tigers @ Philadelphia Athletics Shibe Park, Philadelphia, PA Sun Jul 16 1950, 3:33 AM EDT Unknown					
Jerry Priddy, R OBP: 0.385, SLG: 0.389 (1, 4)										3	0	0	0	1	0	1						
George Kell, R OBP: 0.429, SLG: 0.508 (1, 5)										3	1	1	0	1	0	1						
Vic Wertz, L OBP: 0.367, SLG: 0.500 (1, 9)										3	0	0	0	1	0	2						
Hoot Evers, R OBP: 0.407, SLG: 0.639 (1, 7)										3	1	1	0	1	0	2						
Johnny Groth, R OBP: 0.393, SLG: 0.466 (1, 8)										4	0	2	0	0	0	2						
Don Kolloway, R OBP: 0.300, SLG: 0.418 (1, 3)										4	0	1	0	0	1	2						
Bob Swift, R OBP: 0.328, SLG: 0.241 (9, PH) Charlie Keller, L OBP: 0.400, SLG: 0.231										3	0	0	0	0	0	0						
Art Houtteman, R OBP: 0.222, SLG: 0.200 (9, PH) Neil Berry, R										3	0	1	0	0	1	0						
Inning Stats	R: 0 E: 0 K: 1 S: 5	H: 0 LOB: 0 BB: 0 P: 5	R: 1 E: 1 K: 1 S: 6	H: 1 LOB: 0 BB: 0 P: 6	R: 0 E: 0 K: 1 S: 5	H: 0 LOB: 1 BB: 1 P: 9	R: 1 E: 0 K: 0 S: 4	H: 2 LOB: 1 BB: 1 P: 8	R: 0 E: 0 K: 0 S: 3	H: 0 LOB: 0 BB: 0 P: 3	R: 0 E: 0 K: 0 S: 3	H: 0 LOB: 2 BB: 2 P: 11	R: 0 E: 0 K: 0 S: 4	H: 1 LOB: 1 BB: 0 P: 4	R: 0 E: 0 K: 0 S: 2	H: 0 LOB: 0 BB: 1 P: 6		R: 0 E: 0 K: 1 S: 7	H: 2 LOB: 2 BB: 0 P: 7	1B: 4 2B: 2 3B: 1 HR: 0	SF: 0 SAC: 0 DP: 2 HBP: 0	WP: 1 PB: 0 SB: 0 CS: 0
PITCHER Alex Kellner, L ERA: 4.95 (1, 1)	IP: 9.0 WLS: W BF: 36 H: 6 R: 2 ER: 1 SO: 4 BB: 5 IBB: 0 HBP: 0 BLK: 0 WP: 1 HR: 0 S: 39 P: 59 ERA: 1.00 WHIP: 1.222															PITCHER	IP: 9.0 WLS: W BF: 36 H: 6 R: 2 ER: 1 SO: 4 BB: 5 IBB: 0 HBP: 0 BLK: 0 WP: 1 HR: 0 S: 39 P: 59 ERA: 1.00 WHIP: 1.222					

Batter	1	2	3	4	5	6	7	8	9	AB	R	H	RBI	BB	SO	LOB	BOTTOM					
Bob Dillinger, R OBP: 0.379, SLG: 0.469 (1, 5)										4	3	3	1	0	0	0	Detroit Tigers @ Philadelphia Athletics Shibe Park, Philadelphia, PA Sun Jul 16 1950, 3:33 AM EDT Unknown					
Wally Moses, L OBP: 0.394, SLG: 0.433 (1, 9) Paul Lehner, L OBP: 0.359, SLG: 0.433 (9, 7)										3	1	1	0	0	0	1						
Elmer Valo, L OBP: 0.397, SLG: 0.394 (1, 7) (9, 9)										2	0	0	0	1	1	1						
Sam Chapman, R OBP: 0.363, SLG: 0.482 (1, 8)										3	1	1	1	1	0	2						
Ferris Fain, L OBP: 0.424, SLG: 0.398 (1, 3)										4	0	1	2	0	0	2						
Billy Hitchcock, R OBP: 0.396, SLG: 0.443 (1, 4)										2	0	0	0	2	1	2						
Kermit Wahl, R OBP: 0.231, SLG: 0.210 (1, 6)										3	0	0	1	0	0	2						
Mike Guerra, R OBP: 0.352, SLG: 0.389 (1, 2)										4	0	1	0	0	0	2						
Alex Kellner, R OBP: 0.250, SLG: 0.256 (1, 1)										3	0	0	0	0	0	2						
Inning Stats	R: 1 E: 0 K: 0 S: 4	H: 2 LOB: 1 BB: 1 P: 8	R: 0 E: 0 K: 0 S: 3	H: 1 LOB: 1 BB: 1 P: 7	R: 0 E: 0 K: 0 S: 3	H: 0 LOB: 0 BB: 0 P: 3	R: 0 E: 0 K: 1 S: 5	H: 0 LOB: 0 BB: 0 P: 5	R: 0 E: 0 K: 0 S: 3	H: 0 LOB: 0 BB: 0 P: 3	R: 0 E: 0 K: 1 S: 8	H: 2 LOB: 2 BB: 0 P: 8	R: 0 E: 0 K: 0 S: 3	H: 0 LOB: 0 BB: 0 P: 3	R: 0 E: 0 K: 0 S: 5	H: 2 LOB: 2 BB: 2 P: 14		R: 3 E: 0 K: 0 S: 5	H: 2 LOB: 2 BB: 2 P: 14	1B: 3 2B: 3 3B: 0 HR: 1	SF: 0 SAC: 2 DP: 2 HBP: 1	WP: 0 PB: 0 SB: 0 CS: 0
PITCHER Art Houtteman, R ERA: 3.33 (1, 1)	IP: 8.0 WLS: L BF: 35 H: 7 R: 5 ER: 5 SO: 2 BB: 2 IBB: 2 HBP: 1 BLK: 0 WP: 0 HR: 1 S: 34 P: 51 ERA: 5.62 WHIP: 1.125															PITCHER	IP: 8.0 WLS: L BF: 35 H: 7 R: 5 ER: 5 SO: 2 BB: 2 IBB: 2 HBP: 1 BLK: 0 WP: 0 HR: 1 S: 34 P: 51 ERA: 5.62 WHIP: 1.125					

Batter	1	2	3	4	5	6	7	8	9	AB	R	H	RBI	BB	SO	LOB	TOP					
Johnny Lipon, R (1, 6) OBP: 0.383, SLG: 0.375	0-0 4-3 1B 2B	0-0 1-3 2-H 1B							0-0 5-3	5	1	3	0	0	0	0						
Jerry Priddy, R (1, 4) OBP: 0.375, SLG: 0.399	0-0 4-3	0-0 4-3							0-0 F9	3	0	0	0	1	0	3						
George Kell, R (1, 5) OBP: 0.426, SLG: 0.509	0-0 F7								0-0 F5	3	0	1	0	1	0	2						
Vic Wertz, L (1, 9) OBP: 0.369, SLG: 0.494	0-0 1B								0-0 4-3	4	0	1	1	0	0	4						
Hoot Evers, R (1, 7) OBP: 0.406, SLG: 0.636	0-0 1-3								0-0 L9	3	1	1	0	1	0	2						
Johnny Groth, R (1, 8) OBP: 0.390, SLG: 0.456		4-0 1B F9 BB							0-0 L9	3	1	0	1	1	0	4						
Aaron Robinson, L (1, 2) OBP: 0.432, SLG: 0.433		0-0 1B							0-0 5-3	3	0	1	0	0	0	0						
Bob Swift, R (6, 2) OBP: 0.324, SLG: 0.293		1-3 1B 1B							0-0 5-3	1	0	0	0	0	0	0						
Don Kolloway, R (1, 3) OBP: 0.298, SLG: 0.417		0-0 F9							0-0 L5	4	0	1	1	0	0	1						
Saul Rogovin, R (1, 1) OBP: 0.154, SLG: 0.154		0-0 1B 1-2 1B							0-0 6-3	4	0	1	0	0	0	1						
Inning Stats	R: 1 E: 0 K: 0 S: 5	H: 2 LOB: 1 BB: 0 P: 5	R: 1 E: 0 K: 0 S: 5	H: 3 LOB: 2 BB: 1 P: 9	R: 0 E: 0 K: 0 S: 4	H: 1 LOB: 0 BB: 0 P: 4	R: 0 E: 0 K: 0 S: 3	H: 1 LOB: 0 BB: 3 P: 3	R: 0 E: 0 K: 0 S: 3	H: 0 LOB: 0 BB: 0 P: 15	R: 0 E: 0 K: 0 S: 3	H: 0 LOB: 0 BB: 0 P: 3	R: 0 E: 0 K: 0 S: 4	H: 1 LOB: 1 BB: 0 P: 4	R: 1 E: 1 K: 0 S: 4	H: 1 LOB: 0 BB: 0 P: 4	R: 0 E: 0 K: 0 S: 3	H: 0 LOB: 0 BB: 0 P: 3	1B: 8 2B: 1 3B: 0 HR: 0	SF: 0 SAC: 1 DP: 1 HBP: 0	WP: 0 PB: 0 SB: 0 CS: 0	PA: 38
PITCHER Hank Wyse, R (1, 1) ERA: 6.94	IP: 9.0 WLS: L BF: 38 H: 9 R: 3 ER: 2 SO: 0 BB: 4 IBB: 0 HBP: 0 BLK: 0 WP: 0 HR: 0 S: 34 P: 50 ERA: 2.00 WHIP: 1.444															PITCHER						

Detroit Tigers @ Philadelphia Athletics
Shibe Park, Philadelphia, PA
Mon Jul 17 1950, 3:38 AM EDT
Att: 8,145 - Unknown


AB 33
R 3
H 9
RBI 3
BB 4
SO 0
LOB 17



Batter	1	2	3	4	5	6	7	8	9	AB	R	H	RBI	BB	SO	LOB	BOTTOM					
Bob Dillinger, R (1, 5) OBP: 0.372, SLG: 0.454	0-3 K								0-0 4-3	4	0	0	0	1	2	0						
Elmer Valo, L (1, 9) OBP: 0.408, SLG: 0.409	4-0 BB									3	0	1	0	1	0	2						
Paul Lehner, L (1, 7) OBP: 0.360, SLG: 0.439	0-0 G3-6-3 1-2 1B									4	0	1	0	0	0	2						
Sam Chapman, R (1, 8) OBP: 0.371, SLG: 0.478		0-0 6-3							0-0 P6	2	1	0	0	2	0	0						
Fernis Fain, L (1, 3) OBP: 0.431, SLG: 0.402		0-0 G6-4-3 1B							0-0 L9	3	0	2	0	1	0	2						
Billy Hitchcock, R (1, 4) OBP: 0.394, SLG: 0.424		0-0 G6-4-3 1-2 1B							0-0 L9	3	0	1	0	1	0	2						
Kermit Wahl, R (1, 6) OBP: 0.240, SLG: 0.264									0-0 L8	2	0	0	0	0	0	3						
Barney McCosky, L (6, PH) OBP: 0.345, SLG: 0.368										1	0	0	0	0	0	3						
Pete Suder, R (7, 6) OBP: 0.295, SLG: 0.355										1	0	0	0	0	0	1						
Joe Astroth, R (1, 2) OBP: 0.373, SLG: 0.339									0-0 F9	4	0	2	1	0	0	3						
Hank Wyse, R (1, 1) OBP: 0.200, SLG: 0.167									0-3 K	3	0	0	0	0	1	1						
Carl Scheib, R (9, PH) OBP: 0.179, SLG: 0.250									0-3 K	1	0	0	0	0	1	0						
Inning Stats	R: 0 E: 0 K: 1 S: 4	H: 0 LOB: 0 BB: 1 P: 8	R: 0 E: 0 K: 0 S: 3	H: 1 LOB: 0 BB: 0 P: 3	R: 0 E: 0 K: 0 S: 4	H: 1 LOB: 2 BB: 1 P: 8	R: 0 E: 0 K: 0 S: 4	H: 1 LOB: 3 BB: 2 P: 12	R: 0 E: 0 K: 0 S: 3	H: 0 LOB: 0 BB: 0 P: 3	R: 1 E: 0 K: 0 S: 4	H: 2 LOB: 2 BB: 2 P: 12	R: 0 E: 0 K: 2 S: 8	H: 1 LOB: 1 BB: 0 P: 8	R: 0 E: 0 K: 0 S: 4	H: 1 LOB: 1 BB: 0 P: 4	R: 0 E: 0 K: 1 S: 5	H: 0 LOB: 0 BB: 0 P: 5	1B: 6 2B: 1 3B: 0 HR: 0	SF: 0 SAC: 0 DP: 2 HBP: 0	WP: 0 PB: 0 SB: 0 CS: 0	PA: 37
PITCHER Saul Rogovin, R (1, 1) ERA: 3.6	IP: 9.0 WLS: W BF: 37 H: 7 R: 1 ER: 1 SO: 4 BB: 6 IBB: 0 HBP: 0 BLK: 0 WP: 0 HR: 0 S: 39 P: 63 ERA: 1.00 WHIP: 1.444															PITCHER						

Detroit Tigers @ Philadelphia Athletics
Shibe Park, Philadelphia, PA
Mon Jul 17 1950, 3:38 AM EDT
Att: 8,145 - Unknown


AB 31
R 1
H 7
RBI 1
BB 6
SO 4
LOB 19



Batter	1	2	3	4	5	6	7	8	9	AB	R	H	RBI	BB	SO	LOB	TOP						
Johnny Lipon, R OBP: 0.384, SLG: 0.377 (1, 6)	F7		SH FC2-5 1B	F4		G6-4-3		FC5 2B	1B	5	1	2	4	0	0	3							
Jerry Priddy, R OBP: 0.371, SLG: 0.394 (1, 4)	G4-6-3 1B		FC2-5 1B G3		6-3		K	BB		4	1	1	0	1	1	2							
George Kell, R OBP: 0.426, SLG: 0.512 (1, 5)	G4-6-3		G3 1B		K		F5	FC5		5	0	1	1	0	1	3							
Vic Wertz, L OBP: 0.370, SLG: 0.507 (1, 9)		4-3	G3				4-3		BB FC3-2 BB	4	1	1	2	1	0	1							
Pat Mullin, L OBP: 0.236, SLG: 0.204 (9, 9)			2-3 3-H		HR					0	0	0	0	0	0	0							
Hoot Evers, R OBP: 0.415, SLG: 0.651 (1, 7)			5-3						SH1-3 1B	4	2	3	0	1	0	1							
					BB				FC3-2 BB														
Johnny Groth, R OBP: 0.394, SLG: 0.453 (1, 8)	K				F4			SH1-3	BB FC3-2 1B	2	1	0	0	2	1	1							
					BB				1-2 2-3														
Aaron Robinson, L OBP: 0.436, SLG: 0.429 (1, 2)	FC6-4 BB				2B		F9	2B	FC3-2 BB 1B	3	2	1	1	2	0	5							
					BB				1-2 2-3 3-H														
Don Kolloway, R OBP: 0.309, SLG: 0.432 (1, 3)	FC6-4							F2	F9	5	0	2	1	0	0	5							
					2B																		
Dizzy Trout, R OBP: 0.333, SLG: 0.391 (1, 1)										3	1	1	0	1	1	3							
Fred Hutchinson, L OBP: 0.381, SLG: 0.393 (8, 1)			FC2-5 SH BB		5-3				1B	0	0	0	0	1	0	0							
Hal White, R OBP: 0.077, SLG: 0.077 (9, 1)									2B	0	0	0	0	0	0	0							
									1-2 2-3														
Inning Stats	R: 0 E: 0 K: 0 S: 3	H: 1 LOB: 0 BB: 0 P: 3	R: 0 E: 0 K: 1 S: 6	H: 1 LOB: 2 BB: 1 P: 10	R: 2 E: 1 K: 0 S: 5	H: 1 LOB: 1 BB: 1 P: 9	R: 0 E: 0 K: 0 S: 4	H: 1 LOB: 2 BB: 1 P: 8	R: 1 E: 0 K: 1 S: 7	H: 2 LOB: 2 BB: 1 P: 11	R: 0 E: 0 K: 1 S: 5	H: 1 LOB: 0 BB: 0 P: 5	R: 0 E: 0 K: 1 S: 5	H: 0 LOB: 0 BB: 0 P: 5	R: 3 E: 0 K: 0 S: 7	H: 4 LOB: 2 BB: 1 P: 11	R: 3 E: 0 K: 0 S: 3	H: 1 LOB: 2 BB: 4 P: 19	1B: 8 2B: 3 3B: 0 HR: 1	SF: 0 SAC: 2 DP: 2 HBP: 0	WP: 0 PB: 0 SB: 1 CS: 0	PA: 46	
PITCHER	IP WLS BF H R ER SO BB IBB HBP BLK WP HR S P ERA WHIP	IP WLS BF H R ER SO BB IBB HBP BLK WP HR S P ERA WHIP	IP WLS BF H R ER SO BB IBB HBP BLK WP HR S P ERA WHIP	IP WLS BF H R ER SO BB IBB HBP BLK WP HR S P ERA WHIP	IP WLS BF H R ER SO BB IBB HBP BLK WP HR S P ERA WHIP	IP WLS BF H R ER SO BB IBB HBP BLK WP HR S P ERA WHIP	IP WLS BF H R ER SO BB IBB HBP BLK WP HR S P ERA WHIP	IP WLS BF H R ER SO BB IBB HBP BLK WP HR S P ERA WHIP	IP WLS BF H R ER SO BB IBB HBP BLK WP HR S P ERA WHIP	IP WLS BF H R ER SO BB IBB HBP BLK WP HR S P ERA WHIP	IP WLS BF H R ER SO BB IBB HBP BLK WP HR S P ERA WHIP	IP WLS BF H R ER SO BB IBB HBP BLK WP HR S P ERA WHIP	IP WLS BF H R ER SO BB IBB HBP BLK WP HR S P ERA WHIP	IP WLS BF H R ER SO BB IBB HBP BLK WP HR S P ERA WHIP	IP WLS BF H R ER SO BB IBB HBP BLK WP HR S P ERA WHIP	IP WLS BF H R ER SO BB IBB HBP BLK WP HR S P ERA WHIP	IP WLS BF H R ER SO BB IBB HBP BLK WP HR S P ERA WHIP	IP WLS BF H R ER SO BB IBB HBP BLK WP HR S P ERA WHIP	IP WLS BF H R ER SO BB IBB HBP BLK WP HR S P ERA WHIP	IP WLS BF H R ER SO BB IBB HBP BLK WP HR S P ERA WHIP	IP WLS BF H R ER SO BB IBB HBP BLK WP HR S P ERA WHIP	IP WLS BF H R ER SO BB IBB HBP BLK WP HR S P ERA WHIP	IP WLS BF H R ER SO BB IBB HBP BLK WP HR S P ERA WHIP

Detroit Tigers @ Boston Red Sox
Fenway Park, Boston, MA
Wed Jul 19 1950, 3:33 AM EDT
Att: 20,778 - Unknown


AB 35
R 9
H 12
RBI 9
BB 9
SO 4
LOB 24





Batter	1	2	3	4	5	6	7	8	9	AB	R	H	RBI	BB	SO	LOB	BOTTOM						
Billy Goodman, L OBP: 0.400, SLG: 0.461 (1, 7)	1B G3 BB		FC4-6 1-2 FC4-6		1-3		FC1-6 BB		1B	3	1	1	0	2	0	3							
6 Johnny Pesky, L OBP: 0.435, SLG: 0.404 (1, 5)	G3		FC4-6 1-2				FC1-6 1-2		1B	5	1	2	1	0	0	3							
Dom DiMaggio, R OBP: 0.414, SLG: 0.419 (1, 8)	L5		6-3				F4		1B	5	0	1	1	0	1	5							
									1-2 2-H														
Vern Stephens, R OBP: 0.371, SLG: 0.559 (1, 6)					F3		F5		P4	5	0	1	0	0	0	4							
Walt Dropo, R OBP: 0.407, SLG: 0.658 (1, 3)	1-3									4	1	2	1	1	1	2							
Bobby Doerr, R OBP: 0.378, SLG: 0.495 (1, 4)			F8		FC6-4 1-2		5-3		G3	5	1	1	2	0	0	3							
Al Zarilla, L OBP: 0.421, SLG: 0.466 (1, 9)			6-3		4-3					4	0	1	0	0	1	1							
Birdie Tebbetts, R OBP: 0.403, SLG: 0.497 (1, 2)			5-3				F7		F9	4	1	1	0	0	0	1							
Willard Nixon, L OBP: 0.400, SLG: 0.400 (1, 1)										3	0	2	0	0	0	0							
Gordie Mueller, R ERA: 5.19 (8, 1)										0	0	0	0	0	0	0							
Dick Littlefield, L ERA: 4.55 (9, 1)										0	0	0	0	0	0	0							
Tom Wright, L OBP: 0.343, SLG: 0.358 (9, PH)			FC4-6 1B							1	0	0	0	0	0	0							
Inning Stats	R: 0 E: 0 K: 0 S: 4	H: 1 LOB: 2 BB: 1 P: 8	R: 0 E: 0 K: 0 S: 3	H: 0 LOB: 0 BB: 0 P: 3	R: 0 E: 0 K: 0 S: 4	H: 1 LOB: 1 BB: 0 P: 4	R: 0 E: 0 K: 0 S: 3	H: 0 LOB: 1 BB: 1 P: 7	R: 1 E: 0 K: 1 S: 8	H: 3 LOB: 2 BB: 0 P: 8	R: 0 E: 0 K: 1 S: 6	H: 1 LOB: 1 BB: 0 P: 6	R: 0 E: 0 K: 0 S: 3	H: 0 LOB: 1 BB: 1 P: 7	R: 2 E: 0 K: 1 S: 7	H: 2 LOB: 0 BB: 0 P: 7	R: 2 E: 0 K: 0 S: 7	H: 4 LOB: 2 BB: 0 P: 7	1B: 11 2B: 0 3B: 0 HR: 1	SF: 0 SAC: 0 DP: 0 HBP: 0	WP: 0 PB: 0 SB: 0 CS: 0	PA: 42	
PITCHER	IP WLS BF H R ER SO BB IBB HBP BLK WP HR S P ERA WHIP	IP WLS BF H R ER SO BB IBB HBP BLK WP HR S P ERA WHIP	IP WLS BF H R ER SO BB IBB HBP BLK WP HR S P ERA WHIP	IP WLS BF H R ER SO BB IBB HBP BLK WP HR S P ERA WHIP	IP WLS BF H R ER SO BB IBB HBP BLK WP HR S P ERA WHIP	IP WLS BF H R ER SO BB IBB HBP BLK WP HR S P ERA WHIP	IP WLS BF H R ER SO BB IBB HBP BLK WP HR S P ERA WHIP	IP WLS BF H R ER SO BB IBB HBP BLK WP HR S P ERA WHIP	IP WLS BF H R ER SO BB IBB HBP BLK WP HR S P ERA WHIP	IP WLS BF H R ER SO BB IBB HBP BLK WP HR S P ERA WHIP	IP WLS BF H R ER SO BB IBB HBP BLK WP HR S P ERA WHIP	IP WLS BF H R ER SO BB IBB HBP BLK WP HR S P ERA WHIP	IP WLS BF H R ER SO BB IBB HBP BLK WP HR S P ERA WHIP	IP WLS BF H R ER SO BB IBB HBP BLK WP HR S P ERA WHIP	IP WLS BF H R ER SO BB IBB HBP BLK WP HR S P ERA WHIP	IP WLS BF H R ER SO BB IBB HBP BLK WP HR S P ERA WHIP	IP WLS BF H R ER SO BB IBB HBP BLK WP HR S P ERA WHIP	IP WLS BF H R ER SO BB IBB HBP BLK WP HR S P ERA WHIP	IP WLS BF H R ER SO BB IBB HBP BLK WP HR S P ERA WHIP	IP WLS BF H R ER SO BB IBB HBP BLK WP HR S P ERA WHIP	IP WLS BF H R ER SO BB IBB HBP BLK WP HR S P ERA WHIP	IP WLS BF H R ER SO BB IBB HBP BLK WP HR S P ERA WHIP	IP WLS BF H R ER SO BB IBB HBP BLK WP HR S P ERA WHIP

Detroit Tigers @ Boston Red Sox
Fenway Park, Boston, MA
Wed Jul 19 1950, 3:33 AM EDT
Att: 20,778 - Unknown

AB 39
R 5
H 12
RBI 5
BB 3
SO 3
LOB 22



Batter	1	2	3	4	5	6	7	8	9	AB	R	H	RBI	BB	SO	LOB	TOP										
Johnny Lipon, R (1, 6) OBP: 0.384, SLG: 0.377											0	0	0	0	0	0	0	Detroit Tigers @ Boston Red Sox Fenway Park, Boston, MA Thu Jul 20 1950, 3:33 AM EDT Att: 9,584 - Unknown livebaseballscorecards.com									
Jerry Priddy, R (1, 4) OBP: 0.371, SLG: 0.394											0	0	0	0	0	0	0										
George Kell, R (1, 5) OBP: 0.426, SLG: 0.512											0	0	0	0	0	0	0										
Pat Mullin, L (1, 9) OBP: 0.236, SLG: 0.204											0	0	0	0	0	0	0										
Hoot Evers, R (1, 7) OBP: 0.415, SLG: 0.651											0	0	0	0	0	0	0										
Johnny Groth, R (1, 8) OBP: 0.394, SLG: 0.453											0	0	0	0	0	0	0										
Aaron Robinson, L (1, 2) OBP: 0.436, SLG: 0.429											0	0	0	0	0	0	0										
Don Kolloway, R (1, 3) OBP: 0.309, SLG: 0.432											0	0	0	0	0	0	0										
Art Houtteman, R (1, 1) OBP: 0.222, SLG: 0.200											0	0	0	0	0	0	0										
Inning Stats											1B: 0	SF: 0	WP: 0	PA: 0	2B: 0	SAC: 0	FB: 0		3B: 0	DP: 0	SB: 0	CS: 0	HR: 0	HBP: 0			
PITCHER Walt Masterson, R (1, 1) ERA: 5.61	IP	WLS	BF	H	R	ER	SO	BB	IBB	HBP	BLK	WP	HR	S	P	ERA	WHIP	PITCHER									
	0.0		0	0	0	0	0	0	0	0	0	0	0	0	0	∞	∞										

Batter	1	2	3	4	5	6	7	8	9	AB	R	H	RBI	BB	SO	LOB	BOTTOM										
Billy Goodman, L (1, 7) OBP: 0.400, SLG: 0.461											0	0	0	0	0	0	0	Detroit Tigers @ Boston Red Sox Fenway Park, Boston, MA Thu Jul 20 1950, 3:33 AM EDT Att: 9,584 - Unknown livebaseballscorecards.com									
6 Johnny Pesky, L (1, 5) OBP: 0.435, SLG: 0.404											0	0	0	0	0	0	0										
Dom DiMaggio, R (1, 8) OBP: 0.414, SLG: 0.419											0	0	0	0	0	0	0										
Vern Stephens, R (1, 6) OBP: 0.371, SLG: 0.559											0	0	0	0	0	0	0										
Walt Dropo, R (1, 3) OBP: 0.407, SLG: 0.658											0	0	0	0	0	0	0										
Bobby Doerr, R (1, 4) OBP: 0.378, SLG: 0.495											0	0	0	0	0	0	0										
Al Zarilla, L (1, 9) OBP: 0.421, SLG: 0.466											0	0	0	0	0	0	0										
Matt Batts, R (1, 2) OBP: 0.316, SLG: 0.388											0	0	0	0	0	0	0										
Walt Masterson, R (1, 1) OBP: 0.125, SLG: 0.130											0	0	0	0	0	0	0										
Inning Stats											1B: 0	SF: 0	WP: 0	PA: 0	2B: 0	SAC: 0	FB: 0		3B: 0	DP: 0	SB: 0	CS: 0	HR: 0	HBP: 0			
PITCHER Art Houtteman, R (1, 1) ERA: 3.33	IP	WLS	BF	H	R	ER	SO	BB	IBB	HBP	BLK	WP	HR	S	P	ERA	WHIP	PITCHER									
	0.0	L	0	0	0	0	0	0	0	0	0	0	0	0	0	∞	∞										

Batter	1	2	3	4	5	6	7	8	9	AB	R	H	RBI	BB	SO	LOB	TOP					
Johnny Lipon, R (1, 6) OBP: 0.384, SLG: 0.377	K2-3		L4-3 BB		1B 2B	P2			FC5-4 BB	3	1	1	0	2	1	0						
Jerry Priddy, R (1, 4) OBP: 0.395, SLG: 0.390	E4		L4-3		1B 2B		1-3		K	5	1	1	1	0	1	4						
George Kell, R (1, 5) OBP: 0.420, SLG: 0.509	K			5-3	1B 2B		1-3		FC5-4	5	1	1	3	0	1	3						
Pat Mullin, L (1, 9) OBP: 0.246, SLG: 0.259	K			P6	F7		3-1		P2	5	0	0	0	0	1	4						
Hoot Evers, R (1, 7) OBP: 0.410, SLG: 0.637		P6		BB 1B	1B BB				K	3	0	1	0	1	1	0						
Johnny Groth, R (1, 8) OBP: 0.398, SLG: 0.453		G3 1B		1-2 BB	1-2 2H 1B				5-3	3	0	2	1	1	0	0						
Aaron Robinson, L (1, 2) Frank House, L (8, 2)		G3		K	F9				P4	4	0	0	0	0	1	5						
Don Kolloway, R (1, 3) OBP: 0.317, SLG: 0.446		P3			F9	G6-3 1B			BB FC5-4 1B	4	1	2	0	0	0	1						
Ted Gray, S (1, 1) Marlin Stuart, L (3, 1) Paul Calvert, R (5, 1) Neil Berry, R (9, PH)			K		1B BB	G6-3			FC5-4 BB	1	0	0	0	0	1	0						
Inning Stats	R: 0 E: 1 K: 3 S: 10	H: 0 LOB: 1 BB: 0 P: 10	R: 0 E: 0 K: 0 S: 4	H: 1 LOB: 1 BB: 0 P: 4	R: 0 E: 0 K: 1 S: 4	H: 0 LOB: 0 BB: 1 P: 8	R: 0 E: 0 K: 1 S: 6	H: 1 LOB: 2 BB: 1 P: 10	R: 4 E: 0 K: 0 S: 7	H: 4 LOB: 2 BB: 2 P: 15	R: 0 E: 0 K: 0 S: 3	H: 1 LOB: 0 BB: 0 P: 3	R: 0 E: 0 K: 0 S: 3	H: 0 LOB: 0 BB: 0 P: 3	R: 0 E: 0 K: 1 S: 5	H: 0 LOB: 0 BB: 0 P: 5	R: 1 E: 0 K: 1 S: 6	H: 1 LOB: 2 BB: 2 P: 14	1B: 7 2B: 2 3B: 0 HR: 0	SF: 0 SAC: 0 DP: 2 HBP: 0	WP: 0 PB: 0 SB: 0 CS: 0	PA: 40
PITCHER	IP	WLS	BF	H	R	ER	SO	BB	IBB	HBP	BLK	WP	HR	S	P	ERA	WHIP					
Vic Raschi, R (1, 1) ERA: 4.19	4.2		24	6	4	4	5	4	0	0	0	0	0	30	46	7.71	2.143					
Tom Ferrick, R (5, 1) ERA: 4.17	2.1	W	7	1	0	0	0	0	0	0	0	0	0	7	7	0.00	0.429					
Joe Page, L (8, 1) ERA: 4.58	2.0	S	9	1	1	1	2	2	0	0	0	0	0	11	19	4.50	1.500					

Detroit Tigers @ New York Yankees
Yankee Stadium, Bronx, NY
Fri Jul 21 1950, 3:33 AM EDT
Att: 62,823 - Unknown

AB	34
R	5
H	8
RBI	5
BB	6
SO	7
LOB	18



Batter	1	2	3	4	5	6	7	8	9	AB	R	H	RBI	BB	SO	LOB	BOTTOM				
Gene Woodling, L (1, 7) OBP: 0.401, SLG: 0.424	SH1-3 1B BB	P4	1-2 2-3 BB		1B HR BB		F8	3-1		3	2	0	0	3	0	2					
Phil Rizzuto, R (1, 6) OBP: 0.421, SLG: 0.427	SH1-3		F7		F9		HR			5	1	3	2	0	0	4					
Hank Bauer, R (1, 9) OBP: 0.388, SLG: 0.522	1B 2H	F9	F7		HR 1B		L8	F9		6	2	2	3	0	0	5					
Johnny Mize, L (1, 3) Joe Collins, L (8, 3) OBP: 0.455, SLG: 0.740 OBP: 0.300, SLG: 0.437	BLK 1B	P6		FC3-6 1B	HR		HR			5	2	4	5	0	0	1					
Joe DiMaggio, R (1, 8) OBP: 0.383, SLG: 0.552	BLK 1B		1B 2B	FC3-6 1B	P5		3B 1B			5	2	4	1	0	0	0					
Yogi Berra, L (1, 2) OBP: 0.381, SLG: 0.481	P6		P4	L8		6-3	3B			5	0	1	1	0	0	5					
Bobby Brown, L (1, 5) Billy Johnson, R (8, 5) OBP: 0.330, SLG: 0.324 OBP: 0.374, SLG: 0.398	P5		1B	FC3-6 CS	HR		F7	BB		4	1	1	0	1	0	4					
Jerry Coleman, R (1, 4) OBP: 0.376, SLG: 0.394		E 1B 1B	BB 1B BB	CS	F9		4-3			4	2	2	0	1	0	2					
Vic Raschi, R (1, 1) Tom Ferrick, R (5, 1) Joe Page, L (8, 1) OBP: 0.260, SLG: 0.213 OBP: 0.300, SLG: 0.125 OBP: 0.375, SLG: 0.429	FC6 1B F9		BB 1B		WP 1B BB		4-3		4-3	2	1	1	2	0	0	1					
Inning Stats	R: 2 E: 0 K: 0 S: 6	H: 3 LOB: 2 BB: 1 P: 10	R: 2 E: 1 K: 0 S: 6	H: 2 LOB: 1 BB: 0 P: 6	R: 3 E: 0 K: 0 S: 6	H: 3 LOB: 2 BB: 2 P: 14	R: 0 E: 0 K: 0 S: 4	H: 2 LOB: 1 BB: 0 P: 4	R: 4 E: 0 K: 0 S: 5	H: 2 LOB: 0 BB: 2 P: 13	R: 0 E: 0 K: 0 S: 4	H: 1 LOB: 1 BB: 0 P: 4	R: 3 E: 0 K: 0 S: 7	H: 4 LOB: 2 BB: 1 P: 11	R: 0 E: 0 K: 0 S: 4	H: 1 LOB: 1 BB: 0 P: 4	1B: 13 2B: 2 3B: 1 HR: 2	SF: 0 SAC: 1 DP: 0 HBP: 0	WP: 1 PB: 0 SB: 1 CS: 1	PA: 49	
PITCHER	IP	WLS	BF	H	R	ER	SO	BB	IBB	HBP	BLK	WP	HR	S	P	ERA	WHIP				
Ted Gray, L (1, 1) ERA: 4.12	2.1	L	18	8	7	5	0	2	0	0	1	0	0	16	24	19.29	4.286				
Marlin Stuart, R (3, 1) ERA: 8.22	2.1		12	3	3	3	0	3	0	0	0	1	0	9	21	11.57	2.571				
Paul Calvert, R (5, 1) ERA: 4.39	3.1		18	7	4	4	0	1	0	0	0	0	2	17	21	10.80	2.400				

Detroit Tigers @ New York Yankees
Yankee Stadium, Bronx, NY
Fri Jul 21 1950, 3:33 AM EDT
Att: 62,823 - Unknown

AB	41
R	14
H	18
RBI	14
BB	6
SO	0
LOB	25



Batter	1	2	3	4	5	6	7	8	9	AB	R	H	RBI	BB	SO	LOB	TOP			
Johnny Lipon, R OBP: 0.384, SLG: 0.376										4	1	1	1	1	0	3	<p>Detroit Tigers @ New York Yankees Yankee Stadium, Bronx, NY</p> <p>Sat Jul 22 1950, 3:33 AM EDT Att: 42,685 - Unknown</p> <p>livebaseballscores.com</p> <p>AB 33 R 4 H 7 RBI 4 BB 8 SO 3 LOB 21</p>			
Jerry Priddy, R OBP: 0.372, SLG: 0.389										3	1	1	0	2	0	0				
George Kell, R OBP: 0.420, SLG: 0.514										4	1	1	1	1	0	5				
Pat Mullin, L OBP: 0.257, SLG: 0.258										4	0	1	2	1	1	2				
Hoot Evers, R OBP: 0.407, SLG: 0.630										5	0	1	0	0	0	5				
Johnny Groth, R OBP: 0.396, SLG: 0.449										3	1	0	0	1	0	1				
Don Kolloway, R OBP: 0.315, SLG: 0.439										3	0	0	0	1	0	0				
Aaron Robinson, L OBP: 0.427, SLG: 0.415										2	0	1	0	1	1	0				
Bob Swift, R OBP: 0.333, SLG: 0.305										1	0	1	0	0	0	0				
Hal Newhouser, L OBP: 0.293, SLG: 0.243										1	0	0	0	0	0	3				
Eddie Lake, R (4, PH)										1	0	0	0	0	0	1				
Fred Hutchinson, L OBP: 0.381, SLG: 0.393										0	0	0	0	0	0	0				
Hal White, R OBP: 0.067, SLG: 0.067										2	0	0	0	0	1	1				
Inning Stats	R: 0 E: 0 K: 1 S: 6	H: 1 LOB: 2 BB: 1 P: 10	R: 1 E: 0 K: 0 S: 4	H: 1 LOB: 3 BB: 3 P: 16	R: 0 E: 0 K: 0 S: 3	H: 1 LOB: 0 BB: 0 P: 3	R: 0 E: 0 K: 0 S: 3	H: 0 LOB: 1 BB: 1 P: 7	R: 0 E: 0 K: 0 S: 3	H: 0 LOB: 0 BB: 0 P: 3	R: 0 E: 0 K: 2 S: 9	H: 2 LOB: 2 BB: 2 P: 17	R: 0 E: 0 K: 0 S: 4	H: 1 LOB: 1 BB: 0 P: 4	R: 1 E: 0 K: 0 S: 4	H: 1 LOB: 1 BB: 1 P: 8	1B: 6 2B: 0 3B: 0 HR: 1	SF: 0 SAC: 0 DP: 1 HBP: 0	WP: 0 PB: 0 SB: 0 CS: 0	PA: 41
PITCHER Tommy Byrne, L ERA: 4.59	IP: 9.0 WLS: W BF: 41 H: 7 R: 4 ER: 4 SO: 3 BB: 8 IBB: 0 HBP: 0 BLK: 0 WP: 0 HR: 1 S: 39 P: 71 ERA: 4.00 WHIP: 1.667															PITCHER				

Batter	1	2	3	4	5	6	7	8	9	AB	R	H	RBI	BB	SO	LOB	BOTTOM			
Gene Woodling, L OBP: 0.404, SLG: 0.422										3	1	1	0	1	0	1	<p>Detroit Tigers @ New York Yankees Yankee Stadium, Bronx, NY</p> <p>Sat Jul 22 1950, 3:33 AM EDT Att: 42,685 - Unknown</p> <p>livebaseballscores.com</p> <p>AB 36 R 10 H 12 RBI 9 BB 2 SO 2 LOB 21</p>			
Phil Rizzuto, R OBP: 0.420, SLG: 0.425										4	1	1	0	0	0	3				
Hank Bauer, R OBP: 0.389, SLG: 0.519										5	1	2	1	0	0	2				
Johnny Mize, L OBP: 0.441, SLG: 0.704										4	2	0	0	1	0	4				
Joe Collins, L OBP: 0.306, SLG: 0.437										0	0	0	0	0	0	0				
Joe DiMaggio, R OBP: 0.384, SLG: 0.550										5	4	2	1	0	0	3				
Yogi Berra, L OBP: 0.385, SLG: 0.485										4	0	3	3	0	0	1				
Bobby Brown, L OBP: 0.333, SLG: 0.339										4	1	2	4	0	0	2				
Jerry Coleman, R OBP: 0.376, SLG: 0.393										3	0	1	0	0	1	2				
Tommy Byrne, L OBP: 0.316, SLG: 0.442										4	0	0	0	0	1	3				
Inning Stats	R: 0 E: 0 K: 0 S: 3	H: 0 LOB: 1 BB: 1 P: 7	R: 1 E: 0 K: 2 S: 9	H: 2 LOB: 1 BB: 0 P: 9	R: 4 E: 0 K: 0 S: 8	H: 6 LOB: 2 BB: 0 P: 8	R: 0 E: 0 K: 0 S: 3	H: 0 LOB: 1 BB: 0 P: 4	R: 3 E: 2 K: 0 S: 7	H: 2 LOB: 2 BB: 1 P: 11	R: 2 E: 1 K: 0 S: 6	H: 2 LOB: 1 BB: 0 P: 6	R: 0 E: 0 K: 0 S: 3	H: 0 LOB: 0 BB: 0 P: 3	R: 0 E: 0 K: 0 S: 3	H: 0 LOB: 0 BB: 0 P: 3	1B: 11 2B: 0 3B: 1 HR: 0	SF: 0 SAC: 2 DP: 0 HBP: 1	WP: 0 PB: 0 SB: 0 CS: 0	PA: 41
PITCHER Hal Newhouser, L ERA: 4.98	IP: 3.0 WLS: L BF: 17 H: 8 R: 5 ER: 5 SO: 2 BB: 1 IBB: 0 HBP: 0 BLK: 0 WP: 0 HR: 0 S: 20 P: 24 ERA: 15.00 WHIP: 3.000															PITCHER				
Fred Hutchinson, R ERA: 4.98	IP: 1.0 WLS: L BF: 8 H: 2 R: 3 ER: 1 SO: 0 BB: 1 IBB: 0 HBP: 1 BLK: 0 WP: 0 HR: 0 S: 6 P: 11 ERA: 9.00 WHIP: 3.000																			
Hal White, R ERA: 5.06	IP: 4.0 WLS: L BF: 16 H: 2 R: 2 ER: 0 SO: 0 BB: 0 IBB: 0 HBP: 0 BLK: 0 WP: 0 HR: 0 S: 16 P: 16 ERA: 0.00 WHIP: 0.500																			

Batter	1	2	3	4	5	6	7	8	9	AB	R	H	RBI	BB	SO	LOB	TOP			
Billy Goodman, L OBP: 0.430, SLG: 0.492 (1, 7)										4	0	2	2	1	0	1	Boston Red Sox @ Detroit Tigers Briggs Stadium, Detroit, MI Tue Jul 25 1950, 4:33 AM EDT Att: 54,194 - Unknown			
6 Johnny Pesky, L OBP: 0.442, SLG: 0.410 (1, 5)										4	0	2	0	1	0	1				
Dom DiMaggio, R OBP: 0.411, SLG: 0.437 (1, 8)										5	1	1	1	0	1	6				
Vern Stephens, R OBP: 0.371, SLG: 0.551 (1, 6)										4	1	1	2	1	0	2				
Walt Dropo, R OBP: 0.388, SLG: 0.627 (1, 3)										5	0	0	0	0	3	3				
Bobby Doerr, R OBP: 0.386, SLG: 0.522 (1, 4)										4	1	2	0	1	0	0				
Al Zarilla, L OBP: 0.424, SLG: 0.469 (1, 9)										3	2	0	0	2	0	2				
Birdie Tebbetts, R OBP: 0.403, SLG: 0.505 Matt Batts, R OBP: 0.315, SLG: 0.383 (9, 2)										3	1	1	0	0	1	0				
Willard Nixon, L OBP: 0.333, SLG: 0.333 Walt Masterson, R OBP: 0.320, SLG: 0.125 Chuck Stobbs, L OBP: 0.467, SLG: 0.294 Tom Wright, L OBP: 0.370, SLG: 0.377 Mickey McDermott, L OBP: 0.471, SLG: 0.445 (8, 1)										2	0	0	0	0	2	2				
Inning Stats	R: 2 E: 0 K: 1 S: 7	H: 2 LOB: 0 BB: 7	R: 2 E: 1 K: 1 S: 8	H: 3 LOB: 2 BB: 1 P: 12	R: 0 E: 0 K: 0 S: 4	H: 1 LOB: 1 BB: 0 P: 4	R: 0 E: 1 K: 0 S: 4	H: 0 LOB: 1 BB: 0 P: 4	R: 0 E: 0 K: 1 S: 5	H: 0 LOB: 0 BB: 0 P: 5	R: 0 E: 0 K: 3 S: 10	H: 1 LOB: 3 BB: 2 P: 18	R: 3 E: 0 K: 0 S: 5	H: 2 LOB: 2 BB: 3 P: 17	R: 0 E: 0 K: 1 S: 5	H: 1 LOB: 0 BB: 0 P: 5		1B: 7 2B: 1 3B: 1 HR: 1	SF: 0 SAC: 2 DP: 0 HBP: 0	WP: 0 PA: 44 PB: 0 SB: 0 CS: 0
PITCHER	IP WLS BF H R ER SO BB IBB HBP BLK WP HR S P ERA WHIP																			
Ted Gray, L ERA: 4.3 Hal White, R ERA: 5.04 Marlin Stuart, R ERA: 7.56 Fred Hutchinson, R ERA: 4.95 (1, 1) (2, 1) (8, 1) (9, 1)	1.2 L 25 5 4 3 2 1 0 0 0 0 0 1 14 18 16.20 3.600																			

Batter	1	2	3	4	5	6	7	8	9	AB	R	H	RBI	BB	SO	LOB	BOTTOM			
Johnny Groth, R OBP: 0.402, SLG: 0.461 (1, 8)										4	2	2	0	1	0	0	Boston Red Sox @ Detroit Tigers Briggs Stadium, Detroit, MI Tue Jul 25 1950, 4:33 AM EDT Att: 54,194 - Unknown			
Johnny Lipon, R OBP: 0.387, SLG: 0.376 (1, 6)										3	1	0	1	2	0	1				
George Kell, R OBP: 0.422, SLG: 0.518 (1, 5)										3	2	2	3	2	0	0				
Vic Wertz, L OBP: 0.368, SLG: 0.501 (1, 9)										4	1	0	0	1	0	3				
Hoot Evers, R OBP: 0.415, SLG: 0.630 (1, 7)										4	0	2	0	1	1	1				
Jerry Priddy, R OBP: 0.377, SLG: 0.390 (1, 4)										3	0	2	0	2	1	1				
Aaron Robinson, L OBP: 0.299, SLG: 0.405 Pat Mullin, L OBP: 0.237, SLG: 0.235 Bob Swift, R OBP: 0.333, SLG: 0.295 (1, 2) (7, PH) (8, 2)										3	0	0	0	0	1	4				
Don Kolloway, R OBP: 0.324, SLG: 0.441 (1, 3)										4	0	1	0	1	0	2				
Ted Gray, S ERA: 6.18 Hal White, R ERA: 6.01 Marlin Stuart, R ERA: 7.56 Neil Berry, R ERA: 4.68 Fred Hutchinson, L ERA: 4.68 Eddie Lake, R (1, 1) (2, 1) (8, 1) (9, 1) (9, PH)										0	0	0	0	0	0	0				
Inning Stats	R: 0 E: 0 K: 0 S: 3	H: 0 LOB: 0 BB: 0 P: 3	R: 0 E: 0 K: 0 S: 4	H: 2 LOB: 1 BB: 0 P: 4	R: 0 E: 0 K: 1 S: 6	H: 1 LOB: 1 BB: 0 P: 6	R: 0 E: 0 K: 0 S: 4	H: 1 LOB: 2 BB: 1 P: 8	R: 3 E: 0 K: 2 S: 8	H: 1 LOB: 2 BB: 1 P: 12	R: 3 E: 0 K: 0 S: 5	H: 2 LOB: 3 BB: 3 P: 17	R: 0 E: 0 K: 0 S: 3	H: 0 LOB: 2 BB: 2 P: 11	R: 0 E: 0 K: 2 S: 8	H: 1 LOB: 1 BB: 1 P: 12		1B: 6 2B: 1 3B: 1 HR: 1	SF: 0 SAC: 0 DP: 0 HBP: 0	WP: 3 PA: 45 PB: 0 SB: 1 CS: 1
PITCHER	IP WLS BF H R ER SO BB IBB HBP BLK WP HR S P ERA WHIP																			
Willard Nixon, R ERA: 6.18 Walt Masterson, R ERA: 6.01 Chuck Stobbs, L ERA: 5.9 Mickey McDermott, L ERA: 4.68 (1, 1) (7, 1) (7, 1) (8, 1)	6.1 31 0 0 0 6 3 4 1 0 0 0 1 0 0 4 8.53 1.895																			

Batter	1	2	3	4	5	6	7	8	9	AB	R	H	RBI	BB	SO	LOB	TOP			
Billy Goodman, L (1, 7) OBP: 0.434, SLG: 0.493	0-0 4-3		0-0 G4-3 1B		0-0 FC4-6 1B		4-0 BB		0-0 F7	4	0	2	0	1	0	0	Boston Red Sox @ Detroit Tigers Briggs Stadium, Detroit, MI Wed Jul 26 1950, 4:33 AM EDT Att: 21,792 - Unknown			
6 Johnny Pesky, L (1, 5) OBP: 0.440, SLG: 0.408	0-0 BB 1B		0-0 G4-3 1-2		0-0 FC4-6 1-2 2-3		0-0 F9			4	0	1	0	0	0	5				
Dom DiMaggio, R (1, 8) OBP: 0.410, SLG: 0.433	4-0 1-2 BB		0-0 F9		0-0 F7		0-3 K			3	0	0	0	1	1	4				
Vern Stephens, R (1, 6) OBP: 0.368, SLG: 0.545	0-0 F2			0-0 F8		0-0 5-3		0-0 5-3		4	0	0	0	0	0	2				
Walt Dropo, R (1, 3) OBP: 0.387, SLG: 0.622	0-0 F7			0-0 1-3		4-0 FC5-6-4 BB		0-0 P4		3	0	0	0	1	0	2				
Bobby Doerr, R (1, 4) OBP: 0.390, SLG: 0.531		0-0 HR		4-0 BB		0-0 FC5-6-4 1-2		4-0 BB		2	1	1	1	2	0	1				
Al Zarilla, L (1, 9) OBP: 0.419, SLG: 0.463		0-0 P4		0-0 1-3		0-0 4-3		0-0 G3		4	0	0	0	0	0	3				
Matt Batts, R (1, 2) OBP: 0.319, SLG: 0.386		0-0 F8			0-0 FC3-6 1B		0-0 SH1-4 1B		0-0 P6	4	0	2	0	0	0	0				
Mel Parnell, L (1, 1) OBP: 0.268, SLG: 0.250		0-3 K		0-0 FC3-6 FC4-6 1B		0-0 SH1-4 1-2		0-0 F7	3	0	0	0	0	1	1					
Inning Stats	R: 0 E: 0 K: 0 S: 4	H: 1 LOB: 2 BB: 1 P: 8	R: 1 E: 0 K: 1 S: 6	H: 1 LOB: 0 BB: 0 P: 6	R: 0 E: 0 K: 0 S: 3	H: 1 LOB: 0 BB: 0 P: 3	R: 0 E: 0 K: 0 S: 3	H: 0 LOB: 1 BB: 1 P: 7	R: 0 E: 0 K: 0 S: 5	H: 2 LOB: 2 BB: 0 P: 5	R: 0 E: 0 K: 0 S: 3	H: 0 LOB: 2 BB: 1 P: 7	R: 0 E: 0 K: 1 S: 6	H: 1 LOB: 2 BB: 1 P: 10	R: 0 E: 0 K: 0 S: 3	H: 0 LOB: 0 BB: 0 P: 3		1B: 5 2B: 0 3B: 0 HR: 1	SF: 0 SAC: 1 DP: 1 HBP: 0	WP: 0 PB: 0 SB: 0 CS: 0
PITCHER Art Houtteman, R (1, 1) ERA: 3.29	IP: 9.0 WLS: L BF: 37	H: 6 R: 1 ER: 1 SO: 2	BB: 5 IBB: 0 HBP: 0 BLK: 0	WP: 0 HR: 1 S: 36 P: 56	ERA: 1.00 WHIP: 1.222											ERA: 1.00 WHIP: 1.222				

Batter	1	2	3	4	5	6	7	8	9	AB	R	H	RBI	BB	SO	LOB	BOTTOM					
Johnny Groth, R (1, 8) OBP: 0.397, SLG: 0.455	0-0 1-3			0-0 5-3		0-0 F7		0-0 FC1-6-5 1B		4	0	0	0	0	0	2	Boston Red Sox @ Detroit Tigers Briggs Stadium, Detroit, MI Wed Jul 26 1950, 4:33 AM EDT Att: 21,792 - Unknown					
Johnny Lipon, R (1, 6) OBP: 0.391, SLG: 0.376	4-0 L3 BB			0-0 F8		4-0 BB		0-0 1B		2	0	1	0	2	0	0						
George Kell, R (1, 5) OBP: 0.420, SLG: 0.515	0-0 L3 1-2			0-0 1B		0-0 F9		0-0 6-3		4	0	1	0	0	0	4						
Vic Wertz, L (1, 9) OBP: 0.364, SLG: 0.496		0-0 5-3		0-0 G3		0-0 4-3		0-0 P5		4	0	0	0	0	0	1						
Hoot Evers, R (1, 7) OBP: 0.416, SLG: 0.628		0-0 F7			0-3 K		0-0 1B		0-0 FC5-4 1B	4	0	2	0	0	1	0						
Jerry Priddy, R (1, 4) OBP: 0.376, SLG: 0.394		0-0 F2			0-0 3B		0-0 F8		0-0 F7	4	0	1	0	0	0	2						
Don Kolloway, R (1, 3) OBP: 0.323, SLG: 0.435			0-0 F2		4-0 G4-6-3 BB		0-0 4-3		0-0 FC5-4 1-2	3	0	0	0	1	0	2						
Bob Swift, R (1, 2) OBP: 0.333, SLG: 0.286			0-0 6-3		0-0 G4-6-3			4-0 FC1-6-5 SH1-4 BB		2	0	0	0	1	0	2						
Neil Berry, R (8, PR) Aaron Robinson, L (9, 2) OBP: 0.419, SLG: 0.405					0-0 1-2					0	0	0	0	0	0	0						
Art Houtteman, R (1, 1) OBP: 0.200, SLG: 0.179			0-0 1-3			0-0 B5-3		0-0 SH1-4 1-2		2	0	0	0	0	0	0						
Inning Stats	R: 0 E: 0 K: 0 S: 2	H: 0 LOB: 0 BB: 1 P: 6	R: 0 E: 0 K: 0 S: 3	H: 0 LOB: 0 BB: 0 P: 3	R: 0 E: 0 K: 0 S: 3	H: 0 LOB: 0 BB: 0 P: 3	R: 0 E: 0 K: 0 S: 4	H: 1 LOB: 1 BB: 0 P: 4	R: 0 E: 0 K: 1 S: 5	H: 1 LOB: 1 BB: 1 P: 9	R: 0 E: 0 K: 0 S: 3	H: 0 LOB: 1 BB: 1 P: 7	R: 0 E: 0 K: 0 S: 4	H: 1 LOB: 1 BB: 0 P: 4	R: 0 E: 0 K: 0 S: 4	H: 1 LOB: 2 BB: 1 P: 8	R: 0 E: 0 K: 0 S: 4	H: 1 LOB: 1 BB: 0 P: 4	1B: 4 2B: 1 3B: 1 HR: 0	SF: 0 SAC: 1 DP: 2 HBP: 0	WP: 0 PB: 0 SB: 0 CS: 0	PA: 34
PITCHER Mel Parnell, L (1, 1) ERA: 4.14	IP: 9.0 WLS: W BF: 34	H: 5 R: 0 ER: 0 SO: 1	BB: 4 IBB: 0 HBP: 0 BLK: 0	WP: 0 HR: 0 S: 32 P: 48	ERA: 0.00 WHIP: 1.000											ERA: 0.00 WHIP: 1.000						

Batter	1	2	3	4	5	6	7	8	9	AB	R	H	RBI	BB	SO	LOB	TOP			
Billy Goodman, L OBP: 0.426, SLG: 0.483 (1, 7)	0-0 4-3 ①		0-0 4-3 ③		0-0 F7 ②			0-0 6-3 ②		4	0	0	0	0	0	2	Boston Red Sox @ Detroit Tigers Briggs Stadium, Detroit, MI Thu Jul 27 1950, 4:33 AM EDT Att: 16,059 - Unknown			
6 Johnny Pesky, L OBP: 0.441, SLG: 0.416 (1, 5)	0-0 G4-6-3 1B			0-0 1B 3B	0-0 P4 ③			0-0 G3 ③		4	1	2	0	0	0	1				
Dom DiMaggio, R OBP: 0.411, SLG: 0.434 (1, 8)	0-0 G4-6-3 ①②③ 1-2			0-0 1B 1B	0-0 G6-4-3 1B			0-0 F5 ①		4	0	2	1	0	0	1				
Vern Stephens, R OBP: 0.367, SLG: 0.542 (1, 6)		0-0 G6-4-3 1B		0-0 F7 ①	0-0 G6-4-3 ①②			0-0 6-3 ②		4	0	1	0	0	0	2				
Walt Dropo, R OBP: 0.388, SLG: 0.620 (1, 3)		0-0 ①		0-0 1-3 1B	0-0 6-3 ③			0-0 1B ③		4	0	2	0	0	0	1				
Bobby Doerr, R OBP: 0.389, SLG: 0.528 (1, 4)	0-0 G6-4-3 ①②③ 1-2			0-3 K ②	0-0 G6-3 1B ①②			0-0 5-3 ③		4	0	1	0	0	1	4				
Al Zarilla, L OBP: 0.415, SLG: 0.458 (1, 9)			0-0 1-6-3 ①	0-0 L1 ③				0-0 G6-3 ①② 1-2		3	0	0	0	0	0	3				
Matt Batts, R OBP: 0.314, SLG: 0.378 (1, 2)			0-0 6-3 ②		0-0 F3 ①			0-0 F8 ③		3	0	0	0	0	0	0				
Ellis Kinder, R OBP: 0.189, SLG: 0.231 Jim McDonald, R (6, 1)			0-3 K ②		0-0 1B ①			0-0 F8 ①		2	0	1	0	0	1	0				
Tom Wright, L OBP: 0.366, SLG: 0.372 Dick Littlefield, L (8, 1)										0	0	0	0	0	0	0				
Inning Stats	R: 0 E: 0 K: 0 S: 3	H: 1 LOB: 0 BB: 0 P: 3	R: 0 E: 0 K: 0 S: 3	H: 1 LOB: 0 BB: 0 P: 3	R: 0 E: 1 K: 1 S: 6	H: 0 LOB: 1 BB: 0 P: 6	R: 1 E: 0 K: 1 S: 8	H: 3 LOB: 2 BB: 0 P: 8	R: 0 E: 0 K: 0 S: 4	H: 1 LOB: 0 BB: 0 P: 4	R: 0 E: 0 K: 0 S: 3	H: 1 LOB: 0 BB: 0 P: 3	R: 0 E: 0 K: 0 S: 3	H: 0 LOB: 0 BB: 0 P: 3	R: 0 E: 0 K: 0 S: 4	H: 1 LOB: 1 BB: 0 P: 4	1B: 8 2B: 0 3B: 1 HR: 0	SF: 0 SAC: 0 DP: 4 HBP: 0	WP: 0 PB: 0 SB: 0 CS: 0	PA: 33
PITCHER Dizzy Trout, R ERA: 4.88 (1, 1)	IP: 9.0 WLS: W BF: 33 H: 9 R: 1 ER: 1 SO: 2 BB: 0 IBB: 0 HBP: 0 BLK: 0 WP: 0 HR: 0 S: 37 P: 37 ERA: 1.00 WHIP: 1.000															PITCHER				

AB 33
R 1
H 9
RBI 1
BB 0
SO 2
LOB 14




Batter	1	2	3	4	5	6	7	8	9	AB	R	H	RBI	BB	SO	LOB	BOTTOM			
Johnny Lipon, R OBP: 0.386, SLG: 0.371 (1, 6)	0-0 F7 ①	0-0 F5 ②		0-0 F3 ③		0-0 B1-3 ②		0-0 G5-4-3 ①②③ 1-2		5	0	0	0	0	0	4	Boston Red Sox @ Detroit Tigers Briggs Stadium, Detroit, MI Thu Jul 27 1950, 4:33 AM EDT Att: 16,059 - Unknown			
Jerry Priddy, R OBP: 0.380, SLG: 0.394 (1, 4)	4-0 WP 1B BB	0-3 K ③		0-0 SH1-3 HR 1B	0-0 SH1-3 1B	4-0 PO BB				2	2	1	0	2	1	1				
George Kell, R OBP: 0.417, SLG: 0.511 (1, 5)	0-0 P5 ②		0-0 F7 ①	0-0 SH1-3 1-2	0-0 SH1-3 1-2	0-0 PO 1-2	0-0 F2 ①			3	0	0	0	0	0	1				
Vic Wertz, L OBP: 0.368, SLG: 0.506 (1, 9)	0-0 1B 1-2 1B		0-3 K ②	0-0 HR 2H	0-0 HR 2H	4-0 BB BB	0-0 BB BB			3	2	2	3	1	1	0				
Hoot Evers, R OBP: 0.420, SLG: 0.627 (1, 7)	0-0 1B 1-2 1B		0-0 5-3 ③	1-0 1B F7 HBP	1-0 1B F7 HBP	4-0 BB BB	4-0 BB BB			2	1	1	0	1	0	0				
Johnny Groth, R OBP: 0.401, SLG: 0.457 (1, 8)	0-0 1-3 2H 1B			4-0 1B BB	0-0 1B 1-3 1B	0-0 F8 ②				3	0	2	1	1	0	2				
Aaron Robinson, L OBP: 0.412, SLG: 0.397 (1, 2)	0-0 F2 ③			0-0 P6 ①	0-0 F7 ②	0-0 F7 ③				4	0	0	1	0	0	6				
Don Kolloway, R OBP: 0.326, SLG: 0.436 (1, 3)		0-0 1B ①		0-0 1-2 1B	0-0 K ③	0-3 K ①				4	0	2	0	0	2	1				
Dizzy Trout, R OBP: 0.323, SLG: 0.346 (1, 1)	0-3 K ①			0-0 P5 ②	0-3 K ①	4-0 G5-4-3 BB				3	0	0	0	1	2	3				
Inning Stats	R: 2 E: 0 K: 0 S: 6	H: 3 LOB: 2 BB: 1 P: 10	R: 0 E: 0 K: 2 S: 8	H: 1 LOB: 0 BB: 0 P: 8	R: 0 E: 0 K: 1 S: 5	H: 0 LOB: 0 BB: 0 P: 5	R: 0 E: 0 K: 0 S: 4	H: 1 LOB: 2 BB: 1 P: 8	R: 3 E: 0 K: 1 S: 8	H: 3 LOB: 1 BB: 0 P: 9	R: 0 E: 0 K: 1 S: 4	H: 0 LOB: 0 BB: 1 P: 8	R: 0 E: 0 K: 0 S: 3	H: 0 LOB: 2 BB: 2 P: 11	R: 0 E: 0 K: 1 S: 4	H: 0 LOB: 0 BB: 1 P: 8		1B: 7 2B: 0 3B: 0 HR: 1	SF: 0 SAC: 1 DP: 1 HBP: 1	WP: 1 PB: 0 SB: 0 CS: 0
PITCHER Ellis Kinder, R ERA: 4.85 Jim McDonald, R Dick Littlefield, L ERA: 7.94 (1, 1)	IP: 5.0 WLS: L BF: 26 H: 8 R: 5 ER: 5 SO: 4 BB: 2 IBB: 0 HBP: 0 BLK: 0 WP: 1 HR: 1 S: 31 P: 40 ERA: 9.00 WHIP: 2.000															PITCHER				

AB 29
R 5
H 8
RBI 5
BB 6
SO 6
LOB 18



Batter	1	2	3	4	5	6	7	8	9	AB	R	H	RBI	BB	SO	LOB	TOP										
Eddie Joost, R OBP: 0.377, SLG: 0.383 (1, 6)	G	F		F		F				5	0	0	0	0	0	4	Philadelphia Athletics @ Detroit Tigers Briggs Stadium, Detroit, MI Fri Jul 28 1950, 4:33 AM EDT Att: 37,324 - Unknown										
Wally Moses, L OBP: 0.377, SLG: 0.387 (1, 9)	1B	F		G			K		G	5	0	1	0	0	1	1											
Elmer Valo, L OBP: 0.393, SLG: 0.390 (1, 7)	F		G	G			S		3B	5	1	2	0	0	0	1											
Sam Chapman, R OBP: 0.369, SLG: 0.488 (1, 8)	K		1B	1B		G			1B	4	2	1	1	1	1	2											
Feris Fain, L OBP: 0.432, SLG: 0.412 (1, 3)		1B	1B	1B		F			G	5	2	2	1	0	0	1											
Billy Hitchcock, R OBP: 0.400, SLG: 0.427 (1, 4)		E	1B	S		G				4	1	2	1	1	0	0											
Kermit Wahl, R OBP: 0.252, SLG: 0.294 (1, 5)		E5	K						SH	3	1	2	0	0	1	1											
Joe Astroth, R OBP: 0.402, SLG: 0.348 (1, 2)		FC								2	0	2	1	2	0	0											
Hank Wyse, R OBP: 0.194, SLG: 0.167 (1, 1)										3	0	0	0	0	1	5											
Alex Kellner, R OBP: 0.240, SLG: 0.245 (6, 1)		FC				G1-4-3			F	1	0	0	0	0	0	2											
Bob Hooper, R OBP: 0.163, SLG: 0.262 (8, 1)										0	0	0	0	0	0	0											
Inning Stats	R: 0 E: 0 K: 1 S: 6	H: 1 LOB: 1 BB: 0 P: 6	R: 3 E: 1 K: 0 S: 6	H: 3 LOB: 1 BB: 1 P: 10	R: 2 E: 0 K: 2 S: 10	H: 3 LOB: 2 BB: 1 P: 14	R: 0 E: 0 K: 0 S: 3	H: 0 LOB: 0 BB: 0 P: 3	R: 0 E: 0 K: 0 S: 3	H: 1 LOB: 1 BB: 0 P: 7	R: 0 E: 0 K: 1 S: 6	H: 1 LOB: 1 BB: 0 P: 6	R: 0 E: 0 K: 0 S: 4	H: 1 LOB: 2 BB: 1 P: 8	R: 2 E: 0 K: 0 S: 5	H: 2 LOB: 0 BB: 0 P: 5	1B: 10 2B: 1 3B: 1 HR: 0	SF: 0 SAC: 1 DP: 1 HBP: 0	WP: 0 PB: 0 SB: 3 CS: 0	PA: 42							
PITCHER	IP	WLS	BF	H	R	ER	SO	BB	IBB	HBP	BLK	WP	HR	S	P	ERA	WHIP										
Hal Newhouse, L ERA: 5.12 (1, 1)	2.1		15	6	5	3	1	2	0	0	0	0	0	15	23	11.57	3.429										
Fred Hutchinson, R ERA: 4.78 (3, 1)	4.2		17	3	0	0	3	1	0	0	0	0	0	22	26	0.00	0.857										
Hal White, R ERA: 5.16 (8, 1)	2.0	L	10	3	2	2	0	1	0	0	0	0	0	9	13	9.00	2.000										

AB	37
R	7
H	12
RBI	4
BB	4
SO	4
LOB	17




Batter	1	2	3	4	5	6	7	8	9	AB	R	H	RBI	BB	SO	LOB	BOTTOM										
Johnny Lipon, R OBP: 0.384, SLG: 0.372 (1, 6)	F		G						G	5	0	1	2	0	0	2	Philadelphia Athletics @ Detroit Tigers Briggs Stadium, Detroit, MI Fri Jul 28 1950, 4:33 AM EDT Att: 37,324 - Unknown										
Jerry Priddy, R OBP: 0.380, SLG: 0.393 (1, 4)	G			G	G		FC		1B	4	0	1	0	1	0	1											
George Kell, R OBP: 0.414, SLG: 0.507 (1, 5)	F			G		F	FC		1B	5	0	1	0	0	0	2											
Vic Wertz, L OBP: 0.373, SLG: 0.528 (1, 9)		F		HR		HR	CS		1B	4	3	3	2	1	0	0											
Hoot Evers, R OBP: 0.417, SLG: 0.621 (1, 7)		G		F		F			1B	5	1	1	1	0	0	3											
Johnny Groth, R OBP: 0.405, SLG: 0.465 (1, 8)		G			1B				G	3	1	2	1	1	0	0											
Don Kolloway, R OBP: 0.324, SLG: 0.433 (1, 3)			F		2B				G	4	1	1	0	0	0	2											
Aaron Robinson, L OBP: 0.413, SLG: 0.395 (1, 2)					F				F	1	0	0	0	1	0	2											
Pat Mullin, L OBP: 0.247, SLG: 0.246 (7, PH)										1	0	1	0	0	0	0											
Bob Swift, R OBP: 0.333, SLG: 0.286 (8, 2)							FC			0	0	0	0	0	0	0											
Charlie Keller, L OBP: 0.375, SLG: 0.375 (8, PH)							CS			1	0	0	0	0	0	1											
Frank House, L OBP: 0.375, SLG: 0.375 (8, PH)										0	0	0	0	0	0	0											
Hal Newhouse, L OBP: 0.293, SLG: 0.243 (1, 1)										0	0	0	0	0	0	0											
Fred Hutchinson, L OBP: 0.369, SLG: 0.379 (3, 1)										2	0	0	0	0	0	3											
Neil Berry, R OBP: 0.369, SLG: 0.379 (7, PH)										1	0	0	0	1	1												
Hal White, R OBP: 0.053, SLG: 0.053 (8, 1)										1	0	0	0	0	1	1											
Inning Stats	R: 0 E: 0 K: 0 S: 3	H: 0 LOB: 0 BB: 0 P: 3	R: 0 E: 0 K: 0 S: 3	H: 0 LOB: 0 BB: 0 P: 3	R: 0 E: 0 K: 0 S: 3	H: 0 LOB: 1 BB: 1 P: 7	R: 1 E: 0 K: 0 S: 4	H: 1 LOB: 0 BB: 0 P: 4	R: 2 E: 0 K: 0 S: 5	H: 2 LOB: 1 BB: 1 P: 9	R: 1 E: 0 K: 0 S: 5	H: 2 LOB: 1 BB: 0 P: 5	R: 0 E: 0 K: 1 S: 6	H: 1 LOB: 2 BB: 1 P: 10	R: 2 E: 0 K: 1 S: 8	H: 3 LOB: 1 BB: 0 P: 8	R: 0 E: 0 K: 0 S: 4	H: 2 LOB: 2 BB: 1 P: 8	1B: 6 2B: 2 3B: 1 HR: 2	SF: 0 SAC: 0 DP: 1 HBP: 0	WP: 0 PB: 0 SB: 0 CS: 1	PA: 42					
PITCHER	IP	WLS	BF	H	R	ER	SO	BB	IBB	HBP	BLK	WP	HR	S	P	ERA	WHIP										
Hank Wyse, R ERA: 6.12 (1, 1)	5.2		24	5	4	4	0	2	0	0	0	0	2	22	30	6.35	1.235										
Alex Kellner, L ERA: 4.5 (6, 1)	1.1		7	2	1	1	1	1	0	0	0	0	0	8	12	6.75	2.250										
Bob Hooper, R ERA: 5.22 (8, 1)	2.0	W	10	4	1	1	1	0	1	0	0	0	0	11	15	4.50	2.000										



Batter	1	2	3	4	5	6	7	8	9	AB	R	H	RBI	BB	SO	LOB	TOP
Eddie Joost, R OBP: 0.378, SLG: 0.391 (1, 6)										4	1	1	1	1	1	3	Philadelphia Athletics @ Detroit Tigers Briggs Stadium, Detroit, MI Sat Jul 29 1950, 4:33 AM EDT Att: 12,836 - Unknown
Barney McCosky, L OBP: 0.323, SLG: 0.341 (1, 7)										5	0	1	0	0	1	3	
Elmer Valo, L OBP: 0.393, SLG: 0.388 (1, 9)										4	0	1	1	1	0	1	
Sam Chapman, R OBP: 0.367, SLG: 0.487 (1, 8)										5	1	1	0	0	0	5	
Feris Fain, L OBP: 0.433, SLG: 0.409 (1, 3)										2	1	0	0	2	0	0	
Billy Hitchcock, R OBP: 0.392, SLG: 0.418 (1, 4)										4	0	0	0	0	0	3	
Kermit Wahl, R OBP: 0.261, SLG: 0.295 (1, 5)										3	0	1	2	1	0	1	
Joe Astroth, R OBP: 0.398, SLG: 0.343 (1, 2)										1	0	0	0	0	0	1	
Joe Tipton, R OBP: 0.271, SLG: 0.358 (2, 2)										3	0	1	0	0	0	1	
Bobby Shantz, R OBP: 0.286, SLG: 0.209 (1, 1)										0	0	0	0	0	0	0	
Carl Scheib, R OBP: 0.229, SLG: 0.371 (2, 1)										3	1	1	1	0	0	1	
Hank Wyse, R OBP: 0.194, SLG: 0.167 (7, 1)										0	0	0	0	0	0	0	
Lou Brissie, L OBP: 0.169, SLG: 0.140 (8, 1)										0	0	0	0	0	0	0	
Wally Moses, L OBP: 0.380, SLG: 0.387 (9, PH)										0	1	0	0	1	0	0	
Inning Stats	R: 0 E: 0 K: 0 S: 3	H: 0 LOB: 0 BB: 0 P: 3	R: 2 E: 0 K: 0 S: 4	H: 2 LOB: 0 BB: 1 P: 8	R: 2 E: 0 K: 1 S: 7	H: 2 LOB: 1 BB: 0 P: 7	R: 0 E: 0 K: 0 S: 3	H: 0 LOB: 1 BB: 1 P: 7	R: 0 E: 1 K: 1 S: 7	H: 1 LOB: 3 BB: 1 P: 11	R: 0 E: 0 K: 0 S: 3	H: 0 LOB: 0 BB: 0 P: 3	R: 1 E: 0 K: 0 S: 5	H: 2 LOB: 2 BB: 1 P: 9	1B: 4 2B: 1 3B: 0 HR: 2	SF: 0 SAC: 0 DP: 1 HBP: 0	WP: 0 PA: 40 PB: 0 SB: 0 CS: 0
PITCHER	IP WLS BF H R ER SO BB IBB HBP BLK WP HR S P ERA WHIP																
Ted Gray, L ERA: 4.38 (1, 1)	6.0	25	4	4	4	1	4	0	0	0	0	0	2	23	39	6.00	1.333
Marlin Stuart, R ERA: 6.35 (7, 1)	3.0	W	15	3	1	1	1	1	1	0	0	0	0	15	23	3.00	1.333


AB	34
R	5
H	7
RBI	5
BB	6
SO	2
LOB	19




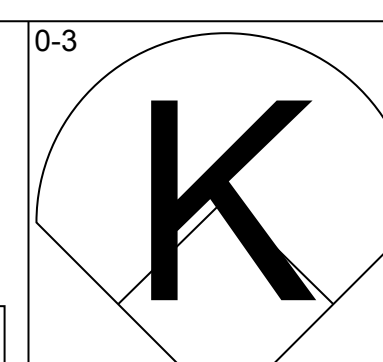
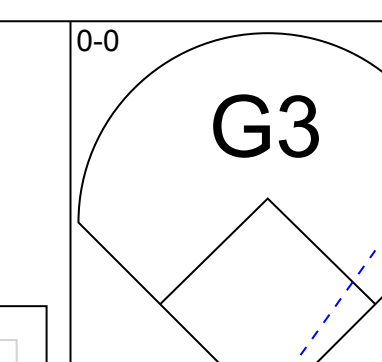
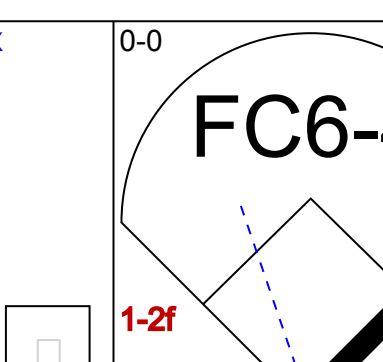
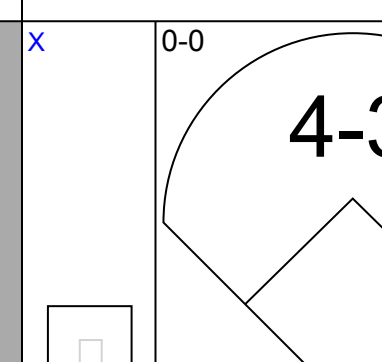
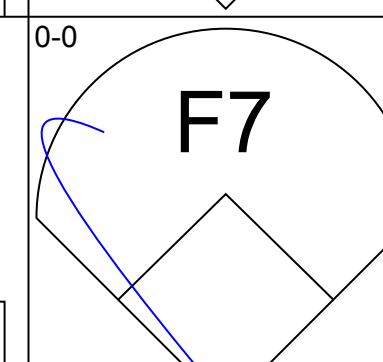
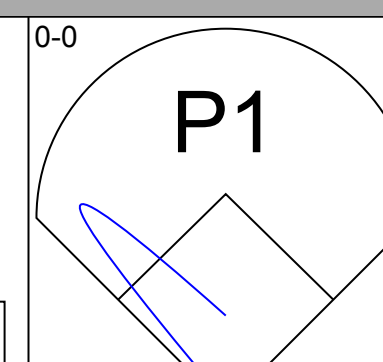
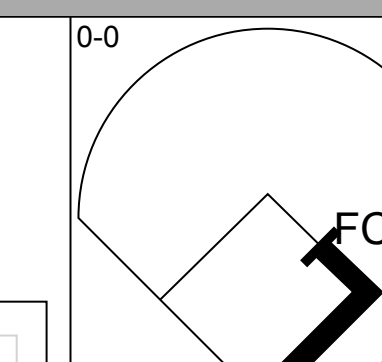
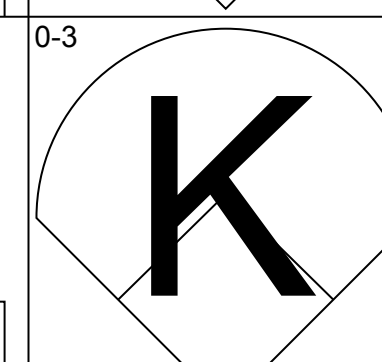
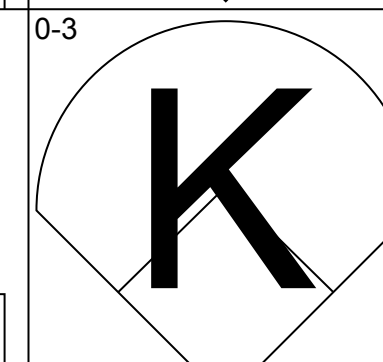
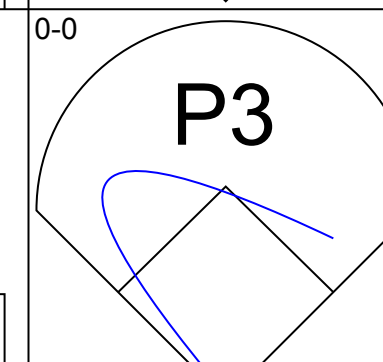
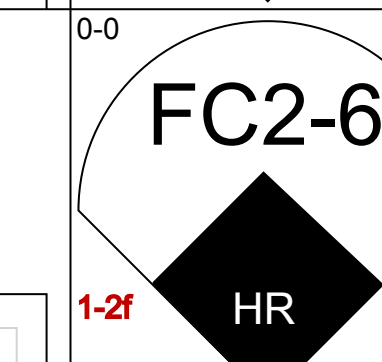
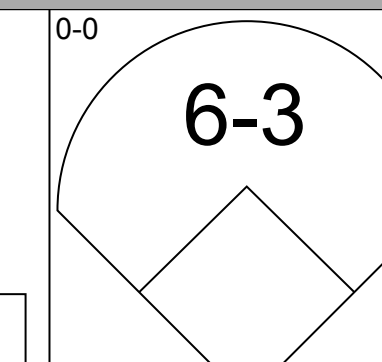
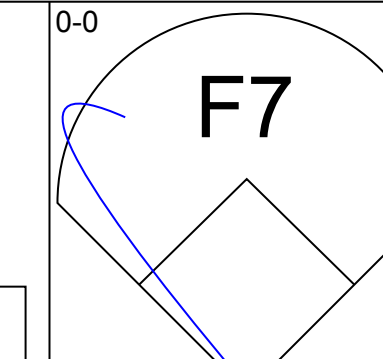
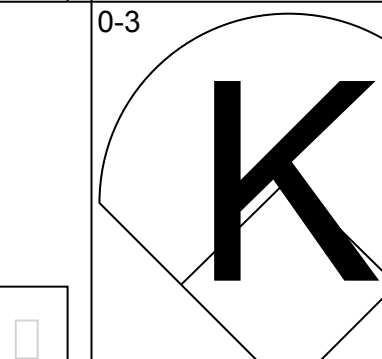
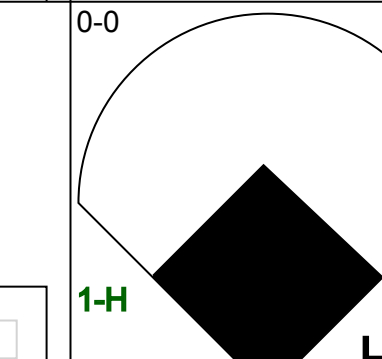
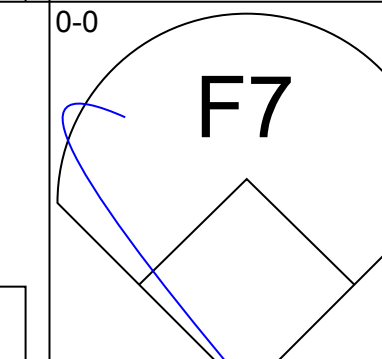
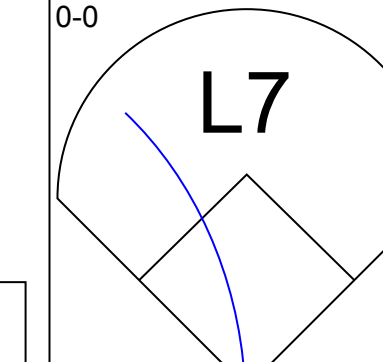
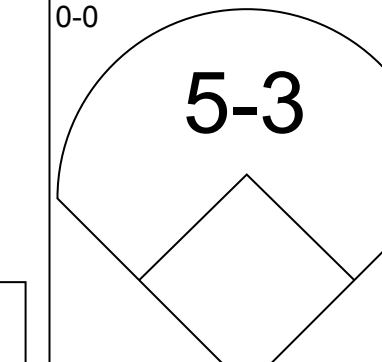
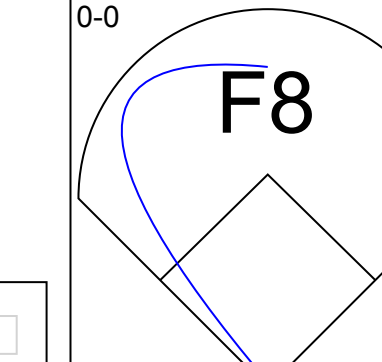
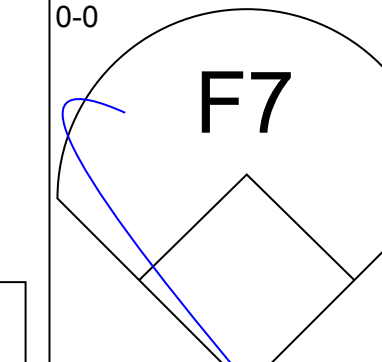
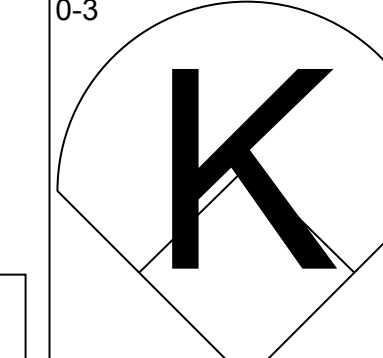
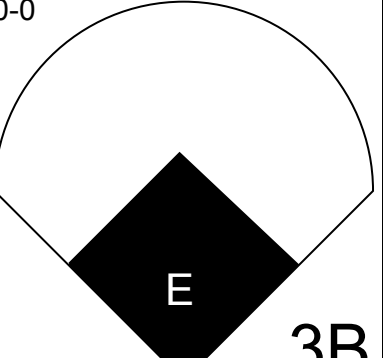
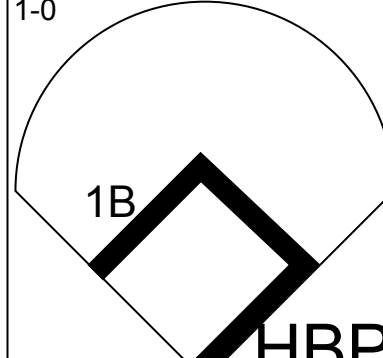
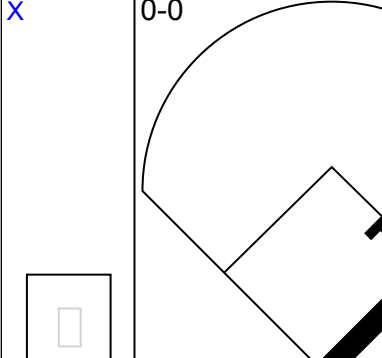
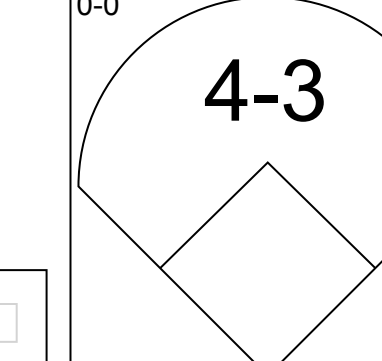
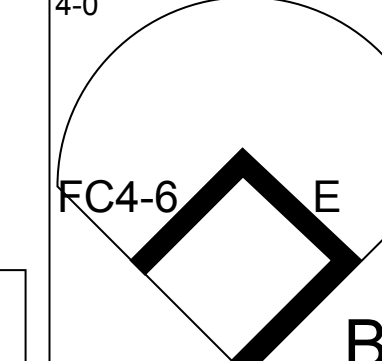
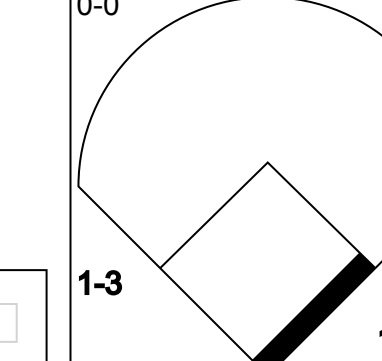
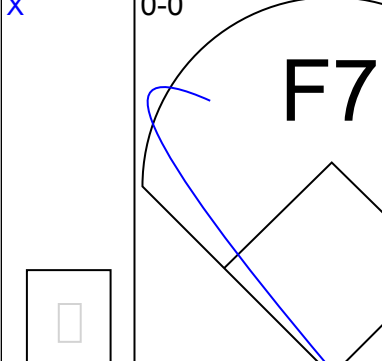
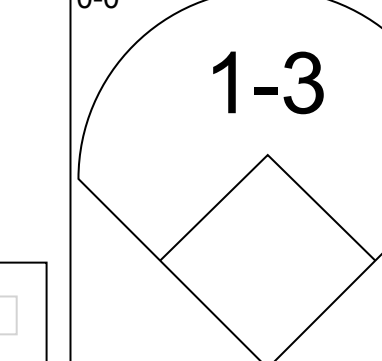
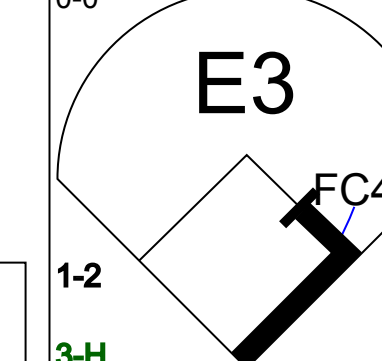
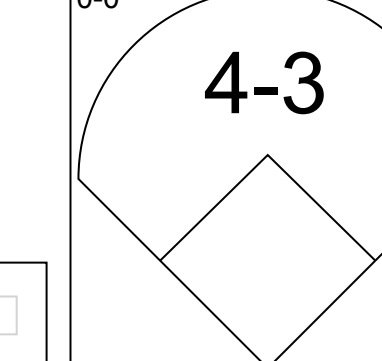
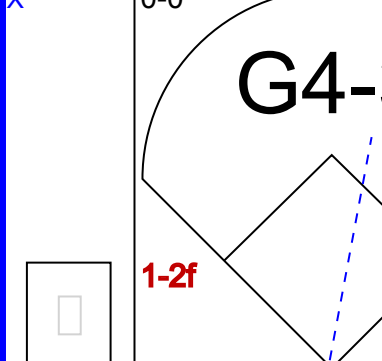
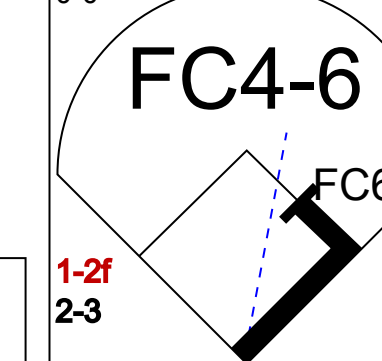
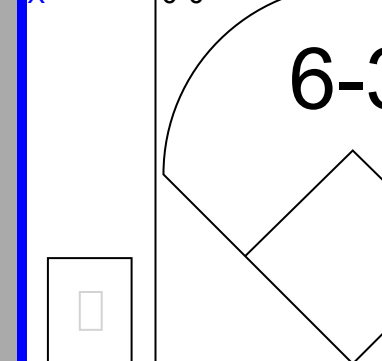
Batter	1	2	3	4	5	6	7	8	9	AB	R	H	RBI	BB	SO	LOB	BOTTOM		
Johnny Lipon, R OBP: 0.384, SLG: 0.370 (1, 6)										4	1	1	1	1	0	4	Philadelphia Athletics @ Detroit Tigers Briggs Stadium, Detroit, MI Sat Jul 29 1950, 4:33 AM EDT Att: 12,836 - Unknown		
Jerry Priddy, R OBP: 0.376, SLG: 0.390 (1, 4)										5	1	1	1	0	1	3			
George Kell, R OBP: 0.416, SLG: 0.511 (1, 5)										5	2	3	2	0	0	2			
Vic Wertz, L OBP: 0.381, SLG: 0.545 (1, 9)										3	2	3	3	2	0	0			
Hoot Evers, R OBP: 0.412, SLG: 0.613 (1, 7)										4	0	0	0	0	0	4			
Johnny Groth, R OBP: 0.407, SLG: 0.467 (1, 8)										5	0	3	0	0	0	2			
Don Kolloway, R OBP: 0.328, SLG: 0.431 (1, 3)										3	0	1	1	1	0	3			
Bob Swift, R OBP: 0.338, SLG: 0.281 (1, 2)										1	0	0	0	1	0	0			
Fred Hutchinson, L OBP: 0.379, SLG: 0.379 (6, PH)										0	0	0	0	1	0	0			
Eddie Lake, R (6, FR)										0	1	0	0	0	0	0			
Aaron Robinson, L OBP: 0.415, SLG: 0.395 (7, 2)										0	0	0	0	1	0	0			
Ted Gray, S OBP: 0.239, SLG: 0.214 (1, 1)										2	0	0	0	0	2	3			
Pat Mullin, L OBP: 0.256, SLG: 0.257 (6, PH)										1	0	1	0	0	0	0			
Marlin Stuart, L ERA: 4.03 (7, 1)										1	1	0	0	0	0	1			
Inning Stats	R: 0 E: 0 K: 0 S: 4	H: 1 LOB: 2 BB: 1 P: 8	R: 0 E: 0 K: 1 S: 5	H: 1 LOB: 2 BB: 2 P: 13	R: 1 E: 0 K: 0 S: 6	H: 3 LOB: 0 BB: 0 P: 6	R: 0 E: 0 K: 1 S: 5	H: 0 LOB: 1 BB: 1 P: 9	R: 1 E: 0 K: 0 S: 5	H: 2 LOB: 1 BB: 0 P: 5	R: 1 E: 1 K: 1 S: 6	H: 1 LOB: 2 BB: 1 P: 10	R: 1 E: 0 K: 0 S: 3	H: 1 LOB: 1 BB: 1 P: 7	R: 4 E: 0 K: 0 S: 7	H: 4 LOB: 1 BB: 1 P: 11	1B: 9 2B: 3 3B: 0 HR: 1	SF: 0 SAC: 1 DP: 1 HBP: 0	WP: 0 PA: 42 PB: 0 SB: 0 CS: 0
PITCHER	IP WLS BF H R ER SO BB IBB HBP BLK WP HR S P ERA WHIP																		
Bobby Shantz, L ERA: 4.78 (1, 1)	1.0		6	3	3	3	4	0	0	0	0	1	26	42	5.40	2.000			
Carl Scheib, R ERA: 7.19 (2, 1)	5.0		24	6	3	3	3	4	0	0	0	0	6	14	27.00	3.750			
Hank Wyse, R ERA: 6.43 (7, 1)	1.1	L	8	3	4	4	0	2	0	0	0	0	6	14	27.00	3.750			
Lou Brissie, L ERA: 4.03 (8, 1)	0.2		4	2	1	1	0	0	0	0	0	0	4	4	13.50	3.000			

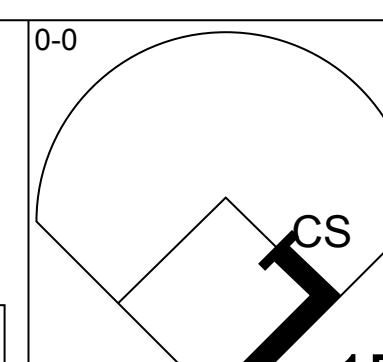
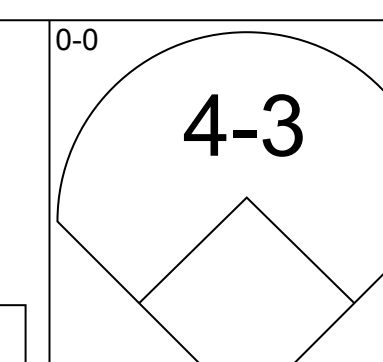
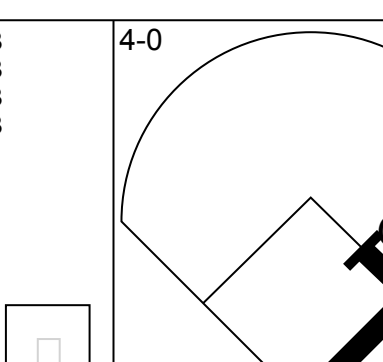
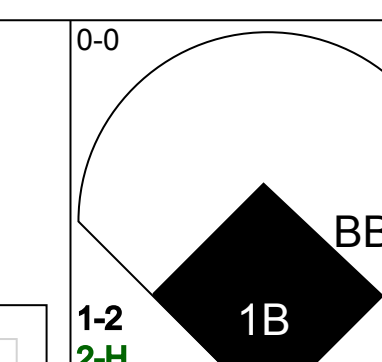
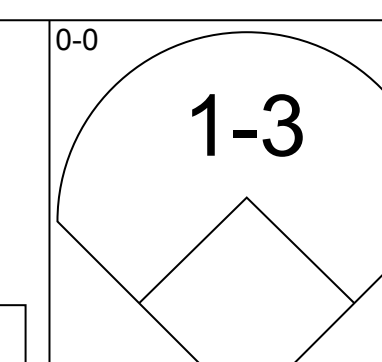
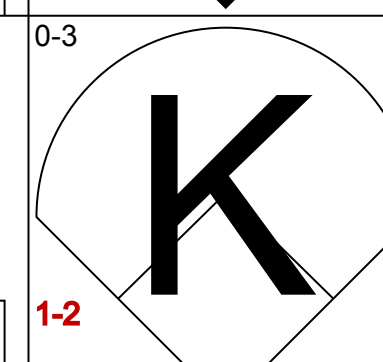
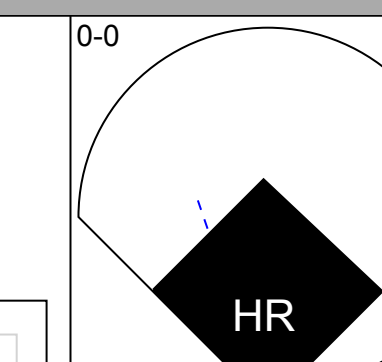
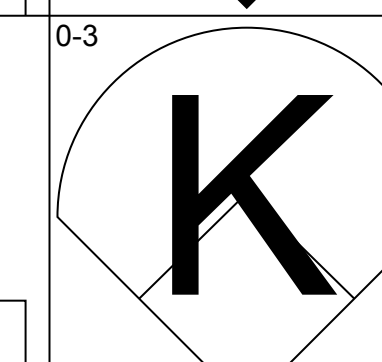
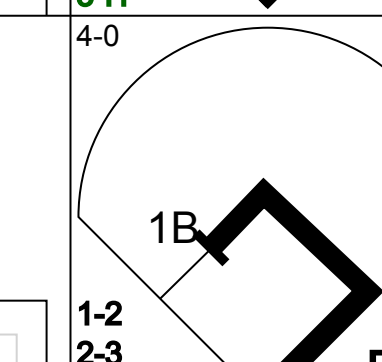
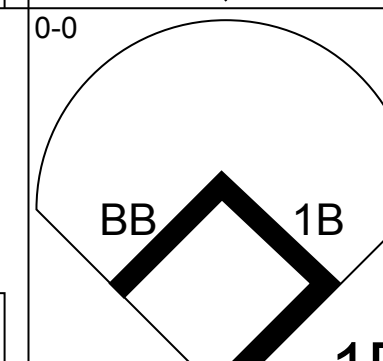
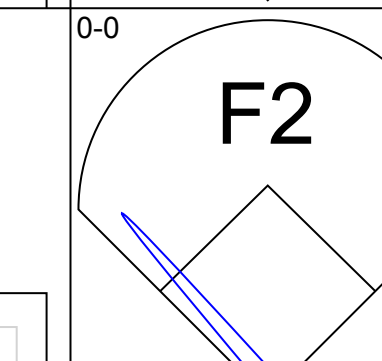
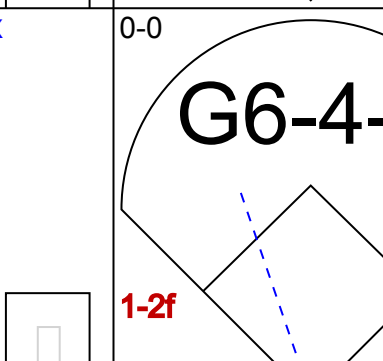
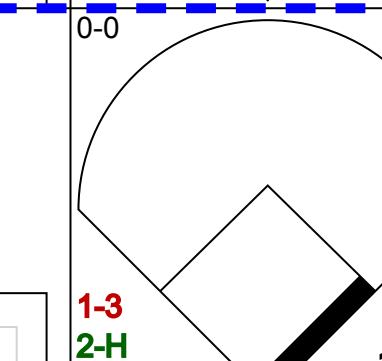
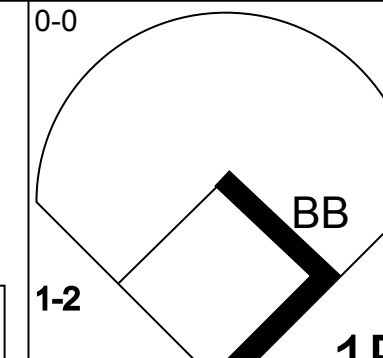
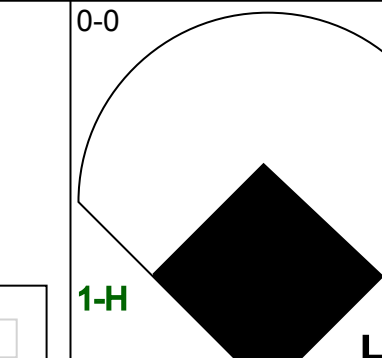

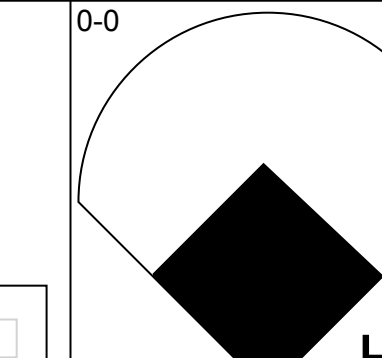
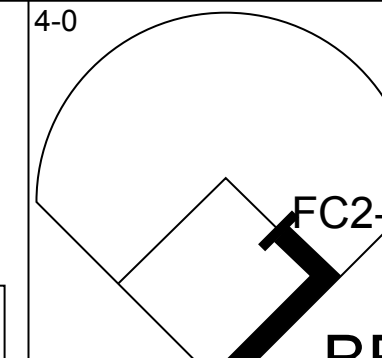
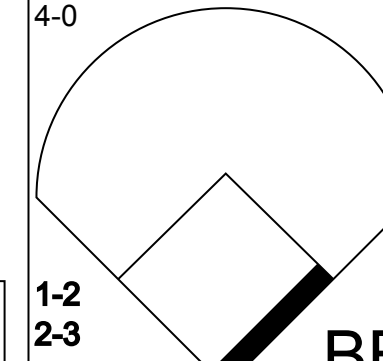
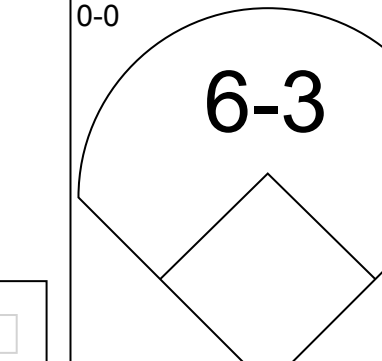

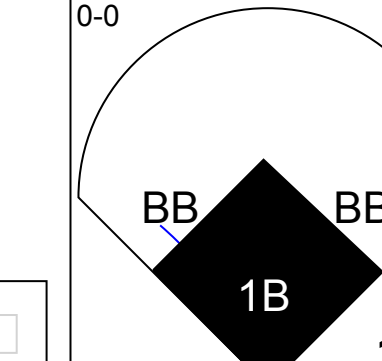
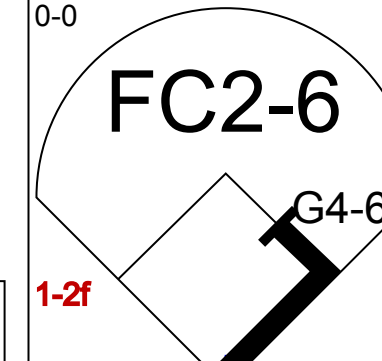
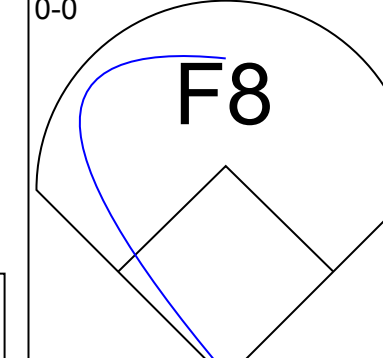
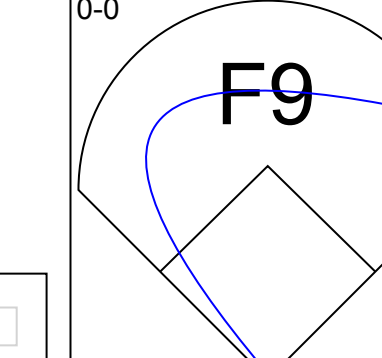

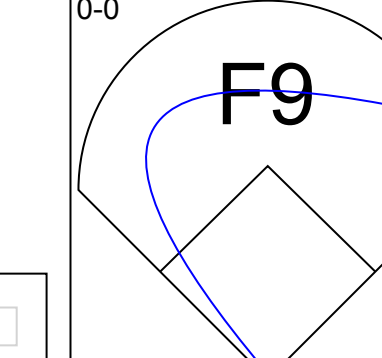
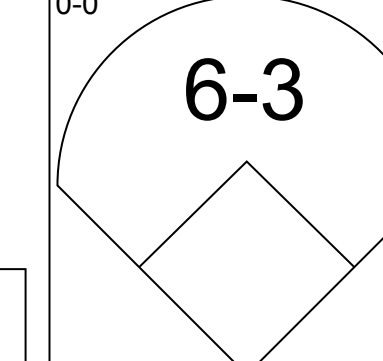
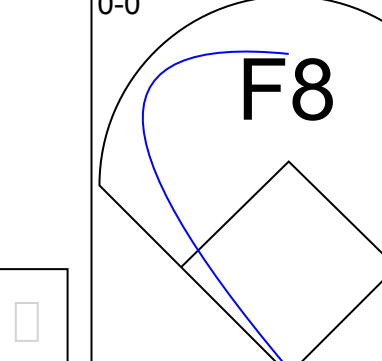
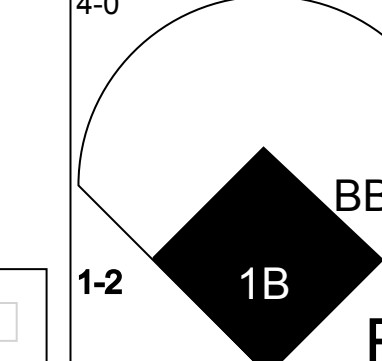
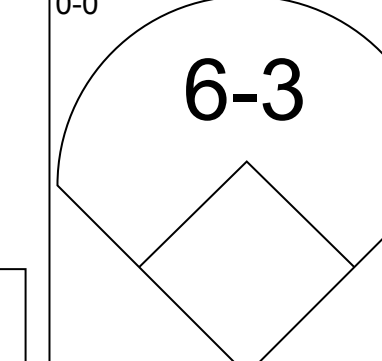
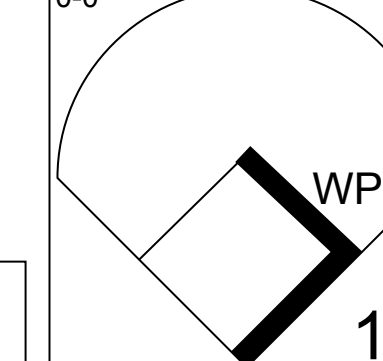
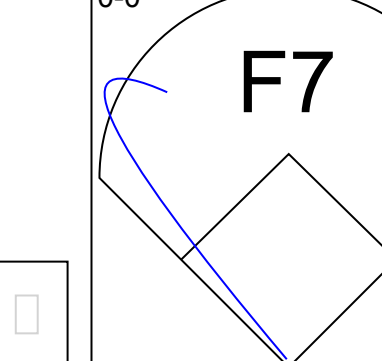
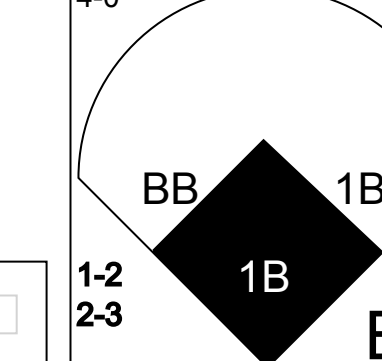
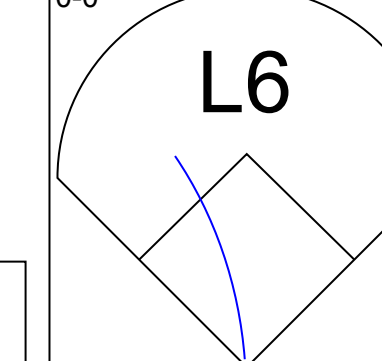
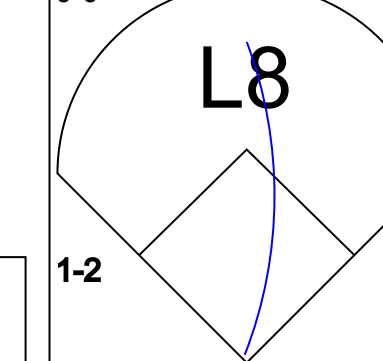
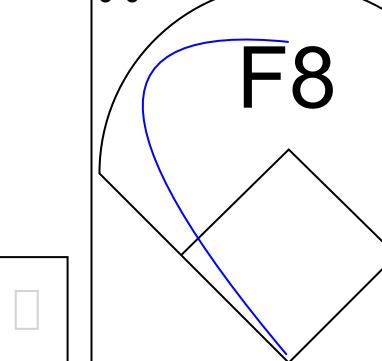
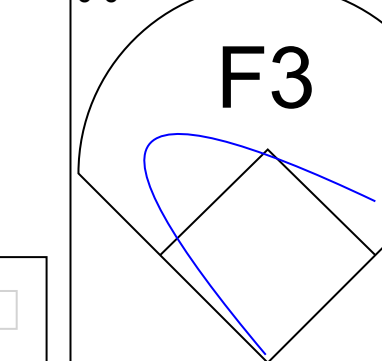
AB	34
R	8
H	13
RBI	8
BB	7
SO	3
LOB	22



Batter	1	2	3	4	5	6	7	8	9	AB	R	H	RBI	BB	SO	LOB	TOP																		
Eddie Joost, R (1, 6) OBP: 0.378, SLG: 0.391											0	0	0	0	0	0	0	Philadelphia Athletics @ Detroit Tigers Briggs Stadium, Detroit, MI Sun Jul 30 1950, 4:33 AM EDT Att: 23,146 - Unknown livebaseballscorecards.com																	
Barney McCosky, L (1, 7) OBP: 0.323, SLG: 0.341											0	0	0	0	0	0	0																		
Elmer Valo, L (1, 9) OBP: 0.393, SLG: 0.388											0	0	0	0	0	0	0																		
Sam Chapman, R (1, 8) OBP: 0.367, SLG: 0.487											0	0	0	0	0	0	0																		
Ferris Fain, L (1, 3) OBP: 0.433, SLG: 0.409											0	0	0	0	0	0	0																		
Billy Hitchcock, R (1, 4) OBP: 0.392, SLG: 0.418											0	0	0	0	0	0	0																		
Kermit Wahl, R (1, 5) OBP: 0.261, SLG: 0.295											0	0	0	0	0	0	0																		
Mike Guerra, R (1, 2) OBP: 0.343, SLG: 0.378											0	0	0	0	0	0	0																		
Bob Hooper, R (1, 1) OBP: 0.163, SLG: 0.262											0	0	0	0	0	0	0																		
Inning Stats											1B: 0	SF: 0	WP: 0	PA: 0	2B: 0	SAC: 0	PB: 0		3B: 0	DP: 0	SB: 0	CS: 0	HR: 0	HBP: 0											
PITCHER Saul Rogovin, R (1, 1) ERA: 4.28	IP	WLS	BF	H	R	ER	SO	BB	IBB	HBP	BLK	WP	HR	S	P	ERA	WHIP	PITCHER	IP	WLS	BF	H	R	ER	SO	BB	IBB	HBP	BLK	WP	HR	S	P	ERA	WHIP

Batter	1	2	3	4	5	6	7	8	9	AB	R	H	RBI	BB	SO	LOB	BOTTOM																		
Johnny Lipon, R (1, 6) OBP: 0.384, SLG: 0.370											0	0	0	0	0	0	0	Philadelphia Athletics @ Detroit Tigers Briggs Stadium, Detroit, MI Sun Jul 30 1950, 4:33 AM EDT Att: 23,146 - Unknown livebaseballscorecards.com																	
Jerry Priddy, R (1, 4) OBP: 0.376, SLG: 0.390											0	0	0	0	0	0	0																		
George Kell, R (1, 5) OBP: 0.416, SLG: 0.511											0	0	0	0	0	0	0																		
Vic Wertz, L (1, 9) OBP: 0.381, SLG: 0.545											0	0	0	0	0	0	0																		
Hoot Evers, R (1, 7) OBP: 0.412, SLG: 0.613											0	0	0	0	0	0	0																		
Johnny Groth, R (1, 8) OBP: 0.407, SLG: 0.467											0	0	0	0	0	0	0																		
Don Kolloway, R (1, 3) OBP: 0.328, SLG: 0.431											0	0	0	0	0	0	0																		
Aaron Robinson, L (1, 2) OBP: 0.415, SLG: 0.395											0	0	0	0	0	0	0																		
Saul Rogovin, R (1, 1) OBP: 0.188, SLG: 0.375											0	0	0	0	0	0	0																		
Inning Stats											1B: 0	SF: 0	WP: 0	PA: 0	2B: 0	SAC: 0	PB: 0		3B: 0	DP: 0	SB: 0	CS: 0	HR: 0	HBP: 0											
PITCHER Bob Hooper, R (1, 1) ERA: 5.22	IP	WLS	BF	H	R	ER	SO	BB	IBB	HBP	BLK	WP	HR	S	P	ERA	WHIP	PITCHER	IP	WLS	BF	H	R	ER	SO	BB	IBB	HBP	BLK	WP	HR	S	P	ERA	WHIP

Batter	1	2	3	4	5	6	7	8	9	AB	R	H	RBI	BB	SO	LOB	TOP			
Gene Woodling, L (1, 7) OBP: 0.394, SLG: 0.449										4	0	0	0	0	1	3	<p>New York Yankees @ Detroit Tigers Briggs Stadium, Detroit, MI Tue Aug 01 1950, 4:33 AM EDT Att: 54,087 - Unknown</p>			
Phil Rizzuto, R (1, 6) OBP: 0.417, SLG: 0.427										4	0	1	0	0	1	0				
Hank Bauer, R (1, 9) OBP: 0.396, SLG: 0.534										4	1	0	0	0	1	1				
Johnny Mize, L (1, 3) OBP: 0.405, SLG: 0.651										4	1	1	2	0	1	0				
Joe DiMaggio, R (1, 8) OBP: 0.380, SLG: 0.568										4	0	0	0	0	0	0				
Yogi Berra, L (1, 2) OBP: 0.392, SLG: 0.518										3	1	2	0	0	1	0				
Bobby Brown, L (1, 5) OBP: 0.341, SLG: 0.337										3	0	1	0	1	0	1				
Jerry Coleman, R (1, 4) OBP: 0.364, SLG: 0.389 Tommy Henrich, L (9, PH) OBP: 0.390, SLG: 0.591										3	0	0	1	0	0	3				
Tommy Byrne, L (1, 1) OBP: 0.339, SLG: 0.456 Whitey Ford, L (6, 1)										2	0	1	0	0	0	2				
Inning Stats	R: 0 E: 0 K: 2 S: 7	H: 0 LOB: 0 BB: 0 P: 7	R: 0 E: 0 K: 1 S: 5	H: 0 LOB: 0 BB: 0 P: 5	R: 0 E: 0 K: 0 S: 4	H: 1 LOB: 1 BB: 0 P: 4	R: 0 E: 0 K: 1 S: 5	H: 0 LOB: 0 BB: 0 P: 5	R: 1 E: 1 K: 0 S: 5	H: 1 LOB: 2 BB: 1 P: 9	R: 2 E: 0 K: 0 S: 6	H: 3 LOB: 2 BB: 0 P: 7	R: 0 E: 0 K: 1 S: 5	H: 0 LOB: 0 BB: 0 P: 5	R: 0 E: 0 K: 0 S: 3	H: 1 LOB: 0 BB: 0 P: 3		1B: 4 2B: 0 3B: 1 HR: 1	SF: 0 SAC: 0 DP: 1 HBP: 1	WP: 0 PB: 0 SB: 0 CS: 0
PITCHER Dizzy Trout, R (1, 1) ERA: 4.41	IP: 9.0 WLS: W BF: 35 H: 6 R: 3 ER: 3 SO: 5 BB: 1 IBB: 0 HBP: 1 BLK: 0 WP: 0 HR: 1 S: 43 P: 48 ERA: 3.00 WHIP: 0.778																			

Batter	1	2	3	4	5	6	7	8	9	AB	R	H	RBI	BB	SO	LOB	BOTTOM			
Johnny Lipon, R (1, 6) OBP: 0.392, SLG: 0.382										4	1	2	2	1	0	2	<p>New York Yankees @ Detroit Tigers Briggs Stadium, Detroit, MI Tue Aug 01 1950, 4:33 AM EDT Att: 54,087 - Unknown</p>			
Jerry Priddy, R (1, 4) OBP: 0.376, SLG: 0.389										3	1	1	0	1	2	2				
George Kell, R (1, 5) OBP: 0.419, SLG: 0.517										4	0	2	2	0	0	2				
Vic Wertz, L (1, 9) OBP: 0.390, SLG: 0.576										3	2	3	3	1	0	0				
Hoot Evers, R (1, 7) OBP: 0.408, SLG: 0.602										3	1	1	0	1	0	1				
Johnny Groth, R (1, 8) OBP: 0.405, SLG: 0.469										4	0	0	0	0	0	5				
Don Kolloway, R (1, 3) OBP: 0.328, SLG: 0.422										3	1	0	0	1	0	0				
Bob Swift, R (1, 2) OBP: 0.346, SLG: 0.284										3	1	1	0	1	0	0				
Dizzy Trout, R (1, 1) OBP: 0.314, SLG: 0.333										4	0	1	0	0	0	4				
Inning Stats	R: 0 E: 0 K: 1 S: 7	H: 3 LOB: 3 BB: 1 P: 11	R: 0 E: 0 K: 0 S: 4	H: 1 LOB: 1 BB: 0 P: 4	R: 2 E: 0 K: 0 S: 5	H: 2 LOB: 0 BB: 0 P: 5	R: 0 E: 0 K: 0 S: 3	H: 0 LOB: 0 BB: 0 P: 3	R: 0 E: 0 K: 1 S: 4	H: 0 LOB: 1 BB: 1 P: 8	R: 5 E: 0 K: 0 S: 6	H: 4 LOB: 2 BB: 3 P: 18	R: 0 E: 0 K: 0 S: 2	H: 0 LOB: 0 BB: 1 P: 6	R: 0 E: 0 K: 0 S: 4	H: 1 LOB: 1 BB: 0 P: 4		1B: 9 2B: 1 3B: 0 HR: 2	SF: 0 SAC: 0 DP: 3 HBP: 0	WP: 1 PB: 0 SB: 0 CS: 1
PITCHER Tommy Byrne, L (1, 1) ERA: 4.76 Whitey Ford, L (6, 1) ERA: 5.53	IP: 5.2 WLS: L BF: 29 H: 9 R: 7 ER: 7 SO: 2 BB: 5 IBB: 0 HBP: 0 BLK: 0 WP: 1 HR: 2 S: 28 P: 48 ERA: 11.12 WHIP: 2.471																			

AB	33
R	3
H	6
RBI	3
BB	1
SO	5
LOB	11



AB	31
R	7
H	11
RBI	7
BB	6
SO	2
LOB	16



Batter	1	2	3	4	5	6	7	8	9	AB	R	H	RBI	BB	SO	LOB	TOP			
Gene Woodling, L (1, 7) OBP: 0.395, SLG: 0.447	4-0 SH3 BB		0-0 1B			0-0 G3			0-0 F7	3	0	1	0	1	0	0	New York Yankees @ Detroit Tigers Briggs Stadium, Detroit, MI Wed Aug 02 1950, 4:33 AM EDT Att: 39,632 - Unknown			
Phil Rizzuto, R (1, 6) OBP: 0.419, SLG: 0.426	0-0 SH3		0-0 P6			4-0 FC5-4 BB			1-0 HBP	1	0	0	0	1	0	1				
Hank Bauer, R (1, 9) OBP: 0.389, SLG: 0.524	0-3 K			0-0 6-3		0-0 FC5-4			0-3 K	4	0	0	0	0	2	3				
Johnny Mize, L (1, 3) OBP: 0.400, SLG: 0.637	0-0 4-3			0-0 G6-4-3 1B			0-0 L3		0-0 4-3	4	0	1	0	0	0	2				
Joe DiMaggio, R (1, 8) OBP: 0.378, SLG: 0.563		0-0 F7		0-0 G6-4-3			0-0 F5			3	0	0	0	0	0	1				
Yogi Berra, L (1, 2) OBP: 0.389, SLG: 0.514		0-0 P4				0-0 F7			0-0 4-3	3	0	0	0	0	0	0				
Billy Johnson, R (1, 5) Bobby Brown, L (8, PH) OBP: 0.339, SLG: 0.335	0-0 1-3					0-0 F2			0-0 6-3	2	0	0	0	0	0	0				
Jerry Coleman, R (1, 4) Cliff Mapes, L (8, PH) Billy Martin, R (8, 4) OBP: 0.362, SLG: 0.387 OBP: 0.356, SLG: 0.433 OBP: 0.333, SLG: 0.357			0-0 P5			0-0 1-3			0-3 K	2	0	0	0	0	0	0				
Allie Reynolds, R (1, 1) Tommy Henrich, L (8, PH) Joe Ostrowski, L (8, 1) OBP: 0.310, SLG: 0.255 OBP: 0.397, SLG: 0.586 OBP: 0.357, SLG: 0.348			0-3 K			0-0 L6			0-0 G3	2	0	0	0	0	1	0				
Inning Stats	R: 0 E: 0 K: 1 S: 5	H: 0 LOB: 1 BB: 1 P: 9	R: 0 E: 0 K: 0 S: 3	H: 0 LOB: 0 BB: 0 P: 3	R: 0 E: 0 K: 1 S: 6	H: 1 LOB: 1 BB: 0 P: 6	R: 0 E: 0 K: 0 S: 3	H: 0 LOB: 0 BB: 0 P: 3	R: 0 E: 0 K: 0 S: 3	H: 0 LOB: 1 BB: 1 P: 7	R: 0 E: 0 K: 0 S: 3	H: 0 LOB: 0 BB: 0 P: 3	R: 0 E: 0 K: 1 S: 5	H: 0 LOB: 0 BB: 0 P: 5	R: 0 E: 0 K: 1 S: 5	H: 0 LOB: 1 BB: 0 P: 6		1B: 2 2B: 0 3B: 0 HR: 0	SF: 0 SAC: 1 DP: 1 HBP: 1	WP: 0 PB: 0 SB: 0 CS: 0
PITCHER Hal White, R (1, 1) ERA: 4.54	IP: 9.0 WLS: W BF: 31 H: 2 R: 0 ER: 0 SO: 4 BB: 2 IBB: 0 HBP: 1 BLK: 0 WP: 0 HR: 0 S: 36 P: 45 ERA: 0.00 WHIP: 0.444															PITCHER				

AB	27
R	0
H	2
RBI	0
BB	2
SO	4
LOB	7



Batter	1	2	3	4	5	6	7	8	9	AB	R	H	RBI	BB	SO	LOB	BOTTOM			
Johnny Lipon, R (1, 6) OBP: 0.390, SLG: 0.378	4-0 5-3 BB			0-0 4-3		0-0 4-3			0-0 4-3	4	0	0	0	1	0	3	New York Yankees @ Detroit Tigers Briggs Stadium, Detroit, MI Wed Aug 02 1950, 4:33 AM EDT Att: 39,632 - Unknown			
Jerry Priddy, R (1, 4) OBP: 0.377, SLG: 0.387	0-3 K	0-0 F9			0-0 F2		0-0 FC5-4 SH1-4 1B			4	1	1	0	0	1	3				
George Kell, R (1, 5) OBP: 0.416, SLG: 0.513	0-0 5-3		0-0 5-3		0-0 E5 BB		0-0 SH1-4		1-2	3	0	0	0	0	0	1				
Vic Wertz, L (1, 9) OBP: 0.393, SLG: 0.574	4-0 BB		4-0 1B BB		0-3 K		4-0 FC5-4 IBB			1	0	0	0	3	1	1				
Hoot Evers, R (1, 7) OBP: 0.406, SLG: 0.596	0-0 F9		0-0 F9		4-0 BB		0-0 FC5-4 1B		1-2 2-3 1B	3	1	0	0	1	0	5				
Johnny Groth, R (1, 8) OBP: 0.406, SLG: 0.469		0-0 6-3	0-0 1B 1B		0-0 5-3		0-0 1B E 1B		1-3 3-H 0-0 1B	4	1	2	1	0	0	2				
Don Kolloway, R (1, 3) OBP: 0.335, SLG: 0.425		4-0 BB 1B	0-0 1B 1B		0-0 F5		0-0 E1 1B		1-H 3-H 0-0 1B	3	1	2	1	1	0	0				
Aaron Robinson, L (1, 2) OBP: 0.416, SLG: 0.386		4-0 1B BB		0-0 P6		4-0 SH3 BB		0-0 L9		2	0	0	0	2	0	0				
Hal White, R (1, 1) OBP: 0.091, SLG: 0.091		0-0 1-2 1B		0-3 K		0-0 SH3		0-0 P4		3	0	1	1	0	1	0				
Inning Stats	R: 0 E: 0 K: 1 S: 5	H: 0 LOB: 2 BB: 2 P: 13	R: 1 E: 0 K: 0 S: 4	H: 1 LOB: 2 BB: 2 P: 12	R: 0 E: 0 K: 0 S: 4	H: 2 LOB: 1 BB: 1 P: 8	R: 0 E: 0 K: 1 S: 5	H: 0 LOB: 0 BB: 0 P: 5	R: 0 E: 1 K: 1 S: 6	H: 0 LOB: 2 BB: 1 P: 10	R: 0 E: 0 K: 0 S: 3	H: 0 LOB: 1 BB: 1 P: 7	R: 3 E: 1 K: 0 S: 5	H: 3 LOB: 1 BB: 1 P: 9	R: 0 E: 0 K: 0 S: 3	H: 0 LOB: 0 BB: 0 P: 3		1B: 6 2B: 0 3B: 0 HR: 0	SF: 0 SAC: 2 DP: 0 HBP: 0	WP: 0 PB: 0 SB: 0 CS: 0
PITCHER Allie Reynolds, R (1, 1) ERA: 3.53 Joe Ostrowski, L (8, 1) ERA: 3.42	IP: 7.0 WLS: L BF: 34 H: 6 R: 4 ER: 3 SO: 3 BB: 7 IBB: 1 HBP: 0 BLK: 0 WP: 0 HR: 0 S: 32 P: 64 ERA: 3.86 WHIP: 1.857															PITCHER				

AB	27
R	4
H	6
RBI	3
BB	8
SO	3
LOB	15



Batter	1	2	3	4	5	6	7	8	9	AB	R	H	RBI	BB	SO	LOB	TOP			
Gene Woodling, L (1, 7) OBP: 0.390, SLG: 0.441	F9		1-3		6-3			F8		4	0	0	0	0	0	0	New York Yankees @ Detroit Tigers Briggs Stadium, Detroit, MI Thu Aug 03 1950, 4:33 AM EDT Att: 31,713 - Unknown			
Phil Rizzuto, R (1, 6) OBP: 0.415, SLG: 0.422	5-3		6-3			F9		P6		4	0	0	0	0	0					
Hank Bauer, R (1, 9) OBP: 0.391, SLG: 0.522	K			WP HR BB		F5		1B		3	1	1	0	1	1					
Johnny Mize, L (1, 3) OBP: 0.403, SLG: 0.655		F3		HR				P3		3	1	1	2	1	0					
Joe DiMaggio, R (1, 8) OBP: 0.376, SLG: 0.560		2B 1B		6-3		4-3		P5		4	0	1	0	0	0					
Yogi Berra, L (1, 2) OBP: 0.390, SLG: 0.516		1-3 2B		6-3			G4-3	1B		4	0	2	0	0	0					
Bobby Brown, L (1, 5) OBP: 0.333, SLG: 0.329		F5		F8			K	F7		4	0	0	0	0	1					
Jerry Coleman, R (1, 4) OBP: 0.362, SLG: 0.386		6-3			5-3			F2		3	0	1	0	0	0					
Cliff Mapes, L (9, PH) OBP: 0.355, SLG: 0.431										1	0	0	0	0	0					
Ed Lopat, L (1, 1) OBP: 0.438, SLG: 0.404			K					4-3		0	0	0	0	0	0					
Fred Sanford, S (1, 1) OBP: 0.281, SLG: 0.323										2	0	0	0	0	2					
Tommy Henrich, L (7, PH) OBP: 0.384, SLG: 0.581										1	0	0	0	0	1					
Joe Page, L (7, 1) OBP: 0.375, SLG: 0.429										0	0	0	0	0	0					
Inning Stats	R: 0 E: 0 K: 1 S: 5	H: 0 LOB: 0 BB: 0 P: 5	R: 0 E: 0 K: 0 S: 5	H: 2 LOB: 2 BB: 0 P: 5	R: 0 E: 0 K: 1 S: 5	H: 0 LOB: 0 BB: 0 P: 5	R: 2 E: 0 K: 0 S: 4	H: 1 LOB: 0 BB: 1 P: 8	R: 0 E: 0 K: 1 S: 3	H: 0 LOB: 1 BB: 1 P: 7	R: 0 E: 0 K: 1 S: 6	H: 1 LOB: 1 BB: 0 P: 6	R: 0 E: 0 K: 0 S: 4	H: 1 LOB: 1 BB: 0 P: 4	R: 0 E: 0 K: 0 S: 4	H: 1 LOB: 1 BB: 0 P: 4	1B: 4 2B: 1 3B: 0 HR: 1	SF: 0 SAC: 0 DP: 0 HBP: 0	WP: 1 PB: 0 SB: 0 CS: 0	PA: 35
PITCHER Art Houtteman, R (1, 1) ERA: 3.22	IP: 9.0 WLS: W BF: 35 H: 6 R: 2 ER: 2 SO: 4 BB: 2 IBB: 0 HBP: 0 BLK: 0 WP: 1 HR: 1 S: 41 P: 49 ERA: 2.00 WHIP: 0.889																			

Batter	1	2	3	4	5	6	7	8	9	AB	R	H	RBI	BB	SO	LOB	BOTTOM			
Johnny Lipon, R (1, 6) OBP: 0.391, SLG: 0.378				G5-4-3 BB			P4			3	1	1	0	1	0	3	New York Yankees @ Detroit Tigers Briggs Stadium, Detroit, MI Thu Aug 03 1950, 4:33 AM EDT Att: 31,713 - Unknown			
Jerry Priddy, R (1, 4) OBP: 0.376, SLG: 0.384	SH 2B BB	6-3		G5-4-3 1-2			P4			3	1	0	0	1	0					
George Kell, R (1, 5) OBP: 0.416, SLG: 0.514	SH 2B F4	6-3			F7			SH5-3 L7 2B		3	2	1	0	0	0					
Vic Wertz, L (1, 9) OBP: 0.395, SLG: 0.576	F4 1B 2B		FC5-4 BB		F8			SH5-3 2-3		2	1	1	2	1	0					
Hoot Evers, R (1, 7) OBP: 0.402, SLG: 0.590	F4 2-3 3-H	FC5-4 1-2			P4			L7 3-H		4	0	0	2	0	0					
Don Kolloway, R (1, 3) OBP: 0.337, SLG: 0.427	BB BB 1B		P5			F7		1B		4	0	2	1	0	0					
Johnny Groth, R (1, 8) OBP: 0.406, SLG: 0.467	BB BB 1B		P4			F2				2	0	0	0	1	0					
Bob Swift, R (1, 2) OBP: 0.345, SLG: 0.275	BB BB		6-3			L7				2	0	0	0	1	0					
Art Houtteman, R (1, 1) OBP: 0.206, SLG: 0.172	1-2 2-3 3-H		6-3				F8			2	0	0	0	1	0					
Inning Stats	R: 4 E: 1 K: 0 S: 6	H: 3 LOB: 3 BB: 4 P: 22	R: 0 E: 0 K: 0 S: 3	H: 0 LOB: 1 BB: 1 P: 7	R: 0 E: 0 K: 0 S: 3	H: 0 LOB: 0 BB: 0 P: 3	R: 0 E: 0 K: 0 S: 2	H: 0 LOB: 0 BB: 1 P: 6	R: 0 E: 0 K: 0 S: 3	H: 0 LOB: 0 BB: 0 P: 3	R: 0 E: 0 K: 0 S: 3	H: 0 LOB: 0 BB: 0 P: 3	R: 0 E: 0 K: 0 S: 4	H: 2 LOB: 1 BB: 0 P: 4	R: 1 E: 0 K: 0 S: 4	H: 3 LOB: 3 BB: 4 P: 22		1B: 3 2B: 2 3B: 0 HR: 0	SF: 0 SAC: 2 DP: 1 HBP: 0	WP: 0 PB: 0 SB: 0 CS: 0
PITCHER Ed Lopat, L (1, 1) ERA: 3.82	IP: 0.1 WLS: L BF: 3 H: 3 R: 4 ER: 3 SO: 0 BB: 1 IBB: 0 HBP: 0 BLK: 0 WP: 0 HR: 0 S: 5 P: 9 ERA: 81.00 WHIP: 12.000																			
PITCHER Fred Sanford, R (1, 1) ERA: 4.29	IP: 5.2 WLS: W BF: 20 H: 0 R: 0 ER: 0 SO: 0 BB: 5 IBB: 0 HBP: 0 BLK: 0 WP: 0 HR: 0 S: 15 P: 35 ERA: 0.00 WHIP: 0.882																			
PITCHER Joe Page, L (7, 1) ERA: 4.54	IP: 2.0 WLS: W BF: 7 H: 2 R: 1 ER: 1 SO: 0 BB: 0 IBB: 0 HBP: 0 BLK: 0 WP: 0 HR: 0 S: 7 P: 7 ERA: 4.50 WHIP: 1.000																			

Batter	1	2	3	4	5	6	7	8	9	AB	R	H	RBI	BB	SO	LOB	TOP					
Eddie Yost, R OBP: 0.426, SLG: 0.416 (1, 5)	4-0 1B BB		0-0 HR 1B		4-0 F8 E BB	0-0 2H 1B		4-0 BB		2	1	2	1	3	0	0	Washington Senators @ Detroit Tigers Briggs Stadium, Detroit, MI Fri Aug 04 1950, 4:33 AM EDT Att: 41,659 - Unknown livebaseballscorecards.com					
Cass Michaels, R OBP: 0.384, SLG: 0.400 (1, 4)	0-3 K		0-3 K		0-3 K	0-0 1B		0-0 F9		5	0	1	0	0	3	5						
Irv Noren, L OBP: 0.387, SLG: 0.469 (1, 8)	0-0 1B		0-3 K		0-0 E3	0-0 4-3			4-0 4-6 3-4-1 BB	4	0	1	0	1	1	4						
Mickey Vernon, L OBP: 0.398, SLG: 0.376 (1, 3)	0-3 K		0-0 HR 1B		0-0 F8		0-0 F5		0-0 3-4-1	5	1	1	0	0	1	5						
Sam Mele, R OBP: 0.384, SLG: 0.481 (1, 7) (6, 9)	0-3 K		0-0 HR		0-0 F8		0-0 5-3		0-0 4-6	5	1	1	3	0	1	5						
Roberto Ortiz, R OBP: 0.284, SLG: 0.279 Gil Coan, L OBP: 0.324, SLG: 0.409 (1, 9) (6, 7)		0-3 K	0-0 F3		0-0 2B		0-0 F8			3	1	1	0	0	1	0						
Sam Dente, R OBP: 0.293, SLG: 0.294 (1, 6)		0-0 F8		0-0 F9		0-0 1B 2B		0-0 SH3-4 1B		4	1	2	1	0	0	0						
Al Evans, R OBP: 0.302, SLG: 0.293 (1, 2)		0-0 FC4-6 1B		0-0 6-3		0-0 L3		0-0 SH3-4		3	0	1	0	0	0	1						
Bob Kuzava, S OBP: 0.235, SLG: 0.143 (1, 1)		0-0 FC4-6		0-3 K		0-3 K		0-0 6-3		4	0	0	0	0	2	3						
Inning Stats	R: 0 E: 0 K: 3 S: 10	H: 1 LOB: 2 BB: 1 P: 14	R: 0 E: 0 K: 1 S: 6	H: 1 LOB: 1 BB: 0 P: 6	R: 3 E: 0 K: 2 S: 10	H: 3 LOB: 0 BB: 0 P: 10	R: 0 E: 0 K: 1 S: 5	H: 0 LOB: 0 BB: 0 P: 5	R: 0 E: 1 K: 1 S: 6	H: 0 LOB: 2 BB: 1 P: 10	R: 2 E: 0 K: 1 S: 9	H: 4 LOB: 2 BB: 0 P: 9	R: 0 E: 0 K: 0 S: 3	H: 0 LOB: 0 BB: 0 P: 3	R: 0 E: 0 K: 0 S: 4	H: 1 LOB: 2 BB: 1 P: 8		R: 0 E: 0 K: 0 S: 2	H: 0 LOB: 0 BB: 1 P: 6	1B: 7 2B: 3 3B: 0 HR: 1	SF: 0 SAC: 1 DP: 1 HBP: 0	WP: 0 PB: 0 SB: 0 CS: 0
PITCHER	IP	WLS	BF	H	R	ER	SO	BB	IBB	HBP	BLK	WP	HR	S	P	ERA	WHIP					
Ted Gray, L ERA: 4.53 (1, 1)	5.2	L	28	8	5	5	9	2	0	0	0	0	1	44	52	7.94	1.765					
Marlin Stuart, R ERA: 5.69 (6, 1)	1.1		5	1	0	0	0	0	0	0	0	0	0	5	5	0.00	0.750					
Paul Calvert, R ERA: 5.05 (8, 1)	2.0		8	1	0	0	0	2	0	0	0	0	0	6	14	0.00	1.500					

Batter	1	2	3	4	5	6	7	8	9	AB	R	H	RBI	BB	SO	LOB	BOTTOM					
Johnny Lipon, R OBP: 0.391, SLG: 0.378 (1, 6)	0-0 F7		0-0 F8			0-0 E6 1B	0-0 F3		0-0 1B	5	0	2	0	0	0	2	Washington Senators @ Detroit Tigers Briggs Stadium, Detroit, MI Fri Aug 04 1950, 4:33 AM EDT Att: 41,659 - Unknown livebaseballscorecards.com					
Jerry Priddy, R OBP: 0.374, SLG: 0.382 (1, 4)	0-0 G5-4-3 1B		0-0 6-3			0-0 5-3		0-0 E6 F9 1B FC6-4	0-0 F9	5	1	1	0	0	0	2						
George Kell, R OBP: 0.418, SLG: 0.514 (1, 5)	0-0 G5-4-3			0-0 F8		4-0 BB		0-0 FC6-4 1B	0-0 FC6-4 1B	4	0	2	0	1	0	1						
Vic Wertz, L OBP: 0.391, SLG: 0.569 (1, 9)		0-0 E4 1B 1B		0-0 F5		0-3 K		0-0 F9	0-0 FC6-4	5	1	0	0	0	1	6						
Hoot Evers, R OBP: 0.403, SLG: 0.589 (1, 7)		0-0 1B		0-0 F9		0-0 F9		0-0 FC6-4 BB 1B		4	0	2	1	0	0	3						
Johnny Groth, R OBP: 0.407, SLG: 0.467 (1, 8)		0-0 1B		0-0 L4			0-0 5-3	0-0 BB 1B		4	0	2	1	0	0	1						
Don Kolloway, R OBP: 0.344, SLG: 0.430 (1, 3)		0-0 5-3			0-0 G1-4-3 1B		0-0 BB 1B	4-0 1B BB		3	0	2	0	1	0	1						
Bob Swift, R OBP: 0.333, SLG: 0.264 Charlie Keller, L OBP: 0.400, SLG: 0.353 Aaron Robinson, L OBP: 0.416, SLG: 0.386 (1, 2) (8, PH) (9, 2)		0-0 F8			0-0 G1-4-3		0-0 F8	0-0 F7		3	0	0	0	0	0	3						
Ted Gray, S OBP: 0.229, SLG: 0.205 Marlin Stuart, L (6, 1) Pat Mullin, L OBP: 0.266, SLG: 0.257 Paul Calvert, R (8, 1) Neil Berry, R (9, PH)			0-3 K		0-3 K		4-0 BB		0-3 K	2	0	0	0	0	0	0						
Inning Stats	R: 0 E: 0 K: 0 S: 3	H: 1 LOB: 0 BB: 0 P: 3	R: 1 E: 1 K: 0 S: 5	H: 2 LOB: 1 BB: 0 P: 5	R: 0 E: 0 K: 1 S: 5	H: 0 LOB: 0 BB: 0 P: 5	R: 0 E: 0 K: 0 S: 4	H: 1 LOB: 1 BB: 0 P: 4	R: 0 E: 0 K: 1 S: 5	H: 1 LOB: 0 BB: 0 P: 5	R: 0 E: 1 K: 1 S: 6	H: 1 LOB: 2 BB: 1 P: 10	R: 0 E: 0 K: 0 S: 4	H: 1 LOB: 2 BB: 1 P: 8	R: 1 E: 1 K: 0 S: 6	H: 2 LOB: 3 BB: 1 P: 10		R: 0 E: 0 K: 1 S: 7	H: 2 LOB: 2 BB: 0 P: 7	1B: 11 2B: 0 3B: 0 HR: 0	SF: 0 SAC: 0 DP: 2 HBP: 0	WP: 0 PB: 0 SB: 0 CS: 0
PITCHER	IP	WLS	BF	H	R	ER	SO	BB	IBB	HBP	BLK	WP	HR	S	P	ERA	WHIP					
Bob Kuzava, L ERA: 4.01 (1, 1)	9.0	W	40	11	2	1	4	3	0	0	0	0	0	45	57	1.00	1.556					

Batter	1	2	3	4	5	6	7	8	9	AB	R	H	RBI	BB	SO	LOB	TOP											
Eddie Yost, R OBP: 0.430, SLG: 0.422 (1, 5)	4-0 WP 1B BB		0-0 F8			0-0 E3 1B	0-0 E6 2B		0-0 1B 1B	4	2	3	3	1	0	0	Washington Senators @ Detroit Tigers Briggs Stadium, Detroit, MI Sat Aug 05 1950, 4:33 AM EDT Att: 16,143 - Unknown											
Gil Coan, L OBP: 0.319, SLG: 0.402 Roberto Ortiz, R OBP: 0.289, SLG: 0.286 (7, PH) (7, 9)	0-3 K		0-0 3-1			0-0 E3 1-2	0-0 F3		0-0 1B 1B	3	0	0	0	0	1	2												
Irv Noren, L OBP: 0.390, SLG: 0.467 (1, 8)	4-0 1B 1-2 BB		0-3 K			0-0 L3 1-2		4-0 G4-6-3 BB	0-0 1B 1B	3	0	1	1	2	1	1												
Mickey Vernon, L OBP: 0.395, SLG: 0.373 (1, 3)	0-0 F6			0-0 G3			0-0 FC6-4 1B 1B	0-0 G4-6-3 1-2	0-3 K	5	1	1	0	0	1	5												
Sam Mele, R OBP: 0.385, SLG: 0.482 (1, 9) (7, 7)	0-0 1-3 2-H 1B			0-0 6-3			0-0 FC6-4 1-2 1B	0-0 F8		4	0	2	1	0	0	0												
Cass Michaels, R OBP: 0.383, SLG: 0.401 (1, 4)	0-0 1-3			0-0 6-3			0-0 FC6-4 1-2 2-3 1B		0-0 G3 2B	4	2	1	0	0	0	4												
Sam Dente, R OBP: 0.293, SLG: 0.294 (1, 6)			0-0 F9			0-0 6-3		0-0 1B E 1B	0-0 G3	4	1	1	1	0	0	1												
Al Evans, R OBP: 0.301, SLG: 0.296 (1, 2)			0-0 4-3			0-0 5-3		0-0 F3	0-0 1B 2B	4	1	1	1	0	0	2												
Sandy Consuegra, R OBP: 0.240, SLG: 0.208 Joe Haynes, R OBP: 0.230, SLG: 0.375 Shery Robertson, L OBP: 0.381, SLG: 0.356 Al Sima, R OBP: 0.286, SLG: 0.286 Mickey Grasso, R OBP: 0.381, SLG: 0.386 (9, PH)			0-0 6-3			0-0 5-3		0-0 1-3 2-H E 1B	0-0 F7	1	0	0	0	0	0	0												
Inning Stats	R: 1 E: 0 K: 1 S: 6	H: 1 LOB: 2 BB: 2 P: 14	R: 0 E: 0 K: 0 S: 3	H: 0 LOB: 0 BB: 0 P: 3	R: 0 E: 0 K: 1 S: 5	H: 0 LOB: 0 BB: 0 P: 5	R: 0 E: 0 K: 0 S: 3	H: 0 LOB: 0 BB: 0 P: 3	R: 0 E: 1 K: 0 S: 3	H: 1 LOB: 0 BB: 0 P: 3	R: 4 E: 1 K: 0 S: 8	H: 5 LOB: 1 BB: 0 P: 8	R: 0 E: 0 K: 0 S: 2	H: 0 LOB: 0 BB: 1 P: 6	R: 3 E: 0 K: 1 S: 10	H: 5 LOB: 2 BB: 0 P: 10	1B: 9 2B: 4 3B: 0 HR: 0	SF: 0 SAC: 0 DP: 2 HBP: 0	WP: 1 PB: 0 SB: 0 CS: 0	PA: 40								
PITCHER	IP	WLS	BF	H	R	ER	SO	BB	IBB	HBP	BLK	WP	HR	S	P	ERA	WHIP											
Fred Hutchinson, R ERA: 4.89	(1, 1)	6.2	W	28	7	5	5	2	2	0	0	0	1	0	30	38	6.75	1.350										
Hal Newhouse, L ERA: 5.22	(7, 1)	2.1	S	12	5	3	3	1	1	0	0	0	0	0	13	17	11.57	2.571										

Batter	1	2	3	4	5	6	7	8	9	AB	R	H	RBI	BB	SO	LOB	BOTTOM											
Johnny Lipon, R OBP: 0.391, SLG: 0.377 (1, 6)	0-0 1B 1B		0-0 F3		0-0 5-3		0-0 G6-4-3 1-2		4-0 G4-6-3 BB	4	1	1	0	1	0	2	Washington Senators @ Detroit Tigers Briggs Stadium, Detroit, MI Sat Aug 05 1950, 4:33 AM EDT Att: 16,143 - Unknown											
Jerry Priddy, R OBP: 0.377, SLG: 0.386 (1, 4)	0-0 1-2 1B	4-0 BB		0-0 CS 2B		0-0 F7	0-0 G4-6-3 1-2		0-0 F2	4	1	2	0	1	0	3												
George Kell, R OBP: 0.418, SLG: 0.512 (1, 5)	0-0 1-2 2-H E 1B		0-0 5-3		0-0 6-3 2-3		0-0 E7 1B		0-0 F4	5	1	2	1	0	0	2												
Vic Wertz, L OBP: 0.391, SLG: 0.573 (1, 9)	0-0 F7		4-0 G1-4-3 BB		0-0 HR		0-0 F8		0-3 K	4	1	1	1	1	1	3												
Hoot Evers, R OBP: 0.406, SLG: 0.588 (1, 7)	0-0 E 1B		0-0 G1-4-3 1-2		0-0 SH1-4 1B		4-0 BB		0-0 F2	4	2	2	1	1	0	1												
Johnny Groth, R OBP: 0.406, SLG: 0.466 (1, 8)	0-0 1-3 3-H E6 1B		0-0 3B 1B		0-0 SH1-4 2-3		0-0 F6			3	1	1	1	0	0	3												
Don Kolloway, R OBP: 0.354, SLG: 0.445 (1, 3)	0-0 1-3 3-H 1B		0-0 1-H 3B		0-0 BB 1B		4-0 BB 1B		4-0 BB	3	2	3	3	1	0	0												
Aaron Robinson, L OBP: 0.421, SLG: 0.392 Neil Berry, R OBP: 0.333, SLG: 0.264 (7, PR) (8, 2)	0-0 F8		4-0 BB BB		4-0 1B BB		0-0 SH5-4 1-H 2B		0-0 SH5-4	2	0	1	1	2	0	1												
Fred Hutchinson, L OBP: 0.384, SLG: 0.391 Hal Newhouse, L OBP: 0.293, SLG: 0.243 (7, 1)			0-0 1-3		0-0 G3		0-0 G6-4-3 1-2 2-H 1B		0-0 SH5-4	3	0	1	1	0	0	2												
Inning Stats	R: 4 E: 1 K: 0 S: 8	H: 5 LOB: 1 BB: 0 P: 8	R: 0 E: 0 K: 0 S: 3	H: 0 LOB: 1 BB: 1 P: 7	R: 1 E: 0 K: 0 S: 4	H: 2 LOB: 2 BB: 2 P: 12	R: 0 E: 0 K: 0 S: 3	H: 1 LOB: 0 BB: 0 P: 3	R: 3 E: 1 K: 0 S: 6	H: 4 LOB: 1 BB: 1 P: 10	R: 0 E: 1 K: 0 S: 4	H: 1 LOB: 2 BB: 1 P: 8	R: 1 E: 0 K: 0 S: 3	H: 1 LOB: 2 BB: 2 P: 11	R: 0 E: 0 K: 1 S: 5	H: 0 LOB: 0 BB: 0 P: 5	1B: 10 2B: 2 3B: 1 HR: 1	SF: 0 SAC: 2 DP: 3 HBP: 0	WP: 0 PB: 0 SB: 0 CS: 1	PA: 41								
PITCHER	IP	WLS	BF	H	R	ER	SO	BB	IBB	HBP	BLK	WP	HR	S	P	ERA	WHIP											
Sandy Consuegra, R ERA: 4.77	(1, 1)	3.0	L	18	7	5	4	0	3	0	0	0	0	15	27	12.00	3.333											
Joe Haynes, R ERA: 5.8	(4, 1)	3.0		15	6	3	3	0	2	0	0	0	0	1	13	21	9.00	2.667										
Al Sima, L ERA: 4.74	(7, 1)	2.0		8	1	1	1	1	2	0	0	0	0	0	8	16	4.50	1.500										



Batter	1	2	3	4	5	6	7	8	9	AB	R	H	RBI	BB	SO	LOB	TOP			
Eddie Yost, R OBP: 0.427, SLG: 0.418 (1, 5)										4	0	0	0	0	0	5	Washington Senators @ Detroit Tigers Briggs Stadium, Detroit, MI Sun Aug 06 1950, 4:33 AM EDT Att: 31,414 - Unknown			
Gil Coan, L OBP: 0.313, SLG: 0.393 (1, 7)										4	0	0	0	0	1	3				
Irv Noren, L OBP: 0.388, SLG: 0.465 (1, 8)										4	0	1	0	0	0	1				
Mickey Vernon, L OBP: 0.390, SLG: 0.368 (1, 3)										4	0	0	0	0	1	1				
Sam Mele, R OBP: 0.381, SLG: 0.475 (1, 9)										4	0	0	0	0	1	0				
Cass Michaels, R OBP: 0.387, SLG: 0.410 (1, 4)										3	0	2	0	1	0	0				
Sam Dente, R OBP: 0.295, SLG: 0.296 (1, 6)										4	0	2	0	0	1	1				
Al Evans, R OBP: 0.301, SLG: 0.296 (1, 2)										3	0	1	0	0	0	3				
Bud Stewart, L OBP: 0.352, SLG: 0.380 (9, PH)										1	0	0	0	0	0	2				
Gene Bearden, L OBP: 0.389, SLG: 0.429 (1, 1)										1	0	1	0	2	0	0				
Sherry Robertson, L OBP: 0.377, SLG: 0.352 (9, PH)										1	0	0	0	0	1	2				
Inning Stats	R: 0 E: 0 K: 2 S: 8	H: 1 LOB: 1 BB: 0 P: 8	R: 0 E: 0 K: 1 S: 6	H: 1 LOB: 1 BB: 0 P: 6	R: 0 E: 0 K: 0 S: 4	H: 0 LOB: 0 BB: 0 P: 4	R: 0 E: 0 K: 0 S: 3	H: 0 LOB: 0 BB: 0 P: 3	R: 0 E: 0 K: 1 S: 5	H: 0 LOB: 0 BB: 0 P: 5	R: 0 E: 0 K: 0 S: 3	H: 1 LOB: 2 BB: 0 P: 11	R: 0 E: 0 K: 1 S: 7	H: 0 LOB: 0 BB: 0 P: 3	R: 0 E: 0 K: 1 S: 7	H: 2 LOB: 2 BB: 0 P: 7	1B: 6 2B: 0 3B: 1 HR: 0	SF: 0 SAC: 0 DP: 1 HBP: 0	WP: 0 PB: 0 SB: 0 CS: 0	PA: 36
PITCHER Dizzy Trout, R ERA: 4.0 (1, 1)	IP: 9.0 WLS: W BF: 36 H: 7 R: 0 ER: 0 SO: 5 BB: 3 IBB: 0 HBP: 0 BLK: 0 WP: 0 HR: 0 S: 43 P: 55 ERA: 0.00 WHIP: 1.111																			

Batter	1	2	3	4	5	6	7	8	9	AB	R	H	RBI	BB	SO	LOB	BOTTOM			
Johnny Lipon, R OBP: 0.390, SLG: 0.374 (1, 6)										3	1	0	0	1	0	0	Washington Senators @ Detroit Tigers Briggs Stadium, Detroit, MI Sun Aug 06 1950, 4:33 AM EDT Att: 31,414 - Unknown			
Jerry Priddy, R OBP: 0.382, SLG: 0.394 (1, 4)										2	2	2	1	2	0	0				
George Kell, R OBP: 0.419, SLG: 0.512 (1, 5)										4	0	2	1	0	0	2				
Vic Wertz, L OBP: 0.389, SLG: 0.570 (1, 9)										4	0	1	0	0	0	3				
Hoot Evers, R OBP: 0.404, SLG: 0.584 (1, 7)										4	0	1	0	0	0	4				
Johnny Groth, R OBP: 0.408, SLG: 0.466 (1, 8)										2	1	1	0	1	0	0				
Don Kolloway, R OBP: 0.349, SLG: 0.438 (1, 3)										4	0	0	0	0	1	3				
Bob Swift, R OBP: 0.322, SLG: 0.253 (1, 2)										3	0	0	0	0	0	2				
Dizzy Trout, R OBP: 0.316, SLG: 0.333 (1, 1)										3	0	1	1	0	2	0				
Inning Stats	R: 0 E: 0 K: 0 S: 5	H: 2 LOB: 2 BB: 0 P: 5	R: 1 E: 0 K: 1 S: 6	H: 2 LOB: 1 BB: 0 P: 6	R: 0 E: 0 K: 0 S: 3	H: 0 LOB: 1 BB: 1 P: 7	R: 0 E: 0 K: 0 S: 4	H: 1 LOB: 1 BB: 0 P: 4	R: 1 E: 1 K: 1 S: 7	H: 1 LOB: 2 BB: 1 P: 11	R: 0 E: 0 K: 0 S: 3	H: 0 LOB: 0 BB: 0 P: 3	R: 2 E: 0 K: 1 S: 6	H: 2 LOB: 0 BB: 1 P: 10	R: 0 E: 0 K: 0 S: 2	H: 0 LOB: 0 BB: 1 P: 6		1B: 7 2B: 0 3B: 1 HR: 0	SF: 0 SAC: 1 DP: 1 HBP: 0	WP: 1 PB: 1 SB: 0 CS: 1
PITCHER Gene Bearden, L ERA: 5.74 (1, 1)	IP: 8.0 WLS: L BF: 34 H: 8 R: 4 ER: 4 SO: 3 BB: 4 IBB: 0 HBP: 0 BLK: 0 WP: 1 HR: 0 S: 36 P: 52 ERA: 4.50 WHIP: 1.500																			

Batter	1	2	3	4	5	6	7	8	9	AB	R	H	RBI	BB	SO	LOB	TOP					
Johnny Lipon, R OBP: 0.393, SLG: 0.378 (1, 6)	0-0 6-3		0-0 5-3		0-0 E8 1B		0-0 F3		0-0 2B	5	1	2	1	0	0	0	Detroit Tigers @ Chicago White Sox Comiskey Park, Chicago, IL Wed Aug 09 1950, 4:33 AM EDT Att: 6,486 - Unknown					
Jerry Priddy, R OBP: 0.375, SLG: 0.389 (1, 4)	0-0 F8		0-3 K		0-0 1B			0-0 6-3	0-3 K	5	0	1	1	0	2	2						
George Kell, R OBP: 0.420, SLG: 0.512 (1, 5)	0-0 F3		0-0 F7		0-0 F8			0-0 HR 2B	4-0 IBB	4	1	1	0	1	0	0						
Vic Wertz, L OBP: 0.390, SLG: 0.575 (1, 9)		0-0 FC6-4 1B		0-0 F9		0-0 F9		0-0 HR	0-3 K	5	1	2	2	0	1	3						
Hoot Evers, R OBP: 0.400, SLG: 0.573 (1, 7)		0-0 P4		0-3 K		0-0 F8		0-0 E1		4	0	0	0	0	1	1						
Johnny Groth, R OBP: 0.406, SLG: 0.463 (1, 8)		0-0 FC6-4 BB 1B		0-0 2B		4-0 FC5-4 BB		0-0 F2		3	1	1	0	1	0	2						
Don Kolloway, R OBP: 0.350, SLG: 0.436 (1, 3)		0-0 BB 1B		0-3 K		0-0 FC5-4 1-2		0-0 F8		4	0	1	0	0	1	3						
Aaron Robinson, L OBP: 0.419, SLG: 0.386 (1, 2)		4-0 1B BB		0-0 F5		0-0 G3		0-0 5-3		3	0	0	0	1	0	0						
Fred Hutchinson, L OBP: 0.403, SLG: 0.418 (1, 1)		0-0 1-2 2-H 3-H 1B		0-0 E 2B		0-0 6-3		4-0 2B BB		3	1	2	1	1	0	0						
Inning Stats	R: 0 E: 0 K: 0 S: 3	H: 0 LOB: 0 BB: 0 P: 3	R: 1 E: 0 K: 0 S: 5	H: 3 LOB: 3 BB: 1 P: 9	R: 0 E: 0 K: 1 S: 5	H: 0 LOB: 0 BB: 0 P: 5	R: 0 E: 0 K: 2 S: 8	H: 1 LOB: 1 BB: 0 P: 8	R: 2 E: 1 K: 0 S: 5	H: 3 LOB: 0 BB: 0 P: 5	R: 0 E: 0 K: 0 S: 3	H: 0 LOB: 0 BB: 0 P: 7	R: 0 E: 0 K: 0 S: 3	H: 0 LOB: 0 BB: 0 P: 3	R: 2 E: 1 K: 0 S: 6	H: 2 LOB: 1 BB: 0 P: 6	R: 0 E: 0 K: 2 S: 8	H: 1 LOB: 3 BB: 2 P: 16	1B: 5 2B: 4 3B: 0 HR: 1	SF: 0 SAC: 0 DP: 0 HBP: 0	WP: 0 PB: 0 SB: 1 CS: 0	PA: 40
PITCHER	IP WLS BF H R ER SO BB IBB HBP BLK WP HR S P ERA WHIP	IP WLS BF H R ER SO BB IBB HBP BLK WP HR S P ERA WHIP																				
Ray Scarborough, R ERA: 4.69 (1, 1)	8.0	L	34	9	5	4	3	2	0	0	0	0	0	0	1	38	46	4.50	1.375			
Billy Pierce, L ERA: 4.06 (9, 1)	1.0		6	1	0	0	2	1	1	0	0	0	0	0	0	8	16	0.00	2.000			


Batter	1	2	3	4	5	6	7	8	9	AB	R	H	RBI	BB	SO	LOB	BOTTOM					
Chico Carrasquel, R OBP: 0.388, SLG: 0.385 (1, 6)	0-3 K		4-0 BB		0-0 F7		0-0 2B		0-0 P4	3	0	1	1	1	1	0	Detroit Tigers @ Chicago White Sox Comiskey Park, Chicago, IL Wed Aug 09 1950, 4:33 AM EDT Att: 6,486 - Unknown					
Floyd Baker, L OBP: 0.413, SLG: 0.349 (1, 5)	0-0 F8		0-0 G3-6-3 1-2		0-0 6-3		0-0 P4		0-0 4-3	4	0	0	0	0	2							
Dave Philley, S OBP: 0.316, SLG: 0.401 (1, 8)	0-0 4-3		0-0 G4-6-3 1B		0-0 3-1		0-0 4-3		0-0 F7	4	0	1	0	0	0	1						
Eddie Robinson, L OBP: 0.371, SLG: 0.416 (1, 3)		0-0 F3		0-0 F9		0-0 2B 6-3 1B		0-0 F7		4	1	1	0	0	0	2						
Mary Rickert, L OBP: 0.289, SLG: 0.333 (1, 9)		0-0 F9		0-0 G4-6-3 1-2		0-0 4-3 2B		0-0 1B		4	0	2	0	0	0	1						
Gus Zernial, R OBP: 0.340, SLG: 0.483 (1, 7)		0-0 2B 1B		0-0 5-3		0-0 6-3		0-0 F9		1	1	1	0	0	0	0						
Jerry Scala, L OBP: 0.279, SLG: 0.217 (5, 7)		0-0 1B		0-0 1B		0-0 4-3		0-0 K		1	0	0	0	0	0	1						
Gordon Goldsberry, L OBP: 0.431, SLG: 0.462 (7, PH) (8, 7)		0-0 2B 1B		0-0 1B HBP		0-0 4-3		0-0 K		1	0	0	0	0	1	1						
Phil Masi, R OBP: 0.371, SLG: 0.424 (1, 2)		0-0 2B		0-0 1B		0-0 3-1		0-0 1B		4	0	2	0	0	0	2						
Gus Niarhos, R OBP: 0.404, SLG: 0.348 (5, PR) (6, 2)		0-0 G3		0-0 G6-4-3 1B		0-0 3-1		0-0 FC6-4 1B		4	0	2	0	0	0	2						
Luke Appling, R OBP: 0.284, SLG: 0.302 (9, PH)		0-0 G3		0-0 1B		0-0 3-1		0-0 FC6-4 1B		2	0	0	0	0	0	2						
Nellie Fox, L OBP: 0.320, SLG: 0.303 (1, 4)		0-0 G3		0-0 5-3		0-0 G6-4-3		0-0 FC6-4		0	1	0	0	1	0	0						
Ray Scarborough, R OBP: 0.192, SLG: 0.163 (1, 1)		0-0 5-3		0-0 5-3		0-0 G6-4-3		0-0 FC6-4		0	0	0	0	0	0	0						
Hank Majeski, R OBP: 0.390, SLG: 0.402 (8, PH)		0-0 5-3		0-0 5-3		0-0 G6-4-3		0-0 FC6-4		0	0	0	0	0	0	0						
Billy Pierce, L OBP: 0.309, SLG: 0.275 (9, 1)		0-0 5-3		0-0 5-3		0-0 G6-4-3		0-0 FC6-4		0	0	0	0	0	0	0						
Mike McCormick, R OBP: 0.326, SLG: 0.316 (9, PH)		0-0 5-3		0-0 5-3		0-0 G6-4-3		0-0 FC6-4		1	0	0	0	0	0	2						
Inning Stats	R: 0 E: 0 K: 1 S: 5	H: 0 LOB: 0 BB: 0 P: 5	R: 1 E: 0 K: 0 S: 5	H: 2 LOB: 1 BB: 0 P: 5	R: 0 E: 0 K: 0 S: 2	H: 0 LOB: 0 BB: 1 P: 6	R: 0 E: 0 K: 0 S: 3	H: 1 LOB: 0 BB: 0 P: 3	R: 0 E: 0 K: 0 S: 3	H: 1 LOB: 2 BB: 0 P: 4	R: 0 E: 0 K: 0 S: 3	H: 0 LOB: 0 BB: 0 P: 3	R: 1 E: 0 K: 0 S: 5	H: 2 LOB: 1 BB: 0 P: 5	R: 1 E: 0 K: 0 S: 4	H: 1 LOB: 1 BB: 1 P: 8	R: 0 E: 0 K: 1 S: 7	H: 2 LOB: 2 BB: 0 P: 7	1B: 6 2B: 3 3B: 0 HR: 0	SF: 0 SAC: 0 DP: 3 HBP: 1	WP: 0 PB: 0 SB: 0 CS: 0	PA: 36
PITCHER	IP WLS BF H R ER SO BB IBB HBP BLK WP HR S P ERA WHIP	IP WLS BF H R ER SO BB IBB HBP BLK WP HR S P ERA WHIP																				
Fred Hutchinson, R ERA: 4.78 (1, 1)	9.0	W	36	9	3	3	2	2	0	1	0	0	0	0	0	37	46	3.00	1.222			


AB	36
R	5
H	10
RBI	5
BB	4
SO	5
LOB	11





Batter	1	2	3	4	5	6	7	8	9	AB	R	H	RBI	BB	SO	LOB	TOP			
Johnny Lipon, R OBP: 0.391, SLG: 0.376 (1, 6)										5	1	1	0	0	0	1	<p>Detroit Tigers @ Chicago White Sox Comiskey Park, Chicago, IL Thu Aug 10 1950, 4:33 AM EDT Unknown</p>			
Jerry Priddy, R OBP: 0.375, SLG: 0.389 (1, 4)										5	2	2	0	0	0	1				
George Kell, R OBP: 0.421, SLG: 0.512 (1, 5)										4	1	2	0	0	0	0				
Vic Wertz, L OBP: 0.390, SLG: 0.570 (1, 9)										3	2	0	1	2	1	3				
Hoot Evers, R OBP: 0.402, SLG: 0.575 (1, 7)										4	2	2	1	1	0	2				
Johnny Groth, R OBP: 0.411, SLG: 0.466 (1, 8)										2	2	1	2	3	1	0				
Don Kolloway, R OBP: 0.351, SLG: 0.439 (1, 3)										5	0	2	4	0	0	4				
Bob Swift, R OBP: 0.347, SLG: 0.253 (1, 2)										2	0	1	1	2	0	1				
Art Houtteman, R OBP: 0.191, SLG: 0.159 Marlin Stuart, L (9, 1)										5	0	0	0	0	2	5				
Inning Stats	R: 0 E: 0 K: 0 S: 3	H: 0 LOB: 0 BB: 0 P: 3	R: 2 E: 0 K: 0 S: 3	H: 1 LOB: 0 BB: 2 P: 11	R: 0 E: 0 K: 0 S: 3	H: 0 LOB: 0 BB: 0 P: 3	R: 3 E: 0 K: 0 S: 5	H: 2 LOB: 1 BB: 2 P: 13	R: 1 E: 0 K: 1 S: 6	H: 2 LOB: 3 BB: 0 P: 6	R: 0 E: 0 K: 1 S: 5	H: 0 LOB: 0 BB: 0 P: 5	R: 0 E: 0 K: 1 S: 5	H: 0 LOB: 1 BB: 1 P: 9	R: 4 E: 0 K: 1 S: 10	H: 5 LOB: 2 BB: 1 P: 14	1B: 8 2B: 3 3B: 0 HR: 0	SF: 0 SAC: 2 DP: 1 HBP: 0	WP: 1 PB: 0 SB: 0 CS: 0	PA: 45
PITCHER	IP WLS BF H R ER SO BB IBB HBP BLK WP HR S P ERA WHIP																			
Ken Holcombe, R ERA: 6.39 (1, 1)	4.0 L 18 3 5 5 0 4 0 0 0 0 1 0 14 30 11.25 1.750																			
Lou Kretlow, R ERA: 8.67 (5, 1)	4.0 18 3 1 1 3 3 0 0 0 0 0 0 21 33 2.25 1.500																			
Bob Cain, L ERA: 4.59 (9, 1)	1.0 9 5 4 4 1 1 0 0 0 0 0 0 10 14 36.00 6.000																			


Batter	1	2	3	4	5	6	7	8	9	AB	R	H	RBI	BB	SO	LOB	BOTTOM			
Chico Carrasquel, R OBP: 0.386, SLG: 0.383 (1, 6)										5	0	1	0	0	0	3	<p>Detroit Tigers @ Chicago White Sox Comiskey Park, Chicago, IL Thu Aug 10 1950, 4:33 AM EDT Unknown</p>			
Floyd Baker, L OBP: 0.413, SLG: 0.343 (1, 5)										4	2	1	0	1	0	2				
Dave Philley, S OBP: 0.317, SLG: 0.400 (1, 9)										4	1	1	0	1	0	2				
Eddie Robinson, L OBP: 0.371, SLG: 0.416 (1, 3)										5	1	2	0	0	0	3				
Mary Rickert, L OBP: 0.300, SLG: 0.349 (1, 7)										5	2	4	2	0	0	1				
Phil Masi, R OBP: 0.372, SLG: 0.422 (1, 2)										4	0	1	0	1	0	4				
Jerry Scala, L OBP: 0.274, SLG: 0.203 (1, 8)										4	0	0	1	1	1	5				
Nellie Fox, L OBP: 0.321, SLG: 0.305 (1, 4)										5	0	2	1	0	0	4				
Ken Holcombe, R HBP: 0.238, SLG: 0.286 Hank Messers, R OBP: 0.379, SLG: 0.401 Lou Kretlow, R (4, PH) (5, 1) Gordon Goldsberry, L OBP: 0.409, SLG: 0.567 Bob Cain, L OBP: 0.315, SLG: 0.262 Mike McCormick, R OBP: 0.316, SLG: 0.306 (5, PH)										1	0	0	0	0	0	2				
Inning Stats	R: 0 E: 0 K: 0 S: 4	H: 1 LOB: 1 BB: 0 P: 4	R: 0 E: 0 K: 1 S: 6	H: 1 LOB: 2 BB: 1 P: 10	R: 2 E: 1 K: 0 S: 6	H: 2 LOB: 2 BB: 1 P: 10	R: 0 E: 0 K: 0 S: 4	H: 1 LOB: 1 BB: 0 P: 4	R: 0 E: 0 K: 0 S: 3	H: 0 LOB: 0 BB: 0 P: 3	R: 0 E: 0 K: 0 S: 4	H: 1 LOB: 1 BB: 0 P: 4	R: 1 E: 0 K: 0 S: 6	H: 3 LOB: 2 BB: 0 P: 6	R: 3 E: 0 K: 0 S: 6	H: 3 LOB: 2 BB: 2 P: 14	1B: 12 2B: 1 3B: 0 HR: 0	SF: 0 SAC: 0 DP: 0 HBP: 0	WP: 0 PB: 0 SB: 0 CS: 0	PA: 45
PITCHER	IP WLS BF H R ER SO BB IBB HBP BLK WP HR S P ERA WHIP																			
Art Houtteman, R ERA: 3.32 (1, 1)	8.1 W 41 12 6 5 1 3 0 0 0 0 0 0 3 7 5.40 1.800																			
Marlin Stuart, R ERA: 5.02 (9, 1)	0.2 S 4 1 0 0 0 1 0 0 0 0 0 0 3 7 0.00 3.000																			


Batter	1	2	3	4	5	6	7	8	9	AB	R	H	RBI	BB	SO	LOB	TOP																		
Johnny Lipon, R (1, 6) OBP: 0.391, SLG: 0.376											0	0	0	0	0	0	0	Detroit Tigers @ Chicago White Sox Comiskey Park, Chicago, IL Thu Aug 10 1950, 4:38 AM EDT Att: 11,684 - Unknown livebaseballscorecards.com																	
Jerry Priddy, R (1, 4) OBP: 0.376, SLG: 0.389											0	0	0	0	0	0	0																		
George Kell, R (1, 5) OBP: 0.421, SLG: 0.512											0	0	0	0	0	0	0																		
Vic Wertz, L (1, 9) OBP: 0.390, SLG: 0.570											0	0	0	0	0	0	0																		
Hoot Evers, R (1, 7) OBP: 0.402, SLG: 0.575											0	0	0	0	0	0	0																		
Johnny Groth, R (1, 8) OBP: 0.411, SLG: 0.466											0	0	0	0	0	0	0																		
Don Kolloway, R (1, 3) OBP: 0.351, SLG: 0.439											0	0	0	0	0	0	0																		
Aaron Robinson, L (1, 2) OBP: 0.419, SLG: 0.386											0	0	0	0	0	0	0																		
Hal Newhouser, L (1, 1) OBP: 0.293, SLG: 0.243											0	0	0	0	0	0	0																		
Inning Stats											1B: 0	SF: 0	WP: 0	PA: 0	2B: 0	SAC: 0	FB: 0		3B: 0	DP: 0	SB: 0	CS: 0	HR: 0	HBP: 0											
PITCHER Randy Gumpert, R (1, 1) ERA: 4.61	IP	WLS	BF	H	R	ER	SO	BB	IBB	HBP	BLK	WP	HR	S	P	ERA	WHIP																		
																		PITCHER	IP	WLS	BF	H	R	ER	SO	BB	IBB	HBP	BLK	WP	HR	S	P	ERA	WHIP

Batter	1	2	3	4	5	6	7	8	9	AB	R	H	RBI	BB	SO	LOB	BOTTOM																		
Nellie Fox, L (1, 4) OBP: 0.321, SLG: 0.305											0	0	0	0	0	0	0	Detroit Tigers @ Chicago White Sox Comiskey Park, Chicago, IL Thu Aug 10 1950, 4:38 AM EDT Att: 11,684 - Unknown livebaseballscorecards.com																	
Dave Philley, S (1, 9) OBP: 0.317, SLG: 0.400											0	0	0	0	0	0	0																		
Chico Carrasquel, R (1, 6) OBP: 0.386, SLG: 0.363											0	0	0	0	0	0	0																		
Eddie Robinson, L (1, 3) OBP: 0.371, SLG: 0.416											0	0	0	0	0	0	0																		
Hank Majeski, R (1, 5) OBP: 0.379, SLG: 0.401											0	0	0	0	0	0	0																		
Mike McCormick, R (1, 8) OBP: 0.318, SLG: 0.308											0	0	0	0	0	0	0																		
Mary Rickert, L (1, 7) OBP: 0.300, SLG: 0.349											0	0	0	0	0	0	0																		
Gus Niarhos, R (1, 2) OBP: 0.404, SLG: 0.348											0	0	0	0	0	0	0																		
Randy Gumpert, R (1, 1) OBP: 0.154, SLG: 0.120											0	0	0	0	0	0	0																		
Inning Stats											1B: 0	SF: 0	WP: 0	PA: 0	2B: 0	SAC: 0	FB: 0		3B: 0	DP: 0	SB: 0	CS: 0	HR: 0	HBP: 0											
PITCHER Hal Newhouser, L (1, 1) ERA: 5.22	IP	WLS	BF	H	R	ER	SO	BB	IBB	HBP	BLK	WP	HR	S	P	ERA	WHIP																		
																		PITCHER	IP	WLS	BF	H	R	ER	SO	BB	IBB	HBP	BLK	WP	HR	S	P	ERA	WHIP

Batter	1	2	3	4	5	6	7	8	9	AB	R	H	RBI	BB	SO	LOB	TOP																		
Johnny Lipon, R (1, 6) OBP: 0.390, SLG: 0.376																	0	0	0	0	0	0	0	Detroit Tigers @ St. Louis Browns Sportsman's Park, St. Louis, MO Fri Aug 11 1950, 4:38 AM EDT Att: 9,562 - Unknown livebaseballscorecards.com											
Jerry Priddy, R (1, 4) OBP: 0.375, SLG: 0.382																	0	0	0	0	0	0	0												
George Kell, R (1, 5) OBP: 0.420, SLG: 0.509																	0	0	0	0	0	0	0												
Vic Wertz, L (1, 9) OBP: 0.396, SLG: 0.573																	0	0	0	0	0	0	0												
Hoot Evers, R (1, 7) OBP: 0.404, SLG: 0.571																	0	0	0	0	0	0	0												
Johnny Groth, R (1, 8) OBP: 0.408, SLG: 0.460																	0	0	0	0	0	0	0												
Don Kolloway, R (1, 3) OBP: 0.344, SLG: 0.430																	0	0	0	0	0	0	0												
Bob Swift, R (1, 2) OBP: 0.347, SLG: 0.253																	0	0	0	0	0	0	0												
Hank Borowy, R (1, 1) OBP: 0.143, SLG: 0.143	0	0	0	0	0	0	0																												
Inning Stats																	1B: 0 SF: 0 WP: 0 PA: 0 2B: 0 SAC: 0 PB: 0 3B: 0 DP: 0 SB: 0 HR: 0 HBP: 0 CS: 0																		
PITCHER Don Johnson, R (1, 1) ERA: 8.57	IP	WLS	BF	H	R	ER	SO	BB	IBB	HBP	BLK	WP	HR	S	P	ERA	WHIP	PITCHER	IP	WLS	BF	H	R	ER	SO	BB	IBB	HBP	BLK	WP	HR	S	P	ERA	WHIP

Batter	1	2	3	4	5	6	7	8	9	AB	R	H	RBI	BB	SO	LOB	BOTTOM																		
Don Lenhardt, R (1, 3) OBP: 0.413, SLG: 0.528																	0	0	0	0	0	0	0	Detroit Tigers @ St. Louis Browns Sportsman's Park, St. Louis, MO Fri Aug 11 1950, 4:38 AM EDT Att: 9,562 - Unknown livebaseballscorecards.com											
Snuffy Stirnweiss, R (1, 4) OBP: 0.374, SLG: 0.307																	0	0	0	0	0	0	0												
Ray Coleman, L (1, 7) OBP: 0.347, SLG: 0.455																	0	0	0	0	0	0	0												
Jim Delsing, L (1, 8) OBP: 0.367, SLG: 0.333																	0	0	0	0	0	0	0												
Ken Wood, R (1, 9) OBP: 0.296, SLG: 0.411																	0	0	0	0	0	0	0												
Les Moss, R (1, 2) OBP: 0.300, SLG: 0.371																	0	0	0	0	0	0	0												
Owen Friend, R (1, 6) OBP: 0.314, SLG: 0.343																	0	0	0	0	0	0	0												
Bill Sommers, R (1, 5) OBP: 0.357, SLG: 0.263																	0	0	0	0	0	0	0												
Don Johnson, R (1, 1) OBP: 0.077, SLG: 0.077	0	0	0	0	0	0	0																												
Inning Stats																	1B: 0 SF: 0 WP: 0 PA: 0 2B: 0 SAC: 0 PB: 0 3B: 0 DP: 0 SB: 0 HR: 0 HBP: 0 CS: 0																		
PITCHER Hank Borowy, R (1, 1) ERA: 6.54	IP	WLS	BF	H	R	ER	SO	BB	IBB	HBP	BLK	WP	HR	S	P	ERA	WHIP	PITCHER	IP	WLS	BF	H	R	ER	SO	BB	IBB	HBP	BLK	WP	HR	S	P	ERA	WHIP


Batter	1	2	3	4	5	6	7	8	9	10	AB	R	H	RBI	BB	SO	LOB	TOP	
Jerry Priddy, R OBP: 0.373, SLG: 0.380 (1, 4)	F8	5-3			FC6-4 1B			K		SH1-3	4	0	1	0	0	1	1	Detroit Tigers @ Cleveland Indians Cleveland Municipal Stadium, Cleveland, OH Mon Aug 14 1960, 3:33 AM EDT Att: 60,120 - Unknown AB 35 R 2 H 7 RBI 2 BB 3 SO 6 LOB 14 	
Don Kolloway, R OBP: 0.347, SLG: 0.430 (1, 3)	BB BB 1B		F7		F2			F8		F7	5	0	1	0	0	0	2		
George Kell, R OBP: 0.419, SLG: 0.503 (1, 5)	BB BB 1B		F8		FC6-4 1-2f			L7		K	4	0	0	0	1	1	2		
Vic Wertz, L OBP: 0.400, SLG: 0.573 (1, 9)	BB BB 1B							6-3		F7	3	0	1	0	1	0	0		
Hoot Evers, R OBP: 0.406, SLG: 0.575 (1, 7)	BB BB 1B							6-3		HR 1B	4	1	1	0	0	2	4		
Johnny Groth, R OBP: 0.407, SLG: 0.466 (1, 8)	F3				F8			6-3		HR 1-H	4	1	1	2	0	0	3		
Aaron Robinson, L OBP: 0.413, SLG: 0.375 (1, 2)		F9			F4			CS BB		4-3	3	0	0	0	1	0	0		
Neil Berry, R OBP: 0.182, SLG: 0.100 (1, 6)					K			K 1-2		4-3	4	0	1	0	0	2	1		
Hal Newhouser, L OBP: 0.292, SLG: 0.250 (1, 1)		F6						L8		SH1-3 1B	4	0	1	0	0	0	1		
Inning Stats	R: 0 E: 0 K: 1 S: 6	H: 1 LOB: 3 BB: 2 P: 14	R: 0 E: 0 K: 0 S: 4	H: 1 LOB: 1 BB: 0 P: 4	R: 0 E: 0 K: 1 S: 6	H: 0 LOB: 0 BB: 0 P: 5	R: 0 E: 0 K: 0 S: 5	H: 0 LOB: 0 BB: 0 P: 3	R: 0 E: 0 K: 1 S: 4	H: 0 LOB: 0 BB: 1 P: 8	R: 0 E: 0 K: 1 S: 5	H: 0 LOB: 0 BB: 0 P: 5	R: 2 E: 0 K: 0 S: 6	H: 2 LOB: 0 BB: 0 P: 5	R: 0 E: 0 K: 1 S: 6	H: 1 LOB: 1 BB: 0 P: 6	1B: 6 2B: 1 3B: 0 HR: 1		SF: 0 SAC: 1 DP: 1 HBP: 0
PITCHER Early Wynn, R ERA: 3.64 (1, 1)	IP: 10.0 WLS: W BF: 39 H: 7 R: 2 ER: 2 SO: 6 BB: 3 IBB: 0 HBP: 0 BLK: 0 WP: 0 HR: 1 S: 48 P: 60 ERA: 1.80 WHIP: 1.000																		

Batter	1	2	3	4	5	6	7	8	9	10	AB	R	H	RBI	BB	SO	LOB	BOTTOM	
Ray Boone, R OBP: 0.423, SLG: 0.457 (1, 6)	6-3		F9		G6-4-3 1B			L6		FC6 IBB	4	0	1	0	1	0	0	Detroit Tigers @ Cleveland Indians Cleveland Municipal Stadium, Cleveland, OH Mon Aug 14 1960, 3:33 AM EDT Att: 60,120 - Unknown AB 35 R 3 H 8 RBI 3 BB 2 SO 1 LOB 13 	
Bob Kennedy, R OBP: 0.360, SLG: 0.427 (1, 9)			G3		G6-4-3 1-2f			F7		FC6	4	0	1	0	0	0	1		
Dale Mitchell, L OBP: 0.365, SLG: 0.365 (10, PH)	FC3-6 1B									FC6 1-2 2-3 3-H	1	0	0	1	0	0	2		
Larry Doby, L OBP: 0.461, SLG: 0.587 (1, 8)	FC3-6 1-2f		4-3					F7		L8	4	0	0	0	0	0	1		
Luke Easter, L OBP: 0.389, SLG: 0.500 (1, 3)	4-3				FC4-6 1B			G5-4-3 1B		K	4	0	2	0	0	1	1		
Al Rosen, R OBP: 0.397, SLG: 0.585 (1, 5)			L9 FC 2B		L7			G5-4-3 1-2f		HR	4	2	2	1	0	0	2		
Joe Gordon, R OBP: 0.346, SLG: 0.427 (1, 4)		L9			FC4-6 FC5 1B			G3		F8	4	0	0	0	0	0	2		
Allie Clark, R OBP: 0.262, SLG: 0.368 Bobby Avila, R OBP: 0.411, SLG: 0.379 (10, PR)		FC FC4-6			1-2 1B			F8		SH5-4 FC6 2B	0	1	0	0	0	0	0		
Jim Hegan, R OBP: 0.312, SLG: 0.439 (1, 2)		L9			FC5			F9		FC6 SH5-4 IBB	3	0	0	0	1	0	3		
Early Wynn, S OBP: 0.328, SLG: 0.440 (1, 1)		FC4-6 1-2f						3-1		SH5-4	3	0	0	0	0	0	1		
Inning Stats	R: 1 E: 0 K: 0 S: 4	H: 1 LOB: 1 BB: 0 P: 5	R: 0 E: 0 K: 0 S: 3	H: 0 LOB: 0 BB: 0 P: 3	R: 0 E: 0 K: 0 S: 5	H: 2 LOB: 2 BB: 0 P: 5	R: 0 E: 0 K: 0 S: 3	H: 1 LOB: 0 BB: 0 P: 3	R: 0 E: 0 K: 0 S: 3	H: 0 LOB: 0 BB: 0 P: 3	R: 0 E: 0 K: 0 S: 3	H: 0 LOB: 0 BB: 0 P: 3	R: 1 E: 0 K: 0 S: 6	H: 1 LOB: 0 BB: 0 P: 6	R: 1 E: 0 K: 0 S: 3	H: 1 LOB: 3 BB: 2 P: 11	1B: 5 2B: 2 3B: 0 HR: 1	SF: 0 SAC: 1 DP: 2 HBP: 0	WP: 0 PA: 38 PB: 0 SB: 0 CS: 0
PITCHER Hal Newhouser, L ERA: 4.85 (1, 1)	IP: 9.1 WLS: L BF: 38 H: 8 R: 3 ER: 3 SO: 1 BB: 0 IBB: 2 HBP: 0 BLK: 0 WP: 0 HR: 1 S: 38 P: 46 ERA: 2.89 WHIP: 0.857																		

Batter	1	2	3	4	5	6	7	8	9	AB	R	H	RBI	BB	SO	LOB	TOP		
Nellie Fox, L OBP: 0.321, SLG: 0.312 (1,4)	0-0 4-3	0-0 4-3			0-0 4-3			0-0 BB 1B		4	0	1	0	0	0	1			
Floyd Baker, L OBP: 0.415, SLG: 0.333 (1,5)	0-0 E 2B 1B		0-0 5-3			4-0 PB BB		4-0 1-2 BB		2	1	1	0	2	0	0			
Mary Rickert, L OBP: 0.307, SLG: 0.347 (1,9) (2,7)	0-3 K 1-2		0-0 1-3			0-3 K 1-2		0-0 F8		4	0	0	0	0	2	4			
Eddie Robinson, L OBP: 0.375, SLG: 0.425 (1,3)	4-0 2B BB		0-0 F8			4-0 L3-1 BB		0-0 P3		2	1	0	0	2	0	2			
Gus Zernial, R OBP: 0.342, SLG: 0.487 (1,7) Mike McCormick, R OBP: 0.348, SLG: 0.333 (2,8)	0-0 1-H 2-H 2B			0-0 4-3		0-0 L3-1			0-3 K	1	0	1	2	0	0	0			
Dave Philley, S OBP: 0.318, SLG: 0.398 (1,8) (2,9)	0-0 3-1			0-0 F8			0-0 2-3		4-0 1B BB	3	0	0	0	1	0	1			
Phil Masi, R OBP: 0.367, SLG: 0.409 (1,2)		0-0 3-1		0-0 F7			0-0 G5-4-3 1B		0-3 K	4	0	1	0	0	1	1	AB 29		
Chico Carrasquel, R OBP: 0.378, SLG: 0.372 (1,6)		4-0 SH1-4 BB			0-0 4-3		0-0 G5-4-3		0-0 1B	3	0	1	0	1	0	1	R 2		
Billy Pierce, L OBP: 0.310, SLG: 0.264 (1,1) Luis Aloma, R OBP: 0.311, SLG: 0.111 (2,1) Hank Majeski, R OBP: 0.381, SLG: 0.412 (8, PH) Howie Judson, R OBP: 0.222, SLG: 0.188 (8,1) Gordon Goldsberry, L OBP: 0.425, SLG: 0.454 (9, PH)		0-0 SH1-4			0-0 4-3			0-0 F7	0-0 3-1	0	0	0	0	0	0	0	H 5		
	R: 2 E: 1 K: 1 S: 7	H: 2 LOB: 1 BB: 1 P: 11	R: 0 E: 0 K: 0 S: 3	H: 0 LOB: 0 BB: 0 P: 7	R: 0 E: 0 K: 0 S: 3	H: 0 LOB: 0 BB: 0 P: 3	R: 0 E: 0 K: 0 S: 3	H: 0 LOB: 0 BB: 0 P: 3	R: 0 E: 0 K: 1 S: 4	H: 1 LOB: 1 BB: 2 P: 12	R: 0 E: 0 K: 0 S: 3	H: 1 LOB: 2 BB: 1 P: 8	R: 0 E: 0 K: 2 S: 8	H: 1 LOB: 2 BB: 1 P: 12	1B: 4 2B: 2 3B: 0 HR: 0	SF: 0 SAC: 1 DP: 2 HBP: 0	WP: 0 PB: 1 SB: 0 CS: 0	PA: 36	
PITCHER Dizzy Trout, R ERA: 3.58 (1,1)	IP 9.0	WLS W	BF 36	H 5	R 2	ER 0	SO 4	BB 6	IBB 0	HBP 0	BLK 0	WP 0	HR 0	S 38	P 62	ERA 0.00	WHIP 1.222		

Chicago White Sox @ Detroit Tigers
Briggs Stadium, Detroit, MI
Wed Aug 16 1950, 4:33 AM EDT
Att: 50,262 - Unknown


AB 29
R 2
H 5
RBI 2
BB 6
SO 4
LOB 14



Batter	1	2	3	4	5	6	7	8	9	AB	R	H	RBI	BB	SO	LOB	BOTTOM		
Neil Berry, R OBP: 0.350, SLG: 0.294 (1,6)	4-0 G3 1B BB	0-0 2H 2B 1B		0-3 K		0-0 1-3 2B		0-3 K		4	1	2	1	1	2	0			
Jerry Priddy, R OBP: 0.375, SLG: 0.383 (1,4)	0-0 G3 1B 1-2	0-0 2H 1B 2B		0-0 P6		0-0 F8				4	1	2	1	0	0	2			
George Kell, R OBP: 0.416, SLG: 0.499 (1,5)	0-0 F8	0-0 2H 1B BLK		0-0 F7			0-0 P6			4	1	1	1	0	0	2			
Vic Wertz, L OBP: 0.404, SLG: 0.572 (1,9)	0-0 G3 1-2 2-3	0-0 F7			0-0 F7		0-0 BB 1B			4	0	1	0	0	0	3			
Hoot Evers, R OBP: 0.403, SLG: 0.567 (1,7)	0-0 6-3	0-0 1H E8 1B			0-3 K		0-0 P4			4	0	1	1	0	1	3			
Johnny Groth, R OBP: 0.407, SLG: 0.469 (1,8)		4-0 SH1-3 E BB	0-0 P5		0-0 5-3		4-0 1-2 BB			2	1	0	0	2	0	0			
Don Kolloway, R OBP: 0.345, SLG: 0.423 (1,3)		4-0 SH1-3 E BB	0-0 P3			0-0 F9	0-0 F8			3	1	0	0	1	0	2	AB 32		
Bob Swift, R OBP: 0.356, SLG: 0.262 (1,2)		0-0 SH1-3				0-0 2B 1B		0-0 F9		3	0	2	0	0	0	0	R 6		
Dizzy Trout, R OBP: 0.289, SLG: 0.300 (1,1)		0-0 E7 1B	0-0 1-3			0-3 K		0-0 5-3		4	1	1	2	0	1	2	H 10		
	R: 0 E: 0 K: 0 S: 4	H: 1 LOB: 2 BB: 1 P: 8	R: 6 E: 2 K: 0 S: 7	H: 5 LOB: 0 BB: 2 P: 15	R: 0 E: 0 K: 0 S: 4	H: 1 LOB: 1 BB: 0 P: 4	R: 0 E: 0 K: 1 S: 5	H: 0 LOB: 0 BB: 0 P: 5	R: 0 E: 0 K: 1 S: 7	H: 2 LOB: 2 BB: 0 P: 7	R: 0 E: 0 K: 0 S: 4	H: 1 LOB: 2 BB: 1 P: 8	R: 0 E: 0 K: 1 S: 5	H: 0 LOB: 0 BB: 0 P: 5	1B: 8 2B: 2 3B: 0 HR: 0	SF: 0 SAC: 1 DP: 0 HBP: 0	WP: 0 PB: 0 SB: 0 CS: 0	PA: 37	
PITCHER Billy Pierce, L ERA: 4.2 (1,1) Luis Aloma, R ERA: 4.48 (2,1) Howie Judson, R ERA: 4.18 (8,1)	IP 1.1 5.2 1.0	WLS L	BF 11 23 3	H 4 6 0	R 5 1 0	ER 5 1 0	SO 0 3 1	BB 3 1 0	IBB 0 0 0	HBP 0 0 0	BLK 0 1 0	WP 0 0 0	HR 0 0 0	S 8 28 5	P 20 32 5	ERA 33.75 1.59 0.00	WHIP 5.250 1.235 0.000		

Chicago White Sox @ Detroit Tigers
Briggs Stadium, Detroit, MI
Wed Aug 16 1950, 4:33 AM EDT
Att: 50,262 - Unknown

AB 32
R 6
H 10
RBI 6
BB 4
SO 4
LOB 14



Batter	1	2	3	4	5	6	7	8	9	AB	R	H	RBI	BB	SO	LOB	TOP			
Nellie Fox, L OBP: 0.320, SLG: 0.309 (1, 4)	4-3		BB		4-3		4-3			3	0	0	0	1	0	2	Chicago White Sox @ Detroit Tigers Briggs Stadium, Detroit, MI Thu Aug 17 1950, 4:33 AM EDT Att: 13,967 - Unknown			
Floyd Baker, L OBP: 0.396, SLG: 0.317 (1, 5)	K		F9			G3		4-3	4	0	0	0	0	1	1					
Dave Philley, S OBP: 0.317, SLG: 0.397 (1, 9)	6-3				F5	F9		BB 1B	4	0	1	0	0	0	0					
Eddie Robinson, L OBP: 0.376, SLG: 0.424 (1, 3)		4-3			1B E 1B	F8		G4-6-3 BB	3	1	1	0	1	0	0					
Mary Rickert, L OBP: 0.306, SLG: 0.346 (1, 7)		F7			1-3 1B			F7 G4-6-3	4	0	1	0	0	0	2					
Mike McCormick, R OBP: 0.357, SLG: 0.367 (1, 8)		1-3			E6 G6-4-3			1B 3B	3	1	1	1	1	0	1					
Chico Carrasquel, R OBP: 0.377, SLG: 0.371 (1, 6)			5-3		G6-4-3			K	4	0	1	0	0	1	3					
Gus Niarhos, R OBP: 0.393, SLG: 0.352 (1, 2)			E 6-3 1B			F8		1B BB	3	1	1	0	1	0	2					
Randy Gumpert, R OBP: 0.133, SLG: 0.103 (1, 1)			6-3						2	0	0	1	0	1	0	AB 32 R 3 H 7 RBI 3 BB 4 SO 3 LOB 12				
Gordon Goldsberry, L OBP: 0.430, SLG: 0.469 (7, PH)									1	0	1	1	0	0	0		WP: 0 PA: 36 PB: 0 SB: 0 CS: 0			
Lou Kretlow, R OBP: 0.380, SLG: 0.411 (9, PH)									1	0	0	0	0	0	1					
Hank Majeski, R OBP: 0.380, SLG: 0.411 (9, PH)									1	0	0	0	0	0	1					
Inning Stats	R: 0 E: 0 K: 1 S: 5	H: 0 LOB: 0 BB: 0 P: 5	R: 0 E: 0 K: 0 S: 3	H: 0 LOB: 0 BB: 0 P: 3	R: 1 E: 1 K: 0 S: 4	H: 1 LOB: 1 BB: 1 P: 8	R: 1 E: 1 K: 0 S: 5	H: 2 LOB: 1 BB: 0 P: 5	R: 0 E: 0 K: 1 S: 5	H: 0 LOB: 0 BB: 0 P: 5	R: 0 E: 0 K: 0 S: 3	H: 0 LOB: 0 BB: 0 P: 3	R: 1 E: 0 K: 1 S: 7	H: 2 LOB: 2 BB: 1 P: 11	R: 0 E: 0 K: 0 S: 3	H: 1 LOB: 1 BB: 1 P: 7	R: 0 E: 0 K: 0 S: 3	H: 1 LOB: 1 BB: 1 P: 7	1B: 6 2B: 0 3B: 1 HR: 0	SF: 0 SAC: 0 DP: 3 HBP: 0
PITCHER Hal White, R ERA: 4.32 (1, 1)	IP: 9.0 WLS: W BF: 36 H: 7 R: 3 ER: 2 SO: 3 BB: 4 IBB: 0 HBP: 0 BLK: 0 WP: 0 HR: 0 S: 38 P: 54 ERA: 2.00 WHIP: 1.222															PITCHER				

Batter	1	2	3	4	5	6	7	8	9	AB	R	H	RBI	BB	SO	LOB	BOTTOM	
Jerry Priddy, R OBP: 0.377, SLG: 0.384 (1, 4)	SH1-4 1B	FC4-6 1B		E6 G4-6-3		F8		G6-4-3 BB		4	1	2	0	1	0	0	Chicago White Sox @ Detroit Tigers Briggs Stadium, Detroit, MI Thu Aug 17 1950, 4:33 AM EDT Att: 13,967 - Unknown	
Don Kolloway, R OBP: 0.340, SLG: 0.417 (1, 3)	SH1-4 1-2	F9 2-3		G4-6-3 1-2		F8		G6-4-3 1-2	4	0	0	1	0	0	4			
George Kell, R OBP: 0.416, SLG: 0.504 (1, 5)	G1-6-3 2H 1B	FC4-6 1-2				F8		F7	5	1	2	2	0	0	2			
Vic Wertz, L OBP: 0.403, SLG: 0.571 (1, 9)	G1-6-3 1-2		SH1-3 6-3 2B		F8		F7		4	1	1	0	0	0	1			
Hoot Evers, R OBP: 0.407, SLG: 0.567 (1, 7)		2B 1B BB	SH1-3 2-3		2B FC5-4 BB		CS BB BB		0	2	0	0	3	0	0			
Johnny Groth, R OBP: 0.410, SLG: 0.475 (1, 8)		1B 2B	6-3		FC5-4 2B		BB CS BB		3	1	2	1	1	0	0			
Aaron Robinson, L OBP: 0.416, SLG: 0.384 (1, 2)		FC1-5 1B IBB			FC5-4 IBB		BB BB		1	1	1	1	3	0	0			
Neil Berry, R OBP: 0.375, SLG: 0.300 (1, 6)		1B FC1-5 F9 1B		L7	FC5-4		BB BB		3	1	1	3	1	0	2			
Hal White, R OBP: 0.107, SLG: 0.143 (1, 1)	FC1-5 F9 1B			F7	K		K		4	0	0	0	0	2	7			
Inning Stats	R: 1 E: 0 K: 0 S: 4	H: 2 LOB: 0 BB: 0 P: 4	R: 3 E: 0 K: 0 S: 6	H: 3 LOB: 2 BB: 2 P: 14	R: 2 E: 0 K: 0 S: 5	H: 2 LOB: 0 BB: 0 P: 5	R: 0 E: 1 K: 0 S: 3	H: 0 LOB: 0 BB: 0 P: 3	R: 2 E: 0 K: 1 S: 7	H: 2 LOB: 2 BB: 2 P: 15	R: 0 E: 0 K: 0 S: 3	H: 0 LOB: 0 BB: 0 P: 3	R: 0 E: 0 K: 1 S: 4	H: 0 LOB: 3 BB: 4 P: 20	R: 0 E: 0 K: 0 S: 2	H: 0 LOB: 0 BB: 1 P: 6	1B: 4 2B: 3 3B: 0 HR: 2	SF: 0 SAC: 2 DP: 3 HBP: 0
PITCHER Randy Gumpert, R ERA: 4.75 (1, 1)	IP: 6.0 WLS: L BF: 30 H: 9 R: 8 ER: 8 SO: 8 BB: 2 IBB: 2 HBP: 0 BLK: 0 WP: 0 HR: 2 S: 28 P: 44 ERA: 12.00 WHIP: 1.833															PITCHER		
PITCHER Lou Kretlow, R ERA: 6.07 (7, 1)	IP: 2.0 WLS: 9 BF: 9 H: 0 R: 0 ER: 0 SO: 1 BB: 5 IBB: 0 HBP: 0 BLK: 0 WP: 0 HR: 0 S: 6 P: 26 ERA: 0.00 WHIP: 2.500															PITCHER		

Batter	1	2	3	4	5	6	7	8	9	AB	R	H	RBI	BB	SO	LOB	TOP			
Don Lenhardt, R (1, 3) OBP: 0.407, SLG: 0.512	K			G4-6-3 BB			F6			2	0	0	0	1	1	0	St. Louis Browns @ Detroit Tigers Briggs Stadium, Detroit, MI Sat Aug 19 1950, 4:33 AM EDT Att: 17,701 - Unknown livebaseballscorecards.com			
Snuffy Stirrweiss, R (1, 4) OBP: 0.349, SLG: 0.289	F8			G4-6-3 1-2			F4			3	0	0	0	0	0	1				
Sherm Lollar, R (1, 2) OBP: 0.401, SLG: 0.478	K			K			6-3			3	0	0	0	0	2	0				
Ray Coleman, L (1, 9) OBP: 0.335, SLG: 0.434		F7			F3			F9		3	0	0	0	0	0	0				
Jim Delsing, L (1, 8) OBP: 0.340, SLG: 0.304		CS 1B			5-3			F8		3	0	1	0	0	0	0				
Roy Sievers, R (1, 7) OBP: 0.304, SLG: 0.384		K2-3 1-2			6-3			F3		3	0	0	0	0	1	1				
Owen Friend, R (1, 5) OBP: 0.306, SLG: 0.331 Hank Art, L (9, PH) OBP: 0.391, SLG: 0.367			5-3			F7			G6-4-3 BB	2	0	0	0	0	0	0				
Tom Upton, R (1, 6) OBP: 0.338, SLG: 0.270 Ken Wood, R (9, PH) OBP: 0.293, SLG: 0.394			4-3			1-3			G6-4-3 1-2	2	0	0	0	0	0	0				
Ned Garver, R (1, 1) OBP: 0.348, SLG: 0.339 Dick Kokos, L (9, PH) OBP: 0.372, SLG: 0.427			6-3			6-3			4-3	2	0	0	0	0	0	0				
Inning Stats	R: 0 E: 0 K: 2 S: 7	H: 0 LOB: 0 BB: 0 P: 7	R: 0 E: 0 K: 1 S: 5	H: 1 LOB: 0 BB: 0 P: 5	R: 0 E: 0 K: 0 S: 3	H: 0 LOB: 0 BB: 0 P: 3	R: 0 E: 0 K: 1 S: 4	H: 0 LOB: 0 BB: 1 P: 8	R: 0 E: 0 K: 0 S: 3	H: 0 LOB: 0 BB: 0 P: 3	R: 0 E: 0 K: 0 S: 3	H: 0 LOB: 0 BB: 0 P: 3	R: 0 E: 0 K: 0 S: 3	H: 0 LOB: 0 BB: 0 P: 3	R: 0 E: 0 K: 0 S: 2	H: 0 LOB: 0 BB: 1 P: 6		1B: 1 2B: 0 3B: 0 HR: 0	SF: 0 SAC: 0 DP: 2 HBP: 0	WP: 0 PB: 0 SB: 0 CS: 1
PITCHER Art Houtteman, R (1, 1) ERA: 3.12	IP: 9.0 WLS: W BF: 27	H: 1 R: 0 ER: 0 SO: 4	BB: 2 IBB: 0 HBP: 0 BLK: 0	WP: 0 HR: 0 S: 33 P: 41	ERA: 0.00 WHIP: 0.333	PITCHER										IP: 9.0 WLS: W BF: 27	H: 1 R: 0 ER: 0 SO: 4	BB: 2 IBB: 0 HBP: 0 BLK: 0	WP: 0 HR: 0 S: 33 P: 41	ERA: 0.00 WHIP: 0.333

Batter	1	2	3	4	5	6	7	8	9	AB	R	H	RBI	BB	SO	LOB	BOTTOM			
Jerry Priddy, R (1, 4) OBP: 0.376, SLG: 0.383	K		K		1B		F8			4	0	1	0	0	2	0	St. Louis Browns @ Detroit Tigers Briggs Stadium, Detroit, MI Sat Aug 19 1950, 4:33 AM EDT Att: 17,701 - Unknown livebaseballscorecards.com			
Don Kolloway, R (1, 3) OBP: 0.336, SLG: 0.411	5-3		K		F9		F9			4	0	0	0	0	1	1				
George Kell, R (1, 5) OBP: 0.414, SLG: 0.501	F8		2B BB		F8		6-3			3	1	0	0	1	0	1				
Vic Wertz, L (1, 9) OBP: 0.405, SLG: 0.575		2B 1B 1B	1B 2B	1B 2B		F3		SH4-1 HR 1B		4	3	3	1	0	0	0				
Hoot Evers, R (1, 7) OBP: 0.409, SLG: 0.570		1B 6-3 2B	2B 1B			K		SH4-1		3	1	2	1	0	1	0				
Johnny Groth, R (1, 8) OBP: 0.413, SLG: 0.485		6-3 1B		4-3		BB E 1B		HR		4	1	3	3	0	0	0				
Aaron Robinson, L (1, 2) OBP: 0.410, SLG: 0.378		P6		K		E9 BB		F3		4	0	0	0	0	1	3				
Neil Berry, R (1, 6) OBP: 0.393, SLG: 0.304		6-3		K						3	0	1	1	1	1	1				
Art Houtteman, R (1, 1) OBP: 0.173, SLG: 0.143		F8		2-3		K		5-3		4	0	0	0	0	1	5				
Inning Stats	R: 0 E: 0 K: 1 S: 5	H: 3 LOB: 1 BB: 0 P: 6	R: 2 E: 0 K: 2 S: 8	H: 3 LOB: 1 BB: 0 P: 6	R: 2 E: 0 K: 2 S: 8	H: 2 LOB: 1 BB: 1 P: 12	R: 0 E: 0 K: 2 S: 7	H: 0 LOB: 0 BB: 0 P: 7	R: 0 E: 0 K: 2 S: 4	H: 1 LOB: 1 BB: 0 P: 4	R: 0 E: 0 K: 2 S: 9	H: 1 LOB: 3 BB: 1 P: 13	R: 0 E: 0 K: 0 S: 3	H: 0 LOB: 0 BB: 0 P: 3	R: 2 E: 0 K: 0 S: 6	H: 3 LOB: 1 BB: 0 P: 6		1B: 7 2B: 2 3B: 0 HR: 1	SF: 0 SAC: 1 DP: 0 HBP: 0	WP: 0 PB: 0 SB: 0 CS: 0
PITCHER Ned Garver, R (1, 1) ERA: 3.77	IP: 8.0 WLS: L BF: 36	H: 10 R: 6 ER: 5 SO: 7	BB: 2 IBB: 0 HBP: 0 BLK: 0	WP: 0 HR: 1 S: 48 P: 56	ERA: 5.62 WHIP: 1.500	PITCHER										IP: 8.0 WLS: L BF: 36	H: 10 R: 6 ER: 5 SO: 7	BB: 2 IBB: 0 HBP: 0 BLK: 0	WP: 0 HR: 1 S: 48 P: 56	ERA: 5.62 WHIP: 1.500

Batter	1	2	3	4	5	6	7	8	9	AB	R	H	RBI	BB	SO	LOB	TOP					
Don Lenhardt, R OBP: 0.407, SLG: 0.518										4	2	1	2	1	1	2						
Snuffy Stirrweiss, R OBP: 0.350, SLG: 0.289										4	1	1	0	1	0	3						
Sherm Lollar, R OBP: 0.402, SLG: 0.478										4	0	2	0	0	0	2						
Ray Coleman, L OBP: 0.340, SLG: 0.444										4	0	2	2	0	0	2						
Jim Delsing, L OBP: 0.338, SLG: 0.302										4	0	1	0	0	1	4						
Ken Wood, R OBP: 0.286, SLG: 0.387										4	0	0	0	0	2	3						
Owen Friend, R OBP: 0.308, SLG: 0.331										3	0	1	0	1	0	1	AB 33 R 4 H 10 RBI 4 BB 3 SO 5 LOB 20					
Tom Upton, R OBP: 0.339, SLG: 0.272										2	0	1	0	0	0	0						
Dick Kokos, L OBP: 0.372, SLG: 0.426										1	0	0	0	0	0	1						
Billy DeMars, R OBP: 0.327, SLG: 0.273										0	0	0	0	0	0	0						
Duane Pilette, R OBP: 0.200, SLG: 0.300										2	1	1	0	0	0	1						
Cuddles Marshall, R OBP: 0.354, SLG: 0.354										1	0	0	0	0	1	1						
Inning Stats	R: 0 E: 0 K: 0 S: 2	H: 0 LOB: 0 BB: 1 P: 6	R: 0 E: 0 K: 1 S: 6	H: 1 LOB: 1 BB: 0 P: 6	R: 2 E: 1 K: 0 S: 7	H: 3 LOB: 2 BB: 0 P: 7	R: 0 E: 0 K: 0 S: 3	H: 0 LOB: 0 BB: 0 P: 3	R: 2 E: 0 K: 1 S: 7	H: 3 LOB: 2 BB: 1 P: 12	R: 0 E: 0 K: 0 S: 3	H: 0 LOB: 1 BB: 1 P: 7	R: 0 E: 0 K: 0 S: 4	H: 1 LOB: 1 BB: 0 P: 4	R: 0 E: 0 K: 2 S: 8	H: 1 LOB: 1 BB: 0 P: 8	R: 0 E: 0 K: 1 S: 6	H: 1 LOB: 1 BB: 0 P: 6	1B: 8 2B: 0 3B: 1 HR: 1	SF: 0 SAC: 3 DP: 2 HBP: 1	WP: 0 PB: 0 SB: 0 CS: 0	PA: 40
PITCHER	IP WLS BF H R ER SO BB IBB HBP BLK WP HR S P ERA WHIP																					
Fred Hutchinson, R ERA: 4.76	(1, 1) 4.2 23 7 4 2 1 2 0 0 1 0 0 1 22 31 3.86 1.929																					
Hank Borowy, R ERA: 5.49	(5, 1) 1.1 5 0 0 0 1 1 0 0 0 0 0 0 6 10 0.00 0.750																					
Marlin Stuart, R ERA: 3.54	(7, 1) 3.0 W 12 3 0 0 3 0 0 0 0 0 0 0 18 18 0.00 1.000																					

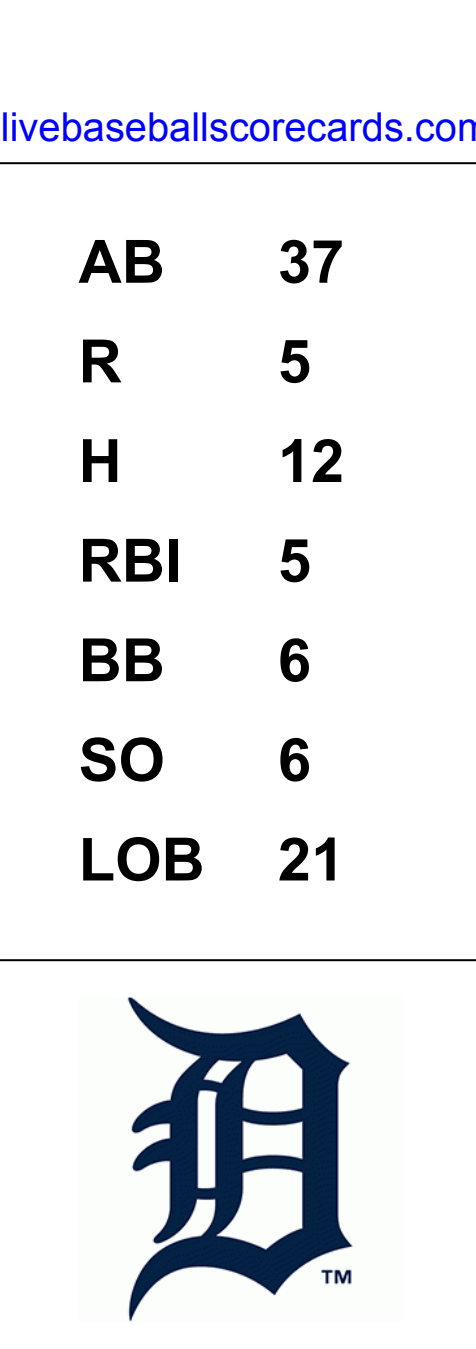
St. Louis Browns @ Detroit Tigers
Briggs Stadium, Detroit, MI
Sun Aug 20 1950, 4:33 AM EDT
Unknown


livebaseballscorecards.com




Batter	1	2	3	4	5	6	7	8	9	AB	R	H	RBI	BB	SO	LOB	BOTTOM					
Jerry Priddy, R OBP: 0.376, SLG: 0.386										4	1	2	0	1	1	2						
Don Kolloway, R OBP: 0.337, SLG: 0.409										4	1	1	0	1	0	5						
George Kell, R OBP: 0.416, SLG: 0.504										5	1	3	1	0	1	1						
Vic Wertz, L OBP: 0.403, SLG: 0.570										4	1	0	0	1	0	5						
Hoot Evers, R OBP: 0.407, SLG: 0.566										5	0	1	2	0	2	3						
Johnny Groth, R OBP: 0.415, SLG: 0.488										4	1	2	0	1	0	2						
Aaron Robinson, L OBP: 0.407, SLG: 0.374										5	0	1	1	0	1	3						
Neil Berry, R OBP: 0.406, SLG: 0.308										3	0	1	0	1	1	0						
Fred Hutchinson, L OBP: 0.400, SLG: 0.406										1	0	0	0	1	0	0						
Hank Borowy, R OBP: 0.100, SLG: 0.100										0	0	0	0	0	0	0						
Charlie Keller, L OBP: 0.407, SLG: 0.421										1	0	1	1	0	0	0						
Marlin Stuart, L ERA: 7.9										1	0	0	0	0	0	0						
Inning Stats	R: 1 E: 1 K: 1 S: 7	H: 2 LOB: 1 BB: 0 P: 7	R: 0 E: 0 K: 0 S: 4	H: 2 LOB: 3 BB: 2 P: 12	R: 0 E: 0 K: 0 S: 3	H: 0 LOB: 0 BB: 1 P: 7	R: 0 E: 0 K: 0 S: 3	H: 0 LOB: 0 BB: 0 P: 3	R: 0 E: 0 K: 1 S: 6	H: 1 LOB: 1 BB: 0 P: 6	R: 1 E: 0 K: 2 S: 8	H: 1 LOB: 1 BB: 2 P: 16	R: 2 E: 0 K: 0 S: 5	H: 2 LOB: 1 BB: 1 P: 9	R: 0 E: 0 K: 1 S: 6	H: 1 LOB: 1 BB: 0 P: 6	R: 1 E: 0 K: 1 S: 7	H: 3 LOB: 2 BB: 0 P: 7	1B: 8 2B: 4 3B: 0 HR: 0	SF: 0 SAC: 0 DP: 0 HBP: 0	WP: 0 PB: 0 SB: 0 CS: 1	PA: 43
PITCHER	IP WLS BF H R ER SO BB IBB HBP BLK WP HR S P ERA WHIP																					
Duane Pilette, R ERA: 8.35	(1, 1) 6.1 32 8 4 3 4 6 0 0 0 0 0 0 34 58 4.26 2.211																					
Cuddles Marshall, R ERA: 7.9	(7, 1) 2.1 L 11 4 1 1 2 0 0 0 0 0 0 0 15 15 3.86 1.714																					

St. Louis Browns @ Detroit Tigers
Briggs Stadium, Detroit, MI
Sun Aug 20 1950, 4:33 AM EDT
Unknown




Batter	1	2	3	4	5	6	7	8	9	AB	R	H	RBI	BB	SO	LOB	TOP																		
Jim Delsing, L (1, 8) OBP: 0.338, SLG: 0.302											0	0	0	0	0	0	0	St. Louis Browns @ Detroit Tigers Briggs Stadium, Detroit, MI Sun Aug 20 1950, 4:38 AM EDT Att: 44,920 - Unknown livebaseballscorecards.com																	
Snuffy Stirrweiss, R (1, 4) OBP: 0.350, SLG: 0.289											0	0	0	0	0	0	0																		
Don Lenhardt, R (1, 3) OBP: 0.407, SLG: 0.518											0	0	0	0	0	0	0																		
Roy Sievers, R (1, 7) OBP: 0.304, SLG: 0.384											0	0	0	0	0	0	0																		
Ken Wood, R (1, 9) OBP: 0.288, SLG: 0.387											0	0	0	0	0	0	0																		
Les Moss, R (1, 2) OBP: 0.294, SLG: 0.355											0	0	0	0	0	0	0																		
Owen Friend, R (1, 5) OBP: 0.308, SLG: 0.331											0	0	0	0	0	0	0																		
Billy DeMars, R (1, 6) OBP: 0.327, SLG: 0.273											0	0	0	0	0	0	0																		
Stubby Overmire, R (1, 1) OBP: 0.371, SLG: 0.185											0	0	0	0	0	0	0																		
Inning Stats											1B: 0	SF: 0	WP: 0	PA: 0	2B: 0	SAC: 0	PB: 0	3B: 0	DP: 0	SB: 0	CS: 0	HR: 0	HBP: 0												
PITCHER Hal Newhouser, L (1, 1) ERA: 4.85	IP	WLS	BF	H	R	ER	SO	BB	IBB	HBP	BLK	WP	HR	S	P	ERA	WHIP																		
																		PITCHER	IP	WLS	BF	H	R	ER	SO	BB	IBB	HBP	BLK	WP	HR	S	P	ERA	WHIP

Batter	1	2	3	4	5	6	7	8	9	AB	R	H	RBI	BB	SO	LOB	BOTTOM																		
Neil Berry, R (1, 6) OBP: 0.406, SLG: 0.308											0	0	0	0	0	0	0	St. Louis Browns @ Detroit Tigers Briggs Stadium, Detroit, MI Sun Aug 20 1950, 4:38 AM EDT Att: 44,920 - Unknown livebaseballscorecards.com																	
Jerry Priddy, R (1, 4) OBP: 0.376, SLG: 0.386											0	0	0	0	0	0	0																		
George Kell, R (1, 5) OBP: 0.416, SLG: 0.504											0	0	0	0	0	0	0																		
Vic Wertz, L (1, 9) OBP: 0.403, SLG: 0.570											0	0	0	0	0	0	0																		
Hoot Evers, R (1, 7) OBP: 0.407, SLG: 0.566											0	0	0	0	0	0	0																		
Johnny Groth, R (1, 8) OBP: 0.415, SLG: 0.488											0	0	0	0	0	0	0																		
Don Kolloway, R (1, 3) OBP: 0.337, SLG: 0.409											0	0	0	0	0	0	0																		
Bob Swift, R (1, 2) OBP: 0.356, SLG: 0.262											0	0	0	0	0	0	0																		
Hal Newhouser, L (1, 1) OBP: 0.292, SLG: 0.250											0	0	0	0	0	0	0																		
Inning Stats											1B: 0	SF: 0	WP: 0	PA: 0	2B: 0	SAC: 0	PB: 0	3B: 0	DP: 0	SB: 0	CS: 0	HR: 0	HBP: 0												
PITCHER Stubby Overmire, L (1, 1) ERA: 5.44	IP	WLS	BF	H	R	ER	SO	BB	IBB	HBP	BLK	WP	HR	S	P	ERA	WHIP																		
																		PITCHER	IP	WLS	BF	H	R	ER	SO	BB	IBB	HBP	BLK	WP	HR	S	P	ERA	WHIP

Batter	1	2	3	4	5	6	7	8	9	AB	R	H	RBI	BB	SO	LOB	TOP					
Don Lenhardt, R OBP: 0.403, SLG: 0.508	F7		F9			K	5-3			4	0	0	0	0	1	3						
Snuffy Stirrweiss, R OBP: 0.349, SLG: 0.297	L7			F3		BB		P3		3	0	0	0	1	0	0						
Sherm Lollar, R OBP: 0.400, SLG: 0.474	K			6-3				5-3		3	0	0	0	1	1	0						
Jim Delsing, L OBP: 0.344, SLG: 0.315		3-1		F8		1-3				3	0	0	0	1	0	2						
Ray Coleman, L OBP: 0.343, SLG: 0.443	4-3				4-0			L7		3	0	1	0	1	0	1						
Roy Sievers, R OBP: 0.302, SLG: 0.379	6-3				0-3	K				4	1	2	0	0	1	1						
Owen Friend, R OBP: 0.311, SLG: 0.331			F8		0-3	K				2	0	0	0	1	1	1	AB 31					
Ken Wood, R OBP: 0.285, SLG: 0.381								G3		1	0	0	0	0	0	1	R 1					
Tom Upton, R OBP: 0.339, SLG: 0.273					0-3	K				3	0	1	0	0	1	4	H 4					
Les Moss, R OBP: 0.312, SLG: 0.392								4-3		1	0	0	0	0	0	1	RBI 1					
AJ Widmar, R OBP: 0.204, SLG: 0.212					0-3	K				2	0	0	0	0	1	1	BB 5					
Dick Kokos, L OBP: 0.370, SLG: 0.424										1	0	0	1	0	0	2	SO 7					
Cliff Fannin, L OBP: 0.200, SLG: 0.250										0	0	0	0	0	0	0	LOB 18					
Hank Artt, L OBP: 0.389, SLG: 0.365										1	0	0	0	0	1	1						
Inning Stats	R: 0 E: 0 K: 1 S: 5	H: 0 LOB: 0 BB: 0 P: 5	R: 0 E: 0 K: 0 S: 3	H: 0 LOB: 0 BB: 0 P: 3	R: 0 E: 0 K: 1 S: 6	H: 1 LOB: 1 BB: 0 P: 6	R: 0 E: 0 K: 0 S: 3	H: 0 LOB: 0 BB: 0 P: 3	R: 0 E: 0 K: 3 S: 9	H: 0 LOB: 1 BB: 1 P: 13	R: 0 E: 0 K: 1 S: 5	H: 0 LOB: 2 BB: 2 P: 13	R: 1 E: 0 K: 0 S: 5	H: 2 LOB: 2 BB: 1 P: 9	R: 0 E: 0 K: 0 S: 3	H: 0 LOB: 1 BB: 0 P: 7	R: 0 E: 0 K: 1 S: 6	H: 1 LOB: 1 BB: 0 P: 6	1B: 4 2B: 0 3B: 0 HR: 0	SF: 0 SAC: 0 DP: 0 HBP: 0	WP: 0 PB: 1 SB: 0 CS: 0	PA: 36
PITCHER Dizzy Trout, R ERA: 3.39	IP: 9.0 WLS: W BF: 36 H: 4 R: 1 ER: 1 SO: 7 BB: 5 IBB: 0 HBP: 0 BLK: 0 WP: 0 HR: 0 S: 45 P: 65 ERA: 1.00 WHIP: 1.000															PITCHER	IP: 9.0 WLS: W BF: 36 H: 4 R: 1 ER: 1 SO: 7 BB: 5 IBB: 0 HBP: 0 BLK: 0 WP: 0 HR: 0 S: 45 P: 65 ERA: 1.00 WHIP: 1.000					

St. Louis Browns @ Detroit Tigers
Briggs Stadium, Detroit, MI
Mon Aug 21 1950, 4:33 AM EDT
Att: 13,190 - Unknown

AB 31
R 1
H 4
RBI 1
BB 5
SO 7
LOB 18





Batter	1	2	3	4	5	6	7	8	9	AB	R	H	RBI	BB	SO	LOB	BOTTOM					
Jerry Priddy, R OBP: 0.376, SLG: 0.381	L8	P3		L1-3				F7		4	0	0	0	0	0	2						
Don Kolloway, R OBP: 0.341, SLG: 0.411					F8					4	2	3	0	0	0	0						
George Kell, R OBP: 0.413, SLG: 0.499			G6-4-3							4	1	1	0	0	0	2						
Vic Wertz, L OBP: 0.405, SLG: 0.575										3	2	2	3	1	0	0						
Hoot Evers, R OBP: 0.406, SLG: 0.574	E5									4	1	2	3	0	0	0						
Johnny Groth, R OBP: 0.412, SLG: 0.482										4	1	1	0	0	1	1						
Aaron Robinson, L OBP: 0.405, SLG: 0.372										4	0	1	0	0	1	1						
Neil Berry, R OBP: 0.375, SLG: 0.294		B1-3								3	0	0	1	0	0	1						
Dizzy Trout, R OBP: 0.292, SLG: 0.302										3	0	1	0	0	1	0						
Inning Stats	R: 3 E: 1 K: 2 S: 11	H: 3 LOB: 1 BB: 0 P: 11	R: 0 E: 0 K: 1 S: 5	H: 0 LOB: 0 BB: 0 P: 5	R: 0 E: 0 K: 0 S: 3	H: 2 LOB: 1 BB: 1 P: 7	R: 1 E: 0 K: 0 S: 5	H: 3 LOB: 1 BB: 0 P: 5	R: 0 E: 0 K: 0 S: 3	H: 0 LOB: 0 BB: 0 P: 3	R: 0 E: 0 K: 0 S: 3	H: 0 LOB: 0 BB: 0 P: 3	R: 0 E: 0 K: 0 S: 3	H: 0 LOB: 0 BB: 0 P: 3	R: 3 E: 0 K: 0 S: 6	H: 3 LOB: 0 BB: 0 P: 6	R: 0 E: 0 K: 1 S: 6	H: 1 LOB: 1 BB: 0 P: 6	1B: 8 2B: 2 3B: 0 HR: 2	SF: 0 SAC: 0 DP: 2 HBP: 0	WP: 0 PB: 0 SB: 0 CS: 0	PA: 34
PITCHER AJ Widmar, R ERA: 4.62 Cliff Fannin, R ERA: 7.81	IP: 6.0 WLS: L BF: 25 H: 8 R: 4 ER: 4 SO: 3 BB: 1 IBB: 0 HBP: 0 BLK: 0 WP: 0 HR: 1 S: 30 P: 34 ERA: 6.00 WHIP: 1.500															PITCHER	IP: 6.0 WLS: L BF: 25 H: 8 R: 4 ER: 4 SO: 3 BB: 1 IBB: 0 HBP: 0 BLK: 0 WP: 0 HR: 1 S: 30 P: 34 ERA: 6.00 WHIP: 1.500					

St. Louis Browns @ Detroit Tigers
Briggs Stadium, Detroit, MI
Mon Aug 21 1950, 4:33 AM EDT
Att: 13,190 - Unknown

AB 33
R 7
H 11
RBI 7
BB 1
SO 3
LOB 7



Batter	1	2	3	4	5	6	7	8	9	AB	R	H	RBI	BB	SO	LOB	TOP		
Jerry Priddy, R OBP: 0.376, SLG: 0.380	4-0 FC5-4 BB		0-0 6-3		0-0 1B		0-3 K		0-0 4-3	4	0	1	0	1	1	3	<p>Detroit Tigers @ New York Yankees Yankee Stadium, Bronx, NY Tue Aug 22 1950, 3:33 AM EDT Att: 39,602 - Unknown</p> <p>livebaseballscorecards.com</p> <p>AB 36 R 6 H 11 RBI 6 BB 5 SO 5 LOB 18</p> 		
Don Kolloway, R OBP: 0.339, SLG: 0.408	0-0 FC5-4 1-3 1-2		0-0 F4		0-0 F3		0-0 FC		0-0 1B F9	5	1	1	0	0	0	5			
George Kell, R OBP: 0.415, SLG: 0.500	0-0 1-3 1-2		0-0 1B		0-0 F8			0-0 BB 2B 1B	0-0 1B	5	1	3	1	0	0	1			
Vic Wertz, L OBP: 0.405, SLG: 0.571	4-0 BB		0-0 F5		0-0 F9			4-0 2B 1-2 HR BB	0-0 F9	3	1	0	1	2	0	2			
Hoot Evers, R OBP: 0.408, SLG: 0.576	0-0 F7			0-0 G3-6-3 1B		4-0 BB		0-0 HR 2B	0-0 F6	4	1	2	1	1	0	3			
Johnny Groth, R OBP: 0.413, SLG: 0.489		0-0 G4-6-3 1B		0-0 G3-6-3 1-2		0-0 F8		0-0 HR		4	1	2	3	0	0	2			
Aaron Robinson, L OBP: 0.404, SLG: 0.371 Frank House, L (7, PR)	0-0 G4-6-3 1-2		0-0 F9				0-0 BB 1B	0-3 K		3	0	1	0	0	0	1			
Neil Berry, R OBP: 0.341, SLG: 0.263	0-0 F8				0-3 K		0-0 F6	0-3 K		4	0	0	0	0	2	1			
Hal White, R OBP: 0.138, SLG: 0.207 Martin Stuart, L (3, 1) Bill Connelly, L (6, 1)			0-0 1B 2B		0-3 K		4-0 FC BB	0-0 F2		1	1	1	0	0	0	0			
Inning Stats	R: 0 E: 0 K: 0 S: 3	H: 0 LOB: 2 BB: 2 P: 11	R: 0 E: 0 K: 0 S: 3	H: 1 LOB: 0 BB: 0 P: 3	R: 1 E: 0 K: 0 S: 5	H: 2 LOB: 1 BB: 0 P: 5	R: 0 E: 0 K: 0 S: 3	H: 1 LOB: 2 BB: 0 P: 3	R: 0 E: 0 K: 2 S: 8	H: 0 LOB: 1 BB: 1 P: 7	R: 0 E: 0 K: 1 S: 6	H: 1 LOB: 2 BB: 1 P: 10	R: 4 E: 0 K: 2 S: 10	H: 3 LOB: 0 BB: 1 P: 14	R: 1 E: 0 K: 0 S: 5	H: 2 LOB: 1 BB: 0 P: 5		1B: 8 2B: 2 3B: 0 HR: 1	SF: 0 SAC: 0 DP: 2 HBP: 0
PITCHER Allie Reynolds, R ERA: 3.57	IP: 9.0 WLS: W BF: 41 H: 11 R: 6 ER: 6 SO: 5 BB: 5 IBB: 0 HBP: 0 BLK: 0 WP: 0 HR: 1 S: 46 P: 66 ERA: 6.00 WHIP: 1.778															PITCHER			

Batter	1	2	3	4	5	6	7	8	9	AB	R	H	RBI	BB	SO	LOB	BOTTOM	
Gene Woodling, L OBP: 0.397, SLG: 0.419	4-0 PB SH3 1B BB			0-0 F3		0-0 HR		4-0 G1-5-3 1B BB		3	2	1	1	2	1	1	<p>Detroit Tigers @ New York Yankees Yankee Stadium, Bronx, NY Tue Aug 22 1950, 3:33 AM EDT Att: 39,602 - Unknown</p> <p>livebaseballscorecards.com</p> <p>AB 34 R 13 H 14 RBI 13 BB 6 SO 2 LOB 13</p> 	
Phil Rizzuto, R OBP: 0.430, SLG: 0.434	0-0 SH3 1-2		4-0 2B FC5-4 BB	0-0 5-3		0-0 G5-4-3 1B		0-0 G1-5-3 1B		3	2	2	0	1	0	1		
Hank Bauer, R OBP: 0.390, SLG: 0.500	0-0 PB 1B 1B		0-0 FC6-5-4 2B	1-0 1B HBP		0-0 G5-4-3 1-2		0-0 G1-5-3 1-2 2-3		4	1	2	0	0	0	3		
Joe DiMaggio, R OBP: 0.370, SLG: 0.553 Cliff Mapes, L OBP: 0.338, SLG: 0.417	4-0 1B F8 BB		0-0 FC6-5-4 3B	0-0 1-2 2-3 3-H 1B		0-0 1B		4-0 HR BB		3	2	2	2	1	0	1		
Yogi Berra, L OBP: 0.382, SLG: 0.498	0-0 1B		0-0 HR 3B	0-0 F8		0-0 1B		0-0 HR		5	2	4	6	0	0	2		
Johnny Mize, L OBP: 0.367, SLG: 0.574 Joe Collins, L OBP: 0.329, SLG: 0.435	0-0 F8		0-0 HR		0-0 F7		0-0 4-3	0-0 F4		4	1	1	3	0	0	3		
Bobby Brown, L OBP: 0.335, SLG: 0.328	0-0 4-3		0-0 F2		4-0 1B 7-6-3 BB		0-0 5-3			3	1	0	0	1	0	1		
Jerry Coleman, R OBP: 0.367, SLG: 0.379		0-0 F8	0-0 F8		0-0 7-6-3 1B		0-3 K			4	0	1	0	0	1	0		
Allie Reynolds, R OBP: 0.286, SLG: 0.254		0-0 6-3		0-0 1B 2B		0-0 7-6-3		0-0 F7		4	1	1	1	0	0	1		
Inning Stats	R: 3 E: 0 K: 0 S: 5	H: 2 LOB: 1 BB: 2 P: 13	R: 0 E: 0 K: 1 S: 5	H: 0 LOB: 0 BB: 0 P: 5	R: 4 E: 0 K: 0 S: 6	H: 3 LOB: 1 BB: 1 P: 10	R: 1 E: 0 K: 0 S: 5	H: 2 LOB: 2 BB: 0 P: 6	R: 1 E: 0 K: 0 S: 6	H: 4 LOB: 0 BB: 0 P: 6	R: 0 E: 0 K: 1 S: 5	H: 0 LOB: 0 BB: 0 P: 5	R: 3 E: 0 K: 0 S: 4	H: 2 LOB: 0 BB: 2 P: 12	R: 1 E: 0 K: 0 S: 5	H: 2 LOB: 3 BB: 1 HR: 3		SF: 0 SAC: 1 DP: 3 HBP: 1
PITCHER Hal White, R ERA: 4.79 Martin Stuart, R ERA: 4.7 Bill Connelly, R ERA: 8.53	IP: 2.1 WLS: L BF: 14 H: 6 R: 4 ER: 4 SO: 0 BB: 1 IBB: 0 HBP: 1 BLK: 0 WP: 0 HR: 0 S: 13 P: 25 ERA: 23.14 WHIP: 3.000															PITCHER		

Batter	1	2	3	4	5	6	7	8	9	AB	R	H	RBI	BB	SO	LOB	TOP							
Jerry Priddy, R OBP: 0.376, SLG: 0.380	0-3 K		0-0 FC5-4 1B		0-0 FC5-2		0-0 PB 1B	0-0 F9		5	0	2	0	0	1	4								
Don Kolloway, R OBP: 0.336, SLG: 0.405	0-0 1-3		0-0 FC5-4 1-2		0-0 F3		0-0 F7		0-0 FC6-4 1B	5	0	1	0	0	0	4								
George Kell, R OBP: 0.413, SLG: 0.497	0-3 K		0-0 1-3			0-0 HR 1B		0-0 F4	0-0 F6	5	1	1	0	0	1	2								
Vic Wertz, L OBP: 0.407, SLG: 0.572		0-0 BB 1B		4-0 G5-4-3 BB		0-0 F7		0-0 1B	0-0 F8	4	1	2	0	1	0	2								
Hoot Evers, R OBP: 0.406, SLG: 0.579		0-0 F8		0-0 G5-4-3 1-2		0-0 HR		0-0 F8	0-0 FC6-4	5	1	1	2	0	0	4								
Johnny Groth, R OBP: 0.413, SLG: 0.488		4-0 1B BB		0-0 F8		0-3 K		0-0 BB 1B		3	1	1	1	1	1	0								
Aaron Robinson, L OBP: 0.405, SLG: 0.371		0-3 K			4-0 SH5-4 FC5-2 BB		0-0 F9		0-0 BB 1B	3	1	1	0	1	1	2								
Neil Berry, R OBP: 0.348, SLG: 0.275		0-0			0-0 SH			0-0 F9	4-0 1B	2	0	1	0	0	0	0								
Charlie Keller, L OBP: 0.448, SLG: 0.450					1-2 2H 1B				1-2 2-3 BB	0	0	0	0	1	0	0								
Eddie Lake, R										0	0	0	0	0	0	0								
Art Houtteman, R OBP: 0.171, SLG: 0.141				0-0 4-3						1	0	0	0	0	0	0								
Hank Borowy, R OBP: 0.091, SLG: 0.091					0-0 SH5-4					0	0	0	0	0	0	0								
Pat Mullin, L OBP: 0.256, SLG: 0.247					1-2 2-3					1	0	0	0	1	1	0								
Fred Hutchinson, L OBP: 0.407, SLG: 0.414									1-2 2H 1B	1	0	1	2	0	0	0								
Inning Stats	R: 0 E: 0 K: 2 S: 7	H: 0 LOB: 0 BB: 0 P: 7	R: 0 E: 0 K: 1 S: 6	H: 2 LOB: 2 BB: 1 P: 10	R: 0 E: 0 K: 0 S: 4	H: 1 LOB: 1 BB: 0 P: 4	R: 0 E: 0 K: 0 S: 2	H: 0 LOB: 0 BB: 1 P: 6	R: 0 E: 1 K: 0 S: 4	H: 0 LOB: 2 BB: 1 P: 8	R: 2 E: 0 K: 1 S: 7	H: 2 LOB: 0 BB: 0 P: 7	R: 0 E: 0 K: 1 S: 6	H: 1 LOB: 1 BB: 0 P: 6	R: 3 E: 0 K: 0 S: 7	H: 4 LOB: 2 BB: 1 P: 11	R: 0 E: 0 K: 0 S: 4	H: 1 LOB: 1 BB: 0 P: 4	1B: 9 2B: 1 3B: 0 HR: 1	SF: 0 SAC: 2 DP: 1 HBP: 0	WP: 0 PB: 1 SB: 0 CS: 0	PA: 41		
PITCHER	IP WLS BF H R ER SO BB IBB HBP BLK WP HR S P ERA WHIP	7.2 W 36 10 5 5 5 4 0 0 0 0 1 42 58 5.87 1.826	1.1 S 5 1 0 0 0 0 0 0 0 0 0 0 5 5 0.00 0.750																					

Detroit Tigers @ New York Yankees
 Yankee Stadium, Bronx, NY
 Wed Aug 23 1950, 3:33 AM EDT
 Att: 44,196 - Unknown

AB	35
R	5
H	11
RBI	5
BB	4
SO	5
LOB	18



Batter	1	2	3	4	5	6	7	8	9	AB	R	H	RBI	BB	SO	LOB	BOTTOM						
Gene Woodling, L OBP: 0.382, SLG: 0.413	0-0 F7		0-0 4-3		0-0 F6		0-0 5-3		0-0 4-3	5	0	0	0	0	0	5							
Phil Rizzuto, R OBP: 0.432, SLG: 0.433	0-0 4-3		4-0 FC6 BB		1-0 2B HBP		0-0 SH3-4 FC5-2 1B		0-0 F8	3	1	1	0	1	0	0							
Hank Bauer, R OBP: 0.388, SLG: 0.500	0-3 K2-3		0-0 FC6 BB 1B		0-0 2B		0-0 SH3-4		0-0 1-3	4	1	1	0	0	1	1							
Joe DiMaggio, R OBP: 0.372, SLG: 0.553		0-0 E 1B		0-0 BB 1B		0-0 5-3		0-0 FC5-2 HR		4	2	2	0	0	0	3							
Yogi Berra, L OBP: 0.383, SLG: 0.503		0-0 F9		0-0 F3		4-0 2B		0-0 1B		3	2	1	2	1	0	3							
Johnny Mize, L OBP: 0.370, SLG: 0.576		0-0 E3		4-0 BB 1B		0-0 1B		0-0 F9		3	1	1	2	1	0	1							
Joe Collins, L OBP: 0.329, SLG: 0.435		1-2 2H 1B		1-2 2-3 BB		1-3 2H 3H 1B				0	0	0	0	0	0	0							
Bobby Brown, L OBP: 0.337, SLG: 0.328		0-0 BB 1B		0-0 FC4-6		0-0 WP 1B				3	0	1	1	1	0	3							
Billy Johnson, R OBP: 0.357, SLG: 0.378		1-2 2H 1B		0-0 FC4-6		0-0 WP BB				0	0	0	0	0	0	0							
Jerry Coleman, R OBP: 0.366, SLG: 0.377		4-0 1-2 2-3 BB			0-0 5-3		0-0 F4		0-0 F8	3	0	0	0	1	0	3							
Vic Raschi, R OBP: 0.264, SLG: 0.227		0-0 F5			0-0 4-3					4	0	1	2	0	0	3							
Tom Ferrick, R OBP: 0.250, SLG: 0.143					1-2 2H 1B					0	0	0	0	0	0	0							
Inning Stats	R: 0 E: 0 K: 1 S: 5	H: 0 LOB: 0 BB: 0 P: 5	R: 1 E: 1 K: 0 S: 6	H: 2 LOB: 3 BB: 1 P: 10	R: 0 E: 0 K: 0 S: 4	H: 1 LOB: 2 BB: 2 P: 12	R: 0 E: 0 K: 0 S: 3	H: 0 LOB: 0 BB: 0 P: 3	R: 4 E: 0 K: 0 S: 6	H: 3 LOB: 2 BB: 2 P: 15	R: 2 E: 0 K: 0 S: 5	H: 2 LOB: 0 BB: 0 P: 5	R: 0 E: 0 K: 0 S: 3	H: 0 LOB: 0 BB: 0 P: 3	R: 0 E: 0 K: 0 S: 3	H: 0 LOB: 0 BB: 0 P: 3	1B: 5 2B: 2 3B: 0 HR: 1	SF: 0 SAC: 1 DP: 0 HBP: 1	WP: 1 PB: 0 SB: 1 CS: 0	PA: 39			
PITCHER	IP WLS BF H R ER SO BB IBB HBP BLK WP HR S P ERA WHIP	4.2 L 27 6 5 5 3 4 1 1 0 0 1 23 44 9.64 2.143	1.1 6 2 2 2 0 0 0 0 0 0 0 0 6 6 13.50 1.500	2.0 6 0 0 0 0 0 0 0 0 0 0 0 6 6 0.00 0.000																			

Detroit Tigers @ New York Yankees
 Yankee Stadium, Bronx, NY
 Wed Aug 23 1950, 3:33 AM EDT
 Att: 44,196 - Unknown

AB	32
R	7
H	8
RBI	7
BB	5
SO	1
LOB	22



Batter	1	2	3	4	5	6	7	8	9	AB	R	H	RBI	BB	SO	LOB	TOP		
Johnny Lipon, R OBP: 0.400, SLG: 0.392 (1, 6)	F2	F8								5	0	3	2	1	0	2	Detroit Tigers @ Boston Red Sox Fenway Park, Boston, MA Sat Aug 26 1950, 3:33 AM EDT Att: 29,992 - Unknown		
Jerry Priddy, R OBP: 0.375, SLG: 0.376 (1, 4)	5-3		E	F7				F8	K	5	1	1	0	1	1	4			
George Kell, R OBP: 0.413, SLG: 0.497 (1, 5)			E1	F8				F9		5	1	2	1	0	0	5			
Vic Wertz, L OBP: 0.403, SLG: 0.564 Neil Berry, R OBP: 0.368, SLG: 0.275 Bob Swift, R OBP: 0.365, SLG: 0.272 (1, 9)	F5								E	4	0	2	0	1	0	3			
Hoot Evers, R OBP: 0.398, SLG: 0.567 (1, 7)		1-3	FC6-4						B3	0	1	0	0	0	0	5			
Johnny Groth, R OBP: 0.414, SLG: 0.484 (1, 8)				F4						3	2	1	0	2	0	2			
Don Kolloway, R OBP: 0.338, SLG: 0.410 (1, 3)										5	1	2	0	0	0	3			
Aaron Robinson, L OBP: 0.402, SLG: 0.365 Pat Mullin, L OBP: 0.267, SLG: 0.247 (1, 2)	FC4-6			F8	F6					4	0	0	0	0	0	4			
Hal White, R OBP: 0.138, SLG: 0.207 Fred Hutchinson, L OBP: 0.424, SLG: 0.425 Marlin Stuart, L OBP: 0.264, SLG: 0.224 (1, 1)									SH3	0	0	0	0	0	0	0			
Inning Stats	R: 0 E: 0 K: 0 S: 4	H: 1 LOB: 1 BB: 0 P: 4	R: 1 E: 0 K: 0 S: 5	H: 2 LOB: 2 BB: 1 P: 9	R: 2 E: 1 K: 0 S: 6	H: 3 LOB: 1 BB: 0 P: 6	R: 0 E: 0 K: 0 S: 4	H: 1 LOB: 2 BB: 1 P: 8	R: 0 E: 0 K: 0 S: 3	H: 1 LOB: 0 BB: 0 P: 3	R: 0 E: 0 K: 0 S: 4	H: 1 LOB: 1 BB: 2 P: 4	R: 4 E: 1 K: 1 S: 8	H: 2 LOB: 1 BB: 2 P: 16	1B: 8 2B: 5 3B: 0 HR: 0	SF: 0 SAC: 1 DP: 1 HBP: 0		WP: 0 PA: 47 PB: 0 SB: 0 CS: 0	
PITCHER	IP	WLS	BF	H	R	ER	SO	BB	IBB	HBP	BLK	WP	HR	S	P	ERA		WHIP	
Joe Dobson, R ERA: 4.2 (1, 1)	2.0		12	5	3	2	0	1	0	0	0	0	0	11	15	9.00		3.000	
Ellis Kinder, R ERA: 4.4 (3, 1)	6.0		27	6	1	1	0	4	0	0	0	0	0	23	39	1.50		1.667	
Walt Masterson, R ERA: 5.95 (9, 1)	1.0	L	8	2	4	0	1	2	0	0	0	0	0	8	16	0.00		4.000	

Batter	1	2	3	4	5	6	7	8	9	AB	R	H	RBI	BB	SO	LOB	BOTTOM		
Dom DiMaggio, R OBP: 0.424, SLG: 0.456 (1, 8)			6-3							5	2	3	0	0	0	0	Detroit Tigers @ Boston Red Sox Fenway Park, Boston, MA Sat Aug 26 1950, 3:33 AM EDT Att: 29,992 - Unknown		
6 Johnny Pesky, L OBP: 0.438, SLG: 0.401 (1, 5)				4-3						4	2	2	1	1	0	0			
Billy Goodman, L OBP: 0.439, SLG: 0.477 (1, 7)					4-3					4	0	2	3	1	0	0			
Vern Stephens, R OBP: 0.375, SLG: 0.545 (1, 6)					5-3					5	0	2	1	0	0	3			
Walt Dropo, R OBP: 0.377, SLG: 0.591 (1, 3)										4	0	0	0	0	1	3			
Bobby Doerr, R OBP: 0.387, SLG: 0.513 (1, 4)										4	1	2	0	0	0	2			
Al Zarilla, L OBP: 0.436, SLG: 0.505 (1, 9)										4	0	2	0	0	0	1			
Matt Batts, R OBP: 0.311, SLG: 0.379 (1, 2)										4	0	0	0	0	0	3			
Joe Dobson, R ERA: 2.28, SLG: 0.194 Ellis Kinder, R ERA: 2.29, SLG: 0.277 Tom Wright, L ERA: 3.96, SLG: 0.394 Walt Masterson, R ERA: 5.64 Buddy Rosar, R ERA: 0.30, SLG: 0.308 Lou Stringer, R ERA: 2.14, SLG: 0.214 (1, 1)										1	0	0	0	0	0	0			
Inning Stats	R: 2 E: 0 K: 0 S: 5	H: 3 LOB: 1 BB: 1 P: 9	R: 0 E: 1 K: 0 S: 3	H: 0 LOB: 0 BB: 0 P: 3	R: 0 E: 0 K: 0 S: 4	H: 1 LOB: 1 BB: 0 P: 4	R: 0 E: 0 K: 0 S: 3	H: 0 LOB: 0 BB: 0 P: 3	R: 0 E: 0 K: 0 S: 4	H: 1 LOB: 1 BB: 0 P: 4	R: 2 E: 0 K: 1 S: 8	H: 4 LOB: 1 BB: 0 P: 8	R: 2 E: 0 K: 0 S: 7	H: 5 LOB: 3 BB: 1 P: 11	1B: 11 2B: 3 3B: 0 HR: 0	SF: 0 SAC: 0 DP: 3 HBP: 0		WP: 0 PA: 40 PB: 0 SB: 0 CS: 0	
PITCHER	IP	WLS	BF	H	R	ER	SO	BB	IBB	HBP	BLK	WP	HR	S	P	ERA		WHIP	
Hal White, R ERA: 4.99 (1, 1)	0.0		4	3	2	2	0	1	0	0	0	0	0	3	7	∞		∞	
Fred Hutchinson, R ERA: 4.64 (1, 1)	8.0	W	29	7	3	3	1	0	0	0	0	0	0	31	31	3.38		0.875	
Marlin Stuart, R ERA: 4.94 (9, 1)	0.2		5	4	0	0	0	0	0	0	0	0	0	5	5	0.00		6.000	
Hal Newhouse, L ERA: 4.85 (9, 1)	0.1	S	2	0	1	1	0	1	0	0	0	0	0	1	5	27.00		3.000	

Batter	1	2	3	4	5	6	7	8	9	AB	R	H	RBI	BB	SO	LOB	TOP
Johnny Lipon, R OBP: 0.399, SLG: 0.389	6-3	1-3			4-3			FC1-5 1B BB		3	0	0	0	1	0	0	
Jerry Priddy, R OBP: 0.372, SLG: 0.375	F9		K			F8		4-3 FC1-5 1B		4	0	1	0	0	1	0	
George Kell, R OBP: 0.412, SLG: 0.497	1B 2B		F9		4-3			FC1-5 4-3 1-2 2-3*		4	1	1	0	0	0	2	
Vic Wertz, L OBP: 0.402, SLG: 0.561	2B 1B		F7		L8			4-3 1-2 2-3		4	1	1	1	0	0	2	
Hoot Evers, R OBP: 0.397, SLG: 0.566	1B 2B		F2		L5			4-3		4	1	1	1	0	0	2	
Johnny Groth, R OBP: 0.413, SLG: 0.482	1B		6-3		6-3			4-3		4	0	1	1	0	0	0	
Don Kolloway, R OBP: 0.337, SLG: 0.408	F5		F3		BB 1B			F9		4	0	1	0	0	0	1	
Aaron Robinson, L OBP: 0.401, SLG: 0.362		6-3			F8			F9		2	0	0	0	1	0	0	
Charlie Keller, L OBP: 0.433, SLG: 0.429								F9		1	0	0	0	0	0	0	
Ray Herbert, R OBP: 0.333, SLG: 0.333	F7		6-3		6-3			1-2 2-H 1B		3	0	1	0	0	0	0	
Inning Stats	R: 3 E: 0 K: 0 S: 7	H: 4 LOB: 1 BB: 0 P: 7	R: 0 E: 0 K: 0 S: 3	H: 0 LOB: 0 BB: 0 P: 3	R: 0 E: 0 K: 1 S: 5	H: 0 LOB: 0 BB: 0 P: 5	R: 0 E: 0 K: 0 S: 3	H: 0 LOB: 0 BB: 0 P: 3	R: 0 E: 0 K: 0 S: 3	H: 2 LOB: 3 BB: 1 P: 8	R: 0 E: 0 K: 0 S: 4	H: 1 LOB: 2 BB: 1 P: 8	R: 0 E: 0 K: 0 S: 3	H: 0 LOB: 0 BB: 0 P: 3	1B: 5 2B: 2 3B: 0 HR: 0	SF: 0 SAC: 0 DP: 0 HBP: 0	WP: 0 PA: 35 PB: 0 SB: 0 CS: 0
PITCHER	IP WLS BF H R ER SO BB IBB HBP BLK WP HR S P ERA WHIP																
Hank Wyse, R ERA: 6.16	(1, 1) 7.0 28 6 3 3 1 2 0 0 0 0 0 28 36 3.86 1.143																
Bob Hooper, R ERA: 5.2	(8, 1) 2.0 7 1 0 0 0 0 0 0 0 0 0 7 7 0.00 0.500																

Detroit Tigers @ Philadelphia Athletics
Shibe Park, Philadelphia, PA
Sun Aug 27 1950, 3:33 AM EDT
Unknown


AB 33
R 3
H 7
RBI 3
BB 2
SO 1
LOB 7



Batter	1	2	3	4	5	6	7	8	9	AB	R	H	RBI	BB	SO	LOB	BOTTOM		
Eddie Joost, R OBP: 0.382, SLG: 0.397	6-3		5-3		1B F9 BB		6-3			3	1	0	0	1	0	0			
Barney McCosky, L OBP: 0.333, SLG: 0.323	1B		1-3		1-3 2-H 1B			FC6-4 BB		3	0	2	1	1	0	0			
Fernis Fain, L OBP: 0.412, SLG: 0.393	F5		5-3		F9			FC6-4 1-2 HR		4	1	0	1	0	0	3			
Sam Chapman, R OBP: 0.367, SLG: 0.496	K				FC4-6 BB		F3	1-H HR		3	1	1	2	1	1	2			
Elmer Valo, L OBP: 0.396, SLG: 0.395		2B 1B			FC4-6 FC1-4 1-2*		K	F8		4	0	1	0	0	1	1			
Billy Hitchcock, R OBP: 0.370, SLG: 0.388		1-3 2B			FC1-4 FC6-4 1-2*		5-3	F4		4	0	1	0	0	0	1			
Kermit Wahl, R OBP: 0.326, SLG: 0.343		5-3			FC6-4 1-2*		F9			3	0	0	0	0	0	3			
Joe Tipton, R OBP: 0.319, SLG: 0.403		K					5-3			3	1	1	0	0	1	2			
Hank Wyse, R OBP: 0.205, SLG: 0.186					SH1-4 1B					2	0	0	0	0	1	2			
Bob Hooper, R OBP: 0.180, SLG: 0.250		K			SH1-4		6-3			0	0	0	0	0	0	0			
Inning Stats	R: 0 E: 0 K: 1 S: 6	H: 1 LOB: 1 BB: 0 P: 6	R: 0 E: 0 K: 2 S: 9	H: 2 LOB: 2 BB: 0 P: 9	R: 0 E: 0 K: 0 S: 3	H: 0 LOB: 0 BB: 0 P: 3	R: 0 E: 0 K: 0 S: 3	H: 0 LOB: 1 BB: 1 P: 7	R: 2 E: 0 K: 0 S: 5	H: 2 LOB: 1 BB: 1 P: 9	R: 0 E: 0 K: 1 S: 5	H: 0 LOB: 0 BB: 0 P: 5	R: 0 E: 0 K: 0 S: 3	H: 0 LOB: 0 BB: 0 P: 3	R: 2 E: 0 K: 0 S: 4	H: 1 LOB: 0 BB: 1 P: 8	1B: 4 2B: 1 3B: 0 HR: 1	SF: 0 SAC: 1 DP: 0 HBP: 0	WP: 0 PA: 33 PB: 0 SB: 0 CS: 0
PITCHER	IP WLS BF H R ER SO BB IBB HBP BLK WP HR S P ERA WHIP																		
Ray Herbert, R ERA: 4.5	(1, 1) 8.0 L 33 6 4 4 4 3 0 0 0 0 0 1 38 50 4.50 1.125																		

Detroit Tigers @ Philadelphia Athletics
Shibe Park, Philadelphia, PA
Sun Aug 27 1950, 3:33 AM EDT
Unknown

AB 29
R 4
H 6
RBI 4
BB 3
SO 4
LOB 14



Batter	1	2	3	4	5	6	7	8	9	AB	R	H	RBI	BB	SO	LOB	TOP						
Johnny Lipon, R OBP: 0.398, SLG: 0.390 (1, 6)	F9	F7		HR	6-3			1-3		6	1	2	1	0	0	1							
Jerry Priddy, R OBP: 0.374, SLG: 0.382 (1, 4)	WP SH1-3 1B BB		BB	HR			L3	F8	4-3	5	2	2	3	1	0	2							
George Kell, R OBP: 0.409, SLG: 0.493 (1, 5)	SH1-3		L8	E5			6-3	K2-3		4	0	0	0	0	1	1							
Vic Wertz, L OBP: 0.404, SLG: 0.559 (1, 9)	WP 1B BB		BB	HR						2	1	0	0	3	0	1							
Hoot Evers, R OBP: 0.399, SLG: 0.567 (1, 7)	1B BB		F7	FC4 BB			L4			3	1	1	0	2	0	3							
Johnny Groth, R OBP: 0.416, SLG: 0.483 (1, 8)	1-2 2-3 1B		FC6-4 BB	FC4			SH1-3 1B			3	1	2	2	2	0	2							
Don Kolloway, R OBP: 0.333, SLG: 0.403 (1, 3)	F9		FC6-4		E5		SH1-3 1B			4	0	0	0	0	1	7							
Bob Swift, R OBP: 0.353, SLG: 0.260 (1, 2)					F2		F9			4	0	0	0	0	0	2							
Charlie Keller, L OBP: 0.452, SLG: 0.455 (9, PH)		5-3			F9					1	1	1	1	0	0	0							
Aaron Robinson, L OBP: 0.401, SLG: 0.362 (9, 2)							F3			0	0	0	0	0	0	0							
Art Houtteman, R OBP: 0.175, SLG: 0.147 (1, 1)		K			SH1-3		F2			4	1	1	0	0	1	2							
			2B HR 1B																				
Inning Stats	R: 2 E: 0 K: 0 S: 4	H: 1 LOB: 2 BB: 3 P: 16	R: 0 E: 0 K: 1 S: 5	H: 0 LOB: 0 BB: 0 P: 5	R: 0 E: 0 K: 0 S: 4	H: 1 LOB: 3 BB: 2 P: 12	R: 3 E: 1 K: 0 S: 7	H: 3 LOB: 2 BB: 1 P: 11	R: 0 E: 1 K: 0 S: 4	H: 0 LOB: 1 BB: 1 P: 4	R: 0 E: 0 K: 0 S: 3	H: 1 LOB: 1 BB: 0 P: 4	R: 0 E: 0 K: 1 S: 5	H: 0 LOB: 0 BB: 0 P: 5	R: 3 E: 1 K: 1 S: 9	H: 3 LOB: 2 BB: 1 P: 13	1B: 6 2B: 2 HR: 1	SF: 0 SAC: 3 HBP: 0	WP: 1 PB: 0 SB: 0 CS: 0	PA: 47			
PITCHER	IP WLS BF L	H R ER SO	BB IBB HBP BLK	WP HR S P	ERA WHIP	PITCHER	IP WLS BF L	H R ER SO	BB IBB HBP BLK	WP HR S P	ERA WHIP												
Lou Brissie, L ERA: 3.83 (1, 1)	7.0	6	5	5	1	7	0	0	0	1	1	31	59	6.43	1.857								
Carl Scheib, R ERA: 6.89 (8, 1)	2.0	3	3	1	2	1	0	0	0	0	0	14	18	4.50	2.000								

Detroit Tigers @ Philadelphia Athletics
Shibe Park, Philadelphia, PA
Sun Aug 27 1950, 3:38 AM EDT
Att: 8,884 - Unknown


AB 36
R 8
H 9
RBI 7
BB 8
SO 3
LOB 21



Batter	1	2	3	4	5	6	7	8	9	AB	R	H	RBI	BB	SO	LOB	BOTTOM						
Eddie Joost, R OBP: 0.379, SLG: 0.394 (1, 6)	K		F4		F9		F8			3	0	0	0	0	1	1							
Pete Suder, R OBP: 0.285, SLG: 0.341 (7, 6)										1	0	0	0	0	0	1							
Wally Moses, L OBP: 0.383, SLG: 0.412 (1, 9)	F9			2B BB	BB		F2			3	1	1	0	1	0	1							
Fernis Fain, L OBP: 0.412, SLG: 0.395 (1, 3)	F6			1H 2B	BB		F7			3	0	1	1	1	0	0							
Sam Chapman, R OBP: 0.364, SLG: 0.491 (1, 8)		F8		F8	L5			6-3		4	0	0	0	0	0	3							
Paul Lehner, L OBP: 0.379, SLG: 0.443 (1, 7)				1B			7-4 1B			4	0	4	0	0	0	0							
Billy Hitchcock, R OBP: 0.369, SLG: 0.386 (1, 4)		K		FC6-4 1B			7-4 1B	F8		4	0	1	0	0	1	3							
Kermit Wahl, R OBP: 0.320, SLG: 0.336 (1, 5)		6-3		FC6-4			F7			4	0	0	0	0	0	3							
Mike Guerra, R OBP: 0.325, SLG: 0.385 (1, 2)			6-3		F2					4	0	1	0	0	0	0							
Lou Brissie, L OBP: 0.187, SLG: 0.167 (1, 1)					F2					2	0	1	0	0	0	0							
Elmer Valo, L OBP: 0.395, SLG: 0.393 (7, PH)							F9			1	0	0	0	0	0	1							
Carl Scheib, R OBP: 0.275, SLG: 0.360 (8, 1)					1B 2B					1	0	0	0	0	0	0							
Inning Stats	R: 0 E: 0 K: 1 S: 5	H: 0 LOB: 0 BB: 0 P: 5	R: 0 E: 0 K: 1 S: 6	H: 1 LOB: 1 BB: 0 P: 6	R: 0 E: 0 K: 0 S: 3	H: 0 LOB: 0 BB: 0 P: 3	R: 1 E: 0 K: 0 S: 5	H: 3 LOB: 2 BB: 1 P: 9	R: 0 E: 0 K: 0 S: 3	H: 1 LOB: 1 BB: 0 P: 3	R: 0 E: 0 K: 0 S: 4	H: 1 LOB: 1 BB: 0 P: 4	R: 0 E: 0 K: 0 S: 4	H: 1 LOB: 1 BB: 0 P: 4	R: 0 E: 0 K: 0 S: 3	H: 0 LOB: 0 BB: 0 P: 3	1B: 7 2B: 3 HR: 0	SF: 0 SAC: 0 HBP: 0	WP: 0 PB: 0 SB: 0 CS: 0	PA: 36			
PITCHER	IP WLS BF W	H R ER SO	BB IBB HBP BLK	WP HR S P	ERA WHIP	PITCHER	IP WLS BF W	H R ER SO	BB IBB HBP BLK	WP HR S P	ERA WHIP												
Art Houtteman, R ERA: 3.17 (1, 1)	9.0	9	1	1	2	2	0	0	0	0	0	38	46	1.00	1.222								

Detroit Tigers @ Philadelphia Athletics
Shibe Park, Philadelphia, PA
Sun Aug 27 1950, 3:38 AM EDT
Att: 8,884 - Unknown

AB 34
R 1
H 9
RBI 1
BB 2
SO 2
LOB 13



Batter	1	2	3	4	5	6	7	8	9	AB	R	H	RBI	BB	SO	LOB	TOP					
Johnny Lipon, R OBP: 0.395, SLG: 0.387										4	0	0	0	0	0	1	Detroit Tigers @ Philadelphia Athletics Shibe Park, Philadelphia, PA Mon Aug 28 1950, 3:33 AM EDT Att: 1,372 - Unknown					
Jerry Priddy, R OBP: 0.375, SLG: 0.381										4	0	1	1	0	3	0						
George Kell, R OBP: 0.409, SLG: 0.497										4	0	2	0	0	0	1						
Vic Wertz, L OBP: 0.401, SLG: 0.554										4	0	0	0	0	0	2						
Hoot Evers, R OBP: 0.398, SLG: 0.563										3	0	0	0	1	0	2						
Johnny Groth, R OBP: 0.415, SLG: 0.488										4	1	1	1	0	0	1						
Don Kolloway, R OBP: 0.330, SLG: 0.398										4	0	0	0	0	0	0						
Bob Swift, R OBP: 0.352, SLG: 0.293										3	1	1	1	0	0	0						
Hal Newhouser, L OBP: 0.255, SLG: 0.216										2	0	0	0	0	0	0						
Pat Mullin, L OBP: 0.274, SLG: 0.257										1	1	1	0	0	0	0						
Marlin Stuart, L OBP: 0.274, SLG: 0.257										0	0	0	0	0	0	0						
Inning Stats	R: 0 E: 0 K: 1 S: 6	H: 1 LOB: 1 BB: 0 P: 6	R: 0 E: 0 K: 0 S: 3	H: 0 LOB: 0 BB: 0 P: 3	R: 0 E: 0 K: 0 S: 3	H: 0 LOB: 0 BB: 0 P: 3	R: 0 E: 1 K: 1 S: 6	H: 1 LOB: 1 BB: 0 P: 6	R: 0 E: 0 K: 0 S: 3	H: 0 LOB: 0 BB: 0 P: 3	R: 0 E: 0 K: 0 S: 5	H: 0 LOB: 0 BB: 0 P: 5	R: 0 E: 0 K: 0 S: 3	H: 0 LOB: 1 BB: 1 P: 7	R: 2 E: 0 K: 0 S: 6	H: 3 LOB: 1 BB: 0 P: 6	R: 1 E: 0 K: 0 S: 4	H: 1 LOB: 0 BB: 0 P: 4	1B: 2 2B: 2 3B: 0 HR: 2	SF: 0 SAC: 0 DP: 1 HBP: 0	WP: 0 PB: 0 SB: 0 CS: 0	PA: 34
PITCHER Bobby Shantz, L ERA: 4.69	IP: 9.0 WLS: W BF: 34 H: 6 R: 3 ER: 3 SO: 3 BB: 1 IBB: 0 HBP: 0 BLK: 1 WP: 0 HR: 2 S: 39 P: 43 ERA: 3.00 WHIP: 0.778															PITCHER						

Batter	1	2	3	4	5	6	7	8	9	AB	R	H	RBI	BB	SO	LOB	BOTTOM			
Pete Suder, R OBP: 0.284, SLG: 0.344										4	0	1	0	0	1	2	Detroit Tigers @ Philadelphia Athletics Shibe Park, Philadelphia, PA Mon Aug 28 1950, 3:33 AM EDT Att: 1,372 - Unknown			
Barney McCosky, L OBP: 0.337, SLG: 0.323										3	1	1	0	1	0	1				
Fernis Fain, L OBP: 0.411, SLG: 0.392										3	1	0	0	1	0	2				
Sam Chapman, R OBP: 0.365, SLG: 0.493										4	0	2	2	0	0	1				
Elmer Valo, L OBP: 0.394, SLG: 0.401										4	1	1	1	0	0	2				
Billy Hitchcock, R OBP: 0.398, SLG: 0.392										3	1	1	0	0	0	1				
Kermit Wahl, R OBP: 0.316, SLG: 0.332										3	0	0	1	0	0	0				
Joe Tipton, R OBP: 0.319, SLG: 0.402										3	0	1	0	0	1	0				
Bobby Shantz, R OBP: 0.262, SLG: 0.255										3	0	0	0	0	0	1				
Inning Stats	R: 0 E: 0 K: 1 S: 5	H: 0 LOB: 0 BB: 0 P: 5	R: 2 E: 0 K: 0 S: 5	H: 3 LOB: 0 BB: 0 P: 5	R: 0 E: 0 K: 0 S: 4	H: 1 LOB: 1 BB: 0 P: 4	R: 0 E: 0 K: 0 S: 3	H: 0 LOB: 0 BB: 0 P: 3	R: 0 E: 0 K: 1 S: 5	H: 0 LOB: 0 BB: 0 P: 5	R: 2 E: 0 K: 0 S: 5	H: 2 LOB: 1 BB: 1 P: 9	R: 0 E: 1 K: 0 S: 4	H: 1 LOB: 1 BB: 0 P: 4	R: 0 E: 0 K: 0 S: 3	H: 0 LOB: 1 BB: 1 P: 7	1B: 3 2B: 2 3B: 1 HR: 1	SF: 0 SAC: 0 DP: 1 HBP: 0	WP: 0 PB: 0 SB: 0 CS: 0	PA: 32
PITCHER Hal Newhouser, L ERA: 4.86	IP: 7.0 WLS: L BF: 28 H: 7 R: 4 ER: 4 SO: 2 BB: 1 IBB: 0 HBP: 0 BLK: 0 WP: 1 HR: 1 S: 31 P: 35 ERA: 5.14 WHIP: 1.143															PITCHER				
Marlin Stuart, R ERA: 4.74	IP: 1.0 WLS: L BF: 4 H: 0 R: 0 ER: 0 SO: 0 BB: 1 IBB: 0 HBP: 0 BLK: 0 WP: 0 HR: 0 S: 3 P: 7 ERA: 0.00 WHIP: 1.000															PITCHER				

Batter	1	2	3	4	5	6	7	8	9	AB	R	H	RBI	BB	SO	LOB	TOP			
Johnny Lipon, R OBP: 0.398, SLG: 0.389 (1, 6)										3	2	2	0	1	0	0	Detroit Tigers @ Washington Senators Griffith Stadium, Washington, DC Tue Aug 29 1950, 3:33 AM EDT Att: 8,731 - Unknown			
Jerry Priddy, R OBP: 0.374, SLG: 0.380 (1, 4)										3	0	1	1	1	1	1				
Pat Mullin, L OBP: 0.284, SLG: 0.299 (1, 7)										3	1	1	2	1	0	2				
Vic Wertz, L OBP: 0.400, SLG: 0.550 (1, 9)										3	0	0	0	1	0	2				
George Kell, R OBP: 0.406, SLG: 0.493 (1, 5)										4	0	0	0	0	0	2				
Johnny Groth, R OBP: 0.412, SLG: 0.483 (1, 8)										4	0	0	0	0	1	1				
Don Kolloway, R OBP: 0.329, SLG: 0.396 (1, 3)										4	0	1	0	0	0	0				
Bob Swift, R OBP: 0.355, SLG: 0.297 (1, 2)										2	1	1	0	0	0	2				
Aaron Robinson, L OBP: 0.399, SLG: 0.359 (7, PH)										2	0	0	0	0	0	0				
Dizzy Trout, R OBP: 0.283, SLG: 0.292 (1, 1)										2	0	0	0	0	0	0				
Inning Stats	R: 1 E: 1 K: 0 S: 3	H: 1 LOB: 0 BB: 1 P: 7	R: 0 E: 0 K: 0 S: 3	H: 0 LOB: 0 BB: 0 P: 3	R: 1 E: 0 K: 0 S: 4	H: 2 LOB: 1 BB: 1 P: 8	R: 0 E: 0 K: 1 S: 6	H: 1 LOB: 2 BB: 1 P: 10	R: 2 E: 0 K: 0 S: 5	H: 2 LOB: 0 BB: 0 P: 5	R: 0 E: 0 K: 0 S: 3	H: 0 LOB: 0 BB: 0 P: 3	R: 0 E: 0 K: 1 S: 5	H: 0 LOB: 1 BB: 0 P: 9	R: 0 E: 0 K: 0 S: 3	H: 0 LOB: 0 BB: 0 P: 3	1B: 5 2B: 0 3B: 0 HR: 1	SF: 0 SAC: 1 DP: 1 HBP: 0	WP: 0 PB: 0 SB: 0 CS: 0	PA: 35
PITCHER Sid Hudson, R ERA: 4.04 (1, 1)	IP: 9.0 WLS: W BF: 35 H: 6 R: 4 ER: 3 SO: 2 BB: 4 IBB: 0 HBP: 0 BLK: 0 WP: 0 HR: 1 S: 35 P: 51 ERA: 3.00 WHIP: 1.111															PITCHER				

Batter	1	2	3	4	5	6	7	8	9	AB	R	H	RBI	BB	SO	LOB	BOTTOM			
Eddie Yost, R OBP: 0.431, SLG: 0.403 (1, 5)										3	0	1	0	1	1	2	Detroit Tigers @ Washington Senators Griffith Stadium, Washington, DC Tue Aug 29 1950, 3:33 AM EDT Att: 8,731 - Unknown			
Gil Coan, L OBP: 0.337, SLG: 0.413 (1, 7)										3	1	0	0	0	0	3				
Irv Noren, L OBP: 0.385, SLG: 0.459 (1, 8)										4	1	2	0	0	0	1				
Mickey Vernon, L OBP: 0.388, SLG: 0.362 (1, 3)										4	0	2	1	0	0	2				
Sam Mele, R OBP: 0.379, SLG: 0.464 (1, 9)										4	1	1	0	0	1	5				
Cass Michaels, R OBP: 0.371, SLG: 0.393 (1, 4)										4	1	1	1	0	0	1				
Sam Dente, R OBP: 0.289, SLG: 0.284 (1, 6)										4	1	2	1	0	0	1				
Mickey Grasso, R OBP: 0.395, SLG: 0.374 (1, 2)										4	0	2	2	0	0	1				
Sid Hudson, R OBP: 0.224, SLG: 0.253 (1, 1)										4	0	1	0	0	2	4				
Inning Stats	R: 0 E: 0 K: 0 S: 5	H: 2 LOB: 2 BB: 0 P: 5	R: 0 E: 0 K: 1 S: 6	H: 1 LOB: 1 BB: 0 P: 6	R: 0 E: 0 K: 0 S: 2	H: 0 LOB: 0 BB: 1 P: 6	R: 3 E: 0 K: 2 S: 11	H: 4 LOB: 1 BB: 0 P: 11	R: 2 E: 0 K: 1 S: 7	H: 2 LOB: 1 BB: 0 P: 8	R: 0 E: 0 K: 0 S: 4	H: 1 LOB: 1 BB: 0 P: 4	R: 0 E: 0 K: 0 S: 3	H: 1 LOB: 0 BB: 0 P: 3	R: 0 E: 1 K: 0 S: 4	H: 1 LOB: 1 BB: 0 P: 4		1B: 10 2B: 3 3B: 0 HR: 0	SF: 0 SAC: 0 DP: 3 HBP: 1	WP: 0 PB: 1 SB: 0 CS: 0
PITCHER Dizzy Trout, R ERA: 3.67 (1, 1)	IP: 8.0 WLS: L BF: 36 H: 12 R: 5 ER: 5 SO: 4 BB: 1 IBB: 0 HBP: 1 BLK: 0 WP: 0 HR: 0 S: 42 P: 47 ERA: 5.62 WHIP: 1.625															PITCHER				

Batter	1	2	3	4	5	6	7	8	9	10	11	AB	R	H	RBI	BB	SO	LOB	TOP						
Don Kolloway, R OBP: 0.324, SLG: 0.391 (1, 3)	1-3		F3		G5-4-3		FC5			E5		5	0	0	0	0	0	5							
George Kell, R OBP: 0.405, SLG: 0.490 (1, 5)	1B		F6			F2		6-3		G6-4-3		5	0	1	0	0	0	2							
Pat Mullin, L OBP: 0.280, SLG: 0.293 (1, 7)	K					L9		4-3				5	1	1	0	0	1	1							
Vic Wertz, L OBP: 0.398, SLG: 0.549 (1, 9)	F7					F8		1-3				5	0	1	0	0	0	2							
Johnny Groth, R OBP: 0.412, SLG: 0.482 (1, 8)						1B						5	1	2	0	0	1	1							
Johnny Lison, R OBP: 0.497, SLG: 0.390 (1, 6)	K					1B						4	0	1	1	0	1	1							
Jerry Priddy, R OBP: 0.375, SLG: 0.381 (1, 4)	F3					1B						4	0	2	1	0	0	1							
Aaron Robinson, L OBP: 0.395, SLG: 0.355 Charlie Keller, L (10, PH) OBP: 0.469, SLG: 0.455 Hoot Evers, R (10, PR) OBP: 0.398, SLG: 0.563 Bob Swift, R OBP: 0.355, SLG: 0.297 (1, 2)	F9					F9						3	0	0	0	0	1	2							
Fred Hutchinson, L OBP: 0.432, SLG: 0.434 (1, 1)			G3							SH3-4		0	0	0	0	1	0	0							
												0	0	0	0	0	0	0							
												0	0	0	0	0	0	0							
												3	0	2	0	0	0	0							
Inning Stats	R: 0 E: 0 K: 1 S: 6	H: 1 LOB: 1 BB: 0 P: 6	R: 0 E: 0 K: 1 S: 6	H: 1 LOB: 1 BB: 0 P: 6	R: 0 E: 0 K: 0 S: 3	H: 0 LOB: 0 BB: 0 P: 3	R: 2 E: 0 K: 0 S: 5	H: 4 LOB: 2 BB: 0 P: 5	R: 0 E: 0 K: 0 S: 4	H: 1 LOB: 1 BB: 0 P: 4	R: 0 E: 0 K: 1 S: 7	H: 2 LOB: 2 BB: 0 P: 7	R: 0 E: 0 K: 0 S: 3	H: 0 LOB: 0 BB: 0 P: 3	R: 0 E: 0 K: 0 S: 3	H: 0 LOB: 0 BB: 0 P: 3	R: 0 E: 1 K: 1 S: 3	H: 0 LOB: 2 BB: 1 P: 7	R: 0 E: 0 K: 1 S: 5	H: 0 LOB: 0 BB: 0 P: 5	1B: 8 2B: 2 3B: 0 HR: 0	SF: 0 SAC: 1 DP: 2 HBP: 0	WP: 0 PB: 0 SB: 0 CS: 0	PA: 41	
PITCHER Sandy Consuegra, R ERA: 4.32 (1, 1)	IP 11.0	WLS W 41	BF 41	H 10	R 2	ER 2	SO 4	BB 1	IBB 0	HBP 0	BLK 0	WP 0	HR 0	S 48	P 52	ERA 1.64	WHIP 1.000								

Detroit Tigers @ Washington Senators
Griffith Stadium, Washington, DC
Wed Aug 30 1950, 3:33 AM EDT
Unknown

AB 39
R 2
H 10
RBI 2
BB 1
SO 4
LOB 15



Batter	1	2	3	4	5	6	7	8	9	10	11	AB	R	H	RBI	BB	SO	LOB	BOTTOM					
Eddie Yost, R OBP: 0.432, SLG: 0.402 (1, 5)	1-3		K			1B						2	0	0	0	3	1	0						
Gil Coan, L OBP: 0.334, SLG: 0.407 (1, 7)	F3		4-3			F5		F9		HBP		4	0	0	0	0	0	2						
Irv Noren, L OBP: 0.385, SLG: 0.461 (1, 8)	F8					4-3		1-3		HBP		5	1	2	0	0	0	4						
Mickey Vernon, L OBP: 0.388, SLG: 0.376 (1, 3)						F8						5	1	2	1	0	0	3						
Sam Mele, R OBP: 0.377, SLG: 0.459 (1, 9)	1-3					4-3		F8				4	1	0	1	1	0	2						
Cass Michaels, R OBP: 0.369, SLG: 0.391 (1, 4)						4-3						5	0	1	0	0	0	2						
Sam Dente, R OBP: 0.288, SLG: 0.283 (1, 6)	F5					FC4-6		5-3				5	0	1	1	0	1	1						
Mickey Grasso, R OBP: 0.391, SLG: 0.369 Len Okie, R OBP: 0.286, SLG: 0.091 Bud Stewart, L (10, PH) OBP: 0.342, SLG: 0.357 Al Evans, R OBP: 0.297, SLG: 0.289 (1, 2)	1-3					1-2		6-3				2	0	0	0	0	0	1						
Sandy Consuegra, R OBP: 0.235, SLG: 0.242 (1, 1)			K									4	0	1	0	0	3	0						
												1	0	0	0	0	0	0						
												1	0	0	0	0	0	0						
												0	0	0	0	0	0	0						
												4	0	1	0	0	3	0						
Inning Stats	R: 0 E: 0 K: 0 S: 3	H: 0 LOB: 0 BB: 0 P: 3	R: 1 E: 0 K: 0 S: 5	H: 2 LOB: 1 BB: 0 P: 5	R: 0 E: 0 K: 2 S: 7	H: 0 LOB: 0 BB: 0 P: 7	R: 1 E: 0 K: 0 S: 4	H: 1 LOB: 1 BB: 0 P: 4	R: 0 E: 0 K: 2 S: 7	H: 0 LOB: 0 BB: 0 P: 7	R: 0 E: 0 K: 1 S: 4	H: 0 LOB: 0 BB: 1 P: 8	R: 0 E: 0 K: 0 S: 3	H: 0 LOB: 0 BB: 0 P: 3	R: 0 E: 0 K: 1 S: 5	H: 0 LOB: 0 BB: 0 P: 3	R: 0 E: 1 K: 0 S: 4	H: 1 LOB: 1 BB: 1 P: 9	R: 1 E: 0 K: 0 S: 3	H: 2 LOB: 2 BB: 1 P: 7	1B: 3 2B: 3 3B: 0 HR: 1	SF: 0 SAC: 0 DP: 0 HBP: 1	WP: 0 PB: 0 SB: 0 CS: 0	PA: 43
PITCHER Fred Hutchinson, R ERA: 4.52 (1, 1)	IP 10.1	WLS L 43	BF 43	H 7	R 3	ER 3	SO 5	BB 3	IBB 1	HBP 1	BLK 0	WP 0	HR 1	S 48	P 65	ERA 2.61	WHIP 0.968							

Detroit Tigers @ Washington Senators
Griffith Stadium, Washington, DC
Wed Aug 30 1950, 3:33 AM EDT
Unknown

AB 38
R 3
H 7
RBI 3
BB 4
SO 5
LOB 15





Batter	1	2	3	4	5	6	7	8	9	AB	R	H	RBI	BB	SO	LOB	TOP		
Don Kolloway, R OBP: 0.328, SLG: 0.395 (1, 3)	0-0 6-3		0-0 E 1B		0-0 F3			0-0 F8	0-0 FC 1-2	5	0	1	0	0	0	3	Detroit Tigers @ Washington Senators Griffith Stadium, Washington, DC Thu Aug 31 1950, 3:33 AM EDT Att: 4,305 - Unknown livebaseballscores.com		
George Kell, R OBP: 0.405, SLG: 0.487 (1, 5)	0-0 F6		0-0 F6		0-0 6-3			0-0 FC3-6 1B		4	0	1	0	0	0	2			
Pat Mullin, L OBP: 0.294, SLG: 0.276 (1, 7)	4-0 BB		0-0 E3 1-2		0-0 F8			0-0 FC3-6 1-2		3	0	0	0	1	0	2			
Vic Wertz, L OBP: 0.393, SLG: 0.541 (1, 9)	0-0 G3		0-0 4-3		0-0 CS 1B			0-0 F9		4	0	1	0	0	0	4			
Johnny Groth, R OBP: 0.412, SLG: 0.482 (1, 8)		0-0 5-3		0-0 F9				0-0 F6		4	0	1	0	0	0	0			
Johnny Lipon, R OBP: 0.397, SLG: 0.392 (1, 6)		0-3 K		0-0 6-3		0-3 K		4-0 1B BB		3	1	0	0	1	2	2			
Jerry Priddy, R OBP: 0.379, SLG: 0.390 (1, 4)		0-0 2B		0-0 6-3			0-0 G5-4-3 1B	0-0 1B 1-2		4	0	3	0	0	0	0			
Bob Swift, R OBP: 0.348, SLG: 0.294 (1, 2)	0-0 1-3			0-0 SH1-3 1B			0-0 F8	0-0 F7		4	0	1	0	0	0	4			
Art Houtteman, R OBP: 0.171, SLG: 0.143 (1, 1)			0-0 F8		0-0 SH1-3		0-0 G5-4-3	0-0 FC 1-3 2-H		2	0	0	0	0	0	1			
Charlie Keller, L OBP: 0.500, SLG: 0.478 (9, PH)										1	0	1	1	0	0	0			
Neil Berry, R OBP: 0.348, SLG: 0.275 (9, PR)										0	0	0	0	0	0	0			
Inning Stats	R: 0 E: 0 K: 0 S: 3	H: 0 LOB: 1 BB: 1 P: 7	R: 0 E: 0 K: 1 S: 6	H: 1 LOB: 1 BB: 0 P: 6	R: 0 E: 1 K: 0 S: 5	H: 1 LOB: 2 BB: 0 P: 5	R: 0 E: 0 K: 0 S: 3	H: 0 LOB: 0 BB: 0 P: 3	R: 0 E: 0 K: 1 S: 4	H: 2 LOB: 1 BB: 0 P: 4	R: 0 E: 0 K: 0 S: 6	H: 1 LOB: 0 BB: 0 P: 3	R: 0 E: 0 K: 0 S: 4	H: 1 LOB: 1 BB: 0 P: 4	R: 1 E: 0 K: 0 S: 5	H: 2 LOB: 2 BB: 1 P: 9	1B: 8 2B: 2 3B: 0 HR: 0	SF: 0 SAC: 1 DP: 2 HBP: 0	WP: 0 PA: 37 PB: 0 SB: 0 CS: 1
PITCHER Gene Bearden, L ERA: 5.32 (1, 1)	IP: 9.0 WLS: W BF: 37 H: 9 R: 1 ER: 1 SO: 2 BB: 2 IBB: 0 HBP: 0 BLK: 0 WP: 0 HR: 0 S: 39 P: 47 ERA: 1.00 WHIP: 1.222																		

Batter	1	2	3	4	5	6	7	8	9	AB	R	H	RBI	BB	SO	LOB	BOTTOM		
Eddie Yost, R OBP: 0.432, SLG: 0.401 (1, 5)	0-0 1-3		0-0 2B		0-0 F7			0-0 6-3 2-3		4	1	1	0	0	0	1	Detroit Tigers @ Washington Senators Griffith Stadium, Washington, DC Thu Aug 31 1950, 3:33 AM EDT Att: 4,305 - Unknown livebaseballscores.com		
Gil Coan, L OBP: 0.345, SLG: 0.417 (1, 7)	0-3 K		0-0 1B		0-0 1-3			0-0 CS 1B		4	1	2	1	0	1	0			
Irv Noren, L OBP: 0.388, SLG: 0.465 (1, 8)	0-0 G3		0-0 2B		0-0 1B		4-0 BB	0-0 CS 1-2		2	0	1	1	1	0	0			
Mickey Vernon, L OBP: 0.385, SLG: 0.373 (1, 3)		0-0 F7		0-0 4-3			0-0 F7	0-0 F7		3	0	0	0	0	0	2			
Bud Stewart, L OBP: 0.340, SLG: 0.352 (1, 9)		4-0 HBP BB		0-0 4-3			0-0 F7			2	0	0	0	1	0	1			
Cass Michaels, R OBP: 0.371, SLG: 0.388 (1, 4)		1-0 HBP		0-0 F9			0-0 5-3			2	0	0	0	0	0	0			
Sam Dente, R OBP: 0.285, SLG: 0.283 (1, 6)		0-0 G4-6-3 HBP		0-0 F7			0-0 6-3			3	0	0	0	0	0	2			
Len Okrie, R OBP: 0.300, SLG: 0.125 (1, 2)			0-3 K		0-3 K		0-0 F2			3	0	0	0	0	2	0			
Gene Bearden, L OBP: 0.294, SLG: 0.333 (1, 1)			0-0 F5		0-0 6-3			0-0 6-3 2B		3	0	1	0	0	0	0			
Inning Stats	R: 0 E: 0 K: 1 S: 5	H: 0 LOB: 0 BB: 0 P: 5	R: 0 E: 0 K: 0 S: 2	H: 0 LOB: 1 BB: 1 P: 7	R: 2 E: 0 K: 1 S: 8	H: 3 LOB: 1 BB: 0 P: 8	R: 0 E: 0 K: 0 S: 3	H: 0 LOB: 0 BB: 0 P: 3	R: 0 E: 0 K: 0 S: 3	H: 0 LOB: 1 BB: 1 P: 7	R: 0 E: 0 K: 0 S: 3	H: 0 LOB: 0 BB: 0 P: 3	R: 0 E: 0 K: 0 S: 3	H: 2 LOB: 0 BB: 0 P: 3	R: 0 E: 0 K: 0 S: 3	H: 2 LOB: 0 BB: 0 P: 3	1B: 2 2B: 3 3B: 0 HR: 0	SF: 0 SAC: 0 DP: 1 HBP: 1	WP: 0 PA: 30 PB: 0 SB: 0 CS: 1
PITCHER Art Houtteman, R ERA: 3.14 (1, 1)	IP: 8.0 WLS: L BF: 29 H: 5 R: 2 ER: 2 SO: 3 BB: 2 IBB: 0 HBP: 1 BLK: 0 WP: 0 HR: 0 S: 32 P: 41 ERA: 2.25 WHIP: 0.875																		

Batter	1	2	3	4	5	6	7	8	9	AB	R	H	RBI	BB	SO	LOB	TOP					
Chico Carrasquel, R OBP: 0.372, SLG: 0.389	0-0 1-3		0-0 5-3		0-0 P4		0-0 4-3		0-0 4-3	5	0	0	0	0	0	3	Chicago White Sox @ Detroit Tigers Briggs Stadium, Detroit, MI Sat Sep 02 1950, 4:33 AM EDT Att: 16,815 - Unknown					
Dave Philley, S OBP: 0.307, SLG: 0.382	0-3 K		0-0 6-3			0-3 K		0-3 K	4	0	0	0	0	0	3	0						
Phil Masi, R OBP: 0.375, SLG: 0.408 Gus Niarhos, R OBP: 0.403, SLG: 0.353	0-0 HR		4-0 BB			4-0 1B BB		0-0 5-3	1	1	1	1	1	0	0	0						
Eddie Robinson, L OBP: 0.381, SLG: 0.422	0-0 3-1		0-0 F9			0-0 FC4 1B		0-0 1B	4	0	2	0	0	0	1	0						
Gus Zernial, R OBP: 0.330, SLG: 0.479		0-0 G6-4-3 1B		0-0 4-3		0-3 K		0-3 K	4	0	1	0	0	2	3	0						
Mike McCormick, R OBP: 0.357, SLG: 0.333		0-0 G6-4-3 1-2f		0-0 G6-3		0-0 FC4 1-2f		0-0 1-3 1B	4	1	1	0	0	0	3	0						
Floyd Baker, L OBP: 0.393, SLG: 0.325		4-0 1B BB		0-0 4-3			0-0 FC3-6 1B	0-0 1-3	3	0	1	0	1	0	1	0						
Nellie Fox, L OBP: 0.315, SLG: 0.302		0-0 1-2 1B			0-0 CS 1B		0-0 FC4-3-6 1-2f	0-0 S 1B	4	0	3	1	0	0	1	0						
Ray Scarborough, R OBP: 0.210, SLG: 0.172 Howie Judson, R OBP: 0.200, SLG: 0.167 Joe Erault, R OBP: 0.214, SLG: 0.154	0-0 1-4-3				0-3 K		0-0 P4	0-3 K	1	0	0	0	0	0	2	2						
Inning Stats	R: 1 E: 0 K: 1 S: 6	H: 1 LOB: 0 BB: 0 P: 6	R: 0 E: 0 K: 0 S: 4	H: 2 LOB: 2 BB: 1 P: 8	R: 0 E: 0 K: 0 S: 3	H: 0 LOB: 1 BB: 1 P: 7	R: 0 E: 0 K: 0 S: 3	H: 0 LOB: 0 BB: 0 P: 3	R: 0 E: 0 K: 1 S: 5	H: 1 LOB: 0 BB: 0 P: 5	R: 0 E: 0 K: 2 S: 8	H: 1 LOB: 2 BB: 1 P: 12	R: 0 E: 0 K: 0 S: 4	H: 1 LOB: 1 BB: 0 P: 4	R: 0 E: 0 K: 2 S: 8	H: 1 LOB: 1 BB: 0 P: 8	R: 1 E: 0 K: 1 S: 7	H: 2 LOB: 1 BB: 0 P: 7	1B: 8 2B: 0 3B: 0 HR: 1	SF: 0 SAC: 0 DP: 1 HBP: 0	WP: 0 PB: 0 SB: 1 CS: 1	PA: 37
PITCHER Hal Newhouser, L ERA: 4.7	IP: 9.0 WLS: W BF: 37 H: 9 R: 2 ER: 2 SO: 7 BB: 3 IBB: 0 HBP: 0 BLK: 0 WP: 0 HR: 1 S: 48 P: 60 ERA: 2.00 WHIP: 1.333															PITCHER	IP: 9.0 WLS: W BF: 37 H: 9 R: 2 ER: 2 SO: 7 BB: 3 IBB: 0 HBP: 0 BLK: 0 WP: 0 HR: 1 S: 48 P: 60 ERA: 2.00 WHIP: 1.333					

Batter	1	2	3	4	5	6	7	8	9	AB	R	H	RBI	BB	SO	LOB	BOTTOM			
Don Kolloway, R OBP: 0.332, SLG: 0.399	0-0 FC1-5 HBP 1B		0-0 P4	0-0 1B 1B		0-0 G6-4-3 1B				4	1	3	2	0	0	0	Chicago White Sox @ Detroit Tigers Briggs Stadium, Detroit, MI Sat Sep 02 1950, 4:33 AM EDT Att: 16,815 - Unknown			
George Kell, R OBP: 0.405, SLG: 0.487	1-0 FC1-5 HR HBP		0-0 5-3	0-0 1B 1B		0-0 G6-4-3 1-2f				3	1	1	1	0	0	1				
Pat Mullin, L OBP: 0.292, SLG: 0.275	0-0 FC1-5 HR		0-0 G3	0-0 1B 1B			0-0 F8			4	1	1	0	0	0	2				
Vic Wertz, L OBP: 0.394, SLG: 0.545	0-0 HR			0-0 1B BB F7			0-0 F7			3	2	1	3	1	0	2				
Johnny Groth, R OBP: 0.413, SLG: 0.483	0-0 6-3			0-0 1B SH4-3 2B	4-0 5-3 BB		0-3 K			3	1	1	0	1	1	0				
Johnny Lipon, R OBP: 0.396, SLG: 0.390	0-0 4-3			4-0 SH4-3 1B BB	0-0 F7		0-0 F8			3	1	0	0	1	0	1				
Jerry Priddy, R OBP: 0.380, SLG: 0.393		0-0 5-3		0-0 SH4-3 1B 1B	0-0 5-3		0-0 F8			4	1	2	1	0	0	1				
Aaron Robinson, L OBP: 0.390, SLG: 0.350		0-0 P3		0-0 F7	0-3 K		0-0 F8			4	0	0	0	0	1	5				
Hal Newhouser, L OBP: 0.241, SLG: 0.204		0-0 4-3		0-0 SH4-3		0-0 F7		0-0 6-3	3	0	0	1	0	0	1	0				
Inning Stats	R: 3 E: 0 K: 0 S: 5	H: 2 LOB: 0 BB: 0 P: 6	R: 0 E: 0 K: 0 S: 3	H: 0 LOB: 0 BB: 0 P: 3	R: 0 E: 0 K: 0 S: 3	H: 0 LOB: 0 BB: 0 P: 3	R: 5 E: 0 K: 0 S: 8	H: 5 LOB: 2 BB: 2 P: 16	R: 0 E: 0 K: 1 S: 5	H: 0 LOB: 1 BB: 1 P: 9	R: 0 E: 0 K: 0 S: 3	H: 1 LOB: 0 BB: 0 P: 3	R: 0 E: 0 K: 1 S: 5	H: 0 LOB: 0 BB: 0 P: 5	R: 0 E: 0 K: 0 S: 4	H: 1 LOB: 1 BB: 0 P: 4	1B: 6 2B: 2 3B: 0 HR: 1	SF: 0 SAC: 1 DP: 1 HBP: 1	WP: 0 PB: 0 SB: 0 CS: 0	PA: 36
PITCHER Ray Scarborough, R ERA: 4.79 Howie Judson, R ERA: 4.0	IP: 3.2 WLS: L BF: 20 H: 6 R: 8 ER: 8 SO: 8 BB: 2 IBB: 1 HBP: 0 BLK: 0 WP: 0 HR: 1 S: 17 P: 26 ERA: 19.64 WHIP: 2.182															PITCHER	IP: 4.1 WLS: L BF: 16 H: 3 R: 0 ER: 0 SO: 2 BB: 1 IBB: 0 HBP: 0 BLK: 0 WP: 0 HR: 0 S: 19 P: 23 ERA: 0.00 WHIP: 0.923			

Batter	1	2	3	4	5	6	7	8	9	AB	R	H	RBI	BB	SO	LOB	TOP										
Nellie Fox, L (1, 4) OBP: 0.315, SLG: 0.302											0	0	0	0	0	0	0	Chicago White Sox @ Detroit Tigers Briggs Stadium, Detroit, MI Sun Sep 03 1950, 4:33 AM EDT Att: 25,589 - Unknown livebaseballscorecards.com									
Floyd Baker, L (1, 5) OBP: 0.393, SLG: 0.325											0	0	0	0	0	0	0										
Dave Philley, S (1, 8) OBP: 0.307, SLG: 0.382											0	0	0	0	0	0	0										
Eddie Robinson, L (1, 3) OBP: 0.381, SLG: 0.422											0	0	0	0	0	0	0										
Gus Zernial, R (1, 7) OBP: 0.330, SLG: 0.479											0	0	0	0	0	0	0										
Mary Rickert, L (1, 9) OBP: 0.296, SLG: 0.337											0	0	0	0	0	0	0										
Phil Masi, R (1, 2) OBP: 0.375, SLG: 0.408											0	0	0	0	0	0	0										
Chico Carrasquel, R (1, 6) OBP: 0.372, SLG: 0.369											0	0	0	0	0	0	0										
Bill Wight, L (1, 1)											0	0	0	0	0	0	0										
Inning Stats											1B: 0	SF: 0	WP: 0	PA: 0	2B: 0	SAC: 0	FB: 0		3B: 0	DP: 0	SB: 0	CS: 0	HR: 0	HBP: 0			
PITCHER Fred Hutchinson, R (1, 1) ERA: 4.52	IP	WLS	BF	H	R	ER	SO	BB	IBB	HBP	BLK	WP	HR	S	P	ERA	WHIP	PITCHER									
	0.0	W	0	0	0	0	0	0	0	0	0	0	0	0	0	∞	∞										

Batter	1	2	3	4	5	6	7	8	9	AB	R	H	RBI	BB	SO	LOB	BOTTOM										
Don Kolloway, R (1, 3) OBP: 0.332, SLG: 0.399											0	0	0	0	0	0	0	Chicago White Sox @ Detroit Tigers Briggs Stadium, Detroit, MI Sun Sep 03 1950, 4:33 AM EDT Att: 25,589 - Unknown livebaseballscorecards.com									
Johnny Lipon, R (1, 6) OBP: 0.396, SLG: 0.390											0	0	0	0	0	0	0										
George Kell, R (1, 5) OBP: 0.405, SLG: 0.487											0	0	0	0	0	0	0										
Vic Wertz, L (1, 9) OBP: 0.394, SLG: 0.545											0	0	0	0	0	0	0										
Hoot Evers, R (1, 7) OBP: 0.398, SLG: 0.563											0	0	0	0	0	0	0										
Johnny Groth, R (1, 8) OBP: 0.413, SLG: 0.483											0	0	0	0	0	0	0										
Jerry Priddy, R (1, 4) OBP: 0.380, SLG: 0.393											0	0	0	0	0	0	0										
Bob Swift, R (1, 2) OBP: 0.348, SLG: 0.294											0	0	0	0	0	0	0										
Fred Hutchinson, L (1, 1) OBP: 0.432, SLG: 0.434											0	0	0	0	0	0	0										
Inning Stats											1B: 0	SF: 0	WP: 0	PA: 0	2B: 0	SAC: 0	FB: 0		3B: 0	DP: 0	SB: 0	CS: 0	HR: 0	HBP: 0			
PITCHER Bill Wight, L (1, 1) ERA: 3.9	IP	WLS	BF	H	R	ER	SO	BB	IBB	HBP	BLK	WP	HR	S	P	ERA	WHIP	PITCHER									
	0.0	L	0	0	0	0	0	0	0	0	0	0	0	0	0	∞	∞										

Batter	1	2	3	4	5	6	7	8	9	AB	R	H	RBI	BB	SO	LOB	TOP								
Tom Upton, R (1, 6) OBP: 0.335, SLG: 0.274 Sherm Lollar, R (8, PH) OBP: 0.398, SLG: 0.461	F9		FC6-4			P3		1B 4-3 1B	F4	3	0	0	0	0	0	1									
Jim Delsing, L (1, 8) OBP: 0.342, SLG: 0.319	P3			2-3		1B		1B 4-3 1B	3B	4	2	2	1	1	0	0									
Ray Coleman, L (1, 7) OBP: 0.341, SLG: 0.451	F8			E6		1B		4-3	3B	5	0	2	2	0	0	1									
Dick Kokos, L (1, 9) OBP: 0.377, SLG: 0.431		G6-4-3 BB		G6-3		FC6		1B FC1-2 BB	FC1-2	3	0	0	0	2	0	4									
Les Moss, R (1, 2) OBP: 0.358, SLG: 0.439 Cliff Fannin, L (8, PR) OBP: 0.208, SLG: 0.250 Billy DeMars, R (8, 6) OBP: 0.315, SLG: 0.279	G6-4-3				6-3			1B SH1-3 1B	1B	4	0	2	1	0	0	1									
Roy Sievers, R (1, 5) OBP: 0.291, SLG: 0.373	6-3				4-3			1B SH1-3	F9	4	0	0	0	0	0	4									
Hank Arft, L (1, 3) OBP: 0.389, SLG: 0.363			K		1B			F8		4	0	2	1	0	1	1	AB 36								
Snuffy Stirrweiss, R (1, 4) OBP: 0.326, SLG: 0.278			FC6-4 1B		5-3			F7	FC3-6 BB	3	0	1	0	1	0	2	R 5								
Al Widmar, R (1, 1) OBP: 0.200, SLG: 0.207 Ken Wood, R (8, PH) OBP: 0.289, SLG: 0.368 Don Johnson, R (8, 1) OBP: 0.125, SLG: 0.087 Dick Starr, R (9, 1) OBP: 0.143, SLG: 0.111	F5					K			FC3-6 BB	2	0	0	0	0	1	1	H 11								
Inning Stats	R: 0 E: 0 K: 0 S: 3	H: 0 LOB: 0 BB: 0 P: 3	R: 0 E: 0 K: 0 S: 2	H: 0 LOB: 0 BB: 1 P: 6	R: 0 E: 0 K: 1 S: 6	H: 1 LOB: 1 BB: 0 P: 6	R: 0 E: 1 K: 0 S: 3	H: 0 LOB: 0 BB: 0 P: 3	R: 0 E: 0 K: 0 S: 4	H: 1 LOB: 1 BB: 0 P: 4	R: 0 E: 0 K: 1 S: 7	H: 2 LOB: 2 BB: 0 P: 7	R: 0 E: 0 K: 0 S: 4	H: 1 LOB: 1 BB: 0 P: 4	R: 4 E: 0 K: 0 S: 7	H: 4 LOB: 3 BB: 3 P: 19	R: 1 E: 0 K: 0 S: 5	H: 2 LOB: 2 BB: 1 P: 9	1B: 10 2B: 0 3B: 1 HR: 0	SF: 0 SAC: 1 DP: 2 HBP: 0	WP: 0 PB: 0 SB: 0 CS: 0	PA: 42			
PITCHER	IP	WLS	BF	H	R	ER	SO	BB	IBB	HBP	BLK	WP	HR	S	P	ERA	WHIP								
Dizzy Trout, R (1, 1) ERA: 3.73	7.1		31	7	4	4	2	3	0	0	0	0	0	32	44	4.91	1.364								
Hal White, R (8, 1) ERA: 5.02	0.1	L	3	2	0	0	0	0	0	0	0	0	0	3	3	0.00	6.000								
Hank Borowy, R (8, 1) ERA: 5.65	0.2		5	1	1	1	0	2	0	0	0	0	0	3	11	13.50	4.500								
Paul Calvert, R (9, 1) ERA: 5.55	0.2		3	1	0	0	0	0	0	0	0	0	0	3	3	0.00	1.500								

St. Louis Browns @ Detroit Tigers
Briggs Stadium, Detroit, MI
Mon Sep 04 1950, 4:38 AM EDT
Att: 37,515 - Unknown

AB 36
R 5
H 11
RBI 5
BB 5
SO 2
LOB 18



Batter	1	2	3	4	5	6	7	8	9	AB	R	H	RBI	BB	SO	LOB	BOTTOM								
Don Kolloway, R (1, 3) OBP: 0.333, SLG: 0.397	P3		K			1B		SH3-4 1B	4-3	4	0	1	0	1	1	2									
Johnny Lipon, R (1, 6) OBP: 0.392, SLG: 0.384	S 2B 1B		F7			F9		SH3-4 1B		3	1	1	1	0	0	1									
George Kell, R (1, 5) OBP: 0.407, SLG: 0.493	1H 2B			F6		1B		5-3		4	0	2	1	0	0	1									
Vic Wertz, L (1, 9) OBP: 0.393, SLG: 0.541	F7			F5		K		F7		4	0	0	0	0	1	4									
Hoot Evers, R (1, 7) OBP: 0.398, SLG: 0.557	F7			F6		P3			1B F8-6-4 1B	4	1	1	0	0	0	3									
Johnny Groth, R (1, 8) OBP: 0.414, SLG: 0.480		K			F8		5-3		1B F8-6-4 1B	4	0	1	0	0	1	0									
Jerry Priddy, R (1, 4) OBP: 0.333, SLG: 0.401 Pat Mullin, L (9, PH) OBP: 0.296, SLG: 0.272		K			1-3				F8-6-4 BB	3	1	1	1	0	1	0	AB 33								
Joe Ginsberg, L (1, 2) OBP: 0.245, SLG: 0.182	F9				F6		1-3		F8-6-4 BB	4	0	0	1	0	0	2	R 4								
Dizzy Trout, R (1, 1) OBP: 0.286, SLG: 0.333 Hal White, R (8, 1) OBP: 0.333, SLG: 0.200 Hank Borowy, R (8, 1) OBP: 0.167, SLG: 0.167 Paul Calvert, R (9, 1) OBP: 0.500, SLG: 0.458			K			F9 3B				0	0	0	0	0	0	0	H 8								
Inning Stats	R: 1 E: 0 K: 0 S: 5	H: 2 LOB: 1 BB: 0 P: 5	R: 0 E: 0 K: 2 S: 7	H: 0 LOB: 0 BB: 0 P: 7	R: 0 E: 0 K: 2 S: 7	H: 0 LOB: 0 BB: 0 P: 7	R: 0 E: 0 K: 0 S: 3	H: 0 LOB: 0 BB: 0 P: 3	R: 0 E: 0 K: 0 S: 3	H: 0 LOB: 0 BB: 0 P: 3	R: 1 E: 0 K: 1 S: 7	H: 2 LOB: 2 BB: 1 P: 11	R: 1 E: 0 K: 0 S: 6	H: 1 LOB: 0 BB: 0 P: 6	R: 0 E: 0 K: 0 S: 4	H: 1 LOB: 1 BB: 0 P: 4	R: 1 E: 0 K: 0 S: 4	H: 2 LOB: 2 BB: 2 P: 12	1B: 5 2B: 2 3B: 1 HR: 1	SF: 0 SAC: 1 DP: 1 HBP: 0	WP: 0 PB: 0 SB: 1 CS: 0	PA: 37			
PITCHER	IP	WLS	BF	H	R	ER	SO	BB	IBB	HBP	BLK	WP	HR	S	P	ERA	WHIP								
Al Widmar, R (1, 1) ERA: 4.78	7.0	W	27	5	3	3	6	1	0	0	0	0	0	38	42	3.86	0.857								
Don Johnson, R (8, 1) ERA: 7.5	1.0		6	3	1	1	0	0	0	0	0	0	0	6	6	9.00	3.000								
Dick Starr, R (9, 1) ERA: 5.33	1.0	S	4	0	0	0	0	2	0	0	0	0	0	2	10	0.00	2.000								

St. Louis Browns @ Detroit Tigers
Briggs Stadium, Detroit, MI
Mon Sep 04 1950, 4:38 AM EDT
Att: 37,515 - Unknown

AB 33
R 4
H 8
RBI 4
BB 3
SO 6
LOB 13



Batter	1	2	3	4	5	6	7	8	9	AB	R	H	RBI	BB	SO	LOB	TOP			
Tom Upton, R OBP: 0.331, SLG: 0.270 Sherm Lollar, R OBP: 0.399, SLG: 0.462	1-3	FC6-4			K		1-3			4	0	0	0	0	1	2				
Jim Delsing, L OBP: 0.335, SLG: 0.311	E6		P3		K			P6	P4	5	1	0	0	0	1	2				
Ray Coleman, L OBP: 0.343, SLG: 0.452	F8				4-3				FC5-4	4	1	2	1	0	0	0				
Dick Kokos, L OBP: 0.376, SLG: 0.432	4-3								F9	4	0	1	1	0	0	1				
Les Moss, R OBP: 0.356, SLG: 0.431									FC5-4	3	1	0	0	1	0	3				
Roy Sievers, R OBP: 0.293, SLG: 0.374										4	1	2	0	0	0	2				
Hank Arft, L OBP: 0.386, SLG: 0.361										4	0	1	0	0	1	3				
Snuffy Stirrweiss, R OBP: 0.328, SLG: 0.285										4	0	2	1	0	0	2				
Duane Pilette, R OBP: 0.188, SLG: 0.250 Cuddles Marshall, R OBP: 0.354, SLG: 0.354 Ken Wood, R OBP: 0.288, SLG: 0.367										3	0	0	0	0	0	3				
Inning Stats	R: 1 E: 1 K: 0 S: 4	H: 0 LOB: 0 BB: 0 P: 4	R: 1 E: 1 K: 0 S: 5	H: 1 LOB: 2 BB: 1 P: 9	R: 1 E: 0 K: 0 S: 5	H: 2 LOB: 1 BB: 0 P: 5	R: 0 E: 0 K: 0 S: 3	H: 0 LOB: 0 BB: 0 P: 3	R: 0 E: 0 K: 2 S: 7	H: 1 LOB: 1 BB: 0 P: 6	R: 0 E: 0 K: 0 S: 3	H: 1 LOB: 0 BB: 0 P: 3	R: 0 E: 0 K: 0 S: 4	H: 1 LOB: 1 BB: 0 P: 4	R: 1 E: 0 K: 0 S: 6	H: 3 LOB: 2 BB: 0 P: 6	1B: 7 2B: 2 3B: 0 HR: 0	SF: 0 SAC: 0 DP: 2 HBP: 0	WP: 0 PB: 0 SB: 1 CS: 0	PA: 38
PITCHER	IP	WLS	BF	H	R	ER	SO	BB	IBB	HBP	BLK	WP	HR	S	P	ERA	WHIP			
Ray Herbert, R ERA: 3.07	(1, 1)	4.0	18	3	3	1	0	1	0	0	0	0	0	17	21	2.25	1.000			
Marlin Stuart, R ERA: 3.98	(5, 1)	5.0	20	6	1	1	3	0	0	0	0	0	0	26	26	1.80	1.200			

St. Louis Browns @ Detroit Tigers
Briggs Stadium, Detroit, MI
Tue Sep 05 1950, 4:33 AM EDT
Att: 30,430 - Unknown

AB 37
R 4
H 9
RBI 4
BB 1
SO 3
LOB 19



Batter	1	2	3	4	5	6	7	8	9	AB	R	H	RBI	BB	SO	LOB	BOTTOM			
Don Kolloway, R OBP: 0.332, SLG: 0.394	P5		6-3				6-3	F9		5	0	1	1	0	0	1				
Johnny Lipon, R OBP: 0.394, SLG: 0.388	5-3									5	2	3	1	0	0	2				
George Kell, R OBP: 0.409, SLG: 0.495										4	1	2	1	1	0	1				
Vic Wertz, L OBP: 0.398, SLG: 0.546										3	1	3	0	2	0	0				
Hoot Evers, R OBP: 0.402, SLG: 0.560										5	1	4	2	0	0	2				
Johnny Groth, R OBP: 0.412, SLG: 0.477										5	1	1	0	0	0	7				
Jerry Priddy, R OBP: 0.351, SLG: 0.401										3	0	1	1	1	0	2				
Joe Ginsberg, L OBP: 0.245, SLG: 0.188										4	1	1	1	0	0	3				
Ray Herbert, R ERA: 7.42 Pat Mullin, L OBP: 0.294, SLG: 0.269 Marlin Stuart, L ERA: 8.28										1	0	0	0	0	0	1				
										1	0	0	0	0	0	2				
										1	0	0	0	0	0	0				
Inning Stats	R: 0 E: 0 K: 0 S: 4	H: 1 LOB: 2 BB: 1 P: 8	R: 0 E: 0 K: 0 S: 4	H: 1 LOB: 1 BB: 0 P: 4	R: 0 E: 0 K: 0 S: 3	H: 1 LOB: 0 BB: 0 P: 3	R: 3 E: 0 K: 0 S: 7	H: 4 LOB: 2 BB: 1 P: 11	R: 0 E: 0 K: 0 S: 4	H: 2 LOB: 1 BB: 0 P: 4	R: 0 E: 0 K: 0 S: 3	H: 0 LOB: 0 BB: 0 P: 3	R: 2 E: 0 K: 0 S: 6	H: 3 LOB: 2 BB: 1 P: 10	R: 2 E: 0 K: 0 S: 7	H: 4 LOB: 3 BB: 1 P: 11	1B: 13 2B: 3 3B: 0 HR: 0	SF: 0 SAC: 1 DP: 2 HBP: 0	WP: 1 PB: 0 SB: 0 CS: 0	PA: 42
PITCHER	IP	WLS	BF	H	R	ER	SO	BB	IBB	HBP	BLK	WP	HR	S	P	ERA	WHIP			
Duane Pilette, R ERA: 7.42	(1, 1)	6.1	32	12	5	5	0	3	0	0	0	0	0	29	41	7.11	2.368			
Cuddles Marshall, R ERA: 8.28	(7, 1)	1.2	10	4	2	2	0	1	0	0	0	0	0	9	13	10.80	3.000			


St. Louis Browns @ Detroit Tigers
Briggs Stadium, Detroit, MI
Tue Sep 05 1950, 4:33 AM EDT
Att: 30,430 - Unknown


AB 37
R 7
H 16
RBI 7
BB 4
SO 0
LOB 21



Batter	1	2	3	4	5	6	7	8	9	AB	R	H	RBI	BB	SO	LOB	TOP			
Ray Boone, R OBP: 0.399, SLG: 0.437 (1, 6)	0-0 6-3		0-0 FC4 1B		0-0 6-3		0-0 F9			4	0	1	0	0	0	0	Cleveland Indians @ Detroit Tigers Briggs Stadium, Detroit, MI Wed Sep 06 1950, 4:33 AM EDT Att: 52,555 - Unknown			
Bob Kennedy, R OBP: 0.366, SLG: 0.426 (1, 9)	0-0 FC4-6 1B		0-0 FC4 1B			0-0 5-3		0-0 F9		4	0	2	0	0	0	0				
Larry Doby, L OBP: 0.452, SLG: 0.560 (1, 8)	0-0 FC4-6 2B		0-0 FC4 1B			4-0 1B BB		0-0 L6		3	2	0	0	1	0	3				
Lou Boudreau, R OBP: 0.339, SLG: 0.333 (1, 3)	0-0 1-H 2B		0-0 F8			0-0 F8 1B		0-0 6-3		4	0	2	1	0	0	2				
Al Rosen, R OBP: 0.405, SLG: 0.546 (1, 5)	0-0 F9			0-0 F2		0-0 FC6-4 1B			0-0 6-3	4	0	1	1	0	0	1				
Joe Gordon, R OBP: 0.339, SLG: 0.424 (1, 4)		0-0 5-3		0-0 G4-6-3 1B		0-0 F8		0-0 F8		4	0	1	0	0	0	2				
Allie Clark, R OBP: 0.265, SLG: 0.385 (1, 7)		0-0 5-3		0-0 G4-6-3 1B		0-0 FC6-4			0-0 HR	4	1	1	1	0	0	3				
Ray Murray, R OBP: 0.331, SLG: 0.390 (1, 2)		0-0 1-3			0-0 5-3		0-0 F4		0-0 F8	4	0	0	0	0	0	0				
Early Wynn, S OBP: 0.329, SLG: 0.429 (1, 1)			0-0 6-3			0-0 L4				3	0	0	0	0	0	0				
Marino Pieretti, R OBP: 0.250, SLG: 0.250 (8, 1)							0-0 F4			0	0	0	0	0	0	0				
Inning Stats	R: 1 E: 0 K: 0 S: 5	H: 2 LOB: 1 BB: 0 P: 5	R: 0 E: 0 K: 0 S: 3	H: 0 LOB: 0 BB: 0 P: 3	R: 0 E: 0 K: 0 S: 5	H: 2 LOB: 2 BB: 0 P: 5	R: 0 E: 0 K: 0 S: 3	H: 1 LOB: 0 BB: 0 P: 3	R: 0 E: 0 K: 0 S: 3	H: 0 LOB: 0 BB: 0 P: 3	R: 1 E: 0 K: 0 S: 4	H: 1 LOB: 0 BB: 0 P: 4	R: 0 E: 0 K: 0 S: 3	H: 0 LOB: 0 BB: 0 P: 3	R: 1 E: 0 K: 0 S: 4	H: 1 LOB: 0 BB: 0 P: 4	1B: 6 2B: 1 3B: 0 HR: 1	SF: 0 SAC: 0 DP: 1 HBP: 0	WP: 0 PB: 0 SB: 0 CS: 0	PA: 35
PITCHER Hal Newhouser, L ERA: 4.61 (1, 1)	IP: 9.0 WLS: W BF: 35 H: 8 R: 3 ER: 3 SO: 0 BB: 1 IBB: 0 HBP: 0 BLK: 0 WP: 0 HR: 1 S: 34 P: 38 ERA: 3.00 WHIP: 1.000															PITCHER				

Batter	1	2	3	4	5	6	7	8	9	AB	R	H	RBI	BB	SO	LOB	BOTTOM			
Don Kolloway, R OBP: 0.330, SLG: 0.390 (1, 3)	0-0 F7		0-0 F3		0-0 F9		4-0 FC2-5 SH BB	0-0 F8		4	0	0	0	1	0	1	Cleveland Indians @ Detroit Tigers Briggs Stadium, Detroit, MI Wed Sep 06 1950, 4:33 AM EDT Att: 52,555 - Unknown			
Johnny Lipon, R OBP: 0.393, SLG: 0.387 (1, 6)	0-0 F3		0-0 4-3				0-0 SH FC2-5 1B	0-0 F4		4	1	1	0	0	0	1				
George Kell, R OBP: 0.409, SLG: 0.498 (1, 5)	0-0 2B			0-0 SH5-3 F9 2B	0-0 F6		0-0 FC2-5 1B 2B	0-0 L6		5	2	2	0	0	0	3				
Vic Wertz, L OBP: 0.399, SLG: 0.544 (1, 9)	0-3 K			4-0 SH5-3 BB		4-0 SH1-4 1B BB	0-3 K			2	0	0	0	2	2	3				
Pat Mullin, L OBP: 0.294, SLG: 0.269 (9, 9)										0	0	0	0	0	0	0				
Hoot Evers, R OBP: 0.404, SLG: 0.560 (1, 7)		0-0 6-3		0-0 SH5-3		0-0 SH1-4 1B	0-0 2B 1B 1B			3	1	2	1	0	0	0				
Johnny Groth, R OBP: 0.413, SLG: 0.479 (1, 8)		0-0 F9		4-0 IBB		0-0 SH1-4	0-0 1B 2B			2	1	1	1	1	0	0				
Jerry Priddy, R OBP: 0.382, SLG: 0.399 (1, 4)		0-3 K		0-0 F9		4-0 IBB	0-0 1B IBB			2	0	0	1	2	1	2				
Joe Ginsberg, L OBP: 0.250, SLG: 0.196 (1, 2)			0-0 SH1-4 1B		0-0 L4		0-3 K	0-0 1B		3	0	1	0	0	1	5				
Charlie Keller, L OBP: 0.514, SLG: 0.480 (7, PH)										1	0	1	2	0	0	0				
Bob Swift, R OBP: 0.353, SLG: 0.300 (8, 2)								1-2 2-H 3-H		0	0	0	0	0	0	0				
Hal Newhouser, L OBP: 0.230, SLG: 0.193 (1, 1)			0-0 SH1-4		0-0 G3		0-0 1-3	0-0 F2		3	0	0	0	0	0	5				
Inning Stats	R: 0 E: 0 K: 1 S: 6	H: 1 LOB: 1 BB: 0 P: 6	R: 0 E: 0 K: 1 S: 5	H: 0 LOB: 0 BB: 0 P: 5	R: 0 E: 0 K: 0 S: 4	H: 1 LOB: 1 BB: 0 P: 4	R: 1 E: 0 K: 0 S: 4	H: 1 LOB: 2 BB: 2 P: 12	R: 0 E: 0 K: 1 S: 6	H: 1 LOB: 3 BB: 2 P: 14	R: 4 E: 1 K: 1 S: 9	H: 3 LOB: 2 BB: 2 P: 17	R: 0 E: 0 K: 0 S: 3	H: 0 LOB: 0 BB: 0 P: 3	R: 0 E: 0 K: 0 S: 3	H: 0 LOB: 0 BB: 0 P: 3	1B: 5 2B: 3 3B: 0 HR: 0	SF: 0 SAC: 4 DP: 0 HBP: 0	WP: 0 PB: 0 SB: 0 CS: 0	PA: 39
PITCHER Early Wynn, R ERA: 3.23 (1, 1)	IP: 7.0 WLS: L BF: 36 H: 8 R: 5 ER: 1 SO: 4 BB: 3 IBB: 3 HBP: 0 BLK: 0 WP: 0 HR: 0 S: 30 P: 62 ERA: 1.29 WHIP: 1.571															PITCHER				
Marino Pieretti, R ERA: 4.06 (8, 1)	IP: 1.0 WLS: 3 BF: 0 H: 0 R: 0 ER: 0 SO: 0 BB: 0 IBB: 0 HBP: 0 BLK: 0 WP: 0 HR: 3 S: 3 P: 3 ERA: 0.00 WHIP: 0.000															PITCHER				

Batter	1	2	3	4	5	6	7	8	9	AB	R	H	RBI	BB	SO	LOB	TOP					
Don Kolloway, R OBP: 0.330, SLG: 0.383 (1, 3)	0-0 4-3		0-0 F9		0-0 1-3 SH1-4 1B	0-0 F9	0-0 F7		0-0 F8	6	1	2	0	0	2		Detroit Tigers @ Chicago White Sox Comiskey Park, Chicago, IL Sat Sep 09 1950, 4:33 AM EDT Att. 4,529 - Unknown					
Johnny Lipon, R OBP: 0.393, SLG: 0.385 (1, 6)	0-0 1B		0-0 F8		0-0 SH1-4 1-2	0-0 F8		0-0 F6	4	0	1	0	1	0	0							
George Kell, R OBP: 0.410, SLG: 0.499 (1, 5)	0-3 K			0-0 1B	0-0 1-3	4-0 1B		4-0 1B	4	2	1	0	2	1	4							
Vic Wertz, L OBP: 0.403, SLG: 0.541 (1, 9)	0-3 K			0-3 K	0-0 E BB 1B	4-0 1B		0-0 1B	4	1	2	1	1	2	2							
Hoot Evers, R OBP: 0.414, SLG: 0.581 (1, 7)		0-0 6-3 BB 1B		0-0 1B	0-0 E 1B	0-0 1B		0-0 F9	4	1	3	2	1	0	2							
Johnny Groth, R OBP: 0.413, SLG: 0.473 (1, 8)		4-0 G4-1-6 6-3 BB		0-0 BB 1B 1B	0-0 E4 1B	0-0 4-3		0-3 K	4	0	1	0	1	1	6							
Jerry Priddy, R OBP: 0.361, SLG: 0.405 (1, 4)		0-0 6-3		0-0 1B	0-0 1B		0-0 L3		0-0 6-3	5	0	2	2	0	0	2		AB 39 R 7 H 14 RBI 7 BB 8 SO 5 LOB 26				
Bob Swift, R OBP: 0.352, SLG: 0.291 (1, 2)		0-0 G4-1-6		0-0 1B	4-0 F8		0-0 1B		4-0 2B F8 BB	3	1	1	0	2	0	4						
Art Houtteman, R OBP: 0.180, SLG: 0.190 (1, 1)			0-0 6-3	0-0 F9		0-0 F9 3B		0-3 K	5	1	2	0	0	1	4							
Inning Stats	R: 0 E: 0 K: 2 S: 8	H: 1 LOB: 1 BB: 0 P: 8	R: 0 E: 0 K: 0 S: 3	H: 1 LOB: 1 BB: 1 P: 7	R: 0 E: 0 K: 0 S: 3	H: 0 LOB: 0 BB: 0 P: 3	R: 1 E: 0 K: 1 S: 8	H: 4 LOB: 3 BB: 1 P: 12	R: 3 E: 1 K: 0 S: 7	H: 3 LOB: 2 BB: 1 P: 11	R: 2 E: 0 K: 0 S: 5	H: 2 LOB: 2 BB: 2 P: 13	R: 0 E: 0 K: 1 S: 6	H: 1 LOB: 1 BB: 0 P: 6	R: 0 E: 0 K: 1 S: 6	H: 1 LOB: 2 BB: 1 P: 10	R: 1 E: 0 K: 0 S: 4	H: 1 LOB: 2 BB: 2 P: 12	1B: 11 2B: 3 3B: 1 HR: 0	SF: 0 SAC: 1 DP: 1 HBP: 0	WP: 0 PB: 0 SB: 0 CS: 0	PA: 48
PITCHER	IP WLS BF H R ER SO BB IBB HBP BLK WP HR S P ERA WHIP																					
Billy Pierce, L ERA: 4.26 (1, 1)	5.2 L 32 11 6 4 3 5 0 0 0 0 0 0 33 53 6.35 2.824																					
Howie Judson, R ERA: 4.23 (6, 1)	2.1 10 2 0 0 2 1 0 0 0 0 0 0 13 17 0.00 1.286																					
Lou Kretlow, R ERA: 7.07 (9, 1)	1.0 6 1 1 1 0 2 0 0 0 0 0 0 4 12 9.00 3.000																					

Batter	1	2	3	4	5	6	7	8	9	AB	R	H	RBI	BB	SO	LOB	BOTTOM			
Chico Carrasquel, R OBP: 0.369, SLG: 0.367 (1, 6)	0-0 F7	0-0 5-3			0-0 L3			0-0 F5		4	0	0	0	0	0	3	Detroit Tigers @ Chicago White Sox Comiskey Park, Chicago, IL Sat Sep 09 1950, 4:33 AM EDT Att. 4,529 - Unknown			
Nellie Fox, L OBP: 0.296, SLG: 0.283 (1, 4)	0-0 F9		0-0 P3		0-0 4-3			0-0 F8		4	0	0	0	0	0					
Dave Philley, S OBP: 0.309, SLG: 0.384 (1, 8)	0-0 1B		0-0 L8			0-0 L4-6 4-3 1B		0-0 6-3	4	0	2	0	0	0	0					
Eddie Robinson, L OBP: 0.386, SLG: 0.428 (1, 3)	0-0 1B		4-0 FC5-4 BB		0-0 4-3		1-2 4-3	0-0 F8	3	0	1	0	1	0	1					
Gus Zernial, R OBP: 0.327, SLG: 0.474 (1, 7)	0-3 K		0-0 FC5-4		0-0 L4-6		0-0 L4-6	0-0 F7	4	0	0	0	0	1	4					
Mary Rickert, L OBP: 0.287, SLG: 0.321 (1, 9)		0-0 F8		0-0 1-3		0-0 G3			3	0	0	0	0	0	0					
Floyd Baker, L OBP: 0.385, SLG: 0.318 (1, 5)		4-0 1B BB		0-0 CS 1B		0-0 G5-4-3 1B			2	0	2	0	1	0	0	AB 29 R 0 H 6 RBI 0 BB 2 SO 2 LOB 12				
Gus Niarhos, R OBP: 0.410, SLG: 0.356 (1, 2)		0-0 1B		0-0 F8		0-0 G5-4-3			3	0	1	0	0	0	2					
Billy Pierce, L OBP: 0.329, SLG: 0.299 Howie Judson, R OBP: 0.200, SLG: 0.167 Jerry Scalia, L OBP: 0.288, SLG: 0.212 Lou Kretlow, R (9, 1)	0-3 K				1-0 HBP			0-0 F8	1	0	0	0	0	1	2					
Inning Stats	R: 0 E: 0 K: 1 S: 7	H: 2 LOB: 2 BB: 0 P: 7	R: 0 E: 0 K: 1 S: 6	H: 1 LOB: 1 BB: 1 P: 10	R: 0 E: 0 K: 0 S: 3	H: 0 LOB: 0 BB: 1 P: 7	R: 0 E: 0 K: 0 S: 3	H: 1 LOB: 0 BB: 0 P: 3	R: 0 E: 0 K: 0 S: 3	H: 1 LOB: 0 BB: 0 P: 3	R: 0 E: 0 K: 0 S: 3	H: 1 LOB: 0 BB: 0 P: 3	R: 0 E: 0 K: 0 S: 3	H: 0 LOB: 0 BB: 0 P: 3	R: 0 E: 0 K: 0 S: 3	H: 0 LOB: 0 BB: 0 P: 3	1B: 6 2B: 2 3B: 0 HR: 0	SF: 0 SAC: 0 DP: 3 HBP: 1	WP: 0 PB: 0 SB: 0 CS: 1	PA: 32
PITCHER	IP WLS BF H R ER SO BB IBB HBP BLK WP HR S P ERA WHIP																			
Art Houtteman, R ERA: 3.18 (1, 1)	9.0 W 32 6 0 0 2 2 0 1 0 0 0 0 33 42 0.00 0.889																			

Batter	1	2	3	4	5	6	7	8	9	10	11	12	AB	R	H	RBI	BB	SO	LOB	TOP		
Don Kolloway, R OBP: 0.326, SLG: 0.378 (1.3)	1-4-3		F7		F7		F5			5-3			5	0	0	0	0	0	3			
Johnny Lipon, R OBP: 0.392, SLG: 0.383 (1.6)	CS 1B		F6		F8			F7			F7		5	0	1	0	0	0	2			
George Kell, R OBP: 0.409, SLG: 0.496 (1.5)	6-3				F8			F8			G1-6-3 1B		5	0	1	0	0	0	1			
Vic Wertz, L OBP: 0.400, SLG: 0.536 (1.9)		L9		3-1		P6		F7			G1-6-3 1B		5	0	0	0	0	0	1			
Hoot Evers, R OBP: 0.418, SLG: 0.587 (1.7)		FC4-6 1B								P5			4	1	3	0	1	0	0			
Johnny Groth, R OBP: 0.411, SLG: 0.470 (1.8)		FC4-6 HBP		5-3		F2		F3					5	0	1	1	0	0	3			
Jerry Priddy, R OBP: 0.381, SLG: 0.404 (1.4)						E SH1-4 1B		F9		K			4	0	1	0	0	1	1			
Joe Ginsberg, L OBP: 0.258, SLG: 0.200 (1.2)		4-3			SH1-4			P6					4	0	1	0	0	0	3			
Hal Newhouser, L OBP: 0.227, SLG: 0.210 (1.1)						E6				G5-6-3 1B			5	0	1	0	0	1	3			
Inning Stats	R: 0 E: 0 K: 0 S: 3	H: 1 LOB: 0 BB: 0 P: 3	R: 0 E: 0 K: 0 S: 4	H: 1 LOB: 2 BB: 0 P: 5	R: 0 E: 0 K: 1 S: 5	H: 0 LOB: 0 BB: 0 P: 5	R: 0 E: 0 K: 0 S: 5	H: 0 LOB: 1 BB: 1 P: 7	R: 0 E: 1 K: 0 S: 4	H: 2 LOB: 2 BB: 0 P: 5	R: 0 E: 0 K: 0 S: 4	H: 0 LOB: 0 BB: 0 P: 3	R: 0 E: 0 K: 1 S: 5	H: 0 LOB: 0 BB: 0 P: 5	R: 0 E: 0 K: 0 S: 3	H: 1 LOB: 0 BB: 0 P: 3	R: 1 E: 0 K: 0 S: 5	H: 2 LOB: 1 BB: 0 P: 6	1B: 7 2B: 1 3B: 1 HR: 0	SF: 0 SAC: 1 DP: 2 HBP: 1	WP: 0 PB: 0 SB: 0 CS: 1	PA: 45
PITCHER Randy Gumpert, R ERA: 4.81 (1.1)	IP: 12.0 WLS: L BF: 45	H: 9 R: 1 ER: 1 SO: 2	BB: 1 IBB: 0 HBP: 1 BLK: 0	WP: 0 HR: 0 S: 47 P: 52	ERA: 0.75 WHIP: 0.833	PITCHER IP: WLS: BF: H: R: ER: SO: BB: IBB: HBP: BLK: WP: HR: S: P: ERA: WHIP																

Detroit Tigers @ Chicago White Sox
Comiskey Park, Chicago, IL
Sun Sep 10 1950, 4:33 AM EDT
Unknown

AB 42
R 1
H 9
RBI 1
BB 1
SO 2
LOB 17





Batter	1	2	3	4	5	6	7	8	9	10	11	12	AB	R	H	RBI	BB	SO	LOB	BOTTOM		
Chico Carrasquel, R OBP: 0.366, SLG: 0.363 (1.6)	K			P4		B1-3		4-3		P4			5	0	0	0	0	1	1			
Dave Philley, S OBP: 0.312, SLG: 0.386 (1.9)	F2			2B 1B				CS 1B			5-3		5	0	3	0	0	0	0			
Phil Masi, R OBP: 0.368, SLG: 0.397 (1.2)	K					L8		F5			5-3		5	0	1	0	0	1	2			
Eddie Robinson, L OBP: 0.387, SLG: 0.427 (1.3)													3	0	1	0	1	0	1			
Jerry Scala, L OBP: 0.289, SLG: 0.212 (9, PR)			F8										0	0	0	0	0	0	0			
Gordon Goddshery, L OBP: 0.410, SLG: 0.432 (10.3)						P3		CS		FC1-6 1B			1	0	0	0	0	1	0			
Gus Zernial, R OBP: 0.326, SLG: 0.471 (1.7)		P4						F8		FC1-6 G6-4-3 1B			5	0	1	0	0	1	4			
Hank Mejski, R OBP: 0.371, SLG: 0.400 (1.5)	4-3							4-3		G6-4-3			4	0	0	0	0	0	4			
Mike McCormick, R OBP: 0.349, SLG: 0.337 (1.8)						L9							5	0	1	0	0	0	1			
Nellie Fox, L OBP: 0.288, SLG: 0.281 (1.4)													2	0	0	0	2	0	0			
Luke Appling, R OBP: 0.276, SLG: 0.295 (12, PH)			4-3			4-3				SH5-4 BB			1	0	0	0	0	1	1			
Randy Gumpert, R OBP: 0.105, SLG: 0.081 (1.1)			4-3					F8		SH5-4			3	0	0	0	0	0	2			
Inning Stats	R: 0 E: 0 K: 2 S: 7	H: 0 LOB: 0 BB: 0 P: 3	R: 0 E: 0 K: 0 S: 3	H: 0 LOB: 0 BB: 0 P: 3	R: 0 E: 0 K: 1 S: 7	H: 2 LOB: 3 BB: 1 P: 11	R: 0 E: 0 K: 0 S: 3	H: 0 LOB: 0 BB: 0 P: 3	R: 0 E: 0 K: 0 S: 4	H: 1 LOB: 1 BB: 0 P: 4	R: 0 E: 0 K: 0 S: 3	H: 1 LOB: 0 BB: 0 P: 3	R: 0 E: 0 K: 0 S: 3	H: 1 LOB: 1 BB: 1 P: 7	R: 0 E: 0 K: 1 S: 5	H: 0 LOB: 0 BB: 0 P: 5	R: 0 E: 0 K: 1 S: 6	H: 1 LOB: 1 BB: 0 P: 6	1B: 5 2B: 2 3B: 0 HR: 0	SF: 0 SAC: 2 DP: 1 HBP: 0	WP: 0 PB: 0 SB: 0 CS: 1	PA: 45
PITCHER Hal Newhouser, L ERA: 4.3 (1.1)	IP: 12.0 WLS: W BF: 44	H: 7 R: 0 ER: 0 SO: 5	BB: 2 IBB: 1 HBP: 0 BLK: 0	WP: 0 HR: 0 S: 51 P: 63	ERA: 0.00 WHIP: 0.750	PITCHER IP: WLS: BF: H: R: ER: SO: BB: IBB: HBP: BLK: WP: HR: S: P: ERA: WHIP																

Detroit Tigers @ Chicago White Sox
Comiskey Park, Chicago, IL
Sun Sep 10 1950, 4:33 AM EDT
Unknown

AB 39
R 0
H 7
RBI 0
BB 3
SO 5
LOB 16



Batter	1	2	3	4	5	6	7	8	9	AB	R	H	RBI	BB	SO	LOB	TOP																		
Don Kolloway, R (1, 3) OBP: 0.326, SLG: 0.378											0	0	0	0	0	0	0	Detroit Tigers @ Chicago White Sox Comiskey Park, Chicago, IL Sun Sep 10 1950, 4:38 AM EDT Att: 18,946 - Unknown livebaseballscorecards.com																	
Johnny Lipon, R (1, 6) OBP: 0.392, SLG: 0.383											0	0	0	0	0	0	0																		
George Kell, R (1, 5) OBP: 0.409, SLG: 0.496											0	0	0	0	0	0	0																		
Vic Wertz, L (1, 9) OBP: 0.400, SLG: 0.536											0	0	0	0	0	0	0																		
Hoot Evers, R (1, 7) OBP: 0.418, SLG: 0.587											0	0	0	0	0	0	0																		
Johnny Groth, R (1, 8) OBP: 0.411, SLG: 0.470											0	0	0	0	0	0	0																		
Jerry Priddy, R (1, 4) OBP: 0.361, SLG: 0.404											0	0	0	0	0	0	0																		
Aaron Robinson, L (1, 2) OBP: 0.390, SLG: 0.350											0	0	0	0	0	0	0																		
Ray Herbert, R (1, 1) OBP: 0.200, SLG: 0.200											0	0	0	0	0	0	0																		
Inning Stats											1B: 0	SF: 0	WP: 0	PA: 0	2B: 0	SAC: 0	FB: 0		3B: 0	DP: 0	SB: 0	CS: 0	HR: 0	HBP: 0											
PITCHER Ray Scarborough, R (1, 1) ERA: 4.8	IP	WLS	BF	H	R	ER	SO	BB	IBB	HBP	BLK	WP	HR	S	P	ERA	WHIP																		
																		PITCHER	IP	WLS	BF	H	R	ER	SO	BB	IBB	HBP	BLK	WP	HR	S	P	ERA	WHIP

Batter	1	2	3	4	5	6	7	8	9	AB	R	H	RBI	BB	SO	LOB	BOTTOM																		
Floyd Baker, L (1, 5) OBP: 0.385, SLG: 0.318											0	0	0	0	0	0	0	Detroit Tigers @ Chicago White Sox Comiskey Park, Chicago, IL Sun Sep 10 1950, 4:38 AM EDT Att: 18,946 - Unknown livebaseballscorecards.com																	
Nellie Fox, L (1, 4) OBP: 0.296, SLG: 0.281											0	0	0	0	0	0	0																		
Dave Philley, S (1, 8) OBP: 0.312, SLG: 0.386											0	0	0	0	0	0	0																		
Eddie Robinson, L (1, 3) OBP: 0.387, SLG: 0.427											0	0	0	0	0	0	0																		
Gus Zernial, R (1, 7) OBP: 0.326, SLG: 0.471											0	0	0	0	0	0	0																		
Mary Rickert, L (1, 9) OBP: 0.287, SLG: 0.321											0	0	0	0	0	0	0																		
Chico Carrasquel, R (1, 6) OBP: 0.366, SLG: 0.363											0	0	0	0	0	0	0																		
Gus Niarhos, R (1, 2) OBP: 0.410, SLG: 0.356											0	0	0	0	0	0	0																		
Ray Scarborough, R (1, 1) OBP: 0.219, SLG: 0.183											0	0	0	0	0	0	0																		
Inning Stats											1B: 0	SF: 0	WP: 0	PA: 0	2B: 0	SAC: 0	FB: 0		3B: 0	DP: 0	SB: 0	CS: 0	HR: 0	HBP: 0											
PITCHER Ray Herbert, R (1, 1) ERA: 3.07	IP	WLS	BF	H	R	ER	SO	BB	IBB	HBP	BLK	WP	HR	S	P	ERA	WHIP																		
																		PITCHER	IP	WLS	BF	H	R	ER	SO	BB	IBB	HBP	BLK	WP	HR	S	P	ERA	WHIP

Batter	1	2	3	4	5	6	7	8	9	AB	R	H	RBI	BB	SO	LOB	TOP					
Eddie Yost, R OBP: 0.437, SLG: 0.399 (1, 5)	6-3		E6		F7		FC5			4	0	0	0	0	0	3	Washington Senators @ Detroit Tigers Briggs Stadium, Detroit, MI Tue Sep 12 1950, 4:33 AM EDT Att: 5,092 - Unknown					
Bud Stewart, L OBP: 0.338, SLG: 0.356 (1, 7)	F8		F8			3-1 2B		HR		4	2	2	1	0	0	1						
Irv Noren, L OBP: 0.383, SLG: 0.460 (1, 8)				P5		K		K		3	0	0	0	1	2	1						
Mickey Vernon, L OBP: 0.377, SLG: 0.370 (1, 3)	K			F7		3-1		G6-4-3 1B		4	0	1	0	0	1	2						
Sam Mele, R OBP: 0.367, SLG: 0.445 (1, 9)		F8		6-3				G6-4-3 1B		4	0	1	1	0	0	1						
Cass Michaels, R OBP: 0.366, SLG: 0.379 (1, 4)	5-3				G3		1-3			4	0	0	0	0	0	1						
Sam Dente, R OBP: 0.284, SLG: 0.280 (1, 6)	F8				F7		6-3		F9	4	0	0	0	0	0	0						
Len Okrie, R OBP: 0.348, SLG: 0.211 (1, 2)			1-3							2	0	1	0	0	0	0						
Shery Robertson, L OBP: 0.376, SLG: 0.392 (7, PH)						BB		FC5-4 1B		1	0	1	0	0	0	0						
Mickey Grasso, R OBP: 0.374, SLG: 0.344 (7, 2)						1B				0	0	0	0	0	0	0						
Gil Coan, L OBP: 0.348, SLG: 0.414 (9, PH)										1	0	1	0	0	0	0						
Gene Bearden, L OBP: 0.297, SLG: 0.313 (1, 1)										1	0	0	0	1	0	0						
Hal Keller, L OBP: 1.000, SLG: 2.000 (7, PH)										1	0	1	0	0	0	0						
Mickey Harris, L OBP: 0.350, SLG: 0.235 (7, 1)										0	0	0	0	0	0	0						
Fred Taylor, L (9, PH)										1	0	0	0	0	0	1						
Inning Stats	R: 0 E: 0 K: 1 S: 5	H: 0 LOB: 1 BB: 1 P: 9	R: 0 E: 0 K: 0 S: 3	H: 0 LOB: 0 BB: 0 P: 3	R: 0 E: 1 K: 0 S: 4	H: 0 LOB: 1 BB: 0 P: 4	R: 0 E: 0 K: 0 S: 3	H: 0 LOB: 0 BB: 0 P: 3	R: 0 E: 0 K: 0 S: 4	H: 1 LOB: 2 BB: 1 P: 8	R: 1 E: 0 K: 1 S: 7	H: 2 LOB: 1 BB: 0 P: 7	R: 0 E: 0 K: 0 S: 4	H: 2 LOB: 1 BB: 0 P: 4	R: 1 E: 0 K: 1 S: 6	H: 2 LOB: 0 BB: 0 P: 6	R: 0 E: 0 K: 0 S: 4	H: 1 LOB: 1 BB: 0 P: 4	1B: 5 2B: 2 3B: 0 HR: 1	SF: 0 SAC: 0 DP: 1 HBP: 0	WP: 0 PB: 0 SB: 0 CS: 0	PA: 36
PITCHER Dizzy Trout, R ERA: 3.49 (1, 1)	IP: 9.0 WLS: W BF: 36 H: 8 R: 2 ER: 2 SO: 3 BB: 2 IBB: 0 HBP: 0 BLK: 0 WP: 0 HR: 1 S: 40 P: 48 ERA: 2.00 WHIP: 1.111																					

Batter	1	2	3	4	5	6	7	8	9	AB	R	H	RBI	BB	SO	LOB	BOTTOM			
Don Kolloway, R OBP: 0.324, SLG: 0.384 (1, 3)	F8		6-3	P4			5-3			4	0	0	0	0	0	1	Washington Senators @ Detroit Tigers Briggs Stadium, Detroit, MI Tue Sep 12 1950, 4:33 AM EDT Att: 5,092 - Unknown			
Johnny Lipon, R OBP: 0.387, SLG: 0.378 (1, 6)	K		2B	F8			P3			3	1	0	0	1	1	1				
George Kell, R OBP: 0.408, SLG: 0.495 (1, 5)	F7		2B	HR			P4			3	1	1	1	1	0	0				
Vic Wertz, L OBP: 0.401, SLG: 0.544 (1, 9)		F8	BB	2B				6-3		4	1	2	2	0	0	0				
Hoot Evers, R OBP: 0.417, SLG: 0.585 (1, 7)		F8	2B	HR				6-3		3	0	0	0	1	0	0				
Johnny Groth, R OBP: 0.414, SLG: 0.469 (1, 8)		F8	BB	BB				F9		2	0	1	0	2	0	0				
Jerry Priddy, R OBP: 0.381, SLG: 0.401 (1, 4)		FC5	BB	1-2 2-3	BB			1B		2	0	1	0	2	0	0				
Bob Swift, R OBP: 0.352, SLG: 0.292 (1, 2)		BB		F7				4-3		2	0	0	0	2	0	4				
Bob Swift, R OBP: 0.352, SLG: 0.292 (1, 2)		FC5						G6-4-3 BB		3	0	1	0	0	0	3				
Dizzy Trout, R OBP: 0.254, SLG: 0.293 (1, 1)				FC1-6 1B				G6-4-3 BB		3	0	0	0	0	0	1				
Dizzy Trout, R OBP: 0.254, SLG: 0.293 (1, 1)				L8				P4		3	0	0	0	0	0	1				
Inning Stats	R: 0 E: 0 K: 1 S: 5	H: 0 LOB: 0 BB: 0 P: 5	R: 0 E: 0 K: 0 S: 3	H: 0 LOB: 2 BB: 2 P: 11	R: 2 E: 0 K: 0 S: 5	H: 2 LOB: 3 BB: 3 P: 17	R: 0 E: 0 K: 0 S: 4	H: 1 LOB: 1 BB: 0 P: 4	R: 1 E: 0 K: 0 S: 3	H: 1 LOB: 0 BB: 1 P: 7	R: 0 E: 0 K: 0 S: 2	H: 0 LOB: 0 BB: 1 P: 6	R: 0 E: 0 K: 0 S: 3	H: 0 LOB: 0 BB: 0 P: 3	R: 0 E: 0 K: 0 S: 4	H: 1 LOB: 1 BB: 0 P: 4	1B: 2 2B: 2 3B: 0 HR: 1	SF: 0 SAC: 0 DP: 1 HBP: 0	WP: 0 PB: 0 SB: 0 CS: 0	PA: 34
PITCHER Gene Bearden, L ERA: 5.36 (1, 1)	IP: 6.0 WLS: L BF: 27 H: 4 R: 3 ER: 3 SO: 1 BB: 7 IBB: 0 HBP: 0 BLK: 0 WP: 0 HR: 1 S: 22 P: 50 ERA: 4.50 WHIP: 1.833																			
Mickey Harris, L ERA: 4.12 (7, 1)	IP: 2.0 WLS: 7 BF: 1 H: 0 R: 0 ER: 0 SO: 0 BB: 0 IBB: 0 HBP: 0 BLK: 0 WP: 0 HR: 0 S: 7 P: 7 ERA: 0.00 WHIP: 0.500																			

Batter	1	2	3	4	5	6	7	8	9	AB	R	H	RBI	BB	SO	LOB	TOP										
Eddie Yost, R OBP: 0.439, SLG: 0.401 (1, 5)										3	0	2	0	1	0	0	Washington Senators @ Detroit Tigers Briggs Stadium, Detroit, MI Wed Sep 13 1950, 4:33 AM EDT Att: 5,634 - Unknown										
Bud Stewart, L OBP: 0.339, SLG: 0.358 (1, 7)										4	0	2	1	0	1	2											
Irv Noren, L OBP: 0.380, SLG: 0.456 (1, 8)										4	0	0	0	0	2	5											
Mickey Vernon, L OBP: 0.376, SLG: 0.367 (1, 3)										3	0	0	0	1	0	4											
Sam Mele, R OBP: 0.366, SLG: 0.443 (1, 9)										4	0	1	0	0	0	1											
Cass Michaels, R OBP: 0.365, SLG: 0.380 (1, 4)										4	0	1	0	0	1	0											
Sam Dente, R OBP: 0.284, SLG: 0.280 (1, 6)										4	0	1	0	0	0	2											
Mickey Grasso, R OBP: 0.373, SLG: 0.343 (5, PH)										1	0	0	0	0	0	1											
Hal Keller, L OBP: 0.500, SLG: 1.000 (5, PH)										1	0	0	0	0	0	0											
Al Evans, R OBP: 0.298, SLG: 0.291 (5, 2)										1	0	0	0	0	0	1											
Bob Kuzava, S OBP: 0.231, SLG: 0.161 (8, PH)										2	0	0	0	0	1	0											
Gil Coan, L OBP: 0.350, SLG: 0.420 (8, PH)										1	1	1	0	0	0	0											
Joe Haynes, R OBP: 0.233, SLG: 0.433 (8, 1)										0	0	0	0	0	0	0											
Inning Stats	R: 0 E: 0 K: 0 S: 4	H: 1 LOB: 1 BB: 0 P: 4	R: 0 E: 0 K: 0 S: 4	H: 2 LOB: 1 BB: 0 P: 4	R: 0 E: 0 K: 1 S: 6	H: 1 LOB: 1 BB: 0 P: 6	R: 0 E: 0 K: 0 S: 2	H: 0 LOB: 0 BB: 1 P: 6	R: 0 E: 0 K: 1 S: 5	H: 0 LOB: 1 BB: 0 P: 9	R: 0 E: 0 K: 0 S: 4	H: 1 LOB: 1 BB: 0 P: 4	R: 1 E: 0 K: 1 S: 7	H: 3 LOB: 1 BB: 0 P: 7	R: 0 E: 0 K: 1 S: 5	H: 0 LOB: 0 BB: 0 P: 5	1B: 6 2B: 4 3B: 0 HR: 0	SF: 0 SAC: 0 DP: 3 HBP: 0	WP: 0 PB: 0 SB: 1 CS: 0	PA: 34							
PITCHER	IP	WLS	BF	H	R	ER	SO	BB	IBB	HBP	BLK	WP	HR	S	P	ERA	WHIP										
Fred Hutchinson, R ERA: 4.25 (1, 1)	7.0	W	29	8	1	1	3	2	0	0	0	0	0	33	41	1.29	1.429										
Ted Gray, L ERA: 4.47 (8, 1)	2.0	S	5	0	0	0	2	0	0	0	0	0	0	9	9	0.00	0.000										

Batter	1	2	3	4	5	6	7	8	9	AB	R	H	RBI	BB	SO	LOB	BOTTOM										
Don Kolloway, R OBP: 0.327, SLG: 0.385 (1, 3)										4	0	2	1	1	0	3	Washington Senators @ Detroit Tigers Briggs Stadium, Detroit, MI Wed Sep 13 1950, 4:33 AM EDT Att: 5,634 - Unknown										
Johnny Lipon, R OBP: 0.394, SLG: 0.374 (1, 6)										5	0	0	0	0	0	5											
George Kell, R OBP: 0.407, SLG: 0.493 (1, 5)										4	0	1	0	0	0	2											
Vic Wertz, L OBP: 0.402, SLG: 0.542 (1, 9)										2	0	0	0	2	0	1											
Hoot Evers, R OBP: 0.418, SLG: 0.586 (1, 7)										4	2	2	0	0	0	4											
Johnny Groth, R OBP: 0.415, SLG: 0.469 (1, 8)										2	1	1	0	1	0	2											
Jerry Priddy, R OBP: 0.380, SLG: 0.490 (1, 4)										4	1	1	1	0	0	4											
Joe Ginsberg, L OBP: 0.296, SLG: 0.250 (1, 2)										3	1	2	1	1	0	2											
Fred Hutchinson, L OBP: 0.423, SLG: 0.424 (1, 1)										3	0	1	1	0	0	2											
Ted Gray, S OBP: 0.224, SLG: 0.200 (8, 1)										1	1	0	0	0	0	2											
Inning Stats	R: 0 E: 0 K: 0 S: 3	H: 0 LOB: 1 BB: 1 P: 7	R: 1 E: 0 K: 0 S: 4	H: 2 LOB: 1 BB: 1 P: 8	R: 0 E: 0 K: 0 S: 4	H: 1 LOB: 2 BB: 1 P: 8	R: 2 E: 0 K: 0 S: 6	H: 3 LOB: 1 BB: 0 P: 6	R: 0 E: 0 K: 0 S: 3	H: 1 LOB: 0 BB: 0 P: 3	R: 0 E: 0 K: 0 S: 3	H: 0 LOB: 0 BB: 0 P: 3	R: 3 E: 2 K: 0 S: 6	H: 2 LOB: 1 BB: 1 P: 10	R: 0 E: 0 K: 0 S: 3	H: 0 LOB: 0 BB: 0 P: 3	1B: 8 2B: 2 3B: 0 HR: 0	SF: 0 SAC: 1 DP: 2 HBP: 0	WP: 0 PB: 0 SB: 0 CS: 0	PA: 38							
PITCHER	IP	WLS	BF	H	R	ER	SO	BB	IBB	HBP	BLK	WP	HR	S	P	ERA	WHIP										
Bob Kuzava, L ERA: 4.16 (1, 1)	7.0	L	31	8	3	2	0	4	0	0	0	0	0	27	43	2.57	1.714										
Joe Haynes, R ERA: 5.76 (8, 1)	1.0		7	2	3	0	0	0	1	0	0	0	0	6	10	0.00	2.000										

Batter	1	2	3	4	5	6	7	8	9	AB	R	H	RBI	BB	SO	LOB	TOP					
Gene Woodling, L (1, 7) OBP: 0.373, SLG: 0.402	1-3		FC6-4 1B		FC1-4-5		1-3		2B 1B	5	1	2	1	0	0	2	New York Yankees @ Detroit Tigers Briggs Stadium, Detroit, MI Sat Sep 16 1950, 4:33 AM EDT Att: 56,548 - Unknown					
Phil Rizzuto, R (1, 6) OBP: 0.426, SLG: 0.439	6-3		FC6-4 1B		F6				1-2 2-H 1B	5	1	2	1	0	0	2						
Yogi Berra, L (1, 2) OBP: 0.381, SLG: 0.511			FC6-4 1B		F5		K		BB 1B 1B	4	1	2	0	1	1	2						
Joe DiMaggio, R (1, 8) OBP: 0.385, SLG: 0.588	5-3		FC6-4 1-2						BB 1B 1B	5	2	2	3	0	0	3						
Johnny Mize, L (1, 3) OBP: 0.360, SLG: 0.628		4-3			F4				BB BB BB BB BB BB	3	0	0	0	0	0	0						
Joe Collins, L (6, 3) OBP: 0.329, SLG: 0.420									BB BB BB BB BB BB	0	0	0	0	1	0	0						
Hank Bauer, R (9, PH) OBP: 0.386, SLG: 0.475									BB BB BB BB BB BB	0	1	0	0	1	0	0						
Johnny Hopp, L (9, 3) OBP: 0.416, SLG: 0.504									BB BB BB BB BB BB	0	0	0	0	0	0	0						
Bobby Brown, L (1, 5) OBP: 0.340, SLG: 0.329		K			G4-6-3 1B				BB BB BB BB BB BB	5	0	3	2	0	1	1						
Cliff Mapes, L (1, 9) OBP: 0.342, SLG: 0.422					G4-6-3				BB BB BB BB BB BB	3	1	0	1	2	0	3						
Jerry Coleman, R (1, 4) OBP: 0.371, SLG: 0.373									BB BB BB BB BB BB	4	0	1	0	0	1	2						
Whitey Ford, L (1, 1) OBP: 0.250, SLG: 0.143									BB BB BB BB BB BB	1	1	0	0	2	1	0						
Inning Stats	R: 0 E: 0 K: 0 S: 4	H: 1 LOB: 1 BB: 0 P: 4	R: 0 E: 0 K: 2 S: 7	H: 0 LOB: 1 BB: 1 P: 11	R: 0 E: 0 K: 1 S: 7	H: 2 LOB: 2 BB: 0 P: 7	R: 0 E: 0 K: 0 S: 3	H: 1 LOB: 0 BB: 0 P: 3	R: 0 E: 0 K: 1 S: 6	H: 1 LOB: 2 BB: 1 P: 10	R: 0 E: 0 K: 0 S: 2	H: 0 LOB: 0 BB: 1 P: 6	R: 7 E: 0 K: 0 S: 7	H: 4 LOB: 1 BB: 4 P: 23	1B: 10 2B: 1 3B: 0 HR: 1	SF: 0 SAC: 2 DP: 2 HBP: 0		WP: 0 PA: 44 PB: 0 SB: 0 CS: 0				
PITCHER	IP WLS BF H R ER SO BB IBB HBP BLK WP HR S P ERA WHIP	8.1 L 40 11 7 7 4 6 0 0 0 0 1 42 66 7.56 2.040	0.2 4 1 1 1 0 1 0 0 0 0 0 3 7 13.50 3.000																			
Dizzy Trout, R (1, 1) ERA: 3.69																						
Hal Newhouser, L (9, 1) ERA: 4.53																						
Batter	1	2	3	4	5	6	7	8	9	AB	R	H	RBI	BB	SO	LOB	BOTTOM					
Johnny Lipon, R (1, 6) OBP: 0.384, SLG: 0.373	F8		FC3-6 1B		K		L5-3			4	0	1	0	0	1	1	New York Yankees @ Detroit Tigers Briggs Stadium, Detroit, MI Sat Sep 16 1950, 4:33 AM EDT Att: 56,548 - Unknown					
Jerry Priddy, R (1, 4) OBP: 0.385, SLG: 0.412			FC3-6 1-2						SH5-3 2B	3	1	2	0	1	0	1						
George Kell, R (1, 5) OBP: 0.404, SLG: 0.490									SH5-3 2B	3	0	0	0	0	1	3						
Vic Wertz, L (1, 9) OBP: 0.410, SLG: 0.550									2-3 2B	3	0	2	1	1	0	1						
Hoot Evers, R (1, 7) OBP: 0.417, SLG: 0.579									3-H 2B	3	0	0	0	1	0	2						
Johnny Groth, R (1, 8) OBP: 0.410, SLG: 0.461										4	0	0	0	0	0	5						
Don Kolloway, R (1, 3) OBP: 0.326, SLG: 0.383										3	0	0	0	1	0	1						
Bob Swift, R (1, 2) OBP: 0.356, SLG: 0.298										3	0	1	0	0	1	1						
Eddie Lake, R (7, PR)										0	0	0	0	0	0	0						
Aaron Robinson, L (8, 2) OBP: 0.392, SLG: 0.344										1	0	0	0	0	0	0						
Dizzy Trout, R (1, 1) OBP: 0.242, SLG: 0.279										3	0	0	0	0	2	1						
Hal Newhouser, L (9, 1) OBP: 0.224, SLG: 0.206										0	0	0	0	0	0	0						
Charlie Keller, L (9, PH) OBP: 0.488, SLG: 0.448										1	0	0	0	0	1	0						
Inning Stats	R: 0 E: 1 K: 0 S: 4	H: 1 LOB: 3 BB: 2 P: 12	R: 0 E: 0 K: 2 S: 7	H: 0 LOB: 0 BB: 0 P: 7	R: 0 E: 0 K: 1 S: 6	H: 1 LOB: 1 BB: 0 P: 6	R: 0 E: 0 K: 0 S: 3	H: 0 LOB: 1 BB: 1 P: 7	R: 0 E: 0 K: 2 S: 7	H: 0 LOB: 1 BB: 1 P: 11	R: 0 E: 0 K: 0 S: 4	H: 1 LOB: 1 BB: 0 P: 4	R: 0 E: 0 K: 0 S: 3	H: 1 LOB: 1 BB: 0 P: 3	R: 1 E: 0 K: 0 S: 5	H: 2 LOB: 1 BB: 0 P: 5		R: 0 E: 0 K: 1 S: 5	H: 0 LOB: 0 BB: 0 P: 5	1B: 3 2B: 4 3B: 0 HR: 0	SF: 0 SAC: 1 DP: 1 HBP: 0	WP: 0 PA: 36 PB: 0 SB: 0 CS: 0
PITCHER	IP WLS BF H R ER SO BB IBB HBP BLK WP HR S P ERA WHIP	9.0 W 36 6 1 1 6 4 0 0 0 0 0 44 60 1.00 1.111																				
Whitey Ford, L (1, 1) ERA: 2.61																						



Batter	1	2	3	4	5	6	7	8	9	AB	R	H	RBI	BB	SO	LOB	TOP																		
Dom DiMaggio, R (1, 8) OBP: 0.421, SLG: 0.458											0	0	0	0	0	0	0	Boston Red Sox @ Detroit Tigers Briggs Stadium, Detroit, MI Sun Sep 17 1950, 4:33 AM EDT Att: 53,167 - Unknown livebaseballscorecards.com																	
Billy Goodman, L (1, 5) OBP: 0.435, SLG: 0.466											0	0	0	0	0	0	0																		
Ted Williams, L (1, 7) OBP: 0.472, SLG: 0.699											0	0	0	0	0	0	0																		
Vern Stephens, R (1, 6) OBP: 0.368, SLG: 0.534											0	0	0	0	0	0	0																		
Walt Dropo, R (1, 3) OBP: 0.378, SLG: 0.603											0	0	0	0	0	0	0																		
Bobby Doerr, R (1, 4) OBP: 0.375, SLG: 0.528											0	0	0	0	0	0	0																		
Al Zarilla, L (1, 9) OBP: 0.429, SLG: 0.510											0	0	0	0	0	0	0																		
Birdie Tebbetts, R (1, 2) OBP: 0.395, SLG: 0.470											0	0	0	0	0	0	0																		
Mel Parnell, L (1, 1) OBP: 0.234, SLG: 0.236											0	0	0	0	0	0	0																		
Inning Stats											1B: 0	SF: 0	WP: 0		PA: 0																				
PITCHER Fred Hutchinson, R (1, 1) ERA: 4.25	IP	WLS	BF	H	R	ER	SO	BB	IBB	HBP	BLK	WP	HR	S	P	ERA	WHIP	PITCHER	IP	WLS	BF	H	R	ER	SO	BB	IBB	HBP	BLK	WP	HR	S	P	ERA	WHIP
	0.0	L	0	0	0	0	0	0	0	0	0	0	0	0	0	∞	∞																		

AB 0
R 0
H 0
RBI 0
BB 0
SO 0
LOB 0



1B: 0 SF: 0 WP: 0 PA: 0
2B: 0 SAC: 0 PB: 0
3B: 0 DP: 0 SB: 0
HR: 0 HBP: 0 CS: 0

Batter	1	2	3	4	5	6	7	8	9	AB	R	H	RBI	BB	SO	LOB	BOTTOM																		
Johnny Lipon, R (1, 6) OBP: 0.384, SLG: 0.373											0	0	0	0	0	0	0	Boston Red Sox @ Detroit Tigers Briggs Stadium, Detroit, MI Sun Sep 17 1950, 4:33 AM EDT Att: 53,167 - Unknown livebaseballscorecards.com																	
Jerry Priddy, R (1, 4) OBP: 0.385, SLG: 0.412											0	0	0	0	0	0	0																		
George Kell, R (1, 5) OBP: 0.404, SLG: 0.490											0	0	0	0	0	0	0																		
Vic Wertz, L (1, 9) OBP: 0.410, SLG: 0.550											0	0	0	0	0	0	0																		
Hoot Evers, R (1, 7) OBP: 0.417, SLG: 0.579											0	0	0	0	0	0	0																		
Johnny Groth, R (1, 8) OBP: 0.410, SLG: 0.461											0	0	0	0	0	0	0																		
Don Kolloway, R (1, 3) OBP: 0.326, SLG: 0.383											0	0	0	0	0	0	0																		
Bob Swift, R (1, 2) OBP: 0.356, SLG: 0.298											0	0	0	0	0	0	0																		
Fred Hutchinson, L (1, 1) OBP: 0.423, SLG: 0.424											0	0	0	0	0	0	0																		
Inning Stats											1B: 0	SF: 0	WP: 0		PA: 0																				
PITCHER Mel Parnell, L (1, 1) ERA: 3.75	IP	WLS	BF	H	R	ER	SO	BB	IBB	HBP	BLK	WP	HR	S	P	ERA	WHIP	PITCHER	IP	WLS	BF	H	R	ER	SO	BB	IBB	HBP	BLK	WP	HR	S	P	ERA	WHIP
	0.0	W	0	0	0	0	0	0	0	0	0	0	0	0	0	∞	∞																		

AB 0
R 0
H 0
RBI 0
BB 0
SO 0
LOB 0

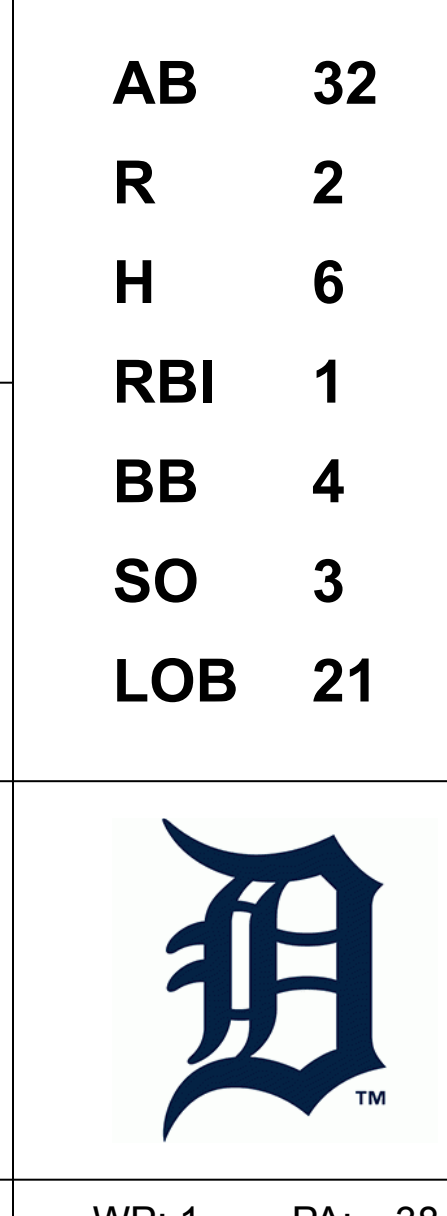


1B: 0 SF: 0 WP: 0 PA: 0
2B: 0 SAC: 0 PB: 0
3B: 0 DP: 0 SB: 0
HR: 0 HBP: 0 CS: 0

Batter	1	2	3	4	5	6	7	8	9	AB	R	H	RBI	BB	SO	LOB	TOP								
Dom DiMaggio, R OBP: 0.416, SLG: 0.452 (1, 8)										4	0	0	0	0	0	2	Boston Red Sox @ Detroit Tigers Briggs Stadium, Detroit, MI Mon Sep 18 1950, 4:33 AM EDT Att: 24,485 - Unknown								
Billy Goodman, L OBP: 0.434, SLG: 0.465 (1, 5)										4	1	2	0	0	0	0									
Ted Williams, L OBP: 0.467, SLG: 0.685 (1, 7)										3	1	1	0	1	0	1									
Vern Stephens, R OBP: 0.370, SLG: 0.533 (1, 6)										3	0	0	0	1	0	2									
Walt Dropo, R OBP: 0.379, SLG: 0.603 (1, 3)										4	1	3	1	0	0	0									
Bobby Doerr, R OBP: 0.373, SLG: 0.523 (1, 4)										4	0	1	2	0	0	3									
Al Zarilla, L OBP: 0.425, SLG: 0.502 (1, 9)										4	0	0	0	0	2	3									
Birdie Tebbetts, R OBP: 0.389, SLG: 0.461 (1, 2)										3	0	0	0	0	0	1									
Tom Wright, L OBP: 0.364, SLG: 0.394 (9, PH)										1	0	0	0	0	1	2									
Matt Batts, R OBP: 0.320, SLG: 0.382 (9, 2)										0	0	0	0	0	0	0									
Willard Nixon, L OBP: 0.250, SLG: 0.143 (1, 1)										3	0	0	0	0	0	1									
Ellis Kinder, R OBP: 0.200, SLG: 0.265 (9, 1)										0	0	0	0	0	0	0									
Inning Stats	R: 0 E: 0 K: 0 S: 4	H: 1 LOB: 1 BB: 0 P: 4	R: 1 E: 1 K: 1 S: 8	H: 2 LOB: 2 BB: 0 P: 8	R: 0 E: 0 K: 1 S: 3	H: 0 LOB: 0 BB: 0 P: 3	R: 0 E: 0 K: 1 S: 5	H: 1 LOB: 0 BB: 0 P: 5	R: 0 E: 0 K: 0 S: 3	H: 0 LOB: 0 BB: 0 P: 3	R: 0 E: 0 K: 0 S: 2	H: 0 LOB: 0 BB: 1 P: 6	R: 0 E: 0 K: 0 S: 3	H: 0 LOB: 0 BB: 0 P: 3	R: 0 E: 0 K: 0 S: 3	H: 0 LOB: 0 BB: 0 P: 3	R: 2 E: 1 K: 1 S: 8	H: 3 LOB: 2 BB: 1 P: 12	1B: 6 2B: 1 3B: 0 HR: 0	SF: 0 SAC: 0 DP: 2 HBP: 0	WP: 0 PB: 0 SB: 1 CS: 0	PA: 35			
PITCHER	IP	WLS	BF	H	R	ER	SO	BB	IBB	HBP	BLK	WP	HR	S	P	ERA	WHIP								
Hal Newhouser, L ERA: 4.48 (1, 1)	8.0	L	30	6	3	3	2	1	0	0	0	0	0	33	37	3.38	0.875								
Hal White, R ERA: 4.81 (9, 1)	1.0	S	5	1	0	0	1	0	1	0	0	0	0	6	10	0.00	1.000								

Batter	1	2	3	4	5	6	7	8	9	AB	R	H	RBI	BB	SO	LOB	BOTTOM								
Johnny Lipon, R OBP: 0.383, SLG: 0.371 (1, 6)										4	0	1	0	0	0	1	Boston Red Sox @ Detroit Tigers Briggs Stadium, Detroit, MI Mon Sep 18 1950, 4:33 AM EDT Att: 24,485 - Unknown								
Charlie Keller, L OBP: 0.488, SLG: 0.516 (9, PH)										1	0	0	0	0	0	1									
Jerry Priddy, R OBP: 0.382, SLG: 0.411 (1, 4)										5	1	1	0	0	0	3									
George Kell, R OBP: 0.403, SLG: 0.488 (1, 5)										3	1	1	0	1	0	2									
Vic Wertz, L OBP: 0.406, SLG: 0.543 (1, 9)										3	0	0	0	0	1	3									
Hoot Evers, R OBP: 0.417, SLG: 0.573 (1, 7)										3	0	0	0	1	0	2									
Johnny Groth, R OBP: 0.408, SLG: 0.457 (1, 8)										4	0	1	1	0	1	3									
Don Kolloway, R OBP: 0.330, SLG: 0.385 (1, 3)										3	0	1	0	1	0	1									
Joe Ginsberg, L OBP: 0.316, SLG: 0.269 (1, 2)										3	0	1	0	1	0	2									
Hal Newhouser, L OBP: 0.214, SLG: 0.197 (1, 1)										3	0	0	0	0	1	3									
Hal White, R OBP: 0.129, SLG: 0.194 (9, PH)										0	0	0	0	0	0	0									
Pat Mullin, L OBP: 0.286, SLG: 0.260 (9, PH)										0	0	0	0	0	0	0									
Inning Stats	R: 0 E: 0 K: 2 S: 8	H: 1 LOB: 3 BB: 2 P: 16	R: 0 E: 0 K: 0 S: 3	H: 1 LOB: 0 BB: 0 P: 3	R: 1 E: 1 K: 0 S: 5	H: 1 LOB: 1 BB: 0 P: 5	R: 0 E: 0 K: 0 S: 3	H: 0 LOB: 1 BB: 1 P: 7	R: 0 E: 0 K: 0 S: 4	H: 0 LOB: 1 BB: 0 P: 4	R: 0 E: 0 K: 0 S: 3	H: 0 LOB: 0 BB: 0 P: 3	R: 0 E: 0 K: 1 S: 6	H: 1 LOB: 1 BB: 0 P: 6	R: 0 E: 0 K: 0 S: 5	H: 2 LOB: 1 BB: 0 P: 5	R: 0 E: 0 K: 0 S: 3	H: 0 LOB: 1 BB: 1 P: 7	1B: 4 2B: 2 3B: 0 HR: 0	SF: 0 SAC: 2 DP: 1 HBP: 0	WP: 1 PB: 0 SB: 1 CS: 0	PA: 38			
PITCHER	IP	WLS	BF	H	R	ER	SO	BB	IBB	HBP	BLK	WP	HR	S	P	ERA	WHIP								
Willard Nixon, R ERA: 5.4 (1, 1)	8.0	W	35	6	2	1	3	4	0	0	0	0	0	37	53	1.12	1.250								
Ellis Kinder, R ERA: 4.26 (9, 1)	1.0	S	3	0	0	0	0	0	0	0	0	0	0	3	3	0.00	0.000								

AB 33
R 3
H 7
RBI 3
BB 2
SO 3
LOB 15




Batter	1	2	3	4	5	6	7	8	9	AB	R	H	RBI	BB	SO	LOB	TOP		
Paul Lehner, L (1, 7) OBP: 0.364, SLG: 0.436	0-0 6-3		0-0 BB 1B		0-0 P5		0-0 F9		4-0 BB	4	0	1	0	1	0	0	Philadelphia Athletics @ Detroit Tigers Briggs Stadium, Detroit, MI Tue Sep 19 1950, 4:33 AM EDT Att: 5,322 - Unknown		
Elmer Valo, L (1, 9) OBP: 0.407, SLG: 0.418	4-0 1B BB		0-0 L8			0-0 HR	0-0 F7		0-0 F7	4	1	1	1	1	0	2			
Wally Moses, L (1, 8) OBP: 0.370, SLG: 0.393	0-0 1-3 1B		4-0 1-2 BB			0-0 BB 1B		4-0 HR BB	0-0 4-3	3	2	2	0	2	0	1			
Feris Fain, L (1, 3) OBP: 0.433, SLG: 0.409	4-0 BB		0-0 3-1			4-0 1B BB		0-3 K		2	0	0	0	2	1	3			
Billy Hitchcock, R (1, 4) OBP: 0.348, SLG: 0.364	0-0 P6			0-0 5-3		0-0 FC5-4 1B		0-0 F8		4	0	1	1	0	0	3			
Pete Suder, R (1, 5) OBP: 0.288, SLG: 0.356		0-0 6-3		0-0 G5-4-3 1B		0-0 F9		0-0 1-H HR		4	1	2	2	0	2				
Eddie Joost, R (1, 6) OBP: 0.366, SLG: 0.383		0-0 F7		0-0 G5-4-3 1-2		0-0 F8		0-0 FC5-4 1B		4	0	1	0	0	0	3			
Mike Guerra, R (1, 2) OBP: 0.319, SLG: 0.373		0-0 6-3			0-0 F7	0-0 FC5-4 1-2		0-0 FC5-4 1-2		4	0	0	0	0	0	3			
Hank Wyse, R (1, 1) Sam Coleman, R (3, PH) Joe Coleman, R (3, PH) Barney McCoskey, L (5, PH) Johnny Kucab, R (5, PH) Joe Tipton, R (5, PH)			0-0 F7		0-0 F9		0-0 5-3		0-0 F2	0	0	0	0	0	0	0			
Inning Stats	R: 0 E: 0 K: 0 S: 3	H: 1 LOB: 2 BB: 2 P: 11	R: 0 E: 0 K: 0 S: 3	H: 0 LOB: 0 BB: 0 P: 3	R: 0 E: 0 K: 0 S: 4	H: 1 LOB: 2 BB: 1 P: 8	R: 0 E: 0 K: 0 S: 3	H: 0 LOB: 0 BB: 0 P: 3	R: 2 E: 0 K: 0 S: 6	H: 3 LOB: 2 BB: 1 P: 10	R: 0 E: 0 K: 0 S: 3	H: 0 LOB: 0 BB: 0 P: 3	R: 2 E: 0 K: 1 S: 7	H: 2 LOB: 1 BB: 1 P: 11	R: 0 E: 0 K: 0 S: 3	H: 0 LOB: 1 BB: 1 P: 7		1B: 6 2B: 0 3B: 0 HR: 2	SF: 0 SAC: 0 DP: 1 HBP: 0
PITCHER Art Houtteman, R (1, 1) ERA: 3.39	IP: 9.0 WLS: W BF: 39 H: 8 R: 4 ER: 4 SO: 1 BB: 6 IBB: 0 HBP: 0 BLK: 0 WP: 0 HR: 2 S: 35 P: 59 ERA: 4.00 WHIP: 1.556															PITCHER			

Batter	1	2	3	4	5	6	7	8	9	AB	R	H	RBI	BB	SO	LOB	BOTTOM		
Johnny Lipon, R (1, 6) OBP: 0.384, SLG: 0.371	4-0 1B BB	0-0 2-H HR 1B	4-0 BB	0-0 F9		0-0 P5		0-0 G6-4-3 2-3f		4	2	1	1	2	0	4	Philadelphia Athletics @ Detroit Tigers Briggs Stadium, Detroit, MI Tue Sep 19 1950, 4:33 AM EDT Att: 5,322 - Unknown		
Pat Mullin, L (1, 9) OBP: 0.291, SLG: 0.307	0-0 F9	0-0 1-H HR	0-0 F8		0-0 HR 2B		0-0 P6			5	2	2	2	0	0	3			
George Kell, R (1, 5) OBP: 0.406, SLG: 0.491	0-0 1-2 1B	0-0 1B		0-0 BB 1B	0-0 HR 1B		0-0 F4			5	2	4	0	0	0	0			
Charlie Keller, L (1, 7) OBP: 0.521, SLG: 0.722	0-0 1-3 2-H 1B	0-0 1-2 1B		0-0 F7	0-0 1-H 2-H HR		0-0 HR			5	2	4	5	0	0	1			
Johnny Groth, R (1, 8) OBP: 0.409, SLG: 0.456	4-0 1-2 BB	0-0 3-1		4-0 1B BB	0-3 K		4-0 BB			2	1	0	0	3	1	2			
Jerry Priddy, R (1, 4) OBP: 0.381, SLG: 0.409	0-0 G4-6-3 1-2		0-3 K	0-0 1-3 2-H 1B	0-0 1-3 1B		0-0 1-3 K			5	1	1	1	0	2	4			
Joe Ginsberg, L (1, 2) OBP: 0.321, SLG: 0.292		0-0 1B 2B	0-0 F8	0-0 1-2 3-H 1B	0-3 K		0-0 6-3			5	1	2	1	0	1	0			
Dick Kryhoski, L (1, 3) OBP: 0.257, SLG: 0.346		0-0 P5	0-0 2B 1B	0-0 P6		0-3 K		0-0 G6-4-3 1B		5	1	2	0	0	1	3			
Art Houtteman, R (1, 1) OBP: 0.198, SLG: 0.220	0-0 6-3		0-0 1-H 2B	0-0 1-3 2-H 1B		0-3 K		0-0 1-2 1B		5	0	3	2	0	1	1			
Inning Stats	R: 1 E: 0 K: 0 S: 4	H: 2 LOB: 2 BB: 2 P: 12	R: 3 E: 0 K: 0 S: 8	H: 5 LOB: 2 BB: 0 P: 8	R: 1 E: 0 K: 1 S: 7	H: 2 LOB: 1 BB: 1 P: 11	R: 3 E: 0 K: 0 S: 7	H: 4 LOB: 2 BB: 1 P: 11	R: 3 E: 0 K: 2 S: 10	H: 3 LOB: 0 BB: 0 P: 10	R: 0 E: 0 K: 2 S: 7	H: 0 LOB: 0 BB: 0 P: 7	R: 1 E: 0 K: 1 S: 6	H: 1 LOB: 1 BB: 1 P: 10	R: 0 E: 0 K: 0 S: 4	H: 2 LOB: 1 BB: 0 P: 4		1B: 13 2B: 3 3B: 0 HR: 3	SF: 0 SAC: 0 DP: 2 HBP: 0
PITCHER Hank Wyse, R (1, 1) ERA: 5.85 Joe Coleman, R (3, 1) ERA: 8.1 Johnny Kucab, R (5, 1) ERA: 4.0	IP: 2.0 WLS: L BF: 14 H: 7 R: 4 ER: 4 SO: 1 BB: 2 IBB: 0 HBP: 0 BLK: 0 WP: 0 HR: 1 S: 12 P: 20 ERA: 18.00 WHIP: 4.500															PITCHER			

Batter	1	2	3	4	5	6	7	8	9	AB	R	H	RBI	BB	SO	LOB	TOP					
Paul Lehner, L (1.7) OBP: 0.364, SLG: 0.441	6-3		1B 4-3	HR		K		G4-6-3		4	2	1	1	1	1	1						
Elmer Valo, L (1.9) OBP: 0.409, SLG: 0.420	1B		1B 4-3	1B		F9		4-3		5	1	3	0	0	0	0						
Wally Moses, L (1.8) OBP: 0.367, SLG: 0.389	F7		1B 4-3	6-3		F6		F7		5	1	1	0	0	0	2						
Feris Fain, L (1.3) OBP: 0.430, SLG: 0.405	F5		4-3		K		5-3			5	0	0	1	0	1	3						
Billy Hitchcock, R (1.4) OBP: 0.350, SLG: 0.365	6-3		1B 2-H 3-H	1B		1B		1-3		4	1	2	2	0	0	0						
Pete Suder, R (1.5) OBP: 0.305, SLG: 0.364	K		1B 1-2	1B		1B		1B		4	0	3	0	0	1	0						
Eddie Joost, R (1.6) OBP: 0.365, SLG: 0.382	FC5-4 1B		4-3		F3		F8			4	0	1	0	0	0	5						
Mike Guerra, R (1.2) OBP: 0.322, SLG: 0.375	FC5-4		6-3		1B		G4-6-3 1B			4	0	2	1	0	0	1						
Alex Kellner, R (1.1) OBP: 0.229, SLG: 0.213	1-3		1-3		K		F3			3	0	0	0	0	1	2						
Bob Hooper, R (7.1) OBP: 0.155, SLG: 0.214										1	0	0	0	0	0	1						
Inning Stats	R: 0 E: 0 K: 0 S: 4	H: 1 LOB: 1 BB: 0 P: 4	R: 0 E: 0 K: 1 S: 6	H: 1 LOB: 1 BB: 0 P: 6	R: 3 E: 0 K: 0 S: 7	H: 4 LOB: 2 BB: 1 P: 11	R: 1 E: 0 K: 0 S: 5	H: 2 LOB: 1 BB: 0 P: 5	R: 1 E: 0 K: 2 S: 10	H: 3 LOB: 2 BB: 0 P: 10	R: 0 E: 0 K: 0 S: 5	H: 0 LOB: 0 BB: 0 P: 5	R: 0 E: 0 K: 0 S: 4	H: 1 LOB: 1 BB: 0 P: 4	R: 0 E: 0 K: 0 S: 3	H: 1 LOB: 0 BB: 0 P: 3	R: 0 E: 0 K: 0 S: 3	H: 0 LOB: 0 BB: 0 P: 3	1B: 12 2B: 0 3B: 0 HR: 1	SF: 0 SAC: 0 DP: 1 HBP: 0	WP: 0 PB: 0 SB: 1 CS: 0	PA: 40
PITCHER	IP	WLS	BF	H	R	ER	SO	BB	IBB	HBP	BLK	WP	HR	S	P	ERA	WHIP					
Dizzy Trout, R (1.1) ERA: 3.85	4.1		24	10	5	5	2	1	0	0	0	0	1	27	31	10.38	2.538					
Marlin Stuart, R (5.1) ERA: 4.24	0.2		3	1	0	0	1	0	0	0	0	0	0	5	5	0.00	1.500					
Ted Gray, L (6.1) ERA: 4.4	2.0		7	1	0	0	1	0	0	0	0	0	0	9	9	0.00	0.500					
Hal White, R (8.1) ERA: 4.71	2.0	W	6	1	0	0	0	0	0	0	0	0	0	6	6	0.00	0.500					

Philadelphia Athletics @ Detroit Tigers
Briggs Stadium, Detroit, MI
Wed Sep 20 1950, 4:33 AM EDT
Att: 7,571 - Unknown

AB 39
R 5
H 13
RBI 5
BB 1
SO 4
LOB 15



Batter	1	2	3	4	5	6	7	8	9	AB	R	H	RBI	BB	SO	LOB	BOTTOM				
Johnny Lipon, R (1.6) OBP: 0.384, SLG: 0.370	6-3		5-3			FC6-4 1B	FC5-4 G1-6-3			4	1	1	0	0	0	2					
Jerry Priddy, R (1.4) OBP: 0.380, SLG: 0.408	F7		4-3			FC6-4 1B	G1-6-3			4	1	1	0	0	0	2					
George Kell, R (1.5) OBP: 0.403, SLG: 0.488	6-3		L5			F5		1-3		4	0	0	0	0	0	3					
Charlie Keller, L (1.9) OBP: 0.500, SLG: 0.675	K				F2	E1 FC6-4		WP E 1B		4	1	1	0	0	1	2					
Hoot Evers, R (1.7) OBP: 0.415, SLG: 0.570	4-3 1B BB				F9	FC6-4 1B		E3 1B		3	3	0	1	1	0	2					
Johnny Groth, R (1.8) OBP: 0.410, SLG: 0.455	4-3				6-3	1B		1B BB		3	0	1	1	1	0	1					
Don Kolloway, R (1.3) OBP: 0.333, SLG: 0.388	1B				F8	1B		FC6-4 1B		4	0	3	3	0	0	0					
Joe Ginsberg, L (1.2) OBP: 0.306, SLG: 0.276	F2				4-3	F3		K		4	0	0	0	0	1	5					
Dizzy Trout, R (1.1) ERA: 3.85					5-3			FC6-4		1	0	1	0	0	0	0					
Marlin Stuart, L (5.1) ERA: 4.24										0	0	0	0	0	0	0					
Bob Swift, R (5.9) ERA: 4.24										1	0	0	0	0	0	0					
Ted Gray, L (6.1) ERA: 4.4										0	0	0	0	0	0	0					
Pat Mullin, L (7.9) ERA: 4.4										0	0	0	0	1	0	0					
Hal White, R (8.1) ERA: 4.71										1	0	0	0	0	0	2					
Inning Stats	R: 0 E: 0 K: 0 S: 3	H: 0 LOB: 0 BB: 0 P: 3	R: 1 E: 0 K: 1 S: 6	H: 1 LOB: 1 BB: 1 P: 10	R: 0 E: 0 K: 0 S: 4	H: 1 LOB: 1 BB: 0 P: 4	R: 0 E: 0 K: 0 S: 3	H: 0 LOB: 0 BB: 0 P: 3	R: 0 E: 0 K: 0 S: 8	H: 4 LOB: 2 BB: 0 P: 8	R: 0 E: 0 K: 0 S: 2	H: 0 LOB: 0 BB: 1 P: 6	R: 2 E: 1 K: 1 S: 8	H: 2 LOB: 2 BB: 1 P: 12	R: 1 E: 0 K: 0 S: 0	H: 2 LOB: 2 BB: 1 P: 12	1B: 8 2B: 0 3B: 0 HR: 0	SF: 0 SAC: 0 DP: 1 HBP: 0	WP: 1 PB: 0 SB: 0 CS: 0	PA: 36	
PITCHER	IP	WLS	BF	H	R	ER	SO	BB	IBB	HBP	BLK	WP	HR	S	P	ERA	WHIP				
Alex Kellner, L (1.1) ERA: 5.24	6.0		26	6	4	1	1	2	0	0	0	1	0	10	18	4.50	2.000				
Bob Hooper, R (7.1) ERA: 4.99	2.0	L	10	2	2	1	1	2	0	0	0	0	0	10	18	4.50	2.000				


Philadelphia Athletics @ Detroit Tigers
Briggs Stadium, Detroit, MI
Wed Sep 20 1950, 4:33 AM EDT
Att: 7,571 - Unknown

AB 33
R 6
H 8
RBI 5
BB 3
SO 2
LOB 19



Batter	1	2	3	4	5	6	7	8	9	AB	R	H	RBI	BB	SO	LOB	TOP					
Paul Lehner, L (1, 7) OBP: 0.364, SLG: 0.441	0-0 FC3-4 1B		0-0 P4		0-0 E8		0-0 3-1		0-0 F9	5	0	2	1	0	0	3	Philadelphia Athletics @ Detroit Tigers Briggs Stadium, Detroit, MI Thu Sep 21 1950, 4:33 AM EDT Att: 5,194 - Unknown					
Elmer Valo, L (1, 9) OBP: 0.406, SLG: 0.416	0-0 FC3-4 1-2		0-0 F5		0-0 F9				0-0 F9	4	0	0	0	0	0	3						
Wally Moses, L (1, 8) OBP: 0.372, SLG: 0.395	0-0 F9			0-0 G1-6-3 1B		0-0 G6-3 1B			0-0 1B 1B	4	0	3	0	0	0	1						
Ferris Fain, L (1, 3) OBP: 0.427, SLG: 0.402	0-0 F2			0-0 G1-6-3 1-2		0-0 F8			0-0 F9	4	0	0	0	0	0	4						
Billy Hitchcock, R (1, 4) OBP: 0.354, SLG: 0.372		0-0 G6-4-3 1B		0-0 2B		0-0 G6-3 1-2			0-0 FC6-4 1B	4	0	3	0	0	0	1						
Pete Suder, R (1, 5) OBP: 0.305, SLG: 0.362		0-0 G6-4-3 1-2		0-0 1-3			0-0 1B S		0-0 FC6-4 1-2	4	1	1	0	0	0	4						
Eddie Joost, R (1, 6) OBP: 0.368, SLG: 0.384		0-0 P4			4-0 G5-4-3 1B E BB		0-0 1-3 1B		0-0 1B	3	1	2	0	1	0	0						
Mike Guerra, R (1, 2) OBP: 0.325, SLG: 0.377			0-0 1B		0-0 G5-4-3 1B		0-3 K		0-0 P6	4	0	2	0	0	1	2						
Joe Coleman, R (1, 1) OBP: 0.188, SLG: 0.286			0-3 K		0-0 G5-4-3 1-2		0-3 K		0-0 F7	2	0	0	0	0	1	3						
Sam Chapman, R (7, PH) OBP: 0.340, SLG: 0.442					1-2 2-3					1	0	0	0	0	1	1						
Joe Murray, L (7, PH) OBP: 0.328, SLG: 0.393					1-2 2-3					0	0	0	0	0	0	0						
Joe Tipton, R (9, PH) OBP: 0.328, SLG: 0.393					1-2 2-3					1	0	0	0	0	0	1						
Inning Stats	R: 0 E: 0 K: 0 S: 4	H: 1 LOB: 1 BB: 0 P: 4	R: 0 E: 0 K: 0 S: 3	H: 1 LOB: 0 BB: 0 P: 3	R: 0 E: 0 K: 1 S: 6	H: 1 LOB: 1 BB: 0 P: 6	R: 0 E: 0 K: 0 S: 4	H: 2 LOB: 1 BB: 0 P: 4	R: 1 E: 1 K: 0 S: 4	H: 2 LOB: 1 BB: 1 P: 8	R: 0 E: 0 K: 0 S: 3	H: 1 LOB: 0 BB: 0 P: 3	R: 1 E: 0 K: 2 S: 9	H: 2 LOB: 1 BB: 0 P: 9	R: 0 E: 0 K: 0 S: 5	H: 2 LOB: 2 BB: 0 P: 5	R: 0 E: 0 K: 0 S: 4	H: 1 LOB: 1 BB: 0 P: 4	1B: 12 2B: 1 3B: 0 HR: 0	SF: 0 SAC: 0 DP: 4 HBP: 0	WP: 0 PB: 0 SB: 2 CS: 0	PA: 37
PITCHER Fred Hutchinson, R (1, 1) ERA: 4.11	IP: 9.0 WLS: W BF: 37 H: 13 R: 2 ER: 2 SO: 3 BB: 1 IBB: 0 HBP: 0 BLK: 0 WP: 0 HR: 0 S: 42 P: 46 ERA: 2.00 WHIP: 1.556															PITCHER						


AB 36
R 2
H 13
RBI 1
BB 1
SO 3
LOB 23




Batter	1	2	3	4	5	6	7	8	9	AB	R	H	RBI	BB	SO	LOB	BOTTOM			
Johnny Lipon, R (1, 6) OBP: 0.384, SLG: 0.369	SH3-1 1B BB			0-0 S 1B	0-0 F7		0-0 1-3			4	2	1	0	1	0	2	Philadelphia Athletics @ Detroit Tigers Briggs Stadium, Detroit, MI Thu Sep 21 1950, 4:33 AM EDT Att: 5,194 - Unknown			
Pat Mullin, L (1, 7) OBP: 0.301, SLG: 0.311	0-0 SH3-1 2B 1B	0-0 F3		0-3 K	0-0 S 1B			0-0 G3		5	1	2	0	0	1	1				
George Kell, R (1, 5) OBP: 0.402, SLG: 0.486	0-0 SH3-1 1-2 2-3	0-0 F8		0-0 1B BB 1B	0-0 F8			0-0 E6 FC5-4		4	1	1	1	0	0	1				
Vic Wertz, L (1, 9) OBP: 0.409, SLG: 0.542	4-0 2B BB IBB			0-0 BB BB 1B		4-0 G6-4-3 BB		0-0 F2		2	1	1	0	3	0	1				
Johnny Groth, R (1, 8) OBP: 0.410, SLG: 0.455	0-0 BB 2B			4-0 BB BB	0-0 F8			0-0 FC5-4 1-2		4	1	1	2	1	0	3				
Jerry Priddy, R (1, 4) OBP: 0.381, SLG: 0.406	4-0 BB 2B BB		0-0 1-3	4-0 BB BB	4-0 G6-4-3 1-2 2-3 3-H					2	1	0	1	2	0	1				
Don Kolloway, R (1, 3) OBP: 0.335, SLG: 0.388	4-0 2B BB		0-3 K	0-0 P5			0-0 5-3 SH1-3 1B			3	1	1	1	1	1	3				
Joe Ginsberg, L (1, 2) OBP: 0.318, SLG: 0.295	0-0 4-3 1-H 2-H 3-H		4-0 BB	0-0 F8			0-0 SH1-3			2	0	1	3	1	0	3				
Fred Hutchinson, L (1, 1) OBP: 0.404, SLG: 0.396	0-0 4-3 2-3		0-0 F4		0-0 F7		0-0 5-3			4	0	0	0	0	0	3				
Inning Stats	R: 6 E: 0 K: 0 S: 6	H: 3 LOB: 1 BB: 4 P: 22	R: 0 E: 0 K: 0 S: 3	H: 0 LOB: 1 BB: 1 P: 7	R: 0 E: 0 K: 1 S: 5	H: 0 LOB: 1 BB: 1 P: 9	R: 2 E: 0 K: 1 S: 8	H: 3 LOB: 3 BB: 2 P: 16	R: 0 E: 0 K: 0 S: 4	H: 1 LOB: 1 BB: 0 P: 4	R: 0 E: 0 K: 0 S: 2	H: 0 LOB: 0 BB: 1 P: 6	R: 0 E: 0 K: 0 S: 4	H: 1 LOB: 1 BB: 0 P: 4	R: 0 E: 1 K: 0 S: 4	H: 0 LOB: 1 BB: 0 P: 4	1B: 6 2B: 2 3B: 0 HR: 0	SF: 0 SAC: 2 DP: 1 HBP: 0	WP: 0 PB: 0 SB: 2 CS: 0	PA: 41
PITCHER Joe Coleman, R (1, 1) ERA: 8.61 Joe Murray, L (7, 1) ERA: 7.25	IP: 6.0 WLS: L BF: 33 H: 7 R: 8 ER: 8 SO: 7 BB: 8 IBB: 1 HBP: 0 BLK: 0 WP: 0 HR: 0 S: 28 P: 64 ERA: 12.00 WHIP: 2.500															PITCHER				

AB 30
R 8
H 8
RBI 8
BB 9
SO 2
LOB 18



Batter	1	2	3	4	5	6	7	8	9	AB	R	H	RBI	BB	SO	LOB	TOP					
Johnny Lipon, R (1, 6) OBP: 0.384, SLG: 0.368	4-0 G6-4-3 BB BB		0-0 E8 1B		0-0 6-3			0-0 5-3	0-0 5-3	4	1	1	0	1	0	2	Detroit Tigers @ Cleveland Indians Cleveland Municipal Stadium, Cleveland, OH Fri Sep 22 1950, 3:33 AM EDT Att: 29,909 - Unknown livebaseballscorecards.com					
Jerry Priddy, R (1, 4) OBP: 0.382, SLG: 0.405	4-0 G6-4-3 BB		0-3 K		4-0 BB			0-0 F9		2	0	0	0	2	1	1						
George Kell, R (1, 5) OBP: 0.401, SLG: 0.484	0-0 G6-4-3 1-2 2-3		0-0 1B		0-3 K			0-0 F7		4	0	1	1	0	1	3						
Vic Wertz, L (1, 9) OBP: 0.408, SLG: 0.539	4-0 BB		0-0 F7		0-0 F9			0-3 K		3	0	0	0	1	1	1						
Hoot Evers, R (1, 7) OBP: 0.414, SLG: 0.567	0-0 F2			0-0 6-3				0-0 F4		4	0	1	0	0	0	2						
Johnny Groth, R (1, 8) OBP: 0.410, SLG: 0.455		4-0 CS BB		0-0 F4				0-0 G4-6-3 1-2		3	1	1	0	1	0	1						
Don Kolloway, R (1, 3) OBP: 0.336, SLG: 0.398		0-3 K 1-2		0-0 2B				0-0 L4		4	1	2	2	0	1	1						
Joe Ginsberg, L (1, 2) OBP: 0.315, SLG: 0.293		0-0 4-3		0-0 4-3				0-0 F9		4	0	1	0	0	0	1						
Hal Newhouser, L (1, 1) OBP: 0.216, SLG: 0.200			0-0 6-3		0-0 G3			0-3 K		4	0	1	0	0	1	0						
Inning Stats	R: 0 E: 0 K: 0 S: 2	H: 0 LOB: 2 BB: 3 P: 14	R: 0 E: 0 K: 1 S: 4	H: 0 LOB: 0 BB: 1 P: 8	R: 1 E: 1 K: 1 S: 7	H: 2 LOB: 1 BB: 0 P: 7	R: 0 E: 0 K: 0 S: 4	H: 1 LOB: 1 BB: 0 P: 4	R: 0 E: 0 K: 1 S: 5	H: 0 LOB: 1 BB: 1 P: 9	R: 0 E: 0 K: 0 S: 3	H: 0 LOB: 0 BB: 0 P: 3	R: 0 E: 0 K: 1 S: 5	H: 0 LOB: 0 BB: 0 P: 5	R: 0 E: 0 K: 0 S: 3	H: 0 LOB: 0 BB: 0 P: 3		R: 2 E: 0 K: 1 S: 9	H: 4 LOB: 2 BB: 0 P: 9	1B: 6 2B: 2 3B: 0 HR: 1	SF: 0 SAC: 0 DP: 3 HBP: 0	WP: 0 PB: 0 SB: 0 CS: 1
PITCHER Bob Feller, R (1, 1) ERA: 3.59	IP: 9.0 WLS: W BF: 37 H: 8 R: 3 ER: 2 SO: 5 BB: 5 IBB: 0 HBP: 0 BLK: 0 WP: 0 HR: 1 S: 42 P: 62 ERA: 2.00 WHIP: 1.444															PITCHER						

Batter	1	2	3	4	5	6	7	8	9	AB	R	H	RBI	BB	SO	LOB	BOTTOM			
Dale Mitchell, L (1, 7) OBP: 0.389, SLG: 0.393	0-0 6-3		0-0 F8 1B 2B		0-0 1B SH1-4 1B			0-0 1-3		4	1	2	0	0	0	0	Detroit Tigers @ Cleveland Indians Cleveland Municipal Stadium, Cleveland, OH Fri Sep 22 1950, 3:33 AM EDT Att: 29,909 - Unknown livebaseballscorecards.com			
Bob Kennedy, R (1, 9) OBP: 0.359, SLG: 0.421	0-3 K		0-0 F8		0-0 SH1-4 1-2			4-0 BB		2	0	0	0	1	1	1				
Larry Doby, L (1, 8) OBP: 0.447, SLG: 0.554	4-0 HR BB		0-3 K		0-0 2-3 1B			0-0 4-3		3	1	1	0	1	1	2				
Luke Easter, L (1, 3) OBP: 0.374, SLG: 0.496	0-0 HR		0-0 FC6-4 1B		0-0 F3			0-0 6-3		4	1	2	3	0	0	2				
Al Rosen, R (1, 5) OBP: 0.400, SLG: 0.538	0-0 L9		0-0 FC6-4		0-0 1-3			0-0 6-3		4	0	0	0	0	0	3				
Ray Boone, R (1, 6) OBP: 0.406, SLG: 0.442		4-0 FC5-4 BB		4-0 BB				0-0 F7		2	0	1	0	2	0	0				
Joe Gordon, R (1, 4) OBP: 0.338, SLG: 0.432		0-0 FC5-4 FC4-6 1-2		0-0 F7				0-0 F8		4	1	1	1	0	0	3				
Jim Hegan, R (1, 2) OBP: 0.288, SLG: 0.374		0-0 F9		0-0 F3				0-0 L6-3 1-2		3	0	0	0	0	0	3				
Bob Feller, R (1, 1) OBP: 0.167, SLG: 0.215		0-0 FC4-6		0-3 K				0-3 K		3	0	0	0	0	2	2				
Inning Stats	R: 2 E: 0 K: 1 S: 6	H: 1 LOB: 0 BB: 1 P: 10	R: 0 E: 0 K: 0 S: 3	H: 0 LOB: 1 BB: 1 P: 7	R: 1 E: 0 K: 1 S: 7	H: 2 LOB: 1 BB: 0 P: 7	R: 0 E: 0 K: 1 S: 5	H: 0 LOB: 1 BB: 1 P: 9	R: 0 E: 0 K: 0 S: 3	H: 1 LOB: 0 BB: 0 P: 3	R: 0 E: 0 K: 1 S: 5	H: 0 LOB: 0 BB: 0 P: 9	R: 0 E: 0 K: 0 S: 3	H: 0 LOB: 0 BB: 0 P: 3	R: 1 E: 0 K: 0 S: 1	H: 1 LOB: 0 BB: 0 P: 1		1B: 4 2B: 2 3B: 0 HR: 2	SF: 0 SAC: 1 DP: 1 HBP: 0	WP: 0 PB: 0 SB: 0 CS: 0
PITCHER Hal Newhouser, L (1, 1) ERA: 4.48	IP: 8.0 WLS: L BF: 34 H: 7 R: 4 ER: 4 SO: 4 BB: 4 IBB: 0 HBP: 0 BLK: 0 WP: 0 HR: 2 S: 38 P: 54 ERA: 4.50 WHIP: 1.375															PITCHER				

Batter	1	2	3	4	5	6	7	8	9	AB	R	H	RBI	BB	SO	LOB	TOP			
Johnny Lipon, R (1, 6) OBP: 0.383, SLG: 0.367										4	0	1	1	0	0	1	Detroit Tigers @ Cleveland Indians Cleveland Municipal Stadium, Cleveland, OH Sat Sep 23 1950, 3:33 AM EDT Att: 17,315 - Unknown			
Jerry Priddy, R (1, 4) OBP: 0.391, SLG: 0.409										4	1	1	1	0	1	1				
George Kell, R (1, 5) OBP: 0.401, SLG: 0.482										3	0	0	0	1	0	0				
Vic Wertz, L (1, 9)										4	0	1	0	0	0	0				
Hoot Evers, R (1, 7) OBP: 0.411, SLG: 0.563										4	0	0	0	0	2	2				
Johnny Groth, R (1, 8) OBP: 0.410, SLG: 0.453										2	0	0	0	1	0	2				
Don Kolloway, R (1, 3) OBP: 0.334, SLG: 0.395										3	0	0	0	0	0	3				
Bob Swift, R (1, 2) OBP: 0.348, SLG: 0.300										2	1	1	0	0	0	0				
Aaron Robinson, L (8, PH) OBP: 0.394, SLG: 0.347										1	0	1	0	0	0	0				
Frank House, L (8, 2)										0	0	0	0	0	0	0				
Art Houtteman, R (1, 1) OBP: 0.198, SLG: 0.220										0	0	0	0	0	0	0				
Hank Borowy, R (4, 1) OBP: 0.155, SLG: 0.154										0	0	0	0	0	0	0				
Dick Kuylenstierna, R (6, PH) OBP: 0.226, SLG: 0.344										1	0	0	0	0	0	0				
Marlin Stuart, L (6, 1)										0	0	0	0	0	0	0				
Paul Calvert, R (7, 1)										0	0	0	0	0	0	0				
Pat Mullin, L (8, PH) OBP: 0.269, SLG: 0.308										1	0	0	0	0	1	1				
Ray Herbert, R (8, 1) OBP: 0.286, SLG: 0.286										0	0	0	0	0	0	0				
Inning Stats	R: 0 E: 0 K: 0 S: 3	H: 1 LOB: 0 BB: 0 P: 3	R: 0 E: 0 K: 1 S: 5	H: 0 LOB: 1 BB: 1 P: 9	R: 1 E: 0 K: 1 S: 6	H: 1 LOB: 0 BB: 0 P: 6	R: 0 E: 0 K: 0 S: 3	H: 0 LOB: 0 BB: 0 P: 3	R: 0 E: 0 K: 0 S: 3	H: 0 LOB: 0 BB: 0 P: 3	R: 0 E: 0 K: 0 S: 4	H: 1 LOB: 2 BB: 1 P: 8	R: 0 E: 0 K: 1 S: 5	H: 1 LOB: 0 BB: 0 P: 5	R: 1 E: 0 K: 1 S: 6	H: 1 LOB: 0 BB: 0 P: 6	1B: 3 2B: 1 3B: 0 HR: 1	SF: 0 SAC: 1 DP: 2 HBP: 0	WP: 0 PB: 0 SB: 0 CS: 0	PA: 32
PITCHER Mike Garcia, R (1, 1) ERA: 3.89	IP: 9.0 WLS: W BF: 32 H: 5 R: 2 ER: 2 SO: 4 BB: 2 IBB: 0 HBP: 0 BLK: 0 WP: 0 HR: 1 S: 38 P: 46 ERA: 2.00 WHIP: 0.778															PITCHER				

Batter	1	2	3	4	5	6	7	8	9	AB	R	H	RBI	BB	SO	LOB	BOTTOM	
Dale Mitchell, L (1, 7) OBP: 0.387, SLG: 0.390										4	2	0	0	1	0	5	Detroit Tigers @ Cleveland Indians Cleveland Municipal Stadium, Cleveland, OH Sat Sep 23 1950, 3:33 AM EDT Att: 17,315 - Unknown	
Bob Kennedy, R (1, 9) OBP: 0.381, SLG: 0.422										4	2	2	0	1	0	0		
Larry Doby, L (1, 8) OBP: 0.448, SLG: 0.559										3	2	1	4	2	0	1		
Luke Easter, L (1, 3) OBP: 0.373, SLG: 0.495										5	1	1	3	0	0	1		
Al Rosen, R (1, 5) OBP: 0.399, SLG: 0.535										3	0	0	0	1	1	0		
Ray Boone, R (1, 6) OBP: 0.405, SLG: 0.443										4	2	1	0	0	0	2		
Joe Gordon, R (1, 4) OBP: 0.344, SLG: 0.435										2	1	2	0	2	0	0		
Jim Hegan, R (1, 2) OBP: 0.292, SLG: 0.376										3	0	2	2	1	0	1		
Mike Garcia, R (1, 1) OBP: 0.200, SLG: 0.219										4	0	1	1	0	1	4		
Inning Stats	R: 0 E: 0 K: 0 S: 3	H: 0 LOB: 0 BB: 0 P: 3	R: 4 E: 0 K: 1 S: 8	H: 3 LOB: 1 BB: 1 P: 12	R: 1 E: 0 K: 0 S: 4	H: 2 LOB: 1 BB: 1 P: 8	R: 0 E: 0 K: 1 S: 6	H: 1 LOB: 0 BB: 0 P: 6	R: 5 E: 0 K: 0 S: 6	H: 3 LOB: 3 BB: 5 P: 26	R: 0 E: 0 K: 0 S: 3	H: 1 LOB: 0 BB: 0 P: 3	R: 0 E: 0 K: 0 S: 3	H: 1 LOB: 0 BB: 0 P: 3	1B: 7 2B: 2 3B: 0 HR: 1	SF: 0 SAC: 0 DP: 1 HBP: 0		WP: 0 PB: 0 SB: 0 CS: 0
PITCHER Art Houtteman, R (1, 1) ERA: 3.52	IP: 3.1 WLS: L BF: 17 H: 5 R: 5 ER: 5 SO: 1 BB: 2 IBB: 0 HBP: 0 BLK: 0 WP: 0 HR: 1 S: 17 P: 25 ERA: 13.50 WHIP: 2.100															PITCHER		
Hank Borowy, R (4, 1) ERA: 5.13	IP: 1.2 WLS: L BF: 5 H: 0 R: 0 ER: 0 SO: 0 BB: 1 IBB: 0 HBP: 0 BLK: 0 WP: 0 HR: 0 S: 4 P: 8 ERA: 0.00 WHIP: 0.600															PITCHER		
Marlin Stuart, R (6, 1) ERA: 5.09	IP: 1.1 WLS: L BF: 9 H: 3 R: 4 ER: 4 SO: 1 BB: 2 IBB: 0 HBP: 0 BLK: 0 WP: 0 HR: 0 S: 9 P: 17 ERA: 27.00 WHIP: 3.750															PITCHER		
Paul Calvert, R (7, 1) ERA: 5.88	IP: 0.2 WLS: L BF: 6 H: 1 R: 1 ER: 1 SO: 0 BB: 3 IBB: 0 HBP: 0 BLK: 0 WP: 0 HR: 0 S: 3 P: 15 ERA: 13.50 WHIP: 6.000															PITCHER		
Ray Herbert, R (8, 1) ERA: 3.15	IP: 1.0 WLS: L BF: 3 H: 1 R: 0 ER: 0 SO: 0 BB: 0 IBB: 0 HBP: 0 BLK: 0 WP: 0 HR: 0 S: 3 P: 3 ERA: 0.00 WHIP: 1.000															PITCHER		


Batter	1	2	3	4	5	6	7	8	9	10	AB	R	H	RBI	BB	SO	LOB	TOP
Johnny Lipon, R OBP: 0.385, SLG: 0.372 (1, 6)	5-3	5-3			SH3-4 BB		HR		BB		3	1	1	1	2	0	1	Detroit Tigers @ Cleveland Indians Cleveland Municipal Stadium, Cleveland, OH Sun Sep 24 1950, 3:33 AM EST Att: 35,092 - Unknown livebaseballscorecards.com
George Kell, R OBP: 0.400, SLG: 0.480 (1, 5)	BB BB BB		1-3		SH3-4		6-3		1-3		3	0	0	0	1	0	1	
Pat Mullin, L OBP: 0.302, SLG: 0.306 Hoot Evers, R OBP: 0.411, SLG: 0.563 (1, 7) (10, 7)	BB BB		4-3		F8		F8		FC4-6 SH5-3 1B		4	0	1	0	1	0	1	
Vic Wertz, L OBP: 0.408, SLG: 0.536 (1, 9)	FC6-4 BB				4-3		K		SH5-3		3	0	1	0	1	1	1	
Johnny Groth, R OBP: 0.408, SLG: 0.450 (1, 8)	F2		F8		F8		L8		FC4-6 IBB		4	0	0	0	1	0	4	
Jerry Priddy, R OBP: 0.380, SLG: 0.406 (1, 4)	FC6-4				4-3		1-3 1B BB		FC4-6		4	0	0	0	1	1	5	
Don Kolloway, R OBP: 0.335, SLG: 0.395 (1, 3)		3-1					1-3 1B		K		5	0	2	0	0	1	2	
Aaron Robinson, L OBP: 0.393, SLG: 0.343 (1, 2)					K		1-3		L8		3	0	0	0	1	1	3	
Ted Gray, S OBP: 0.208, SLG: 0.184 (1, 1)					F3		1-3		F2		4	0	0	0	0	1	4	
Inning Stats	R: 0 E: 0 K: 0 S: 3	H: 0 LOB: 3 BB: 3 P: 15	R: 0 E: 0 K: 1 S: 5	H: 0 LOB: 1 BB: 1 P: 9	R: 0 E: 0 K: 1 S: 4	H: 1 LOB: 1 BB: 0 P: 4	R: 0 E: 0 K: 1 S: 6	H: 1 LOB: 2 BB: 1 P: 6	R: 0 E: 0 K: 1 S: 5	H: 0 LOB: 0 BB: 0 P: 5	R: 0 E: 0 K: 1 S: 6	H: 1 LOB: 2 BB: 1 P: 10	1B: 4 2B: 0 3B: 0 HR: 1	SF: 0 SAC: 2 DP: 0 HBP: 0	WP: 0 PB: 0 SB: 0 CS: 0	PA: 43		
PITCHER Bob Lemon, R ERA: 3.9 (1, 1)	IP: 10.0 W: 10 L: 0 BF: 43 H: 5 R: 1 ER: 1 SO: 5 BB: 7 IBB: 1 HBP: 0 BLK: 0 WP: 0 HR: 1 S: 45 P: 77 ERA: 0.90 WHIP: 1.200																	


Batter	1	2	3	4	5	6	7	8	9	10	AB	R	H	RBI	BB	SO	LOB	BOTTOM
Dale Mitchell, L OBP: 0.389, SLG: 0.391 (1, 7)	BB BB 1B		FC6-4 1B		L8		F7		G3 IBB IBB		4	0	2	0	1	0	0	Detroit Tigers @ Cleveland Indians Cleveland Municipal Stadium, Cleveland, OH Sun Sep 24 1950, 3:33 AM EST Att: 35,092 - Unknown livebaseballscorecards.com
Bob Kennedy, R OBP: 0.360, SLG: 0.419 (1, 9)	F9		FC6-4 BB E 1-2f		5-3		F7		G3 IBB		4	0	0	0	1	0	2	
Larry Doby, L OBP: 0.448, SLG: 0.557 (1, 8)	BB BB		E4 BB		G4-6-3 1B		F7		F3		4	0	1	0	1	0	4	
Luke Easter, L OBP: 0.370, SLG: 0.490 (1, 3)	K		F5		G4-6-3 1-2f		K		G3		5	0	0	1	0	2	7	
Al Rosen, R OBP: 0.400, SLG: 0.533 (1, 5)	BB BB		1-2 2-3 BB		F2		F7		F7		2	0	0	0	2	0	0	
Ray Boone, R OBP: 0.403, SLG: 0.441 (1, 6)	F8		F7		S 1B		F7		F7		4	0	1	0	0	0	6	
Joe Gordon, R OBP: 0.341, SLG: 0.431 (1, 4)			K		K		K		K		4	0	0	0	0	4	1	
Jim Hegan, R OBP: 0.290, SLG: 0.373 (1, 2)			5-3		F8		F9		K		4	0	0	0	0	1	1	
Bob Lemon, L OBP: 0.343, SLG: 0.496 (1, 1)	F2				HR		K2-3		G3 3B		4	2	2	1	0	1	0	
Inning Stats	R: 0 E: 0 K: 1 S: 6	H: 1 LOB: 3 BB: 2 P: 14	R: 0 E: 0 K: 1 S: 5	H: 0 LOB: 0 BB: 0 P: 5	R: 0 E: 1 K: 0 S: 5	H: 1 LOB: 3 BB: 1 P: 9	R: 1 E: 0 K: 1 S: 6	H: 1 LOB: 0 BB: 0 P: 6	R: 0 E: 0 K: 1 S: 5	H: 0 LOB: 0 BB: 0 P: 5	R: 0 E: 0 K: 1 S: 5	H: 0 LOB: 0 BB: 0 P: 7	1B: 4 2B: 0 3B: 1 HR: 1	SF: 0 SAC: 0 DP: 1 HBP: 0	WP: 0 PB: 0 SB: 1 CS: 0	PA: 40		
PITCHER Ted Gray, L ERA: 4.23 (1, 1)	IP: 9.2 W: 9 L: 2 BF: 40 H: 6 R: 2 ER: 2 SO: 8 BB: 3 IBB: 2 HBP: 0 BLK: 0 WP: 0 HR: 1 S: 51 P: 71 ERA: 1.86 WHIP: 0.931																	


Batter	1	2	3	4	5	6	7	8	9	AB	R	H	RBI	BB	SO	LOB	TOP										
Ray Coleman, L (1, 8) OBP: 0.328, SLG: 0.429	0-0 6-3	0-0 1B			0-3 K			0-0 F7		4	0	1	1	0	1	0	St. Louis Browns @ Detroit Tigers Briggs Stadium, Detroit, MI Tue Sep 26 1950, 3:33 AM EST Unknown livebaseballscores.com										
Tom Upton, R (1, 6) OBP: 0.322, SLG: 0.283	0-0 G5-3 2B	0-0 4-3			0-0 F9			0-0 P1		4	0	1	0	0	0	1											
Les Moss, R (1, 2) OBP: 0.350, SLG: 0.415	4-0 BB				0-0 F7			0-0 6-3		3	0	0	0	1	0	0											
Ken Wood, R (1, 9) OBP: 0.297, SLG: 0.401	0-0 G5-3 2-3				0-0 P4			0-0 F7		4	0	0	0	0	0	2											
Don Lenhardt, R (1, 5) OBP: 0.391, SLG: 0.491		0-3 K			0-0 F7			0-0 F8		4	0	1	0	0	1	0											
Dick Kokos, L (1, 7) OBP: 0.371, SLG: 0.435		0-0 1B 3B			0-0 F8			0-0 L9		4	1	1	0	0	0	1											
Snuffy Stirrweiss, R (1, 4) OBP: 0.334, SLG: 0.292		0-0 2B 1B			0-0 F9					1	1	1	1	0	0	0											
Bill Sommers, R (3, 4) OBP: 0.372, SLG: 0.290		0-0 1B								2	0	0	0	0	0	0											
Hank Arft, L (1, 3) OBP: 0.368, SLG: 0.355		0-0 4-3 1B 2B			0-0 P4			0-0 4-3		3	1	1	1	0	0	0											
Don Johnson, R (1, 1) OBP: 0.091, SLG: 0.063		0-0 4-3 2-3			0-0 6-3			0-0 4-3		3	0	0	0	0	0	1											
Inning Stats	R: 0 E: 0 K: 0 S: 3	H: 1 LOB: 1 BB: 1 P: 7	R: 3 E: 0 K: 1 S: 9	H: 4 LOB: 1 BB: 0 P: 9	R: 0 E: 0 K: 0 S: 4	H: 1 LOB: 0 BB: 0 P: 4	R: 0 E: 0 K: 0 S: 3	H: 0 LOB: 0 BB: 0 P: 3	R: 0 E: 0 K: 0 S: 3	H: 0 LOB: 0 BB: 0 P: 3	R: 0 E: 0 K: 0 S: 3	H: 0 LOB: 0 BB: 0 P: 3	R: 0 E: 0 K: 0 S: 3	H: 0 LOB: 0 BB: 0 P: 3	R: 0 E: 0 K: 0 S: 3	H: 0 LOB: 0 BB: 0 P: 3	1B: 3 2B: 2 3B: 1 HR: 0	SF: 0 SAC: 0 DP: 1 HBP: 0	WP: 0 PB: 0 SB: 0 CS: 0	PA: 33							
PITCHER	IP	WLS	BF	H	R	ER	SO	BB	IBB	HBP	BLK	WP	HR	S	P	ERA	WHIP										
Hal Newhouser, L (1, 1) ERA: 4.49	6.0	L	24	6	3	3	2	1	0	0	0	0	0	27	31	4.50	1.167										
Hank Borowy, R (7, 1) ERA: 4.96	2.0		6	0	0	0	0	0	0	0	0	0	0	6	6	0.00	0.000										
Hal White, R (9, 1) ERA: 4.67	1.0		3	0	0	0	0	0	0	0	0	0	0	3	3	0.00	0.000										


Batter	1	2	3	4	5	6	7	8	9	AB	R	H	RBI	BB	SO	LOB	BOTTOM										
Johnny Lipon, R (1, 6) OBP: 0.383, SLG: 0.371	0-0 L6		0-0 SH1-4 1B		0-0 5-3	0-0 4-3			0-0 5-3	5	0	1	0	0	0	3	St. Louis Browns @ Detroit Tigers Briggs Stadium, Detroit, MI Tue Sep 26 1950, 3:33 AM EST Unknown livebaseballscores.com										
George Kell, R (1, 5) OBP: 0.400, SLG: 0.478	0-0 4-3		0-0 SH1-4 1B		4-0 BB			0-0 L5		2	0	0	0	2	0	0											
Pat Mullin, L (1, 7) OBP: 0.306, SLG: 0.319	0-0 F8		0-0 F2		0-0 F7			0-0 L5		5	0	2	0	0	0	3											
Vic Wertz, L (1, 9) OBP: 0.405, SLG: 0.531		0-0 F8	0-0 F2		0-0 F5			0-0 F7		5	0	0	0	0	0	6											
Johnny Groth, R (1, 8) OBP: 0.409, SLG: 0.454		0-0 1B 2B		0-0 4-3		0-0 4-3 2B		0-0 P4		4	0	2	0	0	0	2											
Jerry Priddy, R (1, 4) OBP: 0.376, SLG: 0.405		0-0 2B 1B		0-0 F8		0-0 4-3 2-3		0-0 4-3		4	1	1	0	0	0	3											
Don Kolloway, R (1, 3) OBP: 0.338, SLG: 0.398		0-0 2B		4-0 1B BB		4-0 F7 BB		0-0 P6		2	0	1	1	2	0	0											
Aaron Robinson, L (1, 2) OBP: 0.391, SLG: 0.342		0-0 F8		0-0 1B BB		0-0 F7 1-2		0-0 K		4	0	1	0	0	1	3											
Hal Newhouser, L (1, 1) OBP: 0.224, SLG: 0.208			0-0 SH1-4 1B		0-0 F3			0-0 F7		2	0	1	0	0	0	2											
Charlie Keller, L (6, PH) OBP: 0.509, SLG: 0.675								0-0 F7		0	0	0	0	1	0	0											
Hank Borowy, R (7, 1) OBP: 0.154, SLG: 0.154										0	0	0	0	0	0	0											
Joe Ginsberg, L (8, PH) OBP: 0.312, SLG: 0.289										0	0	0	0	0	0	0											
Hal White, R (9, 1) OBP: 0.125, SLG: 0.188										0	0	0	0	0	0	0											
Inning Stats	R: 0 E: 0 K: 0 S: 3	H: 0 LOB: 0 BB: 0 P: 3	R: 1 E: 0 K: 0 S: 5	H: 3 LOB: 1 BB: 0 P: 5	R: 0 E: 0 K: 0 S: 5	H: 2 LOB: 2 BB: 0 P: 5	R: 0 E: 0 K: 0 S: 4	H: 1 LOB: 2 BB: 1 P: 8	R: 0 E: 0 K: 0 S: 3	H: 1 LOB: 1 BB: 1 P: 7	R: 0 E: 0 K: 0 S: 4	H: 1 LOB: 3 BB: 2 P: 12	R: 0 E: 0 K: 0 S: 4	H: 1 LOB: 2 BB: 1 P: 8	R: 0 E: 0 K: 1 S: 5	H: 0 LOB: 0 BB: 0 P: 5	R: 0 E: 0 K: 0 S: 4	H: 1 LOB: 1 BB: 0 P: 4	1B: 5 2B: 4 3B: 0 HR: 0	SF: 0 SAC: 1 DP: 0 HBP: 0	WP: 0 PB: 0 SB: 0 CS: 0	PA: 40					
PITCHER	IP	WLS	BF	H	R	ER	SO	BB	IBB	HBP	BLK	WP	HR	S	P	ERA	WHIP										
Don Johnson, R (1, 1) ERA: 6.55	9.0	W	40	9	1	1	1	5	0	0	0	0	0	37	57	1.00	1.556										



Batter	1	2	3	4	5	6	7	8	9	AB	R	H	RBI	BB	SO	LOB	TOP																		
Ken Wood, R (1, 9) OBP: 0.297, SLG: 0.401											0	0	0	0	0	0	0	St. Louis Browns @ Detroit Tigers Briggs Stadium, Detroit, MI Tue Sep 26 1950, 3:38 AM EST Att: 9,464 - Unknown livebaseballscorecards.com																	
Ray Coleman, L (1, 8) OBP: 0.328, SLG: 0.429											0	0	0	0	0	0	0																		
Sherm Lollar, R (1, 2) OBP: 0.396, SLG: 0.463											0	0	0	0	0	0	0																		
Dick Kokos, L (1, 7) OBP: 0.371, SLG: 0.435											0	0	0	0	0	0	0																		
Hank Arft, L (1, 3) OBP: 0.368, SLG: 0.355											0	0	0	0	0	0	0																		
Don Lenhardt, R (1, 5) OBP: 0.391, SLG: 0.491											0	0	0	0	0	0	0																		
Bill Sommers, R (1, 4) OBP: 0.372, SLG: 0.290											0	0	0	0	0	0	0																		
Tom Upton, R (1, 6) OBP: 0.322, SLG: 0.283											0	0	0	0	0	0	0																		
Cliff Fannin, L (1, 1) OBP: 0.194, SLG: 0.226											0	0	0	0	0	0	0																		
Inning Stats											1B: 0	SF: 0	WP: 0	PA: 0	2B: 0	SAC: 0	PB: 0	3B: 0	DP: 0	SB: 0	CS: 0	HR: 0	HBP: 0												
PITCHER Dizzy Trout, R (1, 1) ERA: 3.85	IP	WLS	BF	H	R	ER	SO	BB	IBB	HBP	BLK	WP	HR	S	P	ERA	WHIP	PITCHER	IP	WLS	BF	H	R	ER	SO	BB	IBB	HBP	BLK	WP	HR	S	P	ERA	WHIP

Batter	1	2	3	4	5	6	7	8	9	AB	R	H	RBI	BB	SO	LOB	BOTTOM																		
Jerry Priddy, R (1, 4) OBP: 0.379, SLG: 0.405											0	0	0	0	0	0	0	St. Louis Browns @ Detroit Tigers Briggs Stadium, Detroit, MI Tue Sep 26 1950, 3:38 AM EST Att: 9,464 - Unknown livebaseballscorecards.com																	
George Kell, R (1, 5) OBP: 0.400, SLG: 0.478											0	0	0	0	0	0	0																		
Pat Mullin, L (1, 7) OBP: 0.306, SLG: 0.319											0	0	0	0	0	0	0																		
Charlie Keller, L (1, 9) OBP: 0.509, SLG: 0.675											0	0	0	0	0	0	0																		
Johnny Groth, R (1, 8) OBP: 0.409, SLG: 0.454											0	0	0	0	0	0	0																		
Don Kolloway, R (1, 3) OBP: 0.338, SLG: 0.398											0	0	0	0	0	0	0																		
Johnny Lipon, R (1, 6) OBP: 0.383, SLG: 0.371											0	0	0	0	0	0	0																		
Bob Swift, R (1, 2) OBP: 0.348, SLG: 0.300											0	0	0	0	0	0	0																		
Dizzy Trout, R (1, 1) OBP: 0.254, SLG: 0.290											0	0	0	0	0	0	0																		
Inning Stats											1B: 0	SF: 0	WP: 0	PA: 0	2B: 0	SAC: 0	PB: 0	3B: 0	DP: 0	SB: 0	CS: 0	HR: 0	HBP: 0												
PITCHER Cliff Fannin, R (1, 1) ERA: 6.56	IP	WLS	BF	H	R	ER	SO	BB	IBB	HBP	BLK	WP	HR	S	P	ERA	WHIP	PITCHER	IP	WLS	BF	H	R	ER	SO	BB	IBB	HBP	BLK	WP	HR	S	P	ERA	WHIP

Batter	1	2	3	4	5	6	7	8	9	AB	R	H	RBI	BB	SO	LOB	TOP			
Dale Mitchell, L (1,7) OBP: 0.391, SLG: 0.400	0-0 6-3		4-0 BB		0-0 FC4-5-4 FC5-4		0-0 FC2			3	0	0	1	1	0	3	Cleveland Indians @ Detroit Tigers Briggs Stadium, Detroit, MI Sat Sep 30 1950, 3:33 AM EST Att: 24,178 - Unknown			
Bob Kennedy, R (1,9) OBP: 0.355, SLG: 0.409	0-0 F8		0-3 K		0-0 FC5-4		0-0 4-3			4	0	0	0	0	1	6				
Larry Doby, L (1,8) OBP: 0.441, SLG: 0.546	0-0 F8		0-3 K			0-0 G3		0-0 F7		4	0	0	0	0	1	3				
Luke Easter, L (1,3)		0-3 K		0-0 F7		0-0 1B		0-3 K		4	0	1	0	0	2	0				
Al Rosen, R (1,5) OBP: 0.404, SLG: 0.544	0-0 F7		0-0 F6		0-0 F6	0-0 1B		0-0 1B		4	0	2	0	0	0	0				
Ray Boone, R (1,6) OBP: 0.392, SLG: 0.427	0-0 5-3		0-0 F8		0-0 F8	0-0 1B		0-0 1B		4	0	0	0	0	0	3				
Bobby Avila, R (1,4) OBP: 0.383, SLG: 0.382			4-0 1B BB		0-0 SH1-4 FC4-5-4 1B		0-0 FC2 3B		0-0 6-3	3	1	2	0	1	0	0		AB 32 R 1 H 7 RBI 1 BB 2 SO 4 LOB 17		
Jim Hegan, R (1,2) OBP: 0.291, SLG: 0.383			0-0 F7		0-0 FC4-5-4 SH1-4 1B		0-0 F3		0-0 F9	4	0	1	0	0	0	2				
Mike Garcia, R (1,1) OBP: 0.224, SLG: 0.231			0-0 BB		0-0 SH1-4		1-0 FC2		0-0 F5	1	0	1	0	0	0	0				
Joe Gordon, R (9,PH) OBP: 0.340, SLG: 0.429			1-3 1B		1-2 2-3		HBP			1	0	0	0	0	0	0				
Inning Stats	R: 0 E: 0 K: 0 S: 3	H: 0 LOB: 0 BB: 0 P: 3	R: 0 E: 0 K: 1 S: 5	H: 0 LOB: 0 BB: 0 P: 5	R: 0 E: 0 K: 2 S: 8	H: 1 LOB: 3 BB: 2 P: 16	R: 0 E: 0 K: 0 S: 3	H: 0 LOB: 0 BB: 0 P: 3	R: 0 E: 0 K: 0 S: 4	H: 2 LOB: 1 BB: 0 P: 4	R: 0 E: 0 K: 0 S: 4	H: 1 LOB: 2 BB: 0 P: 5	R: 0 E: 0 K: 1 S: 6	H: 1 LOB: 1 BB: 0 P: 6	R: 0 E: 0 K: 0 S: 3	H: 0 LOB: 0 BB: 0 P: 3	1B: 6 2B: 0 3B: 1 HR: 0	SF: 0 SAC: 1 DP: 1 HBP: 1	WP: 0 PB: 0 SB: 0 CS: 0	PA: 36
PITCHER Hal Newhouser, L (1,1) ERA: 4.34	IP: 9.0 WLS: W BF: 36 H: 7 R: 1 ER: 1 SO: 4 BB: 2 IBB: 0 HBP: 1 BLK: 0 WP: 0 HR: 0 S: 41 P: 50 ERA: 1.00 WHIP: 1.000															PITCHER				

Batter	1	2	3	4	5	6	7	8	9	AB	R	H	RBI	BB	SO	LOB	BOTTOM			
Jerry Priddy, R (1,4) OBP: 0.375, SLG: 0.402	0-0 L7		0-0 F6			0-0 1-4-3		0-3 K		4	0	0	0	0	1	2	Cleveland Indians @ Detroit Tigers Briggs Stadium, Detroit, MI Sat Sep 30 1950, 3:33 AM EST Att: 24,178 - Unknown			
George Kell, R (1,5) OBP: 0.401, SLG: 0.480	0-3 K			0-0 F2			0-0 SH5-4 F9 1B	0-0 2B		4	1	2	2	0	1	0				
Pat Mullin, L (1,9) OBP: 0.312, SLG: 0.358	0-0 1-3			0-0 CS 1B			0-0 F9 SH5-4 1B	0-0 F6		4	0	2	0	0	0	1				
Hoot Evers, R (1,7) OBP: 0.409, SLG: 0.556		0-0 4-3 1B		0-3 K			0-0 SH5-4	0-0 6-3		3	0	1	0	0	1	2				
Johnny Groth, R (1,8) OBP: 0.407, SLG: 0.453		0-0 4-3		0-0 CS	0-0 G3		4-0 IBB			2	0	0	0	0	0	1				
Vic Wertz, L (7,PH) OBP: 0.407, SLG: 0.532		0-0 4-3		0-0 CS	0-0 G3					0	0	0	0	1	0	0				
Eddie Lake, R (7,PR) Dick Kryhoski, L (8,3) OBP: 0.264, SLG: 0.358		1-2		1-2						0	0	0	0	0	0	0				
Don Kolloway, R (1,3) OBP: 0.333, SLG: 0.388		0-0 5-3		0-0 F4			0-0 F9			2	0	0	0	0	0	1				
Charlie Keller, L (7,PH) OBP: 0.453, SLG: 0.569		0-0 5-3		0-0 F4			2-3 3-H 0-0			1	0	0	1	0	0	2				
Johnny Lipon, R (1,6) OBP: 0.380, SLG: 0.370		0-0 F4		0-0 4-3			0-0 F5			3	0	0	0	0	0	3	AB 28 R 3 H 6 RBI 3 BB 2 SO 3 LOB 12			
Joe Ginsberg, L (1,2) OBP: 0.321, SLG: 0.298			0-0 6-3				0-0 4-3		0-0 2B	3	0	1	0	0	0	0				
Neil Berry, R (8,PR) OBP: 0.348, SLG: 0.275										0	1	0	0	0	0	0				
Bob Swift, R (9,2) OBP: 0.350, SLG: 0.303										0	0	0	0	0	0	0				
Hal Newhouser, L (1,1) OBP: 0.228, SLG: 0.203			0-0 6-3				0-0 5-3		4-0 2B BB	2	1	0	0	1	0	0				
Inning Stats	R: 0 E: 0 K: 1 S: 5	H: 0 LOB: 0 BB: 0 P: 5	R: 0 E: 0 K: 0 S: 4	H: 1 LOB: 1 BB: 0 P: 4	R: 0 E: 0 K: 0 S: 3	H: 0 LOB: 0 BB: 0 P: 3	R: 0 E: 0 K: 1 S: 5	H: 1 LOB: 0 BB: 0 P: 5	R: 0 E: 0 K: 0 S: 3	H: 0 LOB: 0 BB: 0 P: 3	R: 1 E: 0 K: 0 S: 5	H: 2 LOB: 2 BB: 1 P: 9	R: 2 E: 0 K: 1 S: 7	H: 2 LOB: 1 BB: 1 P: 11	R: 0 E: 0 K: 0 S: 3	H: 0 LOB: 0 BB: 0 P: 3	1B: 4 2B: 2 3B: 0 HR: 0	SF: 0 SAC: 1 DP: 0 HBP: 0	WP: 0 PB: 0 SB: 0 CS: 1	PA: 32
PITCHER Mike Garcia, R (1,1) ERA: 3.86	IP: 8.0 WLS: L BF: 31 H: 6 R: 3 ER: 3 SO: 3 BB: 1 IBB: 1 HBP: 0 BLK: 0 WP: 0 HR: 0 S: 35 P: 43 ERA: 3.38 WHIP: 0.875															PITCHER				

Batter	1	2	3	4	5	6	7	8	9	AB	R	H	RBI	BB	SO	LOB	TOP										
Bobby Avila, R OBP: 0.390, SLG: 0.383 (1, 4)	0-0 FC1-6 1B		0-0 F4		0-0 SH5-4		4-0 BB	4-0 BB		2	0	1	0	2	0	0	Cleveland Indians @ Detroit Tigers Briggs Stadium, Detroit, MI Sun Oct 01 1950, 3:33 AM EST Att: 49,110 - Unknown										
Thurman Tucker, L OBP: 0.294, SLG: 0.228 (1, 8) (7, 9)	0-0 FC1-6 FC3-6 BB 1-2 BLK		0-0 F8		4-0 BB		0-0 F4	0-0 F7		4	1	0	1	1	0	4											
Allie Clark, R OBP: 0.294, SLG: 0.374 Steve Gromek, S OBP: 0.179, SLG: 0.158 (1, 9) (7, 1)	4-0 FC3-6 BB		0-0 5-3		0-0 F7			4-3 3-H		2	0	0	1	1	0	2											
Herb Conyers, L OBP: 0.400, SLG: 0.667 (1, 3)	0-0 FC3-6 BLK S 1-2 2-3			0-3 K	0-0 4-3			0-0 HR	0-0 4-3	5	1	1	1	0	1	4											
Al Rosen, R OBP: 0.405, SLG: 0.543 (1, 5)	4-0 BLK BB			0-0 5-3		0-0 5-3		0-0 1B 1B 3B 1B	0-0 FC4-6 1B	4	1	2	0	1	0	0											
Ray Boone, R OBP: 0.397, SLG: 0.430 (1, 6)	0-0 5-3			0-0 1B		4-0 G6-4-3 BB		0-0 1B 1B 3B 1B	0-0 FC4-6 1B	4	1	3	0	1	0	2											
Jim Lemon, R OBP: 0.294, SLG: 0.294 Luke Easter, L OBP: 0.373, SLG: 0.487 Dale Mitchell, L OBP: 0.390, SLG: 0.399 (1, 7) (8, PH) (8, 7)		0-0 G6-4-3 1B		0-3 K		0-0 G6-4-3 1-2		0-0 1B 1B 3B 1B	0-0 FC4-6	3	0	1	0	0	1	2											
Ray Murray, R OBP: 0.331, SLG: 0.381 (1, 2)		0-0 G6-4-3 1-2			4-0 SH5-4 1B BB		0-0 5-3	0-0 F7 3B	0-0 F6	4	2	1	3	1	0	3											
Marino Pieretti, R OBP: 0.286, SLG: 0.286 Larry Doby, L OBP: 0.442, SLG: 0.545 (1, 1) (7, PH) (7, 8)		0-0 4-3			1-2 SH5-4 1B		0-3 K	4-0 BB BB		2	0	1	0	0	0	0											
Inning Stats	R: 1 E: 0 K: 0 S: 4	H: 1 LOB: 2 BB: 2 P: 12	R: 0 E: 0 K: 0 S: 3	H: 1 LOB: 0 BB: 0 P: 3	R: 0 E: 0 K: 2 S: 8	H: 1 LOB: 1 BB: 0 P: 8	R: 1 E: 0 K: 0 S: 4	H: 1 LOB: 2 BB: 2 P: 12	R: 0 E: 0 K: 1 S: 5	H: 0 LOB: 1 BB: 1 P: 9	R: 0 E: 0 K: 0 S: 5	H: 0 LOB: 1 BB: 1 P: 9	R: 5 E: 0 K: 0 S: 8	H: 5 LOB: 2 BB: 2 P: 16	R: 0 E: 0 K: 0 S: 5	H: 2 LOB: 2 BB: 0 P: 5		1B: 9 2B: 3 3B: 1 HR: 1	SF: 0 SAC: 1 DP: 2 HBP: 0	WP: 0 PB: 0 SB: 1 CS: 0	PA: 44						
PITCHER	IP	WLS	BF	H	R	ER	SO	BB	IBB	HBP	BLK	WP	HR	S	P	ERA	WHIP										
Marin Stuart, R ERA: 5.56 (1, 1)	7.1	L	33	7	5	5	3	6	0	0	1	0	1	33	57	6.14	1.773										
Ray Herbert, R ERA: 3.53 (8, 1)	0.0		4	2	1	1	0	2	0	0	0	0	0	2	10	∞	∞										
Hal White, R ERA: 4.46 (8, 1)	0.2		2	0	1	1	0	0	0	0	0	0	0	2	2	13.50	0.000										
Fred Hutchinson, R ERA: 4.08 (9, 1)	1.0		5	2	0	0	0	0	0	0	0	0	0	5	5	0.00	2.000										

Batter	1	2	3	4	5	6	7	8	9	AB	R	H	RBI	BB	SO	LOB	BOTTOM										
Jerry Priddy, R OBP: 0.376, SLG: 0.401 Don Kolloway, R OBP: 0.332, SLG: 0.388 (1, 4) (7, 4)	0-0 SH1-3 HR 1B		0-0 F8		0-0 F6		4-0 BB	0-0 F9		3	1	1	0	1	0	1	Cleveland Indians @ Detroit Tigers Briggs Stadium, Detroit, MI Sun Oct 01 1950, 3:33 AM EST Att: 49,110 - Unknown										
George Kell, R OBP: 0.403, SLG: 0.484 Neil Berry, R OBP: 0.348, SLG: 0.275 Joe Ginsberg, L OBP: 0.316, SLG: 0.295 (1, 5) (7, 5) (9, PH)	0-0 SH1-3		0-0 L8 FC6-2 2B		0-0 1B 2B		0-0 F2	0-0 F9		3	1	2	0	0	0	2											
Pat Mullin, L OBP: 0.315, SLG: 0.380 (1, 9)	0-0 HR		0-0 L8		0-0 1-3 1B		0-3 K	0-0 F8		5	1	2	3	0	1	1											
Hoot Evers, R OBP: 0.408, SLG: 0.551 (1, 7)	4-0 FC1-6 BB		0-0 FC6-2 BB		0-0 F8		0-0 F7	0-0 F2		4	0	0	0	1	0	2											
Johnny Groth, R OBP: 0.406, SLG: 0.451 (1, 8)	0-0 FC1-6 E		4-0 BB		0-0 1-3		0-0 4-3			3	1	0	0	1	0	2											
Dick Kryhoski, L OBP: 0.258, SLG: 0.349 (1, 3)	0-0 E7		0-0 F8		0-0 4-3			0-0 F9		4	0	0	0	0	0	3											
Johnny Lipon, R OBP: 0.378, SLG: 0.368 (1, 6)	0-0 F4			0-0 F7		0-0 F7		0-0 5-3		4	0	0	0	0	0	1											
Frank House, L OBP: 0.400, SLG: 0.600 (1, 2)		0-0 F7		0-0 E 1B		0-0 F8		0-0 1B 2B		4	1	2	0	0	0	0											
Marin Stuart, L OBP: 0.154, SLG: 0.083 Ray Herbert, R OBP: 0.286, SLG: 0.286 Hal White, R OBP: 0.121, SLG: 0.182 Vic Wertz, L OBP: 0.408, SLG: 0.533 Fred Hutchinson, L OBP: 0.407, SLG: 0.400 (1, 1) (8, 1) (8, 1) (8, PH) (9, 1)		0-0 F8		0-0 1-3		0-0 BB 1B		0-0 2-H 1B		3	0	1	0	0	0	1											
Inning Stats	R: 3 E: 1 K: 0 S: 6	H: 2 LOB: 1 BB: 1 P: 10	R: 0 E: 0 K: 0 S: 3	H: 0 LOB: 0 BB: 0 P: 3	R: 0 E: 0 K: 0 S: 4	H: 1 LOB: 1 BB: 0 P: 4	R: 1 E: 0 K: 0 S: 5	H: 2 LOB: 2 BB: 1 P: 8	R: 0 E: 0 K: 1 S: 5	H: 0 LOB: 0 BB: 0 P: 5	R: 1 E: 0 K: 0 S: 5	H: 2 LOB: 1 BB: 0 P: 5	R: 0 E: 0 K: 0 S: 3	H: 0 LOB: 0 BB: 0 P: 3	1B: 5 2B: 3 3B: 0 HR: 1	SF: 0 SAC: 1 DP: 0 HBP: 0		WP: 0 PB: 0 SB: 0 CS: 0	PA: 40								
PITCHER	IP	WLS	BF	H	R	ER	SO	BB	IBB	HBP	BLK	WP	HR	S	P	ERA	WHIP										
Marino Pieretti, R ERA: 4.37 (1, 1)	6.0		29	7	4	3	0	3	0	0	0	0	0	26	38	4.50	1.667										
Steve Gromek, R ERA: 3.65 (7, 1)	3.0	W	11	2	1	1	1	0	0	0	0	0	0	13	13	3.00	0.667										