

Detroit Tigers - 1952

Batter	1	2	3	4	5	6	7	8	9	AB	R	H	RBI	BB	SO	LOB	TOP								
Bobby Young, L (1.4)	6-3		K				G5-4-3			3	0	0	0	1	1	2									
Marty Marion, R (1.6) OBP: 0.250, SLG: 0.500	P4			1B	1-3			K		4	1	1	0	0	1	2									
Jim Rivera, L (1.8) OBP: 0.500, SLG: 0.333	K							5-3		3	0	1	0	1	1	0									
Tom Wright, L (1.7)		K						3-1		4	0	0	0	0	1	2									
George Schmees, L (1.9)										3	0	0	0	0	1	1									
Jim Delsing, L (6.9)	4-3									1	1	1	0	0	0	0									
Dick Kryhoski, L (1.3)										2	0	0	0	1	0	0									
Gordon Goldsberry, L (6.3)	6-3									0	0	0	0	0	0	0									
Leo Thomas, R (1.5) OBP: 0.250, SLG: 0.500										4	1	1	0	0	0	3									
Clint Courtney, L (1.2)										4	0	0	0	0	0	2									
Ned Garver, R (1.1) OBP: 0.750, SLG: 0.667										3	0	2	1	1	1	1									
Inning Stats	R: 0 E: 0 K: 1 S: 5	H: 0 LOB: 0 BB: 0 P: 5	R: 0 E: 0 K: 1 S: 5	H: 0 LOB: 0 BB: 0 P: 5	R: 0 E: 0 K: 1 S: 6	H: 1 LOB: 1 BB: 0 P: 6	R: 1 E: 0 K: 0 S: 4	H: 2 LOB: 0 BB: 0 P: 4	R: 1 E: 0 K: 0 S: 5	H: 2 LOB: 2 BB: 1 P: 9	R: 0 E: 0 K: 1 S: 5	H: 0 LOB: 0 BB: 1 P: 6	R: 0 E: 0 K: 1 S: 2	H: 0 LOB: 0 BB: 1 P: 6	R: 0 E: 0 K: 1 S: 5	H: 0 LOB: 0 BB: 0 P: 5	R: 1 E: 1 K: 1 S: 7	H: 1 LOB: 1 BB: 0 P: 7	1B: 4 2B: 2 3B: 0 HR: 0	SF: 0 SAC: 1 DP: 2 HBP: 0	WP: 1 PB: 0 SB: 0 CS: 0	PA: 36			
PITCHER	IP	WLS	BF	H	R	ER	SO	BB	IBB	HBP	BLK	WP	HR	S	P	ERA	WHIP								
Dizzy Trout, R (1.1) ERA: 2.25	8.0	L	31	5	2	2	5	4	0	0	0	1	0	37	53	2.25	1.125								
Marlin Stuart, R (9.1) ERA:	1.0		5	1	1	0	1	0	0	0	0	0	0	7	7	0.00	1.000								

St. Louis Browns @ Detroit Tigers
Briggs Stadium, Detroit, MI
Tue Apr 15 1952, 3:33 AM EST
Att: 43,112 - Unknown - 49 F

AB 31
R 3
H 6
RBI 1
BB 4
SO 6
LOB 13



Batter	1	2	3	4	5	6	7	8	9	AB	R	H	RBI	BB	SO	LOB	BOTTOM								
Neil Berry, R (1.6)	1-3									2	0	0	0	1	1	0									
George Lerchen, S (8. PH)										1	0	0	0	0	0	0									
Johnny Lipon, R (9.6)										0	0	0	0	0	0	0									
George Kell, R (1.5) OBP: 0.250, SLG: 0.250	6-3									4	0	1	0	0	0	1									
Ben Taylor, L (1.3) OBP: 0.250, SLG: 0.250	K									4	0	1	0	0	1	1									
Vic Wertz, L (1.9)		K								4	0	0	0	0	1	2									
Pat Mullin, L (1.7) OBP: 0.500, SLG: 0.500										4	0	2	0	0	1	2									
Cliff Mapes, L (1.8) OBP: 0.250, SLG: 0.250										4	0	1	0	0	1	1									
Matt Batts, R (1.2)										3	0	0	0	0	2	2									
Jerry Priddy, R (1.4) OBP: 0.333, SLG: 0.333										3	0	1	0	0	0	2									
Dizzy Trout, R (1.1)										2	0	0	0	0	2	1									
Joe Ginsberg, L (8. PH)										1	0	0	0	0	0	0									
Marlin Stuart, L (9.1)										0	0	0	0	0	0	0									
Inning Stats	R: 0 E: 0 K: 1 S: 5	H: 2 LOB: 2 BB: 0 P: 9	R: 0 E: 0 K: 2 S: 9	H: 0 LOB: 0 BB: 0 P: 9	R: 0 E: 0 K: 1 S: 5	H: 0 LOB: 1 BB: 1 P: 9	R: 0 E: 0 K: 1 S: 5	H: 0 LOB: 0 BB: 0 P: 5	R: 0 E: 0 K: 2 S: 7	H: 1 LOB: 1 BB: 0 P: 7	R: 0 E: 0 K: 2 S: 9	H: 2 LOB: 2 BB: 0 P: 9	R: 0 E: 0 K: 0 S: 3	H: 0 LOB: 0 BB: 0 P: 3	R: 0 E: 0 K: 0 S: 3	H: 0 LOB: 0 BB: 0 P: 3	R: 0 E: 0 K: 0 S: 4	H: 1 LOB: 1 BB: 0 P: 4	1B: 6 2B: 1 3B: 0 HR: 0	SF: 0 SAC: 0 DP: 1 HBP: 0	WP: 0 PB: 0 SB: 0 CS: 1	PA: 33			
PITCHER	IP	WLS	BF	H	R	ER	SO	BB	IBB	HBP	BLK	WP	HR	S	P	ERA	WHIP								
Ned Garver, R (1.1) ERA:	9.0	W	33	6	0	0	9	1	0	0	0	0	0	50	54	0.00	0.778								

St. Louis Browns @ Detroit Tigers
Briggs Stadium, Detroit, MI
Tue Apr 15 1952, 3:33 AM EST
Att: 43,112 - Unknown - 49 F

AB 32
R 0
H 6
RBI 0
BB 1
SO 9
LOB 12



Batter	1	2	3	4	5	6	7	8	9	AB	R	H	RBI	BB	SO	LOB	TOP					
Jerry Priddy, R OBP: 0.267, SLG: 0.333 (1, 4)										4	0	1	0	0	1	0	Detroit Tigers @ Cleveland Indians Cleveland Municipal Stadium, Cleveland, OH Fri Apr 18 1952, 3:33 AM EST Att: 56,068 - Unknown					
George Kell, R OBP: 0.200, SLG: 0.267 (1, 5)										3	0	0	0	0	1							
Ben Taylor, L OBP: 0.375, SLG: 0.375 (1, 3)										4	0	2	0	0	1							
Vic Wertz, L Johnny Groth, R OBP: 0.375, SLG: 0.286 (8, 8)										4	0	0	0	0	3	4						
Pat Mullin, L OBP: 0.625, SLG: 0.714 (1, 7)										3	0	2	0	1	0	0						
Cliff Mages, L OBP: 0.250, SLG: 0.143 (1, 8) (8, 9)										3	0	0	0	1	0	3						
Matt Batts, R OBP: 0.286, SLG: 0.231 (1, 2)										3	0	1	0	1	0	1						
Neil Berry, R Joe Ginsberg, L Johnny Lipon, R (1, 6) (7, PH) (7, 6)										1	0	0	0	1	0	0						
Ted Gray, S George Lerchen, S Dick Littlefield, L Fred Hutchinson, L Billy Hoelt, L Steve Souchock, R OBP: 0.444, SLG: 0.667 (1, 1) (5, PH) (5, 1) (7, PH) (7, 1) (7, 1) (9, PH)										1	0	0	0	0	0	0						
Inning Stats	R: 0 E: 0 K: 1 S: 6	H: 2 LOB: 1 BB: 0 P: 6	R: 0 E: 0 K: 0 S: 2	H: 0 LOB: 0 BB: 1 P: 6	R: 0 E: 0 K: 1 S: 5	H: 0 LOB: 0 BB: 0 P: 5	R: 0 E: 0 K: 2 S: 7	H: 0 LOB: 0 BB: 0 P: 7	R: 0 E: 0 K: 0 S: 4	H: 1 LOB: 2 BB: 1 P: 8	R: 0 E: 1 K: 0 S: 4	H: 0 LOB: 1 BB: 0 P: 4	R: 0 E: 0 K: 1 S: 7	H: 2 LOB: 2 BB: 0 P: 7	R: 0 E: 0 K: 1 S: 6	H: 1 LOB: 1 BB: 0 P: 6		R: 0 E: 0 K: 0 S: 2	H: 0 LOB: 2 BB: 3 P: 14	1B: 5 2B: 2 3B: 0 HR: 0	SF: 0 SAC: 1 DP: 2 HBP: 0	WP: 0 PB: 0 SB: 0 CS: 0
PITCHER	IP WLS BF H R ER SO BB IBB HBP BLK WP HR S P ERA WHIP																					
Bob Feller, R ERA: (1, 1)	8.1 W 35 6 0 0 6 5 0 0 0 0 0 0 0 42 62 0.00 1.320																					
Bob Lemon, R ERA: (9, 1)	0.2 S 1 0 0 0 0 0 0 0 0 0 0 0 0 1 1 0.00 0.000																					

Batter	1	2	3	4	5	6	7	8	9	AB	R	H	RBI	BB	SO	LOB	BOTTOM			
Harry Simpson, L OBP: 0.500, SLG: 0.400 (1, 9)										2	1	2	3	2	0	0	Detroit Tigers @ Cleveland Indians Cleveland Municipal Stadium, Cleveland, OH Fri Apr 18 1952, 3:33 AM EST Att: 56,068 - Unknown			
Bobby Avila, R OBP: 0.375, SLG: 0.400 (1, 4)										4	0	1	1	0	0	4				
Larry Doby, L OBP: 0.294, SLG: 0.200 (1, 8)										4	0	0	0	0	1	4				
Luke Easter, L OBP: 0.176, SLG: 0.412 (1, 3)										4	0	0	0	0	0	3				
Al Rosen, R OBP: 0.412, SLG: 0.286 (1, 5)										3	0	0	0	1	0	1				
Jim Fritley, R OBP: 0.308, SLG: 0.400 (1, 7)										4	0	0	0	0	1	1				
Ray Boone, R OBP: 0.471, SLG: 0.357 (1, 6)										4	2	2	0	0	1	0				
Jim Hegan, R OBP: 0.375, SLG: 0.357 (1, 2)										3	2	1	0	1	1	1				
Bob Feller, R OBP: 0.333, SLG: 0.333 Bob Lemon, L (1, 1) (9, 1)										3	0	1	0	0	1	2				
Inning Stats	R: 1 E: 0 K: 0 S: 4	H: 1 LOB: 1 BB: 1 P: 8	R: 2 E: 1 K: 0 S: 5	H: 2 LOB: 1 BB: 1 P: 9	R: 0 E: 0 K: 1 S: 3	H: 0 LOB: 0 BB: 0 P: 3	R: 0 E: 0 K: 1 S: 5	H: 0 LOB: 0 BB: 0 P: 5	R: 0 E: 0 K: 1 S: 5	H: 0 LOB: 1 BB: 1 P: 9	R: 2 E: 1 K: 1 S: 9	H: 3 LOB: 2 BB: 0 P: 9	R: 0 E: 0 K: 1 S: 5	H: 1 LOB: 1 BB: 1 P: 9	R: 0 E: 0 K: 1 S: 5	H: 1 LOB: 1 BB: 1 P: 9		1B: 7 2B: 0 3B: 0 HR: 0	SF: 0 SAC: 0 DP: 1 HBP: 0	WP: 0 PB: 1 SB: 0 CS: 0
PITCHER	IP WLS BF H R ER SO BB IBB HBP BLK WP HR S P ERA WHIP																			
Ted Gray, L ERA: 4.5 (1, 1)	4.0 L 17 3 3 2 1 2 0 0 0 0 0 0 0 17 25 4.50 1.250																			
Dick Littlefield, L ERA: (5, 1)	2.0 7 0 0 0 2 1 0 0 0 0 0 0 0 10 14 0.00 0.500																			
Fred Hutchinson, R ERA: (7, 1)	0.0 4 3 2 1 0 0 0 0 0 0 0 0 0 4 4 * *																			
Billy Hoelt, L ERA: (7, 1)	2.0 7 1 0 0 2 1 0 0 0 0 0 0 0 10 14 0.00 1.000																			

Batter	1	2	3	4	5	6	7	8	9	AB	R	H	RBI	BB	SO	LOB	TOP								
Jerry Priddy, R OBP: 0.350, SLG: 0.333 (1, 4)	F5		BB																						
George Kell, R OBP: 0.250, SLG: 0.263 (1, 5)	5-3		BB																						
Ben Taylor, L OBP: 0.273, SLG: 0.273 Steve Souchock, R OBP: 0.400, SLG: 0.600 Wayne McLeland, R OBP: 0.250, SLG: 0.250 Dick Littlefield, L OBP: 0.250, SLG: 0.250 George Lerchen, S OBP: 0.250, SLG: 0.250 (1, 3) (7, PH) (7, 1) (7, 1) (9, PH)	G3		F3																						
Vic Wertz, L OBP: 0.200, SLG: 0.235 (1, 9)																									
Pat Mullin, L OBP: 0.500, SLG: 0.545 (1, 7)	F4																								
Cliff Mapes, L OBP: 0.167, SLG: 0.091 (1, 8)	G3																								
Matt Batts, R OBP: 0.278, SLG: 0.235 (1, 2)	F7																								
Neil Berry, R OBP: 0.250, SLG: 0.250 Joe Ginsberg, L OBP: 0.250, SLG: 0.250 (1, 6) (9, PH)																									
Virgil Trucks, R OBP: 0.250, SLG: 0.250 Marlin Stuart, L OBP: 0.250, SLG: 0.250 Don Kolloway, R OBP: 0.500, SLG: 0.500 (1, 1) (3, 1) (7, PH) (7, 3)																									
Inning Stats	R: 0 E: 0 K: 0 S: 3	H: 0 LOB: 0 BB: 0 P: 3	R: 1 E: 0 K: 0 S: 4	H: 1 LOB: 0 BB: 0 P: 4	R: 0 E: 0 K: 2 S: 7	H: 0 LOB: 2 BB: 2 P: 15	R: 1 E: 0 K: 1 S: 7	H: 2 LOB: 2 BB: 1 P: 11	R: 0 E: 0 K: 0 S: 2	H: 0 LOB: 0 BB: 0 P: 6	R: 0 E: 0 K: 0 S: 3	H: 0 LOB: 0 BB: 0 P: 3	R: 3 E: 1 K: 0 S: 6	H: 2 LOB: 1 BB: 1 P: 10	R: 0 E: 0 K: 1 S: 5	H: 0 LOB: 0 BB: 0 P: 5	R: 0 E: 0 K: 0 S: 5	H: 2 LOB: 2 BB: 0 P: 5	1B: 6 2B: 0 3B: 0 HR: 1	SF: 0 SAC: 0 DP: 1 HBP: 0	WP: 1 PB: 0 SB: 0 CS: 0	PA: 39			
PITCHER	IP	WLS	BF	H	R	ER	SO	BB	IBB	HBP	BLK	WP	HR	S	P	ERA	WHIP								
Early Wynn, R ERA: 3.52 (1, 1)	6.1	W	29	5	5	4	3	5	0	0	0	1	1	30	50	5.68	1.579								
Lou Brissie, L ERA: 0.00 (7, 1)	0.2		2	0	0	0	0	0	0	0	0	0	0	2	2	0.00	0.000								
Mike Garcia, R ERA: 0.82 (8, 1)	2.0	S	8	2	0	0	1	0	0	0	0	0	0	10	10	0.00	1.000								

Detroit Tigers @ Cleveland Indians
Cleveland Municipal Stadium, Cleveland, OH

AB 34
R 5
H 7
RBI 5
BB 5
SO 4
LOB 17



Sat Apr 19 1952, 3:33 AM EST
Att: 11,829 - Unknown

Batter	1	2	3	4	5	6	7	8	9	AB	R	H	RBI	BB	SO	LOB	BOTTOM								
Harry Simpson, L OBP: 0.545, SLG: 0.474 (1, 9)	1B																								
Bobby Avila, R OBP: 0.400, SLG: 0.421 (1, 4)	1B																								
Larry Doby, L OBP: 0.318, SLG: 0.368 (1, 8)	4-3																								
Luke Easter, L OBP: 0.182, SLG: 0.500 (1, 3)	F7																								
Al Rosen, R OBP: 0.409, SLG: 0.278 (1, 5)	FC6-4																								
Jim Fritley, R OBP: 0.353, SLG: 0.429 (1, 7)	FC6-4																								
Ray Boone, R OBP: 0.476, SLG: 0.313 (1, 6)																									
Jim Hegan, R OBP: 0.500, SLG: 0.467 (1, 2)	4-3																								
Early Wynn, S OBP: 0.167, SLG: 0.167 Lou Brissie, L OBP: 0.250, SLG: 0.250 Bob Kennedy, R OBP: 0.250, SLG: 0.250 Mike Garcia, R OBP: 0.250, SLG: 0.250 (1, 1) (7, 1) (7, PH) (8, 1)	4-3																								
Inning Stats	R: 1 E: 0 K: 0 S: 5	H: 2 LOB: 2 BB: 1 P: 9	R: 2 E: 0 K: 0 S: 4	H: 1 LOB: 0 BB: 1 P: 8	R: 2 E: 0 K: 1 S: 7	H: 3 LOB: 0 BB: 0 P: 7	R: 0 E: 0 K: 0 S: 4	H: 1 LOB: 3 BB: 2 P: 12	R: 0 E: 0 K: 0 S: 6	H: 1 LOB: 2 BB: 1 P: 10	R: 1 E: 0 K: 0 S: 4	H: 1 LOB: 0 BB: 0 P: 4	R: 0 E: 0 K: 0 S: 4	H: 2 LOB: 3 BB: 2 P: 12	R: 0 E: 0 K: 2 S: 8	H: 1 LOB: 1 BB: 0 P: 8	1B: 9 2B: 1 3B: 0 HR: 2	SF: 0 SAC: 2 DP: 1 HBP: 0	WP: 0 PB: 0 SB: 1 CS: 0	PA: 41					
PITCHER	IP	WLS	BF	H	R	ER	SO	BB	IBB	HBP	BLK	WP	HR	S	P	ERA	WHIP								
Virgil Trucks, R ERA: 13.5 (1, 1)	2.0	L	14	6	5	5	0	2	0	0	0	0	2	12	20	22.50	4.000								
Marlin Stuart, R ERA: 1.5 (3, 1)	4.0		17	3	1	1	2	3	0	0	0	0	0	18	30	2.25	1.500								
Wayne McLeland, R ERA: 0.00 (7, 1)	0.1		4	1	1	1	0	2	0	0	0	0	0	2	10	27.00	9.000								
Dick Littlefield, L ERA: 0.00 (7, 1)	1.2		6	2	0	0	2	0	0	0	0	0	0	10	10	0.00	1.200								

Detroit Tigers @ Cleveland Indians
Cleveland Municipal Stadium, Cleveland, OH

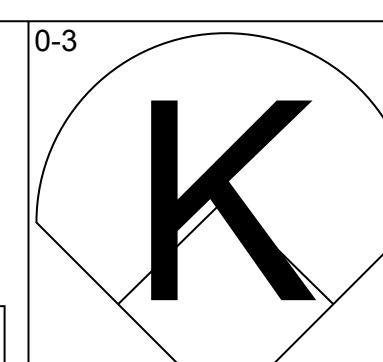
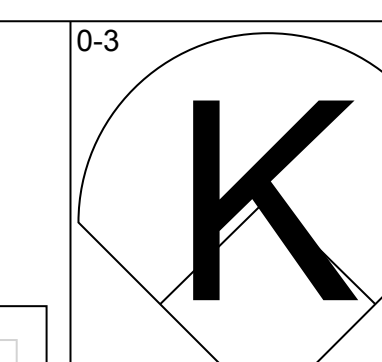
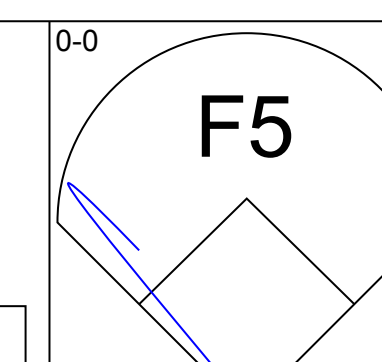
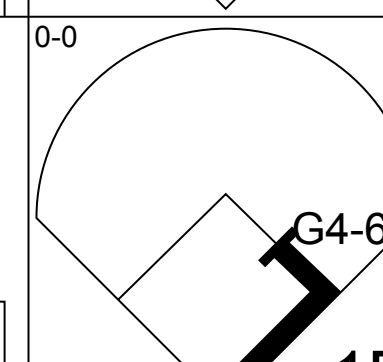
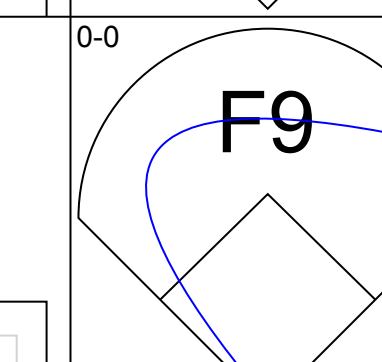
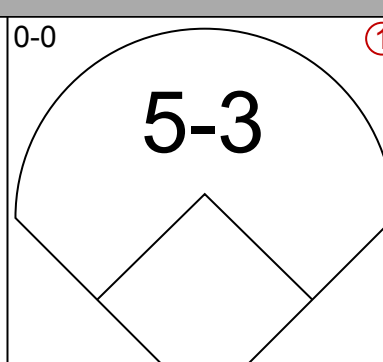
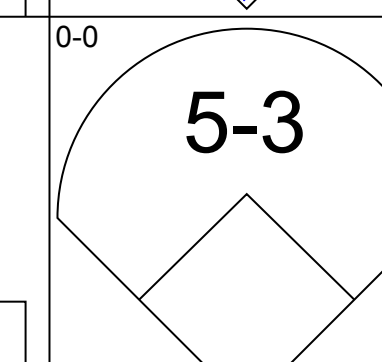
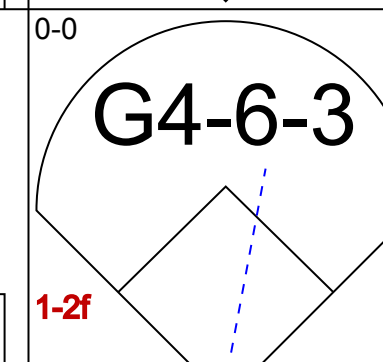
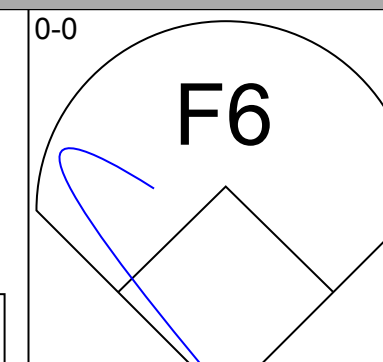
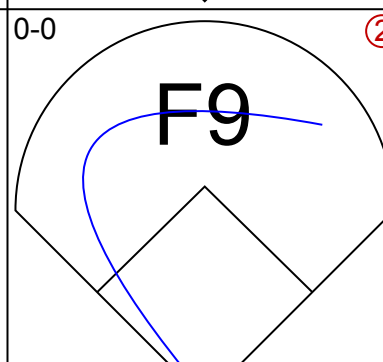
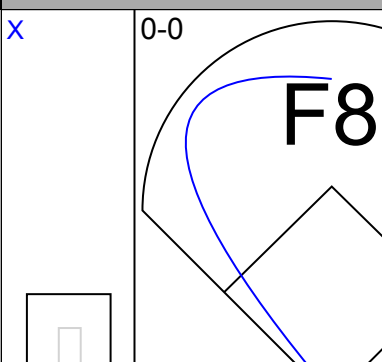
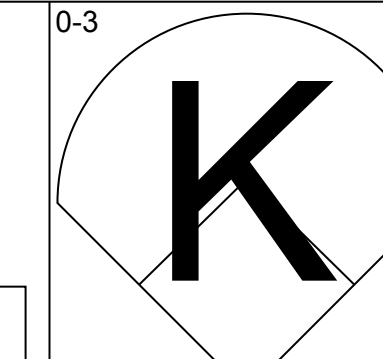
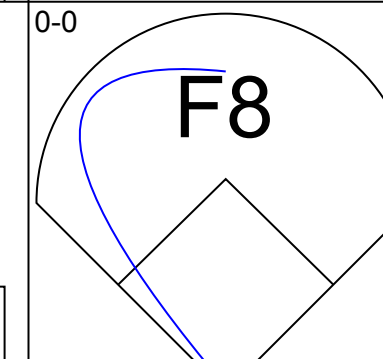
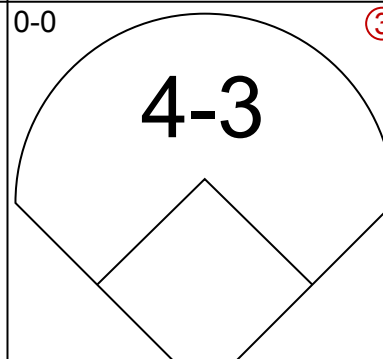
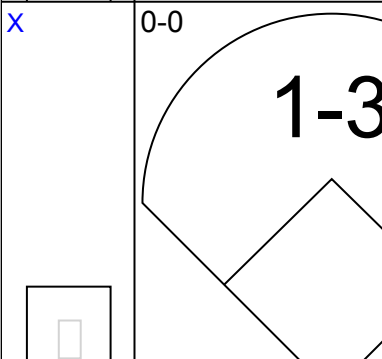
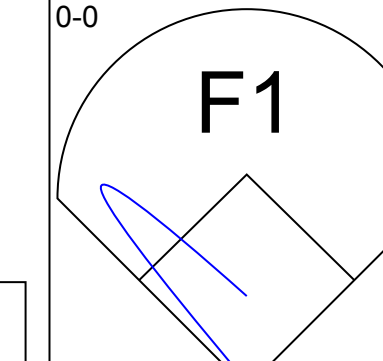
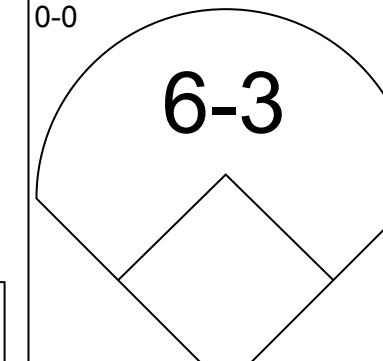
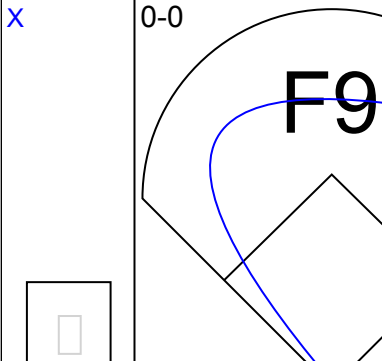
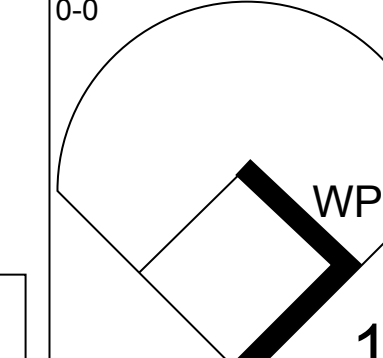
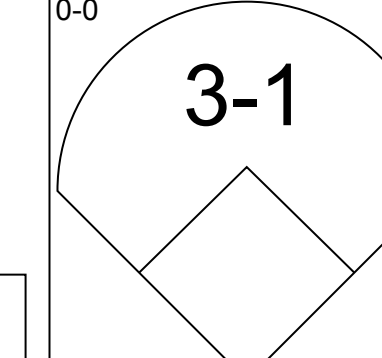
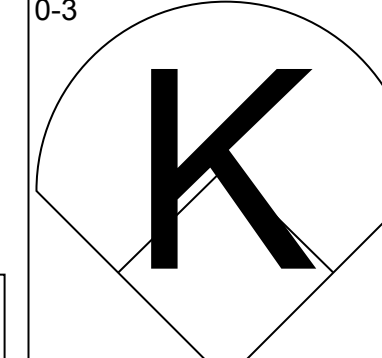
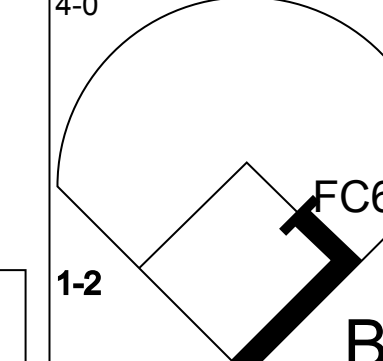
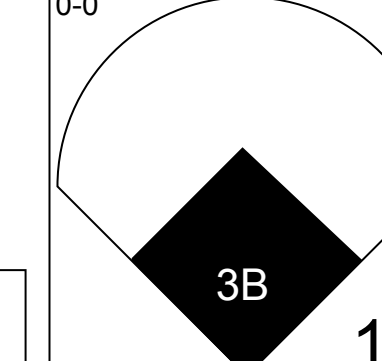
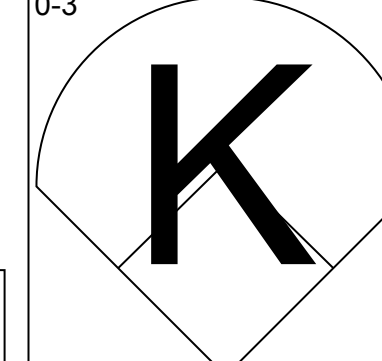
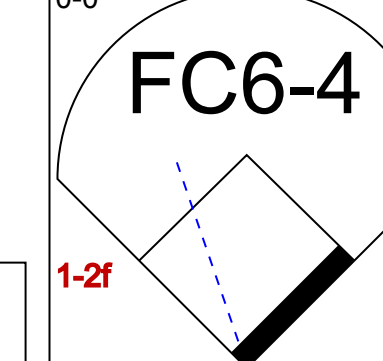
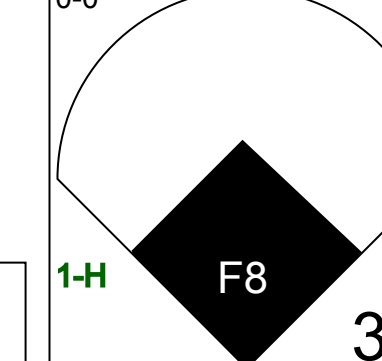
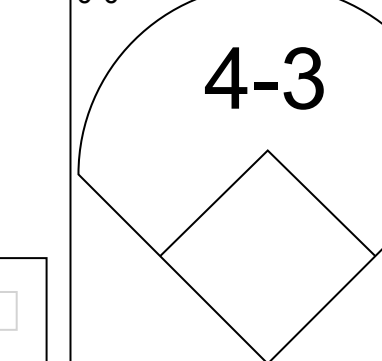
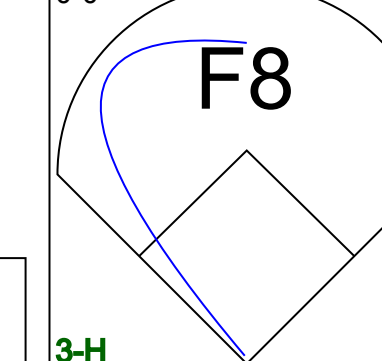
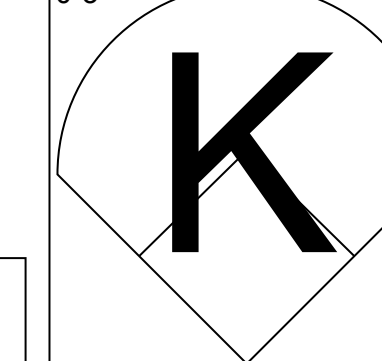
AB 32
R 7
H 12
RBI 7
BB 7
SO 4
LOB 20

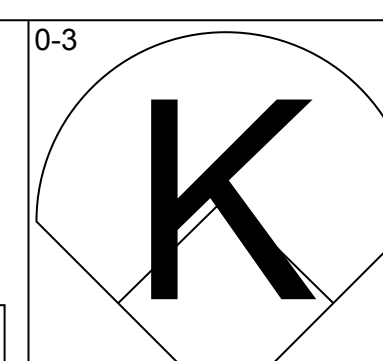
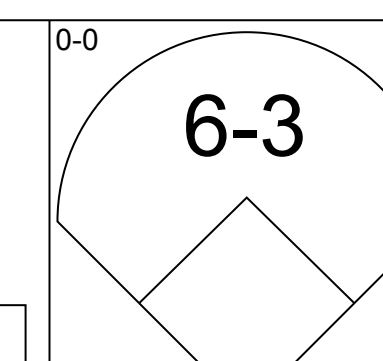
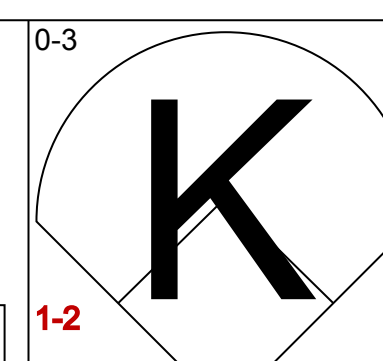
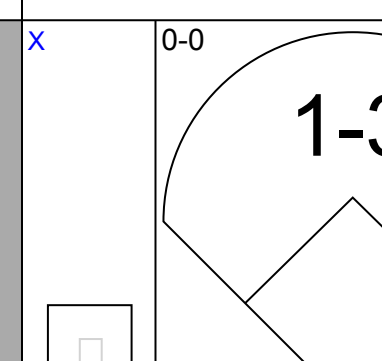
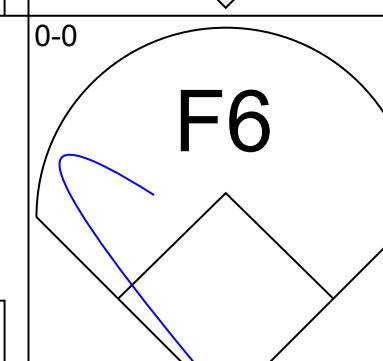
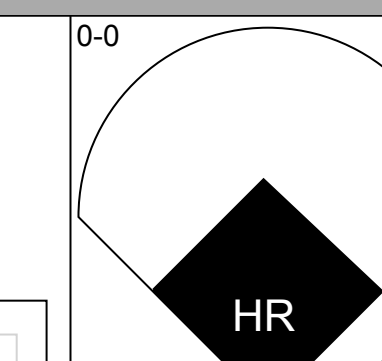
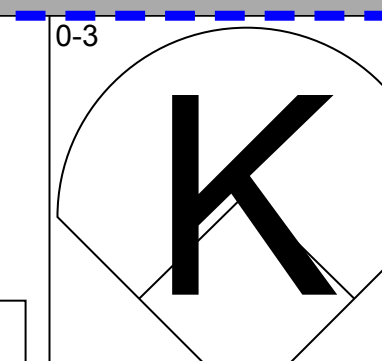
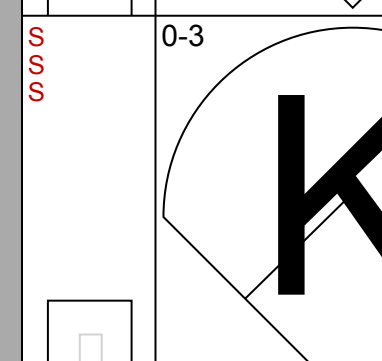
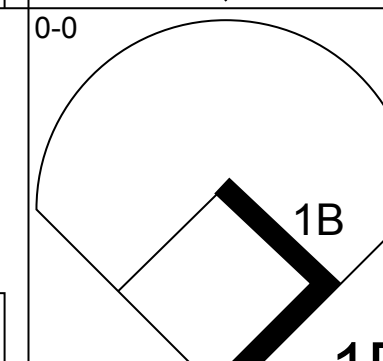
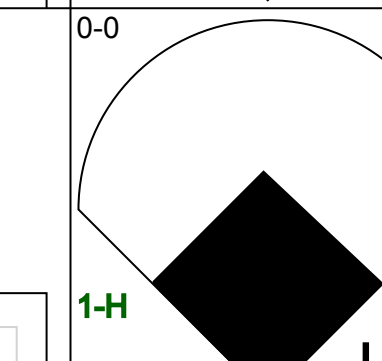
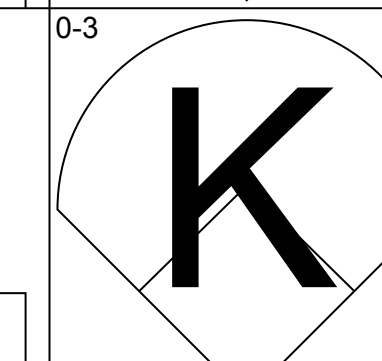
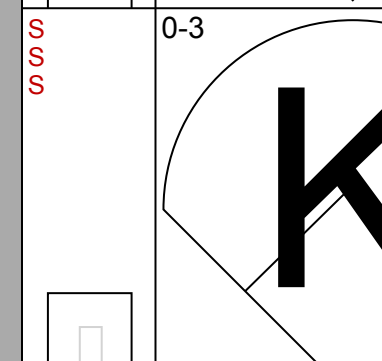
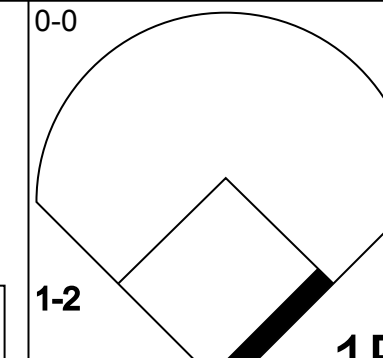
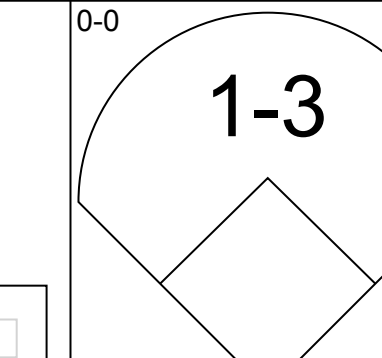
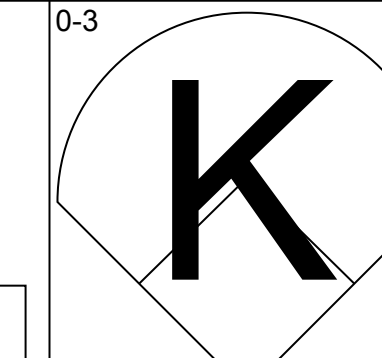
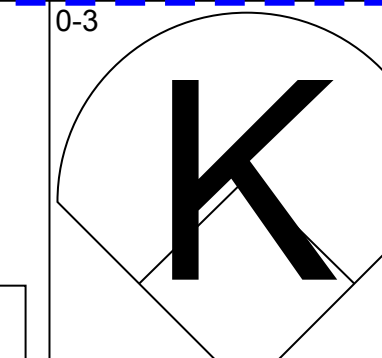
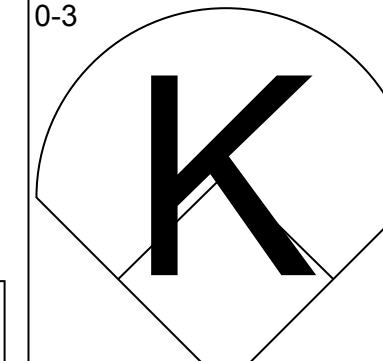
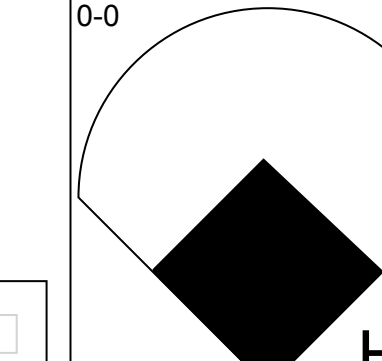
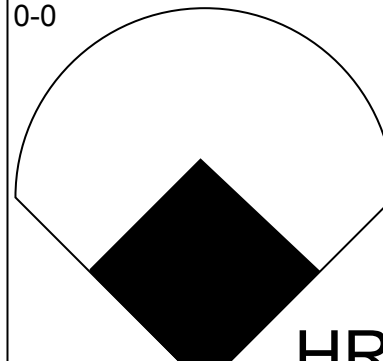
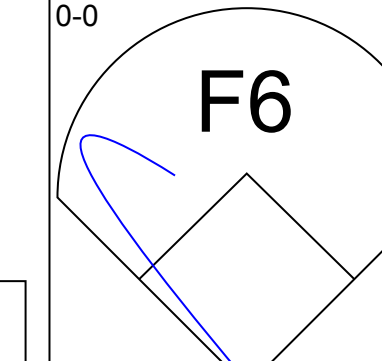
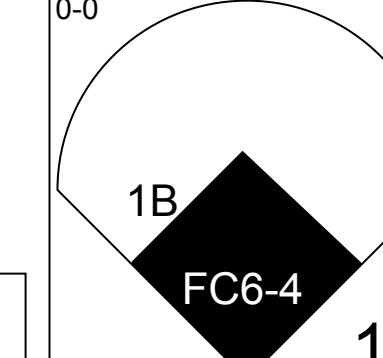
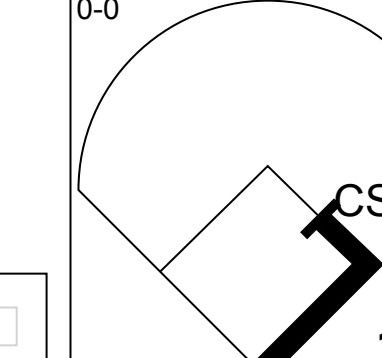
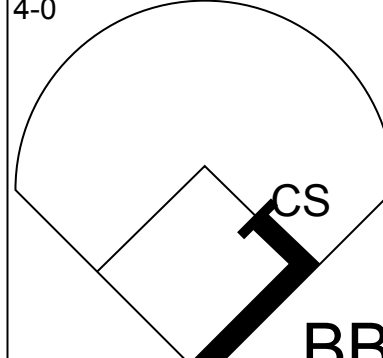
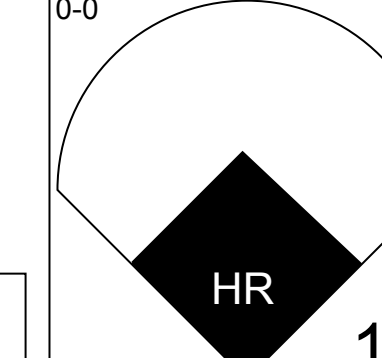
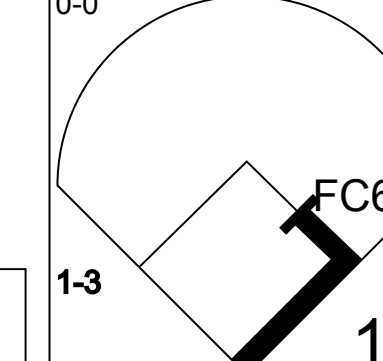
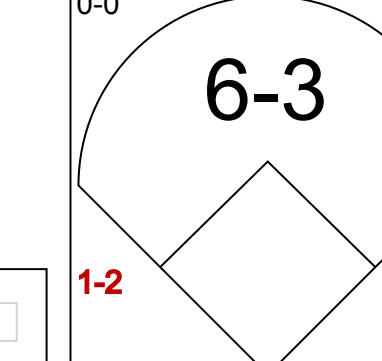
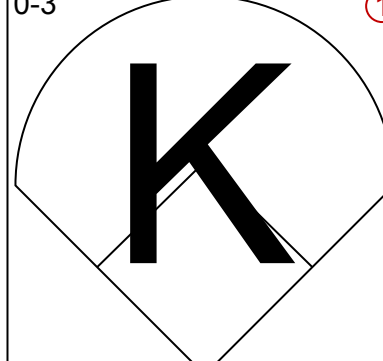
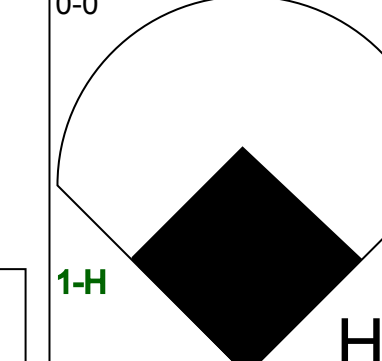
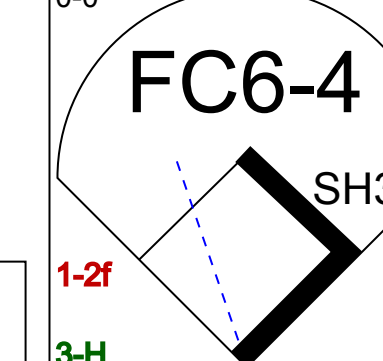
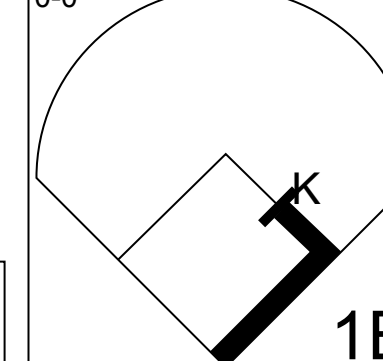
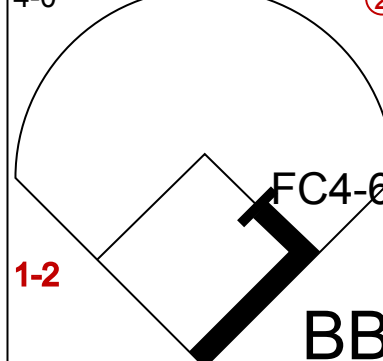
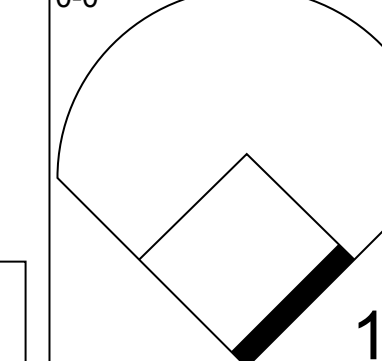
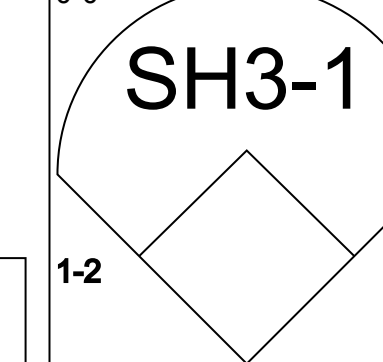
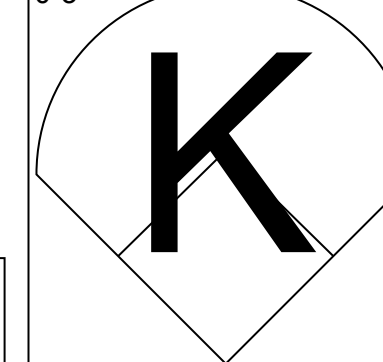
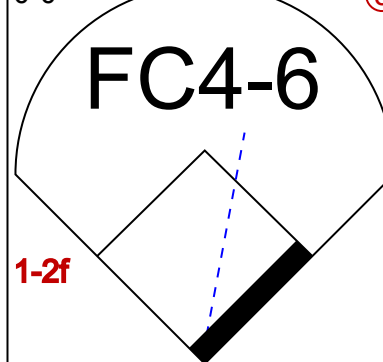
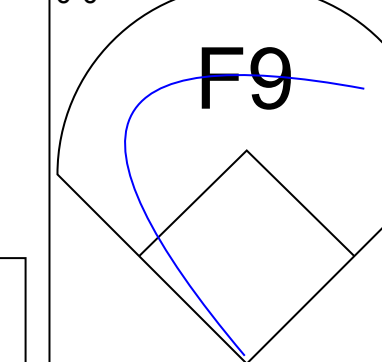


Sat Apr 19 1952, 3:33 AM EST
Att: 11,829 - Unknown

Batter	1	2	3	4	5	6	7	8	9	AB	R	H	RBI	BB	SO	LOB	TOP					
Jerry Priddy, R (1, 4) OBP: 0.375, SLG: 0.381										3	1	1	0	1	0	1	Detroit Tigers @ Cleveland Indians Cleveland Municipal Stadium, Cleveland, OH Sun Apr 20 1952, 3:33 AM EST Unknown livebaseballscorecards.com					
George Kell, R (1, 5) OBP: 0.250, SLG: 0.227										3	0	0	0	1	0	2						
Ben Taylor, L (1, 3) OBP: 0.200, SLG: 0.200										4	0	0	0	0	1	2						
Vic Wertz, L (1, 9) OBP: 0.208, SLG: 0.286										4	0	1	1	0	0	0						
Pat Mullin, L (1, 7) OBP: 0.467, SLG: 0.462										2	0	0	0	1	0	2						
Johnny Groth, R (7, 7) OBP: 0.333, SLG: 0.250										1	0	0	0	0	0	0						
Cliff Mages, L (1, 8) OBP: 0.250, SLG: 0.400										4	1	2	1	0	1	3						
Joe Ginsberg, L (1, 2)										4	0	1	0	0	0	0						
Neil Berry, R (1, 6) OBP: 0.278, SLG: 0.267										3	0	2	0	0	0	0						
George Lerchen, S (9, PH)										1	0	0	0	0	0	2						
Johnny Lipon, R (9, 6)										0	0	0	0	0	0	0						
Art Houtteman, R (1, 1)										4	0	0	0	0	1	3						
Inning Stats	R: 1 E: 0 K: 0 S: 5	H: 2 LOB: 2 BB: 1 P: 9	R: 0 E: 0 K: 0 S: 4	H: 1 LOB: 2 BB: 1 P: 8	R: 0 E: 0 K: 1 S: 5	H: 0 LOB: 1 BB: 0 P: 9	R: 0 E: 0 K: 1 S: 6	H: 1 LOB: 0 BB: 0 P: 6	R: 0 E: 0 K: 0 S: 5	H: 0 LOB: 0 BB: 0 P: 5	R: 1 E: 0 K: 0 S: 4	H: 1 LOB: 0 BB: 0 P: 4	R: 0 E: 0 K: 0 S: 3	H: 0 LOB: 0 BB: 0 P: 3	R: 0 E: 0 K: 0 S: 3	H: 0 LOB: 0 BB: 0 P: 3	R: 0 E: 0 K: 0 S: 4	H: 2 LOB: 1 BB: 0 P: 4	1B: 3 2B: 3 3B: 1 HR: 1	SF: 0 SAC: 0 DP: 1 HBP: 0	WP: 0 PB: 0 SB: 1 CS: 0	PA: 36
PITCHER Bob Lemon, R (1, 1) ERA: 0.96	IP: 9.0 WLS: W BF: 36 H: 7 R: 2 ER: 2 SO: 3 BB: 3 IBB: 0 HBP: 0 BLK: 0 WP: 0 HR: 1 S: 39 P: 51 ERA: 2.00 WHIP: 1.111															PITCHER	IP: 9.0 WLS: W BF: 36 H: 7 R: 2 ER: 2 SO: 3 BB: 3 IBB: 0 HBP: 0 BLK: 0 WP: 0 HR: 1 S: 39 P: 51 ERA: 2.00 WHIP: 1.111					

Batter	1	2	3	4	5	6	7	8	9	AB	R	H	RBI	BB	SO	LOB	BOTTOM			
Harry Simpson, L (1, 9) OBP: 0.462, SLG: 0.391										4	0	0	0	0	0	0	Detroit Tigers @ Cleveland Indians Cleveland Municipal Stadium, Cleveland, OH Sun Apr 20 1952, 3:33 AM EST Unknown livebaseballscorecards.com			
Bobby Avila, R (1, 4) OBP: 0.375, SLG: 0.478										4	1	1	0	0	0	0				
Larry Doby, L (1, 8) OBP: 0.375, SLG: 0.476										2	0	2	1	0	0	0				
Pete Reiser, L (5, 8)										2	0	0	0	0	0	0				
Luke Easter, L (1, 3) OBP: 0.231, SLG: 0.615										4	2	2	1	0	0	2				
Al Rosen, R (1, 5) OBP: 0.360, SLG: 0.238										3	0	0	0	0	2	2				
Jim Fritley, R (1, 7) OBP: 0.350, SLG: 0.412										3	0	1	0	0	1	1				
Ray Boone, R (1, 6) OBP: 0.435, SLG: 0.278										2	0	0	0	0	0	0				
Dale Mitchell, L (7, PH) OBP: 0.200, SLG: 0.200										1	0	0	1	0	0	1				
Merl Combs, L (8, 6)										0	0	0	0	0	0	0				
Jim Hegan, R (1, 2) OBP: 0.435, SLG: 0.389										3	0	0	0	0	2	1				
Bob Lemon, L (1, 1)										3	0	0	0	0	0	0				
Inning Stats	R: 0 E: 0 K: 0 S: 4	H: 1 LOB: 1 BB: 0 P: 4	R: 0 E: 0 K: 2 S: 7	H: 0 LOB: 0 BB: 0 P: 7	R: 0 E: 0 K: 1 S: 5	H: 0 LOB: 0 BB: 0 P: 5	R: 1 E: 0 K: 0 S: 5	H: 2 LOB: 1 BB: 0 P: 5	R: 0 E: 0 K: 0 S: 3	H: 0 LOB: 0 BB: 0 P: 3	R: 0 E: 0 K: 2 S: 9	H: 2 LOB: 1 BB: 0 P: 9	R: 0 E: 0 K: 0 S: 3	H: 0 LOB: 0 BB: 0 P: 3	R: 0 E: 0 K: 0 S: 2	H: 1 LOB: 0 BB: 0 P: 2	1B: 3 2B: 1 3B: 1 HR: 1	SF: 0 SAC: 0 DP: 0 HBP: 0	WP: 0 PB: 0 SB: 0 CS: 0	PA: 31
PITCHER Art Houtteman, R (1, 1) ERA: 4.5	IP: 8.1 WLS: L BF: 31 H: 6 R: 3 ER: 3 SO: 5 BB: 0 IBB: 0 HBP: 0 BLK: 0 WP: 0 HR: 1 S: 41 P: 41 ERA: 3.24 WHIP: 0.720															PITCHER	IP: 8.1 WLS: L BF: 31 H: 6 R: 3 ER: 3 SO: 5 BB: 0 IBB: 0 HBP: 0 BLK: 0 WP: 0 HR: 1 S: 41 P: 41 ERA: 3.24 WHIP: 0.720			

Batter	1	2	3	4	5	6	7	8	9	AB	R	H	RBI	BB	SO	LOB	TOP					
Jerry Priddy, R OBP: 0.321, SLG: 0.320 (1, 4)										4	0	0	0	0	2	0	Detroit Tigers @ Cleveland Indians Cleveland Municipal Stadium, Cleveland, OH Sun Apr 20 1952, 3:38 AM EST Att: 35,549 - Unknown livebaseballscorecards.com					
George Kell, R OBP: 0.250, SLG: 0.231 (1, 5)										4	0	1	0	0	0	0						
Pat Mullin, L OBP: 0.368, SLG: 0.353 (1, 7)										4	0	0	0	0	0	1						
Vic Wertz, L OBP: 0.179, SLG: 0.240 (1, 9)										4	0	0	0	0	1	0						
Don Kolloway, R OBP: 0.429, SLG: 0.429 (1, 3)										4	0	1	0	0	0	0						
Cliff Mages, L OBP: 0.283, SLG: 0.389 (1, 8)										3	0	1	0	0	1	1						
Matt Batts, R OBP: 0.350, SLG: 0.278 Bob Swift, R (6, 2)										1	1	1	0	1	0	0						
Neil Berry, R OBP: 0.278, SLG: 0.267 Johnny Lipon, R OBP: 0.600, SLG: 1.000 (1, 6)										0	0	0	0	0	0	0						
Dizzy Trout, R Hal White, R Joe Ginsberg, L Billy Hoelt, L Ben Taylor, L Dick Littlefield, L (1, 1)										1	0	0	0	0	0	0						
Inning Stats	R: 0 E: 0 K: 1 S: 5	H: 1 LOB: 0 BB: 0 P: 5	R: 0 E: 0 K: 1 S: 6	H: 1 LOB: 2 BB: 1 P: 10	R: 0 E: 0 K: 1 S: 5	H: 0 LOB: 0 BB: 0 P: 5	R: 0 E: 0 K: 0 S: 3	H: 0 LOB: 0 BB: 0 P: 3	R: 2 E: 0 K: 0 S: 5	H: 2 LOB: 0 BB: 0 P: 5	R: 0 E: 0 K: 0 S: 3	H: 0 LOB: 0 BB: 0 P: 3	R: 0 E: 0 K: 2 S: 8	H: 1 LOB: 1 BB: 0 P: 8	R: 0 E: 0 K: 1 S: 5	H: 0 LOB: 0 BB: 0 P: 5		R: 0 E: 0 K: 0 S: 3	H: 0 LOB: 0 BB: 0 P: 3	1B: 4 2B: 0 3B: 1 HR: 0	SF: 0 SAC: 0 DP: 1 HBP: 0	WP: 1 PB: 0 SB: 0 CS: 0
PITCHER Steve Gromek, R ERA: 2.0 (1, 1)	IP: 9.0 WLS: W BF: 32 H: 5 R: 2 ER: 2 SO: 6 BB: 1 IBB: 0 HBP: 0 BLK: 0 WP: 1 HR: 0 S: 43 P: 47 ERA: 2.00 WHIP: 0.667																					

Batter	1	2	3	4	5	6	7	8	9	AB	R	H	RBI	BB	SO	LOB	BOTTOM			
Harry Simpson, L OBP: 0.400, SLG: 0.333 (1, 9)										4	0	0	0	0	2	2	Detroit Tigers @ Cleveland Indians Cleveland Municipal Stadium, Cleveland, OH Sun Apr 20 1952, 3:38 AM EST Att: 35,549 - Unknown livebaseballscorecards.com			
Bobby Avila, R OBP: 0.357, SLG: 0.444 (1, 4)										4	1	1	0	0	2	0				
Pete Reiser, L OBP: 0.333, SLG: 0.833 (1, 8)										4	1	2	2	0	2	0				
Luke Easter, L OBP: 0.233, SLG: 0.567 (1, 3)										4	0	1	0	0	2	0				
Al Rosen, R OBP: 0.379, SLG: 0.520 (1, 5)										4	2	2	2	0	1	2				
Jim Fridley, R OBP: 0.458, SLG: 0.500 (1, 7)										3	2	3	0	1	0	0				
Ray Boone, R OBP: 0.444, SLG: 0.455 (1, 6)										4	1	2	2	0	1	2				
Birdie Tebbetts, R OBP: 0.750, SLG: 0.667 (1, 2)										3	0	2	1	1	0	1				
Steve Gromek, S (1, 1)										3	0	0	0	0	1	3				
Inning Stats	R: 0 E: 0 K: 2 S: 9	H: 2 LOB: 2 BB: 0 P: 9	R: 1 E: 0 K: 0 S: 5	H: 2 LOB: 1 BB: 0 P: 5	R: 3 E: 0 K: 0 S: 6	H: 4 LOB: 0 BB: 0 P: 6	R: 0 E: 0 K: 2 S: 7	H: 1 LOB: 0 BB: 0 P: 7	R: 0 E: 0 K: 3 S: 9	H: 0 LOB: 0 BB: 0 P: 9	R: 1 E: 0 K: 1 S: 5	H: 1 LOB: 1 BB: 2 P: 13	R: 0 E: 0 K: 2 S: 7	H: 0 LOB: 0 BB: 0 P: 7	R: 2 E: 0 K: 1 S: 8	H: 3 LOB: 1 BB: 0 P: 8		1B: 9 2B: 0 3B: 0 HR: 4	SF: 0 SAC: 1 DP: 0 HBP: 0	WP: 0 PB: 0 SB: 0 CS: 2
PITCHER Dizzy Trout, R ERA: 5.23 Hal White, R ERA: Billy Hoelt, L ERA: 1.8 Dick Littlefield, L ERA: 3.86 (1, 1)	IP: 2.1 WLS: L BF: 14 H: 7 R: 4 ER: 4 SO: 2 BB: 0 IBB: 0 HBP: 0 BLK: 0 WP: 0 HR: 2 S: 18 P: 18 ERA: 15.43 WHIP: 3.000																			

Batter	1	2	3	4	5	6	7	8	9	AB	R	H	RBI	BB	SO	LOB	TOP					
Jerry Priddy, R OBP: 0.344, SLG: 0.379 (1, 4)										4	0	2	0	0	1	0	Detroit Tigers @ Chicago White Sox Comiskey Park, Chicago, IL Tue Apr 22 1952, 4:33 AM EST Att: 3,252 - Unknown					
George Kell, R OBP: 0.290, SLG: 0.310 (1, 5)										3	0	2	0	0	0	0						
Pat Mullin, L OBP: 0.391, SLG: 0.350 (1, 7)										3	0	1	0	1	0	1						
Vic Wertz, L OBP: 0.156, SLG: 0.207 (1, 9)										4	0	0	0	0	1	4						
Don Kolloway, R OBP: 0.333, SLG: 0.333 (1, 3)										4	0	0	0	0	1	3						
Cliff Mages, L OBP: 0.217, SLG: 0.318 (1, 8)										4	0	0	0	0	0	1						
Matt Batts, R OBP: 0.304, SLG: 0.238 (1, 2)										3	0	0	0	0	2	0						
Johnny Lipon, R OBP: 0.500, SLG: 0.667 (1, 6)										3	0	1	0	0	0	0						
Ted Gray, S Marin Stuart, L (8, 1)										3	0	0	0	0	1	1						
										0	0	0	0	0	0	0						
Inning Stats	R: 0 E: 0 K: 1 S: 6	H: 1 LOB: 2 BB: 1 P: 10	R: 0 E: 0 K: 2 S: 8	H: 1 LOB: 1 BB: 0 P: 8	R: 0 E: 0 K: 1 S: 6	H: 1 LOB: 1 BB: 0 P: 6	R: 0 E: 0 K: 1 S: 5	H: 0 LOB: 0 BB: 0 P: 5	R: 0 E: 0 K: 0 S: 4	H: 2 LOB: 1 BB: 0 P: 4	R: 0 E: 0 K: 0 S: 4	H: 1 LOB: 1 BB: 0 P: 4	R: 0 E: 0 K: 0 S: 3	H: 0 LOB: 0 BB: 0 P: 3	R: 0 E: 0 K: 0 S: 3	H: 0 LOB: 0 BB: 0 P: 3		R: 0 E: 0 K: 1 S: 5	H: 0 LOB: 0 BB: 0 P: 5	1B: 4 2B: 2 3B: 0 HR: 0	SF: 0 SAC: 1 DP: 0 HBP: 0	WP: 0 PB: 0 SB: 2 CS: 0
PITCHER Saul Rogovin, R ERA: 1.74 (1, 1)	IP: 9.0 WLS: W BF: 33 H: 6 R: 0 ER: 0 SO: 6 BB: 1 IBB: 0 HBP: 0 BLK: 0 WP: 0 HR: 0 S: 44 P: 48 ERA: 0.00 WHIP: 0.778															PITCHER	IP: 9.0 WLS: W BF: 33 H: 6 R: 0 ER: 0 SO: 6 BB: 1 IBB: 0 HBP: 0 BLK: 0 WP: 0 HR: 0 S: 44 P: 48 ERA: 0.00 WHIP: 0.778					

Batter	1	2	3	4	5	6	7	8	9	AB	R	H	RBI	BB	SO	LOB	BOTTOM
Chico Carrasquel, R OBP: 0.235, SLG: 0.161 (1, 6)										4	1	0	0	0	0	1	Detroit Tigers @ Chicago White Sox Comiskey Park, Chicago, IL Tue Apr 22 1952, 4:33 AM EST Att: 3,252 - Unknown
Nellie Fox, L OBP: 0.324, SLG: 0.441 (1, 4)										4	0	3	1	0	0	0	
Minnie Minoso, R OBP: 0.294, SLG: 0.143 (1, 7)										2	0	0	0	2	0	1	
Eddie Robinson, L OBP: 0.394, SLG: 0.483 (1, 3)										3	0	1	1	1	0	4	
Sherm Lollar, R OBP: 0.300, SLG: 0.360 (1, 2)										4	0	0	0	0	0	6	
Jim Busby, R OBP: 0.150, SLG: 0.105 (1, 8)										3	0	0	0	0	0	1	
Ray Coleman, L OBP: 0.167, SLG: 0.118 (1, 9)										3	0	0	0	0	0	0	
Hector Rodriguez, R OBP: 0.393, SLG: 0.360 (1, 5)										3	1	1	0	0	1	0	
Saul Rogovin, R OBP: 0.333, SLG: 0.333 (1, 1)										2	0	0	0	0	0	0	
										1B: 4 2B: 3 3B: 0 HR: 0	SF: 0 SAC: 1 DP: 2 HBP: 0	WP: 0 PB: 0 SB: 0 CS: 0	PA: 32				
Inning Stats	R: 0 E: 0 K: 0 S: 3	H: 0 LOB: 0 BB: 1 P: 3	R: 0 E: 0 K: 0 S: 2	H: 0 LOB: 0 BB: 1 P: 6	R: 0 E: 0 K: 0 S: 3	H: 0 LOB: 0 BB: 0 P: 3	R: 0 E: 0 K: 0 S: 4	H: 1 LOB: 2 BB: 1 P: 8	R: 0 E: 0 K: 1 S: 5	H: 0 LOB: 0 BB: 0 P: 5	R: 0 E: 1 K: 0 S: 5	H: 1 LOB: 2 BB: 0 P: 5	R: 0 E: 0 K: 0 S: 3	H: 0 LOB: 0 BB: 0 P: 3	R: 2 E: 1 K: 0 S: 6	H: 3 LOB: 2 BB: 1 P: 10	
PITCHER Ted Gray, L ERA: 2.38 Marlin Stuart, R ERA: 1.35 (8, 1)	IP: 7.1 WLS: L BF: 31 H: 5 R: 2 ER: 1 SO: 1 BB: 2 IBB: 0 HBP: 0 BLK: 0 WP: 0 HR: 0 S: 30 P: 42 ERA: 1.23 WHIP: 1.091															PITCHER	IP: 0.2 WLS: L BF: 1 H: 0 R: 0 ER: 0 SO: 0 BB: 0 IBB: 0 HBP: 0 BLK: 0 WP: 0 HR: 0 S: 1 P: 1 ERA: 0.00 WHIP: 0.000

Batter	1	2	3	4	5	6	7	8	9	AB	R	H	RBI	BB	SO	LOB	TOP		
Harry Simpson, L (1.8) OBP: 0.362, SLG: 0.341	1-3		4-3			F9			1B	4	0	1	0	0	0	0	Cleveland Indians @ Detroit Tigers Briggs Stadium, Detroit, MI Sat Apr 26 1952, 3:33 AM EST Att: 17,922 - Unknown livebaseballscorecards.com		
Bobby Avila, R (1.4) OBP: 0.310, SLG: 0.350	4-3			6-3			4-3		F4	4	0	0	0	0	0	1			
Dale Mitchell, L (1.7) OBP: 0.125, SLG: 0.125	3-1			F9			F7			3	0	0	0	0	0	0			
Luke Easter, L (1.3) OBP: 0.244, SLG: 0.429		FC6-4 BB		4-3			F7			2	0	0	0	1	0	0			
Al Rosen, R (1.5) OBP: 0.419, SLG: 0.639		FC6-4 E 1-2			K			5-3		3	0	0	0	0	1	1			
Jim Fridley, R (1.9) OBP: 0.342, SLG: 0.333		E5 G4-3 1-2			F2			K		3	0	0	0	0	1	1			
Ray Boone, R (1.6) OBP: 0.415, SLG: 0.486		G4-3 1-2			F9			1-3		3	0	0	0	0	0	2			
Jim Hegan, R (1.2) OBP: 0.367, SLG: 0.292			K			K			F7	3	0	0	0	0	2	0			
Bob Lemon, L (1.1)			K						4-3	2	0	0	0	0	1	0			
Lou Brissie, L (6.1)			K							0	0	0	0	0	0	0			
Bob Chakales, R (7.1)										0	0	0	0	0	0	0			
Barney McCosky, L (9, PH)										1	0	0	0	0	0	0			
Inning Stats	R: 0 E: 0 K: 0 S: 3	H: 0 LOB: 0 BB: 0 P: 3	R: 0 E: 1 K: 0 S: 3	H: 0 LOB: 1 BB: 1 P: 7	R: 0 E: 0 K: 2 S: 7	H: 0 LOB: 0 BB: 0 P: 7	R: 0 E: 0 K: 0 S: 3	H: 0 LOB: 0 BB: 0 P: 3	R: 0 E: 0 K: 1 S: 5	H: 0 LOB: 0 BB: 0 P: 5	R: 0 E: 0 K: 0 S: 3	H: 0 LOB: 0 BB: 0 P: 3	R: 0 E: 0 K: 1 S: 5	H: 0 LOB: 0 BB: 0 P: 5	R: 0 E: 0 K: 0 S: 4	H: 1 LOB: 1 BB: 0 P: 4	1B: 1 2B: 0 3B: 0 HR: 0	SF: 0 SAC: 0 DP: 1 HBP: 0	WP: 0 PA: 29 PB: 0 SB: 0 CS: 0
PITCHER Art Houtteman, R (1.1) ERA: 2.88	IP: 9.0 WLS: W BF: 29 H: 1 R: 0 ER: 0 SO: 5 BB: 1 IBB: 0 HBP: 0 BLK: 0 WP: 0 HR: 0 S: 38 P: 42 ERA: 0.00 WHIP: 0.222															PITCHER			

Batter	1	2	3	4	5	6	7	8	9	AB	R	H	RBI	BB	SO	LOB	BOTTOM		
Jerry Priddy, R (1.4) OBP: 0.405, SLG: 0.419	1-6-3 2B		F8		4-3 3B BB	F8 1B BB		1B BB		2	3	1	0	3	0	0	Cleveland Indians @ Detroit Tigers Briggs Stadium, Detroit, MI Sat Apr 26 1952, 3:33 AM EST Att: 17,922 - Unknown livebaseballscorecards.com		
George Kell, R (1.5) OBP: 0.333, SLG: 0.353	F4				4-3 1-2	1-2 2-3 3-H 1B		1B 1B		5	1	3	1	0	0	2			
Pat Mullin, L (1.7) Johnny Groth, R (6.7) OBP: 0.364, SLG: 0.300	1-6-3 BB		F6		HR 3B 2-H	F8 2-3 3-H		FC 1B 1B		2	1	1	1	1	0	1			
Vic Wertz, L (1.9) OBP: 0.162, SLG: 0.294	1-6-3 1-2 2-3				F8 HR 3-H	F8 HR 3-H		FC 1B HR		5	2	1	3	0	0	5			
Cliff Mapes, L (1.8) OBP: 0.250, SLG: 0.308	K			FC5 BB 1B		F6		F7		4	0	1	0	1	1	6			
Don Kolloway, R (1.3) OBP: 0.304, SLG: 0.304		L9		K		K		HR 1B		5	1	1	2	0	2	2			
Joe Ginsberg, L (1.2) OBP: 0.308, SLG: 0.500		F5				2B 1B 1B		HR		4	2	2	3	1	0	0			
Johnny Lipon, R (1.6) OBP: 0.385, SLG: 0.545		F9		FC5 2-3		1B 1B 2B		F4		5	1	1	0	0	0	2			
Art Houtteman, R (1.1) OBP: 0.091, SLG: 0.091			4-3		K	1B BB F8 1B		K		4	1	1	1	0	2	0			
Inning Stats	R: 0 E: 0 K: 1 S: 6	H: 1 LOB: 2 BB: 1 P: 10	R: 0 E: 0 K: 0 S: 3	H: 0 LOB: 0 BB: 0 P: 3	R: 0 E: 0 K: 0 S: 4	H: 1 LOB: 1 BB: 0 P: 4	R: 0 E: 0 K: 1 S: 6	H: 1 LOB: 2 BB: 1 P: 10	R: 3 E: 0 K: 2 S: 9	H: 2 LOB: 1 BB: 2 P: 17	R: 4 E: 0 K: 0 S: 7	H: 4 LOB: 1 BB: 1 P: 11	R: 0 E: 0 K: 0 S: 3	H: 0 LOB: 0 BB: 0 P: 3	R: 6 E: 0 K: 1 S: 10	H: 4 LOB: 0 BB: 1 P: 14		1B: 8 2B: 2 3B: 1 HR: 2	SF: 0 SAC: 0 DP: 0 HBP: 0
PITCHER Bob Lemon, R (1.1) ERA: 3.42 Lou Brissie, L (6.1) ERA: 19.29 Bob Chakales, R (7.1) ERA: 18.0	IP: 5.0 WLS: L BF: 29 H: 9 R: 7 ER: 7 SO: 4 BB: 5 IBB: 0 HBP: 0 BLK: 0 WP: 0 HR: 1 S: 32 P: 52 ERA: 12.60 WHIP: 2.800															PITCHER			


Batter	1	2	3	4	5	6	7	8	9	AB	R	H	RBI	BB	SO	LOB	TOP			
Harry Simpson, L (1, 8) OBP: 0.346, SLG: 0.327	0-3 K		0-0 F7		0-0 1B		0-0 1-3		0-0 6-3	5	0	1	0	0	1	0	Cleveland Indians @ Detroit Tigers Briggs Stadium, Detroit, MI Sun Apr 27 1952, 4:33 AM EDT Att: 42,831 - Unknown			
Bobby Avila, R (1, 4) OBP: 0.340, SLG: 0.432	4-0 BB		0-0 3B		0-3 K		0-0 WP 2B		0-0 F9	4	0	2	0	1	1	1				
Jim Fridley, R (1, 7) OBP: 0.310, SLG: 0.297	0-3 K		0-0 F2		0-0 F3		0-0 F3			4	0	0	0	0	1	4				
Luke Easter, L (1, 3) OBP: 0.224, SLG: 0.391	0-0 F8				0-0 F8		0-0 4-3			4	0	0	0	0	0	2				
Al Rosen, R (1, 5) OBP: 0.426, SLG: 0.615			0-0 F2		0-0 2B 1B		4-0 BB		0-0 1-3	3	0	1	0	1	0	0				
Bob Kennedy, R (1, 9) OBP: 0.143, SLG: 0.143			0-0 F5		0-0 F2		0-0 F8		0-0	4	0	1	0	0	0	2				
Pete Reiser, L (8, PR) OBP: 0.186, SLG: 0.375										0	0	0	0	0	0	0				
Dale Mitchell, L (8, 7) OBP: 0.125, SLG: 0.125										0	0	0	0	0	0	0				
Ray Boone, R (1, 6) OBP: 0.444, SLG: 0.514			4-0 BB		0-0 1-3 2B		0-0 F7		4-0 1-2 BB	2	0	1	0	2	0	1				
Jim Hegan, R (1, 2) OBP: 0.353, SLG: 0.259			0-3 K		4-0 IBB		0-3 K		0-0 F7	3	0	0	0	1	2	4				
Mike Garcia, R (1, 1) OBP: 0.125, SLG: 0.125			0-3 K		0-3 K				0-0 F9	3	0	0	0	0	2	3				
Birdie Tebbetts, R (9, PH) OBP: 0.250, SLG: 0.162										1	0	0	0	0	0	0				
Inning Stats	R: 0 E: 0 K: 2 S: 7	H: 0 LOB: 1 BB: 1 P: 11	R: 0 E: 0 K: 1 S: 5	H: 0 LOB: 1 BB: 1 P: 9	R: 0 E: 0 K: 1 S: 6	H: 1 LOB: 1 BB: 0 P: 6	R: 0 E: 0 K: 1 S: 7	H: 2 LOB: 3 BB: 1 P: 11	R: 0 E: 0 K: 1 S: 6	H: 1 LOB: 1 BB: 0 P: 6	R: 0 E: 0 K: 0 S: 5	H: 0 LOB: 1 BB: 0 P: 9	R: 0 E: 0 K: 0 S: 4	H: 1 LOB: 2 BB: 1 P: 8	R: 0 E: 0 K: 0 S: 3	H: 0 LOB: 0 BB: 0 P: 3	1B: 3 2B: 2 3B: 1 HR: 0	SF: 0 SAC: 0 DP: 0 HBP: 0	WP: 1 PB: 0 SB: 0 CS: 0	PA: 38
PITCHER Ted Gray, L (1, 1) ERA: 1.33	IP: 9.0 WLS: W BF: 38 H: 6 R: 0 ER: 0 SO: 7 BB: 4 IBB: 1 HBP: 0 BLK: 0 WP: 1 HR: 0 S: 47 P: 67 ERA: 0.00 WHIP: 1.111															PITCHER				

Batter	1	2	3	4	5	6	7	8	9	AB	R	H	RBI	BB	SO	LOB	BOTTOM			
Jerry Priddy, R (1, 4) OBP: 0.425, SLG: 0.441	0-0 1-3 1B		0-0 1-3		0-0 SH3		0-0 1-2 1B		0-0 1-3	3	0	2	0	0	0	0	Cleveland Indians @ Detroit Tigers Briggs Stadium, Detroit, MI Sun Apr 27 1952, 4:33 AM EDT Att: 42,831 - Unknown			
George Kell, R (1, 5) OBP: 0.325, SLG: 0.324	0-0 L3 1-2		4-0 1B BB		0-0 5-3		0-0 1-3			3	0	0	0	1	0	3				
Pat Mullin, L (1, 7) OBP: 0.467, SLG: 0.500	0-0 1B E		0-0 1-3 1B		0-0 F9				0-0 BB 4-3 1B	4	1	3	0	0	1					
Vic Wertz, L (1, 9) OBP: 0.195, SLG: 0.316	0-0 E8 1-H 1B		0-3 K		0-0 G6-4-3 1B		0-0 4-3		0-0 4-3	4	0	2	0	0	1	3				
Cliff Mapes, L (1, 8) OBP: 0.250, SLG: 0.276	0-0 4-3				0-3 K		0-0 G6-4-3 1-2 1B		4-0 BB IBB	3	0	0	0	1	1	2				
Don Kolloway, R (1, 3) OBP: 0.333, SLG: 0.333			0-0 3-4 1B		0-0 6-3		0-0 1B		0-3 K	4	0	2	0	0	1	2				
Joe Ginsberg, L (1, 2) OBP: 0.353, SLG: 0.429			0-0 8-4 1-2		4-0 BB		0-0 F8		4-0 1-2 2-3 BB	2	0	0	0	2	0	2				
Johnny Lipon, R (1, 6) OBP: 0.294, SLG: 0.400			0-0 6-3		0-0 F5				0-0 FC6-4 1-2	4	0	0	0	0	0	4				
Ted Gray, S (1, 1) OBP: 0.143, SLG: 0.143			0-0 6-3		0-0 SH3 1B		0-0 1-3			3	0	1	0	0	0	0				
Inning Stats	R: 1 E: 1 K: 0 S: 5	H: 3 LOB: 1 BB: 0 P: 5	R: 0 E: 0 K: 0 S: 3	H: 1 LOB: 0 BB: 0 P: 3	R: 0 E: 0 K: 1 S: 6	H: 1 LOB: 2 BB: 1 P: 10	R: 0 E: 0 K: 1 S: 5	H: 0 LOB: 1 BB: 1 P: 9	R: 0 E: 0 K: 0 S: 4	H: 1 LOB: 1 BB: 0 P: 4	R: 0 E: 0 K: 0 S: 4	H: 2 LOB: 1 BB: 0 P: 4	R: 0 E: 0 K: 0 S: 4	H: 1 LOB: 1 BB: 0 P: 4	R: 0 E: 0 K: 1 S: 6	H: 1 LOB: 3 BB: 2 P: 14		1B: 10 2B: 2 3B: 0 HR: 0	SF: 0 SAC: 1 DP: 3 HBP: 0	WP: 0 PB: 0 SB: 0 CS: 0
PITCHER Mike Garcia, R (1, 1) ERA: 0.75	IP: 8.0 WLS: L BF: 35 H: 10 R: 1 ER: 0 SO: 3 BB: 3 IBB: 1 HBP: 0 BLK: 0 WP: 0 HR: 0 S: 37 P: 53 ERA: 0.00 WHIP: 1.625															PITCHER				

Batter	1	2	3	4	5	6	7	8	9	AB	R	H	RBI	BB	SO	LOB	TOP							
Jerry Priddy, R OBP: 0.422, SLG: 0.405 (1, 4)	5-3		1B BB			2B 1-2 BB		K		3	0	0	0	2	1	2								
George Kell, R OBP: 0.356, SLG: 0.366 (1, 5)	F8		1-3 1B			2B 1-3 2-H		5-3		4	0	2	1	1	0	0								
Steve Souchock, R OBP: 0.400, SLG: 0.500 (1, 7)	2B 1B		L4-3			IBB		FC6-4 HR		4	1	1	0	1	0	3								
Vic Wertz, L OBP: 0.217, SLG: 0.419 (1, 9)	2B							K		5	1	2	2	0	2	3								
Johnny Groth, R OBP: 0.313, SLG: 0.267 (1, 8)	F7							F9		5	0	1	0	0	0	5								
Don Kolloway, R OBP: 0.323, SLG: 0.323 (1, 3)		4-3								4	0	1	0	0	0	1								
Matt Batts, R OBP: 0.333, SLG: 0.250 (1, 2)		G5-4-3 BB						E5 1B		3	0	1	0	1	0	1								
Johnny Lipon, R OBP: 0.286, SLG: 0.368 (1, 6)		G5-4-3						F7 BB 1B		4	1	1	0	0	0	4								
Virgil Trucks, R Dizzy Trout, R Cliff Mapes, L Dick Littlefield, L (1, 1) (5, 1) (8, PH) (8, 1)			K					P3 1B		2	0	0	0	0	1	1								
Inning Stats	R: 0 E: 0 K: 0 S: 5	H: 2 LOB: 2 BB: 0 P: 5	R: 0 E: 0 K: 0 S: 2	H: 0 LOB: 0 BB: 1 P: 6	R: 0 E: 0 K: 1 S: 5	H: 1 LOB: 1 BB: 1 P: 9	R: 0 E: 0 K: 0 S: 4	H: 1 LOB: 1 BB: 0 P: 4	R: 1 E: 0 K: 1 S: 7	H: 2 LOB: 2 BB: 2 P: 15	R: 0 E: 1 K: 0 S: 5	H: 1 LOB: 2 BB: 0 P: 5	R: 2 E: 0 K: 0 S: 6	H: 3 LOB: 2 BB: 1 P: 10	R: 0 E: 0 K: 2 S: 7	H: 0 LOB: 0 BB: 0 P: 7	R: 0 E: 0 K: 1 S: 5	H: 0 LOB: 0 BB: 0 P: 5	1B: 7 2B: 3 3B: 0 HR: 1	SF: 0 SAC: 0 DP: 2 HBP: 0	WP: 0 PB: 0 SB: 0 CS: 0	PA: 41		
PITCHER	IP WLS BF H R ER SO BB IBB HBP BLK WP HR S P ERA WHIP	6.2 34 10 3 3 2 4 1 0 0 0 1 33 53 4.05 2.100	2.1 7 0 0 0 3 0 0 0 0 0 0 13 13 0.00 0.000																					

Detroit Tigers @ Boston Red Sox
Fenway Park, Boston, MA
Wed Apr 30 1952, 3:33 AM EDT
Att: 24,764 - Sunny - 63 F


AB	36
R	3
H	10
RBI	3
BB	5
SO	5
LOB	20



Batter	1	2	3	4	5	6	7	8	9	AB	R	H	RBI	BB	SO	LOB	BOTTOM						
Dom DiMaggio, R OBP: 0.431, SLG: 0.462 (1, 8)	FC1-5 1B		5-3					E3 HR		5	1	2	1	0	0	2							
Jim Piersall, R OBP: 0.473, SLG: 0.442 (1, 6)	FC1-5-6 CS		1-3					F9		3	0	0	0	0	0	2							
Ted Williams, L OBP: 0.500, SLG: 0.900 (1, 7)	1B 1-2 1B		K					E BB HR		3	1	2	2	1	1	0							
Vern Stephens, R Fred Hatfield, L (1, 5) (8, 5)	1B							K		2	0	1	0	2	1	0							
Walt Dropo, R Billy Goodman, L (1, 3) (5, PH) (6, 3)	K							P5		2	0	0	0	0	2	3							
Faye Throneberry, L OBP: 0.203, SLG: 0.297 (1, 9)			K					K		4	0	1	0	0	3	4							
Ted Lepcio, R OBP: 0.381, SLG: 0.649 (1, 4)								6-3		3	1	1	0	1	0	1							
Sammy White, R OBP: 0.308, SLG: 0.480 (1, 2)		L8						F8		3	1	1	0	1	0	1							
Mel Parnell, L Ike Delock, R (1, 1) (7, 1)	K							E2 1B		3	1	0	0	0	1	1							
Inning Stats	R: 0 E: 0 K: 1 S: 7	H: 3 LOB: 2 BB: 0 P: 7	R: 0 E: 0 K: 2 S: 7	H: 0 LOB: 1 BB: 1 P: 11	R: 0 E: 0 K: 1 S: 5	H: 0 LOB: 0 BB: 0 P: 5	R: 0 E: 0 K: 2 S: 6	H: 0 LOB: 0 BB: 1 P: 10	R: 3 E: 2 K: 1 S: 9	H: 3 LOB: 3 BB: 2 P: 17	R: 0 E: 0 K: 0 S: 3	H: 0 LOB: 0 BB: 0 P: 3	R: 2 E: 1 K: 1 S: 7	H: 1 LOB: 0 BB: 0 P: 7	R: 0 E: 0 K: 1 S: 6	H: 1 LOB: 2 BB: 1 P: 10	1B: 6 2B: 1 3B: 0 HR: 1	SF: 0 SAC: 1 DP: 0 HBP: 0	WP: 0 PB: 0 SB: 3 CS: 2	PA: 37			
PITCHER	IP WLS BF H R ER SO BB IBB HBP BLK WP HR S P ERA WHIP	4.0 19 6 3 2 6 2 0 0 0 0 1 15 23 6.00 0.667	3.0 L 13 1 2 2 2 1 1 0 0 0 1 15 23 6.00 0.667	1.0 5 1 0 0 1 1 0 0 0 0 0 6 10 0.00 2.000																			

Detroit Tigers @ Boston Red Sox
Fenway Park, Boston, MA
Wed Apr 30 1952, 3:33 AM EDT
Att: 24,764 - Sunny - 63 F

AB	31
R	5
H	8
RBI	3
BB	5
SO	9
LOB	19



Batter	1	2	3	4	5	6	7	8	9	AB	R	H	RBI	BB	SO	LOB	TOP					
Jerry Priddy, R OBP: 0.400, SLG: 0.381 (1, 4)										5	0	1	0	0	1	1	Detroit Tigers @ New York Yankees Yankee Stadium, Bronx, NY Thu May 01 1952, 3:33 AM EDT Att: 21,127 - Unknown					
George Kell, R OBP: 0.320, SLG: 0.326 (1, 5)										5	0	0	0	0	1	2						
Pat Mullin, L OBP: 0.500, SLG: 0.586 (1, 7)										3	2	2	0	1	0	1						
Vic Wertz, L OBP: 0.240, SLG: 0.553 (1, 9)										4	2	2	4	0	0	1						
Cliff Mapes, L OBP: 0.270, SLG: 0.273 (1, 8)										3	0	1	0	1	0	0						
Don Kolloway, R OBP: 0.314, SLG: 0.314 (1, 3)										4	1	1	0	0	0	2						
Joe Ginsberg, L OBP: 0.286, SLG: 0.333 (1, 2)										4	0	0	0	0	0	4						
Johnny Lipon, R OBP: 0.320, SLG: 0.364 (1, 6)										3	0	1	1	1	0	1						
Art Houtteman, R OBP: 0.071, SLG: 0.071 Dizzy Trout, R OBP: 0.250, SLG: 0.250 (9, 1)										3	0	0	0	0	0	1						
Inning Stats	R: 0 E: 0 K: 1 S: 6	H: 1 LOB: 1 BB: 0 P: 6	R: 0 E: 0 K: 0 S: 3	H: 0 LOB: 1 BB: 1 P: 7	R: 0 E: 0 K: 0 S: 3	H: 0 LOB: 0 BB: 0 P: 3	R: 3 E: 1 K: 0 S: 6	H: 3 LOB: 1 BB: 1 P: 10	R: 2 E: 0 K: 1 S: 7	H: 2 LOB: 0 BB: 0 P: 7	R: 0 E: 0 K: 0 S: 3	H: 0 LOB: 0 BB: 0 P: 3	R: 0 E: 0 K: 0 S: 4	H: 1 LOB: 1 BB: 0 P: 4	R: 0 E: 0 K: 0 S: 4	H: 1 LOB: 1 BB: 0 P: 4	R: 0 E: 0 K: 0 S: 3	H: 0 LOB: 1 BB: 1 P: 7	1B: 5 2B: 0 3B: 1 HR: 2	SF: 0 SAC: 1 DP: 0 HBP: 0	WP: 0 PB: 0 SB: 0 CS: 0	PA: 38
PITCHER	IP WLS BF H R ER SO BB IBB HBP BLK WP HR S P ERA WHIP	IP WLS BF H R ER SO BB IBB HBP BLK WP HR S P ERA WHIP																				
Johnny Sain, R ERA: 2.29 Bobby Hogue, R ERA: 4.5	(1, 1) (9, 1)	8.0 L 34 8 5 4 2 2 0 0 0 0 2 36 44 4.50 1.250	1.0 4 0 0 0 0 1 0 0 0 0 0 3 7 0.00 1.000																			

AB	34
R	5
H	8
RBI	5
BB	3
SO	2
LOB	13




Batter	1	2	3	4	5	6	7	8	9	AB	R	H	RBI	BB	SO	LOB	BOTTOM					
Phil Rizzuto, R OBP: 0.305, SLG: 0.304 (1, 6)										5	0	0	0	0	0	3	Detroit Tigers @ New York Yankees Yankee Stadium, Bronx, NY Thu May 01 1952, 3:33 AM EDT Att: 21,127 - Unknown					
Johnny Hopp, L OBP: 0.227, SLG: 0.105 (1, 3)										5	1	1	0	0	1	2						
Mickey Mantle, S OBP: 0.396, SLG: 0.533 (1, 9)										4	0	0	0	1	1	3						
Yogi Berra, L OBP: 0.231, SLG: 0.167 (1, 2)										3	1	1	1	1	1	1						
Gene Woodling, L OBP: 0.364, SLG: 0.300 (1, 7)										3	0	2	0	1	0	2						
Gil McDougald, R OBP: 0.292, SLG: 0.333 (1, 4)										3	0	0	0	0	0	4						
Bobby Brown, L OBP: 0.286, SLG: 0.167 Jim Brideweser, R (9, PR)										4	0	1	1	0	0	2						
Bob Cerv, R OBP: 0.278, SLG: 0.353 (1, 8)										4	0	1	0	0	1	2						
Johnny Sain, R Joe Collins, L Bobby Hogue, R Johnny Mize, L Alle Reynolds, R Archie Wilson, R (9, PR)	(1, 1) (9, PR) (9, PR) (9, PR) (9, PR) (9, PR)	8.0 W 36 7 4 3 3 4 0 0 0 0 5 38 54 3.38 1.375	1.0 S 3 0 0 0 1 0 0 0 0 0 5 5 0.00 0.000																			
Inning Stats	R: 0 E: 0 K: 0 S: 3	H: 0 LOB: 0 BB: 0 P: 3	R: 1 E: 0 K: 0 S: 4	H: 1 LOB: 1 BB: 1 P: 8	R: 0 E: 0 K: 0 S: 3	H: 0 LOB: 0 BB: 0 P: 3	R: 0 E: 0 K: 1 S: 5	H: 0 LOB: 1 BB: 1 P: 9	R: 0 E: 0 K: 1 S: 5	H: 0 LOB: 0 BB: 0 P: 5	R: 0 E: 0 K: 1 S: 6	H: 1 LOB: 1 BB: 0 P: 6	R: 0 E: 0 K: 0 S: 4	H: 1 LOB: 2 BB: 0 P: 4	R: 2 E: 1 K: 0 S: 5	H: 1 LOB: 2 BB: 2 P: 13	R: 0 E: 0 K: 0 S: 8	H: 3 LOB: 2 BB: 0 P: 8	1B: 7 2B: 0 3B: 0 HR: 0	SF: 0 SAC: 1 DP: 0 HBP: 0	WP: 0 PB: 0 SB: 1 CS: 0	PA: 39
PITCHER	IP WLS BF H R ER SO BB IBB HBP BLK WP HR S P ERA WHIP	IP WLS BF H R ER SO BB IBB HBP BLK WP HR S P ERA WHIP																				
Art Houtteman, R Dizzy Trout, R	(1, 1) (9, 1)	8.0 S 3 0 0 0 1 0 0 0 0 0 5 5 0.00 0.000																				



Batter	1	2	3	4	5	6	7	8	9	AB	R	H	RBI	BB	SO	LOB	TOP			
Jerry Priddy, R (1,4) OBP: 0.389, SLG: 0.356	4-0 1B 4-3 BB		0-3 K			0-0 1-3		0-0 F9		3	1	0	0	1	1	0				
George Kell, R (1,5) OBP: 0.352, SLG: 0.347	0-0 4-3 1-3 1B		0-0 5-3			4-0 FC6-4 BB		0-0 WP 1B		3	0	2	0	1	0	0				
Johnny Groth, R (1,8) OBP: 0.250, SLG: 0.211	0-0 1-3 1-2		0-0 4-3			0-0 FC6-4 1-2		0-0 P4 1-2		4	0	0	0	0	0	4				
Vic Wertz, L (1,9) OBP: 0.222, SLG: 0.510	0-0 4-3 2-3 3-H			0-3 K		0-3 K			0-0 P6	4	0	0	1	0	2	2				
Steve Souchock, R (1,7) OBP: 0.368, SLG: 0.412	0-0 6-3			0-0 F7				0-0 F7	4-0 BB	3	0	0	0	1	0	1				
Don Kolloway, R (1,3) OBP: 0.282, SLG: 0.282		0-0 5-3		0-0 F9				0-0 E5	0-0 F7	4	0	0	0	0	0	1				
Matt Batts, R (1,2) OBP: 0.290, SLG: 0.214		0-3 K			0-0 6-3			0-0 F7	0-0 4-3	4	0	0	0	0	1	2				
Johnny Lipon, R (1,6) OBP: 0.321, SLG: 0.333		4-0 BB			0-0 6-3			0-0 F9		2	0	0	0	1	0	1				
Ted Gray, S (1,1) OBP: 0.111, SLG: 0.111 Pat Mullin, L (8,PH) OBP: 0.466, SLG: 0.567 Fred Hutchinson, L (8,1) OBP: 0.466, SLG: 0.567		0-0 G3			0-0 P6				0-0 6-3	2	0	0	0	0	0	1				
		1 0 0 0 0 0 0								1	0	0	0	0	0	0				
		0 0 0 0 0 0 0								0	0	0	0	0	0	0				
Inning Stats	R: 1 E: 0 K: 0 S: 4	H: 1 LOB: 1 BB: 1 P: 8	R: 0 E: 0 K: 1 S: 5	H: 0 LOB: 1 BB: 1 P: 9	R: 0 E: 0 K: 1 S: 5	H: 0 LOB: 0 BB: 0 P: 5	R: 0 E: 0 K: 1 S: 5	H: 0 LOB: 0 BB: 0 P: 5	R: 0 E: 0 K: 1 S: 3	H: 0 LOB: 1 BB: 1 P: 3	R: 0 E: 1 K: 0 S: 4	H: 0 LOB: 1 BB: 0 P: 4	R: 0 E: 0 K: 0 S: 4	H: 1 LOB: 1 BB: 1 P: 4	R: 0 E: 0 K: 0 S: 3	H: 0 LOB: 1 BB: 1 P: 7	1B: 2 2B: 0 3B: 0 HR: 0	SF: 0 SAC: 0 DP: 0 HBP: 0	WP: 1 PB: 0 SB: 0 CS: 0	PA: 34
PITCHER Ed Lopat, L (1,1) ERA: 1.73	IP: 9.0 WLS: W BF: 34 H: 2 R: 1 ER: 1 SO: 4 BB: 4 IBB: 0 HBP: 0 BLK: 0 WP: 1 HR: 0 S: 38 P: 54 ERA: 1.00 WHIP: 0.667															PITCHER				

Detroit Tigers @ New York Yankees
Yankee Stadium, Bronx, NY
Fri May 02 1952, 3:33 AM EDT
Att: 7,540 - Unknown


AB 30
R 1
H 2
RBI 1
BB 4
SO 4
LOB 12



Batter	1	2	3	4	5	6	7	8	9	AB	R	H	RBI	BB	SO	LOB	BOTTOM			
Phil Rizzuto, R (1,6) OBP: 0.333, SLG: 0.339	0-0 P4		0-0 1B 2B		4-0 1B HBP BB	0-0 CS 1B				3	2	2	1	1	0	0				
Mickey Mantle, S (1,9) OBP: 0.386, SLG: 0.510	0-0 F2		0-3 K		0-0 HBP 1-3 1B	0-3 K				4	0	1	0	0	2	4				
Gil McDougald, R (1,4) OBP: 0.327, SLG: 0.340	4-0 CS BB		0-0 WP 1B		0-0 F8	4-0 FC4-6 BB				2	0	1	2	2	0	2				
Yogi Berra, L (1,2) OBP: 0.294, SLG: 0.143	0-0 CS	0-0 3-1	4-0 2H 3-H 1B		4-0 HBP BB	0-0 FC4-6 G4-6-3				2	0	0	0	2	0	1				
Johnny Mize, L (1,3) OBP: 0.385, SLG: 0.382 Joe Collins, L (8,3) OBP: 0.385, SLG: 0.382		0-0 G3	0-0 4-3		1-0 HBP	0-0 G4-6-3				3	0	0	1	0	0	3				
		0 0 0 0 0 0 0								0	0	0	0	0	0	0				
		0 0 0 0 0 0 0								0	0	0	0	0	0	0				
Inning Stats	R: 0 E: 0 K: 0 S: 2	H: 0 LOB: 0 BB: 1 P: 6	R: 3 E: 1 K: 2 S: 11	H: 3 LOB: 2 BB: 1 P: 15	R: 0 E: 0 K: 0 S: 4	H: 1 LOB: 1 BB: 0 P: 4	R: 1 E: 0 K: 1 S: 6	H: 1 LOB: 3 BB: 2 P: 15	R: 0 E: 0 K: 1 S: 5	H: 1 LOB: 2 BB: 1 P: 9	R: 0 E: 0 K: 0 S: 2	H: 0 LOB: 0 BB: 1 P: 6	R: 0 E: 0 K: 1 S: 5	H: 0 LOB: 0 BB: 0 P: 5	R: 0 E: 0 K: 1 S: 5	H: 0 LOB: 0 BB: 0 P: 5	1B: 5 2B: 2 3B: 0 HR: 0	SF: 0 SAC: 0 DP: 2 HBP: 1	WP: 1 PB: 0 SB: 0 CS: 2	PA: 36
PITCHER Ted Gray, L (1,1) ERA: 1.65 Fred Hutchinson, R (8,1) ERA: 9.0	IP: 7.0 WLS: L BF: 32 H: 6 R: 4 ER: 2 SO: 5 BB: 6 IBB: 0 HBP: 1 BLK: 0 WP: 0 HR: 0 S: 35 P: 60 ERA: 2.57 WHIP: 1.714															PITCHER				

Detroit Tigers @ New York Yankees
Yankee Stadium, Bronx, NY
Fri May 02 1952, 3:33 AM EDT
Att: 7,540 - Unknown

AB 28
R 4
H 6
RBI 4
BB 6
SO 6
LOB 21



Batter	1	2	3	4	5	6	7	8	9	AB	R	H	RBI	BB	SO	LOB	TOP											
Jerry Priddy, R OBP: 0.373, SLG: 0.340 (1, 4)	4-3		4-3		5-3			1B 2B 1B	E5	5	1	1	0	0	0	2												
George Kell, R OBP: 0.356, SLG: 0.352 (1, 5)	F2-4 1B			K		F3		K		5	0	2	1	0	2	2												
Pat Mullin, L OBP: 0.474, SLG: 0.531 Johnny Groth, R OBP: 0.273, SLG: 0.238 (8, PH) (8, 8)	F2-4 1-2			FC4-6 BB		F7		2B F8 1B	F8	2	0	0	0	1	0	1												
Vic Wertz, L OBP: 0.241, SLG: 0.519 (1, 9)		FC5-6 BB		FC4-6 BB 2B		P2		F8 2B		3	1	1	1	1	0	1												
Cliff Mapes, L OBP: 0.300, SLG: 0.371 Steve Souchock, R OBP: 0.350, SLG: 0.389 (8, PH) (8, 7)	FC5-6 G5-4-3 1-2			2B BB			HR	F8		2	1	1	1	1	0	1												
Don Kolloway, R OBP: 0.278, SLG: 0.302 (1, 3)	G5-4-3 1-2						F8	P7		4	0	1	1	0	0	2												
Joe Ginsberg, L OBP: 0.240, SLG: 0.273 (1, 2)			4-3		F8		G3		P2	4	0	0	0	0	0	2												
Johnny Lipon, R OBP: 0.313, SLG: 0.393 (1, 6)					L7		6-3		F2	4	0	1	0	0	0	0												
Marlin Stuart, L Billy Hoelt, L (1, 1) (8, 1)			K		P6			1B 1B BB	E 1B BB	2	1	0	0	1	1	1												
Inning Stats	R: 0 E: 0 K: 0 S: 3	H: 1 LOB: 0 BB: 0 P: 3	R: 0 E: 0 K: 0 S: 2	H: 0 LOB: 0 BB: 1 P: 6	R: 0 E: 0 K: 1 S: 6	H: 1 LOB: 1 BB: 0 P: 6	R: 1 E: 0 K: 1 S: 6	H: 1 LOB: 2 BB: 2 P: 14	R: 0 E: 0 K: 0 S: 3	H: 0 LOB: 0 BB: 0 P: 3	R: 0 E: 0 K: 0 S: 3	H: 0 LOB: 0 BB: 0 P: 3	R: 1 E: 0 K: 1 S: 4	H: 1 LOB: 0 BB: 0 P: 4	R: 3 E: 0 K: 1 S: 8	H: 3 LOB: 1 BB: 1 P: 12	R: 1 E: 1 K: 0 S: 5	H: 1 LOB: 2 BB: 1 P: 9	1B: 4 2B: 3 3B: 1 HR: 1	SF: 0 SAC: 0 DP: 2 HBP: 0	WP: 0 PB: 0 SB: 0 CS: 0	PA: 39						
PITCHER	IP	WLS	BF	H	R	ER	SO	BB	IBB	HBP	BLK	WP	HR	S	P	ERA	WHIP											
Vic Raschi, R ERA: 3.28 Bob Kuzava, L ERA: 7.2	(1, 1)	7.0	26	4	2	2	2	3	0	0	0	0	1	27	39	2.57	1.000											
	(8, 1)	2.0	L	13	4	4	3	1	2	0	0	0	0	0	13	21	13.50	3.000										

Detroit Tigers @ New York Yankees
 Yankee Stadium, Bronx, NY
 Sat May 03 1952, 3:33 AM EDT
 Att: 16,525 - Unknown

AB	34
R	6
H	8
RBI	6
BB	5
SO	3
LOB	15



Batter	1	2	3	4	5	6	7	8	9	AB	R	H	RBI	BB	SO	LOB	BOTTOM										
Phil Rizzuto, R OBP: 0.353, SLG: 0.359 (1, 6)	4-3				1B 1B				F7	5	1	3	1	0	0	0											
Joe Collins, L OBP: 0.500, SLG: 0.250 Johnny Mize, L OBP: 0.375, SLG: 0.371 Andy Carey, R (9, PR)	F8		2H 3H 1B		1B 1B		FC4 1B		E1	3	0	1	0	1	0	1											
Mickey Mantle, S OBP: 0.387, SLG: 0.491 (1, 9)	1-3		G3		FC8-5 1B		BB		K	4	0	1	1	1	1	3											
Yogi Berra, L OBP: 0.286, SLG: 0.118 (1, 2)		G3		1-3 S BB	FC8-5 1-2		K			3	0	0	0	1	1	4											
Gene Woodling, L OBP: 0.423, SLG: 0.478 (1, 8)		G4-6-3 1B		L8		FC5-4 BB		HR		3	1	2	1	1	0	1											
Bobby Brown, L OBP: 0.182, SLG: 0.100 (1, 5)	G4-6-3 1-2			1-3		F9		G3		4	0	0	0	0	0	3											
Gil McDougald, R OBP: 0.321, SLG: 0.333 (1, 4)			SH1-4 1B 1B		F9		FC5-4 1-2		F7	4	1	1	0	0	0	2											
Hank Bauer, R OBP: 0.327, SLG: 0.438 (1, 7)			SH1-4 1B 1B		5-3		F7		P9	4	0	1	0	0	0	1											
Vic Raschi, R OBP: 0.125, SLG: 0.125 Bob Cerv, R OBP: 0.281, SLG: 0.318 Bob Kuzava, S Jim Briedeweser, R (8, PH)	(1, 1) (7, PH) (8, 1) (8, PH)	7.0 W	32	9	3	3	3	4	0	0	0	0	0	0	0	0	0										
	(8, 1)	2.0	S	7	0	0	0	1	0	0	0	0	0	0	0	0	0										
Inning Stats	R: 0 E: 0 K: 0 S: 3	H: 0 LOB: 0 BB: 0 P: 3	R: 0 E: 0 K: 0 S: 3	H: 1 LOB: 0 BB: 0 P: 3	R: 1 E: 0 K: 0 S: 5	H: 3 LOB: 1 BB: 1 P: 9	R: 0 E: 0 K: 0 S: 3	H: 0 LOB: 1 BB: 1 P: 7	R: 1 E: 0 K: 0 S: 6	H: 3 LOB: 2 BB: 0 P: 6	R: 0 E: 0 K: 0 S: 3	H: 0 LOB: 1 BB: 1 P: 7	R: 0 E: 0 K: 1 S: 6	H: 1 LOB: 2 BB: 1 P: 10	R: 1 E: 0 K: 0 S: 4	H: 1 LOB: 0 BB: 0 P: 4	R: 0 E: 1 K: 1 S: 6	H: 0 LOB: 1 BB: 0 P: 6	1B: 8 2B: 0 3B: 0 HR: 1	SF: 0 SAC: 1 DP: 1 HBP: 0	WP: 0 PB: 0 SB: 1 CS: 0	PA: 39					
PITCHER	IP	WLS	BF	H	R	ER	SO	BB	IBB	HBP	BLK	WP	HR	S	P	ERA	WHIP										
Marlin Stuart, R ERA: 2.63 Billy Hoelt, L ERA: 1.29	(1, 1)	7.0	32	9	3	3	3	4	0	0	0	0	1	30	46	3.86	1.857										
	(8, 1)	2.0	S	7	0	0	0	1	0	0	0	0	0	9	9	0.00	0.000										

Detroit Tigers @ New York Yankees
 Yankee Stadium, Bronx, NY
 Sat May 03 1952, 3:33 AM EDT
 Att: 16,525 - Unknown

AB	34
R	3
H	9
RBI	3
BB	4
SO	2
LOB	15



Batter	1	2	3	4	5	6	7	8	9	AB	R	H	RBI	BB	SO	LOB	TOP								
Jerry Priddy, R OBP: 0.359, SLG: 0.315 (1, 4)	F6		6-3		3-1		G6-4-3 BB		K	4	0	0	0	1	1	1									
George Kell, R OBP: 0.371, SLG: 0.375 Neil Berry, R OBP: 0.263, SLG: 0.250 (1, 5) (6, 5)	5-3			F8 2B			G6-4-3 1-2			2	1	1	0	1	0	0									
Johnny Groth, R OBP: 0.269, SLG: 0.280 (1, 8)	K			K	4-3					4	1	1	0	0	2	2									
Vic Wertz, L OBP: 0.258, SLG: 0.552 (1, 9)		4-3 2B		F8 2-3		4-3				4	1	2	0	0	0	1									
Steve Souchock, R OBP: 0.375, SLG: 0.455 (1, 7)	6-3			1B 2B						4	2	2	2	0	0	2									
Don Kolloway, R OBP: 0.318, SLG: 0.362 (1, 3)	4-3			2B 1B						4	1	3	2	0	0	1									
Matt Batts, R OBP: 0.286, SLG: 0.250 (1, 2)	F2			1-3 2B		6-3				4	0	1	1	0	0	3									
Johnny Lipon, R OBP: 0.333, SLG: 0.406 (1, 6)			F3			1-3				4	0	2	1	0	0	1									
Virgil Trucks, R Fred Hutchinson, L Wayne McLeland, R Pat Mullin, L Dick Littlefield, L Joe Ginsberg, L (1, 1) (2, 1) (6, 1) (7, PH) (7, 1) (6, PH)	F9									0	0	0	0	0	0	0									
										2	0	0	0	0	0	0									
										0	0	0	0	0	0	0									
										1	0	0	0	0	0	0									
										0	0	0	0	0	0	0									
										1	0	0	0	0	0	1									
Inning Stats	R: 0 E: 0 K: 1 S: 5	H: 0 LOB: 0 BB: 0 P: 5	R: 0 E: 0 K: 0 S: 4	H: 1 LOB: 1 BB: 0 P: 4	R: 0 E: 0 K: 0 S: 3	H: 0 LOB: 0 BB: 0 P: 3	R: 3 E: 0 K: 1 S: 9	H: 5 LOB: 2 BB: 0 P: 9	R: 0 E: 0 K: 0 S: 3	H: 0 LOB: 1 BB: 1 P: 7	R: 1 E: 0 K: 0 S: 5	H: 2 LOB: 1 BB: 0 P: 5	R: 0 E: 0 K: 1 S: 4	H: 0 LOB: 0 BB: 1 P: 8	R: 2 E: 0 K: 0 S: 5	H: 3 LOB: 0 BB: 0 P: 5	R: 0 E: 0 K: 2 S: 7	H: 1 LOB: 1 BB: 0 P: 7	1B: 5 2B: 8 3B: 0 HR: 0	SF: 0 SAC: 0 DP: 3 HBP: 0	WP: 0 PB: 0 SB: 0 CS: 1	PA: 37			
PITCHER Bobby Shantz, L ERA: 2.45 (1, 1)	IP	WLS	BF	H	R	ER	SO	BB	IBB	HBP	BLK	WP	HR	S	P	ERA	WHIP								
	9.0	W	37	12	6	6	5	2	0	0	0	0	0	45	53	6.00	1.556								

Detroit Tigers @ Philadelphia Athletics
 Shibe Park, Philadelphia, PA
 Sun May 04 1952, 3:33 AM EDT
 Unknown


AB	35
R	6
H	12
RBI	6
BB	2
SO	5
LOB	13



Batter	1	2	3	4	5	6	7	8	9	AB	R	H	RBI	BB	SO	LOB	BOTTOM								
Eddie Joost, R OBP: 0.391, SLG: 0.464 (1, 6)	F6	6-3	F7		F5		SH1-4			5	2	2	2	0	1	2									
Elmer Valo, L OBP: 0.494, SLG: 0.588 (1, 9)	1B BB		K				6-3			2	3	1	0	3	0	0									
Dave Philley, S OBP: 0.386, SLG: 0.395 (1, 8)	BB 1B 2B				B1-3		SH5-4 BB			4	1	3	1	0	0	2									
Gus Zernial, R OBP: 0.344, SLG: 0.250 (1, 7)	2B 1B					SH5-4	F8			3	2	1	1	2	0	1									
Fernis Fain, L OBP: 0.377, SLG: 0.234 (1, 3)	2B BB				F4					4	1	2	1	1	0	2									
Hank Majeski, R OBP: 0.444, SLG: 0.417 (1, 5)	1B FC6-4 2B									4	1	1	4	1	1	5									
Skeeter Kell, R OBP: 0.385, SLG: 0.391 (1, 4)	FC6-4 1B						F9			5	0	2	0	0	0	2									
Joe Astroth, R OBP: 0.323, SLG: 0.321 (1, 2)	FC6-4 WP									4	0	1	1	0	0	2									
Bobby Shantz, R OBP: 0.091, SLG: 0.091 (1, 1)	WP									4	0	0	0	0	0	2									
										4	0	0	0	0	0	2									
Inning Stats	R: 5 E: 0 K: 0 S: 6	H: 4 LOB: 0 BB: 2 P: 14	R: 2 E: 0 K: 0 S: 6	H: 3 LOB: 2 BB: 1 P: 10	R: 0 E: 0 K: 1 S: 6	H: 1 LOB: 0 BB: 0 P: 6	R: 0 E: 0 K: 1 S: 7	H: 2 LOB: 2 BB: 0 P: 7	R: 0 E: 0 K: 0 S: 3	H: 0 LOB: 0 BB: 0 P: 3	R: 3 E: 0 K: 0 S: 5	H: 2 LOB: 1 BB: 2 P: 13	R: 0 E: 0 K: 0 S: 4	H: 1 LOB: 2 BB: 1 P: 8	R: 0 E: 0 K: 0 S: 3	H: 0 LOB: 1 BB: 1 P: 7	1B: 9 2B: 2 3B: 0 HR: 2	SF: 0 SAC: 2 DP: 0 HBP: 0	WP: 2 PB: 0 SB: 1 CS: 0	PA: 44					
PITCHER Virgil Trucks, R Fred Hutchinson, R Wayne McLeland, R Dick Littlefield, L (1, 1) (2, 1) (6, 1) (7, 1)	IP	WLS	BF	H	R	ER	SO	BB	IBB	HBP	BLK	WP	HR	S	P	ERA	WHIP								
	1.1	L	11	5	6	6	0	2	0	0	0	0	1	8	16	40.50	5.250								
	3.2		19	6	3	3	2	2	0	0	0	0	0	21	29	7.36	2.182								
	1.0		5	1	1	1	0	1	0	0	0	0	0	4	8	9.00	2.000								
	2.0		9	1	0	0	0	2	0	0	0	1	0	7	15	0.00	1.500								

Detroit Tigers @ Philadelphia Athletics
 Shibe Park, Philadelphia, PA
 Sun May 04 1952, 3:33 AM EDT
 Unknown

AB	35
R	10
H	13
RBI	10
BB	7
SO	2
LOB	18



Batter	1	2	3	4	5	6	7	8	9	AB	R	H	RBI	BB	SO	LOB	TOP										
Jerry Priddy, R OBP: 0.362, SLG: 0.345	F3		6-3 3B		F7		BB	FC6 BB		4	1	1	0	1	0	2	Detroit Tigers @ Philadelphia Athletics Shibe Park, Philadelphia, PA Sun May 04 1952, 3:38 AM EDT Att: 12,655 - Unknown										
George Kell, R OBP: 0.373, SLG: 0.393	L6		6-3		2B		F7	BB		5	0	2	2	0	0	2											
Johnny Groth, R OBP: 0.323, SLG: 0.286	FC3-6 1B		BB		6-3		4-3	FC4-6 BB		3	0	1	0	2	0	3											
Vic Wertz, L OBP: 0.239, SLG: 0.508	FC3-6		F7		K			F6		5	0	0	0	0	1	6											
Cliff Mapes, L OBP: 0.350, SLG: 0.371	1-2							FC4-6		0	0	0	0	0	0	0											
Steve Souchock, R OBP: 0.345, SLG: 0.407		6-3	F8		6-3		1B	3B	1B	5	1	1	0	0	0	1											
Don Kolloway, R OBP: 0.346, SLG: 0.404		2B			K		3B	1B		5	1	3	0	0	1	0											
Joe Ginsberg, L OBP: 0.290, SLG: 0.370		HBP			F5		SH	3B		4	1	2	2	0	0	0											
Johnny Lipon, R OBP: 0.359, SLG: 0.441	F9		BB		4-3		2B	SH		2	1	1	1	1	0	2											
Hal Newhouser, L OBP: 0.200, SLG: 0.200	K		G3-6-3		4-3		FC6	1B		2	0	0	0	0	1	4											
Dizzy Trout, R OBP: 0.333, SLG: 0.333			1-2				1B			2	0	1	0	0	0	1											
Inning Stats	R: 0 E: 0 K: 0 S: 4	H: 1 LOB: 1 BB: 0 P: 4	R: 0 E: 0 K: 1 S: 6	H: 1 LOB: 2 BB: 0 P: 7	R: 1 E: 0 K: 0 S: 4	H: 1 LOB: 1 BB: 1 P: 8	R: 0 E: 0 K: 0 S: 3	H: 2 LOB: 1 BB: 1 P: 7	R: 0 E: 0 K: 1 S: 6	H: 1 LOB: 0 BB: 0 P: 6	R: 0 E: 0 K: 1 S: 5	H: 0 LOB: 0 BB: 0 P: 5	R: 0 E: 0 K: 0 S: 4	H: 1 LOB: 2 BB: 1 P: 8	R: 4 E: 1 K: 0 S: 9	H: 5 LOB: 3 BB: 1 P: 13	R: 0 E: 0 K: 0 S: 3	H: 0 LOB: 0 BB: 0 P: 3	1B: 7 2B: 3 3B: 2 HR: 0	SF: 0 SAC: 1 DP: 1 HBP: 1	WP: 0 PB: 0 SB: 0 CS: 1	PA: 43					
PITCHER	IP	WLS	BF	H	R	ER	SO	BB	IBB	HBP	BLK	WP	HR	S	P	ERA	WHIP										
Morrie Martin, L ERA: 6.85	(1, 1)	7.1	34	10	4	4	3	3	0	1	0	0	0	36	49	4.91	1.773										
Bob Hooper, R ERA: 3.57	(8, 1)	0.1	5	2	1	0	0	1	0	0	0	0	0	4	8	0.00	9.000										
Carl Scheib, R ERA: 9.0	(8, 1)	1.1	W	4	0	0	0	0	0	0	0	0	0	4	4	0.00	0.000										

Batter	1	2	3	4	5	6	7	8	9	AB	R	H	RBI	BB	SO	LOB	BOTTOM										
Eddie Joost, R OBP: 0.391, SLG: 0.475	F8 2B		L6		FC1-5 2B	K		K		5	2	2	0	0	2	0	Detroit Tigers @ Philadelphia Athletics Shibe Park, Philadelphia, PA Sun May 04 1952, 3:38 AM EDT Att: 12,655 - Unknown										
Elmer Valo, L OBP: 0.476, SLG: 0.607	4-3		L6-4		FC1-5 2B		4-3	SH1-3 1B		5	2	2	0	0	0	3											
Dave Philley, S OBP: 0.396, SLG: 0.429	F8		L6-4		6-3 1B		FC5 BB	SH1-3		4	1	2	3	0	0	1											
Gus Zernial, R OBP: 0.333, SLG: 0.232	F7				F8		K	1B	IBB	4	0	0	0	1	1	2											
Ferris Fain, L OBP: 0.424, SLG: 0.280		SH1-3 BB	FC5-2 1B		FC5 1B		FC5 1B	1B	IBB	3	0	3	1	2	0	0											
Hank Majeski, R OBP: 0.480, SLG: 0.450		FC5-2 SH1-3 BB			FC5 1B		FC5	1B	IBB	4	0	3	1	1	0	2											
Skeeter Kell, R OBP: 0.379, SLG: 0.462		SH1-3			K		FC5			3	1	1	0	0	1	4											
Joe Astroth, R OBP: 0.286, SLG: 0.281		FC5-2			F6		6-3	F7		4	0	0	1	0	0	4											
Morrie Martin, L OBP: 0.125, SLG: 0.125		F6			FC1-5 1B		F5	3-1		3	0	1	0	0	0	2											
Bob Hooper, R OBP: 0.250, SLG: 0.500										0	0	0	0	0	0	0											
Carl Scheib, R OBP: 0.143, SLG: 0.143										1	0	0	0	0	0	0											
Inning Stats	R: 1 E: 0 K: 0 S: 4	H: 1 LOB: 0 BB: 0 P: 4	R: 0 E: 0 K: 0 S: 4	H: 1 LOB: 1 BB: 1 P: 8	R: 0 E: 0 K: 1 S: 7	H: 2 LOB: 2 BB: 0 P: 7	R: 0 E: 0 K: 1 S: 5	H: 0 LOB: 0 BB: 0 P: 5	R: 0 E: 0 K: 1 S: 6	H: 1 LOB: 2 BB: 1 P: 10	R: 1 E: 0 K: 1 S: 6	H: 1 LOB: 0 BB: 0 P: 6	R: 1 E: 0 K: 0 S: 3	H: 2 LOB: 2 BB: 2 P: 11	1B: 9 2B: 5 3B: 1 HR: 0	SF: 0 SAC: 2 DP: 1 HBP: 0	WP: 0 PB: 0 SB: 0 CS: 0	PA: 42									
PITCHER	IP	WLS	BF	H	R	ER	SO	BB	IBB	HBP	BLK	WP	HR	S	P	ERA	WHIP										
Hal Newhouser, L ERA: 4.97	(1, 1)	4.2	24	10	4	4	1	1	0	0	0	0	0	25	29	7.71	2.357										
Dizzy Trout, R ERA: 5.0	(5, 1)	3.2	L	18	4	2	2	3	1	2	0	0	0	21	33	4.91	1.364										



Batter	1	2	3	4	5	6	7	8	9	AB	R	H	RBI	BB	SO	LOB	TOP			
Jerry Priddy, R OBP: 0.356, SLG: 0.355	L4			L3		1-5-3		F8 6-3 2B		4	1	1	0	0	0	1				
George Lerchen, S OBP: 0.250, SLG: 0.571	K			HR		BB		F8		3	1	1	1	1	1	1				
George Kell, R OBP: 0.366, SLG: 0.375 Neil Berry, R OBP: 0.263, SLG: 0.250	K			BB		P5		6-3		3	0	0	1	1	1	2				
Pat Mullin, L OBP: 0.419, SLG: 0.459				BB		F3		K		4	0	0	0	0	1	3				
Cliff Mapes, L OBP: 0.273, SLG: 0.333						F7				4	0	0	0	0	0	1				
Don Kolloway, R OBP: 0.338, SLG: 0.393										4	0	1	0	0	1	0				
Joe Ginsberg, L OBP: 0.257, SLG: 0.323										4	0	0	0	0	0	1				
Johnny Lipon, R OBP: 0.372, SLG: 0.447										4	0	2	0	0	0	0				
Art Houtteman, R OBP: 0.125, SLG: 0.125 Vic Wertz, L OBP: 0.235, SLG: 0.500 Hal White, R OBP: 0.176, SLG: 0.176 Ben Taylor, L OBP: 0.176, SLG: 0.176										2	0	1	0	0	0	0				
										1	0	0	0	0	1	2				
										0	0	0	0	0	0	0				
										1	0	0	0	1	2					
Inning Stats	R: 0 E: 0 K: 2 S: 7	H: 0 LOB: 0 BB: 0 P: 7	R: 0 E: 0 K: 1 S: 5	H: 0 LOB: 0 BB: 0 P: 5	R: 0 E: 0 K: 0 S: 3	H: 0 LOB: 0 BB: 0 P: 3	R: 1 E: 0 K: 0 S: 4	H: 1 LOB: 1 BB: 1 P: 8	R: 0 E: 0 K: 0 S: 3	H: 0 LOB: 0 BB: 0 P: 3	R: 0 E: 0 K: 1 S: 4	H: 1 LOB: 2 BB: 1 P: 8	R: 0 E: 2 K: 1 S: 6	H: 1 LOB: 2 BB: 0 P: 7	R: 0 E: 0 K: 1 S: 7	H: 2 LOB: 2 BB: 0 P: 7	1B: 4 2B: 1 3B: 0 HR: 1	SF: 0 SAC: 0 DP: 0 HBP: 0	WP: 0 PB: 0 SB: 0 CS: 0	PA: 36
PITCHER Connie Marrero, R ERA: 2.0	IP: 9.0 WLS: W BF: 36 H: 6 R: 2 ER: 2 SO: 6 BB: 2 IBB: 0 HBP: 0 BLK: 0 WP: 0 HR: 1 S: 46 P: 54 ERA: 2.00 WHIP: 0.889															PITCHER				

Detroit Tigers @ Washington Senators
 Griffith Stadium, Washington, DC
 Tue May 06 1952, 3:33 AM EDT
 Att: 12,665 - Unknown

AB 34
 R 2
 H 6
 RBI 2
 BB 2
 SO 6
 LOB 13



Batter	1	2	3	4	5	6	7	8	9	AB	R	H	RBI	BB	SO	LOB	BOTTOM			
Eddie Yost, R OBP: 0.333, SLG: 0.254	F9 WP 2B	BB				E3 4-3 PB 2B		FC6-4		3	2	1	0	1	0	1				
Jim Busby, R OBP: 0.214, SLG: 0.170	F9 2-3	L4			4-3			E5 CS		4	0	0	0	0	0	3				
Jackie Jensen, R OBP: 0.405, SLG: 0.441	BB S 1B BB				F7			F9 1-2		3	2	1	1	1	0	1				
Archie Wilson, R OBP: 0.619, SLG: 0.895 Gil Coan, R OBP: 0.288, SLG: 0.224	K				F8			F8 2H 3B		4	1	2	1	0	1	1				
Mickey Vernon, L OBP: 0.333, SLG: 0.388	1B BB				FC6 BB			G3		2	0	0	1	2	0	1				
Pete Runnels, L OBP: 0.467, SLG: 0.405	1B				FC6			F8		4	0	2	1	0	0	1				
Cass Michaels, R OBP: 0.297, SLG: 0.294	1-3				F8			L9		4	0	0	0	0	0	3				
Mickey Grasso, R OBP: 0.271, SLG: 0.239					5-3			L5		4	0	0	0	0	0	1				
Connie Marrero, R OBP: 0.091, SLG: 0.091	K				K			FC6-4 1B		4	0	1	0	0	2	1				
										1B: 4 2B: 2 3B: 1 HR: 0	SF: 0 SAC: 0 DP: 0 HBP: 0	WP: 1 PB: 1 SB: 1 CS: 1	PA: 36							
Inning Stats	R: 2 E: 0 K: 1 S: 7	H: 2 LOB: 2 BB: 2 P: 15	R: 0 E: 0 K: 1 S: 5	H: 0 LOB: 1 BB: 1 P: 9	R: 0 E: 0 K: 0 S: 3	H: 0 LOB: 1 BB: 1 P: 7	R: 0 E: 0 K: 1 S: 5	H: 0 LOB: 0 BB: 0 P: 5	R: 3 E: 1 K: 0 S: 6	H: 2 LOB: 0 BB: 0 P: 6	R: 0 E: 0 K: 0 S: 4	H: 1 LOB: 1 BB: 0 P: 4	R: 0 E: 1 K: 0 S: 4	H: 1 LOB: 1 BB: 0 P: 4	R: 0 E: 0 K: 0 S: 4	H: 1 LOB: 1 BB: 0 P: 4	1B: 4 2B: 2 3B: 1 HR: 0	SF: 0 SAC: 0 DP: 0 HBP: 0	WP: 1 PB: 1 SB: 1 CS: 1	PA: 36
PITCHER Art Houtteman, R ERA: 3.23 Hal White, R ERA:	IP: 6.0 WLS: L BF: 28 H: 5 R: 3 ER: 3 SO: 3 BB: 4 IBB: 0 HBP: 0 BLK: 0 WP: 0 HR: 0 S: 30 P: 46 ERA: 4.50 WHIP: 1.500															PITCHER				

Detroit Tigers @ Washington Senators
 Griffith Stadium, Washington, DC
 Tue May 06 1952, 3:33 AM EDT
 Att: 12,665 - Unknown

AB 32
 R 5
 H 7
 RBI 4
 BB 4
 SO 3
 LOB 13



Batter	1	2	3	4	5	6	7	8	9	AB	R	H	RBI	BB	SO	LOB	TOP			
Johnny Lipon, R (1, 6) OBP: 0.340, SLG: 0.405	5-3		P4		1-3			F7		4	0	0	0	0	0	0	Detroit Tigers @ Washington Senators Griffith Stadium, Washington, DC Wed May 07 1952, 3:33 AM EDT Att: 6,728 - Unknown			
Don Kolloway, R (1, 3) OBP: 0.350, SLG: 0.417	BB 1B		L4		6-3					4	1	2	0	0	0					
Pat Mullin, L (1, 7) OBP: 0.404, SLG: 0.425	1B BB		G3					F8		3	0	0	0	1	0					
Cliff Mapes, L (1, 9) OBP: 0.292, SLG: 0.333	G6-4-3 1B BB			2B BB				F9		3	1	1	1	1	0	0				
Steve Souchock, R (1, 5) OBP: 0.303, SLG: 0.355	G6-4-3		F8					F8		4	0	0	0	0	3					
George Lerchen, S (1, 8) OBP: 0.333, SLG: 0.636		G6-4-3 BB 1B		4-3 1H 2B				K		4	0	2	1	0	2	0				
Joe Ginsberg, L (1, 2) OBP: 0.263, SLG: 0.303		G6-4-3 BB		4-3				4-3		2	0	0	0	1	0	1				
Jerry Priddy, R (1, 4) OBP: 0.342, SLG: 0.338	G6-4-3			2-3 K				5-3		3	0	0	0	1	3					
Ted Gray, S (1, 1) OBP: 0.100, SLG: 0.100		4-3						6-3		1	0	0	0	0	1					
Fred Hutchinson, L (3, 1)					6-3					2	0	0	0	0	0					
Inning Stats	R: 1 E: 0 K: 0 S: 4	H: 2 LOB: 1 BB: 1 P: 8	R: 0 E: 0 K: 0 S: 3	H: 1 LOB: 1 BB: 1 P: 7	R: 0 E: 0 K: 0 S: 3	H: 0 LOB: 0 BB: 0 P: 3	R: 1 E: 0 K: 1 S: 6	H: 1 LOB: 1 BB: 1 P: 10	R: 0 E: 0 K: 0 S: 3	H: 0 LOB: 0 BB: 0 P: 3	R: 0 E: 0 K: 1 S: 5	H: 0 LOB: 0 BB: 0 P: 5	R: 0 E: 0 K: 0 S: 4	H: 1 LOB: 1 BB: 0 P: 4	R: 0 E: 0 K: 1 S: 5	H: 0 LOB: 0 BB: 0 P: 5	1B: 3 2B: 2 3B: 0 HR: 0	SF: 0 SAC: 0 DP: 2 HBP: 0	WP: 0 PB: 0 SB: 0 CS: 0	PA: 33
PITCHER Sid Hudson, R (1, 1) ERA: 2.7	IP: 9.0 WLS: W BF: 33	H: 5 R: 2 ER: 2 SO: 3	BB: 3 IBB: 0 HBP: 0 BLK: 0	WP: 0 HR: 0 S: 36 P: 48	ERA: 2.00 WHIP: 0.889	PITCHER										IP: 9.0 WLS: W BF: 33	H: 5 R: 2 ER: 2 SO: 3	BB: 3 IBB: 0 HBP: 0 BLK: 0	WP: 0 HR: 0 S: 36 P: 48	ERA: 2.00 WHIP: 0.889

Batter	1	2	3	4	5	6	7	8	9	AB	R	H	RBI	BB	SO	LOB	BOTTOM			
Eddie Yost, R (1, 5) OBP: 0.326, SLG: 0.250	5-3		1B 2B		F8			K		5	1	1	0	0	1	0	Detroit Tigers @ Washington Senators Griffith Stadium, Washington, DC Wed May 07 1952, 3:33 AM EDT Att: 6,728 - Unknown			
Jim Busby, R (1, 8) OBP: 0.246, SLG: 0.211	FC5-4 BB		2B F8		K			1B 2B		4	2	2	0	1	1	0				
Jackie Jensen, R (1, 9) OBP: 0.404, SLG: 0.462	FC5-4 BB		F8 1B					E5		5	1	2	1	0	2					
Archie Wilson, R (1, 7) OBP: 0.600, SLG: 0.810	1-2 BB		BB 1B IBB		F2			F8		2	1	0	0	2	0	3				
Mickey Vernon, L (1, 3) OBP: 0.329, SLG: 0.380	F9		F8							4	0	1	2	0	4					
Pete Runnels, L (1, 6) OBP: 0.469, SLG: 0.400		F6	BB BB		2-3 1B			5-3		3	1	1	1	1	0	2				
Cass Michaels, R (1, 4) OBP: 0.295, SLG: 0.282		F9	1-2 2-3 BB		2-3					3	0	0	0	1	0	1				
Mickey Grasso, R (1, 2) OBP: 0.288, SLG: 0.245		P4	1-2 2-3 BB							3	0	1	2	1	0	0				
Sid Hudson, R (1, 1) OBP: 0.083, SLG: 0.167			F2		FC6-4					4	0	0	0	0	4					
Inning Stats	R: 0 E: 0 K: 0 S: 3	H: 0 LOB: 2 BB: 2 P: 11	R: 0 E: 0 K: 0 S: 3	H: 0 LOB: 0 BB: 0 P: 3	R: 4 E: 0 K: 0 S: 7	H: 4 LOB: 3 BB: 3 P: 19	R: 0 E: 0 K: 1 S: 6	H: 1 LOB: 1 BB: 0 P: 6	R: 1 E: 0 K: 0 S: 4	H: 1 LOB: 1 BB: 1 P: 8	R: 1 E: 1 K: 1 S: 8	H: 2 LOB: 2 BB: 0 P: 8	R: 0 E: 0 K: 0 S: 3	H: 0 LOB: 0 BB: 0 P: 3	R: 0 E: 0 K: 0 S: 3	H: 0 LOB: 0 BB: 0 P: 3	1B: 6 2B: 2 3B: 0 HR: 0	SF: 0 SAC: 0 DP: 0 HBP: 0	WP: 0 PB: 0 SB: 0 CS: 0	PA: 39
PITCHER Ted Gray, L (1, 1) ERA: 2.7	IP: 2.2 WLS: L BF: 16	H: 4 R: 4 ER: 4 SO: 0	BB: 3 IBB: 0 HBP: 0 BLK: 0	WP: 0 HR: 0 S: 12 P: 28	ERA: 13.50 WHIP: 2.625	PITCHER										IP: 5.1 WLS: L BF: 23	H: 4 R: 2 ER: 1 SO: 2	BB: 2 IBB: 0 HBP: 0 BLK: 0	WP: 0 HR: 0 S: 25 P: 33	ERA: 1.69 WHIP: 1.125

Batter	1	2	3	4	5	6	7	8	9	10	11	AB	R	H	RBI	BB	SO	LOB	TOP				
Johnny Lipon, R OBP: 0.340, SLG: 0.370	F8		PB 2B BB	F5		BB BB		FC6-4 1B FC4-6		K		4	2	0	0	2	1	3					
Don Kolloway, R OBP: 0.333, SLG: 0.394	6-3		K	F8				FC4-6 1B 1B		K		6	1	1	0	0	2	5					
Pat Mullin, L OBP: 0.434, SLG: 0.489 Johnny Groth, R OBP: 0.323, SLG: 0.286			6-3 1B 2B		1-3			FC4-6 1B		K		5	1	3	1	1	1	0					
Cliff Mapes, L OBP: 0.259, SLG: 0.292	4-3		6-3		4-3			FC4-6 1B				6	0	0	1	0	0	7					
Steve Souchock, R OBP: 0.308, SLG: 0.351		P5			E6							6	0	2	2	0	1	0					
George Lerchen, S OBP: 0.333, SLG: 0.500		3-1	4-3					4-3		F7		5	0	1	0	1	0	3					
Joe Ginsberg, L OBP: 0.279, SLG: 0.297 Matt Batts, R OBP: 0.306, SLG: 0.250		1B BB		P3	4-3			FC6-4 1B		G3		4	0	1	0	1	0	2					
Jerry Priddy, R OBP: 0.354, SLG: 0.357								FC6-4 1B		P4		5	0	2	0	1	0	3					
Marlin Stuart, L Dizzy Trout, R OBP: 0.429, SLG: 0.429 Billy Hoelt, L Hal White, R			K			2B BB		SH1-3 BB		FC6-4 1B		1	0	0	0	1	1	2					
Inning Stats	R: 0 E: 0 K: 0 S: 4	H: 1 LOB: 1 BB: 0 P: 4	R: 0 E: 0 K: 1 S: 6	H: 1 LOB: 2 BB: 1 P: 10	R: 2 E: 0 K: 1 S: 7	H: 2 LOB: 1 BB: 1 P: 11	R: 0 E: 0 K: 0 S: 4	H: 1 LOB: 2 BB: 1 P: 8	R: 0 E: 1 K: 0 S: 4	H: 0 LOB: 3 BB: 3 P: 15	R: 0 E: 0 K: 1 S: 6	H: 1 LOB: 1 BB: 0 P: 6	R: 2 E: 0 K: 0 S: 7	H: 4 LOB: 2 BB: 0 P: 7	R: 0 E: 0 K: 0 S: 3	H: 0 LOB: 0 BB: 0 P: 3	R: 0 E: 0 K: 3 S: 9	H: 1 LOB: 2 BB: 1 P: 8	1B: 8 2B: 3 3B: 0 HR: 0	SF: 0 SAC: 1 DP: 0 HBP: 0	WP: 0 PB: 1 SB: 2 CS: 0	PA: 53	
PITCHER	IP 7.0	WLS 35	BF 6	H 6	R 2	ER 2	SO 3	BB 7	IBB 0	HBP 0	BLK 0	WP 0	HR 0	S 34	P 62	ERA 2.57	WHIP 1.857						
Don Johnson, R ERA: 5.66																							
Sandy Consuegra, R ERA: 15.75	1.0	7	4	2	2	0	0	0	0	0	0	0	0	7	7	18.00	4.000						
Bobo Newsom, R ERA: 3.24	1.0	3	0	0	0	0	0	0	0	0	0	0	0	3	3	0.00	0.000						
Tom Ferrick, R ERA: 0.64	2.0	8	1	0	0	3	1	0	0	0	0	0	0	13	17	0.00	1.000						

Detroit Tigers @ Washington Senators
Griffith Stadium, Washington, DC
Thu May 08 1952, 3:33 AM EDT
Att: 2,903 - Unknown

AB 44
R 4
H 11
RBI 4
BB 8
SO 6
LOB 25



Batter	1	2	3	4	5	6	7	8	9	10	11	AB	R	H	RBI	BB	SO	LOB	BOTTOM				
Eddie Yost, R OBP: 0.326, SLG: 0.247	6-3		FC5-2 BB BB		1B 1B			E5 BB BB 3-1		F3		5	2	1	0	1	0	3					
Jim Busby, R OBP: 0.264, SLG: 0.230	5-3		FC5-2 BB		1B 1B			3-1 BB		1-3		4	0	2	1	2	0	2					
Jackie Jensen, R OBP: 0.396, SLG: 0.477			FC5-2 FC4-6		F8			3-1 BB		K		5	0	1	0	1	1	9					
Archie Wilson, R OBP: 0.548, SLG: 0.704	F7		FC4-6					3-1				6	0	2	2	0	0	7					
Mickey Vernon, L OBP: 0.318, SLG: 0.355		F7		K	6-3					FC1-6 1B FC6-4		5	1	0	0	1	2	3					
Pete Runnels, L OBP: 0.455, SLG: 0.391		F5		3-1				L7		K		6	0	2	0	0	1	3					
Cass Michaels, R OBP: 0.298, SLG: 0.276		K						F7		FC6-4 1B		5	1	1	1	1	1	2					
Mickey Grasso, R OBP: 0.316, SLG: 0.250				FC5-4 BB BB				F8		1B 1B		3	0	1	0	2	0	1					
Don Johnson, R ERA: 5.66 Sandy Consuegra, R ERA: 15.75 Bobo Newsom, R ERA: 3.24 Tom Ferrick, R ERA: 0.64				K				L4				2	0	0	0	0	1	1					
Inning Stats	R: 0 E: 0 K: 0 S: 4	H: 1 LOB: 1 BB: 0 P: 4	R: 0 E: 0 K: 1 S: 5	H: 0 LOB: 0 BB: 5	R: 0 E: 0 K: 1 S: 5	H: 0 LOB: 3 BB: 17	R: 0 E: 0 K: 1 S: 6	H: 1 LOB: 1 BB: 0 P: 6	R: 1 E: 0 K: 0 S: 6	H: 0 LOB: 3 BB: 3 P: 18	R: 1 E: 0 K: 1 S: 6	H: 1 LOB: 1 BB: 2 P: 14	R: 0 E: 0 K: 0 S: 4	H: 1 LOB: 1 BB: 0 P: 4	R: 0 E: 0 K: 1 S: 5	H: 1 LOB: 0 BB: 0 P: 5	1B: 9 2B: 0 3B: 1 HR: 0	SF: 0 SAC: 0 DP: 1 HBP: 0	WP: 0 PB: 0 SB: 0 CS: 0	PA: 52			
PITCHER	IP 6.1	WLS 30	BF 5	H 5	R 1	ER 1	SO 3	BB 5	IBB 0	HBP 0	BLK 0	WP 0	HR 0	S 31	P 51	ERA 1.42	WHIP 1.579						
Marlin Stuart, R ERA: 2.25																							
Dizzy Trout, R ERA: 5.3	0.2	5	1	1	1	1	2	0	0	0	0	0	0	5	13	13.50	4.500						
Billy Hoelt, L ERA: 2.15	1.1	7	2	1	1	1	1	0	0	0	0	0	0	8	12	6.75	2.250						
Hal White, R ERA:	2.2	10	2	0	0	1	1	0	0	0	0	0	0	11	15	0.00	1.125						

Detroit Tigers @ Washington Senators
Griffith Stadium, Washington, DC
Thu May 08 1952, 3:33 AM EDT
Att: 2,903 - Unknown

AB 43
R 4
H 10
RBI 4
BB 9
SO 6
LOB 33



Batter	1	2	3	4	5	6	7	8	9	AB	R	H	RBI	BB	SO	LOB	TOP								
Nellie Fox, L OBP: 0.298, SLG: 0.321 (1, 4)	L7	3-1			F7		4-3	5-3		5	0	0	0	0	0	3									
Bud Stewart, L OBP: 0.435, SLG: 0.540 Ray Coleman, L OBP: 0.159, SLG: 0.122 (1, 7)	F7		F9		L9		4-3		F9	5	0	0	0	0	0	0									
Minnie Minoso, R OBP: 0.327, SLG: 0.361 (1, 8)	1B							6-3	HR	2	2	1	1	3	0	0									
Eddie Robinson, L OBP: 0.394, SLG: 0.505 (1, 3)	FC5-4		L9		4-3			1B	FC4	5	1	3	1	0	0	2									
Sherm Lollar, R OBP: 0.354, SLG: 0.397 (1, 2)	FC5-4		F7				F6	F7	FC4	4	0	0	0	1	0	3									
Al Zarilla, L OBP: 0.294, SLG: 0.233 (1, 9)							F7		FC4	5	2	3	0	0	0	2									
Chico Carrasquel, R OBP: 0.280, SLG: 0.263 (1, 6)					F3			1B	G3	5	1	3	2	0	0	3									
Hector Rodriguez, R OBP: 0.406, SLG: 0.349 (1, 5)					5-3			1B		3	0	1	1	1	0	2									
Joe Dobson, R OBP: 0.313, SLG: 0.214 Bill Kennedy, L OBP: 0.500, SLG: 0.500 (1, 1)							1-3		WP	3	0	1	1	0	1	1									
					K				WP	0	0	0	0	0	0	0									
Inning Stats	R: 1 E: 0 K: 0 S: 4	H: 1 LOB: 1 BB: 1 P: 8	R: 1 E: 0 K: 0 S: 4	H: 2 LOB: 1 BB: 1 P: 8	R: 0 E: 0 K: 0 S: 3	H: 0 LOB: 1 BB: 1 P: 7	R: 0 E: 0 K: 1 S: 6	H: 1 LOB: 1 BB: 0 P: 6	R: 0 E: 0 K: 0 S: 3	H: 0 LOB: 1 BB: 1 P: 7	R: 0 E: 0 K: 0 S: 4	H: 1 LOB: 1 BB: 0 P: 4	R: 0 E: 0 K: 0 S: 3	H: 0 LOB: 0 BB: 0 P: 3	R: 3 E: 0 K: 0 S: 8	H: 5 LOB: 5 BB: 0 P: 8	R: 1 E: 0 K: 0 S: 5	H: 2 LOB: 2 BB: 1 P: 9	1B: 10 2B: 1 3B: 0 HR: 1	SF: 0 SAC: 1 DP: 0 HBP: 0	WP: 1 PB: 0 SB: 0 CS: 1	PA: 43			
PITCHER	IP	WLS	BF	H	R	ER	SO	BB	IBB	HBP	BLK	WP	HR	S	P	ERA	WHIP								
Art Houtteman, R ERA: 3.68 Wayne McLeland, R ERA: 10.13 Dick Littlefield, L ERA: 3.12	7.2	L	35	9	5	5	1	4	0	0	0	0	0	33	49	5.87	1.696								

Chicago White Sox @ Detroit Tigers
Briggs Stadium, Detroit, MI
Sat May 10 1952, 4:33 AM EDT
Att: 7,533 - Unknown

AB	37
R	6
H	12
RBI	6
BB	5
SO	1
LOB	16



Batter	1	2	3	4	5	6	7	8	9	AB	R	H	RBI	BB	SO	LOB	BOTTOM								
Johnny Lipon, R OBP: 0.308, SLG: 0.328 (1, 6)	6-3			F8		6-3		L9		4	0	0	1	0	0	2									
George Kell, R OBP: 0.395, SLG: 0.419 (1, 5)	G4-6-3			G3			6-3	F8		3	0	1	1	1	0	1									
Pat Mullin, L OBP: 0.438, SLG: 0.482 (1, 7)	G4-6-3			G3			FC5-4	K		4	0	1	0	0	1	3									
Vic Wertz, L OBP: 0.229, SLG: 0.485 Cliff Mapes, L OBP: 0.250, SLG: 0.280 (1, 9)			G3		K		FC5-4		K	2	0	0	0	0	1	1									
Steve Souchock, R OBP: 0.314, SLG: 0.404 (1, 3)			5-3				FC6-4		F5	4	0	0	0	0	0	1									
Johnny Groth, R OBP: 0.326, SLG: 0.375 (1, 8)			L8							4	1	2	1	0	0	0									
Joe Ginsberg, L OBP: 0.286, SLG: 0.302 (1, 2)				G5-4-3			L4		F4	4	1	2	0	0	0	1									
Jerry Priddy, R OBP: 0.326, SLG: 0.325 (1, 4)				F7			5-3		E6	3	1	0	0	0	0	2									
Art Houtteman, R OBP: 0.111, SLG: 0.111 Wayne McLeland, R OBP: 0.292, SLG: 0.381 George Lerchen, S OBP: 0.292, SLG: 0.381 Dick Littlefield, L ERA: 2.79 (1, 1)				G5-4-3			F5			2	0	0	0	0	0	1									
										0	0	0	0	0	0	0									
										0	0	0	0	1	0	0									
										0	0	0	0	0	0	0									
Inning Stats	R: 0 E: 0 K: 0 S: 2	H: 0 LOB: 0 BB: 1 P: 6	R: 0 E: 0 K: 0 S: 3	H: 0 LOB: 0 BB: 0 P: 3	R: 0 E: 0 K: 1 S: 6	H: 1 LOB: 1 BB: 0 P: 6	R: 0 E: 0 K: 0 S: 3	H: 0 LOB: 0 BB: 0 P: 3	R: 0 E: 0 K: 0 S: 4	H: 1 LOB: 1 BB: 0 P: 4	R: 3 E: 1 K: 1 S: 8	H: 2 LOB: 1 BB: 1 P: 12	R: 0 E: 0 K: 1 S: 6	H: 1 LOB: 1 BB: 0 P: 6	1B: 4 2B: 1 3B: 0 HR: 1	SF: 0 SAC: 0 DP: 2 HBP: 0	WP: 0 PB: 0 SB: 0 CS: 0	PA: 34							
PITCHER	IP	WLS	BF	H	R	ER	SO	BB	IBB	HBP	BLK	WP	HR	S	P	ERA	WHIP								
Joe Dobson, R ERA: 1.61 Bill Kennedy, L ERA: 2.79	7.0	W	26	5	3	2	1	1	0	0	0	0	0	27	31	2.57	0.857								

Chicago White Sox @ Detroit Tigers
Briggs Stadium, Detroit, MI
Sat May 10 1952, 4:33 AM EDT
Att: 7,533 - Unknown

AB	32
R	3
H	6
RBI	3
BB	2
SO	3
LOB	13



Batter	1	2	3	4	5	6	7	8	9	AB	R	H	RBI	BB	SO	LOB	TOP			
Nellie Fox, L OBP: 0.293, SLG: 0.314 (1.4)	4-3		4-3							4	0	1	0	0	0	1	Chicago White Sox @ Detroit Tigers Briggs Stadium, Detroit, MI Sun May 11 1952, 4:38 AM EDT Att: 24,053 - Unknown livebaseballscorecards.com			
Al Zarilla, L OBP: 0.302, SLG: 0.263 (1.7)	F6									4	0	1	1	0	0	1				
Minnie Minoso, R OBP: 0.331, SLG: 0.385 (1.8)	F9									3	0	0	0	1	0	1				
Sam Mele, R OBP: 0.353, SLG: 0.508 (1.9)										3	0	0	0	1	0	2				
Eddie Robinson, L OBP: 0.393, SLG: 0.486 (1.3)										4	0	1	0	0	0	1				
Phil Masi, R OBP: 0.360, SLG: 0.273 (1.2)										3	0	0	0	0	0	2				
Sherm Lollar, R OBP: 0.356, SLG: 0.397 (9, PH)										1	0	0	0	0	0	0				
Chico Carrasquel, R OBP: 0.290, SLG: 0.276 (1.6)										3	0	1	0	1	0	2				
Hector Rodriguez, R OBP: 0.413, SLG: 0.363 (1.5)										4	1	1	0	0	0	2				
Marv Grissom, R (1.1)										3	0	0	0	0	2	1				
Inning Stats	R: 0 E: 0 K: 0 S: 3	H: 0 LOB: 0 BB: 0 P: 3	R: 0 E: 0 K: 0 S: 3	H: 0 LOB: 1 BB: 1 P: 7	R: 1 E: 0 K: 0 S: 5	H: 2 LOB: 2 BB: 1 P: 9	R: 0 E: 0 K: 0 S: 4	H: 1 LOB: 1 BB: 0 P: 4	R: 0 E: 0 K: 1 S: 6	H: 1 LOB: 1 BB: 0 P: 6	R: 0 E: 0 K: 0 S: 5	H: 0 LOB: 0 BB: 0 P: 5	R: 0 E: 0 K: 0 S: 3	H: 0 LOB: 0 BB: 0 P: 3	R: 0 E: 0 K: 0 S: 3	H: 0 LOB: 1 BB: 1 P: 7	1B: 4 2B: 1 3B: 0 HR: 0	SF: 0 SAC: 0 DP: 0 HBP: 0	WP: 0 PB: 0 CS: 0	PA: 35
PITCHER Ted Gray, L ERA: 2.27 (1.1)	IP: 9.0 WLS: W BF: 35 H: 5 R: 1 ER: 1 SO: 2 BB: 3 IBB: 0 HBP: 0 BLK: 0 WP: 0 HR: 0 S: 36 P: 48 ERA: 1.00 WHIP: 0.889																			


Batter	1	2	3	4	5	6	7	8	9	AB	R	H	RBI	BB	SO	LOB	BOTTOM	
Johnny Lipon, R OBP: 0.329, SLG: 0.344 (1.6)	F2		F6							3	1	0	0	1	0	1	Chicago White Sox @ Detroit Tigers Briggs Stadium, Detroit, MI Sun May 11 1952, 4:38 AM EDT Att: 24,053 - Unknown livebaseballscorecards.com	
George Kell, R OBP: 0.385, SLG: 0.395 (1.5)	F9									3	0	0	0	1	1	1		
George Lerchen, S OBP: 0.333, SLG: 0.333 (1.9)										2	0	1	1	2	1	0		
Steve Souchock, R OBP: 0.317, SLG: 0.429 (1.3)	F6		F9							4	0	0	0	0	0	5		
Pat Mullin, L OBP: 0.431, SLG: 0.484 (1.7)										4	1	1	0	0	0	1		
Johnny Groth, R OBP: 0.373, SLG: 0.413 (1.8)										2	0	1	0	1	0	1		
Joe Ginsberg, L OBP: 0.283, SLG: 0.298 (1.2)										3	0	0	1	0	1	2		
Jerry Priddy, R OBP: 0.323, SLG: 0.326 (1.4)										2	0	1	0	1	1	0		
Ted Gray, S OBP: 0.083, SLG: 0.083 (1.1)										2	0	0	0	0	0	1		
Inning Stats	R: 0 E: 0 K: 0 S: 3	H: 0 LOB: 1 BB: 1 P: 7	R: 0 E: 0 K: 0 S: 2	H: 0 LOB: 0 BB: 1 P: 6	R: 0 E: 0 K: 0 S: 3	H: 0 LOB: 3 BB: 3 P: 15	R: 0 E: 0 K: 1 S: 5	H: 1 LOB: 1 BB: 0 P: 5	R: 0 E: 0 K: 1 S: 5	H: 0 LOB: 0 BB: 0 P: 5	R: 1 E: 0 K: 0 S: 5	H: 2 LOB: 1 BB: 0 P: 5	R: 0 E: 0 K: 1 S: 6	H: 1 LOB: 1 BB: 1 P: 10	1B: 2 2B: 2 3B: 1 HR: 0	SF: 0 SAC: 1 DP: 2 HBP: 0		WP: 0 PB: 0 CS: 1
PITCHER Marv Grissom, R ERA: 7.43 (1.1)	IP: 8.0 WLS: L BF: 32 H: 4 R: 2 ER: 2 SO: 4 BB: 6 IBB: 0 HBP: 0 BLK: 0 WP: 0 HR: 0 S: 34 P: 58 ERA: 2.25 WHIP: 1.250																	


Batter	1	2	3	4	5	6	7	8	9	AB	R	H	RBI	BB	SO	LOB	TOP			
Eddie Yost, R OBP: 0.318, SLG: 0.237 (1, 5)										3	1	0	0	1	0	0	Washington Senators @ Detroit Tigers Briggs Stadium, Detroit, MI Tue May 13 1952, 4:33 AM EDT Att: 19,092 - Unknown			
Jim Busby, R OBP: 0.279, SLG: 0.228 (1, 8)										3	1	1	0	1	0	0				
Jackie Jensen, R OBP: 0.417, SLG: 0.441 Frank Campos, L OBP: 0.361, SLG: 0.400 (8, 9)										3	2	0	0	1	0	1				
Mickey Vernon, L OBP: 0.343, SLG: 0.413 (1, 3)										4	0	2	2	0	0	3				
Pete Runnels, L OBP: 0.403, SLG: 0.328 (1, 6)										4	0	1	2	0	0	4				
Gil Coan, L OBP: 0.288, SLG: 0.231 (1, 7)										4	0	1	0	0	1	2				
Fred Marsh, R OBP: 0.303, SLG: 0.214 (1, 4)										4	0	0	0	0	0	2				
Mickey Grasso, R OBP: 0.300, SLG: 0.210 (1, 2)										4	0	0	0	0	1	0				
Connie Marrero, R OBP: 0.067, SLG: 0.067 (1, 1)										4	0	0	0	0	0	0				
Inning Stats	R: 2 E: 0 K: 0 S: 4	H: 1 LOB: 1 BB: 2 P: 12	R: 0 E: 0 K: 1 S: 5	H: 0 LOB: 0 BB: 0 P: 5	R: 0 E: 0 K: 1 S: 5	H: 0 LOB: 0 BB: 0 P: 5	R: 0 E: 0 K: 0 S: 3	H: 0 LOB: 0 BB: 0 P: 3	R: 1 E: 1 K: 0 S: 5	H: 2 LOB: 1 BB: 0 P: 5	R: 0 E: 0 K: 0 S: 3	H: 0 LOB: 0 BB: 0 P: 3	R: 1 E: 1 K: 0 S: 5	H: 1 LOB: 1 BB: 0 P: 5	R: 0 E: 0 K: 0 S: 3	H: 0 LOB: 0 BB: 0 P: 3	1B: 5 2B: 0 3B: 0 HR: 0	SF: 0 SAC: 0 DP: 1 HBP: 0	WP: 0 PB: 0 SB: 1 CS: 0	PA: 36
PITCHER Marlin Stuart, R ERA: 2.17 (1, 1)	IP: 9.0 WLS: L BF: 36	H: 5 R: 4 ER: 2 SO: 2	BB: 3 IBB: 0 HBP: 0 BLK: 0	WP: 0 HR: 0 S: 37 P: 49	ERA: 2.00 WHIP: 0.889															

Batter	1	2	3	4	5	6	7	8	9	AB	R	H	RBI	BB	SO	LOB	BOTTOM			
Johnny Lipon, R OBP: 0.308, SLG: 0.319 (1, 6)										5	0	0	0	0	0	4	Washington Senators @ Detroit Tigers Briggs Stadium, Detroit, MI Tue May 13 1952, 4:33 AM EDT Att: 19,092 - Unknown			
George Kell, R OBP: 0.389, SLG: 0.393 (1, 5)										3	0	1	1	1	0	0				
George Lerchen, S OBP: 0.324, SLG: 0.300 (1, 9)										3	0	0	0	1	3	2				
Steve Souchock, R OBP: 0.297, SLG: 0.400 (1, 3)										4	0	0	0	0	0	2				
Pat Mullin, L OBP: 0.421, SLG: 0.462 (1, 7)										3	0	0	0	1	0	0				
Johnny Groth, R OBP: 0.345, SLG: 0.380 (1, 8)										4	0	0	0	0	0	1				
Joe Ginsberg, L OBP: 0.298, SLG: 0.300 (1, 2)										3	1	1	0	0	0	0				
Jerry Priddy, R OBP: 0.330, SLG: 0.333 (1, 4)										4	2	2	0	0	0	2				
Marlin Stuart, L Cliff Mapes, L OBP: 0.263, SLG: 0.314 (8, PH)										2	0	0	0	0	0	1				
Inning Stats	R: 0 E: 0 K: 1 S: 5	H: 0 LOB: 0 BB: 0 P: 5	R: 0 E: 0 K: 0 S: 3	H: 0 LOB: 0 BB: 0 P: 3	R: 2 E: 0 K: 0 S: 6	H: 3 LOB: 2 BB: 1 P: 10	R: 0 E: 0 K: 0 S: 3	H: 0 LOB: 0 BB: 0 P: 3	R: 0 E: 0 K: 0 S: 3	H: 0 LOB: 2 BB: 1 P: 8	R: 0 E: 0 K: 0 S: 3	H: 0 LOB: 0 BB: 0 P: 3	R: 0 E: 0 K: 1 S: 5	H: 0 LOB: 0 BB: 0 P: 5	R: 1 E: 1 K: 0 S: 5	H: 1 LOB: 1 BB: 0 P: 5	1B: 4 2B: 1 3B: 0 HR: 0	SF: 0 SAC: 1 DP: 1 HBP: 1	WP: 0 PB: 0 SB: 0 CS: 0	PA: 37
PITCHER Connie Marrero, R ERA: 2.0 (1, 1)	IP: 9.0 WLS: W BF: 37	H: 5 R: 3 ER: 2 SO: 3	BB: 3 IBB: 0 HBP: 1 BLK: 0	WP: 0 HR: 0 S: 39 P: 52	ERA: 2.00 WHIP: 0.889															

Batter	1	2	3	4	5	6	7	8	9	AB	R	H	RBI	BB	SO	LOB	TOP			
Eddie Yost, R OBP: 0.325, SLG: 0.232	6-3		G1-4-3 BB				5-3			2	0	0	0	2	0	0	<p>Washington Senators @ Detroit Tigers</p> <p>Briggs Stadium, Detroit, MI</p> <p>Wed May 14 1952, 4:33 AM EDT</p> <p>Att: 2,886 - Unknown</p>			
Jim Busby, R OBP: 0.276, SLG: 0.229	G3 1B		G1-4-3		P4		F7			4	0	1	0	0	0	2				
Jackie Jensen, R OBP: 0.408, SLG: 0.429	G3		6-3					K		4	0	1	0	0	1	1				
Mickey Vernon, L OBP: 0.349, SLG: 0.421					F7			L3		3	1	1	0	1	0	2				
Pete Runnels, L OBP: 0.408, SLG: 0.338	F7				FC6					4	0	2	1	0	0	4				
Gil Coan, L OBP: 0.299, SLG: 0.250										3	1	1	0	1	0	1				
Fred Marsh, R OBP: 0.270, SLG: 0.188										4	0	0	0	0	1	3				
Mickey Grasso, R OBP: 0.288, SLG: 0.200										3	0	0	1	0	0	2				
Floyd Baker, L OBP: 0.387, SLG: 0.345										1	0	0	0	0	0	0				
Sid Hudson, R OBP: 0.067, SLG: 0.133										3	0	0	0	0	0	2				
Frank Campos, L OBP: 0.351, SLG: 0.389										1	0	0	0	0	0	0				
Inning Stats	R: 0 E: 0 K: 0 S: 4	H: 1 LOB: 2 BB: 1 P: 8	R: 1 E: 0 K: 0 S: 4	H: 1 LOB: 0 BB: 0 P: 4	R: 0 E: 0 K: 0 S: 2	H: 0 LOB: 0 BB: 1 P: 6	R: 1 E: 0 K: 0 S: 5	H: 2 LOB: 2 BB: 1 P: 9	R: 0 E: 0 K: 1 S: 5	H: 0 LOB: 0 BB: 0 P: 5	R: 0 E: 0 K: 0 S: 3	H: 0 LOB: 0 BB: 0 P: 3	R: 0 E: 0 K: 1 S: 6	H: 1 LOB: 1 BB: 0 P: 6	R: 0 E: 0 K: 0 S: 3	H: 0 LOB: 0 BB: 0 P: 3	1B: 4 2B: 2 3B: 0 HR: 0	SF: 0 SAC: 0 DP: 1 HBP: 0	WP: 0 PB: 0 CS: 0	PA: 36
PITCHER Art Houtteman, R ERA: 3.4	IP: 9.0 WLS: W BF: 36	H: 6 R: 2 ER: 2 SO: 2	BB: 4 IBB: 0 HBP: 0 BLK: 0	WP: 0 HR: 0 S: 36 P: 52	ERA: 2.00 WHIP: 1.111	PITCHER										ERA: 2.00 WHIP: 1.111				

Batter	1	2	3	4	5	6	7	8	9	AB	R	H	RBI	BB	SO	LOB	BOTTOM			
Johnny Lipon, R OBP: 0.329, SLG: 0.333	K2-4-2 1B		1B BB				L1			3	0	2	0	1	0	0	<p>Washington Senators @ Detroit Tigers</p> <p>Briggs Stadium, Detroit, MI</p> <p>Wed May 14 1952, 4:33 AM EDT</p> <p>Att: 2,886 - Unknown</p>			
George Kell, R OBP: 0.394, SLG: 0.398	K2-4-2		1B		FC5-4					4	0	2	0	0	1	2				
Pat Mullin, L OBP: 0.413, SLG: 0.493			1B							4	1	1	1	0	0	3				
Vic Wertz, L OBP: 0.257, SLG: 0.536	F8									3	2	2	1	1	0	0				
Steve Souchock, R OBP: 0.294, SLG: 0.391										4	0	1	0	0	0	0				
Joe Ginsberg, L OBP: 0.279, SLG: 0.278										4	0	0	1	0	0	1				
Johnny Groth, R OBP: 0.373, SLG: 0.407										4	0	3	0	0	0	0				
Jerry Priddy, R OBP: 0.318, SLG: 0.319										4	0	0	0	0	0	4				
Art Houtteman, R OBP: 0.095, SLG: 0.095										3	0	0	0	0	1	0				
Inning Stats	R: 1 E: 0 K: 1 S: 6	H: 2 LOB: 0 BB: 0 P: 6	R: 0 E: 0 K: 0 S: 4	H: 1 LOB: 0 BB: 0 P: 4	R: 0 E: 0 K: 0 S: 3	H: 0 LOB: 0 BB: 0 P: 3	R: 0 E: 0 K: 1 S: 6	H: 1 LOB: 1 BB: 0 P: 6	R: 1 E: 0 K: 0 S: 5	H: 2 LOB: 2 BB: 1 P: 9	R: 0 E: 0 K: 0 S: 4	H: 1 LOB: 1 BB: 0 P: 4	R: 1 E: 0 K: 0 S: 5	H: 2 LOB: 1 BB: 0 P: 5	R: 0 E: 0 K: 0 S: 5	H: 2 LOB: 1 BB: 0 P: 5		1B: 9 2B: 1 3B: 0 HR: 2	SF: 0 SAC: 0 DP: 1 HBP: 0	WP: 0 PB: 0 CS: 0
PITCHER Sid Hudson, R ERA: 2.84	IP: 8.0 WLS: L BF: 35	H: 11 R: 3 ER: 3 SO: 2	BB: 2 IBB: 0 HBP: 0 BLK: 0	WP: 0 HR: 2 S: 37 P: 45	ERA: 3.38 WHIP: 1.625	PITCHER										ERA: 3.38 WHIP: 1.625				

Batter	1	2	3	4	5	6	7	8	9	AB	R	H	RBI	BB	SO	LOB	TOP			
Eddie Yost, R OBP: 0.322, SLG: 0.224 (1,5) X	F5		HBP			K		K		3	0	0	0	0	2	1	Washington Senators @ Detroit Tigers Briggs Stadium, Detroit, MI Thu May 15 1952, 4:33 AM EDT Att: 2,215 - Unknown livebaseballscorecards.com			
Jim Busby, R OBP: 0.277, SLG: 0.221 (1,8) X	F7		K			HBP			F8	3	0	0	0	0	1	1				
Jackie Jensen, R OBP: 0.388, SLG: 0.403 (1,9) X	6-3				6-3				F7	4	0	0	0	0	0	1				
Mickey Vernon, L OBP: 0.336, SLG: 0.404 (1,3) X		5-3			F8				F9	4	0	0	0	0	1	0				
Pete Runnels, L OBP: 0.392, SLG: 0.324 (1,6) X		K			F8				F8	3	0	0	0	0	1	0				
Gil Coan, L OBP: 0.288, SLG: 0.239 (1,7) X						K			4-3	3	0	0	0	0	1	0				
Fred Marsh, R OBP: 0.250, SLG: 0.171 (1,4) X		6-3			P6				F7	3	0	0	0	0	0	1				
Clyde Klutz, R OBP: 0.370, SLG: 0.417 (1,2) X			F8		K				BB	2	0	0	0	1	1	0				
Bob Porterfield, R OBP: 0.231, SLG: 0.308 (1,1) X			5-3			6-3			F3	3	0	0	0	0	0	1				
Inning Stats	R: 0 E: 0 K: 0 S: 3	H: 0 LOB: 0 BB: 0 P: 3	R: 0 E: 1 K: 1 S: 6	H: 0 LOB: 1 BB: 0 P: 6	R: 0 E: 0 K: 1 S: 5	H: 0 LOB: 0 BB: 0 P: 3	R: 0 E: 0 K: 2 S: 7	H: 0 LOB: 0 BB: 0 P: 7	R: 0 E: 1 K: 1 S: 5	H: 0 LOB: 1 BB: 0 P: 6	R: 0 E: 0 K: 0 S: 3	H: 0 LOB: 0 BB: 0 P: 3	R: 0 E: 0 K: 1 S: 5	H: 0 LOB: 1 BB: 1 P: 9	R: 0 E: 0 K: 1 S: 5	H: 0 LOB: 0 BB: 0 P: 5	1B: 0 2B: 0 3B: 0 HR: 0	SF: 0 SAC: 0 DP: 0 HBP: 2	WP: 0 PB: 0 CS: 0	PA: 31
PITCHER Virgil Trucks, R ERA: 5.54 (1,1)	IP: 9.0 WLS: W BF: 31 H: 0 R: 0 ER: 0 SO: 7 BB: 1 IBB: 0 HBP: 2 BLK: 0 WP: 0 HR: 0 S: 42 P: 48 ERA: 0.00 WHIP: 0.111															PITCHER				

Batter	1	2	3	4	5	6	7	8	9	AB	R	H	RBI	BB	SO	LOB	BOTTOM				
Johnny Lipon, R OBP: 0.314, SLG: 0.316 (1,6) X	F9		F7			P4		FC4-6		4	0	0	0	0	0	1	Washington Senators @ Detroit Tigers Briggs Stadium, Detroit, MI Thu May 15 1952, 4:33 AM EDT Att: 2,215 - Unknown livebaseballscorecards.com				
George Kell, R OBP: 0.395, SLG: 0.396 (1,5) B		BB			6-3				6-3	3	0	1	0	1	0	0					
Pat Mullin, L OBP: 0.393, SLG: 0.466 (1,7) X					P6				F8	4	0	0	0	0	0	2					
Vic Wertz, L OBP: 0.282, SLG: 0.597 (1,9) X			F8		BB					3	1	2	1	1	0	1					
Steve Souchock, R OBP: 0.282, SLG: 0.373 (1,3) X			L7		F9					3	0	0	0	0	1	2					
Joe Ginsberg, L OBP: 0.286, SLG: 0.263 (1,2) X			K			P5				3	0	0	0	0	1	0					
Johnny Groth, R OBP: 0.355, SLG: 0.386 (1,8) X			4-3			K2-3				3	0	0	0	0	1	0					
Jerry Priddy, R OBP: 0.309, SLG: 0.309 (1,4) X			6-3			K				3	0	0	0	0	1	0					
Virgil Trucks, R OBP: 0.111, SLG: 0.111 (1,1) X			K			5-3			FC4-6	3	0	1	0	0	1	0					
Inning Stats	R: 0 E: 0 K: 0 S: 3	H: 0 LOB: 1 BB: 1 P: 7	R: 0 E: 0 K: 1 S: 5	H: 0 LOB: 0 BB: 0 P: 5	R: 0 E: 0 K: 1 S: 5	H: 0 LOB: 0 BB: 0 P: 5	R: 0 E: 0 K: 2 S: 7	H: 0 LOB: 0 BB: 0 P: 7	R: 0 E: 0 K: 0 S: 4	H: 1 LOB: 1 BB: 0 P: 4	R: 0 E: 0 K: 1 S: 5	H: 1 LOB: 0 BB: 0 P: 5	R: 0 E: 0 K: 0 S: 4	H: 1 LOB: 1 BB: 0 P: 4	R: 0 E: 0 K: 0 S: 3	H: 1 LOB: 0 BB: 0 P: 3		1B: 2 2B: 1 3B: 0 HR: 1	SF: 0 SAC: 0 DP: 0 HBP: 0	WP: 0 PB: 0 CS: 0	PA: 31
PITCHER Bob Porterfield, R ERA: 2.85 (1,1)	IP: 8.2 WLS: L BF: 31 H: 4 R: 1 ER: 1 SO: 5 BB: 2 IBB: 0 HBP: 0 BLK: 0 WP: 0 HR: 1 S: 39 P: 47 ERA: 1.04 WHIP: 0.692															PITCHER					


Batter	1	2	3	4	5	6	7	8	9	AB	R	H	RBI	BB	SO	LOB	TOP										
6 Johnny Pesky, L OBP: 0.220, SLG: 0.118	L4		K			G3		E9		5	0	2	0	0	1	0	Boston Red Sox @ Detroit Tigers Briggs Stadium, Detroit, MI Sun May 18 1952, 4:33 AM EDT Att: 25,971 - Unknown										
Faye Throneberry, L OBP: 0.350, SLG: 0.370	3-1		F7			K		G3		4	1	0	0	1	1												
Don Lenhardt, R OBP: 0.420, SLG: 0.550	K									3	2	2	1	2	1	0											
Vern Stephens, R OBP: 0.389, SLG: 0.419			L3							5	2	2	3	0	0	2											
Clyde Vollmer, R OBP: 0.426, SLG: 0.600										3	1	1	0	2	0	0											
Billy Goodman, L OBP: 0.315, SLG: 0.392										5	1	2	0	0	0	3											
Walt Dropo, R OBP: 0.347, SLG: 0.494										4	0	2	1	1	0	2											
Del Wilber, R OBP: 0.364, SLG: 0.333										3	0	1	1	1	0	2											
Bill Wight, L OBP: 0.286, SLG: 0.167										4	0	0	0	0	2	6											
Ellis Kinder, R (8, 1)										1	0	0	0	0	0	3											
Inning Stats	R: 0 E: 0 K: 1 S: 5	H: 0 LOB: 0 BB: 0 P: 5	R: 2 E: 1 K: 1 S: 8	H: 3 LOB: 1 BB: 0 P: 8	R: 0 E: 0 K: 1 S: 6	H: 1 LOB: 1 BB: 0 P: 6	R: 1 E: 0 K: 0 S: 4	H: 2 LOB: 1 BB: 1 P: 8	R: 3 E: 1 K: 1 S: 8	H: 3 LOB: 3 BB: 3 P: 20	R: 0 E: 0 K: 0 S: 3	H: 1 LOB: 0 BB: 0 P: 3	R: 0 E: 1 K: 0 S: 4	H: 1 LOB: 1 BB: 0 P: 4	R: 1 E: 0 K: 0 S: 4	H: 1 LOB: 3 BB: 2 P: 13	1B: 9 2B: 2 3B: 0 HR: 2	SF: 0 SAC: 0 DP: 2 HBP: 1	WP: 0 PB: 0 SB: 0 CS: 2	PA: 45							
PITCHER	IP	WLS	BF	H	R	ER	SO	BB	IBB	HBP	BLK	WP	HR	S	P	ERA	WHIP										
Marlin Stuart, R ERA: 2.03	(1, 1)	2.0	L	9	3	2	0	0	0	0	0	0	0	13	13	0.00	1.500										
Dizzy Trout, R ERA: 5.87	(3, 1)	2.2		16	6	4	1	3	0	0	0	0	1	15	27	13.50	3.375										
Dick Littlefield, L ERA: 2.45	(5, 1)	2.1		9	1	0	2	1	1	0	0	0	0	11	19	0.00	0.857										
Billy Hoelt, L ERA: 2.57	(8, 1)	1.2		10	2	1	0	2	0	1	0	0	1	7	16	5.40	2.400										
Hal White, R ERA:	(9, 1)	0.1		1	0	0	0	0	0	0	0	0	0	1	1	0.00	0.000										

Batter	1	2	3	4	5	6	7	8	9	AB	R	H	RBI	BB	SO	LOB	BOTTOM											
Johnny Lipon, R OBP: 0.323, SLG: 0.318	SH5-4 1B		6-3					6-3	F9	4	0	1	0	1	0	1	Boston Red Sox @ Detroit Tigers Briggs Stadium, Detroit, MI Sun May 18 1952, 4:33 AM EDT Att: 25,971 - Unknown											
Don Kolloway, R OBP: 0.318, SLG: 0.366	SH5-4		F8					HR		2	1	0	0	1	0	2												
George Kell, R OBP: 0.405, SLG: 0.429	K									3	1	1	2	1	1	1												
Vic Wertz, L OBP: 0.291, SLG: 0.558								HR		2	0	0	0	2	0	1												
Steve Souchock, R OBP: 0.269, SLG: 0.392										3	1	1	1	0	1	2												
Cliff Mapes, L OBP: 0.254, SLG: 0.302	K									1	0	0	0	0	0	1												
Johnny Groth, R OBP: 0.329, SLG: 0.344										4	0	0	0	0	0	1												
Matt Batts, R OBP: 0.347, SLG: 0.333										4	0	2	0	0	0	0												
Jerry Priddy, R OBP: 0.302, SLG: 0.311										3	0	0	0	0	0	1												
Fred Hutchinson, L OBP: 0.200, SLG: 0.111										1	0	0	0	0	0	1												
Marlin Stuart, L ERA: 2.03	(1, 1)									0	0	0	0	0	0	0	Boston Red Sox @ Detroit Tigers Briggs Stadium, Detroit, MI Sun May 18 1952, 4:33 AM EDT Att: 25,971 - Unknown											
Dizzy Trout, R ERA: 5.87	(3, 1)									1	0	0	0	0	0	0												
Dick Littlefield, L ERA: 2.45	(5, 1)									1	1	1	0	0	0	0												
Pat Mullin, R OBP: 0.200, SLG: 1.000	(7, PH)									1	0	0	0	0	0	1												
Billy Hoelt, L ERA: 2.57	(8, 1)									0	0	0	0	0	0	0												
Hal White, R ERA:	(9, 1)									0	0	0	0	0	0	0												
Joe Guisberg, L OBP: 0.251, SLG: 0.246	(9, PH)									0	0	0	0	1	0	0												
Inning Stats	R: 0 E: 0 K: 2 S: 8	H: 1 LOB: 2 BB: 1 P: 12	R: 0 E: 0 K: 0 S: 3	H: 0 LOB: 0 BB: 0 P: 3	R: 0 E: 0 K: 0 S: 3	H: 0 LOB: 0 BB: 0 P: 3	R: 0 E: 0 K: 0 S: 3	H: 0 LOB: 0 BB: 0 P: 3	R: 1 E: 0 K: 0 S: 3	H: 1 LOB: 1 BB: 2 P: 11	R: 1 E: 0 K: 0 S: 5	H: 2 LOB: 1 BB: 0 P: 5	R: 2 E: 0 K: 0 S: 4	H: 1 LOB: 1 BB: 2 P: 12	R: 0 E: 0 K: 0 S: 3	H: 1 LOB: 1 BB: 1 P: 7		1B: 4 2B: 0 3B: 0 HR: 2	SF: 0 SAC: 1 DP: 2 HBP: 0	WP: 1 PB: 0 SB: 1 CS: 0	PA: 37							
PITCHER	IP	WLS	BF	H	R	ER	SO	BB	IBB	HBP	BLK	WP	HR	S	P	ERA	WHIP											
Bill Wight, L ERA: 3.15	(1, 1)	7.1	W	31	5	4	4	2	5	0	0	0	0	2	30	50	4.91	1.364										
Ellis Kinder, R ERA: 2.05	(8, 1)	1.2	S	6	1	0	0	0	1	0	0	0	0	5	9	0.00	1.200											

Batter	1	2	3	4	5	6	7	8	9	AB	R	H	RBI	BB	SO	LOB	TOP		
6 Johnny Pesky, L (1, 5) OBP: 0.222, SLG: 0.127	0-0 CS 1B		0-0 F8			0-0 L9		0-0 F3		4	0	1	0	0	0	0			
Faye Throneberry, L (1, 9) OBP: 0.309, SLG: 0.354 Ken Wood, R (9, 9) OBP: 0.200, SLG: 0.200	0-0 P6		0-0 F2			0-0 3-1		0-0 G3		4	0	0	0	0	0	1			
Don Lenhardt, R (1, 7) OBP: 0.411, SLG: 0.547	0-3 K			0-0 F8			0-0 1B F8 2B		0-0 F7	4	1	1	0	0	1	1			
Vern Stephens, R (1, 6) OBP: 0.395, SLG: 0.424	0-0 CS 1-2	0-0 F7		0-0 5-3			0-0 1B F7 1B		0-0 1B	4	1	2	0	0	0	0			
Clyde Vollmer, R (1, 8) OBP: 0.415, SLG: 0.574		0-0 S 1B 1B		0-0 6-3			0-0 F8		0-0 L5	4	1	1	1	0	0	2			
Billy Goodman, L (1, 4) OBP: 0.328, SLG: 0.389		0-0 F7			4-0 BB G5-4-3		0-0 1B		0-0 F8	3	0	1	0	1	0	2			
Walt Dropo, R (1, 3) OBP: 0.347, SLG: 0.489		0-0 1B		0-0 G5-4-3			0-0 F7			3	0	1	2	0	0	2			
Del Wilber, R (1, 2) OBP: 0.286, SLG: 0.250	0-3 K			0-0 2-3			0-0 P6			3	0	0	0	0	1	2			
Bill Henry, L (1, 1) OBP: 0.333, SLG: 0.450 Ellis Kinder, R (7, 1) Mel Parnell, L (9, 1)			0-0 P6			0-0 L6		0-0 5-3		2	0	0	0	0	0	0			
Inning Stats	R: 0 E: 0 K: 1 S: 5	H: 1 LOB: 0 BB: 0 P: 5	R: 1 E: 0 K: 1 S: 7	H: 2 LOB: 1 BB: 0 P: 7	R: 0 E: 0 K: 0 S: 3	H: 0 LOB: 0 BB: 0 P: 3	R: 0 E: 0 K: 0 S: 3	H: 0 LOB: 0 BB: 1 P: 6	R: 0 E: 0 K: 0 S: 3	H: 0 LOB: 0 BB: 0 P: 3	R: 2 E: 0 K: 0 S: 6	H: 3 LOB: 1 BB: 0 P: 6	R: 0 E: 0 K: 0 S: 3	H: 0 LOB: 0 BB: 0 P: 3	R: 0 E: 0 K: 0 S: 4	H: 1 LOB: 1 BB: 0 P: 4	1B: 6 2B: 1 3B: 0 HR: 0	SF: 0 SAC: 0 DP: 1 HBP: 0	WP: 0 PA: 34 PB: 0 SB: 1 CS: 1
PITCHER	IP WLS BF H R ER SO BB IBB HBP BLK WP HR S P ERA WHIP																		
Art Houtteman, R (1, 1) ERA: 3.39 Hal White, R (9, 1) ERA:	8.0 L 29 6 3 3 2 1 0 0 0 0 0 0 4 4 3.38 0.875																		

Boston Red Sox @ Detroit Tigers
Briggs Stadium, Detroit, MI
Mon May 19, 1952, 4:33 AM EDT
Atr. 4,950 - Overcast


AB 32
R 3
H 7
RBI 3
BB 1
SO 2
LOB 10



Batter	1	2	3	4	5	6	7	8	9	AB	R	H	RBI	BB	SO	LOB	BOTTOM				
Johnny Lipon, R (1, 6) OBP: 0.310, SLG: 0.303	0-0 P5		0-0 6-3		0-0 6-3			0-0 F3		4	0	0	0	0	0	1					
Don Kolloway, R (1, 3) OBP: 0.328, SLG: 0.365	0-0 1B		4-0 BB L4-3			0-0 F8		0-0 6-3		3	0	1	0	1	0	0					
George Kell, R (1, 5) OBP: 0.409, SLG: 0.431	0-0 G4-6-3 1B		0-0 L4-3			0-0 L3 1B			0-0 L8	4	0	2	0	0	0	1					
Vic Wertz, L (1, 9) OBP: 0.289, SLG: 0.543	0-0 G4-6-3			0-0 F8		0-0 L3			0-0 E9 1B	4	1	1	0	0	0	3					
Steve Souchock, R (1, 7) OBP: 0.259, SLG: 0.377 Pat Mullin, L (9, PH) OBP: 0.378, SLG: 0.456		0-0 F8		0-0 L7			0-0 F7		0-0 6-3	3	0	0	0	0	0	0					
Johnny Groth, R (1, 8) OBP: 0.351, SLG: 0.368		0-0 1B 1B		0-0 L7			0-0 FC6-4 1B		0-0 1B	4	1	3	1	0	0	0					
Matt Batts, R (1, 2) OBP: 0.353, SLG: 0.340 Joe Ginsberg, L (7, PH) OBP: 0.254, SLG: 0.238		0-0 1B 1B			0-0 F8		0-0 F9		0-0 G3	2	0	1	0	0	0	0					
Jerry Priddy, R (1, 4) OBP: 0.311, SLG: 0.321		0-0 G6-4-3 1B				0-0 SH2-4 1B		0-0 FC6-4		3	0	2	1	0	0	1					
Art Houtteman, R (1, 1) OBP: 0.091, SLG: 0.091 Fred Hutchinson, L (8, PH) OBP: 0.162, SLG: 0.100 Hal White, R (9, 1) OBP: 1.000, SLG: 1.000		0-0 G6-4-3			0-0 SH2-4			0-0 4-3		1	0	0	0	0	0	2					
Inning Stats	R: 0 E: 0 K: 0 S: 4	H: 2 LOB: 1 BB: 0 P: 4	R: 1 E: 0 K: 0 S: 5	H: 3 LOB: 0 BB: 0 P: 5	R: 0 E: 0 K: 0 S: 2	H: 0 LOB: 0 BB: 1 P: 6	R: 0 E: 0 K: 0 S: 3	H: 0 LOB: 0 BB: 0 P: 3	R: 0 E: 0 K: 0 S: 4	H: 1 LOB: 1 BB: 0 P: 4	R: 0 E: 0 K: 0 S: 3	H: 1 LOB: 0 BB: 0 P: 3	R: 0 E: 0 K: 0 S: 4	H: 1 LOB: 1 BB: 0 P: 4	R: 0 E: 0 K: 0 S: 3	H: 0 LOB: 0 BB: 0 P: 3	R: 1 E: 1 K: 0 S: 5	H: 2 LOB: 1 BB: 0 P: 5	1B: 10 2B: 2 3B: 0 HR: 0	SF: 0 SAC: 1 DP: 4 HBP: 0	WP: 0 PA: 34 PB: 0 SB: 0 CS: 0
PITCHER	IP WLS BF H R ER SO BB IBB HBP BLK WP HR S P ERA WHIP																				
Bill Henry, L (1, 1) ERA: 3.0 Ellis Kinder, R (7, 1) ERA: 1.95 Mel Parnell, L (9, 1) ERA: 2.16	6.0 W 22 7 1 1 0 0 1 0 0 0 0 0 0 11 11 1.50 1.333																				


Boston Red Sox @ Detroit Tigers
Briggs Stadium, Detroit, MI
Mon May 19, 1952, 4:33 AM EDT
Atr. 4,950 - Overcast

AB 32
R 2
H 10
RBI 2
BB 1
SO 0
LOB 11



Batter	1	2	3	4	5	6	7	8	9	AB	R	H	RBI	BB	SO	LOB	TOP			
Eddie Joost, R OBP: 0.419, SLG: 0.452 (1, 6)	6-3		HBP		6-3			G4-6-3 BB		2	0	0	0	1	0	0	Philadelphia Athletics @ Detroit Tigers Briggs Stadium, Detroit, MI Wed May 21 1952, 4:33 AM EDT Att: 3,718 - Unknown			
Elmer Vato, L OBP: 0.426, SLG: 0.434 (1, 9)	BB E BB		F9			F3		G4-6-3 1-2 2-3		3	0	0	0	1	0	3				
Dave Philley, S OBP: 0.330, SLG: 0.370 (1, 8)	K		F9			F7		HBP 1B		4	0	1	1	0	1	2				
Gus Zernial, R OBP: 0.387, SLG: 0.392 (1, 7)	E4 BB		F6			F7		3-H HBP		3	0	0	0	0	0	2				
Fernis Fain, L OBP: 0.404, SLG: 0.301 (1, 3)	1-2 2-3 BB		F5			4-3		F8		3	0	0	0	1	0	2				
Billy Hitchcock, R OBP: 0.238, SLG: 0.300 (1, 5)	K		K			FC5-4 1B		4-3		4	0	1	0	0	2	3				
Skeeter Kell, R OBP: 0.338, SLG: 0.386 (1, 4)		K		4-3		FC5-4 1B		L4		4	0	0	0	0	1	1				
Joe Astroth, R OBP: 0.253, SLG: 0.233 (1, 2)		F8			1-3			6-3		4	0	0	0	0	0	1				
Bob Hooper, R OBP: 0.250, SLG: 0.375 (1, 1) Sherry Robertson, L (8, PH) Harry Byrd, R (8, 1)		F6			K			G4-6-3 BB 1B BB		2	0	0	0	0	1	0				
Inning Stats	R: 0 E: 1 K: 2 S: 8	H: 0 LOB: 3 BB: 2 P: 16	R: 0 E: 0 K: 1 S: 5	H: 0 LOB: 0 BB: 0 P: 5	R: 0 E: 0 K: 0 S: 3	H: 0 LOB: 1 BB: 0 P: 4	R: 0 E: 0 K: 1 S: 5	H: 0 LOB: 0 BB: 0 P: 5	R: 0 E: 0 K: 0 S: 3	H: 0 LOB: 0 BB: 0 P: 3	R: 0 E: 0 K: 0 S: 4	H: 1 LOB: 1 BB: 0 P: 4	R: 1 E: 0 K: 0 S: 3	H: 1 LOB: 2 BB: 2 P: 12	R: 0 E: 0 K: 0 S: 3	H: 0 LOB: 0 BB: 0 P: 3	1B: 2 2B: 0 3B: 0 HR: 0	SF: 0 SAC: 0 DP: 1 HBP: 2	WP: 0 PA: 35 PB: 0 SB: 0 CS: 0	
PITCHER	IP	WLS	BF	H	R	ER	SO	BB	IBB	HBP	BLK	WP	HR	S	P	ERA	WHIP			
Virgil Trucks, R ERA: 4.54 Dick Littlefield, L ERA: 2.19	(1, 1)	7.2	W	31	2	1	1	5	4	0	2	0	0	0	35	53	1.17	0.783		
(8, 1)	1.1	S	4	0	0	0	0	0	0	0	0	0	0	4	4	0.00	0.000			

AB 29
R 1
H 2
RBI 1
BB 4
SO 5
LOB 14



Batter	1	2	3	4	5	6	7	8	9	AB	R	H	RBI	BB	SO	LOB	BOTTOM			
Johnny Lipon, R OBP: 0.298, SLG: 0.290 (1, 6)	6-3	5-3		5-3			G5-4-3 1-2			4	0	0	0	0	0	1	Philadelphia Athletics @ Detroit Tigers Briggs Stadium, Detroit, MI Wed May 21 1952, 4:33 AM EDT Att: 3,718 - Unknown			
Don Kolloway, R OBP: 0.350, SLG: 0.382 (1, 3)	HR 2B		E 4-3 HBP		5-3			BB 1B HBP		2	3	1	0	0	0	0				
Pat Mullin, L OBP: 0.383, SLG: 0.488 (1, 7)	2-H HR		4-3 1-2		3-1		1B CS BB			3	1	1	2	1	0	1				
Vic Wertz, L OBP: 0.287, SLG: 0.529 (1, 9)	4-3		E9 1B 1B		F3		F7			4	1	1	1	0	0	2				
George Kell, R OBP: 0.412, SLG: 0.443 (1, 5)	2B		6-3			F7		1B 1-3 2-H		4	0	2	1	0	0	1				
Johnny Groth, R OBP: 0.359, SLG: 0.366 (1, 8)	BB		1B 2-H		1-3		F8			3	0	1	1	1	0	2				
Joe Ginsberg, L OBP: 0.243, SLG: 0.227 (1, 2)	F7		3-1		3-1			3-H		3	0	0	0	0	0	3				
Jerry Priddy, R OBP: 0.311, SLG: 0.321 (1, 4)		1-3		B1-6-4 1B			K			3	0	1	0	0	1	0				
Virgil Trucks, R OBP: 0.167, SLG: 0.167 (1, 1) Dick Littlefield, L OBP: 1.000, SLG: 1.000 (8, 1)		F6		B1-6-4			G5-4-3 1B			3	0	1	0	0	0	1				
Inning Stats	R: 2 E: 0 K: 0 S: 6	H: 3 LOB: 2 BB: 1 P: 10	R: 0 E: 0 K: 0 S: 3	H: 0 LOB: 0 BB: 0 P: 3	R: 2 E: 1 K: 0 S: 5	H: 2 LOB: 1 BB: 0 P: 6	R: 0 E: 0 K: 0 S: 3	H: 1 LOB: 0 BB: 0 P: 3	R: 0 E: 0 K: 0 S: 3	H: 0 LOB: 0 BB: 0 P: 3	R: 0 E: 0 K: 1 S: 5	H: 1 LOB: 0 BB: 0 P: 5	R: 0 E: 0 K: 0 S: 3	H: 1 LOB: 1 BB: 1 P: 8	R: 1 E: 0 K: 0 S: 3	H: 1 LOB: 1 BB: 1 P: 8	1B: 5 2B: 2 3B: 0 HR: 1	SF: 0 SAC: 0 DP: 2 HBP: 2	WP: 0 PA: 33 PB: 0 SB: 0 CS: 1	
PITCHER	IP	WLS	BF	H	R	ER	SO	BB	IBB	HBP	BLK	WP	HR	S	P	ERA	WHIP			
Bob Hooper, R ERA: 4.26 Harry Byrd, R ERA: 5.63	(1, 1)	7.0	L	28	7	4	3	1	1	0	1	0	0	0	28	33	3.86	1.143		
(8, 1)	1.0		5	1	1	1	0	1	0	1	0	0	0	3	8	9.00	2.000			

AB 29
R 5
H 8
RBI 5
BB 2
SO 1
LOB 11



Batter	1	2	3	4	5	6	7	8	9	AB	R	H	RBI	BB	SO	LOB	TOP					
Johnny Lipon, R OBP: 0.303, SLG: 0.306 (1, 6)	0-0 6-3		0-0 F7		0-0 F4	0-0 2B		0-0 1B		5	1	2	5	0	0	1	Detroit Tigers @ Chicago White Sox Comiskey Park, Chicago, IL Fri May 23 1952, 4:33 AM EDT Att: 16,524 - Unknown					
Don Kolloway, R OBP: 0.365, SLG: 0.388 (1, 3)	4-0 1B		0-0 5-3		0-0 1B	0-0 F7		0-0 4-3		4	0	2	3	1	0	1						
Pat Mullin, L OBP: 0.374, SLG: 0.471 (1, 7)	0-0 1B			0-0 F9	0-0 1-3		0-0 4-3	0-0 4-3		5	0	1	0	0	0	2						
Vic Wertz, L OBP: 0.283, SLG: 0.511 Cliff Mapes, L OBP: 0.254, SLG: 0.302 (1, 9) (9, 9)	0-0 G3-6			0-3 K		0-0 F5	0-0 1B	0-0 F9		5	0	1	0	0	1	3						
George Kell, R OBP: 0.411, SLG: 0.441 (1, 5)		0-0 F8		0-0 WP		0-0 1B	0-0 F7		0-0 F8		5	1	2	0	0	1						
Johnny Groth, R OBP: 0.361, SLG: 0.351 (1, 8)	0-0 4-3		0-0 1B	4-0 1B	0-0 F4	0-0 5-3		0-0 1B	4-0 1B	3	0	0	0	2	0	2						
Joe Ginsberg, L OBP: 0.266, SLG: 0.254 (1, 2)	0-0 F5		0-0 F6		0-0 E4		0-0 1B	0-0 1B	0-0 FC6-4	5	2	3	0	0	0	2						
Jerry Priddy, R OBP: 0.331, SLG: 0.339 (1, 4)			0-0 SH5-4		4-0 SH1-4	4-0 1B		0-0 1B	0-0 F3	3	4	2	0	2	0	2						
Ted Gray, S OBP: 0.118, SLG: 0.118 (1, 1)			0-0 SH5-4		0-0 SH1-4	0-0 2B		0-3 K	0-0 FC6-4	3	1	1	1	0	1	4						
Inning Stats	R: 0 E: 0 K: 0 S: 3	H: 1 LOB: 1 BB: 1 P: 7	R: 0 E: 0 K: 0 S: 3	H: 0 LOB: 0 BB: 0 P: 3	R: 1 E: 0 K: 0 S: 4	H: 1 LOB: 0 BB: 0 P: 4	R: 0 E: 0 K: 1 S: 6	H: 1 LOB: 2 BB: 1 P: 10	R: 1 E: 0 K: 0 S: 4	H: 1 LOB: 1 BB: 1 P: 8	R: 4 E: 1 K: 0 S: 7	H: 4 LOB: 1 BB: 1 P: 11	R: 0 E: 0 K: 0 S: 4	H: 1 LOB: 1 BB: 0 P: 4	R: 3 E: 0 K: 1 S: 9	H: 4 LOB: 1 BB: 0 P: 9		R: 0 E: 0 K: 0 S: 4	H: 1 LOB: 2 BB: 1 P: 8	1B: 12 2B: 2 3B: 0 HR: 0	SF: 0 SAC: 2 DP: 1 HBP: 0	WP: 1 PB: 0 CS: 0
PITCHER	IP	WLS	BF	H	R	ER	SO	BB	IBB	HBP	BLK	WP	HR	S	P	ERA	WHIP					
Saul Rogovin, R ERA: 4.76 (1, 1)	7.1	L	37	12	9	9	2	3	1	0	0	1	0	37	53	11.04	2.045					
Lou Kretlow, R ERA: 15.43 (8, 1)	1.2		8	2	0	0	0	1	0	0	0	0	0	7	11	0.00	1.800					

Batter	1	2	3	4	5	6	7	8	9	AB	R	H	RBI	BB	SO	LOB	BOTTOM					
Nellie Fox, L OBP: 0.301, SLG: 0.329 (1, 4)	0-0 F9		0-0 SH5-4		0-0 F9			4-0 1B	0-0 4-3	3	0	0	0	1	0	1	Detroit Tigers @ Chicago White Sox Comiskey Park, Chicago, IL Fri May 23 1952, 4:33 AM EDT Att: 16,524 - Unknown					
Al Zarilla, L OBP: 0.320, SLG: 0.333 (1, 7)	0-0 G3		0-0 5-3		0-0 5-3			4-0 1B		3	0	0	0	1	0	1						
Hector Rodriguez, R OBP: 0.389, SLG: 0.333 (1, 5)	0-0 5-3		4-0 1B		0-0 6-3			0-3 K		3	0	0	0	1	1	2						
Sam Mele, R OBP: 0.337, SLG: 0.463 (1, 9)		0-0 1B	0-0 F8		0-0 F8		0-0 1-3	0-0 1B	0-0 1-3	4	0	1	0	0	0	4						
Eddie Robinson, L OBP: 0.396, SLG: 0.466 (1, 3)	0-0 1B			0-3 K		0-0 3-1		4-0 1B		3	0	1	0	1	1	0						
Sherm Lollar, R OBP: 0.327, SLG: 0.356 (1, 2)	0-3 K			0-0 3B		0-3 K		0-3 K		4	1	1	0	0	3	5						
Ray Coleman, L OBP: 0.182, SLG: 0.159 (1, 8)	0-0 G4-6-3		0-0 F9		0-0 F9			0-0 1B		4	0	1	0	0	0	3						
Chico Carrasquel, R OBP: 0.294, SLG: 0.303 (1, 6)			0-0 1B		0-0 3B			0-0 4-3	0-0 F7	4	1	2	1	0	0	1						
Saul Rogovin, R OBP: 0.261, SLG: 0.364 Lou Kretlow, R OBP: 0.214, SLG: 0.154 (1, 1) (8, 1) (9, PH)	0-0 SH5-4		0-0 1B		0-3 K			0-3 K	0-0 F9	3	0	1	1	0	2	1						
Inning Stats	R: 0 E: 0 K: 0 S: 3	H: 0 LOB: 0 BB: 0 P: 3	R: 0 E: 0 K: 1 S: 6	H: 2 LOB: 1 BB: 0 P: 6	R: 1 E: 0 K: 0 S: 5	H: 2 LOB: 2 BB: 1 P: 9	R: 1 E: 0 K: 2 S: 9	H: 2 LOB: 1 BB: 0 P: 9	R: 0 E: 0 K: 0 S: 3	H: 0 LOB: 0 BB: 0 P: 3	R: 0 E: 0 K: 1 S: 5	H: 0 LOB: 0 BB: 0 P: 5	R: 0 E: 0 K: 1 S: 5	H: 0 LOB: 0 BB: 0 P: 5	R: 0 E: 0 K: 2 S: 7	H: 0 LOB: 3 BB: 3 P: 19		R: 0 E: 0 K: 0 S: 4	H: 1 LOB: 1 BB: 0 P: 4	1B: 5 2B: 0 3B: 2 HR: 0	SF: 0 SAC: 1 DP: 1 HBP: 0	WP: 0 PB: 0 CS: 0
PITCHER	IP	WLS	BF	H	R	ER	SO	BB	IBB	HBP	BLK	WP	HR	S	P	ERA	WHIP					
Ted Gray, L ERA: 2.22 (1, 1)	9.0	W	37	7	2	2	7	4	0	0	0	0	0	47	63	2.00	1.222					

Batter	1	2	3	4	5	6	7	8	9	AB	R	H	RBI	BB	SO	LOB	TOP		
Johnny Lipon, R OBP: 0.292, SLG: 0.294 (1, 6)										4	0	0	0	0	1	1			
Don Kolloway, R OBP: 0.360, SLG: 0.381 (1, 3)										4	0	1	0	0	0	0			
Pat Mullin, L OBP: 0.379, SLG: 0.473 (1, 7)										4	0	2	0	0	0	1			
Vic Wertz, L OBP: 0.272, SLG: 0.489 (1, 9)										4	0	0	0	0	0	2			
George Kell, R OBP: 0.406, SLG: 0.435 (1, 5)										4	0	1	0	0	1	1			
Johnny Groth, R OBP: 0.360, SLG: 0.342 (1, 8)										2	0	0	0	1	1	2			
Joe Ginsberg, L OBP: 0.256, SLG: 0.243 (1, 2)										3	0	0	0	0	0	1			
Jerry Priddy, R OBP: 0.323, SLG: 0.330 (1, 4)										3	0	0	0	0	0	0			
Virgil Trucks, R OBP: 0.214, SLG: 0.214 (8, PH)										2	0	1	0	0	0	0			
Fred Hutchinson, L OBP: 0.167, SLG: 0.091 (8, 1)										1	0	0	0	0	0	0			
Dick Littlefield, L OBP: 1.000, SLG: 1.000 (8, 1)										0	0	0	0	0	0	0			
Inning Stats	R: 0 E: 0 K: 1 S: 5	H: 0 LOB: 0 BB: 0 P: 5	R: 0 E: 0 K: 1 S: 5	H: 0 LOB: 1 BB: 1 P: 9	R: 0 E: 0 K: 0 S: 3	H: 0 LOB: 0 BB: 0 P: 3	R: 0 E: 0 K: 1 S: 7	H: 2 LOB: 2 BB: 0 P: 7	R: 0 E: 0 K: 0 S: 4	H: 1 LOB: 1 BB: 0 P: 4	R: 0 E: 0 K: 0 S: 3	H: 0 LOB: 0 BB: 0 P: 3	R: 0 E: 0 K: 0 S: 3	H: 0 LOB: 0 BB: 0 P: 3	R: 0 E: 0 K: 0 S: 4	H: 1 LOB: 1 BB: 0 P: 4	1B: 5 2B: 0 3B: 0 HR: 0	SF: 0 SAC: 0 DP: 1 HBP: 0	WP: 0 PA: 32
PITCHER Joe Dobson, R ERA: 1.79 (1, 1)	IP: 9.0 WLS: W BF: 32 H: 5 R: 0 ER: 0 SO: 3 BB: 1 IBB: 0 HBP: 0 BLK: 0 WP: 0 HR: 0 S: 37 P: 41 ERA: 0.00 WHIP: 0.667															PITCHER			

Detroit Tigers @ Chicago White Sox
Comiskey Park, Chicago, IL
Sun May 25 1952, 4:33 AM EDT
Unknown

AB 31
R 0
H 5
RBI 0
BB 1
SO 3
LOB 8




Batter	1	2	3	4	5	6	7	8	9	AB	R	H	RBI	BB	SO	LOB	BOTTOM		
Nellie Fox, L OBP: 0.300, SLG: 0.322 (1, 4)										3	0	0	0	1	0	2			
Al Zarilla, L OBP: 0.329, SLG: 0.333 (3, 9)										3	1	1	0	1	0	1			
Hector Rodriguez, R OBP: 0.389, SLG: 0.525 (1, 5)										3	0	0	0	0	0	1			
Eddie Robinson, L OBP: 0.392, SLG: 0.467 (1, 3)										4	1	1	0	0	1	1			
Sam Mele, R OBP: 0.344, SLG: 0.463 (3, 7)										0	0	0	0	0	0	0			
Bud Stewart, L OBP: 0.405, SLG: 0.475 (3, 7)										2	1	0	0	1	0	0			
Ray Coleman, L OBP: 0.174, SLG: 0.152 (1, 8)										3	0	0	0	0	2	1			
Bud Sheely, L OBP: 0.357, SLG: 0.182 (1, 2)										1	0	1	0	2	0	0			
Chico Carrasquel, R OBP: 0.295, SLG: 0.304 (1, 6)										3	0	1	2	0	0	3			
Joe Dobson, R OBP: 0.286, SLG: 0.211 (1, 1)										3	0	0	0	0	2	3			
Inning Stats	R: 0 E: 0 K: 0 S: 2	H: 0 LOB: 1 BB: 1 P: 6	R: 0 E: 0 K: 1 S: 5	H: 0 LOB: 2 BB: 1 P: 10	R: 0 E: 0 K: 1 S: 6	H: 1 LOB: 1 BB: 0 P: 6	R: 2 E: 0 K: 0 S: 5	H: 2 LOB: 2 BB: 2 P: 13	R: 1 E: 0 K: 0 S: 3	H: 0 LOB: 0 BB: 1 P: 7	R: 0 E: 0 K: 1 S: 6	H: 1 LOB: 1 BB: 0 P: 6	R: 0 E: 0 K: 0 S: 3	H: 0 LOB: 0 BB: 0 P: 3	R: 0 E: 0 K: 2 S: 7	H: 0 LOB: 0 BB: 0 P: 7	1B: 3 2B: 1 3B: 0 HR: 0	SF: 0 SAC: 2 DP: 0 HBP: 1	WP: 1 PA: 33
PITCHER Virgil Trucks, R ERA: 4.43 Dick Littlefield, L ERA: 2.02 (1, 1) (8, 1)	IP: 7.0 WLS: L BF: 30 H: 4 R: 3 ER: 3 SO: 3 BB: 4 IBB: 1 HBP: 0 BLK: 0 WP: 1 HR: 0 S: 30 P: 51 ERA: 3.86 WHIP: 1.143															PITCHER			


Detroit Tigers @ Chicago White Sox
Comiskey Park, Chicago, IL
Sun May 25 1952, 4:33 AM EDT
Unknown


AB 25
R 3
H 4
RBI 2
BB 5
SO 5
LOB 12



Batter	1	2	3	4	5	6	7	8	9	AB	R	H	RBI	BB	SO	LOB	TOP	
Johnny Lipon, R OBP: 0.291, SLG: 0.292	0-0 S 1B		0-0 6-3			0-0 F7			0-0 F6	4	0	1	0	0	0	0	Detroit Tigers @ Chicago White Sox Comiskey Park, Chicago, IL Sun May 25 1952, 4:38 AM EDT Att: 16,544 - Unknown livebaseballscorecards.com	
Don Kolloway, R OBP: 0.366, SLG: 0.379	0-3 K 1-2			0-0 G6-3 1B		4-0 BB			0-0 F4	3	0	1	0	1	1			
Pat Mullin, L OBP: 0.364, SLG: 0.453	0-3 K			0-3 K		0-0 F8			0-0 F7	4	0	0	0	0	2	3		
Vic Wertz, L OBP: 0.264, SLG: 0.474	0-0 F5			0-0 G6-3 1-2					0-0 4-3	3	0	0	0	0	0	2		
George Kell, R OBP: 0.397, SLG: 0.424		0-0 F9				0-0 F3			0-0 F8	3	0	0	0	0	0	0		
Johnny Groth, R OBP: 0.348, SLG: 0.329		0-0 F7				0-0 1-3			0-0 6-3	3	0	0	0	0	0	0		
Joe Ginsberg, L OBP: 0.259, SLG: 0.260		0-0 F9				0-0 2B			0-3 K2-3	3	0	1	0	0	1	0		
Jerry Priddy, R OBP: 0.316, SLG: 0.322			0-3 K			0-0 F7			0-0 F8	3	0	0	0	0	1	1		
Art Houtteman, R OBP: 0.083, SLG: 0.083				0-0 1-3					0-3 K	2	0	0	0	0	0	0	AB 29 R 0 H 3 RBI 0 BB 1 SO 6 LOB 7 	
Cliff Mapes, L OBP: 0.250, SLG: 0.296										1	0	0	0	0	1	0		
Billy Hoelt, L OBP: 0.296, SLG: 0.296										0	0	0	0	0	0	0		
Inning Stats	R: 0 E: 0 K: 2 S: 8	H: 1 LOB: 1 BB: 0 P: 8	R: 0 E: 0 K: 0 S: 3	H: 0 LOB: 0 BB: 0 P: 3	R: 0 E: 0 K: 1 S: 5	H: 0 LOB: 0 BB: 0 P: 5	R: 0 E: 0 K: 0 S: 4	H: 1 LOB: 1 BB: 1 P: 4	R: 0 E: 0 K: 0 S: 7	H: 0 LOB: 0 BB: 0 P: 7	R: 0 E: 0 K: 0 S: 3	H: 0 LOB: 0 BB: 0 P: 3	R: 0 E: 0 K: 0 S: 3	H: 0 LOB: 0 BB: 0 P: 3	1B: 2 2B: 1 3B: 0 HR: 0	SF: 0 SAC: 0 DP: 1 HBP: 0	WP: 0 PB: 0 SB: 1 CS: 0	PA: 30
PITCHER Mary Grissom, R ERA: 4.43	IP: 9.0 WLS: W BF: 30 H: 3 R: 0 ER: 0 SO: 6 BB: 1 IBB: 0 HBP: 0 BLK: 0 WP: 0 HR: 0 S: 41 P: 45 ERA: 0.00 WHIP: 0.444															PITCHER		

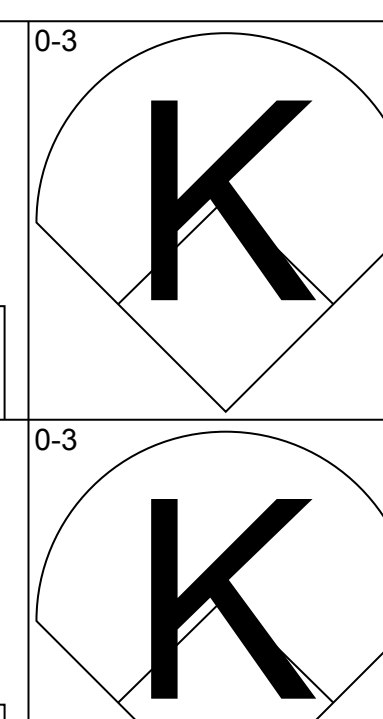
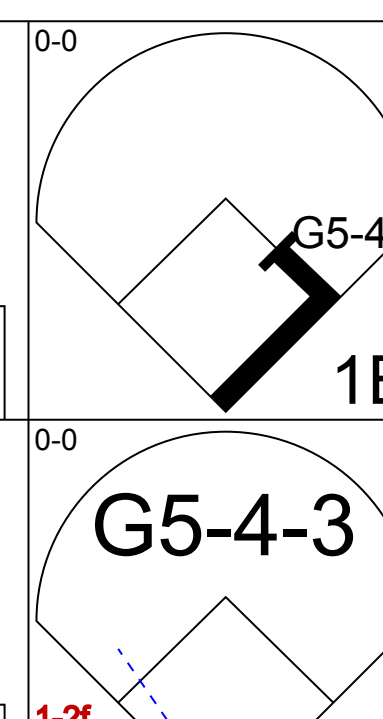
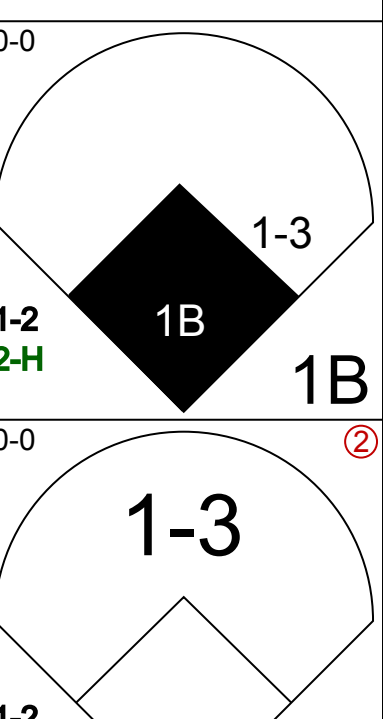
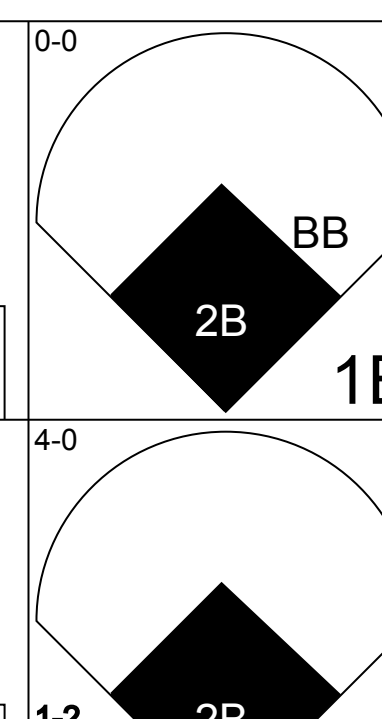
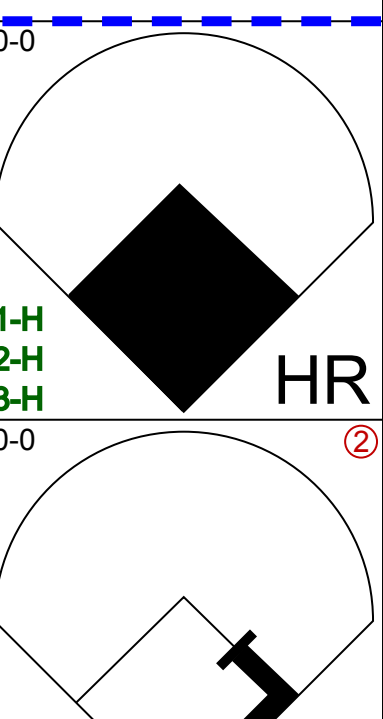
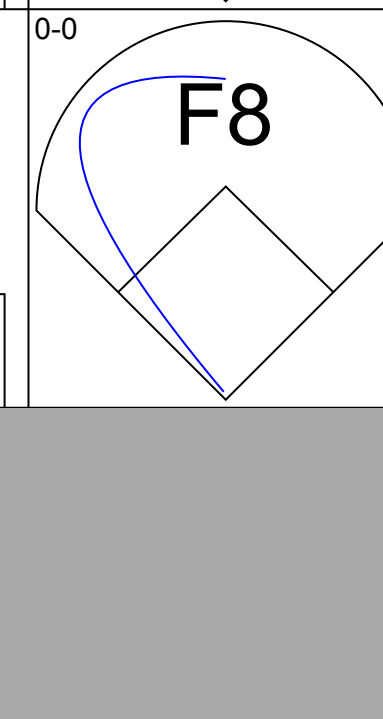
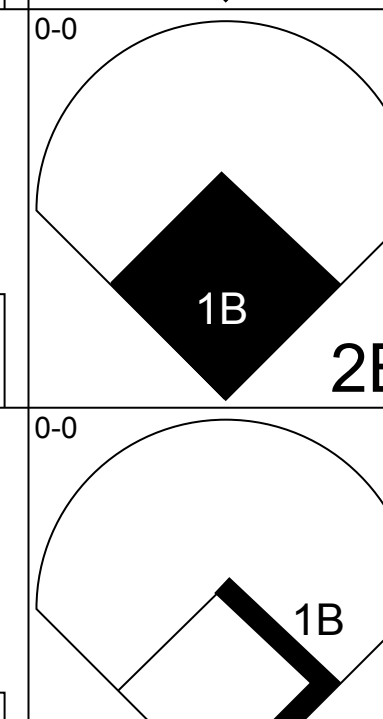
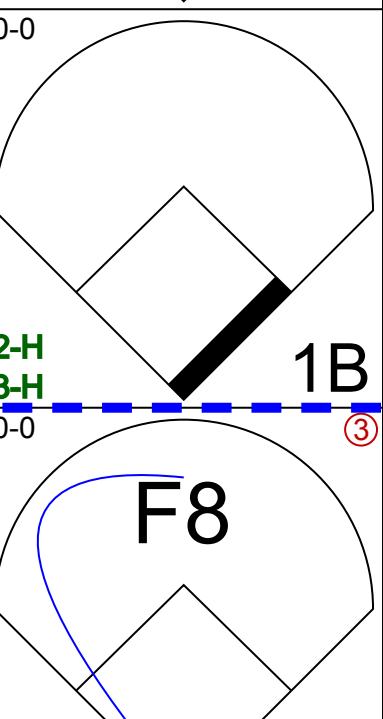
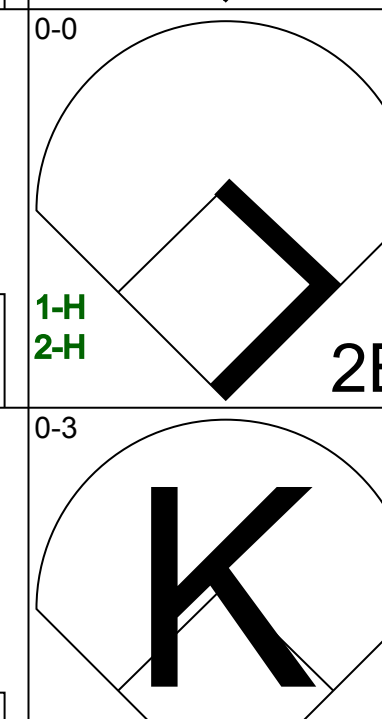
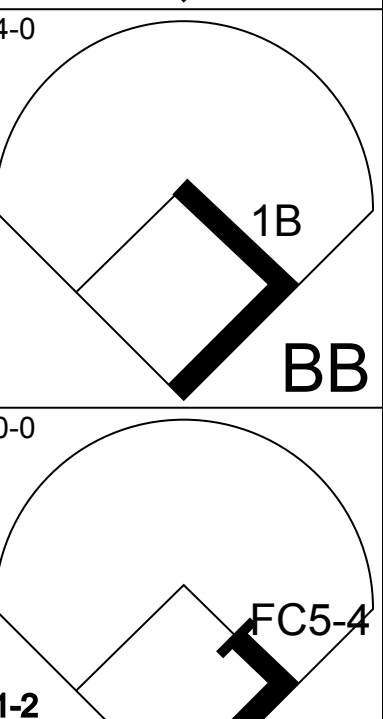

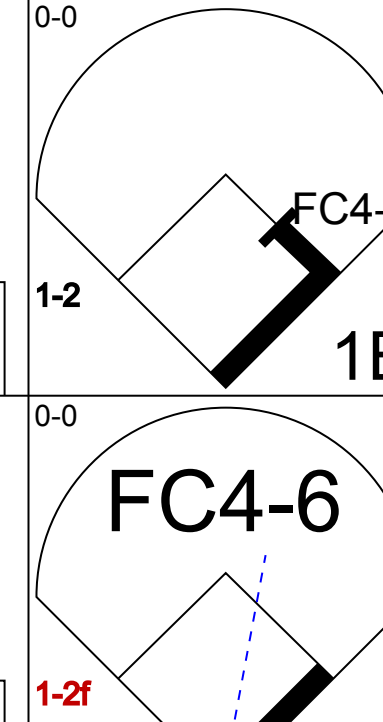


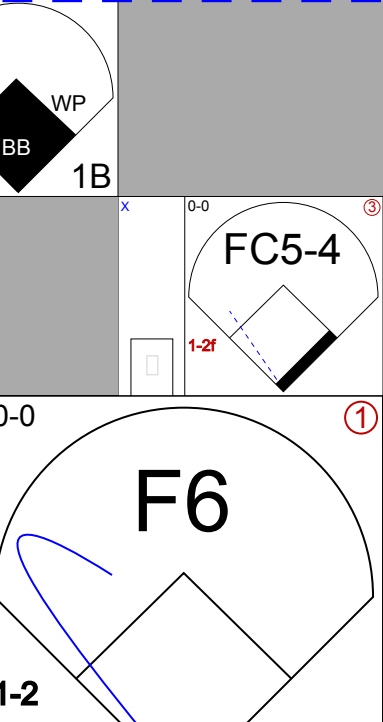
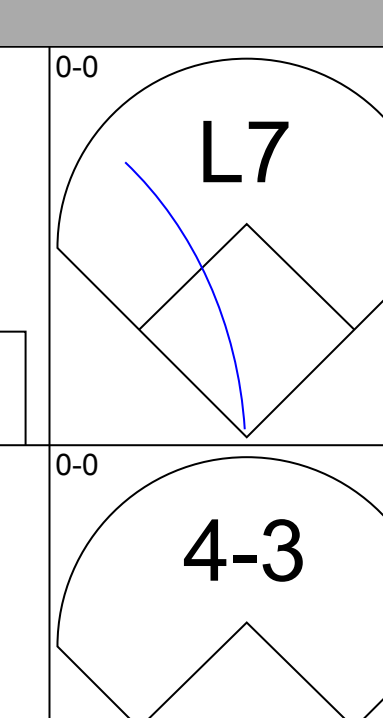
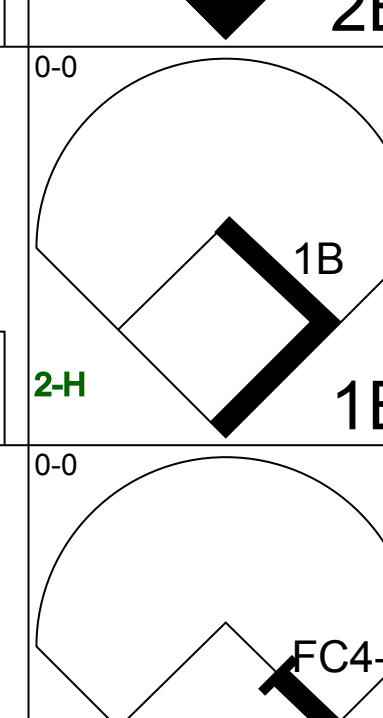
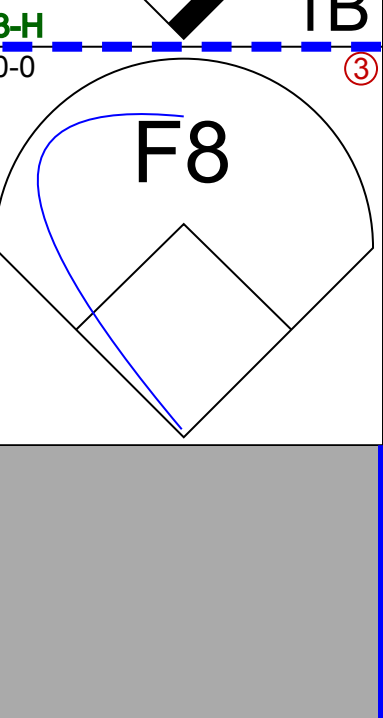
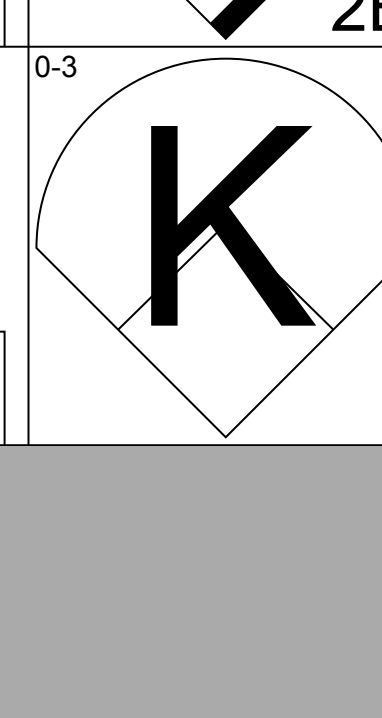
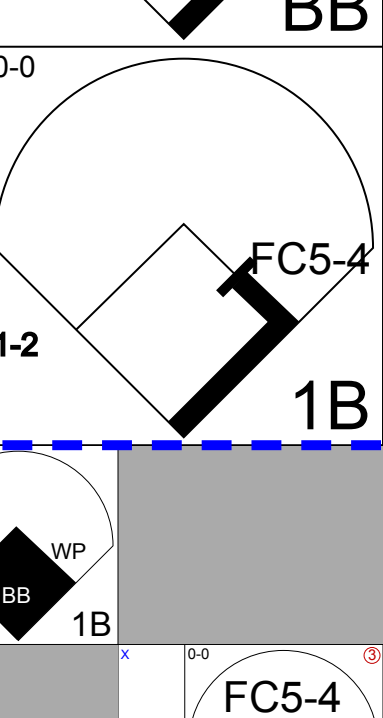
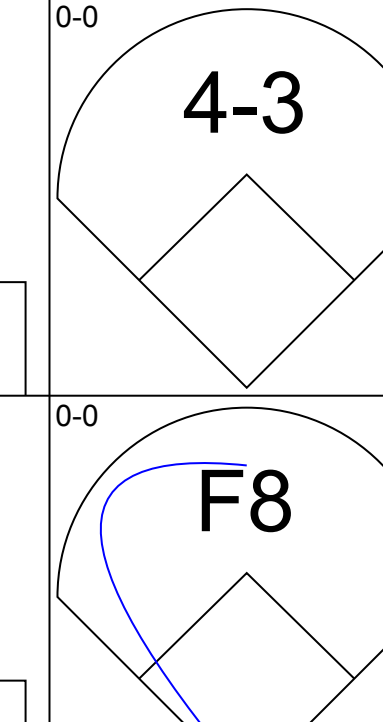
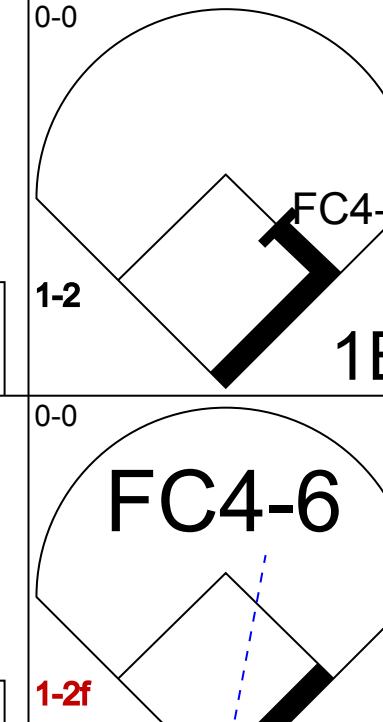
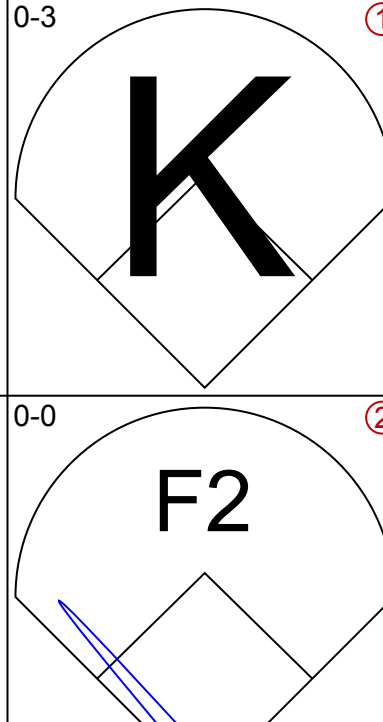
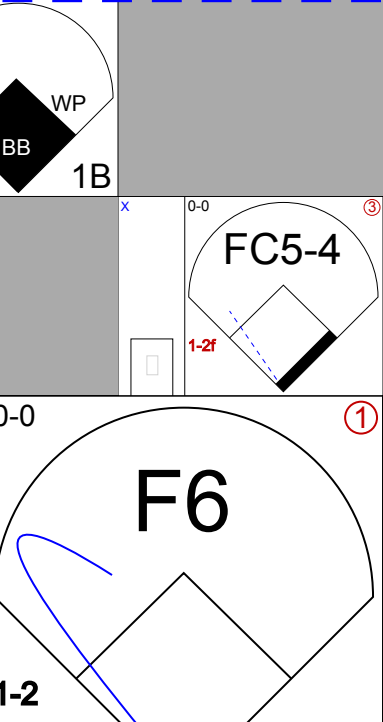
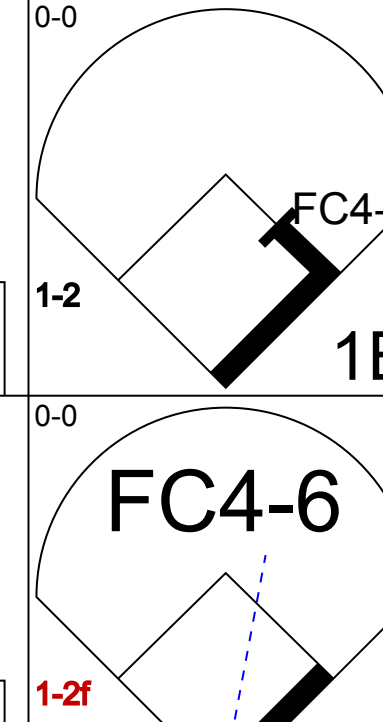
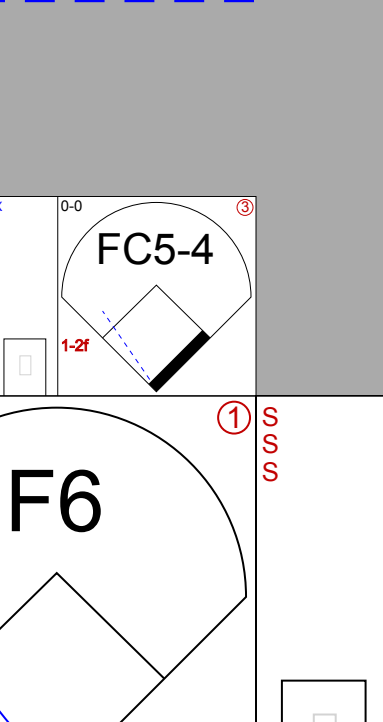
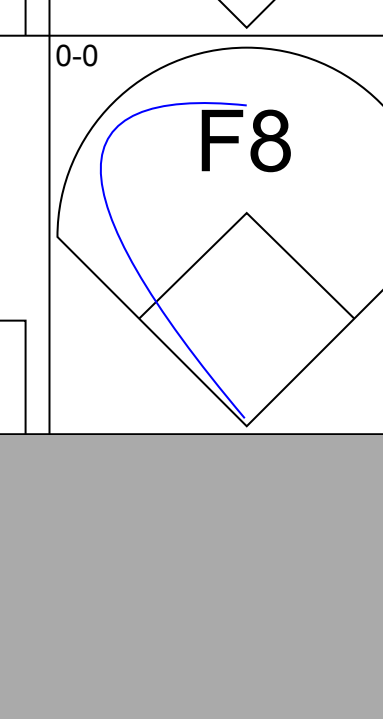
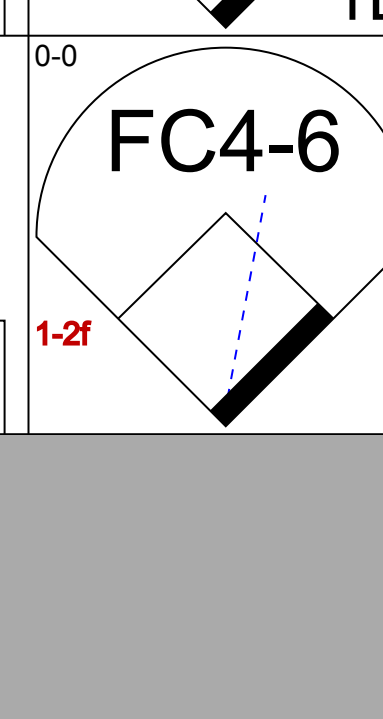
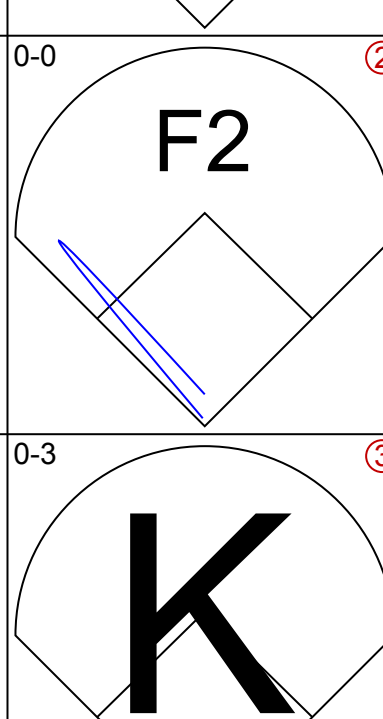
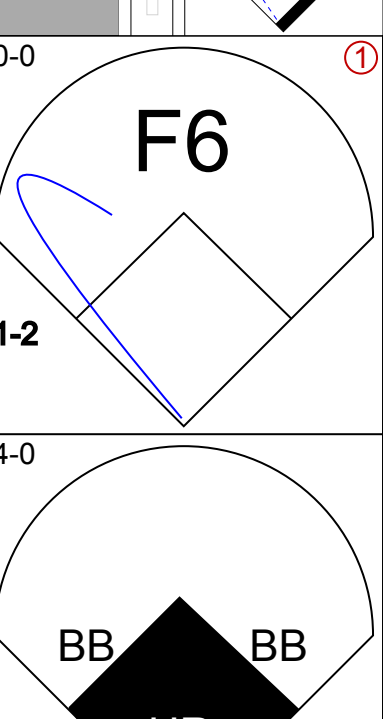
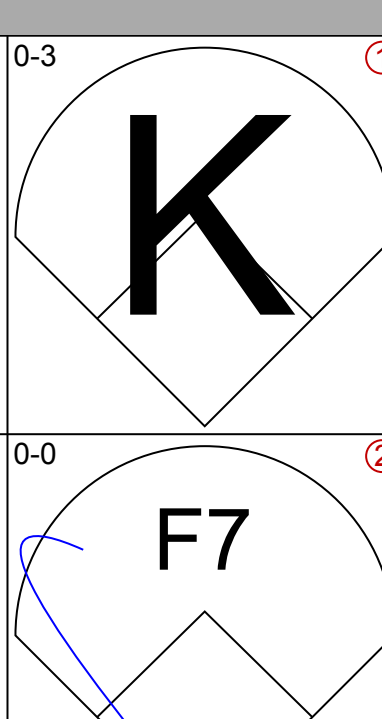
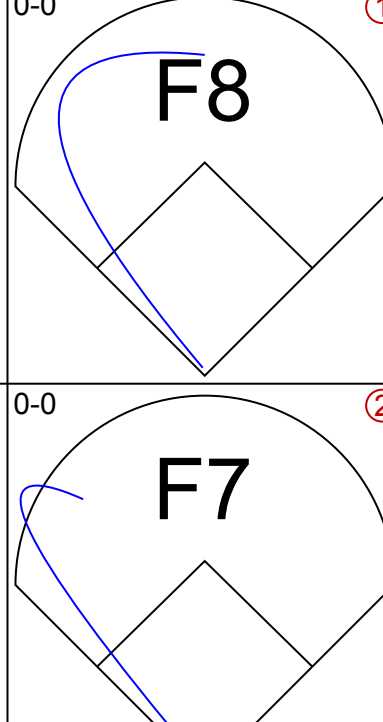
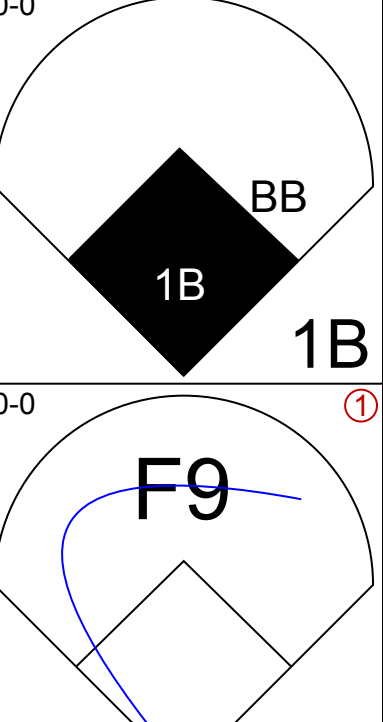

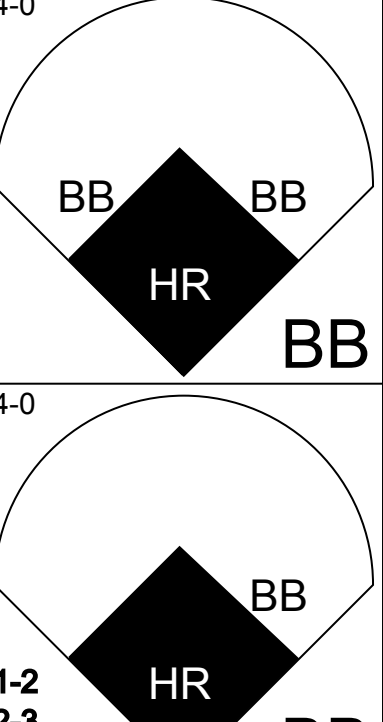
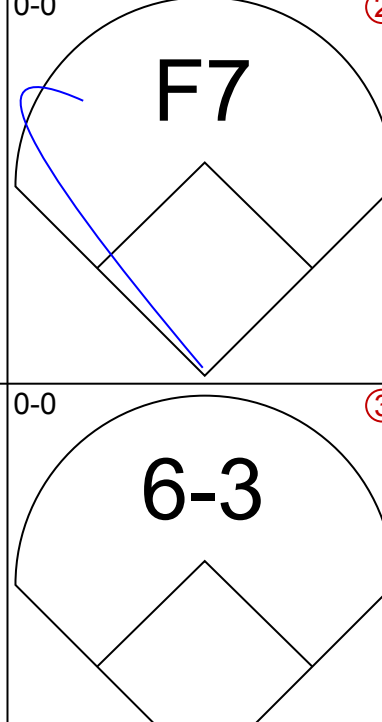
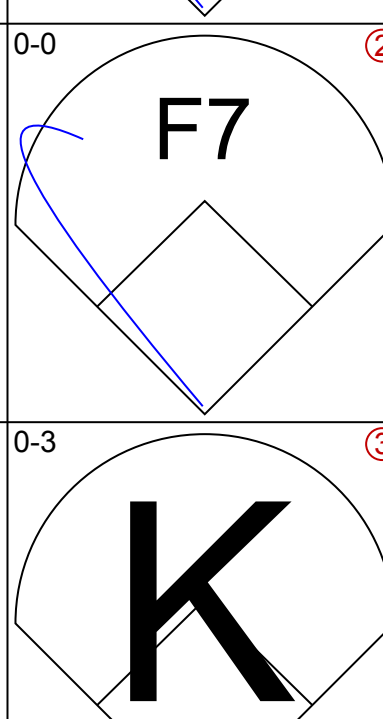
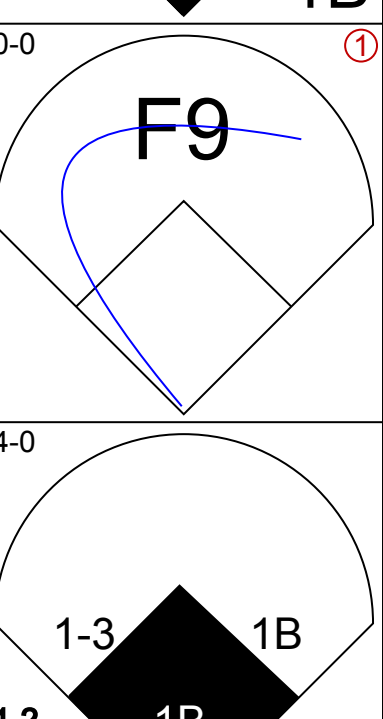
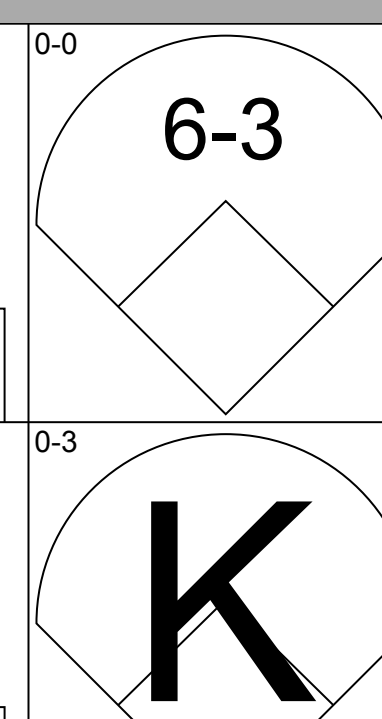
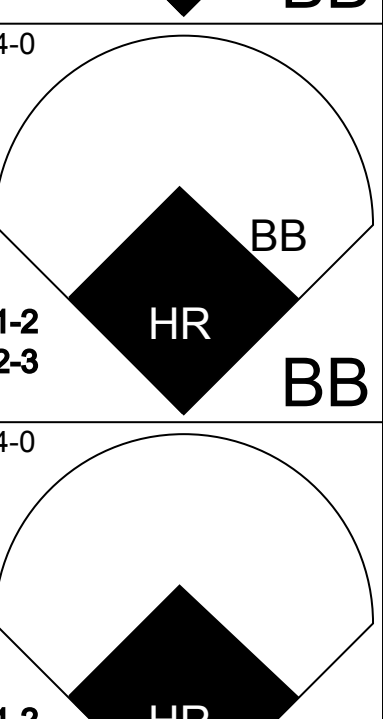
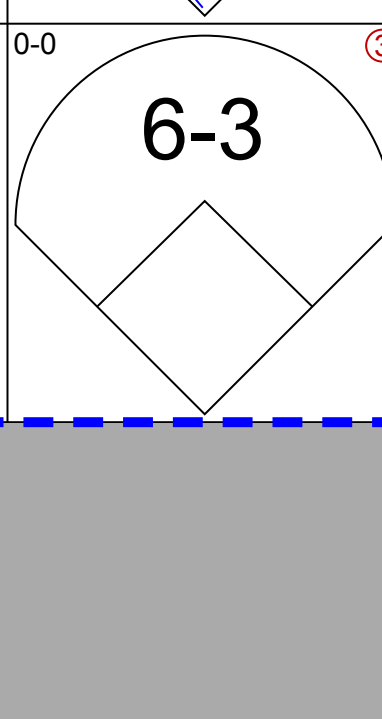
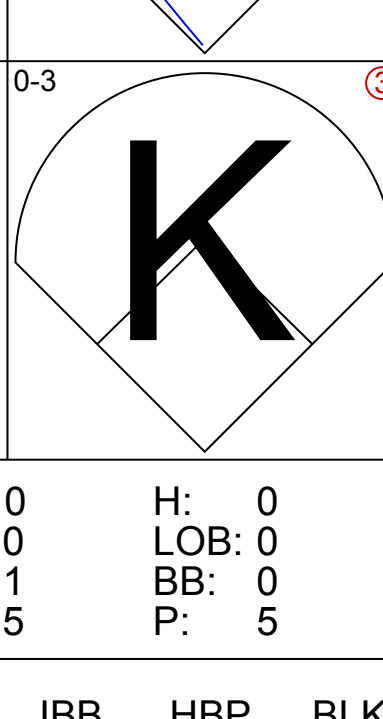
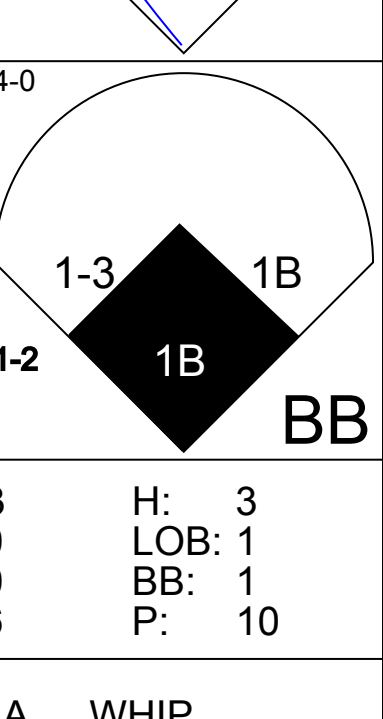
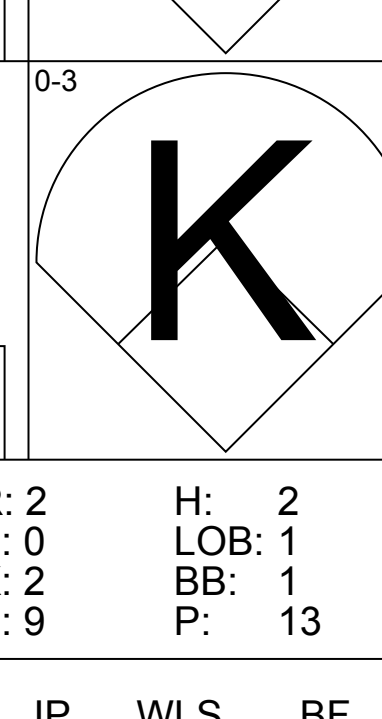
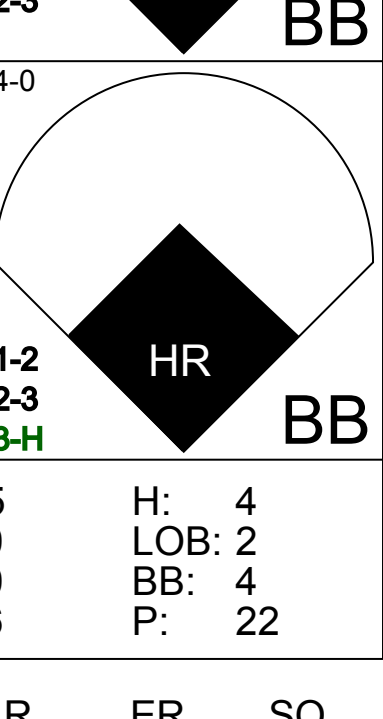
Batter	1	2	3	4	5	6	7	8	9	AB	R	H	RBI	BB	SO	LOB	BOTTOM	
Nellie Fox, L OBP: 0.299, SLG: 0.321	0-0 4-3								0-0 1-3	4	0	1	0	0	0	1	Detroit Tigers @ Chicago White Sox Comiskey Park, Chicago, IL Sun May 25 1952, 4:38 AM EDT Att: 16,544 - Unknown livebaseballscorecards.com	
Al Zarilla, L OBP: 0.337, SLG: 0.361	0-0 WP 3B								0-0 E FC6-2 1B	3	1	1	0	1	0	1		
Hector Rodriguez, R OBP: 0.393, SLG: 0.325	0-0 CS 1B								0-0 E S BB	3	0	1	0	1	0	3		
Eddie Robinson, L OBP: 0.389, SLG: 0.461	0-0 2B 1-2 1B								0-0 FC6-2 1-2 3H F4	4	0	1	0	0	0	3		
Bud Stewart, L OBP: 0.397, SLG: 0.477	0-0 1-3 2B								0-0 F8	4	0	1	0	0	0	1		
Ray Coleman, L OBP: 0.164, SLG: 0.143	0-0 F9								0-0 G3	4	0	0	0	0	0	2		
Sherm Lollar, R OBP: 0.336, SLG: 0.370									0-0 L3	2	0	1	0	0	0	0		
Chico Carrasquel, R OBP: 0.289, SLG: 0.297									0-0 3-1	3	0	0	0	0	0	2		
Marv Grissom, R OBP: 0.296, SLG: 0.296									0-0 F7	3	0	0	0	0	0	2		
Inning Stats	R: 1 E: 0 K: 0 S: 6	H: 4 LOB: 2 BB: 0 P: 6	R: 0 E: 0 K: 1 S: 6	H: 1 LOB: 1 BB: 0 P: 6	R: 0 E: 0 K: 0 S: 3	H: 0 LOB: 1 BB: 1 P: 7	R: 0 E: 0 K: 0 S: 3	H: 0 LOB: 0 BB: 0 P: 3	R: 0 E: 0 K: 1 S: 7	H: 1 LOB: 2 BB: 0 P: 7	R: 0 E: 0 K: 0 S: 3	H: 0 LOB: 1 BB: 1 P: 7	R: 0 E: 0 K: 0 S: 3	H: 0 LOB: 0 BB: 0 P: 3	1B: 3 2B: 2 3B: 1 HR: 0	SF: 0 SAC: 0 DP: 0 HBP: 1	WP: 1 PB: 0 SB: 1 CS: 1	PA: 33
PITCHER Art Houtteman, R ERA: 3.18	IP: 7.0 WLS: L BF: 30 H: 6 R: 1 ER: 1 SO: 2 BB: 2 IBB: 1 HBP: 1 BLK: 0 WP: 0 HR: 0 S: 31 P: 40 ERA: 1.29 WHIP: 1.143															PITCHER		
Billy Hoelt, L ERA: 2.4	IP: 1.0 WLS: L BF: 3 H: 0 R: 0 ER: 0 SO: 0 BB: 0 IBB: 0 HBP: 0 BLK: 0 WP: 0 HR: 0 S: 3 P: 3 ERA: 0.00 WHIP: 0.000															PITCHER		

Batter	1	2	3	4	5	6	7	8	9	AB	R	H	RBI	BB	SO	LOB	TOP											
Jerry Priddy, R (1.4) OBP: 0.326, SLG: 0.333	F6			G6-4-3 BB		WP 1B 2B		BB		2	1	1	1	2	0	0	Detroit Tigers @ Cleveland Indians Cleveland Municipal Stadium, Cleveland, OH Tue May 27 1952, 3:33 AM EDT Att: 15,615 - Unknown AB 31 R 6 H 5 RBI 5 BB 5 SO 4 LOB 10 											
Don Kolloway, R (1.3) OBP: 0.358, SLG: 0.371 Steve Souchock, R (4.3) OBP: 0.265, SLG: 0.372	F5			K		1B HR BB		F6		2	0	0	0	0	1	1												
George Kell, R (1.5) OBP: 0.393, SLG: 0.418	6-3			G6-4-3 1-2		HR 1B		F6		4	1	1	1	0	0	2												
Vic Wertz, L (1.9) OBP: 0.264, SLG: 0.495 Johnny Groth, R (8.8) OBP: 0.348, SLG: 0.329	F8			4-3		HR		F4		4	1	1	3	0	0	1												
Pat Mullin, L (1.7) OBP: 0.351, SLG: 0.434	G3			F4		F8		1-3		4	0	0	0	0	0	0												
Cliff Mages, L (1.8) OBP: 0.250, SLG: 0.293	K			K		4-3		6-3 1B		4	0	1	0	0	2	0												
Joe Ginsberg, L (1.2) OBP: 0.254, SLG: 0.256 Matt Batts, R (7.7) OBP: 0.340, SLG: 0.327	4-3			4-3		1B 2B BB		F8		1	1	0	0	1	0	0												
Johnny Lipon, R (1.6) OBP: 0.298, SLG: 0.294	F8			F8		2B WP 1B		5-3		3	1	1	0	1	0	0												
Marlin Stuart, L (1.1) Hal Newhouse, L (1.1) OBP: 0.143, SLG: 0.143 George Lerchen, S (6.7) OBP: 0.308, SLG: 0.281 Billy Hoelt, L (6.1) Hal White, R (9.1) OBP: 1.000, SLG: 1.000	1-3			1-3		F4		5-3		0	0	0	0	0	0	0												
Inning Stats	R: 0 E: 0 K: 0 S: 3	H: 0 LOB: 0 BB: 0 P: 3	R: 0 E: 0 K: 1 S: 5	H: 0 LOB: 0 BB: 0 P: 5	R: 0 E: 0 K: 0 S: 3	H: 0 LOB: 0 BB: 0 P: 3	R: 0 E: 0 K: 1 S: 4	H: 0 LOB: 0 BB: 1 P: 8	R: 0 E: 0 K: 0 S: 5	H: 0 LOB: 0 BB: 0 P: 5	R: 6 E: 0 K: 0 S: 7	H: 4 LOB: 0 BB: 2 P: 15	R: 0 E: 0 K: 0 S: 3	H: 0 LOB: 0 BB: 0 P: 3	R: 0 E: 0 K: 0 S: 3	H: 1 LOB: 1 BB: 1 P: 10		1B: 3 2B: 1 3B: 0 HR: 1	SF: 0 SAC: 0 DP: 1 HBP: 0	WP: 1 PB: 0 SB: 0 CS: 0	PA: 36							
PITCHER	IP	WLS	BF	H	R	ER	SO	BB	IBB	HBP	BLK	WP	HR	S	P	ERA		WHIP										
Bob Lemon, R (1.1) ERA: 2.35	5.1	L	21	3	5	5	3	3	0	0	0	1	0	24	36	8.44		1.125										
Lou Brissie, L (6.1) ERA: 4.55	2.2		10	1	1	1	0	1	0	0	0	0	1	9	13	3.38		0.750										
Mickey Harris, L (9.1) ERA: 2.25	1.0	S	5	1	0	0	1	0	1	0	0	0	0	6	10	0.00		1.000										

Batter	1	2	3	4	5	6	7	8	9	AB	R	H	RBI	BB	SO	LOB	BOTTOM												
Harry Simpson, L (1.9) OBP: 0.327, SLG: 0.429	1B FC4-6 BB	2B		F5 2-H 3-H				BB BB 1B		4	1	3	0	1	0	0	Detroit Tigers @ Cleveland Indians Cleveland Municipal Stadium, Cleveland, OH Tue May 27 1952, 3:33 AM EDT Att: 15,615 - Unknown AB 32 R 4 H 7 RBI 2 BB 7 SO 6 LOB 20 												
Bobby Avila, R (1.4) OBP: 0.404, SLG: 0.416	FC4-6 BB 1B		6-3	FC6-4 1B			L7		F5	5	0	2	0	0	0	2													
Al Rosen, R (1.5) OBP: 0.426, SLG: 0.639	FC4-6 1-2 BB		F8	FC6-4 1-2			BB BB		F8	3	0	0	0	2	0	2													
Larry Doby, L (1.8) OBP: 0.362, SLG: 0.553	FC4-6 1-2 2-3 3-H BB			1B			F7		G3	4	0	1	1	1	0	3													
Dale Mitchell, L (1.7) OBP: 0.400, SLG: 0.422	1-2 BB		4-3				4-3		K	3	0	0	0	1	1	4													
Luke Easter, L (1.3) OBP: 0.280, SLG: 0.421 Bob Kennedy, R (8.9) OBP: 0.429, SLG: 0.425	K			HR			4-3		K	4	1	1	1	0	2	6													
Ray Boone, R (1.6) OBP: 0.400, SLG: 0.431	K			SH5-4 WP E BB			K		F6	3	1	0	0	1	2	3													
Jim Hegan, R (1.2) OBP: 0.297, SLG: 0.354	F6			SH5-4 E BB			F8		F7	3	1	0	0	1	0	0													
Bob Lemon, L (1.1) OBP: 0.148, SLG: 0.148 Lou Brissie, L (6.1) Birdie Tebbetts, R (6.7) OBP: 0.349, SLG: 0.345 Mickey Harris, L (9.1)	K			SH5-4			6-3		F3	1	0	0	0	0	1	0													
Inning Stats	R: 1 E: 0 K: 2 S: 8	H: 1 LOB: 3 BB: 3 P: 20	R: 0 E: 0 K: 1 S: 5	H: 1 LOB: 1 BB: 0 P: 5	R: 0 E: 0 K: 0 S: 4	H: 1 LOB: 1 BB: 0 P: 4	R: 3 E: 1 K: 0 S: 5	H: 2 LOB: 1 BB: 2 P: 13	R: 0 E: 0 K: 0 S: 3	H: 0 LOB: 0 BB: 0 P: 3	R: 0 E: 0 K: 1 S: 5	H: 0 LOB: 0 BB: 0 P: 5	R: 0 E: 0 K: 2 S: 8	H: 1 LOB: 3 BB: 2 P: 16	R: 0 E: 0 K: 0 S: 3	H: 0 LOB: 0 BB: 0 P: 3		R: 0 E: 0 K: 0 S: 4	H: 1 LOB: 1 BB: 0 P: 4	1B: 4 2B: 2 3B: 0 HR: 1	SF: 0 SAC: 1 DP: 0 HBP: 0	WP: 1 PB: 0 SB: 0 CS: 0	PA: 40						
PITCHER	IP	WLS	BF	H	R	ER	SO	BB	IBB	HBP	BLK	WP	HR	S	P	ERA		WHIP											
Marlin Stuart, R (1.1) ERA: 2.32	0.0							2	0	0	0	0	1	1	24	36		5.40	1.400										
Hal Newhouse, L (1.1) ERA: 8.43	5.0	W	21	4	3	3	3	3	0	0	0	1	1	24	36	5.40		1.400											
Billy Hoelt, L (6.1) ERA: 2.0	3.0		13	2	0	0	3	2	0	0	0	0	0	17	25	0.00		1.333											
Hal White, R (9.1) ERA:	1.0	S	3	0	0	0	0	0	0	0	0	0	0	3	3	0.00	0.000												

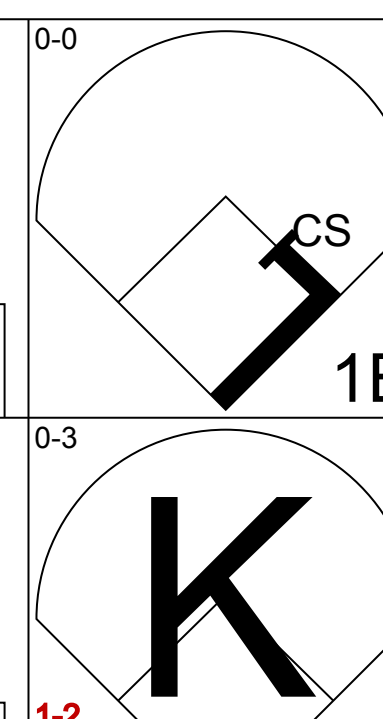
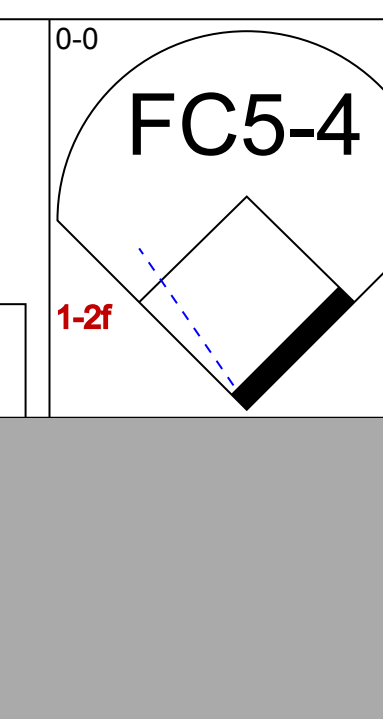
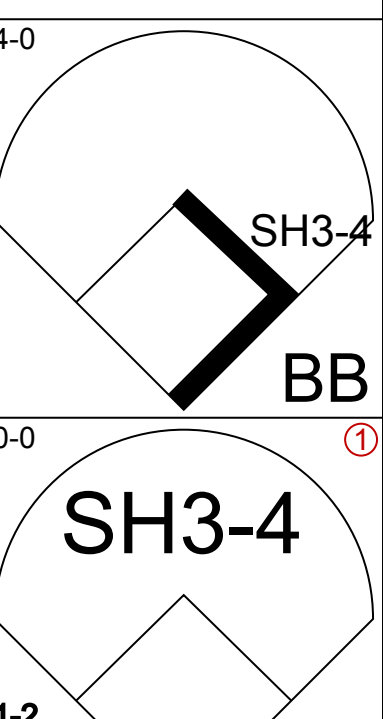
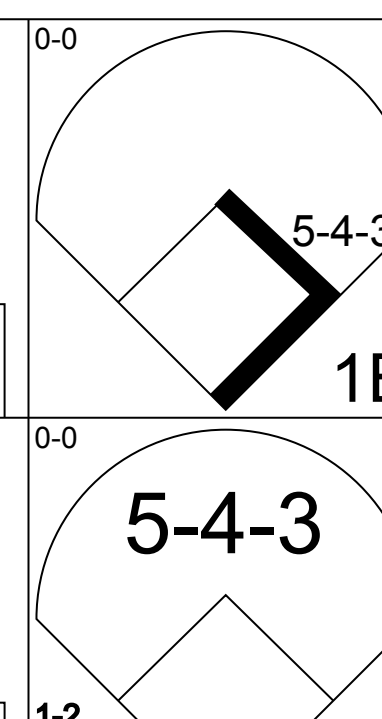
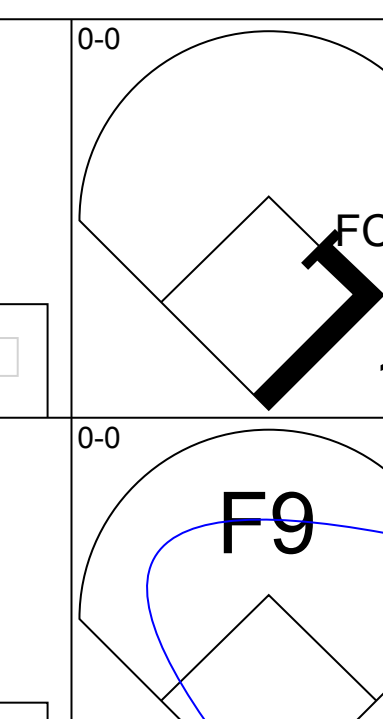
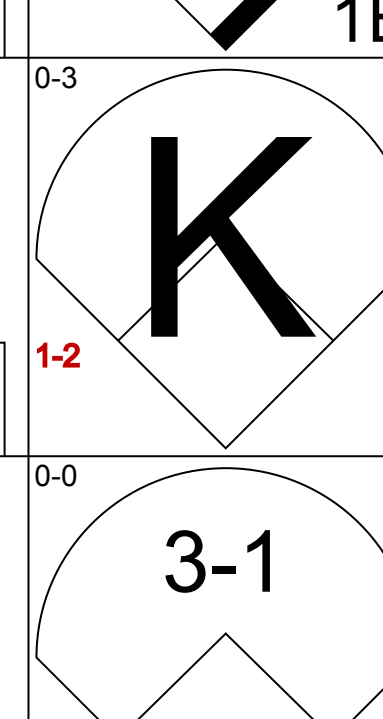
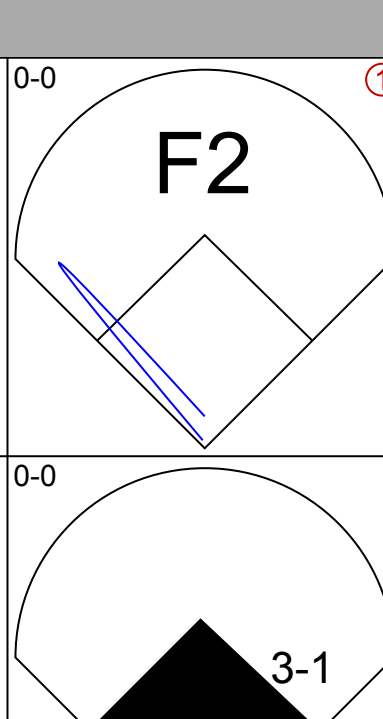
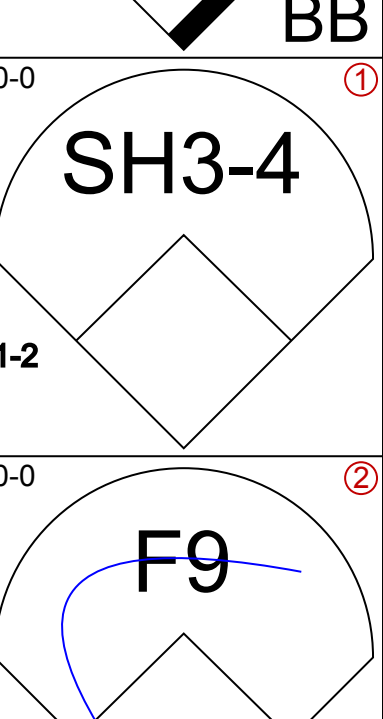
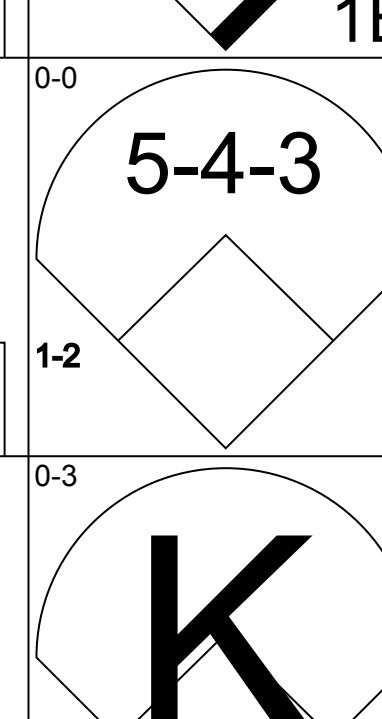
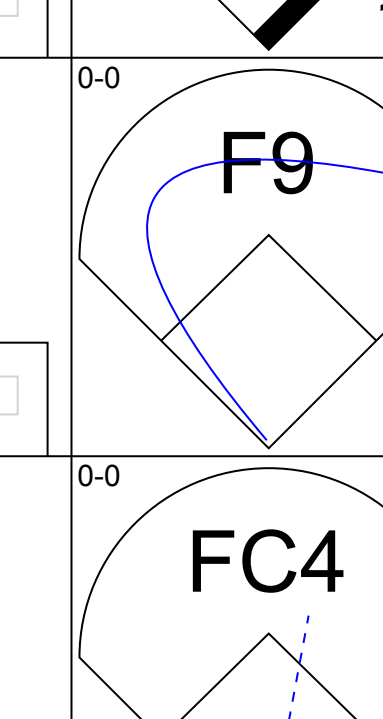
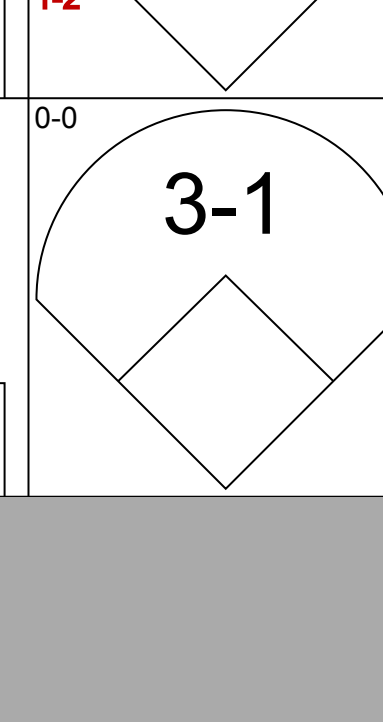

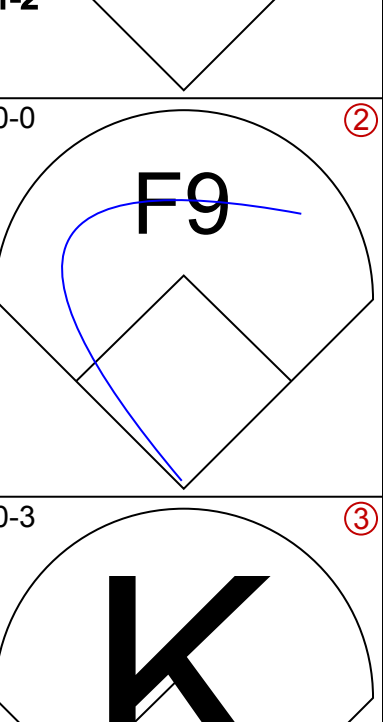
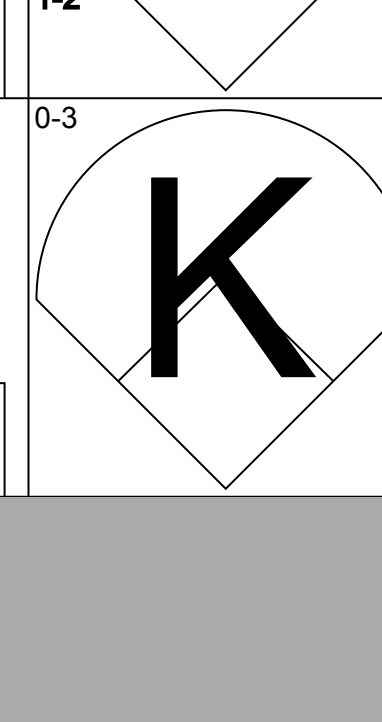
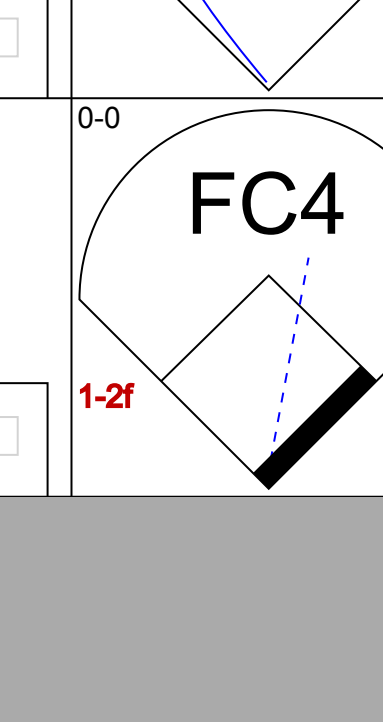
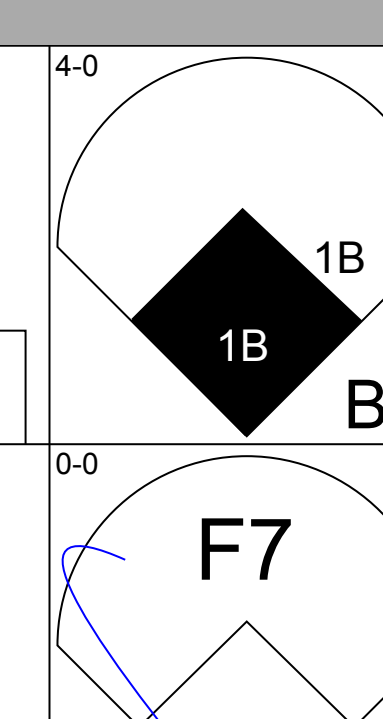
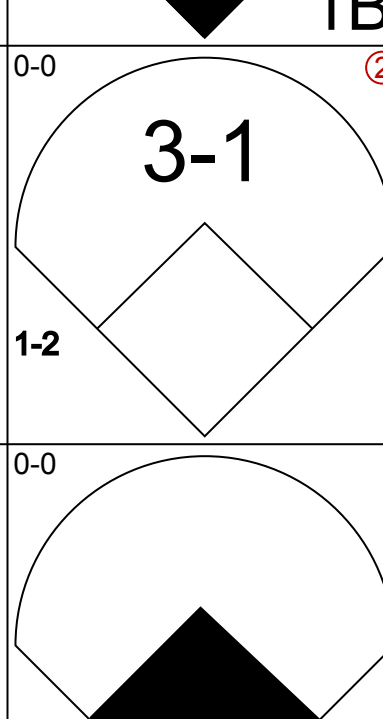
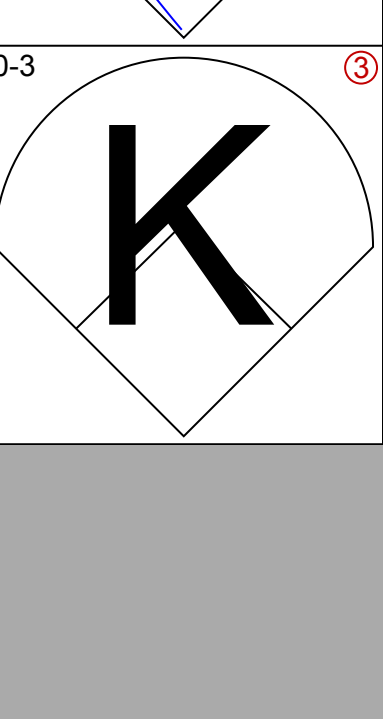
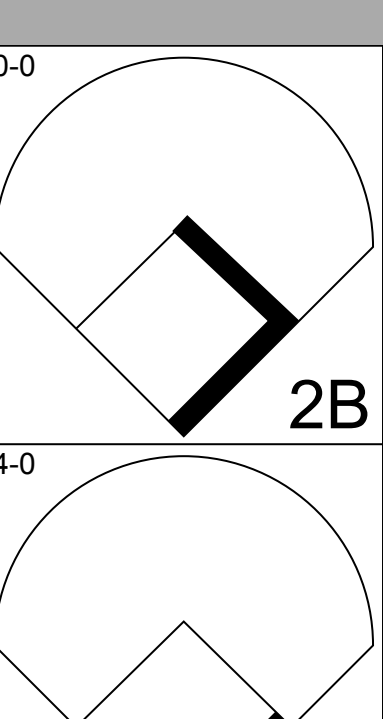
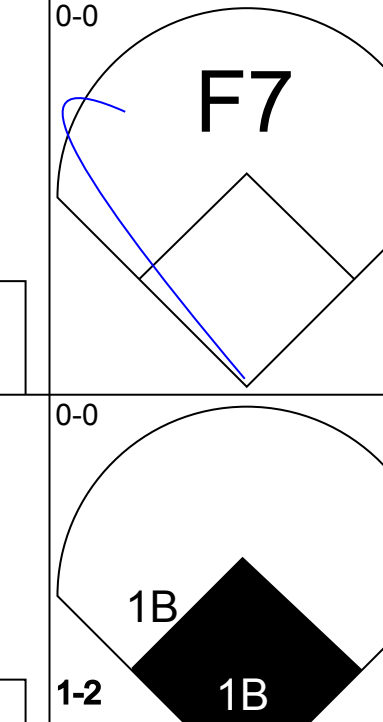
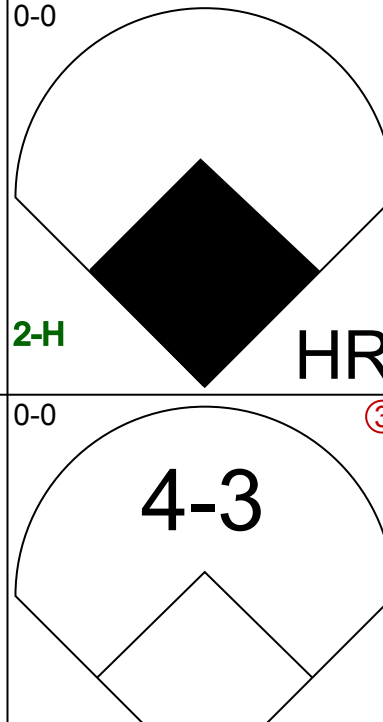
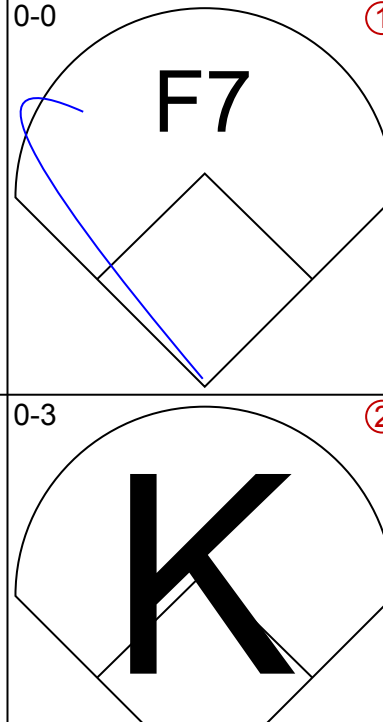
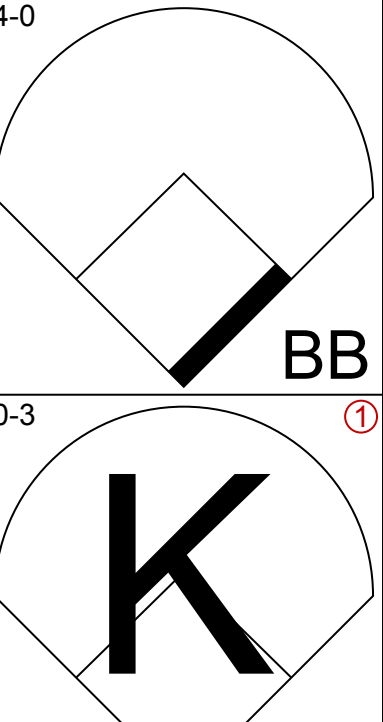
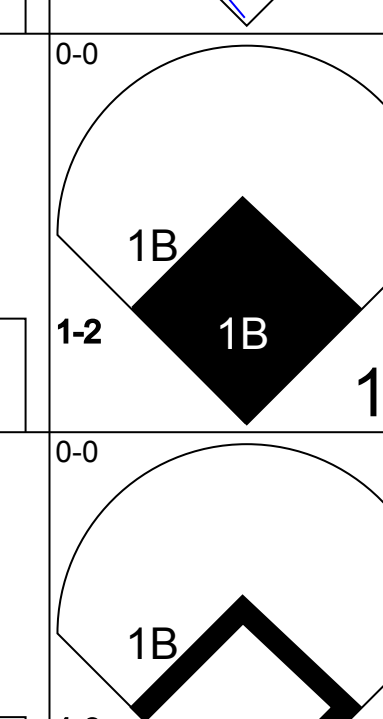
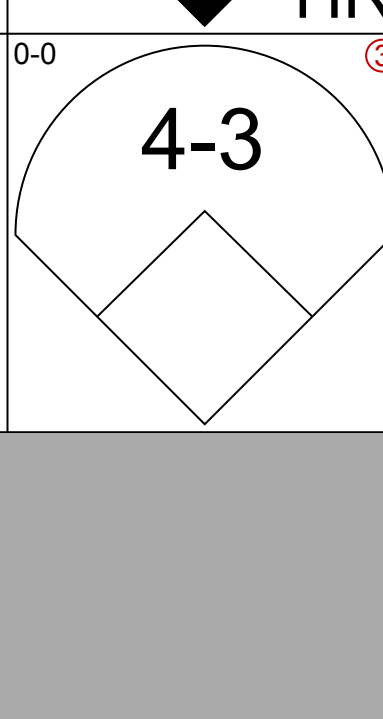
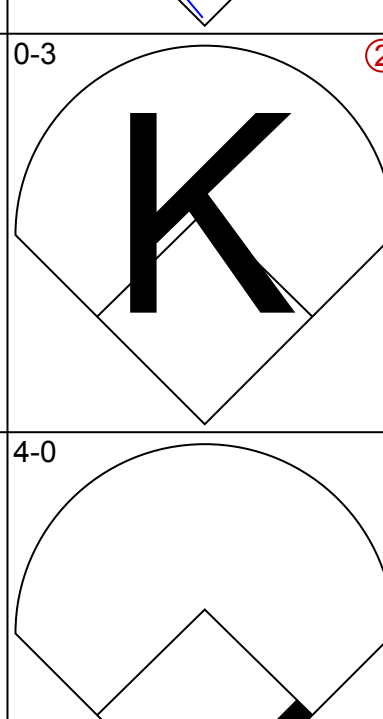
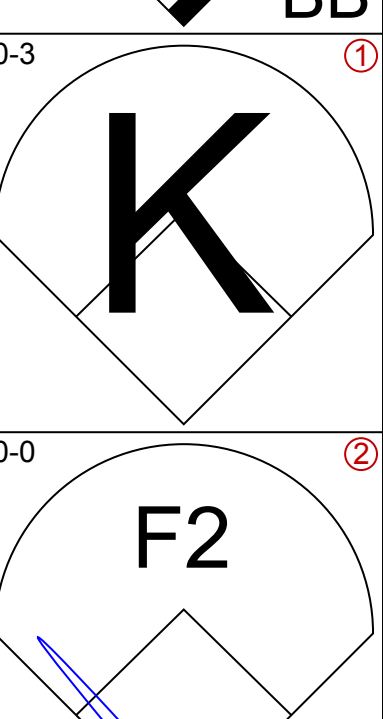
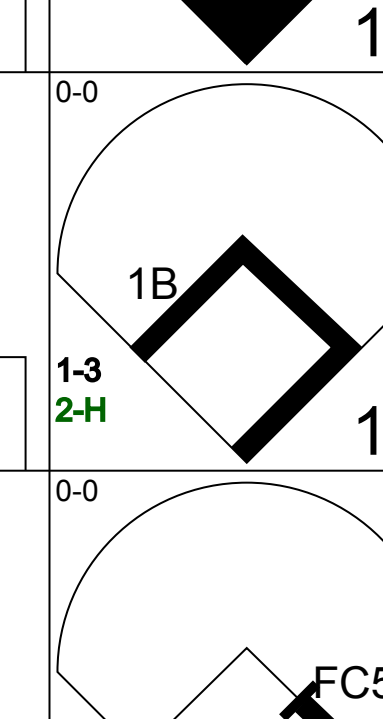
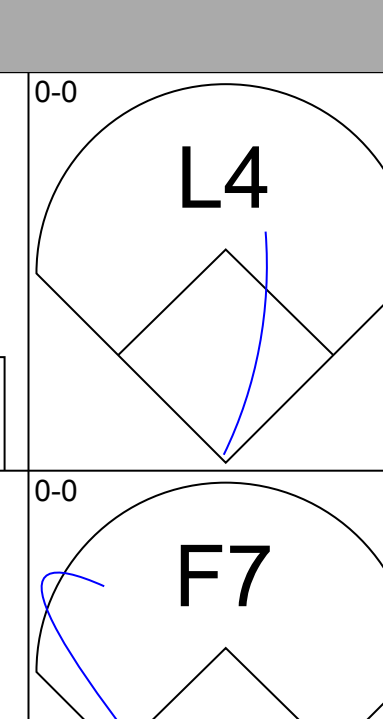
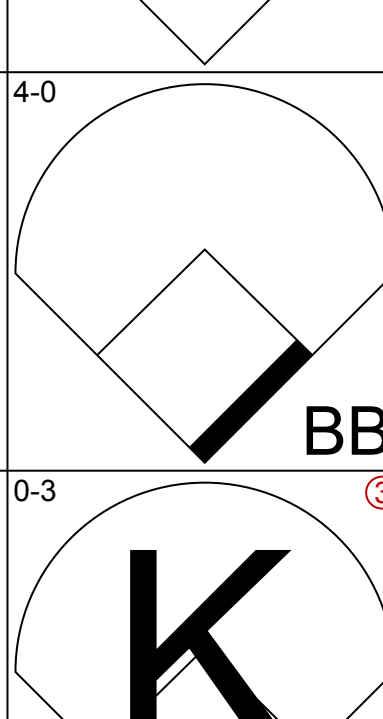
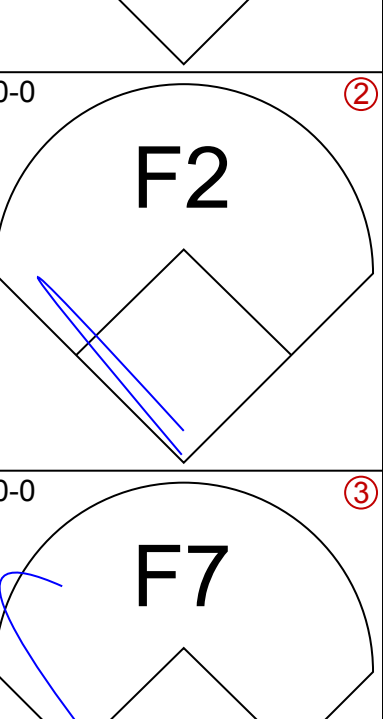
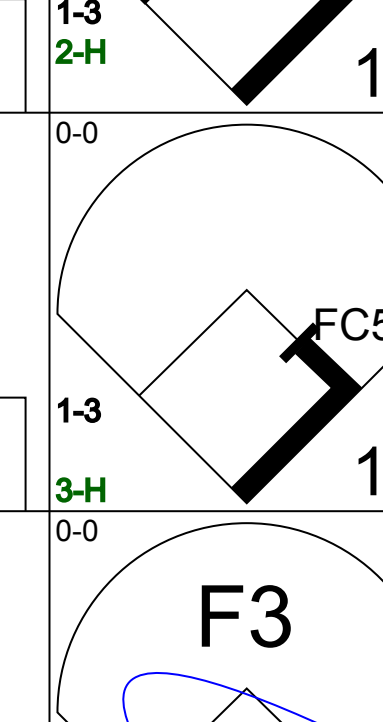
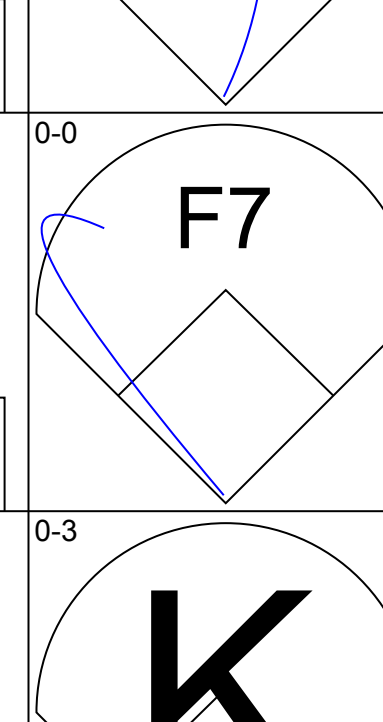
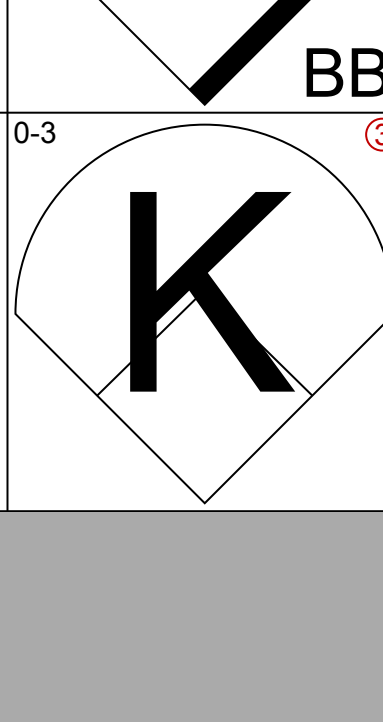
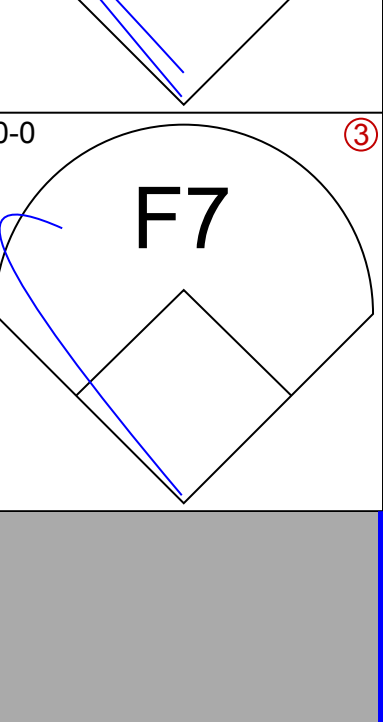
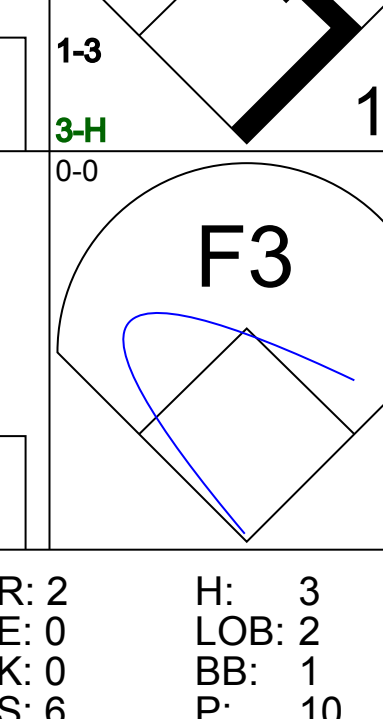
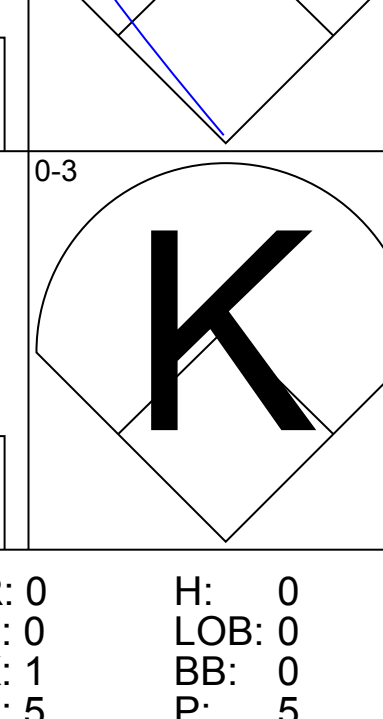
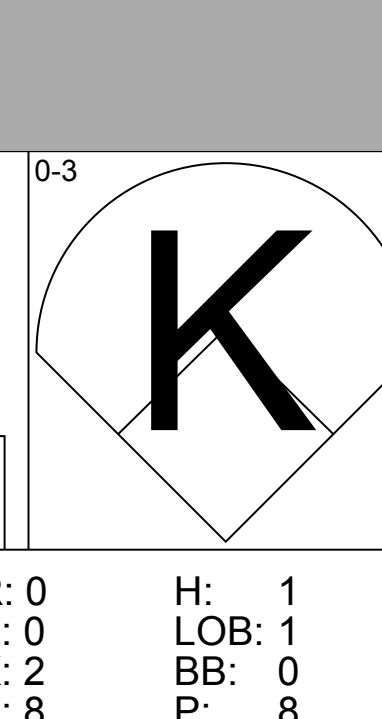
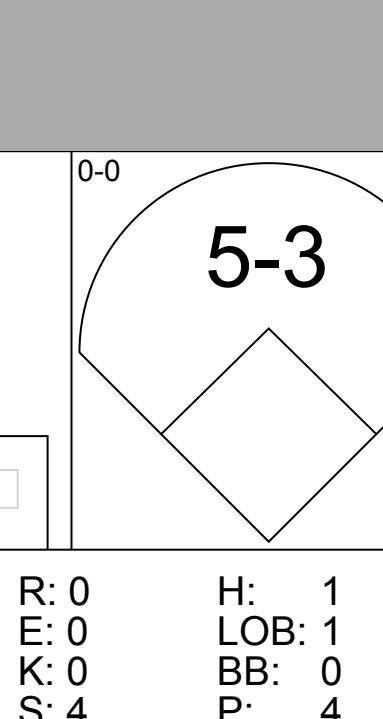
Batter	1	2	3	4	5	6	7	8	9	AB	R	H	RBI	BB	SO	LOB	TOP			
Harry Simpson, L (1, 9) OBP: 0.320, SLG: 0.418	0-0 4-3		0-0 4-3			0-3 K		0-0 F9	4 0 0 0 0 1 0								Cleveland Indians @ Detroit Tigers Briggs Stadium, Detroit, MI Wed May 28 1952, 4:33 AM EDT Att: 38,662 - Unknown			
Bobby Avila, R (1, 4) OBP: 0.400, SLG: 0.412	0-0 4-3			0-0 F8			0-0 5-3 HR 1B	0-0 F7	4 1 1 0 0 0 0											
Al Rosen, R (1, 5) OBP: 0.428, SLG: 0.635	0-0 1B			0-0 F9			0-0 5-3	0-0 1B	4 0 2 0 0 0 1											
Larry Doby, L (1, 8) OBP: 0.357, SLG: 0.573	0-0 F8			0-0 4-3			0-0 2H HR	0-3 K	4 1 1 2 0 1 2											
Dale Mitchell, L (1, 7) OBP: 0.390, SLG: 0.410		0-3 K			0-0 4-3			0-3 K	3 0 0 0 0 2 0											
Luke Easter, L (1, 3) OBP: 0.274, SLG: 0.411		0-0 F2			0-0 F7			0-3 K	3 0 0 0 0 1 0											
Ray Boone, R (1, 6) OBP: 0.392, SLG: 0.421		0-0 F8			0-0 F9			0-0 F8	3 0 0 0 0 0 0											
Jim Hegan, R (1, 2) OBP: 0.286, SLG: 0.338			0-0 F3			0-0 F4		0-3 K	3 0 0 0 0 1 0											
Mike Garcia, R (1, 1) OBP: 0.107, SLG: 0.074				0-0 F9				0-3 K	2 0 0 0 0 0 0							C				
Jim Fritchley, R (8, PH) OBP: 0.308, SLG: 0.286									1 0 0 0 0 1 0											
Mickey Harris, L (8, 1)									0 0 0 0 0 0 0											
Inning Stats	R: 0 E: 0 K: 0 S: 4	H: 1 LOB: 1 BB: 0 P: 4	R: 0 E: 0 K: 1 S: 5	H: 0 LOB: 0 BB: 0 P: 5	R: 0 E: 0 K: 0 S: 3	H: 0 LOB: 0 BB: 0 P: 3	R: 0 E: 0 K: 0 S: 3	H: 0 LOB: 0 BB: 0 P: 3	R: 0 E: 0 K: 1 S: 5	H: 0 LOB: 0 BB: 0 P: 5	R: 2 E: 0 K: 2 S: 9	H: 2 LOB: 0 BB: 0 P: 9	R: 0 E: 0 K: 2 S: 7	H: 0 LOB: 0 BB: 0 P: 7	R: 0 E: 0 K: 1 S: 6	H: 1 LOB: 1 BB: 0 P: 6	1B: 3 2B: 0 3B: 0 HR: 1	SF: 0 SAC: 0 DP: 0 HBP: 0	WP: 0 PB: 0 SB: 0 CS: 0	PA: 31
PITCHER Ted Gray, L (1, 1) ERA: 2.19	IP: 9.0 WLS: W BF: 31 H: 4 R: 2 ER: 2 SO: 7 BB: 0 IBB: 0 HBP: 0 BLK: 0 WP: 0 HR: 1 S: 45 P: 45 ERA: 2.00 WHIP: 0.444															PITCHER				

Batter	1	2	3	4	5	6	7	8	9	AB	R	H	RBI	BB	SO	LOB	BOTTOM			
Jerry Priddy, R (1, 4) OBP: 0.338, SLG: 0.339	0-3 K	0-0 F7		0-0 CS 1B			4-0 FC5-4 E 1B BB	0-0 2H 1B	4 1 2 2 1 1 1								Cleveland Indians @ Detroit Tigers Briggs Stadium, Detroit, MI Wed May 28 1952, 4:33 AM EDT Att: 38,662 - Unknown			
Don Kolloway, R (1, 3) OBP: 0.350, SLG: 0.362	0-0 F4	0-0 F8		0-0 CS 1-2	0-0 SH 1B		0-0 E3 FC5-4	0-0 F9	5 0 1 0 0 0 3											
George Kell, R (1, 5) OBP: 0.391, SLG: 0.416	0-0 1B 2B 1B			0-0 5-3	0-0 SH 1-2 1B		0-0 FC5-4 1B 1-2 2-3		3 1 1 0 0 0 2											
Vic Wertz, L (1, 9) OBP: 0.272, SLG: 0.495	0-0 1-2 2B 1B			0-0 4-3			0-0 FC3-6 1B		4 1 2 1 0 1 2											
Pat Mullin, L (1, 7) OBP: 0.348, SLG: 0.437	0-0 1-1H 2H 2B			0-0 G3			0-0 FC3-6 1B 1-2		4 0 1 2 0 0 4											
Cliff Mapes, L (1, 8) OBP: 0.285, SLG: 0.295	4-0 1B BB			0-0 1B E 1B			0-0 1-3		3 1 1 0 1 1 4											
Joe Ginsberg, L (1, 2) OBP: 0.286, SLG: 0.296	0-0 F7			0-0 E2 1H 1B 1B			0-0 CS 3B	4-0 SH3-4 1B BB	3 2 2 0 1 0 2											
Johnny Lipon, R (1, 6) OBP: 0.296, SLG: 0.292		0-0 SH3-4 1B		0-0 F3			0-0 6-3	0-0 F5	4 0 1 0 0 0 3											
Ted Gray, S (1, 1) OBP: 0.105, SLG: 0.105		0-0 SH3-4 1-2		0-3 K			0-0 F3 3H	0-0 SH3-4 1-2	2 0 0 0 0 1 2											
Inning Stats	R: 2 E: 0 K: 1 S: 8	H: 3 LOB: 2 BB: 1 P: 12	R: 0 E: 0 K: 0 S: 4	H: 1 LOB: 1 BB: 0 P: 4	R: 0 E: 0 K: 0 S: 3	H: 0 LOB: 0 BB: 0 P: 3	R: 2 E: 1 K: 1 S: 7	H: 3 LOB: 2 BB: 0 P: 7	R: 0 E: 1 K: 0 S: 3	H: 1 LOB: 2 BB: 0 P: 3	R: 1 E: 1 K: 0 S: 5	H: 1 LOB: 2 BB: 1 P: 9	R: 1 E: 0 K: 0 S: 4	H: 1 LOB: 1 BB: 1 P: 8	R: 1 E: 0 K: 0 S: 4	H: 1 LOB: 1 BB: 1 P: 8	1B: 9 2B: 1 3B: 1 HR: 0	SF: 0 SAC: 3 DP: 0 HBP: 0	WP: 0 PB: 0 SB: 0 CS: 2	PA: 39
PITCHER Mike Garcia, R (1, 1) ERA: 1.47	IP: 7.0 WLS: L BF: 33 H: 10 R: 5 ER: 3 SO: 4 BB: 2 IBB: 0 HBP: 0 BLK: 0 WP: 0 HR: 0 S: 39 P: 47 ERA: 3.86 WHIP: 1.714															PITCHER				
Mickey Harris, L (8, 1) ERA: 3.6	IP: 1.0 WLS: L BF: 5 H: 1 R: 1 ER: 1 SO: 0 BB: 1 IBB: 0 HBP: 0 BLK: 0 WP: 0 HR: 0 S: 4 P: 8 ERA: 9.00 WHIP: 2.000															PITCHER				

Batter	1	2	3	4	5	6	7	8	9	AB	R	H	RBI	BB	SO	LOB	TOP																
Harry Simpson, L (1, 9) OBP: 0.333, SLG: 0.447										5	3	4	5	0	1	0	Cleveland Indians @ Detroit Tigers Briggs Stadium, Detroit, MI Thu May 29 1952, 4:33 AM EDT Att: 6,870 - Unknown																
Bobby Avila, R (1, 4) OBP: 0.400, SLG: 0.408										4	1	1	0	1	1	3																	
Al Rosen, R (1, 5) OBP: 0.439, SLG: 0.652										4	1	3	4	1	0	0																	
Larry Doby, L (1, 8) OBP: 0.359, SLG: 0.564										5	0	2	1	0	1	2																	
Dale Mitchell, L (1, 7) OBP: 0.392, SLG: 0.411										2	0	1	0	0	0	0																	
Jim Fritley, R (5, 7) OBP: 0.309, SLG: 0.287										3	1	1	0	0	1	2																	
Luke Easter, L (1, 3) OBP: 0.284, SLG: 0.395										5	0	0	0	0	1	3																	
Ray Boone, R (1, 6) OBP: 0.390, SLG: 0.418										1	0	0	0	0	0	0																	
Merl Combs, L (4, 6) OBP: 0.400, SLG: 0.250										3	2	1	0	1	1	0																	
Jim Hegan, R (1, 2) OBP: 0.280, SLG: 0.319										4	1	0	0	1	0	1																	
Bob Feller, R (1, 1) OBP: 0.192, SLG: 0.045										2	2	0	1	2	2	0																	
Inning Stats	R: 0 E: 0 K: 2 S: 7	H: 0 LOB: 0 BB: 0 P: 7	R: 0 E: 0 K: 0 S: 3	H: 0 LOB: 0 BB: 0 P: 3	R: 0 E: 0 K: 1 S: 5	H: 0 LOB: 0 BB: 0 P: 5	R: 1 E: 0 K: 0 S: 6	H: 4 LOB: 2 BB: 0 P: 6	R: 3 E: 0 K: 0 S: 6	H: 3 LOB: 1 BB: 1 P: 10	R: 0 E: 0 K: 2 S: 7	H: 0 LOB: 0 BB: 0 P: 7	R: 2 E: 0 K: 2 S: 9	H: 2 LOB: 1 BB: 1 P: 13	R: 5 E: 0 K: 0 S: 6	H: 4 LOB: 2 BB: 4 P: 22	R: 0 E: 0 K: 1 S: 5	H: 0 LOB: 0 BB: 0 P: 5	1B: 10 2B: 2 3B: 0 HR: 1	SF: 0 SAC: 0 DP: 1 HBP: 0	WP: 1 PB: 0 SB: 0 CS: 0	PA: 44											
PITCHER	IP WLS BF H R ER SO BB IBB HBP BLK WP HR S P ERA WHIP																																
Art Houtteman, R (1, 1) ERA: 3.45	4.2	21	7	4	4	3	1	0	0	0	0	0	0	26	30	7.71	1.714																
Dick Littlefield, L (5, 1) ERA: 2.87	2.1	L 10	2	2	2	4	1	0	0	0	0	0	0	17	21	7.71	1.286																
Hal White, R (8, 1) ERA: 3.48	0.1	5	1	4	4	0	3	0	0	0	1	0	2	14	108.00	12.000																	
Ken Johnson, L (8, 1) ERA: 5.4	1.2	8	3	1	1	1	1	0	0	0	0	1	9	13	5.40	2.400																	

AB	38
R	11
H	13
RBI	11
BB	6
SO	8
LOB	11



Batter	1	2	3	4	5	6	7	8	9	AB	R	H	RBI	BB	SO	LOB	BOTTOM															
Jerry Priddy, R (1, 4) OBP: 0.354, SLG: 0.352										4	0	3	0	1	0	2	Cleveland Indians @ Detroit Tigers Briggs Stadium, Detroit, MI Thu May 29 1952, 4:33 AM EDT Att: 6,870 - Unknown															
Don Kolloway, R (1, 3) OBP: 0.337, SLG: 0.347										4	0	0	0	0	1	3																
George Kell, R (1, 5) OBP: 0.385, SLG: 0.408										5	1	1	0	0	1	3																
Vic Wertz, L (1, 9) OBP: 0.280, SLG: 0.500										3	1	1	0	1	1	2																
Pat Mullin, L (1, 7) OBP: 0.353, SLG: 0.462										3	1	1	2	1	0	1																
Cliff Mages, L (1, 8) OBP: 0.284, SLG: 0.292										4	1	1	0	0	2	2																
Joe Ginsberg, L (1, 2) OBP: 0.295, SLG: 0.298										3	0	1	1	1	0	2																
Johnny Lipon, R (1, 6) OBP: 0.295, SLG: 0.291										4	0	1	1	0	1	3																
Art Houtteman, R (1, 1) OBP: 0.977, SLG: 0.877										2	0	0	0	0	1	2																
Dick Littlefield, L (5, 1) OBP: 1.000, SLG: 1.000										0	0	0	0	0	0	0																
Inning Stats	R: 0 E: 0 K: 1 S: 5	H: 1 LOB: 0 BB: 0 P: 5	R: 2 E: 0 K: 0 S: 6	H: 3 LOB: 2 BB: 1 P: 10	R: 2 E: 0 K: 0 S: 5	H: 2 LOB: 0 BB: 0 P: 5	R: 0 E: 0 K: 1 S: 5	H: 0 LOB: 0 BB: 0 P: 5	R: 0 E: 0 K: 2 S: 7	H: 0 LOB: 1 BB: 1 P: 11	R: 0 E: 0 K: 2 S: 8	H: 1 LOB: 1 BB: 0 P: 8	R: 0 E: 0 K: 1 S: 6	H: 1 LOB: 2 BB: 1 P: 10	R: 0 E: 0 K: 0 S: 4	H: 1 LOB: 1 BB: 0 P: 4	1B: 7 2B: 1 3B: 0 HR: 1	SF: 0 SAC: 1 DP: 0 HBP: 0	WP: 0 PB: 0 SB: 0 CS: 1	PA: 39												
PITCHER	IP WLS BF H R ER SO BB IBB HBP BLK WP HR S P ERA WHIP																															
Bob Feller, R (1, 1) ERA: 3.72	9.0	W 39	9	4	4	8	4	0	0	0	0	1	51	67	4.00	1.444																

AB	34
R	4
H	9
RBI	4
BB	4
SO	8
LOB	20




Batter	1	2	3	4	5	6	7	8	9	AB	R	H	RBI	BB	SO	LOB	TOP					
Jerry Priddy, R (1,4) OBP: 0.364, SLG: 0.376										4	0	2	1	0	0	0	Detroit Tigers @ Washington Senators Griffith Stadium, Washington, DC Sun Jun 01 1952, 3:33 AM EDT Unknown					
Don Kolloway, R (1,3) OBP: 0.347, SLG: 0.364										3	0	0	0	1	0	2						
George Kell, R (1,5) OBP: 0.367, SLG: 0.378										3	1	1	0	1	0	3						
Vic Wertz, L (1,9) OBP: 0.286, SLG: 0.462										4	0	0	0	0	0	3						
Cliff Mapes, L (8,9) OBP: 0.290, SLG: 0.288										0	0	0	0	0	0	0						
Steve Souchock, R (1,7) OBP: 0.295, SLG: 0.404											3	1	1	1	1	0		0				
Johnny Groth, R (1,8) OBP: 0.333, SLG: 0.309											4	0	1	0	0	1						
Matt Batts, R (1,2) OBP: 0.349, SLG: 0.373										3	0	1	0	0	1	0						
Johnny Lipon, R (1,6) OBP: 0.308, SLG: 0.289										3	1	0	1	1	0	2						
Marlin Stuart, L (1,1) OBP: 0.176, SLG: 0.176										2	0	0	0	1	1	1						
Virgil Trucks, R (8,1) OBP: 0.176, SLG: 0.176										1	0	0	0	0	1	0						
Inning Stats	R: 0 E: 1 K: 0 S: 3	H: 1 LOB: 1 BB: 1 P: 7	R: 1 E: 0 K: 1 S: 6	H: 1 LOB: 1 BB: 1 P: 10	R: 0 E: 0 K: 0 S: 3	H: 0 LOB: 1 BB: 1 P: 7	R: 0 E: 0 K: 0 S: 4	H: 1 LOB: 0 BB: 0 P: 4	R: 0 E: 0 K: 0 S: 3	H: 0 LOB: 0 BB: 0 P: 3	R: 1 E: 0 K: 0 S: 4	H: 2 LOB: 0 BB: 0 P: 4	R: 1 E: 0 K: 1 S: 6	H: 1 LOB: 2 BB: 2 P: 14	R: 0 E: 0 K: 0 S: 3	H: 0 LOB: 0 BB: 0 P: 3	R: 0 E: 0 K: 1 S: 5	H: 0 LOB: 0 BB: 0 P: 5	1B: 6 2B: 0 3B: 0 HR: 0	SF: 0 SAC: 1 DP: 1 HBP: 0	WP: 0 PB: 0 SB: 0 CS: 0	PA: 36
PITCHER Lou Sleater, L (1,1) ERA: 2.78	IP: 9.0 WLS: W BF: 36 H: 6 R: 3 ER: 3 SO: 3 BB: 5 IBB: 0 HBP: 0 BLK: 0 WP: 0 HR: 0 S: 37 P: 57 ERA: 3.00 WHIP: 1.222															PITCHER						

Batter	1	2	3	4	5	6	7	8	9	AB	R	H	RBI	BB	SO	LOB	BOTTOM			
Eddie Yost, R (1,5) OBP: 0.366, SLG: 0.306										3	1	0	0	1	0	1	Detroit Tigers @ Washington Senators Griffith Stadium, Washington, DC Sun Jun 01 1952, 3:33 AM EDT Unknown			
Floyd Baker, L (1,4) OBP: 0.393, SLG: 0.368										3	0	0	0	0	0	1				
Jackie Jensen, R (1,9) OBP: 0.401, SLG: 0.439										4	0	2	0	0	0	0				
Mickey Vernon, L (1,3) OBP: 0.329, SLG: 0.386										4	0	0	0	0	0	2				
Pete Runnels, L (1,6) OBP: 0.365, SLG: 0.294										3	2	2	0	1	0	0				
Frank Campos, L (1,7) OBP: 0.302, SLG: 0.365										4	1	2	0	0	0	2				
Archie Wilson, R (1,8) OBP: 0.304, SLG: 0.365										4	0	0	1	0	0	4				
Clyde Kluttz, R (1,2) OBP: 0.375, SLG: 0.380										4	0	1	2	0	0	1				
Lou Sleater, L (1,1) ERA: 4.25										2	0	0	0	0	0	1				
Inning Stats	R: 0 E: 0 K: 0 S: 4	H: 1 LOB: 0 BB: 0 P: 4	R: 1 E: 1 K: 0 S: 5	H: 2 LOB: 0 BB: 0 P: 5	R: 0 E: 1 K: 0 S: 3	H: 1 LOB: 0 BB: 0 P: 4	R: 0 E: 1 K: 0 S: 4	H: 0 LOB: 1 BB: 0 P: 4	R: 0 E: 0 K: 0 S: 3	H: 0 LOB: 0 BB: 0 P: 3	R: 1 E: 0 K: 0 S: 4	H: 1 LOB: 0 BB: 0 P: 4	R: 1 E: 0 K: 0 S: 3	H: 0 LOB: 1 BB: 1 P: 7	R: 1 E: 0 K: 0 S: 3	H: 1 LOB: 2 BB: 1 P: 7		1B: 5 2B: 1 3B: 1 HR: 0	SF: 0 SAC: 2 DP: 1 HBP: 0	WP: 1 PB: 1 SB: 0 CS: 1
PITCHER Marlin Stuart, R (1,1) ERA: 2.35	IP: 7.1 WLS: L BF: 29 H: 6 R: 3 ER: 2 SO: 0 BB: 1 IBB: 0 HBP: 0 BLK: 0 WP: 1 HR: 0 S: 28 P: 32 ERA: 2.46 WHIP: 0.955															PITCHER				
Virgil Trucks, R (8,1) ERA: 4.25	IP: 1.0 WLS: L BF: 6 H: 1 R: 1 ER: 1 SO: 0 BB: 1 IBB: 0 HBP: 0 BLK: 0 WP: 1 HR: 0 S: 5 P: 9 ERA: 9.00 WHIP: 2.000															PITCHER				

Batter	1	2	3	4	5	6	7	8	9	AB	R	H	RBI	BB	SO	LOB	TOP				
Jerry Priddy, R OBP: 0.353, SLG: 0.363											5	1	0	0	0	0	3				
Don Kolloway, R OBP: 0.344, SLG: 0.368											4	0	1	0	0	1	0				
George Kell, R OBP: 0.368, SLG: 0.378											5	1	2	1	0	0	1				
Vic Wertz, L OBP: 0.304, SLG: 0.463											2	2	1	0	3	0	0				
Cliff Mapes, L OBP: 0.330, SLG: 0.288											0	0	0	0	0	0	0				
Pat Mullin, L OBP: 0.359, SLG: 0.482											4	1	2	2	1	0	3				
Johnny Groth, R OBP: 0.330, SLG: 0.316											4	1	1	2	0	1	4				
Joe Ginsberg, L OBP: 0.291, SLG: 0.297										3	0	1	1	1	0	0					
Johnny Lipon, R OBP: 0.306, SLG: 0.288										4	0	1	0	0	1	3					
Ted Gray, S OBP: 0.130, SLG: 0.130										4	0	1	0	0	1	2					
Inning Stats	R: 2 E: 1 K: 0 S: 6	H: 2 LOB: 1 BB: 0 P: 6	R: 0 E: 0 K: 0 S: 4	H: 1 LOB: 1 BB: 0 P: 4	R: 0 E: 0 K: 1 S: 5	H: 0 LOB: 0 BB: 0 P: 5	R: 0 E: 0 K: 0 S: 3	H: 1 LOB: 1 BB: 0 P: 7	R: 0 E: 0 K: 1 S: 6	H: 1 LOB: 1 BB: 0 P: 6	R: 3 E: 0 K: 0 S: 5	H: 2 LOB: 1 BB: 2 P: 13	R: 1 E: 0 K: 0 S: 4	H: 1 LOB: 1 BB: 1 P: 8	R: 0 E: 0 K: 1 S: 6	H: 1 LOB: 2 BB: 1 P: 10	1B: 6 2B: 3 3B: 1 HR: 0	SF: 0 SAC: 2 DP: 1 HBP: 0	WP: 0 PB: 0 SB: 1 CS: 0	PA: 42	
PITCHER	IP WLS BF H R ER SO BB IBB HBP BLK WP HR S P ERA WHIP	6.0 L 28 7 5 3 2 3 0 0 0 0 0 29 41 4.50 1.667	1.0 5 1 1 1 0 1 0 0 0 0 0 4 8 9.00 2.000	2.0 9 2 0 0 2 1 0 0 0 0 0 12 16 0.00 1.500																	

Detroit Tigers @ Washington Senators
 Griffith Stadium, Washington, DC
 Sun Jun 01 1952, 3:38 AM EDT
 Att: 17,474 - Unknown


AB	35
R	6
H	10
RBI	6
BB	5
SO	4
LOB	16



Batter	1	2	3	4	5	6	7	8	9	AB	R	H	RBI	BB	SO	LOB	BOTTOM			
Eddie Yost, R OBP: 0.369, SLG: 0.302										2	1	0	0	2	1	1				
Mel Hoderlein, S OBP: 0.360, SLG: 0.333										4	0	2	0	0	1	1				
Jackie Jensen, R OBP: 0.390, SLG: 0.425										4	0	0	1	0	0	3				
Archie Wilson, R OBP: 0.289, SLG: 0.346										4	0	0	0	0	0	2				
Mickey Vernon, L OBP: 0.333, SLG: 0.391										3	2	1	0	1	1	0				
Pete Runnels, L OBP: 0.362, SLG: 0.293										4	0	1	0	0	1	1				
Frank Campos, L OBP: 0.333, SLG: 0.382											3	0	2	2	0	1				
Mickey Grasso, R OBP: 0.262, SLG: 0.174											4	0	0	0	0	4				
Sid Hudson, R OBP: 0.167, SLG: 0.208										1	0	0	0	0	0	1				
Jerry Snyder, R (6, PH)										1	0	0	0	0	0	0				
Don Johnson, R OBP: 0.167, SLG: 0.167										0	0	0	0	0	0	0				
Fred Marsh, R OBP: 0.222, SLG: 0.146										1	0	0	0	0	1	1				
Bobo Newsom, R (8, 1)										0	0	0	0	0	0	0				
Inning Stats	R: 0 E: 0 K: 0 S: 2	H: 0 LOB: 0 BB: 1 P: 6	R: 0 E: 0 K: 1 S: 5	H: 0 LOB: 0 BB: 0 P: 5	R: 0 E: 0 K: 1 S: 5	H: 0 LOB: 0 BB: 0 P: 5	R: 0 E: 0 K: 1 S: 5	H: 0 LOB: 1 BB: 0 P: 6	R: 1 E: 0 K: 0 S: 4	H: 1 LOB: 1 BB: 1 P: 8	R: 1 E: 0 K: 1 S: 7	H: 2 LOB: 1 BB: 0 P: 7	R: 0 E: 0 K: 0 S: 4	H: 1 LOB: 1 BB: 0 P: 4	R: 1 E: 0 K: 0 S: 3	H: 1 LOB: 0 BB: 1 P: 7	1B: 5 2B: 1 3B: 0 HR: 0	SF: 0 SAC: 0 DP: 2 HBP: 1	WP: 0 PB: 0 SB: 0 CS: 0	PA: 35
PITCHER	IP WLS BF H R ER SO BB IBB HBP BLK WP HR S P ERA WHIP	9.0 W 35 6 3 2 5 3 0 1 0 0 0 41 54 2.00 1.000																		

Detroit Tigers @ Washington Senators
 Griffith Stadium, Washington, DC
 Sun Jun 01 1952, 3:38 AM EDT
 Att: 17,474 - Unknown

AB	31
R	3
H	6
RBI	3
BB	3
SO	5
LOB	15



Batter	1	2	3	4	5	6	7	8	9	AB	R	H	RBI	BB	SO	LOB	TOP		
Jerry Priddy, R OBP: 0.351, SLG: 0.360										4	0	1	0	0	1	0	Detroit Tigers @ Washington Senators Griffith Stadium, Washington, DC Mon Jun 02 1952, 3:33 AM EDT Att: 9,853 - Unknown		
Don Kolloway, R OBP: 0.349, SLG: 0.373										4	1	2	0	0	0	2			
George Kell, R OBP: 0.359, SLG: 0.368										4	0	0	0	0	1	3			
Vic Wertz, L OBP: 0.310, SLG: 0.480										4	1	2	1	0	0	1			
Pat Mullin, L OBP: 0.348, SLG: 0.466										4	0	0	1	0	0	1			
Johnny Groth, R OBP: 0.336, SLG: 0.324										4	0	2	0	0	0	0			
Joe Ginsberg, L OBP: 0.290, SLG: 0.305										4	0	1	0	0	1	2			
Johnny Lipon, R OBP: 0.298, SLG: 0.279										4	0	0	0	0	1	3			
Art Houtteman, R OBP: 0.071, SLG: 0.071 (8, PH)										2	0	0	0	0	0	1			
Hoot Evers, R OBP: 1.000, SLG: 1.000										1	0	1	0	0	0	0			
Ken Johnson, L OBP: 0.298, SLG: 0.279										0	0	0	0	0	0	0			
Inning Stats	R: 1 E: 0 K: 0 S: 5	H: 2 LOB: 1 BB: 0 P: 5	R: 0 E: 0 K: 0 S: 4	H: 1 LOB: 1 BB: 0 P: 4	R: 0 E: 0 K: 1 S: 6	H: 1 LOB: 1 BB: 0 P: 6	R: 0 E: 0 K: 0 S: 3	H: 0 LOB: 0 BB: 0 P: 3	R: 0 E: 0 K: 0 S: 3	H: 0 LOB: 0 BB: 0 P: 3	R: 0 E: 0 K: 2 S: 8	H: 1 LOB: 1 BB: 0 P: 8	R: 0 E: 0 K: 0 S: 4	H: 2 LOB: 1 BB: 0 P: 4	R: 1 E: 0 K: 0 S: 5	H: 2 LOB: 1 BB: 0 P: 5	1B: 7 2B: 1 3B: 1 HR: 0	SF: 0 SAC: 0 DP: 1 HBP: 0	WP: 0 PA: 35 PB: 0 SB: 0 CS: 0
PITCHER Connie Marrero, R ERA: 2.4	IP: 9.0 WLS: W BF: 35 H: 9 R: 2 ER: 2 SO: 4 BB: 0 IBB: 0 HBP: 0 BLK: 0 WP: 0 HR: 0 S: 43 P: 43 ERA: 2.00 WHIP: 1.000															PITCHER Connie Marrero, R ERA: 2.4	IP: 9.0 WLS: W BF: 35 H: 9 R: 2 ER: 2 SO: 4 BB: 0 IBB: 0 HBP: 0 BLK: 0 WP: 0 HR: 0 S: 43 P: 43 ERA: 2.00 WHIP: 1.000		

Batter	1	2	3	4	5	6	7	8	9	AB	R	H	RBI	BB	SO	LOB	BOTTOM		
Eddie Yost, R OBP: 0.376, SLG: 0.325										2	1	2	0	0	0	0	Detroit Tigers @ Washington Senators Griffith Stadium, Washington, DC Mon Jun 02 1952, 3:33 AM EDT Att: 9,853 - Unknown		
Mel Hoderlein, S OBP: 0.333, SLG: 0.308										2	0	0	0	0	0	0			
Floyd Baker, L OBP: 0.400, SLG: 0.367										3	1	1	0	1	1	2			
Jackie Jensen, R OBP: 0.400, SLG: 0.431										3	2	2	0	1	0	1			
Mickey Vernon, L OBP: 0.337, SLG: 0.394										4	1	2	2	0	0	3			
Pete Runnels, L OBP: 0.359, SLG: 0.291										4	0	1	1	0	0	4			
Frank Campos, L OBP: 0.328, SLG: 0.373										4	0	1	2	0	0	3			
Archie Wilson, R OBP: 0.276, SLG: 0.329										4	0	0	0	0	1	3			
Mickey Grasso, R OBP: 0.255, SLG: 0.168										3	0	0	0	0	1	0			
Connie Marrero, R OBP: 0.087, SLG: 0.087										3	0	0	0	0	0	0			
Inning Stats	R: 2 E: 0 K: 0 S: 6	H: 4 LOB: 1 BB: 0 P: 6	R: 0 E: 0 K: 1 S: 5	H: 0 LOB: 0 BB: 0 P: 5	R: 0 E: 1 K: 1 S: 6	H: 1 LOB: 1 BB: 0 P: 6	R: 0 E: 0 K: 1 S: 5	H: 0 LOB: 0 BB: 0 P: 5	R: 0 E: 0 K: 0 S: 3	H: 0 LOB: 0 BB: 0 P: 3	R: 2 E: 0 K: 0 S: 5	H: 2 LOB: 1 BB: 1 P: 9	R: 0 E: 0 K: 0 S: 3	H: 0 LOB: 0 BB: 0 P: 3	R: 1 E: 0 K: 0 S: 5	H: 2 LOB: 2 BB: 1 P: 9	1B: 8 2B: 0 3B: 1 HR: 0	SF: 0 SAC: 0 DP: 0 HBP: 0	WP: 0 PA: 34 PB: 0 SB: 0 CS: 0
PITCHER Art Houtteman, R ERA: 3.61	IP: 7.0 WLS: L BF: 28 H: 7 R: 4 ER: 4 SO: 3 BB: 1 IBB: 0 HBP: 0 BLK: 0 WP: 0 HR: 0 S: 33 P: 37 ERA: 5.14 WHIP: 1.143															PITCHER Ken Johnson, L ERA: 6.75	IP: 1.0 WLS: L BF: 6 H: 2 R: 1 ER: 1 SO: 0 BB: 1 IBB: 0 HBP: 0 BLK: 0 WP: 0 HR: 0 S: 5 P: 9 ERA: 9.00 WHIP: 3.000		


Batter	1	2	3	4	5	6	7	8	9	AB	R	H	RBI	BB	SO	LOB	TOP					
Johnny Groth, R OBP: 0.350, SLG: 0.349 (1, 8)										4	0	3	0	0	0	1	Detroit Tigers @ Philadelphia Athletics Shibe Park, Philadelphia, PA Tue Jun 03 1952, 3:33 AM EDT Att: 5,733 - Unknown					
Jerry Priddy, R OBP: 0.345, SLG: 0.357 (1, 4)										4	0	1	0	0	0	3						
Don Lenhardt, R OBP: 0.371, SLG: 0.514 (1, 7)										4	0	0	0	0	1	3						
Vic Wertz, L OBP: 0.308, SLG: 0.469 (1, 9)										3	0	0	0	1	2	0						
Walt Dropo, R OBP: 0.329, SLG: 0.463 (1, 3)										4	1	1	0	0	0	2						
Steve Sauchock, R OBP: 0.293, SLG: 0.409 (1, 5)										4	0	1	0	0	0	1						
Matt Batts, R OBP: 0.343, SLG: 0.381 (1, 2)										4	0	1	1	0	1	1						
Neil Berry, R OBP: 0.217, SLG: 0.200 (1, 6)										4	0	0	0	0	2	1						
Virgil Trucks, R OBP: 0.211, SLG: 0.211 (1, 1)										2	0	1	0	0	0	0						
Don Kolloway, R OBP: 0.348, SLG: 0.370 (8, PH)										1	0	0	0	0	0	0						
Fred Hutchinson, L OBP: 0.154, SLG: 0.083 (8, 1)										0	0	0	0	0	0	0						
Inning Stats	R: 0 E: 0 K: 0 S: 4	H: 1 LOB: 2 BB: 1 P: 8	R: 0 E: 0 K: 0 S: 3	H: 0 LOB: 0 BB: 0 P: 3	R: 0 E: 0 K: 2 S: 4	H: 2 LOB: 1 BB: 0 P: 4	R: 0 E: 0 K: 2 S: 8	H: 1 LOB: 1 BB: 0 P: 8	R: 0 E: 0 K: 1 S: 6	H: 1 LOB: 1 BB: 0 P: 6	R: 0 E: 0 K: 0 S: 3	H: 0 LOB: 0 BB: 0 P: 3	R: 0 E: 0 K: 0 S: 3	H: 0 LOB: 0 BB: 0 P: 3	R: 0 E: 0 K: 1 S: 6	H: 1 LOB: 1 BB: 0 P: 6	R: 1 E: 0 K: 2 S: 9	H: 2 LOB: 1 BB: 0 P: 9	1B: 5 2B: 3 3B: 0 HR: 0	SF: 0 SAC: 0 DP: 1 HBP: 0	WP: 0 PB: 0 SB: 0 CS: 0	PA: 35
PITCHER Alex Kellner, L ERA: 2.6 (1, 1)	IP: 9.0 WLS: W BF: 35 H: 8 R: 1 ER: 1 SO: 6 BB: 1 IBB: 0 HBP: 0 BLK: 0 WP: 0 HR: 0 S: 46 P: 50 ERA: 1.00 WHIP: 1.000															PITCHER						

Batter	1	2	3	4	5	6	7	8	9	AB	R	H	RBI	BB	SO	LOB	BOTTOM					
Eddie Joost, R OBP: 0.398, SLG: 0.439 (1, 6)										4	0	0	0	0	1	0	Detroit Tigers @ Philadelphia Athletics Shibe Park, Philadelphia, PA Tue Jun 03 1952, 3:33 AM EDT Att: 5,733 - Unknown					
Skeeter Kell, R OBP: 0.316, SLG: 0.371 (1, 4)										3	0	0	0	0	0	0						
Pete Suder, R OBP: 0.231, SLG: 0.208 (8, 4)										0	0	0	0	0	0	0						
Dave Philley, S OBP: 0.328, SLG: 0.370 (1, 8)										4	0	2	0	0	0	0						
Gus Zernial, R OBP: 0.415, SLG: 0.465 (1, 7)										4	0	0	0	0	0	3						
Allie Clark, R OBP: 0.207, SLG: 0.286 (1, 9)										4	1	1	1	0	0	0						
Hank Majeski, R OBP: 0.372, SLG: 0.371 (1, 5)										2	2	2	1	1	0	0						
Billy Hitchcock, R OBP: 0.240, SLG: 0.282 (1, 3)										2	0	1	1	1	1	1						
Joe Astroth, R OBP: 0.253, SLG: 0.226 (1, 2)										3	0	0	0	0	0	2						
Alex Kellner, R OBP: 0.292, SLG: 0.304 (1, 1)										3	0	0	0	0	0	1						
Inning Stats	R: 0 E: 0 K: 0 S: 3	H: 0 LOB: 0 BB: 0 P: 3	R: 1 E: 0 K: 0 S: 4	H: 1 LOB: 1 BB: 1 P: 8	R: 0 E: 0 K: 1 S: 6	H: 1 LOB: 2 BB: 0 P: 7	R: 1 E: 0 K: 0 S: 4	H: 1 LOB: 1 BB: 1 P: 8	R: 0 E: 0 K: 0 S: 4	H: 1 LOB: 1 BB: 0 P: 4	R: 1 E: 0 K: 1 S: 6	H: 2 LOB: 0 BB: 0 P: 6	R: 0 E: 0 K: 0 S: 3	H: 0 LOB: 0 BB: 0 P: 3	R: 0 E: 0 K: 0 S: 3	H: 0 LOB: 0 BB: 0 P: 3	R: 0 E: 0 K: 0 S: 3	H: 0 LOB: 0 BB: 0 P: 3	1B: 2 2B: 1 3B: 1 HR: 2	SF: 0 SAC: 0 DP: 0 HBP: 1	WP: 0 PB: 0 SB: 0 CS: 1	PA: 32
PITCHER Virgil Trucks, R ERA: 4.2 (1, 1)	IP: 7.0 WLS: L BF: 29 H: 6 R: 3 ER: 3 SO: 2 BB: 2 IBB: 0 HBP: 1 BLK: 0 WP: 2 HR: 2 S: 30 P: 39 ERA: 3.86 WHIP: 1.143															PITCHER						
Fred Hutchinson, R ERA: 3.24 (8, 1)	IP: 1.0 WLS: L BF: 3 H: 0 R: 0 ER: 0 SO: 0 BB: 0 IBB: 0 HBP: 0 BLK: 0 WP: 0 HR: 0 S: 3 P: 3 ERA: 0.00 WHIP: 0.000															PITCHER						

AB	34
R	1
H	8
RBI	1
BB	1
SO	6
LOB	12



AB	29
R	3
H	6
RBI	3
BB	2
SO	2
LOB	7



Batter	1	2	3	4	5	6	7	8	9	AB	R	H	RBI	BB	SO	LOB	TOP					
Jerry Priddy, R (1,4) OBP: 0.352, SLG: 0.361	0-0 CS 1B		0-0 HBP 1B	0-0 5-3			0-0 5-3			4	0	2	0	0	0	1						
Fred Hatfield, L (1,5) OBP: 0.412, SLG: 0.500	0-0 5-3		1-0 FC6-4 HBP 1-2				0-0 5-3	0-3 K		3	0	0	0	0	1	1						
Don Lenhardt, R (1,7) OBP: 0.367, SLG: 0.504	0-0 1B 1B		0-3 K				0-0 F9	0-0 P4		4	0	1	0	0	1	2						
Steve Souchock, R (1,9) OBP: 0.291, SLG: 0.402	0-0 1-2 1B		0-0 FC6-4 1-2				0-0 F8	0-0 P4		4	0	1	0	0	0	2						
Walt Dropo, R (1,3) OBP: 0.327, SLG: 0.453	0-0 4-3			4-0 HR BB			0-3 K		0-0 6-3	3	1	0	0	1	1	2						
Johnny Groth, R (1,8) OBP: 0.355, SLG: 0.382		0-0 6-3		0-0 HR 1-H			0-0 F8		0-0 BB PB 1B	4	2	2	2	0	0	0						
Matt Batts, R (1,2) OBP: 0.336, SLG: 0.364		0-0 F7		0-0 F8			0-0 1-3		4-0 PB 1-2 BB	3	0	0	0	1	0	0						
Joe Ginsberg, L (9, PR) OBP: 0.290, SLG: 0.305										0	0	0	0	0	0	0						
Neil Berry, R (1,6) OBP: 0.192, SLG: 0.174		0-3 K		0-3 K			0-0 F2		0-0 F8	3	0	0	0	0	2	0						
Pat Mullin, L (9, PH) OBP: 0.346, SLG: 0.462									1-3 2-H	1	0	0	0	0	0	1						
Billy Hoelt, L (1,1) OBP: 0.273, SLG: 0.222			0-3 K		0-0		0-0 1-3		0-3 K	2	0	1	0	0	1	0						
Don Kolloway, R (7, PH) OBP: 0.344, SLG: 0.367										1	0	0	0	0	0	0						
Hal White, R (7,1) OBP: 1.000, SLG: 1.000										0	0	0	0	0	0	0						
Vic Wertz, L (9, PH) OBP: 0.306, SLG: 0.465										1	0	0	0	0	1	2						
Inning Stats	R: 0 E: 0 K: 0 S: 5	H: 3 LOB: 2 BB: 0 P: 5	R: 0 E: 0 K: 1 S: 5	H: 0 LOB: 0 BB: 0 P: 5	R: 0 E: 0 K: 2 S: 8	H: 1 LOB: 2 BB: 0 P: 9	R: 2 E: 0 K: 1 S: 7	H: 2 LOB: 1 BB: 1 P: 11	R: 0 E: 0 K: 0 S: 3	H: 0 LOB: 0 BB: 0 P: 3	R: 0 E: 0 K: 1 S: 5	H: 0 LOB: 0 BB: 0 P: 5	R: 0 E: 0 K: 0 S: 3	H: 0 LOB: 0 BB: 0 P: 3	R: 0 E: 0 K: 1 S: 5	H: 0 LOB: 0 BB: 0 P: 5	R: 1 E: 0 K: 1 S: 6	H: 1 LOB: 2 BB: 1 P: 10	1B: 5 2B: 1 3B: 0 HR: 1	SF: 0 SAC: 0 DP: 0 HBP: 1	WP: 0 PB: 3 SB: 0 CS: 1	PA: 36
PITCHER Bobby Shantz, L (1,1) ERA: 1.57	IP: 9.0 WLS: W BF: 36 H: 7 R: 3 ER: 2 SO: 7 BB: 2 IBB: 0 HBP: 1 BLK: 0 WP: 0 HR: 1 S: 47 P: 56 ERA: 2.00 WHIP: 1.000															PITCHER	IP: 9.0 WLS: W BF: 36 H: 7 R: 3 ER: 2 SO: 7 BB: 2 IBB: 0 HBP: 1 BLK: 0 WP: 0 HR: 1 S: 47 P: 56 ERA: 2.00 WHIP: 1.000					

Detroit Tigers @ Philadelphia Athletics
Shibe Park, Philadelphia, PA
Wed Jun 04 1952, 3:33 AM EDT
Att: 7,827 - Unknown

AB 33
R 3
H 7
RBI 2
BB 2
SO 7
LOB 11



Batter	1	2	3	4	5	6	7	8	9	AB	R	H	RBI	BB	SO	LOB	BOTTOM			
Eddie Joost, R (1,6) OBP: 0.412, SLG: 0.475	4-0 SH5-4 BB BB		0-0 1B 2B	1-1 HR			4-0 1B BB BB			2	2	2	2	2	0	0				
Skeeter Kell, R (1,4) OBP: 0.331, SLG: 0.380	4-0 SH5-4 1-2 BB		0-0 2B G3 2-H	0-0 F5			0-0 S 1B			3	1	2	1	1	0	0				
Dave Philley, S (1,8) OBP: 0.329, SLG: 0.364	0-0 SH5-4 1-2 2-3		0-0 G3 1-2				0-0 F7	4-0 1-2 3-H BB		2	0	0	0	1	0	1				
Gus Zernial, R (1,7) OBP: 0.411, SLG: 0.455	4-0 IBB		0-3 K				0-0 6-3	0-3 K		3	0	0	0	1	2	3				
Allie Clark, R (1,9) OBP: 0.212, SLG: 0.313	0-3 K		0-0 2B				0-0 5-3		0-0 5-3	4	0	1	1	0	1	3				
Hank Majeski, R (1,5) OBP: 0.359, SLG: 0.356	0-0 P3		0-0 5-3				0-0 P4	0-0 1-3		4	0	0	0	0	0	4				
Billy Hitchcock, R (1,3) OBP: 0.228, SLG: 0.267		0-0 P4		0-0 F8			0-0 L8	0-0 6-3		4	0	0	0	0	0	0				
Joe Astroth, R (1,2) OBP: 0.255, SLG: 0.230		0-0 6-3		0-0 FC6-4 1B			0-0 F2			3	0	1	0	0	0	0				
Bobby Shantz, R (1,1) OBP: 0.226, SLG: 0.355		0-0 L9		0-0 FC6-4 1-2 HR			0-0 F2			3	1	0	0	0	0	1				
Inning Stats	R: 0 E: 0 K: 1 S: 5	H: 0 LOB: 3 BB: 3 P: 17	R: 0 E: 0 K: 0 S: 3	H: 0 LOB: 0 BB: 0 P: 3	R: 2 E: 0 K: 1 S: 8	H: 3 LOB: 1 BB: 0 P: 8	R: 2 E: 0 K: 0 S: 5	H: 2 LOB: 0 BB: 0 P: 5	R: 0 E: 0 K: 0 S: 3	H: 0 LOB: 0 BB: 0 P: 3	R: 0 E: 0 K: 1 S: 5	H: 1 LOB: 2 BB: 2 P: 13	R: 0 E: 0 K: 0 S: 3	H: 0 LOB: 0 BB: 0 P: 3	R: 0 E: 0 K: 0 S: 3	H: 0 LOB: 0 BB: 0 P: 3	1B: 3 2B: 2 3B: 0 HR: 1	SF: 0 SAC: 1 DP: 0 HBP: 0	WP: 0 PB: 0 SB: 1 CS: 0	PA: 34
PITCHER Billy Hoelt, L (1,1) ERA: 3.48 Hal White, R (7,1) ERA: 2.92	IP: 6.0 WLS: L BF: 26 H: 5 R: 4 ER: 4 SO: 2 BB: 2 IBB: 1 HBP: 0 BLK: 0 WP: 0 HR: 1 S: 27 P: 39 ERA: 6.00 WHIP: 1.167															PITCHER	IP: 6.0 WLS: L BF: 26 H: 5 R: 4 ER: 4 SO: 2 BB: 2 IBB: 1 HBP: 0 BLK: 0 WP: 0 HR: 1 S: 27 P: 39 ERA: 6.00 WHIP: 1.167			

Detroit Tigers @ Philadelphia Athletics
Shibe Park, Philadelphia, PA
Wed Jun 04 1952, 3:33 AM EDT
Att: 7,827 - Unknown


AB 28
R 4
H 6
RBI 4
BB 5
SO 3
LOB 12



Batter	1	2	3	4	5	6	7	8	9	AB	R	H	RBI	BB	SO	LOB	TOP								
Jerry Priddy, R (1.4) OBP: 0.353, SLG: 0.377	F8		HR	2B E HBP		5-3	5-3			4	2	1	2	0	0	2									
Fred Hatfield, L (1.5) OBP: 0.436, SLG: 0.576	6-3		1B	2B		1B	2B	F8		5	1	3	3	0	0	0									
Pat Mullin, L (1.7) OBP: 0.348, SLG: 0.455	F9		P5	BB		E HR 1B	1B	L4		4	1	1	1	1	0	1									
Vic Wertz, L (1.9) OBP: 0.309, SLG: 0.463		F5		F7		E4 HR 1B				5	1	2	0	0	0	2									
Walt Dropo, R (1.3) OBP: 0.323, SLG: 0.465	K			L5		F7	HR	5-3		5	1	1	3	0	1	1									
Joe Ginsberg, L (1.2) OBP: 0.286, SLG: 0.293	K			1B 1B BB		5-3	3-1			4	1	0	0	1	1	0									
Johnny Groth, R (1.8) OBP: 0.373, SLG: 0.389			L7	1B 1B		CS BB				3	1	2	0	2	0	0									
Neil Berry, R (1.6) OBP: 0.258, SLG: 0.250			FC	HBP 1B 2B 1B		CS	SH3-4 2B 1B	F9		5	2	3	0	0	0	2									
Marlin Stuart, L (1.1) OBP: 0.286, SLG: 0.091	FC		HR	HBP 2B 1B		SH3-4	K			3	2	1	2	0	1	2									
Inning Stats	R: 0 E: 0 K: 0 S: 3	H: 0 LOB: 0 BB: 0 P: 3	R: 0 E: 0 K: 2 S: 7	H: 0 LOB: 0 BB: 0 P: 7	R: 2 E: 0 K: 0 S: 6	H: 3 LOB: 1 BB: 0 P: 6	R: 5 E: 1 K: 0 S: 7	H: 4 LOB: 2 BB: 2 P: 16	R: 0 E: 0 K: 0 S: 2	H: 0 LOB: 0 BB: 1 P: 6	R: 5 E: 1 K: 0 S: 8	H: 5 LOB: 0 BB: 0 P: 8	R: 0 E: 0 K: 1 S: 5	H: 0 LOB: 1 BB: 1 P: 9	R: 0 E: 0 K: 0 S: 4	H: 1 LOB: 1 BB: 0 P: 4	R: 0 E: 0 K: 0 S: 3	H: 1 LOB: 0 BB: 0 P: 3	1B: 10 2B: 3 3B: 0 HR: 2	SF: 0 SAC: 1 DP: 1 HBP: 1	WP: 0 PB: 0 SB: 1 CS: 1	PA: 45			
PITCHER	IP	WLS	BF	H	R	ER	SO	BB	IBB	HBP	BLK	WP	HR	S	P	ERA	WHIP								
Bob Hooper, R (1.1) ERA: 3.96	3.2	L	19	6	7	6	2	1	0	1	0	0	1	21	26	14.73	1.909								
Johnny Kucab, R (4.1) ERA: 7.94	2.1		14	6	5	5	0	2	0	0	0	0	1	12	20	19.29	3.429								
Dick Fowler, R (7.1) ERA: 6.87	3.0		11	2	0	0	1	1	0	0	0	0	0	12	16	0.00	1.000								

Detroit Tigers @ Philadelphia Athletics
 Shibe Park, Philadelphia, PA
 Thu Jun 05 1952, 3:33 AM EDT
 Att: 2,616 - Unknown


AB 38
 R 12
 H 14
 RBI 11
 BB 4
 SO 3
 LOB 10



Batter	1	2	3	4	5	6	7	8	9	AB	R	H	RBI	BB	SO	LOB	BOTTOM								
Eddie Joost, R (1.6) OBP: 0.402, SLG: 0.462	F7		E6		G6-4-3			6-3		4	0	0	0	0	0	2									
Pete Suder, R (9.6) OBP: 0.231, SLG: 0.208			1-2							0	0	0	0	0	0	0									
Skeeter Kell, R (1.4) OBP: 0.328, SLG: 0.375	5-3		FC5			2B 1B		5-3		4	1	1	0	0	0	2									
Dave Philley, S (1.8) OBP: 0.333, SLG: 0.371	F8			G5-4-3 BB		1B 2B		F9		3	0	1	0	1	0	0									
Gus Zernial, R (1.7) OBP: 0.413, SLG: 0.456		6-3		G5-4-3		G5-4-3 1B		2B 6-3 1B		4	1	2	1	0	0	1									
Elmer Valo, L (1.9) OBP: 0.432, SLG: 0.479		P3		E BB		P4		6-3 2B		3	0	1	0	1	0	2									
Hank Majeski, R (1.5) OBP: 0.350, SLG: 0.346		F8		E6		G5-4-3		L5		3	0	0	0	0	0	3									
Hal Bevan, R (9.5)				1-2						1	0	0	0	0	0	2									
Billy Hitchcock, R (1.3) OBP: 0.229, SLG: 0.256			5-3 PB FC1-2 BB	P6		6-3		6-3		3	0	0	1	1	0	3									
Joe Tipton, R (1.2) OBP: 0.319, SLG: 0.222			5-3		G6-4-3 BB		5-3	P5		3	0	0	0	1	0	2									
Bob Hooper, R (1.1) OBP: 0.176, SLG: 0.188			FC1-2				6-3			1	0	0	0	0	0	1									
Johnny Kucab, R (4.1)			FC5 E		K					1	0	0	0	0	1	1									
Dick Fowler, R (7.1)										1	0	0	0	0	0	0									
Inning Stats	R: 0 E: 0 K: 0 S: 3	H: 0 LOB: 0 BB: 0 P: 3	R: 0 E: 0 K: 0 S: 3	H: 0 LOB: 0 BB: 0 P: 3	R: 0 E: 1 K: 0 S: 4	H: 0 LOB: 2 BB: 1 P: 8	R: 0 E: 1 K: 0 S: 3	H: 0 LOB: 2 BB: 2 P: 11	R: 0 E: 0 K: 1 S: 4	H: 0 LOB: 0 BB: 1 P: 8	R: 1 E: 0 K: 0 S: 5	H: 3 LOB: 1 BB: 0 P: 5	R: 0 E: 0 K: 0 S: 3	H: 0 LOB: 0 BB: 0 P: 3	R: 0 E: 0 K: 0 S: 3	H: 0 LOB: 0 BB: 0 P: 3	R: 1 E: 0 K: 0 S: 5	H: 2 LOB: 1 BB: 0 P: 5	1B: 3 2B: 2 3B: 0 HR: 0	SF: 0 SAC: 0 DP: 3 HBP: 0	WP: 0 PB: 1 SB: 0 CS: 0	PA: 35			
PITCHER	IP	WLS	BF	H	R	ER	SO	BB	IBB	HBP	BLK	WP	HR	S	P	ERA	WHIP								
Marlin Stuart, R (1.1) ERA: 2.28	9.0	W	35	5	2	2	1	4	0	0	0	0	0	33	49	2.00	1.000								

Detroit Tigers @ Philadelphia Athletics
 Shibe Park, Philadelphia, PA
 Thu Jun 05 1952, 3:33 AM EDT
 Att: 2,616 - Unknown

AB 31
 R 2
 H 5
 RBI 2
 BB 4
 SO 1
 LOB 19



Batter	1	2	3	4	5	6	7	8	9	AB	R	H	RBI	BB	SO	LOB	TOP					
Jerry Priddy, R (1, 4) OBP: 0.350, SLG: 0.403	0-0 HR		4-0 BB		4-0 2B BB		0-3 K		0-0 F7	3	2	1	1	2	1	1						
Fred Hatfield, L (1, 5) OBP: 0.415, SLG: 0.465	0-0 BB		0-3 K		0-0 4-3				0-0 4-3	4	0	1	0	0	1	2						
Steve Souchock, R (1, 9) OBP: 0.309, SLG: 0.427	0-3 K		0-0 G4-3		0-0 2B				4-0 1B BB	3	0	1	1	1	1	2						
Don Lenhardt, R (1, 7) OBP: 0.383, SLG: 0.528	4-0 BB			4-0 1B BB					0-0 FC5-4 1B	2	0	1	0	2	0	1						
Walt Dropo, R (1, 3) OBP: 0.339, SLG: 0.516	0-0 G5-4-3			0-3 K					0-3 K	4	0	0	0	0	2	5						
Johnny Groth, R (1, 8) OBP: 0.367, SLG: 0.389		0-0 1B		0-0 P4					0-0 6-3	4	0	1	0	0	0	3						
Joe Ginsberg, L (1, 2) OBP: 0.285, SLG: 0.300		0-0 G5-4-3		0-0 FC4-6 1B					0-0 F9	3	0	1	0	0	0	1						
Don Kolloway, R (9, PH) OBP: 0.341, SLG: 0.364		1-2		0-0 FC4-6						1	0	0	0	0	0	0						
Neil Berry, R (1, 6) OBP: 0.279, SLG: 0.237		4-0 BB		0-0 FC4-6					0-0 4-3	3	0	0	0	1	0	2						
Bill Wight, L (1, 1) OBP: 0.182, SLG: 0.100		0-0 G3							0-0 1B	3	0	0	0	0	1	1						
Pat Mullin, L (9, PH) OBP: 0.350, SLG: 0.456					4-3					1	0	1	0	0	0	0						
Inning Stats	R: 1 E: 0 K: 1 S: 6	H: 2 LOB: 1 BB: 1 P: 10	R: 0 E: 0 K: 0 S: 3	H: 1 LOB: 1 BB: 1 P: 7	R: 0 E: 0 K: 1 S: 4	H: 0 LOB: 0 BB: 1 P: 8	R: 0 E: 0 K: 1 S: 6	H: 1 LOB: 2 BB: 1 P: 10	R: 1 E: 0 K: 0 S: 4	H: 1 LOB: 1 BB: 1 P: 8	R: 0 E: 0 K: 0 S: 3	H: 0 LOB: 0 BB: 0 P: 3	R: 0 E: 0 K: 2 S: 7	H: 0 LOB: 0 BB: 0 P: 7	R: 0 E: 0 K: 1 S: 6	H: 1 LOB: 2 BB: 1 P: 10	R: 0 E: 0 K: 0 S: 4	H: 1 LOB: 1 BB: 0 P: 4	1B: 5 2B: 1 3B: 0 HR: 1	SF: 0 SAC: 0 DP: 3 HBP: 0	WP: 0 PB: 0 SB: 0 CS: 0	PA: 37
PITCHER Mickey McDermott, L (1, 1) ERA: 3.28	IP: 9.0 WLS: W BF: 37 H: 7 R: 2 ER: 2 SO: 6 BB: 6 IBB: 0 HBP: 0 BLK: 0 WP: 0 HR: 1 S: 43 P: 67 ERA: 2.00 WHIP: 1.444															PITCHER	IP: 9.0 WLS: W BF: 37 H: 7 R: 2 ER: 2 SO: 6 BB: 6 IBB: 0 HBP: 0 BLK: 0 WP: 0 HR: 1 S: 43 P: 67 ERA: 2.00 WHIP: 1.444					

Detroit Tigers @ Boston Red Sox
Fenway Park, Boston, MA
Sun Jun 08 1952, 3:33 AM EDT
Unknown - 78 F

AB 31
R 2
H 7
RBI 2
BB 6
SO 6
LOB 18



Batter	1	2	3	4	5	6	7	8	9	AB	R	H	RBI	BB	SO	LOB	BOTTOM			
Dom DiMaggio, R (1, 8) OBP: 0.420, SLG: 0.455	0-0 F9		0-0 4-3		0-0 1B 1B		0-0 BB FC5-2 1B			4	2	2	0	0	0	0				
Jim Piersall, R (1, 9) OBP: 0.377, SLG: 0.325	0-0 6-3		4-0 BB		0-0 1-3 1B		0-0 FC5-2 1B BB E			3	1	1	0	1	0	2				
Hoot Evers, R (1, 7) OBP: 0.296, SLG: 0.400	0-0 5-3		0-0 G6-4-3		0-0 1-3 1B		0-0 E BB			3	0	1	1	1	0	1				
George Kell, R (1, 5) OBP: 0.381, SLG: 0.412		0-0 1B 2B 2B		0-0 P4		0-0 1-3 2-3		0-0 E6 1B		4	1	2	1	0	0	2				
Vern Stephens, R (1, 6) OBP: 0.366, SLG: 0.405		0-0 F7		0-0 2B		0-0 CS 1B		0-0 IBB		3	0	2	0	1	0	1				
Billy Goodman, L (1, 4) OBP: 0.379, SLG: 0.396		0-0 2B F7 1B		4-0 BB		0-0 4-3		0-0 3-1		3	1	1	0	1	0	4				
Dick Gemert, R (1, 3) OBP: 0.240, SLG: 0.217		0-0 S 2B		0-0 F8		0-3 K		0-0 L6		4	0	1	1	0	1	2				
Sammy White, R (1, 2) OBP: 0.304, SLG: 0.432		0-0 F7		0-0 L9			0-0 SH1-4 FC5-2 2B		0-0 F8	4	0	1	1	0	0	3				
Mickey McDermott, L (1, 1) OBP: 0.207, SLG: 0.333		0-3 K		0-3 K		0-3 K		0-0 SH1-4 6-3		3	0	0	0	0	2	1				
Inning Stats	R: 0 E: 0 K: 0 S: 3	H: 0 LOB: 0 BB: 0 P: 3	R: 2 E: 0 K: 1 S: 8	H: 3 LOB: 1 BB: 0 P: 8	R: 0 E: 0 K: 0 S: 2	H: 0 LOB: 0 BB: 1 P: 6	R: 0 E: 0 K: 0 S: 4	H: 1 LOB: 2 BB: 1 P: 8	R: 1 E: 0 K: 1 S: 7	H: 3 LOB: 1 BB: 0 P: 7	R: 0 E: 0 K: 1 S: 5	H: 1 LOB: 0 BB: 0 P: 5	R: 2 E: 1 K: 0 S: 6	H: 3 LOB: 3 BB: 2 P: 14	R: 0 E: 0 K: 0 S: 3	H: 0 LOB: 0 BB: 0 P: 3	1B: 7 2B: 4 3B: 0 HR: 0	SF: 0 SAC: 1 DP: 1 HBP: 0	WP: 0 PB: 0 SB: 1 CS: 1	PA: 36
PITCHER Bill Wight, L (1, 1) ERA: 3.62	IP: 8.0 WLS: L BF: 36 H: 11 R: 5 ER: 5 SO: 3 BB: 3 IBB: 1 HBP: 0 BLK: 0 WP: 0 HR: 0 S: 38 P: 54 ERA: 5.62 WHIP: 1.750															PITCHER	IP: 8.0 WLS: L BF: 36 H: 11 R: 5 ER: 5 SO: 3 BB: 3 IBB: 1 HBP: 0 BLK: 0 WP: 0 HR: 0 S: 38 P: 54 ERA: 5.62 WHIP: 1.750			

Detroit Tigers @ Boston Red Sox
Fenway Park, Boston, MA
Sun Jun 08 1952, 3:33 AM EDT
Unknown - 78 F

AB 31
R 5
H 11
RBI 4
BB 4
SO 3
LOB 16



Batter	1	2	3	4	5	6	7	8	9	AB	R	H	RBI	BB	SO	LOB	TOP			
Jerry Priddy, R OBP: 0.351, SLG: 0.409 (1, 4)	F5		6-3						6-3	5	0	2	0	0	0	0	Detroit Tigers @ Boston Red Sox Fenway Park, Boston, MA Sun Jun 08 1952, 3:38 AM EDT Att: 33,312 - Unknown			
Fred Hatfield, L OBP: 0.375, SLG: 0.417 (1, 5) (7, 6)	4-3			K	1-3		1-3		L9	5	0	0	0	0	1	3				
Don Lenhardt, R OBP: 0.377, SLG: 0.516 (1, 7)	5-3			6-3					5-3	5	1	1	0	0	0	0				
Vic Wertz, L OBP: 0.323, SLG: 0.479 (1, 9)		K		1B						1	1	0	0	3	1	0				
Walt Dropo, R OBP: 0.343, SLG: 0.513 (1, 3)	F7			1B					F8	3	0	1	0	1	0	2				
Joe Ginsberg, L OBP: 0.291, SLG: 0.295 (1, 2)				1B						2	0	0	0	2	0	4				
Johnny Groth, R OBP: 0.364, SLG: 0.392 (1, 8)										4	0	1	2	0	2	3				
Neil Berry, R OBP: 0.267, SLG: 0.225 (7, PH)										2	0	0	0	0	1	0				
Cliff Mapes, L OBP: 0.257, SLG: 0.284 (7, 5)			K		6-3				F5	1	0	0	0	0	0	0				
Steve Souchock, R OBP: 0.306, SLG: 0.423 (7, 5)										1	0	0	0	0	0	2				
Virgil Trucks, R OBP: 0.238, SLG: 0.238 (7, PH)										2	0	1	0	0	0	0				
Johnny Hopp, L OBP: 0.267, SLG: 0.185 (7, 1)										1	0	0	0	0	0	0				
Hal Newhouser, L OBP: 0.143, SLG: 0.143 (8, PH)										0	0	0	0	0	0	0				
Pat Mullin, L OBP: 0.348, SLG: 0.452 (8, 1)										1	0	0	0	0	0	2				
Ken Johnson, L (8, 1)										0	0	0	0	0	0	0				
Inning Stats	R: 0 E: 0 K: 0 S: 3	H: 0 LOB: 0 BB: 0 P: 3	R: 0 E: 0 K: 2 S: 7	H: 0 LOB: 1 BB: 1 P: 11	R: 0 E: 0 K: 1 S: 5	H: 0 LOB: 0 BB: 0 P: 5	R: 0 E: 0 K: 1 S: 6	H: 1 LOB: 2 BB: 1 P: 10	R: 0 E: 0 K: 0 S: 3	H: 2 LOB: 2 BB: 2 P: 7	R: 0 E: 0 K: 0 S: 4	H: 1 LOB: 1 BB: 0 P: 4	R: 2 E: 0 K: 0 S: 5	H: 2 LOB: 2 BB: 2 P: 13	R: 0 E: 0 K: 0 S: 3	H: 0 LOB: 0 BB: 0 P: 3	1B: 4 2B: 2 3B: 0 HR: 0	SF: 0 SAC: 0 DP: 0 HBP: 0	WP: 0 PB: 0 SB: 0 CS: 0	PA: 39
PITCHER	IP WLS BF H R ER SO BB IBB HBP BLK WP HR S P ERA WHIP	IP WLS BF H R ER SO BB IBB HBP BLK WP HR S P ERA WHIP																		
Dizzy Trout, R ERA: 4.81	(1, 1) 7.1 W 34 6 2 2 5 6 0 0 0 0 0 0 38 62 2.46 1.636																			
Randy Gumpert, R ERA: 4.12	(8, 1) 1.2 S 5 0 0 0 0 0 0 0 0 0 0 0 5 5 0.00 0.000																			

Batter	1	2	3	4	5	6	7	8	9	AB	R	H	RBI	BB	SO	LOB	BOTTOM				
Dom DiMaggio, R OBP: 0.414, SLG: 0.447 (1, 8)	3-1	F9		P3					5-3	5	1	1	0	0	0	2	Detroit Tigers @ Boston Red Sox Fenway Park, Boston, MA Sun Jun 08 1952, 3:38 AM EDT Att: 33,312 - Unknown				
Jim Piersall, R OBP: 0.380, SLG: 0.339 (1, 9)				F9						4	1	2	1	0	0	0					
Hoot Evers, R OBP: 0.290, SLG: 0.379 (1, 7)				P4						4	1	1	1	0	0	1					
George Kell, R OBP: 0.394, SLG: 0.422 (1, 5)										3	0	3	1	1	0	0					
Vern Stephens, R OBP: 0.369, SLG: 0.408 (1, 6)	F5									4	0	2	0	0	1	2					
Billy Goodman, L OBP: 0.383, SLG: 0.400 (1, 3)	FC4-6									4	1	2	0	0	0	2					
Ted Lepcio, R OBP: 0.327, SLG: 0.410 (1, 4)										4	1	2	1	0	1	1					
Sammy White, R OBP: 0.302, SLG: 0.424 (1, 2)										4	0	1	0	0	1	2					
Dizzy Trout, R OBP: 0.214, SLG: 0.214 (8, 1)										3	0	0	1	0	1	2					
Randy Gumpert, R (8, 1)										1	0	0	0	0	0	0					
Inning Stats	R: 2 E: 0 K: 0 S: 6	H: 3 LOB: 1 BB: 0 P: 6	R: 0 E: 0 K: 1 S: 6	H: 1 LOB: 1 BB: 0 P: 6	R: 0 E: 0 K: 0 S: 4	H: 2 LOB: 2 BB: 0 P: 4	R: 1 E: 0 K: 1 S: 7	H: 2 LOB: 1 BB: 0 P: 7	R: 0 E: 0 K: 0 S: 4	H: 2 LOB: 2 BB: 1 P: 8	R: 2 E: 1 K: 0 S: 6	H: 3 LOB: 1 BB: 0 P: 6	R: 0 E: 0 K: 2 S: 8	H: 1 LOB: 1 BB: 0 P: 8	R: 0 E: 0 K: 0 S: 3	H: 0 LOB: 0 BB: 0 P: 3		1B: 12 2B: 2 3B: 0 HR: 0	SF: 0 SAC: 0 DP: 0 HBP: 0	WP: 0 PB: 1 SB: 2 CS: 0	PA: 37
PITCHER	IP WLS BF H R ER SO BB IBB HBP BLK WP HR S P ERA WHIP	IP WLS BF H R ER SO BB IBB HBP BLK WP HR S P ERA WHIP																			
Virgil Trucks, R ERA: 4.23	(1, 1) 6.0 L 30 13 5 3 2 0 0 0 0 0 0 0 33 37 4.50 2.333																				
Hal Newhouser, L ERA: 5.14	(7, 1) 1.0 4 1 0 0 2 0 0 0 0 0 0 8 8 0.00 1.000																				
Ken Johnson, L ERA: 4.91	(8, 1) 1.0 3 0 0 0 0 0 0 0 0 0 0 3 3 0.00 0.000																				

Batter	1	2	3	4	5	6	7	8	9	AB	R	H	RBI	BB	SO	LOB	TOP																			
Jerry Priddy, R (1,4) OBP: 0.397, SLG: 0.408										3	2	1	0	2	0	0																				
Johnny Pesky, L (1,6) OBP: 0.310, SLG: 0.171										3	1	0	0	1	0	1																				
Steve Souchock, R (1,9) Vic Wertz, L (6,PH) OBP: 0.321, SLG: 0.475										3	1	1	1	1	2	3																				
Don Lenhardt, R (1,7) OBP: 0.384, SLG: 0.541										5	2	3	5	0	1	1																				
Walt Dropo, R (1,3) OBP: 0.344, SLG: 0.528										5	1	2	2	0	0	2																				
Johnny Groth, R (1,8) Pat Mullin, L (1,PH) OBP: 0.364, SLG: 0.392										0	0	0	0	0	0	0																				
Fred Hatfield, L (1,5) OBP: 0.397, SLG: 0.453										5	0	3	0	0	0	1																				
Joe Ginsberg, L (1,2) OBP: 0.280, SLG: 0.282										5	0	0	0	0	1	5																				
Marlin Stuart, L (1,1) Art Houtteman, R (2,1) Hal Newhouser, L (6,1) Johnny Hopp, L (7,PH) Hal White, R (7,1) OBP: 0.267, SLG: 0.083										1	0	0	0	0	0	2																				
Inning Stats	R: 4 E: 0 K: 0 S: 8	H: 5 LOB: 2 BB: 1 P: 12	R: 0 E: 0 K: 1 S: 5	H: 0 LOB: 0 BB: 0 P: 5	R: 0 E: 0 K: 0 S: 4	H: 1 LOB: 1 BB: 2 P: 4	R: 4 E: 1 K: 2 S: 10	H: 3 LOB: 1 BB: 2 P: 18	R: 0 E: 0 K: 0 S: 3	H: 0 LOB: 0 BB: 0 P: 3	R: 0 E: 0 K: 1 S: 4	H: 1 LOB: 1 BB: 1 P: 8	R: 0 E: 1 K: 1 S: 6	H: 1 LOB: 1 BB: 0 P: 6	R: 0 E: 0 K: 1 S: 5	H: 0 LOB: 1 BB: 1 P: 9	R: 0 E: 0 K: 0 S: 3	H: 1 LOB: 1 BB: 1 P: 7	1B: 9 2B: 1 3B: 0 HR: 2	SF: 0 SAC: 1 DP: 2 HBP: 0	WP: 0 PB: 0 SB: 1 CS: 0	PA: 44														
PITCHER	IP WLS BF H R ER SO BB IBB HBP BLK WP HR S P ERA WHIP																																			
Mel Parnell, L (1,1) ERA: 3.6	0.1	6	4	4	4	0	1	0	0	0	0	0	1	5	9	108.00	15.000																			
Ray Scarborough, R (1,1) ERA: 3.95	3.2	18	5	4	4	3	2	0	0	0	0	1	22	30	9.82	1.909																				
Walt Masterson, R (5,1) ERA: 11.57	4.1	W 19	3	0	0	2	3	0	0	0	0	0	20	32	0.00	1.385																				
Ike Delock, R (9,1) ERA: 3.86	0.2	S 1	0	0	0	0	0	0	0	0	0	0	1	1	0.00	0.000																				

Detroit Tigers @ Boston Red Sox
Fenway Park, Boston, MA
Mon Jun 09 1952, 3:33 AM EDT
Att: 5,884 - Sunny - 82 F

AB	37
R	8
H	12
RBI	8
BB	6
SO	5
LOB	19



Batter	1	2	3	4	5	6	7	8	9	AB	R	H	RBI	BB	SO	LOB	BOTTOM																		
Dom DiMaggio, R (1,8) OBP: 0.414, SLG: 0.446										5	2	2	0	0	0	2																			
Jim Piersall, R (1,9) OBP: 0.390, SLG: 0.376										4	1	3	3	0	1	0																			
Hoot Evers, R (1,7) OBP: 0.306, SLG: 0.364										4	0	1	0	1	0	2																			
George Kell, R (1,5) OBP: 0.394, SLG: 0.421										5	1	2	0	0	1	3																			
Vern Stephens, R (1,6) OBP: 0.383, SLG: 0.414										3	2	2	0	2	0	0																			
Billy Goodman, L (1,3) OBP: 0.383, SLG: 0.412										4	2	1	1	1	0	4																			
Ted Lepcio, R (1,4) OBP: 0.325, SLG: 0.404										4	0	1	2	0	1	4																			
Sammy White, R (1,2) OBP: 0.310, SLG: 0.438										4	0	2	1	0	0	2																			
Mel Parnell, L (1,1) Ray Scarborough, R (1,1) Walt Masterson, R (5,1) Ike Delock, R (9,1) OBP: 0.069, SLG: 0.036										0	0	0	0	0	0	0																			
Inning Stats	R: 0 E: 0 K: 1 S: 5	H: 6 LOB: 2 BB: 2 P: 18	R: 2 E: 0 K: 2 S: 10	H: 3 LOB: 1 BB: 0 P: 10	R: 1 E: 0 K: 0 S: 5	H: 3 LOB: 1 BB: 0 P: 5	R: 0 E: 0 K: 0 S: 3	H: 1 LOB: 2 BB: 1 P: 13	R: 0 E: 0 K: 0 S: 4	H: 1 LOB: 2 BB: 1 P: 8	R: 0 E: 0 K: 0 S: 3	H: 0 LOB: 0 BB: 0 P: 3	R: 0 E: 0 K: 0 S: 3	H: 0 LOB: 0 BB: 0 P: 3	1B: 12 2B: 1 3B: 1 HR: 1	SF: 0 SAC: 1 DP: 1 HBP: 0	WP: 0 PB: 0 SB: 0 CS: 1	PA: 43																	
PITCHER	IP WLS BF H R ER SO BB IBB HBP BLK WP HR S P ERA WHIP																																		
Marlin Stuart, R (1,1) ERA: 3.12	1.2	11	5	5	5	1	2	0	0	0	0	1	25	29	7.36	2.727																			
Art Houtteman, R (2,1) ERA: 4.04	3.2	L 20	9	4	3	3	1	0	0	0	0	1	25	29	7.36	2.727																			
Hal Newhouser, L (6,1) ERA: 5.96	0.2	3	0	0	0	0	0	1	0	0	0	0	2	6	0.00	0.000																			
Hal White, R (7,1) ERA: 3.0	2.0	8	1	0	0	0	1	0	0	0	0	0	7	11	0.00	1.000																			

Detroit Tigers @ Boston Red Sox
Fenway Park, Boston, MA
Mon Jun 09 1952, 3:33 AM EDT
Att: 5,884 - Sunny - 82 F

AB	36
R	9
H	15
RBI	8
BB	5
SO	4
LOB	19



Batter	1	2	3	4	5	6	7	8	9	AB	R	H	RBI	BB	SO	LOB	TOP					
Fred Hatfield, L (1.5)	G3		G6-3			3-1		P4		4	0	0	0	0	0	1	Detroit Tigers @ New York Yankees Yankee Stadium, Bronx, NY Tue Jun 10 1952, 3:33 AM EDT Att: 35,914 - Unknown					
Johnny Pesky, L (1.6)	1B		6-3			P6		G3		4	0	1	0	0	0	0						
Steve Souchock, R (1.8)	F8			5-3		FC6-4 1B			6-3	4	0	1	0	0	0	1						
Don Lenhardt, R (1.7)	F9			6-3		FC6-4 1B			F8	4	0	0	0	0	0	2						
Walt Dropo, R (1.3)		5-3		P4			K		1-4-3	4	0	0	0	0	1	0						
Vic Wertz, L (1.9)	K				F2		F9			3	0	0	0	0	1	0						
Jerry Priddy, R (1.4)	1B				K		BB			2	0	1	0	1	1	0						
Joe Ginsberg, L (1.2)	K				BB		4-3			2	0	0	0	1	1	2						
Ted Gray, S (1.1)								P3		2	0	1	0	0	1	1						
Marlin Stuart, L (7.1)										0	0	0	0	0	0	0						
Johnny Hopp, L (6. PH)										1	0	0	0	0	0	0						
Fred Hutchinson, L (8.1)										0	0	0	0	0	0	0						
Inning Stats	R: 0 E: 0 K: 0 S: 4	H: 1 LOB: 1 BB: 0 P: 4	R: 0 E: 0 K: 2 S: 8	H: 1 LOB: 1 BB: 0 P: 8	R: 0 E: 0 K: 0 S: 3	H: 1 LOB: 0 BB: 0 P: 3	R: 0 E: 0 K: 0 S: 3	H: 0 LOB: 0 BB: 0 P: 3	R: 0 E: 0 K: 2 S: 7	H: 0 LOB: 1 BB: 1 P: 11	R: 0 E: 0 K: 0 S: 4	H: 1 LOB: 1 BB: 0 P: 4	R: 0 E: 0 K: 1 S: 5	H: 0 LOB: 1 BB: 1 P: 9	R: 0 E: 0 K: 0 S: 3	H: 0 LOB: 0 BB: 0 P: 3	R: 0 E: 0 K: 0 S: 3	H: 0 LOB: 0 BB: 0 P: 3	1B: 4 2B: 0 3B: 0 HR: 0	SF: 0 SAC: 0 DP: 1 HBP: 0	WP: 0 PB: 0 SB: 0 CS: 0	PA: 32
PITCHER Ed Lopat, L (1.1) ERA: 2.86	IP: 9.0 WLS: W BF: 32 H: 4 R: 0 ER: 0 SO: 5 BB: 2 IBB: 0 HBP: 0 BLK: 0 WP: 0 HR: 0 S: 40 P: 48 ERA: 0.00 WHIP: 0.667															PITCHER						


Batter	1	2	3	4	5	6	7	8	9	AB	R	H	RBI	BB	SO	LOB	BOTTOM			
Mickey Mantle, S (1.8)	P6		K		F5		1B			4	0	1	1	0	1	1	Detroit Tigers @ New York Yankees Yankee Stadium, Bronx, NY Tue Jun 10 1952, 3:33 AM EDT Att: 35,914 - Unknown			
Phil Rizzuto, R (1.6)	P4			HR 3B		K	1-3			4	1	1	0	0	1	2				
Hank Bauer, R (1.9)	1-3			6-3		K		1B 1B		4	0	1	0	0	1	1				
Yogi Berra, L (1.2)		F9		HR		HR		F8		4	2	2	3	0	0	1				
Gil McDougald, R (1.5)		5-3		F7		K		F8		4	0	0	0	0	1	1				
Billy Martin, R (1.4)	1B			CS 1B		F2		1B 1B		4	0	3	0	0	0	0				
Bob Cerv, R (1.7)	K			CS 1-2		F8		F8		4	0	1	0	0	1	3				
Joe Collins, L (1.3)			1-3			1B 1B BB				2	1	0	0	1	0	1				
Ed Lopat, L (1.1)			K		1-3	1B 1-3				3	0	1	0	0	1	1				
Inning Stats	R: 0 E: 0 K: 0 S: 3	H: 0 LOB: 0 BB: 0 P: 3	R: 0 E: 0 K: 1 S: 6	H: 1 LOB: 1 BB: 0 P: 6	R: 0 E: 0 K: 2 S: 7	H: 0 LOB: 0 BB: 0 P: 7	R: 2 E: 0 K: 0 S: 5	H: 3 LOB: 0 BB: 0 P: 5	R: 0 E: 0 K: 0 S: 4	H: 1 LOB: 1 BB: 0 P: 4	R: 1 E: 0 K: 3 S: 10	H: 1 LOB: 0 BB: 0 P: 10	R: 1 E: 0 K: 0 S: 5	H: 2 LOB: 2 BB: 1 P: 9	R: 0 E: 0 K: 0 S: 5	H: 2 LOB: 2 BB: 0 P: 5		1B: 6 2B: 1 3B: 1 HR: 2	SF: 0 SAC: 0 DP: 0 HBP: 0	WP: 0 PB: 0 SB: 0 CS: 1
PITCHER Ted Gray, L (1.1) ERA: 2.29	IP: 6.2 WLS: L BF: 28 H: 8 R: 4 ER: 4 SO: 6 BB: 1 IBB: 0 HBP: 0 BLK: 0 WP: 0 HR: 2 S: 39 P: 43 ERA: 5.40 WHIP: 1.350															PITCHER				
Marlin Stuart, R (7.1) ERA: 3.1	0.1	1	0	0	0	0	0	0	0	0	0	1	1	0.00	0.000					
Fred Hutchinson, R (8.1) ERA: 3.86	1.0	5	2	0	0	0	0	0	0	0	0	5	5	0.00	2.000					



Batter	1	2	3	4	5	6	7	8	9	AB	R	H	RBI	BB	SO	LOB	TOP					
Jerry Priddy, R OBP: 0.353, SLG: 0.398 (1, 4)	K		FC6-4		K		P6		6-3	5	0	0	0	0	2	1						
Johnny Pesky, L OBP: 0.304, SLG: 0.173 Neil Berry, R OBP: 0.267, SLG: 0.225 Steve Souchock, R OBP: 0.328, SLG: 0.430 (4, PH)	F2									1	0	0	0	0	0	0						
Walt Dropo, R OBP: 0.335, SLG: 0.509 (1, 3)	P6									4	1	1	0	0	0	2						
Vic Wertz, L OBP: 0.320, SLG: 0.480 (1, 9)		K								4	1	2	1	0	1	1						
Pat Mullin, L OBP: 0.347, SLG: 0.436 (1, 7)	G3									4	0	0	0	0	0	2						
Cliff Mages, L OBP: 0.289, SLG: 0.296 (1, 8)	F9									4	0	2	1	0	0	0						
Fred Hatfield, L OBP: 0.366, SLG: 0.410 (4, 6)			6-3							4	0	1	0	0	0	2						
Joe Ginsberg, L OBP: 0.288, SLG: 0.279 (1, 2)										3	0	1	0	1	0	2						
Billy Hoelt, L OBP: 0.214, SLG: 0.167 Johnny Hopp, L OBP: 0.242, SLG: 0.167 (9, PH)										3	0	0	0	0	0	4						
Inning Stats	R: 0 E: 0 K: 1 S: 5	H: 0 LOB: 0 BB: 0 P: 5	R: 0 E: 0 K: 1 S: 5	H: 0 LOB: 0 BB: 0 P: 5	R: 0 E: 0 K: 0 S: 3	H: 0 LOB: 1 BB: 1 P: 7	R: 2 E: 0 K: 0 S: 7	H: 5 LOB: 2 BB: 0 P: 7	R: 0 E: 0 K: 1 S: 6	H: 1 LOB: 1 BB: 0 P: 6	R: 0 E: 0 K: 0 S: 6	H: 3 LOB: 3 BB: 0 P: 6	R: 0 E: 0 K: 0 S: 4	H: 1 LOB: 1 BB: 0 P: 4	R: 0 E: 0 K: 0 S: 3	H: 0 LOB: 0 BB: 0 P: 3	R: 0 E: 0 K: 0 S: 3	H: 0 LOB: 0 BB: 0 P: 3	1B: 9 2B: 0 3B: 1 HR: 0	SF: 0 SAC: 0 DP: 0 HBP: 0	WP: 0 PB: 0 SB: 0 CS: 0	PA: 37
PITCHER Johnny Sain, R ERA: 2.55 (1, 1)	IP: 9.0 WLS: W BF: 37 H: 10 R: 2 ER: 2 SO: 3 BB: 1 IBB: 0 HBP: 0 BLK: 0 WP: 0 HR: 0 S: 42 P: 46 ERA: 2.00 WHIP: 1.222															PITCHER						

Detroit Tigers @ New York Yankees
Yankee Stadium, Bronx, NY
Wed Jun 11 1952, 3:33 AM EDT
Att: 10,454 - Unknown


AB 36
R 2
H 10
RBI 2
BB 1
SO 3
LOB 14



Batter	1	2	3	4	5	6	7	8	9	AB	R	H	RBI	BB	SO	LOB	BOTTOM			
Mickey Mantle, S OBP: 0.373, SLG: 0.457 (1, 8)	5-3									3	0	1	1	1	0	0				
Phil Rizzuto, R OBP: 0.340, SLG: 0.351 (1, 6)	F7									3	1	0	0	1	0	3				
Hank Bauer, R OBP: 0.360, SLG: 0.494 (1, 9)										3	0	1	0	1	0	0				
Yogi Berra, L OBP: 0.344, SLG: 0.453 (1, 2)	CS									4	1	1	1	0	0	2				
Gil McDougald, R OBP: 0.341, SLG: 0.361 (1, 5)										3	0	1	1	1	0	0				
Billy Martin, R OBP: 0.342, SLG: 0.338 (1, 4)										4	1	1	0	0	0	3				
Bob Cerv, R OBP: 0.220, SLG: 0.273 (1, 7)										3	1	0	0	1	2	1				
Joe Collins, L OBP: 0.328, SLG: 0.382 (1, 3)										3	3	3	4	1	0	0				
Johnny Sain, R OBP: 0.333, SLG: 0.500 (1, 1)										4	0	0	0	0	0	2				
Inning Stats	R: 0 E: 0 K: 0 S: 3	H: 1 LOB: 0 BB: 0 P: 3	R: 0 E: 0 K: 1 S: 5	H: 0 LOB: 1 BB: 1 P: 9	R: 0 E: 0 K: 0 S: 2	H: 0 LOB: 2 BB: 2 P: 10	R: 0 E: 0 K: 0 S: 3	H: 0 LOB: 0 BB: 0 P: 3	R: 1 E: 0 K: 1 S: 6	H: 1 LOB: 0 BB: 0 P: 6	R: 1 E: 0 K: 0 S: 4	H: 1 LOB: 2 BB: 2 P: 12	R: 1 E: 1 K: 0 S: 5	H: 2 LOB: 1 BB: 0 P: 5	R: 4 E: 1 K: 0 S: 6	H: 3 LOB: 0 BB: 1 P: 10	1B: 5 2B: 0 3B: 0 HR: 3	SF: 0 SAC: 0 DP: 2 HBP: 0	WP: 0 PB: 0 SB: 1 CS: 1	PA: 37
PITCHER Billy Hoelt, L ERA: 4.81 (1, 1)	IP: 8.0 WLS: L BF: 36 H: 8 R: 7 ER: 6 SO: 2 BB: 5 IBB: 1 HBP: 0 BLK: 0 WP: 0 HR: 3 S: 34 P: 58 ERA: 6.75 WHIP: 1.625															PITCHER				

Detroit Tigers @ New York Yankees
Yankee Stadium, Bronx, NY
Wed Jun 11 1952, 3:33 AM EDT
Att: 10,454 - Unknown

AB 30
R 7
H 8
RBI 7
BB 6
SO 2
LOB 11



Batter	1	2	3	4	5	6	7	8	9	AB	R	H	RBI	BB	SO	LOB	TOP			
Fred Hatfield, L (1, 5) OBP: 0.360, SLG: 0.400	0-0 4-3		0-0 G4-3 1B			0-0 4-3		0-0 6-3		4	0	1	0	0	0	1				
Johnny Pesky, L (1, 6) OBP: 0.313, SLG: 0.169	4-0 BB		0-0 G4-3 1-2			0-0 4-3			4-0 1B BB	2	0	0	0	2	0	1				
Walt Dropo, R (1, 3) OBP: 0.328, SLG: 0.497	0-3 K			0-0 F5				0-0 F9	0-0 P6	4	0	0	0	0	1	2				
Vic Wertz, L (1, 9) OBP: 0.324, SLG: 0.477 Steve Souchock, R (9, PR) OBP: 0.326, SLG: 0.430	4-0 IBB			0-0 4-3				0-0 F8	0-0 1-2 1B	3	0	1	0	1	0	0				
Don Lenhardt, R (1, 7) OBP: 0.365, SLG: 0.511	0-0 1-3			0-0 1-3				0-3 K	0-0 F9	4	0	0	0	0	1	4				
Cliff Mapes, L (1, 8) OBP: 0.256, SLG: 0.280		0-0 4-3				0-0 F8			0-0 4-3	4	0	0	0	0	0	2				
Joe Ginsberg, L (1, 2) OBP: 0.289, SLG: 0.288		0-0 F8				0-0 FC6-5 2B			0-0 F9	3	0	1	0	0	0	0				
Jerry Priddy, R (1, 4) OBP: 0.348, SLG: 0.392		0-0 6-3				0-0 FC6-5 FC4-8 2-3			0-0 E5	3	0	0	0	0	0	1				
Bill Wight, L (1, 1) OBP: 0.154, SLG: 0.083 Virgil Trucks, R (7, 1) OBP: 0.238, SLG: 0.238 Pat Mullin, L (6, PH) OBP: 0.344, SLG: 0.433 Hal White, R (8, 1) OBP: 0.500, SLG: 0.500			0-0 F7			0-0 FC4-6 1-2			0-0 F8	2	0	0	0	0	0	1				
Inning Stats	R: 0 E: 0 K: 1 S: 5	H: 0 LOB: 2 BB: 2 P: 13	R: 0 E: 0 K: 0 S: 3	H: 0 LOB: 0 BB: 0 P: 3	R: 0 E: 0 K: 0 S: 3	H: 1 LOB: 0 BB: 0 P: 3	R: 0 E: 0 K: 0 S: 3	H: 0 LOB: 0 BB: 0 P: 3	R: 0 E: 0 K: 1 S: 5	H: 0 LOB: 0 BB: 0 P: 5	R: 0 E: 1 K: 0 S: 4	H: 0 LOB: 1 BB: 1 P: 4	R: 0 E: 0 K: 0 S: 3	H: 0 LOB: 0 BB: 0 P: 3	R: 0 E: 0 K: 0 S: 4	H: 0 LOB: 2 BB: 1 P: 8	1B: 2 2B: 1 3B: 0 HR: 0	SF: 0 SAC: 0 DP: 1 HBP: 0	WP: 0 PB: 0 SB: 1 CS: 0	PA: 33
PITCHER Tom Morgan, R (1, 1) ERA: 2.47	IP: 9.0 WLS: W BF: 33 H: 3 R: 0 ER: 0 SO: 2 BB: 2 IBB: 1 HBP: 0 BLK: 0 WP: 0 HR: 0 S: 34 P: 46 ERA: 0.00 WHIP: 0.556																			

Detroit Tigers @ New York Yankees
 Yankee Stadium, Bronx, NY
 Thu Jun 12 1952, 3:33 AM EDT
 Att: 10,504 - Unknown

AB	30
R	0
H	3
RBI	0
BB	3
SO	2
LOB	13



Batter	1	2	3	4	5	6	7	8	9	AB	R	H	RBI	BB	SO	LOB	BOTTOM			
Mickey Mantle, S (1, 8) OBP: 0.370, SLG: 0.451	0-0 K E 1B		0-0 5-3			0-0 F9		0-3 K		4	0	1	0	0	1	1				
Phil Rizzuto, R (1, 6) OBP: 0.333, SLG: 0.344	0-3 K 1-3		0-0 5-3			0-0 F9		0-0 F9		4	0	0	0	0	1	2				
Hank Bauer, R (1, 9) OBP: 0.369, SLG: 0.522	0-0 HR		0-0 3-H 2B			0-0 F7		4-0 BB BB		3	1	2	2	1	0	0				
Yogi Berra, L (1, 2) OBP: 0.335, SLG: 0.440	0-0 P6		0-0 F2			0-0 F2		0-3 K		4	0	0	0	0	1	2				
Gil McDougald, R (1, 5) OBP: 0.344, SLG: 0.361		0-0 1-3		0-0 F8 1B		0-3 K		4-0 FC5-4 BB		3	0	1	0	1	1	0				
Billy Martin, R (1, 4) OBP: 0.337, SLG: 0.333		0-0 1B		0-0 F8 1-2		0-0 6-3		0-0 FC5-4 1-2		4	0	1	0	0	0	3				
Bob Cerv, R (1, 7) OBP: 0.258, SLG: 0.328		0-0 G4-6-3 1B		0-0 1B				0-0 1B WP 2B		3	1	3	0	0	0	0				
Joe Collins, L (1, 3) OBP: 0.343, SLG: 0.397		0-0 G4-6-3 1-2		0-0 1B		0-0 1-3 1B		0-0 WP 1B		3	0	2	0	0	0	2				
Tom Morgan, R (1, 1) OBP: 0.250, SLG: 0.563			0-0 2B 3B		0-3 K			0-0 5-3 1-2 3-H		3	1	1	0	0	1	3				
Inning Stats	R: 1 E: 1 K: 1 S: 6	H: 2 LOB: 0 BB: 0 P: 6	R: 0 E: 0 K: 0 S: 4	H: 2 LOB: 1 BB: 0 P: 4	R: 1 E: 0 K: 0 S: 5	H: 2 LOB: 1 BB: 0 P: 5	R: 0 E: 0 K: 1 S: 7	H: 3 LOB: 2 BB: 0 P: 7	R: 0 E: 0 K: 0 S: 3	H: 0 LOB: 0 BB: 0 P: 3	R: 0 E: 0 K: 1 S: 5	H: 0 LOB: 0 BB: 0 P: 5	R: 1 E: 0 K: 1 S: 6	H: 2 LOB: 2 BB: 0 P: 6	R: 0 E: 0 K: 1 S: 5	H: 0 LOB: 2 BB: 2 P: 13	1B: 7 2B: 2 3B: 1 HR: 1	SF: 0 SAC: 0 DP: 1 HBP: 0	WP: 1 PB: 0 SB: 0 CS: 0	PA: 33
PITCHER Bill Wight, L (1, 1) ERA: 3.76 Virgil Trucks, R (7, 1) ERA: 4.15 Hal White, R (8, 1) ERA: 2.84	IP: 6.0 WLS: L BF: 26 H: 11 R: 3 ER: 3 SO: 3 BB: 0 IBB: 0 HBP: 0 BLK: 0 WP: 1 HR: 0 S: 32 P: 32 ERA: 4.50 WHIP: 1.833																			

Detroit Tigers @ New York Yankees
 Yankee Stadium, Bronx, NY
 Thu Jun 12 1952, 3:33 AM EDT
 Att: 10,504 - Unknown

AB	31
R	3
H	11
RBI	2
BB	2
SO	5
LOB	13





Batter	1	2	3	4	5	6	7	8	9	AB	R	H	RBI	BB	SO	LOB	TOP										
Eddie Yost, R OBP: 0.348, SLG: 0.279 (1, 5)	6-3		5-3		E5 2B F9		F9		F5	5	1	0	0	0	0	0	Washington Senators @ Detroit Tigers Briggs Stadium, Detroit, MI Sat Jun 14 1952, 4:33 AM EDT Att: 9,997 - Unknown AB 35 R 6 H 9 RBI 6 BB 2 SO 1 LOB 10										
Earl Rapp, L OBP: 0.182, SLG: 0.278 (1, 9)	K		F3		F9 1-3 1B 2B		1-6-3 2B		6-3	5	1	2	0	0	1	0											
Jackie Jensen, R OBP: 0.360, SLG: 0.390 (1, 8)			5-3		F9 2-3 3-H		1-6-3			4	0	1	1	0	0	2											
Mickey Vernon, L OBP: 0.329, SLG: 0.382 (1, 3)	F7				FC6 BB		CS 1B		FC6-4 BB	2	0	1	1	2	0	1											
Pete Runnels, L OBP: 0.363, SLG: 0.329 (1, 6)		F7			FC6 1-2 HR		CS 1-2		FC6-4 1-2	4	2	1	0	0	0	3											
Ken Wood, R OBP: 0.316, SLG: 0.471 (1, 7)										4	2	3	2	0	0	0											
Mel Hoderlein, S OBP: 0.286, SLG: 0.324 (1, 4)		SH5-3 3B			HR					3	0	0	2	0	0	1											
Clyde Kluttz, R OBP: 0.351, SLG: 0.333 (1, 2)					F9				G3	4	0	1	0	0	0	1											
Lou Sleater, L OBP: 0.059, SLG: 0.059 (1, 1)					FC5-4 1B				F8	3	0	0	0	0	0	2											
Tom Ferrick, R OBP: 0.333, SLG: 0.667 (6, 1)										0	0	0	0	0	0	0											
Jim Busby, R OBP: 0.211, SLG: 0.179 (9, PH)									1-3	1	0	0	0	0	0	0											
Inning Stats	R: 0 E: 0 K: 1 S: 6	H: 1 LOB: 1 BB: 0 P: 6	R: 1 E: 0 K: 0 S: 5	H: 2 LOB: 1 BB: 0 P: 5	R: 0 E: 0 K: 0 S: 3	H: 0 LOB: 0 BB: 0 P: 3	R: 2 E: 0 K: 0 S: 4	H: 1 LOB: 0 BB: 1 P: 8	R: 2 E: 1 K: 0 S: 5	H: 2 LOB: 1 BB: 0 P: 5	R: 1 E: 0 K: 0 S: 5	H: 2 LOB: 0 BB: 0 P: 5	R: 0 E: 0 K: 0 S: 4	H: 1 LOB: 2 BB: 1 P: 8	R: 0 E: 0 K: 0 S: 3	H: 0 LOB: 0 BB: 0 P: 3	R: 0 E: 0 K: 0 S: 3	H: 0 LOB: 0 BB: 0 P: 3	1B: 5 2B: 2 3B: 1 HR: 1	SF: 0 SAC: 1 DP: 0 HBP: 0	WP: 0 PB: 0 SB: 0 CS: 1	PA: 39					
PITCHER	IP	WLS	BF	H	R	ER	SO	BB	IBB	HBP	BLK	WP	HR	S	P	ERA	WHIP										
Art Houtteman, R ERA: 4.4 (1, 1)	5.0		24	8	6	6	1	1	0	0	0	0	1	25	29	10.80	1.800										
Fred Hutchinson, R ERA: 3.54 (6, 1)	1.2		7	1	0	0	0	1	0	0	0	0	0	6	10	0.00	1.200										
Hal Newhouser, L ERA: 5.87 (7, 1)	0.1		1	0	0	0	0	0	0	0	0	0	0	1	1	0.00	0.000										
Hal White, R ERA: 2.7 (8, 1)	1.0	W	3	0	0	0	0	0	0	0	0	0	0	3	3	0.00	0.000										
Billy Hoelt, L ERA: 4.69 (9, 1)	1.0	S	3	0	0	0	0	0	0	0	0	0	0	3	3	0.00	0.000										

Batter	1	2	3	4	5	6	7	8	9	AB	R	H	RBI	BB	SO	LOB	BOTTOM										
Fred Hatfield, L OBP: 0.363, SLG: 0.400 (1, 5)	FC6-4 1B		BB 1B		L7		K		F5	5	1	2	0	0	1	0	Washington Senators @ Detroit Tigers Briggs Stadium, Detroit, MI Sat Jun 14 1952, 4:33 AM EDT Att: 9,997 - Unknown AB 33 R 7 H 12 RBI 7 BB 4 SO 3 LOB 11										
Johnny Pesky, L OBP: 0.330, SLG: 0.177 (1, 6)	P4		BB 1B				FC5 1B			2	0	1	0	2	0	1											
Johnny Groth, R OBP: 0.367, SLG: 0.396 (1, 8)	F3		BB		L8					4	0	2	1	0	0	2											
Don Lenhardt, R OBP: 0.356, SLG: 0.497 (1, 7)	FC6-4		G6-4-3 1B							4	0	0	0	0	0	5											
Cliff Mapes, L OBP: 0.236, SLG: 0.280 (8, 9)	FC6-4		G6-4-3				F8		FC5	0	0	0	0	0	0	0											
Walt Dropo, R OBP: 0.332, SLG: 0.520 (1, 3)					P4		HR		P4	4	2	2	1	0	0	0											
Steve Souchock, R OBP: 0.325, SLG: 0.449 (1, 9) (8, 7)	F7				1-3		HR		K	4	1	1	2	0	1	0											
Jerry Priddy, R OBP: 0.360, SLG: 0.408 (1, 4)			CS BB				HR			2	1	2	0	2	0	0											
Bob Swift, R (1, 2)										2	0	0	0	0	1	2											
Joe Ginsberg, L OBP: 0.292, SLG: 0.291 (6, PH) (7, 2)	K				F8		L3			2	1	1	1	0	0	1											
Art Houtteman, R OBP: 0.118, SLG: 0.118 (6, 1)										2	0	0	0	0	0	0											
Fred Hutchinson, L OBP: 0.143, SLG: 0.077 (6, 1)										0	0	0	0	0	0	0											
Hal Newhouser, L OBP: 0.143, SLG: 0.143 (7, 1)										0	0	0	0	0	0	0											
Johnny Hopp, L OBP: 0.143, SLG: 0.143 (7, PH)										1	0	0	0	0	0	0											
Hal White, R OBP: 0.143, SLG: 0.143 (8, 1)										0	0	0	0	0	0	0											
Vic Wertz, L OBP: 0.143, SLG: 0.143 (8, PH)										1	1	1	2	0	0	0											
Billy Hoelt, L OBP: 0.143, SLG: 0.143 (9, 1)										0	0	0	0	0	0	0											
Inning Stats	R: 0 E: 0 K: 0 S: 4	H: 1 LOB: 1 BB: 0 P: 4	R: 1 E: 0 K: 1 S: 5	H: 1 LOB: 1 BB: 1 P: 9	R: 1 E: 0 K: 0 S: 4	H: 2 LOB: 1 BB: 1 P: 8	R: 0 E: 0 K: 0 S: 4	H: 1 LOB: 1 BB: 0 P: 4	R: 0 E: 0 K: 0 S: 3	H: 0 LOB: 1 BB: 1 P: 7	R: 2 E: 0 K: 0 S: 4	H: 2 LOB: 0 BB: 1 P: 8	R: 0 E: 0 K: 1 S: 7	H: 2 LOB: 2 BB: 0 P: 7	R: 3 E: 0 K: 1 S: 8	H: 3 LOB: 0 BB: 0 P: 8	R: 0 E: 0 K: 1 S: 8	H: 0 LOB: 0 BB: 0 P: 8	1B: 6 2B: 5 3B: 0 HR: 3	SF: 0 SAC: 0 DP: 3 HBP: 0	WP: 0 PB: 0 SB: 0 CS: 1	PA: 37					
PITCHER	IP	WLS	BF	H	R	ER	SO	BB	IBB	HBP	BLK	WP	HR	S	P	ERA	WHIP										
Lou Sleater, L ERA: 3.19 (1, 1)	5.1		25	7	4	4	1	4	0	0	0	0	2	23	39	6.75	2.062										
Tom Ferrick, R ERA: 2.55 (6, 1)	2.2	L	12	5	3	3	2	0	0	0	0	0	1	16	16	10.12	1.875										

Batter	1	2	3	4	5	6	7	8	9	AB	R	H	RBI	BB	SO	LOB	TOP					
Eddie Yost, R OBP: 0.342, SLG: 0.273 (1, 5)										4	0	0	0	0	0	1	Washington Senators @ Detroit Tigers Briggs Stadium, Detroit, MI Sun Jun 15 1952, 4:33 AM EDT Unknown					
Jim Busby, R OBP: 0.212, SLG: 0.181 (1, 8)										4	0	1	1	0	1	0						
Jackie Jensen, R OBP: 0.353, SLG: 0.381 (1, 9)										4	0	0	0	0	1	1						
Ken Wood, R OBP: 0.333, SLG: 0.486 (1, 7)										3	1	1	0	1	1	0						
Mickey Vernon, L OBP: 0.336, SLG: 0.405 (1, 3)										4	1	3	2	0	1	0						
Pete Runnels, L OBP: 0.355, SLG: 0.321 (1, 6)										4	0	0	0	0	0	3						
Mel Hoderlein, S OBP: 0.308, SLG: 0.342 (1, 4)										4	0	2	0	0	0	1						
Clyde Kluttz, R OBP: 0.359, SLG: 0.348 (1, 2)										3	1	1	0	1	0	3						
Randy Gumpert, R (1, 1)										2	0	0	0	0	1	1						
Julio Moreno, R OBP: 0.050, SLG: 0.050 (7, 1)										0	0	0	0	0	0	0						
Earl Rapp, L OBP: 0.179, SLG: 0.273 (9, PH)										1	0	0	0	0	1	1						
Inning Stats	R: 0 E: 0 K: 0 S: 3	H: 0 LOB: 0 BB: 0 P: 3	R: 2 E: 0 K: 0 S: 6	H: 3 LOB: 1 BB: 0 P: 6	R: 0 E: 0 K: 1 S: 6	H: 0 LOB: 0 BB: 0 P: 3	R: 0 E: 0 K: 1 S: 6	H: 1 LOB: 1 BB: 0 P: 6	R: 1 E: 0 K: 0 S: 6	H: 1 LOB: 2 BB: 1 P: 10	R: 0 E: 0 K: 2 S: 4	H: 2 LOB: 2 BB: 0 P: 8	R: 0 E: 0 K: 1 S: 7	H: 0 LOB: 0 BB: 0 P: 7	R: 0 E: 0 K: 1 S: 5	H: 0 LOB: 0 BB: 0 P: 5	R: 0 E: 0 K: 1 S: 6	H: 1 LOB: 1 BB: 0 P: 6	1B: 5 2B: 3 3B: 0 HR: 1	SF: 0 SAC: 1 DP: 1 HBP: 0	WP: 1 PB: 0 SB: 0 CS: 0	PA: 36
PITCHER Ted Gray, L ERA: 2.36 (1, 1)	IP: 9.0 WLS: W BF: 36 H: 8 R: 3 ER: 3 SO: 6 BB: 2 IBB: 0 HBP: 0 BLK: 0 WP: 1 HR: 1 S: 46 P: 54 ERA: 3.00 WHIP: 1.111															PITCHER						

Batter	1	2	3	4	5	6	7	8	9	AB	R	H	RBI	BB	SO	LOB	BOTTOM			
Fred Hatfield, L OBP: 0.369, SLG: 0.446 (1, 5)										4	2	2	1	0	0	0	Washington Senators @ Detroit Tigers Briggs Stadium, Detroit, MI Sun Jun 15 1952, 4:33 AM EDT Unknown			
Johnny Pesky, L OBP: 0.356, SLG: 0.220 (1, 6)										3	1	3	0	1	0	0				
Pat Mullin, L OBP: 0.348, SLG: 0.453 (1, 7)										3	1	1	2	1	0	3				
Vic Wertz, L OBP: 0.331, SLG: 0.516 (1, 9)										3	1	1	2	1	0	2				
Walt Dropo, R OBP: 0.325, SLG: 0.508 (1, 3)										4	0	0	0	0	1	4				
Joe Ginsberg, L OBP: 0.291, SLG: 0.290 (1, 2)										4	0	1	0	0	0	0				
Johnny Groth, R OBP: 0.364, SLG: 0.391 (1, 8)										4	0	1	0	0	0	1				
Jerry Priddy, R OBP: 0.358, SLG: 0.420 (1, 4)										4	1	1	1	0	0	2				
Ted Gray, S OBP: 0.212, SLG: 0.188 (1, 1)										4	0	1	0	0	0	1				
Inning Stats	R: 0 E: 0 K: 0 S: 4	H: 1 LOB: 2 BB: 1 P: 8	R: 0 E: 0 K: 0 S: 4	H: 1 LOB: 1 BB: 0 P: 4	R: 2 E: 0 K: 0 S: 4	H: 2 LOB: 0 BB: 1 P: 8	R: 0 E: 0 K: 0 S: 4	H: 2 LOB: 2 BB: 0 P: 4	R: 0 E: 0 K: 0 S: 3	H: 0 LOB: 0 BB: 0 P: 3	R: 0 E: 0 K: 0 S: 3	H: 0 LOB: 0 BB: 0 P: 3	R: 0 E: 0 K: 1 S: 8	H: 3 LOB: 0 BB: 0 P: 8	R: 0 E: 0 K: 0 S: 3	H: 0 LOB: 0 BB: 0 P: 3		1B: 6 2B: 1 3B: 0 HR: 4	SF: 0 SAC: 0 DP: 1 HBP: 0	WP: 0 PB: 0 SB: 0 CS: 0
PITCHER Randy Gumpert, R ERA: 5.26 (1, 1)	IP: 6.0 WLS: L BF: 30 H: 11 R: 6 ER: 6 SO: 0 BB: 3 IBB: 0 HBP: 0 BLK: 0 WP: 0 HR: 4 S: 47 P: 39 ERA: 9.00 WHIP: 2.333															PITCHER				
Julio Moreno, R ERA: 3.7 (7, 1)	IP: 2.0 WLS: L BF: 6 H: 0 R: 0 ER: 0 SO: 1 BB: 0 IBB: 0 HBP: 0 BLK: 0 WP: 0 HR: 0 S: 8 P: 8 ERA: 0.00 WHIP: 0.000															PITCHER				

Batter	1	2	3	4	5	6	7	8	9	AB	R	H	RBI	BB	SO	LOB	TOP																			
Phil Rizzuto, R (1, 6) OBP: 0.336, SLG: 0.343											0	0	0	0	0	0	0	New York Yankees @ Detroit Tigers Briggs Stadium, Detroit, MI Thu Jun 19 1952, 4:33 AM EDT Att: 9,506 - Unknown livebaseballscorecards.com																		
Joe Collins, L (1, 3) OBP: 0.370, SLG: 0.400											0	0	0	0	0	0	0																			
Hank Bauer, R (1, 9) OBP: 0.372, SLG: 0.505											0	0	0	0	0	0	0																			
Yogi Berra, L (1, 2) OBP: 0.353, SLG: 0.472											0	0	0	0	0	0	0																			
Mickey Mantle, S (1, 8) OBP: 0.375, SLG: 0.475											0	0	0	0	0	0	0																			
Gil McDougald, R (1, 5) OBP: 0.346, SLG: 0.369											0	0	0	0	0	0	0																			
Billy Martin, R (1, 4) OBP: 0.330, SLG: 0.394											0	0	0	0	0	0	0																			
Bob Cerv, R (1, 7) OBP: 0.254, SLG: 0.322											0	0	0	0	0	0	0																			
Allie Reynolds, R (1, 1) OBP: 0.212, SLG: 0.226											0	0	0	0	0	0	0																			
Inning Stats											1B: 0	SF: 0	WP: 0	PA: 0																						
PITCHER Ted Gray, L (1, 1) ERA: 2.36										IP	WLS	BF	H	R	ER	SO	BB	IBB	HBP	BLK	WP	HR	S	P	ERA	WHIP	PITCHER IP WLS BF H R ER SO BB IBB HBP BLK WP HR S P ERA WHIP									

Batter	1	2	3	4	5	6	7	8	9	AB	R	H	RBI	BB	SO	LOB	BOTTOM																			
Fred Hatfield, L (1, 5) OBP: 0.343, SLG: 0.398											0	0	0	0	0	0	0	New York Yankees @ Detroit Tigers Briggs Stadium, Detroit, MI Thu Jun 19 1952, 4:33 AM EDT Att: 9,506 - Unknown livebaseballscorecards.com																		
Johnny Pesky, L (1, 6) OBP: 0.391, SLG: 0.232											0	0	0	0	0	0	0																			
Pat Mullin, L (1, 7) OBP: 0.343, SLG: 0.456											0	0	0	0	0	0	0																			
Vic Wertz, L (1, 9) OBP: 0.339, SLG: 0.551											0	0	0	0	0	0	0																			
Walt Dropo, R (1, 3) OBP: 0.322, SLG: 0.505											0	0	0	0	0	0	0																			
Joe Ginsberg, L (1, 2) OBP: 0.283, SLG: 0.277											0	0	0	0	0	0	0																			
Johnny Groth, R (1, 8) OBP: 0.354, SLG: 0.373											0	0	0	0	0	0	0																			
Jerry Priddy, R (1, 4) OBP: 0.360, SLG: 0.410											0	0	0	0	0	0	0																			
Ted Gray, S (1, 1) OBP: 0.212, SLG: 0.188											0	0	0	0	0	0	0																			
Inning Stats											1B: 0	SF: 0	WP: 0	PA: 0																						
PITCHER Allie Reynolds, R (1, 1) ERA: 1.84										IP	WLS	BF	H	R	ER	SO	BB	IBB	HBP	BLK	WP	HR	S	P	ERA	WHIP	PITCHER IP WLS BF H R ER SO BB IBB HBP BLK WP HR S P ERA WHIP									

Batter	1	2	3	4	5	6	7	8	9	AB	R	H	RBI	BB	SO	LOB	TOP				
Dom DiMaggio, R OBP: 0.388, SLG: 0.402	F7		FC8-4	E	F8			F9		5	1	1	1	0	0	1	Boston Red Sox @ Detroit Tigers Briggs Stadium, Detroit, MI Mon Jun 23 1952, 4:33 AM EDT Att: 6,290 - Sunny				
Billy Goodman, L OBP: 0.372, SLG: 0.411	L6		P3	FC3	F7			4-3		5	1	0	0	0	0	3					
Clyde Vollmer, R OBP: 0.361, SLG: 0.430 Jim Piersall, R OBP: 0.382, SLG: 0.342	K		F9	E8				FC4		3	1	1	2	0	1	1					
George Kell, R OBP: 0.388, SLG: 0.424					CS			FC4		5	2	3	1	0	0	1					
Hoot Evers, R OBP: 0.303, SLG: 0.366	F7		P4		4-3			E5		5	1	1	0	0	0	2					
Vern Stephens, R OBP: 0.333, SLG: 0.344	F7				K			G6-4-3		4	2	1	0	1	1	2					
Ted Lepcio, R OBP: 0.364, SLG: 0.460	F2				1-3			K		4	1	1	2	1	1	1					
Sammy White, R OBP: 0.324, SLG: 0.459										3	2	3	4	1	0	0					
Ike Delock, R Ray Scarborough, R OBP: 0.286, SLG: 0.286										2	1	0	0	2	0	3					
										0	0	0	0	0	0	0					
Inning Stats	R: 0 E: 0 K: 1 S: 5	H: 0 LOB: 0 BB: 0 P: 5	R: 0 E: 0 K: 0 S: 4	H: 1 LOB: 1 BB: 0 P: 4	R: 1 E: 0 K: 0 S: 4	H: 1 LOB: 1 BB: 1 P: 8	R: 11 E: 2 K: 0 S: 12	H: 9 LOB: 1 BB: 3 P: 24	R: 0 E: 0 K: 1 S: 5	H: 0 LOB: 0 BB: 0 P: 5	R: 0 E: 0 K: 0 S: 2	H: 0 LOB: 0 BB: 1 P: 6	R: 0 E: 0 K: 0 S: 3	H: 0 LOB: 1 BB: 1 P: 7	R: 0 E: 1 K: 1 S: 5	H: 0 LOB: 0 BB: 0 P: 5	1B: 10 2B: 1 3B: 0 HR: 1	SF: 0 SAC: 0 DP: 3 HBP: 0	WP: 0 PB: 0 SB: 0 CS: 1	PA: 44	
PITCHER	IP	WLS	BF	H	R	ER	SO	BB	IBB	HBP	BLK	WP	HR	S	P	ERA	WHIP				
Ted Gray, L ERA: 3.17	3.1	L	20	7	8	8	1	2	0	0	0	0	1	20	28	21.60	2.700				
Billy Hoelt, L ERA: 5.12	0.0		5	3	2	1	0	1	1	0	0	0	0	3	11	∞	∞				
Hal White, R ERA: 3.2	4.2		15	2	2	2	1	2	0	0	0	0	0	15	23	3.86	0.857				
Ken Johnson, L ERA: 2.16	1.0		3	0	0	0	1	0	0	0	0	0	0	5	5	0.00	0.000				

AB 37
R 12
H 12
RBI 10
BB 6
SO 3
LOB 14



Batter	1	2	3	4	5	6	7	8	9	AB	R	H	RBI	BB	SO	LOB	BOTTOM				
Jerry Priddy, R OBP: 0.360, SLG: 0.412	F9		F8		P2			FC1-5		5	1	1	3	0	0	1	Boston Red Sox @ Detroit Tigers Briggs Stadium, Detroit, MI Mon Jun 23 1952, 4:33 AM EDT Att: 6,290 - Sunny				
Johnny Pesky, L OBP: 0.376, SLG: 0.225	P6		3-1							3	0	0	0	2	0	0					
Don Lenhardt, R OBP: 0.346, SLG: 0.479	P5				P3			F7		5	0	0	0	0	1	4					
Vic Wertz, L OBP: 0.344, SLG: 0.538					K			F3		4	0	1	1	0	1	0					
Walt Dropo, R OBP: 0.323, SLG: 0.502										4	2	2	1	0	0	2					
Fred Hatfield, L OBP: 0.331, SLG: 0.385										4	0	3	1	0	1	0					
Johnny Groth, R OBP: 0.346, SLG: 0.359										4	1	0	0	0	0	3					
Bob Swift, R OBP: 0.333, SLG: 0.231 Joe Ginsberg, L OBP: 0.275, SLG: 0.258										2	0	0	0	0	0	1					
										1	1	0	0	1	0	1					
Ted Gray, S OBP: 0.220, SLG: 0.176 Billy Hoelt, L OBP: 0.267, SLG: 0.231 Hal White, R OBP: 0.333, SLG: 0.333 Johnny Hoops, L OBP: 0.310, SLG: 0.263 Ken Johnson, L OBP: 0.333, SLG: 0.435										1	0	0	0	0	0	0					
										0	0	0	0	0	0	0					
										0	0	0	0	0	0	0					
										1	0	1	0	0	0	0					
										0	1	0	0	1	0	0					
Inning Stats	R: 0 E: 0 K: 0 S: 3	H: 0 LOB: 0 BB: 0 P: 3	R: 1 E: 0 K: 0 S: 5	H: 2 LOB: 1 BB: 0 P: 5	R: 0 E: 0 K: 0 S: 3	H: 0 LOB: 0 BB: 0 P: 3	R: 1 E: 0 K: 1 S: 7	H: 2 LOB: 1 BB: 0 P: 7	R: 0 E: 0 K: 1 S: 5	H: 0 LOB: 0 BB: 0 P: 5	R: 0 E: 0 K: 1 S: 5	H: 0 LOB: 0 BB: 0 P: 5	R: 0 E: 0 K: 0 S: 5	H: 0 LOB: 2 BB: 2 P: 13	R: 2 E: 0 K: 1 S: 7	H: 2 LOB: 2 BB: 2 P: 15	1B: 4 2B: 2 3B: 1 HR: 1	SF: 0 SAC: 0 DP: 0 HBP: 0	WP: 1 PB: 0 SB: 0 CS: 0	PA: 39	
PITCHER	IP	WLS	BF	H	R	ER	SO	BB	IBB	HBP	BLK	WP	HR	S	P	ERA	WHIP				
Ike Delock, R ERA: 4.2	8.2	W	38	8	6	6	3	4	0	0	0	0	1	40	56	6.23	1.385				
Ray Scarborough, R ERA: 3.88	0.1	S	1	0	0	0	1	0	0	0	0	0	0	3	3	0.00	0.000				



Batter	1	2	3	4	5	6	7	8	9	AB	R	H	RBI	BB	SO	LOB	TOP		
Dom DiMaggio, R OBP: 0.385, SLG: 0.402 (1, 8)	0-3 K		0-0 2B	0-0 F9			0-0 L4		0-0 5-3	5	0	1	0	0	1	4			
Billy Goodman, L OBP: 0.369, SLG: 0.413 (1, 3)	0-0 2B		0-0 P5				0-0 L3		0-0 F8	4	0	1	0	0	0	1			
Clyde Vollmer, R OBP: 0.350, SLG: 0.413 (1, 9)	0-0 F8		0-0 F7				0-0 F7		0-0 5-3	4	0	0	0	0	0	2			
George Kell, R OBP: 0.390, SLG: 0.423 (1, 5)	4-0 FC5-4 BB		0-0 1-3				0-0 5-3		0-0 FC6-4 1B	3	0	1	0	1	0	1			
Hoot Evers, R OBP: 0.301, SLG: 0.372 (1, 7)	0-0 FC5-4 1-2			0-0 BB 2B			0-0 E6 3B		0-0 FC6-4 G6-4-3 1-2	4	1	1	0	0	0	3			
Vern Stephens, R OBP: 0.332, SLG: 0.348 (1, 6)		0-0 2B		0-0 F7			0-0 F7		0-0 G6-4-3 1-2	4	0	1	0	0	0	3			
Ted Lepcio, R OBP: 0.367, SLG: 0.473 (1, 4)	0-3 K		4-0 BB BB				0-0 1-H 3B		0-3 K	3	0	1	1	1	2	1	AB 33		
Sammy White, R OBP: 0.315, SLG: 0.445 (1, 2)	0-3 K		0-3 K				0-0 P4		0-0 5-3	4	0	0	0	0	2	4	R 1		
Bill Henry, L OBP: 0.303, SLG: 0.387 (1, 1)	0-3 K		4-0 BB				0-3 K		4-0 BB	1	0	0	0	0	1	1	H 6		
Ray Scarborough, R OBP: 0.333, SLG: 0.286 (2, 1)										0	0	0	0	1	0	0	RBI 1		
Charlie Maxwell, L OBP: 0.222, SLG: 0.133 (6, PH)										1	0	0	0	0	1	1	BB 4		
Willard Nixon, L OBP: 0.267, SLG: 0.333 (6, 1)										0	0	0	0	0	0	0	SO 7		
Jim Piersall, R OBP: 0.385, SLG: 0.342 (9, PH)			1-2 2-3 BB							0	0	0	0	1	0	0	LOB 21		
Inning Stats	R: 0 E: 0 K: 1 S: 6	H: 1 LOB: 2 BB: 1 P: 10	R: 0 E: 0 K: 3 S: 10	H: 1 LOB: 1 BB: 0 P: 10	R: 0 E: 0 K: 0 S: 4	H: 1 LOB: 1 BB: 0 P: 4	R: 0 E: 0 K: 1 S: 6	H: 0 LOB: 0 BB: 0 P: 14	R: 0 E: 0 K: 0 S: 3	H: 0 LOB: 0 BB: 0 P: 3	R: 1 E: 1 K: 1 S: 7	H: 1 LOB: 1 BB: 0 P: 7	R: 0 E: 0 K: 0 S: 3	H: 0 LOB: 0 BB: 0 P: 3	R: 0 E: 0 K: 1 S: 5	H: 0 LOB: 1 BB: 1 P: 9	1B: 1 2B: 4 3B: 1 HR: 0	SF: 0 SAC: 0 DP: 1 HBP: 0	WP: 0 PA: 37 PB: 0 SB: 0 CS: 0
PITCHER Virgil Trucks, R ERA: 3.57 (1, 1)	IP 9.0 WLS W BF 37 H 6 R 1 ER 0 SO 7 BB 4 IBB 0 HBP 0 BLK 0 WP 0 HR 0 S 47 P 63 ERA 0.00 WHIP 1.111															PITCHER IP WLS BF H R ER SO BB IBB HBP BLK WP HR S P ERA WHIP			

Boston Red Sox @ Detroit Tigers
Briggs Stadium, Detroit, MI
Tue Jun 24 1952, 4:33 AM EDT
Att: 38,698 - Sunny - 85 F

AB 33
R 1
H 6
RBI 1
BB 4
SO 7
LOB 21



Batter	1	2	3	4	5	6	7	8	9	AB	R	H	RBI	BB	SO	LOB	BOTTOM		
Johnny Pesky, L OBP: 0.378, SLG: 0.259 (1, 6)	0-0 BB 2B 1B	0-3 K		0-0 F7		0-0 F8		0-0 1-H HR		5	2	2	2	0	1	0			
Jerry Priddy, R OBP: 0.365, SLG: 0.430 (1, 4)	4-0 2B 1-2 BB	0-0 1B 1B		0-0 CS 1B		0-0 HR		0-3 K		4	3	3	1	1	1	0			
Johnny Groth, R OBP: 0.353, SLG: 0.368 (1, 8)	0-0 1-H 2-H 2B	0-0 1B 1B		0-0 1-3 1-2		0-0 L3 HR		4-0 BB		4	1	2	2	1	0	1			
Don Lenhardt, R OBP: 0.344, SLG: 0.476 (2, 1)	0-0 F5	0-3 K		0-0 F7		0-0 F8		0-3 K		1	0	0	0	0	0	1			
Vic Wertz, L OBP: 0.336, SLG: 0.527 (2, PH)	0-0 F5	0-3 K		0-0 F7		0-0 F8		0-3 K		4	0	0	0	0	2	3			
Cliff Mapes, L OBP: 0.256, SLG: 0.280 (9, 9)										0	0	0	0	0	0	0			
Walt Dropo, R OBP: 0.331, SLG: 0.507 (1, 3)	0-0 4-3	0-0 1-2 2-H 1B		0-0 BB BB 1B		0-0 BB BB 1B		0-0 G1-6-3 1B		4	0	3	1	0	0	1			
Steve Souchock, R OBP: 0.316, SLG: 0.421 (1, 9)	4-0 2B BB	0-0 F8		0-0 F9		0-0 G1-6-3 1-2		0-0 G1-6-3		3	0	0	0	1	0	4			
Fred Hatfield, L OBP: 0.336, SLG: 0.393 (1, 5)	0-0 1-3 2-H 2B		0-0 F7		4-0 1-2 BB BB		0-0 F8			3	0	1	1	1	0	0	AB 34		
Bob Swift, R OBP: 0.368, SLG: 0.200 (1, 2)	4-0 IBB		0-0 F3		4-0 1-2 2-3 BB		0-0 4-3			2	0	0	0	2	0	0	R 7		
Virgil Trucks, R OBP: 0.241, SLG: 0.241 (1, 1)	0-3 K		0-0 F7		0-0 G5-4-3		0-0 HR 1B			4	1	1	0	0	1	6	H 12		
Inning Stats	R: 3 E: 0 K: 1 S: 8	H: 3 LOB: 3 BB: 3 P: 20	R: 1 E: 0 K: 2 S: 10	H: 3 LOB: 0 BB: 0 P: 10	R: 0 E: 0 K: 0 S: 3	H: 0 LOB: 0 BB: 0 P: 3	R: 0 E: 0 K: 0 S: 3	H: 1 LOB: 0 BB: 0 P: 3	R: 0 E: 0 K: 0 S: 4	H: 1 LOB: 3 BB: 2 P: 12	R: 1 E: 0 K: 0 S: 4	H: 1 LOB: 0 BB: 0 P: 4	R: 0 E: 0 K: 0 S: 3	H: 1 LOB: 0 BB: 0 P: 3	R: 2 E: 0 K: 2 S: 9	H: 2 LOB: 1 BB: 1 P: 13	1B: 8 2B: 2 3B: 0 HR: 2	SF: 0 SAC: 0 DP: 1 HBP: 0	WP: 0 PA: 40 PB: 0 SB: 0 CS: 1
PITCHER Bill Henry, L ERA: 3.87 (1, 1)	IP 1.1 WLS L BF 12 H 5 R 4 ER 4 SO 2 BB 2 IBB 0 HBP 0 BLK 0 WP 0 HR 0 S 13 P 25 ERA 27.00 WHIP 5.250															PITCHER IP WLS BF H R ER SO BB IBB HBP BLK WP HR S P ERA WHIP			
Ray Scarborough, R ERA: 3.6 (2, 1)	3.2	15	3	0	0	1	2	0	0	0	0	0	15	23	0.00	1.364			
Willard Nixon, R ERA: 5.91 (6, 1)	3.0	13	4	3	3	2	1	0	0	0	0	2	16	20	9.00	1.667			

Boston Red Sox @ Detroit Tigers
Briggs Stadium, Detroit, MI
Tue Jun 24 1952, 4:33 AM EDT
Att: 38,698 - Sunny - 85 F

AB 34
R 7
H 12
RBI 7
BB 6
SO 5
LOB 16



Batter	1	2	3	4	5	6	7	8	9	AB	R	H	RBI	BB	SO	LOB	TOP						
Dom DiMaggio, R OBP: 0.385, SLG: 0.399 (1, 8)	F7			FC1-4 1B		5-3		K	F8 E PO BB	4	0	1	0	1	1	2							
Billy Goodman, L OBP: 0.370, SLG: 0.413 (1, 3)	L4			FC1-4 G4-3			SH1-3 HR 1B	5-3 1B 1B	E6 1-2 2-3	5	2	2	1	0	0	3							
Clyde Vollmer, R OBP: 0.344, SLG: 0.406 Jim Piersall, R OBP: 0.381, SLG: 0.338 (1, 9) (7, 9)	P4			G4-3			SH1-3 1-2	5-3 1-2 2-3	F8 2-3 3-H	2	0	0	0	0	0	1							
George Kell, R OBP: 0.392, SLG: 0.437 (1, 5)		F7			F7				PO	4	2	2	4	0	0	0							
Hoot Evers, R OBP: 0.309, SLG: 0.411 (1, 7)		P2			HR			HR	E 1B	4	2	2	1	0	1	0							
Vern Stephens, R OBP: 0.330, SLG: 0.346 (1, 6)					K			5-3	1B	4	0	1	1	0	2	0							
Ted Lepcio, R OBP: 0.364, SLG: 0.466 (1, 4)										4	1	1	0	0	0	1							
Sammy White, R OBP: 0.327, SLG: 0.461 (1, 2)										4	2	3	0	0	0	0							
Dick Brodowski, R OBP: 0.143, SLG: 0.143 (1, 1)										3	1	1	1	0	1	1							
Inning Stats	R: 0 E: 0 K: 0 S: 3	H: 0 LOB: 0 BB: 0 P: 3	R: 0 E: 0 K: 1 S: 5	H: 0 LOB: 0 BB: 0 P: 5	R: 0 E: 0 K: 1 S: 5	H: 0 LOB: 0 BB: 0 P: 5	R: 0 E: 0 K: 0 S: 3	H: 1 LOB: 0 BB: 0 P: 3	R: 1 E: 0 K: 1 S: 6	H: 1 LOB: 0 BB: 0 P: 6	R: 0 E: 0 K: 0 S: 3	H: 1 LOB: 0 BB: 0 P: 3	R: 2 E: 0 K: 1 S: 7	H: 2 LOB: 0 BB: 0 P: 7	R: 6 E: 1 K: 1 S: 12	H: 7 LOB: 1 BB: 0 P: 12	R: 1 E: 1 K: 0 S: 4	H: 1 LOB: 1 BB: 1 P: 8	1B: 10 2B: 1 3B: 0 HR: 2	SF: 0 SAC: 2 DP: 2 HBP: 0	WP: 0 PB: 0 SB: 0 CS: 0	PA: 40	
PITCHER	IP	WLS	BF	H	R	ER	SO	BB	IBB	HBP	BLK	WP	HR	S	P	ERA	WHIP						
Fred Hutchinson, R ERA: 3.86 Marlin Stuart, R ERA: 4.01 Hal White, R ERA: 3.81 Dick Littlefield, L ERA: 3.0	(1, 1)	7.0	L	26	7	5	4	0	0	0	0	0	0	2	34	34	6.43	1.000					
	(8, 1)	0.1		3	2	0	1	0	0	0	0	0	0	0	5	5	0.00	6.000					
	(8, 1)	0.2		5	3	4	4	0	0	0	0	0	0	0	5	5	54.00	4.500					
	(9, 1)	1.0		5	1	1	0	1	0	0	0	0	0	4	8	0.00	2.000						

Boston Red Sox @ Detroit Tigers
Briggs Stadium, Detroit, MI
Wed Jun 25 1952, 4:33 AM EDT
Att: 6,840 - Sunny - 96 F

AB 36
R 10
H 13
RBI 9
BB 1
SO 5
LOB 12



Batter	1	2	3	4	5	6	7	8	9	AB	R	H	RBI	BB	SO	LOB	BOTTOM					
Jerry Priddy, R OBP: 0.377, SLG: 0.438 (1, 4)										3	0	3	0	1	0	0						
Johnny Pesky, L OBP: 0.375, SLG: 0.252 (1, 6)	L9		L8							3	0	0	0	1	0	3						
Pat Mullin, L OBP: 0.326, SLG: 0.424 (1, 7)	G3-6-3		L9							4	0	0	1	0	0	4						
Vic Wertz, L OBP: 0.341, SLG: 0.532 (1, 9)		F4 1B 6-3		5-3				F5		4	2	2	0	0	0	2						
Walt Dropo, R OBP: 0.329, SLG: 0.502 (1, 3)		6-3 F4 1B		K				F7		4	0	1	0	0	1	1						
Fred Hatfield, L OBP: 0.333, SLG: 0.397 (1, 5)		F4 1-2 2-3		4-3				L9		4	0	1	1	0	0	2						
Johnny Groth, R OBP: 0.345, SLG: 0.360 (1, 8)		6-3						L7		4	0	0	1	0	0	2						
Joe Ginsberg, L OBP: 0.272, SLG: 0.255 Cliff Mays, L OBP: 0.285, SLG: 0.289 Bob Swift, R OBP: 0.400, SLG: 0.200 (1, 2) (8, PH) (9, 2)		K						1-3		2	0	0	0	0	1	1						
Fred Hutchinson, L ERA: 3.86 Marlin Stuart, R ERA: 4.01 Hal White, R ERA: 3.81 Johnny Pappas, L ERA: 3.29 Dick Littlefield, L ERA: 3.0 Don Lenhardt, R ERA: 0.473 (1, 1) (8, 1) (8, 1) (8, PH) (9, 1) (9, PH)										2	0	0	0	0	1	1						
										1	1	1	0	0	0	0						
										0	0	0	0	1	0	0						
										1	0	0	0	0	0	2						
Inning Stats	R: 0 E: 0 K: 0 S: 2	H: 0 LOB: 1 BB: 0 P: 6	R: 1 E: 0 K: 1 S: 7	H: 2 LOB: 1 BB: 0 P: 7	R: 0 E: 0 K: 1 S: 5	H: 1 LOB: 0 BB: 0 P: 4	R: 0 E: 0 K: 0 S: 3	H: 0 LOB: 0 BB: 0 P: 3	R: 0 E: 0 K: 0 S: 3	H: 1 LOB: 0 BB: 0 P: 3	R: 1 E: 0 K: 0 S: 4	H: 1 LOB: 0 BB: 0 P: 4	R: 1 E: 0 K: 0 S: 5	H: 2 LOB: 2 BB: 1 P: 9	R: 0 E: 0 K: 0 S: 4	H: 1 LOB: 2 BB: 1 P: 8	1B: 6 2B: 2 3B: 0 HR: 0	SF: 0 SAC: 0 DP: 1 HBP: 0	WP: 0 PB: 1 SB: 0 CS: 1	PA: 36		
PITCHER	IP	WLS	BF	H	R	ER	SO	BB	IBB	HBP	BLK	WP	HR	S	P	ERA	WHIP					
Dick Brodowski, R ERA: 3.33 (1, 1)	9.0	W	36	8	3	2	2	3	3	0	0	0	0	37	49	2.00	1.222					

Boston Red Sox @ Detroit Tigers
Briggs Stadium, Detroit, MI
Wed Jun 25 1952, 4:33 AM EDT
Att: 6,840 - Sunny - 96 F

AB 33
R 3
H 8
RBI 3
BB 3
SO 2
LOB 18



Batter	1	2	3	4	5	6	7	8	9	AB	R	H	RBI	BB	SO	LOB	TOP																		
Jerry Priddy, R (1,4) OBP: 0.377, SLG: 0.438											0	0	0	0	0	0	0	Detroit Tigers @ St. Louis Browns Sportsman's Park, St. Louis, MO Thu Jun 26 1952, 4:33 AM EDT Att: 5,746 - Unknown livebaseballscorecards.com																	
Johnny Pesky, L (1,6) OBP: 0.375, SLG: 0.252											0	0	0	0	0	0	0																		
Cliff Mapes, L (1,7) OBP: 0.265, SLG: 0.289											0	0	0	0	0	0	0																		
Vic Wertz, L (1,9) OBP: 0.341, SLG: 0.532											0	0	0	0	0	0	0																		
Walt Dropo, R (1,3) OBP: 0.329, SLG: 0.502											0	0	0	0	0	0	0																		
Fred Hatfield, L (1,5) OBP: 0.333, SLG: 0.397											0	0	0	0	0	0	0																		
Johnny Groth, R (1,8) OBP: 0.345, SLG: 0.360											0	0	0	0	0	0	0																		
Bob Swift, R (1,2) OBP: 0.400, SLG: 0.200											0	0	0	0	0	0	0																		
Bill Wight, L (1,1) OBP: 0.200, SLG: 0.143											0	0	0	0	0	0	0																		
Inning Stats											1B: 0	SF: 0	2B: 0	SAC: 0	3B: 0	DP: 0	HR: 0	HBP: 0	WP: 0	PA: 0	FB: 0	SB: 0	CS: 0												
PITCHER Ned Garver, R (1,1) ERA: 3.52	IP	WLS	BF	H	R	ER	SO	BB	IBB	HBP	BLK	WP	HR	S	P	ERA	WHIP																		
																		PITCHER	IP	WLS	BF	H	R	ER	SO	BB	IBB	HBP	BLK	WP	HR	S	P	ERA	WHIP

Batter	1	2	3	4	5	6	7	8	9	AB	R	H	RBI	BB	SO	LOB	BOTTOM																		
Bobby Young, L (1,4) OBP: 0.352, SLG: 0.368											0	0	0	0	0	0	0	Detroit Tigers @ St. Louis Browns Sportsman's Park, St. Louis, MO Thu Jun 26 1952, 4:33 AM EDT Att: 5,746 - Unknown livebaseballscorecards.com																	
Cass Michaels, R (1,5) OBP: 0.325, SLG: 0.349											0	0	0	0	0	0	0																		
Jim Dyck, R (1,7) OBP: 0.343, SLG: 0.418											0	0	0	0	0	0	0																		
Bob Nieman, R (1,9) OBP: 0.370, SLG: 0.474											0	0	0	0	0	0	0																		
Dick Kryhoski, L (1,3) OBP: 0.299, SLG: 0.434											0	0	0	0	0	0	0																		
Les Moss, R (1,2) OBP: 0.357, SLG: 0.462											0	0	0	0	0	0	0																		
Jim Rivera, L (1,8) OBP: 0.328, SLG: 0.389											0	0	0	0	0	0	0																		
Marty Marion, R (1,6) OBP: 0.284, SLG: 0.315											0	0	0	0	0	0	0																		
Ned Garver, R (1,1) OBP: 0.286, SLG: 0.258											0	0	0	0	0	0	0																		
Inning Stats											1B: 0	SF: 0	2B: 0	SAC: 0	3B: 0	DP: 0	HR: 0	HBP: 0	WP: 0	PA: 0	FB: 0	SB: 0	CS: 0												
PITCHER Bill Wight, L (1,1) ERA: 4.19	IP	WLS	BF	H	R	ER	SO	BB	IBB	HBP	BLK	WP	HR	S	P	ERA	WHIP																		
																		PITCHER	IP	WLS	BF	H	R	ER	SO	BB	IBB	HBP	BLK	WP	HR	S	P	ERA	WHIP

Batter	1	2	3	4	5	6	7	8	9	AB	R	H	RBI	BB	SO	LOB	TOP										
Jerry Priddy, R (1,4) OBP: 0.374, SLG: 0.434	0-0 G1-6-3 1B			0-0 6-3			0-0 F7		0-0 F7	4	0	1	0	0	0	0											
Fred Hatfield, L (1,5) OBP: 0.317, SLG: 0.374	0-0 G1-6-3 1-2			0-0 F3			0-0 3-1		0-0 E3 FC4-6	4	0	0	0	0	0	1											
Cliff Mapes, L (1,7) OBP: 0.250, SLG: 0.295	0-3 K			0-0 F7			0-0 F7		0-0 FC4-6 2B 1-2	4	1	0	0	0	1	1											
Vic Wertz, L (1,9) OBP: 0.352, SLG: 0.545		4-0 BB			0-0 F9				0-0 1B	0	1	0	0	0	0	0											
Steve Souchock, R (9, PR) OBP: 0.319, SLG: 0.415									0-0 2B 1-H	0	0	0	0	0	0	0											
Walt Dropo, R (1,3) OBP: 0.324, SLG: 0.492	0-0 F9-3 1-1				0-0 5-3			0-3 K	0-0 F8	4	0	0	0	0	1	3											
Johnny Groth, R (1,8) OBP: 0.356, SLG: 0.365	0-0 F3				0-0 6-3			0-0 1B 1-2		3	0	1	0	0	0	0											
Bob Swift, R (1,2) OBP: 0.313, SLG: 0.154			0-0 F9			0-0 F3		0-0 F7		2	0	0	0	0	0	0											
Johnny Hopp, L (8, PH) OBP: 0.289, SLG: 0.244										1	0	0	0	0	0	2											
Joe Ginsberg, L (8,2) OBP: 0.272, SLG: 0.255										0	0	0	0	0	0	0											
Neil Berry, R (1,6) OBP: 0.302, SLG: 0.271			0-0 6-3			0-0 F8		0-0 FC6-4 1B 1-2 2-H		3	0	1	1	0	0	0											
Virgil Trucks, R (1,1) OBP: 0.219, SLG: 0.219			0-0 6-3			0-0 F7		0-0 FC6-4 1-2		3	0	0	0	0	0	2											
Inning Stats	R: 0 E: 0 K: 1 S: 5	H: 1 LOB: 0 BB: 0 P: 5	R: 0 E: 0 K: 0 S: 2	H: 0 LOB: 0 BB: 1 P: 6	R: 0 E: 0 K: 0 S: 3	H: 0 LOB: 0 BB: 0 P: 3	R: 0 E: 0 K: 0 S: 3	H: 0 LOB: 0 BB: 0 P: 3	R: 0 E: 0 K: 0 S: 3	H: 0 LOB: 0 BB: 0 P: 3	R: 0 E: 0 K: 0 S: 3	H: 0 LOB: 0 BB: 0 P: 3	R: 0 E: 0 K: 0 S: 3	H: 0 LOB: 0 BB: 0 P: 3	R: 1 E: 0 K: 1 S: 8	H: 3 LOB: 2 BB: 0 P: 8	R: 1 E: 1 K: 0 S: 5	H: 1 LOB: 1 BB: 0 P: 5	1B: 4 2B: 2 3B: 0 HR: 0	SF: 0 SAC: 0 DP: 2 HBP: 0	WP: 0 PB: 0 SB: 0 CS: 0	PA: 32					
PITCHER	IP	WLS	BF	H	R	ER	SO	BB	IBB	HBP	BLK	WP	HR	S	P	ERA	WHIP										
Duane Pilette, R (1,1) ERA: 3.16	8.0		27	4	1	1	2	1	0	0	0	0	0	30	34	1.12	0.625										
Satchel Paige, R (9,1) ERA: 2.36	1.0	W	5	1	1	0	0	0	0	0	0	0	0	5	5	0.00	1.000										

Detroit Tigers @ St. Louis Browns
Sportsman's Park, St. Louis, MO
Sun Jun 29 1952, 4:33 AM EDT
Att: 4,858 - Unknown - 106 F

AB 28
R 2
H 3
RBI 1
BB 0
SO 2
LOB 9



Batter	1	2	3	4	5	6	7	8	9	AB	R	H	RBI	BB	SO	LOB	BOTTOM										
Bobby Young, L (1,4) OBP: 0.347, SLG: 0.364	0-0 F9		0-0 F2			0-0 E4		0-0 F9		4	0	0	0	0	0	1											
Cass Michaels, R (1,5) OBP: 0.319, SLG: 0.356	0-0 G6-4-3 1B			0-0 F2		0-0 F8			0-0 4-3	4	0	1	0	0	0	1											
Jim Rivera, L (1,8) OBP: 0.322, SLG: 0.380	0-0 G6-4-3 1-2			0-0 F7		0-0 4-3			0-0 F8	4	0	0	0	0	0	2											
Bob Nieman, R (1,9) OBP: 0.356, SLG: 0.446		0-0 F9		4-0 BB		0-0 F9		0-0 E6 1B HR		3	1	0	0	1	0	0											
Clint Courtney, L (1,2) OBP: 0.319, SLG: 0.339		0-3 K		0-0 F8		0-0 F8		0-0 HR 1B 1-2		4	0	1	0	0	1	1											
Ned Garver, R (9, PR) OBP: 0.270, SLG: 0.242										0	1	0	0	0	0	0											
Dick Kryhoski, L (1,3) OBP: 0.291, SLG: 0.429		0-0 1B			0-0 F4		0-3 K		0-0 HR 1B 1-H 2-H	4	1	2	3	0	1	0											
George Schmees, L (1,7) OBP: 0.159, SLG: 0.180	0-0 F5				0-0 F8			0-0 4-3		3	0	0	0	0	0	1											
Joe Demaestri, R (1,6) OBP: 0.296, SLG: 0.333			0-0 5-3			0-0 5-3				2	0	0	0	0	0	0											
Jim Deling, L (8, PH) OBP: 0.325, SLG: 0.394										1	0	1	0	0	0	0											
Fred Marsh, R (9,6) OBP: 0.253, SLG: 0.200										0	0	0	0	0	0	0											
Duane Pilette, R (1,1) OBP: 0.212, SLG: 0.242			0-0 5-3			0-0 F8		0-3 K		2	0	0	0	0	0	0											
Al Zarilla, L (8, PH) OBP: 0.325, SLG: 0.336										1	0	0	0	0	1	1											
Satchel Paige, R (9,1) OBP: 0.267, SLG: 0.214										0	0	0	0	0	0	0											
Inning Stats	R: 0 E: 0 K: 0 S: 3	H: 1 LOB: 0 BB: 0 P: 3	R: 0 E: 0 K: 1 S: 6	H: 1 LOB: 0 BB: 0 P: 6	R: 0 E: 0 K: 0 S: 3	H: 0 LOB: 0 BB: 0 P: 3	R: 0 E: 0 K: 0 S: 3	H: 0 LOB: 1 BB: 1 P: 7	R: 0 E: 0 K: 0 S: 3	H: 0 LOB: 0 BB: 0 P: 3	R: 0 E: 1 K: 0 S: 4	H: 0 LOB: 1 BB: 0 P: 4	R: 0 E: 0 K: 1 S: 5	H: 0 LOB: 0 BB: 0 P: 5	R: 0 E: 0 K: 1 S: 6	H: 1 LOB: 1 BB: 0 P: 6	R: 3 E: 1 K: 0 S: 5	H: 2 LOB: 1 BB: 0 P: 5	1B: 4 2B: 0 3B: 0 HR: 1	SF: 0 SAC: 0 DP: 1 HBP: 0	WP: 0 PB: 0 SB: 0 CS: 0	PA: 33					
PITCHER	IP	WLS	BF	H	R	ER	SO	BB	IBB	HBP	BLK	WP	HR	S	P	ERA	WHIP										
Virgil Trucks, R (1,1) ERA: 3.24	8.2	L	33	5	3	0	3	1	0	0	0	0	1	38	42	0.00	0.692										

Detroit Tigers @ St. Louis Browns
Sportsman's Park, St. Louis, MO
Sun Jun 29 1952, 4:33 AM EDT
Att: 4,858 - Unknown - 106 F

AB 32
R 3
H 5
RBI 3
BB 1
SO 3
LOB 7



Batter	1	2	3	4	5	6	7	8	9	AB	R	H	RBI	BB	SO	LOB	TOP					
Nelle Fox, L OBP: 0.327, SLG: 0.341 (1, 4)	F5		SH5-3			G3		SH3 BB		3	2	1	0	1	0	0	Chicago White Sox @ Detroit Tigers Briggs Stadium, Detroit, MI Mon Jun 30 1952, 4:33 AM EDT Att: 28,740 - Unknown					
Ray Coleman, L OBP: 0.286, SLG: 0.293 (1, 9)	1B BB		2B FC1-2 1B			K		SH3		2	1	1	1	2	1	0						
Minnie Minoso, R OBP: 0.395, SLG: 0.461 (1, 8)	K					E4 BB 1B		5-3		5	1	1	0	0	1	3						
Eddie Robinson, L OBP: 0.394, SLG: 0.475 (1, 3)	1B					1B BB IBB		1B		3	0	2	1	2	1	0						
Bud Stewart, L OBP: 0.407, SLG: 0.441 (1, 7)	F3		F6			1B BB		G3		4	0	0	1	1	0	6						
Hector Rodriguez, R OBP: 0.363, SLG: 0.305 (1, 5)		G1	FC1-2			1B BB		HR BB		4	1	1	1	1	0	3						
Sherm Lollar, R OBP: 0.335, SLG: 0.422 (1, 2)	F7				F7	K		F2		5	1	1	2	0	1	3						
Sam Dente, R OBP: 0.254, SLG: 0.250 (1, 6)	F8				5-3	F4		F7		5	0	1	0	0	0	3						
Joe Dobson, R OBP: 0.250, SLG: 0.200 (1, 1)			SH5-3 1B		K	K		K		4	1	1	0	0	3	4						
Inning Stats	R: 0 E: 0 K: 1 S: 6	H: 1 LOB: 2 BB: 1 P: 10	R: 0 E: 0 K: 0 S: 3	H: 0 LOB: 0 BB: 0 P: 3	R: 1 E: 0 K: 0 S: 6	H: 3 LOB: 3 BB: 1 P: 10	R: 0 E: 0 K: 1 S: 5	H: 0 LOB: 0 BB: 0 P: 5	R: 3 E: 2 K: 2 S: 10	H: 2 LOB: 3 BB: 3 P: 22	R: 0 E: 0 K: 1 S: 5	H: 0 LOB: 0 BB: 0 P: 5	R: 2 E: 0 K: 2 S: 9	H: 2 LOB: 1 BB: 1 P: 13	R: 1 E: 0 K: 0 S: 4	H: 1 LOB: 1 BB: 1 P: 8	R: 0 E: 0 K: 0 S: 3	H: 0 LOB: 0 BB: 0 P: 3	1B: 7 2B: 1 3B: 0 HR: 1	SF: 0 SAC: 2 DP: 0 HBP: 0	WP: 0 PB: 0 CS: 0	PA: 44
PITCHER	IP WLS BF H R ER SO	IP WLS BF H R ER SO	IP WLS BF H R ER SO	IP WLS BF H R ER SO	IP WLS BF H R ER SO	IP WLS BF H R ER SO	IP WLS BF H R ER SO	IP WLS BF H R ER SO	IP WLS BF H R ER SO	IP WLS BF H R ER SO	IP WLS BF H R ER SO	IP WLS BF H R ER SO	IP WLS BF H R ER SO	IP WLS BF H R ER SO	IP WLS BF H R ER SO	IP WLS BF H R ER SO	ERA WHIP	ERA WHIP				
Art Houtteman, R ERA: 5.13 (1, 1)	4.0	L	23	5	4	3	2	3	2	0	0	0	0	0	0	22	42	6.75	2.000			
Billy Hoelt, L ERA: 5.01 (5, 1)	1.0		4	1	0	0	2	0	0	0	0	0	0	0	8	8	0.00	1.000				
Marlin Stuart, R ERA: 4.18 (6, 1)	4.0		17	3	3	3	3	2	0	0	0	0	0	1	21	29	6.75	1.250				

Batter	1	2	3	4	5	6	7	8	9	AB	R	H	RBI	BB	SO	LOB	BOTTOM			
Jerry Priddy, R OBP: 0.371, SLG: 0.427 (1, 4)	SH1-3 BB		F7			K		F8		5-3	4	0	0	0	1	1	4			
Fred Hatfield, L OBP: 0.311, SLG: 0.366 (1, 5)	SH1-3		K			L4		F4		3	0	0	0	0	1	3				
Don Lenhardt, R OBP: 0.335, SLG: 0.457 (1, 7)	5-3		F8			BB		F8		3	0	0	1	1	0	1				
Vic Wertz, L OBP: 0.355, SLG: 0.540 (1, 9)	BB				L4	F9		G5-4-3 BB		2	0	0	0	2	0	3				
Walt Dropo, R OBP: 0.319, SLG: 0.484 (1, 3)	F5				K			G5-4-3		4	0	0	0	0	1	3				
Johnny Groth, R OBP: 0.354, SLG: 0.363 (1, 8)		F7			6-3			E6 1B WP F9		4	1	1	0	0	0	0				
Bob Swift, R OBP: 0.353, SLG: 0.250 (1, 2)						F9				2	1	2	0	0	0	0				
Joe Ginsberg, L OBP: 0.274, SLG: 0.258 (6, PH) (7, 2)					BB 1B BB			1B		2	0	1	0	0	0	1				
Neil Berry, R OBP: 0.304, SLG: 0.275 (1, 6)						BB BB				3	0	1	0	0	1	2				
Cliff Mapes, L OBP: 0.247, SLG: 0.292 (9, PH)			K			BB BB		FC6-4		1	0	0	0	0	1	2				
Art Houtteman, R OBP: 0.128, SLG: 0.105 (1, 1)										1	0	0	0	0	0	1				
Billy Hoelt, L OBP: 0.287, SLG: 0.231 (5, 1)										0	0	0	0	0	0	0				
Johnny Hopp, L OBP: 0.304, SLG: 0.244 (6, PH)										0	0	0	0	1	0	0				
Marlin Stuart, L OBP: 0.278, SLG: 0.133 (6, 1)										1	0	0	0	0	0	0				
Pat Mullin, L OBP: 0.322, SLG: 0.419 (9, PH)										1	0	0	1	0	0	1				
Inning Stats	R: 0 E: 0 K: 0 S: 3	H: 0 LOB: 2 BB: 2 P: 11	R: 0 E: 0 K: 1 S: 6	H: 1 LOB: 1 BB: 0 P: 6	R: 0 E: 0 K: 1 S: 5	H: 0 LOB: 0 BB: 0 P: 5	R: 0 E: 0 K: 1 S: 5	H: 0 LOB: 0 BB: 0 P: 5	R: 0 E: 0 K: 0 S: 4	H: 1 LOB: 1 BB: 0 P: 4	R: 0 E: 0 K: 0 S: 3	H: 0 LOB: 0 BB: 0 P: 3	R: 0 E: 0 K: 0 S: 2	H: 0 LOB: 1 BB: 1 P: 6	R: 1 E: 1 K: 1 S: 7	H: 1 LOB: 1 BB: 0 P: 7	1B: 4 2B: 1 3B: 0 HR: 0	SF: 0 SAC: 1 DP: 1 HBP: 0	WP: 1 PB: 0 CS: 0	PA: 37
PITCHER	IP WLS BF H R ER SO	IP WLS BF H R ER SO	IP WLS BF H R ER SO	IP WLS BF H R ER SO	IP WLS BF H R ER SO	IP WLS BF H R ER SO	IP WLS BF H R ER SO	IP WLS BF H R ER SO	IP WLS BF H R ER SO	IP WLS BF H R ER SO	IP WLS BF H R ER SO	IP WLS BF H R ER SO	IP WLS BF H R ER SO	IP WLS BF H R ER SO	IP WLS BF H R ER SO	IP WLS BF H R ER SO	ERA WHIP	ERA WHIP		
Joe Dobson, R ERA: 2.27 (1, 1)	9.0	W	37	5	2	1	5	5	0	0	0	0	0	1	42	62	1.00	1.111		

AB	35
R	7
H	9
RBI	6
BB	7
SO	7
LOB	22



AB	31
R	2
H	5
RBI	2
BB	5
SO	5
LOB	21



Batter	1	2	3	4	5	6	7	8	9	AB	R	H	RBI	BB	SO	LOB	TOP										
Nellie Fox, L OBP: 0.325, SLG: 0.339 (1, 4)	6-3	F9		1-3		F8			5-3 1B	5	1	1	1	0	0	4	Chicago White Sox @ Detroit Tigers Briggs Stadium, Detroit, MI Tue Jul 01 1952, 4:33 AM EDT Att: 5,398 - Unknown										
Minnie Minoza, R OBP: 0.388, SLG: 0.452 (1, 8)	E1	E4			L4		1-3		5-3	5	0	0	0	0	0	2											
Sam Mele, R OBP: 0.346, SLG: 0.457 Willy Miranda, S OBP: 0.370, SLG: 0.333 (9, PR)	K	FC5			F4		K			5	0	1	1	0	2	3											
Eddie Robinson, L OBP: 0.394, SLG: 0.477 (1, 3)	F8								L4	5	0	2	0	0	0	2											
Hector Rodriguez, R OBP: 0.381, SLG: 0.304 (1, 5)										4	1	1	0	0	0	2											
Sherm Lollar, R OBP: 0.343, SLG: 0.440 (1, 2)										4	1	3	0	0	0	0											
Bud Stewart, L OBP: 0.404, SLG: 0.436 (1, 7)										4	0	1	1	0	1	3											
Sam Dente, R OBP: 0.268, SLG: 0.265 (1, 6)										4	1	2	0	0	0	1											
Lou Kretlow, R Leo Thomas, R Hal Brown, R Howie Judson, R Tom Wright, L Bill Kennedy, L Ray Coleman, L (1, 1) (2, PH) (2, 1) (3, 1) (6, PH) (6, 1) (9, PH)										0	0	0	0	0	0	0											
Inning Stats	R: 0 E: 1 K: 1 S: 6	H: 0 LOB: 1 BB: 0 P: 6	R: 3 E: 1 K: 0 S: 7	H: 3 LOB: 2 BB: 1 P: 11	R: 0 E: 0 K: 0 S: 4	H: 2 LOB: 1 BB: 0 P: 4	R: 0 E: 0 K: 1 S: 5	H: 0 LOB: 0 BB: 0 P: 5	R: 0 E: 0 K: 0 S: 4	H: 1 LOB: 1 BB: 0 P: 4	R: 0 E: 0 K: 0 S: 5	H: 2 LOB: 2 BB: 0 P: 5	R: 0 E: 0 K: 1 S: 5	H: 0 LOB: 0 BB: 0 P: 5	R: 0 E: 0 K: 1 S: 6	H: 1 LOB: 1 BB: 0 P: 6		R: 1 E: 0 K: 0 S: 5	H: 2 LOB: 1 BB: 0 P: 5	1B: 8 2B: 3 3B: 0 HR: 0	SF: 0 SAC: 0 DP: 1 HBP: 0	WP: 0 PB: 0 SB: 0 CS: 0	PA: 40				
PITCHER	IP	WLS	BF	H	R	ER	SO	BB	IBB	HBP	BLK	WP	HR	S	P	ERA	WHIP										
Bill Wight, L ERA: 3.89 (1, 1)	1.2		11	3	3	2	1	1	0	0	1	0	0	12	16	10.80	2.400										
Fred Hutchinson, R ERA: 3.38 (2, 1)	7.0	W	28	8	1	1	3	0	0	0	0	0	0	34	34	1.29	1.143										
Billy Hoelt, L ERA: 4.98 (9, 1)	0.1	S	1	0	0	0	0	0	0	0	0	0	0	1	1	0.00	0.000										

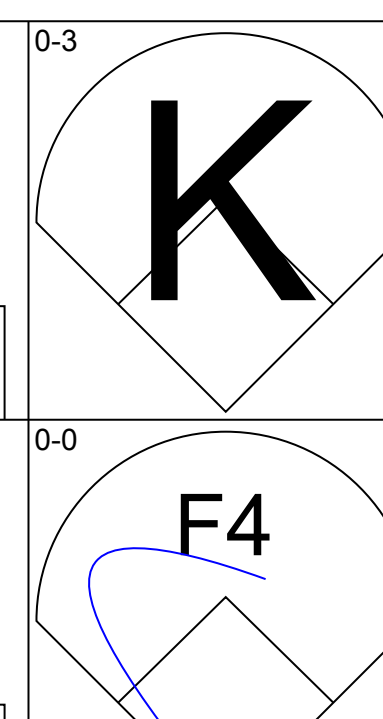
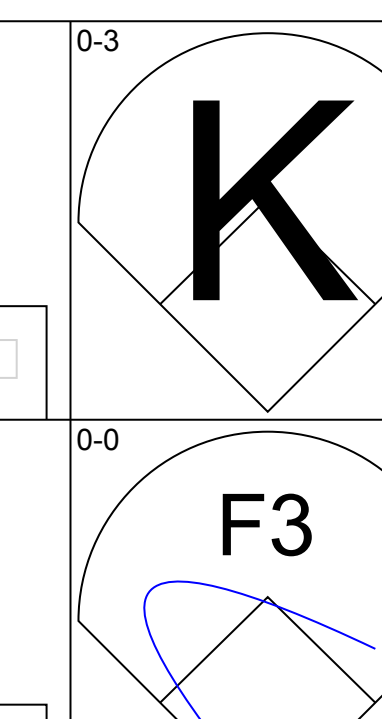
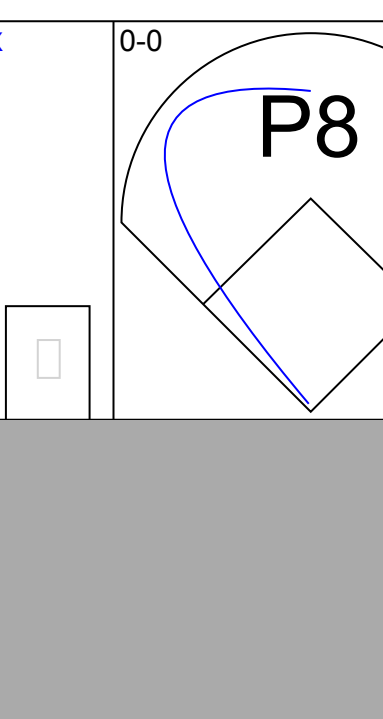
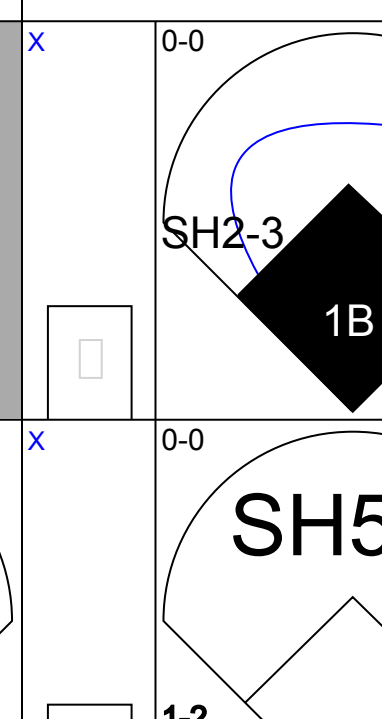
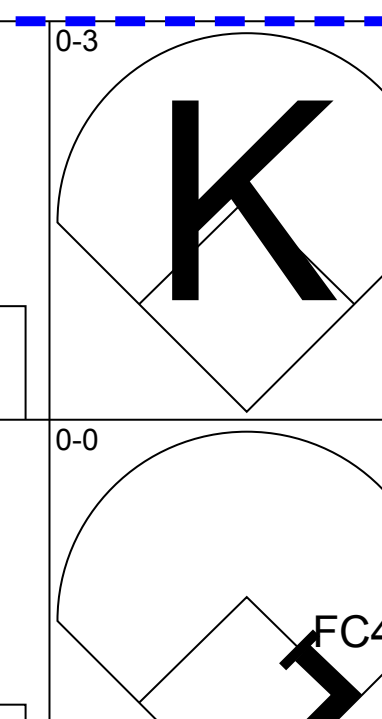
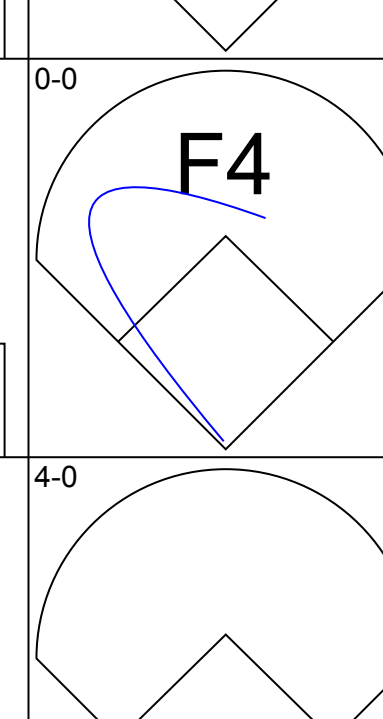
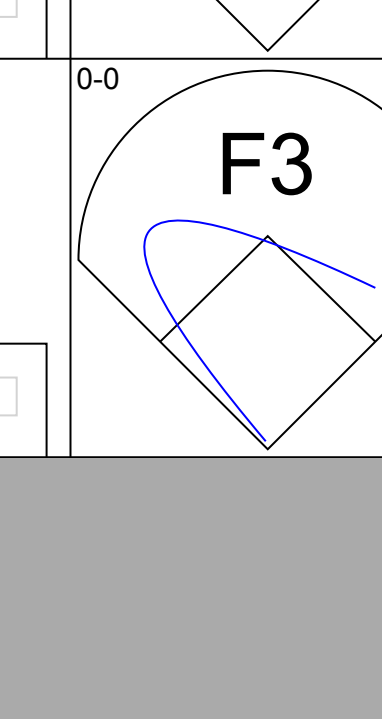
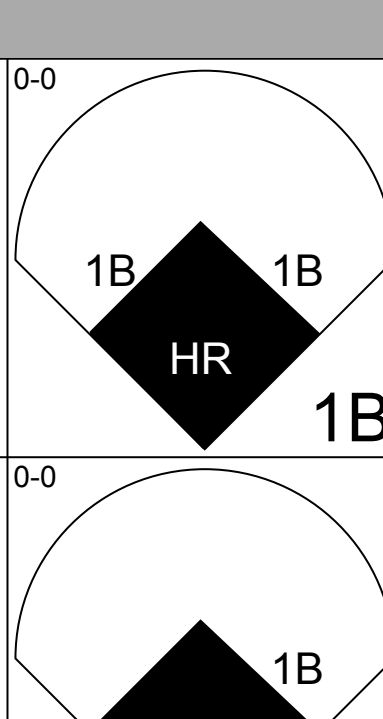
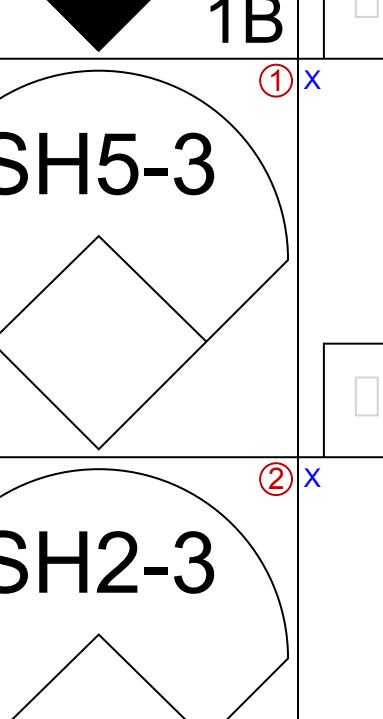
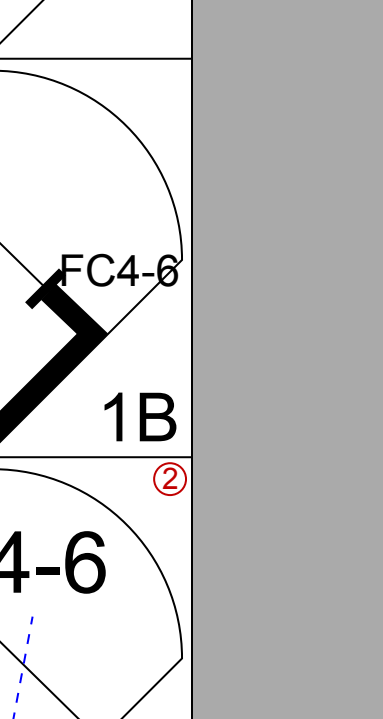
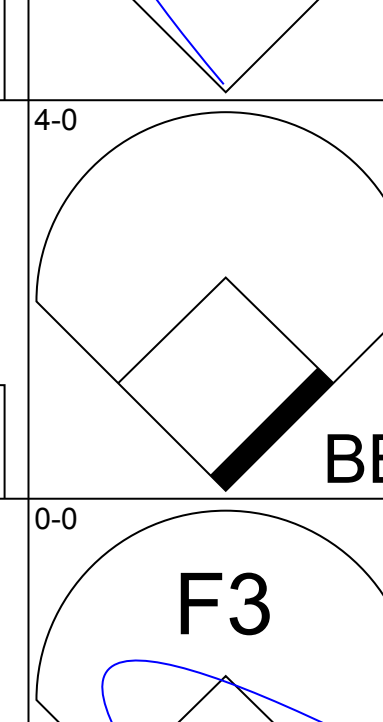
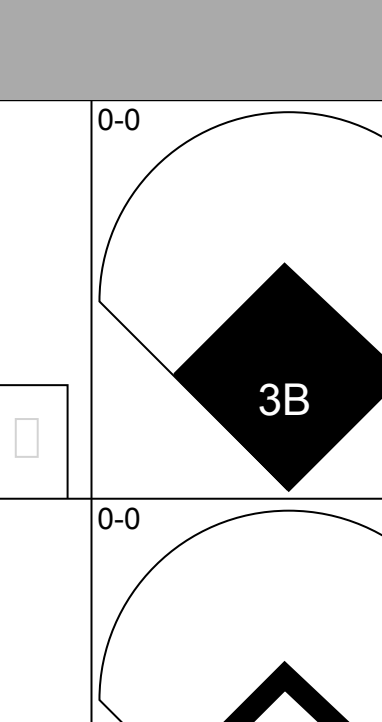
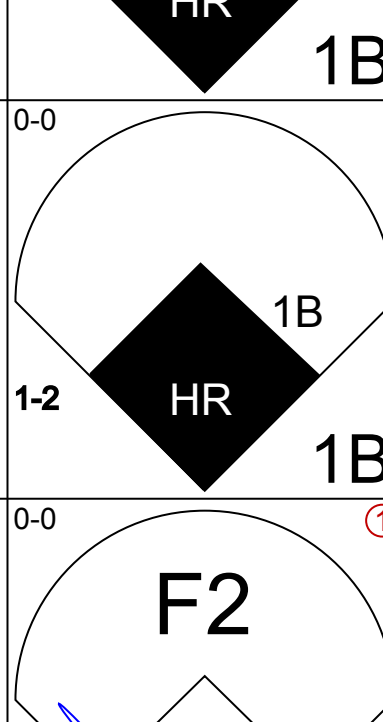
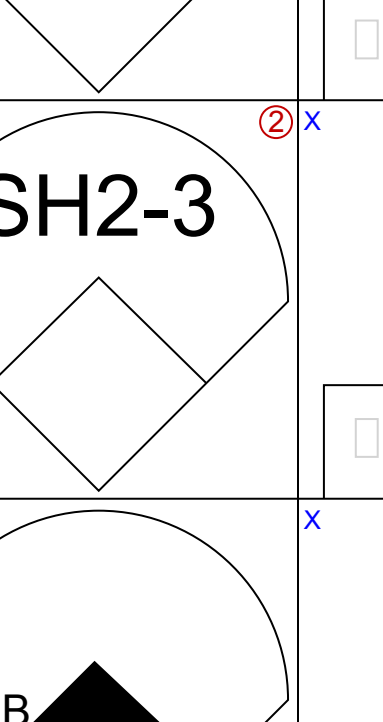
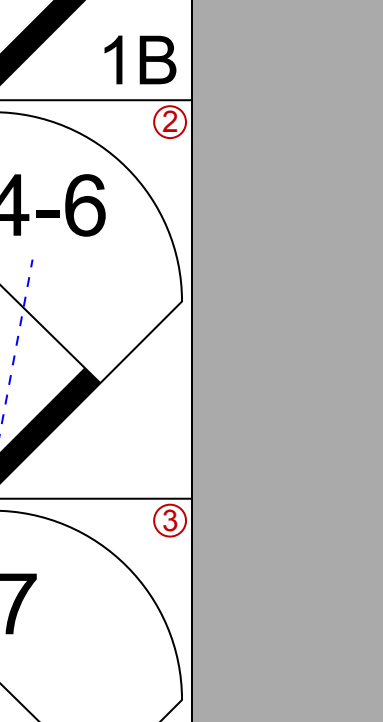
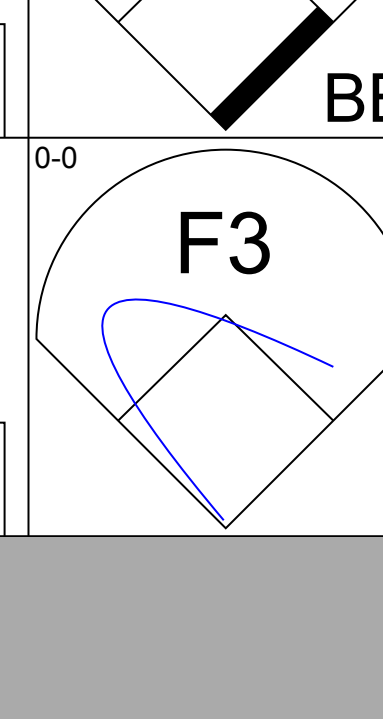
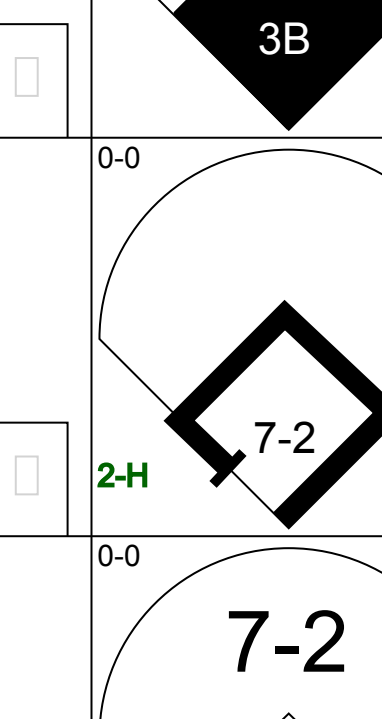
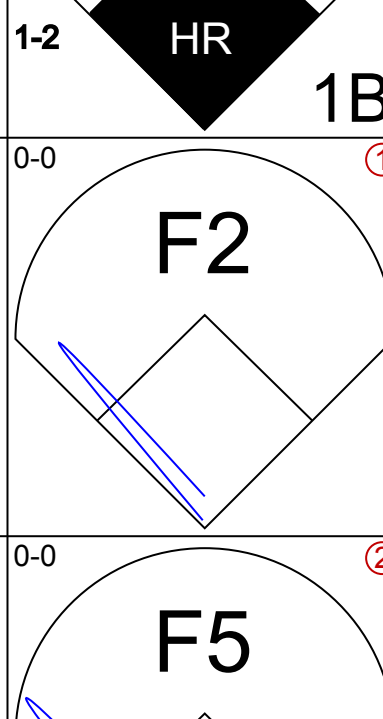
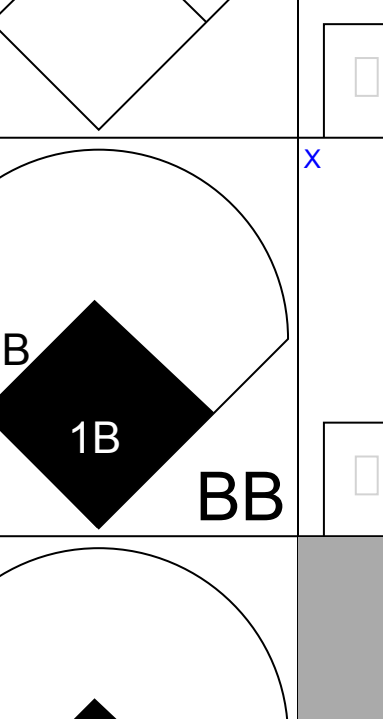
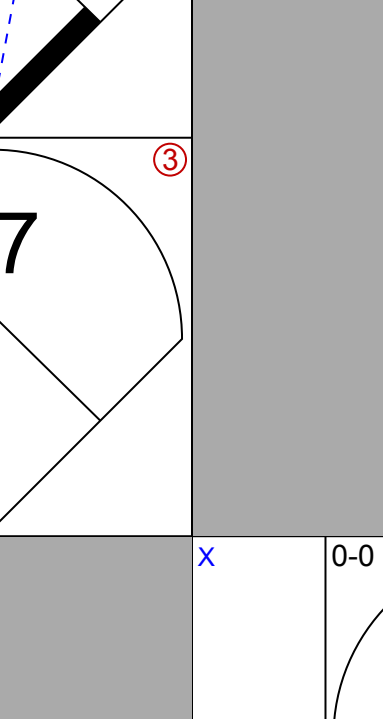
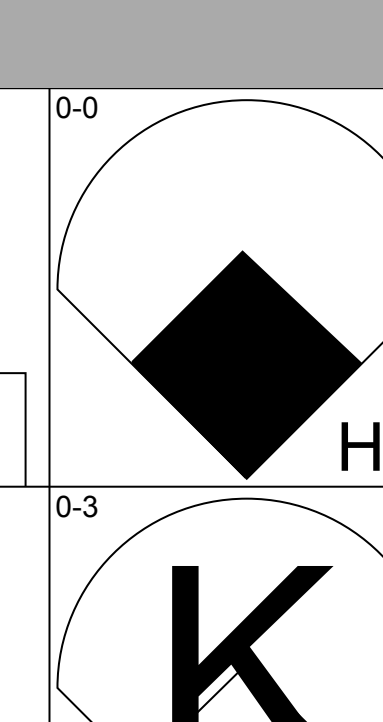
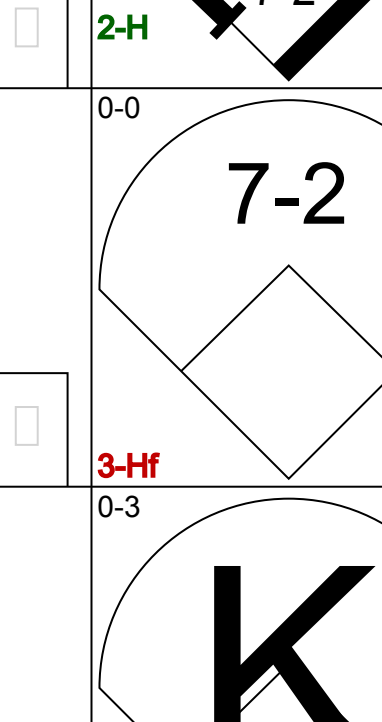
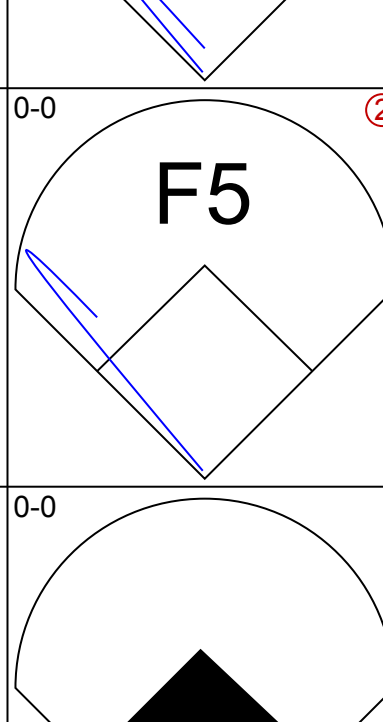
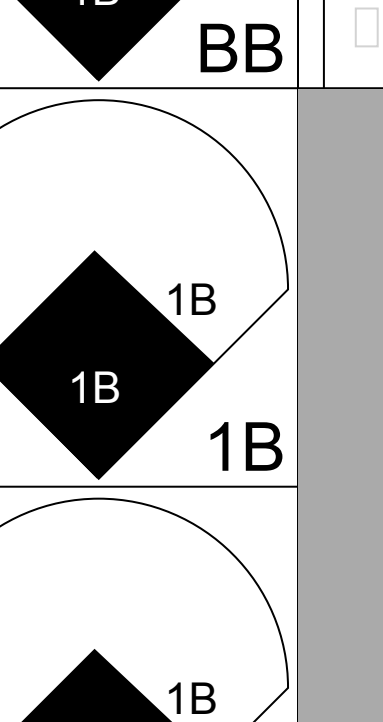
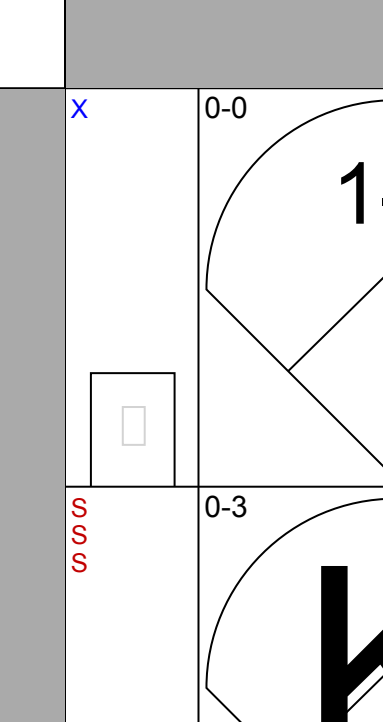


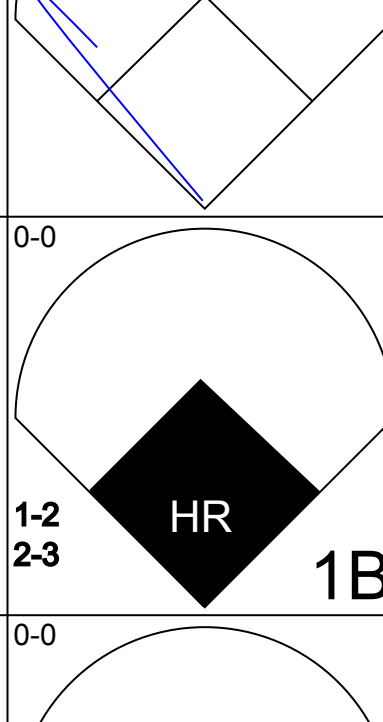
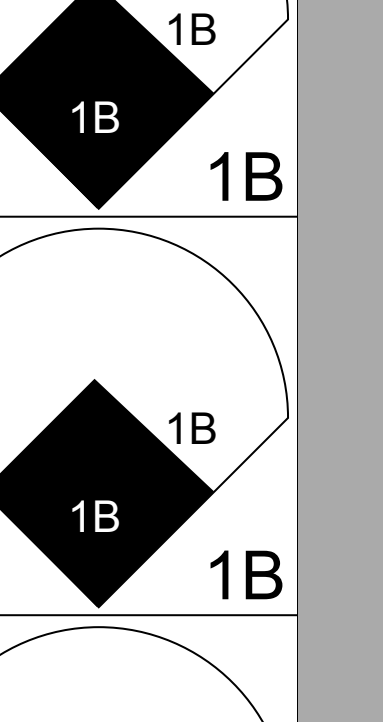
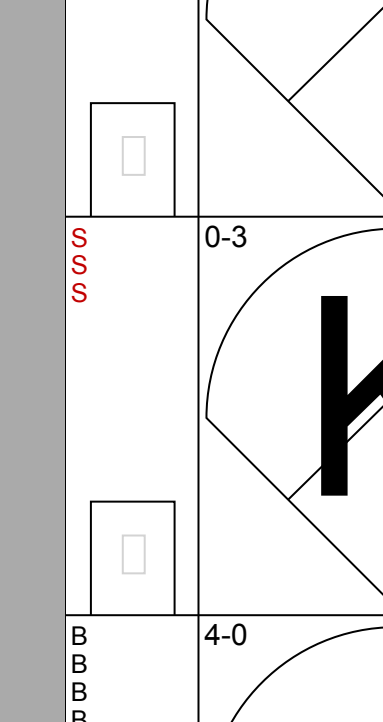
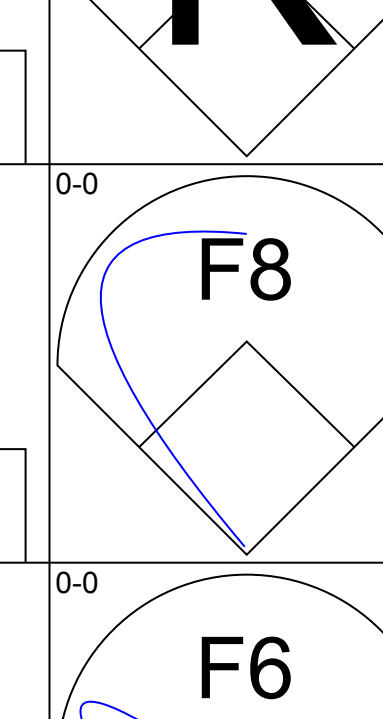
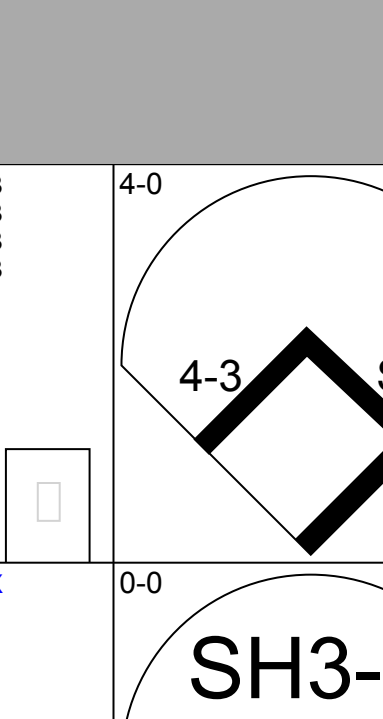
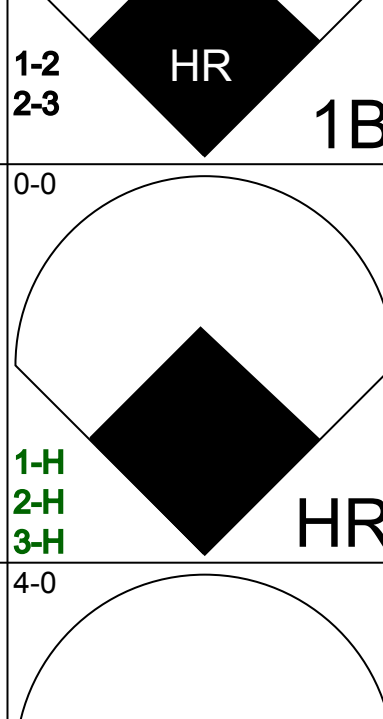
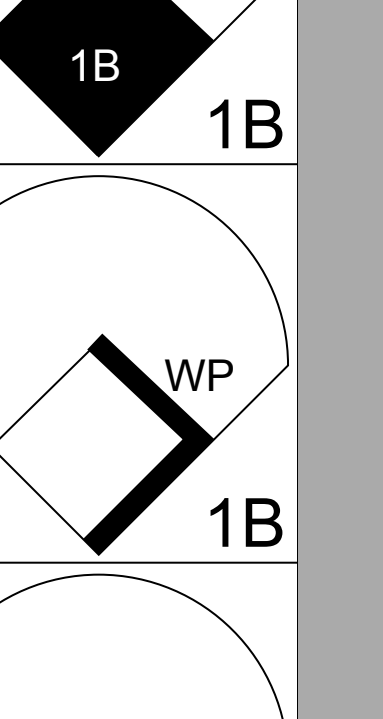
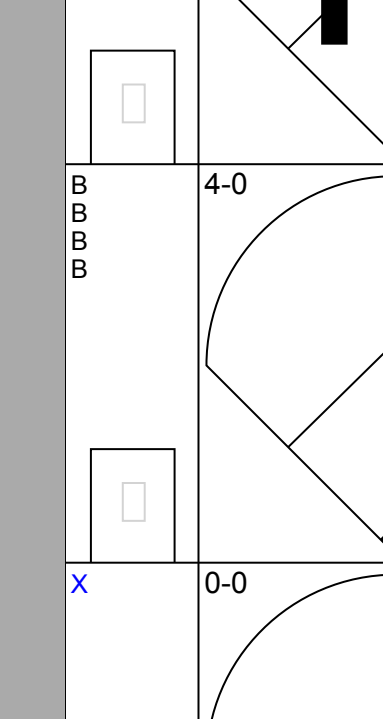
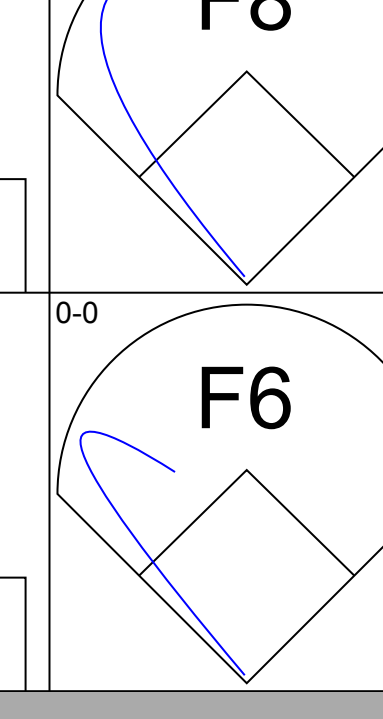
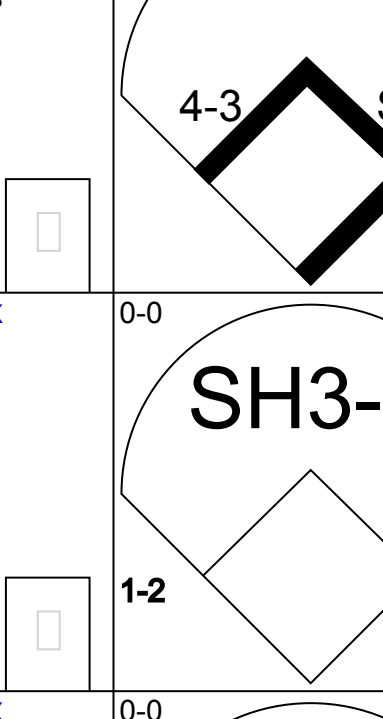
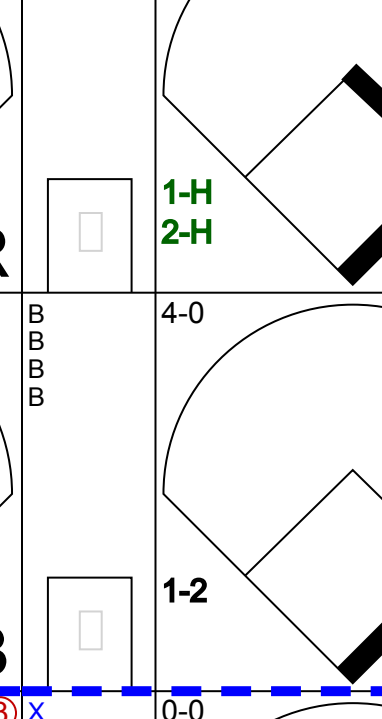

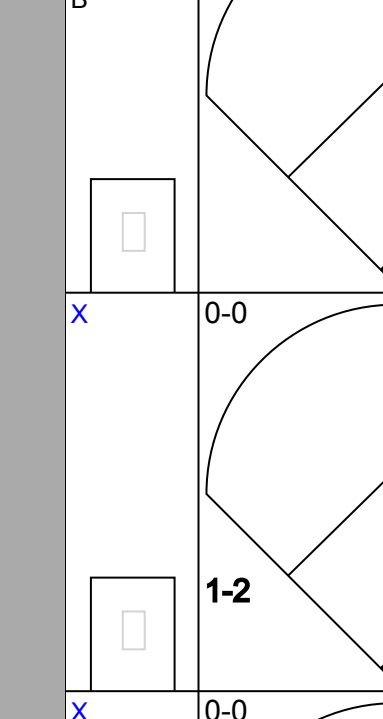
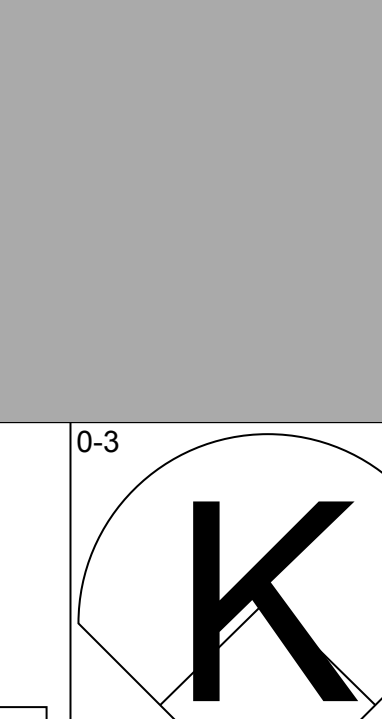
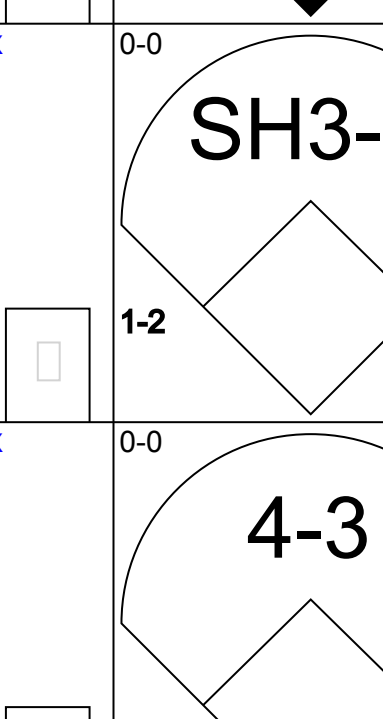
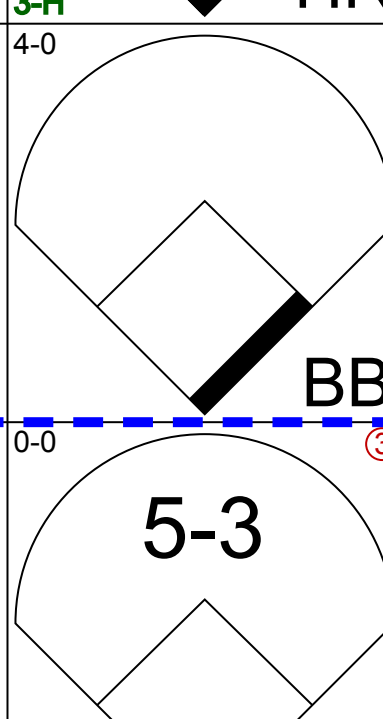
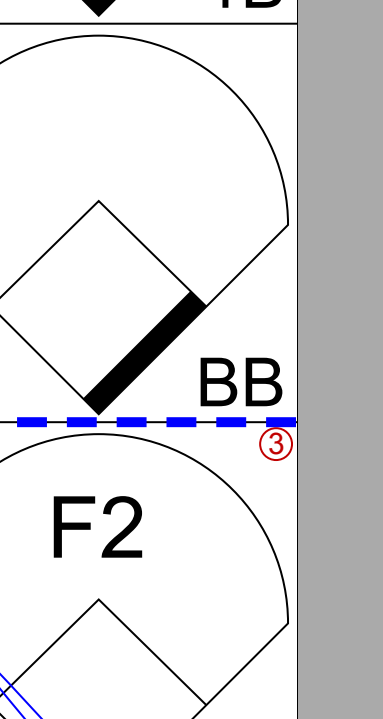
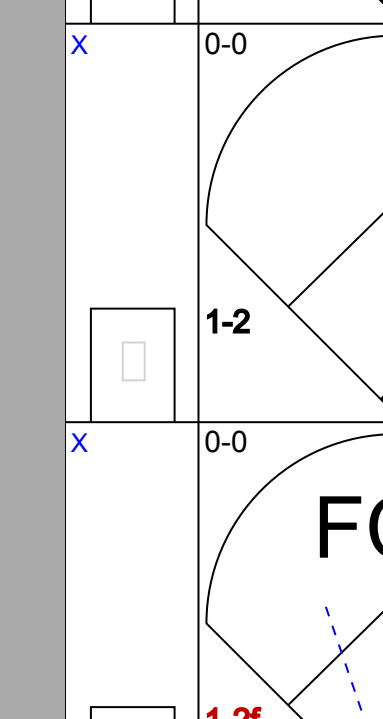
Batter	1	2	3	4	5	6	7	8	9	AB	R	H	RBI	BB	SO	LOB	BOTTOM										
Jerry Priddy, R OBP: 0.375, SLG: 0.426 (1, 4)	SH3-4 HR			5-3		FC1-6 SH5-3				3	1	1	0	1	0	1	Chicago White Sox @ Detroit Tigers Briggs Stadium, Detroit, MI Tue Jul 01 1952, 4:33 AM EDT Att: 5,398 - Unknown										
Fred Hatfield, L OBP: 0.311, SLG: 0.365 (1, 5)	SH3-4 HR	F6		4-3		SH5-3				3	1	1	0	0	0	2											
Johnny Groth, R OBP: 0.353, SLG: 0.362 (1, 8)	SH3-4			F9		5-3				3	1	1	0	0	0	1											
Vic Wertz, L OBP: 0.353, SLG: 0.549 (1, 9)	HR			K		3-4-1				4	1	1	3	0	1	1											
Walt Dropo, R OBP: 0.318, SLG: 0.484 (1, 3)	F9			BB		F8				4	0	1	0	0	0	1											
Don Lenhardt, R OBP: 0.338, SLG: 0.451 (1, 7)	4-3			BB		6-3				2	1	0	0	2	0	0											
Bob Swift, R OBP: 0.211, SLG: 0.167 Fred Hutchinson, L OBP: 0.190, SLG: 0.056 Billy Hoelt, L OBP: 0.267, SLG: 0.231 (1, 2) (2, 1) (9, 1)										0	0	0	0	0	0	0											
Joe Ginsberg, L OBP: 0.279, SLG: 0.278 (2, 2)										3	1	1	3	1	1	0											
Neil Berry, R OBP: 0.283, SLG: 0.255 (1, 6)										4	0	0	0	0	0	4											
Bill Wight, L OBP: 0.211, SLG: 0.167 Fred Hutchinson, L OBP: 0.190, SLG: 0.056 Billy Hoelt, L OBP: 0.267, SLG: 0.231 (1, 1) (2, 1) (9, 1)										0	0	0	0	0	0	0											
Inning Stats	R: 3 E: 0 K: 0 S: 5	H: 2 LOB: 0 BB: 1 P: 9	R: 0 E: 1 K: 0 S: 5	H: 1 LOB: 2 BB: 0 P: 5	R: 0 E: 0 K: 1 S: 6	H: 1 LOB: 3 BB: 2 P: 14	R: 0 E: 0 K: 0 S: 3	H: 0 LOB: 0 BB: 0 P: 3	R: 3 E: 0 K: 0 S: 5	H: 2 LOB: 1 BB: 1 P: 9	R: 0 E: 0 K: 0 S: 3	H: 0 LOB: 0 BB: 1 P: 7	R: 0 E: 0 K: 0 S: 3	H: 0 LOB: 0 BB: 0 P: 3	R: 0 E: 0 K: 1 S: 5	H: 0 LOB: 0 BB: 0 P: 5	R: 0 E: 0 K: 1 S: 5	H: 0 LOB: 0 BB: 0 P: 5	1B: 3 2B: 1 3B: 0 HR: 2	SF: 0 SAC: 2 DP: 0 HBP: 0	WP: 0 PB: 0 SB: 0 CS: 0	PA: 36					
PITCHER	IP	WLS	BF	H	R	ER	SO	BB	IBB	HBP	BLK	WP	HR	S	P	ERA	WHIP										
Lou Kretlow, R ERA: 7.56 (1, 1)	1.0		6	2	3	3	0	1	0	0	0	0	0	10	18	0.00	2.400										
Hal Brown, R ERA: 3.11 (2, 1)	1.2		10	2	0	0	1	2	0	0	0	0	0	9	13	11.57	1.286										
Howie Judson, R ERA: 4.58 (3, 1)	2.1	L	10	2	3	3	0	1	0	0	0	0	1	9	13	11.57	1.286										
Bill Kennedy, L ERA: 2.7 (6, 1)	3.0		10	0	0	0	1	1	0	0	0	0	0	11	15	0.00	0.333										

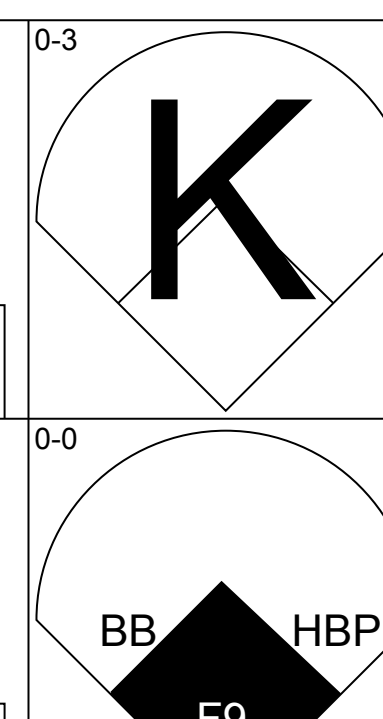
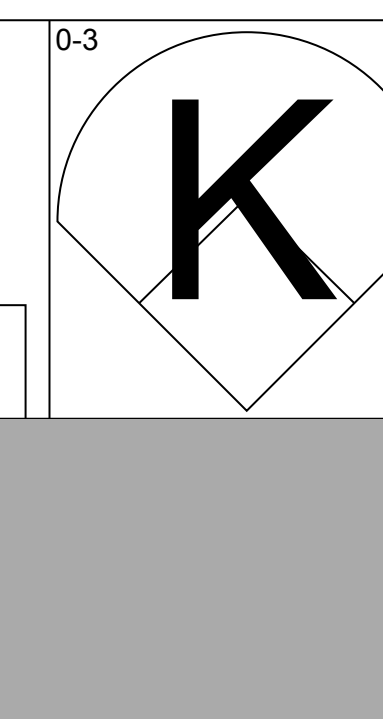
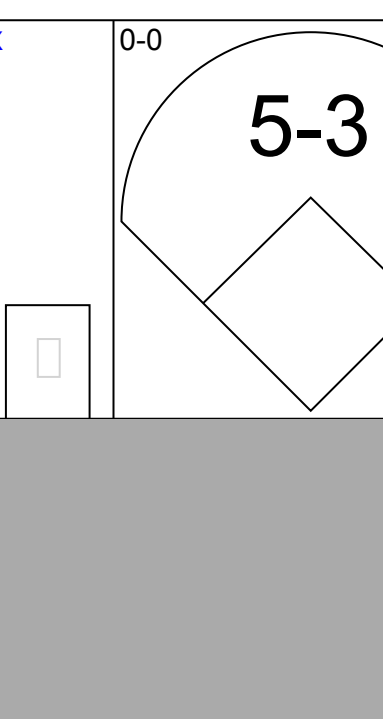
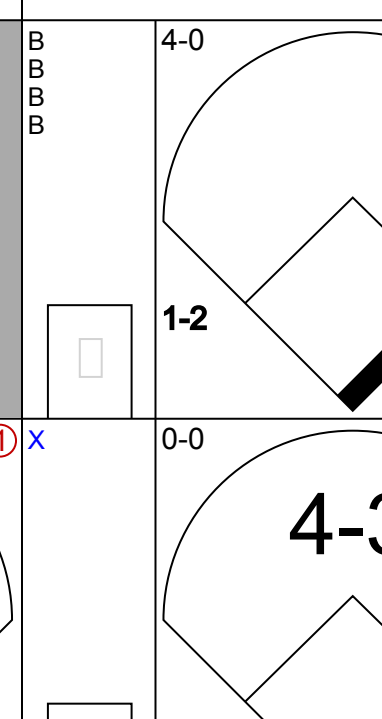
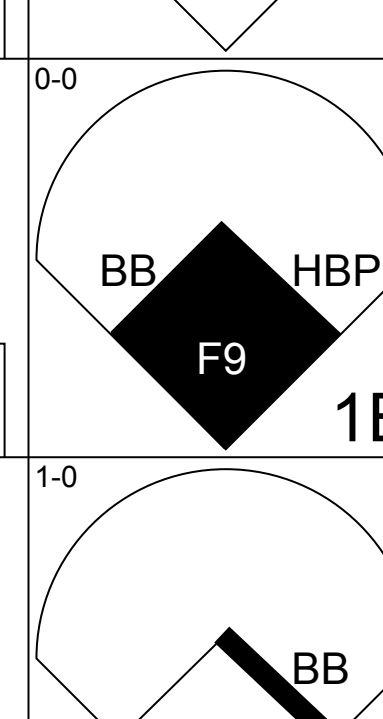
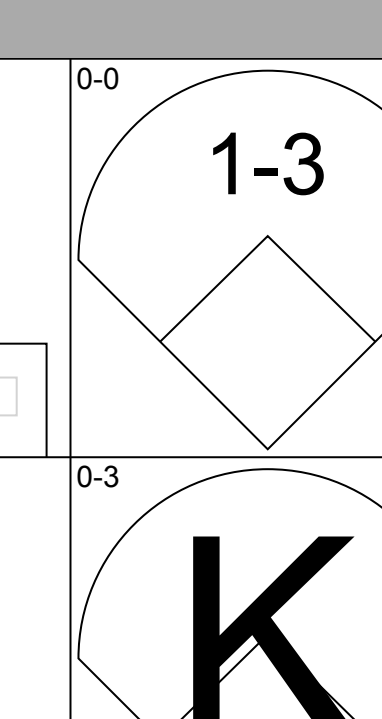
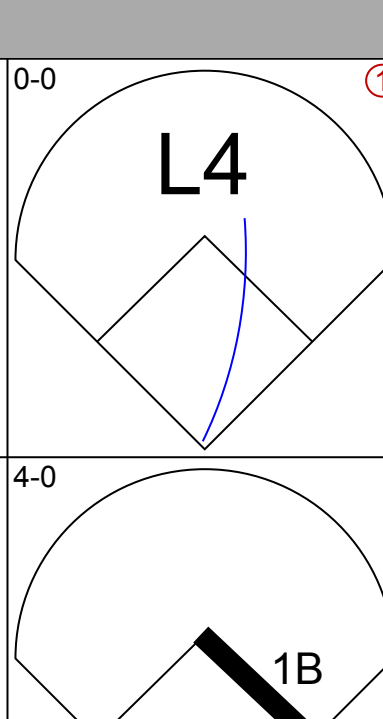
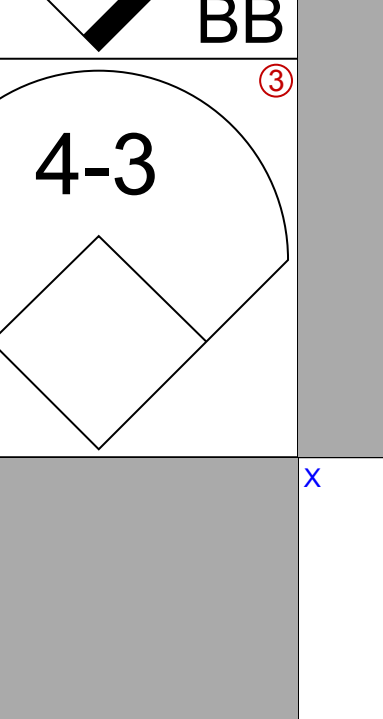
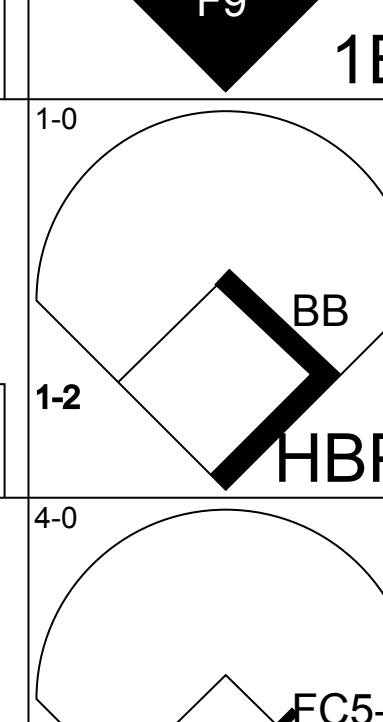
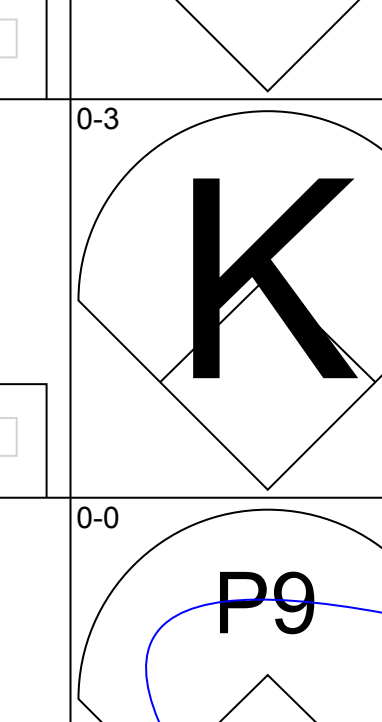
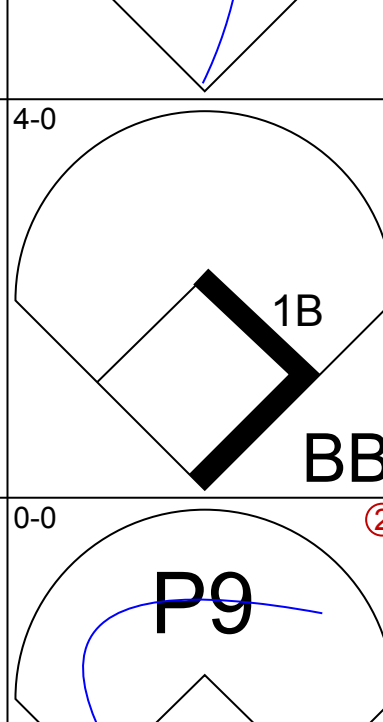
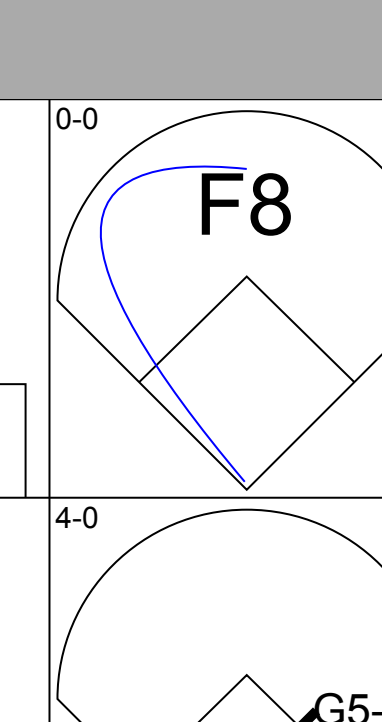
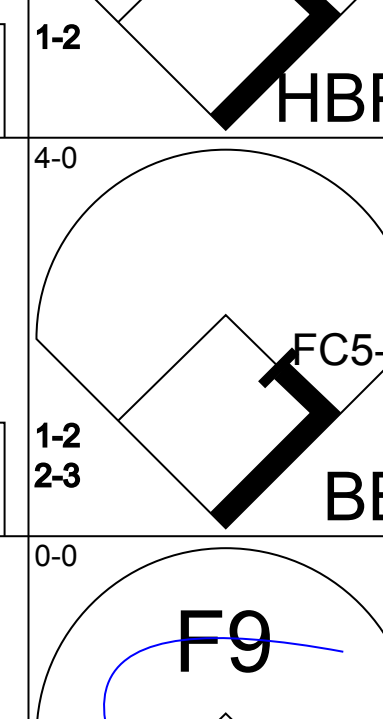
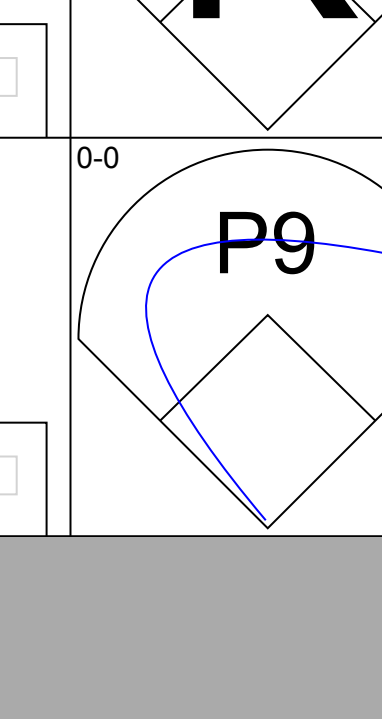
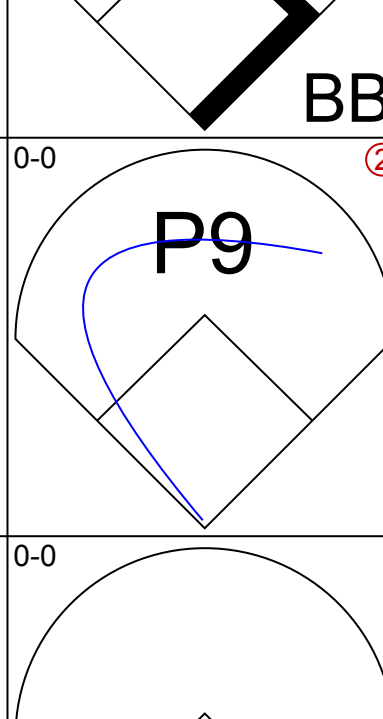
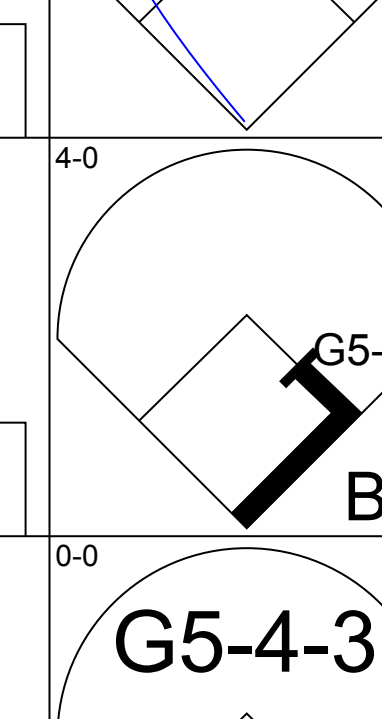
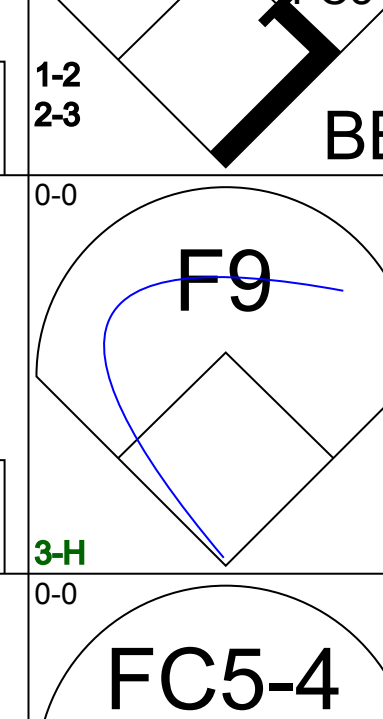
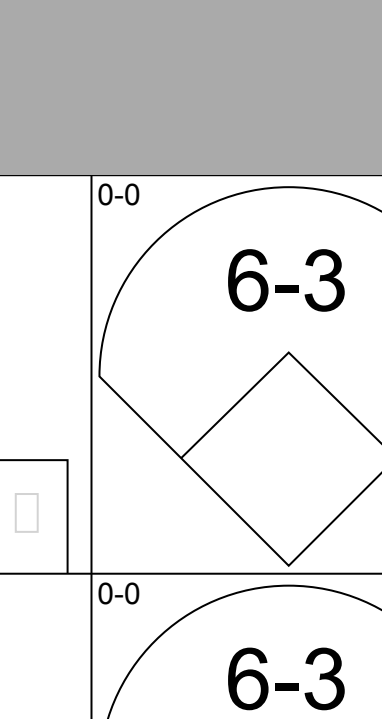
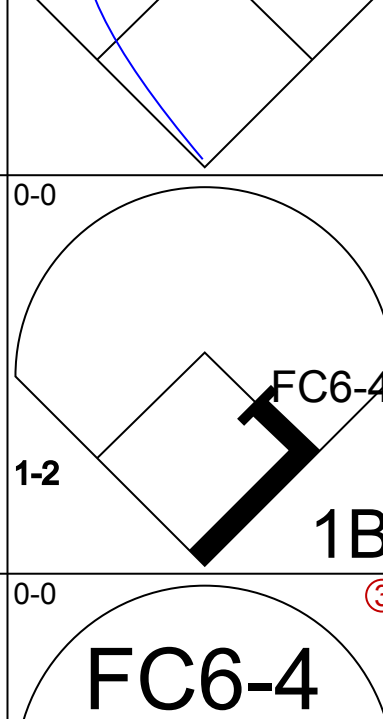
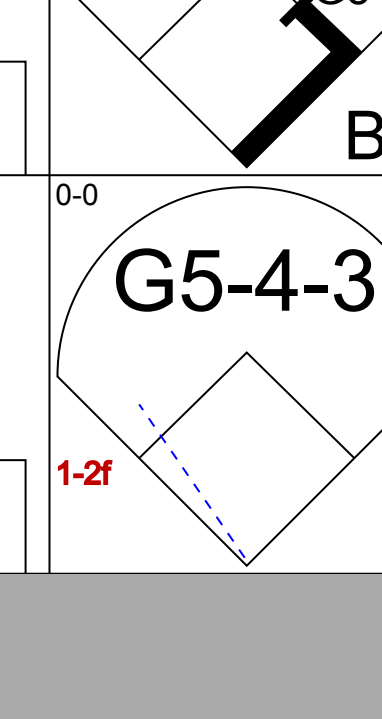
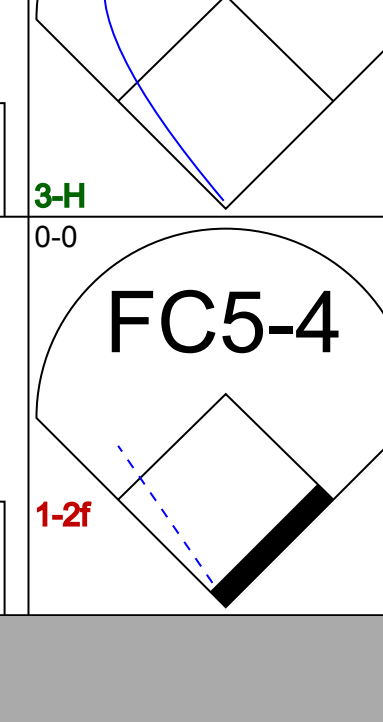
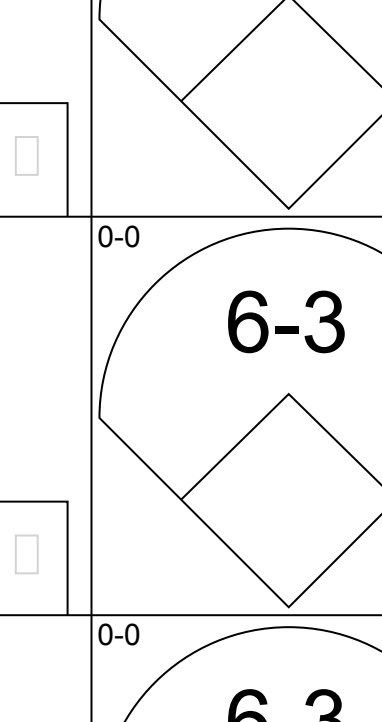
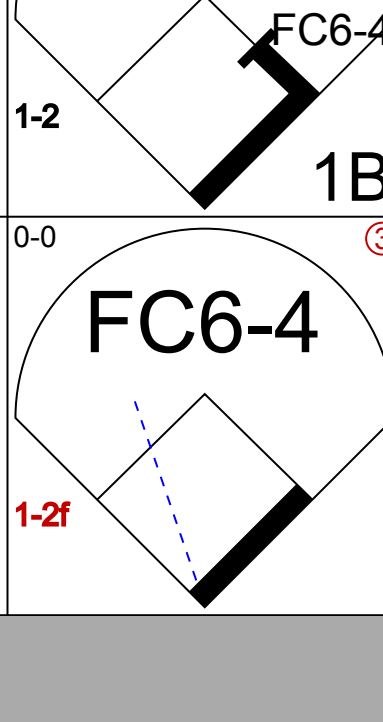
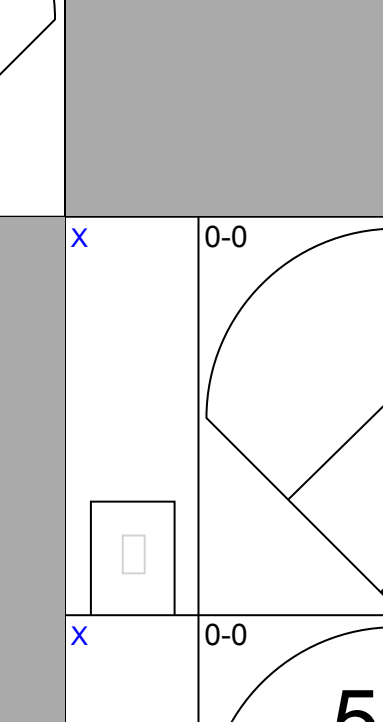
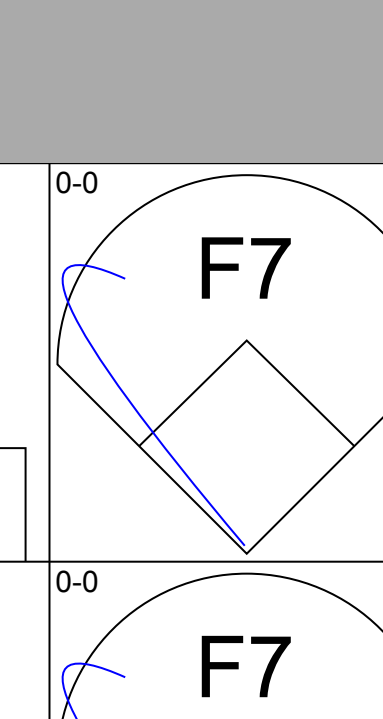
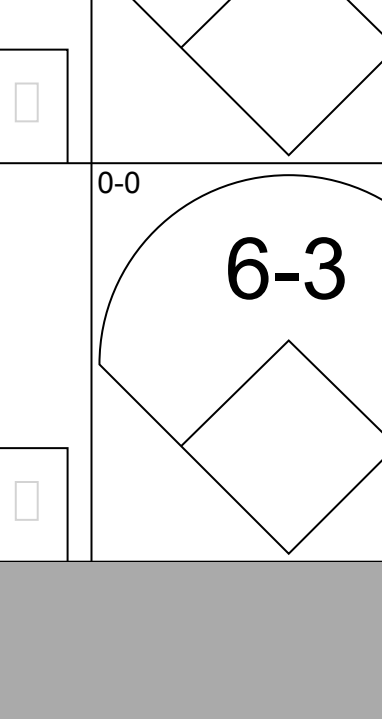
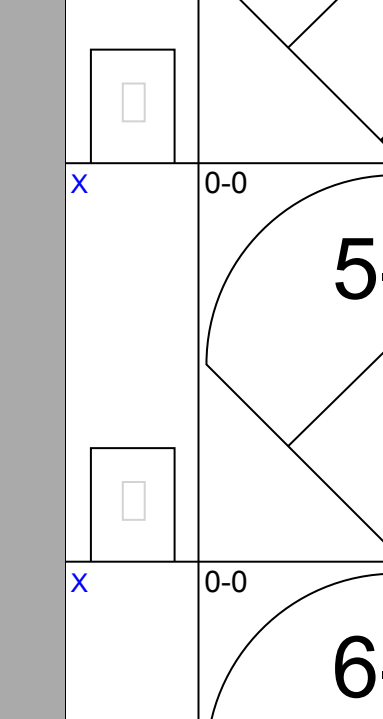
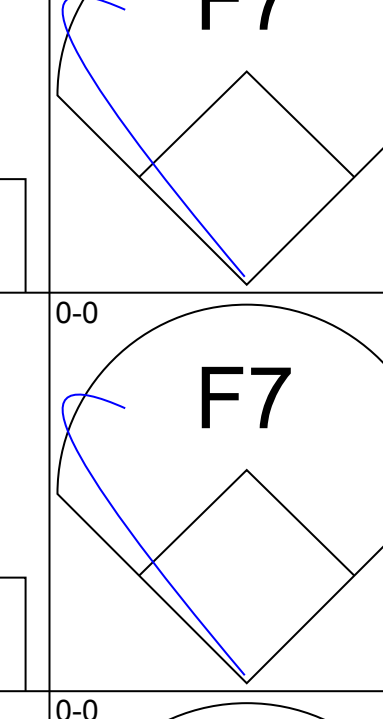
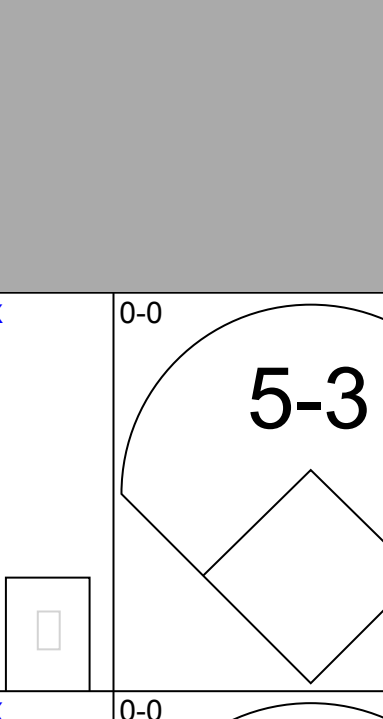
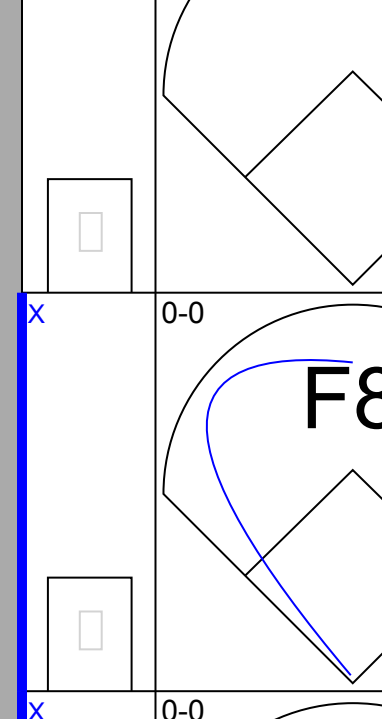
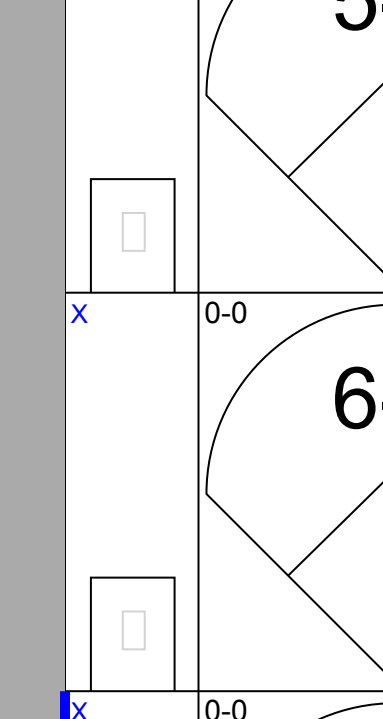
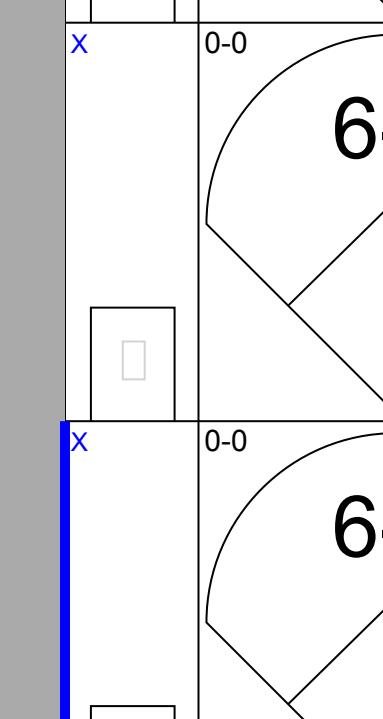
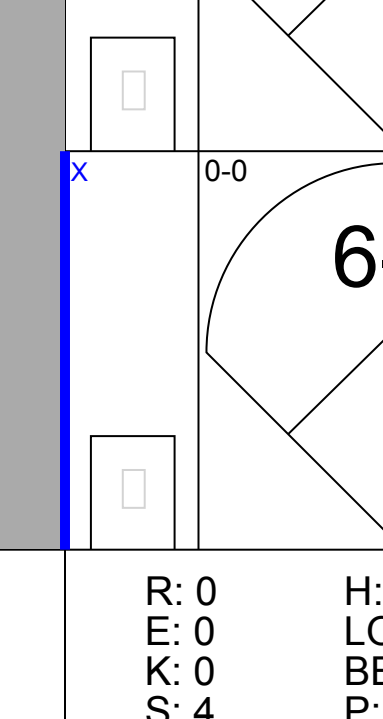
Batter	1	2	3	4	5	6	7	8	9	AB	R	H	RBI	BB	SO	LOB	TOP								
Nellie Fox, L OBP: 0.321, SLG: 0.334 (1, 4)	F8		F8		G3-6-3		F9			4	0	0	0	0	0	3	Chicago White Sox @ Detroit Tigers Briggs Stadium, Detroit, MI Wed Jul 02 1952, 4:33 AM EDT Att: 4,273 - Unknown livebaseballscorecards.com								
Minnie Mingo, R OBP: 0.390, SLG: 0.464 (1, 8)	K2-3			1B		HR		F8		4	2	2	1	0	1	0									
Sam Mele, R OBP: 0.344, SLG: 0.453 (1, 9)	K			1B		F4		5-3		4	1	1	0	0	1	0									
Eddie Robinson, L OBP: 0.402, SLG: 0.474 (1, 3)		G3		E9		K		4-3		4	0	1	1	0	1	0									
Sherm Lollar, R OBP: 0.338, SLG: 0.433 (1, 2)	F8		SH1-3		6-3		6-3		5-3	3	0	0	0	0	0	0									
Hector Rodriguez, R OBP: 0.364, SLG: 0.308 (1, 5)			6-3		6-3		SH5-4		K	4	0	2	0	0	1	1									
Bud Stewart, L OBP: 0.402, SLG: 0.434 Ray Coleman, L OBP: 0.268, SLG: 0.296 (1, 7) (7, 7)	F7		F3			SH5-4		1B		3	0	1	0	0	0	2									
Willy Miranda, S OBP: 0.367, SLG: 0.333 (1, 6)			F8			SH5-4		F8		3	0	1	0	0	0	1									
Billy Pierce, L OBP: 0.176, SLG: 0.087 Harry Dorish, R (7, 1)	5-3				FC1-6		1-3			3	0	0	0	0	0	3									
Inning Stats	R: 0 E: 0 K: 2 S: 7	H: 0 LOB: 0 BB: 0 P: 7	R: 0 E: 0 K: 0 S: 4	H: 1 LOB: 1 BB: 0 P: 4	R: 0 E: 0 K: 0 S: 3	H: 0 LOB: 0 BB: 0 P: 3	R: 2 E: 1 K: 0 S: 6	H: 3 LOB: 1 BB: 0 P: 6	R: 0 E: 0 K: 0 S: 3	H: 1 LOB: 0 BB: 0 P: 3	R: 1 E: 0 K: 1 S: 6	H: 1 LOB: 0 BB: 0 P: 6	R: 0 E: 0 K: 0 S: 5	H: 2 LOB: 2 BB: 0 P: 5	R: 0 E: 0 K: 0 S: 3	H: 0 LOB: 0 BB: 0 P: 3	R: 0 E: 0 K: 1 S: 6	H: 1 LOB: 1 BB: 0 P: 6	1B: 8 2B: 0 3B: 0 HR: 1	SF: 0 SAC: 2 DP: 1 HBP: 0	WP: 0 PB: 0 SB: 0 CS: 0	PA: 35			
PITCHER	IP	WLS	BF	H	R	ER	SO	BB	IBB	HBP	BLK	WP	HR	S	P	ERA	WHIP								
Hal Newhouser, L ERA: 3.4 Dick Littlefield, L ERA: 2.74 (1, 1) (8, 1)	7.0	L	28	8	3	2	3	0	0	0	0	0	1	34	34	2.57	1.143								

Batter	1	2	3	4	5	6	7	8	9	AB	R	H	RBI	BB	SO	LOB	BOTTOM								
Fred Hatfield, L OBP: 0.310, SLG: 0.362 (1, 5)	K		1-3			4-3				4	0	1	0	0	1	1	Chicago White Sox @ Detroit Tigers Briggs Stadium, Detroit, MI Wed Jul 02 1952, 4:33 AM EDT Att: 4,273 - Unknown livebaseballscorecards.com								
Jerry Priddy, R OBP: 0.376, SLG: 0.426 Vic Wertz, L OBP: 0.351, SLG: 0.546 Dick Littlefield, L OBP: 0.500, SLG: 0.500 (1, 4) (7, PH) (8, 1)					F7		4-3			2	0	1	0	1	0	0									
Johnny Groth, R OBP: 0.356, SLG: 0.365 (1, 8)	G6-4-3					BB				0	0	0	0	0	0	0									
Johnny Groth, R OBP: 0.356, SLG: 0.365 (1, 8)	G6-4-3					K				4	0	2	0	0	1	2									
Walt Dropo, R OBP: 0.315, SLG: 0.478 (1, 3)		F8			F6		4-3		SH3-4	3	0	0	0	0	0	2									
Don Lenhardt, R OBP: 0.342, SLG: 0.449 (1, 7)					1-3				5-3	3	1	1	0	1	0	2									
Steve Souchock, R OBP: 0.317, SLG: 0.433 (1, 9)						HR			3-1	4	1	1	2	0	0	2									
Bob Swift, R OBP: 0.351, SLG: 0.258 Johnny Hopp, L OBP: 0.298, SLG: 0.238 (1, 2) (9, PH)			F2			1-3			G3	3	0	1	0	0	0	0									
Neil Berry, R OBP: 0.286, SLG: 0.259 Cliff Mapes, L OBP: 0.245, SLG: 0.289 (1, 6) (9, PH)			6-3			F4			5-3	3	0	1	0	0	0	1									
Hal Newhouser, L OBP: 0.267, SLG: 0.083 Don Kolloway, R OBP: 0.333, SLG: 0.355 (1, 1) (7, PH) (8, 4)						K			F9	1	0	0	0	1	1	1									
Inning Stats	R: 0 E: 0 K: 1 S: 5	H: 1 LOB: 0 BB: 0 P: 5	R: 0 E: 0 K: 0 S: 2	H: 0 LOB: 0 BB: 1 P: 6	R: 0 E: 0 K: 0 S: 3	H: 0 LOB: 1 BB: 1 P: 7	R: 0 E: 0 K: 0 S: 4	H: 1 LOB: 1 BB: 0 P: 4	R: 0 E: 0 K: 1 S: 6	H: 1 LOB: 1 BB: 0 P: 6	R: 0 E: 0 K: 1 S: 5	H: 0 LOB: 1 BB: 1 P: 9	R: 2 E: 0 K: 0 S: 7	H: 4 LOB: 2 BB: 0 P: 7	R: 0 E: 0 K: 0 S: 4	H: 1 LOB: 1 BB: 0 P: 4	R: 0 E: 0 K: 1 S: 5	H: 0 LOB: 0 BB: 0 P: 5	1B: 7 2B: 0 3B: 0 HR: 1	SF: 0 SAC: 1 DP: 2 HBP: 0	WP: 0 PB: 0 SB: 0 CS: 0	PA: 36			
PITCHER	IP	WLS	BF	H	R	ER	SO	BB	IBB	HBP	BLK	WP	HR	S	P	ERA	WHIP								
Billy Pierce, L ERA: 2.92 Harry Dorish, R ERA: 1.96 (1, 1) (7, 1)	6.2	W	28	7	2	2	3	3	0	0	0	0	0	10	10	0.00	0.429								

Batter	1	2	3	4	5	6	7	8	9	AB	R	H	RBI	BB	SO	LOB	TOP			
Jim Fridley, R OBP: 0.317, SLG: 0.355 (1, 9)										5	1	2	2	0	1	3	<p>Cleveland Indians @ Detroit Tigers Briggs Stadium, Detroit, MI Fri Jul 04 1952, 4:33 AM EDT Unknown</p> <p>livebaseballscores.com</p> <p>AB 39 R 11 H 14 RBI 10 BB 3 SO 5 LOB 18</p>			
Bobby Avila, R OBP: 0.375, SLG: 0.393 (1, 4)										4	0	0	0	1	0	3				
Dale Mitchell, L OBP: 0.376, SLG: 0.404 (1, 7)										5	3	3	0	0	0	1				
Al Rosen, R OBP: 0.416, SLG: 0.571 (1, 5)										4	2	2	1	0	0	1				
Larry Doby, L OBP: 0.371, SLG: 0.520 (1, 8)										5	0	0	1	0	1	4				
Harry Simpson, L OBP: 0.347, SLG: 0.419 (1, 3)											4	2	2	1	1	2				
Jim Hegan, R OBP: 0.283, SLG: 0.335 (1, 2)											4	1	1	1	0	1				
Merl Combs, L OBP: 0.250, SLG: 0.300 (1, 6)											5	2	2	3	0	0				
Early Wynn, S OBP: 0.283, SLG: 0.256 (1, 1)											3	0	2	1	1	0				
Inning Stats	R: 2 E: 0 K: 1 S: 7	H: 2 LOB: 1 BB: 1 P: 11	R: 1 E: 0 K: 2 S: 9	H: 2 LOB: 1 BB: 0 P: 9	R: 4 E: 0 K: 0 S: 7	H: 4 LOB: 2 BB: 1 P: 12	R: 0 E: 0 K: 0 S: 3	H: 1 LOB: 0 BB: 0 P: 3	R: 0 E: 0 K: 0 S: 4	H: 0 LOB: 0 BB: 0 P: 3	R: 1 E: 0 K: 0 S: 4	H: 1 LOB: 0 BB: 0 P: 4	R: 0 E: 0 K: 0 S: 3	H: 0 LOB: 0 BB: 0 P: 3	R: 3 E: 1 K: 2 S: 10	H: 3 LOB: 0 BB: 0 P: 10	1B: 8 2B: 2 3B: 1 HR: 3	SF: 0 SAC: 1 DP: 1 HBP: 1	WP: 0 PB: 0 SB: 0 CS: 0	PA: 44
PITCHER	IP WLS BF H R ER SO BB IBB HBP BLK WP HR S P ERA WHIP																			
Ted Gray, L ERA: 3.34 (1, 1)	2.0 L 12 5 4 4 3 1 0 0 0 0 2 17 21 18.00 3.000																			
Art Houtteman, R ERA: 5.17 (3, 1)	6.0 26 6 4 4 0 1 1 1 0 0 1 23 32 6.00 1.167																			
Ken Johnson, L ERA: 3.86 (9, 1)	1.0 6 3 3 2 2 0 0 0 0 0 0 10 10 18.00 3.000																			

Batter	1	2	3	4	5	6	7	8	9	AB	R	H	RBI	BB	SO	LOB	BOTTOM			
Jerry Priddy, R OBP: 0.374, SLG: 0.424 (1, 4)										4	0	1	0	0	1	1	<p>Cleveland Indians @ Detroit Tigers Briggs Stadium, Detroit, MI Fri Jul 04 1952, 4:33 AM EDT Unknown</p> <p>livebaseballscores.com</p> <p>AB 27 R 0 H 2 RBI 0 BB 6 SO 3 LOB 14</p>			
Fred Hatfield, L OBP: 0.308, SLG: 0.354 (1, 5)										3	0	0	0	1	0	2				
Johnny Groth, R OBP: 0.354, SLG: 0.363 (1, 8)										4	0	1	0	0	1	1				
Vic Wertz, L OBP: 0.354, SLG: 0.541 (1, 9)										2	0	0	0	2	1	2				
Don Lenhardt, R OBP: 0.345, SLG: 0.444 (1, 7)										2	0	0	0	2	0	2				
Walt Dropo, R OBP: 0.310, SLG: 0.471 (1, 3)										4	0	0	0	0	0	4				
Bob Swift, R OBP: 0.342, SLG: 0.250 (1, 2)										1	0	0	0	0	0	2				
Joe Ginsberg, L OBP: 0.276, SLG: 0.275 (6, PH) (6, 2)										2	0	0	0	0	0	0				
Neil Berry, R OBP: 0.273, SLG: 0.246 (1, 6)										3	0	0	0	0	0	0				
Ted Gray, S OBP: 0.184, SLG: 0.162 (1, 1)										0	0	0	0	0	0	0				
Art Houtteman, R OBP: 0.122, SLG: 0.100 (3, 1)										2	0	0	0	0	0	0				
Johnny Hopp, L OBP: 0.313, SLG: 0.238 (6, PH)										0	0	0	0	1	0	0				
Ken Johnson, L (9, 1)										0	0	0	0	0	0	0				
Inning Stats	R: 0 E: 0 K: 1 S: 5	H: 0 LOB: 0 BB: 0 P: 5	R: 0 E: 0 K: 0 S: 2	H: 0 LOB: 1 BB: 2 P: 10	R: 0 E: 0 K: 0 S: 4	H: 1 LOB: 1 BB: 0 P: 4	R: 0 E: 0 K: 0 S: 2	H: 0 LOB: 1 BB: 2 P: 10	R: 0 E: 0 K: 2 S: 8	H: 1 LOB: 2 BB: 1 P: 12	R: 0 E: 0 K: 0 S: 3	H: 0 LOB: 0 BB: 0 P: 3	R: 0 E: 0 K: 0 S: 3	H: 0 LOB: 1 BB: 1 P: 7	R: 0 E: 0 K: 0 S: 3	H: 0 LOB: 0 BB: 0 P: 3	1B: 2 2B: 0 3B: 0 HR: 0	SF: 0 SAC: 0 DP: 2 HBP: 0	WP: 0 PB: 0 SB: 0 CS: 0	PA: 33
PITCHER	IP WLS BF H R ER SO BB IBB HBP BLK WP HR S P ERA WHIP																			
Early Wynn, R ERA: 3.35 (1, 1)	9.0 W 33 2 0 0 3 6 0 0 0 0 0 33 57 0.00 0.889																			

Batter	1	2	3	4	5	6	7	8	9	AB	R	H	RBI	BB	SO	LOB	TOP				
Dave Pope, L OBP: 0.143, SLG: 0.143 (1, 9)										5	1	1	0	0	3	1	Cleveland Indians @ Detroit Tigers Briggs Stadium, Detroit, MI Fri Jul 04, 1952, 4:38 AM EDT Att: 42,035 - Unknown				
Bobby Avila, R OBP: 0.377, SLG: 0.394 (1, 4)										4	1	2	0	0	0	0					
Dale Mitchell, L OBP: 0.382, SLG: 0.413 (1, 7)										3	2	2	0	1	0	1					
Al Rosen, R OBP: 0.416, SLG: 0.574 (1, 5)										4	1	1	1	1	0	4					
Larry Doby, L OBP: 0.371, SLG: 0.531 (1, 8)										5	2	2	2	0	0	3					
Harry Simpson, L OBP: 0.347, SLG: 0.418 (1, 3)										5	2	2	1	0	3	0					
Joe Tipton, R OBP: 0.385, SLG: 0.523 (1, 2)										3	1	2	6	2	0	0					
Merl Combs, L OBP: 0.279, SLG: 0.306 (1, 6)										2	0	1	0	2	0	0					
Bob Lemon, L OBP: 0.236, SLG: 0.296 (1, 1)										5	0	0	0	0	1	6					
Inning Stats	R: 0 E: 0 K: 1 S: 5	H: 0 LOB: 1 BB: 1 P: 9	R: 1 E: 0 K: 1 S: 6	H: 1 LOB: 0 BB: 0 P: 6	R: 0 E: 0 K: 2 S: 7	H: 0 LOB: 0 BB: 0 P: 7	R: 1 E: 0 K: 1 S: 6	H: 2 LOB: 0 BB: 0 P: 6	R: 0 E: 0 K: 0 S: 3	H: 0 LOB: 1 BB: 1 P: 7	R: 4 E: 0 K: 0 S: 7	H: 4 LOB: 1 BB: 1 P: 11	R: 4 E: 0 K: 0 S: 7	H: 4 LOB: 2 BB: 2 P: 15	R: 0 E: 0 K: 1 S: 6	H: 1 LOB: 1 BB: 0 P: 6	R: 0 E: 0 K: 1 S: 6	H: 1 LOB: 2 BB: 1 P: 10	1B: 9 2B: 2 3B: 1 HR: 2	SF: 0 SAC: 3 DP: 1 HBP: 0	WP: 1 PA: 45 PB: 0 SB: 0 CS: 0
PITCHER	IP WLS BF H R ER SO BB IBB HBP BLK WP HR S P ERA WHIP																				
Virgil Trucks, R ERA: 3.6 (1, 1)	5.2 L 26 7 6 6 5 3 0 0 0 0 0 2 33 45 9.53 1.765																				
Billy Hoelt, L ERA: 5.63 (6, 1)	1.0 9 4 4 4 0 2 0 0 0 0 1 0 7 15 36.00 6.000																				
Hal White, R ERA: 3.76 (7, 1)	0.1 1 0 0 0 0 0 0 0 0 0 0 0 1 1 0.00 0.000																				
Dick Littlefield, L ERA: 2.52 (8, 1)	2.0 9 2 0 0 2 1 0 0 0 0 0 0 12 16 0.00 1.500																				

Batter	1	2	3	4	5	6	7	8	9	AB	R	H	RBI	BB	SO	LOB	BOTTOM		
Jerry Priddy, R OBP: 0.373, SLG: 0.419 (1, 4)										3	0	0	0	1	2	1	Cleveland Indians @ Detroit Tigers Briggs Stadium, Detroit, MI Fri Jul 04, 1952, 4:38 AM EDT Att: 42,035 - Unknown		
Fred Hatfield, L OBP: 0.307, SLG: 0.351 (1, 5)										4	1	1	0	0	0	2			
Vic Wertz, L OBP: 0.356, SLG: 0.536 (1, 9)										2	0	0	0	1	1	0			
Don Lenhardt, R OBP: 0.348, SLG: 0.440 (1, 7)										2	0	0	0	2	0	1			
Walt Dropo, R OBP: 0.309, SLG: 0.467 (1, 3)										4	0	1	1	0	0	3			
Johnny Groth, R OBP: 0.352, SLG: 0.365 (1, 8)										4	0	1	0	0	0	4			
Neil Berry, R OBP: 0.257, SLG: 0.231 (1, 6)										4	0	0	0	0	0	1			
Bob Swift, R OBP: 0.325, SLG: 0.235 (1, 2)										2	0	0	0	0	0	0			
Joe Ginsberg, L OBP: 0.273, SLG: 0.272 (7, PH) (8, 2)										2	0	0	0	0	0	1			
Virgil Trucks, R OBP: 0.226, SLG: 0.235 (6, 1)										2	0	1	0	0	0	0			
Billy Hoelt, L OBP: 0.267, SLG: 0.231 (6, 1)										0	0	0	0	0	0	0			
Hal White, R OBP: 0.343, SLG: 0.333 (7, PH)										0	0	0	0	0	0	0			
Pat Mullin, R OBP: 0.193, SLG: 0.422 (7, PH)										1	0	1	0	0	0	0			
Dick Littlefield, L OBP: 0.292, SLG: 0.290 (8, 1)										0	0	0	0	0	0	0			
Steve Souchock, R OBP: 0.310, SLG: 0.326 (8, PH)										1	0	0	0	0	0	1			
Inning Stats	R: 1 E: 0 K: 1 S: 6	H: 1 LOB: 2 BB: 1 P: 11	R: 0 E: 0 K: 1 S: 6	H: 1 LOB: 0 BB: 0 P: 6	R: 0 E: 0 K: 0 S: 3	H: 0 LOB: 0 BB: 0 P: 3	R: 0 E: 0 K: 0 S: 3	H: 0 LOB: 0 BB: 0 P: 3	R: 0 E: 0 K: 0 S: 4	H: 1 LOB: 2 BB: 1 P: 8	R: 0 E: 0 K: 0 S: 4	H: 1 LOB: 2 BB: 1 P: 8	R: 0 E: 0 K: 0 S: 2	H: 0 LOB: 0 BB: 1 P: 6	R: 0 E: 0 K: 0 S: 4	H: 1 LOB: 1 BB: 0 P: 4	1B: 4 2B: 1 3B: 0 HR: 0	SF: 0 SAC: 0 DP: 1 HBP: 1	WP: 0 PA: 36 PB: 0 SB: 0 CS: 0
PITCHER	IP WLS BF H R ER SO BB IBB HBP BLK WP HR S P ERA WHIP																		
Bob Lemon, R ERA: 3.2 (1, 1)	9.0 W 36 5 1 1 3 4 0 0 1 0 0 0 37 54 1.00 1.000																		

Batter	1	2	3	4	5	6	7	8	9	AB	R	H	RBI	BB	SO	LOB	TOP										
Bobby Young, L (1,4) OBP: 0.335, SLG: 0.351	0-0 1B		0-0 4-1		0-0 3B 1B		0-0 1-3		0-0 1-3	5	1	1	0	0	0	0	St. Louis Browns @ Detroit Tigers Briggs Stadium, Detroit, MI Sun Jul 06 1952, 4:33 AM EDT Att: 11,344 - Unknown										
Cass Michaels, R (1,5) OBP: 0.336, SLG: 0.336	0-0 6-3		0-0 6-3		0-0 1B 3B		0-0 5-3		0-0 6-3	5	1	1	2	0	0	0											
Jim Dyck, R (1,7) OBP: 0.337, SLG: 0.403	0-0 1B		0-0 F2		0-0 P4		0-0 HR			4	2	2	1	0	0	1											
Bob Nieman, R (1,9) OBP: 0.351, SLG: 0.431	0-0 E2			0-0 2B	0-0 1B		0-0 6-3			4	0	2	1	0	0	1											
Darrell Johnson, R (1,2) OBP: 0.380, SLG: 0.339	0-0 1B			0-0 6-3	0-0 F9			0-0 6-3		4	0	1	1	0	0	2											
Jim Rivera, L (1,8) OBP: 0.329, SLG: 0.383	0-0 4-3			0-0 F8		0-0 SH1-4		0-3 K		4	0	1	0	0	1	3											
Dick Kryhoski, L (1,3) OBP: 0.298, SLG: 0.405		0-0 4-3		0-0 3-1		0-0 SH1-4		0-0 4-3		3	0	0	0	0	0	1											
Joe Demaestri, R (1,6) OBP: 0.268, SLG: 0.299		0-0 6-3			0-0 5-3		0-0 F8		0-0 F8	3	0	0	0	0	0	1											
Al Zanilla, L (9, FH) OBP: 0.319, SLG: 0.316									0-0 F8	1	0	0	0	0	0	0											
Ned Garver, R (1,1) OBP: 0.268, SLG: 0.243		0-3 K							0-0 K	3	1	1	0	0	1	1											
Satchel Paige, R (6,1) OBP: 0.211, SLG: 0.167										0	0	0	0	0	0	0											
Ken Holcombe, R (7,1) OBP: 0.091, SLG: 0.091					0-0 1B WP		0-0 1-3			0	0	0	0	0	0	0											
Jim Delsing, L (9, FH) OBP: 0.345, SLG: 0.384								0-0 HR		1	1	1	1	0	0	0											
Inning Stats	R: 1 E: 1 K: 0 S: 6	H: 2 LOB: 2 BB: 0 P: 6	R: 0 E: 0 K: 0 S: 5	H: 0 LOB: 0 BB: 0 P: 5	R: 0 E: 0 K: 0 S: 3	H: 0 LOB: 0 BB: 0 P: 3	R: 0 E: 0 K: 0 S: 4	H: 1 LOB: 1 BB: 0 P: 4	R: 3 E: 0 K: 0 S: 7	H: 4 LOB: 1 BB: 0 P: 7	R: 0 E: 0 K: 0 S: 4	H: 1 LOB: 1 BB: 0 P: 4	R: 1 E: 0 K: 0 S: 4	H: 1 LOB: 0 BB: 0 P: 4	R: 0 E: 0 K: 1 S: 5	H: 0 LOB: 0 BB: 0 P: 5	R: 1 E: 0 K: 0 S: 4	H: 1 LOB: 0 BB: 0 P: 4	R: 1 E: 0 K: 0 S: 4	H: 1 LOB: 0 BB: 0 P: 4	1B: 6 2B: 1 3B: 1 HR: 2	SF: 0 SAC: 1 DP: 0 HBP: 0	WP: 1 PB: 0 SB: 0 CS: 0	PA: 38			
PITCHER	IP	WLS	BF	H	R	ER	SO	BB	IBB	HBP	BLK	WP	HR	S	P	ERA	WHIP										
Hal Newhouser, L (1,1) ERA: 3.63	7.0	W	31	9	5	4	1	0	0	0	0	1	1	33	33	5.14	1.286										
Art Houtteman, R (8,1) ERA: 5.16	2.0	S	7	1	1	1	1	0	0	0	0	0	1	9	9	4.50	0.500										

Batter	1	2	3	4	5	6	7	8	9	AB	R	H	RBI	BB	SO	LOB	BOTTOM										
Jerry Priddy, R (1,4) OBP: 0.379, SLG: 0.430	0-0 1B		0-0 6-3			0-0 4-3	0-0 4-3	0-0 FC5-4		4	2	3	3	0	0	0	St. Louis Browns @ Detroit Tigers Briggs Stadium, Detroit, MI Sun Jul 06 1952, 4:33 AM EDT Att: 11,344 - Unknown										
Don Kolloway, R (8,4) OBP: 0.331, SLG: 0.352	0-0 1B					0-0 2B	0-0 2B	0-0 1-2		1	0	0	0	0	2	0											
Fred Hatfield, L (1,5) OBP: 0.298, SLG: 0.340	0-0 G4-6-3				0-3 K	0-0 4-3	0-0 4-3			4	0	0	0	0	1	3											
Don Lenhardt, R (1,7) OBP: 0.353, SLG: 0.452	0-3 K				0-0 3-1	4-0 1B	0-0 F8			3	0	0	1	1	1	0											
Vic Wertz, L (1,9) OBP: 0.357, SLG: 0.541		0-0 HR			4-0 BB	0-0 1B	0-0 F9			3	0	2	2	1	0	0											
Walt Dropo, R (1,3) OBP: 0.311, SLG: 0.464		0-0 G3			0-3 K	0-0 K		0-0 4-3		4	1	1	0	0	2	3											
Johnny Groth, R (1,8) OBP: 0.345, SLG: 0.361					0-0 5-3	0-0 5-3		0-0 4-3		4	0	0	0	0	3	0											
Joe Ginsberg, L (1,2) OBP: 0.276, SLG: 0.273		0-0 F8				0-0 F5		0-0 1B		3	1	1	1	1	0	0											
Neil Berry, R (1,6) OBP: 0.282, SLG: 0.264			0-0 5-3			0-0 F8		4-0 1B		3	1	1	0	1	0	0											
Hal Newhouser, L (1,1) ERA: 3.65					0-0 L7			0-3 K		3	2	2	1	0	0	0											
Art Houtteman, R (8,1) OBP: 0.119, SLG: 0.098						0-0 2B		0-0 K		1	0	0	0	0	1	2											
Inning Stats	R: 0 E: 0 K: 1 S: 5	H: 1 LOB: 0 BB: 0 P: 5	R: 1 E: 0 K: 0 S: 4	H: 1 LOB: 0 BB: 0 P: 4	R: 0 E: 0 K: 0 S: 3	H: 0 LOB: 0 BB: 0 P: 3	R: 0 E: 0 K: 2 S: 7	H: 0 LOB: 1 BB: 1 P: 11	R: 0 E: 0 K: 0 S: 3	H: 0 LOB: 0 BB: 0 P: 3	R: 2 E: 0 K: 1 S: 8	H: 3 LOB: 2 BB: 1 P: 12	R: 4 E: 0 K: 0 S: 6	H: 3 LOB: 1 BB: 1 P: 10	R: 1 E: 0 K: 1 S: 7	H: 2 LOB: 2 BB: 1 P: 11	1B: 6 2B: 3 3B: 0 HR: 1	SF: 0 SAC: 0 DP: 1 HBP: 0	WP: 0 PB: 0 SB: 1 CS: 0	PA: 37							
PITCHER	IP	WLS	BF	H	R	ER	SO	BB	IBB	HBP	BLK	WP	HR	S	P	ERA	WHIP										
Ned Garver, R (1,1) ERA: 3.65	5.1		21	4	3	3	3	2	0	0	0	0	0	25	33	5.06	1.125										
Satchel Paige, R (6,1) ERA: 2.59	0.2	L	6	3	3	3	1	1	0	0	0	0	0	7	11	40.50	6.000										
Ken Holcombe, R (7,1) ERA: 5.17	2.0		10	3	2	2	1	1	0	0	0	0	0	11	15	9.00	2.000										

AB	37
R	6
H	10
RBI	6
BB	0
SO	2
LOB	10

AB	33
R	7
H	10
RBI	8
BB	4
SO	5
LOB	13

Batter	1	2	3	4	5	6	7	8	9	AB	R	H	RBI	BB	SO	LOB	TOP			
Don Kolloway, R OBP: 0.319, SLG: 0.338										5	1	0	1	0	1	2				
Fred Hatfield, L OBP: 0.351, SLG: 0.348										5	2	3	0	0	0	1				
Don Lenhardt, R OBP: 0.363, SLG: 0.458										4	1	3	0	1	0	0				
Vic Wertz, L OBP: 0.307, SLG: 0.532										4	0	0	0	0	0	5				
Pat Mullin, L OBP: 0.330, SLG: 0.432										1	1	1	2	0	0	0				
Walt Dropo, R OBP: 0.320, SLG: 0.474										5	0	4	2	0	0	2				
Johnny Groth, R OBP: 0.338, SLG: 0.353										5	0	0	0	0	0	6				
Joe Ginsberg, L OBP: 0.281, SLG: 0.282										5	1	2	0	0	0	0				
Neil Berry, R OBP: 0.284, SLG: 0.257										2	0	0	0	1	2	1				
Johnny Hopp, L OBP: 0.327, SLG: 0.238										0	0	0	0	1	0	0				
Steve Souchock, R OBP: 0.315, SLG: 0.430										0	0	0	0	0	0	0				
Ted Gray, S OBP: 0.179, SLG: 0.158										1	0	0	0	0	1	1				
Marlin Stuart, L OBP: 0.250, SLG: 0.118										2	0	0	0	0	0	1				
Inning Stats	R: 1 E: 0 K: 1 S: 8	H: 3 LOB: 2 BB: 0 P: 8	R: 1 E: 0 K: 0 S: 4	H: 1 LOB: 1 BB: 1 P: 8	R: 0 E: 0 K: 0 S: 4	H: 1 LOB: 1 BB: 0 P: 4	R: 0 E: 0 K: 2 S: 8	H: 1 LOB: 2 BB: 1 P: 8	R: 0 E: 0 K: 1 S: 5	H: 0 LOB: 0 BB: 0 P: 5	R: 0 E: 0 K: 0 S: 5	H: 2 LOB: 2 BB: 0 P: 5	R: 0 E: 0 K: 0 S: 3	H: 0 LOB: 1 BB: 1 P: 7	R: 4 E: 1 K: 0 S: 7	H: 4 LOB: 0 BB: 0 P: 7	1B: 10 2B: 3 3B: 0 HR: 0	SF: 0 SAC: 1 DP: 1 HBP: 0	WP: 0 PB: 0 SB: 0 CS: 0	PA: 43
PITCHER Dick Brodowski, R ERA: 3.51	IP: 9.0 WLS: W BF: 43	H: 13 R: 6 ER: 4 SO: 4	BB: 3 IBB: 0 HBP: 0 BLK: 0	WP: 0 HR: 0 S: 48 P: 60	ERA: 4.00 WHIP: 1.778	PITCHER					IP: 9.0 WLS: W BF: 43	H: 13 R: 6 ER: 4 SO: 4	BB: 3 IBB: 0 HBP: 0 BLK: 0	WP: 0 HR: 0 S: 48 P: 60	ERA: 4.00 WHIP: 1.778	PITCHER				

Detroit Tigers @ Boston Red Sox
Fenway Park, Boston, MA
Fri Jul 11, 1952, 3:33 AM EDT
Sunny - 68 F

AB	39
R	6
H	13
RBI	5
BB	3
SO	4
LOB	19



Batter	1	2	3	4	5	6	7	8	9	AB	R	H	RBI	BB	SO	LOB	BOTTOM			
Clyde Vollmer, R OBP: 0.324, SLG: 0.370										6	0	0	0	0	1	2				
George Kell, R OBP: 0.385, SLG: 0.425										4	3	2	0	1	0	0				
Johnny Lipon, R OBP: 0.306, SLG: 0.272										1	1	0	0	0	0	0				
Dom DiMaggio, R OBP: 0.380, SLG: 0.386										3	3	2	1	2	0	1				
George Schmees, L OBP: 0.190, SLG: 0.200										0	0	0	0	0	0	0				
Vern Stephens, R OBP: 0.342, SLG: 0.400										3	4	3	4	2	0	0				
Billy Goodman, L OBP: 0.402, SLG: 0.449										4	2	2	3	1	0	5				
Hoot Evers, R OBP: 0.317, SLG: 0.403										5	1	2	5	0	0	1				
Dick Gemert, R OBP: 0.277, SLG: 0.347										4	1	1	1	1	2	0				
Sammy White, R OBP: 0.308, SLG: 0.415										3	0	1	0	0	0	0				
Gus Niarhos, R OBP: 0.217, SLG: 0.027										1	0	0	0	0	0	3				
Dick Brodowski, R OBP: 0.158, SLG: 0.316										5	1	2	2	0	2	1				
Inning Stats	R: 0 E: 0 K: 0 S: 3	H: 0 LOB: 2 BB: 2 P: 11	R: 0 E: 0 K: 1 S: 5	H: 0 LOB: 0 BB: 0 P: 5	R: 3 E: 0 K: 0 S: 5	H: 2 LOB: 1 BB: 2 P: 13	R: 0 E: 0 K: 1 S: 5	H: 0 LOB: 0 BB: 0 P: 5	R: 5 E: 1 K: 1 S: 10	H: 4 LOB: 2 BB: 2 P: 18	R: 4 E: 0 K: 2 S: 10	H: 3 LOB: 1 BB: 1 P: 15	R: 4 E: 0 K: 0 S: 8	H: 6 LOB: 2 BB: 0 P: 8	R: 0 E: 0 K: 0 S: 3	H: 0 LOB: 0 BB: 0 P: 3	1B: 9 2B: 1 3B: 1 HR: 4	SF: 0 SAC: 0 DP: 1 HBP: 1	WP: 1 PB: 1 SB: 0 CS: 0	PA: 47
PITCHER Ted Gray, L ERA: 3.43	IP: 4.2 WLS: L	BF: 27	H: 6 R: 8 ER: 3 SO: 2	BB: 5 IBB: 1 HBP: 0 BLK: 0	WP: 0 HR: 3 S: 25 P: 49	ERA: 5.79 WHIP: 2.357	PITCHER					IP: 5.1 WLS: W	BF: 20	H: 9 R: 8 ER: 8 SO: 3	BB: 1 IBB: 0 HBP: 1 BLK: 0	WP: 1 HR: 1 S: 24 P: 29	ERA: 21.60 WHIP: 3.000			

Detroit Tigers @ Boston Red Sox
Fenway Park, Boston, MA
Fri Jul 11, 1952, 3:33 AM EDT
Sunny - 68 F

AB	39
R	16
H	15
RBI	16
BB	7
SO	5
LOB	13



Batter	1	2	3	4	5	6	7	8	9	AB	R	H	RBI	BB	SO	LOB	TOP			
Don Kolloway, R (1,4) OBP: 0.310, SLG: 0.328	6-3			K	F8			F2		4	0	0	0	0	1	0	Detroit Tigers @ Boston Red Sox Fenway Park, Boston, MA Fri Jul 11 1952, 3:38 AM EDT Att: 12,655 - Unknown			
Fred Hatfield, L (1,6) OBP: 0.311, SLG: 0.352	G5-4-3 1B			WP 1B				P4		4	1	2	0	0	1	0				
Don Lenhardt, R (1,7) OBP: 0.361, SLG: 0.451	G5-4-3 1-2			1B 2B BB				P4		3	1	0	0	1	0	1				
Vic Wertz, L (1,9)		4-3		F8				P6		4	0	0	0	0	0	2				
Walt Dropo, R (1,3) OBP: 0.319, SLG: 0.471	6-3			1-2 2H 2B 1B				P6		4	1	1	1	0	0	0				
Steve Souchock, R (1,5) OBP: 0.315, SLG: 0.435	1-3			PB 1H 2H 2B				E5		3	0	1	2	0	0	0				
Johnny Groth, R (1,8) OBP: 0.333, SLG: 0.348				G3 K				P4		3	0	0	0	0	1	2				
Bob Swift, R (1,2) OBP: 0.298, SLG: 0.220				F8 F7				K		3	0	0	0	0	1	1				
Virgil Trucks, R (1,1) OBP: 0.222, SLG: 0.222				5-3				K		2	0	0	0	0	1	0				
Pat Mullin, L (8, PH) OBP: 0.328, SLG: 0.429										1	0	0	0	0	1	0				
Hal White, R (8, 1) OBP: 0.333, SLG: 0.333										0	0	0	0	0	0	0				
Inning Stats	R: 0 E: 0 K: 0 S: 3	H: 1 LOB: 0 BB: 0 P: 3	R: 0 E: 0 K: 0 S: 3	H: 0 LOB: 0 BB: 0 P: 3	R: 0 E: 0 K: 0 S: 3	H: 0 LOB: 0 BB: 0 P: 3	R: 3 E: 0 K: 2 S: 10	H: 3 LOB: 1 BB: 1 P: 14	R: 0 E: 0 K: 1 S: 5	H: 0 LOB: 0 BB: 0 P: 5	R: 0 E: 1 K: 1 S: 6	H: 0 LOB: 1 BB: 0 P: 6	R: 0 E: 0 K: 1 S: 5	H: 0 LOB: 0 BB: 0 P: 5	R: 0 E: 0 K: 0 S: 3	H: 0 LOB: 0 BB: 0 P: 3	1B: 3 2B: 1 3B: 0 HR: 0	SF: 0 SAC: 0 DP: 1 HBP: 0	WP: 1 PB: 1 SB: 0 CS: 0	PA: 32
PITCHER Mel Parnell, L (1,1) ERA: 3.75	IP: 9.0 WLS: W BF: 32 H: 4 R: 3 ER: 3 SO: 6 BB: 1 IBB: 0 HBP: 0 BLK: 0 WP: 1 HR: 0 S: 43 P: 47 ERA: 3.00 WHIP: 0.556															PITCHER				

Batter	1	2	3	4	5	6	7	8	9	AB	R	H	RBI	BB	SO	LOB	BOTTOM	
Faye Throneberry, L (1,9) OBP: 0.335, SLG: 0.372	F5	F3		K		1B G6-3 BB		SH3-4 1B		4	2	1	0	1	1	3	Detroit Tigers @ Boston Red Sox Fenway Park, Boston, MA Fri Jul 11 1952, 3:38 AM EDT Att: 12,655 - Unknown	
George Kell, R (1,5) OBP: 0.386, SLG: 0.424	1B BB F7 BB	F6		E3 2-3		G6-3 1B		SH3-4		3	1	1	0	1	0	3		
Dom DiMaggio, R (1,8) OBP: 0.395, SLG: 0.383	1B 1-2 BB			3B BB		G6-3		1B BB		2	1	0	0	3	1	3		
Vern Stephens, R (1,6) OBP: 0.343, SLG: 0.397	1-2 2-3 1B			K		1B BB		K		4	0	1	0	1	2	3		
Billy Goodman, L (1,4) OBP: 0.410, SLG: 0.466	F7			1H 3B		1B 1B		1B		5	1	4	3	0	0	2		
Hoot Evers, R (1,7) OBP: 0.313, SLG: 0.396	F8			1-3		1B 1B		F8		5	0	1	0	0	1	7		
Dick Gemert, R (1,3) OBP: 0.284, SLG: 0.329				1-3		F3		K		4	0	0	0	0	1	3		
Del Wilber, R (1,2) OBP: 0.303, SLG: 0.295				BB 1B		E 2B		F9-4-3 1B		4	0	4	1	0	0	0		
Mel Parnell, L (1,1) OBP: 0.093, SLG: 0.025				L8 1-2 BB		L6		F9-4-3		3	0	0	0	1	0	4		
Inning Stats	R: 1 E: 0 K: 0 S: 4	H: 1 LOB: 2 BB: 2 P: 12	R: 0 E: 0 K: 0 S: 4	H: 1 LOB: 1 BB: 1 P: 8	R: 1 E: 0 K: 1 S: 6	H: 1 LOB: 1 BB: 1 P: 10	R: 0 E: 1 K: 2 S: 9	H: 1 LOB: 2 BB: 0 P: 9	R: 1 E: 0 K: 0 S: 6	H: 3 LOB: 2 BB: 0 P: 6	R: 1 E: 0 K: 1 S: 5	H: 1 LOB: 2 BB: 0 P: 5	R: 0 E: 0 K: 1 S: 7	H: 2 LOB: 2 BB: 1 P: 11	1B: 10 2B: 2 3B: 1 HR: 0	SF: 0 SAC: 1 DP: 2 HBP: 0	WP: 0 PB: 0 SB: 0 CS: 0	PA: 42
PITCHER Virgil Trucks, R (1,1) ERA: 3.7	IP: 7.0 WLS: L BF: 36 H: 10 R: 4 ER: 4 SO: 5 BB: 6 IBB: 0 HBP: 0 BLK: 0 WP: 0 HR: 0 S: 64 P: 64 ERA: 5.14 WHIP: 2.286															PITCHER		
Hal White, R (8, 1) ERA: 3.95	IP: 1.0 WLS: L BF: 6 H: 2 R: 1 ER: 1 SO: 1 BB: 1 IBB: 0 HBP: 0 BLK: 0 WP: 0 HR: 0 S: 7 P: 11 ERA: 9.00 WHIP: 3.000															PITCHER		

Batter	1	2	3	4	5	6	7	8	9	AB	R	H	RBI	BB	SO	LOB	TOP			
Don Kolloway, R (1,4) OBP: 0.301, SLG: 0.319 Johnny Pesky, L (9, PH) OBP: 0.373, SLG: 0.258	0-0 4-3		0-0 F9		0-3 K		0-0 5-3		0-0 4-3	4	0	0	1	0	1	1				
Fred Hatfield, L (1,6) OBP: 0.308, SLG: 0.343	0-0 4-1		3-H 1-0 HBP		0-0 F8		0-0 4-3		0-0 F8	4	0	0	0	0	0	1				
Don Lenhardt, R (1,7) OBP: 0.355, SLG: 0.442	0-3 K		0-3 K		0-0 E5				0-3 K	4	0	0	0	0	3	2				
Vic Wertz, L (1,9) OBP: 0.348, SLG: 0.530 Neil Berry, R (8, PR) OBP: 0.284, SLG: 0.257 Pat Mullin, L (8,9) OBP: 0.328, SLG: 0.429		0-0 F9		0-0 HR	1B	0-0 F8		0-0 3B		4	1	2	0	0	0	1				
Walt Dropo, R (1,3) OBP: 0.314, SLG: 0.464	0-0 5-3		0-3 K		0-3 K		0-0 1-3		0-0 1-3	4	0	0	0	0	2	2				
Steve Sauchock, R (1,5) OBP: 0.314, SLG: 0.451	0-0 6-3		0-0 HR		0-0 5-3		0-0 5-3		0-0 5-3	4	1	1	2	0	0	1				
Johnny Groth, R (1,8) OBP: 0.340, SLG: 0.357			0-0 1-3		0-0 2B		4-0 BB		0-0 E 4-3 1B	3	1	2	0	1	0	0				
Bob Swift, R (1,2) OBP: 0.280, SLG: 0.205 Johnny Hopp, L (9, PH) OBP: 0.340, SLG: 0.256			0-0 E5 2B F9		0-0 F2		0-0 F6		0-0 E8 4-3 1B	3	1	0	0	0	0	2				
Bill Wight, L (1,1) OBP: 0.231, SLG: 0.240 Joe Ginsberg, L (9, PH) OBP: 0.280, SLG: 0.281			0-0 1-3 2B		0-0 4-1		0-0 4-3		0-0 4-3	3	0	1	0	0	0	1				
Inning Stats	R: 0 E: 0 K: 1 S: 5	H: 0 LOB: 0 BB: 0 P: 5	R: 0 E: 0 K: 0 S: 3	H: 0 LOB: 0 BB: 0 P: 3	R: 1 E: 1 K: 1 S: 7	H: 1 LOB: 2 BB: 0 P: 8	R: 2 E: 0 K: 1 S: 8	H: 3 LOB: 1 BB: 0 P: 8	R: 0 E: 0 K: 1 S: 6	H: 0 LOB: 1 BB: 0 P: 6	R: 0 E: 0 K: 0 S: 3	H: 0 LOB: 0 BB: 0 P: 3	R: 0 E: 0 K: 1 S: 6	H: 1 LOB: 1 BB: 0 P: 6	R: 1 E: 1 K: 0 S: 5	H: 2 LOB: 1 BB: 0 P: 5	1B: 3 2B: 2 3B: 1 HR: 1	SF: 0 SAC: 0 DP: 0 HBP: 1	WP: 0 PB: 0 SB: 0 CS: 0	PA: 38
PITCHER	IP WLS BF H R ER SO BB IBB HBP BLK WP HR S P ERA WHIP	IP WLS BF H R ER SO BB IBB HBP BLK WP HR S P ERA WHIP																		
Sid Hudson, R (1,1) ERA: 2.67	8.0 W 35 7 4 2 6 1 0 1 0 0 0 1 45 50 2.25 1.000	1.0 S 3 0 0 0 0 0 0 0 0 0 0 0 3 3 0.00 0.000																		
Al Benton, R ERA:																				

Detroit Tigers @ Boston Red Sox
Fenway Park, Boston, MA
Sat Jul 12 1952, 3:33 AM EDT
Att: 11,394 - Unknown

AB	36
R	4
H	7
RBI	4
BB	1
SO	6
LOB	13



Batter	1	2	3	4	5	6	7	8	9	AB	R	H	RBI	BB	SO	LOB	BOTTOM		
Clyde Vollmer, R (1,9) OBP: 0.336, SLG: 0.402 George Schmees, L (6, PR) OBP: 0.190, SLG: 0.200	0-0 1-3 1B	0-0 HR		0-0 F4		4-0 BB		0-0 1B		3	1	2	3	1	0	0			
Archie Wilson, R (8, PH) OBP: 0.254, SLG: 0.295	0-0 1B	1-H 2-H HR						1-2 3-H 1B		1	0	1	1	0	0	0			
George Kell, R (1,5) OBP: 0.383, SLG: 0.419	0-0 F9	0-3 K			0-0 1-3 BB 1B	0-3 K		0-0 F9		5	0	1	0	0	2	4			
Dom DiMaggio, R (1,8) OBP: 0.398, SLG: 0.384	0-0 1-3 1B	4-0 BB			4-0 1-3 BB	0-3 K				2	0	1	0	2	1	0			
Vern Stephens, R (1,6) OBP: 0.338, SLG: 0.391	0-0 1-3	0-0 F3			0-0 1-3	0-0 F7				4	0	0	0	0	0	5			
Billy Goodman, L (1,4) OBP: 0.403, SLG: 0.458	0-0 F8		0-0 L6		0-0 5-3	0-0 4-3				4	0	0	0	0	0	4			
Hoot Evers, R (1,7) OBP: 0.324, SLG: 0.416		0-0 FC6-5 2B	0-0 L7		4-0 FC6-4 BB	0-0 1B 2B				3	0	2	0	1	0	0			
Dick Gemert, R (1,3) OBP: 0.253, SLG: 0.313		0-0 FC6-5 1B	0-0 F6		0-0 FC6-4	0-3 K				4	1	0	0	0	1	5			
Sammy White, R (1,2) OBP: 0.312, SLG: 0.413		0-0 1B HR 1B		0-0 2-3		0-0 L1		4-0 1B BB		3	2	1	0	1	0	0			
Sid Hudson, R (1,1) OBP: 0.225, SLG: 0.231 Al Benton, R (9,1)		0-0 1-2 HR 1B		0-0 6-3		0-0 F4		0-0 1-3 2-H 1B		4	1	2	1	0	0	0			
Inning Stats	R: 0 E: 0 K: 0 S: 5	H: 2 LOB: 2 BB: 0 P: 5	R: 4 E: 0 K: 1 S: 9	H: 4 LOB: 1 BB: 1 P: 13	R: 0 E: 0 K: 0 S: 3	H: 0 LOB: 0 BB: 0 P: 3	R: 0 E: 0 K: 0 S: 3	H: 0 LOB: 0 BB: 0 P: 3	R: 0 E: 0 K: 1 S: 5	H: 0 LOB: 1 BB: 1 P: 9	R: 0 E: 0 K: 1 S: 5	H: 0 LOB: 0 BB: 0 P: 5	R: 0 E: 0 K: 1 S: 7	H: 3 LOB: 2 BB: 1 P: 11	R: 1 E: 0 K: 1 S: 5	H: 7 LOB: 7 2B: 2 3B: 0 HR: 1	SF: 0 SAC: 0 DP: 0 HBP: 0	WP: 0 PB: 0 SB: 0 CS: 0	PA: 38
PITCHER	IP WLS BF H R ER SO BB IBB HBP BLK WP HR S P ERA WHIP	IP WLS BF H R ER SO BB IBB HBP BLK WP HR S P ERA WHIP																	
Bill Wight, L (1,1) ERA: 3.44	8.0 L 38 10 5 5 4 5 0 0 0 0 1 41 61 5.62 1.875																		

Detroit Tigers @ Boston Red Sox
Fenway Park, Boston, MA
Sat Jul 12 1952, 3:33 AM EDT
Att: 11,394 - Unknown


AB	33
R	5
H	10
RBI	5
BB	5
SO	4
LOB	18



Batter	1	2	3	4	5	6	7	8	9	AB	R	H	RBI	BB	SO	LOB	TOP			
Don Kolloway, R (1,4) OBP: 0.293, SLG: 0.310	K		L9			L4-3			L7	4	0	0	0	0	1	1				
Fred Hatfield, L (1,6) OBP: 0.302, SLG: 0.335	K			G3			5-3		F7	4	0	0	0	0	1	0				
Don Lenhardt, R (1,7) OBP: 0.355, SLG: 0.438				F8					K	2	0	0	0	1	1	0				
Vic Wertz, L (1,9) OBP: 0.344, SLG: 0.524	K			P6					F6	3	0	0	0	0	1	1				
Walt Dropo, R (1,3) OBP: 0.311, SLG: 0.459		L7				L7			K	3	0	0	0	0	1	0				
Steve Sauchock, R (1,5) OBP: 0.308, SLG: 0.441		L8				6-3			K	3	0	0	0	0	1	0				
Joe Ginsberg, L (1,2) OBP: 0.281, SLG: 0.299		3-1				4-3			HR	3	1	1	1	0	0	0				
Johnny Groth, R (1,8) OBP: 0.336, SLG: 0.352			F5			4-3			F4	3	0	0	0	0	0	0				
Art Houtteman, R (1,1) OBP: 0.116, SLG: 0.095			4-3						F7	1	0	0	0	0	0	0				
Marlin Stuart, L (4,1) OBP: 0.238, SLG: 0.111						E4				1	0	0	0	0	0	0				
Johnny Hope, L (9,PH) OBP: 0.333, SLG: 0.250										1	0	0	0	0	0	0				
Inning Stats	R: 0 E: 0 K: 3 S: 9	H: 0 LOB: 1 BB: 1 P: 13	R: 0 E: 0 K: 0 S: 3	H: 0 LOB: 0 BB: 0 P: 3	R: 0 E: 0 K: 0 S: 3	H: 0 LOB: 0 BB: 0 P: 3	R: 0 E: 0 K: 0 S: 3	H: 0 LOB: 0 BB: 0 P: 3	R: 0 E: 1 K: 0 S: 3	H: 0 LOB: 0 BB: 0 P: 3	R: 0 E: 0 K: 1 S: 5	H: 0 LOB: 0 BB: 0 P: 5	R: 1 E: 0 K: 2 S: 8	H: 1 LOB: 0 BB: 0 P: 8	R: 0 E: 0 K: 0 S: 3	H: 0 LOB: 0 BB: 0 P: 3	1B: 0 2B: 1 3B: 0 HR: 1	SF: 0 SAC: 0 DP: 1 HBP: 0	WP: 0 PB: 0 SB: 0 CS: 0	PA: 29
PITCHER	IP: 9.0 WLS: W BF: 29 ERA: 2.55	H: 1 R: 1 ER: 1 SO: 6	BB: 1 IBB: 0 HBP: 0 BLK: 0	WP: 0 HR: 1 S: 40 P: 44	ERA: 1.00 WHIP: 0.222	PITCHER	IP: 9.0 WLS: W BF: 29 ERA: 2.55	H: 1 R: 1 ER: 1 SO: 6	BB: 1 IBB: 0 HBP: 0 BLK: 0	WP: 0 HR: 1 S: 40 P: 44	ERA: 1.00 WHIP: 0.222									

Detroit Tigers @ New York Yankees
Yankee Stadium, Bronx, NY
Sun Jul 13 1952, 3:33 AM EDT
Unknown


AB 28
R 1
H 1
RBI 1
BB 1
SO 6
LOB 2



Batter	1	2	3	4	5	6	7	8	9	AB	R	H	RBI	BB	SO	LOB	BOTTOM			
Phil Rizzuto, R (1,6) OBP: 0.348, SLG: 0.351	K			E8	F9					5	2	3	0	0	1	1				
Jim Brideweser, R (8,6) OBP: 0.273, SLG: 0.273			HR	1B	FC5-4	1B				0	0	0	0	0	0	0				
Joe Collins, L (1,3) OBP: 0.374, SLG: 0.482	K		HR	1B	FC5-4	1B			G3	5	2	3	2	0	1	1				
Hank Bauer, R (1,9) OBP: 0.358, SLG: 0.464	1B		HR	1B	FC5-4	1B			1B	3	4	2	1	2	0	1				
Yogi Berra, L (1,2) OBP: 0.358, SLG: 0.515			HR	1B	L4-6	1B			F9	4	1	2	2	1	0	3				
Mickey Mantle, S (1,8) OBP: 0.398, SLG: 0.518	F5		1B	1B	1-3	1B				5	2	4	4	0	0	2				
Gene Woodling, L (1,7) OBP: 0.402, SLG: 0.497	K		1-3	1B	L4-6					4	0	1	1	1	1	3				
Gil McDougald, R (1,5) OBP: 0.353, SLG: 0.372			5-3			F8			F9	5	0	1	0	0	0	3				
Billy Martin, R (1,4) OBP: 0.340, SLG: 0.388			F8			SH2-4			F7	4	0	2	1	0	0	1				
Vic Raschi, R (1,1) OBP: 0.317, SLG: 0.235		6-3	4-3		SH2-4				K	3	0	0	0	0	1	2				
Inning Stats	R: 0 E: 0 K: 2 S: 8	H: 1 LOB: 2 BB: 1 P: 12	R: 0 E: 0 K: 1 S: 6	H: 1 LOB: 1 BB: 0 P: 6	R: 5 E: 0 K: 0 S: 9	H: 6 LOB: 1 BB: 0 P: 9	R: 2 E: 1 K: 0 S: 5	H: 3 LOB: 1 BB: 1 P: 9	R: 0 E: 0 K: 0 S: 4	H: 1 LOB: 1 BB: 0 P: 4	R: 3 E: 0 K: 0 S: 5	H: 3 LOB: 0 BB: 1 P: 9	R: 0 E: 0 K: 1 S: 6	H: 1 LOB: 1 BB: 0 P: 6	R: 1 E: 0 K: 0 S: 4	H: 2 LOB: 1 BB: 1 P: 8	1B: 15 2B: 1 3B: 0 HR: 3	SF: 0 SAC: 1 DP: 2 HBP: 0	WP: 0 PB: 0 SB: 1 CS: 0	PA: 43
PITCHER	IP: 3.0 WLS: L BF: 20 ERA: 5.55	H: 7 R: 4 ER: 4 SO: 3	BB: 1 IBB: 0 HBP: 0 BLK: 0	WP: 0 HR: 2 S: 25 P: 29	ERA: 21.00 WHIP: 3.667	PITCHER	IP: 5.0 WLS: L BF: 23 ERA: 5.18	H: 8 R: 4 ER: 4 SO: 1	BB: 3 IBB: 0 HBP: 0 BLK: 0	WP: 0 HR: 1 S: 22 P: 34	ERA: 7.20 WHIP: 2.200									

Detroit Tigers @ New York Yankees
Yankee Stadium, Bronx, NY
Sun Jul 13 1952, 3:33 AM EDT
Unknown

AB 38
R 11
H 18
RBI 11
BB 4
SO 4
LOB 17



Batter	1	2	3	4	5	6	7	8	9	AB	R	H	RBI	BB	SO	LOB	TOP								
Johnny Pesky, L OBP: 0.367, SLG: 0.263 (1, 5)	5-3		G4-6-3				F9		F8	5	0	1	0	0	0	3									
Fred Hatfield, L OBP: 0.295, SLG: 0.328 (1, 6)	G3		4-3						4-3	4	0	0	0	0	0	1									
Johnny Groth, R OBP: 0.335, SLG: 0.350 (1, 8)	6-3								L8	4	0	1	0	0	1	0									
Vic Wertz, L OBP: 0.343, SLG: 0.517 (1, 9)									F9	3	1	0	0	1	1	1									
Walt Dropo, R OBP: 0.310, SLG: 0.456 (1, 3)									E5	4	1	1	0	0	2	2									
Pat Mullin, L OBP: 0.342, SLG: 0.455 (1, 7)									L9	4	0	4	0	0	0	0									
Don Kolloway, R OBP: 0.286, SLG: 0.301 (1, 4)									K	4	0	0	0	0	1	7									
Bob Swift, R OBP: 0.264, SLG: 0.191 (9, PH)									L9	3	0	0	0	0	1	1									
Johnny Hopp, L OBP: 0.327, SLG: 0.244 (9, PH)									L9	1	0	0	1	0	0	1									
Hal Newhouser, L OBP: 0.350, SLG: 0.250 (6, 1)										1	0	0	0	1	0	0									
Dick Littlefield, L OBP: 0.333, SLG: 0.333 (9, PH)										1	0	0	0	0	0	0									
Steve Souchock, R OBP: 0.312, SLG: 0.441 (9, PH)										0	0	0	0	1	0	0									
Inning Stats	R: 0 E: 0 K: 0 S: 3	H: 0 LOB: 0 BB: 0 P: 3	R: 1 E: 1 K: 1 S: 6	H: 1 LOB: 1 BB: 1 P: 10	R: 0 E: 0 K: 0 S: 2	H: 0 LOB: 0 BB: 1 P: 6	R: 0 E: 0 K: 1 S: 7	H: 2 LOB: 2 BB: 0 P: 7	R: 0 E: 0 K: 0 S: 4	H: 1 LOB: 1 BB: 0 P: 4	R: 0 E: 0 K: 2 S: 9	H: 2 LOB: 2 BB: 0 P: 9	R: 0 E: 0 K: 1 S: 5	H: 0 LOB: 0 BB: 0 P: 5	R: 0 E: 0 K: 0 S: 3	H: 0 LOB: 0 BB: 0 P: 3	R: 1 E: 1 K: 1 S: 7	H: 1 LOB: 2 BB: 1 P: 11	1B: 4 2B: 3 3B: 0 HR: 0	SF: 0 SAC: 0 DP: 1 HBP: 0	WP: 0 PB: 0 SB: 0 CS: 0	PA: 37			
PITCHER	IP	WLS	BF	H	R	ER	SO	BB	IBB	HBP	BLK	WP	HR	S	P	ERA	WHIP								
Tom Morgan, R ERA: 3.3 (1, 1)	6.0	W	25	6	1	0	4	2	0	0	0	0	0	31	39	0.00	1.333								
Johnny Sain, R ERA: 3.53 (7, 1)	3.0	S	12	1	1	0	2	1	0	0	0	0	0	15	19	0.00	0.667								

Detroit Tigers @ New York Yankees
Yankee Stadium, Bronx, NY
Sun Jul 13 1952, 3:38 AM EDT
Att: 30,775 - Unknown

AB	34
R	2
H	7
RBI	1
BB	3
SO	6
LOB	16



Batter	1	2	3	4	5	6	7	8	9	AB	R	H	RBI	BB	SO	LOB	BOTTOM								
Phil Rizzuto, R OBP: 0.355, SLG: 0.367 (1, 6)	1B		SH5-3				4-3			3	3	3	1	1	0	0									
Jim Brideweser, R OBP: 0.250, SLG: 0.250 (7, 6)	3B		BB							1	0	0	0	0	0	1									
Joe Collins, L OBP: 0.367, SLG: 0.472 (1, 3)	1-3		SH5-3						F2	4	0	0	0	0	0	3									
Hank Bauer, R OBP: 0.359, SLG: 0.470 (1, 9)	K		F2						F7	5	1	2	2	0	2	4									
Yogi Berra, L OBP: 0.360, SLG: 0.515 (6, PH)	HR		F4						F7	4	1	2	2	0	0	3									
Ralph Houk, R OBP: 0.200, SLG: 0.200 (9, 2)	1B		FC6-4						F7	1	0	0	0	0	0	1									
Mickey Mantle, S OBP: 0.398, SLG: 0.525 (1, 8)	HR		F2						F8	4	2	1	2	1	0	2									
Gil McDougald, R OBP: 0.348, SLG: 0.368 (1, 5)	F8		L7						F8	4	0	0	0	0	1	1									
Gene Woodling, L OBP: 0.404, SLG: 0.500 (1, 7)			B2-3							3	2	1	1	1	1	0									
Billy Martin, R OBP: 0.344, SLG: 0.392 (1, 4)	6-3									4	2	2	0	0	0	1									
Tom Morgan, R OBP: 0.231, SLG: 0.423 (6, PH)	F7									2	0	0	0	0	1	1									
Johnny Mize, L OBP: 0.302, SLG: 0.308 (6, PR)										1	0	1	1	0	0	0									
Allie Reynolds, R OBP: 0.200, SLG: 0.208 (7, 1)										0	1	0	0	0	0	0									
Johnny Sain, R OBP: 0.357, SLG: 0.500 (7, 1)										1	0	1	1	0	0	0									
Inning Stats	R: 3 E: 0 K: 1 S: 8	H: 3 LOB: 0 BB: 0 P: 8	R: 0 E: 0 K: 1 S: 5	H: 0 LOB: 0 BB: 0 P: 5	R: 0 E: 0 K: 0 S: 3	H: 0 LOB: 0 BB: 1 P: 7	R: 0 E: 0 K: 0 S: 3	H: 0 LOB: 0 BB: 0 P: 3	R: 0 E: 0 K: 0 S: 9	H: 4 LOB: 1 BB: 0 P: 9	R: 4 E: 1 K: 2 S: 11	H: 3 LOB: 2 BB: 1 P: 15	R: 2 E: 0 K: 0 S: 5	H: 2 LOB: 1 BB: 1 P: 9	R: 0 E: 0 K: 0 S: 4	H: 1 LOB: 1 BB: 0 P: 4	R: 0 E: 0 K: 0 S: 4	H: 1 LOB: 1 BB: 0 P: 4	1B: 6 2B: 5 3B: 1 HR: 1	SF: 0 SAC: 1 DP: 0 HBP: 0	WP: 0 PB: 0 SB: 0 CS: 0	PA: 41			
PITCHER	IP	WLS	BF	H	R	ER	SO	BB	IBB	HBP	BLK	WP	HR	S	P	ERA	WHIP								
Hal Newhouser, L ERA: 4.55 (1, 1)	5.1	L	28	10	10	8	4	2	0	0	0	0	0	34	42	6.75	1.500								
Dick Littlefield, L ERA: 2.93 (6, 1)	2.2		13	3	2	2	1	1	0	0	0	0	0	14	18										

Detroit Tigers @ New York Yankees
Yankee Stadium, Bronx, NY
Sun Jul 13 1952, 3:38 AM EDT
Att: 30,775 - Unknown


AB	37
R	12
H	13
RBI	10
BB	3
SO	5
LOB	17





Batter	1	2	3	4	5	6	7	8	9	AB	R	H	RBI	BB	SO	LOB	TOP						
Johnny Pesky, L OBP: 0.374, SLG: 0.265 (1, 5)										3	1	1	1	2	0	0	Detroit Tigers @ New York Yankees Yankee Stadium, Bronx, NY Mon Jul 14 1952, 3:33 AM EDT Att: 6,611 - Unknown						
Fred Hatfield, L OBP: 0.288, SLG: 0.319 (1, 6)										5	1	0	1	0	2	4							
Johnny Groth, R OBP: 0.336, SLG: 0.356 (1, 8)										5	2	2	1	0	0	1							
Vic Wertz, L OBP: 0.344, SLG: 0.513 (1, 9)										4	1	1	1	1	0	2							
Walt Dropo, R OBP: 0.322, SLG: 0.466 (1, 3)										5	0	5	2	0	0	0							
Joe Ginsberg, L OBP: 0.274, SLG: 0.291 (1, 2)										5	0	0	0	0	0	10							
Don Lenhardt, R OBP: 0.356, SLG: 0.431 (1, 7)										3	1	0	0	2	0	2							
Don Kolloway, R OBP: 0.283, SLG: 0.293 (1, 4)										4	1	0	0	1	0	3							
Billy Hoelt, L OBP: 0.222, SLG: 0.188 (8, PR)										3	0	0	0	0	0	1							
Neil Berry, R OBP: 0.264, SLG: 0.257 (8, PR)										0	1	0	0	0	0	0							
Hal White, R OBP: 0.250, SLG: 0.250 (8, 1)										1	0	0	0	0	1	0							
Inning Stats	R: 3 E: 2 K: 1 S: 8	H: 1 LOB: 2 BB: 2 P: 16	R: 0 E: 0 K: 0 S: 3	H: 0 LOB: 0 BB: 0 P: 3	R: 0 E: 0 K: 0 S: 5	H: 2 LOB: 2 BB: 0 P: 5	R: 0 E: 0 K: 0 S: 3	H: 0 LOB: 0 BB: 0 P: 3	R: 0 E: 0 K: 1 S: 7	H: 2 LOB: 2 BB: 0 P: 7	R: 0 E: 0 K: 0 S: 4	H: 1 LOB: 1 BB: 1 P: 8	R: 0 E: 0 K: 0 S: 4	H: 1 LOB: 1 BB: 0 P: 4	R: 0 E: 0 K: 0 S: 6	H: 2 LOB: 2 BB: 3 P: 18	R: 0 E: 0 K: 1 S: 5	H: 0 LOB: 0 BB: 0 P: 5	1B: 8 2B: 1 3B: 0 HR: 0	SF: 0 SAC: 1 DP: 0 HBP: 0	WP: 0 PB: 0 SB: 0 CS: 0	PA: 45	
PITCHER	IP WLS BF H R ER SO BB IBB HBP BLK WP HR S P ERA WHIP	IP WLS BF H R ER SO BB IBB HBP BLK WP HR S P ERA WHIP	IP WLS BF H R ER SO BB IBB HBP BLK WP HR S P ERA WHIP	IP WLS BF H R ER SO BB IBB HBP BLK WP HR S P ERA WHIP	IP WLS BF H R ER SO BB IBB HBP BLK WP HR S P ERA WHIP	IP WLS BF H R ER SO BB IBB HBP BLK WP HR S P ERA WHIP	IP WLS BF H R ER SO BB IBB HBP BLK WP HR S P ERA WHIP	IP WLS BF H R ER SO BB IBB HBP BLK WP HR S P ERA WHIP	IP WLS BF H R ER SO BB IBB HBP BLK WP HR S P ERA WHIP	IP WLS BF H R ER SO BB IBB HBP BLK WP HR S P ERA WHIP	IP WLS BF H R ER SO BB IBB HBP BLK WP HR S P ERA WHIP	IP WLS BF H R ER SO BB IBB HBP BLK WP HR S P ERA WHIP	IP WLS BF H R ER SO BB IBB HBP BLK WP HR S P ERA WHIP	IP WLS BF H R ER SO BB IBB HBP BLK WP HR S P ERA WHIP	IP WLS BF H R ER SO BB IBB HBP BLK WP HR S P ERA WHIP	IP WLS BF H R ER SO BB IBB HBP BLK WP HR S P ERA WHIP	IP WLS BF H R ER SO BB IBB HBP BLK WP HR S P ERA WHIP	IP WLS BF H R ER SO BB IBB HBP BLK WP HR S P ERA WHIP	IP WLS BF H R ER SO BB IBB HBP BLK WP HR S P ERA WHIP	IP WLS BF H R ER SO BB IBB HBP BLK WP HR S P ERA WHIP	IP WLS BF H R ER SO BB IBB HBP BLK WP HR S P ERA WHIP	IP WLS BF H R ER SO BB IBB HBP BLK WP HR S P ERA WHIP	IP WLS BF H R ER SO BB IBB HBP BLK WP HR S P ERA WHIP
Jim McDonald, R ERA: 3.05	(1, 1) 7.1 L 37 7 7 4 2 5 0 0 0 0 0 0 36 56 4.91 1.636	(8, 1) 0.2 5 2 1 1 0 0 1 0 0 0 0 4 8 13.50 3.000	(9, 1) 1.0 3 0 0 0 1 0 0 0 0 0 0 5 5 0.00 0.000																				
Bobby Hogue, R ERA: 3.43																							
Bill Miller, L ERA: 3.42																							


Batter	1	2	3	4	5	6	7	8	9	AB	R	H	RBI	BB	SO	LOB	BOTTOM						
Phil Rizzuto, R OBP: 0.353, SLG: 0.362 (1, 6)										4	0	0	0	1	0	2	Detroit Tigers @ New York Yankees Yankee Stadium, Bronx, NY Mon Jul 14 1952, 3:33 AM EDT Att: 6,611 - Unknown						
Bill Miller, L OBP: 0.250, SLG: 0.313 (9, 1)										0	0	0	0	0	0	0							
Joe Collins, L OBP: 0.368, SLG: 0.465 (1, 3)										3	0	0	0	2	1	4							
Hank Bauer, R OBP: 0.362, SLG: 0.474 (1, 9)										4	0	2	1	1	1	2							
Yogi Berra, L OBP: 0.360, SLG: 0.511 (1, 2)										4	1	1	0	1	0	5							
Mickey Mantle, S OBP: 0.401, SLG: 0.534 (1, 8)										5	0	3	0	0	0	4							
Gil McDougald, R OBP: 0.347, SLG: 0.363 (1, 5)										4	0	0	0	0	0	3							
Gene Woodling, L OBP: 0.399, SLG: 0.492 (1, 7)										5	0	1	1	0	1	6							
Billy Martin, R OBP: 0.335, SLG: 0.381 (9, PH)										4	0	0	0	0	1	6							
Jim McDonald, R OBP: 0.615, SLG: 0.700 (8, 1)										3	1	2	0	0	0	0							
Bobby Hogue, R OBP: 0.300, SLG: 0.300 (8, PH)										0	0	0	0	0	0	0							
Jim Brideweser, R OBP: 0.308, SLG: 0.308 (9, 6)										1	0	1	0	0	0	0							
Inning Stats	R: 0 E: 0 K: 0 S: 4	H: 1 LOB: 1 BB: 1 P: 8	R: 0 E: 0 K: 1 S: 7	H: 2 LOB: 1 BB: 1 P: 11	R: 0 E: 1 K: 0 S: 5	H: 1 LOB: 3 BB: 1 P: 9	R: 1 E: 0 K: 1 S: 7	H: 2 LOB: 2 BB: 1 P: 11	R: 0 E: 0 K: 0 S: 3	H: 0 LOB: 0 BB: 0 P: 3	R: 0 E: 0 K: 0 S: 3	H: 0 LOB: 0 BB: 0 P: 3	R: 1 E: 0 K: 0 S: 5	H: 2 LOB: 2 BB: 0 P: 6	R: 0 E: 0 K: 1 S: 6	H: 1 LOB: 2 BB: 1 P: 10	R: 0 E: 0 K: 1 S: 6	H: 1 LOB: 1 BB: 0 P: 6	1B: 5 2B: 5 3B: 0 HR: 0	SF: 0 SAC: 0 DP: 0 HBP: 1	WP: 0 PB: 0 SB: 0 CS: 0	PA: 44	
PITCHER	IP WLS BF H R ER SO BB IBB HBP BLK WP HR S P ERA WHIP	IP WLS BF H R ER SO BB IBB HBP BLK WP HR S P ERA WHIP	IP WLS BF H R ER SO BB IBB HBP BLK WP HR S P ERA WHIP	IP WLS BF H R ER SO BB IBB HBP BLK WP HR S P ERA WHIP	IP WLS BF H R ER SO BB IBB HBP BLK WP HR S P ERA WHIP	IP WLS BF H R ER SO BB IBB HBP BLK WP HR S P ERA WHIP	IP WLS BF H R ER SO BB IBB HBP BLK WP HR S P ERA WHIP	IP WLS BF H R ER SO BB IBB HBP BLK WP HR S P ERA WHIP	IP WLS BF H R ER SO BB IBB HBP BLK WP HR S P ERA WHIP	IP WLS BF H R ER SO BB IBB HBP BLK WP HR S P ERA WHIP	IP WLS BF H R ER SO BB IBB HBP BLK WP HR S P ERA WHIP	IP WLS BF H R ER SO BB IBB HBP BLK WP HR S P ERA WHIP	IP WLS BF H R ER SO BB IBB HBP BLK WP HR S P ERA WHIP	IP WLS BF H R ER SO BB IBB HBP BLK WP HR S P ERA WHIP	IP WLS BF H R ER SO BB IBB HBP BLK WP HR S P ERA WHIP	IP WLS BF H R ER SO BB IBB HBP BLK WP HR S P ERA WHIP	IP WLS BF H R ER SO BB IBB HBP BLK WP HR S P ERA WHIP	IP WLS BF H R ER SO BB IBB HBP BLK WP HR S P ERA WHIP	IP WLS BF H R ER SO BB IBB HBP BLK WP HR S P ERA WHIP	IP WLS BF H R ER SO BB IBB HBP BLK WP HR S P ERA WHIP	IP WLS BF H R ER SO BB IBB HBP BLK WP HR S P ERA WHIP	IP WLS BF H R ER SO BB IBB HBP BLK WP HR S P ERA WHIP	IP WLS BF H R ER SO BB IBB HBP BLK WP HR S P ERA WHIP
Billy Hoelt, L ERA: 5.24	(1, 1) 7.0 S 35 8 2 2 2 2 4 0 0 0 0 0 34 51 2.57 1.714	(8, 1) 2.0 S 9 2 0 0 2 1 0 0 0 0 0 0 12 16 0.00 1.500																					
Hal White, R ERA: 3.66																							



Batter	1	2	3	4	5	6	7	8	9	AB	R	H	RBI	BB	SO	LOB	TOP			
Johnny Groth, R OBP: 0.337, SLG: 0.361 (1, 8)	F9		4-3		F8		1B 2B		FC5-4 1B	5	1	2	0	0	0	0	Detroit Tigers @ Washington Senators Griffith Stadium, Washington, DC Tue Jul 15 1952, 3:33 AM EDT Unknown livebaseballscores.com AB 37 R 2 H 13 RBI 2 BB 2 SO 3 LOB 20 			
Johnny Pesky, L OBP: 0.379, SLG: 0.268 Neil Berry, R OBP: 0.289, SLG: 0.263 (5, 6)	1-3		1B		1B BB		G4-6-3 1B 2H		FC5-4 1-2	2	1	1	0	1	0	0				
Fred Hatfield, L OBP: 0.286, SLG: 0.316 (1, 5)	F7		4-3		1B		F9		G1	5	0	1	0	0	0	3				
Vic Wertz, L OBP: 0.343, SLG: 0.508 (1, 9)		K		1B 1B BB 1B	F7		G4-6-3 1-2			4	0	1	0	0	1	3				
Walt Dropo, R OBP: 0.330, SLG: 0.473 (1, 3)	1B 1B			BB 1B FC 1B	1B				FC3-6 1B	4	0	4	1	0	0	0				
Pat Mullin, L OBP: 0.340, SLG: 0.450 (1, 7)	P5			FC BB 1-2 2-3 1B	P6				FC3-6 1B 1-2	4	0	1	0	0	0	4				
Al Federoff, R OBP: 0.500, SLG: 0.500 (1, 4)	1B			P4			F8		1B	4	0	2	0	0	0	3				
Joe Ginsberg, L OBP: 0.273, SLG: 0.286 (1, 2)	G3			FC 1-2 2-3 3-H BB	P5		P5		P4	3	0	0	0	1	0	3				
Ted Gray, S OBP: 0.171, SLG: 0.150 Dick Littlefield, L OBP: 0.250, SLG: 0.250 (4, 1) Cliff Mapes, L OBP: 0.242, SLG: 0.286 (9, PH)			6-3	FC 1-2 2-3 3-H			K		K	2	0	0	0	0	0	3				
Inning Stats	R: 0 E: 0 K: 0 S: 3	H: 0 LOB: 0 BB: 0 P: 3	R: 0 E: 0 K: 1 S: 7	H: 2 LOB: 2 BB: 0 P: 7	R: 0 E: 0 K: 0 S: 4	H: 1 LOB: 1 BB: 0 P: 4	R: 0 E: 0 K: 0 S: 5	H: 3 LOB: 3 BB: 1 P: 9	R: 1 E: 0 K: 0 S: 5	H: 2 LOB: 2 BB: 1 P: 9	R: 0 E: 0 K: 1 S: 5	H: 0 LOB: 0 BB: 0 P: 5	R: 1 E: 0 K: 0 S: 4	H: 2 LOB: 0 BB: 0 P: 4	R: 0 E: 0 K: 0 S: 4	H: 2 LOB: 1 BB: 0 P: 4	R: 0 E: 0 K: 1 S: 6	H: 1 LOB: 1 BB: 0 P: 6	1B: 12 SF: 0 2B: 1 SAC: 0 3B: 0 DP: 1 HR: 0 HBP: 0	WP: 0 PA: 39 PB: 0 SB: 2 CS: 0
PITCHER Walt Masterson, R ERA: 4.74 (1, 1)	IP: 9.0 WLS: W BF: 39 H: 13 R: 2 ER: 2 SO: 3 BB: 2 IBB: 0 HBP: 0 BLK: 0 WP: 0 HR: 0 S: 43 P: 51 ERA: 2.00 WHIP: 1.667																			

Batter	1	2	3	4	5	6	7	8	9	AB	R	H	RBI	BB	SO	LOB	BOTTOM			
Eddie Yost, R OBP: 0.339, SLG: 0.306 (1, 5)	1B BB	2B		1B 2B	4-3			5-3		4	1	2	2	1	0	1	Detroit Tigers @ Washington Senators Griffith Stadium, Washington, DC Tue Jul 15 1952, 3:33 AM EDT Unknown livebaseballscores.com AB 36 R 8 H 15 RBI 8 BB 3 SO 3 LOB 18 			
Jim Busby, R OBP: 0.233, SLG: 0.224 (1, 8)	K	5-3		S 3B	F9			FC5-4 1B		5	1	2	2	0	1	3				
Jackie Jensen, R OBP: 0.373, SLG: 0.431 (1, 9)	F9			E S 9-2-5 1B	F9		F7		F8	5	0	1	0	0	0	3				
Ken Wood, R OBP: 0.264, SLG: 0.343 (1, 7)	1B			2H 3H 1B	F9		F9		FC5-4 1-2	5	1	2	1	0	1	2				
Pete Runnels, L OBP: 0.367, SLG: 0.332 (1, 6)	4-3			3B 1B	F7		F7			3	1	1	1	1	0	2				
Mickey Vernon, L OBP: 0.351, SLG: 0.408 (1, 3)	G3			3H 3B	9-2-5		BB			3	0	1	1	1	0	2				
Jerry Snyder, R OBP: 0.100, SLG: 0.100 (1, 4)	1B			1B L5	P3					4	1	2	0	0	0	2				
Mickey Grasso, R OBP: 0.291, SLG: 0.247 (1, 2)	2B 1B			3-4-3 SH3 1B	P4					4	1	2	0	0	0	2				
Walt Masterson, R OBP: 0.313, SLG: 0.231 (1, 1)	2B 2B			2B 1B	SH3		K			3	2	2	1	0	1	1				
Inning Stats	R: 0 E: 0 K: 1 S: 6	H: 1 LOB: 2 BB: 1 P: 10	R: 2 E: 0 K: 0 S: 6	H: 4 LOB: 1 BB: 0 P: 6	R: 0 E: 0 K: 1 S: 5	H: 1 LOB: 1 BB: 1 P: 9	R: 6 E: 0 K: 0 S: 10	H: 7 LOB: 1 BB: 0 P: 10	R: 0 E: 0 K: 0 S: 4	H: 1 LOB: 1 BB: 0 P: 4	R: 0 E: 0 K: 0 S: 3	H: 0 LOB: 0 BB: 0 P: 3	R: 0 E: 0 K: 1 S: 5	H: 0 LOB: 1 BB: 1 P: 9	R: 0 E: 0 K: 0 S: 4	H: 1 LOB: 1 BB: 0 P: 4	R: 0 E: 0 K: 0 S: 6	H: 1 LOB: 1 BB: 0 P: 4	1B: 10 SF: 0 2B: 4 SAC: 1 3B: 2 DP: 1 HR: 0 HBP: 0	WP: 0 PA: 40 PB: 0 SB: 2 CS: 0
PITCHER Ted Gray, L ERA: 3.84 (1, 1) Dick Littlefield, L ERA: 2.81 (4, 1)	IP: 3.2 WLS: L BF: 22 H: 4 R: 1 ER: 1 SO: 1 BB: 2 IBB: 0 HBP: 0 BLK: 0 WP: 0 HR: 0 S: 24 P: 32 ERA: 17.18 WHIP: 3.545																			

Batter	1	2	3	4	5	6	7	8	9	AB	R	H	RBI	BB	SO	LOB	TOP																		
Johnny Groth, R OBP: 0.335, SLG: 0.361	0-3 K	0-0 2B		0-0 5-3		0-0 6-3			0-0 6-3	5	0	1	0	0	1	0	<p>Detroit Tigers @ Washington Senators Griffith Stadium, Washington, DC Tue Jul 15 1952, 3:38 AM EDT Att: 8,382 - Unknown</p> <p>livebaseballscorecards.com</p> <p>AB 38 R 8 H 12 RBI 8 BB 4 SO 3 LOB 13</p> 																		
Johnny Pesky, L OBP: 0.385, SLG: 0.275	0-0 1B	0-0 F7		4-0 BB		0-0 F8			0-0 1B	4	2	2	0	1	0	1																			
Fred Hatfield, L OBP: 0.284, SLG: 0.313	0-0 1B	0-0 F7		0-0 G4-3					0-0 E4	5	2	1	0	0	0	3																			
Vic Wertz, L OBP: 0.344, SLG: 0.504	4-0 1B			0-0 4-3		0-0 P4			0-0 1B	4	1	1	0	1	0	0																			
Neil Berry, R OBP: 0.289, SLG: 0.263	1-2 3B	BB				0-0 F9			1-2 3B	0	0	0	0	0	0	0																			
Walt Dropo, R OBP: 0.338, SLG: 0.488	0-0 1B	3B		0-0 1B		0-0 F2			0-0 1B	5	2	4	5	0	0	0																			
Don Lenhardt, R OBP: 0.358, SLG: 0.433	0-0 1B			0-0 1B		0-3 2B			0-0 F7	4	1	2	1	0	1	1																			
Johnny Hopp, L OBP: 0.321, SLG: 0.239	0-0 1B			1-3 1B		0-3 K			0-0 F7	1	0	0	0	0	0	2																			
Al Federoff, R OBP: 0.375, SLG: 0.286	0-0 1B			0-0 P4		4-0 BB			0-0 5-3	3	0	0	0	1	0	3																			
Bob Swift, R OBP: 0.268, SLG: 0.184	0-0 F7			4-0 1B		0-0 F8			0-3 K	2	0	0	0	1	0	3																			
Steve Souchock, R OBP: 0.310, SLG: 0.438	0-0 F7			1-2 BB		0-0 F8			0-0 K	1	0	0	0	0	1	0																			
Joe Ginsberg, L OBP: 0.273, SLG: 0.286	0-0 F7			1-2 BB		0-0 F8			0-0 K	0	0	0	0	0	0	0																			
Ken Johnson, L OBP: 0.333, SLG: 0.333				0-0 4-3		0-0 6-3			0-0 F3	2	0	1	2	0	0	0																			
Marlin Stuart, L OBP: 0.238, SLG: 0.111				1-3 1B						0	0	0	0	0	0	0																			
Art Houtteman, R OBP: 0.114, SLG: 0.093				1-3 1B						1	0	0	0	0	0	0																			
Don Kolloway, R OBP: 0.281, SLG: 0.291				1-3 2H						1	0	0	0	0	0	0																			
Inning Stats	R: 4 E: 1 K: 1 S: 9	H: 4 LOB: 1 BB: 1 P: 13	R: 0 E: 0 K: 0 S: 4	H: 1 LOB: 0 BB: 0 P: 4	R: 2 E: 0 K: 0 S: 5	H: 3 LOB: 3 BB: 1 P: 9	R: 0 E: 0 K: 0 S: 2	H: 0 LOB: 0 BB: 0 P: 6	R: 0 E: 0 K: 1 S: 6	H: 1 LOB: 2 BB: 1 P: 10	R: 0 E: 0 K: 0 S: 3	H: 0 LOB: 0 BB: 0 P: 3	R: 0 E: 0 K: 1 S: 5	H: 0 LOB: 0 BB: 0 P: 5	R: 2 E: 1 K: 0 S: 7	H: 3 LOB: 2 BB: 0 P: 7	1B: 9 2B: 2 3B: 1 HR: 0	SF: 0 SAC: 0 DP: 1 HBP: 0	WP: 0 PB: 0 SB: 0 CS: 0	PA: 42															
PITCHER	IP WLS BF H R ER SO BB IBB HBP BLK WP HR S P ERA WHIP	IP WLS BF H R ER SO BB IBB HBP BLK WP HR S P ERA WHIP																																	
Bob Porterfield, R ERA: 2.85	3.0	18	8	6	6	1	2	0	0	0	0	0	0	0	18	26	18.00	3.333																	
Lou Sleater, L ERA: 3.62	4.1	23	4	2	0	2	2	0	0	0	0	0	0	25	33	0.00	1.059																		
Sandy Consuegra, R ERA: 3.14	0.1	1	0	0	0	0	0	0	0	0	0	0	0	1	1	0.00	0.000																		

Batter	1	2	3	4	5	6	7	8	9	AB	R	H	RBI	BB	SO	LOB	BOTTOM																	
Eddie Yost, R OBP: 0.343, SLG: 0.312	0-3 K	4-0 BB		1-0 HBP		0-0 1B		0-3 K		3	1	1	0	1	2	0	<p>Detroit Tigers @ Washington Senators Griffith Stadium, Washington, DC Tue Jul 15 1952, 3:38 AM EDT Att: 8,382 - Unknown</p> <p>livebaseballscorecards.com</p> <p>AB 33 R 9 H 8 RBI 7 BB 9 SO 6 LOB 20</p> 																	
Jim Busby, R OBP: 0.232, SLG: 0.220	0-0 G3	0-0 F3		0-0 FC1-6		0-0 1-3		4-0 BB		4	1	0	0	1	0	4																		
Jackie Jensen, R OBP: 0.376, SLG: 0.439	0-0 P3			0-0 FC4-6		0-0 F9		4-0 1B		4	2	2	1	1	0	1																		
Ken Wood, R OBP: 0.278, SLG: 0.359		0-3 K		4-0 FC4-6		0-0 F7		4-0 FC6-4		4	0	2	1	1	1	1																		
Pete Runnels, L OBP: 0.364, SLG: 0.327		4-0 BB		0-0 FC4-6		0-0 L7		0-0 FC6-4		4	2	0	2	1	1	5																		
Mickey Vernon, L OBP: 0.354, SLG: 0.410		4-0 BB		4-0 WP		0-0 L7		0-0 FC6-4		3	2	1	0	2	0	0																		
Jerry Snyder, R OBP: 0.160, SLG: 0.087		4-0 E		0-0 E		4-0 L7		0-0 F8		3	1	0	1	2	0	2																		
Mickey Grasso, R OBP: 0.295, SLG: 0.253		0-0 E		0-3 K		0-0 P3		0-0 F2		4	0	2	2	0	1	2																		
Bob Porterfield, R OBP: 0.184, SLG: 0.237		0-3 K		0-0 F2		0-0 5-3		0-0 6-3		1	0	0	0	0	1	2																		
Earl Rapp, L ERA: 5.09										1	0	0	0	0	0	1																		
Lou Sleater, L OBP: 0.045, SLG: 0.045										2	0	0	0	0	0	2																		
Sandy Consuegra, R OBP: 0.182, SLG: 0.100										0	0	0	0	0	0	0																		
Inning Stats	R: 0 E: 0 K: 1 S: 5	H: 0 LOB: 0 BB: 0 P: 5	R: 3 E: 2 K: 2 S: 8	H: 1 LOB: 2 BB: 4 P: 24	R: 3 E: 1 K: 1 S: 7	H: 1 LOB: 1 BB: 2 P: 15	R: 0 E: 0 K: 0 S: 4	H: 1 LOB: 2 BB: 0 P: 5	R: 0 E: 0 K: 1 S: 7	H: 2 LOB: 1 BB: 0 P: 7	R: 0 E: 0 K: 0 S: 4	H: 1 LOB: 0 BB: 0 P: 4	R: 2 E: 0 K: 1 S: 7	H: 2 LOB: 2 BB: 2 P: 15	1B: 4 2B: 2 3B: 2 HR: 0	SF: 0 SAC: 0 DP: 0 HBP: 1		WP: 1 PB: 0 SB: 1 CS: 0	PA: 43															
PITCHER	IP WLS BF H R ER SO BB IBB HBP BLK WP HR S P ERA WHIP	IP WLS BF H R ER SO BB IBB HBP BLK WP HR S P ERA WHIP																																
Ken Johnson, L ERA: 6.35	1.1	13	2	5	4	3	5	0	0	0	0	0	0	14	34	18.00	3.500																	
Marlin Stuart, R ERA: 5.09	3.1	9	1	1	0	1	1	0	1	0	1	0	0	9	14	0.00	1.200																	
Art Houtteman, R ERA: 5.57	4.1	21	5	3	3	2	3	0	0	0	0	0	0	22	34	6.23	1.846																	

Batter	1	2	3	4	5	6	7	8	9	AB	R	H	RBI	BB	SO	LOB	TOP								
Johnny Groth, R OBP: 0.342, SLG: 0.370 (1, 8)										5	1	3	1	1	0	1	Detroit Tigers @ Washington Senators Griffith Stadium, Washington, DC Wed Jul 16 1952, 3:33 AM EDT Att. 4,088 - Unknown								
Al Federoff, R OBP: 0.385, SLG: 0.200 (1, 4)										3	1	0	0	2	0	6									
Fred Hatfield, L OBP: 0.276, SLG: 0.303 (1, 5)										6	0	0	0	0	1	7									
Vic Wertz, L OBP: 0.341, SLG: 0.498 (1, 9)										5	1	1	1	0	0	2									
Walt Dropo, R OBP: 0.342, SLG: 0.489 (1, 3)										4	3	2	1	1	0	0									
Don Lenhardt, R OBP: 0.355, SLG: 0.427 (1, 7)										5	0	1	0	0	1	3									
Joe Ginsberg, L OBP: 0.281, SLG: 0.296 (1, 2)										4	1	2	1	1	1	2									
Neil Berry, R OBP: 0.307, SLG: 0.296 (1, 6)										5	2	3	3	0	0	2									
Bill Wight, L OBP: 0.258, SLG: 0.300 (1, 1)										5	0	2	2	0	0	6									
Inning Stats	R: 4 E: 0 K: 2 S: 12	H: 5 LOB: 2 BB: 1 P: 16	R: 0 E: 0 K: 0 S: 4	H: 1 LOB: 1 BB: 0 P: 4	R: 0 E: 0 K: 0 S: 3	H: 0 LOB: 0 BB: 0 P: 3	R: 1 E: 0 K: 0 S: 5	H: 2 LOB: 1 BB: 0 P: 5	R: 1 E: 0 K: 0 S: 5	H: 2 LOB: 2 BB: 1 P: 9	R: 0 E: 0 K: 0 S: 3	H: 0 LOB: 1 BB: 1 P: 7	R: 1 E: 1 K: 1 S: 7	H: 1 LOB: 3 BB: 2 P: 15	R: 0 E: 0 K: 0 S: 3	H: 0 LOB: 0 BB: 0 P: 3	R: 2 E: 1 K: 0 S: 7	H: 3 LOB: 2 BB: 0 P: 7	1B: 10 2B: 4 3B: 0 HR: 0	SF: 0 SAC: 1 DP: 0 HBP: 0	WP: 0 PB: 0 SB: 0 CS: 0	PA: 48			
PITCHER	IP	WLS	BF	H	R	ER	SO	BB	IBB	HBP	BLK	WP	HR	S	P	ERA	WHIP								
Don Johnson, R ERA: 5.95 (1, 1)	1.0	L	9	5	4	4	2	1	0	0	0	0	0	12	16	36.00	6.000								
Joe Haynes, R ERA: 3.29 (2, 1)	8.0		39	9	5	4	1	4	0	0	0	0	0	37	53	4.50	1.625								

Batter	1	2	3	4	5	6	7	8	9	AB	R	H	RBI	BB	SO	LOB	BOTTOM								
Eddie Yost, R OBP: 0.344, SLG: 0.315 (1, 5)										4	0	2	0	0	0	0	Detroit Tigers @ Washington Senators Griffith Stadium, Washington, DC Wed Jul 16 1952, 3:33 AM EDT Att. 4,088 - Unknown								
Jim Busby, R OBP: 0.225, SLG: 0.217 (1, 8)										4	0	0	0	0	1	2									
Jackie Jensen, R OBP: 0.375, SLG: 0.435 (1, 9)										3	0	0	0	1	0	2									
Ken Wood, R OBP: 0.280, SLG: 0.358 (1, 7)										3	0	1	0	0	0	0									
Pete Runnels, L OBP: 0.364, SLG: 0.331 (1, 6)										3	0	1	0	0	0	2									
Mickey Vernon, L OBP: 0.351, SLG: 0.407 (1, 3)										3	0	0	0	0	0	3									
Jerry Snyder, R OBP: 0.143, SLG: 0.077 (1, 4)										3	0	0	0	0	0	1									
Mickey Grasso, R OBP: 0.291, SLG: 0.249 (1, 2)										3	0	0	0	0	1	0									
Don Johnson, R OBP: 0.125, SLG: 0.125 (1, 1)										0	0	0	0	0	0	0									
Joe Haynes, R OBP: 0.167, SLG: 0.091 (2, 1)										3	0	0	0	0	1	0									
Inning Stats	R: 0 E: 0 K: 1 S: 5	H: 1 LOB: 0 BB: 0 P: 5	R: 0 E: 0 K: 0 S: 3	H: 0 LOB: 0 BB: 0 P: 3	R: 0 E: 0 K: 0 S: 3	H: 0 LOB: 0 BB: 0 P: 3	R: 0 E: 0 K: 0 S: 3	H: 0 LOB: 0 BB: 0 P: 3	R: 0 E: 0 K: 1 S: 5	H: 1 LOB: 2 BB: 1 P: 4	R: 0 E: 0 K: 0 S: 4	H: 1 LOB: 2 BB: 1 P: 8	R: 0 E: 0 K: 1 S: 5	H: 0 LOB: 0 BB: 0 P: 5	R: 0 E: 0 K: 0 S: 3	H: 1 LOB: 0 BB: 0 P: 3	1B: 3 2B: 1 3B: 0 HR: 0	SF: 0 SAC: 0 DP: 2 HBP: 0	WP: 0 PB: 0 SB: 0 CS: 0	PA: 30					
PITCHER	IP	WLS	BF	H	R	ER	SO	BB	IBB	HBP	BLK	WP	HR	S	P	ERA	WHIP								
Bill Wight, L ERA: 3.05 (1, 1)	9.0	W	30	4	0	0	3	1	0	0	0	0	0	35	39	0.00	0.556								

Batter	1	2	3	4	5	6	7	8	9	AB	R	H	RBI	BB	SO	LOB	TOP			
Johnny Groth, R OBP: 0.341, SLG: 0.368 (1, 8)	F8		FC5 6-3 1B		F9			5-3		4	0	1	0	0	0	1				
Al Federoff, R OBP: 0.294, SLG: 0.143 (1, 4)	F7		6-3 1-2		L6			K		4	0	0	0	0	1	2				
Fred Hatfield, L OBP: 0.280, SLG: 0.307 (1, 5)			F8		1-3					4	0	2	0	0	0	2				
Vic Wertz, L OBP: 0.340, SLG: 0.492 (1, 9)	F7							F9		3	0	0	0	1	0	2				
Walt Dropo, R OBP: 0.340, SLG: 0.492 (1, 3)			FC5 2-3f					K		4	0	1	0	0	1	2				
Pat Mullin, L OBP: 0.338, SLG: 0.443 (1, 7)					P4			F9		3	0	0	0	1	0	0				
Joe Ginsberg, L OBP: 0.280, SLG: 0.295 (1, 2)			P6 BB							4	0	1	0	0	0	2				
Neil Berry, R OBP: 0.297, SLG: 0.286 (1, 6)			P4		G6-4-3 1B			F8		3	0	0	0	0	0	3				
Hal Newhouser, L OBP: 0.348, SLG: 0.222 (1, 1)			4-3					L7		2	0	0	0	1	0	2				
Inning Stats	R: 0 E: 0 K: 0 S: 4	H: 1 LOB: 1 BB: 0 P: 4	R: 0 E: 0 K: 0 S: 4	H: 1 LOB: 2 BB: 1 P: 8	R: 0 E: 0 K: 0 S: 4	H: 1 LOB: 2 BB: 1 P: 8	R: 0 E: 0 K: 0 S: 3	H: 0 LOB: 1 BB: 1 P: 3	R: 0 E: 0 K: 1 S: 5	H: 0 LOB: 0 BB: 0 P: 5	R: 0 E: 0 K: 0 S: 3	H: 0 LOB: 0 BB: 0 P: 3	R: 0 E: 0 K: 1 S: 6	H: 1 LOB: 1 BB: 0 P: 6	R: 0 E: 0 K: 0 S: 3	H: 0 LOB: 0 BB: 0 P: 3	1B: 4 2B: 0 3B: 1 HR: 0	SF: 0 SAC: 0 DP: 1 HBP: 0	WP: 0 PB: 0 SB: 0 CS: 0	PA: 34
PITCHER Spec Shea, R ERA: 2.08 (1, 1)	IP: 9.0 WLS: W BF: 34 H: 5 R: 0 ER: 0 SO: 2 BB: 3 IBB: 0 HBP: 0 BLK: 0 WP: 0 HR: 0 S: 35 P: 47 ERA: 0.00 WHIP: 0.889																			

Detroit Tigers @ Washington Senators
Griffith Stadium, Washington, DC
Thu Jul 17 1952, 3:33 AM EDT
Att: 4,804 - Unknown

AB 31
R 0
H 5
RBI 0
BB 3
SO 2
LOB 16




Batter	1	2	3	4	5	6	7	8	9	AB	R	H	RBI	BB	SO	LOB	BOTTOM			
Eddie Yost, R OBP: 0.342, SLG: 0.312 (1, 5)	F8			F7		6-3			SH3-4 1-2	3	0	0	0	0	0	0				
Jim Busby, R OBP: 0.228, SLG: 0.218 (1, 8)	6-3			6-3		F9				4	0	1	1	0	0	0				
Jackie Jensen, R OBP: 0.371, SLG: 0.430 (1, 9)	F8			4-3				K		3	0	0	0	0	1	0				
Ken Wood, R OBP: 0.273, SLG: 0.349 (1, 7)			5-3		F7			F3		3	0	0	0	0	0	0				
Pete Runnels, L OBP: 0.361, SLG: 0.328 (1, 6)			K		L6			F7		3	0	0	0	0	1	0				
Mickey Vernon, L OBP: 0.354, SLG: 0.409 (1, 3)			5-3		1B					3	0	2	0	0	0	0				
Jerry Snyder, R OBP: 0.161, SLG: 0.103 (1, 4)				P5				G5-4-3 1B		3	0	1	0	0	0	1				
Mickey Grasso, R OBP: 0.287, SLG: 0.245 (1, 2)			F8		F7			P4		3	0	0	0	0	0	2				
Spec Shea, R OBP: 0.289, SLG: 0.278 (1, 1)			K					F8		3	1	1	0	0	1	0				
Inning Stats	R: 0 E: 0 K: 0 S: 3	H: 0 LOB: 0 BB: 0 P: 3	R: 0 E: 0 K: 1 S: 5	H: 0 LOB: 0 BB: 0 P: 5	R: 0 E: 0 K: 0 S: 3	H: 0 LOB: 0 BB: 0 P: 3	R: 0 E: 0 K: 0 S: 5	H: 2 LOB: 2 BB: 0 P: 5	R: 0 E: 0 K: 0 S: 3	H: 0 LOB: 0 BB: 0 P: 3	R: 0 E: 0 K: 1 S: 5	H: 0 LOB: 0 BB: 0 P: 5	R: 0 E: 0 K: 0 S: 3	H: 1 LOB: 0 BB: 0 P: 3	R: 1 E: 0 K: 0 S: 3	H: 2 LOB: 1 BB: 0 P: 3	1B: 5 2B: 0 3B: 0 HR: 0	SF: 0 SAC: 1 DP: 1 HBP: 0	WP: 0 PB: 0 SB: 0 CS: 0	PA: 29
PITCHER Hal Newhouser, L ERA: 4.11 (1, 1)	IP: 8.1 WLS: L BF: 29 H: 5 R: 1 ER: 1 SO: 3 BB: 0 IBB: 0 HBP: 0 BLK: 0 WP: 0 HR: 0 S: 35 P: 35 ERA: 1.08 WHIP: 0.600																			

Detroit Tigers @ Washington Senators
Griffith Stadium, Washington, DC
Thu Jul 17 1952, 3:33 AM EDT
Att: 4,804 - Unknown

AB 28
R 1
H 5
RBI 1
BB 0
SO 3
LOB 3



Batter	1	2	3	4	5	6	7	8	9	AB	R	H	RBI	BB	SO	LOB	TOP																	
Johnny Groth, R (1, 8) OBP: 0.341, SLG: 0.368											0	0	0	0	0	0	0	Detroit Tigers @ Philadelphia Athletics Shibe Park, Philadelphia, PA Fri Jul 18 1952, 3:33 AM EDT Att: 8,846 - Unknown livebaseballscorecards.com																
Al Federoff, R (1, 4) OBP: 0.294, SLG: 0.143											0	0	0	0	0	0	0																	
Fred Hatfield, L (1, 5) OBP: 0.280, SLG: 0.307											0	0	0	0	0	0	0																	
Vic Wertz, L (1, 9) OBP: 0.340, SLG: 0.492											0	0	0	0	0	0	0																	
Walt Dropo, R (1, 3) OBP: 0.340, SLG: 0.492											0	0	0	0	0	0	0																	
Don Lenhardt, R (1, 7) OBP: 0.385, SLG: 0.427											0	0	0	0	0	0	0																	
Bob Swift, R (1, 2) OBP: 0.268, SLG: 0.184											0	0	0	0	0	0	0																	
Neil Berry, R (1, 6) OBP: 0.297, SLG: 0.286											0	0	0	0	0	0	0																	
Art Houtteman, R (1, 1) OBP: 0.114, SLG: 0.093											0	0	0	0	0	0	0																	
Inning Stats											1B: 0	SF: 0	WP: 0	PA: 0	2B: 0	SAC: 0	FB: 0	3B: 0	DP: 0	SB: 0	CS: 0	HR: 0	HBP: 0											
PITCHER Harry Byrd, R (1, 1) ERA: 4.34	IP	WLS	BF	H	R	ER	SO	BB	IBB	HBP	BLK	WP	HR	S	P	ERA	WHIP																	
PITCHER																		IP	WLS	BF	H	R	ER	SO	BB	IBB	HBP	BLK	WP	HR	S	P	ERA	WHIP

Batter	1	2	3	4	5	6	7	8	9	AB	R	H	RBI	BB	SO	LOB	BOTTOM																	
Eddie Joost, R (1, 6) OBP: 0.402, SLG: 0.450											0	0	0	0	0	0	0	Detroit Tigers @ Philadelphia Athletics Shibe Park, Philadelphia, PA Fri Jul 18 1952, 3:33 AM EDT Att: 8,846 - Unknown livebaseballscorecards.com																
Fennis Fain, L (1, 3) OBP: 0.425, SLG: 0.408											0	0	0	0	0	0	0																	
Dave Philley, S (1, 8) OBP: 0.343, SLG: 0.365											0	0	0	0	0	0	0																	
Gus Zernial, R (1, 7) OBP: 0.376, SLG: 0.498											0	0	0	0	0	0	0																	
Elmer Valo, L (1, 9) OBP: 0.443, SLG: 0.423											0	0	0	0	0	0	0																	
Billy Hitchcock, R (1, 5) OBP: 0.275, SLG: 0.263											0	0	0	0	0	0	0																	
Skeeter Kell, R (1, 4) OBP: 0.281, SLG: 0.295											0	0	0	0	0	0	0																	
Ray Murray, R (1, 2) OBP: 0.353, SLG: 0.500											0	0	0	0	0	0	0																	
Harry Byrd, R (1, 1) OBP: 0.120, SLG: 0.043											0	0	0	0	0	0	0																	
Inning Stats											1B: 0	SF: 0	WP: 0	PA: 0	2B: 0	SAC: 0	FB: 0	3B: 0	DP: 0	SB: 0	CS: 0	HR: 0	HBP: 0											
PITCHER Art Houtteman, R (1, 1) ERA: 5.57	IP	WLS	BF	H	R	ER	SO	BB	IBB	HBP	BLK	WP	HR	S	P	ERA	WHIP																	
PITCHER																		IP	WLS	BF	H	R	ER	SO	BB	IBB	HBP	BLK	WP	HR	S	P	ERA	WHIP

Batter	1	2	3	4	5	6	7	8	9	AB	R	H	RBI	BB	SO	LOB	TOP					
Johnny Groth, R OBP: 0.340, SLG: 0.365 (1, 8)	6-3		2B BB		1-3		SH5-3 1B	FC6-4 1B		4	2	2	0	1	0	1	Detroit Tigers @ Philadelphia Athletics Shibe Park, Philadelphia, PA Sat Jul 19 1952, 3:33 AM EDT Att: 1,983 - Unknown					
Al Federoff, R OBP: 0.240, SLG: 0.227 (1, 4)	6-3		P4		1B 2H	3B	SH5-3	FC6-4		4	1	1	1	0	0	3						
Fred Hatfield, L OBP: 0.286, SLG: 0.314 (1, 5)	1B		1H		1B BB		F7		4-3	4	0	2	1	1	0	1						
Vic Wertz, L OBP: 0.350, SLG: 0.492 Cliff Mapes, L OBP: 0.242, SLG: 0.286 (9, PR) (9, 9)	G3		P4		1B G6-4-3		1B	IBB	BB 1B	4	0	2	1	1	0	2						
Walt Dropo, R OBP: 0.340, SLG: 0.497 (1, 3)		E 1B			F3		G6-4-3		P4	5	0	2	1	0	0	3						
Don Lenhardt, R OBP: 0.358, SLG: 0.420 (1, 7)	L7				BB		FC1-6 BB		5-3	2	0	0	0	3	0	3						
Joe Ginsberg, L OBP: 0.279, SLG: 0.297 (1, 2)	F7				F7		FC1-6		F9	5	0	1	0	0	0	5						
Neil Berry, R OBP: 0.276, SLG: 0.264 (1, 6)	4-3				5-3		K		FC1-5 1B	4	0	0	0	0	1	4						
Billy Hoelt, L OBP: 0.227, SLG: 0.200 Hal White, R OBP: 0.250, SLG: 0.250 (8, 1)	6-3				1-3 3B		K		K	4	1	1	0	0	2	2						
					1B					0	0	0	0	0	0	0						
Inning Stats	R: 0 E: 0 K: 0 S: 4	H: 1 LOB: 1 BB: 0 P: 4	R: 0 E: 1 K: 0 S: 4	H: 1 LOB: 1 BB: 0 P: 4	R: 1 E: 0 K: 0 S: 4	H: 1 LOB: 1 BB: 1 P: 8	R: 0 E: 0 K: 0 S: 3	H: 0 LOB: 1 BB: 1 P: 7	R: 2 E: 0 K: 0 S: 5	H: 3 LOB: 1 BB: 1 P: 9	R: 0 E: 0 K: 2 S: 7	H: 0 LOB: 1 BB: 1 P: 11	R: 1 E: 0 K: 0 S: 5	H: 2 LOB: 2 BB: 1 P: 9	R: 0 E: 0 K: 1 S: 7	H: 2 LOB: 2 BB: 0 P: 7	R: 0 E: 0 K: 0 S: 4	H: 1 LOB: 2 BB: 1 P: 8	1B: 8 2B: 2 3B: 1 HR: 0	SF: 0 SAC: 1 DP: 1 HBP: 0	WP: 0 PB: 0 SB: 0 CS: 0	PA: 43
PITCHER	IP	WLS	BF	H	R	ER	SO	BB	IBB	HBP	BLK	WP	HR	S	P	ERA	WHIP					
Carl Scheib, R ERA: 4.7 (1, 1)	7.0		33	8	4	4	2	4	1	0	0	0	0	32	52	5.14	1.714					
Johnny Kucab, R ERA: 6.53 (8, 1)	1.0		5	2	0	0	1	0	0	0	0	0	0	7	7	0.00	2.000					
Bob Hooper, R ERA: 4.54 (9, 1)	1.0	W	5	1	0	0	0	1	0	0	0	0	0	4	8	0.00	2.000					

AB	36
R	4
H	11
RBI	4
BB	6
SO	3
LOB	24



Batter	1	2	3	4	5	6	7	8	9	AB	R	H	RBI	BB	SO	LOB	BOTTOM					
Eddie Joost, R OBP: 0.404, SLG: 0.468 (1, 6)	K					WP 2B BB		2B BB		2	3	1	1	2	1	0	Detroit Tigers @ Philadelphia Athletics Shibe Park, Philadelphia, PA Sat Jul 19 1952, 3:33 AM EDT Att: 1,983 - Unknown					
Fernis Fain, L OBP: 0.430, SLG: 0.422 (1, 3)	4-3				F2		1H	2B		4	0	2	3	0	0	0						
Dave Philley, S OBP: 0.337, SLG: 0.358 Bob Hooper, R OBP: 0.222, SLG: 0.314 (9, 1)	4-3				F7		F8		K	4	0	0	0	0	1	2						
Gus Zernial, R OBP: 0.370, SLG: 0.488 (1, 7)	6-3				K		P3		P3	4	0	0	0	0	1	0						
Allie Clark, R OBP: 0.299, SLG: 0.531 (1, 9)	K				5-3		F2		1B 1B	4	1	1	0	0	1	0						
Billy Hitchcock, R OBP: 0.289, SLG: 0.258 (1, 5)	F9				F9		L3		1B 1B	4	0	1	0	0	0	0						
Pete Suder, R OBP: 0.286, SLG: 0.272 Elmer Valo, L OBP: 0.437, SLG: 0.414 (8, PH) (9, 8)					G1-6-3 BB		F8		BB 2B BB	1	0	0	0	1	0	0						
Ray Murray, R OBP: 0.341, SLG: 0.462 (1, 2)					F9		5-3		P4	4	0	1	1	0	0	2						
Carl Scheib, R OBP: 0.189, SLG: 0.189 Johnny Kucab, R OBP: 0.500, SLG: 0.500 Kite Thomas, R OBP: 0.361, SLG: 0.464 Skeeter Kell, R OBP: 0.277, SLG: 0.290 (9, 4)					G1-6-3		4-3		K	2	0	0	0	0	0	0						
					1-2					1	0	0	0	0	0	0						
Inning Stats	R: 0 E: 0 K: 1 S: 5	H: 0 LOB: 0 BB: 0 P: 5	R: 0 E: 0 K: 1 S: 5	H: 0 LOB: 0 BB: 0 P: 5	R: 0 E: 0 K: 0 S: 2	H: 0 LOB: 0 BB: 1 P: 6	R: 1 E: 0 K: 1 S: 6	H: 1 LOB: 0 BB: 0 P: 6	R: 0 E: 0 K: 0 S: 3	H: 0 LOB: 0 BB: 0 P: 3	R: 1 E: 0 K: 0 S: 4	H: 1 LOB: 1 BB: 1 P: 8	R: 0 E: 0 K: 0 S: 3	H: 0 LOB: 0 BB: 0 P: 3	R: 2 E: 0 K: 2 S: 8	H: 1 LOB: 2 BB: 2 P: 16	R: 1 E: 0 K: 0 S: 5	H: 3 LOB: 2 BB: 0 P: 5	1B: 3 2B: 2 3B: 0 HR: 1	SF: 0 SAC: 0 DP: 1 HBP: 0	WP: 2 PB: 0 SB: 0 CS: 0	PA: 35
PITCHER	IP	WLS	BF	H	R	ER	SO	BB	IBB	HBP	BLK	WP	HR	S	P	ERA	WHIP					
Billy Hoelt, L ERA: 5.17 (1, 1)	7.2		29	3	4	4	4	4	0	0	0	0	0	33	49	4.70	0.913					
Hal White, R ERA: 3.86 (8, 1)	1.0	L	6	3	1	1	1	0	0	0	0	0	0	8	8	9.00	3.000					

AB	31
R	5
H	6
RBI	5
BB	4
SO	5
LOB	8



Batter	1	2	3	4	5	6	7	8	9	AB	R	H	RBI	BB	SO	LOB	TOP											
Johnny Groth, R (1.8) OBP: 0.341, SLG: 0.363	4-3		FC4-6 BB		F7		4-3	BB 1B		4	0	1	0	1	0	1	Detroit Tigers @ Philadelphia Athletics Shibe Park, Philadelphia, PA Sun Jul 20 1952, 3:33 AM EDT Unknown livebaseballscorecards.com											
Al Federoff, R (1.4) OBP: 0.207, SLG: 0.192 Johnny Hopp, L (8. PH) OBP: 0.333, SLG: 0.239 Johnny Pesky, L (8.4) OBP: 0.385, SLG: 0.275	5-3		L8		G4-6-3		F8	BB 1B		4	0	0	0	0	0	4												
Fred Hatfield, L (1.5) OBP: 0.284, SLG: 0.308	P6		FC4-6		P4		FC6-4 BB	4-3		4	0	0	1	1	0	5												
Walt Droppo, R (1.3) OBP: 0.338, SLG: 0.502		6-3	L8		F9		FC6-4 BB			5	1	1	1	0	0	3												
Vic Wertz, L (1.9) OBP: 0.354, SLG: 0.496		BB 1B			BB 1B			3-1 F8		4	1	2	0	1	0	0												
Don Lenhardt, R (1.7) OBP: 0.359, SLG: 0.417		G6-4-3 BB		K			BB 1B	F8 P3		4	1	1	0	1	1	1												
Bob Swift, R (1.2) OBP: 0.248, SLG: 0.167 Steve Souchock, R (6. PH) OBP: 0.314, SLG: 0.442 Dick Littlefield, L (6.1) OBP: 0.250, SLG: 0.250 Pat Mullin, L (8. PH) OBP: 0.340, SLG: 0.443 Hal White, R (8.1) OBP: 0.200, SLG: 0.200	G6-4-3		F8		BB 1B		BB 1B	BB 1B		2	0	0	0	0	0	3												
Neil Berry, R (1.6) OBP: 0.294, SLG: 0.305			BB FC4-6 1B		F8		BB 1B	BB 1B		4	2	3	2	0	0	1												
Bill Wight, L (1.1) OBP: 0.281, SLG: 0.323 Marlin Stuart, L (5.1) OBP: 0.238, SLG: 0.111 Don Kolloway, R (6. PH) OBP: 0.281, SLG: 0.291 Joe Ginsberg, L (6. PH) OBP: 0.281, SLG: 0.299	SH FC4-6 BB		SH		F7		BB 1B	BB 1B		1	0	1	0	0	0	0												
Inning Stats	R: 0 E: 0 K: 0 S: 3	H: 0 LOB: 0 BB: 0 P: 3	R: 0 E: 0 K: 0 S: 3	H: 1 LOB: 1 BB: 1 P: 7	R: 1 E: 0 K: 0 S: 5	H: 1 LOB: 2 BB: 1 P: 9	R: 0 E: 0 K: 1 S: 6	H: 1 LOB: 1 BB: 0 P: 6	R: 0 E: 0 K: 0 S: 3	H: 0 LOB: 1 BB: 1 P: 7	R: 0 E: 0 K: 0 S: 3	H: 0 LOB: 1 BB: 1 P: 7	R: 2 E: 0 K: 0 S: 7	H: 4 LOB: 3 BB: 1 P: 11	R: 1 E: 0 K: 0 S: 4	H: 1 LOB: 0 BB: 0 P: 4		1B: 9 2B: 1 3B: 1 HR: 1	SF: 0 SAC: 1 DP: 2 HBP: 0	WP: 0 PB: 0 SB: 0 CS: 0	PA: 43							
PITCHER	IP	WLS	BF	H	R	ER	SO	BB	IBB	HBP	BLK	WP	HR	S	P	ERA		WHIP										
Alex Kellner, L (1.1) ERA: 4.85	5.2		26	7	4	4	1	3	0	0	0	0	0	25	37	6.35		1.765										
Bob Hooper, R (6.1) ERA: 4.53	2.0		11	4	2	2	0	1	0	0	0	0	0	10	14	9.00		2.500										
Ed Wright, R (8.1) ERA: 6.14	1.1	W	6	1	1	1	0	1	0	0	0	0	1	5	9	6.75	1.500											

Batter	1	2	3	4	5	6	7	8	9	AB	R	H	RBI	BB	SO	LOB	BOTTOM											
Eddie Joost, R (1.6) OBP: 0.410, SLG: 0.466	WP BB				F8					1	0	0	0	4	0	2	Detroit Tigers @ Philadelphia Athletics Shibe Park, Philadelphia, PA Sun Jul 20 1952, 3:33 AM EDT Unknown livebaseballscorecards.com											
Ferns Fain, L (1.3) OBP: 0.423, SLG: 0.414	K		G3		K		F9			5	0	0	0	0	3	6												
Dave Philley, S (1.8) OBP: 0.336, SLG: 0.362	F7		BB 2B		BB 1B		L7			5	2	2	0	0	0	1												
Gus Zernial, R (1.7) OBP: 0.372, SLG: 0.490 Kite Thomas, R (6. PR) OBP: 0.365, SLG: 0.479	6-3		G5-4-3 1B		BB 1B		BB 3B 2B			3	0	2	1	0	0	1												
Allie Clark, R (1.9) OBP: 0.292, SLG: 0.507		P5	G5-4-3		L5		BB 3B 1B			5	1	1	0	0	0	3												
Billy Hitchcock, R (1.5) OBP: 0.286, SLG: 0.284		BB 2B			BB 1B		BB 1B			3	3	3	2	2	0	0												
Pete Suder, R (1.4) OBP: 0.284, SLG: 0.271		BB 1B			F8		F9			4	0	1	2	0	0	4												
Joe Astroth, R (1.2) OBP: 0.283, SLG: 0.266		BB 1B			F9		BB 1B			4	0	2	1	1	0	0												
Alex Kellner, R (1.1) ERA: 3.42 Bob Hooper, R (6.1) OBP: 0.216, SLG: 0.306 Ed Wright, R (8.1) OBP: 0.143, SLG: 0.286	K				BB 1B		BB 1B			3	0	2	2	0	1	2												
Inning Stats	R: 0 E: 0 K: 1 S: 5	H: 0 LOB: 1 BB: 1 P: 9	R: 1 E: 0 K: 0 S: 7	H: 2 LOB: 3 BB: 2 P: 15	R: 1 E: 0 K: 0 S: 5	H: 3 LOB: 1 BB: 0 P: 5	R: 0 E: 0 K: 1 S: 5	H: 1 LOB: 1 BB: 1 P: 9	R: 3 E: 0 K: 0 S: 7	H: 4 LOB: 2 BB: 1 P: 11	R: 2 E: 0 K: 2 S: 6	H: 3 LOB: 1 BB: 0 P: 6	R: 0 E: 0 K: 0 S: 7	H: 0 LOB: 0 BB: 0 P: 11	R: 0 E: 0 K: 0 S: 3	H: 0 LOB: 0 BB: 0 P: 3		R: 1 E: 0 K: 0 S: 2	H: 1 LOB: 1 BB: 1 P: 6	1B: 10 2B: 3 3B: 1 HR: 0	SF: 0 SAC: 1 DP: 1 HBP: 0	WP: 2 PB: 0 SB: 0 CS: 0	PA: 44					
PITCHER	IP	WLS	BF	H	R	ER	SO	BB	IBB	HBP	BLK	WP	HR	S	P	ERA		WHIP										
Bill Wight, L (1.1) ERA: 3.42	4.2		27	10	5	5	3	5	0	0	0	2	0	28	48	9.64		3.214										
Marlin Stuart, R (5.1) ERA: 5.04	0.1		1	0	0	0	0	0	0	0	0	0	0	1	1	0.00		0.000										
Dick Littlefield, L (6.1) ERA: 3.15	2.0		10	3	2	2	2	1	0	0	0	0	0	13	17	9.00	2.000											
Hal White, R (8.1) ERA: 3.98	1.1	L	6	1	1	1	0	1	0	0	0	0	0	5	9	6.75	1.500											

Batter	1	2	3	4	5	6	7	8	9	AB	R	H	RBI	BB	SO	LOB	TOP			
Eddie Yost, R OBP: 0.343, SLG: 0.315 (1, 5)										4	0	1	0	0	2	0	<p>Washington Senators @ Detroit Tigers Briggs Stadium, Detroit, MI Tue Jul 22 1952, 4:33 AM EDT Att: 18,706 - Unknown</p> <p>livebaseballscorecards.com</p> <p>AB 26 R 0 H 1 RBI 0 BB 3 SO 10 LOB 6</p>			
Jim Busby, R OBP: 0.226, SLG: 0.224 (1, 8)										4	0	0	0	0	1	1				
Jackie Jensen, R OBP: 0.378, SLG: 0.446 (1, 9)										2	0	0	0	1	1	1				
Gil Coan, L OBP: 0.295, SLG: 0.294 (1, 7)										2	0	0	0	1	0	1				
Pete Runnels, L OBP: 0.358, SLG: 0.328 (1, 6)										3	0	0	0	0	0	1				
Mickey Vernon, L OBP: 0.359, SLG: 0.416 (1, 3)										2	0	0	0	1	2	0				
Floyd Baker, L OBP: 0.341, SLG: 0.305 (1, 4)										3	0	0	0	0	1	1				
Mickey Grasso, R OBP: 0.283, SLG: 0.248 (8, PH)										2	0	0	0	0	1	0				
Earl Rapp, L OBP: 0.277, SLG: 0.348 (8, PH)										1	0	0	0	0	1	1				
Hal Keller, L OBP: 0.167, SLG: 0.176 (8, 2)										0	0	0	0	0	0	0				
Walt Masterson, R OBP: 0.278, SLG: 0.200 (1, 1)										2	0	0	0	0	1	0				
Frank Campos, L OBP: 0.327, SLG: 0.389 (9, PH)										1	0	0	0	0	0	0				
Inning Stats	R: 0 E: 0 K: 0 S: 3	H: 1 LOB: 0 BB: 0 P: 3	R: 0 E: 0 K: 1 S: 4	H: 0 LOB: 0 BB: 1 P: 8	R: 0 E: 0 K: 2 S: 7	H: 0 LOB: 0 BB: 0 P: 7	R: 0 E: 0 K: 1 S: 5	H: 0 LOB: 1 BB: 1 P: 9	R: 0 E: 0 K: 1 S: 5	H: 0 LOB: 0 BB: 0 P: 5	R: 0 E: 0 K: 2 S: 7	H: 0 LOB: 0 BB: 0 P: 7	R: 0 E: 0 K: 1 S: 5	H: 0 LOB: 1 BB: 1 P: 9	R: 0 E: 0 K: 1 S: 5	H: 0 LOB: 0 BB: 0 P: 5	1B: 1 2B: 0 3B: 0 HR: 0	SF: 0 SAC: 0 DP: 2 HBP: 0	WP: 0 PB: 0 SB: 1 CS: 0	PA: 29
PITCHER Virgil Trucks, R ERA: 3.41 (1, 1)	IP: 9.0 WLS: W BF: 29 H: 1 R: 0 ER: 0 SO: 10 BB: 3 IBB: 0 HBP: 0 BLK: 0 WP: 0 HR: 0 S: 46 P: 58 ERA: 0.00 WHIP: 0.444															PITCHER Virgil Trucks, R ERA: 3.41 (1, 1)	IP: 9.0 WLS: W BF: 29 H: 1 R: 0 ER: 0 SO: 10 BB: 3 IBB: 0 HBP: 0 BLK: 0 WP: 0 HR: 0 S: 46 P: 58 ERA: 0.00 WHIP: 0.444			

Batter	1	2	3	4	5	6	7	8	9	AB	R	H	RBI	BB	SO	LOB	BOTTOM			
Johnny Groth, R OBP: 0.346, SLG: 0.362 (1, 8)										3	1	0	0	1	0	1	<p>Washington Senators @ Detroit Tigers Briggs Stadium, Detroit, MI Tue Jul 22 1952, 4:33 AM EDT Att: 18,706 - Unknown</p> <p>livebaseballscorecards.com</p> <p>AB 27 R 1 H 4 RBI 1 BB 3 SO 5 LOB 13</p>			
Al Federoff, R OBP: 0.189, SLG: 0.176 (1, 4)										4	0	1	0	0	0	0				
Fred Hatfield, L OBP: 0.283, SLG: 0.312 (1, 5)										4	0	0	0	0	1	2				
Walt Dropo, R OBP: 0.346, SLG: 0.505 (1, 3)										2	0	2	1	1	0	0				
Pat Mullin, L OBP: 0.338, SLG: 0.448 (1, 9)										3	0	0	0	0	1	4				
Don Lenhardt, R OBP: 0.358, SLG: 0.413 (1, 7)										2	0	0	0	1	1	3				
Joe Ginsberg, L OBP: 0.285, SLG: 0.305 (1, 2)										3	0	1	0	0	0	1				
Neil Berry, R OBP: 0.287, SLG: 0.297 (1, 6)										3	0	0	0	0	2	1				
Virgil Trucks, R OBP: 0.205, SLG: 0.205 (1, 1)										3	0	0	0	0	0	1				
Inning Stats	R: 1 E: 1 K: 2 S: 9	H: 2 LOB: 2 BB: 1 P: 13	R: 0 E: 0 K: 0 S: 4	H: 1 LOB: 1 BB: 0 P: 4	R: 0 E: 0 K: 1 S: 4	H: 1 LOB: 1 BB: 0 P: 4	R: 0 E: 0 K: 1 S: 4	H: 0 LOB: 0 BB: 1 P: 8	R: 0 E: 0 K: 1 S: 3	H: 0 LOB: 0 BB: 0 P: 3	R: 0 E: 0 K: 1 S: 5	H: 0 LOB: 1 BB: 1 P: 9	R: 0 E: 0 K: 1 S: 5	H: 0 LOB: 0 BB: 0 P: 5	R: 0 E: 0 K: 0 S: 3	H: 0 LOB: 0 BB: 0 P: 3		1B: 4 2B: 0 3B: 0 HR: 0	SF: 0 SAC: 0 DP: 1 HBP: 0	WP: 0 PB: 0 SB: 0 CS: 0
PITCHER Walt Masterson, R ERA: 4.29 (1, 1)	IP: 8.0 WLS: L BF: 30 H: 4 R: 1 ER: 1 SO: 5 BB: 3 IBB: 0 HBP: 0 BLK: 0 WP: 0 HR: 0 S: 37 P: 49 ERA: 1.12 WHIP: 0.875															PITCHER Walt Masterson, R ERA: 4.29 (1, 1)	IP: 8.0 WLS: L BF: 30 H: 4 R: 1 ER: 1 SO: 5 BB: 3 IBB: 0 HBP: 0 BLK: 0 WP: 0 HR: 0 S: 37 P: 49 ERA: 1.12 WHIP: 0.875			


Batter	1	2	3	4	5	6	7	8	9	AB	R	H	RBI	BB	SO	LOB	TOP																	
Eddie Yost, R OBP: 0.336, SLG: 0.305 (1, 5)										5	0	0	0	0	0	2	Washington Senators @ Detroit Tigers Briggs Stadium, Detroit, MI Thu Jul 24 1952, 4:33 AM EDT Att: 4,027 - Unknown																	
Jim Busby, R OBP: 0.225, SLG: 0.222 (1, 8)										5	0	2	0	0	0	1																		
Jackie Jensen, R OBP: 0.372, SLG: 0.436 (1, 9)										5	0	1	0	0	0	3																		
Ken Wood, R OBP: 0.289, SLG: 0.346 Gil Coan, L OBP: 0.294, SLG: 0.293 (9, PH)										3	1	2	0	1	0	0																		
Pete Runnels, L OBP: 0.358, SLG: 0.332 (1, 6)										4	0	1	0	0	0	2																		
Mickey Vernon, L OBP: 0.359, SLG: 0.420 (1, 3)										2	1	1	2	2	0	1																		
Jerry Snyder, R OBP: 0.196, SLG: 0.167 (1, 4)										4	0	1	0	0	0	5																		
Mickey Grasso, R OBP: 0.283, SLG: 0.250 (1, 2)										4	0	0	0	0	0	1																		
Randy Gumpert, R OBP: 0.333, SLG: 0.273 Joe Haynes, R OBP: 0.231, SLG: 0.167 Mel Hodetlein, S OBP: 0.284, SLG: 0.267 (9, PH)										3	0	2	0	0	0	0																		
										1	0	0	0	0	1	0																		
Inning Stats	R: 0 E: 1 K: 0 S: 3	H: 0 LOB: 0 BB: 0 P: 3	R: 0 E: 0 K: 0 S: 4	H: 1 LOB: 1 BB: 0 P: 4	R: 0 E: 0 K: 0 S: 3	H: 0 LOB: 0 BB: 0 P: 3	R: 0 E: 0 K: 0 S: 5	H: 2 LOB: 3 BB: 1 P: 9	R: 0 E: 0 K: 0 S: 5	H: 2 LOB: 2 BB: 0 P: 5	R: 0 E: 0 K: 0 S: 3	H: 0 LOB: 1 BB: 1 P: 7	R: 0 E: 0 K: 0 S: 4	H: 1 LOB: 1 BB: 0 P: 4	R: 2 E: 0 K: 0 S: 5	H: 2 LOB: 1 BB: 1 P: 9	R: 0 E: 0 K: 1 S: 7	H: 2 LOB: 2 BB: 0 P: 7	1B: 9 2B: 0 3B: 0 HR: 1	SF: 0 SAC: 0 DP: 1 HBP: 0	WP: 1 PB: 0 SB: 0 CS: 0	PA: 40												
PITCHER	IP WLS BF H R ER SO BB IBB HBP BLK WP HR S P ERA WHIP																																	
Bill Wight, L ERA: 3.29 Hal White, R ERA: 3.94	(1, 1) (9, 1)	8.2 0.1	W S	39 1	10 0	2 0	2 0	1 0	1 0	3 0	0 0	0 0	1 0	1 0	38 1	50 1	2.08 0.00	1.500 0.000																


Batter	1	2	3	4	5	6	7	8	9	AB	R	H	RBI	BB	SO	LOB	BOTTOM																	
Neil Berry, R OBP: 0.284, SLG: 0.287 (1, 6)										3	0	1	0	0	0	0	Washington Senators @ Detroit Tigers Briggs Stadium, Detroit, MI Thu Jul 24 1952, 4:33 AM EDT Att: 4,027 - Unknown																	
Fred Hatfield, L OBP: 0.291, SLG: 0.313 (1, 5)										3	1	1	0	1	0	2																		
Johnny Hopp, L OBP: 0.305, SLG: 0.216 (1, 7)										4	0	0	0	0	0	3																		
Walt Dropo, R OBP: 0.346, SLG: 0.504 (1, 3)										2	2	1	2	1	0	2																		
Johnny Groth, R OBP: 0.350, SLG: 0.371 (1, 8)										3	0	2	0	0	0	1																		
Cliff Mages, L OBP: 0.252, SLG: 0.316 (1, 9)										3	1	1	1	1	1	1																		
Matt Batts, R OBP: 0.333, SLG: 0.371 (1, 2)										4	0	1	0	0	0	3																		
Al Federoff, R OBP: 0.186, SLG: 0.154 (1, 4)										3	0	0	1	0	0	2																		
Bill Wight, L OBP: 0.257, SLG: 0.294 Hal White, R OBP: 0.200, SLG: 0.200 (9, 1)										3	0	0	0	0	0	1																		
										0	0	0	0	0	0	0																		
Inning Stats	R: 0 E: 1 K: 0 S: 3	H: 0 LOB: 1 BB: 1 P: 7	R: 0 E: 0 K: 1 S: 6	H: 1 LOB: 1 BB: 0 P: 6	R: 0 E: 0 K: 0 S: 2	H: 0 LOB: 0 BB: 0 P: 3	R: 0 E: 0 K: 0 S: 2	H: 0 LOB: 0 BB: 0 P: 3	R: 0 E: 0 K: 0 S: 3	H: 0 LOB: 0 BB: 0 P: 3	R: 0 E: 0 K: 0 S: 4	H: 1 LOB: 1 BB: 0 P: 4	R: 2 E: 0 K: 0 S: 5	H: 2 LOB: 1 BB: 1 P: 9	R: 2 E: 0 K: 0 S: 6	H: 3 LOB: 2 BB: 1 P: 10	1B: 4 2B: 2 3B: 0 HR: 1	SF: 0 SAC: 1 DP: 2 HBP: 2	WP: 0 PB: 0 SB: 1 CS: 1	PA: 34														
PITCHER	IP WLS BF H R ER SO BB IBB HBP BLK WP HR S P ERA WHIP																																	
Randy Gumpert, R ERA: 4.79 Joe Haynes, R ERA: 3.16	(1, 1) (8, 1)	7.2 0.1	L 2	32 0	7 0	4 0	4 0	1 0	0 0	0 0	0 1	0 0	0 0	0 0	30 1	40 5	4.70 0.00	1.174 0.000																

AB	37
R	2
H	10
RBI	2
BB	3
SO	1
LOB	17

AB	28
R	4
H	7
RBI	4
BB	3
SO	1
LOB	15



Batter	1	2	3	4	5	6	7	8	9	AB	R	H	RBI	BB	SO	LOB	TOP																		
Gil McDougald, R (1, 5) OBP: 0.332, SLG: 0.355											0	0	0	0	0	0	0	New York Yankees @ Detroit Tigers Briggs Stadium, Detroit, MI Fri Jul 25 1952, 4:33 AM EDT Att: 41,538 - Unknown livebaseballscorecards.com																	
Phil Rizzuto, R (1, 6) OBP: 0.353, SLG: 0.361											0	0	0	0	0	0	0																		
Joe Collins, L (1, 3) OBP: 0.379, SLG: 0.506											0	0	0	0	0	0	0																		
Yogi Berra, L (1, 2) OBP: 0.372, SLG: 0.526											0	0	0	0	0	0	0																		
Mickey Mantle, S (1, 8) OBP: 0.393, SLG: 0.514											0	0	0	0	0	0	0																		
Gene Woodling, L (1, 7) OBP: 0.411, SLG: 0.491											0	0	0	0	0	0	0																		
Irv Noren, L (1, 9) OBP: 0.306, SLG: 0.347											0	0	0	0	0	0	0																		
Billy Martin, R (1, 4) OBP: 0.328, SLG: 0.367											0	0	0	0	0	0	0																		
Bob Kuzava, S (1, 1) OBP: 0.214, SLG: 0.120											0	0	0	0	0	0	0																		
Inning Stats											1B: 0	SF: 0	WP: 0	PA: 0	2B: 0	SAC: 0	PB: 0	3B: 0	DP: 0	SB: 0	CS: 0	HR: 0	HBP: 0												
PITCHER Art Houtteman, R (1, 1) ERA: 5.2	IP	WLS	BF	H	R	ER	SO	BB	IBB	HBP	BLK	WP	HR	S	P	ERA	WHIP	PITCHER	IP	WLS	BF	H	R	ER	SO	BB	IBB	HBP	BLK	WP	HR	S	P	ERA	WHIP

Batter	1	2	3	4	5	6	7	8	9	AB	R	H	RBI	BB	SO	LOB	BOTTOM																		
Neil Berry, R (1, 6) OBP: 0.284, SLG: 0.287											0	0	0	0	0	0	0	New York Yankees @ Detroit Tigers Briggs Stadium, Detroit, MI Fri Jul 25 1952, 4:33 AM EDT Att: 41,538 - Unknown livebaseballscorecards.com																	
Fred Hatfield, L (1, 5) OBP: 0.291, SLG: 0.313											0	0	0	0	0	0	0																		
Johnny Groth, R (1, 8) OBP: 0.350, SLG: 0.371											0	0	0	0	0	0	0																		
Walt Dropo, R (1, 3) OBP: 0.346, SLG: 0.504											0	0	0	0	0	0	0																		
Steve Souchock, R (1, 9) OBP: 0.313, SLG: 0.439											0	0	0	0	0	0	0																		
Don Lenhardt, R (1, 7) OBP: 0.354, SLG: 0.408											0	0	0	0	0	0	0																		
Matt Batts, R (1, 2) OBP: 0.333, SLG: 0.371											0	0	0	0	0	0	0																		
Al Federoff, R (1, 4) OBP: 0.186, SLG: 0.154											0	0	0	0	0	0	0																		
Art Houtteman, R (1, 1) OBP: 0.146, SLG: 0.109											0	0	0	0	0	0	0																		
Inning Stats											1B: 0	SF: 0	WP: 0	PA: 0	2B: 0	SAC: 0	PB: 0	3B: 0	DP: 0	SB: 0	CS: 0	HR: 0	HBP: 0												
PITCHER Bob Kuzava, L (1, 1) ERA: 3.86	IP	WLS	BF	H	R	ER	SO	BB	IBB	HBP	BLK	WP	HR	S	P	ERA	WHIP	PITCHER	IP	WLS	BF	H	R	ER	SO	BB	IBB	HBP	BLK	WP	HR	S	P	ERA	WHIP

Batter	1	2	3	4	5	6	7	8	9	10	11	AB	R	H	RBI	BB	SO	LOB	TOP					
Phil Rizzuto, R OBP: 0.354, SLG: 0.369 (1, 6)												6	2	3	0	0	0	1						
Joe Collins, L OBP: 0.373, SLG: 0.494 (1, 3)												6	2	2	1	0	1	1						
Hank Bauer, R OBP: 0.364, SLG: 0.487 (1, 9)												5	1	3	1	0	0	1						
Yogi Berra, L OBP: 0.368, SLG: 0.517 (1, 2)												5	0	1	0	0	0	5						
Mickey Mantle, S OBP: 0.397, SLG: 0.534 (1, 8)												5	1	2	4	0	3	3						
Gil McDougald, R OBP: 0.339, SLG: 0.357 (1, 5)												3	0	1	0	1	1	1						
Gene Woodling, L OBP: 0.397, SLG: 0.472 (1, 7)												5	0	0	0	0	0	5						
Billy Martin, R OBP: 0.320, SLG: 0.357 (1, 4)												4	0	1	0	0	1	1						
Johnny Mize, L OBP: 0.305, SLG: 0.337 (10, PH)												1	0	0	0	0	0	1						
Bobby Hogue, R OBP: 0.273, SLG: 0.273 (10, 1)												0	0	0	0	0	0	0						
Vic Raschi, R OBP: 0.327, SLG: 0.468 (4, 1)												2	0	0	0	0	1	0						
Johnny Sain, R OBP: 0.327, SLG: 0.468 (4, 1)												2	0	0	0	0	1	0						
Kal Segrist, R OBP: 0.111, SLG: 0.059 (10, 4)												1	0	0	0	0	0	0						
Inning Stats	R: 4 E: 0 K: 2 S: 8	H: 5 LOB: 1 BB: 0 P: 8	R: 0 E: 0 K: 1 S: 6	H: 1 LOB: 1 BB: 0 P: 6	R: 0 E: 0 K: 1 S: 6	H: 1 LOB: 1 BB: 0 P: 6	R: 0 E: 0 K: 1 S: 5	H: 0 LOB: 0 BB: 0 P: 5	R: 0 E: 0 K: 1 S: 8	H: 1 LOB: 1 BB: 0 P: 6	R: 2 E: 0 K: 1 S: 8	H: 3 LOB: 2 BB: 1 P: 12	R: 0 E: 1 K: 0 S: 3	H: 0 LOB: 0 BB: 0 P: 3	R: 0 E: 0 K: 0 S: 3	H: 0 LOB: 1 BB: 0 P: 3	R: 0 E: 0 K: 0 S: 4	H: 1 LOB: 1 BB: 0 P: 4	R: 0 E: 0 K: 0 S: 3	H: 0 LOB: 0 BB: 0 P: 3	1B: 9 2B: 2 3B: 1 HR: 1	SF: 0 SAC: 1 DP: 1 HBP: 0	WP: 0 PB: 0 SB: 0 CS: 0	PA: 47
PITCHER Ted Gray, L ERA: 3.91 (1, 1)	IP: 11.0 WLS: 7 BF: 47	H: 13 R: 6 ER: 6 SO: 7	BB: 1 IBB: 0 HBP: 0 BLK: 0	WP: 0 HR: 1 S: 60 P: 64	ERA: 4.91 WHIP: 1.273	PITCHER																		

New York Yankees @ Detroit Tigers
Briggs Stadium, Detroit, MI
Sat Jul 26 1952, 4:33 AM EDT
Att: 13,060 - Unknown

AB 45
R 6
H 13
RBI 6
BB 1
SO 7
LOB 20



Batter	1	2	3	4	5	6	7	8	9	10	11	AB	R	H	RBI	BB	SO	LOB	BOTTOM					
Neil Berry, R OBP: 0.293, SLG: 0.289 (1, 6)												3	0	2	0	0	1	1						
Johnny Pesky, L OBP: 0.398, SLG: 0.286 (7, PH)												1	1	1	0	2	0	0						
Fred Hatfield, L OBP: 0.292, SLG: 0.311 (1, 5)												5	0	1	0	1	1	7						
Johnny Hopp, L OBP: 0.290, SLG: 0.204 (1, 7)												3	1	0	0	0	1	3						
Pat Mullin, L OBP: 0.332, SLG: 0.429 (6, 7)												2	0	0	1	1	0	1						
Walt Dropo, R OBP: 0.340, SLG: 0.493 (1, 3)												6	0	1	0	0	1	5						
Johnny Groth, R OBP: 0.352, SLG: 0.373 (1, 8)												6	1	2	1	0	0	2						
Cliff Mages, L OBP: 0.283, SLG: 0.337 (1, 9)												3	3	2	0	3	0	0						
Joe Ginsberg, L OBP: 0.292, SLG: 0.310 (1, 2)												5	1	2	1	0	1	3						
Al Federoff, R OBP: 0.216, SLG: 0.174 (1, 4)												4	1	1	1	1	0	1						
Don Kolloway, R OBP: 0.284, SLG: 0.289 (11, PH)												0	1	0	0	1	0	0						
Ted Gray, S OBP: 0.204, SLG: 0.188 (1, 1)												5	0	3	1	0	1	1						
Steve Souchock, R OBP: 0.321, SLG: 0.490 (11, PH)												1	1	1	4	0	0	0						
Inning Stats	R: 0 E: 0 K: 2 S: 8	H: 1 LOB: 1 BB: 0 P: 8	R: 2 E: 0 K: 1 S: 8	H: 3 LOB: 1 BB: 0 P: 8	R: 1 E: 0 K: 0 S: 4	H: 1 LOB: 2 BB: 1 P: 12	R: 0 E: 0 K: 0 S: 5	H: 0 LOB: 0 BB: 0 P: 5	R: 1 E: 0 K: 1 S: 7	H: 2 LOB: 1 BB: 1 P: 7	R: 0 E: 1 K: 1 S: 7	H: 2 LOB: 2 BB: 1 P: 11	R: 0 E: 0 K: 0 S: 4	H: 2 LOB: 2 BB: 1 P: 8	R: 0 E: 1 K: 0 S: 4	H: 1 LOB: 3 BB: 2 P: 12	R: 4 E: 0 K: 0 S: 3	H: 2 LOB: 0 BB: 2 P: 11	1B: 12 2B: 3 3B: 0 HR: 1	SF: 0 SAC: 1 DP: 1 HBP: 0	WP: 0 PB: 1 SB: 0 CS: 0	PA: 54		
PITCHER Vic Raschi, R ERA: 2.97 (1, 1)	IP: 3.0 WLS: 6.0 BF: 25	H: 7 R: 4 ER: 2 SO: 3	BB: 3 IBB: 0 HBP: 0 BLK: 0	WP: 0 HR: 0 S: 21 P: 33	ERA: 12.00 WHIP: 3.000	PITCHER																		
Johnny Sain, R ERA: 3.63 (4, 1)	IP: 6.0 WLS: 2 BF: 25	H: 7 R: 2 ER: 2 SO: 3	BB: 2 IBB: 0 HBP: 0 BLK: 0	WP: 0 HR: 0 S: 29 P: 37	ERA: 3.00 WHIP: 1.500																			
Bobby Hogue, R ERA: 4.6 (10, 1)	IP: 1.1 WLS: L BF: 11	H: 3 R: 4 ER: 4 SO: 0	BB: 4 IBB: 0 HBP: 0 BLK: 0	WP: 0 HR: 1 S: 7 P: 23	ERA: 27.00 WHIP: 5.250																			


New York Yankees @ Detroit Tigers
Briggs Stadium, Detroit, MI
Sat Jul 26 1952, 4:33 AM EDT
Att: 13,060 - Unknown


AB 44
R 10
H 16
RBI 9
BB 9
SO 6
LOB 24





Batter	1	2	3	4	5	6	7	8	9	AB	R	H	RBI	BB	SO	LOB	TOP					
Phil Rizzuto, R (1, 6) OBP: 0.360, SLG: 0.382	F3			L8		1B		G6-4-3 BB		3	1	0	0	0	0	0	New York Yankees @ Detroit Tigers Briggs Stadium, Detroit, MI Mon Jul 28 1952, 4:33 AM EDT Att: 8,046 - Unknown					
Joe Ostrowski, L (6, 1) OBP: 0.340, SLG: 0.468										0	0	0	0	0	0	0						
Johnny Sain, R (8, PH) OBP: 0.211, SLG: 0.204										0	0	0	0	1	0	0						
Allie Reynolds, R (8, FR) OBP: 0.273, SLG: 0.273										0	0	0	0	0	0	0						
Bobby Hogue, R (8, 1)										0	0	0	0	0	0	0						
Gene Woodling, L (1, 7) OBP: 0.398, SLG: 0.481	3-1			F8		1B		F2		4	0	1	0	0	0	1						
Hank Bauer, R (1, 9) OBP: 0.362, SLG: 0.480	4-3			K		FC4-6 1B		G6-4-3		4	0	0	0	0	1	3						
Yogi Berra, L (1, 2) OBP: 0.371, SLG: 0.516			4-3							3	1	2	0	0	0	0						
Charles Silvera, R (7, 2) OBP: 0.375, SLG: 0.310										1	0	0	0	0	0	0						
Billy Martin, R (9, FR) OBP: 0.323, SLG: 0.360										0	0	0	0	0	0	0						
Mickey Mantle, S (1, 8) OBP: 0.393, SLG: 0.521			K							3	0	0	0	1	1	2						
Gil McDougald, R (1, 5) OBP: 0.338, SLG: 0.365										4	1	1	0	0	0	3						
Johnny Mize, L (1, 3) OBP: 0.297, SLG: 0.337										4	0	1	1	0	0	3						
Kal Segrist, R (1, 4) OBP: 0.160, SLG: 0.045										2	0	0	1	2	0	3						
Harry Schaeffer, L (1, 1) OBP: 0.350, SLG: 0.316										1	0	0	0	0	0	1						
Jim Brideweser, R (6, PH) OBP: 0.350, SLG: 0.316										2	0	1	0	0	0	1						
Inning Stats	R: 0 E: 0 K: 0 S: 3	H: 0 LOB: 0 BB: 0 P: 3	R: 0 E: 0 K: 1 S: 5	H: 0 LOB: 0 BB: 0 P: 5	R: 0 E: 0 K: 1 S: 2	H: 0 LOB: 0 BB: 1 P: 6	R: 0 E: 0 K: 1 S: 5	H: 0 LOB: 0 BB: 0 P: 5	R: 0 E: 1 K: 0 S: 4	H: 1 LOB: 1 BB: 0 P: 4	R: 0 E: 0 K: 0 S: 4	H: 2 LOB: 2 BB: 1 P: 8	R: 2 E: 0 K: 0 S: 6	H: 4 LOB: 2 BB: 0 P: 6	R: 0 E: 0 K: 0 S: 2	H: 0 LOB: 1 BB: 1 P: 6	R: 0 E: 1 K: 0 S: 4	H: 0 LOB: 2 BB: 1 P: 8	1B: 6 2B: 2 3B: 0 HR: 0	SF: 0 SAC: 0 DP: 3 HBP: 0	WP: 0 PB: 0 SB: 0 CS: 0	PA: 35
PITCHER Hal Newhouser, L (1, 1) ERA: 3.7	IP: 9.0 WLS: W BF: 35 H: 7 R: 2 ER: 2 SO: 2 BB: 4 IBB: 0 HBP: 0 BLK: 0 WP: 0 HR: 0 S: 35 P: 51 ERA: 2.00 WHIP: 1.222															PITCHER						

Batter	1	2	3	4	5	6	7	8	9	AB	R	H	RBI	BB	SO	LOB	BOTTOM			
Neil Berry, R (1, 6) OBP: 0.314, SLG: 0.304	BB E BB			5-3				1B 1B		4	2	1	0	1	0	4	New York Yankees @ Detroit Tigers Briggs Stadium, Detroit, MI Mon Jul 28 1952, 4:33 AM EDT Att: 8,046 - Unknown			
Fred Hatfield, L (1, 5) OBP: 0.303, SLG: 0.324	E 1B BB			K				G6-4-3 1B		4	2	1	0	1	1	2				
Johnny Hopp, L (1, 7) OBP: 0.299, SLG: 0.220	K							2-3 1B		5	1	2	1	0	1	2				
Walt Dropo, R (1, 3) OBP: 0.343, SLG: 0.504	K							3-H 1B		5	2	2	3	0	1	4				
Johnny Groth, R (1, 8) OBP: 0.350, SLG: 0.376	1-2 2-3 1B BB			F7				1B		4	2	1	1	1	0	0				
Steve Souchock, R (1, 9) OBP: 0.328, SLG: 0.503	E5 1B			K				3-H 1B		4	3	2	2	1	1	2				
Matt Batts, R (1, 2) OBP: 0.337, SLG: 0.370	1-3 2-H 3-H 1B							1-H HR		5	0	3	2	0	0	1				
Al Federoff, R (1, 4) OBP: 0.258, SLG: 0.246	FC4							1-H HR		4	0	3	2	0	0	2				
Hal Newhouser, L (1, 1) OBP: 0.310, SLG: 0.174				4-3				3-H 1B		3	0	0	0	1	1	3				
Inning Stats	R: 3 E: 1 K: 2 S: 9	H: 1 LOB: 2 BB: 3 P: 21	R: 0 E: 0 K: 1 S: 5	H: 0 LOB: 0 BB: 0 P: 5	R: 1 E: 0 K: 1 S: 6	H: 1 LOB: 0 BB: 0 P: 6	R: 0 E: 0 K: 1 S: 7	H: 2 LOB: 2 BB: 0 P: 7	R: 3 E: 0 K: 0 S: 7	H: 4 LOB: 2 BB: 1 P: 11	R: 0 E: 0 K: 0 S: 3	H: 0 LOB: 0 BB: 0 P: 3	R: 1 E: 0 K: 0 S: 4	H: 2 LOB: 1 BB: 1 P: 8	R: 4 E: 0 K: 0 S: 7	H: 5 LOB: 0 BB: 0 P: 7		1B: 10 2B: 2 3B: 0 HR: 3	SF: 0 SAC: 0 DP: 1 HBP: 0	WP: 0 PB: 0 SB: 0 CS: 0
PITCHER Harry Schaeffer, L (1, 1) ERA: 7.2	IP: 5.0 WLS: L BF: 28 H: 8 R: 7 ER: 4 SO: 5 BB: 4 IBB: 0 HBP: 0 BLK: 0 WP: 0 HR: 2 S: 34 P: 50 ERA: 7.20 WHIP: 2.400															PITCHER				
Joe Ostrowski, L (6, 1) ERA: 5.4	IP: 2.0 WLS: 8 BF: 2 H: 2 R: 1 ER: 1 SO: 0 BB: 1 IBB: 0 HBP: 0 BLK: 0 WP: 0 HR: 0 S: 7 P: 11 ERA: 4.50 WHIP: 1.500																			
Bobby Hogue, R (8, 1) ERA: 5.48	IP: 1.0 WLS: 7 BF: 5 H: 4 R: 4 ER: 4 SO: 0 BB: 0 IBB: 0 HBP: 0 BLK: 0 WP: 0 HR: 1 S: 7 P: 7 ERA: 36.00 WHIP: 5.000																			

Batter	1	2	3	4	5	6	7	8	9	AB	R	H	RBI	BB	SO	LOB	TOP																	
Eddie Joost, R (1, 6) OBP: 0.410, SLG: 0.465											0	0	0	0	0	0	0	Philadelphia Athletics @ Detroit Tigers Briggs Stadium, Detroit, MI Tue Jul 29 1952, 4:33 AM EDT Unknown livebaseballscorecards.com																
Femis Fain, L (1, 3) OBP: 0.422, SLG: 0.421											0	0	0	0	0	0	0																	
Dave Philley, S (1, 8) OBP: 0.336, SLG: 0.354											0	0	0	0	0	0	0																	
Gus Zernial, R (1, 7) OBP: 0.369, SLG: 0.479											0	0	0	0	0	0	0																	
Elmer Valo, L (1, 9) OBP: 0.433, SLG: 0.396											0	0	0	0	0	0	0																	
Sherry Robertson, L (1, 4) OBP: 0.429, SLG: 0.313											0	0	0	0	0	0	0																	
Pete Suder, R (1, 5) OBP: 0.277, SLG: 0.285											0	0	0	0	0	0	0																	
Ray Murray, R (1, 2) OBP: 0.283, SLG: 0.368											0	0	0	0	0	0	0																	
Harry Byrd, R (1, 1) OBP: 0.133, SLG: 0.071											0	0	0	0	0	0	0																	
Inning Stats											1B: 0	SF: 0	WP: 0	PA: 0	2B: 0	SAC: 0	PB: 0		3B: 0	DP: 0	SB: 0	CS: 0	HR: 0	HBP: 0										
PITCHER Art Houtteman, R (1, 1) ERA: 4.95	IP	WLS	BF	H	R	ER	SO	BB	IBB	HBP	BLK	WP	HR	S	P	ERA	WHIP																	
PITCHER																		IP	WLS	BF	H	R	ER	SO	BB	IBB	HBP	BLK	WP	HR	S	P	ERA	WHIP

Batter	1	2	3	4	5	6	7	8	9	AB	R	H	RBI	BB	SO	LOB	BOTTOM																	
Neil Berry, R (1, 6) OBP: 0.314, SLG: 0.304											0	0	0	0	0	0	0	Philadelphia Athletics @ Detroit Tigers Briggs Stadium, Detroit, MI Tue Jul 29 1952, 4:33 AM EDT Unknown livebaseballscorecards.com																
Fred Hatfield, L (1, 5) OBP: 0.303, SLG: 0.324											0	0	0	0	0	0	0																	
Johnny Hopp, L (1, 7) OBP: 0.299, SLG: 0.220											0	0	0	0	0	0	0																	
Walt Dropo, R (1, 3) OBP: 0.343, SLG: 0.504											0	0	0	0	0	0	0																	
Johnny Groth, R (1, 8) OBP: 0.350, SLG: 0.376											0	0	0	0	0	0	0																	
Cliff Mapes, L (1, 9) OBP: 0.291, SLG: 0.330											0	0	0	0	0	0	0																	
Matt Batts, R (1, 2) OBP: 0.337, SLG: 0.370											0	0	0	0	0	0	0																	
Al Federoff, R (1, 4) OBP: 0.258, SLG: 0.246											0	0	0	0	0	0	0																	
Art Houtteman, R (1, 1) OBP: 0.160, SLG: 0.125											0	0	0	0	0	0	0																	
Inning Stats											1B: 0	SF: 0	WP: 0	PA: 0	2B: 0	SAC: 0	PB: 0		3B: 0	DP: 0	SB: 0	CS: 0	HR: 0	HBP: 0										
PITCHER Harry Byrd, R (1, 1) ERA: 4.14	IP	WLS	BF	H	R	ER	SO	BB	IBB	HBP	BLK	WP	HR	S	P	ERA	WHIP																	
PITCHER																		IP	WLS	BF	H	R	ER	SO	BB	IBB	HBP	BLK	WP	HR	S	P	ERA	WHIP

Batter	1	2	3	4	5	6	7	8	9	AB	R	H	RBI	BB	SO	LOB	TOP																	
Eddie Joost, R (1, 6) OBP: 0.410, SLG: 0.471											0	0	0	0	0	0	0	Philadelphia Athletics @ Detroit Tigers Briggs Stadium, Detroit, MI Tue Jul 29 1952, 4:38 AM EDT Att: 30,654 - Unknown livebaseballscorecards.com																
Ferns Fain, L (1, 3) OBP: 0.421, SLG: 0.430											0	0	0	0	0	0	0																	
Dave Philley, S (1, 8) OBP: 0.332, SLG: 0.349											0	0	0	0	0	0	0																	
Gus Zernial, R (1, 7) OBP: 0.372, SLG: 0.485											0	0	0	0	0	0	0																	
Allie Clark, R (1, 9) OBP: 0.302, SLG: 0.478											0	0	0	0	0	0	0																	
Sherry Robertson, L (1, 4) OBP: 0.400, SLG: 0.263											0	0	0	0	0	0	0																	
Pete Suder, R (1, 5) OBP: 0.270, SLG: 0.277											0	0	0	0	0	0	0																	
Joe Astroth, R (1, 2) OBP: 0.285, SLG: 0.281											0	0	0	0	0	0	0																	
Carl Scheib, R (1, 1) OBP: 0.200, SLG: 0.200											0	0	0	0	0	0	0																	
Inning Stats											1B: 0	SF: 0	WP: 0	PA: 0	2B: 0	SAC: 0	PB: 0		3B: 0	DP: 0	SB: 0	CS: 0	HR: 0	HBP: 0										
PITCHER Dick Littlefield, L (1, 1) ERA: 3.16	IP	WLS	BF	H	R	ER	SO	BB	IBB	HBP	BLK	WP	HR	S	P	ERA	WHIP																	
PITCHER																		IP	WLS	BF	H	R	ER	SO	BB	IBB	HBP	BLK	WP	HR	S	P	ERA	WHIP


Batter	1	2	3	4	5	6	7	8	9	AB	R	H	RBI	BB	SO	LOB	BOTTOM																	
Neil Berry, R (1, 6) OBP: 0.312, SLG: 0.302											0	0	0	0	0	0	0	Philadelphia Athletics @ Detroit Tigers Briggs Stadium, Detroit, MI Tue Jul 29 1952, 4:38 AM EDT Att: 30,654 - Unknown livebaseballscorecards.com																
Fred Hatfield, L (1, 5) OBP: 0.302, SLG: 0.323											0	0	0	0	0	0	0																	
Pat Mullin, L (1, 7) OBP: 0.335, SLG: 0.444											0	0	0	0	0	0	0																	
Walt Dropo, R (1, 3) OBP: 0.342, SLG: 0.500											0	0	0	0	0	0	0																	
Johnny Groth, R (1, 8) OBP: 0.346, SLG: 0.371											0	0	0	0	0	0	0																	
Cliff Mapes, L (1, 9) OBP: 0.289, SLG: 0.321											0	0	0	0	0	0	0																	
Joe Ginsberg, L (1, 2) OBP: 0.303, SLG: 0.316											0	0	0	0	0	0	0																	
Al Federoff, R (1, 4) OBP: 0.262, SLG: 0.267											0	0	0	0	0	0	0																	
Dick Littlefield, L (1, 1) OBP: 0.143, SLG: 0.143											0	0	0	0	0	0	0																	
Inning Stats											1B: 0	SF: 0	WP: 0	PA: 0	2B: 0	SAC: 0	PB: 0		3B: 0	DP: 0	SB: 0	CS: 0	HR: 0	HBP: 0										
PITCHER Carl Scheib, R (1, 1) ERA: 4.7	IP	WLS	BF	H	R	ER	SO	BB	IBB	HBP	BLK	WP	HR	S	P	ERA	WHIP																	
PITCHER																		IP	WLS	BF	H	R	ER	SO	BB	IBB	HBP	BLK	WP	HR	S	P	ERA	WHIP

Batter	1	2	3	4	5	6	7	8	9	AB	R	H	RBI	BB	SO	LOB	TOP					
Eddie Joost, R OBP: 0.411, SLG: 0.482 (1, 6)										4	1	0	0	1	2	2	Philadelphia Athletics @ Detroit Tigers Briggs Stadium, Detroit, MI Wed Jul 30 1952, 4:33 AM EDT Att. 4,490 - Unknown livebaseballscorecards.com					
Ferns Fain, L OBP: 0.426, SLG: 0.437 (1, 3)									3	2	2	0	2	0	0							
Dave Philley, S OBP: 0.333, SLG: 0.363 (1, 8)									4	1	1	0	0	0	2							
Gus Zernial, R OBP: 0.377, SLG: 0.479 (1, 7)									1	0	0	0	3	0	0							
Allie Clark, R OBP: 0.305, SLG: 0.480 (1, 9)									4	0	2	4	0	0	1							
Sherry Robertson, L OBP: 0.406, SLG: 0.217 (1, 4)									1	0	0	0	1	1	2							
Kite Thomas, R OBP: 0.339, SLG: 0.427 (5, PH)									1	0	0	0	0	0	2							
Skeeter Kell, R OBP: 0.279, SLG: 0.293 (5, 4)									1	0	1	0	0	0	0							
Pete Suder, R OBP: 0.267, SLG: 0.280 (1, 5)									4	0	0	0	0	3	6							
Joe Astroth, R OBP: 0.296, SLG: 0.295 (1, 2)									3	0	2	0	1	0	0							
Dick Fowler, R (1, 1)								3	0	0	0	1	0	4								
Inning Stats	R: 2 E: 0 K: 2 S: 9	H: 2 LOB: 2 BB: 2 P: 17	R: 0 E: 0 K: 1 S: 4	H: 0 LOB: 1 BB: 1 P: 8	R: 0 E: 0 K: 0 S: 2	H: 0 LOB: 1 BB: 2 P: 10	R: 0 E: 0 K: 0 S: 3	H: 1 LOB: 1 BB: 1 P: 7	R: 2 E: 0 K: 1 S: 7	H: 2 LOB: 2 BB: 2 P: 15	R: 0 E: 0 K: 0 S: 2	H: 0 LOB: 0 BB: 1 P: 6	R: 0 E: 0 K: 0 S: 3	H: 1 LOB: 0 BB: 0 P: 3	R: 0 E: 0 K: 1 S: 7	H: 2 LOB: 2 BB: 0 P: 7	R: 0 E: 0 K: 1 S: 5	H: 0 LOB: 0 BB: 0 P: 5	1B: 4 2B: 5 3B: 0 HR: 0	SF: 0 SAC: 1 DP: 3 HBP: 0	WP: 0 PB: 0 SB: 0 CS: 3	PA: 39
PITCHER Ted Gray, L ERA: 3.92 (1, 1)	IP: 9.0 WLS: L BF: 39	H: 8 R: 4 ER: 4 SO: 6	BB: 7 IBB: 2 HBP: 0 BLK: 0	WP: 0 HR: 0 S: 42 P: 78	ERA: 4.00 WHIP: 1.667																	

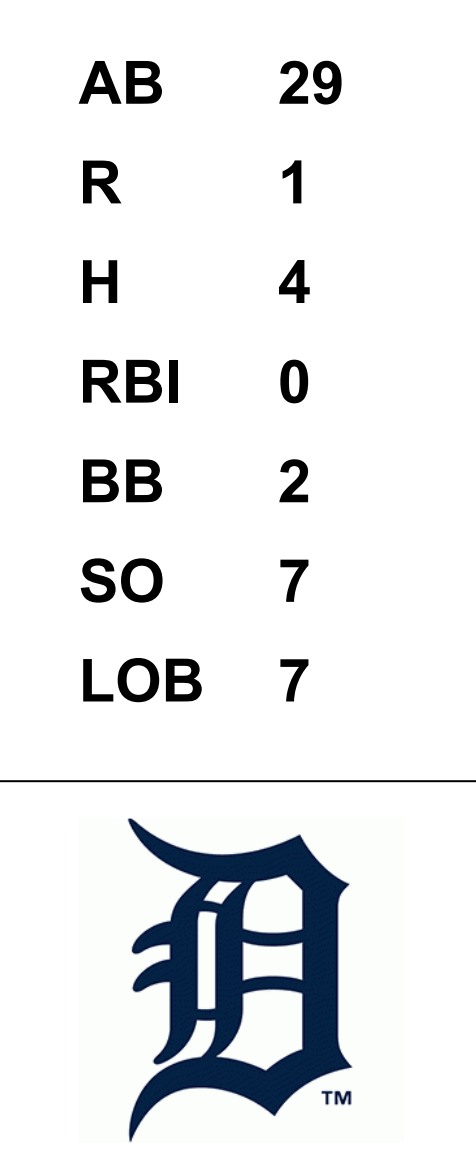
Batter	1	2	3	4	5	6	7	8	9	AB	R	H	RBI	BB	SO	LOB	BOTTOM			
Neil Berry, R OBP: 0.308, SLG: 0.299 (1, 6)										0	0	0	0	0	0	0	Philadelphia Athletics @ Detroit Tigers Briggs Stadium, Detroit, MI Wed Jul 30 1952, 4:33 AM EDT Att. 4,490 - Unknown livebaseballscorecards.com			
Johnny Pesky, L OBP: 0.396, SLG: 0.288 (1, 4)										5	1	2	0	0	1					
Fred Hatfield, L OBP: 0.307, SLG: 0.324 (1, 5)										5	1	3	0	0	2					
Pat Mullin, L OBP: 0.343, SLG: 0.471 (1, 7)										4	1	1	2	1	0	2				
Walt Dropo, R OBP: 0.338, SLG: 0.492 (1, 3)									4	0	1	0	0	0	3					
Johnny Groth, R OBP: 0.353, SLG: 0.373 (1, 8)									4	0	3	1	0	0	2					
Cliff Mages, L OBP: 0.283, SLG: 0.339 (1, 9)									4	0	0	0	0	2	5					
Joe Ginsberg, L OBP: 0.308, SLG: 0.329 (1, 2)									3	0	0	0	1	0	1					
Al Federoff, R OBP: 0.250, SLG: 0.269 (1, 4)									3	0	0	0	0	0	1					
Don Kolloway, R OBP: 0.285, SLG: 0.297 (9, PH)									1	0	0	0	0	0	0					
Ted Gray, S OBP: 0.212, SLG: 0.196 (1, 1)									3	0	1	0	0	0	1					
Steve Souchock, R OBP: 0.333, SLG: 0.506 (9, PH)									1	0	1	0	0	0	0					
Inning Stats	R: 2 E: 0 K: 1 S: 8	H: 4 LOB: 1 BB: 0 P: 8	R: 0 E: 0 K: 0 S: 4	H: 1 LOB: 2 BB: 1 P: 8	R: 0 E: 0 K: 1 S: 6	H: 1 LOB: 0 BB: 0 P: 6	R: 0 E: 0 K: 0 S: 3	H: 0 LOB: 0 BB: 0 P: 3	R: 1 E: 0 K: 0 S: 5	H: 2 LOB: 2 BB: 1 P: 9	R: 0 E: 0 K: 0 S: 3	H: 1 LOB: 1 BB: 0 P: 3	R: 0 E: 0 K: 0 S: 4	H: 1 LOB: 1 BB: 0 P: 4	R: 0 E: 0 K: 0 S: 5	H: 2 LOB: 2 BB: 0 P: 5	1B: 11 2B: 0 3B: 0 HR: 1	SF: 0 SAC: 0 DP: 0 HBP: 0	WP: 0 PB: 0 SB: 0 CS: 0	PA: 39
PITCHER Dick Fowler, R ERA: 6.48 (1, 1)	IP: 9.0 WLS: W BF: 39	H: 12 R: 3 ER: 3 SO: 2	BB: 2 IBB: 0 HBP: 0 BLK: 0	WP: 0 HR: 1 S: 41 P: 49	ERA: 3.00 WHIP: 1.556															

Batter	1	2	3	4	5	6	7	8	9	AB	R	H	RBI	BB	SO	LOB	TOP									
Eddie Joost, R OBP: 0.411, SLG: 0.478 (1, 6)	0-0 6-3		0-0 F2			0-0 P3	4-0 BB		4-0 BB	3	0	0	0	2	0	0	Philadelphia Athletics @ Detroit Tigers Briggs Stadium, Detroit, MI Thu Jul 31 1952, 4:33 AM EDT Unknown									
Ferns Fain, L OBP: 0.425, SLG: 0.433 (1, 3)	0-0 L9		0-0 F9			0-0 BB E 1B	0-0 F9		0-0 6-3	5	1	1	0	0	0	2										
Dave Philley, S OBP: 0.332, SLG: 0.364 (1, 8)	0-0 2B			0-0 6-3		0-0 E6 BB 1B		0-0 P5		4	1	1	0	0	0	1										
Gus Zernial, R OBP: 0.376, SLG: 0.475 (1, 7)	0-3 K			0-0 6-3		4-0 1B BB		0-0 P6		3	0	0	0	1	1	1										
Elmer Valo, L OBP: 0.432, SLG: 0.398 (8, 7)				0-0 6-3		1-2 2-3 BB		0-0 P6		0	0	0	0	0	0	0										
Allie Clark, R OBP: 0.312, SLG: 0.481 (1, 9)		0-0 BB 1B		0-0 5-3		0-0 F2		0-0 1B 1B		4	0	2	0	0	0	3										
Shery Robertson, L OBP: 0.406, SLG: 0.217 (8, PH)						0-0 SH3-4 1B		0-0 S 1B		0	0	0	0	0	0	0										
Kite Thomas, R OBP: 0.339, SLG: 0.427 (8, 9)						1-3 2-H 3-H 1B		1-2 FC6-4 1B		0	0	0	0	0	0	0										
Skeeter Kell, R OBP: 0.288, SLG: 0.302 (1, 4)	0-0 P6					0-0 SH3-4 1B		0-0 F9		2	0	0	0	1	0	4										
Pete Suder, R OBP: 0.268, SLG: 0.276 (1, 5)	4-0 G1-4-3 BB					0-0 SH3-4 1-2		0-0 F9		1-2 FC6-4																
Joe Astroth, R OBP: 0.291, SLG: 0.289 (1, 2)	0-0 G1-4-3 1-2					0-0 6-3		0-0 L5		0-0 5-3	4	0	0	0	0	3										
Bobby Shantz, R OBP: 0.236, SLG: 0.265 (1, 1)			0-0 1-3			0-0 F5		0-0 6-3		0-0 6-3	4	0	0	0	0	1										
Inning Stats	R: 0 E: 0 K: 1 S: 6	H: 1 LOB: 1 BB: 0 P: 6	R: 0 E: 0 K: 0 S: 3	H: 1 LOB: 1 BB: 1 P: 7	R: 0 E: 0 K: 0 S: 3	H: 0 LOB: 0 BB: 0 P: 3	R: 0 E: 0 K: 0 S: 3	H: 0 LOB: 0 BB: 0 P: 3	R: 0 E: 0 K: 0 S: 4	H: 1 LOB: 1 BB: 0 P: 4	R: 2 E: 1 K: 0 S: 6	H: 2 LOB: 2 BB: 1 P: 10	R: 0 E: 0 K: 0 S: 3	H: 0 LOB: 1 BB: 1 P: 7	R: 0 E: 0 K: 0 S: 5	H: 2 LOB: 2 BB: 0 P: 5	R: 0 E: 0 K: 0 S: 3	H: 0 LOB: 1 BB: 1 P: 7	1B: 6 2B: 1 3B: 0 HR: 0	SF: 0 SAC: 1 DP: 1 HBP: 0	WP: 0 PB: 0 SB: 1 CS: 0	PA: 38				
PITCHER	IP WLS BF H R ER SO BB IBB HBP BLK WP HR S P ERA WHIP	8.0 L 34 7 2 0 1 3 0 0 0 0 0 0 33 45 0.00 1.250	1.0 4 0 0 0 0 0 1 0 0 0 0 0 0 3 7 0.00 1.000																							

AB	33
R	2
H	7
RBI	2
BB	4
SO	1
LOB	16




Batter	1	2	3	4	5	6	7	8	9	AB	R	H	RBI	BB	SO	LOB	BOTTOM									
Johnny Groth, R OBP: 0.349, SLG: 0.369 (1, 8)	0-0 L1		0-0 6-3			0-0 6-3		0-0 4-3		4	0	0	0	0	0	1	Philadelphia Athletics @ Detroit Tigers Briggs Stadium, Detroit, MI Thu Jul 31 1952, 4:33 AM EDT Unknown									
Johnny Pesky, L OBP: 0.388, SLG: 0.280 (1, 4)	0-3 K			0-0 6-3		0-3 K		0-3 K		4	0	0	0	0	3	1										
Fred Hatfield, L OBP: 0.302, SLG: 0.320 (1, 5)	0-0 L8			0-0 F8		0-3 K		0-0 4-3		4	0	0	0	0	1	0										
Walt Dropo, R OBP: 0.337, SLG: 0.489 (1, 3)		0-0 5-3		0-0 5-3		0-0 2B 1B		0-0 L9		4	0	1	0	0	0	0										
Steve Souchock, R OBP: 0.337, SLG: 0.518 (1, 9)		0-0 F7			0-0 SH1-3 E 2B	0-0 2B		0-3 K		4	1	2	0	0	1	0										
Don Lenhardt, R OBP: 0.354, SLG: 0.397 (1, 7)		4-0 BB			0-0 SH1-3	4-0 G6-3 IBB				0	0	0	0	2	0	0										
Al Federoff, R OBP: 0.240, SLG: 0.257 (1, 6)		0-0 F4			0-0 L7	0-0 G6-3				3	0	0	0	0	0	5										
Bob Swift, R OBP: 0.238, SLG: 0.161 (1, 2)			0-0 F8					0-3 K		2	0	0	0	0	0	0										
Matt Batts, R OBP: 0.325, SLG: 0.349 (8, PH) (9, 2)					0-0 4-3			0-0 K		1	0	0	0	0	1	0										
Billy Hoelt, L OBP: 0.185, SLG: 0.160 (1, 1)			0-3 K			0-0 G3		0-0 E6 4-3 1B		2	0	0	0	0	1	0										
Don Kolloway, R OBP: 0.289, SLG: 0.301 (8, PH)										1	0	1	0	0	0	0										
Marlin Stuart, L OBP: 0.227, SLG: 0.105 (9, 1)										0	0	0	0	0	0	0										
Inning Stats	R: 0 E: 0 K: 1 S: 5	H: 0 LOB: 0 BB: 0 P: 5	R: 0 E: 0 K: 0 S: 3	H: 0 LOB: 1 BB: 1 P: 7	R: 0 E: 0 K: 0 S: 5	H: 0 LOB: 0 BB: 0 P: 5	R: 0 E: 0 K: 0 S: 3	H: 0 LOB: 0 BB: 0 P: 3	R: 1 E: 0 K: 0 S: 4	H: 1 LOB: 0 BB: 0 P: 4	R: 0 E: 0 K: 1 S: 5	H: 0 LOB: 0 BB: 0 P: 5	R: 0 E: 0 K: 1 S: 6	H: 2 LOB: 2 BB: 1 P: 10	R: 0 E: 1 K: 2 S: 8	H: 1 LOB: 1 BB: 0 P: 8	R: 0 E: 0 K: 1 S: 5	H: 0 LOB: 0 BB: 0 P: 5	1B: 2 2B: 2 3B: 0 HR: 0	SF: 0 SAC: 1 DP: 1 HBP: 0	WP: 0 PB: 0 SB: 0 CS: 0	PA: 32				
PITCHER	IP WLS BF H R ER SO BB IBB HBP BLK WP HR S P ERA WHIP	9.0 W 32 4 1 0 7 1 1 0 0 0 0 0 44 52 0.00 0.556																								



Batter	1	2	3	4	5	6	7	8	9	AB	R	H	RBI	BB	SO	LOB	TOP								
Eddie Joost, R OBP: 0.413, SLG: 0.479 (1, 6)										4	1	2	1	1	0	0	Philadelphia Athletics @ Detroit Tigers Briggs Stadium, Detroit, MI Thu Jul 31 1952, 4:38 AM EDT Att: 13,180 - Unknown								
Fernis Fain, L OBP: 0.427, SLG: 0.437 (1, 3)										4	0	2	1	1	1	3									
Dave Philley, S OBP: 0.328, SLG: 0.359 (1, 8)										5	0	0	0	0	0	4									
Gus Zernial, R OBP: 0.372, SLG: 0.469 (1, 7)										4	0	0	0	0	1	1									
Elmer Valo, L OBP: 0.430, SLG: 0.395 (1, 9)										4	0	1	0	0	0	0									
Shery Robertson, L OBP: 0.477, SLG: 0.269 (1, 4)										3	0	1	0	1	1	0									
Pete Suder, R OBP: 0.263, SLG: 0.271 (1, 5)										3	0	0	0	0	0	3									
Allie Clark, R OBP: 0.318, SLG: 0.486 (9, PH)										1	0	1	0	0	0	0									
Skeeter Kell, R OBP: 0.288, SLG: 0.302 (9, PR)										0	1	0	0	0	0	0									
Ray Murray, R OBP: 0.269, SLG: 0.344 (1, 2)										3	0	0	0	0	1	1									
Kite Thomas, R OBP: 0.345, SLG: 0.443 (9, PH)										1	1	1	0	0	0	0									
Joe Astroth, R OBP: 0.291, SLG: 0.289 (9, 2)										0	0	0	0	0	0	0									
Alex Kellner, R OBP: 0.255, SLG: 0.315 (1, 1)										3	0	1	0	0	1	0									
Carl Scheib, R OBP: 0.227, SLG: 0.227 (9, PH)										1	0	0	0	0	1	2									
Johnny Kucab, R OBP: 0.286, SLG: 0.286 (9, 1)										0	0	0	0	0	0	0									
Inning Stats	R: 0 E: 0 K: 1 S: 5	H: 0 LOB: 1 BB: 1 P: 9	R: 0 E: 0 K: 0 S: 3	H: 1 LOB: 1 BB: 1 P: 7	R: 0 E: 0 K: 1 S: 6	H: 1 LOB: 1 BB: 0 P: 6	R: 0 E: 0 K: 0 S: 3	H: 0 LOB: 0 BB: 0 P: 3	R: 0 E: 0 K: 1 S: 7	H: 2 LOB: 2 BB: 0 P: 7	R: 0 E: 0 K: 0 S: 5	H: 1 LOB: 1 BB: 1 P: 5	R: 0 E: 0 K: 1 S: 5	H: 0 LOB: 1 BB: 1 P: 9	R: 0 E: 0 K: 0 S: 3	H: 0 LOB: 0 BB: 0 P: 3	R: 3 E: 0 K: 2 S: 11	H: 4 LOB: 2 BB: 0 P: 11	1B: 6 2B: 3 3B: 0 HR: 0	SF: 0 SAC: 0 DP: 0 HBP: 0	WP: 0 PB: 1 SB: 0 CS: 1	PA: 39			
PITCHER Virgil Trucks, R ERA: 3.59 (1, 1)	IP: 9.0 WLS: L BF: 39	H: 9 R: 3 ER: 3 SO: 6	BB: 3 IBB: 0 HBP: 0 BLK: 0	WP: 0 HR: 0 S: 48 P: 60	ERA: 3.00 WHIP: 1.333																				

AB	36
R	3
H	9
RBI	2
BB	3
SO	6
LOB	14



Batter	1	2	3	4	5	6	7	8	9	AB	R	H	RBI	BB	SO	LOB	BOTTOM								
Johnny Groth, R OBP: 0.353, SLG: 0.373 (1, 8)										4	0	3	0	0	0	0	Philadelphia Athletics @ Detroit Tigers Briggs Stadium, Detroit, MI Thu Jul 31 1952, 4:38 AM EDT Att: 13,180 - Unknown								
Johnny Pesky, L OBP: 0.382, SLG: 0.275 (1, 4)										3	0	0	0	0	0	2									
Fred Hatfield, L OBP: 0.298, SLG: 0.315 (1, 5)										4	0	0	0	0	2	1									
Walt Dropo, R OBP: 0.336, SLG: 0.495 (1, 3)										4	1	1	1	0	0	1									
Steve Souchock, R OBP: 0.335, SLG: 0.523 (1, 9)										4	0	1	0	0	0	0									
Don Lenhardt, R OBP: 0.350, SLG: 0.392 (1, 7)										3	0	0	0	0	1	1									
Matt Batts, R OBP: 0.316, SLG: 0.337 (1, 2)										3	0	0	0	0	0	1									
Al Federoff, R OBP: 0.231, SLG: 0.247 (1, 6)										3	0	0	0	0	0	0									
Virgil Trucks, R OBP: 0.222, SLG: 0.289 (1, 1)										3	1	1	1	0	1	0									
Inning Stats	R: 0 E: 0 K: 1 S: 5	H: 0 LOB: 0 BB: 0 P: 5	R: 0 E: 0 K: 0 S: 3	H: 0 LOB: 0 BB: 0 P: 3	R: 0 E: 0 K: 0 S: 3	H: 0 LOB: 0 BB: 0 P: 3	R: 0 E: 0 K: 0 S: 4	H: 1 LOB: 1 BB: 0 P: 4	R: 0 E: 0 K: 0 S: 3	H: 0 LOB: 0 BB: 0 P: 3	R: 1 E: 0 K: 0 S: 4	H: 2 LOB: 1 BB: 0 P: 4	R: 1 E: 0 K: 2 S: 9	H: 2 LOB: 1 BB: 0 P: 9	R: 0 E: 0 K: 1 S: 6	H: 1 LOB: 1 BB: 0 P: 6		R: 0 E: 0 K: 0 S: 3	H: 0 LOB: 0 BB: 0 P: 3	1B: 3 2B: 0 3B: 1 HR: 2	SF: 0 SAC: 1 DP: 0 HBP: 0	WP: 0 PB: 0 SB: 0 CS: 1	PA: 32		
PITCHER Alex Kellner, L ERA: 4.52 (1, 1)	IP: 8.0 WLS: W BF: 29	H: 6 R: 2 ER: 2 SO: 4	BB: 0 IBB: 0 HBP: 0 BLK: 0	WP: 0 HR: 2 S: 37 P: 37	ERA: 2.25 WHIP: 0.750																				
Johnny Kucab, R ERA: 5.13 (9, 1)	IP: 1.0 WLS: S BF: 3	H: 0 R: 0 ER: 0 SO: 0	BB: 0 IBB: 0 HBP: 0 BLK: 0	WP: 0 HR: 0 S: 3 P: 3	ERA: 0.00 WHIP: 0.000																				



Batter	1	2	3	4	5	6	7	8	9	AB	R	H	RBI	BB	SO	LOB	TOP			
Billy Goodman, L (1.4) OBP: 0.391, SLG: 0.435										4	0	1	0	0	0	0				
Archie Wilson, R (1.9) OBP: 0.259, SLG: 0.310										4	0	1	0	0	0	1				
Hoot Evers, R (1.7) OBP: 0.313, SLG: 0.429										4	0	0	0	0	0	2				
Dom DiMaggio, R (1.8) OBP: 0.387, SLG: 0.380										4	2	2	0	0	0	0				
George Kell, R (1.5) OBP: 0.389, SLG: 0.438										4	0	2	1	0	0	1				
Dick Gernert, R (1.3) OBP: 0.320, SLG: 0.500										4	1	2	1	0	1	2				
Del Wilber, R (1.2) OBP: 0.295, SLG: 0.349										3	0	0	0	0	0	1				
Gus Niarhos, R (7.2) OBP: 0.212, SLG: 0.024										1	0	0	0	0	0	1				
Johnny Lipon, R (1.6) OBP: 0.297, SLG: 0.267										3	0	1	0	0	0	0				
Mel Parnell, L (1.1) OBP: 0.143, SLG: 0.059										3	0	0	0	0	2	2				
Inning Stats	R: 0 E: 0 K: 0 S: 3	H: 1 LOB: 0 BB: 0 P: 3	R: 1 E: 0 K: 1 S: 8	H: 3 LOB: 2 BB: 0 P: 8	R: 0 E: 0 K: 0 S: 3	H: 0 LOB: 0 BB: 0 P: 3	R: 2 E: 0 K: 0 S: 5	H: 2 LOB: 0 BB: 0 P: 5	R: 0 E: 0 K: 1 S: 6	H: 1 LOB: 1 BB: 0 P: 6	R: 0 E: 0 K: 1 S: 5	H: 1 LOB: 1 BB: 0 P: 5	R: 0 E: 0 K: 0 S: 3	H: 0 LOB: 0 BB: 0 P: 3	R: 0 E: 0 K: 0 S: 4	H: 1 LOB: 1 BB: 0 P: 4	1B: 5 2B: 4 3B: 0 HR: 0	SF: 0 SAC: 0 DP: 1 HBP: 0	WP: 0 PB: 0 SB: 1 CS: 0	PA: 34
PITCHER Bill Wight, L (1.1) ERA: 3.26	IP: 9.0 WLS: L BF: 34 H: 9 R: 3 ER: 3 SO: 3 BB: 0 IBB: 0 HBP: 0 BLK: 1 WP: 0 HR: 0 S: 40 P: 40 ERA: 3.00 WHIP: 1.000															PITCHER Bill Wight, L (1.1) ERA: 3.26	IP: 9.0 WLS: W BF: 38 H: 8 R: 1 ER: 1 SO: 3 BB: 4 IBB: 1 HBP: 0 BLK: 0 WP: 0 HR: 0 S: 39 P: 59 ERA: 1.00 WHIP: 1.333			

Boston Red Sox @ Detroit Tigers
Briggs Stadium, Detroit, MI
Fri Aug 01 1952, 4:33 AM EDT
Att: 37,412 - Unknown

AB 34
R 3
H 9
RBI 2
BB 0
SO 3
LOB 10



Batter	1	2	3	4	5	6	7	8	9	AB	R	H	RBI	BB	SO	LOB	BOTTOM					
Johnny Groth, R (1.8) OBP: 0.354, SLG: 0.374										5	0	2	0	0	0	0						
Johnny Pesky, L (1.4) OBP: 0.379, SLG: 0.270										3	0	0	0	1	0	1						
Pat Mullin, L (9, PH) OBP: 0.342, SLG: 0.468										1	0	0	0	0	0	1						
Fred Hatfield, L (1.5) OBP: 0.301, SLG: 0.315										3	0	1	0	1	0	1						
Walt Dropo, R (1.3) OBP: 0.342, SLG: 0.497										2	0	2	0	2	0	0						
Steve Souchock, R (1.9) OBP: 0.328, SLG: 0.511										4	1	0	0	0	0	6						
Don Lenhardt, R (1.7) OBP: 0.349, SLG: 0.390										4	0	1	0	0	1	3						
Matt Batts, R (1.2) OBP: 0.323, SLG: 0.344										4	0	2	1	0	0	1						
Al Federoff, R (1.6) OBP: 0.232, SLG: 0.237										3	0	0	0	1	0	2						
Bill Wight, L (1.1) OBP: 0.237, SLG: 0.270										3	0	0	0	0	2	3						
Don Kolloway, R (9, PH) OBP: 0.287, SLG: 0.299										1	0	0	0	0	0	0						
Inning Stats	R: 0 E: 0 K: 0 S: 3	H: 0 LOB: 0 BB: 0 P: 3	R: 0 E: 0 K: 1 S: 5	H: 0 LOB: 1 BB: 1 P: 9	R: 0 E: 0 K: 0 S: 4	H: 1 LOB: 2 BB: 0 P: 4	R: 1 E: 0 K: 0 S: 4	H: 1 LOB: 2 BB: 2 P: 12	R: 0 E: 0 K: 1 S: 5	H: 0 LOB: 1 BB: 1 P: 9	R: 0 E: 0 K: 1 S: 7	H: 3 LOB: 3 BB: 1 P: 11	R: 0 E: 0 K: 0 S: 5	H: 2 LOB: 0 BB: 0 P: 5	R: 0 E: 0 K: 0 S: 3	H: 0 LOB: 0 BB: 0 P: 3	R: 0 E: 0 K: 0 S: 3	H: 1 LOB: 0 BB: 0 P: 3	1B: 8 2B: 0 3B: 0 HR: 0	SF: 0 SAC: 0 DP: 1 HBP: 0	WP: 0 PB: 2 SB: 0 CS: 0	PA: 38
PITCHER Mel Parnell, L (1.1) ERA: 3.49	IP: 9.0 WLS: W BF: 38 H: 8 R: 1 ER: 1 SO: 3 BB: 4 IBB: 1 HBP: 0 BLK: 0 WP: 0 HR: 0 S: 39 P: 59 ERA: 1.00 WHIP: 1.333															PITCHER Mel Parnell, L (1.1) ERA: 3.49	IP: 9.0 WLS: W BF: 38 H: 8 R: 1 ER: 1 SO: 3 BB: 4 IBB: 1 HBP: 0 BLK: 0 WP: 0 HR: 0 S: 39 P: 59 ERA: 1.00 WHIP: 1.333					


Boston Red Sox @ Detroit Tigers
Briggs Stadium, Detroit, MI
Fri Aug 01 1952, 4:33 AM EDT
Att: 37,412 - Unknown


AB 33
R 1
H 8
RBI 1
BB 5
SO 3
LOB 18





Batter	1	2	3	4	5	6	7	8	9	AB	R	H	RBI	BB	SO	LOB	TOP
Billy Goodman, L (1,4) OBP: 0.386, SLG: 0.430	0-3 K			0-0 F7		0-0 F5			0-0 2B	4	0	1	0	0	1	1	Boston Red Sox @ Detroit Tigers Briggs Stadium, Detroit, MI Sun Aug 03 1952, 4:33 AM EDT Att: 17,659 - Unknown
Faye Throneberry, L (1,9) OBP: 0.329, SLG: 0.365	0-0 F4			0-0 4-3			0-0 2B		0-3 K	4	0	1	0	0	1	1	
Hoot Evers, R (1,7) OBP: 0.307, SLG: 0.418	0-3 K			0-3 K			0-0 F3		0-0 5-3	4	0	0	0	0	2	2	
Dom DiMaggio, R (1,8) OBP: 0.390, SLG: 0.392					0-0 6-3				0-0 1B	3	0	2	0	0	0	0	
George Kell, R (1,5) OBP: 0.389, SLG: 0.439					0-0 F6				0-0 G5-4-3	3	0	0	0	0	0	3	
Dick Gemert, R (1,3) OBP: 0.311, SLG: 0.500					0-0 5-3				0-0 F8	3	0	0	0	0	0	0	
Sammy White, R (1,2) OBP: 0.323, SLG: 0.443					0-0 L8				0-3 K	3	0	0	0	0	1	0	
Johnny Lipon, R (1,6) OBP: 0.295, SLG: 0.262					0-0 F4				0-0 6-3	3	0	0	0	0	1	0	
Dick Brodowski, R (1,1) OBP: 0.200, SLG: 0.276					0-0 F9				0-3 K	1	0	0	0	0	0	0	
Ray Scarborough, R (5,1) OBP: 0.353, SLG: 0.267										0	0	0	0	0	1	0	
Willard Nixon, L (9, PH) OBP: 0.303, SLG: 0.323										1	0	0	0	0	1	0	
Inning Stats	R: 0 E: 0 K: 2 S: 7	H: 0 LOB: 0 BB: 0 P: 7	R: 0 E: 0 K: 0 S: 3	H: 1 LOB: 0 BB: 0 P: 3	R: 0 E: 0 K: 0 S: 3	H: 0 LOB: 0 BB: 0 P: 3	R: 0 E: 0 K: 1 S: 5	H: 0 LOB: 0 BB: 1 P: 9	R: 0 E: 0 K: 0 S: 4	H: 2 LOB: 1 BB: 0 P: 4	R: 0 E: 0 K: 1 S: 5	H: 0 LOB: 1 BB: 0 P: 5	R: 0 E: 0 K: 2 S: 8	H: 1 LOB: 1 BB: 0 P: 8	1B: 2 2B: 2 3B: 0 HR: 0	SF: 0 SAC: 0 DP: 2 HBP: 0	WP: 0 PA: 30 PB: 0 SB: 0 CS: 0
PITCHER Art Houtteman, R (1,1) ERA: 4.71	IP: 9.0 WLS: W BF: 30 H: 4 R: 0 ER: 0 SO: 7 BB: 1 IBB: 0 HBP: 0 BLK: 0 WP: 0 HR: 0 S: 43 P: 47 ERA: 0.00 WHIP: 0.556											PITCHER	IP: 9.0 WLS: W BF: 30 H: 4 R: 0 ER: 0 SO: 7 BB: 1 IBB: 0 HBP: 0 BLK: 0 WP: 0 HR: 0 S: 43 P: 47 ERA: 0.00 WHIP: 0.556				

Batter	1	2	3	4	5	6	7	8	9	AB	R	H	RBI	BB	SO	LOB	BOTTOM		
Johnny Groth, R (1,8) OBP: 0.358, SLG: 0.377	0-0 3B 1B		4-0 SH2-4 BB	4-0 1B BB		0-0 2B		0-0 L8		3	1	2	1	2	0	0	Boston Red Sox @ Detroit Tigers Briggs Stadium, Detroit, MI Sun Aug 03 1952, 4:33 AM EDT Att: 17,659 - Unknown		
Neil Barry, R (1,6) OBP: 0.320, SLG: 0.321	0-0 4-3 3B		0-0 SH2-4 1-2	0-0 1B 1-2 2H		0-0 5-3		0-0 CS BB		3	1	2	2	1	0	1			
Fred Hatfield, L (1,5) OBP: 0.302, SLG: 0.316	0-0 4-3		0-0 F8	0-0 3-1		0-0 4-3		0-0 CS		4	0	0	1	0	0	4			
Walt Dropo, R (1,3) OBP: 0.347, SLG: 0.500	0-0 5-3		4-0 BB		0-0 1B 2B		4-0 G3 BB		0-0 G3	2	1	1	0	2	0	0			
Pat Mullin, L (1,7) OBP: 0.339, SLG: 0.460	0-3 K		0-0 F3		0-0 3-1 1B		0-0 G3		0-0 G6-4-3	4	0	1	1	0	1	3			
Cliff Mages, L (1,9) OBP: 0.289, SLG: 0.370		0-3 K		0-0 G3	0-0 3-1		4-0 G6-4-3 BB		0-0 BB	3	0	0	0	1	1	1			
Matt Batts, R (1,2) OBP: 0.320, SLG: 0.371		0-3 K		0-0 HR	0-0 F6		0-0 G6-4-3		0-0 G6-4-3	4	1	1	1	0	1	3			
Al Federoff, R (1,4) OBP: 0.247, SLG: 0.253		0-0 1B		0-0 BB 1B	0-0 L7		0-0 SH5-4 PB L8 1B		0-0 SH5-4	4	2	3	0	0	0	1			
Art Houtteman, R (1,1) OBP: 0.145, SLG: 0.113	0-0 F4		0-0 F4		0-0 F3		0-0 F3		0-0 SH5-4	3	0	0	0	0	0	2			
Inning Stats	R: 2 E: 0 K: 1 S: 7	H: 2 LOB: 0 BB: 0 P: 7	R: 0 E: 0 K: 2 S: 8	H: 1 LOB: 1 BB: 0 P: 8	R: 0 E: 0 K: 0 S: 3	H: 0 LOB: 2 BB: 2 P: 11	R: 2 E: 0 K: 0 S: 6	H: 3 LOB: 2 BB: 1 P: 10	R: 1 E: 0 K: 0 S: 5	H: 2 LOB: 1 BB: 0 P: 5	R: 0 E: 0 K: 0 S: 4	H: 1 LOB: 1 BB: 0 P: 4	R: 0 E: 0 K: 0 S: 2	H: 0 LOB: 1 BB: 2 P: 10	R: 1 E: 0 K: 0 S: 3	H: 1 LOB: 0 BB: 1 P: 7	1B: 6 2B: 2 3B: 1 HR: 1	SF: 0 SAC: 2 DP: 1 HBP: 0	WP: 0 PA: 39 PB: 1 SB: 0 CS: 1
PITCHER Dick Brodowski, R (1,1) ERA: 4.26	IP: 4.0 WLS: L BF: 21 H: 4 R: 4 ER: 4 SO: 3 BB: 3 IBB: 0 HBP: 0 BLK: 0 WP: 0 HR: 1 S: 24 P: 36 ERA: 9.00 WHIP: 2.250											PITCHER Ray Scarborough, R (5,1) ERA: 4.21	IP: 4.0 WLS: L BF: 17 H: 4 R: 2 ER: 1 SO: 0 BB: 3 IBB: 0 HBP: 0 BLK: 0 WP: 0 HR: 0 S: 14 P: 26 ERA: 2.25 WHIP: 1.750						

Batter	1	2	3	4	5	6	7	8	9	AB	R	H	RBI	BB	SO	LOB	TOP																		
Johnny Groth, R (1, 8) OBP: 0.358, SLG: 0.377											0	0	0	0	0	0	0	Detroit Tigers @ St. Louis Browns Sportsman's Park, St. Louis, MO Tue Aug 05 1952, 4:33 AM EDT Att: 4,609 - Unknown livebaseballscorecards.com																	
Neil Berry, R (1, 6) OBP: 0.320, SLG: 0.321											0	0	0	0	0	0	0																		
Fred Hatfield, L (1, 5) OBP: 0.302, SLG: 0.316											0	0	0	0	0	0	0																		
Walt Dropo, R (1, 3) OBP: 0.347, SLG: 0.500											0	0	0	0	0	0	0																		
Steve Souchock, R (1, 9) OBP: 0.328, SLG: 0.511											0	0	0	0	0	0	0																		
Don Lenhardt, R (1, 7) OBP: 0.349, SLG: 0.390											0	0	0	0	0	0	0																		
Matt Batts, R (1, 2) OBP: 0.320, SLG: 0.371											0	0	0	0	0	0	0																		
Al Federoff, R (1, 4) OBP: 0.247, SLG: 0.253											0	0	0	0	0	0	0																		
Ted Gray, S (1, 1) OBP: 0.212, SLG: 0.196											0	0	0	0	0	0	0																		
Inning Stats											1B: 0	SF: 0	WP: 0	PA: 0	2B: 0	SAC: 0	FB: 0		3B: 0	DP: 0	SB: 0	CS: 0	HR: 0	HBP: 0											
PITCHER Bob Cain, L (1, 1) ERA: 4.37	IP	WLS	BF	H	R	ER	SO	BB	IBB	HBP	BLK	WP	HR	S	P	ERA	WHIP																		
																		PITCHER	IP	WLS	BF	H	R	ER	SO	BB	IBB	HBP	BLK	WP	HR	S	P	ERA	WHIP

Batter	1	2	3	4	5	6	7	8	9	AB	R	H	RBI	BB	SO	LOB	BOTTOM																		
Fred Marsh, R (1, 5) OBP: 0.287, SLG: 0.227											0	0	0	0	0	0	0	Detroit Tigers @ St. Louis Browns Sportsman's Park, St. Louis, MO Tue Aug 05 1952, 4:33 AM EDT Att: 4,609 - Unknown livebaseballscorecards.com																	
Jim Delsing, L (1, 8) OBP: 0.326, SLG: 0.360											0	0	0	0	0	0	0																		
Bob Nieman, R (1, 9) OBP: 0.353, SLG: 0.426											0	0	0	0	0	0	0																		
Jim Dyck, R (1, 7) OBP: 0.352, SLG: 0.448											0	0	0	0	0	0	0																		
Les Moss, R (1, 2) OBP: 0.353, SLG: 0.400											0	0	0	0	0	0	0																		
Bobby Young, L (1, 4) OBP: 0.311, SLG: 0.338											0	0	0	0	0	0	0																		
Gordon Goldsberry, L (1, 3) OBP: 0.294, SLG: 0.269											0	0	0	0	0	0	0																		
Joe Demaestri, R (1, 6) OBP: 0.237, SLG: 0.278											0	0	0	0	0	0	0																		
Bob Cain, L (1, 1) OBP: 0.147, SLG: 0.094											0	0	0	0	0	0	0																		
Inning Stats											1B: 0	SF: 0	WP: 0	PA: 0	2B: 0	SAC: 0	FB: 0		3B: 0	DP: 0	SB: 0	CS: 0	HR: 0	HBP: 0											
PITCHER Ted Gray, L (1, 1) ERA: 3.92	IP	WLS	BF	H	R	ER	SO	BB	IBB	HBP	BLK	WP	HR	S	P	ERA	WHIP																		
																		PITCHER	IP	WLS	BF	H	R	ER	SO	BB	IBB	HBP	BLK	WP	HR	S	P	ERA	WHIP


Batter	1	2	3	4	5	6	7	8	9	AB	R	H	RBI	BB	SO	LOB	TOP																		
Johnny Groth, R (1, 8) OBP: 0.359, SLG: 0.378											0	0	0	0	0	0	0	Detroit Tigers @ St. Louis Browns Sportsman's Park, St. Louis, MO Wed Aug 06 1952, 4:33 AM EDT Att: 6,162 - Unknown livebaseballscorecards.com																	
Neil Berry, R (1, 6) OBP: 0.318, SLG: 0.319											0	0	0	0	0	0	0																		
Fred Hatfield, L (1, 5) OBP: 0.299, SLG: 0.312											0	0	0	0	0	0	0																		
Walt Dropo, R (1, 3) OBP: 0.346, SLG: 0.496											0	0	0	0	0	0	0																		
Pat Mullin, L (1, 7) OBP: 0.338, SLG: 0.458											0	0	0	0	0	0	0																		
Cliff Mages, L (1, 9) OBP: 0.289, SLG: 0.370											0	0	0	0	0	0	0																		
Joe Ginsberg, L (1, 2) OBP: 0.311, SLG: 0.326											0	0	0	0	0	0	0																		
Al Federoff, R (1, 4) OBP: 0.250, SLG: 0.256											0	0	0	0	0	0	0																		
Virgil Trucks, R (1, 1) OBP: 0.222, SLG: 0.289											0	0	0	0	0	0	0																		
Inning Stats											1B: 0	SF: 0	WP: 0	PA: 0	2B: 0	SAC: 0	PB: 0		3B: 0	DP: 0	SB: 0	CS: 0	HR: 0	HBP: 0											
PITCHER Satchel Paige, R (1, 1) ERA: 3.0	IP	WLS	BF	H	R	ER	SO	BB	IBB	HBP	BLK	WP	HR	S	P	ERA	WHIP																		
																		PITCHER	IP	WLS	BF	H	R	ER	SO	BB	IBB	HBP	BLK	WP	HR	S	P	ERA	WHIP

Batter	1	2	3	4	5	6	7	8	9	AB	R	H	RBI	BB	SO	LOB	BOTTOM																		
Gordon Goldsberry, L (1, 3) OBP: 0.301, SLG: 0.290											0	0	0	0	0	0	0	Detroit Tigers @ St. Louis Browns Sportsman's Park, St. Louis, MO Wed Aug 06 1952, 4:33 AM EDT Att: 6,162 - Unknown livebaseballscorecards.com																	
Ray Coleman, L (1, 7) OBP: 0.275, SLG: 0.296											0	0	0	0	0	0	0																		
Bob Nieman, R (1, 9) OBP: 0.356, SLG: 0.431											0	0	0	0	0	0	0																		
Clint Courtney, L (1, 2) OBP: 0.352, SLG: 0.389											0	0	0	0	0	0	0																		
Jim Dyck, R (1, 5) OBP: 0.354, SLG: 0.450											0	0	0	0	0	0	0																		
Jim Delsing, L (1, 8) OBP: 0.323, SLG: 0.354											0	0	0	0	0	0	0																		
Bobby Young, L (1, 4) OBP: 0.315, SLG: 0.341											0	0	0	0	0	0	0																		
Joe Demaestri, R (1, 6) OBP: 0.237, SLG: 0.277											0	0	0	0	0	0	0																		
Satchel Paige, R (1, 1) OBP: 0.154, SLG: 0.120											0	0	0	0	0	0	0																		
Inning Stats											1B: 0	SF: 0	WP: 0	PA: 0	2B: 0	SAC: 0	PB: 0		3B: 0	DP: 0	SB: 0	CS: 0	HR: 0	HBP: 0											
PITCHER Virgil Trucks, R (1, 1) ERA: 3.59	IP	WLS	BF	H	R	ER	SO	BB	IBB	HBP	BLK	WP	HR	S	P	ERA	WHIP																		
																		PITCHER	IP	WLS	BF	H	R	ER	SO	BB	IBB	HBP	BLK	WP	HR	S	P	ERA	WHIP

Batter	1	2	3	4	5	6	7	8	9	10	11	12	AB	R	H	RBI	BB	SO	LOB	TOP								
Johnny Groth, R OBP: 0.356, SLG: 0.374 (1.8)	F7			F9		F9		F7			SH1-3 BB		4	2	1	0	1	0	0									
Neil Berry, R OBP: 0.319, SLG: 0.311 (1.6)	5-3			1B 2B BB		F8		6-3			SH1-3		3	1	0	0	1	0	1									
Fred Hatfield, L OBP: 0.302, SLG: 0.315 (1.5)	K			1B 2B		BB 1B		K			F5		5	1	2	0	0	2	1									
Walt Dropp, R OBP: 0.340, SLG: 0.489 (1.3)		F9		F7		F9			F8				5	0	1	2	0	0	3									
Steve Souchock, R OBP: 0.333, SLG: 0.519 (1.9)		F9		1H 2H 2B		BB			F8		2B		3	0	1	2	2	0	0									
Pat Mullin, L OBP: 0.329, SLG: 0.444 (1.7)													4	0	1	0	0	2	3									
Don Kolloway, R OBP: 0.282, SLG: 0.294 (11, PH)				F4									1	0	0	0	0	0	2									
Cliff Mappes, L OBP: 0.288, SLG: 0.371 (11, 7)						K			CS 1B		4-3		0	0	0	0	0	0	0									
Matt Batts, R OBP: 0.306, SLG: 0.352 (1.2)				1-3		F7			CS	5-3			5	0	0	0	0	0	0									
Al Federoff, R OBP: 0.235, SLG: 0.240 (1.4)				F7		F3				F7			5	0	0	0	0	0	0									
Bill Wight, L OBP: 0.214, SLG: 0.244 (1.1)				4-3									4	0	0	0	0	1	0									
Ted Gray, S OBP: 0.204, SLG: 0.189 (11, 1)													0	0	0	0	0	0	0									
Hal White, R OBP: 0.125, SLG: 0.125 (11, 1)						K							1	0	0	0	0	1	0									
Inning Stats	R: 0 E: 0 K: 1 S: 5	H: 0 LOB: 0 BB: 0 P: 5	R: 0 E: 0 K: 1 S: 5	H: 0 LOB: 0 BB: 0 P: 5	R: 0 E: 0 K: 0 S: 3	H: 0 LOB: 0 BB: 0 P: 3	R: 2 E: 0 K: 0 S: 5	H: 2 LOB: 1 BB: 1 P: 9	R: 0 E: 0 K: 1 S: 5	H: 0 LOB: 0 BB: 0 P: 5	R: 1 E: 0 K: 1 S: 7	H: 2 LOB: 2 BB: 1 P: 11	R: 0 E: 0 K: 0 S: 3	H: 0 LOB: 0 BB: 0 P: 3	R: 0 E: 0 K: 1 S: 5	H: 0 LOB: 0 BB: 0 P: 5	R: 0 E: 0 K: 0 S: 3	H: 1 LOB: 0 BB: 0 P: 3	R: 0 E: 0 K: 0 S: 3	H: 0 LOB: 0 BB: 0 P: 3	R: 1 E: 0 K: 0 S: 4	H: 1 LOB: 2 BB: 2 P: 12	R: 0 E: 0 K: 1 S: 5	H: 0 LOB: 0 BB: 0 P: 6	1B: 4 2B: 2 3B: 0 HR: 0	SF: 0 SAC: 1 DP: 0 HBP: 0	WP: 0 PB: 0 SB: 0 CS: 1	PA: 46
PITCHER	IP WLS BF H R ER SO BB IBB HBP BLK WP HR S P ERA WHIP												IP WLS BF H R ER SO BB IBB HBP BLK WP HR S P ERA WHIP															
Gene Bearden, L ERA: 3.77 (1.1)	10.2												10.2															
Earl Harrist, R ERA: 3.59 (11, 1)	0.1												0.1															
Dave Madison, R ERA: 4.2 (12, 1)	1.0												1.0															

Detroit Tigers @ St. Louis Browns
Sportsman's Park, St. Louis, MO
Thu Aug 07 1952, 4:33 AM EDT
Att. 3,040 - Unknown


AB 40
R 4
H 6
RBI 4
BB 4
SO 6
LOB 10



Batter	1	2	3	4	5	6	7	8	9	10	11	12	AB	R	H	RBI	BB	SO	LOB	BOTTOM						
Fred Marsh, R OBP: 0.305, SLG: 0.223 (1.5)	1-3 1B			5-3		F4			6-3		E 1B BB		4	0	1	0	2	0	3							
Jim Delsing, L OBP: 0.326, SLG: 0.351 (1.8)	1-3					1-3			K		E3 1B		4	1	1	0	1	1	2							
Marty Marion, R OBP: 0.300, SLG: 0.342 (11, PH)													1	0	1	1	0	0	0							
Ray Coleman, L OBP: 0.276, SLG: 0.290 (11, PR)	1-2			BB		2B 1B					1-3 2H 1B		0	0	0	0	0	0	0							
Bob Nieman, R OBP: 0.350, SLG: 0.420 (1.9)	6-3			4-3		K			K		F7		6	0	0	0	0	2	6							
Jim Dyck, R OBP: 0.354, SLG: 0.448 (1.7)	F7					3B 1B 2B			F8		5-3		6	2	3	1	0	0	1							
Les Moss, R OBP: 0.351, SLG: 0.388 (1.2)		K		F5		F7			F7		5-3		5	0	1	0	0	1	1							
Bobby Young, L OBP: 0.316, SLG: 0.347 (1.4)	1-3					1H 1B 3B			4-3 SH5-4 1B		1-3		5	1	2	1	1	0	2							
Gordon Goldsberry, L OBP: 0.306, SLG: 0.302 (1.3)		F7				BB			SH5-4		E4 1B SH1-3		4	1	1	1	1	0	2							
Joe Demaestri, R OBP: 0.239, SLG: 0.272 (1.6)				6-3		K			4-3		SH1-3		4	0	1	0	0	1	3							
Gene Bearden, L OBP: 0.436, SLG: 0.462 (1.1)				1-3					1B				4	0	1	1	0	1	2							
Earl Harrist, R OBP: 0.107, SLG: 0.107 (11, 1)													0	0	0	0	0	0	0							
Clint Courtney, L OBP: 0.355, SLG: 0.399 (11, PH)													1	0	0	0	0	0	1							
Dave Madison, R OBP: 0.116, SLG: 0.118 (12, 1)						1-2 1B					2-3		0	0	0	0	0	0	0							
Inning Stats	R: 0 E: 0 K: 0 S: 4	H: 1 LOB: 1 BB: 0 P: 4	R: 0 E: 0 K: 1 S: 5	H: 0 LOB: 0 BB: 0 P: 5	R: 0 E: 0 K: 0 S: 3	H: 0 LOB: 2 BB: 2 P: 11	R: 2 E: 0 K: 1 S: 8	H: 3 LOB: 2 BB: 1 P: 12	R: 1 E: 0 K: 1 S: 6	H: 3 LOB: 2 BB: 0 P: 8	R: 0 E: 0 K: 0 S: 3	H: 0 LOB: 0 BB: 0 P: 6	R: 0 E: 0 K: 0 S: 4	H: 1 LOB: 1 BB: 0 P: 4	R: 0 E: 0 K: 2 S: 7	H: 0 LOB: 0 BB: 0 P: 7	R: 0 E: 0 K: 0 S: 3	H: 0 LOB: 0 BB: 0 P: 3	R: 1 E: 2 K: 0 S: 5	H: 1 LOB: 2 BB: 1 P: 9	R: 1 E: 0 K: 0 S: 3	H: 2 LOB: 2 BB: 1 P: 7	1B: 9 2B: 2 3B: 1 HR: 0	SF: 0 SAC: 3 DP: 0 HBP: 0	WP: 0 PB: 0 SB: 1 CS: 0	PA: 52
PITCHER	IP WLS BF H R ER SO BB IBB HBP BLK WP HR S P ERA WHIP												IP WLS BF H R ER SO BB IBB HBP BLK WP HR S P ERA WHIP													
Bill Wight, L ERA: 3.2 (1.1)	10.2												10.2													
Ted Gray, L ERA: 3.94 (11, 1)	0.0												0.0													
Hal White, R ERA: 3.48 (11, 1)	0.2												0.2													

Detroit Tigers @ St. Louis Browns
Sportsman's Park, St. Louis, MO
Thu Aug 07 1952, 4:33 AM EDT
Att. 3,040 - Unknown

AB 44
R 5
H 12
RBI 5
BB 5
SO 6
LOB 23




Batter	1	2	3	4	5	6	7	8	9	AB	R	H	RBI	BB	SO	LOB	TOP					
Johnny Groth, R OBP: 0.357, SLG: 0.373 (1, 8)	4-3		6-3				F8			4	0	1	0	0	0	0	Detroit Tigers @ Chicago White Sox Comiskey Park, Chicago, IL Fri Aug 08 1952, 4:33 AM EDT Unknown					
Neil Berry, R OBP: 0.317, SLG: 0.305 (1, 6)	6-3			FC3-6 BB	4-3		1-3			3	0	0	0	1	0	2						
Fred Hatfield, L OBP: 0.298, SLG: 0.311 (1, 5)	4-3			FC3-6 FC3-6-4 1-2		6-3		K		4	0	0	0	0	1	1						
Walt Dropo, R OBP: 0.342, SLG: 0.489 (1, 3)				FC5-6-4 1-2			FC5-4 1B	F9		4	0	2	0	0	0	1						
Steve Souchock, R OBP: 0.327, SLG: 0.508 (1, 9)		F2		F5			F9	F2		4	0	0	0	0	0	3						
Don Lenhardt, R OBP: 0.346, SLG: 0.386 (1, 7)					5-3		FC5-4 1-2	F8		4	0	1	0	0	0	1						
Matt Batts, R OBP: 0.313, SLG: 0.358 (1, 2)				G6-3 1-2			K	SH1-4 HR 1B		4	1	2	0	0	1	2						
Al Federoff, R OBP: 0.248, SLG: 0.253 (1, 4)			F4				WP 1B	SH1-4		3	1	2	0	0	0	0						
Billy Hoelt, L OBP: 0.207, SLG: 0.185 (1, 1)										2	0	1	1	0	1	0						
Don Kolloway, R OBP: 0.237, SLG: 0.317 (7, PH)										1	1	2	0	0	0	0						
Marlin Stuart, L OBP: 0.217, SLG: 0.100 (7, 1)										1	0	0	0	0	1	2						
Dick Littlefield, L OBP: 0.143, SLG: 0.143 (9, 1)										0	0	0	0	0	0	0						
Virgil Trucks, R OBP: 0.208, SLG: 0.271 (9, 1)							1-H 1B			0	0	0	0	0	0	0						
Inning Stats	R: 0 E: 0 K: 0 S: 3	H: 0 LOB: 0 BB: 0 P: 3	R: 0 E: 0 K: 0 S: 4	H: 2 LOB: 1 BB: 0 P: 4	R: 0 E: 0 K: 1 S: 5	H: 0 LOB: 0 BB: 0 P: 5	R: 0 E: 0 K: 0 S: 3	H: 0 LOB: 1 BB: 1 P: 7	R: 1 E: 0 K: 1 S: 8	H: 3 LOB: 2 BB: 0 P: 8	R: 0 E: 0 K: 0 S: 4	H: 1 LOB: 1 BB: 0 P: 4	R: 2 E: 0 K: 0 S: 5	H: 2 LOB: 0 BB: 0 P: 5	R: 0 E: 0 K: 1 S: 5	H: 0 LOB: 0 BB: 0 P: 5	R: 0 E: 0 K: 1 S: 6	H: 2 LOB: 1 BB: 0 P: 6	1B: 9 2B: 0 3B: 0 HR: 1	SF: 0 SAC: 1 DP: 1 HBP: 0	WP: 1 PB: 0 SB: 0 CS: 0	PA: 36
PITCHER Billy Pierce, L ERA: 2.51 (1, 1)	IP: 9.0 WLS: W BF: 36 H: 10 R: 3 ER: 3 SO: 4 BB: 1 IBB: 0 HBP: 0 BLK: 0 WP: 1 HR: 1 S: 43 P: 47 ERA: 3.00 WHIP: 1.222															PITCHER						

Batter	1	2	3	4	5	6	7	8	9	AB	R	H	RBI	BB	SO	LOB	BOTTOM												
Hector Rodriguez, R OBP: 0.381, SLG: 0.317 (1, 5)	1-4-3		6-3				F8		6-3	5	0	1	2	0	0	0	Detroit Tigers @ Chicago White Sox Comiskey Park, Chicago, IL Fri Aug 08 1952, 4:33 AM EDT Unknown												
Nellie Fox, L OBP: 0.344, SLG: 0.368 (1, 4)			1-3				F8		F2	5	0	2	1	0	0	0													
Minnie Minoso, R OBP: 0.391, SLG: 0.463 (1, 8)									1-3	4	0	2	0	0	0	1													
Eddie Robinson, L OBP: 0.393, SLG: 0.502 (1, 3)										2	0	0	0	0	1	1													
Sam Mele, R OBP: 0.336, SLG: 0.416 (1, 9)										4	1	2	0	0	0	3													
Tom Wright, L OBP: 0.352, SLG: 0.360 (1, 7)										3	1	1	0	1	0	1													
Sherm Lollar, R OBP: 0.340, SLG: 0.410 (1, 2)										4	0	1	0	0	0	2													
Hal Brown, R OBP: 0.231, SLG: 0.250 (9, PR)										0	1	0	0	0	0	0													
Willy Miranda, S OBP: 0.301, SLG: 0.284 (9, PH)										3	0	0	0	0	0	2													
Bud Stewart, L OBP: 0.362, SLG: 0.379 (9, PH)										1	1	1	1	0	0	0													
Billy Pierce, L OBP: 0.243, SLG: 0.191 (9, PH)										3	0	0	0	0	1	2													
Rocky Krsnich, R OBP: 0.308, SLG: 0.273 (9, PH)										1	0	0	0	0	1	3													
Inning Stats	R: 0 E: 0 K: 0 S: 4	H: 1 LOB: 1 BB: 0 P: 4	R: 0 E: 0 K: 1 S: 6	H: 1 LOB: 2 BB: 1 P: 10	R: 0 E: 0 K: 0 S: 4	H: 1 LOB: 0 BB: 0 P: 5	R: 0 E: 0 K: 0 S: 3	H: 0 LOB: 0 BB: 0 P: 3	R: 0 E: 0 K: 0 S: 3	H: 0 LOB: 0 BB: 0 P: 3	R: 0 E: 0 K: 0 S: 4	H: 1 LOB: 1 BB: 0 P: 4	R: 0 E: 0 K: 0 S: 3	H: 0 LOB: 0 BB: 0 P: 3	R: 0 E: 0 K: 0 S: 3	H: 0 LOB: 0 BB: 0 P: 3	R: 4 E: 0 K: 2 S: 12	H: 6 LOB: 2 BB: 0 P: 12	1B: 6 2B: 3 3B: 1 HR: 0	SF: 0 SAC: 1 DP: 0 HBP: 1	WP: 0 PB: 0 SB: 0 CS: 0	PA: 38							
PITCHER Billy Hoelt, L ERA: 4.2 (1, 1)	IP: 2.1 WLS: L BF: 10 H: 3 R: 3 ER: 3 SO: 1 BB: 0 IBB: 0 HBP: 0 BLK: 0 WP: 0 HR: 0 S: 12 P: 12 ERA: 11.57 WHIP: 1.286															PITCHER													
Marlin Stuart, R ERA: 5.1 (7, 1)	2.1	10	3	3	3	1	0	0	0	0	0	12	12	11.57	1.286														
Dick Littlefield, L ERA: 4.53 (9, 1)	0.0	L	1	1	0	0	0	0	0	0	0	1	1	∞	∞														
Virgil Trucks, R ERA: 3.35 (9, 1)	0.1	3	2	1	1	1	0	0	0	0	0	5	5	27.00	6.000														

Batter	1	2	3	4	5	6	7	8	9	AB	R	H	RBI	BB	SO	LOB	TOP			
Johnny Groth, R OBP: 0.355, SLG: 0.372 (1, 8)	0-0 6-3		0-0 1-3		0-0 1B		0-0 F8			4	0	1	0	0	0	0				
Neil Berry, R OBP: 0.310, SLG: 0.297 (1, 6)	0-3 K		0-0 F7		0-0 F5			0-0 F7		4	0	0	0	0	0	1				
Fred Hatfield, L OBP: 0.298, SLG: 0.310 (1, 5)	0-0 1B		0-0 F6			0-0 4-3		0-3 K		4	0	1	0	0	0	1				
Walt Dropp, R OBP: 0.343, SLG: 0.489 (1, 3)	0-3 K			0-3 K		0-0 1B		0-0 1B		4	0	2	0	0	2	1				
Pat Mullin, L OBP: 0.328, SLG: 0.441 (1, 7)		0-0 4-3		0-0 4-3		0-0 1B		0-0 F2		4	0	1	0	0	0	1				
Cliff Mages, L OBP: 0.292, SLG: 0.383 (1, 9)		0-0 1B		0-0 2B		0-0 F7			0-0 F7	4	1	2	0	0	0	2				
Joe Ginsberg, L OBP: 0.316, SLG: 0.328 (1, 2)		0-0 1B		0-0 G3		0-0 F9			0-0 1B	4	0	2	0	0	0	3				
Al Federoff, R OBP: 0.250, SLG: 0.255 (9, PH)		0-0 1B		0-0 1B		0-0 5-3			0-0 F7	3	0	1	1	0	0	0				
Johnny Pesky, L OBP: 0.376, SLG: 0.266 (9, PH)		0-0 1B		0-0 1B		0-0 5-3			0-0 F7	1	0	0	0	0	0	1				
Art Houtteman, R OBP: 0.138, SLG: 0.107 (1, 1)		0-0 G6-4-3		0-0 1B		0-0 F8			0-3 K	3	0	0	0	0	0	2				
Johnny Hopp, L OBP: 0.300, SLG: 0.226 (9, PH)		0-0 1B		0-0 1B		0-0 F8			0-0 K	0	0	0	0	0	0	0				
Matt Batts, R OBP: 0.313, SLG: 0.358 (9, PH)		0-0 1B		0-0 1B		0-0 F8			0-0 K	1	0	0	0	0	1	1				
Inning Stats	R: 0 E: 0 K: 2 S: 8	H: 1 LOB: 1 BB: 0 P: 8	R: 1 E: 0 K: 0 S: 5	H: 3 LOB: 1 BB: 0 P: 5	R: 0 E: 0 K: 1 S: 3	H: 0 LOB: 0 BB: 0 P: 3	R: 0 E: 0 K: 1 S: 6	H: 1 LOB: 1 BB: 0 P: 6	R: 0 E: 0 K: 0 S: 4	H: 2 LOB: 2 BB: 0 P: 5	R: 0 E: 0 K: 0 S: 3	H: 0 LOB: 0 BB: 0 P: 3	R: 0 E: 0 K: 1 S: 6	H: 1 LOB: 1 BB: 0 P: 6	R: 0 E: 0 K: 1 S: 6	H: 1 LOB: 1 BB: 0 P: 6	1B: 9 2B: 1 3B: 0 HR: 0	SF: 0 SAC: 0 DP: 1 HBP: 0	WP: 0 PB: 0 CS: 0	PA: 36
PITCHER Joe Dobson, R ERA: 2.64 (1, 1)	IP: 9.0 WLS: W BF: 36 H: 10 R: 1 ER: 1 SO: 5 BB: 0 IBB: 0 HBP: 0 BLK: 0 WP: 0 HR: 0 S: 46 P: 46 ERA: 1.00 WHIP: 1.111																			

Detroit Tigers @ Chicago White Sox
Comiskey Park, Chicago, IL
Fri Aug 08 1952, 4:38 AM EDT
Att: 20,648 - Unknown


AB 36
R 1
H 10
RBI 1
BB 0
SO 5
LOB 12



Batter	1	2	3	4	5	6	7	8	9	AB	R	H	RBI	BB	SO	LOB	BOTTOM			
Hector Rodriguez, R OBP: 0.357, SLG: 0.313 (1, 5)	0-0 6-3			0-0 1-3		0-0 F9		0-0 1-3		4	0	0	0	0	0	0				
Nellie Fox, L OBP: 0.343, SLG: 0.367 (1, 4)	0-0 4-3			0-0 F8				0-0 6-3		4	0	1	0	0	0	0				
Minnie Minoso, R OBP: 0.388, SLG: 0.459 (1, 8)	0-3 K			0-0 4-3		0-0 F8		0-0 6-3		4	0	0	0	0	1	1				
Eddie Robinson, L OBP: 0.391, SLG: 0.499 (1, 3)		0-0 F4			0-0 5-3	0-0 F2				3	0	0	0	0	0	1				
Sam Mele, R OBP: 0.339, SLG: 0.419 (1, 9)		0-0 F8			0-0 1B			0-0 1B		3	1	2	0	0	0	0				
Tom Wright, L OBP: 0.358, SLG: 0.373 (1, 7)		0-3 K			0-0 1B			0-0 1B		3	1	2	0	0	1	0				
Darrell Johnson, R OBP: 0.349, SLG: 0.309 (1, 2)			0-0 F5		0-3 K			0-0 1B		3	0	1	1	0	1	2				
Willy Miranda, S OBP: 0.298, SLG: 0.282 (5, PH)			0-3 K		4-0 1B			0-0 8-2-4		1	0	0	0	0	1	0				
Sherm Lollar, R OBP: 0.342, SLG: 0.410 (5, PH)					1-2 2-3			0-0 8-2-4		0	0	0	0	1	0	0				
Sam Dente, R OBP: 0.253, SLG: 0.230 (6, 6)					1-2 2-3			0-0 5-3		1	0	0	1	0	0	1				
Joe Dobson, R OBP: 0.229, SLG: 0.159 (1, 1)			0-3 K		0-3 K			0-0 5-3		3	0	0	0	0	2	3				
Inning Stats	R: 0 E: 0 K: 1 S: 5	H: 0 LOB: 0 BB: 0 P: 5	R: 0 E: 0 K: 1 S: 5	H: 0 LOB: 0 BB: 0 P: 5	R: 0 E: 0 K: 2 S: 7	H: 0 LOB: 0 BB: 0 P: 7	R: 0 E: 0 K: 0 S: 3	H: 0 LOB: 0 BB: 0 P: 3	R: 0 E: 0 K: 0 S: 9	H: 2 LOB: 3 BB: 1 P: 13	R: 0 E: 0 K: 0 S: 4	H: 1 LOB: 1 BB: 0 P: 4	R: 2 E: 0 K: 0 S: 5	H: 3 LOB: 0 BB: 0 P: 5	R: 0 E: 0 K: 0 S: 3	H: 0 LOB: 0 BB: 0 P: 3	1B: 5 2B: 2 3B: 0 HR: 0	SF: 0 SAC: 0 DP: 1 HBP: 0	WP: 0 PB: 0 CS: 0	PA: 30
PITCHER Art Houtteman, R ERA: 4.6 (1, 1)	IP: 8.0 WLS: L BF: 30 H: 6 R: 2 ER: 2 SO: 6 BB: 0 IBB: 1 HBP: 0 BLK: 0 WP: 0 HR: 0 S: 41 P: 45 ERA: 2.25 WHIP: 0.750																			

Detroit Tigers @ Chicago White Sox
Comiskey Park, Chicago, IL
Fri Aug 08 1952, 4:38 AM EDT
Att: 20,648 - Unknown

AB 29
R 2
H 6
RBI 2
BB 1
SO 6
LOB 8



Batter	1	2	3	4	5	6	7	8	9	AB	R	H	RBI	BB	SO	LOB	TOP					
Neil Berry, R OBP: 0.304, SLG: 0.282 (1, 6)	E3 SH1-3		1B FC1-2 BB		F8		1-3 BB		5-3	3	0	0	0	2	0	0	Detroit Tigers @ Chicago White Sox Comiskey Park, Chicago, IL Sun Aug 10 1952, 4:33 AM EDT Unknown livebaseballscores.com					
Fred Hatfield, L OBP: 0.395, SLG: 0.315 (1, 5)	SH1-3		FC1-2 1B 1B		1-3 1B		1-3 1-2f		F7	4	0	2	0	0	0	1						
Cliff Mapes, L OBP: 0.296, SLG: 0.373 (1, 8)	K		FC1-2 1B		3-6 1-2f		K		F7	5	0	1	0	0	2	2						
Vic Wertz, L OBP: 0.357, SLG: 0.509 (1, 9)			FC1-2							3	1	1	0	1	0	3						
Walt Dropo, R OBP: 0.345, SLG: 0.494 (1, 3)	5-3		1-2 2-3 3-Hf		F4				2B	4	0	1	1	0	0	5						
Pat Mullin, L OBP: 0.332, SLG: 0.433 (1, 7)									2B	3	0	1	0	1	1	1						
Matt Batts, R OBP: 0.319, SLG: 0.351 (1, 2)									2B	2	0	0	0	2	0	1						
Al Federoff, R OBP: 0.259, SLG: 0.257 (1, 4)									BB	4	0	2	0	0	0	1						
Ted Gray, S OBP: 0.193, SLG: 0.179 (1, 1)									BB	3	0	0	0	0	1	4						
Johnny Pesky, L OBP: 0.374, SLG: 0.265 (8, PH)									1B	1	0	0	0	0	0	2						
Dick Littlefield, L OBP: 0.143, SLG: 0.143 (8, 1)									1B	0	0	0	0	0	0	0						
Inning Stats	R: 0 E: 1 K: 1 S: 6	H: 0 LOB: 2 BB: 1 P: 10	R: 0 E: 0 K: 1 S: 5	H: 0 LOB: 0 BB: 0 P: 5	R: 0 E: 0 K: 1 S: 7	H: 2 LOB: 3 BB: 1 P: 11	R: 0 E: 0 K: 0 S: 3	H: 0 LOB: 1 BB: 1 P: 7	R: 0 E: 0 K: 0 S: 3	H: 1 LOB: 0 BB: 0 P: 3	R: 0 E: 0 K: 0 S: 5	H: 2 LOB: 3 BB: 1 P: 9	R: 0 E: 0 K: 1 S: 4	H: 0 LOB: 0 BB: 1 P: 8	R: 1 E: 1 K: 0 S: 5	H: 3 LOB: 2 BB: 1 P: 9	R: 0 E: 0 K: 0 S: 3	H: 0 LOB: 0 BB: 0 P: 3	1B: 6 2B: 5 3B: 0 HR: 0	SF: 0 SAC: 1 DP: 3 HBP: 0	WP: 0 PB: 0 CS: 0	PA: 39
PITCHER Lou Kretlow, R ERA: 2.43 (1, 1)	IP: 9.0 WLS: W BF: 39 H: 8 R: 1 ER: 1 SO: 4 BB: 6 IBB: 0 HBP: 0 BLK: 0 WP: 0 HR: 0 S: 41 P: 65 ERA: 1.00 WHIP: 1.556															PITCHER	IP: 9.0 WLS: W BF: 39 H: 8 R: 1 ER: 1 SO: 4 BB: 6 IBB: 0 HBP: 0 BLK: 0 WP: 0 HR: 0 S: 41 P: 65 ERA: 1.00 WHIP: 1.556					

Batter	1	2	3	4	5	6	7	8	9	AB	R	H	RBI	BB	SO	LOB	BOTTOM					
Hector Rodriguez, R OBP: 0.357, SLG: 0.318 (1, 5)	4-3		E8 F8 2B							4	1	2	1	0	1	1	Detroit Tigers @ Chicago White Sox Comiskey Park, Chicago, IL Sun Aug 10 1952, 4:33 AM EDT Unknown livebaseballscores.com					
Rocky Krsnich, R OBP: 0.399, SLG: 0.273 (9, 5)										0	0	0	0	0	0	0						
Nellie Fox, L OBP: 0.341, SLG: 0.364 (1, 4)	F8		1-3		1-3					3	0	0	0	1	0	2						
Minnie Minoso, R OBP: 0.383, SLG: 0.451 (1, 7)			F8							3	0	0	1	1	0	2						
Eddie Robinson, L OBP: 0.389, SLG: 0.493 (1, 3)	F9		F9							4	0	0	0	0	0	4						
Sam Mele, R OBP: 0.338, SLG: 0.425 (1, 9)										3	1	1	1	0	1	0						
Jim Rivera, L OBP: 0.314, SLG: 0.373 (1, 8)										3	0	0	0	0	0	0						
Sherm Lollar, R OBP: 0.347, SLG: 0.408 (1, 2)										2	0	0	0	1	0	0						
Willy Miranda, S OBP: 0.292, SLG: 0.276 (1, 6)										3	0	0	0	0	0	1						
Lou Kretlow, R (1, 1)										1	1	0	0	2	1	0						
Inning Stats	R: 0 E: 0 K: 0 S: 3	H: 0 LOB: 1 BB: 1 P: 7	R: 1 E: 0 K: 0 S: 4	H: 1 LOB: 0 BB: 0 P: 4	R: 2 E: 1 K: 0 S: 4	H: 1 LOB: 0 BB: 1 P: 8	R: 0 E: 0 K: 0 S: 3	H: 0 LOB: 0 BB: 0 P: 3	R: 0 E: 0 K: 1 S: 6	H: 1 LOB: 1 BB: 0 P: 6	R: 0 E: 0 K: 1 S: 5	H: 0 LOB: 0 BB: 0 P: 5	R: 0 E: 0 K: 0 S: 2	H: 0 LOB: 0 BB: 1 P: 6	R: 0 E: 1 K: 1 S: 5	H: 0 LOB: 2 BB: 2 P: 13	R: 0 E: 0 K: 0 S: 3	H: 0 LOB: 0 BB: 0 P: 3	1B: 0 2B: 3 3B: 0 HR: 1	SF: 0 SAC: 0 DP: 2 HBP: 0	WP: 0 PB: 0 CS: 0	PA: 31
PITCHER Ted Gray, L ERA: 3.84 (1, 1)	IP: 7.0 WLS: L BF: 26 H: 3 R: 3 ER: 3 SO: 2 BB: 3 IBB: 0 HBP: 0 BLK: 0 WP: 0 HR: 1 S: 27 P: 39 ERA: 3.86 WHIP: 0.857															PITCHER	IP: 7.0 WLS: L BF: 26 H: 3 R: 3 ER: 3 SO: 2 BB: 3 IBB: 0 HBP: 0 BLK: 0 WP: 0 HR: 1 S: 27 P: 39 ERA: 3.86 WHIP: 0.857					
PITCHER Dick Littlefield, L ERA: 4.44 (8, 1)	IP: 1.0 WLS: 5 BF: 0 H: 0 R: 0 ER: 0 SO: 1 BB: 2 IBB: 0 HBP: 0 BLK: 0 WP: 0 HR: 0 S: 5 P: 13 ERA: 0.00 WHIP: 2.000															PITCHER	IP: 1.0 WLS: 5 BF: 0 H: 0 R: 0 ER: 0 SO: 1 BB: 2 IBB: 0 HBP: 0 BLK: 0 WP: 0 HR: 0 S: 5 P: 13 ERA: 0.00 WHIP: 2.000					

Batter	1	2	3	4	5	6	7	8	9	AB	R	H	RBI	BB	SO	LOB	TOP					
Neil Berry, R OBP: 0.306, SLG: 0.277 (1, 6)	4-0 3-1 4-3 BB		4-0 2B 4-3 BB	0-0 F8		0-0 F4		0-0 F5		3	1	0	0	2	0	3						
Fred Hatfield, L OBP: 0.306, SLG: 0.317 (1, 5)	0-0 4-3		0-0 4-3 2B	4-0 1-2 2-3 BB			0-3 K	0-0 3-1		4	0	1	0	1	1	1						
Cliff Mapes, L OBP: 0.299, SLG: 0.370 Steve Souchock, R OBP: 0.329, SLG: 0.503 (4, PH) (4, 7)	4-0 3-1 BB		0-0 4-3	0-0 F9			4-0 2B BB	0-0 F4		1	0	0	1	1	0	1						
Vic Wertz, L OBP: 0.355, SLG: 0.507 (1, 9)	0-0 3-1		0-0 3-1		0-3 K		0-0 1B 1B 2B	0-0 1-3		5	1	1	1	0	1	3						
Walt Dropo, R OBP: 0.344, SLG: 0.490 (1, 3)	0-3 K		0-0 F8		0-0 F9		0-0 1B 1B	0-0 5-3		5	0	1	0	0	1	3						
Pat Mullin, L OBP: 0.331, SLG: 0.435 (1, 7) (4, 8)		0-0 F8		0-0 1B 2B		0-3 K		0-0 F8		4	1	1	0	0	1	2						
Joe Ginsberg, L OBP: 0.319, SLG: 0.325 (1, 2)		4-0 BB		0-0 F8		4-0 4-3 BB		0-0 1-2 3-H 1B		2	0	1	1	2	0	1						
Al Federoff, R OBP: 0.258, SLG: 0.257 (1, 4)		0-0 F5		0-0 BB E 1B		0-0 F7		0-0 F8		4	0	1	1	0	0	4						
Virgil Trucks, R OBP: 0.208, SLG: 0.271 Martin Stuart, L OBP: 0.152, SLG: 0.087 Johnny Pesky, L OBP: 0.373, SLG: 0.263 Dick Littlefield, L OBP: 0.143, SLG: 0.143 (1, 1) (1, 1) (8, PH) (8, 1)		0-3 K		0-0 E6 BB		0-0 4-3		0-0 F9		0	0	0	0	0	0	0						
Inning Stats	R: 0 E: 0 K: 1 S: 5	H: 0 LOB: 2 BB: 2 P: 13	R: 0 E: 0 K: 1 S: 5	H: 0 LOB: 1 BB: 1 P: 9	R: 1 E: 0 K: 0 S: 4	H: 1 LOB: 1 BB: 1 P: 8	R: 1 E: 1 K: 0 S: 6	H: 2 LOB: 3 BB: 1 P: 10	R: 0 E: 0 K: 2 S: 7	H: 0 LOB: 0 BB: 0 P: 7	R: 0 E: 0 K: 0 S: 3	H: 0 LOB: 1 BB: 1 P: 7	R: 2 E: 0 K: 1 S: 8	H: 3 LOB: 2 BB: 1 P: 12	R: 0 E: 0 K: 0 S: 3	H: 0 LOB: 0 BB: 0 P: 3	R: 0 E: 0 K: 0 S: 3	H: 0 LOB: 0 BB: 0 P: 3	1B: 3 2B: 3 3B: 0 HR: 0	SF: 0 SAC: 0 DP: 0 HBP: 0	WP: 0 PB: 0 SB: 0 CS: 0	PA: 41
PITCHER	IP	WLS	BF	H	R	ER	SO	BB	IBB	HBP	BLK	WP	HR	S	P	ERA	WHIP					
Saul Rogovin, R ERA: 4.56 (1, 1)	3.2		20	3	2	2	2	5	0	0	0	0	0	19	39	4.91	2.182					
Bill Kennedy, L ERA: 2.53 (4, 1)	0.1		1	0	0	0	0	0	0	0	0	0	0	1	1	0.00	0.000					
Luis Aloma, R ERA: 5.21 (5, 1)	5.0	W	20	3	2	2	3	2	0	0	0	0	0	24	32	3.60	1.000					

Detroit Tigers @ Chicago White Sox
Comiskey Park, Chicago, IL
Sun Aug 10 1952, 4:38 AM EDT
Att: 20,757 - Unknown

AB	34
R	4
H	6
RBI	4
BB	7
SO	5
LOB	24



Batter	1	2	3	4	5	6	7	8	9	AB	R	H	RBI	BB	SO	LOB	BOTTOM					
Hector Rodriguez, R OBP: 0.389, SLG: 0.318 Rocky Krsnich, R OBP: 0.369, SLG: 0.273 (1, 5) (8, 5)	0-0 BB F9 1B		0-0 1-3	0-0 G6-3			4-0 FC3-6 BB			3	1	1	0	1	0	2						
Nellie Fox, L OBP: 0.343, SLG: 0.362 (1, 4)	4-0 1B BB		0-0 4-3		4-0 SH1-4 BB		0-0 FC3-6			2	1	0	0	2	0	1						
Minnie Minoso, R OBP: 0.383, SLG: 0.449 (1, 7)	4-0 1B BB		0-0 5-3		0-0 SH1-4		0-0 4-3			2	1	0	0	1	0	1						
Eddie Robinson, L OBP: 0.386, SLG: 0.489 (1, 3)	0-0 F9		0-3 K		0-0 F8		0-0 4-3			4	0	0	1	0	1	3						
Sam Mele, R OBP: 0.340, SLG: 0.424 (1, 9)	0-0 CS 1B			4-0 BB 1B BB		0-0 F7		0-3 K		3	1	1	1	1	1	1						
Jim Rivera, L OBP: 0.313, SLG: 0.372 (1, 8)	0-0 1B			0-3 K		0-0 F8		0-0 F6		4	0	1	1	0	1	1						
Darrell Johnson, R OBP: 0.349, SLG: 0.302 (1, 2)	0-3 K			4-0 1B BB		0-0 1-3		0-0 4-3		2	1	0	0	1	1	2						
Willy Miranda, S OBP: 0.293, SLG: 0.277 (1, 6)		0-3 K		0-0 1B 1B		0-0 4-3				3	0	1	1	0	1	0						
Saul Rogovin, R OBP: 0.246, SLG: 0.263 Bill Kennedy, L OBP: 0.182, SLG: 0.182 Tom Wright, L OBP: 0.353, SLG: 0.367 Luis Aloma, R (1, 1) (4, 1) (4, PH) (5, 1)		0-0 F7		0-0 G6-3 1B		0-0 F8				1	0	0	0	0	0	0						
Inning Stats	R: 3 E: 0 K: 1 S: 7	H: 3 LOB: 2 BB: 2 P: 15	R: 0 E: 0 K: 1 S: 5	H: 0 LOB: 0 BB: 0 P: 5	R: 0 E: 0 K: 1 S: 5	H: 0 LOB: 0 BB: 0 P: 5	R: 2 E: 0 K: 1 S: 6	H: 2 LOB: 1 BB: 2 P: 14	R: 0 E: 0 K: 0 S: 3	H: 0 LOB: 1 BB: 1 P: 7	R: 0 E: 0 K: 0 S: 3	H: 0 LOB: 0 BB: 0 P: 3	R: 0 E: 0 K: 0 S: 3	H: 0 LOB: 1 BB: 1 P: 7	R: 0 E: 0 K: 1 S: 5	H: 0 LOB: 0 BB: 0 P: 5	R: 0 E: 0 K: 0 S: 3	H: 0 LOB: 0 BB: 0 P: 3	1B: 5 2B: 1 3B: 0 HR: 0	SF: 0 SAC: 1 DP: 2 HBP: 0	WP: 0 PB: 0 SB: 0 CS: 1	PA: 33
PITCHER	IP	WLS	BF	H	R	ER	SO	BB	IBB	HBP	BLK	WP	HR	S	P	ERA	WHIP					
Virgil Trucks, R ERA: 3.53 (1, 1)	0.1	L	6	3	3	3	0	2	0	0	0	0	0	4	12	81.00	15.000					
Martin Stuart, R ERA: 4.93 (1, 1)	6.2		24	2	2	2	4	4	0	0	0	0	0	28	44	2.70	0.900					
Dick Littlefield, L ERA: 4.34 (8, 1)	1.0		3	0	0	0	1	0	0	0	0	0	0	5	5	0.00	0.000					

Detroit Tigers @ Chicago White Sox
Comiskey Park, Chicago, IL
Sun Aug 10 1952, 4:38 AM EDT
Att: 20,757 - Unknown


AB	26
R	5
H	5
RBI	5
BB	6
SO	5
LOB	11



Batter	1	2	3	4	5	6	7	8	9	AB	R	H	RBI	BB	SO	LOB	TOP											
Hector Rodriguez, R OBP: 0.353, SLG: 0.313 Rocky Krsnich, R OBP: 0.333, SLG: 0.250	0-0 4-3 1B	0-0 F8			0-0 F7		4-0 4-3 1B SH1-4 BB	0-0 FC1-5 G3		3	1	1	0	0	0	1												
Nellie Fox, L OBP: 0.337, SLG: 0.356	0-0 4-3		0-0 6-3			0-0 6-3	0-0 SH1-4	0-0 G3		4	0	0	0	0	0	3												
Minnie Minoso, R OBP: 0.390, SLG: 0.448	4-0 1B		0-0 F7			0-0 1B	4-0 4-3 1B BB	4-0		2	3	1	0	3	0	0												
Eddie Robinson, L OBP: 0.386, SLG: 0.488	0-0 1B		0-0 F6			0-0 BB	0-0 4-3	0-3 K		5	1	2	1	0	1	5												
Sam Mele, R OBP: 0.344, SLG: 0.423	0-0 L4-3			0-0 1-3		0-0 BB	4-0 1B		0-0 F7		4	0	2	2	1	0	0											
Jim Rivera, L OBP: 0.313, SLG: 0.371	0-0 L4-3			0-3 K		4-0 BB	0-0 IBB		0-0 2B		4	1	2	2	1	1	2											
Sherm Lollar, R OBP: 0.345, SLG: 0.406		0-0 F7		0-0 F3		0-3 K	0-0 F6		0-0 2B		5	0	1	1	0	1	5											
Willy Miranda, S OBP: 0.303, SLG: 0.278		0-0 F8			0-0 6-3	4-0 BB		0-0 FC1-5	0-0 F9		4	0	1	1	1	0	1											
Joe Dobson, R OBP: 0.245, SLG: 0.184				0-0 6-3		0-3 K		0-0 G3	0-0 F3		5	0	2	0	0	1	4											
Inning Stats	R: 2 E: 0 K: 0 S: 5	H: 3 LOB: 1 BB: 1 P: 9	R: 0 E: 0 K: 0 S: 4	H: 1 LOB: 1 BB: 0 P: 4	R: 0 E: 0 K: 1 S: 3	H: 0 LOB: 0 BB: 0 P: 3	R: 0 E: 0 K: 1 S: 5	H: 0 LOB: 0 BB: 0 P: 5	R: 0 E: 0 K: 0 S: 3	H: 0 LOB: 0 BB: 0 P: 3	R: 2 E: 0 K: 2 S: 10	H: 3 LOB: 3 BB: 2 P: 18	R: 2 E: 0 K: 0 S: 4	H: 1 LOB: 2 BB: 3 P: 16	R: 0 E: 0 K: 1 S: 7	H: 2 LOB: 1 BB: 1 P: 11	R: 1 E: 0 K: 0 S: 5	H: 2 LOB: 1 BB: 0 P: 5	1B: 10 2B: 3 3B: 0 HR: 0	SF: 0 SAC: 1 DP: 1 HBP: 0	WP: 0 PB: 0 SB: 1 CS: 0	PA: 45						
PITCHER	IP	WLS	BF	H	R	ER	SO	BB	IBB	HBP	BLK	WP	HR	S	P	ERA	WHIP											
Bill Wight, L ERA: 3.43	(1, 1)	8.0	L	40	10	6	6	4	5	2	0	0	0	0	41	69	6.75	1.875										
Hal White, R ERA: 3.61	(9, 1)	1.0		5	2	1	1	0	0	0	0	0	0	5	5	9.00	2.000											

Chicago White Sox @ Detroit Tigers
Briggs Stadium, Detroit, MI
Wed Aug 13 1952, 4:33 AM EDT
Att: 23,951 - Unknown

AB 37
R 7
H 12
RBI 7
BB 7
SO 4
LOB 23




livebaseballscorecards.com

Batter	1	2	3	4	5	6	7	8	9	AB	R	H	RBI	BB	SO	LOB	BOTTOM											
Johnny Groth, R OBP: 0.360, SLG: 0.379	0-0 HR		0-0 F4			0-0 5-3		4-0 BB		3	1	1	1	1	0	0												
Neil Barry, R OBP: 0.302, SLG: 0.272 Cliff Mapes, L OBP: 0.297, SLG: 0.368 Hal White, R OBP: 0.125, SLG: 0.125	0-0 6-3		0-0 6-3			0-0 5-3		0-3 K		3	0	0	0	0	0	0												
Fred Hatfield, L OBP: 0.303, SLG: 0.313	0-0 F7		0-0 1-3			0-3 K			0-0 F9		4	0	0	0	0	1	0											
Vic Wertz, L OBP: 0.357, SLG: 0.505 Hal Newhouse, L OBP: 0.306, SLG: 0.172	0-0 4-3			0-0 4-3		0-0 FC5-4	4-0 BB		0-0 G5-4-3		3	0	1	0	1	0	0											
Walt Dropo, R OBP: 0.341, SLG: 0.486		0-0 F8		0-0 5-3		0-0 FC5-4	0-0 7-6-3		0-0 G5-4-3		4	0	0	0	0	2												
Pat Mullin, L OBP: 0.327, SLG: 0.429		0-3 K		0-0 4-3		0-0 7-6-3					3	0	0	0	0	1												
Joe Ginsberg, L OBP: 0.322, SLG: 0.333					0-0 6-3			0-0 G3	0-0 4-3		3	0	2	0	0	0												
Al Federoff, R OBP: 0.268, SLG: 0.254		4-0 2B			4-0 G4-6-3			0-0 4-3			1	0	0	0	2	0	1											
Bill Wight, L OBP: 0.205, SLG: 0.233 Johnny Pesky, L OBP: 0.371, SLG: 0.262		0-0 F4			0-0 G4-6-3			0-0 G3			2	0	0	0	0	3												
Inning Stats	R: 1 E: 0 K: 0 S: 4	H: 1 LOB: 2 BB: 1 P: 4	R: 0 E: 0 K: 1 S: 6	H: 1 LOB: 1 BB: 1 P: 10	R: 0 E: 0 K: 0 S: 3	H: 0 LOB: 0 BB: 0 P: 3	R: 0 E: 0 K: 0 S: 3	H: 0 LOB: 0 BB: 0 P: 3	R: 0 E: 0 K: 1 S: 5	H: 0 LOB: 0 BB: 0 P: 5	R: 0 E: 0 K: 0 S: 2	H: 0 LOB: 0 BB: 1 P: 6	R: 0 E: 0 K: 0 S: 2	H: 0 LOB: 0 BB: 1 P: 6	R: 0 E: 0 K: 1 S: 6	H: 1 LOB: 2 BB: 1 P: 10	R: 0 E: 0 K: 0 S: 3	H: 1 LOB: 1 BB: 0 P: 3	1B: 2 2B: 2 3B: 0 HR: 1	SF: 0 SAC: 0 DP: 3 HBP: 0	WP: 0 PB: 0 SB: 0 CS: 0	PA: 32						
PITCHER	IP	WLS	BF	H	R	ER	SO	BB	IBB	HBP	BLK	WP	HR	S	P	ERA	WHIP											
Joe Dobson, R ERA: 2.54	(1, 1)	9.0	W	32	4	1	1	3	3	1	0	0	0	1	34	50	1.00	0.778										

Chicago White Sox @ Detroit Tigers
Briggs Stadium, Detroit, MI
Wed Aug 13 1952, 4:33 AM EDT
Att: 23,951 - Unknown

AB 28
R 1
H 4
RBI 1
BB 4
SO 3
LOB 10

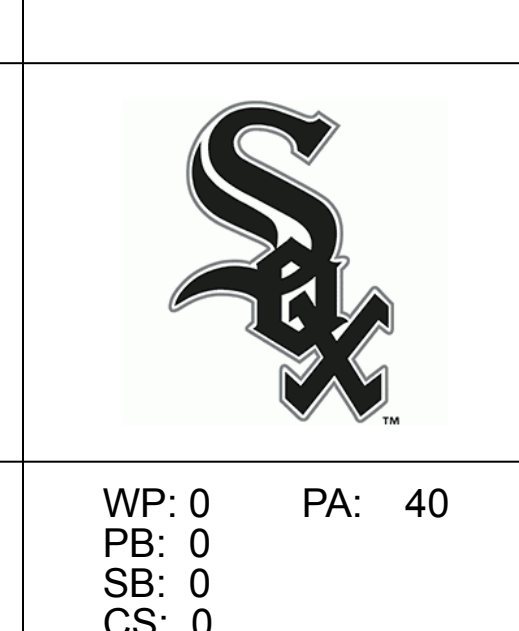


livebaseballscorecards.com

Batter	1	2	3	4	5	6	7	8	9	10	AB	R	H	RBI	BB	SO	LOB	TOP			
Hector Rodriguez, R OBP: 0.354, SLG: 0.312 Rocky Krsnich, R OBP: 0.333, SLG: 0.250	(1, 5) 0-3 K		(1, 2) 0-0 FC6-4			(1, 2) 4-0 BB		(1, 2) 0-0 G3		(1, 2) 0-0 3B 1B	4	1	1	0	1	1	1				
Nellie Fox, L OBP: 0.335, SLG: 0.358	(1, 4) 0-0 F6			(1, 2) 0-0 1-3		(1, 2) 0-0 F5		(1, 2) 0-0 F4	(1, 2) 0-0 F4	(1, 2) 0-0 3B	5	0	1	2	0	0	1				
Minnie Minoso, R OBP: 0.386, SLG: 0.443	(1, 7) 0-0 F8			(1, 2) 0-0 1-3		(1, 2) 0-0 1-3		(1, 2) 0-0 5-3	(1, 2) 0-0 1-3	(1, 2) 0-0 1-3	5	0	0	0	0	0	3				
Eddie Robinson, L OBP: 0.386, SLG: 0.488	(1, 3) 0-3 K			(1, 2) 0-0 2B		(1, 2) 0-0 K		(1, 2) 4-0 2B BB	(1, 2) 0-0 F8		4	0	1	0	1	2	2				
Sam Mele, R OBP: 0.346, SLG: 0.427	(1, 9) 0-0 F4			(1, 2) 0-0 F3		(1, 2) 0-0 1B		(1, 2) 0-0 1-3 2B	(1, 2) 0-0 2B		4	0	2	0	0	0	1				
Jim Rivera, L OBP: 0.312, SLG: 0.368	(1, 8) 0-0 F8			(1, 2) 0-3 K		(1, 2) 0-0 L6		(1, 2) 0-0 1BB	(1, 2) 0-0 IBB		3	0	0	0	1	1	1				
Darrell Johnson, R OBP: 0.345, SLG: 0.293 Tom Wright, L OBP: 0.351, SLG: 0.365 Sherm Lollar, R OBP: 0.345, SLG: 0.406	(1, 2) 0-3 K		(1, 2) 0-0 6-3		(1, 2) 0-0 4-3		(1, 2) 0-0 F5				3	0	0	0	0	1	1				
Willy Miranda, S OBP: 0.301, SLG: 0.277	(1, 6) 0-0 FC6-4 1B		(1, 2) 0-0 F6		(1, 2) 0-0 F3		(1, 2) 0-3 K				4	0	1	0	0	1	0				
Mary Grissom, R OBP: 0.175, SLG: 0.256 Hal Brown, R OBP: 0.214, SLG: 0.231 Luis Aloma, R OBP: 0.231, SLG: 0.231	(1, 1) 0-3 K		(1, 2) 0-0 F9		(1, 2) 0-0 F8		(1, 2) 0-0 1B 3B 2B				4	0	1	0	0	1	1				
Inning Stats	R: 0 E: 0 K: 1 S: 5	H: 0 LOB: 0 BB: 0 P: 5	R: 0 E: 0 K: 1 S: 5	H: 0 LOB: 0 BB: 0 P: 5	R: 0 E: 0 K: 2 S: 8	H: 1 LOB: 1 BB: 0 P: 8	R: 0 E: 0 K: 0 S: 4	H: 1 LOB: 1 BB: 0 P: 4	R: 0 E: 0 K: 1 S: 5	H: 0 LOB: 0 BB: 0 P: 5	R: 0 E: 0 K: 0 S: 3	H: 1 LOB: 1 BB: 0 P: 6	R: 0 E: 0 K: 0 S: 4	H: 0 LOB: 0 BB: 0 P: 3	R: 0 E: 0 K: 0 S: 8	H: 1 LOB: 3 BB: 2 P: 12	R: 2 E: 0 K: 1 S: 8	H: 3 LOB: 2 BB: 0 P: 8	1B: 3 2B: 3 3B: 1 HR: 0	SF: 0 SAC: 0 DP: 0 HBP: 0	WP: 0 PA: 40
PITCHER Art Houtteman, R ERA: 4.44	(1, 1) 10.0	WLS L 40	H 7	R 2	ER 2	SO 7	BB 2	IBB 1	HBP 0	BLK 0	WP 0	HR 0	S 51	P 63	ERA 1.80	WHIP 0.900					

Chicago White Sox @ Detroit Tigers
Briggs Stadium, Detroit, MI
Thu Aug 14, 1952, 4:33 AM EDT
Att: 6,994 - Unknown

AB	37
R	2
H	7
RBI	2
BB	3
SO	7
LOB	14



Batter	1	2	3	4	5	6	7	8	9	10	AB	R	H	RBI	BB	SO	LOB	BOTTOM			
Johney Groth, R OBP: 0.356, SLG: 0.375	(1, 8) 0-0 5-3		(1, 2) 0-3 K		(1, 2) 0-3 K		(1, 2) 0-0 4-3				4	0	0	0	0	2	1				
Johney Pesky, L OBP: 0.369, SLG: 0.281	(1, 6) 0-0 F7		(1, 2) 0-0 1B		(1, 2) 0-0 L5		(1, 2) 0-0 F8		(1, 2) 0-0 F8		4	0	1	0	0	0	0				
Fred Hatfield, L OBP: 0.305, SLG: 0.314	(1, 5) 4-0 BB		(1, 2) 0-0 4-3 1B		(1, 2) 0-0 K		(1, 2) 0-0 F6		(1, 2) 0-0 F6		3	0	1	0	1	1	0				
Vic Wertz, L OBP: 0.352, SLG: 0.498	(1, 9) 0-0 F5		(1, 2) 0-0 4-3		(1, 2) 0-0 F8		(1, 2) 0-3 K		(1, 2) 0-3 K		4	0	0	0	0	1	2				
Walt Dropo, R OBP: 0.338, SLG: 0.481	(1, 3) 0-0 6-3		(1, 2) 0-0 F3		(1, 2) 0-0 6-3		(1, 2) 0-0 4-3		(1, 2) 0-0 4-3		4	0	0	0	0	0	1				
Steve Souchock, R OBP: 0.327, SLG: 0.495	(1, 7) 0-0 F7		(1, 2) 0-0 G3		(1, 2) 0-0 5-3		(1, 2) 0-0 G3		(1, 2) 0-0 G3		3	0	0	0	1	0	0				
Matt Batts, R OBP: 0.311, SLG: 0.342 Pat Mullin, L OBP: 0.326, SLG: 0.427	(1, 2) 0-0 F6		(1, 2) 0-0 L6		(1, 2) 0-0 6-3		(1, 2) 0-0 6-3		(1, 2) 0-0 G3		3	0	0	0	0	0	2				
Al Federoff, R OBP: 0.270, SLG: 0.256	(1, 4) 0-0 SH2-4 1B 1B		(1, 2) 0-0 6-3		(1, 2) 0-0 F7		(1, 2) 0-0 5-3		(1, 2) 0-0 5-3		3	0	1	0	0	0	0				
Art Houtteman, R OBP: 0.133, SLG: 0.103	(1, 1) 0-0 SH2-4		(1, 2) 0-0 5-3		(1, 2) 0-0 5-3		(1, 2) 0-0 5-3		(1, 2) 0-0 5-3		2	0	0	0	0	0	0				
Inning Stats	R: 0 E: 0 K: 0 S: 3	H: 0 LOB: 1 BB: 1 P: 7	R: 0 E: 0 K: 0 S: 3	H: 0 LOB: 0 BB: 0 P: 3	R: 0 E: 0 K: 1 S: 6	H: 2 LOB: 2 BB: 0 P: 6	R: 0 E: 1 K: 0 S: 4	H: 1 LOB: 2 BB: 1 P: 8	R: 0 E: 0 K: 1 S: 5	H: 0 LOB: 0 BB: 0 P: 5	R: 0 E: 0 K: 0 S: 3	H: 0 LOB: 0 BB: 0 P: 3	R: 0 E: 0 K: 0 S: 3	H: 0 LOB: 0 BB: 0 P: 3	R: 0 E: 0 K: 0 S: 5	H: 0 LOB: 0 BB: 0 P: 5	R: 0 E: 0 K: 0 S: 3	H: 0 LOB: 0 BB: 0 P: 3	1B: 3 2B: 0 3B: 0 HR: 0	SF: 0 SAC: 1 DP: 0 HBP: 0	WP: 0 PA: 34
PITCHER Mary Grissom, R ERA: 3.51 Luis Aloma, R ERA: 4.87	(1, 1) 9.0	WLS W 31	H 3	R 0	ER 0	SO 4	BB 2	IBB 0	HBP 0	BLK 0	WP 0	HR 0	S 37	P 45	ERA 0.00	WHIP 0.556					


Chicago White Sox @ Detroit Tigers
Briggs Stadium, Detroit, MI
Thu Aug 14, 1952, 4:33 AM EDT
Att: 6,994 - Unknown


AB	31
R	0
H	3
RBI	0
BB	2
SO	4
LOB	6



Batter	1	2	3	4	5	6	7	8	9	AB	R	H	RBI	BB	SO	LOB	TOP					
Fred Marsh, R OBP: 0.342, SLG: 0.302 (1, 6)										5	1	3	0	0	1	1	St. Louis Browns @ Detroit Tigers Briggs Stadium, Detroit, MI Sun Aug 17 1952, 4:33 AM EDT Unknown					
Gordon Goldsberry, L OBP: 0.259, SLG: 0.250 (1, 3)										4	1	2	1	1	0	3						
Bob Nieman, R OBP: 0.351, SLG: 0.412 (1, 7)										3	1	1	0	0	0	2						
Vic Wertz, L OBP: 0.361, SLG: 0.510 (1, 9)										0	1	0	0	0	0	0						
Jim Dyck, R OBP: 0.351, SLG: 0.460 (1, 5)										4	0	0	0	0	0	1						
Clint Courtney, L OBP: 0.356, SLG: 0.392 (1, 2)										3	0	1	0	1	0	0						
Jay Porter, R OBP: 0.267, SLG: 0.083 (1, 8)										4	0	1	1	0	0	1						
Bobby Young, L OBP: 0.320, SLG: 0.348 (1, 4)										4	0	1	0	0	1	2						
Gene Bearden, L OBP: 0.412, SLG: 0.449 Earl Harrist, R OBP: 0.097, SLG: 0.097 (8, 1)										3	0	1	0	0	2	0						
Inning Stats	R: 0 E: 0 K: 1 S: 5	H: 0 LOB: 1 BB: 1 P: 9	R: 0 E: 0 K: 0 S: 3	H: 0 LOB: 0 BB: 0 P: 3	R: 0 E: 0 K: 1 S: 6	H: 1 LOB: 1 BB: 0 P: 6	R: 1 E: 0 K: 1 S: 7	H: 2 LOB: 2 BB: 1 P: 11	R: 1 E: 0 K: 2 S: 9	H: 2 LOB: 1 BB: 0 P: 9	R: 0 E: 0 K: 0 S: 3	H: 1 LOB: 0 BB: 0 P: 3	R: 0 E: 0 K: 1 S: 5	H: 1 LOB: 0 BB: 0 P: 5	R: 2 E: 0 K: 0 S: 5	H: 2 LOB: 0 BB: 0 P: 5		R: 0 E: 0 K: 1 S: 7	H: 2 LOB: 2 BB: 0 P: 7	1B: 9 2B: 2 3B: 0 HR: 1	SF: 0 SAC: 1 DP: 1 HBP: 0	WP: 0 PB: 0 SB: 0 CS: 1
PITCHER Hal Newhouser, L ERA: 3.81 (1, 1)	IP: 9.0 WLS: L BF: 38	H: 11 R: 4 ER: 4 SO: 7	BB: 2 IBB: 0 HBP: 0 BLK: 0	WP: 0 HR: 1 S: 50 P: 58	ERA: 4.00 WHIP: 1.444																	

Batter	1	2	3	4	5	6	7	8	9	AB	R	H	RBI	BB	SO	LOB	BOTTOM					
Johnny Groth, R OBP: 0.357, SLG: 0.375 (1, 8)										4	0	1	0	0	0	1	St. Louis Browns @ Detroit Tigers Briggs Stadium, Detroit, MI Sun Aug 17 1952, 4:33 AM EDT Unknown					
Neil Barry, R OBP: 0.295, SLG: 0.266 (1, 6)										4	0	0	0	0	0	2						
Fred Hatfield, L OBP: 0.302, SLG: 0.310 (1, 5)										4	0	1	0	0	0	1						
Walt Dropo, R OBP: 0.338, SLG: 0.482 (1, 3)										4	0	2	0	0	1	1						
Steve Souchock, R OBP: 0.329, SLG: 0.517 (1, 9)										3	1	1	1	1	0	2						
Jim Delsing, L OBP: 0.327, SLG: 0.363 (1, 7)										4	1	3	1	0	0	1						
Matt Batts, R OBP: 0.318, SLG: 0.336 Pat Mullin, L OBP: 0.325, SLG: 0.426 (9, PH)										3	0	0	0	0	1	4						
Al Federoff, R OBP: 0.278, SLG: 0.266 Cliff Mapes, L OBP: 0.301, SLG: 0.372 (9, PH)										1	0	0	0	0	0	0						
Hal Newhouser, L OBP: 0.289, SLG: 0.161 Joe Ginsberg, L OBP: 0.321, SLG: 0.332 (9, PH)										2	0	0	0	0	0	0						
Inning Stats	R: 0 E: 0 K: 0 S: 3	H: 0 LOB: 0 BB: 0 P: 3	R: 0 E: 0 K: 0 S: 4	H: 2 LOB: 1 BB: 0 P: 4	R: 0 E: 0 K: 0 S: 4	H: 2 LOB: 1 BB: 0 P: 4	R: 0 E: 0 K: 1 S: 7	H: 2 LOB: 3 BB: 1 P: 11	R: 0 E: 0 K: 0 S: 4	H: 1 LOB: 1 BB: 0 P: 4	R: 2 E: 0 K: 0 S: 5	H: 2 LOB: 0 BB: 0 P: 5	R: 0 E: 0 K: 0 S: 3	H: 0 LOB: 0 BB: 0 P: 3	R: 0 E: 0 K: 1 S: 6	H: 1 LOB: 1 BB: 0 P: 6		R: 0 E: 0 K: 0 S: 3	H: 1 LOB: 1 BB: 0 P: 3	1B: 8 2B: 0 3B: 0 HR: 2	SF: 0 SAC: 1 DP: 2 HBP: 0	WP: 0 PB: 0 SB: 0 CS: 0
PITCHER Gene Bearden, L ERA: 3.49 Earl Harrist, R ERA: 3.81 (8, 1)	IP: 7.0 WLS: W BF: 30	H: 9 R: 2 ER: 2 SO: 2	BB: 1 IBB: 0 HBP: 0 BLK: 0	WP: 0 HR: 2 S: 31 P: 35	ERA: 2.57 WHIP: 1.429																	

Batter	1	2	3	4	5	6	7	8	9	AB	R	H	RBI	BB	SO	LOB	TOP																		
Al Zarilla, L (1, 8) OBP: 0.370, SLG: 0.350											0	0	0	0	0	0	0	St. Louis Browns @ Detroit Tigers Briggs Stadium, Detroit, MI Sun Aug 17 1952, 4:38 AM EDT Att: 27,479 - Unknown livebaseballscorecards.com																	
Gordon Goldsberry, L (1, 3) OBP: 0.259, SLG: 0.250											0	0	0	0	0	0	0																		
Ray Coleman, L (1, 7) OBP: 0.274, SLG: 0.287											0	0	0	0	0	0	0																		
Vic Wertz, L (1, 9) OBP: 0.361, SLG: 0.510											0	0	0	0	0	0	0																		
Clint Courtney, L (1, 2) OBP: 0.356, SLG: 0.392											0	0	0	0	0	0	0																		
Jim Dyck, R (1, 5) OBP: 0.351, SLG: 0.460											0	0	0	0	0	0	0																		
Bobby Young, L (1, 4) OBP: 0.320, SLG: 0.348											0	0	0	0	0	0	0																		
Fred Marsh, R (1, 6) OBP: 0.342, SLG: 0.302											0	0	0	0	0	0	0																		
Marlin Stuart, L (1, 1) OBP: 0.192, SLG: 0.087											0	0	0	0	0	0	0																		
Inning Stats											1B: 0	SF: 0	WP: 0	PA: 0	2B: 0	SAC: 0	PB: 0	3B: 0	DP: 0	SB: 0	CS: 0	HR: 0	HBP: 0												
PITCHER Ned Garver, R (1, 1) ERA: 3.69	IP	WLS	BF	H	R	ER	SO	BB	IBB	HBP	BLK	WP	HR	S	P	ERA	WHIP																		
																		PITCHER	IP	WLS	BF	H	R	ER	SO	BB	IBB	HBP	BLK	WP	HR	S	P	ERA	WHIP

Batter	1	2	3	4	5	6	7	8	9	AB	R	H	RBI	BB	SO	LOB	BOTTOM																		
Johnny Groth, R (1, 8) OBP: 0.357, SLG: 0.375											0	0	0	0	0	0	0	St. Louis Browns @ Detroit Tigers Briggs Stadium, Detroit, MI Sun Aug 17 1952, 4:38 AM EDT Att: 27,479 - Unknown livebaseballscorecards.com																	
Johnny Pesky, L (1, 6) OBP: 0.377, SLG: 0.266											0	0	0	0	0	0	0																		
Fred Hatfield, L (1, 5) OBP: 0.302, SLG: 0.310											0	0	0	0	0	0	0																		
Walt Dropo, R (1, 3) OBP: 0.338, SLG: 0.482											0	0	0	0	0	0	0																		
Steve Souchock, R (1, 9) OBP: 0.329, SLG: 0.517											0	0	0	0	0	0	0																		
Jim Delsing, L (1, 7) OBP: 0.327, SLG: 0.363											0	0	0	0	0	0	0																		
Joe Ginsberg, L (1, 2) OBP: 0.321, SLG: 0.332											0	0	0	0	0	0	0																		
Al Federoff, R (1, 4) OBP: 0.278, SLG: 0.266											0	0	0	0	0	0	0																		
Ned Garver, R (1, 1) OBP: 0.245, SLG: 0.224											0	0	0	0	0	0	0																		
Inning Stats											1B: 0	SF: 0	WP: 0	PA: 0	2B: 0	SAC: 0	PB: 0	3B: 0	DP: 0	SB: 0	CS: 0	HR: 0	HBP: 0												
PITCHER Marlin Stuart, R (1, 1) ERA: 4.93	IP	WLS	BF	H	R	ER	SO	BB	IBB	HBP	BLK	WP	HR	S	P	ERA	WHIP																		
																		PITCHER	IP	WLS	BF	H	R	ER	SO	BB	IBB	HBP	BLK	WP	HR	S	P	ERA	WHIP

Batter	1	2	3	4	5	6	7	8	9	AB	R	H	RBI	BB	SO	LOB	TOP	
Johnny Groth, R OBP: 0.352, SLG: 0.370 (1, 8)										4	1	1	0	0	1	1	Detroit Tigers @ Philadelphia Athletics Shibe Park, Philadelphia, PA Tue Aug 19 1952, 3:33 AM EDT Unknown livebaseballscorecards.com	
Johnny Pesky, L OBP: 0.373, SLG: 0.257 (1, 6) (9, 4)										3	1	0	0	1	0	0		
Fred Hatfield, L OBP: 0.298, SLG: 0.306 (1, 5)										4	0	0	0	0	2	2		
Walt Dropo, R OBP: 0.339, SLG: 0.480 (1, 3)										4	0	2	0	0	0	2		
Jim Delsing, L OBP: 0.326, SLG: 0.363 (1, 7)										4	0	1	2	0	1	2		
Cliff Mages, L OBP: 0.300, SLG: 0.369 (1, 9)										4	1	1	0	0	0	2		
Joe Ginsberg, L OBP: 0.324, SLG: 0.336 (1, 2)										4	0	1	1	0	0	2		
Al Federoff, R OBP: 0.273, SLG: 0.256 (9, PH)										2	0	0	0	1	0	1		
Pat Mullin, L OBP: 0.327, SLG: 0.426 (9, 6)										0	0	0	0	1	0	0		
Neil Berry, R OBP: 0.295, SLG: 0.266 (9, 6)										0	0	0	0	0	0	0		
Virgil Trucks, R OBP: 0.196, SLG: 0.255 (1, 1)										3	0	0	0	0	0	3		
Inning Stats	R: 2 E: 0 K: 1 S: 7	H: 2 LOB: 1 BB: 1 P: 11	R: 0 E: 0 K: 0 S: 3	H: 0 LOB: 1 BB: 1 P: 7	R: 0 E: 0 K: 1 S: 6	H: 1 LOB: 1 BB: 0 P: 6	R: 0 E: 0 K: 0 S: 4	H: 1 LOB: 1 BB: 0 P: 4	R: 0 E: 0 K: 1 S: 5	H: 0 LOB: 0 BB: 0 P: 5	R: 0 E: 0 K: 0 S: 3	H: 0 LOB: 0 BB: 0 P: 3	R: 1 E: 1 K: 0 S: 4	H: 1 LOB: 1 BB: 1 P: 8	1B: 4 2B: 2 3B: 0 HR: 0	SF: 0 SAC: 1 DP: 1 HBP: 0	WP: 0 PB: 0 SB: 0 CS: 0	PA: 36
PITCHER Harry Byrd, R ERA: 3.52 (1, 1)	IP: 9.0 WLS: W BF: 36 H: 6 R: 3 ER: 2 SO: 4 BB: 2 IBB: 1 HBP: 0 BLK: 0 WP: 0 HR: 0 S: 41 P: 53 ERA: 2.00 WHIP: 0.889															PITCHER Harry Byrd, R ERA: 3.52 (1, 1)	IP: 9.0 WLS: W BF: 36 H: 6 R: 3 ER: 2 SO: 4 BB: 2 IBB: 1 HBP: 0 BLK: 0 WP: 0 HR: 0 S: 41 P: 53 ERA: 2.00 WHIP: 0.889	

Batter	1	2	3	4	5	6	7	8	9	AB	R	H	RBI	BB	SO	LOB	BOTTOM					
Pete Suder, R OBP: 0.281, SLG: 0.292 (1, 6)										4	1	1	0	0	0	2	Detroit Tigers @ Philadelphia Athletics Shibe Park, Philadelphia, PA Tue Aug 19 1952, 3:33 AM EDT Unknown livebaseballscorecards.com					
Ferns Fain, L OBP: 0.431, SLG: 0.432 (1, 3)										4	0	1	1	1	0	0						
Elmer Valo, L OBP: 0.442, SLG: 0.419 (1, 9)										5	0	0	0	0	0	3						
Gus Zernial, R OBP: 0.364, SLG: 0.478 (1, 7)										4	0	1	1	1	0	1						
Dave Philley, S OBP: 0.334, SLG: 0.361 (1, 8)										3	2	2	0	1	0	0						
Cass Michaels, R OBP: 0.335, SLG: 0.365 (1, 4)										3	0	1	0	1	0	1						
Billy Hitchcock, R OBP: 0.316, SLG: 0.294 (1, 5)										3	0	2	1	0	0	3						
Ray Murray, R OBP: 0.255, SLG: 0.289 (1, 2)										4	0	0	1	0	1	6						
Harry Byrd, R OBP: 0.173, SLG: 0.180 (1, 1)										4	1	2	0	0	0	0						
Inning Stats	R: 0 E: 0 K: 0 S: 3	H: 0 LOB: 0 BB: 0 P: 3	R: 1 E: 0 K: 1 S: 7	H: 3 LOB: 1 BB: 0 P: 7	R: 1 E: 0 K: 0 S: 5	H: 2 LOB: 1 BB: 0 P: 5	R: 1 E: 0 K: 0 S: 6	H: 3 LOB: 2 BB: 0 P: 6	R: 0 E: 0 K: 0 S: 3	H: 0 LOB: 0 BB: 0 P: 3	R: 0 E: 0 K: 0 S: 3	H: 0 LOB: 1 BB: 0 P: 4	R: 0 E: 0 K: 0 S: 3	H: 0 LOB: 0 BB: 0 P: 3	R: 0 E: 0 K: 0 S: 3	H: 0 LOB: 3 BB: 3 P: 15		R: 1 E: 0 K: 0 S: 4	H: 2 LOB: 2 BB: 1 P: 8	1B: 8 2B: 2 3B: 0 HR: 0	SF: 0 SAC: 1 DP: 0 HBP: 1	WP: 0 PB: 0 SB: 1 CS: 0
PITCHER Virgil Trucks, R ERA: 3.55 (1, 1)	IP: 8.2 WLS: L BF: 40 H: 10 R: 4 ER: 4 SO: 1 BB: 3 IBB: 1 HBP: 1 BLK: 0 WP: 0 HR: 0 S: 37 P: 54 ERA: 4.15 WHIP: 1.500															PITCHER Virgil Trucks, R ERA: 3.55 (1, 1)	IP: 8.2 WLS: L BF: 40 H: 10 R: 4 ER: 4 SO: 1 BB: 3 IBB: 1 HBP: 1 BLK: 0 WP: 0 HR: 0 S: 37 P: 54 ERA: 4.15 WHIP: 1.500					

Batter	1	2	3	4	5	6	7	8	9	AB	R	H	RBI	BB	SO	LOB	TOP					
Johnny Groth, R OBP: 0.351, SLG: 0.369 (1, 8)	3-1			L9		F6				4	0	1	2	0	0	1	Detroit Tigers @ Philadelphia Athletics Shibe Park, Philadelphia, PA Tue Aug 19 1952, 3:38 AM EDT Att: 8,982 - Unknown					
Neil Barry, R OBP: 0.289, SLG: 0.260 Johnny Pesky, L OBP: 0.373, SLG: 0.257 (1, 6) (7, 6)	F3			F7		FC5-4	L1			4	0	0	0	0	0	3						
Fred Hatfield, L OBP: 0.295, SLG: 0.302 (1, 5)	3-1			4-3		FC6-4		F7		4	0	0	0	0	0	1						
Walt Dropo, R OBP: 0.342, SLG: 0.483 (1, 3)								F3		3	2	2	0	1	0	0						
Steve Souchock, R OBP: 0.335, SLG: 0.545 (1, 9)	F6							F8		4	1	2	2	0	0	1						
Jim Delsing, L OBP: 0.325, SLG: 0.362 (1, 7)	L3									4	0	1	1	0	0	1						
Matt Batts, R OBP: 0.311, SLG: 0.328 Pat Mullin, L OBP: 0.326, SLG: 0.424 (1, 2) (9, PH)				F5		F4		K		3	1	0	0	0	0	2						
Al Federoff, R OBP: 0.268, SLG: 0.250 Cliff Mapes, L OBP: 0.236, SLG: 0.366 (1, 4) (9, PH)				F8		L5		K		3	1	0	0	0	0	2						
Art Houtteman, R OBP: 0.143, SLG: 0.115 Billy Hoelt, L OBP: 0.207, SLG: 0.165 (1, 1) (7, 1)				F2						3	0	1	0	0	0	3						
Inning Stats	R: 0 E: 0 K: 0 S: 3	H: 0 LOB: 0 BB: 0 P: 3	R: 0 E: 0 K: 0 S: 2	H: 0 LOB: 0 BB: 1 P: 6	R: 0 E: 0 K: 0 S: 3	H: 0 LOB: 0 BB: 0 P: 3	R: 0 E: 0 K: 0 S: 3	H: 0 LOB: 0 BB: 0 P: 3	R: 2 E: 0 K: 0 S: 5	H: 2 LOB: 0 BB: 0 P: 5	R: 0 E: 0 K: 0 S: 4	H: 1 LOB: 1 BB: 0 P: 4	R: 3 E: 1 K: 0 S: 8	H: 4 LOB: 2 BB: 0 P: 8	R: 0 E: 0 K: 0 S: 3	H: 0 LOB: 0 BB: 0 P: 3		R: 0 E: 0 K: 2 S: 7	H: 0 LOB: 0 BB: 0 P: 7	1B: 5 2B: 2 3B: 0 HR: 1	SF: 0 SAC: 0 DP: 1 HBP: 0	WP: 0 PB: 0 SB: 0 CS: 0
PITCHER	IP	WLS	BF	H	R	ER	SO	BB	IBB	HBP	BLK	WP	HR	S	P	ERA	WHIP					
Alex Kellner, L ERA: 4.43 Bob Hooper, R ERA: 4.45 (1, 1) (7, 1)	6.0		24	6	5	3	0	1	0	0	0	0	1	23	27	4.50	1.167					

Batter	1	2	3	4	5	6	7	8	9	AB	R	H	RBI	BB	SO	LOB	BOTTOM				
Pete Suder, R OBP: 0.281, SLG: 0.291 (1, 6)	F9		5-3							4	1	1	0	0	1	2	Detroit Tigers @ Philadelphia Athletics Shibe Park, Philadelphia, PA Tue Aug 19 1952, 3:38 AM EDT Att: 8,982 - Unknown				
Feris Fain, L OBP: 0.434, SLG: 0.441 (1, 3)				L9						3	3	2	1	1	0	0					
Elmer Valo, L OBP: 0.443, SLG: 0.423 (1, 9)				F9						4	1	2	3	0	0	0					
Gus Zernial, R OBP: 0.363, SLG: 0.474 (1, 7)	FC5-3									3	0	0	0	1	1	2					
Dave Philley, S OBP: 0.333, SLG: 0.360 (1, 8)				FC4-6						4	0	1	1	0	0	1					
Cass Michaels, R OBP: 0.331, SLG: 0.361 (1, 4)										4	0	0	0	0	0	1					
Billy Hitchcock, R OBP: 0.311, SLG: 0.290 (1, 5)										4	0	0	0	0	1	1					
Joe Astroth, R OBP: 0.319, SLG: 0.309 (1, 2)										2	0	0	0	1	1	0					
Alex Kellner, R OBP: 0.219, SLG: 0.270 Bob Hooper, R OBP: 0.220, SLG: 0.375 (1, 1) (7, 1)										2	0	0	0	0	0	1					
Inning Stats	R: 1 E: 0 K: 0 S: 3	H: 1 LOB: 0 BB: 1 P: 7	R: 0 E: 0 K: 0 S: 3	H: 0 LOB: 0 BB: 0 P: 3	R: 0 E: 0 K: 1 S: 5	H: 0 LOB: 0 BB: 0 P: 5	R: 0 E: 0 K: 0 S: 3	H: 0 LOB: 1 BB: 1 P: 7	R: 0 E: 1 K: 1 S: 6	H: 0 LOB: 2 BB: 1 P: 10	R: 2 E: 0 K: 0 S: 6	H: 3 LOB: 1 BB: 0 P: 6	R: 3 E: 0 K: 1 S: 8	H: 3 LOB: 0 BB: 0 P: 8	R: 0 E: 0 K: 1 S: 5	H: 0 LOB: 0 BB: 0 P: 5		1B: 3 2B: 3 3B: 1 HR: 1	SF: 0 SAC: 0 DP: 1 HBP: 0	WP: 0 PB: 0 SB: 1 CS: 0	PA: 34
PITCHER	IP	WLS	BF	H	R	ER	SO	BB	IBB	HBP	BLK	WP	HR	S	P	ERA	WHIP				
Art Houtteman, R ERA: 4.58 Billy Hoelt, L ERA: 4.11 (1, 1) (7, 1)	6.1	L	29	7	6	6	2	3	0	0	0	0	0	30	42	8.53	1.579				

Batter	1	2	3	4	5	6	7	8	9	AB	R	H	RBI	BB	SO	LOB	TOP						
Johnny Groth, R OBP: 0.350, SLG: 0.367 (1, 8)											4	1	1	0	0	2	3						
Johnny Pesky, L OBP: 0.372, SLG: 0.258 (1, 6)											3	0	1	1	0	0	0						
Fred Hatfield, L OBP: 0.291, SLG: 0.299 (1, 5)											4	0	0	0	0	0	3						
Walt Dropo, R OBP: 0.342, SLG: 0.488 (1, 3)											4	1	1	2	0	0	0						
Jim Delsing, L OBP: 0.324, SLG: 0.360 (1, 7)											4	0	1	0	0	0	0						
Steve Souchock, R OBP: 0.335, SLG: 0.549 (1, 9)											4	0	2	0	0	0	1						
Joe Ginsberg, L OBP: 0.324, SLG: 0.333 (1, 2)											2	0	0	0	1	0	0						
Al Federoff, R OBP: 0.276, SLG: 0.259 (1, 4)											3	1	2	0	0	0	2						
Pat Mullin, L OBP: 0.325, SLG: 0.422 (9, PH)											1	0	0	0	0	0	1						
Bill Wight, L OBP: 0.234, SLG: 0.261 (1, 1)											3	0	2	0	0	0	1						
Dave Madison, R OBP: 0.118, SLG: 0.118 (8, 1)											0	0	0	0	0	0	0						
Cliff Mages, L OBP: 0.296, SLG: 0.364 (9, PH)											1	0	0	0	0	0	1						
Inning Stats	R: 0 E: 0 K: 1 S: 5	H: 0 LOB: 0 BB: 0 P: 5	R: 0 E: 0 K: 0 S: 3	H: 0 LOB: 0 BB: 0 P: 3	R: 1 E: 0 K: 1 S: 8	H: 3 LOB: 2 BB: 0 P: 8	R: 0 E: 0 K: 0 S: 4	H: 1 LOB: 2 BB: 1 P: 8	R: 0 E: 0 K: 0 S: 3	H: 1 LOB: 1 BB: 0 P: 4	R: 0 E: 0 K: 0 S: 4	H: 1 LOB: 1 BB: 0 P: 3	R: 0 E: 0 K: 0 S: 3	H: 1 LOB: 1 BB: 0 P: 3	R: 2 E: 0 K: 0 S: 5	H: 2 LOB: 2 BB: 0 P: 5	R: 0 E: 0 K: 0 S: 4	H: 1 LOB: 1 BB: 0 P: 4	1B: 8 2B: 3 3B: 0 HR: 1	SF: 0 SAC: 2 DP: 2 HBP: 0	WP: 0 PB: 0 SB: 0 CS: 0	PA: 36	
PITCHER	IP	WLS	BF	H	R	ER	SO	BB	IBB	HBP	BLK	WP	HR	S	P	ERA	WHIP					ERA	WHIP
Carl Scheib, R ERA: 4.42 (1, 1)	8.0	W	32	9	3	3	2	0	1	0	0	0	1	35	39	3.38	1.125						
Bob Hooper, R ERA: 4.44 (9, 1)	1.0	S	4	1	0	0	0	0	0	0	0	0	0	4	4	0.00	1.000						

Detroit Tigers @ Philadelphia Athletics
Shibe Park, Philadelphia, PA
Wed Aug 20 1952, 3:33 AM EDT
Att: 4,487 - Unknown


AB 33
R 3
H 10
RBI 3
BB 1
SO 2
LOB 12

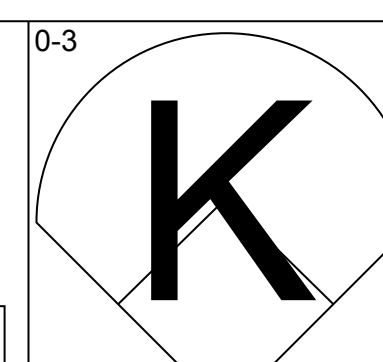
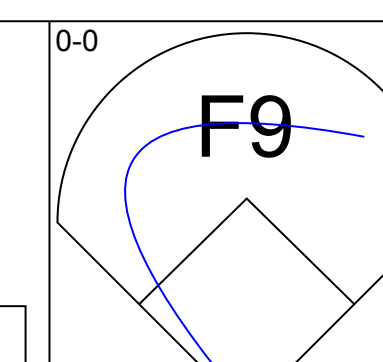
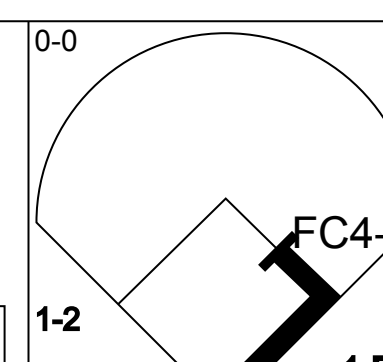
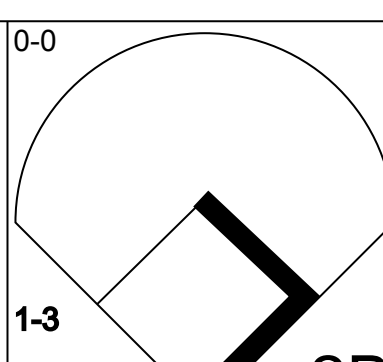
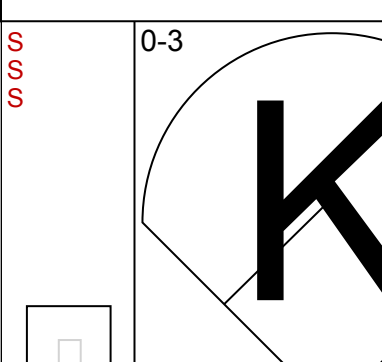
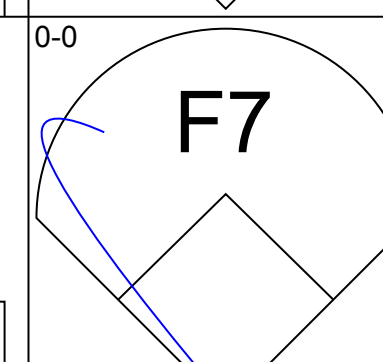
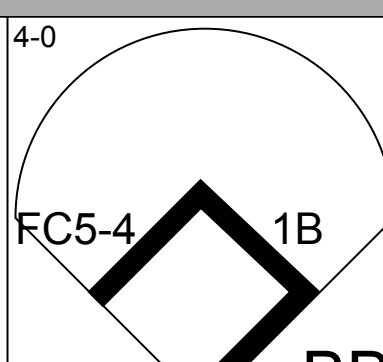
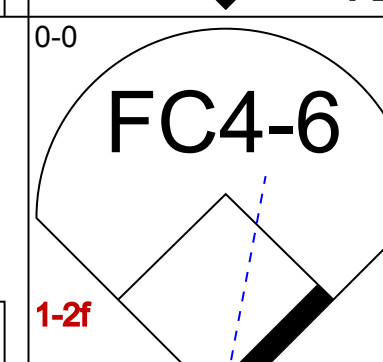
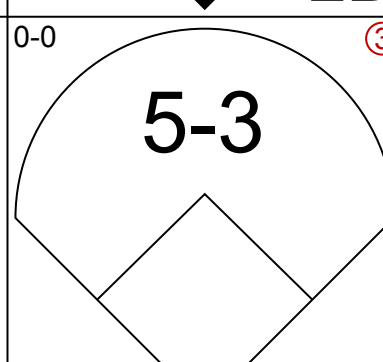
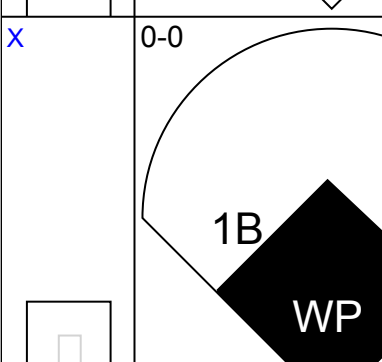
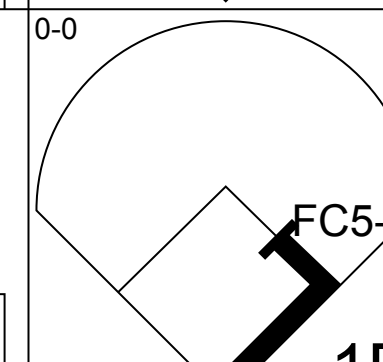
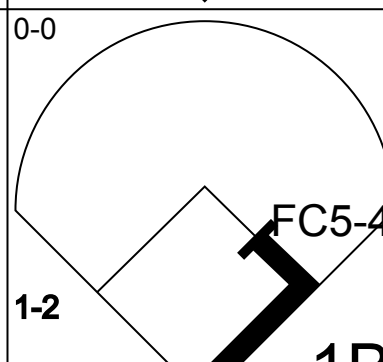
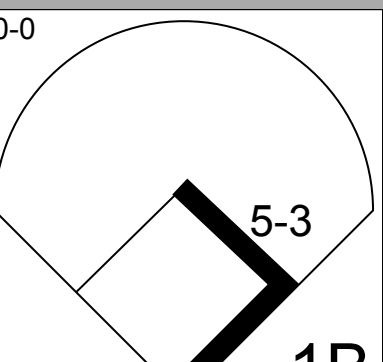
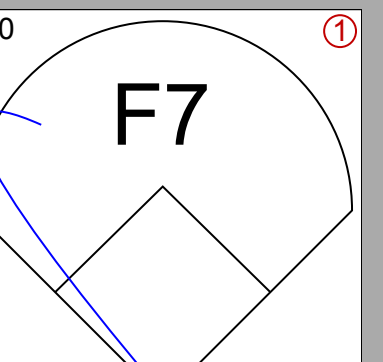
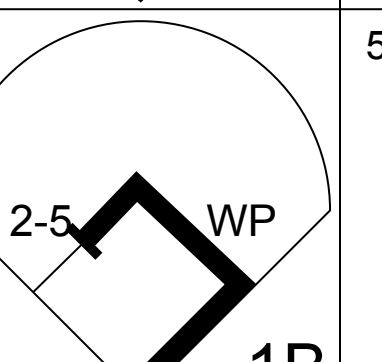
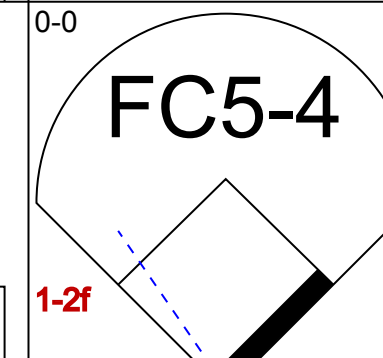
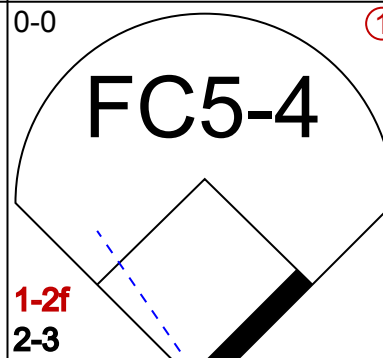
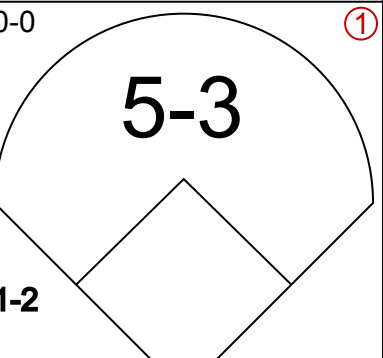

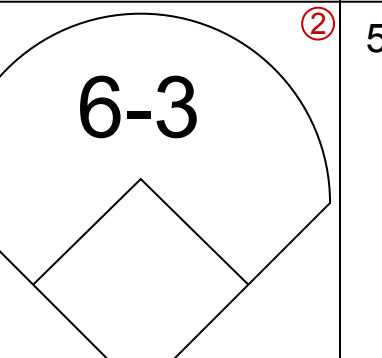
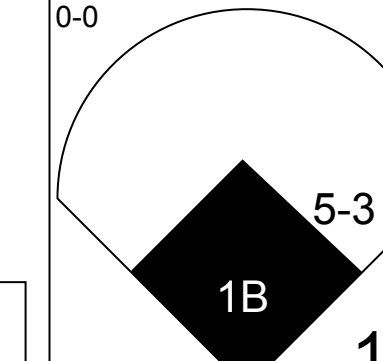
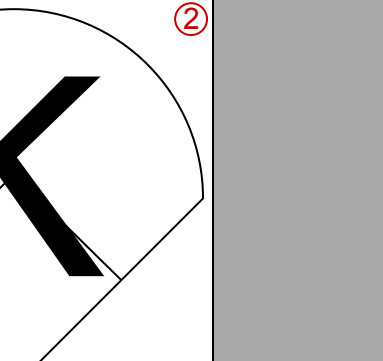
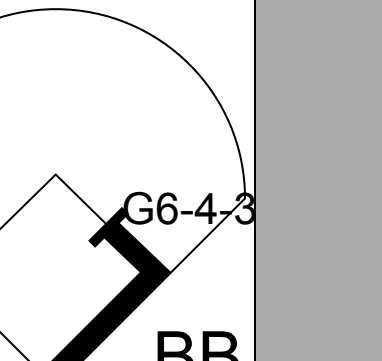
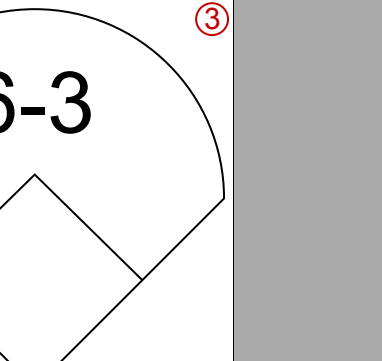
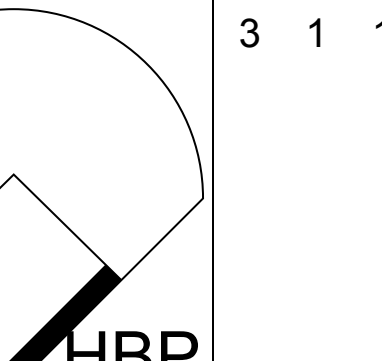
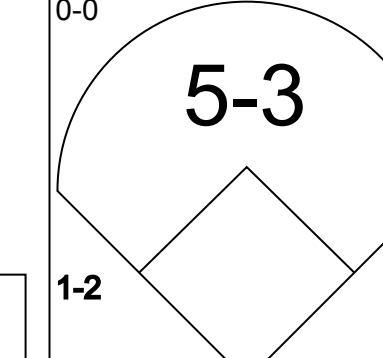
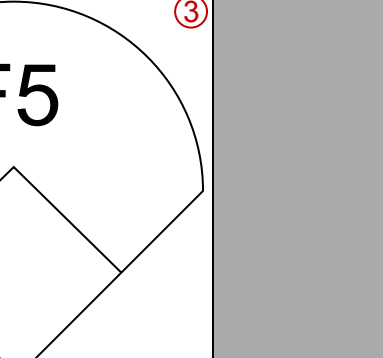
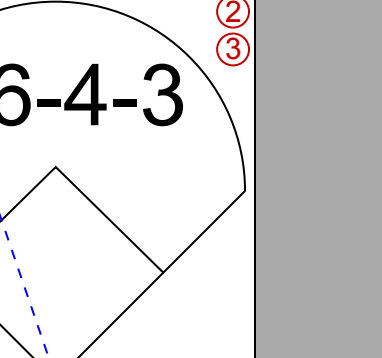
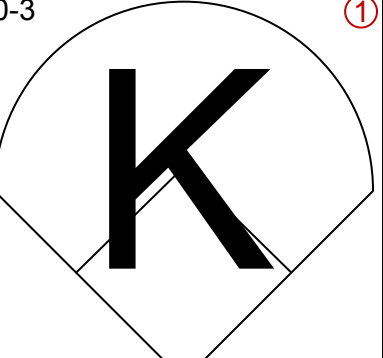
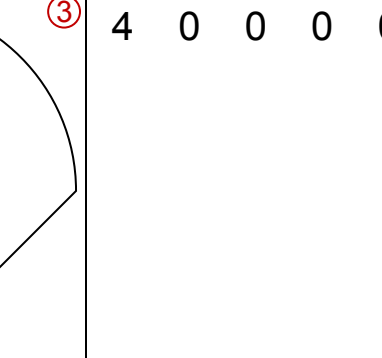
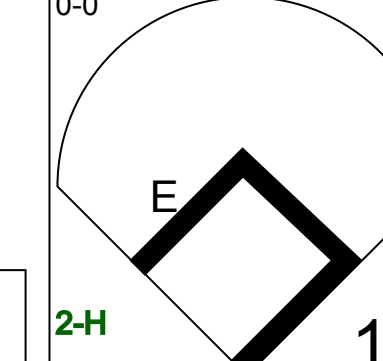
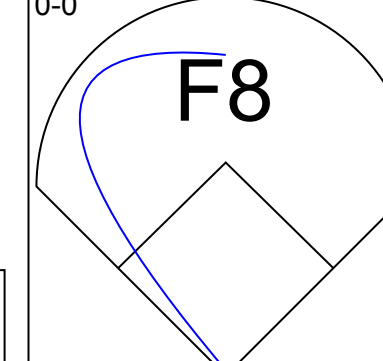
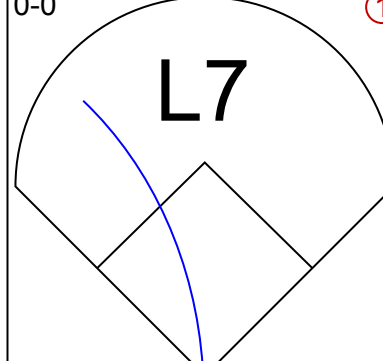
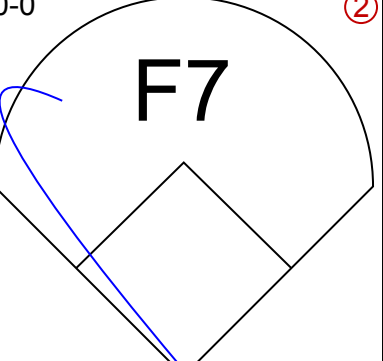
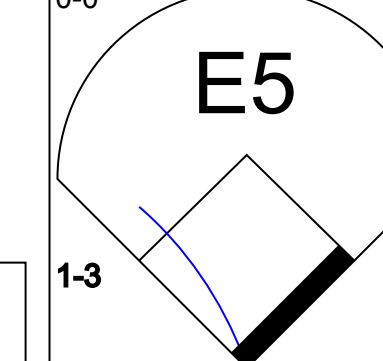
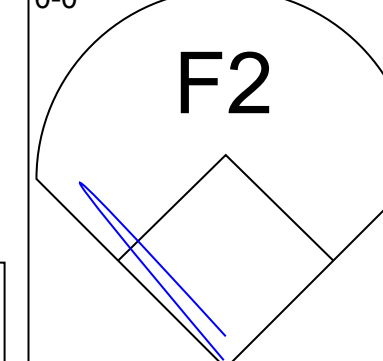
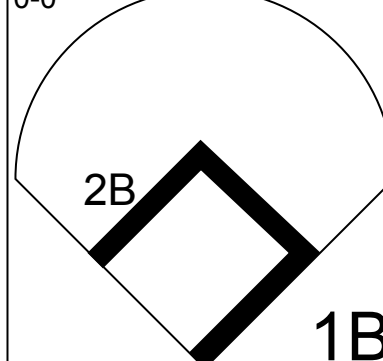
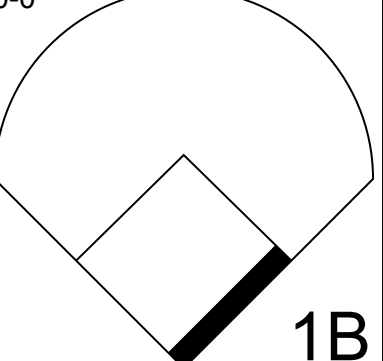
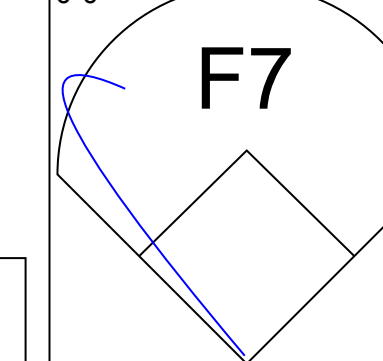
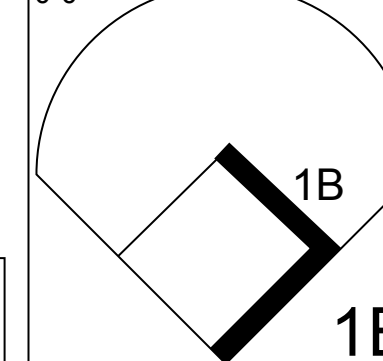
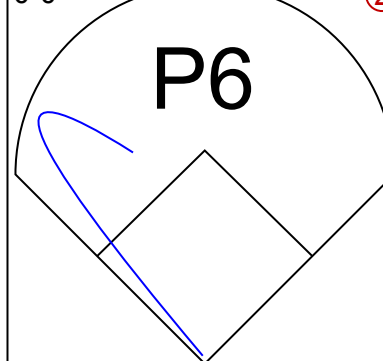
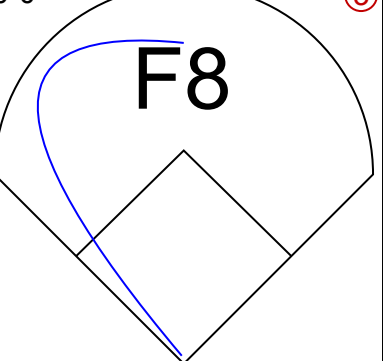


Batter	1	2	3	4	5	6	7	8	9	AB	R	H	RBI	BB	SO	LOB	BOTTOM						
Pete Suder, R OBP: 0.292, SLG: 0.307 (1, 6)											5	1	4	0	0	0	2						
Ferns Fain, L OBP: 0.438, SLG: 0.445 (1, 3)											5	0	4	2	0	0	1						
Allie Clark, R OBP: 0.496 (1, 9)											4	0	1	0	0	0	4						
Elmer Valo, L OBP: 0.442, SLG: 0.422 (9, 9)											1	0	0	0	0	0	2						
Gus Zernial, R OBP: 0.362, SLG: 0.471 (1, 7)											3	0	0	0	1	1	4						
Dave Philley, S OBP: 0.333, SLG: 0.358 (1, 8)											3	0	0	0	1	1	1						
Cass Michaels, R OBP: 0.336, SLG: 0.366 (1, 4)											4	0	3	0	0	0	0						
Billy Hitchcock, R OBP: 0.314, SLG: 0.293 (1, 5)											4	1	2	0	0	0	3						
Joe Astroth, R OBP: 0.316, SLG: 0.307 (1, 2)											2	0	0	0	0	0	3						
Kite Thomas, R OBP: 0.394, SLG: 0.471 (8, PH)											1	1	0	0	0	0	1						
Ray Murray, R OBP: 0.255, SLG: 0.289 (9, 2)											0	0	0	0	0	0	0						
Carl Scheib, R OBP: 0.220, SLG: 0.220 (1, 1)											4	1	1	2	0	0	2						
Bob Hooper, R OBP: 0.220, SLG: 0.375 (9, 1)											0	0	0	0	0	0	0						
Inning Stats	R: 1 E: 0 K: 0 S: 4	H: 2 LOB: 1 BB: 1 P: 8	R: 0 E: 0 K: 0 S: 5	H: 2 LOB: 2 BB: 0 P: 5	R: 0 E: 0 K: 1 S: 5	H: 1 LOB: 0 BB: 0 P: 5	R: 0 E: 0 K: 1 S: 6	H: 1 LOB: 1 BB: 0 P: 6	R: 0 E: 0 K: 0 S: 3	H: 1 LOB: 1 BB: 1 P: 7	R: 0 E: 0 K: 0 S: 5	H: 2 LOB: 2 BB: 0 P: 5	R: 0 E: 0 K: 0 S: 5	H: 2 LOB: 2 BB: 0 P: 5	R: 3 E: 1 K: 0 S: 8	H: 4 LOB: 2 BB: 0 P: 8	1B: 14 2B: 1 3B: 0 HR: 0	SF: 0 SAC: 1 DP: 3 HBP: 0	WP: 0 PB: 0 SB: 1 CS: 0	PA: 39			
PITCHER	IP	WLS	BF	H	R	ER	SO	BB	IBB	HBP	BLK	WP	HR	S	P	ERA	WHIP					ERA	WHIP
Bill Wight, L ERA: 3.3 (1, 1)	7.2	L	38	15	4	1	2	2	0	0	0	0	0	40	48	1.17	2.217						
Dave Madison, R ERA: 4.37 (8, 1)	0.1		1	0	0	0	0	0	0	0	0	0	0	1	1	0.00	0.000						

Detroit Tigers @ Philadelphia Athletics
Shibe Park, Philadelphia, PA
Wed Aug 20 1952, 3:33 AM EDT
Att: 4,487 - Unknown

AB 36
R 4
H 15
RBI 4
BB 2
SO 2
LOB 23

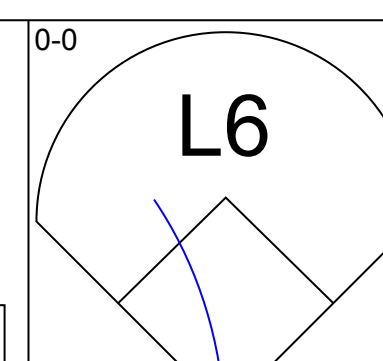
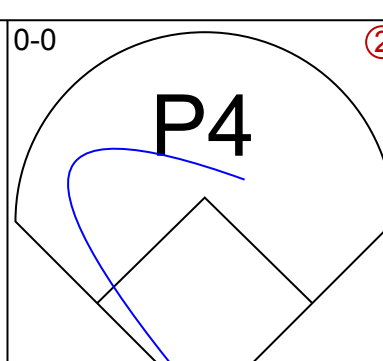
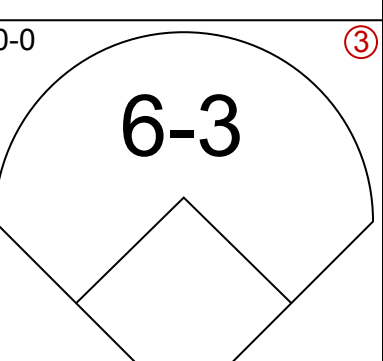
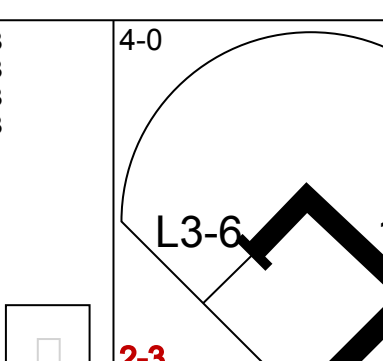
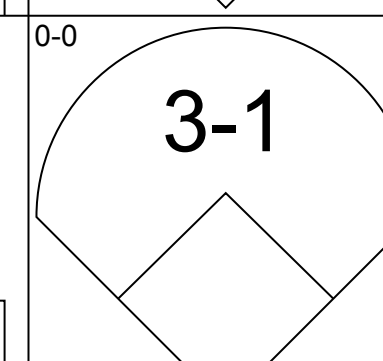
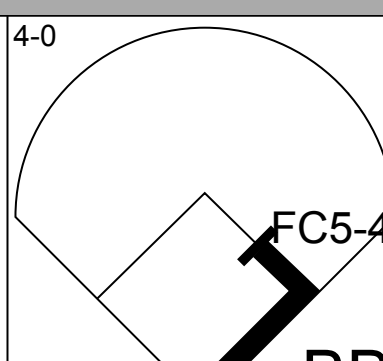
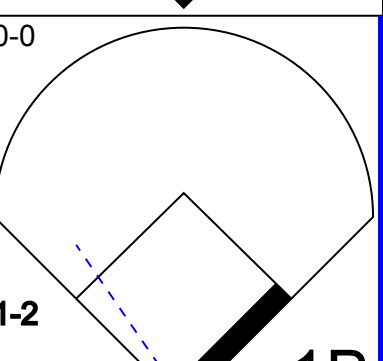
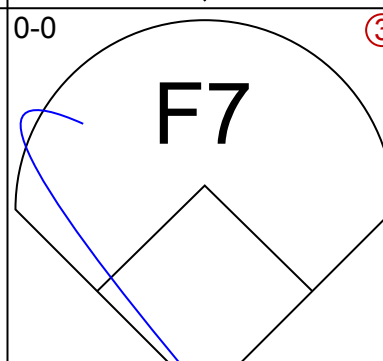
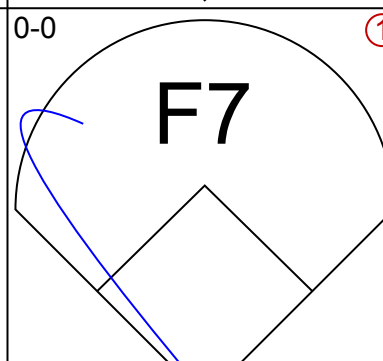
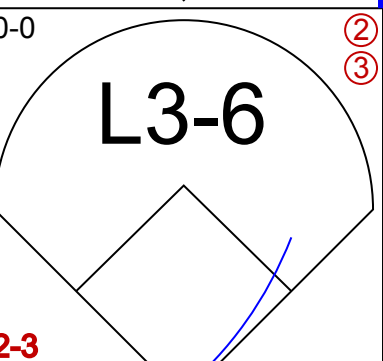
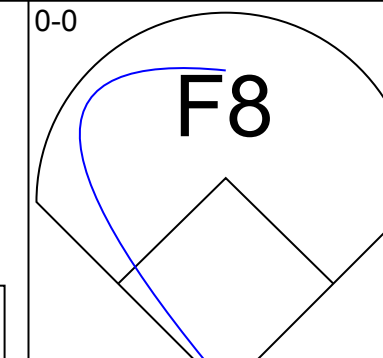

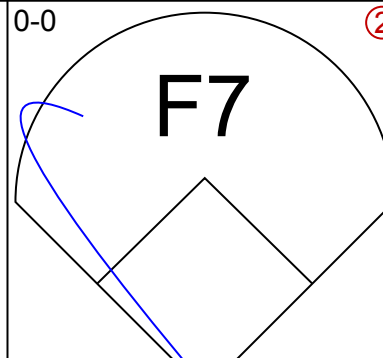


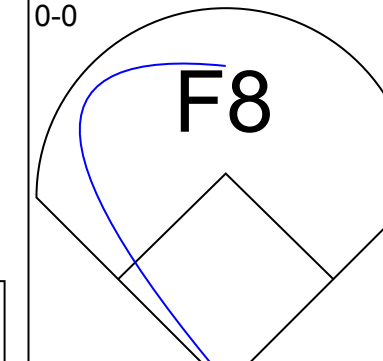
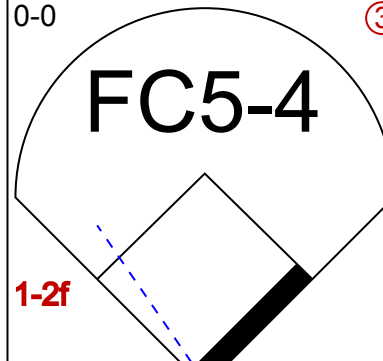

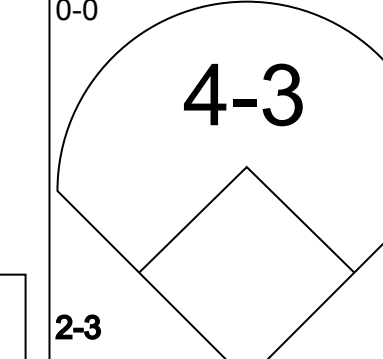
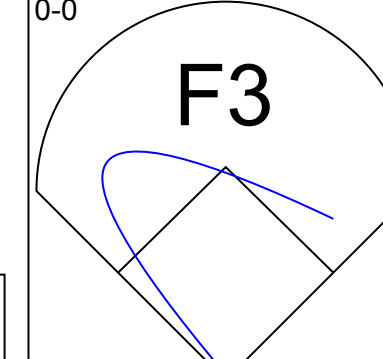


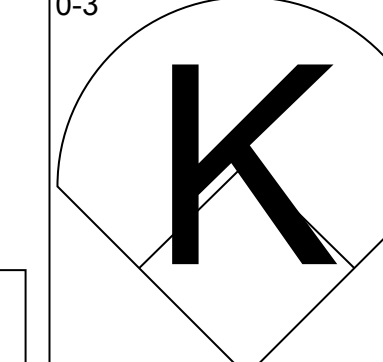
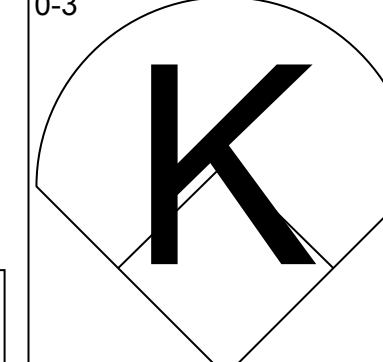

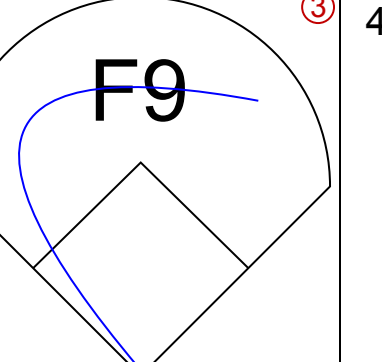
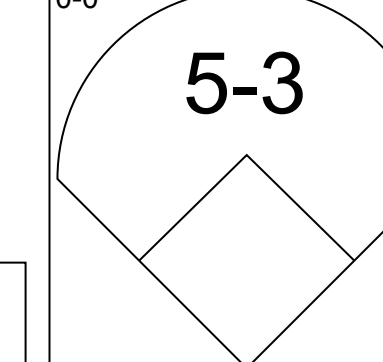




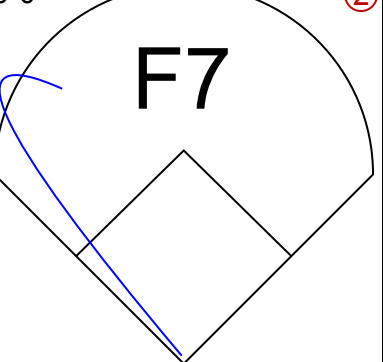

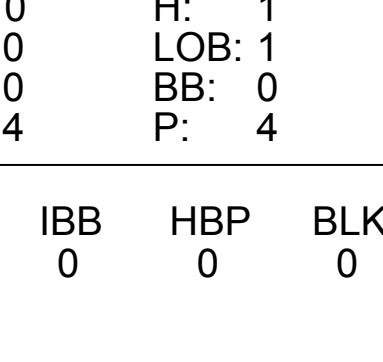
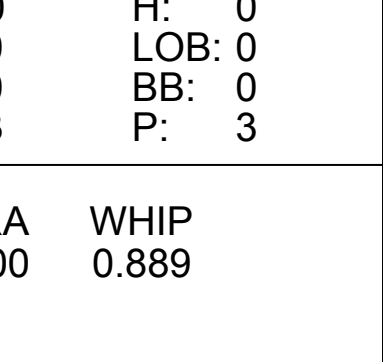
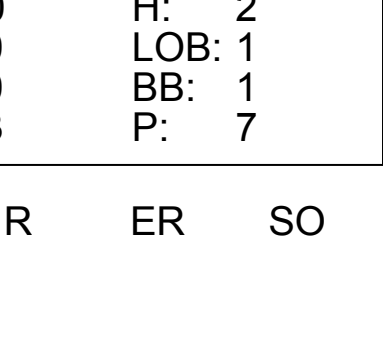


Batter	1	2	3	4	5	6	7	8	9	AB	R	H	RBI	BB	SO	LOB	TOP								
Johnny Groth, R OBP: 0.351, SLG: 0.370 (1, 8)										5	0	2	0	0	2	2									
Johnny Pesky, L OBP: 0.373, SLG: 0.263 (1, 6)										4	1	1	0	1	0	4									
Fred Hatfield, L OBP: 0.298, SLG: 0.306 (1, 5)										5	0	4	0	0	0	0									
Walt Dropo, R OBP: 0.338, SLG: 0.482 (1, 3)										5	0	0	0	0	1	5									
Jim Delsing, L OBP: 0.323, SLG: 0.360 (1, 7)										3	1	1	0	1	1	2									
Steve Souchock, R OBP: 0.332, SLG: 0.539 (1, 9)										4	0	0	0	0	1	5									
Joe Ginsberg, L OBP: 0.323, SLG: 0.332 (1, 2)										4	0	1	1	0	0	0									
Al Federoff, R OBP: 0.282, SLG: 0.266 (1, 4)										4	0	2	0	0	0	1									
Ted Gray, S OBP: 0.190, SLG: 0.177 (1, 1)										4	0	1	0	0	0	4									
Inning Stats	R: 0 E: 0 K: 1 S: 6	H: 1 LOB: 1 BB: 0 P: 6	R: 1 E: 1 K: 0 S: 6	H: 2 LOB: 2 BB: 0 P: 6	R: 0 E: 0 K: 1 S: 6	H: 1 LOB: 2 BB: 1 P: 10	R: 0 E: 0 K: 0 S: 5	H: 2 LOB: 2 BB: 0 P: 5	R: 0 E: 0 K: 0 S: 3	H: 1 LOB: 1 BB: 1 P: 7	R: 0 E: 0 K: 1 S: 5	H: 0 LOB: 0 BB: 0 P: 5	R: 0 E: 0 K: 1 S: 6	H: 1 LOB: 1 BB: 0 P: 6	R: 1 E: 0 K: 1 S: 6	H: 2 LOB: 2 BB: 0 P: 7	1B: 10 2B: 2 3B: 0 HR: 0	SF: 0 SAC: 0 DP: 1 HBP: 1	WP: 1 PB: 0 SB: 0 CS: 0	PA: 41					
PITCHER Bob Porterfield, R ERA: 2.63 (1, 1)	IP: 9.0 WLS: L BF: 42	H: 12 R: 2 ER: 2 SO: 5	BB: 2 IBB: 0 HBP: 1 BLK: 0	WP: 1 HR: 0 S: 48 P: 57	ERA: 2.00 WHIP: 1.556																				

Detroit Tigers @ Washington Senators
Griffith Stadium, Washington, DC
Fri Aug 22 1952, 3:33 AM EDT
Att: 6,552 - Unknown


AB	38
R	2
H	12
RBI	1
BB	2
SO	5
LOB	23



Batter	1	2	3	4	5	6	7	8	9	AB	R	H	RBI	BB	SO	LOB	BOTTOM								
Eddie Yost, R OBP: 0.360, SLG: 0.334 (1, 5)										3	0	0	0	1	0	0									
Mel Hoderlein, S OBP: 0.333, SLG: 0.344 (1, 4)										3	0	2	0	1	0	0									
Jerry Snyder, R OBP: 0.208, SLG: 0.163 (8, FR) (9, 4)										0	0	0	0	0	0	0									
Jackie Jensen, R OBP: 0.362, SLG: 0.438 (1, 9)										4	0	0	0	0	0	4									
Pete Runnels, L OBP: 0.370, SLG: 0.337 (1, 6)										4	0	1	0	0	0	2									
Ken Wood, R OBP: 0.310, SLG: 0.367 (1, 7)										4	0	2	0	0	0	2									
Mickey Vernon, L OBP: 0.362, SLG: 0.413 (1, 3)										4	0	0	0	0	0	3									
Jim Busby, R OBP: 0.246, SLG: 0.246 (1, 8)										4	0	0	0	0	3	3									
Mickey Grasso, R OBP: 0.279, SLG: 0.245 (1, 2)										3	0	0	0	0	1	1									
Bob Porterfield, R OBP: 0.226, SLG: 0.250 (1, 1)										3	0	1	0	0	0	0									
Inning Stats	R: 0 E: 1 K: 0 S: 4	H: 0 LOB: 1 BB: 0 P: 4	R: 0 E: 0 K: 1 S: 6	H: 1 LOB: 1 BB: 0 P: 6	R: 0 E: 0 K: 1 S: 6	H: 1 LOB: 1 BB: 0 P: 4	R: 0 E: 0 K: 0 S: 3	H: 0 LOB: 0 BB: 0 P: 3	R: 0 E: 0 K: 0 S: 3	H: 0 LOB: 1 BB: 1 P: 7	R: 0 E: 0 K: 2 S: 7	H: 0 LOB: 0 BB: 0 P: 7	R: 0 E: 0 K: 0 S: 3	H: 2 LOB: 1 BB: 1 P: 7	R: 0 E: 0 K: 0 S: 4	H: 1 LOB: 1 BB: 0 P: 4	1B: 3 2B: 4 3B: 0 HR: 0	SF: 0 SAC: 0 DP: 1 HBP: 0	WP: 0 PB: 0 SB: 0 CS: 0	PA: 34					
PITCHER Ted Gray, L ERA: 3.61 (1, 1)	IP: 9.0 WLS: W BF: 34	H: 6 R: 0 ER: 0 SO: 4	BB: 2 IBB: 0 HBP: 0 BLK: 0	WP: 0 HR: 0 S: 40 P: 48	ERA: 0.00 WHIP: 0.889																				

Detroit Tigers @ Washington Senators
Griffith Stadium, Washington, DC
Fri Aug 22 1952, 3:33 AM EDT
Att: 6,552 - Unknown

AB	32
R	0
H	6
RBI	0
BB	2
SO	4
LOB	15



Batter	1	2	3	4	5	6	7	8	9	AB	R	H	RBI	BB	SO	LOB	TOP										
Johnny Groth, R OBP: 0.349, SLG: 0.373 (1, 8)	0-0 4-3	0-0 1-3		0-0 F9		0-0 BLK 3B		0-0 L7		5	1	1	1	0	0	1	Detroit Tigers @ Washington Senators Griffith Stadium, Washington, DC Sat Aug 23 1952, 3:33 AM EDT Att: 5,355 - Unknown										
Johnny Pesky, L OBP: 0.382, SLG: 0.269 (1, 6)	0-3 K		0-0 FC3-6 1B	0-0 FC5 BB 1B		4-0 1B BB		4-0 BB		3	0	2	0	2	1	0											
Fred Hatfield, L OBP: 0.297, SLG: 0.302 (1, 5)	0-0 4-3		0-0 FC3-6 BB 1B 1-2 HBP	4-0 BB 1B		3-H 0-0 F7		0-0 L9		4	1	0	0	1	0	3											
Walt Dropo, R OBP: 0.337, SLG: 0.479 (1, 3)		0-3 K	0-0 F8	0-0 FC5 2-3f		0-0 1-2 1B			0-0 F8	5	0	1	0	0	1	3											
Jim Delsing, L OBP: 0.331, SLG: 0.364 (1, 7)		0-0 2B 1B	0-0 HBP BB 1B		0-0 G6-4-3 1B	0-0 P5			0-0 F5	5	1	3	0	0	0	2											
Steve Souchock, R OBP: 0.333, SLG: 0.538 (1, 9)		0-0 1B	4-0 HBP BB		0-0 G6-4-3 1-2f		0-0 F7		0-0 P5	4	1	1	0	1	0	1											
Joe Ginsberg, L OBP: 0.325, SLG: 0.332 (1, 2)		0-0 1B 2H 3H	1-0 HBP		0-0 F8		0-0 4-3			3	1	1	3	0	0	0											
Al Federoff, R OBP: 0.275, SLG: 0.259 (1, 4)		0-0 P5 1-2	0-0 F9		0-0 5-3		0-0 1-3			4	0	0	0	0	0	4											
Hal Newhouser, L OBP: 0.333, SLG: 0.229 (1, 1)		0-0 1B 2H		0-0 1-3		0-0 3B 1B		0-0 1B		4	1	3	1	0	0	0											
Inning Stats	R: 0 E: 0 K: 1 S: 5	H: 0 LOB: 0 BB: 0 P: 5	R: 3 E: 1 K: 1 S: 9	H: 4 LOB: 1 BB: 0 P: 9	R: 1 E: 0 K: 0 S: 5	H: 2 LOB: 3 BB: 1 P: 10	R: 0 E: 0 K: 0 S: 4	H: 1 LOB: 2 BB: 1 P: 8	R: 0 E: 0 K: 0 S: 3	H: 1 LOB: 0 BB: 0 P: 3	R: 2 E: 0 K: 0 S: 6	H: 3 LOB: 2 BB: 1 P: 10	R: 0 E: 0 K: 0 S: 3	H: 0 LOB: 0 BB: 0 P: 3	R: 0 E: 0 K: 0 S: 3	H: 1 LOB: 1 BB: 1 P: 7	R: 0 E: 0 K: 0 S: 3	H: 0 LOB: 0 BB: 0 P: 3	1B: 10 2B: 1 3B: 1 HR: 0	SF: 0 SAC: 0 DP: 1 HBP: 1	WP: 0 PB: 0 SB: 0 CS: 0	PA: 42					
PITCHER	IP	WLS	BF	H	R	ER	SO	BB	IBB	HBP	BLK	WP	HR	S	P	ERA	WHIP										
Julio Moreno, R ERA: 4.05 (1, 1)	2.2	L	16	6	4	3	2	1	0	1	0	0	0	18	23	10.12	2.625										
Sandy Consuegra, R ERA: 2.97 (3, 1)	3.1		16	5	2	2	0	2	0	0	1	0	0	14	22	5.40	2.100										
Tom Ferrick, R ERA: 3.59 (7, 1)	2.0		7	1	0	0	0	1	0	0	0	0	0	6	10	0.00	1.000										
Randy Gumpert, R ERA: 4.82 (9, 1)	1.0		3	0	0	0	0	0	0	0	0	0	0	3	3	0.00	0.000										

Batter	1	2	3	4	5	6	7	8	9	AB	R	H	RBI	BB	SO	LOB	BOTTOM										
Eddie Yost, R OBP: 0.358, SLG: 0.333 (1, 5)	0-0 6-3	0-0 L9		0-0 G4-6-3 1-2f			0-0 5-3		0-0 G5-4-3 1B	5	0	1	0	0	0	2	Detroit Tigers @ Washington Senators Griffith Stadium, Washington, DC Sat Aug 23 1952, 3:33 AM EDT Att: 5,355 - Unknown										
Mel Hoderlein, S OBP: 0.335, SLG: 0.337 (1, 4)	0-0 E7 1B	4-0 BB BB			0-0 4-3		4-0 1B 4-3 BB		0-0 G5-4-3 1-2f	3	1	0	0	2	0	1											
Jackie Jensen, R OBP: 0.364, SLG: 0.438 (1, 9)	0-0 BB 1B	4-0 BB			0-0 F9		0-0 4-3		0-0 BB 1B	4	1	2	1	1	0	1											
Pete Runnels, L OBP: 0.374, SLG: 0.341 (1, 6)	0-0 1B	0-0 G1-2-3			0-0 FC6-4 1B		0-0 2-3 1B		4-0 1-2 BB	4	1	3	0	1	0	3											
Ken Wood, R OBP: 0.307, SLG: 0.359 (1, 7)	4-0 1B 1-2 2-3 BB				0-0 FC6-4 1-2f		0-0 F9		0-3 K	4	0	0	0	1	1	5											
Mickey Vernon, L OBP: 0.383, SLG: 0.412 (1, 3)	0-0 1B			0-0 4-3		0-0 P5		4-0 G6-4-3 1B BB		3	0	1	2	1	0	0											
Jim Busby, R OBP: 0.246, SLG: 0.246 (1, 8)	0-0 P6			0-0 5-3		0-0 F8		0-0 G6-4-3 1B		4	0	1	0	0	0	2											
Mickey Grasso, R OBP: 0.279, SLG: 0.243 (1, 2)	0-0 F8			0-0 6-3		4-0 BB		0-0 G6-4-3 1-2f 2-3		3	0	0	0	1	0	4											
Julio Moreno, R OBP: 0.183, SLG: 0.192 (3, 1) Sandy Consuegra, R OBP: 0.236, SLG: 0.192 (6, PH) George Stranahan, R OBP: 0.316, SLG: 0.350 (7, 1) Tom Ferrick, R OBP: 0.296, SLG: 0.330 (8, PH) Clyde Klutznick, R OBP: 0.327, SLG: 0.371 (9, 1) Randy Gumpert, R OBP: 0.258, SLG: 0.237		0-0 WP G1-2-3 2B		0-0 G4-6-3 1B		0-3 K		0-0 F7		1	0	1	0	0	0	0											
Inning Stats	R: 3 E: 1 K: 0 S: 7	H: 3 LOB: 2 BB: 1 P: 11	R: 0 E: 0 K: 0 S: 3	H: 1 LOB: 2 BB: 2 P: 11	R: 0 E: 0 K: 0 S: 3	H: 0 LOB: 0 BB: 0 P: 3	R: 0 E: 0 K: 0 S: 3	H: 1 LOB: 0 BB: 0 P: 3	R: 0 E: 0 K: 1 S: 5	H: 0 LOB: 1 BB: 1 P: 9	R: 0 E: 0 K: 0 S: 4	H: 1 LOB: 2 BB: 1 P: 8	R: 0 E: 0 K: 0 S: 3	H: 1 LOB: 1 BB: 1 P: 7	R: 0 E: 0 K: 1 S: 6	H: 2 LOB: 2 BB: 1 P: 10	1B: 9 2B: 1 3B: 0 HR: 0	SF: 0 SAC: 0 DP: 4 HBP: 0	WP: 1 PB: 0 SB: 0 CS: 0	PA: 41							
PITCHER	IP	WLS	BF	H	R	ER	SO	BB	IBB	HBP	BLK	WP	HR	S	P	ERA	WHIP										
Hal Newhouser, L ERA: 3.67 (1, 1)	9.0	W	41	10	3	2	2	7	0	0	0	1	0	38	66	2.00	1.889										

Batter	1	2	3	4	5	6	7	8	9	AB	R	H	RBI	BB	SO	LOB	TOP			
Johnny Groth, R OBP: 0.348, SLG: 0.371 (1, 8)	0-0 2-3		0-0 4-3		0-0 F7		0-0 1B		0-0 E5	5	0	1	0	0	0	2	<p>Detroit Tigers @ New York Yankees Yankee Stadium, Bronx, NY Sun Aug 24 1952, 3:33 AM EDT Att: 27,773 - Unknown</p>			
Johnny Pesky, L OBP: 0.382, SLG: 0.269 (1, 6)	0-0 1B		4-0 BB			0-0 6-3	0-0 4-3		0-3 K	4	0	1	0	1	1	3				
Fred Hatfield, L OBP: 0.302, SLG: 0.305 (1, 5)	0-0 FC6-4		0-0 F8			0-0 5-3		1-0 2B		3	1	2	0	0	0	1				
Walt Dropo, R OBP: 0.336, SLG: 0.480 (1, 3)	0-3 K			0-0 F8		0-0 5-3		0-0 2B		4	0	1	0	0	1	3				
Steve Souchock, R OBP: 0.332, SLG: 0.531 (1, 9)	0-0 FC6-4			0-0 5-3		4-0 3B		0-0 6-3		3	1	0	0	1	0	4				
Jim Delsing, L OBP: 0.331, SLG: 0.368 (1, 7)		0-0 5-3		0-0 3-1		0-0 3B		0-0 G3		4	0	1	2	0	0	1				
Matt Batts, R OBP: 0.301, SLG: 0.317 (1, 2)		0-0 F5			0-0 5-3		0-0 F7		0-0 4-3	4	0	0	0	0	0	1				
Al Federoff, R OBP: 0.274, SLG: 0.259 (1, 4)		0-0 P4			0-0 FC6-4		0-0 F7		0-0 F9	4	0	1	0	0	0	0				
Billy Hoelt, L OBP: 0.188, SLG: 0.167 (8, 1)			0-0 4-3			0-0 FC6-4		0-0 1-3		3	0	0	0	0	0	1				
Hal White, R OBP: 0.125, SLG: 0.125 (8, 1)					0-0 FC6-4				0-0 E	0	0	0	0	0	0	0				
Dave Madison, R OBP: 0.118, SLG: 0.118 (8, PH)					1-2					1	0	1	0	0	0	0				
Neil Berry, R OBP: 0.293, SLG: 0.270 (9, PH)																				
Inning Stats	R: 0 E: 0 K: 1 S: 7	H: 2 LOB: 2 BB: 0 P: 7	R: 0 E: 0 K: 0 S: 3	H: 0 LOB: 0 BB: 0 P: 3	R: 0 E: 0 K: 0 S: 3	H: 0 LOB: 1 BB: 1 P: 7	R: 0 E: 0 K: 0 S: 3	H: 0 LOB: 0 BB: 0 P: 3	R: 0 E: 0 K: 0 S: 4	H: 1 LOB: 1 BB: 0 P: 4	R: 2 E: 0 K: 0 S: 5	H: 2 LOB: 1 BB: 1 P: 9	R: 0 E: 0 K: 0 S: 4	H: 1 LOB: 1 BB: 0 P: 4	R: 0 E: 0 K: 0 S: 3	H: 1 LOB: 2 BB: 0 P: 7	1B: 5 2B: 2 3B: 1 HR: 0	SF: 0 SAC: 0 DP: 0 HBP: 1	WP: 0 PB: 0 SB: 0 CS: 0	PA: 38
PITCHER Ed Lopat, L ERA: 3.07 (1, 1)	IP: 9.0 WLS: W BF: 38 H: 8 R: 2 ER: 2 SO: 2 BB: 2 IBB: 0 HBP: 1 BLK: 0 WP: 0 HR: 0 S: 39 P: 48 ERA: 2.00 WHIP: 1.111															PITCHER				

Batter	1	2	3	4	5	6	7	8	9	AB	R	H	RBI	BB	SO	LOB	BOTTOM			
Mickey Mantle, S OBP: 0.380, SLG: 0.495 (1, 8)	0-0 1B		0-0 FC4-6		0-0 4-3			0-0 BB		4	1	3	0	0	0	1	<p>Detroit Tigers @ New York Yankees Yankee Stadium, Bronx, NY Sun Aug 24 1952, 3:33 AM EDT Att: 27,773 - Unknown</p>			
Joe Collins, L OBP: 0.384, SLG: 0.459 (1, 3)	0-0 P2		0-0 FC4-6		0-0 F9		0-0 F9		0-0 F9	4	0	0	0	0	0	5				
Hank Bauer, R OBP: 0.363, SLG: 0.470 (1, 9)	0-3 K		0-0 F9			0-3 K		0-0 BB		4	1	1	0	0	2	3				
Yogi Berra, L OBP: 0.364, SLG: 0.491 (1, 2)	0-0 P4			0-0 F8		0-0 4-3		0-0 P5		4	0	0	0	0	0	3				
Gene Woodling, L OBP: 0.406, SLG: 0.491 (1, 7)		0-0 3-1		0-0 1B		4-0 BB		4-0 BB		2	1	1	0	2	0	0				
Gil McDougald, R OBP: 0.335, SLG: 0.357 (8, PH)		0-0 F8		0-3 K		0-0 P4		4-0 BB		3	0	0	0	0	1	2				
Johnny Mize, L OBP: 0.310, SLG: 0.333 (8, PR)								1-2 2-3		0	0	0	1	1	0	0				
Jim Briedeweser, R OBP: 0.375, SLG: 0.310 (9, 4)								1-2 2-3 3-H		0	1	0	0	0	0	0				
Billy Martin, R OBP: 0.321, SLG: 0.350 (8, PH)		0-0 F8		0-0 5-3			0-0 P4		1-2 2-3 3-H	3	0	0	0	0	0	1				
Irv Noren, L OBP: 0.318, SLG: 0.333 (9, 5)								1-H 2-H 3-H		1	0	1	3	0	0	0				
Loren Babe, L OBP: 0.231, SLG: 0.091 (9, 5)										0	0	0	0	0	0	0				
Phil Rizzuto, R OBP: 0.349, SLG: 0.362 (1, 6)			0-3 K		0-0 SH3-4		0-0 SH3-4		0-0 F8	4	0	1	0	0	1	2				
Ed Lopat, L OBP: 0.205, SLG: 0.189 (1, 1)			0-0 1B		0-0 SH3-4		0-3 K			2	0	1	0	0	1	0				
Inning Stats	R: 0 E: 0 K: 1 S: 6	H: 1 LOB: 1 BB: 0 P: 6	R: 0 E: 0 K: 0 S: 3	H: 0 LOB: 0 BB: 0 P: 3	R: 0 E: 0 K: 1 S: 7	H: 2 LOB: 2 BB: 0 P: 7	R: 0 E: 0 K: 1 S: 6	H: 1 LOB: 1 BB: 0 P: 6	R: 0 E: 0 K: 0 S: 4	H: 1 LOB: 1 BB: 0 P: 4	R: 0 E: 0 K: 1 S: 5	H: 0 LOB: 1 BB: 1 P: 9	R: 0 E: 0 K: 1 S: 5	H: 0 LOB: 0 BB: 0 P: 5	R: 4 E: 0 K: 0 S: 6	H: 3 LOB: 2 BB: 2 P: 14	1B: 7 2B: 1 3B: 0 HR: 0	SF: 0 SAC: 1 DP: 0 HBP: 0	WP: 0 PB: 0 SB: 0 CS: 0	PA: 35
PITCHER Billy Hoelt, L ERA: 4.06 (1, 1)	IP: 7.2 WLS: L BF: 32 H: 7 R: 3 ER: 3 SO: 5 BB: 2 IBB: 0 HBP: 0 BLK: 0 WP: 0 HR: 0 S: 40 P: 48 ERA: 3.52 WHIP: 1.174															PITCHER				
Hal White, R ERA: 3.83 (8, 1)	0.0	1	0	0	0	0	1	0	0	0	0	0	0	0	0	4	∞			
Dave Madison, R ERA: 4.35 (8, 1)	0.1	2	1	1	1	0	0	0	0	0	0	2	2	27.00	3.000					

Batter	1	2	3	4	5	6	7	8	9	AB	R	H	RBI	BB	SO	LOB	TOP		
Johnny Groth, R OBP: 0.345, SLG: 0.367 (1, 8)	0-3 K ①		0-0 6-3 ②			0-0 4-3 ②		0-0 P5 ①		4	0	0	0	0	1	1			
Johnny Pesky, L OBP: 0.376, SLG: 0.264 (1, 6)	0-3 K ②		0-3 K ③			0-3 K ③		0-0 G3 ② 1-2		4	0	0	0	0	3	1			
Fred Hatfield, L OBP: 0.304, SLG: 0.306 (1, 5)	4-0 BB ③			0-3 K ①			0-3 K ①	0-0 BB ③ 2-H		3	0	1	0	1	2	0			
Walt Dropo, R OBP: 0.337, SLG: 0.482 (1, 3)	0-0 F7 ③			0-0 F8 ②			0-0 1B 2B ②	0-0 G5-4-3 1B ①		4	1	2	0	0	0	1			
Steve Souchock, R OBP: 0.331, SLG: 0.526 (1, 9)		0-0 F7 ①		0-0 1-4-3 ③			0-0 FC5 HBP 2H 1B ②	0-0 G5-4-3 ②		4	0	1	1	0	0	1			
Jim Delsing, L OBP: 0.327, SLG: 0.364 (1, 7)		0-0 F8 ②			0-0 F7 ①		0-3 K ②	0-0 4-3 ③		4	0	0	0	0	1	1			
Matt Batts, R OBP: 0.309, SLG: 0.320 (1, 2)		0-0 1B ③			0-0 6-3 ②		1-0 1-2 HBP ③			2	0	1	0	0	0	0			
Al Federoff, R OBP: 0.269, SLG: 0.253 (1, 4)		0-0 5-3 ③			0-0 6-3 ③		0-0 FC5 ③ 2-3f			3	0	0	0	0	0	3			
Virgil Trucks, R OBP: 0.204, SLG: 0.245 (1, 1)			0-0 F8 ①			0-0 6-3 ①		4-0 1B G3 BB ③		2	0	0	0	1	0	0			
Inning Stats	R: 0 H: 0 E: 0 K: 2 S: 7	H: 0 LOB: 1 BB: 1 P: 11	R: 0 H: 1 E: 0 K: 0 S: 4	LOB: 1 BB: 0 P: 4	R: 0 H: 0 E: 0 K: 1 S: 5	LOB: 0 BB: 0 P: 5	R: 0 H: 0 E: 0 K: 0 S: 3	LOB: 0 BB: 0 P: 3	R: 1 H: 2 E: 0 K: 2 S: 9	H: 0 LOB: 2 BB: 0 P: 10	R: 0 H: 1 E: 0 K: 0 S: 3	H: 1 LOB: 2 BB: 1 P: 7	R: 0 H: 1 E: 0 K: 0 S: 3	H: 1 LOB: 0 BB: 0 P: 3	1B: 4 2B: 1 3B: 0 HR: 0	SF: 0 SAC: 0 DP: 1 HBP: 1	WP: 0 PB: 0 SB: 0 CS: 0	PA: 33	
PITCHER	IP	WLS	BF	H	R	ER	SO	BB	IBB	HBP	BLK	WP	HR	S	P	ERA	WHIP		
Bill Miller, L ERA: 3.86 (1, 1)	8.0	L	30	4	1	1	7	2	0	1	0	0	0	41	50	1.12	0.750		
Ray Scarborough, R ERA: 4.64 (9, 1)	1.0		3	1	0	0	0	0	0	0	0	0	0	3	3	0.00	1.000		

Detroit Tigers @ New York Yankees
Yankee Stadium, Bronx, NY
Mon Aug 25 1952, 3:33 AM EDT
Att: 13,442 - Unknown

AB 30
R 1
H 5
RBI 1
BB 2
SO 7
LOB 8



Batter	1	2	3	4	5	6	7	8	9	AB	R	H	RBI	BB	SO	LOB	BOTTOM			
Mickey Mantle, S OBP: 0.379, SLG: 0.492 (1, 8)	0-0 P6 ①		4-0 3-1 BB ③			0-3 K ①			0-3 K ①	3	0	0	0	1	2	0				
Joe Collins, L OBP: 0.360, SLG: 0.453 (1, 3)	0-3 K ②		0-0 3-1 ② 1-2 2-3			0-0 P6 ②			0-0 L8 ②	4	0	0	0	0	1	2				
Hank Bauer, R OBP: 0.360, SLG: 0.466 (1, 9)	0-3 K ③		0-3 K ③			0-0 F7 ③			0-0 4-3 ③	4	0	0	0	0	2	2				
Yogi Berra, L OBP: 0.362, SLG: 0.487 (1, 2)	0-0 F9 ③			0-0 P6 ①			0-0 F9 ①			3	0	0	0	0	0	1				
Gene Woodling, L OBP: 0.403, SLG: 0.487 (1, 7)		0-0 F8 ①		0-3 K ②			0-0 3-1 ②			3	0	0	0	0	1	0				
Loren Babe, L OBP: 0.186, SLG: 0.071 (1, 5)		0-0 F5 ②		0-3 K2-3 ③			0-0 F9 ③			3	0	0	0	0	1	0				
Billy Martin, R OBP: 0.318, SLG: 0.346 (1, 4)		0-0 6-3 ③			0-0 3-1 ①			0-3 K ①		3	0	0	0	0	1	0				
Phil Rizzuto, R OBP: 0.348, SLG: 0.360 (8, PH)			0-0 E6 ①		0-0 L1 ②			0-0 P5 ②		2	0	0	0	0	0	0				
Johnny Mize, L OBP: 0.308, SLG: 0.331 (9, 6)			3-1 SH1-4 ①							0	0	0	0	0	0	0				
Jim Brideweser, R OBP: 0.375, SLG: 0.310 (9, 6)					0-0 L1 ②					0	0	0	0	0	0	0				
Bill Miller, L OBP: 0.208, SLG: 0.250 (8, PH)			0-0 SH1-4 ①			0-0 1-3 ③			0-0 F7 ③	1	0	0	0	0	0	0				
Ray Scarborough, R OBP: 0.300, SLG: 0.222 (9, 1)										0	0	0	0	0	0	0				
Inning Stats	R: 0 H: 0 E: 1 K: 2 S: 8	H: 0 LOB: 0 BB: 0 P: 8	R: 0 H: 0 E: 0 K: 0 S: 3	LOB: 0 BB: 0 P: 3	R: 0 H: 0 E: 1 K: 1 S: 6	LOB: 0 BB: 1 P: 10	R: 0 H: 0 E: 0 K: 2 S: 7	LOB: 0 BB: 0 P: 7	R: 0 H: 0 E: 0 K: 0 S: 3	LOB: 0 BB: 0 P: 3	R: 0 H: 0 E: 0 K: 1 S: 5	LOB: 0 BB: 0 P: 5	R: 0 H: 0 E: 0 K: 1 S: 5	LOB: 0 BB: 0 P: 5	R: 0 H: 0 E: 0 K: 1 S: 5	LOB: 0 BB: 0 P: 5	1B: 0 2B: 0 3B: 0 HR: 0	SF: 0 SAC: 1 DP: 0 HBP: 0	WP: 0 PB: 0 SB: 0 CS: 0	PA: 30
PITCHER	IP	WLS	BF	H	R	ER	SO	BB	IBB	HBP	BLK	WP	HR	S	P	ERA	WHIP			
Virgil Trucks, R ERA: 3.35 (1, 1)	9.0	W	30	0	0	0	8	1	0	0	0	0	0	45	49	0.00	0.111			

Detroit Tigers @ New York Yankees
Yankee Stadium, Bronx, NY
Mon Aug 25 1952, 3:33 AM EDT
Att: 13,442 - Unknown

AB 28
R 0
H 0
RBI 0
BB 1
SO 8
LOB 5



Batter	1	2	3	4	5	6	7	8	9	AB	R	H	RBI	BB	SO	LOB	TOP			
Johnny Groth, R OBP: 0.341, SLG: 0.364 (1, 8)	1-3		1-3		6-3		F8			4	0	0	0	0	0	1				
Johnny Pesky, L OBP: 0.374, SLG: 0.260 (1, 6)	6-3		5-3			F BB		F9		3	0	0	0	1	0	0				
Fred Hatfield, L OBP: 0.308, SLG: 0.313 (1, 5)	1B 2B			HR 1B		F5		FC6-4 1B		4	2	3	0	0	0	1				
Walt Dropo, R OBP: 0.341, SLG: 0.490 (1, 3)	2H 1B			HR		E2 1B		FC6-4 1-2		4	1	3	3	0	0	1				
Jim Delsing, L OBP: 0.324, SLG: 0.360 (1, 7)	4-3			4-3		E7 G4-6-3		3-1		4	0	0	0	0	0	4				
Steve Souchock, R OBP: 0.325, SLG: 0.517 (1, 9)		K		K		G4-6-3 1-2		F3		4	0	0	0	0	2	3				
Joe Ginsberg, L OBP: 0.321, SLG: 0.327 (1, 2)	4-3			6-3				F8		4	0	0	0	0	0	0				
Al Federoff, R OBP: 0.264, SLG: 0.248 (9, PH)	F6					6-3		5-3		3	0	0	0	0	0	0				
Pat Mullin, L OBP: 0.324, SLG: 0.420 (9, PH)								F5		1	0	0	0	0	0	0				
Bill Wight, L OBP: 0.229, SLG: 0.255 (3, 1)			4-3		1-3					1	0	0	0	0	0	0				
Hal White, R OBP: 0.200, SLG: 0.200 (3, 1)										2	0	1	0	0	0	0				
Inning Stats	R: 1 E: 0 K: 0 S: 5	H: 2 LOB: 1 BB: 0 P: 5	R: 0 E: 0 K: 1 S: 5	H: 0 LOB: 0 BB: 0 P: 5	R: 0 E: 0 K: 1 S: 3	H: 0 LOB: 0 BB: 0 P: 3	R: 2 E: 0 K: 1 S: 7	H: 2 LOB: 0 BB: 0 P: 7	R: 0 E: 2 K: 0 S: 4	H: 1 LOB: 2 BB: 1 P: 8	R: 0 E: 0 K: 0 S: 4	H: 1 LOB: 0 BB: 0 P: 4	R: 0 E: 0 K: 0 S: 4	H: 1 LOB: 1 BB: 0 P: 4	R: 0 E: 0 K: 0 S: 3	H: 0 LOB: 0 BB: 0 P: 3	1B: 5 2B: 1 3B: 0 HR: 1	SF: 0 SAC: 0 DP: 1 HBP: 0	WP: 0 PB: 0 SB: 0 CS: 0	PA: 35
PITCHER Sid Hudson, R ERA: 3.26 (1, 1)	IP: 9.0 WLS: W BF: 35 H: 7 R: 3 ER: 3 SO: 2 BB: 1 IBB: 0 HBP: 0 BLK: 0 WP: 0 HR: 1 S: 38 P: 42 ERA: 3.00 WHIP: 0.889															PITCHER				

Detroit Tigers @ Boston Red Sox
Fenway Park, Boston, MA
Tue Aug 26 1952, 3:33 AM EDT
Att: 26,287 - Unknown

AB 34
R 3
H 7
RBI 3
BB 1
SO 2
LOB 10



Batter	1	2	3	4	5	6	7	8	9	AB	R	H	RBI	BB	SO	LOB	BOTTOM			
Faye Throneberry, L OBP: 0.337, SLG: 0.390 (1, 9)	4-3		BB 1B 1B	F9		6-3	F3			5	1	1	0	0	0	1				
Billy Goodman, L OBP: 0.372, SLG: 0.403 (1, 4)	1-3		F7				BB 1B BB	6-3		3	1	0	0	2	0	2				
Clyde Vollmer, R OBP: 0.361, SLG: 0.450 (1, 7)	1-3						BB 1B BB	F3		3	1	1	1	0	1	1				
George Schmees, L OBP: 0.213, SLG: 0.180 (5, 8)			1-2 2H 1B	K			1-2 2H BB	L6		1	1	0	0	1	0	0				
Dick Gemert, R OBP: 0.324, SLG: 0.480 (1, 3)		4-3 1B 2B	1-2 2-3 2B BB		K		1-2 2H 1B			4	3	2	1	1	1	0				
Hoot Evers, R OBP: 0.313, SLG: 0.429 (5, 7)		4-3 2-3	1-2 2H 1B				1-2 2-3 2B BB			3	2	2	2	1	0	1				
Sammy White, R OBP: 0.323, SLG: 0.455 (1, 2)			6-3 1-3 2H 2B	F7			1-1 2H 2B			4	1	3	5	0	0	1				
Ted Lepcio, R OBP: 0.341, SLG: 0.407 (1, 5)	F3		2-3 3H 6-3	4-3			2H 2B			4	0	1	2	0	0	3				
Johnny Lipon, R OBP: 0.298, SLG: 0.259 (1, 6)	F9		2-3 3H K			5-3	F6			4	0	0	0	0	1	3				
Sid Hudson, R OBP: 0.186, SLG: 0.175 (1, 1)			4-0 1B BB	F8		5-3	5-3			3	1	0	0	1	0	1				
Inning Stats	R: 0 E: 0 K: 0 S: 3	H: 0 LOB: 0 BB: 0 P: 3	R: 1 E: 0 K: 0 S: 5	H: 2 LOB: 1 BB: 0 P: 5	R: 5 E: 0 K: 1 S: 9	H: 4 LOB: 1 BB: 2 P: 17	R: 0 E: 0 K: 1 S: 5	H: 0 LOB: 1 BB: 1 P: 9	R: 0 E: 0 K: 1 S: 6	H: 1 LOB: 1 BB: 0 P: 6	R: 0 E: 0 K: 0 S: 3	H: 0 LOB: 0 BB: 0 P: 3	R: 5 E: 0 K: 0 S: 6	H: 3 LOB: 1 BB: 3 P: 18	R: 0 E: 0 K: 0 S: 3	H: 0 LOB: 0 BB: 0 P: 3	1B: 5 2B: 5 3B: 0 HR: 0	SF: 0 SAC: 0 DP: 0 HBP: 0	WP: 0 PB: 0 SB: 0 CS: 0	PA: 40
PITCHER Bill Wight, L ERA: 3.65 Hal White, R ERA: 4.31 (3, 1)	IP: 2.1 WLS: L BF: 15 H: 6 R: 6 ER: 6 SO: 6 BB: 6 IBB: 0 HBP: 0 BLK: 0 WP: 0 HR: 0 S: 13 P: 21 ERA: 23.14 WHIP: 3.429															PITCHER				

Detroit Tigers @ Boston Red Sox
Fenway Park, Boston, MA
Tue Aug 26 1952, 3:33 AM EDT
Att: 26,287 - Unknown

AB 34
R 11
H 10
RBI 11
BB 6
SO 3
LOB 13



Batter	1	2	3	4	5	6	7	8	9	AB	R	H	RBI	BB	SO	LOB	TOP					
Johnny Groth, R OBP: 0.343, SLG: 0.365 (1, 8)			 1B					 BB 1B		4	0	2	0	0	0	1	Detroit Tigers @ Boston Red Sox Fenway Park, Boston, MA Wed Aug 27 1952, 3:33 AM EDT Att: 10,814 - Unknown - 86 F					
Neil Berry, R OBP: 0.302, SLG: 0.268 (1, 6)			 BB		 1-2			 BB		1	0	0	0	3	0	1						
Fred Hatfield, L OBP: 0.308, SLG: 0.313 (1, 5)			 1-2		 1B			 1-2 2-3		4	0	1	0	0	0	5						
Walt Droppo, R OBP: 0.340, SLG: 0.491 (1, 3)				 2B		 1-2				4	0	1	0	0	1	4						
Steve Souchock, R OBP: 0.320, SLG: 0.508 (1, 9)				 2-3						4	0	0	0	0	0	1						
Jim Delsing, L OBP: 0.320, SLG: 0.355 (1, 7)										4	0	0	0	0	1	1						
Matt Batts, R OBP: 0.315, SLG: 0.326 (1, 2)										4	0	2	0	0	1	1						
Al Federoff, R OBP: 0.265, SLG: 0.245 (1, 4)				 BB						2	0	0	0	1	1	1						
Dave Madison, R OBP: 0.111, SLG: 0.111 (1, 1)										1	0	0	0	0	0	0						
Billy Hoelt, L OBP: 0.162, SLG: 0.161 (3, 1)										1	0	0	0	0	1	1						
Don Kolloway, R OBP: 0.289, SLG: 0.319 (8, PH)										1	0	0	0	0	0	0						
Hal White, R OBP: 0.200, SLG: 0.200 (8, 1)										0	0	0	0	0	0	0						
Inning Stats	R: 0 E: 0 K: 0 S: 3	H: 0 LOB: 1 BB: 1 P: 7	R: 0 E: 0 K: 0 S: 4	H: 1 LOB: 1 BB: 0 P: 4	R: 0 E: 0 K: 0 S: 3	H: 1 LOB: 1 BB: 0 P: 7	R: 0 E: 0 K: 0 S: 4	H: 1 LOB: 1 BB: 0 P: 4	R: 0 E: 0 K: 1 S: 5	H: 0 LOB: 0 BB: 1 P: 9	R: 0 E: 0 K: 1 S: 5	H: 1 LOB: 0 BB: 0 P: 5	R: 0 E: 0 K: 2 S: 7	H: 0 LOB: 0 BB: 0 P: 7	R: 0 E: 0 K: 0 S: 4	H: 1 LOB: 2 BB: 1 P: 8	R: 0 E: 0 K: 1 S: 5	H: 1 LOB: 1 BB: 0 P: 5	1B: 5 2B: 2 3B: 0 HR: 0	SF: 0 SAC: 0 DP: 2 HBP: 0	WP: 0 PB: 0 SB: 0 CS: 1	PA: 34
PITCHER Mel Parnell, L ERA: 2.86 (1, 1)	IP: 9.0 WLS: W BF: 34 H: 6 R: 0 ER: 0 SO: 5 BB: 4 IBB: 0 HBP: 0 BLK: 0 WP: 0 HR: 0 S: 40 P: 56 ERA: 0.00 WHIP: 1.111															PITCHER	IP: 9.0 WLS: W BF: 34 H: 6 R: 0 ER: 0 SO: 5 BB: 4 IBB: 0 HBP: 0 BLK: 0 WP: 0 HR: 0 S: 40 P: 56 ERA: 0.00 WHIP: 1.111					

Batter	1	2	3	4	5	6	7	8	9	AB	R	H	RBI	BB	SO	LOB	BOTTOM			
Faye Throneberry, L OBP: 0.336, SLG: 0.385 (1, 9)			 2B BB							3	1	0	0	1	2	2	Detroit Tigers @ Boston Red Sox Fenway Park, Boston, MA Wed Aug 27 1952, 3:33 AM EDT Att: 10,814 - Unknown - 86 F			
Billy Goodman, L OBP: 0.373, SLG: 0.403 (1, 4)			 1-2 3-H 1B							3	1	1	1	0	0	0				
Clyde Vollmer, R OBP: 0.369, SLG: 0.466 George Schmees, L OBP: 0.213, SLG: 0.180 (7, PR) (8, 8)			 1-3 2-H							4	1	3	1	0	0	1				
Dick Gemert, R OBP: 0.322, SLG: 0.480 (1, 3)										4	0	1	2	0	2	3				
Hoot Evers, R OBP: 0.315, SLG: 0.426 (8, 7)		 BB	 BB							2	0	0	0	2	0	2				
Sammy White, R OBP: 0.322, SLG: 0.453 (1, 2)										4	0	1	0	0	1	3				
Ted Lepcio, R OBP: 0.335, SLG: 0.399 (1, 5)	 1-2		 1-2							4	0	0	0	0	0	4				
Johnny Lipon, R OBP: 0.301, SLG: 0.260 (1, 6)			 BB					 1B		3	1	1	0	1	0	1				
Mel Parnell, L OBP: 0.160, SLG: 0.116 (1, 1)			 3B					 1-2		4	1	2	1	0	0	1				
Inning Stats	R: 0 E: 0 K: 1 S: 6	H: 1 LOB: 0 BB: 0 P: 6	R: 0 E: 0 K: 0 S: 2	H: 0 LOB: 1 BB: 1 P: 6	R: 5 E: 0 K: 1 S: 8	H: 4 LOB: 1 BB: 3 P: 20	R: 0 E: 0 K: 1 S: 5	H: 0 LOB: 0 BB: 0 P: 5	R: 0 E: 0 K: 1 S: 5	H: 0 LOB: 1 BB: 0 P: 6	R: 0 E: 0 K: 1 S: 7	H: 2 LOB: 2 BB: 0 P: 7	R: 0 E: 0 K: 0 S: 4	H: 1 LOB: 1 BB: 0 P: 4	R: 0 E: 0 K: 0 S: 4	H: 1 LOB: 1 BB: 0 P: 4	1B: 5 2B: 3 3B: 1 HR: 0	SF: 0 SAC: 0 DP: 1 HBP: 1	WP: 0 PB: 0 SB: 0 CS: 1	PA: 36
PITCHER Dave Madison, R ERA: 4.8 Billy Hoelt, L ERA: 3.96 Hal White, R ERA: 4.22 (1, 1)	IP: 2.0 WLS: L BF: 14 H: 5 R: 5 ER: 5 SO: 1 BB: 4 IBB: 0 HBP: 0 BLK: 0 WP: 0 HR: 0 S: 25 P: 26 ERA: 22.50 WHIP: 4.500															PITCHER	IP: 2.0 WLS: L BF: 14 H: 5 R: 5 ER: 5 SO: 1 BB: 4 IBB: 0 HBP: 0 BLK: 0 WP: 0 HR: 0 S: 25 P: 26 ERA: 22.50 WHIP: 4.500			

Batter	1	2	3	4	5	6	7	8	9	AB	R	H	RBI	BB	SO	LOB	TOP					
Dale Mitchell, L (1,7) OBP: 0.400, SLG: 0.434	L6		F7		4-3		6-3			4	0	0	0	0	0	3	Cleveland Indians @ Detroit Tigers Briggs Stadium, Detroit, MI Thu Aug 28 1952, 4:38 AM EDT Att: 53,988 - Unknown					
Bobby Avila, R (1,4) OBP: 0.379, SLG: 0.393	FC3-6 1B		F4		F8			3-1		4	0	1	0	0	0	2						
Larry Doby, L (1,8) OBP: 0.377, SLG: 0.553	F3		K			3-1		F4		4	0	0	0	0	1	1						
Luke Easter, L (1,3) OBP: 0.327, SLG: 0.469	FC3-6 1-2			F2		E9		F7		4	0	0	0	0	0	1						
Al Rosen, R (1,5) OBP: 0.393, SLG: 0.531		HR		G5-4-3 1B		F4			5-3	4	1	2	1	0	0	1						
Wally Westlake, R (1,9) OBP: 0.317, SLG: 0.269	F4			G5-4-3 1-2		6-3				4	0	1	0	0	0	2						
Birdie Tebbetts, R (1,2) OBP: 0.330, SLG: 0.303		FC1-6 1B			2B 1B		1-3		F7	4	0	2	0	0	0	1						
George Strickland, R (1,6) OBP: 0.256, SLG: 0.295		FC1-6 1-2			1-3 2B			F6		4	0	2	0	0	0	2						
Steve Gromek, S (1,1) OBP: 0.242, SLG: 0.107		2-3			F2		F7			2	0	0	0	0	0	3						
Hank Majeski, R (7,PH) OBP: 0.360, SLG: 0.363										1	0	0	0	0	0	1						
Ted Wilks, R (7,1) OBP: 0.125, SLG: 0.125										0	0	0	0	0	0	0						
Mickey Harris, L (8,1) OBP: 0.200, SLG: 0.200										0	0	0	0	0	0	0						
Inning Stats	R: 0 E: 0 K: 0 S: 4	H: 1 LOB: 1 BB: 0 P: 4	R: 1 E: 0 K: 0 S: 5	H: 2 LOB: 1 BB: 0 P: 5	R: 0 E: 0 K: 1 S: 5	H: 0 LOB: 0 BB: 0 P: 5	R: 0 E: 0 K: 0 S: 3	H: 1 LOB: 0 BB: 0 P: 3	R: 0 E: 0 K: 0 S: 5	H: 2 LOB: 2 BB: 0 P: 5	R: 0 E: 1 K: 0 S: 4	H: 0 LOB: 1 BB: 0 P: 4	R: 0 E: 0 K: 0 S: 4	H: 1 LOB: 1 BB: 0 P: 4	R: 0 E: 0 K: 0 S: 3	H: 0 LOB: 0 BB: 0 P: 3	R: 0 E: 0 K: 0 S: 4	H: 1 LOB: 1 BB: 0 P: 4	1B: 6 2B: 1 3B: 0 HR: 1	SF: 0 SAC: 0 DP: 1 HBP: 0	WP: 0 PB: 0 SB: 0 CS: 0	PA: 35
PITCHER Hal Newhouser, L (1,1) ERA: 3.48	IP: 9.0 WLS: W BF: 35 H: 8 R: 1 ER: 1 SO: 1 BB: 0 IBB: 0 HBP: 0 BLK: 0 WP: 0 HR: 1 S: 37 P: 37 ERA: 1.00 WHIP: 0.889															PITCHER						

Batter	1	2	3	4	5	6	7	8	9	AB	R	H	RBI	BB	SO	LOB	BOTTOM			
Johnny Groth, R (1,8) OBP: 0.338, SLG: 0.360	F9	F7			4-3					4	0	1	1	0	0	2	Cleveland Indians @ Detroit Tigers Briggs Stadium, Detroit, MI Thu Aug 28 1952, 4:38 AM EDT Att: 53,988 - Unknown			
Johnny Pesky, L (1,6) OBP: 0.376, SLG: 0.261		G3			F9		1-2 3-H 1B	6-3		4	0	1	0	0	0	4				
Fred Hatfield, L (1,5) OBP: 0.313, SLG: 0.323	F7		4-3			F5		FC1-6 1B		4	0	1	0	0	0	1				
Walt Dropo, R (1,3) OBP: 0.336, SLG: 0.484	F8		F7			L6		FC1-6 FC5 BB 1-2		4	0	0	0	0	0	2				
Jim Delsing, L (1,7) OBP: 0.324, SLG: 0.358		WP HR 2B	F9			F3		FC5 1B BB 1-2		3	2	1	0	1	0	0				
Cliff Mapes, L (1,9) OBP: 0.285, SLG: 0.381				4-3			F7	FC5 1B E 1-2 2-3F		3	1	1	2	0	0	0				
Steve Souchock, R (8,PH) OBP: 0.314, SLG: 0.498		HR 2-H							E7 1-3 2-H 1B	1	0	0	0	0	0	2				
Matt Batts, R (1,2) OBP: 0.327, SLG: 0.338		SH3-4 1B		F8			1B 1B			4	1	3	1	0	0	0				
Al Federoff, R (1,4) OBP: 0.257, SLG: 0.238		SH3-4 1-2		K			F8	K		3	0	0	0	0	2	3				
Hal Newhouser, L (1,1) OBP: 0.356, SLG: 0.243					5-3			1B 1-3 1B		2	0	1	0	1	0	0				
Inning Stats	R: 0 E: 0 K: 0 S: 4	H: 1 LOB: 1 BB: 0 P: 4	R: 2 E: 0 K: 0 S: 6	H: 3 LOB: 2 BB: 1 P: 10	R: 0 E: 0 K: 1 S: 5	H: 0 LOB: 0 BB: 0 P: 3	R: 0 E: 0 K: 1 S: 5	H: 0 LOB: 0 BB: 0 P: 5	R: 0 E: 0 K: 0 S: 3	H: 0 LOB: 0 BB: 0 P: 3	R: 0 E: 0 K: 0 S: 3	H: 0 LOB: 0 BB: 0 P: 3	R: 1 E: 0 K: 0 S: 6	H: 3 LOB: 2 BB: 0 P: 6	R: 1 E: 1 K: 1 S: 7	H: 2 LOB: 2 BB: 1 P: 11	1B: 7 2B: 1 3B: 0 HR: 1	SF: 0 SAC: 1 DP: 0 HBP: 0	WP: 1 PB: 0 SB: 0 CS: 0	PA: 35
PITCHER Steve Gromek, R (1,1) ERA: 3.8	IP: 6.0 WLS: L BF: 23 H: 4 R: 2 ER: 2 SO: 1 BB: 1 IBB: 0 HBP: 0 BLK: 0 WP: 1 HR: 1 S: 24 P: 28 ERA: 3.00 WHIP: 0.833															PITCHER				
Ted Wilks, R (7,1) ERA: 3.43	1.1 9 4 2 2 0 1 0 0 0 0 0 8 12 13.50 3.750																			
Mickey Harris, L (8,1) ERA: 4.63	0.2 3 1 0 0 1 0 0 0 0 0 0 5 5 0.00 1.500																			

Batter	1	2	3	4	5	6	7	8	9	AB	R	H	RBI	BB	SO	LOB	TOP			
Johnny Groth, R OBP: 0.339, SLG: 0.359	4-0 5-3 1B BB		0-0 F9			0-0 F7		0-0 F8		3	1	0	0	1	0	0				
Johnny Pesky, L OBP: 0.376, SLG: 0.266	0-0 5-3 1-2		0-0 F7			4-0 CS BB		0-0 G3		3	0	0	0	1	0	1				
Fred Hatfield, L OBP: 0.314, SLG: 0.322	0-0 P4			0-0 F9		4-0 BB 1-2 BB		0-0 P3		3	0	0	0	1	0	1				
Walt Dropo, R OBP: 0.335, SLG: 0.479	0-0 2H 1B			0-3 K2-3		4-0 1-2 BB			0-3 K	3	0	1	1	1	2	0				
Jim Delsing, L OBP: 0.317, SLG: 0.350	0-0 F7			0-0 F8		0-0 5-3			0-0 L1	4	0	0	0	0	0	3				
Cliff Mages, L OBP: 0.287, SLG: 0.374		0-0 F8			0-0 2B			0-0 F7		4	0	1	0	0	0	0				
Joe Ginsberg, L OBP: 0.321, SLG: 0.322		0-0 L6			0-0 1-4-3			0-0 4-3		3	0	0	0	0	0	1				
Al Federoff, R OBP: 0.256, SLG: 0.232		0-0 F7			0-0 F7		4-0 BB			2	0	0	0	1	0	1				
Art Houtteman, R OBP: 0.136, SLG: 0.109			0-0 F9		0-3 K		0-3 K			3	0	0	0	0	2	2				
Inning Stats	R: 1 E: 0 K: 0 S: 4	H: 1 LOB: 1 BB: 1 P: 8	R: 0 E: 0 K: 0 S: 3	H: 0 LOB: 0 BB: 0 P: 3	R: 0 E: 0 K: 0 S: 3	H: 0 LOB: 0 BB: 0 P: 3	R: 0 E: 0 K: 1 S: 5	H: 1 LOB: 1 BB: 0 P: 6	R: 0 E: 0 K: 0 S: 2	H: 0 LOB: 2 BB: 3 P: 14	R: 0 E: 0 K: 1 S: 5	H: 0 LOB: 1 BB: 1 P: 9	R: 0 E: 0 K: 0 S: 3	H: 0 LOB: 0 BB: 0 P: 3	R: 0 E: 0 K: 1 S: 5	H: 0 LOB: 0 BB: 0 P: 5	1B: 1 2B: 1 3B: 0 HR: 0	SF: 0 SAC: 0 DP: 0 HBP: 0	WP: 0 PB: 0 SB: 0 CS: 1	PA: 33
PITCHER Duane Pilette, R ERA: 3.33	IP: 9.0 WLS: W BF: 33 H: 2 R: 1 ER: 1 SO: 4 BB: 5 IBB: 0 HBP: 0 BLK: 0 WP: 0 HR: 0 S: 36 P: 56 ERA: 1.00 WHIP: 0.778															PITCHER				

Detroit Tigers @ St. Louis Browns
Sportsman's Park, St. Louis, MO
Sat Aug 30 1952, 4:33 AM EDT
Att: 4,508 - Unknown

AB 28
R 1
H 2
RBI 1
BB 5
SO 4
LOB 9





Batter	1	2	3	4	5	6	7	8	9	AB	R	H	RBI	BB	SO	LOB	BOTTOM	
Al Zarilla, L OBP: 0.357, SLG: 0.328	4-0 FC3-6 BB		0-3 K		0-0 F7			0-0 F8		3	0	0	0	1	1	2		
Gordon Goldsberry, L OBP: 0.302, SLG: 0.262	0-0 FC3-6 1-2 L3			0-0 4-3		0-0 L1		0-0 BB 2B 1B		4	1	1	0	0	0	1		
Vic Wertz, L OBP: 0.367, SLG: 0.495	0-0 L3			4-0 BB		4-0 BB		4-0 1-2 BB		1	0	0	0	3	0	1		
Clint Courtney, L OBP: 0.353, SLG: 0.389		0-0 F6		0-0 1-H 2B		0-0 F9		0-0 1-3 2H 2B		4	0	2	2	0	0	1		
Jay Porter, R OBP: 0.382, SLG: 0.283		0-0 6-3		0-0 F7		0-0 F9		0-0 6-3		4	0	0	0	0	0	4		
Fred Marsh, R OBP: 0.348, SLG: 0.320		0-0 F7		0-0 F2			0-0 6-3			3	0	0	0	0	0	1		
Bobby Young, L OBP: 0.315, SLG: 0.332			0-0 1B		0-0 FC1-6 1B		0-0 4-3			3	0	2	0	0	0	0		
Joe Demaestri, R OBP: 0.258, SLG: 0.289			0-3 K		0-0 FC1-6 SH3		0-0 F6			3	0	0	0	0	1	2		
Duane Pilette, R OBP: 0.200, SLG: 0.175			0-3 K		0-0 SH3			0-0 F7		2	0	0	0	0	1	1		
Inning Stats	R: 0 E: 0 K: 0 S: 2	H: 0 LOB: 0 BB: 1 P: 6	R: 0 E: 0 K: 0 S: 3	H: 0 LOB: 0 BB: 0 P: 3	R: 0 E: 0 K: 3 S: 10	H: 1 LOB: 1 BB: 0 P: 10	R: 1 E: 0 K: 0 S: 4	H: 1 LOB: 1 BB: 1 P: 8	R: 0 E: 0 K: 0 S: 3	H: 0 LOB: 1 BB: 1 P: 7	R: 0 E: 0 K: 0 S: 3	H: 0 LOB: 0 BB: 0 P: 3	R: 1 E: 0 K: 0 S: 5	H: 2 LOB: 2 BB: 1 P: 9	1B: 3 2B: 3 3B: 0 HR: 0	SF: 0 SAC: 1 DP: 1 HBP: 0	WP: 0 PB: 0 SB: 0 CS: 0	PA: 32
PITCHER Art Houtteman, R ERA: 4.48	IP: 8.0 WLS: L BF: 32 H: 5 R: 2 ER: 2 SO: 3 BB: 4 IBB: 0 HBP: 0 BLK: 0 WP: 0 HR: 0 S: 34 P: 50 ERA: 2.25 WHIP: 1.125															PITCHER		

Detroit Tigers @ St. Louis Browns
Sportsman's Park, St. Louis, MO
Sat Aug 30 1952, 4:33 AM EDT
Att: 4,508 - Unknown

AB 27
R 1
H 5
RBI 2
BB 4
SO 3
LOB 13



Batter	1	2	3	4	5	6	7	8	9	AB	R	H	RBI	BB	SO	LOB	TOP																		
Johnny Groth, R (1, 8) OBP: 0.339, SLG: 0.359											0	0	0	0	0	0	0	Detroit Tigers @ St. Louis Browns Sportsman's Park, St. Louis, MO Sun Aug 31 1952, 4:33 AM EDT Att: 6,569 - Unknown livebaseballscorecards.com																	
Neil Berry, R (1, 6) OBP: 0.302, SLG: 0.268											0	0	0	0	0	0	0																		
Fred Hatfield, L (1, 5) OBP: 0.314, SLG: 0.322											0	0	0	0	0	0	0																		
Walt Dropo, R (1, 3) OBP: 0.335, SLG: 0.479											0	0	0	0	0	0	0																		
Steve Souchock, R (1, 9) OBP: 0.313, SLG: 0.496											0	0	0	0	0	0	0																		
Jim Delsing, L (1, 7) OBP: 0.317, SLG: 0.350											0	0	0	0	0	0	0																		
Matt Batts, R (1, 2) OBP: 0.329, SLG: 0.336											0	0	0	0	0	0	0																		
Al Federoff, R (1, 4) OBP: 0.256, SLG: 0.232											0	0	0	0	0	0	0																		
Bill Wight, L (1, 1) OBP: 0.220, SLG: 0.245											0	0	0	0	0	0	0																		
Inning Stats											1B: 0	SF: 0	WP: 0	PA: 0	2B: 0	SAC: 0	PB: 0	3B: 0	DP: 0	SB: 0	CS: 0	HR: 0	HBP: 0												
PITCHER Bob Cain, L (1, 1) ERA: 3.81	IP	WLS	BF	H	R	ER	SO	BB	IBB	HBP	BLK	WP	HR	S	P	ERA	WHIP																		
																		PITCHER	IP	WLS	BF	H	R	ER	SO	BB	IBB	HBP	BLK	WP	HR	S	P	ERA	WHIP

Batter	1	2	3	4	5	6	7	8	9	AB	R	H	RBI	BB	SO	LOB	BOTTOM																		
Fred Marsh, R (1, 5) OBP: 0.346, SLG: 0.320											0	0	0	0	0	0	0	Detroit Tigers @ St. Louis Browns Sportsman's Park, St. Louis, MO Sun Aug 31 1952, 4:33 AM EDT Att: 6,569 - Unknown livebaseballscorecards.com																	
Gordon Goldsberry, L (1, 3) OBP: 0.302, SLG: 0.262											0	0	0	0	0	0	0																		
Don Lenhardt, R (1, 7) OBP: 0.353, SLG: 0.416											0	0	0	0	0	0	0																		
Vic Wertz, L (1, 9) OBP: 0.367, SLG: 0.495											0	0	0	0	0	0	0																		
Clint Courtney, L (1, 2) OBP: 0.353, SLG: 0.389											0	0	0	0	0	0	0																		
Jay Porter, R (1, 8) OBP: 0.382, SLG: 0.283											0	0	0	0	0	0	0																		
Bobby Young, L (1, 4) OBP: 0.315, SLG: 0.332											0	0	0	0	0	0	0																		
Joe Demaestri, R (1, 6) OBP: 0.258, SLG: 0.289											0	0	0	0	0	0	0																		
Bob Cain, L (1, 1) OBP: 0.170, SLG: 0.178											0	0	0	0	0	0	0																		
Inning Stats											1B: 0	SF: 0	WP: 0	PA: 0	2B: 0	SAC: 0	PB: 0	3B: 0	DP: 0	SB: 0	CS: 0	HR: 0	HBP: 0												
PITCHER Bill Wight, L (1, 1) ERA: 3.83	IP	WLS	BF	H	R	ER	SO	BB	IBB	HBP	BLK	WP	HR	S	P	ERA	WHIP																		
																		PITCHER	IP	WLS	BF	H	R	ER	SO	BB	IBB	HBP	BLK	WP	HR	S	P	ERA	WHIP

Batter	1	2	3	4	5	6	7	8	9	AB	R	H	RBI	BB	SO	LOB	TOP																			
Johnny Groth, R (1, 8) OBP: 0.337, SLG: 0.355										4	0	0	0	1	0	1																				
Johnny Pesky, L (1, 6) OBP: 0.377, SLG: 0.269										4	1	2	0	0	0	1																				
Neil Berry, R (7, 6) OBP: 0.306, SLG: 0.273										1	0	1	0	0	0	0																				
Fred Hatfield, L (1, 5) OBP: 0.317, SLG: 0.325										5	1	2	0	0	0	2																				
Walt Dropo, R (1, 3) OBP: 0.335, SLG: 0.483										4	1	1	1	0	1	4																				
Jim Delsing, L (1, 7) OBP: 0.313, SLG: 0.345										4	0	0	1	0	0	4																				
Cliff Mages, L (1, 9) OBP: 0.291, SLG: 0.377										3	1	1	1	1	0	0																				
Matt Batts, R (1, 2) OBP: 0.321, SLG: 0.347										4	1	1	2	0	0	1																				
Al Federoff, R (1, 4) OBP: 0.268, SLG: 0.247										3	0	2	0	1	0	0																				
Ted Gray, S (1, 1) OBP: 0.179, SLG: 0.167										3	0	0	0	0	2	3																				
Hal White, R (7, 1) OBP: 0.162, SLG: 0.162										1	0	0	0	0	0	0																				
Virgil Trucks, R (9, 1) OBP: 0.196, SLG: 0.236										0	0	0	0	0	0	0																				
Inning Stats	R: 0 E: 1 K: 1 S: 6	H: 0 LOB: 2 BB: 1 P: 10	R: 0 E: 0 K: 1 S: 6	H: 1 LOB: 1 BB: 0 P: 6	R: 5 E: 0 K: 0 S: 8	H: 5 LOB: 1 BB: 1 P: 12	R: 0 E: 0 K: 0 S: 3	H: 0 LOB: 0 BB: 0 P: 3	R: 0 E: 0 K: 0 S: 3	H: 0 LOB: 1 BB: 1 P: 7	R: 0 E: 0 K: 1 S: 5	H: 1 LOB: 0 BB: 0 P: 5	R: 0 E: 0 K: 0 S: 4	H: 2 LOB: 1 BB: 0 P: 4	R: 0 E: 0 K: 0 S: 3	H: 0 LOB: 0 BB: 0 P: 3	R: 0 E: 0 K: 0 S: 4	H: 1 LOB: 1 BB: 0 P: 4	1B: 8 2B: 1 3B: 0 HR: 1	SF: 0 SAC: 0 DP: 2 HBP: 0	WP: 0 PB: 0 SB: 1 CS: 0	PA: 39														
PITCHER	IP WLS BF H R ER SO BB IBB HBP BLK WP HR S P ERA WHIP																																			
Joe Dobson, R (1, 1) ERA: 2.67	5.0	25	6	5	5	2	3	0	0	0	0	0	1	26	38	9.00	1.800																			
Harry Dorish, R (6, 1) ERA: 2.42	2.0	7	3	0	0	1	0	0	0	0	0	0	0	9	9	0.00	1.500																			
Luis Aloma, R (8, 1) ERA: 3.72	2.0	W	7	1	0	0	0	0	0	0	0	0	0	7	7	0.00	0.500																			

Detroit Tigers @ Chicago White Sox
Comiskey Park, Chicago, IL
Tue Sep 02 1952, 4:33 AM EDT
Unknown

AB 36
R 5
H 10
RBI 5
BB 3
SO 3
LOB 16





Batter	1	2	3	4	5	6	7	8	9	AB	R	H	RBI	BB	SO	LOB	BOTTOM																			
Hector Rodriguez, R (1, 5) OBP: 0.350, SLG: 0.312										3	1	1	0	0	0	0																				
Bud Stewart, L (7, PH) OBP: 0.351, SLG: 0.366										1	0	0	0	0	0	3																				
Luis Aloma, R (8, 1) OBP: 0.351, SLG: 0.366										0	0	0	0	0	0	0																				
Nellie Fox, L (1, 4) OBP: 0.337, SLG: 0.363										4	0	1	0	0	0	2																				
Minnie Minoso, R (1, 7) OBP: 0.381, SLG: 0.429										4	0	0	1	0	0	1																				
Eddie Robinson, L (1, 3) OBP: 0.384, SLG: 0.469										4	0	1	0	0	0	1																				
Sam Mele, R (1, 9) OBP: 0.336, SLG: 0.416										3	1	0	0	1	2	2																				
Jim Rivera, L (1, 8) OBP: 0.322, SLG: 0.379										3	2	1	2	1	0	0																				
Darrell Johnson, R (1, 2) OBP: 0.331, SLG: 0.274																																				
Bud Shely, L (9, PH) OBP: 0.387, SLG: 0.313										2	0	0	0	1	0	0																				
Hal Brown, R (9, PR) OBP: 0.222, SLG: 0.412										1	0	1	0	0	0	0																				
Chico Carrasquel, R (1, 6) OBP: 0.311, SLG: 0.312										4	1	2	0	0	1	2																				
Joe Dobson, R (1, 1) OBP: 0.246, SLG: 0.189										1	0	0	0	0	1	0																				
Sherm Lollar, R (5, PH) OBP: 0.354, SLG: 0.396										1	0	0	0	0	1	1																				
Harry Dorish, R (6, 1) OBP: 0.105, SLG: 0.056										0	0	0	0	0	0	0																				
Tom Wright, L (7, PH) OBP: 0.348, SLG: 0.349										0	0	0	0	1	0	0																				
Rocky Kramlich, R (8, 5) OBP: 0.333, SLG: 0.476										1	0	1	2	0	0	0																				
Inning Stats	R: 0 E: 0 K: 0 S: 3	H: 0 LOB: 0 BB: 0 P: 3	R: 2 E: 0 K: 0 S: 4	H: 1 LOB: 0 BB: 1 P: 8	R: 0 E: 0 K: 1 S: 5	H: 0 LOB: 0 BB: 0 P: 5	R: 0 E: 0 K: 0 S: 3	H: 1 LOB: 0 BB: 0 P: 3	R: 0 E: 0 K: 1 S: 6	H: 1 LOB: 1 BB: 0 P: 6	R: 1 E: 1 K: 1 S: 7	H: 2 LOB: 1 BB: 0 P: 7	R: 1 E: 1 K: 1 S: 5	H: 0 LOB: 2 BB: 3 P: 17	R: 0 E: 0 K: 1 S: 5	H: 0 LOB: 0 BB: 0 P: 5	R: 2 E: 0 K: 0 S: 4	H: 3 LOB: 3 BB: 0 P: 4	1B: 6 2B: 0 3B: 1 HR: 1	SF: 0 SAC: 0 DP: 1 HBP: 0	WP: 0 PB: 0 SB: 2 CS: 0	PA: 36														
PITCHER	IP WLS BF H R ER SO BB IBB HBP BLK WP HR S P ERA WHIP																																			
Ted Gray, L (1, 1) ERA: 3.92	6.0	25	4	4	3	3	3	0	0	0	0	0	0	28	40	4.50	1.333																			
Hal White, R (7, 1) ERA: 4.22	2.1	L	10	2	2	2	2	1	0	0	0	0	0	13	17	7.71	1.286																			
Virgil Trucks, R (9, 1) ERA: 3.41	0.0	1	1	0	0	0	0	0	0	0	0	0	0	1	1	∞	∞																			

Detroit Tigers @ Chicago White Sox
Comiskey Park, Chicago, IL
Tue Sep 02 1952, 4:33 AM EDT
Unknown

AB 32
R 6
H 8
RBI 5
BB 4
SO 5
LOB 12



Batter	1	2	3	4	5	6	7	8	9	AB	R	H	RBI	BB	SO	LOB	TOP			
Johnny Groth, R OBP: 0.337, SLG: 0.350 (1, 8)	4-0 CS BB			4-3		F3			3-1	3	0	0	0	1	0	0	Detroit Tigers @ Cleveland Indians Cleveland Municipal Stadium, Cleveland, OH Thu Sep 04 1952, 3:33 AM EDT Att: 5,077 - Unknown livebaseballscorecards.com AB 30 R 0 H 5 RBI 0 BB 1 SO 2 LOB 7 			
Johnny Pesky, L OBP: 0.369, SLG: 0.262 (1, 6) (8, 4)	0-0 6-3			1-3			F6		1B	4	0	1	0	0	0	1				
Fred Hatfield, L OBP: 0.320, SLG: 0.326 (1, 5)	0-3 K			FC6-4 1B			6-3		1B	4	0	2	0	0	1	0				
Walt Dropo, R OBP: 0.336, SLG: 0.497 (1, 3)		0-0 6-3		FC6-4 1-2			F6		F8	4	0	0	0	0	3					
Jim Delsing, L OBP: 0.316, SLG: 0.354 (1, 7)		0-0 4-3				G6-3 1B			4-3	3	0	1	0	0	0	0				
Cliff Mages, L OBP: 0.282, SLG: 0.359 (1, 9)		0-0 1-3				F7			4-3	3	0	0	0	0	1					
Joe Ginsberg, L OBP: 0.323, SLG: 0.321 (1, 2)			0-0 F7			G6-3 1-2			FC4-6 1B	3	0	1	0	0	1					
Al Federoff, R OBP: 0.266, SLG: 0.242 (1, 4) Pat Mullin, L OBP: 0.327, SLG: 0.420 (8, PH) Neil Berry, R OBP: 0.304, SLG: 0.272 (8, 6)			0-3 K			6-3			FC4-6 1-2	2	0	0	0	0	1	0				
Bill Wight, L OBP: 0.208, SLG: 0.231 Don Kolloway, R OBP: 0.290, SLG: 0.337 (8, PH)			0-0 3-1			F7			4-3	2	0	0	0	0	0	0				
Inning Stats	R: 0 E: 0 K: 1 S: 4	H: 0 LOB: 0 BB: 1 P: 8	R: 0 E: 0 K: 0 S: 3	H: 0 LOB: 0 BB: 0 P: 3	R: 0 E: 0 K: 1 S: 5	H: 0 LOB: 0 BB: 0 P: 5	R: 0 E: 0 K: 0 S: 4	H: 1 LOB: 1 BB: 0 P: 4	R: 0 E: 0 K: 0 S: 3	H: 0 LOB: 0 BB: 0 P: 3	R: 0 E: 0 K: 0 S: 3	H: 0 LOB: 0 BB: 0 P: 3	R: 0 E: 0 K: 0 S: 4	H: 1 LOB: 1 BB: 0 P: 4	R: 0 E: 0 K: 0 S: 5	H: 2 LOB: 2 BB: 0 P: 5		1B: 5 2B: 0 3B: 0 HR: 0	SF: 0 SAC: 0 DP: 1 HBP: 0	WP: 0 PB: 0 SB: 0 CS: 1
PITCHER Mike Garcia, R ERA: 2.44 (1, 1)	IP 9.0 WLS W BF 31 H 5 R 0 ER 0 SO 2 BB 1 IBB 0 HBP 0 BLK 0 WP 0 HR 0 S 34 P 38 ERA 0.00 WHIP 0.667																			

Batter	1	2	3	4	5	6	7	8	9	AB	R	H	RBI	BB	SO	LOB	BOTTOM			
Dale Mitchell, L OBP: 0.397, SLG: 0.433 Harry Simpson, L OBP: 0.335, SLG: 0.402 (1, 7) (8, 9)	0-0 F7		0-0 1-3		FC6-4 1-2		1-3			4	0	0	0	0	0	2	Detroit Tigers @ Cleveland Indians Cleveland Municipal Stadium, Cleveland, OH Thu Sep 04 1952, 3:33 AM EDT Att: 5,077 - Unknown livebaseballscorecards.com AB 29 R 2 H 5 RBI 2 BB 1 SO 5 LOB 7 			
Bobby Avila, R OBP: 0.375, SLG: 0.394 (1, 4)	0-0 F7		0-0 1-3			FC4-6 1B		F8	4	0	1	0	0	0	0					
Larry Doby, L OBP: 0.382, SLG: 0.560 (1, 8)	4-0 1B BB			0-3 K		F6		F7	3	0	0	0	1	1	1					
Luke Easter, L OBP: 0.332, SLG: 0.490 (1, 3)	0-0 1-3 1B			0-0 K HR		FC4-6 1-2 FC6-4		K	4	1	2	1	0	1	1					
Al Rosen, R OBP: 0.389, SLG: 0.527 (1, 5)	0-3 K			0-0 5-3		FC6-4			3	0	0	0	0	1	3					
Wally Westlake, R OBP: 0.310, SLG: 0.277 (1, 9) (8, 7)		0-0 6-3		0-0 5-3				K	3	0	0	0	0	1	0					
Birdie Tebbetts, R OBP: 0.340, SLG: 0.330 (1, 2)		0-0 1-3				L7		1B 2B	3	1	1	0	0	0	0					
George Strickland, R OBP: 0.265, SLG: 0.300 (1, 6)		0-3 K				F3		SH1-3 1B	3	0	1	1	0	1	0					
Mike Garcia, R OBP: 0.159, SLG: 0.155 (1, 1)			0-0 4-3			E6 FC6-4		SH1-3 1-2	2	0	0	0	0	0	0					
Inning Stats	R: 0 E: 0 K: 1 S: 6	H: 1 LOB: 2 BB: 1 P: 10	R: 0 E: 0 K: 1 S: 5	H: 0 LOB: 0 BB: 0 P: 5	R: 0 E: 0 K: 0 S: 3	H: 0 LOB: 0 BB: 0 P: 3	R: 1 E: 0 K: 1 S: 6	H: 1 LOB: 0 BB: 0 P: 6	R: 0 E: 0 K: 0 S: 4	H: 0 LOB: 1 BB: 0 P: 4	R: 0 E: 0 K: 0 S: 4	H: 1 LOB: 1 BB: 0 P: 4	R: 1 E: 0 K: 1 S: 7	H: 2 LOB: 1 BB: 0 P: 7	R: 0 E: 0 K: 1 S: 5	H: 0 LOB: 0 BB: 0 P: 5		1B: 3 2B: 1 3B: 0 HR: 1	SF: 0 SAC: 1 DP: 0 HBP: 0	WP: 0 PB: 0 SB: 0 CS: 0
PITCHER Bill Wight, L ERA: 3.92 (1, 1)	IP 8.0 WLS L BF 31 H 5 R 2 ER 2 SO 5 BB 1 IBB 0 HBP 0 BLK 0 WP 0 HR 1 S 40 P 44 ERA 2.25 WHIP 0.750																			

Batter	1	2	3	4	5	6	7	8	9	AB	R	H	RBI	BB	SO	LOB	TOP								
Hector Rodriguez, R OBP: 0.348, SLG: 0.309 (1.5)	0-0 3-1		0-3 K		0-0 1-2 2-H 1B		4-0 BB		0-0 1-2 5-3	4	0	1	1	1	1	2									
Nelle Fox, L OBP: 0.331, SLG: 0.356 (1.4)	0-0 6-3			0-0 F7	0-0 F7		0-0 F5		0-0 F7	5	0	0	0	0	0	4									
Minnie Minoso, R OBP: 0.380, SLG: 0.441 (1.7)	0-0 5-3			0-3 K		0-0 2B 1B		0-3 K		4	0	1	0	0	2	0									
Eddie Robinson, L OBP: 0.386, SLG: 0.468 (1.3)		0-3 K		0-0 3-1		0-0 1-3 2B		0-0 FC6-5 2B		4	0	2	0	0	1	0									
Sam Mele, R OBP: 0.331, SLG: 0.412 (1.9)		0-3 K			0-0 1B 1B	0-3 K		0-0 FC6-5 1B		4	1	1	0	0	2	3									
Jim Rivera, L OBP: 0.317, SLG: 0.367 (1.8)	0-0 6-3			0-0 1-2 1B	0-3 K			0-0 1-2 1B		4	1	2	0	0	1	2									
Sherm Lollar, R OBP: 0.345, SLG: 0.384 (1.2)			0-0 F2		0-0 1-2 2-H 1B	0-0 F7		0-0 F5		4	0	1	1	0	0	4									
Chico Carrasquel, R OBP: 0.306, SLG: 0.303 (1.6)			0-0 SH2-4 1B		0-0 F8		0-0 F7		4-0 5-3 BB	3	0	1	0	1	0	2									
Mary Grissom, R OBP: 0.149, SLG: 0.217 Bill Kennedy, L OBP: 0.162, SLG: 0.182 Rocky Krsnich, R OBP: 0.350, SLG: 0.412 Hal Brown, R OBP: 0.200, SLG: 0.368 Tom Wright, L OBP: 0.350, SLG: 0.356 (1.1)			0-0 SH2-4		0-0 F4		0-3 K		0-3 K	0	0	0	0	0	0	0									
Inning Stats	R: 0 E: 0 K: 0 S: 3	H: 0 LOB: 0 BB: 0 P: 3	R: 0 E: 0 K: 2 S: 7	H: 0 LOB: 0 BB: 0 P: 7	R: 0 E: 0 K: 1 S: 6	H: 1 LOB: 1 BB: 0 P: 6	R: 0 E: 0 K: 1 S: 5	H: 0 LOB: 0 BB: 0 P: 5	R: 2 E: 0 K: 0 S: 7	H: 4 LOB: 2 BB: 0 P: 7	R: 0 E: 0 K: 2 S: 9	H: 2 LOB: 1 BB: 1 P: 9	R: 0 E: 0 K: 1 S: 5	H: 0 LOB: 1 BB: 1 P: 9	R: 0 E: 0 K: 1 S: 7	H: 2 LOB: 2 BB: 0 P: 7	R: 0 E: 0 K: 1 S: 5	H: 0 LOB: 1 BB: 1 P: 9	1B: 7 2B: 2 3B: 0 HR: 0	SF: 0 SAC: 1 DP: 0 HBP: 0	WP: 0 PB: 0 CS: 0	PA: 38			
PITCHER Ted Gray, L ERA: 3.84 (1.1)	IP 9.0	WLS W	BF 38	H 9	R 2	ER 2	SO 9	BB 2	IBB 0	HBP 0	BLK 0	WP 0	HR 0	S 54	P 62	ERA 2.00	WHIP 1.222								

Chicago White Sox @ Detroit Tigers
Briggs Stadium, Detroit, MI
Sun Sep 07 1952, 4:33 AM EDT
Att: 11,290 - Unknown

AB	35
R	2
H	9
RBI	2
BB	2
SO	9
LOB	20



Batter	1	2	3	4	5	6	7	8	9	AB	R	H	RBI	BB	SO	LOB	BOTTOM							
Johnny Groth, R OBP: 0.335, SLG: 0.353 (1.8)	0-0 F5		0-0 1-1 1B 3B	0-0 1-2 3-H 1B		0-3 K		0-0 L6		5	1	2	2	0	1	0								
Harvey Kuenn, R OBP: 0.444, SLG: 0.444 (1.6)	0-0 F8		0-0 FC4-6 1B	0-0 1-2 2-H FC6-4		0-0 CS 1B				4	0	2	1	0	0	1								
Fred Hatfield, L OBP: 0.315, SLG: 0.321 (1.5)	0-0 F7		0-0 FC4-6 BB	0-0 F7		0-0 F9				4	0	0	0	0	0	4								
Walt Dropo, R OBP: 0.335, SLG: 0.491 (1.3)		0-0 5-3	4-0 FC4-6 BB	0-0 FC6-4		0-3 K				3	0	0	0	1	1	2								
Pat Mullin, L OBP: 0.332, SLG: 0.424 (1.7)		0-0 BB 1B	0-0 FC4-6		0-3 K		0-0 1B			4	0	2	0	0	1	2								
Cliff Mages, L OBP: 0.286, SLG: 0.353 (1.9)	0-0 L6		0-0 1-3		0-0 1B		0-0 F3			4	0	1	0	0	0	4								
Joe Ginsberg, L OBP: 0.326, SLG: 0.318 (1.2)		4-0 1-2 BB		4-0 1B SH1-4 BB		0-0 F9		0-0 F5		2	1	0	0	2	0	2								
Al Federoff, R OBP: 0.264, SLG: 0.240 (1.4)		0-3 K		0-0 SH1-4		0-0 1-2 1B		0-0 F5		3	0	1	0	0	1	2								
Ted Gray, S OBP: 0.197, SLG: 0.186 (1.1)			0-0 3B 1B	0-0 2-3 E 1B		0-3 K		0-3 K		4	2	2	0	0	2	2								
Inning Stats	R: 0 E: 0 K: 0 S: 3	H: 0 LOB: 0 BB: 0 P: 3	R: 0 E: 0 K: 1 S: 6	H: 1 LOB: 2 BB: 1 P: 10	R: 2 E: 0 K: 0 S: 6	H: 3 LOB: 2 BB: 1 P: 10	R: 2 E: 1 K: 0 S: 6	H: 2 LOB: 2 BB: 1 P: 10	R: 0 E: 0 K: 2 S: 9	H: 2 LOB: 2 BB: 0 P: 9	R: 0 E: 0 K: 1 S: 5	H: 1 LOB: 0 BB: 0 P: 5	R: 0 E: 0 K: 1 S: 6	H: 1 LOB: 1 BB: 0 P: 6	R: 0 E: 0 K: 1 S: 5	H: 0 LOB: 0 BB: 0 P: 5	1B: 9 2B: 0 3B: 1 HR: 0	SF: 0 SAC: 1 DP: 0 HBP: 0	WP: 0 PB: 0 CS: 1	PA: 37				
PITCHER Mary Grissom, R ERA: 3.72 Bill Kennedy, L ERA: 2.39 Hal Brown, R ERA: 3.52 (1.1)	IP 3.1	WLS L	BF 20	H 6	R 4	ER 4	SO 1	BB 3	IBB 0	HBP 0	BLK 0	WP 0	HR 0	S 19	P 31	ERA 10.80	WHIP 2.700							

Chicago White Sox @ Detroit Tigers
Briggs Stadium, Detroit, MI
Sun Sep 07 1952, 4:33 AM EDT
Att: 11,290 - Unknown

AB	33
R	4
H	10
RBI	3
BB	3
SO	6
LOB	19



Batter	1	2	3	4	5	6	7	8	9	10	11	AB	R	H	RBI	BB	SO	LOB	TOP	
Dom DiMaggio, R OBP: 0.381, SLG: 0.389 (1, 8)												4	0	0	0	0	1	0		
Billy Goodman, L OBP: 0.372, SLG: 0.407 (1, 4)												5	0	1	0	0	0	1		
Clyde Vollmer, R OBP: 0.380, SLG: 0.500 Al Zarilla, L OBP: 0.346, SLG: 0.310 (1, 7) (8, 9)												4	0	1	0	0	0	4		
Vern Stephens, R OBP: 0.335, SLG: 0.383 Ted Lepcio, R OBP: 0.339, SLG: 0.393 (1, 5) (7, PR) (7, 5)												3	0	2	0	0	0	1		
Hoot Evers, R OBP: 0.321, SLG: 0.427 (1, 9) (8, 7)												5	1	2	0	0	0	2		
Dick Garnert, R OBP: 0.310, SLG: 0.460 (1, 3)												5	0	0	0	0	2	3		
Sammy White, R OBP: 0.315, SLG: 0.430 (1, 2)												5	0	1	0	0	1	3		
Johnny Lipon, R OBP: 0.303, SLG: 0.257 (1, 6)												4	0	0	0	0	1	2		
Dizzy Trout, R OBP: 0.164, SLG: 0.229 Ellis Kinder, R OBP: 0.321, SLG: 0.361 Ike Delock, R (1, 1) (9, 1) (10, PH) (10, 1)												3	0	1	0	0	0	0		
Inning Stats	R: 0 E: 1 K: 1 S: 7	H: 1 LOB: 2 BB: 0 P: 7	R: 0 E: 0 K: 2 S: 7	H: 0 LOB: 0 BB: 0 P: 7	R: 0 E: 0 K: 0 S: 3	H: 0 LOB: 0 BB: 0 P: 3	R: 0 E: 0 K: 0 S: 3	H: 1 LOB: 1 BB: 0 P: 4	R: 2 E: 1 K: 0 S: 5	H: 2 LOB: 1 BB: 0 P: 5	R: 0 E: 1 K: 2 S: 8	H: 1 LOB: 1 BB: 0 P: 8	R: 0 E: 0 K: 1 S: 5	H: 0 LOB: 0 BB: 0 P: 5	R: 1 E: 1 K: 0 S: 5	H: 2 LOB: 1 BB: 1 P: 5	1B: 8 2B: 1 3B: 0 HR: 0	SF: 0 SAC: 1 DP: 1 HBP: 0	WP: 0 PB: 0 SB: 0 CS: 0	PA: 43
PITCHER Art Houtteman, R ERA: 4.17 (1, 1)	IP: 11.0 WLS: 4 BF: 43 H: 9 R: 3 ER: 0 SO: 6 BB: 0 IBB: 0 HBP: 0 BLK: 0 WP: 0 HR: 0 S: 55 P: 55 ERA: 4.17 WHIP: 0.818																			

Boston Red Sox @ Detroit Tigers
Briggs Stadium, Detroit, MI
Tue Sep 09 1952, 4:33 AM EDT
Att: 3,718 - Unknown

AB 42
R 3
H 9
RBI 0
BB 0
SO 6
LOB 18



Batter	1	2	3	4	5	6	7	8	9	10	11	AB	R	H	RBI	BB	SO	LOB	BOTTOM	
Johnny Groh, R OBP: 0.334, SLG: 0.350 (1, 8)												4	0	0	0	1	0	3		
Harvey Kuenn, R OBP: 0.429, SLG: 0.429 (1, 6)												5	0	2	0	0	0	1		
Fred Hatfield, L OBP: 0.312, SLG: 0.317 (1, 5)												5	0	0	0	0	0	2		
Walt Dropo, R OBP: 0.333, SLG: 0.489 (1, 3)												5	0	1	0	0	0	2		
Russ Sullivan, L OBP: 0.400, SLG: 0.400 (1, 7)												5	1	2	0	0	2	0		
Cliff Mages, L OBP: 0.294, SLG: 0.373 (1, 9)												4	2	2	1	1	0	1		
Joe Ginsberg, L OBP: 0.333, SLG: 0.336 (1, 2)												3	1	2	2	2	0	1		
Al Federoff, R OBP: 0.275, SLG: 0.253 (1, 4)												3	0	3	0	0	0	0		
Art Houtteman, R OBP: 0.129, SLG: 0.103 (1, 1)												3	0	0	0	0	0	5		
Inning Stats	R: 0 E: 0 K: 0 S: 2	H: 0 LOB: 0 BB: 1 P: 6	R: 0 E: 0 K: 0 S: 3	H: 1 LOB: 0 BB: 0 P: 3	R: 0 E: 0 K: 0 S: 3	H: 0 LOB: 0 BB: 0 P: 3	R: 1 E: 0 K: 1 S: 7	H: 2 LOB: 1 BB: 1 P: 11	R: 0 E: 0 K: 0 S: 4	H: 1 LOB: 1 BB: 0 P: 4	R: 0 E: 0 K: 0 S: 4	H: 1 LOB: 2 BB: 1 P: 8	R: 0 E: 0 K: 0 S: 4	H: 1 LOB: 1 BB: 0 P: 4	R: 2 E: 0 K: 1 S: 5	H: 2 LOB: 0 BB: 0 P: 5	1B: 9 2B: 1 3B: 0 HR: 2	SF: 0 SAC: 2 DP: 3 HBP: 0	WP: 0 PB: 0 SB: 0 CS: 1	PA: 44
PITCHER Dizzy Trout, R ERA: 3.86 (1, 1) Ellis Kinder, R ERA: 2.36 (9, 1) Ike Delock, R ERA: 4.35 (10, 1)	IP: 8.2 WLS: 1 BF: 35 H: 9 R: 2 ER: 2 SO: 1 BB: 4 IBB: 0 HBP: 0 BLK: 0 WP: 0 HR: 0 S: 33 P: 49 ERA: 3.86 WHIP: 1.500																			

Boston Red Sox @ Detroit Tigers
Briggs Stadium, Detroit, MI
Tue Sep 09 1952, 4:33 AM EDT
Att: 3,718 - Unknown

AB 37
R 4
H 12
RBI 3
BB 4
SO 2
LOB 15



Batter	1	2	3	4	5	6	7	8	9	AB	R	H	RBI	BB	SO	LOB	TOP					
Dom DiMaggio, R (1, 8) OBP: 0.380, SLG: 0.387 Al Zarilla, L (7, 8) OBP: 0.344, SLG: 0.309	4-0 FC2-6 BB	0-0 6-3	0-0 6-3	0-0 6-3	0-3 K	0-0 F9	0-0 1-3	0-0 1-3	0-0 1-3	3	0	0	0	1	1	3						
Billy Goodman, L (1, 4) OBP: 0.373, SLG: 0.406	0-0 FC2-6 1B	0-0 6-3	0-0 6-3	0-0 6-3	0-0 6-3	4-0 G4-6-3 BB	0-0 FC4-6 1B	0-0 FC4-6 1B	0-0 FC4-6 1B	3	0	1	0	1	0	1						
Clyde Vollmer, R (1, 7) OBP: 0.376, SLG: 0.493 Faye Throneberry, L (6, 7) OBP: 0.320, SLG: 0.360	0-3 K	0-3 K	0-3 K2-3	0-3 K2-3	0-0 G4-6-3 1-2	0-0 G4-6-3 1-2	0-0 FC4-6 1B	0-0 FC4-6 1B	0-0 FC4-6 1B	3	0	0	0	0	2	2						
Vern Stephens, R (1, 5) OBP: 0.335, SLG: 0.383 Ted Lepcio, R (6, 5) OBP: 0.341, SLG: 0.396	0-0 FC6-4 1B	0-0 FC6-4 1B	0-0 5-3	0-0 5-3	0-0 6-3	0-0 6-3	0-0 6-3	0-0 6-3	0-0 6-3	3	0	1	0	0	0	0						
Hoot Evers, R (1, 9) OBP: 0.321, SLG: 0.429 Gene Stephens, L (7, 9) OBP: 0.250, SLG: 0.364	0-0 FC6-4 1-2	0-0 FC6-4 1-2	0-0 5-3	0-0 5-3	0-0 5-3	0-0 5-3	0-0 2B	0-0 L9	0-0 L9	3	1	1	0	0	0	2						
Dick Gemert, R (1, 3) OBP: 0.310, SLG: 0.460	0-0 1B	0-0 2B	0-0 6-3	0-0 6-3	0-0 6-3	0-0 6-3	0-0 F8	0-0 F5	0-0 F5	4	1	1	0	0	0	3						
Sammy White, R (1, 2) OBP: 0.314, SLG: 0.428	0-0 FC1-6 1B	0-0 FC1-6 1B	0-0 F9	0-0 F9	0-0 F9	0-0 6-3	0-0 6-3	0-3 K	0-3 K	4	0	1	1	0	1	1						
Johnny Lipon, R (1, 6) OBP: 0.302, SLG: 0.255 Milt Bolling, R (6, 6) OBP: 1.000, SLG: 1.000	0-0 FC1-6 1-2	0-0 FC1-6 G3	0-0 FC1-6 G3	0-0 FC1-6 G3	0-0 F7	0-0 F7	4-0 2B	0-0 2B	0-0 2B	2	0	0	0	0	0	1						
Mel Parnell, L (1, 1) OBP: 0.155, SLG: 0.115 Del Wilber, R (7, PH) OBP: 0.322, SLG: 0.435 Hersh Freeman, R (7, 1) OBP: 0.322, SLG: 0.435 Gus Niarhos, R (9, PH) OBP: 0.218, SLG: 0.023	0-0 G3	0-0 G3	0-0 G3	0-0 G3	0-0 4-3	0-0 4-3	0-0 4-3	0-0 G3	0-0 G3	2	0	0	0	0	0	1						
Inning Stats	R: 0 E: 0 K: 1 S: 6	H: 1 LOB: 2 BB: 1 P: 10	R: 1 E: 0 K: 0 S: 5	H: 2 LOB: 1 BB: 0 P: 5	R: 0 E: 0 K: 1 S: 5	H: 0 LOB: 0 BB: 0 P: 5	R: 0 E: 0 K: 0 S: 3	H: 0 LOB: 0 BB: 0 P: 3	R: 0 E: 0 K: 1 S: 5	H: 0 LOB: 0 BB: 0 P: 5	R: 0 E: 0 K: 0 S: 2	H: 0 LOB: 0 BB: 1 P: 6	R: 1 E: 0 K: 0 S: 5	H: 2 LOB: 2 BB: 1 P: 9	R: 0 E: 0 K: 0 S: 5	H: 2 LOB: 2 BB: 0 P: 5	R: 0 E: 0 K: 1 S: 6	H: 1 LOB: 1 BB: 0 P: 6	1B: 5 2B: 3 3B: 0 HR: 0	SF: 0 SAC: 0 DP: 1 HBP: 0	WP: 0 PB: 0 SB: 0 CS: 0	PA: 37
PITCHER Bill Wight, L (1, 1) ERA: 3.81	IP: 9.0 WLS: W BF: 37 H: 8 R: 2 ER: 2 SO: 4 BB: 3 IBB: 0 HBP: 0 BLK: 0 WP: 0 HR: 0 S: 42 P: 54 ERA: 2.00 WHIP: 1.222															PITCHER	IP: 9.0 WLS: W BF: 37 H: 8 R: 2 ER: 2 SO: 4 BB: 3 IBB: 0 HBP: 0 BLK: 0 WP: 0 HR: 0 S: 42 P: 54 ERA: 2.00 WHIP: 1.222					

Boston Red Sox @ Detroit Tigers
Briggs Stadium, Detroit, MI
Wed Sep 10 1952, 4:33 AM EDT
Att: 3,079 - Unknown

AB 34
R 2
H 8
RBI 2
BB 3
SO 4
LOB 19



Batter	1	2	3	4	5	6	7	8	9	AB	R	H	RBI	BB	SO	LOB	BOTTOM			
Johnny Groth, R (1, 8) OBP: 0.337, SLG: 0.352	0-0 F4	0-0 FC6-4 1B	0-0 FC6-4 1B	0-0 6-3 1B	0-0 6-3 1B	0-0 FC1-6 1B	0-0 FC1-6 1B	0-0 5-3	0-0 5-3	5	0	3	4	0	0	0				
Harvey Kuenn, R (1, 6) OBP: 0.389, SLG: 0.389	0-0 1B	0-0 FC6-4 1-2	0-0 FC6-4 1-2	0-0 6-3	0-0 6-3	0-0 F9	0-0 F9	0-0 5-3	0-0 5-3	4	0	1	1	0	0	4				
Bill Tuttle, R (1, 7) OBP: 0.250, SLG: 0.250	0-0 G6-4-3 1B	0-0 G6-4-3 1B	0-0 5-3	0-3 K	0-3 K	0-0 FC1-6 1-2	0-0 FC1-6 1-2	0-0 5-3	0-0 5-3	4	0	1	0	0	1	2				
Walt Dropo, R (1, 3) OBP: 0.331, SLG: 0.485	0-0 G6-4-3 1-2	0-0 G6-4-3 1-2	0-0 E4 1B	0-0 E4 1B	0-0 F7	0-0 F7	0-0 L6	0-0 L6	0-0 L6	4	0	0	0	0	0	3				
Steve Souchock, R (1, 5) OBP: 0.314, SLG: 0.506	0-0 1B	0-0 1B	0-0 6-3	0-0 6-3	0-0 F7	0-0 F7	0-0 CS	0-0 CS	0-0 CS	4	1	2	0	0	0	1				
Don Lund, R (1, 9) OBP: 0.500, SLG: 0.500	0-0 1B	0-0 1B	0-0 1B	0-0 1B	0-0 5-3	0-0 5-3	0-0 F9	0-0 F9	0-0 F9	4	1	2	1	0	0	1				
Matt Batts, R (1, 2) OBP: 0.315, SLG: 0.336	0-0 F4	0-0 F4	0-0 F8	0-0 F8	0-0 F8	4-0 1B	0-3 K	0-3 K	0-3 K	3	1	0	0	1	1	3				
Al Federoff, R (1, 4) OBP: 0.279, SLG: 0.258	0-0 F6	0-0 F6	0-0 SH1 1B	0-0 SH1 1B	0-0 SH1 1B	0-0 SH1 1B	0-0 6-3	0-0 6-3	0-0 6-3	4	2	2	0	0	0	1				
Bill Wight, L (1, 1) OBP: 0.232, SLG: 0.255	0-0 1B	0-0 1B	0-0 SH1	0-0 SH1	0-0 SH1	0-0 SH1	0-0 L5	0-0 L5	0-0 L5	3	1	2	0	0	0	0				
Inning Stats	R: 0 E: 0 K: 0 S: 4	H: 2 LOB: 1 BB: 0 P: 4	R: 2 E: 0 K: 0 S: 7	H: 4 LOB: 2 BB: 0 P: 7	R: 0 E: 1 K: 0 S: 5	H: 1 LOB: 2 BB: 0 P: 5	R: 1 E: 0 K: 1 S: 7	H: 2 LOB: 1 BB: 0 P: 7	R: 0 E: 0 K: 0 S: 3	H: 0 LOB: 0 BB: 0 P: 3	R: 3 E: 0 K: 0 S: 6	H: 3 LOB: 1 BB: 1 P: 10	R: 0 E: 0 K: 1 S: 5	H: 1 LOB: 0 BB: 0 P: 5	R: 0 E: 0 K: 0 S: 3	H: 0 LOB: 0 BB: 0 P: 3	1B: 12 2B: 0 3B: 1 HR: 0	SF: 0 SAC: 1 DP: 1 HBP: 0	WP: 0 PB: 0 SB: 0 CS: 1	PA: 37
PITCHER Mel Parnell, L (1, 1) ERA: 3.17 Hersh Freeman, R (7, 1) ERA:	IP: 6.0 WLS: L BF: 31 H: 12 R: 6 ER: 6 SO: 1 BB: 1 IBB: 0 HBP: 0 BLK: 0 WP: 0 HR: 0 S: 8 P: 36 ERA: 9.00 WHIP: 2.167															PITCHER	IP: 2.0 WLS: L BF: 6 H: 1 R: 0 ER: 0 SO: 1 BB: 0 IBB: 0 HBP: 0 BLK: 0 WP: 0 HR: 0 S: 8 P: 8 ERA: 0.00 WHIP: 0.500			

Boston Red Sox @ Detroit Tigers
Briggs Stadium, Detroit, MI
Wed Sep 10 1952, 4:33 AM EDT
Att: 3,079 - Unknown

AB 35
R 6
H 13
RBI 6
BB 1
SO 2
LOB 15



Batter	1	2	3	4	5	6	7	8	9	AB	R	H	RBI	BB	SO	LOB	TOP																			
Faye Throneberry, L (1.7) OBP: 0.323, SLG: 0.362 Dom DiMaggio, R (9, PH) OBP: 0.379, SLG: 0.386	3-1		F6					SH1 1B 1B	FC6-4	4	1	2	0	0	0	1																				
Gene Stephens, L (1.9) OBP: 0.250, SLG: 0.333 Sammy White, R (8, 2) OBP: 0.314, SLG: 0.428	F4		K					SH1 1B 1B		4	1	1	1	0	2	3																				
Hoot Evers, R (1.8) OBP: 0.318, SLG: 0.425	L7			F5		K		SH1		3	0	0	0	0	1	0																				
Del Wilber, R (1.2) OBP: 0.314, SLG: 0.423 Al Zarilla, L (8, PH) OBP: 0.347, SLG: 0.309 (8, 9)		F8		1-3		6-3		E 1B IBB		3	0	0	0	0	0	0																				
Billy Goodman, L (1.4) OBP: 0.374, SLG: 0.407		G3				F8		E8 1B		4	0	2	2	0	0	0																				
Ted Lepcio, R (1.5) OBP: 0.340, SLG: 0.393				F8			6-3	K2-5-1-5-2		4	0	1	0	0	1	3																				
Milt Bolling, R (1.6) OBP: 0.667, SLG: 0.500			1B 4-3		6-3		F7	FC6-4		3	1	1	0	1	0	0																				
Dick Gemert, R (1.3) OBP: 0.309, SLG: 0.458			4-3		F7		5-3	F8		4	0	1	0	0	0	1																				
Mickey McDermott, L (1.1) OBP: 0.254, SLG: 0.321 Al Benton, R (8, 1) Clyde Vollmer, R (9, PH) OBP: 0.375, SLG: 0.491 George Schmees, L (9, PR) OBP: 0.224, SLG: 0.203			4-3		E3			E4 1B	FC6-4	3	1	0	1	0	0	1																				
Inning Stats	R: 0 E: 0 K: 0 S: 3	H: 0 LOB: 0 BB: 0 P: 3	R: 0 E: 0 K: 0 S: 3	H: 1 LOB: 1 BB: 0 P: 3	R: 1 E: 0 K: 1 S: 7	H: 2 LOB: 1 BB: 0 P: 7	R: 0 E: 0 K: 0 S: 4	H: 1 LOB: 1 BB: 0 P: 4	R: 0 E: 1 K: 1 S: 5	H: 0 LOB: 0 BB: 0 P: 5	R: 0 E: 0 K: 0 S: 3	H: 0 LOB: 0 BB: 0 P: 3	R: 3 E: 2 K: 1 S: 8	H: 3 LOB: 2 BB: 1 P: 12	R: 0 E: 0 K: 0 S: 3	H: 0 LOB: 1 BB: 1 P: 7	1B: 8 2B: 1 3B: 0 HR: 0	SF: 0 SAC: 1 DP: 1 HBP: 0	WP: 0 PA: 37 PB: 0 SB: 1 CS: 0																	
PITCHER	IP	WLS	BF	H	R	ER	SO	BB	IBB	HBP	BLK	WP	HR	S	P	ERA	WHIP	PITCHER		IP	WLS	BF	H	R	ER	SO	BB	IBB	HBP	BLK	WP	HR	S	P	ERA	WHIP
Virgil Trucks, R (1.1) ERA: 3.4	7.1		32	8	4	3	3	0	1	0	0	0	0	37	41	3.68	1.091																			
Dave Madison, R (8, 1) ERA: 4.74	0.2	W	1	0	0	0	1	0	0	0	0	0	0	3	3	0.00	0.000																			
Billy Hoelt, L (9, 1) ERA: 4.08	1.0	S	4	0	0	0	0	1	0	0	0	0	0	3	7	0.00	1.000																			

Boston Red Sox @ Detroit Tigers
Briggs Stadium, Detroit, MI
Thu Sep 11 1952, 4:33 AM EDT
Alt. 3,550 - Unknown - 90 F

AB 34
R 4
H 8
RBI 4
BB 2
SO 4
LOB 11



Batter	1	2	3	4	5	6	7	8	9	AB	R	H	RBI	BB	SO	LOB	BOTTOM																			
Johnny Groth, R (1.8) OBP: 0.337, SLG: 0.353	6-3		1B 1-4-3		F8		FC4-6	FC6-4		5	1	2	0	0	0	2																				
Harvey Kuenn, R (1.6) OBP: 0.364, SLG: 0.364	F8		1-4-3		E3		FC4-6			4	0	1	1	0	0	2																				
Bill Tuttle, R (1.7) OBP: 0.125, SLG: 0.125	F4		1-4-3		G6-4-3		G6-3			4	0	0	1	0	0	4																				
Walt Dropo, R (1.3) OBP: 0.332, SLG: 0.496		4-3	L1				HR	HR		4	2	2	2	0	0	1																				
Steve Souchock, R (1.5) OBP: 0.314, SLG: 0.504 Fred Hatfield, L (8, 5) OBP: 0.313, SLG: 0.317		6-3		K			E 1B	FC5-4 1B		3	0	1	0	0	1	0																				
Don Lund, R (1.9) OBP: 0.429, SLG: 0.429 Cliff Mapes, L (8, PH) OBP: 0.292, SLG: 0.371				K			F8	K		3	0	1	0	0	1	1																				
Matt Batts, R (1.2) OBP: 0.333, SLG: 0.333 Carl Linhart, L (8, PR) Joe Ginsberg, L (9, 2) OBP: 0.333, SLG: 0.336		F8		E5			F7	FC5-4 1B		4	0	1	0	0	0	2																				
Al Federoff, R (1.4) OBP: 0.284, SLG: 0.263				FC1-6 1B			F9	FC5-4 1B		4	0	2	0	0	0	3																				
Virgil Trucks, R (1.1) OBP: 0.194, SLG: 0.230 Dave Madison, R (8, 1) OBP: 0.150, SLG: 0.105 Jim Delsing, L (8, PH) OBP: 0.317, SLG: 0.352 Billy Hoelt, L (9, 1) OBP: 0.194, SLG: 0.176			FC1-6 1B		F9			FC4-6 1B	FC6-4	3	1	1	0	0	0	3																				
Inning Stats	R: 0 E: 0 K: 0 S: 3	H: 0 LOB: 0 BB: 0 P: 3	R: 0 E: 0 K: 0 S: 4	H: 1 LOB: 1 BB: 0 P: 4	R: 2 E: 0 K: 0 S: 6	H: 3 LOB: 1 BB: 0 P: 6	R: 0 E: 1 K: 2 S: 9	H: 1 LOB: 2 BB: 0 P: 9	R: 0 E: 1 K: 0 S: 3	H: 0 LOB: 0 BB: 0 P: 3	R: 1 E: 1 K: 0 S: 5	H: 2 LOB: 1 BB: 0 P: 5	R: 0 E: 0 K: 0 S: 4	H: 2 LOB: 1 BB: 0 P: 4	R: 2 E: 0 K: 1 S: 8	H: 3 LOB: 2 BB: 1 P: 12	1B: 10 2B: 0 3B: 0 HR: 2	SF: 0 SAC: 0 DP: 2 HBP: 0	WP: 0 PA: 37 PB: 0 SB: 0 CS: 0																	
PITCHER	IP	WLS	BF	H	R	ER	SO	BB	IBB	HBP	BLK	WP	HR	S	P	ERA	WHIP	PITCHER		IP	WLS	BF	H	R	ER	SO	BB	IBB	HBP	BLK	WP	HR	S	P	ERA	WHIP
Mickey McDermott, L (1.1) ERA: 3.64	7.0		30	9	3	3	2	0	0	0	0	0	1	34	34	3.86	1.286																			
Al Benton, R (8, 1) ERA: 2.0	1.0	L	7	3	2	2	1	1	0	0	0	0	1	8	12	18.00	4.000																			


Boston Red Sox @ Detroit Tigers
Briggs Stadium, Detroit, MI
Thu Sep 11 1952, 4:33 AM EDT
Alt. 3,550 - Unknown - 90 F

AB 36
R 5
H 12
RBI 5
BB 1
SO 3
LOB 19



Batter	1	2	3	4	5	6	7	8	9	AB	R	H	RBI	BB	SO	LOB	TOP										
Eddie Joost, R OBP: 0.393, SLG: 0.426 (1, 6)										4	1	1	0	1	2	2	Philadelphia Athletics @ Detroit Tigers Briggs Stadium, Detroit, MI Fri Sep 12 1952, 4:33 AM EDT Att: 1,828 - Unknown										
Ferns Fain, L OBP: 0.441, SLG: 0.435 (1, 3)									4	0	1	1	1	1	0	2											
Dave Philley, S OBP: 0.336, SLG: 0.343 (1, 8)									5	0	2	1	0	1	2												
Gus Zernial, R OBP: 0.351, SLG: 0.459 (1, 7)									5	0	0	0	0	1	3												
Allie Clark, R OBP: 0.320, SLG: 0.476 (8, PH) Elmer Valo, L OBP: 0.430, SLG: 0.398 (8, 9)									3	0	0	0	0	1	2	2											
Cass Michaels, R OBP: 0.337, SLG: 0.367 (1, 4)									4	1	1	0	0	0	0												
Billy Hitchcock, R OBP: 0.315, SLG: 0.298 (1, 5)									4	3	3	1	0	0	0												
Joe Astroth, R OBP: 0.315, SLG: 0.307 (1, 2)									4	0	1	2	0	0	2												
Carl Scheib, R OBP: 0.224, SLG: 0.224 Marion Fricano, R (7, 1)									3	1	2	2	0	0	0	0											
Inning Stats	R: 0 E: 0 K: 0 S: 4	H: 1 LOB: 2 BB: 1 P: 8	R: 1 E: 0 K: 1 S: 7	H: 2 LOB: 1 BB: 0 P: 7	R: 0 E: 0 K: 0 S: 3	H: 0 LOB: 0 BB: 0 P: 3	R: 0 E: 0 K: 1 S: 5	H: 0 LOB: 0 BB: 0 P: 5	R: 0 E: 0 K: 1 S: 6	H: 1 LOB: 2 BB: 1 P: 10	R: 0 E: 0 K: 1 S: 5	H: 0 LOB: 0 BB: 0 P: 5	R: 3 E: 0 K: 0 S: 7	H: 4 LOB: 1 BB: 0 P: 7	R: 3 E: 1 K: 1 S: 9	H: 4 LOB: 1 BB: 0 P: 9		R: 0 E: 0 K: 1 S: 5	H: 0 LOB: 0 BB: 0 P: 5	1B: 9 2B: 3 3B: 0 HR: 0	SF: 0 SAC: 1 DP: 0 HBP: 0	WP: 0 PB: 0 SB: 0 CS: 0	PA: 41				
PITCHER	IP	WLS	BF	H	R	ER	SO	BB	IBB	HBP	BLK	WP	HR	S	P	ERA	WHIP										
Hal Newhouser, L ERA: 3.79	6.2		30	8	4	4	4	2	0	0	0	0	0	36	44	5.40	1.500										
Dick Marlowe, R ERA: 54.0	0.1	L	4	3	3	2	0	0	0	0	0	0	0	4	4	54.00	9.000										
Art Houtteman, R ERA: 4.13	2.0		7	1	0	0	2	0	0	0	0	0	0	11	11	0.00	0.500										


Batter	1	2	3	4	5	6	7	8	9	AB	R	H	RBI	BB	SO	LOB	BOTTOM										
Johnny Groth, R OBP: 0.338, SLG: 0.353 (1, 8)										3	0	1	1	1	0	2	Philadelphia Athletics @ Detroit Tigers Briggs Stadium, Detroit, MI Fri Sep 12 1952, 4:33 AM EDT Att: 1,828 - Unknown										
Harvey Kuenn, R OBP: 0.296, SLG: 0.296 (1, 6)										5	0	0	1	0	5												
Fred Hatfield, L OBP: 0.314, SLG: 0.315 (1, 5)										3	1	0	0	1	0	1											
Walt Dropo, R OBP: 0.331, SLG: 0.494 (1, 3)										5	1	1	0	0	3												
Jim Delsing, L OBP: 0.318, SLG: 0.352 (1, 7)										3	1	1	1	0	0	0											
Cliff Mages, L OBP: 0.291, SLG: 0.385 (1, 9)										4	1	1	1	0	1	3											
Joe Ginsberg, L OBP: 0.335, SLG: 0.333 (1, 2)										2	1	0	0	2	0	1											
Al Federoff, R OBP: 0.284, SLG: 0.264 Johnny Pesky, L OBP: 0.375, SLG: 0.267 (6, PR) (7, 4)										3	0	1	1	0	0	2											
Hal Newhouser, L OBP: 0.380, SLG: 0.268 Dick Marlowe, R (7, 1)										2	0	1	1	1	0	0											
Art Houtteman, R OBP: 0.129, SLG: 0.103 Russ Sullivan, L OBP: 0.500, SLG: 0.500 (8, PH)										1	1	1	0	0	0	0											
Inning Stats	R: 0 E: 0 K: 0 S: 2	H: 0 LOB: 0 BB: 1 P: 6	R: 1 E: 0 K: 0 S: 4	H: 1 LOB: 1 BB: 1 P: 8	R: 0 E: 0 K: 0 S: 4	H: 1 LOB: 1 BB: 0 P: 4	R: 0 E: 0 K: 0 S: 3	H: 0 LOB: 0 BB: 0 P: 3	R: 4 E: 1 K: 1 S: 8	H: 2 LOB: 2 BB: 3 P: 20	R: 0 E: 0 K: 0 S: 3	H: 0 LOB: 0 BB: 0 P: 3	R: 0 E: 0 K: 0 S: 3	H: 0 LOB: 0 BB: 0 P: 3	R: 0 E: 0 K: 0 S: 5	H: 2 LOB: 1 BB: 0 P: 5	R: 1 E: 0 K: 0 S: 5	H: 2 LOB: 1 BB: 0 P: 5	1B: 6 2B: 0 3B: 0 HR: 1	SF: 0 SAC: 2 DP: 1 HBP: 1	WP: 0 PB: 0 SB: 0 CS: 0	PA: 40					
PITCHER	IP	WLS	BF	H	R	ER	SO	BB	IBB	HBP	BLK	WP	HR	S	P	ERA	WHIP										
Carl Scheib, R ERA: 4.34	6.0		29	5	5	5	1	0	0	0	0	0	0	25	46	7.50	1.667										
Marion Fricano, R ERA: 1.6	3.0	W	11	2	1	1	0	0	0	0	0	0	0	11	11	3.00	0.667										



Batter	1	2	3	4	5	6	7	8	9	AB	R	H	RBI	BB	SO	LOB	TOP			
Eddie Joost, R OBP: 0.391, SLG: 0.425 Pete Suder, R OBP: 0.291, SLG: 0.303	0-0 FC1-5 2B	0-0 6-3		0-0 F8			0-0 5-3	0-3 K	0-0 PO	5	0	1	0	0	1	2				
Fernis Fain, L OBP: 0.441, SLG: 0.432 Harry Byrd, R OBP: 0.162, SLG: 0.154	4-0 FC1-5 1B BB	0-0 6-3		0-0 6-3			0-0 F7	4-0 1B 1B IBB		3	2	0	0	2	0	0				
Dave Philley, S OBP: 0.336, SLG: 0.343	0-0 FC1-5 BB 1B 2B	0-0 F9		0-0 5-3			0-0 E9 1B	0-0 1B 1B		5	2	2	2	0	0	2				
Kite Thomas, R OBP: 0.360, SLG: 0.474	0-0 BB 2B 1B		0-3 K		0-0 F3		0-0 E9	4-0 1B BB		4	1	1	1	1	1	1				
Elmer Valo, L OBP: 0.431, SLG: 0.399	4-0 2B 1B BB		0-0 F8		0-0 L8			1B 1B		4	2	2	2	1	0	0				
Cass Michaels, R OBP: 0.340, SLG: 0.372	0-0 1B F7 2B		0-0 1B		0-0 P6			1B 1B		5	2	3	2	0	0	2				
Billy Hitchcock, R OBP: 0.321, SLG: 0.303	0-0 1B		0-0 BB 1B		0-0 6-3			2B 1B BB	4-0 G5-4-3	4	1	3	2	1	0	0				
Joe Astroth, R OBP: 0.314, SLG: 0.304	0-0 F7		4-0 BB 1B		0-0 6-3			L3	0-0 G5-4-3	4	0	0	1	1	0	4				
Charlie Bishop, R OBP: 0.200, SLG: 0.111 Allie Clark, R OBP: 0.318, SLG: 0.474 Bobo Newsom, R OBP: 0.133, SLG: 0.133 Tom Hamilton, L OBP: 0.444, SLG: 0.429	0-0 3-1		0-3 K		0-3 K			1B 2B	4-0 BB	1	0	0	0	0	0	1				
Inning Stats	R: 5 E: 0 K: 0 S: 7	H: 4 LOB: 1 BB: 2 P: 15	R: 0 E: 0 K: 0 S: 3	H: 0 LOB: 0 BB: 0 P: 3	R: 0 E: 0 K: 2 S: 9	H: 2 LOB: 3 BB: 1 P: 13	R: 0 E: 0 K: 0 S: 3	H: 0 LOB: 0 BB: 0 P: 3	R: 0 E: 0 K: 1 S: 5	H: 0 LOB: 0 BB: 0 P: 5	R: 0 E: 1 K: 0 S: 4	H: 1 LOB: 1 BB: 0 P: 4	R: 6 E: 0 K: 1 S: 11	H: 6 LOB: 2 BB: 2 P: 19	R: 0 E: 0 K: 0 S: 1	H: 0 LOB: 0 BB: 2 P: 9	1B: 10 2B: 3 3B: 0 HR: 0	SF: 0 SAC: 0 DP: 1 HBP: 0	WP: 0 PA: 46 PB: 0 SB: 0 CS: 0	
PITCHER	IP WLS BF H R ER SO BB IBB HBP BLK WP HR S P ERA WHIP																			
Bud Black, R ERA: 135.0	(1, 1)	0.1	7	4	5	5	0	2	0	0	0	0	0	0	5	13	135.00	18.000		
Billy Hoelt, L ERA: 4.07	(1, 1)	6.2	L	27	6	3	3	3	1	0	0	0	0	0	32	36	4.05	1.050		
Dave Madison, R ERA: 4.99	(8, 1)	1.0		8	3	3	3	1	1	0	0	0	0	0	8	16	27.00	4.000		
Hal White, R ERA: 3.92	(9, 1)	1.0		3	0	0	0	0	2	0	0	0	0	0	1	9	0.00	2.000		

Philadelphia Athletics @ Detroit Tigers
Briggs Stadium, Detroit, MI
Sat Sep 13 1952, 4:33 AM EDT
Att: 5,985 - Unknown

AB 38
R 11
H 13
RBI 11
BB 7
SO 4
LOB 15



Batter	1	2	3	4	5	6	7	8	9	AB	R	H	RBI	BB	SO	LOB	BOTTOM			
Johnny Groth, R OBP: 0.341, SLG: 0.356	4-0 BB 1B BB	0-0 FC6 2B	0-0 6-3			0-0 WP SH1-4 1B		0-0 G1-6-3		4	1	2	2	1	0	2				
Harvey Kuenn, R OBP: 0.290, SLG: 0.290	0-0 F8	0-0 FC6 G3		0-0 6-3		0-0 SH1-4		0-0 1B		4	0	1	0	0	0	2				
Fred Hatfield, L OBP: 0.313, SLG: 0.312	4-0 1B F7 BB	0-0 G3		0-0 1-3		0-0 1-3		0-0 F9		4	1	0	0	1	0	4				
Walt Droppo, R OBP: 0.333, SLG: 0.493	0-0 1-3 2H	4-0 1B IBB		0-0 5-3		4-0 FC6-4 BB			0-0 6-3	3	0	1	1	2	0	0				
Jim Delsing, L OBP: 0.316, SLG: 0.350	0-0 F7	0-3 K			0-0 E 1B	0-0 FC6-4			0-0 L4	5	0	1	1	0	1	6				
Russ Sullivan, L OBP: 0.455, SLG: 0.636	0-0 P1		0-0 F8 3B		0-0 E3 1-2	0-0 F9			0-0 FC6-4 1B	5	1	2	0	0	0	2				
Joe Ginsberg, L OBP: 0.336, SLG: 0.332		0-0 E 2B 1B	4-0 FC6-4 BB		0-0 F9	0-0 3-1			0-0 FC6-4	4	1	1	0	1	0	3				
Al Federoff, R OBP: 0.279, SLG: 0.259		0-3 K		0-0 F8		0-0 F2		0-0 F7		4	0	0	1	0	1	4				
Bud Black, R Billy Hoelt, L Dave Madison, R Cliff Mapes, L Hal White, R	(1, 1) (1, 1) (8, 1) (8, PH) (9, 1)	0-0 E4 2B 1B	0-0 K F8	0-0 3H FC6-4	0-0 6-3	0-0 6-3		0-0 G1-6-3 1B		0	0	0	0	0	0	0	0			
Inning Stats	R: 2 E: 0 K: 0 S: 4	H: 1 LOB: 1 BB: 2 P: 12	R: 2 E: 1 K: 2 S: 11	H: 3 LOB: 3 BB: 1 P: 15	R: 1 E: 0 K: 0 S: 4	H: 1 LOB: 1 BB: 1 P: 8	R: 0 E: 0 K: 0 S: 3	H: 0 LOB: 0 BB: 0 P: 3	R: 0 E: 0 K: 0 S: 4	H: 1 LOB: 2 BB: 1 P: 8	R: 0 E: 0 K: 0 S: 3	H: 0 LOB: 0 BB: 0 P: 3	R: 0 E: 0 K: 0 S: 4	H: 2 LOB: 1 BB: 0 P: 4	R: 0 E: 0 K: 0 S: 4	H: 1 LOB: 1 BB: 0 P: 4	1B: 8 2B: 1 3B: 1 HR: 0	SF: 0 SAC: 1 DP: 1 HBP: 0	WP: 1 PA: 43 PB: 0 SB: 0 CS: 0	
PITCHER	IP WLS BF H R ER SO BB IBB HBP BLK WP HR S P ERA WHIP																			
Charlie Bishop, R ERA: 6.46	(1, 1)	2.0		4	4	4	2	2	0	0	0	0	0	0	0	27	18.00	3.000		
Bobo Newsom, R ERA: 3.51	(3, 1)	5.0	W	21	3	1	1	0	2	0	0	0	1	0	19	27	1.80	1.000		
Harry Byrd, R ERA: 3.5	(8, 1)	2.0	S	8	3	0	0	0	0	0	0	0	0	0	8	8	0.00	1.500		

Philadelphia Athletics @ Detroit Tigers
Briggs Stadium, Detroit, MI
Sat Sep 13 1952, 4:33 AM EDT
Att: 5,985 - Unknown

AB 37
R 5
H 10
RBI 5
BB 5
SO 2
LOB 26



Batter	1	2	3	4	5	6	7	8	9	AB	R	H	RBI	BB	SO	LOB	TOP								
Eddie Yost, R OBP: 0.363, SLG: 0.335 (1, 5)										5	1	1	0	0	0	2	Washington Senators @ Detroit Tigers Briggs Stadium, Detroit, MI Sun Sep 14 1952, 4:33 AM EDT Att: 7,954 - Unknown livebaseballscorecards.com								
Jim Busby, R OBP: 0.272, SLG: 0.302 (1, 8)										5	3	3	1	0	0	1									
Jackie Jensen, R OBP: 0.357, SLG: 0.410 (1, 9)										4	1	2	2	1	0	2									
Ken Wood, R OBP: 0.311, SLG: 0.386 (1, 7)										4	0	1	0	1	0	1									
Pete Runnels, L OBP: 0.369, SLG: 0.334 (1, 6)										5	0	1	0	0	0	2									
Mickey Vernon, L OBP: 0.355, SLG: 0.393 (1, 3)										4	1	2	0	1	0	2									
Mel Hoderlein, S OBP: 0.305, SLG: 0.316 (1, 4)										4	0	2	1	0	2	1									
Mickey Grasso, R OBP: 0.292, SLG: 0.255 (1, 2)										3	0	1	0	1	0	2									
Connie Marrero, R OBP: 0.097, SLG: 0.082 (1, 1)										3	0	0	0	0	2	4									
Inning Stats	R: 0 E: 0 K: 0 S: 4	H: 2 LOB: 1 BB: 0 P: 4	R: 0 E: 0 K: 1 S: 5	H: 0 LOB: 0 BB: 0 P: 5	R: 3 E: 2 K: 0 S: 6	H: 2 LOB: 0 BB: 0 P: 6	R: 0 E: 0 K: 1 S: 6	H: 1 LOB: 1 BB: 0 P: 6	R: 1 E: 0 K: 0 S: 3	H: 1 LOB: 0 BB: 1 P: 7	R: 0 E: 0 K: 1 S: 6	H: 1 LOB: 3 BB: 2 P: 14	R: 0 E: 0 K: 0 S: 5	H: 2 LOB: 2 BB: 0 P: 5	R: 1 E: 0 K: 1 S: 7	H: 2 LOB: 1 BB: 0 P: 7	R: 1 E: 0 K: 0 S: 4	H: 2 LOB: 1 BB: 1 P: 8	1B: 9 2B: 2 3B: 2 HR: 1	SF: 0 SAC: 1 DP: 2 HBP: 0	WP: 0 PB: 0 SB: 1 CS: 1	PA: 43			
PITCHER	IP	WLS	BF	H	R	ER	SO	BB	IBB	HBP	BLK	WP	HR	S	P	ERA	WHIP								
Ted Gray, L ERA: 3.82 (1, 1)	8.0	L	37	11	5	3	4	2	1	0	0	0	1	42	54	3.38	1.625								
Hal White, R ERA: 4.01 (9, 1)	1.0		5	2	1	1	0	1	0	0	0	0	0	4	8	9.00	3.000								

Batter	1	2	3	4	5	6	7	8	9	AB	R	H	RBI	BB	SO	LOB	BOTTOM								
Johnny Groth, R OBP: 0.340, SLG: 0.355 (1, 8)										4	0	1	0	0	0	0	Washington Senators @ Detroit Tigers Briggs Stadium, Detroit, MI Sun Sep 14 1952, 4:33 AM EDT Att: 7,954 - Unknown livebaseballscorecards.com								
Harvey Kuenn, R OBP: 0.286, SLG: 0.286 (1, 6)										4	0	1	0	0	0	1									
Fred Hatfield, L OBP: 0.310, SLG: 0.309 (1, 5)										4	0	0	0	0	1	3									
Walt Dropo, R OBP: 0.334, SLG: 0.494 (1, 3)										1	0	1	0	0	0	0									
Don Kolloway, R OBP: 0.291, SLG: 0.337 (3, 3)										3	0	1	0	0	0	0									
Jim Delsing, L OBP: 0.320, SLG: 0.353 (1, 7)										3	1	2	0	1	0	0									
Russ Sullivan, L OBP: 0.467, SLG: 0.800 (1, 9)										4	1	2	1	0	0	2									
Matt Batts, R OBP: 0.308, SLG: 0.327 (1, 2)										3	0	0	0	0	1	2									
Johnny Hogg, L OBP: 0.284, SLG: 0.212 (9, PH)										1	0	0	0	0	0	1									
Al Federoff, R OBP: 0.281, SLG: 0.261 (1, 4)										2	0	1	0	0	0	0									
Johnny Pesky, L OBP: 0.375, SLG: 0.266 (9, PH)										1	0	0	0	1	0	0									
Ted Gray, S OBP: 0.192, SLG: 0.181 (1, 1)										2	0	0	0	0	1	1									
Cliff Mapes, L OBP: 0.293, SLG: 0.386 (8, PH)										1	0	0	0	0	0	0									
Hal White, R OBP: 0.182, SLG: 0.182 (9, PH)										0	0	0	0	0	0	0									
Joe Ginsberg, L OBP: 0.335, SLG: 0.331 (9, PH)										1	0	0	0	0	0	2									
Inning Stats	R: 0 E: 0 K: 0 S: 3	H: 1 LOB: 0 BB: 0 P: 3	R: 0 E: 1 K: 0 S: 4	H: 2 LOB: 1 BB: 0 P: 4	R: 0 E: 0 K: 1 S: 5	H: 0 LOB: 0 BB: 0 P: 5	R: 0 E: 0 K: 0 S: 3	H: 0 LOB: 0 BB: 0 P: 3	R: 1 E: 0 K: 0 S: 5	H: 2 LOB: 1 BB: 0 P: 5	R: 0 E: 0 K: 1 S: 5	H: 0 LOB: 0 BB: 0 P: 5	R: 0 E: 0 K: 1 S: 5	H: 1 LOB: 1 BB: 1 P: 9	R: 0 E: 0 K: 0 S: 5	H: 1 LOB: 2 BB: 0 P: 5	R: 1 E: 2 K: 0 S: 5	H: 2 LOB: 2 BB: 1 P: 9	1B: 8 2B: 0 3B: 0 HR: 1	SF: 0 SAC: 0 DP: 1 HBP: 0	WP: 0 PB: 0 SB: 0 CS: 0	PA: 36			
PITCHER	IP	WLS	BF	H	R	ER	SO	BB	IBB	HBP	BLK	WP	HR	S	P	ERA	WHIP								
Connie Marrero, R ERA: 2.86 (1, 1)	9.0	W	36	9	2	1	3	2	0	0	0	0	1	40	48	1.00	1.222								

Batter	1	2	3	4	5	6	7	8	9	AB	R	H	RBI	BB	SO	LOB	TOP			
Eddie Yost, R OBP: 0.367, SLG: 0.339 (1, 5)	0-0 5-3 1B		0-0 F7		0-0 BB SH BB 1B	0-0 2B		4-0 1-2 1B BB		4	2	3	0	1	0	0	Washington Senators @ Detroit Tigers Briggs Stadium, Detroit, MI Mon Sep 15 1952, 4:33 AM EDT Att: 1,239 - Unknown livebaseballscorecards.com			
Jim Busby, R OBP: 0.272, SLG: 0.301 (1, 8)	0-0 5-3 1-2		0-3 K		0-0 SH BB BB 1-2 FC1-2	0-0 1-3		0-0 1-2 1B E 2-H		4	1	1	1	0	1	2				
Jackie Jensen, R OBP: 0.359, SLG: 0.410 (1, 9)	0-0 6-3		4-0 1B BB		4-0 FC1-2 BB 1-2 FC1-2 BB		0-0 5-3	0-0 E 1-2 2-H 1B		3	0	1	1	2	0	1				
Ken Wood, R OBP: 0.321, SLG: 0.390 (1, 7)	0-0 5-3		0-0 1-2 1B		4-0 FC1-2 FC1-2 1-2 2-3 3-H BB		4-0 BB	0-0 E7 1-3 2-H 1B		3	0	2	2	2	0	1				
Pete Runnels, L OBP: 0.365, SLG: 0.331 (1, 6)		0-0 5-3	0-0 6-3		0-0 FC1-2 FC1-2 1-2 2-3 3-H BB		0-0 F7	0-3 K		5	0	0	0	0	1	8				
Mickey Vernon, L OBP: 0.352, SLG: 0.389 (1, 3)		0-0 E4 S 1B		0-3 K	0-0 FC1-2 FC6-4 1-2 2-3 3-H		0-0 5-3	0-0 4-3		5	0	0	0	0	1	4				
Mel Hoderlein, S OBP: 0.284, SLG: 0.322 (8, PH)								0-0 F8		3	0	2	0	0	0	3				
Floyd Baker, L OBP: 0.347, SLG: 0.308 (8, 4)								0-0 6-3		2	0	0	0	0	0	0				
Mickey Grasso, R OBP: 0.289, SLG: 0.252 (8, PH)								0-0 P6		3	0	0	0	0	2	3				
Gil Coan, L OBP: 0.294, SLG: 0.329 (8, PH)								0-0 5-3		1	0	0	0	0	0	0				
Clyde Kluttz, R OBP: 0.296, SLG: 0.288 (8, 2)								0-0 BB 1B		1	0	0	0	0	0	0				
Spec Shea, R OBP: 0.241, SLG: 0.250 (1, 1)										3	0	0	0	0	1	3				
Fred Taylor, L OBP: 0.438, SLG: 0.385 (8, PH)										1	1	1	0	0	0	0				
Mike Fomiele, R (8, 1)										0	0	0	0	0	0	0				
Inning Stats	R: 0 E: 0 K: 0 S: 4	H: 1 LOB: 1 BB: 0 P: 4	R: 0 E: 1 K: 2 S: 9	H: 1 LOB: 2 BB: 0 P: 9	R: 0 E: 0 K: 1 S: 6	H: 1 LOB: 1 BB: 1 P: 10	R: 0 E: 0 K: 1 S: 6	H: 1 LOB: 1 BB: 0 P: 6	R: 1 E: 1 K: 0 S: 5	H: 1 LOB: 3 BB: 0 P: 13	R: 0 E: 0 K: 0 S: 3	H: 0 LOB: 1 BB: 1 P: 7	R: 0 E: 0 K: 1 S: 9	H: 4 LOB: 2 BB: 1 P: 13	R: 0 E: 0 K: 0 S: 3	H: 0 LOB: 0 BB: 0 P: 3	1B: 9 2B: 1 3B: 0 HR: 0	SF: 0 SAC: 1 DP: 0 HBP: 0	WP: 0 PB: 0 CS: 0	PA: 44
PITCHER	IP WLS BF H R ER SO BB IBB HBP BLK WP HR S P ERA WHIP																			
Bill Wight, L ERA: 3.67 (1, 1)	6.0 29 6 1 0 5 3 0 0 0 0 0 0 36 48 0.00 1.500																			
Dick Marlowe, R ERA: 22.5 (7, 1)	1.2 11 4 3 3 0 2 0 0 0 0 0 0 9 17 16.20 3.600																			
Hal Newhouser, L ERA: 3.76 (8, 1)	1.1 W 4 0 0 0 1 0 0 0 0 0 0 0 6 6 0.00 0.000																			

Batter	1	2	3	4	5	6	7	8	9	AB	R	H	RBI	BB	SO	LOB	BOTTOM					
Johnny Groth, R OBP: 0.341, SLG: 0.353 (1, 8)	4-0 G4-6-3 1B BB		0-0 F9		0-0 F3	4-0 1B IBB		0-3 K		3	0	0	0	2	1	1	Washington Senators @ Detroit Tigers Briggs Stadium, Detroit, MI Mon Sep 15 1952, 4:33 AM EDT Att: 1,239 - Unknown livebaseballscorecards.com					
Harvey Kuenn, R OBP: 0.350, SLG: 0.400 (1, 6)	0-0 G4-6-3 1B		0-0 P4		0-0 BB 1-2 1B	1-3 2-H 3-H 1B		0-0 1B 3B		5	1	4	2	0	0	0						
Fred Hatfield, L OBP: 0.311, SLG: 0.309 (1, 5)	0-0 G4-6-3 1-2 2-3			0-0 F2	4-0 1-2 2-3 BB	4-0 G4-6-3 1-2		0-0 1B		4	0	1	1	1	0	4						
Walt Dropo, R OBP: 0.332, SLG: 0.490 (1, 3)	0-0 P2			0-0 6-3	0-0 F8		0-0 6-3			4	0	0	0	0	0	4						
Jim Delsing, L OBP: 0.324, SLG: 0.355 (1, 7)		4-0 FC4-6 BB		0-0 1B 1B		0-0 FC1-5 1B		0-0 F9		3	0	2	0	1	0	0						
Russ Sullivan, L OBP: 0.526, SLG: 0.789 (1, 9)		0-0 F8		0-0 1B		0-0 BB BB 1-2 E 1B		0-0 S 1B		4	1	3	0	0	0	1						
Joe Ginsberg, L OBP: 0.331, SLG: 0.326 (1, 2)		0-0 FC4-6 1-2		0-0 F9		0-0 FC1-5 1B BB 1-2 2-3 E		0-0 G3		4	1	0	0	0	0	6						
Al Federoff, R OBP: 0.283, SLG: 0.263 (1, 4)		0-0 4-3			0-0 FC3-6 1B	4-0 1B BB 1-2 2-3 BB		0-0 F7		2	0	1	0	0	0	1						
Cliff Mapes, L OBP: 0.297, SLG: 0.386 (6, PH)					0-0 F9		0-0 FC3-6 BB 1B	4-0 E2 1B		0	1	0	0	1	0	0						
Johnny Pesky, L OBP: 0.374, SLG: 0.265 (7, 4)								0-0 F7		1	0	0	0	0	0	0						
Bill Wight, L OBP: 0.224, SLG: 0.246 (1, 1)					0-0 F9			0-0 F7		2	0	0	0	0	0	1						
Johnny Hopp, L OBP: 0.293, SLG: 0.224 (6, PH)										1	1	1	1	0	0	0						
Dick Marlowe, R (7, 1)										0	0	0	0	0	0	0						
Hal Newhouser, L OBP: 0.373, SLG: 0.262 (8, 1)										1	0	0	0	0	0	0						
Inning Stats	R: 0 E: 0 K: 0 S: 3	H: 1 LOB: 1 BB: 1 P: 7	R: 0 E: 0 K: 0 S: 3	H: 0 LOB: 1 BB: 1 P: 7	R: 0 E: 0 K: 0 S: 3	H: 0 LOB: 0 BB: 0 P: 3	R: 0 E: 0 K: 0 S: 5	H: 2 LOB: 2 BB: 0 P: 5	R: 0 E: 0 K: 0 S: 5	H: 2 LOB: 3 BB: 1 P: 9	R: 4 E: 1 K: 0 S: 6	H: 4 LOB: 1 BB: 2 P: 14	R: 0 E: 0 K: 0 S: 4	H: 1 LOB: 1 BB: 0 P: 4	R: 0 E: 0 K: 1 S: 5	H: 0 LOB: 0 BB: 0 P: 5	R: 1 E: 0 K: 0 S: 2	H: 2 LOB: 1 BB: 0 P: 2	1B: 11 2B: 0 3B: 1 HR: 0	SF: 0 SAC: 0 DP: 2 HBP: 0	WP: 0 PB: 0 CS: 0	PA: 39
PITCHER	IP WLS BF H R ER SO BB IBB HBP BLK WP HR S P ERA WHIP																					
Spec Shea, R ERA: 2.76 (1, 1)	7.0 34 10 4 3 0 4 0 0 0 0 0 0 29 49 3.86 2.000																					
Mike Fomiele, R ERA: 1.96 (8, 1)	1.0 L 5 2 1 1 1 0 0 0 0 0 0 0 7 7 9.00 2.000																					

Batter	1	2	3	4	5	6	7	8	9	AB	R	H	RBI	BB	SO	LOB	TOP																					
Phil Rizzuto, R (1, 6) OBP: 0.340, SLG: 0.347	F5		F7			5-3		1B		5	1	2	0	0	0	2	New York Yankees @ Detroit Tigers Briggs Stadium, Detroit, MI Tue Sep 16 1952, 4:33 AM EDT Att: 8,223 - Unknown																					
Joe Collins, L (1, 3) OBP: 0.362, SLG: 0.487	P6		HR			E9		F2		5	1	3	2	0	0	0																						
Mickey Mantle, S (1, 8) OBP: 0.389, SLG: 0.501	4-3					G3		F7		5	0	1	0	0	0	3																						
Gene Woodling, L (1, 7) OBP: 0.406, SLG: 0.486 Irv Noren, L (7, PR) OBP: 0.314, SLG: 0.339			G3			4-3		HR		3	0	1	0	1	0	2																						
Hank Bauer, R (1, 9) OBP: 0.358, SLG: 0.469								1B		1	1	0	0	0	0	0																						
Gil McDougald, R (1, 5) OBP: 0.336, SLG: 0.365								HR		5	1	2	2	0	1	1																						
Billy Martin, R (1, 4) OBP: 0.318, SLG: 0.353								1B		5	0	2	0	0	1	2																						
Charles Silveira, R (1, 2) OBP: 0.393, SLG: 0.380								1B		3	1	2	0	1	1	1																						
Bill Miller, L (1, 1) OBP: 0.214, SLG: 0.286			1-4					2B		4	2	1	0	0	0	4																						
Inning Stats	R: 0 E: 0 K: 0 S: 3	H: 0 LOB: 0 BB: 0 P: 3	R: 0 E: 0 K: 1 S: 5	H: 0 LOB: 1 BB: 1 P: 9	R: 2 E: 0 K: 0 S: 6	H: 3 LOB: 1 BB: 0 P: 6	R: 0 E: 0 K: 1 S: 5	H: 1 LOB: 1 BB: 1 P: 9	R: 1 E: 0 K: 1 S: 7	H: 2 LOB: 1 BB: 0 P: 7	R: 2 E: 0 K: 1 S: 8	H: 3 LOB: 2 BB: 0 P: 8	R: 2 E: 0 K: 0 S: 6	H: 4 LOB: 3 BB: 0 P: 6	R: 0 E: 0 K: 1 S: 7	H: 2 LOB: 2 BB: 0 P: 7	R: 0 E: 0 K: 0 S: 3	H: 0 LOB: 0 BB: 0 P: 3	1B: 9 2B: 4 3B: 0 HR: 2	SF: 0 SAC: 0 DP: 1 HBP: 0	WP: 0 PA: 42																	
PITCHER	IP	WLS	BF	H	R	ER	SO	BB	IBB	HBP	BLK	WP	HR	S	P	ERA	WHIP	PITCHER				IP	WLS	BF	H	R	ER	SO	BB	IBB	HBP	BLK	WP	HR	S	P	ERA	WHIP
Art Houtteman, R (1, 1) ERA: 4.18	6.0	L	28	9	5	4	4	2	0	0	0	0	1	34	42	6.00	1.833																					
Billy Hoelt, L (7, 1) ERA: 4.16	2.0		11	6	2	2	1	0	0	0	0	0	1	13	13	9.00	3.000																					
Hal White, R (9, 1) ERA: 3.94	1.0		3	0	0	0	0	0	0	0	0	0	0	3	3	0.00	0.000																					

AB	40
R	7
H	15
RBI	6
BB	2
SO	5
LOB	16



Batter	1	2	3	4	5	6	7	8	9	AB	R	H	RBI	BB	SO	LOB	BOTTOM																					
Johnny Groth, R (1, 8) OBP: 0.340, SLG: 0.352	1-3			4-3				L8		4	0	1	0	0	0	0	New York Yankees @ Detroit Tigers Briggs Stadium, Detroit, MI Tue Sep 16 1952, 4:33 AM EDT Att: 8,223 - Unknown																					
Harvey Kuenn, R (1, 6) OBP: 0.318, SLG: 0.364	6-3			1-3				6-3		4	0	0	0	0	0	1																						
Fred Hatfield, L (1, 5) OBP: 0.313, SLG: 0.309	L6									3	0	1	0	1	0	0																						
Walt Dropo, R (1, 3) OBP: 0.330, SLG: 0.486										4	0	0	0	0	1	4																						
Steve Souchock, R (1, 9) OBP: 0.310, SLG: 0.496										4	0	0	0	0	0	2																						
Don Lund, R (1, 7) OBP: 0.400, SLG: 0.400										3	0	1	0	0	0	0																						
Matt Batts, R (1, 2) OBP: 0.302, SLG: 0.321										3	0	0	0	0	0	1																						
Al Federoff, R (1, 4) OBP: 0.284, SLG: 0.261										2	0	0	0	1	0	1																						
Art Houtteman, R (1, 1) OBP: 0.127, SLG: 0.101 Don Kolloway, R (6, PH) OBP: 0.289, SLG: 0.335 Billy Hoelt, L (7, 1) OBP: 0.205, SLG: 0.189 Bill Tuttle, R (8, PH) OBP: 0.111, SLG: 0.111 Hal White, R (9, 1) OBP: 0.182, SLG: 0.182										1	0	0	0	0	0	1																						
										1	0	0	0	0	0	0																						
										0	0	0	0	0	0	0																						
										0	0	0	0	0	0	0																						
										0	0	0	0	0	0	0																						
Inning Stats	R: 0 E: 0 K: 0 S: 3	H: 0 LOB: 0 BB: 0 P: 3	R: 0 E: 0 K: 0 S: 2	H: 0 LOB: 0 BB: 1 P: 6	R: 0 E: 1 K: 0 S: 4	H: 0 LOB: 2 BB: 1 P: 8	R: 0 E: 0 K: 1 S: 7	H: 2 LOB: 2 BB: 0 P: 7	R: 0 E: 0 K: 0 S: 4	H: 1 LOB: 1 BB: 0 P: 4	R: 0 E: 0 K: 0 S: 3	H: 0 LOB: 0 BB: 0 P: 3	R: 0 E: 1 K: 0 S: 3	H: 0 LOB: 0 BB: 0 P: 3	R: 0 E: 0 K: 0 S: 3	H: 0 LOB: 0 BB: 0 P: 3	1B: 3 2B: 0 3B: 0 HR: 0	SF: 0 SAC: 0 DP: 2 HBP: 0	WP: 0 PA: 32																			
PITCHER	IP	WLS	BF	H	R	ER	SO	BB	IBB	HBP	BLK	WP	HR	S	P	ERA	WHIP	PITCHER				IP	WLS	BF	H	R	ER	SO	BB	IBB	HBP	BLK	WP	HR	S	P	ERA	WHIP
Bill Miller, L (1, 1) ERA: 3.41	9.0	W	32	3	0	0	1	2	0	0	0	0	0	32	40	0.00	0.556																					



Batter	1	2	3	4	5	6	7	8	9	AB	R	H	RBI	BB	SO	LOB	TOP			
Phil Rizzuto, R OBP: 0.340, SLG: 0.345	K	FC4-6 HR		F8 FC 1B	6-3			FC4-6 BB	5-3	5	2	1	1	1	1	2				
Hank Bauer, R OBP: 0.360, SLG: 0.476	2B BB	1B HR		BB FC WP 1B	K			FC4-6 2B		5	4	3	2	0	1	1				
Mickey Mantle, S OBP: 0.390, SLG: 0.512	BB 1-3	2B P5		F8 2-3 2-3 3-H				HR 1-H	2B	5	1	3	3	0	0	2				
Gene Woodling, L OBP: 0.404, SLG: 0.483 Inv Noren, L OBP: 0.313, SLG: 0.338	K		K	FC WP BB				F8-3 BB	L3	3	0	0	0	1	2	3				
Joe Collins, L OBP: 0.362, SLG: 0.484	BB IBB		K	WP BB				F8-3 1-1	K	3	0	0	0	2	2	2				
Gil McDougald, R OBP: 0.337, SLG: 0.363	FC6-4 BB		K	K						3	1	0	1	2	3	3				
Billy Martin, R OBP: 0.319, SLG: 0.354	FC6-4 1-2 2-3 3-H							F8	E1 1B BB	4	2	1	0	1	0	4				
Charles Silvera, R OBP: 0.393, SLG: 0.382		K						F8		5	1	2	2	0	1	3				
Ray Scarborough, R OBP: 0.300, SLG: 0.286 Bob Kuzava, S OBP: 0.191, SLG: 0.095				E3 1B F8				4-3	P3	1	0	1	0	0	0	0				
Inning Stats	R: 1 E: 0 K: 2 S: 9	H: 2 LOB: 3 BB: 2 P: 17	R: 2 E: 0 K: 1 S: 7	H: 2 LOB: 0 BB: 0 P: 7	R: 0 E: 0 K: 3 S: 9	H: 0 LOB: 0 BB: 0 P: 9	R: 5 E: 1 K: 1 S: 11	H: 4 LOB: 3 BB: 2 P: 19	R: 0 E: 0 K: 1 S: 5	H: 1 LOB: 1 BB: 1 P: 9	R: 0 E: 0 K: 0 S: 3	H: 0 LOB: 0 BB: 0 P: 3	R: 1 E: 0 K: 1 S: 6	H: 1 LOB: 1 BB: 1 P: 10	R: 2 E: 1 K: 0 S: 4	H: 1 LOB: 0 BB: 1 P: 8	1B: 6 2B: 4 3B: 0 HR: 2	SF: 0 SAC: 0 DP: 1 HBP: 0	WP: 1 PB: 0 SB: 1 CS: 1	PA: 46
PITCHER	IP WLS BF H R ER SO	IP WLS BF H R ER SO	IP WLS BF H R ER SO	IP WLS BF H R ER SO	IP WLS BF H R ER SO	IP WLS BF H R ER SO	IP WLS BF H R ER SO	IP WLS BF H R ER SO	IP WLS BF H R ER SO	IP WLS BF H R ER SO	IP WLS BF H R ER SO	IP WLS BF H R ER SO	IP WLS BF H R ER SO	IP WLS BF H R ER SO	IP WLS BF H R ER SO	IP WLS BF H R ER SO	ERA WHIP	ERA WHIP		
Virgil Trucks, R ERA: 3.67	(1, 1)	(1, 1)	(1, 1)	(1, 1)	(1, 1)	(1, 1)	(1, 1)	(1, 1)	(1, 1)	(1, 1)	(1, 1)	(1, 1)	(1, 1)	(1, 1)	(1, 1)	(1, 1)	18.90	2.700		
Bill Wright, L ERA: 3.54	(4, 1)	(4, 1)	(4, 1)	(4, 1)	(4, 1)	(4, 1)	(4, 1)	(4, 1)	(4, 1)	(4, 1)	(4, 1)	(4, 1)	(4, 1)	(4, 1)	(4, 1)	(4, 1)	2.46	1.091		
Dave Madison, R ERA: 5.08	(8, 1)	(8, 1)	(8, 1)	(8, 1)	(8, 1)	(8, 1)	(8, 1)	(8, 1)	(8, 1)	(8, 1)	(8, 1)	(8, 1)	(8, 1)	(8, 1)	(8, 1)	(8, 1)	9.00	2.000		

New York Yankees @ Detroit Tigers
Briggs Stadium, Detroit, MI
Wed Sep 17 1952, 4:33 AM EDT
Att: 6,879 - Unknown

AB 39
R 12
H 11
RBI 9
BB 7
SO 10
LOB 23



Batter	1	2	3	4	5	6	7	8	9	AB	R	H	RBI	BB	SO	LOB	BOTTOM			
Johnny Groth, R OBP: 0.338, SLG: 0.349	F8	FC6		P5				F8		4	0	0	0	0	0	2				
Harvey Kuenn, R OBP: 0.333, SLG: 0.417	F8							G5-4-3 1B		4	0	2	0	0	0	0				
Fred Hatfield, L OBP: 0.310, SLG: 0.306	4-3			4-3				F8		4	0	0	0	0	0	2				
Walt Dropo, R OBP: 0.329, SLG: 0.490		HR		5-3				G5-4-3		4	1	1	1	0	0	2				
Jim Delsing, L OBP: 0.326, SLG: 0.353		1B BB		BB				F7		2	1	0	0	2	0	0				
Russ Sullivan, L OBP: 0.435, SLG: 0.652		L8		F8				5-3		4	0	0	0	0	3					
Matt Batts, R OBP: 0.301, SLG: 0.319		1-3 1B		K				5-3		4	1	1	0	0	1	0				
Johnny Pesky, L OBP: 0.370, SLG: 0.261		1-3		F7				F8		3	0	0	0	0	2					
Virgil Trucks, R OBP: 0.206, SLG: 0.242 Bill Wright, L OBP: 0.237, SLG: 0.246 Don Lund, R OBP: 0.364, SLG: 0.364 Dave Madison, R OBP: 0.150, SLG: 0.105		FC6 1B		BB				K		1	0	0	0	1	0	0				
Inning Stats	R: 0 E: 0 K: 0 S: 3	H: 0 LOB: 0 BB: 0 P: 3	R: 3 E: 0 K: 0 S: 6	H: 3 LOB: 1 BB: 1 P: 10	R: 0 E: 0 K: 0 S: 4	H: 1 LOB: 2 BB: 1 P: 8	R: 0 E: 0 K: 1 S: 5	H: 0 LOB: 1 BB: 1 P: 9	R: 0 E: 0 K: 0 S: 3	H: 0 LOB: 0 BB: 0 P: 3	R: 0 E: 0 K: 1 S: 5	H: 0 LOB: 0 BB: 0 P: 5	R: 0 E: 0 K: 0 S: 3	H: 1 LOB: 0 BB: 0 P: 3	R: 0 E: 0 K: 0 S: 3	H: 0 LOB: 0 BB: 0 P: 3	1B: 3 2B: 0 3B: 1 HR: 1	SF: 0 SAC: 0 DP: 1 HBP: 0	WP: 0 PB: 0 SB: 0 CS: 0	PA: 34
PITCHER	IP WLS BF H R ER SO	IP WLS BF H R ER SO	IP WLS BF H R ER SO	IP WLS BF H R ER SO	IP WLS BF H R ER SO	IP WLS BF H R ER SO	IP WLS BF H R ER SO	IP WLS BF H R ER SO	IP WLS BF H R ER SO	IP WLS BF H R ER SO	IP WLS BF H R ER SO	IP WLS BF H R ER SO	IP WLS BF H R ER SO	IP WLS BF H R ER SO	IP WLS BF H R ER SO	IP WLS BF H R ER SO	ERA WHIP	ERA WHIP		
Ray Scarborough, R ERA: 4.28	(1, 1)	(1, 1)	(1, 1)	(1, 1)	(1, 1)	(1, 1)	(1, 1)	(1, 1)	(1, 1)	(1, 1)	(1, 1)	(1, 1)	(1, 1)	(1, 1)	(1, 1)	(1, 1)	13.50	2.000		
Bob Kuzava, L ERA: 3.53	(3, 1)	(3, 1)	(3, 1)	(3, 1)	(3, 1)	(3, 1)	(3, 1)	(3, 1)	(3, 1)	(3, 1)	(3, 1)	(3, 1)	(3, 1)	(3, 1)	(3, 1)	(3, 1)	0.00	0.571		

New York Yankees @ Detroit Tigers
Briggs Stadium, Detroit, MI
Wed Sep 17 1952, 4:33 AM EDT
Att: 6,879 - Unknown


AB 31
R 3
H 5
RBI 3
BB 3
SO 2
LOB 11



Batter	1	2	3	4	5	6	7	8	9	AB	R	H	RBI	BB	SO	LOB	TOP			
Johnny Groth, R (1, 8) OBP: 0.342, SLG: 0.351	4-0 F8 1B BB		4-0 BB			0-0 FC4-6 1B	0-0 F9		0-0 FC4-6 1B	3	1	2	0	2	0	1				
Harvey Kuenn, R (1, 6) OBP: 0.340, SLG: 0.415	0-0 S 1B		0-0 F4			0-0 F8			0-0 FC4-6 1-2	5	0	2	0	0	0	3				
Fred Hatfield, L (1, 5) OBP: 0.308, SLG: 0.303	0-0 F8		0-0 F8			0-0 FC4-6 1-2			0-0 3-1	4	0	0	1	0	0	5				
Walt Dropo, R (1, 3) OBP: 0.327, SLG: 0.487	0-3 3-H K 1-2		0-0 F9			0-0 6-3			0-3 K	4	0	0	0	0	2	2				
Jim Delsing, L (1, 7) OBP: 0.327, SLG: 0.355	0-0 4-3					0-0 F9			0-0 1B	4	0	2	0	0	0	1				
Russ Sullivan, L (1, 9) OBP: 0.444, SLG: 0.615			0-0 K2-3-2 1B			0-0 F3			0-0 F6	3	0	1	0	1	0	2				
Joe Ginsberg, L (1, 2) OBP: 0.328, SLG: 0.322			0-3 K2-3-2 1-1			0-0 F3			0-0 F5	4	0	0	0	0	2	4				
Al Federoff, R (1, 4) OBP: 0.286, SLG: 0.263			0-0 1B			0-0 1-3			0-0 F7	2	0	1	0	0	0	1				
Johnny Hopp, L (7, PH) OBP: 0.295, SLG: 0.224									0-0 0	0	0	0	0	1	0	0				
Johnny Pesky, L (7, 4) OBP: 0.369, SLG: 0.260									0-0 1B	1	0	0	0	0	0	0				
Hal Newhouser, L (1, 1) OBP: 0.358, SLG: 0.250			0-0 F8			0-3 K			0-0 F4	2	0	0	0	0	1	1				
Cliff Mapes, L (7, PH) OBP: 0.295, SLG: 0.384									0-0 1	1	0	0	0	0	0	1				
Hal White, R (7, 1) OBP: 0.182, SLG: 0.182									0-0 0	0	0	0	0	0	0	0				
Carl Linhart, L (9, PH) OBP: 0.182, SLG: 0.182									0-0 0	1	0	0	0	0	0	0				
Inning Stats	R: 1 E: 0 K: 1 S: 6	H: 1 LOB: 1 BB: 1 P: 10	R: 0 E: 0 K: 1 S: 6	H: 2 LOB: 1 BB: 0 P: 6	R: 0 E: 0 K: 0 S: 3	H: 0 LOB: 1 BB: 1 P: 7	R: 0 E: 0 K: 0 S: 4	H: 1 LOB: 1 BB: 0 P: 4	R: 0 E: 0 K: 1 S: 5	H: 0 LOB: 1 BB: 1 P: 9	R: 0 E: 0 K: 0 S: 4	H: 1 LOB: 2 BB: 1 P: 8	R: 0 E: 0 K: 1 S: 6	H: 1 LOB: 1 BB: 0 P: 6	R: 0 E: 0 K: 0 S: 4	H: 1 LOB: 1 BB: 0 P: 4	1B: 8 2B: 1 3B: 0 HR: 0	SF: 0 SAC: 0 DP: 1 HBP: 0	WP: 0 PB: 0 SB: 1 CS: 0	PA: 38
PITCHER Early Wynn, R (1, 1) ERA: 2.9	IP: 9.0 WLS: W BF: 38 H: 8 R: 1 ER: 1 SO: 5 BB: 4 IBB: 0 HBP: 0 BLK: 0 WP: 0 HR: 0 S: 44 P: 60 ERA: 1.00 WHIP: 1.333															PITCHER	IP: 9.0 WLS: W BF: 38 H: 8 R: 1 ER: 1 SO: 5 BB: 4 IBB: 0 HBP: 0 BLK: 0 WP: 0 HR: 0 S: 44 P: 60 ERA: 1.00 WHIP: 1.333			

Detroit Tigers @ Cleveland Indians
Cleveland Municipal Stadium, Cleveland, OH

AB 34
R 1
H 8
RBI 1
BB 4
SO 5
LOB 21




WP: 0 PA: 38
PB: 0
SB: 1
CS: 0


Batter	1	2	3	4	5	6	7	8	9	AB	R	H	RBI	BB	SO	LOB	BOTTOM			
Dale Mitchell, L (1, 7) OBP: 0.387, SLG: 0.418	0-0 1-3						0-0 L7			4	0	0	0	0	0	1				
Bobby Avila, R (1, 4) OBP: 0.369, SLG: 0.402	0-0 HR 1B						0-0 L4-6 2B			4	1	3	1	0	0	0				
Larry Doby, L (1, 8) OBP: 0.376, SLG: 0.545	0-0 1-H HR						0-0 L4-6 2-3			2	1	1	2	2	0	1				
Luke Easter, L (1, 3) OBP: 0.334, SLG: 0.513	0-3 K						0-0 L3			4	0	0	0	0	1	3				
Al Rosen, R (1, 5) OBP: 0.388, SLG: 0.514	4-0 BB						0-0 F3			3	0	0	0	1	0	0				
Harry Simpson, L (1, 9) OBP: 0.337, SLG: 0.400	0-0 F8						0-0 FC5-4 1B			3	0	1	0	1	0	1				
Jim Hegan, R (1, 2) OBP: 0.293, SLG: 0.335							0-0 F6			3	1	1	0	0	0	2				
George Strickland, R (1, 6) OBP: 0.264, SLG: 0.293							0-0 F7			3	0	0	0	0	0	3				
Early Wynn, S (1, 1) OBP: 0.279, SLG: 0.240							0-0 3B 1B			3	1	1	1	0	0	1				
Inning Stats	R: 2 E: 0 K: 1 S: 7	H: 2 LOB: 1 BB: 1 P: 11	R: 2 E: 0 K: 0 S: 6	H: 3 LOB: 2 BB: 1 P: 10	R: 0 E: 0 K: 0 S: 4	H: 1 LOB: 1 BB: 0 P: 4	R: 0 E: 0 K: 0 S: 3	H: 0 LOB: 0 BB: 0 P: 3	R: 0 E: 0 K: 0 S: 2	H: 0 LOB: 0 BB: 1 P: 6	R: 0 E: 0 K: 0 S: 3	H: 0 LOB: 1 BB: 1 P: 7	R: 0 E: 0 K: 0 S: 3	H: 1 LOB: 0 BB: 0 P: 3	R: 0 E: 0 K: 0 S: 3	H: 0 LOB: 0 BB: 0 P: 3	1B: 4 2B: 3 3B: 1 HR: 1	SF: 0 SAC: 0 DP: 2 HBP: 0	WP: 0 PB: 1 SB: 0 CS: 0	PA: 33
PITCHER Hal Newhouser, L (1, 1) ERA: 3.85	IP: 6.0 WLS: L BF: 27 H: 6 R: 4 ER: 4 SO: 4 BB: 4 IBB: 0 HBP: 0 BLK: 0 WP: 0 HR: 1 S: 25 P: 41 ERA: 6.00 WHIP: 1.667															PITCHER Hal White, R (7, 1) ERA: 3.82	IP: 2.0 WLS: 6 BF: 1 H: 0 R: 0 ER: 0 SO: 0 BB: 0 IBB: 0 HBP: 0 BLK: 0 WP: 0 HR: 0 S: 6 P: 6 ERA: 0.00 WHIP: 0.500			


Detroit Tigers @ Cleveland Indians
Cleveland Municipal Stadium, Cleveland, OH

AB 29
R 4
H 7
RBI 4
BB 4
SO 1
LOB 12



WP: 0 PA: 33
PB: 1
SB: 0
CS: 0

Batter	1	2	3	4	5	6	7	8	9	AB	R	H	RBI	BB	SO	LOB	TOP										
Johnny Groth, R OBP: 0.342, SLG: 0.354 (1, 8)	0-0 F8 1B		0-0 FC1-5 2B		0-0 4-3		0-0 F9		0-0 F3	5	0	2	0	0	0	1	Detroit Tigers @ Cleveland Indians Cleveland Municipal Stadium, Cleveland, OH Sat Sep 20 1952, 3:33 AM EDT Att: 20,878 - Unknown AB 35 R 3 H 9 RBI 1 BB 5 SO 2 LOB 20 										
Harvey Kuenn, R OBP: 0.345, SLG: 0.404 (1, 6)	0-0 F8 1-2		0-0 FC1-5 FC5-4		4-0 S BB		0-0 F9		0-0 1B	4	0	1	0	1	0	3											
Fred Hatfield, L OBP: 0.307, SLG: 0.300 (1, 5)	0-0 4-3		0-0 FC5-4 1-2		0-0 F8 1-2		0-0 F8 BB		0-0 F8	4	0	0	0	1	0	3											
Walt Dropo, R OBP: 0.326, SLG: 0.484 (1, 3)		0-0 F9 FC6-4 1B	0-0 1-3			0-0 F5		0-3 K	0-0 5-3	5	1	1	0	0	1	4											
Jim Delsing, L OBP: 0.329, SLG: 0.364 (1, 7)		0-0 FC6-4 BB 1B		0-0 F6		0-0 3-1		0-0 HR		4	2	2	1	0	0	0											
Russ Sullivan, L OBP: 0.418, SLG: 0.600 (1, 9)		0-0 F9		0-0 F8		0-0 2B		0-0 F7		4	0	1	0	0	0	2											
Joe Ginsberg, L OBP: 0.335, SLG: 0.324 (1, 2)		4-0 FC6-4 BB		0-0 1B		4-0 IBB		4-0 BB		1	0	1	0	3	0	0											
Al Federoff, R OBP: 0.282, SLG: 0.259 (8, PH)		0-0 FC6-4		0-0 F9		0-3 K		0-0 F6		3	0	0	0	0	1	4											
Johnny Pesky, L OBP: 0.368, SLG: 0.259 (8, 4)		0-0 FC6-4 1-2 2-H 3-H		0-0 F9		0-0 K		0-0 F6		1	0	0	0	0	0	1											
Ted Gray, S OBP: 0.187, SLG: 0.176 (7, PH)		0-0 FC6-4		0-0 4-3		0-0 1B		0-0 F6		2	0	0	0	0	0	1											
Cliff Mages, L OBP: 0.279, SLG: 0.387 (7, 1)										1	0	1	0	0	0	0											
Bill Wright, L OBP: 0.227, SLG: 0.246 (7, 1)										0	0	0	0	0	0	0											
Dave Madison, R OBP: 0.159, SLG: 0.168 (7, 1)										0	0	0	0	0	0	0											
Johnny Hogg, L OBP: 0.249, SLG: 0.221 (8, PH)										1	0	0	0	0	0	1											
Hal White, R OBP: 0.162, SLG: 0.162 (8, 1)										0	0	0	0	0	0	0											
Inning Stats	R: 0 E: 0 K: 0 S: 3	H: 1 LOB: 0 BB: 0 P: 3	R: 2 E: 1 K: 0 S: 5	H: 2 LOB: 1 BB: 1 P: 9	R: 0 E: 0 K: 0 S: 4	H: 1 LOB: 1 BB: 0 P: 4	R: 0 E: 0 K: 0 S: 4	H: 1 LOB: 1 BB: 0 P: 4	R: 0 E: 0 K: 1 S: 6	H: 0 LOB: 2 BB: 1 P: 7	R: 0 E: 0 K: 1 S: 6	H: 1 LOB: 2 BB: 1 P: 10	R: 0 E: 0 K: 1 S: 6	H: 1 LOB: 2 BB: 1 P: 10	R: 1 E: 0 K: 0 S: 4	H: 1 LOB: 1 BB: 1 P: 8	R: 0 E: 0 K: 0 S: 4	H: 1 LOB: 1 BB: 0 P: 4	1B: 6 2B: 2 3B: 0 HR: 1	SF: 0 SAC: 0 DP: 0 HBP: 0	WP: 0 PB: 0 SB: 1 CS: 0	PA: 40					
PITCHER	IP	WLS	BF	H	R	ER	SO	BB	IBB	HBP	BLK	WP	HR	S	P	ERA	WHIP										
Mike Garcia, R ERA: 2.33 (1, 1)	7.0	W	31	7	2	0	2	3	1	0	0	0	0	31	47	0.00	1.429										
Steve Gromek, R ERA: 3.53 (8, 1)	2.0	S	9	2	1	1	0	1	0	0	0	0	1	8	12	4.50	1.500										

Batter	1	2	3	4	5	6	7	8	9	AB	R	H	RBI	BB	SO	LOB	BOTTOM										
Dale Mitchell, L OBP: 0.387, SLG: 0.416 (1, 7)	4-0 FC4-6 BB		0-0 4-3		0-0 FC4-6 1-2		0-0 F4			4	1	1	0	1	0	3	Detroit Tigers @ Cleveland Indians Cleveland Municipal Stadium, Cleveland, OH Sat Sep 20 1952, 3:33 AM EDT Att: 20,878 - Unknown AB 34 R 11 H 9 RBI 8 BB 7 SO 3 LOB 21 										
Bobby Avila, R OBP: 0.371, SLG: 0.404 (1, 4)	0-0 FC4-6 1-2		0-0 HR 1B		0-0 F8		0-0 1B PB 1B		0-0 L3 1B	5	2	3	0	0	0	2											
Larry Doby, L OBP: 0.379, SLG: 0.542 (1, 8)	0-3 K		4-0 HR BB		0-0 HR 1B		0-0 K 1B		0-0 L3 1-2	4	2	1	0	1	2	4											
Luke Easter, L OBP: 0.336, SLG: 0.521 (7, PR)	0-0 4-3		0-3 K		0-0 K		0-0 HR 1B		0-0 1B	4	1	2	3	0	1	3											
Bill Glynn, L OBP: 0.309, SLG: 0.391 (8, 3)							1-H HR		1-3 2-H E 1B	1	1	1	0	0	0	0											
Al Rosen, R OBP: 0.390, SLG: 0.518 (1, 5)		0-0 5-3		0-0 HR 1-H 2-H		4-0 FC1-6 BB		4-0 FC E 1B	0-0 F5	3	2	1	3	2	0	1											
Harry Simpson, L OBP: 0.336, SLG: 0.398 (1, 9)		0-0 1-3		0-0 4-3		0-0 FC1-6 BB		4-0 FC E 1B		3	1	0	0	1	0	1											
Jim Hegan, R OBP: 0.290, SLG: 0.331 (1, 2)		0-0 F7		0-0 F7		0-0 F8		0-0 FC E 1B		4	1	0	0	0	0	3											
George Strickland, R OBP: 0.264, SLG: 0.290 (1, 6)			0-0 F2		0-0 4-3		4-0 FC6-4 BB		0-0 E4 5-3	3	0	0	1	1	0	1											
Mike Garcia, R OBP: 0.180, SLG: 0.168 (1, 1)										2	0	0	0	1	0	2											
Hank Majeski, R OBP: 0.372, SLG: 0.354 (7, PH)										1	0	0	1	0	0	1											
Steve Gromek, S OBP: 0.228, SLG: 0.100 (8, 1)										0	0	0	0	0	0	0											
Inning Stats	R: 0 E: 0 K: 1 S: 5	H: 0 LOB: 1 BB: 1 P: 9	R: 0 E: 0 K: 0 S: 3	H: 0 LOB: 0 BB: 0 P: 3	R: 0 E: 0 K: 0 S: 3	H: 0 LOB: 0 BB: 0 P: 3	R: 3 E: 0 K: 1 S: 7	H: 2 LOB: 1 BB: 1 P: 11	R: 0 E: 0 K: 0 S: 3	H: 0 LOB: 1 BB: 1 P: 7	R: 2 E: 0 K: 0 S: 5	H: 2 LOB: 2 BB: 2 P: 13	R: 6 E: 2 K: 1 S: 10	H: 3 LOB: 2 BB: 2 P: 18	R: 0 E: 0 K: 0 S: 4	H: 2 LOB: 1 BB: 0 P: 4	1B: 7 2B: 1 3B: 0 HR: 2	SF: 0 SAC: 0 DP: 1 HBP: 0	WP: 0 PB: 1 SB: 0 CS: 0	PA: 41							
PITCHER	IP	WLS	BF	H	R	ER	SO	BB	IBB	HBP	BLK	WP	HR	S	P	ERA	WHIP										
Ted Gray, L ERA: 3.92 (7, 1)	6.0	L	27	4	5	5	2	5	0	0	0	0	0	8	16	81.00	12.000										
Bill Wright, L ERA: 3.5 (7, 1)	0.1		8	3	6	3	1	1	1	0	0	0	0	8	16	81.00	12.000										
Dave Madison, R ERA: 5.04 (7, 1)	0.2		2	0	0	0	0	0	0	0	0	0	0	2	2	0.00	0.000										
Hal White, R ERA: 3.75 (8, 1)	1.0		4	2	0	0	0	0	0	0	0	0	0	4	4	0.00	2.000										

Batter	1	2	3	4	5	6	7	8	9	AB	R	H	RBI	BB	SO	LOB	TOP			
Johnny Groth, R OBP: 0.343, SLG: 0.355 (1, 8)	0-0 1-3		0-0 G3 1B			0-0 6-3		0-0 4-3 1B		4	0	2	0	0	0	0	Detroit Tigers @ Cleveland Indians Cleveland Municipal Stadium, Cleveland, OH Sun Sep 21 1952, 3:33 AM EDT Att: 22,430 - Unknown			
Fred Hatfield, L OBP: 0.306, SLG: 0.298 (1, 5)	0-0 4-3		0-0 G3			1-0 1-3 HBP		0-0 4-3		3	0	0	0	0	0	3				
Harvey Kuenn, R OBP: 0.339, SLG: 0.393 (1, 6)	0-0 1B		0-0 F8			0-0 1-3		0-3 K		4	0	1	0	0	1	4				
Walt Dropo, R OBP: 0.326, SLG: 0.481 (1, 3)	0-3 K			0-3 K				0-0 6-3		3	1	0	0	1	2	3				
Jim Delsing, L OBP: 0.328, SLG: 0.363 (1, 7)		0-0 E4 G3		0-3 K		4-0 FC4-6 BB		0-0 F6		1	0	0	0	0	0	0				
Cliff Mapes, L OBP: 0.299, SLG: 0.383 (3, 9)		0-3 K		0-0 4-3		0-0 FC4-6		0-3 K		2	0	0	0	1	1	0				
Russ Sullivan, L OBP: 0.371, SLG: 0.529 (1, 9) (3, 7)		0-3 K		0-0 4-3		0-0 FC4-6		0-3 K		4	0	0	0	0	2	2				
Joe Ginsberg, L OBP: 0.334, SLG: 0.323 (1, 2)		0-0 G3		0-0 4-3 1B		0-0 F9		0-0 2-3		4	0	1	0	0	0	2				
Al Federoff, R OBP: 0.279, SLG: 0.257 (1, 4)		0-0 F9		0-0 F9		0-3 K				2	0	0	0	0	0	2				
Johnny Hopp, L OBP: 0.295, SLG: 0.217 (7, PH)										1	0	0	0	0	1	1				
Johnny Pesky, L OBP: 0.368, SLG: 0.259 (7, 4)										0	0	0	0	0	0	0				
Art Houtteman, R OBP: 0.127, SLG: 0.101 (1, 1)			0-3 K		0-0 G5-4-3			0-0 E6 4-3 1B		0	0	0	0	0	0	0				
Billy Hoelt, L OBP: 0.195, SLG: 0.179 (2, 1)										2	0	0	0	0	1	1				
Don Kolloway, R OBP: 0.287, SLG: 0.333 (6, PH)										1	0	0	0	0	0	0				
Hal White, R OBP: 0.182, SLG: 0.182 (8, 1)										0	0	0	0	0	0	0				
Inning Stats	R: 0 E: 0 K: 1 S: 6	H: 1 LOB: 1 BB: 0 P: 6	R: 0 E: 1 K: 1 S: 6	H: 0 LOB: 1 BB: 0 P: 6	R: 0 E: 0 K: 1 S: 6	H: 1 LOB: 1 BB: 0 P: 6	R: 0 E: 0 K: 2 S: 7	H: 0 LOB: 0 BB: 0 P: 7	R: 0 E: 0 K: 0 S: 3	H: 1 LOB: 0 BB: 0 P: 3	R: 1 E: 1 K: 1 S: 5	H: 0 LOB: 1 BB: 2 P: 13	R: 0 E: 1 K: 1 S: 7	H: 1 LOB: 2 BB: 0 P: 7	R: 0 E: 0 K: 1 S: 5	H: 0 LOB: 0 BB: 0 P: 5	1B: 4 2B: 0 3B: 0 HR: 0	SF: 0 SAC: 0 DP: 1 HBP: 1	WP: 0 PB: 0 SB: 0 CS: 0	PA: 34
PITCHER Bob Lemon, R ERA: 2.57 (1, 1)	IP: 9.0 WLS: W BF: 34	H: 4 R: 1 ER: 1 SO: 8	BB: 2 IBB: 0 HBP: 1 BLK: 0	WP: 0 HR: 0 S: 47 P: 56	ERA: 1.00 WHIP: 0.667	PITCHER										IP: 9.0 WLS: W BF: 34	H: 4 R: 1 ER: 1 SO: 8	BB: 2 IBB: 0 HBP: 1 BLK: 0	WP: 0 HR: 0 S: 47 P: 56	ERA: 1.00 WHIP: 0.667

Batter	1	2	3	4	5	6	7	8	9	AB	R	H	RBI	BB	SO	LOB	BOTTOM					
Dale Mitchell, L OBP: 0.389, SLG: 0.420 (1, 7)	0-0 HR	0-0 BB 2B		0-0 1-6-3		0-0 F2		0-0 G5-4-3 1B		5	1	3	1	0	0	1	Detroit Tigers @ Cleveland Indians Cleveland Municipal Stadium, Cleveland, OH Sun Sep 21 1952, 3:33 AM EDT Att: 22,430 - Unknown					
Bobby Avila, R OBP: 0.369, SLG: 0.401 (1, 4)	0-3 K	4-0 BB 1B		0-0 F9		0-0 F7		0-0 G5-4-3		4	0	0	0	1	1	4						
Larry Doby, L OBP: 0.381, SLG: 0.545 (1, 8)	0-3 K	4-0 BB 1B			0-0 2B 1B		0-0 G3 2B			3	1	2	0	1	1	1						
Luke Easter, L OBP: 0.335, SLG: 0.517 (1, 3)	4-0 HR	0-0 F2			0-0 F6		0-0 G3			3	1	0	0	1	0	5						
Al Rosen, R OBP: 0.390, SLG: 0.525 (1, 5)	0-0 IBB	0-0 F5			0-0 F4		0-0 1B 2B			4	2	2	4	0	0	4						
Harry Simpson, L OBP: 0.337, SLG: 0.401 (1, 9)	0-0 F7		0-0 4-3		0-0 2B		0-0 1B			4	0	2	1	0	0	0						
Jim Hegan, R OBP: 0.287, SLG: 0.327 (1, 2)		0-0 F3	0-0 F3		0-0 F7		0-0 F7			4	0	0	0	0	0	2						
George Strickland, R OBP: 0.267, SLG: 0.290 (1, 6)		0-0 2B 1B	0-3 K			4-0 BB		0-0 F7		3	1	1	0	1	1	0						
Bob Lemon, L OBP: 0.226, SLG: 0.303 (1, 1)		0-0 1B 2B		0-3 K		0-3 K		4-0 1B BB		3	1	1	1	1	2	1						
Inning Stats	R: 3 E: 0 K: 2 S: 9	H: 2 LOB: 0 BB: 1 P: 13	R: 2 E: 0 K: 0 S: 6	H: 3 LOB: 3 BB: 2 P: 14	R: 0 E: 0 K: 1 S: 5	H: 0 LOB: 0 BB: 0 P: 5	R: 0 E: 0 K: 1 S: 5	H: 2 LOB: 2 BB: 0 P: 5	R: 0 E: 0 K: 1 S: 5	H: 0 LOB: 1 BB: 1 P: 9	R: 2 E: 0 K: 0 S: 5	H: 3 LOB: 0 BB: 0 P: 5	R: 0 E: 0 K: 0 S: 3	H: 1 LOB: 1 BB: 1 P: 7	R: 0 E: 0 K: 0 S: 3	H: 1 LOB: 1 BB: 1 P: 7		1B: 5 2B: 5 3B: 0 HR: 1	SF: 0 SAC: 0 DP: 1 HBP: 0	WP: 0 PB: 0 SB: 0 CS: 0	PA: 38	
PITCHER Art Houtteman, R ERA: 4.36 (1, 1)	IP: 1.1 WLS: L	BF: 11	H: 5 R: 5 ER: 5 SO: 2	BB: 1 IBB: 0 HBP: 0 BLK: 0	WP: 0 HR: 1 S: 13 P: 21	ERA: 33.75 WHIP: 4.500	PITCHER										IP: 1.1 WLS: L	BF: 11	H: 5 R: 5 ER: 5 SO: 2	BB: 1 IBB: 0 HBP: 0 BLK: 0	WP: 0 HR: 1 S: 13 P: 21	ERA: 33.75 WHIP: 4.500
Billy Hoelt, L ERA: 4.11 (2, 1)	5.2	23	5	2	2	3	2	0	0	0	0	27	35	3.18	1.235							
Hal White, R ERA: 3.69 (8, 1)	1.0	4	1	0	0	0	1	0	0	0	0	3	7	0.00	2.000							

Batter	1	2	3	4	5	6	7	8	9	AB	R	H	RBI	BB	SO	LOB	TOP					
Johnny Groth, R OBP: 0.346, SLG: 0.355	4-0 CS BB		4-0 2B BB			0-0 FC BB 1B		0-0 F9	0-0 G5-4-3	3	2	1	0	2	0	1						
Fred Hatfield, L OBP: 0.304, SLG: 0.296	0-0 3-1		0-0 F6			0-0 F7		0-3 K		4	0	0	0	0	1	4						
Harvey Kuenn, R OBP: 0.348, SLG: 0.406	0-0 F9		0-0 2B			4-0 BB FC BB		0-0 F8		3	0	1	2	1	0	0						
Walt Dropo, R OBP: 0.324, SLG: 0.478		0-3 K	0-3 K			0-0 FC BB		0-0 6-3		4	0	0	0	0	2	3						
Cliff Mapes, L OBP: 0.298, SLG: 0.377	4-0 BB			0-3 K		0-3 K		0-3 K		3	0	0	0	1	3	3						
Russ Sullivan, L OBP: 0.385, SLG: 0.514	0-0 F6		0-0 BB	0-0 BB		4-0 BB		0-0 F8		3	0	1	1	1	0	1						
Matt Batts, R OBP: 0.300, SLG: 0.313	0-0 F7		0-0 BB	4-0 BB		0-0 F8		0-0 F8		3	0	0	0	1	0	4						
Al Federoff, R OBP: 0.280, SLG: 0.258			0-0 SH2-4 2B 1B	0-3 K		0-0 F6		0-0 1-3		3	1	1	0	0	1	2						
Johnny Hopp, L OBP: 0.291, SLG: 0.214				0-0 K		0-0 F6		0-0 1-3		1	0	0	0	0	0	0						
Virgil Trucks, R OBP: 0.200, SLG: 0.234			0-0 SH2-4	0-0 F2		0-0 L3		0-0 G5-4-3		2	0	0	0	0	0	2						
Joe Ginsberg, L OBP: 0.336, SLG: 0.326			1-2							1	0	1	0	0	0	0						
Inning Stats	R: 0 E: 0 K: 0 S: 2	H: 0 LOB: 0 BB: 1 P: 6	R: 0 E: 0 K: 1 S: 5	H: 0 LOB: 1 BB: 1 P: 9	R: 2 E: 0 K: 1 S: 7	H: 2 LOB: 1 BB: 1 P: 11	R: 0 E: 0 K: 2 S: 8	H: 1 LOB: 2 BB: 1 P: 12	R: 1 E: 0 K: 1 S: 7	H: 1 LOB: 3 BB: 2 P: 15	R: 0 E: 0 K: 0 S: 3	H: 0 LOB: 0 BB: 0 P: 3	R: 0 E: 0 K: 1 S: 5	H: 0 LOB: 0 BB: 0 P: 5	R: 0 E: 0 K: 1 S: 5	H: 0 LOB: 0 BB: 0 P: 5	R: 0 E: 0 K: 0 S: 3	H: 1 LOB: 0 BB: 3 P: 3	1B: 4 2B: 1 3B: 0 HR: 0	SF: 0 SAC: 1 DP: 1 HBP: 0	WP: 0 PB: 0 SB: 0 CS: 1	PA: 37
PITCHER Early Wynn, R ERA: 2.9	IP: 9.0 WLS: W BF: 37 H: 5 R: 3 ER: 3 SO: 7 BB: 6 IBB: 0 HBP: 0 BLK: 0 WP: 0 HR: 0 S: 45 P: 69 ERA: 3.00 WHIP: 1.222															PITCHER						

Detroit Tigers @ Cleveland Indians
Cleveland Municipal Stadium, Cleveland, OH
Mon Sep 22 1952, 3:33 AM EDT
Att: 3,054 - Unknown

AB 30
R 3
H 5
RBI 3
BB 6
SO 7
LOB 20





Batter	1	2	3	4	5	6	7	8	9	AB	R	H	RBI	BB	SO	LOB	BOTTOM			
Dale Mitchell, L OBP: 0.387, SLG: 0.417	0-0 F8	0-0 F8		0-0 F8		4-0 E FC3-2 BB	0-0 F8			4	0	0	0	1	0	4				
Bobby Avila, R OBP: 0.371, SLG: 0.407	4-0 BB BB		0-0 2B	0-0 6-3		0-0 E6 FC3-2 1-3 2-H		0-0 1B 3B		4	2	2	0	1	0	1				
Larry Doby, L OBP: 0.385, SLG: 0.548	0-3 K		0-0 WP 1B 2B	4-0 BB		4-0 G5-3 FC3-2 IBB		0-0 2B 1B		3	2	2	2	2	1	1				
Luke Easter, L OBP: 0.335, SLG: 0.517	4-0 1-2 BB		0-3 K	0-3 K		0-0 FC3-2		0-0 2B		4	0	1	1	1	2	5				
Al Rosen, R OBP: 0.389, SLG: 0.522	0-3 K		0-0 BB 1B 1B			0-0 G5-3		0-0 F9		5	1	1	1	0	2	6				
Harry Simpson, L OBP: 0.341, SLG: 0.402		0-0 E 1B	4-0 1B 1-2 BB	0-0 F5		0-0 F5		4-0 1B 1B		3	0	2	0	2	0	0				
Jim Hegan, R OBP: 0.285, SLG: 0.325		0-0 F2	0-0 F6	0-0 1B		0-0 F5		0-0 F6		5	0	1	0	0	0	6				
George Strickland, R OBP: 0.266, SLG: 0.289		0-0 E6	0-0 1-3 2-H 1B	0-0 1-3		0-0 1-3		0-3 K		5	0	1	1	0	1	5				
Early Wynn, S OBP: 0.287, SLG: 0.242		0-0 F6	0-3 K			4-0 BB E BB		0-0 1B		3	1	1	0	1	1	4				
Inning Stats	R: 0 E: 0 K: 2 S: 7	H: 0 LOB: 2 BB: 2 P: 15	R: 0 E: 1 K: 0 S: 5	H: 1 LOB: 2 BB: 0 P: 5	R: 3 E: 0 K: 2 S: 11	H: 4 LOB: 2 BB: 1 P: 15	R: 0 E: 0 K: 1 S: 5	H: 0 LOB: 1 BB: 1 P: 9	R: 0 E: 0 K: 1 S: 6	H: 1 LOB: 1 BB: 0 P: 6	R: 1 E: 1 K: 0 S: 3	H: 0 LOB: 3 BB: 3 P: 15	R: 0 E: 0 K: 0 S: 5	H: 2 LOB: 2 BB: 0 P: 5	R: 2 E: 0 K: 1 S: 8	H: 3 LOB: 2 BB: 1 P: 12	1B: 7 2B: 3 3B: 1 HR: 0	SF: 0 SAC: 0 DP: 1 HBP: 0	WP: 1 PB: 0 SB: 0 CS: 0	PA: 44
PITCHER Virgil Trucks, R ERA: 3.75	IP: 8.0 WLS: L BF: 44 H: 11 R: 6 ER: 5 SO: 7 BB: 6 IBB: 2 HBP: 0 BLK: 0 WP: 1 HR: 0 S: 50 P: 82 ERA: 5.62 WHIP: 2.125															PITCHER				


Detroit Tigers @ Cleveland Indians
Cleveland Municipal Stadium, Cleveland, OH
Mon Sep 22 1952, 3:33 AM EDT
Att: 3,054 - Unknown


AB 36
R 6
H 11
RBI 5
BB 8
SO 7
LOB 32



Batter	1	2	3	4	5	6	7	8	9	AB	R	H	RBI	BB	SO	LOB	TOP																		
Fred Marsh, R (1, 5) OBP: 0.331, SLG: 0.329											0	0	0	0	0	0	0	St. Louis Browns @ Detroit Tigers Briggs Stadium, Detroit, MI Tue Sep 23 1952, 4:33 AM EDT Att: 7,888 - Unknown livebaseballscorecards.com																	
Gordon Goldsberry, L (1, 3) OBP: 0.322, SLG: 0.317											0	0	0	0	0	0	0																		
Ray Coleman, L (1, 8) OBP: 0.277, SLG: 0.291											0	0	0	0	0	0	0																		
Vic Wertz, L (1, 9) OBP: 0.383, SLG: 0.510											0	0	0	0	0	0	0																		
Bob Nieman, R (1, 7) OBP: 0.356, SLG: 0.456											0	0	0	0	0	0	0																		
Clint Courtney, L (1, 2) OBP: 0.350, SLG: 0.394											0	0	0	0	0	0	0																		
Bobby Young, L (1, 4) OBP: 0.313, SLG: 0.327											0	0	0	0	0	0	0																		
Joe Demaestri, R (1, 6) OBP: 0.261, SLG: 0.307											0	0	0	0	0	0	0																		
Bob Cain, L (1, 1) OBP: 0.193, SLG: 0.170											0	0	0	0	0	0	0																		
Inning Stats											1B: 0	SF: 0	WP: 0	PA: 0	2B: 0	SAC: 0	PB: 0	3B: 0	DP: 0	SB: 0	CS: 0	HR: 0	HBP: 0												
PITCHER Dick Marlowe, R (1, 1) ERA: 22.5	IP	WLS	BF	H	R	ER	SO	BB	IBB	HBP	BLK	WP	HR	S	P	ERA	WHIP																		
																		PITCHER	IP	WLS	BF	H	R	ER	SO	BB	IBB	HBP	BLK	WP	HR	S	P	ERA	WHIP

Batter	1	2	3	4	5	6	7	8	9	AB	R	H	RBI	BB	SO	LOB	BOTTOM																		
Bill Tuttle, R (1, 8) OBP: 0.111, SLG: 0.111											0	0	0	0	0	0	0	St. Louis Browns @ Detroit Tigers Briggs Stadium, Detroit, MI Tue Sep 23 1952, 4:33 AM EDT Att: 7,888 - Unknown livebaseballscorecards.com																	
Fred Hatfield, L (1, 5) OBP: 0.304, SLG: 0.296											0	0	0	0	0	0	0																		
Harvey Kuenn, R (1, 6) OBP: 0.348, SLG: 0.406											0	0	0	0	0	0	0																		
Walt Dropo, R (1, 3) OBP: 0.324, SLG: 0.478											0	0	0	0	0	0	0																		
Russ Sullivan, L (1, 7) OBP: 0.385, SLG: 0.514											0	0	0	0	0	0	0																		
Don Lund, R (1, 9) OBP: 0.364, SLG: 0.364											0	0	0	0	0	0	0																		
Matt Batts, R (1, 2) OBP: 0.300, SLG: 0.313											0	0	0	0	0	0	0																		
Al Federoff, R (1, 4) OBP: 0.280, SLG: 0.258											0	0	0	0	0	0	0																		
Dick Marlowe, R (1, 1)											0	0	0	0	0	0	0																		
Inning Stats											1B: 0	SF: 0	WP: 0	PA: 0	2B: 0	SAC: 0	PB: 0	3B: 0	DP: 0	SB: 0	CS: 0	HR: 0	HBP: 0												
PITCHER Bob Cain, L (1, 1) ERA: 4.08	IP	WLS	BF	H	R	ER	SO	BB	IBB	HBP	BLK	WP	HR	S	P	ERA	WHIP																		
																		PITCHER	IP	WLS	BF	H	R	ER	SO	BB	IBB	HBP	BLK	WP	HR	S	P	ERA	WHIP

Batter	1	2	3	4	5	6	7	8	9	AB	R	H	RBI	BB	SO	LOB	TOP																		
Fred Marsh, R (1, 5) OBP: 0.333, SLG: 0.329											0	0	0	0	0	0	0	St. Louis Browns @ Detroit Tigers Briggs Stadium, Detroit, MI Wed Sep 24, 1952, 4:33 AM EDT Att: 850 - Unknown livebaseballscorecards.com																	
Gordon Goldsberry, L (1, 3) OBP: 0.321, SLG: 0.316											0	0	0	0	0	0	0																		
Ray Coleman, L (1, 8) OBP: 0.277, SLG: 0.295											0	0	0	0	0	0	0																		
Vic Wertz, L (1, 9) OBP: 0.380, SLG: 0.505											0	0	0	0	0	0	0																		
Bob Nieman, R (1, 7) OBP: 0.357, SLG: 0.463											0	0	0	0	0	0	0																		
Clint Courtney, L (1, 2) OBP: 0.348, SLG: 0.393											0	0	0	0	0	0	0																		
Bobby Young, L (1, 4) OBP: 0.314, SLG: 0.329											0	0	0	0	0	0	0																		
Joe Demaestri, R (1, 6) OBP: 0.266, SLG: 0.311											0	0	0	0	0	0	0																		
Duane Pilette, R (1, 1) OBP: 0.221, SLG: 0.175											0	0	0	0	0	0	0																		
Inning Stats											1B: 0	SF: 0	WP: 0	PA: 0	2B: 0	SAC: 0	PB: 0	3B: 0	DP: 0	SB: 0	CS: 0	HR: 0	HBP: 0												
PITCHER Bud Black, R (1, 1) ERA: 135.0	IP	WLS	BF	H	R	ER	SO	BB	IBB	HBP	BLK	WP	HR	S	P	ERA	WHIP																		
																		PITCHER	IP	WLS	BF	H	R	ER	SO	BB	IBB	HBP	BLK	WP	HR	S	P	ERA	WHIP

Batter	1	2	3	4	5	6	7	8	9	AB	R	H	RBI	BB	SO	LOB	BOTTOM																		
Bill Tuttle, R (1, 8) OBP: 0.154, SLG: 0.154											0	0	0	0	0	0	0	St. Louis Browns @ Detroit Tigers Briggs Stadium, Detroit, MI Wed Sep 24, 1952, 4:33 AM EDT Att: 850 - Unknown livebaseballscorecards.com																	
Fred Hatfield, L (1, 5) OBP: 0.307, SLG: 0.300											0	0	0	0	0	0	0																		
Harvey Kuenn, R (1, 6) OBP: 0.343, SLG: 0.397											0	0	0	0	0	0	0																		
Walt Dropo, R (1, 3) OBP: 0.323, SLG: 0.477											0	0	0	0	0	0	0																		
Russ Sullivan, L (1, 7) OBP: 0.372, SLG: 0.475											0	0	0	0	0	0	0																		
Don Lund, R (1, 9) OBP: 0.467, SLG: 0.429											0	0	0	0	0	0	0																		
Joe Ginsberg, L (1, 2) OBP: 0.336, SLG: 0.326											0	0	0	0	0	0	0																		
Al Federoff, R (1, 4) OBP: 0.277, SLG: 0.255											0	0	0	0	0	0	0																		
Bud Black, R (1, 1)											0	0	0	0	0	0	0																		
Inning Stats											1B: 0	SF: 0	WP: 0	PA: 0	2B: 0	SAC: 0	PB: 0	3B: 0	DP: 0	SB: 0	CS: 0	HR: 0	HBP: 0												
PITCHER Duane Pilette, R (1, 1) ERA: 3.49	IP	WLS	BF	H	R	ER	SO	BB	IBB	HBP	BLK	WP	HR	S	P	ERA	WHIP																		
																		PITCHER	IP	WLS	BF	H	R	ER	SO	BB	IBB	HBP	BLK	WP	HR	S	P	ERA	WHIP

Batter	1	2	3	4	5	6	7	8	9	AB	R	H	RBI	BB	SO	LOB	TOP																			
Dale Mitchell, L OBP: 0.388, SLG: 0.417 (1, 7)	F9	1B SH1-3 WP	FC5-4 1B		S 1B			G6-4-3 1B		5	1	3	0	0	0	1	Cleveland Indians @ Detroit Tigers Briggs Stadium, Detroit, MI Sat Sep 27 1952, 4:33 AM EDT Att: 7,875 - Unknown																			
Bobby Avila, R OBP: 0.371, SLG: 0.415 Hank Majeski, R OBP: 0.368, SLG: 0.349 (1, 4) (4, 4)	1B	3B SH1-3	1B		L8 1B			G6-4-3 1B		2	1	2	0	0	0	0																				
Larry Doby, L OBP: 0.382, SLG: 0.538 (1, 8)	1B E	1B E	BB K					5-3		4	2	1	1	1	1	2																				
Luke Easter, L OBP: 0.337, SLG: 0.515 (1, 3)	E9 1B	WP 1B	F8					F8		5	2	2	0	0	0	2																				
Ray Boone, R OBP: 0.371, SLG: 0.367 (1, 5)	2B 1B	K		K				F8		5	1	1	1	0	2	1																				
Dave Pope, L OBP: 0.290, SLG: 0.367 (1, 9)	1B	HR		K				1B		5	3	3	1	0	1	0																				
Joe Tipton, R OBP: 0.362, SLG: 0.421 (1, 2)	WP 1B	HR		F7				BB 1B		5	1	4	5	0	0	0																				
George Strickland, R OBP: 0.271, SLG: 0.287 (1, 6)	G4-6-3 BB	F6		F2				L6-3 BB		3	0	1	0	2	0	0																				
Bob Chakales, R OBP: 0.500, SLG: 0.500 Bill Abernathie, R (8, 1)	G4-6-3 1B		FC5-4 1B					L6-3 1B		4	0	2	0	0	0	4																				
Inning Stats	R: 5 E: 1 K: 0 S: 8	H: 6 LOB: 1 BB: 1 P: 12	R: 5 E: 0 K: 1 S: 9	H: 4 LOB: 0 BB: 1 P: 13	R: 0 E: 0 K: 1 S: 7	H: 2 LOB: 2 BB: 0 P: 7	R: 0 E: 0 K: 2 S: 7	H: 0 LOB: 0 BB: 0 P: 7	R: 0 E: 0 K: 0 S: 4	H: 2 LOB: 1 BB: 0 P: 4	R: 0 E: 0 K: 0 S: 3	H: 0 LOB: 0 BB: 0 P: 3	R: 0 E: 0 K: 0 S: 3	H: 1 LOB: 1 BB: 1 P: 7	R: 0 E: 0 K: 0 S: 3	H: 1 LOB: 0 BB: 0 P: 3	R: 1 E: 0 K: 0 S: 6	H: 3 LOB: 2 BB: 0 P: 6	1B: 15 2B: 2 3B: 2 HR: 1	SF: 0 SAC: 1 DP: 3 HBP: 0	WP: 3 PB: 0 SB: 1 CS: 0	PA: 45														
PITCHER	IP	WLS	BF	H	R	ER	SO	BB	IBB	HBP	BLK	WP	HR	S	P	ERA	WHIP	PITCHER		IP	WLS	BF	H	R	ER	SO	BB	IBB	HBP	BLK	WP	HR	S	P	ERA	WHIP
Virgil Trucks, R ERA: 3.97 (1, 1)	0.1	L	8	6	5	5	0	1	0	0	0	1	0	7	11	135.00	21.000																			
Billy Hoelt, L ERA: 4.32 (1, 1)	4.2		21	8	5	5	4	1	0	0	0	1	1	28	32	9.64	1.929																			
Bill Wight, L ERA: 3.75 (6, 1)	2.0		7	1	0	0	0	1	0	0	0	0	0	6	10	0.00	1.000																			
Dick Marlowe, R ERA: 7.36 (8, 1)	2.0		9	4	1	1	0	0	0	0	0	0	0	9	9	4.50	2.000																			

AB	41
R	11
H	19
RBI	8
BB	3
SO	4
LOB	14



Batter	1	2	3	4	5	6	7	8	9	AB	R	H	RBI	BB	SO	LOB	BOTTOM																			
Johnny Groth, R OBP: 0.349, SLG: 0.358 (1, 8)	FC3-6 1B		G4-6-3 1B		G5-4-3 1B		FC6 1B		F7 1B	5	0	4	1	0	0	1	Cleveland Indians @ Detroit Tigers Briggs Stadium, Detroit, MI Sat Sep 27 1952, 4:33 AM EDT Att: 7,875 - Unknown																			
Fred Hatfield, L OBP: 0.310, SLG: 0.300 (1, 5)	FC3-6 1B		L9		1B		FC6		F7	5	0	1	1	0	0	5																				
Harvey Kuenn, R OBP: 0.341, SLG: 0.400 (1, 6)	G4-6-3 1B		G4-6-3		P9		F8		4-3	5	0	0	0	0	0	4																				
Walt Dropo, R OBP: 0.323, SLG: 0.479 (1, 3)		G4-6-3 1B		F8		K		HR		4	1	2	1	0	1	0																				
Russ Sullivan, L OBP: 0.364, SLG: 0.577 (1, 9)		G4-6-3		K		G3		L6-3 1B		4	0	1	0	0	1	1																				
Jim Delsing, L OBP: 0.330, SLG: 0.361 (1, 7)		1B BB		1B BB		4-3		L6-3		2	1	0	0	2	0	1																				
Joe Ginsberg, L OBP: 0.336, SLG: 0.336 (1, 2)		1B		P9		HR		G3 1B BB		3	2	2	1	1	0	1																				
Al Federoff, R OBP: 0.290, SLG: 0.278 (1, 4)		1B		1B 3B		F3		1B G3 F7 1B		4	2	3	1	0	0	0																				
Virgil Trucks, R OBP: 0.290, SLG: 0.234 Billy Hoelt, L OBP: 0.185, SLG: 0.175 Johnny Pesky, L OBP: 0.370, SLG: 0.262 Bill Wight, L OBP: 0.370, SLG: 0.246 Cliff Mapes, L OBP: 0.320, SLG: 0.375 Dick Marlowe, R OBP: 0.288, SLG: 0.211 (1, 1) (1, 1) (5, PH) (8, 1) (7, PH) (8, 1) (9, PH)		K		G5-4-3 1B		E5 FC6 1B		G3		0	0	0	0	0	0	0																				
Inning Stats	R: 0 E: 0 K: 0 S: 3	H: 1 LOB: 0 BB: 0 P: 3	R: 1 E: 0 K: 1 S: 7	H: 3 LOB: 2 BB: 1 P: 11	R: 0 E: 0 K: 1 S: 5	H: 0 LOB: 1 BB: 1 P: 9	R: 0 E: 0 K: 1 S: 5	H: 0 LOB: 0 BB: 0 P: 5	R: 1 E: 1 K: 0 S: 5	H: 2 LOB: 1 BB: 0 P: 5	R: 1 E: 0 K: 0 S: 4	H: 2 LOB: 0 BB: 0 P: 4	R: 1 E: 0 K: 0 S: 5	H: 2 LOB: 1 BB: 1 P: 9	1B: 11 2B: 1 3B: 1 HR: 2	SF: 0 SAC: 0 DP: 6 HBP: 0	WP: 0 PB: 0 SB: 0 CS: 0	PA: 39																		
PITCHER	IP	WLS	BF	H	R	ER	SO	BB	IBB	HBP	BLK	WP	HR	S	P	ERA	WHIP	PITCHER		IP	WLS	BF	H	R	ER	SO	BB	IBB	HBP	BLK	WP	HR	S	P	ERA	WHIP
Bob Chakales, R ERA: 9.75 (1, 1)	7.0	W	29	10	3	3	3	2	0	0	0	0	1	33	41	13.50	2.500																			
Bill Abernathie, R ERA: 13.5 (8, 1)	2.0	S	10	4	3	3	0	1	0	0	0	0	1	9	13	13.50	2.500																			

AB	36
R	6
H	14
RBI	6
BB	3
SO	3
LOB	17



Batter	1	2	3	4	5	6	7	8	9	AB	R	H	RBI	BB	SO	LOB	TOP			
Dale Mitchell, L (1,7) OBP: 0.387, SLG: 0.415	0-0 5-3		0-0 F8			0-0 4-3		0-0 4-3 SH1 1B	0-0 F7	5	1	1	0	0	0	0	Cleveland Indians @ Detroit Tigers Briggs Stadium, Detroit, MI Sun Sep 28 1952, 3:33 AM EST Att: 14,910 - Unknown - 80 F			
Ray Boone, R (1,5) OBP: 0.372, SLG: 0.367	0-0 F8			0-0 HR 1B		0-3 K		0-0 SH1 1-2	4-0 BB 1B	3	2	1	0	1	1	0				
Larry Doby, L (1,8) OBP: 0.363, SLG: 0.541	0-3 K			0-0 HR 1H		0-0 G3		0-0 4-3	4-0 1B BB	4	1	1	2	1	1	1				
Luke Easter, L (1,3) OBP: 0.337, SLG: 0.513		0-3 K		0-3 K				0-3 K	1-0 1B HR HBP	4	1	1	1	0	3	0				
Hank Majeski, R (1,4) OBP: 0.369, SLG: 0.351	0-0 5-3			0-0 1-3				0-0 FC4-6 1B	0-0 HR 1B	5	1	2	1	0	0	2				
Dave Pope, L (1,9) OBP: 0.314, SLG: 0.471	0-0 1B			0-0 P7				0-0 FC4-6 1B	0-0 HR 1-2 3H 2H	4	2	2	3	0	0	1				
Joe Tipton, R (1,2) OBP: 0.365, SLG: 0.416	0-3 K				0-0 F4			4-0 1B BB	4-0 BB	2	0	0	0	2	1	1				
George Strickland, R (1,6) OBP: 0.272, SLG: 0.288			0-3 K		0-0 F6			0-0 1-3 2H	0-3 K	3	0	1	1	0	1	0				
Mert Combs, L (7,6) OBP: 0.242, SLG: 0.209								0-0 1B		1	0	0	0	0	1	1				
Dick Rozek, L (1,1) OBP: 0.287, SLG: 0.324			0-3 K					0-0 F7		2	0	0	0	0	2	0				
Jim Hegan, R (7,PH) OBP: 0.100, SLG: 0.100									0-3 K	1	0	0	0	0	2	0				
Inning Stats	R: 0 E: 0 K: 1 S: 5	H: 0 LOB: 0 BB: 0 P: 5	R: 0 E: 0 K: 2 S: 8	H: 1 LOB: 1 BB: 0 P: 8	R: 0 E: 0 K: 2 S: 7	H: 0 LOB: 0 BB: 0 P: 7	R: 2 E: 0 K: 1 S: 7	H: 2 LOB: 0 BB: 0 P: 7	R: 0 E: 0 K: 1 S: 5	H: 0 LOB: 0 BB: 0 P: 5	R: 1 E: 0 K: 1 S: 7	H: 2 LOB: 2 BB: 1 P: 11	R: 4 E: 0 K: 1 S: 8	H: 3 LOB: 1 BB: 1 P: 13	R: 1 E: 0 K: 1 S: 6	H: 1 LOB: 2 BB: 2 P: 14	1B: 7 2B: 0 3B: 0 HR: 2	SF: 0 SAC: 1 DP: 0 HBP: 1	WP: 0 PB: 0 SB: 0 CS: 0	PA: 41
PITCHER Ted Gray, L (1,1) ERA: 4.1	IP: 9.0 WLS: L BF: 41	H: 9 R: 8 ER: 8 SO: 11	BB: 4 IBB: 0 HBP: 1 BLK: 0	WP: 0 HR: 2 S: 58 P: 75	ERA: 8.00 WHIP: 1.444	PITCHER										ERA: 4.1	WHIP: 1.444			

Batter	1	2	3	4	5	6	7	8	9	AB	R	H	RBI	BB	SO	LOB	BOTTOM					
Neil Berry, R (1,6) OBP: 0.311, SLG: 0.280	0-0 1B		0-0 F8			0-0 1B 5-3		0-0 FC6-4		5	1	3	1	0	0	2	Cleveland Indians @ Detroit Tigers Briggs Stadium, Detroit, MI Sun Sep 28 1952, 3:33 AM EST Att: 14,910 - Unknown - 80 F					
Bill Tuttle, R (1,7) OBP: 0.240, SLG: 0.240	0-0 1B		0-0 1-3			0-0 5-3 1B				3	0	2	0	0	0	0						
Jim Delsing, L (7,PH) OBP: 0.329, SLG: 0.360	1-2 1B					1-3 1B				1	0	0	0	0	1	2						
Johnny Groth, R (1,8) OBP: 0.348, SLG: 0.357	0-0 F4		0-0 F8			0-0 F8		0-0 G5-4-3 1B		4	0	1	0	0	0	4						
Walt Dropo, R (1,3) OBP: 0.323, SLG: 0.477	0-0 F3			0-0 G6-4-3 1B		0-0 5-3		0-0 F2		4	0	1	1	0	0	4						
Steve Souchock, R (1,5) OBP: 0.304, SLG: 0.487	0-0 F8			0-0 G6-4-3 1-2		0-0 F8		0-0 G5-4-3		4	0	0	0	0	0	5						
Don Lund, R (1,9) OBP: 0.385, SLG: 0.304		0-0 F7		0-0 F8				4-0 G4-6-3 BB		2	0	0	0	1	0	0						
Russ Sullivan, L (8,9) OBP: 0.375, SLG: 0.577								0-0 BB HBP		0	0	0	0	0	0	0						
Matt Batts, R (1,2) OBP: 0.298, SLG: 0.324	4-0 K BB BB				0-0 F8			0-0 G4-6-3 1-2		3	0	0	0	1	1	2						
Al Federoff, R (1,4) OBP: 0.294, SLG: 0.277	4-0 K BB BB				0-0 1-3			4-0 HBP 1B BB		1	0	0	0	2	0	0						
Johnny Pesky, L (7,PR) OBP: 0.372, SLG: 0.262	1-2 BB							0-0 FC6-4 BB		0	1	0	0	1	0	0						
Ted Gray, S (1,1) OBP: 0.192, SLG: 0.171	0-3 K				0-0 F3			1-0 1B HBP		2	0	0	0	0	1	2						
Cliff Mapes, L (8,PH) OBP: 0.295, SLG: 0.373								0-3 K		1	0	0	0	0	1	2						
Inning Stats	R: 0 E: 0 K: 0 S: 5	H: 2 LOB: 2 BB: 0 P: 5	R: 0 E: 0 K: 1 S: 4	H: 0 LOB: 1 BB: 2 P: 12	R: 0 E: 0 K: 0 S: 3	H: 0 LOB: 0 BB: 0 P: 3	R: 0 E: 0 K: 0 S: 3	H: 1 LOB: 0 BB: 0 P: 3	R: 0 E: 0 K: 0 S: 3	H: 0 LOB: 0 BB: 0 P: 3	R: 1 E: 0 K: 1 S: 5	H: 2 LOB: 1 BB: 0 P: 5	R: 1 E: 0 K: 1 S: 5	H: 1 LOB: 2 BB: 2 P: 14	R: 0 E: 0 K: 0 S: 3	H: 1 LOB: 0 BB: 0 P: 3	R: 0 E: 0 K: 2 S: 7	H: 0 LOB: 2 BB: 1 P: 12	1B: 7 2B: 0 3B: 0 HR: 0	SF: 0 SAC: 0 DP: 3 HBP: 2	WP: 0 PB: 0 SB: 0 CS: 0	PA: 37
PITCHER Dick Rozek, L (1,1) ERA: 4.97	IP: 6.0 WLS: W BF: 23	H: 5 R: 1 ER: 1 SO: 1	BB: 2 IBB: 0 HBP: 0 BLK: 0	WP: 0 HR: 0 S: 23 P: 31	ERA: 1.50 WHIP: 1.167	PITCHER										ERA: 4.97	WHIP: 1.167					
Sam Jones, R (7,1) ERA: 7.25	IP: 3.0 WLS: S BF: 14	H: 2 R: 1 ER: 1 SO: 3	BB: 3 IBB: 0 HBP: 2 BLK: 0	WP: 0 HR: 0 S: 15 P: 29	ERA: 3.00 WHIP: 1.667	PITCHER										ERA: 7.25	WHIP: 1.667					