

Detroit Tigers - 1953

Batter	1	2	3	4	5	6	7	8	9	AB R H RBI BB SO LOB	TOP											
Harvey Kuenn, R (1, 6) OBP: 0.250, SLG: 0.250	0-0 1-4-3			0-0 4-3		0-0 1B			0-0 F9	4 0 1 0 0 0 0												
Owen Friend, R (1, 4)	0-3 K			0-0 F6		0-0 F6			0-0 F8	4 0 0 0 0 1 1												
Russ Sullivan, L (1, 7) OBP: 0.750, SLG: 1.250	0-0 6-3			0-0 FC6-4 1B			0-0 WP 2B		0-0 2B	4 0 3 0 0 0 0												
Walt Dropo, R (1, 3)		0-3 K		0-0 FC6-4 1-2f			0-3 K 2-3		0-3 K	4 0 0 0 0 3 3												
Bob Nieman, R (1, 9)		4-0 G4-6-3 BB			0-3 K		0-0 F4			2 0 0 0 1 1 1												
Jim Delsing, L (1, 8)		0-0 G4-6-3 1-2f			0-0 G3		0-0 F6			3 0 0 0 0 0 2												
John Baumgartner, R (1, 5)					0-0 F8		0-0 F8		0-0 F8	3 0 0 0 0 0 0												
Johnny Bucha, R (1, 2)					4-0 G6-4-3 BB		0-0 4-3		0-0 4-3	2 0 0 0 1 0 0												
Ned Garver, R (1, 1)					0-0 G6-4-3		0-0 F6		0-0 F9	1 0 0 0 0 0 1												
Dick Marlowe, R (3, 1)										0 0 0 0 0 0 0												
Johnny Pesky, L (6, PH)										1 0 0 0 0 0 0												
Dave Madison, R (6, 1)										0 0 0 0 0 0 0												
Hal Erickson, R (6, 1)										1 0 0 0 0 0 0												
Inning Stats	R: 0 E: 0 K: 1 S: 5	H: 0 LOB: 0 BB: 0 P: 5	R: 0 E: 0 K: 1 S: 4	H: 0 LOB: 0 BB: 1 P: 8	R: 0 E: 0 K: 0 S: 2	H: 0 LOB: 0 BB: 1 P: 6	R: 0 E: 0 K: 0 S: 4	H: 1 LOB: 1 BB: 0 P: 4	R: 0 E: 0 K: 1 S: 5	H: 0 LOB: 0 BB: 0 P: 5	R: 0 E: 0 K: 1 S: 4	H: 1 LOB: 1 BB: 0 P: 4	R: 0 E: 0 K: 1 S: 6	H: 1 LOB: 1 BB: 0 P: 6	R: 0 E: 0 K: 0 S: 3	H: 0 LOB: 0 BB: 0 P: 3	R: 0 E: 0 K: 1 S: 6	H: 1 LOB: 1 BB: 0 P: 6	1B: 2 2B: 2 3B: 0 HR: 0	SF: 0 SAC: 0 DP: 2 HBP: 0	WP: 1 PB: 0 SB: 0 CS: 0	PA: 31
PITCHER Virgil Trucks, R (1, 1) ERA:	IP 9.0	WLS W	BF 31	H 4	R 0	ER 0	SO 5	BB 2	IBB 0	HBP 0	BLK 0	WP 1	HR 0	S 39	P 47	ERA 0.00	WHIP 0.667					

Detroit Tigers @ St. Louis Browns
 Sportsman's Park, St. Louis, MO
 Tue Apr 14 1953, 4:33 AM EST
 Att: 11,804 - Unknown

livebaseballscorecards.com

AB	29
R	0
H	4
RBI	0
BB	2
SO	5
LOB	8



Batter	1	2	3	4	5	6	7	8	9	AB	R	H	RBI	BB	SO	LOB
Johnny Groth, R OBP: 0.400, SLG: 0.600 (1, 8)	0-0 F9 2B	0-0 4-3		0-0 F4		0-0 S 1B		0-0 G3		5	2	2	1	0	0	0
Bobby Young, L OBP: 0.400, SLG: 0.400 (1, 4)	0-0 F9 2-3	0-0 F7		0-0 1B		0-0 BB 1B		0-0 3-1		5	1	2	1	0	0	1
Jim Dyck, R OBP: 0.600, SLG: 0.750 (1, 7)	0-0 1B 2B		0-0 3B 1B	0-0 F7		4-0 WP BB		0-0 F2		4	2	2	1	1	0	1
Vic Wertz, L OBP: 0.600, SLG: 1.000 (1, 9)	4-0 1B 2B BB		0-0 1H E 3B		0-0 6-3	4-0 WP BB		0-0 F8		3	2	1	1	2	0	0
Bob Elliott, R OBP: 0.500, SLG: 0.333 (1, 5)	0-0 1-2 2H 2B 1B		0-0 6-3		0-0 6-3	4-0 1-2 2-3 3H BB				3	0	1	1	1	0	1
Roy Sievers, R OBP: 0.250, SLG: 0.500 (1, 3)	0-0 1-1 2H 1B 2B		0-0 F4		0-0 F7	0-0 F3				4	1	1	1	0	0	4
Les Moss, R OBP: 0.750, SLG: 1.000 (1, 2)	0-0 3H 1B		0-0 E7			0-0 FC6 1B		0-0 1B 2B		4	1	3	1	0	0	0
Billy Hunter, R OBP: 0.250, SLG: 0.250 (1, 6)	0-0 F8		0-0 F9			0-0 FC6 1B		0-0 1B		4	1	1	1	0	0	3
Virgil Trucks, R (1, 1)		0-0 6-3		0-0 5-3		0-0 F8		0-0 6-3		4	0	0	0	0	0	1

Inning Stats	R: 4	H: 5	E: 0	K: 0	S: 7	LOB: 1	BB: 1	P: 11	R: 0	H: 0	E: 0	K: 0	S: 3	LOB: 0	BB: 0	P: 3	R: 2	H: 2	E: 1	K: 0	S: 6	LOB: 1	BB: 0	P: 6	R: 0	H: 1	E: 0	K: 0	S: 4	LOB: 0	BB: 0	P: 3	R: 0	H: 3	E: 1	K: 0	S: 6	LOB: 3	BB: 3	P: 18	R: 1	H: 2	E: 0	K: 0	S: 4	LOB: 0	BB: 0	P: 4	R: 0	H: 0	E: 0	K: 0	S: 3	LOB: 0	BB: 0	P: 3
--------------	------	------	------	------	------	--------	-------	-------	------	------	------	------	------	--------	-------	------	------	------	------	------	------	--------	-------	------	------	------	------	------	------	--------	-------	------	------	------	------	------	------	--------	-------	-------	------	------	------	------	------	--------	-------	------	------	------	------	------	------	--------	-------	------

PITCHER	IP	WLS	BF	H	R	ER	SO	BB	IBB	HBP	BLK	WP	HR	S	P	ERA	WHIP
Ned Garver, R ERA: 18.0 (1, 1)	2.0	L	11	5	4	4	0	1	0	0	0	0	0	10	14	18.00	3.000
Dick Marlowe, R ERA: 6.0 (3, 1)	3.0		13	3	2	2	0	0	0	0	0	0	0	13	13	6.00	1.000
Dave Madison, R ERA: 40.5 (6, 1)	0.2		8	3	3	3	0	3	0	0	0	1	0	5	17	40.50	9.000
Hal Erickson, R ERA: 3.86 (6, 1)	2.1		8	2	1	1	0	0	0	0	0	0	0	8	8	3.86	0.857


BOTTOM

Detroit Tigers @ St. Louis Browns
Sportsman's Park, St. Louis, MO

Tue Apr 14 1953, 4:33 AM EST
Att. 11,804 - Unknown

AB	36
R	10
H	13
RBI	8
BB	4
SO	0
LOB	11

WP: 1 PA: 40
PB: 0 SB: 1 CS: 0



livebaseballscorecards.com

Batter	1	2	3	4	5	6	7	8	9	AB R H RBI BB SO LOB	TOP																
Ray Boone, R (1, 6) OBP: 0.500, SLG: 1.125	0-0 HR		0-0 HR 1B	0-0 F7		0-0 SH3-4		0-3 K		4 2 2 1 0 1 0	<p>Cleveland Indians @ Detroit Tigers</p> <p>Briggs Stadium, Detroit, MI</p> <p>Thu Apr 16 1953, 3:33 AM EST</p> <p>Att. 25,253 - Unknown</p>																
Bobby Avila, R (1, 4) OBP: 0.444, SLG: 0.889	0-0 1B		0-0 1-3	0-0 G3		0-3 K		0-0 WP F9 2B		5 1 2 0 0 1 3																	
Larry Doby, L (1, 8) OBP: 0.333, SLG: 0.667	0-3 K		0-0 HR	0-0 4-3		0-0 1B		0-0 F9		5 1 2 5 0 1 1																	
Luke Easter, L (1, 3) OBP: 0.375, SLG: 0.375	0-3 K		0-0 BB 2B 1B		0-0 1-3	0-0 4-3		0-3 K		5 1 1 0 0 2 2																	
Al Rosen, R (1, 5) OBP: 0.556, SLG: 0.500	0-0 6-3		4-0 2B BB		0-0 1-3		4-0 FC3-6 BB		0-0 G4-6-3 1B 1B	3 1 1 0 2 0 1																	
Dale Mitchell, L (1, 7) OBP: 0.444, SLG: 0.500		0-0 4-3	0-0 2B 2B		4-0 BB		0-0 FC3-6 1B 2B		0-0 G4-6-3 1B	4 2 2 2 1 0 1																	
Harry Simpson, L (1, 9) OBP: 0.333, SLG: 0.444		0-0 F8	0-0 1B 2B		0-0 1-3		0-0 2B 1B		0-0 G4-6-3	5 1 2 1 0 0 3																	
Jim Hegan, R (1, 2) OBP: 0.444, SLG: 0.500		0-0 F7	0-0 1B			0-0 SH3-4 1B 1B		0-0 K		5 1 3 2 0 1 1																	
Mike Garcia, R (1, 1)			1-6-3			4-0 1B BB		0-0 B2-5		2 0 0 0 0 1 1																	
Ted Wilks, R (5, 1)										0 0 0 0 0 0 0																	
Bill Glynn, L (6, PH)										0 1 0 0 1 0 0																	
Bob Hooper, R (6, 1)										1 0 0 0 0 0 2																	
Inning Stats	R: 1 E: 0 K: 2 S: 9	H: 2 LOB: 1 BB: 0 P: 9	R: 0 E: 0 K: 0 S: 3	H: 0 LOB: 0 BB: 0 P: 3	R: 6 E: 0 K: 1 S: 11	H: 6 LOB: 1 BB: 1 P: 15	R: 0 E: 0 K: 0 S: 3	H: 0 LOB: 0 BB: 0 P: 3	R: 0 E: 0 K: 0 S: 3	H: 0 LOB: 1 BB: 1 P: 7	R: 2 E: 0 K: 1 S: 7	H: 2 LOB: 1 BB: 1 P: 11	R: 1 E: 0 K: 0 S: 4	H: 2 LOB: 1 BB: 1 P: 8	R: 1 E: 0 K: 2 S: 8	H: 1 LOB: 0 BB: 0 P: 8	R: 0 E: 0 K: 1 S: 6	H: 2 LOB: 1 BB: 0 P: 6	1B: 9 2B: 5 3B: 0 HR: 2	SF: 0 SAC: 1 DP: 2 HBP: 0	WP: 1 PB: 0 SB: 0 CS: 0	PA: 44					
PITCHER	IP WLS BF H R ER SO BB IBB HBP BLK WP HR S P ERA WHIP																										
Art Houtteman, R (1, 1) ERA: 23.63	2.2		17	8	7	7	2	1	0	0	0	0	2	20	24	23.62	3.375										
Ray Herbert, R (3, 1) ERA: 6.75	5.1	L	23	5	4	4	4	3	0	0	0	1	0	28	40	6.75	1.500										
Milt Jordan, R (9, 1) ERA:	1.0		4	2	0	0	1	0	0	0	0	0	0	6	6	0.00	2.000										

livebaseballscorecards.com

AB	39
R	11
H	15
RBI	11
BB	4
SO	7
LOB	15



Batter	1	2	3	4	5	6	7	8	9	AB	R	H	RBI	BB	SO	LOB
Harvey Kuenn, R (1, 6) OBP: 0.444, SLG: 0.444	0-0 BB 2B 1B	0-0 FC6-4 1B			BB 1B			0-0 6-3		5	2	3	0	0	0	2
Owen Friend, R (1, 4) OBP: 0.333, SLG: 0.250	0-0 F4	0-0 FC6-4 1-2 2-3 3-H			0-0 BB 3B 1B	1-0 BB HBP		0-0 1B		4	1	2	1	0	0	3
Russ Sullivan, L (1, 7) OBP: 0.667, SLG: 0.833	4-0 2B BB	0-0 4-3			4-0 BB 3B BB	4-0 BB BB		0-3 K		2	2	0	0	3	1	2
Walt Dropo, R (1, 3) OBP: 0.222, SLG: 0.556	0-0 2B		0-3 K		0-0 F9 3B	0-0 G5-4-3		0-0 F4		5	1	2	5	0	1	2
Bob Nieman, R (1, 9)	0-0 F9		0-0 5-3		0-0 F9	0-0 F8		4-0 BB BB		4	0	0	1	1	0	2
Jim Delsing, L (1, 8)	0-0 4-3		0-0 4-3		4-0 BB E 1B		0-0 F2		4-0 BB FC6-4 BB	3	1	0	0	2	0	1
John Baumgartner, R (1, 5)		0-0 1B SH FC6-4 1B			0-0 F9	0-0 E 1B		0-0 G5-4-3 1B		5	1	3	0	0	0	2
Matt Batts, R (1, 2)		0-0 F9			0-0 6-3	0-0 F7		0-0 G5-4-3		4	0	0	0	0	0	4
Art Houtteman, R (1, 1)		0-0 SH FC6-4 1B			0-3 K	0-0 E5		0-0 F7		0	0	0	0	0	0	0
Ray Herbert, R (3, 1)										2	0	0	0	0	1	1
Pat Mullin, L (8, PH)										1	0	0	0	0	0	0
Milt Jordan, R (9, 1)										0	0	0	0	0	0	0

Inning Stats	R: 2	H: 2	E: 0	K: 0	S: 5	H: 2	LOB: 1	BB: 1	P: 9	R: 1	H: 2	E: 1	K: 0	S: 6	R: 0	H: 0	E: 0	K: 1	S: 5	R: 0	H: 0	E: 0	K: 1	S: 5	R: 5	H: 4	E: 1	K: 0	S: 8	R: 0	H: 0	E: 0	K: 0	S: 2	R: 0	H: 1	E: 0	K: 0	S: 3	R: 0	H: 1	E: 0	K: 1	S: 5	R: 0	H: 0	E: 0	K: 1	S: 5	1B: 8	SF: 0	2B: 1	SAC: 1	3B: 1	DP: 2	HR: 0	HBP: 1	WP: 0	PA: 43
--------------	------	------	------	------	------	------	--------	-------	------	------	------	------	------	------	------	------	------	------	------	------	------	------	------	------	------	------	------	------	------	------	------	------	------	------	------	------	------	------	------	------	------	------	------	------	------	------	------	------	------	-------	-------	-------	--------	-------	-------	-------	--------	-------	--------

PITCHER	IP	WLS	BF	H	R	ER	SO	BB	IBB	HBP	BLK	WP	HR	S	P	ERA	WHIP
Mike Garcia, R (1, 1) ERA: 13.5	4.0		22	7	7	6	2	2	0	0	0	0	0	24	32	13.50	2.250
Ted Wilks, R (5, 1) ERA:	1.0		6	1	1	0	0	1	0	0	0	0	0	5	9	0.00	2.000
Bob Hooper, R (6, 1) ERA:	4.0	W	15	2	0	0	1	3	0	1	0	0	0	13	26	0.00	1.250

BOTTOM

Cleveland Indians @ Detroit Tigers
Briggs Stadium, Detroit, MI
Thu Apr 16 1953, 3:33 AM EST
Att. 25,253 - Unknown

AB	35
R	8
H	10
RBI	7
BB	6
SO	3
LOB	19



WP	HR	S	P	ERA	WHIP
0	0	0	0	0	0
2	0	0	0	0	1
1	0	0	0	0	0
0	0	0	0	0	0

Batter	1	2	3	4	5	6	7	8	9	AB R H RBI BB SO LOB	TOP										
Ray Boone, R (1, 6) OBP: 0.462, SLG: 0.818	0-3 K		4-0 6-3 BB 1-2 2B BB	0-0 4-3		0-0 G5-4-3 1-2f		4-0 BB		3 1 0 0 2 1 3											
Bobby Avila, R (1, 4) OBP: 0.429, SLG: 0.667	0-0 5-3		4-0 6-3 1-2 2B BB	0-3 K			4-0 BB 1B FC3-2 BB	0-0 1-3		3 1 0 0 2 1 2											
Larry Doby, L (1, 8) OBP: 0.500, SLG: 0.692	4-0 1B BB		0-0 6-3 1-2 2-3 3-H		0-0 G4-6-3 1B		0-0 FC3-2 BB 1-2 1B	0-0 SH1-4 1B		4 1 3 1 1 0 2											
Luke Easter, L (1, 3) OBP: 0.500, SLG: 0.545 Bill Glynn, L (7, PR) (7, 3)	0-0 1-3 1B		0-0 1B 2B 2-H 3-H		0-0 G4-6-3 1-2f		4-0 FC3-2 BB 1-2 2-3	0-0 SH1-4		3 1 2 2 1 0 1 0 0 0 0 0 0 0											
Al Rosen, R (1, 5) OBP: 0.500, SLG: 0.400	0-0 F8		0-0 BB 1B 2-H		4-0 FC4-6 BB		0-0 FC3-2 1-2 2-3 3-Hf	0-0 5-3		4 0 1 1 1 0 6											
Dale Mitchell, L (1, 7) OBP: 0.429, SLG: 0.417 Bob Kennedy, R (9, 7)		0-0 F4	4-0 G4-6-3 1-2 BB		0-0 FC4-6 1-2f		0-0 F5	0-0 1B 2-H		4 0 1 1 1 0 4 0 0 0 0 0 0 0											
Harry Simpson, L (1, 9) OBP: 0.308, SLG: 0.385		0-0 4-3	0-0 G4-6-3 1-2f			0-0 BB 1B	0-0 F9			4 0 1 0 0 0 5											
Jim Hegan, R (1, 2) OBP: 0.385, SLG: 0.500		0-0 F4		0-0 SH1-4 2B		0-0 F9		0-0 F6		4 0 1 0 0 0 1											
Bob Feller, R (1, 1) Lou Brissie, L (9, 1)			4-0 BB BB 6-3 BB	0-0 SH1-4 2-3		4-0 G5-4-3 1-2 BB		0-3 K		1 1 0 0 2 1 0 0 0 0 0 0 0 0											
Inning Stats	R: 0 E: 0 K: 1 S: 6	H: 1 LOB: 2 BB: 1 P: 10	R: 0 E: 0 K: 0 S: 3	H: 0 LOB: 0 BB: 0 P: 3	R: 4 E: 0 K: 0 S: 4	H: 2 LOB: 1 BB: 4 P: 20	R: 0 E: 0 K: 1 S: 6	H: 1 LOB: 1 BB: 0 P: 6	R: 0 E: 0 K: 0 S: 3	H: 1 LOB: 1 BB: 1 P: 7	R: 0 E: 0 K: 0 S: 3	H: 1 LOB: 3 BB: 2 P: 12	R: 0 E: 0 K: 1 S: 5	H: 0 LOB: 1 BB: 1 P: 9	R: 1 E: 0 K: 0 S: 4	H: 2 LOB: 1 BB: 0 P: 4	1B: 7 2B: 2 3B: 0 HR: 0	SF: 0 SAC: 2 DP: 3 HBP: 0	WP: 0 PB: 0 SB: 0 CS: 0	PA: 42	
PITCHER Bill Wight, L (1, 1) ERA: 15.43 Dave Madison, R (3, 1) ERA: 4.91	IP WLS BF H R ER SO BB IBB HBP BLK WP HR S P ERA WHIP	2.1 14 3 4 4 1 4 0 0 0 0 0 0 12 28 15.43 3.000	6.2 28 6 1 1 2 6 0 0 0 0 0 0 26 50 1.35 1.800																		

Cleveland Indians @ Detroit Tigers
 Briggs Stadium, Detroit, MI
 Fri Apr 17 1953, 3:33 AM EST
 Att. 2,642 - Unknown

livebaseballscorecards.com

AB	30
R	5
H	9
RBI	5
BB	10
SO	3
LOB	24



BOTTOM

Cleveland Indians @ Detroit Tigers

Briggs Stadium, Detroit, MI

Fri Apr 17 1953, 3:33 AM EST
Att. 2,642 - Unknown

livebaseballscorecards.com

AB	30
R	6
H	7
RBI	6
BB	8
SO	2
LOB	12



WP:	0	PA:	39
PB:	0		
SB:	0		
CS:	2		

AB R H RBI BB SO LOB

4 0 2 0 1 0 1

4 0 0 1 1 0 4

3 0 0 0 1 0 2

4 0 0 0 0 0 1

2 2 0 0 2 0 1

3 2 2 4 1 1 1

3 0 0 0 0 1 1

0 1 0 0 1 0 0

4 0 2 1 0 0 0

0 1 0 0 0 0 0

1 0 0 0 0 0 1

2 0 1 0 0 0 0

0 0 0 0 0 0 0

0 0 0 0 1 0 0

1B:	3	SF:	0
2B:	1	SAC:	0
3B:	1	DP:	1
HR:	2	HBP:	0

Batter	1	2	3	4	5	6	7	8	9
Harvey Kuenn, R (1, 6) OBP: 0.500, SLG: 0.462	0-0 6-3 ①		0-0 G6-4-3 1B		0-0 F4 ②		0-0 FC3-6 1B		4-0 1-2 IBB
Owen Friend, R (1, 4) OBP: 0.286, SLG: 0.167	0-0 6-3 ②		0-0 G6-4-3 ① ② 1-2f		4-0 1-2 BB		0-0 FC3-6 ② 1-2f CS		0-0 F8 ① 3-H
Russ Sullivan, L (1, 7) OBP: 0.538, SLG: 0.556	0-0 F8 ③		0-0 F9 ③		4-3 ③		0-0 CS ③ 1-2	4-0 BB	
Walt Dropo, R (1, 3) OBP: 0.154, SLG: 0.385		0-0 6-3 ①		0-0 F7 ①		0-0 F7 ①		0-0 F7 ①	
Bob Nieman, R (1, 9)		4-0 BB HR BB		0-0 6-3 ②		4-0 BB HR BB		0-0 F9 ②	
Jim Delsing, L (1, 8) OBP: 0.417, SLG: 0.889		0-0 1-H HR		4-0 BB		0-0 1-H HR		0-3 K ③	
John Baumgartner, R (1, 5) OBP: 0.273, SLG: 0.273 Johnny Pesky, L (9, PH)		0-3 ② K		0-0 ③ 6-3		0-0 ② 1-3		4-0 BB 3B BB	
Matt Batts, R (1, 2) OBP: 0.250, SLG: 0.625 Fred Hatfield, L (9, PR)		0-0 2B			0-0 F9 ①	0-0 ③ 5-3		0-0 1-H F8 3B	
Bill Wight, L (1, 1) Dave Madison, R (3, 1) OBP: 0.500, SLG: 0.500 Pat Mullin, L (9, PH) Frank Carswell, R (9, PH)		0-0 ③ 4-3			0-0 BB 1B		0-0 ① 5-3	4-0 IBB IBB	

Inning Stats	R: 0	H: 0	E: 0	K: 0	S: 3	H: 0	LOB: 0	BB: 0	P: 3	R: 2	H: 2	E: 0	K: 1	S: 7	H: 1	LOB: 1	BB: 1	P: 11	R: 0	H: 1	E: 0	K: 0	S: 3	H: 0	LOB: 0	BB: 0	P: 3	R: 0	H: 0	E: 0	K: 0	S: 3	R: 2	H: 1	E: 0	K: 0	S: 4	H: 1	LOB: 0	BB: 1	P: 8	R: 0	H: 1	E: 0	K: 0	S: 3	H: 0	LOB: 0	BB: 0	P: 3	R: 0	H: 0	E: 0	K: 1	S: 5	H: 0	LOB: 1	BB: 1	P: 9	R: 2	H: 1	E: 0	K: 0	S: 2	H: 1	LOB: 3	BB: 3	P: 14	1B: 3	SF: 0	2B: 1	SAC: 0	3B: 1	DP: 1	HR: 2	HBP: 0	WP: 0	PA: 39
--------------	------	------	------	------	------	------	--------	-------	------	------	------	------	------	------	------	--------	-------	-------	------	------	------	------	------	------	--------	-------	------	------	------	------	------	------	------	------	------	------	------	------	--------	-------	------	------	------	------	------	------	------	--------	-------	------	------	------	------	------	------	------	--------	-------	------	------	------	------	------	------	------	--------	-------	-------	-------	-------	-------	--------	-------	-------	-------	--------	-------	--------

PITCHER	IP	WLS	BF	H	R	ER	SO	BB	IBB	HBP	BLK	WP	HR	S	P	ERA	WHIP
Bob Feller, R (1, 1) ERA: 5.63	8.0	L	35	7	6	5	2	6	0	0	0	0	2	33	57	5.62	1.625
Lou Brissie, L (9, 1) ERA:	0.1		3	0	0	0	0	0	2	0	0	0	0	1	9	0.00	0.000

Batter	1	2	3	4	5	6	7	8	9	10	11	AB R H RBI BB SO LOB	TOP
Johnny Groth, R (1, 8) <small>OBP: 0.235, SLG: 0.313</small> Hank Edwards, L (9, PH) <small>OBP: 1.000, SLG: 1.000</small> Willy Miranda, S (9, 6)												3 1 1 0 0 0 1 1 1 1 0 0 0 0 1 0 0 0 0 0 0	
Billy Hunter, R (1, 6) <small>OBP: 0.250, SLG: 0.077</small> Dixie Upright, L (9, PH) Marlin Stuart, L (9, 1) <small>OBP: 1.000, SLG: 1.000</small> Virgil Trucks, R (11, 1)												4 0 0 0 0 1 3 1 0 0 0 0 1 2 1 1 1 0 0 0 0 0 0 0 0 0 0 0	
Jim Dyck, R (1, 7) <small>OBP: 0.368, SLG: 0.214</small>												5 1 0 0 1 0 4	
Vic Wertz, L (1, 9) <small>OBP: 0.474, SLG: 0.867</small>												6 2 2 3 0 0 1	
Bob Elliott, R (1, 5) <small>OBP: 0.429, SLG: 0.333</small>												5 1 2 2 1 1 1	
Roy Sievers, R (1, 3) <small>OBP: 0.278, SLG: 0.389</small>												6 0 2 0 0 3 3	
Les Moss, R (1, 2) <small>OBP: 0.353, SLG: 0.471</small>												5 0 1 1 0 1 4	
Bobby Young, L (1, 4) <small>OBP: 0.294, SLG: 0.353</small>												5 0 0 0 0 0 4	
Don Larsen, R (1, 1) <small>OBP: 1.000, SLG: 1.000</small> Hal White, R (6, 1) Frank Kellert, R (7, PH) Bobo Holloman, R (7, 1) Bob Cain, L (8, 1) Satchel Paige, R (8, 1) Dick Kokos, L (9, PH) (9, 7)												2 0 2 0 0 0 0 0 0 0 0 0 0 0 1 0 1 1 0 0 1 1 1	
Inning Stats	R: 2 H: 1 E: 2 LOB: 2 K: 2 BB: 1 S: 10 P: 14	R: 0 H: 1 E: 0 LOB: 1 K: 0 BB: 0 S: 4 P: 4	R: 0 H: 0 E: 0 LOB: 0 K: 1 BB: 0 S: 5 P: 5	R: 0 H: 0 E: 0 LOB: 0 K: 0 BB: 0 S: 3 P: 3	R: 0 H: 1 E: 0 LOB: 1 K: 0 BB: 0 S: 4 P: 4	R: 0 H: 2 E: 0 LOB: 2 K: 0 BB: 0 S: 5 P: 5	R: 0 H: 0 E: 0 LOB: 0 K: 1 BB: 0 S: 5 P: 5	R: 1 H: 2 E: 0 LOB: 2 K: 0 BB: 1 S: 5 P: 9	R: 3 H: 2 E: 0 LOB: 0 K: 1 BB: 1 S: 7 P: 11	R: 0 H: 0 E: 1 LOB: 1 K: 2 BB: 0 S: 8 P: 8	R: 2 H: 3 E: 0 LOB: 1 K: 1 BB: 0 S: 8 P: 8	1B: 10 SF: 0 2B: 1 SAC: 1 3B: 0 DP: 0 HR: 1 HBP: 0	WP: 0 PA: 51 PB: 0 SB: 0 CS: 0
PITCHER Billy Hoelt, L (1, 1) <small>ERA: 1.13</small> Art Houtteman, R (9, 1) <small>ERA: 19.06</small>	IP WLS BF H R ER SO BB IBB HBP BLK WP HR S P ERA WHIP 8.0 35 7 3 1 4 2 0 0 0 0 0 41 49 1.12 1.125 3.0 L 16 5 5 5 4 1 0 0 0 0 1 23 27 15.00 2.000												

St. Louis Browns @ Detroit Tigers
 Briggs Stadium, Detroit, MI
 Sat Apr 18 1953, 3:33 AM EST
 Unknown

livebaseballscorecards.com



Batter	1	2	3	4	5	6	7	8	9	10	11	AB R H RBI BB SO LOB	BOTTOM													
Harvey Kuenn, R (1, 6) OBP: 0.500, SLG: 0.474												6 0 3 2 0 0 4	St. Louis Browns @ Detroit Tigers Briggs Stadium, Detroit, MI Sat Apr 18 1953, 3:33 AM EST Unknown													
Owen Friend, R (1, 4) OBP: 0.200, SLG: 0.111												6 0 0 0 0 2 7														
Russ Sullivan, L (1, 7) OBP: 0.579, SLG: 0.643												5 0 3 0 1 0 2														
Walt Dropo, R (1, 3) OBP: 0.158, SLG: 0.278												5 1 0 1 1 0 5														
Bob Nieman, R (1, 9) OBP: 0.333, SLG: 0.357												6 2 2 1 0 1 6														
Jim Delsing, L (1, 8) OBP: 0.500, SLG: 0.933												6 2 4 1 0 0 0														
John Baumgartner, R (1, 5) OBP: 0.294, SLG: 0.294												6 1 2 1 0 1 2														
Matt Batts, R (1, 2) OBP: 0.308, SLG: 0.538												5 0 2 1 0 0 2														
Billy Hoelt, L (1, 1)												1 0 0 0 1 1 0														
Pat Mullin, L (8, PH)												0 0 0 0 0 0 0														
Frank Carswell, R (8, PH)												0 0 0 0 1 0 0														
Don Lund, R (8, PR)												0 1 0 0 0 0 0														
Art Houtteman, R (9, 1)												1 0 0 0 0 0 1														
Inning Stats	R: 0 E: 0 K: 0 S: 4	H: 1 LOB: 1 BB: 0 P: 4	R: 0 E: 0 K: 0 S: 4	H: 1 LOB: 1 BB: 0 P: 4	R: 0 E: 0 K: 2 S: 8	H: 1 LOB: 1 BB: 0 P: 8	R: 0 E: 0 K: 1 S: 6	H: 2 LOB: 1 BB: 0 P: 6	R: 0 E: 1 K: 0 S: 4	H: 1 LOB: 1 BB: 0 P: 4	R: 3 E: 0 K: 0 S: 6	H: 3 LOB: 2 BB: 2 P: 14	R: 0 E: 0 K: 1 S: 6	H: 1 LOB: 1 BB: 0 P: 6	R: 3 E: 1 K: 1 S: 9	H: 3 LOB: 3 BB: 2 P: 17	R: 0 E: 0 K: 0 S: 4	H: 1 LOB: 1 BB: 0 P: 4	R: 0 E: 0 K: 0 S: 4	H: 1 LOB: 1 BB: 0 P: 4	R: 1 E: 0 K: 0 S: 4	H: 1 LOB: 0 BB: 0 P: 4	1B: 12 2B: 3 3B: 0 HR: 1	SF: 0 SAC: 2 DP: 1 HBP: 0	WP: 0 PB: 0 SB: 0 CS: 0	PA: 53
PITCHER	IP WLS BF H R ER SO BB IBB HBP BLK WP HR S P ERA WHIP														IP WLS BF H R ER SO BB IBB HBP BLK WP HR S P ERA WHIP											
Don Larsen, R (1, 1) ERA: 5.06	5.1 25 9 3 3 3 1 0 0 0 0 0 0 30 34 5.06 1.875														Marlin Stuart, R (9, 1) ERA: 3.86	2.1 10 3 1 1 0 0 0 0 0 0 0 0 1 10 3.86 1.286										
Hal White, R (6, 1) ERA:	0.2 3 0 0 0 0 1 0 0 0 0 0 0 2 6 0.00 1.500														Virgil Trucks, R (11, 1) ERA:	0.2 2 0 0 0 0 0 0 0 0 0 0 0 2 2 0.00 0.000										
Bobo Holloman, R (7, 1) ERA: 13.5	1.1 7 3 2 2 1 0 0 0 0 0 0 0 9 9 13.50 2.250																									
Bob Cain, L (8, 1) ERA:	0.0 1 0 0 0 0 0 0 1 0 0 0 0 4 ∞ ∞																									
Satchel Paige, R (8, 1) ERA: 5.4	0.2 5 1 1 1 1 0 1 0 0 0 0 0 6 10 13.50 1.500																									

livebaseballscores.com

AB	47
R	7
H	16
RBI	7
BB	4
SO	5
LOB	29



Batter	1	2	3	4	5	6	7	8	9	AB R H RBI BB SO LOB	TOP									
Johnny Groth, R OBP: 0.300, SLG: 0.421 (1, 8) X	0-0 1B 1B		0-0 F7			0-0 1-3 2B		0-0 SH3-4		3 1 2 0 0 0 0										
Bobby Young, L OBP: 0.333, SLG: 0.350 (1, 4) X	0-0 G4-3 1-2 1B 1B		0-0 F6			0-0 1-3		0-0 2-3 FC1-6 BB		3 0 1 0 1 0 1										
Jim Dyck, R OBP: 0.391, SLG: 0.235 (1, 7) X	0-0 G4-3 1-2 2-H 1B			0-0 F8		0-0 2-3 BB		0-0 FC1-6 1-2f		3 0 1 1 1 0 2										
Vic Wertz, L OBP: 0.391, SLG: 0.684 (1, 9) X	0-0 G4-3 1-2f 2-3			0-0 4-3		0-0 F8		0-0 5-3		4 0 0 0 0 0 6										
Bob Elliott, R OBP: 0.333, SLG: 0.250 (1, 5) X	0-0 G3			0-0 F8			0-0 6-3		0-0 F9	4 0 0 0 0 0 1										
Roy Sievers, R OBP: 0.227, SLG: 0.318 (1, 3) X		0-0 F8			0-0 6-3		0-0 F9		0-0 F2	4 0 0 0 0 0 0										
Les Moss, R OBP: 0.286, SLG: 0.381 (1, 2) X		0-0 F5			0-0 F8		0-0 5-3		0-0 F8	4 0 0 0 0 0 0										
Billy Hunter, R OBP: 0.222, SLG: 0.067 (1, 6) X		0-0 F8			0-0 F2			0-0 1B 2B		2 0 0 0 0 0 0										
Hank Edwards, L OBP: 1.000, SLG: 1.500 (8, PH)										1 0 1 0 0 0 0										
Willy Miranda, S (8, PR)										0 1 0 0 0 0 0										
Duane Pilette, R (1, 1) X			0-0 1-3			0-0 5-3		0-0 SH3-4 2-H PB 1B		2 0 0 0 0 0 0										
Dick Kokos, L OBP: 0.429, SLG: 0.200 (8, PH)										1 0 1 1 0 0 0										
Neil Berry, R (8, PR)										0 1 0 0 0 0 0										
Bob Cain, L (8, 1)										0 0 0 0 0 0 0										
Inning Stats	R: 1 E: 0 K: 0 S: 5	H: 3 LOB: 1 BB: 0 P: 5	R: 0 E: 0 K: 0 S: 3	H: 0 LOB: 0 BB: 0 P: 3	R: 0 E: 0 K: 0 S: 3	H: 0 LOB: 0 BB: 0 P: 3	R: 0 E: 0 K: 0 S: 3	H: 0 LOB: 0 BB: 0 P: 3	R: 0 E: 0 K: 0 S: 4	H: 1 LOB: 2 BB: 1 P: 8	R: 0 E: 0 K: 0 S: 3	H: 0 LOB: 0 BB: 0 P: 3	R: 2 E: 0 K: 0 S: 5	H: 2 LOB: 2 BB: 1 P: 9	R: 0 E: 0 K: 0 S: 3	H: 0 LOB: 0 BB: 0 P: 3	1B: 4 2B: 2 3B: 0 HR: 0	SF: 0 SAC: 1 DP: 1 HBP: 0	WP: 0 PB: 1 SB: 0 CS: 0	PA: 34
PITCHER	IP WLS BF H R ER SO BB IBB HBP BLK WP HR S P ERA WHIP																			
Dick Marlowe, R ERA: 3.6 (1, 1)	7.0 L 27 6 3 2 0 1 0 0 0 0 0 0 26 30 2.57 1.000																			
Ray Herbert, R ERA: 5.68 (8, 1)	1.0 4 0 0 0 0 1 0 0 0 0 0 0 3 7 0.00 1.000																			
Milt Jordan, R ERA: (9, 1)	1.0 3 0 0 0 0 0 0 0 0 0 0 0 3 3 0.00 0.000																			

St. Louis Browns @ Detroit Tigers
 Briggs Stadium, Detroit, MI
 Sat Apr 18 1953, 3:38 AM EST
 Att. 16,093 - Unknown

livebaseballscorecards.com

AB	31
R	3
H	6
RBI	2
BB	2
SO	0
LOB	10



BOTTOM

St. Louis Browns @ Detroit Tigers
Briggs Stadium, Detroit, MI
Sat Apr 18 1953, 3:38 AM EST
Att. 16,093 - Unknown

livebaseballscorecards.com

AB 31
R 2
H 4
RBI 2
BB 0
SO 3
LOB 6



WP: 0 PA: 31
PB: 0
SB: 0
CS: 0

AB R H RBI BB SO LOB

4	1	1	0	0	0	0
4	1	1	0	0	0	0
3	0	0	0	0	0	2
1	0	1	0	0	0	0
0	0	0	0	0	0	0
4	0	0	0	0	1	3
3	0	1	2	0	0	0
3	0	0	0	0	0	1
3	0	0	0	0	0	0
3	0	0	0	0	0	0
2	0	0	0	0	2	0
0	0	0	0	0	0	0
1	0	0	0	0	0	0
0	0	0	0	0	0	0

Batter	1	2	3	4	5	6	7	8	9
Harvey Kuenn, R (1, 6) OBP: 0.458, SLG: 0.435	0-0 F9			0-0 F3			0-0 F8 1B 2B 1B		0-0 F1
Owen Friend, R (1, 4) OBP: 0.208, SLG: 0.136	0-0 F8			0-0 F5			0-0 F8 1B 1-2 2B 1B		0-0 F7
Russ Sullivan, L (1, 7) OBP: 0.500, SLG: 0.529 Frank Carswell, R (9, PH) OBP: 1.000, SLG: 1.000 Fred Hatfield, L (9, PR)	0-0 F7			0-0 F5			0-0 F8 1B 2-3		0-0 F4 1B
Walt Dropo, R (1, 3) OBP: 0.130, SLG: 0.227		0-0 6-3			0-0 F8		0-3 K		0-0 F4
Bob Nieman, R (1, 9) OBP: 0.333, SLG: 0.412		0-0 F3			0-0 F4		0-0 K 2B 1-H 3-H		
Jim Delsing, L (1, 8) OBP: 0.429, SLG: 0.778		0-0 6-3			0-0 F7		0-0 F7		
John Baumgartner, R (1, 5) OBP: 0.250, SLG: 0.250			0-0 6-3			0-0 F8		0-0 6-3	
Johnny Bucha, R (1, 2)			0-0 F7			0-0 F8		0-0 F9	
Dick Marlowe, R (1, 1) Ray Herbert, R (8, 1) Steve Souchock, R (8, PH) Milt Jordan, R (9, 1)			0-3 K			0-3 K		0-0 F6	

Inning Stats	R: 0	H: 0	E: 0	LOB: 0	K: 0	BB: 0	S: 3	P: 3	R: 0	H: 0	E: 0	LOB: 0	K: 1	BB: 0	S: 5	P: 5	R: 0	H: 0	E: 0	LOB: 0	K: 0	BB: 0	S: 3	P: 3	R: 0	H: 0	E: 0	LOB: 0	K: 1	BB: 0	S: 5	P: 5	R: 2	H: 3	E: 0	LOB: 1	K: 1	BB: 0	S: 8	P: 8	R: 0	H: 0	E: 0	LOB: 0	K: 0	BB: 0	S: 3	P: 3	R: 0	H: 1	E: 0	LOB: 1	K: 0	BB: 0	S: 4	P: 4	1B: 3	SF: 0	2B: 1	SAC: 0	3B: 0	DP: 0	HR: 0	HBP: 0	WP: 0	PA: 31
--------------	------	------	------	--------	------	-------	------	------	------	------	------	--------	------	-------	------	------	------	------	------	--------	------	-------	------	------	------	------	------	--------	------	-------	------	------	------	------	------	--------	------	-------	------	------	------	------	------	--------	------	-------	------	------	------	------	------	--------	------	-------	------	------	-------	-------	-------	--------	-------	-------	-------	--------	-------	--------


PITCHER	IP	WLS	BF	H	R	ER	SO	BB	IBB	HBP	BLK	WP	HR	S	P	ERA	WHIP
Duane Pilette, R (1, 1) ERA: 2.57	7.0	W	24	3	2	2	3	0	0	0	0	0	0	30	30	2.57	0.429
Bob Cain, L (8, 1) ERA: 4.5	2.0	S	7	1	0	0	0	0	0	0	0	0	0	7	7	0.00	0.500

PITCHER	IP	WLS	BF	H	R	ER	SO	BB	IBB	HBP	BLK	WP	HR	S	P	ERA	WHIP
---------	----	-----	----	---	---	----	----	----	-----	-----	-----	----	----	---	---	-----	------

Batter	1	2	3	4	5	6	7	8	9	10	11	AB R H RBI BB SO LOB	TOP	
Johnny Groth, R (1, 8) <small>OBP: 0.320, SLG: 0.417</small>												5 0 2 1 0 1 1	St. Louis Browns @ Detroit Tigers Briggs Stadium, Detroit, MI Sun Apr 19 1953, 3:33 AM EST Att: 7,048 - Unknown	
Bobby Young, L (1, 4) <small>OBP: 0.370, SLG: 0.385</small>												6 1 3 1 0 0 1		
Jim Dyck, R (1, 7) <small>OBP: 0.333, SLG: 0.190</small> Dick Kokos, L (9, PH) <small>OBP: 0.556, SLG: 0.200</small> (9, 7)												4 0 0 0 0 0 6 0 1 0 0 2 0 0		
Vic Wertz, L (1, 9) <small>OBP: 0.414, SLG: 0.625</small>												5 0 2 1 1 0 1		
Bob Elliott, R (1, 5) <small>OBP: 0.333, SLG: 0.318</small>												6 1 2 1 0 1 5		
Roy Sievers, R (1, 3) <small>OBP: 0.250, SLG: 0.357</small>												6 2 2 0 0 2 4		
Les Moss, R (1, 2) <small>OBP: 0.333, SLG: 0.391</small> Clint Courtney, L (7, PH) <small>OBP: 0.500, SLG: 0.500</small> (7, 2)												2 0 1 1 0 0 1 2 0 1 1 0 1 0		
Billy Hunter, R (1, 6) <small>OBP: 0.273, SLG: 0.158</small> Dick Kryhoski, L (10, PH) Willy Miranda, S (10, PR) <small>OBP: 0.500, SLG: 0.500</small> (10, 6)												4 0 2 0 0 2 3 0 0 0 0 1 0 0 0 0 0 0 0 0 0		
Virgil Trucks, R (1, 1) <small>OBP: 0.667, SLG: 1.000</small> Hank Edwards, L (6, PH) Hal White, R (6, 1) Bob Cain, L (7, 1) Bobo Holloman, R (9, 1) Marlin Stuart, L (10, 1) <small>OBP: 1.000, SLG: 1.500</small> Neil Berry, R (11, PR) Satchel Paige, R (11, 1)												2 0 0 0 0 0 3 1 0 0 0 0 0 2 0 1 0 1 0 0 0 0 0 1 0 0 0 0 0 0 0 0 0 0 0 0		
Inning Stats	R: 0 H: 0 E: 0 LOB: 0 K: 1 BB: 0 S: 5 P: 5	R: 0 H: 0 E: 0 LOB: 1 K: 0 BB: 1 S: 3 P: 7	R: 0 H: 2 E: 0 LOB: 2 K: 0 BB: 0 S: 5 P: 5	R: 1 H: 3 E: 0 LOB: 2 K: 0 BB: 0 S: 6 P: 6	R: 0 H: 2 E: 0 LOB: 2 K: 1 BB: 0 S: 7 P: 7	R: 1 H: 3 E: 0 LOB: 3 K: 1 BB: 0 S: 8 P: 9	R: 1 H: 2 E: 0 LOB: 1 K: 1 BB: 0 S: 7 P: 7	R: 0 H: 0 E: 0 LOB: 0 K: 0 BB: 0 S: 3 P: 3	R: 0 H: 1 E: 0 LOB: 0 K: 0 BB: 1 S: 2 P: 6	R: 0 H: 0 E: 0 LOB: 1 K: 2 BB: 1 S: 6 P: 10	R: 3 H: 3 E: 0 LOB: 1 K: 1 BB: 1 S: 8 P: 12	1B: 13 SF: 0 2B: 3 SAC: 1 3B: 0 DP: 1 HR: 0 HBP: 1		WP: 1 PA: 52 PB: 0 SB: 0 CS: 1
PITCHER Ned Garver, R (1, 1) <small>ERA: 7.3</small> Bill Wight, L (11, 1) <small>ERA: 12.0</small>	IP: 10.1 WLS: L BF: 48 H: 15 R: 6 ER: 6 SO: 6 BB: 4 IBB: 0 HBP: 1 BLK: 0 WP: 0 HR: 0 S: 55 P: 72 ERA: 5.23 WHIP: 1.839													

livebaseballscorecards.com

AB	45
R	6
H	16
RBI	6
BB	4
SO	7
LOB	27



BOTTOM

St. Louis Browns @ Detroit Tigers
Briggs Stadium, Detroit, MI
Sun Apr 19 1953, 3:33 AM EST
Att. 7,048 - Unknown

livebaseballscorecards.com

AB	41
R	3
H	8
RBI	3
BB	4
SO	6
LOB	23



WP:	0	PA:	47
PB:	0		
SB:	0		
CS:	0		

Batter	1	2	3	4	5	6	7	8	9	10	11	AB	R	H	RBI	BB	SO	LOB								
Harvey Kuenn, R (1, 6) OBP: 0.433, SLG: 0.393	F4		F4		F9		BB 6-4-3 BB		FC6-2 1B		F8	5	0	1	0	1	0	0								
Owen Friend, R (1, 4) Joe Ginsberg, L (11, PH) OBP: 0.207, SLG: 0.185	F8 2B		F5		K		6-4-3		FC6-2		4-3	5	1	1	0	0	1	4								
Russ Sullivan, L (1, 7) Frank Carswell, R (7, PH) Don Lund, R (8, 7) OBP: 0.480, SLG: 0.500	E1			SH2-4 1B	F8		F6		K2-3			3	1	1	0	0	0	1								
Walt Dropo, R (1, 3) OBP: 0.143, SLG: 0.222	F8			F8 1B		6-3		F9		6-3		5	1	1	1	0	0	1								
Bob Nieman, R (1, 9) OBP: 0.360, SLG: 0.400	K			SH2-4 1B		FC4-6 1B		6-3		1B BB		3	0	1	0	1	1	1								
Jim Delsing, L (1, 8) OBP: 0.462, SLG: 0.714		K		1B BB		FC4-6		FC6-4 BB		1B		3	0	1	0	2	1	1								
John Baumgartner, R (1, 5) Pat Mullin, L (10, PH) Billy Hitchcock, R (11, 5) OBP: 0.208, SLG: 0.208		K		F8		K		FC6-4		F6		4	0	0	1	0	2	4								
Matt Batts, R (1, 2) Fred Hatfield, L (7, PR) Johnny Bucha, R (8, 2) OBP: 0.313, SLG: 0.500		F8		2-3 3-H	1B		E4 6-4-3 SH1-4		5-3		F7	3	0	1	1	0	0	0								
Ned Garver, R (1, 1) Bill Wight, L (11, 1) Johnny Pesky, L (11, PH) OBP: 0.250, SLG: 0.250			F5		F8		SH1-4		1B FC6-2 1B		F8	3	0	1	0	0	0	2								
Inning Stats	R: 1 E: 1 K: 1 S: 7	H: 1 LOB: 1 BB: 0 P: 7	R: 0 E: 0 K: 2 S: 7	H: 0 LOB: 0 BB: 0 P: 7	R: 0 E: 0 K: 0 S: 3	H: 0 LOB: 0 BB: 0 P: 3	R: 2 E: 0 K: 0 S: 6	H: 3 LOB: 2 BB: 1 P: 10	R: 0 E: 0 K: 1 S: 5	H: 0 LOB: 0 BB: 0 P: 5	R: 0 E: 0 K: 1 S: 6	H: 1 LOB: 1 BB: 0 P: 6	R: 0 E: 0 K: 0 S: 4	H: 0 LOB: 3 BB: 1 P: 8	R: 0 E: 0 K: 0 S: 3	H: 0 LOB: 1 BB: 1 P: 7	R: 0 E: 0 K: 1 S: 7	H: 2 LOB: 2 BB: 0 P: 7	R: 0 E: 0 K: 0 S: 4	H: 1 LOB: 2 BB: 1 P: 8	R: 0 E: 0 K: 0 S: 3	H: 0 LOB: 0 BB: 0 P: 3	1B: 7 2B: 1 3B: 0 HR: 0	SF: 0 SAC: 2 DP: 0 HBP: 0	WP: 0 PB: 0 SB: 0 CS: 0	PA: 47
PITCHER	IP	WLS	BF	H	R	ER	SO	BB	IBB	HBP	BLK	WP	HR	S	P	ERA	WHIP									
Virgil Trucks, R (1, 1) ERA: 1.23	5.0		21	4	3	2	4	1	0	0	0	0	0	28	32	3.60	1.000									
Hal White, R (6, 1) ERA:	1.2		8	1	0	0	1	1	0	0	0	0	0	9	13	0.00	1.200									
Bob Cain, L (7, 1) ERA: 2.45	1.2		8	2	0	0	0	1	0	0	0	0	0	7	11	0.00	1.800									
Bobo Holloman, R (9, 1) ERA: 7.71	1.0		5	1	0	0	1	1	0	0	0	0	0	6	10	0.00	2.000									
Marlin Stuart, R (10, 1) ERA: 3.0	0.2	W	2	0	0	0	0	0	0	0	0	0	0	2	2	0.00	0.000									
PITCHER	IP	WLS	BF	H	R	ER	SO	BB	IBB	HBP	BLK	WP	HR	S	P	ERA	WHIP									
Satchel Paige, R (11, 1) ERA: 4.15	1.0	S	3	0	0	0	0	0	0	0	0	0	0	0	3	3	0.00	0.000								

Batter	1	2	3	4	5	6	7	8	9	AB R H RBI BB SO LOB	TOP		
Nellie Fox, L OBP: 0.333, SLG: 0.333 (1, 4) X	0-0 4-3 ① X	0-0 F8 ③ X	0-0 3-1 ③		0-0 4-3 ②		0-0 L7 ① X		0-0 1-2 1B	6 0 1 0 0 0 3			
Ferris Fain, L OBP: 0.348, SLG: 0.278 (1, 3) X	0-0 4-3 ②		4-0 1B SH BB	0-0 1B F8 2B	0-0 FC6-4 1B		0-0 F7 ② X		0-0 F8 ③	5 2 2 0 1 0 2			
Minnie Minoso, R OBP: 0.409, SLG: 0.333 (1, 7) X	0-0 BB 2B		0-0 1-2 SH 1B	0-0 2-3 1B 1B	0-0 FC6-4 1-2f		0-0 6-3 ③ X			5 2 3 0 0 0 1			
Vern Stephens, R OBP: 0.222, SLG: 0.125 (1, 5) B B B B	4-0 BB BB		0-0 SH 1B PB E	0-0 F8 ①		0-0 FC6-4 1B FC1-2 1B		0-0 F3 ① X		3 1 1 1 1 0 1			
Jim Rivera, L OBP: 0.545, SLG: 0.429 (1, 8) B B B B	4-0 1-2 2-3 BB		0-0 FC6-5 E 1B	4-0 E 1B F7 BB		0-0 F8 ① X		4-0 CS S BB		2 1 1 0 3 0 1			
Sam Mele, R OBP: 0.316, SLG: 0.188 (1, 9) S S S	0-3 K ③		0-0 E4 BB FC6-5 SH5-3	0-0 E7 FC6-4 1-3 2-H 1B		0-0 FC6-4 1-2 1B		0-0 F6 ② ③		5 1 2 2 0 1 5			
Chico Carrasquel, R OBP: 0.211, SLG: 0.211 (1, 6)		0-0 CS 1B	0-0 FC6-5 SH5-3 BB 1-2 2-3f	0-0 F7 ② 3-H		0-0 FC6-4 1-2f 2-3 BB			0-3 K ①	5 0 1 1 0 1 5			
Sherm Lollar, R OBP: 0.500, SLG: 0.143 (1, 2) B B B B		4-0 SH1-3 BB 1-2	4-0 SH5-3 BB 1-2 2-3	0-0 FC6-4 1-2f		4-0 BB 1-2			H 1-0 1B HBP	1 0 0 0 3 0 1			
Billy Pierce, L (1, 1) Harry Dorish, R (7, 1)		0-0 SH1-3 1-2	0-0 SH5-3 1-2 2-3 3-H		0-0 F8 ① X	0-0 FC1-2 ③ 3-Hf			0-0 F6 ② X	2 0 0 1 0 0 3 1 0 0 0 0 0 1			
Inning Stats	R: 0 H: 1 E: 0 LOB: 3 K: 1 BB: 2 S: 6 P: 14	R: 0 H: 1 E: 0 LOB: 1 K: 0 BB: 1 P: 7	R: 4 H: 2 E: 2 LOB: 2 K: 0 BB: 2 S: 7 P: 15	R: 3 H: 3 E: 1 LOB: 1 K: 0 BB: 1 P: 10	R: 0 H: 1 E: 0 LOB: 1 K: 0 BB: 0 P: 4	R: 0 H: 2 E: 0 LOB: 3 K: 0 BB: 1 P: 9	R: 0 H: 0 E: 0 LOB: 0 K: 0 BB: 0 P: 3	R: 0 H: 0 E: 0 LOB: 0 K: 1 BB: 0 P: 6	R: 0 H: 1 E: 0 LOB: 2 K: 1 BB: 0 P: 7	1B: 9 SF: 0 2B: 2 SAC: 3 3B: 0 DP: 0 HR: 0 HBP: 1	WP: 0 PA: 47 PB: 1 SB: 1 CS: 2		
PITCHER	IP WLS BF H R ER SO BB IBB HBP BLK WP HR S P ERA WHIP											PITCHER	IP WLS BF H R ER SO BB IBB HBP BLK WP HR S P ERA WHIP
Ray Herbert, R (1, 1) ERA: 6.23	2.1 L 17 4 4 2 1 5 0 0 0 0 0 0 14 34 7.71 3.857												
Dick Marlowe, R (3, 1) ERA: 4.63	1.2 9 3 3 2 0 1 0 0 0 0 0 0 8 12 10.80 2.400												
Dave Madison, R (5, 1) ERA: 3.48	3.0 13 3 0 0 0 1 0 0 0 0 0 0 12 16 0.00 1.333												
Paul Foytack, R (8, 1) ERA:	1.0 3 0 0 0 0 1 0 0 0 0 0 0 2 6 0.00 1.000												
Art Houtteman, R (9, 1) ERA: 16.2	1.0 5 1 0 0 1 0 0 0 1 0 0 0 6 7 0.00 1.000												

Chicago White Sox @ Detroit Tigers
 Briggs Stadium, Detroit, MI
 Tue Apr 21 1953, 3:33 AM EST
 Att. 2,742 - Unknown

livebaseballscorecards.com

AB	35
R	7
H	11
RBI	5
BB	8
SO	2
LOB	23



BOTTOM

Chicago White Sox @ Detroit Tigers
Briggs Stadium, Detroit, MI
Tue Apr 21 1953, 3:33 AM EST
Att. 2,742 - Unknown

livebaseballscorecards.com

AB	39
R	5
H	11
RBI	4
BB	1
SO	2
LOB	17



WP:	0	PA:	40
PB:	0	SB:	0
CS:	0		

AB R H RBI BB SO LOB

5	0	3	1	0	0	0
4	1	1	0	1	1	2
4	0	1	0	0	0	2
1	0	0	0	0	0	1
5	1	2	1	0	0	3
4	1	2	1	0	0	2
4	0	0	0	0	0	4
4	1	2	1	0	0	0
3	1	0	0	0	0	1
1	0	0	0	0	0	0
0	0	0	0	0	0	0
1	0	0	0	0	0	0
0	0	0	0	0	0	0
1	0	0	0	0	0	0
0	0	0	0	0	0	0
1	0	0	0	0	0	0
0	0	0	0	0	0	0

1B:	9	SF:	0
2B:	2	SAC:	0
3B:	0	DP:	0
HR:	0	HBP:	0

Batter	1	2	3	4	5	6	7	8	9
Harvey Kuenn, R (1, 6) OBP: 0.457, SLG: 0.424	0-0 G1 BB 1B		0-0 4-3	0-0 1B			0-0 F8		0-0 FC6-4 1B
Jim Delsing, L (1, 8) OBP: 0.452, SLG: 0.640	4-0 G1 BB 1-2		0-0 F7	0-3 K			0-0 1B 1B 1B		0-0 F2
Don Lund, R (1, 9) OBP: 0.200, SLG: 0.200 Russ Sullivan, L (9, PH) OBP: 0.462, SLG: 0.476	0-0 G1 1-2 2-3		0-0 F9				0-0 1B 1B 1B		0-0 F3
Walt Dropo, R (1, 3) OBP: 0.182, SLG: 0.250	0-0 F8			0-0 2B 1B			0-0 1-2 1B 1B		0-0 FC6-4 1-2
Bob Nieman, R (1, 7) OBP: 0.379, SLG: 0.458	0-0 F9			0-0 1-H 2B 2B			0-0 1-2 2-3 FC6-4 1B		
Matt Batts, R (1, 2) OBP: 0.250, SLG: 0.400				0-0 F4			0-0 FC6-4 1-2		
Owen Friend, R (1, 4) OBP: 0.242, SLG: 0.258				0-0 2-H E 2B			0-0 F1		0-0 B5-3
John Baumgartner, R (1, 5) OBP: 0.185, SLG: 0.185 Johnny Pesky, L (8, PH) Fred Hatfield, L (9, 5)				0-0 E6 4-3 1B 2-H			0-0 5-3		0-0 L3
Ray Herbert, R (1, 1) Dick Marlowe, R (3, 1) Jerry Priddy, R (4, PH) Dave Madison, R (5, 1) Frank Carswell, R (7, PH) Paul Foytack, R (8, 1) Pat Mullin, L (8, PH) Art Houtteman, R (9, 1)				0-0 4-3			0-0 F3		0-0 F8

Inning Stats	R: 0	H: 1	E: 0	LOB: 2	K: 0	P: 8	R: 0	H: 1	E: 0	LOB: 1	K: 1	P: 6	R: 0	H: 0	E: 0	LOB: 0	K: 0	P: 3	R: 4	H: 4	E: 1	LOB: 1	K: 1	P: 10	R: 0	H: 0	E: 0	LOB: 0	K: 0	P: 3	R: 0	H: 0	E: 0	LOB: 0	K: 0	P: 3	R: 1	H: 4	E: 0	LOB: 3	K: 0	P: 7	R: 0	H: 0	E: 0	LOB: 0	K: 0	P: 3	R: 0	H: 1	E: 0	LOB: 1	K: 0	P: 4	1B: 9	SF: 0	2B: 2	SAC: 0	3B: 0	DP: 0	HR: 0	HBP: 0
--------------	------	------	------	--------	------	------	------	------	------	--------	------	------	------	------	------	--------	------	------	------	------	------	--------	------	-------	------	------	------	--------	------	------	------	------	------	--------	------	------	------	------	------	--------	------	------	------	------	------	--------	------	------	------	------	------	--------	------	------	-------	-------	-------	--------	-------	-------	-------	--------

PITCHER	IP	WLS	BF	H	R	ER	SO	BB	IBB	HBP	BLK	WP	HR	S	P	ERA	WHIP
Billy Pierce, L (1, 1) ERA: 1.72	6.2	W	32	10	5	3	2	1	0	0	0	0	0	35	39	4.05	1.650
Harry Dorish, R (7, 1) ERA: 1.8	2.1	S	8	1	0	0	0	0	0	0	0	0	0	8	8	0.00	0.429

PITCHER	IP	WLS	BF	H	R	ER	SO	BB	IBB	HBP	BLK	WP	HR	S	P	ERA	WHIP
---------	----	-----	----	---	---	----	----	----	-----	-----	-----	----	----	---	---	-----	------

Batter	1	2	3	4	5	6	7	8	9	AB R H RBI BB SO LOB	TOP											
Nellie Fox, L (1, 4) OBP: 0.379, SLG: 0.462	0-0 L7		0-0 G3 1B		0-0 1-3		0-0 4-3 1B		0-0 1B 3B	5 2 3 2 0 0 0												
Ferris Fain, L (1, 3) OBP: 0.357, SLG: 0.304	0-0 G5-4-3 1B		0-0 L6		0-0 F9		0-0 4-3		0-0 BB HBP F7 1B	5 1 2 1 0 0 2												
Minnie Minoso, R (1, 7) OBP: 0.407, SLG: 0.318	0-0 G5-4-3 1-2f		0-0 G3		0-3 K		0-0 FC5-4 1B		1-0 BB BB HBP	4 0 1 1 0 1 2												
Vern Stephens, R (1, 5) OBP: 0.261, SLG: 0.300		0-0 1-3	0-3 K		0-0 HR		0-0 FC5-4		4-0 BB BB	4 1 1 1 1 1 2												
Jim Rivera, L (1, 8) OBP: 0.481, SLG: 0.368		0-0 F9		0-0 4-3		0-0 G6-4-3 1B		0-0 F8	0-0 F7	5 0 1 1 0 0 2												
Sam Mele, R (1, 9) OBP: 0.333, SLG: 0.350		0-0 HR		0-0 F8		0-0 G6-4-3 1-2f		0-0 F8	4-0 BB	4 1 1 1 1 0 1												
Chico Carrasquel, R (1, 6) OBP: 0.250, SLG: 0.250		0-0 HR 1B		0-0 1B 1B		0-0 F9		0-0 F6	0-0 F4	5 1 2 0 0 0 3												
Sherm Lollar, R (1, 2) OBP: 0.625, SLG: 0.727		0-0 HR		0-0 1B		0-0 SH1-4 1B		0-0 SH3-4 1B	0-0 SH3-4 1B	4 3 4 2 0 0 0												
Joe Dobson, R (1, 1)		0-0 F5		0-0 F3		0-0 SH1-4		0-0 SH3-4	0-0 SH3-4	2 0 0 0 0 0 2												
Gene Bearden, L (6, 1)										0 0 0 0 0 0 0												
Mike Fornieles, R (6, 1)										0 0 0 0 0 0 0												
Luis Aloma, R (9, 1)										0 0 0 0 0 0 0												
Harry Dorish, R (9, 1)										0 0 0 0 0 0 0												
Inning Stats	R: 0 E: 0 K: 0 S: 3	H: 1 LOB: 0 BB: 0 P: 3	R: 3 E: 0 K: 0 S: 6	H: 3 LOB: 0 BB: 0 P: 6	R: 0 E: 0 K: 1 S: 6	H: 1 LOB: 1 BB: 0 P: 6	R: 0 E: 0 K: 0 S: 5	H: 2 LOB: 2 BB: 0 P: 5	R: 0 E: 0 K: 1 S: 5	H: 0 LOB: 0 BB: 0 P: 5	R: 1 E: 0 K: 0 S: 4	H: 2 LOB: 0 BB: 0 P: 4	R: 2 E: 0 K: 0 S: 6	H: 3 LOB: 1 BB: 0 P: 6	R: 0 E: 0 K: 0 S: 3	H: 0 LOB: 0 BB: 0 P: 3	R: 3 E: 0 K: 0 S: 6	H: 3 LOB: 3 BB: 2 P: 15	1B: 11 2B: 0 3B: 1 HR: 3	SF: 0 SAC: 2 DP: 2 HBP: 1	WP: 0 PB: 0 SB: 0 CS: 0	PA: 43
PITCHER	IP WLS BF H R ER SO BB IBB HBP BLK WP HR S P ERA WHIP																					
Milt Jordan, R (1, 1) ERA: 6.0	7.0 L 31 12 6 6 2 0 0 0 0 0 0 3 35 35 7.71 1.714																					
Hal Erickson, R (8, 1) ERA: 2.7	1.0 3 0 0 0 0 0 0 0 0 0 0 0 3 3 0.00 0.000																					
Paul Foytack, R (9, 1) ERA: 13.5	1.0 9 3 3 3 0 2 0 0 1 0 0 0 6 15 27.00 5.000																					

Chicago White Sox @ Detroit Tigers
 Briggs Stadium, Detroit, MI
 Wed Apr 22 1953, 3:33 AM EST
 Att. 2,345 - Unknown

livebaseballscorecards.com

AB	38
R	9
H	15
RBI	9
BB	2
SO	2
LOB	14



BOTTOM

Chicago White Sox @ Detroit Tigers
Briggs Stadium, Detroit, MI
Wed Apr 22 1953, 3:33 AM EST
Att. 2,345 - Unknown

livebaseballscorecards.com

AB 39
R 7
H 14
RBI 7
BB 3
SO 1
LOB 20



WP: 0 PA: 42
PB: 0
SB: 0
CS: 0

AB R H RBI BB SO LOB

5 1 1 1 0 0 3

3 1 2 1 2 0 0

2 0 1 0 0 0 0
1 0 1 0 0 0 0
1 0 1 1 1 0 0

5 0 1 2 0 0 5

5 0 0 0 0 1 6

5 1 2 0 0 0 2

4 2 2 1 0 0 1

3 0 0 0 0 0 1
1 0 0 0 0 0 2

2 0 1 0 0 0 0
0 0 0 0 0 0 0
1 1 1 0 0 0 0
0 0 0 0 0 0 0
1 1 1 1 0 0 0

1B: 12 SF: 0
2B: 1 SAC: 0
3B: 0 DP: 1
HR: 1 HBP: 0

Batter	1	2	3	4	5	6	7	8	9
Harvey Kuenn, R (1, 6) OBP: 0.425, SLG: 0.395	0-0 6-3		0-0 F8		0-0 L4			0-0 F8	0-0 1B 1B
Fred Hatfield, L (1, 5) OBP: 0.800, SLG: 0.667	0-0 F8			0-0 1B 1B		4-0 G1-4-3 1B BB		4-0 1B BB	0-0 1B BB
Russ Sullivan, L (1, 7) OBP: 0.464, SLG: 0.478 Don Lund, R (6, PH) OBP: 0.333, SLG: 0.333 Pat Mullin, L (8, PH) OBP: 0.400, SLG: 0.250	0-0 4-3			0-0 1B		0-0 G1-4-3 1B		0-0 1B 1B	4-0 1B BB
Walt Dropo, R (1, 3) OBP: 0.194, SLG: 0.243		0-0 F4		0-0 L6		0-0 G1-4-3 1B		0-0 F9	0-0 1B
Bob Nieman, R (1, 9) OBP: 0.324, SLG: 0.379		0-0 6-3		0-0 F7		0-0 4-3		0-0 F3	0-0 K
Jim Delsing, L (1, 8) OBP: 0.444, SLG: 0.600		0-0 3-1			0-0 1B 1B		0-0 F9		0-0 1B 4-3
Matt Batts, R (1, 2) OBP: 0.292, SLG: 0.583			0-0 HR		0-0 F7		0-0 F8		0-0 1B 2B
Owen Friend, R (1, 4) OBP: 0.222, SLG: 0.235 Joe Ginsberg, L (9, PH)			0-0 F7		0-0 F9		0-0 4-3		0-0 F5
Milt Jordan, R (1, 1) OBP: 0.500, SLG: 0.500 Hal Erickson, R (8, 1) Johnny Pesky, L (8, PH) OBP: 0.400, SLG: 0.250 Paul Foytack, R (9, 1) Frank Carswell, R (9, PH) OBP: 0.667, SLG: 0.500		0-0 6-3		0-0 1B		0-0 1B		0-0 1B BB	0-0 1B 1B

Inning Stats	R: 0 E: 0 K: 0 S: 3	H: 0 LOB: 0 BB: 0 P: 3	R: 0 E: 0 K: 0 S: 3	H: 0 LOB: 0 BB: 0 P: 3	R: 1 E: 0 K: 0 S: 4	H: 1 LOB: 0 BB: 0 P: 4	R: 0 E: 0 K: 0 S: 4	H: 2 LOB: 1 BB: 0 P: 4	R: 0 E: 0 K: 0 S: 5	H: 2 LOB: 2 BB: 0 P: 5	R: 0 E: 0 K: 0 S: 3	H: 1 LOB: 1 BB: 1 P: 7	R: 0 E: 0 K: 0 S: 3	H: 0 LOB: 0 BB: 0 P: 3	R: 1 E: 0 K: 0 S: 5	H: 2 LOB: 2 BB: 1 P: 9	R: 5 E: 0 K: 1 S: 11	H: 6 LOB: 2 BB: 1 P: 15
--------------	------------------------------	---------------------------------	------------------------------	---------------------------------	------------------------------	---------------------------------	------------------------------	---------------------------------	------------------------------	---------------------------------	------------------------------	---------------------------------	------------------------------	---------------------------------	------------------------------	---------------------------------	-------------------------------	----------------------------------

PITCHER	IP	WLS	BF	H	R	ER	SO	BB	IBB	HBP	BLK	WP	HR	S	P	ERA	WHIP
Joe Dobson, R (1, 1) ERA: 3.97	5.0		19	5	1	1	0	0	0	0	0	0	1	19	19	1.80	1.000
Gene Bearden, L (6, 1) ERA:	0.0		1	0	0	0	0	1	0	0	0	0	0	0	4	∞	∞
Mike Fornieles, R (6, 1) ERA: 10.13	3.1		17	7	5	5	0	1	0	0	0	0	0	16	20	13.50	2.400
Luis Aloma, R (9, 1) ERA:	0.0		2	1	0	0	0	1	0	0	0	0	0	1	5	∞	∞
Harry Dorish, R (9, 1) ERA: 1.59	0.2	S	3	1	1	1	1	0	0	0	0	0	0	5	5	13.50	1.500

Batter	1	2	3	4	5	6	7	8	9	AB R H RBI BB SO LOB	TOP							
Nellie Fox, L (1, 4) OBP: 0.394, SLG: 0.448	0-0 L3		4-0 FC6-4 BB			0-0 G3			0-0 BB HR 1B	3 1 1 0 1 0 0								
Ferris Fain, L (1, 3) OBP: 0.375, SLG: 0.308	0-0 6-3 1B		0-0 FC6-4			0-0 6-3			4-0 1-2 HR BB	3 1 1 0 1 0 1								
Minnie Minoso, R (1, 7) OBP: 0.387, SLG: 0.423	0-0 6-3		0-0 G3			0-0 F8			0-0 1-H 2-H HR	4 1 1 3 0 0 2								
Vern Stephens, R (1, 5) OBP: 0.222, SLG: 0.250		0-0 4-3		0-0 1-3			0-0 E4 G6-4-3		0-0 F6	4 0 0 0 0 0 0								
Jim Rivera, L (1, 8) OBP: 0.452, SLG: 0.318		4-0 WP BB		0-0 1-3			0-0 G6-4-3		0-0 F4	3 0 0 0 1 0 1								
Sam Mele, R (1, 9) OBP: 0.321, SLG: 0.375		0-0 6-3		0-0 F8			0-0 5-3		0-0 2B	4 0 1 0 0 0 1								
Chico Carrasquel, R (1, 6) OBP: 0.250, SLG: 0.250		0-0 F4						0-0 4-3	0-0 F7	4 0 1 0 0 0 2								
Sherm Lollar, R (1, 2) OBP: 0.579, SLG: 0.615			4-0 BB E BB		0-0 G4-6-3			0-3 K		2 1 0 0 1 1 1								
Saul Rogovin, R (1, 1)			0-3 K		0-0 6-3			0-3 K		2 0 0 0 0 1 1								
Connie Johnson, R (6, 1)										0 0 0 0 0 0 0								
Bill Wilson, R (8, PH)										1 0 0 0 0 1 0								
Earl Harrist, R (8, 1)										0 0 0 0 0 0 0								
Inning Stats	R: 0 E: 0 K: 0 S: 3	H: 1 LOB: 0 BB: 0 P: 3	R: 0 E: 0 K: 0 S: 3	H: 0 LOB: 1 BB: 1 P: 7	R: 1 E: 1 K: 1 S: 5	H: 0 LOB: 1 BB: 2 P: 13	R: 0 E: 0 K: 0 S: 3	H: 0 LOB: 0 BB: 0 P: 3	R: 0 E: 0 K: 0 S: 3	H: 0 LOB: 0 BB: 0 P: 3	R: 0 E: 1 K: 0 S: 7	H: 0 LOB: 0 BB: 0 P: 7	R: 3 E: 0 K: 0 S: 6	H: 3 LOB: 1 BB: 1 P: 10	1B: 3 2B: 1 3B: 0 HR: 1	SF: 0 SAC: 0 DP: 2 HBP: 0	WP: 1 PB: 0 SB: 0 CS: 0	PA: 34
PITCHER Billy Hoelt, L (1, 1) ERA: 2.12	IP: 9.0 WLS: W BF: 34 H: 5 R: 4 ER: 3 SO: 3 BB: 4 IBB: 0 HBP: 0 BLK: 0 WP: 1 HR: 1 S: 36 P: 52 ERA: 3.00 WHIP: 1.000											PITCHER	IP: 9.0 WLS: W BF: 34 H: 5 R: 4 ER: 3 SO: 3 BB: 4 IBB: 0 HBP: 0 BLK: 0 WP: 1 HR: 1 S: 36 P: 52 ERA: 3.00 WHIP: 1.000					

Chicago White Sox @ Detroit Tigers
 Briggs Stadium, Detroit, MI
 Thu Apr 23 1953, 3:33 AM EST
 Att. 3,567 - Unknown

livebaseballscorecards.com

AB	30
R	4
H	5
RBI	3
BB	4
SO	3
LOB	9



Batter	1	2	3	4	5	6	7	8	9	AB R H RBI BB SO LOB	TOP											
Harvey Kuenn, R (1, 6) OBP: 0.449, SLG: 0.457	0-0 4-3		4-0 BB			0-0 F5		0-0 1B 1B		3 0 1 0 1 0 1	Detroit Tigers @ Cleveland Indians Cleveland Municipal Stadium, Cleveland, OH Fri Apr 24 1953, 3:33 AM EST Att. 9,283 - Unknown											
Fred Hatfield, L (1, 5) OBP: 0.643, SLG: 0.545	0-0 G6-3 1B		0-0 1-3			0-0 1-2 G1-6-3 1B		0-0 F9		4 0 2 0 0 0 2												
Russ Sullivan, L (1, 7) OBP: 0.444, SLG: 0.533	0-0 G6-3 1-2f				0-0 F3	0-0 G1-6-3 1-2f		0-0 1-2 1B		4 0 1 0 0 0 3												
Walt Dropo, R (1, 3) OBP: 0.196, SLG: 0.295		0-0 F3			0-0 5-3		0-0 HR	0-0 F8		4 1 1 1 0 0 2												
Bob Nieman, R (1, 9) OBP: 0.310, SLG: 0.432		0-0 5-3 1B			0-0 5-3		0-0 F7		0-0 6-3	4 0 1 0 0 0 0												
Jim Delsing, L (1, 8) OBP: 0.409, SLG: 0.541		0-0 5-3 1-2			0-0 6-3		0-0 2B		0-0 4-3	4 0 1 0 0 0 1												
Matt Batts, R (1, 2) OBP: 0.323, SLG: 0.581 Johnny Bucha, R (9, PR)		0-0 6-3			0-0 6-3		0-0 F3		0-0 FC6 1B	4 0 1 0 0 0 2 0 0 0 0 0 0 0												
Owen Friend, R (1, 4) OBP: 0.227, SLG: 0.220			0-0 1-3		0-0 F9		0-0 F8		0-0 FC6 1-2f	4 0 0 0 0 0 2												
Art Houtteman, R (1, 1) Johnny Pesky, L (6, PH) Dick Marlowe, R (6, 1) Pat Mullin, L (8, PH) Dave Madison, R (8, 1) OBP: 0.500, SLG: 0.500			0-0 6-3			0-0 1B 1B		0-0 F7		1 0 0 0 0 0 0 1 0 1 0 0 0 0 0 0 0 0 0 0 0 1 0 0 0 0 0 0 0 0 0 0 0 0 0												
Inning Stats	R: 0 E: 0 K: 0 S: 3	H: 1 LOB: 0 BB: 0 P: 3	R: 0 E: 0 K: 0 S: 4	H: 1 LOB: 1 BB: 0 P: 4	R: 0 E: 0 K: 0 S: 3	H: 0 LOB: 1 BB: 1 P: 7	R: 0 E: 0 K: 0 S: 3	H: 0 LOB: 0 BB: 0 P: 3	R: 0 E: 0 K: 0 S: 3	H: 0 LOB: 0 BB: 0 P: 3		R: 0 E: 0 K: 0 S: 4	H: 2 LOB: 1 BB: 0 P: 4	R: 1 E: 0 K: 0 S: 5	H: 2 LOB: 1 BB: 0 P: 5	R: 0 E: 0 K: 0 S: 5	H: 2 LOB: 2 BB: 0 P: 5	R: 0 E: 0 K: 0 S: 4	H: 1 LOB: 1 BB: 0 P: 4	1B: 7 2B: 1 3B: 0 HR: 1	SF: 0 SAC: 0 DP: 2 HBP: 0	WP: 0 PB: 0 SB: 0 CS: 0
PITCHER Mike Garcia, R (1, 1) ERA: 4.85	IP: 9.0 WLS: W BF: 35 H: 9 R: 1 ER: 1 SO: 0 BB: 1 IBB: 0 HBP: 0 BLK: 0 WP: 0 HR: 1 S: 34 P: 38 ERA: 1.00 WHIP: 1.111											PITCHER	IP: 9.0 WLS: W BF: 35 H: 9 R: 1 ER: 1 SO: 0 BB: 1 IBB: 0 HBP: 0 BLK: 0 WP: 0 HR: 1 S: 34 P: 38 ERA: 1.00 WHIP: 1.111									

livebaseballscorecards.com

AB	34
R	1
H	9
RBI	1
BB	1
SO	0
LOB	13



Batter	1	2	3	4	5	6	7	8	9	AB	R	H	RBI	BB	SO	LOB
Ray Boone, R (1, 6) OBP: 0.444, SLG: 0.524	0-3 K	0-0 G5-4-3		0-0 5-3			0-3 K			4	0	0	0	0	2	2
Bobby Avila, R (1, 4) OBP: 0.429, SLG: 0.500	0-3 K		0-0 F8		0-0 F7		0-0 G6-4-3 1B			4	0	1	0	0	1	0
Dale Mitchell, L (1, 7) OBP: 0.333, SLG: 0.333	0-0 F9		4-0 3-1 1B BB		0-0 3-1		0-0 G6-4-3 1B			3	1	0	0	1	0	1
Larry Doby, L (1, 8) OBP: 0.333, SLG: 0.400		4-0 HR BB	0-0 3-1		0-0 4-3		0-0 F7			3	1	0	0	1	0	1
Al Rosen, R (1, 5) OBP: 0.593, SLG: 0.722		0-0 HR	4-0 1B IBB		0-0 4-3		0-0 F9			3	1	1	2	1	0	0
Bill Glynn, L (1, 3) OBP: 0.500, SLG: 0.333		0-0 E 1B	0-0 1-3 2-H 1B		0-0 4-3		0-0 1B 1B		4-0 1B BB	3	1	3	1	1	0	0
Harry Simpson, L (1, 9) OBP: 0.269, SLG: 0.280		0-0 E6 1B	0-0 F2		0-0 1-2 1B		0-0 1-2 1B		0-0 FC6-4 1B	4	0	2	0	0	0	3
Joe Tipton, R (1, 2)		0-3 K		0-0 F7		0-0 F3		0-0 FC6-4 1B		4	0	0	0	0	1	6
Mike Garcia, R (1, 1) OBP: 0.200, SLG: 0.200		0-0 G5-4-3 1B		0-0 1-4-3		0-3 K				3	0	1	1	0	1	2

Inning Stats	R: 0	H: 0	E: 0	K: 2	S: 7	H: 0	LOB: 0	BB: 0	P: 7	R: 3	H: 3	E: 1	K: 1	S: 8	H: 1	LOB: 1	BB: 1	P: 12	R: 1	H: 1	E: 0	K: 0	S: 4	H: 0	LOB: 0	BB: 0	P: 3	R: 0	H: 2	E: 0	K: 1	S: 7	H: 1	LOB: 0	BB: 0	P: 5	R: 0	H: 1	E: 0	K: 0	S: 4	H: 1	LOB: 2	BB: 1	P: 8
--------------	------	------	------	------	------	------	--------	-------	------	------	------	------	------	------	------	--------	-------	-------	------	------	------	------	------	------	--------	-------	------	------	------	------	------	------	------	--------	-------	------	------	------	------	------	------	------	--------	-------	------

PITCHER	IP	WLS	BF	H	R	ER	SO	BB	IBB	HBP	BLK	WP	HR	S	P	ERA	WHIP
Art Houtteman, R (1, 1) ERA: 11.57	5.0	L	22	4	4	3	3	2	1	0	0	0	1	25	37	5.40	1.200
Dick Marlowe, R (6, 1) ERA: 3.95	2.0		8	3	0	0	2	0	0	0	0	0	0	12	12	0.00	1.500
Dave Madison, R (8, 1) ERA: 3.18	1.0		5	1	0	0	0	1	0	0	0	0	0	4	8	0.00	2.000

BOTTOM

Detroit Tigers @ Cleveland Indians
Cleveland Municipal Stadium, Cleveland, OH


AB	31
R	4
H	8
RBI	4
BB	4
SO	5
LOB	15



WP: 0	PA: 35
PB: 0	SB: 0
CS: 0	

Fri Apr 24 1953, 3:33 AM EST
Att. 9,283 - Unknown

livebaseballscores.com

Batter	1	2	3	4	5	6	7	8	9	AB R H RBI BB SO LOB	TOP													
Harvey Kuenn, R (1, 6) OBP: 0.407, SLG: 0.412	0-0 4-3		0-0 F8		0-0 1-3		0-0 F3		0-0 1-3	5 0 0 0 0 0 2	Detroit Tigers @ Cleveland Indians Cleveland Municipal Stadium, Cleveland, OH Sat Apr 25 1953, 3:33 AM EST Att. 5,513 - Unknown livebaseballscorecards.com													
Fred Hatfield, L (1, 5) OBP: 0.474, SLG: 0.375	0-0 1-3		0-0 F6		0-0 F7		0-0 1-3		0-3 K	5 0 0 0 0 1 2														
Russ Sullivan, L (1, 7) OBP: 0.415, SLG: 0.486	0-0 4-3			0-0 2B F7 1B	0-0 4-3			0-0 4-3	0-0 4-3	5 1 1 0 0 0 2														
Walt Dropo, R (1, 3) OBP: 0.240, SLG: 0.354		0-0 2B F7 1B		0-0 F7 1-3 2B		0-0 5-3		0-0 1B FC1-4-6 1B		4 2 3 0 0 0 0														
Bob Nieman, R (1, 9) OBP: 0.348, SLG: 0.512		0-0 1-3 2B		0-0 F3		0-0 2B		0-0 1-3 FC1-4-6 1B		4 0 3 0 0 0 2														
Jim Delsing, L (1, 8) OBP: 0.396, SLG: 0.500		0-0 F8		4-0 F7 IBB		0-0 F4		0-0 FC1-4-6 1B		3 0 0 1 1 0 4														
Matt Batts, R (1, 2) OBP: 0.343, SLG: 0.559		0-0 F7		0-0 F7		4-0 IBB		0-0 1-2 3-H 1B		3 0 1 2 1 0 3														
Owen Friend, R (1, 4) OBP: 0.213, SLG: 0.205		0-0 F5		0-0 F8		0-0 F5		0-3 K		3 0 0 0 0 0 5														
Pat Mullin, L (8, PH) OBP: 0.286, SLG: 0.167										1 0 0 0 0 1 2														
Jerry Priddy, R (8, 4)										0 0 0 0 0 0 0														
Hal Newhouser, L (1, 1) OBP: 0.333, SLG: 0.333			0-0 G3		0-0 1-3 1B		0-0 1-3		0-0 2B	3 0 1 0 0 0 0														
Hal Erickson, R (7, 1)										0 0 0 0 0 0 0														
Bill Wight, L (8, 1)										0 0 0 0 0 0 0														
Johnny Pesky, L (9, PH) OBP: 0.571, SLG: 0.667										1 0 1 0 0 0 0														
Inning Stats	R: 0 E: 0 K: 0 S: 3	H: 0 LOB: 0 BB: 0 P: 3	R: 1 E: 0 K: 0 S: 5	H: 2 LOB: 1 BB: 0 P: 5	R: 0 E: 0 K: 0 S: 3	H: 0 LOB: 0 BB: 0 P: 3	R: 1 E: 0 K: 0 S: 5	H: 2 LOB: 2 BB: 1 P: 9	R: 0 E: 0 K: 0 S: 4	H: 1 LOB: 1 BB: 0 P: 4	R: 0 E: 0 K: 0 S: 4	H: 1 LOB: 2 BB: 1 P: 8	R: 0 E: 0 K: 0 S: 3	H: 0 LOB: 0 BB: 0 P: 3	R: 1 E: 0 K: 1 S: 8	H: 3 LOB: 2 BB: 0 P: 8	R: 0 E: 0 K: 1 S: 6	H: 1 LOB: 1 BB: 0 P: 6	1B: 6 2B: 4 3B: 0 HR: 0	SF: 0 SAC: 0 DP: 0 HBP: 0	WP: 0 PB: 0 SB: 0 CS: 0	PA: 39		
PITCHER Early Wynn, R (1, 1) ERA: 3.72	IP 9.0	WLS W	BF 39	H 10	R 3	ER 3	SO 2	BB 0	IBB 2	HBP 0	BLK 0	WP 0	HR 0	S 41	P 49	ERA 3.00	WHIP 1.111							

Batter	1	2	3	4	5	6	7	8	9
Ray Boone, R OBP: 0.419, SLG: 0.458 (1, 6)	0-0 6-3		4-0 1B BB		0-0 F8		0-3 K		
Bobby Avila, R OBP: 0.438, SLG: 0.480 (1, 4)	4-0 FC4-6 BB		0-0 1B 1-H 2-H			0-0 F8	0-0 5-3		
Dale Mitchell, L OBP: 0.333, SLG: 0.333 Bob Kennedy, R (8, PH) (9, 7)	0-0 FC4-6 1-2f		0-0 5-3			0-0 BB 1B		1-0 SH5-3 1B HBP	
Larry Doby, L OBP: 0.300, SLG: 0.357 (1, 8)	0-0 G3			0-3 K		0-3 K		0-0 SH5-3 1-2	
Al Rosen, R OBP: 0.581, SLG: 0.667 (1, 5)		0-0 F6		0-0 5-3		4-0 BB		0-0 1B 2-H	
Bill Glynn, L OBP: 0.375, SLG: 0.231 (1, 3)		0-0 1-3		0-0 F3		0-0 F8		0-0 F9	
Harry Simpson, L OBP: 0.300, SLG: 0.414 (1, 9)		0-3 K			0-0 1B			0-0 F8	
Jim Hegan, R OBP: 0.375, SLG: 0.545 (1, 2)			0-0 SH1-3 1B 1B		0-0 F2		0-0 HR		
Early Wynn, S (1, 1)			0-0 SH1-3 1-2		0-0 F8		0-0 4-3		

Inning Stats	R: 0 E: 0 K: 0 S: 3	H: 0 LOB: 1 BB: 1 P: 7	R: 0 E: 0 K: 1 S: 5	H: 0 LOB: 0 BB: 0 P: 5	R: 1 E: 0 K: 0 S: 4	H: 2 LOB: 1 BB: 1 P: 8	R: 0 E: 0 K: 1 S: 5	H: 0 LOB: 0 BB: 0 P: 5	R: 0 E: 0 K: 0 S: 4	H: 1 LOB: 1 BB: 0 P: 4	R: 0 E: 0 K: 1 S: 6	H: 1 LOB: 2 BB: 1 P: 10	R: 2 E: 0 K: 1 S: 7	H: 2 LOB: 0 BB: 0 P: 7	R: 1 E: 0 K: 0 S: 4	H: 1 LOB: 1 BB: 0 P: 5
1B: 5 2B: 0 3B: 0 HR: 2	SF: 0 SAC: 2 DP: 0 HBP: 1	WP: 0 PB: 0 SB: 0 CS: 0														

PITCHER	IP	WLS	BF	H	R	ER	SO	BB	IBB	HBP	BLK	WP	HR	S	P	ERA	WHIP
Hal Newhouser, L ERA: 4.5 (1, 1)	6.0		26	6	3	3	3	3	0	0	0	0	2	29	41	4.50	1.500
Hal Erickson, R ERA: 3.86 (7, 1)	1.1	L	6	1	1	1	1	0	0	1	0	0	0	7	8	6.75	0.750
Bill Wight, L ERA: 9.82 (8, 1)	0.2		2	0	0	0	0	0	0	0	0	0	0	2	2	0.00	0.000


BOTTOM

Detroit Tigers @ Cleveland Indians
Cleveland Municipal Stadium, Cleveland, OH

Sat Apr 25 1953, 3:33 AM EST
Att. 5,513 - Unknown

livebaseballscorecards.com

AB	28
R	4
H	7
RBI	4
BB	3
SO	4
LOB	11



WP	HR	S	P	ERA	WHIP
0	0	0	0	0	0

Batter	1	2	3	4	5	6	7	8	9	AB R H RBI BB SO LOB	TOP											
Harvey Kuenn, R (1, 6) OBP: 0.397, SLG: 0.400	0-0 6-3		0-0 SH1-3 1B		0-0 1-3		0-0 FC6 1-2f			4 0 1 0 0 0 2	Detroit Tigers @ Cleveland Indians Cleveland Municipal Stadium, Cleveland, OH Sun Apr 26 1953, 3:33 AM EDT Unknown livebaseballscorecards.com											
Fred Hatfield, L (1, 5) OBP: 0.409, SLG: 0.316	0-0 F8		0-0 SH1-3 1-2			0-0 1-3		0-0 F7		3 0 0 0 0 0 0												
Russ Sullivan, L (1, 7) OBP: 0.422, SLG: 0.459	4-0 BB		0-0 F5			0-0 1-3		4-0 BB		2 0 0 0 2 0 1												
Walt Dropo, R (1, 3) OBP: 0.241, SLG: 0.346	0-0 1-3		0-3 K			0-0 1B		0-3 K		4 0 1 0 0 2 3												
Bob Nieman, R (1, 9) OBP: 0.340, SLG: 0.511		0-0 1B 2B		0-3 K		0-3 K		0-0 6-3		4 1 1 0 0 2 2												
Jim Delsing, L (1, 8) OBP: 0.385, SLG: 0.477		0-0 G5-4-3 2-H 1B		0-0 F8			0-0 F8		0-0 5-3	4 0 1 1 0 0 0												
Matt Batts, R (1, 2) OBP: 0.308, SLG: 0.500		0-0 G5-4-3 1-2f		0-0 6-3			0-0 F8		0-0 6-3	4 0 0 0 0 0 1												
Owen Friend, R (1, 4) OBP: 0.235, SLG: 0.234		4-0 BB		0-3 K			0-0 2B		0-0 6-3	3 0 1 0 1 1 0												
Ted Gray, S (1, 1) Johnny Pesky, L (7, PH) Milt Jordan, R (7, 1) OBP: 0.625, SLG: 0.667 OBP: 0.500, SLG: 0.500		0-0 1-3		0-0 G3			4-0 FC6 BB			2 0 0 0 0 0 1 0 0 0 0 1 0 0 0 0 0 0 0 0 0												
Inning Stats	R: 0 E: 0 K: 0 S: 3	H: 0 LOB: 1 BB: 1 P: 7	R: 1 E: 0 K: 0 S: 4	H: 2 LOB: 1 BB: 1 P: 8	R: 0 E: 0 K: 1 S: 6	H: 1 LOB: 1 BB: 0 P: 6	R: 0 E: 0 K: 1 S: 5	H: 0 LOB: 0 BB: 0 P: 5	R: 0 E: 0 K: 1 S: 5	H: 0 LOB: 0 BB: 0 P: 5		R: 0 E: 0 K: 1 S: 6	H: 1 LOB: 1 BB: 0 P: 6	R: 0 E: 0 K: 0 S: 4	H: 1 LOB: 2 BB: 1 P: 8	R: 0 E: 0 K: 1 S: 5	H: 0 LOB: 1 BB: 1 P: 9	R: 0 E: 0 K: 0 S: 3	H: 0 LOB: 0 BB: 0 P: 3	1B: 3 2B: 2 3B: 0 HR: 0	SF: 0 SAC: 1 DP: 1 HBP: 0	WP: 0 PB: 0 SB: 0 CS: 0
PITCHER Bob Feller, R (1, 1) ERA: 3.18	IP 9.0 WLS W BF 35 H 5 R 1 ER 1 SO 5 BB 4 IBB 0 HBP 0 BLK 0 WP 0 HR 0 S 41 P 57 ERA 1.00 WHIP 1.000											PITCHER	IP WLS BF H R ER SO BB IBB HBP BLK WP HR S P ERA WHIP									



Batter	1	2	3	4	5	6	7	8	9
Ray Boone, R OBP: 0.400, SLG: 0.407 (1, 6)	0-3 K		4-0 BB	0-0 F8		0-0 F9			
Bobby Avila, R OBP: 0.417, SLG: 0.429 (1, 4)	0-0 F6		0-0 F8		0-0 6-3		4-0 G4-6-3 BB		
Jim Lemon, R (1, 7)	0-0 F5		0-0 F4		0-0 5-3		0-0 F7		
Larry Doby, L OBP: 0.294, SLG: 0.323 (1, 8)		4-0 BB BB		0-3 K	0-3 K		0-0 G4-6-3 1-2f		
Al Rosen, R OBP: 0.600, SLG: 0.696 (1, 5)		0-3 K		4-0 PB 2B BB		0-0 SH 1B 2B		4-0 F5 BB	
Bill Glynn, L OBP: 0.421, SLG: 0.214 (1, 3)		4-0 G6-4-3 1-2 BB		4-0 2B 1-2 BB		0-0 SH SH5-4 1B 2-3		0-0 F5 1-2	
Bob Kennedy, R OBP: 0.800, SLG: 1.000 (1, 9)		0-0 G6-4-3 1-2f		0-0 1-3 2-H 2B		0-0 SH5-4 1B 1-2 3-H		0-0 1B	
Joe Tipton, R (1, 2)			4-0 SH1-4 BB	4-0 IBB		0-3 K		0-0 F5	
Bob Feller, R (1, 1)			0-0 SH1-4 1-2	0-3 K		0-0 SH5-4 1-2 2-3			

Inning Stats	R: 0	H: 0	E: 0	K: 1	S: 5	LOB: 0	BB: 0	P: 5	R: 0	H: 0	E: 0	K: 1	S: 4	LOB: 1	BB: 2	P: 12	R: 0	H: 0	E: 0	K: 0	S: 3	LOB: 2	BB: 2	P: 11	R: 1	H: 1	E: 0	K: 2	S: 8	LOB: 3	BB: 3	P: 20	R: 0	H: 0	E: 0	K: 1	S: 5	LOB: 0	BB: 0	P: 5	R: 1	H: 2	E: 1	K: 1	S: 8	LOB: 2	BB: 0	P: 8	R: 0	H: 0	E: 0	K: 0	S: 2	LOB: 0	BB: 1	P: 6	R: 0	H: 1	E: 0	K: 0	S: 3	LOB: 1	BB: 1	P: 7
--------------	------	------	------	------	------	--------	-------	------	------	------	------	------	------	--------	-------	-------	------	------	------	------	------	--------	-------	-------	------	------	------	------	------	--------	-------	-------	------	------	------	------	------	--------	-------	------	------	------	------	------	------	--------	-------	------	------	------	------	------	------	--------	-------	------	------	------	------	------	------	--------	-------	------

PITCHER	IP	WLS	BF	H	R	ER	SO	BB	IBB	HBP	BLK	WP	HR	S	P	ERA	WHIP
Ted Gray, L ERA: 3.0 (1, 1)	6.0	L	28	3	2	2	6	6	1	0	0	0	0	33	61	3.00	1.500
Milt Jordan, R ERA: 4.91 (7, 1)	2.0		7	1	0	0	0	2	0	0	0	0	0	5	13	0.00	1.500

BOTTOM

AB	R	H	RBI	BB	SO	LOB
3	0	0	0	1	1	5
3	0	0	0	1	0	2
4	0	0	0	0	0	3
3	0	0	0	1	2	1
2	2	1	0	2	1	1
1	0	0	0	2	0	1
4	0	3	2	0	0	2
2	0	0	0	2	1	3
1	0	0	0	0	1	3

AB 23
R 2
H 4
RBI 2
BB 9
SO 6
LOB 21

WP	HR	S	P	ERA	WHIP
0	0	0	35		
0	0	2	0		
0	0	2	0		



Detroit Tigers @ Cleveland Indians
Cleveland Municipal Stadium, Cleveland, OH
 Sun Apr 26 1953, 3:33 AM EDT
 Unknown

livebaseballscorecards.com

Batter	1	2	3	4	5	6	7	8	9	AB R H RBI BB SO LOB	TOP																					
Harvey Kuenn, R (1, 6) OBP: 0.365, SLG: 0.367	0-0 F3	0-0 FC6-4 BB			0-0 6-3		0-0 5-3		0-0 1-3	5 0 0 0 0 0 3																						
Fred Hatfield, L (1, 5) OBP: 0.462, SLG: 0.364	0-0 1B	4-0 FC4-6 BB			0-0 BB HBP 1B		0-0 5-3			3 0 2 0 1 0 0																						
Russ Sullivan, L (1, 7) OBP: 0.429, SLG: 0.450	0-0 1B	0-0 FC4-6			1-0 BB HBP			0-3 K		3 0 1 0 0 1 2																						
Walt Dropo, R (1, 3) OBP: 0.241, SLG: 0.327	0-3 K			0-0 5-3	4-0 BB HBP G6-4-3			0-0 4-3		3 0 0 0 1 1 2																						
Bob Nieman, R (1, 9) OBP: 0.333, SLG: 0.490	0-0 F3			0-0 G3-6-3 1B	0-0 G6-4-3			0-0 F7		4 0 1 0 0 0 5																						
Jim Delsing, L (1, 8) OBP: 0.393, SLG: 0.457		1-0 SH5-4 1B HBP		0-0 G3-6-3		0-0 G3			4-0 1B BB	2 1 0 0 1 0 1																						
Jerry Priddy, R (1, 4) OBP: 0.250, SLG: 0.250		0-0 SH5-4 1B		0-3 K		0-0 F8			0-0 F9	3 1 1 0 0 1 0																						
Johnny Pesky, L (9, PH) OBP: 0.556, SLG: 0.571		1-2 1B								1 0 0 0 0 0 1																						
Johnny Bucha, R (1, 2)		0-0 SH5-4			4-0 BB HBP G6-4-3				0-0 F9	1 0 0 0 1 0 0																						
Pat Mullin, L (9, PH) OBP: 0.375, SLG: 0.286		1-2 2-3 BB							1-3 1B	1 0 1 0 0 0 0																						
Ned Garver, R (1, 1) OBP: 0.286, SLG: 0.286		0-0 FC6-4 1B			0-0 G6-4-3				0-0 F5	3 0 1 2 0 0 1																						
Art Houtteman, R (7, 1)										0 0 0 0 0 0 0																						
Bill Wight, L (8, 1)										0 0 0 0 0 0 0																						
Paul Foytack, R (8, 1)										0 0 0 0 0 0 0																						
Joe Ginsberg, L (9, PH)		2-H 3-H								1 0 0 0 0 0 2																						
Inning Stats	R: 0 E: 0 K: 1 S: 7	H: 2 LOB: 2 BB: 0 P: 7	R: 2 E: 0 K: 0 S: 5	H: 2 LOB: 2 BB: 1 P: 10	R: 0 E: 0 K: 0 S: 3	H: 1 LOB: 0 BB: 0 P: 3	R: 0 E: 0 K: 1 S: 4	H: 0 LOB: 0 BB: 1 P: 8	R: 0 E: 0 K: 0 S: 3	H: 0 LOB: 0 BB: 0 P: 3	R: 0 E: 0 K: 0 S: 3	H: 0 LOB: 0 BB: 0 P: 3	R: 0 E: 0 K: 1 S: 5	H: 0 LOB: 0 BB: 0 P: 5	R: 0 E: 0 K: 0 S: 4	H: 1 LOB: 2 BB: 1 P: 8	1B: 7 2B: 0 3B: 0 HR: 0	SF: 0 SAC: 1 DP: 3 HBP: 2	WP: 0 PB: 0 SB: 0 CS: 0	PA: 37												
PITCHER Bob Lemon, R (1, 1) ERA: 1.67	IP 9.0	WLS W	BF 37	H 7	R 2	ER 2	SO 3	BB 4	IBB 0	HBP 2	BLK 0	WP 0	HR 0	S 37	P 55	ERA 2.00	WHIP 1.222															
											PITCHER	IP	WLS	BF	H	R	ER	SO	BB	IBB	HBP	BLK	WP	HR	S	P	ERA	WHIP				

Detroit Tigers @ Cleveland Indians
 Cleveland Municipal Stadium, Cleveland, OH
 Sun Apr 26 1953, 3:38 AM EDT
 Att. 17,047 - Unknown

livebaseballscorecards.com

AB	30
R	2
H	7
RBI	2
BB	4
SO	3
LOB	17



Batter	1	2	3	4	5	6	7	8	9
Ray Boone, R OBP: 0.450, SLG: 0.484 (1, 6)	0-0 F8 1B 2B	0-0 1B 1B 3-H			0-0 F4		4-0 FC6 BB	0-0 FC4-2 BB 1B 3-H	
Bobby Avila, R OBP: 0.415, SLG: 0.406 (1, 4)	0-0 F8 2-3	0-0 1B 1B 2-H			0-0 5-3		0-3 K	4-0 BB FC4-2 IBB	
Dale Mitchell, L OBP: 0.314, SLG: 0.313 (1, 7)	0-0 S 1B 3-H	0-0 F8			0-0 F6		0-0 FC6 1-2f	0-0 FC4-2 BB HR 1-2 2-3 3-Hf	
Larry Doby, L OBP: 0.308, SLG: 0.314 (1, 8)	0-3 K 1-2			0-0 F6		0-0 1-3		0-0 HBP HR 1B 1-2 2-3 3-H	
Al Rosen, R OBP: 0.575, SLG: 0.750 (1, 5)	0-0 F8			0-0 F7		0-0 FC6-4 1B		0-0 K 1-2 2-3 3-H	
Bill Glynn, L OBP: 0.375, SLG: 0.167 (1, 3)		0-0 4-3		0-0 6-3		0-0 FC6-4 1B 1-2f 2-1		0-0 HR HBP K	
Harry Simpson, L OBP: 0.353, SLG: 0.545 (1, 9)		0-0 FC6-4 1B		0-0 F8		0-0 1B 1-3		0-0 1-1 2-1 HR	
Jim Hegan, R OBP: 0.393, SLG: 0.560 (1, 2)		0-0 FC6-4 1B 1-2f		0-0 5-3		0-0 2-1 3-H	4-0 SH1-4 BB	0-0 SH 1B 2B	
Bob Lemon, L OBP: 0.250, SLG: 0.625 (1, 1)		0-0 1B 1B 1-3		0-0 F6			0-0 SH1-4 1-2	0-0 SH 1B S FC4-2 2-3	

Inning Stats	R: 1	H: 2	E: 0	K: 1	S: 7	LOB: 1	BB: 0	P: 7	R: 2	H: 4	E: 0	K: 0	S: 7	LOB: 2	BB: 0	P: 7	R: 0	H: 0	E: 0	K: 0	S: 3	LOB: 0	BB: 0	P: 3	R: 0	H: 0	E: 0	K: 0	S: 3	LOB: 0	BB: 0	P: 3	R: 0	H: 2	E: 0	K: 1	S: 4	LOB: 2	BB: 0	P: 4	R: 0	H: 0	E: 0	K: 1	S: 5	LOB: 2	BB: 2	P: 13	R: 9	H: 5	E: 1	K: 2	S: 13	LOB: 0	BB: 2	P: 22
--------------	------	------	------	------	------	--------	-------	------	------	------	------	------	------	--------	-------	------	------	------	------	------	------	--------	-------	------	------	------	------	------	------	--------	-------	------	------	------	------	------	------	--------	-------	------	------	------	------	------	------	--------	-------	-------	------	------	------	------	-------	--------	-------	-------

AB	R	H	RBI	BB	SO	LOB
4	2	3	2	1	0	0
4	1	1	1	1	1	3
5	1	1	1	0	0	7
4	2	1	1	1	1	1
5	1	2	4	0	1	2
4	1	0	0	0	1	1
4	1	3	3	0	0	0
3	2	1	0	1	0	1
2	1	1	0	0	0	0

WP	HR	S	P	ERA	WHIP
0	0	0	0	4.26	1.421
0	1	10	15	36.00	4.000
0	1	4	12	0.00	9.000
0	0	3	3	0.00	0.000

BOTTOM

Detroit Tigers @ Cleveland Indians
Cleveland Municipal Stadium, Cleveland, OH
 Sun Apr 26 1953, 3:38 AM EDT
 Att. 17,047 - Unknown

livebaseballscorecards.com

AB	35
R	12
H	13
RBI	12
BB	4
SO	4
LOB	15



PITCHER	IP	WLS	BF	H	R	ER	SO	BB	IBB	HBP	BLK	WP	HR	S	P	ERA	WHIP
Ned Garver, R ERA: 6.27 (1, 1)	6.1	L	28	8	3	3	1	1	0	0	0	0	0	28	32	4.26	1.421
Art Houtteman, R ERA: 13.5 (7, 1)	1.0		8	3	4	4	2	1	0	1	0	0	1	10	15	36.00	4.000
Bill Wight, L ERA: 9.0 (8, 1)	0.1		6	2	5	0	0	1	1	0	0	0	1	4	12	0.00	9.000
Paul Foytack, R ERA: 11.57 (8, 1)	0.1		1	0	0	0	1	0	0	0	0	0	0	3	3	0.00	0.000

Batter	1	2	3	4	5	6	7	8	9	AB R H RBI BB SO LOB	TOP											
Billy Goodman, L (1, 4) OBP: 0.341, SLG: 0.282	0-0 1-3		0-0 F7		0-3 K			0-0 3-1		4 0 0 0 0 1 3												
Jim Piersall, R (1, 9) OBP: 0.283, SLG: 0.220	0-0 F9			0-0 E6		0-0 F7		0-0 F8		4 0 0 0 0 0 0												
Hoot Evers, R (1, 7) OBP: 0.214, SLG: 0.357	0-0 1-3			0-0 F9		0-0 F3		0-0 E5		4 0 0 0 0 0 0												
Dick Gernert, R (1, 3) OBP: 0.283, SLG: 0.548		4-0 L3 BB		4-0 CS BB		0-0 F7		0-3 K		2 0 0 0 2 1 1												
George Kell, R (1, 5) OBP: 0.432, SLG: 0.571		0-0 L3		0-0 CS	0-0 SH3-4 1B		0-0 F9 1B	0-0 F7		4 2 2 0 0 0 1												
Sammy White, R (1, 2) OBP: 0.214, SLG: 0.310		0-0 F6			0-0 SH3-4 1B		0-0 F9	0-0 5-3		3 0 0 0 0 0 1												
Tom Umphlett, R (1, 8) OBP: 0.381, SLG: 0.421			0-0 1-3		0-0 3-1 1B		0-0 5-3	4-0 WP BB		3 0 1 1 1 0 1												
Milt Bolling, R (1, 6) OBP: 0.324, SLG: 0.361			0-0 F5		0-0 3-1 1B		0-0 3-1 1B	0-0 F5		4 0 2 1 0 0 1												
Mickey McDermott, L (1, 1) OBP: 0.286, SLG: 0.571			0-0 2B		0-0 3-1 1B		0-0 4-3			3 0 1 0 0 0 3												
Inning Stats	R: 0 E: 0 K: 0 S: 3	H: 0 LOB: 0 BB: 0 P: 3	R: 0 E: 0 K: 0 S: 2	H: 0 LOB: 0 BB: 1 P: 6	R: 0 E: 0 K: 0 S: 4	H: 1 LOB: 1 BB: 0 P: 4	R: 0 E: 1 K: 0 S: 2	H: 0 LOB: 0 BB: 1 P: 6	R: 1 E: 0 K: 1 S: 8	H: 3 LOB: 2 BB: 0 P: 8	R: 0 E: 0 K: 0 S: 3	H: 0 LOB: 0 BB: 0 P: 3	R: 1 E: 0 K: 0 S: 5	H: 2 LOB: 1 BB: 0 P: 5	R: 0 E: 1 K: 1 S: 6	H: 0 LOB: 1 BB: 0 P: 6	R: 0 E: 0 K: 0 S: 3	H: 0 LOB: 1 BB: 1 P: 7	1B: 4 2B: 3 3B: 0 HR: 0	SF: 0 SAC: 1 DP: 1 HBP: 0	WP: 1 PB: 0 SB: 0 CS: 1	PA: 36
PITCHER	IP WLS BF H R ER SO BB IBB HBP BLK WP HR S P ERA WHIP																					
Billy Hoft, L (1, 1) ERA: 2.25	7.0 L 27 6 2 2 1 2 0 0 0 0 0 0 27 35 2.57 1.143																					
Dave Madison, R (8, 1) ERA: 2.7	2.0 8 0 0 0 1 1 0 0 0 1 0 9 13 0.00 0.500																					

Boston Red Sox @ Detroit Tigers
 Briggs Stadium, Detroit, MI
 Tue Apr 28 1953, 4:33 AM EDT
 Att. 3,059 - Unknown

livebaseballscorecards.com

AB	31
R	2
H	6
RBI	2
BB	3
SO	2
LOB	11



Batter	1	2	3	4	5	6	7	8	9	AB	R	H	RBI	BB	SO	LOB	BOTTOM					
Harvey Kuenn, R (1, 6) OBP: 0.358, SLG: 0.349	0-0 F8		0-0 1-3	0-0 1-3			4-0 BB			3	0	0	0	1	0	4	Boston Red Sox @ Detroit Tigers Briggs Stadium, Detroit, MI Tue Apr 28 1953, 4:33 AM EDT Att. 3,059 - Unknown					
Fred Hatfield, L (1, 5) OBP: 0.448, SLG: 0.333 Steve Souchock, R (7, PH) Dave Madison, R (8, 1) OBP: 0.500, SLG: 0.500	0-0 1-3		4-0 BB		0-0 4-3		0-0 F8			2	0	0	0	1	0	0						
Don Lund, R (1, 9) OBP: 0.500, SLG: 0.444	0-3 K		4-0 BB		0-0 G6-4-3		0-0 1B			3	0	2	0	1	1	0						
Walt Dropo, R (1, 3) OBP: 0.226, SLG: 0.305		0-0 F7	0-0 5-3		0-0 G6-4-3		0-0 F8			4	0	0	0	0	0	5						
Bob Nieman, R (1, 7) OBP: 0.328, SLG: 0.462		4-0 BB		0-0 F9		0-0 1-3		0-0 F8		3	0	0	0	1	0	1						
Jim Delsing, L (1, 8) OBP: 0.383, SLG: 0.429		0-3 K		0-0 F4		4-0 BB		0-0 F9		3	0	0	0	1	1	2						
Matt Batts, R (1, 2) OBP: 0.302, SLG: 0.476		0-0 F6		0-0 BB		0-0 G5-4-3				4	0	1	0	0	0	2						
Owen Friend, R (1, 4) OBP: 0.236, SLG: 0.220			0-0 5-3	4-0 BB		0-0 4-3		0-0 F9		3	0	0	0	1	0	0						
Billy Hoelt, L (1, 1) OBP: 0.500, SLG: 0.200 Frank Carswell, R (7, PH) OBP: 0.571, SLG: 0.400 Billy Hitchcock, R (8, 5)			4-0 BB	4-0 BB		0-0 6-3		0-0 F8		0	0	0	0	2	0	0						
			BB	1-3		1-2				1	0	0	0	0	0	0						
			BB	1-2		2-3				1	0	0	0	0	0	0						
			BB	1-2		2-3				1	0	0	0	0	0	0						
Inning Stats	R: 0 E: 0 K: 1 S: 5	H: 0 LOB: 0 BB: 0 P: 5	R: 0 E: 0 K: 1 S: 5	H: 0 LOB: 1 BB: 1 P: 9	R: 0 E: 0 K: 0 S: 3	H: 0 LOB: 3 BB: 3 P: 15	R: 0 E: 0 K: 0 S: 4	H: 1 LOB: 3 BB: 2 P: 12	R: 0 E: 0 K: 0 S: 3	H: 1 LOB: 0 BB: 0 P: 3	R: 0 E: 0 K: 0 S: 2	H: 0 LOB: 0 BB: 1 P: 6	R: 0 E: 0 K: 0 S: 3	H: 0 LOB: 1 BB: 1 P: 7	R: 0 E: 0 K: 0 S: 4	H: 1 LOB: 1 BB: 0 P: 4	R: 0 E: 0 K: 0 S: 3	H: 0 LOB: 0 BB: 0 P: 3	1B: 3 2B: 0 3B: 0 HR: 0	SF: 0 SAC: 0 DP: 2 HBP: 0	WP: 0 PB: 0 SB: 0 CS: 0	PA: 36
PITCHER Mickey McDermott, L (1, 1) ERA: 1.8	IP 9.0	WLS W	BF 36	H 3	R 0	ER 0	SO 2	BB 8	IBB 0	HBP 0	BLK 0	WP 0	HR 0	S 32	P 64	ERA 0.00	WHIP 1.222					
PITCHER	IP	WLS	BF	H	R	ER	SO	BB	IBB	HBP	BLK	WP	HR	S	P	ERA	WHIP					

livebaseballscorecards.com

AB 28
R 0
H 3
RBI 0
BB 8
SO 2
LOB 15



Batter	1	2	3	4	5	6	7	8	9	AB R H RBI BB SO LOB	TOP										
Billy Goodman, L OBP: 0.340, SLG: 0.318 (1, 4) X	0-0 F4	0-0 1B 3B	0-0 6-3	4-0 1-2 2-3 BB		0-0 F5		0-0 4-3 2-3		5 1 1 0 1 0 1											
Jim Piersall, R OBP: 0.327, SLG: 0.244 (1, 9) B B B	4-0 1B 1B BB	4-0 1B 1B BB	0-0 2B 1B			0-0 3-1 E S 1B		0-0 6-3		4 3 2 0 2 0 4											
George Kell, R OBP: 0.479, SLG: 0.630 Billy Consolo, R (5, 5) X	0-0 1B 1-2 1B	0-0 FC4 1B 1B	0-0 2B			0-3 K 1-3		0-0 3-1		4 3 4 2 0 0 0 2 0 0 0 0 1 1											
Dick Gernert, R OBP: 0.288, SLG: 0.511 (1, 3) X	0-0 1B 1-3 2-H 1B	0-0 FC4 1B 1B	4-0 BB			0-0 F4		0-0 F6		5 0 1 1 1 0 3											
Sammy White, R OBP: 0.271, SLG: 0.417 (1, 2) X	0-0 1-3 3-H 1B 1B	0-0 1-3 2-H 3-H 1B	0-3 K			0-0 HR 1-H		0-0 4-3 1B		6 2 4 5 0 2 2											
Gene Stephens, L OBP: 0.263, SLG: 0.125 (1, 7) X	0-0 1B 2-H 1B	0-3 K				0-0 F4		0-0 4-3 1-2		4 0 1 1 0 1 3											
Tom Umphlett, R OBP: 0.383, SLG: 0.419 (1, 8) X	0-0 1-3 1B	0-0 1-3				0-0 BB BB 1B		0-0 F7		5 0 2 0 0 0 4											
Milt Bolling, R OBP: 0.310, SLG: 0.415 (1, 6) X	0-0 F6		0-0 HR			0-0 F6		0-0 F7		5 1 1 1 0 1 4											
Mel Parnell, L OBP: 0.273, SLG: 0.300 Ellis Kinder, R (9, 1) X		0-3 K	0-3 K	4-0 1-2 BB BB		0-0 3-1		0-0 4-3 2B		4 0 1 0 1 2 0 0 0 0 0 0 0 0											
Inning Stats	R: 3 E: 0 K: 0 S: 7	H: 5 LOB: 2 BB: 1 P: 11	R: 3 E: 0 K: 2 S: 11	H: 3 LOB: 2 BB: 1 P: 15	R: 2 E: 0 K: 2 S: 10	H: 3 LOB: 2 BB: 1 P: 14	R: 0 E: 0 K: 0 S: 4	H: 1 LOB: 3 BB: 2 P: 12	R: 2 E: 0 K: 1 S: 7	H: 2 LOB: 1 BB: 0 P: 8	R: 0 E: 0 K: 1 S: 6	H: 1 LOB: 1 BB: 0 P: 6	R: 0 E: 0 K: 0 S: 4	H: 1 LOB: 1 BB: 0 P: 4	R: 0 E: 0 K: 0 S: 5	H: 0 LOB: 0 BB: 0 P: 5	1B: 12 2B: 2 3B: 1 HR: 2	SF: 0 SAC: 0 DP: 0 HBP: 1	WP: 0 PB: 0 SB: 1 CS: 0	PA: 50	
PITCHER	IP WLS BF H R ER SO BB IBB HBP BLK WP HR S P ERA WHIP																			PITCHER	IP WLS BF H R ER SO BB IBB HBP BLK WP HR S P ERA WHIP
Dick Marlowe, R ERA: 5.65 (1, 1)	0.2 L 6 4 3 3 0 1 0 0 0 0 0 5 9 40.50 7.500																			Art Houtteman, R ERA: 12.51 (9, 1)	1.0 3 0 0 0 1 0 0 0 0 0 0 5 5 0.00 0.000
Milt Jordan, R ERA: 6.94 (1, 1)	0.2 8 4 3 3 1 1 0 0 0 0 0 0 9 13 40.50 7.500																				
Paul Foytack, R ERA: 9.0 (2, 1)	2.2 15 4 2 2 3 3 0 0 0 0 0 1 18 30 6.75 2.625																				
Hal Erickson, R ERA: 5.4 (5, 1)	2.0 10 3 2 2 2 0 0 1 0 0 0 1 13 9.00 1.500																				
Dave Madison, R ERA: 2.35 (7, 1)	2.0 8 2 0 0 0 0 0 0 0 0 0 0 8 8 0.00 1.000																				

Boston Red Sox @ Detroit Tigers
Briggs Stadium, Detroit, MI
 Wed Apr 29 1953, 4:33 AM EDT
 Att. 1,767 - Unknown

livebaseballscorecards.com

AB	44
R	10
H	17
RBI	10
BB	5
SO	7
LOB	22



BOTTOM

Boston Red Sox @ Detroit Tigers
Briggs Stadium, Detroit, MI
Wed Apr 29 1953, 4:33 AM EDT
Att. 1,767 - Unknown

livebaseballscorecards.com

AB 38
R 4
H 14
RBI 4
BB 4
SO 4
LOB 21



WP: 1 PA: 42
PB: 0
SB: 0
CS: 0

AB R H RBI BB SO LOB

5	0	1	0	0	0	0
5	1	3	0	0	0	1
5	0	2	0	0	1	4
5	0	1	1	0	0	4
5	1	2	1	0	2	0
4	1	2	1	1	0	3
3	1	2	0	1	0	1
2	0	1	1	2	0	2
0	0	0	0	0	0	0
0	0	0	0	0	0	0
1	0	0	0	0	1	1
1	0	0	0	0	0	2
0	0	0	0	0	0	0
1	0	0	0	0	0	1
0	0	0	0	0	0	0
1	0	0	0	0	0	2
0	0	0	0	0	0	0

Batter	1	2	3	4	5	6	7	8	9
Harvey Kuenn, R (1, 6) OBP: 0.347, SLG: 0.338	0-0 6-3 ①		0-0 1B 1B		0-0 1-3 ①		0-0 E5 5-3		0-0 1-3 ①
Billy Hitchcock, R (1, 5) OBP: 0.500, SLG: 0.500	0-0 3-1 ②		0-0 1B G6-4-3 1-2		0-0 1B G5-4-3		0-0 F4		0-0 1B 1B
Don Lund, R (1, 8) OBP: 0.467, SLG: 0.571	0-0 3B		0-3 K ①		0-0 1-2f G5-4-3 ② ③		0-0 5-3 ②		0-0 1B 1B 1-2
Walt Dropo, R (1, 3) OBP: 0.224, SLG: 0.297	0-0 6-3 ③		0-0 1-2f G6-4-3 ② ③		0-0 5-3 ①		0-0 4-3 ③		0-0 1B 1B 1-2 2-H
Bob Neman, R (1, 7) OBP: 0.333, SLG: 0.509		0-0 HR		0-0 1-3 ①		0-3 K ②		0-3 K ①	0-0 1-2 2-3 G6-4-3 ② ③
Steve Souchock, R (1, 9) OBP: 0.429, SLG: 0.833		0-0 1B G6-4-3		0-0 F7 ②		0-0 HR		4-0 WP 1B BB	0-0 1-2f G6-4-3 ② ③
Matt Batts, R (1, 2) OBP: 0.340, SLG: 0.511		0-0 1-2f G6-4-3 ① ②		4-0 BB BB		0-0 1B 2B		0-0 WP 1B 1-2	
Jerry Priddy, R (1, 4) OBP: 0.500, SLG: 0.333		4-0 BB		4-0 1-2 BB		0-0 2-H 1B		0-0 F9 ②	
Dick Marlowe, R Milt Jordan, R Paul Foytack, R George Freese, R Hal Erickson, R Owen Friend, R Dave Madison, R Frank Caraway, R Art Houtteman, R		0-3 K ③		0-0 4-3 ③		0-0 F7 ③		0-0 5-3 ③	

Inning Stats	R: 0 H: 1 E: 0 K: 4 S: 4	R: 1 H: 2 E: 0 K: 1 S: 6	R: 0 H: 2 E: 0 K: 1 S: 6	R: 0 H: 0 E: 0 K: 0 S: 3	R: 0 H: 1 E: 0 K: 0 S: 3	R: 2 H: 3 E: 0 K: 1 S: 8	R: 0 H: 0 E: 1 K: 0 S: 4	R: 0 H: 1 E: 0 K: 1 S: 6	R: 1 H: 4 E: 0 K: 0 S: 6
	LOB: 1 BB: 0 P: 4	LOB: 1 BB: 1 P: 10	LOB: 1 BB: 0 P: 6	LOB: 2 BB: 2 P: 11	LOB: 0 BB: 0 P: 3	LOB: 1 BB: 0 P: 8	LOB: 1 BB: 0 P: 4	LOB: 2 BB: 1 P: 10	LOB: 2 BB: 0 P: 6
	1B: 10 SF: 0 2B: 1 SAC: 0 3B: 1 DP: 4 HR: 2 HBP: 0								

PITCHER	IP	WLS	BF	H	R	ER	SO	BB	IBB	HBP	BLK	WP	HR	S	P	ERA	WHIP
Mel Parnell, L (1, 1) ERA: 4.03	8.1	W	41	14	4	4	4	4	4	0	0	1	2	45	61	4.32	2.160
Ellis Kinder, R (9, 1) ERA:	0.2	S	1	0	0	0	0	0	0	0	0	0	0	1	1	0.00	0.000

Batter	1	2	3	4	5	6	7	8	9	AB R H RBI BB SO LOB	TOP											
Eddie Joost, R OBP: 0.404, SLG: 0.415 (1, 6)	0-0 HR		0-0 6-3		0-0 1B			0-0 F8		4 1 2 1 0 0 0												
Dave Philley, S OBP: 0.438, SLG: 0.583 (1, 8)	0-0 4-3		0-0 F7		0-0 F2			0-0 F8		4 0 0 0 0 0 1												
Cass Michaels, R OBP: 0.322, SLG: 0.377 (1, 4)	0-3 K		0-0 5-3		0-3 K				0-0 HR	4 1 1 1 0 2 0												
Eddie Robinson, L OBP: 0.333, SLG: 0.370 (1, 3)	4-0 FC4-6 BB		0-0 4-3		0-0 F3			0-0 F7		3 0 0 0 1 0 0												
Allie Clark, R OBP: 0.217, SLG: 0.318 (1, 9)	0-0 FC4-6 1-2f		0-0 F6		0-0 F6			0-0 F7		4 0 0 0 0 0 1												
Gus Zernial, R OBP: 0.467, SLG: 0.667 (1, 7)		0-0 HR		0-0 2B		0-0 G4-6-3 1B		4-0 BB		3 1 3 1 1 0 0												
Loren Babe, L OBP: 0.345, SLG: 0.577 (1, 5)		0-0 4-3		0-0 F3		0-0 G4-6-3 1-2f		0-0 F5		4 0 0 0 0 0 3												
Ray Murray, R OBP: 0.231, SLG: 0.360 (1, 2)		0-0 5-3			0-0 F5		0-0 6-3			3 0 0 0 0 0 0												
Harry Byrd, R OBP: 0.125, SLG: 0.125 (1, 1)		0-0 F5		0-3 K				0-0 F8		2 0 0 0 0 1 0												
Tom Hamilton, L (8, PH)										1 0 0 0 0 0 0												
Joe Coleman, R (8, 1)										0 0 0 0 0 0 0												
Inning Stats	R: 1 E: 0 K: 1 S: 6	H: 1 LOB: 1 BB: 1 P: 10	R: 1 E: 0 K: 0 S: 4	H: 1 LOB: 0 BB: 0 P: 4	R: 0 E: 0 K: 0 S: 3	H: 0 LOB: 0 BB: 0 P: 3	R: 0 E: 0 K: 0 S: 4	H: 1 LOB: 1 BB: 0 P: 4	R: 0 E: 0 K: 1 S: 6	H: 1 LOB: 1 BB: 0 P: 6	R: 0 E: 0 K: 1 S: 5	H: 0 LOB: 0 BB: 0 P: 5	R: 0 E: 0 K: 0 S: 3	H: 1 LOB: 0 BB: 0 P: 3	R: 0 E: 0 K: 0 S: 3	H: 0 LOB: 0 BB: 0 P: 3	R: 1 E: 0 K: 0 S: 4	H: 1 LOB: 1 BB: 1 P: 8	1B: 2 2B: 1 3B: 0 HR: 3	SF: 0 SAC: 0 DP: 1 HBP: 0	WP: 0 PB: 0 SB: 0 CS: 0	PA: 34
PITCHER Ned Garver, R ERA: 5.2 (1, 1)	IP: 9.0 WLS: W BF: 34 H: 6 R: 3 ER: 3 SO: 3 BB: 2 IBB: 0 HBP: 0 BLK: 0 WP: 0 HR: 3 S: 38 P: 46 ERA: 3.00 WHIP: 0.889											PITCHER	IP: 9.0 WLS: W BF: 34 H: 6 R: 3 ER: 3 SO: 3 BB: 2 IBB: 0 HBP: 0 BLK: 0 WP: 0 HR: 3 S: 38 P: 46 ERA: 3.00 WHIP: 0.889									

Philadelphia Athletics @ Detroit Tigers
 Briggs Stadium, Detroit, MI
 Fri May 01 1953, 4:33 AM EDT
 Att. 2,086 - Unknown

livebaseballscorecards.com

AB 32
 R 3
 H 6
 RBI 3
 BB 2
 SO 3
 LOB 5



Batter	1	2	3	4	5	6	7	8	9	AB R H RBI BB SO LOB
Harvey Kuenn, R (1, 6) OBP: 0.351, SLG: 0.333	0-0 G4-6-3 1B	0-3 K		0-0 F4		0-0 1-3		4-0 1B FC4-6 BB		4 1 1 0 1 1 3
Fred Hatfield, L (1, 5) OBP: 0.412, SLG: 0.310	0-0 G4-6-3 1-2f		0-0 F8	0-0 F8		0-0 4-3		0-0 FC4-6 1-3 1B		5 0 1 0 0 0 2
Russ Sullivan, L (1, 7) OBP: 0.407, SLG: 0.409	0-0 4-3		0-0 F5		0-0 E3 1B	4-0 HBP BB		0-0 FC4-6 4-3 1-2f 3-H BB		4 1 0 1 1 0 1
Walt Dropo, R (1, 3) OBP: 0.264, SLG: 0.318		0-0 1B FC5-4 2B	4-0 2B BB		0-0 E4 1B 2B	1-0 1-2 HBP		4-0 4-3 1-2 BB		2 3 1 0 2 0 1
Bob Nieman, R (1, 9) OBP: 0.358, SLG: 0.541 Don Lund, R (7, 9) OBP: 0.438, SLG: 0.533		0-0 FC5-4 2-3 1B	0-0 1-H 2B		0-0 1-3 2-H 2B 1B	0-3 K		0-0 4-3 1-2 2-3		4 1 3 2 0 1 2 1 0 0 0 0 0 2
Jim Delsing, L (1, 8) OBP: 0.400, SLG: 0.442		0-0 FC5-4 2B FC4-6 1-2f 3-H	4-0 BB		0-0 FC5 1-H 2-H 2B		0-0 1-3	4-0 FC6-4 BB		3 1 1 3 2 0 1
Matt Batts, R (1, 2) OBP: 0.327, SLG: 0.500		0-0 FC4-6 1-3 2B	0-0 1-3		0-0 FC5 2-3		0-3 K	0-0 FC6-4 1-2f		5 0 1 0 0 1 6
Jerry Priddy, R (1, 4) OBP: 0.583, SLG: 0.500		4-0 FC4-6 BB		0-0 2B	0-0 F9		4-0 BB			2 0 1 0 2 0 1
Ned Garver, R (1, 1) OBP: 0.182, SLG: 0.182		0-0 FC4-6 1-2f 2-3 3-H		0-3 K	0-0 F7		0-0 5-3			4 0 0 1 0 1 5

Inning Stats	R: 0	H: 1	E: 0	LOB: 0	K: 0	S: 3	P: 3	R: 2	H: 3	E: 0	LOB: 2	K: 1	BB: 1	S: 8	P: 12	R: 1	H: 1	E: 0	LOB: 2	K: 0	BB: 2	S: 4	P: 12	R: 0	H: 1	E: 0	LOB: 1	K: 1	BB: 0	S: 6	P: 6	R: 3	H: 2	E: 2	LOB: 1	K: 0	BB: 0	S: 7	P: 7	R: 0	H: 0	E: 0	LOB: 2	K: 1	BB: 1	S: 5	P: 10	R: 0	H: 0	E: 0	LOB: 1	K: 1	BB: 1	S: 5	P: 9	R: 1	H: 1	E: 0	LOB: 3	K: 0	BB: 3	S: 4	P: 16
PITCHER	IP	WLS	BF	H	R	ER	SO	BB	IBB	HBP	BLK	WP	HR	S	P	ERA	WHIP																																														
Harry Byrd, R (1, 1) ERA: 6.64	7.0	L	36	8	6	4	4	5	0	1	0	0	0	38	59	5.14	1.857																																														
Joe Coleman, R (8, 1) ERA: 9.0	1.0		7	1	1	1	0	3	0	0	0	0	0	4	16	9.00	4.000																																														
																		1B: 4	SF: 0	2B: 5	SAC: 0	3B: 0	DP: 1	HR: 0	HBP: 1	WP: 0	PA: 43	PB: 0	SB: 0	CS: 0	ERA	WHIP																															

BOTTOM

Philadelphia Athletics @ Detroit Tigers
Briggs Stadium, Detroit, MI
Fri May 01 1953, 4:33 AM EDT
Att. 2,086 - Unknown

livebaseballscorecards.com

AB	34
R	7
H	9
RBI	7
BB	8
SO	4
LOB	24



Batter	1	2	3	4	5	6	7	8	9	AB R H RBI BB SO LOB	TOP													
Eddie Joost, R OBP: 0.393, SLG: 0.422 (1, 6)	0-3 K		0-0 SH5-4 1B 2B		0-3 K			0-0 5-3		4 1 1 0 0 2 1														
Dave Philley, S OBP: 0.433, SLG: 0.565 (1, 8)	4-0 F9 HR BB		0-0 SH5-4 2-3		0-0 FC6-4 1-2f			0-3 K		2 1 0 0 1 1 1														
Cass Michaels, R OBP: 0.317, SLG: 0.357 (1, 4)	4-0 F9 HR BB		0-3 K					0-0 5-3		3 1 0 0 1 1 1														
Eddie Robinson, L OBP: 0.328, SLG: 0.362 (1, 3)	0-0 F9 1-2 2-3		0-0 3-H 1B					0-0 F9		4 0 1 1 0 0 2														
Allie Clark, R OBP: 0.220, SLG: 0.375 (1, 9)	0-0 2-H 3-H HR			0-0 6-3				0-0 F7		4 1 1 3 0 0 0														
Gus Zernial, R OBP: 0.453, SLG: 0.635 (1, 7)	0-0 F7			0-0 F4				0-0 FC5-6 1B		4 0 1 0 0 0 0														
Loren Babe, L OBP: 0.313, SLG: 0.517 (1, 5)		0-0 3-1		0-0 6-3				0-0 FC5-6 1-2f		3 0 0 0 0 0 1														
Joe Astroth, R OBP: 0.323, SLG: 0.286 (1, 2)		0-0 F7			0-0 6-3			0-0 F7		3 0 0 0 0 0 1														
Morrie Martin, L OBP: 0.333, SLG: 0.333 (1, 1)		0-3 K			0-0 FC6-4 1B			0-3 K		3 0 1 0 0 2 1														
Inning Stats	R: 3 E: 1 K: 1 S: 6	H: 1 LOB: 0 BB: 2 P: 14	R: 0 E: 0 K: 1 S: 5	H: 0 LOB: 0 BB: 0 P: 5	R: 1 E: 0 K: 1 S: 6	H: 2 LOB: 1 BB: 0 P: 6	R: 0 E: 0 K: 0 S: 3	H: 0 LOB: 0 BB: 0 P: 3	R: 0 E: 0 K: 1 S: 6	H: 1 LOB: 1 BB: 0 P: 6	R: 0 E: 0 K: 0 S: 3	H: 0 LOB: 0 BB: 0 P: 3	R: 0 E: 0 K: 1 S: 5	H: 0 LOB: 0 BB: 0 P: 5	R: 0 E: 0 K: 0 S: 3	H: 0 LOB: 0 BB: 0 P: 3	R: 0 E: 0 K: 0 S: 3	H: 0 LOB: 0 BB: 0 P: 3	R: 0 E: 0 K: 0 S: 3	H: 0 LOB: 0 BB: 0 P: 3	1B: 3 2B: 1 3B: 0 HR: 1	SF: 0 SAC: 1 DP: 0 HBP: 0	WP: 0 PB: 0 SB: 1 CS: 0	PA: 33
PITCHER	IP WLS BF H R ER SO BB IBB HBP BLK WP HR S P ERA WHIP																							
Ted Gray, L ERA: 3.86 (1, 1)	8.0 L 30 5 4 4 6 2 0 0 0 0 0 1 40 48 4.50 0.875																							
Dick Marlowe, R ERA: 5.28 (9, 1)	1.0 3 0 0 0 0 0 0 0 0 0 0 0 3 3 0.00 0.000																							

Philadelphia Athletics @ Detroit Tigers
 Briggs Stadium, Detroit, MI
 Sat May 02 1953, 4:33 AM EDT
 Att. 4,629 - Unknown

livebaseballscorecards.com

AB	30
R	4
H	5
RBI	4
BB	2
SO	6
LOB	8



Batter	1	2	3	4	5	6	7	8	9	AB R H RBI BB SO LOB
Harvey Kuenn, R OBP: 0.333, SLG: 0.316 (1, 6)	0-0 4-3		0-0 4-3			0-0 F6		0-0 6-3		4 0 0 0 0 0 1
Billy Hitchcock, R OBP: 0.500, SLG: 0.444 (1, 5)	0-0 F9			0-0 2B 1B		0-0 5-3		4-0 FC1-4 BB		3 1 1 0 1 0 0
Don Lund, R OBP: 0.400, SLG: 0.444 (1, 8)	4-0 BB			0-0 F2		0-0 F7		0-0 FC1-4 FC5-4 1-2f		3 0 0 0 1 0 2
Walt Dropo, R OBP: 0.250, SLG: 0.300 (1, 3)	0-0 F8			0-0 F8		0-0 F3		0-0 FC5-4 1-2f		4 0 0 0 0 0 3
Bob Nieman, R OBP: 0.352, SLG: 0.538 (1, 9)		0-0 F9		0-0 1-H 2B		0-0 F5		0-0 G2		4 0 1 1 0 0 1
Steve Souchock, R OBP: 0.300, SLG: 0.556 (1, 7)		0-0 F4		0-0 F5		0-0 F6				3 0 0 0 0 0 1
Matt Batts, R OBP: 0.309, SLG: 0.472 (1, 2)		0-0 F9			0-0 F3		0-0 5-3			3 0 0 0 0 0 0
Jerry Priddy, R OBP: 0.467, SLG: 0.364 (1, 4)			0-0 F3		0-3 K		0-0 5-3			3 0 0 0 0 1 0
Ted Gray, S Frank Carswell, R (8, PH) Dick Marlowe, R (9, 1)			0-0 F7		0-0 1-6-3		0-0 1B			2 0 0 0 0 0 0 1 0 1 0 0 0 0 0 0 0 0 0 0 0

Inning Stats	R: 0 E: 0 K: 0 S: 3	H: 0 LOB: 1 BB: 1 P: 7	R: 0 E: 0 K: 0 S: 3	H: 0 LOB: 0 BB: 0 P: 3	R: 0 E: 0 K: 0 S: 3	H: 0 LOB: 0 BB: 0 P: 3	R: 1 E: 0 K: 0 S: 5	H: 2 LOB: 1 BB: 0 P: 5	R: 0 E: 0 K: 1 S: 5	H: 0 LOB: 0 BB: 0 P: 5	R: 0 E: 0 K: 0 S: 3	H: 0 LOB: 0 BB: 0 P: 3	R: 0 E: 0 K: 0 S: 4	H: 1 LOB: 1 BB: 0 P: 4	R: 0 E: 0 K: 0 S: 3	H: 0 LOB: 1 BB: 1 P: 7	1B: 2 2B: 1 3B: 0 HR: 0	SF: 0 SAC: 0 DP: 0 HBP: 0	WP: 0 PB: 0 SB: 0 CS: 0	PA: 32	
PITCHER Morrie Martin, L ERA: 1.0 (1, 1)	IP 9.0	WLS W	BF 32	H 3	R 1	ER 1	SO 1	BB 2	IBB 0	HBP 0	BLK 0	WP 0	HR 0	S 32	P 40	ERA 1.00	WHIP 0.556				
PITCHER	IP	WLS	BF	H	R	ER	SO	BB	IBB	HBP	BLK	WP	HR	S	P	ERA	WHIP				

Philadelphia Athletics @ Detroit Tigers
 Briggs Stadium, Detroit, MI
 Sat May 02 1953, 4:33 AM EDT
 Att. 4,629 - Unknown

AB	30
R	1
H	3
RBI	1
BB	2
SO	1
LOB	8

WP: 0	PA: 32
PB: 0	
SB: 0	
CS: 0	

Batter	1	2	3	4	5	6	7	8	9	AB R H RBI BB SO LOB	TOP
Phil Rizzuto, R (1, 6) OBP: 0.329, SLG: 0.299	0-0 F7		0-0 F6		0-0 E7	0-0 FC5			0-0 E5 PB 1B BB	5 1 0 0 0 0 3	
Johnny Mize, L (1, 3) OBP: 0.296, SLG: 0.250 Jim Brideweser, R (7, PR) Don Bollweg, L (7, 3) OBP: 0.500, SLG: 0.500	0-3 K2-3		0-0 1B 1B		0-0 G3		0-0 6-3 2B		0-0 BB PB 1B 1B	4 0 2 0 0 1 0 0 0 0 0 0 0 0 1 1 1 0 0 0 0	
Gene Woodling, L (1, 7) OBP: 0.508, SLG: 0.653	0-3 K		0-0 F2		0-0 F8		0-3 K2-3		4-0 BB 1B BB	4 1 0 0 1 2 2	
Mickey Mantle, S (1, 8) OBP: 0.438, SLG: 0.567		0-0 3-1 1B 1B	0-0 1-2 1B		0-0 1B 1B		0-0 6-3		4-0 1B WP BB	4 2 3 1 1 0 1	
Hank Bauer, R (1, 9) OBP: 0.380, SLG: 0.419 Irv Noren, L (9, PH) OBP: 0.667, SLG: 0.500		0-0 F7	0-0 F7		0-0 3-1 BB 1B		0-0 F7		0-0 WP 1B	4 1 1 0 0 0 5 1 0 1 2 0 0 0	
Gil McDougald, R (1, 5) OBP: 0.355, SLG: 0.357		0-0 3-1 1B		0-0 5-3		0-0 BB 3-1 1B		0-0 F4	0-3 K	5 0 2 1 0 1 1	
Yogi Berra, L (1, 2) OBP: 0.268, SLG: 0.308		0-0 3-1		0-0 F3		0-0 3-1		0-0 3-1	4-0 BB	4 0 0 0 1 0 4	
Billy Martin, R (1, 4) OBP: 0.247, SLG: 0.217		4-0 IBB		0-0 F5		4-0 FC5 BB IBB		0-0 6-3	0-0 F9	3 0 0 0 2 0 2	
Allie Reynolds, R (1, 1) OBP: 0.273, SLG: 0.222 Bill Miller, L (7, 1) Bill Renna, R (9, PH) OBP: 0.333, SLG: 0.667 Ewell Blackwell, R (9, 1)		0-0 4-3		0-0 F8		4-0 BB			0-3 K	2 0 0 1 1 0 3 0 0 0 0 0 0 0 1 0 0 0 0 1 0 0 0 0 0 0 0 0	
Inning Stats	R: 0 E: 0 K: 2 S: 7 H: 0 LOB: 0 BB: 0 P: 7	R: 0 E: 0 K: 0 S: 5 H: 2 LOB: 3 BB: 1 P: 9	R: 0 E: 0 K: 0 S: 5 H: 2 LOB: 2 BB: 0 P: 5	R: 0 E: 0 K: 0 S: 3 H: 0 LOB: 0 BB: 0 P: 3	R: 0 E: 1 K: 0 S: 3 H: 0 LOB: 0 BB: 0 P: 3	R: 2 E: 0 K: 0 S: 6 H: 3 LOB: 3 BB: 2 P: 14	R: 0 E: 0 K: 1 S: 6 H: 1 LOB: 2 BB: 0 P: 6	R: 0 E: 0 K: 0 S: 3 H: 0 LOB: 0 BB: 0 P: 3	R: 4 E: 1 K: 2 S: 10 H: 2 LOB: 2 BB: 3 P: 22	1B: 9 2B: 1 3B: 0 HR: 0 SF: 0 SAC: 0 DP: 0 HBP: 0	WP: 1 PB: 1 SB: 0 CS: 0 PA: 44
PITCHER	IP WLS BF H R ER SO BB IBB HBP BLK WP HR S P ERA WHIP	IP WLS BF H R ER SO BB IBB HBP BLK WP HR S P ERA WHIP	IP WLS BF H R ER SO BB IBB HBP BLK WP HR S P ERA WHIP	IP WLS BF H R ER SO BB IBB HBP BLK WP HR S P ERA WHIP	IP WLS BF H R ER SO BB IBB HBP BLK WP HR S P ERA WHIP	IP WLS BF H R ER SO BB IBB HBP BLK WP HR S P ERA WHIP	IP WLS BF H R ER SO BB IBB HBP BLK WP HR S P ERA WHIP	IP WLS BF H R ER SO BB IBB HBP BLK WP HR S P ERA WHIP	IP WLS BF H R ER SO BB IBB HBP BLK WP HR S P ERA WHIP	IP WLS BF H R ER SO BB IBB HBP BLK WP HR S P ERA WHIP	IP WLS BF H R ER SO BB IBB HBP BLK WP HR S P ERA WHIP
Billy Hoelt, L (1, 1) ERA: 3.06 Art Houtteman, R (9, 1) ERA: 11.93	8.1 L 40 9 6 5 4 3 2 0 0 0 0 43 63 5.40 1.440	0.2 L 4 1 0 0 1 1 0 0 0 1 0 5 9 0.00 3.000									

New York Yankees @ Detroit Tigers
 Briggs Stadium, Detroit, MI
 Sun May 03 1953, 4:33 AM EDT
 Att. 29,462 - Unknown

livebaseballscorecards.com

AB	38
R	6
H	10
RBI	5
BB	6
SO	5
LOB	21



Batter	1	2	3	4	5	6	7	8	9	AB R H RBI BB SO LOB
Harvey Kuenn, R (1, 6) OBP: 0.326, SLG: 0.309	0-0 F8		0-0 1-3		0-0 1-2 1B		0-0 6-3	0-0 F8		5 0 1 0 0 0 1
Fred Hatfield, L (1, 5) OBP: 0.385, SLG: 0.324	0-0 F4		0-0 3-1		0-3 K		0-0 2B 2B	0-0 F8	5 1 1 0 0 1 2	
Russ Sullivan, L (1, 7) OBP: 0.407, SLG: 0.383	4-0 BB		4-0 BB		0-0 F9		0-3 K	0-3 K	3 0 0 0 2 2 3	
Bob Nieman, R (1, 9) OBP: 0.342, SLG: 0.529	0-0 4-3		0-0 5-3		0-0 6-3		0-0 2B 2B	0-3 K	5 1 1 1 0 1 2	
Jim Delsing, L (1, 8) OBP: 0.420, SLG: 0.536		0-0 2B F8 1B		0-0 4-3		0-0 HR	0-0 2B		4 2 3 2 0 0 0	
Walt Dropo, R (1, 3) OBP: 0.263, SLG: 0.324		0-0 F8 FC6-2 2B		0-0 F4		0-0 FC6-4 1B	0-0 F7		4 0 2 0 0 0 1	
Matt Batts, R (1, 2) Johnny Bucha, R (9, 2) OBP: 0.305, SLG: 0.456		0-0 F8		0-0 6-3		0-0 FC6-4 2B		0-0 CS E 1B	4 1 1 1 0 0 2 0 0 0 0 0 0 0	
Jerry Priddy, R (1, 4) OBP: 0.421, SLG: 0.400		0-0 FC6-2 S			0-0 F8	0-0 1-H 2B		0-0 E6 CS	4 0 1 1 0 0 2	
Billy Hoef, L (1, 1) Art Houtteman, R (9, 1) OBP: 0.417, SLG: 0.222		0-0 F2			0-0 1B 1B	0-3 K		0-3 K	4 0 1 0 0 2 4 0 0 0 0 0 0 0	

Inning Stats	R: 0	H: 0	E: 0	K: 0	S: 3	R: 1	H: 2	E: 0	K: 0	S: 5	R: 0	H: 0	E: 0	K: 0	S: 3	R: 0	H: 2	E: 0	K: 1	S: 7	R: 2	H: 3	E: 0	K: 1	S: 8	R: 2	H: 3	E: 0	K: 1	S: 8	R: 0	H: 1	E: 1	K: 1	S: 6	R: 0	H: 0	E: 0	K: 2	S: 7	1B: 5	2B: 5	3B: 0	HR: 1	SF: 0	SAC: 0	DP: 0	HBP: 0	WP: 0	PA: 40
--------------	------	------	------	------	------	------	------	------	------	------	------	------	------	------	------	------	------	------	------	------	------	------	------	------	------	------	------	------	------	------	------	------	------	------	------	------	------	------	------	------	-------	-------	-------	-------	-------	--------	-------	--------	-------	--------

PITCHER	IP	WLS	BF	H	R	ER	SO	BB	IBB	HBP	BLK	WP	HR	S	P	ERA	WHIP
Allie Reynolds, R (1, 1) ERA: 3.26	6.2		31	9	5	5	3	2	0	0	0	0	1	35	43	6.75	1.650
Bill Miller, L (7, 1) ERA:	1.1	W	6	2	0	0	1	0	0	0	0	0	0	8	8	0.00	1.500
Ewell Blackwell, R (9, 1) ERA: 3.38	1.0	S	3	0	0	0	2	0	0	0	0	0	0	7	7	0.00	0.000

NEW YORK YANKEES @ DETROIT TIGERS
 Briggs Stadium, Detroit, MI
 Sun May 03 1953, 4:33 AM EDT
 Att. 29,462 - Unknown

AB	38
R	5
H	11
RBI	5
BB	2
SO	6
LOB	17



WP	HR	S	P	ERA	WHIP
0	1	0	2	0.00	0.000

Batter	1	2	3	4	5	6	7	8	9	AB R H RBI BB SO LOB	TOP																		
Phil Rizzuto, R (1, 6) OBP: 0.329, SLG: 0.300 Bob Cerv, R (8, PH) Jim Brideweser, R (8, 6)	0-0 F9			0-0 BB 2B 1B		0-0 F3	0-0 SH3	0-0 F9		3 1 1 0 0 0 0 1 0 0 0 0 0 1 0 0 0 0 0 0 0																			
Johnny Mize, L (1, 3) OBP: 0.313, SLG: 0.357	0-0 F9			4-0 BB BB BB BB 1-2 2B BB		0-0 HR	0-0 5-3		0-0 F8	4 1 1 1 1 0 1																			
Gene Woodling, L (1, 7) OBP: 0.484, SLG: 0.604	0-0 3-1			0-3 K		4-0 BB WP BB		0-0 5-3	0-0 4-3	4 1 0 0 1 1 2																			
Mickey Mantle, S (1, 8) OBP: 0.449, SLG: 0.578		0-0 1-3		0-0 1-H 2-H 2B		4-0 WP 1-2 5-3 BB		0-0 E 1B	0-3 K	4 1 2 1 1 1 0																			
Hank Bauer, R (1, 9) OBP: 0.373, SLG: 0.409		0-0 CS 1B		0-0 6-3		0-0 5-3		0-0 E1 1B HR		4 1 1 0 0 0 4																			
Gil McDougald, R (1, 5) OBP: 0.343, SLG: 0.344		0-0 F9			0-0 5-3	0-3 K		0-0 HR 1B		4 1 1 1 0 1 2																			
Yogi Berra, L (1, 2) OBP: 0.253, SLG: 0.290			0-0 F7		0-0 3-1		0-0 F8	0-0 F3		4 0 0 0 0 0 2																			
Billy Martin, R (1, 4) OBP: 0.263, SLG: 0.250 Irv Noren, L (8, PH) Andy Carey, R (8, 5) OBP: 0.750, SLG: 1.667 OBP: 0.286, SLG: 0.571			0-0 F7		0-0 1B		0-0 1B 2B	0-0 HR		3 1 2 0 0 0 0 1 1 1 3 0 0 0 0 0 0 0 0 0 0																			
Vic Raschi, R (1, 1) Bill Miller, L (6, 1) Don Bollweg, L (7, PH) Jim McDonald, R (7, 1) Bill Renna, R (8, PH) Ewell Blackwell, R (8, 1)			0-0 F3		0-0 6-3		0-0 2-H SH3 1B	0-0 1B		2 0 0 0 0 0 1 0 0 0 0 0 0 0 1 0 1 1 0 0 0 0 0 0 0 0 0 0 1 0 1 0 0 0 0 0 0 0 0 0 0 0																			
Inning Stats	R: 0 E: 0 K: 0 S: 3	H: 0 LOB: 0 BB: 0 P: 3	R: 0 E: 0 K: 0 S: 3	H: 1 LOB: 0 BB: 0 P: 3	R: 0 E: 0 K: 0 S: 3	H: 0 LOB: 0 BB: 0 P: 3	R: 1 E: 0 K: 1 S: 6	H: 2 LOB: 1 BB: 1 P: 10	R: 0 E: 0 K: 0 S: 4	H: 1 LOB: 1 BB: 0 P: 4	R: 2 E: 0 K: 1 S: 6	H: 1 LOB: 1 BB: 2 P: 14	R: 1 E: 0 K: 0 S: 5	H: 2 LOB: 1 BB: 0 P: 5	R: 4 E: 1 K: 0 S: 8	H: 4 LOB: 1 BB: 0 P: 8	R: 0 E: 0 K: 1 S: 5	H: 0 LOB: 0 BB: 0 P: 5	1B: 7 2B: 2 3B: 0 HR: 2	SF: 0 SAC: 1 DP: 0 HBP: 0	WP: 1 PB: 0 SB: 0 CS: 1	PA: 40							
PITCHER	IP WLS BF H R ER SO BB IBB HBP BLK WP HR S P ERA WHIP																												
Hal Newhouser, L (1, 1) ERA: 3.6	4.0		14	3	1	1	1	1	1	0	0	0	0	0	15	19	2.25	1.000											
Dick Marlowe, R (5, 1) ERA: 5.94	1.1		8	2	2	2	0	2	0	0	0	0	0	1	6	14	13.50	3.000											
Dave Madison, R (6, 1) ERA: 2.55	2.1	W	14	6	5	1	1	0	0	0	0	1	1	16	16	3.86	2.571												
Art Houtteman, R (8, 1) ERA: 10.91	1.1	S	4	0	0	0	1	0	0	0	0	0	0	6	6	0.00	0.000												

New York Yankees @ Detroit Tigers
 Briggs Stadium, Detroit, MI
 Mon May 04 1953, 4:33 AM EDT
 Att. 7,405 - Unknown

AB	36
R	8
H	11
RBI	7
BB	3
SO	3
LOB	13



livebaseballscorecards.com

Batter	1	2	3	4	5	6	7	8	9
Fred Hatfield, L OBP: 0.409, SLG: 0.385 (1, 5)	0-0 F8		0-0 F8		0-0 FC6-5 2B	0-0 F9 1B		0-0 SH3-4 2B 1B	
Harvey Kuenn, R OBP: 0.322, SLG: 0.306 (1, 6)	0-0 G1-6-3 1B		0-0 1-3		0-0 FC6-5 3B	0-0 F9 1B		0-0 SH3-4 1-2	
Russ Sullivan, L OBP: 0.406, SLG: 0.442 (1, 7)	0-0 G1-6-3 1-2f			0-0 4-3	0-0 3B	0-0 1-3		0-0 2B	
Bob Nieman, R OBP: 0.358, SLG: 0.560 (1, 9)		0-0 4-3 3B		0-0 1B 1B	0-0 1-3		0-0 FC5-4 1B	0-0 5-3	
Walt Dropo, R OBP: 0.271, SLG: 0.329 (1, 3)		0-3 K		0-0 1B 1B		0-0 2B 1B	0-0 FC5-4 2B 1B	0-3 K	
Don Lund, R OBP: 0.458, SLG: 0.591 (1, 8)		0-0 4-3		0-0 FC6-4 1B		0-0 1B 2B	0-0 1B 2B		
Matt Batts, R OBP: 0.317, SLG: 0.459 (1, 2)		0-0 F8		0-0 F9		0-0 FC4-6 1B 1B	0-0 1B 1B		
Jerry Priddy, R OBP: 0.435, SLG: 0.389 (1, 4)			0-0 6-3	0-0 FC6-4 1-2f		0-0 FC4-6 1B 1B	0-0 L4-3 1B		
Hal Newhouser, L OBP: 0.500, SLG: 0.500 (1, 1)					0-0 F4	0-0 FC4-6 1B F9	0-0 L4-3		
Dick Marlowe, R (5, 1)									
Dave Madison, R (6, 1)									
Art Houtteman, R (8, 1)									

Inning Stats	R: 0	H: 1	E: 0	LOB: 0	K: 0	S: 3	P: 3	R: 1	H: 1	E: 0	LOB: 0	K: 1	S: 6	P: 6	R: 0	H: 1	E: 0	LOB: 1	K: 0	S: 4	P: 4	R: 1	H: 3	E: 0	LOB: 2	K: 0	S: 6	P: 6	R: 1	H: 2	E: 0	LOB: 1	K: 0	S: 5	P: 5	R: 4	H: 4	E: 0	LOB: 1	K: 0	S: 7	P: 11	R: 2	H: 4	E: 0	LOB: 1	K: 0	S: 6	P: 6	R: 1	H: 2	E: 0	LOB: 1	K: 1	S: 7	P: 7
--------------	------	------	------	--------	------	------	------	------	------	------	--------	------	------	------	------	------	------	--------	------	------	------	------	------	------	--------	------	------	------	------	------	------	--------	------	------	------	------	------	------	--------	------	------	-------	------	------	------	--------	------	------	------	------	------	------	--------	------	------	------

PITCHER	IP	WLS	BF	H	R	ER	SO	BB	IBB	HBP	BLK	WP	HR	S	P	ERA	WHIP
Vic Raschi, R (1, 1)	5.0	L	24	10	5	5	1	0	0	0	0	0	0	26	26	9.00	2.000
Bill Miller, L (6, 1)	1.0		6	2	2	2	0	1	0	0	0	0	0	5	9	18.00	3.000
Jim McDonald, R (7, 1)	1.0		6	4	2	2	0	0	0	0	0	0	0	6	6	18.00	4.000
Ewell Blackwell, R (8, 1)	1.0		5	2	1	1	1	0	0	0	0	0	0	7	7	9.00	2.000


BOTTOM

New York Yankees @ Detroit Tigers
 Briggs Stadium, Detroit, MI
 Mon May 04 1953, 4:33 AM EDT
 Att. 7,405 - Unknown

AB	R	H	RBI	BB	SO	LOB
5	1	3	1	0	0	1
4	1	1	1	0	0	3
5	0	2	2	0	0	2
5	2	3	0	0	0	2
5	2	2	0	0	2	3
4	2	3	2	0	0	0
4	1	2	4	0	0	2
3	0	1	0	1	0	2
1	0	1	0	0	0	0
1	0	0	0	0	0	0
2	1	0	0	0	0	4
0	0	0	0	0	0	0

AB	39
R	10
H	18
RBI	10
BB	1
SO	2
LOB	19

livebaseballscorecards.com



WP	PA
0	41

Batter	1	2	3	4	5	6	7	8	9	AB R H RBI BB SO LOB	TOP
Eddie Yost, R OBP: 0.391, SLG: 0.264 (1, 5) X	0-0 E6 FC5-4 1B		0-0 F9 BB BB BB	4-0 E 1B BB		0-0 F8 3-H 0-0		0-0 2B 1B	4-0 FC6-4 BB	4 2 1 1 2 0 1	
Jim Busby, R OBP: 0.337, SLG: 0.450 (1, 8) X	0-0 FC5-4 1B 1-2f		0-0 F7 1-H	0-0 FC6-4 1B 1-H		0-0 FC5-4 1-2f		0-0 F9 2B	0-0 FC6-4 1-2f	6 0 1 1 0 0 5	
Jackie Jensen, R OBP: 0.424, SLG: 0.592 (1, 9) X	0-0 L3 1B 1-2			0-0 1B 3B FC6-4 1-2f			4-0 CS BB	0-0 2B 2B 1-H 2-H	0-0 5-3	5 2 3 2 1 0 2	
Mickey Vernon, L OBP: 0.361, SLG: 0.425 (1, 3) X	0-0 L3 1-2			0-0 L3 1B	0-0 F6 1B		0-0 1B 1B 1-2	0-0 3B 2B 2-H		5 2 2 1 0 0 3	
Clyde Vollmer, R OBP: 0.346, SLG: 0.298 (1, 7) X		0-0 6-3 1B		0-0 BB 1B HR 1B 3-H	0-0 6-3 1B		0-0 1B 1B 1-2	4-0 3B BB		4 2 2 1 1 0 0	
Pete Runnels, L OBP: 0.388, SLG: 0.274 (1, 6) X		0-0 6-3 1B		0-0 HR BB 1B 1-2	0-0 F7 1B		0-3 K 1B 1-H 2-H	0-0 1B 3B		5 2 2 2 0 1 2	
Wayne Terwilliger, R OBP: 0.329, SLG: 0.368 (1, 4) X		4-0 WP BB 1B		0-3 K 1B		0-3 K 1B 1-3 2-H	0-0 1B 1B	0-0 1B		4 0 2 2 1 2 2	
Les Peden, R OBP: 0.393, SLG: 0.458 (1, 2) X		0-3 K 1-2		4-0 HR BB 1-2 2-3		0-0 1B F8 2B		0-0 2B BB F8		3 3 1 0 2 1 2	
Bob Porterfield, R OBP: 0.313, SLG: 0.467 (1, 1) X			0-0 F8 1B	0-0 HR 1-H 2-H 3-H		0-0 FC5-4 1B 2-3		0-0 F4 1B	0-3 K 1B	5 1 2 4 0 1 1	
Inning Stats	R: 0 E: 1 K: 0 S: 4 H: 1 LOB: 1 BB: 0 P: 4	R: 0 E: 0 K: 1 S: 5 H: 0 LOB: 1 BB: 1 P: 9	R: 0 E: 0 K: 0 S: 3 H: 0 LOB: 0 BB: 0 P: 3	R: 6 E: 1 K: 1 S: 10 H: 5 LOB: 1 BB: 2 P: 18	R: 0 E: 0 K: 0 S: 3 H: 0 LOB: 0 BB: 0 P: 3	R: 1 E: 0 K: 1 S: 7 H: 2 LOB: 1 BB: 0 P: 7	R: 1 E: 0 K: 1 S: 6 H: 3 LOB: 2 BB: 1 P: 10	R: 6 E: 0 K: 0 S: 8 H: 5 LOB: 1 BB: 2 P: 16	R: 0 E: 0 K: 1 S: 5 H: 0 LOB: 1 BB: 1 P: 9	1B: 10 2B: 4 3B: 2 HR: 1 SF: 0 SAC: 0 DP: 1 HBP: 0	WP: 1 PB: 0 SB: 0 CS: 1 PA: 48
PITCHER	IP WLS BF H R ER SO BB IBB HBP BLK WP HR S P ERA WHIP	IP WLS BF H R ER SO BB IBB HBP BLK WP HR S P ERA WHIP	IP WLS BF H R ER SO BB IBB HBP BLK WP HR S P ERA WHIP	IP WLS BF H R ER SO BB IBB HBP BLK WP HR S P ERA WHIP	IP WLS BF H R ER SO BB IBB HBP BLK WP HR S P ERA WHIP	IP WLS BF H R ER SO BB IBB HBP BLK WP HR S P ERA WHIP	IP WLS BF H R ER SO BB IBB HBP BLK WP HR S P ERA WHIP	IP WLS BF H R ER SO BB IBB HBP BLK WP HR S P ERA WHIP	IP WLS BF H R ER SO BB IBB HBP BLK WP HR S P ERA WHIP	IP WLS BF H R ER SO BB IBB HBP BLK WP HR S P ERA WHIP	IP WLS BF H R ER SO BB IBB HBP BLK WP HR S P ERA WHIP
Bill Wight, L ERA: 10.57 (1, 1)	3.2 L 18 5 5 5 2 2 0 0 0 1 1 20 28 12.27 1.909										
Milt Jordan, R ERA: 6.23 (4, 1)	1.1 6 1 1 0 0 1 0 0 0 0 0 5 9 0.00 1.500										
Hal Erickson, R ERA: 5.87 (6, 1)	1.0 5 2 1 1 1 1 0 0 0 0 0 7 7 9.00 2.000										
Paul Foytack, R ERA: 16.2 (7, 1)	1.2 13 7 7 7 1 3 0 0 0 0 0 12 24 37.80 6.000										
Dick Marlowe, R ERA: 5.5 (8, 1)	1.1 6 1 0 0 0 1 1 0 0 0 0 7 11 0.00 1.500										

Washington Senators @ Detroit Tigers
 Briggs Stadium, Detroit, MI
 Tue May 05 1953, 4:33 AM EDT
 Att. 2,605 - Unknown

AB	41
R	14
H	16
RBI	14
BB	7
SO	5
LOB	18



WP: 1	PA: 48
PB: 0	
SB: 0	
CS: 1	

ERA	WHIP

Batter	1	2	3	4	5	6	7	8	9	AB	R	H	RBI	BB	SO	LOB
Fred Hatfield, L OBP: 0.408, SLG: 0.372 (1, 5) BBB	4-0 SH3 1B 5-3 BB		0-0 4-3 1-2		0-0 1B	0-0 4-3		0-0 4-3		4	1	1	0	1	0	5
Harvey Kuenn, R OBP: 0.337, SLG: 0.322 (1, 6) X	0-0 5-3 SH3 1-2 1B		0-0 1B		0-0 1B	0-0 G4-6-3 1-2 1B		0-0 F8		5	0	3	0	0	0	0
Russ Sullivan, L OBP: 0.397, SLG: 0.429 (1, 7) X	0-0 SH3 1-2 2-3		0-0 1B		0-0 G4-6-3 1-2		0-0 F8		0-0 F8	4	0	1	0	0	0	2
Bob Nieman, R OBP: 0.360, SLG: 0.550 (1, 9) X	0-0 5-3 2-3 3-H		0-0 F6			0-0 1B 1B	0-3 K		0-0 1B 1B	5	1	2	1	0	1	3
Walt Dropo, R OBP: 0.289, SLG: 0.345 (1, 3) X	0-0 F8			0-0 1B		0-0 1B 1B		0-0 F7	0-0 1-2 1B	5	1	3	0	0	0	1
Don Lund, R OBP: 0.414, SLG: 0.519 (1, 8) X		0-0 F9		0-0 F8		0-0 1B 1B		0-0 6-3	0-0 F2	5	0	1	1	0	0	3
Matt Batts, R OBP: 0.328, SLG: 0.477 (1, 2) X		0-0 F6		0-0 F9		0-0 1-2 2-H 1B		0-0 1B 2B		4	1	2	1	0	0	1
Jerry Priddy, R OBP: 0.407, SLG: 0.364 (1, 4) X		0-0 5-3		0-0 1-3		0-0 1B		0-0 1B 1B		4	0	1	1	0	0	3
Bill Wight, L OBP: 0.500, SLG: 0.500 (1, 1) X			0-0 1B		0-0 6-3		0-0 F6		0-0 1-2 1B	1	0	1	0	0	0	0
Milt Jordan, R OBP: 0.500, SLG: 0.500 (4, 1) X										0	0	0	0	0	0	0
Johnny Pesky, L OBP: 0.500, SLG: 0.500 (5, PH) X										0	0	0	0	0	0	0
Hal Erickson, R OBP: 0.500, SLG: 0.500 (6, 1) X										0	0	0	0	0	0	0
Pat Mullin, L OBP: 0.250, SLG: 0.250 (6, PH) X										1	0	0	0	0	0	2
Paul Foytack, R OBP: 0.250, SLG: 0.250 (7, 1) X										0	0	0	0	0	0	0
Dick Marlowe, R OBP: 0.250, SLG: 0.250 (8, 1) X										1	0	1	0	0	0	0

BOTTOM

Washington Senators @ Detroit Tigers
Briggs Stadium, Detroit, MI
Tue May 05 1953, 4:33 AM EDT
Att. 2,605 - Unknown

livebaseballscorecards.com

AB	40
R	4
H	16
RBI	4
BB	1
SO	1
LOB	20



Inning Stats	R: 1 H: 1 E: 0 K: 4 S: 4	H: 1 LOB: 1 BB: 1 P: 8	R: 0 H: 0 E: 0 K: 3 S: 3	H: 0 LOB: 0 BB: 0 P: 3	R: 0 H: 3 E: 0 K: 5 S: 5	H: 2 LOB: 2 BB: 0 P: 5	R: 0 H: 1 E: 0 K: 4 S: 4	H: 1 LOB: 1 BB: 0 P: 4	R: 0 H: 2 E: 0 K: 4 S: 4	H: 2 LOB: 1 BB: 0 P: 4	R: 2 H: 4 E: 0 K: 7 S: 7	H: 4 LOB: 2 BB: 0 P: 7	R: 0 H: 0 E: 0 K: 5 S: 5	H: 0 LOB: 0 BB: 0 P: 5	R: 1 H: 3 E: 0 K: 6 S: 6	H: 3 LOB: 2 BB: 0 P: 6	R: 0 H: 2 E: 0 K: 5 S: 5	H: 2 LOB: 2 BB: 0 P: 5	1B: 15 SF: 0 2B: 1 SAC: 1 3B: 0 DP: 1 HR: 0 HBP: 0	WP: 0 PA: 42 PB: 0 SB: 0 CS: 0
---------------------	--------------------------	------------------------	--------------------------	------------------------	--------------------------	------------------------	--------------------------	------------------------	--------------------------	------------------------	--------------------------	------------------------	--------------------------	------------------------	--------------------------	------------------------	--------------------------	------------------------	---	---

PITCHER Bob Porterfield, R ERA: 5.17 (1, 1)	IP: 9.0 WLS: W BF: 42 H: 16 R: 4 ER: 4 SO: 1 BB: 1 IBB: 0 HBP: 0 BLK: 0 WP: 0 HR: 0 S: 43 P: 47 ERA: 4.00 WHIP: 1.889	PITCHER	IP: WLS: BF: H: R: ER: SO: BB: IBB: HBP: BLK: WP: HR: S: P: ERA: WHIP:
--	---	----------------	--

Batter	1	2	3	4	5	6	7	8	9	AB R H RBI BB SO LOB	TOP
Eddie Yost, R OBP: 0.392, SLG: 0.273 (1, 5) X	0-0 5-3 1B 1B		0-0 2B FC5-2 1B		0-0 FC4-6 1B 1-2f	0-3 K			0-0 P5	5 1 2 0 0 1 2	
Wayne Terwilliger, R OBP: 0.333, SLG: 0.384 (1, 4) X	0-0 5-3 1B 1-2		0-0 FC5-2 2B 1-3		0-0 F8			0-0 L7	0-0 F8	5 0 2 0 0 0 1	
Mickey Vernon, L OBP: 0.379, SLG: 0.434 (1, 3) X	0-0 F4		4-0 FC5-2 BB		0-0 1B 1-2 HR 1B			0-0 FC5-4 1B		3 1 2 0 1 0 2	
Jackie Jensen, R OBP: 0.416, SLG: 0.573 (1, 9) X	0-0 5-3		0-0 FC5-2		0-0 1B 1-2 HR 1B			0-0 FC5-4		4 1 1 1 0 0 6	
Clyde Vollmer, R OBP: 0.339, SLG: 0.353 (1, 7) X	0-0 5-3		0-0 F8		0-0 1B 1-2 HR 1B 1-H 2-H			0-0 5-3		4 1 1 3 0 0 6	
Pete Runnels, L OBP: 0.369, SLG: 0.258 (1, 6) X		0-0 3-1		0-0 F7	0-0 G3			0-0 F7		4 0 0 0 0 0 0	
Jim Busby, R OBP: 0.333, SLG: 0.440 (1, 8) X		0-0 F8		0-0 5-3		0-0 FC4-6 1B		0-0 5-3		4 0 1 0 0 0 0	
Les Peden, R OBP: 0.344, SLG: 0.393 (1, 2) X		0-0 5-3		0-0 5-3		0-0 L4		0-0 F8		4 0 0 0 0 0 1	
Chuck Stobbs, L OBP: 0.222, SLG: 0.222 (1, 1) X Sonny Dixon, S (5, 1) Floyd Baker, L (9, PH)			0-0 F4		0-0 FC4-6 1B	0-0 FC4-6		0-0 F7		2 0 1 0 0 0 0 1 0 0 0 0 0 1 1 0 0 0 0 0 0	
Inning Stats	R: 0 H: 2 E: 0 LOB: 2 K: 0 BB: 0 S: 5 P: 5	R: 0 H: 0 E: 0 LOB: 0 K: 0 BB: 0 S: 3 P: 3	R: 0 H: 2 E: 0 LOB: 3 K: 0 BB: 1 S: 5 P: 9	R: 0 H: 0 E: 0 LOB: 0 K: 0 BB: 0 S: 3 P: 3	R: 4 H: 4 E: 0 LOB: 0 K: 0 BB: 0 S: 7 P: 7	R: 0 H: 1 E: 0 LOB: 1 K: 1 BB: 0 S: 6 P: 6	R: 0 H: 1 E: 0 LOB: 1 K: 0 BB: 0 S: 4 P: 4	R: 0 H: 0 E: 0 LOB: 0 K: 0 BB: 0 S: 3 P: 3	R: 0 H: 0 E: 0 LOB: 0 K: 0 BB: 0 S: 3 P: 3	1B: 8 SF: 0 2B: 1 SAC: 0 3B: 0 DP: 0 HR: 1 HBP: 0	WP: 0 PA: 38 PB: 0 SB: 0 CS: 0
PITCHER Ned Garver, R ERA: 4.91 (1, 1)	IP WLS BF H R ER SO BB IBB HBP BLK WP HR S P ERA WHIP										
	9.0 W 38 10 4 4 1 1 0 0 0 0 1 39 43 4.00 1.222										
PITCHER	IP WLS BF H R ER SO BB IBB HBP BLK WP HR S P ERA WHIP										

Washington Senators @ Detroit Tigers
 Briggs Stadium, Detroit, MI
 Wed May 06 1953, 4:33 AM EDT
 Att. 2,614 - Unknown

livebaseballscorecards.com

AB 37
R 4
H 10
RBI 4
BB 1
SO 1
LOB 19



Batter	1	2	3	4	5	6	7	8	9	AB	R	H	RBI	BB	SO	LOB
Fred Hatfield, L OBP: 0.389, SLG: 0.354 (1, 5)	0-0 P5	0-0 G3			0-0 SH1-4 F8 1B	0-0 6-3		0-0 6-3		5	1	1	0	0	0	0
Harvey Kuenn, R OBP: 0.340, SLG: 0.326 (1, 6)	0-0 1B 1B		0-0 L8		0-0 F8 SH1-4 1B		0-0 L9	0-0 1-3		5	2	2	0	0	0	0
Don Lund, R OBP: 0.438, SLG: 0.533 (1, 8)	0-0 1B 1B		0-0 6-3		0-0 SH1-4		0-0 2B 1B			3	2	2	0	0	0	0
Bob Nieman, R OBP: 0.378, SLG: 0.554 (1, 9)	0-0 1B 5-3 1B		0-0 WP 1B		4-0 1B IBB		0-0 F8			3	1	2	2	1	0	1
Walt Dropo, R OBP: 0.288, SLG: 0.364 (1, 3)	0-0 1B 5-3 1B		0-0 F7		0-0 F8		0-0 1-H 2B			4	0	2	2	0	0	3
Steve Souchock, R OBP: 0.286, SLG: 0.462 (1, 7)	0-0 1B 5-3 1B		0-0 L7		0-0 1B		0-0 1-3			4	0	1	2	0	0	2
Matt Batts, R OBP: 0.338, SLG: 0.478 (1, 2)	0-0 P4		0-0 FC6-4 1B		0-0 F7		0-0 CS 1B			4	0	2	0	0	0	3
Jerry Priddy, R OBP: 0.355, SLG: 0.308 (1, 4)		0-0 F2		0-0 F9		0-0 1-3		0-0 E5 HR		4	1	0	0	0	0	2
Ned Garver, R OBP: 0.200, SLG: 0.400 (1, 1)		0-0 P6		0-0 FC6-4 1-2f		0-0 F3		0-0 HR		4	1	1	2	0	0	1

Inning Stats	R: 3	H: 4	E: 0	LOB: 1	K: 0	S: 7	P: 7	R: 0	H: 0	E: 0	LOB: 0	K: 0	S: 3	R: 0	H: 1	E: 0	LOB: 1	K: 0	S: 4	R: 0	H: 1	E: 0	LOB: 1	K: 0	S: 4	R: 2	H: 3	E: 0	LOB: 2	K: 0	S: 6	R: 0	H: 0	E: 0	LOB: 0	K: 0	S: 3	R: 1	H: 2	E: 0	LOB: 1	K: 0	S: 5	R: 2	H: 2	E: 1	LOB: 0	K: 0	S: 5	R: 0	H: 0	E: 0	LOB: 0	K: 0	S: 5	R: 0	H: 0	E: 0	LOB: 0	K: 0	S: 5	R: 0	H: 0	E: 0	LOB: 0	K: 0	S: 5
--------------	------	------	------	--------	------	------	------	------	------	------	--------	------	------	------	------	------	--------	------	------	------	------	------	--------	------	------	------	------	------	--------	------	------	------	------	------	--------	------	------	------	------	------	--------	------	------	------	------	------	--------	------	------	------	------	------	--------	------	------	------	------	------	--------	------	------	------	------	------	--------	------	------


PITCHER	IP	WLS	BF	H	R	ER	SO	BB	IBB	HBP	BLK	WP	HR	S	P	ERA	WHIP
Chuck Stobbs, L ERA: 3.29 (1, 1)	4.1	L	22	8	5	5	0	0	0	0	0	1	0	21	25	10.38	1.846
Sonny Dixon, R ERA: 3.32 (5, 1)	3.2		16	5	3	2	0	0	0	0	0	0	1	16	16	4.91	1.364

BOTTOM

Washington Senators @ Detroit Tigers
 Briggs Stadium, Detroit, MI
 Wed May 06 1953, 4:33 AM EDT
 Att. 2,614 - Unknown

AB	36
R	8
H	13
RBI	8
BB	1
SO	0
LOB	12

livebaseballscorecards.com



WP: 1	PA: 38
PB: 0	SB: 0
CS: 1	

Batter	1	2	3	4	5	6	7	8	9	AB R H RBI BB SO LOB	TOP																						
Fred Hatfield, L (1, 5) OBP: 0.379, SLG: 0.333	0-0 6-3		0-0 G4-6-3		4-0 BB			0-0 F1		3 0 0 0 1 0 1																							
Harvey Kuenn, R (1, 6) OBP: 0.327, SLG: 0.313	0-0 F2			0-0 6-3	0-0 F8			0-0 5-3		4 0 0 0 0 0 2																							
Russ Sullivan, L (1, 7) OBP: 0.389, SLG: 0.417	0-0 1B			0-0 5-3				0-0 F5		4 0 1 0 0 0 0																							
Bob Nieman, R (1, 9) OBP: 0.383, SLG: 0.563	0-0 4-3			0-0 HR 2B				0-0 F8	0-0 G6-4-3 1B	4 1 2 0 0 0 1																							
Walt Dropo, R (1, 3) OBP: 0.296, SLG: 0.391		0-3 K		0-0 HR				0-0 F9	0-0 G6-4-3	4 1 1 2 0 1 1																							
Don Lund, R (1, 8) OBP: 0.417, SLG: 0.485		0-3 K		0-3 K				4-0 BB	0-0 F9	3 0 0 0 1 2 0																							
Matt Batts, R (1, 2) OBP: 0.324, SLG: 0.458			0-0 4-3		0-0 F9			0-0 F8		3 0 0 0 0 0 1																							
Jerry Priddy, R (1, 4) OBP: 0.353, SLG: 0.286			0-0 6-3		4-0 BB BB			0-3 K		2 0 0 0 1 1 1																							
Ted Gray, S (1, 1) OBP: 0.200, SLG: 0.200			0-0		0-0 F8			0-0 L3		1 0 1 0 0 0 0																							
Dick Marlowe, R (3, 1) OBP: 0.200, SLG: 0.200										1 0 0 0 0 0 1																							
Johnny Pesky, L (7, PH) OBP: 0.455, SLG: 0.444										1 0 0 0 0 0 1																							
Milt Jordan, R (7, 1) OBP: 0.500, SLG: 0.500										0 0 0 0 0 0 0																							
Inning Stats	R: 0 E: 0 K: 0 S: 4	H: 1 LOB: 1 BB: 0 P: 4	R: 0 E: 0 K: 2 S: 7	H: 0 LOB: 0 BB: 0 P: 7	R: 0 E: 0 K: 0 S: 3	H: 1 LOB: 0 BB: 0 P: 3	R: 2 E: 0 K: 1 S: 7	H: 2 LOB: 0 BB: 0 P: 7	R: 0 E: 0 K: 0 S: 3	H: 0 LOB: 2 BB: 2 P: 11	R: 0 E: 0 K: 1 S: 5	H: 0 LOB: 1 BB: 1 P: 9	R: 0 E: 0 K: 0 S: 3	H: 0 LOB: 0 BB: 0 P: 3	R: 0 E: 0 K: 0 S: 3	H: 1 LOB: 0 BB: 0 P: 3	R: 0 E: 0 K: 0 S: 3	H: 0 LOB: 0 BB: 0 P: 3	1B: 3 2B: 1 3B: 0 HR: 1	SF: 0 SAC: 0 DP: 2 HBP: 0	WP: 0 PB: 0 SB: 0 CS: 0	PA: 33											
PITCHER Joe Dobson, R (1, 1) ERA: 2.58	IP 9.0	WLS W	BF 33	H 5	R 2	ER 2	SO 4	BB 3	IBB 0	HBP 0	BLK 0	WP 0	HR 1	S 38	P 50	ERA 2.00	WHIP 0.889																
											PITCHER	IP	WLS	BF	H	R	ER	SO	BB	IBB	HBP	BLK	WP	HR	S	P	ERA	WHIP					

Detroit Tigers @ Chicago White Sox
 Comiskey Park, Chicago, IL
 Fri May 08 1953, 4:33 AM EDT
 Att: 25,491 - Unknown

livebaseballscorecards.com

AB	30
R	2
H	5
RBI	2
BB	3
SO	4
LOB	9



Batter	1	2	3	4	5	6	7	8	9	AB	R	H	RBI	BB	SO	LOB
Nellie Fox, L OBP: 0.340, SLG: 0.415 (1, 4)	0-0 F8	0-0 2-3	0-0 FC6-4			0-0 5-3	0-0 F8			5	0	1	0	0	0	6
Ferris Fain, L OBP: 0.372, SLG: 0.395 (1, 3)	0-0 3-1	0-0 4-3		0-0 4-3		0-0 F9		4-0 BB		4	1	0	0	1	0	2
Minnie Minoso, R OBP: 0.380, SLG: 0.385 (1, 7)	1-0 S HBP		0-0 SH1-4 BB HBP	0-0 F7		0-0 5-3		0-0 6-3		4	1	1	1	0	0	1
Sam Mele, R OBP: 0.386, SLG: 0.414 (1, 9)	4-0 1-2 IBB		4-0 HBP SH1-4 BB	0-0 FC4-6		0-3 K		0-0 SH1-3		3	1	2	0	2	1	1
Jim Rivera, L OBP: 0.371, SLG: 0.355 (1, 8)	0-3 K		0-0 SH1-4	0-0 FC4-6			0-0 CS	0-0 SH1-3		3	0	1	0	0	1	3
Vern Stephens, R OBP: 0.277, SLG: 0.326 (1, 5)		0-0 2B	4-0 BB HBP		0-0 WP		0-0 1B	0-0 F5		4	3	3	0	1	0	1
Sherm Lollar, R OBP: 0.426, SLG: 0.467 (1, 2)		0-0 F7	1-0 BB HBP		0-3 K		0-0 2B			3	0	1	1	0	1	2
Chico Carrasquel, R OBP: 0.275, SLG: 0.267 (1, 6)		0-0 1B	4-0 FC6-4 BB		0-0 1B		0-0 F7			3	1	2	4	1	0	1
Joe Dobson, R OBP: 0.154, SLG: 0.231 (1, 1)		0-0 2-3	0-0 F3		0-0 F4		0-0 2B			4	0	2	1	0	0	3

Inning Stats	R: 0	H: 0	E: 0	K: 1	S: 5	LOB: 2	BB: 1	P: 10	R: 2	H: 3	E: 0	K: 0	S: 6	LOB: 1	BB: 0	P: 6	R: 2	H: 1	E: 0	K: 0	S: 4	LOB: 3	BB: 3	P: 17	R: 0	H: 1	E: 0	K: 0	S: 4	R: 1	H: 2	E: 0	K: 1	S: 6	LOB: 0	BB: 0	P: 6	R: 0	H: 1	E: 0	K: 1	S: 6	LOB: 1	BB: 0	P: 6	R: 1	H: 4	E: 0	K: 0	S: 6	LOB: 2	BB: 0	P: 6	R: 1	H: 1	E: 1	K: 0	S: 4	LOB: 1	BB: 1	P: 8
--------------	------	------	------	------	------	--------	-------	-------	------	------	------	------	------	--------	-------	------	------	------	------	------	------	--------	-------	-------	------	------	------	------	------	------	------	------	------	------	--------	-------	------	------	------	------	------	------	--------	-------	------	------	------	------	------	------	--------	-------	------	------	------	------	------	------	--------	-------	------

PITCHER	IP	WLS	BF	H	R	ER	SO	BB	IBB	HBP	BLK	WP	HR	S	P	ERA	WHIP
Ted Gray, L ERA: 5.51 (1, 1)	2.1	L	17	4	4	4	1	2	2	2	0	0	0	13	31	15.43	2.571
Dick Marlowe, R ERA: 4.98 (3, 1)	3.2		14	4	1	1	2	0	0	0	0	1	0	18	18	2.46	1.091
Milt Jordan, R ERA: 6.6 (7, 1)	2.0		11	5	2	2	0	1	0	0	0	0	0	10	14	9.00	3.000

DETROIT TIGERS @ CHICAGO WHITE SOX
Comiskey Park, Chicago, IL

Fri May 08 1953, 4:33 AM EDT
Att. 25,491 - Unknown

AB	33
R	7
H	13
RBI	7
BB	5
SO	3
LOB	20

WP	HR	S	P	ERA	WHIP
1	0	1	8	15.43	2.571
0	0	0	6	2.46	1.091
0	0	0	14	9.00	3.000

Batter	1	2	3	4	5	6	7	8	9	AB R H RBI BB SO LOB	TOP
Fred Hatfield, L (1, 5) OBP: 0.365, SLG: 0.309	0-0 4-3		0-0 F6		0-0 F8			4-0 BB 1B BLK BB	0-0 4-3	4 1 0 0 1 0 0	
Harvey Kuenn, R (1, 6) OBP: 0.343, SLG: 0.324	0-0 FC5-4 1B		0-0 1B			0-0 B1-3		4-0 1-2 1B BB		3 1 2 0 1 0 0	
Russ Sullivan, L (1, 7) OBP: 0.395, SLG: 0.403	0-0 F6		0-0 F3			4-0 BB		4-0 1B 1-2 2-3 BB		2 0 0 0 2 0 2	
Bob Nieman, R (1, 9) OBP: 0.367, SLG: 0.538	0-0 FC5-4 1-2f			0-0 F8		0-0 F8		0-0 F8		4 0 0 0 0 0 5	
Walt Dropo, R (1, 3) OBP: 0.304, SLG: 0.406		0-0 6-3		0-0 2B		0-0 5-3		0-0 1-3 2-H 3-H 1B		4 0 2 2 0 0 1	
Don Lund, R (1, 8) OBP: 0.400, SLG: 0.486		0-0 2-3		0-0 5-3		0-0 1B 2B		0-0 F3		4 1 1 0 0 0 3	
Matt Batts, R (1, 2) OBP: 0.321, SLG: 0.447		0-0 1B		0-0 F7		0-0 F8		0-0 F8		4 0 1 0 0 0 4	
Owen Friend, R (1, 4) OBP: 0.233, SLG: 0.218		0-0 F4			0-0 6-3		0-0 2-H 1B G6-4-3		0-0 4-3	4 0 1 1 0 0 1	
Art Houtteman, R (1, 1) Hal Erickson, R (4, 1) Johnny Pesky, L (9, PH) OBP: 0.417, SLG: 0.400			0-3 K		0-0 F2		0-0 1-2f 2-3 3-H G6-4-3		0-0 3-1	1 0 0 0 0 1 0 2 0 0 0 0 0 1 1 0 0 0 0 0 0	
Inning Stats	R: 0 H: 1 E: 0 LOB: 1 K: 0 BB: 0 S: 4 P: 4	R: 0 H: 1 E: 0 LOB: 1 K: 0 BB: 0 S: 4 P: 4	R: 0 H: 1 E: 0 LOB: 1 K: 1 BB: 0 S: 6 P: 6	R: 0 H: 1 E: 0 LOB: 1 K: 0 BB: 0 S: 4 P: 4	R: 0 H: 0 E: 0 LOB: 0 K: 0 BB: 0 S: 3 P: 3	R: 0 H: 0 E: 0 LOB: 1 K: 0 BB: 1 S: 3 P: 7	R: 1 H: 2 E: 0 LOB: 0 K: 0 BB: 0 S: 4 P: 4	R: 2 H: 1 E: 0 LOB: 2 K: 0 BB: 3 S: 4 P: 16	R: 0 H: 0 E: 0 LOB: 0 K: 0 BB: 0 S: 3 P: 3	1B: 5 SF: 0 2B: 2 SAC: 0 3B: 0 DP: 1 HR: 0 HBP: 0	WP: 0 PA: 37 PB: 0 SB: 0 CS: 0
PITCHER Mike Fornieles, R (1, 1) ERA: 3.6	IP WLS BF H R ER SO BB IBB HBP BLK WP HR S P ERA WHIP										
	9.0 W 37 7 3 3 1 4 0 0 1 0 0 35 51 3.00 1.222										

Detroit Tigers @ Chicago White Sox
 Comiskey Park, Chicago, IL
 Sat May 09 1953, 4:33 AM EDT
 Att. 8,700 - Unknown

livebaseballscorecards.com

AB	33
R	3
H	7
RBI	3
BB	4
SO	1
LOB	17



Batter	1	2	3	4	5	6	7	8	9	AB	R	H	RBI	BB	SO	LOB
Nellie Fox, L OBP: 0.343, SLG: 0.414 (1, 4)	0-0 5-3		0-0 FC3-6 1B	0-0 BB 1B			0-0 F7			5	1	2	1	0	0	1
Ferris Fain, L OBP: 0.394, SLG: 0.405 (1, 3)	0-0 BB 1B		0-0 FC3-6 FC6-4 BB 1-2f	4-0 BB 1B	0-0 G5-4-3 1B		4-0 BB			3	1	2	0	2	0	1
Minnie Minoso, R OBP: 0.392, SLG: 0.383 (1, 7)	0-0 BB 1-2 1B		4-0 FC6-4 BB	4-0 E 1B BB	0-0 G5-4-3 1-2f		0-0 F9			3	1	1	1	2	0	2
Sam Mele, R OBP: 0.400, SLG: 0.419 (1, 9)	4-0 1-2 2-3 BB		0-0 FC6-4 1-2f 2-3	0-0 E 1B 1B	0-0 F9			0-0 G4-3 1B		4	1	2	2	1	0	2
Jim Rivera, L OBP: 0.351, SLG: 0.333 (1, 8)	0-0 F5		0-0 F7	0-0 E4 1B 1B		0-0 3-1		0-0 G4-3 1-2f		5	1	0	0	0	0	8
Vern Stephens, R OBP: 0.300, SLG: 0.348 (1, 5)	0-0 F6			0-0 1B 2B		0-0 1B		0-0 HR 1B		3	2	2	2	0	0	3
Fred Marsh, R OBP: 0.600, SLG: 0.600 (5, 5)				0-0 SH5-3 1B 1B						2	1	2	0	0	0	0
Sherm Lollar, R OBP: 0.441, SLG: 0.531 (1, 2)		0-0 L5		4-0 1B BB		0-0 F8		0-0 HR 1H		4	2	2	3	1	0	1
Chico Carrasquel, R OBP: 0.274, SLG: 0.266 (1, 6)		0-0 6-3		0-0 1B 1B		0-0 L7		0-0 6-3		4	1	1	0	0	0	1
Mike Fornieles, R OBP: 0.167, SLG: 0.333 (1, 1)		0-0 F9		0-0 1B BB 2B			0-0 F8			4	1	1	3	0	0	1

Inning Stats	R: 0	H: 2	E: 0	LOB: 3	K: 0	BB: 1	S: 5	R: 0	H: 0	E: 0	LOB: 0	K: 0	BB: 0	S: 3	R: 0	H: 1	E: 0	LOB: 2	K: 0	BB: 1	S: 4	R: 10	H: 7	E: 1	LOB: 1	K: 0	BB: 3	S: 11	R: 0	H: 1	E: 0	LOB: 0	K: 0	BB: 0	S: 3	R: 0	H: 1	E: 0	LOB: 1	K: 0	BB: 0	S: 4	R: 0	H: 0	E: 0	LOB: 1	K: 0	BB: 1	S: 3	R: 2	H: 3	E: 0	LOB: 0	K: 0	BB: 0	S: 5	R: 0	H: 3	E: 0	LOB: 0	K: 0	BB: 0	S: 5
--------------	------	------	------	--------	------	-------	------	------	------	------	--------	------	-------	------	------	------	------	--------	------	-------	------	-------	------	------	--------	------	-------	-------	------	------	------	--------	------	-------	------	------	------	------	--------	------	-------	------	------	------	------	--------	------	-------	------	------	------	------	--------	------	-------	------	------	------	------	--------	------	-------	------

PITCHER	IP	WLS	BF	H	R	ER	SO	BB	IBB	HBP	BLK	WP	HR	S	P	ERA	WHIP
Art Houtteman, R ERA: 12.05 (1, 1)	3.0	L	20	7	6	6	0	4	0	0	0	0	0	16	32	18.00	3.667
Hal Erickson, R ERA: 6.39 (4, 1)	5.0		24	8	6	4	0	2	0	0	0	0	1	22	30	7.20	2.000

DETROIT TIGERS @ CHICAGO WHITE SOX
Comiskey Park, Chicago, IL
 Sat May 09 1953, 4:33 AM EDT
 Att. 8,700 - Unknown

AB	37
R	12
H	15
RBI	12
BB	6
SO	0
LOB	20



WP	HR	S	P	ERA	WHIP
0	1	2	2	0	0

Batter	1	2	3	4	5	6	7	8	9	AB R H RBI BB SO LOB	TOP	
Harvey Kuenn, R (1, 6) OBP: 0.354, SLG: 0.358	4-0 CS BB		0-0 1-H HR		0-0 1-2f 2B	0-0 1B			0-0 2	4 2 2 2 1 0 1		
Billy Hitchcock, R (1, 5) OBP: 0.333, SLG: 0.286	0-0 F4 1-2		0-0 6-3		0-0 1-2 2B	0-0 5-3			0-0 3	5 1 0 0 0 0 3		
Don Lund, R (1, 8) OBP: 0.409, SLG: 0.475	0-0 F4			0-0 BB 2B 1B	4-0 1-2 2-3 2B BB				0-0 1	3 2 1 0 1 0 0		
Bob Nieman, R (1, 9) OBP: 0.353, SLG: 0.516		0-0 5-3		0-0 F7	0-0 F4				0-0 2	4 0 0 0 0 0 4		
Walt Dropo, R (1, 3) OBP: 0.311, SLG: 0.414		0-0 5-3		4-0 BB 2B 1-2	0-0 1-H 2-H 3-H HR 2B				0-0 3	3 1 1 3 1 0 0		
Steve Souchock, R (1, 7) OBP: 0.333, SLG: 0.706		0-0 6-3		0-0 1-3 2-H 2B	0-0 2-H HR				0-0 1	4 1 2 3 0 0 0		
Matt Batts, R (1, 2) OBP: 0.305, SLG: 0.425			0-0 F8	0-0 5-3	0-0 1-3				0-0 2	4 0 0 0 0 0 2		
Owen Friend, R (1, 4) OBP: 0.219, SLG: 0.203			0-3 K	0-0 F4		0-3 K			0-3 3	4 0 0 0 0 3 2		
Billy Hoelt, L (1, 1) OBP: 0.438, SLG: 0.308			0-0 HR 1B		0-0 FC1-4 1B	0-0 5-3			0-0 1	4 1 2 0 0 0 0		
Inning Stats	R: 0 E: 0 K: 0 S: 2 H: 0 LOB: 0 BB: 1 P: 6	R: 0 E: 0 K: 0 S: 3 H: 0 LOB: 0 BB: 0 P: 3	R: 2 E: 0 K: 1 S: 7 H: 2 LOB: 0 BB: 0 P: 7	R: 1 E: 0 K: 0 S: 5 H: 2 LOB: 2 BB: 1 P: 9	R: 5 E: 1 K: 0 S: 7 H: 3 LOB: 0 BB: 1 P: 11	R: 0 E: 0 K: 1 S: 6 H: 1 LOB: 1 BB: 0 P: 6	R: 0 E: 0 K: 0 S: 3 H: 0 LOB: 0 BB: 0 P: 3	R: 0 E: 0 K: 0 S: 5 H: 0 LOB: 0 BB: 0 P: 5	R: 0 E: 0 K: 0 S: 3 H: 0 LOB: 0 BB: 0 P: 3	1B: 4 2B: 2 3B: 0 HR: 2 SF: 0 SAC: 0 DP: 0 HBP: 0	WP: 1 PB: 0 SB: 0 CS: 1 PA: 38	
PITCHER	IP WLS BF H R ER SO BB IBB HBP BLK WP HR S P ERA WHIP											
Gene Bearden, L (1, 1) ERA: 2.13	4.2 L 24 7 8 3 1 3 0 0 0 1 2 23 35 5.79 2.143											
Harry Dorish, R (5, 1) ERA: 3.79	4.1 14 1 0 0 2 0 0 0 0 0 0 18 18 0.00 0.231											

Detroit Tigers @ Chicago White Sox
 Comiskey Park, Chicago, IL
 Sun May 10 1953, 4:33 AM EDT
 Unknown

livebaseballscorecards.com

AB	35
R	8
H	8
RBI	8
BB	3
SO	3
LOB	12



BOTTOM

Detroit Tigers @ Chicago White Sox
Comiskey Park, Chicago, IL
Sun May 10 1953, 4:33 AM EDT
Unknown

livebaseballscorecards.com

AB	33
R	6
H	12
RBI	6
BB	3
SO	1
LOB	9



WP:	0	PA:	38
PB:	0	SB:	0
CS:	0		

AB R H RBI BB SO LOB

5	1	3	2	0	0	0
5	0	2	1	0	0	2
3	1	0	0	1	0	3
4	0	1	1	0	0	0
3	0	1	1	0	0	0
4	0	1	0	0	0	2
3	1	2	1	1	0	1
3	2	1	0	1	0	1
1	1	1	0	0	0	0
1	0	0	0	0	0	0
1	0	0	0	0	1	0

Batter	1	2	3	4	5	6	7	8	9
Nellie Fox, L OBP: 0.356, SLG: 0.424 (1, 4)	0-0 BB 1B	0-0 FC4 2-H 1B		0-0 1B 1-2 2-H 1B		0-0 4-3			0-0 5-3
Ferris Fain, L OBP: 0.394, SLG: 0.404 (1, 3)	0-0 F4	0-0 FC4 1-2f		0-0 1B 1-3 2-H			0-0 G5-4-3 1B		0-0 3-1
Minnie Minoso, R OBP: 0.386, SLG: 0.369 (1, 7)	4-0 1B 1-2 SH5-3 BB	0-0 F9		0-0 F8			0-0 G5-4-3 1-2f		
Sam Mele, R OBP: 0.392, SLG: 0.409 (1, 9)	0-0 SH5-3 1-3 2-H 1B		0-0 F8		0-0 F8		0-0 6-3		
Jim Rivera, L OBP: 0.351, SLG: 0.333 (1, 8)	0-0 SH5-3 1-2 3-H		0-0 G3		0-0 F7			0-0 G6-4-3 1B	
Vern Stephens, R OBP: 0.296, SLG: 0.360 (1, 5)	0-0 6-3		0-0 L7		0-0 2B			0-0 G6-4-3 1-2f	
Sherm Lollar, R OBP: 0.460, SLG: 0.596 (1, 2)		0-0 HR		4-0 1B 1B BB		0-0 F7		0-0 1B	
Chico Carrasquel, R OBP: 0.284, SLG: 0.268 (1, 6)		4-0 SH3-4 1B BB		0-0 1B 1-2 1B		0-0 6-3		0-0 F7	
Gene Bearden, L OBP: 0.167, SLG: 0.167 (1, 1)		0-0 SH3-4		0-0 1B 1-2 2-3 1B		0-0 F3		0-3 K	
Harry Dorish, R OBP: 0.250, SLG: 0.250 (5, 1)									
Fred Marsh, R OBP: 0.500, SLG: 0.500 (9, PH)									

Inning Stats	R: 2 E: 0 K: 0 S: 5	H: 2 LOB: 1 BB: 1 P: 9	R: 2 E: 0 K: 0 S: 5	H: 2 LOB: 1 BB: 1 P: 9	R: 0 E: 0 K: 0 S: 3	H: 0 LOB: 0 BB: 0 P: 3	R: 2 E: 0 K: 0 S: 5	H: 4 LOB: 1 BB: 1 P: 9	R: 0 E: 0 K: 0 S: 4	H: 1 LOB: 1 BB: 0 P: 4	R: 0 E: 0 K: 0 S: 3	H: 0 LOB: 0 BB: 0 P: 3	R: 0 E: 0 K: 0 S: 3	H: 1 LOB: 0 BB: 0 P: 3	R: 0 E: 0 K: 0 S: 4	H: 2 LOB: 1 BB: 0 P: 4	R: 0 E: 0 K: 1 S: 5	H: 0 LOB: 0 BB: 0 P: 5	1B: 10 2B: 1 3B: 0 HR: 1	SF: 0 SAC: 2 DP: 2 HBP: 0	WP: 0 PB: 0 SB: 0 CS: 0	PA: 38
--------------	------------------------------	---------------------------------	------------------------------	---------------------------------	------------------------------	---------------------------------	------------------------------	---------------------------------	------------------------------	---------------------------------	------------------------------	---------------------------------	------------------------------	---------------------------------	------------------------------	---------------------------------	------------------------------	---------------------------------	-----------------------------------	------------------------------------	----------------------------------	--------

PITCHER	IP	WLS	BF	H	R	ER	SO	BB	IBB	HBP	BLK	WP	HR	S	P	ERA	WHIP
Billy Hoeft, L ERA: 3.7 (1, 1)	9.0	W	38	12	6	6	1	3	0	0	0	0	1	37	49	6.00	1.667

Batter	1	2	3	4	5	6	7	8	9	AB R H RBI BB SO LOB	TOP																								
Johnny Pesky, L (1, 4) OBP: 0.471, SLG: 0.429	0-0 F5		0-0 1B 1B		0-0 F7	0-0 1B			4-0 2B BB	4 2 2 0 1 0 0																									
Harvey Kuenn, R (1, 6) OBP: 0.356, SLG: 0.369	0-0 4-3		0-0 1B 1B		0-0 6-3		0-3 K2-3		0-0 2B 1-H 2-H	5 0 2 2 0 1 0																									
Russ Sullivan, L (1, 7) OBP: 0.395, SLG: 0.418	0-0 F9		0-0 FC6-4 1B		0-0 1B 2B		0-0 F6		0-0 F7	5 1 2 1 0 0 2																									
Bob Nieman, R (1, 9) Steve Souchock, R (8, 9) OBP: 0.358, SLG: 0.525 OBP: 0.316, SLG: 0.667		0-0 E 1B 2B	0-0 F6		0-0 E 1B 1B		0-0 L5		0-0 1-3	4 1 2 1 0 0 2 1 0 0 0 0 0 2																									
Walt Dropo, R (1, 3) OBP: 0.309, SLG: 0.408		0-0 5-3	0-0 F1		0-0 E7 1B			0-0 F2		4 0 1 0 0 0 3																									
Don Lund, R (1, 8) OBP: 0.375, SLG: 0.432		0-0 F5	0-0 FC6-4		0-0 L8			0-0 5-3		4 0 0 0 0 0 5																									
Joe Ginsberg, L (1, 2)		4-0 1B BB		0-0 F8		0-0 L3		0-0 G3		3 0 0 0 1 0 0																									
Fred Hatfield, L (1, 5) OBP: 0.373, SLG: 0.310		0-0 1-2 1B		0-0 4-3		4-0 FC3-6 BB			0-0 4-3	3 0 1 1 1 0 0																									
Bill Wight, L (1, 1) Dick Marlowe, R (2, 1) Frank Carswell, R (4, PH) Milt Jordan, R (4, 1) Pat Mullin, L (6, PH) Paul Foytack, R (6, 1) Jim Delsing, L (9, PH) Billy Hitchcock, R (9, PR) OBP: 0.333, SLG: 0.333 OBP: 0.200, SLG: 0.200 OBP: 0.500, SLG: 0.375 OBP: 0.500, SLG: 0.500 OBP: 0.300, SLG: 0.222 OBP: 0.429, SLG: 0.544 OBP: 0.333, SLG: 0.296		0-0 1-3		0-3 K		0-0 FC3-6 1B			0-0 BB 2B 1B	1 0 0 0 0 0 0 2 0 0 0 0 0 0 0 0 1 0 0 0 0 0 1 0 0 0 0 0 0 0 0 0 1 0 0 0 0 0 0 1 0 0 0 0 0 0 0 0 1 0 1 0 0 0 0 0 0 1 0 0 0 0 0 0																									
Inning Stats	R: 0 E: 0 K: 0 S: 3	H: 0 LOB: 0 BB: 0 P: 3	R: 1 E: 1 K: 0 S: 5	H: 2 LOB: 2 BB: 1 P: 9	R: 1 E: 0 K: 0 S: 6	H: 3 LOB: 2 BB: 0 P: 6	R: 0 E: 0 K: 1 S: 5	H: 0 LOB: 0 BB: 0 P: 5	R: 1 E: 1 K: 0 S: 6	H: 3 LOB: 2 BB: 0 P: 6	R: 0 E: 0 K: 0 S: 3	H: 1 LOB: 2 BB: 1 P: 7	R: 0 E: 0 K: 1 S: 5	H: 0 LOB: 0 BB: 0 P: 5	R: 0 E: 0 K: 0 S: 3	H: 0 LOB: 0 BB: 0 P: 3	R: 2 E: 0 K: 0 S: 5	H: 2 LOB: 2 BB: 1 P: 9	1B: 8 2B: 3 3B: 0 HR: 0	SF: 0 SAC: 0 DP: 0 HBP: 0	WP: 0 PB: 0 SB: 0 CS: 0	PA: 40													
PITCHER Saul Rogovin, R (1, 1) ERA: 5.4	IP 9.0	WLS W	BF 40	H 11	R 5	ER 4	SO 2	BB 3	IBB 0	HBP 0	BLK 0	WP 0	HR 0	S 41	P 53	ERA 4.00	WHIP 1.556	PITCHER	IP 9.0	WLS W	BF 40	H 11	R 5	ER 4	SO 2	BB 3	IBB 0	HBP 0	BLK 0	WP 0	HR 0	S 41	P 53	ERA 4.00	WHIP 1.556

Detroit Tigers @ Chicago White Sox
Comiskey Park, Chicago, IL
Sun May 10 1953, 4:38 AM EDT
Att. 20,770 - Unknown

livebaseballscorecards.com

AB	37
R	5
H	11
RBI	5
BB	3
SO	2
LOB	17



Batter	1	2	3	4	5	6	7	8	9	AB	R	H	RBI	BB	SO	LOB
Nellie Fox, L OBP: 0.364, SLG: 0.442 (1, 4)	0-0 4-3 F8 2B	0-0 SH BB 2B		0-0 F7		0-0 1B				3	2	2	0	0	0	0
Ferris Fain, L OBP: 0.389, SLG: 0.391 (1, 3)	0-0 4-3 2-3	4-0 BB 2B BB		0-0 E3 1B F8		0-0 F8				3	2	0	0	1	0	2
Vern Stephens, R OBP: 0.310, SLG: 0.358 (1, 5) Rocky Krsnich, R OBP: 0.263, SLG: 0.314 (7, 5)	0-0 F8 3-H	4-0 BB 2B 1B BB		0-0 1B		0-0 F7				3	1	1	2	1	0	1
Sam Mele, R OBP: 0.398, SLG: 0.429 (1, 9)	0-0 1B 1B	0-0 1B 2B		0-0 F8		0-0 F9				4	2	2	3	0	0	1
Jim Rivera, L OBP: 0.347, SLG: 0.330 (1, 8)	0-0 1B 1B	0-0 4-3		0-0 B1-3		0-0 5-3				4	1	1	0	0	0	3
Minnie Minoso, R OBP: 0.390, SLG: 0.375 (1, 7)	0-0 WP 1B	0-0 CS 1B		0-0 F9		0-3 K				4	1	2	3	0	1	0
Chico Carrasquel, R OBP: 0.272, SLG: 0.256 (1, 6)	0-0 L6 1-H 3-H	0-0 CS 1-2	0-0 1-3	0-0 4-3		0-0 F9				4	0	0	0	0	0	0
Red Wilson, R OBP: 0.308, SLG: 0.280 (1, 2)		0-3 K 1B	0-0 CS 1B	0-0 F8		0-0 F9				4	0	1	0	0	1	0
Saul Rogovin, R OBP: 0.182, SLG: 0.100 (1, 1)		0-0 BB SH BB 1B	0-3 K	0-3 K		0-3 K				4	1	1	0	0	2	1

Inning Stats	R: 4	H: 4	E: 0	LOB: 0	K: 0	P: 7	R: 5	H: 3	E: 1	LOB: 0	K: 1	P: 16	R: 0	H: 1	E: 0	LOB: 1	K: 1	P: 5	R: 1	H: 1	E: 1	LOB: 1	K: 0	P: 5	R: 0	H: 0	E: 0	LOB: 0	K: 0	P: 3	R: 0	H: 1	E: 0	LOB: 1	K: 1	P: 6	R: 0	H: 0	E: 0	LOB: 0	K: 1	P: 5	R: 0	H: 0	E: 0	LOB: 0	K: 0	P: 3		
	S: 7	BB: 0					S: 8	BB: 2					S: 5	BB: 0					S: 5	BB: 0					S: 6	BB: 0																								


PITCHER	IP	WLS	BF	H	R	ER	SO	BB	IBB	HBP	BLK	WP	HR	S	P	ERA	WHIP
Bill Wight, L ERA: 15.0 (1, 1)	1.1	L	11	5	7	7	1	1	0	0	0	1	0	12	16	47.25	4.500
Dick Marlowe, R ERA: 5.4 (2, 1)	1.2		7	3	2	1	1	1	0	0	0	0	0	8	12	5.40	2.400
Milt Jordan, R ERA: 5.82 (4, 1)	2.0		8	1	1	0	0	0	0	0	0	0	0	8	8	0.00	0.500
Paul Foytack, R ERA: 11.17 (6, 1)	3.0		10	1	0	0	2	0	0	0	0	0	0	14	14	0.00	0.333

BOTTOM

Detroit Tigers @ Chicago White Sox
Comiskey Park, Chicago, IL

Sun May 10 1953, 4:38 AM EDT
Att. 20,770 - Unknown

AB	33
R	10
H	10
RBI	8
BB	2
SO	4
LOB	8



WP	HR	S	P	ERA	WHIP
1	0	0	37		

livebaseballscorecards.com

Batter	1	2	3	4	5	6	7	8	9	AB R H RBI BB SO LOB	TOP	
Fred Hatfield, L (1, 5) OBP: 0.375, SLG: 0.295	4-0 BB 1B BB		4-0 BB 1B BB		X 0-0 F8		X 0-0 F7		X 0-0 F8	3 1 0 0 2 0 1		
Harvey Kuenn, R (1, 6) OBP: 0.361, SLG: 0.374	0-0 1B 1-2 1B		0-0 1B 1-2 1B		X 0-0 6-3		X 0-0 G4-6-3			4 0 2 0 0 0 1		
Johnny Pesky, L (1, 4) OBP: 0.429, SLG: 0.353	0-0 F4		0-0 F8		BB BB BB 4-0 BB			X 0-0 F5		3 0 0 0 1 0 4		
Bob Nieman, R (1, 9) OBP: 0.355, SLG: 0.515	0-0 F9		0-0 F3		X 0-0 F9			X 0-0 BB 1B		4 0 1 0 0 0 5		
Walt Dropo, R (1, 3) OBP: 0.316, SLG: 0.411	0-0 1B 1-2 2-H		0-0 6-3		X 0-0 1B			X 0-0 F4		4 0 2 1 0 0 3		
Russ Sullivan, L (1, 7) OBP: 0.388, SLG: 0.400	0-0 4-3			S S S 0-3 K	X 0-0 F7			BB BB BB 4-0 1-2 BB FC6		3 0 0 0 1 1 3		
Don Lund, R (1, 8) OBP: 0.346, SLG: 0.396		X 0-0 F8		X 0-0 F8		X 0-0 F8		X 0-0 FC6		4 0 0 0 0 0 3		
Matt Batts, R (1, 2) OBP: 0.302, SLG: 0.417		X 0-0 F7		X 0-0 1B		S S S 0-3 K			X 0-0 F2	4 0 1 0 0 1 1		
Ned Garver, R (1, 1) OBP: 0.176, SLG: 0.353		X 0-0 4-3		S S S 0-3 K		BB BB BB 4-0 BB G4-6-3		X 0-0 F9		2 0 0 0 0 1 1		
Dick Marlowe, R (6, 1) OBP: 0.200, SLG: 0.200										0 0 0 0 0 0 0		
Pat Mullin, L (7, PH) OBP: 0.364, SLG: 0.222										0 0 0 0 1 0 0		
Hal Erickson, R (7, 1)										0 0 0 0 0 0 0		
Jim Delsing, L (9, PH) OBP: 0.423, SLG: 0.534										1 0 0 0 0 0 0		
Inning Stats	R: 1 H: 2 E: 0 LOB: 2 K: 0 BB: 1 S: 5 P: 9	R: 0 H: 0 E: 0 LOB: 0 K: 0 BB: 0 S: 3 P: 3	R: 0 H: 1 E: 0 LOB: 2 K: 0 BB: 1 S: 4 P: 8	R: 0 H: 1 E: 0 LOB: 1 K: 2 BB: 0 S: 8 P: 8	R: 0 H: 0 E: 0 LOB: 1 K: 0 BB: 1 S: 3 P: 7	R: 0 H: 1 E: 0 LOB: 1 K: 1 BB: 0 S: 6 P: 6	R: 0 H: 0 E: 0 LOB: 0 K: 0 BB: 1 S: 2 P: 6	R: 0 H: 1 E: 0 LOB: 2 K: 0 BB: 1 S: 4 P: 8	R: 0 H: 0 E: 0 LOB: 0 K: 0 BB: 0 S: 3 P: 3	1B: 6 SF: 0 2B: 0 SAC: 0 3B: 0 DP: 1 HR: 0 HBP: 0	WP: 0 PA: 37 PB: 0 SB: 0 CS: 0	
PITCHER Connie Marrero, R (1, 1) ERA: 3.3	IP WLS BF H R ER SO BB IBB HBP BLK WP HR S P ERA WHIP	9.0 W 37 6 1 1 3 5 0 0 0 0 0 0 38 58 1.00 1.222										

Detroit Tigers @ Washington Senators
 Griffith Stadium, Washington, DC
 Tue May 12 1953, 3:33 AM EDT
 Att. 12,564 - Unknown

livebaseballscorecards.com

AB 32
R 1
H 6
RBI 1
BB 5
SO 3
LOB 22



Batter	1	2	3	4	5	6	7	8	9
Eddie Yost, R OBP: 0.387, SLG: 0.271 (1, 5)	4-0 BB S	0-0 F8 3-H		0-0 SH1-3 1-2		0-0 BB 1B 2B 1B	0-0 6-3		
Wayne Terwilliger, R OBP: 0.362, SLG: 0.376 (1, 4)	0-0 F6 1-2	0-0 1B 1B		0-0 BB 1B 7-5-4-6-4 2-3		0-0 BB 2B 1B 1-2		0-0 FC4-6 1B	
Mickey Vernon, L OBP: 0.396, SLG: 0.423 (1, 3)	4-0 BB G5-4-3	0-0 1B 1B 1-2 2-H		4-0 BB 1-2		0-0 F7		0-0 FC4-6 FC6-4 1-2f	
Jackie Jensen, R OBP: 0.407, SLG: 0.552 (1, 9)	0-0 G5-4-3 1-2f	0-0 1B 1-2 2-H		0-0 7-5-4-6-4 2-3f 3-H		4-0 2B BB 1-2 2-3		0-0 FC6-4 S 1-2f	
Clyde Vollmer, R OBP: 0.375, SLG: 0.414 (1, 7)		0-0 1B 1B F4				0-0 6-3		0-3 K 1-2	
Pete Runnels, L OBP: 0.402, SLG: 0.303 (1, 6)		0-0 1B 1B E 1-2	0-0 G5-4-3 1B		0-0 F6	0-0 2B 2B 2-H 3-H			
Jim Busby, R OBP: 0.357, SLG: 0.495 (1, 8)		0-0 E F8 1-3 2-H	0-0 G5-4-3 1-2f		0-0 1B	0-0 F8			
Mickey Grasso, R OBP: 0.262, SLG: 0.362 (1, 2)		0-0 5-3 1B	0-0 F8		0-0 F7		0-3 K		
Connie Marrero, R OBP: 0.167, SLG: 0.091 (1, 1)		0-0 FC3 1B 2-3 3-H		0-0 1B SH1-3 7-5-4-6-4 1B		0-0 4-3	0-0 1-3		

Inning Stats	R: 0	H: 0	E: 0	K: 0	S: 2	LOB: 1	BB: 2	P: 10
	R: 5	H: 6	E: 1	K: 0	S: 10	LOB: 2	BB: 0	P: 10
	R: 0	H: 1	E: 0	K: 0	S: 3	LOB: 0	BB: 0	P: 3
	R: 1	H: 2	E: 0	K: 0	S: 4	LOB: 1	BB: 1	P: 8
	R: 0	H: 1	E: 0	K: 0	S: 4	LOB: 1	BB: 0	P: 4
	R: 4	H: 4	E: 0	K: 0	S: 7	LOB: 1	BB: 1	P: 11
	R: 0	H: 0	E: 0	K: 1	S: 5	LOB: 0	BB: 0	P: 5
	R: 0	H: 1	E: 0	K: 1	S: 6	LOB: 1	BB: 0	P: 6


PITCHER										PITCHER																								
IP	WLS	BF	H	R	ER	SO	BB	IBB	HBP	BLK	WP	HR	S	P	ERA	WHIP	IP	WLS	BF	H	R	ER	SO	BB	IBB	HBP	BLK	WP	HR	S	P	ERA	WHIP	
Ned Garver, R	(1, 1)	5.2	L	32	13	10	6	0	0	0	0	0	28	44	9.53	3.000																		
Dick Marlowe, R	(6, 1)	0.1		2	1	0	0	0	0	0	0	0	2	2	0.00	3.000																		
Hal Erickson, R	(7, 1)	2.0		7	1	0	0	2	0	0	0	0	11	11	0.00	0.500																		

BOTTOM

Detroit Tigers @ Washington Senators
Griffith Stadium, Washington, DC

Tue May 12 1953, 3:33 AM EDT
Att. 12,564 - Unknown

AB	36
R	10
H	15
RBI	9
BB	4
SO	2
LOB	19



3	1	1	1	1	0	1
5	2	4	0	0	0	1
3	0	1	1	2	0	3
4	1	1	2	1	0	5
5	2	2	3	0	1	3
4	1	3	1	0	0	0
4	1	2	1	0	0	2
4	0	0	0	0	1	3
4	2	1	0	0	0	1

1B: 13	SF: 0	WP: 0	PA: 41
2B: 3	SAC: 1	PB: 0	
3B: 0	DP: 3	SB: 2	
HR: 0	HBP: 0	CS: 0	

Batter	1	2	3	4	5	6	7	8	9	AB R H RBI BB SO LOB	TOP
Fred Hatfield, L (1, 5) OBP: 0.368, SLG: 0.292	0-0 1-3		0-0 1B 1B		0-0 6-3		0-0 F8			4 0 1 1 0 0 2	
Harvey Kuenn, R (1, 6) OBP: 0.349, SLG: 0.361	0-0 F6		0-0 E1 1B L4-5		0-3 K			0-0 4-3		4 0 0 0 0 1 2	
Johnny Pesky, L (1, 4) OBP: 0.400, SLG: 0.333	0-0 F7		0-0 1B		0-0 4-3			0-0 F9		4 0 1 1 0 0 0	
Bob Nieman, R (1, 9) OBP: 0.351, SLG: 0.505		0-0 2-3	0-0 L4-5 3-H		0-0 F8			0-0 1B		4 0 1 0 0 0 2	
Walt Dropo, R (1, 3) OBP: 0.305, SLG: 0.396		0-0 F8		0-0 6-3		0-3 K		0-0 4-3		4 0 0 0 0 1 1	
Steve Souchock, R (1, 7) OBP: 0.273, SLG: 0.571 Pat Mullin, L (9, PH) OBP: 0.333, SLG: 0.200		0-3 K		0-0 6-3		0-3 K		0-0 F9		3 0 0 0 0 2 0 1 0 0 0 0 0 0	
Joe Ginsberg, L (1, 2) OBP: 0.364, SLG: 0.300			0-0 BB 1B 1B		0-0 1B		0-0 BB 1B		0-0 4-3	4 1 3 0 0 0 0	
Don Lund, R (1, 8) OBP: 0.375, SLG: 0.388			4-0 BB 1B BB		0-0 5-3		4-0 BB BB BB BB		4-0 BB BB	1 1 0 0 3 0 1	
Ted Gray, S (1, 1) OBP: 0.286, SLG: 0.286 Jim Delsing, L (7, PH) OBP: 0.417, SLG: 0.525 Dave Madison, R (7, 1) OBP: 0.250, SLG: 0.250 Russ Sullivan, L (9, PH) OBP: 0.384, SLG: 0.394			0-0 E 1B 1B		0-3 K		0-3 K		0-0 F3	2 1 1 1 0 1 0 1 0 0 0 0 1 2 0 0 0 0 0 0 0 1 0 0 0 0 0 1	
Inning Stats	R: 0 E: 0 K: 0 S: 3 H: 0 LOB: 0 BB: 0 P: 3	R: 0 E: 0 K: 1 S: 5 H: 0 LOB: 0 BB: 0 P: 5	R: 3 E: 1 K: 0 S: 6 H: 4 LOB: 1 BB: 1 P: 10	R: 0 E: 0 K: 0 S: 4 H: 1 LOB: 1 BB: 0 P: 4	R: 0 E: 0 K: 2 S: 7 H: 0 LOB: 0 BB: 0 P: 7	R: 0 E: 0 K: 1 S: 5 H: 0 LOB: 0 BB: 0 P: 5	R: 0 E: 0 K: 2 S: 8 H: 1 LOB: 2 BB: 1 P: 12	R: 0 E: 0 K: 0 S: 4 H: 1 LOB: 1 BB: 0 P: 4	R: 0 E: 0 K: 0 S: 3 H: 0 LOB: 1 BB: 1 P: 7	1B: 7 2B: 1 3B: 0 HR: 0 SF: 0 SAC: 0 DP: 1 HBP: 0	WP: 0 PB: 0 SB: 0 CS: 0 PA: 36
PITCHER Harry Byrd, R (1, 1) ERA: 5.31	IP 9.0 WLS W BF 36 H 7 R 3 ER 2 SO 6 BB 3 IBB 0 HBP 0 BLK 0 WP 0 HR 0 S 45 P 57 ERA 2.00 WHIP 1.111						PITCHER IP WLS BF H R ER SO BB IBB HBP BLK WP HR S P ERA WHIP				

Detroit Tigers @ Philadelphia Athletics
Connie Mack Stadium, Philadelphia, PA
 Thu May 14 1953, 3:33 AM EDT
 Att. 2,746 - Unknown

livebaseballscorecards.com

AB 33
R 3
H 7
RBI 3
BB 3
SO 6
LOB 11



Batter	1	2	3	4	5	6	7	8	9	AB	R	H	RBI	BB	SO	LOB
Eddie Joost, R OBP: 0.363, SLG: 0.354 (1, 6)	0-0 6-3		0-0 1B FC1-6 1B		0-0 F2		0-0 F8			4	1	1	0	0	0	0
Pete Suder, R OBP: 0.383, SLG: 0.441 (1, 4)	0-0 HR 1B		0-0 FC1-6 1B		0-0 F8		0-0 6-3			4	1	2	1	0	0	0
Eddie Robinson, L OBP: 0.294, SLG: 0.276 (1, 3)	0-3 K		0-0 FC1-6		0-0 4-3		4-0 BB			3	0	0	1	1	1	2
Dave Philley, S OBP: 0.389, SLG: 0.495 (1, 9)	0-0 1-H HR		0-3 K		0-0 1B 2B		0-0 G3			4	2	2	2	0	1	2
Kite Thomas, R OBP: 0.167, SLG: 0.063 (1, 7)	0-0 F2		0-3 K		0-3 K		0-0 F5			4	0	0	0	0	2	2
Ed McGhee, R OBP: 0.250, SLG: 0.333 (1, 8)		0-0 F4		0-0 F8		0-0 4-3 1B		0-0 6-3		4	0	1	1	0	0	0
Loren Babe, L OBP: 0.329, SLG: 0.369 (1, 5)		0-0 1-3		4-0 5-3 BB		0-0 4-3		0-0 F7		3	0	0	0	1	0	1
Ray Murray, R OBP: 0.267, SLG: 0.333 (1, 2)		0-0 F7		0-0 5-3		4-0 FC6-4 IBB				2	0	0	0	1	0	1
Harry Byrd, R OBP: 0.143, SLG: 0.143 (1, 1)			0-0 1B 1B		0-0 F9		0-0 FC6-4			3	1	1	0	0	0	3

Inning Stats	R: 2	H: 2	E: 0	K: 1	S: 7	LOB: 0	BB: 0	P: 7	R: 0	H: 0	E: 0	K: 0	S: 3	LOB: 0	BB: 0	P: 3	R: 2	H: 3	E: 0	K: 2	S: 10	LOB: 1	BB: 0	P: 10	R: 0	H: 0	E: 0	K: 0	S: 3	LOB: 0	BB: 0	P: 3	R: 1	H: 2	E: 0	K: 1	S: 7	LOB: 2	BB: 1	P: 11	R: 0	H: 0	E: 0	K: 0	S: 3	LOB: 1	BB: 1	P: 7	R: 0	H: 0	E: 0	K: 0	S: 3	LOB: 0	BB: 0	P: 3
--------------	------	------	------	------	------	--------	-------	------	------	------	------	------	------	--------	-------	------	------	------	------	------	-------	--------	-------	-------	------	------	------	------	------	--------	-------	------	------	------	------	------	------	--------	-------	-------	------	------	------	------	------	--------	-------	------	------	------	------	------	------	--------	-------	------

PITCHER	IP	WLS	BF	H	R	ER	SO	BB	IBB	HBP	BLK	WP	HR	S	P	ERA	WHIP
Ted Gray, L ERA: 6.04 (1, 1)	6.0	L	27	7	5	5	4	1	1	0	0	0	1	33	41	7.50	1.333
Dave Madison, R ERA: 2.29 (7, 1)	2.0		7	0	0	0	0	1	0	0	0	0	0	6	10	0.00	0.500

BOTTOM

Detroit Tigers @ Philadelphia Athletics
Connie Mack Stadium, Philadelphia, PA

Thu May 14 1953, 3:33 AM EDT
 Att. 2,746 - Unknown

AB	31
R	5
H	7
RBI	5
BB	3
SO	4
LOB	11

A

WP: 0	PA: 34
PB: 0	
SB: 0	
CS: 0	

livebaseballscorecards.com

Batter	1	2	3	4	5	6	7	8	9	AB R H RBI BB SO LOB	TOP
Johnny Pesky, L (1, 4) OBP: 0.367, SLG: 0.308	0-0 G1-6-3 1B		0-3 K	0-0 F3		0-0 1-3			0-0 F8	5 0 1 0 0 1 2	
Harvey Kuenn, R (1, 6) OBP: 0.336, SLG: 0.347	0-0 G1-6-3 1-2f		0-0 4-3		0-0 F8		0-0 6-3		0-0 F2	5 0 0 0 0 0 2	
Don Lund, R (1, 8) OBP: 0.400, SLG: 0.434 (9, 9)	0-0 BB HR 1B		0-0 2B		0-0 F6		0-0 CS 1B			4 1 3 0 0 0 0	
Bob Nieman, R (1, 9) OBP: 0.356, SLG: 0.495 Jim Delsing, L (9, 8) OBP: 0.417, SLG: 0.525	4-0 1-2 HR BB		0-0 F3		4-0 FC5-4 BB		0-0 1-3			2 1 0 0 2 0 2 0 0 0 0 0 0 0	
Walt Dropo, R (1, 3) OBP: 0.303, SLG: 0.417	0-0 1-H 2-H HR			0-0 5-3		0-0 FC5-4 1-2f		0-0 5-3		4 1 1 3 0 0 1	
Steve Souchock, R (1, 7) OBP: 0.269, SLG: 0.560	0-0 F8			0-0 HR 2B		0-0 6-3		0-0 F5		4 1 1 0 0 0 0	
Matt Batts, R (1, 2) OBP: 0.311, SLG: 0.455		0-0 CS 1B		0-0 2-H HR		0-0 4-3		0-0 F6		4 1 2 2 0 0 0	
Fred Hatfield, L (1, 5) OBP: 0.375, SLG: 0.294		0-3 K 1-2		4-0 1-3 BB		0-0 E4 HR			0-0 1B	3 1 1 0 1 1 1	
Art Houtteman, R (1, 1) OBP: 0.143, SLG: 0.571		0-0 F7		0-0 1-3		0-0 1-H HR			0-0 F1	4 1 1 2 0 0 2	
Inning Stats	R: 3 H: 3 E: 0 LOB: 0 K: 0 BB: 1 S: 5 P: 9	R: 0 H: 1 E: 0 LOB: 0 K: 1 BB: 0 S: 5 P: 5	R: 0 H: 1 E: 0 LOB: 1 K: 1 BB: 0 S: 6 P: 6	R: 2 H: 2 E: 0 LOB: 1 K: 0 BB: 1 S: 5 P: 9	R: 0 H: 0 E: 0 LOB: 1 K: 0 BB: 1 S: 3 P: 7	R: 2 H: 1 E: 1 LOB: 0 K: 0 BB: 0 S: 5 P: 5	R: 0 H: 1 E: 0 LOB: 0 K: 0 BB: 0 S: 3 P: 3	R: 0 H: 0 E: 0 LOB: 0 K: 0 BB: 0 S: 3 P: 3	R: 0 H: 1 E: 0 LOB: 1 K: 0 BB: 0 S: 4 P: 4	1B: 5 SF: 0 2B: 3 SAC: 0 3B: 0 DP: 2 HR: 3 HBP: 0	WP: 0 PA: 38 PB: 0 SB: 0 CS: 2
PITCHER Morrie Martin, L (1, 1) ERA: 3.96 Carl Scheib, R (5, 1) ERA: 2.91	IP WLS BF H R ER SO BB IBB HBP BLK WP HR S P ERA WHIP										
	4.0 L 19 7 5 5 2 2 0 0 0 0 0 2 21 29 11.25 2.250										
	5.0 19 3 2 0 0 1 0 0 0 0 0 1 18 22 0.00 0.800										

Detroit Tigers @ Philadelphia Athletics
 Connie Mack Stadium, Philadelphia, PA
 Fri May 15 1953, 3:33 AM EDT
 Att. 1,699 - Unknown

livebaseballscorecards.com

AB	35
R	7
H	10
RBI	7
BB	3
SO	2
LOB	10




Batter	1	2	3	4	5	6	7	8	9	AB	R	H	RBI	BB	SO	LOB
Eddie Joost, R OBP: 0.374, SLG: 0.372 (1, 6)	0-0 G6-4-3 1B		0-0 F7			0-0 1B 2B	0-3 K		4-0 FC4-6 BB	4	1	2	0	1	1	0
Loren Babe, L OBP: 0.321, SLG: 0.357 (1, 5)	0-0 G6-4-3 1-2f			0-0 4-3		0-0 2-H 1B 1B	0-0 F4		0-0 FC4-6 1-2f 2-H	5	1	1	1	0	0	2
Eddie Robinson, L OBP: 0.292, SLG: 0.275 (1, 3)	0-0 4-3			0-0 F8		0-0 F8	0-0 2B 1B			4	0	1	0	0	0	1
Dave Philley, S OBP: 0.402, SLG: 0.505 (1, 9)		0-0 6-3		4-0 BB		4-0 1B E BB	0-0 1-H 2B			2	1	1	0	2	0	0
Kite Thomas, R OBP: 0.227, SLG: 0.150 (1, 7)		0-0 1B 1B		0-0 F5		0-0 1-2 2-H 1B 1B		0-0 5-3		4	1	2	1	0	0	1
Pete Suder, R OBP: 0.391, SLG: 0.444 (1, 4)		0-0 G4-6-3 1B			0-0 6-3	0-0 E3 1B FC5-4 1B		0-0 F4		4	1	2	0	0	0	0
Ed McGhee, R OBP: 0.250, SLG: 0.313 (1, 8)		0-0 G4-6-3 1-2f			0-0 6-3	0-0 1-3 2-H FC5-4 1B		0-0 F7		4	0	1	1	0	0	2
Joe Astroth, R OBP: 0.358, SLG: 0.267 (1, 2)			0-0 F7		1-0 HBP	0-0 FC5-4 FC4-6			0-0 4-3	2	0	0	1	0	0	1
Tom Hamilton, L OBP: 0.125, SLG: 0.125 (9, PH)						1-2f 3-H				1	0	0	0	0	0	0
Morrie Martin, L OBP: 0.143, SLG: 0.143 (1, 1)			0-3 K		0-0 F9	0-0 FC4-6 1-2f			0-0 BB E 1B	1	0	0	0	0	1	0
Carl Scheib, R OBP: 0.125, SLG: 0.125 (5, 1)										2	0	0	0	0	0	2
Gus Zernial, R OBP: 0.381, SLG: 0.457 (9, PH)										1	0	1	0	0	0	0
Joe Demaestri, R OBP: 0.286, SLG: 0.167 (9, PR)										0	1	0	0	0	0	0
Inning Stats	R: 0 E: 0 K: 0 S: 3	H: 1 LOB: 0 BB: 0 P: 3	R: 0 E: 0 K: 0 S: 4	H: 2 LOB: 1 BB: 0 P: 4	R: 0 E: 0 K: 1 S: 5	H: 0 LOB: 0 BB: 0 P: 5	R: 0 E: 0 K: 0 S: 3	H: 0 LOB: 1 BB: 0 P: 7	R: 0 E: 0 K: 0 S: 3	H: 0 LOB: 2 BB: 0 P: 6	R: 0 E: 0 K: 0 S: 3	H: 0 LOB: 0 BB: 0 P: 3	R: 1 E: 1 K: 0 S: 3	H: 1 LOB: 2 BB: 1 P: 7	1B: 9 2B: 2 3B: 0 HR: 0	SF: 0 SAC: 0 DP: 2 HBP: 1
PITCHER Art Houtteman, R ERA: 9.43 (1, 1)	IP: 9.0 WLS: W BF: 38 H: 11 R: 6 ER: 4 SO: 2 BB: 3 IBB: 0 HBP: 1 BLK: 0 WP: 0 HR: 0 S: 38 P: 51 ERA: 4.00 WHIP: 1.556															

BOTTOM

Detroit Tigers @ Philadelphia Athletics
Connie Mack Stadium, Philadelphia, PA
 Fri May 15 1953, 3:33 AM EDT
 Att. 1,699 - Unknown

livebaseballscorecards.com

AB	34
R	6
H	11
RBI	4
BB	3
SO	2
LOB	9



WP: 0	PA: 38
PB: 0	
SB: 0	
CS: 0	

Batter	1	2	3	4	5	6	7	8	9	AB R H RBI BB SO LOB	TOP																
Fred Hatfield, L (1, 5) OBP: 0.365, SLG: 0.288	0-3 K	0-0 F9		0-0 4-3		0-0 CS 1B			0-0 4-3	5 0 1 2 0 1 1																	
Harvey Kuenn, R (1, 6) OBP: 0.338, SLG: 0.349	0-0 CS BB 1B		0-0 1-6-3 3B 1B	0-0 F8		0-0 CS	0-0 F9		0-0 F4	5 1 2 0 0 0 0																	
Johnny Pesky, L (1, 4) OBP: 0.371, SLG: 0.367	4-0 BB BB BB		0-0 1-6-3		0-3 K		0-0 F4		0-0 3B	4 0 1 0 1 1 1																	
Walt Dropo, R (1, 3) OBP: 0.291, SLG: 0.400	0-3 K		0-0 F9		0-0 F5		0-0 F3		0-0 6-3	5 0 0 0 0 1 4																	
Jim Delsing, L (1, 8) OBP: 0.434, SLG: 0.565		0-0 2B 1B	0-0 1B 3B		0-0 1-3			4-0 SH5-3 BB		3 2 2 1 1 0 0																	
Steve Souchock, R (1, 7) OBP: 0.276, SLG: 0.536		0-0 F8	0-0 E 1B			0-0 1-3		0-0 SH5-3		3 0 1 1 0 0 1																	
Matt Batts, R (1, 2) OBP: 0.319, SLG: 0.457		0-0 2B F7 1B	0-0 E3			0-0 BB 1B 1B		0-0 F5		4 2 2 0 0 0 2																	
Don Lund, R (1, 9) OBP: 0.422, SLG: 0.455		0-0 1-3 2-H 2B	0-0 F8			4-0 1B BB		4-0 FC6-4 BB		2 1 1 1 2 0 2																	
Billy Hoef, L (1, 1) OBP: 0.389, SLG: 0.267		0-0 F7		0-0 G3		0-0 F6		0-0 FC6-4		2 0 0 1 0 0 1																	
Russ Sullivan, L (6, PH) OBP: 0.379, SLG: 0.389										1 0 0 0 0 0 2																	
Hal Erickson, R (6, 1)										1 0 0 0 0 0 2																	
Inning Stats	R: 0 E: 0 K: 2 S: 7	H: 1 LOB: 2 BB: 1 P: 11	R: 2 E: 0 K: 0 S: 6	H: 3 LOB: 1 BB: 0 P: 6	R: 2 E: 1 K: 0 S: 7	H: 3 LOB: 2 BB: 0 P: 7	R: 0 E: 0 K: 0 S: 3	H: 0 LOB: 0 BB: 0 P: 3	R: 0 E: 0 K: 1 S: 5	H: 0 LOB: 0 BB: 0 P: 5	R: 2 E: 0 K: 0 S: 4	H: 2 LOB: 0 BB: 1 P: 8	R: 0 E: 0 K: 0 S: 3	H: 0 LOB: 0 BB: 0 P: 3	R: 0 E: 0 K: 0 S: 3	H: 0 LOB: 2 BB: 2 P: 11	R: 0 E: 0 K: 0 S: 4	H: 1 LOB: 1 BB: 0 P: 4	1B: 7 2B: 2 3B: 2 HR: 0	SF: 0 SAC: 1 DP: 1 HBP: 0	WP: 0 PB: 0 SB: 0 CS: 2	PA: 41					
PITCHER	IP	WLS	BF	H	R	ER	SO	BB	IBB	HBP	BLK	WP	HR	S	P	ERA	WHIP										
Charlie Bishop, R (1, 1) ERA: 4.29	3.0	L	17	7	4	4	2	1	0	0	0	0	0	20	24	12.00	2.667										
Marion Fricano, R (4, 1) ERA: 3.21	4.0		14	2	2	2	1	1	0	0	0	0	0	15	19	4.50	0.750										
Bobo Newsom, R (8, 1) ERA: 4.5	2.0		9	1	0	0	0	2	0	0	0	0	0	7	15	0.00	1.500										

Detroit Tigers @ Philadelphia Athletics
 Connie Mack Stadium, Philadelphia, PA

Sat May 16 1953, 3:33 AM EDT
 Att. 1,980 - Unknown

livebaseballscorecards.com

AB	35
R	6
H	10
RBI	6
BB	4
SO	3
LOB	16



Batter	1	2	3	4	5	6	7	8	9	AB	R	H	RBI	BB	SO	LOB
Eddie Joost, R OBP: 0.366, SLG: 0.374 (1, 6)	0-0 G1 F9 2B		0-0 F3		0-3 K		0-0 4-3		0-0 F8	5	1	1	0	0	1	2
Pete Suder, R OBP: 0.382, SLG: 0.433 (1, 4)	0-0 G1 2-3		0-0 4-3		0-0 F8		0-0 1B 1B			4	0	1	0	0	0	3
Eddie Robinson, L OBP: 0.299, SLG: 0.276 (1, 3)	0-0 F9 3-H		0-0 4-3			4-0 HR BB	0-0 FC6-4 1B			3	1	1	1	1	0	0
Dave Philley, S OBP: 0.398, SLG: 0.500 (1, 9)	0-0 F3			0-0 F8		0-3 K	0-0 FC6-4			1	0	0	0	0	0	0
Kite Thomas, R OBP: 0.200, SLG: 0.130 (3, 9)							1-2f			3	0	0	0	0	1	3
Gus Zernial, R OBP: 0.386, SLG: 0.506 (1, 7)		0-0 2B		0-0 F2		0-0 HR 1-H		0-0 F5		4	1	2	2	0	0	0
Ed McGhee, R OBP: 0.200, SLG: 0.250 (1, 8)		0-0 F4		0-0 F5		0-0 F8		0-0 F6		4	0	0	0	0	0	1
Loren Babe, L OBP: 0.318, SLG: 0.342 (1, 5)		4-0 BB			0-3 K	0-0 E3		0-0 F9		3	0	0	0	1	1	0
Ray Murray, R OBP: 0.265, SLG: 0.326 (1, 2)		0-0 F5			0-0 E 1B	0-0 F9			0-0 5-3	4	0	1	0	0	0	3
Charlie Bishop, R OBP: 0.286, SLG: 0.167 (1, 1)		0-3 K			0-0 E6		0-0 4-3		0-3 K	1	0	0	0	0	1	2
Marion Fricano, R (4, 1)										1	0	0	0	0	0	1
Tom Hamilton, L (7, PH)										1	0	0	0	0	0	0
Bobo Newsom, R (8, 1)										0	0	0	0	0	0	0
Cass Michaels, R (9, PH)										1	0	0	0	0	1	0

Inning Stats	R: 1	H: 1	E: 0	LOB: 0	K: 0	BB: 0	S: 4	P: 4	R: 0	H: 1	E: 0	LOB: 2	K: 1	BB: 1	S: 6	P: 10	R: 0	H: 0	E: 0	LOB: 0	K: 0	BB: 0	S: 3	P: 3	R: 0	H: 0	E: 0	LOB: 0	K: 0	BB: 0	S: 3	P: 3	R: 0	H: 1	E: 1	LOB: 2	K: 2	BB: 0	S: 9	P: 9	R: 2	H: 1	E: 1	LOB: 1	K: 1	BB: 1	S: 7	P: 11	R: 0	H: 2	E: 0	LOB: 2	K: 0	BB: 0	S: 5	P: 5	R: 0	H: 0	E: 0	LOB: 0	K: 0	BB: 0	S: 3	P: 3	R: 0	H: 0	E: 0	LOB: 0	K: 1	BB: 0	S: 5	P: 5	1B: 3	SF: 0	2B: 2	SAC: 0	3B: 0	DP: 0	HR: 1	HBP: 0	WP: 0	PA: 37
--------------	------	------	------	--------	------	-------	------	------	------	------	------	--------	------	-------	------	-------	------	------	------	--------	------	-------	------	------	------	------	------	--------	------	-------	------	------	------	------	------	--------	------	-------	------	------	------	------	------	--------	------	-------	------	-------	------	------	------	--------	------	-------	------	------	------	------	------	--------	------	-------	------	------	------	------	------	--------	------	-------	------	------	-------	-------	-------	--------	-------	-------	-------	--------	-------	--------


PITCHER	IP	WLS	BF	H	R	ER	SO	BB	IBB	HBP	BLK	WP	HR	S	P	ERA	WHIP
Billy Hoelt, L (1, 1)	5.0	W	20	3	1	1	3	1	0	0	0	0	0	25	29	1.80	0.800
Hal Erickson, R (6, 1)	4.0	S	17	3	2	2	2	1	0	0	0	0	1	20	24	4.50	1.000

BOTTOM

Detroit Tigers @ Philadelphia Athletics
Connie Mack Stadium, Philadelphia, PA
 Sat May 16 1953, 3:33 AM EDT
 Att. 1,980 - Unknown

livebaseballscores.com

AB	35
R	3
H	6
RBI	3
BB	2
SO	5
LOB	15



Batter	1	2	3	4	5	6	7	8	9	AB R H RBI BB SO LOB	TOP									
Fred Hatfield, L (1, 5) OBP: 0.367, SLG: 0.299	0-0 1B 1B 2B	0-0 4-3			0-0 F8	4-0 BB BB		0-0 F8		4 1 1 0 1 0 0	Detroit Tigers @ Boston Red Sox Fenway Park, Boston, MA Mon May 18 1953, 3:33 AM EDT Unknown									
Harvey Kuenn, R (1, 6) OBP: 0.340, SLG: 0.346	0-0 F8		0-0 F3		0-0 BB HBP 1B	4-0 1-2 2-3 BB		0-0 F4		4 0 1 0 1 0 1										
Johnny Pesky, L (1, 4) OBP: 0.375, SLG: 0.353	0-0 1B 2-3 2B 1B		0-0 F8		1-0 BB HBP	0-0 G3		0-3 K		4 1 1 0 0 1 3										
Walt Dropo, R (1, 3) OBP: 0.303, SLG: 0.432	0-0 1-2 3-H 2B 1B		0-0 2B		0-0 F7		0-0 4-3		0-0 3B	5 1 3 1 0 0 2										
Jim Delsing, L (1, 8) OBP: 0.420, SLG: 0.530	0-0 F7		0-0 4-3		4-0 1-2 2-3 BB		0-0 3-1		0-0 4-3	4 0 0 0 1 0 4										
Steve Souchock, R (1, 7) OBP: 0.313, SLG: 0.645	0-0			0-0 F3 3B	0-0 G3		0-0 BB 2B 1B		0-0 5-3	3 1 2 2 0 0 3										
Pat Mullin, L (5, 7) OBP: 0.385, SLG: 0.273	0-0									1 1 1 0 0 0 0										
Frank Carswell, R (9, PH) OBP: 0.455, SLG: 0.333	0-0 1-H 2-H 2B									1 0 0 0 0 0 1										
Joe Ginsberg, L (1, 2) OBP: 0.400, SLG: 0.308	0-0 F8			0-0 F5		0-0 BB 4-3 1B	4-0 1-2 2B BB	0-0 F7		3 0 1 0 1 0 2										
Bob Nieman, R (9, PH) OBP: 0.353, SLG: 0.491										1 0 0 0 0 0 1										
Johnny Bucha, R (9, 2)										0 0 0 0 0 0 0										
Don Lund, R (1, 9) OBP: 0.412, SLG: 0.458		0-3 K			0-0 F8		0-0 4-3		0-0 1-2 1-3 2-H 2B	4 0 1 2 0 1 1										
Ned Garver, R (1, 1) OBP: 0.143, SLG: 0.286			0-0 G3		0-3 K		0-0 5-3		0-0 F1	4 0 0 0 0 1 3										
Inning Stats	R: 3 E: 0 K: 0 S: 7	H: 4 LOB: 1 BB: 0 P: 7	R: 0 E: 0 K: 1 S: 5	H: 0 LOB: 0 BB: 0 P: 5	R: 0 E: 0 K: 0 S: 4	H: 1 LOB: 1 BB: 0 P: 4	R: 1 E: 0 K: 1 S: 6	H: 1 LOB: 0 BB: 0 P: 6	R: 0 E: 0 K: 0 S: 4	H: 1 LOB: 3 BB: 2 P: 12	R: 1 E: 0 K: 0 S: 5	H: 2 LOB: 2 BB: 1 P: 9	R: 0 E: 0 K: 1 S: 5	H: 0 LOB: 0 BB: 0 P: 5	R: 0 E: 0 K: 0 S: 4	H: 1 LOB: 1 BB: 0 P: 4	1B: 5 2B: 4 3B: 2 HR: 0	SF: 0 SAC: 0 DP: 0 HBP: 1	WP: 0 PB: 0 SB: 0 CS: 0	PA: 43
PITCHER	IP WLS BF H R ER SO BB IBB HBP BLK WP HR S P ERA WHIP																			
Sid Hudson, R (1, 1) ERA: 5.1	7.0 L 36 10 5 5 2 4 0 1 0 0 0 0 35 52 6.43 2.000																			
Bill Kennedy, L (8, 1) ERA: 1.0	2.0 7 1 0 0 1 0 0 0 0 0 0 0 9 9 0.00 0.500																			

livebaseballscorecards.com

AB	38
R	5
H	11
RBI	5
BB	4
SO	3
LOB	21




Batter	1	2	3	4	5	6	7	8	9	AB R H RBI BB SO LOB
Jim Piersall, R (1, 9) OBP: 0.325, SLG: 0.294	0-0 BB 2B		0-0 BB 2B 1B	0-3 K			0-0 F4		0-0 F9	5 1 2 0 0 1 3
Gene Stephens, L (1, 7) OBP: 0.292, SLG: 0.211	0-3 K		0-0 F9		0-3 K		0-0 F8			4 0 0 0 0 2 2
George Kell, R (1, 5) OBP: 0.437, SLG: 0.600	0-0 5-3		4-0 BB 1-2 2B BB		0-0 F8			0-0 F2		3 1 0 0 1 0 1
Dick Gernert, R (1, 3) OBP: 0.383, SLG: 0.479	4-0 BB BB		0-0 F5		4-0 BB			0-0 F9		2 0 0 0 2 0 2
Sammy White, R (1, 2) OBP: 0.296, SLG: 0.448	4-0 BB 1-2 2-3 BB		0-0 BB 1-H 2-H 2B		0-0 F6			0-0 F8		3 0 1 2 1 0 1
Ted Lepcio, R (1, 4) OBP: 0.548, SLG: 0.783	0-0 F4		0-0 6-3		1-0 HBP G5-4-3				0-0 E5 1B	3 0 1 0 0 0 4
Tom Umphlett, R (1, 8) OBP: 0.308, SLG: 0.351		0-0 6-3		0-0 F9		0-0 G5-4-3 1-2f			0-0 F8	4 0 0 0 0 0 2
Milt Bolling, R (1, 6) OBP: 0.290, SLG: 0.347		0-0 6-3		0-0 F7		0-0 F3			0-0 F5	4 0 0 0 0 0 1
Sid Hudson, R (1, 1) OBP: 0.364, SLG: 0.364		0-0 6-3		0-0 1B			0-0 5-3		4-0 BB	2 0 1 0 0 0 0
Del Wilber, R (7, PH) OBP: 0.500, SLG: 2.000										1 0 0 0 0 0 0
Bill Kennedy, L (8, 1)										0 0 0 0 0 0 0
Floyd Baker, L (9, PH)										0 0 0 0 1 0 0

Inning Stats	R: 0 E: 0 K: 1 S: 6	H: 1 LOB: 3 BB: 2 P: 14	R: 0 E: 0 K: 0 S: 3	H: 0 LOB: 0 BB: 0 P: 3	R: 2 E: 0 K: 0 S: 5	H: 2 LOB: 1 BB: 1 P: 9	R: 0 E: 0 K: 1 S: 6	H: 1 LOB: 1 BB: 0 P: 6	R: 0 E: 0 K: 1 S: 5	H: 0 LOB: 1 BB: 1 P: 9	R: 0 E: 0 K: 0 S: 2	H: 0 LOB: 0 BB: 0 P: 3	R: 0 E: 0 K: 0 S: 3	H: 0 LOB: 0 BB: 0 P: 3	R: 0 E: 0 K: 0 S: 3	H: 0 LOB: 0 BB: 0 P: 3	R: 0 E: 1 K: 0 S: 4	H: 1 LOB: 2 BB: 1 P: 8	1B: 3 2B: 2 3B: 0 HR: 0	SF: 0 SAC: 0 DP: 1 HBP: 1	WP: 0 PB: 0 SB: 0 CS: 0	PA: 37	
PITCHER Ned Garver, R (1, 1) ERA: 4.91	IP 9.0 WLS W BF 37 H 5 R 2 ER 2 SO 3																						
PITCHER	IP WLS BF H R ER SO BB IBB HBP BLK WP HR S P ERA WHIP																						

DETROIT TIGERS @ BOSTON RED SOX
Fenway Park, Boston, MA
 Mon May 18 1953, 3:33 AM EDT
 Unknown

livebaseballscorecards.com

AB	31
R	2
H	5
RBI	2
BB	5
SO	3
LOB	16



Batter	1	2	3	4	5	6	7	8	9	AB R H RBI BB SO LOB	TOP
Billy Hitchcock, R (1, 5) OBP: 0.316, SLG: 0.278 Pat Mullin, L (9, PH) OBP: 0.357, SLG: 0.250	0-0 F8 4-3 1B		0-0 G6-4-3 1-2f		0-0 E8		0-3 K		0-0 3-1	4 0 1 0 0 1 2 1 0 0 0 0 0 0	
Harvey Kuenn, R (1, 6) OBP: 0.338, SLG: 0.350	0-0 4-3 1-2			0-0 1-4-3	0-0 F9		0-0 E 2B			4 0 1 1 0 0 2	
Don Lund, R (1, 9) OBP: 0.389, SLG: 0.429 (3, 8)	0-0 F8 2-3			0-3 K		0-0 F9	0-0 E3 FC6-4			4 0 0 0 0 1 2	
Bob Nieman, R (1, 7) OBP: 0.341, SLG: 0.474 (3, 9)	0-3 K			0-0 F7		0-0 F7	0-0 FC6-4			4 0 0 0 0 1 3	
Walt Dropo, R (1, 3) OBP: 0.301, SLG: 0.426		0-0 5-3			0-0 6-3	0-0 1B		0-0 F6		4 0 1 0 0 0 0	
Jim Delsing, L (1, 8) Frank Carswell, R (3, 7) OBP: 0.429, SLG: 0.273		0-0 4-3			4-0 BB 2B BB	0-0 F8		0-0 6-3		1 0 0 0 0 0 0 2 1 0 0 1 0 1	
Jerry Priddy, R (1, 4) OBP: 0.342, SLG: 0.258		0-0 6-3			4-0 2B 1-2 E BB		0-0 F6	0-0 5-3		3 1 0 0 1 0 0	
Johnny Bucha, R (1, 2) OBP: 0.286, SLG: 0.182 Johnny Pesky, L (9, PH) OBP: 0.366, SLG: 0.343			0-0 E6 G6-4-3		0-0 E 2B		4-0 2B WP BB		0-0 F7	2 2 1 1 1 0 0 1 0 0 0 0 0 0	
Dave Madison, R (1, 1) OBP: 0.250, SLG: 0.250 Ray Herbert, R (1, 1) Bill Wight, L (1, 1) OBP: 0.250, SLG: 0.250 Matt Batts, R (5, PH) OBP: 0.316, SLG: 0.452 Dick Marlowe, R (5, 1) OBP: 0.200, SLG: 0.200 Owen Frieder, R (7, PH) OBP: 0.231, SLG: 0.233 Art Houtteman, R (7, 1) OBP: 0.143, SLG: 0.571 Fred Hatfield, L (9, PH) OBP: 0.363, SLG: 0.295			0-3 K		0-3 K		0-0 WP 2B		0-0 1-3	0 0 0 0 0 0 0 0 0 0 0 0 0 0 0 0 1 0 0 0 0 1 1 1 0 0 0 0 1 2 0 0 0 0 0 0 0 0 1 1 1 0 0 0 0 0 0 0 0 0 0 0 0 0 1 0 0 0 0 0 0 0	
Inning Stats	R: 0 H: 1 E: 0 LOB: 1 K: 1 BB: 0 S: 6 P: 6	R: 0 H: 0 E: 0 LOB: 0 K: 0 BB: 0 S: 3 P: 3	R: 0 H: 0 E: 1 LOB: 0 K: 1 BB: 0 S: 5 P: 5	R: 0 H: 0 E: 0 LOB: 0 K: 1 BB: 0 S: 5 P: 5	R: 3 H: 1 E: 1 LOB: 1 K: 1 BB: 2 S: 7 P: 15	R: 0 H: 1 E: 0 LOB: 1 K: 0 BB: 0 S: 4 P: 4	R: 2 H: 2 E: 1 LOB: 2 K: 1 BB: 1 S: 8 P: 12	R: 0 H: 0 E: 0 LOB: 0 K: 0 BB: 0 S: 3 P: 3	R: 0 H: 0 E: 0 LOB: 0 K: 0 BB: 0 S: 3 P: 3	1B: 2 SF: 0 2B: 3 SAC: 0 3B: 0 DP: 1 HR: 0 HBP: 0	WP: 1 PA: 37 PB: 0 SB: 0 CS: 0
PITCHER Mel Parnell, L (1, 1) ERA: 3.93 Ellis Kinder, R (7, 1) ERA: 3.12	IP WLS BF H R ER SO BB IBB HBP BLK WP HR S P ERA WHIP	6.2 W 29 5 5 3 5 3 0 0 0 1 0 36 48 4.05 1.200	2.1 S 8 0 0 0 0 0 0 0 0 0 0 0 8 8 0.00 0.000	PITCHER IP WLS BF H R ER SO BB IBB HBP BLK WP HR S P ERA WHIP							

Detroit Tigers @ Boston Red Sox
Fenway Park, Boston, MA
 Mon May 18 1953, 3:38 AM EDT
 Att. 6,591 - Unknown

livebaseballscorecards.com

AB	34
R	5
H	5
RBI	2
BB	3
SO	5
LOB	13



Batter	1	2	3	4	5	6	7	8	9	AB	R	H	RBI	BB	SO	LOB	BOTTOM	
Jim Piersall, R <small>(1, 9) OBP: 0.320, SLG: 0.283</small>										4	1	0	0	1	0	4		
Gene Stephens, L <small>(1, 7) OBP: 0.287, SLG: 0.200</small>										4	1	0	0	1	1	1		
Floyd Baker, L <small>(1, 5) OBP: 0.400, SLG: 0.250</small>										4	1	3	1	0	0	0		
Dick Gernert, R <small>(1, 3) OBP: 0.395, SLG: 0.480</small>										2	1	1	0	2	0	1		
Del Wilber, R <small>(1, 2) OBP: 0.429, SLG: 1.333</small> Sammy White, R <small>(7, PH) OBP: 0.303, SLG: 0.462</small> <small>(8, 2)</small>										2	1	0	1	1	0	2		
Ted Lepcio, R <small>(1, 4) OBP: 0.543, SLG: 0.741</small>										4	1	2	3	0	1	0		
Tom Umphlett, R <small>(1, 8) OBP: 0.315, SLG: 0.356</small>										4	1	2	0	0	0	1		
Milt Bolling, R <small>(1, 6) OBP: 0.279, SLG: 0.333</small>										4	0	0	2	0	0	1		
Mel Parnell, L <small>(1, 1) OBP: 0.333, SLG: 0.316</small> Ellis Kinder, R <small>(7, 1) OBP: 1.000, SLG: 1.000</small>										3	0	2	0	0	0	0		
Inning Stats	R: 6 E: 1 K: 0 S: 6	H: 4 LOB: 1 BB: 4 P: 22	R: 0 E: 0 K: 1 S: 6	H: 2 LOB: 1 BB: 0 P: 6	R: 1 E: 2 K: 0 S: 5	H: 2 LOB: 1 BB: 0 P: 5	R: 0 E: 0 K: 0 S: 3	H: 0 LOB: 1 BB: 1 P: 7	R: 0 E: 0 K: 1 S: 5	H: 0 LOB: 0 BB: 0 P: 3	R: 1 E: 0 K: 0 S: 5	H: 3 LOB: 1 BB: 0 P: 5	R: 0 E: 0 K: 0 S: 4	H: 1 LOB: 1 BB: 0 P: 4	1B: 11 2B: 1 3B: 0 HR: 0	SF: 0 SAC: 0 DP: 1 HBP: 0	WP: 0 PB: 0 SB: 0 CS: 1	PA: 38
PITCHER Dave Madison, R <small>(1, 1) ERA: 4.12</small> Ray Herbert, R <small>(1, 1) ERA: 8.31</small> Bill Wight, L <small>(1, 1) ERA: 11.08</small> Dick Marlowe, R <small>(5, 1) ERA: 4.91</small> Art Houtteman, R <small>(7, 1) ERA: 9.1</small>	IP WLS L	BF H R ER SO	H R ER SO	BB IBB HBP BLK	WP HR S P	ERA WHIP	PITCHER IP WLS BF H R ER SO BB IBB HBP BLK WP HR S P ERA WHIP											

Detroit Tigers @ Boston Red Sox
 Fenway Park, Boston, MA
 Mon May 18 1953, 3:38 AM EDT
 Att. 6,591 - Unknown

AB 33
R 8
H 12
RBI 7
BB 5
SO 2
LOB 10



livebaseballscorecards.com

Batter	1	2	3	4	5	6	7	8	9	10	11	AB R H RBI BB SO LOB	TOP												
Fred Hatfield, L OBP: 0.354, SLG: 0.289 (1.5)	0-0 F9	0-0 F9		0-0 4-1			0-0 G6-4-3 1B			0-0 F8		5 0 1 0 0 0 4	Detroit Tigers @ New York Yankees Yankee Stadium, Bronx, NY Tue May 19 1953, 3:33 AM EDT Att. 25,990 - Unknown												
Harvey Kuenn, R OBP: 0.327, SLG: 0.338 (1.6)	0-0 F7		0-0 4-3		0-0 F7		0-0 G6-4-3 1-2f			0-0 6-3		5 0 0 0 0 0 1													
Johnny Pesky, L OBP: 0.326, SLG: 0.300 (1.4)	0-0 E3		0-0 4-3		0-0 4-3			0-0 F6			0-0 G3	5 0 0 0 0 0 0													
Bob Nieman, R OBP: 0.344, SLG: 0.504 (1.9)	0-0 F9							0-3 K			0-0 6-3	5 1 2 1 0 1 1													
Walt Dropo, R OBP: 0.291, SLG: 0.410 (1.3)		0-0 5-3	0-0 5-3		0-0 5-3			0-3 K			0-3 K	5 0 0 0 0 2 1													
Jim Delsing, L OBP: 0.395, SLG: 0.493 (1.8)		0-0 F8		0-0 F4		0-0 G3		0-3 K				4 0 0 0 0 1 0													
Joe Ginsberg, L OBP: 0.368, SLG: 0.294 (1.2)		0-0 1B 1B 1B		0-0 4-3		0-0 6-3		0-0 F6				4 1 1 0 0 0 0													
Don Lund, R OBP: 0.395, SLG: 0.433 (1.7)		0-0 1B 1-2 1B		0-0 1B 1B		0-3 K		0-0 F7				4 0 2 0 0 1 0													
Ted Gray, S OBP: 0.364, SLG: 0.364 (1.1)		0-0 1B 1-2 2-H		0-0 1B 1-2			0-0 F9			0-0 4-3		4 0 2 1 0 0 0													
Inning Stats	R: 0 E: 1 K: 0 S: 4	H: 0 LOB: 1 BB: 0 P: 4	R: 1 E: 0 K: 0 S: 6	H: 3 LOB: 2 BB: 0 P: 6	R: 0 E: 0 K: 0 S: 4	H: 1 LOB: 1 BB: 0 P: 4	R: 0 E: 0 K: 0 S: 5	H: 2 LOB: 2 BB: 0 P: 5	R: 1 E: 0 K: 0 S: 4	H: 1 LOB: 0 BB: 0 P: 4	R: 0 E: 0 K: 1 S: 5	H: 0 LOB: 0 BB: 0 P: 5		R: 0 E: 0 K: 2 S: 7	H: 0 LOB: 0 BB: 0 P: 7	R: 0 E: 0 K: 1 S: 5	H: 0 LOB: 0 BB: 0 P: 5	R: 0 E: 0 K: 0 S: 3	H: 0 LOB: 0 BB: 0 P: 3	R: 0 E: 0 K: 1 S: 5	H: 0 LOB: 0 BB: 0 P: 5	1B: 6 2B: 1 3B: 0 HR: 1	SF: 0 SAC: 0 DP: 1 HBP: 0	WP: 0 PB: 0 SB: 0 CS: 0	PA: 41
PITCHER Johnny Sain, R ERA: 3.09 (1.1)	IP 11.0	WLS W	BF 41	H 8	R 2	ER 2	SO 5	BB 0	IBB 0	HBP 0	BLK 0	WP 0	HR 1	S 51	P 51	ERA 1.64	WHIP 0.727								

livebaseballscorecards.com

AB	41
R	2
H	8
RBI	2
BB	0
SO	5
LOB	7



Batter	1	2	3	4	5	6	7	8	9	10	11	AB R H RBI BB SO LOB	BOTTOM													
Phil Rizzuto, R OBP: 0.350, SLG: 0.301 (1, 6)	0-3 K		0-0 F8		0-0 E1 1B		0-0 F9			0-3 K		5 0 1 0 0 2 0	Detroit Tigers @ New York Yankees Yankee Stadium, Bronx, NY Tue May 19 1953, 3:33 AM EDT Att. 25,990 - Unknown													
Billy Martin, R OBP: 0.280, SLG: 0.282 (1, 4)	0-0 F1		0-3 K		0-0 1B					0-3 K		5 0 1 1 0 2 0														
Bill Renna, R OBP: 0.308, SLG: 0.480 (1, 7)	0-0 4-3			4-0 BB	0-0 4-3			0-0 SH3-4		0-0 L5		3 0 0 0 1 0 2														
Mickey Mantle, S OBP: 0.440, SLG: 0.570 (1, 8)		0-0 2B		0-3 K		0-0 6-3 1B 2B		0-0 6-3		0-0 HR 2B		5 2 3 0 0 1 2														
Hank Bauer, R OBP: 0.392, SLG: 0.448 (1, 9)		4-0 BB		0-0 F9		0-0 6-3		4-0 IBB		0-0 HR		3 1 1 2 2 0 2														
Gil McDougald, R OBP: 0.338, SLG: 0.311 (1, 5)		0-0 F9		0-3 K		0-0 CS 1B		0-0 F7				4 0 1 1 0 1 5														
Don Bollweg, L OBP: 0.372, SLG: 0.561 (1, 3)		0-3 K			0-3 K		0-0 F9					4 0 0 0 0 3 3														
Charles Silvera, R OBP: 0.360, SLG: 0.273 (1, 2)		0-0 F2			0-0 5-3		0-0 4-3			4-0 BB		3 0 0 0 1 0 2														
Joe Collins, L OBP: 0.333, SLG: 0.333 (9, PR)												0 0 0 0 0 0 0														
Ralph Houk, R OBP: 0.250, SLG: 0.250 (10, 2)												0 0 0 0 0 0 0														
Johnny Sain, R OBP: 0.190, SLG: 0.190 (1, 1)			0-0 1-3		0-0 E 1B 1B		0-0 1-6-3			0-0 G4-6-3 BB		4 1 1 0 0 0 1														
Inning Stats	R: 0 E: 0 K: 1 S: 5	H: 0 LOB: 0 BB: 0 P: 5	R: 0 E: 0 K: 1 S: 6	H: 1 LOB: 2 BB: 1 P: 10	R: 0 E: 0 K: 1 S: 5	H: 0 LOB: 0 BB: 0 P: 5	R: 0 E: 0 K: 2 S: 7	H: 0 LOB: 1 BB: 1 P: 11	R: 1 E: 1 K: 1 S: 8	H: 3 LOB: 2 BB: 0 P: 8	R: 1 E: 0 K: 0 S: 4	H: 2 LOB: 0 BB: 0 P: 4	R: 0 E: 0 K: 0 S: 3	H: 0 LOB: 0 BB: 0 P: 3	R: 0 E: 1 K: 0 S: 4	H: 0 LOB: 2 BB: 1 P: 8	R: 0 E: 0 K: 1 S: 4	H: 0 LOB: 1 BB: 1 P: 8	R: 0 E: 0 K: 2 S: 7	H: 0 LOB: 0 BB: 0 P: 7	R: 2 E: 0 K: 0 S: 2	H: 2 LOB: 0 BB: 0 P: 2	1B: 4 2B: 3 3B: 0 HR: 1	SF: 0 SAC: 1 DP: 1 HBP: 0	WP: 0 PB: 0 SB: 0 CS: 1	PA: 41
PITCHER Ted Gray, L ERA: 5.01 (1, 1)	IP 10.0	WLS L	BF 41	H 8	R 4	ER 3	SO 9	BB 3	IBB 1	HBP 0	BLK 0	WP 0	HR 1	S 55	P 71	ERA 2.70	WHIP 1.100									

livebaseballscorecards.com

AB	36
R	4
H	8
RBI	4
BB	4
SO	9
LOB	17



Batter	1	2	3	4	5	6	7	8	9	AB R H RBI BB SO LOB	TOP														
Billy Hitchcock, R (1, 5) OBP: 0.375, SLG: 0.318	0-0 BLK 1B	0-0 G6-4-3 1-2f			0-0 1B 1B	4-0 2B BB	0-0 G5-4-3 1-2f			4 3 2 0 1 0 3															
Harvey Kuenn, R (1, 6) OBP: 0.335, SLG: 0.342	0-0 1B F8 1B		0-0 6-3		0-0 E 1B HBP 1B	4-0 2B FC5-2 BB		0-0 4-3		4 2 2 1 1 0 0															
Don Lund, R (1, 7) OBP: 0.420, SLG: 0.472	0-0 1B		0-0 FC3-6 1B		0-0 HBP E 2B 1B	0-0 FC5-2 2B		0-0 F7		5 1 4 2 0 0 0															
Bob Nieman, R (1, 9) OBP: 0.338, SLG: 0.488	0-0 F9		0-0 FC3-6 1B		0-0 E5 HBP 2B	0-0 FC5-2 BB		4-0 BB		4 1 0 0 1 0 7															
Walt Dropo, R (1, 3) OBP: 0.281, SLG: 0.396	0-0 F8 3-H		0-0 F4		0-0 F3	0-0 F8		0-3 K		5 0 0 1 0 1 8															
Jim Delsing, L (1, 8) OBP: 0.407, SLG: 0.486	0-0 L7		0-0 CS 1B		1-0 2B HBP	4-0 1-2 BB		0-0 F8		3 1 1 1 1 0 1															
Jerry Priddy, R (1, 4) OBP: 0.349, SLG: 0.361		0-0 6-3		0-0 1-2 3B	0-0 1-H 2-H 3-H 2B	0-0 F8		0-0 1-3		5 0 2 3 0 0 3															
Johnny Bucha, R (1, 2) OBP: 0.316, SLG: 0.200		0-0 BB 1B		0-0 F8	0-0 1-3		4-0 G5-4-3 BB		0-0 4-3	4 0 1 0 1 0 2															
Hal Newhouser, L (1, 1) OBP: 0.429, SLG: 0.333		4-0 BB		0-0 4-3	0-0 6-3		0-0 F9			2 0 0 0 1 0 2															
Dave Madison, R (6, 1) OBP: 0.200, SLG: 0.200										1 0 0 0 0 0 1															
Bill Wight, L (8, 1) OBP: 0.250, SLG: 0.250										0 0 0 0 0 0 0															
Ray Herbert, R (9, 1)		1-2 BB								0 0 0 0 0 0 0															
Inning Stats	R: 2 E: 0 K: 0 S: 6	H: 3 LOB: 1 BB: 0 P: 6	R: 0 E: 0 K: 0 S: 3	H: 1 LOB: 1 BB: 1 P: 7	R: 0 E: 0 K: 0 S: 4	H: 1 LOB: 1 BB: 0 P: 4	R: 0 E: 0 K: 0 S: 4	H: 2 LOB: 1 BB: 0 P: 4	R: 5 E: 1 K: 0 S: 8	H: 4 LOB: 1 BB: 0 P: 9	R: 1 E: 0 K: 0 S: 4	H: 1 LOB: 3 BB: 3 P: 16	R: 0 E: 0 K: 0 S: 2	H: 0 LOB: 0 BB: 1 P: 6	R: 0 E: 0 K: 1 S: 5	H: 0 LOB: 1 BB: 1 P: 9	R: 0 E: 0 K: 0 S: 3	H: 0 LOB: 0 BB: 0 P: 3	1B: 9 2B: 2 3B: 1 HR: 0	SF: 0 SAC: 0 DP: 2 HBP: 1	WP: 0 PB: 0 SB: 0 CS: 1	PA: 44			
PITCHER	IP	WLS	BF	H	R	ER	SO	BB	IBB	HBP	BLK	WP	HR	S	P	ERA	WHIP								
Ed Lopat, L (1, 1) ERA: 3.82	4.0		22	10	6	6	0	1	0	0	1	0	0	21	25	13.50	2.750								
Ray Scarborough, R (5, 1) ERA: 1.08	1.0		5	1	1	0	0	0	0	1	0	0	0	4	5	0.00	1.000								
Bill Miller, L (6, 1) ERA: 7.36	0.0		2	0	1	1	0	2	0	0	0	0	0	0	8	∞	∞								
Tom Gorman, R (6, 1) ERA: 5.4	1.0		5	1	0	0	0	1	0	0	0	0	0	4	8	0.00	2.000								
Bob Kuzava, L (7, 1) ERA: 1.35	2.0		7	0	0	0	1	2	0	0	0	0	0	7	15	0.00	1.000								
PITCHER	IP	WLS	BF	H	R	ER	SO	BB	IBB	HBP	BLK	WP	HR	S	P	ERA	WHIP								
Allie Reynolds, R (9, 1) ERA: 3.29	1.0	W	3	0	0	0	0	0	0	0	0	0	0	3	3	0.00	0.000								

Detroit Tigers @ New York Yankees
 Yankee Stadium, Bronx, NY
 Wed May 20 1953, 3:33 AM EDT
 Att. 9,113 - Unknown

livebaseballscorecards.com

AB 37
R 8
H 12
RBI 8
BB 6
SO 1
LOB 27



Batter	1	2	3	4	5	6	7	8	9	AB R H RBI BB SO LOB
Phil Rizzuto, R (1, 6) <small>OBP: 0.339, SLG: 0.290</small>	0-0 F7		0-0 SH3		0-3 K	0-0 E6		0-0 FC1-6-4		4 0 0 0 0 1 3
Billy Martin, R (1, 4) <small>OBP: 0.269, SLG: 0.270</small>	0-0 5-3		0-0 F9		0-0 F2	0-3 K			0-0 E4	5 1 0 0 0 1 5
Gil McDougald, R (1, 5) <small>OBP: 0.333, SLG: 0.333</small>	0-0 6-3		0-0 E7		0-0 1B				0-0 SH3-4	4 1 1 2 0 1 0
Mickey Mantle, S (1, 8) <small>OBP: 0.454, SLG: 0.586</small>		0-0 1B		0-0 FC4-6	0-0 FC6-4		0-0 F7		4-0 1B	4 1 3 1 1 0 0
Hank Bauer, R (1, 9) <small>OBP: 0.393, SLG: 0.440</small>		0-0 1B		0-0 E5	0-0 FC6-4		0-0 6-3		4-0 1B	4 0 1 1 1 0 2
Gene Woodling, L (1, 7) <small>OBP: 0.400, SLG: 0.448</small>		0-0 F8		0-0 FC4-6		0-0 F7		0-0 FC3-6	0-0 1B	5 0 2 1 0 0 3
Charles Silveira, R (1, 2) <small>OBP: 0.321, SLG: 0.240</small>		0-0 F9		0-0 G6-4-3		0-0 6-3		0-0 FC3-6		3 0 0 0 0 0 3
Yogi Berra, L (8, PH) <small>OBP: 0.270, SLG: 0.275</small>								1-2f FC4-6		1 1 0 0 0 0 1
Don Bolweg, L <small>OBP: 0.137, SLG: 0.144</small>										1 0 0 0 0 0 1
Bill Renne, R <small>OBP: 0.155, SLG: 0.166</small>										1 1 1 0 0 0 0
Bill Miller, L <small>OBP: 0.111, SLG: 0.125</small>										0 0 0 0 0 0 0
Tom Gorman, R <small>OBP: 0.155, SLG: 0.166</small>										1 1 1 0 0 0 0
Tommy Jones, L <small>OBP: 0.244, SLG: 0.274</small>										0 0 0 0 0 0 0
Bob Kuzava, S <small>OBP: 0.155, SLG: 0.166</small>										0 0 0 0 0 0 0
Johnny Sain, R <small>OBP: 0.270, SLG: 0.275</small>										1 0 1 0 0 0 0
Art Schult, R <small>OBP: 0.155, SLG: 0.166</small>										0 0 0 0 0 0 0
Allie Reynolds, R <small>OBP: 0.333, SLG: 0.333</small>										0 0 0 0 0 0 0
Ed Lopat, L (1, 1) <small>OBP: 0.375, SLG: 0.357</small>			0-0 SH3		1-0 WP	0-0 HR		0-0 FC4-6		1 1 1 0 0 0 0
Ray Scarborough, R (5, 1)					0-0 3B	0-0 HBP		1-2f FC4-6		0 0 0 0 0 0 0
Johnny Mize, L (5, PH) <small>OBP: 0.372, SLG: 0.361</small>										0 0 0 0 0 0 0
Joe Collins, L (5, PR) <small>OBP: 0.340, SLG: 0.415</small>										2 2 1 3 0 0 1

Inning Stats	R: 0	H: 0	E: 0	K: 0	S: 3	Lob: 0	BB: 0	P: 3	R: 1	H: 2	E: 0	K: 0	S: 5	Lob: 1	BB: 0	P: 5	R: 1	H: 1	E: 1	K: 0	S: 4	Lob: 1	BB: 0	P: 4	R: 0	H: 1	E: 1	K: 0	S: 4	Lob: 1	BB: 0	P: 4	R: 3	H: 3	E: 0	K: 1	S: 8	Lob: 1	BB: 0	P: 9	R: 2	H: 2	E: 1	K: 1	S: 8	Lob: 1	BB: 0	P: 8	R: 0	H: 0	E: 0	K: 1	S: 5	Lob: 0	BB: 0	P: 5	R: 1	H: 2	E: 0	K: 0	S: 5	Lob: 1	BB: 0	P: 5	R: 1	H: 1	E: 1	K: 0	S: 3	Lob: 3	BB: 2	P: 11	1B: 8	SF: 0	2B: 2	SAC: 2	3B: 1	DP: 1	HR: 1	HBP: 1	WP: 1	PA: 42
PITCHER	IP	WLS	BF	H	R	ER	SO	BB	IBB	HBP	BLK	WP	HR	S	P	ERA	WHIP																																																																	
Hal Newhouser, L (1, 1) <small>ERA: 4.8</small>	5.0		23	7	5	4	1	0	0	0	0	1	0	24	25	7.20	1.400																																																																	
Dave Madison, R (6, 1) <small>ERA: 4.91</small>	2.1		12	4	3	3	2	0	0	0	0	0	1	16	16	11.57	1.714																																																																	
Bill Wight, L (8, 1) <small>ERA: 10.29</small>	1.0	L	4	0	1	0	0	0	0	0	0	0	0	4	4	0.00	0.000																																																																	
Ray Herbert, R (9, 1) <small>ERA: 8.31</small>	0.0		3	1	0	0	0	1	1	0	0	0	0	1	9	∞	∞																																																																	

Detroit Tigers @ New York Yankees

Yankee Stadium, Bronx, NY

Wed May 20 1953, 3:33 AM EDT
Att: 9,113 - Unknown

AB	37
R	9
H	12
RBI	8
BB	2
SO	3
LOB	19

Batter	1	2	3	4	5	6	7	8	9	AB R H RBI BB SO LOB	TOP	
Nellie Fox, L (1, 4) OBP: 0.318, SLG: 0.364	0-0 1-3		0-0 4-3			0-0 FC5-4 1B		0-0 F9		4 0 1 0 0 0 1		
Ferris Fain, L (1, 3) OBP: 0.379, SLG: 0.347	0-0 F4			0-0 F3		0-0 F6		4-0 BB		3 0 0 0 1 0 1		
Minnie Minoso, R (1, 7) OBP: 0.385, SLG: 0.336	0-0 5-3			4-0 BB		0-0 FC5-4 1-2f		0-3 K		3 0 0 0 1 1 2		
Tom Wright, L (1, 9) OBP: 0.342, SLG: 0.250		0-0 2B		0-0 F9		0-0 3-1		0-0 F5		4 0 1 0 0 0 2		
Jim Rivera, L (1, 8) OBP: 0.362, SLG: 0.331		0-0 F3		0-3 K		0-0 1-3		0-0 F9		4 0 0 0 0 1 3		
Vern Stephens, R (1, 5) OBP: 0.253, SLG: 0.274		4-0 BB		0-0 F9		0-3 K				2 0 0 0 1 1 0		
Red Wilson, R (1, 2) OBP: 0.385, SLG: 0.343		0-0 G6-4-3 1-2f		0-0 6-3		0-0 F8		0-0 F8		3 0 0 0 0 0 2		
Chico Carrasquel, R (1, 6) OBP: 0.294, SLG: 0.314			0-0 F8		0-0 1-3	0-0 F4		0-0 F4		3 0 0 0 0 0 0		
Saul Rogovin, R (1, 1) OBP: 0.286, SLG: 0.167			0-0 6-3		0-3 K	4-0 BB				0 0 0 0 0 0 0		
Earl Hamist, R (2, 1) Lou Kretlow, R (3, 1) Bud Sheely, L (6, PH) Sandy Consuegra, R (6, 1) Tommy Byrne, L (8, PH) Gene Bearden, L (8, 1) OBP: 0.308, SLG: 0.455 OBP: 0.143, SLG: 0.143										1 0 0 0 0 0 0 0 0 0 0 0 0 0 1 0 0 0 0 1 0 0 0 0 0 0 0 0 0 0 0 0 1 0 0 0 0 0 0 0 0 0		
Inning Stats	R: 0 H: 0 E: 0 LOB: 0 K: 0 BB: 0 S: 3 P: 3	R: 0 H: 1 E: 0 LOB: 1 K: 0 BB: 1 S: 3 P: 7	R: 0 H: 0 E: 0 LOB: 0 K: 0 BB: 0 S: 3 P: 3	R: 0 H: 0 E: 0 LOB: 1 K: 1 BB: 1 S: 5 P: 9	R: 0 H: 0 E: 0 LOB: 0 K: 0 BB: 0 S: 3 P: 3	R: 0 H: 1 E: 0 LOB: 1 K: 1 BB: 0 S: 6 P: 6	R: 0 H: 0 E: 0 LOB: 0 K: 1 BB: 0 S: 5 P: 5	R: 0 H: 0 E: 0 LOB: 1 K: 0 BB: 1 S: 3 P: 7	R: 0 H: 0 E: 0 LOB: 1 K: 1 BB: 1 S: 5 P: 9	1B: 1 SF: 0 2B: 1 SAC: 0 3B: 0 DP: 1 HR: 0 HBP: 0	WP: 0 PA: 32 PB: 0 SB: 0 CS: 0	
PITCHER Art Houtteman, R (1, 1) ERA: 6.98	IP WLS BF H R ER SO BB IBB HBP BLK WP HR S P ERA WHIP											PITCHER IP WLS BF H R ER SO BB IBB HBP BLK WP HR S P ERA WHIP

Chicago White Sox @ Detroit Tigers
 Briggs Stadium, Detroit, MI
 Fri May 22 1953, 4:33 AM EDT
 Att. 19,152 - Unknown

livebaseballscorecards.com

AB	28
R	0
H	2
RBI	0
BB	4
SO	4
LOB	11



Batter	1	2	3	4	5	6	7	8	9	AB	R	H	RBI	BB	SO	LOB	BOTTOM																				
Fred Hatfield, L (1, 5) OBP: 0.347, SLG: 0.276	0-0 F9		4-0 WP S 1B BB	0-0 F7	0-0 F9			0-0 F3		4	1	0	0	1	0	4	Chicago White Sox @ Detroit Tigers Briggs Stadium, Detroit, MI Fri May 22 1953, 4:33 AM EDT Att. 19,152 - Unknown																				
Harvey Kuenn, R (1, 6) OBP: 0.344, SLG: 0.342	0-0 6-3		4-0 1B 1B BB	4-0 1B BB		0-0 6-3		0-0 1B		3	1	1	0	2	0	0																					
Johnny Pesky, L (1, 4) OBP: 0.314, SLG: 0.289	0-0 4-3		0-0 L5	0-0 1B	0-0 1B	0-0 6-3		0-0 F6		5	0	1	2	0	0	3																					
Bob Nieman, R (1, 9) OBP: 0.350, SLG: 0.492 Frank Carswell, R (6, PR) OBP: 0.400, SLG: 0.250 (7, 7)		4-0 2B HR BB	0-0 1B 1B	0-0 F5		0-0 1B		0-0 F9		3	1	2	1	1	0	2																					
Jim Delsing, L (1, 8) OBP: 0.411, SLG: 0.500		0-0 HR 2B	0-0 1B	0-0 F7		0-0 4-3				4	1	2	1	0	0	3																					
Walt Dropo, R (1, 3) OBP: 0.280, SLG: 0.413		0-0 HR	0-3 K		0-0 F3		0-0 F8			4	1	1	3	0	1	2																					
Joe Ginsberg, L (1, 2) OBP: 0.391, SLG: 0.350	0-0 F7		0-0 1-3		4-0 1B BB		0-0 2B			3	0	1	0	1	0	2																					
Don Lund, R (1, 7) OBP: 0.424, SLG: 0.467 (7, 9)	0-0 F2		4-0 BB SH 1B BB	0-0 1B		0-0 5-3				3	1	1	0	1	0	1																					
Art Houtteman, R (1, 1) OBP: 0.100, SLG: 0.400	0-0 4-3		0-0 SH BB 1B	0-3 K		0-0 5-3				3	1	0	0	0	1	3																					
Inning Stats	R: 0 E: 0 K: 0 S: 3	H: 0 LOB: 0 BB: 0 P: 3	R: 3 E: 0 K: 0 S: 5	H: 2 LOB: 0 BB: 1 P: 9	R: 2 E: 0 K: 1 S: 7	H: 2 LOB: 2 BB: 2 P: 15	R: 2 E: 1 K: 0 S: 5	H: 1 LOB: 2 BB: 2 P: 13	R: 0 E: 0 K: 1 S: 6	H: 1 LOB: 2 BB: 1 P: 10	R: 0 E: 0 K: 0 S: 4	H: 1 LOB: 1 BB: 0 P: 4	R: 0 E: 0 K: 0 S: 4	H: 1 LOB: 1 BB: 0 P: 4	R: 0 E: 0 K: 0 S: 4	H: 1 LOB: 1 BB: 0 P: 4		1B: 6 SF: 0 2B: 2 SAC: 1 3B: 0 DP: 0 HR: 1 HBP: 0	WP: 1 PA: 40 PB: 0 SB: 1 CS: 0																		
PITCHER	IP	WLS	BF	H	R	ER	SO	BB	IBB	HBP	BLK	WP	HR	S	P	ERA	WHIP	PITCHER	IP	WLS	BF	H	R	ER	SO	BB	IBB	HBP	BLK	WP	HR	S	P	ERA	WHIP		
Saul Rogovin, R (1, 1) ERA: 5.4	1.0	L	6	2	3	3	0	1	0	0	0	0	1	5	9	27.00	3.000																				
Earl Harrist, R (2, 1) ERA: 7.56	1.1		8	2	2	2	0	2	0	0	0	1	0	6	14	13.50	3.000																				
Lou Kretlow, R (3, 1) ERA: 2.51	2.2		14	2	2	1	2	3	0	0	0	0	0	15	27	3.38	1.875																				
Sandy Consuegra, R (6, 1) ERA: 7.0	2.0		8	2	0	0	0	0	0	0	0	0	0	8	8	0.00	1.000																				
Gene Bearden, L (8, 1) ERA: 2.05	1.0		4	1	0	0	0	0	0	0	0	0	0	4	4	0.00	1.000																				

livebaseballscorecards.com

AB	33
R	7
H	9
RBI	7
BB	6
SO	2
LOB	21



Batter	1	2	3	4	5	6	7	8	9	AB R H RBI BB SO LOB	TOP		
Chico Carrasquel, R OBP: 0.292, SLG: 0.311 (1, 6) X	0-0 F6		0-0 G3			0-0 FC1-5 PB 1B		0-0 5-3		4 0 1 0 0 0 0			
Jim Rivera, L OBP: 0.359, SLG: 0.328 (1, 8) X	0-0 CS 1B		0-0 F7			0-0 FC1-5 G4-3 1-3		0-0 4-3		4 0 1 0 0 0 1			
Ferris Fain, L OBP: 0.376, SLG: 0.339 (1, 3) X	0-0 F8		4-0 CS BB			0-0 G4-3 1-2f		0-0 L8		3 0 0 0 1 0 2			
Tom Wright, L OBP: 0.333, SLG: 0.250 (1, 9) X	0-0 CS 1-2	0-0 4-3	0-0 CS 1-2	0-0 F8		0-0 F8		0-0 1B 1B 1B		4 1 1 0 0 0 0			
Sam Mele, R OBP: 0.374, SLG: 0.392 (9, 9)									0 0 0 0 0 0 0				
Minnie Minoso, R OBP: 0.395, SLG: 0.344 (1, 7) X		4-0 E S 1B BB		0-0 5-3		0-0 1B		0-0 1B 1B		3 2 2 0 1 0 0			
Sherm Lollar, R OBP: 0.442, SLG: 0.526 (1, 2) X		4-0 BB 1B BB		0-3 K		0-3 K		0-0 1B 1B		3 0 1 0 1 2 1			
Red Wilson, R OBP: 0.385, SLG: 0.343 (9, PR) (9, 2) X		1-3 BB 1B BB						1-2 2-3 1B 1B		0 1 0 0 0 0 0			
Vern Stephens, R OBP: 0.263, SLG: 0.284 (1, 5) X		0-0 G5-3 BB 1B		0-0 4-3		0-0 F8		0-0 1B 1B		4 0 2 3 0 0 1			
Nellie Fox, L OBP: 0.323, SLG: 0.364 (1, 4) X		4-0 1-2 2-3 BB		0-0 F6		0-0 F9		0-0 FC6-4 1B		3 0 1 1 1 0 0			
Joe Dobson, R OBP: 0.105, SLG: 0.158 (1, 1) X		0-0 G5-3 2-3f		0-3 K		0-0 F8		0-0 FC6-4 1-2f		3 0 0 0 0 1 3			
Allie Clark, R OBP: 0.220, SLG: 0.354 (9, PH) X									1 0 0 0 0 0 2				
Harry Dorish, R OBP: 0.143, SLG: 0.143 (9, 1) X									0 0 0 0 0 0 0				
Inning Stats	R: 0 H: 1 E: 0 LOB: 0 K: 0 BB: 0 S: 3 P: 3	R: 1 H: 1 E: 0 LOB: 2 K: 0 BB: 3 S: 3 P: 15	R: 0 H: 0 E: 0 LOB: 0 K: 1 BB: 1 S: 2 P: 6	R: 0 H: 0 E: 0 LOB: 0 K: 1 BB: 0 S: 5 P: 5	R: 0 H: 0 E: 0 LOB: 0 K: 1 BB: 0 S: 5 P: 5	R: 0 H: 1 E: 0 LOB: 0 K: 1 BB: 0 S: 3 P: 3	R: 0 H: 1 E: 0 LOB: 1 K: 1 BB: 0 S: 6 P: 6	R: 0 H: 0 E: 0 LOB: 0 K: 0 BB: 0 S: 3 P: 3	R: 3 H: 5 E: 0 LOB: 2 K: 0 BB: 0 S: 8 P: 8	1B: 9 SF: 0 2B: 0 SAC: 0 3B: 0 DP: 2 HR: 0 HBP: 0	WP: 0 PA: 38 PB: 1 SB: 1 CS: 2		
PITCHER	IP WLS BF H R ER SO BB IBB HBP BLK WP HR S P ERA WHIP											PITCHER	IP WLS BF H R ER SO BB IBB HBP BLK WP HR S P ERA WHIP
Ned Garver, R ERA: 4.8 (1, 1)	8.2 L 35 9 4 4 3 4 0 0 0 0 0 0 37 53 4.15 1.500												
Dave Madison, R ERA: 4.84 (9, 1)	0.1 1 0 0 0 0 0 0 0 0 0 0 0 1 1 0.00 0.000												

Chicago White Sox @ Detroit Tigers
 Briggs Stadium, Detroit, MI
 Sat May 23 1953, 4:33 AM EDT
 Att. 8,922 - Unknown

livebaseballscorecards.com

AB 32
 R 4
 H 9
 RBI 4
 BB 4
 SO 3
 LOB 10



Batter	1	2	3	4	5	6	7	8	9	AB R H RBI BB SO LOB
Johnny Pesky, L (1, 4) OBP: 0.304, SLG: 0.280	0-0 1-3 ①		0-0 F9 ②		0-0 6-3 ③			0-0 FC4-2 1B ①	0-0 F7 ③	5 1 1 0 0 0 2
Harvey Kuenn, R (1, 6) OBP: 0.341, SLG: 0.346	0-0 1-3 ②		0-0 F4 ③			0-0 G6-4-3 2B		0-0 FC4-2 1B ①		4 1 1 0 0 0 3
Pat Mullin, L (1, 7) OBP: 0.500, SLG: 0.400	0-0 1B			0-0 BB 1B		4-0 G6-4-3 BB		0-0 1B 1B		3 0 3 1 1 0 0
Walt Dropo, R (1, 3) OBP: 0.273, SLG: 0.401	0-0 F9 ③			0-0 F9 ①		0-0 G6-4-3 ① ②		0-0 F9 ②		4 0 0 1 0 0 5
Jim Delsing, L (1, 8) OBP: 0.414, SLG: 0.494		0-3 K ①		4-0 BB		0-0 6-3 ③		0-0 1B		3 0 1 0 1 1 1
Don Lund, R (1, 9) OBP: 0.404, SLG: 0.443		0-3 K ②		0-0 F8 ②			0-0 F3 ①	0-0 F8 ③		4 0 0 0 0 1 4
Joe Ginsberg, L (1, 2) OBP: 0.333, SLG: 0.292		0-0 6-3 ③		0-0 G3 ③			0-0 4-3 ②		0-0 F8 ①	4 0 0 0 0 0 2
Fred Hatfield, L (1, 5) Frank Carswell, R (9, PH) OBP: 0.337, SLG: 0.267 OBP: 0.375, SLG: 0.231			0-0 6-3 ①		0-0 4-3 ①		0-3 K ③		0-0 F8 ②	3 0 0 0 0 1 0 1 0 0 0 0 0 0
Ned Garver, R (1, 1) Dave Madison, R (9, 1) Bob Nieman, R (9, PH) Owen Friend, R (9, PR) OBP: 0.208, SLG: 0.304 OBP: 0.200, SLG: 0.200 OBP: 0.355, SLG: 0.496 OBP: 0.231, SLG: 0.233			4-0 BB		0-0 6-3 ②			0-0 1B FC4-2 1B	0-0 1B	2 0 1 0 1 0 0 0 0 0 0 0 0 0 1 0 1 0 0 0 0 0 0 0 0 0 0 0

Inning Stats	R: 0	H: 1	E: 0	K: 0	S: 4	LOB: 1	BB: 0	P: 4	R: 0	H: 0	E: 0	K: 2	S: 7	LOB: 0	BB: 0	P: 7	R: 0	H: 0	E: 0	K: 0	S: 3	LOB: 1	BB: 1	P: 7	R: 0	H: 1	E: 0	K: 0	S: 4	LOB: 2	BB: 1	P: 8	R: 0	H: 0	E: 0	K: 0	S: 3	LOB: 0	BB: 0	P: 3	R: 0	H: 1	E: 0	K: 0	S: 3	LOB: 1	BB: 1	P: 7	R: 0	H: 0	E: 0	K: 1	S: 5	LOB: 0	BB: 0	P: 5	R: 2	H: 4	E: 0	K: 0	S: 7	LOB: 2	BB: 0	P: 7	R: 0	H: 1	E: 0	K: 0	S: 4	LOB: 1	BB: 0	P: 4	1B: 7	2B: 1	3B: 0	HR: 0	SF: 0	SAC: 0	DP: 1	HBP: 0	WP: 0	PB: 0	SB: 0	CS: 0	PA: 37
PITCHER	IP	WLS	BF	H	R	ER	SO	BB	IBB	HBP	BLK	WP	HR	S	P	ERA	WHIP																																																																				
Joe Dobson, R (1, 1) ERA: 2.72	8.0	W	33	7	2	2	3	3	0	0	0	0	0	36	48	2.25	1.250																																																																				
Harry Dorish, R (9, 1) ERA: 3.09	1.0	S	4	1	0	0	0	0	0	0	0	0	0	4	4	0.00	1.000																																																																				

CHICAGO WHITE SOX @ DETROIT TIGERS
 Briggs Stadium, Detroit, MI
 Sat May 23 1953, 4:33 AM EDT
 Att. 8,922 - Unknown

AB	34
R	2
H	8
RBI	2
BB	3
SO	3
LOB	17



Batter	1	2	3	4	5	6	7	8	9	AB R H RBI BB SO LOB	TOP		
Chico Carrasquel, R OBP: 0.291, SLG: 0.310 (1, 6)	0-0 CS 1B		0-0 5-3		0-0 CS 1-2	0-3 K		0-0 F9		4 0 1 0 0 1 0			
Ferris Fain, L OBP: 0.379, SLG: 0.339 (1, 3)	0-3 K 1-2			0-0 F7		0-0 FC6-4 1B			4-0 SH3-4 2B BB	3 1 1 0 1 1 1			
Minnie Minoso, R OBP: 0.400, SLG: 0.346 (1, 7)	4-0 BB			0-0 2B 1B		0-0 FC6-4 1-2f			0-0 SH3-4 1-2	2 1 1 0 1 0 1			
Sam Mele, R OBP: 0.378, SLG: 0.416 (1, 9)	0-0 F7			0-0 1-H 2B		0-0 F5			0-0 1B 2B 2-H	4 1 2 2 0 0 2			
Vern Stephens, R OBP: 0.263, SLG: 0.275 (1, 5)		0-0 5-3		0-0 6-3			0-0 6-3		4-0 1B FC3-2 BB	3 0 0 0 1 0 1			
Jim Rivera, L OBP: 0.356, SLG: 0.326 (1, 8)		0-3 K		0-3 K			0-0 5-3		0-0 FC3-2 1-3 2-H 1B	4 0 1 1 0 2 1			
Red Wilson, R OBP: 0.372, SLG: 0.316 (1, 2)		0-3 K			4-0 FC4-6 BB		0-3 K		0-0 FC3-2 1-2 3-H 1B	3 0 0 0 1 2 2			
Nellie Fox, L OBP: 0.315, SLG: 0.354 (1, 4)			0-0 3-1		0-0 FC4-6 CS 1-2f			0-0 F9	0-0 5-3	4 0 0 0 0 0 3			
Mike Fornieles, R OBP: 0.111, SLG: 0.222 (1, 1)			0-0 1-3		0-3 K			0-0 4-3		1 0 0 0 0 0 0			
Gene Bearden, L OBP: 0.143, SLG: 0.143 (3, 1)										0 0 0 0 0 0 0			
Bob Keegan, R (4, 1)										2 0 0 0 0 1 1			
Inning Stats	R: 0 H: 1 E: 0 LOB: 1 K: 1 BB: 1 S: 5 P: 9	R: 0 H: 0 E: 0 LOB: 0 K: 2 BB: 0 S: 7 P: 7	R: 0 H: 0 E: 0 LOB: 0 K: 0 BB: 0 S: 3 P: 3	R: 1 H: 2 E: 0 LOB: 1 K: 1 BB: 0 S: 7 P: 7	R: 0 H: 0 E: 0 LOB: 0 K: 1 BB: 1 S: 4 P: 8	R: 0 H: 1 E: 0 LOB: 1 K: 1 BB: 0 S: 6 P: 6	R: 0 H: 0 E: 0 LOB: 0 K: 1 BB: 0 S: 5 P: 5	R: 0 H: 0 E: 0 LOB: 0 K: 0 BB: 0 S: 3 P: 3	R: 2 H: 2 E: 0 LOB: 2 K: 0 BB: 2 S: 5 P: 13	1B: 4 SF: 0 2B: 3 SAC: 1 3B: 0 DP: 1 HR: 0 HBP: 0	WP: 0 PA: 36 PB: 0 SB: 0 CS: 2		
PITCHER	IP WLS BF H R ER SO BB IBB HBP BLK WP HR S P ERA WHIP											PITCHER	IP WLS BF H R ER SO BB IBB HBP BLK WP HR S P ERA WHIP
Ted Gray, L ERA: 4.65 (1, 1)	8.1 L 33 6 3 3 7 4 0 0 0 0 0 0 43 59 3.24 1.200												
Ray Herbert, R ERA: 7.71 (9, 1)	0.2 2 0 0 0 0 0 0 0 0 0 0 0 0 2 2 0.00 0.000												

Chicago White Sox @ Detroit Tigers
 Briggs Stadium, Detroit, MI
 Sun May 24 1953, 4:33 AM EDT
 Att. 17,474 - Unknown

livebaseballscorecards.com

AB	30
R	3
H	6
RBI	3
BB	4
SO	7
LOB	12



Batter	1	2	3	4	5	6	7	8	9	AB	R	H	RBI	BB	SO	LOB
Johnny Pesky, L (1, 4) <small>OBP: 0.300, SLG: 0.264</small> Jerry Priddy, R (9, 4) <small>OBP: 0.341, SLG: 0.351</small>	0-0 4-3		0-0 F4	4-0 1-2 BB			0-0 4-3		0-0 E6 1B	3	0	0	0	1	0	0
Harvey Kuenn, R (1, 6) <small>OBP: 0.349, SLG: 0.350</small>	0-0 1B		4-0 F8 1B BB	0-0 4-3			0-0 5-3		0-0 1-2 1B	4	0	2	0	1	0	2
Pat Mullin, L (1, 7) <small>OBP: 0.435, SLG: 0.350</small>	0-0 F7		0-0 F8 1-2 1B				0-0 4-3		0-0 4-3	5	0	1	0	0	0	2
Walt Dropo, R (1, 3) <small>OBP: 0.266, SLG: 0.391</small>		0-0 F2	0-0 F8 1-2 2-3			0-0 4-3		0-0 F3		4	0	0	0	0	0	2
Jim Delsing, L (1, 8) <small>OBP: 0.417, SLG: 0.488</small>		0-3 K	4-0 BB			0-0 F7		0-0 1B		3	0	1	0	1	1	0
Don Lund, R (1, 9) <small>OBP: 0.398, SLG: 0.434</small>		0-0 1B 1B	0-0 5-3				0-0 F3		0-0 F4	4	1	1	0	0	0	4
Joe Ginsberg, L (1, 2) <small>OBP: 0.323, SLG: 0.286</small>		0-0 1B 1-2 1B		0-0 4-3			0-0 4-3		0-0 F5	4	0	1	0	0	0	1
Fred Hatfield, L (1, 5) <small>OBP: 0.343, SLG: 0.269</small>		0-0 1-2 2-H 1B		0-0 1-3			4-0 FC4-6 BB		0-0 F5	3	0	1	1	1	0	0
Ted Gray, S (1, 1) <small>OBP: 0.357, SLG: 0.308</small> Ray Herbert, R (9, 1) <small>OBP: 0.353, SLG: 0.492</small> Bob Nieman, R (9, PH)		0-0 4-3		4-0 BB BB			0-0 FC4-6 1-2f		0-3 K	2	0	0	0	0	1	0


Inning Stats	R: 0	H: 1	E: 0	K: 0	S: 3	R: 1	H: 3	E: 0	K: 1	S: 8	R: 0	H: 1	E: 0	K: 0	S: 4	R: 0	H: 0	E: 0	K: 0	S: 3	R: 0	H: 0	E: 0	K: 0	S: 3	R: 0	H: 1	E: 0	K: 0	S: 4	R: 0	H: 1	E: 1	K: 1	S: 7	R: 0	H: 1	E: 0	K: 0	S: 3								
	LOB: 0	BB: 0	P: 3			LOB: 2	BB: 0	P: 8			LOB: 3	BB: 2	P: 12			LOB: 0	BB: 0	P: 3			LOB: 1	BB: 1	P: 7			LOB: 0	BB: 0	P: 3			LOB: 1	BB: 0	P: 4			LOB: 2	BB: 0	P: 7			1B: 7	SF: 0	2B: 0	SAC: 0	3B: 0	DP: 0	HR: 0	HBP: 0

PITCHER	IP	WLS	BF	H	R	ER	SO	BB	IBB	HBP	BLK	WP	HR	S	P	ERA	WHIP
Mike Fornieles, R (1, 1) <small>ERA: 3.93</small>	2.1		12	5	1	1	1	1	1	0	0	0	0	13	17	3.86	2.571
Gene Bearden, L (3, 1) <small>ERA: 1.95</small>	1.1		7	0	0	0	0	3	0	0	0	0	0	4	16	0.00	2.250
Bob Keegan, R (4, 1) <small>ERA:</small>	5.1	W	20	2	0	0	1	1	0	0	0	0	0	21	25	0.00	0.562

BOTTOM

Chicago White Sox @ Detroit Tigers
 Briggs Stadium, Detroit, MI
 Sun May 24 1953, 4:33 AM EDT
 Att. 17,474 - Unknown

AB	34
R	1
H	7
RBI	1
BB	5
SO	2
LOB	14



WP	PA	ERA	WHIP
0	39		

livebaseballscorecards.com

Detroit Tigers @ Cleveland Indians
 Cleveland Municipal Stadium, Cleveland, OH

Tue May 26 1953, 3:33 AM EDT
 Att. 2,142 - Unknown

livebaseballscorecards.com

AB	34
R	8
H	10
RBI	6
BB	5
SO	2
LOB	12



Batter	1	2	3	4	5	6	7	8	9	AB R H RBI BB SO LOB	TOP																
Jerry Priddy, R (1, 4) OBP: 0.327, SLG: 0.317	0-0 5-3	0-0 L6-4			0-3 K		4-0 G4-6-3 BB		0-0 F9	4 0 0 1 1 1 4																	
Harvey Kuenn, R (1, 6) OBP: 0.345, SLG: 0.346	0-3 K		0-0 4-3		0-0 4-3		0-0 G4-6-3		0-0 3B 1B	5 1 1 0 0 1 2																	
Don Lund, R (1, 7) OBP: 0.408, SLG: 0.494	4-0 BB		0-0 5-3		0-0 HR		0-0 5-3		0-0 E 3B	4 2 2 3 1 0 1																	
Bob Nieman, R (1, 9) OBP: 0.347, SLG: 0.481	0-0 F9		0-0 6-3		0-0 1B			0-0 4-3	0-0 E7	5 1 1 0 0 0 0																	
Jim Delsing, L (1, 8) OBP: 0.398, SLG: 0.461		0-0 F5		0-0 4-3	0-0 4-3			0-0 4-3	0-0 F7	5 0 0 0 0 0 1																	
Walt Dropo, R (1, 3) OBP: 0.272, SLG: 0.386		4-0 BB 1B BB		4-0 SH5-3 2B BB		0-0 5-3		0-0 F9		2 2 0 0 2 0 0																	
Joe Ginsberg, L (1, 2) OBP: 0.382, SLG: 0.333		0-0 1B BB 1B		0-0 SH5-3		0-0 G4-6-3 1B		H 1-0 F9 1B HBP		2 1 2 0 0 0 0																	
Fred Hatfield, L (1, 5) OBP: 0.357, SLG: 0.292		4-0 L6-4 1B BB		0-0 2B		0-0 G4-6-3		X 0-0 1B F9 1B		3 1 2 1 1 0 1																	
Bill Wight, L (1, 1) OBP: 0.429, SLG: 0.429		0-0 1B		0-0 F6			0-0 G4-6-3 BB 1B		0-0 F9	3 0 2 1 0 0 1																	
Ray Herbert, R (7, 1)										0 0 0 0 0 0 0																	
Hal Erickson, R (7, 1)										0 0 0 0 0 0 0																	
Pat Mullin, L (9, PH) OBP: 0.417, SLG: 0.333		1-2 2-3 3-H							1-2 2-3	1 0 0 0 0 0 2																	
Earl Harrist, R (9, 1)										0 0 0 0 0 0 0																	
Inning Stats	R: 0 E: 0 K: 1 S: 5	H: 0 LOB: 1 BB: 1 P: 9	R: 1 E: 0 K: 0 S: 4	H: 2 LOB: 2 BB: 2 P: 12	R: 0 E: 0 K: 0 S: 3	H: 0 LOB: 0 BB: 0 P: 3	R: 1 E: 0 K: 0 S: 4	H: 1 LOB: 1 BB: 1 P: 8	R: 1 E: 0 K: 1 S: 7	H: 2 LOB: 1 BB: 0 P: 7	R: 0 E: 0 K: 0 S: 3	H: 1 LOB: 0 BB: 0 P: 3	R: 0 E: 0 K: 0 S: 3	H: 1 LOB: 1 BB: 1 P: 7	R: 0 E: 0 K: 0 S: 3	H: 0 LOB: 0 BB: 0 P: 3	R: 5 E: 1 K: 0 S: 7	H: 3 LOB: 0 BB: 0 P: 8	1B: 7 2B: 2 3B: 1 HR: 1	SF: 0 SAC: 1 DP: 3 HBP: 1	WP: 0 PB: 0 SB: 0 CS: 0	PA: 41					
PITCHER	IP WLS BF H R ER SO BB IBB HBP BLK WP HR S P ERA WHIP																										
Bob Feller, R (1, 1) ERA: 3.66	8.2		39	10	7	6	2	5	0	1	0	0	1	37	58	6.23	1.731										
Bob Hooper, R (9, 1) ERA: 6.23	0.1	W	2	0	1	0	0	0	0	0	0	0	0	2	2	0.00	0.000										

Batter	1	2	3	4	5	6	7	8	9	AB R H RBI BB SO LOB
Ray Boone, R OBP: 0.388, SLG: 0.410 (1, 6)	4-0 5-3-5 BB		0-3 K			0-0 F8	4-0 WP BB 8-4 IBB	0-0 F2		3 1 0 0 2 1 2
Bobby Avila, R OBP: 0.386, SLG: 0.359 (1, 4)	0-0 5-3-5 1-2f		0-0 5-3			0-0 F5	4-0 8-4 WP 1-2 2-3 3-H BB	0-0 6-3		4 0 0 1 1 0 1
Larry Doby, L OBP: 0.333, SLG: 0.432 (1, 8)	0-0 1-3		0-0 4-3			0-0 E3 1B	4-0 8-4 1-2 2-3 3-H IBB	0-0 HR		4 2 1 1 1 0 0
Al Rosen, R OBP: 0.432, SLG: 0.593 (1, 5)		0-0 4-3 BB 1B		0-0 L6		0-0 1B	0-0 8-4 1-2f 2-3 3-H			4 1 2 2 0 0 2
Bob Kennedy, R OBP: 0.383, SLG: 0.392 (1, 9)		4-0 1-2 1B BB		0-0 4-3		0-0 5-3		0-0 1B 2B		3 2 1 0 1 0 1
Jim Lemon, R OBP: 0.229, SLG: 0.267 (1, 7)		0-0 F3		0-0 5-3			0-0 1B 2B	0-3 K		4 1 1 0 0 1 3
Bill Glynn, L OBP: 0.348, SLG: 0.245 (1, 3)		0-0 4-3 1-2 2-3			0-0 G5-4-3 1B		0-0 SH5-3 SH 2-H BB 1B	4-0 1B IBB		3 1 2 1 1 0 2
Jim Hegan, R OBP: 0.284, SLG: 0.371 (1, 2)		0-0 1B 2-H 3-H		0-0 G5-4-3 1-2f			0-0 SH BB SH5-3 WP	0-0 1-2 2-H 1B		3 1 2 3 0 0 1
Bob Feller, R Bob Hooper, R (1, 1) (9, 1)		0-0 F8		0-0 6-3			0-0 SH5-3 1-2 2-3	0-3 K		3 0 0 0 0 1 3 0 0 0 0 0 0 0

Inning Stats	R: 0 E: 0 K: 0 S: 2	H: 0 LOB: 0 BB: 1 P: 6	R: 2 E: 0 K: 0 S: 5	H: 2 LOB: 1 BB: 1 P: 9	R: 0 E: 0 K: 1 S: 5	H: 0 LOB: 0 BB: 0 P: 5	R: 0 E: 0 K: 0 S: 3	H: 0 LOB: 0 BB: 0 P: 3	R: 0 E: 0 K: 0 S: 3	H: 1 LOB: 0 BB: 0 P: 3	R: 1 E: 1 K: 0 S: 5	H: 1 LOB: 1 BB: 0 P: 5	R: 4 E: 1 K: 0 S: 5	H: 2 LOB: 1 BB: 3 P: 17	R: 1 E: 0 K: 2 S: 9	H: 2 LOB: 2 BB: 1 P: 13	R: 1 E: 0 K: 0 S: 2	H: 1 LOB: 0 BB: 0 P: 2	1B: 6 2B: 4 3B: 0 HR: 1	SF: 0 SAC: 2 DP: 3 HBP: 0	WP: 1 PB: 0 SB: 0 CS: 0	PA: 39
--------------	------------------------------	---------------------------------	------------------------------	---------------------------------	------------------------------	---------------------------------	------------------------------	---------------------------------	------------------------------	---------------------------------	------------------------------	---------------------------------	------------------------------	----------------------------------	------------------------------	----------------------------------	------------------------------	---------------------------------	----------------------------------	------------------------------------	----------------------------------	--------

PITCHER	IP	WLS	BF	H	R	ER	SO	BB	IBB	HBP	BLK	WP	HR	S	P	ERA	WHIP
Bill Wight, L ERA: 9.0 (1, 1)	6.0		26	6	6	4	1	2	0	0	0	0	0	26	34	6.00	1.333
Ray Herbert, R ERA: 7.45 (7, 1)	0.1		4	0	0	0	0	1	2	0	0	1	0	1	13	0.00	3.000
Hal Erickson, R ERA: 5.31 (7, 1)	1.2		7	2	2	1	2	0	1	0	0	0	0	10	14	5.40	1.200
Earl Harist, R ERA: 8.31 (9, 1)	0.1	L	2	1	1	1	0	0	0	0	0	0	1	2	2	27.00	3.000

BOTTOM

Detroit Tigers @ Cleveland Indians
Cleveland Municipal Stadium, Cleveland, OH
Tue May 26 1953, 3:33 AM EDT
Att. 2,142 - Unknown

livebaseballscores.com

AB	31
R	9
H	9
RBI	8
BB	6
SO	3
LOB	15



Batter	1	2	3	4	5	6	7	8	9	10	11	12	13	14	15	AB	R	H	RBI	BB	SO	LOB	TOP			
Jerry Priddy, R OBP: 0.304, SLG: 0.277 (1, 4)	0-0 5-3		0-0 6-3		0-0 F9		0-3 K		4-0 BB		0-0 1-3		0-0 5-3		6	0	0	1	1	1	2					
Harvey Kuenn, R OBP: 0.343, SLG: 0.339 (1, 6)	0-0 1B		0-0 L6		4-0 1B BB		0-3 K		0-0 G5-3		0-0 F9		0-0 1-3		6	0	1	0	1	1	3					
Don Lund, R OBP: 0.390, SLG: 0.468 (1, 7)	0-3 K				0-0 F9		0-3 K		0-0 6-3		0-3 K		0-0 F4		7	0	1	1	0	3	1					
Bob Nieman, R OBP: 0.358, SLG: 0.489 (1, 9)	0-0 1B		0-0 FC3-2 1B		0-0 G3		0-0 1-3		0-0 F8		0-0 2B		4-0 SH1-3 BB		6	0	3	0	1	0	2					
Jim Delsing, L OBP: 0.386, SLG: 0.442 (1, 8)	0-0 G3		0-0 FC3-2 1B		0-0 1-3		0-0 1-3		0-0 1B		0-3 K		0-0 SH1-3		6	0	1	0	0	1	4					
Walt Droop, R OBP: 0.284, SLG: 0.390 (1, 3)		0-0 5-3		0-0 1B		0-0 FC4-6 1B		0-0 5-3		0-0 F2		0-0 G5-3 SH1-4 1B		4-0 IBB		6	0	3	0	1	0	1				
Joe Ginsberg, L OBP: 0.361, SLG: 0.313 (1, 2)		0-0 5-3		0-0 4-3		0-0 FC4-6 1B		0-0 E BB 1B		0-3 K		0-0 SH1-4		0-0 F7		2	0	0	0	0	0	2				
Matt Batts, R OBP: 0.320, SLG: 0.453 (5, 2)																2	0	1	0	0	0	1				
Owen Friend, R OBP: 0.231, SLG: 0.233 (9, PR)																0	1	0	0	0	0	0				
Johnny Bucha, R OBP: 0.286, SLG: 0.176 (9, 2)																2	0	0	0	0	1	2				
Fred Hatfield, L OBP: 0.370, SLG: 0.297 (1, 5)		0-3 K														5	0	2	0	1	1	3				
Art Houtteman, R OBP: 0.077, SLG: 0.308 (1, 1)																										
Pat Mullin, L OBP: 0.400, SLG: 0.318 (9, PH)																										
Dave Madison, R OBP: 0.143, SLG: 0.143 (9, 1)																										
Inning Stats	R: 0 E: 0 K: 1 S: 7	H: 2 LOB: 2 BB: 0 P: 7	R: 0 E: 0 K: 1 S: 5	H: 0 LOB: 0 BB: 0 P: 5	R: 0 E: 0 K: 0 S: 3	H: 0 LOB: 0 BB: 0 P: 3	R: 0 E: 0 K: 0 S: 5	H: 2 LOB: 2 BB: 0 P: 5	R: 0 E: 0 K: 2 S: 4	H: 1 LOB: 1 BB: 0 P: 4	R: 0 E: 0 K: 1 S: 5	H: 0 LOB: 0 BB: 0 P: 5	R: 0 E: 0 K: 2 S: 8	H: 1 LOB: 1 BB: 0 P: 8	R: 0 E: 0 K: 0 S: 3	H: 1 LOB: 1 BB: 1 P: 7	R: 0 E: 0 K: 0 S: 3	H: 0 LOB: 2 BB: 2 P: 11	R: 0 E: 0 K: 0 S: 3	H: 0 LOB: 0 BB: 0 P: 3	R: 0 E: 0 K: 0 S: 3	H: 0 LOB: 2 BB: 2 P: 11	1B: 11 2B: 1 3B: 0 HR: 0	SF: 0 SAC: 2 DP: 2 HBP: 1	WP: 2 PB: 1 SB: 1 CS: 0	PA: 63
PITCHER	IP	WLS	BF	H	R	ER	SO	BB	IBB	HBP	BLK	WP	HR	S	P	ERA	WHIP									
Joe Dobson, R ERA: 2.66 (1, 1)	4.2		21	6	1	1	2	1	0	0	0	1	0	24	28	1.93	1.500									
Harry Dorish, R ERA: 2.23 (5, 1)	10.1		41	6	1	0	7	2	2	1	0	0	0	50	67	0.00	0.774									

Detroit Tigers @ Chicago White Sox
Comiskey Park, Chicago, IL
Wed May 27 1953, 4:33 AM EDT
Att. 13,894 - Unknown

livebaseballscorecards.com


AB 54
R 2
H 12
RBI 2
BB 5
SO 9
LOB 27



Batter	1	2	3	4	5	6	7	8	9	10	11	12	13	14	15	AB	R	H	RBI	BB	SO	LOB										
Chico Carrasquel, R (1, 6) OBP: 0.305, SLG: 0.331 Tommy Byrne, L (15, PH) OBP: 0.294, SLG: 0.400	0-0 F9		0-0 G6-4-3 1B		0-0 1-2 1B		0-0 6-3		0-0 F7		0-0 F3		0-0 4-3 SH3-4 1B		0-3 K	7	0	3	0	0	0	0	0									
Jim Rivera, L (1, 8) OBP: 0.352, SLG: 0.351	0-3 K		0-0 G6-4-3 1-2f		0-0 F6		0-0 2B 2B		0-0 S S 1B		0-3 K		0-0 SH3-4 1-2		0-0 4-3	7	1	2	0	0	2	3										
Ferris Fain, L (1, 3) OBP: 0.404, SLG: 0.379	0-0 BB 1B		0-0 4-3		0-0 4-3		0-0 2B		4-0 S S 1-2 IBB		4-0 HBP 1B BB		4-0 4-3 IBB		0-3 K	5	1	2	1	3	1	2										
Sam Mele, R (1, 9) OBP: 0.388, SLG: 0.438 Tom Wright, L (9, PH) OBP: 0.333, SLG: 0.256	4-0 1B 1-2 BB			0-0 5-3		4-0 BB FC5-2 BB		0-0 F4		0-3 S S 1-2 2-3 K		0-0 HBP 1B		0-0 4-3		2	0	0	0	2	0	1										
Minnie Minoso, R (1, 7) OBP: 0.407, SLG: 0.345	0-0 1-3 2-H 1B			0-0 F8		0-0 F7		0-0 6-3		4-0 FC5-4 IBB		1-0 1-2 2-3 HBP		4-0 IBB		4	0	1	1	2	0	2										
Vern Stephens, R (1, 5) OBP: 0.278, SLG: 0.286 Bud Sheely, L (13, PH) OBP: 0.600, SLG: 0.500 Rocky Krnsnich, R (14, 5) OBP: 0.273, SLG: 0.300	0-0 F8			0-0 1B		4-0 FC5-2 BB BB		0-0 FC6-4 1B		0-0 FC5-4 1-2f		0-0 5-3		0-0 F8		5	0	2	0	1	0	8										
Sherm Lollar, R (1, 2) OBP: 0.430, SLG: 0.494		0-3 S K		0-0 F3		4-0 1-2 2-3 FC5-2 BB		0-0 F3		0-0 F5		0-0 6-3		0-0 6-3		6	0	0	0	1	1	2										
Nellie Fox, L (1, 4) OBP: 0.313, SLG: 0.352		0-0 K 1-3		0-0 4-3		0-0 FC5-2 BB		0-0 F6		0-0 F9		0-0 F8		0-0 F9		7	0	0	0	0	0	4										
Joe Dobson, R (1, 1) OBP: 0.100, SLG: 0.150 Harry Dorish, R (5, 1) OBP: 0.143, SLG: 0.143		0-0 F7		0-0 1B 1B		0-0 F4		0-0 FC6-4 1-2f		0-3 K		0-0 5-3		0-0 1-3		1	0	0	0	0	0	0										
Inning Stats	R: 1 E: 0 K: 1 S: 7	H: 2 LOB: 2 BB: 1 P: 11	R: 0 E: 0 K: 1 S: 5	H: 0 LOB: 0 BB: 0 P: 5	R: 0 E: 0 K: 0 S: 4	H: 1 LOB: 1 BB: 0 P: 4	R: 0 E: 0 K: 0 S: 5	H: 2 LOB: 2 BB: 0 P: 5	R: 0 E: 0 K: 0 S: 3	H: 1 LOB: 1 BB: 0 P: 4	R: 1 E: 0 K: 1 S: 5	H: 2 LOB: 1 BB: 0 P: 5	R: 0 E: 0 K: 1 S: 6	H: 0 LOB: 0 BB: 0 P: 5	R: 0 E: 0 K: 1 S: 6	H: 1 LOB: 3 BB: 1 P: 11	R: 0 E: 0 K: 0 S: 3	H: 0 LOB: 0 BB: 0 P: 3	R: 0 E: 0 K: 2 S: 4	H: 1 LOB: 3 BB: 2 P: 12	R: 0 E: 0 K: 0 S: 3	H: 0 LOB: 0 BB: 0 P: 3	R: 0 E: 0 K: 2 S: 7	H: 0 LOB: 0 BB: 0 P: 7	1B: 10 2B: 2 3B: 0 HR: 0	SF: 0 SAC: 1 DP: 1 HBP: 1	WP: 1 PB: 0 SB: 3 CS: 0	PA: 66				
PITCHER	Art Houtteman, R (1, 1) ERA: 6.17	IP: 8.0 WLS: 36 BF: 9 H: 2 R: 2 ER: 2 SO: 2	Dave Madison, R (9, 1) ERA: 3.68	IP: 7.0 WLS: 30 BF: 3 H: 0 R: 0 ER: 0 SO: 5	BB: 4 IBB: 0 HBP: 0 BLK: 0	WP: 1 HR: 0 S: 36 P: 52	ERA: 2.25 WHIP: 1.625	PITCHER	IP: 7.0 WLS: 30 BF: 33 H: 3 R: 0 ER: 0 SO: 5	BB: 1 IBB: 0 HBP: 0 BLK: 0	WP: 1 HR: 0 S: 36 P: 52	ERA: 0.00 WHIP: 0.571	PITCHER	IP: 7.0 WLS: 30 BF: 33 H: 3 R: 0 ER: 0 SO: 5	BB: 1 IBB: 0 HBP: 0 BLK: 0	WP: 1 HR: 0 S: 36 P: 52	ERA: 0.00 WHIP: 0.571	PITCHER	IP: 7.0 WLS: 30 BF: 33 H: 3 R: 0 ER: 0 SO: 5	BB: 1 IBB: 0 HBP: 0 BLK: 0	WP: 1 HR: 0 S: 36 P: 52	ERA: 0.00 WHIP: 0.571	PITCHER	IP: 7.0 WLS: 30 BF: 33 H: 3 R: 0 ER: 0 SO: 5	BB: 1 IBB: 0 HBP: 0 BLK: 0	WP: 1 HR: 0 S: 36 P: 52	ERA: 0.00 WHIP: 0.571	PITCHER	IP: 7.0 WLS: 30 BF: 33 H: 3 R: 0 ER: 0 SO: 5	BB: 1 IBB: 0 HBP: 0 BLK: 0	WP: 1 HR: 0 S: 36 P: 52	ERA: 0.00 WHIP: 0.571

DETROIT TIGERS @ CHICAGO WHITE SOX
Comiskey Park, Chicago, IL
 Wed May 27 1953, 4:33 AM EDT
 Att: 13,894 - Unknown

AB	55
R	2
H	12
RBI	2
BB	9
SO	7
LOB	33



Batter	1	2	3	4	5	6	7	8	9	10	11	AB	R	H	RBI	BB	SO	LOB	TOP							
Johnny Groth, R OBP: 0.331, SLG: 0.340 (1, 8)	F8		SH2-3	G4-6-3			SH1-4 1B	K		F7	F9	6	0	1	1	0	1	5								
Bobby Young, L OBP: 0.344, SLG: 0.372 (1, 4)	1-3		4-3			2B	SH1-4 1-2		F7		F9	6	2	2	0	0	0	2								
Vic Wertz, L OBP: 0.380, SLG: 0.492 (1, 9)	1B		F9			F3	S IBB		BB		F6	4	0	1	0	2	0	3								
Bob Elliott, R OBP: 0.378, SLG: 0.432 (1, 5)	5-3			F8		2B	K		F9		E 2B	6	1	2	1	0	1	4								
Dick Kryhoski, L OBP: 0.404, SLG: 0.613 (1, 3)		4-3		HR		G6-4-3 BB			F7		E IBB	3	2	1	1	3	0	1								
Jim Dyck, R OBP: 0.327, SLG: 0.242 Dick Kokos, L OBP: 0.397, SLG: 0.333 (11, PH) (11, 7)	2B			1B		G6-4-3 1-2 2-3	K			6-3	E 1B 1B	5	1	2	0	0	1	5								
Clint Courtney, L OBP: 0.333, SLG: 0.272 Neil Berry, R OBP: 0.417, SLG: 0.667 Les Moss, R OBP: 0.354, SLG: 0.438 (8, 2)	5-3			1B		1B	F7		1B	FC6-4 1B	E 1B IBB	4	1	2	0	0	0	1								
Billy Hunter, R OBP: 0.311, SLG: 0.287 (1, 6)	K			1B		1B	4-3		F3	FC6-4 1B	1B F9 IBB	6	2	2	1	0	1	4								
Don Larsen, R OBP: 0.192, SLG: 0.269 Max Lanier, R Satchel Paige, R Hank Edwards, L OBP: 0.389, SLG: 0.323 Harry Brecheen, L OBP: 0.250, SLG: 0.250 (10, 1)			4-3 SH2-3 1B			G4-6-3 1B	6-3		K	FC6-4 1B	1B	3	0	2	2	0	0	0								
Inning Stats	R: 0 E: 0 K: 0 S: 4	H: 1 LOB: 1 BB: 0 P: 4	R: 0 E: 0 K: 1 S: 6	H: 1 LOB: 1 BB: 0 P: 6	R: 0 E: 0 K: 0 S: 4	H: 1 LOB: 1 BB: 0 P: 4	R: 4 E: 0 K: 0 S: 7	H: 5 LOB: 0 BB: 0 P: 7	R: 1 E: 0 K: 0 S: 4	H: 2 LOB: 1 BB: 1 P: 8	R: 0 E: 0 K: 0 S: 3	H: 0 LOB: 0 BB: 0 P: 3	R: 0 E: 0 K: 2 S: 8	H: 1 LOB: 3 BB: 2 P: 16	R: 0 E: 0 K: 2 S: 8	H: 1 LOB: 1 BB: 0 P: 8	R: 0 E: 0 K: 0 S: 3	H: 0 LOB: 1 BB: 1 P: 7	R: 0 E: 0 K: 0 S: 5	H: 2 LOB: 2 BB: 0 P: 5	R: 6 E: 2 K: 0 S: 8	H: 4 LOB: 1 BB: 2 P: 16	1B: 13 2B: 4 3B: 0 HR: 1	SF: 0 SAC: 2 DP: 2 HBP: 0	WP: 0 PB: 0 SB: 2 CS: 0	PA: 56
PITCHER	IP	WLS	BF	H	R	ER	SO	BB	IBB	HBP	BLK	WP	HR	S	P	ERA	WHIP									
Ned Garver, R ERA: 5.18 (1, 1)	4.1		23	10	5	5	1	1	0	0	0	0	1	24	28	10.38	2.538									
Ray Herbert, R ERA: 6.35 (5, 1)	1.2		4	0	0	0	0	0	0	0	0	0	0	4	4	0.00	0.000									
Hal Erickson, R ERA: 4.84 (7, 1)	2.0		10	2	0	0	4	0	2	0	0	0	0	16	24	0.00	1.000									
Dave Madison, R ERA: 4.73 (9, 1)	3.0	L	19	6	6	5	0	1	2	0	0	0	0	16	28	15.00	2.333									

St. Louis Browns @ Detroit Tigers
 Briggs Stadium, Detroit, MI
 Fri May 29 1953, 4:33 AM EDT
 Att. 3,208 - Unknown

livebaseballscorecards.com

AB	48
R	11
H	18
RBI	10
BB	6
SO	5
LOB	28



Batter	1	2	3	4	5	6	7	8	9	10	11	AB R H RBI BB SO LOB
Jerry Priddy, R (1, 4) OBP: 0.306, SLG: 0.283	0-0 5-3	0-0 FC6-4		0-0 FC3-6		0-0 1B		0-0 G5-4-3			0-0 F9	6 0 2 4 0 0 3
Harvey Kuenn, R (1, 6) OBP: 0.348, SLG: 0.341	0-0 F8	0-0 FC6-4		0-0 F9		0-0 1B					0-0 F9	5 1 2 0 1 0 4
Jim Delsing, L (1, 8) OBP: 0.378, SLG: 0.430	0-0 1B		0-0 F9		0-0 F5	0-0 5-3			0-0 SH3-4		0-3 K	5 0 1 0 0 1 2
Bob Nieman, R (1, 9) OBP: 0.346, SLG: 0.472	0-0 F8		0-0 F9		0-0 F8		0-0 F3		0-0 F7			5 0 0 0 0 0 3
Walt Dropo, R (1, 3) OBP: 0.282, SLG: 0.384	0-0 F2		0-0 F9		0-0 5-3		0-0 6-3		0-0 1B			5 0 1 1 0 0 2
Don Lund, R (1, 7) OBP: 0.400, SLG: 0.475		0-0 F7		0-0 BB 1B		0-0 G3 1B			0-3 K			5 2 3 0 0 1 1
Joe Ginsberg, L (1, 2) OBP: 0.341, SLG: 0.297		0-0 F5		0-0 F6		0-0 G3 1B		0-0 F8				5 1 1 0 0 0 2
Fred Hatfield, L (1, 5) OBP: 0.377, SLG: 0.308		0-0 1B		0-0 FC3-6		0-0 F7		0-0 5-3				3 1 2 0 0 0 2
Matt Batts, R (8, PH) OBP: 0.316, SLG: 0.448		0-0 1B		0-0 FC3-6		0-0 F7						1 0 0 0 0 0 0
Billy Hitchcock, R (9, 5) OBP: 0.360, SLG: 0.304		0-0 1B		0-0 1B		0-0 G3		0-0 5-3				1 0 0 0 0 0 0
Ned Garver, R (1, 1) OBP: 0.269, SLG: 0.333		0-0 1B		0-0 FC3-6		0-0 G3		0-0 G5-4-3				1 0 1 0 1 0 0
Ray Herbert, R (5, 1) OBP: 0.333, SLG: 0.456		0-0 1B		0-0 FC3-6		0-0 G3						0 0 0 0 0 0 0
Frank Carswell, R (6, PH) OBP: 0.383, SLG: 0.214		0-0 1B		0-0 FC3-6		0-0 G3						1 0 0 0 0 0 2
Hal Erickson, R (7, 1) OBP: 0.353, SLG: 0.214		0-0 1B		0-0 FC3-6		0-0 G3						0 0 0 0 0 0 0
Steve Souchock, R (8, PH) OBP: 0.333, SLG: 0.556		0-0 1B		0-0 FC3-6		0-0 G3						1 0 1 0 0 0 0
Owen Friend, R (8, PR) OBP: 0.291, SLG: 0.233		0-0 1B		0-0 FC3-6		0-0 G3						0 0 0 0 0 0 0
Dave Madison, R (9, 1) OBP: 0.125, SLG: 0.125		0-0 1B		0-0 FC3-6		0-0 G3						1 0 0 0 0 0 0

Inning Stats	R: 0	H: 2	E: 0	K: 0	S: 5	H: 2	LOB: 2	BB: 0	P: 5	R: 1	H: 3	E: 0	K: 0	S: 6	H: 0	LOB: 0	BB: 0	P: 3	R: 0	H: 0	E: 0	K: 0	S: 3	H: 2	LOB: 2	BB: 1	P: 9	R: 0	H: 0	E: 0	K: 0	S: 3	H: 0	LOB: 0	BB: 0	P: 3	R: 2	H: 4	E: 0	K: 0	S: 7	H: 2	LOB: 2	BB: 0	P: 7	R: 0	H: 1	E: 0	K: 0	S: 4	H: 1	LOB: 1	BB: 0	P: 4	R: 0	H: 1	E: 0	K: 0	S: 3	H: 1	LOB: 1	BB: 0	P: 3	R: 1	H: 1	E: 0	K: 1	S: 6	H: 1	LOB: 1	BB: 1	P: 10	R: 0	H: 0	E: 0	K: 0	S: 3	H: 0	LOB: 0	BB: 0	P: 3	R: 0	H: 0	E: 0	K: 1	S: 5	H: 0	LOB: 0	BB: 0	P: 5
1B: 14	SF: 0	2B: 0	SAC: 1	3B: 0	DP: 1	HR: 0	HBP: 0	WP: 0	PA: 48																																																																																	

PITCHER	IP	WLS	BF	H	R	ER	SO	BB	IBB	HBP	BLK	WP	HR	S	P	ERA	WHIP
Don Larsen, R (1, 1) ERA: 3.51	5.0		25	9	4	4	0	1	0	0	0	0	0	24	28	7.20	2.000
Max Lanier, L (6, 1) ERA: 5.19	3.1		14	4	1	1	0	1	0	0	0	0	0	13	17	2.70	1.500
Satchel Paige, R (9, 1) ERA: 3.0	0.2		3	1	0	0	1	0	0	0	0	0	0	5	5	0.00	1.500
Harry Brecheen, L (10, 1) ERA: 3.38	2.0	W	6	0	0	0	1	0	0	0	0	0	0	8	8	0.00	0.000

St. Louis Browns @ Detroit Tigers
 Briggs Stadium, Detroit, MI
 Fri May 29 1953, 4:33 AM EDT
 Att: 3,208 - Unknown

AB	45
R	5
H	14
RBI	5
BB	2
SO	2
LOB	21



WP: 0	PA: 48
PB: 0	
SB: 0	
CS: 0	

livebaseballscorecards.com

Batter	1	2	3	4	5	6	7	8	9	AB R H RBI BB SO LOB	TOP																									
Johnny Groth, R (1, 8) OBP: 0.335, SLG: 0.371	0-0 HR	0-0 F8 1B 2B		0-3 K		0-0 5-3			0-0 SH1-4	4 2 2 2 0 1 2																										
Bobby Young, L (1, 4) OBP: 0.339, SLG: 0.367	0-0 4-3	0-0 F8		0-0 F4			0-0 G4-6-3 1B		0-0 1-3	5 0 1 0 0 0 4																										
Vic Wertz, L (1, 9) OBP: 0.381, SLG: 0.484 Roy Sievers, R (9, PR) OBP: 0.253, SLG: 0.239	0-3 K	0-0 FC4-6 1B		0-3 K			0-0 G4-6-3 1-2f		4-0 BB 1B BB	4 0 1 1 1 2 2 0 1 0 0 0 0 0																										
Bob Elliott, R (1, 5) OBP: 0.386, SLG: 0.430	4-0 1B BB	0-0 FC4-6			0-0 6-3		0-0 1B		4-0 1B BB	3 0 1 0 2 0 1																										
Dick Kryhoski, L (1, 3) OBP: 0.419, SLG: 0.633 Don Lenhardt, R (9, PH) OBP: 0.326, SLG: 0.381	0-0 BB 1-3 1B		0-0 FC1-6 1B		0-0 2B		0-0 F9		0-0 1-2 2-H 3-H 1B	4 0 3 0 0 0 1 1 0 1 2 0 0 0																										
Jim Dyck, R (1, 7) OBP: 0.322, SLG: 0.232	4-0 1-2 BB		0-0 FC1-6		0-0 F8			0-0 5-3	0-0 K	4 0 0 0 1 1 3																										
Clint Courtney, L (1, 2) OBP: 0.319, SLG: 0.259	0-0 3-1		0-0 F5			0-0 6-3		0-0 F5		4 0 0 0 0 0 4																										
Billy Hunter, R (1, 6) OBP: 0.316, SLG: 0.294		0-0 SH2-4 2B 1B		0-0 F8		0-0 SH1-5-1 1B		0-0 F8		4 1 2 0 0 0 1																										
Virgil Trucks, R (1, 1) OBP: 0.130, SLG: 0.130 Hank Edwards, L (9, PH) OBP: 0.405, SLG: 0.344 Neil Berry, R (9, PR) OBP: 0.417, SLG: 0.667 Satchel Paige, R (9, 1)		0-0 SH2-4			0-0 1B		0-0 SH1-5-1		0-0 BB SH1-4 1B 1B	1 0 1 0 0 0 0 1 0 1 0 0 0 0 0 1 0 0 0 0 0 0 0 0 0 0 0 0																										
Inning Stats	R: 1 E: 0 K: 1 S: 7	H: 2 LOB: 3 BB: 2 P: 15	R: 2 E: 0 K: 0 S: 6	H: 3 LOB: 1 BB: 0 P: 6	R: 0 E: 0 K: 0 S: 4	H: 1 LOB: 1 BB: 0 P: 4	R: 0 E: 0 K: 2 S: 8	H: 1 LOB: 1 BB: 0 P: 8	R: 0 E: 0 K: 0 S: 3	H: 1 LOB: 0 BB: 0 P: 3	R: 0 E: 0 K: 0 S: 4	H: 1 LOB: 1 BB: 0 P: 4	R: 0 E: 0 K: 0 S: 4	H: 2 LOB: 1 BB: 0 P: 4	R: 0 E: 0 K: 0 S: 3	H: 0 LOB: 0 BB: 0 P: 3	R: 2 E: 0 K: 1 S: 7	H: 2 LOB: 2 BB: 2 P: 15	1B: 10 2B: 2 3B: 0 HR: 1	SF: 0 SAC: 3 DP: 1 HBP: 0	WP: 0 PB: 0 SB: 1 CS: 0	PA: 42														
PITCHER	IP WLS BF H R ER SO BB IBB HBP BLK WP HR S P ERA WHIP																																			
Ted Gray, L (1, 1) ERA: 5.1	1.2		12	5	3	3	1	2	0	0	0	0	1	12	20	16.20	4.200																			
Dick Marlowe, R (2, 1) ERA: 4.41	7.0	L	27	7	2	2	2	1	0	0	0	0	0	30	34	2.57	1.143																			
Ray Herbert, R (9, 1) ERA: 6.35	0.0		1	0	0	0	0	1	0	0	0	0	0	0	4	∞	∞																			
Bill Wight, L (9, 1) ERA: 8.85	0.1		2	1	0	0	1	0	0	0	0	0	0	4	4	0.00	3.000																			

St. Louis Browns @ Detroit Tigers
 Briggs Stadium, Detroit, MI
 Sat May 30 1953, 4:33 AM EDT
 Unknown

livebaseballscorecards.com

AB 35
 R 5
 H 13
 RBI 5
 BB 4
 SO 4
 LOB 18



Batter	1	2	3	4	5	6	7	8	9	AB	R	H	RBI	BB	SO	LOB
Jerry Priddy, R OBP: 0.303, SLG: 0.268 (1, 4)	0-0 E6		0-0 6-3		0-3 K		4-0 CS BB			3	0	0	0	1	1	0
Harvey Kuenn, R OBP: 0.351, SLG: 0.345 (1, 6)	0-0 S 1B		0-0 4-3 1B		0-3 K		0-0 CS 1-2	0-0 6-3		4	2	2	0	0	1	0
Jim Delsing, L OBP: 0.374, SLG: 0.442 (1, 8)	0-0 F7 1-2		0-0 4-3		0-0 F7			0-0 WP 3B		4	1	1	0	0	0	2
Bob Nieman, R OBP: 0.350, SLG: 0.473 (1, 9)	0-0 1B		0-0 1B		0-0 6-3			0-0 F3		4	0	2	2	0	0	0
Walt Dropo, R OBP: 0.275, SLG: 0.375 (1, 3)	0-0 F3		0-3 K		0-0 6-3			0-3 K		4	0	0	0	0	2	2
Don Lund, R OBP: 0.395, SLG: 0.476 (1, 7)		0-0 F9		0-0 5-3		0-0 1B 2B			0-0 F3	4	1	1	0	0	0	0
Joe Ginsberg, L OBP: 0.378, SLG: 0.350 (1, 2)		0-0 2B		4-0 BB		0-0 2B 1B			0-0 F9	3	0	2	1	1	0	0
Fred Hatfield, L OBP: 0.373, SLG: 0.299 (1, 5)		0-0 F7		0-0 F8		0-0 PO 1-2	0-0 E1 B1-6-4		4-0 BB	3	0	0	0	1	0	2
Ted Gray, S OBP: 0.357, SLG: 0.308 (1, 1)		0-3 K		0-3 K			0-0 B1-6-4 1-2f		0-0 G3	0	0	0	0	0	0	0
Dick Marlowe, R OBP: 0.125, SLG: 0.125 (2, 1)										3	0	0	0	0	2	3
Ray Herbert, R (9, 1)										0	0	0	0	0	0	0
Bill Wight, L OBP: 0.429, SLG: 0.429 (9, 1)										0	0	0	0	0	0	0
Pat Mullin, L (9, PH) OBP: 0.385, SLG: 0.304										1	0	0	0	0	0	1


Inning Stats	R: 1	H: 2	E: 1	K: 0	S: 5	H: 2	LOB: 1	BB: 0	P: 5	R: 0	H: 1	E: 0	K: 1	S: 6	H: 2	LOB: 1	BB: 0	P: 6	R: 1	H: 2	E: 0	K: 1	S: 7	R: 0	H: 0	E: 0	K: 2	S: 7	R: 0	H: 0	E: 0	K: 1	S: 5	R: 1	H: 2	E: 0	K: 0	S: 4	R: 0	H: 0	E: 1	K: 0	S: 2	R: 1	H: 1	E: 0	K: 1	S: 6	R: 0	H: 0	E: 0	K: 0	S: 3	1B: 5	SF: 0	2B: 2	SAC: 0	3B: 1	DP: 1	HR: 0	HBP: 0	WP: 1	PA: 38
--------------	------	------	------	------	------	------	--------	-------	------	------	------	------	------	------	------	--------	-------	------	------	------	------	------	------	------	------	------	------	------	------	------	------	------	------	------	------	------	------	------	------	------	------	------	------	------	------	------	------	------	------	------	------	------	------	-------	-------	-------	--------	-------	-------	-------	--------	-------	--------

PITCHER	IP	WLS	BF	H	R	ER	SO	BB	IBB	HBP	BLK	WP	HR	S	P	ERA	WHIP
Virgil Trucks, R ERA: 2.39 (1, 1)	8.0	W	32	8	4	4	6	2	0	0	0	1	0	42	50	4.50	1.250
Satchel Paige, R ERA: 2.9 (9, 1)	1.0	S	4	0	0	0	0	1	0	0	0	0	0	3	7	0.00	1.000


BOTTOM

St. Louis Browns @ Detroit Tigers
 Briggs Stadium, Detroit, MI
 Sat May 30 1953, 4:33 AM EDT
 Unknown

AB	33
R	4
H	8
RBI	3
BB	3
SO	6
LOB	10



livebaseballscores.com

Batter	1	2	3	4	5	6	7	8	9	AB R H RBI BB SO LOB	TOP											
Johnny Groth, R (1, 8) OBP: 0.341, SLG: 0.391	0-0 G3	0-0 1B		0-0 F3		0-0 E4 SH1-3		0-0 HR	4-0 2B 1B BB	5 2 2 1 1 0 2												
Bobby Young, L (1, 4) OBP: 0.347, SLG: 0.381	0-0 BB 1B	0-0 1B		0-3 K		0-0 SH1-3		0-0 4-3	0-0 1B 2B	5 2 3 2 0 1 2												
Vic Wertz, L (1, 9) OBP: 0.385, SLG: 0.504	0-0 F6	0-3 K			4-0 SH3 2B BB	0-0 F5		0-0 HR	0-0 1B	5 2 2 3 1 1 4												
Dick Kryhoski, L (1, 3) OBP: 0.418, SLG: 0.610	4-0 BB 1B BB		0-0 1-3		0-0 SH3	4-0 BB		0-0 F3	0-0 4-3	3 1 0 0 2 0 1												
Dick Kokos, L (1, 7) OBP: 0.397, SLG: 0.347	4-0 1B BB		0-0 F6		0-0 1B 2B	0-0 F5			0-0 4-3	4 1 1 1 1 0 2												
Les Moss, R (1, 2) OBP: 0.369, SLG: 0.442	0-0 1B		0-0 5-3		0-0 3B 1B		0-0 5-3		4-0 1B BB	4 2 2 3 1 0 0												
Neil Berry, R (1, 5) OBP: 0.412, SLG: 0.706	0-0 1-3			0-0 SH3-4 1B	0-0 1-3 3B		0-0 6-3		0-0 1-3	5 1 2 1 0 0 3	AB 40 R 13 H 15 RBI 13 BB 6 SO 3 LOB 14											
Billy Hunter, R (1, 6) OBP: 0.314, SLG: 0.292		0-0 F8		0-0 SH3-4	0-0 1-3		0-0 1-3		0-0 BB 1B 2B 1B	4 1 1 2 0 0 0												
Bob Cain, L (1, 1) OBP: 0.375, SLG: 0.500				0-0 1B					0-0 BB 1B	3 0 1 0 0 0 0												
Marlin Stuart, L (7, 1) OBP: 0.600, SLG: 0.800		0-0 6-3		0-0 1B	0-0 1-3			0-3 K	0-0 2B 1B	2 1 1 0 0 1 0												
Inning Stats	R: 2 E: 0 K: 0 S: 5	H: 2 LOB: 2 BB: 2 P: 13	R: 0 E: 0 K: 1 S: 7	H: 2 LOB: 2 BB: 0 P: 7	R: 0 E: 0 K: 0 S: 3	H: 0 LOB: 0 BB: 0 P: 3	R: 0 E: 0 K: 1 S: 7	H: 2 LOB: 2 BB: 0 P: 7	R: 4 E: 0 K: 0 S: 6	H: 3 LOB: 0 BB: 1 P: 10	R: 0 E: 1 K: 0 S: 4	H: 0 LOB: 2 BB: 1 P: 8	R: 0 E: 0 K: 0 S: 3	H: 0 LOB: 0 BB: 0 P: 3	R: 2 E: 0 K: 1 S: 7	H: 2 LOB: 0 BB: 0 P: 7	R: 5 E: 0 K: 0 S: 7	H: 4 LOB: 1 BB: 2 P: 15	1B: 10 2B: 2 3B: 1 HR: 2	SF: 0 SAC: 3 DP: 0 HBP: 0	WP: 0 PB: 0 SB: 0 CS: 0	PA: 49
PITCHER	IP WLS BF H R ER SO BB IBB HBP BLK WP HR S P ERA WHIP																					
Earl Harrist, R (1, 1) ERA: 8.59	6.0 L 32 9 6 6 2 4 0 0 0 0 0 0 32 48 9.00 2.167																					
Bill Wight, L (7, 1) ERA: 8.87	2.0 8 2 2 2 1 0 0 0 0 0 0 2 10 10 9.00 1.000																					
Ray Herbert, R (9, 1) ERA: 9.49	1.0 9 4 5 5 0 2 0 0 0 0 0 0 7 15 45.00 6.000																					

St. Louis Browns @ Detroit Tigers
 Briggs Stadium, Detroit, MI
 Sat May 30 1953, 4:38 AM EDT
 Att. 24,007 - Unknown

livebaseballscorecards.com

BOTTOM

St. Louis Browns @ Detroit Tigers
Briggs Stadium, Detroit, MI
Sat May 30 1953, 4:38 AM EDT
Att. 24,007 - Unknown

livebaseballscorecards.com

AB	33
R	1
H	7
RBI	1
BB	7
SO	1
LOB	22



WP:	0	PA:	40
PB:	1	SB:	0
CS:	0		

AB R H RBI BB SO LOB

5 0 1 0 0 0 6

4 0 0 0 1 0 1

4 0 1 0 1 0 1

4 0 0 0 1 1 3

4 0 1 0 0 0 2

2 1 1 0 2 0 2

4 0 1 0 0 0 2

2 0 1 0 2 0 1

2 0 0 0 0 0 3

1 0 1 1 0 0 0

0 0 0 0 0 0 0

1 0 0 0 0 0 1

0 0 0 0 0 0 0

1B: 4 SF: 0
2B: 3 SAC: 0
3B: 0 DP: 0
HR: 0 HBP: 0

Batter	1	2	3	4	5	6	7	8	9		
Harvey Kuenn, R (1, 6) OBP: 0.347, SLG: 0.341	0-0 F5		0-0 1B	0-0 FC6-4		0-0 F7		0-0 FC6-4			
Billy Hitchcock, R (1, 5) OBP: 0.333, SLG: 0.259	0-0 F2		0-0 F3		0-0 F4		4-0 PB	0-0 6-3			
Don Lund, R (1, 7) OBP: 0.395, SLG: 0.467	4-0 FC4-6		0-0 1B		0-0 F7		0-0 1-3	0-0 6-3			
Bob Nieman, R (1, 9) OBP: 0.345, SLG: 0.461	0-0 FC4-6		0-0 F8		0-0 5-3		4-0 BB	0-3 K			
Walt Dropo, R (1, 3) OBP: 0.275, SLG: 0.378		0-0 F7		0-0 6-3		0-0 2B	0-0 F3				
Jim Delsing, L (1, 8) OBP: 0.386, SLG: 0.453		4-0 BB		4-0 2B		0-0 1B	0-0 F9				
Matt Batts, R (1, 2) OBP: 0.314, SLG: 0.450		0-0 F8		0-0 2B		0-0 F6		0-0 5-3			
Owen Friend, R (1, 4) OBP: 0.261, SLG: 0.242		0-0 5-3		4-0 FC6-4		4-0 1B	0-0 FC3-6	0-0 1B			
Earl Harrist, R (1, 1) Frank Carswell, R (6, PH) Bill Wight, L (7, 1) Pat Mullin, L (8, PH) Ray Herbert, R (9, 1)			0-0 5-3	0-0 F4		0-0 1B		0-0 FC3-6			
Inning Stats	R: 0 H: 0 E: 0 LOB: 1 K: 0 BB: 1 S: 3 P: 7	R: 0 H: 0 E: 0 LOB: 1 K: 0 BB: 1 S: 3 P: 7	R: 0 H: 2 E: 0 LOB: 2 K: 0 BB: 0 S: 5 P: 5	R: 0 H: 1 E: 0 LOB: 3 K: 0 BB: 2 S: 4 P: 12	R: 0 H: 0 E: 0 LOB: 0 K: 0 BB: 0 S: 3 P: 3	R: 1 H: 3 E: 0 LOB: 2 K: 0 BB: 1 S: 5 P: 9	R: 0 H: 0 E: 0 LOB: 2 K: 0 BB: 2 S: 3 P: 11	R: 0 H: 1 E: 0 LOB: 1 K: 0 BB: 0 S: 4 P: 4	R: 0 H: 0 E: 0 LOB: 0 K: 1 BB: 0 S: 5 P: 5		
PITCHER	IP WLS BF H R ER SO BB IBB HBP BLK WP HR S P ERA WHIP	IP WLS BF H R ER SO BB IBB HBP BLK WP HR S P ERA WHIP									
Bob Cain, L (1, 1) ERA: 4.78	6.0 W 29 6 1 1 0 6 0 0 0 0 0 23 47 1.50 2.000										
Marlin Stuart, R (7, 1) ERA: 5.4	3.0 S 11 1 0 0 1 1 0 0 0 0 0 12 16 0.00 0.667										

Batter	1	2	3	4	5	6	7	8	9	AB R H RBI BB SO LOB	TOP	
Dale Mitchell, L (1, 7) OBP: 0.313, SLG: 0.385	0-0 5-3		0-0 FC4-6 1B		0-0 3-H 1B		4-0 BB BB	0-0 1-3 3-H 1B		4 0 3 2 1 0 0		
Bobby Avila, R (1, 4) OBP: 0.371, SLG: 0.380	0-0 F2		0-0 FC4-6 1-2f		0-0 1-3		0-0 F5		0-0 F6	5 0 0 0 0 0 3		
Larry Doby, L (1, 8) OBP: 0.325, SLG: 0.430	0-0 6-3		0-0 4-3			0-0 HR	0-0 F3		0-0 3-1	5 1 1 1 0 0 2		
Al Rosen, R (1, 5) Hank Majeski, R (8, 5) OBP: 0.421, SLG: 0.619 OBP: 0.200, SLG: 0.200		0-0 6-3		0-0 F8		0-3 K		0-0 FC1-5 1B	0-0 5-3	4 0 1 0 0 1 0 1 0 0 0 0 0 0		
Wally Westlake, R (1, 9) OBP: 0.476, SLG: 0.810		0-0 3B 1B		0-3 K		0-0 HR 1B		0-0 1B FC1-5 1B		4 3 3 0 0 1 0		
Bill Glynn, L (1, 3) OBP: 0.333, SLG: 0.261		0-0 F8		0-0 F7		0-0 HR		0-0 FC1-5 1B		4 2 1 2 0 0 3		
George Strickland, R (1, 6) OBP: 0.444, SLG: 0.381		0-0 1-H 3B			4-0 4-3 1B SH3-4 BB	0-3 K		0-0 1B 1B 1B		3 2 2 1 1 1 0		
Jim Hegan, R (1, 2) OBP: 0.294, SLG: 0.346		0-0 5-3			0-0 SH3-4	0-0 5-3		0-3 K		3 0 0 0 0 1 4		
Bob Lemon, L (1, 1) OBP: 0.214, SLG: 0.357			0-0 F5		0-0 4-3		0-0 G3	0-0 1B 1B		4 0 1 2 0 0 1		
Inning Stats	R: 0 E: 0 K: 0 S: 3 H: 0 LOB: 0 BB: 0 P: 3	R: 1 E: 0 K: 0 S: 5 H: 2 LOB: 1 BB: 0 P: 5	R: 0 E: 0 K: 0 S: 4 H: 1 LOB: 1 BB: 0 P: 4	R: 0 E: 0 K: 1 S: 5 H: 0 LOB: 0 BB: 0 P: 5	R: 1 E: 0 K: 0 S: 4 H: 1 LOB: 1 BB: 1 P: 8	R: 3 E: 0 K: 2 S: 10 H: 3 LOB: 0 BB: 0 P: 10	R: 0 E: 0 K: 0 S: 3 H: 0 LOB: 1 BB: 1 P: 7	R: 3 E: 0 K: 1 S: 9 H: 5 LOB: 2 BB: 0 P: 9	R: 0 E: 0 K: 0 S: 3 H: 0 LOB: 0 BB: 0 P: 3	1B: 9 2B: 0 3B: 1 HR: 2 SF: 0 SAC: 1 DP: 0 HBP: 0	WP: 0 PB: 0 SB: 0 CS: 0 PA: 40	
PITCHER	IP WLS BF H R ER SO BB IBB HBP BLK WP HR S P ERA WHIP											
Art Houtteman, R (1, 1) ERA: 6.32	6.0 L 26 7 5 5 3 1 0 0 0 0 0 2 31 35 7.50 1.333											
Hal Erickson, R (7, 1) ERA: 5.55	2.0 11 5 3 3 1 1 0 0 0 0 0 0 12 16 13.50 3.000											
Dave Madison, R (9, 1) ERA: 4.59	1.0 3 0 0 0 0 0 0 0 0 0 0 0 3 3 0.00 0.000											

Cleveland Indians @ Detroit Tigers
 Briggs Stadium, Detroit, MI
 Sun May 31 1953, 4:33 AM EDT
 Att. 17,143 - Unknown

livebaseballscorecards.com

AB	37
R	8
H	12
RBI	8
BB	2
SO	4
LOB	13



Batter	1	2	3	4	5	6	7	8	9	AB	R	H	RBI	BB	SO	LOB	BOTTOM
--------	---	---	---	---	---	---	---	---	---	----	---	---	-----	----	----	-----	--------

Fred Hatfield, L OBP: 0.369, SLG: 0.297 (1, 5) x	0-0 1-3 ①		0-0 4-3 ③			0-0 FC6-4 1B		0-3 K ②		4	0	1	0	0	1	1	Cleveland Indians @ Detroit Tigers Briggs Stadium, Detroit, MI Sun May 31 1953, 4:33 AM EDT Att. 17,143 - Unknown
--	-----------	--	-----------	--	--	--------------	--	---------	--	---	---	---	---	---	---	---	---

Harvey Kuenn, R OBP: 0.340, SLG: 0.333 (1, 6) x	0-0 F9 ②			0-0 6-3 ①		0-0 FC6-4 1-2f		0-0 F8 ③		4	0	0	0	0	0	1
---	----------	--	--	-----------	--	----------------	--	----------	--	---	---	---	---	---	---	---

Don Lund, R OBP: 0.382, SLG: 0.450 (1, 7) x	0-0 5-3 ③			0-3 K ②			0-0 F8 ①		0-0 5-3 ①	4	0	0	0	0	1	0
---	-----------	--	--	---------	--	--	----------	--	-----------	---	---	---	---	---	---	---

Bob Nieman, R OBP: 0.355, SLG: 0.474 (1, 9) x		0-0 F8 ①		0-0 CS 1B			0-0 1B 2B		0-0 FC5-4 1B	4	1	3	0	0	0	0
---	--	----------	--	-----------	--	--	-----------	--	--------------	---	---	---	---	---	---	---

Walt Dropo, R OBP: 0.280, SLG: 0.377 (1, 3) x		0-0 G3-6-1 1B		0-0 CS 1-2	0-3 K ①		1-0 4-3 1B HBP		0-0 FC5-4 1B 1-2f	3	0	1	0	0	1	1
---	--	---------------	--	------------	---------	--	----------------	--	-------------------	---	---	---	---	---	---	---

Jim Delsing, L OBP: 0.389, SLG: 0.455 (1, 8) x		0-0 G3-6-1 1-2f		0-0 5-3 ②			0-0 4-3 1B 1-2 2-H		0-0 2-3 1B	4	0	2	1	0	0	1
--	--	-----------------	--	-----------	--	--	--------------------	--	------------	---	---	---	---	---	---	---

Matt Batts, R OBP: 0.311, SLG: 0.442 (1, 2) x			0-0 1B		0-3 K ③		0-0 4-3 ②		0-0 F3 ③	4	0	1	0	0	1	4
---	--	--	--------	--	---------	--	-----------	--	----------	---	---	---	---	---	---	---


Owen Friend, R OBP: 0.250, SLG: 0.231 (1, 4) x			0-0 F6 ①			0-0 5-3 ①		0-0 5-3 ③		3	0	0	0	0	0	3
--	--	--	----------	--	--	-----------	--	-----------	--	---	---	---	---	---	---	---

Art Houtteman, R OBP: 0.071, SLG: 0.286 (1, 1) x			0-0 F7 ②			0-0 G3 ②		0-3 K ①		1	0	0	0	0	0	1
--	--	--	----------	--	--	----------	--	---------	--	---	---	---	---	---	---	---

Inning Stats	R: 0 E: 0 K: 0 S: 3	H: 0 LOB: 0 BB: 0 P: 3	R: 0 E: 0 K: 0 S: 3	H: 1 LOB: 0 BB: 0 P: 3	R: 0 E: 0 K: 0 S: 4	H: 1 LOB: 1 BB: 0 P: 4	R: 0 E: 0 K: 1 S: 5	H: 1 LOB: 0 BB: 0 P: 5	R: 0 E: 0 K: 2 S: 7	H: 0 LOB: 0 BB: 0 P: 7	R: 0 E: 0 K: 0 S: 4	H: 1 LOB: 1 BB: 0 P: 4	R: 1 E: 0 K: 0 S: 5	H: 2 LOB: 2 BB: 0 P: 6	R: 0 E: 0 K: 2 S: 7	H: 0 LOB: 0 BB: 0 P: 7	R: 0 E: 1 K: 0 S: 5	H: 2 LOB: 2 BB: 0 P: 5	1B: 7 2B: 1 3B: 0 HR: 0	SF: 0 SAC: 0 DP: 1 HBP: 1	WP: 0 PB: 0 SB: 0 CS: 1	PA: 35
---------------------	------------------------------	---------------------------------	------------------------------	---------------------------------	------------------------------	---------------------------------	------------------------------	---------------------------------	------------------------------	---------------------------------	------------------------------	---------------------------------	------------------------------	---------------------------------	------------------------------	---------------------------------	------------------------------	---------------------------------	----------------------------------	------------------------------------	----------------------------------	--------

PITCHER Bob Lemon, R ERA: 2.77 (1, 1)	IP 9.0	WLS W	BF 34	H 8	R 1	ER 1	SO 5	BB 0	IBB 0	HBP 1	BLK 0	WP 0	HR 0	S 43	P 44	ERA 1.00	WHIP 0.889	PITCHER	IP 9.0	WLS W	BF 34	H 8	R 1	ER 1	SO 5	BB 0	IBB 0	HBP 1	BLK 0	WP 0	HR 0	S 43	P 44	ERA 1.00	WHIP 0.889
---	-----------	----------	----------	--------	--------	---------	---------	---------	----------	----------	----------	---------	---------	---------	---------	-------------	---------------	----------------	-----------	----------	----------	--------	--------	---------	---------	---------	----------	----------	----------	---------	---------	---------	---------	-------------	---------------

AB	33
R	1
H	8
RBI	1
BB	0
SO	5
LOB	12




WP: 0	PA: 35
PB: 0	
SB: 0	
CS: 1	

Batter	1	2	3	4	5	6	7	8	9	10	11	12	13	14	AB R H RBI BB SO LOB	TOP															
Eddie Joost, R OBP: 0.361, SLG: 0.328 (1, 6)	1-3		1B		FC3-6	1-3			G3			K			6 0 2 2 2 1 5	Philadelphia Athletics @ Detroit Tigers Briggs Stadium, Detroit, MI Tue Jun 02 1953, 4:33 AM EDT Att: 11,971 - Unknown															
Loren Babe, L OBP: 0.303, SLG: 0.339 (1, 5)	F7		F8		3-1		6-3		G3	F2		F5	F7	8 0 0 0 0 0 6																	
Eddie Robinson, L OBP: 0.312, SLG: 0.359 (1, 3)	G3				F4		HR				3-1		1B	6 1 3 1 1 0 1																	
Gus Zernial, R OBP: 0.365, SLG: 0.514 (1, 7)		HR	K			5-3	F7		F8			K	1B	7 1 2 1 0 2 4																	
Dave Philley, S OBP: 0.355, SLG: 0.398 (1, 9)		F8		5-3		F5	F1			F7	3-1		1B	6 0 1 0 1 0 0																	
Pete Suder, R OBP: 0.362, SLG: 0.403 (1, 4)				5-3				F3					F8	7 3 4 1 0 0 3																	
Ed McGhee, R OBP: 0.386, SLG: 0.342 (1, 8)						2B	1B			1B		HR		6 1 2 0 1 0 2																	
Joe Astroth, R OBP: 0.348, SLG: 0.243 (1, 2)						1B	2B		6-3	2B		F3	BB	5 1 1 1 2 0 3																	
Harry Byrd, R OBP: 0.200, SLG: 0.167 (1, 1)			F8											5 0 2 1 0 0 2																	
Bobo Newsom, R (10, 1)														0 0 0 0 0 0 0																	
Charlie Bishop, R OBP: 0.200, SLG: 0.111 (12, 1)					FC3-6									1 0 0 0 0 0 1																	
Inning Stats	R: 0 E: 0 K: 0 S: 3	H: 0 LOB: 0 BB: 0 P: 3	R: 1 E: 0 K: 0 S: 5	H: 2 LOB: 1 BB: 0 P: 5	R: 0 E: 0 K: 1 S: 6	H: 1 LOB: 2 BB: 1 P: 10	R: 0 E: 0 K: 0 S: 3	H: 0 LOB: 1 BB: 1 P: 7	R: 0 E: 0 K: 0 S: 4	H: 0 LOB: 0 BB: 0 P: 4	R: 0 E: 0 K: 0 S: 3	H: 0 LOB: 0 BB: 0 P: 3	R: 0 E: 0 K: 1 S: 4	H: 1 LOB: 2 BB: 1 P: 8	R: 0 E: 0 K: 0 S: 7	H: 4 LOB: 1 BB: 0 P: 7	R: 0 E: 0 K: 1 S: 5	H: 0 LOB: 0 BB: 0 P: 5	R: 1 E: 0 K: 1 S: 6	H: 1 LOB: 1 BB: 1 P: 10	R: 0 E: 0 K: 0 S: 5	H: 3 LOB: 2 BB: 0 P: 5	R: 0 E: 0 K: 0 S: 3	H: 0 LOB: 2 BB: 2 P: 11	1B: 12 2B: 2 3B: 0 HR: 3	SF: 0 SAC: 1 DP: 0 HBP: 0	WP: 1 PB: 0 SB: 0 CS: 0	PA: 65			
PITCHER	IP WLS BF H R ER SO BB IBB HBP BLK WP HR S P ERA WHIP																														
Ned Garver, R ERA: 5.21 (1, 1)	10.0	47	13	6	6	1	2	2	2	0	0	0	0	0	0	5.40	1.500														
Dick Marlowe, R ERA: 4.17 (11, 1)	4.0	18	4	1	1	2	3	0	0	0	0	1	1	19	31	2.25	1.750														

livebaseballscorecards.com

AB 57
R 7
H 17
RBI 7
BB 7
SO 3
LOB 27




Batter	1	2	3	4	5	6	7	8	9	10	11	12	13	14	AB	R	H	RBI	BB	SO	LOB
Fred Hatfield, L (1, 5) OBP: 0.380, SLG: 0.296	F9		G4-6-3 BB		5-3 BB		4-3		1-3 1B		F7	4-0 1-2 IBB			4	0	1	0	3	0	0
Harvey Kuenn, R (1, 6) OBP: 0.338, SLG: 0.337	1B 2B		G4-6-3 1-2f		5-3 1-2		6-3			1B BB F7 1B	K	FC6 2-3f			7	2	2	0	0	1	5
Don Lund, R (1, 7) OBP: 0.392, SLG: 0.439 (11, 9)	1B BB				5-3		F7			BB 1B BB 2B BB			0-0 F6		3	1	0	0	4	0	1
Bob Nieman, R (1, 9) OBP: 0.362, SLG: 0.475					6-3					BB 1B BB 2B 1B	F8		0-0 F2		4	0	2	1	1	1	2
Billy Hitchcock, R (10, PR) OBP: 0.333, SLG: 0.259			K							1-2 2-3 1B					0	1	0	0	0	0	0
Dick Marlowe, R (11, 1) OBP: 0.100, SLG: 0.100	1-3 2-H 1B														2	0	0	0	0	0	1
Jim Delsing, L (1, 8) OBP: 0.370, SLG: 0.427	K			F8		F8	F5			F7		F7	F9		7	0	0	0	0	1	6
Walt Dropo, R (1, 3) OBP: 0.269, SLG: 0.363	F8			F6		F9	L4-3		1-2	F7		F8			7	0	0	1	0	1	5
Joe Ginsberg, L (1, 2) OBP: 0.442, SLG: 0.386			G6-3 BB		1B 1B		E9 HR 1B			1B 1B		1B BB 1B		0-0 6-3	4	2	3	0	3	0	0
Owen Friend, R (1, 4) OBP: 0.263, SLG: 0.290			G6-3		1B					F8		1B 1B		0-0 K	4	1	2	2	0	0	2
Pat Mullin, L (10, PH) OBP: 0.387, SLG: 0.357 (11, 7)			1-2f		1-2 1B		HR		2-H		1-3 2-H 3-H 2B		1B 1B		3	0	2	2	0	1	0
Ned Garver, R (1, 1) OBP: 0.233, SLG: 0.286					1-3		6-3			F8					4	0	0	0	0	0	3
Johnny Pesky, L (10, PH) OBP: 0.302, SLG: 0.268 (11, 4)										F5		FC6 IBB 1B			2	0	1	1	0	0	3

Inning Stats	R: 1	H: 2	E: 0	LOB: 2	K: 1	S: 7	P: 11	R: 0	H: 0	E: 0	LOB: 0	K: 0	S: 2	P: 6	R: 0	H: 0	E: 0	LOB: 1	K: 1	S: 4	P: 12	R: 0	H: 2	E: 0	LOB: 2	K: 0	S: 5	P: 5	R: 0	H: 0	E: 1	LOB: 0	K: 0	S: 3	P: 7	R: 2	H: 2	E: 0	LOB: 0	K: 0	S: 5	P: 5	R: 0	H: 0	E: 0	LOB: 0	K: 0	S: 3	P: 3	R: 0	H: 0	E: 0	LOB: 0	K: 0	S: 2	P: 6	R: 0	H: 2	E: 0	LOB: 2	K: 0	S: 4	P: 4	R: 3	H: 3	E: 0	LOB: 3	K: 0	S: 6	P: 14	R: 0	H: 0	E: 0	LOB: 1	K: 1	S: 5	P: 9	R: 1	H: 2	E: 0	LOB: 3	K: 0	S: 5	P: 13	R: 0	H: 0	E: 0	LOB: 0	K: 0	S: 3	P: 3	R: 0	H: 0	E: 0	LOB: 0	K: 2	S: 7	P: 7	1B: 10	SF: 0	2B: 3	SAC: 0	3B: 0	DP: 3	HR: 1	HBP: 0	WP: 0	PA: 62
PITCHER	IP	WLS	BF	H	R	ER	SO	BB	IBB	HBP	BLK	WP	HR	S	P	ERA	WHIP															PITCHER														IP	WLS	BF	H	R	ER	SO	BB	IBB	HBP	BLK	WP	HR	S	P	ERA	WHIP																																														
Harry Byrd, R (1, 1) ERA: 5.63	9.0		40	10	6	6	2	7	0	0	0	0	1	37	65	6.00	1.889																																																																																											
Bobo Newsom, R (10, 1) ERA: 3.72	2.2		14	3	1	1	1	3	0	0	0	0	0	13	25	3.38	2.250																																																																																											
Charlie Bishop, R (12, 1) ERA: 3.68	2.1		8	0	0	0	2	0	1	0	0	0	0	11	15	0.00	0.000																																																																																											

Philadelpha Athletics @ Detroit Tigers
 Briggs Stadium, Detroit, MI
 Tue Jun 02 1953, 4:33 AM EDT
 Att. 11,971 - Unknown

livebaseballscorecards.com

AB	51
R	7
H	13
RBI	7
BB	11
SO	5
LOB	28



Batter	1	2	3	4	5	6	7	8	9	AB R H RBI BB SO LOB	TOP																	
Eddie Joost, R (1, 6) OBP: 0.368, SLG: 0.333	4-0 E 1B BB		x 0-0 2B 7-5 1B		x 0-0 5-3		x 0-0 S 1B 1B	x 0-0 5-3		4 3 2 1 1 0 0																		
Dave Philley, S (1, 9) OBP: 0.356, SLG: 0.398	x 0-0 E7 1B 1B		x 0-0 F5		x 0-0 4-3		x 0-0 3-H 1B HR 1B	x 0-0 4-3		5 2 2 1 0 0 1																		
Eddie Robinson, L (1, 3) OBP: 0.319, SLG: 0.365	x 0-0 F7		x 0-0 7-5 1-3 2B		x 4-0 BB BB BB BB		x 4-0 1-2 HR BB	x 0-0 6-3		3 1 1 0 2 0 1																		
Gus Zernial, R (1, 7) OBP: 0.366, SLG: 0.550	x 0-0 F3		x 0-0 7-5 2-3f 3-H		x 0-0 F9		x 0-0 1-H 2-H HR	x 0-0 HR		5 2 2 5 0 0 3																		
Pete Suder, R (1, 4) OBP: 0.371, SLG: 0.406	x 0-0 2-H 1B			x 4-0 BB BB BB BB G3 1B BB		x 0-0 F9	x 0-0 4-3	x 0-0 1B		4 1 2 1 1 0 0																		
Ed McGhee, R (1, 8) OBP: 0.386, SLG: 0.338	x 0-0 5-3			x 0-0 F6 G3-6 BB		x 4-0 BB BB BB BB G3-6 BB	x 0-0 1B	x 0-0 F4		4 0 1 0 1 0 3																		
Loren Babe, L (1, 5) OBP: 0.294, SLG: 0.328		x 0-0 4-3		x 0-0 G3 1-2		x 0-0 G3-6 1-2f	x 0-0 G3			4 0 0 0 0 0 3																		
Joe Astroth, R (1, 2) OBP: 0.355, SLG: 0.282		x 0-0 4-3		x 0-0 1B 2-H			x 0-0 1B 3B	x 0-3 K		4 1 2 1 0 1 0																		
Morrie Martin, L (1, 1) OBP: 0.077, SLG: 0.077		x 0-0 F7		x 0-0 1-3			x 0-3 K	x 0-3 K		2 0 0 0 0 0 1																		
Charlie Bishop, R (6, 1) OBP: 0.167, SLG: 0.091										2 0 0 0 0 2 1																		
Inning Stats	R: 2 E: 1 K: 0 S: 5 H: 2 LOB: 1 BB: 1 P: 9	R: 0 E: 0 K: 0 S: 3 H: 0 LOB: 0 BB: 0 P: 3	R: 1 E: 0 K: 0 S: 4 H: 2 LOB: 0 BB: 0 P: 4	R: 1 E: 0 K: 0 S: 4 H: 1 LOB: 1 BB: 1 P: 8	R: 0 E: 0 K: 0 S: 3 H: 0 LOB: 1 BB: 1 P: 7	R: 0 E: 0 K: 0 S: 2 H: 0 LOB: 0 BB: 1 P: 6	R: 5 E: 0 K: 1 S: 10 H: 5 LOB: 1 BB: 1 P: 14	R: 0 E: 0 K: 2 S: 7 H: 0 LOB: 0 BB: 0 P: 7	R: 1 E: 0 K: 0 S: 5 H: 2 LOB: 1 BB: 0 P: 5	1B: 8 2B: 2 3B: 1 HR: 2 SF: 0 SAC: 0 DP: 2 HBP: 0	WP: 0 PB: 0 SB: 1 CS: 0 PA: 42																	
PITCHER	IP WLS BF H R ER SO BB IBB HBP BLK WP HR S P ERA WHIP											PITCHER	IP WLS BF H R ER SO BB IBB HBP BLK WP HR S P ERA WHIP															
Ray Herbert, R (1, 1) ERA: 8.31	5.0		22	5	4	3	0	3	0	0	0	0	0	19	31	5.40	1.600											
Earl Harrist, R (6, 1) ERA: 8.04	1.0		3	0	0	0	0	1	0	0	0	0	0	2	6	0.00	1.000											
Dave Madison, R (7, 1) ERA: 5.6	2.0	L	12	5	5	5	3	1	0	0	0	0	1	17	21	22.50	3.000											
Hal Erickson, R (9, 1) ERA: 5.68	1.0		5	2	1	1	0	0	0	0	0	0	1	5	5	9.00	2.000											

Philadelphia Athletics @ Detroit Tigers
Briggs Stadium, Detroit, MI
Wed Jun 03 1953, 4:33 AM EDT
Att. 2,478 - Unknown

livebaseballscorecards.com

AB 37
R 10
H 12
RBI 9
BB 5
SO 3
LOB 13



BOTTOM

Philadelphia Athletics @ Detroit Tigers
Briggs Stadium, Detroit, MI
Wed Jun 03 1953, 4:33 AM EDT
Att. 2,478 - Unknown

livebaseballscores.com

AB 40
R 7
H 14
RBI 7
BB 1
SO 2
LOB 18



WP: 0 PA: 42
PB: 0
SB: 0
CS: 0

AB R H RBI BB SO LOB

4 0 0 0 1 0 3

5 1 3 1 0 0 1

4 1 0 0 0 0 3

5 2 3 1 0 1 1

3 1 2 1 0 0 2
2 0 1 0 0 0 0

5 1 1 0 0 1 3

4 1 2 2 0 0 0

4 0 0 0 0 0 5

1B: 12 SF: 0
2B: 1 SAC: 0
3B: 0 DP: 3
HR: 2 HBP: 1

Batter	1	2	3	4	5	6	7	8	9
Harvey Kuenn, R OBP: 0.335, SLG: 0.330 (1, 6)	0-0 F6		4-0 1B BB		0-0 F9	0-0 G5-4-3		0-0 F8	
Owen Friend, R OBP: 0.284, SLG: 0.351 (1, 4)	0-0 1B		0-0 L3 1B		0-0 6-3		0-0 HR	0-0 FC6-4	
Don Lund, R OBP: 0.385, SLG: 0.424 (1, 8) (7, 7)	0-0 F7		0-0 L3			1-0 1B HBP	0-0 5-3		0-0 6-3
Bob Nieman, R OBP: 0.369, SLG: 0.497 (1, 9)	0-0 1-2 1B			0-3 K		0-0 1B 1B 1B	0-0 1B		0-0 HR
Steve Souchock, R OBP: 0.361, SLG: 0.657 Jim Delsing, L OBP: 0.371, SLG: 0.429 (1, 7) (7, 8)	0-0 1-3			0-0 1B 1B		0-0 1B 1B	0-0 G6-4-3 1B		0-0 F7
Walt Dropo, R OBP: 0.268, SLG: 0.358 (1, 3)		0-3 K		0-0 F6		0-0 FC5-6 1B 1B	0-0 G6-4-3		0-0 F2
Matt Batts, R OBP: 0.318, SLG: 0.444 (1, 2)		0-0 5-3		0-0 1-3 1B		0-0 FC5-6 1B		0-0 E6 4-3 1B	
Fred Hatfield, L OBP: 0.369, SLG: 0.286 (1, 5)		0-0 F8		0-0 4-3		0-0 FC5-6 1B		0-0 4-3	
Ray Herbert, R Billy Hitchcock, R Earl Harrist, R Jenny Priddy, R Dave Madison, R Pat Mullin, L Hal Erickson, R (1, 1) (5, PH) (6, 1) (6, PH) (7, 1) (8, PH) (9, 1)			0-0 6-3		0-0 F9	0-0 G5-4-3 1B		0-0 FC6-4 1B	

Inning Stats	R: 0	H: 2	E: 0	K: 0	S: 5	LOB: 2	BB: 0	P: 5	R: 0	H: 0	E: 0	K: 1	S: 5	LOB: 0	BB: 0	P: 5	R: 0	H: 1	E: 0	K: 0	S: 3	LOB: 1	BB: 1	P: 7	R: 0	H: 2	E: 0	K: 1	S: 7	LOB: 2	BB: 0	P: 7	R: 0	H: 0	E: 0	K: 0	S: 3	LOB: 0	BB: 0	P: 3	R: 1	H: 3	E: 0	K: 0	S: 5	LOB: 1	BB: 0	P: 5	R: 1	H: 1	E: 1	K: 0	S: 5	LOB: 1	BB: 0	P: 5	R: 1	H: 1	E: 0	K: 0	S: 4	LOB: 0	BB: 0	P: 4
--------------	------	------	------	------	------	--------	-------	------	------	------	------	------	------	--------	-------	------	------	------	------	------	------	--------	-------	------	------	------	------	------	------	--------	-------	------	------	------	------	------	------	--------	-------	------	------	------	------	------	------	--------	-------	------	------	------	------	------	------	--------	-------	------	------	------	------	------	------	--------	-------	------

PITCHER	IP	WLS	BF	H	R	ER	SO	BB	IBB	HBP	BLK	WP	HR	S	P	ERA	WHIP
Morrie Martin, L ERA: 4.46 (1, 1)	5.1		27	9	4	3	2	1	0	1	0	0	0	29	34	5.06	1.875
Charlie Bishop, R ERA: 3.82 (6, 1)	3.2	W	15	5	3	2	0	0	0	0	0	0	2	15	15	4.91	1.364

Batter	1	2	3	4	5	6	7	8	9	AB R H RBI BB SO LOB	TOP			
Eddie Joost, R (1, 6) OBP: 0.376, SLG: 0.367 Joe Demaestri, R (8, PR) OBP: 0.367, SLG: 0.419 (8, 6)	0-0 5-3		0-0 HR		SH1-3 1B			0-0 2-H 1B		5 2 3 3 0 0 2 0 1 0 0 0 0 0	Philadelphia Athletics @ Detroit Tigers Briggs Stadium, Detroit, MI Thu Jun 04 1953, 4:33 AM EDT Unknown			
Pete Suder, R (1, 5) OBP: 0.372, SLG: 0.406	0-0 1-3		0-0 6-3		1-2 1B	0-0 4-3		0-0 1-2 1B		5 1 2 0 0 0 0				
Eddie Robinson, L (1, 3) OBP: 0.318, SLG: 0.368 Tom Hamilton, L (8, 3) OBP: 0.067, SLG: 0.067	0-3 K		0-0 2B		1-2 2-3	0-0 F9		0-0 F9		4 1 1 0 0 1 2 0 0 0 0 0 0 0				
Gus Zernial, R (1, 7) OBP: 0.373, SLG: 0.555	0-3 K		0-0 2B		4-0 1B	0-0 F9		0-0 1-2 2-H 1B		4 1 2 2 1 1 0				
Dave Philley, S (1, 9) OBP: 0.367, SLG: 0.426	0-0 HR		0-0 1B		1-2 2-3 3-H F7		0-0 FC1-5 S 1B	0-0 4-3		5 2 4 2 0 0 2				
Cass Michaels, R (1, 4) OBP: 0.330, SLG: 0.314	0-0 F9		0-0 F5		0-0 FC5 F7 1B		0-0 FC1-5 G4-6-3 1B	0-0 5-3		5 1 0 0 0 0 4				
Ed McGhee, R (1, 8) OBP: 0.366, SLG: 0.317	0-0 F9			0-0 F8	0-0 F7		0-0 G4-6-3	0-0 6-3		5 0 0 1 0 0 2				
Joe Astroth, R (1, 2) OBP: 0.367, SLG: 0.293			0-0 F7	0-0 F8	0-0 1B			4-0 SH3-4 1B	0-0 1B	4 1 2 1 1 0 0				
Marion Fricano, R (1, 1) OBP: 0.357, SLG: 0.429			0-0 HR 1B	0-0 F8	0-0 1B		0-0 SH3-4	0-3 K		4 1 2 0 0 1 1				
Inning Stats	R: 0 E: 0 K: 1 S: 5 H: 0 LOB: 0 BB: 0 P: 5	R: 1 E: 0 K: 1 S: 6 H: 1 LOB: 0 BB: 0 P: 6	R: 3 E: 0 K: 0 S: 8 H: 5 LOB: 2 BB: 0 P: 8	R: 0 E: 0 K: 0 S: 3 H: 0 LOB: 0 BB: 0 P: 3	R: 5 E: 1 K: 0 S: 9 H: 5 LOB: 2 BB: 1 P: 13	R: 0 E: 0 K: 0 S: 3 H: 0 LOB: 0 BB: 0 P: 3	R: 0 E: 0 K: 0 S: 3 H: 1 LOB: 0 BB: 0 P: 3	R: 2 E: 0 K: 0 S: 6 H: 3 LOB: 2 BB: 1 P: 10	R: 0 E: 0 K: 1 S: 6 H: 1 LOB: 1 BB: 0 P: 6	1B: 12 2B: 2 3B: 0 HR: 2 SF: 0 SAC: 2 DP: 1 HBP: 0	WP: 0 PB: 0 SB: 1 CS: 0 PA: 45			
PITCHER	IP WLS BF H R ER SO BB IBB HBP BLK WP HR S P ERA WHIP												PITCHER	IP WLS BF H R ER SO BB IBB HBP BLK WP HR S P ERA WHIP
Ted Gray, L (1, 1) ERA: 5.56	3.0 L 15 6 4 4 2 0 0 0 0 0 0 2 19 19 12.00 2.000													
Hal Newhouser, L (4, 1) ERA: 4.86	1.2 12 5 5 1 0 1 0 0 0 0 0 0 11 15 5.40 3.600													
Earl Harrist, R (5, 1) ERA: 7.58	3.1 14 4 2 2 0 1 0 0 0 0 0 0 13 17 5.40 1.500													
Hal Erickson, R (9, 1) ERA: 5.47	1.0 4 1 0 0 1 0 0 0 0 0 0 0 6 6 0.00 1.000													

livebaseballscorecards.com

AB 41
R 11
H 16
RBI 9
BB 2
SO 3
LOB 13



Batter	1	2	3	4	5	6	7	8	9	AB	R	H	RBI	BB	SO	LOB
--------	---	---	---	---	---	---	---	---	---	----	---	---	-----	----	----	-----

Fred Hatfield, L OBP: 0.359, SLG: 0.276 (1, 5)	0-0 F8			0-0 6-3	0-0 F9			0-0 F8		4	0	0	0	0	0	0
Harvey Kuenn, R OBP: 0.338, SLG: 0.333 (1, 6)	0-0 G5-4-3 1B			0-0 WP E 1B		0-0 F9		0-0 F9		4	1	2	0	0	0	0
Don Lund, R OBP: 0.361, SLG: 0.418 (1, 7)	0-0 G5-4-3 1-2f			0-0 E 1B WP		0-0 F7			0-0 F5	4	1	1	0	0	0	1
Bob Nieman, R OBP: 0.372, SLG: 0.494 (1, 9)		4-0 BB G4-6-3		0-0 E4 1B		0-0 F8			0-0 1B 1B	3	0	1	1	1	0	1
Jim Delsing, L OBP: 0.375, SLG: 0.431 (1, 8)		0-0 G4-6-3 1-2f		0-0 FC6-4 1B			0-0 5-3		0-0 1B	4	0	2	1	0	0	1
Matt Batts, R OBP: 0.307, SLG: 0.429 (1, 2)		0-0 5-3		0-0 F4			0-0 F5		0-0 F2	4	0	0	0	0	0	4
Jerry Priddy, R OBP: 0.310, SLG: 0.279 (1, 3)			0-0 4-3	0-0 FC6-4			0-0 1B		0-0 1-3	4	0	1	0	0	0	4
Owen Friend, R OBP: 0.274, SLG: 0.338 (1, 4)			0-0 G3		0-0 F7		0-0 F8			3	0	0	0	0	0	1
Ted Gray, S OBP: 0.357, SLG: 0.308 (1, 1)			0-0 F7		0-0 F9			0-0 4-3		0	0	0	0	0	0	0
Johnny Pesky, L OBP: 0.297, SLG: 0.263 (3, PH)										1	0	0	0	0	0	0
Hal Newhouser, L OBP: 0.429, SLG: 0.333 (4, 1)										0	0	0	0	0	0	0
Earl Hamist, R OBP: 0.364, SLG: 0.367 (5, 1)										1	0	0	0	0	0	0
Pat Mullin, L OBP: 0.364, SLG: 0.367 (8, PH)										1	0	0	0	0	0	0
Hal Erickson, R (9, 1)										0	0	0	0	0	0	0

Inning Stats	R: 0	H: 1	E: 0	K: 0	S: 3	LOB: 0	BB: 0	P: 3	R: 0	H: 0	E: 0	K: 0	S: 3	LOB: 0	BB: 0	P: 3	R: 0	H: 0	E: 0	K: 0	S: 3	LOB: 0	BB: 0	P: 3	R: 0	H: 0	E: 0	K: 0	S: 3	LOB: 0	BB: 0	P: 3	R: 0	H: 2	E: 0	K: 0	S: 5	LOB: 2	BB: 0	P: 5	R: 0	H: 0	E: 0	K: 0	S: 3	LOB: 0	BB: 0	P: 3	R: 0	H: 0	E: 0	K: 0	S: 4	LOB: 1	BB: 0	P: 4	R: 0	H: 0	E: 0	K: 0	S: 3	LOB: 0	BB: 0	P: 3	R: 0	H: 2	E: 0	K: 0	S: 5	LOB: 2	BB: 0	P: 5	1B: 7	2B: 0	3B: 0	HR: 0	SF: 0	SAC: 0	DP: 2	HBP: 0	WP: 1	PA: 34
PITCHER Marion Fricano, R ERA: 1.83 (1, 1)	IP	WLS	BF	H	R	ER	SO	BB	IBB	HBP	BLK	WP	HR	S	P	ERA	WHIP																		IP	WLS	BF	H	R	ER	SO	BB	IBB	HBP	BLK	WP	HR	S	P	ERA	WHIP																															


BOTTOM

Philadelphia Athletics @ Detroit Tigers
Briggs Stadium, Detroit, MI
Thu Jun 04 1953, 4:33 AM EDT
Unknown

livebaseballscorecards.com

AB	33
R	2
H	7
RBI	2
BB	1
SO	0
LOB	12



Batter	1	2	3	4	5	6	7	8	9	10	AB R H RBI BB SO LOB	TOP														
Eddie Joost, R OBP: 0.383, SLG: 0.406 (1, 6) X	0-0 F8 1B	0-0 HR			0-0 1-3 1B		0-0 2B		0-0 F9		5 2 3 1 0 0 1															
Pete Suder, R OBP: 0.359, SLG: 0.392 (1, 5) X	0-0 6-3	0-0 F2			0-0 1-3		0-0 F3		0-0 FC6-4		5 0 0 0 0 0 3															
Eddie Robinson, L OBP: 0.320, SLG: 0.369 (1, 3) X	0-0 HBP 3B 1B				0-0 F4		0-0 F8			0-3 K	5 1 2 1 0 1 1															
Gus Zernial, R OBP: 0.379, SLG: 0.572 (1, 7) H	1-0 3B HBP				0-0 F8		0-0 4-3			0-0 BB HR 1B	4 3 2 1 0 0 1															
Dave Philley, S OBP: 0.373, SLG: 0.439 (1, 9) X	0-0 1-H 2-H 2B 3B				0-0 5-3		0-0 1B		0-0 F3	4-0 HR BB	4 2 2 2 1 0 0															
Cass Michaels, R OBP: 0.333, SLG: 0.355 (1, 4) X	0-0 3-H 2B				0-0 6-3		0-0 F7		0-3 K	0-0 HR	5 1 2 4 0 1 1															
Ed McGhee, R OBP: 0.357, SLG: 0.310 (1, 8) X	0-3 K				0-0 F8		0-3 K		0-0 F8	0-0 1B	5 0 1 0 0 2 2															
Ray Murray, R OBP: 0.278, SLG: 0.320 (1, 2) X		0-0 F7			0-0 F9		0-0 F3		0-0 FC6-4 1B	0-0 F8	5 0 1 0 0 0 2															
Carl Scheib, R OBP: 0.133, SLG: 0.071 Charlie Bishop, R OBP: 0.125, SLG: 0.067 (1, 1) (2, 1)		0-0 F6			0-0 F4		0-0 F8		0-3 K	0-3 K	1 0 0 0 0 0 0 4 0 0 0 0 2 2															
Inning Stats	R: 3 E: 0 K: 1 S: 8	H: 3 LOB: 1 BB: 0 P: 9	R: 1 E: 0 K: 0 S: 4	H: 1 LOB: 0 BB: 0 P: 4	R: 0 E: 0 K: 0 S: 3	H: 0 LOB: 0 BB: 0 P: 3	R: 0 E: 0 K: 0 S: 3	H: 0 LOB: 0 BB: 0 P: 3	R: 1 E: 0 K: 1 S: 6	H: 1 LOB: 1 BB: 0 P: 6	R: 0 E: 0 K: 0 S: 4	H: 1 LOB: 1 BB: 0 P: 4	R: 1 E: 0 K: 1 S: 6	H: 1 LOB: 0 BB: 0 P: 6	R: 0 E: 0 K: 1 S: 6	H: 1 LOB: 1 BB: 0 P: 6	R: 0 E: 0 K: 1 S: 6	H: 1 LOB: 1 BB: 0 P: 6	R: 3 E: 0 K: 2 S: 10	H: 3 LOB: 1 BB: 1 P: 14	1B: 7 2B: 2 3B: 1 HR: 3	SF: 0 SAC: 0 DP: 0 HBP: 1	WP: 0 PB: 0 SB: 0 CS: 0	PA: 45		
PITCHER Billy Hoelt, L ERA: 4.37 Dave Madison, R ERA: 5.5	IP 9.1	WLS L	BF 43	H 13	R 9	ER 9	SO 5	BB 1	IBB 0	HBP 1	BLK 0	WP 0	HR 3	S 51	P 56	ERA 8.68	WHIP 1.500									
																		AB 43	R 9	H 13	RBI 9	BB 1	SO 6	LOB 13		
																		PA 45								

Philadelphia Athletics @ Detroit Tigers
 Briggs Stadium, Detroit, MI
 Thu Jun 04 1953, 4:38 AM EDT
 Att: 3,112 - Unknown

livebaseballscorecards.com

Batter	1	2	3	4	5	6	7	8	9	10	AB	R	H	RBI	BB	SO	LOB	BOTTOM																				
Fred Hatfield, L OBP: 0.360, SLG: 0.283 (1, 5) X	0-0 F8 1B	0-0 2B		4-0 FC4-6 BB			0-0 4-3		0-3 K		4	1	1	1	1	1	0																					
Harvey Kuenn, R OBP: 0.339, SLG: 0.345 (1, 6) X	0-0 1B	0-0 2B		0-0 FC4-6 FC6-4 1-2f			0-0 F8			0-0 F9	5	1	2	1	0	0	1																					
Don Lund, R OBP: 0.375, SLG: 0.409 (1, 7) X	0-0 G6-4-3 1B	0-0 F8		0-0 FC6-4 1-2f			0-0 F7			0-0 F6	5	0	1	1	0	0	2																					
Bob Nieman, R OBP: 0.362, SLG: 0.480 (1, 9) X	0-0 G6-4-3 1-2f			0-0 F3			0-0 F3			0-0 6-3	5	0	0	0	0	0	1																					
Jim Delsing, L OBP: 0.378, SLG: 0.437 (1, 8) X		0-0 1B		0-0 2B			0-0 G3			0-0 F9	3	2	1	0	1	0	0																					
Joe Ginsberg, L OBP: 0.446, SLG: 0.383 (1, 2) X		0-0 1B		0-0 F8			0-0 4-3			4-0 BB	3	0	1	1	1	0	1																					
Jerry Priddy, R OBP: 0.333, SLG: 0.323 (1, 3) X		0-0 E		0-0 2B			0-0 G4-6-3 1B			0-0 F7	4	1	3	1	0	0	1																					
Owen Friend, R OBP: 0.267, SLG: 0.329 (1, 4) X		0-0 F8		0-0 F5			0-0 G4-6-3 1-2f			0-0 F9	2	0	0	0	0	0	2																					
Johnny Pesky, L OBP: 0.288, SLG: 0.254 (6, PH) X							0-0 F8				2	0	0	0	0	0	1																					
Billy Hoef, L OBP: 0.364, SLG: 0.263 (1, 1) X		0-0 E8					0-0 F9			0-0 F7	4	1	1	1	0	0	0																					
Dave Madison, R OBP: 0.125, SLG: 0.125 (10, 1) X		0-0 2B									0	0	0	0	0	0	0																					
Inning Stats	R: 1 E: 0 K: 0 S: 4	H: 2 LOB: 0 BB: 0 P: 4	R: 4 E: 1 K: 0 S: 8	H: 6 LOB: 1 BB: 0 P: 8	R: 1 E: 0 K: 0 S: 4	H: 1 LOB: 1 BB: 1 P: 8	R: 0 E: 0 K: 0 S: 3	H: 0 LOB: 1 BB: 1 P: 7	R: 0 E: 0 K: 0 S: 3	H: 1 LOB: 0 BB: 0 P: 3	R: 0 E: 0 K: 0 S: 3	H: 0 LOB: 0 BB: 0 P: 3	R: 0 E: 0 K: 0 S: 3	H: 0 LOB: 1 BB: 1 P: 7	R: 0 E: 0 K: 1 S: 5	H: 0 LOB: 0 BB: 0 P: 5	R: 0 E: 0 K: 0 S: 3	H: 0 LOB: 0 BB: 0 P: 3	1B: 6 2B: 3 3B: 1 HR: 0	SF: 0 SAC: 0 DP: 2 HBP: 0	WP: 0 PB: 0 SB: 0 CS: 0	PA: 40																
PITCHER	IP	WLS	BF	H	R	ER	SO	BB	IBB	HBP	BLK	WP	HR	S	P	ERA	WHIP																					
Carl Scheib, R ERA: 3.61 (1, 1)	1.2		11	8	5	5	0	0	0	0	0	0	0	11	11	27.00	4.800																					
Charlie Bishop, R ERA: 3.27 (2, 1)	8.1	W	29	2	1	1	1	3	0	0	0	0	0	28	40	1.08	0.600																					

Philadelphia Athletics @ Detroit Tigers

Briggs Stadium, Detroit, MI

Thu Jun 04 1953, 4:38 AM EDT

Att. 3,112 - Unknown

livebaseballscorecards.com

AB	37
R	6
H	10
RBI	6
BB	3
SO	1
LOB	9



Batter	1	2	3	4	5	6	7	8	9	AB R H RBI BB SO LOB	TOP									
Billy Goodman, L (1, 4) OBP: 0.370, SLG: 0.415	0-0 WP SH5-3 1B	0-0 1-3 3-H 1B 2B	0-0 5-3		4-0 CS BB			0-0 6-3		4 1 2 1 1 0 3										
Jim Piersall, R (1, 9) OBP: 0.324, SLG: 0.330	0-0 SH5-3 1-2	0-0 2-H 3-H 1B		0-0 SH5-3 1B 2B	0-0 CS	0-0 F3		0-0 F4		4 1 2 2 0 0 0										
Gene Stephens, L (1, 7) OBP: 0.288, SLG: 0.262	0-0 WP 1B	0-0 F9		0-0 SH5-3 2-3		0-3 K		0-0 PB 1B		4 0 2 0 0 1 1										
Dick Gernert, R (1, 3) OBP: 0.387, SLG: 0.420	4-0 G5-4-3 1-2 2-3 BB		0-0 F9	0-0 1-3 1B		0-0 F7		0-3 K		4 0 1 1 1 1 1										
Hoot Evers, R (1, 8) OBP: 0.344, SLG: 0.524	0-0 G5-4-3 1-2f		0-3 K	0-0 1-3			0-0 5-3	0-0 F9		5 0 0 0 0 1 5										
Sammy White, R (1, 2) OBP: 0.285, SLG: 0.415		0-0 F3	0-0 BB 1B WP 1B	4-0 BB BB BB BB BB			0-0 HR	0-0 F6		4 2 2 1 1 0 1										
Floyd Baker, L (1, 5) OBP: 0.349, SLG: 0.296		0-0 F5	0-0 WP BB 1B	0-0 G3			0-0 F9			4 0 1 0 0 0 2										
Johnny Lipon, R (1, 6) OBP: 0.231, SLG: 0.174		4-0 1B 2B BB	4-0 WP BB BB		0-0 F2		0-0 F8			2 1 0 0 2 0 0										
Willard Nixon, L (1, 1) OBP: 0.357, SLG: 0.308		0-0 2B 1B	4-0 1-2 2-3 3-H BB		0-0 F8			0-0 F7		3 1 1 0 1 0 0										
Inning Stats	R: 0 E: 0 K: 0 S: 4	H: 2 LOB: 2 BB: 1 P: 8	R: 3 E: 0 K: 0 S: 6	H: 3 LOB: 1 BB: 1 P: 10	R: 1 E: 0 K: 1 S: 7	H: 2 LOB: 3 BB: 2 P: 15	R: 1 E: 0 K: 0 S: 5	H: 2 LOB: 2 BB: 1 P: 9	R: 0 E: 0 K: 1 S: 5	H: 0 LOB: 0 BB: 0 P: 5	R: 1 E: 0 K: 0 S: 4	H: 1 LOB: 0 BB: 0 P: 4	R: 0 E: 0 K: 0 S: 3	H: 0 LOB: 0 BB: 0 P: 3	R: 0 E: 0 K: 1 S: 6	H: 1 LOB: 1 BB: 0 P: 6	1B: 8 2B: 2 3B: 0 HR: 1	SF: 0 SAC: 2 DP: 1 HBP: 0	WP: 2 PB: 1 SB: 0 CS: 1	PA: 43
PITCHER	IP WLS BF H R ER SO BB IBB HBP BLK WP HR S P ERA WHIP																			
Ray Herbert, R (1, 1) ERA: 9.0	2.2 L 17 7 4 4 1 3 0 0 0 1 0 16 28 13.50 3.750																			
Bill Wight, L (3, 1) ERA: 8.75	1.1 8 2 1 1 0 2 0 0 0 1 0 6 14 6.75 3.000																			
Earl Harist, R (5, 1) ERA: 6.95	3.0 10 1 1 1 1 1 0 0 0 0 1 11 15 3.00 0.667																			
Hal Erickson, R (8, 1) ERA: 5.08	2.0 7 1 0 0 0 1 0 0 0 0 0 9 9 0.00 0.500																			

Boston Red Sox @ Detroit Tigers
 Briggs Stadium, Detroit, MI
 Sat Jun 06 1953, 4:33 AM EDT
 Unknown

livebaseballscorecards.com

AB 34
R 6
H 11
RBI 5
BB 6
SO 3
LOB 13



Batter	1	2	3	4	5	6	7	8	9	AB R H RBI BB SO LOB	TOP		
Billy Goodman, L (1, 4) OBP: 0.389, SLG: 0.423	4-0 HBP BB		0-0 1B		0-0 1B		0-0 6-3		4-0 IBB	3 0 2 0 2 0 0			
Jim Piersall, R (1, 9) OBP: 0.321, SLG: 0.323	1-0 G5-4-3 HBP		0-0 F8		0-0 F9			0-0 F7	0-0 F4	4 0 0 0 0 0 4			
Hoot Evers, R (1, 8) OBP: 0.337, SLG: 0.500	0-0 F6			0-0 F7		0-0 F7		4-0 1B BB	0-3 K	4 0 0 0 1 1 4			
George Kell, R (1, 7) OBP: 0.417, SLG: 0.560 Gene Stephens, L (6, 7) OBP: 0.293, SLG: 0.267	0-0 G5-4-3 1-2f			0-0 1B 1B		0-0 1B 3B		0-0 1-3 1B BB		3 1 2 0 0 0 2 1 0 1 0 0 0 0			
Floyd Baker, L (1, 5) OBP: 0.373, SLG: 0.316		0-0 G3		0-0 1-3 1B		0-0 1-3 1B		4-0 1-2 BB		3 0 2 1 1 0 0			
Sammy White, R (1, 2) OBP: 0.278, SLG: 0.405		0-3 K		0-0 F5		0-0 3-H F7		0-3 K		4 0 0 0 0 2 6			
Dick Gernert, R (1, 3) OBP: 0.379, SLG: 0.410		0-3 K		0-0 F9		0-0 F8		0-0 F8		4 0 0 0 0 1 6			
Milt Bolling, R (1, 6) OBP: 0.307, SLG: 0.314			0-3 K		0-0 F7		0-0 F5		0-0 SH1-4 1B	4 0 1 0 0 1 0			
Mel Parnell, L (1, 1) OBP: 0.281, SLG: 0.267			0-3 K		0-0 1-3		0-0 F9		0-0 SH1-4	3 0 0 0 0 1 0			
Inning Stats	R: 0 E: 0 K: 0 S: 2 H: 0 LOB: 1 BB: 1 P: 7	R: 0 E: 0 K: 2 S: 7 H: 0 LOB: 0 BB: 0 P: 7	R: 0 E: 0 K: 2 S: 8 H: 1 LOB: 1 BB: 0 P: 8	R: 0 E: 0 K: 0 S: 5 H: 2 LOB: 2 BB: 0 P: 5	R: 0 E: 0 K: 0 S: 4 H: 1 LOB: 1 BB: 0 P: 4	R: 1 E: 0 K: 0 S: 5 H: 2 LOB: 1 BB: 0 P: 5	R: 0 E: 0 K: 0 S: 3 H: 0 LOB: 0 BB: 0 P: 3	R: 0 E: 0 K: 1 S: 6 H: 1 LOB: 3 BB: 2 P: 14	R: 0 E: 0 K: 1 S: 6 H: 1 LOB: 2 BB: 1 P: 10	1B: 7 2B: 0 3B: 1 HR: 0 SF: 0 SAC: 1 DP: 1 HBP: 1	WP: 0 PB: 0 SB: 0 CS: 0 PA: 39		
PITCHER	IP WLS BF H R ER SO BB IBB HBP BLK WP HR S P ERA WHIP											PITCHER	IP WLS BF H R ER SO BB IBB HBP BLK WP HR S P ERA WHIP
Dick Marlowe, R (1, 1) ERA: 3.71	7.0 L 28 6 1 1 4 1 0 1 0 0 0 0 34 39 1.29 1.000												
Dave Madison, R (8, 1) ERA: 5.21	2.0 11 2 0 0 2 2 1 0 0 0 0 0 12 24 0.00 2.000												

Boston Red Sox @ Detroit Tigers
 Briggs Stadium, Detroit, MI
 Sat Jun 06 1953, 4:38 AM EDT
 Att. 6,957 - Unknown

livebaseballscorecards.com

AB	33
R	1
H	8
RBI	1
BB	4
SO	6
LOB	22



Batter	1	2	3	4	5	6	7	8	9	AB R H RBI BB SO LOB
Harvey Kuenn, R (1, 6) OBP: 0.343, SLG: 0.346	0-3 K		0-0 1B		0-0 5-3			4-0 SH3-4 BB		3 0 1 0 1 1 0
Owen Friend, R (1, 4) OBP: 0.258, SLG: 0.317	0-0 F3		0-0 F6			0-0 6-3		0-0 SH3-4		3 0 0 0 0 0 2
Don Lund, R (1, 7) OBP: 0.369, SLG: 0.402	0-0 E6 1B		0-0 F4			0-0 5-3		0-0 F5		4 0 1 0 0 0 3
Bob Nieman, R (1, 9) OBP: 0.367, SLG: 0.486	0-0 F9			0-0 SH5-3 1B		0-0 2B		0-0 5-3		4 0 2 0 0 0 2
Walt Dropo, R (1, 3) OBP: 0.262, SLG: 0.351		0-0 F9		0-0 SH5-3 1-3		0-0 6-3		0-0 F9		3 0 0 0 0 0 1
Matt Batts, R (1, 2) OBP: 0.305, SLG: 0.417	0-3 K			4-0 G6-4-3 IBB		0-0 5-3		0-0 F9		3 0 0 0 1 1 0
Jim Delsing, L (1, 8) OBP: 0.368, SLG: 0.417		0-0 3-1		0-0 G6-4-3 1-2f		0-0 F7		0-3 K		3 0 0 0 0 0 2
Jerry Priddy, R (9, PH) OBP: 0.338, SLG: 0.309										1 0 0 0 0 1 0
Fred Hatfield, L (1, 5) OBP: 0.353, SLG: 0.278			0-0 5-3		0-0 F2		0-0 1B			2 0 0 0 0 0 0
Steve Souchock, R (7, PH) OBP: 0.368, SLG: 0.649										1 0 1 0 0 0 0
Johnny Pesky, L (7, PR) OBP: 0.296, SLG: 0.254										0 0 0 0 0 0 0
Dave Madison, R (8, 1) OBP: 0.125, SLG: 0.125										0 0 0 0 0 0 0
Dick Marlowe, R (1, 1) OBP: 0.167, SLG: 0.167			0-0 1B		0-3 K		0-0 5-3			2 0 1 0 0 1 0
Billy Hitchcock, R (7, PH) (8, 5) OBP: 0.313, SLG: 0.241										1 0 0 0 0 0 1

BOTTOM

Boston Red Sox @ Detroit Tigers
 Briggs Stadium, Detroit, MI
 Sat Jun 06 1953, 4:38 AM EDT
 Att. 6,957 - Unknown

livebaseballscorecards.com

AB	30
R	0
H	6
RBI	0
BB	2
SO	4
LOB	11



Inning Stats	R: 0 E: 1 K: 1 S: 6	H: 1 LOB: 1 BB: 0 P: 6	R: 0 E: 0 K: 1 S: 5	H: 0 LOB: 0 BB: 0 P: 5	R: 0 E: 0 K: 0 S: 5	H: 2 LOB: 2 BB: 0 P: 5	R: 0 E: 0 K: 0 S: 3	H: 1 LOB: 1 BB: 1 P: 7	R: 0 E: 0 K: 1 S: 5	H: 0 LOB: 0 BB: 0 P: 5	R: 0 E: 0 K: 0 S: 4	H: 1 LOB: 1 BB: 0 P: 4	R: 0 E: 0 K: 0 S: 4	H: 1 LOB: 1 BB: 0 P: 4	R: 0 E: 0 K: 0 S: 3	H: 0 LOB: 1 BB: 1 P: 7	R: 0 E: 0 K: 1 S: 5	H: 0 LOB: 0 BB: 0 P: 5	1B: 5 2B: 1 3B: 0 HR: 0	SF: 0 SAC: 2 DP: 1 HBP: 0	WP: 0 PB: 0 SB: 0 CS: 0	PA: 34
--------------	------------------------------	---------------------------------	------------------------------	---------------------------------	------------------------------	---------------------------------	------------------------------	---------------------------------	------------------------------	---------------------------------	------------------------------	---------------------------------	------------------------------	---------------------------------	------------------------------	---------------------------------	------------------------------	---------------------------------	----------------------------------	------------------------------------	----------------------------------	--------

PITCHER	IP	WLS	BF	H	R	ER	SO	BB	IBB	HBP	BLK	WP	HR	S	P	ERA	WHIP
Mel Parnell, L (1, 1) ERA: 3.57	9.0	W	34	6	0	0	4	1	1	0	0	0	0	40	48	0.00	0.778

Batter	1	2	3	4	5	6	7	8	9	AB R H RBI BB SO LOB	TOP											
Billy Goodman, L (1, 4) OBP: 0.390, SLG: 0.416	0-0 FC1-5 E 1B	0-0 F7		0-0 F7		4-0 IBB		0-0 G4-6-3 1-2f		4 0 1 0 1 0 4												
Jim Piersall, R (1, 9) OBP: 0.313, SLG: 0.315	0-0 E4 FC1-5 1-2		0-3 K	0-0 F7		0-0 F8			0-3 K	5 0 0 0 0 2 6												
Hoot Evers, R (1, 8) OBP: 0.340, SLG: 0.489	0-0 FC1-5 1-2 2-3f		0-0 E7 PB 1B		0-0 F7		0-0 1-3		4-0 1B BB	4 1 1 0 1 0 2												
George Kell, R (1, 7) OBP: 0.406, SLG: 0.545 Gene Stephens, L (7, 7) OBP: 0.297, SLG: 0.273	0-0 F7		0-0 F5		0-0 F7		0-0 4-3		0-0 1B 1-2 1B	4 0 0 0 0 0 3 1 0 1 0 0 0 0												
Floyd Baker, L (1, 5) OBP: 0.375, SLG: 0.323	0-0 F8		0-0 FC5-4 1B		0-0 4-3		0-0 F6		0-0 FC5-4 1-2 1B	5 0 2 1 0 0 2												
Sammy White, R (1, 2) OBP: 0.282, SLG: 0.405		0-0 F8	0-0 FC5-4 1-2f			0-0 2B 1B		0-0 E 1B F9 1B	0-0 FC5-4 1-2f	5 1 2 0 0 0 3												
Dick Gernert, R (1, 3) OBP: 0.382, SLG: 0.412		0-0 FC3-6 1B		0-0 F6		0-0 F3		0-0 F9 E 1-2 1B		4 0 2 0 0 0 1												
Milt Bolling, R (1, 6) OBP: 0.312, SLG: 0.315		0-0 FC3-6 1-2f HR		0-0 1B 1B		0-0 F7		4-0 G4-6-3 1-2 2-3 IBB		3 1 1 0 1 0 2												
Hal Brown, R (1, 1) OBP: 0.304, SLG: 0.500		0-0 1-H HR		0-0 1-2 1B		0-0 2B		0-0 F9 2-3 3-H		4 1 3 3 0 0 2												
Inning Stats	R: 0 E: 1 K: 0 S: 5	H: 1 LOB: 2 BB: 0 P: 5	R: 2 E: 0 K: 0 S: 5	H: 2 LOB: 0 BB: 0 P: 5	R: 1 E: 1 K: 1 S: 7	H: 2 LOB: 1 BB: 0 P: 7	R: 0 E: 0 K: 0 S: 5	H: 2 LOB: 2 BB: 0 P: 5	R: 0 E: 0 K: 0 S: 3	H: 0 LOB: 0 BB: 0 P: 3	R: 0 E: 0 K: 0 S: 5	H: 2 LOB: 3 BB: 1 P: 9	R: 0 E: 0 K: 0 S: 3	H: 0 LOB: 0 BB: 0 P: 3	R: 1 E: 1 K: 0 S: 4	H: 2 LOB: 1 BB: 1 P: 8	R: 0 E: 0 K: 1 S: 6	H: 2 LOB: 2 BB: 1 P: 10	1B: 11 2B: 1 3B: 0 HR: 1	SF: 0 SAC: 0 DP: 1 HBP: 0	WP: 0 PB: 1 SB: 0 CS: 0	PA: 42
PITCHER Art Houtteman, R (1, 1) ERA: 5.69	IP 9.0	WLS L	BF 42	H 13	R 4	ER 2	SO 2	BB 1	IBB 2	HBP 0	BLK 0	WP 0	HR 1	S 43	P 55	ERA 2.00	WHIP 1.556					

Boston Red Sox @ Detroit Tigers
Briggs Stadium, Detroit, MI
 Sun Jun 07 1953, 4:33 AM EDT
 Att: 11,917 - Unknown

livebaseballscorecards.com

AB 39
R 4
H 13
RBI 4
BB 3
SO 2
LOB 25



Batter	1	2	3	4	5	6	7	8	9	AB	R	H	RBI	BB	SO	LOB
Fred Hatfield, L OBP: 0.356, SLG: 0.279 (1, 5)	4-0 L4 1B BB		0-0 G3-6-3					0-0 F8		3	0	1	0	1	0	1
Harvey Kuenn, R OBP: 0.338, SLG: 0.339 (1, 6)	0-0 F9		0-0 6-3					0-0 F8		4	0	0	0	0	0	2
Don Lund, R OBP: 0.366, SLG: 0.397 (1, 7)	0-0 1-2 1B			0-0 5-3				0-0 5-3		4	0	1	0	0	0	0
Bob Nieman, R OBP: 0.370, SLG: 0.484 (1, 9)	0-0 L4			4-0 FC6-4 BB				0-0 4-3		3	0	1	0	1	0	2
Jim Delsing, L OBP: 0.358, SLG: 0.404 (1, 8)		0-0 F6		0-0 FC6-4 1B 1B				0-0 4-3		4	0	0	0	0	0	2
Walt Dropo, R OBP: 0.267, SLG: 0.354 (1, 3)		0-0 1B		0-0 1B 1B				0-0 1-3		4	0	2	0	0	0	1
Matt Batts, R OBP: 0.303, SLG: 0.412 (1, 2)		0-0 F5		0-0 FC4-6 1B				0-0 F8		4	0	1	0	0	0	2
Owen Friend, R OBP: 0.250, SLG: 0.306 (1, 4)		0-0 F9		0-0 FC4-6				0-0 F9		3	0	0	0	0	0	4
Art Houtteman, R OBP: 0.176, SLG: 0.412 (1, 1)			0-0 G3-6-3 1B					0-0 6-3		3	1	2	0	0	0	0

BOTTOM

Boston Red Sox @ Detroit Tigers
 Briggs Stadium, Detroit, MI
 Sun Jun 07 1953, 4:33 AM EDT
 Att. 11,917 - Unknown

livebaseballscorecards.com

AB	32
R	1
H	8
RBI	0
BB	2
SO	0
LOB	14



Inning Stats		R: 0	H: 1	E: 0	LOB: 1	K: 0	BB: 1	S: 3	P: 7	R: 0	H: 1	E: 0	LOB: 1	K: 0	BB: 0	S: 4	P: 4	R: 0	H: 1	E: 0	LOB: 0	K: 0	BB: 0	S: 3	P: 3	R: 0	H: 0	E: 0	LOB: 0	K: 0	BB: 0	S: 3	P: 3	R: 0	H: 0	E: 0	LOB: 0	K: 0	BB: 0	S: 3	P: 3	R: 0	H: 1	E: 0	LOB: 1	K: 0	BB: 0	S: 4	P: 4	1B: 7	SF: 0	2B: 2	SAC: 0	3B: 0	DP: 3	HR: 0	HBP: 0	WP: 0	PA: 34
PITCHER	Hal Brown, R ERA: 4.32 (1, 1)	IP	WLS	BF	H	R	ER	SO	BB	IBB	HBP	BLK	WP	HR	S	P	ERA	WHIP	PITCHER	IP	WLS	BF	H	R	ER	SO	BB	IBB	HBP	BLK	WP	HR	S	P	ERA	WHIP																							

Batter	1	2	3	4	5	6	7	8	9	AB R H RBI BB SO LOB	TOP											
Billy Goodman, L (1, 4) OBP: 0.385, SLG: 0.410	0-0 3-1		0-0 6-3		0-0 SH1-4 1B		0-0 F8			4 1 1 0 0 0 0	Boston Red Sox @ Detroit Tigers Briggs Stadium, Detroit, MI Mon Jun 08 1953, 4:33 AM EDT Att. 2,198 - Unknown											
Jim Piersall, R (1, 9) OBP: 0.318, SLG: 0.320	0-0 BB 1B		0-0 HR 1B		0-0 SH1-4 1-2		0-0 6-3			3 1 2 0 0 0 0												
Hoot Evers, R (1, 8) OBP: 0.356, SLG: 0.527	4-0 1-2 BB		0-0 1-H HR		0-0 L6-4 1B 2-H		0-0 6-3			3 1 2 3 1 0 0												
George Kell, R (1, 7) OBP: 0.411, SLG: 0.544	0-0 F7		4-0 S BB		0-0 1-2 1B		0-0 F9			2 0 1 0 1 0 2												
Gene Stephens, L (5, PR) OBP: 0.295, SLG: 0.271	0-0 F7		0-0 S BB		0-0 1-2 1B		0-0 F9			1 0 0 0 0 0 0												
Floyd Baker, L (1, 5) OBP: 0.355, SLG: 0.303	0-0 F9		0-0 1-2 F6		0-0 L6-4 2-3		0-0 F8			4 0 0 0 0 0 5												
Sammy White, R (1, 2) OBP: 0.281, SLG: 0.401		0-0 F6	0-0 F7		0-0 6-3		0-0 FC5-4 1B			4 0 1 0 0 0 1												
Dick Gernert, R (1, 3) OBP: 0.379, SLG: 0.408		0-0 FC4-6 1B		0-3 K	0-3 K		0-0 F8			4 0 1 0 0 2 1												
Milt Bolling, R (1, 6) OBP: 0.304, SLG: 0.306		0-3 K		0-0 F7	0-0 4-3		0-0 F6			4 0 0 0 0 1 2												
Marv Grissom, R (1, 1) Hersh Freeman, R (3, 1) Ellis Kinder, R (7, 1) OBP: 0.500, SLG: 0.500 Del Wilber, R (9, PH) OBP: 0.318, SLG: 0.700		0-0 FC4-6 1-2f		0-0 1-3	0-0 6-3		0-0 FC5-4 1-2f			1 0 0 0 0 0 1 2 0 0 0 0 0 0 0 0 0 0 0 0 0 1 0 0 0 0 0 1												
Inning Stats	R: 0 E: 0 K: 0 S: 4	H: 1 LOB: 2 BB: 1 P: 8	R: 0 E: 0 K: 1 S: 6	H: 1 LOB: 1 BB: 0 P: 6	R: 2 E: 0 K: 0 S: 5	H: 2 LOB: 1 BB: 1 P: 9	R: 0 E: 0 K: 1 S: 5	H: 0 LOB: 0 BB: 0 P: 5	R: 1 E: 0 K: 0 S: 5	H: 3 LOB: 1 BB: 0 P: 5	R: 0 E: 0 K: 1 S: 5	H: 0 LOB: 0 BB: 0 P: 5	R: 0 E: 0 K: 0 S: 3	H: 0 LOB: 0 BB: 0 P: 3	R: 0 E: 0 K: 0 S: 3	H: 0 LOB: 0 BB: 0 P: 3	R: 0 E: 0 K: 0 S: 4	H: 1 LOB: 1 BB: 0 P: 4	1B: 7 2B: 1 3B: 0 HR: 1	SF: 0 SAC: 1 DP: 1 HBP: 0	WP: 0 PB: 0 SB: 1 CS: 0	PA: 36
PITCHER Ned Garver, R (1, 1) ERA: 4.97	IP 9.0	WLS W	BF 36	H 8	R 3	ER 3	SO 3	BB 2	IBB 0	HBP 0	BLK 0	WP 0	HR 1	S 40	P 48	ERA 3.00	WHIP 1.111					

livebaseballscorecards.com

AB	33
R	3
H	8
RBI	3
BB	2
SO	3
LOB	13



Batter	1	2	3	4	5	6	7	8	9	AB R H RBI BB SO LOB	BOTTOM
Harvey Kuenn, R <small>(1, 6) OBP: 0.347, SLG: 0.347</small>										4 1 3 0 1 0 0	Boston Red Sox @ Detroit Tigers Briggs Stadium, Detroit, MI Mon Jun 08 1953, 4:33 AM EDT Att. 2,198 - Unknown livebaseballscorecards.com
Fred Hatfield, L <small>(1, 5) OBP: 0.362, SLG: 0.283</small>										2 1 1 0 1 0 1	
Don Lund, R <small>(1, 7) OBP: 0.369, SLG: 0.396</small>										3 0 1 0 1 0 4	
Bob Nieman, R <small>(1, 9) OBP: 0.371, SLG: 0.495</small>										4 1 1 1 1 1 4	
Jim Delsing, L <small>(1, 8) OBP: 0.366, SLG: 0.410</small>										3 2 2 1 1 0 0	
Walt Dropo, R <small>(1, 3) OBP: 0.271, SLG: 0.357</small>										4 1 2 1 0 0 3	
Matt Batts, R <small>(1, 2) OBP: 0.310, SLG: 0.431</small>										4 0 2 3 0 0 0	
Owen Friend, R <small>(1, 4) OBP: 0.240, SLG: 0.292</small>										4 0 0 0 0 0 3	
Ned Garver, R <small>(1, 1) OBP: 0.235, SLG: 0.281</small>										4 0 1 0 0 0 2	
Inning Stats	R: 0 H: 1 E: 0 LOB: 3 K: 1 BB: 2 S: 6 P: 14	R: 0 H: 1 E: 0 LOB: 3 K: 0 BB: 2 S: 4 P: 12	R: 2 H: 4 E: 0 LOB: 1 K: 0 BB: 0 S: 6 P: 6	R: 0 H: 1 E: 0 LOB: 0 K: 0 BB: 0 S: 3 P: 3	R: 0 H: 0 E: 0 LOB: 0 K: 0 BB: 0 S: 3 P: 3	R: 0 H: 0 E: 0 LOB: 0 K: 0 BB: 0 S: 3 P: 3	R: 4 H: 4 E: 1 LOB: 1 K: 0 BB: 1 S: 7 P: 11	R: 0 H: 2 E: 0 LOB: 2 K: 0 BB: 0 S: 5 P: 5	1B: 11 SF: 0 2B: 0 SAC: 3 3B: 1 DP: 1 HR: 1 HBP: 0	WP: 1 PA: 40 PB: 0 SB: 0 CS: 1	
PITCHER Mary Grissom, R <small>(1, 1) ERA: 3.19</small> Hersh Freeman, R <small>(3, 1) ERA: 3.77</small> Ellis Kinder, R <small>(7, 1) ERA: 2.03</small>	IP WLS BF H R ER SO BB IBB HBP BLK WP HR S P ERA WHIP 2.0 0 15 5 2 2 1 4 0 0 0 0 13 29 9.00 4.500	IP WLS BF H R ER SO BB IBB HBP BLK WP HR S P ERA WHIP 4.2 L 18 5 4 1 0 0 1 0 0 0 0 17 21 1.93 1.071	IP WLS BF H R ER SO BB IBB HBP BLK WP HR S P ERA WHIP 1.1 7 3 0 0 0 0 0 0 0 0 1 0 7 7 0.00 2.250	PITCHER	IP WLS BF H R ER SO BB IBB HBP BLK WP HR S P ERA WHIP (Empty)						

Boston Red Sox @ Detroit Tigers
 Briggs Stadium, Detroit, MI
 Mon Jun 08 1953, 4:33 AM EDT
 Att. 2,198 - Unknown

AB	32
R	6
H	13
RBI	6
BB	5
SO	1
LOB	17



Batter	1	2	3	4	5	6	7	8	9	AB R H RBI BB SO LOB	TOP
Billy Martin, R OBP: 0.295, SLG: 0.330 (1, 4) X	0-0 FC3-6 1B 2B 1B		0-0 5-3		0-0 F8			0-0 6-3		4 1 1 0 0 0 1	
Joe Collins, L OBP: 0.424, SLG: 0.486 (1, 3) X	0-0 FC3-6 1-2 1B		0-0 4-3			0-0 SH2-3 1B 1B		0-0 F9		4 1 2 0 0 0 0	
Yogi Berra, L OBP: 0.317, SLG: 0.391 (1, 2) X	0-0 FC3-6 2B 1-2f 2-3		0-0 G3			0-0 SH2-3 1-2		0-0 F8		3 1 0 0 0 0 2	
Mickey Mantle, S OBP: 0.445, SLG: 0.570 (1, 8) X	0-0 F6			0-0 1-3		0-0 2-H 1B		4-0 CS BB		3 0 1 1 1 0 2	
Hank Bauer, R OBP: 0.408, SLG: 0.438 (1, 9) X	0-0 1-H 3-H 2B			0-0 F7		0-3 K		0-0 1-2 1B		4 0 2 2 0 1 0	
Gil McDougald, R OBP: 0.369, SLG: 0.394 (1, 5) X	0-0 6-3			0-0 1-3			0-0 1-3		0-3 K	4 0 0 0 0 1 2	
Gene Woodling, L OBP: 0.401, SLG: 0.433 (1, 7)		0-3 K			0-3 K		0-0 F7			3 0 0 0 0 2 0	
Phil Rizzuto, R OBP: 0.369, SLG: 0.301 (1, 6)		0-3 K			0-0 F7		0-0 F6			3 0 0 0 0 1 0	
Vic Raschi, R OBP: 0.158, SLG: 0.059 (1, 1) Tom Gorman, R OBP: 0.333, SLG: 0.333 (4, 1)		0-3 K			0-0 1B			0-0 F3		1 0 0 0 0 1 0 2 0 1 0 0 0 0	
Inning Stats	R: 2 H: 3 E: 0 LOB: 1 K: 0 BB: 0 S: 6 P: 6	R: 0 H: 0 E: 0 LOB: 0 K: 3 BB: 0 S: 9 P: 9	R: 0 H: 0 E: 0 LOB: 0 K: 0 BB: 0 S: 3 P: 3	R: 0 H: 0 E: 0 LOB: 0 K: 0 BB: 0 S: 3 P: 3	R: 0 H: 1 E: 0 LOB: 1 K: 1 BB: 0 S: 6 P: 6	R: 1 H: 2 E: 0 LOB: 0 K: 1 BB: 0 S: 6 P: 6	R: 0 H: 0 E: 0 LOB: 0 K: 0 BB: 0 S: 3 P: 3	R: 0 H: 0 E: 0 LOB: 0 K: 0 BB: 0 S: 3 P: 3	R: 0 H: 1 E: 0 LOB: 1 K: 1 BB: 1 S: 5 P: 9	1B: 6 SF: 0 2B: 1 SAC: 1 3B: 0 DP: 0 HR: 0 HBP: 0	WP: 0 PA: 33 PB: 0 SB: 0 CS: 1
PITCHER Ted Gray, L ERA: 5.13 (1, 1)	IP WLS BF H R ER SO BB IBB HBP BLK WP HR S P ERA WHIP										
	9.0 L 33 7 3 3 6 1 0 0 0 0 0 0 44 48 3.00 0.889										

New York Yankees @ Detroit Tigers
 Briggs Stadium, Detroit, MI
 Tue Jun 09 1953, 4:33 AM EDT
 Att. 38,489 - Unknown

AB	31
R	3
H	7
RBI	3
BB	1
SO	6
LOB	7



livebaseballscorecards.com

Batter	1	2	3	4	5	6	7	8	9	AB	R	H	RBI	BB	SO	LOB	TOP										
Billy Martin, R OBP: 0.301, SLG: 0.332 (1, 4) (6, 6)	0-3 K		0-3 K		H 1-0 FC1-6 HBP	X 0-0 FC6-4 BB 1B	X 0-0 4-3		X 0-0 HR 1B	5	2	2	1	0	2	2											
Joe Collins, L OBP: 0.435, SLG: 0.514 (1, 3) (6, 6)	0-0 1B		0-0 E4 1B		X 0-0 FC1-6 1-2f	X 4-0 FC6-4 BB		X 4-0 FC6 BB	X 0-0 HR	4	1	2	2	2	0	2											
Bill Renna, R OBP: 0.333, SLG: 0.444 Gene Woodling, L OBP: 0.394, SLG: 0.424 (1, 7) (6, PH) (6, 7)	0-3 K		0-3 K		S 0-3 K	X 0-0 FC6-4 1B		X 0-0 FC6 1B	X 0-0 F7	3	0	0	0	0	3	4											
Mickey Mantle, S OBP: 0.447, SLG: 0.568 (1, 8) (6, 6)	0-0 G3		0-0 1B		S 0-0 1B	X 0-0 1B		X 0-0 F9	X 0-0 4-3	6	1	3	2	0	0	2											
Hank Bauer, R OBP: 0.414, SLG: 0.444 (1, 9) (6, 6)		X 0-0 E5	X 0-0 F8		X 0-0 1B	X 0-0 1B		X 0-0 2B 1B		5	1	3	1	0	0	2											
Gil McDougald, R OBP: 0.370, SLG: 0.397 (1, 5) (6, 4)		X 0-0 F4		X 0-0 F6		X 0-0 1B		X 0-0 2B		4	1	1	1	1	0	3											
Charles Silvera, R OBP: 0.353, SLG: 0.295 Yogi Berra, L OBP: 0.324, SLG: 0.392 (1, 2) (6, PH) (6, 2)		X 0-0 F4		X 0-0 F9		X 0-0 1B	X 0-0 G3	X 4-0 1B		2	0	0	0	0	0	1											
Phil Rizzuto, R OBP: 0.365, SLG: 0.298 Johnny Mize, L OBP: 0.429, SLG: 0.429 Andy Carey, R OBP: 0.333, SLG: 0.542 (1, 6) (6, PH) (6, PR) (6, 5)		X 0-0 F7		X 0-0 6-3		X 0-0 1B	X 0-0 1B	X 0-0 F8		2	0	0	0	0	0	1											
Johnny Sain, R OBP: 0.278, SLG: 0.286 Irv Noren, L OBP: 0.381, SLG: 0.563 Ray Scarborough, R OBP: 0.111, SLG: 0.444 (1, 1) (6, PH) (6, 1)			X 0-0 E 1B		X 0-0 6-3	X 0-0 FC3-5-2 BB 1B	X 0-0 F8	X 0-0 F7		2	1	1	0	0	0	0											
Inning Stats	R: 0 E: 0 K: 2 S: 8	H: 1 LOB: 1 BB: 0 P: 8	R: 0 E: 1 K: 0 S: 4	H: 0 LOB: 1 BB: 0 P: 4	R: 1 E: 1 K: 2 S: 10	H: 2 LOB: 2 BB: 0 P: 10	R: 0 E: 0 K: 0 S: 3	H: 0 LOB: 0 BB: 0 P: 3	R: 0 E: 0 K: 1 S: 5	H: 0 LOB: 1 BB: 0 P: 6	R: 7 E: 0 K: 0 S: 10	H: 7 LOB: 2 BB: 2 P: 18	R: 0 E: 0 K: 0 S: 4	H: 1 LOB: 1 BB: 0 P: 4	R: 1 E: 0 K: 0 S: 5	H: 2 LOB: 3 BB: 2 P: 13	R: 2 E: 0 K: 0 S: 5	H: 2 LOB: 0 BB: 0 P: 5	1B: 13 2B: 1 3B: 0 HR: 1	SF: 0 SAC: 0 DP: 0 HBP: 1	WP: 0 PB: 0 SB: 0 CS: 0	PA: 49					
PITCHER	IP	WLS	BF	H	R	ER	SO	BB	IBB	HBP	BLK	WP	HR	S	P	ERA	WHIP										
Billy Hoelt, L ERA: 4.75 (1, 1)	5.0	L	26	7	6	5	5	1	0	1	0	0	0	34	39	9.00	1.600										
Dave Madison, R ERA: 5.63 (6, 1)	0.1		3	1	0	0	0	1	0	0	0	0	0	2	6	0.00	6.000										
Bill Wight, L ERA: 8.17 (6, 1)	1.2		8	3	2	2	0	0	0	0	0	0	0	8	8	10.80	1.800										
Hal Erickson, R ERA: 5.22 (8, 1)	1.0		7	2	1	1	0	1	1	0	0	0	0	5	13	9.00	3.000										
Ray Herbert, R ERA: 9.43 (9, 1)	1.0		5	2	2	2	0	0	0	0	0	0	1	5	5	18.00	2.000										

New York Yankees @ Detroit Tigers
Briggs Stadium, Detroit, MI
 Wed Jun 10 1953, 4:33 AM EDT
 Att. 7,331 - Unknown

livebaseballscorecards.com

AB	44
R	11
H	15
RBI	11
BB	4
SO	5
LOB	26



BOTTOM

New York Yankees @ Detroit Tigers
Briggs Stadium, Detroit, MI
Wed Jun 10 1953, 4:33 AM EDT
Att. 7,331 - Unknown

livebaseballscorecards.com

AB 36
R 4
H 8
RBI 4
BB 1
SO 4
LOB 12



WP: 0 PA: 37
PB: 0
SB: 1
CS: 0

AB R H RBI BB SO LOB

5 0 1 0 0 0 3

4 0 1 0 0 1 2

4 0 0 0 0 0 2

4 1 1 1 0 1 2

4 0 1 0 0 0 0

4 1 0 0 0 0 1

4 1 3 0 0 0 0

4 1 1 3 0 1 2

2 0 0 0 0 0 1 0
0 0 0 0 0 0 0 0
0 0 0 0 0 0 0 0
1 0 0 0 0 0 0 0
0 0 0 0 0 0 0 0
0 0 0 0 0 0 0 0
0 0 0 0 0 0 0 0

1B: 5 SF: 0
2B: 1 SAC: 0
3B: 0 DP: 0
HR: 2 HBP: 0

Batter	1	2	3	4	5	6	7	8	9
Harvey Kuenn, R (1, 6) OBP: 0.341, SLG: 0.338	0-0 F6		0-0 F8		0-0 FC5 5-3 1B		0-0 F4		0-0 F4
Fred Hatfield, L (1, 5) OBP: 0.351, SLG: 0.274	0-0 S 1B		0-3 K		0-0 5-3 1-2		0-0 G3		
Don Lund, R (1, 7) OBP: 0.358, SLG: 0.381	0-0 1-3 1-2			0-0 F7	0-0 FC5 2-3			0-0 5-3	
Bob Nieman, R (1, 9) OBP: 0.371, SLG: 0.510	0-3 K			0-0 HR	0-0 F2			0-0 6-3	
Jim Delsing, L (1, 8) OBP: 0.388, SLG: 0.411		0-0 5-3		0-0 FC6-5 2B		0-0 5-3		0-0 F5	
Walt Dropo, R (1, 3) OBP: 0.271, SLG: 0.353		0-0 6-3		0-0 FC6-5 1B HR 2-3		0-0 F9		0-0 F7	
Matt Batts, R (1, 2) OBP: 0.321, SLG: 0.435		0-0 1B		0-0 1-2 HR 1B		0-0 F8		0-0 BB 1B	
Owen Friend, R (1, 4) OBP: 0.233, SLG: 0.313		0-0 F5		0-0 1-H 2-H HR			0-3 K	0-0 F5	
Billy Hoelt, L (1, 1) OBP: 0.333, SLG: 0.238			0-3 K	0-0 6-3			0-0 E1	4-0 BB BB BB	
Dave Madison, R (6, 1) OBP: 0.125, SLG: 0.125									
Bill Wright, L (6, 1) OBP: 0.429, SLG: 0.429									
Johnny Pesky, L (7, PH) OBP: 0.301, SLG: 0.262									
Hal Erickson, R (8, 1)									
Ray Herbert, R (9, 1)									
Pat Mullin, L (9, PH) OBP: 0.375, SLG: 0.333									

Inning Stats	R: 0	H: 1	E: 0	LOB: 1	K: 1	BB: 0	S: 6	P: 6
	R: 0	H: 1	E: 0	LOB: 1	K: 0	BB: 0	S: 4	P: 4
	R: 0	H: 0	E: 0	LOB: 0	K: 2	BB: 0	S: 7	P: 7
	R: 4	H: 4	E: 0	LOB: 0	K: 0	BB: 0	S: 7	P: 7
	R: 0	H: 1	E: 0	LOB: 1	K: 0	BB: 0	S: 4	P: 4
	R: 0	H: 0	E: 0	LOB: 0	K: 0	BB: 0	S: 3	P: 3
	R: 0	H: 0	E: 1	LOB: 1	K: 1	BB: 0	S: 6	P: 6
	R: 0	H: 0	E: 0	LOB: 0	K: 0	BB: 0	S: 3	P: 3
	R: 0	H: 1	E: 0	LOB: 2	K: 0	BB: 1	S: 4	P: 8

PITCHER	IP	WLS	BF	H	R	ER	SO	BB	IBB	HBP	BLK	WP	HR	S	P	ERA	WHIP
Johnny Sain, R (1, 1) ERA: 2.89	5.0	W	22	7	4	4	3	0	0	0	0	0	2	28	28	7.20	1.400
Ray Scarborough, R (6, 1) ERA: 2.86	4.0	S	15	1	0	0	1	1	0	0	0	0	0	16	20	0.00	0.500

New York Yankees @ Detroit Tigers
 Briggs Stadium, Detroit, MI
 Thu Jun 11 1953, 4:33 AM EDT
 Att. 5,366 - Unknown

livebaseballscorecards.com

AB	37
R	6
H	13
RBI	6
BB	4
SO	1
LOB	20



Batter	1	2	3	4	5	6	7	8	9	AB	R	H	RBI	BB	SO	LOB
Billy Martin, R (1, 4) OBP: 0.294, SLG: 0.324	0-0 F5		0-0 F9	0-0 F7			0-0 5-3	0-0 6-3		5	0	0	0	0	0	2
Joe Collins, L (1, 3) OBP: 0.441, SLG: 0.513	4-0 CS BB		0-3 K		0-0 FC3-6 1B		0-0 HR 1B	0-0 F9		4	1	2	0	1	1	1
Irv Noren, L (1, 9) OBP: 0.371, SLG: 0.579	0-0 F7 1-2		0-0 HR		0-0 FC3-6 1-2f		0-0 F8		0-0 F7	5	1	1	1	0	0	3
Mickey Mantle, S (1, 8) OBP: 0.455, SLG: 0.583		4-0 1B F7 BB	4-0 BB		0-0 F7		0-0 HR 1-H		4-0 BB	2	2	1	2	3	0	1
Yogi Berra, L (1, 2) OBP: 0.320, SLG: 0.400		0-0 F7	0-0 F8		0-0 F8		0-0 1B 3B		0-0 F8	5	1	1	0	0	0	4
Gene Woodling, L (1, 7) OBP: 0.406, SLG: 0.453		0-0 1B 1-3 1B		0-0 HR		1-0 FC4 HBP	0-0 FC5-4 1B		0-0 F8	4	1	3	2	0	0	1
Gil McDougald, R (1, 5) OBP: 0.367, SLG: 0.393		0-0 F7 3-H		0-0 1B		0-0 FC4 1-2f 1B	0-0 FC5-4 1-2f 1B			4	0	1	1	0	0	3
Phil Rizzuto, R (1, 6) OBP: 0.378, SLG: 0.320		0-0 1-2 1B		0-0 1-3 1B		0-0 1B		0-0 1B		4	0	4	0	0	0	0
Jim McDonald, R (1, 1) Allie Reynolds, R (9, 1) OBP: 0.353, SLG: 0.357		0-0 F6		0-0 F5		0-0 F6		0-0 F3		4	0	0	0	0	0	5
										0	0	0	0	0	0	0

Inning Stats	R: 0	H: 0	E: 0	K: 0	S: 2	P: 6	R: 1	H: 2	E: 0	K: 0	S: 5	P: 9	R: 1	H: 1	E: 0	K: 1	S: 6	P: 10	R: 1	H: 3	E: 0	K: 0	S: 5	P: 5	R: 0	H: 1	E: 0	K: 0	S: 4	P: 4	R: 0	H: 1	E: 0	K: 0	S: 3	P: 4	R: 3	H: 4	E: 0	K: 0	S: 7	P: 7	R: 0	H: 1	E: 0	K: 0	S: 4	P: 4	R: 0	H: 0	E: 0	K: 0	S: 3	P: 7	1B: 8	SF: 0	2B: 1	SAC: 0	3B: 1	DP: 0	HR: 3	HBP: 1	WP: 0	PA: 42
--------------	------	------	------	------	------	------	------	------	------	------	------	------	------	------	------	------	------	-------	------	------	------	------	------	------	------	------	------	------	------	------	------	------	------	------	------	------	------	------	------	------	------	------	------	------	------	------	------	------	------	------	------	------	------	------	-------	-------	-------	--------	-------	-------	-------	--------	-------	--------

PITCHER	IP	WLS	BF	H	R	ER	SO	BB	IBB	HBP	BLK	WP	HR	S	P	ERA	WHIP
Art Houtteman, R (1, 1) ERA: 5.9	7.0	L	34	12	6	6	1	3	0	1	0	0	3	32	45	7.71	2.143
Earl Harrist, R (8, 1) ERA: 6.38	2.0		8	1	0	0	0	1	0	0	0	0	0	7	11	0.00	1.000

Batter	1	2	3	4	5	6	7	8	9	AB R H RBI BB SO LOB	TOP
Eddie Yost, R OBP: 0.385, SLG: 0.345 (1, 5) BB	4-0 G4-6-3 BB		4-0 CS BB		0-0 F8			0-0 5-3		2 0 0 0 2 0 1	
Wayne Terwilliger, R OBP: 0.363, SLG: 0.352 (1, 4) X	0-0 G4-6-3 1-2f		0-3 K			0-0 F4		0-0 F8		4 0 0 0 0 1 3	
Mickey Vernon, L OBP: 0.409, SLG: 0.475 (1, 3) X	0-0 4-3		0-0 F7			0-0 F8			0-0 6-3	4 0 0 0 0 0 0	
Clyde Vollmer, R OBP: 0.387, SLG: 0.384 (1, 7) X		0-0 F8		0-0 FC4-6 1B		0-0 F7			0-0 1B 2B	4 1 2 0 0 0 0	
Jackie Jensen, R OBP: 0.377, SLG: 0.456 (1, 9) BB		4-0 2B BB		0-0 F7		0-0 F7			0-0 1-3	3 0 0 0 1 0 2	
Pete Runnels, L OBP: 0.368, SLG: 0.295 (1, 6) X		0-0 2B		0-0 FC4-6 FC5-4 1-2f		0-0 F7			0-0 FC6 1B	4 0 2 1 0 0 1	
Jim Busby, R OBP: 0.315, SLG: 0.403 (1, 8) Carmen Mauro, L OBP: 0.182, SLG: 0.143 (4, 8)		4-0 IBB		0-0 FC5-4 1-2f		0-0 3-1			0-0 FC6	1 0 0 0 1 0 1 2 0 0 0 0 0 1	
Ed Fitz Gerald, R OBP: 0.267, SLG: 0.293 (1, 2) X		0-0 F3			0-0 1-3				0-0 2B	3 0 1 0 0 0 3	
Connie Marrero, R OBP: 0.222, SLG: 0.125 (1, 1) Tommy Byrne, L OBP: 0.238, SLG: 0.316 (8, PH) Sonny Dixon, S OBP: 0.250, SLG: 0.143 (8, 1)		0-3 K			0-0 6-3				0-0 F7	2 0 0 0 0 1 3 1 0 0 0 0 0 1 0 0 0 0 0 0 0	
Inning Stats	R: 0 E: 0 K: 0 S: 2 H: 0 LOB: 0 BB: 1 P: 6	R: 0 E: 0 K: 1 S: 6 H: 1 LOB: 3 BB: 2 P: 14	R: 0 E: 0 K: 1 S: 4 H: 0 LOB: 0 BB: 1 P: 8	R: 0 E: 0 K: 0 S: 4 H: 1 LOB: 1 BB: 0 P: 4	R: 0 E: 0 K: 0 S: 3 H: 0 LOB: 0 BB: 0 P: 3	R: 0 E: 0 K: 0 S: 3 H: 0 LOB: 0 BB: 0 P: 3	R: 0 E: 0 K: 0 S: 3 H: 0 LOB: 0 BB: 0 P: 3	R: 0 E: 0 K: 0 S: 4 H: 1 LOB: 1 BB: 0 P: 4	R: 1 E: 0 K: 0 S: 5 H: 2 LOB: 1 BB: 0 P: 5	1B: 2 2B: 3 3B: 0 HR: 0 SF: 0 SAC: 0 DP: 1 HBP: 0	WP: 0 PB: 0 SB: 0 CS: 1 PA: 34
PITCHER Dick Marlowe, R ERA: 3.25 (1, 1)	IP: 9.0 WLS: W BF: 34 H: 5 R: 1 ER: 1 SO: 2 BB: 3 IBB: 1 HBP: 0 BLK: 0 WP: 0 HR: 0 S: 34 P: 50 ERA: 1.00 WHIP: 0.889										

Washington Senators @ Detroit Tigers
 Briggs Stadium, Detroit, MI
 Fri Jun 12 1953, 4:33 AM EDT
 Att. 12,675 - Unknown

livebaseballscorecards.com

AB 30
R 1
H 5
RBI 1
BB 4
SO 2
LOB 16



Batter	1	2	3	4	5	6	7	8	9	AB R H RBI BB SO LOB
Harvey Kuenn, R (1, 6) OBP: 0.345, SLG: 0.343	0-0 2B 2B		0-3 K		0-3 K			0-0 F9		4 0 1 0 0 2 1
Johnny Pesky, L (1, 4) OBP: 0.309, SLG: 0.292	0-0 2B 2-H			0-0 FC4-6 2B		0-0 G3		0-0 4-3		4 0 2 0 0 0 0
Don Lund, R (1, 7) OBP: 0.353, SLG: 0.370	0-0 F6			1-0 FC4-6 HBP		0-0 F3		0-0 1B		3 0 1 0 0 0 1
Bob Nieman, R (1, 9) OBP: 0.371, SLG: 0.512	0-0 5-3			0-0 FC4-6 1-2f 2-3		0-0 6-3		0-0 F8		4 0 0 0 0 0 4
Jim Delsing, L (1, 8) OBP: 0.374, SLG: 0.455		0-0 F4		0-0 F2		0-0 1B 3B		0-0 HR		4 2 2 1 0 0 2
Walt Dropo, R (1, 3) OBP: 0.262, SLG: 0.341		0-0 F6		0-0 F7		0-0 F3				3 0 0 0 0 0 3
Matt Batts, R (1, 2) OBP: 0.319, SLG: 0.430		0-0 F6			0-0 F7		0-0 1B			3 0 1 1 0 0 0
Fred Hatfield, L (1, 5) OBP: 0.348, SLG: 0.275			0-0 F8		0-0 F5		0-0 F7			3 0 0 0 0 0 1
Dick Marlowe, R (1, 1) OBP: 0.200, SLG: 0.200			0-3 K		0-0 1B		0-3 K			3 0 1 0 0 2 1

Inning Stats	R: 0 E: 0 K: 0 S: 4	H: 2 LOB: 1 BB: 0 P: 4	R: 0 E: 0 K: 0 S: 3	H: 0 LOB: 0 BB: 0 P: 3	R: 0 E: 0 K: 2 S: 7	H: 0 LOB: 0 BB: 0 P: 7	R: 0 E: 0 K: 0 S: 4	H: 1 LOB: 2 BB: 0 P: 5	R: 0 E: 0 K: 1 S: 6	H: 1 LOB: 1 BB: 0 P: 6	R: 0 E: 0 K: 0 S: 3	H: 0 LOB: 0 BB: 0 P: 3	R: 1 E: 0 K: 1 S: 7	H: 2 LOB: 1 BB: 0 P: 7	R: 0 E: 0 K: 0 S: 4	H: 1 LOB: 1 BB: 0 P: 4	R: 1 E: 0 K: 0 S: 1	H: 1 LOB: 0 BB: 0 P: 1	1B: 3 2B: 3 3B: 1 HR: 1	SF: 0 SAC: 0 DP: 0 HBP: 1	WP: 0 PB: 0 SB: 0 CS: 0	PA: 32
--------------	------------------------------	---------------------------------	------------------------------	---------------------------------	------------------------------	---------------------------------	------------------------------	---------------------------------	------------------------------	---------------------------------	------------------------------	---------------------------------	------------------------------	---------------------------------	------------------------------	---------------------------------	------------------------------	---------------------------------	----------------------------------	------------------------------------	----------------------------------	--------


PITCHER	IP	WLS	BF	H	R	ER	SO	BB	IBB	HBP	BLK	WP	HR	S	P	ERA	WHIP
Connie Marrero, R (1, 1) ERA: 2.74	7.0		27	6	1	1	4	0	0	1	0	0	0	34	35	1.29	0.857
Sonny Dixon, R (8, 1) ERA: 2.59	1.0	L	5	2	1	1	0	0	0	0	0	0	1	5	5	9.00	2.000

BOTTOM

Washington Senators @ Detroit Tigers
 Briggs Stadium, Detroit, MI
 Fri Jun 12 1953, 4:33 AM EDT
 Att. 12,675 - Unknown

livebaseballscorecards.com

AB	31
R	2
H	8
RBI	2
BB	0
SO	4
LOB	13



Washington Senators @ Detroit Tigers
 Briggs Stadium, Detroit, MI
 Sat Jun 13 1953, 4:33 AM EDT
 Att. 4,765 - Unknown

livebaseballscorecards.com

AB	38
R	6
H	11
RBI	6
BB	4
SO	9
LOB	17



AB R H RBI BB SO LOB

4	1	1	0	1	1	0
5	0	1	0	0	0	3
4	2	2	2	1	0	2
4	0	1	0	1	2	3
5	1	3	3	0	1	2
5	1	1	0	0	1	3
4	0	2	0	0	0	1
4	0	0	1	0	1	2
1	0	0	0	0	1	0
1	0	0	0	0	1	1
0	0	0	0	0	0	0
0	1	0	0	1	0	0
0	0	0	0	0	0	0
1	0	0	0	0	1	0
0	0	0	0	0	0	0

1B:	6	SF:	0
2B:	3	SAC:	0
3B:	1	DP:	0
HR:	1	HBP:	0

WP:	0	PA:	42
PB:	0		
SB:	0		
CS:	0		

Batter 1 2 3 4 5 6 7 8 9

Eddie Yost, R (1, 5) OBP: 0.386, SLG: 0.343	0-3 K		X 0-0 4-3 1B		X 0-0 F9		BB BB BB BB 4-0 1-2 2B BB		X 0-0 G3
Pete Runnels, L (1, 6) OBP: 0.364, SLG: 0.298	0-0 3-1		X 0-0 4-3 1-2		X 0-0 F9 2B		X 0-0 3-1 1-2 2-3		X 0-0 L7
Mickey Vernon, L (1, 3) OBP: 0.413, SLG: 0.481	4-0 BB		X 0-0 F7 BB		X 0-0 F9 2-3		X 0-0 2-H 3-H 1B 2B		X 0-0 1B 1B
Clyde Vollmer, R (1, 7) OBP: 0.387, SLG: 0.381	0-0 5-3		X 0-0 BB BB BB BB 4-0 BB		X 0-3 K		X 0-3 K		X 0-0 1B 1B
Jackie Jensen, R (1, 9) OBP: 0.381, SLG: 0.475		X 0-0 HR	X 0-3 K		X 0-0 6-3		X 0-0 2-H 1B		X 0-0 1-2 2-H 1B
Carmen Mauro, L (1, 8) OBP: 0.185, SLG: 0.231		X 0-0 F8 3B		X 0-0 5-3		X 0-0 F6 K		X 0-0 F9	
Wayne Terwilliger, R (1, 4) OBP: 0.365, SLG: 0.360		X 0-0 L5 1B		X 0-0 1B		X 0-0 2B		X 0-0 F8	
Ed Fitz Gerald, R (1, 2) OBP: 0.256, SLG: 0.279		X 0-0 F8 3-H		X 0-0 F9		X 0-0 F8		X 0-3 K	
Bob Porterfield, R (1, 1) OBP: 0.350, SLG: 0.526		0-0 K		0-3 K		BB BB BB BB 4-0 3-1 BB 2B BB		BB BB BB BB 0-3 K	

Inning Stats	R: 0 E: 0 K: 1 S: 5	H: 0 LOB: 1 BB: 1 P: 9	R: 2 E: 0 K: 1 S: 7	H: 2 LOB: 0 BB: 0 P: 7	R: 0 E: 0 K: 1 S: 6	H: 1 LOB: 2 BB: 1 P: 10	R: 0 E: 0 K: 1 S: 6	H: 1 LOB: 1 BB: 0 P: 6	R: 0 E: 0 K: 1 S: 6	H: 1 LOB: 1 BB: 0 P: 6	R: 0 E: 0 K: 0 S: 4	H: 1 LOB: 1 BB: 0 P: 4	R: 3 E: 0 K: 2 S: 9	H: 2 LOB: 1 BB: 2 P: 17	R: 0 E: 0 K: 2 S: 7	H: 0 LOB: 0 BB: 0 P: 7	R: 1 E: 0 K: 0 S: 6	H: 3 LOB: 2 BB: 0 P: 6
--------------	------------------------------	---------------------------------	------------------------------	---------------------------------	------------------------------	----------------------------------	------------------------------	---------------------------------	------------------------------	---------------------------------	------------------------------	---------------------------------	------------------------------	----------------------------------	------------------------------	---------------------------------	------------------------------	---------------------------------

PITCHER	IP	WLS	BF	H	R	ER	SO	BB	IBB	HBP	BLK	WP	HR	S	P	ERA	WHIP
Ned Garver, R (1, 1) ERA: 5.09	8.2	W	41	11	6	6	9	4	0	0	0	0	1	55	71	6.23	1.731
Hal Newhouser, L (9, 1) ERA: 4.76	0.1	S	1	0	0	0	0	0	0	0	0	0	0	1	1	0.00	0.000

PITCHER	IP	WLS	BF	H	R	ER	SO	BB	IBB	HBP	BLK	WP	HR	S	P	ERA	WHIP
---------	----	-----	----	---	---	----	----	----	-----	-----	-----	----	----	---	---	-----	------

Batter	1	2	3	4	5	6	7	8	9
Harvey Kuenn, R OBP: 0.351, SLG: 0.350 (1, 6)	0-0 4-3		0-0 1B 1B	0-0 1B 2-H 1B		0-0 L6-4 1B			
Johnny Pesky, L OBP: 0.329, SLG: 0.316 (1, 4)	0-3 K		0-0 BB 1B 1-3 HR 1B	0-0 S 1-3 1B		0-0 1-2 1B			
Don Lund, R OBP: 0.350, SLG: 0.367 (1, 7) (7, 9)	0-0 5-3		0-0 BB 1-2 HR 1B 3-H	0-3 K 1-2		0-0 L6-4 2-3			
Bob Nieman, R OBP: 0.371, SLG: 0.507 Steve Souchock, R OBP: 0.359, SLG: 0.632 (1, 9) (7, 7)		0-0 F7	4-0 1-2 2-3 HR BB	0-0 6-3		0-0 F4			
Jim Delsing, L OBP: 0.372, SLG: 0.468 (1, 8)		0-0 E6 2B	0-0 1-H 2-H 3-H HR		0-0 F8		0-0 F9		
Walt Dropo, R OBP: 0.262, SLG: 0.336 (1, 3)		0-3 K	4-0 G4-3 BB		0-0 5-3		0-0 5-3		
Matt Batts, R OBP: 0.324, SLG: 0.446 (1, 2)		0-0 1-H 2B	0-0 G4-3 1-2f		0-0 2B		0-0 F8		
Fred Hatfield, L OBP: 0.346, SLG: 0.274 (1, 5)		0-0 6-3		0-0 SH1-4 1B		0-0 F8		0-0 F8	
Ned Garver, R OBP: 0.216, SLG: 0.257 Hal Newhouser, L OBP: 0.429, SLG: 0.333 (1, 1) (9, 1)			0-3 K	0-0 SH1-4 1-2		0-0 6-3		0-0 F8	

Inning Stats	R: 0	H: 0	E: 0	K: 1	S: 5	P: 5	R: 1	H: 1	E: 1	K: 1	S: 7	R: 5	H: 4	E: 0	K: 1	S: 8	R: 1	H: 3	E: 0	K: 1	S: 8	R: 0	H: 1	E: 0	K: 0	S: 4	R: 0	H: 2	E: 0	K: 0	S: 4	R: 0	H: 0	E: 0	K: 0	S: 3	R: 0	H: 0	E: 0	K: 0	S: 3
--------------	------	------	------	------	------	------	------	------	------	------	------	------	------	------	------	------	------	------	------	------	------	------	------	------	------	------	------	------	------	------	------	------	------	------	------	------	------	------	------	------	------

PITCHER	IP	WLS	BF	H	R	ER	SO	BB	IBB	HBP	BLK	WP	HR	S	P	ERA	WHIP
Bob Porterfield, R ERA: 4.31	(1, 1)	3.0	L	16	5	6	5	3	2	0	0	0	1	20	28	15.00	2.333
Julio Moreno, R ERA: 2.38	(4, 1)	3.0		14	6	1	1	1	0	0	0	0	0	16	16	3.00	2.000
Al Sima, L ERA: 4.5	(7, 1)	1.0		3	0	0	0	0	0	0	0	0	0	3	3	0.00	0.000
Chuck Stobbs, L ERA: 4.0	(8, 1)	1.0		3	0	0	0	0	0	0	0	0	0	3	3	0.00	0.000

BOTTOM

Washington Senators @ Detroit Tigers
Briggs Stadium, Detroit, MI
Sat Jun 13 1953, 4:33 AM EDT
Att. 4,765 - Unknown

livebaseballscorecards.com

AB	33
R	7
H	11
RBI	7
BB	2
SO	4
LOB	10



1B:	8	SF:	0	WP:	0	PA:	36
2B:	3	SAC:	1	PB:	0		
3B:	0	DP:	2	SB:	1		
HR:	1	HBP:	0	CS:	0		

PITCHER	IP	WLS	BF	H	R	ER	SO	BB	IBB	HBP	BLK	WP	HR	S	P	ERA	WHIP
---------	----	-----	----	---	---	----	----	----	-----	-----	-----	----	----	---	---	-----	------

Batter	1	2	3	4	5	6	7	8	9	AB R H RBI BB SO LOB	TOP									
Eddie Yost, R (1, 5) OBP: 0.390, SLG: 0.361	0-0 F4		4-0 BB			0-0 HR		0-0 FC4-6 1B	0-0 F7	4 1 2 1 1 0 1										
Pete Runnels, L (1, 6) OBP: 0.362, SLG: 0.293	0-0 F2		0-0 F7			4-0 CS BB		0-0 FC4-6 HR		3 1 0 1 1 0 2										
Mickey Vernon, L (1, 3) OBP: 0.414, SLG: 0.493	4-0 BB			0-0 F9		0-0 3-1		0-0 HR		3 1 1 2 1 0 1										
Clyde Vollmer, R (1, 7) OBP: 0.379, SLG: 0.372	0-0 F8			0-3 K		0-0 F8		0-0 5-3		4 0 0 0 0 1 1										
Carmen Mauro, L (8, 7) OBP: 0.185, SLG: 0.231										0 0 0 0 0 0 0										
Jackie Jensen, R (1, 9) OBP: 0.379, SLG: 0.485		0-0 5-3		0-0 F5			0-0 F7		0-0 HR	4 1 1 1 0 0 0										
Jim Busby, R (1, 8) OBP: 0.319, SLG: 0.402		0-0 F8			0-0 F9		0-0 CS 1B		4-0 SH1-3 BB	3 1 1 0 1 0 0										
Wayne Terwilliger, R (1, 4) OBP: 0.361, SLG: 0.355		0-0 5-3			0-0 F8		0-0 F2		0-0 SH1-3	3 0 0 0 0 0 1										
Mickey Grasso, R (1, 2) OBP: 0.245, SLG: 0.283			0-3 K		1-0 HBP			0-0 F7	0-0 2-H 1B	3 0 1 1 0 1 0										
Spec Shea, R (1, 1) OBP: 0.381, SLG: 0.429			0-0 6-3		0-0 1-3			0-0 E6 1B FC4-6	0-3 K	4 1 0 0 0 1 2										
Inning Stats	R: 0 E: 0 K: 0 S: 3	H: 0 LOB: 1 BB: 1 P: 7	R: 0 E: 0 K: 0 S: 3	H: 0 LOB: 0 BB: 0 P: 3	R: 0 E: 0 K: 1 S: 5	H: 0 LOB: 1 BB: 1 P: 9	R: 0 E: 0 K: 1 S: 5	H: 0 LOB: 0 BB: 0 P: 5	R: 0 E: 0 K: 0 S: 3	H: 1 LOB: 0 BB: 1 P: 7	R: 0 E: 0 K: 0 S: 3	H: 1 LOB: 0 BB: 0 P: 3	R: 3 E: 1 K: 0 S: 6	H: 2 LOB: 0 BB: 0 P: 6	R: 2 E: 0 K: 1 S: 7	H: 2 LOB: 1 BB: 1 P: 11	1B: 3 2B: 0 3B: 0 HR: 3	SF: 0 SAC: 1 DP: 0 HBP: 1	WP: 0 PB: 0 SB: 0 CS: 2	PA: 37
PITCHER	IP WLS BF H R ER SO BB IBB HBP BLK WP HR S P ERA WHIP																			
Ted Gray, L (1, 1) ERA: 4.62	8.0 L 31 4 4 1 2 3 0 1 0 0 2 31 44 1.12 0.875																			
Dave Madison, R (9, 1) ERA: 5.95	1.0 6 2 2 2 1 1 0 0 0 0 1 7 11 18.00 3.000																			

Washington Senators @ Detroit Tigers
 Briggs Stadium, Detroit, MI
 Sun Jun 14 1953, 4:33 AM EDT
 Att: 11,494 - Unknown

livebaseballscorecards.com

AB	31
R	6
H	6
RBI	6
BB	4
SO	3
LOB	8



Batter	1	2	3	4	5	6	7	8	9	AB	R	H	RBI	BB	SO	LOB
Harvey Kuenn, R (1, 6) OBP: 0.346, SLG: 0.344	0-0 L6		0-3 K		0-0 4-3			0-0 L4		4	0	0	0	0	1	1
Johnny Pesky, L (1, 4) OBP: 0.348, SLG: 0.350	0-0 G3		0-0 1B			0-0 SH1-4 2B		0-0 1B		4	0	3	0	0	0	0
Don Lund, R (1, 7) OBP: 0.350, SLG: 0.363	4-0 BB		0-3 K			0-0 SH1-4 2-3		0-0 F7		2	0	0	0	1	1	2
Bob Nieman, R (1, 9) OBP: 0.364, SLG: 0.498	0-0 4-3			0-3 K		0-0 6-3		0-3 K		4	0	0	0	0	2	3
Jim Delsing, L (1, 8) OBP: 0.364, SLG: 0.457		0-0 L7		0-0 F7		0-0 4-3		0-0 F9		4	0	0	0	0	0	1
Walt Dropo, R (1, 3) OBP: 0.262, SLG: 0.339		0-0 5-3		0-0 6-3			0-0 L7		0-0 F9	4	0	1	0	0	0	0
Matt Batts, R (1, 2) OBP: 0.322, SLG: 0.448		0-0 2B			0-0 F4		0-0 L7		0-0 F7	4	0	1	0	0	0	1
Fred Hatfield, L (1, 5) OBP: 0.344, SLG: 0.280		0-0 F3			0-0 F8 2B		0-0 F9		0-0 4-3	4	0	1	0	0	0	2
Ted Gray, S (1, 1) OBP: 0.263, SLG: 0.222			0-0 F2			0-0 F8 2-3				2	0	0	0	0	0	1
Pat Mullin, L (8, PH) OBP: 0.405, SLG: 0.447										1	1	1	1	0	0	0
Dave Madison, R (9, 1) OBP: 0.125, SLG: 0.125								HR		0	0	0	0	0	0	0

BOTTOM

Washington Senators @ Detroit Tigers
Briggs Stadium, Detroit, MI
Sun Jun 14 1953, 4:33 AM EDT
Att. 11,494 - Unknown

AB	33
R	1
H	7
RBI	1
BB	1
SO	4
LOB	11



Inning Stats	R: 0 H: 0 E: 0 K: 3 S: 3	H: 0 LOB: 1 BB: 1 P: 7	R: 0 H: 1 E: 0 K: 0 S: 4	H: 1 LOB: 1 BB: 0 P: 4	R: 0 H: 1 E: 0 K: 2 S: 8	H: 1 LOB: 1 BB: 0 P: 8	R: 0 H: 0 E: 0 K: 1 S: 5	H: 0 LOB: 0 BB: 0 P: 5	R: 0 H: 1 E: 0 K: 0 S: 4	H: 1 LOB: 1 BB: 0 P: 4	R: 0 H: 1 E: 0 K: 0 S: 4	H: 0 LOB: 0 BB: 0 P: 3	R: 1 H: 2 E: 0 K: 1 S: 7	H: 1 LOB: 1 BB: 0 P: 7	R: 0 H: 1 E: 0 K: 0 S: 4	H: 1 LOB: 1 BB: 0 P: 4	1B: 2 SF: 0 2B: 4 SAC: 1 3B: 0 DP: 0 HR: 1 HBP: 0	WP: 0 PA: 35 PB: 0 SB: 1 CS: 0
---------------------	--------------------------	------------------------	--------------------------	------------------------	--------------------------	------------------------	--------------------------	------------------------	--------------------------	------------------------	--------------------------	------------------------	--------------------------	------------------------	--------------------------	------------------------	--	-----------------------------------

PITCHER Spec Shea, R (1, 1) ERA: 2.44	IP 9.0 WLS W BF 35 H 7 R 1 ER 1 SO 4 BB 1 IBB 0 HBP 0 BLK 0 WP 0 HR 1 S 42 P 46 ERA 1.00 WHIP 0.889	PITCHER	IP WLS BF H R ER SO BB IBB HBP BLK WP HR S P ERA WHIP
--	---	----------------	---

Batter	1	2	3	4	5	6	7	8	9	AB R H RBI BB SO LOB	TOP	
Harvey Kuenn, R (1, 6) OBP: 0.339, SLG: 0.337	0-0 1-3		0-0 5-3		0-0 1-3		0-0 F8		0-0 4-3	5 0 0 0 0 0 0		
Johnny Pesky, L (1, 4) OBP: 0.340, SLG: 0.341	0-0 2B F8 1B		0-0 E3 BB		0-0 6-3		0-0 G3		0-3 K	5 1 1 0 0 1 0		
Ray Boone, R (1, 5) OBP: 0.397, SLG: 0.443 Steve Souchock, R (9, 7) OBP: 0.359, SLG: 0.632	0-0 1-3 2B		4-0 1-2 BB		4-0 BB		0-0 HR		0-0 WP 2B 1B	3 2 3 1 2 0 0 0 0 0 0 0 0 0		
Bob Nieman, R (1, 9) OBP: 0.361, SLG: 0.495 Fred Hatfield, L (9, PR) OBP: 0.344, SLG: 0.280 (9, 5)	0-0 F8 3-H		0-0 F5		0-3 K		0-0 5-3		0-0 2B 1-H	5 0 1 2 0 1 4 0 0 0 0 0 0 0		
Jim Delsing, L (1, 8) OBP: 0.359, SLG: 0.446	0-0 F4		0-0 F8		0-0 F7		4-0 FC4 BB BB		0-0 F7	4 0 0 0 1 0 4		
Walt Dropo, R (1, 3) OBP: 0.266, SLG: 0.347		0-0 5-3		0-0 2B		0-0 HR 1B		0-0 F7		4 1 2 0 0 0 1		
Matt Batts, R (1, 2) OBP: 0.327, SLG: 0.445		0-0 1B		0-0 5-3		0-3 K		4-0 FC4 BB 1-2		3 0 1 0 1 1 2		
Don Lund, R (1, 7) OBP: 0.348, SLG: 0.378 (9, 9)		0-3 K		0-3 K		0-0 HR 1-H		0-0 FC4 FC4-6 1-2f 2-3		4 1 1 2 0 2 4		
Billy Hoelt, L (1, 1) OBP: 0.286, SLG: 0.200		0-0 F4		0-0 1-3		0-0 4-3		0-0 FC4-6 1-2f		4 0 0 0 0 0 4		
Inning Stats	R: 1 E: 0 K: 0 S: 5 H: 2 LOB: 1 BB: 0 P: 5	R: 0 E: 0 K: 1 S: 6 H: 1 LOB: 1 BB: 0 P: 6	R: 0 E: 1 K: 0 S: 4 H: 0 LOB: 2 BB: 1 P: 8	R: 0 E: 0 K: 1 S: 6 H: 1 LOB: 1 BB: 0 P: 6	R: 0 E: 0 K: 1 S: 5 H: 0 LOB: 1 BB: 1 P: 9	R: 2 E: 0 K: 1 S: 7 H: 2 LOB: 0 BB: 0 P: 7	R: 1 E: 0 K: 0 S: 4 H: 1 LOB: 0 BB: 0 P: 4	R: 0 E: 0 K: 0 S: 3 H: 0 LOB: 2 BB: 2 P: 11	R: 1 E: 0 K: 1 S: 7 H: 2 LOB: 1 BB: 0 P: 7	1B: 4 2B: 3 3B: 0 HR: 2 SF: 0 SAC: 0 DP: 0 HBP: 0	WP: 1 PB: 0 SB: 0 CS: 0 PA: 41	
PITCHER Sid Hudson, R (1, 1) ERA: 4.14 Ben Flowers, R (8, 1) ERA: 2.79	IP 7.0 WLS L BF 31 H 7 R 4 ER 4 SO 4 BB 2 IBB 0 HBP 0 BLK 0 WP 0 HR 2 S 37 P 45 ERA 5.14 WHIP 1.286	IP 2.0 WLS L BF 10 H 2 R 1 ER 1 SO 1 BB 2 IBB 0 HBP 0 BLK 0 WP 1 HR 0 S 10 P 18 ERA 4.50 WHIP 2.000	PITCHER IP WLS BF H R ER SO BB IBB HBP BLK WP HR S P ERA WHIP									

Detroit Tigers @ Boston Red Sox
 Fenway Park, Boston, MA
 Tue Jun 16 1953, 3:33 AM EDT
 Att. 19,151 - Unknown

livebaseballscorecards.com

AB	37
R	5
H	9
RBI	5
BB	4
SO	5
LOB	19




Batter	1	2	3	4	5	6	7	8	9	AB R H RBI BB SO LOB
Billy Goodman, L OBP: 0.394, SLG: 0.403 (1, 4)	0-3 K	0-0 F8			0-0 5-3		0-0 E 1B		0-0 F5	5 0 1 0 0 1 2
Jim Piersall, R OBP: 0.319, SLG: 0.333 (1, 9)	0-0 E 3B		0-0 F8		0-0 F8		0-0 E7 1-3 1B			4 1 2 0 0 0 0
Dick Gernert, R OBP: 0.380, SLG: 0.426 (1, 3)	0-0 E3 2B		0-0 F2		0-0 5-3		0-3 K			4 0 1 1 0 1 2
George Kell, R OBP: 0.391, SLG: 0.506 (1, 7)	0-0 F9		0-0 6-3			0-0 F4		0-0 5-3		4 0 0 0 0 0 1
Sammy White, R OBP: 0.288, SLG: 0.417 (1, 2)	0-0 F6			0-0 HR		4-0 BB		0-0 F8		3 1 1 1 1 0 1
Ted Lepcio, R OBP: 0.301, SLG: 0.349 (1, 5)		0-0 6-3 1B 2B		0-3 K		0-0 F8		0-0 5-3		4 1 1 0 0 1 1
Tom Umphlett, R OBP: 0.329, SLG: 0.396 (1, 8)		0-0 F2		4-0 1B BB		0-3 K			0-0 F7	3 0 0 0 1 1 2
Johnny Lipon, R OBP: 0.311, SLG: 0.317 (1, 6)		0-0 6-3		0-0 BB		0-3 K		4-0 BB		2 0 1 0 0 0 1
Del Wilber, R OBP: 0.344, SLG: 0.700 (7, PH)		0-0 2-3		1-3 1B					0-0 BB	1 0 0 0 0 1 0
Milt Bolling, R OBP: 0.307, SLG: 0.304 (8, 6)		0-0 3-H 1B		0-0 F5			0-3 K		0-3 K	0 0 0 0 1 0 0
Sid Hudson, R OBP: 0.208, SLG: 0.208 (1, 1)										2 0 1 1 0 0 1
Billy Consolo, R OBP: 0.200, SLG: 0.350 (7, PH)										1 0 0 0 0 0 0
Ben Flowers, R (8, 1)										0 0 0 0 0 0 0
Hoot Evers, R OBP: 0.336, SLG: 0.496 (9, PH)										1 0 0 0 0 1 1

Inning Stats	R: 1	H: 2	R: 1	H: 2	R: 0	H: 0	R: 0	H: 0	R: 0	H: 0	R: 0	H: 2	R: 0	H: 0	R: 0	H: 0	R: 0	H: 0	R: 0	H: 0	1B: 4	SF: 0	WP: 0	PA: 37
	E: 1	LOB: 1	E: 0	LOB: 1	E: 0	LOB: 0	E: 0	LOB: 0	E: 0	LOB: 1	E: 0	LOB: 2	E: 0	LOB: 0	E: 0	LOB: 1	E: 0	LOB: 0	E: 0	LOB: 1	2B: 2 <td>SAC: 0 <td>PB: 0 <td></td> </td></td>	SAC: 0 <td>PB: 0 <td></td> </td>	PB: 0 <td></td>	
	K: 1	BB: 0	K: 0	BB: 0	K: 0	BB: 0	K: 1	BB: 1	K: 0	BB: 0	K: 0	BB: 0	K: 2	BB: 0	K: 1	BB: 1	K: 0	BB: 0	K: 1	BB: 1	3B: 1 <td>DP: 0 <td>SB: 0 <td></td> </td></td>	DP: 0 <td>SB: 0 <td></td> </td>	SB: 0 <td></td>	
	S: 7	P: 7	S: 5	P: 5	S: 3	P: 3	S: 6	P: 10	S: 3	P: 3	S: 3	P: 9	S: 9	P: 9	S: 5	P: 9	S: 3	P: 3	S: 5	P: 9	HR: 1 <td>HBP: 0 <td>CS: 0 <td></td> </td></td>	HBP: 0 <td>CS: 0 <td></td> </td>	CS: 0 <td></td>	

PITCHER	IP	WLS	BF	H	R	ER	SO	BB	IBB	HBP	BLK	WP	HR	S	P	ERA	WHIP	PITCHER	IP	WLS	BF	H	R	ER	SO	BB	IBB	HBP	BLK	WP	HR	S	P	ERA	WHIP	
Billy Hoefl, L ERA: 4.52 (1, 1)	9.0	W	37	8	3	3	6	3	0	0	0	0	1	46	58	3.00	1.222																			

DETROIT TIGERS @ BOSTON RED SOX
Fenway Park, Boston, MA
 Tue Jun 16 1953, 3:33 AM EDT
 Att. 19,151 - Unknown

AB	34
R	3
H	8
RBI	3
BB	3
SO	6
LOB	12



WP	PA
0	37

Batter	1	2	3	4	5	6	7	8	9	AB R H RBI BB SO LOB	TOP	
Harvey Kuenn, R (1, 6) OBP: 0.336, SLG: 0.333 Ray Herbert, R (5, 1) Pat Mullin, L (9, PH) OBP: 0.419, SLG: 0.462	0-0 F7		0-0 1-3		0-0 FC4-6		4-0 BB		0-0 1B	3 0 0 0 0 0 2 0 0 0 0 1 0 0 1 0 1 1 0 0 0		
Johnny Pesky, L (1, 4) OBP: 0.354, SLG: 0.349 Jerry Priddy, R (5, 4) OBP: 0.325, SLG: 0.296	4-0 BB		0-0 2-3 1B		0-3 K	0-0 5-3		0-3 K	1 0 1 0 1 0 0 3 0 0 0 0 2 5			
Ray Boone, R (1, 5) OBP: 0.400, SLG: 0.441	0-0 F3		0-0 F8		0-0 FC6-4 1B		4-0 BB		3 0 1 0 1 0 3			
Bob Nieman, R (1, 9) OBP: 0.354, SLG: 0.486	0-0 F8		0-3 K		0-0 F4		0-0 G1-4-3		4 0 0 0 0 1 3			
Jim Delsing, L (1, 8) OBP: 0.356, SLG: 0.440 Steve Souchock, R (5, 7) OBP: 0.341, SLG: 0.600	0-0 4-3		0-0 F6		0-0 FC6-4		0-0 F5		2 0 0 0 0 0 0 2 0 0 0 0 0 1			
Walt Dropo, R (1, 3) OBP: 0.266, SLG: 0.345	0-0 F9		0-0 F8		0-0 E6		0-0 E5		4 1 1 0 0 0 0			
Matt Batts, R (1, 2) OBP: 0.322, SLG: 0.439 Johnny Bucha, R (5, 2) OBP: 0.304, SLG: 0.167	0-0 6-3		0-0 F5		0-0 5-3		4-0 BB		2 0 0 0 0 0 0 1 0 0 0 1 0 1		AB 32 R 1 H 5 RBI 1 BB 6 SO 4 LOB 21	
Don Lund, R (1, 7) OBP: 0.346, SLG: 0.371	0-0 F8		0-0 K		0-3 K		0-0 F8		3 0 0 0 1 1 2			
Dick Marlowe, R (1, 1) OBP: 0.200, SLG: 0.200 Earl Harrist, R (2, 1) Hal Erickson, R (4, 1) Fred Hatfield, L (5, PH) OBP: 0.344, SLG: 0.280	4-0 BB		0-0 1B		0-0 FC4-6 1B		0-0 4-3		0 0 0 0 0 0 0 0 0 0 0 1 0 0 0 0 0 0 0 0 0 3 0 1 0 0 0 4			
Inning Stats	R: 0 H: 0 E: 0 LOB: 1 K: 0 BB: 1 S: 3 P: 7	R: 0 H: 0 E: 0 LOB: 0 K: 0 BB: 0 S: 3 P: 3	R: 0 H: 1 E: 0 LOB: 2 K: 0 BB: 1 S: 4 P: 8	R: 0 H: 0 E: 0 LOB: 0 K: 1 BB: 0 S: 5 P: 5	R: 0 H: 1 E: 0 LOB: 1 K: 1 BB: 0 S: 6 P: 6	R: 0 H: 1 E: 0 LOB: 1 K: 1 BB: 0 S: 6 P: 6	R: 0 H: 1 E: 1 LOB: 3 K: 0 BB: 2 S: 4 P: 12	R: 0 H: 0 E: 0 LOB: 0 K: 0 BB: 1 S: 2 P: 6	R: 1 H: 1 E: 1 LOB: 2 K: 1 BB: 1 S: 7 P: 11	1B: 5 SF: 0 2B: 0 SAC: 0 3B: 0 DP: 1 HR: 0 HBP: 0	WP: 0 PA: 38 PB: 0 SB: 0 CS: 0	
PITCHER Willard Nixon, R (1, 1) ERA: 1.23	IP WLS BF H R ER SO BB IBB HBP BLK WP HR S P ERA WHIP	9.0 W 38 5 1 0 4 6 0 0 0 0 0 0 40 64 0.00 1.222										

Detroit Tigers @ Boston Red Sox
Fenway Park, Boston, MA
Wed Jun 17 1953, 3:33 AM EDT
Att. 5,750 - Unknown

livebaseballscorecards.com



Batter	1	2	3	4	5	6	7	8	9
Billy Goodman, L OBP: 0.416, SLG: 0.431 (1, 4)	4-0 FC5-4 BB	4-0 WP BB		SH BB 2B		0-0 2B		4-0 1B BB	
Jim Piersall, R OBP: 0.317, SLG: 0.331 (1, 9)	0-0 FC5-4 HR	0-3 K		SH BB 1B		0-0 1-3		0-0 1B BB 1B	
Dick Gernert, R OBP: 0.391, SLG: 0.461 (1, 3)	0-0 HR	4-0 IBB		4-0 BB 1B BB	0-0 HR	0-0 5-3		0-0 1B BB 1B	
Floyd Baker, L OBP: 0.359, SLG: 0.322 (1, 5)	4-0 CS BB	0-0 F7		4-0 1B BB	0-0 1-3		0-0 G3 1B	0-0 1B BB 2B	
Sammy White, R OBP: 0.299, SLG: 0.422 (1, 2)	0-3 K		4-0 1B BB	0-0 CS 1B 1B	0-0 E 1B 1B		0-0 F4	0-0 7-4-3 1B	
Gene Stephens, L OBP: 0.293, SLG: 0.296 (1, 7)		0-0 1-3	0-0 F9	0-0 F2	0-0 F8		0-0 G3	0-0 7-4-3	
George Kell, R OBP: 0.389, SLG: 0.503 (8, 7)									
Tom Umphlett, R OBP: 0.343, SLG: 0.409 (1, 8)		0-0 2B 1B 1B	0-0 1B	0-0 CS 1B 1B	0-0 E7 1B		0-0 1-3		
Johnny Lipon, R OBP: 0.327, SLG: 0.356 (1, 6)		0-0 1B 2B	0-3 K	0-0 2B 1B 1B	0-0 F9			0-3 K	
Milt Bolling, R OBP: 0.305, SLG: 0.302 (8, 6)									
Willard Nixon, L OBP: 0.391, SLG: 0.381 (1, 1)		0-0 WP BB 1B	0-3 K	0-0 1B 2B		0-0 5-3		4-0 BB 1B BB	

Inning Stats	R: 2 E: 0 K: 1 S: 5	H: 1 LOB: 1 BB: 2 P: 13	R: 2 E: 0 K: 1 S: 8	H: 3 LOB: 3 BB: 2 P: 16	R: 0 E: 0 K: 2 S: 8	H: 1 LOB: 2 BB: 1 P: 12	R: 7 E: 1 K: 0 S: 9	H: 6 LOB: 1 BB: 2 P: 17	R: 1 E: 1 K: 0 S: 6	H: 3 LOB: 2 BB: 0 P: 6	R: 0 E: 0 K: 0 S: 4	H: 1 LOB: 1 BB: 0 P: 4	R: 0 E: 0 K: 0 S: 4	H: 1 LOB: 1 BB: 0 P: 4	R: 5 E: 0 K: 1 S: 8	H: 4 LOB: 0 BB: 2 P: 16
1B: 13	SF: 0	WP: 1	PA: 51	2B: 7	SAC: 1	PB: 0	SB: 0	3B: 0	DP: 2	CS: 3	HR: 2	HBP: 0				

PITCHER	IP	WLS	BF	H	R	ER	SO	BB	IBB	HBP	BLK	WP	HR	S	P	ERA	WHIP
Dick Marlowe, R ERA: 3.83 (1, 1)	1.1	L	10	4	4	4	1	3	0	0	0	0	1	9	21	27.00	5.250
Earl Harrist, R ERA: 7.01 (2, 1)	1.2		12	2	4	3	3	3	1	0	0	1	0	14	30	16.20	3.000
Hal Erickson, R ERA: 5.04 (4, 1)	1.0		7	5	3	0	0	0	0	0	0	0	0	7	7	0.00	5.000
Ray Herbert, R ERA: 10.08 (5, 1)	4.0		22	9	6	6	1	2	0	0	0	0	1	22	30	13.50	2.750

BOTTOM

Detroit Tigers @ Boston Red Sox
Fenway Park, Boston, MA
Wed Jun 17 1953, 3:33 AM EDT
Att. 5,750 - Unknown

livebaseballscorecards.com

AB	41
R	17
H	20
RBI	17
BB	9
SO	5
LOB	24



Batter	1	2	3	4	5	6	7	8	9	AB R H RBI BB SO LOB	TOP																
Harvey Kuenn, R (1, 6) OBP: 0.335, SLG: 0.332	0-0 F5		0-0 L9		0-0 1B		0-0 1-6-3			4 0 1 0 0 0 1																	
Johnny Pesky, L (1, 4) OBP: 0.350, SLG: 0.337	4-0 FC6-4 BB		0-0 1-3		0-0 F6			0-0 F4		3 0 0 0 1 0 2																	
Ray Boone, R (1, 5) OBP: 0.396, SLG: 0.430	0-0 FC6-4 1-2f			0-0 F7		4-0 SH3-4 1B BB		0-0 F4		3 1 0 0 1 0 1																	
Bob Nieman, R (1, 9) OBP: 0.354, SLG: 0.484	0-0 FC6-4 1-2f			0-0 6-3		0-0 SH3-4 1-2		0-0 1B		3 0 1 0 0 0 1																	
Jim Delsing, L (1, 8) OBP: 0.359, SLG: 0.439		0-0 F6		4-0 HR BB		0-0 1B 2-H		0-0 F7		3 1 1 1 1 0 1																	
Walt Dropo, R (1, 3) OBP: 0.273, SLG: 0.365		0-3 K		0-0 HR 1-H		0-0 FC5-4 1B			0-0 G5-4-3 1B	4 1 3 2 0 1 0																	
Matt Batts, R (1, 2) OBP: 0.321, SLG: 0.434		0-0 F2		0-0 6-3		0-0 FC5-4 1-2f			0-0 G5-4-3 1B	4 0 1 0 0 0 1																	
Don Lund, R (1, 7) OBP: 0.339, SLG: 0.363			0-0 F7		0-0 F8		0-0 F2		0-0 G5-4-3 1-2f 2-3	4 0 0 0 0 0 2																	
Ned Garver, R (1, 1) OBP: 0.231, SLG: 0.250			4-0 BB		0-3 K		0-3 K		0-0 F8	1 0 0 0 1 1 0																	
Steve Gromek, S (6, 1)										1 0 0 0 0 1 0																	
Dick Weik, R (7, 1)										0 0 0 0 0 0 0																	
Earl Harrist, R (7, 1)										0 0 0 0 0 0 0																	
Pat Mullin, L (9, PH) OBP: 0.409, SLG: 0.450										1 0 0 0 0 0 1																	
Inning Stats	R: 0 E: 0 K: 0 S: 3	H: 0 LOB: 1 BB: 1 P: 7	R: 0 E: 0 K: 1 S: 5	H: 0 LOB: 0 BB: 0 P: 5	R: 0 E: 0 K: 0 S: 3	H: 0 LOB: 1 BB: 1 P: 7	R: 2 E: 0 K: 0 S: 4	H: 1 LOB: 0 BB: 1 P: 8	R: 0 E: 0 K: 1 S: 6	H: 1 LOB: 1 BB: 0 P: 6	R: 1 E: 0 K: 0 S: 4	H: 2 LOB: 1 BB: 1 P: 8	R: 0 E: 0 K: 1 S: 5	H: 0 LOB: 0 BB: 0 P: 5	R: 0 E: 0 K: 0 S: 4	H: 1 LOB: 1 BB: 0 P: 4	R: 0 E: 0 K: 0 S: 4	H: 2 LOB: 1 BB: 0 P: 4	R: 0 E: 0 K: 0 S: 4	H: 2 LOB: 1 BB: 0 P: 4	1B: 6 2B: 0 3B: 0 HR: 1	SF: 0 SAC: 1 DP: 1 HBP: 0	WP: 0 PB: 0 SB: 0 CS: 0	PA: 36			
PITCHER	IP WLS BF H R ER SO BB IBB HBP BLK WP HR S P ERA WHIP																										
Mary Grissom, R (1, 1) ERA: 3.05	3.0		11	0	0	0	1	2	0	0	0	0	0	11	19	0.00	0.667										
Hersh Freeman, R (4, 1) ERA: 3.89	2.0		9	2	2	2	1	1	0	0	0	0	1	10	14	9.00	1.500										
Ellis Kinder, R (6, 1) ERA: 1.77	4.0	W	16	5	1	1	1	1	0	0	0	0	0	17	21	2.25	1.500										

Detroit Tigers @ Boston Red Sox
 Fenway Park, Boston, MA
 Thu Jun 18 1953, 3:33 AM EDT
 Att. 3,108 - Unknown

livebaseballscorecards.com

AB	31
R	3
H	7
RBI	3
BB	4
SO	3
LOB	10



Batter	1	2	3	4	5	6	7	8	9
Billy Goodman, L (1, 4) OBP: 0.434, SLG: 0.447 Ted Lepcio, R (7, PR) OBP: 0.309, SLG: 0.357 (8, 4)	0-0 1B	0-0 2-H 1B		0-0 SH5-4 1-2		0-0 E 1B	4-0 HR 1B BB 1B	0-0 1B 1B FC5 1B	
Jim Piersall, R (1, 9) OBP: 0.318, SLG: 0.332 Al Zarilla, L (7, PH) OBP: 0.385, SLG: 0.233 (8, 9)	0-3 K	0-0 E4 1-2		0-0 E6 2-3		0-0 E9 CS 1B	0-0 HR 1B BB BB	0-0 FC5 1B 1B	
Dick Gernert, R (1, 3) OBP: 0.396, SLG: 0.474	0-3 K	0-3 K		0-0 F5		4-0 BB	4-0 HR BB	0-0 E 1B 1-2 2-3	
Floyd Baker, L (1, 5) OBP: 0.358, SLG: 0.323 Ellis Kinder, R (6, 1) OBP: 0.636, SLG: 0.727	0-0 F4		0-0 G3 1B	0-0 F7		0-3 K	0-0 WP BB 1B BB 1B	0-3 K	
Sammy White, R (1, 2) OBP: 0.312, SLG: 0.429		0-0 1B BB 1B	0-0 G3 1B		0-0 5-3		0-0 1B BB 1B BB 1B	0-0 FC5 1-3 2-3f 3-H	
Gene Stephens, L (1, 7) OBP: 0.303, SLG: 0.310		4-0 1B BB	0-0 G3		0-0 1-3		0-0 1B BB 1B BB 1B	0-0 F3	
Tom Umphlett, R (1, 8) OBP: 0.354, SLG: 0.414		0-0 1-3 1B	0-0 6-3		0-0 F5		0-0 1B BB 1B BB 1B		
Johnny Lipon, R (1, 6) OBP: 0.364, SLG: 0.367		0-0 1-2 2-H 3-H 1B	0-0 G3			4-0 1B E BB	0-0 K BB 1B		
Marv Grissom, R (1, 1) Hersh Freeman, R (4, 1) George Kell, R (6, 5) OBP: 0.100, SLG: 0.100 OBP: 0.386, SLG: 0.503		0-0 1-3 1B		0-0 E SH5-4 1B		0-0 F9	0-0 F7		


Inning Stats	R: 0	H: 1	E: 0	K: 2	S: 8	LOB: 1	BB: 0	P: 8	R: 3	H: 4	E: 1	K: 1	S: 9	LOB: 2	BB: 1	P: 13	R: 0	H: 2	E: 0	K: 0	S: 5	LOB: 2	BB: 0	P: 5	R: 0	H: 0	E: 0	K: 0	S: 3	LOB: 0	BB: 0	P: 3	R: 2	H: 2	E: 1	K: 1	S: 6	LOB: 1	BB: 2	P: 14	R: 17	H: 14	E: 0	K: 1	S: 19	LOB: 3	BB: 6	P: 43	R: 1	H: 3	E: 1	K: 1	S: 8	LOB: 2	BB: 0	P: 8
--------------	------	------	------	------	------	--------	-------	------	------	------	------	------	------	--------	-------	-------	------	------	------	------	------	--------	-------	------	------	------	------	------	------	--------	-------	------	------	------	------	------	------	--------	-------	-------	-------	-------	------	------	-------	--------	-------	-------	------	------	------	------	------	--------	-------	------

PITCHER		IP	WLS	BF	H	R	ER	SO	BB	IBB	HBP	BLK	WP	HR	S	P	ERA	WHIP
Ned Garver, R (1, 1) ERA: 5.18	(1, 1)	5.1	L	29	10	5	4	3	2	0	0	0	0	0	33	41	6.75	2.250
Steve Gromek, R (6, 1) ERA: 9.75	(6, 1)	1.0		12	7	9	9	2	2	1	0	0	0	1	13	25	81.00	9.000
Dick Weik, R (7, 1) ERA: 108.0	(7, 1)	0.1		5	3	2	2	0	1	0	0	0	1	0	4	8	54.00	12.000
Earl Harrist, R (7, 1) ERA: 8.33	(7, 1)	1.1		14	7	7	7	1	3	0	0	0	0	0	13	25	47.25	7.500

BOTTOM

AB	R	H	RBI	BB	SO	LOB
4	2	4	2	1	0	0
1	2	1	0	0	0	0
5	1	2	3	0	1	3
1	1	1	0	1	0	0
5	2	2	4	2	2	5
3	0	1	0	0	0	3
4	2	2	2	0	2	4
6	4	4	2	1	0	2
6	3	3	3	1	0	4
5	2	3	3	1	0	2
4	3	2	3	2	1	3
1	0	0	0	0	0	2
1	0	1	0	0	0	0
4	1	1	0	0	0	6

AB 50
R 23
H 27
RBI 22
BB 9
SO 6
LOB 34



Detroit Tigers @ Boston Red Sox
Fenway Park, Boston, MA
Thu Jun 18 1953, 3:33 AM EDT
Att. 3,108 - Unknown

WP: 1 PA: 60
PB: 0
SB: 1
CS: 1

Batter	1	2	3	4	5	6	7	8	9	AB R H RBI BB SO LOB	TOP
Harvey Kuenn, R (1, 6) OBP: 0.339, SLG: 0.337	0-3 K		0-0 FC6-4 1B		0-0 F9		0-0 1B 1-2 1B		0-0 1B	5 0 3 0 0 1 1	
Jerry Priddy, R (1, 4) OBP: 0.341, SLG: 0.307	4-0 G5-4-3 BB		0-0 FC6-4 1-2f			0-0 G6-4-3 BB 1B	0-0 1B 1-3 2-H 1B		0-0 F7	4 0 2 1 1 0 2	
Ray Boone, R (1, 5) OBP: 0.392, SLG: 0.419	0-0 G5-4-3 1-2f			0-3 K		4-0 1-2 G6-4-3 BB	0-0 F4			3 0 0 0 1 1 3	
Walt Dropo, R (1, 3) OBP: 0.277, SLG: 0.367		0-0 G5-4-3 1B		0-0 F8		0-0 G6-4-3 1-2f 2-3		0-0 6-3 1B		4 0 2 0 0 0 2	
Steve Souchock, R (1, 7) OBP: 0.311, SLG: 0.545		0-0 G5-4-3 1-2f		0-0 F7		0-0 F7		0-0 F5		4 0 0 0 0 0 3	
Jim Delsing, L (1, 8) OBP: 0.366, SLG: 0.477		4-0 BB			0-0 HR		0-0 HR	0-0 6-3 1-2		3 2 2 2 1 0 1	
Don Lund, R (1, 9) OBP: 0.332, SLG: 0.354		0-3 K			0-3 K		0-0 L5	0-0 1-3		4 0 0 0 0 2 2	
Johnny Bucha, R (1, 2) OBP: 0.259, SLG: 0.136			0-0 F3		0-0 F5		0-0 F4		0-0 F9	4 0 0 0 0 0 0	
Ted Gray, S (1, 1) OBP: 0.304, SLG: 0.273			0-3 K		0-0 1B		0-0 1B 1B		0-0 4-3	4 1 2 0 0 1 0	
Inning Stats	R: 0 E: 0 K: 1 S: 4 H: 0 LOB: 0 BB: 1 P: 8	R: 0 E: 0 K: 1 S: 5 H: 1 LOB: 1 BB: 1 P: 9	R: 0 E: 0 K: 1 S: 6 H: 1 LOB: 1 BB: 0 P: 6	R: 0 E: 0 K: 1 S: 5 H: 0 LOB: 0 BB: 0 P: 5	R: 1 E: 0 K: 1 S: 7 H: 2 LOB: 1 BB: 0 P: 7	R: 0 E: 0 K: 0 S: 3 H: 1 LOB: 1 BB: 1 P: 7	R: 2 E: 0 K: 0 S: 7 H: 4 LOB: 2 BB: 0 P: 7	R: 0 E: 0 K: 0 S: 4 H: 1 LOB: 1 BB: 0 P: 4	R: 0 E: 0 K: 0 S: 4 H: 1 LOB: 1 BB: 0 P: 4	1B: 9 2B: 0 3B: 0 HR: 2 SF: 0 SAC: 0 DP: 3 HBP: 0	WP: 0 PB: 0 SB: 0 CS: 0 PA: 38
PITCHER	IP WLS BF H R ER SO BB IBB HBP BLK WP HR S P ERA WHIP										
Bob Kuzava, L (1, 1) ERA: 3.78	6.2 L 27 7 3 3 5 3 0 0 0 0 0 2 34 46 4.05 1.500										
Ray Scarborough, R (7, 1) ERA: 2.86	1.1 7 3 0 0 0 0 0 0 0 0 0 0 7 7 0.00 2.250										
Tom Gorman, R (9, 1) ERA: 2.59	1.0 4 1 0 0 0 0 0 0 0 0 0 0 4 4 0.00 1.000										

Detroit Tigers @ New York Yankees
 Yankee Stadium, Bronx, NY
 Fri Jun 19 1953, 3:33 AM EDT
 Att. 7,251 - Unknown

livebaseballscorecards.com

AB	35
R	3
H	11
RBI	3
BB	3
SO	5
LOB	14



Batter	1	2	3	4	5	6	7	8	9	AB R H RBI BB SO LOB	TOP											
Ray Boone, R (1, 6) OBP: 0.382, SLG: 0.406	0-0 5-3		0-0 F8		0-0 F7			0-3 K		4 0 0 0 0 1 0	Detroit Tigers @ New York Yankees Yankee Stadium, Bronx, NY Sat Jun 20 1953, 3:33 AM EDT Att. 14,297 - Unknown											
Jerry Priddy, R (1, 4) OBP: 0.359, SLG: 0.329	0-0 BB 1B		0-0 F4			0-0 HR 1B		0-0 FC6-4 1B		4 1 3 0 0 0 0												
Pat Mullin, L (1, 7) OBP: 0.417, SLG: 0.442	4-0 BB 1-2 BB		0-0 1B			0-3 K		0-0 FC6-4 1-2f		3 0 1 0 1 1 2												
Walt Dropo, R (1, 3) OBP: 0.277, SLG: 0.378	0-0 F8		0-0 F8			0-0 1-H HR		0-3 K		4 1 1 2 0 1 4												
Jim Delsing, L (1, 8) OBP: 0.364, SLG: 0.472	0-0 F4			0-0 5-3		0-0 F7			0-0 1B	4 0 1 0 0 0 2												
Steve Souchock, R (1, 9) OBP: 0.306, SLG: 0.521		0-0 1B		0-0 F8		0-0 F7			0-0 F9	4 0 1 0 0 0 1												
Fred Hatfield, L (1, 5) OBP: 0.337, SLG: 0.274		0-0 F6		0-3 K			0-0 F9		0-3 K	4 0 0 0 0 2 2												
Johnny Bucha, R (1, 2) OBP: 0.241, SLG: 0.125		0-0 F4			0-0 6-3		0-0 4-3		0-0 F6	2 0 0 0 0 0 1												
Johnny Pesky, L (7, PH) OBP: 0.347, SLG: 0.333										1 0 0 0 0 0 0												
Dick Marlowe, R (7, 1) OBP: 0.200, SLG: 0.200										0 0 0 0 0 0 0												
Bob Nieman, R (9, PH) OBP: 0.353, SLG: 0.482										1 0 0 0 0 0 1												
Al Aber, L (1, 1) Dave Madison, R (6, 1) Matt Batts, R (7, PH) OBP: 0.318, SLG: 0.431		0-3 K			0-3 K		0-0 F2			2 0 0 0 0 2 1												
										0 0 0 0 0 0 0												
										1 0 0 0 0 0 0												
Inning Stats	R: 0 E: 0 K: 0 S: 4	H: 1 LOB: 2 BB: 1 P: 8	R: 0 E: 0 K: 1 S: 6	H: 1 LOB: 1 BB: 0 P: 6	R: 0 E: 0 K: 0 S: 4	H: 1 LOB: 1 BB: 0 P: 4	R: 0 E: 0 K: 1 S: 5	H: 0 LOB: 0 BB: 0 P: 5	R: 0 E: 0 K: 1 S: 5	H: 0 LOB: 0 BB: 0 P: 5	R: 2 E: 0 K: 1 S: 7	H: 2 LOB: 0 BB: 0 P: 7	R: 0 E: 0 K: 0 S: 3	H: 0 LOB: 0 BB: 0 P: 3	R: 0 E: 0 K: 2 S: 8	H: 1 LOB: 1 BB: 0 P: 8	R: 0 E: 0 K: 1 S: 6	H: 1 LOB: 1 BB: 0 P: 6	1B: 6 2B: 0 3B: 0 HR: 1	SF: 0 SAC: 0 DP: 0 HBP: 0	WP: 0 PB: 0 SB: 0 CS: 0	PA: 35
PITCHER	IP WLS BF H R ER SO BB IBB HBP BLK WP HR S P ERA WHIP																					
Vic Raschi, R (1, 1) ERA: 4.19	7.0 W 27 5 2 2 4 1 0 0 0 0 1 34 38 2.57 0.857																					
Allie Reynolds, R (8, 1) ERA: 3.39	2.0 S 8 2 0 0 3 0 0 0 0 0 0 0 14 14 0.00 1.000																					

livebaseballscorecards.com

AB	34
R	2
H	7
RBI	2
BB	1
SO	7
LOB	14



Batter	1	2	3	4	5	6	7	8	9
Billy Martin, R OBP: 0.317, SLG: 0.354 (1, 4) (7, 6)	0-0 F8		4-0 FC6-4 BB		0-0 4-3	0-0 F3		0-3 K	
Joe Collins, L OBP: 0.409, SLG: 0.468 (1, 3)	4-0 FC5-4 BB		0-3 K		4-0 CS BB		0-3 K		
Hank Bauer, R OBP: 0.392, SLG: 0.419 (1, 9)	0-0 F8		0-0 FC6-4 1-2f		0-0 CS 1-2	0-0 E6 SH3-4 1B	0-0 S 2B 1B		
Mickey Mantle, S OBP: 0.423, SLG: 0.533 (1, 8)	0-0 FC5-4 1-2f			0-0 5-3		0-0 E3 SH3-4 1B	0-0 F9		
Gil McDougald, R OBP: 0.356, SLG: 0.370 (1, 5) (7, 4)		0-0 F2		4-0 G6-4-3 BB		0-0 SH3-4 1-2 2-3	0-0 2B		
Gene Woodling, L OBP: 0.427, SLG: 0.461 (1, 7)		4-0 BB		0-0 G6-4-3 1-2f		4-0 1B IBB	4-0 FC6-4 IBB		
Charles Silvera, R OBP: 0.339, SLG: 0.288 Johnny Mize, L OBP: 0.404, SLG: 0.388 Andy Carey, R OBP: 0.333, SLG: 0.500 (1, 2) (6, PH) (7, 5)		0-3 K			0-0 SH3-4 E 1B	0-3 K	0-0 FC6-4 1-2f		
Willy Miranda, S OBP: 0.304, SLG: 0.200 Yogi Berra, L OBP: 0.317, SLG: 0.416 (1, 6) (6, PH) (7, 2)		0-0 F5			4-0 SH3-4 E BB	0-0 1B 1-2 2-H 3-H 1B		0-0 G3	
Vic Raschi, R OBP: 0.240, SLG: 0.136 Allie Reynolds, R OBP: 0.348, SLG: 0.278 (1, 1) (8, 1)			0-0 4-3		0-0 SH3-4 1-2 2-3 1B	0-0 1B		0-0 6-3	

Inning Stats	R: 0 E: 0 K: 0 S: 3	H: 0 LOB: 1 BB: 1 P: 7	R: 0 E: 0 K: 1 S: 5	H: 0 LOB: 1 BB: 1 P: 9	R: 0 E: 0 K: 1 S: 5	H: 0 LOB: 0 BB: 1 P: 6	R: 2 E: 1 K: 0 S: 3	H: 1 LOB: 0 BB: 2 P: 11	R: 3 E: 2 K: 1 S: 9	H: 2 LOB: 2 BB: 1 P: 13	R: 1 E: 0 K: 1 S: 7	H: 2 LOB: 2 BB: 1 P: 11	R: 0 E: 0 K: 1 S: 5	H: 0 LOB: 0 BB: 0 P: 5
1B: 4 2B: 1 3B: 0 HR: 0	SF: 0 SAC: 2 DP: 1 HBP: 0	WP: 0 PA: 38 PB: 0 SB: 1 CS: 1												

PITCHER	IP	WLS	BF	H	R	ER	SO	BB	IBB	HBP	BLK	WP	HR	S	P	ERA	WHIP
Al Aber, L ERA: 4.09 (1, 1)	5.0		20	1	2	0	2	6	0	0	0	0	0	18	42	0.00	1.400
Dave Madison, R ERA: 5.8 (6, 1)	1.0	L	8	2	3	0	1	0	1	0	0	0	0	9	13	0.00	2.000
Dick Marlowe, R ERA: 3.86 (7, 1)	2.0		9	2	1	1	2	0	1	0	0	0	0	12	16	4.50	1.000

BOTTOM

Detroit Tigers @ New York Yankees
Yankee Stadium, Bronx, NY
Sat Jun 20 1953, 3:33 AM EDT
Att. 14,297 - Unknown

livebaseballscorecards.com

AB	27
R	6
H	5
RBI	4
BB	8
SO	5
LOB	16



Batter	1	2	3	4	5	6	7	8	9	AB R H RBI BB SO LOB	TOP																													
Ray Boone, R (1, 6) OBP: 0.379, SLG: 0.397	4-0 1B BB		0-0 F8		0-0 F8			0-0 6-3		3 0 0 0 1 0 1																														
Jerry Priddy, R (1, 4) OBP: 0.365, SLG: 0.337	0-0 1-3 1B		0-0 G5-3 1B		0-0 FC6-4 1-2f			0-0 6-3		4 0 2 0 0 0 1																														
Don Lund, R (1, 8) OBP: 0.335, SLG: 0.354	0-0 L5-3 1-2		0-0 1-2 1B			4-0 CS BB		0-0 F4		3 0 1 0 1 0 2																														
Bob Nieman, R (1, 9) OBP: 0.351, SLG: 0.478	0-0 5-3		0-0 G5-3 2-3f			0-3 K 1-2		0-0 HR 1B		4 1 1 0 0 1 4																														
Walt Dropo, R (1, 3) OBP: 0.284, SLG: 0.398		4-0 2B FC5-2 BB		0-0 4-3		0-0 2B		0-0 HR 1-H		3 1 2 2 1 0 0																														
Steve Souchock, R (1, 7) OBP: 0.321, SLG: 0.538		0-0 FC5-2 1-3 1B 2B		0-0 E6 G4-6-3		0-0 F8		0-0 1B 1B		4 1 2 0 0 0 1																														
Fred Hatfield, L (1, 5) OBP: 0.333, SLG: 0.271		0-3 K		0-0 G4-6-3 1-2f			0-0 F9		0-0 F7	2 0 0 0 0 1 3																														
Billy Hitchcock, R (7, PH) OBP: 0.294, SLG: 0.226										2 0 0 0 0 0 1																														
Johnny Bucha, R (1, 2) OBP: 0.219, SLG: 0.111		0-0 FC5-2 1B				0-0 6-3		0-0 F9		3 0 0 0 0 0 2																														
Matt Batts, R (9, PH) OBP: 0.323, SLG: 0.435		2-3 3-H						0-0 G4-6-3 1-2 1B		1 0 1 0 0 0 0																														
Hal Newhouser, L (1, 1) OBP: 0.500, SLG: 0.429		0-0				0-0		0-0		1 0 1 1 0 0 0																														
Ray Herbert, R (4, 1) OBP: 0.250, SLG: 0.143										2 0 1 0 0 0 0																														
Jim Delsing, L (9, PH) OBP: 0.382, SLG: 0.469		1-3 3-H				FC6-4 1B		0-0 4-3		1 0 0 0 0 0 2																														
Inning Stats	R: 0 E: 0 K: 0 S: 3	H: 1 LOB: 1 BB: 1 P: 7	R: 1 E: 0 K: 1 S: 6	H: 2 LOB: 2 BB: 1 P: 10	R: 0 E: 0 K: 0 S: 4	H: 2 LOB: 1 BB: 0 P: 4	R: 0 E: 1 K: 0 S: 3	H: 0 LOB: 0 BB: 0 P: 3	R: 0 E: 0 K: 0 S: 4	H: 1 LOB: 1 BB: 0 P: 4	R: 0 E: 0 K: 1 S: 5	H: 1 LOB: 1 BB: 1 P: 9	R: 0 E: 0 K: 0 S: 3	H: 0 LOB: 0 BB: 0 P: 3	R: 0 E: 0 K: 0 S: 3	H: 0 LOB: 0 BB: 0 P: 3	R: 2 E: 0 K: 0 S: 6	H: 4 LOB: 1 BB: 0 P: 6	1B: 8 2B: 4 3B: 0 HR: 1	SF: 0 SAC: 0 DP: 5 HBP: 0	WP: 0 PB: 0 SB: 0 CS: 1	PA: 36																		
PITCHER Whitey Ford, L (1, 1) ERA: 2.44	IP 9.0	WLS W	BF 36	H 11	R 3	ER 3	SO 2	BB 3	IBB 0	HBP 0	BLK 0	WP 0	HR 1	S 37	P 49	ERA 3.00	WHIP 1.556						PITCHER	IP	WLS	BF	H	R	ER	SO	BB	IBB	HBP	BLK	WP	HR	S	P	ERA	WHIP

Detroit Tigers @ New York Yankees
 Yankee Stadium, Bronx, NY
 Sun Jun 21 1953, 3:33 AM EDT
 Unknown

livebaseballscorecards.com

AB	33
R	3
H	11
RBI	3
BB	3
SO	2
LOB	17



Batter	1	2	3	4	5	6	7	8	9
Billy Martin, R OBP: 0.321, SLG: 0.367 Andy Carey, R OBP: 0.333, SLG: 0.500	1-0 FC6-4 HBP		0-0 HR		0-0 SH1-3		0-0 4-3		
Joe Collins, L OBP: 0.400, SLG: 0.456	0-0 FC6-4 HR		0-0 F9		0-0 F8			0-0 1-3	
Hank Bauer, R OBP: 0.383, SLG: 0.409	0-0 F8		0-0 F4		0-0 F4			0-0 F7	
Mickey Mantle, S OBP: 0.428, SLG: 0.559	0-0 HR			0-0 1B		0-0 F7		0-0 HR	
Yogi Berra, L OBP: 0.321, SLG: 0.435	0-0 F9			0-0 1B		0-0 F8		0-0 HR	
Gil McDougald, R OBP: 0.383, SLG: 0.388		0-0 5-3		0-0 BB		0-0 1B		0-0 3B	
Gene Woodling, L OBP: 0.429, SLG: 0.456		4-0 CS		4-0 BB		0-3 K		0-0 3-1	
Willy Miranda, S OBP: 0.269, SLG: 0.174		0-0 F3		0-0 G4-6-3			0-0 F8		
Whitey Ford, L OBP: 0.273, SLG: 0.233			0-0 F7		0-0 SH1-3		0-0 1-3		

Inning Stats	R: 2	H: 1	E: 0	LOB: 0	K: 0	P: 5	R: 0	H: 0	E: 0	LOB: 0	K: 0	P: 6	R: 1	H: 1	E: 0	LOB: 0	K: 0	P: 4	R: 1	H: 3	E: 0	LOB: 1	K: 0	P: 8	R: 0	H: 1	E: 0	LOB: 1	K: 0	P: 4	R: 0	H: 1	E: 0	LOB: 1	K: 1	P: 6	R: 0	H: 0	E: 0	LOB: 0	K: 0	P: 3	R: 2	H: 3	E: 0	LOB: 1	K: 0	P: 6
	S: 4	BB: 0	S: 2	BB: 1	S: 4	BB: 0	S: 4	BB: 1	S: 4	BB: 0	S: 4	BB: 0	S: 4	BB: 0	S: 4	BB: 0	S: 4	BB: 0	S: 4	BB: 0	S: 4	BB: 1	S: 4	BB: 0	S: 4	BB: 0	S: 4	BB: 0	S: 4	BB: 0	S: 4	BB: 0	S: 4	BB: 0	S: 6	BB: 0	S: 3	BB: 0	S: 6	BB: 0	S: 6	BB: 0	S: 6	BB: 1	S: 6	BB: 0	S: 6	BB: 1

PITCHER	IP	WLS	BF	H	R	ER	SO	BB	IBB	HBP	BLK	WP	HR	S	P	ERA	WHIP
Hal Newhouser, L ERA: 5.75	(1, 1)	3.1	L	16	5	4	4	0	2	0	0	0	2	13	22	10.80	2.100
Ray Herbert, R ERA: 9.1	(4, 1)	4.2		18	5	2	2	1	0	0	0	0	1	20	20	3.86	1.071


BOTTOM

Detroit Tigers @ New York Yankees
Yankee Stadium, Bronx, NY

Sun Jun 21 1953, 3:33 AM EDT
Unknown

AB	R	H	RBI	BB	SO	LOB
2	1	1	1	0	0	0
0	0	0	0	0	0	0
4	1	0	0	0	0	2
4	0	0	0	0	0	2
4	3	3	2	0	0	0
4	1	2	3	0	0	0
4	0	3	0	0	0	0
2	0	0	0	2	1	2
3	0	0	0	0	0	3
3	0	1	0	0	0	0

AB	30
R	6
H	10
RBI	6
BB	2
SO	1
LOB	9



WP: 0	PA: 34
PB: 0	
SB: 0	
CS: 1	

1B	2B	3B	HR	SF	SAC	DP	HBP	WP	HR	S	P	ERA	WHIP
5	0	2	3	0	1	1	1	0	0	0	0		

Batter	1	2	3	4	5	6	7	8	9	AB R H RBI BB SO LOB	TOP																
Ray Boone, R (1, 6) OBP: 0.380, SLG: 0.412	0-3 K		0-0 L6		0-0 3B		0-0 HR 1B	0-0 L1		5 1 2 3 0 1 1																	
Johnny Pesky, L (1, 4) OBP: 0.352, SLG: 0.333	0-0 G3-6-3 1B			4-0 BB	0-0 F8		0-0 SH2-4 1-2	0-0 F7		3 0 1 0 1 0 1																	
Pat Mullin, L (1, 7) OBP: 0.385, SLG: 0.404	0-0 G3-6-3			0-0 F3	0-0 4-3		0-0 F9		4-0 G3 1B BB	4 0 0 0 0 0 4																	
Steve Souchock, R (7, 7) OBP: 0.333, SLG: 0.538	1-2f									0 1 0 0 1 0 0																	
Jim Delsing, L (1, 8) OBP: 0.368, SLG: 0.467		4-0 G5-4-3 BB		0-0 F9		0-0 1B 1B	4-0 HR BB		0-0 G3	3 2 1 0 2 0 2																	
Walt Dropo, R (1, 3) OBP: 0.290, SLG: 0.414		0-0 G5-4-3 1-2f		0-3 K		0-0 1B 1B	0-0 HR		0-0 2B 1B 1B	5 2 3 4 0 1 2																	
Matt Batts, R (1, 2) OBP: 0.331, SLG: 0.449		0-0 F6			4-0 BB 3B BB	0-3 K	0-0 2B		0-0 1B 2B	4 2 2 0 1 1 2																	
Don Lund, R (1, 9) OBP: 0.337, SLG: 0.352			0-0 2-3		0-3 K	0-0 F6	4-0 BB		0-0 FC5 1B	4 0 1 2 1 1 3																	
Fred Hatfield, L (1, 5) OBP: 0.330, SLG: 0.269			0-3 K		0-0 E6 3B BB	0-0 1-2 2-H 1B	0-0 6-3		0-3 K	5 1 1 1 0 2 4																	
Billy Hoelt, L (1, 1) OBP: 0.323, SLG: 0.192			4-0 BB		4-0 3B BB	0-0 1-3		0-3 K	0-0 FC5	1 1 0 0 2 0 2																	
Bob Nieman, R (8, PH) OBP: 0.350, SLG: 0.476										1 0 0 0 0 1 0																	
Ned Garver, R (8, 1) OBP: 0.225, SLG: 0.243										1 0 0 0 0 0 1																	
Inning Stats	R: 0 E: 0 K: 1 S: 5	H: 1 LOB: 0 BB: 0 P: 5	R: 0 E: 0 K: 0 S: 2	H: 0 LOB: 0 BB: 1 P: 6	R: 0 E: 0 K: 1 S: 5	H: 0 LOB: 1 BB: 1 P: 9	R: 0 E: 0 K: 1 S: 5	H: 0 LOB: 1 BB: 1 P: 9	R: 3 E: 1 K: 1 S: 7	H: 1 LOB: 1 BB: 2 P: 15	R: 1 E: 0 K: 1 S: 8	H: 3 LOB: 2 BB: 0 P: 8	R: 3 E: 0 K: 0 S: 6	H: 3 LOB: 2 BB: 2 P: 14	R: 0 E: 0 K: 1 S: 5	H: 0 LOB: 0 BB: 0 P: 5	R: 3 E: 0 K: 1 S: 8	H: 3 LOB: 1 BB: 1 P: 12	1B: 7 2B: 2 3B: 1 HR: 1	SF: 0 SAC: 1 DP: 2 HBP: 0	WP: 0 PB: 0 SB: 0 CS: 0	PA: 45					
PITCHER	IP WLS BF H R ER SO BB IBB HBP BLK WP HR S P ERA WHIP																										
Ewell Blackwell, R (1, 1) ERA: 3.66	4.1		16	1	1	1	4	4	0	0	0	0	0	20	36	2.08	1.154										
Tom Gorman, R (5, 1) ERA: 2.96	0.0	L	3	1	2	1	0	1	0	0	0	0	0	2	6	∞	∞										
Bob Kuzava, L (5, 1) ERA: 3.63	0.2		2	0	0	0	0	0	0	0	0	0	0	2	2	0.00	0.000										
Ray Scarborough, R (6, 1) ERA: 3.68	2.0		14	6	4	4	1	2	0	0	0	0	1	14	22	18.00	4.000										
Jim McDonald, R (8, 1) ERA: 4.82	2.0		10	3	3	3	2	1	0	0	0	0	0	13	17	13.50	2.000										

Detroit Tigers @ New York Yankees
 Yankee Stadium, Bronx, NY
 Sun Jun 21 1953, 3:38 AM EDT
 Att. 26,387 - Unknown

AB	36
R	10
H	11
RBI	10
BB	8
SO	7
LOB	22



WP	0	PA	45
PB	0		
SB	0		
CS	0		

PITCHER	IP	WLS	BF	H	R	ER	SO	BB	IBB	HBP	BLK	WP	HR	S	P	ERA	WHIP
Ewell Blackwell, R	4.1		16	1	1	1	4	4	0	0	0	0	0	20	36	2.08	1.154
Tom Gorman, R	0.0	L	3	1	2	1	0	1	0	0	0	0	0	2	6	∞	∞
Bob Kuzava, L	0.2		2	0	0	0	0	0	0	0	0	0	0	2	2	0.00	0.000
Ray Scarborough, R	2.0		14	6	4	4	1	2	0	0	0	0	1	14	22	18.00	4.000
Jim McDonald, R	2.0		10	3	3	3	2	1	0	0	0	0	0	13	17	13.50	2.000

Batter	1	2	3	4	5	6	7	8	9	AB	R	H	RBI	BB	SO	LOB				
Billy Martin, R OBP: 0.322, SLG: 0.368 (1, 6)	0-0 3B 1B		0-0 F7			0-0 F4	0-0 1-2 2-H 1B		0-3 K	5	1	2	1	0	1	1				
Don Bollweg, L OBP: 0.393, SLG: 0.554 (1, 3)	0-0 1-H 3B			0-0 1B 1B		0-3 K	0-0 G3			4	0	2	1	0	1	2				
Hank Bauer, R OBP: 0.380, SLG: 0.405 (1, 9)	0-0 5-3			0-0 1-3 1B		0-0 E7 2B		0-0 1-3		4	1	1	0	0	0	0				
Mickey Mantle, S OBP: 0.425, SLG: 0.558 (1, 8)	0-3 K			0-3 K		0-0 1-H 2B		0-0 F2		4	0	1	1	0	2	2				
Gene Woodling, L OBP: 0.425, SLG: 0.452 (1, 7)		0-0 F6		0-0 L4-3		0-0 F7		0-0 FC5-4 1B		4	0	1	0	0	0	3				
Gil McDougald, R OBP: 0.361, SLG: 0.391 (1, 4)		0-3 K			0-0 2B		0-3 K	0-0 FC5-4		4	0	1	0	0	2	1				
Charles Silvera, R OBP: 0.333, SLG: 0.283 (1, 2) Johnny Mize, L OBP: 0.397, SLG: 0.380 (5, PH) Ray Scarborough, R OBP: 0.100, SLG: 0.400 (6, 1) Bill Renna, R OBP: 0.340, SLG: 0.435 (7, PH) Jim McDonald, R OBP: 0.398, SLG: 0.453 (8, 1) Joe Collins, L OBP: 0.398, SLG: 0.453 (9, PH)		0-0 4-3			0-0 F7		0-0 F4		0-0 3-1	1	0	0	0	0	0	0				
Andy Carey, R OBP: 0.355, SLG: 0.500 (1, 5)			0-0 F2		0-0 6-3		0-0 1B 1B		0-0 1B	4	1	2	0	0	0	1				
Ewell Blackwell, R (1, 1) Tom Gorman, R OBP: 0.333, SLG: 0.333 (5, 1) Bob Kuzava, S (5, 1) Yogi Berra, L OBP: 0.321, SLG: 0.434 (5, PH) (6, 2)			0-0 F4		0-0 1-3		0-0 1-2 1B 1B		0-0 F7	1	0	0	0	0	0	0				
Inning Stats	R: 1 E: 0 K: 1 S: 6	H: 2 LOB: 0 BB: 0 P: 6	R: 0 E: 0 K: 1 S: 5	H: 0 LOB: 0 BB: 0 P: 5	R: 0 E: 0 K: 0 S: 3	H: 2 LOB: 1 BB: 0 P: 6	R: 0 E: 0 K: 0 S: 4	H: 1 LOB: 1 BB: 0 P: 4	R: 1 E: 1 K: 1 S: 7	H: 1 LOB: 1 BB: 0 P: 7	R: 1 E: 0 K: 1 S: 8	H: 3 LOB: 2 BB: 0 P: 8	R: 0 E: 0 K: 0 S: 4	H: 1 LOB: 1 BB: 0 P: 4	R: 0 E: 0 K: 1 S: 6	H: 1 LOB: 1 BB: 0 P: 6	1B: 8 2B: 3 3B: 1 HR: 0	SF: 0 SAC: 0 DP: 1 HBP: 0	WP: 0 PB: 0 SB: 0 CS: 0	PA: 37

BOTTOM

Detroit Tigers @ New York Yankees
Yankee Stadium, Bronx, NY
Sun Jun 21 1953, 3:38 AM EDT
Att. 26,387 - Unknown

livebaseballscores.com

AB	37
R	3
H	11
RBI	3
BB	0
SO	6
LOB	13



PITCHER	IP	WLS	BF	H	R	ER	SO	BB	IBB	HBP	BLK	WP	HR	S	P	ERA	WHIP
Billy Hoefl, L ERA: 4.34 (1, 1)	7.0	W	29	9	3	2	5	0	0	0	0	0	0	39	39	2.57	1.286
Ned Garver, R ERA: 5.07 (8, 1)	2.0	S	8	2	0	0	1	0	0	0	0	0	0	10	10	0.00	1.000

Batter	1	2	3	4	5	6	7	8	9	AB R H RBI BB SO LOB	TOP											
Harvey Kuenn, R (1, 6) OBP: 0.340, SLG: 0.336	0-0 E9 G3 1B	4-0 BB 4-3 BB		0-0 1-3		0-0 2-3 1B		0-0 F9		4 1 1 0 1 0 1												
Johnny Pesky, L (1, 4) OBP: 0.345, SLG: 0.327	0-0 G3	0-0 4-3 2-3		0-0 CS 1B		0-0 F9		0-0 F8		5 0 1 1 0 0 4												
Ray Boone, R (1, 5) OBP: 0.374, SLG: 0.404	0-0 2B BB 1B	0-0 F8		0-3 K 1-2		0-0 F6		0-3 K		5 1 1 1 0 2 4												
Walt Dropo, R (1, 3) OBP: 0.296, SLG: 0.419	0-0 BB 1-3 2B		H 1-0 HR HBP		0-3 K		0-0 1B 1B		0-0 F8	4 1 2 0 0 1 0												
Jim Delsing, L (1, 8) OBP: 0.369, SLG: 0.462	4-0 BB IBB		0-0 F7		0-0 4-3		0-0 1-2 1B		0-0 6-3	4 0 1 0 1 0 1												
Bob Nieman, R (1, 9) OBP: 0.351, SLG: 0.485	0-3 K		0-0 1-H HR		4-0 BB		0-0 F2		0-0 F9	4 1 1 2 1 1 5												
Steve Souchock, R (1, 7) OBP: 0.345, SLG: 0.527	4-0 1-2 2-3 3-H BB		0-0 FC6-4 1B		0-0 F6		0-0 F2			3 0 1 1 1 0 3												
Matt Batts, R (1, 2) OBP: 0.329, SLG: 0.441	0-0 6-3		0-3 K		4-0 1B SH3-4 F9 BB		0-0 6-3			3 1 0 0 1 1 6												
Steve Gromek, S (1, 1) OBP: 0.167, SLG: 0.167		0-0 F8	0-0 FC6-4		0-0 SH3-4			0-0 1B		3 0 1 0 0 0 1												
Inning Stats	R: 2 E: 1 K: 1 S: 8	H: 2 LOB: 3 BB: 2 P: 16	R: 0 E: 0 K: 0 S: 3	H: 0 LOB: 1 BB: 1 P: 7	R: 2 E: 0 K: 1 S: 7	H: 2 LOB: 1 BB: 0 P: 8	R: 0 E: 0 K: 1 S: 5	H: 1 LOB: 1 BB: 0 P: 5	R: 0 E: 0 K: 1 S: 5	H: 0 LOB: 1 BB: 1 P: 9	R: 1 E: 0 K: 0 S: 4	H: 1 LOB: 1 BB: 1 P: 8	R: 0 E: 0 K: 0 S: 5	H: 2 LOB: 2 BB: 0 P: 5	R: 0 E: 0 K: 1 S: 6	H: 1 LOB: 1 BB: 0 P: 6	R: 0 E: 0 K: 0 S: 3	H: 0 LOB: 0 BB: 0 P: 3	1B: 7 2B: 2 3B: 0 HR: 1	SF: 0 SAC: 1 DP: 1 HBP: 1	WP: 0 PB: 0 SB: 0 CS: 1	PA: 42
PITCHER	IP WLS BF H R ER SO BB IBB HBP BLK WP HR S P ERA WHIP											PITCHER	IP WLS BF H R ER SO BB IBB HBP BLK WP HR S P ERA WHIP									
Marion Fricano, R (1, 1) ERA: 2.8	6.0 L 30 6 5 3 4 4 1 1 0 0 1 32 53 4.50 1.667																					
Carl Scheib, R (7, 1) ERA: 4.15	3.0 12 3 0 0 1 0 0 0 0 0 0 0 14 14 0.00 1.000																					

Detroit Tigers @ Philadelphia Athletics
 Connie Mack Stadium, Philadelphia, PA

Tue Jun 23 1953, 3:33 AM EDT
 Att. 2,463 - Unknown

livebaseballscorecards.com

AB	35
R	5
H	9
RBI	5
BB	5
SO	5
LOB	25



Batter	1	2	3	4	5	6	7	8	9	AB R H RBI BB SO LOB
--------	---	---	---	---	---	---	---	---	---	----------------------

Joe Demaestri, R <small>OBP: 0.311, SLG: 0.333</small> (1, 6)	0-0 2B		0-0 F7			0-0 F6		0-0 F2		4 0 1 0 0 0 1
Dave Philley, S <small>OBP: 0.352, SLG: 0.394</small> (1, 9)	0-3 K			0-0 1B		0-0 4-3		0-0 F6		4 0 1 0 0 1 1
Tom Hamilton, L <small>OBP: 0.160, SLG: 0.087</small> (1, 3)	0-0 F5			0-0 F9			0-0 F2		0-0 F3	4 0 0 0 0 0 2
Gus Zernial, R <small>OBP: 0.355, SLG: 0.553</small> (1, 7)	0-0 F9			0-0 F5			0-0 F6		0-0 5-3	4 0 0 0 0 0 2
Pete Suder, R <small>OBP: 0.338, SLG: 0.411</small> (1, 5)		0-0 F2		0-0 F7			0-0 1B			3 0 1 0 0 0 1
Cass Michaels, R <small>OBP: 0.320, SLG: 0.373</small> (1, 4)	0-3 K				0-0 5-3		0-0 F2			3 0 0 0 0 1 1
Ed McGhee, R <small>OBP: 0.348, SLG: 0.333</small> (1, 8)		0-0 F8			0-0 6-3			0-0 6-3		3 0 0 0 0 0 0
Joe Astroth, R <small>OBP: 0.343, SLG: 0.354</small> (1, 2)			0-0 L6		0-0 F9			0-0 2B		3 0 1 0 0 0 0
Marion Fricano, R <small>OBP: 0.250, SLG: 0.292</small> (1, 1)			0-3 K			0-0 F6		0-0 F3		1 0 0 0 0 1 0
Carl Scheib, R <small>OBP: 0.192, SLG: 0.160</small> (6, PH) (7, 1)										2 0 0 0 0 0 1


Inning Stats	R: 0	H: 1	E: 0	LOB: 1	K: 1	BB: 0	S: 6	P: 6	R: 0	H: 0	E: 0	LOB: 0	K: 1	BB: 0	S: 5	P: 5	R: 0	H: 0	E: 0	LOB: 0	K: 1	BB: 0	S: 5	P: 5	R: 0	H: 1	E: 0	LOB: 1	K: 0	BB: 0	S: 4	P: 4	R: 0	H: 0	E: 0	LOB: 0	K: 0	BB: 0	S: 3	P: 3	R: 0	H: 0	E: 0	LOB: 0	K: 0	BB: 0	S: 3	P: 3	R: 0	H: 1	E: 0	LOB: 1	K: 0	BB: 0	S: 4	P: 4	R: 0	H: 1	E: 0	LOB: 1	K: 0	BB: 0	S: 4	P: 4	R: 0	H: 0	E: 0	LOB: 0	K: 0	BB: 0	S: 3	P: 3	1B: 2	SF: 0	2B: 2	SAC: 0	3B: 0	DP: 0	HR: 0	HBP: 0	WP: 0	PA: 31
PITCHER Steve Gromek, R <small>ERA: 5.57</small> (1, 1)	IP	WLS	BF	H	R	ER	SO	BB	IBB	HBP	BLK	WP	HR	S	P	ERA	WHIP	IP	WLS	BF	H	R	ER	SO	BB	IBB	HBP	BLK	WP	HR	S	P	ERA	WHIP	IP	WLS	BF	H	R	ER	SO	BB	IBB	HBP	BLK	WP	HR	S	P	ERA	WHIP																															

BOTTOM

Detroit Tigers @ Philadelphia Athletics
Connie Mack Stadium, Philadelphia, PA
 Tue Jun 23 1953, 3:33 AM EDT
 Att. 2,463 - Unknown

livebaseballscores.com

AB	31
R	0
H	4
RBI	0
BB	0
SO	3
LOB	9



Batter	1	2	3	4	5	6	7	8	9	AB R H RBI BB SO LOB
Harvey Kuenn, R (1, 6) OBP: 0.348, SLG: 0.353	0-0 PB 1B	0-0 2-H 1B				0-0 F4 1-2			4-0 BB	4 2 3 2 1 0 1
Johnny Pesky, L (1, 4) OBP: 0.357, SLG: 0.340	0-0 1B F9 1-H	0-0 CS 1B				0-0 F5			0-0 F5	5 1 3 1 0 0 1
Bob Nieman, R (1, 9) OBP: 0.352, SLG: 0.481	0-0 HR 1B	0-0 CS 1-2	4-0 1B BB						0-0 F3	4 1 1 0 1 0 2
Walt Dropo, R (1, 3) OBP: 0.292, SLG: 0.412	0-0 F9 3-H		0-0 F8						0-0 F3	4 0 0 1 0 0 4
Jim Delsing, L (1, 8) OBP: 0.367, SLG: 0.458	0-3 K		0-0 1B						0-0 F7	4 0 1 0 0 2 3
Steve Souchock, R (1, 7) OBP: 0.355, SLG: 0.569	0-0 HR 1-H		4-0 IBB						0-0 F2	3 1 1 2 1 0 0
Matt Batts, R (1, 2) OBP: 0.322, SLG: 0.430	0-3 K		0-3 K						0-0 F9	4 0 0 0 0 2 3
Fred Hatfield, L (1, 5) OBP: 0.333, SLG: 0.274		0-0 SH2-4 1B	0-3 K						0-0 CS 1B	4 1 2 0 0 2 3
Ned Garver, R (1, 1) OBP: 0.233, SLG: 0.231		0-0 SH2-4		0-0 F7					0-0 CS 1-2	2 0 0 0 1 0 0

Inning Stats	R: 4 E: 0 K: 2 S: 11	H: 4 LOB: 0 BB: 0 P: 11	R: 1 E: 0 K: 0 S: 4	H: 3 LOB: 0 BB: 0 P: 4	R: 0 E: 0 K: 2 S: 8	H: 1 LOB: 3 BB: 2 P: 16	R: 1 E: 1 K: 1 S: 8	H: 2 LOB: 2 BB: 0 P: 8	R: 0 E: 0 K: 1 S: 5	H: 0 LOB: 0 BB: 0 P: 5	R: 0 E: 0 K: 0 S: 2	H: 0 LOB: 0 BB: 1 P: 6	R: 0 E: 0 K: 0 S: 3	H: 0 LOB: 0 BB: 0 P: 3	R: 0 E: 0 K: 0 S: 3	H: 1 LOB: 0 BB: 0 P: 3	R: 0 E: 0 K: 0 S: 3	H: 0 LOB: 1 BB: 1 P: 7	1B: 9 2B: 0 3B: 0 HR: 2	SF: 0 SAC: 1 DP: 0 HBP: 0	WP: 0 PB: 1 SB: 0 CS: 2	PA: 41
--------------	-------------------------------	----------------------------------	------------------------------	---------------------------------	------------------------------	----------------------------------	------------------------------	---------------------------------	------------------------------	---------------------------------	------------------------------	---------------------------------	------------------------------	---------------------------------	------------------------------	---------------------------------	------------------------------	---------------------------------	----------------------------------	------------------------------------	----------------------------------	--------

PITCHER	IP	WLS	BF	H	R	ER	SO	BB	IBB	HBP	BLK	WP	HR	S	P	ERA	WHIP
Charlie Bishop, R (1, 1) ERA: 5.18	2.0	L	11	7	5	5	2	0	0	0	0	0	1	15	15	22.50	3.500
Frank Fanovich, L (3, 1) ERA: 4.29	3.0		15	3	1	1	4	1	1	0	0	0	1	21	29	3.00	1.333
Bobo Newsom, R (6, 1) ERA: 2.63	3.0		9	1	0	0	0	1	0	0	0	0	0	8	12	0.00	0.667
Morrie Martin, L (9, 1) ERA: 4.33	1.0		4	0	0	0	0	1	0	0	0	0	0	3	7	0.00	1.000

TOP

Detroit Tigers @ Philadelphia Athletics
Connie Mack Stadium, Philadelphia, PA

Wed Jun 24 1953, 3:33 AM EDT
 Att. 2,298 - Unknown

AB	34
R	6
H	11
RBI	6
BB	4
SO	6
LOB	17

Batter	1	2	3	4	5	6	7	8	9	AB R H RBI BB SO LOB
Joe Demaestri, R (1, 6) OBP: 0.304, SLG: 0.324	0-0 6-3 ①			x 0-0 F8 ①		x 0-0 F3 ①		x 0-0 F7 ① x	0-0 1B	5 0 1 0 0 0 1
Dave Philley, S (1, 9) OBP: 0.350, SLG: 0.390	0-0 4-3 ②			x 0-0 4-3 ②		x 0-0 1B		x 0-0 4-3 ② x	0-0 F8 ③	5 0 1 0 0 0 2
Tom Hamilton, L (1, 3) OBP: 0.207, SLG: 0.185	0-0 G3 ③			x 0-0 1B		x 0-0 F3 ②		x 0-0 1B 2B		4 1 2 1 0 0 1
Gus Zernial, R (1, 7) OBP: 0.353, SLG: 0.548		x 0-0 F9 ①		x 0-0 F6 ③		x 0-0 L4 ③		x 0-0 1B 1B		4 1 1 1 0 0 2
Pete Suder, R (1, 5) (5, 4) OBP: 0.336, SLG: 0.408		x 0-0 1-4-3 ②			x 0-0 6-3 ①		x 0-0 6-3 ① x	0-0 1B 1B		4 0 1 0 0 0 0
Cass Michaels, R (1, 4) Loren Babe, L (5, 5) OBP: 0.318, SLG: 0.371 OBP: 0.310, SLG: 0.339		0-3 K ③			x 0-0 1B 1B		BB 4-0 1B	x 0-0 1B 1B		1 0 0 0 0 1 0 2 0 2 1 1 0 0
Ed McGhee, R (1, 8) OBP: 0.339, SLG: 0.324			x 0-0 G3 ①		0-3 K ②		x 0-0 F7 ② x	0-0 F7 ③		4 0 0 0 0 1 4
Joe Astroth, R (1, 2) OBP: 0.341, SLG: 0.351			x 0-0 F7 ②		x 0-0 1B		x 0-0 F4 ③		x 0-0 F4 ①	4 0 1 0 0 0 1
Charlie Bishop, R (1, 1) Frank Fanovich, L (3, 1) Eddie Robinson, L (5, PH) Bobo Newsom, R (6, 1) Carl Scheib, R (8, PH) Morrie Martin, L (9, 1) Kite Thomas, R (9, PH) OBP: 0.080, SLG: 0.042 OBP: 0.250, SLG: 0.250 OBP: 0.313, SLG: 0.403			x 0-0 6-3 ③		0-3 K ③		x 0-0 1B	x 0-0 2B 4-3 1B	x 0-0 5-3 ②	0 0 0 0 0 0 0 1 0 0 0 0 0 0 1 0 0 0 0 1 2 0 0 0 0 0 0 0 1 1 1 0 0 0 0 0 0 0 0 0 0 0 1 0 0 0 0 0 0

Inning Stats	R: 0 E: 0 K: 0 S: 3	H: 0 LOB: 0 BB: 0 P: 3	R: 0 E: 0 K: 1 S: 5	H: 0 LOB: 0 BB: 0 P: 5	R: 0 E: 0 K: 0 S: 3	H: 0 LOB: 0 BB: 0 P: 3	R: 0 E: 0 K: 0 S: 4	H: 1 LOB: 1 BB: 0 P: 4	R: 0 E: 0 K: 2 S: 9	H: 2 LOB: 2 BB: 0 P: 9	R: 0 E: 0 K: 0 S: 4	H: 1 LOB: 1 BB: 0 P: 4	R: 0 E: 0 K: 0 S: 3	H: 0 LOB: 1 BB: 1 P: 7	R: 3 E: 0 K: 0 S: 8	H: 5 LOB: 2 BB: 0 P: 8	R: 0 E: 0 K: 0 S: 4	H: 1 LOB: 1 BB: 0 P: 4	1B: 9 2B: 1 3B: 0 HR: 0	SF: 0 SAC: 0 DP: 0 HBP: 0	WP: 0 PB: 0 SB: 0 CS: 0	PA: 38 ERA WHIP
PITCHER Ned Garver, R (1, 1) ERA: 4.9	IP 9.0 WLS W BF 38 H 10 R 3 ER 3 SO 3 BB 1 IBB 0 HBP 0 BLK 0 WP 0 HR 0 S 43 P 47 ERA 3.00 WHIP 1.222																					

BOTTOM

Detroit Tigers @ Philadelphia Athletics
 Connie Mack Stadium, Philadelphia, PA

Wed Jun 24 1953, 3:33 AM EDT
 Att. 2,298 - Unknown

livebaseballscorecards.com

AB	37
R	3
H	10
RBI	3
BB	1
SO	3
LOB	13



Batter	1	2	3	4	5	6	7	8	9	AB R H RBI BB SO LOB	TOP
Harvey Kuenn, R (1, 6) OBP: 0.352, SLG: 0.355 Fred Hatfield, L (9, PR) OBP: 0.333, SLG: 0.274	0-0 4-3		0-0 F8			0-0 BB 1B		0-0 1-2 1B	H 1-0 HBP	4 0 2 0 0 0 0 0 0 0 0 0 0 0	
Johnny Pesky, L (1, 4) OBP: 0.342, SLG: 0.324	0-0 6-3		0-0 F6			0-0 F9		0-0 F5	0-0 F8	5 0 0 0 0 0 5	
Ray Boone, R (1, 5) OBP: 0.377, SLG: 0.403	0-0 1B		0-0 F2			4-0 BB 1-2 BB		0-3 K		3 0 1 0 0 1 2	
Walt Dropo, R (1, 3) OBP: 0.287, SLG: 0.406	0-3 K			0-3 K		0-0 F8		0-0 F3		4 0 0 0 0 2 5	
Jim Delsing, L (1, 8) Al Kaline, R (6, 8)		0-0 F3		0-0 1-3		0-0 4-3			0-0 L8	3 0 0 0 0 0 2 1 0 0 0 0 0 0	
Bob Nieman, R (1, 9) OBP: 0.350, SLG: 0.477		0-0 F4		0-0 F3		0-0 F3			0-0 2B 1B 1B	4 1 1 0 0 0 0	
Steve Souchock, R (1, 7) OBP: 0.348, SLG: 0.548		0-0 1B 1B			0-3 K	0-0 F3		0-3 K		4 0 1 0 0 2 1	
Matt Batts, R (1, 2) OBP: 0.326, SLG: 0.438		0-0 1-3 1B			0-3 K	0-0 6-3			0-0 1-3 1B 2B	4 1 2 0 0 1 0	
Dick Marlowe, R (1, 1) OBP: 0.188, SLG: 0.188 Dick Weik, R (2, 1) Pat Mullin, L (8, PH) OBP: 0.396, SLG: 0.417 Bob Miller, R (8, 1) Don Lund, R (9, PH) OBP: 0.340, SLG: 0.355		0-3 K			0-3 K			0-0 1B 1B	0-0 2-H 3-H HBP 1B	1 0 0 0 0 1 2 1 0 0 0 0 1 0 1 0 1 0 0 0 0 0 0 0 0 0 0 0 1 0 1 2 0 0 0	
Inning Stats	R: 0 E: 0 K: 1 S: 6 H: 1 LOB: 1 BB: 0 P: 6	R: 0 E: 0 K: 1 S: 7 H: 2 LOB: 2 BB: 0 P: 7	R: 0 E: 0 K: 0 S: 3 H: 0 LOB: 0 BB: 0 P: 3	R: 0 E: 0 K: 1 S: 5 H: 0 LOB: 0 BB: 0 P: 5	R: 0 E: 0 K: 3 S: 9 H: 0 LOB: 0 BB: 0 P: 9	R: 0 E: 0 K: 0 S: 4 H: 1 LOB: 2 BB: 1 P: 8	R: 0 E: 0 K: 0 S: 3 H: 0 LOB: 0 BB: 0 P: 3	R: 0 E: 0 K: 1 S: 7 H: 2 LOB: 2 BB: 0 P: 7	R: 2 E: 0 K: 1 S: 8 H: 3 LOB: 2 BB: 0 P: 9	1B: 8 2B: 1 3B: 0 HR: 0 SF: 0 SAC: 0 DP: 0 HBP: 1	WP: 0 PB: 0 SB: 0 CS: 0 PA: 38
PITCHER Harry Byrd, R (1, 1) ERA: 4.25	IP 9.0 WLS W BF 38 H 9 R 2 ER 2 SO 8 BB 1 IBB 0 HBP 1 BLK 0 WP 0 HR 0 S 52 P 57 ERA 2.00 WHIP 1.111										

Detroit Tigers @ Philadelphia Athletics
 Connie Mack Stadium, Philadelphia, PA

Thu Jun 25 1953, 3:33 AM EDT
 Att. 2,368 - Unknown

livebaseballscorecards.com

AB 36
 R 2
 H 9
 RBI 2
 BB 1
 SO 8
 LOB 17



Batter	1	2	3	4	5	6	7	8	9	AB	R	H	RBI	BB	SO	LOB
Joe Demaestri, R (1, 6) OBP: 0.301, SLG: 0.320	0-3 K	0-0 2B E 1-2 2-H 1B		0-0 6-3		0-0 PO 2-3	0-0 F6			4	1	1	1	0	1	0
Dave Philley, S (1, 9) OBP: 0.352, SLG: 0.395	0-0 1B	0-0 E7 1B 1-H 2-H 2B			0-0 F8		0-0 3-1			4	1	2	1	0	0	0
Eddie Robinson, L (1, 3) OBP: 0.317, SLG: 0.404 Tom Hamilton, L (5, PR) OBP: 0.200, SLG: 0.179 (6, 3)	0-0 F9	0-0 1B 2-H			4-0 1B BB		0-0 4-3			2	0	1	1	1	0	1
Gus Zernial, R (1, 7) OBP: 0.348, SLG: 0.539	0-0 F7	0-0 F6			0-3 K			0-0 F9		4	0	0	0	0	1	3
Pete Suder, R (1, 4) OBP: 0.339, SLG: 0.409		0-0 FC1-5 BB 1B	0-0 F3		0-0 FC6-4 1-2 1B		0-0 4-3			4	0	2	0	0	0	0
Loren Babe, L (1, 5) OBP: 0.308, SLG: 0.331		4-0 F9 FC1-5 1-2 1B BB	0-0 F9		0-0 FC6-4 1-2f		0-0 4-3			3	1	0	0	1	0	2
Ed McGhee, R (1, 8) OBP: 0.333, SLG: 0.318		0-0 FC1-5 F9 1-2 2-3f 1B	0-0 F8			0-0 F6				3	1	0	0	0	0	2
Joe Astroth, R (1, 2) OBP: 0.341, SLG: 0.351		0-0 F9 1-2 2-3		0-0 F7		0-0 E7 PO 1B				3	0	1	0	0	0	2
Harry Byrd, R (1, 1) OBP: 0.293, SLG: 0.275		0-0 1B 2B 3-H 1B		0-0 F7		0-0 F7				3	1	1	1	0	0	1


Inning Stats	R: 0	H: 1	E: 0	LOB: 1	K: 1	BB: 0	S: 6	P: 6
	R: 5	H: 5	E: 1	LOB: 1	K: 0	BB: 1	S: 8	P: 12
	R: 0	H: 0	E: 0	LOB: 0	K: 0	BB: 0	S: 3	P: 3
	R: 0	H: 0	E: 0	LOB: 0	K: 0	BB: 0	S: 3	P: 3
	R: 0	H: 1	E: 0	LOB: 2	K: 1	BB: 1	S: 6	P: 10
	R: 0	H: 0	E: 0	LOB: 0	K: 0	BB: 0	S: 3	P: 3
	R: 0	H: 0	E: 0	LOB: 0	K: 0	BB: 0	S: 3	P: 3

PITCHER	IP	WLS	BF	H	R	ER	SO	BB	IBB	HBP	BLK	WP	HR	S	P	ERA	WHIP
Dick Marlowe, R (1, 1) ERA: 4.53	1.2	L	11	5	5	5	1	1	0	0	0	0	0	12	16	27.00	3.600
Dick Weik, R (2, 1) ERA: 6.35	5.1		19	3	0	0	1	1	0	0	0	0	0	20	24	0.00	0.750
Bob Miller, L (8, 1) ERA:	1.0		3	0	0	0	0	0	0	0	0	0	0	3	3	0.00	0.000

BOTTOM

Detroit Tigers @ Philadelphia Athletics
Connie Mack Stadium, Philadelphia, PA
 Thu Jun 25 1953, 3:33 AM EDT
 Att. 2,368 - Unknown

AB	31
R	5
H	8
RBI	4
BB	2
SO	2
LOB	11



WP	PA	3B	SF	SAC	DP	HBP	CS
0	34	0	0	0	0	0	0

livebaseballscorecards.com

Batter	1	2	3	4	5	6	7	8	9	AB R H RBI BB SO LOB	TOP											
Harvey Kuenn, R (1, 6) OBP: 0.360, SLG: 0.361	4-0 SH3-4 G1-2-3 1B BB	0-0 1-2 2-H 1B		0-0 1-2 2-H 1B	0-0 1-3 2-H 3-H 1B		0-0 1-3			4 0 3 4 1 0 1												
Jerry Priddy, R (1, 4) OBP: 0.366, SLG: 0.341	0-0 SH3-4 1-2 1B	0-0 G3		0-0 F4	0-0 FC6-4 1-3 3-H 1B			0-0 1-3		5 0 2 1 0 0 4												
Ray Boone, R (1, 5) Fred Hatfield, L (9, 5) OBP: 0.380, SLG: 0.405 OBP: 0.333, SLG: 0.274	0-0 SH3-4 1-2 2-3		0-0 6-3		SH3-4 2B FC6-4 1B			0-0 S 1B		4 1 2 0 0 0 2 0 0 0 0 0 0 0												
Walt Dropo, R (1, 3) OBP: 0.289, SLG: 0.404	4-0 SH3-4 1-2 BB		0-0 5-3		0-0 SH3-4 1-2 2B 1B		0-0 F8	0-0 F8		4 1 1 0 1 0 1												
Bob Nieman, R (1, 9) OBP: 0.345, SLG: 0.469	0-0 G1-2-3 3-Hf		0-0 F7		0-0 SH3-4 1-2 2-3		0-0 F8	0-0 F9		4 0 0 0 0 0 4												
Steve Souchock, R (1, 7) OBP: 0.338, SLG: 0.515			0-0 6-3		0-0 F8		4-0 2B 1B IBB	0-0 F8		4 1 0 0 1 0 0												
Jim Delsing, L (1, 8) OBP: 0.367, SLG: 0.460		0-3 K		0-0 4-3	0-0 1-3 2-H 3-H 1B 2B		0-0 1B	0-0 CS 1B		5 1 3 2 0 1 0												
Matt Batts, R (1, 2) OBP: 0.333, SLG: 0.436		4-0 E 1B BB		0-0 BB 1B 1B	4-0 1B 1B IBB		0-0 F8	0-3 K		3 3 1 0 2 1 2												
Ted Gray, S (1, 1) Ray Herbert, R (6, 1) OBP: 0.308, SLG: 0.250 OBP: 0.222, SLG: 0.125		0-0 E4 1B		4-0 1B BB	0-3 K		0-3 K			2 0 0 0 1 1 4 1 0 0 0 0 1 1												
Inning Stats	R: 0 E: 0 K: 0 S: 3	H: 1 LOB: 2 BB: 2 P: 11	R: 1 E: 1 K: 1 S: 7	H: 1 LOB: 2 BB: 1 P: 11	R: 0 E: 0 K: 0 S: 3	H: 0 LOB: 0 BB: 0 P: 3	R: 1 E: 0 K: 0 S: 5	H: 2 LOB: 2 BB: 1 P: 9	R: 5 E: 0 K: 1 S: 10	H: 5 LOB: 2 BB: 2 P: 18	R: 0 E: 0 K: 0 S: 3	H: 0 LOB: 0 BB: 0 P: 3	R: 0 E: 0 K: 1 S: 6	H: 1 LOB: 1 BB: 0 P: 6	R: 0 E: 0 K: 0 S: 4	H: 1 LOB: 1 BB: 0 P: 4	R: 0 E: 0 K: 1 S: 5	H: 1 LOB: 0 BB: 0 P: 5	1B: 11 2B: 1 3B: 0 HR: 0	SF: 0 SAC: 2 DP: 1 HBP: 0	WP: 0 PB: 0 SB: 1 CS: 1	PA: 44
PITCHER	IP WLS BF H R ER SO BB IBB HBP BLK WP HR S P ERA WHIP																				PITCHER	IP WLS BF H R ER SO BB IBB HBP BLK WP HR S P ERA WHIP
Johnny Schmitz, L (1, 1) ERA: 3.88	4.2 L 27 7 7 6 2 4 2 0 0 0 0 25 49 11.57 2.357																					
Julio Moreno, R (5, 1) ERA: 2.8	0.1 3 2 0 0 0 0 0 0 0 0 0 0 3 3 0.00 6.000																					
Chuck Stobbs, L (6, 1) ERA: 3.81	4.0 14 3 0 0 0 2 0 0 0 0 0 0 18 18 0.00 0.750																					

Detroit Tigers @ Washington Senators
 Griffith Stadium, Washington, DC
 Fri Jun 26 1953, 3:33 AM EDT
 Att. 7,800 - Unknown

livebaseballscorecards.com

AB	36
R	7
H	12
RBI	7
BB	6
SO	4
LOB	19



Batter	1	2	3	4	5	6	7	8	9	AB	R	H	RBI	BB	SO	LOB																		
Eddie Yost, R OBP: 0.380, SLG: 0.343 (1, 5) BBB	4-0 L5-3 BB		0-0 F6		0-3 K		0-3 K		0-0 F9	4	0	0	0	1	2	3																		
Wayne Terwilliger, R OBP: 0.351, SLG: 0.339 (1, 4) X	0-0 F7		0-0 F4			4-0 1B HR BB	0-0 G3			3	1	0	0	1	0	2																		
Mickey Vernon, L OBP: 0.392, SLG: 0.475 (1, 3) X	0-0 L5-3 1-2			0-0 L8-4 1B 1B		0-0 1-2 HR 1B		0-0 4-3		4	1	2	0	0	0	1																		
Clyde Vollmer, R OBP: 0.373, SLG: 0.404 (1, 7) X		0-0 F9		0-0 1-2 1B 1B		0-0 1-2 HR		0-0 L3		4	1	2	3	0	0	0																		
Jackie Jensen, R OBP: 0.377, SLG: 0.455 (1, 9) X		0-0 6-3		0-0 L8-4 2-3		0-0 3-1 1B		0-0 F2		4	0	1	0	0	0	2																		
Jim Busby, R OBP: 0.336, SLG: 0.408 (1, 8) BBB		4-0 BB		0-0 1-2 1B		0-0 F7			0-0 5-3	3	0	1	0	1	0	1																		
Pete Runnels, L OBP: 0.362, SLG: 0.291 (1, 6) SS		0-3 K		0-0 F7		0-0 3-1			0-0 BB 1B	4	0	1	0	0	1	4																		
Bob Oldis, R OBP: 0.385, SLG: 0.333 (1, 2) Gil Coan, L OBP: 0.231, SLG: 0.333 (9, PH) BBB		4-0 SH2-4 BB		0-3 K		0-0 4-3		0-3 K		2	0	0	0	1	1	1																		
Johnny Schmitz, R (1, 1) Julio Moreno, R (5, 1) Mel Hoderlein, S OBP: 0.250, SLG: 0.143 (5, PH) Chuck Stobbs, L OBP: 0.133, SLG: 0.133 (6, 1) Tommy Byrne, L OBP: 0.258, SLG: 0.259 (9, PH) BBB		0-0 SH2-4		0-0 F9		0-3 K		4-0 BB		0	0	0	0	0	0	0																		
Inning Stats	R: 0 E: 0 K: 0 S: 2	H: 0 LOB: 0 BB: 1 P: 6	R: 0 E: 0 K: 1 S: 5	H: 0 LOB: 1 BB: 1 P: 9	R: 0 E: 0 K: 0 S: 3	H: 3 LOB: 2 BB: 0 P: 5	R: 0 E: 0 K: 2 S: 7	H: 0 LOB: 0 BB: 0 P: 7	R: 3 E: 0 K: 0 S: 6	H: 3 LOB: 1 BB: 1 P: 10	R: 0 E: 0 K: 2 S: 7	H: 0 LOB: 0 BB: 0 P: 7	R: 0 E: 0 K: 0 S: 3	H: 0 LOB: 0 BB: 0 P: 3	R: 0 E: 0 K: 1 S: 6	H: 1 LOB: 2 BB: 1 P: 10	1B: 6 2B: 2 3B: 0 HR: 1	SF: 0 SAC: 1 DP: 2 HBP: 0	WP: 0 PB: 0 SB: 0 CS: 0	PA: 37														
PITCHER Ted Gray, L ERA: 4.36 (1, 1) Ray Herbert, R ERA: 8.02 (6, 1)	IP 5.0 4.0	WLS W S	BF 23 14	H 6 1	R 3 0	ER 3 0	SO 3 3	BB 4 1	IBB 0 0	HBP 0 0	BLK 0 0	WP 0 0	HR 1 0	S 25 19	P 41 23	ERA 5.40 0.00	WHIP 2.000 0.500	IP 5.0 4.0	WLS W S	BF 23 14	H 6 1	R 3 0	ER 3 0	SO 3 3	BB 4 1	IBB 0 0	HBP 0 0	BLK 0 0	WP 0 0	HR 1 0	S 25 19	P 41 23	ERA 5.40 0.00	WHIP 2.000 0.500

DETROIT TIGERS @ WASHINGTON SENATORS
Griffith Stadium, Washington, DC
Fri Jun 26 1953, 3:33 AM EDT
Att. 7,800 - Unknown

AB 31
R 3
H 7
RBI 3
BB 5
SO 6
LOB 15



livebaseballscorecards.com

Batter	1	2	3	4	5	6	7	8	9	AB R H RBI BB SO LOB	TOP	
Harvey Kuenn, R (1, 6) OBP: 0.357, SLG: 0.361	0-0 E4 1B G5-4-3	0-0 F3		0-0 2B			0-0 5-3		0-0 4-3	5 1 1 0 0 0 0		
Johnny Pesky, L (1, 4) OBP: 0.344, SLG: 0.321	0-0 1-3 1B G5-4-3		4-0 1B BB 5-3	0-0 4-3			0-0 F9		0-0 F5	4 1 1 0 1 0 1		
Ray Boone, R (1, 5) OBP: 0.372, SLG: 0.395	0-0 1-2f 3-H G5-4-3		0-0 1-2 5-3				0-0 F4		0-0 5-3	4 0 0 0 0 0 2		
Walt Dropo, R (1, 3) OBP: 0.289, SLG: 0.401	0-0 F6		0-0 2-H F9 BB 1B				0-0 6-3		0-0 F7	4 0 1 1 0 0 0		
Jim Delsing, L (1, 8) OBP: 0.373, SLG: 0.468		0-0 1B 2B	4-0 1-2 BB				0-0 4-3		0-0 1B 1B	3 1 2 0 1 0 0		
Bob Nieman, R (1, 9) OBP: 0.347, SLG: 0.470		0-0 2-H 2B E 1B	0-0 2-3 F9				0-0 6-3		0-0 1-2 1B	4 1 2 1 0 0 2		
Matt Batts, R (1, 2) OBP: 0.332, SLG: 0.438		0-0 1-H G3 SH3-4 2B	0-0 F7				0-0 F5		0-0 F2	4 1 1 0 0 0 4		
Don Lund, R (1, 7) OBP: 0.338, SLG: 0.358		0-0 2-3 G3		0-0 5-3			0-0 2B		0-3 K	4 0 1 0 0 1 3		
Al Aber, L (1, 1) Dave Madison, R (7, 1) Ray Herbert, R (9, 1) Dick Weik, R (9, 1)		0-0 3-H SH3-4		0-0 F8			0-0 F6		0-0 5-3	2 0 0 1 0 0 1 1 0		
Inning Stats	R: 1 H: 1 E: 1 LOB: 0 K: 0 BB: 0 S: 4 P: 4	R: 3 H: 3 E: 1 LOB: 0 K: 0 BB: 0 S: 6 P: 6	R: 1 H: 1 E: 0 LOB: 2 K: 0 BB: 2 S: 4 P: 12	R: 0 H: 1 E: 0 LOB: 1 K: 0 BB: 0 S: 4 P: 4	R: 0 H: 0 E: 0 LOB: 0 K: 0 BB: 0 S: 3 P: 3	R: 0 H: 1 E: 0 LOB: 1 K: 0 BB: 0 S: 4 P: 4	R: 0 H: 0 E: 0 LOB: 0 K: 0 BB: 0 S: 3 P: 3	R: 0 H: 2 E: 0 LOB: 2 K: 1 BB: 0 S: 7 P: 7	R: 0 H: 0 E: 0 LOB: 0 K: 0 BB: 0 S: 3 P: 3	1B: 5 SF: 0 2B: 4 SAC: 1 3B: 0 DP: 1 HR: 0 HBP: 0	WP: 0 PA: 38 PB: 0 SB: 0 CS: 0	
PITCHER Spec Shea, R (1, 1) ERA: 2.49 Al Sima, L (9, 1) ERA: 2.86	IP WLS BF H R ER SO BB IBB HBP BLK WP HR S P ERA WHIP	8.0 35 9 5 4 1 2 0 0 0 0 0 0 35 43 4.50 1.375	1.0 W 3 0 0 0 0 0 0 0 0 0 0 0 3 3 0.00 0.000	PITCHER IP WLS BF H R ER SO BB IBB HBP BLK WP HR S P ERA WHIP								ERA WHIP

Detroit Tigers @ Washington Senators
 Griffith Stadium, Washington, DC
 Sat Jun 27 1953, 3:33 AM EDT
 Att. 4,386 - Unknown

livebaseballscorecards.com

AB 35
R 5
H 9
RBI 3
BB 2
SO 1
LOB 13



Batter	1	2	3	4	5	6	7	8	9	AB R H RBI BB SO LOB
Jim Busby, R (1, 8) OBP: 0.344, SLG: 0.411	4-0 G5-4-3 BB		X 0-0 FC4-6 1B		X 0-0 1B		X 0-0 1B BB WP		BBB 4-0 BB 1B	3 3 2 0 2 0 2
Wayne Terwilliger, R (1, 4) OBP: 0.352, SLG: 0.337	X 0-0 G5-4-3 1-2f		X 0-0 1B		X 0-0 1-3		BBB 4-0 WP 1B 1-2 BB	X 0-0 F7	4 0 1 1 1 0 3	
Mickey Vernon, L (1, 3) OBP: 0.395, SLG: 0.475	X 0-0 1-3		X 0-0 1-2 3-H 1B			X 0-0 4-3	X 0-0 1-2 2-3 WP 1B	BBB 4-0 E 1B 1-2 BB	4 1 2 1 1 0 0	
Clyde Vollmer, R (1, 7) OBP: 0.370, SLG: 0.399 Gene Verble, R (9, PR) OBP: 0.261, SLG: 0.190		X 0-0 5-3	X 0-0 F8		SS 0-3 K		X 0-0 F8 1-2 2-3 3-H	X 0-0 BB E F8 1B	5 0 1 1 0 1 4 0 1 0 0 0 0	
Jackie Jensen, R (1, 9) OBP: 0.374, SLG: 0.448		X 0-0 1-3		X 0-0 F7		BBB 4-0 1B BB		X 0-0 F4 1-2 2-3	4 0 0 0 1 0 2	
Eddie Yost, R (1, 5) OBP: 0.381, SLG: 0.341		X 0-0 F6		X 0-0 F7		X 0-0 1-2 1B		X 0-0 1-3 1-2 2-3 3-H BB	4 0 1 1 1 0 0	
Pete Runnels, L (1, 6) OBP: 0.358, SLG: 0.289			X 0-0 F7	X 0-0 F5		X 0-0 6-3		X 0-0 HBP 1B 3-H	5 0 1 1 0 0 4	
Ed Fitz Gerald, R (1, 2) OBP: 0.293, SLG: 0.287			X 0-0 E BB 1B		BBB 4-0 G6-4-3 BB		X 0-0 4-3 1-2 HBP		2 1 1 0 1 0 0	
Spec Shea, R (1, 1) OBP: 0.333, SLG: 0.346 Gil Coan, L (8, PH) OBP: 0.214, SLG: 0.308 Al Sima, R (9, 1) OBP: 0.143, SLG: 0.143			BBB 4-0 1-2 FC4-6 BB		X 0-0 G6-4-3 1-2f		S 0-3 K	X 0-0 F5	2 0 0 0 1 1 1 1 0 0 0 0 2 0 0 0 0 0 0	

Inning Stats	R: 0 E: 0 K: 0 S: 2	H: 0 LOB: 0 BB: 1 P: 6	R: 0 E: 0 K: 0 S: 3	H: 0 LOB: 0 BB: 0 P: 3	R: 2 E: 1 K: 0 S: 6	H: 3 LOB: 2 BB: 1 P: 10	R: 0 E: 0 K: 0 S: 3	H: 0 LOB: 0 BB: 0 P: 3	R: 0 E: 0 K: 1 S: 6	H: 1 LOB: 1 BB: 1 P: 7	R: 0 E: 0 K: 1 S: 6	H: 1 LOB: 2 BB: 1 P: 10	R: 1 E: 0 K: 1 S: 7	H: 2 LOB: 2 BB: 1 P: 11	R: 0 E: 0 K: 0 S: 4	H: 1 LOB: 2 BB: 0 P: 5	R: 3 E: 1 K: 0 S: 4	H: 1 LOB: 3 BB: 3 P: 16	1B: 9 2B: 0 3B: 0 HR: 0	SF: 0 SAC: 0 DP: 2 HBP: 1	WP: 1 PB: 0 SB: 0 CS: 0	PA: 43
---------------------	------------------------------	---------------------------------	------------------------------	---------------------------------	------------------------------	----------------------------------	------------------------------	---------------------------------	------------------------------	---------------------------------	------------------------------	----------------------------------	------------------------------	----------------------------------	------------------------------	---------------------------------	------------------------------	----------------------------------	----------------------------------	------------------------------------	----------------------------------	--------


PITCHER	IP	WLS	BF	H	R	ER	SO	BB	IBB	HBP	BLK	WP	HR	S	P	ERA	WHIP
Al Aber, L (1, 1) ERA: 4.08	6.2		30	7	3	3	2	5	0	0	0	0	0	29	49	4.05	1.800
Dave Madison, R (7, 1) ERA: 6.0	1.2		9	1	2	2	0	2	0	1	0	1	0	6	15	10.80	1.800
Ray Herbert, R (9, 1) ERA: 8.02	0.0	L	3	1	0	0	0	1	0	0	0	0	0	2	6	∞	∞
Dick Weik, R (9, 1) ERA: 6.0	0.1		1	0	1	0	0	0	0	0	0	0	0	1	1	0.00	0.000

DETROIT TIGERS @ WASHINGTON SENATORS

Griffith Stadium, Washington, DC

Sat Jun 27 1953, 3:33 AM EDT
Att. 4,386 - Unknown

AB 34
R 6
H 9
RBI 5
BB 8
SO 2
LOB 18



Batter	1	2	3	4	5	6	7	8	9	AB R H RBI BB SO LOB	TOP																					
Harvey Kuenn, R (1, 6) OBP: 0.362, SLG: 0.368	0-0 G4-6-3 1B		4-0 FC3-6 BB		0-0 1B 2B		0-0 6-3			3 1 2 0 1 0 0																						
Johnny Pesky, L (1, 4) OBP: 0.333, SLG: 0.310	0-0 G4-6-3 1-2f		0-0 FC3-6 1-2f 2-3		0-0 F9			0-0 F5		4 0 0 0 0 0 4																						
Ray Boone, R (1, 5) OBP: 0.369, SLG: 0.391	0-0 4-3		0-0 F8		0-0 G6-4-3 1B 2-H			0-0 F8		4 0 1 1 0 0 2																						
Walt Dropo, R (1, 3) OBP: 0.288, SLG: 0.399		0-0 G4-6-3 BB 1B		0-0 F2		0-0 G6-4-3 1-2f		0-0 F3		4 0 1 0 0 0 1																						
Jim Delsing, L (1, 8) OBP: 0.371, SLG: 0.461		4-0 G4-6-3 1-2 BB		0-0 4-3		0-0 4-3		0-0 F6		3 0 0 0 1 0 0																						
Bob Nieman, R (1, 9) OBP: 0.346, SLG: 0.466 Al Kaline, R (9, PR)		0-0 G4-6-3 1-2f 2-3		0-0 1B 1B		0-0 5-3		0-0 E6 FC5-4		4 1 1 0 0 0 2 0 0 0 0 0 0 0																						
Don Lund, R (1, 7) OBP: 0.336, SLG: 0.356		0-3 K		0-0 1B 1-2 1B		0-0 6-3		0-0 F7		4 0 1 0 0 1 2																						
Johnny Bucha, R (1, 2) OBP: 0.250, SLG: 0.161			0-0 FC3-6 SH5-3 1B		0-0 1-3 2-H 1B		0-0 6-3		0-0 FC5-4 1-2f	4 0 2 1 0 0 1																						
Steve Gromek, S (1, 1) OBP: 0.125, SLG: 0.125			0-0 SH5-3 1-2		0-0 G3		0-0 F5			2 0 0 0 0 0 2																						
Inning Stats	R: 0 E: 0 K: 0 S: 3	H: 1 LOB: 0 BB: 0 P: 3	R: 0 E: 0 K: 1 S: 5	H: 1 LOB: 1 BB: 1 P: 9	R: 0 E: 0 K: 0 S: 4	H: 1 LOB: 2 BB: 1 P: 8	R: 1 E: 0 K: 0 S: 6	H: 3 LOB: 2 BB: 0 P: 6	R: 1 E: 0 K: 0 S: 4	H: 2 LOB: 0 BB: 0 P: 4	R: 0 E: 0 K: 0 S: 3	H: 0 LOB: 0 BB: 0 P: 3	R: 0 E: 0 K: 0 S: 3	H: 0 LOB: 0 BB: 0 P: 3	R: 0 E: 1 K: 0 S: 4	H: 0 LOB: 1 BB: 0 P: 4	1B: 7 2B: 1 3B: 0 HR: 0	SF: 0 SAC: 1 DP: 3 HBP: 0	WP: 0 PB: 0 SB: 0 CS: 0	PA: 35												
PITCHER Walt Masterson, R (1, 1) ERA: 3.14	IP 9.0	WLS W	BF 35	H 8	R 2	ER 1	SO 1	BB 2	IBB 0	HBP 0	BLK 0	WP 0	HR 0	S 35	P 43	ERA 1.00	WHIP 1.111															
											PITCHER	IP	WLS	BF	H	R	ER	SO	BB	IBB	HBP	BLK	WP	HR	S	P	ERA	WHIP				

Detroit Tigers @ Washington Senators
Griffith Stadium, Washington, DC
Sun Jun 28 1953, 3:33 AM EDT
Unknown

livebaseballscorecards.com

AB 32
R 2
H 8
RBI 2
BB 2
SO 1
LOB 14




Batter	1	2	3	4	5	6	7	8	9	AB R H RBI BB SO LOB
Jim Busby, R (1, 8) <small>OBP: 0.346, SLG: 0.412</small>	0-0 F3		0-0 F4		0-0 G6-3 1B		0-0 S 1B			4 2 2 0 0 0 0
Wayne Terwilliger, R (1, 4) <small>OBP: 0.394, SLG: 0.337</small>	0-3 K		0-0 F8		0-0 G6-3 1B		4-0 1B BB			3 0 1 0 1 1 0
Mickey Vernon, L (1, 3) <small>OBP: 0.400, SLG: 0.478</small>	1-0 HBP			0-0 BB 2B 1B	0-0 G6-3		0-0 1B			3 1 2 1 0 0 1
Clyde Vollmer, R (1, 7) <small>OBP: 0.365, SLG: 0.394</small> Gil Coan, L (6, 7) <small>OBP: 0.200, SLG: 0.286</small>	0-0 F8		0-3 K		0-0 F2		0-0 F9			3 0 0 0 0 1 2 1 0 0 0 0 0 2
Jackie Jensen, R (1, 9) <small>OBP: 0.376, SLG: 0.447</small>		0-3 K		4-0 BB 2B 1B		0-0 F9		0-0 SH2-3 1B		3 1 1 0 1 1 0
Eddie Yost, R (1, 5) <small>OBP: 0.380, SLG: 0.345</small>		0-0 F7		0-0 BB 1B 2B		0-3 K		0-0 SH2-3		3 1 1 1 0 1 0
Pete Runnels, L (1, 6) <small>OBP: 0.364, SLG: 0.291</small>		0-0 1B		4-0 1B IBB		0-0 F7		4-0 IBB		2 0 1 0 2 0 0
Ed Fitz Gerald, R (1, 2) <small>OBP: 0.292, SLG: 0.286</small>		0-0 F7		0-0 G4-6-3 1B			0-0 F8	0-0 F9		4 0 1 2 0 0 3
Walt Masterson, R (1, 1) <small>OBP: 0.242, SLG: 0.172</small>			0-0 F3	0-0 G4-6-3			0-3 K	0-0 F9		4 0 0 0 0 1 4

Inning Stats	R: 0	H: 0	E: 0	K: 1	S: 5	R: 0	H: 1	E: 0	K: 1	S: 6	R: 0	H: 0	E: 0	K: 0	S: 3	R: 3	H: 3	E: 0	K: 1	S: 7	R: 1	H: 2	E: 0	K: 0	S: 4	R: 0	H: 0	E: 0	K: 1	S: 5	R: 1	H: 2	E: 0	K: 1	S: 7	R: 0	H: 1	E: 0	K: 0	S: 4	R: 0	H: 1	E: 0	K: 0	S: 4	R: 0	H: 0	E: 0	K: 0	S: 4	R: 0	H: 0	E: 0	K: 0	S: 4
	LOB: 1	BB: 0	P: 6	LOB: 1	BB: 0	P: 6	LOB: 0	BB: 0	P: 3	LOB: 1	BB: 2	LOB: 0	BB: 0	P: 4	LOB: 0	LOB: 0	BB: 0	P: 5	LOB: 2	BB: 1	P: 11	LOB: 2	BB: 1	P: 8	LOB: 2	BB: 1	P: 8	LOB: 0	BB: 0	P: 4	LOB: 0	BB: 0	P: 5	LOB: 0	BB: 0	P: 5	LOB: 0	BB: 0	P: 5	LOB: 2	BB: 1	P: 8	LOB: 2	BB: 1	P: 8	LOB: 0	BB: 0	P: 4	LOB: 0	BB: 0	P: 5				

PITCHER	IP	WLS	BF	H	R	ER	SO	BB	IBB	HBP	BLK	WP	HR	S	P	ERA	WHIP	IP	WLS	BF	H	R	ER	SO	BB	IBB	HBP	BLK	WP	HR	S	P	ERA	WHIP																			
Steve Gromek, R (1, 1) <small>ERA: 5.59</small>	8.0	L	36	9	5	5	5	2	2	1	0	0	0	41	58	5.62	1.375																																				

DETROIT TIGERS @ WASHINGTON SENATORS
 Griffith Stadium, Washington, DC
 Sun Jun 28 1953, 3:33 AM EDT
 Unknown

AB	R	H	RBI	BB	SO	LOB
30	5	9	4	4	5	12



WP	HR	S	P	ERA	WHIP
0	0	41	58	5.62	1.375

Batter	1	2	3	4	5	6	7	8	9	AB R H RBI BB SO LOB	TOP											
Harvey Kuenn, R (1, 6) OBP: 0.366, SLG: 0.379	0-0 F9		0-0 3B		0-0 1B	0-0 FC4-6		0-0 1B		5 0 3 0 0 0 1												
Jerry Priddy, R (1, 4) OBP: 0.368, SLG: 0.337	0-0 1-3		0-3 K		0-0 G4-6-3		1-0 1B E G4-3 HBP	0-0 1B		4 1 1 1 0 1 3												
Ray Boone, R (1, 5) OBP: 0.365, SLG: 0.391	0-0 6-3		0-0 F9		0-0 1B		0-0 E5 G4-3 1B	0-3 K		5 1 1 1 0 1 4												
Walt Dropo, R (1, 3) OBP: 0.342, SLG: 0.401		0-0 FC6-4 1B		0-0 5-3	4-0 1B		0-0 1B		0-0 F3	4 0 2 0 1 0 0												
Steve Souchock, R (1, 7) OBP: 0.355, SLG: 0.535		0-0 FC6-4 1B		0-0 2B	0-0 1B		0-0 G4-3		0-0 F8	5 0 3 1 0 0 2												
Bob Nieman, R (1, 9) OBP: 0.342, SLG: 0.461		0-3 K		0-3 K	0-0 F8		0-0 4-3		0-0 5-3	3 0 0 0 0 2 5												
Pat Mullin, L (7, PH) OBP: 0.389, SLG: 0.408										1 0 0 0 0 0 1												
Don Lund, R (7, 9) OBP: 0.335, SLG: 0.354										1 0 0 0 0 0 0												
Jim Delsing, L (1, 8) OBP: 0.369, SLG: 0.457		0-0 FC6-4		0-0 1-3		0-0 3-1			0-0 1B	4 0 1 0 0 0 3												
Matt Batts, R (1, 2) OBP: 0.335, SLG: 0.456		0-0 F9			0-0 HR	0-0 5-3		0-0 1B S 1B		4 2 2 1 0 0 2												
Billy Hoelt, L (1, 1) OBP: 0.343, SLG: 0.179			0-0 4-3		4-0 1B	4-0 FC4-6		0-3 K		2 1 0 0 2 1 1												
Inning Stats	R: 0 E: 0 K: 0 S: 3	H: 0 LOB: 0 BB: 0 P: 3	R: 0 E: 0 K: 1 S: 7	H: 2 LOB: 2 BB: 0 P: 7	R: 0 E: 0 K: 1 S: 6	H: 1 LOB: 1 BB: 0 P: 6	R: 0 E: 0 K: 1 S: 6	H: 1 LOB: 1 BB: 0 P: 6	R: 3 E: 0 K: 0 S: 6	H: 4 LOB: 2 BB: 2 P: 14	R: 0 E: 0 K: 0 S: 3	H: 0 LOB: 1 BB: 1 P: 7	R: 1 E: 1 K: 0 S: 4	H: 1 LOB: 1 BB: 0 P: 5	R: 1 E: 0 K: 2 S: 10	H: 4 LOB: 2 BB: 0 P: 10	R: 0 E: 0 K: 0 S: 3	H: 0 LOB: 0 BB: 0 P: 3	1B: 9 2B: 2 3B: 1 HR: 1	SF: 0 SAC: 0 DP: 2 HBP: 1	WP: 0 PB: 0 SB: 1 CS: 0	PA: 42
PITCHER	IP WLS BF H R ER SO BB IBB HBP BLK WP HR S P ERA WHIP																					
Tommy Byrne, L (1, 1) ERA: 6.52	5.0 L 24 8 3 3 3 2 0 0 0 0 0 1 28 36 5.40 2.000																					
Sonny Dixon, R (6, 1) ERA: 2.96	2.0 9 1 1 0 0 1 0 1 0 0 0 0 7 12 0.00 1.000																					
Al Sima, L (8, 1) ERA: 2.97	2.0 9 4 1 1 2 0 0 0 0 0 0 0 13 13 4.50 2.000																					

Detroit Tigers @ Washington Senators
 Griffith Stadium, Washington, DC
 Sun Jun 28 1953, 3:38 AM EDT
 Att. 7,865 - Unknown

livebaseballscorecards.com

AB 38
R 5
H 13
RBI 4
BB 3
SO 5
LOB 22



BOTTOM

Detroit Tigers @ Washington Senators
Griffith Stadium, Washington, DC
Sun Jun 28 1953, 3:38 AM EDT
Att. 7,865 - Unknown

livebaseballscorecards.com

AB	34
R	1
H	8
RBI	1
BB	1
SO	2
LOB	20



WP:	0	PA:	35
PB:	0	SB:	0
CS:	0		

AB R H RBI BB SO LOB

4	0	1	0	0	0	1
4	0	0	0	0	0	1
3	0	1	0	1	0	0
4	0	2	0	0	0	1
4	1	1	0	0	0	3
4	0	2	0	0	0	4
4	0	0	1	0	0	6
4	0	0	0	0	1	4
1	0	0	0	0	1	0
1	0	0	0	0	0	0
0	0	0	0	0	0	0
1	0	1	0	0	0	0
0	0	0	0	0	0	0

Batter	1	2	3	4	5	6	7	8	9
Jim Busby, R OBP: 0.345, SLG: 0.410 (1, 8) X	0-0 F4 		0-0 F7 		0-0 		0-0 FC6-4 		
Wayne Terwilliger, R OBP: 0.349, SLG: 0.332 (1, 4) X	0-0 F8 		0-0 F3 		0-0 F8 			0-0 F7 	
Mickey Vernon, L OBP: 0.401, SLG: 0.476 (1, 3) X	0-0 4-3 			4-0 		0-0 G3 		0-0 	
Clyde Vollmer, R OBP: 0.367, SLG: 0.396 (1, 7) X		0-0 		0-0 		0-0 F3 		0-0 	
Jackie Jensen, R OBP: 0.374, SLG: 0.444 (1, 9) X		0-0 		0-0 F7 		0-0 			0-0
Eddie Yost, R OBP: 0.382, SLG: 0.351 (1, 5) X		0-0 		0-0 F7 		0-0 			0-0
Pete Runnels, L OBP: 0.359, SLG: 0.286 (1, 6) X		0-0 F5 		0-0 FC6-4 			0-0 4-3 		0-0
Bob Oldis, R OBP: 0.294, SLG: 0.250 (1, 2) X		0-0 G6-4-3 			0-0 F3 		0-3 		0-0
Tommy Byrne, L OBP: 0.250, SLG: 0.250 (1, 1) S			0-3 			0-0 6-3 			
Mel Hoderlein, S OBP: 0.222, SLG: 0.125 (5, PH) S							0-0 		
Sonny Dixon, S OBP: 0.222, SLG: 0.125 (6, 1) S									
Ed Fitz Gerald, R OBP: 0.298, SLG: 0.292 (7, PH) S									
Al Sima, R OBP: 0.143, SLG: 0.143 (8, 1) S									

Inning Stats	R: 0 H: 0 E: 0 K: 3 S: 3	R: 0 H: 1 E: 2 K: 0 S: 5	R: 0 H: 0 E: 0 K: 1 S: 5	R: 0 H: 1 E: 0 K: 0 S: 4	R: 0 H: 1 E: 0 K: 0 S: 4	R: 0 H: 2 E: 0 K: 0 S: 4	R: 0 H: 1 E: 0 K: 1 S: 6	R: 0 H: 1 E: 0 K: 0 S: 3	R: 1 H: 1 E: 1 K: 0 S: 4	1B: 7 2B: 2 3B: 0 HR: 0	SF: 0 SAC: 0 DP: 3 HBP: 0	WP: 0 PA: 35
---------------------	--------------------------	--------------------------	--------------------------	--------------------------	--------------------------	--------------------------	--------------------------	--------------------------	--------------------------	-------------------------	---------------------------	--------------

PITCHER	IP	WLS	BF	H	R	ER	SO	BB	IBB	HBP	BLK	WP	HR	S	P	ERA	WHIP
Billy Hoefl, L ERA: 3.89 (1, 1)	9.0	W	35	8	1	0	2	1	0	0	0	0	0	38	42	0.00	1.000

Batter	1	2	3	4	5	6	7	8	9	AB R H RBI BB SO LOB	TOP
Dale Mitchell, L (1, 7) x OBP: 0.316, SLG: 0.412	0-0 ① 6-3		x 0-0 ① F9	x 0-0 HR						3 1 1 2 0 0 0	Cleveland Indians @ Detroit Tigers Briggs Stadium, Detroit, MI Tue Jun 30 1953, 4:33 AM EDT Att. 50,553 - Unknown
Bobby Avila, R (1, 4) x OBP: 0.375, SLG: 0.404	0-0 ② F9		x 0-0 HR	x 0-0 FC6-4 2B 1B						3 1 2 0 0 0 0	
Al Rosen, R (1, 5) x OBP: 0.407, SLG: 0.583	0-0 ③ F6		x 0-0 HR	x 0-0 ③ FC6-4 1-2f						3 1 1 2 0 0 1	
Luke Easter, L (1, 3)		B B B B 4-0 2B F9 BB	B B B B 4-0 G3 BB	x 0-0 1B 1B						1 1 1 0 2 0 0	
Larry Doby, L (1, 8)		x 0-0 F9 F8 2B	x 0-0 ② G3	S S S S 0-3 ① K						3 1 1 0 0 1 2	
Bob Kennedy, R (1, 9)		x 0-0 ① F9	x 0-0 ③ F3	x 0-0 ② F7						3 0 0 1 0 0 3	
George Strickland, R (1, 6)		B B B B 4-0 BB		x 0-0 FC4-6 1B	x 0-0 1-2 1B					2 0 2 0 1 0 0	
Joe Ginsberg, L (1, 2)		x 0-0 ② F8		x 0-0 ① F5	x 0-0 ③ F9					3 0 0 1 0 0 4	
Art Houtteman, R (1, 1)		x 0-0 ③ 4-3		x 0-0 ② FC4-6 HR						2 1 0 0 0 0 2	
Inning Stats	R: 0 H: 0 E: 0 LOB: 0 K: 0 BB: 0 S: 3 P: 3	R: 2 H: 1 E: 0 LOB: 1 K: 0 BB: 2 S: 4 P: 12	R: 2 H: 2 E: 1 LOB: 1 K: 0 BB: 1 S: 5 P: 9	R: 2 H: 3 E: 0 LOB: 1 K: 0 BB: 0 S: 6 P: 6	R: 0 H: 2 E: 0 LOB: 2 K: 1 BB: 0 S: 7 P: 7					1B: 4 SF: 0 2B: 2 SAC: 0 3B: 0 DP: 0 HR: 2 HBP: 0	WP: 0 PA: 26 PB: 0 SB: 0 CS: 0
PITCHER Ned Garver, R (1, 1) ERA: 5.16	IP WLS BF H R ER SO BB IBB HBP BLK WP HR S P ERA WHIP	5.0 L 26 8 6 6 1 3 0 0 0 0 0 2 25 37 10.80 2.200									

livebaseballscorecards.com

AB	23
R	6
H	8
RBI	6
BB	3
SO	1
LOB	12



Batter	1	2	3	4	5	6	7	8	9	AB R H RBI BB SO LOB
Harvey Kuenn, R (1, 6) OBP: 0.369, SLG: 0.382	0-0 1B 1B		0-0 F8		0-0 1-2 HR 1B					3 2 2 0 0 0 0
Johnny Pesky, L (1, 4) OBP: 0.341, SLG: 0.345	0-0 1-3 1B		0-0 F9		0-0 1-H 2-H HR					3 1 2 3 0 0 0
Ray Boone, R (1, 5) OBP: 0.364, SLG: 0.390	0-0 3-H 1B		0-3 K		0-0 F3					3 0 1 1 0 1 0
Walt Dropo, R (1, 3) OBP: 0.291, SLG: 0.396	0-0 F3			0-0 F7	0-3 K					3 0 0 0 0 1 1
Jim Delsing, L (1, 8) OBP: 0.370, SLG: 0.457	0-0 L1			0-0 1B						2 0 1 0 0 0 1
Steve Souchock, R (1, 7) OBP: 0.346, SLG: 0.521		0-0 F9		0-0 F8						2 0 0 0 0 0 1
Matt Batts, R (1, 2) OBP: 0.337, SLG: 0.456		0-0 1B		0-0 F7						2 0 1 0 0 0 1
Don Lund, R (1, 9) OBP: 0.336, SLG: 0.356		0-3 K			0-0 FC4-6 1B					2 0 1 0 0 1 1
Ned Garver, R (1, 1) OBP: 0.227, SLG: 0.225		0-3 K			0-0 FC4-6 1B HR					1 0 0 0 0 1 1
Bob Nieman, R (5, PH) OBP: 0.341, SLG: 0.459										1 1 0 0 0 0 1

Inning Stats	R: 1	H: 3	E: 0	LOB: 1	K: 0	BB: 0	S: 5	P: 5
	R: 0	H: 1	E: 0	LOB: 1	K: 2	BB: 0	S: 8	P: 8
	R: 0	H: 0	E: 0	LOB: 0	K: 1	BB: 0	S: 5	P: 5
	R: 0	H: 1	E: 0	LOB: 1	K: 0	BB: 0	S: 4	P: 4
	R: 3	H: 3	E: 0	LOB: 0	K: 1	BB: 0	S: 8	P: 8

PITCHER	IP	WLS	BF	H	R	ER	SO	BB	IBB	HBP	BLK	WP	HR	S	P	ERA	WHIP
Art Houtteman, R (1, 1) ERA: 5.27	5.0	W	22	8	4	4	4	0	0	0	0	0	1	30	30	7.20	1.600

BOTTOM

Cleveland Indians @ Detroit Tigers
 Briggs Stadium, Detroit, MI
 Tue Jun 30 1953, 4:33 AM EDT
 Att. 50,553 - Unknown

AB	22
R	4
H	8
RBI	4
BB	0
SO	4
LOB	7



WP: 0	PA: 22
PB: 0	
SB: 0	
CS: 0	

PITCHER	IP	WLS	BF	H	R	ER	SO	BB	IBB	HBP	BLK	WP	HR	S	P	ERA	WHIP
---------	----	-----	----	---	---	----	----	----	-----	-----	-----	----	----	---	---	-----	------

livebaseballscorecards.com

Batter	1	2	3	4	5	6	7	8	9	AB R H RBI BB SO LOB	TOP	
Dale Mitchell, L (1, 7) OBP: 0.319, SLG: 0.418	0-0 F9 HR 2B		0-0 F6		0-0 G5-4-3 1B			0-0 4-3		4 1 2 0 0 0 0		
Bobby Avila, R (1, 4) OBP: 0.370, SLG: 0.398	0-0 F9 2-3		0-0 6-3		0-0 G5-4-3 1-2			0-0 F3		4 0 0 0 0 0 3		
Al Rosen, R (1, 5) OBP: 0.408, SLG: 0.592	0-0 HR 3-H		0-3 K			4-0 CS BB			0-0 6-3	3 1 1 2 1 1 0		
Luke Easter, L (1, 3) OBP: 0.420, SLG: 0.489 Bill Glynn, L (9, PR) OBP: 0.307, SLG: 0.256	0-0 F7		0-0 F9			0-3 K			0-0 1B	4 0 1 0 0 1 1 0 0 0 0 0 0 0		
Larry Doby, L (1, 8) OBP: 0.378, SLG: 0.514	0-3 K		0-0 FC6-4 1B			0-3 K			0-0 F9	4 0 1 0 0 2 2		
Bob Kennedy, R (1, 9) OBP: 0.331, SLG: 0.288		4-0 SH1-3 BB		0-3 K		0-0 CS 1-2	0-0 6-3		0-0 F7	3 0 0 0 1 1 2		
George Strickland, R (1, 6) OBP: 0.362, SLG: 0.317		0-0 SH1-3 1-2		0-0 FC6-4 1-2			0-3 K			2 0 0 0 0 1 1		
Jim Hegan, R (1, 2) OBP: 0.310, SLG: 0.324		0-0 F8			0-0 F9		0-3 K			3 0 0 0 0 1 1		
Bob Lemon, L (1, 1) OBP: 0.255, SLG: 0.367 Hank Majeski, R (8, PH) OBP: 0.263, SLG: 0.421 Bob Hooper, R (8, 1) OBP: 0.400, SLG: 0.250		0-3 K			0-0 1B 1B			0-3 K		2 0 1 0 0 1 1 1 0 0 0 0 1 0 0 0 0 0 0 0 0		
Inning Stats	R: 2 H: 2 E: 0 LOB: 0 K: 1 BB: 0 S: 7 P: 7	R: 0 H: 0 E: 0 LOB: 1 K: 1 BB: 1 S: 5 P: 9	R: 0 H: 0 E: 0 LOB: 0 K: 1 BB: 0 S: 5 P: 5	R: 0 H: 1 E: 0 LOB: 1 K: 1 BB: 0 S: 6 P: 6	R: 0 H: 2 E: 0 LOB: 1 K: 0 BB: 0 S: 4 P: 4	R: 0 H: 0 E: 0 LOB: 0 K: 2 BB: 1 S: 6 P: 10	R: 0 H: 0 E: 0 LOB: 0 K: 2 BB: 0 S: 7 P: 7	R: 0 H: 0 E: 0 LOB: 0 K: 1 BB: 0 S: 5 P: 5	R: 0 H: 1 E: 0 LOB: 1 K: 0 BB: 0 S: 4 P: 4	1B: 4 SF: 0 2B: 1 SAC: 1 3B: 0 DP: 1 HR: 1 HBP: 0	WP: 0 PA: 34 PB: 0 SB: 0 CS: 1	
PITCHER Ted Gray, L (1, 1) ERA: 4.11	IP WLS BF H R ER SO BB IBB HBP BLK WP HR S P ERA WHIP	9.0 W 33 6 2 2 9 2 0 0 0 0 0 1 49 57 2.00 0.889										

Cleveland Indians @ Detroit Tigers
 Briggs Stadium, Detroit, MI
 Wed Jul 01 1953, 4:33 AM EDT
 Att. 5,703 - Unknown

livebaseballscorecards.com

AB	30
R	2
H	6
RBI	2
BB	2
SO	9
LOB	11



BOTTOM

Cleveland Indians @ Detroit Tigers
Briggs Stadium, Detroit, MI
Wed Jul 01 1953, 4:33 AM EDT
Att. 5,703 - Unknown

livebaseballscorecards.com

AB 32
R 4
H 8
RBI 2
BB 4
SO 1
LOB 19



WP: 1 PA: 36
PB: 0
SB: 0
CS: 0

AB R H RBI BB SO LOB

4 0 0 0 0 0 4

3 1 1 0 1 0 0

4 0 1 0 0 0 2

3 1 1 1 1 0 2

3 2 1 0 1 0 2

4 0 1 0 0 0 3

4 0 2 1 0 0 1

3 0 0 0 1 1 3

1B: 6 SF: 0
2B: 2 SAC: 0
3B: 0 DP: 0
HR: 0 HBP: 0

Batter	1	2	3	4	5	6	7	8	9
Harvey Kuenn, R (1, 6) OBP: 0.364, SLG: 0.377	0-0 F5		0-0 1-3	0-0 1-3		0-0 G3			
Johnny Pesky, L (1, 4) OBP: 0.346, SLG: 0.352	0-0 F7		0-0 2B		0-0 F2		4-0 6-3 1B BB		
Ray Boone, R (1, 5) OBP: 0.362, SLG: 0.393	0-0 6-3		0-0 F4		0-0 2B		0-0 6-3 1-2		
Walt Dropo, R (1, 3) OBP: 0.293, SLG: 0.396		4-0 1B WP BB	0-0 5-3		0-0 L8		0-0 FC6-4 2-H 1B		
Jim Delsing, L (1, 8) OBP: 0.372, SLG: 0.455		0-0 WP 1B 1-3 1B		4-0 1B 1B E BB	0-0 5-3		0-0 F7		
Steve Souchock, R (1, 7) OBP: 0.341, SLG: 0.506		0-0 6-3 2-3 3-H		0-0 E 1B		0-0 F4	0-0 FC6-4 1-2f		
Matt Batts, R (1, 2) OBP: 0.335, SLG: 0.452		0-0 F6		0-0 F8		0-0 1-3 1B		0-0 F9	
Don Lund, R (1, 9) OBP: 0.339, SLG: 0.359		0-0 FC6-4 3-H 1B		0-0 E1 1-3 2-H 1B		0-0 1-3	0-0 F2		
Ted Gray, S (1, 1) OBP: 0.300, SLG: 0.222		0-0 FC6-4 1-2f		0-3 K		4-0 BB	0-0 4-3		

Inning Stats	R: 0	H: 0	E: 0	K: 0	S: 3	R: 2	H: 2	E: 0	K: 0	S: 5	R: 0	H: 1	E: 0	K: 0	S: 4	R: 1	H: 2	E: 1	K: 1	S: 7	R: 0	H: 1	E: 0	K: 0	S: 4	R: 0	H: 1	E: 0	K: 0	S: 4	R: 1	H: 1	E: 0	K: 0	S: 4	R: 0	H: 0	E: 0	K: 0	S: 3							
	LOB: 0	BB: 0	P: 3	LOB: 1	BB: 1	P: 9	LOB: 1	BB: 0	P: 4	LOB: 2	BB: 1	P: 11	LOB: 1	BB: 0	P: 4	LOB: 2	BB: 1	P: 8	LOB: 1	BB: 1	P: 8	LOB: 0	BB: 0	P: 3																							

PITCHER	IP	WLS	BF	H	R	ER	SO	BB	IBB	HBP	BLK	WP	HR	S	P	ERA	WHIP
Bob Lemon, R (1, 1) ERA: 2.72	7.0	L	33	8	4	3	1	4	0	0	0	1	0	31	47	3.86	1.714
Bob Hooper, R (8, 1) ERA: 4.6	1.0		3	0	0	0	0	0	0	0	0	0	0	3	3	0.00	0.000

Batter	1	2	3	4	5	6	7	8	9	AB R H RBI BB SO LOB	TOP											
Dale Mitchell, L (1, 7) OBP: 0.322, SLG: 0.420	0-0 4-3		0-0 1B			0-0 F8		0-0 3B 1B		4 1 2 0 0 0 0	Cleveland Indians @ Detroit Tigers Briggs Stadium, Detroit, MI Thu Jul 02 1953, 4:33 AM EDT Att. 3,650 - Unknown											
Bobby Avila, R (1, 4) OBP: 0.372, SLG: 0.410	0-0 F5		0-0 F3			0-0 2B		0-0 3B 1-H		4 0 2 1 0 0 1												
Al Rosen, R (1, 5) OBP: 0.409, SLG: 0.601	0-0 HR			0-0 5-3		4-0 BB		0-0 5-3		3 1 1 1 1 0 1												
Luke Easter, L (1, 3) OBP: 0.389, SLG: 0.449	0-0 3-1			0-3 K		0-3 K		0-3 K		4 0 0 0 0 3 3												
Harry Simpson, L (1, 8) OBP: 0.307, SLG: 0.400		0-0 F8		0-0 4-3		0-0 F8		0-0 1B		4 0 1 0 0 0 0												
Bob Kennedy, R (1, 9) OBP: 0.331, SLG: 0.290		0-0 5-3			0-0 F9		0-0 FC6-4 1B		0-0 F7	3 0 1 0 0 0 0												
Bill Glynn, L (9, PH) OBP: 0.305, SLG: 0.255										1 0 0 0 0 0 1												
George Strickland, R (1, 6) OBP: 0.355, SLG: 0.310		0-0 F4			0-0 5-3		0-0 F7		0-3 K	3 0 0 0 0 0 1												
Bob Lemon, L (9, PH) OBP: 0.250, SLG: 0.360										1 0 0 0 0 1 1												
Joe Ginsberg, L (1, 2) OBP: 0.374, SLG: 0.338			0-0 3-1		0-0 F1		0-0 FC6-4 1-2f		0-3 K	4 0 0 0 0 1 2												
Mike Garcia, R (1, 1) OBP: 0.340, SLG: 0.391			0-0 5-3			0-0 5-3		0-3 K		2 0 0 0 0 0 0												
Barney McCosky, L (8, PH) OBP: 0.200, SLG: 0.316										1 0 0 0 0 1 0												
Bob Hooper, R (8, 1) OBP: 0.400, SLG: 0.250										0 0 0 0 0 0 0												
Inning Stats	R: 1 E: 0 K: 0 S: 4	H: 1 LOB: 0 BB: 0 P: 4	R: 0 E: 0 K: 0 S: 3	H: 0 LOB: 0 BB: 0 P: 3	R: 0 E: 0 K: 0 S: 4	H: 1 LOB: 1 BB: 0 P: 4	R: 0 E: 0 K: 1 S: 5	H: 0 LOB: 0 BB: 0 P: 5	R: 0 E: 0 K: 1 S: 3	H: 0 LOB: 0 BB: 0 P: 3	R: 0 E: 0 K: 1 S: 6	H: 1 LOB: 2 BB: 1 P: 10	R: 0 E: 0 K: 0 S: 4	H: 1 LOB: 1 BB: 0 P: 4	R: 1 E: 0 K: 2 S: 9	H: 2 LOB: 1 BB: 0 P: 9	R: 0 E: 0 K: 2 S: 8	H: 1 LOB: 1 BB: 0 P: 8	1B: 4 2B: 1 3B: 1 HR: 1	SF: 0 SAC: 0 DP: 0 HBP: 0	WP: 0 PB: 0 SB: 0 CS: 0	PA: 35
PITCHER Steve Gromek, R (1, 1) ERA: 4.74	IP: 0.0 WLS: W BF: 0 H: 0 R: 0 ER: 0 SO: 0 BB: 0 IBB: 0 HBP: 0 BLK: 0 WP: 0 HR: 0 S: 0 P: 0 ERA: ∞ WHIP: ∞											PITCHER	IP: 0.0 WLS: 0 BF: 0 H: 0 R: 0 ER: 0 SO: 0 BB: 0 IBB: 0 HBP: 0 BLK: 0 WP: 0 HR: 0 S: 0 P: 0 ERA: ∞ WHIP: ∞									

livebaseballscorecards.com

AB	34
R	2
H	7
RBI	2
BB	1
SO	6
LOB	10



Batter	1	2	3	4	5	6	7	8	9	AB	R	H	RBI	BB	SO	LOB			
Harvey Kuenn, R OBP: 0.363, SLG: 0.373 (1, 6) x	0-0 6-3 ①		4-0 WP 1B 1B BB		0-3 K ①		0-0 F8 ②			3	1	0	0	1	1	0			
Johnny Pesky, L OBP: 0.343, SLG: 0.349 (1, 4) x	0-0 3-1 ②		0-0 WP 1B 1B		0-0 F6 ②		0-0 E3 FC5-4			4	1	1	0	0	0	0			
Ray Boone, R OBP: 0.360, SLG: 0.395 (1, 5) x	0-0 2B		0-3 K ②		0-0 F6 ③		0-0 FC5-4 1-2f			4	0	1	0	0	1	3			
Walt Dropo, R OBP: 0.293, SLG: 0.394 (1, 3) x	0-0 6-3 ③		0-0 WP 1B 1B 2-H 3-H		0-0 5-3 ①		0-0 5-3 ①			4	0	1	2	0	0	1			
Jim Delsing, L OBP: 0.375, SLG: 0.456 (1, 8) x		0-0 F8 ①	0-0 1B		0-0 G5-4-3 1B		0-0 F4 ②			4	0	2	0	0	0	0			
Bob Nieman, R OBP: 0.339, SLG: 0.456 (1, 7) x		0-0 1B	0-0 F6 ③		0-0 G5-4-3 ③		0-0 F9 ③			4	0	1	0	0	0	3			
Steve Souchock, R OBP: 0.341, SLG: 0.506 (9, 7) x										0	0	0	0	0	0	0			
Matt Batts, R OBP: 0.335, SLG: 0.450 (1, 2) x		0-0 F8 ②		0-0 F7 ①			0-0 HR 1B			3	1	1	0	0	0	1			
Don Lund, R OBP: 0.339, SLG: 0.373 (1, 9) x		0-0 4-3 ③		0-0 F4 ②			0-0 HR 1-H			3	1	1	2	0	0	1			
Steve Gromek, S OBP: 0.091, SLG: 0.091 (1, 1) x			0-0 5-3 ①		0-0 F7 ③		0-0 4-3 ①			3	0	0	0	0	0	0			
Inning Stats	R: 0 E: 0 K: 0 S: 4	H: 1 LOB: 1 BB: 0 P: 4	R: 0 E: 0 K: 0 S: 4	H: 1 LOB: 1 BB: 0 P: 4	R: 2 E: 0 K: 1 S: 8	H: 3 LOB: 2 BB: 1 P: 12	R: 0 E: 0 K: 0 S: 3	H: 0 LOB: 0 BB: 0 P: 3	R: 0 E: 0 K: 0 S: 3	H: 1 LOB: 0 BB: 0 P: 3	R: 2 E: 1 K: 0 S: 6	H: 2 LOB: 1 BB: 0 P: 6	R: 0 E: 0 K: 0 S: 3	H: 0 LOB: 0 BB: 0 P: 3	1B: 6 2B: 1 3B: 0 HR: 1	SF: 0 SAC: 0 DP: 1 HBP: 0	WP: 1 PB: 0 SB: 0 CS: 0	PA: 33	
PITCHER Mike Garcia, R ERA: 2.92 (1, 1)	IP 7.0	WLS L	BF 30	H 8	R 4	ER 4	SO 2	BB 1	IBB 0	HBP 0	BLK 0	WP 1	HR 1	S 33	P 37	ERA 5.14	WHIP 1.286		
Bob Hooper, R ERA: 4.45 (8, 1)	IP 1.0	WLS L	BF 3	H 0	R 0	ER 0	SO 0	BB 0	IBB 0	HBP 0	BLK 0	WP 0	HR 0	S 3	P 3	ERA 0.00	WHIP 0.000		

BOTTOM

Cleveland Indians @ Detroit Tigers
Briggs Stadium, Detroit, MI
Thu Jul 02 1953, 4:33 AM EDT
Att. 3,650 - Unknown

livebaseballscorecards.com

AB	32
R	4
H	8
RBI	4
BB	1
SO	2
LOB	9



Batter	1	2	3	4	5	6	7	8	9	AB R H RBI BB SO LOB	TOP											
Harvey Kuenn, R (1, 6) OBP: 0.367, SLG: 0.378	0-0 F4			0-0 E 1B		0-0 4-3 1B		0-0 1B 1-3 1B		4 0 3 0 0 0 0	Detroit Tigers @ Cleveland Indians Cleveland Municipal Stadium, Cleveland, OH Fri Jul 03 1953, 3:33 AM EDT Att: 17,219 - Unknown livebaseballscorecards.com											
Johnny Pesky, L (1, 4) OBP: 0.333, SLG: 0.338	0-0 F7			0-0 F9		0-0 4-3 1-2		0-0 F5		4 0 0 0 0 0 4												
Ray Boone, R (1, 5) OBP: 0.353, SLG: 0.386	0-0 5-3			0-0 E5 1-2		0-3 K		0-0 F8		4 0 0 1 0 1 3												
Walt Dropo, R (1, 3) OBP: 0.292, SLG: 0.392		0-0 F4		0-0 F3			0-0 1-3	0-0 1-3 1B		4 0 1 0 0 0 2												
Jim Delsing, L (1, 8) OBP: 0.373, SLG: 0.452		0-0 6-3		0-3 K			0-0 BB 1B	0-0 4-3		4 0 1 0 0 1 4												
Bob Nieman, R (1, 7) OBP: 0.338, SLG: 0.450		0-3 K			0-0 F2		4-0 BB 1-2 BB	0-0 F2		3 0 0 0 1 1 0												
Matt Batts, R (1, 2) OBP: 0.328, SLG: 0.440			0-0 F7		0-0 6-3		0-0 F8	0-0 F5		4 0 0 0 0 0 2												
Don Lund, R (1, 9) OBP: 0.338, SLG: 0.368			0-0 6-3		0-3 K		0-0 F5	4-0 BB		3 0 0 0 1 1 2												
Billy Hoef, L (1, 1) OBP: 0.324, SLG: 0.167 Pat Mullin, L (8, PH) OBP: 0.400, SLG: 0.420 Bob Miller, R (8, 1) Al Kaline, R (9, PH)			0-3 K			0-0 F8		0-0 1B F8 1B	0-0 L4-3	2 0 0 0 0 1 0 1 1 1 0 0 0 0 0 0 0 0 0 0 0 1 0 0 0 0 0 1												
Inning Stats	R: 0 E: 0 K: 0 S: 3	H: 0 LOB: 0 BB: 0 P: 3	R: 0 E: 0 K: 1 S: 5	H: 0 LOB: 0 BB: 0 P: 5	R: 0 E: 0 K: 1 S: 5	H: 0 LOB: 0 BB: 0 P: 5	R: 0 E: 1 K: 1 S: 7	H: 1 LOB: 2 BB: 0 P: 7	R: 0 E: 0 K: 1 S: 5	H: 0 LOB: 0 BB: 0 P: 5	R: 0 E: 0 K: 1 S: 6	H: 1 LOB: 1 BB: 0 P: 6	R: 0 E: 0 K: 0 S: 4	H: 1 LOB: 2 BB: 1 P: 8	R: 1 E: 0 K: 0 S: 6	H: 3 LOB: 2 BB: 0 P: 6	R: 0 E: 0 K: 0 S: 3	H: 0 LOB: 1 BB: 1 P: 7	1B: 6 2B: 0 3B: 0 HR: 0	SF: 0 SAC: 0 DP: 0 HBP: 0	WP: 0 PB: 0 SB: 0 CS: 0	PA: 36
PITCHER Early Wynn, R (1, 1) ERA: 3.9	IP: 9.0 WLS: W BF: 36 H: 6 R: 1 ER: 1 SO: 5 BB: 2 IBB: 0 HBP: 0 BLK: 0 WP: 0 HR: 0 S: 44 P: 52 ERA: 1.00 WHIP: 0.889											PITCHER	IP: WLS: BF: H: R: ER: SO: BB: IBB: HBP: BLK: WP: HR: S: P: ERA: WHIP:									



Batter	1	2	3	4	5	6	7	8	9	AB R H RBI BB SO LOB
Dale Mitchell, L (1, 7) OBP: 0.328, SLG: 0.421	0-0 HR 1B	0-0 F7			0-0 4-3			0-0 CS BB	0-0 1-2 2-H FC6-4 1B	4 1 2 1 1 0 1
Bobby Avila, R (1, 4) OBP: 0.372, SLG: 0.408	0-0 F8			0-0 F2			0-0 BB 1B	0-0 1-2 BB FC6-4 1B	4 1 1 0 1 0 3	
Al Rosen, R (1, 5) OBP: 0.411, SLG: 0.609	0-0 1-H HR			0-0 F7			0-0 1B 1-2 BB	0-0 F5	3 2 1 2 1 0 1	
Luke Easter, L (1, 3) OBP: 0.404, SLG: 0.462	0-0 1B			0-0 F6			0-0 1B 1-3 2-H	4-0 BB 1B BB	3 0 2 1 0 0 0	0 1 0 0 1 0 0
Bill Glynn, L (6, PR) (7, 3) OBP: 0.308, SLG: 0.255	0-0 1B			0-0 F6			0-0 1B 1-3 2-H	4-0 BB 1B BB	3 0 0 0 1 1 3	
Harry Simpson, L (1, 8) OBP: 0.305, SLG: 0.392	0-0 F7			4-0 G5-4-3 BB			0-0 F2	0-3 K	3 1 1 1 1 0 1	
Bob Kennedy, R (1, 9) OBP: 0.336, SLG: 0.291	0-0 F8		0-0 G5-4-3 1-2f		0-0 1B 1-2 3-H		4-0 BB 1B BB	4-0 1B 1-2 F9 BB	4 2 2 2 0 0 2	
George Strickland, R (1, 6) OBP: 0.359, SLG: 0.338	HR		F2		F3		F3	0-0 1B 1-3 2-H 1B	4 0 0 1 0 0 3	
Jim Hegan, R (1, 2) OBP: 0.302, SLG: 0.315	F6		6-3		4-3		4-3	0-0 F9	4 0 2 0 0 0 0	
Early Wynn, S (1, 1) OBP: 0.311, SLG: 0.419	1B		5-3				0-0 F8	0-0 1B 1-2 1B		

BOTTOM

Detroit Tigers @ Cleveland Indians
Cleveland Municipal Stadium, Cleveland, OH

Fri Jul 03 1953, 3:33 AM EDT
Att. 17,219 - Unknown

AB	32
R	8
H	11
RBI	8
BB	6
SO	1
LOB	14



1B: 9	SF: 0	WP: 0	PA: 38
2B: 0	SAC: 0	PB: 0	
3B: 0	DP: 1	SB: 0	
HR: 2	HBP: 0	CS: 1	

Inning Stats		R: 2	H: 3	E: 0	LOB: 0	K: 0	BB: 0	S: 5	R: 1	H: 2	E: 0	LOB: 1	K: 0	BB: 0	S: 5	R: 0	H: 0	E: 0	LOB: 0	K: 0	BB: 0	S: 3	R: 0	H: 0	E: 0	LOB: 0	K: 0	BB: 1	S: 2	R: 0	H: 0	E: 0	LOB: 0	K: 0	BB: 0	S: 3	R: 2	H: 3	E: 0	LOB: 2	K: 0	BB: 1	S: 6	R: 0	H: 0	E: 0	LOB: 1	K: 0	BB: 2	S: 2	R: 3	H: 3	E: 0	LOB: 2	K: 1	BB: 2	S: 8	P: 16
Billy Hoelt, L (1, 1) ERA: 4.08	PITCHER	IP	WLS	BF	H	R	ER	SO	BB	IBB	HBP	BLK	WP	HR	S	P	ERA	WHIP																																								
Bob Miller, L (8, 1) ERA: 13.5	PITCHER	1.0		8	3	3	3	1	2	0	0	0	0	0	8	16	27.00	5.000	IP	WLS	BF	H	R	ER	SO	BB	IBB	HBP	BLK	WP	HR	S	P	ERA	WHIP																							

livebaseballscorecards.com

Batter	1	2	3	4	5	6	7	8	9	AB R H RBI BB SO LOB	TOP	
Harvey Kuenn, R (1, 6) OBP: 0.363, SLG: 0.373	0-0 F8		0-0 F7			0-3 K			0-0 6-3	4 0 0 0 0 1 0	Detroit Tigers @ Cleveland Indians Cleveland Municipal Stadium, Cleveland, OH Sat Jul 04 1953, 3:33 AM EDT Unknown livebaseballscorecards.com	
Johnny Pesky, L (1, 4) OBP: 0.331, SLG: 0.336	0-0 F5			0-0 F6			0-0 4-3	0-0 1B	4 0 1 0 0 0 0			
Ray Boone, R (1, 5) OBP: 0.351, SLG: 0.400	0-0 6-3			0-0 F8			0-0 HR	0-0 5-3	4 1 1 1 0 0 1			
Walt Dropo, R (1, 3) OBP: 0.289, SLG: 0.388		0-3 K		0-0 F4			0-0 6-3		3 0 0 0 0 1 0			
Jim Delsing, L (1, 8) OBP: 0.372, SLG: 0.455		0-0 2B			0-0 3-1		0-0 F8		3 0 1 0 0 0 0			
Steve Souchock, R (1, 7) OBP: 0.329, SLG: 0.488		0-3 K			0-0 L4		0-3 K		3 0 0 0 0 2 1			
Don Lund, R (1, 9) OBP: 0.333, SLG: 0.362		0-3 K			0-0 6-3		0-0 F8		3 0 0 0 0 1 1			
Johnny Bucha, R (1, 2) OBP: 0.231, SLG: 0.147			0-0 4-3			0-0 F7		0-0 5-3	3 0 0 0 0 0 0			
Ned Garver, R (1, 1) OBP: 0.217, SLG: 0.214 Pat Mullin, L (9, PH) OBP: 0.393, SLG: 0.412			0-3 K			0-3 K		0-0 L3	2 0 0 0 0 2 0 1 0 0 0 0 0 0			
Inning Stats	R: 0 H: 0 E: 0 LOB: 0 K: 0 BB: 0 S: 3 P: 3	R: 0 H: 1 E: 0 LOB: 1 K: 3 BB: 0 S: 10 P: 10	R: 0 H: 0 E: 0 LOB: 0 K: 1 BB: 0 S: 5 P: 5	R: 0 H: 0 E: 0 LOB: 0 K: 0 BB: 0 S: 3 P: 3	R: 0 H: 0 E: 0 LOB: 0 K: 0 BB: 0 S: 3 P: 3	R: 0 H: 0 E: 0 LOB: 0 K: 2 BB: 0 S: 7 P: 7	R: 1 H: 1 E: 0 LOB: 0 K: 0 BB: 0 S: 4 P: 4	R: 0 H: 0 E: 0 LOB: 0 K: 1 BB: 0 S: 5 P: 5	R: 0 H: 1 E: 0 LOB: 1 K: 0 BB: 0 S: 4 P: 4	1B: 1 SF: 0 2B: 1 SAC: 0 3B: 0 DP: 0 HR: 1 HBP: 0	WP: 0 PA: 30 PB: 0 SB: 0 CS: 0	
PITCHER Bob Feller, R (1, 1) ERA: 3.74	IP WLS BF H R ER SO BB IBB HBP BLK WP HR S P ERA WHIP	9.0 W 30 3 1 1 7 0 0 0 0 0 0 1 44 44 1.00 0.333										

Batter	1	2	3	4	5	6	7	8	9	AB R H RBI BB SO LOB	BOTTOM																										
Dale Mitchell, L <small>OBP: 0.331, SLG: 0.420</small> (1, 7)	0-0 G6-4-3 1B		4-0 E FC4 1B BB	0-0 4-3		0-0 G3 2-3				3 1 1 0 1 0 1	Detroit Tigers @ Cleveland Indians Cleveland Municipal Stadium, Cleveland, OH Sat Jul 04 1953, 3:33 AM EDT Unknown																										
Bobby Avila, R <small>OBP: 0.374, SLG: 0.409</small> (1, 4)	0-0 F4		0-0 E1 FC4 FC4-6 1-3 1B		0-0 1B FC4-6 1B	0-0 F9				4 2 2 0 0 0 2																											
Al Rosen, R <small>OBP: 0.408, SLG: 0.604</small> (1, 5)	0-0 G6-4-3 1-2f		0-0 FC4 FC4-6 2-3 3-H		0-0 FC4-6 1-3 1B		0-0 F6			4 0 1 1 0 0 2																											
Luke Easter, L <small>OBP: 0.410, SLG: 0.455</small> (1, 3)		0-0 CS BB 1B	0-3 K 1		0-0 F5		4-0 FC3-6 BB			3 0 1 0 1 1 4																											
Bill Glynn, L <small>OBP: 0.308, SLG: 0.255</small> (7, PR) (8, 3)										0 0 0 0 0 0 0																											
Larry Doby, L <small>OBP: 0.380, SLG: 0.510</small> (1, 8)		4-0 BB BB BB BB 1-2 1B BB CS	0-0 FC4-6 BB 1-2f 3-H		4-0 FC4-6 IBB		0-0 FC3-6 1-2f			2 1 0 1 2 0 2																											
Harry Simpson, L <small>OBP: 0.304, SLG: 0.384</small> (1, 9)		0-3 BB BB BB BB BB 1-2 2-3 K	4-0 FC5-4 BB 1-2		0-0 FC4-6 1-2f 2-3 3-H		0-0 4-3			3 0 0 1 1 1 5																											
George Strickland, R <small>OBP: 0.356, SLG: 0.336</small> (1, 6)		0-0 BB 2-H 1B	0-0 FC5-4 1-2f		0-0 L6		0-3 K			4 0 1 1 0 1 4																											
Joe Ginsberg, L <small>OBP: 0.379, SLG: 0.329</small> (1, 2)		4-0 BB 1-2 BB		0-0 5-3		4-0 G3 4-3 BB		0-0 1-3		2 0 0 0 2 0 0																											
Bob Feller, R <small>OBP: 0.250, SLG: 0.148</small> (1, 1)		0-3 K		0-0 F8		0-0 4-3 1-2		0-0 F4		4 0 0 0 0 1 3																											
Inning Stats	R: 0 E: 0 K: 0 S: 3	H: 1 LOB: 0 BB: 0 P: 3	R: 1 E: 0 K: 2 S: 8	H: 2 LOB: 2 BB: 2 P: 16	R: 2 E: 1 K: 1 S: 7	H: 1 LOB: 2 BB: 2 P: 15	R: 0 E: 0 K: 0 S: 3	H: 0 LOB: 0 BB: 0 P: 3	R: 0 E: 0 K: 0 S: 3	H: 2 LOB: 2 BB: 1 P: 9	R: 1 E: 0 K: 0 S: 5	H: 2 LOB: 2 BB: 1 P: 9	R: 0 E: 0 K: 0 S: 3	H: 0 LOB: 1 BB: 1 P: 7	R: 0 E: 0 K: 0 S: 5	H: 0 LOB: 0 BB: 0 P: 5	R: 0 E: 0 K: 1 S: 5	H: 0 LOB: 0 BB: 0 P: 5		1B: 6 2B: 1 3B: 0 HR: 0	SF: 0 SAC: 0 DP: 2 HBP: 0	WP: 0 PB: 0 SB: 0 CS: 2	PA: 36														
PITCHER Ned Garver, R <small>ERA: 4.97</small> (1, 1)	IP 8.0	WLS L	BF 36	H 6	R 4	ER 2	SO 4	BB 6	IBB 1	HBP 0	BLK 0	WP 0	HR 0	S 37	P 65	ERA 2.25	WHIP 1.500	PITCHER	IP 8.0	WLS L	BF 36	H 6	R 4	ER 2	SO 4	BB 6	IBB 1	HBP 0	BLK 0	WP 0	HR 0	S 37	P 65	ERA 2.25	WHIP 1.500		



livebaseballscores.com

Batter	1	2	3	4	5	6	7	8	9	AB R H RBI BB SO LOB	TOP
Harvey Kuenn, R (1, 6) OBP: 0.367, SLG: 0.377	0-0 1B F8 1B		0-0 4-3		0-0 6-3		0-0 1-2 1B		0-0 CS 1B	5 1 3 0 0 0 0	
Jerry Priddy, R (1, 4) OBP: 0.360, SLG: 0.330	0-0 1-3 G6-4-3 1B		0-0 F6		0-0 6-3		0-0 4-3		0-0 F4	5 0 1 0 0 0 3	
Ray Boone, R (1, 5) OBP: 0.353, SLG: 0.396	0-0 F8			0-0 E5 E		4-0 1B BB		4-0 FC6-4 BB		2 1 0 1 2 0 1	
Walt Dropo, R (1, 3) OBP: 0.289, SLG: 0.386	0-0 G6-4-3 1-2f			0-0 FC3 F8		0-0 FC5-4 1B		0-0 FC6-4 HR		4 2 1 0 0 0 2	
Jim Delsing, L (1, 8) OBP: 0.370, SLG: 0.449		4-0 1B 4-3-6-5 BB		0-0 F8		0-0 F8		0-0 F7		3 1 0 1 1 0 3	
Bob Nieman, R (1, 7) OBP: 0.334, SLG: 0.445		0-3 K		0-0 F9		0-0 FC5-4		0-0 HR		3 0 0 0 0 1 3	
Steve Souchock, R (6, 7) OBP: 0.337, SLG: 0.531										1 1 1 2 0 0 0	
Matt Batts, R (1, 2) OBP: 0.332, SLG: 0.439		0-0 4-3-6-5 1-3 1B		0-3 K						3 0 1 0 1 1 0	
Don Lund, R (1, 9) OBP: 0.328, SLG: 0.355		0-0 4-3-6-5			0-0 F8		0-0 5-3		0-0 1-3	4 0 0 1 0 0 2	
Dick Marlowe, R (1, 1) OBP: 0.200, SLG: 0.200			0-0 F3		0-0 1-3		0-0 1B 1B		0-0 6-3	4 0 1 0 0 0 0	
Inning Stats	R: 1 H: 2 E: 0 LOB: 0 K: 0 BB: 0 S: 4 P: 4	R: 1 H: 1 E: 0 LOB: 0 K: 1 BB: 1 S: 5 P: 9	R: 0 H: 0 E: 0 LOB: 0 K: 0 BB: 0 S: 3 P: 3	R: 2 H: 0 E: 2 LOB: 0 K: 1 BB: 0 S: 7 P: 7	R: 0 H: 0 E: 0 LOB: 0 K: 0 BB: 0 S: 3 P: 3	R: 0 H: 1 E: 0 LOB: 2 K: 0 BB: 1 S: 4 P: 8	R: 0 H: 2 E: 0 LOB: 2 K: 0 BB: 0 S: 5 P: 5	R: 2 H: 1 E: 0 LOB: 1 K: 0 BB: 2 S: 4 P: 12	R: 0 H: 1 E: 0 LOB: 0 K: 0 BB: 0 S: 3 P: 3	1B: 7 SF: 0 2B: 1 SAC: 0 3B: 0 DP: 2 HR: 1 HBP: 0	WP: 0 PA: 38 PB: 0 SB: 0 CS: 1
PITCHER Art Houtteman, R (1, 1) ERA: 5.16	IP WLS BF H R ER SO BB IBB HBP BLK WP HR S P ERA WHIP										
	9.0 L 38 8 6 4 2 4 0 0 0 0 0 1 38 54 4.00 1.333										

Detroit Tigers @ Cleveland Indians
Cleveland Municipal Stadium, Cleveland, OH

Sat Jul 04 1953, 3:38 AM EDT
Att: 22,319 - Unknown

livebaseballscorecards.com

AB	34
R	6
H	8
RBI	5
BB	4
SO	2
LOB	14



Batter	1	2	3	4	5	6	7	8	9	AB	R	H	RBI	BB	SO	LOB
Dale Mitchell, L (1, 7) OBP: 0.337, SLG: 0.426	0-0 BB BB G4-6-3 1B	0-0 F9			0-0 FC6-4 1B			0-0 G5-4-3 1B		4	1	3	0	0	0	2
Bobby Avila, R (1, 4) OBP: 0.375, SLG: 0.409	4-0 G4-6-3 BB 1-2 BB		0-0 5-3		0-0 FC6-4 1-2f			0-0 G5-4-3 1-2 1B		3	0	1	0	1	0	1
Al Rosen, R (1, 5) OBP: 0.410, SLG: 0.601	4-0 G4-6-3 1-2 2-3 BB		0-0 5-3		0-0 4-3 1B			0-0 G5-4-3 1-2f 2-3		3	0	1	0	1	0	2
Luke Easter, L (1, 3) OBP: 0.385, SLG: 0.424	0-0 G4-6-3 1-2f 2-3 3-H		0-0 F9		0-0 F9			0-0 F7		4	0	0	0	0	0	4
Larry Doby, L (1, 8) OBP: 0.375, SLG: 0.502	0-3 K		0-0 F6		0-0 4-3			0-0 F9		4	0	0	0	0	1	2
Harry Simpson, L (1, 9) OBP: 0.302, SLG: 0.380		0-0 4-3		0-0 F8			0-0 F9		0-0 FC6-4 1B	4	0	1	0	0	0	1
George Strickland, R (1, 6) Barney McCosky, L (7, PH) Owen Friend, R (8, 6) OBP: 0.358, SLG: 0.338 OBP: 0.190, SLG: 0.300 OBP: 0.231, SLG: 0.309		0-0 FC5-4 1B		0-0 G3			0-3 K		0-3 K	2	0	1	0	0	0	0
Jim Hegan, R (1, 2) Dave Hoskins, L (7, PH) Joe Ginsberg, L (8, 2) OBP: 0.299, SLG: 0.311 OBP: 0.409, SLG: 0.600 OBP: 0.375, SLG: 0.325		0-0 FC5-4 1-2f 1B		0-0 F7			0-3 K		0-0 FC6-4 1-2f	2	0	0	0	0	0	1
Art Houtteman, R (1, 1) OBP: 0.219, SLG: 0.375		0-0 1-2 1B		0-0 F4			0-0 F7			3	0	1	0	0	0	0

Inning Stats	R: 1 E: 0 K: 1 S: 5	H: 1 LOB: 1 BB: 2 P: 13	R: 0 E: 0 K: 0 S: 5	H: 2 LOB: 2 BB: 0 P: 5	R: 0 E: 0 K: 0 S: 3	H: 0 LOB: 0 BB: 0 P: 3	R: 0 E: 0 K: 0 S: 3	H: 0 LOB: 0 BB: 0 P: 3	R: 0 E: 0 K: 0 S: 4	H: 1 LOB: 1 BB: 0 P: 4	R: 0 E: 0 K: 2 S: 7	H: 0 LOB: 0 BB: 0 P: 7	R: 0 E: 0 K: 0 S: 4	H: 2 LOB: 1 BB: 0 P: 4	R: 0 E: 0 K: 1 S: 6	H: 1 LOB: 1 BB: 0 P: 6	1B: 8 2B: 0 3B: 0 HR: 0	SF: 0 SAC: 0 DP: 2 HBP: 0	WP: 0 PB: 0 SB: 0 CS: 0	PA: 35
---------------------	------------------------------	----------------------------------	------------------------------	---------------------------------	------------------------------	---------------------------------	------------------------------	---------------------------------	------------------------------	---------------------------------	------------------------------	---------------------------------	------------------------------	---------------------------------	------------------------------	---------------------------------	----------------------------------	------------------------------------	----------------------------------	--------


PITCHER Dick Marlowe, R (1, 1) ERA: 4.05	IP 9.0	WLS W	BF 35	H 8	R 1	ER 1	SO 4	BB 2	IBB 0	HBP 0	BLK 0	WP 0	HR 0	S 41	P 49	ERA 1.00	WHIP 1.111	PITCHER	IP 9.0	WLS W	BF 35	H 8	R 1	ER 1	SO 4	BB 2	IBB 0	HBP 0	BLK 0	WP 0	HR 0	S 41	P 49	ERA 1.00	WHIP 1.111
---	-----------	----------	----------	--------	--------	---------	---------	---------	----------	----------	----------	---------	---------	---------	---------	-------------	---------------	----------------	-----------	----------	----------	--------	--------	---------	---------	---------	----------	----------	----------	---------	---------	---------	---------	-------------	---------------

BOTTOM

Detroit Tigers @ Cleveland Indians
Cleveland Municipal Stadium, Cleveland, OH

Sat Jul 04 1953, 3:38 AM EDT
Att. 22,319 - Unknown

AB	33
R	1
H	8
RBI	0
BB	2
SO	4
LOB	15



livebaseballscores.com

Batter	1	2	3	4	5	6	7	8	9	AB R H RBI BB SO LOB	TOP											
Harvey Kuenn, R (1, 6) OBP: 0.367, SLG: 0.383	0-0 F5		0-0 2B		0-0 F9	0-0 E 2B	0-0 6-3			5 1 2 2 0 0 2												
Johnny Pesky, L (1, 4) OBP: 0.333, SLG: 0.338	0-0 F8		0-0 FC8-2 3-H		0-0 E9 2B	0-0 E2 1B		0-0 G3		5 1 2 2 0 0 2												
Ray Boone, R (1, 5) Fred Hatfield, L (6, PR) OBP: 0.332, SLG: 0.272	0-0 1B			0-0 6-3	0-0 2B	0-0 1B		0-0 6-3		4 0 3 1 0 0 0 1 0 0 0 0 0 0												
Walt Dropo, R (1, 3) OBP: 0.284, SLG: 0.380	0-0 F7			0-0 6-3	0-3 K	0-0 F7		0-0 G3		5 0 0 0 0 1 4												
Jim Delsing, L (1, 8) Bob Nieman, R (6, 9) OBP: 0.372, SLG: 0.448 OBP: 0.333, SLG: 0.444		4-0 L8-3 BB		0-0 1-3		E6 3B			0-3 K	3 1 1 0 1 0 0 1 0 0 0 0 1 0												
Steve Souchock, R (1, 7) OBP: 0.330, SLG: 0.535		0-0 L8-3 1-2			0-0 F7	3B			0-0 F6	5 1 1 1 0 0 3												
Don Lund, R (1, 9) OBP: 0.329, SLG: 0.353		0-0 F2			0-0 2B 1B	0-3 K	0-3 K		4-0 WP S 2B BB	4 2 1 0 1 2 1	AB 41 R 10 H 16 RBI 9 BB 3 SO 6 LOB 14											
Johnny Bucha, R (1, 2) OBP: 0.318, SLG: 0.289			0-0 2B FC8-2 1B		0-0 2B 2B	4-0 2B BB	0-0 1B		0-0 2B	4 2 4 2 1 0 0												
Dick Weik, R (1, 1) Hal Newhouser, L (5, 1) Hal Erickson, R (6, 1) Ray Herbert, R (6, 1) OBP: 0.500, SLG: 1.000 OBP: 0.556, SLG: 0.500			0-0 SH1-4		0-0 E 2B	0-0 2B 1B	0-3 K		0-3 K	1 1 1 1 0 0 0 1 1 1 0 0 0 0 0 0 0 0 0 0 0 2 0 0 0 0 2 2												
Inning Stats	R: 0 E: 0 K: 0 S: 4	H: 1 LOB: 1 BB: 0 P: 4	R: 0 E: 0 K: 0 S: 2	H: 0 LOB: 0 BB: 1 P: 6	R: 0 E: 0 K: 0 S: 4	H: 2 LOB: 1 BB: 0 P: 4	R: 0 E: 0 K: 0 S: 3	H: 0 LOB: 0 BB: 0 P: 3	R: 3 E: 1 K: 1 S: 10	H: 5 LOB: 2 BB: 0 P: 10	R: 6 E: 2 K: 1 S: 12	H: 6 LOB: 2 BB: 1 P: 16	R: 0 E: 0 K: 2 S: 8	H: 1 LOB: 1 BB: 0 P: 8	R: 0 E: 0 K: 0 S: 3	H: 0 LOB: 0 BB: 0 P: 3	R: 1 E: 0 K: 2 S: 8	H: 1 LOB: 1 BB: 1 P: 12	1B: 9 2B: 8 3B: 1 HR: 0	SF: 0 SAC: 1 DP: 2 HBP: 0	WP: 1 PB: 0 SB: 1 CS: 0	PA: 45
PITCHER	IP WLS BF H R ER SO BB IBB HBP BLK WP HR S P ERA WHIP																					
Don Larsen, R (1, 1) ERA: 3.76	5.1 L 26 9 6 5 2 2 0 0 0 0 0 0 0 28 36 8.44 2.062																					
Marlin Stuart, R (6, 1) ERA: 4.11	0.1 6 5 3 2 0 0 0 0 0 0 0 0 6 6 54.00 15.000																					
Mike Blyzka, R (6, 1) ERA: 5.31	0.1 1 0 0 0 0 0 0 0 0 0 0 0 1 1 0.00 0.000																					
Satchel Paige, R (7, 1) ERA: 2.98	2.0 7 1 0 0 2 0 0 0 0 0 0 0 11 11 0.00 0.500																					
Lou Kretlow, R (9, 1) ERA: 3.57	1.0 5 1 1 1 2 1 0 0 0 1 0 8 12 9.00 2.000																					

Detroit Tigers @ St. Louis Browns
 Sportsman's Park, St. Louis, MO
 Sun Jul 05 1953, 4:33 AM EDT
 Unknown

livebaseballscores.com



Batter	1	2	3	4	5	6	7	8	9	AB	R	H	RBI	BB	SO	LOB
Bobby Young, L (1, 4) OBP: 0.333, SLG: 0.353	0-0 BB 1B		0-0 F7		0-0 1B 1B	0-0 1B 1B		0-0 1B 1B		5	3	4	1	0	0	0
Neil Berry, R (1, 5) OBP: 0.362, SLG: 0.457	0-3 K		0-0 6-3		0-0 1B 1B	0-0 1B 1B		0-0 FC6-4 1B		5	0	3	1	0	1	1
Vic Wertz, L (1, 9) OBP: 0.362, SLG: 0.414	4-0 1-2 BB		0-0 CS 1B		0-0 F8	0-0 1-2 2-H 1B		0-0 FC6-4 1B		4	0	3	2	1	0	2
Hank Edwards, L (1, 7) OBP: 0.269, SLG: 0.230	0-0 F7		0-0 CS	0-0 F5	0-0 1B	0-0 F9		0-0 FC6-4		2	0	0	0	0	0	2
Don Lenhardt, R (5, PH) OBP: 0.362, SLG: 0.400	0-0 F7		0-0 CS	0-0 F5	0-0 1B	0-0 F9		0-0 FC6-4		3	0	1	1	0	0	4
Clint Courtney, L (1, 2) OBP: 0.308, SLG: 0.337	0-3 K		0-0 K	4-0 BB BB	0-0 6-3	0-0 6-3		0-0 5-3		1	0	0	0	0	1	2
Les Moss, R (4, 2) OBP: 0.324, SLG: 0.357	0-3 K		0-0 K	4-0 BB BB	0-0 6-3	0-0 6-3		0-0 5-3		3	0	0	0	1	0	6
Dick Kryhoski, L (1, 3) OBP: 0.343, SLG: 0.500		0-0 F9		4-0 1-2 BB		0-3 K	0-3 K		0-3 K	4	0	0	0	1	3	0
Johnny Groth, R (1, 8) OBP: 0.301, SLG: 0.348		0-0 F7		0-3 K		4-0 1B BB	0-0 G4-6-3 1B		0-3 K	4	1	1	0	1	2	2
Billy Hunter, R (1, 6) OBP: 0.292, SLG: 0.289		0-0 F8		0-0 F2		0-0 1B 1B	0-0 G4-6-3		0-0 6-3	5	1	1	0	0	0	3
Don Larsen, R (1, 1) OBP: 0.226, SLG: 0.359			0-0 HR		0-0 F7	0-0 1B 1B		0-3 K		2	1	1	1	0	0	0
Marlin Stuart, L (6, 1) OBP: 0.250, SLG: 0.333										0	0	0	0	0	0	0
Mike Szytko, R (6, 1) OBP: 0.325, SLG: 0.358										0	0	0	0	0	0	0
Roy Sievers, R (6, PH) OBP: 0.325, SLG: 0.358										1	1	1	1	0	0	0
Satchel Paige, R (7, 1) OBP: 0.359, SLG: 0.410										0	0	0	0	0	0	0
Dick Kokos, L (8, PH) OBP: 0.359, SLG: 0.410										1	0	0	0	0	1	0
Lou Kretlow, R (9, 1) OBP: 0.359, SLG: 0.410										0	0	0	0	0	0	0

Inning Stats	R: 0	H: 1	E: 0	LOB: 2	K: 2	S: 8	P: 12	R: 0	H: 0	E: 0	LOB: 0	K: 0	S: 3	R: 1	H: 2	E: 0	LOB: 0	K: 0	S: 4	R: 0	H: 0	E: 0	LOB: 2	K: 1	S: 5	R: 1	H: 3	E: 0	LOB: 2	K: 0	S: 6	R: 4	H: 5	E: 0	LOB: 2	K: 1	S: 10	R: 0	H: 1	E: 0	LOB: 0	K: 1	S: 5	R: 1	H: 3	E: 0	LOB: 2	K: 1	S: 8	R: 0	H: 0	E: 0	LOB: 0	K: 2	S: 7	1B: 14	SF: 0	2B: 0	SAC: 0	3B: 0	DP: 1	HR: 1	HBP: 0
--------------	------	------	------	--------	------	------	-------	------	------	------	--------	------	------	------	------	------	--------	------	------	------	------	------	--------	------	------	------	------	------	--------	------	------	------	------	------	--------	------	-------	------	------	------	--------	------	------	------	------	------	--------	------	------	------	------	------	--------	------	------	--------	-------	-------	--------	-------	-------	-------	--------

PITCHER	IP	WLS	BF	H	R	ER	SO	BB	IBB	HBP	BLK	WP	HR	S	P	ERA	WHIP
Dick Weik, R (1, 1) ERA: 4.5	4.0		17	3	1	1	3	3	0	0	0	0	1	20	32	2.25	1.500
Hal Newhouser, L (5, 1) ERA: 7.06	1.1		10	5	4	4	1	1	0	0	0	0	0	11	15	27.00	4.500
Hal Erickson, R (6, 1) ERA: 5.34	0.0		3	3	1	1	0	0	0	0	0	0	0	3	3	∞	∞
Ray Herbert, R (6, 1) ERA: 7.47	3.2	W	14	4	1	1	4	0	0	0	0	0	0	22	22	2.46	1.091

BOTTOM

Detroit Tigers @ St. Louis Browns
Sportsman's Park, St. Louis, MO

Sun Jul 05 1953, 4:33 AM EDT
Unknown

AB	40
R	7
H	15
RBI	7
BB	4
SO	8
LOB	22



WP: 0	PA: 45
PB: 0	
SB: 0	
CS: 1	

livebaseballscores.com

Batter	1	2	3	4	5	6	7	8	9	AB R H RBI BB SO LOB	TOP		
Harvey Kuenn, R (1, 6) OBP: 0.370, SLG: 0.391	0-0 3B		0-0 HR 1B		0-0 F9	4-0 G6-4-3 BB		0-0 F9		4 1 2 0 1 0 1			
Jerry Priddy, R (1, 4) OBP: 0.353, SLG: 0.324	0-0 F3		0-0 F5		0-0 1B 1B	0-0 G6-4-3		0-0 F8		5 0 1 0 0 0 5			
Ray Boone, R (1, 5) Fred Hatfield, L (8, 5) OBP: 0.372, SLG: 0.434 OBP: 0.330, SLG: 0.271	4-0 G5-4-3 BB		0-0 HR		0-0 1B 1-3 2-H	0-0 G1-4-3 1B		0-0 2B E 1B		3 2 3 3 1 0 0 1 0 0 0 0 0 0			
Walt Dropo, R (1, 3) OBP: 0.280, SLG: 0.373	0-0 G5-4-3		0-0 6-3		0-0 G1-4-3		0-0 F8		0-0 F8	5 0 0 0 0 0 5			
Jim Delsing, L (1, 8) OBP: 0.378, SLG: 0.464		0-0 6-3		4-0 1-3 BB		0-0 1B 3B		0-0 E9 WP 2B 2B		3 2 2 0 1 0 0			
Steve Souchock, R (1, 9) OBP: 0.337, SLG: 0.544		0-0 6-3		0-0 1-3 1-2		0-0 BB SH3-4 1B		0-0 2B		4 1 2 2 0 0 1			
Matt Batts, R (1, 2) OBP: 0.335, SLG: 0.437		0-0 1B		0-3 K		4-0 SH3-4 BB 1-2 BB		0-0 F9		3 0 1 0 1 1 1			
Don Lund, R (1, 7) OBP: 0.328, SLG: 0.349		0-3 K		0-0 F6		4-0 SH3-4 BB 1-2 2-3 3-H		0-0 6-3		3 0 0 0 1 1 2			
Ted Gray, S (1, 1) OBP: 0.303, SLG: 0.207			0-3 K		4-0 1B BB	0-0 SH3-4		0-3 K		2 1 0 1 1 2 0			
Inning Stats	R: 0 E: 0 K: 0 S: 3 H: 1 LOB: 1 BB: 1 P: 7	R: 0 E: 0 K: 1 S: 6 H: 1 LOB: 1 BB: 0 P: 6	R: 2 E: 0 K: 1 S: 7 H: 2 LOB: 0 BB: 0 P: 7	R: 0 E: 0 K: 1 S: 5 H: 0 LOB: 1 BB: 1 P: 9	R: 1 E: 0 K: 0 S: 4 H: 2 LOB: 1 BB: 1 P: 8	R: 2 E: 0 K: 0 S: 4 H: 2 LOB: 2 BB: 3 P: 16	R: 2 E: 1 K: 0 S: 5 H: 3 LOB: 0 BB: 0 P: 5	R: 0 E: 0 K: 1 S: 5 H: 0 LOB: 0 BB: 0 P: 5	R: 0 E: 0 K: 0 S: 3 H: 0 LOB: 0 BB: 0 P: 3	1B: 6 2B: 2 3B: 2 HR: 1 SF: 0 SAC: 1 DP: 3 HBP: 0	WP: 1 PB: 0 SB: 1 CS: 0 PA: 40		
PITCHER	IP WLS BF H R ER SO BB IBB HBP BLK WP HR S P ERA WHIP											PITCHER	IP WLS BF H R ER SO BB IBB HBP BLK WP HR S P ERA WHIP
Bobo Holloman, R (1, 1) ERA: 4.78	4.0 L 17 4 2 2 3 2 0 0 0 0 0 1 21 29 4.50 1.500												
Duane Pillette, R (5, 1) ERA: 5.29	1.0 8 4 3 3 0 2 0 0 0 0 0 0 6 14 27.00 6.000												
Mike Blyzka, R (6, 1) ERA: 5.43	2.0 9 3 2 2 0 2 0 0 0 0 1 0 7 15 9.00 2.500												
Don Larsen, R (8, 1) ERA: 3.69	2.0 6 0 0 0 1 0 0 0 0 0 0 0 8 8 0.00 0.000												

Detroit Tigers @ St. Louis Browns
Sportsman's Park, St. Louis, MO

Sun Jul 05 1953, 4:38 AM EDT
Att. 5,417 - Unknown

livebaseballscorecards.com

AB	33
R	7
H	11
RBI	6
BB	6
SO	4
LOB	15



Batter	1	2	3	4	5	6	7	8	9	AB	R	H	RBI	BB	SO	LOB
Neil Berry, R OBP: 0.333, SLG: 0.420 (1, 5)	0-3 K		0-3 K		0-0 F7			0-0 F6		4	0	0	0	0	2	0
Roy Sievers, R OBP: 0.324, SLG: 0.355 (1, 3)	0-3 K		0-0 1B			0-3 K			0-0 F6	4	0	1	0	0	2	0
Jim Dyck, R OBP: 0.304, SLG: 0.300 (1, 8)	4-0 BB		0-0 F6			0-0 F9			0-0 1B	3	0	1	0	1	0	1
Vic Wertz, L OBP: 0.357, SLG: 0.407 (1, 9)	0-0 F9			0-0 F8		0-0 G3			0-0 F9	4	0	0	0	0	0	2
Don Lenhardt, R OBP: 0.367, SLG: 0.440 (1, 7)		0-0 2B		0-0 HR			0-3 K		0-0 F5	4	1	2	1	0	1	1
Les Moss, R OBP: 0.317, SLG: 0.348 (1, 2)	0-3 K		0-3 K			0-0 F7				3	0	0	0	0	2	1
Billy Hunter, R OBP: 0.289, SLG: 0.286 (1, 6)		0-0 F2		0-0 F8			0-0 5-3			3	0	0	0	0	0	1
Bobby Young, L OBP: 0.330, SLG: 0.350 (1, 4)		0-0 F9			0-3 K			0-0 G3		3	0	0	0	0	1	1
Bobo Holloman, R OBP: 0.118, SLG: 0.118 (1, 1)			0-0 F9			0-3 K		0-0 F8		1	0	0	0	0	0	0
Duane Pillette, R OBP: 0.333, SLG: 0.400 (5, 1)										1	0	0	0	0	1	0
Mike Blyzka, R (6, 1)										0	0	0	0	0	0	0
Don Larsen, R OBP: 0.220, SLG: 0.350 (8, 1)										1	0	0	0	0	0	0

Inning Stats	R: 0	H: 0	E: 0	K: 2	S: 7	R: 0	H: 1	E: 0	K: 1	S: 6	R: 0	H: 1	E: 0	K: 1	S: 6	R: 1	H: 1	E: 0	K: 1	S: 6	R: 0	H: 0	E: 0	K: 2	S: 7	R: 0	H: 0	E: 0	K: 1	S: 5	R: 0	H: 0	E: 0	K: 1	S: 5	R: 0	H: 0	E: 0	K: 0	S: 3	R: 0	H: 1	E: 0	K: 0	S: 4
	LOB: 1	BB: 1	LOB: 1	BB: 0	P: 11	LOB: 1	BB: 0	LOB: 0	BB: 0	P: 6	LOB: 0	BB: 0	LOB: 0	BB: 0	P: 6	LOB: 0	LOB: 0	LOB: 0	BB: 0	P: 7	LOB: 0	LOB: 0	LOB: 0	BB: 0	P: 5	LOB: 0	LOB: 0	LOB: 0	BB: 0	P: 5	LOB: 0	LOB: 0	LOB: 0	BB: 0	P: 3	LOB: 1	LOB: 1	BB: 0	P: 4						

PITCHER	IP	WLS	BF	H	R	ER	SO	BB	IBB	HBP	BLK	WP	HR	S	P	ERA	WHIP
Ted Gray, L ERA: 3.82 (1, 1)	9.0	W	32	4	1	1	9	1	0	0	0	0	1	49	53	1.00	0.556

BOTTOM

Detroit Tigers @ St. Louis Browns
Sportsman's Park, St. Louis, MO
 Sun Jul 05 1953, 4:38 AM EDT
 Att. 5,417 - Unknown

AB	31
R	1
H	4
RBI	1
BB	1
SO	9
LOB	7



WP	PA	ERA	WHIP
0	32	0	0

livebaseballscorecards.com

Batter	1	2	3	4	5	6	7	8	9	10	11	AB R H RBI BB SO LOB	TOP				
Harvey Kuenn, R (1, 6) OBP: 0.364, SLG: 0.384												6 1 0 0 0 0 6	Detroit Tigers @ St. Louis Browns Sportsman's Park, St. Louis, MO Mon Jul 06 1953, 4:33 AM EDT Att: 2,184 - Unknown				
Jerry Priddy, R (1, 4) OBP: 0.342, SLG: 0.311 Johnny Pesky, L (9, PH) OBP: 0.335, SLG: 0.348											4 0 0 0 0 1 1 2 1 1 0 0 0 0						
Ray Boone, R (1, 5) OBP: 0.380, SLG: 0.464											5 2 3 2 1 1 1						
Walt Dropo, R (1, 3) OBP: 0.284, SLG: 0.389											6 2 3 2 0 0 2						
Steve Souchock, R (1, 9) OBP: 0.333, SLG: 0.543 Pat Mullin, L (9, PH) OBP: 0.379, SLG: 0.396											4 0 1 1 0 0 1 2 0 0 1 0 0 0						
Jim Delsing, L (1, 8) OBP: 0.375, SLG: 0.456											4 1 0 0 1 1 1						
Matt Batts, R (1, 2) OBP: 0.336, SLG: 0.441 Al Kaline, R (10, PR) Johnny Bucha, R (10, 2) OBP: 0.318, SLG: 0.289											5 0 2 0 0 0 0 0 0 0 0 0 0 0 0 0 0 0 0 0 0						
Don Lund, R (1, 7) OBP: 0.329, SLG: 0.360											4 1 1 1 1 1 1						
Steve Gromek, S (1, 1) OBP: 0.200, SLG: 0.143 Ray Herbert, R (8, 1) Fred Hatfield, L (10, PH) OBP: 0.329, SLG: 0.269 Dick Marlowe, R (10, 1) OBP: 0.200, SLG: 0.200											3 0 1 1 1 0 2 0 0 0 0 0 0 0 1 0 0 0 0 0 1 0 0 0 0 0 0 0						
Inning Stats	R: 2 H: 2 E: 0 LOB: 1 K: 0 BB: 1 S: 5 P: 9	R: 0 H: 0 E: 0 LOB: 0 K: 0 BB: 0 S: 3 P: 3	R: 0 H: 1 E: 0 LOB: 1 K: 1 BB: 0 S: 6 P: 6	R: 0 H: 0 E: 0 LOB: 0 K: 1 BB: 0 S: 5 P: 5	R: 2 H: 3 E: 0 LOB: 1 K: 0 BB: 0 S: 6 P: 6	R: 1 H: 1 E: 0 LOB: 2 K: 0 BB: 2 S: 4 P: 12	R: 0 H: 1 E: 0 LOB: 1 K: 1 BB: 0 S: 6 P: 6	R: 0 H: 0 E: 1 LOB: 2 K: 0 BB: 1 S: 4 P: 8	R: 2 H: 2 E: 0 LOB: 0 K: 0 BB: 0 S: 5 P: 5	R: 0 H: 1 E: 0 LOB: 1 K: 1 BB: 0 S: 6 P: 6	R: 1 H: 1 E: 0 LOB: 0 K: 0 BB: 0 S: 4 P: 4	1B: 3 SF: 0 2B: 5 SAC: 0 3B: 2 DP: 0 HR: 2 HBP: 0		WP: 0 PA: 50 PB: 0 SB: 0 CS: 0			
PITCHER	IP WLS BF H R ER SO BB IBB HBP BLK WP HR S P ERA WHIP																
Bob Cain, L (1, 1) ERA: 5.05	6.0	28	7	5	5	2	2	1	0	0	0	0	1	29	41	7.50	1.500
Satchel Paige, R (7, 1) ERA: 3.16	5.0	L 22	5	3	3	2	1	0	0	0	0	0	1	25	29	5.40	1.200

AB	46
R	8
H	12
RBI	8
BB	4
SO	4
LOB	16



Batter	1	2	3	4	5	6	7	8	9	10	11	AB	R	H	RBI	BB	SO	LOB	BOTTOM								
Johnny Groth, R (1, 8) OBP: 0.301, SLG: 0.345	E5 1B	4-0 1B BB		G3		F3		F8		4-3		5	1	1	0	1	0	4									
Dick Kokos, L (1, 7) OBP: 0.405, SLG: 0.409	F7	0-0 FC6-4 1B					K	WP 1B BB		F8		3	0	1	1	2	1	1									
Jim Dyck, R (8, PR) OBP: 0.303, SLG: 0.298		1-3 2-H 1B										1	0	0	0	0	0	0									
Roy Sievers, R (1, 3) OBP: 0.330, SLG: 0.361	F7	0-0 FC6-4				G6-4-3 BB		2B 1B				6	1	3	1	0	0	4									
Vic Wertz, L (1, 9) OBP: 0.361, SLG: 0.429												5	2	3	2	0	0	2									
Don Lenhardt, R (9, 9) OBP: 0.364, SLG: 0.436	2-H 1B			F5		HR		2B 2B		4-3		1	0	0	0	0	1	1									
Clint Courtney, L (1, 2) OBP: 0.316, SLG: 0.356												5	0	3	2	0	0	0									
Don Larsen, R (9, PR) OBP: 0.220, SLG: 0.350				F4								0	1	0	0	0	0	0									
Les Moss, R (10, 2) OBP: 0.322, SLG: 0.353	1-2 1B											1	0	1	0	0	0	0									
Bobby Young, L (1, 4) OBP: 0.328, SLG: 0.345	F2							2-H 3-H 2B		4-3 1B 2B		4	0	0	0	1	0	4									
Neil Berry, R (1, 5) OBP: 0.327, SLG: 0.407												4	0	1	0	0	0	1									
Dick Kryhoski, L (9, PH) OBP: 0.347, SLG: 0.503												1	0	1	1	0	0	0									
Marty Marion, R (10, 5)												1	0	0	0	0	0	2									
Billy Hunter, R (1, 6) OBP: 0.293, SLG: 0.288												5	2	2	0	1	1	6									
Bob Cain, L (1, 1) OBP: 0.278, SLG: 0.294												2	0	0	0	0	0	2									
Hank Edwards, L (6, PH) OBP: 0.265, SLG: 0.226												1	0	0	0	0	0	2									
Satchel Paige, R (7, 1)												1	0	0	0	0	0	2									
Harry Brecheen, L (11, PH) OBP: 0.105, SLG: 0.105												1	0	0	0	0	1	2									
Inning Stats	R: 1 E: 1 K: 0 S: 6	H: 3 LOB: 2 BB: 0 P: 6	R: 1 E: 0 K: 0 S: 4	H: 1 LOB: 2 BB: 2 P: 12	R: 0 E: 0 K: 0 S: 3	H: 0 LOB: 0 BB: 0 P: 3	R: 0 E: 0 K: 0 S: 4	H: 1 LOB: 1 BB: 0 P: 4	R: 1 E: 0 K: 0 S: 3	H: 1 LOB: 0 BB: 1 P: 7	R: 0 E: 0 K: 0 S: 4	H: 1 LOB: 2 BB: 1 P: 8	R: 2 E: 0 K: 1 S: 8	H: 3 LOB: 1 BB: 0 P: 8	R: 1 E: 0 K: 0 S: 5	H: 2 LOB: 3 BB: 1 P: 9	R: 1 E: 0 K: 1 S: 7	H: 2 LOB: 2 BB: 0 P: 7	R: 0 E: 0 K: 1 S: 6	H: 1 LOB: 1 BB: 0 P: 6	R: 0 E: 1 K: 1 S: 7	H: 1 LOB: 2 BB: 0 P: 7	1B: 12 2B: 3 3B: 0 HR: 1	SF: 0 SAC: 2 DP: 1 HBP: 0	WP: 1 PB: 0 SB: 0 CS: 0	PA: 54	
PITCHER	IP WLS BF H R ER SO BB IBB HBP BLK WP HR S P ERA WHIP																	IP WLS BF H R ER SO BB IBB HBP BLK WP HR S P ERA WHIP									
Steve Gromek, R (1, 1) ERA: 5.12	7.2	39	12	6	6	1	5	0	0	0	0	0	0	0	0	0	0	0	0	0	0	0	1	36	56	7.04	2.217
Ray Herbert, R (8, 1) ERA: 7.45	1.1	6	2	1	1	1	0	0	0	0	0	1	0	8	8	6.75	1.500										
Dick Marlowe, R (10, 1) ERA: 3.93	2.0	W 9	2	0	0	2	0	0	0	0	0	0	0	13	13	0.00	1.000										

Detroit Tigers @ St. Louis Browns
 Sportsman's Park, St. Louis, MO
 Mon Jul 06 1953, 4:33 AM EDT
 Att. 2,184 - Unknown

AB 47
R 7
H 16
RBI 7
BB 5
SO 4
LOB 33



WP: 1
PA: 54

Batter	1	2	3	4	5	6	7	8	9	AB R H RBI BB SO LOB	TOP											
Harvey Kuenn, R (1, 6) OBP: 0.363, SLG: 0.385	0-3 K		0-0 5-3			0-3 K		0-0 3B 2B		4 1 1 0 0 2 0												
Johnny Pesky, L (1, 4) OBP: 0.327, SLG: 0.338	0-0 3-1			0-0 F8		0-0 4-3		0-0 F7		4 0 0 0 0 0 1												
Ray Boone, R (1, 5) OBP: 0.382, SLG: 0.472	0-0 F3			4-0 BB		0-0 1-3		0-0 3B		3 0 1 1 1 0 0												
Walt Dropo, R (1, 3) OBP: 0.281, SLG: 0.384		0-0 F9		0-0 F4		0-3 K		0-0 5-3		4 0 0 0 0 1 2												
Jim Delsing, L (1, 8) OBP: 0.380, SLG: 0.469		0-0 1-3 2B		0-0 F7		0-0 2B 1B		0-0 L6-4 2B		4 1 3 0 0 0 1												
Steve Souchock, R (1, 7) OBP: 0.324, SLG: 0.526		0-0 1-3		0-0 5-3		0-0 F6		0-0 F4		3 0 0 0 0 0 2												
Pat Mullin, L (9, PH) OBP: 0.373, SLG: 0.389		2-3								1 0 0 0 0 0 1												
Matt Batts, R (1, 2) OBP: 0.344, SLG: 0.449		0-0 5-3				0-0 1B		0-0 1-H 2B		3 0 2 1 1 0 1												
Don Lund, R (1, 9) OBP: 0.328, SLG: 0.358			0-0 G4-6-3 1B		0-0 F9		0-0 F7		0-0 L6-4	4 0 1 0 0 0 4												
Billy Hoelt, L (1, 1) OBP: 0.300, SLG: 0.152			0-0 G4-6-3 1-2		0-3 K		0-3 K			3 0 0 0 0 2 2												
Inning Stats	R: 0 E: 0 K: 1 S: 5	H: 0 LOB: 0 BB: 0 P: 5	R: 0 E: 0 K: 0 S: 4	H: 1 LOB: 1 BB: 0 P: 4	R: 0 E: 0 K: 0 S: 3	H: 1 LOB: 0 BB: 0 P: 3	R: 0 E: 0 K: 0 S: 3	H: 0 LOB: 1 BB: 1 P: 7	R: 0 E: 0 K: 1 S: 6	H: 1 LOB: 1 BB: 0 P: 6	R: 0 E: 0 K: 1 S: 5	H: 0 LOB: 0 BB: 0 P: 5	R: 1 E: 0 K: 1 S: 7	H: 2 LOB: 1 BB: 0 P: 7	R: 1 E: 0 K: 1 S: 7	H: 2 LOB: 1 BB: 0 P: 7	R: 0 E: 0 K: 0 S: 3	H: 1 LOB: 1 BB: 1 P: 7	1B: 3 2B: 5 3B: 1 HR: 0	SF: 0 SAC: 0 DP: 2 HBP: 0	WP: 0 PB: 0 SB: 0 CS: 0	PA: 35
PITCHER Mike Fornieles, R (1, 1) ERA: 3.01	IP: 9.0 WLS: W BF: 35 H: 8 R: 2 ER: 2 SO: 5 BB: 1 IBB: 1 HBP: 0 BLK: 0 WP: 0 HR: 0 S: 43 P: 51 ERA: 2.00 WHIP: 1.000											PITCHER	IP: 9.0 WLS: W BF: 35 H: 8 R: 2 ER: 2 SO: 5 BB: 1 IBB: 1 HBP: 0 BLK: 0 WP: 0 HR: 0 S: 43 P: 51 ERA: 2.00 WHIP: 1.000									

Detroit Tigers @ Chicago White Sox
 Comiskey Park, Chicago, IL
 Tue Jul 07 1953, 4:33 AM EDT
 Att: 19,781 - Unknown

livebaseballscorecards.com

AB	33
R	2
H	8
RBI	2
BB	2
SO	5
LOB	14




Batter	1	2	3	4	5	6	7	8	9	AB R H RBI BB SO LOB
Nellie Fox, L OBP: 0.337, SLG: 0.393 (1, 4)	0-0 F6		0-0 1B		0-0 3-1		0-0 G3-6-3		0-0 FC1-2	5 0 1 0 0 0 3
Ferris Fain, L OBP: 0.407, SLG: 0.370 (1, 3)	0-0 6-3		0-0 F9		0-0 G3			0-0 1-3		4 0 0 0 0 0 1
Minnie Minoso, R OBP: 0.417, SLG: 0.465 (1, 7)	0-0 F7		0-0 F3		0-0 CS 1B			0-0 5-3		4 0 1 0 0 0 1
Bob Elliott, R OBP: 0.388, SLG: 0.454 (1, 5)		0-0 HR	0-0 1B		0-0 CS	0-0 F9		0-0 2B		4 1 3 1 0 0 0
Jim Rivera, L OBP: 0.348, SLG: 0.420 (1, 8)		0-0 F6	0-0 F5			0-0 3B		0-0 4-3		4 0 1 0 0 0 3
Sam Mele, R OBP: 0.383, SLG: 0.461 (1, 9)		0-0 FC1-6 1B		0-0 HR		0-0 1-3		0-0 FC1-5 2B		4 1 3 1 0 0 1
Sherm Lollar, R OBP: 0.410, SLG: 0.459 (1, 2)		4-0 FC1-6 BB		0-3 K		0-0 F4		0-0 FC5 FC1-5 FC1-2 1B	3 0 1 0 1 1 1 0 0 0 0 0 0 0	
Tom Wright, L OBP: 0.315, SLG: 0.386 (9, PR)		1-2 BB								
Chico Carrasquel, R OBP: 0.304, SLG: 0.337 (1, 6)		0-0 FC1-6		0-0 6-3		0-0 F3		0-0 FC1-5 E	4 1 0 0 0 0 4	
Mike Fornieles, R OBP: 0.150, SLG: 0.158 (1, 1)		0-0 F2		0-0 F8		0-0 G3-6-3 1B		0-0 FC5 E	3 0 1 0 0 0 2 1 0 0 0 0 0 2	
Red Wilson, R OBP: 0.361, SLG: 0.337 (9, PH)										

Inning Stats	R: 0 E: 0 K: 0 S: 3	H: 0 LOB: 0 BB: 0 P: 3	R: 1 E: 0 K: 0 S: 5	H: 2 LOB: 2 BB: 1 P: 9	R: 0 E: 0 K: 0 S: 5	H: 2 LOB: 2 BB: 0 P: 5	R: 1 E: 0 K: 1 S: 6	H: 1 LOB: 0 BB: 0 P: 6	R: 0 E: 0 K: 0 S: 3	H: 1 LOB: 0 BB: 0 P: 3	R: 0 E: 0 K: 0 S: 4	H: 1 LOB: 1 BB: 0 P: 4	R: 0 E: 0 K: 0 S: 3	H: 1 LOB: 0 BB: 0 P: 3	R: 0 E: 0 K: 0 S: 4	H: 1 LOB: 1 BB: 0 P: 4	R: 1 E: 2 K: 0 S: 5	H: 2 LOB: 3 BB: 0 P: 5	1B: 6 2B: 2 3B: 1 HR: 2	SF: 0 SAC: 0 DP: 1 HBP: 0	WP: 0 PB: 0 SB: 0 CS: 1	PA: 38		
PITCHER Billy Hoeft, L ERA: 3.91 (1, 1)	IP 8.2	WLS L	BF 37	H 11	R 3	ER 2	SO 1	BB 1	IBB 0	HBP 0	BLK 0	WP 0	HR 2	S 38	P 42	ERA 2.08	WHIP 1.385							

DETROIT TIGERS @ CHICAGO WHITE SOX
Comiskey Park, Chicago, IL
 Tue Jul 07 1953, 4:33 AM EDT
 Att. 19,781 - Unknown

AB	36
R	3
H	11
RBI	2
BB	1
SO	1
LOB	18



Batter	1	2	3	4	5	6	7	8	9	AB R H RBI BB SO LOB	TOP														
Harvey Kuenn, R OBP: 0.366, SLG: 0.391 (1, 6) X	0-0 1B 1B	0-0 G3 1-2		0-0 1-2 1B		0-0 4-3			0-0 1B 2B	5 2 3 0 0 0 1															
Johnny Pesky, L OBP: 0.329, SLG: 0.340 (1, 4) X	0-0 F3	0-0 4-3		0-3 K			0-0 G5-4-3 1B		0-0 2B 1B	5 0 2 0 0 1 4															
Ray Boone, R OBP: 0.387, SLG: 0.478 (1, 5) X	0-0 1B 1B		0-3 K		4-0 2B BB		0-0 F8		0-0 1-3 2B	4 2 2 1 1 1 1															
Walt Dropo, R OBP: 0.279, SLG: 0.381 (1, 3) X	0-0 F8		0-0 1-3 1B		0-3 K		0-0 G5-4-3 1-2f		0-3 K	5 0 1 0 0 2 6															
Jim Delsing, L OBP: 0.383, SLG: 0.475 Al Kaline, R OBP: 0.250, SLG: 0.250 (1, 8) X (7, 8)	0-0 1B 1-2 2-H 1B		0-0 1-3		0-0 1-3 2B 1-H			0-0 FC6-4 1B	0-0 L8	3 0 2 2 0 0 1 2 0 1 0 0 0 2															
Steve Souchock, R OBP: 0.330, SLG: 0.525 (1, 7) X	0-0 FC6-4 1-2 2-H 1B		0-0 1-3		0-0 F8			0-0 FC6-4 1-2 1B		4 0 2 1 0 0 2															
Don Lund, R OBP: 0.323, SLG: 0.352 (1, 9) X	0-0 FC6-4 1-2f			0-0 1-3		0-0 6-3		0-0 FC6-4 1-2f 2-3 1B		4 0 0 0 0 0 5															
Johnny Bucha, R OBP: 0.313, SLG: 0.286 (1, 2) X		0-0 G3 1B		0-3 K		0-0 4-3		0-0 G1-4-3 1-2f		4 0 1 0 0 1 2															
Ned Garver, R OBP: 0.213, SLG: 0.209 Dick Weik, R OBP: 0.500, SLG: 1.000 Fred Hatfield, L OBP: 0.332, SLG: 0.273 Bob Miller, R (4, 1) Pat Mullin, L OBP: 0.367, SLG: 0.382 (9, PH)		0-0 F6		0-0 1B		0-0 F4		0-0 1-3		1 0 0 0 0 0 1 0 0 0 0 0 0 0 1 0 1 0 0 0 0 1 0 0 0 0 0 0 1 0 0 0 0 0 0															
Inning Stats	R: 2 E: 0 K: 0 S: 7	H: 4 LOB: 2 BB: 0 P: 7	R: 0 E: 0 K: 0 S: 4	H: 1 LOB: 1 BB: 0 P: 4	R: 0 E: 0 K: 1 S: 6	H: 1 LOB: 1 BB: 0 P: 6	R: 0 E: 0 K: 2 S: 9	H: 2 LOB: 2 BB: 0 P: 9	R: 1 E: 0 K: 1 S: 6	H: 1 LOB: 1 BB: 1 P: 10	R: 0 E: 0 K: 0 S: 3	H: 0 LOB: 0 BB: 0 P: 3	R: 0 E: 0 K: 0 S: 3	H: 1 LOB: 0 BB: 0 P: 3	R: 0 E: 0 K: 0 S: 4	H: 2 LOB: 1 BB: 0 P: 4	R: 1 E: 0 K: 1 S: 8	H: 3 LOB: 2 BB: 0 P: 8	1B: 12 2B: 3 3B: 0 HR: 0	SF: 0 SAC: 0 DP: 2 HBP: 0	WP: 0 PB: 0 SB: 0 CS: 0	PA: 41			
PITCHER	IP WLS BF H R ER SO BB IBB HBP BLK WP HR S P ERA WHIP	Virgil Trucks, R ERA: 3.06 (1, 1)	7.0 W 31 10 3 3 4 1 0 0 0 0 0 0 38 42 3.86 1.571	Luis Aloma, R ERA: 3.77 (8, 1)	2.0 S 10 5 1 1 1 0 0 0 0 0 0 12 12 4.50 2.500	PITCHER	IP WLS BF H R ER SO BB IBB HBP BLK WP HR S P ERA WHIP																		

Detroit Tigers @ Chicago White Sox
 Comiskey Park, Chicago, IL
 Wed Jul 08 1953, 4:33 AM EDT
 Att: 16,386 - Unknown

livebaseballscorecards.com

AB 40
R 4
H 15
RBI 4
BB 1
SO 5
LOB 25



Batter	1	2	3	4	5	6	7	8	9
Nellie Fox, L OBP: 0.340, SLG: 0.393 (1, 4)	0-0 4-3 1B	0-0 1-3	4-0 BB 2B	0-0 1-2 BB 1B		0-0 G4-6-3 1-2f		0-0 1-3	
Ferris Fain, L OBP: 0.410, SLG: 0.369 (1, 3)	0-0 4-3 1-2		0-0 BB 1B	0-0 1-2 2-3 BB		0-3 K			
Minnie Minoso, R OBP: 0.420, SLG: 0.471 (1, 7)	0-0 E S FC4 2-H 1B		0-0 BB 1B	0-0 F8			0-0 1-3		
Bob Elliott, R OBP: 0.390, SLG: 0.457 (1, 5) Vern Stephens, R OBP: 0.259, SLG: 0.246 (7, 5)	0-0 FC4 SH2-3 1-H 1B		0-0 BB 1B	0-0 F8	0-0 1B 2B		0-0 6-3		
Jim Rivera, L OBP: 0.350, SLG: 0.419 (1, 8)	0-0 SH2-3 1-2		0-0 F7	4-0 1B F9 BB	0-0 F7		0-0 S WP 1B		
Sam Mele, R OBP: 0.387, SLG: 0.473 (1, 9)	0-3 K		0-0 HR	0-0 1B F9 1B	0-0 6-3		4-0 1-H FC6-4 BB		
Sherm Lollar, R OBP: 0.415, SLG: 0.460 (1, 2) Luis Aloma, R (8, 1)		0-0 4-3 SH5-3 1B	4-0 SH5-4 BB 1B	0-0 F9	0-0 1B		0-0 FC6-4 1-2f		
Chico Carrasquel, R OBP: 0.303, SLG: 0.336 (1, 6)		0-0 SH5-3 1-2	0-0 BB SH5-4 2B 1B	0-0 6-3	0-0 F8		0-0 6-3		
Virgil Trucks, R OBP: 0.171, SLG: 0.195 (1, 1) Red Wilson, R OBP: 0.358, SLG: 0.333 (8, 2)		0-0 4-3	0-0 SH5-4	0-0 BB 1B		0-0 G4-6-3 1B		0-0 4-3	

AB	R	H	RBI	BB	SO	LOB
5	2	2	0	1	0	2
3	2	1	1	2	1	1
5	2	3	4	0	0	3
3	2	1	1	1	0	1
1	0	0	0	0	0	0
3	2	1	0	1	0	4
4	2	2	4	1	1	2
4	1	2	2	1	0	2
0	0	0	0	0	0	0
4	1	1	0	0	0	2
3	0	2	1	0	0	1
1	0	0	0	0	0	0

DETROIT TIGERS @ CHICAGO WHITE SOX
Comiskey Park, Chicago, IL
 Wed Jul 08 1953, 4:33 AM EDT
 Att. 16,386 - Unknown

AB	36
R	14
H	15
RBI	13
BB	7
SO	2
LOB	18




Inning	1	2	3	4	5	6	7	8	9
R: 2	R: 0	R: 8	R: 2	R: 1	R: 0	R: 1	R: 0	R: 0	R: 1
E: 0	E: 0	E: 0	E: 0	E: 0	E: 0	E: 0	E: 0	E: 0	E: 0
K: 1	K: 0	K: 0	K: 0	K: 1	K: 0	K: 0	K: 0	K: 0	K: 0
S: 8	S: 4	S: 8	S: 6	S: 5	S: 5	S: 4	S: 4	S: 3	S: 3
H: 2	H: 1	H: 5	H: 3	H: 2	H: 1	H: 1	H: 1	H: 0	H: 0
LOB: 1	LOB: 1	LOB: 1	LOB: 3	LOB: 1	LOB: 0	LOB: 1	LOB: 1	LOB: 0	LOB: 0
BB: 0	BB: 0	BB: 4	BB: 2	BB: 0	BB: 0	BB: 1	BB: 1	BB: 0	BB: 0
P: 8	P: 4	P: 24	P: 14	P: 5	P: 5	P: 8	P: 8	P: 3	P: 3

1B	2B	3B	SF	SAC	DP	HBP
12	2	0	0	3	1	0

WP	HR	S	P	ERA	WHIP
1	0	0	0	5.40	1.800

PITCHER	IP	WLS	BF	H	R	ER	SO	BB	IBB	HBP	BLK	WP	HR	S	P	ERA	WHIP
Ned Garver, R ERA: 4.98 (1, 1)	1.2		9	3	2	1	1	0	0	0	0	0	0	11	11	5.40	1.800
Dick Weik, R ERA: 10.32 (2, 1)	1.1	L	13	5	8	8	0	4	0	0	0	0	1	9	25	54.00	6.750
Bob Miller, L ERA: 9.0 (4, 1)	5.0		24	7	4	4	1	3	0	0	0	1	0	23	35	7.20	2.000

Batter	1	2	3	4	5	6	7	8	9	AB R H RBI BB SO LOB	TOP																									
Harvey Kuenn, R (1, 6) OBP: 0.368, SLG: 0.391	0-0 6-3	0-0 2-H 1B		0-0 FC5-4			4-0 1B BB			3 0 1 0 1 0 2																										
Johnny Pesky, L (1, 4) OBP: 0.327, SLG: 0.338	0-0 4-3		0-0 F9		0-0 6-3		0-0 1-2 1B			4 0 1 0 0 0 0																										
Ray Boone, R (1, 5) OBP: 0.384, SLG: 0.473	0-0 1B 1B		0-0 F7		0-0 5-3		0-3 K			4 1 1 0 0 1 2																										
Walt Dropo, R (1, 3) OBP: 0.279, SLG: 0.379	0-0 1B 1B		0-0 F7		0-3 K			0-0 6-3		4 0 1 0 0 1 0																										
Jim Delsing, L (1, 8) OBP: 0.385, SLG: 0.474	0-0 1B 1B			4-0 1B 1B BB		0-0 3-1		0-0 F6		3 1 1 1 1 0 0																										
Steve Souchock, R (1, 7) OBP: 0.318, SLG: 0.505	0-0 F8			0-3 K		0-3 K		0-0 1-3		4 0 0 0 0 2 3																										
Matt Batts, R (1, 2) OBP: 0.342, SLG: 0.445		0-3 K		0-0 1B		0-3 K			0-0 F7	4 0 1 0 0 2 0	AB 33 R 2 H 8 RBI 2 BB 3 SO 9 LOB 8																									
Don Lund, R (1, 9) OBP: 0.326, SLG: 0.356		0-0 1B 2B		4-0 1B IBB			0-0 6-3		0-3 K	3 0 1 0 1 1 0																										
Dick Marlowe, R (1, 1) OBP: 0.227, SLG: 0.227		0-3 K		0-0 FC5-4 1B			0-3 K		0-0 3-1	2 0 1 1 0 1 1																										
Fred Hatfield, L (7, PH) OBP: 0.330, SLG: 0.272										1 0 0 0 0 1 0																										
Dave Madison, R (7, 1) OBP: 0.111, SLG: 0.111										0 0 0 0 0 0 0																										
Pat Mullin, L (9, PH) OBP: 0.361, SLG: 0.375										1 0 0 0 0 0 0																										
Inning Stats	R: 1 E: 0 K: 0 S: 6	H: 3 LOB: 2 BB: 0 P: 6	R: 0 E: 0 K: 2 S: 8	H: 2 LOB: 2 BB: 0 P: 8	R: 0 E: 0 K: 0 S: 3	H: 0 LOB: 0 BB: 0 P: 3	R: 1 E: 0 K: 1 S: 6	H: 2 LOB: 2 BB: 2 P: 14	R: 0 E: 0 K: 1 S: 5	H: 0 LOB: 0 BB: 0 P: 5	R: 0 E: 0 K: 2 S: 7	H: 0 LOB: 0 BB: 0 P: 7	R: 0 E: 0 K: 2 S: 8	H: 1 LOB: 2 BB: 1 P: 12	R: 0 E: 0 K: 0 S: 3	H: 0 LOB: 0 BB: 0 P: 3	R: 0 E: 0 K: 1 S: 5	H: 0 LOB: 0 BB: 0 P: 5	1B: 7 2B: 1 3B: 0 HR: 0	SF: 0 SAC: 0 DP: 0 HBP: 0	WP: 0 PB: 0 SB: 0 CS: 0	PA: 36														
PITCHER	IP WLS BF H R ER SO BB IBB HBP BLK WP HR S P ERA WHIP																																			
Joe Dobson, R (1, 1) ERA: 3.45	3.2	18	7	2	2	3	1	1	0	0	0	0	0	22	30	4.91	2.182																			
Harry Dorish, R (4, 1) ERA: 2.28	5.1	18	1	0	0	6	1	0	0	0	0	0	0	29	33	0.00	0.375																			

Detroit Tigers @ Chicago White Sox
 Comiskey Park, Chicago, IL
 Thu Jul 09 1953, 4:33 AM EDT
 Att. 5,332 - Unknown

livebaseballscorecards.com

Batter	1	2	3	4	5	6	7	8	9
Nellie Fox, L OBP: 0.336, SLG: 0.388 (1, 4)	0-3 K		0-0 F7		0-3 K			0-0 4-3	
Ferris Fain, L OBP: 0.408, SLG: 0.367 (1, 3)	0-0 4-3			0-0 4-3	0-0 F5			0-0 SH1-3 1B	
Minnie Minoso, R OBP: 0.419, SLG: 0.470 (1, 7)	0-3 K			0-0 1B F9 1B		0-0 F8		0-0 SH1-3 1-2	
Bob Elliott, R OBP: 0.391, SLG: 0.455 (1, 5)		0-3 K		0-0 1-3 HR 1B		4-0 FC6-4 BB		0-0 6-3	
Jim Rivera, L OBP: 0.347, SLG: 0.415 (1, 8)		0-3 K		0-0 F9		0-0 F8			
Sam Mele, R OBP: 0.386, SLG: 0.484 (1, 9)		0-0 5-3		0-0 1-H HR		0-0 FC6-4 1-2f			
Sherm Lollar, R OBP: 0.413, SLG: 0.455 (1, 2)			4-0 BB	0-0 5-3		0-0 4-3			
Chico Carrasquel, R OBP: 0.303, SLG: 0.336 (1, 6)			0-3 K		0-0 PB SH5-4 WP 1B		0-0 L5		
Joe Dobson, R OBP: 0.103, SLG: 0.107 (1, 1)			0-3 K		0-0 SH5-4 1-2		0-0 5-3		
Harry Dorish, R OBP: 0.154, SLG: 0.154 (4, 1)									

Inning Stats	R: 0	H: 0	E: 0	K: 2	S: 7	R: 0	H: 0	E: 0	K: 2	S: 7	R: 0	H: 0	E: 0	K: 2	S: 7	R: 3	H: 3	E: 0	K: 0	S: 6	R: 1	H: 1	E: 0	K: 1	S: 6	R: 0	H: 0	E: 0	K: 0	S: 3	R: 0	H: 0	E: 0	K: 0	S: 3	R: 0	H: 1	E: 0	K: 0	S: 4
	LOB: 0	BB: 0	LOB: 0	BB: 0		LOB: 1	BB: 1	LOB: 0	BB: 0		LOB: 0	BB: 0	LOB: 1	BB: 1		LOB: 0	BB: 0	LOB: 1	BB: 1		LOB: 0	BB: 0	LOB: 1	BB: 0		LOB: 0	BB: 0	LOB: 1	BB: 0		LOB: 0	BB: 0	LOB: 1	BB: 0		LOB: 1	BB: 0		LOB: 1	BB: 0

PITCHER	IP	WLS	BF	H	R	ER	SO	BB	IBB	HBP	BLK	WP	HR	S	P	ERA	WHIP
Dick Marlowe, R ERA: 3.98 (1, 1)	6.0	L	24	4	4	3	7	2	0	0	0	1	1	36	44	4.50	1.000
Dave Madison, R ERA: 5.73 (7, 1)	2.0		7	1	0	0	0	0	0	0	0	0	0	7	7	0.00	0.500

BOTTOM


Detroit Tigers @ Chicago White Sox
Comiskey Park, Chicago, IL

Thu Jul 09 1953, 4:33 AM EDT
Att. 5,332 - Unknown

AB	R	H	RBI	BB	SO	LOB
4	0	0	0	0	2	1
4	0	1	0	0	0	0
3	1	1	0	0	1	0
3	1	1	0	1	1	1
3	0	0	1	0	1	2
3	1	1	2	0	0	1
2	0	0	0	1	0	0
3	1	1	0	0	1	1
1	0	0	0	0	1	1
1	0	0	0	0	0	0

livebaseballscorecards.com

AB	27
R	4
H	5
RBI	3
BB	2
SO	7
LOB	7



WP	PA
1	31

Batter	1	2	3	4	5	6	7	8	9	AB R H RBI BB SO LOB	TOP											
Johnny Groth, R OBP: 0.308, SLG: 0.367 (1, 8) X	0-0 S 1B	0-0 1-H 3B		0-0 F9	0-0 2-H 3-H 2B			0-3 K		5 1 3 3 0 1 1												
Billy Hunter, R OBP: 0.290, SLG: 0.285 (1, 6) X	0-0 F7 1-2	0-3 K		0-0 F8	0-0 F8			0-0 F3		5 0 0 0 0 1 4												
Roy Sievers, R OBP: 0.325, SLG: 0.371 (1, 3) X	0-0 F2		0-0 F8 2B		0-0 HR			0-3 K	0-0 F4	5 1 2 1 0 1 1												
Vic Wertz, L OBP: 0.365, SLG: 0.421 (1, 9) X	0-0 1B 2-H 1B		0-0 F8 2-3		0-3 K			0-0 F7	4-0 BB	4 0 1 1 1 1 1												
Don Lenhardt, R OBP: 0.370, SLG: 0.455 (1, 7) X	0-0 1-2 1B		4-0 G6-4-3 BB		0-0 HR			0-0 6-3	0-3 K	4 1 2 1 1 1 1												
Clint Courtney, L OBP: 0.333, SLG: 0.396 (1, 2) S S S	0-3 K		0-0 G6-4-3 1-2f		0-0 HR			0-0 4-3	0-0 F7	5 1 1 1 0 1 5												
Jim Dyck, R OBP: 0.303, SLG: 0.313 (1, 5) X		0-0 F7		0-0 HR	0-0 2B 2B 1B			0-0 6-3		4 2 2 1 0 0 0												
Bobby Young, L OBP: 0.335, SLG: 0.358 (1, 4) X		0-0 3B 1B		0-0 SH1-4 1B	0-0 2B 2B			0-3 K		4 2 3 0 0 1 0												
Duane Pillette, R OBP: 0.296, SLG: 0.348 (1, 1) X		0-3 K		0-0 SH1-4 1-2	0-3 K			0-0 5-3		3 0 0 0 0 2 3												
Inning Stats	R: 1 E: 0 K: 1 S: 8	H: 3 LOB: 2 BB: 0 P: 8	R: 1 E: 0 K: 2 S: 9	H: 2 LOB: 1 BB: 0 P: 9	R: 0 E: 0 K: 0 S: 3	H: 1 LOB: 1 BB: 1 P: 7	R: 1 E: 0 K: 0 S: 5	H: 2 LOB: 1 BB: 0 P: 5	R: 5 E: 0 K: 2 S: 13	H: 6 LOB: 1 BB: 0 P: 13	R: 0 E: 0 K: 1 S: 5	H: 0 LOB: 0 BB: 0 P: 5	R: 0 E: 0 K: 1 S: 5	H: 0 LOB: 0 BB: 0 P: 5	R: 0 E: 0 K: 1 S: 5	H: 0 LOB: 0 BB: 0 P: 5	R: 0 E: 0 K: 1 S: 5	H: 0 LOB: 1 BB: 1 P: 9	1B: 6 2B: 3 3B: 1 HR: 4	SF: 0 SAC: 1 DP: 1 HBP: 0	WP: 0 PB: 0 SB: 1 CS: 0	PA: 42
PITCHER	IP WLS BF H R ER SO BB IBB HBP BLK WP HR S P ERA WHIP																					
Ted Gray, L ERA: 4.1 (1, 1)	4.1 L 23 10 5 5 4 1 0 0 0 0 0 3 30 34 10.38 2.538																					
Dave Madison, R ERA: 5.98 (5, 1)	2.2 12 4 3 3 3 0 0 0 0 0 0 1 18 18 10.12 1.500																					
Hal Erickson, R ERA: 5.01 (8, 1)	2.0 7 0 0 0 2 1 0 0 0 0 0 0 10 14 0.00 0.500																					

St. Louis Browns @ Detroit Tigers
 Briggs Stadium, Detroit, MI
 Fri Jul 10 1953, 4:33 AM EDT
 Att. 26,106 - Unknown

livebaseballscorecards.com

AB	39
R	8
H	14
RBI	8
BB	2
SO	9
LOB	16



Batter	1	2	3	4	5	6	7	8	9	AB	R	H	RBI	BB	SO	LOB
Harvey Kuenn, R (1, 6) OBP: 0.368, SLG: 0.389	0-0 4-3 ①		0-0 1B		4-0 BB		0-0 F9 ②		0-0 4-3 ②	4	0	1	0	1	0	1
Johnny Pesky, L (1, 4) OBP: 0.324, SLG: 0.333	0-0 3-1 ②		0-0 F6 ②		0-0 F4 ①		0-0 1B 1B		0-0 F3 ③	5	0	1	0	0	0	2
Ray Boone, R (1, 5) OBP: 0.386, SLG: 0.488	0-0 HR		0-0 F8 ③		0-0 F8 ②		0-0 1B 1B			4	1	2	2	0	0	2
Walt Dropo, R (1, 3) OBP: 0.282, SLG: 0.379	0-0 1B			1-0 2B HBP		0-0 F8 ③		0-0 F8 ③		3	1	1	0	0	0	3
Jim Delsing, L (1, 8) OBP: 0.383, SLG: 0.474	0-0 4-3 ③			0-0 1B 1B 2B		0-0 F6 ①		0-0 E6		4	1	1	1	0	0	1
Steve Souchock, R (1, 7) OBP: 0.316, SLG: 0.495		0-0 4-3 ①		0-0 1B 1B		0-0 6-3 ②		0-0 F8 ①		4	0	1	0	0	0	1
Matt Batts, R (1, 2) OBP: 0.341, SLG: 0.442		0-0 F3 ②		0-0 1B 1B		0-3 K		0-0 F7 ②		4	0	1	1	0	1	1
Don Lund, R (1, 9) OBP: 0.321, SLG: 0.350		0-0 F7 ③		0-0 F1 ①			0-0 5-3 ①	0-3 K ③		4	0	0	0	0	1	3
Ted Gray, S (1, 1) OBP: 0.286, SLG: 0.194			0-0 F5 ①		0-0 FC4-6-3-2 ③		0-0 1B 1B		0-0 F8 ①	2	0	0	0	0	0	2
Dave Madison, R (5, 1) OBP: 0.111, SLG: 0.111										0	0	0	0	0	0	0
Fred Hatfield, L (7, PH) OBP: 0.333, SLG: 0.276										1	1	1	0	0	0	0
Hal Erickson, R (8, 1)										0	0	0	0	0	0	0
Pat Mullin, L (9, PH) OBP: 0.355, SLG: 0.368										1	0	0	0	0	0	0

Inning Stats	R: 1	H: 2	E: 0	K: 0	S: 5	R: 0	H: 0	E: 0	K: 0	S: 3	R: 0	H: 1	E: 0	K: 0	S: 4	R: 2	H: 3	E: 0	K: 0	S: 5	R: 0	H: 0	E: 0	K: 1	S: 5	R: 1	H: 3	E: 0	K: 0	S: 6	R: 0	H: 0	E: 1	K: 1	S: 6	R: 0	H: 0	E: 0	K: 0	S: 3	R: 0	H: 0	E: 0	K: 0	S: 3	1B: 7	2B: 2	3B: 0	HR: 1	SF: 0	SAC: 0	DP: 1	HBP: 1	WP: 0	PB: 0	SB: 0	CS: 0	PA: 38
--------------	------	------	------	------	------	------	------	------	------	------	------	------	------	------	------	------	------	------	------	------	------	------	------	------	------	------	------	------	------	------	------	------	------	------	------	------	------	------	------	------	------	------	------	------	------	-------	-------	-------	-------	-------	--------	-------	--------	-------	-------	-------	-------	--------

PITCHER	IP	WLS	BF	H	R	ER	SO	BB	IBB	HBP	BLK	WP	HR	S	P	ERA	WHIP
Duane Pilette, R (1, 1) ERA: 5.14	9.0	W	38	9	4	4	2	1	0	1	0	0	1	40	45	4.00	1.111

BOTTOM

St. Louis Browns @ Detroit Tigers
Briggs Stadium, Detroit, MI
Fri Jul 10 1953, 4:33 AM EDT
Att. 26,106 - Unknown

livebaseballscorecards.com

AB	36
R	4
H	9
RBI	4
BB	1
SO	2
LOB	16



Batter	1	2	3	4	5	6	7	8	9	AB R H RBI BB SO LOB	TOP									
Johnny Groth, R OBP: 0.306, SLG: 0.367 (1, 8) x	0-0 F9 ① x	0-0 HR 2B 2-H		x 0-0 F9 ②			x 0-0 1-3 ②		x 0-0 6-3 ③	5 1 1 1 0 0 0	St. Louis Browns @ Detroit Tigers Briggs Stadium, Detroit, MI Sat Jul 11 1953, 4:33 AM EDT Att. 6,519 - Unknown livebaseballscorecards.com									
Bobby Young, L OBP: 0.337, SLG: 0.373 (1, 4) x	0-0 F8 ② x	0-0 HR 2-H		x 0-0 F9 ③			x 0-0 HR 2B			4 2 2 2 0 0 0										
Dick Kokos, L OBP: 0.411, SLG: 0.445 (1, 7) x	0-0 HR	0-0 HBP 1B			x 0-0 F3 ①		x 0-0 HR 2-H			4 2 3 3 0 0 0										
Vic Wertz, L OBP: 0.366, SLG: 0.420 (1, 9) x	0-0 1B	1-0 HBP 1-2			x 0-0 F8 ②		x 0-0 4-3 ③			3 0 1 0 0 0 0										
Clint Courtney, L OBP: 0.327, SLG: 0.388 (1, 2) x	0-0 F8 ③ x	0-0 1-3 ③			x 0-0 6-3 ③			x 0-0 F7 ①		4 0 0 0 0 0 3										
Dick Kryhoski, L OBP: 0.346, SLG: 0.516 (1, 3)		0-0 HR	x 0-0 F2 ①			x 0-0 4-3 ①		SS 0-3 K ②		4 1 1 1 0 1 0										
Jim Dyck, R OBP: 0.298, SLG: 0.307 (1, 5)		0-0 F2 ① x	0-0 F2 ②			x 0-0 5-3 ②		x 0-0 F3 ③		4 0 0 0 0 0 0										
Billy Hunter, R OBP: 0.286, SLG: 0.281 (1, 6)		0-0 6-3 ② x	0-0 F6 ③			x 0-0 F9 ③			x 0-0 4-3 ①	4 0 0 0 0 0 0										
Bob Cain, L OBP: 0.273, SLG: 0.333 (1, 1) x		0-0 2B 2B		x 0-0 F5 ①			x 0-0 6-3 ①		x 0-0 F2 ②	4 1 1 0 0 0 0										
Inning Stats	R: 1 E: 0 K: 0 S: 5	H: 2 LOB: 1 BB: 0 P: 5	R: 4 E: 0 K: 0 S: 8	H: 5 LOB: 2 BB: 0 P: 9	R: 0 E: 0 K: 0 S: 3	H: 0 LOB: 0 BB: 0 P: 3	R: 0 E: 0 K: 0 S: 3	H: 0 LOB: 0 BB: 0 P: 3	R: 0 E: 0 K: 0 S: 3	H: 0 LOB: 0 BB: 0 P: 3	R: 2 E: 0 K: 0 S: 5	H: 2 LOB: 0 BB: 0 P: 5	R: 0 E: 0 K: 1 S: 5	H: 0 LOB: 0 BB: 0 P: 5	R: 0 E: 0 K: 0 S: 3	H: 0 LOB: 0 BB: 0 P: 3	1B: 2 2B: 3 3B: 0 HR: 4	SF: 0 SAC: 0 DP: 0 HBP: 1	WP: 0 PB: 0 SB: 0 CS: 0	PA: 37
PITCHER	IP WLS BF H R ER SO BB IBB HBP BLK WP HR S P ERA WHIP																			
Steve Gromek, R ERA: 5.4 (1, 1)	6.0 L 26 7 5 5 0 0 0 0 1 0 0 3 25 26 7.50 1.167																			
Bob Miller, L ERA: 8.1 (7, 1)	3.0 11 2 2 2 1 0 0 0 0 0 1 13 13 6.00 0.667																			



Batter	1	2	3	4	5	6	7	8	9	AB R H RBI BB SO LOB
Harvey Kuenn, R (1, 6) OBP: 0.369, SLG: 0.389	0-0 1B		4-0 BB			0-0 F8		0-0 F2		3 0 1 0 1 0 0
Jerry Priddy, R (1, 4) OBP: 0.331, SLG: 0.300	0-0 F8		0-0 F9			0-0 5-3		0-0 F9		4 0 0 0 0 0 2
Ray Boone, R (1, 5) OBP: 0.384, SLG: 0.484	0-0 F3			0-0 F3			0-0 F7		0-0 G5-4-3 1B	4 0 1 0 0 0 1
Walt Dropo, R (1, 3) OBP: 0.281, SLG: 0.380	0-0 F6			0-0 F8			0-0 2B		0-0 G5-4-3 1-2	4 0 1 0 0 0 2
Steve Souchock, R (1, 7) OBP: 0.314, SLG: 0.496		0-0 F6		0-0 F7			0-0 F8		0-0 2B	4 0 1 0 0 0 1
Jim Delsing, L (1, 8) OBP: 0.378, SLG: 0.467		0-3 K			0-0 F9		0-3 K		0-0 4-3	4 0 0 0 0 2 2
Matt Batts, R (1, 2) OBP: 0.341, SLG: 0.438		0-0 F4			0-0 6-3			4-0 HR BB		2 1 0 0 1 0 0
Don Lund, R (1, 9) OBP: 0.321, SLG: 0.363			0-0 G3		0-0 F8			0-0 1-H HR		3 1 1 2 0 0 0
Steve Gromek, S (1, 1) OBP: 0.188, SLG: 0.133 Bob Nieman, R (6, PH) OBP: 0.332, SLG: 0.442 Bob Miller, R (7, 1)			0-0 5-3			0-0 F9		0-0 F9		1 0 0 0 0 0 0 1 0 0 0 0 0 0 1 0 0 0 0 0 0

BOTTOM

St. Louis Browns @ Detroit Tigers
 Briggs Stadium, Detroit, MI
 Sat Jul 11 1953, 4:33 AM EDT
 Att. 6,519 - Unknown

AB	31
R	2
H	5
RBI	2
BB	2
SO	2
LOB	8



Inning Stats	R: 0	H: 1	E: 0	LOB: 1	K: 0	BB: 0	S: 4	P: 4	R: 0	H: 0	E: 0	LOB: 0	K: 1	BB: 0	S: 5	P: 5	R: 0	H: 0	E: 0	LOB: 0	K: 0	BB: 0	S: 3	P: 3	R: 0	H: 0	E: 0	LOB: 0	K: 0	BB: 0	S: 3	P: 3	R: 0	H: 0	E: 0	LOB: 0	K: 0	BB: 0	S: 3	P: 3	R: 0	H: 1	E: 0	LOB: 1	K: 1	BB: 0	S: 6	P: 6	R: 2	H: 1	E: 0	LOB: 0	K: 0	BB: 1	S: 4	P: 8	R: 0	H: 2	E: 0	LOB: 1	K: 0	BB: 0	S: 4	P: 4	1B: 2	SF: 0	2B: 2	SAC: 0	3B: 0	DP: 1	HR: 1	HBP: 0	WP: 0	PA: 33
PITCHER Bob Cain, L (1, 1) ERA: 4.64	IP	WLS	BF	H	R	ER	SO	BB	IBB	HBP	BLK	WP	HR	S	P	ERA	WHIP	IP	WLS	BF	H	R	ER	SO	BB	IBB	HBP	BLK	WP	HR	S	P	ERA	WHIP																																								

Batter	1	2	3	4	5	6	7	8	9	AB R H RBI BB SO LOB	TOP		
Johnny Groth, R (1, 8) <small>OBP: 0.309, SLG: 0.369</small> Dick Kokos, L (9, PH) <small>OBP: 0.409, SLG: 0.442</small>	0-0 1-3		0-0 HR 1B	0-0 2B 1B		0-0 4-3		0-0 3-1	4 1 2 1 0 0 0 1 0 0 0 0 0 0	St. Louis Browns @ Detroit Tigers Briggs Stadium, Detroit, MI Sun Jul 12 1953, 4:33 AM EDT Unknown livebaseballscorecards.com AB 38 R 7 H 12 RBI 6 BB 1 SO 5 LOB 13			
Billy Hunter, R (1, 6) <small>OBP: 0.286, SLG: 0.284</small> Hank Edwards, L (9, PH) <small>OBP: 0.257, SLG: 0.219</small>	0-0 F7		0-0 F2	0-0 1-3 2B		0-0 6-3		0-3 K	4 0 1 0 0 0 1 1 0 0 0 0 1 0				
Roy Sievers, R (1, 3) <small>OBP: 0.318, SLG: 0.363</small> Dick Kryhoski, L (9, PH) <small>OBP: 0.344, SLG: 0.512</small>	0-0 F8		0-0 F3	0-0 F8			0-0 F8	0-0 F7	4 0 0 0 0 0 3 1 0 0 0 0 0 0				
Vic Wertz, L (1, 9) <small>OBP: 0.372, SLG: 0.438</small>		0-0 HR	0-0 1-2 HR 1B		0-0 G4-6-3 1B 1B		0-0 L1		4 3 3 1 0 0 0				
Don Lenhardt, R (1, 7) <small>OBP: 0.381, SLG: 0.496</small>		0-0 4-3 S 2B	0-0 1-H 2-H HR		0-0 1-2 G4-6-3 1B		0-0 6-3		4 2 3 3 0 0 0				
Clint Courtney, L (1, 2) <small>OBP: 0.321, SLG: 0.380</small>		0-0 4-3 2-3	0-0 F6		0-0 G4-6-3 1-2f 2-3		0-0 3-1		4 0 0 0 0 0 3				
Jim Dyck, R (1, 5) <small>OBP: 0.306, SLG: 0.317</small>		4-0 E S BB		0-0 F9 1B 2B	0-0 3-H FC6-4 1B		0-3 K		3 1 2 1 1 1 0				
Bobby Young, L (1, 4) <small>OBP: 0.336, SLG: 0.371</small>		0-3 K		0-0 F9 1-3 2-3	0-0 1-2f FC6-4		0-0 1B		4 0 1 0 0 1 3				
Lou Kretlow, R (1, 1) <small>OBP: 0.250, SLG: 0.143</small> Bobo Holloman, R (2, 1) <small>OBP: 0.105, SLG: 0.105</small> Satchel Paige, R (7, 1)		0-3 K		0-3 K		0-0 3-1		0-0 1-3	1 0 0 0 0 1 1 2 0 0 0 0 1 1 1 0 0 0 0 0 1				
Inning Stats	R: 0 H: 0 E: 0 LOB: 0 K: 0 BB: 0 S: 3 P: 3	R: 2 H: 2 E: 0 LOB: 1 K: 2 BB: 1 S: 9 P: 13	R: 3 H: 3 E: 0 LOB: 0 K: 0 BB: 0 S: 6 P: 6	R: 1 H: 3 E: 0 LOB: 2 K: 1 BB: 0 S: 8 P: 8	R: 1 H: 3 E: 0 LOB: 1 K: 0 BB: 0 S: 5 P: 5	R: 0 H: 0 E: 0 LOB: 0 K: 0 BB: 0 S: 3 P: 3	R: 0 H: 0 E: 0 LOB: 0 K: 0 BB: 0 S: 3 P: 3	R: 0 H: 1 E: 0 LOB: 1 K: 1 BB: 0 S: 6 P: 6	R: 0 H: 0 E: 0 LOB: 0 K: 1 BB: 0 S: 5 P: 5	1B: 7 SF: 0 2B: 3 SAC: 0 3B: 0 DP: 1 HR: 2 HBP: 0	WP: 0 PA: 39 PB: 0 SB: 2 CS: 0		
PITCHER	IP WLS BF H R ER SO BB IBB HBP BLK WP HR S P ERA WHIP											PITCHER	IP WLS BF H R ER SO BB IBB HBP BLK WP HR S P ERA WHIP
Billy Hoelt, L (1, 1) <small>ERA: 4.29</small> Ray Herbert, R (4, 1) <small>ERA: 6.75</small>	3.2 W 20 8 6 6 3 1 0 0 0 0 0 2 25 29 14.73 2.455												



Batter	1	2	3	4	5	6	7	8	9	AB R H RBI BB SO LOB
Harvey Kuenn, R (1, 6) OBP: 0.367, SLG: 0.384	0-0 F3	4-0 2B BB		0-0 4-3		0-0 5-3	0-0 F2			4 1 0 1 1 0 3
Johnny Pesky, L (1, 4) OBP: 0.326, SLG: 0.337	0-0 F8	0-0 1B 2B		0-0 F4		0-0 3-1		4-0 S 1B BB		4 2 1 3 1 0 0
Ray Boone, R (1, 5) OBP: 0.396, SLG: 0.491	4-0 CS BB	0-0 2-H 1B		0-0 BB 1B		4-0 BB		0-0 BB S 1B		3 1 3 1 2 0 0
Pat Mullin, L (1, 7) OBP: 0.358, SLG: 0.410	0-0 CS	0-0 HR		4-0 1B BB		0-0 3-1		0-3 K		4 1 1 1 1 1 4
Jim Delsing, L (1, 8) OBP: 0.375, SLG: 0.463		0-0 E6 BB 1B BB		0-0 F8			4-0 BB 1B BB	4-0 BB		2 1 0 0 0 0 0
Walt Dropo, R (4, 3) OBP: 0.287, SLG: 0.382				1-3 2-H 1B				BB IBB		1 0 1 1 2 0 0
Steve Souchock, R (1, 3) OBP: 0.309, SLG: 0.479		0-0 F6	0-0 1-5-3	0-0 F5		0-0 F3	0-0 F3	4-0 BB		4 0 0 1 1 0 4
Matt Batts, R (1, 2) OBP: 0.342, SLG: 0.434		0-0 BB BB 2B 1B	4-0 1B BB		0-0 F6	0-0 F5	0-0 K	0-3 K		4 1 1 0 1 1 4
Don Lund, R (1, 9) OBP: 0.326, SLG: 0.365		4-0 BB 2B BB	0-0 1B 1B		0-0 5-3	0-0 BB 1B	0-0 F8			4 1 2 0 1 0 3
Billy Hoefl, L (1, 1) OBP: 0.310, SLG: 0.171		0-3 K	0-0 1B		0-3 K	4-0 BB				2 0 1 0 0 1 3
Ray Herbert, R (4, 1) OBP: 0.231, SLG: 0.091			1-2 2-H 1B			1-2 2-3 BB				1 0 0 0 1 1 0


Inning Stats	R: 0	H: 0	E: 0	K: 0	S: 2	R: 6	H: 4	E: 1	K: 1	S: 10	R: 0	H: 2	E: 0	K: 0	S: 4	R: 1	H: 2	E: 0	K: 0	S: 5	R: 0	H: 0	E: 0	K: 1	S: 5	R: 0	H: 0	E: 0	K: 0	S: 3	R: 0	H: 1	E: 0	K: 0	S: 4	R: 1	H: 1	E: 0	K: 2	S: 8	R: 0	H: 0	E: 0	K: 0	S: 1
	0	0	0	0	6	0	4	1	1	18	0	2	0	0	8	0	2	0	1	9	0	0	0	0	5	0	0	0	0	7	0	1	0	12	0	1	0	20	0	0	0	1	0		

PITCHER	IP	WLS	BF	H	R	ER	SO	BB	IBB	HBP	BLK	WP	HR	S	P	ERA	WHIP
Lou Kretlow, R (1, 1) ERA: 3.82	1.2		11	3	6	1	1	3	0	0	0	0	1	10	22	5.40	3.600
Bobo Holloman, R (2, 1) ERA: 4.55	5.0		25	6	1	1	1	5	0	0	0	0	0	22	42	1.80	2.200
Satchel Paige, R (7, 1) ERA: 3.23	1.1	L	8	1	1	1	2	2	1	0	0	0	0	9	21	6.75	2.250

BOTTOM

St. Louis Browns @ Detroit Tigers
 Briggs Stadium, Detroit, MI
 Sun Jul 12 1953, 4:33 AM EDT
 Unknown

AB	33
R	8
H	10
RBI	8
BB	11
SO	4
LOB	21



WP	PA	1B	SF	PB	SAC	3B	DP	HR	HBP
0	45	8	0	0	0	0	0	1	0

Batter	1	2	3	4	5	6	7	8	9	AB R H RBI BB SO LOB	TOP	
Johnny Groth, R OBP: 0.311, SLG: 0.379 (1, 8) X	0-0 HR		0-0 6-3			0-0 4-3 SH3-4 1B		0-3 K		4 1 2 1 0 1 0		
Bobby Young, L OBP: 0.336, SLG: 0.369 (1, 4) B B B	4-0 HR BB		0-0 4-3			0-0 SH3-4 1-2		0-0 F5		2 1 0 0 1 0 0		
Dick Kokos, L OBP: 0.400, SLG: 0.430 (1, 7) X	0-0 F6		0-0 F4			0-0 4-3 2-3		0-3 K		4 0 0 0 0 1 2		
Vic Wertz, L OBP: 0.370, SLG: 0.447 (1, 9) X	0-0 HR 1-H			0-0 L4		0-0 4-3		0-0 F8		4 1 1 2 0 0 1		
Clint Courtney, L OBP: 0.324, SLG: 0.382 (1, 2) S S S	0-3 K			0-0 G3-6-3 1B			0-0 SH1-3 1B		0-0 F9	4 0 2 0 0 1 0		
Dick Kryhoski, L OBP: 0.341, SLG: 0.506 (1, 3) X	0-0 F9			0-0 G3-6-3 1-2f			0-0 SH1-3 1-2			2 0 0 0 0 0 1		
Jim Dyck, R OBP: 0.306, SLG: 0.317 (1, 5) X		0-0 F8			0-0 G6-3 1B		0-0 F6			3 0 1 0 0 0 1		
Billy Hunter, R OBP: 0.283, SLG: 0.281 (1, 6) X		0-0 1-3			0-0 F9		0-3 K			3 0 0 0 0 1 2		
Dick Littlefield, L OBP: 0.240, SLG: 0.174 (1, 1) X		0-3 K			0-0 G6-3 1-2f			0-0 1B		3 0 1 0 0 1 1		
Inning Stats	R: 3 E: 0 K: 1 S: 7 H: 2 LOB: 0 BB: 1 P: 11	R: 0 E: 0 K: 1 S: 5 H: 0 LOB: 0 BB: 0 P: 5	R: 0 E: 0 K: 0 S: 3 H: 0 LOB: 0 BB: 0 P: 3	R: 0 E: 0 K: 0 S: 3 H: 1 LOB: 0 BB: 0 P: 3	R: 0 E: 0 K: 0 S: 3 H: 1 LOB: 0 BB: 0 P: 3	R: 0 E: 0 K: 0 S: 4 H: 1 LOB: 1 BB: 0 P: 4	R: 0 E: 0 K: 1 S: 6 H: 1 LOB: 1 BB: 0 P: 6	R: 0 E: 0 K: 1 S: 5 H: 1 LOB: 0 BB: 0 P: 5	R: 0 E: 0 K: 1 S: 5 H: 0 LOB: 0 BB: 0 P: 5	1B: 5 2B: 0 3B: 0 HR: 2 SF: 0 SAC: 2 DP: 2 HBP: 0	WP: 0 PB: 0 SB: 0 CS: 0 PA: 32	
PITCHER	IP WLS BF H R ER SO BB IBB HBP BLK WP HR S P ERA WHIP											
Ralph Branca, R ERA: 8.44 (1, 1)	5.0 L 18 4 3 3 2 1 0 0 0 0 0 2 21 25 5.40 1.000											
Dick Marlowe, R ERA: 3.82 (6, 1)	3.0 11 3 0 0 2 0 0 0 0 0 0 0 15 15 0.00 1.000											
Al Aber, L ERA: 3.86 (9, 1)	1.0 3 0 0 0 1 0 0 0 0 0 0 0 5 5 0.00 0.000											

St. Louis Browns @ Detroit Tigers
 Briggs Stadium, Detroit, MI
 Sun Jul 12 1953, 4:38 AM EDT
 Att. 22,327 - Unknown

livebaseballscorecards.com

AB 29
 R 3
 H 7
 RBI 3
 BB 1
 SO 5
 LOB 8



Batter	1	2	3	4	5	6	7	8	9	AB	R	H	RBI	BB	SO	LOB
Harvey Kuenn, R OBP: 0.363, SLG: 0.380 (1, 6)	0-0 F8		0-3 K		0-0 5-3			0-0 F4		4	0	0	0	0	1	0
Jerry Priddy, R OBP: 0.328, SLG: 0.298 (1, 4)	0-0 F7		0-0 6-3			0-0 F8		0-0 1B		4	0	1	0	0	0	0
Ray Boone, R OBP: 0.390, SLG: 0.482 (1, 5)	0-0 F4		0-3 K			0-0 F9		0-0 F8		4	0	0	0	0	1	1
Walt Dropo, R OBP: 0.284, SLG: 0.378 (1, 3)		0-0 F2		0-3 K		0-0 F6			0-0 F8	4	0	0	0	0	1	0
Steve Souchock, R OBP: 0.315, SLG: 0.483 (1, 9)		4-0 1B 1B BB		0-3 K			0-0 2B		0-3 K	3	1	1	0	1	2	0
Bob Nieman, R OBP: 0.334, SLG: 0.443 (1, 7)		0-0 1B 1-2 F8 1B		0-0 FC6-4 1B		0-0 B1-2-3		0-3 K	4	1	2	0	0	1	1	
Don Lund, R OBP: 0.326, SLG: 0.364 (1, 8)		0-0 1-3 2-H 1B		0-0 FC6-4 1-2f		0-3 K			3	0	1	1	0	1	2	
Johnny Bucha, R OBP: 0.294, SLG: 0.267 (1, 2)		0-0 3-H F8		0-0 F6		0-0 F8			3	0	0	1	0	0	2	
Ralph Branca, R OBP: 0.286, SLG: 0.219 (5, PH)		0-3 K		0-3 K				0-3 K	1	0	0	0	0	1	1	
Billy Hitchcock, R OBP: 0.227, SLG: 0.227 (6, 1)									1	0	0	0	0	1	0	
Dick Marlowe, R OBP: 0.340, SLG: 0.432 (8, PH)									0	0	0	0	0	0	0	
Matt Batts, R OBP: 0.340, SLG: 0.432 (9, 1)									1	0	0	0	0	1	0	
Al Aber, L									0	0	0	0	0	0	0	

BOTTOM

St. Louis Browns @ Detroit Tigers
Briggs Stadium, Detroit, MI
Sun Jul 12 1953, 4:38 AM EDT
Att. 22,327 - Unknown

livebaseballscorecards.com

AB	32
R	2
H	5
RBI	2
BB	1
SO	10
LOB	7



Inning Stats	R: 0	H: 0	E: 0	K: 0	S: 3	R: 2	H: 2	E: 0	K: 1	S: 7	R: 0	H: 0	E: 0	K: 2	S: 7	R: 0	H: 1	E: 0	K: 2	S: 8	R: 0	H: 0	E: 0	K: 1	S: 5	R: 0	H: 0	E: 0	K: 0	S: 3	R: 0	H: 1	E: 0	K: 1	S: 6	R: 0	H: 1	E: 0	K: 1	S: 6	R: 0	H: 0	E: 0	K: 2	S: 7	1B: 4	SF: 0	2B: 1	SAC: 0	3B: 0	DP: 0	HR: 0	HBP: 0	WP: 0	PA: 33
--------------	------	------	------	------	------	------	------	------	------	------	------	------	------	------	------	------	------	------	------	------	------	------	------	------	------	------	------	------	------	------	------	------	------	------	------	------	------	------	------	------	------	------	------	------	------	-------	-------	-------	--------	-------	-------	-------	--------	-------	--------

PITCHER	IP	WLS	BF	H	R	ER	SO	BB	IBB	HBP	BLK	WP	HR	S	P	ERA	WHIP
Dick Littlefield, L ERA: 5.1 (1, 1)	9.0	W	33	5	2	2	10	1	0	0	0	0	0	52	56	2.00	0.667

Batter	1	2	3	4	5	6	7	8	9	AB R H RBI BB SO LOB	TOP											
Billy Goodman, L (1, 4) OBP: 0.413, SLG: 0.436	0-0 1-3		0-0 4-3			0-0 F7		0-0 1B		4 0 1 0 0 0 0	Boston Red Sox @ Detroit Tigers Briggs Stadium, Detroit, MI Thu Jul 16 1953, 4:33 AM EDT Att: 16,011 - Unknown											
Gene Stephens, L (1, 7) OBP: 0.301, SLG: 0.301	0-3 K		0-3 K			0-0 HR		0-0 B1		4 1 1 1 0 2 1												
Dick Gernert, R (1, 3) OBP: 0.390, SLG: 0.481	1-0 HBP			0-0 F4		0-0 F8		0-0 F4		3 0 0 0 0 0 1												
George Kell, R (1, 5) OBP: 0.382, SLG: 0.526	0-0 F8			0-0 F7		0-0 HR		0-0 F7		4 1 1 0 0 0 2												
Sammy White, R (1, 2) OBP: 0.307, SLG: 0.425		0-0 5-3		0-0 F3		0-0 F8		0-0 F4		4 0 0 0 0 0 1												
Tom Umphlett, R (1, 8) OBP: 0.355, SLG: 0.419		0-0 F2		0-0 FC6		0-0 F9		0-0 1-3		4 0 1 0 0 0 1												
Jim Piersall, R (1, 9) OBP: 0.305, SLG: 0.344		4-0 BB		0-0 FC6		0-0 HR		0-0 2B		3 1 2 2 1 0 1												
Milt Bolling, R (1, 6) OBP: 0.316, SLG: 0.346		0-0 F7		0-0 2-6		0-0 1B		4-0 IBB		3 0 1 0 1 0 2												
Mel Parnell, L (1, 1) OBP: 0.254, SLG: 0.263			0-0 F3			0-3 K2-3		0-3 K		3 0 0 0 0 1 1												
Ellis Kinder, R (7, 1) OBP: 0.471, SLG: 0.529										1 0 0 0 0 1 2												
Sid Hudson, R (9, 1) OBP: 0.226, SLG: 0.290										0 0 0 0 0 0 0												
Bill Henry, L (9, 1) OBP: 0.333, SLG: 0.500										0 0 0 0 0 0 0												
Inning Stats	R: 0 E: 0 K: 1 S: 5	H: 0 LOB: 1 BB: 0 P: 6	R: 0 E: 0 K: 0 S: 3	H: 0 LOB: 1 BB: 1 P: 7	R: 0 E: 0 K: 1 S: 5	H: 0 LOB: 0 BB: 0 P: 5	R: 0 E: 0 K: 0 S: 3	H: 0 LOB: 0 BB: 0 P: 3	R: 0 E: 0 K: 0 S: 3	H: 1 LOB: 0 BB: 0 P: 3	R: 1 E: 0 K: 1 S: 6	H: 1 LOB: 0 BB: 0 P: 6	R: 2 E: 0 K: 0 S: 6	H: 3 LOB: 1 BB: 0 P: 6	R: 0 E: 0 K: 0 S: 4	H: 1 LOB: 1 BB: 0 P: 4	R: 0 E: 0 K: 1 S: 6	H: 1 LOB: 2 BB: 1 P: 10	1B: 4 2B: 2 3B: 0 HR: 2	SF: 0 SAC: 0 DP: 1 HBP: 1	WP: 0 PB: 0 SB: 0 CS: 0	PA: 36
PITCHER	IP WLS BF H R ER SO BB IBB HBP BLK WP HR S P ERA WHIP																					
Steve Gromek, R (1, 1) ERA: 5.13	8.0 L 31 6 3 3 3 1 0 1 0 0 2 35 40 3.38 0.875																					
Ray Herbert, R (9, 1) ERA: 6.6	1.0 5 1 0 0 1 0 1 0 0 0 0 6 10 0.00 1.000																					

livebaseballscorecards.com

AB	33
R	3
H	7
RBI	3
BB	2
SO	4
LOB	12



BOTTOM

Boston Red Sox @ Detroit Tigers
Briggs Stadium, Detroit, MI
Thu Jul 16 1953, 4:33 AM EDT
Att. 16,011 - Unknown

AB 32
R 2
H 8
RBI 2
BB 9
SO 5
LOB 27



WP: 0 PA: 42
PB: 0
SB: 0
CS: 0

ERA WHIP

AB R H RBI BB SO LOB

3 2 1 0 2 0 1

3 0 1 0 0 0 1
1 0 1 0 0 0 0

3 0 0 0 2 0 3

5 0 1 1 0 1 6

2 0 2 1 3 0 0
0 0 0 0 0 0 0

3 0 1 0 1 1 5
1 0 0 0 0 0 3

4 0 0 0 0 1 5

3 0 1 0 1 0 0

3 0 0 0 0 1 2
1 0 0 0 0 1 1
0 0 0 0 0 0 0

1B: 8 SF: 0
2B: 1 SAC: 1
3B: 0 DP: 2
HR: 0 HBP: 0

Batter	1	2	3	4	5	6	7	8	9
Harvey Kuenn, R (1, 6) OBP: 0.366, SLG: 0.380	4-0 SH1-3 1B BB	0-0 6-3			0-0 1B 1B		4-0 FC6-4 1B BB	0-0 4-3	
Jerry Priddy, R (1, 4) OBP: 0.328, SLG: 0.299 Johnny Pesky, L (9, PH) OBP: 0.330, SLG: 0.341	0-0 SH1-3 1-2		0-0 5-3		0-0 1BB 1B		0-0 F2	0-0 BB BB 1B	
Ray Boone, R (1, 5) OBP: 0.390, SLG: 0.475	0-0 6-3 2-3		0-0 F9		0-0 F3		4-0 FC6-4 1-2 BB	4-0 BB BB	
Walt Dropo, R (1, 3) OBP: 0.283, SLG: 0.375	0-0 BB 1B 1B		0-0 F8		0-0 F4		0-0 FC6-4 1B	0-3 K	
Bob Nieman, R (1, 7) OBP: 0.346, SLG: 0.447 Al Kaline, R (9, PR) OBP: 0.250, SLG: 0.250	0-0 BB 1B			4-0 L6-4 1B BB	4-0 FC6 1BB 1B		0-0 1-2 3-H 1B	4-0 G4-6-3 BB	
Jim Delsing, L (1, 8) OBP: 0.377, SLG: 0.462 Steve Souchock, R (9, PH) OBP: 0.313, SLG: 0.479	4-0 1-2 2-3 BB			0-0 1B 1B	0-0 FC6 1-2f		0-3 K	0-0 G4-6-3	
Matt Batts, R (1, 2) OBP: 0.335, SLG: 0.425	0-0 5-3			0-0 L6-4 2-3		0-0 5-3	0-3 K		
Don Lund, R (1, 9) OBP: 0.329, SLG: 0.364			0-0 4-3		0-0 FC6 1-2 1B		0-0 F7	4-0 BB	
Steve Gromek, S (1, 1) OBP: 0.158, SLG: 0.111 Pat Mullin, L (8, PH) OBP: 0.353, SLG: 0.403 Ray Herbert, R (9, 1) OBP: 0.231, SLG: 0.091			0-3 K		0-0 FC6 1-2f		0-0 F8	0-3 K	

Inning Stats	R: 1	H: 2	E: 0	K: 0	S: 5	LOB: 3	BB: 2	P: 13	R: 0	H: 0	E: 0	K: 1	S: 5	LOB: 0	BB: 0	P: 5	R: 0	H: 0	E: 0	K: 0	S: 3	LOB: 0	BB: 0	P: 3	R: 0	H: 2	E: 0	K: 0	S: 4	LOB: 2	BB: 1	P: 8	R: 0	H: 2	E: 0	K: 0	S: 5	LOB: 3	BB: 1	P: 9	R: 0	H: 0	E: 0	K: 0	S: 3	LOB: 0	BB: 0	P: 3	R: 1	H: 1	E: 0	K: 1	S: 6	LOB: 2	BB: 2	P: 14	R: 0	H: 0	E: 0	K: 2	S: 7	LOB: 1	BB: 1	P: 11	R: 0	H: 1	E: 0	K: 1	S: 5	LOB: 3	BB: 2	P: 13	1B: 8	SF: 0	2B: 1	SAC: 1	3B: 0	DP: 2	HR: 0	HBP: 0	WP: 0	PA: 42
--------------	------	------	------	------	------	--------	-------	-------	------	------	------	------	------	--------	-------	------	------	------	------	------	------	--------	-------	------	------	------	------	------	------	--------	-------	------	------	------	------	------	------	--------	-------	------	------	------	------	------	------	--------	-------	------	------	------	------	------	------	--------	-------	-------	------	------	------	------	------	--------	-------	-------	------	------	------	------	------	--------	-------	-------	-------	-------	-------	--------	-------	-------	-------	--------	-------	--------

PITCHER	IP	WLS	BF	H	R	ER	SO	BB	IBB	HBP	BLK	WP	HR	S	P	ERA	WHIP
Mel Parnell, L (1, 1) ERA: 2.89	6.2	W	31	6	2	2	1	5	1	0	0	0	0	27	51	2.70	1.650
Ellis Kinder, R (7, 1) ERA: 2.48	1.1		8	2	0	0	3	2	0	0	0	0	0	12	20	0.00	3.000
Sid Hudson, R (9, 1) ERA: 3.84	0.1		2	0	0	0	1	1	0	0	0	0	0	3	7	0.00	3.000
Bill Henry, L (9, 1) ERA: 2.76	0.2	S	1	0	0	0	0	0	0	0	0	0	0	1	1	0.00	0.000

Batter	1	2	3	4	5	6	7	8	9	AB R H RBI BB SO LOB	TOP									
Billy Goodman, L (1, 4) OBP: 0.414, SLG: 0.433	4-0 CS BB		0-0 4-3		0-0 SH1-3		0-0 F8		4-0 FC6-4 BB	2 0 0 0 2 0 0										
Hoot Evers, R (1, 7) OBP: 0.301, SLG: 0.393	0-3 K		0-0 F4		4-0 2B BB		0-0 F3		0-0 FC6-4	3 0 0 0 1 1 1										
Ellis Kinder, R (8, 1) OBP: 0.444, SLG: 0.500	1-2 K								1-2 FC6-4	1 0 0 0 0 0 2										
Dick Gernert, R (1, 3) OBP: 0.388, SLG: 0.476	0-0 F8				4-0 CS BB		0-0 F9		0-0 F7	3 0 0 1 1 0 2										
George Kell, R (1, 5) OBP: 0.384, SLG: 0.527		0-0 5-3		4-0 FC6-4 1B BB	0-0 2B			0-0 5-3		3 0 1 1 1 0 0										
Sammy White, R (1, 2) OBP: 0.316, SLG: 0.430		4-0 HBP BB		0-0 FC6-4 1B	0-0 2B	0-0 G6-4-3 1B		1-0 FC5-4 HBP		2 0 2 0 1 0 0										
Tom Umphlett, R (1, 8) OBP: 0.350, SLG: 0.412		0-3 K		0-0 FC6-4		0-3 K		0-0 FC5-4		4 0 0 0 0 2 5										
Jim Piersall, R (1, 9) OBP: 0.305, SLG: 0.341		1-0 HBP		0-0 F9		0-0 G6-4-3			0-0 5-3	3 0 0 0 0 0 3										
Milt Bolling, R (1, 6) OBP: 0.323, SLG: 0.366		0-0 F3			0-0 E5 SH1-3 F9 1B				0-0 CS BB 1B	4 2 3 1 0 0 2										
Hal Brown, R (1, 1) OBP: 0.325, SLG: 0.500			0-0 F8		1-0 E SH1-3 2B HBP		0-0 6-3		4-0 CS BB	2 1 0 0 0 0 0										
Sid Hudson, R (7, 1) OBP: 0.226, SLG: 0.290									1-2 BB	0 0 0 0 0 0 0										
Mel Parnell, L (7, 1) OBP: 0.254, SLG: 0.263										0 0 0 0 0 0 0										
Gene Stephens, L (8, 7) OBP: 0.304, SLG: 0.301										0 0 0 0 1 0 0										
Inning Stats	R: 0 E: 0 K: 1 S: 4	H: 0 LOB: 0 BB: 1 P: 8	R: 0 E: 0 K: 1 S: 5	H: 0 LOB: 2 BB: 1 P: 10	R: 0 E: 0 K: 0 S: 3	H: 1 LOB: 2 BB: 2 P: 11	R: 2 E: 2 K: 0 S: 4	H: 2 LOB: 2 BB: 1 P: 9	R: 0 E: 0 K: 1 S: 5	H: 1 LOB: 0 BB: 0 P: 5	R: 1 E: 0 K: 0 S: 4	H: 1 LOB: 0 BB: 0 P: 4	R: 0 E: 0 K: 0 S: 3	H: 0 LOB: 1 BB: 0 P: 4	R: 0 E: 0 K: 0 S: 3	H: 1 LOB: 2 BB: 2 P: 11	1B: 4 2B: 2 3B: 0 HR: 1	SF: 0 SAC: 1 DP: 2 HBP: 3	WP: 0 PB: 0 SB: 0 CS: 4	PA: 38
PITCHER	IP WLS BF H R ER SO BB IBB HBP BLK WP HR S P ERA WHIP																			
Ted Gray, L (1, 1) ERA: 3.92	7.0 L 29 5 3 1 3 5 0 2 0 0 1 28 50 1.29 1.429																			
Dave Madison, R (8, 1) ERA: 5.73	2.0 9 1 0 0 0 2 0 1 0 0 0 6 15 0.00 1.500																			

Boston Red Sox @ Detroit Tigers
 Briggs Stadium, Detroit, MI
 Fri Jul 17 1953, 4:33 AM EDT
 Att. 17,260 - Unknown

livebaseballscorecards.com

AB	27
R	3
H	6
RBI	3
BB	7
SO	3
LOB	15



Batter	1	2	3	4	5	6	7	8	9	AB R H RBI BB SO LOB	TOP									
Billy Goodman, L (1, 4) OBP: 0.415, SLG: 0.434	0-0 F2		0-0 SH5-3		0-0 F6		0-0 1B		0-0 HR	4 1 2 0 0 0 1										
Hoot Evers, R (1, 7) OBP: 0.299, SLG: 0.404	0-0 F4		0-0 F9		0-0 F9	0-0 F9	0-0 F7		0-0 HR	5 1 1 3 0 0 3										
Dick Gernert, R (1, 3) OBP: 0.386, SLG: 0.470	0-0 F4			0-0 F6		4-0 2B BB		0-0 F8	0-0 F7	4 0 0 0 1 0 0										
George Kell, R (1, 5) OBP: 0.389, SLG: 0.533		0-0 F6		0-0 1B		0-0 2B		4-0 BB	0-0 HR	3 0 2 0 1 0 0										
Floyd Baker, L (8, PR) OBP: 0.370, SLG: 0.322						1-3 2B		BB	BB	1 1 1 0 0 0 0										
Sammy White, R (1, 2) OBP: 0.314, SLG: 0.436		0-0 F4		0-0 F8		0-0 L6		0-0 F8	0-0 HR	5 1 1 2 0 0 4										
Tom Umphlett, R (1, 8) OBP: 0.351, SLG: 0.410		0-0 E7		0-0 F8		0-0 F8		4-0 BB	0-0 4-3	4 0 1 0 1 0 3										
Jim Piersall, R (1, 9) OBP: 0.307, SLG: 0.343		0-0 4-3			0-0 FC4-6		0-0 1B	0-0 F4		4 0 2 0 0 0 3										
Milt Bolling, R (1, 6) OBP: 0.326, SLG: 0.368			0-0 SH5-3		0-0 FC4-6		0-0 F3		0-0 HR	4 1 2 0 0 0 2										
Willard Nixon, L (1, 1) OBP: 0.353, SLG: 0.276			0-3 K		0-0 F8		0-0 F5		0-0 F7	0 0 0 0 0 0 0										
Ben Flowers, R (2, 1) OBP: 0.343, SLG: 0.662										2 0 0 0 0 0 1 2										
Del Wilber, R (7, PH) OBP: 0.343, SLG: 0.662										1 0 0 0 0 0 0 1										
Ike Delock, R (7, 1) OBP: 0.319, SLG: 0.386										0 0 0 0 0 0 0 0										
Ted Lepcio, R (9, PH) OBP: 0.319, SLG: 0.386										1 0 0 0 0 0 0 1										
Ellis Kinder, R (9, 1) OBP: 0.444, SLG: 0.500										0 0 0 0 0 0 0 0										
Inning Stats	R: 0 E: 0 K: 0 S: 3	H: 0 LOB: 0 BB: 0 P: 3	R: 0 E: 1 K: 0 S: 4	H: 1 LOB: 1 BB: 0 P: 4	R: 0 E: 0 K: 1 S: 6	H: 1 LOB: 1 BB: 0 P: 6	R: 0 E: 0 K: 0 S: 4	H: 1 LOB: 1 BB: 0 P: 4	R: 0 E: 0 K: 0 S: 4	H: 1 LOB: 2 BB: 1 P: 8	R: 0 E: 0 K: 0 S: 5	H: 2 LOB: 2 BB: 0 P: 5	R: 0 E: 0 K: 0 S: 3	H: 0 LOB: 2 BB: 2 P: 11	R: 5 E: 0 K: 0 S: 8	H: 5 LOB: 0 BB: 0 P: 8	1B: 9 2B: 1 3B: 0 HR: 2	SF: 0 SAC: 1 DP: 0 HBP: 0	WP: 0 PB: 0 SB: 0 CS: 0	PA: 42
PITCHER	IP WLS BF H R ER SO BB IBB HBP BLK WP HR S P ERA WHIP																			
Billy Hoelt, L (1, 1) ERA: 4.35	8.2 L 41 12 5 5 1 3 0 0 0 0 0 2 40 52 5.19 1.731																			
Ray Herbert, R (9, 1) ERA: 6.55	0.1 1 0 0 0 0 0 0 0 0 0 0 0 1 1 0.00 0.000																			

Boston Red Sox @ Detroit Tigers
 Briggs Stadium, Detroit, MI
 Sat Jul 18 1953, 4:33 AM EDT
 Att. 5,160 - Unknown

livebaseballscorecards.com

AB	38
R	5
H	12
RBI	5
BB	3
SO	1
LOB	20




Batter	1	2	3	4	5	6	7	8	9	AB R H RBI BB SO LOB	TOP																								
Joe Demaestri, R (1, 6) OBP: 0.324, SLG: 0.360	0-0 E6 1B		0-0 5-3	0-0 6-3			0-0 6-3		0-0 1-2 2-H 1B	5 0 1 1 0 0 0																									
Dave Philley, S (1, 9) OBP: 0.345, SLG: 0.379	0-0 BB 1-3 1B		0-0 E 2B		0-0 F9		0-0 F7		0-0 F4	5 1 2 0 0 0 2																									
Pete Suder, R (1, 4) OBP: 0.338, SLG: 0.376	4-0 FC4-6 BB		4-0 E 1B BB		0-0 F8			0-0 F5	0-0 F8	3 1 0 0 2 0 2																									
Eddie Robinson, L (1, 3) OBP: 0.326, SLG: 0.397	0-3 K		0-3 K 1-3 2-H		0-0 F8			0-0 1B		4 0 1 0 0 2 4																									
Gus Zernial, R (1, 7) OBP: 0.345, SLG: 0.508	0-3 K		4-0 1B IBB			0-0 1B		0-3 K		3 0 1 0 1 2 4																									
Ed McGhee, R (1, 8) OBP: 0.333, SLG: 0.315	0-0 FC4-6 1-2f		0-0 1-2 3-H 1B		0-0 F3			0-3 K		4 0 1 1 0 1 5																									
Loren Babe, L (1, 5) OBP: 0.278, SLG: 0.299		0-0 F9	0-0 F8		0-0 F7			0-0 1B 2B		4 1 1 0 0 0 3																									
Ray Murray, R (1, 2) OBP: 0.346, SLG: 0.381		0-0 1-3		0-0 F8		0-0 F7		4-0 1B BB		3 0 0 0 1 0 1																									
Alex Kellner, R (1, 1) OBP: 0.314, SLG: 0.313				0-0 F9			0-0 F9		0-0 F3	2 0 0 0 0 0 0																									
Carmen Mauro, L (7, PH) OBP: 0.238, SLG: 0.250										1 0 0 0 0 0 0																									
Marion Fricano, R (7, 1) OBP: 0.176, SLG: 0.206										0 0 0 0 0 0 0																									
Tom Hamilton, L (9, PH) OBP: 0.214, SLG: 0.179										1 0 0 0 0 0 2																									
Inning Stats	R: 0 E: 1 K: 2 S: 9	H: 1 LOB: 3 BB: 1 P: 13	R: 0 E: 0 K: 0 S: 3	H: 0 LOB: 0 BB: 0 P: 3	R: 2 E: 1 K: 1 S: 7	H: 2 LOB: 2 BB: 2 P: 15	R: 0 E: 0 K: 0 S: 3	H: 0 LOB: 0 BB: 0 P: 3	R: 0 E: 0 K: 0 S: 4	H: 1 LOB: 1 BB: 0 P: 4	R: 0 E: 0 K: 0 S: 3	H: 0 LOB: 0 BB: 0 P: 3	R: 0 E: 0 K: 2 S: 8	H: 1 LOB: 1 BB: 0 P: 8	R: 1 E: 0 K: 0 S: 5	H: 2 LOB: 2 BB: 1 P: 9	1B: 5 2B: 2 3B: 0 HR: 0	SF: 0 SAC: 0 DP: 0 HBP: 0	WP: 0 PB: 0 SB: 0 CS: 0	PA: 39															
PITCHER Ralph Branca, R (1, 1) ERA: 5.76	IP: 9.0 WLS: W BF: 39 H: 7 R: 3 ER: 1 SO: 5 BB: 3 IBB: 1 HBP: 0 BLK: 0 WP: 0 HR: 0 S: 45 P: 61 ERA: 1.00 WHIP: 1.111																																		
PITCHER	IP	WLS	BF	H	R	ER	SO	BB	IBB	HBP	BLK	WP	HR	S	P	ERA	WHIP																		

Philadelphia Athletics @ Detroit Tigers
 Briggs Stadium, Detroit, MI
 Sun Jul 19 1953, 4:33 AM EDT
 Unknown

livebaseballscorecards.com

AB 35
 R 3
 H 7
 RBI 2
 BB 4
 SO 5
 LOB 23




Batter	1	2	3	4	5	6	7	8	9	10	11	AB R H RBI BB SO LOB	TOP	
Joe Demaestri, R (1, 6) OBP: 0.324, SLG: 0.377	0-0 F9		0-3 K		0-0 5-3		0-0 HR	0-0 FC4-6 1B		0-3 K		6 1 2 2 0 2 1	Philadelphia Athletics @ Detroit Tigers Briggs Stadium, Detroit, MI Sun Jul 19 1953, 4:38 AM EDT Att. 15,300 - Unknown	
Dave Philley, S (1, 9) OBP: 0.348, SLG: 0.392	0-0 HR		0-0 4-3		0-0 G3		0-0 1B	0-0 FC4-6 1B		0-0 2B		6 1 3 1 0 0 3		
Pete Suder, R (1, 5) OBP: 0.335, SLG: 0.372	0-0 F8			0-0 1B 1B		0-0 F9	0-3 K		0-0 5-3	0-0 4-3		6 1 1 0 0 1 2		
Eddie Robinson, L (1, 3) OBP: 0.324, SLG: 0.391	0-0 3-1			0-0 F2		0-0 4-3	0-0 F8		0-0 6-3		4-0 BB	5 0 0 0 1 0 2		
Gus Zernial, R (1, 7) OBP: 0.348, SLG: 0.511		0-3 K		0-0 F4		0-0 2B		0-0 HR 1B	0-0 BB 1B		0-0 G5-4-3 BB	6 2 3 0 0 1 2		
Cass Michaels, R (1, 4) OBP: 0.331, SLG: 0.404		0-0 5-3		0-0 1B 1B		0-0 F4		0-0 HR 1B	4-0 1B BB		0-0 1-3	5 1 2 2 1 0 1		
Ed McGhee, R (1, 8) OBP: 0.339, SLG: 0.327		0-0 6-3		0-0 1B			0-0 1B 2B	0-0 F5		0-0 1B		5 1 3 2 0 0 0		
Neal Watlington, L (1, 2) OBP: 0.231, SLG: 0.167			4-0 FC3-6 BB	0-0 G3			0-0 FC1-6 1B	0-0 4-3	0-0 F9			4 0 1 1 1 0 4		
Charlie Bishop, R (1, 1) OBP: 0.086, SLG: 0.059			0-0 FC3-6		0-0 4-3		0-0 FC1-6 HR	4-0 BB		0-3 K		3 1 0 0 0 0 2		
Tom Hamilton, L (8, PH) OBP: 0.233, SLG: 0.179												0 0 0 0 1 0 0		
Harry Byrd, R (8, 1) OBP: 0.218, SLG: 0.204												0 0 0 0 0 0 0		
Carmen Mauro, L (10, PH) OBP: 0.235, SLG: 0.247												1 0 0 0 0 1 0		
Morrie Martin, L (10, 1) OBP: 0.091, SLG: 0.091												0 0 0 0 0 0 0		
Inning Stats	R: 1 H: 1 E: 0 LOB: 0 K: 0 BB: 0 S: 4 P: 4	R: 0 H: 0 E: 0 LOB: 0 K: 1 BB: 0 S: 5 P: 5	R: 0 H: 0 E: 0 LOB: 1 K: 1 BB: 1 S: 5 P: 9	R: 1 H: 3 E: 0 LOB: 2 K: 0 BB: 0 S: 6 P: 6	R: 0 H: 0 E: 0 LOB: 0 K: 0 BB: 0 S: 3 P: 3	R: 0 H: 1 E: 0 LOB: 1 K: 0 BB: 0 S: 4 P: 4	R: 3 H: 4 E: 0 LOB: 1 K: 1 BB: 0 S: 9 P: 9	R: 2 H: 3 E: 0 LOB: 2 K: 0 BB: 1 S: 6 P: 10	R: 1 H: 2 E: 0 LOB: 2 K: 0 BB: 1 S: 5 P: 9	R: 0 H: 1 E: 0 LOB: 1 K: 2 BB: 0 S: 8 P: 8	R: 0 H: 0 E: 0 LOB: 0 K: 0 BB: 1 S: 2 P: 6	1B: 9 SF: 0 2B: 3 SAC: 0 3B: 0 DP: 1 HR: 3 HBP: 0	WP: 0 PA: 51 PB: 0 SB: 1 CS: 0	
PITCHER	IP WLS BF H R ER SO BB IBB HBP BLK WP HR S P ERA WHIP													
Dick Martlowe, R (1, 1) ERA: 4.07	6.1 29 9 5 5 2 1 0 0 0 0 0 2 32 36 7.11 1.579													
Ray Herbert, R (7, 1) ERA: 6.46	0.2 2 0 0 0 1 0 0 0 0 0 0 0 4 4 0.00 0.000													
Dave Madison, R (8, 1) ERA: 6.04	2.0 13 5 3 3 0 2 0 0 0 0 0 1 11 19 13.50 3.500													
Ned Garver, R (10, 1) ERA: 4.9	2.0 7 1 0 0 2 1 0 0 0 0 0 0 10 14 0.00 1.000													

livebaseballscorecards.com

Batter	1	2	3	4	5	6	7	8	9	10	11	AB R H RBI BB SO LOB	BOTTOM																		
Harvey Kuenn, R (1, 6) OBP: 0.367, SLG: 0.376	0-0 6-3		4-0 BB BB		0-0 F9		0-0 1-3 2-H 1B		0-0 1B HR 1B		0-0 FC6-4 1B	5 1 3 1 1 0 1	Philadelphia Athletics @ Detroit Tigers Briggs Stadium, Detroit, MI Sun Jul 19 1953, 4:38 AM EDT Att. 15,300 - Unknown																		
Johnny Pesky, L (1, 4) OBP: 0.332, SLG: 0.362	0-0		4-0 BB BB			0-0 F8	0-0 F9		0-0 1-3 HR 1B		0-0 FC6-4 WP 1-2f	4 2 2 1 1 0 2 1 0 0 0 0 0 1 0 0 0 0 0 0 0																			
Jerry Priddy, R (11, PH) OBP: 0.336, SLG: 0.303	HR		1-2 BB																												
Billy Hoelt, L (11, PR) OBP: 0.311, SLG: 0.162																															
Ray Boone, R (1, 5) OBP: 0.387, SLG: 0.485	0-0 F8		0-3 K			0-3 K		0-0 5-3 1B 1B	0-0 1-H 3-H HR		4-0 1-2 IBB	5 2 2 3 1 2 2																			
Jim Delsing, L (1, 8) OBP: 0.369, SLG: 0.448	0-0 F7			0-3 K		0-0 3-1		0-0 1-2 1B 1B	0-0 F8		0-3 K	5 1 1 0 0 1 0 1 0 0 0 0 1 2																			
Steve Souchock, R (11, PH) OBP: 0.310, SLG: 0.475																															
Bob Nieman, R (1, 7) OBP: 0.353, SLG: 0.448		0-0 6-3		0-0 F6			0-0 6-3 3B	0-0 F4	4-0 BB BB BB BB BB		0-0 L6	5 1 1 0 1 0 4																			
Walt Dropo, R (1, 3) OBP: 0.278, SLG: 0.374		0-0 6-3		0-0 F3			0-0 6-3	0-0 5-3	0-0 1-2 2-3		0-0 1-3	5 0 0 1 0 0 3																			
Matt Batts, R (1, 2) OBP: 0.335, SLG: 0.415		0-0 6-3			0-0 F9		4-0 BB BB BB BB BB	0-0 1B 1B BB		0-0 1-6-3		3 1 1 2 1 0 0 0 0 0 0 0 0 0 1 0 0 0 0 0 0																			
Al Kaline, R (8, PR) OBP: 0.250, SLG: 0.250																															
Johnny Bucha, R (9, 2) OBP: 0.268, SLG: 0.240																															
Don Lund, R (1, 9) OBP: 0.340, SLG: 0.385			0-3 K		0-0 SH1-4 1B		0-0 1B 1-2 1B	0-0 F5		0-0 F8		5 0 2 0 0 1 1																			
Dick Marlowe, R (1, 1) OBP: 0.217, SLG: 0.217																															
Ray Herdort, R (7, 1) OBP: 0.231, SLG: 0.091																															
Pat Mullin, L (7, PH) OBP: 0.365, SLG: 0.397																															
Dave Madison, R (8, 1) OBP: 0.111, SLG: 0.111																															
Fred Hatfield, L (9, PH) OBP: 0.330, SLG: 0.273																															
Ned Garver, R (10, 1) OBP: 0.268, SLG: 0.205									0-0 E7 1B		0-0 5-3	1 0 0 0 0 0 0 0 0 0 0 0 0 0 1 0 0 0 0 0 2 0 0 0 0 0 0 0 0 0 0 0 0 0 0 1 0 0 0 0 0 0 1 0 0 0 0 0 0																			
Inning Stats	R: 1 E: 0 K: 0 S: 4	H: 1 LOB: 0 BB: 0 P: 4	R: 0 E: 0 K: 0 S: 3	H: 0 LOB: 0 BB: 0 P: 3	R: 0 E: 0 K: 2 S: 7	H: 0 LOB: 2 BB: 2 P: 15	R: 0 E: 0 K: 1 S: 5	H: 0 LOB: 0 BB: 0 P: 5	R: 0 E: 0 K: 0 S: 4	H: 1 LOB: 1 BB: 0 P: 4	R: 0 E: 0 K: 1 S: 5	H: 0 LOB: 0 BB: 0 P: 5	R: 2 E: 0 K: 0 S: 6	H: 3 LOB: 2 BB: 1 P: 10	R: 2 E: 0 K: 0 S: 6	H: 3 LOB: 1 BB: 0 P: 6	R: 3 E: 1 K: 0 S: 6	H: 3 LOB: 1 BB: 1 P: 10	R: 0 E: 0 K: 0 S: 3	H: 0 LOB: 0 BB: 0 P: 3	R: 0 E: 0 K: 1 S: 6	H: 1 LOB: 2 BB: 1 P: 10	1B: 9 2B: 0 3B: 1 HR: 2	SF: 0 SAC: 1 DP: 0 HBP: 0	WP: 1 PB: 0 SB: 0 CS: 0	PA: 50					
PITCHER	IP WLS BF H R ER SO BB IBB HBP BLK WP HR S P ERA WHIP														IP WLS BF H R ER SO BB IBB HBP BLK WP HR S P ERA WHIP																
Charlie Bishop, R (1, 1) ERA: 4.88	7.0	29	5	3	3	4	3	0	0	0	0	0	0	1	34	46	3.86	1.143													
Harry Byrd, R (8, 1) ERA: 4.37	2.0	13	6	5	5	0	1	0	0	0	0	0	0	1	12	16	22.50	3.500													
Morrie Martin, L (10, 1) ERA: 4.76	2.0	8	1	0	0	1	0	1	0	0	1	0	0	9	13	0.00	0.500														

AB 44
R 8
H 12
RBI 8
BB 5
SO 5
LOB 18



livebaseballscores.com

Batter	1	2	3	4	5	6	7	8	9	10	AB R H RBI BB SO LOB	TOP								
Eddie Yost, R OBP: 0.393, SLG: 0.391 (1, 5)	4-0 1B 1B BB	0-0 F8			0-0 6-3		0-0 2B		0-0 F9 BB BB	4-0 1-2 BB	4 1 1 0 2 0 1									
Pete Runnels, L OBP: 0.341, SLG: 0.293 (1, 6)	0-0 G6-4-3 1B 1B		0-0 F7			0-0 3-1	0-0 F4		0-0 1-3 HR 1B	0-0 4-3	6 2 2 0 0 0 4									
Mickey Vernon, L OBP: 0.391, SLG: 0.499 (1, 3)	0-0 G6-4-3 1-2 3-H 1B		0-0 F8			0-0 1B 2B	4-0 IBB		0-0 1-H 3-H HR		4 2 3 4 1 0 0									
Kite Thomas, R OBP: 0.233, SLG: 0.261 Johnny Schmitz, R OBP: 0.105, SLG: 0.105 Jerry Lane, R (1, 7) (9, 1) (10, 1)	0-0 G6-4-3 1-2 2-3		0-0 F7			0-0 2B 1B	0-3 K2-3		0-0 L6		5 0 1 0 0 1 4 0 0 0 0 0 0 0 0 0 0 0 0 0 0									
Jackie Jensen, R OBP: 0.372, SLG: 0.433 (1, 9)	0-0 1B 3-H 1B			0-0 6-3		0-0 1-3 3-H 2B		0-3 K		0-0 SH1-4 1B	5 1 3 2 0 1 0									
Jim Busby, R OBP: 0.331, SLG: 0.381 (1, 8)	0-0 1-3 1B		0-0 F7			4-0 IBB		0-0 F8		0-0 SH1-4 1-2	3 0 1 0 1 0 0									
Mel Hoderlein, S OBP: 0.391, SLG: 0.300 (1, 4)	0-3 K2-3			0-3 K		0-0 F3		0-0 F7		0-0 1B 2-H 1B	5 0 1 1 0 2 5									
Mickey Grasso, R OBP: 0.272, SLG: 0.302 Clyde Vollmer, R OBP: 0.348, SLG: 0.372 Ed Fitz Gerald, R OBP: 0.298, SLG: 0.327 (1, 2) (9, PH) (9, 2)		0-0 5-3			0-3 K	0-0 F8			0-0 6-3	0-0 BB 1-3 1B	3 0 0 0 0 1 3 1 0 0 0 0 0 0 1 0 1 0 0 0 0									
Bob Porterfield, R OBP: 0.344, SLG: 0.534 Sonny Dixon, S OBP: 0.231, SLG: 0.208 Gil Coan, L OBP: 0.121, SLG: 0.156 (1, 1) (6, 1) (9, PH) (9, 7)		0-0 5-3			0-3 K		0-3 K		0-0 1B HR 1B	0-3 K	2 0 0 0 0 1 0 1 0 0 0 0 1 0 2 1 1 0 0 1 2									
Inning Stats	R: 2 E: 0 K: 1 S: 8	H: 4 LOB: 2 BB: 1 P: 12	R: 0 E: 0 K: 0 S: 3	H: 0 LOB: 0 BB: 0 P: 3	R: 0 E: 0 K: 0 S: 3	H: 0 LOB: 0 BB: 0 P: 3	R: 0 E: 0 K: 1 S: 5	H: 0 LOB: 0 BB: 0 P: 5	R: 1 E: 0 K: 0 S: 6	H: 3 LOB: 3 BB: 1 P: 10	R: 0 E: 0 K: 1 S: 5	H: 0 LOB: 0 BB: 0 P: 5	R: 3 E: 0 K: 0 S: 6	H: 3 LOB: 0 BB: 0 P: 6	R: 1 E: 0 K: 1 S: 8	H: 3 LOB: 3 BB: 1 P: 12	1B: 10 2B: 3 3B: 0 HR: 1	SF: 0 SAC: 1 DP: 1 HBP: 0	WP: 0 PB: 0 SB: 0 CS: 0	PA: 47
PITCHER	IP WLS BF H R ER SO	IP WLS BF H R ER SO	IP WLS BF H R ER SO	IP WLS BF H R ER SO	IP WLS BF H R ER SO	IP WLS BF H R ER SO	IP WLS BF H R ER SO	IP WLS BF H R ER SO	IP WLS BF H R ER SO	IP WLS BF H R ER SO	IP WLS BF H R ER SO	IP WLS BF H R ER SO	IP WLS BF H R ER SO	IP WLS BF H R ER SO	IP WLS BF H R ER SO	IP WLS BF H R ER SO	ERA WHIP	ERA WHIP		
Steve Gromek, R ERA: 5.14 (1, 1)	8.2																5.19	1.269		
Ray Herbert, R ERA: 6.6 (9, 1)	0.1																27.00	3.000		
Dick Weik, R ERA: 10.8 (10, 1)	0.1																27.00	9.000		
Dave Madison, R ERA: 5.96 (10, 1)	0.2																0.00	1.500		

Washington Senators @ Detroit Tigers
 Briggs Stadium, Detroit, MI
 Tue Jul 21 1953, 4:33 AM EDT
 Att: 3,565 - Unknown

livebaseballscorecards.com

AB 42
 R 7
 H 14
 RBI 7
 BB 4
 SO 8
 LOB 19



Washington Senators @ Detroit Tigers
 Briggs Stadium, Detroit, MI
 Tue Jul 21 1953, 4:33 AM EDT
 Att. 3,565 - Unknown

livebaseballscorecards.com

AB 40
 R 8
 H 10
 RBI 8
 BB 3
 SO 4
 LOB 10



WP: 1 PA: 43
 PB: 0
 SB: 0
 CS: 0

Batter	1	2	3	4	5	6	7	8	9	10	AB	R	H	RBI	BB	SO	LOB
Harvey Kuenn, R (1, 6) OBP: 0.363, SLG: 0.371	F9		6-3			L6		L1	5-3		5	0	0	0	0	0	0
Johnny Pesky, L (1, 4) OBP: 0.340, SLG: 0.372				F8		HR		1-3	F9		3	2	2	0	1	0	0
Jerry Priddy, R (9, 4) OBP: 0.333, SLG: 0.301	1B					BB		1B			1	0	0	0	0	0	0
Ray Boone, R (1, 5) OBP: 0.387, SLG: 0.500	K			WP		HR		E5			5	3	2	2	0	1	2
Jim Delsing, L (1, 8) OBP: 0.363, SLG: 0.440	F9			1B		2B		1-3			5	0	0	0	0	0	4
Bob Nieman, R (1, 7) OBP: 0.355, SLG: 0.447						HR		1-3			3	0	1	1	1	0	0
Steve Souchock, R (9, 7) OBP: 0.310, SLG: 0.475				1B				1B			0	0	0	0	0	0	0
Pat Mullin, L (10, PH) OBP: 0.375, SLG: 0.397				3-H		1B		1B			0	1	0	0	1	0	0
Walt Dropo, R (1, 3) OBP: 0.280, SLG: 0.374											5	0	2	2	0	0	1
Al Kaline, R (10, PR) OBP: 0.250, SLG: 0.250				F8				1B			0	1	0	0	0	0	0
Don Lund, R (1, 9) OBP: 0.338, SLG: 0.385	K										5	0	1	2	0	2	2
Johnny Bucha, R (1, 2) OBP: 0.267, SLG: 0.241											4	0	1	0	0	0	0
Steve Gromek, S (1, 1) OBP: 0.136, SLG: 0.095											3	0	0	0	0	1	1
Ray Herbert, R (9, 1) OBP: 0.231, SLG: 0.091											0	0	0	0	0	0	0
Matt Batts, R (9, PH) OBP: 0.337, SLG: 0.430											1	1	1	1	0	0	0
Dick Weik, R (10, 1) OBP: 0.500, SLG: 1.000											0	0	0	0	0	0	0
Dave Madison, R (10, 1) OBP: 0.111, SLG: 0.111								HR			0	0	0	0	0	0	0

Inning Stats	R: 0	H: 1	E: 0	K: 1	S: 6	WLS	BF	H	R	ER	SO	BB	IBB	HBP	BLK	WP	HR	S	P	ERA	WHIP
1	0	1	0	1	6		18	3	1	1	4	0	0	0	0	1	0	26	26	1.80	0.600
2	0	0	0	1	5		16	4	4	2	0	1	1	0	0	0	1	14	22	6.00	1.667
3	0	0	0	1	5		4	1	1	1	0	0	0	0	0	0	1	4	4	9.00	1.000
4	1	2	0	0	5		5	2	2	2	0	1	0	0	0	0	0	4	8	27.00	4.500
5	0	0	0	1	5		5	0	0	0	0	1	0	0	0	0	0	4	8	27.00	4.500
6	2	1	0	0	4		5	1	0	0	0	0	0	0	0	0	0	4	8	27.00	4.500
7	0	1	0	0	4		5	0	0	0	0	0	0	0	0	0	0	4	8	27.00	4.500
8	2	2	0	0	6		5	2	2	2	0	0	0	0	0	0	0	10	10	27.00	4.500
9	1	1	0	0	4		5	0	0	0	0	0	0	0	0	0	0	4	8	27.00	4.500
10	2	2	0	0	4		5	2	2	2	0	0	0	0	0	0	0	8	8	27.00	4.500

PITCHER	IP	WLS	BF	H	R	ER	SO	BB	IBB	HBP	BLK	WP	HR	S	P	ERA	WHIP
Bob Porterfield, R (1, 1) ERA: 4.24	5.0		18	3	1	1	4	0	0	0	0	1	0	26	26	1.80	0.600
Sonny Dixon, R (6, 1) ERA: 3.4	3.0		16	4	4	2	0	1	1	0	0	0	1	14	22	6.00	1.667
Johnny Schmitz, L (9, 1) ERA: 4.08	1.0		4	1	1	1	0	0	0	0	0	0	1	4	4	9.00	1.000
Jerry Lane, R (10, 1) ERA: 3.6	0.2	L	5	2	2	2	0	1	0	0	0	0	0	4	8	27.00	4.500

Batter	1	2	3	4	5	6	7	8	9	10	AB R H RBI BB SO LOB	TOP												
Eddie Yost, R OBP: 0.397, SLG: 0.389 (1, 5)	4-0 G3 1B BB		4-0 BB 1B BB	0-0 F7		4-0 G4-6-3 BB		4-0 FC4-6 BB		0-0 5-3	2 2 0 1 4 0 2	<p>Washington Senators @ Detroit Tigers</p> <p>Briggs Stadium, Detroit, MI</p> <p>Thu Jul 23 1953, 4:33 AM EDT</p> <p>Unknown</p>												
Jerry Snyder, R OBP: 0.500, SLG: 0.563 Pete Runnels, L OBP: 0.339, SLG: 0.291 (1, 6) (6, PH) (6, 6)	0-0 G3 1-2		0-3 K	0-0 5-3		0-0 G4-6-3		0-0 FC4-6 BB		0-0	3 0 0 0 0 1 3 2 0 0 1 0 0 3													
Mickey Vernon, L OBP: 0.394, SLG: 0.497 (1, 3)	0-0 F4		4-0 1B 1-2 BB		0-0 1B 1B		4-0 G5-4-3 BB		0-3 K		3 1 1 0 2 1 3													
Clyde Vollmer, R OBP: 0.348, SLG: 0.372 (1, 7)	0-0 1B 2-H		0-0 F8		0-0 1B 1B		0-3 K		0-0 1-3		5 0 2 1 0 1 3													
Jackie Jensen, R OBP: 0.372, SLG: 0.432 (1, 9)	0-3 K		0-0 BB 1B 1-3 2-H		0-0 G5-4-3 1B 1-2 2-H		0-0 G5-4-3		0-0 F8		5 0 2 2 0 1 2													
Jim Busby, R OBP: 0.334, SLG: 0.381 (1, 8)			4-0 5-3 BB	4-0 1-2 BB		0-0 F9		0-0 BB BB 1B		0-0 5-3	3 1 1 0 2 0 2													
Mel Hoderlein, S OBP: 0.346, SLG: 0.261 Gil Coan, L OBP: 0.118, SLG: 0.152 Wayne Terwilliger, R OBP: 0.341, SLG: 0.326 (1, 4) (8, PH) (8, 4)	0-0 5-3 1-2		0-0 5-3		0-0 G5-4-3			0-0 F7		0-0 5-3	3 0 0 0 0 0 6 1 0 0 0 0 0 1 1 0 0 0 0 0 0													
Ed Fitz Gerald, R OBP: 0.311, SLG: 0.351 (1, 2)			0-3 K		4-0 SH2-4 BB		0-0 HR		4-0 BB BB FC4-6 BB		0-0 SH3-4 1B		3 2 2 1 2 1 1											
Spec Shea, R OBP: 0.244, SLG: 0.231 Al Sima, R OBP: 0.182, SLG: 0.182 Sonny Dixon, S OBP: 0.231, SLG: 0.208 Walt Masterson, R OBP: 0.243, SLG: 0.156 (1, 1) (8, 1) (8, 1) (9, 1)	0-0 6-3		0-0	0-0 SH2-4		0-0 F5		4-0 FC4-6 BB		0-0 SH3-4	2 0 0 0 1 0 1 0													
Inning Stats	R: 1 E: 0 K: 1 S: 6	H: 1 LOB: 1 BB: 1 P: 10	R: 0 E: 0 K: 1 S: 5	H: 0 LOB: 1 BB: 1 P: 9	R: 1 E: 0 K: 1 S: 6	H: 1 LOB: 3 BB: 3 P: 18	R: 0 E: 0 K: 0 S: 3	H: 0 LOB: 1 BB: 1 P: 7	R: 1 E: 0 K: 0 S: 5	H: 3 LOB: 1 BB: 0 P: 5	R: 0 E: 0 K: 1 S: 4		H: 0 LOB: 0 BB: 1 P: 8	R: 2 E: 0 K: 1 S: 6	H: 1 LOB: 2 BB: 3 P: 18	R: 0 E: 0 K: 0 S: 3	H: 0 LOB: 0 BB: 0 P: 3	R: 0 E: 0 K: 0 S: 4	H: 1 LOB: 1 BB: 0 P: 4	1B: 7 2B: 0 3B: 0 HR: 1	SF: 0 SAC: 2 DP: 3 HBP: 0	WP: 0 PB: 0 SB: 0 CS: 0	PA: 46	
PITCHER	IP WLS BF H R ER SO BB IBB HBP BLK WP HR S P ERA WHIP	IP WLS BF H R ER SO BB IBB HBP BLK WP HR S P ERA WHIP											IP WLS BF H R ER SO BB IBB HBP BLK WP HR S P ERA WHIP											
Al Aber, L ERA: 4.22 (1, 1)	2.2																							
Dick Marlowe, R ERA: 4.12 (3, 1)	3.1		14	4	2	2	0	2	0	0	0	0	1	12	20	5.40	1.800							
Ray Herbert, R ERA: 6.8 (7, 1)	1.1		8	1	2	2	1	4	0	0	0	0	0	6	22	13.50	3.750							
Dave Madison, R ERA: 5.88 (8, 1)	0.2		2	0	0	0	1	0	0	0	0	0	0	4	4	0.00	0.000							
Ned Garver, R ERA: 4.82 (9, 1)	2.0	W	7	1	0	0	0	0	0	0	0	0	0	7	7	0.00	0.500							

livebaseballscorecards.com

AB	33
R	6
H	8
RBI	6
BB	11
SO	5
LOB	27



BOTTOM

Washington Senators @ Detroit Tigers

Briggs Stadium, Detroit, MI

Thu Jul 23 1953, 4:33 AM EDT

Unknown

livebaseballscorecards.com

AB	39
R	9
H	14
RBI	8
BB	7
SO	2
LOB	23



WP	0	PA	48
PB	0		
SB	1		
CS	0		

Batter	1	2	3	4	5	6	7	8	9	10	AB	R	H	RBI	BB	SO	LOB
Harvey Kuenn, R OBP: 0.362, SLG: 0.371 (1, 6)											6	2	2	1	0	0	4
Johnny Pesky, L OBP: 0.340, SLG: 0.371 (1, 4)											6	1	2	0	0	0	2
Ray Boone, R OBP: 0.392, SLG: 0.512 (1, 5)											4	1	2	3	2	0	0
Jim Delsing, L OBP: 0.361, SLG: 0.443 (1, 8)											5	1	1	0	0	0	6
Bob Nieman, R OBP: 0.356, SLG: 0.444 (1, 7)										4	1	1	1	1	1	0	2
Al Kaline, R OBP: 0.250, SLG: 0.250 (9, PR) (10, 7)										0	0	0	0	0	0	0	0
Walt Dropo, R OBP: 0.285, SLG: 0.377 (1, 3)										3	2	2	0	1	1	0	
Don Lund, R OBP: 0.343, SLG: 0.386 (1, 9)										2	0	1	0	2	0	1	
Johnny Bucha, R OBP: 0.277, SLG: 0.241 (1, 2)										4	1	1	2	1	0	5	
Al Aber, L (1, 1)											1	0	0	0	0	0	1
Dick Marlowe, R (3, 1)											1	0	1	1	0	0	0
Pat Mullin, L (6, PH)											1	0	0	0	0	0	2
Ray Harbert, L (7, 1)											0	0	0	0	0	0	0
Dave Madison, R (8, 1)											0	0	0	0	0	0	0
Fred Hatfield, L (8, PH)											0	0	0	0	0	0	0
Billy Hitchcock, R (8, PH)											1	0	1	0	0	0	0
Ned Garver, R (9, 1)											1	0	0	0	0	1	0

Inning Stats	R: 1	H: 2	R: 0	H: 0	R: 0	H: 0	R: 2	H: 2	R: 0	H: 0	R: 1	H: 1	R: 0	H: 1	R: 2	H: 5	R: 0	H: 1	R: 3	H: 2	1B: 12	SF: 0	WP: 0	PA: 48
	E: 0	LOB: 1	E: 0	LOB: 1	E: 0	LOB: 0	E: 0	LOB: 2	E: 0	LOB: 0	E: 1	LOB: 2	E: 0	LOB: 1	E: 0	LOB: 3	E: 0	LOB: 2	E: 1	LOB: 0	2B: 0	SAC: 2	PB: 0	
	K: 0	BB: 1	K: 0	BB: 1	K: 0	BB: 0	K: 0	BB: 2	K: 0	BB: 0	K: 0	BB: 1	K: 0	BB: 0	K: 0	BB: 1	K: 0	BB: 1	K: 1	BB: 0	3B: 1	DP: 2	SB: 1	
	S: 4	P: 8	S: 5	P: 9	S: 3	P: 3	S: 5	P: 13	S: 3	P: 3	S: 5	P: 9	S: 4	P: 4	S: 7	P: 11	S: 3	P: 7	S: 6	P: 6	HR: 1	HBP: 0	CS: 0	

PITCHER	IP	WLS	BF	H	R	ER	SO	BB	IBB	HBP	BLK	WP	HR	S	P	ERA	WHIP
Spec Shea, R (1, 1) ERA: 3.16	7.0		35	9	6	6	1	5	0	0	1	0	0	32	52	7.71	2.000
Al Sima, L (8, 1) ERA: 3.0	0.2		3	2	0	0	0	0	0	0	0	0	0	3	3	0.00	3.000
Sonny Dixon, R (8, 1) ERA: 3.38	0.2		4	1	0	0	0	1	0	0	0	0	0	3	7	0.00	3.000
Walt Masterson, R (9, 1) ERA: 3.61	1.0	L	6	2	3	2	1	1	0	0	0	0	1	7	11	18.00	3.000

Washington Senators @ Detroit Tigers
 Briggs Stadium, Detroit, MI
 Thu Jul 23 1953, 4:38 AM EDT
 Att. 7,291 - Unknown

livebaseballscorecards.com

AB	36
R	4
H	11
RBI	4
BB	2
SO	4
LOB	16



Batter	1	2	3	4	5	6	7	8	9	AB R H RBI BB SO LOB												
Eddie Yost, R (1, 5) OBP: 0.399, SLG: 0.390	0-0 G3 1B		0-0 L7		4-0 2B F9 BB		0-0 5-3		0-0 1-3 1B	4 1 2 0 1 0 1												
Pete Runnels, L (1, 6) OBP: 0.337, SLG: 0.293	0-0 G3 1-2		0-0 F5		0-0 1-3 2B		0-0 4-3		0-0 1-3	5 0 1 0 0 0 3												
Mickey Vernon, L (1, 3) OBP: 0.392, SLG: 0.495	0-3 K		0-0 F9		0-0 F9			0-0 G5-4-3 1B		4 0 1 1 0 1 3												
Clyde Vollmer, R (1, 7) OBP: 0.347, SLG: 0.374	0-0 F3			0-0 G3 1B 2B	0-3 K			0-0 G5-4-3 1-2f		4 1 1 0 0 1 3												
Jackie Jensen, R (1, 9) OBP: 0.371, SLG: 0.433		0-0 6-3		0-0 G3 2-3		0-0 6-3		0-0 2B 2B		4 1 1 0 0 0 1												
Jim Busby, R (1, 8) OBP: 0.339, SLG: 0.393		0-3 K		0-0 1B 3-H		0-0 F8 3B		0-0 2B 2B		4 1 3 2 0 1 0												
Wayne Terwilliger, R (1, 4) OBP: 0.340, SLG: 0.323		4-0 BB		0-0 F7		0-0 F8		0-0 F2		3 0 0 1 1 0 2												
Mickey Grasso, R (1, 2) OBP: 0.271, SLG: 0.301		0-0 F9		0-0 F3		0-0 1-3			0-0 1B 1B	4 0 1 0 0 0 2												
Jerry Snyder, R (9, PR) OBP: 0.500, SLG: 0.563										0 0 0 0 0 0 0												
Connie Marrero, R (1, 1) OBP: 0.250, SLG: 0.172			0-0 1B		0-0 4-3		0-3 K		0-0 F9	2 0 1 0 0 0 0												
Kite Thomas, R (7, PH) OBP: 0.230, SLG: 0.257										1 0 0 0 0 1 0												
Jerry Lane, R (7, 1)										0 0 0 0 0 0 0												
Ed Fitz Gerald, R (9, PH) OBP: 0.310, SLG: 0.349										1 0 0 0 0 0 1												
Inning Stats	R: 0 E: 0 K: 1 S: 6	H: 1 LOB: 1 BB: 0 P: 6	R: 0 E: 0 K: 1 S: 5	H: 0 LOB: 1 BB: 1 P: 9	R: 0 E: 0 K: 0 S: 4	H: 1 LOB: 1 BB: 0 P: 4	R: 1 E: 0 K: 0 S: 5	H: 2 LOB: 1 BB: 0 P: 5	R: 1 E: 0 K: 1 S: 6	H: 1 LOB: 1 BB: 1 P: 10	R: 1 E: 0 K: 0 S: 4	H: 1 LOB: 0 BB: 0 P: 4	R: 0 E: 0 K: 1 S: 5	H: 0 LOB: 0 BB: 0 P: 5	R: 1 E: 0 K: 0 S: 5	H: 3 LOB: 1 BB: 0 P: 5	R: 0 E: 0 K: 0 S: 4	H: 2 LOB: 1 BB: 0 P: 4	1B: 6 2B: 4 3B: 1 HR: 0	SF: 0 SAC: 0 DP: 1 HBP: 0	WP: 0 PB: 0 SB: 0 CS: 0	PA: 38

PITCHER	IP	WLS	BF	H	R	ER	SO	BB	IBB	HBP	BLK	WP	HR	S	P	ERA	WHIP
Ted Gray, L (1, 1) ERA: 3.96	8.0	W	35	10	4	4	4	2	0	0	0	0	0	41	49	4.50	1.500
Steve Gromek, R (9, 1) ERA: 5.06	1.0	S	3	1	0	0	0	0	0	0	0	0	0	3	3	0.00	1.000

Batter	1	2	3	4	5	6	7	8	9
Harvey Kuenn, R (1, 6) OBP: 0.361, SLG: 0.372	0-0 F3		0-0 L4		0-0 1B 2B		0-0 FC5-6		
Jerry Priddy, R (1, 4) OBP: 0.338, SLG: 0.307	0-0 F7 1B		0-3 K2-3		0-0 1B		0-0 F8		
Ray Boone, R (1, 5) OBP: 0.387, SLG: 0.504	0-0 F7 1-2			0-0 F7	0-0 F7		0-0 CS 1-2	0-3 K	
Jim Delsing, L (1, 8) OBP: 0.366, SLG: 0.455	4-0 BB			0-0 HR	0-0 F8			0-0 G5-3 1B	
Bob Nieman, R (1, 7) OBP: 0.358, SLG: 0.455	0-0 F9			0-0 F8		0-0 HR		0-0 1B	
Al Kaline, R (8, PR) OBP: 0.250, SLG: 0.250 (9, 7)								1-2 1B	
Walt Dropo, R (1, 3) OBP: 0.282, SLG: 0.373		0-3 K		0-0 F7		0-0 F5		0-0 G5-3 2-3f	
Matt Batts, R (1, 2) OBP: 0.337, SLG: 0.433		0-0 F6			0-0 SH1-3 1B 2B	0-3 K			
Don Lund, R (1, 9) OBP: 0.341, SLG: 0.383		0-3 K			0-0 SH1-3 2-3	0-0 4-3			
Ted Gray, S (1, 1) OBP: 0.325, SLG: 0.250			0-3 K		0-0 2B 1B		0-0 FC5-6		
Steve Gromek, S (9, 1) OBP: 0.136, SLG: 0.095					3-H 1B				

AB	R	H	RBI	BB	SO	LOB
4	1	1	0	0	0	1
4	0	2	2	0	1	1
4	0	0	0	0	1	2
3	1	2	1	1	0	1
4	1	2	1	0	0	2
0	0	0	0	0	0	0
4	0	0	0	0	1	2
3	1	1	0	0	1	0
2	0	0	0	0	1	0
3	1	2	1	0	1	0
0	0	0	0	0	0	0

AB	R	H	RBI	BB	SO	LOB
31	5	10	5	1	6	9

Inning Stats		R: 0	H: 1	E: 0	LOB: 2	K: 0	BB: 1	S: 4	P: 8									
R: 0 H: 0 E: 0 LOB: 0 K: 2 BB: 0 S: 7		R: 0 H: 0 E: 0 LOB: 0 K: 2 BB: 0 S: 7		R: 1 H: 1 E: 0 LOB: 0 K: 0 BB: 0 S: 4		R: 3 H: 4 E: 0 LOB: 1 K: 0 BB: 0 S: 7		R: 1 H: 1 E: 0 LOB: 0 K: 1 BB: 0 S: 6		R: 0 H: 1 E: 0 LOB: 0 K: 0 BB: 0 S: 3		R: 0 H: 2 E: 0 LOB: 1 K: 1 BB: 0 S: 6						
PITCHER		IP	WLS	BF	H	R	ER	SO	BB	IBB	HBP	BLK	WP	HR	S	P	ERA	WHIP
Connie Marrero, R (1, 1) ERA: 3.47		6.0	L	26	7	5	5	5	1	0	0	0	0	0	35	39	7.50	1.333
Jerry Lane, R (7, 1) ERA: 3.27		2.0		7	3	0	0	1	0	0	0	0	0	9	9	0.00	1.500	

Washington Senators @ Detroit Tigers
 Briggs Stadium, Detroit, MI
 Thu Jul 23 1953, 4:38 AM EDT
 Att. 7,291 - Unknown

livebaseballscorecards.com

WP: 0 PA: 34

PB: 0

SB: 0

CS: 1



Batter	1	2	3	4	5	6	7	8	9	AB R H RBI BB SO LOB	TOP									
Billy Martin, R (1, 4) OBP: 0.310, SLG: 0.354	0-3 K		0-3 K			0-3 K		0-0 6-3		4 0 0 0 0 3 0										
Joe Collins, L (1, 3) OBP: 0.373, SLG: 0.402	0-0 1-3			0-0 3-1		0-3 K		0-0 6-3		2 0 0 0 0 0 0										
Johnny Mize, L (6, PH) OBP: 0.325, SLG: 0.373	(6, 3)									2 0 0 0 0 1 0										
Mickey Mantle, S (1, 8) OBP: 0.398, SLG: 0.503	0-0 F8			0-3 K			0-0 6-3		0-0 F9	4 0 0 0 0 1 0										
Yogi Berra, L (1, 2) OBP: 0.335, SLG: 0.498		0-0 4-3		0-0 4-3			0-0 1B 6-3 1B		0-0 F6	4 1 1 0 0 0 0										
Hank Bauer, R (1, 9) OBP: 0.394, SLG: 0.430		4-0 FC5-4 BB			0-0 2B		0-0 1-3 6-3 1B			2 0 2 0 1 0 0										
Bill Renna, R (1, 7) OBP: 0.393, SLG: 0.430		0-0 FC5-4 FC4-6 1-2f		0-3 K			0-0 6-3			3 0 0 1 0 1 3										
Gil McDougald, R (1, 5) OBP: 0.348, SLG: 0.372		0-0 FC4-6 1-2f		0-0 F8			0-0 1-2 3-H F7			3 0 0 0 0 0 3										
Phil Rizzuto, R (1, 6) OBP: 0.364, SLG: 0.302			0-0 F9		0-0 F3			0-0 F4		2 0 0 0 0 0 1										
Don Bollweg, L (8, PH) OBP: 0.398, SLG: 0.548										1 0 0 0 0 0 0										
Willy Miranda, S (8, 6) OBP: 0.195, SLG: 0.211										0 0 0 0 0 0 0										
Jim McDonald, R (1, 1) OBP: 0.160, SLG: 0.125			0-3 K			0-3 K		0-0 F7		2 0 0 0 0 2 0										
Irv Noren, L (8, PH) OBP: 0.348, SLG: 0.419										1 0 0 0 0 0 0										
Johnny Sain, R (8, 1) OBP: 0.302, SLG: 0.265										0 0 0 0 0 0 0										
Inning Stats	R: 0 E: 0 K: 1 S: 5	H: 0 LOB: 0 BB: 0 P: 5	R: 0 E: 0 K: 0 S: 3	H: 0 LOB: 1 BB: 1 P: 7	R: 0 E: 0 K: 2 S: 7	H: 0 LOB: 0 BB: 0 P: 7	R: 0 E: 0 K: 1 S: 5	H: 0 LOB: 0 BB: 0 P: 5	R: 0 E: 0 K: 3 S: 9	H: 1 LOB: 1 BB: 0 P: 6	R: 1 E: 0 K: 0 S: 5	H: 2 LOB: 1 BB: 0 P: 5	R: 0 E: 0 K: 0 S: 3	H: 0 LOB: 0 BB: 0 P: 3	R: 0 E: 0 K: 0 S: 3	H: 0 LOB: 0 BB: 0 P: 3	1B: 2 2B: 1 3B: 0 HR: 0	SF: 0 SAC: 0 DP: 0 HBP: 0	WP: 0 PB: 0 SB: 0 CS: 0	PA: 31
PITCHER Billy Hoelt, L (1, 1) ERA: 4.11	IP: 9.0 WLS: W BF: 31 H: 3 R: 1 ER: 1 SO: 8 BB: 1 IBB: 0 HBP: 0 BLK: 0 WP: 0 HR: 0 S: 46 P: 50 ERA: 1.00 WHIP: 0.444																			

New York Yankees @ Detroit Tigers
 Briggs Stadium, Detroit, MI
 Fri Jul 24 1953, 4:33 AM EDT
 Att: 43,082 - Unknown

livebaseballscorecards.com

AB	30
R	1
H	3
RBI	1
BB	1
SO	8
LOB	7



BOTTOM

New York Yankees @ Detroit Tigers
 Briggs Stadium, Detroit, MI
 Fri Jul 24 1953, 4:33 AM EDT
 Att. 43,082 - Unknown

livebaseballscorecards.com

AB	30
R	5
H	9
RBI	4
BB	1
SO	4
LOB	10



WP: 0	PA: 33
PB: 2	
SB: 0	
CS: 0	

AB R H RBI BB SO LOB

4 0 0 0 0 0 0

4 2 2 0 0 0 0

3 1 1 0 0 1 1

4 1 3 1 0 0 1

3 0 0 0 1 1 3

4 1 3 3 0 0 2

2 0 0 0 0 1 1

3 0 0 0 0 1 1

3 0 0 0 0 0 1

1B: 7	SF: 0
2B: 1	SAC: 2
3B: 0	DP: 2
HR: 1	HBP: 0

Batter	1	2	3	4	5	6	7	8	9
Harvey Kuenn, R (1, 6) OBP: 0.358, SLG: 0.368	0-0 5-3		0-0 6-3		0-0 5-3			0-0 G3	
Johnny Pesky, L (1, 4) OBP: 0.343, SLG: 0.379	0-0 G3			0-0 HR 1B		0-0 SH1-3 1B 2B		0-0 F9	
Ray Boone, R (1, 5) OBP: 0.387, SLG: 0.502	0-0 E9			0-3 K		0-0 SH1-3		0-0 1B E 1B	
Jim Delsing, L (1, 8) OBP: 0.370, SLG: 0.459	0-0 G3			0-0 HR 1B		0-0 G6-4-3 1B		0-0 PB 1B	
Bob Nieman, R (1, 7) OBP: 0.356, SLG: 0.450		0-3 K		0-0 F4		0-0 G6-4-3		4-0 BB	
Walt Dropo, R (1, 3) OBP: 0.286, SLG: 0.385		0-0 G4-6-3 1B		0-0 HR		0-0 SH1-4 1B		0-0 F6	
Don Lund, R (1, 9) OBP: 0.339, SLG: 0.380		0-0 G4-6-3		0-3 K		0-0 SH1-4			
Johnny Bucha, R (1, 2) OBP: 0.265, SLG: 0.230			0-3 K		0-0 5-3		0-0 6-3		
Billy Hoefl, L (1, 1) OBP: 0.292, SLG: 0.150			0-0 6-3		0-0 4-3		0-0 4-3		

Inning Stats	R	H	E	K	S	H	LOB	BB	P	R	H	E	K	S	H	LOB	BB	P
	0	0	1	0	4	0	1	0	5	3	0	0	1	0	0	0	0	3
	0	1	0	0	4	0	0	0	4	0	0	0	0	0	0	0	0	3
	0	0	0	1	5	0	0	0	5	0	0	0	0	0	0	0	0	3
	0	0	0	0	5	0	0	0	5	0	0	0	0	0	0	0	0	3
	0	0	0	0	4	0	0	0	4	0	0	0	0	0	0	0	0	4
	0	0	0	0	4	0	0	0	4	0	0	0	0	0	0	0	0	4
	0	0	0	0	4	0	0	0	4	0	0	0	0	0	0	0	0	4
	0	0	0	0	4	0	0	0	4	0	0	0	0	0	0	0	0	4
	0	0	0	0	4	0	0	0	4	0	0	0	0	0	0	0	0	4
	0	0	0	0	4	0	0	0	4	0	0	0	0	0	0	0	0	4

PITCHER	IP	WLS	BF	H	R	ER	SO	BB	IBB	HBP	BLK	WP	HR	S	P	ERA	WHIP
Jim McDonald, R (1, 1) ERA: 3.63	7.0	L	27	7	4	4	4	0	0	0	0	0	1	35	35	5.14	1.000
Johnny Sain, R (8, 1) ERA: 3.45	1.0		6	2	1	0	0	1	0	0	0	0	0	5	9	0.00	3.000

Batter	1	2	3	4	5	6	7	8	9	10	11	12	AB	R	H	RBI	BB	SO	LOB
Harvey Kuenn, R OBP: 0.356, SLG: 0.373 (1, 6)	F9		F9	F8			SH5-4 2B	F9		G3		6-3	8	0	2	1	0	0	8
Johnny Pesky, L OBP: 0.346, SLG: 0.383 (1, 4)													3	2	1	1	1	0	1
Matt Batts, R OBP: 0.337, SLG: 0.433 (9, PH)													0	0	0	0	0	0	0
Pat Mullin, L OBP: 0.378, SLG: 0.391 (9, PH)													0	1	0	0	1	0	0
Jerry Priddy, R OBP: 0.336, SLG: 0.305 (10, 4)													1	0	0	0	0	0	0
Ray Boone, R OBP: 0.386, SLG: 0.502 (1, 5)	1B 1-2 1B	5-3	2B		5-3		5-3		F3		SH3		6	2	2	1	0	0	2
Jim Delsing, L OBP: 0.377, SLG: 0.463 (1, 8)	1B 1-3 2-H 1B	K	2B		1B BB		F8		1B BB		G6-4-3 BB		4	1	2	2	3	1	1
Bob Nieman, R OBP: 0.360, SLG: 0.454 (1, 7)	F5		4-3						F7		G6-4-3		4	0	2	0	1	0	3
Ned Garver, R OBP: 0.204, SLG: 0.200 (9, PH)		1B			FC6-4 1B		1B BB						0	0	0	0	0	0	0
Fred Hatfield, L OBP: 0.329, SLG: 0.271 (9, PH)		2B					FC5-2 BB						1	0	0	0	0	0	2
Ray Herbert, R OBP: 0.214, SLG: 0.083 (10, 1)													1	0	0	0	0	0	2
Walt Dropo, R OBP: 0.291, SLG: 0.386 (1, 3)	BB 1-2 3-H 3B 1B	2-3 1B		K	FC6-4		FC5-2 1B BB		1-2 2-H 1B				6	1	3	2	1	1	2
Don Lund, R OBP: 0.344, SLG: 0.385 (1, 9)	1-2 2-H 3B 1B	K		1B			FC5-2 1B		F8				7	1	4	1	0	1	4
Johnny Bucha, R OBP: 0.267, SLG: 0.239 (1, 2)	1-2 2-3 3B BB				F8		FC5-2				F2		6	2	1	0	1	0	5
Ralph Branca, R OBP: 0.375, SLG: 0.625 (1, 1)					2B		1-2 2-3 3-H F7						3	1	2	3	0	1	1
Dick Marlowe, R OBP: 0.240, SLG: 0.240 (6, 1)													1	0	0	0	0	1	0
Ted Gray, S OBP: 0.325, SLG: 0.250 (8, 1)													0	0	0	0	0	0	0
Steve Souchock, R OBP: 0.311, SLG: 0.472 (8, PH)	1-H 2-H 3-H 3B				1-2 1B								3	0	1	0	0	1	3
Steve Souchock, R OBP: 0.311, SLG: 0.472 (9, 7)																			

Inning Stats	R: 7	H: 6	E: 0	LOB: 1	K: 0	S: 9	R: 0	H: 2	E: 0	LOB: 2	K: 2	S: 9	R: 3	H: 4	E: 0	LOB: 1	K: 1	S: 9	R: 0	H: 2	E: 0	LOB: 2	K: 1	S: 7	R: 0	H: 1	E: 0	LOB: 2	K: 0	S: 4	R: 0	H: 0	E: 0	LOB: 0	K: 1	S: 5	R: 0	H: 1	E: 0	LOB: 1	K: 0	S: 4	R: 0	H: 1	E: 0	LOB: 3	K: 0	S: 4	R: 1	H: 1	E: 0	LOB: 2	K: 0	S: 4	R: 0	H: 0	E: 0	LOB: 0	K: 1	S: 5	R: 0	H: 0	E: 0	LOB: 0	K: 1	S: 5	R: 0	H: 0	E: 1	LOB: 1	K: 0	S: 3	R: 0	H: 2	E: 1	LOB: 2	K: 0	S: 5	R: 0	H: 2	E: 1	LOB: 2	K: 0	S: 5	1B: 12	2B: 6	3B: 2	HR: 0	SF: 0	SAC: 2	DP: 1	HBP: 0	WP: 0	PA: 64
--------------	------	------	------	--------	------	------	------	------	------	--------	------	------	------	------	------	--------	------	------	------	------	------	--------	------	------	------	------	------	--------	------	------	------	------	------	--------	------	------	------	------	------	--------	------	------	------	------	------	--------	------	------	------	------	------	--------	------	------	------	------	------	--------	------	------	------	------	------	--------	------	------	------	------	------	--------	------	------	------	------	------	--------	------	------	------	------	------	--------	------	------	--------	-------	-------	-------	-------	--------	-------	--------	-------	--------

PITCHER	IP	WLS	BF	H	R	ER	SO	BB	IBB	HBP	BLK	WP	HR	S	P	ERA	WHIP
Vic Raschi, R ERA: 4.19 (1, 1)	0.2		9	5	7	7	0	2	0	0	0	0	0	7	15	94.50	10.500
Ray Scarborough, R ERA: 3.29 (1, 1)	0.1		2	1	0	0	0	0	0	0	0	0	0	2	2	0.00	3.000
Art Schallcock, L ERA: 3.38 (2, 1)	7.0		35	11	3	3	5	3	0	0	0	0	0	42	54	3.86	2.000
Allie Reynolds, R ERA: 3.79 (9, 1)	4.0	W	18	3	1	1	1	3	0	0	0	0	0	17	29	2.25	1.500

NEW YORK YANKEES @ DETROIT TIGERS
 Briggs Stadium, Detroit, MI
 Sat Jul 25 1953, 4:33 AM EDT
 Att: 16,434 - Unknown

AB	54
R	11
H	20
RBI	11
BB	8
SO	6
LOB	34



Batter	1	2	3	4	5	6	7	8	9	AB R H RBI BB SO LOB	TOP														
Gil McDougald, R (1, 5) OBP: 0.356, SLG: 0.402	0-0 3B		0-0 HR 1B	0-0 G1-6-3 1B			0-0 F9	0-3 K		5 1 3 1 0 1 4															
Bill Renna, R (1, 7) OBP: 0.383, SLG: 0.417	0-0 F8		0-3 K	0-0 G1-6-3 1-2f			0-0 1-2 1B		0-0 F7	5 0 1 0 0 1 3															
Mickey Mantle, S (1, 8) OBP: 0.399, SLG: 0.511	0-3 K		0-0 1-H HR		0-0 6-3		0-0 F8		0-0 BB 1B	5 1 2 2 0 1 3															
Yogi Berra, L (1, 2) OBP: 0.330, SLG: 0.488	0-0 G3		0-0 BB BB 1B		0-0 G3		0-0 F4		0-0 F8	5 0 1 0 0 0 4															
Hank Bauer, R (1, 9) OBP: 0.398, SLG: 0.429		0-0 4-3 PB 1B	4-0 FC5 BB 1-2 BB		0-0 6-3			0-0 F4	4-0 BB 1-2 BB	3 0 1 0 2 0 0															
Johnny Mize, L (1, 3) OBP: 0.345, SLG: 0.416		0-0 4-3	4-0 BB BB			1-0 G4-6-3 HBP		4-0 1B BB BB	0-3 K	1 0 0 0 1 0 1 0 0 0 0 1 0 0															
Joe Collins, L (6, PR) OBP: 0.377, SLG: 0.403		1-3	1-2 2-3 BB							1 0 0 0 0 1 2															
Don Bollweg, L (9, PH) OBP: 0.400, SLG: 0.544		0-0 F7	0-0 FC5			0-3 K		4-0 1B BB		3 0 0 0 1 1 5															
Billy Martin, R (1, 4) OBP: 0.312, SLG: 0.353		0-0 4-3	4-0 SH1-3 1B BB			0-0 G4-6-3		0-0 1-2 2-3 1B		3 1 1 0 1 0 2															
Phil Rizzuto, R (1, 6) OBP: 0.369, SLG: 0.305		0-0 4-3	0-0 6-3	0-0 SH1-3				4-0 F8 1B BB	0-3 K	1 0 0 0 0 0 0 0 0 0 0 1 0 0 0 0 0 0 0 0 0 1 0 0 0 0 1 3 0 0 0 0 0 0 0															
Ed Lopat, L (1, 1) OBP: 0.292, SLG: 0.295		0-0 6-3	0-0 SH1-3																						
Gene Woodling, L (7, PH) OBP: 0.397, SLG: 0.434																									
Tom Gorman, R (7, 1) OBP: 0.250, SLG: 0.143																									
Andy Carey, R (8, PH) OBP: 0.385, SLG: 0.553																									
Bob Kuzava, S (8, 1)																									
Inning Stats	R: 0 E: 0 K: 1 S: 6	H: 1 LOB: 1 BB: 0 P: 6	R: 0 E: 0 K: 0 S: 4	H: 1 LOB: 1 BB: 0 P: 4	R: 2 E: 0 K: 1 S: 8	H: 3 LOB: 3 BB: 2 P: 16	R: 1 E: 0 K: 0 S: 3	H: 1 LOB: 0 BB: 1 P: 7	R: 0 E: 0 K: 0 S: 3	H: 0 LOB: 0 BB: 0 P: 3	R: 0 E: 0 K: 1 S: 4	H: 0 LOB: 1 BB: 0 P: 5	R: 0 E: 0 K: 0 S: 4	H: 1 LOB: 2 BB: 1 P: 8	R: 0 E: 0 K: 2 S: 8	H: 1 LOB: 3 BB: 2 P: 16	R: 0 E: 0 K: 1 S: 6	H: 1 LOB: 2 BB: 1 P: 10	1B: 7 2B: 0 3B: 1 HR: 1	SF: 0 SAC: 1 DP: 2 HBP: 1	WP: 0 PB: 1 SB: 0 CS: 0	PA: 42			
PITCHER	IP WLS BF H R ER SO BB IBB HBP BLK WP HR S P ERA WHIP																								
Al Aber, L (1, 1) ERA: 4.62	4.0	W	20	6	3	3	2	3	0	0	0	0	1	21	33	6.75	2.250								
Bob Miller, L (5, 1) ERA: 6.08	3.1	W	15	2	0	0	1	3	0	1	0	0	0	13	26	0.00	1.500								
Billy Hoft, L (8, 1) ERA: 4.05	1.2	S	7	1	0	0	3	1	0	0	0	0	0	12	16	0.00	1.200								

New York Yankees @ Detroit Tigers
 Briggs Stadium, Detroit, MI
 Sun Jul 26 1953, 4:33 AM EDT
 Unknown

livebaseballscorecards.com

AB 33
R 3
H 9
RBI 3
BB 7
SO 6
LOB 27



Batter	1	2	3	4	5	6	7	8	9
Harvey Kuenn, R (1, 6) OBP: 0.357, SLG: 0.377	0-0 5-3 1B		0-0 5-3		0-0 F9 F8 2B		0-0 6-3		
Jerry Priddy, R (1, 4) OBP: 0.327, SLG: 0.295	0-0 5-3 1-2		0-0 F6		0-0 F9 2-3		0-0 6-3		
Ray Boone, R (1, 5) OBP: 0.387, SLG: 0.511	0-0 F9			0-0 HR	0-0 F8 3-H		4-0 FC6-4 BB		
Bob Nieman, R (1, 7) OBP: 0.359, SLG: 0.452	0-0 6-3			0-0 E5 1B	0-0 FC6-4 1B		0-0 FC6-4 1-2f		
Walt Dropo, R (1, 3) OBP: 0.291, SLG: 0.393		0-0 HR		0-0 6-3	0-0 FC6-4 1-2f		0-0 6-3		
Jim Delsing, L (1, 8) OBP: 0.379, SLG: 0.464		0-0 F3		0-0 FC5-4 1B 3-H		0-0 2B E 1B	0-0 6-3		
Don Lund, R (1, 9) OBP: 0.346, SLG: 0.394		0-0 F8		0-0 FC5-4 E 1-2f 1B		0-0 E7 B2-6 1-H 2B	0-0 2B		
Johnny Bucha, R (1, 2) OBP: 0.278, SLG: 0.243		0-0 F9		0-0 E8 1-3 1B		0-0 B2-6 2-3f 2B	4-0 IBB		
Al Aber, L (1, 1) Billy Hitchcock, R (4, PH) Bob Miller, R (5, 1) Billy Hoefl, L (8, 1) OBP: 0.286, SLG: 0.146			0-0 4-3	0-3 K		0-0 F3	0-0 F8		

Inning Stats	R: 0 E: 0 K: 0 S: 4	H: 1 LOB: 1 BB: 0 P: 4	R: 1 E: 0 K: 0 S: 4	H: 1 LOB: 0 BB: 0 P: 4	R: 0 E: 0 K: 0 S: 3	H: 0 LOB: 0 BB: 0 P: 3	R: 2 E: 2 K: 1 S: 9	H: 3 LOB: 2 BB: 0 P: 9	R: 1 E: 0 K: 0 S: 5	H: 2 LOB: 1 BB: 0 P: 5	R: 1 E: 1 K: 0 S: 4	H: 2 LOB: 0 BB: 0 P: 4	R: 0 E: 0 K: 0 S: 3	H: 0 LOB: 1 BB: 1 P: 7	R: 0 E: 0 K: 0 S: 4	H: 1 LOB: 2 BB: 1 P: 8
--------------	------------------------------	---------------------------------	------------------------------	---------------------------------	------------------------------	---------------------------------	------------------------------	---------------------------------	------------------------------	---------------------------------	------------------------------	---------------------------------	------------------------------	---------------------------------	------------------------------	---------------------------------

PITCHER	IP	WLS	BF	H	R	ER	SO	BB	IBB	HBP	BLK	WP	HR	S	P	ERA	WHIP
Ed Lopat, L (1, 1) ERA: 2.74	6.0	L	27	9	5	3	1	0	0	0	0	0	2	29	29	4.50	1.500
Tom Gorman, R (7, 1) ERA: 2.55	1.0		4	0	0	0	0	1	0	0	0	0	0	3	7	0.00	1.000
Bob Kuzava, L (8, 1) ERA: 4.97	1.0		5	1	0	0	0	0	1	0	0	0	0	4	8	0.00	1.000

AB R H RBI BB SO LOB

4 1 2 0 0 0 0

4 0 0 0 0 0 2

3 1 1 2 1 0 1

4 1 1 0 0 0 2

4 1 1 1 0 0 2

4 1 2 1 0 0 0

4 0 2 0 0 0 1

3 0 1 0 1 0 1

1 0 0 0 0 0 0

1 0 0 0 0 1 2

1 0 0 0 0 0 0

1 0 0 0 0 0 2

AB 34

R 5

H 10

RBI 4

BB 2

SO 1

LOB 13

WP: 0 PA: 36

PB: 0

SB: 0

CS: 0

WP: 0

SAC: 0

DP: 1

HBP: 0

BB: 1

IBB: 1

H: 1

LOB: 2

P: 8

1B: 5

SF: 0

2B: 4

3B: 0

HR: 2

1B: 5

SF: 0

2B: 4

3B: 0

HR: 2

WP: 0

PA: 36

ERA


WHIP

New York Yankees @ Detroit Tigers

Briggs Stadium, Detroit, MI

Sun Jul 26 1953, 4:33 AM EDT

Unknown



livebaseballscorecards.com

New York Yankees @ Detroit Tigers
 Briggs Stadium, Detroit, MI
 Sun Jul 26 1953, 4:38 AM EDT
 Att: 49,717 - Unknown

livebaseballscorecards.com

AB	44
R	14
H	19
RBI	14
BB	5
SO	6
LOB	18



Batter	1	2	3	4	5	6	7	8	9	AB	R	H	RBI	BB	SO	LOB						
Gil McDougald, R OBP: 0.361, SLG: 0.411 (1, 5) (3, 4)	0-0 F8	0-0 2B		0-0 2B	1-2 2-3 1B	0-0 F9		0-0 2B		5	2	3	2	1	0	0						
Irv Noren, L OBP: 0.364, SLG: 0.442 (1, 8)	0-0 2B	1-0 HBP		1-H HR	1-3 2-H 3-H 2B	0-0 1B	0-0 4-3 1B	0-0 F9		5	2	4	3	0	0	1						
Mickey Mantle, S OBP: 0.396, SLG: 0.515 Hank Bauer, R OBP: 0.400, SLG: 0.431 (1, 9) (7, 9)	0-0 F5	0-3 K		2-H HR	0-0 F5		0-3 K		0-0 G4-6-3 1B	5	1	1	2	0	2	6						
Yogi Berra, L OBP: 0.331, SLG: 0.497 Charles Silvera, R OBP: 0.347, SLG: 0.338 (1, 2) (7, 2)	0-0 F7		0-0 HR	0-0 F9	1-2 2B	0-0 1B	0-0 4-3		0-0 F3	5	2	2	2	0	0	2						
Gene Woodling, L OBP: 0.399, SLG: 0.435 (1, 7)		0-0 F7	0-0 4-3	4-0 BB	1-H 2-H 2B		4-0 BB		0-0 G4-6-3 1-2f	4	0	1	2	2	0	1						
Joe Collins, L OBP: 0.370, SLG: 0.394 (1, 3)		0-0 F3	0-0 F3	0-0 F6	0-0 G3		0-0 4-3			5	0	0	0	0	0	4						
Billy Martin, R OBP: 0.315, SLG: 0.362 Andy Carey, R OBP: 0.400, SLG: 0.620 (1, 4) (3, 5)		0-0 HR	4-0 2B		BB 1B	0-0 HR		0-0 4-3		1	1	1	1	1	0	0						
Phil Rizzuto, R OBP: 0.374, SLG: 0.316 Willy Miranda, S OBP: 0.214, SLG: 0.231 (1, 6) (7, 6)		0-0 1B	0-0 2B		BB 1B	0-3 K		0-0 2B		3	2	2	0	1	1	0						
Johnny Sain, R OBP: 0.315, SLG: 0.280 Tom Gorman, R OBP: 0.167, SLG: 0.091 (1, 1) (3, 1)		0-0 2B		0-0 4-3	0-3 K	0-3 K		0-3 K		1	1	1	1	0	0	0						
Inning Stats	R: 0 E: 0 K: 0 S: 4	H: 1 LOB: 1 BB: 0 P: 4	R: 3 E: 0 K: 1 S: 9	H: 4 LOB: 2 BB: 0 P: 10	R: 1 E: 0 K: 0 S: 4	H: 2 LOB: 2 BB: 1 P: 8	R: 3 E: 0 K: 0 S: 6	H: 3 LOB: 1 BB: 1 P: 10	R: 5 E: 0 K: 1 S: 9	H: 4 LOB: 1 BB: 2 P: 17	R: 1 E: 0 K: 2 S: 8	H: 1 LOB: 0 BB: 0 P: 8	R: 0 E: 0 K: 1 S: 6	H: 1 LOB: 2 BB: 1 P: 10	R: 1 E: 0 K: 1 S: 7	H: 2 LOB: 1 BB: 0 P: 7	R: 0 E: 0 K: 0 S: 3	H: 1 LOB: 0 BB: 0 P: 3	1B: 8 2B: 7 3B: 0 HR: 4	SF: 0 SAC: 0 DP: 1 HBP: 1	WP: 0 PB: 0 SB: 2 CS: 0	PA: 50

PITCHER	IP	WLS	BF	H	R	ER	SO	BB	IBB	HBP	BLK	WP	HR	S	P	ERA	WHIP
Steve Gromek, R ERA: 5.35 (1, 1)	3.0	L	17	7	4	4	1	1	0	1	0	0	2	17	22	12.00	2.667
Dick Weik, R ERA: 14.54 (4, 1)	1.1		12	5	7	7	1	3	0	0	0	0	1	11	23	47.25	6.000
Dave Madison, R ERA: 6.04 (5, 1)	1.2		8	3	2	2	2	0	0	0	0	0	1	12	12	10.80	1.800
Ray Herbert, R ERA: 7.01 (7, 1)	2.0		10	3	1	1	2	1	0	0	0	0	0	13	17	4.50	2.000
Dick Marlowe, R ERA: 4.22 (9, 1)	1.0		3	1	0	0	0	0	0	0	0	0	0	3	3	0.00	1.000

PITCHER	IP	WLS	BF	H	R	ER	SO	BB	IBB	HBP	BLK	WP	HR	S	P	ERA	WHIP
Steve Gromek, R ERA: 5.35 (1, 1)	3.0	L	17	7	4	4	1	1	0	1	0	0	2	17	22	12.00	2.667
Dick Weik, R ERA: 14.54 (4, 1)	1.1		12	5	7	7	1	3	0	0	0	0	1	11	23	47.25	6.000
Dave Madison, R ERA: 6.04 (5, 1)	1.2		8	3	2	2	2	0	0	0	0	0	1	12	12	10.80	1.800
Ray Herbert, R ERA: 7.01 (7, 1)	2.0		10	3	1	1	2	1	0	0	0	0	0	13	17	4.50	2.000
Dick Marlowe, R ERA: 4.22 (9, 1)	1.0		3	1	0	0	0	0	0	0	0	0	0	3	3	0.00	1.000

BOTTOM

New York Yankees @ Detroit Tigers
Briggs Stadium, Detroit, MI
Sun Jul 26 1953, 4:38 AM EDT
Att. 49,717 - Unknown

livebaseballscorecards.com

AB	36
R	4
H	12
RBI	4
BB	4
SO	4
LOB	15



WP:	0	PA:	40
PB:	0		
SB:	0		
CS:	1		

AB	4	R	2	H	2	RBI	0	BB	0	SO	0	LOB	0
	1	0	0	0	0	0	0	0	0	0	1		

	4	1	3	1	1	0	0						
--	---	---	---	---	---	---	---	--	--	--	--	--	--

	2	0	1	1	1	0	1						
	2	0	0	0	0	0	1						

	3	0	1	0	0	1	2						
	2	0	0	0	0	0	1						

	4	0	1	1	0	1	4						
--	---	---	---	---	---	---	---	--	--	--	--	--	--

	2	1	1	0	2	0	1						
--	---	---	---	---	---	---	---	--	--	--	--	--	--

	1	0	0	0	0	0	1						
	3	0	1	0	0	0	1						

	4	0	1	1	0	1	0						
--	---	---	---	---	---	---	---	--	--	--	--	--	--

	0	0	0	0	0	0	0						
	1	0	0	0	0	0	0						
	0	0	0	0	0	0	0						
	1	0	0	0	0	1	0						
	1	0	0	0	0	0	2						
	0	0	0	0	0	0	0						
	1	0	1	0	0	0	0						
	0	0	0	0	0	0	0						

1B:	10	SF:	0
2B:	2	SAC:	0
3B:	0	DP:	2
HR:	0	HBP:	0

WP:	0	HR:	0	S:	0	P:	0	ERA:	0	WHIP:	0		
PB:	0												
SB:	0												
CS:	1												

Batter	1	2	3	4	5	6	7	8	9
Harvey Kuenn, R (1, 6) Billy Hitchcock, R (8, 6) OBP: 0.359, SLG: 0.381 OBP: 0.289, SLG: 0.229	0-0 5-3 1B		0-0 1B 2B		0-0 6-3 1B		0-0 2B 1B	0-0 4-3 1B	
Johnny Pesky, L (1, 4) OBP: 0.356, SLG: 0.396	0-0 CS 1B		0-0 1B 1B		4-0 BB		0-0 1B 2B	0-0 4-3 1B	
Ray Boone, R (1, 5) Jerry Priddy, R (7, 5) OBP: 0.390, SLG: 0.511 OBP: 0.322, SLG: 0.291	4-0 1B BB		0-0 1B		0-0 F9		0-0 F6	0-0 F7	
Jim Delsing, L (1, 8) Al Kaline, R (7, 8) OBP: 0.378, SLG: 0.462 OBP: 0.167, SLG: 0.167	0-0 1B		0-0 F8		0-3 K		0-0 L6-3	0-0 L6-3	
Walt Dropo, R (1, 3) OBP: 0.291, SLG: 0.391	0-0 F7		0-3 K		0-0 4-3		0-0 1B		
Bob Nieman, R (1, 7) OBP: 0.363, SLG: 0.452		4-0 BB BB BB	G6-4-3 BB		4-0 BB BB BB		0-0 1B 1B	0-0 F9	
Matt Batts, R (1, 2) Johnny Bucha, R (4, 2) OBP: 0.336, SLG: 0.432 OBP: 0.280, SLG: 0.247		0-0 G6-4-3	G6-4-3		0-0 G6-4-3		0-0 1B 1B	0-0 5-3	
Don Lund, R (1, 9) OBP: 0.345, SLG: 0.392		0-0 F8	F8		0-3 K		0-0 1B	0-0 1-3	
Steve Gromek, S (1, 1) Fred Hatfield, L (3, PH) Dick Wiek, R (4, 1) Dave Madison, R (5, 1) Pat Mullin, R (6, PH) Ray Herbert, R (7, 1) Steve Souchock, R (8, PH) Dick Marlowe, R (9, 1) OBP: 0.136, SLG: 0.095 OBP: 0.327, SLG: 0.270 OBP: 0.500, SLG: 1.000 OBP: 0.100, SLG: 0.100 OBP: 0.385, SLG: 0.385 OBP: 0.214, SLG: 0.083 OBP: 0.316, SLG: 0.478 OBP: 0.240, SLG: 0.240			0-0 F5		0-3 K		0-0 F7	0-0 1B	

Inning Stats	R: 0 H: 2 E: 0 K: 4 S: 4	H: 2 LOB: 2 BB: 1 P: 8	R: 0 H: 0 E: 0 K: 2 S: 2	H: 0 LOB: 0 BB: 1 P: 6	R: 1 H: 3 E: 0 K: 1 S: 8	H: 3 LOB: 2 BB: 0 P: 8	R: 0 H: 0 E: 0 K: 1 S: 4	H: 0 LOB: 0 BB: 1 P: 8	R: 0 H: 0 E: 0 K: 5 S: 5	H: 0 LOB: 1 BB: 1 P: 9	R: 1 H: 3 E: 0 K: 1 S: 8	H: 3 LOB: 2 BB: 0 P: 8	R: 2 H: 3 E: 0 K: 0 S: 6	H: 3 LOB: 1 BB: 0 P: 6	R: 0 H: 1 E: 0 K: 4 S: 4	H: 1 LOB: 1 BB: 0 P: 4	R: 0 H: 0 E: 0 K: 3 S: 3	H: 0 LOB: 0 BB: 0 P: 3
--------------	--------------------------	------------------------	--------------------------	------------------------	--------------------------	------------------------	--------------------------	------------------------	--------------------------	------------------------	--------------------------	------------------------	--------------------------	------------------------	--------------------------	------------------------	--------------------------	------------------------

PITCHER	IP	WLS	BF	H	R	ER	SO	BB	IBB	HBP	BLK	WP	HR	S	P	ERA	WHIP
Johnny Sain, R (1, 1) ERA: 3.45	2.2		13	5	1	1	0	2	0	0	0	0	0	11	19	3.38	2.625
Tom Gorman, R (3, 1) ERA: 2.75	6.1	W	27	7	3	3	4	2	0	0	0	0	0	33	41	4.26	1.421

PITCHER	IP	WLS	BF	H	R	ER	SO	BB	IBB	HBP	BLK	WP	HR	S	P	ERA	WHIP
---------	----	-----	----	---	---	----	----	----	-----	-----	-----	----	----	---	---	-----	------


Batter	1	2	3	4	5	6	7	8	9	AB R H RBI BB SO LOB	TOP	
Harvey Kuenn, R (1, 6) OBP: 0.355, SLG: 0.376	0-0 F3	0-0 F7		0-0 F8		0-0 F9		0-0 5-3		5 0 0 0 0 0 0		
Johnny Pesky, L (1, 4) OBP: 0.357, SLG: 0.393	0-0 3B 1B		0-0 4-3	0-0 G3		0-0 5-3		4-0 1B BB		4 1 1 0 1 0 0		
Ray Boone, R (1, 5) OBP: 0.396, SLG: 0.520	0-0 1-H 3B		4-0 2B BB		4-0 1B BB 1B BB	0-3 K		0-0 1-2 1B		3 2 2 1 2 1 0		
Jim Delsing, L (1, 8) OBP: 0.379, SLG: 0.463	0-0 4-3		0-0 1-H E 2B		4-0 1-2 1B BB		0-0 F9	0-0 F7		4 2 1 1 1 0 3		
Walt Dropo, R (1, 3) OBP: 0.289, SLG: 0.391	0-0 5-3		0-0 E3 1B		0-0 F3		0-0 2B	0-0 1-3		5 1 1 0 0 0 3		
Bob Nieman, R (1, 7) OBP: 0.364, SLG: 0.448		4-0 3B BB	0-3 K		0-0 F5		4-0 BB	0-0 F3		3 1 0 0 2 1 3		
Al Kaline, R (9, 7) OBP: 0.167, SLG: 0.167			1-2							0 0 0 0 0 0 0		
Matt Batts, R (1, 2) OBP: 0.341, SLG: 0.443		0-0 1-H F8 3B	0-0 FC6-4 1B		0-0 1-2 2-3 1B 1B		0-0 F4	0-0 F3		5 1 3 2 0 0 2		
Don Lund, R (1, 9) OBP: 0.343, SLG: 0.390		0-0 F8	0-0 FC6-4		0-0 1-2 2-H 3-H 1B		0-3 K			4 0 1 3 0 1 3		
Ted Gray, S (1, 1) OBP: 0.302, SLG: 0.231		0-3 K		0-3 K		0-3 K		0-3 K		3 0 0 0 0 3 2		
Ray Herbert, R (6, 1) OBP: 0.200, SLG: 0.077										1 0 0 0 0 1 0		
Ralph Branca, R (8, 1) OBP: 0.375, SLG: 0.625										0 0 0 0 0 0 0		
Inning Stats	R: 1 H: 2 E: 0 LOB: 1 K: 0 BB: 0 S: 5 P: 5	R: 2 H: 1 E: 0 LOB: 0 K: 1 BB: 1 S: 6 P: 10	R: 3 H: 2 E: 1 LOB: 1 K: 1 BB: 1 S: 8 P: 12	R: 0 H: 0 E: 0 LOB: 0 K: 1 BB: 0 S: 5 P: 5	R: 2 H: 2 E: 0 LOB: 2 K: 1 BB: 2 S: 7 P: 15	R: 0 H: 0 E: 0 LOB: 0 K: 1 BB: 0 S: 5 P: 5	R: 0 H: 1 E: 0 LOB: 2 K: 1 BB: 1 S: 6 P: 10	R: 0 H: 1 E: 0 LOB: 2 K: 1 BB: 1 S: 6 P: 10	R: 0 H: 0 E: 0 LOB: 0 K: 0 BB: 0 S: 3 P: 3	1B: 5 SF: 0 2B: 2 SAC: 0 3B: 2 DP: 0 HR: 0 HBP: 0	WP: 0 PA: 43 PB: 0 SB: 1 CS: 0	
PITCHER	IP WLS BF H R ER SO BB IBB HBP BLK WP HR S P ERA WHIP											
Spec Shea, R (1, 1) ERA: 3.43	2.1 L 13 4 5 4 1 2 0 0 0 0 0 0 13 21 15.43 2.571											
Walt Masterson, R (3, 1) ERA: 3.65	3.2 17 3 3 2 4 2 0 0 0 0 0 0 23 31 4.91 1.364											
Jerry Lane, R (7, 1) ERA: 3.0	2.0 10 2 0 0 2 2 0 0 0 0 0 0 12 20 0.00 2.000											
Sonny Dixon, R (9, 1) ERA: 3.41	1.0 3 0 0 0 0 0 0 0 0 0 0 0 3 3 0.00 0.000											

Detroit Tigers @ Washington Senators
 Griffith Stadium, Washington, DC
 Tue Jul 28 1953, 3:33 AM EDT
 Att. 6,065 - Unknown

livebaseballscorecards.com

AB 37
R 8
H 9
RBI 7
BB 6
SO 7
LOB 16



Batter	1	2	3	4	5	6	7	8	9	AB R H RBI BB SO LOB	TOP									
Harvey Kuenn, R (1, 6) OBP: 0.354, SLG: 0.375	0-0 F8			0-0 F8		0-0 6-3		0-0 F8 FC4-6 1B		4 1 1 0 0 0 0										
Johnny Pesky, L (1, 4) OBP: 0.364, SLG: 0.402	0-0 4-3			4-0 L5-3 BB		0-0 HR 2B		0-0 FC4-6 1B		3 1 2 0 1 0 0										
Ray Boone, R (1, 5) OBP: 0.394, SLG: 0.527	0-0 F6			0-0 L5-3 1-2		0-0 HR 2-H		0-0 F8 2-3		4 1 1 2 0 0 3										
Jim Delsing, L (1, 8) OBP: 0.377, SLG: 0.460		0-0 F7			0-0 E3 1B 2B		0-0 1B	0-0 FC4-6 1-2f 3-H		4 1 1 1 0 0 1										
Walt Dropo, R (1, 3) OBP: 0.287, SLG: 0.388		0-0 5-3			0-0 F3		0-0 F2	0-0 F7		4 0 0 0 0 0 3										
Bob Nieman, R (1, 7) OBP: 0.362, SLG: 0.445		0-0 F8			0-0 2B 1B		0-0 F8		0-0 6-3	4 1 1 0 0 0 1										
Matt Batts, R (1, 2) OBP: 0.340, SLG: 0.444			0-0 F7		0-0 1-H 3-H 2B		0-0 6-3		0-0 E5 FC4-6	4 0 1 2 0 0 0	AB 35 R 5 H 7 RBI 5 BB 1 SO 1 LOB 12									
Don Lund, R (1, 9) OBP: 0.339, SLG: 0.385			0-0 F8		0-0 F7		0-0 5-3		0-0 FC4-6 1-2f	4 0 0 0 0 0 2										
Al Aber, L (1, 1) Dick Marlowe, R (3, 1) Fred Hatfield, L (5, PH) Dick Weik, R (5, 1) Dave Madison, R (5, 1) Pat Mullin, L (9, PH)			0-0 F8		0-0 4-3		0-0 P4		0-3 K 1-2	1 0 0 0 0 0 0 0 0 0 0 0 0 0 1 0 0 0 0 0 0 0 0 0 0 0 0 0 1 0 0 0 0 0 0 1 0 0 0 0 1 1										
Inning Stats	R: 0 E: 0 K: 0 S: 3	H: 0 LOB: 0 BB: 0 P: 3	R: 0 E: 0 K: 0 S: 3	H: 0 LOB: 0 BB: 0 P: 3	R: 0 E: 0 K: 0 S: 2	H: 0 LOB: 0 BB: 1 P: 6	R: 2 E: 1 K: 0 S: 6	H: 2 LOB: 1 BB: 0 P: 6	R: 2 E: 0 K: 0 S: 6	H: 3 LOB: 1 BB: 0 P: 6	R: 0 E: 0 K: 0 S: 3	H: 0 LOB: 0 BB: 0 P: 3	R: 1 E: 0 K: 0 S: 5	H: 2 LOB: 1 BB: 0 P: 5	R: 0 E: 1 K: 1 S: 6	H: 0 LOB: 1 BB: 0 P: 6	1B: 4 2B: 3 3B: 0 HR: 1	SF: 0 SAC: 0 DP: 1 HBP: 0	WP: 0 PB: 0 SB: 0 CS: 0	PA: 36
PITCHER Connie Marrero, R (1, 1) ERA: 3.52	IP 9.0 WLS W BF 36 H 7 R 5 ER 4 SO 1 BB 1 IBB 0 HBP 0 BLK 0 WP 0 HR 1 S 37 P 41 ERA 4.00 WHIP 0.889											PITCHER	IP WLS BF H R ER SO BB IBB HBP BLK WP HR S P ERA WHIP							

Detroit Tigers @ Washington Senators
 Griffith Stadium, Washington, DC
 Wed Jul 29 1953, 3:33 AM EDT
 Att. 3,591 - Unknown

livebaseballscorecards.com

Batter	1	2	3	4	5	6	7	8	9	AB	R	H	RBI	BB	SO	LOB
Eddie Yost, R OBP: 0.398, SLG: 0.380 (1, 5)	0-0 F7		4-0 FC4-6 BB	0-0 SH5-3	0-0 F7		4-0 BB 1B BB	0-0 F7		3	1	0	0	2	0	2
Gil Coan, L OBP: 0.233, SLG: 0.222 (1, 7)	0-3 K		0-0 FC4-6 1B WP	0-0 HR 1B		0-0 F4	4-0 1B BB	0-0 F8		5	3	1	0	1	1	3
Mickey Vernon, L OBP: 0.399, SLG: 0.519 (1, 3)	0-0 5-3		0-0 WP 1B	0-0 HR		0-0 1B 1B	4-0 1B BB			4	4	3	4	1	0	0
Jackie Jensen, R OBP: 0.365, SLG: 0.419 (1, 9)		0-0 G3-6-3 1B	0-0 1B 1B	0-0 F9		0-0 F4	0-0 1B 1B			5	1	3	3	0	0	1
Pete Runnels, L OBP: 0.348, SLG: 0.315 (1, 4)		0-0 G3-6-3 1-2f	0-0 1B 1B	0-0 4-3		0-0 1B 1B	0-0 FC5-4 1B			5	1	3	1	0	0	1
Jim Busby, R OBP: 0.337, SLG: 0.388 (1, 8)		4-0 BB	4-0 FC5 1B BB		0-0 F8 3B	0-0 1B	0-3 K			3	1	2	1	2	1	2
Ed Fitz Gerald, R OBP: 0.312, SLG: 0.348 (1, 2)		0-3 K	0-0 1B		0-0 F8	0-0 1B	0-0 FC5-4			5	0	2	3	0	1	3
Jerry Snyder, R OBP: 0.478, SLG: 0.500 (1, 6)			6-3 FC5		4-0 SH1-3 BB	0-0 F8		0-0 1B		4	0	1	0	1	0	5
Connie Marrero, R OBP: 0.278, SLG: 0.188 (1, 1)			4-0 FC4-6 1B BB	0-0 PB SH5-3 HR 1B		0-0 SH1-3		0-0 F9	0-0 F3	3	2	1	0	1	0	1


Inning Stats	R: 0	H: 0	E: 0	K: 1	S: 5	R: 0	H: 1	E: 0	K: 1	S: 5	R: 5	H: 4	E: 0	K: 0	S: 7	R: 3	H: 3	E: 0	K: 0	S: 6	R: 1	H: 1	E: 0	K: 0	S: 4	R: 1	H: 4	E: 0	K: 1	S: 7	R: 3	H: 2	E: 0	K: 1	S: 7	R: 0	H: 1	E: 0	K: 0	S: 4	1B: 14	2B: 0	3B: 1	HR: 1	SF: 0	SAC: 2	DP: 1	HBP: 0	WP: 1	PB: 1	SB: 1	CS: 0	PA: 47
--------------	------	------	------	------	------	------	------	------	------	------	------	------	------	------	------	------	------	------	------	------	------	------	------	------	------	------	------	------	------	------	------	------	------	------	------	------	------	------	------	------	--------	-------	-------	-------	-------	--------	-------	--------	-------	-------	-------	-------	--------


PITCHER	IP	WLS	BF	H	R	ER	SO	BB	IBB	HBP	BLK	WP	HR	S	P	ERA	WHIP
Al Aber, L ERA: 5.79 (1, 1)	2.2	L	15	4	5	5	2	4	0	0	0	1	0	15	31	16.88	3.000
Dick Marlowe, R ERA: 4.45 (3, 1)	1.1		8	4	3	3	0	0	0	0	0	0	1	8	8	20.25	3.000
Dick Weik, R ERA: 14.85 (5, 1)	0.1		3	1	1	1	0	1	0	0	0	0	0	2	6	27.00	6.000
Dave Madison, R ERA: 6.28 (5, 1)	3.2		21	7	4	4	1	3	0	0	0	0	0	20	32	9.82	2.727

DETROIT TIGERS @ WASHINGTON SENATORS
Griffith Stadium, Washington, DC

Wed Jul 29 1953, 3:33 AM EDT
Att. 3,591 - Unknown

AB	37
R	13
H	16
RBI	12
BB	8
SO	3
LOB	18



Batter	1	2	3	4	5	6	7	8	9	AB R H RBI BB SO LOB	TOP	
Harvey Kuenn, R (1, 6) OBP: 0.353, SLG: 0.372	0-0 1-3		0-0 4-3			4-0 G6-4-3 BB		0-0 5-3		3 0 0 0 1 0 0		
Jerry Priddy, R (1, 4) OBP: 0.320, SLG: 0.290	0-0 F6		0-0 5-3			0-0 G6-4-3 1-2f			0-0 1B HR 1B	4 1 1 0 0 0 1		
Ray Boone, R (1, 5) OBP: 0.396, SLG: 0.525	0-0 F9					0-0 6-3 BB			0-0 1-2 HR 1B	3 1 1 0 1 0 0		
Walt Dropo, R (1, 3) OBP: 0.286, SLG: 0.394		0-0 5-3				0-0 F6			0-0 1-H 2-H HR	4 1 1 3 0 1 1		
Bob Nieman, R (1, 7) OBP: 0.364, SLG: 0.444		4-0 BB 1B BB				0-0 F9			0-0 F8	3 1 1 0 1 0 1		
Jim Delsing, L (1, 8) OBP: 0.376, SLG: 0.456		4-0 1B 1-2 BB				0-3 K			0-0 4-3	3 0 0 0 1 1 2		
Matt Batts, R (1, 2) OBP: 0.342, SLG: 0.445 Fred Hatfield, L (9, PR) OBP: 0.326, SLG: 0.268		0-0 G5-4-3 1-3 2-H 1B				0-0 F9			0-0 F4	4 0 2 1 0 0 1 0 0 0 0 0 0 0	AB 31 R 4 H 6 RBI 4 BB 4 SO 3 LOB 9	
Don Lund, R (1, 9) OBP: 0.335, SLG: 0.380		0-0 G5-4-3 1-2f				0-0 F8			0-0 F8	4 0 0 0 0 0 3		
Billy Hoelt, L (1, 1) OBP: 0.275, SLG: 0.140 Steve Souchock, R (8, PH) OBP: 0.313, SLG: 0.472 Bob Miller, R (8, 1)			0-0 F6			0-3 K			0-0 F4	2 0 0 0 0 1 0 1 0 0 0 0 0 0 0 0 0 0 0 0 0		
Inning Stats	R: 0 H: 0 E: 0 LOB: 0 K: 0 BB: 0 S: 3 P: 3	R: 1 H: 1 E: 0 LOB: 1 K: 0 BB: 2 S: 3 P: 11	R: 0 H: 0 E: 0 LOB: 0 K: 0 BB: 0 S: 3 P: 3	R: 0 H: 0 E: 0 LOB: 1 K: 1 BB: 1 S: 5 P: 9	R: 0 H: 0 E: 0 LOB: 0 K: 1 BB: 0 S: 5 P: 5	R: 0 H: 0 E: 0 LOB: 0 K: 0 BB: 1 S: 2 P: 6	R: 0 H: 1 E: 0 LOB: 1 K: 1 BB: 0 S: 6 P: 6	R: 0 H: 0 E: 0 LOB: 0 K: 0 BB: 0 S: 3 P: 3	R: 3 H: 4 E: 0 LOB: 1 K: 0 BB: 0 S: 7 P: 7	1B: 5 SF: 0 2B: 0 SAC: 0 3B: 0 DP: 2 HR: 1 HBP: 0	WP: 0 PA: 35 PB: 0 SB: 0 CS: 0	
PITCHER Chuck Stobbs, L (1, 1) ERA: 3.78	IP WLS BF H R ER SO BB IBB HBP BLK WP HR S P ERA WHIP	9.0 W 35 6 4 4 3 4 0 0 0 0 1 37 53 4.00 1.111										

Detroit Tigers @ Washington Senators
Griffith Stadium, Washington, DC
Thu Jul 30 1953, 3:33 AM EDT
Att. 1,279 - Unknown

livebaseballscorecards.com

Batter	1	2	3	4	5	6	7	8	9
Eddie Yost, R OBP: 0.393, SLG: 0.375 (1, 5)	0-0 F7		0-0 F8		0-0 F7	0-0 F3		0-0 3-1	
Gil Coan, L OBP: 0.246, SLG: 0.224 (1, 7)	0-0 4-3		0-0 1B 1B		0-0 F9		4-0 2B BB	0-0 F7	
Mickey Vernon, L OBP: 0.400, SLG: 0.519 (1, 3)	0-0 1-3		0-0 1B 1B		0-0 BB BB 3B	1-2 BB	0-0 F3		
Jackie Jensen, R OBP: 0.369, SLG: 0.421 (1, 9)		0-0 2B F8 1B	0-0 1-2 3-H 1B		4-0 BB BB 3B BB	1-2 2-3 BB	0-0 F8		
Pete Runnels, L OBP: 0.352, SLG: 0.324 (1, 4)		0-0 1-3 2B	0-0 F7		4-0 BB BB 3B BB	1-2 2-3 3-H BB	0-0 1-3 2B		
Jim Busby, R OBP: 0.337, SLG: 0.392 (1, 8)		0-0 F8		0-0 4-3	0-0 3B	1-1 2-H 2-H 3-H	0-0 L5		
Ed Fitz Gerald, R OBP: 0.310, SLG: 0.342 (1, 2)		0-3 K		0-0 F9	0-0 5-3		4-0 FC4-6 1B BB		
Jerry Snyder, R OBP: 0.481, SLG: 0.538 (1, 6)		0-0 F8		0-0 F8		0-0 CS 2B	0-0 FC4-6 1B		
Chuck Stobbs, L OBP: 0.267, SLG: 0.214 (1, 1)			0-0 4-3		0-0 BB 1B BB 1B	0-0 F2	0-0 FC4-6 3-1		

Inning Stats	R: 0	H: 0	E: 0	K: 0	S: 3	R: 1	H: 2	E: 0	K: 1	S: 7	R: 1	H: 3	E: 0	K: 0	S: 6	R: 0	H: 0	E: 0	K: 0	S: 3	R: 4	H: 3	E: 0	K: 0	S: 6	R: 0	H: 1	E: 0	K: 0	S: 3	R: 0	H: 1	E: 0	K: 0	S: 4	R: 1	H: 1	E: 0	K: 0	S: 4
	LOB: 0	BB: 0	P: 3	LOB: 1	BB: 0	P: 7	LOB: 2	BB: 0	P: 6		LOB: 0	BB: 0	P: 3	LOB: 1	BB: 2	P: 14	LOB: 0	BB: 0	P: 3		LOB: 2	BB: 1	P: 8	LOB: 1	BB: 1	P: 8	LOB: 1	BB: 1	P: 8	LOB: 0	BB: 1	P: 8	LOB: 1	BB: 1	P: 8	SF: 0	SAC: 0	DP: 0	HBP: 0	

PITCHER	IP	WLS	BF	H	R	ER	SO	BB	IBB	HBP	BLK	WP	HR	S	P	ERA	WHIP
Billy Hoef, L ERA: 4.25 (1, 1)	7.0	L	33	10	6	6	1	3	0	0	0	0	0	32	44	7.71	1.857
Bob Miller, L ERA: 6.28 (8, 1)	1.0		5	1	1	1	0	1	0	0	0	0	0	4	8	9.00	2.000


BOTTOM

Detroit Tigers @ Washington Senators
Griffith Stadium, Washington, DC

Thu Jul 30 1953, 3:33 AM EDT
Att. 1,279 - Unknown

livebaseballscores.com

AB	34
R	7
H	11
RBI	7
BB	4
SO	1
LOB	18



1B	7	SF	0	WP	0	PA	38
2B	3	SAC	0	PB	0		
3B	1	DP	0	SB	0		
HR	0	HBP	0	CS	1		

Batter	1	2	3	4	5	6	7	8	9	AB R H RBI BB SO LOB	TOP											
Harvey Kuenn, R (1, 6) OBP: 0.353, SLG: 0.373	0-0 F8		0-0 F7		0-0 BB E 1B		0-0 5-3 2B 1B		0-3 K	5 2 2 0 0 1 0												
Jerry Priddy, R (1, 4) OBP: 0.316, SLG: 0.282	0-0 F7		0-0 F7		4-0 BB E G6-4-3 BB		0-0 5-3		0-0 5-3	4 1 0 0 1 0 1												
Ray Boone, R (1, 5) OBP: 0.400, SLG: 0.530	0-0 4-3			4-0 BB 2B 1B BB	0-0 BB E7 G6-4-3 1-3 2-H 1B		0-0 2B			3 1 2 2 1 0 0												
Walt Dropo, R (1, 3) OBP: 0.288, SLG: 0.393		0-0 BB E 1B		0-0 BB F9	4-0 BB E G6-4-3 BB		0-0 F7			3 0 1 0 1 0 2												
Bob Nieman, R (1, 7) OBP: 0.363, SLG: 0.445		0-0 F8		0-0 BB 1B 2B	0-0 BB G6-4-3		0-3 K			4 1 1 0 0 1 4												
Al Kaline, R (7, 7) OBP: 0.167, SLG: 0.167				1-3 BB 2B	1-2 2-3 3-H					0 0 0 0 0 0 0												
Jim Delsing, L (1, 8) OBP: 0.374, SLG: 0.453		0-0 BB E6 1-2		0-0 BB E 1B	0-0 BB G3			0-0 F7		4 0 1 2 0 0 2												
Matt Batts, R (1, 2) OBP: 0.337, SLG: 0.438		0-0 BB F9		0-0 BB E6 FC6-4 1-2		0-0 5-3		0-0 F3		4 0 0 0 0 0 3												
Don Lund, R (1, 9) OBP: 0.331, SLG: 0.375		0-0 BB F6		0-0 BB F9		0-3 K		0-3 K		4 0 0 0 0 2 4												
Ralph Branca, R (1, 1) OBP: 0.250, SLG: 0.417			0-3 K	0-0 BB FC6-4 1-2f		0-0 5-3			0-0 F7	4 0 0 0 0 1 2												
Inning Stats	R: 0 E: 0 K: 0 S: 3	H: 0 LOB: 0 BB: 0 P: 3	R: 0 E: 1 K: 0 S: 5	H: 1 LOB: 2 BB: 0 P: 5	R: 0 E: 0 K: 1 S: 5	H: 0 LOB: 0 BB: 0 P: 5	R: 2 E: 1 K: 0 S: 6	H: 2 LOB: 2 BB: 1 P: 10	R: 2 E: 1 K: 0 S: 4	H: 2 LOB: 1 BB: 2 P: 12	R: 0 E: 0 K: 1 S: 5	H: 0 LOB: 0 BB: 0 P: 5	R: 1 E: 0 K: 1 S: 7	H: 2 LOB: 1 BB: 0 P: 7	R: 0 E: 0 K: 1 S: 5	H: 0 LOB: 0 BB: 0 P: 5	R: 0 E: 0 K: 1 S: 5	H: 0 LOB: 0 BB: 0 P: 5	1B: 5 2B: 2 3B: 0 HR: 0	SF: 0 SAC: 0 DP: 1 HBP: 0	WP: 0 PB: 0 SB: 0 CS: 0	PA: 38
PITCHER	IP WLS BF H R ER SO BB IBB HBP BLK WP HR S P ERA WHIP																					
Bill Henry, L (1, 1) ERA: 2.97	4.0 L 21 5 4 4 1 2 0 0 0 0 0 0 21 29 9.00 1.750																					
Frank Sullivan, R (5, 1) ERA:	2.0 6 0 0 0 1 1 0 0 0 0 0 0 7 11 0.00 0.500																					
Ike Delock, R (7, 1) ERA: 3.91	2.0 8 2 1 1 2 0 0 0 0 0 0 0 12 12 4.50 1.000																					
Ben Flowers, R (9, 1) ERA: 3.18	1.0 3 0 0 0 1 0 0 0 0 0 0 0 5 5 0.00 0.000																					

Detroit Tigers @ Boston Red Sox
 Fenway Park, Boston, MA
 Fri Jul 31 1953, 3:33 AM EDT
 Att. 21,647 - Unknown

livebaseballscorecards.com

AB 35
R 5
H 7
RBI 4
BB 3
SO 5
LOB 18




Batter	1	2	3	4	5	6	7	8	9	AB R H RBI BB SO LOB
Johnny Lipon, R OBP: 0.282, SLG: 0.263 (1, 6)	0-0 F8		0-0 SH FC5-4		4-0 G3 BB		0-0 1B 2B		0-0 6-3	3 1 1 0 1 0 0
Billy Goodman, L OBP: 0.400, SLG: 0.415 (1, 4)	0-0 F8		0-3 K		0-0 G3		0-0 G5-4-3 1B		0-0 F8	5 0 1 1 0 1 3
Del Wilber, R OBP: 0.308, SLG: 0.553 (1, 3)	0-3 K		0-0 FC5-4 1B		0-3 K		0-0 G5-4-3 1-2f		0-0 L7	5 1 0 0 0 2 3
Floyd Baker, L OBP: 0.373, SLG: 0.341 (1, 5)		0-0 G3	0-0 FC5-4 1B		0-0 F4		0-0 BB 1B			4 0 2 1 0 0 1
Hoot Evers, R OBP: 0.307, SLG: 0.415 (1, 7)		0-0 6-3	0-0 FC5-4 1-2f			0-0 F6	0-0 BB 1-2			3 0 0 0 1 0 1
Al Zarilla, L OBP: 0.379, SLG: 0.244 (1, 8)		0-0 1B 1B		0-0 F8		4-0 1B BB	0-3 K			3 0 1 0 1 1 2
Jim Piersall, R OBP: 0.308, SLG: 0.348 (1, 9)		0-0 1B		0-0 2B		0-0 1B		0-0 1-3		4 0 3 0 0 0 0
Sammy White, R OBP: 0.314, SLG: 0.436 (1, 2)		0-0 F5		0-0 F6		0-3 K	0-0 G5-4-3 BB			3 0 0 0 1 1 5
Bill Henry, L OBP: 0.287, SLG: 0.467 (5, 1) Frank Sullivan, R OBP: 0.325, SLG: 0.385 (6, PH) Ted Lepcio, R OBP: 0.288, SLG: 0.167 (7, 1) Ike Delock, R OBP: 0.260, SLG: 0.419 (8, PH) Tom Umphlett, R OBP: 0.111, SLG: 0.111 (9, 1)			0-0 SH E 1B		0-0 6-3		0-3 K	0-0 G5-4-3 1-2f		2 1 1 0 0 0 1 0 0 0 0 0 0 0 1 0 0 0 0 1 2 0 0 0 0 0 0 0 1 0 0 0 0 0 1 0 0 0 0 0 0 0

Inning Stats	R: 0	H: 0	E: 0	K: 1	S: 5	R: 0	H: 2	E: 0	K: 0	S: 5	R: 2	H: 2	E: 2	K: 1	S: 8	R: 0	H: 1	E: 0	K: 0	S: 4	R: 0	H: 0	E: 0	K: 1	S: 5	R: 0	H: 1	E: 0	K: 2	S: 8	R: 1	H: 3	E: 0	K: 1	S: 7	R: 0	H: 0	E: 0	K: 0	S: 2	R: 0	H: 0	E: 0	K: 0	S: 3	1B: 7	SF: 0	2B: 2	SAC: 1	3B: 0	DP: 2	HR: 0	HBP: 0	WP: 0	PA: 39
PITCHER Ralph Branca, R ERA: 5.01 (1, 1)	IP	WLS	BF	H	R	ER	SO	BB	IBB	HBP	BLK	WP	HR	S	P	ERA	WHIP													IP	WLS	BF	H	R	ER	SO	BB	IBB	HBP	BLK	WP	HR	S	P	ERA	WHIP									

DETROIT TIGERS @ BOSTON RED SOX
 Fenway Park, Boston, MA
 Fri Jul 31 1953, 3:33 AM EDT
 Att. 21,647 - Unknown

AB	34
R	3
H	9
RBI	2
BB	4
SO	6
LOB	19



Batter	1	2	3	4	5	6	7	8	9	10	AB R H RBI BB SO LOB	TOP													
Harvey Kuenn, R (1, 6) OBP: 0.352, SLG: 0.373	0-0 4-3		0-0 4-3			0-0 6-3		0-0 F8		0-0 SH5-4 FC6-4 2B	5 1 1 0 0 0 0	Detroit Tigers @ Boston Red Sox Fenway Park, Boston, MA Sat Aug 01 1953, 3:33 AM EDT Att. 10,144 - Unknown													
Johnny Pesky, L (1, 4) OBP: 0.362, SLG: 0.404	0-0 3-1			0-0 F3		0-0 1B 2B		0-0 4-3		0-0 SH5-4	4 0 1 0 0 0 0														
Ray Boone, R (1, 5) OBP: 0.400, SLG: 0.527	0-3 K			0-0 L3		0-0 2-H 1B			0-0 F7	4-0 FC6-4 IBB	4 0 1 0 1 1 0														
Jim Delsing, L (1, 8) OBP: 0.380, SLG: 0.457		0-0 G4-6-3 BB 1B		0-0 FC5-4 1B		4-0 BB			0-0 BB BB 1B 1B	0-0 FC6-4	4 1 3 1 1 0 1														
Walt Dropo, R (1, 3) OBP: 0.287, SLG: 0.389		4-0 G4-6-3 BB		0-0 FC5-4 1-2f		0-0 F8			0-0 F2	0-0 K	4 0 0 0 1 1 4														
Bob Nieman, R (1, 7) OBP: 0.361, SLG: 0.441		0-0 G4-6-3 1-2f 2-3			0-0 F7		0-0 F7		4-0 BB BB 1B 1-2 E BB		3 0 0 0 1 0 3 0 1 0 0 0 0 0														
Al Kaline, R (9, PR) OBP: 0.167, SLG: 0.167																									
Matt Batts, R (1, 2) OBP: 0.336, SLG: 0.433		0-0 F6			0-0 5-3		0-0 F7		4-0 BB BB BB 1-2 2-3 E BB		3 0 0 0 1 0 2 0 0 0 0 0 0 0 0 0 0 0 0 0 0														
Ted Gray, S (9, PR) OBP: 0.302, SLG: 0.231																									
Johnny Bucha, R (9, 2) OBP: 0.280, SLG: 0.247																									
Don Lund, R (1, 9) OBP: 0.328, SLG: 0.371			0-0 4-3		0-0 1-3			0-0 6-3		0-0 E3 1B 1B	3 0 0 0 0 0 0 1 0 1 1 0 0 0 0 0 0 0 0 0 0														
Pat Mullin, L (9, PH) OBP: 0.377, SLG: 0.388										1-2 2-H 3-H 1B															
Steve Souchock, R (9, 9) OBP: 0.313, SLG: 0.472																									
Steve Gromek, S (1, 1) OBP: 0.125, SLG: 0.087			0-0 4-3			0-3 K		0-0 HR		0-0 1B	2 0 0 0 0 1 0 1 1 1 1 0 0 0 1 0 1 0 0 0 0 0 0 0 0 0 0 0														
Fred Hatfield, L (8, PH) OBP: 0.329, SLG: 0.288																									
Ray Herbert, R (8, 1) OBP: 0.250, SLG: 0.143																									
Billy Hoefl, L (10, 1) OBP: 0.275, SLG: 0.140																									
Inning Stats	R: 0 E: 0 K: 1 S: 5	H: 0 LOB: 0 BB: 0 P: 5	R: 0 E: 0 K: 0 S: 3	H: 1 LOB: 1 BB: 1 P: 7	R: 0 E: 0 K: 0 S: 3	H: 0 LOB: 0 BB: 0 P: 3	R: 0 E: 0 K: 0 S: 4	H: 1 LOB: 1 BB: 0 P: 4	R: 0 E: 0 K: 0 S: 3	H: 0 LOB: 0 BB: 0 P: 3	R: 0 E: 0 K: 1 S: 6	H: 2 LOB: 2 BB: 0 P: 6	R: 0 E: 0 K: 0 S: 3	H: 0 LOB: 1 BB: 1 P: 7	R: 1 E: 0 K: 0 S: 4	H: 1 LOB: 0 BB: 0 P: 4	R: 2 E: 1 K: 0 S: 5	H: 3 LOB: 2 BB: 2 P: 13	R: 1 E: 0 K: 1 S: 6	H: 1 LOB: 1 BB: 1 P: 10	1B: 6 2B: 2 3B: 0 HR: 1	SF: 0 SAC: 1 DP: 1 HBP: 0	WP: 0 PB: 0 SB: 0 CS: 0	PA: 41	
PITCHER	IP WLS BF H R ER SO BB IBB HBP BLK WP HR S P ERA WHIP											IP WLS BF H R ER SO BB IBB HBP BLK WP HR S P ERA WHIP													
Hal Brown, R (1, 1) ERA: 3.56	8.2																								
Ben Flowers, R (9, 1) ERA: 3.18	0.0		1	0	0	0	0	1	0	0	0	0	0	0	4	∞	∞								
Ellis Kinder, R (9, 1) ERA: 2.35	0.2	L	5	3	1	1	0	0	1	0	0	0	0	4	8	13.50	4.500								
Mel Parnell, L (10, 1) ERA: 3.31	0.2		2	0	0	0	1	0	0	0	0	0	0	4	4	0.00	0.000								

livebaseballscores.com

AB	35
R	4
H	9
RBI	3
BB	5
SO	3
LOB	10



BOTTOM

Detroit Tigers @ Boston Red Sox
Fenway Park, Boston, MA

Sat Aug 01 1953, 3:33 AM EDT
Att: 10,144 - Unknown

livebaseballscorecards.com

AB	41
R	3
H	12
RBI	3
BB	3
SO	5
LOB	24



AB R H RBI BB SO LOB

5	1	3	3	0	1	1	
5	0	0	0	0	0	4	
5	0	2	0	0	2	2	
0	0	0	0	0	0	0	
4	0	1	0	1	1	2	
3	0	0	0	0	0	1	
2	0	0	0	0	0	2	
5	0	3	0	0	0	1	
4	0	1	0	0	0	3	
0	0	0	0	1	0	0	
3	1	0	0	1	0	5	
1	0	0	0	0	0	3	
3	1	2	0	0	0	0	
0	0	0	0	0	0	0	
1	0	0	0	0	1	0	
0	0	0	0	0	0	0	
1B: 10	SF: 0	2B: 2	SAC: 0	3B: 0	DP: 1	HR: 1	HBP: 0
WP: 0	PA: 45	PB: 0	SB: 0	CS: 1			

Batter	1	2	3	4	5	6	7	8	9	10
Billy Consolo, R (1.4) OBP: 0.233, SLG: 0.433	0-0 5-3		0-0 1-H HR		0-0 1-2 3-H 1B		0-3 K		0-0 CS 1B	
Billy Goodman, L (1.3) OBP: 0.394, SLG: 0.408	0-0 5-3		0-0 6-3		0-0 L6-4		0-0 F5		0-0 F5	
Ted Lepcio, R (1.5) OBP: 0.328, SLG: 0.394 Gene Stephens, L (10, PR) OBP: 0.309, SLG: 0.294	0-0 2B		0-3 K		0-0 5-3		0-3 K		0-0 CS	0-0 FC4-6 1B
Hoot Evers, R (1.7) OBP: 0.309, SLG: 0.412	0-0 F2		0-3 K			4-0 1B BB		0-0 1B 1B		0-0 FC4-6 BB 1B
Tom Umphlett, R (1.8) OBP: 0.357, SLG: 0.415 Al Zarilla, L (8.8) OBP: 0.367, SLG: 0.234		0-0 F7		0-0 F4		0-0 F9		0-0 F8		0-0 L7
Jim Piersall, R (1.9) OBP: 0.312, SLG: 0.351		0-0 1B		0-0 F9		0-0 1-2 1B		0-0 F9		0-0 BB 1B
Johnny Lipon, R (1.6) OBP: 0.281, SLG: 0.262 Floyd Baker, L (10, PH) OBP: 0.377, SLG: 0.341		0-0 F9		0-0 F5		0-0 F7		0-0 1-2 1B		4-0 BB BB 1-2 2-3 BB
Gus Niarhos, R (1.2) OBP: 0.261, SLG: 0.286 Del Wilber, R (10, PH) OBP: 0.304, SLG: 0.547		0-0 F2			4-0 1B BB	0-0 F4		0-0 6-3		0-0 L7
Hal Brown, R (1.1) OBP: 0.354, SLG: 0.489 Ben Flowers, R (9.1) OBP: 0.111, SLG: 0.111 Ellis Kinder, R (9.1) OBP: 0.400, SLG: 0.450 Mel Parnell, L (10.1) OBP: 0.238, SLG: 0.246			0-0 E6 HR		0-0 L6-4 1B		0-0 1B		0-3 K	

Inning Stats	R: 0	H: 1	E: 0	LOB: 1	K: 0	BB: 0	S: 4	P: 4	R: 0	H: 1	E: 0	LOB: 1	K: 0	BB: 0	S: 4	P: 4	R: 2	H: 1	E: 1	LOB: 0	K: 2	BB: 0	S: 9	P: 9	R: 0	H: 0	E: 0	LOB: 0	K: 0	BB: 0	S: 3	P: 3	R: 1	H: 2	E: 0	LOB: 1	K: 0	BB: 1	S: 4	P: 8	R: 0	H: 1	E: 0	LOB: 2	K: 0	BB: 1	S: 4	P: 8	R: 0	H: 1	E: 0	LOB: 1	K: 2	BB: 0	S: 8	P: 8	R: 0	H: 2	E: 0	LOB: 2	K: 0	BB: 0	S: 5	P: 5	R: 0	H: 1	E: 0	LOB: 0	K: 1	BB: 0	S: 5	P: 5	R: 0	H: 2	E: 0	LOB: 3	K: 0	BB: 1	S: 5	P: 9	1B: 10	SF: 0	2B: 2	SAC: 0	3B: 0	DP: 1	HR: 1	HBP: 0	WP: 0	PA: 45
--------------	------	------	------	--------	------	-------	------	------	------	------	------	--------	------	-------	------	------	------	------	------	--------	------	-------	------	------	------	------	------	--------	------	-------	------	------	------	------	------	--------	------	-------	------	------	------	------	------	--------	------	-------	------	------	------	------	------	--------	------	-------	------	------	------	------	------	--------	------	-------	------	------	------	------	------	--------	------	-------	------	------	------	------	------	--------	------	-------	------	------	--------	-------	-------	--------	-------	-------	-------	--------	-------	--------

PITCHER	IP	WLS	BF	H	R	ER	SO	BB	IBB	HBP	BLK	WP	HR	S	P	ERA	WHIP
Steve Gromek, R (1.1) ERA: 5.11	7.0		30	7	3	2	4	2	0	0	0	0	1	36	44	2.57	1.286
Ray Herbert, R (8.1) ERA: 6.59	2.2	W	13	5	0	0	1	1	0	0	0	0	0	14	18	0.00	2.250
Billy Hoefl, L (10.1) ERA: 4.24	0.1	S	1	0	0	0	0	0	0	0	0	0	0	1	1	0.00	0.000

Batter	1	2	3	4	5	6	7	8	9	AB R H RBI BB SO LOB	TOP
Harvey Kuenn, R OBP: 0.351, SLG: 0.372 (1, 6) X	0-0 F8 ①		X 0-0 F3 ①		X 0-0 F6 ①		X 0-0 2-H 1B ①			4 0 1 1 0 0 1	Detroit Tigers @ Boston Red Sox Fenway Park, Boston, MA Sun Aug 02 1953, 3:33 AM EDT Unknown livebaseballscorecards.com
Johnny Pesky, L OBP: 0.356, SLG: 0.396 (1, 4) X	0-0 4-3 ②		X 0-0 F8 ②		X 0-0 FC3 ②		X 0-0 F9 ③			4 0 0 0 0 0 2	
Ray Boone, R OBP: 0.401, SLG: 0.533 (1, 5) X	0-0 1B 2B		X 0-0 2B ③		X 0-0 F8 ③			X 0-0 4-3 ①		4 1 2 0 0 0 1	
Jim Delsing, L OBP: 0.379, SLG: 0.454 (1, 8) X	0-0 2-H 1B ③		X 0-0 F6 ③		X 0-0 6-3 ①			X 0-0 F4 ②		4 0 1 1 0 0 1	
Walt Dropo, R OBP: 0.287, SLG: 0.388 (1, 3) X	0-0 F8 ③			X 0-0 FC6-4 1B ①		X 0-0 5-3 ②		X 0-0 5-3 ③		4 0 1 0 0 0 1	
Bob Nieman, R OBP: 0.360, SLG: 0.438 (1, 7) X		X 0-0 G5-4-3 1B ①		X 0-0 FC6-4 FC5-4 1-2f ①		X 0-0 F8 ③		X 0-0 F3 ①		4 0 1 0 0 0 1	
Don Lund, R OBP: 0.325, SLG: 0.366 (1, 9) X		X 0-0 G5-4-3 1-2f ②		X 0-0 F3 ②		X 0-0 4-3 ①		X 0-0 5-3 ②		4 0 0 0 0 0 2	
Johnny Bucha, R OBP: 0.302, SLG: 0.263 (1, 2) X		X 0-0 1B ③		X 0-0 FC5-4 1-2f ③		BB BB BB 4-0 1B S BB ②		X 0-0 1B ③		3 1 2 0 1 0 1	
Ned Garver, R OBP: 0.208, SLG: 0.204 (1, 1) X		X 0-0 F9 ③			X 0-0 FC3 1B ②		X 0-0 F6 ②		X 0-3 K ③	4 0 1 0 0 1 3	
Inning Stats	R: 1 H: 2 E: 0 LOB: 1 K: 0 BB: 0 S: 5 P: 5	R: 0 H: 2 E: 0 LOB: 1 K: 0 BB: 0 S: 4 P: 4	R: 0 H: 1 E: 0 LOB: 1 K: 0 BB: 0 S: 4 P: 4	R: 0 H: 1 E: 0 LOB: 1 K: 0 BB: 0 S: 4 P: 4	R: 0 H: 1 E: 0 LOB: 1 K: 0 BB: 0 S: 4 P: 4	R: 0 H: 0 E: 0 LOB: 0 K: 0 BB: 0 S: 3 P: 3	R: 1 H: 1 E: 0 LOB: 1 K: 0 BB: 1 S: 4 P: 8	R: 0 H: 0 E: 0 LOB: 0 K: 0 BB: 0 S: 3 P: 3	R: 0 H: 1 E: 0 LOB: 1 K: 1 BB: 0 S: 6 P: 6	1B: 7 SF: 0 2B: 2 SAC: 0 3B: 0 DP: 1 HR: 0 HBP: 0	WP: 0 PA: 36 PB: 0 SB: 1 CS: 0
PITCHER Willard Nixon, R ERA: 3.51 (1, 1)	IP WLS BF H R ER SO BB IBB HBP BLK WP HR S P ERA WHIP										
	9.0 L 36 9 2 2 1 1 0 0 0 0 0 0 37 41 2.00 1.111										

Batter	1	2	3	4	5	6	7	8	9	AB R H RBI BB SO LOB
--------	---	---	---	---	---	---	---	---	---	----------------------

Billy Consolo, R OBP: 0.235, SLG: 0.412 (1, 4) 0-0 5-3 ①			0-3 K ③			0-0 FC4-6 1B		0-0 6-3 ②		4 0 1 0 0 1 0
Billy Goodman, L OBP: 0.390, SLG: 0.403 (1, 3) 0-0 6-3 ②				0-0 6-3 ①		0-0 FC4-6 1-2f		0-0 F9 ③		4 0 0 0 0 0 1
Ted Lepcio, R OBP: 0.325, SLG: 0.389 (1, 5) 0-0 1B				0-0 F7		0-0 F5 1-2		0-0 6-3 ①		4 0 1 0 0 0 1
Hoot Evers, R OBP: 0.308, SLG: 0.409 (1, 7) Gene Stephens, L OBP: 0.309, SLG: 0.294 (9, PR) 0-0 F7 ③			0-3 K ③		0-0 F7 ③			0-0 1B		4 0 1 0 0 1 2 0 0 0 0 0 0 0
Tom Umphlett, R OBP: 0.353, SLG: 0.410 (1, 8) 0-0 K ①		0-3 K ①			0-0 5-3 ①			0-0 F3 ①		4 0 0 0 0 1 1
Jim Piersall, R OBP: 0.311, SLG: 0.350 (1, 9) 0-0 1-3 ②			0-0 WP 2B 1B		0-0 F7 ②			0-0 F4 ③		4 1 1 0 0 0 1
Johnny Lipon, R OBP: 0.282, SLG: 0.264 (1, 6) 0-0 K ③			0-0 F8		0-0 1B					3 0 1 0 0 1 1
Gus Niarhos, R OBP: 0.250, SLG: 0.273 (1, 2) Sammy White, R OBP: 0.315, SLG: 0.440 (5, PH) (6, 2) 0-0 5-3 ①				0-0 1-H 2B		0-0 4-3 ③				1 0 0 0 0 0 0 2 0 1 1 0 0 1
Willard Nixon, L OBP: 0.308, SLG: 0.235 (1, 1) 0-0 1-4-3 ②			0-0 1-4-3 ②		0-0 F6 ①					3 0 0 0 0 0 1

Inning Stats	R: 0 H: 1 E: 0 K: 0 S: 4	H: 1 LOB: 1 BB: 0 P: 4	R: 0 H: 0 E: 0 K: 2 S: 7	H: 0 LOB: 0 BB: 0 P: 7	R: 0 H: 0 E: 0 K: 1 S: 5	H: 0 LOB: 0 BB: 0 P: 5	R: 0 H: 0 E: 0 K: 1 S: 5	H: 0 LOB: 0 BB: 0 P: 5	R: 1 H: 2 E: 0 K: 0 S: 5	H: 2 LOB: 1 BB: 0 P: 5	R: 0 H: 1 E: 0 K: 0 S: 4	H: 1 LOB: 1 BB: 0 P: 4	R: 0 H: 1 E: 0 K: 0 S: 3	H: 0 LOB: 0 BB: 0 P: 3	R: 0 H: 1 E: 0 K: 0 S: 4	H: 1 LOB: 1 BB: 0 P: 4	1B: 5 SF: 0 2B: 1 SAC: 0 3B: 0 DP: 0 HR: 0 HBP: 0
--------------	--------------------------	------------------------	--------------------------	------------------------	--------------------------	------------------------	--------------------------	------------------------	--------------------------	------------------------	--------------------------	------------------------	--------------------------	------------------------	--------------------------	------------------------	--

Ned Garver, R ERA: 4.73 (1, 1) PITCHER IP 9.0 WLS W BF 33 H 6 R 1 ER 1 SO 4 BB 0 IBB 0 HBP 0 BLK 0 WP 1 HR 0 S 41 P 41 ERA 1.00 WHIP 0.667	PITCHER IP WLS BF H R ER SO BB IBB HBP BLK WP HR S P ERA WHIP
--	--

BOTTOM

Detroit Tigers @ Boston Red Sox
Fenway Park, Boston, MA
Sun Aug 02 1953, 3:33 AM EDT
Unknown

AB	33
R	1
H	6
RBI	1
BB	0
SO	4
LOB	9



WP: 1 PA: 33 PB: 0 SB: 1 CS: 0	
---	--

Batter	1	2	3	4	5	6	7	8	9	AB R H RBI BB SO LOB	TOP																
Harvey Kuenn, R (1, 6) OBP: 0.353, SLG: 0.378	4-0 FC6-4 BB		0-0 2B		0-0 L1		0-0 FC6-4 1B BB FC1-2	0-0 HR 2B		4 2 2 2 1 0 1																	
Jerry Priddy, R (1, 4) OBP: 0.325, SLG: 0.295	0-0 FC6-4 3B		0-0 1B 2B		0-0 FC6-4 1B		4-0 FC1-2 BB	0-0 F6		4 2 2 1 1 0 3																	
Ray Boone, R (1, 5) OBP: 0.407, SLG: 0.555	0-0 4-3 3B		0-0 PO 1B 1B		0-0 FC6-4		0-0 FC1-2 1B	0-0 HR		5 2 4 4 0 0 1																	
Jim Delsing, L (1, 8) OBP: 0.376, SLG: 0.449	0-0 4-3		0-0 F2			4-0 1B BB	0-0 FC1-2 FC6-4	0-0 3-1		4 0 0 1 1 0 5																	
Walt Dropo, R (1, 3) OBP: 0.286, SLG: 0.386	0-0 F3		0-0 1B			0-0 F7	0-0 FC6-4		0-3 K	5 0 1 0 0 1 4																	
Bob Nieman, R (1, 7) OBP: 0.361, SLG: 0.438		0-3 K	0-0 PO	0-3 K		0-0 1B 1B		0-0 1B 1B	0-0 F8	5 1 2 0 0 2 0																	
Matt Batts, R (1, 2) OBP: 0.338, SLG: 0.434		0-0 4-3		0-3 K		0-0 1B		0-0 1B 2B 1B	0-3 K	4 0 2 0 0 1 0																	
Al Kaline, R (8, PR) OBP: 0.167, SLG: 0.167						1-2 2-3 1B				0 1 0 0 0 0 0																	
Johnny Bucha, R (8, 2) OBP: 0.299, SLG: 0.260										1 0 0 0 0 1 0																	
Don Lund, R (1, 9) OBP: 0.322, SLG: 0.363		0-0 F9		0-0 F8		0-0 F5		0-0 2B 1B		3 0 0 0 0 0 2																	
Johnny Pesky, L (8, PH) OBP: 0.359, SLG: 0.399										1 1 1 1 0 0 0																	
Steve Souchock, R (8, 9) OBP: 0.313, SLG: 0.472										0 0 0 0 0 0 0																	
Dick Marlowe, R (1, 1) OBP: 0.241, SLG: 0.241			0-0 6-3		0-3 K		0-0 FC6-4 1B	0-3 K		4 0 1 0 0 2 2																	
Ray Herbert, R (8, 1) OBP: 0.250, SLG: 0.143										0 0 0 0 0 0 0																	
Inning Stats	R: 2 E: 0 K: 0 S: 4	H: 1 LOB: 0 BB: 1 P: 8	R: 0 E: 0 K: 1 S: 5	H: 0 LOB: 0 BB: 0 P: 5	R: 2 E: 0 K: 0 S: 6	H: 4 LOB: 1 BB: 0 P: 6	R: 0 E: 0 K: 2 S: 7	H: 0 LOB: 0 BB: 0 P: 7	R: 0 E: 0 K: 1 S: 6	H: 1 LOB: 1 BB: 0 P: 6	R: 0 E: 0 K: 0 S: 4	H: 2 LOB: 2 BB: 1 P: 8	R: 0 E: 0 K: 0 S: 5	H: 2 LOB: 3 BB: 1 P: 9	R: 5 E: 0 K: 1 S: 10	H: 5 LOB: 1 BB: 0 P: 10	R: 0 E: 0 K: 2 S: 7	H: 0 LOB: 0 BB: 0 P: 7	1B: 10 2B: 3 3B: 1 HR: 1	SF: 0 SAC: 0 DP: 0 HBP: 0	WP: 0 PB: 0 SB: 0 CS: 0	PA: 44					
PITCHER	IP	WLS	BF	H	R	ER	SO	BB	IBB	HBP	BLK	WP	HR	S	P	ERA	WHIP										
Sid Hudson, R (1, 1) ERA: 4.09	6.1		30	10	4	4	4	3	0	0	0	0	0	35	47	5.68	2.053										
Frank Sullivan, R (7, 1) ERA: 12.27	1.2	L	10	5	5	5	1	0	0	0	0	0	1	12	12	27.00	3.000										
Ike Delock, R (9, 1) ERA: 3.76	1.0		3	0	0	0	2	0	0	0	0	0	0	7	7	0.00	0.000										

Detroit Tigers @ Boston Red Sox
 Fenway Park, Boston, MA
 Sun Aug 02 1953, 3:38 AM EDT
 Att: 20,434 - Unknown

AB	40
R	9
H	15
RBI	9
BB	3
SO	7
LOB	18



Batter	1	2	3	4	5	6	7	8	9	AB	R	H	RBI	BB	SO	LOB
Billy Consolo, R OBP: 0.231, SLG: 0.385 (1, 4) (7, 5)	0-3 K	0-0 1B			0-0 6-3	0-0 F9		0-0 1-6-3		5	0	1	2	0	1	2
Gene Stephens, L OBP: 0.308, SLG: 0.294 Del Wilber, R OBP: 0.301, SLG: 0.540 (1, 7) (9, PH)	0-3 K	0-3 K			0-3 K		0-0 SH1-4 1B		0-0 6-3	4	0	1	0	0	3	2
Ted Lepcio, R OBP: 0.323, SLG: 0.393 (1, 5) (7, 4)	0-0 6-3		0-0 6-3		0-0 2B		0-0 SH1-4		0-3 K	4	0	1	0	0	1	0
Billy Goodman, L OBP: 0.390, SLG: 0.403 (1, 3)		0-0 FC6-4 1B	0-0 4-3		0-0 F8		0-0 6-3		0-0 1B	5	0	2	0	0	0	2
Tom Umphlett, R OBP: 0.351, SLG: 0.407 (1, 8)		0-0 F8	0-0 F7		0-0 1B 1B		0-0 5-3		0-0 L3	5	1	1	0	0	0	3
Jim Piersall, R OBP: 0.313, SLG: 0.357 (1, 9)		0-0 FC6-4 1B		0-0 F2		0-0 SH 1B G6-4-3 1B		0-0 F9 3B		4	3	2	0	0	0	1
Sammy White, R OBP: 0.317, SLG: 0.440 (1, 2)		0-0 BB 1B 1B		0-0 F2		0-0 G6-4-3 SH 1B		0-0 F9		4	1	2	2	0	0	0
Johnny Lipon, R OBP: 0.300, SLG: 0.284 (1, 6)		0-0 BB 1B		0-0 SH 1B		0-0 SH G6-4-3		0-0 1B		3	1	3	1	0	0	0
Sid Hudson, R OBP: 0.211, SLG: 0.243 Frank Sullivan, R (1, 1) (7, 1)		4-0 BB 1B		0-0 F2		0-0 G6-4-3		0-0 F8		2	0	0	0	1	0	3
Floyd Baker, L OBP: 0.375, SLG: 0.338 Ike Delock, R OBP: 0.286, SLG: 0.167 (8, PH) (9, 1)		1-2 2-3 BB		0-0 F2		0-0 1-2 2-3 3-H				0	0	0	0	0	0	0

Inning Stats	R: 0	H: 0	E: 0	K: 2	S: 7	H: 0	LOB: 0	BB: 0	P: 7	R: 3	H: 4	E: 0	K: 1	S: 9	H: 0	LOB: 0	BB: 0	P: 3	R: 0	H: 1	E: 0	K: 0	S: 4	R: 0	H: 1	E: 0	K: 1	S: 6	R: 2	H: 3	E: 0	K: 0	S: 6	R: 0	H: 1	E: 0	K: 0	S: 4	R: 1	H: 2	E: 0	K: 0	S: 5	R: 0	H: 1	E: 0	K: 1	S: 6	R: 0	H: 1	E: 0	K: 1	S: 6	1B: 11	SF: 0	2B: 1	SAC: 2	3B: 1	DP: 1	HR: 0	HBP: 0	WP: 0	PA: 41
--------------	------	------	------	------	------	------	--------	-------	------	------	------	------	------	------	------	--------	-------	------	------	------	------	------	------	------	------	------	------	------	------	------	------	------	------	------	------	------	------	------	------	------	------	------	------	------	------	------	------	------	------	------	------	------	------	--------	-------	-------	--------	-------	-------	-------	--------	-------	--------


PITCHER	IP	WLS	BF	H	R	ER	SO	BB	IBB	HBP	BLK	WP	HR	S	P	ERA	WHIP
Dick Marlowe, R ERA: 4.67 (1, 1)	7.1	W	35	12	6	6	4	1	0	0	0	0	0	42	46	7.36	1.773
Ray Herbert, R ERA: 6.41 (8, 1)	1.2	S	6	1	0	0	1	0	0	0	0	0	0	8	8	0.00	0.600

BOTTOM

Detroit Tigers @ Boston Red Sox
Fenway Park, Boston, MA
Sun Aug 02 1953, 3:38 AM EDT
Att. 20,434 - Unknown

livebaseballscorecards.com

AB	38
R	6
H	13
RBI	5
BB	1
SO	5
LOB	14



Batter	1	2	3	4	5	6	7	8	9	AB R H RBI BB SO LOB	TOP		
Harvey Kuenn, R (1, 6) OBP: 0.351, SLG: 0.374	0-0 F3			x 0-0 5-3		x 0-0 L8		x 0-0 F8		4 0 0 0 0 0 2			
Johnny Pesky, L (1, 4) OBP: 0.366, SLG: 0.400	4-0 PO BB			x 0-0 F8		x 4-0 BB		x 0-0 1-3 1B		2 0 1 0 2 0 0			
Ray Boone, R (1, 5) Bob Miller, R (6, 1) OBP: 0.403, SLG: 0.549	0-0 P4			x 0-0 5-3		x 0-0 F8		x 0-0 G3		3 0 0 0 0 0 3 1 0 0 0 0 0 2			
Jim Delsing, L (1, 8) Al Kaline, R (5, 8) OBP: 0.374, SLG: 0.446	0-0 PO 1-2	0-0 4-3		x 0-0 P6		0-3 K		x 0-0 L3 1B HBP		2 0 0 0 0 0 0 2 0 0 0 0 1 0			
Walt Dropo, R (1, 3) OBP: 0.288, SLG: 0.385			x 0-0 F8		x 0-0 5-3	x 0-0 FC6-4 1B		H 1-0 1B WP 1-2 HBP		3 0 1 0 0 0 0			
Bob Nieman, R (1, 7) OBP: 0.362, SLG: 0.439			x 0-0 6-3		x 0-0 1B	x 0-0 FC6-4 1-2f		x 0-0 G6-4-3 1B		4 0 2 0 0 0 1			
Matt Batts, R (1, 2) OBP: 0.333, SLG: 0.428			x 0-0 6-3		x 0-0 F9	0-3 K		x 0-0 G6-4-3 1-2f		4 0 0 0 0 1 4			
Don Lund, R (1, 9) OBP: 0.322, SLG: 0.363			x 0-0 G3		x 0-0 6-3	x 0-0 6-3		x 0-0 1B 1B		3 0 1 0 0 0 0			
Ted Gray, S (1, 1) Dave Madison, R (3, 1) Dick Weik, R (4, 1) Pat Mullin, L (6, PH) Fred Hatfield, L (6, 5) OBP: 0.295, SLG: 0.225			x 0-0 F9		x 0-0 E 1B	x 0-0 E 1B		x 0-0 F9		1 0 1 0 1 0 0 0 0 1 0 0 0 0 0 1			
Inning Stats	R: 0 H: 0 E: 0 LOB: 0 K: 0 BB: 1 S: 2 P: 6	R: 0 H: 0 E: 0 LOB: 0 K: 0 BB: 0 S: 3 P: 3	R: 0 H: 0 E: 0 LOB: 0 K: 0 BB: 0 S: 3 P: 3	R: 0 H: 0 E: 0 LOB: 0 K: 0 BB: 0 S: 3 P: 3	R: 0 H: 1 E: 0 LOB: 1 K: 0 BB: 0 S: 4 P: 4	R: 0 H: 1 E: 1 LOB: 2 K: 0 BB: 1 S: 4 P: 8	R: 0 H: 1 E: 0 LOB: 1 K: 2 BB: 0 S: 8 P: 8	R: 0 H: 2 E: 0 LOB: 2 K: 0 BB: 0 S: 5 P: 5	R: 0 H: 1 E: 1 LOB: 1 K: 0 BB: 0 S: 3 P: 4	1B: 6 SF: 0 2B: 0 SAC: 0 3B: 0 DP: 1 HR: 0 HBP: 1	WP: 1 PA: 35 PB: 0 SB: 0 CS: 0		
PITCHER	IP WLS BF H R ER SO BB IBB HBP BLK WP HR S P ERA WHIP											PITCHER	IP WLS BF H R ER SO BB IBB HBP BLK WP HR S P ERA WHIP
Vic Raschi, R (1, 1) ERA: 3.74	6.0 W 21 2 0 0 0 2 0 0 0 0 0 0 19 27 0.00 0.667											Art Schallack, L (7, 1) ERA: 2.76	3.0 S 13 4 0 0 2 0 0 0 1 0 1 0 16 17 0.00 1.333

Detroit Tigers @ New York Yankees
 Yankee Stadium, Bronx, NY
 Tue Aug 04 1953, 3:33 AM EDT
 Att: 21,031 - Unknown

livebaseballscorecards.com

AB	31
R	0
H	6
RBI	0
BB	2
SO	2
LOB	13




Batter	1	2	3	4	5	6	7	8	9	AB	R	H	RBI	BB	SO	LOB
Gil McDougald, R OBP: 0.356, SLG: 0.427 Andy Carey, R OBP: 0.386, SLG: 0.596	0-0 5-3	0-0 HR	0-0 1B	0-0 1B	[REDACTED]		0-0 6-3	[REDACTED]		5	1	3	4	0	0	0
Irv Noren, L OBP: 0.377, SLG: 0.451	4-0 CS BB	0-3 K	0-0 4-3	0-0 F8	[REDACTED]		0-0 2B 1B	[REDACTED]		4	1	1	0	1	1	4
Mickey Mantle, S OBP: 0.401, SLG: 0.511	0-3 K	[REDACTED]		0-0 G5-4-3 1B	0-0 4-3	0-0 G3	0-0 1-3 1B	0-0 2B	[REDACTED]		5	2	2	0	0	1
Yogi Berra, L OBP: 0.358, SLG: 0.503 Joe Collins, L OBP: 0.361, SLG: 0.388	[REDACTED]		4-0 FC5-4 BB	4-0 G5-4-3 1-2 BB	0-0 F8	0-0 3-1	0-0 G6-4-3 1B	0-0 2B	[REDACTED]		3	0	1	2	2	0
Hank Bauer, R OBP: 0.391, SLG: 0.431	[REDACTED]		0-0 FC5-4 1B	0-0 G5-4-3 1-2f 2-3	0-0 1B	4-0 WP BB	0-0 G6-4-3 1-2f	0-0 1B	[REDACTED]		4	2	1	0	1	0
Gus Triandos, R OBP: 0.400, SLG: 0.444	[REDACTED]		4-0 1B	0-0 BB 2B 1B	0-0 BB 1B	0-0 F9	0-0 F3	[REDACTED]		4	3	2	1	1	0	1
Billy Martin, R OBP: 0.316, SLG: 0.374	[REDACTED]		0-0 F9	4-0 BB 2B BB	0-0 BB 1B	[REDACTED]		0-0 6-3	0-0 5-3	[REDACTED]		4	2	1	1	1
Phil Rizzuto, R OBP: 0.395, SLG: 0.341 Willy Miranda, S OBP: 0.205, SLG: 0.220	[REDACTED]		4-0 1B	4-0 1B	4-0 1B 1B	0-0 6-3 1B	0-0 K	[REDACTED]		1	2	1	0	3	0	0
Vic Raschi, R OBP: 0.205, SLG: 0.171 Art Schallack, L OBP: 0.333, SLG: 0.333	[REDACTED]		0-0 HR	0-0 1B	0-0 1B	0-0 6-3	0-0 K	[REDACTED]		1	0	0	0	0	1	0
	1-2 2-H 3-H	1-2 2-H 3-H	1-2 2-H 3-H	1-2 2-H 3-H	1-2 2-H 3-H	1-2 2-H 3-H	1-2 2-H 3-H	1-2 2-H 3-H	1-2 2-H 3-H	1-2 2-H 3-H	1-2 2-H 3-H	1-2 2-H 3-H	1-2 2-H 3-H	1-2 2-H 3-H	1-2 2-H 3-H	1-2 2-H 3-H

Inning Stats	R: 0	H: 0	E: 0	K: 1	S: 4	LOB: 1	BB: 1	P: 8	R: 5	H: 2	E: 0	K: 1	S: 7	LOB: 0	BB: 3	P: 19	R: 5	H: 4	E: 0	K: 0	S: 6	LOB: 1	BB: 3	P: 18	R: 3	H: 5	E: 0	K: 0	S: 8	LOB: 3	BB: 1	P: 12	R: 0	H: 0	E: 0	K: 0	S: 3	LOB: 0	BB: 0	P: 3	R: 2	H: 3	E: 0	K: 0	S: 5	LOB: 0	BB: 0	P: 5	R: 0	H: 0	E: 0	K: 1	S: 5	LOB: 0	BB: 0	P: 5
	1B: 12	2B: 3	3B: 0	HR: 1	SF: 0	SAC: 0	DP: 3	HBP: 0	WP: 1	PB: 0	SB: 0	CS: 1	PA: 44																																											

PITCHER	IP	WLS	BF	H	R	ER	SO	BB	IBB	HBP	BLK	WP	HR	S	P	ERA	WHIP
Ted Gray, L ERA: 4.35	(1, 1)	2.0	13	3	7	7	2	5	0	0	0	0	1	12	32	31.50	4.000
Dave Madison, R ERA: 7.17	(3, 1)	1.2	13	6	6	6	0	3	0	0	0	0	0	10	22	32.40	5.400
Dick Weik, R ERA: 13.5	(4, 1)	1.1	7	2	0	0	0	1	0	0	0	1	0	6	10	0.00	2.250
Bob Miller, L ERA: 6.23	(6, 1)	3.0	11	4	2	2	1	0	0	0	0	0	0	13	13	6.00	1.333

DETROIT TIGERS @ NEW YORK YANKEES
 Yankee Stadium, Bronx, NY
 Tue Aug 04 1953, 3:33 AM EDT
 Att. 21,031 - Unknown

AB	35
R	15
H	15
RBI	15
BB	9
SO	3
LOB	13



Batter	1	2	3	4	5	6	7	8	9	AB R H RBI BB SO LOB	TOP																									
Harvey Kuenn, R (1, 6) OBP: 0.353, SLG: 0.377	0-0 4-3		0-0 1B 1B		0-0 1B 1B		0-0 1B		0-0 6-3	5 1 3 1 0 0 1																										
Johnny Pesky, L (1, 4) OBP: 0.366, SLG: 0.400	0-0 1B		0-0 1B 1B		0-0 F9		0-0 F4		0-0 F9	5 1 2 0 0 0 4																										
Ray Boone, R (1, 5) OBP: 0.403, SLG: 0.547	0-0 F3		0-0 1B 1B		0-0 1B		0-0 F7		0-0 F9	5 0 2 2 0 0 3																										
Jim Delsing, L (1, 8) OBP: 0.370, SLG: 0.441	0-0 4-3		0-0 F8		0-0 F7		0-0 1-3			4 0 0 0 0 0 6																										
Walt Dropo, R (1, 3) OBP: 0.288, SLG: 0.384		0-0 F9	0-0 FC6-4 1B		0-0 F7			0-0 5-3		4 0 1 1 0 0 2																										
Bob Nieman, R (1, 7) OBP: 0.361, SLG: 0.436		0-0 6-3	0-0 FC6-4		0-0 F7			0-0 FC3-6 1B		4 0 1 0 0 0 2																										
Matt Batts, R (1, 2) OBP: 0.332, SLG: 0.425		0-0 L4		0-3 K		0-0 1B		0-0 FC3-6		4 0 1 0 0 1 1																										
Al Kaline, R (8, PR) OBP: 0.125, SLG: 0.125								1-2f		0 0 0 0 0 0 0	AB 38																									
Don Lund, R (1, 9) OBP: 0.322, SLG: 0.362			0-0 SH3-1-4 1B		0-3 K		0-3 K		0-3 K	3 1 1 0 0 2 0	R 4																									
Pat Mullin, L (8, PH) OBP: 0.380, SLG: 0.391										1 0 0 0 0 1 1	H 13																									
Johnny Bucha, R (8, 2) OBP: 0.299, SLG: 0.260										0 0 0 0 0 0 0	RBI 4																									
Billy Hoef, L (1, 1) OBP: 0.283, SLG: 0.178			0-0 SH3-1-4		0-0 F2		0-0 1B 2B		0-0 6-3 1B	2 1 1 0 0 0 0	BB 0																									
Fred Hatfield, L (9, PH) OBP: 0.330, SLG: 0.290										1 0 1 0 0 0 0	SO 4																									
											LOB 20																									
Inning Stats	R: 0 E: 0 K: 0 S: 4	H: 1 LOB: 1 BB: 0 P: 4	R: 0 E: 0 K: 0 S: 3	H: 0 LOB: 0 BB: 0 P: 3	R: 3 E: 0 K: 0 S: 8	H: 5 LOB: 2 BB: 0 P: 8	R: 0 E: 0 K: 2 S: 7	H: 0 LOB: 0 BB: 0 P: 7	R: 0 E: 0 K: 1 S: 5	H: 1 LOB: 0 BB: 0 P: 5	R: 1 E: 0 K: 0 S: 5	H: 2 LOB: 1 BB: 0 P: 5	R: 0 E: 0 K: 1 S: 6	H: 1 LOB: 1 BB: 0 P: 6	R: 0 E: 0 K: 0 S: 4	H: 1 LOB: 1 BB: 0 P: 4	1B: 12 2B: 1 3B: 0 HR: 0	SF: 0 SAC: 1 DP: 0 HBP: 0	WP: 0 PB: 0 SB: 0 CS: 0	PA: 39																
PITCHER	IP WLS BF H R ER SO BB IBB HBP BLK WP HR S P ERA WHIP																																			
Jim McDonald, R (1, 1) ERA: 3.98	2.2	14	6	3	3	0	0	0	0	0	0	0	0	14	14	10.12	2.250																			
Johnny Sain, R (3, 1) ERA: 3.36	6.1	25	7	1	1	4	0	0	0	0	0	0	0	33	33	1.42	1.105																			

Detroit Tigers @ New York Yankees
 Yankee Stadium, Bronx, NY
 Wed Aug 05 1953, 3:33 AM EDT
 Att: 10,578 - Unknown

livebaseballscorecards.com



BOTTOM

Detroit Tigers @ New York Yankees
Yankee Stadium, Bronx, NY
Wed Aug 05 1953, 3:33 AM EDT
Att. 10,578 - Unknown

livebaseballscorecards.com

AB	33
R	5
H	10
RBI	5
BB	4
SO	1
LOB	19



WP: 0	PA: 39
PB: 0	
SB: 0	
CS: 0	

AB R H RBI BB SO LOB

4 2 3 0 1 0 0
3 0 0 1 1 0 1
1 0 0 0 0 0 3
0 0 0 0 0 0 0

5 1 2 1 0 1 5

4 0 1 1 0 0 3

3 0 0 0 1 0 1

4 1 1 1 0 0 2
0 0 0 0 0 0 0

3 1 2 1 1 0 1

3 0 1 0 0 0 1

0 0 0 0 0 0 0
3 0 0 0 0 0 2

1B: 4 SF: 0
2B: 3 SAC: 2
3B: 1 DP: 1
HR: 2 HBP: 0

Batter	1	2	3	4	5	6	7	8	9
Gil McDougald, R (1, 5) OBP: 0.362, SLG: 0.442	0-0 4-3 3B		0-0 2B		0-0 G3 1B 2B		0-0 F8	4-0 IBB	
Irv Noren, L (1, 7) OBP: 0.375, SLG: 0.444 Johnny Mize, L (8, PH) OBP: 0.333, SLG: 0.400 Gene Woodling, L (9, 7) OBP: 0.406, SLG: 0.427	0-0 4-3 3-H		4-0 BB		0-0 G3 2-3		0-0 F3	0-0 F7	
Mickey Mantle, S (1, 8) OBP: 0.401, SLG: 0.510	0-0 6-3		0-0 F8		0-0 1B		0-0 2B 1B	0-3 K	
Yogi Berra, L (1, 2) OBP: 0.356, SLG: 0.503	0-0 3-1		0-0 F9		0-0 F9		0-0 1-H 2B		
Hank Bauer, R (1, 9) OBP: 0.389, SLG: 0.426		0-0 F6		0-0 F7	0-0 F7		4-0 IBB		
Gus Triandos, R (1, 3) OBP: 0.357, SLG: 0.615 Joe Collins, L (8, 3) OBP: 0.361, SLG: 0.388		0-0 5-3		0-0 HR		0-0 E6	0-0 F6		
Billy Martin, R (1, 4) OBP: 0.320, SLG: 0.383		0-0 1B		0-0 HR		0-0 F9		4-0 SH3-4 SH BB	
Phil Rizzuto, R (1, 6) OBP: 0.394, SLG: 0.341		0-0 F5		0-0 1-3		0-0 G4-6-3 1B		0-0 SH SH3-4 1-2	
Jim McDonald, R (1, 1) OBP: 0.138, SLG: 0.107 Johnny Sain, R (3, 1) OBP: 0.298, SLG: 0.264			0-0 F2		0-0 F9		0-0 G4-6-3 1-2f	0-0 SH3-4 1-2 2-3	

Inning Stats	R: 1	H: 1	R: 0	H: 1	R: 0	H: 1	R: 2	H: 2	R: 1	H: 2	R: 0	H: 2	R: 1	H: 2	R: 0	H: 0
	E: 0	LOB: 0	E: 0	LOB: 1	E: 0	LOB: 2	E: 0	LOB: 0	E: 1	LOB: 1	E: 0	LOB: 2	E: 0	LOB: 2	E: 1	LOB: 3
	K: 0	BB: 0	K: 0	BB: 0	K: 0	BB: 1	K: 0	BB: 0	K: 0	BB: 0	K: 0	BB: 1	K: 0	BB: 1	K: 1	BB: 2
	S: 4	P: 4	S: 4	P: 4	S: 4	P: 8	S: 5	P: 5	S: 4	P: 4	S: 5	P: 5	S: 4	P: 9	S: 6	P: 14

PITCHER	IP	WLS	BF	H	R	ER	SO	BB	IBB	HBP	BLK	WP	HR	S	P	ERA	WHIP
Billy Hoefl, L (1, 1) ERA: 4.32	8.0	L	39	10	5	5	1	2	2	0	0	0	2	37	53	5.62	1.500

PITCHER	IP	WLS	BF	H	R	ER	SO	BB	IBB	HBP	BLK	WP	HR	S	P	ERA	WHIP
---------	----	-----	----	---	---	----	----	----	-----	-----	-----	----	----	---	---	-----	------

Detroit Tigers @ New York Yankees
 Yankee Stadium, Bronx, NY

Thu Aug 06 1953, 3:33 AM EDT
 Att. 9,852 - Unknown

livebaseballscorecards.com

AB	30
R	2
H	5
RBI	2
BB	4
SO	5
LOB	13



TOP

AB R H RBI BB SO LOB

2	0	0	0	2	0	2
4	1	1	0	0	0	3
4	0	1	2	0	0	1
4	0	0	0	0	2	2
4	0	1	0	0	0	0
2	0	0	0	2	0	0
3	0	0	0	0	1	3
1	0	0	0	0	0	0
0	0	0	0	0	0	0
1	0	1	0	0	0	0
0	1	0	0	0	0	0
0	0	0	0	0	0	0

1B: 4	SF: 0
2B: 1	SAC: 0
3B: 0	DP: 2
HR: 0	HBP: 0

WP: 0	PA: 34
PB: 0	
SB: 0	
CS: 0	

Batter	1	2	3	4	5	6	7	8	9
Harvey Kuenn, R (1, 6) OBP: 0.354, SLG: 0.375	4-0 5-3 BB		4-0 G6-4-3 BB		0-0 FC6-4 1-2f			0-0 F8	
Jerry Priddy, R (1, 4) OBP: 0.325, SLG: 0.300	0-0 5-3 1-2		0-0 G6-4-3 1-2f		0-0 FC6-4 1-2f			0-0 1B 2B	
Ray Boone, R (1, 5) OBP: 0.402, SLG: 0.543	0-0 F7			0-0 5-3				0-0 1B G6-4-3	
Walt Dropo, R (1, 3) OBP: 0.285, SLG: 0.381	0-3 K			0-3 K				0-0 G6-4-3 1-2f	
Bob Nieman, R (1, 7) OBP: 0.360, SLG: 0.434				0-0 BB 1B				0-0 F7	0-0 6-3
Jim Delsing, L (1, 8) OBP: 0.372, SLG: 0.438				4-0 BB				0-0 F7	0-0 F6
Steve Souchock, R (1, 9) OBP: 0.307, SLG: 0.462				0-0 BB				0-0 F9	0-0 F6
Johnny Pesky, L (9, PH) OBP: 0.365, SLG: 0.398				0-0 F8				0-0 F5	
Johnny Bucha, R (1, 2) OBP: 0.300, SLG: 0.263				0-0 F4				0-0 FC6-4 1B	
Al Aber, L (1, 1) Don Lund, R (5, PH) Ray Herbert, R (5, 1) Matt Batts, R (8, PH) Al Kaline, R (8, PR) Bob Miller, R (8, 1)			0-3 K		0-3 K			0-0 2B 1B 1B	

Inning Stats	R: 0	H: 0	E: 0	K: 1	S: 5	R: 0	H: 0	E: 0	K: 1	S: 5	R: 0	H: 0	E: 0	K: 1	S: 4	R: 0	H: 1	E: 0	K: 1	S: 6	R: 0	H: 1	E: 0	K: 1	S: 6	R: 0	H: 0	E: 0	K: 0	S: 3	R: 0	H: 0	E: 0	K: 0	S: 3	R: 2	H: 3	E: 0	K: 0	S: 5	R: 0	H: 0	E: 0	K: 0	S: 3	1B: 4	2B: 1	3B: 0	HR: 0	SF: 0	SAC: 0	DP: 2	HBP: 0	WP: 0	PA: 34
--------------	------	------	------	------	------	------	------	------	------	------	------	------	------	------	------	------	------	------	------	------	------	------	------	------	------	------	------	------	------	------	------	------	------	------	------	------	------	------	------	------	------	------	------	------	------	-------	-------	-------	-------	-------	--------	-------	--------	-------	--------

PITCHER	IP	WLS	BF	H	R	ER	SO	BB	IBB	HBP	BLK	WP	HR	S	P	ERA	WHIP
Bill Miller, L (1, 1) ERA: 5.21	7.1	W	30	5	2	2	5	4	0	0	0	0	0	36	52	2.46	1.227
Allie Reynolds, R (8, 1) ERA: 3.58	1.2	S	4	0	0	0	0	0	0	0	0	0	0	4	4	0.00	0.000

PITCHER	IP	WLS	BF	H	R	ER	SO	BB	IBB	HBP	BLK	WP	HR	S	P	ERA	WHIP
---------	----	-----	----	---	---	----	----	----	-----	-----	-----	----	----	---	---	-----	------

Batter	1	2	3	4	5	6	7	8	9
Gil McDougald, R (1, 5) OBP: 0.360, SLG: 0.439	0-0 5-3	0-0 F9		0-0 6-3		0-0 6-3		0-0 1B	
Irv Noren, L (1, 7) OBP: 0.379, SLG: 0.448	0-0 BB 1B		0-0 F7		0-0 FC4-6 1B		0-3 K	0-0 1B	
Mickey Mantle, S (1, 8) OBP: 0.401, SLG: 0.507	4-0 1-2 BB		0-0 1-3		0-0 FC4-6 1B 4-3		0-0 1B	0-0 F3	
Yogi Berra, L (1, 2) OBP: 0.351, SLG: 0.495	0-0 4-3		0-0 P6		0-0 4-3		0-0 F7	0-0 G3	
Hank Bauer, R (1, 9) OBP: 0.397, SLG: 0.436		4-0 SH1-3 2B BB		0-0 SH1-3 1B 2B		0-0 2-3 1B	0-0 BB 1B		
Gus Triandos, R (1, 3) OBP: 0.375, SLG: 0.571		4-0 SH1-3 2B BB		0-0 SH1-3		0-0 F8	4-0 BB 1B		
Joe Collins, L (7, PH) (8, 3) OBP: 0.363, SLG: 0.388		1-2 2B BB		2-3			1-2 BB		
Billy Martin, R (1, 4) OBP: 0.323, SLG: 0.384		0-0 SH1-3		0-0 5-3 2B 1B		4-0 BB	0-0 5-3		
Phil Rizzuto, R (1, 6) OBP: 0.393, SLG: 0.344		0-0 SH1-3 2B		0-0 5-3		0-0 F9		0-0 F8	
Bill Miller, L (1, 1) OBP: 0.250, SLG: 0.500		0-0 SH1-3		0-0 2B		0-3 K		0-0 1B	
Allie Reynolds, R (8, 1) OBP: 0.286, SLG: 0.207		2-3 2B		2-H 2B					

Inning Stats	R: 0	H: 1	E: 0	K: 0	S: 3	LOB: 1	BB: 1	P: 7
	R: 2	H: 1	E: 0	K: 0	S: 4	LOB: 1	BB: 2	P: 12
	R: 0	H: 0	E: 0	K: 0	S: 3	LOB: 0	BB: 0	P: 3
	R: 2	H: 3	E: 0	K: 0	S: 6	LOB: 1	BB: 2	P: 6
	R: 0	H: 2	E: 0	K: 0	S: 5	LOB: 2	BB: 0	P: 5
	R: 0	H: 0	E: 0	K: 1	S: 5	LOB: 1	BB: 1	P: 9
	R: 0	H: 2	E: 0	K: 1	S: 7	LOB: 3	BB: 1	P: 11
	R: 1	H: 3	E: 0	K: 0	S: 6	LOB: 2	BB: 0	P: 6
	R: 0	H: 0	E: 0	K: 0	S: 6	LOB: 0	BB: 0	P: 6

PITCHER										PITCHER																							
IP	WLS	BF	H	R	ER	SO	BB	IBB	HBP	BLK	WP	HR	S	P	ERA	WHIP	IP	WLS	BF	H	R	ER	SO	BB	IBB	HBP	BLK	WP	HR	S	P	ERA	WHIP
4.0	L	19	5	4	4	0	3	0	0	0	0	0	16	28	9.00	2.000	3.0		15	4	0	0	2	2	0	0	0	0	0	17	25	0.00	2.000
1.0		6	3	1	1	0	0	0	0	0	0	0	6	6	9.00	3.000			6	3	1	1	0	0	0	0	0	0	6	6	9.00	3.000	

AB R H RBI BB SO LOB

5 0 1 0 0 0 3

5 0 3 1 0 1 0

4 0 1 0 1 0 3

5 0 0 0 0 0 5

3 2 3 0 1 0 0

1 1 0 0 1 0 2

0 0 0 0 1 0 0

2 1 1 1 1 0 3

4 0 1 2 0 0 2

2 0 1 1 0 1 1

1 1 1 0 0 0 0

AB 32

R 5

H 12

RBI 5

BB 5

SO 2

LOB 19

WP: 0 PA: 40

PB: 0

SB: 0

CS: 0

SF: 0

SAC: 3

DP: 0

HBP: 0

1B: 9

2B: 3

3B: 0


HR: 0

DETROIT TIGERS @ NEW YORK YANKEES

Yankee Stadium, Bronx, NY

Thu Aug 06 1953, 3:33 AM EDT

Att. 9,852 - Unknown



livebaseballscorecards.com

Batter	1	2	3	4	5	6	7	8	9	AB R H RBI BB SO LOB	TOP
Harvey Kuenn, R (1, 6) OBP: 0.353, SLG: 0.374	0-0 6-3 SH1-3 1B		0-0 F8		0-0 6-3			0-0 F6		4 1 1 0 0 0 0	
Jerry Priddy, R (1, 4) OBP: 0.324, SLG: 0.314	0-0 SH1-3 1-2		0-0 3B		0-3 K			0-3 K		3 0 1 0 0 2 0	
Ray Boone, R (1, 5) OBP: 0.397, SLG: 0.536	0-0 6-3 2-3		0-3 K				0-0 F6	0-0 F8		4 0 0 0 0 1 2	
Walt Dropo, R (1, 3) OBP: 0.285, SLG: 0.379	0-0 1B		0-0 F8				0-0 F7		0-3 K	4 0 1 1 0 1 1	
Bob Nieman, R (1, 7) OBP: 0.356, SLG: 0.429	0-0 F3			0-0 6-3			0-3 K		0-0 F8	4 0 0 0 0 1 1	
Jim Delsing, L (1, 8) OBP: 0.372, SLG: 0.437		0-0 6-3		0-0 G3					0-3 K	3 0 1 0 0 0 0	
Matt Batts, R (9, PH) OBP: 0.333, SLG: 0.425										1 0 0 0 0 1 0	
Steve Souchock, R (1, 9) OBP: 0.321, SLG: 0.481		0-0 4-3 1B		0-0 2B				0-0 1-2 1B		3 0 3 0 0 0 0	
Johnny Bucha, R (1, 2) OBP: 0.290, SLG: 0.253		0-0 4-3 1-2		0-0 5-3				0-0 F9		3 0 0 0 0 0 4	
Ralph Branca, R (1, 1) OBP: 0.200, SLG: 0.333		0-3 K					0-0 5-3	0-0 G1-6-3 1-2f		3 0 0 0 0 1 3	
Inning Stats	R: 1 H: 2 E: 0 LOB: 1 K: 0 BB: 0 S: 5 P: 5	R: 0 H: 1 E: 0 LOB: 1 K: 1 BB: 0 S: 6 P: 6	R: 0 H: 1 E: 0 LOB: 1 K: 1 BB: 0 S: 6 P: 6	R: 0 H: 1 E: 0 LOB: 1 K: 0 BB: 0 S: 4 P: 4	R: 0 H: 0 E: 0 LOB: 0 K: 1 BB: 0 S: 5 P: 5	R: 0 H: 0 E: 0 LOB: 0 K: 1 BB: 0 S: 5 P: 5	R: 0 H: 2 E: 0 LOB: 1 K: 0 BB: 0 S: 4 P: 4	R: 0 H: 0 E: 0 LOB: 0 K: 2 BB: 0 S: 7 P: 7	R: 0 H: 0 E: 0 LOB: 0 K: 2 BB: 0 S: 7 P: 7	1B: 5 SF: 0 2B: 1 SAC: 1 3B: 1 DP: 1 HR: 0 HBP: 0	WP: 0 PA: 33 PB: 0 SB: 0 CS: 0
PITCHER Alex Kellner, L (1, 1) ERA: 3.38	IP WLS BF H R ER SO BB IBB HBP BLK WP HR S P ERA WHIP										
	9.0 W 33 7 1 1 7 0 0 0 0 0 0 0 47 47 1.00 0.778										

Detroit Tigers @ Philadelphia Athletics
 Connie Mack Stadium, Philadelphia, PA
 Fri Aug 07 1953, 3:33 AM EDT
 Att. 2,708 - Unknown

livebaseballscorecards.com



Batter	1	2	3	4	5	6	7	8	9
Joe Demaestri, R OBP: 0.312, SLG: 0.355 (1, 6)	0-0 F3		0-0 1B		0-0 G3			0-0 SH3-4	
Dave Philley, S OBP: 0.364, SLG: 0.425 (1, 9)	0-0 1-3		0-0 F9		0-0 F7			0-0 F9	
Loren Babe, L OBP: 0.280, SLG: 0.301 (1, 5)	0-0 F5		0-0 F8			0-3 K		0-0 F5	
Gus Zernial, R OBP: 0.344, SLG: 0.517 (1, 7)		0-3 K		0-0 HR		0-0 F5			
Cass Michaels, R OBP: 0.350, SLG: 0.415 (1, 4)		0-0 1B		0-0 F9		0-0 6-3			
Eddie Robinson, L OBP: 0.321, SLG: 0.392 (1, 3)		0-0 G3-6-3		0-0 1B			0-0 4-3		
Ed McGhee, R OBP: 0.316, SLG: 0.330 (1, 8)			0-0 3B	0-0 1B	0-0 G5-4-3		0-0 F6		
Ray Murray, R OBP: 0.363, SLG: 0.464 (1, 2)			0-0 1B		0-0 G3	0-0 SH1-4	0-0 F7		
Alex Kellner, R OBP: 0.274, SLG: 0.271 (1, 1)			0-0 F4		0-0 SH1-4		0-0 SH3-4	0-0 1B	

Inning Stats	R: 0	H: 0	E: 0	K: 0	S: 3	R: 0	H: 1	E: 0	K: 1	S: 5	R: 2	H: 3	E: 0	K: 0	S: 6	R: 1	H: 2	E: 0	K: 0	S: 4	R: 0	H: 1	E: 0	K: 0	S: 4	R: 0	H: 0	E: 0	K: 1	S: 5	R: 0	H: 0	E: 0	K: 0	S: 3	R: 0	H: 1	E: 0	K: 0	S: 4
	LOB: 0	BB: 0	P: 3	LOB: 0	BB: 0	P: 5	LOB: 1	BB: 0	P: 6	LOB: 0	BB: 0	P: 4	LOB: 1	BB: 0	P: 4	LOB: 0	BB: 0	P: 5	LOB: 0	BB: 0	P: 3	LOB: 0	BB: 0	P: 4	LOB: 1	BB: 0	P: 4	LOB: 0	BB: 0	P: 3	LOB: 1	BB: 0	P: 4	LOB: 0	BB: 0	P: 4	LOB: 0	BB: 0	P: 4	

PITCHER	IP	WLS	BF	H	R	ER	SO	BB	IBB	HBP	BLK	WP	HR	S	P	ERA	WHIP
Ralph Branca, R ERA: 4.74 (1, 1)	8.0	L	30	8	3	3	2	0	0	0	0	0	1	34	34	3.38	1.000


PITCHER	IP	WLS	BF	H	R	ER	SO	BB	IBB	HBP	BLK	WP	HR	S	P	ERA	WHIP

AB R H RBI BB SO LOB

3	0	1	1	0	0	1
4	0	0	0	0	0	3
4	0	0	0	0	1	2
3	1	1	1	0	1	0
3	0	1	0	0	0	0
3	0	1	0	0	0	1
3	1	1	0	0	0	1
3	1	2	1	0	0	0
2	0	1	0	0	0	1

WP	PA
0	30

AB	28
R	3
H	8
RBI	3
BB	0
SO	2
LOB	9



Detroit Tigers @ Philadelphia Athletics
 Connie Mack Stadium, Philadelphia, PA
 Fri Aug 07 1953, 3:33 AM EDT
 Att. 2,708 - Unknown

livebaseballscorecards.com

Batter	1	2	3	4	5	6	7	8	9	AB R H RBI BB SO LOB	TOP	
Harvey Kuenn, R (1, 6) OBP: 0.354, SLG: 0.373	0-0 F9 6-3 1B		0-0 F8		4-0 BB		0-0 1-3		0-0 4-3	4 0 1 0 1 0 1		
Johnny Pesky, L (1, 4) OBP: 0.363, SLG: 0.400	0-0 6-3 1-2		0-0 2B		0-0 F9		0-0 G3			4 0 1 0 0 0 3		
Ray Boone, R (1, 5) OBP: 0.393, SLG: 0.529	0-0 F9 2-3		0-0 F7		0-0 F8		0-0 F9			4 0 0 0 0 0 2		
Jim Delsing, L (1, 8) OBP: 0.370, SLG: 0.435	0-0 F8			0-0 G3		0-0 HR 1B		0-0 F5		4 1 1 0 0 0 1		
Walt Dropo, R (1, 3) OBP: 0.262, SLG: 0.376		0-0 F2		0-0 5-3		0-0 F4		0-0 6-3		4 0 0 0 0 0 1		
Steve Souchock, R (1, 9) OBP: 0.326, SLG: 0.504		0-0 6-3		0-0 6-3		0-0 HR 1-H		0-0 2B 1B		4 2 2 2 0 0 0		
Bob Nieman, R (1, 7) OBP: 0.354, SLG: 0.426 Fred Hatfield, L (9, PH) OBP: 0.333, SLG: 0.299		0-0 F4		0-0 5-3		0-3 K		0-0 2B 1-H		3 0 0 0 0 0 1 0 1 0 1 1 0 0 0		
Matt Batts, R (1, 2) OBP: 0.340, SLG: 0.457 Johnny Bucha, R (8, 2) OBP: 0.290, SLG: 0.253 Pat Mullin, L (9, PH) OBP: 0.380, SLG: 0.391 Jerry Priddy, R (9, PH) OBP: 0.322, SLG: 0.312			0-0 HR		0-0 2B		0-0 HR		0-0 5-3	3 2 3 2 0 0 0 0 0 0 0 0 0 0 0 0 0 0 0 0 0 1 0 0 0 0 0 1		
Steve Gromek, S (1, 1) OBP: 0.111, SLG: 0.077 Ray Herbert, R (7, 1) OBP: 0.250, SLG: 0.143 Don Lund, R (9, PH) OBP: 0.320, SLG: 0.360			0-0 4-3		0-0 F5		0-0 F5		0-0 6-3	3 0 0 0 0 0 1 0 0 0 0 0 0 0 1 0 0 0 0 0 1		
Inning Stats	R: 0 H: 1 E: 0 LOB: 1 K: 0 BB: 0 S: 4 P: 4	R: 0 H: 0 E: 0 LOB: 0 K: 0 BB: 0 S: 3 P: 3	R: 1 H: 2 E: 0 LOB: 1 K: 0 BB: 0 S: 5 P: 5	R: 0 H: 0 E: 0 LOB: 0 K: 0 BB: 0 S: 3 P: 3	R: 0 H: 1 E: 0 LOB: 2 K: 0 BB: 1 S: 4 P: 8	R: 2 H: 2 E: 0 LOB: 0 K: 1 BB: 0 S: 7 P: 7	R: 1 H: 1 E: 0 LOB: 0 K: 0 BB: 0 S: 4 P: 4	R: 0 H: 0 E: 0 LOB: 0 K: 0 BB: 0 S: 3 P: 3	R: 1 H: 2 E: 0 LOB: 1 K: 0 BB: 0 S: 5 P: 5	1B: 3 SF: 0 2B: 3 SAC: 0 3B: 0 DP: 0 HR: 3 HBP: 0	WP: 0 PA: 37 PB: 0 SB: 0 CS: 0	
PITCHER Marion Fricano, R (1, 1) ERA: 3.95 Morrie Martin, L (9, 1) ERA: 4.42	IP WLS BF H R ER SO BB IBB HBP BLK WP HR S P ERA WHIP	8.0 W 34 9 5 5 1 1 0 0 0 0 3 35 39 5.62 1.250	1.0 S 3 0 0 0 0 0 0 0 0 0 0 0 3 3 0.00 0.000	PITCHER IP WLS BF H R ER SO BB IBB HBP BLK WP HR S P ERA WHIP								

Detroit Tigers @ Philadelphia Athletics
 Connie Mack Stadium, Philadelphia, PA
 Sat Aug 08 1953, 3:33 AM EDT
 Att. 2,552 - Unknown

livebaseballscorecards.com

AB	36
R	5
H	9
RBI	5
BB	1
SO	1
LOB	11



Batter	1	2	3	4	5	6	7	8	9	AB R H RBI BB SO LOB
Joe Demaestri, R (1, 6) OBP: 0.317, SLG: 0.380	0-0 F7		0-0 F2		0-0 HR	0-0 2B	0-0 2B			5 2 3 3 0 0 0
Dave Philley, S (1, 9) OBP: 0.363, SLG: 0.424	0-0 2B		0-0 4-3		0-0 F6	0-0 F8	0-0 6-3			5 0 1 0 0 0 2
Loren Babe, L (1, 5) OBP: 0.283, SLG: 0.304	0-0 F6		4-0 BB		0-0 F9	0-0 F9	0-0 2B			4 0 1 1 1 0 2
Gus Zernial, R (1, 7) OBP: 0.344, SLG: 0.515	4-0 BB		0-0 5-3		0-0 1B	0-3 K	0-0 1-3			4 1 1 0 1 1 3
Cass Michaels, R (1, 4) OBP: 0.354, SLG: 0.414	0-0 F7			4-0 BB	4-0 1B		0-0 1B	0-0 4-3		3 2 1 0 2 0 2
Eddie Robinson, L (1, 3) OBP: 0.322, SLG: 0.392		0-0 4-3		0-0 FC3-6	0-0 1B	0-0 1B	0-0 1B	0-3 K		5 2 2 1 0 1 1
Ed McGhee, R (1, 8) OBP: 0.320, SLG: 0.335		0-0 1B		0-0 1B	0-0 1B	0-0 1B	0-0 E5	0-0 4-3		5 1 3 1 0 0 2
Ray Murray, R (1, 2) OBP: 0.366, SLG: 0.465		0-0 F8		0-0 F9	0-0 1B	0-0 1B	0-0 2B			4 1 2 3 0 0 3
Marion Fricano, R (1, 1) OBP: 0.178, SLG: 0.182		0-3 K		0-0 4-3	0-0 F8		0-0 4-3			4 0 0 0 0 1 7
Morrie Martin, L (9, 1) OBP: 0.100, SLG: 0.100										0 0 0 0 0 0 0

Inning Stats		R: 0	H: 1	R: 0	H: 1	R: 0	H: 0	R: 0	H: 1	R: 4	H: 5	R: 0	H: 1	R: 5	H: 5	R: 0	H: 0
E: 0		E: 0	LOB: 2	E: 0	LOB: 1	E: 0	LOB: 1	E: 0	LOB: 2	E: 0	LOB: 2	E: 0	LOB: 1	E: 1	LOB: 1	E: 0	LOB: 0
K: 0		K: 0	BB: 1	K: 1	BB: 0	K: 0	BB: 1	K: 0	BB: 1	K: 0	BB: 1	K: 1	BB: 0	K: 0	BB: 0	K: 1	BB: 0
S: 4		S: 4	P: 8	S: 6	P: 6	S: 3	P: 7	S: 4	P: 8	S: 8	P: 12	S: 6	P: 6	S: 9	P: 9	S: 5	P: 5

DETROIT TIGERS @ PHILADELPHIA ATHLETICS
CONNIE MACK STADIUM, PHILADELPHIA, PA
 Sat Aug 08 1953, 3:33 AM EDT
 Att. 2,552 - Unknown

AB	39
R	9
H	14
RBI	9
BB	4
SO	3
LOB	22

A

WP: 0	PA: 43
PB: 0	
SB: 1	
CS: 0	

livebaseballscorecards.com

PITCHER	IP	WLS	BF	H	R	ER	SO	BB	IBB	HBP	BLK	WP	HR	S	P	ERA	WHIP
Steve Gromek, R (1, 1) ERA: 5.48	6.0	L	35	12	8	7	2	4	0	0	0	0	1	35	51	10.50	2.667
Ray Herbert, R (7, 1) ERA: 5.91	2.0		8	2	1	0	1	0	0	0	0	0	0	10	10	0.00	1.000

Batter	1	2	3	4	5	6	7	8	9	10	AB R H RBI BB SO LOB	TOP											
Harvey Kuenn, R (1, 6) OBP: 0.356, SLG: 0.377	0-0 F9		0-3 K		0-0 1B		0-0 1B WP F7 1B		0-0 2B		5 1 3 0 0 1 0	Detroit Tigers @ Philadelphia Athletics Connie Mack Stadium, Philadelphia, PA Sun Aug 09 1953, 3:33 AM EDT Unknown											
Johnny Pesky, L (1, 4) OBP: 0.368, SLG: 0.406	0-0 E 2B		1-0 BB HBP		0-0 F9		0-0 1B 1B		0-0 F6		4 1 2 0 0 0 2												
Ray Boone, R (1, 5) OBP: 0.390, SLG: 0.522	0-3 K		4-0 BB		0-3 K		0-0 F7		0-0 F7		4 0 0 1 1 2 4												
Jim Delsing, L (1, 8) OBP: 0.368, SLG: 0.432	0-0 E7 2-H		0-0 F7			0-0 4-3	0-0 1B		0-0 1-3		5 0 1 0 0 0 3												
Matt Batts, R (1, 2) OBP: 0.334, SLG: 0.449	0-3 K			0-0 6-3		0-0 F3	0-0 F8		0-0 F7		5 0 0 0 0 1 3												
Steve Souchock, R (1, 7) (7, 9) OBP: 0.329, SLG: 0.500		0-3 K		0-0 1B 1B		0-0 1B		0-3 K		0-0 4-3	5 0 2 0 0 2 0												
Walt Dropo, R (1, 3) OBP: 0.281, SLG: 0.374		0-0 F5		0-0 BLK 1B		0-0 5-3		0-3 K		0-0 F8	5 0 1 0 0 1 1												
Don Lund, R (1, 9) Fred Hatfield, L (7, PH) Bob Nieman, R (7, 7) OBP: 0.319, SLG: 0.358 OBP: 0.336, SLG: 0.299 OBP: 0.355, SLG: 0.426		0-3 K		0-3 K		0-0 1B WP 1B BB		4-0 BB		4-0 BB	2 0 0 0 0 2 1 0 1 0 0 1 0 0 0 0 0 0 1 0 0												
Dick Marlowe, R (1, 1) Al Aber, L (2, 1) Pat Mullin, L (7, PH) Bob Miller, R (7, 1) OBP: 0.241, SLG: 0.241 OBP: 0.375, SLG: 0.386			0-0 1-3		0-0 F5		0-3 K		0-0 4-3		0 0 0 0 0 0 0 2 0 0 0 0 0 0 1 0 0 0 0 1 1 1 0 0 0 0 0 1												
Inning Stats	R: 1 E: 1 K: 2 S: 9	H: 1 LOB: 1 BB: 0 P: 9	R: 0 E: 0 K: 2 S: 7	H: 0 LOB: 0 BB: 0 P: 7	R: 0 E: 0 K: 1 S: 5	H: 0 LOB: 2 BB: 1 P: 10	R: 0 E: 0 K: 1 S: 6	H: 2 LOB: 1 BB: 0 P: 6	R: 0 E: 0 K: 1 S: 6	H: 1 LOB: 1 BB: 0 P: 6	R: 0 E: 0 K: 2 S: 8		H: 3 LOB: 2 BB: 1 P: 12	R: 0 E: 0 K: 2 S: 7	H: 0 LOB: 1 BB: 1 P: 11	R: 0 E: 0 K: 0 S: 4	H: 1 LOB: 1 BB: 0 P: 4	R: 0 E: 0 K: 0 S: 3	H: 0 LOB: 0 BB: 0 P: 3	1B: 7 2B: 2 3B: 0 HR: 0	SF: 0 SAC: 0 DP: 0 HBP: 1	WP: 2 PB: 0 SB: 0 CS: 0	PA: 43
PITCHER	IP WLS BF H R ER SO BB IBB HBP BLK WP HR S P ERA WHIP																						
Harry Byrd, R (1, 1) ERA: 5.02	6.2																						
Morrie Martin, L (7, 1) ERA: 4.29	3.1	W	12	1	0	0	2	1	0	0	0	0	0	0	15	19	0.00	0.600					

livebaseballscores.com

AB	39
R	3
H	9
RBI	1
BB	3
SO	10
LOB	16



Batter	1	2	3	4	5	6	7	8	9	10	AB R H RBI BB SO LOB
Joe Demaestri, R (1, 6) OBP: 0.315, SLG: 0.376	G6-3 1B	G5-4-3 1-2f			F7		F2			F4	5 0 1 0 0 0 3
Dave Philley, S (1, 9) OBP: 0.363, SLG: 0.424	G6-3 1-2f		5-3 SH5-3 1B		F9		FC6-4 1-2f			1B 1B	5 1 2 0 0 0 2
Loren Babe, L (1, 5) OBP: 0.290, SLG: 0.309	HR 1B		SH5-3 1-2		BB			3-1		1B 1-3	3 1 2 0 1 0 0
Gus Zernial, R (1, 7) OBP: 0.346, SLG: 0.523 Carmen Mauro, L (3, 7) OBP: 0.224, SLG: 0.233 Ray Murray, R (10, PH) OBP: 0.369, SLG: 0.468	HR 1B		5-3 2-3		K			6-3		1B 1-2 3-H	1 1 1 2 0 0 0 3 0 0 0 0 1 2 1 0 1 1 0 0 0
Cass Michaels, R (1, 4) OBP: 0.352, SLG: 0.412	F7		6-3			G5-4-3 1B		F7			4 0 1 0 0 0 1
Eddie Robinson, L (1, 3) OBP: 0.321, SLG: 0.393		1B 2B		F9		F2		3-1			4 1 1 0 0 0 1
Ed McGhee, R (1, 8) OBP: 0.316, SLG: 0.330		K	6-3		6-3	G5-4-3 1-2f		F9			4 0 0 0 0 1 2
Joe Astroth, R (1, 2) OBP: 0.327, SLG: 0.342		1B 2-H 1B			1B		5-3		F9		4 0 2 1 0 0 0
Harry Byrd, R (1, 1) OBP: 0.213, SLG: 0.200 Morrie Martin, L (7, 1) OBP: 0.125, SLG: 0.125		G5-4-3 1-2 1B		G3			FC6-4 1B			3-1	2 0 1 0 0 0 1 2 0 1 0 0 0 0

Inning Stats	R: 2	H: 3	E: 0	K: 0	S: 5	P: 5	R: 1	H: 3	E: 0	K: 1	S: 7	P: 7	R: 0	H: 1	E: 0	K: 0	S: 4	R: 0	H: 1	E: 0	K: 0	S: 4	P: 4	R: 0	H: 0	E: 0	K: 1	S: 5	P: 9	R: 0	H: 1	E: 0	K: 0	S: 3	R: 0	H: 1	E: 0	K: 0	S: 4	P: 4	R: 0	H: 0	E: 0	K: 0	S: 3	R: 0	H: 0	E: 0	K: 0	S: 3	R: 0	H: 0	E: 0	K: 0	S: 3	R: 0	H: 3	E: 0	K: 0	S: 5	P: 5	1B: 11	SF: 0	2B: 1	SAC: 1	3B: 0	DP: 3	HR: 1	HBP: 0	WP: 0	PA: 40
--------------	------	------	------	------	------	------	------	------	------	------	------	------	------	------	------	------	------	------	------	------	------	------	------	------	------	------	------	------	------	------	------	------	------	------	------	------	------	------	------	------	------	------	------	------	------	------	------	------	------	------	------	------	------	------	------	------	------	------	------	------	------	--------	-------	-------	--------	-------	-------	-------	--------	-------	--------

PITCHER	IP	WLS	BF	H	R	ER	SO	BB	IBB	HBP	BLK	WP	HR	S	P	ERA	WHIP
Dick Marlowe, R (1, 1) ERA: 4.88	1.1		9	6	3	3	1	0	0	0	0	0	1	11	11	20.25	4.500
Al Aber, L (2, 1) ERA: 5.4	4.2		16	3	0	0	1	1	0	0	0	0	0	17	21	0.00	0.857
Bob Miller, L (7, 1) ERA: 5.73	3.2	L	15	4	1	1	0	0	0	0	0	0	0	15	15	2.46	1.091

PITCHER	IP	WLS	BF	H	R	ER	SO	BB	IBB	HBP	BLK	WP	HR	S	P	ERA	WHIP
---------	----	-----	----	---	---	----	----	----	-----	-----	-----	----	----	---	---	-----	------

DETROIT TIGERS @ PHILADELPHIA ATHLETICS
CONNIE MACK STADIUM, PHILADELPHIA, PA
 Sun Aug 09 1953, 3:33 AM EDT
 Unknown

livebaseballscorecards.com

AB	38
R	4
H	13
RBI	4
BB	1
SO	2
LOB	12

A

Batter	1	2	3	4	5	6	7	8	9	10	AB	R	H	RBI	BB	SO	LOB	TOP							
Harvey Kuenn, R OBP: 0.356, SLG: 0.376 (1, 6)	4-0 S WP BB	0-0 6-3		0-0 FC5-4 1-2 1B		0-0 F9		0-0 F9		0-0 F7	5	0	1	0	1	0	4								
Jerry Priddy, R OBP: 0.313, SLG: 0.302 Walt Dropo, R OBP: 0.281, SLG: 0.374 (1, 3) (10, 3)	0-0 F9	0-0 F3		0-0 FC5-4 1-2f		0-0 4-3			0-0 F9		5	0	0	0	0	0	4								
Ray Boone, R OBP: 0.390, SLG: 0.530 (1, 5)	0-0 4-3 1-3		0-0 HR		0-3 K		0-0 1B		0-0 F3		5	1	2	1	0	1	1								
Steve Souchock, R OBP: 0.325, SLG: 0.490 (1, 7)	0-3 K		0-0 4-3		0-0 S BB 3B 1B		0-0 F8		0-0 6-3		5	1	1	0	0	1	2								
Don Lund, R OBP: 0.321, SLG: 0.367 Pat Mullin, L OBP: 0.370, SLG: 0.380 Al Kaline, R OBP: 0.125, SLG: 0.125 (1, 9) (10, PH) (10, 9)		0-0 HR	0-0 F7		4-0 S 3B BB		0-3 K			0-0 F4	3	2	1	1	1	1	1								
Jim Delsing, L OBP: 0.369, SLG: 0.437 (1, 8)		0-0 E3 2B 1B	0-3 K		0-0 1-H 2-H WP 3B		0-0 F6			0-0 1B FC1-6 1B	5	3	2	2	0	1	1								
Johnny Bucha, R OBP: 0.296, SLG: 0.273 (1, 2)		0-0 1B 2B		0-0 F7		0-0 6-3		0-0 6-3		0-0 FC1-6 1B	5	1	2	0	0	0	0								
Johnny Pesky, L OBP: 0.368, SLG: 0.403 (1, 4)		0-0 SH3-4 1B		0-0 F6		0-3 K		4-0 BB BB BB		0-0 FC1-6 1B	4	0	1	3	1	1	1								
Ned Garver, R OBP: 0.218, SLG: 0.216 Ray Herbert, R OBP: 0.235, SLG: 0.133 Fred Hatfield, L OBP: 0.339, SLG: 0.303 Ralph Branca, R OBP: 0.200, SLG: 0.333 (1, 1) (6, 1) (10, PH) (10, 1)		0-0 SH3-4		0-0 1B				0-0 F9		0-0 F7	2	0	1	0	0	0	0								
				0-0 1B						0-0 1B	1	0	0	0	0	0	1								
										0-0 1B	1	0	1	0	0	0	0								
											0	0	0	0	0	0	0								
Inning Stats	R: 0 E: 0 K: 1 S: 5	H: 0 LOB: 1 BB: 1 P: 9	R: 3 E: 1 K: 0 S: 7	H: 3 LOB: 1 BB: 0 P: 7	R: 1 E: 0 K: 1 S: 6	H: 1 LOB: 0 BB: 0 P: 6	R: 0 E: 0 K: 0 S: 5	H: 2 LOB: 2 BB: 0 P: 5	R: 3 E: 0 K: 2 S: 9	H: 2 LOB: 0 BB: 1 P: 13	R: 0 E: 0 K: 0 S: 3	H: 0 LOB: 0 BB: 0 P: 3	R: 0 E: 0 K: 1 S: 6	H: 1 LOB: 1 BB: 0 P: 6	R: 0 E: 0 K: 0 S: 3	H: 0 LOB: 1 BB: 1 P: 7	R: 0 E: 0 K: 0 S: 3	H: 0 LOB: 0 BB: 0 P: 3	R: 1 E: 0 K: 0 S: 6	H: 3 LOB: 2 BB: 0 P: 6	1B: 8 2B: 1 3B: 1 HR: 2	SF: 0 SAC: 1 DP: 0 HBP: 0	WP: 2 PB: 0 SB: 3 CS: 0	PA: 46	
PITCHER	IP	WLS	BF	H	R	ER	SO	BB	IBB	HBP	BLK	WP	HR	S	P	ERA	WHIP								
Frank Fanovich, L ERA: 5.63 (1, 1)	5.0		26	8	7	6	4	2	0	0	0	2	2	32	40	10.80	2.000								
Rinty Monahan, R ERA: (6, 1)	1.0		3	0	0	0	0	0	0	0	0	0	0	3	3	0.00	0.000								
Bobo Newsom, R ERA: 5.32 (7, 1)	4.0		17	4	1	1	1	1	0	0	0	0	0	18	22	2.25	1.250								

Detroit Tigers @ Philadelphia Athletics
 Connie Mack Stadium, Philadelphia, PA
 Sun Aug 09 1953, 3:38 AM EDT
 Att: 3,558 - Unknown

AB	42
R	8
H	12
RBI	7
BB	3
SO	5
LOB	15




BOTTOM

Detroit Tigers @ Philadelphia Athletics
Connie Mack Stadium, Philadelphia, PA

Sun Aug 09 1953, 3:38 AM EDT
Att. 3,558 - Unknown

livebaseballscorecards.com

AB 40
R 8
H 11
RBI 8
BB 2
SO 1
LOB 9



WP: 0 PA: 42
PB: 0
SB: 1
CS: 0

AB R H RBI BB SO LOB
5 0 1 0 0 1 1
0 0 0 0 0 0 0

4 0 1 1 1 0 1

5 1 1 0 0 0 2

5 0 1 0 0 0 1
0 0 0 0 0 0 0

5 0 0 1 0 0 1

5 2 3 0 0 0 1

4 1 1 0 0 0 2

0 0 0 0 0 0 0
3 2 1 1 1 0 0


1 0 0 0 0 0 0
1 0 1 1 0 0 0
0 1 0 0 0 0 0
0 0 0 0 0 0 0
1 1 1 4 0 0 0
1 0 0 0 0 0 0

1B: 8 SF: 0
2B: 2 SAC: 0
3B: 0 DP: 1
HR: 1 HBP: 0

Batter	1	2	3	4	5	6	7	8	9	10
Joe Demaestri, R (1, 6) OBP: 0.313, SLG: 0.373 Tom Hamilton, L (10, 9) OBP: 0.217, SLG: 0.167	L6		FC4-6 1B		1-3	K			1-3	
Dave Philley, S (1, 9) OBP: 0.363, SLG: 0.422 (10, 5)	S BB		FC4-6 1-2		1B		1-3		F5	
Loren Babe, L (1, 5) OBP: 0.288, SLG: 0.307 (10, 6)	F8			3-1	G3		F7		1B F7 1B	
Eddie Robinson, L (1, 3) OBP: 0.320, SLG: 0.391 Marion Fricano, R (10, PR) OBP: 0.178, SLG: 0.182	F8			F6		F9	4-3		1B 1-3 1B	
Cass Michaels, R (1, 4) OBP: 0.347, SLG: 0.405		5-3		F8		4-3		6-3	F7	
Carmen Mauro, L (1, 7) OBP: 0.243, SLG: 0.263		P5			2B	1B HR		G1-6-3 1B	4-3	
Ed McGhee, R (1, 8) OBP: 0.315, SLG: 0.329		6-3			F8	BB HR 1B		G1-6-3 1-2		
Ray Murray, R (1, 2) OBP: 0.369, SLG: 0.468 Neal Watlington, L (3, 2) OBP: 0.185, SLG: 0.160			F9		1B	HR BB		G3		
Frank Fanovich, L (1, 1) OBP: 0.125, SLG: 0.125 (5, PH) Elmer Valo, L (5, PH) OBP: 0.355, SLG: 0.130 Bobby Shantz, R (5, PR) OBP: 0.256, SLG: 0.297 Rinty Monahan, R (6, 1) Gus Zernial, R (6, PH) OBP: 0.347, SLG: 0.532 Bobo Newsom, R (7, 1)			4-3		1B	1-3 HR		1-3		

Inning Stats	R: 0	H: 0	E: 0	K: 0	S: 3	R: 0	H: 0	E: 0	K: 0	S: 3	R: 0	H: 1	E: 0	K: 0	S: 4	R: 0	H: 0	E: 0	K: 0	S: 3	R: 3	H: 4	E: 0	K: 0	S: 7	R: 4	H: 3	E: 0	K: 1	S: 8	R: 0	H: 0	E: 0	K: 0	S: 3	R: 0	H: 1	E: 0	K: 0	S: 3	R: 0	H: 0	E: 0	K: 0	S: 3	R: 1	H: 2	E: 0	K: 0	S: 5	1B: 8	SF: 0	2B: 2	SAC: 0	3B: 0	DP: 1	HR: 1	HBP: 0
--------------	------	------	------	------	------	------	------	------	------	------	------	------	------	------	------	------	------	------	------	------	------	------	------	------	------	------	------	------	------	------	------	------	------	------	------	------	------	------	------	------	------	------	------	------	------	------	------	------	------	------	-------	-------	-------	--------	-------	-------	-------	--------

PITCHER	IP	WLS	BF	H	R	ER	SO	BB	IBB	HBP	BLK	WP	HR	S	P	ERA	WHIP
Ned Garver, R (1, 1) ERA: 4.92	5.2		26	7	6	6	0	2	0	0	0	0	0	24	32	9.53	1.588
Ray Herbert, R (6, 1) ERA: 5.75	3.1		11	2	1	1	1	0	0	0	0	0	1	13	13	2.70	0.600
Ralph Branca, R (10, 1) ERA: 4.83	1.0		5	2	1	1	0	0	0	0	0	0	0	5	5	9.00	2.000

Batter	1	2	3	4	5	6	7	8	9	AB R H RBI BB SO LOB	TOP											
Harvey Kuenn, R (1, 6) OBP: 0.357, SLG: 0.375	0-0 5-3			0-0 1B E F8 1B		0-0 1-3	4-0 IBB			3 1 1 0 1 0 0	Detroit Tigers @ St. Louis Browns Sportsman's Park, St. Louis, MO Tue Aug 11 1953, 4:33 AM EDT Unknown											
Jerry Priddy, R (1, 4) OBP: 0.306, SLG: 0.294	0-0 F9			0-3 K		0-0 F2	0-3 K			4 0 0 0 0 2 4												
Ray Boone, R (1, 5) OBP: 0.389, SLG: 0.535	0-0 6-3			0-0 E4 1B		0-0 HR		0-0 5-3		4 1 1 1 0 0 1												
Steve Souchock, R (1, 9) OBP: 0.329, SLG: 0.490		0-0 F9		0-0 1-2 2-3 1B		0-0 1B		0-0 F7		4 0 2 0 0 0 0												
Walt Dropo, R (1, 3) OBP: 0.281, SLG: 0.373		0-0 5-3		0-0 F8		0-0 F9		0-0 1B		4 0 1 1 0 0 3												
Bob Nieman, R (1, 7) OBP: 0.352, SLG: 0.421		0-0 F7		0-3 3-H K			0-0 6-3	0-0 F8		4 0 0 0 0 1 3												
Don Lund, R (1, 8) OBP: 0.320, SLG: 0.368			0-0 F6		0-0 5-3		0-0 WP 2B		0-0 5-3	4 0 1 0 0 0 0												
Matt Batts, R (1, 2) OBP: 0.333, SLG: 0.444			0-0 F3		0-0 F2		4-0 WP IBB		0-3 K	3 0 0 0 1 1 0												
Billy Hoef, L (1, 1) OBP: 0.268, SLG: 0.167			0-3 K		0-3 K		0-3 K		0-0 F2	3 0 0 0 0 3 2												
Johnny Bucha, R (9, PH) OBP: 0.293, SLG: 0.270									0-0 F2	1 0 0 0 0 0 0												
Inning Stats	R: 0 E: 0 K: 0 S: 3	H: 0 LOB: 0 BB: 0 P: 3	R: 0 E: 0 K: 0 S: 3	H: 0 LOB: 0 BB: 0 P: 3	R: 0 E: 0 K: 1 S: 5	H: 0 LOB: 0 BB: 0 P: 5	R: 1 E: 1 K: 2 S: 10	H: 2 LOB: 2 BB: 0 P: 10	R: 0 E: 0 K: 1 S: 5	H: 0 LOB: 0 BB: 0 P: 5	R: 1 E: 0 K: 0 S: 5	H: 2 LOB: 1 BB: 0 P: 5	R: 0 E: 0 K: 2 S: 8	H: 1 LOB: 3 BB: 2 P: 16	R: 0 E: 0 K: 0 S: 4	H: 1 LOB: 1 BB: 0 P: 4	R: 0 E: 0 K: 1 S: 5	H: 0 LOB: 0 BB: 0 P: 5	1B: 4 2B: 1 3B: 0 HR: 1	SF: 0 SAC: 0 DP: 0 HBP: 0	WP: 1 PB: 0 SB: 0 CS: 0	PA: 36
PITCHER Dick Littlefield, L (1, 1) ERA: 4.95	IP: 9.0 WLS: W BF: 36 H: 6 R: 2 ER: 1 SO: 7 BB: 0 IBB: 2 HBP: 0 BLK: 0 WP: 1 HR: 1 S: 48 P: 56 ERA: 1.00 WHIP: 0.667											PITCHER	IP: 0.0 WLS: 0 BF: 0 H: 0 R: 0 ER: 0 SO: 0 BB: 0 IBB: 0 HBP: 0 BLK: 0 WP: 0 HR: 0 S: 0 P: 0 ERA: 0.00 WHIP: 0.000									

livebaseballscorecards.com

Batter	1	2	3	4	5	6	7	8	9
Johnny Groth, R OBP: 0.303, SLG: 0.363 (1, 8) X	0-0 3-1 ①		0-0 G6-4-3 1B			0-3 K ①		0-0 F8 ①	
Roy Sievers, R OBP: 0.342, SLG: 0.404 (1, 3) X	0-0 6-3 ②		0-0 G6-4-3 1-2f ②			0-0 HR		0-0 F8 ②	
Vern Stephens, R OBP: 0.285, SLG: 0.286 (1, 5) X	0-0 4-3 ③			0-0 6-3 ①		4-0 BB		0-0 HR 1B ①	
Don Lenhardt, R OBP: 0.388, SLG: 0.500 (1, 7) X		0-0 F8 ①		0-3 K ②		0-0 F9 ②		0-0 HR ②	
Vic Wertz, L OBP: 0.375, SLG: 0.437 (1, 9) X		0-0 2B 1B		0-3 K ③		0-3 K ③		0-0 F7 ③	
Les Moss, R OBP: 0.315, SLG: 0.355 (1, 2) X		0-0 1-H 2B			0-0 F6 ①		0-0 F4 ①		
Billy Hunter, R OBP: 0.268, SLG: 0.263 (1, 6) X		0-0 F8 ②			0-0 F7 ②		0-0 F2 ②		
Bobby Young, L OBP: 0.322, SLG: 0.357 (1, 4) X		0-0 4-3 ③			0-0 3B		0-0 F9 ③		
Dick Littlefield, L OBP: 0.257, SLG: 0.212 (1, 1) X			0-0 5-3 ①		0-3 K2-3 ③			0-0 HR 1B ①	

Inning Stats	R: 0	H: 0	E: 0	K: 0	S: 3	R: 1	H: 2	E: 0	K: 0	S: 5	R: 0	H: 1	E: 0	K: 0	S: 3	R: 0	H: 0	E: 0	K: 2	S: 7	R: 0	H: 1	E: 0	K: 1	S: 6	R: 1	H: 1	E: 0	K: 2	S: 8	R: 0	H: 0	E: 0	K: 0	S: 3	R: 3	H: 3	E: 0	K: 0	S: 6	1B: 4	SF: 0	2B: 1	SAC: 0	3B: 1	DP: 1	HR: 2	HBP: 0
	0	0	0	0	3	1	2	0	0	5	0	1	0	0	5	0	0	0	2	7	0	0	0	1	0	6	1	1	0	1	12	0	0	0	3	0	3	0	0	0	6	4	0	1	0	2	0	


PITCHER	IP	WLS	BF	H	R	ER	SO	BB	IBB	HBP	BLK	WP	HR	S	P	ERA	WHIP
Billy Hoelt, L ERA: 4.39 (1, 1)	8.0	L	32	8	5	5	5	1	0	0	0	0	2	41	45	5.62	1.125

BOTTOM

AB R H RBI BB SO LOB

4	0	1	0	0	1	1
4	1	1	1	0	0	2
3	1	1	0	1	0	0
4	1	1	3	0	1	1
4	1	1	0	0	2	1
3	0	1	1	0	0	0
3	0	0	0	0	0	1
3	0	1	0	0	0	1
3	1	1	0	0	1	1

AB 31
R 5
H 8
RBI 5
BB 1
SO 5
LOB 8



WP: 0 PA: 32
PB: 0 SB: 0
CS: 0

Detroit Tigers @ St. Louis Browns
Sportsman's Park, St. Louis, MO

Tue Aug 11 1953, 4:33 AM EDT
Unknown

livebaseballscorecards.com

Batter	1	2	3	4	5	6	7	8	9	AB R H RBI BB SO LOB	TOP											
Harvey Kuenn, R (1, 6) OBP: 0.358, SLG: 0.374	4-0 S 1B BB	0-0 1-4-3		0-0 1-3		0-0 CS 1B		0-0 F3	4 1 1 0 1 0 0													
Johnny Pesky, L (1, 4) OBP: 0.365, SLG: 0.403	0-0 F2 1-2		0-0 F8		0-0 1B 2B	0-0 CS 1-2	0-0 4-3	0-0 F2	5 1 1 0 0 0 1													
Ray Boone, R (1, 5) OBP: 0.389, SLG: 0.532	4-0 1B HR BB		0-0 F4		0-0 1B F7 1B 2-H		0-0 F8	0-0 F4	4 2 1 1 1 0 0													
Jim Delsing, L (1, 8) OBP: 0.370, SLG: 0.440	0-0 HR 1-2 2-H 1B		0-0 1B 2B		0-3 K	0-3 K			4 2 2 1 0 2 1													
Steve Souchock, R (1, 7) OBP: 0.333, SLG: 0.490	0-0 F7		0-0 E 1B 2-H		0-0 FC6-4 1B 1-3		0-0 6-3		4 0 2 1 0 0 2													
Don Lund, R (1, 9) OBP: 0.322, SLG: 0.382	0-0 HR 1-H 2-H		0-0 E6 FC6-4 1-2		0-0 F7 3-H		0-0 1B 2B		4 2 2 4 0 0 2													
Walt Dropo, R (1, 3) OBP: 0.279, SLG: 0.369	0-0 F5		0-0 FC6-4 1-2f		0-0 FC6-4 1-2f		0-0 F8		4 0 0 0 0 0 4													
Johnny Bucha, R (1, 2) OBP: 0.301, SLG: 0.290		0-0 F6		0-0 F4		0-0 CS 2B		0-0 E2 1B 1B 2-H	4 1 2 1 0 0 0													
Ted Gray, S (1, 1) OBP: 0.292, SLG: 0.227		0-3 K		0-3 K		0-0 F5 2-3		0-0 1B 3-H	4 0 1 1 0 2 1													
Inning Stats	R: 4 E: 0 K: 0 S: 5	H: 2 LOB: 0 BB: 2 P: 13	R: 0 E: 0 K: 1 S: 5	H: 0 LOB: 0 BB: 0 P: 5	R: 1 E: 1 K: 0 S: 6	H: 2 LOB: 2 BB: 0 P: 6	R: 0 E: 0 K: 1 S: 5	H: 0 LOB: 0 BB: 0 P: 5	R: 2 E: 0 K: 1 S: 8	H: 3 LOB: 1 BB: 0 P: 8	R: 0 E: 0 K: 0 S: 3	H: 2 LOB: 0 BB: 0 P: 3	R: 0 E: 0 K: 1 S: 5	H: 0 LOB: 0 BB: 0 P: 5	R: 2 E: 1 K: 0 S: 5	H: 3 LOB: 1 BB: 0 P: 5	R: 0 E: 0 K: 0 S: 3	H: 0 LOB: 0 BB: 0 P: 3	1B: 7 2B: 4 3B: 0 HR: 1	SF: 0 SAC: 0 DP: 0 HBP: 0	WP: 0 PB: 0 SB: 1 CS: 2	PA: 40
PITCHER	IP WLS BF H R ER SO BB IBB HBP BLK WP HR S P ERA WHIP																					
Don Larsen, R (1, 1) ERA: 4.66	4.0 L 21 6 7 7 2 2 0 0 0 0 0 1 23 31 15.75 2.000																					
Marlin Stuart, R (5, 1) ERA: 3.89	4.0 15 6 2 2 2 0 0 0 0 0 0 19 19 4.50 1.500																					
Mike Blyzka, R (9, 1) ERA: 6.34	1.0 3 0 0 0 0 0 0 0 0 0 0 3 3 0.00 0.000																					

Detroit Tigers @ St. Louis Browns
 Sportsman's Park, St. Louis, MO
 Tue Aug 11 1953, 4:38 AM EDT
 Att. 2,881 - Unknown

livebaseballscorecards.com

AB	37
R	9
H	12
RBI	9
BB	2
SO	4
LOB	11



Detroit Tigers @ St. Louis Browns

Sportsman's Park, St. Louis, MO
Wed Aug 12 1953, 4:33 AM EDT
Att. 2,001 - Unknown

livebaseballscorecards.com

AB	36
R	7
H	13
RBI	7
BB	4
SO	6
LOB	11



WP:	0	PA:	42
PB:	0		
SB:	0		
CS:	1		

AB R H RBI BB SO LOB

1 2 3 4 5 6 7 8 9

Batter

Harvey Kuenn, R (1, 6) <small>OBP: 0.360, SLG: 0.379</small>	0-0 5-3	0-0	0-0 1-3	0-0	0-0 1B F9	0-0 1B F9	0-0 1B L8-3	0-0 1B HR	5 2 3 0 0 0 0
Jerry Priddy, R (1, 4) <small>OBP: 0.306, SLG: 0.295</small> Johnny Pesky, L (8, PH) <small>OBP: 0.384, SLG: 0.402</small> Matt Batts, R (9, PH) <small>OBP: 0.444</small> Al Kaline, R (9, PR) <small>OBP: 0.125, SLG: 0.125</small> Billy Hitchcock, R (9, 4) <small>OBP: 0.289, SLG: 0.229</small>	0-0 5-3	0-0	0-0 5-3	0-0	0-0 1B G6-4-3	0-0 1B G6-4-3	0-0 1-2 L8-3	4-0 HR IBB	3 0 1 0 0 0 0 1 0 0 0 0 0 1 0 0 0 0 1 0 0 0 1 0 0 0 0 0 0 0 0 0 0 0 0
Ray Boone, R (1, 5) <small>OBP: 0.389, SLG: 0.538</small>	0-3 K	0-3	0-0 6-3	0-0	0-0 1B F9	0-0 1B F9	4-0 1B BB	0-0 HR 1-H 2-H 3-H	4 2 1 5 1 1 1
Steve Souchock, R (1, 7) <small>OBP: 0.335, SLG: 0.488</small> (4, 9)	0-0 F8	0-0 F8	0-3 K	0-3 K	0-0 1B G6-4-3	0-0 1B G6-4-3	0-0 1B BB	0-0 HR G5-4-3	5 0 2 0 0 1 1
Walt Dropo, R (1, 3) <small>OBP: 0.278, SLG: 0.368</small>	0-3 K	0-3 K	0-0 F6	0-0 F6	0-0 1B K	0-0 1B K	0-0 1B BB	0-0 HR G5-4-3	5 0 1 1 0 2 1
Jim Delsing, L (1, 8) <small>OBP: 0.373, SLG: 0.442</small> Bob Nieman, R (4, PR) <small>OBP: 0.352, SLG: 0.420</small> (4, 7)	0-0 1B E	0-0 1B E	1-0 CS HBP	1-0 CS HBP	0-3 K	0-3 K	4-0 1B BB	4-0 1B BB	1 1 1 0 0 0 0 1 0 0 0 1 1 0
Don Lund, R (1, 9) <small>OBP: 0.324, SLG: 0.389</small> (4, 8)	0-0 1B E	0-0 1B E	0-0 CS	0-0 CS	0-0 1B F9	0-0 3B	0-0 6-3	0-0 6-3	4 0 2 0 0 0 3
Johnny Bucha, R (1, 2) <small>OBP: 0.308, SLG: 0.292</small>	0-0 1B E	0-0 1B E	0-3 K	0-3 K	0-0 1B K	4-0 1B IBB	0-0 6-3	0-0 6-3	3 0 1 1 1 1 0
Ralph Branca, R (1, 1) <small>OBP: 0.167, SLG: 0.278</small> Al Aber, L (7, 1) <small>OBP: 0.231, SLG: 0.091</small>	0-0 F8	0-0 F8	0-0 F8	0-0 F8	0-0 1B F8	0-0 1B F8	0-0 6-3	0-0 HR 2B	3 0 0 0 0 0 4 1 1 1 0 0 0 0

Inning Stats	R: 0 H: 0 E: 0 K: 1 S: 5	H: 0 LOB: 0 BB: 0 P: 5	R: 1 H: 3 E: 1 K: 1 S: 8	H: 3 LOB: 2 BB: 0 P: 8	R: 0 H: 0 E: 0 K: 0 S: 3	H: 0 LOB: 0 BB: 0 P: 3	R: 0 H: 0 E: 0 K: 1 S: 4	H: 0 LOB: 1 BB: 0 P: 5	R: 0 H: 0 E: 0 K: 1 S: 5	H: 0 LOB: 0 BB: 0 P: 5	R: 1 H: 2 E: 0 K: 0 S: 4	H: 2 LOB: 0 BB: 0 P: 4	R: 0 H: 1 E: 0 K: 2 S: 8	H: 1 LOB: 2 BB: 1 P: 12	R: 1 H: 3 E: 0 K: 0 S: 5	H: 3 LOB: 3 BB: 2 P: 13	R: 4 H: 4 E: 0 K: 0 S: 6	H: 4 LOB: 1 BB: 1 P: 10	1B: 10 SF: 0 2B: 2 SAC: 0 3B: 1 DP: 3 HR: 1 HBP: 1
---------------------	--------------------------	------------------------	--------------------------	------------------------	--------------------------	------------------------	--------------------------	------------------------	--------------------------	------------------------	--------------------------	------------------------	--------------------------	-------------------------	--------------------------	-------------------------	--------------------------	-------------------------	--

PITCHER	IP	WLS	BF	H	R	ER	SO	BB	IBB	HBP	BLK	WP	HR	S	P	ERA	WHIP
Harry Brecheen, L (1, 1) <small>ERA: 3.62</small>	7.0		27	6	2	2	6	0	1	1	0	0	0	37	42	2.57	0.857
Satchel Paige, R (8, 1) <small>ERA: 3.64</small>	0.2		6	3	1	1	0	2	0	0	0	0	0	4	12	13.50	7.500
Marlin Stuart, R (8, 1) <small>ERA: 3.87</small>	0.1		1	0	0	0	0	0	0	0	0	0	0	1	1	0.00	0.000
Bob Cain, L (9, 1) <small>ERA: 6.52</small>	0.1	L	6	4	4	4	0	0	1	0	0	0	1	5	9	108.00	12.000
Don Larsen, R (9, 1) <small>ERA: 4.63</small>	0.2		1	0	0	0	0	0	0	0	0	0	0	1	1	0.00	0.000

BOTTOM

Detroit Tigers @ St. Louis Browns
 Sportsman's Park, St. Louis, MO
 Wed Aug 12 1953, 4:33 AM EDT
 Att. 2,001 - Unknown

livebaseballscorecards.com

AB	32
R	3
H	7
RBI	3
BB	5
SO	6
LOB	20



WP: 2	PA: 39
PB: 0	
SB: 0	
CS: 1	

AB R H RBI BB SO LOB

5	1	1	0	0	0	3
4	0	0	1	1	3	1
4	1	0	0	1	0	3
2	0	2	1	2	0	0
4	0	1	1	0	2	3
4	0	0	0	0	1	5
3	0	2	0	1	0	1
3	0	0	0	0	0	2
1	0	0	0	0	0	1
1	1	1	0	0	0	0
0	0	0	0	0	0	0
0	0	0	0	0	0	0
1	0	0	0	0	0	1
0	0	0	0	0	0	0
0	0	0	0	0	0	0
1B: 7	SF: 0					
2B: 2	SAC: 2					
3B: 0	DP: 2					
HR: 0	HBP: 0					

Batter	1	2	3	4	5	6	7	8	9
Johnny Groth, R OBP: 0.305, SLG: 0.362 (1, 8)	0-0 F8		0-0 F6		0-0 G3		0-0 BB 1B		0-0 5-3
Dick Kokos, L OBP: 0.393, SLG: 0.434 (1, 7)	0-3 K			0-3 K	4-0 BB		0-0 F8		0-3 K
Roy Sievers, R OBP: 0.335, SLG: 0.391 (1, 3)	0-0 5-3			0-0 F2	0-0 F4		4-0 1B 1-2 BB		0-0 6-3
Vic Wertz, L OBP: 0.383, SLG: 0.441 (1, 9)		4-0 CS BB		0-0 E 1B		4-0 WP BB	0-0 1B 1-3 2-H		
Vern Stephens, R OBP: 0.289, SLG: 0.308 (1, 5)		0-3 K 1-2		0-0 E5 1-3		0-3 K 1-2	0-0 1B 3-H		
Clint Courtney, L OBP: 0.302, SLG: 0.345 (1, 2)		0-0 F4		0-0 F6		0-0 F4	0-3 K		
Bobby Young, L OBP: 0.324, SLG: 0.358 (1, 4)			0-0 6-3 1B		0-0 SH3-4 1B	0-0 F7		4-0 FC1-6 BB	
Billy Hunter, R OBP: 0.264, SLG: 0.258 (1, 6)			0-0 F8		0-0 SH SH3-4		0-0 F7	0-0 FC1-6 L5-4 WP	
Harry Brecheen, L OBP: 0.167, SLG: 0.167 (7, PH)			0-0 6-3		0-0 SH3-4		0-0 1B F8 1B	0-0 L5-4	
Hank Edwards, L OBP: 0.280, SLG: 0.230 (8, 1)									
Satchel Paige, R OBP: 0.394, SLG: 0.490 (8, PH)									
Marlin Stuart, L OBP: 0.167, SLG: 0.208 (9, 1)									
Don Lenhardt, R OBP: 0.241, SLG: 0.286 (9, 1)									
Bob Cain, L OBP: 0.298, SLG: 0.400 (9, 1)									

Inning Stats	R: 0 E: 0 K: 1 S: 5	H: 0 LOB: 0 BB: 0 P: 5	R: 0 E: 0 K: 1 S: 4	H: 0 LOB: 0 BB: 1 P: 8	R: 0 E: 0 K: 0 S: 4	H: 1 LOB: 1 BB: 0 P: 4	R: 0 E: 1 K: 1 S: 7	H: 1 LOB: 2 BB: 0 P: 7	R: 0 E: 1 K: 0 S: 5	H: 1 LOB: 3 BB: 1 P: 9	R: 0 E: 0 K: 1 S: 5	H: 0 LOB: 1 BB: 1 P: 9	R: 3 E: 0 K: 1 S: 9	H: 4 LOB: 2 BB: 1 P: 13	R: 0 E: 0 K: 0 S: 2	H: 0 LOB: 0 BB: 1 P: 6	R: 0 E: 0 K: 1 S: 5	H: 0 LOB: 0 BB: 0 P: 5	1B: 7 2B: 2 3B: 0 HR: 0	SF: 0 SAC: 2 DP: 2 HBP: 0
--------------	------------------------------	---------------------------------	------------------------------	---------------------------------	------------------------------	---------------------------------	------------------------------	---------------------------------	------------------------------	---------------------------------	------------------------------	---------------------------------	------------------------------	----------------------------------	------------------------------	---------------------------------	------------------------------	---------------------------------	----------------------------------	------------------------------------

PITCHER	IP	WLS	BF	H	R	ER	SO	BB	IBB	HBP	BLK	WP	HR	S	P	ERA	WHIP
Ralph Branca, R ERA: 4.74 (1, 1)	6.2		30	5	3	3	4	4	0	0	0	1	0	34	50	4.05	1.350
Al Aber, L ERA: 5.08 (7, 1)	2.1	W	9	2	0	0	2	1	0	0	0	1	0	12	16	0.00	1.286

PITCHER	IP	WLS	BF	H	R	ER	SO	BB	IBB	HBP	BLK	WP	HR	S	P	ERA	WHIP
---------	----	-----	----	---	---	----	----	----	-----	-----	-----	----	----	---	---	-----	------

Batter	1	2	3	4	5	6	7	8	9	10	11	AB R H RBI BB SO LOB	TOP					
Harvey Kuenn, R (1, 6) OBP: 0.360, SLG: 0.379	0-0 6-3 5-3 1B		0-3 K		0-0 5-3		0-0 E5 1B			0-0 6-3		5 0 2 0 0 1 0	Detroit Tigers @ St. Louis Browns Sportsman's Park, St. Louis, MO Thu Aug 13 1953, 4:33 AM EDT Att. 980 - Unknown					
Johnny Pesky, L (1, 4) OBP: 0.364, SLG: 0.402	0-0 5-3 1-2		0-3 K2-3		0-0		0-0 F8			0-0 CS 1B		5 0 2 0 0 1 2						
Ray Boone, R (1, 5) OBP: 0.387, SLG: 0.531	0-0 6-3 2-3		0-0 6-3		0-0 F3			0-0 F6		4-0 BB 1-2		4 0 0 0 1 0 2						
Steve Souchock, R (1, 9) (9, 7) OBP: 0.331, SLG: 0.479	0-3 K2-3			0-0 BB 1B		0-0 1-3		0-0 F4		0-0 F7		5 0 1 0 0 1 2						
Walt Dropo, R (1, 3) OBP: 0.281, SLG: 0.371		0-0 G3 PB 1B		4-0 BB 1-2		0-0 2B		0-0 6-3			0-0 F3	4 0 2 0 1 0 0						
Don Lund, R (1, 8) OBP: 0.327, SLG: 0.390		0-0 G3 1-3		0-0 L9		4-0 BB G6-4-3			0-0 1B		0-0 FC6-4 1B	4 0 2 0 1 0 3						
Bob Nieman, R (1, 7) OBP: 0.352, SLG: 0.418		4-0 BB		0-0 F5		0-0 G6-4-3 1-2f		0-0 K		0-3 K		2 0 0 0 1 0 4						
Pat Mullin, L (9, PH) OBP: 0.366, SLG: 0.375												1 0 0 0 0 1 1						
Al Kaline, R (9, 9) OBP: 0.111, SLG: 0.111												1 0 0 0 0 0 1						
Johnny Bucha, R (1, 2) OBP: 0.295, SLG: 0.277		0-3 K		0-3 K			0-0 5-3		0-0 F8		0-0 FC6-4 1-2f	5 0 0 0 0 2 6						
Ned Garver, R (1, 1) OBP: 0.203, SLG: 0.200		0-0 F7				0-0 F6		0-0 6-3		0-0 F6		4 0 0 0 0 0 3						
Inning Stats	R: 0 H: 1 E: 0 LOB: 1 K: 1 BB: 0 S: 6 P: 6	R: 0 H: 1 E: 0 LOB: 2 K: 1 BB: 1 S: 6 P: 10	R: 0 H: 0 E: 0 LOB: 0 K: 2 BB: 0 S: 7 P: 7	R: 0 H: 1 E: 0 LOB: 2 K: 1 BB: 1 S: 6 P: 10	R: 0 H: 1 E: 0 LOB: 1 K: 0 BB: 0 S: 4 P: 4	R: 0 H: 1 E: 0 LOB: 1 K: 0 BB: 1 S: 3 P: 7	R: 0 H: 1 E: 1 LOB: 1 K: 0 BB: 0 S: 4 P: 4	R: 0 H: 0 E: 0 LOB: 0 K: 0 BB: 0 S: 3 P: 3	R: 0 H: 1 E: 0 LOB: 1 K: 1 BB: 0 S: 6 P: 6	R: 0 H: 1 E: 0 LOB: 1 K: 0 BB: 1 S: 3 P: 7	R: 0 H: 1 E: 0 LOB: 1 K: 0 BB: 0 S: 4 P: 4	1B: 8 SF: 0 2B: 1 SAC: 0 3B: 0 DP: 1 HR: 0 HBP: 0	WP: 0 PA: 44 PB: 1 SB: 0 CS: 1					
PITCHER	IP WLS BF H R ER SO BB IBB HBP BLK WP HR S P ERA WHIP																	
Lou Kretlow, R (1, 1) ERA: 4.2	10.0	40	8	0	0	6	4	0	0	0	0	0	0	0	48	64	0.00	1.200
Marlin Stuart, R (11, 1) ERA: 3.83	1.0	W 4	1	0	0	0	0	0	0	0	0	0	0	4	4	0.00	1.000	

livebaseballscores.com

AB	40
R	0
H	9
RBI	0
BB	4
SO	6
LOB	24



Batter	1	2	3	4	5	6	7	8	9	10	11	AB	R	H	RBI	BB	SO	LOB	BOTTOM					
Billy Hunter, R (1, 6) OBP: 0.261, SLG: 0.255	0-0 6-3		0-0 F5			0-0 1-3		0-0 6-3		0-0 F5		5	0	0	0	0	0	4	Detroit Tigers @ St. Louis Browns Sportsman's Park, St. Louis, MO Thu Aug 13 1953, 4:33 AM EDT Atf. 980 - Unknown					
Dick Kokos, L (1, 7) OBP: 0.390, SLG: 0.426	0-0 G3			0-0 3-1		4-0 BB			0-3 K	0-0 3-1		4	0	0	0	1	1	3						
Marlin Stuart, L (11, 1) OBP: 0.167, SLG: 0.208												0	0	0	0	0	0	0						
Dick Kryhoski, L (1, 3) OBP: 0.336, SLG: 0.484	0-0 F5			0-0 BB 1B		0-0 F5			0-0 F8		0-0 F2	5	0	1	0	0	0	1						
Vic Wertz, L (1, 9) OBP: 0.391, SLG: 0.447		4-0 BB BB BB BB	4-0 G6-4-3 BB	4-0 G5-4-3 BB		4-0 SH1-4 1B BB			0-0 1B		0-0 1B 2B	2	1	2	0	3	0	0						
Vern Stephens, R (1, 5) OBP: 0.288, SLG: 0.306		0-0 G6-4-3 1-2f	0-0 G6-4-3 1-2f	0-0 G5-4-3 1-2f		0-0 SH1-4 1-2			0-0 F2		0-0 1B	4	0	1	1	0	0	4						
Clint Courtney, L (1, 2) OBP: 0.305, SLG: 0.348		0-0 6-3				0-0 1-3			0-0 1B		0-0 2B 1B	4	0	2	0	0	0	0						
Jim Dyck, R (10, PR) OBP: 0.309, SLG: 0.360												0	0	0	0	0	0	0						
Bobby Young, L (1, 4) OBP: 0.323, SLG: 0.355			4-0 BB BB BB BB	4-0 BLK SH1-4 BB		0-0 4-3		0-0 1-3		0-0 F2		3	0	0	0	1	0	2						
Johnny Groth, R (1, 8) OBP: 0.303, SLG: 0.360			0-0 F9		0-0 F9			0-3 K		0-0 2B		3	0	0	0	0	1	1						
Hank Edwards, L (10, PH) OBP: 0.289, SLG: 0.253												1	0	1	0	0	0	0						
Les Moss, R (11, 2) OBP: 0.315, SLG: 0.355												0	0	0	0	0	0	0						
Lou Kretlow, R (1, 1) OBP: 0.200, SLG: 0.158			0-0 SH1-4			0-0 6-3		0-3 K		4-0 IBB		2	0	0	0	0	1	0						
Don Lenhardt, R (10, PH) OBP: 0.386, SLG: 0.490												0	0	0	0	1	0	0						
Inning Stats	R: 0 E: 0 K: 0 S: 3	H: 0 LOB: 0 BB: 0 P: 3	R: 0 E: 0 K: 0 S: 2	H: 0 LOB: 0 BB: 1 P: 6	R: 0 E: 0 K: 0 S: 3	H: 0 LOB: 1 BB: 1 P: 7	R: 0 E: 0 K: 0 S: 3	H: 1 LOB: 1 BB: 1 P: 7	R: 0 E: 0 K: 0 S: 3	H: 0 LOB: 0 BB: 0 P: 3	R: 0 E: 0 K: 0 S: 3	H: 0 LOB: 1 BB: 1 P: 7	R: 0 E: 0 K: 2 S: 7	H: 0 LOB: 0 BB: 0 P: 7	R: 0 E: 0 K: 1 S: 6	H: 1 LOB: 1 BB: 0 P: 6	R: 0 E: 0 K: 0 S: 5	H: 2 LOB: 3 BB: 1 P: 9	R: 1 E: 0 K: 0 S: 3	H: 2 LOB: 1 BB: 0 P: 3	1B: 5 2B: 2 3B: 0 HR: 0	SF: 0 SAC: 2 DP: 2 HBP: 0	WP: 0 PB: 0 SB: 0 CS: 0	PA: 41
PITCHER Ned Garver, R (1, 1) ERA: 4.65	IP 10.1	WLS L	BF 41	H 7	R 1	ER 1	SO 3	BB 5	IBB 1	HBP 0	BLK 1	WP 0	HR 0	S 41	P 65	ERA 0.87	WHIP 1.161							

AB	33
R	1
H	7
RBI	1
BB	6
SO	3
LOB	15




Batter	1	2	3	4	5	6	7	8	9	AB R H RBI BB SO LOB	TOP											
Chico Carrasquel, R OBP: 0.315, SLG: 0.336 (1, 6) B B B	4-0 SH5-3 1B BB	0-0 F9 1B		0-0 SH G5-2-3 1B	0-0 CS 3-H	0-0 SH 1B 2B		4-0 FC3-5 1B BB		3 2 2 0 2 0 0												
Nellie Fox, L OBP: 0.331, SLG: 0.361 (1, 4) X	0-0 SH5-3 1-2 2B	0-0 2B		0-0 SH G5-2-3 1B		0-0 SH SH1-4 1B G3-2-3		0-0 FC3-5 1B E		3 1 3 0 0 0 0												
Minnie Minoso, R OBP: 0.424, SLG: 0.504 (1, 7) X	0-0 E F8 1B 2-H	1-0 HBP		0-0 SH G5-2-3		0-0 SH1-4 1B 1-2 3-H		0-0 FC3-5 E 4-3 1-2 2-3f		3 2 2 2 0 0 2												
Sam Mele, R OBP: 0.387, SLG: 0.489 (1, 9) X	0-0 E8 1B 1-3	0-0 F8 1B		0-0 G5-2-3 1-2 2-3 3-Hf		0-0 SH1-4 1-2 2-3		0-0 E6 4-3 1-3 2-H		4 1 1 0 0 0 6												
Bob Elliott, R OBP: 0.372, SLG: 0.405 (1, 5) X	4-0 1B 1B	0-3 K		0-0 F7		4-0 BB BB BB BB		0-0 4-3 1-2 3-H		2 1 0 0 1 1 4												
Tom Wright, L OBP: 0.349, SLG: 0.432 (6, PH)										0 0 0 0 1 0 0												
Rocky Krsnich, R OBP: 0.282, SLG: 0.299 (6, 5)										0 0 0 0 0 0 0												
Bud Stewart, L OBP: 0.404, SLG: 0.455 (8, PH)										1 0 0 1 0 0 1												
Fred Marsh, R OBP: 0.318, SLG: 0.320 (8, 5)										0 0 0 0 0 0 0												
Jim Rivera, L OBP: 0.327, SLG: 0.412 (1, 8) X	0-0 F8 3-H			0-0 F8		0-0 6-3		0-0 F5		5 0 0 1 0 0 6												
Red Wilson, R OBP: 0.345, SLG: 0.298 (1, 2) X	0-0 1B 1-2 2-H			0-0 1B		4-0 1B CS BB		0-0 6-3		4 0 2 1 1 0 0												
Bob Boyd, L OBP: 0.397, SLG: 0.377 (1, 3) X	0-0 1B 1-2 2-H			0-0 F2		0-0 1B 1-3		0-0 F8		5 0 2 1 0 0 1												
Billy Pierce, L OBP: 0.188, SLG: 0.125 (1, 1) X	0-0 4-3			0-0 4-3		0-0 F3		0-0 5-3		5 0 0 0 0 0 5												
Inning Stats	R: 4 E: 1 K: 0 S: 7	H: 4 LOB: 2 BB: 2 P: 15	R: 0 E: 0 K: 1 S: 6	H: 1 LOB: 2 BB: 0 P: 7	R: 0 E: 0 K: 0 S: 4	H: 1 LOB: 1 BB: 0 P: 4	R: 0 E: 1 K: 0 S: 5	H: 2 LOB: 2 BB: 0 P: 5	R: 0 E: 0 K: 0 S: 3	H: 1 LOB: 1 BB: 1 P: 7	R: 1 E: 0 K: 0 S: 5	H: 2 LOB: 2 BB: 1 P: 9	R: 0 E: 0 K: 0 S: 3	H: 0 LOB: 0 BB: 0 P: 3	R: 2 E: 1 K: 0 S: 5	H: 1 LOB: 1 BB: 1 P: 9	R: 0 E: 0 K: 0 S: 3	H: 0 LOB: 0 BB: 0 P: 3	1B: 10 2B: 2 3B: 0 HR: 0	SF: 0 SAC: 4 DP: 2 HBP: 1	WP: 0 PB: 0 SB: 0 CS: 1	PA: 46
PITCHER	IP WLS BF H R ER SO BB IBB HBP BLK WP HR S P ERA WHIP											PITCHER	IP WLS BF H R ER SO BB IBB HBP BLK WP HR S P ERA WHIP									
Billy Hoelt, L ERA: 4.61 (1, 1)	0.2 L 8 4 4 4 0 1 1 0 0 0 0 6 14 54.00 7.500																					
Dick Marlowe, R ERA: 4.71 (1, 1)	5.1 25 7 1 1 1 2 0 1 0 0 0 0 24 33 1.69 1.688																					
Ray Scarborough, R ERA: 3.18 (7, 1)	2.0 9 1 2 0 0 1 0 0 0 0 0 0 8 12 0.00 1.000																					
Dave Madison, R ERA: 7.05 (9, 1)	1.0 3 0 0 0 0 0 0 0 0 0 0 0 3 3 0.00 0.000																					

Chicago White Sox @ Detroit Tigers
 Briggs Stadium, Detroit, MI
 Fri Aug 14 1953, 4:33 AM EDT
 Att: 31,101 - Unknown

livebaseballscorecards.com

AB	35
R	7
H	12
RBI	6
BB	5
SO	1
LOB	25



Batter	1	2	3	4	5	6	7	8	9	AB R H RBI BB SO LOB	BOTTOM	
Harvey Kuenn, R (1, 6) OBP: 0.359, SLG: 0.378	0-0 1-3 ①			0-0 5-3 ①		0-0 F8 ②		0-0 1-3 1B		4 0 1 0 0 0 0	Chicago White Sox @ Detroit Tigers Briggs Stadium, Detroit, MI Fri Aug 14 1953, 4:33 AM EDT Att. 31,101 - Unknown AB 31 R 0 H 6 RBI 0 BB 1 SO 4 LOB 8 	
Jerry Priddy, R (1, 4) OBP: 0.299, SLG: 0.288	0-0 F4 ②			0-0 4-3 ②		0-0 6-3 ③		0-0 F7 ③		4 0 0 0 0 0 2		
Ray Boone, R (1, 5) OBP: 0.388, SLG: 0.529	0-3 K ③			4-0 BB				0-0 G5-4-3 1B		3 0 1 0 1 1 0		
Steve Souchock, R (1, 9) OBP: 0.330, SLG: 0.473		0-0 5-3 ①		0-0 F9 ③				0-0 G5-4-3 ①②		4 0 1 0 0 0 2		
Walt Dropo, R (1, 3) OBP: 0.281, SLG: 0.370		0-0 F7 ②			0-0 F4 ①			0-0 G6-4-3 1B		4 0 1 0 0 0 0		
Don Lund, R (1, 8) OBP: 0.325, SLG: 0.387		0-0 F3 ③			0-0 6-3 ②			0-0 G6-4-3 ②③		3 0 0 0 0 0 2		
Bob Nieman, R (1, 7) OBP: 0.352, SLG: 0.420				0-0 F8 ①				0-0 F9 ①		3 0 1 0 0 0 0		
Matt Batts, R (1, 2) OBP: 0.336, SLG: 0.443				0-0 5-3 ②		0-3 K ③		0-0 1B 1B		3 0 1 0 0 1 1		
Billy Hoelt, L (1, 1) Dick Marlowe, R (1, 1) Billy Hitchcock, R (6, PH) Ray Scarborough, R (7, 1) Johnny Bucha, R (8, PH) Dave Madison, R (9, 1) OBP: 0.288, SLG: 0.167 OBP: 0.233, SLG: 0.233 OBP: 0.282, SLG: 0.222 OBP: 0.083, SLG: 0.333 OBP: 0.275 OBP: 0.091, SLG: 0.091			0-3 K ③			0-0 4-3 ①		0-3 K ②		0 0 0 0 0 0 0 1 0 0 0 0 1 0 1 0 0 0 0 0 0 0 0 0 0 0 0 0 1 0 0 0 0 1 1 0 0 0 0 0 0 0		
Inning Stats	R: 0 H: 0 E: 0 LOB: 0 K: 1 BB: 0 S: 5 P: 5	R: 0 H: 0 E: 0 LOB: 0 K: 0 BB: 0 S: 3 P: 3	R: 0 H: 0 E: 0 LOB: 0 K: 1 BB: 0 S: 5 P: 5	R: 0 H: 0 E: 0 LOB: 1 K: 0 BB: 1 S: 3 P: 7	R: 0 H: 1 E: 0 LOB: 1 K: 1 BB: 0 S: 6 P: 6	R: 0 H: 0 E: 0 LOB: 0 K: 0 BB: 0 S: 3 P: 3	R: 0 H: 2 E: 0 LOB: 1 K: 0 BB: 0 S: 4 P: 4	R: 0 H: 2 E: 0 LOB: 2 K: 1 BB: 0 S: 7 P: 7	R: 0 H: 1 E: 0 LOB: 0 K: 0 BB: 0 S: 3 P: 3	1B: 5 SF: 0 2B: 1 SAC: 0 3B: 0 DP: 2 HR: 0 HBP: 0		WP: 0 PA: 32 PB: 0 SB: 0 CS: 0
PITCHER Billy Pierce, L (1, 1) ERA: 2.2	IP 9.0 WLS W BF 32 H 6 R 0 ER 0 SO 4 BB 1 IBB 0 HBP 0 BLK 0 WP 0 HR 0 S 39 P 43 ERA 0.00 WHIP 0.778					PITCHER	IP 9.0 WLS W BF 32 H 6 R 0 ER 0 SO 4 BB 1 IBB 0 HBP 0 BLK 0 WP 0 HR 0 S 39 P 43 ERA 0.00 WHIP 0.778					


Chicago White Sox @ Detroit Tigers
 Briggs Stadium, Detroit, MI
 Fri Aug 14 1953, 4:33 AM EDT
 Att. 31,101 - Unknown

AB 31
 R 0
 H 6
 RBI 0
 BB 1
 SO 4
 LOB 8



WP: 0 PA: 32
 PB: 0
 SB: 0
 CS: 0

ERA 0.00 WHIP 0.778

Batter	1	2	3	4	5	6	7	8	9	AB R H RBI BB SO LOB	TOP																									
Chico Carrasquel, R OBP: 0.316, SLG: 0.342 (1, 6) X	0-0 HBP 3B	0-0 F3			0-0 1B 2B 1B		0-0 FC6-4 1-2f		0-0 F9	5 2 2 0 0 0 1																										
Nellie Fox, L OBP: 0.331, SLG: 0.360 (1, 4) X	0-0 6-3		0-0 L6		0-0 1-2 2B 1B		0-0 F8			4 1 1 0 0 0 2																										
Minnie Minoso, R OBP: 0.426, SLG: 0.507 (1, 7) H	1-0 HBP S HBP		0-0 CS 1B		0-0 1-H 2-H 2B		0-0 F4			3 0 2 2 0 0 1																										
Sam Mele, R OBP: 0.383, SLG: 0.484 (1, 9) S S S	0-3 K		0-0 F8		0-0 5-3			0-0 F6		4 0 0 0 0 1 4																										
Red Wilson, R OBP: 0.350, SLG: 0.298 (1, 2) B B B	4-0 HBP 1-2 BB		0-0 CS 1-2	0-0 5-3	0-0 6-3			0-0 4-3 1B		3 0 1 0 1 0 1																										
Jim Rivera, L OBP: 0.327, SLG: 0.409 (1, 8) H	1-0 HBP 1-2 2-3 3-H			0-0 F9		0-0 G3		0-0 4-3 1-2		3 0 0 1 0 0 1																										
Rocky Krsnich, R OBP: 0.273, SLG: 0.288 (1, 5) X	0-0 F7		0-3 K		0-0 F9		0-0 F9		0-0 F9	4 0 0 0 0 1 4																										
Bob Boyd, L OBP: 0.373, SLG: 0.351 (1, 3) X		0-0 4-3			0-0 B5-3		0-0 4-3		0-0 1-3	4 0 0 0 0 0 0																										
Harry Dorish, R OBP: 0.179, SLG: 0.179 (3, 1)										1 0 0 0 0 0 0 0																										
Joe Dobson, R OBP: 0.100, SLG: 0.103 (5, PH)										0 0 0 0 0 0 0 0																										
Bob Elliott, R OBP: 0.374, SLG: 0.416 (5, 1)										1 1 1 1 0 0 0 0																										
Luis Aloma, R OBP: 0.328, SLG: 0.330 (7, PH)										0 0 0 0 0 0 0 0																										
Fred Marsh, R OBP: 0.115, SLG: 0.080 (7, 1)										0 0 0 0 0 1 0 0																										
Sandy Consuegra, R OBP: 0.115, SLG: 0.080 (9, PH)										0 0 0 0 0 0 0 0																										
Tom Wright, L OBP: 0.346, SLG: 0.427 (9, PH)										1 0 0 0 0 0 1 0																										
Inning Stats	R: 1 E: 0 K: 1 S: 6	H: 1 LOB: 3 BB: 1 P: 12	R: 0 E: 0 K: 0 S: 3	H: 0 LOB: 0 BB: 0 P: 3	R: 0 E: 0 K: 1 S: 5	H: 1 LOB: 0 BB: 0 P: 5	R: 0 E: 0 K: 1 S: 5	H: 0 LOB: 0 BB: 0 P: 5	R: 3 E: 0 K: 0 S: 7	H: 4 LOB: 1 BB: 0 P: 7	R: 0 E: 0 K: 0 S: 3	H: 0 LOB: 0 BB: 0 P: 3	R: 0 E: 0 K: 0 S: 3	H: 0 LOB: 1 BB: 1 P: 7	R: 0 E: 0 K: 0 S: 4	H: 1 LOB: 1 BB: 0 P: 4	R: 0 E: 0 K: 1 S: 5	H: 0 LOB: 0 BB: 0 P: 5	1B: 4 2B: 1 3B: 1 HR: 1	SF: 0 SAC: 0 DP: 0 HBP: 2	WP: 0 PB: 0 SB: 1 CS: 1	PA: 38														
PITCHER	IP WLS BF H R ER SO BB IBB HBP BLK WP HR S P ERA WHIP																																			
Ted Gray, L ERA: 4.39 (1, 1)	4.1	W	21	6	4	4	2	1	0	2	0	0	1	22	28	8.31	1.615																			
Al Aber, L ERA: 4.53 (5, 1)	4.2	W	16	1	0	0	1	1	0	0	0	0	0	17	21	0.00	0.429																			

Chicago White Sox @ Detroit Tigers
 Briggs Stadium, Detroit, MI
 Sat Aug 15 1953, 4:33 AM EDT
 Att: 10,274 - Unknown

livebaseballscorecards.com

AB 33
 R 4
 H 7
 RBI 4
 BB 2
 SO 3
 LOB 14

Batter	1	2	3	4	5	6	7	8	9	AB	R	H	RBI	BB	SO	LOB
Harvey Kuenn, R (1, 6) OBP: 0.360, SLG: 0.379	0-0 4-3 1B	0-0 1-2 1B		0-0 F9		0-3 K				4	1	2	0	0	1	0
Johnny Pesky, L (1, 4) OBP: 0.363, SLG: 0.403	0-0 4-3 1-2	0-0 F6		0-0 2B			0-0 6-3			4	0	1	0	0	0	3
Ray Boone, R (1, 5) OBP: 0.389, SLG: 0.529	0-0 2-H 1B		0-0 SH2-4 1B	0-3 K			0-0 5-3			4	1	2	1	0	1	1
Walt Dropo, R (1, 3) OBP: 0.279, SLG: 0.368	0-3 K		0-0 SH2-4 1-2		0-0 5-3		0-0 5-3			3	0	0	0	0	1	0
Steve Souchock, R (1, 9) OBP: 0.333, SLG: 0.474		0-0 S HR 1B	0-0 5-3 1B		0-0 6-3			0-0 5-3		4	2	2	1	0	0	0
Matt Batts, R (1, 2) OBP: 0.334, SLG: 0.438		0-3 K	0-0 5-3		4-0 BB			0-0 F7		3	0	0	0	1	1	2
Bob Nieman, R (1, 7) OBP: 0.354, SLG: 0.429		0-0 2-H HR	0-0 2-H 1B		0-3 K			0-0 5-3		4	1	2	3	0	1	1
Don Lund, R (1, 8) OBP: 0.322, SLG: 0.384		0-3 K	0-0 5-3			0-0 F8				3	0	0	0	0	1	1
Ted Gray, S (1, 1) OBP: 0.300, SLG: 0.239		0-0 1B		0-0 G3		0-0 4-3				2	0	1	0	0	0	0
Al Aber, L (5, 1) OBP: 0.214, SLG: 0.083										1	0	0	0	0	0	0

Inning Stats	R: 1	H: 2	E: 0	K: 1	S: 6	H: 2	LOB: 0	BB: 0	P: 6	R: 2	H: 4	E: 0	K: 2	S: 11	H: 3	LOB: 1	BB: 0	P: 11	R: 2	H: 3	E: 0	K: 0	S: 6	R: 0	H: 0	E: 0	K: 1	S: 5	H: 0	LOB: 1	BB: 1	P: 9	R: 0	H: 0	E: 0	K: 1	S: 5	H: 0	LOB: 0	BB: 0	P: 5	R: 0	H: 0	E: 0	K: 0	S: 3	R: 0	H: 0	E: 0	K: 0	S: 3	R: 0	H: 0	E: 0	K: 0	S: 3
--------------	------	------	------	------	------	------	--------	-------	------	------	------	------	------	-------	------	--------	-------	-------	------	------	------	------	------	------	------	------	------	------	------	--------	-------	------	------	------	------	------	------	------	--------	-------	------	------	------	------	------	------	------	------	------	------	------	------	------	------	------	------

PITCHER	IP	WLS	BF	H	R	ER	SO	BB	IBB	HBP	BLK	WP	HR	S	P	ERA	WHIP
Harry Dorish, R (1, 1) ERA: 3.15	2.1	L	13	7	4	4	3	0	0	0	0	0	1	19	19	15.43	3.000
Joe Dobson, R (3, 1) ERA: 3.67	1.2		8	3	1	1	1	0	0	0	0	0	0	10	10	5.40	1.800
Luis Aloma, R (5, 1) ERA: 4.08	2.0		7	0	0	0	2	1	0	0	0	0	0	10	14	0.00	0.500
Sandy Consuegra, R (7, 1) ERA: 3.08	2.0		6	0	0	0	0	0	0	0	0	0	0	6	6	0.00	0.000

BOTTOM

Chicago White Sox @ Detroit Tigers
 Briggs Stadium, Detroit, MI
 Sat Aug 15 1953, 4:33 AM EDT
 Att. 10,274 - Unknown

AB	32
R	5
H	10
RBI	5
BB	1
SO	6
LOB	8



WP	HR	S	P	ERA	WHIP
0	0	0	0	0	0

Batter	1	2	3	4	5	6	7	8	9	AB R H RBI BB SO LOB	TOP									
Chico Carrasquel, R OBP: 0.313, SLG: 0.338 (1, 6)	0-0 5-3		0-3 K		0-0 F8		0-0 5-3			4 0 0 0 0 1 1										
Nellie Fox, L OBP: 0.332, SLG: 0.360 (1, 4)	0-0 F8		0-0 WP 1B		0-0 3-1			1-0 G5-4-3 HBP		3 0 1 0 0 0 0										
Minnie Minoso, R OBP: 0.427, SLG: 0.505 (1, 7) (5, 5)	4-0 BB		4-0 1-2 BB		0-0 6-3		0-0 F9			2 0 0 0 2 0 1										
Sam Mele, R OBP: 0.379, SLG: 0.479 (1, 9)	0-0 F7		0-0 6-3		0-0 F6		0-0 G5-4-3 1-2f			4 0 0 0 0 0 4										
Bob Boyd, L OBP: 0.366, SLG: 0.333 (1, 3)		0-0 F9		1-0 FC4-6 HBP		0-0 5-3		0-0 E3 SH1-4 BB 6-3		3 1 0 0 0 0 0										
Jim Rivera, L OBP: 0.330, SLG: 0.420 (1, 8)		0-0 FC5-2 3B		0-0 FC4-6 6-3 1-2f		0-0 1B 3B		4-0 6-3 SH1-4 BB 1-2		3 1 2 0 1 0 1										
Red Wilson, R OBP: 0.342, SLG: 0.291 (1, 2)		0-0 FC5-2 FC5-4 3-H		0-0 6-3 1-2		0-0 L3		0-0 SH1-4 1-2 2-3		3 0 0 0 0 0 3										
Rocky Krsnich, R OBP: 0.288, SLG: 0.283 (1, 5) Bob Keegan, R OBP: 0.111, SLG: 0.111 (5, 1) Tom Wright, L OBP: 0.349, SLG: 0.429 (7, PH) (7, 7)		0-0 FC5-4 1-2f		0-0 F7		0-0 1B		0-0 6-3 2-3 3-H		2 0 0 0 0 0 2 0 0 0 0 0 0 0 2 0 1 2 0 0 1										
Connie Johnson, R OBP: 0.200, SLG: 0.111 (1, 1) Bud Stewart, L OBP: 0.389, SLG: 0.435 (5, PH) (5, 7) Mike Fornieles, R OBP: 0.143, SLG: 0.147 (7, 1) Bob Elliott, R OBP: 0.373, SLG: 0.415 (9, PH)		0-3 K		0-0 G3		0-0 F9		0-0 F9		1 0 0 0 0 1 0 2 0 0 0 0 0 1 0 0 0 0 0 0 0 1 0 0 0 0 0 1										
Inning Stats	R: 0 E: 0 K: 0 S: 3	H: 0 LOB: 1 BB: 1 P: 7	R: 0 E: 0 K: 2 S: 4	H: 1 LOB: 1 BB: 0 P: 4	R: 0 E: 0 K: 0 S: 8	H: 1 LOB: 2 BB: 1 P: 12	R: 0 E: 0 K: 0 S: 3	H: 0 LOB: 1 BB: 0 P: 4	R: 0 E: 0 K: 0 S: 3	H: 0 LOB: 0 BB: 0 P: 3	R: 0 E: 0 K: 0 S: 5	H: 2 LOB: 1 BB: 0 P: 5	R: 0 E: 0 K: 0 S: 2	H: 0 LOB: 0 BB: 0 P: 3	R: 1 E: 1 K: 0 S: 4	H: 0 LOB: 1 BB: 1 P: 8	1B: 2 2B: 0 3B: 2 HR: 0	SF: 0 SAC: 1 DP: 1 HBP: 2	WP: 1 PB: 0 SB: 0 CS: 0	PA: 36
PITCHER Ralph Branca, R ERA: 4.23 (1, 1)	IP: 9.0 WLS: W BF: 36 H: 4 R: 2 ER: 1 SO: 2 BB: 3 IBB: 0 HBP: 2 BLK: 0 WP: 1 HR: 0 S: 35 P: 49 ERA: 1.00 WHIP: 0.778																			

Chicago White Sox @ Detroit Tigers
 Briggs Stadium, Detroit, MI
 Sun Aug 16 1953, 4:33 AM EDT
 Att: 19,575 - Unknown

AB	30
R	2
H	4
RBI	2
BB	3
SO	2
LOB	15



Batter	1	2	3	4	5	6	7	8	9
Harvey Kuenn, R OBP: 0.360, SLG: 0.378 (1, 6)	0-0 1B G6-4-3 1B		0-3 K		0-0 F9			0-0 4-3	
Johnny Pesky, L OBP: 0.361, SLG: 0.401 (1, 4)	0-0 1-3 G6-4-3 1B		0-0 4-3		0-0 4-3			0-0 F8	
Ray Boone, R OBP: 0.388, SLG: 0.529 (1, 5)	0-0 1-2f 3-H G6-4-3			0-0 1-3 1B 2B		0-3 K		0-0 F8	
Walt Dropo, R OBP: 0.280, SLG: 0.367 (1, 3)	0-0 1B			0-0 1-3 2-3		0-0 5-3			
Steve Souchock, R OBP: 0.333, SLG: 0.472 (1, 9)	0-0 F9			0-0 E S FC3-6 1B		0-0 L3			
Matt Batts, R OBP: 0.331, SLG: 0.434 (1, 2)		0-0 6-3		0-0 E5 FC3-6 1-3		0-0 F9			
Bob Nieman, R OBP: 0.353, SLG: 0.428 (1, 7)		0-0 F8		0-0 FC3-6 1-2f		0-0 2B K 1B			
Don Lund, R OBP: 0.322, SLG: 0.386 (1, 8)		0-3 K		0-0 F8		0-0 K 1-3 2B			
Ralph Branca, R OBP: 0.143, SLG: 0.238 (1, 1)			0-0 6-3		0-0 F4		0-3 K 2-3 3-H		


Inning Stats	R: 1	H: 3	E: 0	K: 0	S: 5	LOB: 1	BB: 0	P: 5	R: 0	H: 0	E: 0	K: 1	S: 5	LOB: 0	BB: 0	P: 5	R: 0	H: 0	E: 0	K: 1	S: 5	LOB: 0	BB: 0	P: 5	R: 2	H: 2	E: 1	K: 0	S: 6	LOB: 1	BB: 0	P: 6	R: 0	H: 0	E: 0	K: 0	S: 3	LOB: 0	BB: 0	P: 3	R: 0	H: 2	E: 0	K: 1	S: 6	LOB: 2	BB: 0	P: 6	R: 0	H: 0	E: 0	K: 0	S: 3	LOB: 0	BB: 0	P: 3
--------------	------	------	------	------	------	--------	-------	------	------	------	------	------	------	--------	-------	------	------	------	------	------	------	--------	-------	------	------	------	------	------	------	--------	-------	------	------	------	------	------	------	--------	-------	------	------	------	------	------	------	--------	-------	------	------	------	------	------	------	--------	-------	------

PITCHER	IP	WLS	BF	H	R	ER	SO	BB	IBB	HBP	BLK	WP	HR	S	P	ERA	WHIP
Connie Johnson, R ERA: 3.86 (1, 1)	4.0	L	17	5	3	2	2	0	0	0	0	0	0	21	21	4.50	1.250
Bob Keegan, R ERA: 5.15 (5, 1)	2.0		6	0	0	0	1	0	0	0	0	0	0	8	8	0.00	0.000
Mike Fornieles, R ERA: 3.31 (7, 1)	2.0		7	2	0	0	1	0	0	0	0	0	0	9	9	0.00	1.000

BOTTOM

Chicago White Sox @ Detroit Tigers
Briggs Stadium, Detroit, MI
Sun Aug 16 1953, 4:33 AM EDT
Att. 19,575 - Unknown

AB	30
R	3
H	7
RBI	2
BB	0
SO	4
LOB	8



WP	PA	ERA	WHIP
0	30		

Batter	1	2	3	4	5	6	7	8	9	AB R H RBI BB SO LOB	TOP																			
Bobby Avila, R (1, 4) OBP: 0.352, SLG: 0.386	0-0 1-3		0-0 E5 1B		0-0 F7			0-0 1B 1B		4 1 1 0 0 0 0	Cleveland Indians @ Detroit Tigers Briggs Stadium, Detroit, MI Tue Aug 18 1953, 4:33 AM EDT Att: 33,848 - Unknown																			
Harry Simpson, L (1, 9) OBP: 0.292, SLG: 0.344	0-3 K		0-0 1B 1B		0-3 K			0-0 1-3 1B FC6-4		4 1 2 1 0 2 0																				
Luke Easter, L (1, 3) OBP: 0.356, SLG: 0.458	0-0 F8		0-0 1-3 1B 1B		0-0 3-1			0-0 F5		4 0 1 0 0 0 2																				
Al Rosen, R (1, 5) OBP: 0.402, SLG: 0.583		0-0 F7	0-0 1-2 3-H 1B		0-0 5-3			0-0 FC6-4 1-2f		4 0 1 1 0 0 2																				
Dale Mitchell, L (1, 7) OBP: 0.351, SLG: 0.445		0-0 1B	0-0 F4		0-0 3-1			0-0 4-3		4 0 1 0 0 0 2																				
Larry Doby, L (1, 8) OBP: 0.359, SLG: 0.444	0-3 K		0-0 F3		0-3 K			0-0 3-1		4 0 0 0 0 2 1																				
George Strickland, R (1, 6) OBP: 0.337, SLG: 0.355		0-0 L7	0-0 F8		0-0 F8			0-0 F8		3 0 0 0 0 0 1																				
Bob Lemon, L (9, PH) OBP: 0.269, SLG: 0.393										1 0 0 0 0 0 0																				
Joe Ginsberg, L (1, 2) OBP: 0.401, SLG: 0.346			0-0 F8		0-0 F8			0-0 F3		3 0 0 0 0 0 0																				
Mike Garcia, R (1, 1) OBP: 0.267, SLG: 0.301			0-0 6-3		0-0 F7			0-0 F9		2 0 0 0 0 0 0																				
Bill Glynn, L (8, PH) OBP: 0.345, SLG: 0.333										1 0 0 0 0 0 0																				
Bob Hooper, R (8, 1) OBP: 0.250, SLG: 0.143										0 0 0 0 0 0 0																				
Inning Stats	R: 0 E: 0 K: 1 S: 5	H: 0 LOB: 0 BB: 0 P: 5	R: 0 E: 0 K: 1 S: 6	H: 1 LOB: 1 BB: 0 P: 6	R: 2 E: 1 K: 0 S: 7	H: 3 LOB: 2 BB: 0 P: 7	R: 0 E: 0 K: 0 S: 3	H: 0 LOB: 0 BB: 0 P: 3	R: 0 E: 0 K: 1 S: 5	H: 0 LOB: 0 BB: 0 P: 5	R: 0 E: 0 K: 0 S: 3	H: 0 LOB: 0 BB: 0 P: 3	R: 0 E: 0 K: 0 S: 5	H: 2 LOB: 2 BB: 0 P: 5	R: 0 E: 0 K: 0 S: 3	H: 0 LOB: 0 BB: 0 P: 3	1B: 6 2B: 0 3B: 0 HR: 0	SF: 0 SAC: 0 DP: 0 HBP: 0	WP: 0 PB: 0 SB: 0 CS: 0	PA: 34										
PITCHER Steve Gromek, R (1, 1) ERA: 4.96	IP 0.0	WLS W	BF 0	H 0	R 0	ER 0	SO 0	BB 0	IBB 0	HBP 0	BLK 0	WP 0	HR 0	S 0	P 0	ERA ∞	WHIP ∞													
											PITCHER	IP	WLS	BF	H	R	ER	SO	BB	IBB	HBP	BLK	WP	HR	S	P	ERA	WHIP		

livebaseballscorecards.com

AB	34
R	2
H	6
RBI	2
BB	0
SO	4
LOB	8



Batter	1	2	3	4	5	6	7	8	9
Harvey Kuenn, R OBP: 0.359, SLG: 0.377 (1, 6)	0-3 K		0-0 6-3		0-0 S 2-H 1B		0-0 G6-4-3		
Johnny Pesky, L OBP: 0.359, SLG: 0.396 (1, 4)	4-0 E BB		0-0 3-1		0-0 F8 1-2			0-0 F7	
Ray Boone, R OBP: 0.384, SLG: 0.523 (1, 5)	0-0 F6		0-0 6-3			0-0 5-3		0-0 F3	
Walt Dropo, R OBP: 0.277, SLG: 0.364 (1, 3)	0-0 E6 1-2			0-0 6-3		0-0 F2		0-0 4-3	
Steve Souchock, R OBP: 0.328, SLG: 0.464 (1, 9)	0-0 F3			0-0 1-3		0-0 4-3			
Matt Batts, R OBP: 0.334, SLG: 0.436 (1, 2)		0-0 F8 S 1B		0-0 F6			0-0 FC5-4 1B		
Bob Nieman, R OBP: 0.351, SLG: 0.424 (1, 7)		0-0 F8 1-3			0-3 K		0-0 FC5-4 2B 1-2f		
Don Lund, R OBP: 0.325, SLG: 0.391 (1, 8)		0-3 K2-3			0-0 SH1-3 1B		0-0 1B 2B 1-H		
Steve Gromek, S OBP: 0.138, SLG: 0.107 (1, 1)		0-3 K			0-0 SH1-3 1-2		0-0 1B 3-H		

Inning Stats	R: 0	H: 0	E: 1	LOB: 2	K: 1	BB: 1	S: 6	P: 10
	R: 0	H: 1	E: 0	LOB: 1	K: 2	BB: 0	S: 8	P: 8
	R: 0	H: 0	E: 0	LOB: 0	K: 0	BB: 0	S: 3	P: 3
	R: 0	H: 0	E: 0	LOB: 0	K: 0	BB: 0	S: 3	P: 3
	R: 1	H: 2	E: 0	LOB: 1	K: 1	BB: 0	S: 7	P: 7
	R: 0	H: 0	E: 0	LOB: 0	K: 0	BB: 0	S: 3	P: 3
	R: 2	H: 3	E: 0	LOB: 0	K: 0	BB: 0	S: 5	P: 5
	R: 0	H: 0	E: 0	LOB: 0	K: 0	BB: 0	S: 3	P: 3


PITCHER	IP	WLS	BF	H	R	ER	SO	BB	IBB	HBP	BLK	WP	HR	S	P	ERA	WHIP
Mike Garcia, R ERA: 3.13 (1, 1)	7.0	L	28	6	3	3	4	1	0	0	0	0	0	35	39	3.86	1.000
Bob Hooper, R ERA: 4.22 (8, 1)	1.0		3	0	0	0	0	0	0	0	0	0	0	3	3	0.00	0.000

BOTTOM

Cleveland Indians @ Detroit Tigers
 Briggs Stadium, Detroit, MI
 Tue Aug 18 1953, 4:33 AM EDT
 Att. 33,848 - Unknown

AB	R	H	RBI	BB	SO	LOB
4	0	1	1	0	1	1
3	0	0	0	1	0	1
4	0	0	0	0	0	1
4	0	0	0	0	0	1
3	0	0	0	0	0	2
3	0	2	0	0	0	0
3	1	0	0	0	1	2
3	2	2	1	0	1	1
2	0	1	1	0	1	1

AB	29
R	3
H	6
RBI	3
BB	1
SO	4
LOB	10



WP	PA
0	31

1B	SF	WP	PA
5	0	0	31
2B	SAC	PB	
1	1	0	
3B	DP	SB	
0	1	2	
HR	HBP	CS	
0	0	0	

Batter	1	2	3	4	5	6	7	8	9	AB R H RBI BB SO LOB	TOP											
Bobby Avila, R (1, 4) OBP: 0.350, SLG: 0.386	0-0 6-3		0-0 5-3		0-0 4-3		0-0 4-3 2B		0-0 F8	5 0 1 0 0 0 1												
Bill Glynn, L (1, 3) OBP: 0.341, SLG: 0.328 Al Smith, R (9, PH) OBP: 0.331, SLG: 0.336	0-3 K		0-0 F7		0-0 F4		0-0 4-3 2-3		0-3 K	4 0 0 0 0 1 1 1 0 0 0 0 1 1												
Dale Mitchell, L (1, 7) OBP: 0.353, SLG: 0.444 Bob Kennedy, R (7, 7) OBP: 0.318, SLG: 0.324	4-0 1B BB		0-0 3-1		0-0 1B		0-0 6-3		0-0 1-2 1B	3 0 1 0 1 0 1 1 0 1 0 0 0 0												
Al Rosen, R (1, 5) OBP: 0.400, SLG: 0.578	0-0 1-2 1B		0-0 5-3		0-0 F5		0-0 F8		0-0 1-3	5 0 1 0 0 0 4												
Wally Westlake, R (1, 8) OBP: 0.414, SLG: 0.478	0-0 F8		0-0 HR		0-3 K		4-0 SH1-4 BB			3 1 1 1 1 1 2												
Harry Simpson, L (1, 9) OBP: 0.293, SLG: 0.344		0-0 F8		0-0 F5		0-0 1B 1B		0-0 SH1-4 1-2		3 0 1 0 0 0 0												
George Strickland, R (1, 6) OBP: 0.339, SLG: 0.360		0-0 F8		0-0 2B		0-0 1-2 1B		0-0 F8		4 0 2 0 0 0 1												
Jim Hegan, R (1, 2) OBP: 0.290, SLG: 0.318		0-0 BLK 1B		0-0 F8		0-0 F3		0-0 6-3		4 0 1 0 0 0 4												
Early Wynn, S (1, 1) OBP: 0.325, SLG: 0.446 Hank Majeski, R (9, PH) OBP: 0.313, SLG: 0.387 Bob Lemon, L (9, PR) OBP: 0.269, SLG: 0.393		0-3 K		0-0 HR		0-3 K		0-0 1B 1B		3 1 1 1 0 2 3 1 0 1 0 0 0 0 0 0 0 0 0 0 0												
Inning Stats	R: 0 E: 0 K: 1 S: 6	H: 1 LOB: 2 BB: 1 P: 10	R: 0 E: 0 K: 1 S: 6	H: 1 LOB: 1 BB: 0 P: 6	R: 0 E: 0 K: 0 S: 3	H: 0 LOB: 0 BB: 0 P: 3	R: 1 E: 0 K: 0 S: 5	H: 2 LOB: 1 BB: 0 P: 5	R: 1 E: 0 K: 0 S: 5	H: 2 LOB: 1 BB: 0 P: 5	R: 0 E: 0 K: 2 S: 9	H: 2 LOB: 2 BB: 0 P: 9	R: 0 E: 0 K: 0 S: 4	H: 1 LOB: 1 BB: 0 P: 4	R: 0 E: 0 K: 0 S: 3	H: 0 LOB: 1 BB: 1 P: 7	R: 0 E: 0 K: 1 S: 7	H: 2 LOB: 2 BB: 0 P: 7	1B: 7 2B: 2 3B: 0 HR: 2	SF: 0 SAC: 1 DP: 0 HBP: 0	WP: 0 PB: 0 SB: 0 CS: 0	PA: 40
PITCHER	IP WLS BF H R ER SO BB IBB HBP BLK WP HR S P ERA WHIP																					
Billy Hoelt, L (1, 1) ERA: 4.47	8.2 W 39 11 2 2 5 2 0 0 0 0 0 2 47 55 2.08 1.500																					
Ray Herbert, R (9, 1) ERA: 5.72	0.1 S 1 0 0 0 0 0 0 0 0 0 0 0 0 1 1 0.00 0.000																					

Cleveland Indians @ Detroit Tigers
Briggs Stadium, Detroit, MI
 Wed Aug 19 1953, 4:33 AM EDT
 Att. 8,053 - Unknown

livebaseballscorecards.com

AB	37
R	2
H	11
RBI	2
BB	2
SO	5
LOB	18



Batter	1	2	3	4	5	6	7	8	9	AB	R	H	RBI	BB	SO	LOB
Harvey Kuenn, R OBP: 0.358, SLG: 0.376 (1, 6)	0-0 1B 1B	0-0 F9			0-0 F7	0-0 FC4-6 1-2f				4	0	1	0	0	0	2
Johnny Pesky, L OBP: 0.358, SLG: 0.391 (1, 4)	0-0 F9		0-0 F9		4-0 BB		0-0 G3			3	0	0	0	1	0	1
Ray Boone, R OBP: 0.383, SLG: 0.520 (1, 5)	0-0 F4		0-0 1B 1B		0-0 F3		0-0 F7			4	0	1	0	0	0	2
Walt Dropo, R OBP: 0.279, SLG: 0.365 (1, 3)	0-0 1-3 1B		0-0 1-2 1B		0-0 F7		0-0 F7			4	0	2	0	0	0	1
Steve Souchock, R OBP: 0.332, SLG: 0.481 (1, 9)	0-0 F6		0-3 K		0-0 HR 1B		0-0 HR			4	2	2	1	0	1	4
Matt Batts, R OBP: 0.330, SLG: 0.430 (1, 2)		0-0 6-3	0-0 F2		0-0 F3		0-0 F6			4	0	0	0	0	0	3
Bob Nieman, R OBP: 0.350, SLG: 0.430 (1, 7)		0-3 K		0-0 L6		0-0 HR 1-H		0-3 K		4	1	1	2	0	2	0
Don Lund, R OBP: 0.329, SLG: 0.403 (1, 8)		0-0 1B 3B		0-0 CS 1B		0-0 FC6-5 2B		0-0 5-3		4	1	3	0	0	0	0
Billy Hoelt, L OBP: 0.271, SLG: 0.176 Ray Herbert, R OBP: 0.235, SLG: 0.133 (1, 1) (9, 1)		0-0 3-H 1B		0-0 F7 1-2		0-0 FC6-5-4 FC4-6 2-3				3	0	1	1	0	0	2
										0	0	0	0	0	0	0
Inning Stats	R: 0 E: 0 K: 0 S: 5	H: 2 LOB: 2 BB: 0 P: 5	R: 1 E: 0 K: 1 S: 7	H: 2 LOB: 1 BB: 0 P: 7	R: 0 E: 0 K: 1 S: 7	H: 1 LOB: 0 BB: 0 P: 3	R: 0 E: 0 K: 0 S: 3	H: 0 LOB: 1 BB: 1 P: 7	R: 2 E: 0 K: 0 S: 6	H: 3 LOB: 1 BB: 0 P: 6	R: 0 E: 0 K: 0 S: 3	H: 0 LOB: 0 BB: 0 P: 3	R: 1 E: 0 K: 1 S: 6	H: 1 LOB: 0 BB: 0 P: 6	1B: 7 2B: 1 3B: 1 HR: 2	SF: 0 SAC: 0 DP: 0 HBP: 0

BOTTOM

Cleveland Indians @ Detroit Tigers
 Briggs Stadium, Detroit, MI
 Wed Aug 19 1953, 4:33 AM EDT
 Att. 8,053 - Unknown

AB	34
R	4
H	11
RBI	4
BB	1
SO	3
LOB	15



WP: 0	PA: 35
PB: 0	
SB: 0	
CS: 1	

PITCHER Early Wynn, R ERA: 3.96 (1, 1)	IP: 8.0 WLS: L BF: 35 H: 11 R: 4 ER: 4 SO: 3 BB: 1 IBB: 0 HBP: 0 BLK: 0 WP: 0 HR: 2 S: 40 P: 44 ERA: 4.50 WHIP: 1.500	PITCHER	IP: 8.0 WLS: L BF: 35 H: 11 R: 4 ER: 4 SO: 3 BB: 1 IBB: 0 HBP: 0 BLK: 0 WP: 0 HR: 2 S: 40 P: 44 ERA: 4.50 WHIP: 1.500
--	---	----------------	---

Batter	1	2	3	4	5	6	7	8	9	AB	R	H	RBI	BB	SO	LOB	TOP										
Bobby Avila, R (1, 4) OBP: 0.350, SLG: 0.383	4-0 E 3B BB	0-0 F9		4-0 1B E 1-2 BB	0-0 6-3	0-0 6-3		0-0 5-3		4	1	0	0	2	0	3											
Bill Glynn, L (1, 3) OBP: 0.344, SLG: 0.332	0-3 K	0-0 FC5-4 1B		0-0 E1 1B	0-0 FC6-2	0-0 1B 1B		0-0 1B BB 1B		6	1	3	1	0	1	5											
Wally Westlake, R (1, 8) (4, 7) OBP: 0.417, SLG: 0.475	0-0 E8 3B	0-0 FC5-4		0-0 G4-6-3 1B	0-3 K	0-0 1B 1B		4-0 1B BB		5	1	2	1	1	1	4											
Al Rosen, R (1, 5) OBP: 0.402, SLG: 0.582	0-0 1B 3B	0-0 F9		0-3 K		F7 1B		0-0 1-2 2-3 1B		6	1	3	3	0	1	4											
Bob Kennedy, R (1, 7) Dale Mitchell, L (4, PH) Larry Doby, L (4, 8) OBP: 0.314, SLG: 0.319 OBP: 0.352, SLG: 0.443 OBP: 0.358, SLG: 0.443	0-0 L3		0-3 K	0-0 G4-6-3 1-2f		HR 1B F9		0-3 K		2	0	0	0	0	1	1											
Harry Simpson, L (1, 9) OBP: 0.304, SLG: 0.367	0-0 BB 1B		0-0 F2		0-0 1B 1B	1-H HR		4-0 SH2-3 BB		5	3	3	3	1	0	3											
George Strickland, R (1, 6) OBP: 0.348, SLG: 0.361	4-0 1B BB		4-0 FC6-4 BB		0-0 1B 2B 1B	4-0 HR BB		0-0 SH2-3		2	2	1	0	3	0	0											
Jim Hegan, R (1, 2) OBP: 0.285, SLG: 0.338	0-0 1B		0-0 FC6-4 1-2f		0-0 2B FC6-2 1B	1-H HR		0-0 5-3		6	1	3	4	0	0	2											
Bob Lemon, L (1, 1) Bob Hooper, R (7, 1) OBP: 0.286, SLG: 0.419 OBP: 0.222, SLG: 0.125	0-0 4-3			4-0 E BB 1B BB	0-0 2B	0-0 1B 2B		0-0 F2		4	2	2	1	1	0	3											
Inning Stats	R: 4 E: 1 K: 1 S: 9	H: 3 LOB: 2 BB: 2 P: 17	R: 0 E: 0 K: 0 S: 4	H: 1 LOB: 1 BB: 0 P: 4	R: 0 E: 0 K: 1 S: 5	H: 0 LOB: 1 BB: 1 P: 9	R: 1 E: 1 K: 1 S: 6	H: 1 LOB: 2 BB: 2 P: 14	R: 2 E: 0 K: 1 S: 9	H: 4 LOB: 2 BB: 0 P: 9	R: 6 E: 0 K: 0 S: 10	H: 7 LOB: 2 BB: 1 P: 14	R: 0 E: 0 K: 0 S: 3	H: 0 LOB: 1 BB: 1 P: 7	R: 0 E: 0 K: 1 S: 7	H: 2 LOB: 3 BB: 1 P: 11	R: 0 E: 0 K: 0 S: 3	H: 0 LOB: 0 BB: 0 P: 3	1B: 13 2B: 2 3B: 1 HR: 2	SF: 0 SAC: 1 DP: 1 HBP: 0	WP: 0 PB: 0 SB: 0 CS: 0	PA: 54					
PITCHER	IP	WLS	BF	H	R	ER	SO	BB	IBB	HBP	BLK	WP	HR	S	P	ERA	WHIP										
Ted Gray, L (1, 1) ERA: 4.42	3.0		19	4	5	2	2	5	0	0	0	0	0	18	38	6.00	3.000										
Ray Scarborough, R (4, 1) ERA: 4.12	2.1	L	17	9	7	7	2	1	0	0	0	0	2	20	24	27.00	4.286										
Bob Miller, L (6, 1) ERA: 5.96	0.2		5	3	1	1	0	0	0	0	0	0	0	5	5	13.50	4.500										
Dick Marlowe, R (7, 1) ERA: 4.63	2.0		10	2	0	0	1	2	0	0	0	0	0	10	18	0.00	2.000										
Dave Madison, R (9, 1) ERA: 6.93	1.0		3	0	0	0	0	0	0	0	0	0	0	3	3	0.00	0.000										

Cleveland Indians @ Detroit Tigers
Briggs Stadium, Detroit, MI
Thu Aug 20 1953, 4:33 AM EDT
Att. 7,336 - Unknown

livebaseballscorecards.com

AB	45
R	13
H	18
RBI	13
BB	8
SO	5
LOB	33



Batter	1	2	3	4	5	6	7	8	9	AB R H RBI BB SO LOB	TOP													
Harvey Kuenn, R (1, 6) OBP: 0.354, SLG: 0.373	0-0 G3		0-0 FC8-5 2-H 2B			0-0 1-3		0-0 F8		4 0 1 1 0 0 1														
Johnny Pesky, L (1, 4) OBP: 0.357, SLG: 0.387	0-0 4-3		0-0 FC8-5			0-0 1B		0-0 F7		4 0 1 0 0 0 2														
Ray Boone, R (1, 5) OBP: 0.384, SLG: 0.516	0-3 K					0-3 K		0-0 E7 1-3 1B		4 0 1 0 0 2 1														
Walt Dropo, R (1, 3) OBP: 0.278, SLG: 0.361		0-0 6-3				0-3 K		0-3 K		4 0 0 0 0 2 3														
Jim Delsing, L (1, 8) OBP: 0.377, SLG: 0.444		0-0 1B				0-0 4-3		4-0 BB	0-0 G4-6-3 1B	3 0 2 0 1 0 0														
Bob Nieman, R (1, 7) OBP: 0.350, SLG: 0.437		0-0 F4				0-0 K		0-0 F9	0-0 F3	4 0 0 0 0 1 3														
Matt Batts, R (1, 2) OBP: 0.328, SLG: 0.426		0-0 F8				0-0 F8		0-0 F4	0-0 G4-6-3 1-2	4 0 0 0 0 0 3														
Don Lund, R (1, 9) OBP: 0.330, SLG: 0.400			4-0 SH1-4 2B BB			4-0 BB		0-0 1-3		1 1 0 0 2 0 1														
Ralph Branca, R (1, 1) OBP: 0.136, SLG: 0.227			0-0 SH1-4			0-0 1-4-3		4-0 E 1B BB		1 0 0 0 0 0 1														
Fred Hatfield, L (8, PH) OBP: 0.341, SLG: 0.301			1-2							0 0 0 0 1 0 0														
Dick Marlowe, R (8, 1) OBP: 0.233, SLG: 0.233										0 0 0 0 0 0 0														
Inning Stats	R: 0 E: 0 K: 1 S: 5	H: 0 LOB: 0 BB: 0 P: 5	R: 0 E: 0 K: 0 S: 4	H: 1 LOB: 1 BB: 0 P: 4	R: 1 E: 0 K: 0 S: 3	H: 1 LOB: 0 BB: 1 P: 7	R: 0 E: 0 K: 0 S: 3	H: 0 LOB: 0 BB: 0 P: 3	R: 0 E: 0 K: 1 S: 5	H: 0 LOB: 1 BB: 1 P: 9	R: 0 E: 0 K: 2 S: 8	H: 1 LOB: 1 BB: 0 P: 8	R: 0 E: 0 K: 0 S: 3	H: 0 LOB: 1 BB: 1 P: 7	R: 0 E: 1 K: 1 S: 6	H: 1 LOB: 2 BB: 1 P: 10	R: 0 E: 0 K: 0 S: 3	H: 1 LOB: 0 BB: 0 P: 3	1B: 4 2B: 2 3B: 0 HR: 0	SF: 0 SAC: 1 DP: 2 HBP: 0	WP: 0 PB: 0 SB: 0 CS: 0	PA: 34		
PITCHER Mike Fornieles, R (1, 1) ERA: 3.16	IP: 9.0 WLS: W BF: 34 H: 5 R: 1 ER: 1 SO: 5 BB: 4 IBB: 0 HBP: 0 BLK: 0 WP: 0 HR: 0 S: 40 P: 56 ERA: 1.00 WHIP: 1.000																							

Detroit Tigers @ Chicago White Sox
 Comiskey Park, Chicago, IL
 Fri Aug 21 1953, 4:33 AM EDT
 Att: 21,016 - Unknown

livebaseballscorecards.com

AB 29
R 1
H 5
RBI 1
BB 4
SO 5
LOB 15



Batter	1	2	3	4	5	6	7	8	9
Chico Carrasquel, R OBP: 0.314, SLG: 0.341 (1, 6)	0-0 6-3		0-0 SH5-4 2-H 1B		0-0 2-H 2B		0-0 2-H F5		
Nellie Fox, L OBP: 0.331, SLG: 0.356 (1, 4)	0-0 F2		0-0 SH5-4 1-2		0-0 F2			0-0 F8	
Minnie Minoso, R OBP: 0.424, SLG: 0.493 (1, 7)	4-0 BB		0-0 F6			4-0 BB G5-4-3		0-0 6-3	
Sam Mele, R OBP: 0.369, SLG: 0.463 (1, 9)	0-0 F4			0-0 4-3		0-0 G5-4-3 1-2f		0-0 FC3-6 1B	
Jim Rivera, L OBP: 0.327, SLG: 0.416 (1, 8)		0-0 G3		0-0 L6		0-0 F9		0-0 FC3-6 1-2f	
Bob Boyd, L OBP: 0.388, SLG: 0.405 (1, 3)		0-0 4-3		0-0 3-1			0-0 2B 1B		
Bob Elliott, R OBP: 0.373, SLG: 0.414 (1, 5)		0-0 F7			0-0 S 2B 1B		0-0 L5		
Sherm Lollar, R OBP: 0.406, SLG: 0.427 (1, 2)			4-0 SH1-3 1B BB		0-0 F9 1-2		0-0 1-H WP 2B		
Mike Fornieles, R OBP: 0.135, SLG: 0.139 (1, 1)			0-0 SH1-3 1-2		0-0 6-3		0-0 5-3		

Inning Stats	R: 0	H: 0	E: 0	K: 0	S: 3	LOB: 1	BB: 1	P: 7
	R: 0	H: 0	E: 0	K: 0	S: 3	LOB: 0	BB: 0	P: 3
	R: 1	H: 1	E: 0	K: 0	S: 4	LOB: 1	BB: 1	P: 8
	R: 0	H: 0	E: 0	K: 0	S: 3	LOB: 0	BB: 0	P: 3
	R: 1	H: 2	E: 0	K: 0	S: 5	LOB: 1	BB: 0	P: 5
	R: 0	H: 0	E: 0	K: 0	S: 2	LOB: 0	BB: 1	P: 6
	R: 2	H: 2	E: 0	K: 0	S: 5	LOB: 0	BB: 0	P: 5
	R: 0	H: 1	E: 0	K: 0	S: 4	LOB: 1	BB: 0	P: 4

PITCHER	IP	WLS	BF	H	R	ER	SO	BB	IBB	HBP	BLK	WP	HR	S	P	ERA	WHIP
Ralph Branca, R ERA: 4.32 (1, 1)	7.0	L	28	5	4	4	0	3	0	0	0	1	0	25	37	5.14	1.143
Dick Marlowe, R ERA: 4.58 (8, 1)	1.0		4	1	0	0	0	0	0	0	0	0	0	4	4	0.00	1.000

BOTTOM

4 0 2 2 0 0 0

3 0 0 0 0 0 1

2 0 0 0 2 0 1

4 0 1 0 0 0 2

4 0 0 0 0 0 1

3 1 1 0 0 0 0

3 1 1 0 0 0 1

2 2 1 1 1 0 1

2 0 0 0 0 0 2

AB 27
R 4
H 6
RBI 3
BB 3
SO 0
LOB 9



PITCHER	IP	WLS	BF	H	R	ER	SO	BB	IBB	HBP	BLK	WP	HR	S	P	ERA	WHIP

Detroit Tigers @ Chicago White Sox
Comiskey Park, Chicago, IL
Fri Aug 21 1953, 4:33 AM EDT
Att. 21,016 - Unknown

livebaseballscorecards.com

Batter	1	2	3	4	5	6	7	8	9	10	11	AB R H RBI BB SO LOB	TOP	
Harvey Kuenn, R OBP: 0.354, SLG: 0.373 (1, 6)	5-3		1-3			1B			SH3-4 1B	F9		5 0 2 0 0 0 2	Detroit Tigers @ Chicago White Sox Comiskey Park, Chicago, IL Sat Aug 22 1953, 4:33 AM EDT Att. 10,407 - Unknown	
Johnny Pesky, L OBP: 0.352, SLG: 0.381 (1, 4)	4-3			G3		F5			SH3-4		4-3	4 0 0 0 0 0 1		
Ray Boone, R OBP: 0.384, SLG: 0.520 (1, 5)	F3				G1-6-3 1B	5-3			F7		6-3 3B	5 1 2 0 0 0 2		
Jim Delsing, L OBP: 0.377, SLG: 0.441 (1, 8)			F5		G1-6-3			K			6-3 IBB	3 0 0 0 2 1 1		
Walt Dropo, R OBP: 0.277, SLG: 0.360 (1, 3)			6-3			G5-3 1B		F8			6-3	5 0 1 1 0 0 3		
Steve Souchock, R OBP: 0.332, SLG: 0.471 (1, 7)			K			G5-3 1B		4-3		F7	FC6-4 HBP	4 0 1 0 0 1 0		
Don Lund, R OBP: 0.326, SLG: 0.395 (1, 9)			6-3			G5-3		1-3		E8	FC6-4	5 1 0 0 0 0 4		
Johnny Bucha, R OBP: 0.291, SLG: 0.274 (1, 2)			F6			6-3		F8		E7		4 0 1 1 0 0 1		
Ned Garver, R OBP: 0.206, SLG: 0.203 (1, 1)						B5-3		F9		F8		4 0 1 0 0 0 1		
Inning Stats	R: 0 H: 0 E: 0 LOB: 0 K: 0 BB: 0 S: 3 P: 3	R: 0 H: 0 E: 0 LOB: 0 K: 1 BB: 0 S: 5 P: 5	R: 0 H: 1 E: 0 LOB: 1 K: 0 BB: 0 S: 4 P: 4	R: 0 H: 1 E: 0 LOB: 0 K: 0 BB: 0 S: 3 P: 3	R: 0 H: 2 E: 0 LOB: 1 K: 0 BB: 0 S: 4 P: 4	R: 0 H: 1 E: 0 LOB: 1 K: 0 BB: 0 S: 4 P: 4	R: 0 H: 0 E: 0 LOB: 0 K: 1 BB: 0 S: 5 P: 5	R: 0 H: 0 E: 0 LOB: 0 K: 0 BB: 0 S: 3 P: 3	R: 0 H: 1 E: 0 LOB: 2 K: 0 BB: 1 S: 4 P: 8	R: 1 H: 1 E: 2 LOB: 1 K: 0 BB: 0 S: 5 P: 5	R: 1 H: 1 E: 0 LOB: 2 K: 0 BB: 1 S: 4 P: 9	1B: 7 SF: 0 2B: 0 SAC: 1 3B: 1 DP: 2 HR: 0 HBP: 1		WP: 0 PA: 43 PB: 0 SB: 1 CS: 0
PITCHER Bob Keegan, R ERA: 4.15 (1, 1)	IP WLS BF H R ER SO BB IBB HBP BLK WP HR S P ERA WHIP													

AB	39
R	2
H	8
RBI	2
BB	2
SO	2
LOB	15



Batter	1	2	3	4	5	6	7	8	9	10	11	AB R H RBI BB SO LOB	BOTTOM	
Chico Carrasquel, R (1, 6) <small>OBP: 0.313, SLG: 0.340</small> Bud Stewart, L (11, PH) <small>OBP: 0.386, SLG: 0.417</small>	0-0 			0-0 		0-0 			0-0 		0-0 	4 0 1 0 0 0 0 1 0 0 0 0 0 0	Detroit Tigers @ Chicago White Sox Comiskey Park, Chicago, IL Sat Aug 22 1953, 4:33 AM EDT Att. 10,407 - Unknown	
Nellie Fox, L (1, 4) <small>OBP: 0.329, SLG: 0.354</small>	0-0 			0-0 		0-0 			0-0 			4 0 0 0 0 0 2		
Minnie Minoso, R (1, 7) <small>OBP: 0.423, SLG: 0.491</small>	0-0 			0-0 			0-0 			0-0 		4 0 1 0 0 0 0		
Sam Mele, R (1, 9) <small>OBP: 0.366, SLG: 0.459</small>		0-0 			0-0 		0-0 			0-0 		4 0 0 0 0 0 1		
Jim Rivera, L (1, 8) <small>OBP: 0.327, SLG: 0.417</small>		0-0 			0-0 		0-0 			0-0 		4 1 1 0 0 0 1		
Bob Boyd, L (1, 3) <small>OBP: 0.382, SLG: 0.397</small>		0-0 			0-3 			0-0 		0-0 		4 0 1 1 0 1 1		
Bob Elliott, R (1, 5) <small>OBP: 0.369, SLG: 0.409</small>			0-0 		0-0 		0-0 			0-0 		4 0 0 0 0 0 2		
Sherm Lollar, R (1, 2) <small>OBP: 0.401, SLG: 0.420</small>			0-0 			0-0 		0-0 			0-0 	4 0 0 0 0 0 0		
Bob Keegan, R (1, 1) <small>OBP: 0.167, SLG: 0.167</small> Tom Wright, L (11, PH) <small>OBP: 0.339, SLG: 0.416</small>			0-0 			0-0 			0-0 		0-0 	3 0 1 0 0 0 0 1 0 0 0 0 0 0		
Inning Stats	R: 0 H: 0 E: 0 LOB: 0 K: 0 BB: 0 S: 3 P: 3	R: 0 H: 0 E: 0 LOB: 0 K: 0 BB: 0 S: 3 P: 3	R: 0 H: 0 E: 0 LOB: 0 K: 0 BB: 0 S: 3 P: 3	R: 0 H: 0 E: 0 LOB: 0 K: 0 BB: 0 S: 3 P: 3	R: 0 H: 1 E: 0 LOB: 1 K: 1 BB: 0 S: 6 P: 6	R: 0 H: 2 E: 0 LOB: 1 K: 0 BB: 0 S: 4 P: 4	R: 0 H: 0 E: 0 LOB: 0 K: 0 BB: 0 S: 3 P: 3	R: 0 H: 0 E: 0 LOB: 0 K: 0 BB: 0 S: 3 P: 3	R: 0 H: 0 E: 0 LOB: 0 K: 0 BB: 0 S: 3 P: 3	R: 1 H: 2 E: 0 LOB: 1 K: 0 BB: 0 S: 5 P: 5	R: 0 H: 0 E: 0 LOB: 0 K: 0 BB: 0 S: 3 P: 3	1B: 4 SF: 0 2B: 2 SAC: 0 3B: 0 DP: 1 HR: 0 HBP: 0		WP: 0 PA: 37 PB: 0 SB: 1 CS: 0
PITCHER Ned Garver, R (1, 1) <small>ERA: 4.39</small>	IP WLS BF H R ER SO BB IBB HBP BLK WP HR S P ERA WHIP 11.0 W 37 5 1 1 1 0 0 0 0 0 0 39 39 0.82 0.455													

AB	37
R	1
H	5
RBI	1
BB	0
SO	1
LOB	7



livebaseballscores.com

Batter	1	2	3	4	5	6	7	8	9	AB R H RBI BB SO LOB	TOP
Harvey Kuenn, R (1, 6) OBP: 0.352, SLG: 0.371	0-0 F4	0-0 FC6-4 1-2f			0-3 K			0-0 1-3		4 0 0 0 0 1 3	
Johnny Pesky, L (1, 4) OBP: 0.351, SLG: 0.383	0-0 L6		0-0 E5 4-3		0-3 K			0-0 L6-4 2B		4 0 1 0 0 1 0	
Ray Boone, R (1, 5) OBP: 0.383, SLG: 0.517	0-0 F4		0-0 F3			0-0 FC6-4 1B		0-0 L6-4 2-3		4 0 1 0 0 0 2	
Jim Delsing, L (1, 8) OBP: 0.374, SLG: 0.436		0-0 G3	0-0 4-3 1-2		0-0 FC6-4 FC6 1-2f			0-0 1-3		4 0 0 0 0 0 2	
Walt Dropo, R (1, 3) OBP: 0.277, SLG: 0.359		0-0 BB E 1B 1B	0-0 F7		0-0 F4			0-0 5-3		4 1 1 0 0 0 2	
Bob Nieman, R (1, 7) OBP: 0.349, SLG: 0.435		0-0 E BB FC1-2 1B		0-0 L3	0-0 FC6 1-2f			0-0 5-3		4 0 1 0 0 0 1	
Matt Batts, R (1, 2) OBP: 0.328, SLG: 0.423	BB BB BB	4-0 FC1-2 E 1-2 2-3 BB		0-0 6-3		0-0 6-3				2 0 0 0 1 0 0	
Don Lund, R (1, 9) OBP: 0.326, SLG: 0.394		0-0 E6 FC1-2 1-2 2-3 3-H		0-0 F4		0-0 1B				3 0 1 1 0 0 2	
Steve Gromek, S (1, 1) OBP: 0.125, SLG: 0.097		0-0 FC1-2 FC6-4 1-2 2-3 3-Hf			0-0 F7		0-0 1-3			3 0 0 0 0 0 3	
Inning Stats	R: 0 E: 0 K: 0 S: 3 H: 0 LOB: 0 BB: 0 P: 3	R: 1 E: 1 K: 0 S: 6 H: 2 LOB: 3 BB: 1 P: 10	R: 0 E: 1 K: 0 S: 4 H: 0 LOB: 1 BB: 0 P: 4	R: 0 E: 0 K: 0 S: 3 H: 0 LOB: 0 BB: 0 P: 3	R: 0 E: 0 K: 2 S: 7 H: 0 LOB: 0 BB: 0 P: 7	R: 0 E: 0 K: 0 S: 4 H: 1 LOB: 1 BB: 0 P: 4	R: 0 E: 0 K: 0 S: 3 H: 1 LOB: 0 BB: 0 P: 3	R: 0 E: 0 K: 0 S: 3 H: 1 LOB: 0 BB: 0 P: 3	R: 0 E: 0 K: 0 S: 3 H: 0 LOB: 0 BB: 0 P: 3	1B: 4 2B: 2 3B: 0 HR: 0 SF: 0 SAC: 0 DP: 1 HBP: 0	WP: 0 PB: 0 SB: 0 CS: 0 PA: 33
PITCHER Sandy Consuegra, R (1, 1) ERA: 2.74	IP: 9.0 WLS: W BF: 33 H: 5 R: 1 ER: 1 SO: 2 BB: 1 IBB: 0 HBP: 0 BLK: 0 WP: 0 HR: 0 S: 36 P: 40 ERA: 1.00 WHIP: 0.667										

Detroit Tigers @ Chicago White Sox
 Comiskey Park, Chicago, IL
 Sun Aug 23 1953, 4:33 AM EDT
 Unknown

livebaseballscorecards.com

AB 32
R 1
H 5
RBI 1
BB 1
SO 2
LOB 15



Batter	1	2	3	4	5	6	7	8	9	AB	R	H	RBI	BB	SO	LOB
--------	---	---	---	---	---	---	---	---	---	----	---	---	-----	----	----	-----

Chico Carrasquel, R <small>(1, 6) OBP: 0.311, SLG: 0.336</small>	0-0 L5	0-0 5-3			0-0 6-3		0-0 F7			4	0	0	0	0	0	1
Nellie Fox, L <small>(1, 4) OBP: 0.328, SLG: 0.353</small>	0-0 F9		0-0 FC6-4 HBP CS 1B		0-0 G3			0-0 F8		4	0	1	0	0	0	0
Minnie Minoso, R <small>(1, 7) OBP: 0.424, SLG: 0.490</small>	0-0 PB 1B		1-0 FC6-4 HBP		0-0 5-3			0-0 6-3		3	1	1	0	0	0	0
Bob Elliott, R <small>(1, 5) OBP: 0.368, SLG: 0.405</small>	4-0 BB 1B BB		0-0 F9		0-0 F7			0-0 5-3		3	0	0	0	1	0	2
Bob Boyd, L <small>(1, 3) OBP: 0.387, SLG: 0.427</small>	0-0 BB 1B		0-0 FC6-4		0-0 1-3			0-0 1B 3B		4	1	2	1	0	0	2
Sam Mele, R <small>(1, 9) OBP: 0.367, SLG: 0.458</small>	4-0 1-2 2-3 BB		0-0 CS	0-0 F7	0-0 F9		0-0 3-H 1B	0-0 3-H 1B		3	0	1	1	1	0	0
Sherm Lollar, R <small>(1, 2) OBP: 0.403, SLG: 0.423</small>	0-0 F3			0-0 1B	0-0 SH3-4 1B		0-0 SH3-4 1B		3	0	2	0	0	0	0	3
Jim Rivera, L <small>(1, 8) OBP: 0.325, SLG: 0.414</small>		0-0 4-3		0-0 F5	0-0 F7		0-0 F7		3	0	0	0	0	0	0	2
Sandy Consuegra, R <small>(1, 1) OBP: 0.100, SLG: 0.069</small>		0-3 K		0-0 F4	0-0 SH3-4		0-0 1-2 SH3-4		2	0	0	0	0	1	1	

Inning Stats	R: 1	H: 2	E: 0	K: 0	S: 5	R: 0	H: 0	E: 0	K: 1	S: 5	R: 0	H: 1	E: 0	K: 0	S: 3	R: 0	H: 0	E: 0	K: 0	S: 3	R: 0	H: 0	E: 0	K: 0	S: 3	R: 0	H: 2	E: 0	K: 0	S: 3	R: 1	H: 2	E: 0	K: 0	S: 2	1B: 6	2B: 0	3B: 1	HR: 0	SF: 0	SAC: 1	DP: 0	HBP: 1	WP: 0	PB: 1	SB: 0	CS: 1	PA: 34
PITCHER Steve Gromek, R <small>(1, 1) ERA: 4.75</small>	IP	WLS	BF	H	R	ER	SO	BB	IBB	HBP	BLK	WP	HR	S	P	ERA	WHIP																															
PITCHER	IP	WLS	BF	H	R	ER	SO	BB	IBB	HBP	BLK	WP	HR	S	P	ERA	WHIP																															

BOTTOM

Detroit Tigers @ Chicago White Sox
 Comiskey Park, Chicago, IL
 Sun Aug 23 1953, 4:33 AM EDT
 Unknown

AB	29
R	2
H	7
RBI	2
BB	2
SO	1
LOB	11



WP: 0	PA: 34
PB: 1	
SB: 0	
CS: 1	

livebaseballscores.com

Batter	1	2	3	4	5	6	7	8	9	AB R H RBI BB SO LOB	TOP													
Harvey Kuenn, R (1, 6) OBP: 0.351, SLG: 0.371	0-0 5-3	0-0 1B F8 2B		0-0 4-3		0-0 1-3			0-0 F9	5 1 1 0 0 0 0														
Johnny Pesky, L (1, 4) OBP: 0.355, SLG: 0.391	0-0 1-3	0-0 2B 1B		0-0 F7			0-0 E 1B		0-0 HR 2B	5 2 3 0 0 0 0														
Ray Boone, R (1, 5) OBP: 0.383, SLG: 0.515	0-0 WP 1B	4-0 2B 1B		0-0 F8			0-0 F8		0-0 L8	4 1 1 0 1 0 2														
Pat Mullin, L (1, 9) OBP: 0.375, SLG: 0.416	4-0 1B 1B	0-0 F8		0-0 F8 SH1-3 CS 1B			0-0 E5		0-0 HR	4 2 2 3 1 0 3														
Walt Dropo, R (1, 3) OBP: 0.279, SLG: 0.362	0-0 BB 1B	0-0 1B 2B		0-0 SH1-3			0-0 F9		0-0 6-3	4 0 2 2 0 0 2														
Bob Nieman, R (1, 7) OBP: 0.351, SLG: 0.434	0-0 BB 1B	0-0 F4		4-0 F8 BB			0-0 F8			3 0 1 1 1 0 4														
Don Lund, R (1, 8) OBP: 0.325, SLG: 0.391	4-0 1-2 2-3 BB		0-0 F3		0-0 F8			0-0 F7		3 0 0 0 1 0 2														
Johnny Bucha, R (1, 2) OBP: 0.281, SLG: 0.264	0-0 FC1-2		0-0 F4		0-0 CS		0-0 F7		0-3 K	4 0 0 0 0 1 3														
Al Aber, L (1, 1) OBP: 0.188, SLG: 0.071		0-3 K	0-0 F6		0-0 5-3			0-3 K		2 0 0 0 0 0 1 0														
Ray Scarborough, R (5, 1) OBP: 0.077, SLG: 0.308										0 0 0 0 0 0 0 0														
Ted Gray, S (5, 1) OBP: 0.234, SLG: 0.234										0 0 0 0 0 0 0 0														
Jerry Priddy, R (6, PH) OBP: 0.256, SLG: 0.287										1 0 0 0 0 0 0 0														
Ray Herbert, R (6, 1) OBP: 0.235, SLG: 0.133										0 0 0 0 0 0 0 0														
Fred Hatfield, L (8, PH) OBP: 0.339, SLG: 0.299										1 0 0 0 0 0 1 0														
Dick Marlowe, R (8, 1) OBP: 0.233, SLG: 0.233										0 0 0 0 0 0 0 0														
Ralph Branca, R (8, 1) OBP: 0.139, SLG: 0.227										0 0 0 0 0 0 0 0														
Inning Stats	R: 2 E: 0 K: 0 S: 6	H: 3 LOB: 3 BB: 2 P: 14	R: 2 E: 0 K: 1 S: 8	H: 3 LOB: 2 BB: 1 P: 12	R: 0 E: 0 K: 0 S: 3	H: 0 LOB: 0 BB: 0 P: 3	R: 0 E: 0 K: 0 S: 3	H: 0 LOB: 0 BB: 0 P: 3	R: 0 E: 0 K: 0 S: 3	H: 1 LOB: 1 BB: 1 P: 7	R: 0 E: 0 K: 0 S: 3	H: 0 LOB: 0 BB: 0 P: 3	R: 0 E: 1 K: 0 S: 5	H: 1 LOB: 2 BB: 0 P: 5	R: 0 E: 0 K: 2 S: 7	H: 0 LOB: 0 BB: 0 P: 7	R: 2 E: 0 K: 0 S: 5	H: 2 LOB: 0 BB: 0 P: 5	1B: 6 2B: 3 3B: 0 HR: 1	SF: 0 SAC: 1 DP: 0 HBP: 0	WP: 2 PB: 0 SB: 0 CS: 1	PA: 42		
PITCHER Virgil Trucks, R (1, 1) ERA: 2.67	IP: 9.0 WLS: W BF: 41 H: 10 R: 6 ER: 6 SO: 3 BB: 4 IBB: 0 HBP: 0 BLK: 0 WP: 1 HR: 1 S: 43 P: 59 ERA: 6.00 WHIP: 1.556																							

Detroit Tigers @ Chicago White Sox
Comiskey Park, Chicago, IL
Sun Aug 23 1953, 4:38 AM EDT
Att: 22,383 - Unknown

livebaseballscorecards.com

AB	36
R	6
H	10
RBI	6
BB	4
SO	3
LOB	16



Batter	1	2	3	4	5	6	7	8	9
Chico Carrasquel, R (1, 6) OBP: 0.314, SLG: 0.342	0-3 K2-3		0-0 1B F9 2B		0-0 BB 1B	0-0 G1		0-0 1-2 2-H 3-H 2B 1B	
Nellie Fox, L (1, 4) OBP: 0.331, SLG: 0.353	4-0 1B BB		0-0 BB 1B		4-0 1-2 1B BB	0-0 4-3		0-0 G3	
Minnie Minoso, R (1, 7) OBP: 0.421, SLG: 0.485	0-0 F9		0-0 F9		0-3 K		0-0 F2	4-0 2B 1B IBB	
Bob Elliott, R (1, 5) OBP: 0.372, SLG: 0.408	0-0 FC6-4 1B		4-0 BB		0-0 F5		0-0 L6-4 1B	0-0 1-3 2-H 3-H 1B 2B	
Bud Stewart, L (8, PH) OBP: 0.397, SLG: 0.449	1-2 FC6-4 1B		1-2 BB		4-0 1B 2B BB		0-0 1-2 1B	0-0 FC3 1B	
Fred Marsh, R (9, 5) OBP: 0.318, SLG: 0.312	0-0 FC6-4		0-0 F8		4-0 1-2 2-3 1B 2B BB		0-0 1-2 1B	0-0 2-H 3-H FC3 1B	
Sam Mele, R (1, 9) OBP: 0.370, SLG: 0.458	0-0 FC6-4		0-0 F7		0-0 B5-3		0-0 L6-4	0-0 FC3	
Sherm Lollar, R (1, 2) OBP: 0.400, SLG: 0.419		0-0 6-3	0-0 F7		0-0 2B 1B		0-0 2-3 L6-4	0-0 1-2 FC3	
Bob Boyd, L (1, 3) OBP: 0.398, SLG: 0.448		0-0 G3		0-0 B5-3		0-0 1-3 2-H 3-H 2B		0-0 1B 1B	
Jim Rivera, L (1, 8) OBP: 0.324, SLG: 0.412		0-0 F4		0-0 4-3		0-0 3-H F7		0-0 1B 1B	
Virgil Trucks, R (1, 1) OBP: 0.183, SLG: 0.211			0-0 2B 2B		0-0 F6		0-3 K	0-0 G3 1B 2B 1B	

Inning Stats	R: 0 E: 0 K: 1 S: 6	H: 1 LOB: 2 BB: 1 P: 10	R: 0 E: 0 K: 0 S: 3	H: 0 LOB: 0 BB: 0 P: 3	R: 2 E: 0 K: 0 S: 6	H: 3 LOB: 2 BB: 1 P: 10	R: 0 E: 0 K: 0 S: 3	H: 0 LOB: 0 BB: 0 P: 3	R: 3 E: 0 K: 1 S: 8	H: 3 LOB: 2 BB: 2 P: 16	R: 0 E: 0 K: 1 S: 5	H: 0 LOB: 0 BB: 0 P: 5	R: 0 E: 0 K: 0 S: 4	H: 2 LOB: 1 BB: 0 P: 4	R: 6 E: 0 K: 0 S: 10	H: 7 LOB: 2 BB: 1 P: 14
--------------	------------------------------	----------------------------------	------------------------------	---------------------------------	------------------------------	----------------------------------	------------------------------	---------------------------------	------------------------------	----------------------------------	------------------------------	---------------------------------	------------------------------	---------------------------------	-------------------------------	----------------------------------

PITCHER	IP	WLS	BF	H	R	ER	SO	BB	IBB	HBP	BLK	WP	HR	S	P	ERA	WHIP
Al Aber, L (1, 1) ERA: 4.91	4.0		20	5	4	4	1	3	0	0	0	0	0	19	31	9.00	2.000
Ray Scarborough, R (5, 1) ERA: 4.22	0.2	L	5	2	1	1	1	1	0	0	0	0	0	6	10	13.50	4.500
Ted Gray, L (5, 1) ERA: 4.41	0.1		1	0	0	0	0	0	0	0	0	0	0	1	1	0.00	0.000
Ray Herbert, R (6, 1) ERA: 5.56	2.0		7	2	0	0	1	0	0	0	0	0	0	9	9	0.00	1.000
Dick Marlowe, R (8, 1) ERA: 5.07	0.1		8	6	6	6	0	0	1	0	0	0	0	7	11	162.00	18.000


BOTTOM

Detroit Tigers @ Chicago White Sox
Comiskey Park, Chicago, IL

Sun Aug 23 1953, 4:38 AM EDT
Att. 22,383 - Unknown

AB	R	H	RBI	BB	SO	LOB
5	3	3	3	0	1	0
3	1	1	0	2	0	2
4	1	0	1	1	1	4
3	0	2	0	1	0	2
1	1	1	2	0	0	0
0	0	0	0	0	0	0
4	1	2	2	1	0	4
5	0	1	2	0	0	5
5	1	3	1	0	0	0
5	1	1	0	0	0	4
4	2	2	0	0	1	0

AB	39
R	11
H	16
RBI	11
BB	5
SO	3
LOB	21



1B	2B	3B	HR	SF	SAC	DP	HBP	WP	PA
12	5	0	0	0	1	0	0	0	44

PITCHER	IP	WLS	BF	H	R	ER	SO	BB	IBB	HBP	BLK	WP	HR	S	P	ERA	WHIP
Ralph Branca, R (8, 1) ERA: 4.28	0.2		3	1	0	0	0	0	0	0	0	0	0	3	3	0.00	1.500

Batter	1	2	3	4	5	6	7	8	9	10	11	AB R H RBI BB SO LOB	TOP				
Gil McDougald, R OBP: 0.374, SLG: 0.438 (1, 5)	F2		4-3 2B			F5		F7		6-3	2B	6 0 2 4 0 0 1	<p>New York Yankees @ Detroit Tigers</p> <p>Briggs Stadium, Detroit, MI</p> <p>Tue Aug 25 1953, 4:33 AM EDT</p> <p>Att. 12,805 - Unknown</p>				
Irv Noren, L OBP: 0.373, SLG: 0.425 Mickey Mantle, S OBP: 0.393, SLG: 0.504 (1, 8) (8, PH) (8, 8)	1B		4-3			4-3		1B		F8	K	3 0 1 0 0 0 1 3 0 1 0 0 1 1					
Hank Bauer, R OBP: 0.402, SLG: 0.464 (1, 9)	K		6-3			5-3		1B		F9		5 0 1 1 0 1 2					
Yogi Berra, L OBP: 0.369, SLG: 0.527 (1, 2)	1B					G3		F8		F8	1B	5 0 2 0 0 0 2					
Bill Renna, R OBP: 0.378, SLG: 0.434 Tom Gorman, R OBP: 0.200, SLG: 0.143 Bob Kuzava, S OBP: 0.333, SLG: 0.345 (1, 7) (9, 1) (10, 1) (11, 1)			E5			F6		F8		FC1-6 1B	FC3-6 1B BB	4 0 1 0 0 0 0 0 0 0 0 0 0 0 1 1 0 0 0 0 1 0 0 0 0 0 0 0					
Gus Triandos, R OBP: 0.211, SLG: 0.306 Joe Collins, L OBP: 0.363, SLG: 0.419 (1, 3) (9, PH) (9, 3)			F5			F8		F2		FC1-6 4-3 S 1-2f	F8	3 0 0 0 0 0 1 2 0 0 0 0 0 2					
Billy Martin, R OBP: 0.319, SLG: 0.394 (1, 4)			K			F3		K		4-3	BB PB 2B 1B	5 1 1 0 0 2 2					
Phil Rizzuto, R OBP: 0.397, SLG: 0.358 (1, 6)			F7			F9		1B F7 1B		IBB	BB BB BB BB 2B BB	3 2 1 0 2 0 1					
Jim McDonald, R OBP: 0.199, SLG: 0.088 Johnny Mize, L OBP: 0.351, SLG: 0.400 Willy Miranda, S OBP: 0.250, SLG: 0.287 Allie Reynolds, R OBP: 0.279, SLG: 0.200 Gene Woodling, L OBP: 0.421, SLG: 0.430 (1, 1) (8, PH) (8, PH) (8, 1) (9, PH) (9, 7)			F7			F7		1B 1B		F7	2B BB	2 0 0 0 0 0 0 1 0 1 0 0 0 0 0 1 0 0 0 0 0 0 0 0 0 0 0 0 1 1 0 1 1 0 2					
Inning Stats	R: 0 H: 2 E: 0 LOB: 2 K: 1 BB: 0 S: 6 P: 6	R: 0 H: 0 E: 1 LOB: 1 K: 1 BB: 0 S: 6 P: 6	R: 0 H: 1 E: 0 LOB: 1 K: 0 BB: 0 S: 4 P: 4	R: 0 H: 0 E: 0 LOB: 0 K: 0 BB: 0 S: 3 P: 3	R: 0 H: 0 E: 0 LOB: 0 K: 0 BB: 0 S: 3 P: 3	R: 0 H: 0 E: 0 LOB: 0 K: 0 BB: 0 S: 3 P: 3	R: 0 H: 0 E: 0 LOB: 0 K: 0 BB: 0 S: 3 P: 3	R: 2 H: 4 E: 0 LOB: 2 K: 1 BB: 0 S: 9 P: 9	R: 0 H: 1 E: 0 LOB: 2 K: 0 BB: 1 S: 4 P: 8	R: 0 H: 0 E: 0 LOB: 0 K: 0 BB: 0 S: 3 P: 3	R: 4 H: 3 E: 0 LOB: 1 K: 1 BB: 2 S: 8 P: 16	1B: 9 SF: 0 2B: 2 SAC: 0 3B: 0 DP: 0 HR: 0 HBP: 0		WP: 0 PA: 47 PB: 1 SB: 1 CS: 0			
PITCHER	IP WLS BF H R ER SO BB IBB HBP BLK WP HR S P ERA WHIP																
Billy Hoedt, L ERA: 4.36 (1, 1)	8.0			8	2	2	3	0	0	0	0				2.25	1.000	
Ray Herbert, R ERA: 5.82 (9, 1)	3.0	L	15	3	4	4	1	2	1	0	0	0	0	14	26	12.00	1.667

AB	44
R	6
H	11
RBI	6
BB	3
SO	4
LOB	16



livebaseballscores.com

Batter	1	2	3	4	5	6	7	8	9	10	11	AB R H RBI BB SO LOB
Harvey Kuenn, R (1, 6) OBP: 0.351, SLG: 0.372	5-3		F8		1B			K		BB SH1-4 1B	F9	6 1 2 2 0 1 1
Johnny Pesky, L (1, 4) OBP: 0.356, SLG: 0.389	4-3		4-3		1B			6-3		SH1-4	BB	4 0 1 1 1 0 0
Ray Boone, R (1, 5) OBP: 0.382, SLG: 0.509	6-3			6-3	6-3			HBP		BB IBB	F4	4 0 0 0 1 0 3
Jim Delsing, L (1, 8) OBP: 0.376, SLG: 0.435		F3		1B		L6		BB 1-2 BB		BB 1-2 2-3 BB		3 0 1 0 2 0 0
Walt Dropo, R (1, 3) OBP: 0.276, SLG: 0.358		L4		F8		F8		F9		F3		5 0 0 0 0 0 6
Steve Souchock, R (1, 9) OBP: 0.333, SLG: 0.467		BB 1B		F4		K			HBP FC6-4	K		4 0 1 0 0 2 4
Bob Nieman, R (1, 7) OBP: 0.351, SLG: 0.432		BB 1-2 BB		F8		F9		K			1B F9 1B	2 0 0 0 1 0 0 1 0 0 0 0 1 1 1 1 1 0 0 0 0
Pat Mullin, L (9, PH) OBP: 0.371, SLG: 0.410												
Don Lund, R (10, 7) OBP: 0.327, SLG: 0.393												
Matt Batts, R (1, 2) OBP: 0.326, SLG: 0.423		F8			2B		L6		F8		F6	5 1 1 0 0 0 4
Billy Hoelt, L (1, 1) OBP: 0.258, SLG: 0.167			4-3									3 0 0 0 0 0 1
Ray Herbert, R (9, 1) OBP: 0.222, SLG: 0.125					F8		6-3					1 0 0 0 0 0 1
Jerry Priddy, R (11, PH) OBP: 0.302, SLG: 0.291									FC6-4		BB 1B	1 0 1 0 0 0 0

Inning Stats	R: 0	H: 0	R: 0	H: 1	R: 0	H: 0	R: 0	H: 1	R: 2	H: 3	R: 0	H: 0	R: 0	H: 0	R: 0	H: 0	R: 0	H: 1	R: 1	H: 2	1B: 6	SF: 0	WP: 0	PA: 48
E: 0	LOB: 0	E: 0	LOB: 2	E: 0	LOB: 0	E: 0	LOB: 1	E: 0	LOB: 0	E: 0	LOB: 0	E: 0	LOB: 0	E: 0	LOB: 1	E: 0	LOB: 3	E: 0	LOB: 2	E: 0	LOB: 2	2B: 2	SAC: 1	PB: 0
K: 0	BB: 0	K: 0	BB: 1	K: 0	BB: 0	K: 0	BB: 0	K: 0	BB: 0	K: 1	BB: 0	K: 1	BB: 1	K: 1	BB: 0	K: 1	BB: 2	K: 1	BB: 2	K: 0	BB: 1	3B: 0	DP: 0	SB: 0
S: 3	P: 3	S: 4	P: 8	S: 3	P: 3	S: 4	P: 4	S: 6	P: 6	S: 5	P: 5	S: 3	P: 3	S: 5	P: 10	S: 5	P: 6	S: 6	P: 14	S: 5	P: 9	HR: 0	HBP: 2	CS: 0

PITCHER	IP	WLS	BF	H	R	ER	SO	BB	IBB	HBP	BLK	WP	HR	S	P	ERA	WHIP
Jim McDonald, R (1, 1) ERA: 3.35	7.0		27	5	2	2	1	1	0	0	0	0	0	28	32	2.57	0.857
Allie Reynolds, R (8, 1) ERA: 4.05	1.0		5	0	0	0	1	1	0	1	0	0	0	5	10	0.00	1.000
Tom Gorman, R (9, 1) ERA: 3.41	1.1		7	1	0	0	1	0	1	1	0	0	0	7	12	0.00	0.750
Bob Kuzava, L (10, 1) ERA: 3.41	1.1	W	8	2	1	1	1	2	0	0	0	0	0	8	16	6.75	3.000
Johnny Sain, R (11, 1) ERA: 3.14	0.1	S	1	0	0	0	0	0	0	0	0	0	0	1	1	0.00	0.000

PITCHER	IP	WLS	BF	H	R	ER	SO	BB	IBB	HBP	BLK	WP	HR	S	P	ERA	WHIP

BOTTOM

New York Yankees @ Detroit Tigers
 Briggs Stadium, Detroit, MI
 Tue Aug 25 1953, 4:33 AM EDT
 Att. 12,805 - Unknown

livebaseballscorecards.com

AB	40
R	3
H	8
RBI	3
BB	5
SO	4
LOB	21



Batter	1	2	3	4	5	6	7	8	9	AB	R	H	RBI	BB	SO	LOB	TOP										
Eddie Yost, R OBP: 0.395, SLG: 0.371 (1, 5)										3	2	3	1	3	0	0											
Pete Runnels, L OBP: 0.351, SLG: 0.317 Jerry Snyder, R OBP: 0.375, SLG: 0.410 (1, 6) (7, 6)										5	0	0	0	0	2	6											
Mickey Vernon, L OBP: 0.392, SLG: 0.491 (1, 3)										4	2	2	1	2	0	3											
Clyde Vollmer, R OBP: 0.347, SLG: 0.388 (1, 9)										5	2	3	1	1	0	1											
Gil Coan, L OBP: 0.295, SLG: 0.261 (1, 7)										5	2	1	4	1	1	4											
Jim Busby, R OBP: 0.357, SLG: 0.412 (1, 8)										6	2	3	1	0	0	4											
Wayne Terwilliger, R OBP: 0.343, SLG: 0.338 (1, 4)										4	1	2	2	1	0	3											
Mickey Grasso, R OBP: 0.266, SLG: 0.298 (1, 2)										5	1	1	1	0	1	4											
Spec Shea, R OBP: 0.211, SLG: 0.236 (1, 1)										5	0	1	1	0	0	1											
Inning Stats	R: 7 E: 0 K: 1 S: 13	H: 8 LOB: 2 BB: 1 P: 17	R: 2 E: 0 K: 1 S: 8	H: 3 LOB: 1 BB: 0 P: 8	R: 3 E: 0 K: 1 S: 7	H: 2 LOB: 1 BB: 2 P: 15	R: 0 E: 0 K: 0 S: 3	H: 0 LOB: 1 BB: 1 P: 7	R: 0 E: 0 K: 1 S: 6	H: 1 LOB: 2 BB: 1 P: 10	R: 0 E: 0 K: 0 S: 4	H: 1 LOB: 1 BB: 0 P: 4	R: 0 E: 0 K: 0 S: 3	H: 0 LOB: 3 BB: 3 P: 15	R: 0 E: 0 K: 0 S: 4	H: 1 LOB: 1 BB: 0 P: 4	R: 0 E: 0 K: 0 S: 3	H: 0 LOB: 0 BB: 0 P: 3	1B: 11 2B: 3 3B: 1 HR: 1	SF: 0 SAC: 0 DP: 0 HBP: 0	WP: 1 PB: 1 SB: 1 CS: 0	PA: 51					
PITCHER	IP	WLS	BF	H	R	ER	SO	BB	IBB	HBP	BLK	WP	HR	S	P	ERA	WHIP										
Ralph Branca, R ERA: 4.99 (1, 1)	0.1	L	7	5	6	6	1	1	0	0	0	0	1	8	12	162.00	18.000										
Dick Marlowe, R ERA: 5.24 (1, 1)	1.2		11	6	3	3	1	0	0	0	0	0	0	13	13	16.20	3.600										
Bob Miller, L ERA: 5.86 (3, 1)	5.0		26	4	3	3	2	7	0	0	0	1	0	23	51	5.40	2.200										
Fred Hutchinson, R ERA: (8, 1)	2.0		7	1	0	0	0	0	0	0	0	0	0	7	7	0.00	0.500										

Washington Senators @ Detroit Tigers
 Briggs Stadium, Detroit, MI
 Thu Aug 27 1953, 4:33 AM EDT
 Att. 2,892 - Unknown

AB	43
R	12
H	16
RBI	12
BB	8
SO	4
LOB	27



Batter	1	2	3	4	5	6	7	8	9	AB R H RBI BB SO LOB	TOP											
Eddie Yost, R OBP: 0.397, SLG: 0.373 (1, 5) X	0-0 1B FC6 1B	0-0 6-3			0-0 5-3 1B	0-0 G6-3 1B		0-0 1-2 1B		5 1 3 0 0 0 1												
Pete Runnels, L OBP: 0.351, SLG: 0.318 (1, 6) X	0-0 1-3 FC6 1B		0-0 F7		0-0 BB 1B 1B	0-0 G6-3 1-2f		0-0 F5		5 1 2 0 0 0 3												
Mickey Vernon, L OBP: 0.394, SLG: 0.498 (1, 3) X	0-0 1-2f 3-H FC6 1B		0-0 HR		0-0 1-2 BB 1B 1B	0-0 FC6-4 1B		0-0 G3		5 3 3 2 0 0 3												
Jackie Jensen, R OBP: 0.370, SLG: 0.414 (1, 9) X	0-0 2-H 4-3 1B		0-0 F7		4-0 1-2 2-3 1B BB	0-0 1-2f FC6-4		0-0 F4		4 1 1 1 1 0 1												
Gil Coan, L OBP: 0.291, SLG: 0.259 (1, 7) X	0-0 1-2 4-3		0-0 6-3		0-0 1-3 2-H 3-H E FC5-4 1B 1B		0-0 F6		0-0 1-3	5 1 1 2 0 0 1												
Jim Busby, R OBP: 0.357, SLG: 0.412 (1, 8) S S S	0-3 K			0-0 S 1B	0-0 1-2 3-H FC5-4 E 1B		0-0 6-3		0-0 6-3	5 0 2 1 0 1 1												
Wayne Terwilliger, R OBP: 0.340, SLG: 0.334 (1, 4) S S S		0-3 K		0-0 1-2 F8 1B	0-0 1-2 2-3 3-H E5 FC5-4 1B		0-3 K			4 0 0 0 0 2 3												
Ed Fitz Gerald, R OBP: 0.303, SLG: 0.325 (1, 2) X		0-0 2B		0-3 K	0-0 1-2f 2-3 3-H FC5-4 1B			0-0 6-3		4 0 1 1 0 1 3												
Walt Masterson, R OBP: 0.204, SLG: 0.143 (1, 1) S S S		0-3 K		0-3 K	0-3 K			0-0 1B 1B		4 0 1 0 0 3 4												
Inning Stats	R: 2 E: 1 K: 1 S: 8	H: 3 LOB: 1 BB: 0 P: 8	R: 0 E: 0 K: 2 S: 8	H: 1 LOB: 1 BB: 0 P: 8	R: 1 E: 0 K: 0 S: 4	H: 1 LOB: 0 BB: 0 P: 4	R: 0 E: 0 K: 2 S: 8	H: 1 LOB: 1 BB: 0 P: 8	R: 4 E: 1 K: 1 S: 10	H: 4 LOB: 2 BB: 1 P: 14	R: 0 E: 0 K: 0 S: 4	H: 2 LOB: 1 BB: 0 P: 4	R: 0 E: 0 K: 1 S: 5	H: 0 LOB: 0 BB: 0 P: 5	R: 0 E: 0 K: 0 S: 5	H: 2 LOB: 2 BB: 0 P: 5	R: 0 E: 0 K: 0 S: 3	H: 0 LOB: 0 BB: 0 P: 3	1B: 12 2B: 1 3B: 0 HR: 1	SF: 0 SAC: 0 DP: 1 HBP: 0	WP: 0 PB: 0 SB: 1 CS: 0	PA: 42
PITCHER	IP WLS BF H R ER SO BB IBB HBP BLK WP HR S P ERA WHIP											PITCHER	IP WLS BF H R ER SO BB IBB HBP BLK WP HR S P ERA WHIP									
Ned Garver, R ERA: 4.6 (1, 1)	4.1 L 24 10 7 6 5 1 0 0 0 0 1 33 37 12.46 2.538																					
Ray Scarborough, R ERA: 4.26 (5, 1)	0.2 3 0 0 0 1 0 0 0 0 0 0 0 5 5 0.00 0.000																					
Ray Herbert, R ERA: 5.52 (6, 1)	4.0 15 4 0 0 0 1 0 0 0 0 0 0 17 17 0.00 1.000																					

Washington Senators @ Detroit Tigers
 Briggs Stadium, Detroit, MI
 Fri Aug 28 1953, 4:33 AM EDT
 Att. 18,309 - Unknown

livebaseballscorecards.com

AB 41
R 7
H 14
RBI 7
BB 1
SO 7
LOB 20




Batter	1	2	3	4	5	6	7	8	9	AB	R	H	RBI	BB	SO	LOB
Harvey Kuenn, R (1, 6) OBP: 0.350, SLG: 0.370	0-3 K ①		0-0 1-3 ③		0-0 FC6-4 ③		0-0 F9 ③		0-0 F9 ②	5	0	0	0	0	1	3
Johnny Pesky, L (1, 4) OBP: 0.346, SLG: 0.376	0-0 F8 ②			0-0 F8 ①		0-0 F7 ①		0-0 E1 HR	0-0 F8 ③	5	1	0	0	0	0	1
Ray Boone, R (1, 5) OBP: 0.383, SLG: 0.517	0-0 1B			0-0 E6 HR		0-0 2B		0-0 HR		4	2	3	2	0	0	0
Jim Delsing, L (1, 8) OBP: 0.376, SLG: 0.430	0-0 F8 ③			0-0 F8 ②		0-0 L6 ②		0-0 F4 ①		4	0	0	0	0	0	3
Bob Nieman, R (1, 7) OBP: 0.359, SLG: 0.453		0-0 1B CS		0-0 HR 1-H		4-0 BB		0-0 E5		3	1	2	2	1	0	0
Steve Souchock, R (1, 9) OBP: 0.335, SLG: 0.481	0-3 K ① ②		0-0 PO 1B		0-0 F8 ③		0-0 F9 ②		0-0 F9 ②	4	0	1	0	0	1	4
Jerry Priddy, R (1, 3) OBP: 0.292, SLG: 0.281		0-0 4-3 ③		0-0 PO 1B ③	0-0 FC6-4 1B		0-0 6-3 ①	0-0 4-3 ③		4	0	1	0	0	0	1
Johnny Bucha, R (1, 2) Fred Hatfield, L (9, PH) OBP: 0.274, SLG: 0.257 OBP: 0.339, SLG: 0.296			0-0 F9 ①		0-0 F8 ①		0-0 5-3 ②		4-0 BB	3	0	0	0	0	0	1
Ned Garver, R (1, 1) Ray Scarborough, R (5, 1) Pat Mullin, L (5, PH) Ray Herbert, R (6, 1) Matt Batts, R (9, PH) OBP: 0.203, SLG: 0.200 OBP: 0.077, SLG: 0.308 OBP: 0.359, SLG: 0.395 OBP: 0.263, SLG: 0.176 OBP: 0.326, SLG: 0.420			0-3 K ②		0-0 F7 ②		0-0 1B		0-0 F5 ①	0	0	0	0	0	0	0

Inning Stats	R: 0	H: 1	E: 0	LOB: 1	K: 1	BB: 0	S: 6	P: 6
	R: 0	H: 1	E: 0	LOB: 0	K: 1	BB: 0	S: 5	P: 5
	R: 0	H: 0	E: 0	LOB: 0	K: 1	BB: 0	S: 5	P: 5
	R: 2	H: 2	E: 1	LOB: 0	K: 0	BB: 0	S: 5	P: 5
	R: 0	H: 1	E: 0	LOB: 1	K: 0	BB: 0	S: 4	P: 4
	R: 0	H: 1	E: 0	LOB: 2	K: 0	BB: 1	S: 4	P: 8
	R: 0	H: 1	E: 0	LOB: 1	K: 0	BB: 0	S: 4	P: 4
	R: 2	H: 1	E: 2	LOB: 1	K: 0	BB: 0	S: 6	P: 6
	R: 0	H: 0	E: 0	LOB: 1	K: 0	BB: 1	S: 3	P: 7
	1B: 5	SF: 0	2B: 2	SAC: 0	3B: 0	DP: 1	HR: 2	HBP: 0

PITCHER	IP	WLS	BF	H	R	ER	SO	BB	IBB	HBP	BLK	WP	HR	S	P	ERA	WHIP
Walt Masterson, R (1, 1) ERA: 3.13	9.0	W	38	8	4	1	3	2	0	0	0	0	2	42	50	1.00	1.111

Washington Senators @ Detroit Tigers
 Briggs Stadium, Detroit, MI
 Fri Aug 28 1953, 4:33 AM EDT
 Att. 18,309 - Unknown

AB	36
R	4
H	8
RBI	4
BB	2
SO	3
LOB	15



WP: 0	PA: 39
PB: 0	
SB: 0	
CS: 1	

Batter	1	2	3	4	5	6	7	8	9	AB R H RBI BB SO LOB	TOP	
Eddie Yost, R OBP: 0.398, SLG: 0.376 (1, 5) X	0-0 F8		0-0 E 1B	0-0 G5-4-3		0-0 G5-4-3 1B			0-0 1B	5 1 3 0 0 0 1		
Jerry Snyder, R OBP: 0.356, SLG: 0.386 (1, 6) X	0-0 F8		0-0 E9 1B HR		0-3 K	0-0 G5-4-3 1B			0-3 K	5 1 1 0 0 2 2		
Mickey Vernon, L OBP: 0.396, SLG: 0.498 (1, 3) X	0-0 1B		0-0 1B		H 1-0 WP 1B HBP				0-0 F7	4 1 2 1 0 1 1		
Jackie Jensen, R OBP: 0.371, SLG: 0.422 (1, 9) S S	0-3 K		0-0 HR		0-0 1B S F7 1B				0-0 F3	4 2 2 3 0 1 1		
Clyde Vollmer, R OBP: 0.346, SLG: 0.387 (1, 7) X		0-0 L6	0-0 F4		0-0 WP 1B				0-0 5-6-3	4 0 1 0 0 0 0		
Jim Busby, R OBP: 0.358, SLG: 0.415 (1, 8) X		0-0 2B		0-0 2B 1B		0-0 F7			0-0 5-3	4 1 2 1 0 0 1		
Wayne Terwilliger, R OBP: 0.343, SLG: 0.339 (1, 4) X		0-0 5-3		0-0 1B 2B	B B B B 4-0				0-0 G5-4-3 1B	3 1 2 0 1 0 1		
Mickey Grasso, R OBP: 0.265, SLG: 0.297 (1, 2) X	0-0 L5			0-0 1B	0-0 F8				0-0 G5-4-3	4 0 1 2 0 0 4		
Bob Porterfield, R OBP: 0.304, SLG: 0.455 (1, 1) X			0-0 F7	0-0 FC5-6-4		0-0 F7			0-0 F7	4 0 0 0 0 0 1		
Inning Stats	R: 0 H: 1 E: 0 LOB: 1 K: 1 BB: 0 S: 6 P: 6	R: 0 H: 1 E: 0 LOB: 1 K: 0 BB: 0 S: 4 P: 4	R: 3 H: 4 E: 1 LOB: 0 K: 0 BB: 0 S: 6 P: 6	R: 2 H: 3 E: 0 LOB: 0 K: 0 BB: 0 S: 5 P: 5	R: 2 H: 2 E: 0 LOB: 2 K: 1 BB: 1 S: 7 P: 12	R: 0 H: 1 E: 0 LOB: 0 K: 0 BB: 0 S: 3 P: 3	R: 0 H: 0 E: 0 LOB: 0 K: 0 BB: 0 S: 3 P: 3	R: 0 H: 1 E: 0 LOB: 0 K: 0 BB: 0 S: 3 P: 3	R: 0 H: 1 E: 0 LOB: 1 K: 2 BB: 0 S: 8 P: 8	1B: 11 SF: 0 2B: 2 SAC: 0 3B: 0 DP: 3 HR: 1 HBP: 1	WP: 2 PA: 39 PB: 0 SB: 1 CS: 0	
PITCHER	IP WLS BF H R ER SO BB IBB HBP BLK WP HR S P ERA WHIP											
Billy Hoelt, L ERA: 4.62 (1, 1)	4.1 L 23 11 7 7 2 0 0 0 1 0 1 1 26 27 14.54 2.538											
Dick Marlowe, R ERA: 5.2 (5, 1)	0.2 3 0 0 0 0 1 0 0 0 0 1 0 2 6 0.00 1.500											
Ray Scarborough, R ERA: 4.06 (6, 1)	3.0 9 2 0 0 0 0 0 0 0 0 0 0 9 9 0.00 0.667											
Fred Hutchinson, R ERA: (9, 1)	1.0 4 1 0 0 2 0 0 0 0 0 0 0 8 8 0.00 1.000											

Washington Senators @ Detroit Tigers
 Briggs Stadium, Detroit, MI
 Sat Aug 29 1953, 4:33 AM EDT
 Att. 4,921 - Unknown

livebaseballscorecards.com

AB 37
R 7
H 14
RBI 7
BB 1
SO 4
LOB 12



Batter	1	2	3	4	5	6	7	8	9	AB	R	H	RBI	BB	SO	LOB
Harvey Kuenn, R (1, 6) OBP: 0.349, SLG: 0.373	0-0 4-3			0-0 F9	0-0 FC6-4			0-0 3B		4	0	1	0	0	0	2
Fred Hatfield, L (1, 4) OBP: 0.333, SLG: 0.291	0-0 6-3			0-0 F5		0-0 4-3		0-3 K		4	0	0	0	0	1	1
Ray Boone, R (1, 5) OBP: 0.382, SLG: 0.521	0-0 6-3			0-0 E7		0-0 HR		0-0 1-3		4	1	1	1	0	0	1
Jim Delsing, L (1, 8) OBP: 0.377, SLG: 0.431		0-0 1-3		0-0 4-3		0-0 G6-4-3 1B			0-0 1B	4	0	2	0	0	0	1
Bob Nieman, R (1, 7) OBP: 0.356, SLG: 0.449		0-3 K			0-0 F8	0-0 G6-4-3			0-0 F4	4	0	0	0	0	1	2
Walt Dropo, R (1, 3) OBP: 0.274, SLG: 0.357		0-0 L9			0-0 6-3		0-0 F3		0-0 F9	4	0	0	0	0	0	1
Don Lund, R (1, 9) OBP: 0.328, SLG: 0.393			0-0 L7		0-0 1B 1B		0-3 K		0-0 5-3	4	1	1	0	0	1	1
Matt Batts, R (1, 2) OBP: 0.326, SLG: 0.419			0-0 F5		0-0 1B 1B		0-0 F8			3	0	1	0	0	0	0
Billy Hoelt, L (1, 1) Dick Marlowe, R (5, 1) Pat Mullin, L (5, PH) Ray Scarborough, R (6, 1) Johnny Pesky, L (8, PH) Fred Hutchinson, L (9, 1)			0-0 4-3		0-0 FC6-4 1B			0-0 4-3		1	0	0	0	0	0	0

BOTTOM

Washington Senators @ Detroit Tigers
 Briggs Stadium, Detroit, MI
 Sat Aug 29 1953, 4:33 AM EDT
 Att. 4,921 - Unknown

AB	34
R	2
H	7
RBI	2
BB	0
SO	3
LOB	9



Inning Stats	R: 0	H: 0	E: 0	LOB: 0	K: 0	BB: 0	S: 3	P: 3									
PITCHER Bob Porterfield, R (1, 1) ERA: 3.68	IP: 9.0	WLS: 7	BF: 34	H: 7	R: 2	ER: 2	SO: 3	BB: 0	IBB: 0	HBP: 0	BLK: 0	WP: 0	HR: 1	S: 40	P: 40	ERA: 2.00	WHIP: 0.778

WP: 0	PA: 34
PB: 0	
SB: 0	
CS: 0	

Batter	1	2	3	4	5	6	7	8	9	AB R H RBI BB SO LOB	TOP																												
Joe Demaestri, R (1, 6) OBP: 0.293, SLG: 0.345	0-0 6-3		0-3 K		0-0 F8			0-0 5-3		4 0 0 0 0 1 2																													
Dave Philley, S (1, 9) OBP: 0.363, SLG: 0.431	0-0 G4-6-3 1B			0-0 F5	0-0 F8			0-0 4-3		4 0 1 0 0 0 1																													
Eddie Robinson, L (1, 3) OBP: 0.319, SLG: 0.413	0-0 G4-6-3 1-2f		0-3 K		0-3 K				0-0 1-3	4 0 0 0 0 2 1																													
Gus Zernial, R (1, 7) OBP: 0.350, SLG: 0.548		0-0 1-3		0-0 E 2B		0-0 F2		0-0 6-3		4 1 1 0 0 0 0																													
Carmen Mauro, L (1, 8) OBP: 0.257, SLG: 0.269		0-0 G3-6 1B		0-0 E8 1B 2-H		0-0 F4		0-0 F8		4 0 2 1 0 0 0																													
Loren Babe, L (1, 5) OBP: 0.304, SLG: 0.316		0-0 G3-6 1-2f		0-0 1B 2-3		0-0 F3				3 0 1 0 0 0 1																													
Pete Suder, R (1, 4) OBP: 0.314, SLG: 0.342			0-0 1B	0-0 F9		0-0 F4				3 0 1 0 0 0 2																													
Ray Murray, R (1, 2) OBP: 0.342, SLG: 0.428			0-0 F8		0-0 1B		0-0 F7			3 0 1 0 0 0 1																													
Joe Coleman, R (1, 1) OBP: 0.353, SLG: 0.375			0-3 K		0-0 F8			0-0 1-3		1 0 0 0 0 1 1																													
Tom Hamilton, L (5, PH) OBP: 0.245, SLG: 0.188										1 0 0 0 0 0 1																													
Rinty Monahan, R (5, 1)										1 0 0 0 0 0 0																													
Inning Stats	R: 0 E: 0 K: 0 S: 3	H: 1 LOB: 0 BB: 0 P: 3	R: 0 E: 0 K: 0 S: 3	H: 1 LOB: 0 BB: 0 P: 3	R: 0 E: 0 K: 2 S: 8	H: 1 LOB: 1 BB: 0 P: 8	R: 1 E: 1 K: 1 S: 8	H: 3 LOB: 2 BB: 0 P: 8	R: 0 E: 0 K: 0 S: 4	H: 1 LOB: 1 BB: 0 P: 4	R: 0 E: 0 K: 1 S: 5	H: 0 LOB: 0 BB: 0 P: 5	R: 0 E: 0 K: 0 S: 3	H: 0 LOB: 0 BB: 0 P: 3	R: 0 E: 0 K: 0 S: 3	H: 0 LOB: 0 BB: 0 P: 3	R: 0 E: 0 K: 0 S: 3	H: 0 LOB: 0 BB: 0 P: 3	1B: 6 2B: 1 3B: 0 HR: 0	SF: 0 SAC: 0 DP: 2 HBP: 0	WP: 0 PB: 0 SB: 0 CS: 0	PA: 32																	
PITCHER Steve Gromek, R (1, 1) ERA: 4.45	IP 9.0	WLS W	BF 32	H 7	R 1	ER 1	SO 4	BB 0	IBB 0	HBP 0	BLK 0	WP 0	HR 0	S 40	P 40	ERA 1.00	WHIP 0.778					PITCHER	IP 9.0	WLS W	BF 32	H 7	R 1	ER 1	SO 4	BB 0	IBB 0	HBP 0	BLK 0	WP 0	HR 0	S 40	P 40	ERA 1.00	WHIP 0.778

Philadelphia Athletics @ Detroit Tigers
Briggs Stadium, Detroit, MI
Sun Aug 30 1953, 4:33 AM EDT
Overcast

livebaseballscorecards.com

AB 32
R 1
H 7
RBI 1
BB 0
SO 4
LOB 10



Batter	1	2	3	4	5	6	7	8	9	AB	R	H	RBI	BB	SO	LOB
Harvey Kuenn, R OBP: 0.350, SLG: 0.377 (1, 6)	F9	F7		FC4-2 3B		2-3 1B		L6		5	0	2	1	0	0	0
Fred Hatfield, L OBP: 0.335, SLG: 0.290 (1, 4)	BB 2B 1B		F7	FC4-2		F7		2B BB	4-0 BB BB BB	4	2	1	0	1	0	2
Ray Boone, R OBP: 0.387, SLG: 0.525 (1, 5)	4-0 BB 1-2 2B BB		HR 1B	L6			4-0 BB BB BB BB	0-0 WP 1-H 2B		3	3	2	1	2	0	1
Jim Delsing, L OBP: 0.380, SLG: 0.438 (1, 8)	4-0 2B 1-2 2-3 FC5-2 BB		HR		4-3		0-0 1-2 F7	4-0 BB BB BB BB		3	1	1	2	2	0	1
Bob Nieman, R OBP: 0.356, SLG: 0.450 (1, 7)	0-0 FC5-2 1-3 2-H 3-H E 2B		4-0 G1-4-3 BB		6-3		0-0 2-3 F7	0-0 F5		4	1	1	2	1	0	3
Walt Dropo, R OBP: 0.276, SLG: 0.362 (1, 3)	0-0 FC5-2 E5		0-0 G1-4-3		0-0 1B 2B		0-0 2-H 1B 2B			4	1	2	1	0	0	3
Don Lund, R OBP: 0.332, SLG: 0.399 (1, 9)	0-0 E5			0-0 1B 2B		0-0 2-H 1B		0-0 WP 2-H 1B		4	1	3	1	0	0	1
Johnny Bucha, R OBP: 0.281, SLG: 0.265 (1, 2)		0-0 6-3		0-0 2-H SH1-4 3B 1B		0-0 1B WP 1B		0-0 1-2 F3		4	1	2	1	0	0	1
Steve Gromek, S OBP: 0.114, SLG: 0.088 (1, 1)		0-0 3-1		0-0 1-2 SH1-4		0-3 K		0-0 L6		3	0	0	0	0	1	1


Inning Stats	R: 3	H: 2	E: 1	LOB: 2	K: 0	BB: 2	S: 5	P: 13	R: 0	H: 0	E: 0	LOB: 0	K: 0	BB: 0	S: 3	P: 3	R: 2	H: 2	E: 0	LOB: 0	K: 0	BB: 1	S: 4	P: 8	R: 2	H: 3	E: 0	LOB: 1	K: 0	BB: 0	S: 6	R: 0	H: 2	E: 0	LOB: 2	K: 0	BB: 0	S: 4	P: 4	R: 0	H: 2	E: 0	LOB: 1	K: 1	BB: 0	S: 6	P: 6	R: 2	H: 2	E: 1	LOB: 1	K: 0	BB: 1	S: 5	P: 9	R: 1	H: 1	E: 0	LOB: 2	K: 0	BB: 2	S: 4	P: 12
--------------	------	------	------	--------	------	-------	------	-------	------	------	------	--------	------	-------	------	------	------	------	------	--------	------	-------	------	------	------	------	------	--------	------	-------	------	------	------	------	--------	------	-------	------	------	------	------	------	--------	------	-------	------	------	------	------	------	--------	------	-------	------	------	------	------	------	--------	------	-------	------	-------

PITCHER	IP	WLS	BF	H	R	ER	SO	BB	IBB	HBP	BLK	WP	HR	S	P	ERA	WHIP
Joe Coleman, R ERA: 4.08 (1, 1)	4.0	L	21	7	7	6	0	3	0	0	0	0	1	18	30	13.50	2.500
Rinty Monahan, R ERA: 4.22 (5, 1)	4.0		20	7	3	3	1	3	0	0	0	3	0	19	31	6.75	2.500

BOTTOM

Philadelphia Athletics @ Detroit Tigers
 Briggs Stadium, Detroit, MI
 Sun Aug 30 1953, 4:33 AM EDT
 Overcast

AB	34
R	10
H	14
RBI	9
BB	6
SO	1
LOB	13



WP	HR	S	P	ERA	WHIP
3	0	0	0	6.75	2.500

Batter	1	2	3	4	5	6	7	8	9	AB R H RBI BB SO LOB	TOP									
Joe Demaestri, R (1, 6) OBP: 0.293, SLG: 0.347	0-0 2B	0-0 4-3			0-0 6-3		0-3 K			4 0 1 0 0 1 4										
Dave Philley, S (1, 9) OBP: 0.361, SLG: 0.427	0-3 K		0-0 5-3		0-0 6-3		0-3 K			4 0 0 0 0 2 3										
Eddie Robinson, L (1, 3) OBP: 0.316, SLG: 0.409	0-0 F8		0-0 G3			0-3 K		0-3 K		4 0 0 0 0 2 1										
Gus Zernial, R (1, 7) OBP: 0.349, SLG: 0.544	0-0 F8		0-0 6-3			0-0 F9		4-0 BB		3 0 0 0 1 0 1										
Cass Michaels, R (1, 4) OBP: 0.342, SLG: 0.383		0-0 1B		0-0 6-3		4-0 BB		4-0 BB		2 1 1 0 2 0 0										
Pete Suder, R (1, 5) OBP: 0.314, SLG: 0.341		0-0 F2		0-0 CS		0-0 4-3		0-0 F9		4 0 1 0 0 0 4										
Ed McGhee, R (1, 8) OBP: 0.325, SLG: 0.321		0-0 FC1-5		0-0 1B		0-0 1B		0-0 F8		4 0 2 0 0 1 2										
Joe Astroth, R (1, 2) OBP: 0.344, SLG: 0.366		0-0 WP		0-0 F9				0-0 PB		3 0 2 1 0 0 1										
Frank Fanovich, L (1, 1) OBP: 0.100, SLG: 0.100		0-0 FC1-5			0-0 6-3		4-0 BB			2 0 0 0 0 0 2										
Elmer Valo, L (7, PH) OBP: 0.339, SLG: 0.184										0 0 0 0 1 0 0										
Morrie Martin, L (7, 1) OBP: 0.111, SLG: 0.111										0 0 0 0 0 0 0										
Inning Stats	R: 0 E: 0 K: 1 S: 6	H: 1 LOB: 1 BB: 0 P: 6	R: 1 E: 0 K: 0 S: 6	H: 3 LOB: 2 BB: 0 P: 6	R: 0 E: 0 K: 0 S: 3	H: 0 LOB: 0 BB: 0 P: 3	R: 0 E: 0 K: 0 S: 4	H: 2 LOB: 1 BB: 0 P: 4	R: 0 E: 0 K: 0 S: 3	H: 0 LOB: 0 BB: 0 P: 3	R: 0 E: 0 K: 1 S: 5	H: 0 LOB: 1 BB: 1 P: 9	R: 0 E: 0 K: 2 S: 8	H: 1 LOB: 2 BB: 1 P: 12	R: 0 E: 0 K: 2 S: 7	H: 0 LOB: 2 BB: 2 P: 15	1B: 6 2B: 1 3B: 0 HR: 0	SF: 0 SAC: 0 DP: 0 HBP: 0	WP: 1 PB: 1 SB: 0 CS: 1	PA: 34
PITCHER Al Aber, L (1, 1) ERA: 4.29	IP: 8.0 WLS: W BF: 34 H: 7 R: 1 ER: 1 SO: 6 BB: 4 IBB: 0 HBP: 0 BLK: 0 WP: 1 HR: 0 S: 42 P: 58 ERA: 1.12 WHIP: 1.375																			

Philadelphia Athletics @ Detroit Tigers
Briggs Stadium, Detroit, MI
Sun Aug 30 1953, 4:38 AM EDT
Att: 12,617 - Overcast

livebaseballscorecards.com

AB 30
R 1
H 7
RBI 1
BB 4
SO 6
LOB 18



Batter	1	2	3	4	5	6	7	8	9
Harvey Kuenn, R OBP: 0.354, SLG: 0.378 (1, 6)	4-0 CS SH3-4 BB		0-0 F7 BB 1-2 1B		4-0 WP 1B BB		HBP SH 2B 1B 6-3		
Fred Hatfield, L OBP: 0.340, SLG: 0.293 (1, 4)	0-0 SH3-4 1-2		4-0 FC6-4 BB 1-2 2-3		0-0 1B 1-H		0-0 SH HBP 2B 1-2		
Ray Boone, R OBP: 0.385, SLG: 0.521 (1, 5)	0-3 K 2-3		0-0 F7 2-3 3-H		0-0 F9		1-0 2B 1B HBP 1-2 2-3		
Bob Nieman, R OBP: 0.360, SLG: 0.464 (1, 7)		0-0 HR	0-0 FC6-4 1-2f		0-0 WP F9 2B		0-0 1B 2B 1-3 2-H 3-H		
Jim Delsing, L OBP: 0.379, SLG: 0.434 (1, 8)		0-3 K		0-0 4-3		4-0 1B BB 2-3	0-0 4-3		
Walt Dropo, R OBP: 0.276, SLG: 0.361 (1, 3)		0-0 F7		0-0 1-3		0-0 F9 3-H	0-0 1B 1B 2-H 3-H		
Don Lund, R OBP: 0.333, SLG: 0.400 (1, 9)		0-0 F9		0-0 F9		0-0 1B 1-2	0-0 1B 1B 1-2		
Matt Batts, R OBP: 0.325, SLG: 0.417 (1, 2)			0-0 1B		0-0 6-3	0-0 F4	0-0 F7		
Al Aber, L OBP: 0.250, SLG: 0.118 (1, 1)			4-0 BB 1B F7 BB		0-0 1-3	0-3 K	0-0 1B 1-3 2-H		

Inning Stats	R: 0	H: 0	E: 0	K: 1	S: 4	LOB: 1	BB: 1	P: 8	R: 1	H: 1	E: 0	K: 1	S: 6	LOB: 0	BB: 0	P: 6	R: 1	H: 2	E: 0	K: 0	S: 4	LOB: 2	BB: 2	P: 12	R: 0	H: 0	E: 0	K: 0	S: 3	LOB: 0	BB: 0	P: 3	R: 1	H: 1	E: 0	K: 0	S: 4	LOB: 1	BB: 1	P: 8	R: 1	H: 2	E: 0	K: 1	S: 7	LOB: 2	BB: 1	P: 11	R: 5	H: 5	E: 0	K: 0	S: 9	LOB: 2	BB: 0	P: 10
1B: 8	SF: 0	2B: 3	SAC: 2	3B: 0	DP: 1	HR: 1	HBP: 1	WP: 2	PA: 37																																															

PITCHER	IP	WLS	BF	H	R	ER	SO	BB	IBB	HBP	BLK	WP	HR	S	P	ERA	WHIP
Frank Fanovich, L ERA: 5.44 (1, 1)	6.0	L	27	6	4	4	3	5	0	0	0	2	1	28	48	6.00	1.833
Morrie Martin, L ERA: 4.71 (7, 1)	1.0		10	5	5	5	0	0	0	1	0	0	0	9	10	45.00	5.000

BOTTOM

Philadelphia Athletics @ Detroit Tigers
Briggs Stadium, Detroit, MI
Sun Aug 30 1953, 4:38 AM EDT
Att. 12,617 - Overcast

AB	29
R	9
H	11
RBI	9
BB	5
SO	3
LOB	17



WP	HR	S	P	ERA	WHIP
2	1	3	1	6.00	1.833

livebaseballscorecards.com

Batter	1	2	3	4	5	6	7	8	9	AB R H RBI BB SO LOB	TOP																
Joe Demaestri, R (1, 6) OBP: 0.294, SLG: 0.346	0-0 F8		4-0 HR BB	0-0 F7		0-0 1-2 1B		0-0 6-3		4 1 1 0 1 0 2																	
Dave Philley, S (1, 9) OBP: 0.361, SLG: 0.433	0-0 F5		0-0 HR 1-H 2-H	0-0 1B		0-0 L6		0-0 F5		5 1 2 3 0 0 2																	
Eddie Robinson, L (1, 3) OBP: 0.314, SLG: 0.405	0-0 F7		0-0 F4	0-0 3-1			0-3 K		0-0 4-3	5 0 0 0 0 1 2																	
Gus Zernial, R (1, 7) OBP: 0.350, SLG: 0.545		0-0 2B	0-0 F6		0-3 K		0-0 F8		0-0 BB 1B	5 0 2 0 0 1 0																	
Loren Babe, L (1, 5) OBP: 0.302, SLG: 0.312		0-3 K		0-0 4-3		0-0 F8		0-0 F9	4-0 BB	4 0 0 0 1 1 1																	
Cass Michaels, R (1, 4) OBP: 0.343, SLG: 0.382		0-0 F9		0-0 2B 1B		0-3 K		4-0 BB G6-3	0-3 K	4 1 1 0 1 2 3																	
Carmen Mauro, L (1, 8) OBP: 0.257, SLG: 0.276		0-0 L8		0-0 1B 2B			0-0 F8		0-0 G6-3	4 1 1 0 0 0 2																	
Joe Astroth, R (1, 2) OBP: 0.354, SLG: 0.376			4-0 HR BB	4-0 1B E IBB		0-0 1B 1B		0-0 2B 2B		2 3 2 0 2 0 0																	
Harry Byrd, R (1, 1) OBP: 0.243, SLG: 0.233			0-0 6-3	0-0 E8		0-0 F6		0-0 2B		2 0 1 2 0 0 1																	
Charlie Bishop, R (5, 1) OBP: 0.113, SLG: 0.118			1-2 6-3	1-2 1B				2-H 2B		2 0 1 1 0 0 1																	
Inning Stats	R: 0 E: 0 K: 0 S: 3	H: 0 LOB: 0 BB: 0 P: 3	R: 0 E: 0 K: 1 S: 6	H: 1 LOB: 1 BB: 0 P: 6	R: 3 E: 0 K: 0 S: 4	H: 1 LOB: 0 BB: 2 P: 12	R: 3 E: 1 K: 0 S: 7	H: 4 LOB: 2 BB: 1 P: 11	R: 0 E: 0 K: 2 S: 7	H: 0 LOB: 0 BB: 0 P: 7	R: 0 E: 0 K: 1 S: 5	H: 0 LOB: 0 BB: 0 P: 5	R: 0 E: 0 K: 1 S: 5	H: 0 LOB: 0 BB: 0 P: 5	R: 1 E: 0 K: 0 S: 4	H: 2 LOB: 1 BB: 1 P: 8	R: 0 E: 0 K: 1 S: 6	H: 1 LOB: 2 BB: 1 P: 10	1B: 6 2B: 4 3B: 0 HR: 1	SF: 0 SAC: 0 DP: 1 HBP: 0	WP: 0 PB: 0 SB: 0 CS: 0	PA: 42					
PITCHER	IP WLS BF H R ER SO BB IBB HBP BLK WP HR S P ERA WHIP																										
Ralph Branca, R (1, 1) ERA: 5.35	5.0		24	6	6	6	3	2	1	0	0	0	1	27	39	10.80	1.600										
Dick Marlowe, R (6, 1) ERA: 5.15	3.0	W	13	4	1	1	1	1	0	0	0	0	0	14	18	3.00	1.667										
Ray Scarborough, R (9, 1) ERA: 3.99	1.0	S	5	1	0	0	1	1	0	0	0	0	0	6	10	0.00	2.000										

Philadelphia Athletics @ Detroit Tigers
 Briggs Stadium, Detroit, MI
 Mon Aug 31 1953, 4:33 AM EDT
 Unknown

livebaseballscorecards.com

AB	37
R	7
H	11
RBI	6
BB	5
SO	5
LOB	14



Batter	1	2	3	4	5	6	7	8	9	AB	R	H	RBI	BB	SO	LOB
Harvey Kuenn, R OBP: 0.354, SLG: 0.380 (1, 6)	0-0 F8	0-0 FC5-4			0-0 1B	0-0 1-6-3		0-0 2B		5	2	2	3	0	0	3
Fred Hatfield, L OBP: 0.350, SLG: 0.299 (1, 4)	4-0 1B BB		0-0 1B		4-0 1B BB		0-0 1B	0-0 2B		3	0	2	0	2	0	2
Ray Boone, R OBP: 0.389, SLG: 0.525 (1, 5)	0-0 1B		0-0 1B		1-0 1B HR		0-0 1B	0-0 2B		3	2	2	1	0	0	1
Jim Delsing, L OBP: 0.381, SLG: 0.434 (1, 8)	0-0 1B		0-0 F7		0-0 1B HR		4-0 BB	4-0 IBB		3	1	1	1	2	0	2
Bob Nieman, R OBP: 0.362, SLG: 0.467 (1, 7)		0-0 1B		0-0 F9	0-0 F8		4-0 BB	0-0 2B		4	0	2	1	1	0	2
Walt Dropo, R OBP: 0.277, SLG: 0.367 (1, 3)		0-0 1B		0-3 K	0-0 HR		0-3 K	0-0 F8		5	1	2	3	0	2	5
Don Lund, R OBP: 0.331, SLG: 0.397 (1, 9)		0-0 1B		0-0 6-3	0-3 K		0-0 F3			3	0	0	0	0	1	3
Johnny Bucha, R OBP: 0.295, SLG: 0.277 (1, 2)		4-0 IBB			4-0 2B		0-0 F8			2	2	1	0	2	0	0
Ralph Branca, R OBP: 0.130, SLG: 0.217 (1, 1)		0-3 K			0-0 2B		0-0 6-3			1	0	0	0	0	1	3
Johnny Pesky, L OBP: 0.347, SLG: 0.380 (5, PH)										1	1	1	0	0	0	0
Dick Marlowe, R OBP: 0.226, SLG: 0.226 (6, 1)										1	0	0	0	0	0	0
Pat Mullin, L OBP: 0.372, SLG: 0.402 (8, PH)										0	0	0	0	1	0	0
Ray Scarborough, R OBP: 0.077, SLG: 0.308 (9, 1)										0	0	0	0	0	0	0

Inning Stats	R: 0	H: 1	E: 0	K: 0	S: 3	R: 0	H: 2	E: 0	K: 1	S: 7	R: 0	H: 1	E: 0	K: 0	S: 3	R: 0	H: 0	E: 0	K: 1	S: 5	R: 6	H: 4	E: 0	K: 1	S: 8	R: 0	H: 0	E: 0	K: 0	S: 3	R: 0	H: 1	E: 0	K: 1	S: 6	R: 3	H: 4	E: 0	K: 0	S: 6		
	LOB: 1	BB: 1	P: 7	LOB: 3	BB: 1	P: 11	LOB: 0	BB: 0	P: 3	LOB: 0	BB: 0	P: 5	LOB: 0	BB: 2	P: 17	LOB: 3	BB: 2	P: 14	LOB: 2	BB: 2	P: 14	LOB: 0	BB: 0	P: 3	LOB: 3	BB: 2	P: 14	LOB: 2	BB: 2	P: 14	SF: 0	SAC: 2	DP: 2	HBP: 1	WP: 0	PA: 42	ERA	WHIP				
PITCHER	IP	WLS	BF	H	R	ER	SO	BB	IBB	HBP	BLK	WP	HR	S	P	ERA	WHIP	IP	WLS	BF	H	R	ER	SO	BB	IBB	HBP	BLK	WP	HR	S	P	ERA	WHIP								
Harry Byrd, R ERA: 5.14 (1, 1)	4.0		21	6	5	5	2	3	1	1	0	0	0	20	37	11.25	2.250																									
Charlie Bishop, R ERA: 5.42 (5, 1)	4.0	L	21	7	4	4	2	3	1	0	0	0	1	21	37	9.00	2.500																									

BOTTOM

Philadelphia Athletics @ Detroit Tigers
Briggs Stadium, Detroit, MI
Mon Aug 31 1953, 4:33 AM EDT
Unknown

AB	31
R	9
H	13
RBI	9
BB	8
SO	4
LOB	21



1B	7	SF	0	WP	0	PA	42
2B	5	SAC	2	PB	0		
3B	0	DP	2	SB	0		
HR	1	HBP	1	CS	0		

livebaseballscorecards.com

Batter	1	2	3	4	5	6	7	8	9	AB R H RBI BB SO LOB	TOP		
Joe Demaestri, R (1, 6) OBP: 0.296, SLG: 0.345	0-0 6-3		4-0 BB 1B 5-3 BB	0-0 2B 1B	0-0 6-3			0-0 5-3		4 2 1 0 1 0 0			
Dave Philley, S (1, 9) OBP: 0.363, SLG: 0.436	0-0 3B 1B		0-0 5-3 BB 1B 1B	0-0 1B 2B		0-0 4-3		0-0 4-3		5 3 3 0 0 0 0			
Eddie Robinson, L (1, 3) OBP: 0.316, SLG: 0.408	0-0 F8		4-0 1B 5-3 BB	0-0 2B 1B		0-0 F8		0-0 1B 2B		4 2 2 3 1 0 1			
Tom Hamilton, L (9, 3) OBP: 0.245, SLG: 0.188			1-2 2-3 3-H 1B BB	2-H 3-H 1B						0 0 0 0 0 0 0			
Gus Zernial, R (1, 7) OBP: 0.352, SLG: 0.552	0-0 1-H 3B		0-0 5-3	0-0 2B		0-0 F9		0-0 2B 1B		5 0 3 3 0 0 2			
Cass Michaels, R (1, 4) OBP: 0.341, SLG: 0.378	0-0 F9		4-0 1B PB BB	0-3 K		0-0 F6		0-0 F7		4 1 0 0 1 1 3			
Ed McGhee, R (1, 8) OBP: 0.324, SLG: 0.320		0-0 6-3	0-0 1B PB 1B	0-0 F6		0-0 F6				4 1 1 2 0 0 2			
Pete Suder, R (1, 5) OBP: 0.313, SLG: 0.341		0-0 F6	0-0 F7	0-0 3-1		0-0 G1				1 0 0 0 0 0 0			
Loren Babe, L (3, PH) OBP: 0.299, SLG: 0.308			1-2 3-H 1B							3 0 0 0 0 0 3			
Ray Murray, R (1, 2) OBP: 0.340, SLG: 0.425	0-0 F6		0-0 2-H 1B		0-0 L4			0-0 F6		4 0 1 1 0 0 0			
Bobo Newsom, R (1, 1) OBP: 0.167, SLG: 0.167			0-0 1B BB 1B		0-0 L8			0-3 K		4 1 1 0 0 1 1			
Inning Stats	R: 1 H: 2 E: 0 LOB: 1 K: 0 BB: 0 S: 5 P: 5	R: 0 H: 0 E: 0 LOB: 0 K: 0 BB: 0 S: 3 P: 3	R: 6 H: 4 E: 0 LOB: 1 K: 0 BB: 3 S: 7 P: 19	R: 2 H: 4 E: 0 LOB: 2 K: 1 BB: 0 S: 9 P: 9	R: 0 H: 0 E: 0 LOB: 0 K: 0 BB: 0 S: 3 P: 3	R: 0 H: 0 E: 0 LOB: 0 K: 0 BB: 0 S: 3 P: 3	R: 0 H: 0 E: 0 LOB: 0 K: 0 BB: 0 S: 3 P: 3	R: 0 H: 0 E: 0 LOB: 0 K: 1 BB: 0 S: 5 P: 5	R: 1 H: 2 E: 0 LOB: 0 K: 0 BB: 0 S: 4 P: 4	1B: 8 SF: 0 2B: 3 SAC: 0 3B: 1 DP: 0 HR: 0 HBP: 0	WP: 0 PA: 41 PB: 1 SB: 0 CS: 0		
PITCHER	IP WLS BF H R ER SO BB IBB HBP BLK WP HR S P ERA WHIP											PITCHER	IP WLS BF H R ER SO BB IBB HBP BLK WP HR S P ERA WHIP
Ted Gray, L (1, 1) ERA: 4.74	2.1 L 15 5 7 6 0 3 0 0 0 0 0 0 12 24 23.14 3.429												
Fred Hutchinson, R (3, 1) ERA: 2.79	6.2 26 7 3 3 2 0 0 0 0 0 0 0 30 30 4.05 1.050												

Philadelphia Athletics @ Detroit Tigers
 Briggs Stadium, Detroit, MI
 Mon Aug 31 1953, 4:38 AM EDT
 Att: 15,584 - Unknown

livebaseballscorecards.com

AB 38
 R 10
 H 12
 RBI 9
 BB 3
 SO 2
 LOB 12



Batter	1	2	3	4	5	6	7	8	9	AB R H RBI BB SO LOB	TOP	
Joe Demaestri, R (1, 6) OBP: 0.293, SLG: 0.341 Neal Watlington, L (8, PH) OBP: 0.194, SLG: 0.152 Cass Michaels, R (8, 4) OBP: 0.341, SLG: 0.378	0-0 F7	0-3 K		0-3 K		0-0 4-3		0-0 L6		4 0 0 0 0 2 2 1 0 0 0 0 0 1 0 0 0 0 0 0 0		
Dave Philley, S (1, 9) OBP: 0.362, SLG: 0.435 Elmer Valo, L (3, 9) OBP: 0.354, SLG: 0.196	0-0 6-3		0-0 6-3		4-0 BB	0-0 4-3			0-0 WP 1B	2 0 0 0 0 0 0 2 0 1 0 1 0 0		
Eddie Robinson, L (1, 3) OBP: 0.316, SLG: 0.407 Joe Coleman, R (7, 1) OBP: 0.353, SLG: 0.375 Ray Murray, R (9, PH) OBP: 0.339, SLG: 0.423	0-0 HR 1B		0-0 F9		0-0 4-3		0-0 F9		0-3 K 1-2	4 1 1 0 0 0 2 0 0 0 0 0 0 0 1 0 0 0 0 1 1		
Gus Zernial, R (1, 7) OBP: 0.354, SLG: 0.564	0-0 HR 1-H		0-0 1B 1B		0-0 HR		0-0 5-3		0-0 F9	5 3 3 3 0 0 1		
Carmen Mauro, L (1, 8) OBP: 0.268, SLG: 0.302	0-0 3B		0-0 1B 1-2 1B		0-0 4-3 1B		0-0 4-3		0-0 4-3	5 0 3 0 0 0 1		
Loren Babe, L (1, 5) OBP: 0.302, SLG: 0.309	4-0 CS BB		0-0 1-3 2-H 1B		0-0 F8		0-0 1-3			3 0 1 1 1 0 1		
Pete Suder, R (1, 4) OBP: 0.313, SLG: 0.340	0-0 CS 1-2		0-0 F8		0-0 4-3		0-0 4-3		0-0 2B 4-3 1B	4 1 1 0 0 0 3		
Joe Astroth, R (1, 2) OBP: 0.360, SLG: 0.391			0-0 1B		0-0 SH3-4 2B		0-0 F8		0-0 4-3 1-3 2B	4 0 3 0 0 0 1		
Marion Fricano, R (1, 1) OBP: 0.186, SLG: 0.175 Tom Hamilton, L (7, 3) OBP: 0.241, SLG: 0.184			0-0 F9		0-0 SH3-4 2-3		0-0 4-3		0-0 4-3 2-3 3-H	2 0 0 0 0 0 1 1 0 0 1 0 0 1		
Inning Stats	R: 2 H: 3 E: 0 LOB: 1 K: 0 BB: 1 S: 5 P: 9	R: 0 H: 1 E: 0 LOB: 1 K: 1 BB: 0 S: 6 P: 6	R: 1 H: 3 E: 0 LOB: 2 K: 0 BB: 0 S: 6 P: 6	R: 0 H: 1 E: 0 LOB: 2 K: 1 BB: 1 S: 6 P: 10	R: 1 H: 2 E: 0 LOB: 1 K: 0 BB: 0 S: 5 P: 5	R: 0 H: 0 E: 0 LOB: 0 K: 0 BB: 0 S: 3 P: 3	R: 0 H: 0 E: 0 LOB: 0 K: 0 BB: 0 S: 3 P: 3	R: 1 H: 2 E: 0 LOB: 1 K: 0 BB: 0 S: 5 P: 5	R: 0 H: 1 E: 0 LOB: 1 K: 1 BB: 0 S: 6 P: 6	1B: 8 SF: 0 2B: 2 SAC: 1 3B: 1 DP: 0 HR: 2 HBP: 0	WP: 1 PA: 42 PB: 0 SB: 0 CS: 1	
PITCHER Ned Garver, R (1, 1) ERA: 4.7 Ray Herbert, R (5, 1) ERA: 5.29	IP WLS BF H R ER SO BB IBB HBP BLK WP HR S P ERA WHIP											PITCHER IP WLS BF H R ER SO BB IBB HBP BLK WP HR S P ERA WHIP
	4.0 0 23 10 4 4 2 2 0 0 0 0 0 2 25 33 9.00 3.000											
	5.0 W 18 3 1 1 1 0 0 0 0 1 0 20 20 1.80 0.600											

Philadelphia Athletics @ Detroit Tigers
Briggs Stadium, Detroit, MI
Tue Sep 01 1953, 4:33 AM EDT
Att. 1,915 - Unknown

livebaseballscorecards.com

AB 38
R 5
H 13
RBI 5
BB 2
SO 3
LOB 15



Batter	1	2	3	4	5	6	7	8	9	AB	R	H	RBI	BB	SO	LOB	BOTTOM			
Harvey Kuenn, R (1, 6) OBP: 0.355, SLG: 0.382	0-0 1B 1B 2B	0-0 F4		0-0 F9 2-3 3-H		0-0 2B F7 1B	0-0 FC5-4 1-2f			5	2	2	1	0	0	5	Philadelphia Athletics @ Detroit Tigers Briggs Stadium, Detroit, MI Tue Sep 01 1953, 4:33 AM EDT Att. 1,915 - Unknown			
Fred Hatfield, L (1, 4) OBP: 0.352, SLG: 0.308	0-0 1B 2-3 1B	0-0 4-3		0-0 1B 1-3 3-H 1B		0-0 2B 2B		0-0 F8		5	1	3	1	0	0	2				
Ray Boone, R (1, 5) OBP: 0.392, SLG: 0.524	0-0 1-2 3-H 1B		4-0 6-3 BB	0-0 1-2 3-H 1B		0-0 F7		4-0 1B F9 BB		3	1	2	3	2	0	1				
Jim Delsing, L (1, 8) OBP: 0.377, SLG: 0.428	0-0 F3		0-0 6-3 1-2f	0-0 3-1		0-0 F9		0-0 CS 1B		5	0	1	0	0	0	6				
Bob Nieman, R (1, 7) OBP: 0.363, SLG: 0.467	0-0 F3		0-0 L8		0-0 CS BB 1B	0-0 2B		0-0 F9 3-H		5	0	2	2	0	0	3				
Walt Dropo, R (1, 3) OBP: 0.281, SLG: 0.370	0-0 F8			0-0 BB 1B F9 1B	4-0 1-2 CS BB	0-0 6-3		0-0 CS 1-2		3	1	1	0	1	0	3				
Don Lund, R (1, 9) OBP: 0.326, SLG: 0.391		0-0 F8		0-0 F6 1-2 2-3	0-3 K		0-0 1-3			4	0	0	0	0	1	3				
Johnny Bucha, R (1, 2) OBP: 0.316, SLG: 0.289		4-0 1B BB		0-0 F9 1-2 1B 1B	4-0 CS IBB		0-0 FC1-6 1B			2	1	2	0	2	0	0				
Ned Garver, R (1, 1) OBP: 0.227, SLG: 0.213		0-0 1-3 1B		4-0 1B 1-2 2-3 BB	0-0 F3		0-0 FC1-6 FC5-4 1-2f			1	1	1	0	1	0	0				
Ray Herbert, R (5, 1) OBP: 0.238, SLG: 0.158										2	0	0	0	0	0	3				
Inning Stats	R: 1 E: 0 K: 0 S: 6	H: 3 LOB: 2 BB: 0 P: 6	R: 0 E: 0 K: 0 S: 4	H: 1 LOB: 2 BB: 1 P: 8	R: 0 E: 0 K: 0 S: 2	H: 0 LOB: 0 BB: 1 P: 6	R: 3 E: 0 K: 0 S: 7	H: 4 LOB: 2 BB: 1 P: 11	R: 0 E: 0 K: 1 S: 5	H: 1 LOB: 2 BB: 2 P: 13	R: 2 E: 0 K: 0 S: 6	H: 3 LOB: 1 BB: 0 P: 6	R: 0 E: 0 K: 0 S: 4	H: 1 LOB: 1 BB: 0 P: 4	R: 1 E: 0 K: 0 S: 3	H: 1 LOB: 0 BB: 1 P: 7	1B: 11 2B: 5 3B: 0 HR: 0	SF: 0 SAC: 0 DP: 2 HBP: 0	WP: 0 PB: 0 SB: 0 CS: 3	PA: 42
PITCHER Marion Fricano, R (1, 1) ERA: 4.16	IP: 6.0 WLS: L	BF: 33	H: 12 R: 6 ER: 6 SO: 1	BB: 4 IBB: 1 HBP: 0 BLK: 0	WP: 0 HR: 0 S: 30 P: 50	ERA: 9.00 WHIP: 2.667														
Joe Coleman, R (7, 1) ERA: 4.09	IP: 2.0	BF: 8	H: 2 R: 1 ER: 1 SO: 0	BB: 1 IBB: 0 HBP: 0 BLK: 0	WP: 0 HR: 0 S: 7 P: 11	ERA: 4.50 WHIP: 1.500														

livebaseballscores.com

AB	35
R	7
H	14
RBI	7
BB	6
SO	1
LOB	26



Batter	1	2	3	4	5	6	7	8	9	AB R H RBI BB SO LOB	TOP											
Billy Consolo, R (1, 4) <small>OBP: 0.231, SLG: 0.353</small> Billy Goodman, L (7, PH) <small>OBP: 0.385, SLG: 0.403</small> (7, 4)	0-0 5-3		0-0 2B		0-3 K		0-0 1B 2-H 1B		0-0 F9	3 0 1 0 0 1 0 2 1 1 1 0 0 0												
Jim Piersall, R (1, 9) <small>OBP: 0.341, SLG: 0.372</small>	0-0 1B		0-0 5-3		4-0 BB		0-0 1B 1-3 1B		1-0 HBP	3 0 2 0 1 0 1												
Ted Williams, L (1, 7) <small>OBP: 0.519, SLG: 0.933</small> Hoot Evers, R (7, PR) <small>OBP: 0.301, SLG: 0.385</small> (7, 7)	4-0 BB		0-0 F7		0-3 K		0-0 1B 1-2 1B		0-0 F2	3 0 1 1 1 1 2 1 0 0 0 0 0 1												
George Kell, R (1, 5) <small>OBP: 0.380, SLG: 0.470</small>	0-0 F4			1-0 HR HBP		0-0 F9		0-0 F8	4-0 BB	3 1 0 0 1 0 4												
Dick Gernert, R (1, 3) <small>OBP: 0.382, SLG: 0.428</small>	0-0 FC6-4			0-0 HR		0-0 5-3		0-0 F7	0-0 F8	5 1 1 2 0 0 4												
Sammy White, R (1, 2) <small>OBP: 0.317, SLG: 0.439</small>		0-0 F5		0-0 6-3		0-0 6-3		4-0 BB		3 1 0 0 1 0 0												
Tom Umphlett, R (1, 8) <small>OBP: 0.323, SLG: 0.372</small>		0-0 5-3		0-0 F7			0-0 F4	0-0 F5		4 0 0 0 0 0 1												
Johnny Lipon, R (1, 6) <small>OBP: 0.288, SLG: 0.268</small>		0-3 K		0-0 F6			0-0 SH1-4 1B	0-0 1B		4 1 2 1 0 1 0												
Mel Parnell, L (1, 1) <small>OBP: 0.250, SLG: 0.268</small> Ellis Kinder, R (8, 1) <small>OBP: 0.346, SLG: 0.385</small>			0-3 K		0-0 F7		0-0 SH1-4 1-2	0-0 G3		3 0 0 0 0 1 1 0 0 0 0 0 0 0												
Inning Stats	R: 0 E: 0 K: 0 S: 4	H: 1 LOB: 2 BB: 1 P: 8	R: 0 E: 0 K: 1 S: 5	H: 0 LOB: 0 BB: 0 P: 5	R: 0 E: 0 K: 1 S: 6	H: 1 LOB: 1 BB: 0 P: 6	R: 2 E: 0 K: 0 S: 4	H: 1 LOB: 0 BB: 0 P: 5	R: 0 E: 0 K: 2 S: 7	H: 0 LOB: 1 BB: 1 P: 11	R: 0 E: 0 K: 0 S: 3	H: 0 LOB: 0 BB: 0 P: 3	R: 2 E: 0 K: 0 S: 7	H: 4 LOB: 2 BB: 0 P: 7	R: 1 E: 0 K: 0 S: 4	H: 1 LOB: 1 BB: 1 P: 8	R: 0 E: 0 K: 0 S: 3	H: 0 LOB: 2 BB: 1 P: 8	1B: 6 2B: 1 3B: 0 HR: 1	SF: 0 SAC: 1 DP: 0 HBP: 2	WP: 0 PB: 0 SB: 2 CS: 0	PA: 41
PITCHER	IP WLS BF H R ER SO BB IBB HBP BLK WP HR S P ERA WHIP	IP WLS BF H R ER SO BB IBB HBP BLK WP HR S P ERA WHIP																				
Billy Hoft, L (1, 1) <small>ERA: 4.64</small> Ray Scarborough, R (8, 1) <small>ERA: 4.01</small>	7.0 L 31 7 4 4 4 2 0 1 0 0 1 36 45 5.14 1.286	2.0 L 10 1 1 1 0 2 0 1 0 0 0 7 16 4.50 1.500																				

Boston Red Sox @ Detroit Tigers
 Briggs Stadium, Detroit, MI
 Wed Sep 02 1953, 4:33 AM EDT
 Att. 5,366 - Unknown

livebaseballscorecards.com

AB	34
R	5
H	8
RBI	5
BB	4
SO	4
LOB	14



BOTTOM

Boston Red Sox @ Detroit Tigers
Briggs Stadium, Detroit, MI
Wed Sep 02 1953, 4:33 AM EDT
Att. 5,366 - Unknown

livebaseballscorecards.com

AB 32
R 2
H 10
RBI 2
BB 3
SO 5
LOB 17



WP: 0 PA: 36
PB: 0
SB: 0
CS: 1

AB R H RBI BB SO LOB

4 0 1 0 0 0 1
3 0 0 0 0 2 2
1 0 1 0 0 0 0
0 0 0 0 0 0 0
0 0 0 0 0 0 0

3 1 2 1 1 0 1

4 0 0 0 0 0 5

4 0 2 0 0 1 1

3 0 1 0 1 0 1

3 0 2 1 0 0 2
1 0 0 0 0 0 1

2 0 0 0 1 0 1
1 0 0 0 0 0 1

2 1 1 0 0 1 0
1 0 0 0 0 1 1
0 0 0 0 0 0 0

1B: 9 SF: 0
2B: 4 SAC: 0
3B: 0 DP: 4
HR: 0 HBP: 0

Batter	1	2	3	4	5	6	7	8	9
Harvey Kuenn, R (1, 6) OBP: 0.354, SLG: 0.383	0-0 4-3 1B		0-0 1B 2B		0-0 F3		0-0 L9-3		
Fred Hatfield, L (1, 4) OBP: 0.348, SLG: 0.304 Matt Batts, R (8, PH) OBP: 0.323, SLG: 0.414 Al Kaline, R (8, PR) OBP: 0.231, SLG: 0.167 Jerry Priddy, R (9, 4) OBP: 0.292, SLG: 0.281	0-3 K		0-3 K		0-0 F9			0-0 L4-3 1B	
Ray Boone, R (1, 5) OBP: 0.395, SLG: 0.525	4-0 FC6-4 BB		0-0 1B		0-0 1B 1B			0-0 L4-3 1-2	
Bob Nieman, R (1, 7) OBP: 0.360, SLG: 0.462	0-0 FC6-4 1-2f		0-0 L6		0-0 L9			0-0 F7	
Walt Dropo, R (1, 3) OBP: 0.283, SLG: 0.371		0-0 L6-3 1B		0-0 G6-4-3 BB 1B		0-0 F8		0-3 K	
Jim Delsing, L (1, 8) OBP: 0.376, SLG: 0.427		0-0 L6-3 1-2		4-0 G6-4-3 1-2 BB		0-0 1B 1-2		0-0 E5	
Steve Souchock, R (1, 9) OBP: 0.339, SLG: 0.483 Pat Mullin, L (9, PH) OBP: 0.367, SLG: 0.388		0-0 CS 1B		0-0 G6-4-3 1-2f 2-3		0-0 1B 1-3 2-H		0-0 F5	
Johnny Bucha, R (1, 2) OBP: 0.317, SLG: 0.285 Johnny Pesky, L (9, PH) OBP: 0.350, SLG: 0.383		0-0 CS 1-2	0-0 F3	0-0 F8			4-0 L9-3 BB	0-0 F6	
Billy Hoeff, L (1, 1) OBP: 0.262, SLG: 0.175 Don Lund, R (7, PH) OBP: 0.326, SLG: 0.390 Ray Scarborough, R (8, 1) OBP: 0.077, SLG: 0.308			0-0 2B 1B		0-3 K		0-3 K		

Inning Stats	R: 0	H: 0	E: 0	K: 1	S: 5	H: 2	LOB: 1	BB: 1	P: 9	R: 0	H: 2	E: 0	K: 0	S: 3	R: 1	H: 3	E: 0	K: 1	S: 8	R: 0	H: 1	E: 0	K: 0	S: 3	R: 0	H: 0	E: 0	K: 1	S: 5	R: 1	H: 3	E: 0	K: 0	S: 5	R: 0	H: 0	E: 0	K: 1	S: 4	R: 0	H: 1	E: 1	K: 1	S: 6	R: 0	H: 0	E: 0	K: 0	S: 3	R: 0	H: 0	E: 1	K: 1	S: 6	1B: 9	SF: 0	2B: 4	SAC: 0	3B: 0	DP: 4	HR: 0	HBP: 0	WP: 0	PA: 36
--------------	------	------	------	------	------	------	--------	-------	------	------	------	------	------	------	------	------	------	------	------	------	------	------	------	------	------	------	------	------	------	------	------	------	------	------	------	------	------	------	------	------	------	------	------	------	------	------	------	------	------	------	------	------	------	------	-------	-------	-------	--------	-------	-------	-------	--------	-------	--------

PITCHER	IP	WLS	BF	H	R	ER	SO	BB	IBB	HBP	BLK	WP	HR	S	P	ERA	WHIP
Mel Parnell, L (1, 1) ERA: 3.17	7.0	W	28	9	2	2	4	3	0	0	0	0	0	33	45	2.57	1.714
Ellis Kinder, R (8, 1) ERA: 2.04	2.0	S	7	1	0	0	1	0	0	0	0	0	0	9	9	0.00	0.500

Batter	1	2	3	4	5	6	7	8	9	AB R H RBI BB SO LOB	TOP			
Billy Goodman, L (1, 4) OBP: 0.387, SLG: 0.407	0-0 G6-4-3 BB 1B		0-0 1B			0-0 F8	0-0 F7		0-0 1-3 2B	5 0 3 0 0 0 0				
Ted Williams, L (1, 7) OBP: 0.544, SLG: 0.935 Hoot Evers, R (6, PR) OBP: 0.303, SLG: 0.396	4-0 G6-4-3 1-2 BB		0-0 1-3 1B			4-0 1B BB		0-0 HR	0-0 4-3	1 0 1 0 2 0 0 2 1 1 1 0 0 3				
George Kell, R (1, 5) OBP: 0.381, SLG: 0.478	0-0 G6-4-3 1-2f 2-3		0-0 F9			0-0 1-2 1B		0-0 HR		4 1 2 1 0 0 4				
Dick Gernert, R (1, 3) OBP: 0.379, SLG: 0.424	0-3 K			0-0 F8		0-0 F3		0-0 F2		4 0 0 0 0 1 3				
Sammy White, R (1, 2) OBP: 0.314, SLG: 0.434		0-0 F2		0-0 5-3		0-0 4-3		0-0 F7		4 0 0 0 0 0 2				
Al Zarilla, L (1, 9) OBP: 0.342, SLG: 0.226		0-3 K		0-3 K			0-0 HR 1B	0-3 K		4 1 1 0 0 3 0				
Tom Umphlett, R (1, 8) OBP: 0.322, SLG: 0.370 Karl Olson, R (7, PH) OBP: 0.133, SLG: 0.276		0-0 F6			0-0 F4		0-0 HR		0-0 6-3	2 0 0 0 0 0 0 2 1 1 2 0 0 0				
Johnny Lipon, R (1, 6) OBP: 0.285, SLG: 0.264 Mickey McDermott, L (7, PH) OBP: 0.304, SLG: 0.423 Milt Bolling, R (7, 6) OBP: 0.319, SLG: 0.348 Floyd Baker, L (9, PH) OBP: 0.373, SLG: 0.323 Billy Consolo, R (9, PR) OBP: 0.231, SLG: 0.353			0-0 F5		0-0 5-3		0-0 4-3		4-0 2B BB	2 0 0 0 0 0 0 1 0 0 0 0 0 0 0 0 0 0 0 0 0 0 0 0 0 1 0 0 0 0 0 0 0 0 0				
Ben Flowers, R (1, 1) OBP: 0.158, SLG: 0.263 Willard Nixon, L (1, 1) OBP: 0.283, SLG: 0.220 Ike Delock, R (7, 1) OBP: 0.250, SLG: 0.143 Del Wilber, R (9, PH) OBP: 0.288, SLG: 0.510			0-3 K		0-3 K		0-0 F9		0-3 K	0 0 0 0 0 0 0 3 0 0 0 0 2 0 0 0 0 0 0 0 0 1 0 0 0 0 1 1				
Inning Stats	R: 0 H: 1 E: 0 LOB: 1 K: 1 BB: 1 S: 5 P: 9	R: 0 H: 0 E: 0 LOB: 0 K: 1 BB: 0 S: 5 P: 5	R: 0 H: 2 E: 0 LOB: 2 K: 1 BB: 0 S: 7 P: 7	R: 0 H: 0 E: 0 LOB: 0 K: 1 BB: 0 S: 5 P: 5	R: 0 H: 0 E: 0 LOB: 0 K: 1 BB: 0 S: 5 P: 5	R: 0 H: 1 E: 0 LOB: 2 K: 0 BB: 1 S: 4 P: 8	R: 2 H: 2 E: 0 LOB: 0 K: 0 BB: 0 S: 5 P: 5	R: 2 H: 2 E: 0 LOB: 0 K: 1 BB: 0 S: 7 P: 7	R: 0 H: 1 E: 0 LOB: 3 K: 1 BB: 1 S: 6 P: 10	1B: 5 SF: 0 2B: 1 SAC: 0 3B: 0 DP: 1 HR: 3 HBP: 0	WP: 0 PA: 38 PB: 0 SB: 0 CS: 0			
PITCHER	IP WLS BF H R ER SO BB IBB HBP BLK WP HR S P ERA WHIP												PITCHER	IP WLS BF H R ER SO BB IBB HBP BLK WP HR S P ERA WHIP
Steve Gromek, R (1, 1) ERA: 4.49	7.0 W 30 8 4 4 5 2 0 0 0 0 0 3 38 46 5.14 1.429													
Dick Marlowe, R (8, 1) ERA: 5.07	1.2 7 1 0 0 2 1 0 0 0 0 0 0 10 14 0.00 1.200													
Ray Herbert, R (9, 1) ERA: 5.27	0.1 S 1 0 0 0 0 0 0 0 0 0 0 0 1 1 0.00 0.000													

Boston Red Sox @ Detroit Tigers
 Briggs Stadium, Detroit, MI
 Thu Sep 03 1953, 4:33 AM EDT
 Att. 3,600 - Unknown

livebaseballscorecards.com

AB	35
R	4
H	9
RBI	4
BB	3
SO	7
LOB	13



Batter	1	2	3	4	5	6	7	8	9	AB	R	H	RBI	BB	SO	LOB
Harvey Kuenn, R OBP: 0.353, SLG: 0.382 (1, 6)	0-0 E 1B F9 1B	0-0 G6-4-3		0-0 5-3			0-0 6-3			4	1	1	0	0	0	1
Fred Hatfield, L OBP: 0.354, SLG: 0.308 (1, 4)	0-0 E9 3B 1B		0-0 E 1B 1B		0-0 6-3		4-0 1B BB			3	2	2	0	1	0	0
Ray Boone, R OBP: 0.392, SLG: 0.520 (1, 5)	0-0 F9		0-0 E6 1B		0-0 F9		0-0 F7			4	0	0	1	0	0	3
Jim Delsing, L OBP: 0.379, SLG: 0.427 (1, 8)	4-0 3-H 1-2 3B BB		0-3 K		0-0 3-1		0-0 1-2 1B			3	1	1	0	1	1	2
Bob Nieman, R OBP: 0.363, SLG: 0.468 (1, 7)	0-0 1-H 2-H F9 3B		0-0 1-2 2-H 1B		4-0 SH5-3 BB		0-0 F8			3	1	2	3	1	0	2
Walt Dropo, R OBP: 0.281, SLG: 0.369 (1, 3)	0-0 F9		0-3 K		0-0 SH5-3		0-0 6-3			3	0	0	1	0	1	2
Steve Souchock, R OBP: 0.333, SLG: 0.474 (1, 9)	0-0 5-3		0-0 5-3		0-3 K		0-0 6-3			4	0	0	0	0	1	3
Matt Batts, R OBP: 0.328, SLG: 0.418 (1, 2)		4-0 FC3-6 BB		0-0 3-1		4-0 IBB		0-0 2B		2	0	1	0	2	0	0
Steve Gromek, S OBP: 0.105, SLG: 0.081 (1, 1)		0-0 FC3-6		0-0 5-3		0-3 K		0-0 5-3		3	0	0	0	0	1	3
Dick Marlowe, R OBP: 0.219, SLG: 0.219 (8, 1)		1-2 FC3-6								1	0	0	0	0	0	1
Ray Herbert, R OBP: 0.236, SLG: 0.158 (9, 1)		1-2 FC3-6								0	0	0	0	0	0	0

Inning Stats	R: 4	H: 3	E: 1	K: 0	S: 6	LOB: 0	BB: 1	P: 10	R: 0	H: 0	E: 0	K: 0	S: 2	R: 1	H: 2	E: 1	K: 2	S: 10	R: 0	H: 0	E: 0	K: 0	S: 3	R: 0	H: 0	E: 0	K: 0	S: 3	R: 0	H: 1	E: 0	K: 0	S: 4	R: 0	H: 1	E: 0	K: 0	S: 4	R: 0	H: 1	E: 0	K: 0	S: 4
--------------	------	------	------	------	------	--------	-------	-------	------	------	------	------	------	------	------	------	------	-------	------	------	------	------	------	------	------	------	------	------	------	------	------	------	------	------	------	------	------	------	------	------	------	------	------


PITCHER	IP	WLS	BF	H	R	ER	SO	BB	IBB	HBP	BLK	WP	HR	S	P	ERA	WHIP
Ben Flowers, R ERA: 3.87 (1, 1)	0.1	L	5	3	4	4	0	1	0	0	0	0	0	4	8	108.00	12.000
Willard Nixon, R ERA: 3.78 (1, 1)	6.1		25	2	1	1	4	3	1	0	0	0	0	29	45	1.42	0.789
Ike Delock, R ERA: 5.35 (7, 1)	1.1		6	2	0	0	0	0	0	0	0	0	0	6	6	0.00	1.500

BOTTOM

Boston Red Sox @ Detroit Tigers
Briggs Stadium, Detroit, MI
Thu Sep 03 1953, 4:33 AM EDT
Att. 3,600 - Unknown

AB	R	H	RBI	BB	SO	LOB
30	5	7	5	5	4	17

livebaseballscorecards.com



WP	PA	ERA	WHIP
0	36		

Batter	1	2	3	4	5	6	7	8	9	AB R H RBI BB SO LOB	TOP									
Harvey Kuenn, R (1, 6) OBP: 0.355, SLG: 0.383	0-0 6-3		0-0 1B		4-0 2B	0-0 L9			0-0 BB 1B	4 3 2 0 1 0 1										
Fred Hatfield, L (1, 4) OBP: 0.358, SLG: 0.316	0-0 G3		0-3 K		0-0 4-3			4-0 G6-3	0-0 BB	4 1 2 0 1 1 1										
Ray Boone, R (1, 5) OBP: 0.392, SLG: 0.518	0-3 K		0-0 1B		0-0 4-3			0-0 F2	4-0 2B	4 0 1 2 1 1 2										
Jim Delsing, L (1, 8) OBP: 0.379, SLG: 0.425		0-3 K	0-0 1B		4-0 BB			0-0 G6-3	0-0 F2	4 0 1 0 1 1 4										
Bob Nieman, R (1, 7) OBP: 0.366, SLG: 0.473		4-0 BB	0-0 FC6-4		0-0 F7			0-0 2B	0-0 2B	4 0 2 2 1 0 4										
Walt Dropo, R (1, 3) OBP: 0.280, SLG: 0.366		0-3 K		0-0 F9		1-0 2B		0-0 5-3	0-0 1-3	4 1 0 0 0 1 4										
Matt Batts, R (1, 2) OBP: 0.324, SLG: 0.413		0-3 K		0-0 F4		0-3 K		0-0 F8		4 0 0 0 0 2 3										
Don Lund, R (1, 9) OBP: 0.327, SLG: 0.401			0-0 HR		0-3 K			0-0 6-3		4 1 2 1 0 1 1										
Al Aber, L (1, 1) OBP: 0.273, SLG: 0.158			0-0 1B			0-0 3-1			0-0 F8	2 0 1 0 0 1 0										
Ray Scarborough, R (5, 1) OBP: 0.077, SLG: 0.308					0-3 K					0 0 0 0 0 0 0										
Johnny Pesky, L (6, PH) OBP: 0.348, SLG: 0.382										1 0 0 1 0 0 1										
Dick Weik, R (6, 1) OBP: 0.500, SLG: 1.000										0 0 0 0 0 0 0										
Pat Mullin, L (9, PH) OBP: 0.364, SLG: 0.384										1 0 0 0 0 0 0										
Inning Stats	R: 0 E: 0 K: 1 S: 5	H: 0 LOB: 0 BB: 0 P: 5	R: 0 E: 0 K: 3 S: 9	H: 0 LOB: 1 BB: 1 P: 13	R: 2 E: 0 K: 1 S: 9	H: 5 LOB: 2 BB: 0 P: 9	R: 0 E: 0 K: 1 S: 5	H: 0 LOB: 0 BB: 0 P: 5	R: 1 E: 0 K: 1 S: 6	H: 1 LOB: 2 BB: 2 P: 14	R: 0 E: 0 K: 0 S: 2	H: 0 LOB: 0 BB: 1 P: 6	R: 0 E: 0 K: 0 S: 4	H: 1 LOB: 1 BB: 0 P: 4	R: 2 E: 0 K: 0 S: 6	H: 3 LOB: 2 BB: 1 P: 10	1B: 6 2B: 4 3B: 0 HR: 1	SF: 0 SAC: 0 DP: 1 HBP: 1	WP: 0 PB: 0 SB: 0 CS: 0	PA: 42
PITCHER Don Larsen, R (1, 1) ERA: 4.58	IP: 9.0 WLS: W BF: 42 H: 11 R: 6 ER: 6 SO: 8 BB: 5 IBB: 0 HBP: 1 BLK: 0 WP: 0 HR: 1 S: 52 P: 73 ERA: 6.00 WHIP: 1.778																			

Detroit Tigers @ St. Louis Browns
 Sportsman's Park, St. Louis, MO
 Fri Sep 04 1953, 4:33 AM EDT
 Att. 1,744 - Unknown

livebaseballscorecards.com

AB	36
R	6
H	11
RBI	6
BB	5
SO	8
LOB	21



Batter	1	2	3	4	5	6	7	8	9	AB R H RBI BB SO LOB
Billy Hunter, R OBP: 0.262, SLG: 0.266 (1, 6)	0-0 F9		0-0 1B 2B		0-0 1B	0-0 2B				5 3 4 4 0 0 0
Roy Sievers, R OBP: 0.348, SLG: 0.416 (1, 3)	0-0 G6-4-3 1B		0-0 FC4-6 1B		0-0 1B	0-0 2B		4-0 5-3-1 BB		4 1 4 4 1 0 0
Don Lenhardt, R OBP: 0.394, SLG: 0.486 (1, 7)	0-0 G6-4-3 1-2f		0-0 FC4-6 1-2f		0-0 BB	0-0 HBP		0-3 K		3 1 0 0 1 1 3
Vic Wertz, L OBP: 0.381, SLG: 0.473 (1, 9)		0-0 4-3	0-3 K		0-0 HR	0-0 BB		0-0 5-3-1		4 1 1 4 1 1 2
Vern Stephens, R OBP: 0.312, SLG: 0.333 (1, 5)		0-0 1B		0-0 4-3	0-0 1B 2B	0-0 FC6		0-0 F8		5 1 2 0 0 0 3
Les Moss, R OBP: 0.346, SLG: 0.402 (1, 2)		0-0 F3		4-0 BB	0-0 BB	0-0 1B	0-0 2B 2B	0-0 FC4-6 1B		4 1 3 1 1 0 1
Johnny Groth, R OBP: 0.312, SLG: 0.366 (1, 8)		0-0 5-3		0-0 G6-4-3 1-2f	0-0 FC6-4 1B 2B	4-0 BB BB	0-0 2B BB	0-0 F7		4 2 0 0 1 0 4
Bobby Young, L OBP: 0.316, SLG: 0.340 (1, 4)			0-0 4-3		0-0 1B 2B	0-0 1B	0-0 F2	0-0 FC4-6 1-2f		5 2 2 0 0 0 3
Don Larsen, R OBP: 0.304, SLG: 0.439 (1, 1)			0-0 HR		0-0 1B BB	0-0 F3	0-0 F7			3 2 1 1 1 0 4

Inning Stats	R: 0	H: 1	E: 0	LOB: 0	K: 0	BB: 0	S: 3	P: 3	R: 0	H: 1	E: 0	LOB: 1	K: 0	BB: 0	S: 4	P: 4	R: 2	H: 3	E: 0	LOB: 1	K: 1	BB: 0	S: 8	P: 8	R: 0	H: 0	E: 0	LOB: 0	K: 0	BB: 1	S: 2	P: 6	R: 10	H: 9	E: 0	LOB: 3	K: 0	BB: 3	S: 12	P: 25	R: 2	H: 2	E: 0	LOB: 1	K: 0	BB: 1	S: 4	P: 8	R: 0	H: 0	E: 0	LOB: 0	K: 1	BB: 1	S: 4	P: 8	R: 0	H: 1	E: 0	LOB: 1	K: 0	BB: 0	S: 4	P: 4
1B: 8	SF: 0	2B: 8	SAC: 0	3B: 0	DP: 3	HR: 2	HBP: 1	WP: 0	PA: 44																																																							

PITCHER	IP	WLS	BF	H	R	ER	SO	BB	IBB	HBP	BLK	WP	HR	S	P	ERA	WHIP
Al Aber, L ERA: 5.19 (1, 1)	4.0	L	22	9	8	8	1	3	0	0	0	0	2	21	33	18.00	3.000
Ray Scarborough, R ERA: 4.48 (5, 1)	1.0		10	5	4	4	0	1	0	1	0	0	0	8	13	36.00	6.000
Dick Weik, R ERA: 12.23 (6, 1)	3.0		12	3	2	2	1	2	0	0	0	0	0	12	20	6.00	1.667

BOTTOM

Detroit Tigers @ St. Louis Browns
Sportsman's Park, St. Louis, MO
Fri Sep 04 1953, 4:33 AM EDT
Att. 1,744 - Unknown

livebaseballscorecards.com

AB	37
R	14
H	17
RBI	14
BB	6
SO	2
LOB	20



Batter	1	2	3	4	5	6	7	8	9	10	11	12	AB R H RBI BB SO LOB	TOP										
Harvey Kuenn, R OBP: 0.354, SLG: 0.381 (1, 6)	0-3 K	0-0 F9			0-0 1B			0-0 5-3		0-0 F8			5 0 1 0 0 1 2	Detroit Tigers @ St. Louis Browns Sportsman's Park, St. Louis, MO Sat Sep 05 1953, 4:33 AM EDT Att: 1,960 - Unknown										
Fred Hatfield, L OBP: 0.359, SLG: 0.312 (1, 4)	4-0 2B BB		0-3 K		0-3 K			4-0 FC6-4 BB		0-0 F9			3 0 0 0 2 2 1											
Ray Boone, R OBP: 0.390, SLG: 0.513 (1, 5)	0-3 K		0-0 F9					0-0 FC6-4 1-2f		1-0 FC4-8 HBP			4 0 0 0 0 2 2											
Jim Delsing, L OBP: 0.378, SLG: 0.425 (1, 8)	0-0 1-3 2B		0-3 K					0-0 F6		0-0 FC4-6 1-2f			5 0 1 0 0 1 1											
Bob Nieman, R OBP: 0.362, SLG: 0.468 (1, 7)	0-3 K			0-3 K				0-0 E6		0-0 F3			5 0 0 0 0 3 3											
Walt Dropo, R OBP: 0.280, SLG: 0.363 (1, 3)		0-0 F3		0-0 F9				0-0 4-3		0-3 K			4 0 0 0 1 1 1											
Don Lund, R OBP: 0.327, SLG: 0.400 (1, 9)		0-0 BB 1B		0-0 F8				0-0 F2		0-0 F8			4 0 1 0 0 0 1											
Johnny Bucha, R OBP: 0.306, SLG: 0.273 (1, 2)		0-0 F9			0-3 K			0-0 5-3		0-3 K			5 0 0 0 0 2 2											
Ralph Branca, R OBP: 0.143, SLG: 0.185 (1, 1)		4-0 1-2 BB			0-0 6-3			0-3 K		0-3 K			4 0 0 0 1 2 1											
Inning Stats	R: 0 E: 0 K: 3 S: 10	H: 1 LOB: 2 BB: 1 P: 14	R: 0 E: 0 K: 4 S: 4	H: 1 LOB: 2 BB: 1 P: 8	R: 0 E: 0 K: 2 S: 7	H: 0 LOB: 0 BB: 0 P: 7	R: 0 E: 0 K: 1 S: 5	H: 0 LOB: 0 BB: 0 P: 5	R: 0 E: 0 K: 2 S: 8	H: 1 LOB: 1 BB: 0 P: 8	R: 0 E: 0 K: 0 S: 3	H: 0 LOB: 0 BB: 0 P: 3	R: 0 E: 0 K: 1 S: 6	H: 0 LOB: 1 BB: 0 P: 6	R: 0 E: 0 K: 0 S: 7	H: 0 LOB: 0 BB: 0 P: 7	R: 0 E: 0 K: 0 S: 3	H: 0 LOB: 1 BB: 0 P: 4	R: 0 E: 0 K: 0 S: 3	H: 0 LOB: 1 BB: 1 P: 7	1B: 2 2B: 1 3B: 0 HR: 0	SF: 0 SAC: 1 DP: 0 HBP: 1	WP: 0 PB: 0 SB: 0 CS: 0	PA: 45
PITCHER Bob Turley, R ERA: 2.89 (1, 1)	IP: 12.0 WLS: W BF: 45 H: 3 R: 0 ER: 0 SO: 14 BB: 4 IBB: 0 HBP: 1 BLK: 0 WP: 0 HR: 0 S: 68 P: 85 ERA: 0.00 WHIP: 0.583																							

AB	39
R	0
H	3
RBI	0
BB	4
SO	14
LOB	14



livebaseballscorecards.com

Batter	1	2	3	4	5	6	7	8	9	10	11	12
Billy Hunter, R OBP: 0.259, SLG: 0.263 (1, 6) X	0-0 6-3			X 0-0 6-3		X 0-0 FC5-4			X 0-0 F7		X 0-0 5-3	
Dick Kokos, L OBP: 0.369, SLG: 0.419 (1, 7) X	0-0 3-1			0-0 K		0-0 F9			0-0 F9		0-0 HR	
Roy Sievers, R OBP: 0.344, SLG: 0.410 (1, 3) X	0-0 F3			X 0-0 6-3			X 0-0 F8			X 0-0 6-3		
Vic Wertz, L OBP: 0.382, SLG: 0.474 (1, 9) X		0-0 F8			4-0 BB		X 0-0 F7			X 0-0 2B		
Vern Stephens, R OBP: 0.308, SLG: 0.328 (1, 5) X		0-3 K			0-0 G6-4-3		0-3 K			0-0 6-3		
Les Moss, R OBP: 0.340, SLG: 0.394 (1, 2) X		0-0 F7			0-0 F3			X 0-0 4-3		0-3 K		
Johnny Groth, R OBP: 0.311, SLG: 0.365 (1, 8) X			0-0 4-3			0-0 FC5-4 SH		X 0-0 4-3			X 0-0 F8	
Bobby Young, L OBP: 0.316, SLG: 0.340 (1, 4) X			0-0 F6			0-3 K		X 0-0 F6			X 0-0 1B	
Bob Turley, R OBP: 0.375, SLG: 0.714 (1, 1) X			0-3 K			0-0 SH			0-3 K		0-3 K	

Inning Stats	R: 0	H: 0	E: 0	LOB: 0	K: 0	BB: 0	S: 3	R: 0	H: 0	E: 0	LOB: 0	K: 1	BB: 0	S: 5	R: 0	H: 0	E: 0	LOB: 0	K: 1	BB: 0	S: 5	R: 0	H: 0	E: 0	LOB: 0	K: 1	BB: 0	S: 5	R: 0	H: 0	E: 0	LOB: 0	K: 1	BB: 0	S: 5	R: 0	H: 0	E: 0	LOB: 0	K: 1	BB: 0	S: 5	R: 0	H: 0	E: 0	LOB: 0	K: 1	BB: 0	S: 5	R: 0	H: 1	E: 0	LOB: 2	K: 1	BB: 0	S: 7	R: 0	H: 0	E: 0	LOB: 0	K: 1	BB: 0	S: 5	R: 0	H: 0	E: 0	LOB: 0	K: 0	BB: 0	S: 3	R: 0	H: 0	E: 0	LOB: 0	K: 1	BB: 0	S: 5	R: 0	H: 1	E: 0	LOB: 1	K: 1	BB: 0	S: 6	R: 0	H: 1	E: 0	LOB: 1	K: 1	BB: 0	S: 6	R: 1	H: 1	E: 0	LOB: 0	K: 0	BB: 0	S: 1	1B: 2	2B: 1	3B: 0	HR: 1	SF: 0	SAC: 1	DP: 1	HBP: 0	WP: 0	PA: 38
--------------	------	------	------	--------	------	-------	------	------	------	------	--------	------	-------	------	------	------	------	--------	------	-------	------	------	------	------	--------	------	-------	------	------	------	------	--------	------	-------	------	------	------	------	--------	------	-------	------	------	------	------	--------	------	-------	------	------	------	------	--------	------	-------	------	------	------	------	--------	------	-------	------	------	------	------	--------	------	-------	------	------	------	------	--------	------	-------	------	------	------	------	--------	------	-------	------	------	------	------	--------	------	-------	------	------	------	------	--------	------	-------	------	-------	-------	-------	-------	-------	--------	-------	--------	-------	--------

PITCHER	IP	WLS	BF	H	R	ER	SO	BB	IBB	HBP	BLK	WP	HR	S	P	ERA	WHIP
Ralph Branca, R ERA: 4.8 (1, 1)	11.0	L	38	4	1	1	8	1	0	0	0	0	1	53	57	0.82	0.455

BOTTOM

AB R H RBI BB SO LOB

5 0 0 0 0 0 3

5 1 1 1 0 1 2

4 0 0 0 0 0 0

3 0 1 0 1 0 0

4 0 0 0 0 2 2

4 0 0 0 0 1 1

4 0 1 0 0 0 0

4 0 1 0 0 1 1

3 0 0 0 0 3 1

AB 36

R 1

H 4

RBI 1

BB 1

SO 8

LOB 10

WP: 0 PA: 38

PB: 0

SB: 0


CS: 0

Detroit Tigers @ St. Louis Browns

Sportsman's Park, St. Louis, MO

Sat Sep 05 1953, 4:33 AM EDT

Att. 1,960 - Unknown



livebaseballscorecards.com

Batter	1	2	3	4	5	6	7	8	9	AB R H RBI BB SO LOB
Harvey Kuenn, R (1, 6) OBP: 0.356, SLG: 0.383	0-0 F9	0-0 FC4-6 1-2 3-H 1B		0-0 F9			0-0 3-1 1B	0-0 1-2 2-H 3-H 1B		5 0 3 3 0 0 0
Fred Hatfield, L (1, 4) OBP: 0.360, SLG: 0.318	0-0 E 1B 2B	0-0 FC4-6 1-2 1B		0-0 1B			0-0 3-1 1-2 1B	0-0 1-3 1B		5 1 2 0 0 0 5
Ray Boone, R (1, 5) OBP: 0.386, SLG: 0.507	0-3 K 2-3		0-0 6-3	0-3 K			0-0 F4		0-0 6-3	5 0 0 0 0 2 3
Jim Delsing, L (1, 8) OBP: 0.380, SLG: 0.427	0-0 1B		0-0 1B 2B 1B		0-0 F7		0-0 4-3		0-0 1B	5 1 3 1 0 0 1
Bob Nieman, R (1, 7) OBP: 0.360, SLG: 0.465	0-0 F9		0-0 2B 1-3 1B		0-3 K			0-0 4-3	0-0 F9	5 0 1 0 0 1 2
Walt Dropo, R (1, 3) OBP: 0.281, SLG: 0.365		0-0 G6-4-3 1B 1B	0-0 1-3 2B		0-0 F8			0-3 K	0-0 4-3	5 1 2 1 0 1 1
Matt Batts, R (1, 2) OBP: 0.326, SLG: 0.417		0-0 G6-4-3 1-2 1B	0-0 F8		0-0 F8			0-0 BB 1B 2B		4 1 2 0 0 0 2
Don Lund, R (1, 9) OBP: 0.326, SLG: 0.397		0-0 G6-4-3 1-2 2-3	0-0 B5-3		0-0 6-3			4-0 BB 1B BB		3 1 0 0 1 0 4
Ted Gray, S (1, 1) OBP: 0.316, SLG: 0.235		4-0 BB		0-0 1-3		0-0 1-3		4-0 1-2 2-3 1B BB		2 0 0 0 2 0 0
Ray Herbert, R (8, 1) OBP: 0.238, SLG: 0.158										0 0 0 0 0 0 0

Inning Stats	R: 1 E: 1 K: 1 S: 7	H: 2 LOB: 1 BB: 0 P: 7	R: 1 E: 0 K: 0 S: 5	H: 3 LOB: 2 BB: 1 P: 9	R: 1 E: 0 K: 0 S: 6	H: 3 LOB: 2 BB: 0 P: 6	R: 0 E: 0 K: 1 S: 6	H: 1 LOB: 1 BB: 0 P: 6	R: 0 E: 0 K: 1 S: 5	H: 0 LOB: 0 BB: 0 P: 5	R: 0 E: 0 K: 0 S: 3	H: 0 LOB: 0 BB: 0 P: 3	R: 0 E: 0 K: 0 S: 4	H: 1 LOB: 1 BB: 0 P: 4	R: 2 E: 0 K: 1 S: 7	H: 2 LOB: 2 BB: 2 P: 15	R: 0 E: 0 K: 0 S: 4	H: 1 LOB: 1 BB: 0 P: 4	1B: 10 2B: 3 3B: 0 HR: 0	SF: 0 SAC: 0 DP: 1 HBP: 0	WP: 0 PB: 0 SB: 0 CS: 0	PA: 42
--------------	------------------------------	---------------------------------	------------------------------	---------------------------------	------------------------------	---------------------------------	------------------------------	---------------------------------	------------------------------	---------------------------------	------------------------------	---------------------------------	------------------------------	---------------------------------	------------------------------	----------------------------------	------------------------------	---------------------------------	-----------------------------------	------------------------------------	----------------------------------	--------

PITCHER	IP	WLS	BF	H	R	ER	SO	BB	IBB	HBP	BLK	WP	HR	S	P	ERA	WHIP
Lou Kretlow, R (1, 1) ERA: 4.6	2.1	L	15	8	3	3	1	1	0	0	0	0	0	16	20	11.57	3.857
Duane Pilette, R (3, 1) ERA: 5.09	5.1		22	4	2	2	3	2	0	0	0	0	0	26	34	3.38	1.125
Marlin Stuart, R (8, 1) ERA: 3.77	0.1		1	0	0	0	0	0	0	0	0	0	0	1	1	0.00	0.000
Satchel Paige, R (9, 1) ERA: 3.55	1.0		4	1	0	0	0	0	0	0	0	0	0	4	4	0.00	1.000

TOP

Detroit Tigers @ St. Louis Browns
Sportsman's Park, St. Louis, MO

Sun Sep 06 1953, 4:33 AM EDT
Att. 3,251 - Unknown

AB	39
R	5
H	13
RBI	5
BB	3
SO	4
LOB	18

Batter	1	2	3	4	5	6	7	8	9	AB	R	H	RBI	BB	SO	LOB
Billy Hunter, R (1, 6) OBP: 0.259, SLG: 0.263	0-0 6-3		0-0 F9			0-0 F2		0-0 1B		4	0	1	0	0	0	1
Roy Sievers, R (1, 3) OBP: 0.342, SLG: 0.407 Dick Kryhoski, L (6, 3) OBP: 0.332, SLG: 0.496	0-0 F9			0-0 4-3		0-0 F8		0-0 1B		2	0	0	0	0	0	0
Don Lenhardt, R (1, 7) OBP: 0.396, SLG: 0.490 Satchel Paige, R (9, 1)	0-0 F8			0-0 F9		0-0 1B		0-0 1B		4	1	2	0	0	0	0
Vic Wertz, L (1, 9) OBP: 0.380, SLG: 0.472		0-3 K		0-3 K		0-0 1B		0-0 F8		4	0	1	1	0	2	2
Vern Stephens, R (1, 5) OBP: 0.307, SLG: 0.327		0-0 F7			0-0 1B	0-3 K		0-0 F4		4	0	1	0	0	1	3
Les Moss, R (1, 2) OBP: 0.343, SLG: 0.393 Dick Littlefield, L (9, PR) OBP: 0.233, SLG: 0.195		0-3 K			4-0 1B		0-0 5-3		0-0 1B	3	0	1	0	1	1	0
Johnny Groth, R (1, 8) OBP: 0.311, SLG: 0.362			0-0 6-3		0-0 F7		0-0 F9		4-0 1B	3	0	0	0	1	0	2
Bobby Young, L (1, 4) OBP: 0.315, SLG: 0.339			0-0 1B		0-0 F9		0-0 4-3		0-0 G4-6-3	4	0	1	0	0	0	4
Lou Kretlow, R (1, 1) OBP: 0.231, SLG: 0.200 Duane Pilette, R (3, 1) OBP: 0.239, SLG: 0.262 Marlin Stuart, L (8, 1) OBP: 0.192, SLG: 0.231 Dick Kokos, L (8, PH) OBP: 0.370, SLG: 0.420			0-0 F6		0-0 4-3			0-0 1B	0-0 4-3	0	0	0	0	0	0	0

Inning Stats	R: 0	H: 0	E: 0	K: 0	S: 3	R: 0	H: 0	E: 0	K: 2	S: 7	R: 0	H: 1	E: 0	K: 0	S: 4	R: 0	H: 0	E: 0	K: 1	S: 5	R: 0	H: 1	E: 0	K: 0	S: 4	R: 1	H: 2	E: 0	K: 1	S: 7	R: 0	H: 0	E: 0	K: 0	S: 3	R: 1	H: 4	E: 0	K: 0	S: 6	R: 0	H: 1	E: 0	K: 0	S: 3	1B: 8	SF: 0	2B: 1	SAC: 0	3B: 0	DP: 1	HR: 0	HBP: 0	WP: 0	PA: 36
--------------	------	------	------	------	------	------	------	------	------	------	------	------	------	------	------	------	------	------	------	------	------	------	------	------	------	------	------	------	------	------	------	------	------	------	------	------	------	------	------	------	------	------	------	------	------	-------	-------	-------	--------	-------	-------	-------	--------	-------	--------

PITCHER	IP	WLS	BF	H	R	ER	SO	BB	IBB	HBP	BLK	WP	HR	S	P	ERA	WHIP
Ted Gray, L (1, 1) ERA: 4.65	7.0	W	29	7	2	2	4	1	0	0	0	0	0	36	40	2.57	1.143
Ray Herbert, R (8, 1) ERA: 5.14	2.0	S	7	2	0	0	0	1	0	0	0	0	0	6	10	0.00	1.500

BOTTOM

Detroit Tigers @ St. Louis Browns
Sportsman's Park, St. Louis, MO
 Sun Sep 06 1953, 4:33 AM EDT
 Att. 3,251 - Unknown

AB	34
R	2
H	9
RBI	2
BB	2
SO	4
LOB	17



PITCHER	IP	WLS	BF	H	R	ER	SO	BB	IBB	HBP	BLK	WP	HR	S	P	ERA	WHIP
---------	----	-----	----	---	---	----	----	----	-----	-----	-----	----	----	---	---	-----	------

Batter	1	2	3	4	5	6	7	8	9	AB R H RBI BB SO LOB	TOP									
Chico Carrasquel, R OBP: 0.318, SLG: 0.355 (1, 6)	0-3 K	0-0 2B			0-0 5-3		4-0 BB			3 0 1 0 1 1 0	Chicago White Sox @ Detroit Tigers Briggs Stadium, Detroit, MI Mon Sep 07 1953, 4:33 AM EDT Unknown									
Nellie Fox, L OBP: 0.341, SLG: 0.361 (1, 4)	0-0 2B	0-0 4-3 1B			0-0 3-1		0-0 F7			4 1 1 0 0 0 4										
Bob Boyd, L OBP: 0.365, SLG: 0.422 (1, 7)	0-0 2B					0-0 F8		0-0 F6		4 0 2 1 0 0 0										
Bob Elliott, R OBP: 0.364, SLG: 0.393 (1, 5)	4-0 BB			0-3 K		0-3 K		0-0 5-3		3 0 0 0 1 2 1										
Ferris Fain, L OBP: 0.410, SLG: 0.356 (1, 3)	0-0 F8			0-0 4-3		0-0 1B		0-0 1-6-3		4 0 1 0 0 0 1										
Bud Stewart, L OBP: 0.400, SLG: 0.426 (1, 9)					0-0 F9		0-0 4-3		0-0 F6	2 1 0 0 1 0 1										
Virgil Trucks, R OBP: 0.190, SLG: 0.228 (6, 1)										0 0 0 0 0 0 0										
Connie Johnson, R OBP: 0.133, SLG: 0.071 (8, 1)		4-3 1B								0 0 0 0 0 0 0										
Sam Mele, R OBP: 0.359, SLG: 0.438 (9, PH)		BB								1 0 0 0 0 0 0										
Jim Rivera, L OBP: 0.327, SLG: 0.415 (1, 8)		0-0 4-3		0-3 K		4-0 SH1-4 BB		0-0 F4		3 0 0 0 1 1 1										
Sherm Lollar, R OBP: 0.385, SLG: 0.409 (1, 2)		0-0 5-3		0-0 F6		0-0 SH1-4		0-0 F7		3 0 0 0 0 0 1										
Bob Keegan, R OBP: 0.316, SLG: 0.278 (1, 1)		0-0 2B			0-0 F8		0-0 F7			2 0 1 1 0 0 0										
Tom Wright, L OBP: 0.326, SLG: 0.385 (6, 9)		3-H 1B								1 0 0 0 0 0 1										
Inning Stats	R: 1 E: 0 K: 1 S: 6	H: 2 LOB: 1 BB: 1 P: 10	R: 1 E: 0 K: 0 S: 5	H: 2 LOB: 2 BB: 1 P: 9	R: 0 E: 0 K: 1 S: 5	H: 1 LOB: 0 BB: 0 P: 5	R: 0 E: 0 K: 1 S: 5	H: 0 LOB: 0 BB: 0 P: 5	R: 0 E: 0 K: 0 S: 3	H: 1 LOB: 1 BB: 0 P: 6	R: 0 E: 0 K: 0 S: 3	H: 0 LOB: 2 BB: 2 P: 11	R: 0 E: 0 K: 0 S: 3	H: 0 LOB: 0 BB: 0 P: 3	R: 0 E: 0 K: 0 S: 3	H: 0 LOB: 0 BB: 0 P: 3	1B: 4 2B: 3 3B: 0 HR: 0	SF: 0 SAC: 1 DP: 1 HBP: 0	WP: 0 PB: 1 SB: 0 CS: 1	PA: 35
PITCHER Ned Garver, R ERA: 4.57 (1, 1)	IP: 9.0 WLS: W BF: 35 H: 6 R: 2 ER: 2 SO: 4 BB: 4 IBB: 0 HBP: 0 BLK: 0 WP: 0 HR: 0 S: 39 P: 55 ERA: 2.00 WHIP: 1.111											PITCHER	IP: WLS: BF: H: R: ER: SO: BB: IBB: HBP: BLK: WP: HR: S: P: ERA: WHIP:							

livebaseballscorecards.com

AB	30
R	2
H	6
RBI	2
BB	4
SO	4
LOB	10



Batter	1	2	3	4	5	6	7	8	9
Harvey Kuenn, R (1, 6) OBP: 0.358, SLG: 0.383	4-0 FC3-6 BB		0-0 BB 1B		0-0 L9		0-0 F9	4-0 1B BB	
Fred Hatfield, L (1, 4) OBP: 0.368, SLG: 0.328	0-0 FC3-6 FC6-4 1-2f		0-0 BB 1B			0-0 1B 2B 1B	0-0 1B 2B 1B	0-0 1-2 1B	
Ray Boone, R (1, 5) OBP: 0.387, SLG: 0.505	0-0 FC6-4 1-2f		4-0 1-2 2-3 BB			0-0 F3	0-0 2B 1B 1B	0-3 K	
Jim Delsing, L (1, 8) OBP: 0.381, SLG: 0.430	0-0 5-3		0-0 F8			0-0 2B 1B 1B	0-0 1-3 2-H 1B 2B		
Bob Nieman, R (1, 7) OBP: 0.362, SLG: 0.467		0-0 F8		4-0 G5-4-3 BB		0-0 1-3 2-H 1B 2B	0-0 F3		
Don Lund, R (7, 7) OBP: 0.325, SLG: 0.396									
Walt Dropo, R (1, 3) OBP: 0.282, SLG: 0.366		0-3 K		0-0 F8		0-0 2-H 3-H 1B	0-0 2-H 3-H 1B		
Steve Souchock, R (1, 9) OBP: 0.327, SLG: 0.465		0-3 K		0-0 G5-4-3 1-2f		0-0 F7	0-0 F5		
Johnny Bucha, R (1, 2) OBP: 0.311, SLG: 0.275			0-0 6-3		0-0 G1-6-3 1B	4-0 FC6-4 1-2 BB	0-0 5-3		
Ned Garver, R (1, 1) OBP: 0.214, SLG: 0.200			0-0 F9		0-0 G1-6-3 1-2f	0-0 FC6-4 1-2f	0-3 K		

Inning Stats	R: 0	H: 0	E: 0	K: 0	S: 3	R: 0	H: 0	E: 0	K: 2	S: 7	R: 0	H: 2	E: 0	K: 0	S: 5	R: 0	H: 0	E: 0	K: 0	S: 2	R: 0	H: 1	E: 0	K: 0	S: 3	R: 3	H: 4	E: 0	K: 0	S: 7	R: 3	H: 4	E: 0	K: 0	S: 7	R: 0	H: 1	E: 0	K: 2	S: 8						
	LOB: 1	BB: 1				LOB: 0	BB: 0				LOB: 0	BB: 1				LOB: 2	BB: 1				LOB: 1	BB: 0		LOB: 2	BB: 1			LOB: 1	BB: 0		LOB: 2	BB: 1														

PITCHER	IP	WLS	BF	H	R	ER	SO	BB	IBB	HBP	BLK	WP	HR	S	P	ERA	WHIP
Bob Keegan, R (1, 1) ERA: 3.6	5.2	L	26	7	3	3	2	4	0	0	0	0	0	26	42	4.76	1.941
Virgil Trucks, R (6, 1) ERA: 2.85	1.1		8	4	3	3	0	0	0	0	0	0	0	8	8	20.25	3.000
Connie Johnson, R (8, 1) ERA: 3.63	1.0		5	1	0	0	2	1	0	0	0	0	0	8	12	0.00	2.000

AB R H RBI BB SO LOB

3 0 1 0 2 0 0

5 2 4 0 0 0 1

4 1 1 0 1 1 4

4 2 2 1 0 0 4

2 1 1 1 1 0 0

1 0 0 0 0 0 2

4 0 2 4 0 1 1

4 0 0 0 0 1 3

3 0 1 0 1 0 0

4 0 0 0 0 1 3

AB 34

R 6

H 12

RBI 6

BB 5

SO 4

LOB 18

WP: 0 PA: 39

PB: 0

SB: 0

CS: 0

1B: 10 SF: 0

2B: 2 SAC: 0

3B: 0 DP: 2

HR: 0 HBP: 0

WP: 0 PA: 39


ERA WHIP

Chicago White Sox @ Detroit Tigers

Briggs Stadium, Detroit, MI

Mon Sep 07 1953, 4:33 AM EDT

Unknown



livebaseballscorecards.com

Batter	1	2	3	4	5	6	7	8	9	AB R H RBI BB SO LOB	TOP	
Chico Carrasquel, R OBP: 0.317, SLG: 0.354 (1, 6)	0-0 F6		0-0 F7		0-0 1B		0-3 K			4 0 1 0 0 1 1		
Ferris Fain, L OBP: 0.411, SLG: 0.358 (1, 3)	0-0 F9			0-0 6-3 1B 1B	0-0 6-3			0-0 G6-4-3 1B		4 1 2 0 0 0 1		
Minnie Minoso, R OBP: 0.420, SLG: 0.472 (1, 7)	0-3 K			0-0 6-3 1B 1-2 1B		0-0 FC5 SH2-4 1B		0-0 G6-4-3 1B		4 1 3 0 0 1 0		
Sam Mele, R OBP: 0.357, SLG: 0.435 (1, 9)		0-0 5-3		0-0 F6		0-0 SH2-4 1-2		0-0 G6-4-3 1-2f 2-3		3 0 0 0 0 0 4		
Red Wilson, R OBP: 0.359, SLG: 0.299 (1, 2)		4-0 G5-4-3 BB		0-0 6-3 1-2 2-3		0-0 F4		0-3 K		3 0 0 0 1 1 4		
Connie Ryan, R OBP: 0.363, SLG: 0.442 (1, 5)		0-0 G5-4-3 1-2f		0-0 1B 2-H 3-H		4-0 IBB		0-3 K		3 0 1 2 1 1 1		
Nellie Fox, L OBP: 0.339, SLG: 0.358 (1, 4)			0-0 F5	0-0 F8		0-0 FC5 2-3f		0-0 F8		4 0 0 0 0 0 3		
Jim Rivera, L OBP: 0.327, SLG: 0.414 (1, 8)			0-0 1B		0-0 4-3		0-3 K		0-3 K	3 0 1 0 0 1 0 1 0 0 0 0 1 0		
Fred Marsh, R OBP: 0.308, SLG: 0.300 (9, PH)			0-0 F9		0-0 6-3		0-3 K			3 0 0 0 0 1 1 0 0 0 0 0 0 0		
Mike Fornieles, R OBP: 0.119, SLG: 0.122 (1, 1)												
Harry Dorish, R OBP: 0.171, SLG: 0.171 (7, 1)												
Inning Stats	R: 0 H: 0 E: 0 LOB: 0 K: 1 BB: 0 S: 5 P: 5	R: 0 H: 0 E: 0 LOB: 0 K: 0 BB: 1 S: 2 P: 6	R: 0 H: 1 E: 0 LOB: 1 K: 0 BB: 0 S: 4 P: 4	R: 2 H: 3 E: 0 LOB: 1 K: 0 BB: 0 S: 6 P: 6	R: 0 H: 1 E: 0 LOB: 1 K: 0 BB: 0 S: 4 P: 4	R: 0 H: 1 E: 0 LOB: 2 K: 0 BB: 1 S: 4 P: 8	R: 0 H: 0 E: 0 LOB: 0 K: 3 BB: 0 S: 9 P: 9	R: 0 H: 2 E: 0 LOB: 1 K: 1 BB: 0 S: 6 P: 6	R: 0 H: 0 E: 0 LOB: 0 K: 2 BB: 0 S: 7 P: 7	1B: 8 SF: 0 2B: 0 SAC: 1 3B: 0 DP: 2 HR: 0 HBP: 0	WP: 0 PA: 35 PB: 0 SB: 0 CS: 0	
PITCHER Billy Hoelt, L ERA: 4.52 (1, 1)	IP WLS BF H R ER SO BB IBB HBP BLK WP HR S P ERA WHIP	9.0 W 35 8 2 2 7 1 1 0 0 0 0 47 55 2.00 1.000										

Chicago White Sox @ Detroit Tigers
 Briggs Stadium, Detroit, MI
 Mon Sep 07 1953, 4:38 AM EDT
 Att: 28,259 - Unknown

livebaseballscorecards.com

AB 32
 R 2
 H 8
 RBI 2
 BB 2
 SO 7
 LOB 15



Batter	1	2	3	4	5	6	7	8	9	AB	R	H	RBI	BB	SO	LOB
Harvey Kuenn, R (1, 6) OBP: 0.358, SLG: 0.385	0-0 BB 1B		0-0 F9	0-0 FC6 1-2f			0-0 1B 2B	0-0 F8		5	1	2	0	0	0	2
Fred Hatfield, L (1, 4) OBP: 0.365, SLG: 0.333	0-0 F8		0-0 1B 3B		0-0 3-1		0-3 K	0-0 F9		5	1	1	0	0	1	4
Ray Boone, R (1, 5) OBP: 0.387, SLG: 0.505	0-0 F7		0-0 FC4-6 1B 3-H		0-3 K		0-0 2B 1B 2-H 3-H			4	1	2	3	0	1	1
Jim Delsing, L (1, 8) OBP: 0.382, SLG: 0.428	4-0 FC6-4 1-2 BB		0-0 FC4-6 1B 1-2f		0-0 F6		4-0 2B IBB			2	0	0	0	2	0	1
Steve Souchock, R (1, 9) OBP: 0.330, SLG: 0.471	0-0 FC6-4 1-2f		0-0 1B		0-3 K		0-0 2B 1-3 2-H			4	0	2	1	0	1	2
Walt Dropo, R (1, 3) OBP: 0.284, SLG: 0.367		0-0 E5 1B	0-0 F8		0-0 1B		0-0 F8			4	0	2	0	0	0	4
Matt Batts, R (1, 2) OBP: 0.325, SLG: 0.415		0-0 5-3		0-0 FC4-6 1B		0-0 F8	0-3 K			4	0	1	0	0	1	4
Don Lund, R (1, 7) OBP: 0.325, SLG: 0.393		0-3 K		0-0 FC4-6 FC6 1-2f		0-3 K		4-0 SH3-4 BB		3	0	0	0	1	2	3
Billy Hoefl, L (1, 1) OBP: 0.265, SLG: 0.183		0-3 K		0-3 K			0-0 2B 1B 1B	0-0 SH3-4		3	1	1	0	0	2	2
Inning Stats	R: 0 E: 0 K: 4 S: 4	H: 1 LOB: 2 BB: 1 P: 8	R: 0 E: 1 K: 2 S: 8	H: 1 LOB: 1 BB: 0 P: 8	R: 1 E: 0 K: 0 S: 6	H: 3 LOB: 2 BB: 0 P: 6	R: 0 E: 0 K: 1 S: 6	H: 1 LOB: 1 BB: 0 P: 6	R: 0 E: 0 K: 2 S: 8	H: 1 LOB: 1 BB: 0 P: 8	R: 3 E: 0 K: 2 S: 11	H: 4 LOB: 2 BB: 1 P: 15	R: 0 E: 0 K: 0 S: 3	H: 0 LOB: 1 BB: 1 P: 7	1B: 8 2B: 2 3B: 1 HR: 0	SF: 0 SAC: 1 DP: 0 HBP: 0

BOTTOM

Chicago White Sox @ Detroit Tigers
 Briggs Stadium, Detroit, MI
 Mon Sep 07 1953, 4:38 AM EDT
 Att. 28,259 - Unknown

livebaseballscorecards.com

AB	34
R	4
H	11
RBI	4
BB	3
SO	8
LOB	23



PITCHER																
IP	WLS	BF	H	R	ER	SO	BB	IBB	HBP	BLK	WP	HR	S	P	ERA	WHIP
Mike Fornieles, R (1, 1) ERA: 3.5	6.1	L	32	11	4	4	7	1	1	0	0	0	44	52	5.68	1.895
Harry Dorish, R (7, 1) ERA: 3.21	1.2		6	0	0	1	1	0	0	0	0	0	7	11	0.00	0.600

WP: 0	PA: 38
PB: 0	
SB: 0	
CS: 0	

Batter	1	2	3	4	5	6	7	8	9	AB R H RBI BB SO LOB	TOP											
Harvey Kuenn, R (1, 6) OBP: 0.360, SLG: 0.389	0-0 6-3		0-0 F9 2B		0-0 F8	0-0 2B		4-0 G1-6-3 BB		4 1 2 1 1 0 0	Detroit Tigers @ Philadelphia Athletics Connie Mack Stadium, Philadelphia, PA Wed Sep 09 1953, 3:33 AM EDT Unknown livebaseballscorecards.com											
Fred Hatfield, L (1, 4) OBP: 0.362, SLG: 0.331	0-0 1B		0-0 F9 2-3		0-0 F2	0-3 K		0-0 G1-6-3 1-2f		5 0 1 0 0 1 3												
Ray Boone, R (1, 5) OBP: 0.388, SLG: 0.502	0-3 K		0-0 F9 3-H			0-0 E6 PB 1B	0-0 6-3	4-0 FC3-6 BB		4 1 1 1 1 1 1												
Jim Delsing, L (1, 8) OBP: 0.384, SLG: 0.436	0-0 1-3 1B		0-0 F5			0-0 FC6-4 2-H 1B	0-0 HR	0-0 FC3-6 BB 1-2f		5 1 3 2 0 0 1												
Bob Nieman, R (1, 7) OBP: 0.363, SLG: 0.465	0-3 K			0-0 F8		0-0 F8	0-0 5-3 1B	4-0 1-2 BB		4 1 1 0 1 1 3												
Walt Dropo, R (1, 3) OBP: 0.283, SLG: 0.366		0-0 G6-4-3 1B		0-0 F9		0-0 FC6-4 1-2f HR	0-0 5-3	0-0 F8		5 1 1 0 0 0 4												
Steve Souchock, R (1, 9) OBP: 0.336, SLG: 0.484		0-0 G6-4-3 1-2f		4-0 BB		0-0 HR	0-0 2-H 1B	0-3 K		4 1 2 3 1 1 3												
Johnny Bucha, R (1, 2) OBP: 0.316, SLG: 0.304		0-0 1B		0-0 F6		0-0 HR	0-0 F8			4 1 2 1 0 0 2												
Ralph Branca, R (1, 1) OBP: 0.156, SLG: 0.194		0-3 K			0-3 K	0-0 2B 1B		0-3 K		4 1 1 0 0 3 1												
Inning Stats	R: 0 E: 0 K: 2 S: 9	H: 2 LOB: 2 BB: 0 P: 9	R: 0 E: 0 K: 1 S: 6	H: 2 LOB: 1 BB: 0 P: 6	R: 1 E: 0 K: 0 S: 4	H: 1 LOB: 0 BB: 0 P: 4	R: 0 E: 0 K: 0 S: 3	H: 0 LOB: 1 BB: 1 P: 7	R: 0 E: 0 K: 1 S: 5	H: 0 LOB: 0 BB: 0 P: 5	R: 5 E: 1 K: 1 S: 11	H: 6 LOB: 1 BB: 0 P: 11	R: 2 E: 0 K: 0 S: 6	H: 3 LOB: 1 BB: 0 P: 6	R: 0 E: 0 K: 1 S: 4	H: 0 LOB: 0 BB: 1 P: 8	R: 0 E: 0 K: 1 S: 5	H: 0 LOB: 2 BB: 2 P: 13	1B: 9 2B: 2 3B: 0 HR: 3	SF: 0 SAC: 0 DP: 2 HBP: 0	WP: 0 PB: 1 SB: 0 CS: 0	PA: 43
PITCHER	IP WLS BF H R ER SO BB IBB HBP BLK WP HR S P ERA WHIP																					
Harry Byrd, R (1, 1) ERA: 5.42	6.1 L 32 13 8 8 5 1 0 0 0 0 3 41 45 11.37 2.211																					
Frank Fanovich, L (7, 1) ERA: 5.93	0.2 3 1 0 0 0 0 0 0 0 0 0 3 3 0.00 1.500																					
Walt Kellner, R (8, 1) ERA:	2.0 8 0 0 0 0 2 3 0 0 0 0 0 9 21 0.00 1.500																					

Batter	1	2	3	4	5	6	7	8	9	AB	R	H	RBI	BB	SO	LOB
Loren Babe, L OBP: 0.290, SLG: 0.299 (1, 5)	0-3 K		0-0 F5		0-0 1B 2B		0-0 F4			4	1	1	1	0	1	0
Dave Philley, S OBP: 0.362, SLG: 0.430 (1, 9)	0-0 F8		0-0 F8		0-0 1B CS			0-3 K		4	0	1	1	0	1	0
Eddie Robinson, L OBP: 0.323, SLG: 0.415 (1, 3)	0-0 2B			4-0 BB FC4-6	0-0 1-2 CS	4-0 1B BB		0-0 F4		2	0	1	0	2	0	0
Gus Zernial, R OBP: 0.347, SLG: 0.548 (1, 7)	0-0 F7			0-3 K		0-3 K		0-3 K		4	0	0	0	0	3	3
Carmen Mauro, L OBP: 0.287, SLG: 0.304 (1, 8)		0-0 F8		0-0 1-2f FC4-6		0-0 1-2 1B 5-3			0-0 F9	4	0	1	0	0	0	1
Cass Michaels, R OBP: 0.339, SLG: 0.371 (1, 4)		0-3 K		0-3 K		0-0 1-2 2-3 5-3			0-0 6-3	4	0	0	0	0	2	3
Joe Demaestri, R OBP: 0.288, SLG: 0.335 (1, 6)		0-0 1B FC6-4			0-0 2B 2B F8		0-0 F8		0-0 1B	4	1	3	0	0	0	2
Joe Astroth, R OBP: 0.366, SLG: 0.398 Neal Watlington, L OBP: 0.195, SLG: 0.158 (7, PH) (8, 2)		0-0 1-2f FC6-4			0-0 2-3 F8		0-3 K		0-0 F5	2	0	0	0	0	0	2
Harry Byrd, R OBP: 0.228, SLG: 0.218 Frank Fanovich, L OBP: 0.182, SLG: 0.182 Tom Hamilton, L OBP: 0.271, SLG: 0.226 Walt Kellner, R (8, 1)			0-0 6-3		0-0 5-3		0-0 F1			2	0	0	0	0	0	1

Inning Stats	R: 0	H: 1	E: 0	LOB: 1	K: 1	BB: 0	S: 6	P: 6	R: 0	H: 1	E: 0	LOB: 1	K: 1	BB: 0	S: 6	P: 6	R: 0	H: 0	E: 0	LOB: 0	K: 0	BB: 0	S: 3	P: 3	R: 0	H: 0	E: 0	LOB: 1	K: 2	BB: 1	S: 7	P: 11	R: 2	H: 3	E: 0	LOB: 0	K: 0	BB: 0	S: 5	P: 5	R: 0	H: 1	E: 0	LOB: 2	K: 1	BB: 1	S: 6	P: 10	R: 0	H: 0	E: 0	LOB: 0	K: 1	BB: 0	S: 5	P: 5	R: 0	H: 0	E: 0	LOB: 0	K: 2	BB: 0	S: 7	P: 7	R: 0	H: 1	E: 0	LOB: 1	K: 0	BB: 0	S: 4	P: 4
--------------	------	------	------	--------	------	-------	------	------	------	------	------	--------	------	-------	------	------	------	------	------	--------	------	-------	------	------	------	------	------	--------	------	-------	------	-------	------	------	------	--------	------	-------	------	------	------	------	------	--------	------	-------	------	-------	------	------	------	--------	------	-------	------	------	------	------	------	--------	------	-------	------	------	------	------	------	--------	------	-------	------	------


PITCHER	IP	WLS	BF	H	R	ER	SO	BB	IBB	HBP	BLK	WP	HR	S	P	ERA	WHIP
Ralph Branca, R ERA: 4.55 (1, 1)	9.0	W	35	7	2	2	8	2	0	0	0	0	0	49	57	2.00	1.000

DETROIT TIGERS @ PHILADELPHIA ATHLETICS
CONNIE MACK STADIUM, PHILADELPHIA, PA
 Wed Sep 09 1953, 3:33 AM EDT
 Unknown

AB	33
R	2
H	7
RBI	2
BB	2
SO	8
LOB	13

WP: 0 PA: 36
 PB: 0
 SB: 0
 CS: 1



Batter	1	2	3	4	5	6	7	8	9	AB R H RBI BB SO LOB	TOP																												
Harvey Kuenn, R (1, 6) OBP: 0.359, SLG: 0.389	0-0 F9			0-0 4-3			0-0 F7		0-0 G3 2B	4 0 1 0 0 0 0	Detroit Tigers @ Philadelphia Athletics Connie Mack Stadium, Philadelphia, PA Wed Sep 09 1953, 3:38 AM EDT Att. 2,014 - Unknown AB 30 R 1 H 4 RBI 1 BB 1 SO 3 LOB 7 																												
Fred Hatfield, L (1, 4) OBP: 0.361, SLG: 0.329	0-0 CS 1B			0-0 F2			0-0 F6		0-0 G3 2-3	4 0 1 0 0 0 1																													
Ray Boone, R (1, 5) OBP: 0.387, SLG: 0.499	0-3 K 1-2			0-0 6-3			4-0 BB		0-0 F3	3 0 0 0 1 1 2																													
Jim Delsing, L (1, 8) OBP: 0.381, SLG: 0.432				0-0 E7			0-0 F3		0-0 F7	4 0 0 0 0 0 2																													
Bob Nieman, R (1, 7) OBP: 0.360, SLG: 0.462				0-0 4-3			0-0 F2		0-0 F7	3 0 0 0 0 0 0																													
Walt Drogo, R (1, 3) OBP: 0.282, SLG: 0.364				0-3 K			0-0 L7		0-0 1B 2B	2 0 0 0 0 1 0																													
Johnny Pesky, L (8, PH) OBP: 0.350, SLG: 0.387										1 1 1 0 0 0 0																													
Jerry Priddy, R (8, 3) OBP: 0.292, SLG: 0.281										0 0 0 0 0 0 0																													
Steve Souchock, R (1, 9) OBP: 0.332, SLG: 0.478				0-0 F8			0-0 4-3		0-0 6-3	3 0 0 0 0 0 1																													
Matt Batts, R (1, 2) OBP: 0.325, SLG: 0.414				0-0 F4			0-0 F9		0-0 2-H 1B	3 0 1 1 0 0 0																													
Steve Gromek, S (1, 1) OBP: 0.100, SLG: 0.077				0-0 F7			0-3 K		0-0 F1	2 0 0 0 0 1 0																													
Pat Mullin, L (8, PH) OBP: 0.360, SLG: 0.379										1 0 0 0 0 0 1																													
Ray Herbert, R (8, 1) OBP: 0.238, SLG: 0.158										0 0 0 0 0 0 0																													
Inning Stats	R: 0 E: 0 K: 1 S: 5	H: 1 LOB: 0 BB: 0 P: 5	R: 0 E: 1 K: 1 S: 5	H: 0 LOB: 0 BB: 0 P: 5	R: 0 E: 0 K: 0 S: 3	H: 0 LOB: 0 BB: 0 P: 3	R: 0 E: 0 K: 0 S: 3	H: 0 LOB: 0 BB: 0 P: 3	R: 0 E: 0 K: 1 S: 5	H: 0 LOB: 0 BB: 0 P: 5	R: 0 E: 0 K: 0 S: 3	H: 0 LOB: 1 BB: 1 P: 7	R: 1 E: 0 K: 0 S: 5	H: 2 LOB: 1 BB: 0 P: 5	R: 0 E: 0 K: 0 S: 4	H: 1 LOB: 1 BB: 0 P: 4	1B: 2 2B: 2 3B: 0 HR: 0	SF: 0 SAC: 0 DP: 0 HBP: 0	WP: 0 PB: 0 SB: 0 CS: 1	PA: 31																			
PITCHER Marion Fricano, R (1, 1) ERA: 4.1	IP 9.0	WLS W	BF 31	H 4	R 1	ER 1	SO 3	BB 1	IBB 0	HBP 0	BLK 0	WP 0	HR 0	S 36	P 40	ERA 1.00	WHIP 0.556					PITCHER	IP 9.0	WLS W	BF 31	H 4	R 1	ER 1	SO 3	BB 1	IBB 0	HBP 0	BLK 0	WP 0	HR 0	S 36	P 40	ERA 1.00	WHIP 0.556

livebaseballscorecards.com

Batter	1	2	3	4	5	6	7	8	9
Loren Babe, L OBP: 0.294, SLG: 0.302 (1, 5)	0-3 K		0-0 FC6 1B		1-0 HBP		0-0 F8	0-0 E1 1B	
Dave Philley, S OBP: 0.363, SLG: 0.430 (1, 9)	0-0 F5		0-0 FC6 1-2f		0-0 F3		0-0 4-3 1B	0-0 WP 1B	
Eddie Robinson, L OBP: 0.322, SLG: 0.413 (1, 3)	0-0 1B			0-0 1-3	0-0 4-3		0-0 4-3 1-2	0-3 K	
Gus Zernial, R OBP: 0.348, SLG: 0.547 (1, 7)	0-0 F8			1-0 FC3-6 HBP		0-0 3B 1B	0-0 F8		
Carmen Mauro, L OBP: 0.286, SLG: 0.302 (1, 8)		0-0 G3		0-0 FC3-6 1-2f HR		0-0 F4	0-0 FC1-5 1B		
Pete Suder, R OBP: 0.315, SLG: 0.353 (1, 4)		0-0 F6		0-0 1-H HR		0-0 3B	0-0 BB FC1-5 1B		
Joe Demaestri, R OBP: 0.287, SLG: 0.332 (1, 6)		0-0 5-3		4-0 BB BB BB		0-0 F4	0-0 FC1-5 1B BB E		
Ray Murray, R OBP: 0.340, SLG: 0.426 (1, 2)			0-0 6-3	0-0 F8		4-0 IBB	0-0 F8		
Marion Fricano, R OBP: 0.185, SLG: 0.161 (1, 1)			0-3 K		0-3 K	0-3 K	4-0 E 1B BB		

Inning Stats	R: 0	H: 1	E: 0	LOB: 1	K: 1	S: 6	P: 6	R: 0	H: 0	E: 0	LOB: 0	K: 0	S: 3	P: 3	R: 0	H: 1	E: 0	LOB: 1	K: 1	S: 6	P: 6	R: 2	H: 1	E: 0	LOB: 1	K: 0	S: 4	P: 9	R: 0	H: 0	E: 0	LOB: 1	K: 1	S: 5	P: 6	R: 1	H: 2	E: 0	LOB: 2	K: 1	S: 7	P: 11	R: 0	H: 1	E: 0	LOB: 1	K: 0	S: 4	P: 4	R: 4	H: 4	E: 1	LOB: 1	K: 1	S: 9	P: 13
--------------	------	------	------	--------	------	------	------	------	------	------	--------	------	------	------	------	------	------	--------	------	------	------	------	------	------	--------	------	------	------	------	------	------	--------	------	------	------	------	------	------	--------	------	------	-------	------	------	------	--------	------	------	------	------	------	------	--------	------	------	-------

PITCHER	IP	WLS	BF	H	R	ER	SO	BB	IBB	HBP	BLK	WP	HR	S	P	ERA	WHIP
Steve Gromek, R ERA: 4.45 (1, 1)	7.0	L	31	6	3	3	4	1	1	2	0	0	1	35	45	3.86	1.000
Ray Herbert, R ERA: 5.4 (8, 1)	1.0		8	4	4	3	1	1	0	0	0	1	0	9	13	27.00	5.000

AB R H RBI BB SO LOB

4 1 2 1 0 1 0

5 0 2 2 0 0 2

5 0 1 0 0 1 3

3 1 1 0 0 0 2

4 1 1 0 0 0 2

4 2 3 3 0 0 0

3 1 0 0 1 0 3

3 0 0 0 1 0 3

3 1 0 0 1 3 2

AB 34

R 7

H 10

RBI 6

BB 3

SO 5

LOB 17

WP: 1 PA: 39

PB: 0

SB: 0

CS: 0

WP: 1

SF: 0

SAC: 0

DP: 0

HBP: 2

1B: 8

2B: 0

3B: 1

HR: 1

1B: 8

SF: 0

SAC: 0

DP: 0

HBP: 2

1B: 8

2B: 0

3B: 1

HR: 1

WP: 1

PA: 39

ERA

WHIP


DETROIT TIGERS @ PHILADELPHIA ATHLETICS

CONNIE MACK STADIUM, PHILADELPHIA, PA

Wed Sep 09 1953, 3:38 AM EDT

Att. 2,014 - Unknown

livebaseballscorecards.com



Batter	1	2	3	4	5	6	7	8	9	10	AB R H RBI BB SO LOB	TOP										
Harvey Kuenn, R (1, 6) OBP: 0.357, SLG: 0.386	0-0 F9		0-0 6-3		0-0 6-3			0-0 F9		0-0 F8	5 0 0 1 0 0 3	Detroit Tigers @ New York Yankees Yankee Stadium, Bronx, NY Fri Sep 11 1953, 3:33 AM EDT Att: 7,534 - Unknown										
Fred Hatfield, L (1, 4) OBP: 0.358, SLG: 0.327	0-0 F2			0-0 3-1		0-0 F5		0-0 F7		0-0 FC5-4 1B	5 0 1 0 0 0 1											
Ray Boone, R (1, 5) OBP: 0.383, SLG: 0.493	0-0 5-3			0-0 F8		0-0 F8			0-0 6-3	0-0 FC5-4 1-2f	5 0 0 0 0 0 1											
Jim Delsing, L (1, 8) OBP: 0.380, SLG: 0.430		0-0 L6		0-0 6-3		0-0 F8			1-0 2B HBP		3 0 0 0 0 0 0											
Bob Nieman, R (1, 7) OBP: 0.360, SLG: 0.459		0-3 K			4-0 1B 6-3 BB		0-0 L7		0-0 F4		3 1 0 0 1 1 1											
Walt Dropo, R (1, 3) OBP: 0.284, SLG: 0.367		0-0 F3			0-0 1-3 2B 1B		0-0 F7		0-0 1-3 2B		4 1 2 0 0 0 0											
Steve Souchock, R (1, 9) OBP: 0.331, SLG: 0.474					0-0 6-3		0-0 6-3		0-3 K		4 0 1 1 0 1 3											
Johnny Bucha, R (1, 2) OBP: 0.314, SLG: 0.309			0-3 K		0-0 3-H 2B			0-3 K		0-0 F8	4 0 1 1 0 2 1											
Ted Gray, S (1, 1) OBP: 0.328, SLG: 0.291			0-3 K		0-0 F8			0-0 E8 1B		0-0 F8 3B	4 1 2 0 0 1 2											
Inning Stats	R: 0 E: 0 K: 0 S: 3	H: 0 LOB: 0 BB: 0 P: 3	R: 0 E: 0 K: 1 S: 5	H: 0 LOB: 0 BB: 0 P: 5	R: 0 E: 0 K: 2 S: 8	H: 1 LOB: 1 BB: 0 P: 8	R: 0 E: 0 K: 0 S: 3	H: 0 LOB: 0 BB: 0 P: 3	R: 2 E: 0 K: 0 S: 5	H: 2 LOB: 1 BB: 1 P: 9	R: 0 E: 0 K: 0 S: 3		H: 0 LOB: 0 BB: 0 P: 3	R: 0 E: 0 K: 1 S: 6	H: 1 LOB: 1 BB: 0 P: 6	R: 0 E: 0 K: 1 S: 6	H: 1 LOB: 2 BB: 0 P: 7	R: 1 E: 0 K: 0 S: 5	H: 2 LOB: 1 BB: 0 P: 5	1B: 4 2B: 2 3B: 1 HR: 0	SF: 0 SAC: 0 DP: 0 HBP: 1	WP: 0 PB: 0 SB: 1 CS: 0
PITCHER Allie Reynolds, R (1, 1) ERA: 3.7	IP 10.0	WLS L	BF 39	H 7	R 3	ER 3	SO 5	BB 1	IBB 0	HBP 1	BLK 0	WP 0	HR 0	S 47	P 52	ERA 2.70	WHIP 0.800					

livebaseballscorecards.com

AB	37
R	3
H	7
RBI	3
BB	1
SO	5
LOB	12



Batter	1	2	3	4	5	6	7	8	9	10	AB	R	H	RBI	BB	SO	LOB
Gil McDougald, R OBP: 0.369, SLG: 0.430 (1, 5)	0-0 6-3		0-0 F8		0-0 F8		0-0 L9-3			0-0 F6	5	0	0	0	0	0	2
Joe Collins, L OBP: 0.373, SLG: 0.445 (1, 3)	0-0 HR		0-0 P6		0-0 1B			4-0 FC6-4 BB		0-0 G3	4	1	2	1	1	0	0
Hank Bauer, R OBP: 0.392, SLG: 0.457 (1, 9)	0-0 4-3			0-0 F8	0-3 K			0-0 FC6-4 1B		0-0 1B	5	0	1	0	0	1	3
Yogi Berra, L OBP: 0.368, SLG: 0.533 (1, 2)	0-0 E4			0-0 FC5-4 1B		0-0 HR		0-0 1B		0-0 F9	5	1	3	1	0	0	1
Mickey Mantle, S OBP: 0.388, SLG: 0.500 (1, 8)	0-0 F8			0-0 FC5-4 1-2f		0-3 K		0-0 F7			4	0	0	0	0	1	4
Gene Woodling, L OBP: 0.426, SLG: 0.457 (1, 7)		0-0 3-1		4-0 1-2 BB BB BB BB BB		0-0 F7		0-3 K			3	0	0	0	1	1	2
Billy Martin, R OBP: 0.305, SLG: 0.378 (1, 4)		0-0 5-3		0-0 F8		0-0 F4			0-0 F6		4	0	0	0	0	0	2
Phil Rizzuto, R OBP: 0.388, SLG: 0.352 (1, 6)		0-0 F9			0-0 F4		0-0 6-3		0-0 6-3		4	0	0	0	0	0	0
Allie Reynolds, R OBP: 0.279, SLG: 0.171 (1, 1)			0-0 F8		4-0 1B BB		4-0 1-9-3 BB		0-0 5-3		2	0	0	0	2	0	0

Inning Stats	R: 1	H: 1	R: 0	H: 0	R: 0	H: 0	R: 0	H: 1	R: 1	H: 1	R: 0	H: 0	R: 0	H: 1	R: 0	H: 0	R: 0	H: 1	1B: 4	SF: 0	WP: 0	PA: 40
	E: 1	LOB: 1	E: 0	LOB: 0	E: 0	LOB: 0	E: 0	LOB: 2	E: 0	LOB: 0	E: 0	LOB: 0	E: 0	LOB: 2	E: 0	LOB: 0	E: 0	LOB: 1	2B: 1	SAC: 0	FB: 0	
	K: 0	BB: 0	K: 0	BB: 0	K: 0	BB: 0	K: 0	BB: 1	K: 1	BB: 0	K: 0	BB: 1	K: 0	BB: 1	K: 0	BB: 0	K: 0	BB: 0	3B: 0	DP: 1	SB: 1	
	S: 5	P: 5	S: 3	P: 3	S: 3	P: 3	S: 4	P: 8	S: 6	P: 10	S: 6	P: 6	S: 2	P: 6	S: 6	P: 10	S: 3	P: 3	HR: 2	HBP: 0	CS: 0	


PITCHER	IP	WLS	BF	H	R	ER	SO	BB	IBB	HBP	BLK	WP	HR	S	P	ERA	WHIP
Ted Gray, L ERA: 4.47 (1, 1)	10.0	W	40	6	2	2	3	4	0	0	0	0	2	42	58	1.80	1.000

PITCHER	IP	WLS	BF	H	R	ER	SO	BB	IBB	HBP	BLK	WP	HR	S	P	ERA	WHIP

DETROIT TIGERS @ NEW YORK YANKEES
Yankee Stadium, Bronx, NY
 Fri Sep 11 1953, 3:33 AM EDT
 Att. 7,534 - Unknown

livebaseballscorecards.com

AB	36
R	2
H	6
RBI	2
BB	4
SO	3
LOB	14



Batter	1	2	3	4	5	6	7	8	9	AB R H RBI BB SO LOB	TOP											
Harvey Kuenn, R (1, 6) OBP: 0.360, SLG: 0.390	0-0 PB G6-4-3 2B		0-0 1B 1B		0-0 1B		0-0 FC1 G4-6-3 1-2		4-0 1B BB	4 2 3 0 1 0 1												
Fred Hatfield, L (1, 4) OBP: 0.359, SLG: 0.326	4-0 G6-4-3 2-3 BB		0-0 G3 1B 1B		0-3 K		0-0 G4-6-3 1-2f		0-0 F5	4 0 1 0 1 1 4												
Ray Boone, R (1, 5) OBP: 0.385, SLG: 0.493	0-0 G6-4-3 1-2f 3-H		0-0 G3 1B		0-0 F9			4-0 1B BB	0-0 1B	4 1 2 1 1 0 2												
Jim Delsing, L (1, 8) OBP: 0.380, SLG: 0.431	0-3 K		0-0 G3 1B 1-2 2-3		0-0 2B			0-0 1B 1B	0-0 F4	5 0 2 0 0 1 4												
Bob Nieman, R (1, 7) OBP: 0.359, SLG: 0.456		4-0 1B PB G6-4-3 BB	0-0 5-3		0-0 F2			0-3 K		3 1 0 0 1 1 5												
Walt Dropo, R (1, 3) OBP: 0.283, SLG: 0.366		0-0 G6-4-3 1-3 1B		0-0 4-3		0-0 F9		0-0 F7		4 0 1 0 0 0 3												
Steve Souchock, R (1, 9) OBP: 0.329, SLG: 0.470		0-0 G6-4-3 1-2f 3-H		0-3 K		0-0 F8		0-0 1B		4 0 1 1 0 1 2												
Johnny Bucha, R (1, 2) OBP: 0.306, SLG: 0.301		0-0 F9		0-0 6-3			0-0 F8	0-0 5-3		4 0 0 0 0 0 2												
Billy Hoelt, L (1, 1) OBP: 0.268, SLG: 0.177			0-0 4-3		0-0 4-3		4-0 FC1 BB		0-0 4-3	2 0 0 0 1 0 0												
Ray Scarborough, R (7, 1) OBP: 0.077, SLG: 0.308										0 0 0 0 0 0 0												
Pat Mullin, L (9, PH) OBP: 0.356, SLG: 0.375										1 0 0 0 0 0 0												
Inning Stats	R: 1 E: 0 K: 1 S: 5	H: 1 LOB: 0 BB: 1 P: 9	R: 1 E: 0 K: 0 S: 3	H: 1 LOB: 0 BB: 1 P: 7	R: 1 E: 0 K: 0 S: 6	H: 3 LOB: 2 BB: 0 P: 6	R: 0 E: 0 K: 1 S: 5	H: 0 LOB: 0 BB: 0 P: 5	R: 0 E: 0 K: 1 S: 6	H: 1 LOB: 1 BB: 0 P: 6	R: 0 E: 0 K: 0 S: 4	H: 1 LOB: 1 BB: 0 P: 4	R: 0 E: 0 K: 0 S: 3	H: 0 LOB: 1 BB: 1 P: 7	R: 1 E: 0 K: 1 S: 7	H: 2 LOB: 2 BB: 1 P: 11	R: 0 E: 0 K: 0 S: 4	H: 1 LOB: 2 BB: 1 P: 8	1B: 8 2B: 2 3B: 0 HR: 0	SF: 0 SAC: 0 DP: 3 HBP: 0	WP: 0 PB: 2 SB: 0 CS: 0	PA: 40
PITCHER Jim McDonald, R (1, 1) ERA: 3.32	IP: 9.0 WLS: W BF: 40 H: 10 R: 4 ER: 2 SO: 4 BB: 5 IBB: 0 HBP: 0 BLK: 0 WP: 0 HR: 0 S: 43 P: 63 ERA: 2.00 WHIP: 1.667											PITCHER	IP: 9.0 WLS: W BF: 40 H: 10 R: 4 ER: 2 SO: 4 BB: 5 IBB: 0 HBP: 0 BLK: 0 WP: 0 HR: 0 S: 43 P: 63 ERA: 2.00 WHIP: 1.667									

Detroit Tigers @ New York Yankees
 Yankee Stadium, Bronx, NY
 Sat Sep 12 1953, 3:33 AM EDT
 Att. 9,589 - Unknown

livebaseballscorecards.com

AB	35
R	4
H	10
RBI	2
BB	5
SO	4
LOB	23



Batter	1	2	3	4	5	6	7	8	9	AB R H RBI BB SO LOB	TOP		
Harvey Kuenn, R (1, 6) OBP: 0.360, SLG: 0.390	0-0 G5-4-3 1B		0-0 F8		0-0 F9 1B			0-0 F7	0-0 3-1	6 0 2 1 0 0 5			
Fred Hatfield, L (1, 4) OBP: 0.359, SLG: 0.336	0-0 F5			0-0 HR	4-0 HR BB	0-3 K		0-3 K		4 2 1 1 1 2 2			
Ray Boone, R (1, 5) OBP: 0.389, SLG: 0.508	0-0 G5-4-3 1-2f			0-0 HR	0-0 HR	4-0 BB		4-0 1-2 BB		3 2 2 3 2 0 1			
Jim Delsing, L (1, 8) OBP: 0.381, SLG: 0.432 Al Kaline, R (6, 8) OBP: 0.214, SLG: 0.154		0-0 1B WP G6-4-3 1B		0-0 F7	0-0 2B 1B	0-0 F7		0-0 L9		4 2 2 0 0 0 1 1 0 0 0 0 0 2			
Bob Nieman, R (1, 7) OBP: 0.362, SLG: 0.461 Don Lund, R (5, PR) OBP: 0.325, SLG: 0.393		0-0 G6-4-3 1-3 1B		4-0 1B BB	0-0 1-H 3B 2B	0-3 K			0-0 1B FC4-2-5 1B	2 0 2 1 1 0 0 2 1 1 0 0 1 1			
Walt Dropo, R (1, 3) OBP: 0.283, SLG: 0.365		0-0 G6-4-3 1-2f 3-H		0-0 F6	0-3 K		0-0 F9		0-0 1-3 2B 1B	5 1 1 0 0 1 3			
Steve Souchock, R (1, 9) OBP: 0.331, SLG: 0.477		0-0 F7		0-0 1-2 1B	0-0 2-H 1B 3B		0-0 4-3		0-0 FC4-2-5 2B	5 1 2 1 0 0 2			
Johnny Bucha, R (1, 2) OBP: 0.309, SLG: 0.306			0-0 5-3	0-0 F7	4-0 1B BB		0-0 F8		0-0 1-3 2-H 2B	4 0 1 1 1 0 2			
Ned Garver, R (1, 1) OBP: 0.227, SLG: 0.203			0-0 L6		0-0 E1 1B			4-0 BB BB	0-0 F3	4 1 1 1 1 0 2			
Inning Stats	R: 0 H: 1 E: 0 LOB: 0 K: 0 BB: 0 S: 3 P: 3	R: 1 H: 2 E: 0 LOB: 0 K: 0 BB: 0 S: 4 P: 4	R: 0 H: 0 E: 0 LOB: 0 K: 0 BB: 0 S: 3 P: 3	R: 2 H: 3 E: 0 LOB: 2 K: 0 BB: 1 S: 6 P: 10	R: 6 H: 6 E: 1 LOB: 2 K: 1 BB: 2 S: 11 P: 19	R: 0 H: 0 E: 0 LOB: 1 K: 2 BB: 1 S: 7 P: 11	R: 0 H: 0 E: 0 LOB: 0 K: 0 BB: 0 S: 3 P: 3	R: 0 H: 0 E: 0 LOB: 2 K: 1 BB: 2 S: 5 P: 13	R: 1 H: 3 E: 0 LOB: 2 K: 0 BB: 0 S: 6 P: 6	1B: 9 SF: 0 2B: 2 SAC: 0 3B: 1 DP: 2 HR: 3 HBP: 0	WP: 1 PA: 46 PB: 0 SB: 0 CS: 0		
PITCHER	IP WLS BF H R ER SO BB IBB HBP BLK WP HR S P ERA WHIP											PITCHER	IP WLS BF H R ER SO BB IBB HBP BLK WP HR S P ERA WHIP
Jim Pearce, R (1, 1) ERA: 7.71	4.1 L 22 9 7 6 0 2 0 0 0 0 1 3 20 28 12.46 2.538												
Dean Stone, L (5, 1) ERA: 5.79	4.2 24 6 3 3 4 4 0 0 0 0 0 0 28 44 5.79 2.143												

Detroit Tigers @ Washington Senators
 Griffith Stadium, Washington, DC
 Sun Sep 13 1953, 3:33 AM EDT
 Unknown

livebaseballscorecards.com

AB 40
R 10
H 15
RBI 9
BB 6
SO 4
LOB 21



Batter	1	2	3	4	5	6	7	8	9	AB	R	H	RBI	BB	SO	LOB
Eddie Yost, R OBP: 0.404, SLG: 0.388 (1, 5)	0-0 5-3		4-0 BB		0-0 F7		0-0 1B 4-3 1B		4-0 BB	3	1	1	0	2	0	0
Pete Runnels, L OBP: 0.351, SLG: 0.319 (1, 6)	0-0 F6		0-0 4-3			0-0 1B PB 2B 1B	0-0 1B 4-3 1B		0-0 L8	5	1	2	1	0	0	3
Mickey Vernon, L OBP: 0.399, SLG: 0.512 (1, 3)	0-0 1B			0-0 FC1-4 1B		0-0 2B 1B 1B	0-0 4-3		0-3 K	5	1	3	1	0	1	3
Jackie Jensen, R OBP: 0.362, SLG: 0.411 (1, 9)	0-0 F8			0-0 FC1-4 1B		0-0 1B 2B	0-0 4-3			3	0	1	1	0	0	2
Bruce Barnes, L (7, 9)				1-2f		1-3 3-H				1	0	0	0	0	0	2
Gil Coan, L OBP: 0.291, SLG: 0.272 (1, 7)		0-0 4-3		0-0 F9		0-0 4-3		0-0 6-3		4	0	0	0	0	0	3
Jim Busby, R OBP: 0.355, SLG: 0.412 (1, 8)		0-3 K		0-0 1B		0-0 1B		0-0 G5-4-3 1B		4	0	3	1	0	1	0
Wayne Terwilliger, R OBP: 0.339, SLG: 0.330 (1, 4)		0-0 4-3		0-0 F7		0-0 1-3		0-0 G5-4-3		4	0	0	0	0	0	4
Ed Fitz Gerald, R OBP: 0.301, SLG: 0.325 (1, 2)			0-0 6-3		0-0 F7		0-0 1B 1B		0-0 4-3	3	0	1	0	0	0	0
Jerry Snyder, R OBP: 0.385, SLG: 0.408 (7, PR)										0	1	0	0	0	0	0
Frank Sacka, R OBP: 0.381, SLG: 0.278 (8, 2)										1	0	0	0	0	0	0
Jim Pearce, R (1, 1)			0-3 K		0-0 6-3		0-0 F7		0-0 2B	1	0	0	0	0	1	0
Dean Stone, L (5, 1)										2	0	0	0	0	0	1
Clyde Vollmer, R OBP: 0.347, SLG: 0.384 (9, PH)										1	0	1	0	0	0	0

Inning Stats	R: 0	H: 1	E: 0	K: 0	S: 4	R: 0	H: 0	E: 0	K: 1	S: 5	R: 0	H: 0	E: 0	K: 1	S: 5	R: 0	H: 2	E: 0	K: 0	S: 5	R: 0	H: 0	E: 0	K: 0	S: 3	R: 2	H: 4	E: 0	K: 0	S: 6	R: 2	H: 3	E: 0	K: 0	S: 6	R: 0	H: 1	E: 0	K: 0	S: 3	R: 0	H: 1	E: 0	K: 1	S: 6	R: 0	H: 0	E: 0	K: 1	S: 5	R: 0	H: 0	E: 0	K: 1	S: 5	R: 0	H: 0	E: 0	K: 0	S: 5	R: 0	H: 0	E: 0	K: 0	S: 3	R: 2	H: 4	E: 0	K: 0	S: 6	R: 2	H: 3	E: 0	K: 0	S: 6	R: 0	H: 1	E: 0	K: 0	S: 3	R: 0	H: 1	E: 0	K: 1	S: 6	R: 0	H: 1	E: 0	K: 1	S: 10	1B: 10	2B: 2	3B: 0	HR: 0	SF: 0	SAC: 0	DP: 1	HBP: 0	WP: 0	PB: 1	SB: 0	CS: 0	PA: 39	ERA	WHIP
PITCHER Ned Garver, R ERA: 4.54 (1, 1)	IP	WLS	BF	H	R	ER	SO	BB	IBB	HBP	BLK	WP	HR	S	P	ERA	WHIP	IP	WLS	BF	H	R	ER	SO	BB	IBB	HBP	BLK	WP	HR	S	P	ERA	WHIP	IP	WLS	BF	H	R	ER	SO	BB	IBB	HBP	BLK	WP	HR	S	P	ERA	WHIP																																																						

DETROIT TIGERS @ WASHINGTON SENATORS
Griffith Stadium, Washington, DC
Sun Sep 13 1953, 3:33 AM EDT
Unknown

AB	37
R	4
H	12
RBI	4
BB	2
SO	3
LOB	18



Detroit Tigers @ Washington Senators
 Griffith Stadium, Washington, DC

Sun Sep 13 1953, 3:38 AM EDT
 Att. 8,157 - Unknown

livebaseballscorecards.com

AB	33
R	6
H	10
RBI	5
BB	1
SO	2
LOB	10



TOP

Batter	1	2	3	4	5	6	7	8	9	AB R H RBI BB SO LOB
Harvey Kuenn, R (1, 6) OBP: 0.360, SLG: 0.390	0-0 1B			0-0 F8		0-0 E SH3 FC6-4 1B		0-0 F9	0-0 6-3	5 1 2 0 0 0 1
Fred Hatfield, L (1, 4) OBP: 0.359, SLG: 0.336	0-0 5-3			0-0 1B 1B		0-0 SH3		0-0 F8		3 1 1 0 0 0 0
Ray Boone, R (1, 5) OBP: 0.386, SLG: 0.503	0-3 K			0-0 F3		0-0 E6 FC6-4		0-0 F7		4 0 0 0 0 1 2
Jim Delsing, L (1, 8) OBP: 0.382, SLG: 0.433				0-0 F8		0-0 1B 1B				4 1 2 2 0 0 1
Bob Nieman, R (1, 7) OBP: 0.363, SLG: 0.463				0-0 5-3		0-0 1-2 PO 1B		0-0 L8		4 1 2 0 0 0 1
Walt Dropo, R (1, 3) OBP: 0.284, SLG: 0.369				0-0 6-3		0-0 PO 1-2				4 1 2 0 0 0 2
Steve Souchock, R (1, 9) OBP: 0.328, SLG: 0.473				0-0 F7		0-0 6-3		0-0 SH5-4		2 0 0 0 0 0 1
Pat Mullin, L (9, PH) OBP: 0.363, SLG: 0.375						2-3		2-3		0 1 0 0 1 0 0
Don Lund, R (9, 9) OBP: 0.325, SLG: 0.393										0 0 0 0 0 0 0
Matt Batts, R (1, 2) OBP: 0.325, SLG: 0.415				0-0 F4		0-0 6-3		0-0 F9		4 0 1 3 0 0 1
Steve Gromek, S (1, 1) OBP: 0.093, SLG: 0.071				0-3 K		0-0 4-3		0-0 F8		3 0 0 0 0 1 1
Ray Herbert, R (9, 1) OBP: 0.238, SLG: 0.158								0-0 SH1-3		0 0 0 0 0 0 0
Inning Stats	R: 0 H: 1 E: 0 LOB: 0 K: 1 BB: 0 S: 5 P: 5	R: 0 H: 0 E: 0 LOB: 0 K: 0 BB: 0 S: 3 P: 3	R: 0 H: 0 E: 0 LOB: 0 K: 1 BB: 0 S: 5 P: 5	R: 1 H: 3 E: 0 LOB: 1 K: 0 BB: 0 S: 5 P: 5	R: 0 H: 1 E: 0 LOB: 1 K: 0 BB: 0 S: 4 P: 4	R: 1 H: 1 E: 1 LOB: 1 K: 0 BB: 0 S: 5 P: 5	R: 1 H: 1 E: 0 LOB: 0 K: 0 BB: 0 S: 4 P: 4	R: 0 H: 0 E: 0 LOB: 0 K: 0 BB: 0 S: 3 P: 3	R: 3 H: 3 E: 0 LOB: 1 K: 0 BB: 1 S: 6 P: 10	1B: 6 SF: 0 2B: 4 SAC: 3 3B: 0 DP: 0 HR: 0 HBP: 0

PITCHER	IP	WLS	BF	H	R	ER	SO	BB	IBB	HBP	BLK	WP	HR	S	P	ERA	WHIP
Jerry Lane, R (1, 1) ERA: 4.35	8.0	L	32	9	5	4	2	0	0	0	0	0	0	36	36	4.50	1.125
Sonny Dixon, R (9, 1) ERA: 3.73	1.0		5	1	1	1	0	0	1	0	0	0	0	4	8	9.00	1.000

PITCHER	IP	WLS	BF	H	R	ER	SO	BB	IBB	HBP	BLK	WP	HR	S	P	ERA	WHIP

WP: 0	PA: 38
PB: 1	
SB: 0	
CS: 0	

Batter	1	2	3	4	5	6	7	8	9	AB R H RBI BB SO LOB
--------	---	---	---	---	---	---	---	---	---	----------------------

Eddie Yost, R OBP: 0.405, SLG: 0.391 (1, 5) BBB	4-0 2B F8 BB	0-0 L5			0-0 BB 1B		0-3 K		0-0 2B 1-3 3-H	4 1 2 1 1 1 1
Jerry Snyder, R OBP: 0.393, SLG: 0.423 (1, 6) X	0-0 F8 1-3 2B		0-0 F2		0-0 F6			4-0 HR BB	0-3 K 2B	3 1 1 0 1 0 1 1 0 0 0 0 1 2
Mickey Vernon, L OBP: 0.404, SLG: 0.519 (1, 3) H	1-0 HBP		0-0		4-0 1-2 BB			0-0 1-H HR	4-0 FC4-6 IBB	2 1 2 2 2 0 0
Jackie Jensen, R OBP: 0.359, SLG: 0.407 (1, 9) X	0-0 F8 2-3 3-H		0-3 K		0-0 F8			0-0 F5	0-0 FC4-6 1-2	5 0 0 1 0 1 8
Clyde Vollmer, R OBP: 0.344, SLG: 0.380 (1, 7) SSS	0-3 K		0-0 F8				0-0 6-3	0-0 F7		4 0 0 0 0 1 3
Jim Busby, R OBP: 0.353, SLG: 0.409 (1, 8) X	0-0 F8			0-0 F7			0-0 F7	0-0 F6		4 0 0 0 0 0 2
Tony Roig, R (1, 4) X		0-0 1-3		0-0 F8			0-0 5-3			3 0 0 0 0 0 0 1 1 1 0 0 0 0
Pete Runnels, L OBP: 0.352, SLG: 0.322 (9, PH) X				0-0 5-3						
Mickey Grasso, R OBP: 0.259, SLG: 0.280 (1, 2) X				0-0 5-3			0-0 5-3			3 0 1 0 0 0 0 1 0 0 0 0 0 1
Bruce Barmes, L (9, PH) X										
Jerry Lane, R (1, 1) X										
Sonny Dixon, S OBP: 0.276, SLG: 0.200 (9, 1) X										
Gil Coan, L OBP: 0.295, SLG: 0.276 (9, PH) X										

Inning Stats	R: 1 E: 0 K: 1 S: 6	H: 1 LOB: 2 BB: 1 P: 11	R: 0 E: 0 K: 0 S: 4	H: 1 LOB: 1 BB: 0 P: 4	R: 0 E: 0 K: 1 S: 6	H: 1 LOB: 1 BB: 0 P: 6	R: 0 E: 0 K: 0 S: 3	H: 0 LOB: 0 BB: 0 P: 3	R: 0 E: 0 K: 0 S: 4	H: 1 LOB: 2 BB: 1 P: 8	R: 0 E: 0 K: 0 S: 3	H: 0 LOB: 0 BB: 0 P: 3	R: 0 E: 0 K: 2 S: 7	H: 0 LOB: 0 BB: 0 P: 7	R: 2 E: 0 K: 0 S: 4	H: 1 LOB: 0 BB: 1 P: 8	R: 1 E: 0 K: 1 S: 8	H: 3 LOB: 3 BB: 1 P: 12	1B: 4 2B: 3 3B: 0 HR: 1	SF: 0 SAC: 1 DP: 0 HBP: 1
--------------	------------------------------	----------------------------------	------------------------------	---------------------------------	------------------------------	---------------------------------	------------------------------	---------------------------------	------------------------------	---------------------------------	------------------------------	---------------------------------	------------------------------	---------------------------------	------------------------------	---------------------------------	------------------------------	----------------------------------	----------------------------------	------------------------------------

PITCHER	IP	WLS	BF	H	R	ER	SO	BB	IBB	HBP	BLK	WP	HR	S	P	ERA	WHIP
Steve Gromek, R ERA: 4.44 (1, 1)	8.1	W	37	8	4	4	4	3	0	1	0	0	1	41	54	4.32	1.320
Ray Herbert, R ERA: 5.36 (9, 1)	0.2	S	3	0	0	0	1	0	1	0	0	0	0	4	8	0.00	0.000

BOTTOM

Detroit Tigers @ Washington Senators
Griffith Stadium, Washington, DC

Sun Sep 13 1953, 3:38 AM EDT
Att. 8,157 - Unknown

AB	34
R	4
H	8
RBI	4
BB	4
SO	5
LOB	18



WP	PA	ERA	WHIP
0	40		

WP	HR	S	P	ERA	WHIP
0	0	0	0		

Detroit Tigers @ Washington Senators
 Griffith Stadium, Washington, DC

Mon Sep 14 1953, 3:33 AM EDT
 Att. 1,257 - Unknown

livebaseballscorecards.com

AB	35
R	1
H	8
RBI	1
BB	3
SO	3
LOB	16



Batter	1	2	3	4	5	6	7	8	9	AB R H RBI BB SO LOB			
Harvey Kuenn, R (1, 6) OBP: 0.357, SLG: 0.387	0-0 5-3		0-0 F9		0-0 L5	0-0 F9			0-0 5-3	5 0 0 0 0 0 2			
Fred Hatfield, L (1, 4) OBP: 0.358, SLG: 0.335 Matt Batts, R (9, PH) OBP: 0.324, SLG: 0.414	0-3 K		0-3 K		0-0 F6				0-0 F8	4 0 1 0 0 2 0 1 0 0 0 0 0 0			
Ray Boone, R (1, 5) OBP: 0.385, SLG: 0.501	0-0 F9				0-0 F8				0-0 F9	4 0 1 0 0 0 1			
Bob Nieman, R (1, 7) OBP: 0.366, SLG: 0.471					0-0 HR				0-0 F8	3 1 2 1 1 0 1			
Walt Dropo, R (1, 3) OBP: 0.284, SLG: 0.368					0-0 4-3 1B				0-0 6-3	4 0 1 0 0 0 4			
Jim Delsing, L (1, 8) OBP: 0.381, SLG: 0.431					0-0 4-3 1B				0-0 5-3	4 0 1 0 0 0 1			
Steve Souchock, R (1, 9) OBP: 0.327, SLG: 0.470					0-0 4-3				0-0 F7	4 0 1 0 0 0 2			
Johnny Bucha, R (1, 2) OBP: 0.314, SLG: 0.307					4-0 IBB				0-0 F8	3 0 1 0 1 0 2			
Ralph Branca, R (1, 1) OBP: 0.171, SLG: 0.182 Don Lund, R (9, PH) OBP: 0.325, SLG: 0.392			0-3 K		0-0 F8				0-0 4-3	2 0 0 0 1 1 3 1 0 0 0 0 0 0			
Inning Stats	R: 0 H: 0 E: 0 LOB: 0 K: 1 BB: 0 S: 5 P: 5	R: 0 H: 2 E: 0 LOB: 2 K: 0 BB: 0 S: 5 P: 5	R: 0 H: 0 E: 0 LOB: 0 K: 2 BB: 0 S: 7 P: 7	R: 1 H: 3 E: 0 LOB: 3 K: 0 BB: 1 S: 6 P: 10	R: 0 H: 1 E: 0 LOB: 2 K: 0 BB: 1 S: 4 P: 8	R: 0 H: 1 E: 0 LOB: 2 K: 0 BB: 1 S: 4 P: 8	R: 0 H: 1 E: 0 LOB: 1 K: 0 BB: 0 S: 4 P: 4	R: 0 H: 0 E: 0 LOB: 0 K: 0 BB: 0 S: 3 P: 3	R: 0 H: 0 E: 0 LOB: 0 K: 0 BB: 0 S: 3 P: 3	1B: 7 SF: 0 2B: 0 SAC: 0 3B: 0 DP: 0 HR: 1 HBP: 0	WP: 0 PA: 38 PB: 0 SB: 0 CS: 0		
PITCHER	IP WLS BF H R ER SO BB IBB HBP BLK WP HR S P ERA WHIP											PITCHER	IP WLS BF H R ER SO BB IBB HBP BLK WP HR S P ERA WHIP
Chuck Stobbs, L (1, 1) ERA: 3.29	8.0 W 35 8 1 1 3 2 1 0 0 0 1 38 50 1.12 1.250												
Johnny Schmitz, L (9, 1) ERA: 3.35	1.0 S 3 0 0 0 0 0 0 0 0 0 0 3 3 0.00 0.000												

Batter	1	2	3	4	5	6	7	8	9	AB	R	H	RBI	BB	SO	LOB					
Eddie Yost, R OBP: 0.404, SLG: 0.390 (1, 5)	0-0 F7		0-0 1B 1-2 1B		0-0 F7		0-3 K			4	0	1	0	0	1	1					
Pete Runnels, L OBP: 0.349, SLG: 0.319 (1, 6)	0-0 F8		0-0 F8		0-0 F7		0-0 4-3			4	0	0	0	0	0	3					
Mickey Vernon, L OBP: 0.406, SLG: 0.520 (1, 3)	0-0 6-3		0-0 1-3 2-H 1B		0-0 FC5-4 1B		4-0 SH1-4 1B BB			3	1	2	1	1	0	0					
Jackie Jensen, R OBP: 0.357, SLG: 0.404 (1, 9)		0-0 3-1	0-0 F4		0-0 F4		0-0 SH1-4			3	0	0	0	0	0	3					
Gil Coan, L OBP: 0.294, SLG: 0.276 (1, 7)		0-0 4-3		0-0 F7		0-0 F4		0-0 3B 1B		4	1	1	1	0	0	1					
Jim Busby, R OBP: 0.352, SLG: 0.412 (1, 8)		0-0 F3		0-0 F8		0-0 FC5-4		0-0 2B 3B		4	1	1	1	0	0	1					
Wayne Terwilliger, R OBP: 0.344, SLG: 0.339 (1, 4)			0-0 1-3 1B 1B		0-0 1B		0-0 FC4-6 1B		0-0 2B	4	1	4	1	0	0	0					
Ed Fitz Gerald, R OBP: 0.297, SLG: 0.321 (1, 2)			0-0 1-3 1-2		0-0 F9		0-0 FC4-6 SH S		0-0 F8	4	1	0	0	0	0	4					
Chuck Stobbs, L OBP: 0.292, SLG: 0.227 (1, 1)			0-0 1B 1B		0-3 K		0-0 SH S		0-0 6-3	2	1	1	1	0	1	0					
Kite Thomas, R OBP: 0.304, SLG: 0.307 (8, PH)										1	0	0	0	0	0	1					
Johnny Schmitz, R OBP: 0.061, SLG: 0.061 (9, 1)										0	0	0	0	0	0	0					
Inning Stats	R: 0 E: 0 K: 0 S: 3	H: 0 LOB: 0 BB: 0 P: 3	R: 0 E: 0 K: 0 S: 3	H: 0 LOB: 0 BB: 0 P: 3	R: 2 E: 0 K: 0 S: 7	H: 4 LOB: 2 BB: 0 P: 7	R: 0 E: 0 K: 0 S: 4	H: 1 LOB: 1 BB: 0 P: 4	R: 0 E: 0 K: 1 S: 5	H: 0 LOB: 0 BB: 0 P: 5	R: 0 E: 0 K: 0 S: 4	H: 1 LOB: 1 BB: 0 P: 4	R: 1 E: 1 K: 1 S: 7	H: 1 LOB: 1 BB: 0 P: 7	R: 3 E: 0 K: 0 S: 6	H: 3 LOB: 1 BB: 1 P: 10	1B: 8 2B: 1 3B: 1 HR: 0	SF: 0 SAC: 2 DP: 0 HBP: 0	WP: 0 PB: 0 SB: 2 CS: 0	PA: 36	
PITCHER Ralph Branca, R ERA: 4.63 (1, 1)	IP 8.0	WLS L	BF 36	H 10	R 6	ER 5	SO 2	BB 1	IBB 0	HBP 0	BLK 0	WP 0	HR 0	S 39	P 43	ERA 5.62	WHIP 1.375				
PITCHER	IP	WLS	BF	H	R	ER	SO	BB	IBB	HBP	BLK	WP	HR	S	P	ERA	WHIP				

BOTTOM

Detroit Tigers @ Washington Senators
 Griffith Stadium, Washington, DC
 Mon Sep 14 1953, 3:33 AM EDT
 Att. 1,257 - Unknown

livebaseballscorecards.com

AB	33
R	6
H	10
RBI	5
BB	1
SO	2
LOB	14



Batter	1	2	3	4	5	6	7	8	9	AB R H RBI BB SO LOB	TOP											
Harvey Kuenn, R (1, 6) OBP: 0.358, SLG: 0.387	0-0 F9 2B 1B	0-0 1B BB 1B		0-0 4-3		0-0 5-3		0-0 F9		5 1 2 0 0 0 0												
Fred Hatfield, L (1, 4) OBP: 0.358, SLG: 0.333	0-0 F9	4-0 1B BB		0-0 4-3		0-0 G1		0-0 FC5-4 1B		4 1 1 0 1 0 1												
Ray Boone, R (1, 5) OBP: 0.387, SLG: 0.504	0-0 F9 1-3 2B	0-0 1-2 2-3 3-H 1B		0-0 F2			0-3 K	0-0 FC5-4 1B		5 0 3 1 0 1 0												
Bob Nieman, R (1, 7) OBP: 0.365, SLG: 0.470	0-0 F9 2-3 3-H	0-0 F8			0-0 1B 1B 2B		0-3 K	0-0 FC5-4 2B		5 2 1 2 0 1 5												
Walt Dropo, R (1, 3) OBP: 0.285, SLG: 0.369	0-0 1-3			0-0 E5 1B 1B		0-3 K	4-0 1B BB	0-0 1B 2B		4 2 1 1 1 1 2												
Steve Souchock, R (1, 9) OBP: 0.336, SLG: 0.488		0-0 HR		0-0 F8		0-0 1B 1B	0-0 1-2 1B	0-0 1B		5 1 4 2 0 0 1												
Matt Batts, R (1, 2) OBP: 0.327, SLG: 0.416		0-0 5-3		0-0 1B 1B		0-0 1-2 3-H 1B	0-3 K	0-0 1B 1B		5 0 3 1 0 1 2												
Al Kaline, R (1, 8) OBP: 0.316, SLG: 0.278		0-0 BB 1B 1B		0-0 1-2 2-H 1B		0-0 L4-6-3		0-0 L1-3		5 1 3 1 0 0 2												
Ted Gray, S (1, 1) OBP: 0.303, SLG: 0.267		0-0 F4		0-0 G5-4-3		0-0 6-3		0-0 4-3	0-0 6-3	5 0 0 0 0 0 5												
Inning Stats	R: 1 E: 0 K: 0 S: 5	H: 2 LOB: 1 BB: 0 P: 5	R: 2 E: 0 K: 0 S: 7	H: 4 LOB: 3 BB: 1 P: 11	R: 1 E: 1 K: 0 S: 5	H: 2 LOB: 1 BB: 0 P: 5	R: 0 E: 0 K: 0 S: 3	H: 0 LOB: 0 BB: 0 P: 3	R: 1 E: 0 K: 1 S: 7	H: 3 LOB: 1 BB: 0 P: 7	R: 0 E: 0 K: 0 S: 3	H: 0 LOB: 0 BB: 0 P: 3	R: 0 E: 0 K: 3 S: 10	H: 1 LOB: 2 BB: 1 P: 14	R: 0 E: 0 K: 0 S: 3	H: 0 LOB: 0 BB: 0 P: 3	R: 3 E: 0 K: 0 S: 8	H: 6 LOB: 2 BB: 0 P: 8	1B: 14 2B: 3 3B: 0 HR: 1	SF: 0 SAC: 0 DP: 2 HBP: 0	WP: 0 PB: 0 SB: 0 CS: 0	PA: 45
PITCHER	IP WLS BF H R ER SO BB IBB HBP BLK WP HR S P ERA WHIP																					
Willard Nixon, R (1, 1) ERA: 3.93	1.2 L 11 5 3 3 0 1 0 0 0 0 0 1 10 14 16.20 3.600																					
Ike Delock, R (2, 1) ERA: 4.44	3.1 15 6 2 1 1 0 0 0 0 0 0 0 17 17 2.70 1.800																					
Frank Sullivan, R (6, 1) ERA: 4.18	2.0 8 1 0 0 3 1 0 0 0 0 0 0 13 17 0.00 1.000																					
Hal Brown, R (8, 1) ERA: 4.65	2.0 11 6 3 3 0 0 0 0 0 0 0 0 11 11 13.50 3.000																					

Detroit Tigers @ Boston Red Sox
 Fenway Park, Boston, MA
 Wed Sep 16 1953, 3:33 AM EDT
 Att. 2,739 - Unknown

livebaseballscorecards.com

AB	43
R	8
H	18
RBI	8
BB	2
SO	4
LOB	18



Batter	1	2	3	4	5	6	7	8	9	AB R H RBI BB SO LOB
Billy Conso , R (1, 5) OBP: 0.237, SLG: 0.345	0-0 SH5-3 1B		0-3 K		0-3 K		0-0 E5		0-0 5-3	5 0 1 0 0 2 1
Jim Piersall , R (1, 9) OBP: 0.331, SLG: 0.357	0-0 SH5-3 1-2		0-0 5-3			0-0 1B 1B	0-0 L8		0-0 F3	4 1 1 0 0 0 2
Karl Olson , R (1, 7) OBP: 0.143, SLG: 0.229	0-0 5-3		0-0 F9			0-0 L6	0-0 F9			4 0 0 0 0 0 3
Dick Gernert , R (1, 3) OBP: 0.376, SLG: 0.418	0-0 5-3			0-0 L7		0-0 1B 1-3		0-0 F7		4 0 1 0 0 0 1
Del Wilber , R (1, 2) OBP: 0.291, SLG: 0.509		0-0 FC3-6 1B		0-0 HR		0-0 BB 1B		0-3 K		4 1 3 2 0 1 0
Ted Lepcio , R (1, 4) OBP: 0.301, SLG: 0.360		0-0 F9		0-0 F7		4-0 BB 1-2		0-0 HR		3 1 1 1 1 0 1
Tom Umphlett , R (1, 8) OBP: 0.331, SLG: 0.377		0-0 FC3-6 WP 1B 1-2		0-0 F3		0-0 F3		0-0 F2		4 0 0 0 0 0 4
Milt Bolling , R (1, 6) OBP: 0.327, SLG: 0.359		0-0 WP 1-2 1B			0-3 K	0-3 K			0-0 F7	4 0 1 0 0 2 3
Willard Nixon , L (1, 1) OBP: 0.277, SLG: 0.214		0-3 K			0-0 F9		0-0 F4		0-0 2B	0 0 0 0 0 0 0
Ike Delock , R (2, 1) OBP: 0.182, SLG: 0.100										1 0 0 0 0 0 1 2
Hoot Evers , R (5, PH) OBP: 0.305, SLG: 0.397										1 0 0 0 0 0 0 0
Frank Sullivan , R (6, 1) OBP: 0.250, SLG: 0.250										0 0 0 0 0 0 0 0
Sammy White , R (7, PH) OBP: 0.316, SLG: 0.435										1 0 0 0 0 0 0 0
Hal Brown , R (8, 1) OBP: 0.326, SLG: 0.431										0 0 0 0 0 0 0 0
George Kell , R (9, PH) OBP: 0.384, SLG: 0.489		1-2 2-3								1 0 1 0 0 0 0 0

Inning Stats	R: 0 E: 0 K: 0 S: 4	H: 1 LOB: 1 BB: 0 P: 4	R: 0 E: 0 K: 1 S: 7	H: 2 LOB: 2 BB: 0 P: 7	R: 0 E: 0 K: 1 S: 5	H: 0 LOB: 0 BB: 0 P: 5	R: 1 E: 0 K: 0 S: 4	H: 1 LOB: 0 BB: 0 P: 4	R: 0 E: 0 K: 2 S: 7	H: 0 LOB: 0 BB: 0 P: 7	R: 1 E: 0 K: 1 S: 8	H: 3 LOB: 3 BB: 1 P: 12	R: 0 E: 1 K: 0 S: 4	H: 0 LOB: 1 BB: 0 P: 4	R: 1 E: 0 K: 1 S: 6	H: 1 LOB: 0 BB: 0 P: 6	R: 0 E: 0 K: 0 S: 4	H: 1 LOB: 1 BB: 0 P: 4	1B: 6 2B: 1 3B: 0 HR: 2	SF: 0 SAC: 1 DP: 0 HBP: 0
--------------	------------------------------	---------------------------------	------------------------------	---------------------------------	------------------------------	---------------------------------	------------------------------	---------------------------------	------------------------------	---------------------------------	------------------------------	----------------------------------	------------------------------	---------------------------------	------------------------------	---------------------------------	------------------------------	---------------------------------	----------------------------------	------------------------------------

PITCHER	IP	WLS	BF	H	R	ER	SO	BB	IBB	HBP	BLK	WP	HR	S	P	ERA	WHIP	PITCHER	IP	WLS	BF	H	R	ER	SO	BB	IBB	HBP	BLK	WP	HR	S	P	ERA	WHIP	
Ted Gray , L (1, 1) ERA: 4.4	9.0	W	38	9	3	3	6	1	0	0	0	1	2	49	53	3.00	1.111																			

BOTTOM

Detroit Tigers @ Boston Red Sox
Fenway Park, Boston, MA
 Wed Sep 16 1953, 3:33 AM EDT
 Att. 2,739 - Unknown

livebaseballscorecards.com

AB	36
R	3
H	9
RBI	3
BB	1
SO	6
LOB	17



WP : 1	PA : 38
PB : 0	
SB : 0	
CS : 0	

Batter	1	2	3	4	5	6	7	8	9	AB R H RBI BB SO LOB	TOP											
Harvey Kuenn, R (1, 6) OBP: 0.356, SLG: 0.384	0-0 4-3		0-0 F7		0-0 6-3			0-0 6-3		4 0 0 0 0 0 0												
Fred Hatfield, L (1, 4) OBP: 0.354, SLG: 0.329	0-0 1-3		0-0 1-3			0-0 F8		0-0 L6		4 0 0 0 0 0 0												
Ray Boone, R (1, 5) OBP: 0.388, SLG: 0.504	0-0 1B		0-0 6-3			0-0 G6-4-3 1B			0-0 F8	4 0 2 0 0 0 0												
Bob Nieman, R (1, 7) OBP: 0.362, SLG: 0.466	0-0 F8			0-0 1-3		0-0 G6-4-3 1-2f			0-0 F9	4 0 0 0 0 0 2												
Walt Dropo, R (1, 3) OBP: 0.286, SLG: 0.369		0-0 2B 1B		0-0 F2			4-0 FC4-6 BB		0-0 F9	3 1 1 0 1 0 0												
Steve Souchock, R (1, 9) OBP: 0.340, SLG: 0.494		0-0 F8 1-H 2B		0-0 1B		0-0 FC4-6 6-3 1-2f				3 0 2 1 0 0 1												
Johnny Bucha, R (1, 2) OBP: 0.308, SLG: 0.301		0-0 F8 2-3		0-0 F8		0-0 6-3 1-2				3 0 0 0 0 0 3												
Al Kaline, R (1, 8) OBP: 0.273, SLG: 0.238		0-0 L4-3			0-0 L4-3		0-0 L6			3 0 0 0 0 0 2												
Ned Garver, R (1, 1) OBP: 0.218, SLG: 0.194		0-0 F7			0-0 F8			0-0 F4		3 0 0 0 0 0 1												
Inning Stats	R: 0 E: 0 K: 0 S: 4	H: 1 LOB: 1 BB: 0 P: 4	R: 1 E: 0 K: 0 S: 5	H: 2 LOB: 1 BB: 0 P: 5	R: 0 E: 0 K: 0 S: 3	H: 0 LOB: 0 BB: 0 P: 3	R: 0 E: 0 K: 0 S: 4	H: 1 LOB: 1 BB: 0 P: 4	R: 0 E: 0 K: 0 S: 3	H: 0 LOB: 0 BB: 0 P: 3	R: 0 E: 0 K: 0 S: 3	H: 1 LOB: 0 BB: 0 P: 3	R: 0 E: 0 K: 0 S: 3	H: 0 LOB: 1 BB: 1 P: 7	R: 0 E: 0 K: 0 S: 3	H: 0 LOB: 0 BB: 0 P: 3	R: 0 E: 0 K: 0 S: 3	H: 0 LOB: 0 BB: 0 P: 3	1B: 4 2B: 1 3B: 0 HR: 0	SF: 0 SAC: 0 DP: 1 HBP: 0	WP: 0 PB: 0 SB: 0 CS: 0	PA: 32
PITCHER	IP WLS BF H R ER SO BB IBB HBP BLK WP HR S P ERA WHIP																					
Sid Hudson, R (1, 1) ERA: 3.54	8.0 W 29 5 1 1 0 1 0 0 0 0 0 0 28 32 1.12 0.750																					
Ellis Kinder, R (9, 1) ERA: 1.89	1.0 S 3 0 0 0 0 0 0 0 0 0 0 0 3 3 0.00 0.000																					

Detroit Tigers @ Boston Red Sox
 Fenway Park, Boston, MA
 Thu Sep 17 1953, 3:33 AM EDT
 Att. 2,272 - Unknown

AB	31
R	1
H	5
RBI	1
BB	1
SO	0
LOB	9



livebaseballscorecards.com


Batter	1	2	3	4	5	6	7	8	9	AB	R	H	RBI	BB	SO	LOB
Billy Goodman, L (1, 4) OBP: 0.385, SLG: 0.406	0-0 F5		0-0 2B			0-0 SH1-4 1B		0-0 F7		4	0	2	0	0	0	0
Jim Piersall, R (1, 9) OBP: 0.331, SLG: 0.356	0-0 4-3		0-0 6-3			0-0 SH1-4 1-2		0-0 HR 1B		3	1	1	0	0	0	1
Ted Williams, L (1, 7) OBP: 0.495, SLG: 0.924 Hoot Evers, R (9, 7) OBP: 0.305, SLG: 0.397	0-0 F7				0-0 F5		0-0 F2	0-0 HR 1-H		4	1	1	2	0	0	1
George Kell, R (1, 5) OBP: 0.384, SLG: 0.489		0-0 WP 1B			0-0 6-3		0-0 L6	0-0 WP BB 1B		4	0	2	0	0	0	1
Dick Gernert, R (1, 3) OBP: 0.375, SLG: 0.416		0-0 L8 1-2			0-0 F7			4-0 WP BB 1-2		3	0	0	0	1	0	1
Sammy White, R (1, 2) OBP: 0.316, SLG: 0.435		0-0 F7				0-0 WP 1B 1B		4-0 L8 1-2 2-3 BB FC5-4		3	0	1	0	1	0	1
Tom Umphlett, R (1, 8) OBP: 0.331, SLG: 0.376		0-3 K				0-0 7-4 WP 1B		0-0 E6 1-2f FC5-4		4	0	1	0	0	1	4
Milt Bolling, R (1, 6) OBP: 0.325, SLG: 0.356			0-0 5-3			0-0 L8 1-2 2-3		0-0 5-3		3	0	0	0	0	0	3
Sid Hudson, R (1, 1) OBP: 0.173, SLG: 0.180 Del Wilber, R (8, PH) OBP: 0.288, SLG: 0.505 Ellis Kinder, R (9, 1) OBP: 0.379, SLG: 0.414			0-0 L4			0-0 7-4 2-2f		0-0 F7		2	0	0	0	0	0	2
										1	0	0	0	0	0	0
										0	0	0	0	0	0	0

Inning Stats	R: 0	H: 0	E: 0	K: 0	S: 3	R: 0	H: 1	E: 0	K: 1	S: 6	R: 0	H: 1	E: 0	K: 0	S: 4	R: 0	H: 0	E: 0	K: 0	S: 3	R: 0	H: 2	E: 0	K: 0	S: 4	R: 0	H: 1	E: 1	K: 0	S: 4	R: 2	H: 3	E: 0	K: 0	S: 6
	LOB: 0	BB: 0	P: 3	ER: 2	SO: 1	LOB: 1	BB: 0	P: 6	ER: 2	SO: 4	LOB: 0	BB: 0	P: 3	ER: 1	SO: 1	LOB: 1	BB: 0	P: 4	ER: 1	SO: 1	LOB: 1	BB: 0	P: 4	ER: 1	SO: 1	LOB: 1	BB: 0	P: 4	ER: 0 <td>LOB: 3 <td>BB: 2 <td>P: 14 </td></td></td>	LOB: 3 <td>BB: 2 <td>P: 14 </td></td>	BB: 2 <td>P: 14 </td>	P: 14			

PITCHER	IP	WLS	BF	H	R	ER	SO	BB	IBB	HBP	BLK	WP	HR	S	P	ERA	WHIP	IP	WLS	BF	H	R	ER	SO	BB	IBB	HBP	BLK	WP	HR	S	P	ERA	WHIP	
Ned Garver, R (1, 1) ERA: 4.45	8.0	L	34	8	2	2	1	2	0	0	0	3	1	34	42	2.25	1.250																		

DETROIT TIGERS @ BOSTON RED SOX
Fenway Park, Boston, MA
 Thu Sep 17 1953, 3:33 AM EDT
 Att. 2,272 - Unknown

AB	31
R	2
H	8
RBI	2
BB	2
SO	1
LOB	14



WP	HR	S	P	ERA	WHIP
3	1	14	34	2.25	1.250

Batter	1	2	3	4	5	6	7	8	9	AB R H RBI BB SO LOB	TOP																	
Dale Mitchell, L (1, 7) OBP: 0.352, SLG: 0.437 Bob Kennedy, R (7, 9) OBP: 0.312, SLG: 0.311	0-0 3-1		0-3 K		0-0 3-1	0-0 G3		0-0 4-3		4 0 0 0 0 1 3 1 0 0 0 0 0 0																		
Bobby Avila, R (1, 4) OBP: 0.349, SLG: 0.370	0-3 K2-3		0-0 F8		0-0 1B		0-0 L6	0-0 F7		5 0 1 1 0 1 0																		
Luke Easter, L (1, 3) OBP: 0.366, SLG: 0.454 Bill Glynn, L (7, PR) OBP: 0.333, SLG: 0.319	0-0 1B			0-0 1-3	0-3 K		0-0 1B		0-0 4-3	4 0 2 0 0 1 1 1 1 0 0 0 0 0																		
Al Rosen, R (1, 5) OBP: 0.416, SLG: 0.602	0-0 L7			0-3 K		0-0 F7	0-0 1B		0-0 5-3	5 1 1 1 0 1 1																		
Larry Doby, L (1, 8) OBP: 0.377, SLG: 0.476		0-0 4-3		0-0 HR		4-0 1B	4-0 1B		0-0 FC5-4	3 2 2 1 2 0 0																		
Wally Westlake, R (1, 9) OBP: 0.430, SLG: 0.510		4-0 SH5-3		0-0 1B		4-0 1B	0-0 FC5-4		0-0 FC5-4	3 1 2 1 2 0 1																		
George Strickland, R (1, 6) OBP: 0.355, SLG: 0.375		0-0 SH5-3		0-0 F2		0-0 1B	0-0 F5			3 0 1 1 0 0 4																		
Jim Hegan, R (1, 2) OBP: 0.282, SLG: 0.352 Bob Lemon, L (8, 1) OBP: 0.278, SLG: 0.380		0-0 4-3			0-0 1B	0-0 F8	0-0 FC5-4			4 1 1 0 0 0 6 0 0 0 0 0 0 0																		
Early Wynn, S (1, 1) OBP: 0.327, SLG: 0.396 Bob Hooper, R (7, 1) OBP: 0.167, SLG: 0.091 Joe Ginsberg, L (8, PH) OBP: 0.377, SLG: 0.316			0-0 4-3		0-0 SH1-3		0-0 G3			2 0 1 1 0 0 0 0 0 0 0 0 0 0 1 0 0 0 0 0 0																		
Inning Stats	R: 0 E: 0 K: 1 S: 6	H: 1 LOB: 1 BB: 0 P: 6	R: 0 E: 0 K: 0 S: 3	H: 0 LOB: 1 BB: 1 P: 7	R: 0 E: 0 K: 1 S: 5	H: 0 LOB: 0 BB: 0 P: 5	R: 1 E: 0 K: 1 S: 7	H: 2 LOB: 1 BB: 0 P: 7	R: 1 E: 0 K: 1 S: 7	H: 2 LOB: 1 BB: 0 P: 7	R: 2 E: 0 K: 0 S: 5	H: 2 LOB: 2 BB: 2 P: 13	R: 2 E: 0 K: 0 S: 6	H: 3 LOB: 3 BB: 1 P: 10	R: 0 E: 0 K: 0 S: 3	H: 0 LOB: 0 BB: 0 P: 3	R: 0 E: 0 K: 0 S: 4	H: 1 LOB: 1 BB: 0 P: 4	1B: 9 2B: 1 3B: 0 HR: 1	SF: 0 SAC: 2 DP: 0 HBP: 0	WP: 0 PB: 0 SB: 0 CS: 0	PA: 42						
PITCHER	IP WLS BF H R ER SO BB IBB HBP BLK WP HR S P ERA WHIP																											
Billy Hoelt, L (1, 1) ERA: 4.83	6.0		28	7	4	4	4	3	0	0	0	0	0	1	33	45	6.00	1.667										
Dick Marlowe, R (7, 1) ERA: 5.14	2.0	W	10	3	2	2	0	1	0	0	0	0	0	0	9	13	9.00	2.000										
Ray Scarborough, R (9, 1) ERA: 4.69	1.0	S	4	1	0	0	0	0	0	0	0	0	0	0	4	4	0.00	1.000										

Cleveland Indians @ Detroit Tigers
Briggs Stadium, Detroit, MI
Sun Sep 20 1953, 4:33 AM EDT
Unknown

livebaseballscorecards.com

AB	36
R	6
H	11
RBI	6
BB	4
SO	4
LOB	16



Batter	1	2	3	4	5	6	7	8	9
Harvey Kuenn, R (1, 6) OBP: 0.357, SLG: 0.387	0-0 2B		0-0 F9		4-0 BB	0-3 K		0-0 1B 1B	
Fred Hatfield, L (1, 4) OBP: 0.348, SLG: 0.323	0-3 K		0-0 F9		0-0 4-1		0-0 L4	0-0 F7	
Ray Boone, R (1, 5) OBP: 0.388, SLG: 0.503	0-0 F8			0-0 1B 1B		0-3 K	0-0 F3	0-0 1B 1B	
Jim Delsing, L (1, 8) OBP: 0.383, SLG: 0.441	0-0 F8			0-0 1-2 5-3 1B		0-0 HR	0-0 E 2B	0-3 K	
Bob Nieman, R (1, 7) OBP: 0.362, SLG: 0.465		0-0 1-3		0-0 1-2f 5-3 1B		0-0 F8	0-0 2-H E 1B	0-0 1-3 2-H FC6-4 1B	
Steve Souchock, R (1, 9) OBP: 0.341, SLG: 0.515		0-3 K		0-0 F7		0-0 HR	0-0 2-H HR	0-0 1-2f FC6-4	
Jerry Priddy, R (1, 3) OBP: 0.296, SLG: 0.302		0-3 K			0-0 6-3	0-0 HR	0-0 1B		
Matt Batts, R (1, 2) OBP: 0.324, SLG: 0.412			0-0 F9		0-3 K	0-0 E5 1B	0-0 F7		
Billy Hoef, L (1, 1) OBP: 0.274, SLG: 0.188			0-0		0-0 E3 BB	0-0 1B		0-0 1B 1B	
Pat Mullin, L (6, PH) OBP: 0.369, SLG: 0.382									
Dick Marlowe, R (7, 1) OBP: 0.219, SLG: 0.219									
Johnny Pesky, L (8, PH) OBP: 0.352, SLG: 0.389									
Ray Scarborough, R (9, 1) OBP: 0.077, SLG: 0.308									

Inning Stats	R: 0 E: 0 K: 1 S: 6	H: 1 LOB: 1 BB: 0 P: 6	R: 0 E: 0 K: 2 S: 7	H: 0 LOB: 0 BB: 0 P: 7	R: 0 E: 0 K: 0 S: 4	H: 1 LOB: 1 BB: 0 P: 4	R: 0 E: 0 K: 0 S: 4	H: 2 LOB: 1 BB: 0 P: 4	R: 0 E: 1 K: 1 S: 6	H: 0 LOB: 2 BB: 1 P: 10	R: 3 E: 1 K: 2 S: 12	H: 4 LOB: 2 BB: 0 P: 12	R: 3 E: 1 K: 0 S: 7	H: 4 LOB: 1 BB: 0 P: 7	R: 2 E: 0 K: 1 S: 9	H: 4 LOB: 2 BB: 0 P: 9
--------------	------------------------------	---------------------------------	------------------------------	---------------------------------	------------------------------	---------------------------------	------------------------------	---------------------------------	------------------------------	----------------------------------	-------------------------------	----------------------------------	------------------------------	---------------------------------	------------------------------	---------------------------------

PITCHER	IP	WLS	BF	H	R	ER	SO	BB	IBB	HBP	BLK	WP	HR	S	P	ERA	WHIP
Early Wynn, R (1, 1) ERA: 3.93	6.2		33	11	6	6	6	1	0	0	0	0	4	44	48	8.10	1.800
Bob Hooper, R (7, 1) ERA: 4.02	0.1		2	1	0	0	0	0	0	0	0	0	0	2	2	0.00	3.000
Bob Lemon, R (8, 1) ERA: 3.37	1.0	L	7	4	2	2	1	0	0	0	0	0	0	9	9	18.00	4.000

BOTTOM


Cleveland Indians @ Detroit Tigers
 Briggs Stadium, Detroit, MI
 Sun Sep 20 1953, 4:33 AM EDT
 Unknown

AB	R	H	RBI	BB	SO	LOB
4	1	2	0	1	1	3
5	0	0	0	0	1	6
5	0	2	1	0	1	1
5	2	3	1	0	1	3
5	1	2	2	0	0	2
5	2	2	3	0	1	3
4	1	2	1	0	1	0
4	0	0	0	0	1	1
2	0	1	0	0	0	0
1	0	1	0	0	0	0
0	0	0	0	0	0	0
1	1	1	0	0	0	0
0	0	0	0	0	0	0

1B	2B	3B	HR	SF	SAC	DP	HBP
10	3	0	4	0	0	1	0

WP	PA
0	42

AB	R	H	RBI	BB	SO	LOB
41	8	16	8	1	7	19



PITCHER	IP	WLS	BF	H	R	ER	SO	BB	IBB	HBP	BLK	WP	HR	S	P	ERA	WHIP
Early Wynn, R (1, 1) ERA: 3.93	6.2		33	11	6	6	6	1	0	0	0	0	4	44	48	8.10	1.800
Bob Hooper, R (7, 1) ERA: 4.02	0.1		2	1	0	0	0	0	0	0	0	0	0	2	2	0.00	3.000
Bob Lemon, R (8, 1) ERA: 3.37	1.0	L	7	4	2	2	1	0	0	0	0	0	0	9	9	18.00	4.000

Batter	1	2	3	4	5	6	7	8	9	AB R H RBI BB SO LOB	TOP	
Dale Mitchell, L (1, 7) OBP: 0.355, SLG: 0.449 Bob Kennedy, R (8, 9) OBP: 0.312, SLG: 0.311	0-0 4-3	0-0 1B 3B		0-0 6-3		0-0 HR		0-0 G1-4-3 1B		5 2 3 2 0 0 1 0 0 0 0 0 0 0		
Bobby Avila, R (1, 4) OBP: 0.351, SLG: 0.372	0-0 1B 1B	0-0 1B			0-0 E5 1B	0-0 1B		0-0 G1-4-3 1-2f		5 2 3 1 0 0 1		
Luke Easter, L (1, 3) OBP: 0.362, SLG: 0.448 Bill Glynn, L (9, 3) OBP: 0.333, SLG: 0.319	0-0 F7	0-0 G3			0-0 E4 FC6-5 1B	0-0 4-3			0-0 4-3	5 0 1 0 0 0 3 0 0 0 0 0 0 0		
Al Rosen, R (1, 5) OBP: 0.415, SLG: 0.600	0-0 1B 1-2 1B		0-0 F7		0-0 FC6-5 4-3 WP 1B		4-0 1B 3-1 BB		0-0 6-3	4 1 1 0 1 0 1		
Larry Doby, L (1, 8) OBP: 0.377, SLG: 0.476	0-0 FC5-4 1-3 2-H 1B		0-3 K		0-0 4-3		0-0 F6		0-0 1B	5 0 2 1 0 1 2		
Wally Westlake, R (1, 9) OBP: 0.425, SLG: 0.502	0-0 FC5-4 1-2f		0-0 F9		0-0 1B		0-0 3-1		0-0 F9	5 0 1 1 0 0 4		
George Strickland, R (1, 6) OBP: 0.354, SLG: 0.374		0-0 6-3		0-0 F6		0-0 F8		0-0 1B		4 0 1 0 0 0 1		
Joe Ginsberg, L (1, 2) OBP: 0.374, SLG: 0.314		0-0 G3		0-0 SH3-4 1B		0-0 1-3		0-0 F4		4 0 1 0 0 0 2		
Mike Garcia, R (1, 1) OBP: 0.273, SLG: 0.302		0-0 3B 1B		0-0 SH3-4		0-0 F3		0-0 4-3		3 1 1 0 0 0 0		
Inning Stats	R: 1 E: 0 K: 0 S: 6 H: 3 LOB: 2 BB: 0 P: 6	R: 2 E: 0 K: 0 S: 6 H: 3 LOB: 1 BB: 0 P: 6	R: 0 E: 0 K: 1 S: 5 H: 0 LOB: 0 BB: 0 P: 5	R: 0 E: 0 K: 0 S: 4 H: 1 LOB: 1 BB: 0 P: 4	R: 2 E: 2 K: 0 S: 6 H: 2 LOB: 1 BB: 0 P: 6	R: 1 E: 0 K: 0 S: 5 H: 2 LOB: 1 BB: 0 P: 5	R: 0 E: 0 K: 0 S: 4 H: 1 LOB: 2 BB: 1 P: 8	R: 0 E: 0 K: 0 S: 3 H: 1 LOB: 0 BB: 0 P: 3	R: 0 E: 0 K: 0 S: 4 H: 1 LOB: 1 BB: 0 P: 4	1B: 12 2B: 0 3B: 1 HR: 1 SF: 0 SAC: 1 DP: 1 HBP: 0	WP: 1 PB: 0 SB: 0 CS: 0 PA: 42	
PITCHER	IP WLS BF H R ER SO BB IBB HBP BLK WP HR S P ERA WHIP											
Ralph Branca, R (1, 1) ERA: 4.7	6.0 L 30 11 6 4 1 0 0 0 0 0 1 1 32 32 6.00 1.833											
Ray Herbert, R (7, 1) ERA: 5.24	2.0 8 2 0 0 0 1 0 0 0 0 0 0 7 11 0.00 1.500											
Al Aber, L (9, 1) ERA: 5.11	0.0 0 0 0 0 0 0 0 0 0 0 0 0 0 0 ∞ ∞											

Cleveland Indians @ Detroit Tigers
 Briggs Stadium, Detroit, MI
 Sun Sep 20 1953, 4:38 AM EDT
 Att. 23,845 - Unknown

livebaseballscorecards.com

AB	40
R	6
H	14
RBI	5
BB	1
SO	1
LOB	15




Batter	1	2	3	4	5	6	7	8	9
Harvey Kuenn, R OBP: 0.358, SLG: 0.387 (1, 6)	0-0 5-3			0-0 G1-6-3 1B		0-0 1-3 1B		0-0 4-3	
Fred Hatfield, L OBP: 0.344, SLG: 0.319 (1, 4)	0-0 4-3			0-0 G1-6-3 1-2f		0-0 1-3		0-0 F9	
Ray Boone, R OBP: 0.387, SLG: 0.501 (1, 5)	0-0 5-3			0-0 L5		0-0 2-H 1B		0-0 F5	
Jim Delsing, L OBP: 0.350, SLG: 0.438 (1, 8)		0-0 4-3			0-3 K	0-0 F7		0-0 F7	
Bob Nieman, R OBP: 0.362, SLG: 0.464 (1, 7)		0-0 6-3			0-3 K		0-0 F2	0-0 FC5-4 1B	
Steve Souchock, R OBP: 0.336, SLG: 0.508 (1, 9)		0-0 F8			0-0 F6		0-3 K	0-0 FC5-4 1-2f	
Jerry Priddy, R OBP: 0.301, SLG: 0.304 (1, 3)			0-0 F8			0-0 FC1-6 1B	4-0 FC6-4 BB		
Johnny Bucha, R OBP: 0.309, SLG: 0.301 (1, 2)			0-0 G4-3 1B			0-0 FC1-6 1B	0-0 FC6-4		
Ralph Branca, R OBP: 0.167, SLG: 0.176 (6, PH)			0-0 G4-3			0-0 1B		0-0 F5	
Johnny Pesky, L OBP: 0.354, SLG: 0.391 (7, 1)			1-2f			1-2			
Ray Herbert, R OBP: 0.236, SLG: 0.158 (8, PH)						1-3			
Pat Mullin, L OBP: 0.365, SLG: 0.378 (9, 1)						1B			

Inning Stats		R: 0	H: 0	E: 0	K: 0	S: 3	R: 0	H: 0	E: 0	K: 0	S: 3	R: 0	H: 1	E: 0	K: 0	S: 3	R: 0	H: 0	E: 0	K: 2	S: 7	R: 3	H: 4	E: 0	K: 0	S: 7	R: 0	H: 0	E: 0	K: 1	S: 5	R: 0	H: 0	E: 0	K: 0	S: 3	R: 0	H: 1	E: 0	K: 0	S: 4	1B: 7	SF: 0	2B: 0	3B: 0	HR: 0	SAC: 0	DP: 2	HBP: 0	WP: 0	PA: 33
PITCHER	Mike Garcia, R ERA: 3.25 (1, 1)	IP	WLS	BF	H	R	ER	SO	BB	IBB	HBP	BLK	WP	HR	S	P	ERA	WHIP	PITCHER												IP	WLS	BF	H	R	ER	SO	BB	IBB	HBP	BLK	WP	HR	S	P	ERA	WHIP				

BOTTOM

Cleveland Indians @ Detroit Tigers
 Briggs Stadium, Detroit, MI
 Sun Sep 20 1953, 4:38 AM EDT
 Att. 23,845 - Unknown

AB	32
R	3
H	7
RBI	3
BB	1
SO	3
LOB	7



Batter	1	2	3	4	5	6	7	8	9	AB	R	H	RBI	BB	SO	LOB	
Harvey Kuenn, R (1, 6) OBP: 0.356, SLG: 0.385	0-0 F8		0-3 K			0-0 F8		0-0 F9		4	0	0	0	0	1	2	
Fred Hatfield, L (1, 5) OBP: 0.343, SLG: 0.328	0-0 HR			0-0 F8			0-0 G3	0-0 G3		4	1	1	1	0	0	2	
Reno Bertoia, R (1, 4) Johnny Pesky, L (2, 4) OBP: 0.351, SLG: 0.388	0-3 K			0-0 F8			0-0 F7		0-0 1-3	1	0	0	0	0	1	0	
Bob Nieman, R (1, 7) OBP: 0.359, SLG: 0.460	0-0 6-3			0-3 K			0-0 5-3		0-0 F6	4	0	0	0	0	1	0	
Steve Souchock, R (1, 9) OBP: 0.335, SLG: 0.504		0-0 F7			0-0 L9			0-0 1B	0-0 F2	4	1	1	0	0	0	0	
Al Kaline, R (1, 8) OBP: 0.280, SLG: 0.250		0-0 L5-3			0-3 K			0-0 1B		3	1	1	0	0	1	0	
Jerry Priddy, R (1, 3) OBP: 0.302, SLG: 0.304		0-3 K			0-0 5-3			0-0 1B		3	0	1	1	0	1	0	
Bob Swift, R (1, 2) Jim Delsing, L (8, PH) Matt Batts, R (9, 2) OBP: 0.324, SLG: 0.412			0-0 6-3			4-0 BB		0-3 K		1	0	0	0	1	0	0	
Bob Miller, R (1, 1) Dick Marlowe, R (5, 1) Pat Mullin, L (6, PH) Al Aber, L (7, 1) Ray Boone, R (8, PH) Dick Weik, R (9, 1) Ray Scarborough, R (9, 1) OBP: 0.560, SLG: 1.099 OBP: 0.077, SLG: 0.308			0-0 4-3			0-0 G4-6-3		0-0 1B		1	0	0	0	0	0	0	
Inning Stats	R: 1 E: 0 K: 1 S: 6	H: 1 LOB: 0 BB: 0 P: 6	R: 0 E: 0 K: 1 S: 5	H: 0 LOB: 0 BB: 0 P: 5	R: 0 E: 0 K: 1 S: 5	H: 0 LOB: 0 BB: 0 P: 5	R: 0 E: 0 K: 1 S: 5	H: 0 LOB: 0 BB: 0 P: 5	R: 2 E: 0 K: 1 S: 9	H: 4 LOB: 2 BB: 0 P: 9	R: 0 E: 0 K: 0 S: 3	H: 0 LOB: 0 BB: 0 P: 3	1B: 4 2B: 0 3B: 0 HR: 1	SF: 0 SAC: 0 DP: 1 HBP: 0	WP: 0 PB: 0 SB: 0 CS: 0	PA: 32	
PITCHER	IP WLS BF H R ER SO	IP WLS BF H R ER SO	IP WLS BF H R ER SO	IP WLS BF H R ER SO	IP WLS BF H R ER SO	IP WLS BF H R ER SO	IP WLS BF H R ER SO	IP WLS BF H R ER SO	IP WLS BF H R ER SO	IP WLS BF H R ER SO	IP WLS BF H R ER SO	IP WLS BF H R ER SO	IP WLS BF H R ER SO	IP WLS BF H R ER SO	IP WLS BF H R ER SO	IP WLS BF H R ER SO	
Satchel Paige, R (1, 1) ERA: 3.61	7.0	W	25	4	3	3	5	7.0	W	25	4	3	3	5	7.0	W	25
Don Larsen, R (8, 1) ERA: 4.02	2.0	S	7	1	0	0	1	2.0	S	7	1	0	0	1	2.0	S	7

BOTTOM

St. Louis Browns @ Detroit Tigers


Briggs Stadium, Detroit, MI

Tue Sep 22 1953, 4:33 AM EDT
Att. 20,072 - Unknown

livebaseballscorecards.com

AB	31
R	3
H	5
RBI	3
BB	1
SO	6
LOB	7



Batter	1	2	3	4	5	6	7	8	9	AB R H RBI BB SO LOB	TOP														
Harvey Kuenn, R (1, 6) OBP: 0.355, SLG: 0.384	0-0 4-3		0-0 F8	0-0 F3			0-0 E HR 1B	0-0 F9		5 1 1 0 0 0 3	<p>Detroit Tigers @ Cleveland Indians Cleveland Municipal Stadium, Cleveland, OH</p> <p>Fri Sep 25 1953, 3:33 AM EDT Att. 6,585 - Unknown</p> <p>livebaseballscorecards.com</p> <table border="1"> <tr><td>AB</td><td>33</td></tr> <tr><td>R</td><td>3</td></tr> <tr><td>H</td><td>6</td></tr> <tr><td>RBI</td><td>3</td></tr> <tr><td>BB</td><td>6</td></tr> <tr><td>SO</td><td>5</td></tr> <tr><td>LOB</td><td>20</td></tr> </table> 	AB	33	R	3	H	6	RBI	3	BB	6	SO	5	LOB	20
AB	33																								
R	3																								
H	6																								
RBI	3																								
BB	6																								
SO	5																								
LOB	20																								
Fred Hatfield, L (1, 4) OBP: 0.341, SLG: 0.323	0-0 F5		4-0 1B BB		0-3 K		0-0 E1 HR 1-2	0-3 K		4 1 0 0 1 2 2															
Ray Boone, R (1, 5) OBP: 0.390, SLG: 0.508	0-0 5-3		0-0 1B		1-0 HBP		0-0 HR 1-H 2-H		0-0 L8	4 1 2 3 0 0 0															
Bob Nieman, R (1, 7) OBP: 0.356, SLG: 0.455		0-0 6-3	0-0 F9		0-0 F9		0-0 6-3		0-0 P3	5 0 0 0 0 0 3															
Steve Souchock, R (1, 9) OBP: 0.332, SLG: 0.498		0-0 S 1B 1B	0-3 K		0-0 F8		0-3 K		0-0 F8	5 0 1 0 0 2 3															
Walt Dropo, R (1, 3) OBP: 0.289, SLG: 0.372		0-0 S 1B		0-0 2B		0-0 5-3		4-0 BB		3 0 2 0 1 0 0															
Jim Delsing, L (1, 8) OBP: 0.380, SLG: 0.435		4-0 1-2 2-3 BB		4-0 BB		0-3 K		0-0 F8		2 0 0 0 2 1 1															
Johnny Bucha, R (1, 2) OBP: 0.309, SLG: 0.297		0-0 F3		0-0 F8		4-0 FC6-4 BB		0-0 F4		2 0 0 0 1 0 5															
Don Lund, R (8, PH) OBP: 0.324, SLG: 0.391										1 0 0 0 0 0 0															
Dick Marlowe, R (8, 1) OBP: 0.219, SLG: 0.219										0 0 0 0 0 0 0															
Steve Gromek, S (1, 1) OBP: 0.091, SLG: 0.070		0-3 K		0-0 F5		0-0 FC6-4		4-0 BB		0 0 0 0 0 0 0															
Jerry Priddy, R (4, PH) OBP: 0.300, SLG: 0.303										1 0 0 0 0 0 2															
Ray Scarborough, R (4, 1) OBP: 0.071, SLG: 0.286										1 0 0 0 0 0 1															
Matt Batts, R (8, PH) OBP: 0.326, SLG: 0.412										0 0 0 0 1 0 0															
Inning Stats	R: 0 E: 0 K: 0 S: 3	H: 0 LOB: 0 BB: 0 P: 3	R: 0 E: 0 K: 1 S: 7	H: 2 LOB: 3 BB: 1 P: 11	R: 0 E: 0 K: 1 S: 6	H: 1 LOB: 2 BB: 1 P: 10	R: 0 E: 0 K: 0 S: 4	H: 1 LOB: 2 BB: 1 P: 8	R: 0 E: 0 K: 1 S: 5	H: 0 LOB: 1 BB: 1 P: 9	R: 3 E: 1 K: 1 S: 8	H: 2 LOB: 1 BB: 1 P: 12	R: 0 E: 0 K: 1 S: 5	H: 0 LOB: 1 BB: 1 P: 9	R: 0 E: 0 K: 0 S: 3	H: 0 LOB: 0 BB: 0 P: 3	1B: 4 2B: 1 3B: 0 HR: 1	SF: 0 SAC: 0 DP: 0 HBP: 1	WP: 0 PB: 0 SB: 2 CS: 0	PA: 41					
PITCHER Dick Tomanek, L (1, 1) ERA: 2.0	IP 9.0	WLS W	BF 41	H 6	R 3	ER 2	SO 6	BB 6	IBB 0	HBP 1	BLK 0	WP 0	HR 1	S 46	P 71	ERA 2.00	WHIP 1.333					ERA 2.00	WHIP 1.333		

Batter	1	2	3	4	5	6	7	8	9	AB R H RBI BB SO LOB	BOTTOM
Al Rosen, R OBP: 0.419, SLG: 0.612 (1, 5)	0-0 G1-4-3 1B 1B		0-0 1B S 1B	0-0 5-3	0-0 E5 HBP		0-0 HR	0-0 HR		6 3 4 4 0 0 2	Detroit Tigers @ Cleveland Indians Cleveland Municipal Stadium, Cleveland, OH Fri Sep 25 1953, 3:33 AM EDT Att. 6,585 - Unknown
Bobby Avila, R OBP: 0.356, SLG: 0.379 (1, 4) Hank Majeski, R OBP: 0.333, SLG: 0.465 (5, PR) (6, 4)	0-0 G1-4-3 1-2 1B 1B		0-0 E S 1B 1B	0-0 5-3	1-0 HBP		0-0 6-3	0-0 HR		3 1 2 1 0 0 0 2 1 1 1 0 0 0	
Wally Westlake, R OBP: 0.427, SLG: 0.495 (1, 9)	0-0 G1-4-3 1-2f 2-3		0-3 K	4-0 BB	0-0 G1		4-0 S BB	4-0 1B BB		3 0 0 0 3 1 6	
Al Smith, R OBP: 0.329, SLG: 0.322 (1, 7)	4-0 BB BB		4-0 E 1B BB	0-0 F8		0-3 K	0-0 F8	0-0 1-3 1B		4 1 1 0 2 1 2	
Larry Doby, L OBP: 0.384, SLG: 0.488 (1, 8)	4-0 1-2 BB		0-0 E4 1B 1B		0-0 F8	4-0 1B BB	0-0 1-3	0-0 4-3		4 2 0 0 2 0 5	
Bill Glynn, L OBP: 0.332, SLG: 0.316 (1, 3)	0-3 K		0-3 K		0-0 2B E 1B	0-0 1-3 1B		0-0 HR 1B		5 2 3 0 0 2 6	
Owen Friend, R OBP: 0.257, SLG: 0.340 (1, 6)		0-0 G4-6-3 1B 1B	0-0 1-3 2-H 3-H 1B 1B		0-0 E HBP 2B	0-0 F2		0-3 K		5 1 3 2 0 1 3	
Joe Ginsberg, L OBP: 0.386, SLG: 0.321 (1, 2)		0-0 G4-6-3 1-2f 3-H 1B	0-0 1-2 3-H 1B		4-0 HBP E IBB	0-0 1-2 3-H 1B		4-0 1-2 HR BB		3 1 2 2 2 0 1	
Dick Tomanek, L (1, 1)		0-0 F8	0-0 F9		0-3 K	0-3 K		0-3 K		5 0 0 0 0 3 9	
Inning Stats	R: 0 H: 2 E: 0 LOB: 3 K: 1 BB: 2 S: 6 P: 14	R: 0 H: 1 E: 0 LOB: 0 K: 0 BB: 0 S: 3 P: 3	R: 4 H: 4 E: 1 LOB: 2 K: 2 BB: 1 S: 12 P: 16	R: 0 H: 0 E: 0 LOB: 1 K: 0 BB: 1 S: 3 P: 7	R: 2 H: 2 E: 1 LOB: 3 K: 1 BB: 1 S: 8 P: 13	R: 1 H: 2 E: 0 LOB: 2 K: 2 BB: 1 S: 9 P: 13	R: 1 H: 1 E: 0 LOB: 1 K: 0 BB: 1 S: 4 P: 8	R: 4 H: 4 E: 0 LOB: 2 K: 2 BB: 2 S: 11 P: 19		1B: 12 SF: 0 2B: 1 SAC: 0 3B: 0 DP: 2 HR: 3 HBP: 1	
PITCHER	IP WLS BF H R ER SO BB IBB HBP BLK WP HR S P ERA WHIP	IP WLS BF H R ER SO BB IBB HBP BLK WP HR S P ERA WHIP	IP WLS BF H R ER SO BB IBB HBP BLK WP HR S P ERA WHIP	IP WLS BF H R ER SO BB IBB HBP BLK WP HR S P ERA WHIP	IP WLS BF H R ER SO BB IBB HBP BLK WP HR S P ERA WHIP	IP WLS BF H R ER SO BB IBB HBP BLK WP HR S P ERA WHIP	IP WLS BF H R ER SO BB IBB HBP BLK WP HR S P ERA WHIP	IP WLS BF H R ER SO BB IBB HBP BLK WP HR S P ERA WHIP		ERA WHIP	ERA WHIP
Steve Gromek, R (1, 1) ERA: 4.41	3.0 L 18 7 4 1 3 3 0 0 0 0 0 21 33 3.00 3.333										
Ray Scarborough, R (4, 1) ERA: 4.66	4.0 23 5 4 2 3 3 1 1 0 0 1 24 41 4.50 2.000										
Dick Marlowe, R (8, 1) ERA: 5.34	1.0 9 4 4 4 2 2 0 0 0 0 2 11 19 36.00 6.000										

livebaseballscores.com

AB	40
R	12
H	16
RBI	10
BB	9
SO	8
LOB	34



Batter	1	2	3	4	5	6	7	8	9	AB R H RBI BB SO LOB	TOP									
Harvey Kuenn, R (1, 6) OBP: 0.356, SLG: 0.386	0-0 L4		0-0 F9			0-0 FC5 2B		0-0 1-2 1B		4 0 2 0 0 0 0										
Fred Hatfield, L (1, 4) OBP: 0.340, SLG: 0.326	0-0 CS 2B			0-0 F9		0-0 FC5 2-3		0-0 1-3		4 0 1 0 0 0 3										
Ray Boone, R (1, 5) OBP: 0.389, SLG: 0.513	0-0 F6			0-0 6-3			0-0 HR		0-0 3-1	3 1 1 1 0 0 1										
Jerry Priddy, R (7, 5) OBP: 0.299, SLG: 0.301	2-3									1 0 0 0 0 0 0										
Jim Delsing, L (1, 8) OBP: 0.380, SLG: 0.436		0-0 FC5-4 2B		0-0 4-3			0-0 1-3		0-0 HR	3 0 1 0 0 0 0										
Al Kaline, R (7, 8) OBP: 0.308, SLG: 0.400										1 1 1 1 0 0 0										
Bob Nieman, R (1, 7) OBP: 0.354, SLG: 0.453		0-0 FC5-4		0-0 F6		0-0 F6	0-0 4-3		0-0 6-3	3 0 0 0 0 0 1										
Don Lund, R (7, 7) OBP: 0.323, SLG: 0.390		2-3								1 0 0 0 0 0 0										
Steve Souchock, R (1, 9) OBP: 0.330, SLG: 0.495		0-0 FC5-4		0-0 F7		0-0 F7	0-0 F8		0-0 HR	2 0 0 0 0 0 1										
Pat Mullin, L (6, 9) OBP: 0.364, SLG: 0.409		1-2f								2 1 1 1 0 0 0										
Walt Dropo, R (1, 3) OBP: 0.289, SLG: 0.370		0-0 4-3		0-0 5-3				0-0 F6	4-0 BB	3 0 0 0 1 0 1										
Matt Batts, R (1, 2) OBP: 0.322, SLG: 0.408			0-0 6-3			0-0 L6		0-0 6-3	0-0 F8	4 0 0 0 0 0 1										
Ted Gray, S (1, 1) OBP: 0.299, SLG: 0.262			0-0 4-3			0-0 1-3		0-0 1B		1 0 0 0 0 0 0										
Dick Weik, R (3, 1) OBP: 0.500, SLG: 1.000										0 0 0 0 0 0 0										
Bob Miller, R (4, 1) OBP: 0.125, SLG: 0.125										1 0 0 0 0 0 0										
Johnny Pesky, L (8, PH) OBP: 0.353, SLG: 0.390										1 0 1 0 0 0 0										
Dick Marlowe, R (8, 1) OBP: 0.219, SLG: 0.219										0 0 0 0 0 0 0										
Inning Stats	R: 0 E: 0 K: 0 S: 3	H: 1 LOB: 0 BB: 0 P: 3	R: 0 E: 0 K: 0 S: 4	H: 1 LOB: 1 BB: 0 P: 4	R: 0 E: 0 K: 0 S: 3	H: 0 LOB: 0 BB: 0 P: 3	R: 0 E: 0 K: 0 S: 3	H: 0 LOB: 0 BB: 0 P: 3	R: 0 E: 0 K: 0 S: 4	H: 1 LOB: 1 BB: 0 P: 4	R: 1 E: 0 K: 0 S: 4	H: 1 LOB: 0 BB: 0 P: 4	R: 0 E: 0 K: 0 S: 5	H: 2 LOB: 2 BB: 0 P: 5	R: 2 E: 0 K: 0 S: 5	H: 2 LOB: 1 BB: 1 P: 9	1B: 2 2B: 3 3B: 0 HR: 3	SF: 0 SAC: 0 DP: 0 HBP: 0	WP: 0 PB: 0 SB: 0 CS: 1	PA: 35
PITCHER Dave Hoskins, R (1, 1) ERA: 3.99	IP: 9.0 WLS: W BF: 35 H: 8 R: 3 ER: 3 SO: 0 BB: 1 IBB: 0 HBP: 0 BLK: 0 WP: 0 HR: 3 S: 34 P: 38 ERA: 3.00 WHIP: 1.000																			

Detroit Tigers @ Cleveland Indians
Cleveland Municipal Stadium, Cleveland, OH

Sat Sep 26 1953, 3:33 AM EDT
Att. 4,335 - Unknown

livebaseballscorecards.com

AB	34
R	3
H	8
RBI	3
BB	1
SO	0
LOB	8



Batter	1	2	3	4	5	6	7	8	9	AB R H RBI BB SO LOB
Al Rosen, R OBP: 0.420, SLG: 0.611 (1, 5) X	0-0 F9	0-0 F7		4-0 BB 1B BB	0-0 3-1 PB 1B		0-0 1B FC1 5-3 1B			4 2 2 0 1 0 1
Al Smith, R OBP: 0.337, SLG: 0.342 (1, 7) BBB	4-0 1B 1B BB		0-0 HR	4-0 1B 1B BB	0-0 6-3		0-0 FC1 5-3 1B			3 3 1 2 2 0 2
Larry Doby, L OBP: 0.387, SLG: 0.490 (1, 8) X	0-0 1B 1-2 E 1B		4-0 1B 2B BB	0-0 1B 1B BB	0-0 3-1		0-0 5-3 1B			4 3 3 1 1 0 1
Hank Majeski, R OBP: 0.360, SLG: 0.468 (1, 4) X	0-0 E5 1B		0-0 2B 1B	4-0 1B 1B BB	0-0 4-3		0-0 5-3			4 2 2 2 1 0 3
Bob Kennedy, R OBP: 0.318, SLG: 0.325 (1, 9) X	0-0 5-3		0-0 F8 1B	0-0 WP 2B	0-0 PB 1B		0-0 5-3			5 1 2 3 0 0 3
Bill Glynn, L OBP: 0.328, SLG: 0.312 (1, 3) X	0-0 F7		0-0 F8 1B	0-0 F5 1B		0-0 4-3		0-0 F7		5 0 0 1 0 0 4
Owen Friend, R OBP: 0.256, SLG: 0.331 (1, 6) BBB		4-0 G5-4-3 BB	0-0 6-3	0-0 L9		0-0 F5		0-3 K		4 0 0 1 1 1 1
Joe Tipton, R OBP: 0.359, SLG: 0.413 (1, 2) X		0-0 G5-4-3 1-2f	4-0 BB	4-0 BB		4-0 BB	4-0 1B WP FC1 BB	0-0 1B		2 1 1 0 3 0 1
Dave Hoskins, L OBP: 0.306, SLG: 0.345 (1, 1) X		0-0 1B	0-0 F8	0-3 K		0-0 1-3 1B	0-0 1-3 1B	0-0 F7		5 0 1 0 0 1 5

Inning Stats	R: 2	H: 2	E: 1	K: 0	S: 5	R: 0	H: 1	E: 0	K: 0	S: 3	R: 4	H: 3	E: 0	K: 0	S: 6	R: 4	H: 2	E: 0	K: 1	S: 7	R: 0	H: 1	E: 0	K: 0	S: 4	R: 0	H: 0	E: 0	K: 0	S: 3	R: 2	H: 2	E: 0	K: 0	S: 6	R: 0	H: 1	E: 0	K: 1	S: 6	1B: 10	SF: 0	3B: 0	HR: 1
	LOB: 1 <td>BB: 1 <td>P: 9 <td>LOB: 1 <td>BB: 1 <td>P: 7 <td>LOB: 1 <td>BB: 2 <td>P: 14 <td>LOB: 2 <td>BB: 4 <td>P: 23 <td>LOB: 1 <td>BB: 0 <td>P: 4 <td>LOB: 2 <td>BB: 1 <td>P: 10 <td>LOB: 1 <td>BB: 0 <td>P: 6 <td>LOB: 1 <td>BB: 0 <td>P: 6 <td>1B: 10 <td>SF: 0 <td>3B: 0 <td>HR: 1 <td>WP: 2 <td>PA: 45 </td></td></td></td></td></td></td></td></td></td></td></td></td></td></td></td></td></td></td></td></td></td></td></td></td></td></td></td></td>	BB: 1 <td>P: 9 <td>LOB: 1 <td>BB: 1 <td>P: 7 <td>LOB: 1 <td>BB: 2 <td>P: 14 <td>LOB: 2 <td>BB: 4 <td>P: 23 <td>LOB: 1 <td>BB: 0 <td>P: 4 <td>LOB: 2 <td>BB: 1 <td>P: 10 <td>LOB: 1 <td>BB: 0 <td>P: 6 <td>LOB: 1 <td>BB: 0 <td>P: 6 <td>1B: 10 <td>SF: 0 <td>3B: 0 <td>HR: 1 <td>WP: 2 <td>PA: 45 </td></td></td></td></td></td></td></td></td></td></td></td></td></td></td></td></td></td></td></td></td></td></td></td></td></td></td></td>	P: 9 <td>LOB: 1 <td>BB: 1 <td>P: 7 <td>LOB: 1 <td>BB: 2 <td>P: 14 <td>LOB: 2 <td>BB: 4 <td>P: 23 <td>LOB: 1 <td>BB: 0 <td>P: 4 <td>LOB: 2 <td>BB: 1 <td>P: 10 <td>LOB: 1 <td>BB: 0 <td>P: 6 <td>LOB: 1 <td>BB: 0 <td>P: 6 <td>1B: 10 <td>SF: 0 <td>3B: 0 <td>HR: 1 <td>WP: 2 <td>PA: 45 </td></td></td></td></td></td></td></td></td></td></td></td></td></td></td></td></td></td></td></td></td></td></td></td></td></td></td>	LOB: 1 <td>BB: 1 <td>P: 7 <td>LOB: 1 <td>BB: 2 <td>P: 14 <td>LOB: 2 <td>BB: 4 <td>P: 23 <td>LOB: 1 <td>BB: 0 <td>P: 4 <td>LOB: 2 <td>BB: 1 <td>P: 10 <td>LOB: 1 <td>BB: 0 <td>P: 6 <td>LOB: 1 <td>BB: 0 <td>P: 6 <td>1B: 10 <td>SF: 0 <td>3B: 0 <td>HR: 1 <td>WP: 2 <td>PA: 45 </td></td></td></td></td></td></td></td></td></td></td></td></td></td></td></td></td></td></td></td></td></td></td></td></td></td>	BB: 1 <td>P: 7 <td>LOB: 1 <td>BB: 2 <td>P: 14 <td>LOB: 2 <td>BB: 4 <td>P: 23 <td>LOB: 1 <td>BB: 0 <td>P: 4 <td>LOB: 2 <td>BB: 1 <td>P: 10 <td>LOB: 1 <td>BB: 0 <td>P: 6 <td>LOB: 1 <td>BB: 0 <td>P: 6 <td>1B: 10 <td>SF: 0 <td>3B: 0 <td>HR: 1 <td>WP: 2 <td>PA: 45 </td></td></td></td></td></td></td></td></td></td></td></td></td></td></td></td></td></td></td></td></td></td></td></td></td>	P: 7 <td>LOB: 1 <td>BB: 2 <td>P: 14 <td>LOB: 2 <td>BB: 4 <td>P: 23 <td>LOB: 1 <td>BB: 0 <td>P: 4 <td>LOB: 2 <td>BB: 1 <td>P: 10 <td>LOB: 1 <td>BB: 0 <td>P: 6 <td>LOB: 1 <td>BB: 0 <td>P: 6 <td>1B: 10 <td>SF: 0 <td>3B: 0 <td>HR: 1 <td>WP: 2 <td>PA: 45 </td></td></td></td></td></td></td></td></td></td></td></td></td></td></td></td></td></td></td></td></td></td></td></td>	LOB: 1 <td>BB: 2 <td>P: 14 <td>LOB: 2 <td>BB: 4 <td>P: 23 <td>LOB: 1 <td>BB: 0 <td>P: 4 <td>LOB: 2 <td>BB: 1 <td>P: 10 <td>LOB: 1 <td>BB: 0 <td>P: 6 <td>LOB: 1 <td>BB: 0 <td>P: 6 <td>1B: 10 <td>SF: 0 <td>3B: 0 <td>HR: 1 <td>WP: 2 <td>PA: 45 </td></td></td></td></td></td></td></td></td></td></td></td></td></td></td></td></td></td></td></td></td></td></td>	BB: 2 <td>P: 14 <td>LOB: 2 <td>BB: 4 <td>P: 23 <td>LOB: 1 <td>BB: 0 <td>P: 4 <td>LOB: 2 <td>BB: 1 <td>P: 10 <td>LOB: 1 <td>BB: 0 <td>P: 6 <td>LOB: 1 <td>BB: 0 <td>P: 6 <td>1B: 10 <td>SF: 0 <td>3B: 0 <td>HR: 1 <td>WP: 2 <td>PA: 45 </td></td></td></td></td></td></td></td></td></td></td></td></td></td></td></td></td></td></td></td></td></td>	P: 14 <td>LOB: 2 <td>BB: 4 <td>P: 23 <td>LOB: 1 <td>BB: 0 <td>P: 4 <td>LOB: 2 <td>BB: 1 <td>P: 10 <td>LOB: 1 <td>BB: 0 <td>P: 6 <td>LOB: 1 <td>BB: 0 <td>P: 6 <td>1B: 10 <td>SF: 0 <td>3B: 0 <td>HR: 1 <td>WP: 2 <td>PA: 45 </td></td></td></td></td></td></td></td></td></td></td></td></td></td></td></td></td></td></td></td></td>	LOB: 2 <td>BB: 4 <td>P: 23 <td>LOB: 1 <td>BB: 0 <td>P: 4 <td>LOB: 2 <td>BB: 1 <td>P: 10 <td>LOB: 1 <td>BB: 0 <td>P: 6 <td>LOB: 1 <td>BB: 0 <td>P: 6 <td>1B: 10 <td>SF: 0 <td>3B: 0 <td>HR: 1 <td>WP: 2 <td>PA: 45 </td></td></td></td></td></td></td></td></td></td></td></td></td></td></td></td></td></td></td></td>	BB: 4 <td>P: 23 <td>LOB: 1 <td>BB: 0 <td>P: 4 <td>LOB: 2 <td>BB: 1 <td>P: 10 <td>LOB: 1 <td>BB: 0 <td>P: 6 <td>LOB: 1 <td>BB: 0 <td>P: 6 <td>1B: 10 <td>SF: 0 <td>3B: 0 <td>HR: 1 <td>WP: 2 <td>PA: 45 </td></td></td></td></td></td></td></td></td></td></td></td></td></td></td></td></td></td></td>	P: 23 <td>LOB: 1 <td>BB: 0 <td>P: 4 <td>LOB: 2 <td>BB: 1 <td>P: 10 <td>LOB: 1 <td>BB: 0 <td>P: 6 <td>LOB: 1 <td>BB: 0 <td>P: 6 <td>1B: 10 <td>SF: 0 <td>3B: 0 <td>HR: 1 <td>WP: 2 <td>PA: 45 </td></td></td></td></td></td></td></td></td></td></td></td></td></td></td></td></td></td>	LOB: 1 <td>BB: 0 <td>P: 4 <td>LOB: 2 <td>BB: 1 <td>P: 10 <td>LOB: 1 <td>BB: 0 <td>P: 6 <td>LOB: 1 <td>BB: 0 <td>P: 6 <td>1B: 10 <td>SF: 0 <td>3B: 0 <td>HR: 1 <td>WP: 2 <td>PA: 45 </td></td></td></td></td></td></td></td></td></td></td></td></td></td></td></td></td>	BB: 0 <td>P: 4 <td>LOB: 2 <td>BB: 1 <td>P: 10 <td>LOB: 1 <td>BB: 0 <td>P: 6 <td>LOB: 1 <td>BB: 0 <td>P: 6 <td>1B: 10 <td>SF: 0 <td>3B: 0 <td>HR: 1 <td>WP: 2 <td>PA: 45 </td></td></td></td></td></td></td></td></td></td></td></td></td></td></td></td>	P: 4 <td>LOB: 2 <td>BB: 1 <td>P: 10 <td>LOB: 1 <td>BB: 0 <td>P: 6 <td>LOB: 1 <td>BB: 0 <td>P: 6 <td>1B: 10 <td>SF: 0 <td>3B: 0 <td>HR: 1 <td>WP: 2 <td>PA: 45 </td></td></td></td></td></td></td></td></td></td></td></td></td></td></td>	LOB: 2 <td>BB: 1 <td>P: 10 <td>LOB: 1 <td>BB: 0 <td>P: 6 <td>LOB: 1 <td>BB: 0 <td>P: 6 <td>1B: 10 <td>SF: 0 <td>3B: 0 <td>HR: 1 <td>WP: 2 <td>PA: 45 </td></td></td></td></td></td></td></td></td></td></td></td></td></td>	BB: 1 <td>P: 10 <td>LOB: 1 <td>BB: 0 <td>P: 6 <td>LOB: 1 <td>BB: 0 <td>P: 6 <td>1B: 10 <td>SF: 0 <td>3B: 0 <td>HR: 1 <td>WP: 2 <td>PA: 45 </td></td></td></td></td></td></td></td></td></td></td></td></td>	P: 10 <td>LOB: 1 <td>BB: 0 <td>P: 6 <td>LOB: 1 <td>BB: 0 <td>P: 6 <td>1B: 10 <td>SF: 0 <td>3B: 0 <td>HR: 1 <td>WP: 2 <td>PA: 45 </td></td></td></td></td></td></td></td></td></td></td></td>	LOB: 1 <td>BB: 0 <td>P: 6 <td>LOB: 1 <td>BB: 0 <td>P: 6 <td>1B: 10 <td>SF: 0 <td>3B: 0 <td>HR: 1 <td>WP: 2 <td>PA: 45 </td></td></td></td></td></td></td></td></td></td></td>	BB: 0 <td>P: 6 <td>LOB: 1 <td>BB: 0 <td>P: 6 <td>1B: 10 <td>SF: 0 <td>3B: 0 <td>HR: 1 <td>WP: 2 <td>PA: 45 </td></td></td></td></td></td></td></td></td></td>	P: 6 <td>LOB: 1 <td>BB: 0 <td>P: 6 <td>1B: 10 <td>SF: 0 <td>3B: 0 <td>HR: 1 <td>WP: 2 <td>PA: 45 </td></td></td></td></td></td></td></td></td>	LOB: 1 <td>BB: 0 <td>P: 6 <td>1B: 10 <td>SF: 0 <td>3B: 0 <td>HR: 1 <td>WP: 2 <td>PA: 45 </td></td></td></td></td></td></td></td>	BB: 0 <td>P: 6 <td>1B: 10 <td>SF: 0 <td>3B: 0 <td>HR: 1 <td>WP: 2 <td>PA: 45 </td></td></td></td></td></td></td>	P: 6 <td>1B: 10 <td>SF: 0 <td>3B: 0 <td>HR: 1 <td>WP: 2 <td>PA: 45 </td></td></td></td></td></td>	1B: 10 <td>SF: 0 <td>3B: 0 <td>HR: 1 <td>WP: 2 <td>PA: 45 </td></td></td></td></td>	SF: 0 <td>3B: 0 <td>HR: 1 <td>WP: 2 <td>PA: 45 </td></td></td></td>	3B: 0 <td>HR: 1 <td>WP: 2 <td>PA: 45 </td></td></td>	HR: 1 <td>WP: 2 <td>PA: 45 </td></td>	WP: 2 <td>PA: 45 </td>	PA: 45														

PITCHER	IP	WLS	BF	H	R	ER	SO	BB	IBB	HBP	BLK	WP	HR	S	P	ERA	WHIP
Ted Gray, L ERA: 4.6 (1, 1)	2.0	L	14	6	6	5	0	3	0	0	0	0	1	11	23	22.50	4.500
Dick Weik, R ERA: 13.97 (3, 1)	1.0		9	2	4	4	0	4	0	0	0	1	0	5	21	36.00	6.000
Bob Miller, L ERA: 5.94 (4, 1)	4.0		18	3	2	2	1	2	0	0	0	1	0	18	26	4.50	1.250
Dick Marlowe, R ERA: 5.3 (8, 1)	1.0		4	1	0	0	1	0	0	0	0	0	0	6	6	0.00	1.000

DETROIT TIGERS @ CLEVELAND INDIANS
CLEVELAND MUNICIPAL STADIUM, CLEVELAND, OH
 Sat Sep 26 1953, 3:33 AM EDT
 Att. 4,335 - Unknown

AB 36
 R 12
 H 12
 RBI 10
 BB 9
 SO 2
 LOB 21



WP	HR	S	P	ERA	WHIP
2	1	1	1	22.50	4.500

livebaseballscores.com

Batter	1	2	3	4	5	6	7	8	9	AB R H RBI BB SO LOB	TOP		
Harvey Kuenn, R (1, 6) OBP: 0.356, SLG: 0.386	0-0 E 1B		0-0 F7		0-0 F8 1B	0-0 F8			0-0 4-3	5 2 2 0 0 0 1	Detroit Tigers @ Cleveland Indians Cleveland Municipal Stadium, Cleveland, OH Sun Sep 27 1953, 3:33 AM EST Att. 9,579 - Unknown livebaseballscorecards.com		
Fred Hatfield, L (1, 4) OBP: 0.341, SLG: 0.325	0-0 E7 HR 1B		0-0 G3		4-0 F8 1B BB	0-0 F9		0-0 F8	4 2 1 0 1 0 1				
Ray Boone, R (1, 5) OBP: 0.390, SLG: 0.519 Jerry Priddy, R (7, 5) OBP: 0.299, SLG: 0.301	0-0 HR		0-0 E5 1B		0-0 F8 2-3		0-0 6-3		4 1 2 2 0 0 2 0 0 0 0 0 0 0				
Pat Mullin, L (1, 7) OBP: 0.360, SLG: 0.402	0-3 K		0-0 F8		0-0 F8 2B 1B		0-0 G3		4 1 1 1 0 1 1				
Steve Souchock, R (1, 9) OBP: 0.326, SLG: 0.489 Don Lund, R (6, 9) OBP: 0.323, SLG: 0.390	0-0 1-3			0-0 1-3	0-3 K		0-0 F8		3 0 0 0 0 1 2 1 0 0 0 0 0 0				
Walt Drogo, R (1, 3) OBP: 0.289, SLG: 0.372 Fred Hutchinson, L (7, 3) OBP: 0.167, SLG: 0.667	0-0 F4			0-0 F3				0-0 3-1	3 0 1 2 0 0 0 1 0 0 0 0 0 0				
Al Kaline, R (1, 8) OBP: 0.300, SLG: 0.357		0-0 L5-3		4-0 K 2B S BB	0-3 K		0-3 K		3 1 0 0 1 2 1				
Bob Swift, R (1, 2) OBP: 0.600, SLG: 0.667 Ted Gray, S (6, PR) OBP: 0.299, SLG: 0.262 Matt Batts, R (6, 2) OBP: 0.322, SLG: 0.406		0-3 K		0-0 K 2B		4-0 K BB		0-0 1-3	2 0 1 1 1 1 0 0 0 0 0 0 0 0 1 0 0 0 0 0 0				
Al Aber, L (1, 1) OBP: 0.231, SLG: 0.130		0-0 6-3		0-0 F7		0-0 F3		0-0 1-3	0 0 0 0 0 0 0				
Inning Stats	R: 3 E: 1 K: 1 S: 8 H: 3 LOB: 0 BB: 0 P: 8	R: 0 E: 0 K: 1 S: 5 H: 0 LOB: 0 BB: 0 P: 5	R: 0 E: 1 K: 0 S: 4 H: 1 LOB: 1 BB: 0 P: 4	R: 1 E: 0 K: 0 S: 4 H: 1 LOB: 1 BB: 1 P: 8	R: 3 E: 0 K: 2 S: 10 H: 3 LOB: 1 BB: 1 P: 14	R: 0 E: 0 K: 0 S: 3 H: 0 LOB: 1 BB: 1 P: 7	R: 0 E: 0 K: 0 S: 3 H: 0 LOB: 0 BB: 0 P: 3	R: 0 E: 0 K: 1 S: 5 H: 0 LOB: 0 BB: 0 P: 5	R: 0 E: 0 K: 0 S: 3 H: 0 LOB: 0 BB: 0 P: 3	1B: 5 2B: 2 3B: 0 HR: 1 SF: 0 SAC: 0 DP: 0 HBP: 0		WP: 0 PB: 0 SB: 1 CS: 0 PA: 38	
PITCHER	IP WLS BF H R ER SO BB IBB HBP BLK WP HR S P ERA WHIP											PITCHER	IP WLS BF H R ER SO BB IBB HBP BLK WP HR S P ERA WHIP
Bob Feller, R (1, 1) ERA: 3.59	7.0 L 32 8 7 7 4 3 0 0 0 0 0 1 37 49 9.00 1.571												
Art Houtteman, R (8, 1) ERA: 4.61	2.0 6 0 0 0 1 0 0 0 0 0 0 0 8 8 0.00 0.000												

Batter	1	2	3	4	5	6	7	8	9	AB R H RBI BB SO LOB	BOTTOM
Al Rosen, R OBP: 0.422, SLG: 0.613 (1, 5) X	0-0 E4 1B		0-0 2B 2B		0-0 FC5-4 1-2f		0-0 2B 1B		0-0 5-3	5 2 3 1 0 0 2	DETROIT TIGERS @ CLEVELAND INDIANS CLEVELAND MUNICIPAL STADIUM, CLEVELAND, OH Sun Sep 27 1953, 3:33 AM EST Att: 9,579 - Unknown livebaseballscorecards.com
Al Smith, R OBP: 0.341, SLG: 0.360 (1, 7) X	0-0 F2		0-0 2B		0-0 F6		0-0 2B			4 0 2 2 0 0 2	
Larry Doby, L OBP: 0.385, SLG: 0.487 (1, 8) S S S Harry Simpson, L OBP: 0.284, SLG: 0.335 (7, 8) S S S	0-3 K		0-3 K		0-3 K		0-0 4-3			3 0 0 0 0 3 3 1 0 0 0 0 0 1	
Hank Majeski, R OBP: 0.352, SLG: 0.440 (1, 4) X	0-0 6-3		0-0 4-3			4-0 1B BB		0-0 F7		3 0 0 0 1 0 2	
Bob Kennedy, R OBP: 0.317, SLG: 0.323 (1, 9) X		0-0 F2		0-0 5-3		0-0 1B G5-4-3 1-2		0-0 F9		4 0 1 0 0 0 0	
Bill Glynn, L OBP: 0.325, SLG: 0.309 (1, 3) X		0-0 F7		0-0 1-3		0-3 K		0-0 6-3		4 0 0 0 0 1 2	
Owen Friend, R OBP: 0.256, SLG: 0.329 (1, 6) S S S		0-3 K		0-0 1B FC4-6		0-0 G5-4-3 1-2f			0-0 1-3	4 0 1 0 0 1 2	
Joe Ginsberg, L OBP: 0.386, SLG: 0.327 (1, 2) X			0-0 2B 2B		0-0 FC4-6 1-2f		0-0 L8		4-0 BB	3 1 1 0 1 0 1	
Bob Feller, R OBP: 0.190, SLG: 0.123 (1, 1) X Luke Easter, L OBP: 0.361, SLG: 0.445 (7, PH) S S S Art Houtteman, R OBP: 0.167, SLG: 0.245 (8, 1) S S S			0-0 P2		0-0 FC5-4 1B		0-3 K		0-3 K	2 0 1 0 0 0 1 1 0 0 0 0 1 0 1 0 0 0 0 1 1	
Inning Stats	R: 0 H: 1 E: 1 LOB: 1 K: 1 BB: 0 S: 6 P: 6	R: 0 H: 0 E: 0 LOB: 0 K: 1 BB: 0 S: 5 P: 5	R: 2 H: 3 E: 0 LOB: 1 K: 1 BB: 0 S: 8 P: 8	R: 0 H: 1 E: 0 LOB: 1 K: 0 BB: 0 S: 4 P: 4	R: 0 H: 1 E: 0 LOB: 1 K: 1 BB: 0 S: 6 P: 6	R: 0 H: 1 E: 0 LOB: 1 K: 1 BB: 1 S: 5 P: 9	R: 1 H: 2 E: 0 LOB: 1 K: 1 BB: 0 S: 7 P: 7	R: 0 H: 0 E: 0 LOB: 0 K: 0 BB: 0 S: 3 P: 3	R: 0 H: 0 E: 0 LOB: 1 K: 1 BB: 1 S: 5 P: 9	1B: 5 SF: 0 2B: 4 SAC: 0 3B: 0 DP: 1 HR: 0 HBP: 0	
PITCHER Al Aber, L ERA: 4.71 (1, 1)	IP 9.0 WLS W BF 37 H 9 R 3 ER 3 SO 7 BB 2 IBB 0 HBP 0 BLK 0 WP 0 HR 0 S 49 P 57 ERA 3.00 WHIP 1.222										

DETROIT TIGERS @ CLEVELAND INDIANS
 CLEVELAND MUNICIPAL STADIUM, CLEVELAND, OH

Sun Sep 27 1953, 3:33 AM EST
 Att: 9,579 - Unknown

AB 35
R 3
H 9
RBI 3
BB 2
SO 7
LOB 17

