

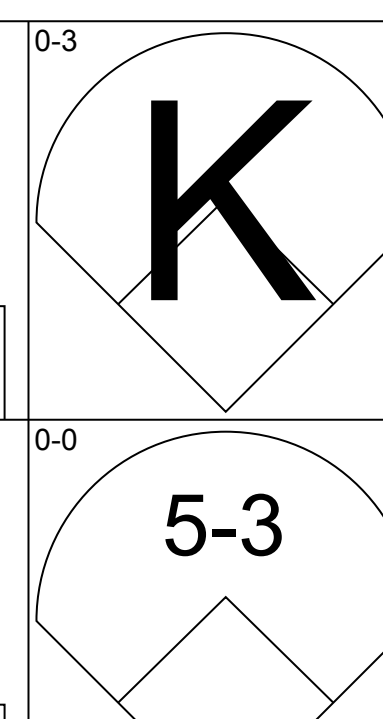
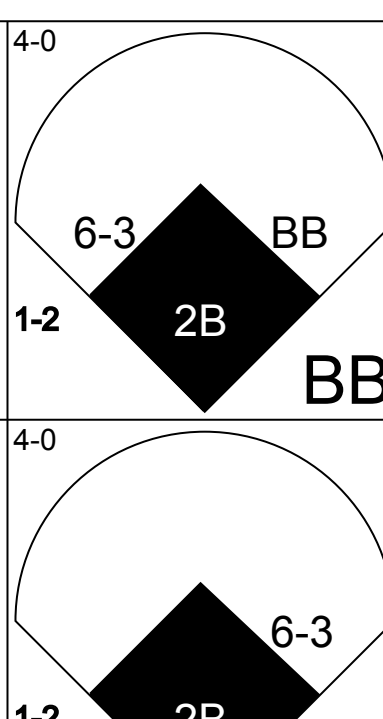
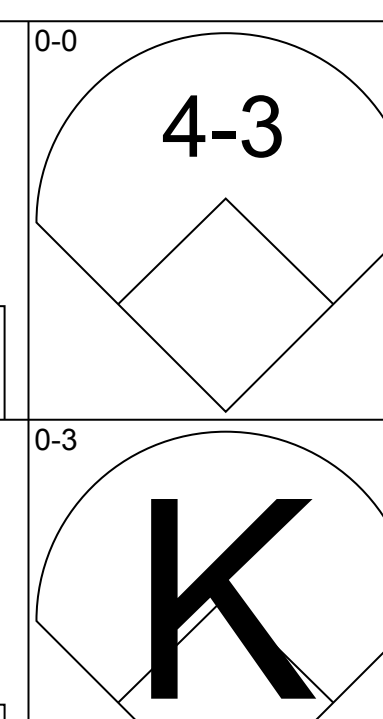
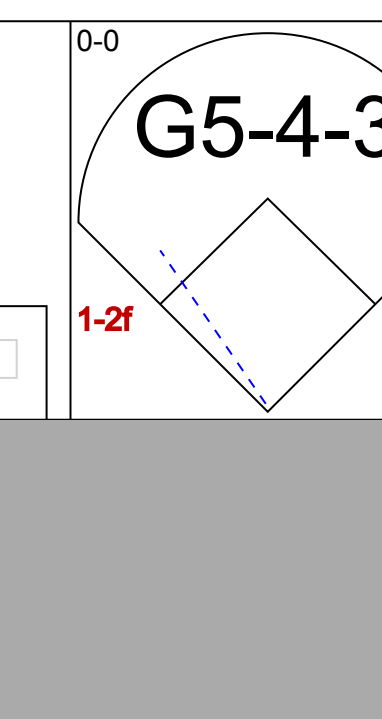
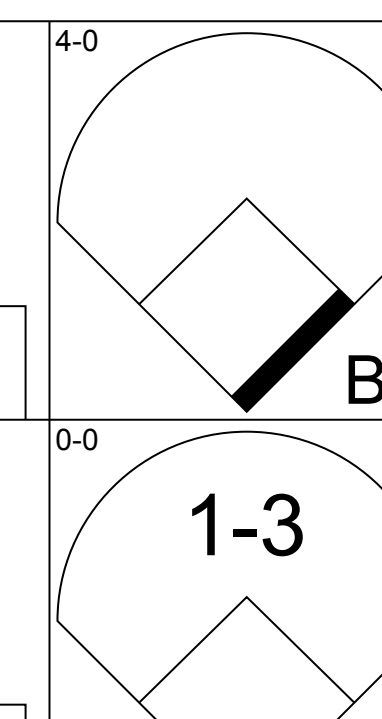
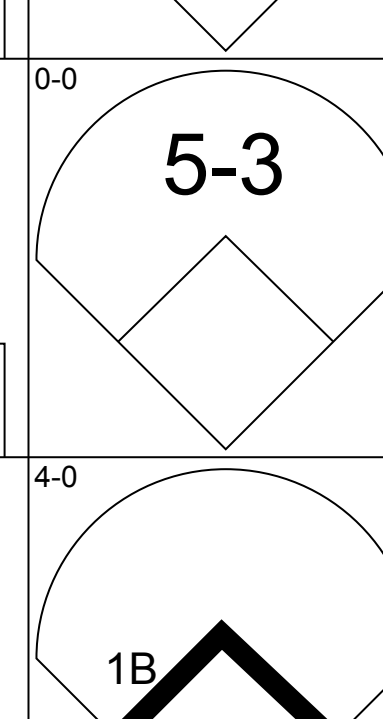
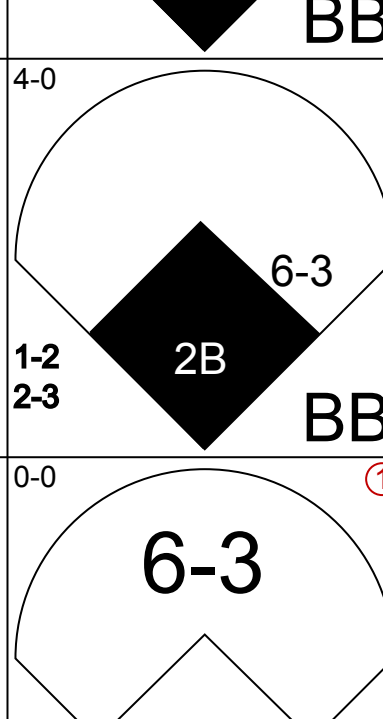
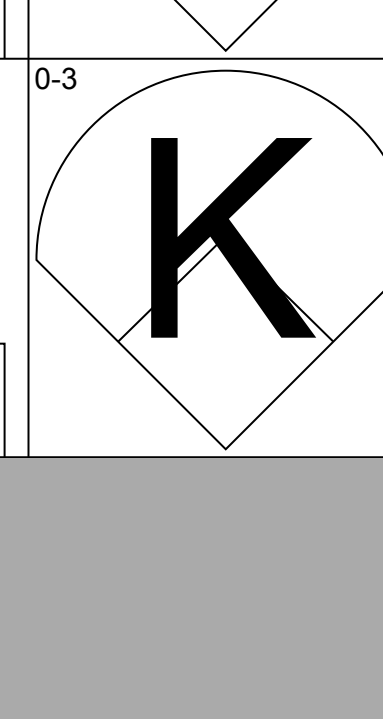
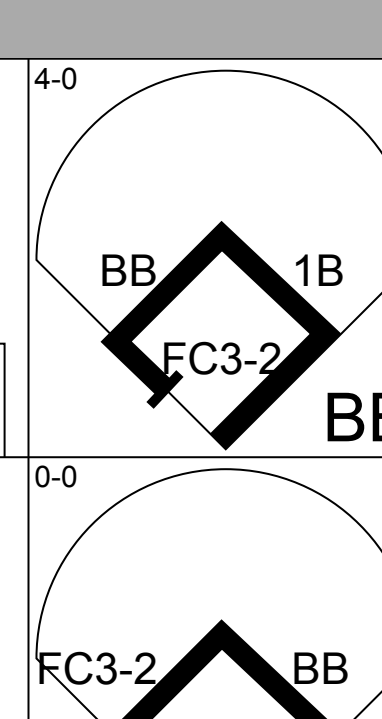
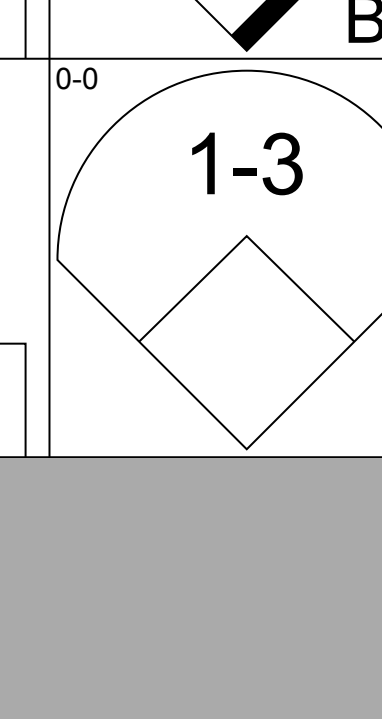
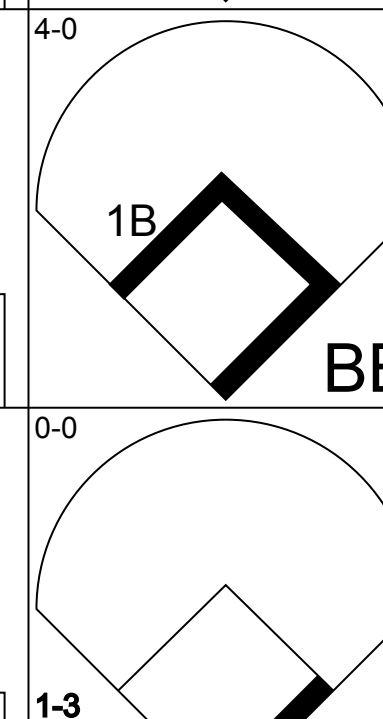
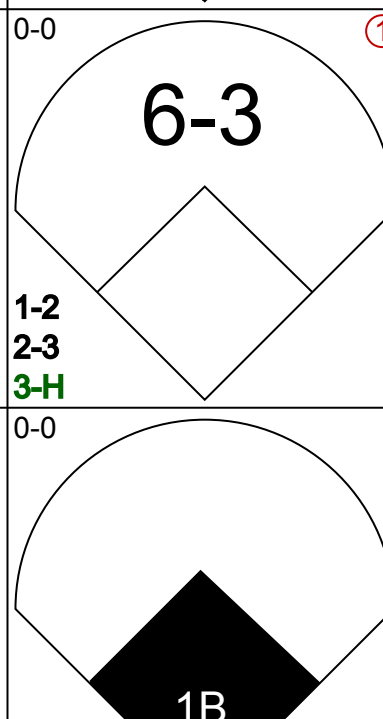
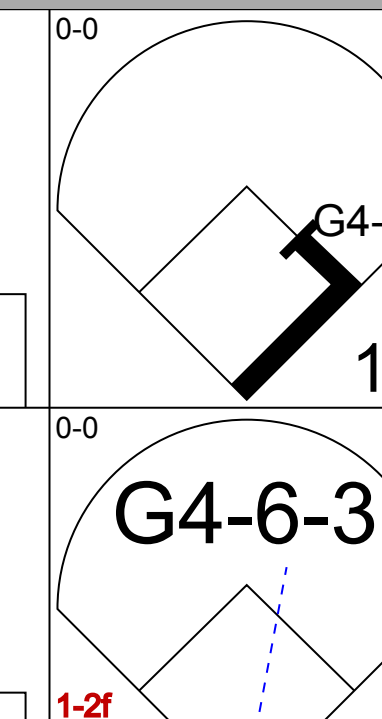
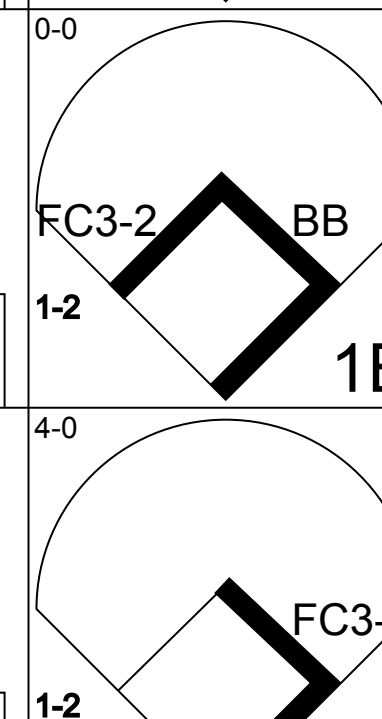
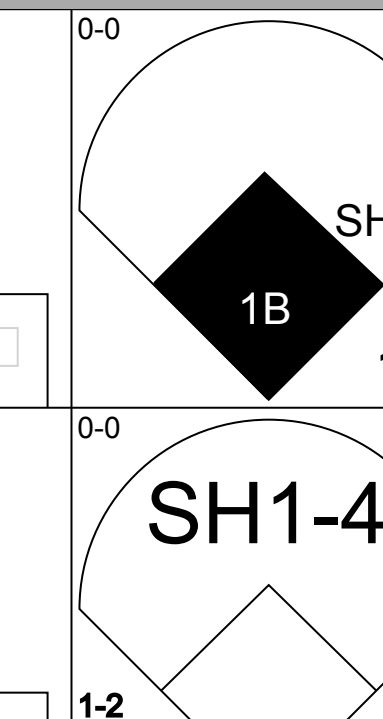
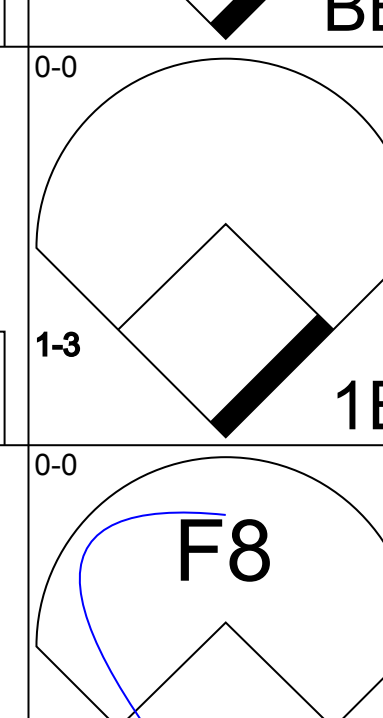
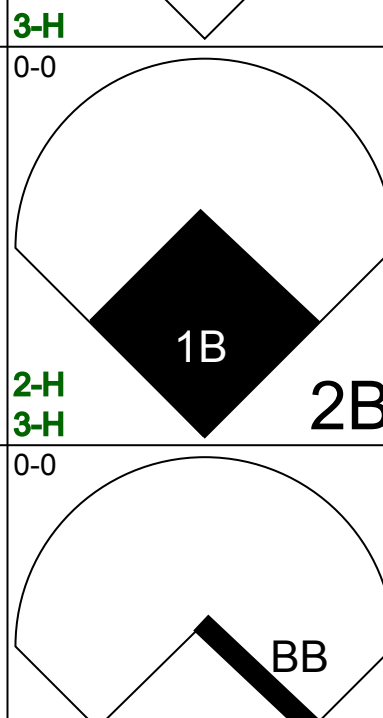
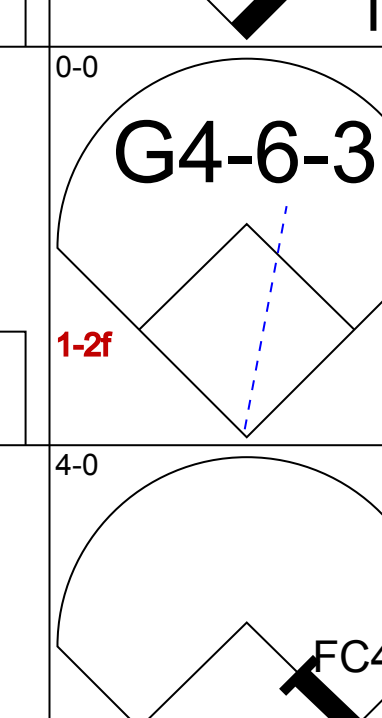
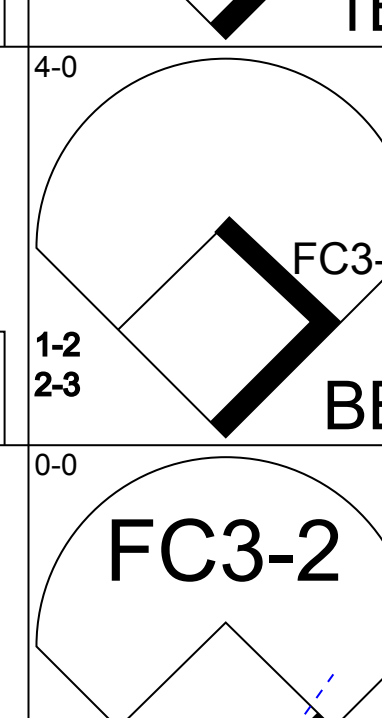
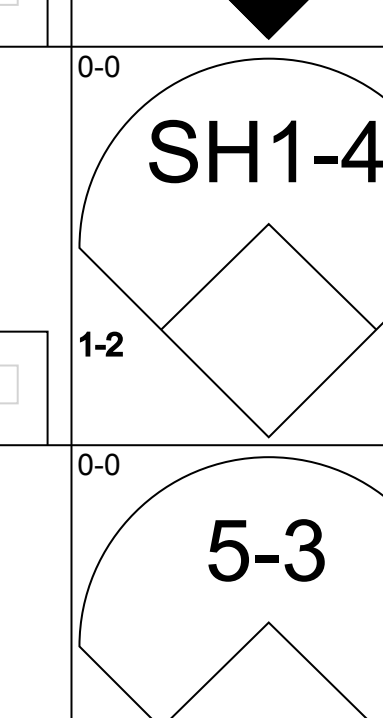
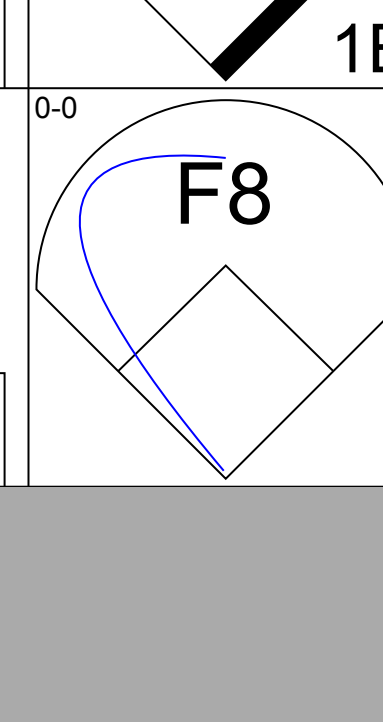
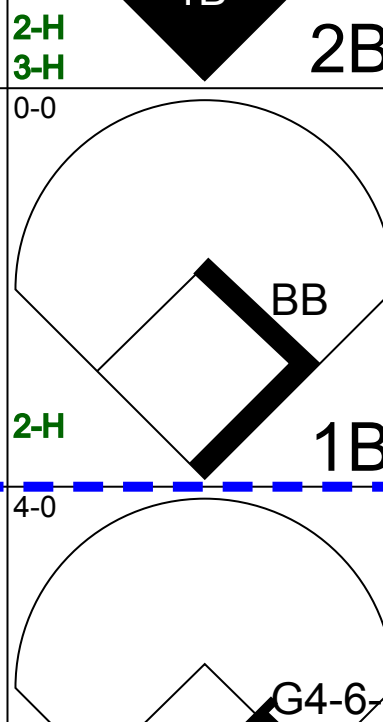
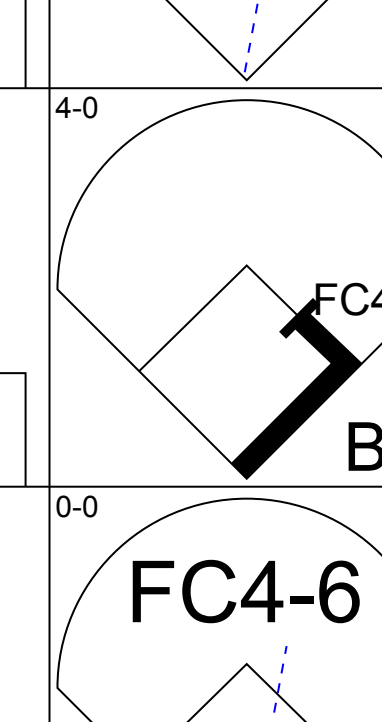
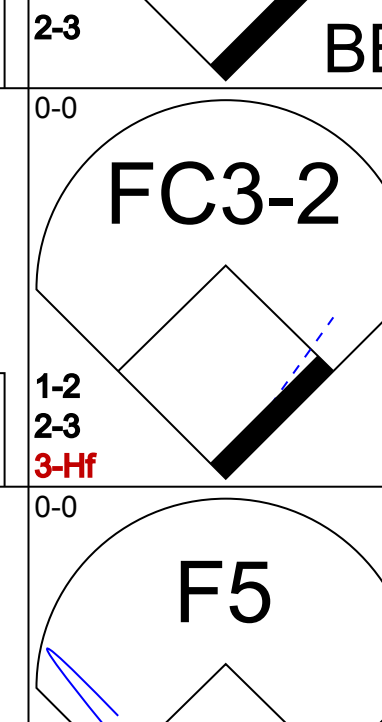
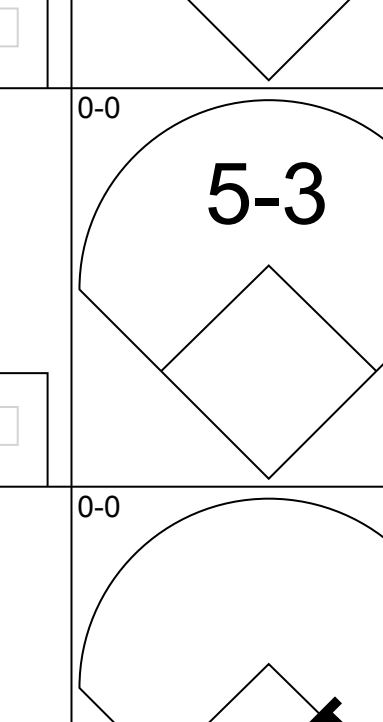
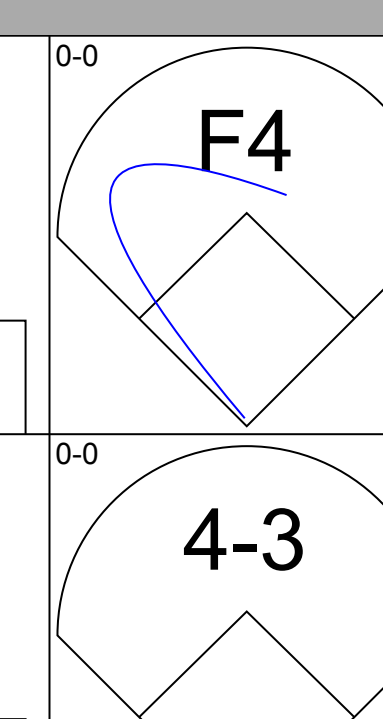
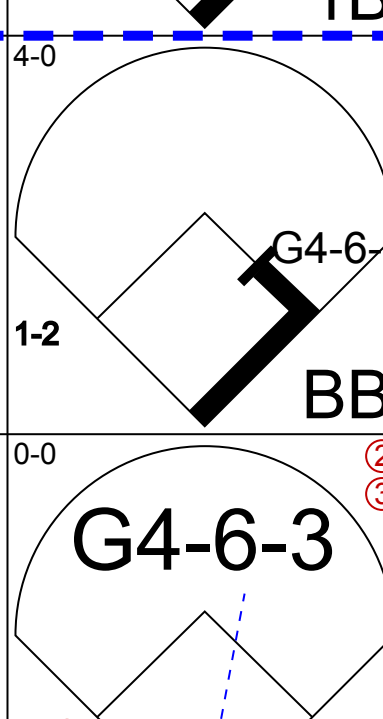
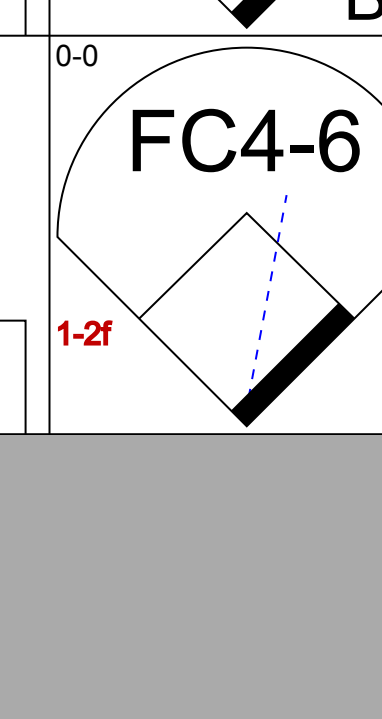
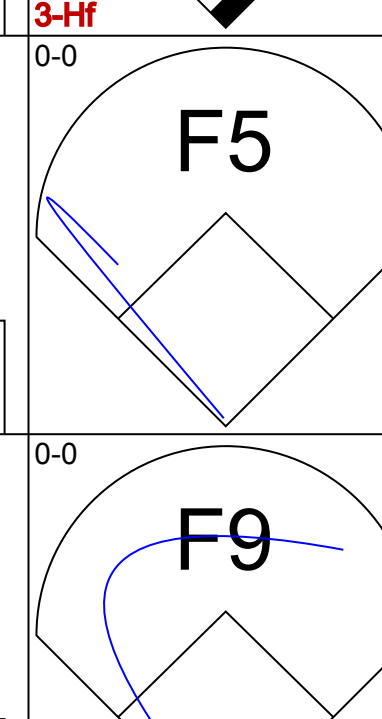
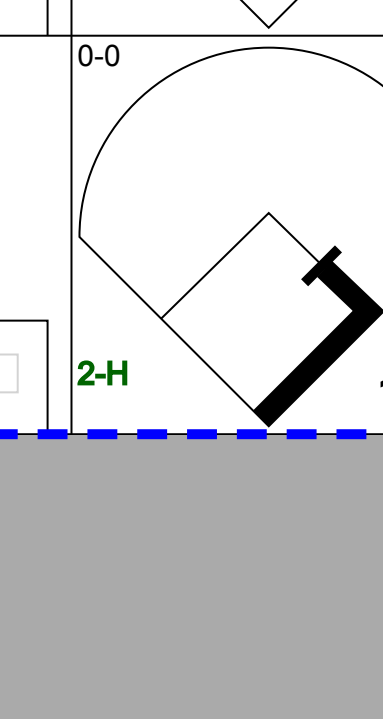
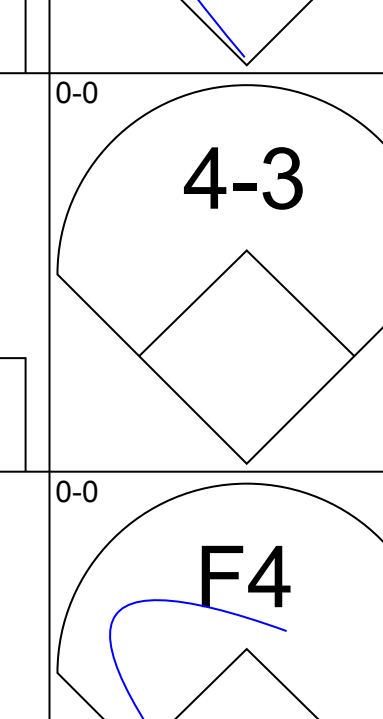
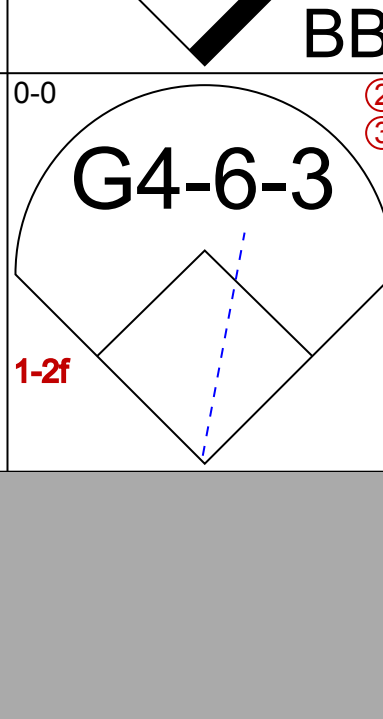
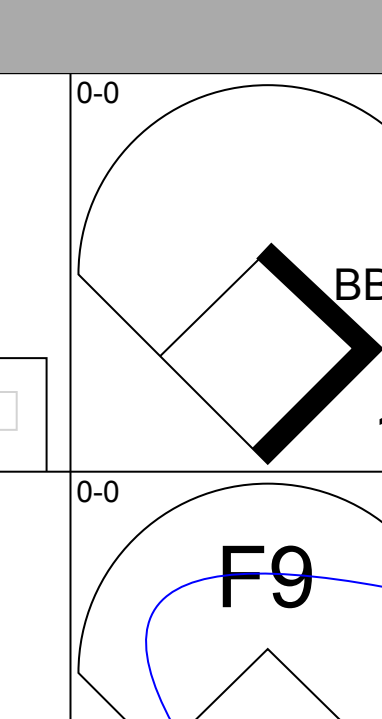
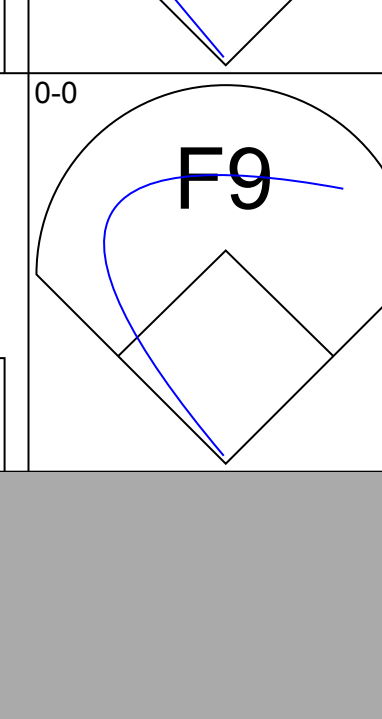
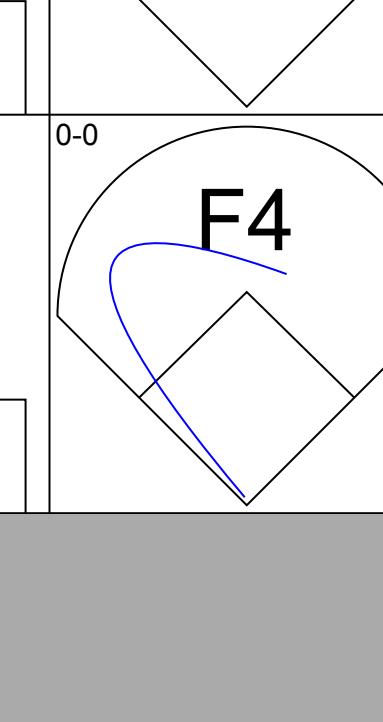
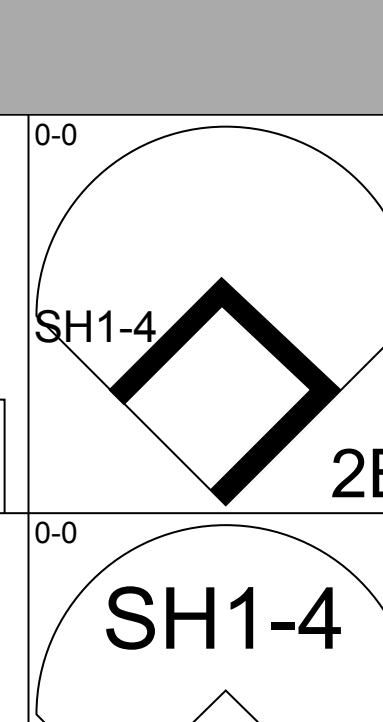
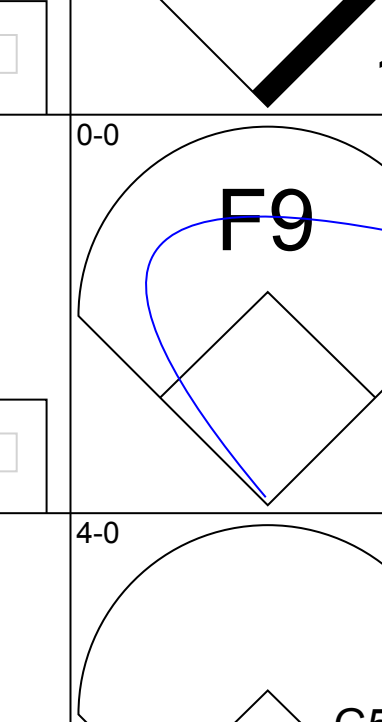
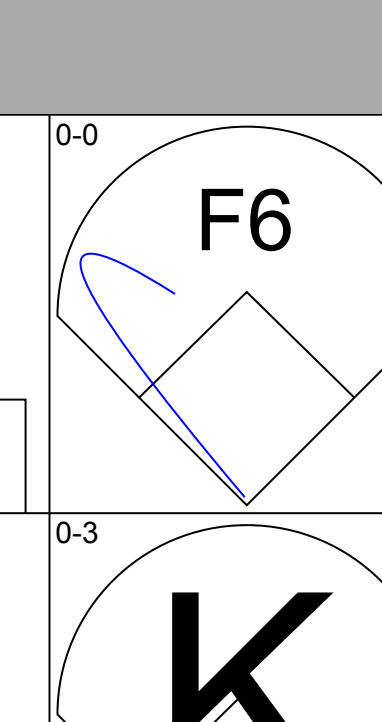
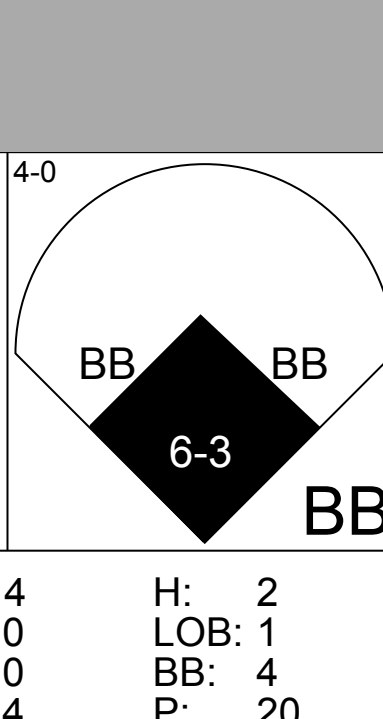
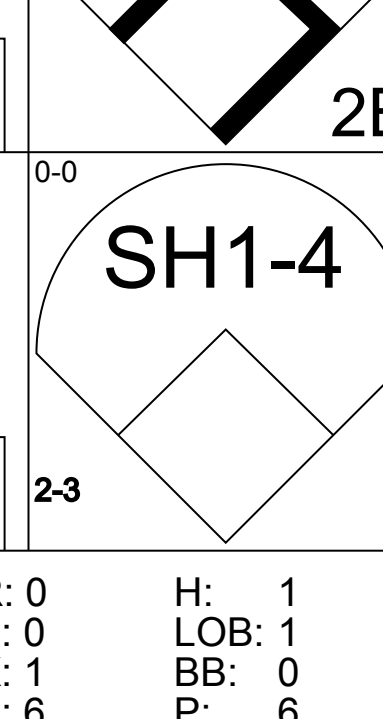
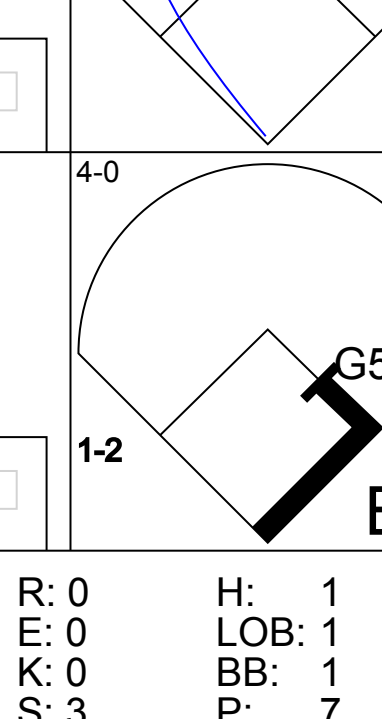
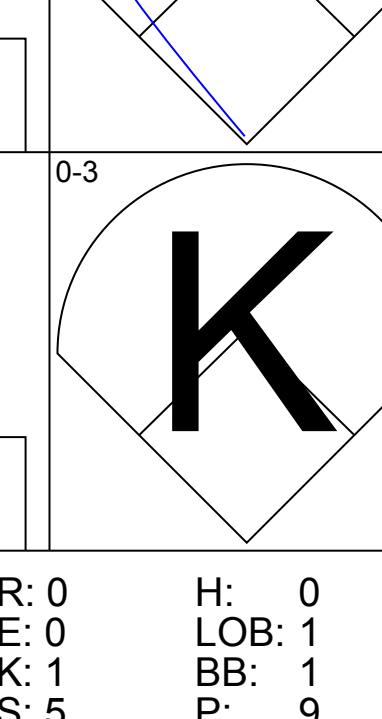


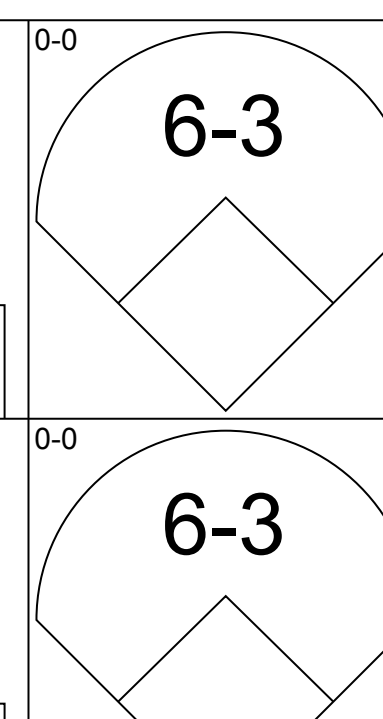
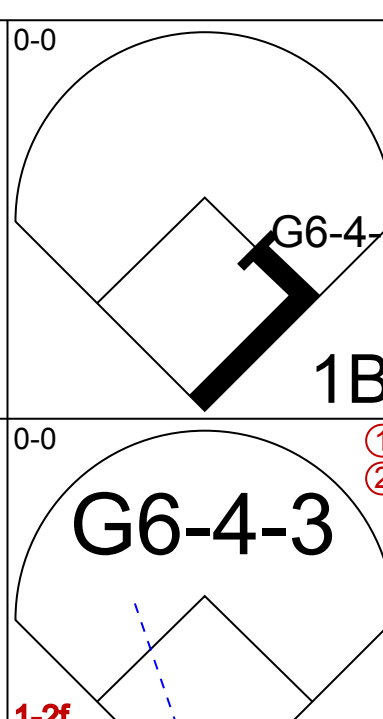
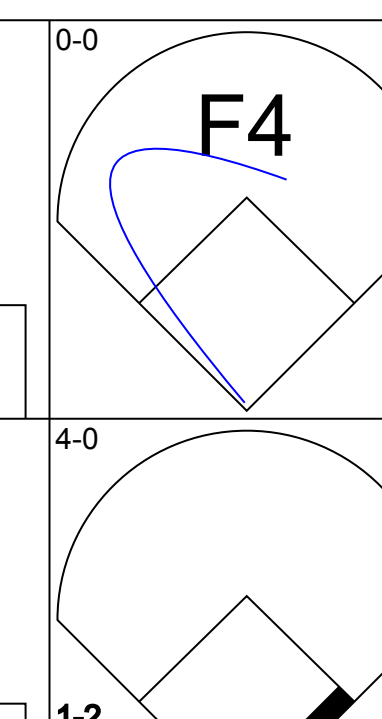
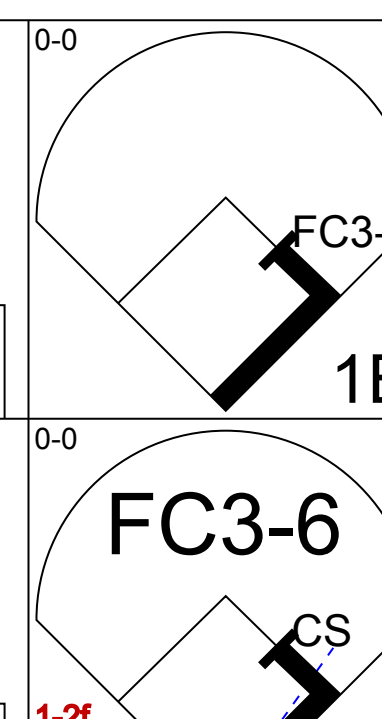
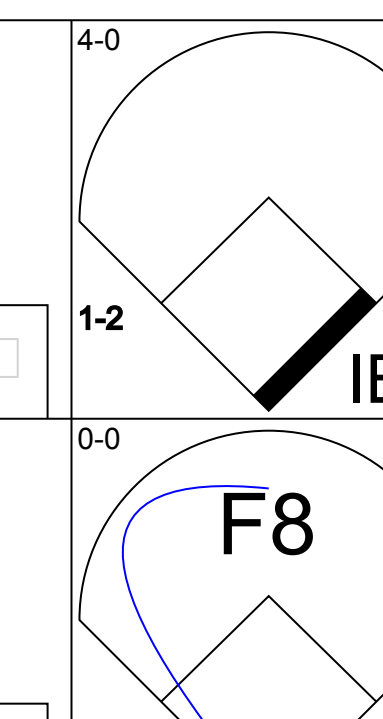
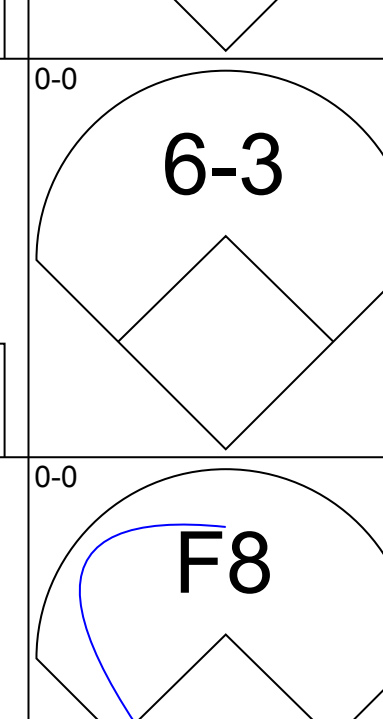
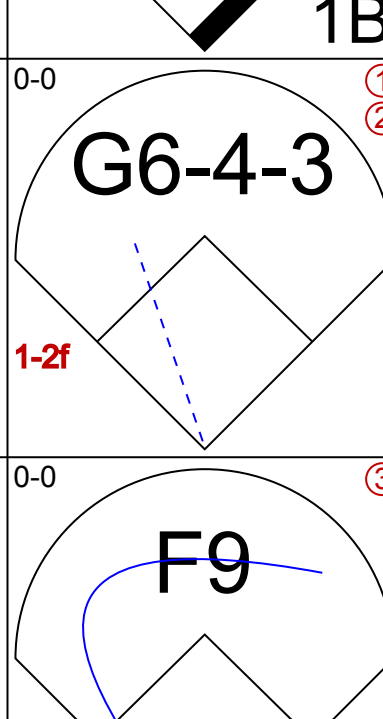
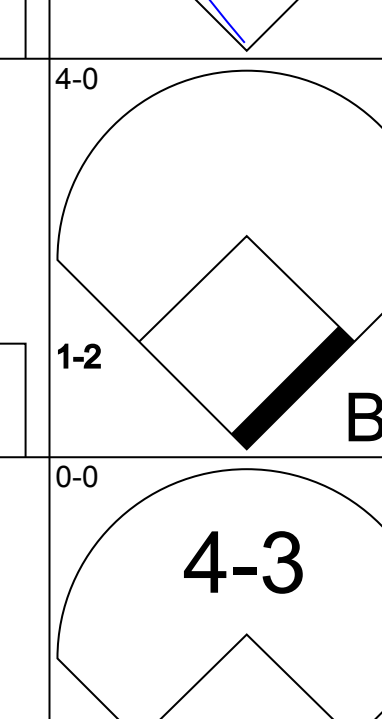
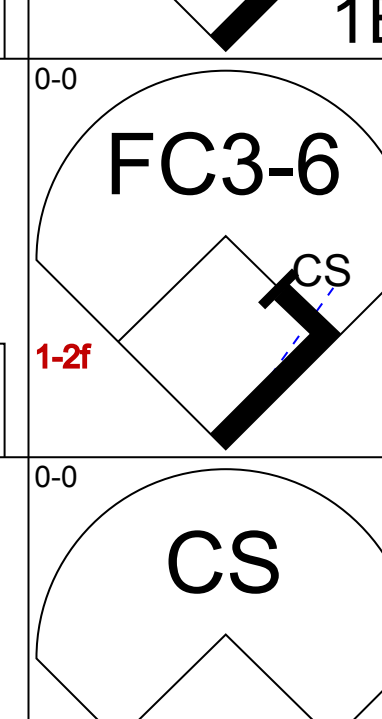
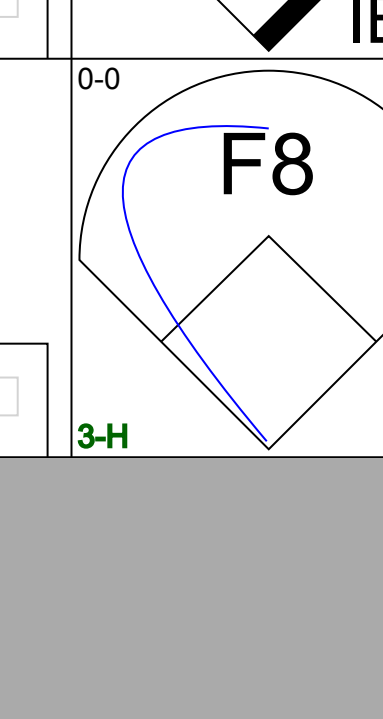
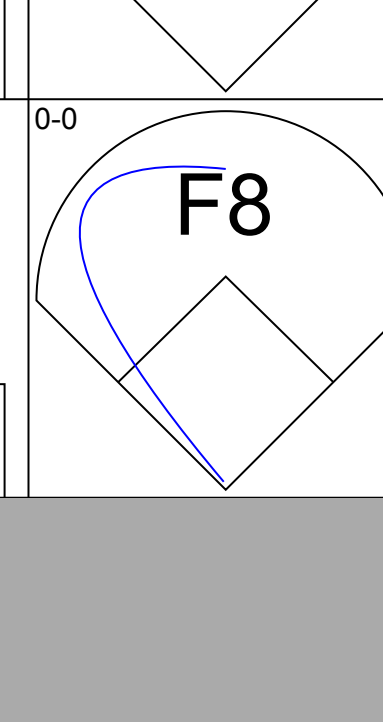
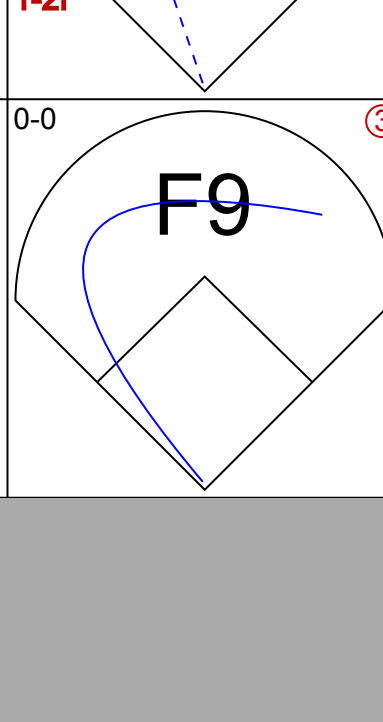
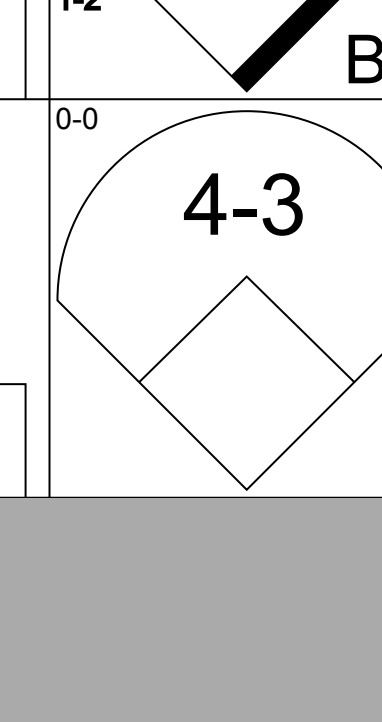
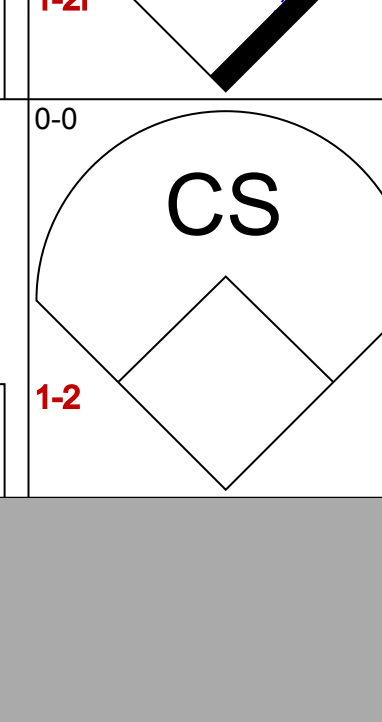
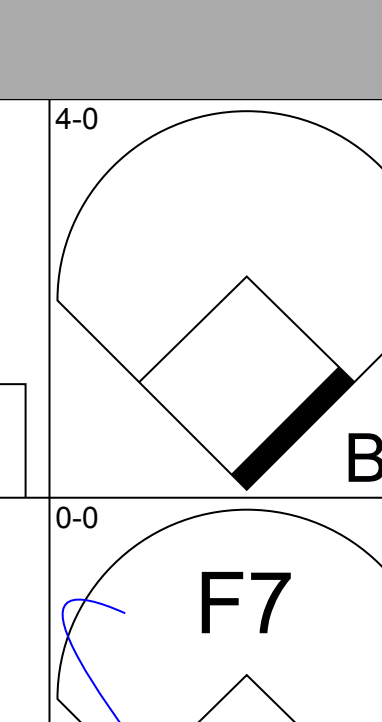
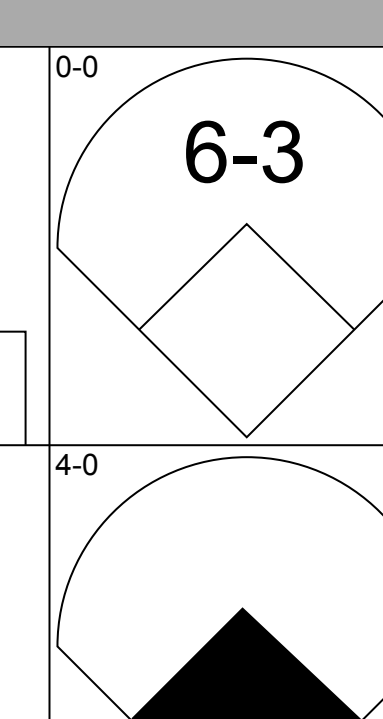
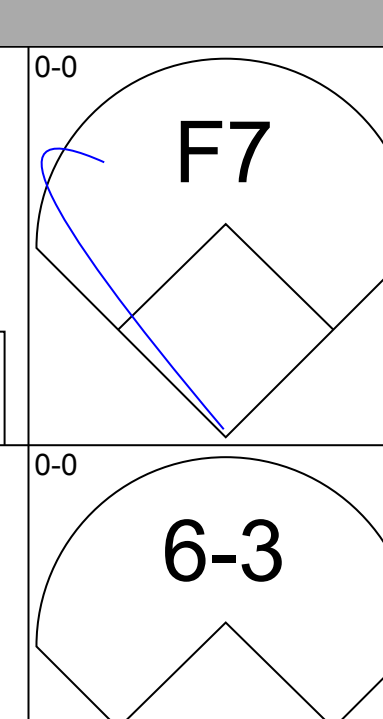
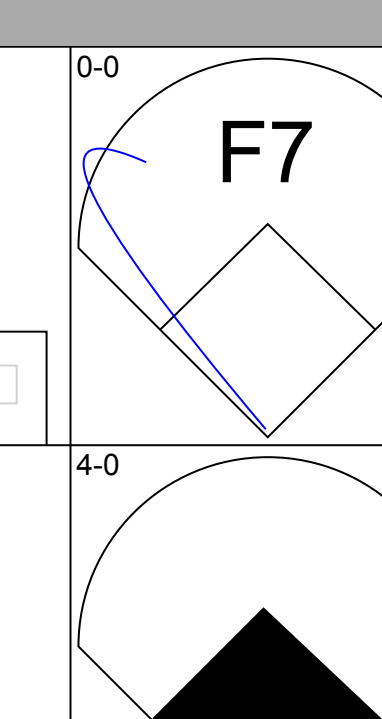
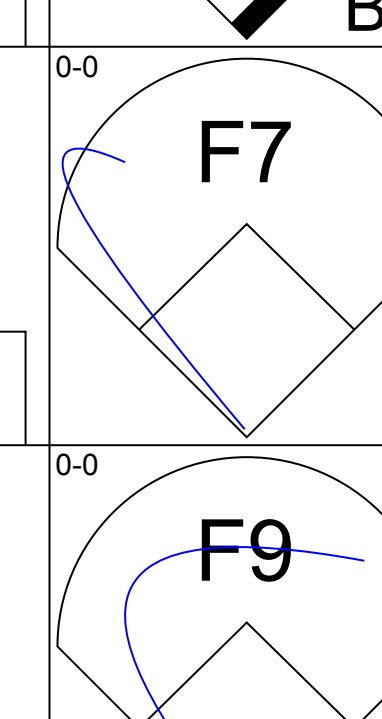
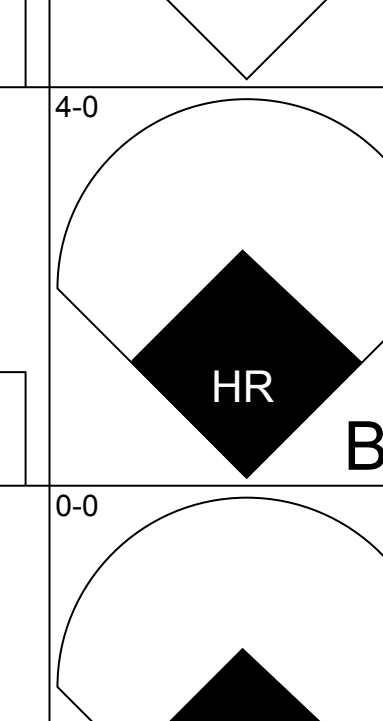
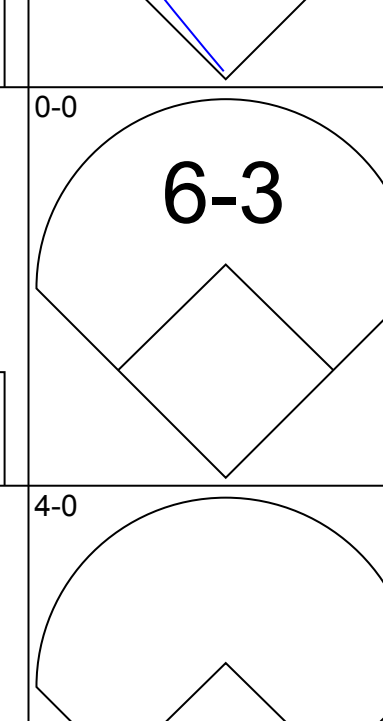
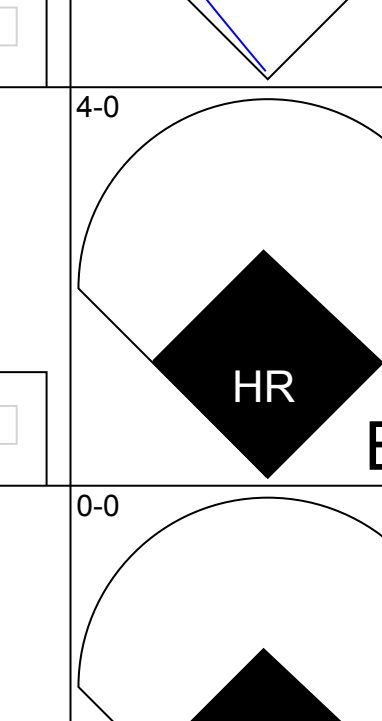
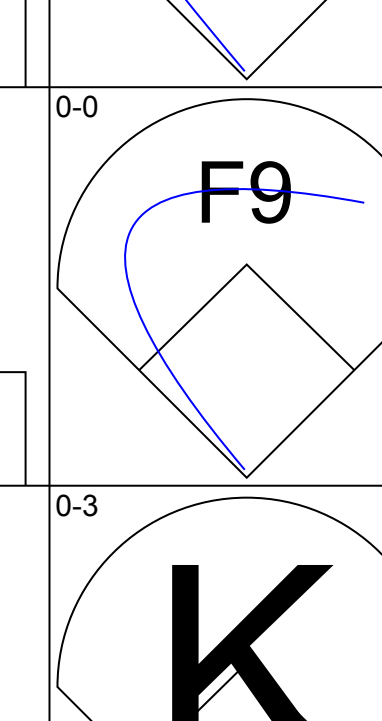
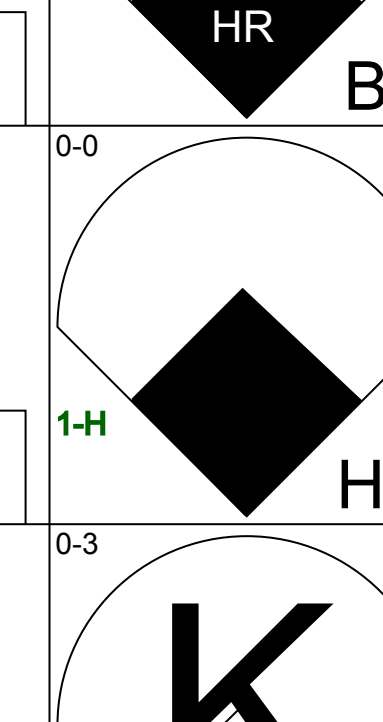
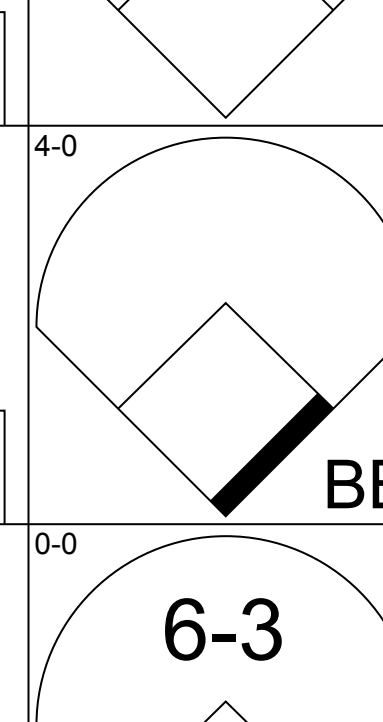
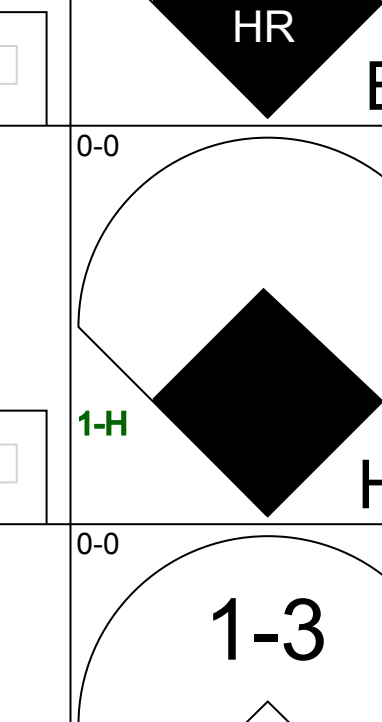
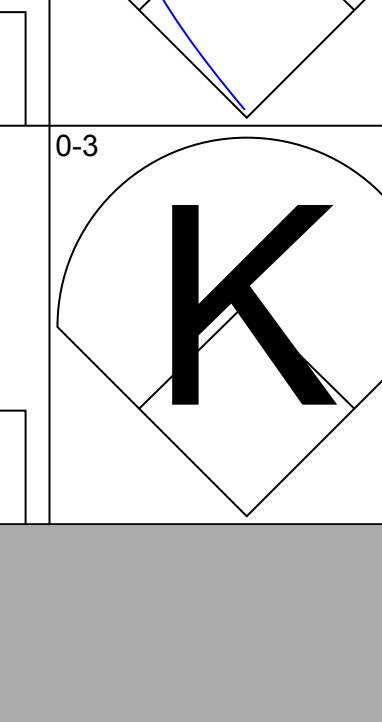
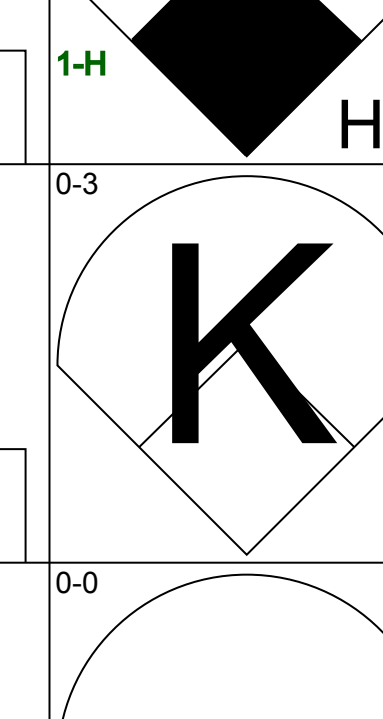
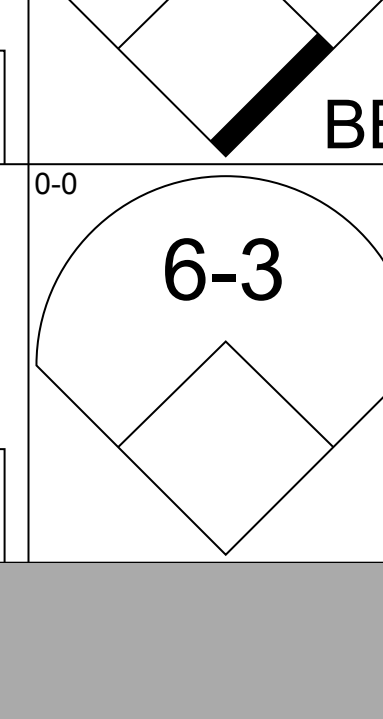
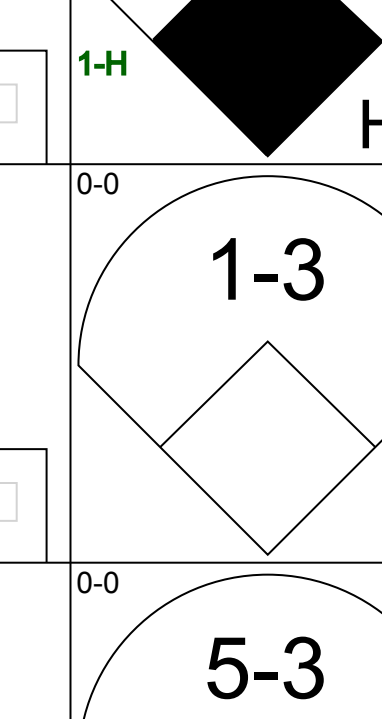
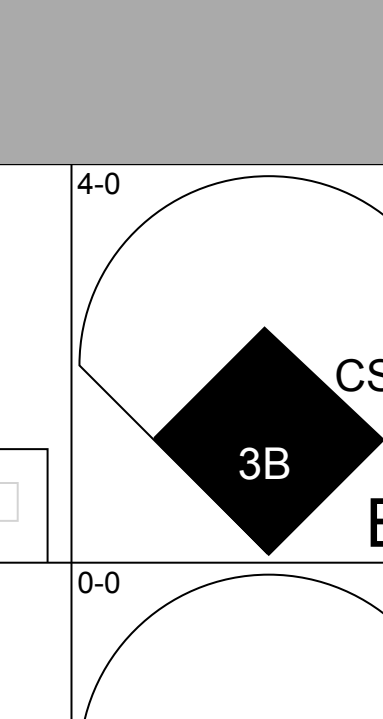
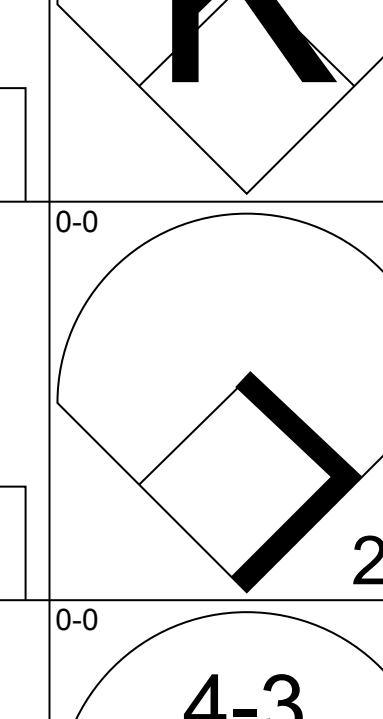
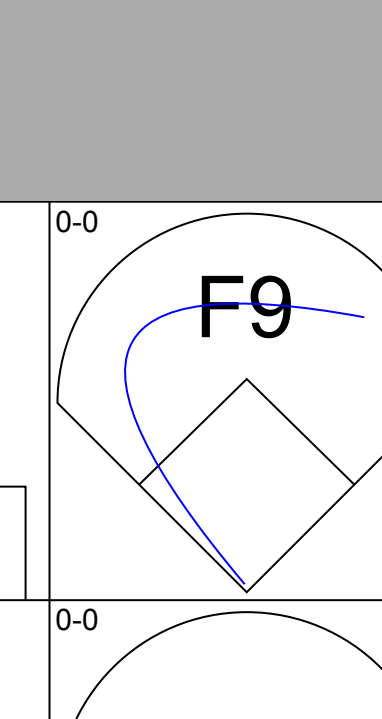
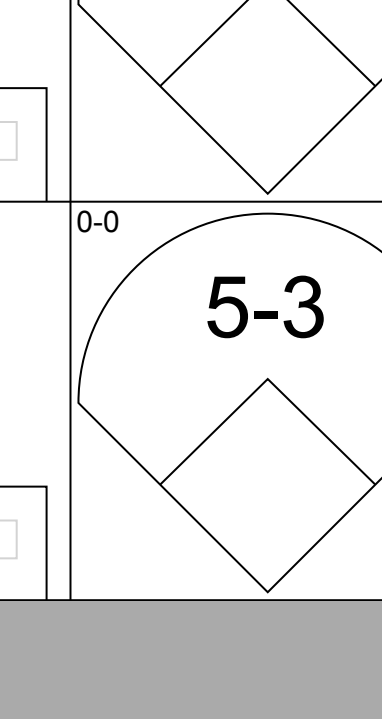
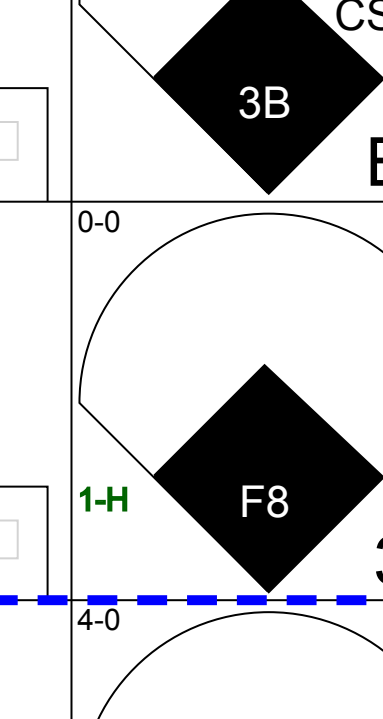
# Detroit Tigers - 1953

Batter	1	2	3	4	5	6	7	8	9	AB	R	H	RBI	BB	SO	LOB	TOP					
Harvey Kuenn, R OBP: 0.250, SLG: 0.250	0-0 1-4-3			0-0 4-3		0-0 1B			0-0 F9	4	0	1	0	0	0	0	<p><b>Detroit Tigers @ St. Louis Browns</b> Sportsman's Park, St. Louis, MO</p> <p>Tue Apr 14 1953, 4:33 AM EST Att: 11,804 - Unknown</p> <p>livebaseballscores.com</p> <p>AB 29 R 0 H 4 RBI 0 BB 2 SO 5 LOB 8</p> 					
Owen Friend, R OBP: 0.250, SLG: 0.250	0-3 K			0-0 F6		0-0 F6			0-0 F8	4	0	0	0	0	1	1						
Russ Sullivan, L OBP: 0.750, SLG: 1.250	0-0 6-3			0-0 FC6-4 1B			0-0 WP 2B		0-0 2B	4	0	3	0	0	0	0						
Walt Dropo, R OBP: 0.250, SLG: 0.250		0-3 K		0-0 FC6-4 1-2			0-3 K 2-3		0-3 K	4	0	0	0	0	3	3						
Bob Nieman, R OBP: 0.250, SLG: 0.250		4-0 G4-6-3 BB			0-3 K		0-0 F4			2	0	0	0	1	1	1						
Jim Delsing, L OBP: 0.250, SLG: 0.250		0-0 G4-6-3 1-2			0-0 G3		0-0 F6			3	0	0	0	0	0	2						
John Baumgartner, R OBP: 0.250, SLG: 0.250				0-0 F8		0-0 F8			0-0 F8	3	0	0	0	0	0	0						
Johnny Bucha, R OBP: 0.250, SLG: 0.250				4-0 G6-4-3 BB		0-0 4-3			0-0 4-3	2	0	0	0	1	0	0						
Ned Garver, R OBP: 0.250, SLG: 0.250				0-0 G6-4-3 1-2		0-0 F6			0-0 F9	1	0	0	0	0	0	1						
Dick Marlowe, R OBP: 0.250, SLG: 0.250										0	0	0	0	0	0	0						
Johnny Pesky, L OBP: 0.250, SLG: 0.250										1	0	0	0	0	0	0						
Dave Madison, R OBP: 0.250, SLG: 0.250										0	0	0	0	0	0	0						
Hal Erickson, R OBP: 0.250, SLG: 0.250										1	0	0	0	0	0	0						
<b>Inning Stats</b>	R: 0 E: 0 K: 1 S: 5	H: 0 LOB: 0 BB: 0 P: 5	R: 0 E: 0 K: 1 S: 4	H: 0 LOB: 0 BB: 1 P: 8	R: 0 E: 0 K: 0 S: 2	H: 0 LOB: 0 BB: 1 P: 6	R: 0 E: 0 K: 0 S: 4	H: 1 LOB: 1 BB: 0 P: 4	R: 0 E: 0 K: 1 S: 5	H: 0 LOB: 0 BB: 0 P: 5	R: 0 E: 0 K: 0 S: 4	H: 1 LOB: 1 BB: 0 P: 4	R: 0 E: 0 K: 1 S: 6	H: 1 LOB: 1 BB: 0 P: 6	R: 0 E: 0 K: 0 S: 3	H: 0 LOB: 0 BB: 0 P: 3	R: 0 E: 0 K: 1 S: 6	H: 1 LOB: 1 BB: 0 P: 6	1B: 2 2B: 2 3B: 0 HR: 0	SF: 0 SAC: 0 DP: 2 HBP: 0	WP: 1 PB: 0 SB: 0 CS: 0	PA: 31
<b>PITCHER</b> Virgil Trucks, R ERA: 0.00	IP: 9.0 WLS: W BF: 31 H: 4 R: 0 ER: 0 SO: 5 BB: 2 IBB: 0 HBP: 0 BLK: 0 WP: 1 HR: 0 S: 39 P: 47 ERA: 0.00 WHIP: 0.667															<b>PITCHER</b>	IP: 9.0 WLS: W BF: 31 H: 4 R: 0 ER: 0 SO: 5 BB: 2 IBB: 0 HBP: 0 BLK: 0 WP: 1 HR: 0 S: 39 P: 47 ERA: 0.00 WHIP: 0.667					

Batter	1	2	3	4	5	6	7	8	9	AB	R	H	RBI	BB	SO	LOB	BOTTOM				
Johnny Groth, R OBP: 0.400, SLG: 0.600	0-0 F9 2B			0-0 F4		0-0 S 1B			0-0 G3	5	2	2	1	0	0	0	<p><b>Detroit Tigers @ St. Louis Browns</b> Sportsman's Park, St. Louis, MO</p> <p>Tue Apr 14 1953, 4:33 AM EST Att: 11,804 - Unknown</p> <p>livebaseballscores.com</p> <p>AB 36 R 10 H 13 RBI 8 BB 4 SO 0 LOB 11</p> 				
Bobby Young, L OBP: 0.400, SLG: 0.400	0-0 F9 2-3			0-0 1B		0-0 BB 1B 1H			0-0 3-1	5	1	2	1	0	0	1					
Jim Dyck, R OBP: 0.800, SLG: 0.750	0-0 1B 3H			0-0 F7 1B		0-0 WP BB 1-2			0-0 F2	4	2	2	1	1	0	1					
Vic Wertz, L OBP: 0.600, SLG: 1.000	4-0 1B 2B			0-0 E 3B 1H		0-0 6-3 1-2 2-3			0-0 F8	3	2	1	1	2	0	0					
Bob Elliott, R OBP: 0.500, SLG: 0.333	0-0 2B 1-2 2H			0-0 6-3		0-0 6-3 1-2 2-3 3H			0-0 BB	3	0	1	1	1	0	1					
Roy Sievers, R OBP: 0.250, SLG: 0.500	0-0 1B 1H 2H			0-0 F4		0-0 F7 1-2 2-3 3H			0-0 F3	4	1	1	1	0	0	4					
Les Moss, R OBP: 0.750, SLG: 1.000	0-0 1B 3H			0-0 E7		0-0 FC6 1B			0-0 1B 2B	4	1	3	1	0	0	0					
Billy Hunter, R OBP: 0.250, SLG: 0.250	0-0 F8 3H			0-0 F9		0-0 FC6 1B 1-2			0-0 1B	4	1	1	1	0	0	3					
Virgil Trucks, R ERA: 3.86				0-0 6-3		0-0 5-3			0-0 F8 2-3	4	0	0	0	0	0	1					
<b>Inning Stats</b>	R: 4 E: 0 K: 0 S: 7	H: 5 LOB: 1 BB: 1 P: 11	R: 0 E: 0 K: 0 S: 3	H: 0 LOB: 0 BB: 0 P: 3	R: 2 E: 1 K: 0 S: 6	H: 2 LOB: 1 BB: 0 P: 6	R: 0 E: 0 K: 0 S: 4	H: 1 LOB: 1 BB: 0 P: 4	R: 0 E: 0 K: 0 S: 3	H: 0 LOB: 0 BB: 0 P: 3	R: 3 E: 1 K: 0 S: 6	H: 3 LOB: 3 BB: 3 P: 18	R: 1 E: 0 K: 0 S: 4	H: 2 LOB: 0 BB: 0 P: 4	R: 0 E: 0 K: 0 S: 3	H: 0 LOB: 0 BB: 0 P: 3		1B: 8 2B: 4 3B: 1 HR: 0	SF: 0 SAC: 0 DP: 0 HBP: 0	WP: 1 PB: 0 SB: 1 CS: 0	PA: 40
<b>PITCHER</b> Ned Garver, R ERA: 18.0	IP: 2.0 WLS: L BF: 11 H: 5 R: 4 ER: 4 SO: 4 BB: 1 IBB: 0 HBP: 0 BLK: 0 WP: 0 HR: 0 S: 10 P: 14 ERA: 18.00 WHIP: 3.000															<b>PITCHER</b> Dick Marlowe, R ERA: 6.0		IP: 3.0 WLS: L BF: 13 H: 3 R: 2 ER: 2 SO: 0 BB: 0 IBB: 0 HBP: 0 BLK: 0 WP: 0 HR: 0 S: 13 P: 13 ERA: 6.00 WHIP: 1.000			
<b>PITCHER</b> Dave Madison, R ERA: 40.5	IP: 0.2 WLS: L BF: 8 H: 3 R: 3 ER: 3 SO: 0 BB: 0 IBB: 0 HBP: 0 BLK: 0 WP: 0 HR: 0 S: 5 P: 17 ERA: 40.50 WHIP: 9.000															<b>PITCHER</b> Hal Erickson, R ERA: 3.86		IP: 2.1 WLS: L BF: 8 H: 2 R: 1 ER: 1 SO: 0 BB: 0 IBB: 0 HBP: 0 BLK: 0 WP: 0 HR: 0 S: 8 P: 8 ERA: 3.86 WHIP: 0.857			



Batter	1	2	3	4	5	6	7	8	9	AB	R	H	RBI	BB	SO	LOB	TOP			
Ray Boone, R OBP: 0.462, SLG: 0.818 (1, 6)										3	1	0	0	2	1	3	<b>Cleveland Indians @ Detroit Tigers</b> Briggs Stadium, Detroit, MI Fri Apr 17 1953, 3:33 AM EST Att: 2,642 - Unknown			
Bobby Avila, R OBP: 0.429, SLG: 0.667 (1, 4)										3	1	0	0	2	1	2				
Larry Doby, L OBP: 0.500, SLG: 0.692 (1, 8)										4	1	3	1	1	0	2				
Luke Easter, L OBP: 0.500, SLG: 0.545 Bill Glynn, L (7, PR) (7, 3)										3	1	2	2	1	0	1				
Al Rosen, R OBP: 0.500, SLG: 0.400 (1, 5)										4	0	1	1	1	0	6				
Dale Mitchell, L OBP: 0.428, SLG: 0.417 Bob Kennedy, R (9, 7)										4	0	1	1	1	0	4				
Harry Simpson, L OBP: 0.308, SLG: 0.385 (1, 9)									4	0	1	0	0	0	5					
Jim Hegan, R OBP: 0.385, SLG: 0.500 (1, 2)										4	0	1	0	0	0	1				
Bob Feller, R Lou Brissie, L (9, 1)										1	1	0	0	2	1	0				
<b>Inning Stats</b>	R: 0 E: 0 K: 1 S: 6	H: 1 LOB: 2 BB: 1 P: 10	R: 0 E: 0 K: 0 S: 3	H: 0 LOB: 0 BB: 0 P: 3	R: 4 E: 0 K: 0 S: 4	H: 2 LOB: 1 BB: 4 P: 20	R: 0 E: 0 K: 1 S: 6	H: 1 LOB: 1 BB: 0 P: 6	R: 0 E: 0 K: 0 S: 3	H: 1 LOB: 1 BB: 1 P: 7	R: 0 E: 0 K: 0 S: 4	H: 1 LOB: 3 BB: 2 P: 12	R: 0 E: 0 K: 1 S: 5	H: 0 LOB: 1 BB: 1 P: 9	R: 1 E: 0 K: 0 S: 4	H: 2 LOB: 1 BB: 0 P: 4	1B: 7 2B: 2 3B: 0 HR: 0	SF: 0 SAC: 2 DP: 3 HBP: 0	WP: 0 PB: 0 SB: 0 CS: 0	PA: 42
<b>PITCHER</b>	IP WLS BF H R ER SO BB IBB HBP BLK WP HR S P ERA WHIP																			
Bill Wight, L ERA: 15.43 Dave Madison, R ERA: 4.91	(1, 1) 2.1 14 3 4 4 1 4 0 0 0 0 0 0 0 12 28 15.43 3.000																			

Batter	1	2	3	4	5	6	7	8	9	AB	R	H	RBI	BB	SO	LOB	BOTTOM			
Harvey Kuenn, R OBP: 0.500, SLG: 0.462 (1, 6)										4	0	2	0	1	0	1	<b>Cleveland Indians @ Detroit Tigers</b> Briggs Stadium, Detroit, MI Fri Apr 17 1953, 3:33 AM EST Att: 2,642 - Unknown			
Owen Friend, R OBP: 0.286, SLG: 0.167 (1, 4)										4	0	0	1	1	0	4				
Russ Sullivan, L OBP: 0.538, SLG: 0.556 (1, 7)										3	0	0	0	1	0	2				
Walt Dropo, R OBP: 0.154, SLG: 0.385 (1, 3)										4	0	0	0	0	0	1				
Bob Nieman, R (1, 9)										2	2	0	0	2	0	1				
Jim Delsing, L OBP: 0.417, SLG: 0.889 (1, 8)										3	2	2	4	1	1	1				
John Baumgartner, R OBP: 0.271, SLG: 0.273 Johnny Pesky, L (9, PH)										3	0	0	0	0	1	1				
Matt Batts, R OBP: 0.250, SLG: 0.625 Fred Hatfield, L (9, PR)										4	0	2	1	0	0	0				
Bill Wight, L Dave Madison, R Pat Mullin, L Frank Carswell, R (9, PH)	(1, 1) 8.0 L 35 7 6 5 2 7 0 0 0 0 0 0 0 2 33 57 5.62 1.625																			
<b>Inning Stats</b>	R: 0 E: 0 K: 0 S: 3	H: 0 LOB: 0 BB: 0 P: 3	R: 2 E: 0 K: 1 S: 7	H: 2 LOB: 1 BB: 1 P: 11	R: 0 E: 0 K: 0 S: 3	H: 1 LOB: 0 BB: 0 P: 3	R: 0 E: 0 K: 0 S: 3	H: 0 LOB: 1 BB: 1 P: 7	R: 0 E: 0 K: 0 S: 4	H: 1 LOB: 2 BB: 1 P: 8	R: 2 E: 0 K: 0 S: 4	H: 1 LOB: 0 BB: 1 P: 8	R: 0 E: 0 K: 1 S: 5	H: 0 LOB: 1 BB: 1 P: 9	R: 2 E: 0 K: 0 S: 2	H: 1 LOB: 3 BB: 3 P: 14	1B: 3 2B: 1 3B: 1 HR: 2	SF: 0 SAC: 0 DP: 1 HBP: 0	WP: 0 PB: 0 SB: 0 CS: 2	PA: 39
<b>PITCHER</b>	IP WLS BF H R ER SO BB IBB HBP BLK WP HR S P ERA WHIP																			
Bob Feller, R Lou Brissie, L ERA:	(1, 1) 0.1 3 0 0 0 0 0 2 0 0 0 0 0 1 9 0.00 0.000																			





Batter	1	2	3	4	5	6	7	8	9	10	11	AB	R	H	RBI	BB	SO	LOB	TOP
<b>Johnny Groth, R</b> <small>OBP: 0.320, SLG: 0.417</small> 												5	0	2	1	0	1	1	
<b>Bobby Young, L</b> <small>OBP: 0.370, SLG: 0.385</small> 												6	1	3	1	0	0	1	
<b>Jim Dyck, R</b> <small>OBP: 0.333, SLG: 0.190</small> <b>Dick Kokos, L</b> <small>OBP: 0.550, SLG: 0.200</small> 												4	0	0	0	0	0	6	
<b>Vic Wertz, L</b> <small>OBP: 0.414, SLG: 0.625</small> 												5	0	2	1	1	0	1	
<b>Bob Elliott, R</b> <small>OBP: 0.333, SLG: 0.318</small> 												6	1	2	1	0	1	5	
<b>Roy Sievers, R</b> <small>OBP: 0.250, SLG: 0.357</small> 												6	2	2	0	0	2	4	
<b>Les Moss, R</b> <small>OBP: 0.333, SLG: 0.391</small> <b>Clint Courtney, L</b> <small>OBP: 0.500, SLG: 0.500</small> 												2	0	1	1	0	0	1	
<b>Billy Hunter, R</b> <small>OBP: 0.273, SLG: 0.158</small> <b>Dick Kryhoski, L</b> <small>OBP: 0.500, SLG: 0.500</small> <b>Willy Miranda, S</b> 												4	0	2	0	0	2	3	
<b>Virgil Trucks, R</b> <small>OBP: 0.273, SLG: 0.158</small> <b>Hank Williams, R</b> <small>OBP: 0.500, SLG: 0.500</small> <b>Bob Cain, L</b> <small>OBP: 0.500, SLG: 0.500</small> <b>Bobo Holloman, R</b> <small>OBP: 0.500, SLG: 0.500</small> <b>Marlin Stuart, R</b> <small>OBP: 0.500, SLG: 0.500</small> <b>Neil Berry, R</b> <small>OBP: 0.500, SLG: 0.500</small> <b>Satchel Paige, R</b> 												2	0	0	0	0	0	3	
<b>Inning Stats</b> <small>R: 0, H: 0, E: 0, K: 1, S: 5</small> <small>H: 0, LOB: 0, BB: 0, P: 5</small> <small>R: 0, H: 0, E: 0, K: 0, S: 3</small> <small>H: 0, LOB: 1, BB: 1, P: 7</small> <small>R: 0, H: 2, E: 0, K: 0, S: 5</small> <small>H: 2, LOB: 2, BB: 0, P: 5</small> <small>R: 1, H: 3, E: 0, K: 0, S: 6</small> <small>H: 3, LOB: 2, BB: 0, P: 6</small> <small>R: 0, H: 2, E: 0, K: 1, S: 7</small> <small>H: 2, LOB: 2, BB: 0, P: 7</small> <small>R: 1, H: 3, E: 0, K: 1, S: 8</small> <small>H: 3, LOB: 3, BB: 0, P: 9</small> <small>R: 0, H: 0, E: 0, K: 0, S: 3</small> <small>H: 0, LOB: 0, BB: 0, P: 3</small> <small>R: 0, H: 1, E: 0, K: 2, S: 2</small> <small>H: 1, LOB: 0, BB: 1, P: 6</small> <small>R: 0, H: 0, E: 0, K: 2, S: 6</small> <small>H: 0, LOB: 1, BB: 1, P: 10</small> <small>R: 3, H: 3, E: 0, K: 1, S: 8</small> <small>H: 3, LOB: 1, BB: 1, P: 12</small> <small>1B: 13, 2B: 3, 3B: 0, HR: 0</small> <small>SF: 0, SAC: 1, DP: 1, HBP: 1</small>	<b>PITCHER</b> <small>IP: 10.1, WLS: 48, BF: 15, H: 6, ER: 6, SO: 6, BB: 4, IBB: 0, HBP: 1, BLK: 0, WP: 0, HR: 0, S: 55, P: 72, ERA: 5.23, WHIP: 1.839</small> <b>Bill Wight, L</b> <small>ERA: 12.0</small>	<b>PITCHER</b> <small>IP: 11.1, WLS: 3, BF: 1, H: 0, ER: 0, SO: 1, BB: 0, IBB: 0, HBP: 0, BLK: 0, WP: 1, HR: 0, S: 5, P: 5, ERA: 0.00, WHIP: 1.500</small>	<b>AB</b> 45 <b>R</b> 6 <b>H</b> 16 <b>RBI</b> 6 <b>BB</b> 4 <b>SO</b> 7 <b>LOB</b> 27																

St. Louis Browns @ Detroit Tigers  
 Briggs Stadium, Detroit, MI  
 Sun Apr 19 1953, 3:33 AM EST  
 Att: 7,048 - Unknown

livebaseballscores.com

Batter	1	2	3	4	5	6	7	8	9	10	11	AB	R	H	RBI	BB	SO	LOB	BOTTOM
<b>Harvey Kuenn, R</b> <small>OBP: 0.433, SLG: 0.393</small> 												5	0	1	0	1	0	0	
<b>Owen Friend, R</b> <small>OBP: 0.207, SLG: 0.185</small> <b>Joe Ginsberg, L</b> 												5	1	1	0	0	1	4	
<b>Russ Sullivan, L</b> <small>OBP: 0.480, SLG: 0.500</small> <b>Frank Carswell, R</b> <small>OBP: 0.750, SLG: 0.500</small> <b>Don Lund, R</b> 												3	1	1	0	0	0	1	
<b>Walt Dropo, R</b> <small>OBP: 0.143, SLG: 0.222</small> 												5	1	1	1	0	0	1	
<b>Bob Nieman, R</b> <small>OBP: 0.360, SLG: 0.400</small> 												3	0	1	0	1	1	1	
<b>Jim Delsing, L</b> <small>OBP: 0.462, SLG: 0.714</small> 												3	0	1	0	2	1	1	
<b>John Baumgartner, R</b> <small>OBP: 0.208, SLG: 0.208</small> <b>Pat Mullin, L</b> <small>OBP: 0.500, SLG: 0.500</small> <b>Billy Hitchcock, R</b> 												4	0	0	1	0	2	4	
<b>Matt Batts, R</b> <small>OBP: 0.313, SLG: 0.500</small> <b>Fred Hatfield, L</b> <small>OBP: 0.500, SLG: 0.500</small> <b>Johnny Bucha, R</b> 												3	0	1	1	0	0	0	
<b>Ned Garver, R</b> <small>OBP: 0.250, SLG: 0.250</small> <b>Bill Wight, L</b> <small>OBP: 0.500, SLG: 0.500</small> <b>Johnny Pesky, L</b> 												3	0	1	0	0	0	2	
<b>Inning Stats</b> <small>R: 1, H: 1, E: 1, K: 1, S: 7</small> <small>H: 1, LOB: 1, BB: 0, P: 7</small> <small>R: 0, H: 0, E: 0, K: 2, S: 7</small> <small>H: 0, LOB: 0, BB: 0, P: 7</small> <small>R: 0, H: 0, E: 0, K: 0, S: 3</small> <small>H: 0, LOB: 0, BB: 0, P: 3</small> <small>R: 2, H: 3, E: 0, K: 0, S: 6</small> <small>H: 3, LOB: 2, BB: 1, P: 10</small> <small>R: 0, H: 0, E: 0, K: 1, S: 5</small> <small>H: 0, LOB: 0, BB: 0, P: 5</small> <small>R: 0, H: 1, E: 0, K: 1, S: 6</small> <small>H: 1, LOB: 1, BB: 0, P: 6</small> <small>R: 0, H: 0, E: 0, K: 0, S: 3</small> <small>H: 0, LOB: 0, BB: 0, P: 7</small> <small>R: 0, H: 2, E: 0, K: 1, S: 7</small> <small>H: 2, LOB: 2, BB: 1, P: 7</small> <small>R: 0, H: 0, E: 0, K: 2, S: 4</small> <small>H: 0, LOB: 0, BB: 0, P: 8</small> <small>R: 0, H: 0, E: 0, K: 0, S: 3</small> <small>H: 0, LOB: 1, BB: 1, P: 7</small> <small>R: 0, H: 1, E: 0, K: 1, S: 4</small> <small>H: 1, LOB: 2, BB: 0, P: 8</small> <small>R: 0, H: 0, E: 0, K: 0, S: 4</small> <small>H: 0, LOB: 2, BB: 1, P: 8</small> <small>R: 0, H: 0, E: 0, K: 0, S: 3</small> <small>H: 0, LOB: 0, BB: 0, P: 3</small> <small>1B: 7, 2B: 1, 3B: 0, HR: 0</small> <small>SF: 0, SAC: 2, DP: 0, HBP: 0</small>	<b>PITCHER</b> <small>IP: 5.0, WLS: 21, BF: 4, H: 1, ER: 2, SO: 4, BB: 1, IBB: 0, HBP: 0, BLK: 0, WP: 0, HR: 0, S: 28, P: 32, ERA: 3.60, WHIP: 1.000</small> <b>Hal White, R</b> <small>ERA: 1.23</small> <b>Bob Cain, L</b> <small>ERA: 2.45</small> <b>Bobo Holloman, R</b> <small>ERA: 7.71</small> <b>Marlin Stuart, R</b> <small>ERA: 3.0</small>	<b>PITCHER</b> <small>IP: 11.1, WLS: 3, BF: 0, H: 0, ER: 0, SO: 0, BB: 0, IBB: 0, HBP: 0, BLK: 0, WP: 0, HR: 0, S: 28, P: 33, ERA: 0.00, WHIP: 0.000</small> <b>Satchel Paige, R</b> <small>ERA: 4.15</small>	<b>AB</b> 41 <b>R</b> 3 <b>H</b> 8 <b>RBI</b> 3 <b>BB</b> 4 <b>SO</b> 6 <b>LOB</b> 23																

St. Louis Browns @ Detroit Tigers  
 Briggs Stadium, Detroit, MI  
 Sun Apr 19 1953, 3:33 AM EST  
 Att: 7,048 - Unknown

livebaseballscores.com





Batter	1	2	3	4	5	6	7	8	9	AB	R	H	RBI	BB	SO	LOB	TOP											
Nellie Fox, L OBP: 0.379, SLG: 0.462 (1, 4)										5	2	3	2	0	0	0	Chicago White Sox @ Detroit Tigers Briggs Stadium, Detroit, MI Wed Apr 22 1953, 3:33 AM EST Att: 2,345 - Unknown											
Ferns Fain, L OBP: 0.357, SLG: 0.304 (1, 3)										5	1	2	1	0	0	2												
Minnie Minoso, R OBP: 0.407, SLG: 0.318 (1, 7)										4	0	1	1	0	1	2												
Vern Stephens, R OBP: 0.261, SLG: 0.300 (1, 5)										4	1	1	1	1	1	2												
Jim Rivera, L OBP: 0.481, SLG: 0.368 (1, 8)										5	0	1	1	0	0	2												
Sam Mele, R OBP: 0.333, SLG: 0.350 (1, 9)										4	1	1	1	1	0	1												
Chico Carrasquel, R OBP: 0.250, SLG: 0.250 (1, 6)										5	1	2	0	0	0	3												
Sherm Lollar, R OBP: 0.625, SLG: 0.727 (1, 2)										4	3	4	2	0	0	0												
Joe Dobson, R (1, 1)										2	0	0	0	0	0	2												
Gene Bearden, L (6, 1)										0	0	0	0	0	0	0												
Mike Fomiesles, R (6, 1)										0	0	0	0	0	0	0												
Luis Aloma, R (9, 1)										0	0	0	0	0	0	0												
Harry Dorish, R (9, 1)										0	0	0	0	0	0	0												
<b>Inning Stats</b>	R: 0 E: 0 K: 0 S: 3	H: 1 LOB: 0 BB: 0 P: 3	R: 3 E: 0 K: 0 S: 6	H: 3 LOB: 0 BB: 0 P: 6	R: 0 E: 0 K: 1 S: 6	H: 1 LOB: 1 BB: 0 P: 6	R: 0 E: 0 K: 0 S: 5	H: 2 LOB: 2 BB: 0 P: 5	R: 0 E: 0 K: 1 S: 5	H: 0 LOB: 0 BB: 0 P: 5	R: 1 E: 0 K: 0 S: 4	H: 2 LOB: 1 BB: 0 P: 4	R: 2 E: 0 K: 0 S: 6	H: 3 LOB: 1 BB: 0 P: 6	R: 0 E: 0 K: 0 S: 3	H: 0 LOB: 2 BB: 0 P: 3	R: 3 E: 0 K: 0 S: 6	H: 3 LOB: 3 BB: 2 P: 15	1B: 11 2B: 0 3B: 1 HR: 3	SF: 0 SAC: 2 DP: 2 HBP: 1	WP: 0 PB: 0 SB: 0 CS: 0	PA: 43						
<b>PITCHER</b>	IP WLS BF H R ER SO BB IBB HBP BLK WP HR S P ERA WHIP	7.0 L 31 12 6 6 2 0 0 0 0 0 3 35 35 7.71 1.714	1.0 3 0 0 0 0 0 0 0 0 0 0 0 3 3 0.00 0.000	1.0 9 3 3 3 0 2 0 1 0 0 0 0 6 15 27.00 5.000	<b>PITCHER</b>										IP WLS BF H R ER SO BB IBB HBP BLK WP HR S P ERA WHIP													
Mitt Jordan, R ERA: 6.0 (1, 1)											7.0	L	31	12	6	6	2	0	0	0	0	0	0	3	35	35	7.71	1.714
Hal Erickson, R ERA: 2.7 (8, 1)											1.0	3	0	0	0	0	0	0	0	0	0	0	0	3	3	0.00	0.000	
Paul Foytack, R ERA: 13.5 (9, 1)											1.0	9	3	3	3	0	2	0	1	0	0	0	6	15	27.00	5.000		

Batter	1	2	3	4	5	6	7	8	9	AB	R	H	RBI	BB	SO	LOB	BOTTOM										
Harvey Kuenn, R OBP: 0.425, SLG: 0.395 (1, 6)										5	1	1	1	0	0	3	Chicago White Sox @ Detroit Tigers Briggs Stadium, Detroit, MI Wed Apr 22 1953, 3:33 AM EST Att: 2,345 - Unknown										
Fred Hatfield, L OBP: 0.800, SLG: 0.667 (1, 5)										3	1	2	1	2	0	0											
Russ Sullivan, L OBP: 0.464, SLG: 0.478 (1, 7)										2	0	1	0	0	0	0											
Don Lund, R OBP: 0.333, SLG: 0.333 (6, PH) (7, 9)										1	0	1	0	0	0	0											
Pat Mullin, L OBP: 0.400, SLG: 0.250 (8, PH) (9, 9)										1	0	1	1	1	0	0											
Walt Dropo, R OBP: 0.184, SLG: 0.243 (1, 3)										5	0	1	2	0	0	5											
Bob Nieman, R OBP: 0.324, SLG: 0.379 (1, 9) (7, 7)										5	0	0	0	0	1	6											
Jim Delsing, L OBP: 0.424, SLG: 0.600 (1, 8)										5	1	2	0	0	0	2											
Matt Batts, R OBP: 0.292, SLG: 0.583 (1, 2)										4	2	2	1	0	0	1											
Owen Friend, R OBP: 0.222, SLG: 0.235 (9, PH) Joe Ginsberg, L										3	0	0	0	0	0	1											
Mitt Jordan, R OBP: 0.500, SLG: 0.500 (8, 1) Hal Erickson, R										0	0	0	0	0	0	0											
Johnny Pesky, L OBP: 0.400, SLG: 0.250 (8, PH) Paul Foytack, R										1	1	1	0	0	0	0											
Frank Carswell, R OBP: 0.087, SLG: 0.500 (9, PH)										1	1	1	1	0	0	0											
<b>Inning Stats</b>	R: 0 E: 0 K: 0 S: 3	H: 0 LOB: 0 BB: 0 P: 3	R: 0 E: 0 K: 0 S: 3	H: 0 LOB: 0 BB: 0 P: 3	R: 1 E: 0 K: 0 S: 4	H: 1 LOB: 0 BB: 0 P: 4	R: 0 E: 0 K: 0 S: 4	H: 2 LOB: 1 BB: 0 P: 4	R: 0 E: 0 K: 0 S: 5	H: 2 LOB: 2 BB: 0 P: 5	R: 0 E: 0 K: 0 S: 3	H: 1 LOB: 1 BB: 1 P: 7	R: 0 E: 0 K: 0 S: 3	H: 0 LOB: 0 BB: 0 P: 3	R: 1 E: 0 K: 0 S: 5	H: 2 LOB: 2 BB: 1 P: 9	R: 5 E: 0 K: 1 S: 11	H: 6 LOB: 2 BB: 1 P: 15	1B: 12 2B: 1 3B: 0 HR: 1	SF: 0 SAC: 0 DP: 1 HBP: 0	WP: 0 PB: 0 SB: 0 CS: 0	PA: 42					
<b>PITCHER</b>	IP WLS BF H R ER SO BB IBB HBP BLK WP HR S P ERA WHIP	5.0 W 19 5 1 1 0 1 0 0 0 0 0 0 19 19 1.80 1.000	0.0 1 0 0 0 0 0 1 0 0 0 0 0 0 4 ∞ ∞	3.1 17 7 5 5 0 1 0 0 0 0 0 0 16 20 13.50 2.400	0.0 2 1 0 0 0 1 0 0 0 0 0 0 1 5 ∞ ∞	0.2 S 3 1 1 1 1 0 0 0 0 0 0 5 5 13.50 1.500	<b>PITCHER</b>										IP WLS BF H R ER SO BB IBB HBP BLK WP HR S P ERA WHIP										
Joe Dobson, R ERA: 3.97 (1, 1)											5.0	W	19	5	1	1	0	1	0	0	0	0	0	19	19	1.80	1.000
Gene Bearden, L ERA: 10.13 (6, 1)											0.0	1	0	0	0	0	0	1	0	0	0	0	0	4	∞	∞	
Mike Fomiesles, R ERA: 10.13 (6, 1)											3.1	17	7	5	5	0	1	0	0	0	0	0	16	20	13.50	2.400	
Luis Aloma, R ERA: 10.13 (9, 1)											0.0	2	1	0	0	0	1	0	0	0	0	0	1	5	∞	∞	
Harry Dorish, R ERA: 1.59 (9, 1)											0.2	S	3	1	1	1	1	0	0	0	0	0	5	5	13.50	1.500	



Batter	1	2	3	4	5	6	7	8	9	AB	R	H	RBI	BB	SO	LOB	TOP		
Harvey Kuenn, R OBP: 0.448, SLG: 0.457	0-0 4-3		4-0 BB			0-0 F5		0-0 1B		3	0	1	0	1	0	1	Detroit Tigers @ Cleveland Indians Cleveland Municipal Stadium, Cleveland, OH Fri Apr 24 1953, 3:33 AM EST Att: 9,283 - Unknown		
Fred Hatfield, L OBP: 0.543, SLG: 0.545	0-0 G6-3 1B		0-0 1-3			0-0 G1-6-3 1B		0-0 F9		4	0	2	0	0	0	2			
Russ Sullivan, L OBP: 0.444, SLG: 0.533	0-0 G6-3				0-0 F3		0-0 G1-6-3		0-0 1B		4	0	1	0	0	3			
Walt Dropo, R OBP: 0.196, SLG: 0.295		0-0 F3		0-0 5-3				0-0 F8		4	1	1	1	0	0	2			
Bob Nieman, R OBP: 0.310, SLG: 0.432		0-0 5-3 1B		0-0 5-3			0-0 F7		0-0 6-3		4	0	1	0	0	0			
Jim Delsing, L OBP: 0.409, SLG: 0.541		0-0 5-3			0-0 6-3		0-0 2B		0-0 4-3		4	0	1	0	0	1			
Matt Batts, R OBP: 0.323, SLG: 0.581 Johnny Bucha, R (9, PR)		0-0 6-3			0-0 6-3		0-0 F3		0-0 FC6 1B		4	0	1	0	0	2			
Owen Friend, R OBP: 0.227, SLG: 0.220			0-0 1-3		0-0 F9		0-0 F8		0-0 FC6		4	0	0	0	0	2			
Art Houtteman, R OBP: 0.300, SLG: 0.400 Dick Marlowe, R (6, PH) Pat Mullin, L (8, PH) Dave Madison, R OBP: 0.500, SLG: 0.500			0-0 6-3			0-0 1B		0-0 F7		1	0	0	0	0	0	0			
<b>Inning Stats</b>	R: 0 E: 0 S: 3	H: 1 LOB: 0 BB: 0 P: 3	R: 0 E: 0 S: 4	H: 1 LOB: 1 BB: 0 P: 4	R: 0 E: 0 S: 3	H: 0 LOB: 1 BB: 1 P: 7	R: 0 E: 0 S: 3	H: 0 LOB: 0 BB: 0 P: 3	R: 0 E: 0 S: 4	H: 2 LOB: 1 BB: 0 P: 4	R: 1 E: 0 S: 5	H: 2 LOB: 1 BB: 0 P: 5	R: 0 E: 0 S: 5	H: 2 LOB: 2 BB: 0 P: 5	R: 0 E: 0 S: 4	H: 1 LOB: 1 BB: 0 P: 4		1B: 7 2B: 1 3B: 0 HR: 1	SF: 0 SAC: 0 DP: 2 HBP: 0
<b>PITCHER</b> Mike Garcia, R ERA: 4.85	IP: 9.0 WLS: W BF: 35 H: 9 R: 1 ER: 1 SO: 0 BB: 1 IBB: 0 HBP: 0 BLK: 0 WP: 0 HR: 1 S: 34 P: 38 ERA: 1.00 WHIP: 1.111															<b>PITCHER</b>			

Batter	1	2	3	4	5	6	7	8	9	AB	R	H	RBI	BB	SO	LOB	BOTTOM		
Ray Boone, R OBP: 0.444, SLG: 0.524	0-3 K	0-0 G5-4-3		0-0 5-3			0-3 K			4	0	0	0	0	2	2	Detroit Tigers @ Cleveland Indians Cleveland Municipal Stadium, Cleveland, OH Fri Apr 24 1953, 3:33 AM EST Att: 9,283 - Unknown		
Bobby Avila, R OBP: 0.429, SLG: 0.500	0-3 K		0-0 F8		0-0 F7		0-0 G6-4-3 1B			4	0	1	0	0	1	0			
Dale Mitchell, L OBP: 0.333, SLG: 0.333	0-0 F9		4-0 1B BB		0-0 3-1		0-0 G6-4-3			3	1	0	0	1	0	1			
Larry Doby, L OBP: 0.333, SLG: 0.400		4-0 HR BB	0-0 3-1		0-0 4-3			0-0 F7		3	1	0	0	1	0	1			
Al Rosen, R OBP: 0.593, SLG: 0.722		0-0 HR	4-0 1B IBB			0-0 4-3		0-0 F9		3	1	1	2	1	0	0			
Bill Glynn, L OBP: 0.500, SLG: 0.333		0-0 1B	0-0 1B		0-0 1B		0-0 1B		4-0 1B BB	3	1	3	1	1	0	0			
Harry Simpson, L OBP: 0.269, SLG: 0.280		0-0 E6 1B	0-0 F2			0-0 1B		0-0 FC6-4 1B		4	0	2	0	0	0	3			
Joe Tipton, R		0-3 K		0-0 F7		0-0 F3		0-0 FC6-4		4	0	0	0	0	1	6			
Mike Garcia, R OBP: 0.200, SLG: 0.200		0-0 G5-4-3 1B		0-0 1-4-3		0-3 K				3	0	1	1	0	1	2			
<b>Inning Stats</b>	R: 0 E: 0 S: 7	H: 0 LOB: 0 BB: 0 P: 7	R: 3 E: 1 S: 8	H: 3 LOB: 1 BB: 1 P: 12	R: 1 E: 0 S: 4	H: 1 LOB: 2 BB: 2 P: 12	R: 0 E: 0 S: 3	H: 0 LOB: 0 BB: 0 P: 3	R: 0 E: 0 S: 7	H: 2 LOB: 2 BB: 0 P: 7	R: 0 E: 0 S: 5	H: 1 LOB: 0 BB: 0 P: 5	R: 0 E: 0 S: 4	H: 1 LOB: 2 BB: 1 P: 8	R: 0 E: 0 S: 4	H: 1 LOB: 2 BB: 1 P: 8		1B: 7 2B: 0 3B: 0 HR: 1	SF: 0 SAC: 0 DP: 2 HBP: 0
<b>PITCHER</b> Art Houtteman, R ERA: 11.57 Dick Marlowe, R ERA: 3.95 Dave Madison, R ERA: 3.18	IP: 5.0 WLS: L BF: 22 H: 4 R: 4 ER: 3 SO: 3 BB: 2 IBB: 1 HBP: 0 BLK: 0 WP: 0 HR: 1 S: 25 P: 37 ERA: 5.40 WHIP: 1.200															<b>PITCHER</b>			

Batter	1	2	3	4	5	6	7	8	9	AB	R	H	RBI	BB	SO	LOB	TOP					
Harvey Kuenn, R OBP: 0.407, SLG: 0.412	0-0 4-3		0-0 F8		0-0 1-3		0-0 F3		0-0 1-3	5	0	0	0	0	0	2						
Fred Hatfield, L OBP: 0.474, SLG: 0.375	0-0 1-3		0-0 F6		0-0 F7		0-0 1-3		0-3 K	5	0	0	0	0	1	2						
Russ Sullivan, L OBP: 0.415, SLG: 0.486	0-0 4-3			0-0 2B F7 1B	0-0 4-3				0-0 4-3	5	1	1	0	0	0	2						
Walt Dropo, R OBP: 0.240, SLG: 0.354		0-0 2B F7 1B		0-0 F7 1-3 2B		0-0 5-3		0-0 1B FC1-4-6 1B		4	2	3	0	0	0	0						
Bob Nieman, R OBP: 0.348, SLG: 0.512		0-0 1-3 2B		0-0 F3		0-0 2B		0-0 1-3 1B		4	0	3	0	0	0	2						
Jim Delsing, L OBP: 0.386, SLG: 0.500		0-0 F8		4-0 F7 IBB		0-0 F4		0-0 FC1-4-6 1B		3	0	0	1	1	0	4						
Matt Batts, R OBP: 0.343, SLG: 0.559		0-0 F7		0-0 F7		4-0 IBB		0-0 1-2 1B		3	0	1	2	1	0	3						
Owen Friend, R OBP: 0.213, SLG: 0.205		3-H F5		0-0 F8		0-0 F5		0-3 K		3	0	0	0	0	0	5						
Pat Mullin, L OBP: 0.286, SLG: 0.167										1	0	0	0	0	1	2						
Jerry Priddy, R										0	0	0	0	0	0	0						
Hal Newhouser, L OBP: 0.333, SLG: 0.333										3	0	1	0	0	0	0						
Hal Erickson, R										0	0	0	0	0	0	0						
Bill Wight, L										0	0	0	0	0	0	0						
Johnny Pesky, L OBP: 0.571, SLG: 0.667										1	0	1	0	0	0	0						
<b>Inning Stats</b>	R: 0 E: 0 K: 0 S: 3	H: 0 LOB: 0 BB: 0 P: 3	R: 1 E: 0 K: 0 S: 5	H: 2 LOB: 1 BB: 0 P: 5	R: 0 E: 0 K: 0 S: 3	H: 0 LOB: 0 BB: 0 P: 3	R: 1 E: 0 K: 0 S: 5	H: 2 LOB: 2 BB: 1 P: 9	R: 0 E: 0 K: 0 S: 4	H: 1 LOB: 1 BB: 0 P: 4	R: 0 E: 0 K: 0 S: 4	H: 1 LOB: 2 BB: 1 P: 8	R: 0 E: 0 K: 0 S: 3	H: 0 LOB: 0 BB: 0 P: 3	R: 1 E: 0 K: 1 S: 8	H: 3 LOB: 2 BB: 0 P: 8	R: 0 E: 0 K: 1 S: 6	H: 1 LOB: 1 BB: 0 P: 6	1B: 6 2B: 4 3B: 0 HR: 0	SF: 0 SAC: 0 DP: 0 HBP: 0	WP: 0 PB: 0 SB: 0 CS: 0	PA: 39
<b>PITCHER</b> Early Wynn, R ERA: 3.72	IP: 9.0 WLS: W BF: 39 H: 10 R: 3 ER: 3 SO: 2 BB: 0 IBB: 2 HBP: 0 BLK: 0 WP: 0 HR: 0 S: 41 P: 49 ERA: 3.00 WHIP: 1.111															<b>PITCHER</b>	IP: 9.0 WLS: W BF: 39 H: 10 R: 3 ER: 3 SO: 2 BB: 0 IBB: 2 HBP: 0 BLK: 0 WP: 0 HR: 0 S: 41 P: 49 ERA: 3.00 WHIP: 1.111					

Detroit Tigers @ Cleveland Indians  
Cleveland Municipal Stadium, Cleveland, OH

AB 37  
R 3  
H 10  
RBI 3  
BB 2  
SO 2  
LOB 22



WP: 0 PA: 39  
PB: 0  
SB: 0  
CS: 0

Batter	1	2	3	4	5	6	7	8	9	AB	R	H	RBI	BB	SO	LOB	BOTTOM			
Ray Boone, R OBP: 0.419, SLG: 0.458	0-0 6-3		4-0 1B BB		0-0 F8		0-3 K			3	0	0	0	1	1	1				
Bobby Avila, R OBP: 0.438, SLG: 0.480	4-0 FC4-6 BB		0-0 1-1 2-H 1B		0-0 F8		0-0 5-3			3	0	1	1	1	0	0				
Dale Mitchell, L OBP: 0.333, SLG: 0.333	0-0 FC4-6		0-0 5-3							3	0	1	0	0	0	2				
Bob Kennedy, R	1-2									0	1	0	0	0	0	0				
Larry Doby, L OBP: 0.300, SLG: 0.357	0-0 G3				0-3 K		0-3 K		1-0 SH5-3 1B HBP	3	0	0	0	0	2	2				
Al Rosen, R OBP: 0.581, SLG: 0.667		0-0 F6		0-0 5-3		4-0 1-2 BB		0-0 2-H 1B		3	0	1	1	1	0	0				
Bill Glynn, L OBP: 0.375, SLG: 0.231		0-0 1-3		0-0 F3		0-0 F8		0-0 F9		4	0	0	0	0	0	3				
Harry Simpson, L OBP: 0.300, SLG: 0.414		0-3 K								4	1	2	1	0	1	1				
Jim Hegan, R OBP: 0.375, SLG: 0.545			0-0 SH1-3 1B		0-0 F2		0-0 HR			3	2	2	1	0	0	1				
Early Wynn, S			0-0 SH1-3		0-0 F8		0-0 4-3			2	0	0	0	0	0	1				
<b>Inning Stats</b>	R: 0 E: 0 K: 0 S: 3	H: 0 LOB: 1 BB: 1 P: 7	R: 0 E: 0 K: 1 S: 5	H: 0 LOB: 0 BB: 0 P: 5	R: 1 E: 0 K: 0 S: 4	H: 2 LOB: 1 BB: 1 P: 8	R: 0 E: 0 K: 1 S: 5	H: 0 LOB: 0 BB: 0 P: 5	R: 0 E: 0 K: 0 S: 4	H: 1 LOB: 1 BB: 0 P: 4	R: 0 E: 0 K: 1 S: 6	H: 1 LOB: 2 BB: 1 P: 10	R: 2 E: 0 K: 1 S: 7	H: 2 LOB: 0 BB: 0 P: 7	R: 1 E: 0 K: 0 S: 4	H: 1 LOB: 1 BB: 0 P: 5	1B: 5 2B: 0 3B: 0 HR: 2	SF: 0 SAC: 2 DP: 0 HBP: 1	WP: 0 PB: 0 SB: 0 CS: 0	PA: 34
<b>PITCHER</b> Hal Newhouser, L ERA: 4.5	IP: 6.0 WLS: L BF: 26 H: 6 R: 3 ER: 3 SO: 3 BB: 3 IBB: 0 HBP: 0 BLK: 0 WP: 0 HR: 2 S: 29 P: 41 ERA: 4.50 WHIP: 1.500															<b>PITCHER</b>	IP: 6.0 WLS: L BF: 26 H: 6 R: 3 ER: 3 SO: 3 BB: 3 IBB: 0 HBP: 0 BLK: 0 WP: 0 HR: 2 S: 29 P: 41 ERA: 4.50 WHIP: 1.500			
Hal Erickson, R ERA: 3.66	1.1 L 6 1 1 1 1 0 0 0 0 0 0 0 7 8 6.75 0.750															<b>PITCHER</b>	1.1 L 6 1 1 1 1 0 0 0 0 0 0 0 7 8 6.75 0.750			
Bill Wight, L ERA: 9.82	0.2 2 0 0 0 0 0 0 0 0 0 0 0 2 2 0.00 0.000															<b>PITCHER</b>	0.2 2 0 0 0 0 0 0 0 0 0 0 0 2 2 0.00 0.000			

Detroit Tigers @ Cleveland Indians  
Cleveland Municipal Stadium, Cleveland, OH

AB 28  
R 4  
H 7  
RBI 4  
BB 3  
SO 4  
LOB 11



WP: 0 PA: 34  
PB: 0  
SB: 0  
CS: 0

Batter	1	2	3	4	5	6	7	8	9	AB	R	H	RBI	BB	SO	LOB	TOP			
Harvey Kuenn, R OBP: 0.397, SLG: 0.400 (1, 6)	6-3		SH1-3 1B		1-3		FC6			4	0	1	0	0	0	2				
Fred Hatfield, L OBP: 0.409, SLG: 0.316 (1, 5)	F8		SH1-3 1-2			1-3		F7		3	0	0	0	0	0	0				
Russ Sullivan, L OBP: 0.422, SLG: 0.459 (1, 7)	BB		F5			1-3		BB		2	0	0	0	2	0	1				
Walt Dropo, R OBP: 0.241, SLG: 0.346 (1, 3)	1-3		K			1B		K		4	0	1	0	0	2	3				
Bob Nieman, R OBP: 0.340, SLG: 0.511 (1, 9)		1B 2B		K		K		6-3		4	1	1	0	0	2	2				
Jim Delsing, L OBP: 0.385, SLG: 0.477 (1, 8)		G5-4-3 2H 1B		F8			F8		5-3	4	0	1	1	0	0	0				
Matt Batts, R OBP: 0.308, SLG: 0.500 (1, 2)		G5-4-3 1-2		6-3			F8		6-3	4	0	0	0	0	0	1				
Owen Friend, R OBP: 0.235, SLG: 0.234 (1, 4)		BB		K			2B		6-3	3	0	1	0	1	1	0				
Ted Gray, S Johnny Pesky, L (7, PH) Milt Jordan, R (7, 1)	1-3			G3			FC6 BB			2	0	0	0	0	0	1				
<b>Inning Stats</b>	R: 0 E: 0 K: 0 S: 3	H: 0 LOB: 1 BB: 1 P: 7	R: 1 E: 0 K: 0 S: 4	H: 2 LOB: 1 BB: 1 P: 8	R: 0 E: 0 K: 1 S: 6	H: 1 LOB: 0 BB: 0 P: 6	R: 0 E: 0 K: 1 S: 5	H: 0 LOB: 0 BB: 0 P: 5	R: 0 E: 0 K: 1 S: 6	H: 1 LOB: 1 BB: 0 P: 6	R: 0 E: 0 K: 0 S: 4	H: 1 LOB: 2 BB: 1 P: 8	R: 0 E: 0 K: 1 S: 5	H: 0 LOB: 1 BB: 1 P: 9	R: 0 E: 0 K: 0 S: 3	H: 0 LOB: 0 BB: 0 P: 3	1B: 3 2B: 2 3B: 0 HR: 0	SF: 0 SAC: 1 DP: 1 HBP: 0	WP: 0 PB: 0 SB: 0 CS: 0	PA: 35
<b>PITCHER</b> Bob Feller, R ERA: 3.18 (1, 1)	IP: 9.0 WLS: W BF: 35 H: 5 R: 1 ER: 1 SO: 5 BB: 4 IBB: 0 HBP: 0 BLK: 0 WP: 0 HR: 0 S: 41 P: 57 ERA: 1.00 WHIP: 1.000															<b>PITCHER</b> Bob Feller, R ERA: 3.18 (1, 1)	IP: 9.0 WLS: W BF: 35 H: 5 R: 1 ER: 1 SO: 5 BB: 4 IBB: 0 HBP: 0 BLK: 0 WP: 0 HR: 0 S: 41 P: 57 ERA: 1.00 WHIP: 1.000			

Detroit Tigers @ Cleveland Indians  
Cleveland Municipal Stadium, Cleveland, OH  
Sun Apr 26 1953, 3:33 AM EDT  
Unknown

AB 30  
R 1  
H 5  
RBI 1  
BB 4  
SO 5  
LOB 10



Batter	1	2	3	4	5	6	7	8	9	AB	R	H	RBI	BB	SO	LOB	BOTTOM			
Ray Boone, R OBP: 0.400, SLG: 0.407 (1, 6)	K		BB	F8		F9				3	0	0	0	1	1	5				
Bobby Avila, R OBP: 0.417, SLG: 0.429 (1, 4)	F6		F8		6-3		G4-6-3 BB			3	0	0	0	1	0	2				
Jim Lemon, R (1, 7)	F5		F4		5-3		F7			4	0	0	0	0	0	3				
Larry Doby, L OBP: 0.294, SLG: 0.323 (1, 8)		BB BB		K	K		G4-6-3 1-2			3	0	0	0	1	2	1				
Al Rosen, R OBP: 0.600, SLG: 0.696 (1, 5)		K		PB 2B BB		SH 1B 2B		F5 BB		2	2	1	0	2	1	1				
Bill Glynn, L OBP: 0.421, SLG: 0.214 (1, 3)		G6-4-3 1-2 BB		2B BB		SH 1B		F5		1	0	0	0	2	0	1				
Bob Kennedy, R OBP: 0.800, SLG: 1.000 (1, 9)		G6-4-3 1-2		2B		SH5-4 1B		1B		4	0	3	2	0	0	2				
Joe Tipton, R (1, 2)			SH1-4 BB		IBB		K		F5	2	0	0	0	2	1	3				
Bob Feller, R (1, 1)			SH1-4 1-2		K		SH5-4 1-2 2-3			1	0	0	0	0	1	3				
<b>Inning Stats</b>	R: 0 E: 0 K: 1 S: 5	H: 0 LOB: 0 BB: 0 P: 5	R: 0 E: 0 K: 1 S: 4	H: 0 LOB: 2 BB: 2 P: 12	R: 0 E: 0 K: 2 S: 8	H: 1 LOB: 3 BB: 3 P: 20	R: 0 E: 0 K: 1 S: 5	H: 0 LOB: 0 BB: 0 P: 5	R: 1 E: 1 K: 1 S: 8	H: 2 LOB: 2 BB: 0 P: 8	R: 0 E: 0 K: 0 S: 2	H: 0 LOB: 0 BB: 1 P: 6	R: 0 E: 0 K: 0 S: 3	H: 1 LOB: 1 BB: 1 P: 7	R: 0 E: 0 K: 0 S: 3	H: 0 LOB: 0 BB: 0 P: 3	1B: 2 2B: 2 3B: 0 HR: 0	SF: 0 SAC: 3 DP: 2 HBP: 0	WP: 0 PB: 1 SB: 0 CS: 0	PA: 35
<b>PITCHER</b> Ted Gray, L ERA: 3.0 (1, 1)	IP: 6.0 WLS: L BF: 28 H: 3 R: 2 ER: 2 SO: 6 BB: 6 IBB: 1 HBP: 0 BLK: 0 WP: 0 HR: 0 S: 33 P: 61 ERA: 3.00 WHIP: 1.500															<b>PITCHER</b> Milt Jordan, R ERA: 4.91 (7, 1)	IP: 2.0 WLS: 7 BF: 1 H: 0 R: 0 ER: 0 SO: 0 BB: 2 IBB: 0 HBP: 0 BLK: 0 WP: 0 HR: 5 S: 13 P: 13 ERA: 0.00 WHIP: 1.500			

Detroit Tigers @ Cleveland Indians  
Cleveland Municipal Stadium, Cleveland, OH  
Sun Apr 26 1953, 3:33 AM EDT  
Unknown

AB 23  
R 2  
H 4  
RBI 2  
BB 9  
SO 6  
LOB 21



Batter	1	2	3	4	5	6	7	8	9	AB	R	H	RBI	BB	SO	LOB	TOP
Harvey Kuenn, R (1, 6) OBP: 0.365, SLG: 0.367	F3	FC6-4			6-3		5-3		1-3	5	0	0	0	0	0	3	<b>Detroit Tigers @ Cleveland Indians</b> Cleveland Municipal Stadium, Cleveland, OH Sun Apr 26 1953, 3:38 AM EDT Att: 17,047 - Unknown
Fred Hatfield, L (1, 5) OBP: 0.462, SLG: 0.364	1B	FC4-6			BB	HBP	5-3			3	0	2	0	1	0	0	
Russ Sullivan, L (1, 7) OBP: 0.429, SLG: 0.450	1B	FC4-6			BB	HBP		K		3	0	1	0	0	1	2	
Walt Dropo, R (1, 3) OBP: 0.241, SLG: 0.327	K				5-3			4-3		3	0	0	0	1	1	2	
Bob Nieman, R (1, 9) OBP: 0.333, SLG: 0.490	F3				G3-6-3			F7		4	0	1	0	0	0	5	
Jim Delsing, L (1, 8) OBP: 0.393, SLG: 0.457		SH5-4			G3-6-3			1B		2	1	0	0	1	0	1	
Jerry Priddy, R (1, 4) OBP: 0.250, SLG: 0.250		SH5-4						F9		3	1	1	0	0	1	0	
Johnny Pesky, L (9, PH) OBP: 0.556, SLG: 0.571	1B				K			F8		1	0	0	0	0	0	1	
Johnny Bucha, R (1, 2)		SH5-4						F9		1	0	0	0	1	0	0	
Pat Mullin, L (9, PH) OBP: 0.375, SLG: 0.286		SH5-4			G6-4-3					1	0	1	0	0	0	0	
Ned Garver, R (1, 1) OBP: 0.286, SLG: 0.286					G6-4-3			F5		3	0	1	2	0	0	1	
Art Houtteman, R (7, 1)										0	0	0	0	0	0	0	
Bill Wight, L (8, 1)										0	0	0	0	0	0	0	
Paul Foytack, R (8, 1)										0	0	0	0	0	0	0	
Joe Ginsberg, L (9, PH)										1	0	0	0	0	0	2	
<b>Inning Stats</b>	R: 0 E: 0 K: 1 S: 7	H: 2 LOB: 2 BB: 0 P: 7	R: 2 E: 0 K: 0 S: 5	H: 2 LOB: 2 BB: 1 P: 10	R: 0 E: 0 K: 0 S: 3	H: 1 LOB: 0 BB: 0 P: 3	R: 0 E: 0 K: 1 S: 4	H: 0 LOB: 0 BB: 1 P: 8	R: 0 E: 0 K: 0 S: 3	H: 0 LOB: 0 BB: 0 P: 3	R: 0 E: 0 K: 1 S: 5	H: 0 LOB: 0 BB: 0 P: 5	R: 0 E: 0 K: 0 S: 4	H: 1 LOB: 2 BB: 1 P: 8	1B: 7 2B: 0 3B: 0 HR: 0	SF: 0 SAC: 1 DP: 3 HBP: 2	WP: 0 PA: 37 PB: 0 SB: 0 CS: 0
<b>PITCHER</b> Bob Lemon, R (1, 1) ERA: 1.67	IP: 9.0 WLS: W BF: 37 H: 7 R: 2 ER: 2 SO: 3 BB: 4 IBB: 0 HBP: 2 BLK: 0 WP: 0 HR: 0 S: 37 P: 55 ERA: 2.00 WHIP: 1.222																

Batter	1	2	3	4	5	6	7	8	9	AB	R	H	RBI	BB	SO	LOB	BOTTOM	
Ray Boone, R (1, 6) OBP: 0.450, SLG: 0.484	F8	1B			F4		FC6	FC4-2		4	2	3	2	1	0	0	<b>Detroit Tigers @ Cleveland Indians</b> Cleveland Municipal Stadium, Cleveland, OH Sun Apr 26 1953, 3:38 AM EDT Att: 17,047 - Unknown	
Bobby Avila, R (1, 4) OBP: 0.415, SLG: 0.406	F8	1B			5-3		K	BB	FC4-2	4	1	1	1	1	1	3		
Dale Mitchell, L (1, 7) OBP: 0.314, SLG: 0.313	S	F8			F6		FC6	FC4-2		5	1	1	1	0	0	7		
Larry Doby, L (1, 8) OBP: 0.308, SLG: 0.314	K				F6		1-3	BB	HR	4	2	1	1	1	1	1		
Al Rosen, R (1, 5) OBP: 0.575, SLG: 0.750	F8				F7		FC6-4	K	HR	5	1	2	4	0	1	2		
Bill Glynn, L (1, 3) OBP: 0.375, SLG: 0.167		4-3			6-3		FC6-4	HR	HR	4	1	0	0	0	1	1		
Harry Simpson, L (1, 9) OBP: 0.353, SLG: 0.545		FC6-4			F8		1B	HR		4	1	3	3	0	0	0		
Jim Hegan, R (1, 2) OBP: 0.393, SLG: 0.560	FC6-4	1B			5-3		2-1	SH1-4	SH	3	2	1	0	1	0	1		
Bob Lemon, L (1, 1) OBP: 0.250, SLG: 0.625	1B	1B			F6		SH1-4	SH	FC4-2	2	1	1	0	0	0	0		
<b>Inning Stats</b>	R: 1 E: 0 K: 1 S: 7	H: 2 LOB: 1 BB: 0 P: 7	R: 2 E: 0 K: 0 S: 7	H: 4 LOB: 2 BB: 0 P: 7	R: 0 E: 0 K: 0 S: 3	H: 0 LOB: 0 BB: 0 P: 3	R: 0 E: 0 K: 0 S: 3	H: 0 LOB: 0 BB: 0 P: 3	R: 0 E: 0 K: 0 S: 4	H: 2 LOB: 2 BB: 0 P: 4	R: 0 E: 0 K: 1 S: 5	H: 0 LOB: 2 BB: 2 P: 13	R: 9 E: 1 K: 2 S: 13	H: 5 LOB: 0 BB: 2 P: 22	1B: 9 2B: 2 3B: 0 HR: 2	SF: 0 SAC: 2 DP: 0 HBP: 1		WP: 0 PA: 42 PB: 0 SB: 2 CS: 0
<b>PITCHER</b> Ned Garver, R (1, 1) ERA: 6.27	IP: 1.0 WLS: L BF: 8 H: 3 R: 3 ER: 4 SO: 2 BB: 1 IBB: 0 HBP: 1 BLK: 0 WP: 0 HR: 1 S: 10 P: 15 ERA: 36.00 WHIP: 4.000																	
Art Houtteman, R (7, 1) ERA: 13.5	IP: 7.1 WLS: L BF: 28 H: 8 R: 3 ER: 4 SO: 4 BB: 4 IBB: 0 HBP: 0 BLK: 0 WP: 0 HR: 1 S: 28 P: 32 ERA: 4.26 WHIP: 1.421																	
Bill Wight, L (8, 1) ERA: 9.0	IP: 0.1 WLS: L BF: 6 H: 2 R: 5 ER: 0 SO: 0 BB: 0 IBB: 0 HBP: 0 BLK: 0 WP: 0 HR: 1 S: 4 P: 12 ERA: 0.00 WHIP: 9.000																	
Paul Foytack, R (8, 1) ERA: 11.57	IP: 0.1 WLS: L BF: 1 H: 0 R: 0 ER: 0 SO: 1 BB: 0 IBB: 0 HBP: 0 BLK: 0 WP: 0 HR: 0 S: 3 P: 3 ERA: 0.00 WHIP: 0.000																	

Batter	1	2	3	4	5	6	7	8	9	AB	R	H	RBI	BB	SO	LOB	TOP						
<b>Billy Goodman, L</b> OBP: 0.341, SLG: 0.282 (1, 4)	0-0 1-3		0-0 F7		0-3 K			0-0 3-1		4	0	0	0	0	1	3							
<b>Jim Piersall, R</b> OBP: 0.283, SLG: 0.220 (1, 9)	0-0 F9			0-0 E6		0-0 F7		0-0 F8		4	0	0	0	0	0	0							
<b>Hoot Evers, R</b> OBP: 0.214, SLG: 0.357 (1, 7)	0-0 1-3			0-0 F9		0-0 F3		0-0 E5		4	0	0	0	0	0	0							
<b>Dick Gemert, R</b> OBP: 0.283, SLG: 0.548 (1, 3)		4-0 L3 BB		4-0 CS BB		0-0 F7		0-3 K		2	0	0	0	2	1	1							
<b>George Kell, R</b> OBP: 0.432, SLG: 0.571 (1, 5)	0-0 L3			0-0 CS		0-0 SH3-4 1B		0-0 F9 1B		4	2	2	0	0	0	1							
<b>Sammy White, R</b> OBP: 0.214, SLG: 0.310 (1, 2)	0-0 F6				0-0 SH3-4			0-0 F9		3	0	0	0	0	0	1							
<b>Tom Umphlett, R</b> OBP: 0.381, SLG: 0.421 (1, 8)			0-0 1-3		0-0 3-1 1B			0-0 5-3		3	0	1	1	1	0	1							
<b>Mitt Bolling, R</b> OBP: 0.324, SLG: 0.361 (1, 6)			0-0 F5		0-0 3-1 1B			0-0 F5		4	0	2	1	0	0	1							
<b>Mickey McDermott, L</b> OBP: 0.286, SLG: 0.571 (1, 1)					0-0 3-1 2B			0-0 4-3		3	0	1	0	0	0	3							
<b>Inning Stats</b>	R: 0 E: 0 K: 0 S: 3	H: 0 LOB: 0 BB: 0 P: 3	R: 0 E: 0 K: 0 S: 2	H: 0 LOB: 0 BB: 1 P: 6	R: 0 E: 0 K: 0 S: 4	H: 1 LOB: 0 BB: 0 P: 4	R: 0 E: 1 K: 0 S: 2	H: 0 LOB: 0 BB: 1 P: 6	R: 1 E: 0 K: 1 S: 8	H: 3 LOB: 2 BB: 0 P: 8	R: 0 E: 0 K: 0 S: 3	H: 0 LOB: 0 BB: 0 P: 3	R: 1 E: 0 K: 0 S: 5	H: 2 LOB: 1 BB: 0 P: 5	R: 0 E: 1 K: 1 S: 6	H: 0 LOB: 1 BB: 0 P: 6	R: 0 E: 0 K: 0 S: 3	H: 0 LOB: 1 BB: 1 P: 7	1B: 4 2B: 3 3B: 0 HR: 0	SF: 0 SAC: 1 DP: 1 HBP: 0	WP: 1 PB: 0 SB: 0 CS: 1	PA: 36	
<b>PITCHER</b>	IP	WLS	BF	H	R	ER	SO	BB	IBB	HBP	BLK	WP	HR	S	P	ERA	WHIP					ERA	WHIP
<b>Billy Hoelt, L</b> ERA: 2.25 (1, 1)	7.0	L	27	6	2	2	1	2	0	0	0	0	0	27	35	2.57	1.143						
<b>Dave Madison, R</b> ERA: 2.7 (8, 1)	2.0		8	0	0	0	1	1	0	0	0	1	0	9	13	0.00	0.500						

**Boston Red Sox @ Detroit Tigers**  
Briggs Stadium, Detroit, MI  
Tue Apr 28 1953, 4:33 AM EDT  
Att: 3,059 - Unknown

AB 31  
R 2  
H 6  
RBI 2  
BB 3  
SO 2  
LOB 11



Batter	1	2	3	4	5	6	7	8	9	AB	R	H	RBI	BB	SO	LOB	BOTTOM						
<b>Harvey Kuenn, R</b> OBP: 0.358, SLG: 0.349 (1, 6)	0-0 F8		0-0 1-3	0-0 1-3				4-0 BB		3	0	0	0	1	0	4							
<b>Fred Hatfield, L</b> OBP: 0.448, SLG: 0.333 <b>Steve Souchock, R</b> (7, PH)	0-0 1-3		4-0 BB		0-0 4-3		0-0 F8			2	0	0	0	1	0	0							
<b>Dave Madison, R</b> OBP: 0.500, SLG: 0.500 (8, 1)			4-0 BB							1	0	0	0	0	0	0							
<b>Don Lund, R</b> OBP: 0.500, SLG: 0.444 (1, 9)	0-3 K		4-0 1-2 2-3 BB		0-0 G6-4-3 1B			0-0 1B		3	0	2	0	1	1	0							
<b>Walt Dropo, R</b> OBP: 0.226, SLG: 0.305 (1, 3)		0-0 F7	0-0 5-3		0-0 G6-4-3			0-0 F8		4	0	0	0	0	0	5							
<b>Bob Nieman, R</b> OBP: 0.328, SLG: 0.462 (1, 7)		4-0 BB		0-0 F9		0-0 1-3		0-0 F8		3	0	0	0	1	0	1							
<b>Jim Delsing, L</b> OBP: 0.383, SLG: 0.429 (1, 8)		0-3 K		0-0 F4		4-0 G5-4-3 BB		0-0 F9		3	0	0	0	1	1	2							
<b>Matt Batts, R</b> OBP: 0.302, SLG: 0.476 (1, 2)		0-0 F6		0-0 BB 1B		0-0 G5-4-3				4	0	1	0	0	0	2							
<b>Owen Friend, R</b> OBP: 0.236, SLG: 0.220 (1, 4)			0-0 5-3	4-0 BB BB	0-0 4-3		0-0 4-3		0-0 F9	3	0	0	0	1	0	0							
<b>Billy Hoelt, L</b> OBP: 0.500, SLG: 0.200 <b>Frank Carswell, R</b> (7, PH) <b>Billy Hitchcock, R</b> (8, 5)			4-0 BB 1-3 BB	4-0 1-2 2-3 BB	4-0 BB		0-0 6-3		0-0 F8	0	0	0	0	2	0	0							
<b>Inning Stats</b>	R: 0 E: 0 K: 1 S: 5	H: 0 LOB: 0 BB: 0 P: 5	R: 0 E: 0 K: 1 S: 5	H: 0 LOB: 1 BB: 1 P: 9	R: 0 E: 0 K: 0 S: 3	H: 0 LOB: 3 BB: 3 P: 15	R: 0 E: 0 K: 0 S: 4	H: 1 LOB: 0 BB: 2 P: 12	R: 0 E: 0 K: 0 S: 3	H: 1 LOB: 0 BB: 0 P: 3	R: 0 E: 0 K: 0 S: 2	H: 0 LOB: 0 BB: 1 P: 6	R: 0 E: 0 K: 0 S: 3	H: 0 LOB: 1 BB: 1 P: 7	R: 0 E: 0 K: 0 S: 4	H: 1 LOB: 1 BB: 0 P: 4	R: 0 E: 0 K: 0 S: 3	H: 0 LOB: 0 BB: 0 P: 3	1B: 3 2B: 0 3B: 0 HR: 0	SF: 0 SAC: 0 DP: 2 HBP: 0	WP: 0 PB: 0 SB: 0 CS: 0	PA: 36	
<b>PITCHER</b>	IP	WLS	BF	H	R	ER	SO	BB	IBB	HBP	BLK	WP	HR	S	P	ERA	WHIP					ERA	WHIP
<b>Mickey McDermott, L</b> ERA: 1.8 (1, 1)	9.0	W	36	3	0	0	2	8	0	0	0	0	0	32	64	0.00	1.222						

**Boston Red Sox @ Detroit Tigers**  
Briggs Stadium, Detroit, MI  
Tue Apr 28 1953, 4:33 AM EDT  
Att: 3,059 - Unknown

AB 28  
R 0  
H 3  
RBI 0  
BB 8  
SO 2  
LOB 15



Batter	1	2	3	4	5	6	7	8	9	AB	R	H	RBI	BB	SO	LOB	TOP				
<b>Billy Goodman, L</b> OBP: 0.340, SLG: 0.318 (1, 4)	F4	1B	6-3	BB		F5		4-3		5	1	1	0	1	0	1	<b>Boston Red Sox @ Detroit Tigers</b> Briggs Stadium, Detroit, MI Wed Apr 29 1953, 4:33 AM EDT Att: 1,767 - Unknown				
<b>Jim Piersall, R</b> OBP: 0.327, SLG: 0.244 (1, 9)	1B	1B	1B	BB	3-1			6-3		4	3	2	0	2	0	4					
<b>George Kell, R</b> OBP: 0.479, SLG: 0.630 <b>Billy Conzolo, R</b> (5, 5)	1B	FC4				K			3-1	4	3	4	2	0	0	0					
<b>Dick Gemert, R</b> OBP: 0.288, SLG: 0.511 (1, 3)	1B	FC4				F4			G3	5	0	1	1	1	0	3					
<b>Sammy White, R</b> OBP: 0.271, SLG: 0.417 (1, 2)	1B								K	6	2	4	5	0	2	2					
<b>Gene Stephens, L</b> OBP: 0.283, SLG: 0.125 (1, 7)	1B	K								4	0	1	1	0	1	3					
<b>Tom Umphlett, R</b> OBP: 0.383, SLG: 0.419 (1, 8)	1B	1-3								5	0	2	0	0	0	4					
<b>Mitt Bolling, R</b> OBP: 0.310, SLG: 0.415 (1, 6)	F6								F7	5	1	1	1	0	1	4					
<b>Mel Parnell, L</b> OBP: 0.273, SLG: 0.300 <b>Ellis Kinder, R</b> (9, 1)		K	K			3-1				4	0	1	0	1	2	0					
<b>Inning Stats</b>	R: 3 E: 0 K: 0 S: 7	H: 5 LOB: 2 BB: 1 P: 11	R: 3 E: 0 K: 2 S: 11	H: 3 LOB: 2 BB: 1 P: 15	R: 2 E: 0 K: 2 S: 10	H: 3 LOB: 2 BB: 1 P: 14	R: 0 E: 0 K: 0 S: 4	H: 1 LOB: 3 BB: 2 P: 12	R: 2 E: 0 K: 1 S: 7	H: 2 LOB: 1 BB: 0 P: 8	R: 0 E: 0 K: 0 S: 4	H: 1 LOB: 1 BB: 0 P: 4	R: 0 E: 0 K: 0 S: 4	H: 1 LOB: 1 BB: 0 P: 4	R: 0 E: 0 K: 1 S: 5	H: 0 LOB: 0 BB: 0 P: 5		1B: 12 2B: 2 3B: 1 HR: 2	SF: 0 SAC: 0 DP: 0 HBP: 1	WP: 0 PB: 0 SB: 1 CS: 0	PA: 50
<b>PITCHER</b>	IP	WLS	BF	H	R	ER	SO	BB	IBB	HBP	BLK	WP	HR	S	P	ERA	WHIP			ERA	WHIP
<b>Dick Marlowe, R</b> ERA: 5.65 (1, 1)	0.2	L	6	4	3	3	0	1	0	0	0	0	0	5	9	40.50	7.500			0.00	0.000
<b>Milt Jordan, R</b> ERA: 6.94 (1, 1)	0.2		8	4	3	3	1	1	0	0	0	0	0	9	13	40.50	7.500				
<b>Paul Foytack, R</b> ERA: 9.0 (2, 1)	2.2		15	4	2	2	3	3	0	0	0	0	1	18	30	6.75	2.625				
<b>Hal Erickson, R</b> ERA: 5.4 (5, 1)	2.0		10	3	2	2	2	0	0	1	0	0	1	13	14	9.00	1.500				
<b>Dave Madison, R</b> ERA: 2.35 (7, 1)	2.0		8	2	0	0	0	0	0	0	0	0	0	8	8	0.00	1.000				
<b>PITCHER</b>	IP	WLS	BF	H	R	ER	SO	BB	IBB	HBP	BLK	WP	HR	S	P	ERA	WHIP			ERA	WHIP
<b>Art Houtteman, R</b> ERA: 12.51 (9, 1)	1.0		3	0	0	0	1	0	0	0	0	0	0	5	5	0.00	0.000				


Batter	1	2	3	4	5	6	7	8	9	AB	R	H	RBI	BB	SO	LOB	BOTTOM				
<b>Harvey Kuenn, R</b> OBP: 0.347, SLG: 0.338 (1, 6)	6-3		1B		1-3				1-3	5	0	1	0	0	0	0	<b>Boston Red Sox @ Detroit Tigers</b> Briggs Stadium, Detroit, MI Wed Apr 29 1953, 4:33 AM EDT Att: 1,767 - Unknown				
<b>Billy Hitchcock, R</b> OBP: 0.500, SLG: 0.500 (1, 5)	3-1		G6-4-3		G5-4-3		F4		1B	5	1	3	0	0	0	1					
<b>Don Lund, R</b> OBP: 0.467, SLG: 0.571 (1, 8)			K		G5-4-3		5-3		1B	5	0	2	0	0	1	4					
<b>Walt Dropo, R</b> OBP: 0.224, SLG: 0.297 (1, 3)	6-3		G6-4-3		5-3		4-3		1B	5	0	1	1	0	0	4					
<b>Bob Nieman, R</b> OBP: 0.333, SLG: 0.509 (1, 7)		HR			1-3		K		K	5	1	2	1	0	2	0					
<b>Steve Souchock, R</b> OBP: 0.429, SLG: 0.833 (1, 9)			G6-4-3		F7		HR		G6-4-3	4	1	2	1	1	0	3					
<b>Matt Batts, R</b> OBP: 0.340, SLG: 0.511 (1, 2)			G6-4-3		BB		BB		WP	3	1	2	0	1	0	1					
<b>Jerry Priddy, R</b> OBP: 0.500, SLG: 0.333 (1, 4)			BB		BB		1B		F9	2	0	1	1	2	0	2					
<b>Dick Marlowe, R</b> ERA: 5.65 <b>Milt Jordan, R</b> ERA: 6.94 <b>Paul Foytack, R</b> ERA: 9.0 <b>George Friesz, R</b> ERA: 5.4 <b>Hal Erickson, R</b> ERA: 5.4 <b>Dave Madison, R</b> ERA: 2.35 <b>Art Houtteman, R</b> ERA: 12.51			K		4-3		F7		5-3	0	0	0	0	0	0	0					
<b>Inning Stats</b>	R: 0 E: 0 K: 0 S: 4	H: 1 LOB: 1 BB: 0 P: 4	R: 1 E: 0 K: 1 S: 6	H: 2 LOB: 1 BB: 1 P: 10	R: 0 E: 0 K: 1 S: 6	H: 2 LOB: 1 BB: 0 P: 6	R: 0 E: 0 K: 0 S: 3	H: 0 LOB: 2 BB: 2 P: 11	R: 0 E: 0 K: 1 S: 8	H: 3 LOB: 1 BB: 0 P: 8	R: 0 E: 1 K: 0 S: 4	H: 0 LOB: 1 BB: 0 P: 4	R: 0 E: 0 K: 1 S: 6	H: 1 LOB: 2 BB: 1 P: 10	R: 1 E: 0 K: 0 S: 6	H: 4 LOB: 2 BB: 0 P: 6		1B: 10 2B: 1 3B: 1 HR: 2	SF: 0 SAC: 0 DP: 4 HBP: 0	WP: 1 PB: 0 SB: 0 CS: 0	PA: 42
<b>PITCHER</b>	IP	WLS	BF	H	R	ER	SO	BB	IBB	HBP	BLK	WP	HR	S	P	ERA	WHIP			ERA	WHIP
<b>Mel Parnell, L</b> ERA: 4.03 (1, 1)	0.2	S	1	0	0	0	0	0	0	0	0	0	0	1	1	0.00	0.000				
<b>Ellis Kinder, R</b> ERA: (9, 1)																					



Batter	1	2	3	4	5	6	7	8	9	AB	R	H	RBI	BB	SO	LOB	TOP
<b>Eddie Joost, R</b> OBP: 0.404, SLG: 0.415 (1, 6)										4	1	2	1	0	0	0	<b>Philadelphia Athletics @ Detroit Tigers</b> Briggs Stadium, Detroit, MI Fri May 01 1953, 4:33 AM EDT Att: 2,086 - Unknown
<b>Dave Philley, S</b> OBP: 0.436, SLG: 0.583 (1, 8)										4	0	0	0	0	0	1	
<b>Cass Michaels, R</b> OBP: 0.322, SLG: 0.377 (1, 4)										4	1	1	1	0	2	0	
<b>Eddie Robinson, L</b> OBP: 0.333, SLG: 0.370 (1, 3)										3	0	0	0	1	0	0	
<b>Allie Clark, R</b> OBP: 0.217, SLG: 0.318 (1, 9)										4	0	0	0	0	0	1	
<b>Gus Zernial, R</b> OBP: 0.487, SLG: 0.667 (1, 7)										3	1	3	1	1	0	0	
<b>Loren Babe, L</b> OBP: 0.345, SLG: 0.577 (1, 5)										4	0	0	0	0	0	3	
<b>Ray Murray, R</b> OBP: 0.231, SLG: 0.360 (1, 2)										3	0	0	0	0	0	0	
<b>Harry Byrd, R</b> OBP: 0.125, SLG: 0.125 (1, 1)										2	0	0	0	0	1	0	
<b>Tom Hamilton, L</b> (8, PH)										1	0	0	0	0	0	0	
<b>Joe Coleman, R</b> (8, 1)										0	0	0	0	0	0	0	
<b>Inning Stats</b>	R: 1 E: 0 K: 1 S: 6	H: 1 LOB: 1 BB: 1 P: 10	R: 1 E: 0 K: 0 S: 4	H: 1 LOB: 0 BB: 0 P: 4	R: 0 E: 0 K: 0 S: 3	H: 1 LOB: 1 BB: 0 P: 4	R: 0 E: 0 K: 1 S: 6	H: 0 LOB: 0 BB: 0 P: 5	R: 0 E: 0 K: 0 S: 3	H: 1 LOB: 0 BB: 0 P: 3	R: 0 E: 0 K: 0 S: 3	H: 0 LOB: 0 BB: 0 P: 3	R: 1 E: 0 K: 0 S: 4	H: 1 LOB: 1 BB: 1 P: 8	1B: 2 2B: 1 3B: 0 HR: 3	SF: 0 SAC: 0 DP: 1 HBP: 0	WP: 0 PA: 34 PB: 0 SB: 0 CS: 0
<b>PITCHER</b> <b>Ned Garver, R</b> ERA: 5.2 (1, 1)	IP: 9.0 WLS: W BF: 34 H: 6 R: 3 ER: 3 SO: 3 BB: 2 IBB: 0 HBP: 0 BLK: 0 WP: 0 HR: 3 S: 38 P: 46 ERA: 3.00 WHIP: 0.889															<b>PITCHER</b>	

Batter	1	2	3	4	5	6	7	8	9	AB	R	H	RBI	BB	SO	LOB	BOTTOM		
<b>Harvey Kuenn, R</b> OBP: 0.351, SLG: 0.333 (1, 6)										4	1	1	0	1	1	3	<b>Philadelphia Athletics @ Detroit Tigers</b> Briggs Stadium, Detroit, MI Fri May 01 1953, 4:33 AM EDT Att: 2,086 - Unknown		
<b>Fred Hatfield, L</b> OBP: 0.412, SLG: 0.310 (1, 5)										5	0	1	0	0	0	2			
<b>Russ Sullivan, L</b> OBP: 0.407, SLG: 0.409 (1, 7)										4	1	0	1	1	0	1			
<b>Walt Dropo, R</b> OBP: 0.264, SLG: 0.318 (1, 3)										2	3	1	0	2	0	1			
<b>Bob Nieman, R</b> OBP: 0.358, SLG: 0.541 (1, 9)										4	1	3	2	0	1	2			
<b>Don Lund, R</b> OBP: 0.438, SLG: 0.533 (7, 9)										1	0	0	0	0	0	2			
<b>Jim Delsing, L</b> OBP: 0.400, SLG: 0.442 (1, 8)										3	1	1	3	2	0	1			
<b>Matt Batts, R</b> OBP: 0.327, SLG: 0.500 (1, 2)										5	0	1	0	0	1	6			
<b>Jerry Priddy, R</b> OBP: 0.583, SLG: 0.500 (1, 4)										2	0	1	0	2	0	1			
<b>Ned Garver, R</b> OBP: 0.182, SLG: 0.182 (1, 1)										4	0	0	1	0	1	5			
<b>Inning Stats</b>	R: 0 E: 0 K: 0 S: 3	H: 1 LOB: 0 BB: 0 P: 3	R: 2 E: 0 K: 1 S: 8	H: 3 LOB: 2 BB: 1 P: 12	R: 1 E: 0 K: 0 S: 4	H: 1 LOB: 2 BB: 2 P: 12	R: 0 E: 0 K: 1 S: 6	H: 1 LOB: 1 BB: 0 P: 6	R: 3 E: 2 K: 0 S: 7	H: 2 LOB: 1 BB: 0 P: 7	R: 0 E: 0 K: 1 S: 5	H: 0 LOB: 2 BB: 1 P: 10	R: 0 E: 0 K: 1 S: 5	H: 0 LOB: 1 BB: 1 P: 9	R: 1 E: 0 K: 0 S: 4	H: 1 LOB: 3 BB: 3 P: 16	1B: 4 2B: 5 3B: 0 HR: 0	SF: 0 SAC: 0 DP: 1 HBP: 1	WP: 0 PA: 43 PB: 0 SB: 0 CS: 0
<b>PITCHER</b> <b>Harry Byrd, R</b> ERA: 6.64 (1, 1)	IP: 7.0 WLS: L BF: 36 H: 8 R: 6 ER: 4 SO: 4 BB: 5 IBB: 0 HBP: 1 BLK: 0 WP: 0 HR: 0 S: 38 P: 59 ERA: 5.14 WHIP: 1.857															<b>PITCHER</b>			
<b>Joe Coleman, R</b> ERA: 9.0 (8, 1)	IP: 1.0 WLS: 7 BF: 1 H: 1 R: 1 ER: 1 SO: 0 BB: 3 IBB: 0 HBP: 0 BLK: 0 WP: 0 HR: 0 S: 4 P: 16 ERA: 9.00 WHIP: 4.000															<b>PITCHER</b>			

AB	32
R	3
H	6
RBI	3
BB	2
SO	3
LOB	5



AB	34
R	7
H	9
RBI	7
BB	8
SO	4
LOB	24



Batter	1	2	3	4	5	6	7	8	9	AB	R	H	RBI	BB	SO	LOB	TOP										
<b>Eddie Joost, R</b> OBP: 0.393, SLG: 0.422 (1, 6)										4	1	1	0	0	2	1	<b>Philadelphia Athletics @ Detroit Tigers</b> Briggs Stadium, Detroit, MI Sat May 02 1953, 4:33 AM EDT Att: 4,629 - Unknown										
<b>Dave Philley, S</b> OBP: 0.453, SLG: 0.565 (1, 8)										2	1	0	0	1	1												
<b>Cass Michaels, R</b> OBP: 0.317, SLG: 0.357 (1, 4)										3	1	0	0	1	1												
<b>Eddie Robinson, L</b> OBP: 0.328, SLG: 0.362 (1, 3)										4	0	1	1	0	0	2											
<b>Allie Clark, R</b> OBP: 0.220, SLG: 0.375 (1, 9)										4	1	1	3	0	0	0											
<b>Gus Zernial, R</b> OBP: 0.453, SLG: 0.635 (1, 7)										4	0	1	0	0	0	0											
<b>Loren Babe, L</b> OBP: 0.313, SLG: 0.517 (1, 5)										3	0	0	0	0	0	1											
<b>Joe Astroth, R</b> OBP: 0.323, SLG: 0.286 (1, 2)										3	0	0	0	0	0	1											
<b>Morrie Martin, L</b> OBP: 0.333, SLG: 0.333 (1, 1)										3	0	1	0	0	2	1	<b>A</b>										
<b>Inning Stats</b>	R: 3 E: 1 K: 1 S: 6	H: 1 LOB: 0 BB: 2 P: 14	R: 0 E: 0 K: 1 S: 5	H: 0 LOB: 0 BB: 0 P: 5	R: 1 E: 0 K: 1 S: 6	H: 2 LOB: 1 BB: 0 P: 6	R: 0 E: 0 K: 0 S: 3	H: 0 LOB: 0 BB: 0 P: 3	R: 0 E: 0 K: 1 S: 6	H: 1 LOB: 1 BB: 0 P: 6	R: 0 E: 0 K: 0 S: 3	H: 0 LOB: 0 BB: 0 P: 3	R: 0 E: 0 K: 1 S: 5	H: 0 LOB: 0 BB: 0 P: 5	R: 0 E: 0 K: 0 S: 3	H: 0 LOB: 0 BB: 0 P: 3		1B: 3 2B: 1 3B: 0 HR: 1	SF: 0 SAC: 1 DP: 0 HBP: 0	WP: 0 PB: 0 SB: 1 CS: 0	PA: 33						
<b>PITCHER</b>	IP	WLS	BF	H	R	ER	SO	BB	IBB	HBP	BLK	WP	HR	S	P	ERA	WHIP										
<b>Ted Gray, L</b> ERA: 3.86 (1, 1)	8.0	L	30	5	4	4	6	2	0	0	0	0	1	40	48	4.50	0.875										
<b>Dick Marlowe, R</b> ERA: 5.28 (9, 1)	1.0		3	0	0	0	0	0	0	0	0	0	0	3	3	0.00	0.000										

Batter	1	2	3	4	5	6	7	8	9	AB	R	H	RBI	BB	SO	LOB	BOTTOM										
<b>Harvey Kuenn, R</b> OBP: 0.333, SLG: 0.316 (1, 6)										4	0	0	0	0	0	1	<b>Philadelphia Athletics @ Detroit Tigers</b> Briggs Stadium, Detroit, MI Sat May 02 1953, 4:33 AM EDT Att: 4,629 - Unknown										
<b>Billy Hitchcock, R</b> OBP: 0.500, SLG: 0.444 (1, 5)										3	1	1	0	1	0	0											
<b>Don Lund, R</b> OBP: 0.400, SLG: 0.444 (1, 8)										3	0	0	0	1	0	2											
<b>Walt Dropo, R</b> OBP: 0.250, SLG: 0.300 (1, 3)										4	0	0	0	0	0	3											
<b>Bob Nieman, R</b> OBP: 0.352, SLG: 0.538 (1, 9)										4	0	1	1	0	0	1											
<b>Steve Souchock, R</b> OBP: 0.300, SLG: 0.556 (1, 7)										3	0	0	0	0	0	1											
<b>Matt Batts, R</b> OBP: 0.309, SLG: 0.472 (1, 2)										3	0	0	0	0	0	0											
<b>Jerry Priddy, R</b> OBP: 0.467, SLG: 0.364 (1, 4)										3	0	0	0	0	1	0											
<b>Ted Gray, S</b> <b>Frank Carswell, R</b> (8, PH) <b>Dick Marlowe, R</b> (9, 1)										2	0	0	0	0	0	0	<b>D</b>										
<b>Inning Stats</b>	R: 0 E: 0 K: 0 S: 3	H: 0 LOB: 1 BB: 1 P: 7	R: 0 E: 0 K: 0 S: 3	H: 0 LOB: 0 BB: 0 P: 3	R: 0 E: 0 K: 0 S: 3	H: 0 LOB: 0 BB: 0 P: 3	R: 1 E: 0 K: 0 S: 5	H: 2 LOB: 1 BB: 0 P: 5	R: 0 E: 0 K: 1 S: 5	H: 0 LOB: 0 BB: 0 P: 5	R: 0 E: 0 K: 0 S: 3	H: 0 LOB: 0 BB: 0 P: 3	R: 0 E: 0 K: 0 S: 4	H: 1 LOB: 1 BB: 0 P: 4	R: 0 E: 0 K: 0 S: 3	H: 0 LOB: 1 BB: 1 P: 7		1B: 2 2B: 1 3B: 0 HR: 0	SF: 0 SAC: 0 DP: 0 HBP: 0	WP: 0 PB: 0 SB: 0 CS: 0	PA: 32						
<b>PITCHER</b>	IP	WLS	BF	H	R	ER	SO	BB	IBB	HBP	BLK	WP	HR	S	P	ERA	WHIP										
<b>Morrie Martin, L</b> ERA: 1.0 (1, 1)	9.0	W	32	3	1	1	1	2	0	0	0	0	0	32	40	1.00	0.556										

Batter	1	2	3	4	5	6	7	8	9	AB	R	H	RBI	BB	SO	LOB	TOP																				
Phil Rizzuto, R OBP: 0.329, SLG: 0.299 (1, 6)										5	1	0	0	0	0	3	<b>New York Yankees @ Detroit Tigers</b> Briggs Stadium, Detroit, MI Sun May 03 1953, 4:33 AM EDT Att: 29,462 - Unknown																				
Johnny Mize, L OBP: 0.296, SLG: 0.250 Jim Briedeweser, R (7, PR) Don Bollweg, L OBP: 0.500, SLG: 0.500 (7, 3)										4	0	2	0	0	1	0																					
Gene Woodling, L OBP: 0.508, SLG: 0.653 (1, 7)										4	1	0	0	1	2	2																					
Mickey Mantle, S OBP: 0.438, SLG: 0.567 (1, 8)										4	2	3	1	1	0	1																					
Hank Bauer, R OBP: 0.380, SLG: 0.419 Irv Noren, L OBP: 0.667, SLG: 0.500 (9, PH) (9, 9)										4	1	1	0	0	0	5																					
Gil McDougald, R OBP: 0.355, SLG: 0.357 (1, 5)										5	0	2	1	0	1	1																					
Yogi Berra, L OBP: 0.268, SLG: 0.308 (1, 2)										4	0	0	0	1	0	4																					
Billy Martin, R OBP: 0.247, SLG: 0.217 (1, 4)										3	0	0	0	2	0	2																					
Allie Reynolds, R OBP: 0.273, SLG: 0.222 Bill Miller, L Bill Renna, R OBP: 0.333, SLG: 0.667 Ewell Blackwell, R (9, 1)										2	0	0	1	1	0	3																					
<b>Inning Stats</b>	R: 0 E: 0 K: 2 S: 7	H: 0 LOB: 0 BB: 0 P: 7	R: 0 E: 0 K: 0 S: 5	H: 2 LOB: 3 BB: 1 P: 9	R: 0 E: 0 K: 0 S: 5	H: 2 LOB: 2 BB: 0 P: 5	R: 0 E: 0 K: 0 S: 3	H: 0 LOB: 0 BB: 0 P: 3	R: 0 E: 1 K: 0 S: 3	H: 0 LOB: 0 BB: 0 P: 3	R: 2 E: 0 K: 0 S: 6	H: 3 LOB: 3 BB: 2 P: 14	R: 0 E: 0 K: 1 S: 6	H: 1 LOB: 2 BB: 0 P: 6	R: 0 E: 0 K: 0 S: 3	H: 0 LOB: 0 BB: 0 P: 3		R: 4 E: 1 K: 2 S: 10	H: 2 LOB: 2 BB: 3 P: 22	1B: 9 2B: 1 3B: 0 HR: 0	SF: 0 SAC: 0 DP: 0 HBP: 0	WP: 1 PB: 1 SB: 0 CS: 0	PA: 44														
<b>PITCHER</b>	IP	WLS	BF	H	R	ER	SO	BB	IBB	HBP	BLK	WP	HR	S	P	ERA		WHIP	<b>PITCHER</b>		IP	WLS	BF	H	R	ER	SO	BB	IBB	HBP	BLK	WP	HR	S	P	ERA	WHIP
Billy Hoelt, L ERA: 3.06 Art Houtteman, R ERA: 11.93	(1, 1)	8.1	L	40	9	6	5	4	3	2	0	0	0	0	43	63		5.40	1.440			(9, 1)	0.2	4	1	0	0	1	1	0	0	0	1	0	5	9	0.00

AB	38
R	6
H	10
RBI	5
BB	6
SO	5
LOB	21



Batter	1	2	3	4	5	6	7	8	9	AB	R	H	RBI	BB	SO	LOB	BOTTOM																				
Harvey Kuenn, R OBP: 0.326, SLG: 0.309 (1, 6)										5	0	1	0	0	0	1	<b>New York Yankees @ Detroit Tigers</b> Briggs Stadium, Detroit, MI Sun May 03 1953, 4:33 AM EDT Att: 29,462 - Unknown																				
Fred Hatfield, L OBP: 0.385, SLG: 0.324 (1, 5)										5	1	1	0	0	1	2																					
Russ Sullivan, L OBP: 0.407, SLG: 0.383 (1, 7)										3	0	0	0	2	2	3																					
Bob Nieman, R OBP: 0.342, SLG: 0.529 (1, 9)										5	1	1	1	0	1	2																					
Jim Delsing, L OBP: 0.420, SLG: 0.536 (1, 8)										4	2	3	2	0	0	0																					
Walt Dropo, R OBP: 0.283, SLG: 0.324 (1, 3)										4	0	2	0	0	0	1																					
Matt Batts, R OBP: 0.305, SLG: 0.456 Johnny Bucha, R (9, 2)										4	1	1	1	0	0	2																					
Jerry Priddy, R OBP: 0.421, SLG: 0.400 (1, 4)										4	0	1	1	0	0	2																					
Billy Hoelt, L OBP: 0.417, SLG: 0.222 Art Houtteman, R (9, 1)										4	0	1	0	0	2	4																					
<b>Inning Stats</b>	R: 0 E: 0 K: 0 S: 3	H: 0 LOB: 1 BB: 1 P: 7	R: 1 E: 0 K: 0 S: 5	H: 2 LOB: 1 BB: 0 P: 5	R: 0 E: 0 K: 0 S: 3	H: 0 LOB: 0 BB: 1 P: 7	R: 0 E: 0 K: 0 S: 3	H: 0 LOB: 0 BB: 0 P: 3	R: 0 E: 0 K: 1 S: 7	H: 2 LOB: 2 BB: 0 P: 7	R: 2 E: 0 K: 1 S: 8	H: 3 LOB: 1 BB: 0 P: 8	R: 2 E: 0 K: 1 S: 8	H: 3 LOB: 1 BB: 0 P: 8	R: 0 E: 1 K: 1 S: 6	H: 1 LOB: 1 BB: 0 P: 6		R: 0 E: 0 K: 2 S: 7	H: 0 LOB: 0 BB: 0 P: 7	1B: 5 2B: 5 3B: 0 HR: 1	SF: 0 SAC: 0 DP: 0 HBP: 0	WP: 0 PB: 0 SB: 1 CS: 2	PA: 40														
<b>PITCHER</b>	IP	WLS	BF	H	R	ER	SO	BB	IBB	HBP	BLK	WP	HR	S	P	ERA		WHIP	<b>PITCHER</b>		IP	WLS	BF	H	R	ER	SO	BB	IBB	HBP	BLK	WP	HR	S	P	ERA	WHIP
Allie Reynolds, R ERA: 3.26 Bill Miller, L ERA: Ewell Blackwell, R ERA: 3.38	(1, 1)	6.2	31	9	5	5	3	2	0	0	0	0	0	0	8	43		6.75	1.650			(7, 1)	1.1	W	6	2	0	0	1	0	0	0	0	0	8	8	0.00
	(9, 1)	1.0	S	3	0	0	0	2	0	0	0	0	0	0	7	7	0.00	0.000			(9, 1)	1.0	S	3	0	0	0	2	0	0	0	0	7	7	0.00	0.000	

AB	38
R	5
H	11
RBI	5
BB	2
SO	6
LOB	17



Batter	1	2	3	4	5	6	7	8	9	AB	R	H	RBI	BB	SO	LOB	TOP																						
Phil Rizzuto, R OBP: 0.329, SLG: 0.300 Bob Cerv, R (8, PH) Jim Briedeweser, R (8, 6)	F9			BB 2B 1B		F3	SH3	F9		3	1	1	0	0	0	0																							
Johnny Mize, L OBP: 0.313, SLG: 0.357	F9			2B BB			5-3		F8	4	1	1	1	1	0	1																							
Gene Woodling, L OBP: 0.484, SLG: 0.604	3-1			K				5-3	4-3	4	1	0	0	1	1	2																							
Mickey Mantle, S OBP: 0.449, SLG: 0.578		1-3								4	1	2	1	1	1	0																							
Hank Bauer, R OBP: 0.373, SLG: 0.409				2B						4	1	1	0	0	0	4																							
Gil McDougald, R OBP: 0.343, SLG: 0.344 (8, 4)	F9									4	1	1	1	0	1	2																							
Yogi Berra, L OBP: 0.253, SLG: 0.290 (1, 2)			F7							4	0	0	0	0	0	2																							
Billy Martin, R OBP: 0.263, SLG: 0.250 Irv Noren, L OBP: 0.750, SLG: 1.667 Andy Carey, R OBP: 0.286, SLG: 0.571 (8, 5)	F7									3	1	2	0	0	0	0																							
Vic Raschi, R Bill Miller, L Don Bollweg, L Jim McDonald, R Bill Renna, R Ewell Blackwell, R (8, 1)	F3									1	1	1	3	0	0	0																							
Inning Stats	R: 0 E: 0 K: 0 S: 3	H: 0 LOB: 0 BB: 0 P: 3	R: 0 E: 0 K: 0 S: 3	H: 1 LOB: 0 BB: 0 P: 3	R: 0 E: 0 K: 0 S: 3	H: 0 LOB: 0 BB: 0 P: 3	R: 1 E: 0 K: 1 S: 6	H: 2 LOB: 1 BB: 1 P: 10	R: 0 E: 0 K: 0 S: 4	H: 1 LOB: 1 BB: 0 P: 4	R: 2 E: 0 K: 1 S: 6	H: 1 LOB: 1 BB: 2 P: 14	R: 1 E: 0 K: 0 S: 5	H: 2 LOB: 1 BB: 0 P: 5	R: 4 E: 1 K: 0 S: 8	H: 4 LOB: 1 BB: 0 P: 8	R: 0 E: 0 K: 1 S: 5	H: 0 LOB: 0 BB: 0 P: 5	1B: 7 2B: 2 3B: 0 HR: 2	SF: 0 SAC: 1 DP: 0 HBP: 0	WP: 1 PB: 0 SB: 0 CS: 1	PA: 40																	
PITCHER	IP	WLS	BF	H	R	ER	SO	BB	IBB	HBP	BLK	WP	HR	S	P	ERA	WHIP					PITCHER	IP	WLS	BF	H	R	ER	SO	BB	IBB	HBP	BLK	WP	HR	S	P	ERA	WHIP
Hal Newhouser, L ERA: 3.6	4.0		14	3	1	1	1	1	0	0	0	0	0	15	19	2.25	1.000																						
Dick Marlowe, R ERA: 5.94	1.1		8	2	2	2	0	2	0	0	0	0	1	6	14	13.50	3.000																						
Dave Madison, R ERA: 2.55	2.1	W	14	6	5	1	1	0	0	0	0	1	1	16	16	3.86	2.571																						
Art Houtteman, R ERA: 10.91	1.1	S	4	0	0	0	1	0	0	0	0	0	0	6	6	0.00	0.000																						

New York Yankees @ Detroit Tigers  
Briggs Stadium, Detroit, MI  
Mon May 04 1953, 4:33 AM EDT  
Att: 7,405 - Unknown

AB	36
R	8
H	11
RBI	7
BB	3
SO	3
LOB	13



Batter	1	2	3	4	5	6	7	8	9	AB	R	H	RBI	BB	SO	LOB	BOTTOM																						
Fred Hatfield, L OBP: 0.409, SLG: 0.385 (1, 5)	F8		F8							5	1	3	1	0	0	1																							
Harvey Kuenn, R OBP: 0.322, SLG: 0.306 (1, 6)			1-3							4	1	1	1	0	0	3																							
Russ Sullivan, L OBP: 0.406, SLG: 0.442 (1, 7)	G1-6-3									5	0	2	2	0	0	2																							
Bob Nieman, R OBP: 0.358, SLG: 0.560 (1, 9)										5	2	3	0	0	0	2																							
Walt Dropo, R OBP: 0.271, SLG: 0.329 (1, 3)										5	2	2	0	0	2	3																							
Don Lund, R OBP: 0.458, SLG: 0.591 (1, 8)										4	2	3	2	0	0	0																							
Matt Batts, R OBP: 0.317, SLG: 0.459 (1, 2)	F8									4	1	2	4	0	0	2																							
Jerry Priddy, R OBP: 0.435, SLG: 0.389 (1, 4)										3	0	1	0	1	0	2																							
Hal Newhouser, L OBP: 0.500, SLG: 0.500 Dick Marlowe, R ERA: 6.0 Dave Madison, R OBP: 0.250, SLG: 0.250 Art Houtteman, R (8, 1)										1	0	1	0	0	0	0																							
Inning Stats	R: 0 E: 0 K: 0 S: 3	H: 1 LOB: 0 BB: 0 P: 3	R: 1 E: 0 K: 1 S: 6	H: 1 LOB: 0 BB: 0 P: 6	R: 0 E: 0 K: 0 S: 4	H: 1 LOB: 1 BB: 0 P: 4	R: 1 E: 0 K: 0 S: 6	H: 3 LOB: 2 BB: 0 P: 6	R: 1 E: 0 K: 0 S: 5	H: 2 LOB: 1 BB: 0 P: 5	R: 4 E: 0 K: 0 S: 7	H: 4 LOB: 1 BB: 1 P: 11	R: 2 E: 0 K: 0 S: 6	H: 4 LOB: 1 BB: 0 P: 6	R: 1 E: 0 K: 1 S: 7	H: 2 LOB: 1 BB: 0 P: 7	R: 0 E: 0 K: 1 S: 5	H: 0 LOB: 0 BB: 0 P: 5	1B: 12 2B: 5 3B: 2 HR: 0	SF: 0 SAC: 1 DP: 2 HBP: 0	WP: 0 PB: 0 SB: 0 CS: 0	PA: 41																	
PITCHER	IP	WLS	BF	H	R	ER	SO	BB	IBB	HBP	BLK	WP	HR	S	P	ERA	WHIP					PITCHER	IP	WLS	BF	H	R	ER	SO	BB	IBB	HBP	BLK	WP	HR	S	P	ERA	WHIP
Vic Raschi, R ERA: 6.29	5.0	L	24	10	5	5	1	0	0	0	0	0	0	26	26	9.00	2.000																						
Bill Miller, L ERA: 6.0	1.0		6	2	2	2	0	1	0	0	0	0	0	5	9	18.00	3.000																						
Jim McDonald, R ERA: 9.0	1.0		6	4	2	2	0	0	0	0	0	0	0	6	6	18.00	4.000																						
Ewell Blackwell, R ERA: 4.0	1.0		5	2	1	1	1	0	0	0	0	0	0	7	7	9.00	2.000																						

New York Yankees @ Detroit Tigers  
Briggs Stadium, Detroit, MI  
Mon May 04 1953, 4:33 AM EDT  
Att: 7,405 - Unknown

AB	39
R	10
H	18
RBI	10
BB	1
SO	2
LOB	19



Batter	1	2	3	4	5	6	7	8	9	AB	R	H	RBI	BB	SO	LOB	TOP					
<b>Eddie Yost, R</b> OBP: 0.391, SLG: 0.264 (1, 5)										4	2	1	1	2	0	1	<b>Washington Senators @ Detroit Tigers</b> Briggs Stadium, Detroit, MI Tue May 05 1953, 4:33 AM EDT Att: 2,605 - Unknown					
<b>Jim Busby, R</b> OBP: 0.337, SLG: 0.450 (1, 8)										6	0	1	1	0	0	5						
<b>Jackie Jensen, R</b> OBP: 0.424, SLG: 0.592 (1, 9)										5	2	3	2	1	0	2						
<b>Mickey Vernon, L</b> OBP: 0.361, SLG: 0.425 (1, 3)										5	2	2	1	0	0	3						
<b>Clyde Vollmer, R</b> OBP: 0.346, SLG: 0.298 (1, 7)										4	2	2	1	1	0	0						
<b>Pete Runnels, L</b> OBP: 0.388, SLG: 0.274 (1, 6)										5	2	2	2	0	1	2						
<b>Wayne Terwilliger, R</b> OBP: 0.329, SLG: 0.368 (1, 4)										4	0	2	2	1	2	2						
<b>Les Peden, R</b> OBP: 0.393, SLG: 0.458 (1, 2)										3	3	1	0	2	1	2						
<b>Bob Porterfield, R</b> OBP: 0.313, SLG: 0.467 (1, 1)										5	1	2	4	0	1	1						
<b>Inning Stats</b>	R: 0 E: 1 K: 0 S: 4	H: 1 LOB: 1 BB: 0 P: 4	R: 0 E: 0 K: 1 S: 5	H: 0 LOB: 1 BB: 1 P: 9	R: 0 E: 0 K: 0 S: 3	H: 0 LOB: 0 BB: 0 P: 3	R: 6 E: 1 K: 1 S: 10	H: 5 LOB: 1 BB: 2 P: 18	R: 0 E: 0 K: 0 S: 3	H: 0 LOB: 0 BB: 0 P: 3	R: 1 E: 0 K: 1 S: 7	H: 2 LOB: 1 BB: 0 P: 7	R: 1 E: 0 K: 1 S: 6	H: 3 LOB: 2 BB: 1 P: 10	R: 6 E: 0 K: 0 S: 8	H: 5 LOB: 1 BB: 2 P: 16	R: 0 E: 0 K: 1 S: 5	H: 0 LOB: 1 BB: 1 P: 9	1B: 10 2B: 4 3B: 2 HR: 1	SF: 0 SAC: 0 DP: 1 HBP: 0	WP: 1 PB: 0 SB: 0 CS: 1	PA: 48
<b>PITCHER</b>	IP WLS BF H R ER SO BB IBB HBP BLK WP HR S P ERA WHIP																					
<b>Bill Wight, L</b> ERA: 10.57 (1, 1)	3.2 L 18 5 5 5 2 2 0 0 0 0 1 1 20 28 12.27 1.909																					
<b>Milt Jordan, R</b> ERA: 9.23 (4, 1)	1.1 6 1 1 0 0 1 0 0 0 0 0 0 5 9 0.00 1.500																					
<b>Hal Erickson, R</b> ERA: 5.87 (6, 1)	1.0 5 2 1 1 1 0 0 0 0 0 0 0 7 7 9.00 2.000																					
<b>Paul Foytack, R</b> ERA: 16.2 (7, 1)	1.2 13 7 7 7 1 3 0 0 0 0 0 0 12 24 37.80 6.000																					
<b>Dick Marlowe, R</b> ERA: 5.5 (8, 1)	1.1 6 1 0 0 1 1 0 0 0 0 0 0 7 11 0.00 1.500																					
<b>Batter</b>	<b>1</b>	<b>2</b>	<b>3</b>	<b>4</b>	<b>5</b>	<b>6</b>	<b>7</b>	<b>8</b>	<b>9</b>	<b>AB</b>	<b>R</b>	<b>H</b>	<b>RBI</b>	<b>BB</b>	<b>SO</b>	<b>LOB</b>	<b>BOTTOM</b>					
<b>Fred Hatfield, L</b> OBP: 0.408, SLG: 0.372 (1, 5)										4	1	1	0	1	0	5	<b>Washington Senators @ Detroit Tigers</b> Briggs Stadium, Detroit, MI Tue May 05 1953, 4:33 AM EDT Att: 2,605 - Unknown					
<b>Harvey Kuenn, R</b> OBP: 0.337, SLG: 0.322 (1, 6)										5	0	3	0	0	0	0						
<b>Russ Sullivan, L</b> OBP: 0.397, SLG: 0.429 (1, 7)										4	0	1	0	0	0	2						
<b>Bob Nieman, R</b> OBP: 0.360, SLG: 0.550 (1, 9)										5	1	2	1	0	1	3						
<b>Walt Dropo, R</b> OBP: 0.289, SLG: 0.345 (1, 3)										5	1	3	0	0	0	1						
<b>Don Lund, R</b> OBP: 0.414, SLG: 0.519 (1, 8)										5	0	1	1	0	0	3						
<b>Matt Batts, R</b> OBP: 0.328, SLG: 0.477 (1, 2)										4	1	2	1	0	0	1						
<b>Jerry Priddy, R</b> OBP: 0.407, SLG: 0.364 (1, 4)										4	0	1	1	0	0	3						
<b>Bill Wight, L</b> OBP: 0.260, SLG: 0.500 (1, 1)										1	0	1	0	0	0	0						
<b>Milt Jordan, R</b> OBP: 0.200, SLG: 0.500 (4, 1)										0	0	0	0	0	0	0						
<b>Johnny Pesky, L</b> OBP: 0.300, SLG: 0.500 (5, PH)										0	0	0	0	0	0	0						
<b>Hal Erickson, R</b> OBP: 0.300, SLG: 0.500 (6, 1)										0	0	0	0	0	0	0						
<b>Pat Mullin, L</b> OBP: 0.333, SLG: 0.250 (6, PH)										0	0	0	0	0	2	0						
<b>Paul Foytack, R</b> OBP: 0.300, SLG: 0.500 (7, 1)										0	0	0	0	0	0	0						
<b>Dick Marlowe, R</b> OBP: 0.250, SLG: 0.250 (8, 1)										1	0	1	0	0	0	0						
<b>Inning Stats</b>	R: 1 E: 0 K: 0 S: 4	H: 1 LOB: 1 BB: 1 P: 8	R: 0 E: 0 K: 0 S: 3	H: 0 LOB: 0 BB: 0 P: 3	R: 0 E: 0 K: 0 S: 4	H: 1 LOB: 1 BB: 0 P: 4	R: 0 E: 0 K: 0 S: 4	H: 2 LOB: 1 BB: 0 P: 4	R: 2 E: 0 K: 0 S: 7	H: 4 LOB: 2 BB: 0 P: 7	R: 0 E: 0 K: 1 S: 5	H: 0 LOB: 0 BB: 0 P: 5	R: 1 E: 0 K: 0 S: 6	H: 3 LOB: 2 BB: 0 P: 6	R: 0 E: 0 K: 0 S: 5	H: 2 LOB: 2 BB: 0 P: 5	1B: 15 2B: 1 3B: 0 HR: 0	SF: 0 SAC: 1 DP: 1 HBP: 0	WP: 0 PB: 0 SB: 0 CS: 0	PA: 42		
<b>PITCHER</b>	IP WLS BF H R ER SO BB IBB HBP BLK WP HR S P ERA WHIP																					
<b>Bob Porterfield, R</b> ERA: 5.17 (1, 1)	9.0 W 42 16 4 4 1 1 0 0 0 0 0 0 43 47 4.00 1.889																					

AB	41
R	14
H	16
RBI	14
BB	7
SO	5
LOB	18

AB	40
R	4
H	16
RBI	4
BB	1
SO	1
LOB	20



Batter	1	2	3	4	5	6	7	8	9	AB	R	H	RBI	BB	SO	LOB	TOP			
Eddie Yost, R OBP: 0.392, SLG: 0.273 (1, 5)										5	1	2	0	0	1	2				
Wayne Terwilliger, R OBP: 0.333, SLG: 0.364 (1, 4)										5	0	2	0	0	0	1				
Mickey Vernon, L OBP: 0.379, SLG: 0.434 (1, 3)										3	1	2	0	1	0	2				
Jackie Jensen, R OBP: 0.416, SLG: 0.573 (1, 9)										4	1	1	1	0	0	6				
Clyde Vollmer, R OBP: 0.339, SLG: 0.353 (1, 7)										4	1	1	3	0	0	6				
Pete Runnels, L OBP: 0.369, SLG: 0.258 (1, 6)										4	0	0	0	0	0	0				
Jim Busby, R OBP: 0.333, SLG: 0.440 (1, 8)										4	0	1	0	0	0	0				
Les Peden, R OBP: 0.344, SLG: 0.393 (1, 2)										4	0	0	0	0	0	1				
Chuck Stobbs, L OBP: 0.222, SLG: 0.222 Sonny Dixon, S Floyd Baker, L (9, PH)										2	0	1	0	0	0	0				
<b>Inning Stats</b>	R: 0 E: 0 K: 0 S: 5	H: 2 LOB: 2 BB: 0 P: 5	R: 0 E: 0 K: 0 S: 3	H: 0 LOB: 0 BB: 0 P: 3	R: 0 E: 0 K: 0 S: 5	H: 2 LOB: 3 BB: 1 P: 9	R: 0 E: 0 K: 0 S: 3	H: 0 LOB: 0 BB: 0 P: 3	R: 4 E: 0 K: 0 S: 7	H: 4 LOB: 0 BB: 0 P: 7	R: 0 E: 0 K: 1 S: 6	H: 1 LOB: 1 BB: 0 P: 6	R: 0 E: 0 K: 0 S: 4	H: 1 LOB: 1 BB: 0 P: 4	R: 0 E: 0 K: 0 S: 3	H: 0 LOB: 0 BB: 0 P: 3	1B: 8 2B: 1 3B: 0 HR: 1	SF: 0 SAC: 0 DP: 0 HBP: 0	WP: 0 PB: 0 SB: 0 CS: 0	PA: 38
<b>PITCHER</b> Ned Garver, R ERA: 4.91 (1, 1)	IP: 9.0 WLS: W BF: 38 H: 10 R: 4 ER: 4 SO: 1 BB: 1 IBB: 0 HBP: 0 BLK: 0 WP: 0 HR: 1 S: 39 P: 43 ERA: 4.00 WHIP: 1.222															<b>PITCHER</b>				

Washington Senators @ Detroit Tigers  
 Briggs Stadium, Detroit, MI  
 Wed May 06 1953, 4:33 AM EDT  
 Att: 2,614 - Unknown

AB	37
R	4
H	10
RBI	4
BB	1
SO	1
LOB	19



Batter	1	2	3	4	5	6	7	8	9	AB	R	H	RBI	BB	SO	LOB	BOTTOM			
Fred Hatfield, L OBP: 0.389, SLG: 0.354 (1, 5)										5	1	1	0	0	0	0				
Harvey Kuenn, R OBP: 0.340, SLG: 0.326 (1, 6)										5	2	2	0	0	0	0				
Don Lund, R OBP: 0.438, SLG: 0.533 (1, 8)										3	2	2	0	0	0	0				
Bob Nieman, R OBP: 0.378, SLG: 0.554 (1, 9)										3	1	2	2	1	0	1				
Walt Dropo, R OBP: 0.298, SLG: 0.364 (1, 3)										4	0	2	2	0	0	3				
Steve Souchock, R OBP: 0.286, SLG: 0.462 (1, 7)										4	0	1	2	0	0	2				
Matt Batts, R OBP: 0.338, SLG: 0.478 (1, 2)										4	0	2	0	0	0	3				
Jerry Priddy, R OBP: 0.355, SLG: 0.308 (1, 4)										4	1	0	0	0	0	2				
Ned Garver, R OBP: 0.200, SLG: 0.400 (1, 1)										4	1	1	2	0	0	1				
<b>Inning Stats</b>	R: 3 E: 0 K: 0 S: 7	H: 4 LOB: 1 BB: 0 P: 7	R: 0 E: 0 K: 0 S: 3	H: 0 LOB: 0 BB: 0 P: 3	R: 0 E: 0 K: 0 S: 4	H: 1 LOB: 1 BB: 0 P: 4	R: 0 E: 0 K: 0 S: 4	H: 1 LOB: 1 BB: 0 P: 4	R: 2 E: 0 K: 0 S: 3	H: 3 LOB: 2 BB: 1 P: 10	R: 0 E: 0 K: 0 S: 3	H: 0 LOB: 0 BB: 0 P: 3	R: 1 E: 0 K: 0 S: 5	H: 2 LOB: 1 BB: 0 P: 5	R: 2 E: 1 K: 0 S: 5	H: 2 LOB: 0 BB: 0 P: 5	1B: 11 2B: 1 3B: 0 HR: 1	SF: 0 SAC: 1 DP: 0 HBP: 0	WP: 1 PB: 0 SB: 0 CS: 1	PA: 38
<b>PITCHER</b> Chuck Stobbs, L ERA: 3.29 Sonny Dixon, R ERA: 3.32 (5, 1)	IP: 4.1 WLS: L BF: 22 H: 8 R: 5 ER: 5 SO: 0 BB: 0 IBB: 0 HBP: 0 BLK: 0 WP: 0 HR: 0 S: 21 P: 25 ERA: 10.38 WHIP: 1.846															<b>PITCHER</b>				

Washington Senators @ Detroit Tigers  
 Briggs Stadium, Detroit, MI  
 Wed May 06 1953, 4:33 AM EDT  
 Att: 2,614 - Unknown

AB	36
R	8
H	13
RBI	8
BB	1
SO	0
LOB	12



Batter	1	2	3	4	5	6	7	8	9	AB	R	H	RBI	BB	SO	LOB	TOP			
<b>Fred Hatfield, L</b> OBP: 0.379, SLG: 0.333 (1, 5)	0-0 6-3		0-0 G4-6-3		4-0 BB			0-0 F1		3	0	0	0	1	0	1	<b>Detroit Tigers @ Chicago White Sox</b> Comiskey Park, Chicago, IL Fri May 08 1953, 4:33 AM EDT Att: 25,491 - Unknown			
<b>Harvey Kuenn, R</b> OBP: 0.327, SLG: 0.313 (1, 6)	0-0 F2			0-0 6-3	0-0 F8			0-0 5-3		4	0	0	0	0	0	2				
<b>Russ Sullivan, L</b> OBP: 0.389, SLG: 0.417 (1, 7)	0-0 1B			0-0 5-3				0-0 F5		4	0	1	0	0	0	0				
<b>Bob Nieman, R</b> OBP: 0.383, SLG: 0.563 (1, 9)	0-0 4-3			0-0 HR 2B				0-0 F8	0-0 G6-4-3 1B	4	1	2	0	0	0	1				
<b>Walt Dropo, R</b> OBP: 0.296, SLG: 0.391 (1, 3)		0-3 K		0-0 2H HR				0-0 F9	0-0 G6-4-3 1B	4	1	1	2	0	1	1				
<b>Don Lund, R</b> OBP: 0.417, SLG: 0.485 (1, 8)		0-3 K		0-3 K				4-0 BB	0-0 F9	3	0	0	0	1	2	0				
<b>Matt Batts, R</b> OBP: 0.324, SLG: 0.458 (1, 2)		0-0 4-3			0-0 F9			0-0 F8		3	0	0	0	0	0	1				
<b>Jerry Priddy, R</b> OBP: 0.353, SLG: 0.286 (1, 4)			0-0 6-3		4-0 BB BB			0-3 K		2	0	0	0	1	1	1				
<b>Ted Gray, S</b> OBP: 0.200, SLG: 0.200 <b>Dick Marlowe, R</b> OBP: 0.200, SLG: 0.200 <b>Johnny Pesky, L</b> OBP: 0.455, SLG: 0.444 <b>Milt Jordan, R</b> OBP: 0.500, SLG: 0.500 (7, PH)			0-0 G4-6-3 1B		0-0 F8			0-0 L3		1	0	1	0	0	0	0				
<b>Inning Stats</b>	R: 0 E: 0 K: 0 S: 4	H: 1 LOB: 1 BB: 0 P: 4	R: 0 E: 0 K: 2 S: 7	H: 0 LOB: 0 BB: 0 P: 7	R: 0 E: 0 K: 0 S: 3	H: 1 LOB: 0 BB: 0 P: 3	R: 2 E: 0 K: 1 S: 7	H: 2 LOB: 0 BB: 0 P: 7	R: 0 E: 0 K: 0 S: 3	H: 0 LOB: 2 BB: 2 P: 11	R: 0 E: 0 K: 1 S: 5	H: 0 LOB: 1 BB: 1 P: 9	R: 0 E: 0 K: 0 S: 3	H: 0 LOB: 0 BB: 0 P: 3	R: 0 E: 0 K: 0 S: 3	H: 1 LOB: 0 BB: 0 P: 3		1B: 3 2B: 1 3B: 0 HR: 1	SF: 0 SAC: 0 DP: 2 HBP: 0	WP: 0 PB: 0 SB: 0 CS: 0
<b>PITCHER</b> <b>Joe Dobson, R</b> ERA: 2.88 (1, 1)	IP: 9.0 WLS: W BF: 33 H: 5 R: 2 ER: 2 SO: 4 BB: 3 IBB: 0 HBP: 0 BLK: 0 WP: 0 HR: 1 S: 38 P: 50 ERA: 2.00 WHIP: 0.889																			

Batter	1	2	3	4	5	6	7	8	9	AB	R	H	RBI	BB	SO	LOB	BOTTOM			
<b>Nellie Fox, L</b> OBP: 0.340, SLG: 0.415 (1, 4)	0-0 F8	0-0 2-3	0-0 FC6-4			0-0 5-3 1B	0-0 F8			5	0	1	0	0	0	6	<b>Detroit Tigers @ Chicago White Sox</b> Comiskey Park, Chicago, IL Fri May 08 1953, 4:33 AM EDT Att: 25,491 - Unknown			
<b>Ferns Fain, L</b> OBP: 0.372, SLG: 0.395 (1, 3)	0-0 3-1	0-0 4-3		0-0 4-3		0-0 F9		4-0 E 6-3 BB		4	1	0	0	1	0	2				
<b>Minnie Minoso, R</b> OBP: 0.380, SLG: 0.385 (1, 7)	1-0 S HBP		0-0 SH1-4 HBP 1B	0-0 F7		0-0 5-3		0-0 6-3		4	1	1	1	0	0	1				
<b>Sam Mele, R</b> OBP: 0.386, SLG: 0.414 (1, 9)	4-0 1-2 IBB		4-0 HBP SH1-4 BB BB	0-0 FC4-6 1B		0-3 K		0-0 SH1-3 2B		3	1	2	0	2	1	1				
<b>Jim Rivera, L</b> OBP: 0.371, SLG: 0.355 (1, 8)	0-3 K		0-0 SH1-4	0-0 FC4-6			0-0 CS 1B	0-0 SH1-3		3	0	1	0	0	1	3				
<b>Vern Stephens, R</b> OBP: 0.277, SLG: 0.326 (1, 5)		0-0 2B 2B	4-0 BB HBP IBB		0-0 1B 1B		0-0 1B F7 1B	0-0 F5		4	3	3	0	1	0	1				
<b>Sherm Lollar, R</b> OBP: 0.426, SLG: 0.467 (1, 2)		0-0 F7	1-0 1-2 2-3 3-H HBP		0-3 K		0-0 2B 1B			3	0	1	1	0	1	2				
<b>Chico Carrasquel, R</b> OBP: 0.275, SLG: 0.267 (1, 6)		0-0 2H 1B 2B	4-0 1-2 2-3 3-H BB	0-0 FC6-4 BB		0-0 2H 1B		0-0 F7		3	1	2	4	1	0	1				
<b>Joe Dobson, R</b> OBP: 0.154, SLG: 0.231 (1, 1)		0-0 2-3 1B	0-0 F3		0-0 F4		0-0 1-3 2B			4	0	2	1	0	0	3				
<b>Inning Stats</b>	R: 0 E: 0 K: 1 S: 5	H: 0 LOB: 2 BB: 1 P: 10	R: 2 E: 0 K: 0 S: 6	H: 3 LOB: 1 BB: 0 P: 6	R: 2 E: 0 K: 0 S: 4	H: 1 LOB: 3 BB: 3 P: 17	R: 0 E: 0 K: 0 S: 4	H: 1 LOB: 1 BB: 0 P: 4	R: 1 E: 0 K: 1 S: 6	H: 2 LOB: 0 BB: 0 P: 6	R: 0 E: 0 K: 1 S: 6	H: 1 LOB: 1 BB: 0 P: 6	R: 1 E: 0 K: 0 S: 6	H: 4 LOB: 2 BB: 0 P: 6	R: 1 E: 1 K: 0 S: 4	H: 1 LOB: 1 BB: 1 P: 8		1B: 9 2B: 4 3B: 0 HR: 0	SF: 0 SAC: 2 DP: 0 HBP: 2	WP: 1 PB: 0 SB: 1 CS: 1
<b>PITCHER</b> <b>Ted Gray, L</b> ERA: 5.51 <b>Dick Marlowe, R</b> ERA: 4.99 <b>Milt Jordan, R</b> ERA: 6.6 (7, 1)	IP: 2.1 WLS: L BF: 17 H: 4 R: 4 ER: 4 SO: 1 BB: 2 IBB: 2 HBP: 0 BLK: 0 WP: 0 HR: 0 S: 13 P: 31 ERA: 15.43 WHIP: 2.571																			

AB	30
R	2
H	5
RBI	2
BB	3
SO	4
LOB	9



Batter	1	2	3	4	5	6	7	8	9	AB	R	H	RBI	BB	SO	LOB	TOP		
<b>Fred Hatfield, L</b> OBP: 0.365, SLG: 0.309 (1.5)	0-0 4-3		0-0 F6		0-0 F8			4-0 BB 1B BB	0-0 4-3	4	1	0	0	1	0	0			
<b>Harvey Kuenn, R</b> OBP: 0.343, SLG: 0.324 (1.6)	0-0 FC5-4 1B		0-0 1B			0-0 B1-3		4-0 BB 1B BB		3	1	2	0	1	0	0			
<b>Russ Sullivan, L</b> OBP: 0.395, SLG: 0.403 (1.7)	0-0 F6		0-0 F3			4-0 BB		4-0 1B BB		2	0	0	0	2	0	2			
<b>Bob Nieman, R</b> OBP: 0.367, SLG: 0.538 (1.9)	0-0 FC5-4 1-2			0-0 F8		0-0 F8		0-0 F8		4	0	0	0	0	0	5			
<b>Walt Dropo, R</b> OBP: 0.304, SLG: 0.406 (1.3)		0-0 6-3		0-0 2B		0-0 5-3		0-0 1-3 2-H 3-H 1B		4	0	2	2	0	0	1			
<b>Don Lund, R</b> OBP: 0.400, SLG: 0.486 (1.8)		0-0 2-3		0-0 5-3			0-0 1B 2B	0-0 F3		4	1	1	0	0	0	3			
<b>Matt Batts, R</b> OBP: 0.321, SLG: 0.447 (1.2)				0-0 F7			0-0 F8	0-0 F8		4	0	1	0	0	0	4			
<b>Owen Friend, R</b> OBP: 0.233, SLG: 0.218 (1.4)		0-0 F4			0-0 6-3		0-0 2-H G6-4-3 1B	0-0 4-3		4	0	1	1	0	0	1			
<b>Art Houtteman, R</b> (1, 1)			0-3 K		0-0 F2			0-0 3-1		1	0	0	0	0	1	0			
<b>Hal Erickson, R</b> (4, 1)										2	0	0	0	0	0	1			
<b>Johnny Pesky, L</b> OBP: 0.417, SLG: 0.400 (9, PH)										1	0	0	0	0	0	0			
<b>Inning Stats</b>	R: 0 E: 0 K: 0 S: 4	H: 1 LOB: 1 BB: 0 P: 4	R: 0 E: 0 K: 0 S: 4	H: 1 LOB: 1 BB: 0 P: 4	R: 0 E: 0 K: 1 S: 6	H: 1 LOB: 1 BB: 0 P: 6	R: 0 E: 0 K: 0 S: 4	H: 0 LOB: 1 BB: 0 P: 4	R: 0 E: 0 K: 0 S: 3	H: 0 LOB: 1 BB: 1 P: 7	R: 1 E: 0 K: 0 S: 4	H: 2 LOB: 0 BB: 0 P: 4	R: 2 E: 0 K: 0 S: 4	H: 1 LOB: 2 BB: 3 P: 16	R: 0 E: 0 K: 0 S: 3	H: 0 LOB: 0 BB: 0 P: 3	1B: 5 2B: 2 3B: 0 HR: 0	SF: 0 SAC: 0 DP: 1 HBP: 0	WP: 0 PA: 37 FB: 0 SB: 0 CS: 0
<b>PITCHER</b> <b>Mike Fomies, R</b> ERA: 3.6 (1, 1)	IP: 9.0 WLS: W BF: 37 H: 7 R: 3 ER: 3 SO: 1 BB: 4 IBB: 0 HBP: 0 BLK: 1 WP: 0 HR: 0 S: 35 P: 51 ERA: 3.00 WHIP: 1.222																		

**Detroit Tigers @ Chicago White Sox**  
 Comiskey Park, Chicago, IL  
 Sat May 09 1953, 4:33 AM EDT  
 Att: 8,700 - Unknown

AB	33
R	3
H	7
RBI	3
BB	4
SO	1
LOB	17



Batter	1	2	3	4	5	6	7	8	9	AB	R	H	RBI	BB	SO	LOB	BOTTOM		
<b>Nellie Fox, L</b> OBP: 0.343, SLG: 0.414 (1.4)	0-0 5-3		0-0 FC3-6 1B	0-0 6-3			0-0 F7			5	1	2	1	0	0	1			
<b>Ferns Fain, L</b> OBP: 0.394, SLG: 0.405 (1.3)	0-0 BB 1B		0-0 FC3-6 FC6-4 1-2	4-0 BB 1B	0-0 G5-4-3 1B		4-0 BB			3	1	2	0	2	0	1			
<b>Minnie Minoso, R</b> OBP: 0.392, SLG: 0.383 (1.7)	0-0 1-2 BB 1B		4-0 FC6-4 1-2	4-0 E BB 1B	0-0 G5-4-3 1-2		0-0 F9			3	1	1	1	2	0	2			
<b>Sam Mele, R</b> OBP: 0.400, SLG: 0.419 (1.9)	4-0 1-2 2-3 BB		0-0 FC6-4 1-2 2-3	0-0 E BB 1B	0-0 F9		0-0 G4-3 1B			4	1	2	2	1	0	2			
<b>Jim Rivera, L</b> OBP: 0.351, SLG: 0.333 (1.8)	0-0 F5		0-0 F7	0-0 E4 BB 1B		0-0 3-1		0-0 G4-3 1-2		5	1	0	0	0	0	8			
<b>Vern Stephens, R</b> OBP: 0.300, SLG: 0.348 (1.5)	0-0 F6			0-0 BB 1B		0-0 1B		0-0 HR 1B		3	2	2	2	0	0	3			
<b>Fred Marsh, R</b> OBP: 0.600, SLG: 0.600 (5.5)				0-0 BB 1B				0-0 HR 1B		2	1	2	0	0	0	0			
<b>Sherm Lollar, R</b> OBP: 0.441, SLG: 0.531 (1.2)		0-0 L5		0-0 BB 1B		0-0 F8		0-0 HR		4	2	2	3	1	0	1			
<b>Chico Carrasquel, R</b> OBP: 0.274, SLG: 0.266 (1.6)		0-0 6-3		0-0 BB 1B	0-0 SH5-3		0-0 L7		0-0 6-3	4	1	1	0	0	0	1			
<b>Mike Fomies, R</b> OBP: 0.167, SLG: 0.333 (1, 1)		0-0 F9		0-0 BB 2B	0-0 F8		0-0 F8			4	1	1	3	0	0	1			
<b>Inning Stats</b>	R: 0 E: 0 K: 0 S: 5	H: 2 LOB: 3 BB: 1 P: 9	R: 0 E: 0 K: 0 S: 3	H: 0 LOB: 0 BB: 0 P: 3	R: 0 E: 0 K: 0 S: 4	H: 1 LOB: 2 BB: 1 P: 8	R: 10 E: 1 K: 0 S: 11	H: 7 LOB: 1 BB: 3 P: 23	R: 0 E: 0 K: 0 S: 3	H: 1 LOB: 0 BB: 0 P: 3	R: 0 E: 0 K: 0 S: 4	H: 0 LOB: 1 BB: 1 P: 7	R: 2 E: 0 K: 0 S: 5	H: 3 LOB: 0 BB: 0 P: 5	R: 0 E: 0 K: 0 S: 3	H: 0 LOB: 0 BB: 0 P: 3	1B: 13 2B: 1 3B: 0 HR: 1	SF: 0 SAC: 1 DP: 2 HBP: 0	WP: 0 PA: 44 FB: 0 SB: 1 CS: 0
<b>PITCHER</b> <b>Art Houtteman, R</b> ERA: 12.05 (1, 1)	IP: 3.0 WLS: L BF: 20 H: 7 R: 6 ER: 6 SO: 0 BB: 4 IBB: 0 HBP: 0 BLK: 0 WP: 0 HR: 0 S: 16 P: 32 ERA: 18.00 WHIP: 3.667																		
<b>Hal Erickson, R</b> ERA: 6.39 (4, 1)	IP: 5.0 WLS: L BF: 24 H: 8 R: 6 ER: 4 SO: 0 BB: 2 IBB: 0 HBP: 0 BLK: 0 WP: 0 HR: 1 S: 22 P: 30 ERA: 7.20 WHIP: 2.000																		

**Detroit Tigers @ Chicago White Sox**  
 Comiskey Park, Chicago, IL  
 Sat May 09 1953, 4:33 AM EDT  
 Att: 8,700 - Unknown

AB	37
R	12
H	15
RBI	12
BB	6
SO	0
LOB	20






Batter	1	2	3	4	5	6	7	8	9	AB R H RBI BB SO LOB	TOP													
Harvey Kuenn, R (1, 6) OBP: 0.354, SLG: 0.358	4-0 CS BB		0-0 1-H HR		0-0 WP E 2B	0-0 1B			0-0 1-3	4 2 2 2 1 0 1	<b>Detroit Tigers @ Chicago White Sox</b> Comiskey Park, Chicago, IL Sun May 10 1953, 4:33 AM EDT Unknown													
Billy Hitchcock, R (1, 5) OBP: 0.333, SLG: 0.286	0-0 F4		0-0 6-3		0-0 E1 WP 2B	0-0 5-3			0-0 4-3	5 1 0 0 0 0 3														
Don Lund, R (1, 8) OBP: 0.409, SLG: 0.475	0-0 F4			0-0 BB 2B 1B	4-0 2B 1-2 2-3 BB			0-0 1-3		3 2 1 0 1 0 0														
Bob Nieman, R (1, 9) OBP: 0.353, SLG: 0.516		0-0 5-3		0-0 F7	0-0 F4			0-0 F7		4 0 0 0 0 0 4														
Walt Dropo, R (1, 3) OBP: 0.311, SLG: 0.414		0-0 5-3		4-0 2B 1-2 BB	0-0 HR 2B			0-0 F2		3 1 1 3 1 0 0														
Steve Sauchock, R (1, 7) OBP: 0.333, SLG: 0.706		0-0 6-3		0-0 1-3 2-H 2B	0-0 HR			0-0 6-3		4 1 2 3 0 0 0														
Matt Batts, R (1, 2) OBP: 0.305, SLG: 0.425			0-0 F8	0-0 5-3	0-0 1-3			0-0 6-3		4 0 0 0 0 0 2														
Owen Friend, R (1, 4) OBP: 0.219, SLG: 0.203			0-3 K	0-0 F4		0-3 K		0-3 K		4 0 0 0 0 3 2														
Billy Hoelt, L (1, 1) OBP: 0.438, SLG: 0.308			0-0 HR 1B		0-0 FC1-4 1B	0-0 5-3			0-0 F7	4 1 2 0 0 0 0														
<b>Inning Stats</b>	R: 0 E: 0 K: 0 S: 2	H: 0 LOB: 0 BB: 1 P: 6	R: 0 E: 0 K: 0 S: 3	H: 0 LOB: 0 BB: 0 P: 3	R: 2 E: 0 K: 1 S: 7	H: 2 LOB: 0 BB: 0 P: 7	R: 1 E: 0 K: 0 S: 5	H: 2 LOB: 2 BB: 1 P: 9	R: 5 E: 1 K: 0 S: 7	H: 3 LOB: 0 BB: 1 P: 11	R: 0 E: 0 K: 1 S: 6	H: 1 LOB: 1 BB: 0 P: 6	R: 0 E: 0 K: 0 S: 3	H: 0 LOB: 0 BB: 0 P: 3	R: 0 E: 0 K: 1 S: 5	H: 0 LOB: 0 BB: 0 P: 5	R: 0 E: 0 K: 0 S: 3	H: 0 LOB: 0 BB: 0 P: 3	R: 0 E: 0 K: 0 S: 3	H: 0 LOB: 0 BB: 0 P: 3	1B: 4 2B: 2 3B: 0 HR: 2	SF: 0 SAC: 0 DP: 0 HBP: 0	WP: 1 PB: 0 CS: 1	PA: 38
<b>PITCHER</b>	IP WLS BF H R ER SO BB IBB HBP BLK WP HR S P ERA WHIP											<b>PITCHER</b>	IP WLS BF H R ER SO BB IBB HBP BLK WP HR S P ERA WHIP											
Gene Bearden, L (1, 1) ERA: 2.13	4.2 L 24 7 8 3 1 3 0 0 0 0 1 2 23 35 5.79 2.143																							
Harry Dorish, R (5, 1) ERA: 3.79	4.1 14 1 0 0 2 0 0 0 0 0 0 0 18 18 0.00 0.231																							

Batter	1	2	3	4	5	6	7	8	9	AB R H RBI BB SO LOB	BOTTOM													
Nellie Fox, L (1, 4) OBP: 0.356, SLG: 0.424	0-0 BB 1B	0-0 FC4 1B		0-0 1B 1-2 2-H 1B		0-0 4-3			0-0 5-3	5 1 3 2 0 0 0	<b>Detroit Tigers @ Chicago White Sox</b> Comiskey Park, Chicago, IL Sun May 10 1953, 4:33 AM EDT Unknown													
Ferns Fain, L (1, 3) OBP: 0.394, SLG: 0.404	0-0 F4	0-0 FC4		0-0 1-3 2-H 1B			0-0 G5-4-3 1B	0-0 3-1		5 0 2 1 0 0 2														
Minnie Minoso, R (1, 7) OBP: 0.386, SLG: 0.369	4-0 1B 1-2 SH5-3 BB	0-0 F9		0-0 F8			0-0 G5-4-3 1-2			3 1 0 0 1 0 3														
Sam Mele, R (1, 9) OBP: 0.392, SLG: 0.409	0-0 SH5-3 1-3 2-H 1B		0-0 F8		0-0 F8		0-0 6-3			4 0 1 1 0 0 0														
Jim Rivera, L (1, 8) OBP: 0.351, SLG: 0.333	0-0 SH5-3		0-0 G3		0-0 F7			0-0 G6-4-3 1B		3 0 1 1 0 0 0														
Vern Stephens, R (1, 5) OBP: 0.296, SLG: 0.360	0-0 6-3		0-0 L7		0-0 2B			0-0 G6-4-3 1-2		4 0 1 0 0 0 2														
Sherm Lollar, R (1, 2) OBP: 0.460, SLG: 0.596		0-0 HR		4-0 1B 1B BB	0-0 F7			0-0 1B		3 1 2 1 1 0 1														
Chico Carrasquel, R (1, 6) OBP: 0.284, SLG: 0.268		4-0 SH3-4 1B BB		0-0 1B 1-2 1B 1B		0-0 6-3		0-0 F7		3 2 1 0 1 0 1														
Gene Bearden, L (1, 1) OBP: 0.167, SLG: 0.167		0-0 SH3-4		0-0 1B 1-2 2-3 1B 1B		0-0 F3		0-3 K		1 1 1 0 0 0 0														
Harry Dorish, R (5, 1) OBP: 0.250, SLG: 0.250										1 0 0 0 0 0 0														
Fred Marsh, R (9, PH) OBP: 0.500, SLG: 0.500										1 0 0 0 0 1 0														
<b>Inning Stats</b>	R: 2 E: 0 K: 0 S: 5	H: 2 LOB: 1 BB: 1 P: 9	R: 2 E: 0 K: 0 S: 5	H: 2 LOB: 1 BB: 1 P: 9	R: 0 E: 0 K: 0 S: 3	H: 0 LOB: 0 BB: 0 P: 3	R: 2 E: 0 K: 0 S: 5	H: 4 LOB: 1 BB: 1 P: 9	R: 0 E: 0 K: 0 S: 4	H: 1 LOB: 1 BB: 0 P: 4	R: 0 E: 0 K: 0 S: 3	H: 0 LOB: 0 BB: 0 P: 3	R: 0 E: 0 K: 0 S: 3	H: 1 LOB: 0 BB: 0 P: 3	R: 0 E: 0 K: 0 S: 4	H: 2 LOB: 1 BB: 0 P: 4	R: 0 E: 0 K: 1 S: 5	H: 0 LOB: 0 BB: 0 P: 5	R: 0 E: 0 K: 0 S: 3	H: 0 LOB: 0 BB: 0 P: 3	1B: 10 2B: 1 3B: 0 HR: 1	SF: 0 SAC: 2 DP: 2 HBP: 0	WP: 0 PB: 0 CS: 0	PA: 38
<b>PITCHER</b>	IP WLS BF H R ER SO BB IBB HBP BLK WP HR S P ERA WHIP											<b>PITCHER</b>	IP WLS BF H R ER SO BB IBB HBP BLK WP HR S P ERA WHIP											
Billy Hoelt, L (1, 1) ERA: 3.7	9.0 W 38 12 6 6 1 3 0 0 0 0 0 1 37 49 6.00 1.667																							

AB	35
R	8
H	8
RBI	8
BB	3
SO	3
LOB	12



AB	33
R	6
H	12
RBI	6
BB	3
SO	1
LOB	9




Batter	1	2	3	4	5	6	7	8	9	AB	R	H	RBI	BB	SO	LOB	TOP		
Johnny Pesky, L OBP: 0.471, SLG: 0.429	F5		1B		F7	1B			2B	4	2	2	0	1	0	0	<b>Detroit Tigers @ Chicago White Sox</b> Comiskey Park, Chicago, IL Sun May 10 1953, 4:38 AM EDT Att: 20,770 - Unknown		
Harvey Kuenn, R OBP: 0.356, SLG: 0.369	4-3		1B		6-3		K2-3		2B	5	0	2	2	0	1	0			
Russ Sullivan, L OBP: 0.395, SLG: 0.418	F9		1B		1B		F6		F7	5	1	2	1	0	0	2			
Bob Nieman, R OBP: 0.358, SLG: 0.525 Steve Souchock, R OBP: 0.316, SLG: 0.587		E	F6		1B		L5		1-3	4	1	2	1	0	0	2			
Walt Dropo, R OBP: 0.309, SLG: 0.408	5-3		F1		E7				F2	4	0	1	0	0	0	3			
Don Lund, R OBP: 0.375, SLG: 0.432	F5		FC6-4		L8				5-3	4	0	0	0	0	0	5			
Joe Ginsberg, L	1B				F8		L3		G3	3	0	0	0	1	0	0			
Fred Hatfield, L OBP: 0.373, SLG: 0.310					4-3				4-3	3	0	1	1	1	0	0			
Bill Wight, L Dick Marlowe, R Frank Cashen, R Milt Jordan, L Pat Mullin, L Paul Foytack, R Jim Delsing, L Billy Hitchcock, R	1-3				K		FC3-6		BB	1	0	0	0	0	0	2			
Inning Stats	R: 0 E: 0 K: 0 S: 3	H: 0 LOB: 0 BB: 0 P: 3	R: 1 E: 1 K: 0 S: 5	H: 2 LOB: 2 BB: 1 P: 9	R: 1 E: 0 K: 0 S: 6	H: 3 LOB: 2 BB: 0 P: 6	R: 0 E: 0 K: 1 S: 5	H: 0 LOB: 0 BB: 0 P: 5	R: 1 E: 1 K: 0 S: 6	H: 3 LOB: 2 BB: 1 P: 6	R: 0 E: 0 K: 1 S: 5	H: 0 LOB: 0 BB: 0 P: 5	R: 0 E: 0 K: 0 S: 3	H: 0 LOB: 0 BB: 0 P: 3	R: 2 E: 0 K: 0 S: 5	H: 2 LOB: 2 BB: 1 P: 9		1B: 8 2B: 3 3B: 0 HR: 0	SF: 0 SAC: 0 DP: 0 HBP: 0
PITCHER Saul Rogovin, R ERA: 5.4	IP: 9.0 WLS: W BF: 40 H: 11 R: 5 ER: 4 SO: 2 BB: 3 IBB: 0 HBP: 0 BLK: 0 WP: 0 HR: 0 S: 41 P: 53 ERA: 4.00 WHIP: 1.556																		

Batter	1	2	3	4	5	6	7	8	9	AB	R	H	RBI	BB	SO	LOB	BOTTOM	
Nellie Fox, L OBP: 0.364, SLG: 0.442	F8	SH		F7		1B				3	2	2	0	0	0	0	<b>Detroit Tigers @ Chicago White Sox</b> Comiskey Park, Chicago, IL Sun May 10 1953, 4:38 AM EDT Att: 20,770 - Unknown	
Ferns Fain, L OBP: 0.389, SLG: 0.391	4-3	BB		E3		F8				3	2	0	0	1	0	2		
Vern Stephens, R Rocky Krenrich, R	F8	2B				F7				3	1	1	2	1	0	1		
Sam Mele, R OBP: 0.398, SLG: 0.429	1B	1B		F8					F9	4	2	2	3	0	0	1		
Jim Rivera, L OBP: 0.347, SLG: 0.330	1B	4-3		B1-3					5-3	4	1	1	0	0	0	3		
Minnie Minoso, R OBP: 0.390, SLG: 0.375	WP	CS				F9			K	4	1	2	3	0	1	0		
Chico Carrasquel, R OBP: 0.272, SLG: 0.256	L6	CS		1-3		4-3			F9	4	0	0	0	0	0	0		
Red Wilson, R OBP: 0.308, SLG: 0.280				K		F8			F9	4	0	1	0	0	1	0		
Saul Rogovin, R OBP: 0.182, SLG: 0.100		BB		K		K			2-3	4	1	1	0	0	2	1		
Inning Stats	R: 4 E: 0 K: 0 S: 7	H: 4 LOB: 0 BB: 0 P: 7	R: 5 E: 1 K: 1 S: 8	H: 3 LOB: 2 BB: 2 P: 16	R: 0 E: 0 K: 1 S: 5	H: 1 LOB: 1 BB: 0 P: 5	R: 0 E: 0 K: 0 S: 3	H: 0 LOB: 0 BB: 0 P: 3	R: 0 E: 0 K: 1 S: 6	H: 1 LOB: 1 BB: 0 P: 6	R: 0 E: 0 K: 1 S: 5	H: 0 LOB: 0 BB: 0 P: 5	R: 0 E: 0 K: 0 S: 3	H: 0 LOB: 0 BB: 0 P: 3	R: 0 E: 0 K: 0 S: 3	1B: 8 2B: 3 3B: 0 HR: 0		SF: 0 SAC: 1 DP: 1 HBP: 0
PITCHER Bill Wight, L Dick Marlowe, R Milt Jordan, R Paul Foytack, R	IP: 11.1 WLS: L BF: 7 H: 3 R: 2 ER: 1 SO: 1 BB: 1 IBB: 0 HBP: 0 BLK: 0 WP: 0 HR: 0 S: 12 P: 16 ERA: 47.25 WHIP: 4.500																	

Batter	1	2	3	4	5	6	7	8	9	AB	R	H	RBI	BB	SO	LOB	TOP			
<b>Fred Hatfield, L</b> OBP: 0.375, SLG: 0.295										3	1	0	0	2	0	1	<b>Detroit Tigers @ Washington Senators</b> Griffith Stadium, Washington, DC Tue May 12 1953, 3:33 AM EDT Att: 12,564 - Unknown			
<b>Harvey Kuenn, R</b> OBP: 0.361, SLG: 0.374										4	0	2	0	0	0	1				
<b>Johnny Pesky, L</b> OBP: 0.429, SLG: 0.353										3	0	0	0	1	0	4				
<b>Bob Nieman, R</b> OBP: 0.355, SLG: 0.515										4	0	1	0	0	0	5				
<b>Walt Dropo, R</b> OBP: 0.316, SLG: 0.411										4	0	2	1	0	0	3				
<b>Russ Sullivan, L</b> OBP: 0.388, SLG: 0.400										3	0	0	0	1	1	3				
<b>Don Lund, R</b> OBP: 0.346, SLG: 0.396										4	0	0	0	0	0	3				
<b>Matt Batts, R</b> OBP: 0.302, SLG: 0.417										4	0	1	0	0	1	1				
<b>Ned Garver, R</b> OBP: 0.176, SLG: 0.353										2	0	0	0	0	1	1				
<b>Dick Marlowe, R</b> OBP: 0.200, SLG: 0.200										0	0	0	0	0	0	0				
<b>Pat Mullin, L</b> OBP: 0.364, SLG: 0.222										0	0	0	0	1	0	0				
<b>Hal Erickson, R</b> OBP: 0.364, SLG: 0.222										0	0	0	0	0	0	0				
<b>Jim Delsing, L</b> OBP: 0.423, SLG: 0.534										1	0	0	0	0	0	0				
<b>Inning Stats</b>	R: 1 E: 0 K: 0 S: 5	H: 2 LOB: 2 BB: 1 P: 9	R: 0 E: 0 K: 0 S: 3	H: 0 LOB: 0 BB: 0 P: 3	R: 0 E: 0 K: 2 S: 4	H: 1 LOB: 2 BB: 1 P: 8	R: 0 E: 0 K: 2 S: 8	H: 0 LOB: 1 BB: 1 P: 7	R: 0 E: 0 K: 1 S: 6	H: 1 LOB: 1 BB: 0 P: 6	R: 0 E: 0 K: 0 S: 2	H: 0 LOB: 0 BB: 1 P: 6	R: 0 E: 0 K: 0 S: 4	H: 1 LOB: 2 BB: 1 P: 8	R: 0 E: 0 K: 0 S: 3	H: 0 LOB: 0 BB: 0 P: 3	1B: 6 2B: 0 3B: 0 HR: 0	SF: 0 SAC: 0 DP: 1 HBP: 0	WP: 0 PB: 0 SB: 0 CS: 0	PA: 37
<b>PITCHER</b> <b>Connie Marrero, R</b> ERA: 3.3	IP: 9.0 WLS: W BF: 37 H: 6 R: 1 ER: 1 SO: 3 BB: 5 IBB: 0 HBP: 0 BLK: 0 WP: 0 HR: 0 S: 38 P: 58 ERA: 1.00 WHIP: 1.222															<b>PITCHER</b>				

Batter	1	2	3	4	5	6	7	8	9	AB	R	H	RBI	BB	SO	LOB	BOTTOM			
<b>Eddie Yost, R</b> OBP: 0.397, SLG: 0.271										3	1	1	1	1	0	1	<b>Detroit Tigers @ Washington Senators</b> Griffith Stadium, Washington, DC Tue May 12 1953, 3:33 AM EDT Att: 12,564 - Unknown			
<b>Wayne Terwilliger, R</b> OBP: 0.362, SLG: 0.376										5	2	4	0	0	0	1				
<b>Mickey Vernon, L</b> OBP: 0.396, SLG: 0.423										3	0	1	1	2	0	3				
<b>Jackie Jensen, R</b> OBP: 0.407, SLG: 0.552										4	1	1	2	1	0	5				
<b>Clyde Vollmer, R</b> OBP: 0.375, SLG: 0.414										5	2	2	3	0	1	3				
<b>Pete Runnels, L</b> OBP: 0.402, SLG: 0.303										4	1	3	1	0	0	0				
<b>Jim Busby, R</b> OBP: 0.357, SLG: 0.495										4	1	2	1	0	0	2				
<b>Mickey Grasso, R</b> OBP: 0.262, SLG: 0.362										4	0	0	0	0	1	3				
<b>Connie Marrero, R</b> OBP: 0.167, SLG: 0.091										4	2	1	0	0	0	1				
<b>Inning Stats</b>	R: 0 E: 0 K: 0 S: 2	H: 0 LOB: 1 BB: 2 P: 10	R: 5 E: 1 K: 0 S: 10	H: 6 LOB: 2 BB: 0 P: 10	R: 0 E: 0 K: 0 S: 3	H: 1 LOB: 0 BB: 0 P: 3	R: 1 E: 0 K: 0 S: 4	H: 2 LOB: 1 BB: 1 P: 8	R: 0 E: 0 K: 0 S: 4	H: 1 LOB: 1 BB: 0 P: 4	R: 4 E: 0 K: 0 S: 7	H: 4 LOB: 1 BB: 1 P: 11	R: 0 E: 0 K: 1 S: 5	H: 0 LOB: 0 BB: 0 P: 5	R: 0 E: 0 K: 1 S: 6	H: 1 LOB: 1 BB: 0 P: 6		1B: 13 2B: 3 3B: 0 HR: 0	SF: 0 SAC: 1 DP: 3 HBP: 0	WP: 0 PB: 0 SB: 2 CS: 0
<b>PITCHER</b> <b>Ned Garver, R</b> ERA: 5.53	IP: 5.2 WLS: L BF: 32 H: 13 R: 10 ER: 6 SO: 4 BB: 4 IBB: 0 HBP: 0 BLK: 0 WP: 0 HR: 0 S: 28 P: 44 ERA: 9.53 WHIP: 3.000															<b>PITCHER</b>				
<b>Dick Marlowe, R</b> ERA: 5.32	0.1 WLS: L BF: 2 H: 1 R: 0 ER: 0 SO: 0 BB: 0 IBB: 0 HBP: 0 BLK: 0 WP: 0 HR: 0 S: 2 P: 2 ERA: 0.00 WHIP: 3.000																			
<b>Hal Erickson, R</b> ERA: 5.52	2.0 WLS: L BF: 7 H: 1 R: 0 ER: 0 SO: 2 BB: 0 IBB: 0 HBP: 0 BLK: 0 WP: 0 HR: 0 S: 11 P: 11 ERA: 0.00 WHIP: 0.500																			



Batter	1	2	3	4	5	6	7	8	9	AB	R	H	RBI	BB	SO	LOB	TOP					
<b>Fred Hatfield, L</b> OBP: 0.368, SLG: 0.292 (1, 5)	0-0 1-3		0-0 E 1B		0-0 6-3		0-0 F8			4	0	1	1	0	0	2						
<b>Harvey Kuenn, R</b> OBP: 0.348, SLG: 0.361 (1, 6)	0-0 F6		0-0 E1 1B L4-5		0-3 K			0-0 4-3		4	0	0	0	0	1	2						
<b>Johnny Pesky, L</b> OBP: 0.400, SLG: 0.333 (1, 4)	0-0 F7		0-0 1B		0-0 4-3			0-0 F9		4	0	1	1	0	0	0						
<b>Bob Nieman, R</b> OBP: 0.351, SLG: 0.505 (1, 9)		0-0 2-3	0-0 L4-5 3H		0-0 F8			0-0 1B		4	0	1	0	0	0	2						
<b>Walt Dropo, R</b> OBP: 0.305, SLG: 0.396 (1, 3)		0-0 F8		0-0 6-3		0-3 K		0-0 4-3		4	0	0	0	0	1	1						
<b>Steve Souchock, R</b> OBP: 0.273, SLG: 0.571 (1, 7)		0-3 K		0-0 6-3			0-3 K		0-0 F9	3	0	0	0	0	2	0						
<b>Pat Mullin, L</b> OBP: 0.333, SLG: 0.200 (9, PH)										1	0	0	0	0	0	0						
<b>Joe Ginsberg, L</b> OBP: 0.364, SLG: 0.300 (1, 2)			0-0 BB 1B		0-0 1B		0-0 BB 1B		0-0 4-3	4	1	3	0	0	0	0						
<b>Don Lund, R</b> OBP: 0.375, SLG: 0.388 (1, 8)			4-0 BB 1B		0-0 5-3		4-0 BB 1B		4-0 BB	1	1	0	0	3	0	1						
<b>Ted Gray, S</b> OBP: 0.286, SLG: 0.286 (1, 1)			0-0 E 1B		0-3 K		0-3 K		0-0 F3	2	1	1	1	0	1	0						
<b>Jim Deising, L</b> OBP: 0.477, SLG: 0.525 (7, PH)			1-2 2H 1B							1	0	0	0	0	1	2						
<b>Dave Madison, R</b> OBP: 0.250, SLG: 0.250 (7, 1)										0	0	0	0	0	0	0						
<b>Russ Sullivan, L</b> OBP: 0.384, SLG: 0.394 (9, PH)			1-2 2H 1B							1	0	0	0	0	0	1						
<b>Inning Stats</b>	R: 0 E: 0 K: 0 S: 3	H: 0 LOB: 0 BB: 0 P: 3	R: 0 E: 0 K: 1 S: 5	H: 0 LOB: 0 BB: 0 P: 5	R: 3 E: 1 K: 0 S: 6	H: 4 LOB: 1 BB: 1 P: 10	R: 0 E: 0 K: 0 S: 4	H: 1 LOB: 1 BB: 0 P: 4	R: 0 E: 0 K: 2 S: 7	H: 0 LOB: 0 BB: 0 P: 7	R: 0 E: 0 K: 1 S: 5	H: 0 LOB: 0 BB: 0 P: 5	R: 0 E: 0 K: 2 S: 8	H: 1 LOB: 2 BB: 1 P: 12	R: 0 E: 0 K: 0 S: 4	H: 1 LOB: 1 BB: 0 P: 4	R: 0 E: 0 K: 0 S: 3	H: 0 LOB: 1 BB: 1 P: 7	1B: 7 2B: 1 3B: 0 HR: 0	SF: 0 SAC: 0 DP: 1 HBP: 0	WP: 0 PB: 0 SB: 0 CS: 0	PA: 36
<b>PITCHER</b> <b>Harry Byrd, R</b> ERA: 5.31 (1, 1)	IP: 9.0 WLS: W BF: 36 H: 7 R: 3 ER: 2 SO: 6 BB: 3 IBB: 0 HBP: 0 BLK: 0 WP: 0 HR: 0 S: 45 P: 57 ERA: 2.00 WHIP: 1.111															<b>PITCHER</b>	IP: 9.0 WLS: W BF: 36 H: 7 R: 3 ER: 2 SO: 6 BB: 3 IBB: 0 HBP: 0 BLK: 0 WP: 0 HR: 0 S: 45 P: 57 ERA: 2.00 WHIP: 1.111					

Detroit Tigers @ Philadelphia Athletics  
 Connie Mack Stadium, Philadelphia, PA  
 Thu May 14, 1953, 3:33 AM EDT  
 Att: 2,746 - Unknown

AB	33
R	3
H	7
RBI	3
BB	3
SO	6
LOB	11



Batter	1	2	3	4	5	6	7	8	9	AB	R	H	RBI	BB	SO	LOB	BOTTOM			
<b>Eddie Joost, R</b> OBP: 0.363, SLG: 0.354 (1, 6)	0-0 6-3		0-0 1B FC1-6		0-0 F2		0-0 F8			4	1	1	0	0	0	0				
<b>Pete Suder, R</b> OBP: 0.383, SLG: 0.441 (1, 4)	0-0 HR 1B		0-0 FC1-6 1B		0-0 F8		0-0 6-3			4	1	2	1	0	0	0				
<b>Eddie Robinson, L</b> OBP: 0.294, SLG: 0.276 (1, 3)	0-3 K		0-0 FC1-6 1B		0-0 4-3		4-0 BB			3	0	0	1	1	1	2				
<b>Dave Philley, S</b> OBP: 0.389, SLG: 0.495 (1, 9)	0-0 HR 1B		0-3 K		0-0 G3		0-0 1B 2B			4	2	2	2	0	1	2				
<b>Kite Thomas, R</b> OBP: 0.167, SLG: 0.063 (1, 7)	0-0 F2		0-3 K		0-3 K		0-0 F5			4	0	0	0	0	2	2				
<b>Ed McChee, R</b> OBP: 0.250, SLG: 0.333 (1, 8)		0-0 F4		0-0 F8		0-0 4-3 1B		0-0 6-3		4	0	1	1	0	0	0				
<b>Loren Babe, L</b> OBP: 0.329, SLG: 0.369 (1, 5)		0-0 1-3		4-0 5-3 BB		0-0 4-3		0-0 F7		3	0	0	0	1	0	1				
<b>Ray Murray, R</b> OBP: 0.267, SLG: 0.333 (1, 2)		0-0 F7		0-0 5-3		4-0 FC6-4 IBB				2	0	0	0	1	0	1				
<b>Harry Byrd, R</b> OBP: 0.143, SLG: 0.143 (1, 1)			0-0 1B 1B		0-0 F9		0-0 FC6-4			3	1	1	0	0	0	3				
<b>Inning Stats</b>	R: 2 E: 0 K: 1 S: 7	H: 2 LOB: 0 BB: 0 P: 7	R: 0 E: 0 K: 0 S: 3	H: 0 LOB: 0 BB: 0 P: 3	R: 2 E: 0 K: 2 S: 10	H: 3 LOB: 1 BB: 0 P: 10	R: 0 E: 0 K: 0 S: 3	H: 0 LOB: 1 BB: 1 P: 7	R: 0 E: 0 K: 1 S: 7	H: 2 LOB: 2 BB: 1 P: 11	R: 0 E: 0 K: 0 S: 3	H: 0 LOB: 1 BB: 1 P: 7	R: 0 E: 0 K: 0 S: 3	H: 0 LOB: 0 BB: 0 P: 3	R: 0 E: 0 K: 0 S: 3	H: 0 LOB: 0 BB: 0 P: 3	1B: 5 2B: 1 3B: 0 HR: 1	SF: 0 SAC: 0 DP: 0 HBP: 0	WP: 0 PB: 0 SB: 0 CS: 0	PA: 34
<b>PITCHER</b> <b>Ted Gray, L</b> ERA: 6.04 (1, 1)	IP: 6.0 WLS: L BF: 27 H: 7 R: 5 ER: 5 SO: 4 BB: 1 IBB: 1 HBP: 0 BLK: 0 WP: 0 HR: 1 S: 33 P: 41 ERA: 7.50 WHIP: 1.333															<b>PITCHER</b>	IP: 6.0 WLS: L BF: 27 H: 7 R: 5 ER: 5 SO: 4 BB: 1 IBB: 1 HBP: 0 BLK: 0 WP: 0 HR: 1 S: 33 P: 41 ERA: 7.50 WHIP: 1.333			
<b>PITCHER</b> <b>Dave Madison, R</b> ERA: 2.29 (7, 1)	IP: 2.0 WLS: 7 BF: 7 H: 0 R: 0 ER: 0 SO: 0 BB: 1 IBB: 0 HBP: 0 BLK: 0 WP: 0 HR: 0 S: 6 P: 10 ERA: 0.00 WHIP: 0.500															<b>PITCHER</b>	IP: 2.0 WLS: 7 BF: 7 H: 0 R: 0 ER: 0 SO: 0 BB: 1 IBB: 0 HBP: 0 BLK: 0 WP: 0 HR: 0 S: 6 P: 10 ERA: 0.00 WHIP: 0.500			

Detroit Tigers @ Philadelphia Athletics  
 Connie Mack Stadium, Philadelphia, PA  
 Thu May 14, 1953, 3:33 AM EDT  
 Att: 2,746 - Unknown

AB	31
R	5
H	7
RBI	5
BB	3
SO	4
LOB	11



Batter	1	2	3	4	5	6	7	8	9	AB	R	H	RBI	BB	SO	LOB	TOP					
Johnny Pesky, L (1,4) OBP: 0.367, SLG: 0.308										5	0	1	0	0	1	2						
Harvey Kuenn, R (1,6) OBP: 0.336, SLG: 0.347										5	0	0	0	0	0	2						
Don Lund, R (1,8) OBP: 0.400, SLG: 0.434										4	1	3	0	0	0	0						
Bob Nieman, R (1,9) OBP: 0.356, SLG: 0.495										2	1	0	0	2	0	2						
Jim Deising, L (9,8) OBP: 0.417, SLG: 0.525										0	0	0	0	0	0	0						
Walt Dropo, R (1,3) OBP: 0.303, SLG: 0.417										4	1	1	3	0	0	1						
Steve Sauchock, R (1,7) OBP: 0.269, SLG: 0.560										4	1	1	0	0	0	0						
Matt Batts, R (1,2) OBP: 0.311, SLG: 0.455										4	1	2	2	0	0	0						
Fred Hatfield, L (1,5) OBP: 0.375, SLG: 0.294										3	1	1	0	1	1	1						
Art Houtteman, R (1,1) OBP: 0.143, SLG: 0.571										4	1	1	2	0	0	2						
<b>Inning Stats</b>	R: 3 E: 0 K: 0 S: 5	H: 3 LOB: 0 BB: 1 P: 9	R: 0 E: 0 K: 1 S: 5	H: 1 LOB: 0 BB: 0 P: 5	R: 0 E: 0 K: 1 S: 6	H: 1 LOB: 1 BB: 0 P: 6	R: 2 E: 0 K: 0 S: 5	H: 2 LOB: 1 BB: 1 P: 9	R: 0 E: 0 K: 0 S: 3	H: 0 LOB: 1 BB: 1 P: 7	R: 2 E: 1 K: 0 S: 5	H: 1 LOB: 0 BB: 0 P: 5	R: 0 E: 0 K: 0 S: 3	H: 1 LOB: 0 BB: 0 P: 3	R: 0 E: 0 K: 0 S: 3	H: 0 LOB: 0 BB: 0 P: 3	R: 0 E: 0 K: 0 S: 4	H: 1 LOB: 1 BB: 0 P: 4	1B: 5 2B: 3 3B: 0 HR: 3	SF: 0 SAC: 0 DP: 2 HBP: 0	WP: 0 PB: 0 SB: 0 CS: 2	PA: 38
<b>PITCHER</b>	IP WLS BF H R ER SO BB IBB HBP BLK WP HR S P ERA WHIP																					
Morrie Martin, L (1,1) ERA: 3.96	4.0 L 19 7 5 5 2 2 0 0 0 0 2 21 29 11.25 2.250																					
Carl Scheib, R (5,1) ERA: 2.91	5.0 19 3 2 0 0 1 0 0 0 0 1 18 22 0.00 0.800																					

Detroit Tigers @ Philadelphia Athletics  
 Connie Mack Stadium, Philadelphia, PA  
 Fri May 15 1953, 3:33 AM EDT  
 Att: 1,699 - Unknown

AB	35
R	7
H	10
RBI	7
BB	3
SO	2
LOB	10



Batter	1	2	3	4	5	6	7	8	9	AB	R	H	RBI	BB	SO	LOB	BOTTOM					
Eddie Joost, R (1,6) OBP: 0.374, SLG: 0.372										4	1	2	0	1	1	0						
Loren Babe, L (1,5) OBP: 0.321, SLG: 0.357										5	1	1	1	0	0	2						
Eddie Robinson, L (1,3) OBP: 0.292, SLG: 0.275										4	0	1	0	0	0	1						
Dave Philley, S (1,9) OBP: 0.402, SLG: 0.505										2	1	1	0	2	0	0						
Kite Thomas, R (1,7) OBP: 0.227, SLG: 0.150										4	1	2	1	0	0	1						
Pete Suder, R (1,4) OBP: 0.391, SLG: 0.444										4	1	2	0	0	0	0						
Ed McGhee, R (1,8) OBP: 0.250, SLG: 0.313										4	0	1	1	0	0	2						
Joe Astroth, R (1,2) OBP: 0.358, SLG: 0.267										2	0	0	1	0	0	1						
Tom Hamilton, L (9, PH) OBP: 0.125, SLG: 0.125										1	0	0	0	0	0	0						
Morrie Martin, L (1,1) OBP: 0.143, SLG: 0.143										1	0	0	0	0	1	0						
Carl Scheib, R (5,1)										2	0	0	0	0	0	2						
Gus Zernial, R (9, PH) OBP: 0.381, SLG: 0.457										1	0	1	0	0	0	0						
Joe Demaestri, R (9, PR) OBP: 0.286, SLG: 0.167										0	1	0	0	0	0	0						
<b>Inning Stats</b>	R: 0 E: 0 K: 0 S: 3	H: 1 LOB: 0 BB: 0 P: 3	R: 0 E: 0 K: 1 S: 5	H: 2 LOB: 1 BB: 0 P: 4	R: 0 E: 0 K: 0 S: 3	H: 0 LOB: 1 BB: 1 P: 7	R: 0 E: 0 K: 0 S: 3	H: 0 LOB: 1 BB: 0 P: 4	R: 5 E: 1 K: 0 S: 8	H: 5 LOB: 1 BB: 1 P: 12	R: 0 E: 0 K: 1 S: 6	H: 2 LOB: 2 BB: 0 P: 6	R: 0 E: 0 K: 0 S: 3	H: 0 LOB: 0 BB: 0 P: 3	R: 0 E: 0 K: 0 S: 3	H: 0 LOB: 0 BB: 0 P: 3	R: 1 E: 1 K: 0 S: 3	H: 1 LOB: 2 BB: 1 P: 7	1B: 9 2B: 2 3B: 0 HR: 0	SF: 0 SAC: 0 DP: 2 HBP: 1	WP: 0 PB: 0 SB: 0 CS: 0	PA: 38
<b>PITCHER</b>	IP WLS BF H R ER SO BB IBB HBP BLK WP HR S P ERA WHIP																					
Art Houtteman, R (1,1) ERA: 9.43	9.0 W 38 11 6 4 2 3 0 0 1 0 0 38 51 4.00 1.556																					

Detroit Tigers @ Philadelphia Athletics  
 Connie Mack Stadium, Philadelphia, PA  
 Fri May 15 1953, 3:33 AM EDT  
 Att: 1,699 - Unknown

AB	34
R	6
H	11
RBI	4
BB	3
SO	2
LOB	9





Batter	1	2	3	4	5	6	7	8	9	AB	R	H	RBI	BB	SO	LOB	TOP			
<b>Fred Hatfield, L</b> OBP: 0.367, SLG: 0.299 (1, 5)										4	1	1	0	1	0	0				
<b>Harvey Kuenn, R</b> OBP: 0.340, SLG: 0.346 (1, 6)										4	0	1	0	1	0	1				
<b>Johnny Pesky, L</b> OBP: 0.375, SLG: 0.353 (1, 4)										4	1	1	0	0	1	3				
<b>Walt Dropo, R</b> OBP: 0.303, SLG: 0.432 (1, 3)										5	1	3	1	0	0	2				
<b>Jim Delsing, L</b> OBP: 0.420, SLG: 0.530 (1, 8)										4	0	0	0	1	0	4				
<b>Steve Souchock, R</b> OBP: 0.313, SLG: 0.645 (5, 7)										3	1	2	2	0	0	3				
<b>Pat Mullin, L</b> OBP: 0.385, SLG: 0.273 (9, PH)										1	1	1	0	0	0	0				
<b>Frank Carswell, R</b> OBP: 0.456, SLG: 0.333 (9, 7)										1	0	0	0	0	0	1				
<b>Joe Ginsberg, L</b> OBP: 0.400, SLG: 0.308 (9, PH)										3	0	1	0	1	0	2				
<b>Bob Nieman, R</b> OBP: 0.353, SLG: 0.491 (9, 2)										1	0	0	0	0	0	1				
<b>Johnny Bucha, R</b> (9, 2)										0	0	0	0	0	0	0				
<b>Don Lund, R</b> OBP: 0.412, SLG: 0.458 (1, 9)										4	0	1	2	0	1	1				
<b>Ned Garver, R</b> OBP: 0.143, SLG: 0.286 (1, 1)										4	0	0	0	0	1	3				
<b>Inning Stats</b>	R: 3 E: 0 K: 0 S: 7	H: 4 LOB: 1 BB: 0 P: 7	R: 0 E: 0 K: 1 S: 5	H: 0 LOB: 0 BB: 0 P: 5	R: 0 E: 0 K: 0 S: 4	H: 1 LOB: 1 BB: 0 P: 4	R: 1 E: 0 K: 1 S: 6	H: 1 LOB: 0 BB: 0 P: 6	R: 0 E: 0 K: 0 S: 4	H: 1 LOB: 3 BB: 2 P: 9	R: 1 E: 0 K: 0 S: 5	H: 2 LOB: 2 BB: 1 P: 9	R: 0 E: 0 K: 1 S: 5	H: 0 LOB: 0 BB: 0 P: 5	R: 0 E: 0 K: 0 S: 4	H: 1 LOB: 1 BB: 0 P: 4	1B: 5 2B: 4 3B: 2 HR: 0	SF: 0 SAC: 0 DP: 0 HBP: 1	WP: 0 PB: 0 SB: 0 CS: 0	PA: 43
<b>PITCHER</b>	IP	WLS	BF	H	R	ER	SO	BB	IBB	HBP	BLK	WP	HR	S	P	ERA	WHIP			
<b>Sid Hudson, R</b> ERA: 5.1 (1, 1)	7.0	L	36	10	5	5	2	4	0	1	0	0	0	35	52	6.43	2.000			
<b>Bill Kennedy, L</b> ERA: 1.0 (8, 1)	2.0		7	1	0	0	1	0	0	0	0	0	0	9	9	0.00	0.500			

**Detroit Tigers @ Boston Red Sox**  
Fenway Park, Boston, MA  
Mon May 18 1953, 3:33 AM EDT  
Unknown

AB 38  
R 5  
H 11  
RBI 5  
BB 4  
SO 3  
LOB 21

Batter	1	2	3	4	5	6	7	8	9	AB	R	H	RBI	BB	SO	LOB	BOTTOM			
<b>Jim Piersall, R</b> OBP: 0.325, SLG: 0.294 (1, 9)										5	1	2	0	0	1	3				
<b>Gene Stephens, L</b> OBP: 0.292, SLG: 0.211 (1, 7)										4	0	0	0	0	2	2				
<b>George Kell, R</b> OBP: 0.437, SLG: 0.600 (1, 5)										3	1	0	0	1	0	1				
<b>Dick Gernert, R</b> OBP: 0.383, SLG: 0.479 (1, 3)										2	0	0	0	2	0	2				
<b>Sammy White, R</b> OBP: 0.296, SLG: 0.448 (1, 2)										3	0	1	2	1	0	1				
<b>Ted Lepcio, R</b> OBP: 0.548, SLG: 0.783 (1, 4)										3	0	1	0	0	0	4				
<b>Tom Umphlett, R</b> OBP: 0.308, SLG: 0.351 (1, 8)										4	0	0	0	0	0	2				
<b>Milt Bolling, R</b> OBP: 0.290, SLG: 0.347 (1, 6)										4	0	0	0	0	0	1				
<b>Sid Hudson, R</b> OBP: 0.364, SLG: 0.364 (7, PH)										2	0	1	0	0	0	0				
<b>Del Wilber, R</b> OBP: 0.500, SLG: 2.000 (8, 1)										1	0	0	0	0	0	0				
<b>Bill Kennedy, L</b> (8, 1)										0	0	0	0	0	0	0				
<b>Floyd Baker, L</b> (9, PH)										0	0	0	0	1	0	0				
<b>Inning Stats</b>	R: 0 E: 0 K: 1 S: 6	H: 1 LOB: 3 BB: 2 P: 14	R: 0 E: 0 K: 0 S: 3	H: 0 LOB: 0 BB: 0 P: 3	R: 2 E: 0 K: 0 S: 5	H: 2 LOB: 1 BB: 1 P: 9	R: 0 E: 0 K: 1 S: 6	H: 1 LOB: 1 BB: 0 P: 6	R: 0 E: 0 K: 0 S: 2	H: 0 LOB: 0 BB: 0 P: 3	R: 0 E: 0 K: 0 S: 3	H: 0 LOB: 0 BB: 0 P: 3	R: 0 E: 0 K: 0 S: 3	H: 0 LOB: 0 BB: 0 P: 3	R: 0 E: 1 K: 0 S: 4	H: 1 LOB: 2 BB: 1 P: 8	1B: 3 2B: 2 3B: 0 HR: 0	SF: 0 SAC: 0 DP: 1 HBP: 1	WP: 0 PB: 0 SB: 0 CS: 0	PA: 37
<b>PITCHER</b>	IP	WLS	BF	H	R	ER	SO	BB	IBB	HBP	BLK	WP	HR	S	P	ERA	WHIP			
<b>Ned Garver, R</b> ERA: 4.91 (1, 1)	9.0	W	37	5	2	2	3	5	0	1	0	0	0	37	58	2.00	1.111			

**Detroit Tigers @ Boston Red Sox**  
Fenway Park, Boston, MA  
Mon May 18 1953, 3:33 AM EDT  
Unknown

AB 31  
R 2  
H 5  
RBI 2  
BB 5  
SO 3  
LOB 16

Batter	1	2	3	4	5	6	7	8	9	AB	R	H	RBI	BB	SO	LOB	TOP										
<b>Billy Hitchcock, R</b> OBP: 0.316, SLG: 0.278 <b>Pat Mullin, L</b> OBP: 0.357, SLG: 0.250	0-0 F8 4-3 1B		0-0 G6-4-3				0-0 E8		0-0 3-1	4	0	1	0	0	1	2											
<b>Harvey Kuenn, R</b> OBP: 0.338, SLG: 0.350	0-0 4-3 1-2			0-0 1-4-3		0-0 F9				4	0	1	1	0	0	2											
<b>Don Lund, R</b> OBP: 0.389, SLG: 0.429	0-0 F8 2-3			0-3 K		0-0 F9		0-0 E3 FC6-4		4	0	0	0	0	1	2											
<b>Bob Nieman, R</b> OBP: 0.341, SLG: 0.474	0-3 K			0-0 F7		0-0 F7		0-0 FC6-4		4	0	0	0	0	1	3											
<b>Walt Dropo, R</b> OBP: 0.301, SLG: 0.426		0-0 5-3			0-0 6-3		0-0 1B		0-0 F6	4	0	1	0	0	0	0											
<b>Jim Delsing, L</b> OBP: 0.416, SLG: 0.522 <b>Frank Carswell, R</b> OBP: 0.429, SLG: 0.273		0-0 4-3			4-0 BB 2B BB		0-0 F8		0-0 6-3	1	0	0	0	0	0	0											
<b>Jerry Priddy, R</b> OBP: 0.342, SLG: 0.258		0-0 6-3			4-0 2B 1-2 E BB			0-0 F6	0-0 5-3	3	1	0	0	1	0	0											
<b>Johnny Bucha, R</b> OBP: 0.286, SLG: 0.182 <b>Johnny Pesky, L</b> OBP: 0.366, SLG: 0.343			0-0 E6 G6-4-3		0-0 E 1-3 2-H 2B		4-0 2B WP BB		0-0 F7	2	2	1	1	1	0	0											
<b>Dave Madison, R</b> OBP: 0.290, SLG: 0.250 <b>Ray Herbert, R</b> OBP: 0.250, SLG: 0.440 <b>Bill Wight, L</b> OBP: 0.250, SLG: 0.250 <b>Matt Batts, R</b> OBP: 0.250, SLG: 0.440 <b>Dick Marlowe, R</b> OBP: 0.250, SLG: 0.250 <b>Owen Friend, R</b> OBP: 0.250, SLG: 0.250 <b>Art Houtteman, R</b> OBP: 0.250, SLG: 0.250 <b>Fred Hatfield, L</b> OBP: 0.250, SLG: 0.250			0-3 K		0-3 K		0-0 WP 2B		0-0 1-3 2B	0	0	0	0	0	0	0											
<b>Inning Stats</b>	R: 0 E: 0 K: 1 S: 6	H: 1 LOB: 1 BB: 0 P: 6	R: 0 E: 0 K: 0 S: 3	H: 0 LOB: 0 BB: 0 P: 3	R: 0 E: 1 K: 1 S: 5	H: 0 LOB: 0 BB: 0 P: 5	R: 0 E: 0 K: 1 S: 5	H: 0 LOB: 0 BB: 0 P: 5	R: 3 E: 1 K: 1 S: 7	H: 1 LOB: 1 BB: 2 P: 15	R: 0 E: 0 K: 0 S: 4	H: 1 LOB: 1 BB: 0 P: 4	R: 2 E: 1 K: 1 S: 8	H: 2 LOB: 2 BB: 1 P: 12	R: 0 E: 0 K: 0 S: 3	H: 0 LOB: 0 BB: 0 P: 3	R: 0 E: 0 K: 0 S: 3	H: 0 LOB: 0 BB: 0 P: 3	1B: 2 2B: 3 3B: 0 HR: 0	SF: 0 SAC: 0 DP: 1 HBP: 0	WP: 1 PB: 0 SB: 0 CS: 0	PA: 37					
<b>PITCHER</b>	IP	WLS	BF	H	R	ER	SO	BB	IBB	HBP	BLK	WP	HR	S	P	ERA	WHIP										
<b>Mel Parnell, L</b> ERA: 3.93	6.2	W	29	5	5	3	5	3	0	0	0	1	0	36	48	4.05	1.200										
<b>Ellis Kinder, R</b> ERA: 3.12	2.1	S	8	0	0	0	0	0	0	0	0	0	0	8	8	0.00	0.000										

**Detroit Tigers @ Boston Red Sox**  
Fenway Park, Boston, MA  
Mon May 18, 1953, 3:38 AM EDT  
Att: 6,591 - Unknown

AB	34
R	5
H	5
RBI	2
BB	3
SO	5
LOB	13



Batter	1	2	3	4	5	6	7	8	9	AB	R	H	RBI	BB	SO	LOB	BOTTOM										
<b>Jim Piersall, R</b> OBP: 0.320, SLG: 0.283			0-0 F6							4	1	0	0	1	0	4											
<b>Gene Stephens, L</b> OBP: 0.287, SLG: 0.200	4-0 1B 1-2 BB BB	0-3 K		0-0 5-3		0-0 3-1		0-0 F9		4	1	0	0	1	1	1											
<b>Floyd Baker, L</b> OBP: 0.400, SLG: 0.250	0-0 BB 1-3 2-H 1B	0-0 CS 1B		0-0 4-3			0-0 2B 1B			4	1	3	1	0	0	0											
<b>Dick Gemert, R</b> OBP: 0.395, SLG: 0.480	4-0 1B 1-2 BB BB	0-0 1B		4-0 1B 1-2 BB		0-0 F7				2	1	1	0	2	0	1											
<b>Del Wilber, R</b> OBP: 0.429, SLG: 1.333 <b>Sammy White, R</b> OBP: 0.303, SLG: 0.462	4-0 1B 1-2 F8 BB	0-0 F8		0-0 F8		0-0 1B 2B				2	1	0	1	1	0	2											
<b>Ted Lepcio, R</b> OBP: 0.543, SLG: 0.741	0-0 1B 1-2 2-H 3-H 1B		0-0 6-3		0-3 K		0-0 1B			4	1	2	3	0	1	0											
<b>Tom Umphlett, R</b> OBP: 0.315, SLG: 0.356	0-0 1B 1-2 2-3 1B		0-0 E F9 1B		0-0 F8		0-0 4-3			4	1	2	0	0	0	1											
<b>Milt Bolling, R</b> OBP: 0.279, SLG: 0.333	0-0 F8 2-H 3-H		0-0 F9 1-H		0-0 F6			0-0 F9		4	0	0	2	0	0	1											
<b>Mel Parnell, L</b> OBP: 0.333, SLG: 0.316 <b>Ellis Kinder, R</b> OBP: 1.000, SLG: 1.000	0-0 1B 1-2 G6-4-3		0-0 E1 1B		0-0 F5					3	0	2	0	0	0	0											
<b>Inning Stats</b>	R: 6 E: 1 K: 0 S: 6	H: 4 LOB: 1 BB: 4 P: 22	R: 0 E: 0 K: 1 S: 6	H: 2 LOB: 1 BB: 0 P: 6	R: 1 E: 2 K: 0 S: 5	H: 2 LOB: 1 BB: 0 P: 5	R: 0 E: 0 K: 0 S: 3	H: 0 LOB: 0 BB: 1 P: 7	R: 0 E: 0 K: 1 S: 5	H: 0 LOB: 0 BB: 0 P: 5	R: 0 E: 0 K: 0 S: 3	H: 0 LOB: 0 BB: 0 P: 3	R: 1 E: 0 K: 0 S: 5	H: 3 LOB: 1 BB: 0 P: 5	R: 0 E: 0 K: 0 S: 4	H: 1 LOB: 1 BB: 0 P: 4	1B: 11 2B: 1 3B: 0 HR: 0	SF: 0 SAC: 0 DP: 1 HBP: 0	WP: 0 PB: 0 SB: 0 CS: 1	PA: 38							
<b>PITCHER</b>	IP	WLS	BF	H	R	ER	SO	BB	IBB	HBP	BLK	WP	HR	S	P	ERA	WHIP										
<b>Dave Madison, R</b> ERA: 4.12	0.0	L	4	1	4	4	0	1	0	0	0	0	0	2	6	∞	∞										
<b>Ray Herbert, R</b> ERA: 8.31	0.0		3	2	0	0	0	1	0	0	0	0	0	2	6	∞	∞										
<b>Bill Wight, L</b> ERA: 11.08	4.0		16	5	3	3	1	1	0	0	0	0	0	17	21	6.75	1.500										
<b>Dick Marlowe, R</b> ERA: 4.91	2.0		6	0	0	0	1	0	0	0	0	0	0	8	8	0.00	0.000										
<b>Art Houtteman, R</b> ERA: 9.1	2.0		9	4	1	1	0	0	0	0	0	0	0	9	9	4.50	2.000										

**Detroit Tigers @ Boston Red Sox**  
Fenway Park, Boston, MA  
Mon May 18, 1953, 3:38 AM EDT  
Att: 6,591 - Unknown

AB	33
R	8
H	12
RBI	7
BB	5
SO	2
LOB	10






Batter	1	2	3	4	5	6	7	8	9	10	11	AB	R	H	RBI	BB	SO	LOB						
Fred Hatfield, L OBP: 0.354, SLG: 0.289	F9	F9		4-1			G6-4-3 1B			F8		5	0	1	0	0	0	4						
Harvey Kuenn, R OBP: 0.327, SLG: 0.338	F7		4-3		F7		G6-4-3 1-2			6-3		5	0	0	0	0	0	1						
Johnny Pesky, L OBP: 0.326, SLG: 0.300	E3		4-3		4-3				F6		G3	5	0	0	0	0	0	0						
Bob Nieman, R OBP: 0.344, SLG: 0.504	F9								K		6-3	5	1	2	1	0	1	1						
Walt Dropo, R OBP: 0.291, SLG: 0.410		5-3	5-3		5-3				K		K	5	0	0	0	0	2	1						
Jim Delsing, L OBP: 0.325, SLG: 0.493		F8			F4		G3				K	4	0	0	0	0	1	0						
Joe Ginsberg, L OBP: 0.388, SLG: 0.294				4-3			6-3			F6		4	1	1	0	0	0	0						
Don Lund, R OBP: 0.395, SLG: 0.433							K			F7		4	0	2	0	0	1	0						
Ted Gray, S OBP: 0.364, SLG: 0.364							F9			4-3		4	0	2	1	0	0	0						
<b>Inning Stats</b>	R: 0 E: 1 K: 0 S: 4	H: 0 LOB: 1 BB: 0 P: 4	R: 1 E: 0 K: 0 S: 6	H: 3 LOB: 2 BB: 0 P: 6	R: 0 E: 0 K: 0 S: 4	H: 1 LOB: 1 BB: 0 P: 4	R: 0 E: 0 K: 0 S: 5	H: 2 LOB: 2 BB: 0 P: 5	R: 1 E: 0 K: 0 S: 4	H: 1 LOB: 0 BB: 0 P: 4	R: 0 E: 0 K: 1 S: 5	H: 0 LOB: 0 BB: 0 P: 5	R: 0 E: 0 K: 2 S: 7	H: 0 LOB: 0 BB: 0 P: 7	R: 0 E: 0 K: 1 S: 5	H: 0 LOB: 0 BB: 0 P: 5	R: 0 E: 0 K: 1 S: 3	H: 0 LOB: 0 BB: 0 P: 3	R: 0 E: 0 K: 1 S: 5	H: 0 LOB: 0 BB: 0 P: 5	1B: 6 2B: 1 3B: 0 HR: 1	SF: 0 SAC: 0 DP: 1 HBP: 0	WP: 0 PB: 0 SB: 0 CS: 0	PA: 41
<b>PITCHER</b> Johnny Sain, R ERA: 3.09	IP: 11.0 WLS: 11.0 BF: 41 H: 8 R: 2 ER: 2 SO: 5 BB: 0 IBB: 0 HBP: 0 BLK: 0 WP: 0 HR: 1 S: 51 P: 51 ERA: 1.64 WHIP: 0.727																							

**TOP**

**Detroit Tigers @ New York Yankees**  
Yankee Stadium, Bronx, NY

Tue May 19 1953, 3:33 AM EDT  
Att: 25,990 - Unknown

AB 41  
R 2  
H 8  
RBI 2  
BB 0  
SO 5  
LOB 7




Batter	1	2	3	4	5	6	7	8	9	10	11	AB	R	H	RBI	BB	SO	LOB								
Phil Rizzuto, R OBP: 0.350, SLG: 0.301	K		F8		E1 1B		F9			K		5	0	1	0	0	2	0								
Billy Martin, R OBP: 0.290, SLG: 0.282	F1		K							K		5	0	1	1	0	2	0								
Bill Renna, R OBP: 0.308, SLG: 0.480	4-3				4-3			SH3-4		L5		3	0	0	0	1	0	2								
Mickey Mantle, S OBP: 0.440, SLG: 0.570								6-3		6-3		5	2	3	0	0	1	2								
Hank Bauer, R OBP: 0.392, SLG: 0.448					F9			6-3				3	1	1	2	2	0	2								
Gil McDougald, R OBP: 0.338, SLG: 0.311					K			IBB		F7		4	0	1	1	0	1	5								
Don Bollweg, L OBP: 0.372, SLG: 0.561										K		4	0	0	0	0	3	3								
Charles Silvera, R OBP: 0.360, SLG: 0.273					5-3							3	0	0	0	1	0	2								
Joe Collins, L OBP: 0.333, SLG: 0.333												0	0	0	0	0	0	0								
Ralph Houk, R OBP: 0.250, SLG: 0.250										G4-6-3 BB		0	0	0	0	0	0	0								
Johnny Sain, R OBP: 0.190, SLG: 0.190			1-3				1-6-3			G4-6-3 1-2		4	1	1	0	0	0	1								
<b>Inning Stats</b>	R: 0 E: 0 K: 1 S: 5	H: 0 LOB: 0 BB: 0 P: 5	R: 0 E: 0 K: 1 S: 6	H: 1 LOB: 2 BB: 1 P: 10	R: 0 E: 0 K: 1 S: 5	H: 0 LOB: 0 BB: 0 P: 5	R: 0 E: 0 K: 2 S: 7	H: 0 LOB: 1 BB: 1 P: 11	R: 1 E: 1 K: 1 S: 8	H: 3 LOB: 3 BB: 0 P: 8	R: 1 E: 0 K: 0 S: 4	H: 0 LOB: 0 BB: 0 P: 4	R: 0 E: 0 K: 0 S: 3	H: 0 LOB: 0 BB: 0 P: 3	R: 0 E: 1 K: 0 S: 4	H: 0 LOB: 2 BB: 1 P: 8	R: 0 E: 0 K: 1 S: 4	H: 0 LOB: 1 BB: 1 P: 8	R: 0 E: 0 K: 2 S: 7	H: 0 LOB: 0 BB: 0 P: 7	R: 2 E: 0 K: 0 S: 2	H: 2 LOB: 0 BB: 0 P: 2	1B: 4 2B: 3 3B: 0 HR: 1	SF: 0 SAC: 1 DP: 1 HBP: 0	WP: 0 PB: 0 SB: 0 CS: 1	PA: 41
<b>PITCHER</b> Ted Gray, L ERA: 5.01	IP: 10.0 WLS: L BF: 41 H: 8 R: 4 ER: 3 SO: 9 BB: 3 IBB: 1 HBP: 0 BLK: 0 WP: 0 HR: 1 S: 55 P: 71 ERA: 2.70 WHIP: 1.100																									

**BOTTOM**

**Detroit Tigers @ New York Yankees**  
Yankee Stadium, Bronx, NY

Tue May 19 1953, 3:33 AM EDT  
Att: 25,990 - Unknown

AB 36  
R 4  
H 8  
RBI 4  
BB 4  
SO 9  
LOB 17



Batter	1	2	3	4	5	6	7	8	9	AB	R	H	RBI	BB	SO	LOB	TOP			
<b>Billy Hitchcock, R</b> OBP: 0.375, SLG: 0.318 (1, 5)										4	3	2	0	1	0	3				
<b>Harvey Kuenn, R</b> OBP: 0.335, SLG: 0.342 (1, 6)										4	2	2	1	1	0	0				
<b>Don Lund, R</b> OBP: 0.420, SLG: 0.472 (1, 7)										5	1	4	2	0	0	0				
<b>Bob Nieman, R</b> OBP: 0.338, SLG: 0.488 (1, 9)										4	1	0	0	1	0	7				
<b>Walt Dropo, R</b> OBP: 0.281, SLG: 0.396 (1, 3)										5	0	0	1	0	1	8				
<b>Jim Delsing, L</b> OBP: 0.407, SLG: 0.486 (1, 8)										3	1	1	1	1	0	1				
<b>Jerry Priddy, R</b> OBP: 0.349, SLG: 0.361 (1, 4)										5	0	2	3	0	0	3				
<b>Johnny Bucha, R</b> OBP: 0.316, SLG: 0.200 (1, 2)										4	0	1	0	1	0	2				
<b>Hal Newhouser, L</b> OBP: 0.429, SLG: 0.333 (6, 1)										2	0	0	0	1	0	2				
<b>Dave Madison, R</b> OBP: 0.200, SLG: 0.200 (6, 1)										1	0	0	0	0	0	1				
<b>Bill Wright, L</b> OBP: 0.250, SLG: 0.250 (9, 1)										0	0	0	0	0	0	0				
<b>Ray Herbert, R</b> (9, 1)										0	0	0	0	0	0	0				
<b>Inning Stats</b>	R: 2 E: 0 K: 0 S: 6	H: 3 LOB: 1 BB: 0 P: 6	R: 0 E: 0 K: 0 S: 3	H: 1 LOB: 1 BB: 1 P: 7	R: 0 E: 0 K: 0 S: 4	H: 1 LOB: 1 BB: 0 P: 4	R: 0 E: 0 K: 0 S: 4	H: 2 LOB: 1 BB: 0 P: 4	R: 5 E: 1 K: 0 S: 8	H: 4 LOB: 3 BB: 0 P: 9	R: 1 E: 0 K: 0 S: 4	H: 1 LOB: 0 BB: 1 P: 6	R: 0 E: 0 K: 1 S: 5	H: 0 LOB: 1 BB: 1 P: 9	R: 0 E: 0 K: 0 S: 3	H: 0 LOB: 0 BB: 0 P: 3	1B: 9 2B: 2 3B: 1 HR: 0	SF: 0 SAC: 0 DP: 2 HBP: 1	WP: 0 PB: 0 SB: 0 CS: 1	PA: 44
<b>PITCHER</b>	IP WLS BF H R ER SO BB IBB HBP BLK WP HR S P ERA WHIP																			
<b>Ed Lopat, L</b> ERA: 3.82 (1, 1)	4.0	22	10	6	6	0	0	1	0	0	0	0	0	0	0	21	25	13.50	2.750	
<b>Ray Scarborough, R</b> ERA: 1.08 (5, 1)	1.0	5	1	1	0	0	0	0	0	0	0	0	0	0	0	4	5	0.00	1.000	
<b>Bill Miller, L</b> ERA: 7.36 (6, 1)	0.0	2	0	1	1	0	0	2	0	0	0	0	0	0	0	0	8	∞	∞	
<b>Tom Gorman, R</b> ERA: 5.4 (6, 1)	1.0	5	1	0	0	0	0	1	0	0	0	0	0	0	0	4	8	0.00	2.000	
<b>Bob Kuzava, L</b> ERA: 1.35 (7, 1)	2.0	7	0	0	0	1	2	0	0	0	0	0	0	0	0	7	15	0.00	1.000	

**Detroit Tigers @ New York Yankees**  
 Yankee Stadium, Bronx, NY  
 Wed May 20 1953, 3:33 AM EDT  
 Att: 9,113 - Unknown

AB	37
R	8
H	12
RBI	8
BB	6
SO	1
LOB	27



Batter	1	2	3	4	5	6	7	8	9	AB	R	H	RBI	BB	SO	LOB	BOTTOM			
<b>Phil Rizzuto, R</b> OBP: 0.339, SLG: 0.290 (1, 6)										4	0	0	0	0	1	3				
<b>Billy Martin, R</b> OBP: 0.289, SLG: 0.270 (1, 4)										5	1	0	0	0	1	5				
<b>Gil McDougald, R</b> OBP: 0.333, SLG: 0.333 (1, 5)										4	1	1	2	0	1	0				
<b>Mickey Mantle, S</b> OBP: 0.454, SLG: 0.586 (1, 8)										4	1	3	1	1	0	0				
<b>Hank Bauer, R</b> OBP: 0.393, SLG: 0.440 (1, 9)										4	0	1	1	1	0	2				
<b>Gene Woodling, L</b> OBP: 0.400, SLG: 0.448 (1, 7)										5	0	2	1	0	0	3				
<b>Charles Silvera, R</b> OBP: 0.321, SLG: 0.240 (1, 2)										3	0	0	0	0	0	3				
<b>Yogi Berra, L</b> OBP: 0.270, SLG: 0.275 (6, PH) (9, 2)										1	1	0	0	0	0	1				
<b>Don Redberg, L</b> Bill Rizzo, R Bill Martin, R Tom Gorman, R Irv Nardi, L Bob Kuzava, L Johnny Stein, R Alvin Schick, R Allie Reynolds, R (1, 1)										1	0	0	0	0	0	0	1			
<b>Ed Lopat, L</b> OBP: 0.375, SLG: 0.357 (5, 1)										0	0	0	0	0	0	0				
<b>Johnny Mize, L</b> OBP: 0.372, SLG: 0.361 (5, PH)										0	0	0	0	0	0	0				
<b>Joe Collins, L</b> OBP: 0.340, SLG: 0.415 (5, PR) (6, 3)										2	2	1	3	0	0	1				
<b>Inning Stats</b>	R: 0 E: 0 K: 0 S: 3	H: 0 LOB: 0 BB: 0 P: 3	R: 1 E: 0 K: 0 S: 5	H: 2 LOB: 1 BB: 0 P: 5	R: 1 E: 1 K: 0 S: 4	H: 1 LOB: 1 BB: 0 P: 4	R: 0 E: 0 K: 0 S: 4	H: 1 LOB: 1 BB: 0 P: 4	R: 3 E: 0 K: 1 S: 8	H: 3 LOB: 1 BB: 0 P: 9	R: 2 E: 1 K: 1 S: 8	H: 2 LOB: 1 BB: 0 P: 8	R: 0 E: 0 K: 0 S: 5	H: 0 LOB: 0 BB: 0 P: 5	R: 1 E: 0 K: 0 S: 3	H: 1 LOB: 3 BB: 2 P: 11	1B: 8 2B: 2 3B: 1 HR: 1	SF: 0 SAC: 2 DP: 1 HBP: 1	WP: 1 PB: 0 SB: 0 CS: 0	PA: 42
<b>PITCHER</b>	IP WLS BF H R ER SO BB IBB HBP BLK WP HR S P ERA WHIP																			
<b>Hal Newhouser, L</b> ERA: 4.8 (1, 1)	5.0	23	7	4	3	3	2	0	0	0	0	0	0	0	0	1	16	11.57	1.714	
<b>Dave Madison, R</b> ERA: 4.91 (6, 1)	2.1	12	4	3	3	2	0	0	0	0	0	0	0	0	0	4	4	0.00	0.000	
<b>Bill Wright, L</b> ERA: 10.29 (8, 1)	1.0	L	4	0	1	0	0	0	0	0	0	0	0	0	0	4	4	0.00	0.000	
<b>Ray Herbert, R</b> ERA: 8.31 (9, 1)	0.0	3	1	0	0	0	0	1	1	0	0	0	0	0	0	1	9	∞	∞	

**Detroit Tigers @ New York Yankees**  
 Yankee Stadium, Bronx, NY  
 Wed May 20 1953, 3:33 AM EDT  
 Att: 9,113 - Unknown

AB	37
R	9
H	12
RBI	8
BB	2
SO	3
LOB	19



Batter	1	2	3	4	5	6	7	8	9	AB	R	H	RBI	BB	SO	LOB	TOP					
<b>Nellie Fox, L</b> OBP: 0.318, SLG: 0.364 (1, 4)	0-0 1-3		0-0 4-3					0-0 F9		4	0	1	0	0	0	1						
<b>Ferns Fain, L</b> OBP: 0.379, SLG: 0.347 (1, 3)	0-0 F4			0-0 F3		0-0 F6			4-0 BB	3	0	0	0	1	0	1						
<b>Minnie Minoso, R</b> OBP: 0.385, SLG: 0.336 (1, 7)	0-0 5-3			4-0 BB		0-0 FC5-4			0-3 K	3	0	0	0	1	1	2						
<b>Tom Wright, L</b> OBP: 0.342, SLG: 0.250 (1, 9)		0-0 2B		0-0 F9			0-0 3-1		0-0 F5	4	0	1	0	0	0	2						
<b>Jim Rivera, L</b> OBP: 0.362, SLG: 0.331 (1, 8)	0-0 F3			0-3 K			0-0 1-3		0-0 F9	4	0	0	0	0	1	3						
<b>Vern Stephens, R</b> OBP: 0.253, SLG: 0.274 (1, 5)		4-0 BB			0-0 F9		0-3 K			2	0	0	0	1	1	0						
<b>Red Wilson, R</b> OBP: 0.385, SLG: 0.343 (1, 2)	0-0 G6-4-3				0-0 6-3			0-0 F8		3	0	0	0	0	0	2						
<b>Chico Carrasquel, R</b> OBP: 0.294, SLG: 0.314 (1, 6)			0-0 F8		0-0 1-3			0-0 F4		3	0	0	0	0	0	0						
<b>Saul Rogovin, R</b> OBP: 0.238, SLG: 0.187 (2, 1)			0-0 6-3			0-3 K				0	0	0	0	0	0	0						
<b>Earl Harrist, R</b> (2, 1)										0	0	0	0	0	0	0						
<b>Lou Kretlow, R</b> (3, 1)										0	0	0	0	0	0	0						
<b>Bud Sheely, R</b> OBP: 0.265, SLG: 0.202 (6, PH)										0	0	0	0	0	0	0						
<b>Sandy Consuegra, R</b> (6, 1)										0	0	0	0	0	0	0						
<b>Tommy Byrne, L</b> OBP: 0.208, SLG: 0.455 (8, PH)										0	0	0	0	0	0	0						
<b>Gene Bearden, L</b> OBP: 0.143, SLG: 0.143 (8, 1)										0	0	0	0	0	0	0						
<b>Inning Stats</b>	R: 0 E: 0 K: 0 S: 3	H: 0 LOB: 0 BB: 0 P: 3	R: 0 E: 0 K: 0 S: 3	H: 1 LOB: 1 BB: 1 P: 7	R: 0 E: 0 K: 0 S: 3	H: 0 LOB: 0 BB: 0 P: 3	R: 0 E: 0 K: 1 S: 5	H: 0 LOB: 1 BB: 1 P: 9	R: 0 E: 0 K: 0 S: 3	H: 0 LOB: 0 BB: 0 P: 3	R: 0 E: 0 K: 1 S: 6	H: 1 LOB: 1 BB: 0 P: 6	R: 0 E: 0 K: 1 S: 5	H: 0 LOB: 0 BB: 0 P: 5	R: 0 E: 0 K: 0 S: 3	H: 0 LOB: 1 BB: 1 P: 7	R: 0 E: 0 K: 1 S: 5	H: 0 LOB: 1 BB: 1 P: 9	1B: 1 2B: 1 3B: 0 HR: 0	SF: 0 SAC: 0 DP: 1 HBP: 0	WP: 0 PB: 0 CS: 0	PA: 32
<b>PITCHER</b> <b>Art Houtteman, R</b> ERA: 6.98 (1, 1)	IP: 9.0 WLS: W BF: 32 H: 2 R: 0 ER: 0 SO: 4 BB: 4 IBB: 0 HBP: 0 BLK: 0 WP: 0 HR: 0 S: 36 P: 52 ERA: 0.00 WHIP: 0.667											<b>PITCHER</b>	IP: 9.0 WLS: W BF: 32 H: 2 R: 0 ER: 0 SO: 4 BB: 4 IBB: 0 HBP: 0 BLK: 0 WP: 0 HR: 0 S: 36 P: 52 ERA: 0.00 WHIP: 0.667									

Chicago White Sox @ Detroit Tigers  
Briggs Stadium, Detroit, MI  
Fri May 22 1953, 4:33 AM EDT  
Att: 19,152 - Unknown

AB	28
R	0
H	2
RBI	0
BB	4
SO	4
LOB	11



Batter	1	2	3	4	5	6	7	8	9	AB	R	H	RBI	BB	SO	LOB	BOTTOM			
<b>Fred Hatfield, L</b> OBP: 0.347, SLG: 0.276 (1, 5)	0-0 F9		4-0 WP S 1B BB	0-0 F7	0-0 F9			0-0 F3		4	1	0	0	1	0	4				
<b>Harvey Kuenn, R</b> OBP: 0.344, SLG: 0.342 (1, 6)	0-0 6-3		4-0 1B BB	4-0 1B BB		0-0 6-3		0-0 1B		3	1	1	0	2	0	0				
<b>Johnny Pesky, L</b> OBP: 0.314, SLG: 0.289 (1, 4)	0-0 4-3		0-0 L5	0-0 1B	0-0 1B	0-0 6-3		0-0 F6		5	0	1	2	0	0	3				
<b>Bob Nieman, R</b> OBP: 0.350, SLG: 0.492 (6, PR)		4-0 2B HR BB	0-0 1B BB	0-0 F5		0-0 1B		0-0 F9		3	1	2	1	1	0	2				
<b>Frank Carswell, R</b> OBP: 0.400, SLG: 0.250 (7, 7)			1-2 3-H 1B	0-0 1B	0-0 F5		0-0 1B			1	0	0	0	0	0	1				
<b>Jim Delsing, L</b> OBP: 0.411, SLG: 0.500 (1, 8)	0-0 HR 2B	0-0 HR 2B	0-0 1B	0-0 F7		0-0 4-3				4	1	2	1	0	0	3				
<b>Walt Dropo, R</b> OBP: 0.280, SLG: 0.413 (1, 3)	0-0 HR 2B	0-0 HR 2B	0-3 K		0-0 F3		0-0 F8			4	1	1	3	0	1	2				
<b>Joe Ginsberg, L</b> OBP: 0.391, SLG: 0.350 (1, 2)	0-0 F7	0-0 F7	0-0 1-3		4-0 1B BB		0-0 2B			3	0	1	0	1	0	2				
<b>Don Lund, R</b> OBP: 0.424, SLG: 0.467 (7, 9)	0-0 F2		4-0 BB SH 1B BB	4-0 BB SH 1B BB	0-0 1B		0-0 5-3			3	1	1	0	1	0	1				
<b>Art Houtteman, R</b> OBP: 0.100, SLG: 0.400 (1, 1)	0-0 4-3		0-0 SH BB 1B	0-0 SH BB 1B	0-3 K		0-0 5-3			3	1	0	0	0	1	3				
<b>Inning Stats</b>	R: 0 E: 0 K: 0 S: 3	H: 2 LOB: 0 BB: 1 P: 9	R: 2 E: 0 K: 1 S: 7	H: 2 LOB: 2 BB: 2 P: 15	R: 2 E: 1 K: 0 S: 5	H: 1 LOB: 2 BB: 2 P: 13	R: 0 E: 0 K: 0 S: 4	H: 1 LOB: 1 BB: 0 P: 4	R: 0 E: 0 K: 0 S: 4	H: 1 LOB: 1 BB: 0 P: 4	R: 0 E: 0 K: 0 S: 4	H: 1 LOB: 1 BB: 0 P: 4	R: 0 E: 0 K: 0 S: 4	H: 1 LOB: 1 BB: 0 P: 4	R: 0 E: 0 K: 0 S: 4	H: 1 LOB: 1 BB: 0 P: 4	1B: 6 2B: 2 3B: 0 HR: 1	SF: 0 SAC: 1 DP: 0 HBP: 0	WP: 1 PB: 0 CS: 0	PA: 40
<b>PITCHER</b> <b>Saul Rogovin, R</b> ERA: 5.4 (1, 1)	IP: 1.0 WLS: L BF: 6 H: 2 R: 3 ER: 3 SO: 3 BB: 1 IBB: 0 HBP: 0 BLK: 0 WP: 1 HR: 1 S: 5 P: 9 ERA: 27.00 WHIP: 3.000											<b>PITCHER</b>	IP: 1.0 WLS: L BF: 6 H: 2 R: 3 ER: 3 SO: 3 BB: 1 IBB: 0 HBP: 0 BLK: 0 WP: 1 HR: 1 S: 5 P: 9 ERA: 27.00 WHIP: 3.000							
<b>Earl Harrist, R</b> ERA: 7.56 (2, 1)	1.1 8 2 2 2 0 2 0 0 0 0 1 0 6 14 13.50 3.000											<b>PITCHER</b>	1.1 8 2 2 2 0 2 0 0 0 0 1 0 6 14 13.50 3.000							
<b>Lou Kretlow, R</b> ERA: 2.51 (3, 1)	2.2 14 2 2 1 2 3 0 0 0 0 0 0 15 27 3.38 1.875											<b>PITCHER</b>	2.2 14 2 2 1 2 3 0 0 0 0 0 0 15 27 3.38 1.875							
<b>Sandy Consuegra, R</b> ERA: 7.0 (6, 1)	2.0 8 2 0 0 0 0 0 0 0 0 0 0 8 8 0.00 1.000											<b>PITCHER</b>	2.0 8 2 0 0 0 0 0 0 0 0 0 0 8 8 0.00 1.000							
<b>Gene Bearden, L</b> ERA: 2.05 (8, 1)	1.0 4 1 0 0 0 0 0 0 0 0 0 0 4 4 0.00 1.000											<b>PITCHER</b>	1.0 4 1 0 0 0 0 0 0 0 0 0 0 4 4 0.00 1.000							

Chicago White Sox @ Detroit Tigers  
Briggs Stadium, Detroit, MI  
Fri May 22 1953, 4:33 AM EDT  
Att: 19,152 - Unknown


AB	33
R	7
H	9
RBI	7
BB	6
SO	2
LOB	21



Batter	1	2	3	4	5	6	7	8	9	AB	R	H	RBI	BB	SO	LOB	TOP				
Chico Carrasquel, R OBP: 0.292, SLG: 0.311 (1, 6)	F6		G3					5-3		4	0	1	0	0	0	0					
Jim Rivera, L OBP: 0.355, SLG: 0.328 (1, 8)			F7						4-3	4	0	1	0	0	0	1					
Ferns Fain, L OBP: 0.376, SLG: 0.339 (1, 3)	F8								L8	3	0	0	0	1	0	2					
Tom Wright, L OBP: 0.333, SLG: 0.250 Sam Mele, R OBP: 0.374, SLG: 0.392 (9, 9)	CS	4-3	CS	F8				F8	1B 1B 1B	4	1	1	0	0	0	0					
Minnie Minoso, R OBP: 0.395, SLG: 0.344 (1, 7)				5-3					1B 1B	3	2	2	0	1	0	0					
Sherm Lollar, R OBP: 0.442, SLG: 0.526 Red Wilson, R OBP: 0.385, SLG: 0.343 (9, 2)				K				K	1B 1B	3	0	1	0	1	2	1					
Vern Stephens, R OBP: 0.263, SLG: 0.284 (1, 5)								F8	1B	4	0	2	3	0	0	1					
Nellie Fox, L OBP: 0.323, SLG: 0.364 (1, 4)								F9	1B FC6-4	3	0	1	1	1	0	0					
Joe Dobson, R OBP: 0.105, SLG: 0.158 Allie Clark, R OBP: 0.220, SLG: 0.354 Harry Dorish, R OBP: 0.143, SLG: 0.143 (9, 1)								F8	1B FC6-4	3	0	0	0	0	1	3					
<b>Inning Stats</b>	R: 0 E: 0 K: 0 S: 3	H: 1 LOB: 0 BB: 0 P: 3	R: 1 E: 0 K: 0 S: 3	H: 1 LOB: 2 BB: 3 P: 15	R: 0 E: 0 K: 1 S: 2	H: 0 LOB: 0 BB: 1 P: 6	R: 0 E: 0 K: 1 S: 5	H: 0 LOB: 0 BB: 0 P: 5	R: 0 E: 0 K: 1 S: 5	H: 1 LOB: 1 BB: 0 P: 3	R: 0 E: 0 K: 1 S: 6	H: 1 LOB: 1 BB: 0 P: 6	R: 0 E: 0 K: 0 S: 3	H: 0 LOB: 0 BB: 0 P: 3	R: 3 E: 0 K: 0 S: 8	H: 5 LOB: 2 BB: 0 P: 8	1B: 9 2B: 0 3B: 0 HR: 0	SF: 0 SAC: 0 DP: 2 HBP: 0	WP: 0 PB: 1 SB: 1 CS: 2	PA: 38	
<b>PITCHER</b>	IP WLS BF H R ER SO BB IBB HBP BLK WP HR S P ERA WHIP	IP WLS BF H R ER SO BB IBB HBP BLK WP HR S P ERA WHIP	IP WLS BF H R ER SO BB IBB HBP BLK WP HR S P ERA WHIP	IP WLS BF H R ER SO BB IBB HBP BLK WP HR S P ERA WHIP	IP WLS BF H R ER SO BB IBB HBP BLK WP HR S P ERA WHIP	IP WLS BF H R ER SO BB IBB HBP BLK WP HR S P ERA WHIP	IP WLS BF H R ER SO BB IBB HBP BLK WP HR S P ERA WHIP	IP WLS BF H R ER SO BB IBB HBP BLK WP HR S P ERA WHIP	IP WLS BF H R ER SO BB IBB HBP BLK WP HR S P ERA WHIP	IP WLS BF H R ER SO BB IBB HBP BLK WP HR S P ERA WHIP	IP WLS BF H R ER SO BB IBB HBP BLK WP HR S P ERA WHIP	IP WLS BF H R ER SO BB IBB HBP BLK WP HR S P ERA WHIP	IP WLS BF H R ER SO BB IBB HBP BLK WP HR S P ERA WHIP	IP WLS BF H R ER SO BB IBB HBP BLK WP HR S P ERA WHIP	IP WLS BF H R ER SO BB IBB HBP BLK WP HR S P ERA WHIP	IP WLS BF H R ER SO BB IBB HBP BLK WP HR S P ERA WHIP	IP WLS BF H R ER SO BB IBB HBP BLK WP HR S P ERA WHIP	IP WLS BF H R ER SO BB IBB HBP BLK WP HR S P ERA WHIP	IP WLS BF H R ER SO BB IBB HBP BLK WP HR S P ERA WHIP	IP WLS BF H R ER SO BB IBB HBP BLK WP HR S P ERA WHIP	IP WLS BF H R ER SO BB IBB HBP BLK WP HR S P ERA WHIP

Chicago White Sox @ Detroit Tigers  
Briggs Stadium, Detroit, MI  
Sat May 23 1953, 4:33 AM EDT  
Att: 8,922 - Unknown

AB 32  
R 4  
H 9  
RBI 4  
BB 4  
SO 3  
LOB 10



Batter	1	2	3	4	5	6	7	8	9	AB	R	H	RBI	BB	SO	LOB	BOTTOM					
Johnny Pesky, L OBP: 0.304, SLG: 0.280 (1, 4)	1-3		F9					FC4-2 1B	F7	5	1	1	0	0	0	2						
Harvey Kuenn, R OBP: 0.341, SLG: 0.346 (1, 6)	1-3		F4					FC4-2 1B F9		4	1	1	0	0	0	3						
Pat Mullin, L OBP: 0.500, SLG: 0.400 (1, 7)								1B 1B		3	0	3	1	1	0	0						
Walt Dropo, R OBP: 0.273, SLG: 0.401 (1, 3)	F9							F9		4	0	0	1	0	0	5						
Jim Delsing, L OBP: 0.414, SLG: 0.494 (1, 8)								6-3	1B	3	0	1	0	1	1	1						
Don Lund, R OBP: 0.404, SLG: 0.443 (1, 9)								F8	1B	4	0	0	0	0	1	4						
Joe Ginsberg, L OBP: 0.333, SLG: 0.292 (1, 2)								4-3	F8	4	0	0	0	0	0	2						
Fred Hatfield, L OBP: 0.337, SLG: 0.267 Frank Carswell, R OBP: 0.375, SLG: 0.231 (9, PH)								K	F8	3	0	0	0	0	1	0						
Ned Garver, R OBP: 0.208, SLG: 0.304 Dave Madison, R OBP: 0.200, SLG: 0.200 Bob Nieman, R OBP: 0.355, SLG: 0.496 Owen Friend, R OBP: 0.231, SLG: 0.233 (9, PR)								6-3	1B FC4-2 1B	2	0	1	0	1	0	0						
<b>Inning Stats</b>	R: 0 E: 0 K: 0 S: 4	H: 1 LOB: 1 BB: 0 P: 4	R: 0 E: 0 K: 2 S: 7	H: 0 LOB: 0 BB: 0 P: 7	R: 0 E: 0 K: 0 S: 3	H: 0 LOB: 1 BB: 1 P: 7	R: 0 E: 0 K: 0 S: 4	H: 1 LOB: 2 BB: 1 P: 8	R: 0 E: 0 K: 0 S: 3	H: 0 LOB: 0 BB: 0 P: 3	R: 0 E: 0 K: 0 S: 3	H: 1 LOB: 1 BB: 1 P: 7	R: 0 E: 0 K: 1 S: 5	H: 0 LOB: 0 BB: 0 P: 5	R: 2 E: 0 K: 0 S: 7	H: 4 LOB: 2 BB: 0 P: 7	R: 0 E: 0 K: 0 S: 4	H: 1 LOB: 1 BB: 0 P: 4	1B: 7 2B: 1 3B: 0 HR: 0	SF: 0 SAC: 0 DP: 1 HBP: 0	WP: 0 PB: 0 SB: 0 CS: 0	PA: 37
<b>PITCHER</b>	IP WLS BF H R ER SO BB IBB HBP BLK WP HR S P ERA WHIP	IP WLS BF H R ER SO BB IBB HBP BLK WP HR S P ERA WHIP	IP WLS BF H R ER SO BB IBB HBP BLK WP HR S P ERA WHIP	IP WLS BF H R ER SO BB IBB HBP BLK WP HR S P ERA WHIP	IP WLS BF H R ER SO BB IBB HBP BLK WP HR S P ERA WHIP	IP WLS BF H R ER SO BB IBB HBP BLK WP HR S P ERA WHIP	IP WLS BF H R ER SO BB IBB HBP BLK WP HR S P ERA WHIP	IP WLS BF H R ER SO BB IBB HBP BLK WP HR S P ERA WHIP	IP WLS BF H R ER SO BB IBB HBP BLK WP HR S P ERA WHIP	IP WLS BF H R ER SO BB IBB HBP BLK WP HR S P ERA WHIP	IP WLS BF H R ER SO BB IBB HBP BLK WP HR S P ERA WHIP	IP WLS BF H R ER SO BB IBB HBP BLK WP HR S P ERA WHIP	IP WLS BF H R ER SO BB IBB HBP BLK WP HR S P ERA WHIP	IP WLS BF H R ER SO BB IBB HBP BLK WP HR S P ERA WHIP	IP WLS BF H R ER SO BB IBB HBP BLK WP HR S P ERA WHIP	IP WLS BF H R ER SO BB IBB HBP BLK WP HR S P ERA WHIP	IP WLS BF H R ER SO BB IBB HBP BLK WP HR S P ERA WHIP	IP WLS BF H R ER SO BB IBB HBP BLK WP HR S P ERA WHIP	IP WLS BF H R ER SO BB IBB HBP BLK WP HR S P ERA WHIP	IP WLS BF H R ER SO BB IBB HBP BLK WP HR S P ERA WHIP	IP WLS BF H R ER SO BB IBB HBP BLK WP HR S P ERA WHIP	

Chicago White Sox @ Detroit Tigers  
Briggs Stadium, Detroit, MI  
Sat May 23 1953, 4:33 AM EDT  
Att: 8,922 - Unknown

AB 34  
R 2  
H 8  
RBI 2  
BB 3  
SO 3  
LOB 17








Batter	1	2	3	4	5	6	7	8	9	10	11	12	13	14	15	AB	R	H	RBI	BB	SO	LOB	TOP								
Jerry Priddy, R OBP: 0.304, SLG: 0.277 (1, 4)	5-3		6-3		F9		K				1-3			5-3		6	0	0	1	1	1	2									
Harvey Kuenn, R OBP: 0.343, SLG: 0.339 (1, 6)	1B		L6		1B		K		G5-3			F9		1-3		6	0	1	0	1	1	3									
Don Lund, R OBP: 0.390, SLG: 0.468 (1, 7)	K				F9					6-3		K		F4		7	0	1	1	0	3	1									
Bob Nieman, R OBP: 0.398, SLG: 0.489 (1, 9)															SH1-3	6	0	3	0	1	0	2									
Jim Delsing, L OBP: 0.386, SLG: 0.442 (1, 8)	G3				FC3-2				1-3						SH1-3	6	0	1	0	0	1	4									
Walt Droop, R OBP: 0.284, SLG: 0.390 (1, 3)		5-3							5-3							6	0	3	0	1	0	1									
Joe Ginsberg, L OBP: 0.361, SLG: 0.313 (1, 2)																2	0	0	0	0	0	2									
Matt Batts, R OBP: 0.320, SLG: 0.453 (9, PH)	5-3				4-3		FC4-6							SH1-4		2	0	1	0	0	0	1									
Oswen Friend, R OBP: 0.231, SLG: 0.233 (9, PH)							FC4-6									0	1	0	0	0	0	0									
Johnny Bucha, R OBP: 0.266, SLG: 0.176 (9, 2)									BB							2	0	0	0	0	1	2									
Fred Hatfield, L OBP: 0.370, SLG: 0.297 (1, 5)	K								E4							5	0	2	0	1	1	3									
Art Houtteman, R OBP: 0.077, SLG: 0.308 (1, 1)																3	1	0	0	0	0	1									
Pat Mullin, L OBP: 0.400, SLG: 0.318 (9, PH)			4-3				FC2-6									1	0	0	0	0	0	2									
Dave Madison, R OBP: 0.143, SLG: 0.143 (9, 1)									E3					G5-3		2	0	0	0	0	1	3									
<b>Inning Stats</b>	R: 0 E: 0 K: 7	H: 2 LOB: 2 P: 7	R: 0 E: 0 K: 5	H: 0 LOB: 0 P: 5	R: 0 E: 0 K: 3	H: 0 LOB: 0 P: 3	R: 0 E: 0 K: 5	H: 2 LOB: 2 P: 9	R: 0 E: 0 K: 4	H: 2 LOB: 1 P: 4	R: 0 E: 0 K: 5	H: 0 LOB: 0 P: 5	R: 0 E: 0 K: 8	H: 1 LOB: 1 P: 4	R: 0 E: 0 K: 8	H: 0 LOB: 0 P: 8	R: 0 E: 0 K: 3	H: 1 LOB: 1 P: 7	R: 0 E: 0 K: 3	H: 0 LOB: 0 P: 3	R: 0 E: 0 K: 3	H: 0 LOB: 2 P: 11	1B: 11 2B: 1 3B: 0 HR: 0	SF: 0 SAC: 2 DP: 2 HBP: 1	WP: 2 PA: 63						
<b>PITCHER</b>	IP: 4.2 ERA: 2.66	WLS: 6 BF: 21	H: 6 R: 1 ER: 0 SO: 7	R: 1 H: 0 ER: 0 SO: 2	BB: 1 IBB: 0 HBP: 0 BLK: 0	WP: 1 HR: 0 S: 24 P: 28	ERA: 1.93 WHIP: 1.500	<b>PITCHER</b>	IP: 4.2 ERA: 2.66	WLS: 6 BF: 21	H: 6 R: 1 ER: 0 SO: 7	R: 1 H: 0 ER: 0 SO: 2	BB: 1 IBB: 0 HBP: 0 BLK: 0	WP: 1 HR: 0 S: 24 P: 28	ERA: 1.93 WHIP: 1.500	<b>PITCHER</b>	IP: 4.2 ERA: 2.66	WLS: 6 BF: 21	H: 6 R: 1 ER: 0 SO: 7	R: 1 H: 0 ER: 0 SO: 2	BB: 1 IBB: 0 HBP: 0 BLK: 0	WP: 1 HR: 0 S: 24 P: 28	ERA: 1.93 WHIP: 1.500	<b>PITCHER</b>	IP: 4.2 ERA: 2.66	WLS: 6 BF: 21	H: 6 R: 1 ER: 0 SO: 7	R: 1 H: 0 ER: 0 SO: 2	BB: 1 IBB: 0 HBP: 0 BLK: 0	WP: 1 HR: 0 S: 24 P: 28	ERA: 1.93 WHIP: 1.500
Joe Dobson, R ERA: 2.66 (1, 1)	10.1	41	6	1	0	7	2	2	1	0	0	0	0	50	67	0.00	0.774														
Harry Dorish, R ERA: 2.23 (5, 1)																															

**Detroit Tigers @ Chicago White Sox**  
Comiskey Park, Chicago, IL  
Wed May 27 1953, 4:33 AM EDT  
Att: 13,894 - Unknown


AB: 54  
R: 2  
H: 12  
RBI: 2  
BB: 5  
SO: 9  
LOB: 27



Batter	1	2	3	4	5	6	7	8	9	10	11	12	13	14	15	AB	R	H	RBI	BB	SO	LOB	BOTTOM								
Chico Carrasquel, R OBP: 0.305, SLG: 0.331 (1, 6)	F9						6-3									7	0	3	0	0	0	0									
Tommy Byrne, L OBP: 0.294, SLG: 0.400 (15, PH)			G6-4-3		1B											1	0	0	0	0	1	0									
Jim Rivera, L OBP: 0.352, SLG: 0.351 (1, 8)	K		G6-4-3		F6		2B									7	1	2	0	0	2	3									
Ferris Fain, L OBP: 0.404, SLG: 0.379 (1, 3)	BB		4-3		4-3											5	1	2	1	3	1	2									
Sam Melo, R OBP: 0.368, SLG: 0.438 (1, 9)	1B															2	0	0	0	2	0	1									
Tom Wright, L OBP: 0.333, SLG: 0.256 (9, PH)	BB				5-3											3	0	1	0	0	1	4									
Minnie Minoso, R OBP: 0.407, SLG: 0.345 (1, 7)					F8											4	0	1	1	2	0	2									
Vern Stephens, R OBP: 0.278, SLG: 0.286 (1, 5)	F8															5	0	2	0	1	0	8									
Bud Sheehy, L OBP: 0.600, SLG: 0.500 (13, PH)																1	0	0	0	0	0	3									
Rocky Krsnich, R OBP: 0.273, SLG: 0.300 (14, 5)																0	0	0	0	0	0	0									
Sherm Lollar, R OBP: 0.430, SLG: 0.494 (1, 2)	K				F3											6	0	0	0	1	1	2									
Nellie Fox, L OBP: 0.313, SLG: 0.352 (1, 4)	1-3															7	0	0	0	0	0	4									
Joe Dobson, R OBP: 0.100, SLG: 0.150 (1, 1)																1	0	0	0	0	0	0									
Harry Dorish, R OBP: 0.143, SLG: 0.143 (5, 1)	F7															6	0	1	0	0	1	4									
<b>Inning Stats</b>	R: 1 E: 0 K: 7	H: 2 LOB: 2 P: 11	R: 0 E: 0 K: 5	H: 0 LOB: 0 P: 5	R: 0 E: 0 K: 3	H: 1 LOB: 0 P: 3	R: 0 E: 0 K: 5	H: 2 LOB: 2 P: 9	R: 0 E: 0 K: 4	H: 1 LOB: 1 P: 4	R: 0 E: 0 K: 5	H: 0 LOB: 0 P: 5	R: 0 E: 0 K: 8	H: 1 LOB: 3 P: 11	R: 0 E: 0 K: 8	H: 0 LOB: 0 P: 8	R: 0 E: 0 K: 3	H: 1 LOB: 3 P: 7	R: 0 E: 0 K: 3	H: 0 LOB: 0 P: 3	R: 0 E: 0 K: 3	H: 0 LOB: 2 P: 11	1B: 10 2B: 2 3B: 0 HR: 0	SF: 0 SAC: 1 DP: 1 HBP: 1	WP: 1 PA: 66						
<b>PITCHER</b>	IP: 8.0 ERA: 6.17	WLS: 9 BF: 36	H: 9 R: 2 ER: 2 SO: 5	R: 2 H: 0 ER: 0 SO: 2	BB: 4 IBB: 0 HBP: 0 BLK: 0	WP: 1 HR: 0 S: 36 P: 52	ERA: 2.25 WHIP: 1.625	<b>PITCHER</b>	IP: 8.0 ERA: 6.17	WLS: 9 BF: 36	H: 9 R: 2 ER: 2 SO: 5	R: 2 H: 0 ER: 0 SO: 2	BB: 4 IBB: 0 HBP: 0 BLK: 0	WP: 1 HR: 0 S: 36 P: 52	ERA: 2.25 WHIP: 1.625	<b>PITCHER</b>	IP: 8.0 ERA: 6.17	WLS: 9 BF: 36	H: 9 R: 2 ER: 2 SO: 5	R: 2 H: 0 ER: 0 SO: 2	BB: 4 IBB: 0 HBP: 0 BLK: 0	WP: 1 HR: 0 S: 36 P: 52	ERA: 2.25 WHIP: 1.625	<b>PITCHER</b>	IP: 8.0 ERA: 6.17	WLS: 9 BF: 36	H: 9 R: 2 ER: 2 SO: 5	R: 2 H: 0 ER: 0 SO: 2	BB: 4 IBB: 0 HBP: 0 BLK: 0	WP: 1 HR: 0 S: 36 P: 52	ERA: 2.25 WHIP: 1.625
Art Houtteman, R ERA: 6.17 (1, 1)	7.0	30	3	0	0	5	1	4	1	0	0	0	0	34	55	0.00	0.571														
Dave Madison, R ERA: 3.68 (9, 1)																															

**Detroit Tigers @ Chicago White Sox**  
Comiskey Park, Chicago, IL  
Wed May 27 1953, 4:33 AM EDT  
Att: 13,894 - Unknown

AB: 55  
R: 2  
H: 12  
RBI: 2  
BB: 9  
SO: 7  
LOB: 33














Batter	1	2	3	4	5	6	7	8	9	10	11	12	13	14	AB	R	H	RBI	BB	SO	LOB	TOP					
<b>Eddie Joost, R</b> OBP: 0.361, SLG: 0.328 (1, 6)	1-3		BB		FC3-6	1-3			G3	1B		K			6	0	2	2	2	1	5						
<b>Loren Babe, L</b> OBP: 0.303, SLG: 0.339 (1, 5)	F7		F8		3-1		6-3		G3	F2		F5	F7		8	0	0	0	0	0	6						
<b>Eddie Robinson, L</b> OBP: 0.312, SLG: 0.359 (1, 3)	G3				F4		HR		IBB		3-1				6	1	3	1	1	0	1						
<b>Gus Zernial, R</b> OBP: 0.365, SLG: 0.514 (1, 7)		HR	K			5-3	F7		F8		K				7	1	2	1	0	2	4						
<b>Dave Philley, S</b> OBP: 0.355, SLG: 0.398 (1, 9)	F8					F5	F1			F7	3-1		1B		6	0	1	0	1	0	0						
<b>Pete Suder, R</b> OBP: 0.362, SLG: 0.403 (1, 4)		1B			5-3				F3				F8		7	3	4	1	0	0	3						
<b>Ed McGhee, R</b> OBP: 0.386, SLG: 0.342 (1, 8)		F5			F8	2B	1B			1B		HR			6	1	2	0	1	0	2						
<b>Joe Astroth, R</b> OBP: 0.348, SLG: 0.243 (1, 2)					F5	1B	2B			1B					5	1	1	1	2	0	3						
<b>Harry Byrd, R</b> OBP: 0.200, SLG: 0.167 (10, 1)			F8												5	0	2	1	0	0	2						
<b>Bobo Newsom, R</b> (10, 1)															0	0	0	0	0	0	0						
<b>Charlie Bishop, R</b> OBP: 0.200, SLG: 0.111 (12, 1)					FC3-6	1B	1B			4-3	F3		SH3-4	F9	1	0	0	0	0	0	1						
<b>Inning Stats</b>	R: 0 E: 0 K: 0 S: 3	H: 0 LOB: 0 BB: 0 P: 3	R: 1 E: 0 K: 0 S: 5	H: 2 LOB: 1 BB: 0 P: 5	R: 0 E: 0 K: 0 S: 6	H: 1 LOB: 2 BB: 1 P: 10	R: 0 E: 0 K: 0 S: 4	H: 1 LOB: 0 BB: 0 P: 7	R: 0 E: 0 K: 0 S: 3	H: 0 LOB: 0 BB: 0 P: 3	R: 0 E: 0 K: 0 S: 4	H: 1 LOB: 2 BB: 1 P: 8	R: 3 E: 0 K: 1 S: 7	H: 4 LOB: 1 BB: 0 P: 7	R: 0 E: 0 K: 1 S: 5	H: 0 LOB: 0 BB: 0 P: 5	R: 1 E: 0 K: 1 S: 6	H: 1 LOB: 1 BB: 1 P: 10	R: 0 E: 0 K: 0 S: 3	H: 3 LOB: 2 BB: 2 P: 11	R: 0 E: 0 K: 0 S: 3	H: 0 LOB: 2 BB: 2 P: 11	1B: 12 2B: 2 3B: 0 HR: 3	SF: 0 SAC: 1 DP: 0 HBP: 0	WP: 1 PB: 0 SB: 0 CS: 0	PA: 65	
<b>PITCHER</b>	IP	WLS	BF	H	R	ER	SO	BB	IBB	HBP	BLK	WP	HR	S	P	ERA	WHIP										
<b>Ned Garver, R</b> ERA: 5.21 (1, 1)	10.0		47	13	6	6	1	2	3	0	0	1	1	19	31	2.25	1.750										
<b>Dick Marlowe, R</b> ERA: 4.17 (11, 1)	4.0		18	4	1	1	2	3	0	0	0	1	1	19	31	2.25	1.750										

Philadelphia Athletics @ Detroit Tigers  
Briggs Stadium, Detroit, MI  
Tue Jun 02 1953, 4:33 AM EDT  
Att: 11,971 - Unknown

AB 57  
R 7  
H 17  
RBI 7  
BB 7  
SO 3  
LOB 27



Batter	1	2	3	4	5	6	7	8	9	10	11	12	13	14	AB	R	H	RBI	BB	SO	LOB	BOTTOM					
<b>Fred Hatfield, L</b> OBP: 0.380, SLG: 0.296 (1, 5)	F9		G4-6-3		5-3		4-3		1B			F7			4	0	1	0	3	0	0						
<b>Harvey Kuenn, R</b> OBP: 0.338, SLG: 0.337 (1, 6)		2B	G4-6-3		5-3		6-3			1B		K	FC6		7	2	2	0	0	1	5						
<b>Don Lund, R</b> OBP: 0.392, SLG: 0.439 (11, 9)	1B	BB			5-3		F7			1B					3	1	0	0	4	0	1						
<b>Bob Nieman, R</b> OBP: 0.362, SLG: 0.475 (1, 9)					6-3					2B	BB				4	0	2	1	1	1	2						
<b>Billy Hitchcock, R</b> OBP: 0.333, SLG: 0.259 (10, PH)															0	1	0	0	0	0	0						
<b>Dick Marlowe, R</b> OBP: 0.100, SLG: 0.100 (11, 1)	1B				6-3					2B	BB				2	0	0	0	0	0	1						
<b>Jim Delsing, L</b> OBP: 0.370, SLG: 0.427 (1, 8)	K									F7					7	0	0	0	0	1	6						
<b>Walt Dropo, R</b> OBP: 0.269, SLG: 0.363 (1, 3)	F8				F6		F9			L4-3					7	0	0	1	0	1	5						
<b>Joe Ginsberg, L</b> OBP: 0.442, SLG: 0.386 (1, 2)			G6-3		1B					E9	HR	1B			4	2	3	0	3	0	0						
<b>Owen Friend, R</b> OBP: 0.263, SLG: 0.290 (1, 4)					1B					1B					4	1	2	2	0	0	2						
<b>Pat Mullin, L</b> OBP: 0.387, SLG: 0.357 (10, PH)			G6-3							F8					3	0	2	2	0	1	0						
<b>Ned Garver, R</b> OBP: 0.263, SLG: 0.286 (10, PH)					1B										4	0	0	0	0	0	3						
<b>Johnny Pesky, L</b> OBP: 0.302, SLG: 0.268 (11, 4)					1B		HR			F8					2	0	1	1	0	0	3						
<b>Inning Stats</b>	R: 1 E: 0 K: 1 S: 7	H: 2 LOB: 2 BB: 1 P: 11	R: 0 E: 0 K: 0 S: 2	H: 0 LOB: 0 BB: 1 P: 6	R: 0 E: 0 K: 1 S: 4	H: 0 LOB: 1 BB: 2 P: 12	R: 0 E: 0 K: 0 S: 5	H: 2 LOB: 2 BB: 0 P: 5	R: 0 E: 0 K: 0 S: 3	H: 0 LOB: 0 BB: 0 P: 3	R: 0 E: 0 K: 0 S: 2	H: 0 LOB: 0 BB: 1 P: 6	R: 0 E: 0 K: 0 S: 4	H: 2 LOB: 3 BB: 2 P: 14	R: 0 E: 0 K: 1 S: 5	H: 0 LOB: 1 BB: 1 P: 9	R: 1 E: 0 K: 0 S: 5	H: 2 LOB: 3 BB: 2 P: 13	R: 0 E: 0 K: 0 S: 3	H: 0 LOB: 0 BB: 0 P: 3	R: 0 E: 0 K: 2 S: 7	H: 0 LOB: 0 BB: 0 P: 7	1B: 10 2B: 3 3B: 0 HR: 1	SF: 0 SAC: 0 DP: 3 HBP: 0	WP: 0 PB: 0 SB: 0 CS: 0	PA: 62	
<b>PITCHER</b>	IP	WLS	BF	H	R	ER	SO	BB	IBB	HBP	BLK	WP	HR	S	P	ERA	WHIP										
<b>Harry Byrd, R</b> ERA: 5.63 (1, 1)	9.0		40	10	6	6	2	7	0	0	0	0	0	13	25	6.00	1.889										
<b>Bobo Newsom, R</b> ERA: 3.72 (10, 1)	2.2		14	3	1	1	1	3	0	0	0	0	0	13	25	3.38	2.250										
<b>Charlie Bishop, R</b> ERA: 3.68 (12, 1)	2.1		8	0	0	0	2	0	1	0	0	0	0	11	15	0.00	0.000										

Philadelphia Athletics @ Detroit Tigers  
Briggs Stadium, Detroit, MI  
Tue Jun 02 1953, 4:33 AM EDT  
Att: 11,971 - Unknown

AB 51  
R 7  
H 13  
RBI 7  
BB 11  
SO 5  
LOB 28






Batter	1	2	3	4	5	6	7	8	9	AB	R	H	RBI	BB	SO	LOB	TOP										
<b>Eddie Joost, R</b> OBP: 0.376, SLG: 0.367 (1, 6)	5-3																5 2 3 3 0 0 2										
<b>Joe Demaestri, R</b> OBP: 0.367, SLG: 0.419 (8, 6)			HR														0 1 0 0 0 0 0										
<b>Pete Suder, R</b> OBP: 0.372, SLG: 0.406 (1, 5)	1-3		6-3														5 1 2 0 0 0 0										
<b>Eddie Robinson, L</b> OBP: 0.318, SLG: 0.368 (1, 3)																	4 1 1 0 0 1 2										
<b>Tom Hamilton, L</b> OBP: 0.067, SLG: 0.067 (8, 3)	K		2B														0 0 0 0 0 0 0										
<b>Gus Zernial, R</b> OBP: 0.373, SLG: 0.555 (1, 7)		K	1B														4 1 2 2 1 1 0										
<b>Dave Philley, S</b> OBP: 0.367, SLG: 0.426 (1, 9)																	5 2 4 2 0 0 2										
<b>Cass Michaels, R</b> OBP: 0.330, SLG: 0.314 (1, 4)																	5 1 0 0 0 0 4										
<b>Ed McGhee, R</b> OBP: 0.366, SLG: 0.317 (1, 8)																	5 0 0 1 0 0 2										
<b>Joe Astroth, R</b> OBP: 0.367, SLG: 0.293 (1, 2)																	4 1 2 1 1 0 0										
<b>Marion Fricano, R</b> OBP: 0.357, SLG: 0.429 (1, 1)																	4 1 2 0 0 1 1										
<b>Inning Stats</b>	R: 0 E: 0 K: 1 S: 5	H: 0 LOB: 0 BB: 0 P: 5	R: 1 E: 0 K: 1 S: 6	H: 1 LOB: 0 BB: 0 P: 6	R: 3 E: 0 K: 0 S: 8	H: 5 LOB: 2 BB: 0 P: 8	R: 0 E: 0 K: 0 S: 3	H: 0 LOB: 0 BB: 0 P: 3	R: 5 E: 1 K: 0 S: 9	H: 5 LOB: 2 BB: 1 P: 13	R: 0 E: 0 K: 0 S: 3	H: 0 LOB: 0 BB: 0 P: 3	R: 0 E: 0 K: 0 S: 3	H: 1 LOB: 0 BB: 0 P: 3	R: 2 E: 0 K: 0 S: 6	H: 3 LOB: 2 BB: 1 P: 10	R: 0 E: 0 K: 1 S: 6	H: 1 LOB: 1 BB: 0 P: 6	1B: 12 2B: 2 3B: 0 HR: 2	SF: 0 SAC: 2 DP: 1 HBP: 0	WP: 0 PB: 0 SB: 1 CS: 0	PA: 45					
<b>PITCHER</b>	IP	WLS	BF	H	R	ER	SO	BB	IBB	HBP	BLK	WP	HR	S	P	ERA	WHIP										
<b>Ted Gray, L</b> ERA: 5.56 (1, 1)	3.0	L	15	6	4	4	2	0	0	0	0	0	2	19	19	12.00	2.000										
<b>Hal Newhouser, L</b> ERA: 4.86 (4, 1)	1.2		12	5	5	1	0	1	0	0	0	0	0	11	15	5.40	3.600										
<b>Earl Harrist, R</b> ERA: 7.58 (5, 1)	3.1		14	4	2	2	0	1	0	0	0	0	0	13	17	5.40	1.500										
<b>Hal Erickson, R</b> ERA: 5.47 (9, 1)	1.0		4	1	0	0	1	0	0	0	0	0	0	6	6	0.00	1.000										

Philadelphia Athletics @ Detroit Tigers  
Briggs Stadium, Detroit, MI  
Thu Jun 04 1953, 4:33 AM EDT  
Unknown

AB 41  
R 11  
H 16  
RBI 9  
BB 2  
SO 3  
LOB 13



Batter	1	2	3	4	5	6	7	8	9	AB	R	H	RBI	BB	SO	LOB	BOTTOM										
<b>Fred Hatfield, L</b> OBP: 0.359, SLG: 0.276 (1, 5)	F8																4 0 0 0 0 0 0										
<b>Harvey Kuenn, R</b> OBP: 0.338, SLG: 0.333 (1, 6)																	4 1 2 0 0 0 0										
<b>Don Lund, R</b> OBP: 0.361, SLG: 0.418 (1, 7)																	4 1 1 0 0 0 1										
<b>Bob Nieman, R</b> OBP: 0.372, SLG: 0.494 (1, 9)																	3 0 1 1 1 0 1										
<b>Jim Delsing, L</b> OBP: 0.375, SLG: 0.431 (1, 8)																	4 0 2 1 0 0 1										
<b>Matt Batts, R</b> OBP: 0.307, SLG: 0.429 (1, 2)																	4 0 0 0 0 0 4										
<b>Jerry Priddy, R</b> OBP: 0.310, SLG: 0.279 (1, 3)																	4 0 1 0 0 0 4										
<b>Owen Friend, R</b> OBP: 0.274, SLG: 0.338 (1, 4)																	3 0 0 0 0 0 1										
<b>Ted Gray, S</b> OBP: 0.257, SLG: 0.306 (3, PH)																	0 0 0 0 0 0 0										
<b>Johnny Piskay, L</b> OBP: 0.297, SLG: 0.280 (4, 1)																	1 0 0 0 0 0 0										
<b>Hal Newhouser, L</b> OBP: 0.426, SLG: 0.533 (5, 1)																	0 0 0 0 0 0 0										
<b>Earl Harrist, R</b> (8, PH)																	1 0 0 0 0 0 0										
<b>Pat Mullin, L</b> OBP: 0.346, SLG: 0.367 (9, 1)																	1 0 0 0 0 0 0										
<b>Inning Stats</b>	R: 0 E: 0 K: 0 S: 3	H: 1 LOB: 0 BB: 0 P: 3	R: 0 E: 0 K: 0 S: 2	H: 0 LOB: 0 BB: 1 P: 6	R: 0 E: 0 K: 0 S: 3	H: 0 LOB: 0 BB: 0 P: 3	R: 2 E: 1 K: 0 S: 7	H: 3 LOB: 2 BB: 0 P: 7	R: 0 E: 0 K: 0 S: 3	H: 0 LOB: 0 BB: 0 P: 3	R: 0 E: 0 K: 0 S: 3	H: 0 LOB: 0 BB: 0 P: 3	R: 0 E: 0 K: 0 S: 4	H: 1 LOB: 1 BB: 0 P: 4	R: 0 E: 0 K: 0 S: 3	H: 0 LOB: 0 BB: 0 P: 3	R: 0 E: 0 K: 0 S: 5	H: 2 LOB: 2 BB: 0 P: 5	1B: 7 2B: 0 3B: 0 HR: 0	SF: 0 SAC: 0 DP: 2 HBP: 0	WP: 1 PB: 0 SB: 0 CS: 0	PA: 34					
<b>PITCHER</b>	IP	WLS	BF	H	R	ER	SO	BB	IBB	HBP	BLK	WP	HR	S	P	ERA	WHIP										
<b>Marion Fricano, R</b> ERA: 1.83 (1, 1)	9.0	W	34	7	2	1	0	1	0	0	0	1	0	33	37	1.00	0.889										

Philadelphia Athletics @ Detroit Tigers  
Briggs Stadium, Detroit, MI  
Thu Jun 04 1953, 4:33 AM EDT  
Unknown

AB 33  
R 2  
H 7  
RBI 2  
BB 1  
SO 0  
LOB 12



Batter	1	2	3	4	5	6	7	8	9	10	AB	R	H	RBI	BB	SO	LOB	TOP					
<b>Eddie Joost, R</b> OBP: 0.383, SLG: 0.406 (1, 6)	F8	HR			1B				F9		5	2	3	1	0	0	1	Philadelphia Athletics @ Detroit Tigers Briggs Stadium, Detroit, MI Thu Jun 04 1953, 4:38 AM EDT Att: 3,112 - Unknown					
<b>Pete Suder, R</b> OBP: 0.359, SLG: 0.392 (1, 5)	6-3	F2			1-3		F3		FC6-4		5	0	0	0	0	0	3						
<b>Eddie Robinson, L</b> OBP: 0.320, SLG: 0.369 (1, 3)	HBP 3B						F8			K	5	1	2	1	0	1	1						
<b>Gus Zernial, R</b> OBP: 0.379, SLG: 0.572 (1, 7)	HBP 3B						F8			BB HR 1B	4	3	2	1	0	0	1						
<b>Dave Philley, S</b> OBP: 0.373, SLG: 0.439 (1, 9)	HBP 2B						5-3			HR BB	4	2	2	2	1	0	0						
<b>Cass Michaels, R</b> OBP: 0.333, SLG: 0.355 (1, 4)	2B						6-3			HR	5	1	2	4	0	1	1						
<b>Ed McChee, R</b> OBP: 0.357, SLG: 0.310 (1, 8)	K						F8			HR	5	0	1	0	0	2	2						
<b>Ray Murray, R</b> OBP: 0.278, SLG: 0.320 (1, 2)							F7			FC6-4 1B	5	0	1	0	0	0	2						
<b>Carl Scheib, R</b> OBP: 0.133, SLG: 0.071 <b>Charlie Bishop, R</b> OBP: 0.125, SLG: 0.067 (2, 1)	F6						F4			K	1	0	0	0	0	0	0						
<b>Inning Stats</b>	R: 3 E: 0 K: 1 S: 8	H: 3 LOB: 1 BB: 0 P: 9	R: 1 E: 0 K: 0 S: 4	H: 1 LOB: 0 BB: 0 P: 4	R: 0 E: 0 K: 0 S: 3	H: 0 LOB: 0 BB: 0 P: 3	R: 0 E: 0 K: 0 S: 3	H: 0 LOB: 0 BB: 0 P: 3	R: 1 E: 0 K: 0 S: 5	H: 2 LOB: 1 BB: 0 P: 5	R: 0 E: 0 K: 1 S: 6	H: 1 LOB: 1 BB: 0 P: 6	R: 0 E: 0 K: 0 S: 4	H: 1 LOB: 0 BB: 0 P: 4	R: 1 E: 0 K: 1 S: 6	H: 1 LOB: 0 BB: 0 P: 6	R: 0 E: 0 K: 1 S: 6		H: 1 LOB: 1 BB: 0 P: 6	R: 3 E: 0 K: 2 S: 10	H: 3 LOB: 1 BB: 1 P: 14	1B: 7 2B: 2 3B: 1 HR: 3	SF: 0 SAC: 0 DP: 0 HBP: 1
<b>PITCHER</b>	IP 9.1	WLS L	BF 43	H 13	R 9	ER 9	SO 5	BB 1	IBB 0	HBP 1	BLK 0	WP 0	HR 3	S 51	P 56	ERA 8.68	WHIP 1.500						
<b>Billy Hoelt, L</b> ERA: 4.37 <b>Dave Madison, R</b> ERA: 5.5 (10, 1)	0.2	2	0	0	0	1	0	0	0	0	0	0	0	4	4	0.00	0.000						

AB	43
R	9
H	13
RBI	9
BB	1
SO	6
LOB	13



Batter	1	2	3	4	5	6	7	8	9	10	AB	R	H	RBI	BB	SO	LOB	BOTTOM			
<b>Fred Hatfield, L</b> OBP: 0.360, SLG: 0.283 (1, 5)	F8	1B					4-3		K		4	1	1	1	1	1	0	Philadelphia Athletics @ Detroit Tigers Briggs Stadium, Detroit, MI Thu Jun 04 1953, 4:38 AM EDT Att: 3,112 - Unknown			
<b>Harvey Kuenn, R</b> OBP: 0.339, SLG: 0.345 (1, 6)	1B						FC4-6		F8		5	1	2	1	0	0	1				
<b>Don Lund, R</b> OBP: 0.375, SLG: 0.409 (1, 7)	1B						FC6-4		F7		5	0	1	1	0	0	2				
<b>Bob Nieman, R</b> OBP: 0.362, SLG: 0.480 (1, 9)	G6-4-3						F3				5	0	0	0	0	0	1				
<b>Jim Delsing, L</b> OBP: 0.376, SLG: 0.437 (1, 8)							G3		F9		3	2	1	0	1	0	0				
<b>Joe Ginsberg, L</b> OBP: 0.446, SLG: 0.383 (1, 2)							4-3				3	0	1	1	1	0	1				
<b>Jerry Priddy, R</b> OBP: 0.333, SLG: 0.323 (1, 3)									F7		4	1	3	1	0	0	1				
<b>Owen Friend, R</b> OBP: 0.267, SLG: 0.329 <b>Johnny Pesky, L</b> OBP: 0.288, SLG: 0.254 (7, 4)									G4-6-3		2	0	0	0	0	0	2				
<b>Billy Hoelt, L</b> OBP: 0.364, SLG: 0.263 <b>Dave Madison, R</b> OBP: 0.125, SLG: 0.125 (10, 1)									F9		2	0	0	0	0	0	1				
<b>Inning Stats</b>	R: 1 E: 0 K: 0 S: 4	H: 2 LOB: 0 BB: 0 P: 4	R: 4 E: 1 K: 0 S: 8	H: 6 LOB: 1 BB: 0 P: 8	R: 1 E: 0 K: 0 S: 4	H: 1 LOB: 1 BB: 1 P: 8	R: 0 E: 0 K: 0 S: 3	H: 0 LOB: 1 BB: 1 P: 7	R: 0 E: 0 K: 0 S: 3	H: 0 LOB: 0 BB: 0 P: 3	R: 0 E: 0 K: 0 S: 3	H: 0 LOB: 1 BB: 1 P: 7	R: 0 E: 0 K: 0 S: 3	H: 0 LOB: 0 BB: 0 P: 3	R: 0 E: 0 K: 1 S: 5	H: 0 LOB: 0 BB: 0 P: 5	R: 0 E: 0 K: 0 S: 3		H: 0 LOB: 0 BB: 0 P: 3	1B: 6 2B: 3 3B: 1 HR: 0	SF: 0 SAC: 0 DP: 2 HBP: 0
<b>PITCHER</b>	IP 1.2	WLS W	BF 29	H 8	R 5	ER 5	SO 1	BB 0	IBB 0	HBP 0	BLK 0	WP 0	HR 0	S 11	P 11	ERA 27.00	WHIP 4.800				
<b>Carl Scheib, R</b> ERA: 3.61 <b>Charlie Bishop, R</b> ERA: 3.27 (2, 1)	8.1	W	29	2	1	1	3	0	0	0	0	0	0	28	40	1.08	0.600				

AB	37
R	6
H	10
RBI	6
BB	3
SO	1
LOB	9



Batter	1	2	3	4	5	6	7	8	9	AB	R	H	RBI	BB	SO	LOB	TOP										
<b>Billy Goodman, L</b> OBP: 0.370, SLG: 0.415 (1.4)	WP SH5-3 1B	1-3 3-H 1B 2B	5-3		CS BB			6-3		4	1	2	1	1	0	3											
<b>Jim Piersall, R</b> OBP: 0.324, SLG: 0.330 (1.9)	SH5-3 1-2			SH5-3 1B 2B	CS	F3		F4		4	1	2	2	0	0	0											
<b>Gene Stephens, L</b> OBP: 0.288, SLG: 0.262 (1.7)	WP 1B	F9		SH5-3 2-3		K			PB 1B	4	0	2	0	0	1	1											
<b>Dick Gemert, R</b> OBP: 0.387, SLG: 0.420 (1.3)	G5-4-3 1-2 2-3 BB		F9	1-3 1B		F7			K	4	0	1	1	1	1	1											
<b>Hoot Evers, R</b> OBP: 0.344, SLG: 0.524 (1.8)	G5-4-3 1-2		K	1-3 1B					F9	5	0	0	0	0	1	5											
<b>Sammy White, R</b> OBP: 0.285, SLG: 0.415 (1.2)		F3	BB 1B WP	BB 1B					F6	4	2	2	1	1	0	1											
<b>Floyd Baker, L</b> OBP: 0.349, SLG: 0.296 (1.5)		F5	WP BB 1B	G3				F9		4	0	1	0	0	0	2	AB 34										
<b>Johnny Lipon, R</b> OBP: 0.231, SLG: 0.174 (1.6)		1B 2B BB	1-2 2-3 BB		F2			F8		2	1	0	0	2	0	0	R 6										
<b>Willard Nixon, L</b> OBP: 0.357, SLG: 0.308 (1.1)		2B 1B 1B	1-2 2-3 3-H BB		F8			F7		3	1	1	0	1	0	0	H 11										
<b>Inning Stats</b>	R: 0 E: 0 K: 0 S: 4	H: 2 LOB: 2 BB: 1 P: 8	R: 3 E: 0 K: 0 S: 6	H: 3 LOB: 1 BB: 1 P: 10	R: 1 E: 0 K: 1 S: 7	H: 2 LOB: 2 BB: 2 P: 15	R: 1 E: 0 K: 0 S: 5	H: 0 LOB: 0 BB: 1 P: 6	R: 0 E: 0 K: 1 S: 5	H: 0 LOB: 0 BB: 0 P: 5	R: 1 E: 0 K: 0 S: 4	H: 1 LOB: 0 BB: 0 P: 4	R: 0 E: 0 K: 0 S: 3	H: 0 LOB: 0 BB: 0 P: 3	R: 0 E: 0 K: 1 S: 6	H: 1 LOB: 1 BB: 0 P: 6	1B: 8 2B: 2 3B: 0 HR: 1	SF: 0 SAC: 2 DP: 1 HBP: 0	WP: 2 PB: 1 SB: 0 CS: 1	PA: 43							
<b>PITCHER</b>	IP	WLS	BF	H	R	ER	SO	BB	IBB	HBP	BLK	WP	HR	S	P	ERA	WHIP										
<b>Ray Herbert, R</b> ERA: 9.0 (1.1)	2.2	L	17	7	4	4	1	3	0	0	0	1	0	16	28	13.50	3.750										
<b>Bill Wight, L</b> ERA: 8.75 (3.1)	1.1		8	2	1	1	0	2	0	0	0	1	0	6	14	6.75	3.000										
<b>Earl Harritt, R</b> ERA: 6.95 (5.1)	3.0		10	1	1	1	1	1	0	0	0	0	1	11	15	3.00	0.667										
<b>Hal Erickson, R</b> ERA: 5.08 (8.1)	2.0		7	1	0	0	1	0	0	0	0	0	0	9	9	0.00	0.500										

**Boston Red Sox @ Detroit Tigers**  
Briggs Stadium, Detroit, MI  
Sat Jun 06 1953, 4:33 AM EDT  
Unknown

AB 34  
R 6  
H 11  
RBI 5  
BB 6  
SO 3  
LOB 13



Batter	1	2	3	4	5	6	7	8	9	AB	R	H	RBI	BB	SO	LOB	BOTTOM										
<b>Johnny Pesky, L</b> OBP: 0.296, SLG: 0.254 (1.4)	G4-6-3 1B BB		1-3		E6 4-3		1B 5-3 1B		F3	4	1	1	0	1	0	0											
<b>Harvey Kuenn, R</b> OBP: 0.341, SLG: 0.346 (1.6)	G4-6-3 1-2 1B		6-3		6-3		5-3			5	0	2	0	0	0	2											
<b>Pat Mullin, L</b> OBP: 0.368, SLG: 0.343 (1.7)	G4-6-3 1-2 2-3		K		4-3				K	5	0	1	1	0	2	3											
<b>Bob Nieman, R</b> OBP: 0.365, SLG: 0.480 (1.9)	4-3			BB BB F8 1B	FC4-6 1B		5-3			4	1	2	0	0	0	3											
<b>Jim Delsing, L</b> OBP: 0.375, SLG: 0.426 (1.8)		1-3		F6	FC4-6			WP BB		3	0	0	0	1	0	2											
<b>Joe Ginsberg, L</b> OBP: 0.433, SLG: 0.360 (1.2)		F8		F8 BB BB		1-3		K		3	0	0	0	1	1	1											
<b>Jerry Priddy, R</b> OBP: 0.342, SLG: 0.313 (1.3)				1B BB	F8 BB		4-3		K	2	0	0	0	2	1	1	AB 34										
<b>Fred Hatfield, L</b> OBP: 0.357, SLG: 0.282 (1.5)					F8		4-3		F8	4	0	1	1	0	0	3	R 2										
<b>Ray Herbert, R</b> OBP: 0.429, SLG: 0.629 (1.1)										1	0	0	0	0	1	2											
<b>Bill Wight, L</b> OBP: 0.325, SLG: 0.429 (3.1)										0	0	0	0	0	0	0											
<b>Steve Souchock, R</b> OBP: 0.325, SLG: 0.639 (4. PH)										1	0	0	0	0	1	2											
<b>Earl Harritt, R</b> OBP: 0.325, SLG: 0.639 (5.1)										0	0	0	0	0	0	0											
<b>Don Lund, R</b> OBP: 0.325, SLG: 0.498 (7. PH)										1	0	0	0	0	0	0											
<b>Hal Erickson, R</b> OBP: 0.325, SLG: 0.498 (8.1)										0	0	0	0	0	0	0											
<b>Walt Dropp, R</b> OBP: 0.266, SLG: 0.356 (9. PH)										1	0	0	0	0	0	0											
<b>Inning Stats</b>	R: 0 E: 0 K: 0 S: 3	H: 1 LOB: 1 BB: 1 P: 7	R: 0 E: 0 K: 1 S: 6	H: 1 LOB: 2 BB: 1 P: 10	R: 0 E: 0 K: 1 S: 5	H: 0 LOB: 0 BB: 0 P: 5	R: 1 E: 0 K: 1 S: 6	H: 1 LOB: 2 BB: 2 P: 14	R: 1 E: 0 K: 0 S: 5	H: 1 LOB: 1 BB: 0 P: 5	R: 0 E: 0 K: 0 S: 3	H: 0 LOB: 0 BB: 0 P: 3	R: 0 E: 0 K: 2 S: 7	H: 2 LOB: 2 BB: 0 P: 5	R: 0 E: 0 K: 2 S: 7	H: 0 LOB: 1 BB: 1 P: 11	R: 0 E: 0 K: 1 S: 6	H: 1 LOB: 1 BB: 0 P: 6	1B: 7 2B: 0 3B: 0 HR: 0	SF: 0 SAC: 0 DP: 1 HBP: 0	WP: 1 PB: 0 SB: 0 CS: 0	PA: 39					
<b>PITCHER</b>	IP	WLS	BF	H	R	ER	SO	BB	IBB	HBP	BLK	WP	HR	S	P	ERA	WHIP										
<b>Willard Nixon, R</b> ERA: 1.89 (1.1)	9.0	W	39	7	2	1	6	5	0	0	0	1	0	46	66	1.00	1.333										

**Boston Red Sox @ Detroit Tigers**  
Briggs Stadium, Detroit, MI  
Sat Jun 06 1953, 4:33 AM EDT  
Unknown

AB 34  
R 2  
H 7  
RBI 2  
BB 5  
SO 6  
LOB 19





Batter	1	2	3	4	5	6	7	8	9	AB	R	H	RBI	BB	SO	LOB	TOP								
<b>Billy Goodman, L</b> (1, 4) OBP: 0.389, SLG: 0.423	4-0 HBP BB		0-0 1B		0-0 1B		0-0 6-3		4-0 IBB	3	0	2	0	2	0	0									
<b>Jim Piersall, R</b> (1, 9) OBP: 0.321, SLG: 0.323	1-0 G5-4-3 HBP		0-0 F8		0-0 F9			0-0 F7	0-0 F4	4	0	0	0	0	0	4									
<b>Hoot Evers, R</b> (1, 8) OBP: 0.337, SLG: 0.500	0-0 F6			0-0 F7		0-0 F7		4-0 1B BB	0-3 K	4	0	0	0	1	1	4									
<b>George Kell, R</b> (1, 7) OBP: 0.417, SLG: 0.560	0-0 G5-4-3			0-0 1B		0-0 1B 3B		0-0 BB 1B		3	1	2	0	0	0	2									
<b>Gene Stephens, L</b> (6, 7) OBP: 0.293, SLG: 0.267	1-2			0-0 1B		0-0 1B		1-3 BB 1B		1	0	1	0	0	0	0									
<b>Floyd Baker, L</b> (1, 5) OBP: 0.373, SLG: 0.316		0-0 G3		0-0 1B		0-0 1B		4-0 BB 1B		3	0	2	1	1	0	0									
<b>Sammy White, R</b> (1, 2) OBP: 0.278, SLG: 0.405		0-3 K		0-0 F5		0-0 F7		0-3 BB K		4	0	0	0	0	2	6									
<b>Dick Gemert, R</b> (1, 3) OBP: 0.379, SLG: 0.410		0-3 K		0-0 F9		0-0 F8		0-0 F8		4	0	0	0	0	1	6									
<b>Mitt Bolling, R</b> (1, 6) OBP: 0.307, SLG: 0.314			0-3 K		0-0 F7		0-0 F5		0-0 SH1-4 1B	4	0	1	0	0	1	0									
<b>Mel Parnell, L</b> (1, 1) OBP: 0.281, SLG: 0.267			0-3 K		0-0 1-3		0-0 F9		0-0 SH1-4	3	0	0	0	0	1	0									
<b>Inning Stats</b>	R: 0 E: 0 K: 0 S: 2	H: 0 LOB: 1 BB: 1 P: 7	R: 0 E: 0 K: 2 S: 7	H: 0 LOB: 0 BB: 0 P: 7	R: 0 E: 0 K: 2 S: 8	H: 1 LOB: 1 BB: 0 P: 8	R: 0 E: 0 K: 0 S: 5	H: 2 LOB: 2 BB: 0 P: 5	R: 0 E: 0 K: 0 S: 4	H: 1 LOB: 1 BB: 0 P: 4	R: 1 E: 0 K: 0 S: 5	H: 2 LOB: 1 BB: 0 P: 5	R: 0 E: 0 K: 0 S: 3	H: 0 LOB: 0 BB: 0 P: 3	R: 0 E: 0 K: 1 S: 6	H: 1 LOB: 3 BB: 2 P: 14	R: 0 E: 0 K: 1 S: 6	H: 1 LOB: 2 BB: 1 P: 10	1B: 7 2B: 0 3B: 1 HR: 0	SF: 0 SAC: 1 DP: 1 HBP: 1	WP: 0 PB: 0 SB: 0 CS: 0	PA: 39			
<b>PITCHER</b>	IP	WLS	BF	H	R	ER	SO	BB	IBB	HBP	BLK	WP	HR	S	P	ERA	WHIP								
<b>Dick Marlowe, R</b> (1, 1) ERA: 3.71	7.0	L	28	6	1	1	4	1	0	1	0	0	0	34	39	1.29	1.000								
<b>Dave Madison, R</b> (8, 1) ERA: 5.21	2.0		11	2	0	0	2	2	1	0	0	0	0	12	24	0.00	2.000								

**Boston Red Sox @ Detroit Tigers**  
Briggs Stadium, Detroit, MI  
Sat Jun 06 1953, 4:38 AM EDT  
Att: 6,957 - Unknown

AB 33  
R 1  
H 8  
RBI 1  
BB 4  
SO 6  
LOB 22



Batter	1	2	3	4	5	6	7	8	9	AB	R	H	RBI	BB	SO	LOB	BOTTOM								
<b>Harvey Kuenn, R</b> (1, 6) OBP: 0.343, SLG: 0.346	0-3 K		0-0 1-2 1B		0-0 5-3			4-0 SH3-4 BB		3	0	1	0	1	1	0									
<b>Owen Friend, R</b> (1, 4) OBP: 0.258, SLG: 0.317	0-0 F3		0-0 F6			0-0 6-3		0-0 SH3-4	0-0 SH3-4	3	0	0	0	0	0	2									
<b>Don Lund, R</b> (1, 7) OBP: 0.369, SLG: 0.402	0-0 E6 1B		0-0 F4			0-0 5-3		0-0 F5		4	0	1	0	0	0	3									
<b>Bob Nieman, R</b> (1, 9) OBP: 0.367, SLG: 0.486	0-0 F9			0-0 SH5-3 1B		0-0 2B		0-0 5-3		4	0	2	0	0	0	2									
<b>Walt Dropo, R</b> (1, 3) OBP: 0.262, SLG: 0.351		0-0 F9		0-0 SH5-3		0-0 6-3			0-0 F9	3	0	0	0	0	0	1									
<b>Matt Batts, R</b> (1, 2) OBP: 0.305, SLG: 0.417		0-3 K		4-0 G6-4-3 IBB			0-0 5-3		0-0 F9	3	0	0	0	1	1	0									
<b>Jim Delsing, L</b> (1, 8) OBP: 0.366, SLG: 0.417			0-0 3-1		0-0 G6-4-3			0-0 F7		3	0	0	0	0	0	2									
<b>Jerry Priddy, R</b> (9, PH) OBP: 0.338, SLG: 0.309				0-0 G6-4-3					0-3 K	1	0	0	0	0	1	0									
<b>Fred Hatfield, L</b> (1, 5) OBP: 0.353, SLG: 0.278			0-0 5-3			0-0 F2				2	0	0	0	0	0	0									
<b>Steve Souchock, R</b> (7, PH) OBP: 0.368, SLG: 0.649										1	0	1	0	0	0	0									
<b>Johnny Pesky, L</b> (7, FR) OBP: 0.296, SLG: 0.254										0	0	0	0	0	0	0									
<b>Dave Madison, R</b> (8, 1) OBP: 0.125, SLG: 0.125										0	0	0	0	0	0	0									
<b>Dick Marlowe, R</b> (1, 1) OBP: 0.167, SLG: 0.167			0-0 1B			0-0 K				2	0	1	0	0	1	0									
<b>Billy Hitchcock, R</b> (7, PH) OBP: 0.313, SLG: 0.241										1	0	0	0	0	0	1									
<b>Inning Stats</b>	R: 0 E: 1 K: 1 S: 6	H: 1 LOB: 1 BB: 0 P: 6	R: 0 E: 0 K: 1 S: 5	H: 0 LOB: 0 BB: 0 P: 5	R: 0 E: 0 K: 0 S: 5	H: 2 LOB: 2 BB: 0 P: 5	R: 0 E: 0 K: 0 S: 3	H: 1 LOB: 1 BB: 1 P: 7	R: 0 E: 0 K: 0 S: 5	H: 0 LOB: 0 BB: 0 P: 5	R: 0 E: 0 K: 1 S: 4	H: 1 LOB: 1 BB: 0 P: 4	R: 0 E: 0 K: 0 S: 4	H: 1 LOB: 1 BB: 0 P: 4	R: 0 E: 0 K: 0 S: 3	H: 0 LOB: 1 BB: 1 P: 7	R: 0 E: 0 K: 1 S: 5	H: 0 LOB: 0 BB: 0 P: 5	1B: 5 2B: 1 3B: 0 HR: 0	SF: 0 SAC: 2 DP: 1 HBP: 0	WP: 0 PB: 0 SB: 0 CS: 0	PA: 34			
<b>PITCHER</b>	IP	WLS	BF	H	R	ER	SO	BB	IBB	HBP	BLK	WP	HR	S	P	ERA	WHIP								
<b>Mel Parnell, L</b> (1, 1) ERA: 3.57	9.0	W	34	6	0	0	4	1	1	0	0	0	0	40	48	0.00	0.778								

**Boston Red Sox @ Detroit Tigers**  
Briggs Stadium, Detroit, MI  
Sat Jun 06 1953, 4:38 AM EDT  
Att: 6,957 - Unknown

AB 30  
R 0  
H 6  
RBI 0  
BB 2  
SO 4  
LOB 11



Batter	1	2	3	4	5	6	7	8	9	AB	R	H	RBI	BB	SO	LOB	TOP					
<b>Billy Goodman, L</b> OBP: 0.390, SLG: 0.416 (1, 4)										4	0	1	0	1	0	4	<b>Boston Red Sox @ Detroit Tigers</b> Briggs Stadium, Detroit, MI Sun Jun 07 1953, 4:33 AM EDT Att: 11,917 - Unknown					
<b>Jim Piersall, R</b> OBP: 0.313, SLG: 0.315 (1, 9)										5	0	0	0	0	2	6						
<b>Hoot Evers, R</b> OBP: 0.340, SLG: 0.489 (1, 8)										4	1	1	0	1	0	2						
<b>George Kell, R</b> OBP: 0.406, SLG: 0.545 (1, 7)										4	0	0	0	0	0	3						
<b>Gene Stephens, L</b> OBP: 0.297, SLG: 0.273 (7, 7)										1	0	1	0	0	0	0						
<b>Floyd Baker, L</b> OBP: 0.375, SLG: 0.323 (1, 5)										5	0	2	1	0	0	2						
<b>Sammy White, R</b> OBP: 0.282, SLG: 0.405 (1, 2)										5	1	2	0	0	0	3						
<b>Dick Gemert, R</b> OBP: 0.382, SLG: 0.412 (1, 3)										4	0	2	0	0	0	1						
<b>Mitt Bolling, R</b> OBP: 0.312, SLG: 0.315 (1, 6)										3	1	1	0	1	0	2						
<b>Hal Brown, R</b> OBP: 0.304, SLG: 0.500 (1, 1)										4	1	3	3	0	0	2						
<b>Inning Stats</b>	R: 0 E: 1 K: 0 S: 5	H: 1 LOB: 2 BB: 0 P: 5	R: 2 E: 0 K: 0 S: 5	H: 2 LOB: 0 BB: 0 P: 5	R: 1 E: 1 K: 1 S: 7	H: 2 LOB: 1 BB: 0 P: 7	R: 0 E: 0 K: 0 S: 5	H: 2 LOB: 2 BB: 0 P: 5	R: 0 E: 0 K: 0 S: 3	H: 0 LOB: 0 BB: 0 P: 3	R: 0 E: 0 K: 0 S: 5	H: 2 LOB: 3 BB: 1 P: 9	R: 0 E: 0 K: 0 S: 3	H: 0 LOB: 0 BB: 0 P: 3	R: 1 E: 1 K: 0 S: 4	H: 2 LOB: 1 BB: 1 P: 8	R: 0 E: 0 K: 1 S: 6	H: 2 LOB: 2 BB: 1 P: 10	1B: 11 2B: 1 3B: 0 HR: 1	SF: 0 SAC: 0 DP: 1 HBP: 0	WP: 0 PB: 1 SB: 0 CS: 0	PA: 42
<b>PITCHER</b> <b>Art Houtteman, R</b> ERA: 5.69 (1, 1)	IP: 9.0 WLS: L BF: 42	H: 13 R: 4 ER: 2 SO: 2	BB: 1 IBB: 2 HBP: 0 BLK: 0	WP: 0 HR: 1 S: 43 P: 55	ERA: 2.00 WHIP: 1.556																	

Batter	1	2	3	4	5	6	7	8	9	AB	R	H	RBI	BB	SO	LOB	BOTTOM					
<b>Fred Hatfield, L</b> OBP: 0.358, SLG: 0.279 (1, 5)										3	0	1	0	1	0	1	<b>Boston Red Sox @ Detroit Tigers</b> Briggs Stadium, Detroit, MI Sun Jun 07 1953, 4:33 AM EDT Att: 11,917 - Unknown					
<b>Harvey Kuenn, R</b> OBP: 0.338, SLG: 0.339 (1, 6)									4	0	0	0	0	0	2							
<b>Don Lund, R</b> OBP: 0.366, SLG: 0.397 (1, 7)										4	0	1	0	0	0							
<b>Bob Nieman, R</b> OBP: 0.370, SLG: 0.484 (1, 9)										3	0	1	0	1	0	2						
<b>Jim Delsing, L</b> OBP: 0.358, SLG: 0.404 (1, 8)										4	0	0	0	0	0	2						
<b>Walt Dropo, R</b> OBP: 0.287, SLG: 0.354 (1, 3)										4	0	2	0	0	0	1						
<b>Matt Batts, R</b> OBP: 0.303, SLG: 0.412 (1, 2)										4	0	1	0	0	0	2						
<b>Owen Friend, R</b> OBP: 0.250, SLG: 0.306 (1, 4)										3	0	0	0	0	0	4						
<b>Art Houtteman, R</b> OBP: 0.176, SLG: 0.412 (1, 1)										3	1	2	0	0	0	0						
<b>Inning Stats</b>	R: 0 E: 0 K: 0 S: 3	H: 1 LOB: 1 BB: 1 P: 7	R: 0 E: 0 K: 0 S: 4	H: 1 LOB: 0 BB: 0 P: 4	R: 0 E: 0 K: 0 S: 3	H: 1 LOB: 0 BB: 0 P: 3	R: 0 E: 0 K: 0 S: 5	H: 2 LOB: 3 BB: 1 P: 9	R: 1 E: 0 K: 0 S: 4	H: 2 LOB: 0 BB: 0 P: 4	R: 0 E: 0 K: 0 S: 3	H: 0 LOB: 0 BB: 0 P: 3	R: 0 E: 0 K: 0 S: 3	H: 0 LOB: 0 BB: 0 P: 3	R: 0 E: 0 K: 0 S: 3	H: 0 LOB: 0 BB: 0 P: 3		R: 0 E: 0 K: 0 S: 4	H: 1 LOB: 1 BB: 0 P: 4	1B: 7 2B: 2 3B: 0 HR: 0	SF: 0 SAC: 0 DP: 3 HBP: 0	WP: 0 PB: 0 SB: 0 CS: 0
<b>PITCHER</b> <b>Hal Brown, R</b> ERA: 4.32 (1, 1)	IP: 9.0 WLS: W BF: 34	H: 8 R: 1 ER: 1 SO: 0	BB: 2 IBB: 0 HBP: 0 BLK: 0	WP: 0 HR: 0 S: 32 P: 40	ERA: 1.00 WHIP: 1.111																	



Batter	1	2	3	4	5	6	7	8	9	AB	R	H	RBI	BB	SO	LOB	TOP
<b>Billy Martin, R</b> OBP: 0.295, SLG: 0.330 (1,4)										4	1	1	0	0	0	1	<b>New York Yankees @ Detroit Tigers</b> Briggs Stadium, Detroit, MI Tue Jun 09 1953, 4:33 AM EDT Att: 38,489 - Unknown
<b>Joe Collins, L</b> OBP: 0.424, SLG: 0.486 (1,3)										4	1	2	0	0	0	0	
<b>Yogi Berra, L</b> OBP: 0.317, SLG: 0.391 (1,2)										3	1	0	0	0	0	2	
<b>Mickey Mantle, S</b> OBP: 0.445, SLG: 0.570 (1,8)										3	0	1	1	1	0	2	
<b>Hank Bauer, R</b> OBP: 0.408, SLG: 0.438 (1,9)										4	0	2	2	0	1	0	
<b>Gil McDougald, R</b> OBP: 0.365, SLG: 0.394 (1,5)										4	0	0	0	0	1	2	
<b>Gene Woodling, L</b> OBP: 0.401, SLG: 0.433 (1,7)										3	0	0	0	0	2	0	
<b>Phil Rizzuto, R</b> OBP: 0.369, SLG: 0.301 (1,6)										3	0	0	0	0	1	0	
<b>Vic Raschi, R</b> OBP: 0.158, SLG: 0.059 (1,1)										1	0	0	0	0	1	0	
<b>Tom Gorman, R</b> OBP: 0.333, SLG: 0.333 (4,1)										2	0	1	0	0	0	0	
<b>Inning Stats</b>	R: 2 E: 0 K: 0 S: 6	H: 3 LOB: 1 BB: 0 P: 6	R: 0 E: 0 K: 3 S: 9	H: 0 LOB: 0 BB: 0 P: 9	R: 0 E: 0 K: 0 S: 3	H: 0 LOB: 0 BB: 0 P: 3	R: 0 E: 0 K: 1 S: 6	H: 1 LOB: 1 BB: 0 P: 6	R: 1 E: 0 K: 0 S: 6	H: 2 LOB: 0 BB: 0 P: 6	R: 0 E: 0 K: 0 S: 3	H: 0 LOB: 0 BB: 0 P: 3	R: 0 E: 0 K: 0 S: 3	H: 0 LOB: 1 BB: 1 P: 9	1B: 6 2B: 1 3B: 0 HR: 0	SF: 0 SAC: 1 DP: 0 HBP: 0	WP: 0 PA: 33 PB: 0 SB: 0 CS: 1
<b>PITCHER</b> <b>Ted Gray, L</b> ERA: 5.13 (1,1)	IP: 9.0 WLS: L BF: 33	H: 7 R: 3 ER: 3 SO: 6	BB: 1 IBB: 0 HBP: 0 BLK: 0	WP: 0 HR: 0 S: 44 P: 48	ERA: 3.00 WHIP: 0.889	<b>PITCHER</b>											IP: WLS: BF: H: R: ER: SO: BB: IBB: HBP: BLK: WP: HR: S: P: ERA: WHIP

Batter	1	2	3	4	5	6	7	8	9	AB	R	H	RBI	BB	SO	LOB	BOTTOM		
<b>Harvey Kuenn, R</b> OBP: 0.344, SLG: 0.341 (1,6)										4	0	0	0	1	0	2	<b>New York Yankees @ Detroit Tigers</b> Briggs Stadium, Detroit, MI Tue Jun 09 1953, 4:33 AM EDT Att: 38,489 - Unknown		
<b>Fred Hatfield, L</b> OBP: 0.353, SLG: 0.275 (1,5)										4	0	0	0	0	0	2			
<b>Don Lund, R</b> OBP: 0.366, SLG: 0.392 (1,7)										4	0	1	0	0	2	1			
<b>Bob Nieman, R</b> OBP: 0.373, SLG: 0.500 (1,9)										4	1	2	0	0	0	0			
<b>Jim Delsing, L</b> OBP: 0.371, SLG: 0.408 (1,8)										3	1	1	0	0	0	3			
<b>Walt Dropo, R</b> OBP: 0.276, SLG: 0.360 (1,3)										4	0	2	1	0	1	1			
<b>Billy Hitchcock, R</b> OBP: 0.313, SLG: 0.241 (9, PR)										0	0	0	0	0	0	0			
<b>Matt Batts, R</b> OBP: 0.294, SLG: 0.425 (1,2)										4	0	1	1	0	1	2			
<b>Johnny Bucha, R</b> OBP: 0.286, SLG: 0.176 (9, PR)										0	0	0	0	0	0	0			
<b>Owen Friend, R</b> OBP: 0.232, SLG: 0.283 (1,4)										3	0	0	0	0	0	2			
<b>Pat Mullin, L</b> OBP: 0.359, SLG: 0.333 (9, PH)										1	0	0	0	0	0	1			
<b>Ted Gray, S</b> OBP: 0.294, SLG: 0.250 (1,1)										3	0	0	0	0	1	0			
<b>Johnny Pesky, L</b> OBP: 0.306, SLG: 0.266 (9, PH)										1	0	1	0	0	0	0			
<b>Inning Stats</b>	R: 0 E: 0 K: 0 S: 5	H: 2 LOB: 2 BB: 0 P: 5	R: 0 E: 0 K: 1 S: 5	H: 0 LOB: 0 BB: 0 P: 5	R: 0 E: 0 K: 0 S: 2	H: 0 LOB: 1 BB: 1 P: 6	R: 2 E: 0 K: 1 S: 8	H: 4 LOB: 1 BB: 0 P: 8	R: 0 E: 0 K: 1 S: 6	H: 0 LOB: 1 BB: 1 P: 6	R: 0 E: 0 K: 1 S: 5	H: 0 LOB: 0 BB: 0 P: 5	R: 0 E: 1 K: 0 S: 4	H: 0 LOB: 1 BB: 0 P: 4	R: 0 E: 0 K: 0 S: 5	H: 2 LOB: 2 BB: 0 P: 5	1B: 7 2B: 1 3B: 0 HR: 0	SF: 0 SAC: 0 DP: 2 HBP: 1	WP: 0 PA: 37 PB: 0 SB: 1 CS: 0
<b>PITCHER</b> <b>Vic Raschi, R</b> ERA: 5.05 (1,1)	IP: 3.1 WLS: W BF: 16	H: 6 R: 2 ER: 2 SO: 2	BB: 1 IBB: 0 HBP: 0 BLK: 0	WP: 0 HR: 0 S: 19 P: 23	ERA: 5.40 WHIP: 2.100	<b>PITCHER</b>											IP: WLS: BF: H: R: ER: SO: BB: IBB: HBP: BLK: WP: HR: S: P: ERA: WHIP		
<b>Tom Gorman, R</b> ERA: 3.1 (4,1)	5.2 W	21	2	0	0	3	0	0	1	0	0	0	26	27	0.00	0.353			





Batter	1	2	3	4	5	6	7	8	9	AB	R	H	RBI	BB	SO	LOB	TOP										
<b>Billy Martin, R</b> OBP: 0.294, SLG: 0.324 (1,4)	F5		F9	F7			5-3	6-3		5	0	0	0	0	0	2	<b>New York Yankees @ Detroit Tigers</b> Briggs Stadium, Detroit, MI Thu Jun 11 1953, 4:33 AM EDT Att: 5,366 - Unknown										
<b>Joe Collins, L</b> OBP: 0.441, SLG: 0.513 (1,3)	CS BB		K		FC3-6 1B		HR 1B	F9		4	1	2	0	1	1	1											
<b>Irv Noren, L</b> OBP: 0.371, SLG: 0.579 (1,9)	F7		HR		FC3-6 1-2		F8		F7	5	1	1	1	0	0	3											
<b>Mickey Mantle, S</b> OBP: 0.455, SLG: 0.583 (1,8)		1B F7 BB			F7		HR			2	2	1	2	3	0	1											
<b>Yogi Berra, L</b> OBP: 0.320, SLG: 0.400 (1,2)	F7		F8		F8		HR		F8	5	1	1	0	0	0	4											
<b>Gene Woodling, L</b> OBP: 0.406, SLG: 0.453 (1,7)				HR			FC4 HBP	FC5-4 1B	F8	4	1	3	2	0	0	1											
<b>Gil McDougald, R</b> OBP: 0.367, SLG: 0.393 (1,5)	F7			1B		FC4 1B 1-2	FC5-4 1B 1-2			4	0	1	1	0	0	3											
<b>Phil Rizzuto, R</b> OBP: 0.376, SLG: 0.320 (1,6)										4	0	4	0	0	0	0											
<b>Jim McDonald, R</b> OBP: 0.353, SLG: 0.357 (9,1)	F6		F5		F6		F3			4	0	0	0	0	0	5											
<b>Allie Reynolds, R</b> OBP: 0.353, SLG: 0.357 (9,1)										0	0	0	0	0	0	0											
<b>Inning Stats</b>	R: 0 E: 0 K: 0 S: 2	H: 0 LOB: 0 BB: 1 P: 6	R: 1 E: 0 K: 0 S: 5	H: 2 LOB: 2 BB: 1 P: 9	R: 1 E: 0 K: 1 S: 6	H: 1 LOB: 1 BB: 1 P: 10	R: 1 E: 0 K: 0 S: 5	H: 3 LOB: 1 BB: 0 P: 5	R: 0 E: 0 K: 0 S: 4	H: 1 LOB: 1 BB: 0 P: 4	R: 0 E: 0 K: 0 S: 3	H: 1 LOB: 1 BB: 0 P: 4	R: 3 E: 0 K: 0 S: 7	H: 4 LOB: 1 BB: 0 P: 7	R: 0 E: 0 K: 0 S: 4	H: 1 LOB: 1 BB: 1 P: 4	R: 0 E: 0 K: 0 S: 3	H: 0 LOB: 1 BB: 1 P: 7	1B: 8 2B: 1 3B: 1 HR: 3	SF: 0 SAC: 0 DP: 0 HBP: 1	WP: 0 PB: 0 SB: 0 CS: 1	PA: 42					
<b>PITCHER</b>	IP	WLS	BF	H	R	ER	SO	BB	IBB	HBP	BLK	WP	HR	S	P	ERA	WHIP										
<b>Art Houtteman, R</b> ERA: 5.9 (1,1)	7.0	L	34	12	6	6	1	3	0	1	0	0	3	32	45	7.71	2.143										
<b>Earl Harrist, R</b> ERA: 6.35 (8,1)	2.0		8	1	0	0	0	1	0	0	0	0	0	7	11	0.00	1.000										

AB	37
R	6
H	13
RBI	6
BB	4
SO	1
LOB	20



Batter	1	2	3	4	5	6	7	8	9	AB	R	H	RBI	BB	SO	LOB	BOTTOM										
<b>Harvey Kuenn, R</b> OBP: 0.346, SLG: 0.340 (1,6)	FC1-4 1B		G3-6-1 BB			G1-6-3 1B	1-3		F3	4	0	2	0	1	0	3	<b>New York Yankees @ Detroit Tigers</b> Briggs Stadium, Detroit, MI Thu Jun 11 1953, 4:33 AM EDT Att: 5,366 - Unknown										
<b>Johnny Pesky, L</b> OBP: 0.299, SLG: 0.250 (1,4)	FC1-4 E 1B 1-2		G3-6-1			G1-6-3 1-2		G6-4-3 BB		3	0	0	0	1	0	3											
<b>Don Lund, R</b> OBP: 0.349, SLG: 0.371 (1,7)	F9		F8			5-3		G6-4-3 1-2		4	0	0	0	0	0	2											
<b>Bob Nieman, R</b> OBP: 0.378, SLG: 0.523 (1,9)	E8 1B		F9			2B 4-3 BB		1B 3B		3	2	2	0	1	0	0											
<b>Jim Delsing, L</b> OBP: 0.371, SLG: 0.420 (1,8)	K		F8			4-3 1-3 2B		FC6-4 1B		4	1	2	1	0	1	2											
<b>Walt Dropo, R</b> OBP: 0.266, SLG: 0.346 (1,3)			F9			4-3		FC6-4 1-2		4	0	0	1	0	0	2											
<b>Joe Ginsberg, L</b> OBP: 0.422, SLG: 0.340 (1,2)			4-3		E6 FC3-6	1-3		FC3-6 BB		3	0	0	1	1	0	0											
<b>Fred Hatfield, L</b> OBP: 0.354, SLG: 0.280 (1,5)					FC3-6 G6-4-3		1B 1B	FC3-6 1-2		4	0	2	0	0	0	2											
<b>Art Houtteman, R</b> OBP: 0.158, SLG: 0.368 (1,1)			F4		G6-4-3			F4		2	0	0	0	0	0	2											
<b>Pat Mullin, L</b> OBP: 0.390, SLG: 0.351 (7, PH)										1	0	1	0	0	0	0											
<b>Earl Harrist, R</b> OBP: 0.319, SLG: 0.432 (8, PH)										0	0	0	0	0	0	0											
<b>Matt Batts, R</b> OBP: 0.319, SLG: 0.432 (8, PH)										1	0	0	0	0	0	1											
<b>Inning Stats</b>	R: 0 E: 1 K: 1 S: 7	H: 2 LOB: 2 BB: 0 P: 7	R: 0 E: 0 K: 0 S: 4	H: 1 LOB: 1 BB: 0 P: 4	R: 0 E: 0 K: 0 S: 2	H: 0 LOB: 0 BB: 1 P: 6	R: 0 E: 0 K: 0 S: 3	H: 0 LOB: 0 BB: 0 P: 3	R: 0 E: 0 K: 0 S: 3	H: 1 LOB: 0 BB: 0 P: 3	R: 2 E: 0 K: 0 S: 6	H: 3 LOB: 2 BB: 1 P: 10	R: 0 E: 0 K: 0 S: 4	H: 2 LOB: 1 BB: 1 P: 8	R: 0 E: 0 K: 0 S: 3	H: 0 LOB: 1 BB: 1 P: 7	1B: 7 2B: 1 3B: 1 HR: 0	SF: 0 SAC: 0 DP: 4 HBP: 0	WP: 0 PB: 0 SB: 0 CS: 0	PA: 37							
<b>PITCHER</b>	IP	WLS	BF	H	R	ER	SO	BB	IBB	HBP	BLK	WP	HR	S	P	ERA	WHIP										
<b>Jim McDonald, R</b> ERA: 5.68 (1,1)	8.0	W	33	9	3	3	1	3	0	0	0	0	0	32	44	3.38	1.500										
<b>Allie Reynolds, R</b> ERA: 3.66 (9,1)	1.0	S	4	0	0	0	0	1	0	0	0	0	0	3	7	0.00	1.000										



Batter	1	2	3	4	5	6	7	8	9	AB	R	H	RBI	BB	SO	LOB	TOP				
<b>Eddie Yost, R</b> OBP: 0.385, SLG: 0.345 (1, 5)	4-0 BB G4-6-3		4-0 BB CS		0-0 F8			0-0 5-3		2	0	0	0	2	0	1					
<b>Wayne Terwilliger, R</b> OBP: 0.363, SLG: 0.352 (1, 4)	0-0 BB G4-6-3 1-2		0-3 BB K		0-0 F4			0-0 F8		4	0	0	0	0	1	3					
<b>Mickey Vernon, L</b> OBP: 0.409, SLG: 0.475 (1, 3)	0-0 BB 4-3		0-0 BB F7		0-0 F8			0-0 6-3		4	0	0	0	0	0	0					
<b>Clyde Vollmer, R</b> OBP: 0.387, SLG: 0.384 (1, 7)		0-0 F8		0-0 FC4-6 1B		0-0 F7		0-0 1B 2B		4	1	2	0	0	0	0					
<b>Jackie Jensen, R</b> OBP: 0.377, SLG: 0.456 (1, 9)	4-0 BB 2B		0-0 F7		0-0 F7			0-0 1-3		3	0	0	0	1	0	2					
<b>Pete Runnels, L</b> OBP: 0.368, SLG: 0.295 (1, 6)	0-0 BB 2B		0-0 FC4-6 FC5-4 1-2		0-0 F7			0-0 FC6 1B		4	0	2	1	0	0	1					
<b>Jim Busby, R</b> OBP: 0.315, SLG: 0.403 <b>Carmen Mauro, L</b> OBP: 0.182, SLG: 0.143 (4, 8)	4-0 IBB		0-0 FC5-4 1-2		0-0 3-1			0-0 FC6 1-2		1	0	0	0	1	0	1					
<b>Ed Fitz Gerald, R</b> OBP: 0.267, SLG: 0.293 (1, 2)	0-0 F3		0-0 1-3		0-0 1-3			0-0 2B		3	0	1	0	0	0	3					
<b>Connie Marrero, R</b> OBP: 0.222, SLG: 0.125 <b>Tommy Byrne, L</b> OBP: 0.238, SLG: 0.316 <b>Sonny Dixon, S</b> OBP: 0.250, SLG: 0.143 (8, 1)	0-3 K		0-0 6-3		0-0 6-3			0-0 F7		2	0	0	0	0	1	3					
<b>Inning Stats</b>	R: 0 E: 0 K: 0 S: 2	H: 0 LOB: 0 BB: 1 P: 6	R: 0 E: 0 K: 1 S: 6	H: 1 LOB: 3 BB: 2 P: 14	R: 0 E: 0 K: 1 S: 4	H: 0 LOB: 0 BB: 1 P: 8	R: 0 E: 0 K: 0 S: 4	H: 1 LOB: 1 BB: 0 P: 4	R: 0 E: 0 K: 0 S: 3	H: 0 LOB: 0 BB: 0 P: 3	R: 0 E: 0 K: 0 S: 3	H: 0 LOB: 0 BB: 0 P: 3	R: 0 E: 0 K: 0 S: 3	H: 0 LOB: 0 BB: 0 P: 3	R: 0 E: 0 K: 0 S: 4	H: 1 LOB: 1 BB: 0 P: 4	R: 1 E: 0 K: 0 S: 5	H: 2 LOB: 1 BB: 0 P: 5	1B: 2 2B: 3 3B: 0 HR: 0	SF: 0 SAC: 0 DP: 1 HBP: 0	WP: 0 PA: 34
<b>PITCHER</b> <b>Dick Marlowe, R</b> ERA: 3.25 (1, 1)	IP: 9.0 WLS: W BF: 34 H: 5 R: 1 ER: 1 SO: 2 BB: 3 IBB: 1 HBP: 0 BLK: 0 WP: 0 HR: 0 S: 34 P: 50 ERA: 1.00 WHIP: 0.889																				

Washington Senators @ Detroit Tigers  
Briggs Stadium, Detroit, MI  
Fri Jun 12 1953, 4:33 AM EDT  
Att: 12,675 - Unknown

AB 30  
R 1  
H 5  
RBI 1  
BB 4  
SO 2  
LOB 16

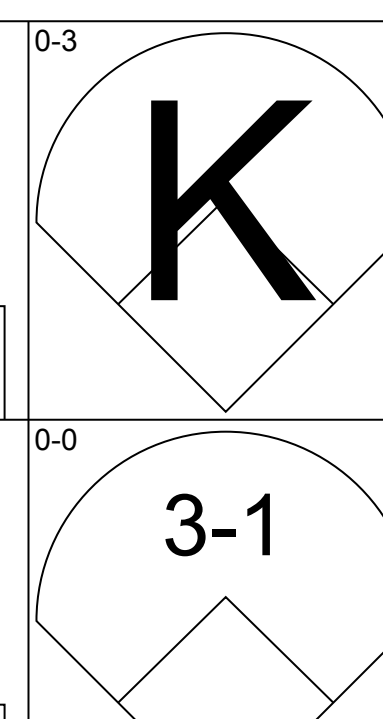
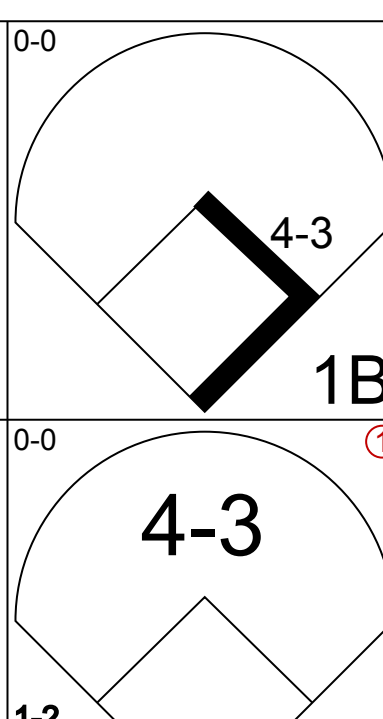
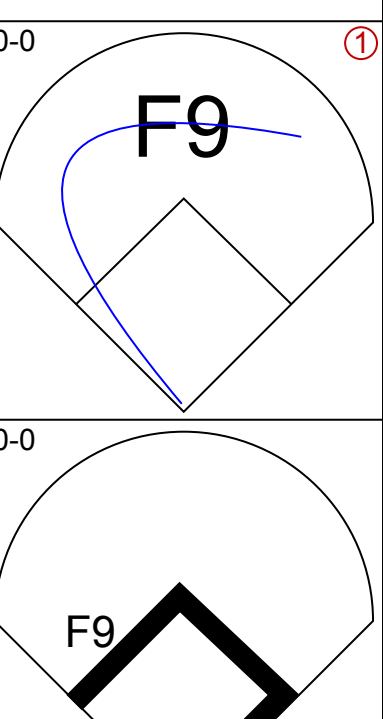
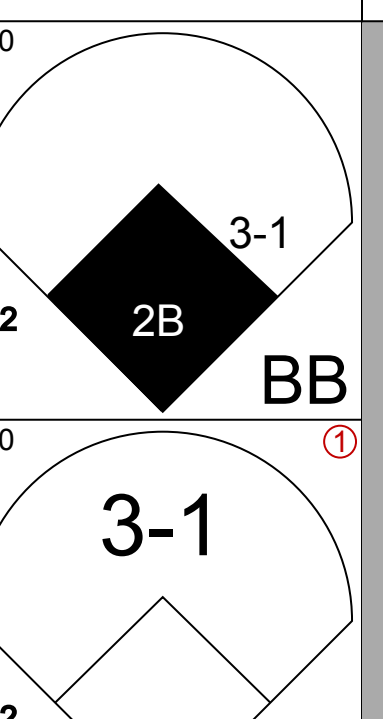
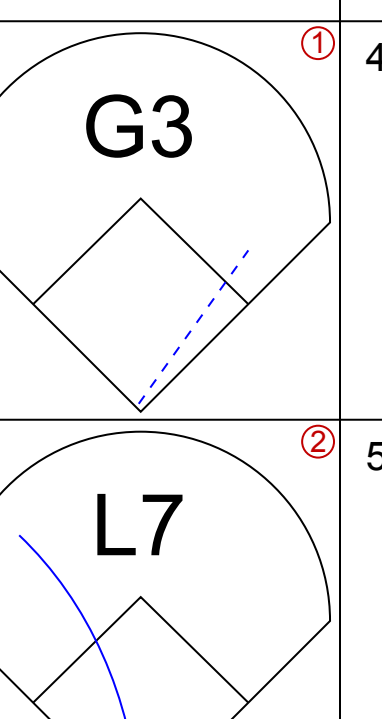
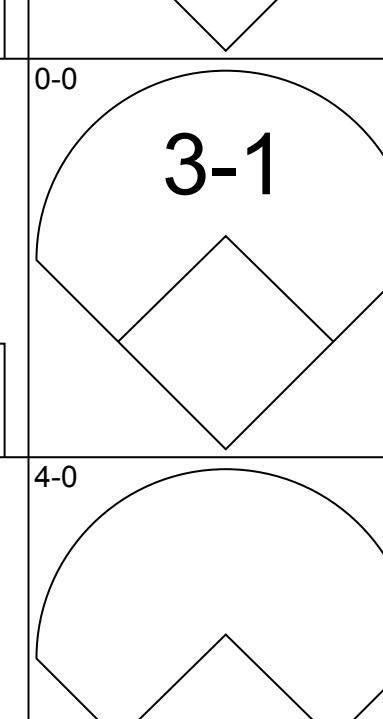
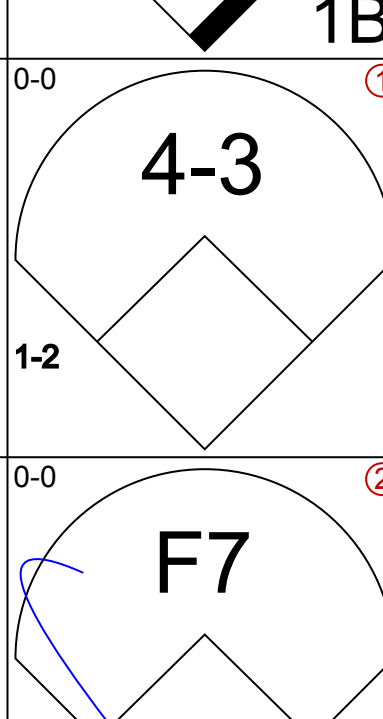
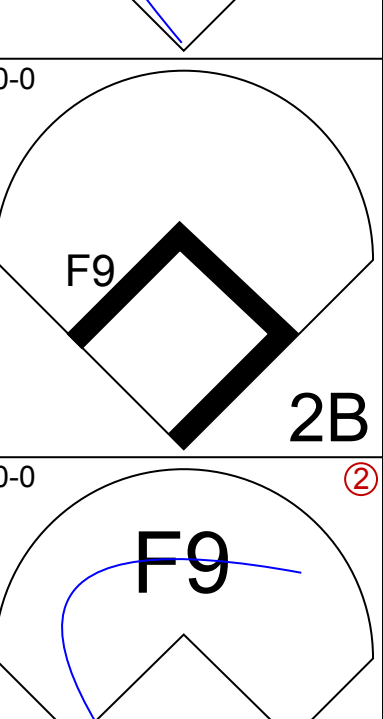
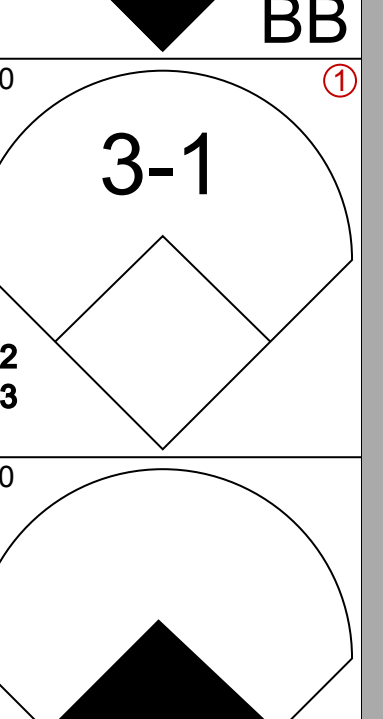
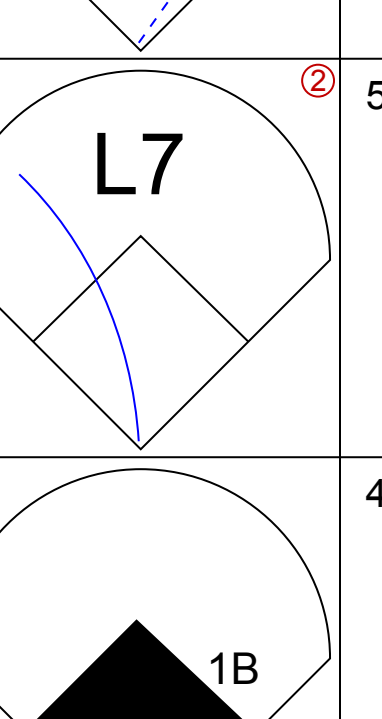
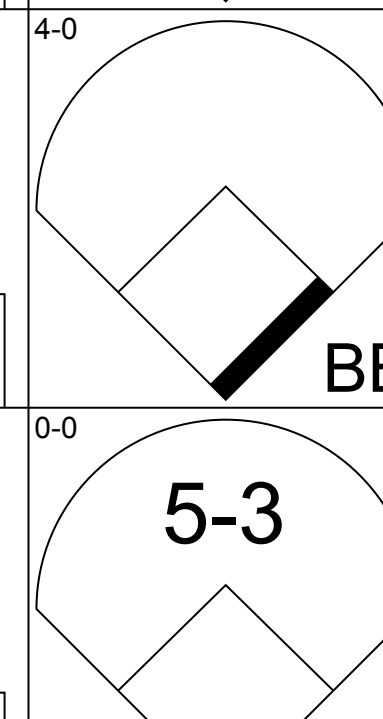
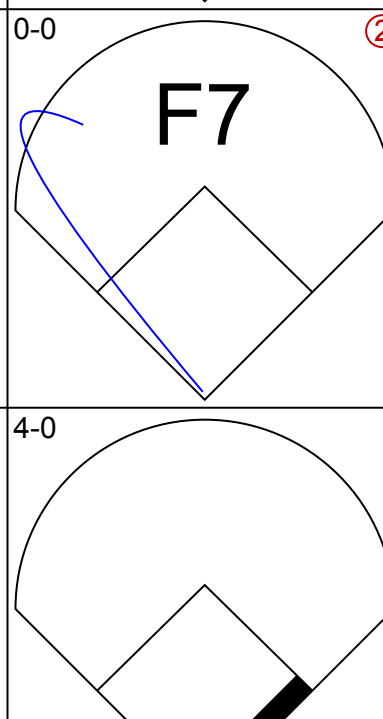
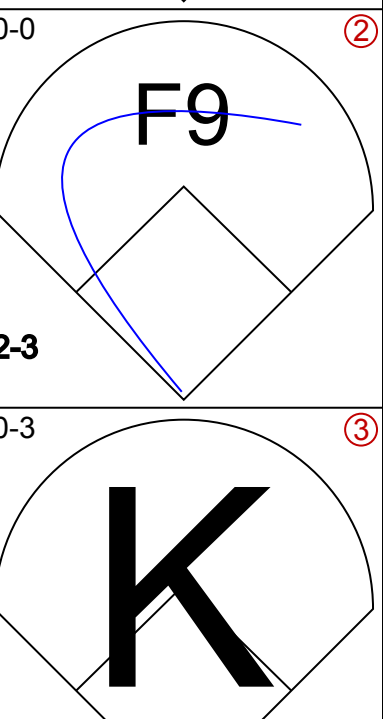
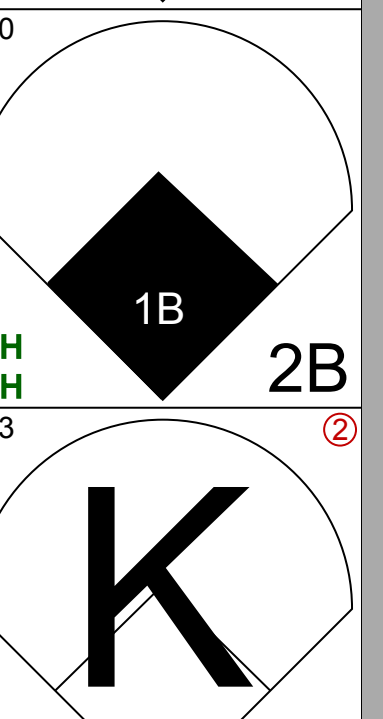
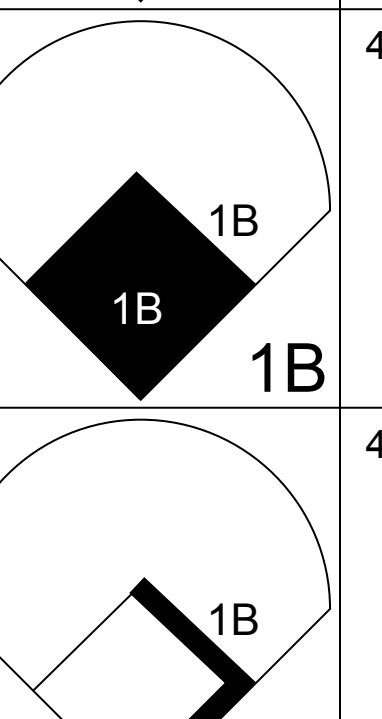
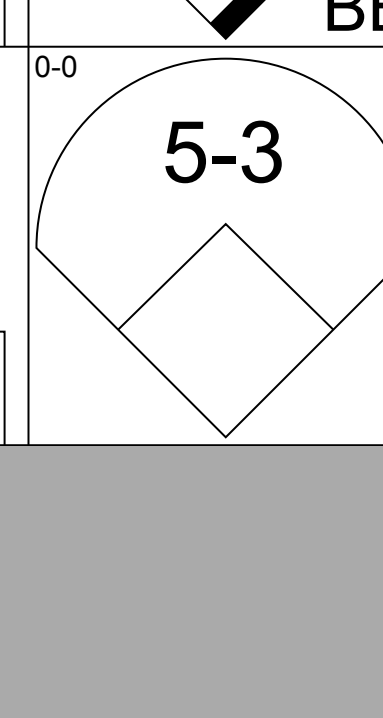
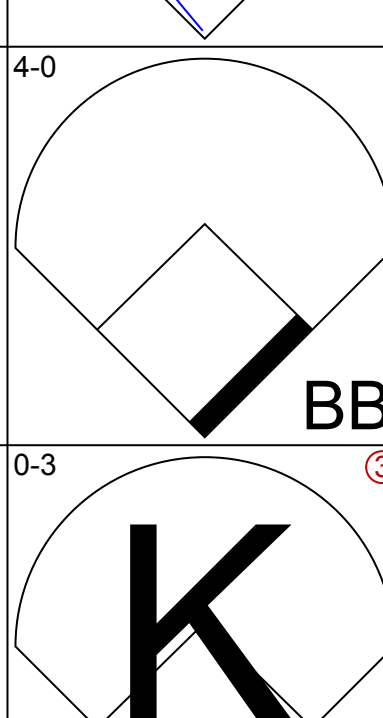
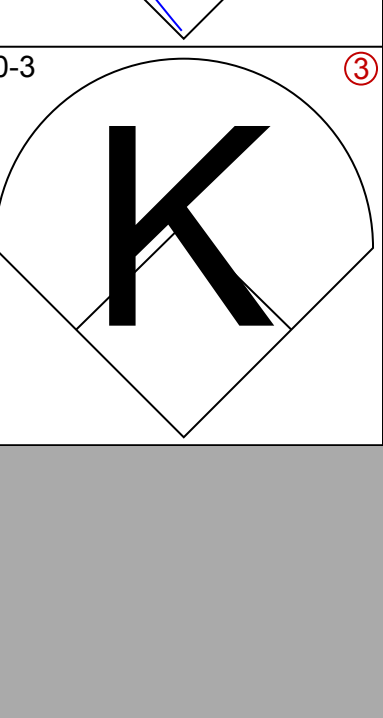
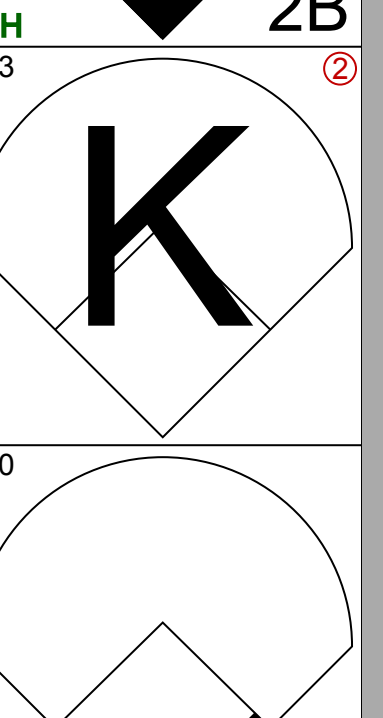
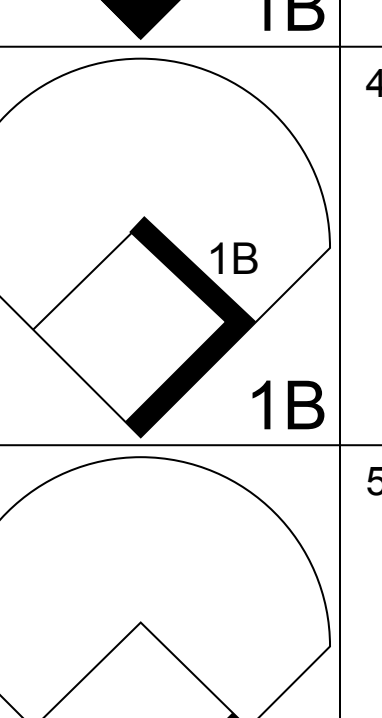
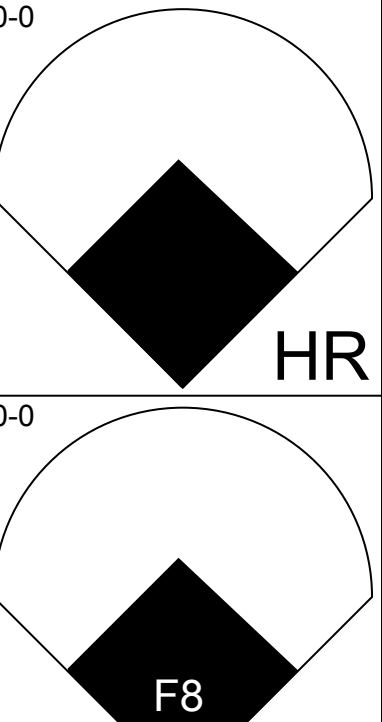

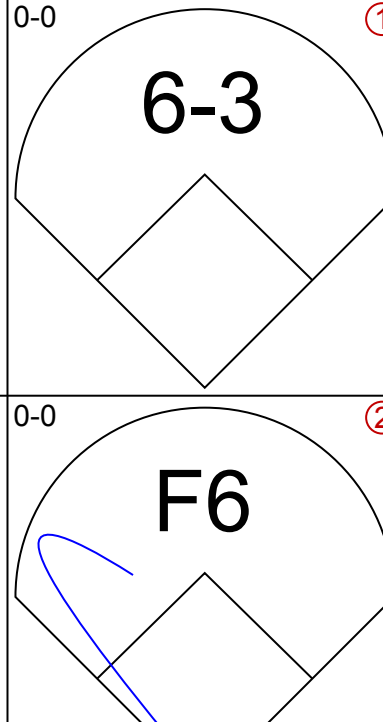

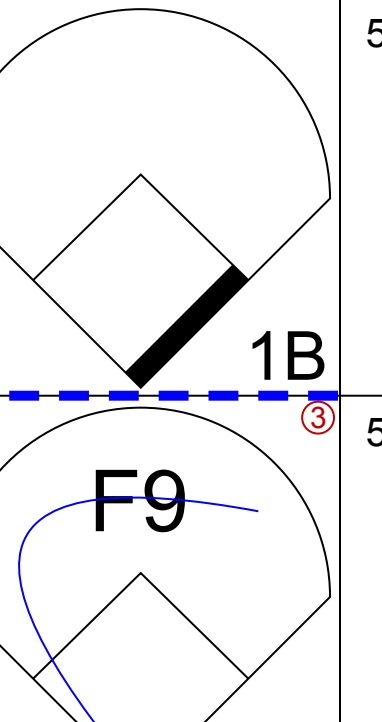
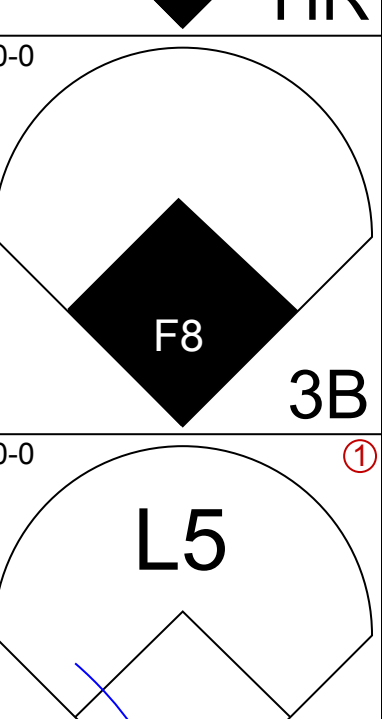
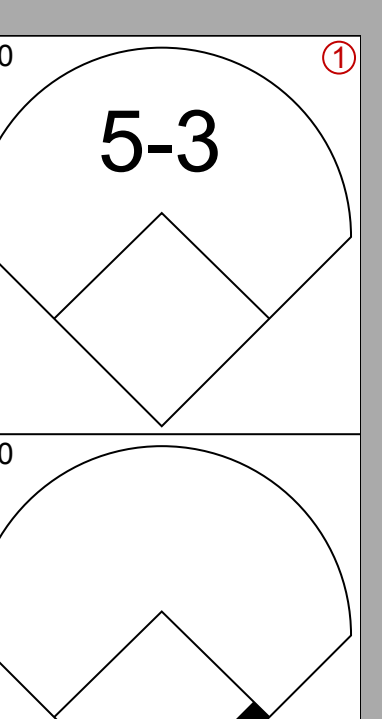
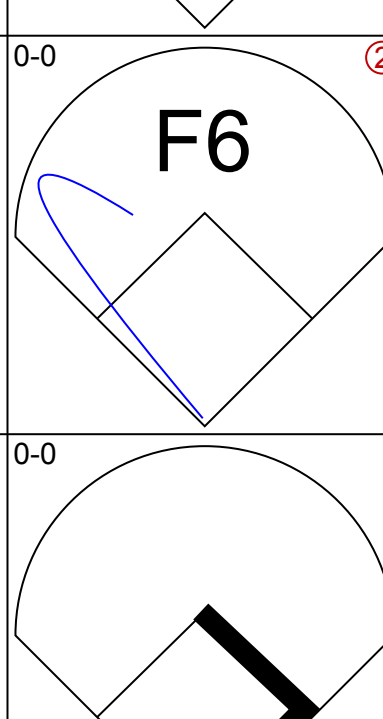
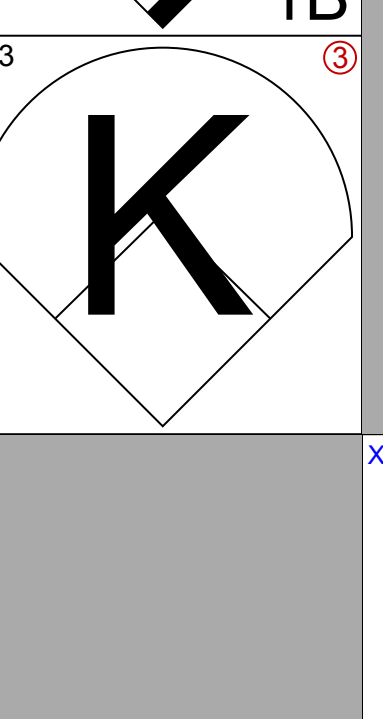
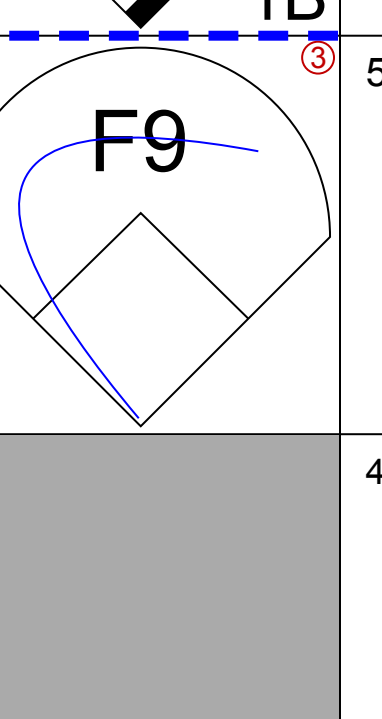

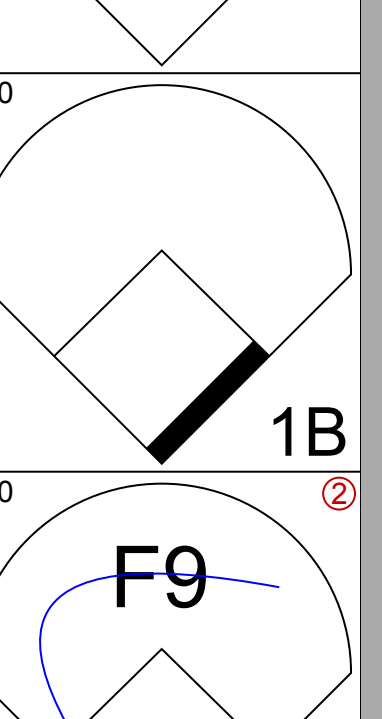
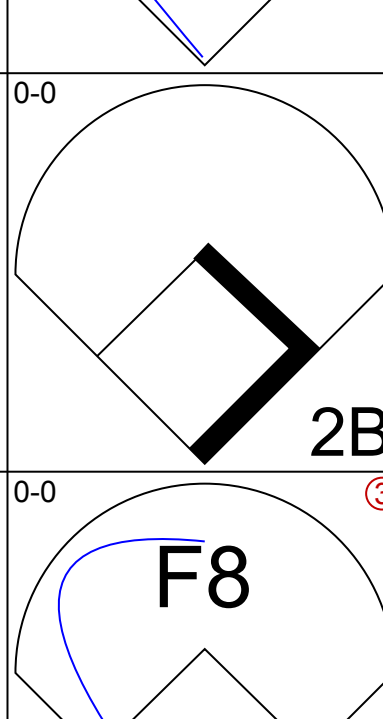
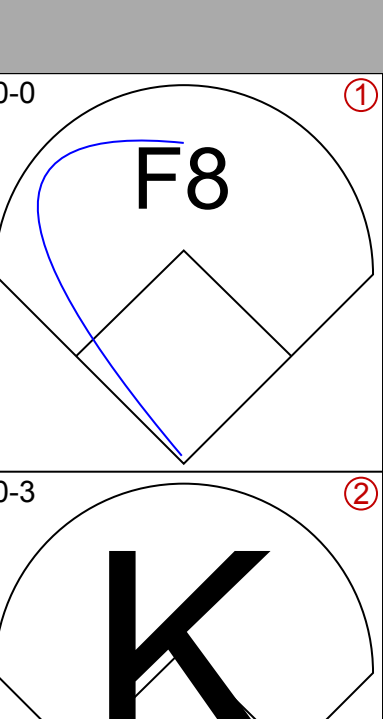


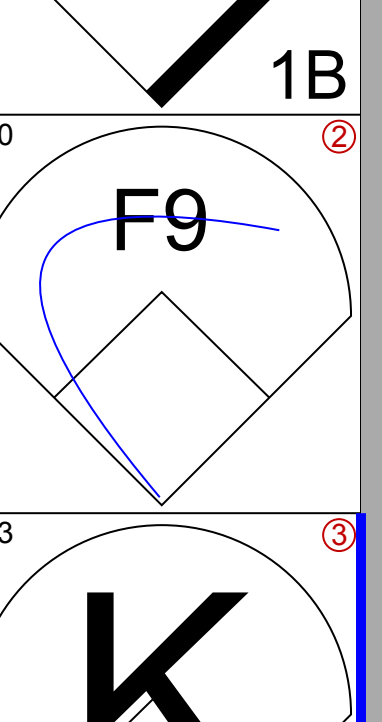
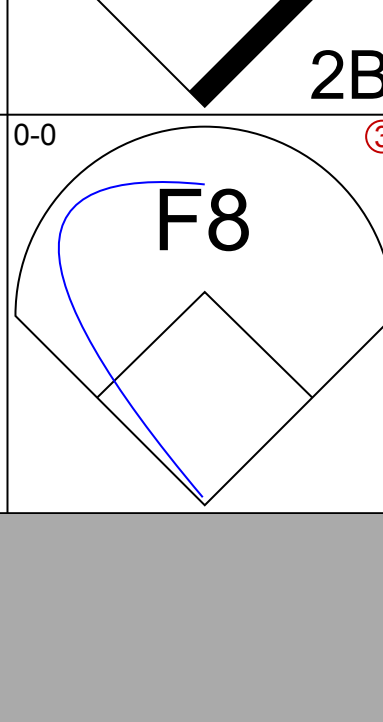
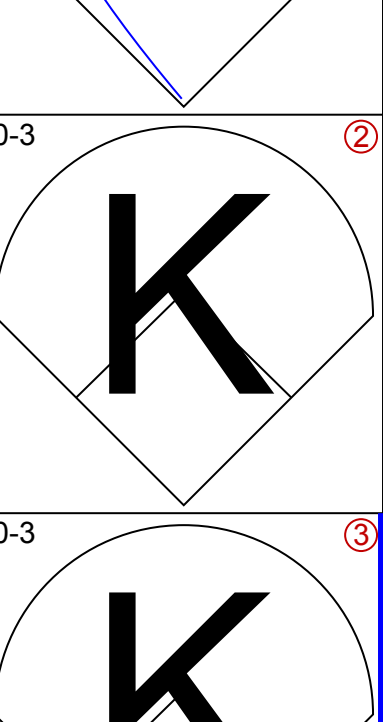


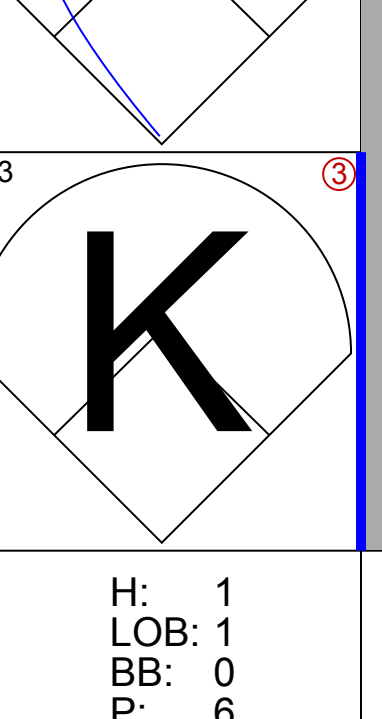
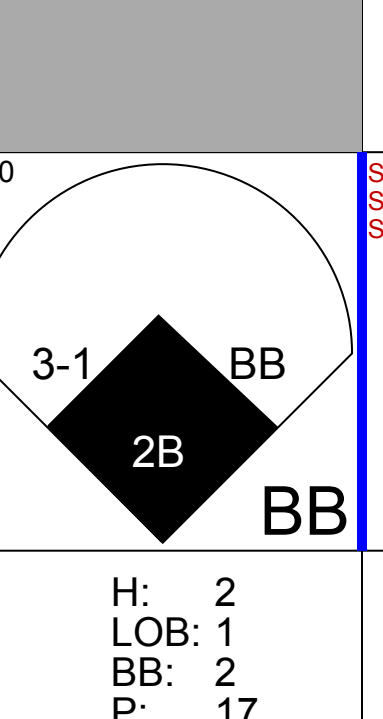
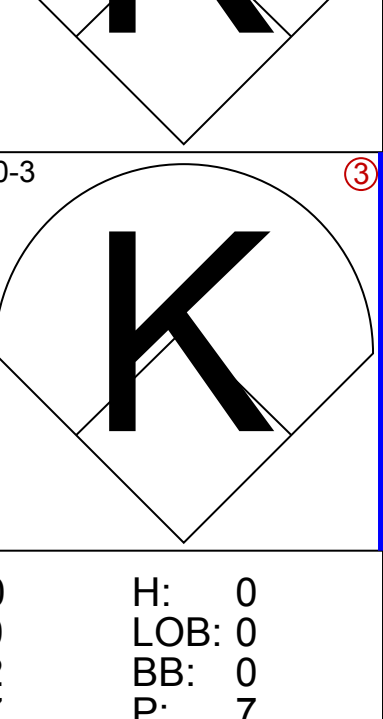


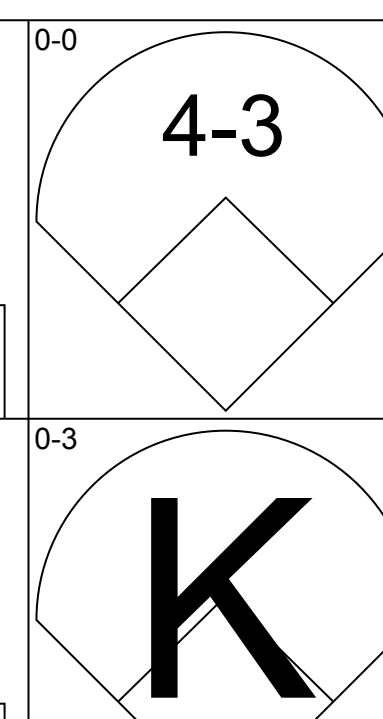
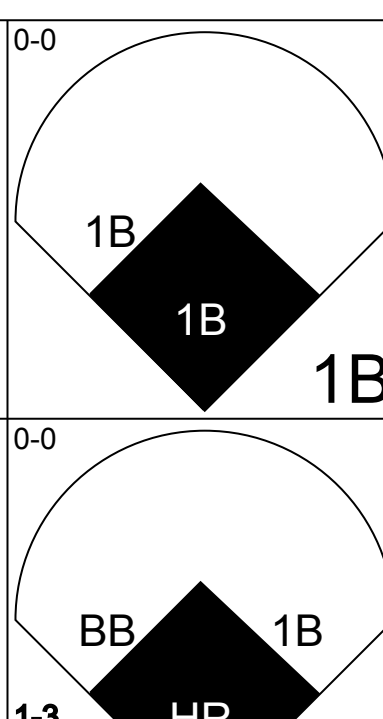
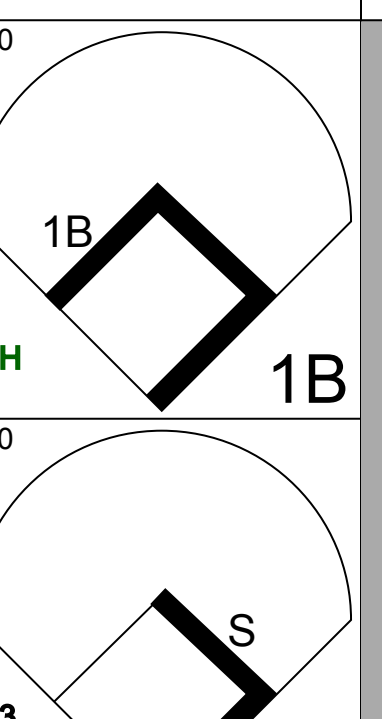
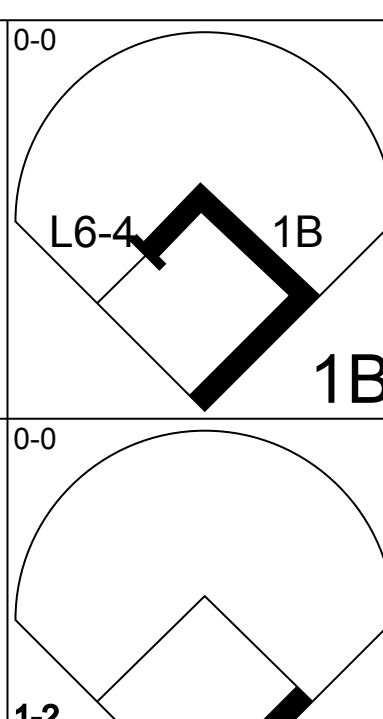
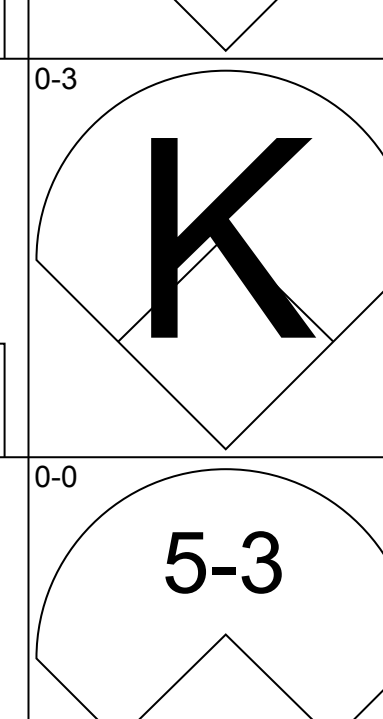
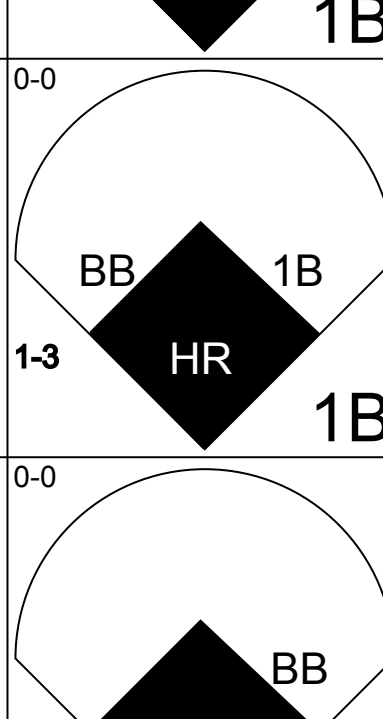
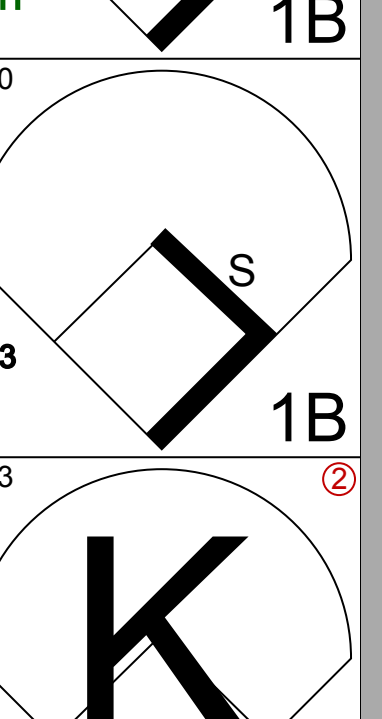
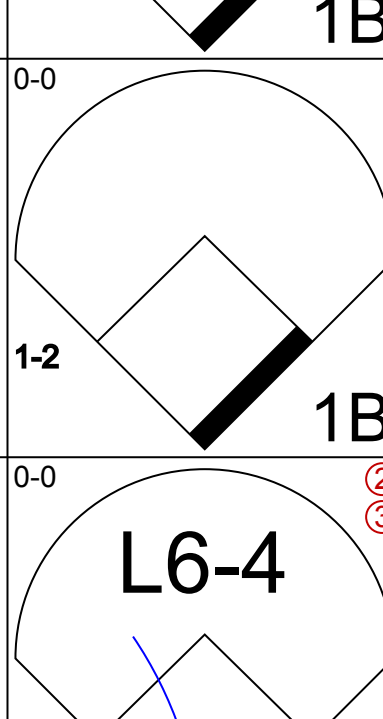
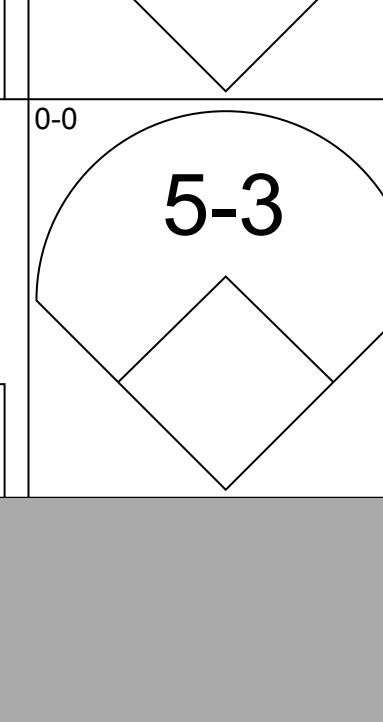
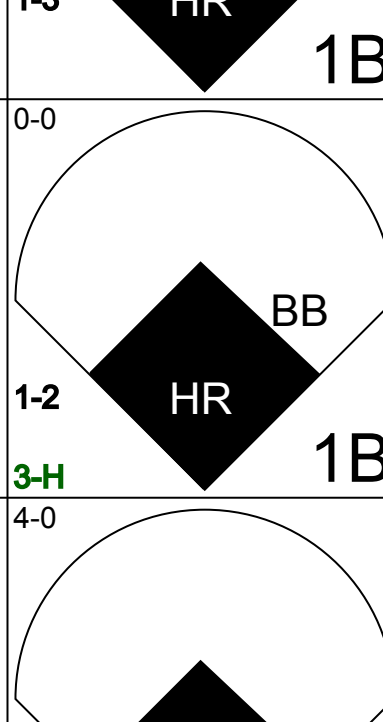
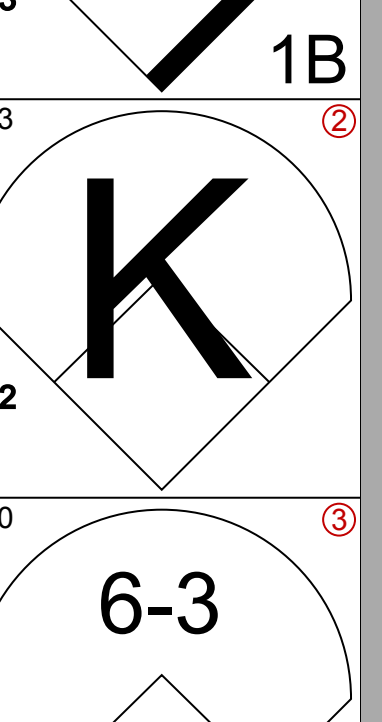
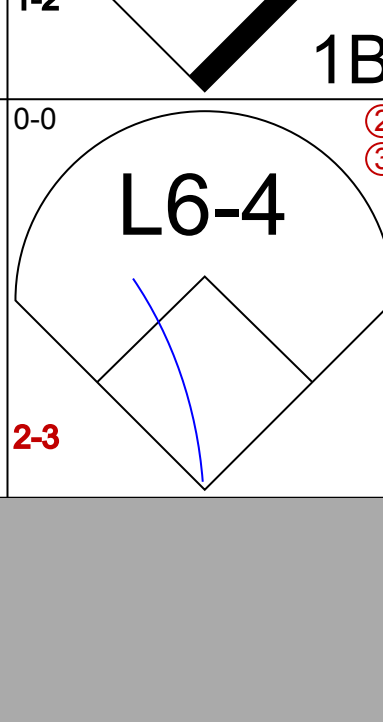
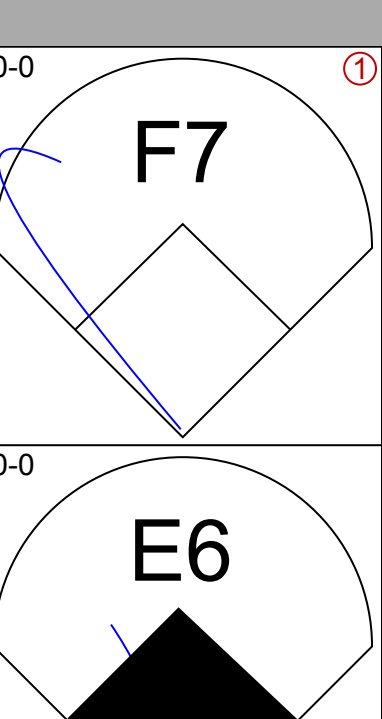
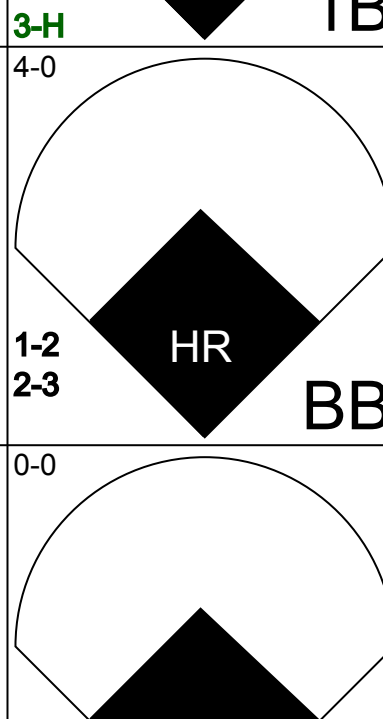
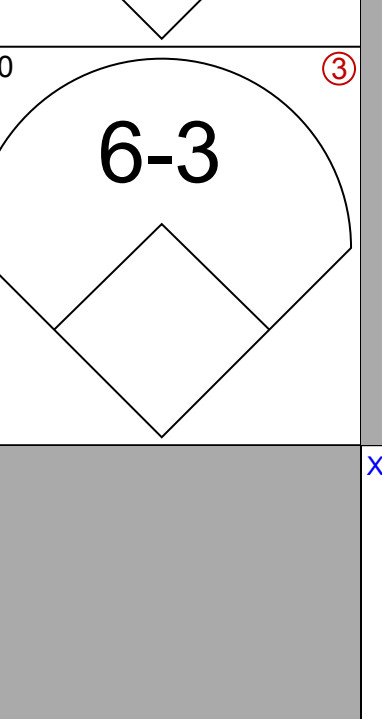
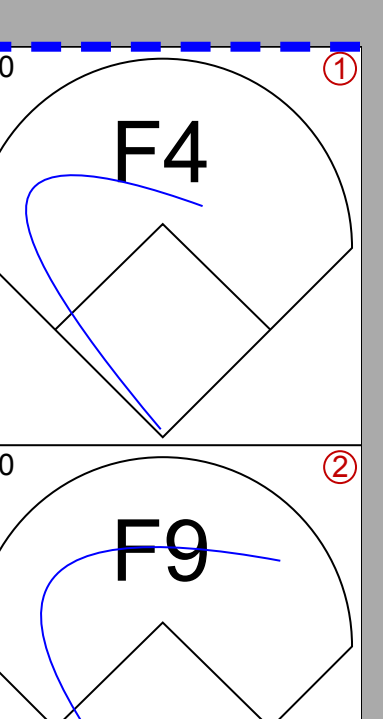
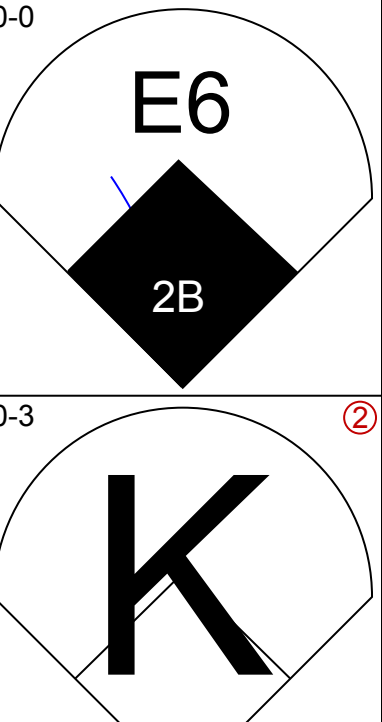
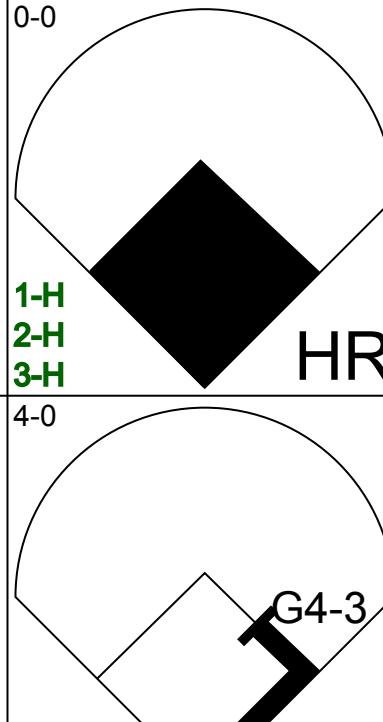
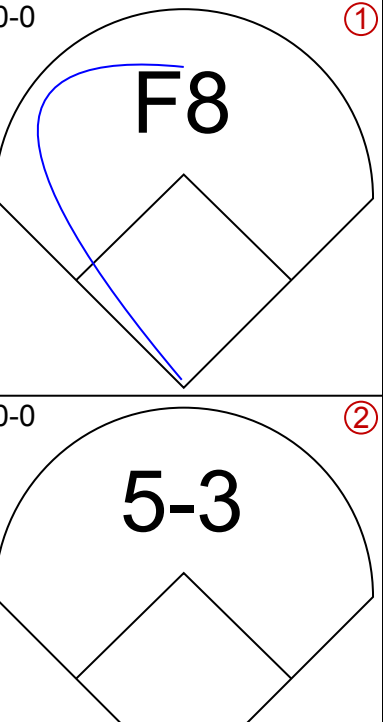
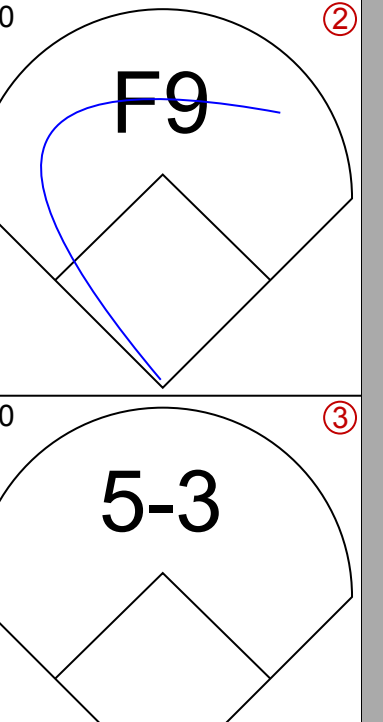

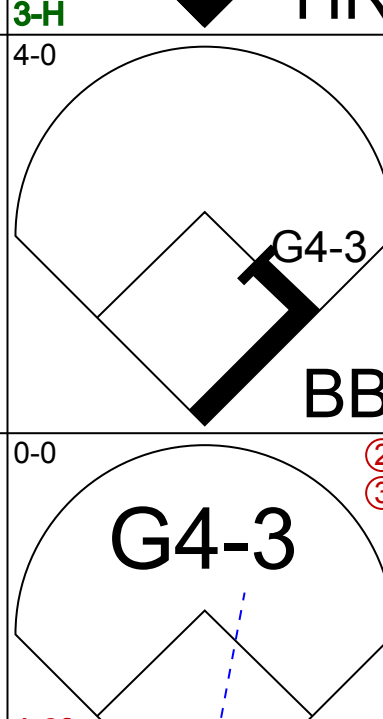
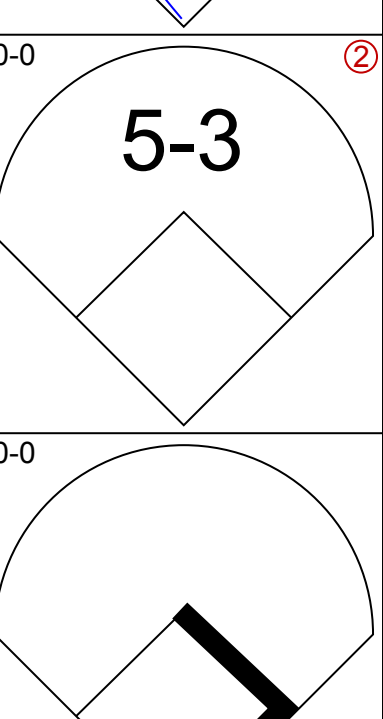
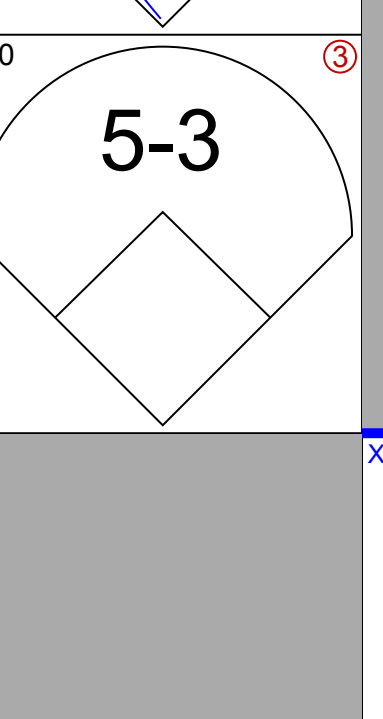

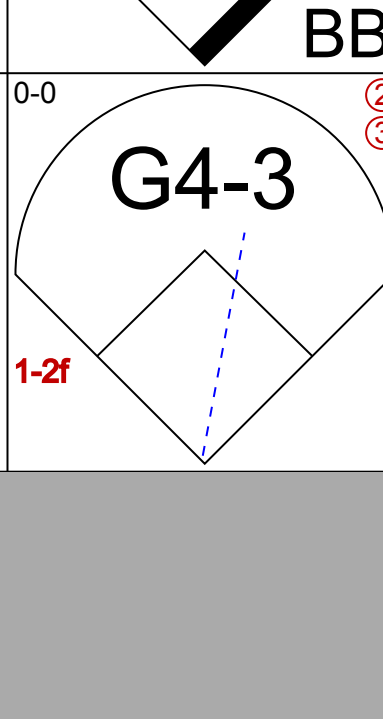
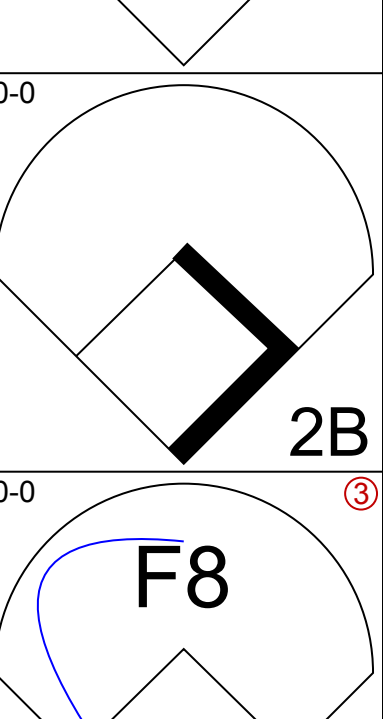
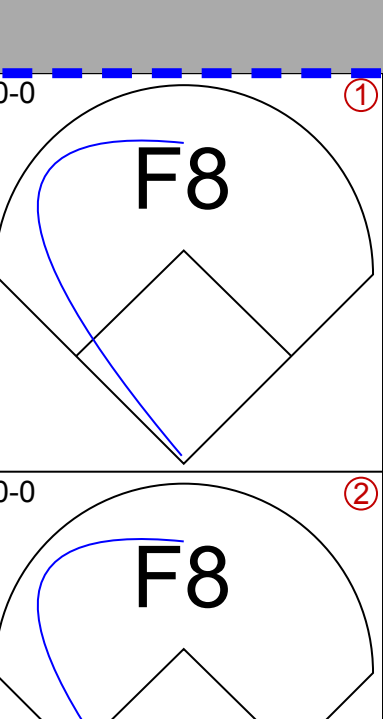

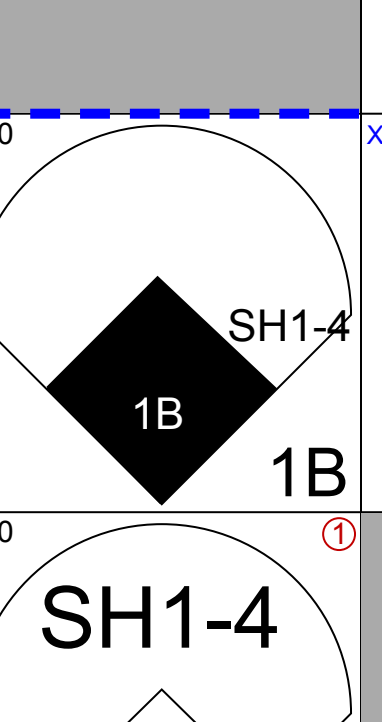
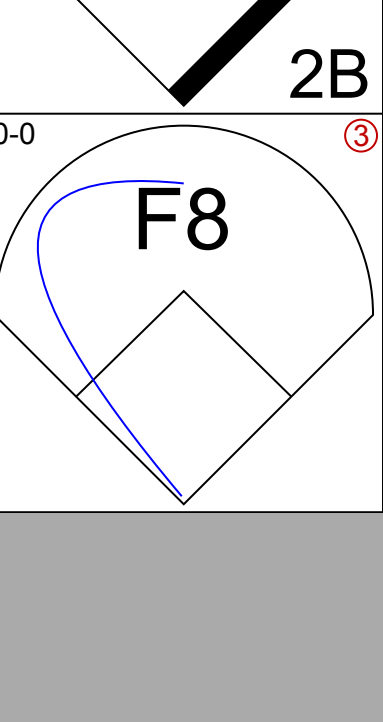
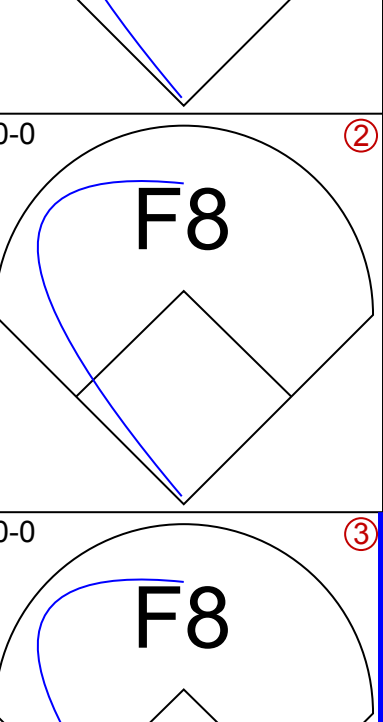
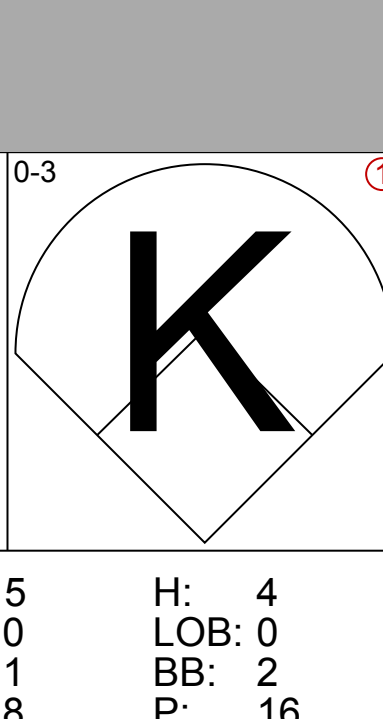
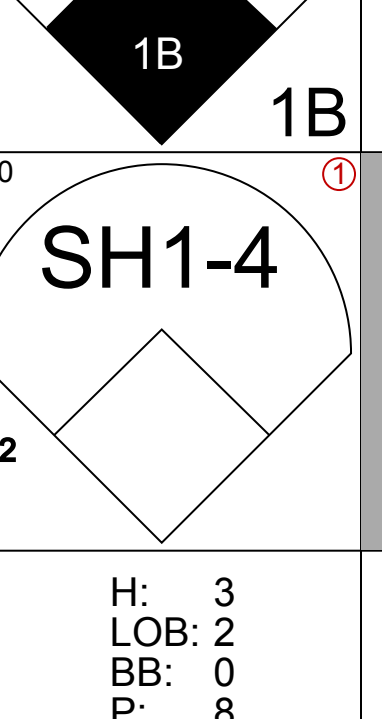
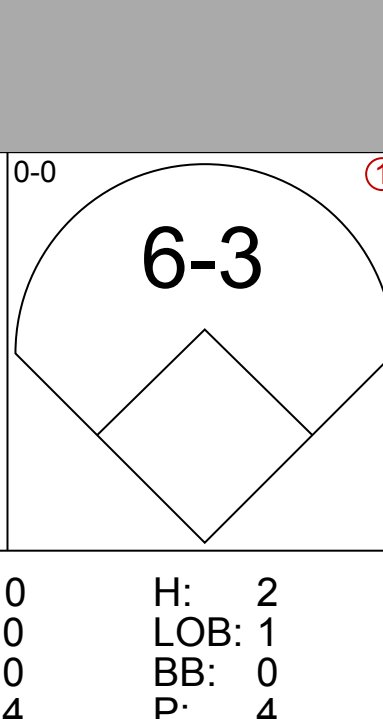
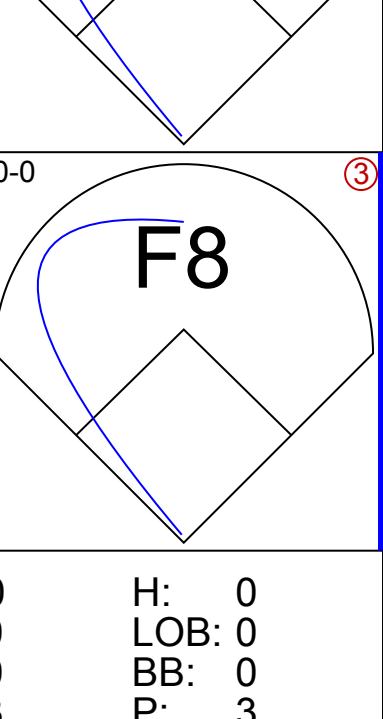
Batter	1	2	3	4	5	6	7	8	9	AB	R	H	RBI	BB	SO	LOB	BOTTOM				
<b>Harvey Kuenn, R</b> OBP: 0.345, SLG: 0.343 (1, 6)	0-0 BB 2B		0-3 BB K		0-3 BB K			0-0 F9		4	0	1	0	0	2	1					
<b>Johnny Pesky, L</b> OBP: 0.309, SLG: 0.292 (1, 4)	0-0 BB 2B		0-0 FC4-6 2B		0-0 G3			0-0 4-3		4	0	2	0	0	0	0					
<b>Don Lund, R</b> OBP: 0.353, SLG: 0.370 (1, 7)	0-0 F6		1-0 FC4-6 HBP		0-0 F3			0-0 1B		3	0	1	0	0	0	1					
<b>Bob Nieman, R</b> OBP: 0.371, SLG: 0.512 (1, 9)	0-0 5-3		0-0 FC4-6 1-2 2-3		0-0 6-3			0-0 F8		4	0	0	0	0	0	4					
<b>Jim Delsing, L</b> OBP: 0.374, SLG: 0.455 (1, 8)	0-0 F4		0-0 F2		0-0 1B 3B			0-0 HR		4	2	2	1	0	0	2					
<b>Walt Dropo, R</b> OBP: 0.282, SLG: 0.341 (1, 3)	0-0 F6		0-0 F7		0-0 F3			0-0 F3		3	0	0	0	0	0	3					
<b>Matt Batts, R</b> OBP: 0.319, SLG: 0.430 (1, 2)	0-0 F6		0-0 F7		0-0 1B			0-0 1B		3	0	1	1	0	0	0					
<b>Fred Hatfield, L</b> OBP: 0.348, SLG: 0.275 (1, 5)	0-0 F8		0-0 F5		0-0 F7			0-0 F7		3	0	0	0	0	0	1					
<b>Dick Marlowe, R</b> OBP: 0.200, SLG: 0.200 (1, 1)	0-3 K		0-0 1B		0-3 K			0-0 K		3	0	1	0	0	2	1					
<b>Inning Stats</b>	R: 0 E: 0 K: 0 S: 4	H: 2 LOB: 1 BB: 0 P: 4	R: 0 E: 0 K: 0 S: 3	H: 0 LOB: 0 BB: 0 P: 3	R: 0 E: 0 K: 2 S: 7	H: 0 LOB: 0 BB: 0 P: 7	R: 0 E: 0 K: 0 S: 4	H: 1 LOB: 2 BB: 0 P: 5	R: 0 E: 0 K: 1 S: 6	H: 1 LOB: 1 BB: 0 P: 6	R: 0 E: 0 K: 0 S: 3	H: 0 LOB: 0 BB: 0 P: 3	R: 1 E: 0 K: 1 S: 7	H: 2 LOB: 1 BB: 0 P: 7	R: 0 E: 0 K: 0 S: 4	H: 1 LOB: 1 BB: 0 P: 4	R: 1 E: 0 K: 0 S: 1	H: 1 LOB: 0 BB: 0 P: 1	1B: 3 2B: 3 3B: 1 HR: 1	SF: 0 SAC: 0 DP: 0 HBP: 1	WP: 0 PA: 32
<b>PITCHER</b> <b>Connie Marrero, R</b> ERA: 2.74 <b>Sonny Dixon, R</b> ERA: 2.59 (8, 1)	IP: 7.0 WLS: L BF: 27 H: 6 R: 1 ER: 1 SO: 4 BB: 0 IBB: 0 HBP: 1 BLK: 0 WP: 0 HR: 0 S: 34 P: 35 ERA: 1.29 WHIP: 0.857																				

Washington Senators @ Detroit Tigers  
Briggs Stadium, Detroit, MI  
Fri Jun 12 1953, 4:33 AM EDT  
Att: 12,675 - Unknown

AB 31  
R 2  
H 8  
RBI 2  
BB 0  
SO 4  
LOB 13



Batter	1	2	3	4	5	6	7	8	9	AB	R	H	RBI	BB	SO	LOB	TOP				
<b>Eddie Yost, R</b> OBP: 0.386, SLG: 0.343 (1, 5)			 1B				 BB			4	1	1	0	1	1	0	<b>Washington Senators @ Detroit Tigers</b> Briggs Stadium, Detroit, MI Sat Jun 13 1953, 4:33 AM EDT Att: 4,765 - Unknown				
<b>Pete Runnels, L</b> OBP: 0.364, SLG: 0.298 (1, 6)			 1-2		 2B		 1-2 2-3			5	0	1	0	0	0	3					
<b>Mickey Vernon, L</b> OBP: 0.413, SLG: 0.481 (1, 3)					 2-3		 2B		 1B	4	2	2	2	1	0	2					
<b>Clyde Vollmer, R</b> OBP: 0.387, SLG: 0.381 (1, 7)									 1-2	4	0	1	0	1	2	3					
<b>Jackie Jensen, R</b> OBP: 0.381, SLG: 0.475 (1, 9)							 2H		 1-2 2-H	5	1	3	3	0	1	2					
<b>Carmen Mauro, L</b> OBP: 0.185, SLG: 0.231 (1, 8)		 3B				 2H	 0-3		 0-0	5	1	1	0	0	1	3					
<b>Wayne Terwilliger, R</b> OBP: 0.365, SLG: 0.360 (1, 4)										4	0	2	0	0	0	1					
<b>Ed Fitz Gerald, R</b> OBP: 0.256, SLG: 0.279 (1, 2)	 3-H									4	0	0	1	0	1	2					
<b>Bob Porterfield, R</b> OBP: 0.330, SLG: 0.526 Tommy Edrington, L OBP: 0.227, SLG: 0.300 Julio Moreno, R OBP: 0.333, SLG: 0.290 Gil Coan, L OBP: 0.350, SLG: 0.250 Al Sima, R OBP: 0.330, SLG: 0.250 Mel Hoderlein, S OBP: 0.333, SLG: 0.290 Chuck Stobbs, L OBP: 0.143, SLG: 0.143 (1, 1)							 2B			1	0	0	0	0	1	0					
<b>Inning Stats</b>	R: 0 E: 0 K: 1 S: 5	H: 0 LOB: 1 BB: 1 P: 9	R: 2 E: 0 K: 1 S: 7	H: 2 LOB: 0 BB: 0 P: 7	R: 0 E: 0 K: 1 S: 6	H: 1 LOB: 2 BB: 1 P: 10	R: 0 E: 0 K: 1 S: 6	H: 1 LOB: 1 BB: 0 P: 6	R: 0 E: 0 K: 0 S: 4	H: 2 LOB: 1 BB: 0 P: 4	R: 3 E: 0 K: 2 S: 9	H: 2 LOB: 1 BB: 2 P: 17	R: 0 E: 0 K: 0 S: 7	H: 0 LOB: 0 BB: 0 P: 7	R: 1 E: 0 K: 0 S: 6	H: 3 LOB: 2 BB: 0 P: 6		1B: 6 2B: 3 3B: 1 HR: 1	SF: 0 SAC: 0 DP: 0 HBP: 0	WP: 0 PB: 0 SB: 0 CS: 0	PA: 42
<b>PITCHER</b>	IP	WLS	BF	H	R	ER	SO	BB	IBB	HBP	BLK	WP	HR	S	P	ERA	WHIP				
<b>Ned Garver, R</b> ERA: 5.09 <b>Hal Newhouser, L</b> ERA: 4.76	(1, 1)	8.2	W	41	11	6	6	9	4	0	0	0	0	1	55	71	6.23	1.731			
<b>PITCHER</b>	IP	WLS	BF	H	R	ER	SO	BB	IBB	HBP	BLK	WP	HR	S	P	ERA	WHIP				

Batter	1	2	3	4	5	6	7	8	9	AB	R	H	RBI	BB	SO	LOB	BOTTOM				
<b>Harvey Kuenn, R</b> OBP: 0.351, SLG: 0.350 (1, 6)			 1B	 2H		 1B				4	1	3	1	0	0	0	<b>Washington Senators @ Detroit Tigers</b> Briggs Stadium, Detroit, MI Sat Jun 13 1953, 4:33 AM EDT Att: 4,765 - Unknown				
<b>Johnny Pesky, L</b> OBP: 0.329, SLG: 0.316 (1, 4)			 1-3 HR	 1B		 1-2				4	1	3	0	0	1	0					
<b>Don Lund, R</b> OBP: 0.350, SLG: 0.367 (1, 7)			 1-2 3-H	 1-2		 2-3				4	1	1	1	0	1	4					
<b>Bob Nieman, R</b> OBP: 0.371, SLG: 0.507 <b>Steve Souchock, R</b> OBP: 0.359, SLG: 0.632 (1, 9)			 1-2 2-3							2	1	0	0	1	0	2					
<b>Jim Delsing, L</b> OBP: 0.372, SLG: 0.468 (1, 8)		 2B	 1-H 2-H 3-H							4	2	1	4	0	0	0					
<b>Walt Dropo, R</b> OBP: 0.282, SLG: 0.336 (1, 3)			 BB							3	0	0	0	1	1	1					
<b>Matt Batts, R</b> OBP: 0.324, SLG: 0.446 (1, 2)	 1-H		 1-2							4	0	2	1	0	0	1					
<b>Fred Hatfield, L</b> OBP: 0.346, SLG: 0.274 (1, 5)				 1B						4	1	1	0	0	0	2					
<b>Ned Garver, R</b> OBP: 0.216, SLG: 0.257 <b>Hal Newhouser, L</b> OBP: 0.429, SLG: 0.333 (1, 1)				 1-2						3	0	0	0	0	1	0					
<b>Inning Stats</b>	R: 0 E: 0 K: 1 S: 5	H: 0 LOB: 0 BB: 0 P: 5	R: 1 E: 1 K: 1 S: 7	H: 1 LOB: 1 BB: 0 P: 7	R: 5 E: 0 K: 1 S: 8	H: 4 LOB: 0 BB: 2 P: 16	R: 1 E: 0 K: 1 S: 8	H: 3 LOB: 2 BB: 0 P: 8	R: 0 E: 0 K: 0 S: 4	H: 2 LOB: 1 BB: 0 P: 4	R: 0 E: 0 K: 0 S: 3	H: 0 LOB: 0 BB: 0 P: 3	R: 0 E: 0 K: 0 S: 3	H: 0 LOB: 0 BB: 0 P: 3	R: 0 E: 0 K: 0 S: 3	H: 0 LOB: 0 BB: 0 P: 3		1B: 8 2B: 3 3B: 0 HR: 1	SF: 0 SAC: 1 DP: 2 HBP: 0	WP: 0 PB: 0 SB: 1 CS: 0	PA: 36
<b>PITCHER</b>	IP	WLS	BF	H	R	ER	SO	BB	IBB	HBP	BLK	WP	HR	S	P	ERA	WHIP				
<b>Bob Porterfield, R</b> ERA: 4.31 <b>Julio Moreno, R</b> ERA: 2.39 <b>Al Sima, L</b> ERA: 4.5 <b>Chuck Stobbs, L</b> ERA: 4.0	(1, 1)	3.0	L	16	6	6	5	3	2	0	0	0	0	0	16	16	3.00	2.000			
<b>PITCHER</b>	IP	WLS	BF	H	R	ER	SO	BB	IBB	HBP	BLK	WP	HR	S	P	ERA	WHIP				



Batter	1	2	3	4	5	6	7	8	9	AB	R	H	RBI	BB	SO	LOB	TOP			
<b>Eddie Yost, R</b> OBP: 0.390, SLG: 0.361 (1, 5)	F4		BB			HR		FC4-6 1B	F7	4	1	2	1	1	0	1	<b>Washington Senators @ Detroit Tigers</b> Briggs Stadium, Detroit, MI Sun Jun 14 1953, 4:33 AM EDT Att: 11,494 - Unknown			
<b>Pete Runnels, L</b> OBP: 0.362, SLG: 0.293 (1, 6)	F2		F7			CS BB		FC4-6 HR		3	1	0	1	1	0	2				
<b>Mickey Vernon, L</b> OBP: 0.414, SLG: 0.493 (1, 3)					F9	3-1		HR		3	1	1	2	1	0	1				
<b>Clyde Vollmer, R</b> OBP: 0.379, SLG: 0.372 <b>Carmen Mauro, L</b> OBP: 0.195, SLG: 0.231 (8, 7)	F8				K	F8		5-3		4	0	0	0	0	1	1				
<b>Jackie Jensen, R</b> OBP: 0.379, SLG: 0.485 (1, 9)		5-3			F5				HR	4	1	1	1	0	0	0				
<b>Jim Busby, R</b> OBP: 0.319, SLG: 0.402 (1, 8)		F8				F9			SH1-3 1B BB	3	1	1	0	1	0	0				
<b>Wayne Terwilliger, R</b> OBP: 0.361, SLG: 0.355 (1, 4)		5-3				F8			SH1-3	3	0	0	0	0	0	1				
<b>Mickey Grasso, R</b> OBP: 0.245, SLG: 0.283 (1, 2)			K			HBP		F7		3	0	1	1	0	1	0				
<b>Spec Shea, R</b> OBP: 0.381, SLG: 0.429 (1, 1)			6-3			1-3		E6 1B FC4-6	K	4	1	0	0	0	1	2				
<b>Inning Stats</b>	R: 0 E: 0 K: 0 S: 3	H: 0 LOB: 1 BB: 1 P: 7	R: 0 E: 0 K: 0 S: 3	H: 0 LOB: 0 BB: 0 P: 3	R: 0 E: 0 K: 1 S: 5	H: 0 LOB: 0 BB: 1 P: 9	R: 0 E: 0 K: 1 S: 5	H: 0 LOB: 0 BB: 0 P: 5	R: 0 E: 0 K: 0 S: 3	H: 1 LOB: 1 BB: 1 P: 7	R: 0 E: 0 K: 0 S: 3	H: 1 LOB: 0 BB: 0 P: 3	R: 3 E: 1 K: 0 S: 6	H: 2 LOB: 0 BB: 0 P: 6	R: 2 E: 0 K: 1 S: 7	H: 2 LOB: 1 BB: 1 P: 11	1B: 3 2B: 0 3B: 0 HR: 3	SF: 0 SAC: 1 DP: 0 HBP: 1	WP: 0 PB: 0 SB: 0 CS: 2	PA: 37
<b>PITCHER</b>	IP	WLS	BF	H	R	ER	SO	BB	IBB	HBP	BLK	WP	HR	S	P	ERA	WHIP			
<b>Ted Gray, L</b> ERA: 4.62 (1, 1)	8.0	L	31	4	4	1	2	3	0	1	0	0	2	31	44	1.12	0.875			
<b>Dave Madison, R</b> ERA: 5.95 (9, 1)	1.0		6	2	2	2	1	1	0	0	0	0	1	7	11	18.00	3.000			

Batter	1	2	3	4	5	6	7	8	9	AB	R	H	RBI	BB	SO	LOB	BOTTOM		
<b>Harvey Kuenn, R</b> OBP: 0.346, SLG: 0.344 (1, 6)	L6		K		4-3			L4		4	0	0	0	0	1	1	<b>Washington Senators @ Detroit Tigers</b> Briggs Stadium, Detroit, MI Sun Jun 14 1953, 4:33 AM EDT Att: 11,494 - Unknown		
<b>Johnny Pesky, L</b> OBP: 0.348, SLG: 0.350 (1, 4)	G3		1B			SH1-4 2B		1B		4	0	3	0	0	0	0			
<b>Don Lund, R</b> OBP: 0.350, SLG: 0.363 (1, 7)	S BB		K			SH1-4		F7		2	0	0	0	1	1	2			
<b>Bob Nieman, R</b> OBP: 0.364, SLG: 0.498 (1, 9)	4-3				K	6-3		K		4	0	0	0	0	2	3			
<b>Jim Delsing, L</b> OBP: 0.364, SLG: 0.457 (1, 8)		L7			F7	4-3		F9		4	0	0	0	0	0	1			
<b>Walt Dropo, R</b> OBP: 0.282, SLG: 0.339 (1, 3)		5-3			6-3			L7		4	0	1	0	0	0	0			
<b>Matt Batts, R</b> OBP: 0.322, SLG: 0.448 (1, 2)						F4		L7		4	0	1	0	0	0	1			
<b>Fred Hatfield, L</b> OBP: 0.344, SLG: 0.280 (1, 5)			F3			F8 2B		F9		4	0	1	0	0	0	2			
<b>Ted Gray, S</b> OBP: 0.263, SLG: 0.222 (1, 1) <b>Pat Mullin, L</b> OBP: 0.405, SLG: 0.447 (8, PH) <b>Dave Madison, R</b> OBP: 0.125, SLG: 0.125 (9, 1)			F2			F8 2-3		HR		2	0	0	0	0	0	1			
<b>Inning Stats</b>	R: 0 E: 0 K: 0 S: 3	H: 0 LOB: 1 BB: 1 P: 7	R: 0 E: 0 K: 2 S: 8	H: 1 LOB: 0 BB: 0 P: 8	R: 0 E: 0 K: 1 S: 5	H: 0 LOB: 0 BB: 0 P: 5	R: 0 E: 0 K: 0 S: 4	H: 1 LOB: 1 BB: 0 P: 4	R: 0 E: 0 K: 0 S: 3	H: 0 LOB: 0 BB: 0 P: 3	R: 1 E: 0 K: 1 S: 7	H: 2 LOB: 1 BB: 0 P: 7	R: 0 E: 0 K: 0 S: 4	H: 1 LOB: 0 BB: 0 P: 4	1B: 2 2B: 4 3B: 0 HR: 1	SF: 0 SAC: 1 DP: 0 HBP: 0	WP: 0 PB: 0 SB: 1 CS: 0	PA: 35	
<b>PITCHER</b>	IP	WLS	BF	H	R	ER	SO	BB	IBB	HBP	BLK	WP	HR	S	P	ERA	WHIP		
<b>Spec Shea, R</b> ERA: 2.44 (1, 1)	9.0	W	35	7	1	1	4	1	0	0	0	0	1	42	46	1.00	0.889		





Batter	1	2	3	4	5	6	7	8	9	AB	R	H	RBI	BB	SO	LOB	TOP				
Harvey Kuenn, R (1,6) OBP: 0.336, SLG: 0.333 Ray Herbert, R (5,1) Pat Mullin, L (9,PH) OBP: 0.419, SLG: 0.462	F7		1-3		FC4-6					3	0	0	0	0	0	2	<b>Detroit Tigers @ Boston Red Sox</b> Fenway Park, Boston, MA Wed Jun 17 1953, 3:33 AM EDT Att: 5,750 - Unknown				
Johnny Pesky, L (1,4) OBP: 0.354, SLG: 0.349 Jerry Priddy, R (5,4) Ray Boone, R (1,5) OBP: 0.400, SLG: 0.441	BB						5-3		1B	1	0	1	0	1	0	0					
Bob Nieman, R (1,9) OBP: 0.354, SLG: 0.486	F8									4	0	0	0	0	1	3					
Jim Delsing, L (1,8) OBP: 0.356, SLG: 0.440 Steve Souchock, R (5,7) OBP: 0.341, SLG: 0.600		4-3								2	0	0	0	0	0	0					
Walt Drogo, R (1,3) OBP: 0.266, SLG: 0.345	F9									4	1	1	0	0	0	0					
Matt Batts, R (1,2) OBP: 0.322, SLG: 0.439 Johnny Bucha, R (5,2) OBP: 0.304, SLG: 0.167		6-3								2	0	0	0	0	0	0					
Don Lund, R (1,7) OBP: 0.346, SLG: 0.371										3	0	0	0	1	1	2					
Dick Marlowe, R (1,1) OBP: 0.200, SLG: 0.200 Earl Harrist, R (2,1) Hal Erickson, R (4,1) Fred Hatfield, L (5,PH) OBP: 0.344, SLG: 0.280										0	0	0	0	0	0	0					
Inning Stats	R: 0 E: 0 K: 0 S: 3	H: 0 LOB: 1 BB: 1 P: 7	R: 0 E: 0 K: 0 S: 3	H: 0 LOB: 0 BB: 0 P: 3	R: 0 E: 0 K: 0 S: 4	H: 1 LOB: 2 BB: 1 P: 8	R: 0 E: 0 K: 1 S: 5	H: 0 LOB: 0 BB: 0 P: 5	R: 0 E: 0 K: 1 S: 6	H: 1 LOB: 1 BB: 0 P: 6	R: 0 E: 0 K: 0 S: 4	H: 1 LOB: 3 BB: 2 P: 12	R: 0 E: 0 K: 0 S: 2	H: 0 LOB: 0 BB: 1 P: 6	R: 1 E: 1 K: 1 S: 7	H: 1 LOB: 2 BB: 1 P: 11		1B: 5 2B: 0 3B: 0 HR: 0	SF: 0 SAC: 0 DP: 1 HBP: 0	WP: 0 PB: 0 SB: 0 CS: 0	PA: 38
PITCHER Willard Nixon, R (1,1) ERA: 1.23	IP: 9.0 WLS: W BF: 38 H: 5 R: 1 ER: 0 SO: 4 BB: 6 IBB: 0 HBP: 0 BLK: 0 WP: 0 HR: 0 S: 40 P: 64 ERA: 0.00 WHIP: 1.222											PITCHER	IP: 9.0 WLS: W BF: 38 H: 5 R: 1 ER: 0 SO: 4 BB: 6 IBB: 0 HBP: 0 BLK: 0 WP: 0 HR: 0 S: 40 P: 64 ERA: 0.00 WHIP: 1.222								


Batter	1	2	3	4	5	6	7	8	9	AB	R	H	RBI	BB	SO	LOB	BOTTOM			
Billy Goodman, L (1,4) OBP: 0.416, SLG: 0.431										3	2	3	2	3	0	0	<b>Detroit Tigers @ Boston Red Sox</b> Fenway Park, Boston, MA Wed Jun 17 1953, 3:33 AM EDT Att: 5,750 - Unknown			
Jim Piersall, R (1,9) OBP: 0.317, SLG: 0.331										5	3	1	1	0	1	5				
Dick Gemert, R (1,3) OBP: 0.391, SLG: 0.461										4	4	3	4	2	0	1				
Floyd Baker, L (1,5) OBP: 0.359, SLG: 0.322										4	2	2	3	2	0	3				
Sammy White, R (1,2) OBP: 0.299, SLG: 0.422										5	0	3	3	1	1	2				
Gene Stephens, L (1,7) OBP: 0.293, SLG: 0.296 George Kell, R (8,7) OBP: 0.389, SLG: 0.503										5	0	0	0	0	0	5				
Tom Umphlett, R (1,8) OBP: 0.343, SLG: 0.409										5	2	4	1	0	0	1				
Johnny Lipon, R (1,6) OBP: 0.327, SLG: 0.356 Milt Bolling, R (8,6) OBP: 0.305, SLG: 0.302										4	2	2	1	0	1	4				
Willard Nixon, L (1,1) OBP: 0.391, SLG: 0.381										4	2	2	2	1	1	2				
Inning Stats	R: 2 E: 0 K: 1 S: 5	H: 1 LOB: 1 BB: 2 P: 13	R: 2 E: 0 K: 1 S: 8	H: 3 LOB: 3 BB: 2 P: 16	R: 0 E: 0 K: 2 S: 8	H: 1 LOB: 2 BB: 1 P: 12	R: 7 E: 1 K: 0 S: 9	H: 6 LOB: 1 BB: 2 P: 17	R: 1 E: 0 K: 0 S: 6	H: 3 LOB: 2 BB: 0 P: 6	R: 0 E: 0 K: 0 S: 4	H: 1 LOB: 1 BB: 0 P: 4	R: 0 E: 0 K: 0 S: 4	H: 1 LOB: 1 BB: 0 P: 4	R: 5 E: 0 K: 1 S: 8	H: 4 LOB: 0 BB: 2 P: 16		1B: 13 2B: 7 3B: 0 HR: 2	SF: 0 SAC: 1 DP: 2 HBP: 0	WP: 1 PB: 0 SB: 0 CS: 3
PITCHER Dick Marlowe, R (1,1) ERA: 3.83 Earl Harrist, R (2,1) ERA: 7.01 Hal Erickson, R (4,1) ERA: 5.04 Ray Herbert, R (5,1) ERA: 10.08	IP: 1.1 WLS: L BF: 10 H: 4 R: 4 ER: 4 SO: 4 BB: 3 IBB: 0 HBP: 0 BLK: 0 WP: 1 HR: 0 S: 9 P: 21 ERA: 27.00 WHIP: 5.250											PITCHER	IP: 1.1 WLS: L BF: 10 H: 4 R: 4 ER: 4 SO: 4 BB: 3 IBB: 0 HBP: 0 BLK: 0 WP: 1 HR: 0 S: 9 P: 21 ERA: 27.00 WHIP: 5.250							



Batter	1	2	3	4	5	6	7	8	9	AB	R	H	RBI	BB	SO	LOB	TOP																
Harvey Kuenn, R (1,6) OBP: 0.335, SLG: 0.332	F5		L9				1-6-3			4	0	1	0	0	0	1																	
Johnny Pesky, L (1,4) OBP: 0.350, SLG: 0.337	FC6-4 BB		1-3				F6		F4	3	0	0	0	1	0	2																	
Ray Boone, R (1,5) OBP: 0.396, SLG: 0.430	FC6-4 1-2						F7	SH3-4 1B BB	F4	3	1	0	0	1	0	1																	
Bob Nieman, R (1,9) OBP: 0.354, SLG: 0.484	FC6-4 1-2						6-3	SH3-4 1-2		3	0	1	0	0	0	1																	
Jim Delsing, L (1,8) OBP: 0.359, SLG: 0.439			F6						F7	3	1	1	1	1	0	1																	
Walt Dropo, R (1,3) OBP: 0.273, SLG: 0.365	K									4	1	3	2	0	1	0																	
Matt Batts, R (1,2) OBP: 0.321, SLG: 0.434	F2									4	0	1	0	0	0	1																	
Don Lund, R (1,7) OBP: 0.339, SLG: 0.363			F7						G5-4-3 1B	4	0	0	0	0	0	2																	
Ned Garver, R (1,1) OBP: 0.231, SLG: 0.250										1	0	0	0	1	1	0																	
Steve Gromek, S (6,1)										1	0	0	0	0	1	0																	
Dick Weik, R (7,1)										0	0	0	0	0	0	0																	
Earl Harrist, R (7,1)										0	0	0	0	0	0	0																	
Pat Mullin, L (9, PH) OBP: 0.409, SLG: 0.450										1	0	0	0	0	0	1																	
<b>Inning Stats</b>	R: 0 E: 0 K: 0 S: 3	H: 0 LOB: 1 BB: 1 P: 7	R: 0 E: 0 K: 1 S: 5	H: 0 LOB: 2 BB: 0 P: 5	R: 0 E: 0 K: 0 S: 3	H: 0 LOB: 1 BB: 1 P: 7	R: 2 E: 0 K: 0 S: 4	H: 1 LOB: 0 BB: 1 P: 8	R: 0 E: 0 K: 1 S: 6	H: 1 LOB: 1 BB: 0 P: 6	R: 0 E: 0 K: 1 S: 5	H: 0 LOB: 0 BB: 0 P: 5	R: 0 E: 0 K: 0 S: 4	H: 1 LOB: 1 BB: 0 P: 4	R: 0 E: 0 K: 0 S: 4	H: 2 LOB: 1 BB: 0 P: 4	1B: 6 2B: 0 3B: 0 HR: 1	SF: 0 SAC: 1 DP: 1 HBP: 0	WP: 0 PB: 0 SB: 0 CS: 0	PA: 36													
<b>PITCHER</b>	IP WLS BF H R ER SO BB IBB HBP BLK WP HR S P ERA WHIP																																
Mary Grissom, R (1,1) ERA: 3.05	3.0	11	0	0	0	1	2	0	0	0	0	0	0	11	19	0.00	0.667																
Hersh Freeman, R (4,1) ERA: 3.89	2.0	9	2	2	2	1	1	0	0	0	0	0	1	10	14	9.00	1.500																
Ellis Kinder, R (6,1) ERA: 1.77	4.0	W	16	5	1	1	1	1	0	0	0	0	0	17	21	2.25	1.500																

**Detroit Tigers @ Boston Red Sox**  
Fenway Park, Boston, MA  
Thu Jun 18 1953, 3:33 AM EDT  
Att: 3,108 - Unknown


AB 31  
R 3  
H 7  
RBI 3  
BB 4  
SO 3  
LOB 10



Batter	1	2	3	4	5	6	7	8	9	AB	R	H	RBI	BB	SO	LOB	BOTTOM																
Billy Goodman, L (1,4) OBP: 0.434, SLG: 0.447										4	2	4	2	1	0	0																	
Ted Lepcio, R (7, PR) OBP: 0.309, SLG: 0.357										1	2	1	0	0	0	0																	
Jim Piersall, R (1,9) OBP: 0.318, SLG: 0.332										5	1	2	3	0	1	3																	
Al Zarilla, L (7, PH) OBP: 0.385, SLG: 0.233										1	1	1	0	1	0	0																	
Dick Gemert, R (1,3) OBP: 0.396, SLG: 0.474										5	2	2	4	2	2	5																	
Floyd Baker, L (1,5) OBP: 0.358, SLG: 0.323										3	0	1	0	0	0	3																	
Ellis Kinder, R (6,1) OBP: 0.636, SLG: 0.727										4	2	2	2	0	2	4																	
Sammy White, R (1,2) OBP: 0.312, SLG: 0.429										6	4	4	2	1	0	2																	
Gene Stephens, L (1,7) OBP: 0.303, SLG: 0.310										6	3	3	3	1	0	4																	
Tom Umphlett, R (1,8) OBP: 0.354, SLG: 0.414										5	2	3	3	1	0	2																	
Johnny Lipon, R (1,6) OBP: 0.364, SLG: 0.367										4	3	2	3	2	1	3																	
Marv Grissom, R (1,1) ERA: 5.18										1	0	0	0	0	0	2																	
Hersh Freeman, R (4,1) ERA: 9.75										1	0	1	0	0	0	0																	
George Kell, R (6,5) OBP: 0.396, SLG: 0.503										4	1	1	0	0	0	6																	
<b>Inning Stats</b>	R: 0 E: 0 K: 2 S: 8	H: 1 LOB: 1 BB: 0 P: 8	R: 3 E: 1 K: 1 S: 9	H: 4 LOB: 2 BB: 1 P: 13	R: 0 E: 0 K: 0 S: 5	H: 2 LOB: 2 BB: 0 P: 5	R: 0 E: 1 K: 0 S: 5	H: 1 LOB: 2 BB: 0 P: 5	R: 0 E: 0 K: 0 S: 3	H: 0 LOB: 0 BB: 0 P: 3	R: 2 E: 1 K: 1 S: 6	H: 2 LOB: 1 BB: 2 P: 14	R: 17 E: 0 K: 1 S: 19	H: 14 LOB: 3 BB: 6 P: 43	R: 1 E: 1 K: 1 S: 8	H: 3 LOB: 2 BB: 0 P: 8	1B: 24 2B: 2 3B: 0 HR: 1	SF: 0 SAC: 1 DP: 0 HBP: 0	WP: 1 PB: 0 SB: 1 CS: 1	PA: 60													
<b>PITCHER</b>	IP WLS BF H R ER SO BB IBB HBP BLK WP HR S P ERA WHIP																																
Ned Garver, R (1,1) ERA: 5.18	5.1	L	29	10	5	4	3	2	0	0	0	0	1	13	25	81.00	9.000																
Steve Gromek, R (6,1) ERA: 9.75	1.0		12	7	9	9	2	2	1	0	0	0	1	4	8	54.00	12.000																
Dick Weik, R (7,1) ERA: 108.0	0.1		5	3	2	2	0	1	0	0	0	1	0	4	8	47.25	7.500																
Earl Harrist, R (7,1) ERA: 8.33	1.1		14	7	7	7	1	3	0	0	0	0	0	13	25	47.25	7.500																

**Detroit Tigers @ Boston Red Sox**  
Fenway Park, Boston, MA  
Thu Jun 18 1953, 3:33 AM EDT  
Att: 3,108 - Unknown

AB 50  
R 23  
H 27  
RBI 22  
BB 9  
SO 6  
LOB 34






Batter	1	2	3	4	5	6	7	8	9	AB	R	H	RBI	BB	SO	LOB	TOP			
Ray Boone, R (1, 6) OBP: 0.382, SLG: 0.406	5-3		F8		F7			K		4	0	0	0	0	1	0				
Jerry Priddy, R (1, 4) OBP: 0.355, SLG: 0.329	BB 1B		F4			HR 1B		FC6-4 1B		4	1	3	0	0	0	0				
Pat Mullin, L (1, 7) OBP: 0.417, SLG: 0.442	1-2 BB		1B			K		FC6-4 1-2		3	0	1	0	1	1	2				
Walt Droppo, R (1, 3) OBP: 0.277, SLG: 0.378	F8		F8			HR		K		4	1	1	2	0	1	4				
Jim Delsing, L (1, 8) OBP: 0.364, SLG: 0.472	F4			5-3		F7			1B	4	0	1	0	0	0	2				
Steve Souchock, R (1, 9) OBP: 0.306, SLG: 0.521		1B		F8		F7			F9	4	0	1	0	0	0	1				
Fred Hatfield, L (1, 5) OBP: 0.337, SLG: 0.274		F6		K				F9	K	4	0	0	0	0	2	2				
Johnny Bucha, R (1, 2) OBP: 0.241, SLG: 0.125		F4			6-3				F6	2	0	0	0	0	0	1				
Johnny Pesky, L (7, PH) OBP: 0.347, SLG: 0.333										1	0	0	0	0	0	0				
Dick Marlowe, R (7, 1) OBP: 0.200, SLG: 0.200										0	0	0	0	0	0	0				
Bob Nieman, R (9, PH) OBP: 0.353, SLG: 0.482										1	0	0	0	0	0	1				
Al Aber, L (1, 1) OBP: 0.125, SLG: 0.125		K								2	0	0	0	0	2	1				
Dave Madison, R (7, PH) OBP: 0.318, SLG: 0.431										0	0	0	0	0	0	0				
Matt Batts, R (7, 2) OBP: 0.318, SLG: 0.431										1	0	0	0	0	0	0				
<b>Inning Stats</b>	R: 0 E: 0 K: 0 S: 4	H: 1 LOB: 2 BB: 1 P: 8	R: 0 E: 0 K: 1 S: 6	H: 1 LOB: 1 BB: 0 P: 6	R: 0 E: 0 K: 1 S: 4	H: 1 LOB: 1 BB: 0 P: 4	R: 0 E: 0 K: 1 S: 5	H: 0 LOB: 0 BB: 0 P: 5	R: 2 E: 0 K: 1 S: 7	H: 2 LOB: 0 BB: 0 P: 7	R: 0 E: 0 K: 0 S: 3	H: 0 LOB: 0 BB: 0 P: 3	R: 0 E: 0 K: 2 S: 8	H: 1 LOB: 1 BB: 0 P: 8	R: 0 E: 0 K: 1 S: 6	H: 1 LOB: 1 BB: 0 P: 6	1B: 6 2B: 0 3B: 0 HR: 1	SF: 0 SAC: 0 DP: 0 HBP: 0	WP: 0 PB: 0 SB: 0 CS: 0	PA: 35
<b>PITCHER</b>	IP WLS BF H R ER SO BB IBB HBP BLK WP HR S P ERA WHIP																			
Vic Raschi, R (1, 1) ERA: 4.19	7.0 W 27 5 2 2 4 1 0 0 0 0 1 34 38 2.57 0.857																			
Allie Reynolds, R (8, 1) ERA: 3.39	2.0 S 8 2 0 0 3 0 0 0 0 0 0 0 14 14 0.00 1.000																			

Detroit Tigers @ New York Yankees  
 Yankee Stadium, Bronx, NY  
 Sat Jun 20 1953, 3:33 AM EDT  
 Att: 14,297 - Unknown


AB 34  
 R 2  
 H 7  
 RBI 2  
 BB 1  
 SO 7  
 LOB 14



Batter	1	2	3	4	5	6	7	8	9	AB	R	H	RBI	BB	SO	LOB	BOTTOM
Billy Martin, R (1, 4) OBP: 0.317, SLG: 0.354	F8		FC6-4 BB		4-3	F3		K		4	0	0	0	1	1	2	
Joe Collins, L (1, 3) OBP: 0.409, SLG: 0.468	FC5-4 BB		K		CS BB			K		2	0	0	0	2	2	1	
Hank Bauer, R (1, 9) OBP: 0.392, SLG: 0.419	F8		FC6-4 1-2		CS	E6 SH3-4 1B	S 2B 1B			4	2	1	0	0	0	2	
Mickey Mantle, S (1, 8) OBP: 0.423, SLG: 0.533	FC5-4 1-2			5-3		E3 SH3-4 1B	F9			4	1	0	0	0	0	3	
Gil McDougald, R (1, 5) OBP: 0.356, SLG: 0.370		F2		G6-4-3 BB		SH3-4	2B			2	0	1	1	1	0	0	
Gene Woodling, L (1, 7) OBP: 0.427, SLG: 0.461		BB		G6-4-3 1-2		1B IBB	FC6-4 IBB			1	1	0	0	3	0	1	
Charles Silveira, R (1, 2) OBP: 0.339, SLG: 0.288					SH3-4 BB 1B		FC6-4			2	1	1	0	0	1	1	
Johnny Mize, L (6, PH) OBP: 0.404, SLG: 0.388		K				K		FC6-4		1	0	0	0	0	1	3	
Andy Carey, R (7, 5) OBP: 0.333, SLG: 0.500										1	0	0	0	0	0	2	
Willy Miranda, S (1, 6) OBP: 0.304, SLG: 0.200		F5			SH3-4 E BB	1B		G3		1	1	0	0	1	0	1	
Yogi Berra, L (6, PH) OBP: 0.317, SLG: 0.416						SH3-4 E BB	1B			2	0	1	2	0	0	0	
Vic Raschi, R (1, 1) OBP: 0.240, SLG: 0.136				4-3						2	0	1	1	0	0	0	
Allie Reynolds, R (8, 1) OBP: 0.348, SLG: 0.278					SH3-4			6-3		1	0	0	0	0	0	0	
<b>Inning Stats</b>	R: 0 E: 0 K: 0 S: 3	H: 0 LOB: 1 BB: 1 P: 7	R: 0 E: 0 K: 1 S: 5	H: 0 LOB: 1 BB: 1 P: 9	R: 0 E: 0 K: 1 S: 5	H: 0 LOB: 0 BB: 1 P: 6	R: 2 E: 1 K: 1 S: 9	H: 1 LOB: 2 BB: 1 P: 13	R: 1 E: 0 K: 1 S: 7	H: 2 LOB: 2 BB: 1 P: 11	R: 0 E: 0 K: 1 S: 5	H: 0 LOB: 0 BB: 0 P: 5	1B: 4 2B: 1 3B: 0 HR: 0	SF: 0 SAC: 2 DP: 1 HBP: 0	WP: 0 PB: 0 SB: 1 CS: 1	PA: 38	
<b>PITCHER</b>	IP WLS BF H R ER SO BB IBB HBP BLK WP HR S P ERA WHIP																
Al Aber, L (1, 1) ERA: 4.09	5.0 L 8 2 3 0 1 0 1 0 0 0 0 9 13 0.00 2.000																
Dave Madison, R (6, 1) ERA: 5.8	1.0 L 8 2 3 0 1 0 1 0 0 0 0 9 13 0.00 2.000																
Dick Marlowe, R (7, 1) ERA: 3.86	2.0 9 2 1 1 2 0 1 0 0 0 0 0 12 16 4.50 1.000																

Detroit Tigers @ New York Yankees  
 Yankee Stadium, Bronx, NY  
 Sat Jun 20 1953, 3:33 AM EDT  
 Att: 14,297 - Unknown


AB 27  
 R 6  
 H 5  
 RBI 4  
 BB 8  
 SO 5  
 LOB 16



Batter	1	2	3	4	5	6	7	8	9	AB	R	H	RBI	BB	SO	LOB	TOP			
Ray Boone, R OBP: 0.379, SLG: 0.397	4-0 1B BB		0-0 F8					0-0 6-3		3	0	0	0	1	0	1				
Jerry Priddy, R OBP: 0.395, SLG: 0.337	0-0 1-3 1B		0-0 G5-3 1B					0-0 6-3		4	0	2	0	0	0	1				
Don Lund, R OBP: 0.335, SLG: 0.354	0-0 L5-3		0-0 1-2 1B					0-0 F4		3	0	1	0	1	0	2				
Bob Nieman, R OBP: 0.351, SLG: 0.478	0-0 5-3		0-0 G5-3					0-3 CS BB		4	1	1	0	0	1	4				
Walt Dropo, R OBP: 0.284, SLG: 0.398		4-0 2B FC5-2 BB		0-0 4-3				0-0 2B		3	1	2	2	1	0	0				
Steve Souchock, R OBP: 0.321, SLG: 0.538		0-0 FC5-2 1B 2B		0-0 E6 G4-6-3				0-0 F8		4	1	2	0	0	0	1				
Fred Hatfield, L OBP: 0.333, SLG: 0.271		0-3 K		0-0 G4-6-3				0-0 F7		2	0	0	0	0	1	3				
Billy Hitchcock, R OBP: 0.294, SLG: 0.226		0-0 K		0-0 G4-6-3				0-0 F9		2	0	0	0	0	0	1				
Johnny Bucha, R OBP: 0.219, SLG: 0.111		0-0 FC5-2 1B		0-0 6-3				0-0 F9		3	0	0	0	0	0	2				
Matt Batts, R OBP: 0.323, SLG: 0.435		0-0 2-3 3-H		0-0 6-3				0-0 G4-6-3 1B		1	0	1	0	0	0	0				
Hal Newhouser, L OBP: 0.500, SLG: 0.429		0-0 1-3 3-H		0-0 6-3				0-0 G4-6-3		1	0	1	1	0	0	0				
Ray Herbert, R OBP: 0.250, SLG: 0.143		0-0 1-3 3-H		0-0 FC6-4 1B				0-0 4-3		2	0	1	0	0	0	0				
Jim Delsing, L OBP: 0.362, SLG: 0.469		0-0 1-3 3-H		0-0 FC6-4 1B				0-0 G4-6-3		1	0	0	0	0	0	2				
<b>Inning Stats</b>	R: 0 E: 0 K: 0 S: 3	H: 1 LOB: 1 BB: 1 P: 7	R: 1 E: 0 K: 1 S: 6	H: 2 LOB: 2 BB: 1 P: 10	R: 0 E: 0 K: 0 S: 4	H: 2 LOB: 0 BB: 0 P: 4	R: 0 E: 1 K: 0 S: 3	H: 0 LOB: 0 BB: 0 P: 3	R: 0 E: 0 K: 1 S: 5	H: 1 LOB: 1 BB: 1 P: 9	R: 0 E: 0 K: 0 S: 3	H: 0 LOB: 0 BB: 0 P: 3	R: 0 E: 0 K: 0 S: 3	H: 0 LOB: 0 BB: 0 P: 3	R: 2 E: 0 K: 0 S: 6	H: 4 LOB: 1 BB: 0 P: 6	1B: 8 2B: 4 3B: 0 HR: 1	SF: 0 SAC: 0 DP: 5 HBP: 0	WP: 0 PB: 0 SB: 0 CS: 1	PA: 36
<b>PITCHER</b> Whitey Ford, L ERA: 2.44	IP: 9.0 WLS: W BF: 36 H: 11 R: 3 ER: 3 SO: 2 BB: 3 IBB: 0 HBP: 0 BLK: 0 WP: 0 HR: 1 S: 37 P: 49 ERA: 3.00 WHIP: 1.556																			

Detroit Tigers @ New York Yankees  
 Yankee Stadium, Bronx, NY  
 Sun Jun 21 1953, 3:33 AM EDT  
 Unknown


AB 33  
 R 3  
 H 11  
 RBI 3  
 BB 3  
 SO 2  
 LOB 17

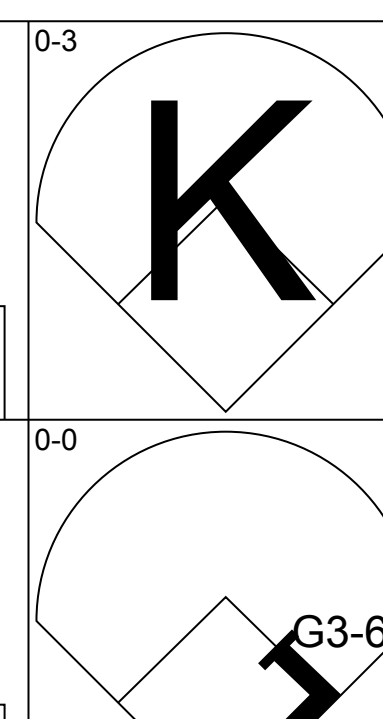
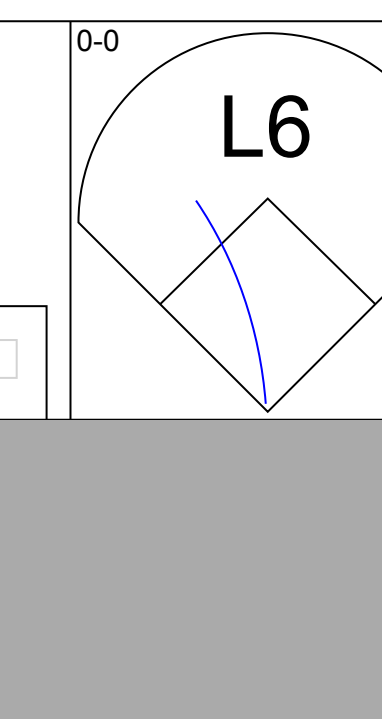
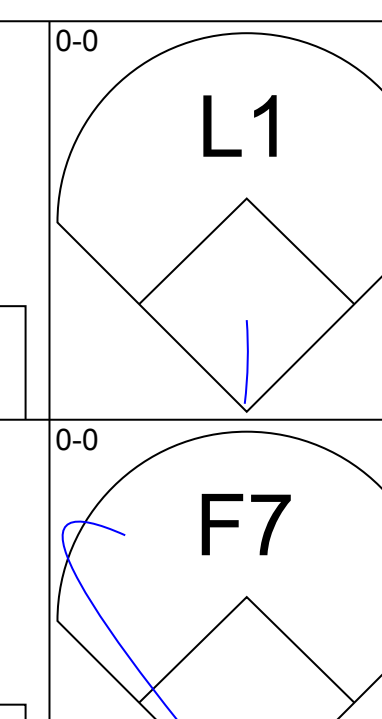
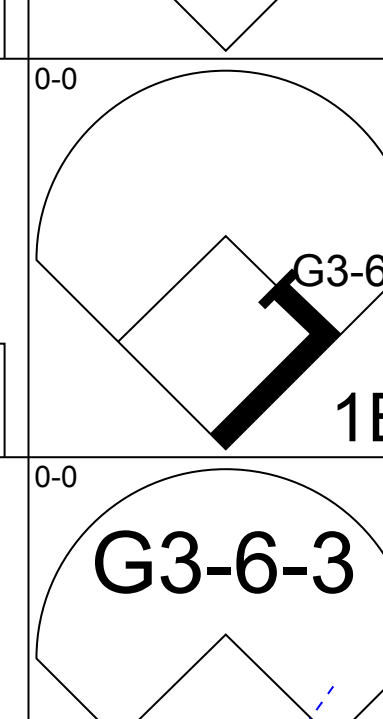
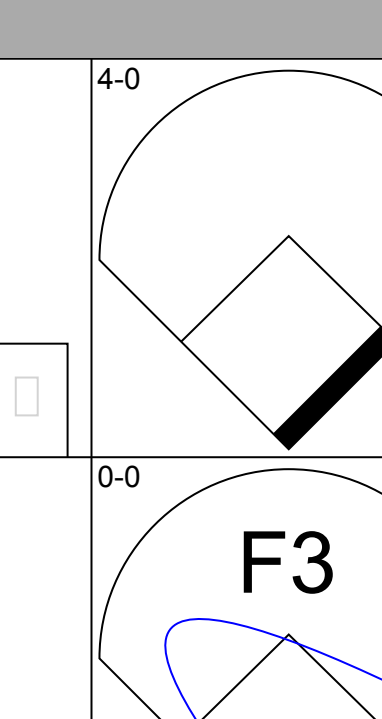
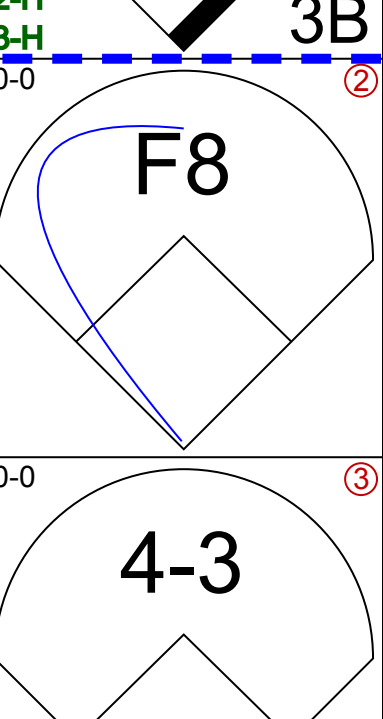
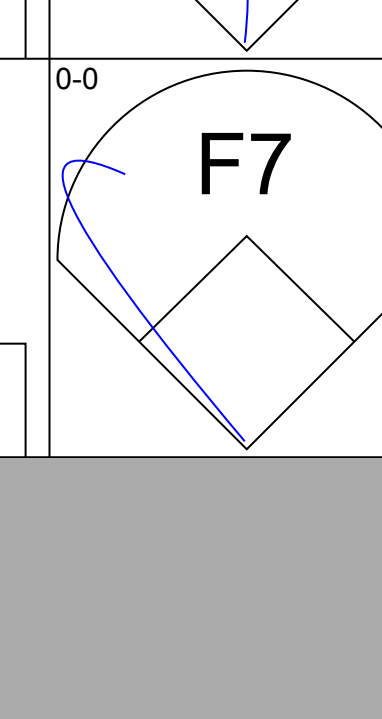
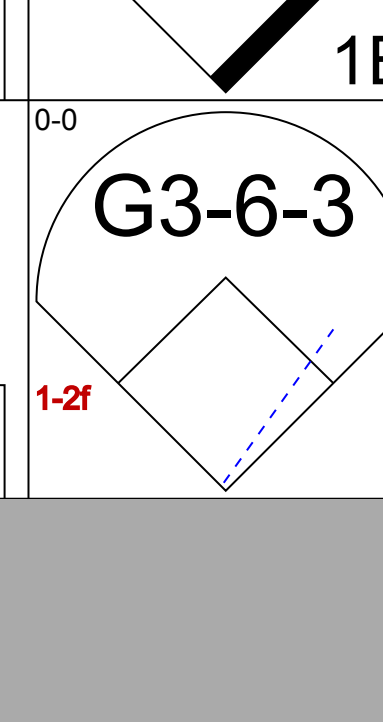
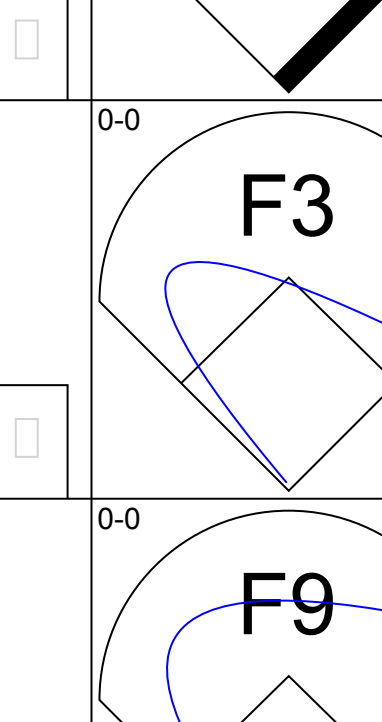
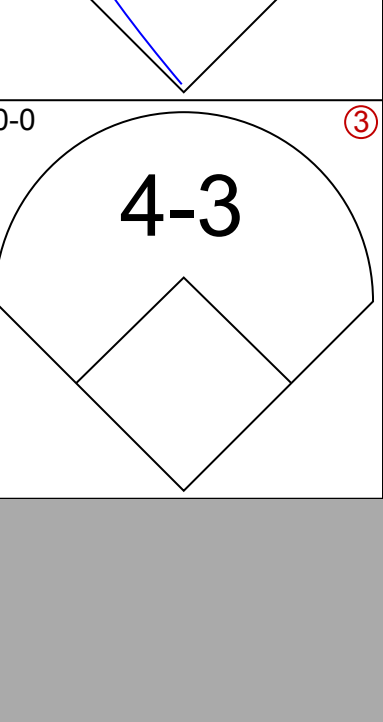
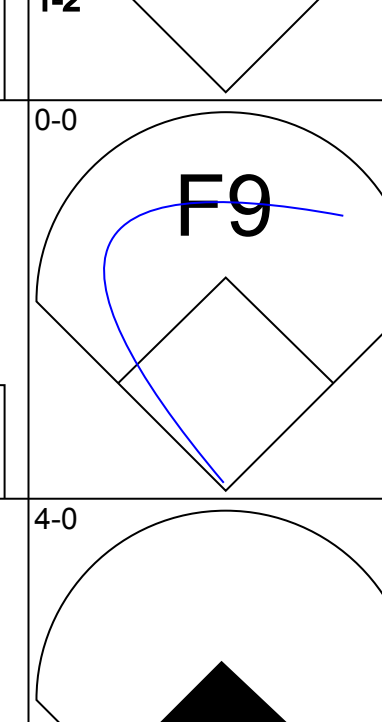
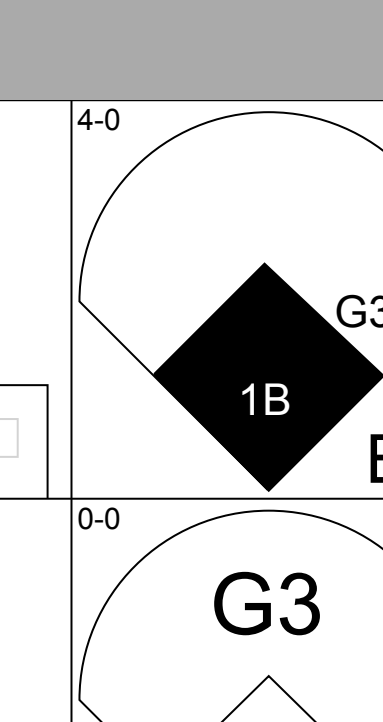
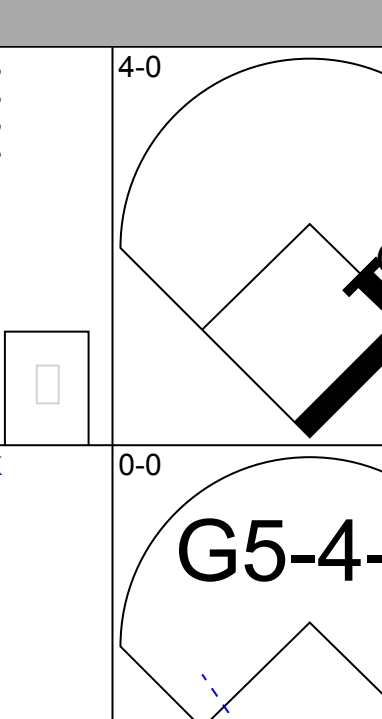
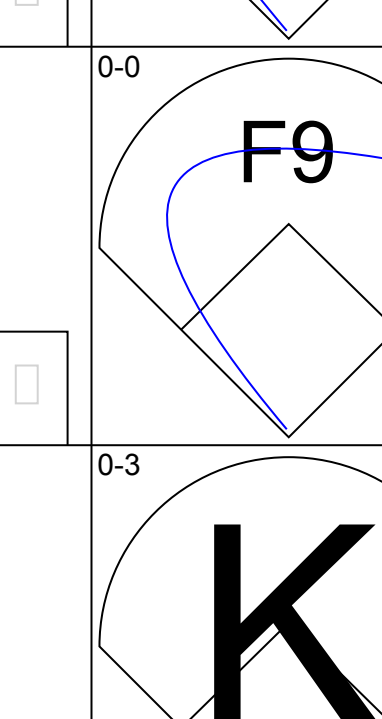
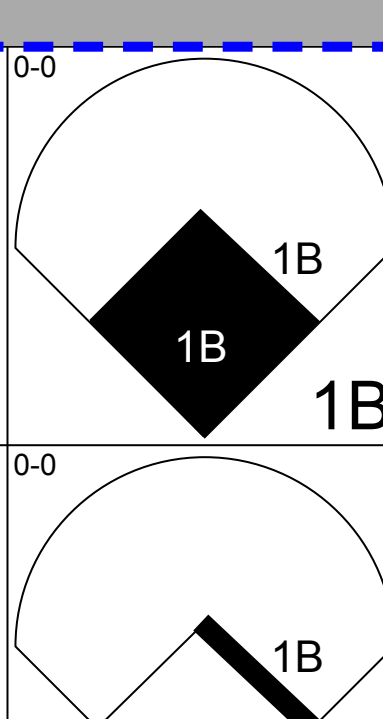
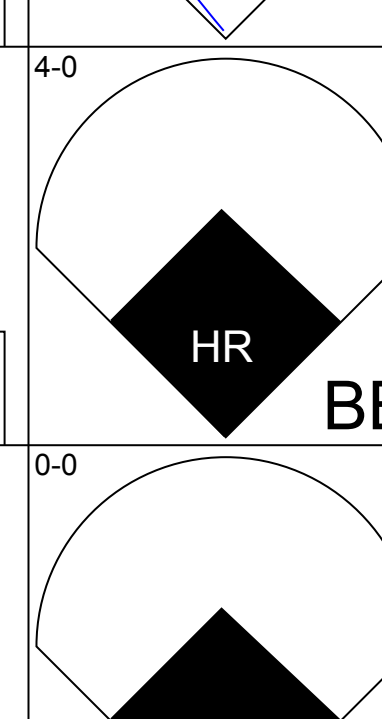

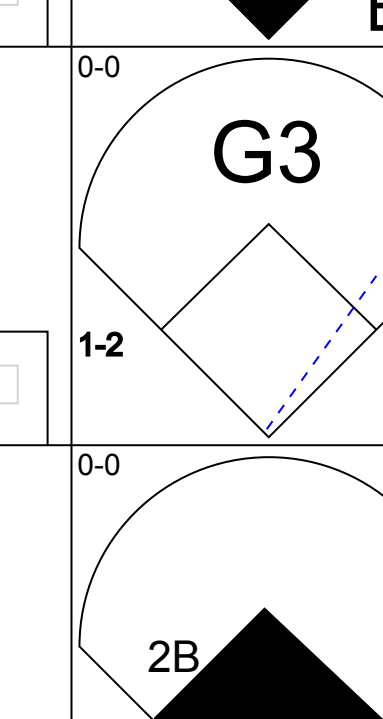
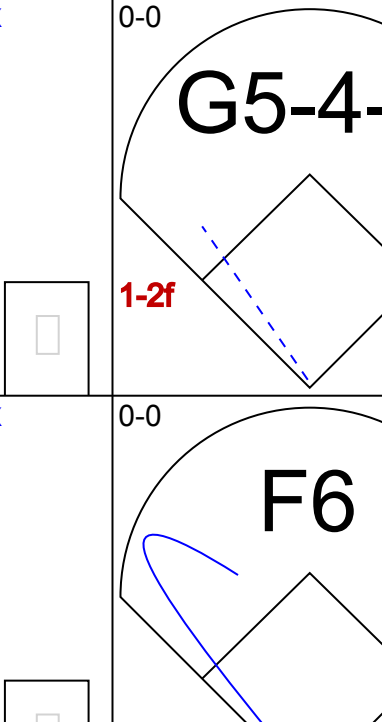
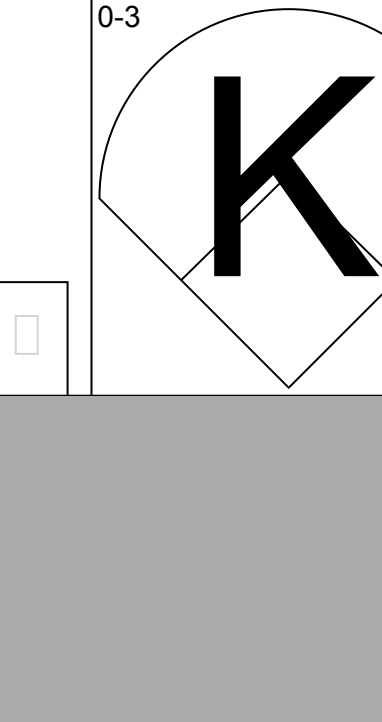
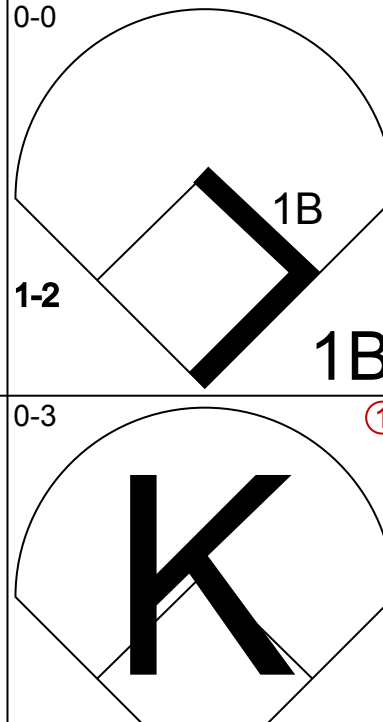
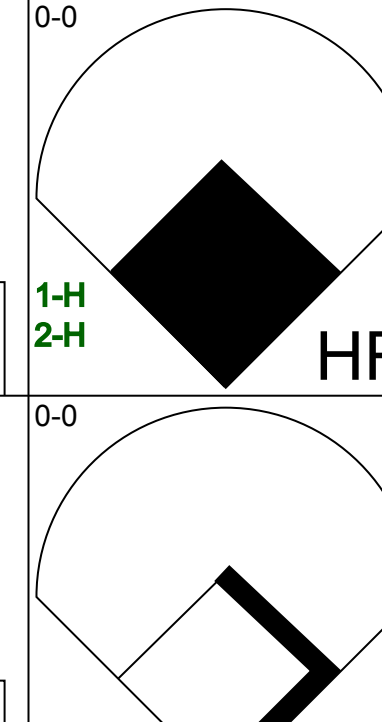

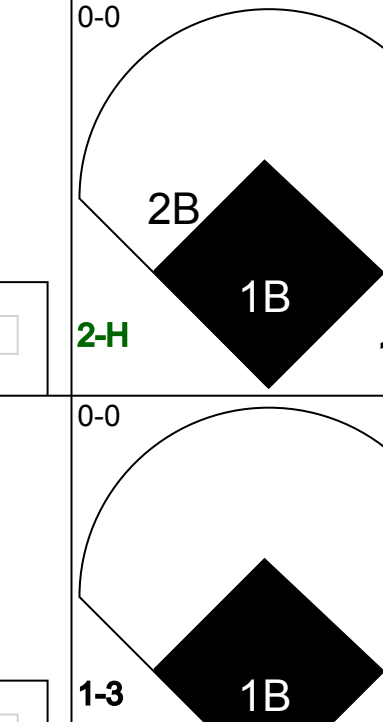
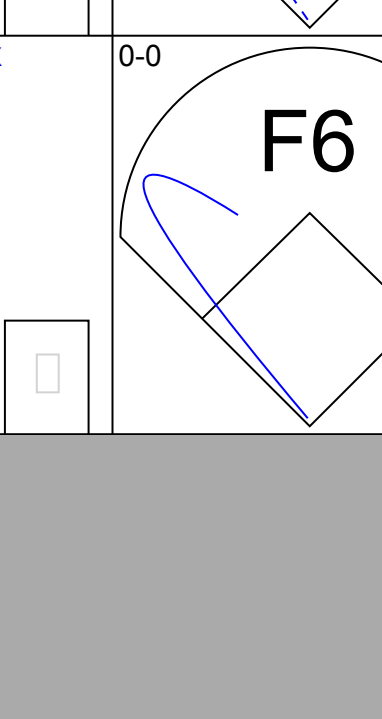
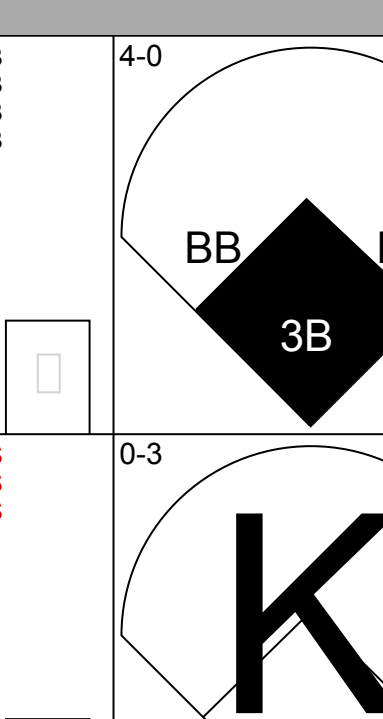
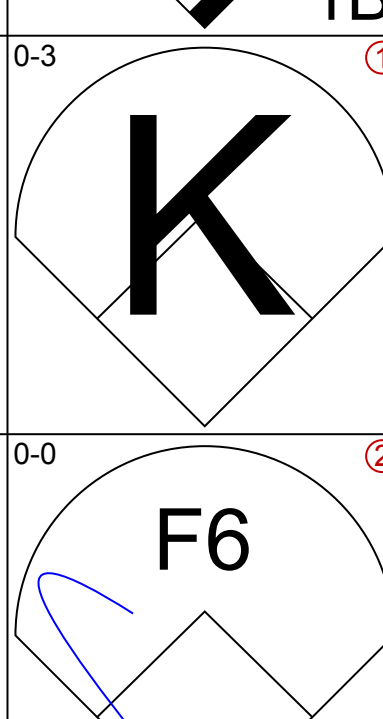

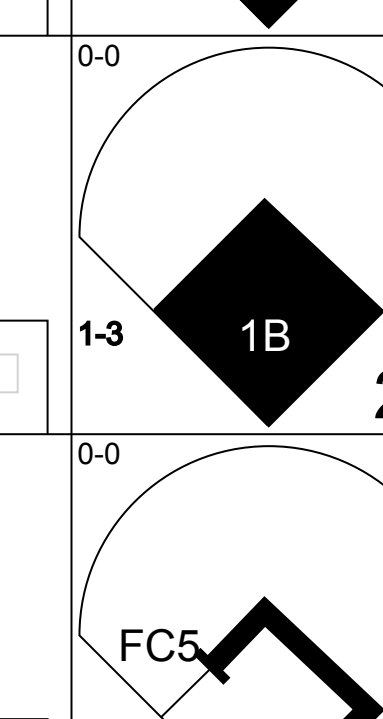
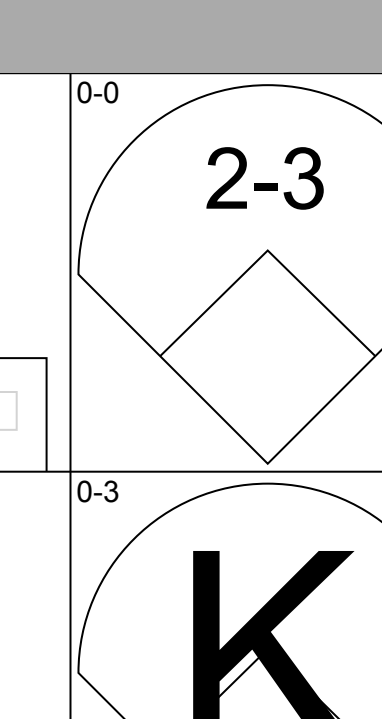
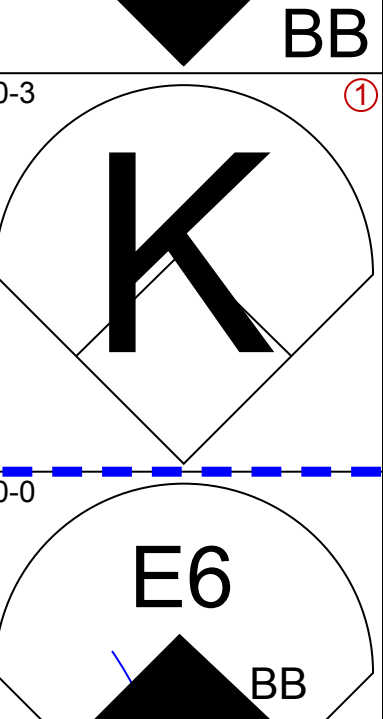
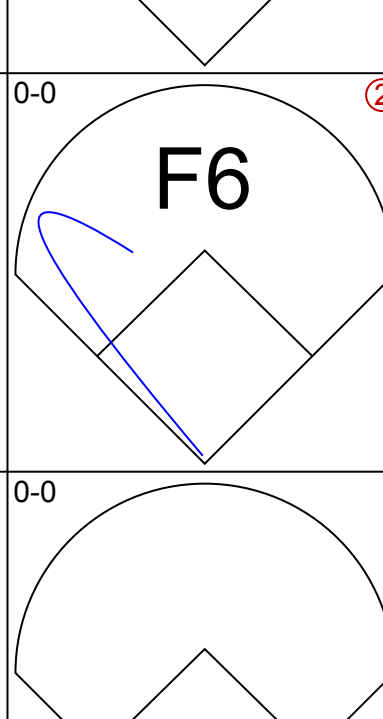

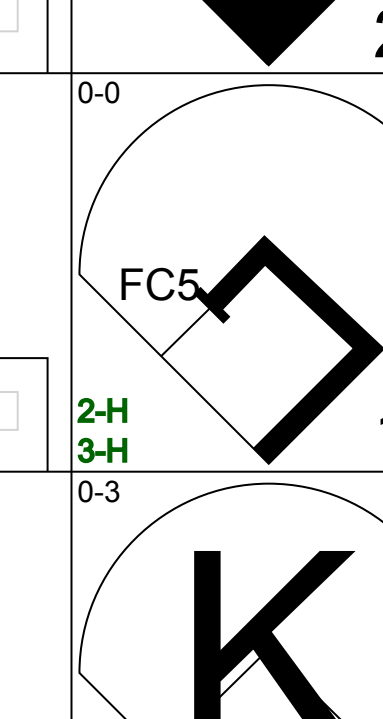
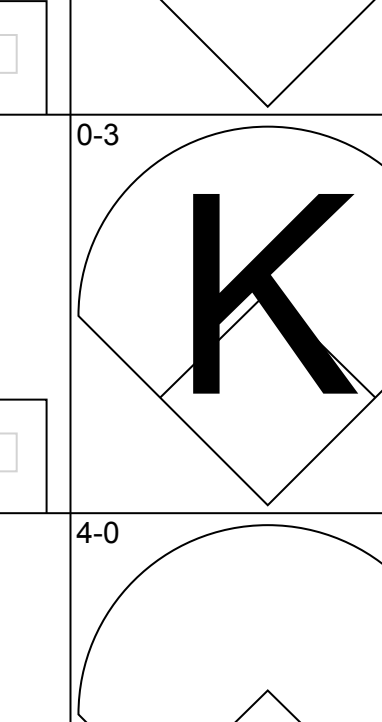
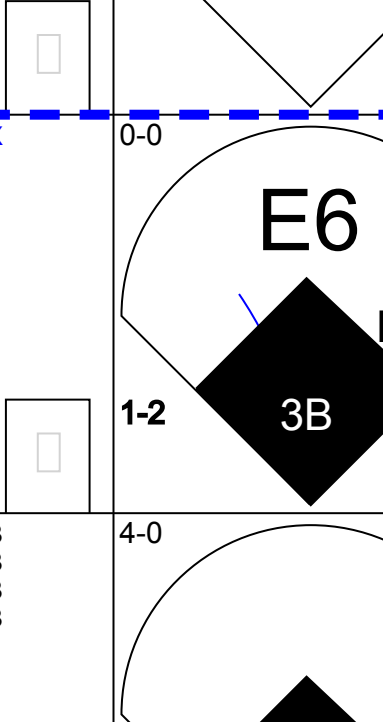
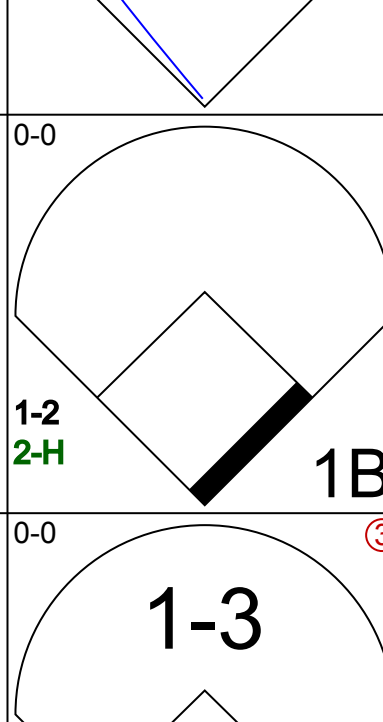
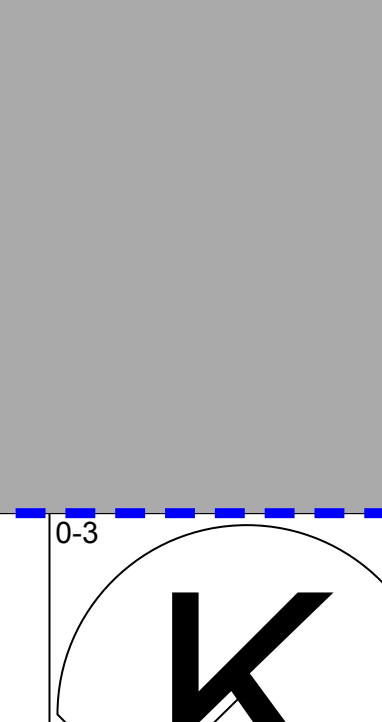
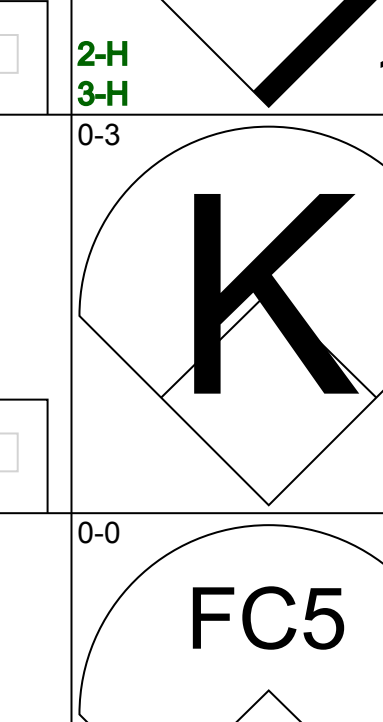
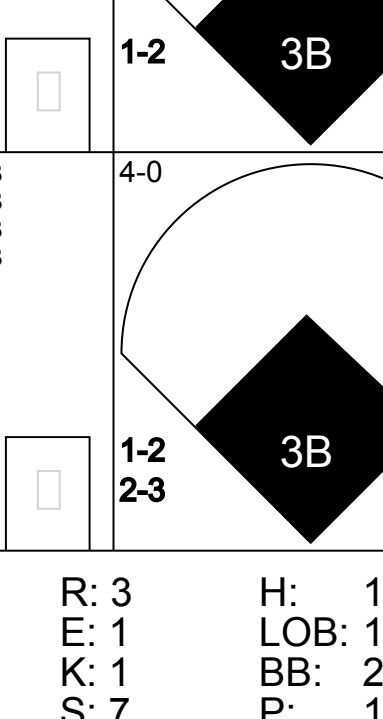
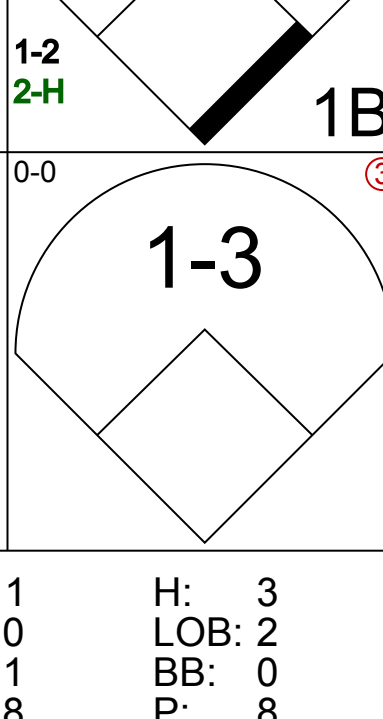
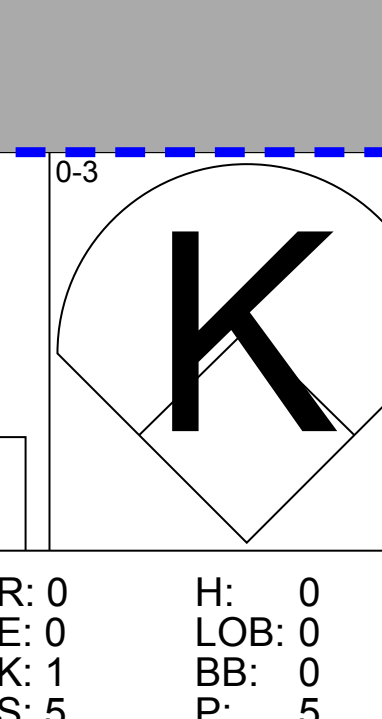
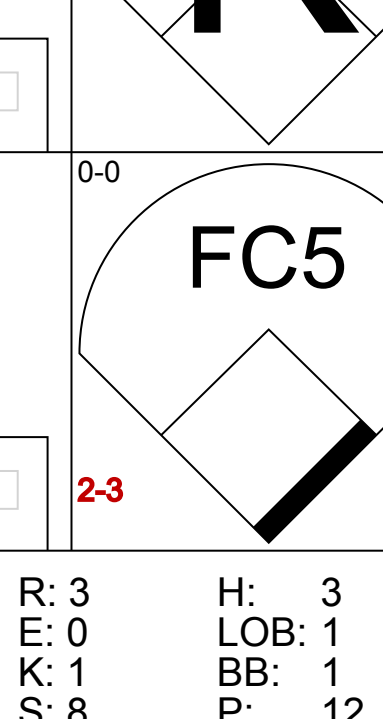


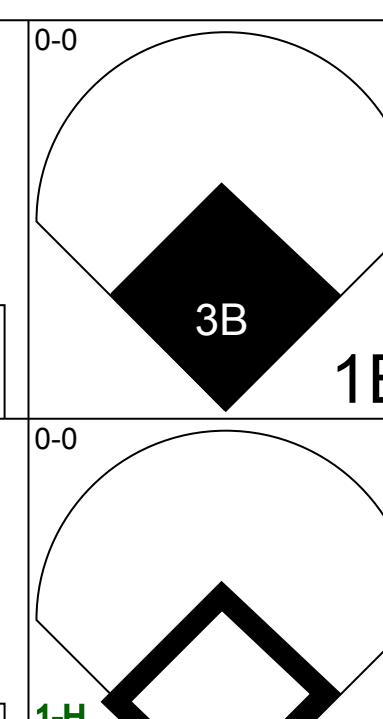
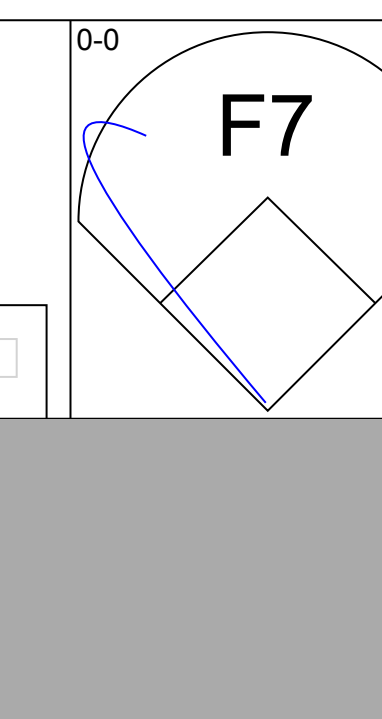
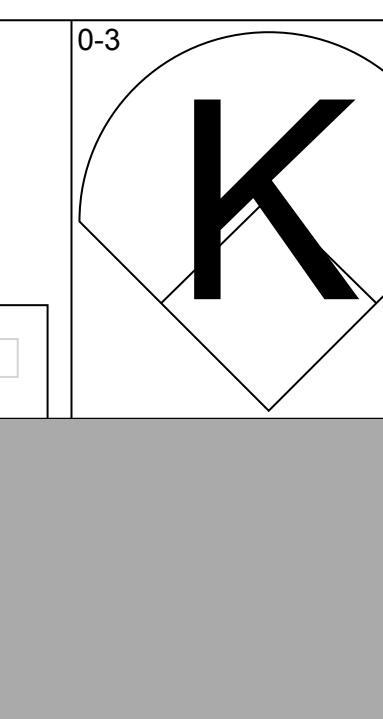
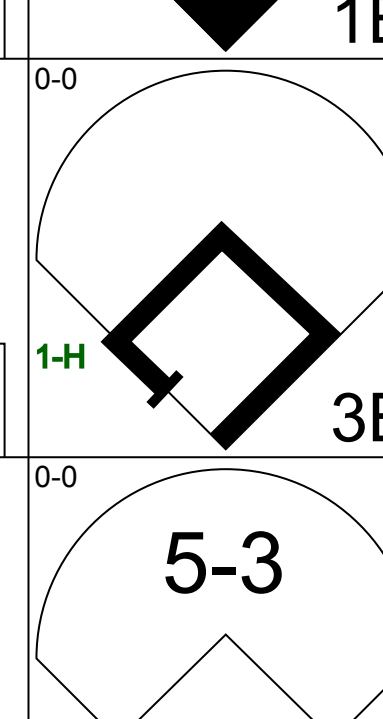
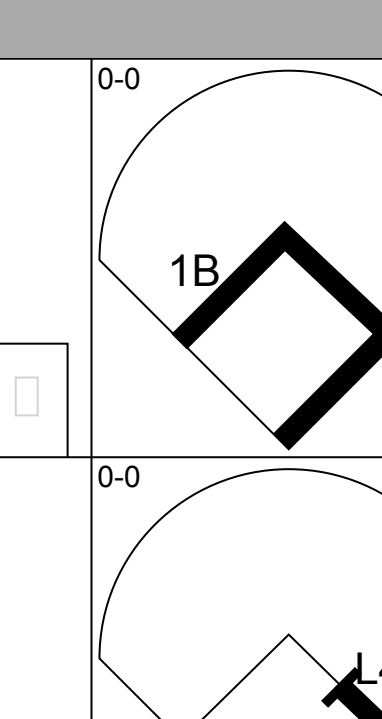
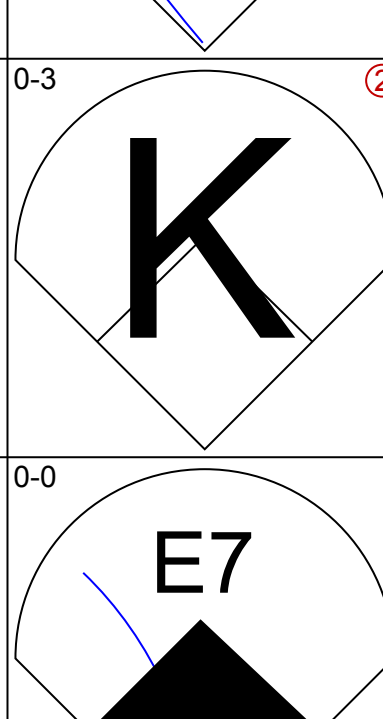
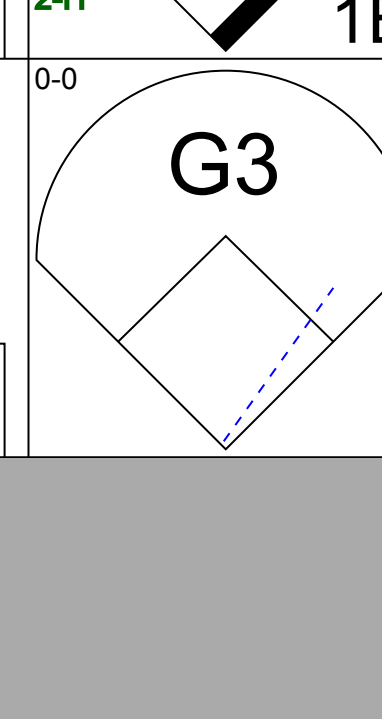

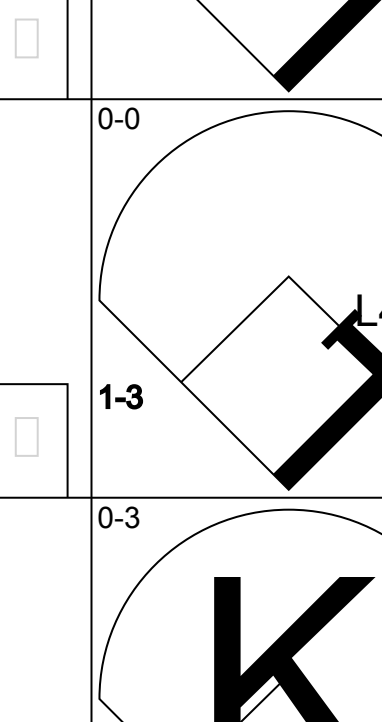

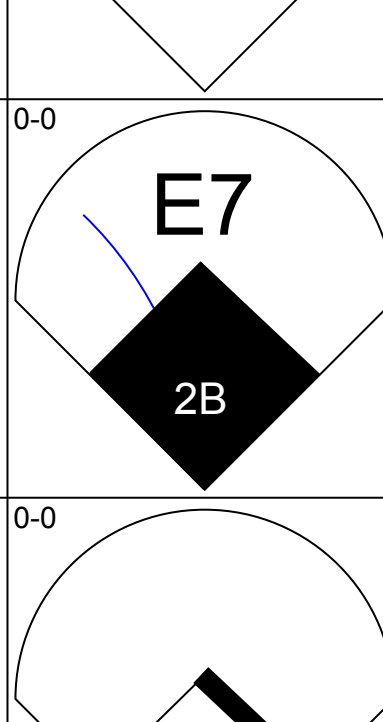
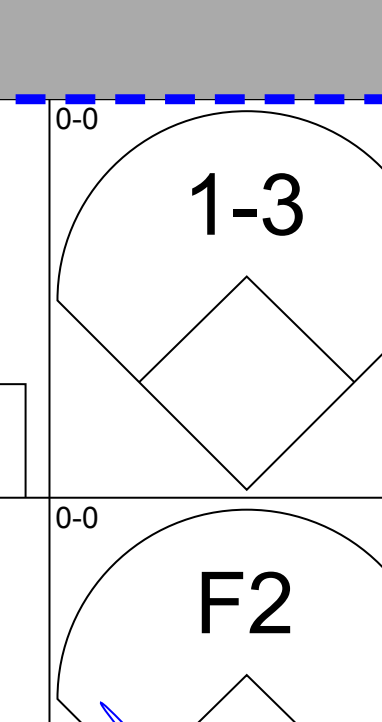
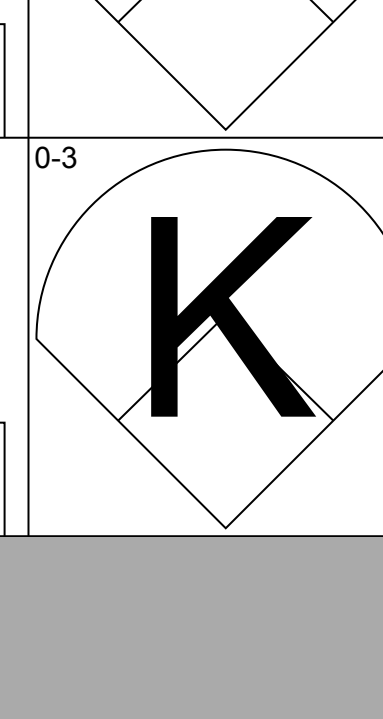
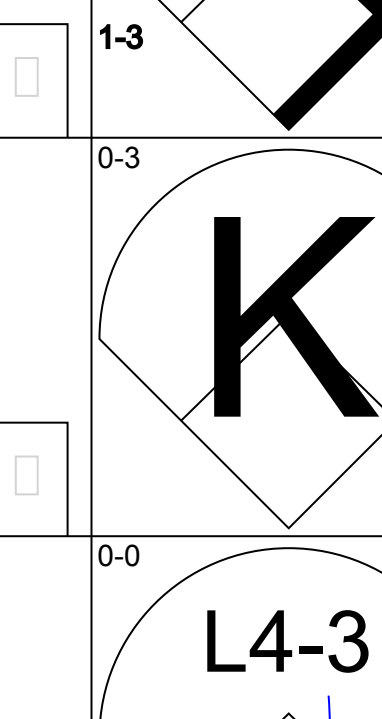
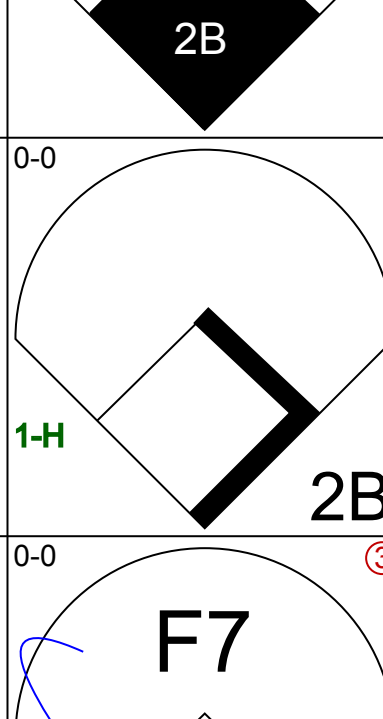
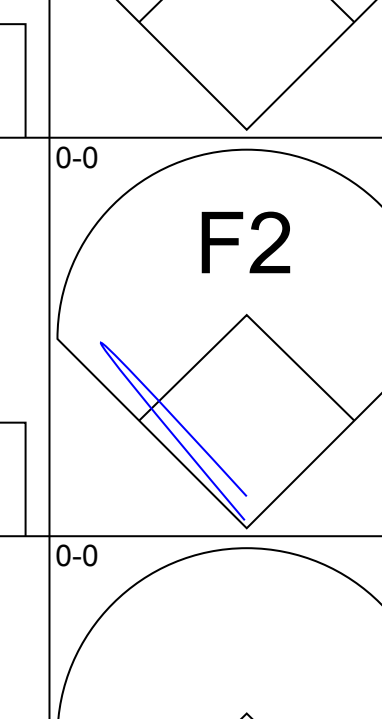
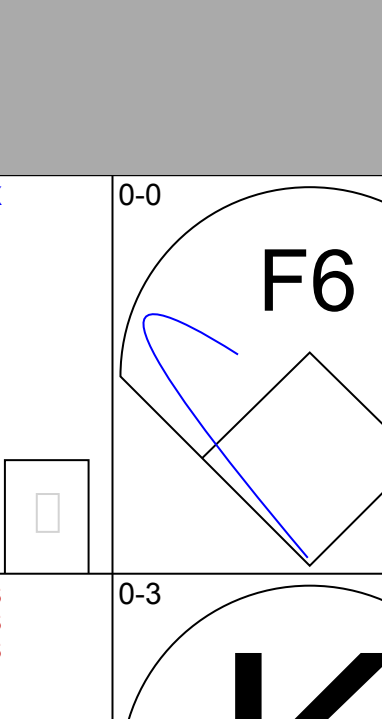
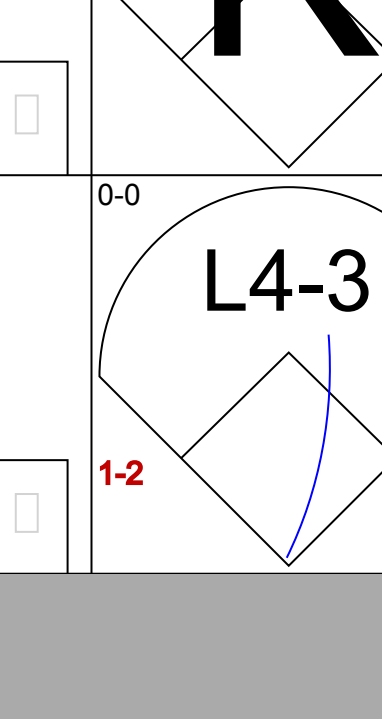
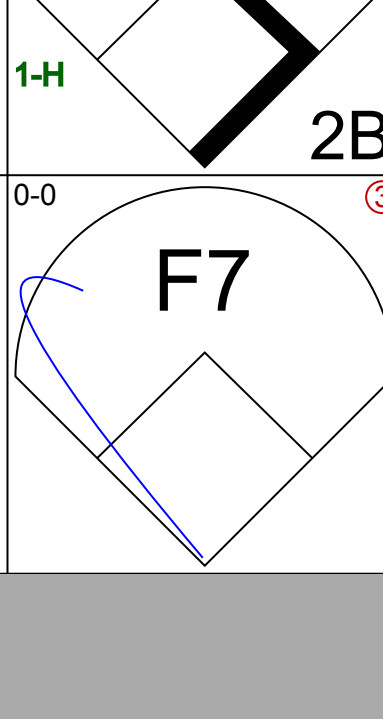
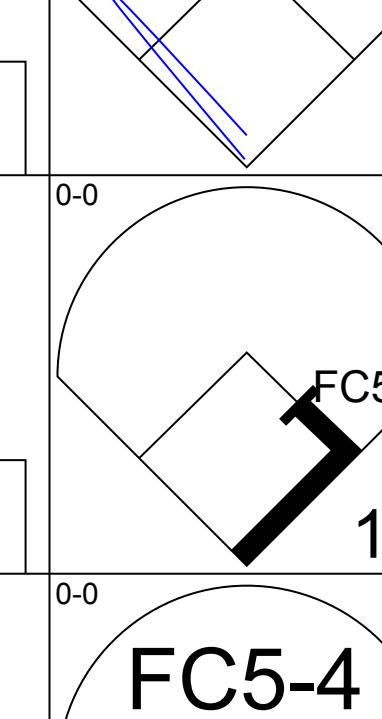


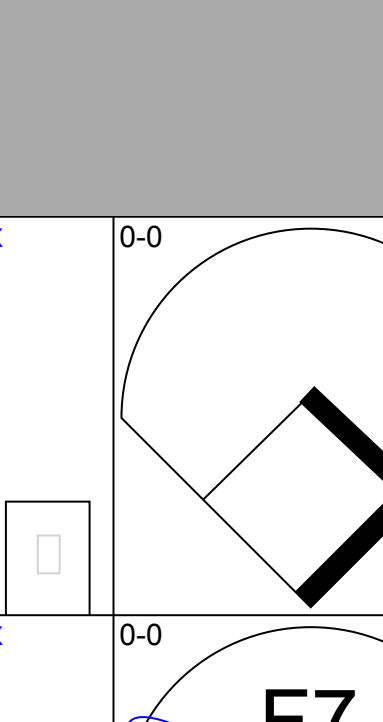
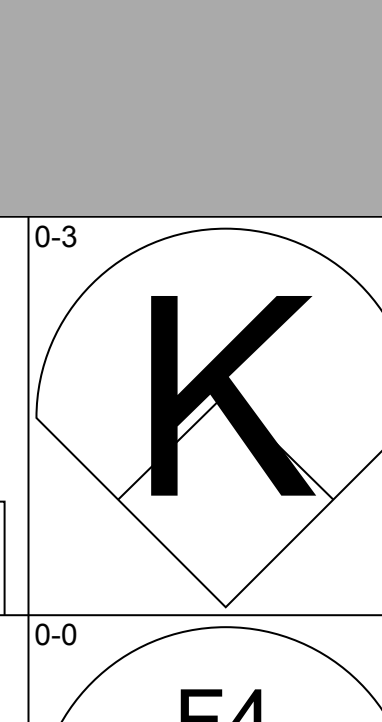

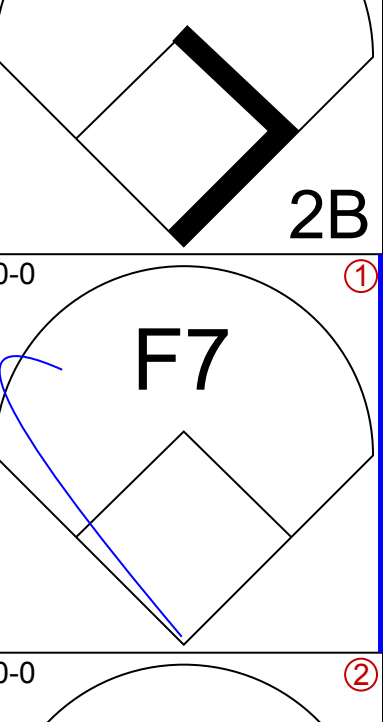
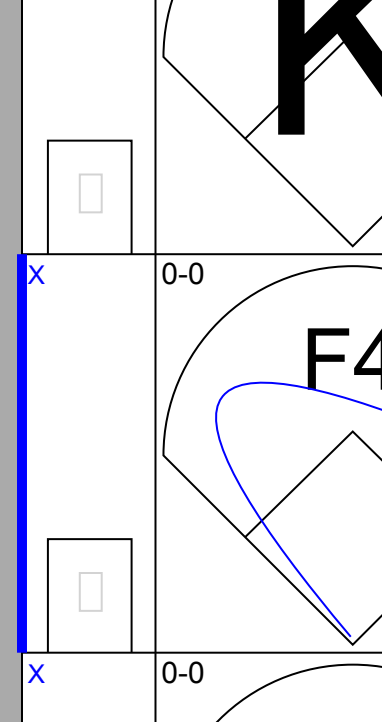
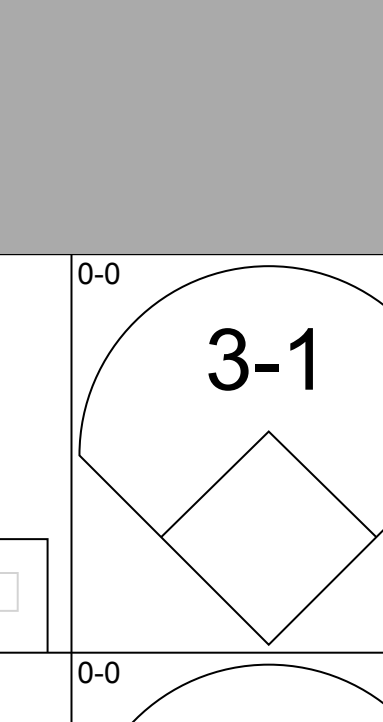
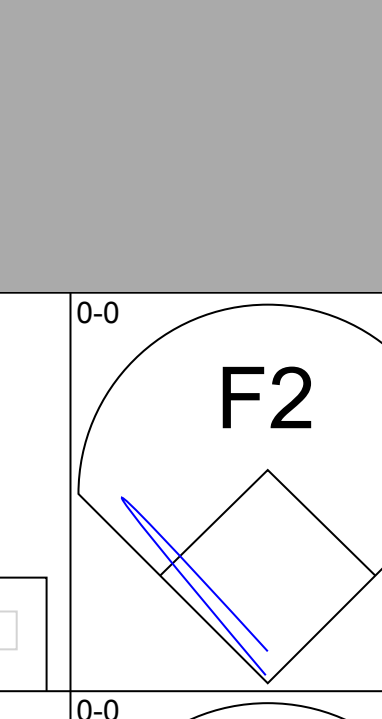
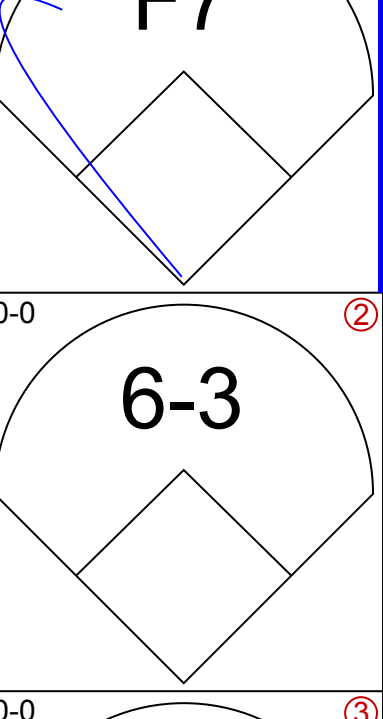
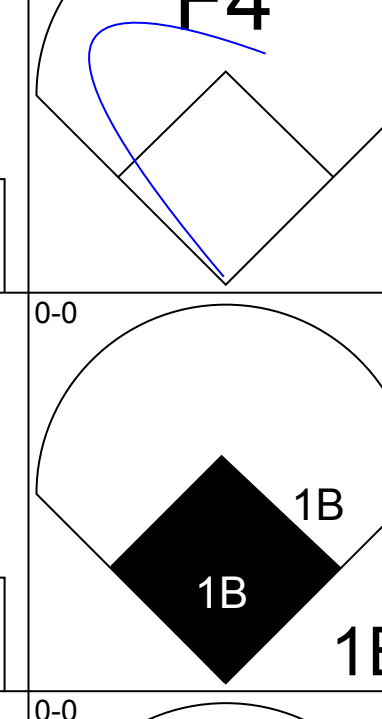

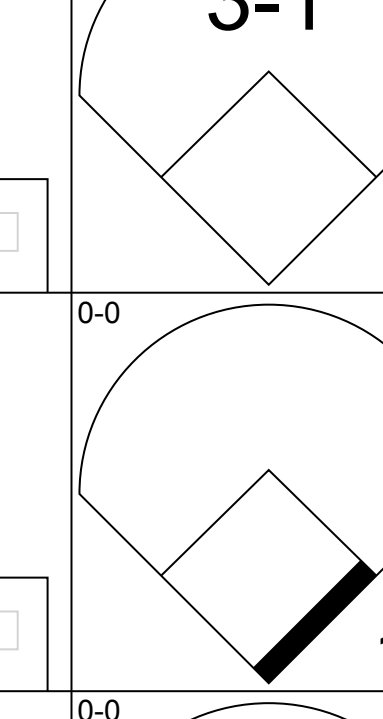
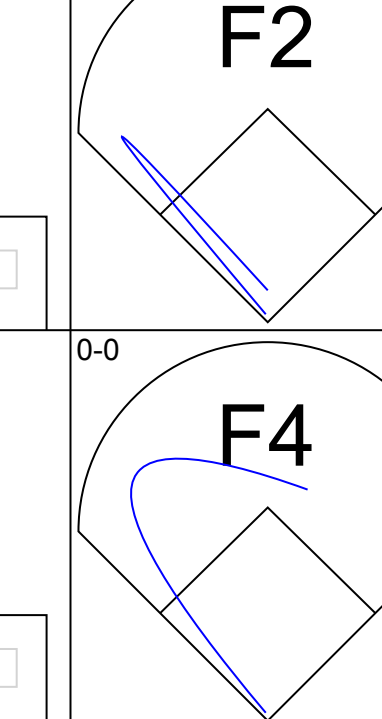
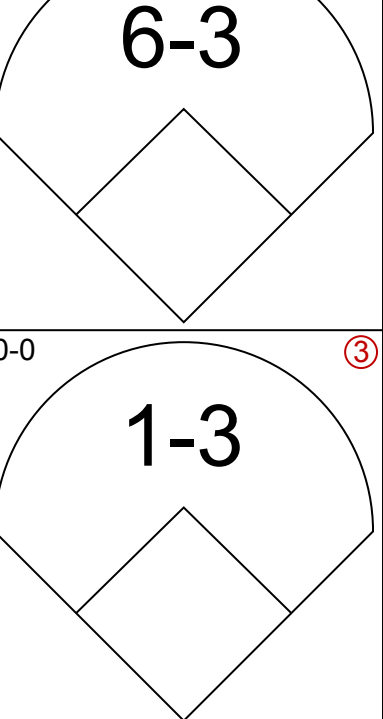
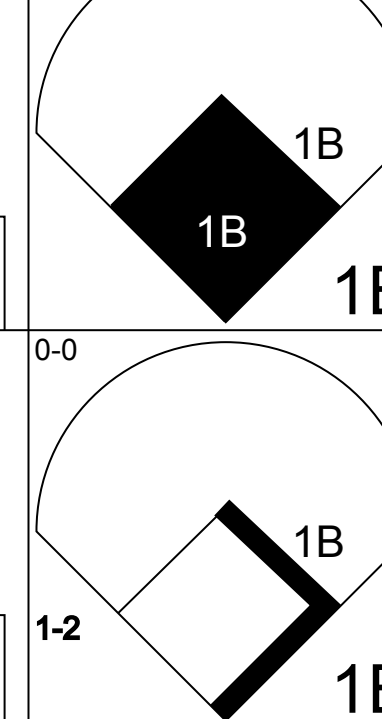

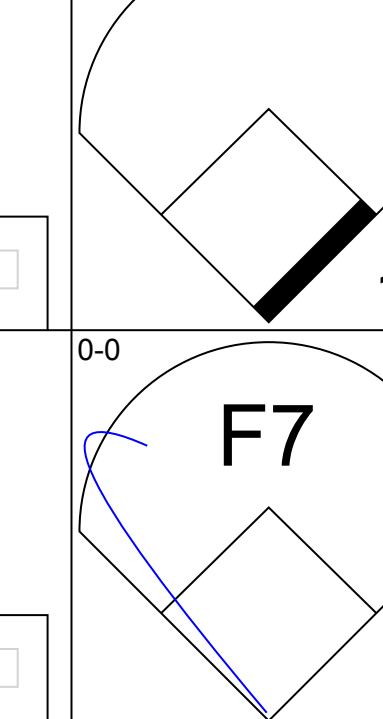
Batter	1	2	3	4	5	6	7	8	9	AB	R	H	RBI	BB	SO	LOB	BOTTOM			
Billy Martin, R OBP: 0.321, SLG: 0.367	1-0 FC6-4 HBP		0-0 HR					0-0 4-3		2	1	1	1	0	0	0				
Andy Carey, R OBP: 0.333, SLG: 0.500			0-0 HR					0-0 4-3		0	0	0	0	0	0	0				
Joe Collins, L OBP: 0.400, SLG: 0.456	0-0 FC6-4 HR		0-0 F9					0-0 1-3		4	1	0	0	0	0	2				
Hank Bauer, R OBP: 0.383, SLG: 0.409	0-0 F8		0-0 F4					0-0 F7		4	0	0	0	0	0	2				
Mickey Mantle, S OBP: 0.428, SLG: 0.559	0-0 1-H HR		0-0 1B 3B					0-0 HR 1B		4	3	3	2	0	0	0				
Yogi Berra, L OBP: 0.321, SLG: 0.435	0-0 F9		0-0 1B					0-0 HR		4	1	2	3	0	0	0				
Gil McDougald, R OBP: 0.363, SLG: 0.388		0-0 5-3		0-0 BB 1B				0-0 HR 3B		4	0	3	0	0	0	0				
Gene Woodling, L OBP: 0.429, SLG: 0.456		4-0 CS BB		4-0 G4-6-3 BB				0-0 3-1		2	0	0	0	2	1	2				
Willy Miranda, S OBP: 0.269, SLG: 0.174		0-0 F3		0-0 G4-6-3				0-0 F8		3	0	0	0	0	0	3				
Whitey Ford, L OBP: 0.273, SLG: 0.233			0-0 F7					0-0 1-3		3	0	1	0	0	0	0				
<b>Inning Stats</b>	R: 2 E: 0 K: 0 S: 4	H: 1 LOB: 0 BB: 0 P: 5	R: 0 E: 0 K: 0 S: 2	H: 0 LOB: 0 BB: 1 P: 6	R: 1 E: 0 K: 0 S: 4	H: 1 LOB: 0 BB: 0 P: 4	R: 1 E: 0 K: 0 S: 4	H: 3 LOB: 1 BB: 1 P: 8	R: 0 E: 0 K: 0 S: 4	H: 1 LOB: 1 BB: 0 P: 4	R: 0 E: 0 K: 1 S: 6	H: 1 LOB: 0 BB: 0 P: 6	R: 0 E: 0 K: 0 S: 3	H: 0 LOB: 0 BB: 0 P: 3	R: 2 E: 0 K: 0 S: 6	H: 3 LOB: 1 BB: 0 P: 6	1B: 5 2B: 0 3B: 2 HR: 3	SF: 0 SAC: 1 DP: 1 HBP: 1	WP: 0 PB: 0 SB: 0 CS: 1	PA: 34
<b>PITCHER</b> Hal Newhouser, L ERA: 5.75	IP: 3.1 WLS: L BF: 16 H: 5 R: 4 ER: 4 SO: 0 BB: 2 IBB: 0 HBP: 1 BLK: 0 WP: 0 HR: 2 S: 13 P: 22 ERA: 10.80 WHIP: 2.100																			
<b>PITCHER</b> Ray Herbert, R ERA: 9.1	IP: 4.2 WLS: L BF: 18 H: 5 R: 2 ER: 2 SO: 1 BB: 0 IBB: 0 HBP: 0 BLK: 0 WP: 0 HR: 1 S: 20 P: 20 ERA: 3.86 WHIP: 1.071																			

Detroit Tigers @ New York Yankees  
 Yankee Stadium, Bronx, NY  
 Sun Jun 21 1953, 3:33 AM EDT  
 Unknown

AB 30  
 R 6  
 H 10  
 RBI 6  
 BB 2  
 SO 1  
 LOB 9



Batter	1	2	3	4	5	6	7	8	9	AB	R	H	RBI	BB	SO	LOB	TOP										
Ray Boone, R OBP: 0.380, SLG: 0.412 (1, 6)										5	1	2	3	0	1	1	<b>Detroit Tigers @ New York Yankees</b> Yankee Stadium, Bronx, NY Sun Jun 21 1953, 3:38 AM EDT Att: 26,387 - Unknown										
Johnny Pesky, L OBP: 0.352, SLG: 0.333 (1, 4)										3	0	1	0	1	0	1											
Pat Mullin, L OBP: 0.365, SLG: 0.494 Steve Souchock, R OBP: 0.333, SLG: 0.538 (7, 7)										4	0	0	0	0	0	4											
Jim Delsing, L OBP: 0.368, SLG: 0.467 (1, 8)										3	2	1	0	2	0	2											
Walt Dropo, R OBP: 0.290, SLG: 0.414 (1, 3)										5	2	3	4	0	1	2											
Matt Batts, R OBP: 0.331, SLG: 0.449 (1, 2)										4	2	2	0	1	1	2											
Don Lund, R OBP: 0.337, SLG: 0.352 (1, 9)										4	0	1	2	1	1	3											
Fred Hatfield, L OBP: 0.330, SLG: 0.269 (1, 5)										5	1	1	1	0	2	4											
Billy Hoelt, L OBP: 0.323, SLG: 0.192 Bob Nieman, R OBP: 0.350, SLG: 0.476 (8, PH) Ned Garver, R OBP: 0.225, SLG: 0.243 (8, 1)										1	1	0	0	2	0	2											
<b>Inning Stats</b>	R: 0 E: 0 K: 1 S: 5	H: 1 LOB: 0 BB: 0 P: 5	R: 0 E: 0 K: 0 S: 2	H: 0 LOB: 0 BB: 1 P: 6	R: 0 E: 0 K: 1 S: 5	H: 0 LOB: 1 BB: 1 P: 9	R: 3 E: 1 K: 1 S: 7	H: 1 LOB: 1 BB: 2 P: 15	R: 1 E: 0 K: 1 S: 8	H: 3 LOB: 2 BB: 0 P: 8	R: 3 E: 0 K: 0 S: 6	H: 3 LOB: 2 BB: 2 P: 14	R: 0 E: 0 K: 1 S: 5	H: 0 LOB: 0 BB: 0 P: 5	R: 3 E: 0 K: 1 S: 8	H: 3 LOB: 1 BB: 1 P: 12		1B: 7 2B: 2 3B: 1 HR: 1	SF: 0 SAC: 1 DP: 2 HBP: 0	WP: 0 PB: 0 SB: 0 CS: 0	PA: 45						
<b>PITCHER</b>	IP	WLS	BF	H	R	ER	SO	BB	IBB	HBP	BLK	WP	HR	S	P	ERA	WHIP										
Ewell Blackwell, R ERA: 3.66 (1, 1)	4.1		16	1	1	1	4	4	0	0	0	0	0	20	36	2.08	1.154										
Tom Gorman, R ERA: 2.95 (5, 1)	0.0	L	3	1	2	1	0	1	0	0	0	0	0	2	6	∞	∞										
Bob Kuzava, L ERA: 3.63 (5, 1)	0.2		2	0	0	0	0	0	0	0	0	0	0	2	2	0.00	0.000										
Ray Scarborough, R ERA: 3.88 (6, 1)	2.0		14	6	4	4	1	2	0	0	0	0	1	14	22	18.00	4.000										
Jim McDonald, R ERA: 4.82 (8, 1)	2.0		10	3	3	3	2	1	0	0	0	0	0	13	17	13.50	2.000										

Batter	1	2	3	4	5	6	7	8	9	AB	R	H	RBI	BB	SO	LOB	BOTTOM										
Billy Martin, R OBP: 0.322, SLG: 0.368 (1, 6)										5	1	2	1	0	1	1	<b>Detroit Tigers @ New York Yankees</b> Yankee Stadium, Bronx, NY Sun Jun 21 1953, 3:38 AM EDT Att: 26,387 - Unknown										
Don Bollweg, L OBP: 0.393, SLG: 0.554 (1, 3)										4	0	2	1	0	1	2											
Hank Bauer, R OBP: 0.380, SLG: 0.405 (1, 9)										4	1	1	0	0	0	0											
Mickey Mantle, S OBP: 0.425, SLG: 0.558 (1, 8)										4	0	1	1	0	2	2											
Gene Woodling, L OBP: 0.425, SLG: 0.452 (1, 7)										4	0	1	0	0	0	3											
Gil McDougald, R OBP: 0.391, SLG: 0.391 (1, 4)										4	0	1	0	0	2	1											
Charles Silvera, R OBP: 0.333, SLG: 0.283 Johnny Mize, R OBP: 0.307, SLG: 0.380 Ray Scarborough, R OBP: 0.346, SLG: 0.440 Jim McDonald, R OBP: 0.244, SLG: 0.435 Joe Collins, L OBP: 0.398, SLG: 0.453 (1, 2)										1	0	0	0	0	0	0											
Andy Carey, R OBP: 0.355, SLG: 0.500 (1, 5)										4	1	2	0	0	0	1											
Ewell Blackwell, R (1, 1) Tom Gorman, R OBP: 0.333, SLG: 0.333 (5, 1) Bob Kuzava, S (5, 1) Yogi Berra, L OBP: 0.321, SLG: 0.434 (5, PH) (6, 2)										1	0	0	0	0	0	0											
<b>Inning Stats</b>	R: 1 E: 0 K: 1 S: 6	H: 2 LOB: 0 BB: 0 P: 6	R: 0 E: 0 K: 1 S: 5	H: 0 LOB: 0 BB: 0 P: 5	R: 0 E: 0 K: 0 S: 3	H: 0 LOB: 0 BB: 0 P: 3	R: 0 E: 0 K: 1 S: 6	H: 2 LOB: 1 BB: 0 P: 6	R: 0 E: 0 K: 0 S: 4	H: 1 LOB: 1 BB: 0 P: 4	R: 1 E: 1 K: 1 S: 7	H: 1 LOB: 1 BB: 0 P: 7	R: 1 E: 0 K: 1 S: 8	H: 3 LOB: 2 BB: 0 P: 8	R: 0 E: 0 K: 0 S: 4	H: 1 LOB: 1 BB: 0 P: 4		R: 0 E: 0 K: 1 S: 6	H: 1 LOB: 1 BB: 0 P: 6	1B: 8 2B: 3 3B: 1 HR: 0	SF: 0 SAC: 0 DP: 1 HBP: 0	WP: 0 PB: 0 SB: 0 CS: 0	PA: 37				
<b>PITCHER</b>	IP	WLS	BF	H	R	ER	SO	BB	IBB	HBP	BLK	WP	HR	S	P	ERA	WHIP										
Billy Hoelt, L ERA: 4.34 (1, 1)	7.0		29	9	3	2	5	0	0	0	0	0	0	10	39	2.57	1.286										
Ned Garver, R ERA: 5.07 (8, 1)	2.0	S	8	2	0	0	1	0	0	0	0	0	0	10	10	0.00	1.000										



Batter	1	2	3	4	5	6	7	8	9	AB	R	H	RBI	BB	SO	LOB	TOP						
Harvey Kuenn, R OBP: 0.340, SLG: 0.336 (1, 6)										4	1	1	0	1	0	1							
Johnny Pesky, L OBP: 0.345, SLG: 0.327 (1, 4)										5	0	1	1	0	0	4							
Ray Boone, R OBP: 0.374, SLG: 0.404 (1, 5)										5	1	1	1	0	2	4							
Walt Dropo, R OBP: 0.296, SLG: 0.419 (1, 3)											4	1	2	0	0	1	0						
Jim Delsing, L OBP: 0.369, SLG: 0.462 (1, 8)											4	0	1	0	1	0	1						
Bob Nieman, R OBP: 0.351, SLG: 0.485 (1, 9)											4	1	1	2	1	1	5						
Steve Souchock, R OBP: 0.345, SLG: 0.527 (1, 7)											3	0	1	1	1	0	3						
Matt Batts, R OBP: 0.329, SLG: 0.441 (1, 2)											3	1	0	0	1	1	6						
Steve Gromek, S OBP: 0.167, SLG: 0.167 (1, 1)											3	0	1	0	0	0	1						
<b>Inning Stats</b>	R: 2 E: 1 K: 1 S: 8	H: 2 LOB: 3 BB: 2 P: 16	R: 0 E: 0 K: 0 S: 3	H: 0 LOB: 1 BB: 1 P: 7	R: 2 E: 0 K: 1 S: 7	H: 2 LOB: 1 BB: 0 P: 8	R: 0 E: 0 K: 1 S: 5	H: 1 LOB: 1 BB: 0 P: 5	R: 0 E: 0 K: 1 S: 5	H: 0 LOB: 1 BB: 1 P: 9	R: 1 E: 0 K: 0 S: 4	H: 1 LOB: 1 BB: 1 P: 8	R: 0 E: 0 K: 0 S: 5	H: 2 LOB: 2 BB: 0 P: 5	R: 0 E: 0 K: 1 S: 6	H: 1 LOB: 1 BB: 0 P: 6	R: 0 E: 0 K: 0 S: 3	H: 0 LOB: 0 BB: 0 P: 3	1B: 7 2B: 2 3B: 0 HR: 1	SF: 0 SAC: 1 DP: 1 HBP: 1	WP: 0 PB: 0 SB: 0 CS: 1	PA: 42	
<b>PITCHER</b>	IP WLS BF H R ER SO BB IBB HBP BLK WP HR S P ERA WHIP	6.0 L 30 6 5 3 4 4 1 1 0 0 1 32 53 4.50 1.667	3.0 W 12 3 0 0 1 0 0 0 0 0 0 14 14 0.00 1.000																				

Detroit Tigers @ Philadelphia Athletics  
 Connie Mack Stadium, Philadelphia, PA  
 Tue Jun 23 1953, 3:33 AM EDT  
 Att: 2,463 - Unknown

AB	35
R	5
H	9
RBI	5
BB	5
SO	5
LOB	25



Batter	1	2	3	4	5	6	7	8	9	AB	R	H	RBI	BB	SO	LOB	BOTTOM					
Joe Demaestri, R OBP: 0.311, SLG: 0.333 (1, 6)										4	0	1	0	0	0	1						
Dave Philley, S OBP: 0.352, SLG: 0.394 (1, 9)										4	0	1	0	0	1	1						
Tom Hamilton, L OBP: 0.160, SLG: 0.087 (1, 3)										4	0	0	0	0	0	2						
Gus Zernial, R OBP: 0.355, SLG: 0.553 (1, 7)										4	0	0	0	0	0	2						
Pete Suder, R OBP: 0.338, SLG: 0.411 (1, 5)										3	0	1	0	0	0	1						
Cass Michaels, R OBP: 0.320, SLG: 0.373 (1, 4)										3	0	0	0	0	1	1						
Ed McGhee, R OBP: 0.348, SLG: 0.333 (1, 8)										3	0	0	0	0	0	0						
Joe Astroth, R OBP: 0.343, SLG: 0.354 (1, 2)										3	0	1	0	0	0	0						
Marion Fricano, R OBP: 0.250, SLG: 0.292 Carl Scheib, R OBP: 0.192, SLG: 0.160 (6, PH) (7, 1)										1 2	0 0	0 0	0 0	0 0	1 1	0 1						
<b>Inning Stats</b>	R: 0 E: 0 K: 1 S: 6	H: 1 LOB: 1 BB: 0 P: 6	R: 0 E: 0 K: 1 S: 5	H: 0 LOB: 0 BB: 0 P: 5	R: 0 E: 0 K: 1 S: 5	H: 0 LOB: 0 BB: 0 P: 5	R: 0 E: 0 K: 0 S: 4	H: 1 LOB: 1 BB: 0 P: 4	R: 0 E: 0 K: 0 S: 3	H: 0 LOB: 0 BB: 0 P: 3	R: 0 E: 0 K: 0 S: 4	H: 1 LOB: 1 BB: 0 P: 4	R: 0 E: 0 K: 0 S: 4	H: 1 LOB: 1 BB: 0 P: 4	R: 0 E: 0 K: 0 S: 3	H: 0 LOB: 0 BB: 0 P: 3	1B: 2 2B: 2 3B: 0 HR: 0	SF: 0 SAC: 0 DP: 0 HBP: 0	WP: 0 PB: 0 SB: 0 CS: 0	PA: 31		
<b>PITCHER</b>	IP WLS BF H R ER SO BB IBB HBP BLK WP HR S P ERA WHIP	9.0 W 31 4 0 0 3 0 0 0 0 0 0 37 37 0.00 0.444																				

Detroit Tigers @ Philadelphia Athletics  
 Connie Mack Stadium, Philadelphia, PA  
 Tue Jun 23 1953, 3:33 AM EDT  
 Att: 2,463 - Unknown

AB	31
R	0
H	4
RBI	0
BB	0
SO	3
LOB	9



Batter	1	2	3	4	5	6	7	8	9	AB	R	H	RBI	BB	SO	LOB	TOP										
Harvey Kuenn, R OBP: 0.348, SLG: 0.353 (1, 6)										4	2	3	2	1	0	1											
Johnny Pesky, L OBP: 0.357, SLG: 0.340 (1, 4)										5	1	3	1	0	0	1											
Bob Nieman, R OBP: 0.352, SLG: 0.481 (1, 9)										4	1	1	0	1	0	2											
Walt Dropo, R OBP: 0.292, SLG: 0.412 (1, 3)										4	0	0	1	0	0	4											
Jim Delsing, L OBP: 0.367, SLG: 0.458 (1, 8)										4	0	1	0	0	2	3											
Steve Souchock, R OBP: 0.355, SLG: 0.569 (1, 7)										3	1	1	2	1	0	0											
Matt Batts, R OBP: 0.322, SLG: 0.430 (1, 2)										4	0	0	0	0	2	3											
Fred Hatfield, L OBP: 0.333, SLG: 0.274 (1, 5)										4	1	2	0	0	2	3											
Ned Garver, R OBP: 0.233, SLG: 0.231 (1, 1)										2	0	0	0	1	0	0											
<b>Inning Stats</b>	R: 4 E: 0 K: 2 S: 11	H: 4 LOB: 0 BB: 0 P: 11	R: 1 E: 0 K: 0 S: 4	H: 3 LOB: 0 BB: 0 P: 4	R: 0 E: 0 K: 2 S: 8	H: 1 LOB: 3 BB: 2 P: 16	R: 1 E: 1 K: 1 S: 8	H: 2 LOB: 2 BB: 0 P: 8	R: 0 E: 0 K: 1 S: 5	H: 0 LOB: 0 BB: 0 P: 5	R: 0 E: 0 K: 0 S: 2	H: 0 LOB: 0 BB: 1 P: 6	R: 0 E: 0 K: 0 S: 3	H: 0 LOB: 0 BB: 0 P: 3	R: 0 E: 0 K: 0 S: 3	H: 1 LOB: 1 BB: 0 P: 3	R: 0 E: 0 K: 0 S: 3	H: 0 LOB: 1 BB: 1 P: 7	1B: 9 2B: 0 3B: 0 HR: 2	SF: 0 SAC: 1 DP: 0 HBP: 0	WP: 0 PB: 1 SB: 0 CS: 2	PA: 41					
<b>PITCHER</b>	IP	WLS	BF	H	R	ER	SO	BB	IBB	HBP	BLK	WP	HR	S	P	ERA	WHIP										
Charlie Bishop, R ERA: 5.18 (1, 1)	2.0	L	11	7	5	5	2	0	0	0	0	0	1	15	15	22.50	3.500										
Frank Fanovich, L ERA: 4.23 (3, 1)	3.0		15	3	1	1	4	1	1	0	0	0	1	21	29	3.00	1.333										
Bobo Newsom, R ERA: 2.63 (6, 1)	3.0		9	1	0	0	0	1	0	0	0	0	0	8	12	0.00	0.667										
Morrie Martin, L ERA: 4.33 (9, 1)	1.0		4	0	0	0	0	1	0	0	0	0	0	3	7	0.00	1.000										

**Detroit Tigers @ Philadelphia Athletics**  
 Connie Mack Stadium, Philadelphia, PA  
 Wed Jun 24 1953, 3:33 AM EDT  
 Att: 2,298 - Unknown

**AB 34**  
**R 6**  
**H 11**  
**RBI 6**  
**BB 4**  
**SO 6**  
**LOB 17**

Batter	1	2	3	4	5	6	7	8	9	AB	R	H	RBI	BB	SO	LOB	BOTTOM										
Joe Demaestri, R OBP: 0.304, SLG: 0.324 (1, 6)										5	0	1	0	0	0	1											
Dave Philley, S OBP: 0.350, SLG: 0.390 (1, 9)										5	0	1	0	0	0	2											
Tom Hamilton, L OBP: 0.207, SLG: 0.185 (1, 3)										4	1	2	1	0	0	1											
Gus Zernial, R OBP: 0.353, SLG: 0.548 (1, 7)										4	1	1	1	0	0	2											
Pete Suder, R OBP: 0.336, SLG: 0.408 (5, 4)										4	0	1	0	0	0	0											
Cass Michaels, R OBP: 0.318, SLG: 0.371 (1, 4)										1	0	0	0	0	1	0											
Loren Babe, L OBP: 0.310, SLG: 0.339 (5, 5)										2	0	2	1	1	0	0											
Ed McGhee, R OBP: 0.339, SLG: 0.324 (1, 8)										4	0	0	0	0	1	4											
Joe Astroth, R OBP: 0.341, SLG: 0.351 (1, 2)										4	0	1	0	0	0	1											
Charlie Bishop, R OBP: 0.280, SLG: 0.242 (3, 1)										0	0	0	0	0	0	0											
Frank Fanovich, L OBP: 0.290, SLG: 0.290 (5, PH)										1	0	0	0	0	0	0											
Eddie Robinson, L OBP: 0.333, SLG: 0.403 (6, 1)										0	0	0	0	0	0	0											
Bobo Newsom, R (8, PH)										1	1	1	0	0	0	0											
Carl Scheib, R OBP: 0.252, SLG: 0.192 (9, 1)										0	0	0	0	0	0	0											
Morrie Martin, L OBP: 0.206, SLG: 0.206 (9, PH)										1	0	0	0	0	0	0											
Kite Thomas, R OBP: 0.176, SLG: 0.119 (9, PH)										1	0	0	0	0	0	0											
<b>Inning Stats</b>	R: 0 E: 0 K: 0 S: 3	H: 0 LOB: 0 BB: 0 P: 3	R: 0 E: 0 K: 1 S: 5	H: 0 LOB: 0 BB: 0 P: 5	R: 0 E: 0 K: 0 S: 3	H: 0 LOB: 0 BB: 0 P: 3	R: 0 E: 0 K: 0 S: 4	H: 1 LOB: 1 BB: 0 P: 4	R: 0 E: 0 K: 0 S: 9	H: 2 LOB: 2 BB: 0 P: 9	R: 0 E: 0 K: 0 S: 4	H: 1 LOB: 1 BB: 0 P: 4	R: 0 E: 0 K: 0 S: 3	H: 0 LOB: 0 BB: 1 P: 7	R: 3 E: 0 K: 0 S: 8	H: 5 LOB: 2 BB: 0 P: 8	R: 0 E: 0 K: 0 S: 4	H: 1 LOB: 1 BB: 0 P: 4	1B: 9 2B: 1 3B: 0 HR: 0	SF: 0 SAC: 0 DP: 0 HBP: 0	WP: 0 PB: 0 SB: 0 CS: 0	PA: 38					
<b>PITCHER</b>	IP	WLS	BF	H	R	ER	SO	BB	IBB	HBP	BLK	WP	HR	S	P	ERA	WHIP										
Ned Garver, R ERA: 4.9 (1, 1)	9.0	W	38	10	3	3	3	1	0	0	0	0	0	43	47	3.00	1.222										


**Detroit Tigers @ Philadelphia Athletics**  
 Connie Mack Stadium, Philadelphia, PA  
 Wed Jun 24 1953, 3:33 AM EDT  
 Att: 2,298 - Unknown

**AB 37**  
**R 3**  
**H 10**  
**RBI 3**  
**BB 1**  
**SO 3**  
**LOB 13**

Batter	1	2	3	4	5	6	7	8	9	AB	R	H	RBI	BB	SO	LOB	TOP					
Harvey Kuenn, R (1, 6) Fred Hatfield, L (9, PR) OBP: 0.352, SLG: 0.355 OBP: 0.333, SLG: 0.274	0-0 4-3		0-0 F8			0-0 BB 1B		0-0 1-2 1B	1-0 HBP	4	0	2	0	0	0	0						
Johnny Pesky, L (1, 4) OBP: 0.342, SLG: 0.324	0-0 6-3		0-0 F6			0-0 F9		0-0 F5	0-0 F8	5	0	0	0	0	0	5						
Ray Boone, R (1, 5) OBP: 0.377, SLG: 0.403	0-0 1B		0-0 F2			4-0 BB 1-2 BB		0-3 K		3	0	1	0	1	1	2						
Walt Dropo, R (1, 3) OBP: 0.287, SLG: 0.406	0-3 K			0-3 K		0-0 F8		0-0 F3		4	0	0	0	0	2	5						
Jim Delsing, L (1, 8) Al Kaline, R (6, 8) OBP: 0.362, SLG: 0.451		0-0 F3		0-0 1-3		0-0 4-3			0-0 L8	3	0	0	0	0	0	2						
Bob Nieman, R (1, 9) OBP: 0.350, SLG: 0.477		0-0 F4		0-0 F3			0-0 F3		0-0 2B 1B	4	1	1	0	0	0	0						
Steve Souchock, R (1, 7) OBP: 0.348, SLG: 0.548		0-0 1B 1B			0-3 K		0-0 F3		0-3 K	4	0	1	0	0	2	1						
Matt Batts, R (1, 2) OBP: 0.326, SLG: 0.438		0-0 1-3 1B			0-3 K		0-0 6-3		0-0 1-3 1B 2B	4	1	2	0	0	1	0						
Dick Marlowe, R (1, 1) Dick Weik, R (2, 1) Pat Mullin, L (6, PH) Bob Miller, R (8, 1) Don Lund, R (9, PH) OBP: 0.188, SLG: 0.188 OBP: 0.396, SLG: 0.417 OBP: 0.340, SLG: 0.355		0-3 K			0-3 K			0-0 1B	0-0 HBP 1B	1	0	0	0	0	1	2						
<b>Inning Stats</b>	R: 0 E: 0 K: 1 S: 6	H: 1 LOB: 1 BB: 0 P: 6	R: 0 E: 0 K: 1 S: 7	H: 2 LOB: 2 BB: 0 P: 7	R: 0 E: 0 K: 1 S: 3	H: 0 LOB: 0 BB: 0 P: 3	R: 0 E: 0 K: 1 S: 5	H: 0 LOB: 0 BB: 0 P: 5	R: 0 E: 0 K: 3 S: 9	H: 0 LOB: 2 BB: 1 P: 9	R: 0 E: 0 K: 0 S: 4	H: 0 LOB: 0 BB: 1 P: 8	R: 0 E: 0 K: 0 S: 3	H: 0 LOB: 0 BB: 0 P: 3	R: 0 E: 0 K: 1 S: 7	H: 2 LOB: 2 BB: 0 P: 7	R: 2 E: 0 K: 1 S: 8	H: 3 LOB: 2 BB: 0 P: 9	1B: 8 2B: 1 3B: 0 HR: 0	SF: 0 SAC: 0 DP: 0 HBP: 1	WP: 0 PB: 0 SB: 0 CS: 0	PA: 38
<b>PITCHER</b> Harry Byrd, R (1, 1) ERA: 4.25	IP: 9.0 WLS: W BF: 38 H: 9 R: 2 ER: 2 SO: 8 BB: 1 IBB: 0 HBP: 1 BLK: 0 WP: 0 HR: 0 S: 52 P: 57 ERA: 2.00 WHIP: 1.111															<b>PITCHER</b>	IP: WLS: BF: H: R: ER: SO: BB: IBB: HBP: BLK: WP: HR: S: P: ERA: WHIP:					

Detroit Tigers @ Philadelphia Athletics  
 Connie Mack Stadium, Philadelphia, PA  
 Thu Jun 25 1953, 3:33 AM EDT  
 Att: 2,368 - Unknown


AB	36
R	2
H	9
RBI	2
BB	1
SO	8
LOB	17



Batter	1	2	3	4	5	6	7	8	9	AB	R	H	RBI	BB	SO	LOB	BOTTOM			
Joe Demaestri, R (1, 6) OBP: 0.301, SLG: 0.320	0-3 K	0-0 2B E 1B		0-0 6-3		0-0 PO	0-0 F6			4	1	1	1	0	1	0				
Dave Philley, S (1, 9) OBP: 0.352, SLG: 0.395	0-0 1B	0-0 E7 1B 2B			0-0 F8		0-0 3-1			4	1	2	1	0	0	0				
Eddie Robinson, L (1, 3) Tom Hamilton, L (5, PR) OBP: 0.317, SLG: 0.404 OBP: 0.200, SLG: 0.179	0-0 F9	0-0 1B			4-0 1B BB		0-0 4-3			2	0	1	1	1	0	1				
Gus Zernial, R (1, 7) OBP: 0.348, SLG: 0.539	0-0 F7	0-0 F6			0-3 K		0-0 F9			4	0	0	0	0	1	3				
Pete Suder, R (1, 4) OBP: 0.339, SLG: 0.409		0-0 FC1-5 BB 1B		0-0 F3		0-0 FC6-4 1B		0-0 4-3		4	0	2	0	0	0	0				
Loren Babe, L (1, 5) OBP: 0.308, SLG: 0.331		4-0 F9 BB 1B		0-0 F9		0-0 FC6-4		0-0 4-3		3	1	0	0	1	0	2				
Ed McGhee, R (1, 8) OBP: 0.333, SLG: 0.318		0-0 FC1-5 F9 1B		0-0 F8		0-0 F6				3	1	0	0	0	0	2				
Joe Astroth, R (1, 2) OBP: 0.341, SLG: 0.351		0-0 F9		0-0 F7		0-0 E7 PO 1B				3	0	1	0	0	0	2				
Harry Byrd, R (1, 1) OBP: 0.293, SLG: 0.275		0-0 1B 2B		0-0 F7		0-0 F7				3	1	1	1	0	0	1				
<b>Inning Stats</b>	R: 0 E: 0 K: 1 S: 6	H: 1 LOB: 1 BB: 0 P: 6	R: 5 E: 1 K: 0 S: 8	H: 5 LOB: 1 BB: 1 P: 12	R: 0 E: 0 K: 0 S: 3	H: 0 LOB: 0 BB: 0 P: 3	R: 0 E: 0 K: 0 S: 3	H: 0 LOB: 0 BB: 0 P: 3	R: 0 E: 1 K: 0 S: 3	H: 1 LOB: 0 BB: 0 P: 3	R: 0 E: 0 K: 0 S: 3	H: 0 LOB: 0 BB: 0 P: 3	R: 0 E: 0 K: 0 S: 3	H: 0 LOB: 0 BB: 0 P: 3	R: 0 E: 0 K: 0 S: 3	H: 0 LOB: 0 BB: 0 P: 3	1B: 7 2B: 1 3B: 0 HR: 0	SF: 0 SAC: 0 DP: 0 HBP: 0	WP: 0 PB: 0 SB: 0 CS: 0	PA: 34
<b>PITCHER</b> Dick Marlowe, R (1, 1) ERA: 4.53 Dick Weik, R (2, 1) ERA: 6.35 Bob Miller, L (8, 1) ERA:	IP: 1.2 WLS: L BF: 19 H: 3 R: 0 ER: 0 SO: 1 BB: 1 IBB: 0 HBP: 0 BLK: 0 WP: 0 HR: 0 S: 20 P: 24 ERA: 0.00 WHIP: 0.750															<b>PITCHER</b>	IP: WLS: BF: H: R: ER: SO: BB: IBB: HBP: BLK: WP: HR: S: P: ERA: WHIP:			

Detroit Tigers @ Philadelphia Athletics  
 Connie Mack Stadium, Philadelphia, PA  
 Thu Jun 25 1953, 3:33 AM EDT  
 Att: 2,368 - Unknown

AB	31
R	5
H	8
RBI	4
BB	2
SO	2
LOB	11



Batter	1	2	3	4	5	6	7	8	9	AB	R	H	RBI	BB	SO	LOB	TOP								
Harvey Kuenn, R OBP: 0.360, SLG: 0.361 (1, 6)										4	0	3	4	1	0	1									
Jerry Priddy, R OBP: 0.395, SLG: 0.341 (1, 4)										5	0	2	1	0	0	4									
Ray Boone, R OBP: 0.360, SLG: 0.405 Fred Hatfield, L OBP: 0.333, SLG: 0.274 (1, 5) (9, 5)										4	1	2	0	0	0	2									
Walt Dropo, R OBP: 0.289, SLG: 0.404 (1, 3)										4	1	1	0	1	0	1									
Bob Nieman, R OBP: 0.345, SLG: 0.469 (1, 9)										4	0	0	0	0	0	4									
Steve Souchock, R OBP: 0.336, SLG: 0.515 (1, 7)										4	1	0	0	1	0	0									
Jim Delsing, L OBP: 0.367, SLG: 0.460 (1, 8)										5	1	3	2	0	1	0									
Matt Batts, R OBP: 0.333, SLG: 0.436 (1, 2)										3	3	1	0	2	1	2									
Ted Gray, S OBP: 0.308, SLG: 0.250 Ray Herbert, R OBP: 0.222, SLG: 0.125 (1, 1) (6, 1)										2	0	0	0	1	1	4									
										1	0	0	0	0	1	1									
<b>Inning Stats</b>	R: 0 E: 0 K: 0 S: 3	H: 1 LOB: 2 BB: 2 P: 11	R: 1 E: 1 K: 1 S: 7	H: 1 LOB: 2 BB: 1 P: 11	R: 0 E: 0 K: 0 S: 3	H: 0 LOB: 0 BB: 0 P: 3	R: 1 E: 0 K: 0 S: 5	H: 2 LOB: 2 BB: 1 P: 9	R: 5 E: 0 K: 1 S: 10	H: 5 LOB: 2 BB: 2 P: 18	R: 0 E: 0 K: 0 S: 3	H: 0 LOB: 0 BB: 0 P: 3	R: 0 E: 0 K: 1 S: 6	H: 1 LOB: 1 BB: 0 P: 6	R: 0 E: 0 K: 0 S: 4	H: 1 LOB: 1 BB: 0 P: 4	R: 0 E: 0 K: 1 S: 5	H: 1 LOB: 0 BB: 0 P: 5	1B: 11 2B: 1 3B: 0 HR: 0	SF: 0 SAC: 2 DP: 1 HBP: 0	WP: 0 PB: 0 SB: 1 CS: 1	PA: 44			
<b>PITCHER</b>	IP	WLS	BF	H	R	ER	SO	BB	IBB	HBP	BLK	WP	HR	S	P	ERA	WHIP								
Johnny Schmitz, L ERA: 3.88 (1, 1)	4.2	L	27	7	7	6	2	4	2	0	0	0	0	25	49	11.57	2.357								
Julio Moreno, R ERA: 2.9 (5, 1)	0.1		3	2	0	0	0	0	0	0	0	0	0	3	3	0.00	6.000								
Chuck Stobbs, L ERA: 3.81 (6, 1)	4.0		14	3	0	0	2	0	0	0	0	0	0	18	18	0.00	0.750								

**Detroit Tigers @ Washington Senators**  
 Griffith Stadium, Washington, DC  
 Fri Jun 26 1953, 3:33 AM EDT  
 Att: 7,800 - Unknown

AB	36
R	7
H	12
RBI	7
BB	6
SO	4
LOB	19



Batter	1	2	3	4	5	6	7	8	9	AB	R	H	RBI	BB	SO	LOB	BOTTOM									
Eddie Yost, R OBP: 0.380, SLG: 0.343 (1, 5)										4	0	0	0	1	2	3										
Wayne Terwilliger, R OBP: 0.351, SLG: 0.339 (1, 4)										3	1	0	0	1	0	2										
Mickey Vernon, L OBP: 0.392, SLG: 0.475 (1, 3)										4	1	2	0	0	0	1										
Clyde Vollmer, R OBP: 0.373, SLG: 0.404 (1, 7)										4	1	2	3	0	0	0										
Jackie Jensen, R OBP: 0.377, SLG: 0.455 (1, 9)										4	0	1	0	0	0	2										
Jim Busby, R OBP: 0.336, SLG: 0.408 (1, 8)										3	0	1	0	1	0	1										
Pete Runnels, L OBP: 0.362, SLG: 0.291 (1, 6)										4	0	1	0	0	1	4										
Bob Oldis, R OBP: 0.385, SLG: 0.333 Gil Coan, L OBP: 0.231, SLG: 0.333 (1, 2) (9, PH)										2	0	0	0	1	1	1										
Johnny Schmitz, R (1, 1)										0	0	0	0	0	0	0										
Julio Moreno, R (5, 1)										0	0	0	0	0	0	0										
Mel Hoderlein, S OBP: 0.250, SLG: 0.143 Chuck Stobbs, L OBP: 0.133, SLG: 0.133 Tommy Byrne, L OBP: 0.258, SLG: 0.259 (5, PH) (6, 1) (9, PH)										1	0	0	0	0	0	0										
										0	0	0	0	0	0	0										
<b>Inning Stats</b>	R: 0 E: 0 K: 0 S: 2	H: 0 LOB: 1 BB: 1 P: 6	R: 0 E: 0 K: 1 S: 5	H: 0 LOB: 1 BB: 1 P: 9	R: 0 E: 0 K: 0 S: 3	H: 0 LOB: 1 BB: 1 P: 7	R: 0 E: 0 K: 0 S: 5	H: 3 LOB: 2 BB: 0 P: 5	R: 0 E: 0 K: 2 S: 7	H: 0 LOB: 0 BB: 0 P: 7	R: 3 E: 0 K: 0 S: 6	H: 3 LOB: 1 BB: 1 P: 10	R: 0 E: 0 K: 2 S: 7	H: 0 LOB: 0 BB: 0 P: 7	R: 0 E: 0 K: 0 S: 3	H: 0 LOB: 0 BB: 0 P: 3	R: 0 E: 0 K: 1 S: 6	H: 1 LOB: 2 BB: 1 P: 10	1B: 6 2B: 2 3B: 0 HR: 1	SF: 0 SAC: 1 DP: 2 HBP: 0	WP: 0 PB: 0 SB: 0 CS: 0	PA: 37				
<b>PITCHER</b>	IP	WLS	BF	H	R	ER	SO	BB	IBB	HBP	BLK	WP	HR	S	P	ERA	WHIP									
Ted Gray, L ERA: 4.36 (1, 1)	5.0	W	23	6	3	3	3	4	0	0	0	0	0	1	25	41	5.40	2.000								
Ray Herbert, R ERA: 6.02 (6, 1)	4.0	S	14	1	0	0	3	1	0	0	0	0	0	19	23	0.00	0.500									

**Detroit Tigers @ Washington Senators**  
 Griffith Stadium, Washington, DC  
 Fri Jun 26 1953, 3:33 AM EDT  
 Att: 7,800 - Unknown

AB	31
R	3
H	7
RBI	3
BB	5
SO	6
LOB	15



Batter	1	2	3	4	5	6	7	8	9	AB	R	H	RBI	BB	SO	LOB	TOP					
Harvey Kuenn, R OBP: 0.357, SLG: 0.361 (1, 6)										5	1	1	0	0	0	0	<b>Detroit Tigers @ Washington Senators</b> Griffith Stadium, Washington, DC Sat Jun 27 1953, 3:33 AM EDT Att: 4,386 - Unknown					
Johnny Pesky, L OBP: 0.344, SLG: 0.321 (1, 4)										4	1	1	0	1	0	1						
Ray Boone, R OBP: 0.372, SLG: 0.395 (1, 5)										4	0	0	0	0	0	2						
Walt Dropo, R OBP: 0.289, SLG: 0.401 (1, 3)										4	0	1	1	0	0	0						
Jim Delsing, L OBP: 0.373, SLG: 0.468 (1, 8)										3	1	2	0	1	0	0						
Bob Nieman, R OBP: 0.347, SLG: 0.470 (1, 9)										4	1	2	1	0	0	2						
Matt Batts, R OBP: 0.332, SLG: 0.438 (1, 2)										4	1	1	0	0	0	4						
Don Lund, R OBP: 0.338, SLG: 0.358 (1, 7)										4	0	1	0	0	1	3						
Al Aber, L (1, 1)										2	0	0	1	0	0	1						
Dave Madison, R OBP: 0.111, SLG: 0.111 (7, 1)										1	0	0	0	0	0	0						
Ray Herbert, R OBP: 0.222, SLG: 0.125 (9, 1)										0	0	0	0	0	0	0						
Dick Weik, R (9, 1)										0	0	0	0	0	0	0						
<b>Inning Stats</b>	R: 1 E: 1 K: 0 S: 4	H: 1 LOB: 0 BB: 0 P: 4	R: 3 E: 1 K: 0 S: 6	H: 3 LOB: 0 BB: 0 P: 6	R: 1 E: 0 K: 0 S: 4	H: 1 LOB: 1 BB: 0 P: 12	R: 0 E: 0 K: 0 S: 4	H: 1 LOB: 1 BB: 0 P: 4	R: 0 E: 0 K: 0 S: 3	H: 0 LOB: 0 BB: 0 P: 3	R: 0 E: 0 K: 0 S: 4	H: 1 LOB: 1 BB: 0 P: 4	R: 0 E: 0 K: 0 S: 3	H: 0 LOB: 0 BB: 0 P: 3	R: 0 E: 0 K: 1 S: 7	H: 2 LOB: 2 BB: 0 P: 7	R: 0 E: 0 K: 0 S: 3	H: 0 LOB: 0 BB: 0 P: 3	1B: 5 2B: 4 3B: 0 HR: 0	SF: 0 SAC: 1 DP: 1 HBP: 0	WP: 0 PB: 0 SB: 0 CS: 0	PA: 38
<b>PITCHER</b>	IP WLS BF H R ER SO BB IBB HBP BLK WP HR S P ERA WHIP	8.0 35 9 5 4 1 2 0 0 0 0 0 35 43 4.50 1.375	1.0 W 3 0 0 0 0 0 0 0 0 0 0 3 3 0.00 0.000																			
Spec Shea, R ERA: 2.49 (1, 1)																						
Al Sime, L ERA: 2.96 (9, 1)																						


Batter	1	2	3	4	5	6	7	8	9	AB	R	H	RBI	BB	SO	LOB	BOTTOM					
Jim Busby, R OBP: 0.344, SLG: 0.411 (1, 8)										3	3	2	0	2	0	2	<b>Detroit Tigers @ Washington Senators</b> Griffith Stadium, Washington, DC Sat Jun 27 1953, 3:33 AM EDT Att: 4,386 - Unknown					
Wayne Terwilliger, R OBP: 0.392, SLG: 0.537 (1, 4)										4	0	1	1	1	0	3						
Mickey Vernon, L OBP: 0.395, SLG: 0.475 (1, 3)										4	1	2	1	1	0	0						
Clyde Vollmer, R OBP: 0.370, SLG: 0.399 (1, 7)										5	0	1	1	0	1	4						
Gene Verble, R OBP: 0.291, SLG: 0.190 (9, PR)										0	1	0	0	0	0	0						
Jackie Jensen, R OBP: 0.374, SLG: 0.448 (1, 9)										4	0	0	0	1	0	2						
Eddie Yost, R OBP: 0.381, SLG: 0.341 (1, 5)										4	0	1	1	1	0	0						
Pete Runnels, L OBP: 0.358, SLG: 0.289 (1, 6)										5	0	1	1	0	0	4						
Ed Fitz Gerald, R OBP: 0.293, SLG: 0.287 (1, 2)										2	1	1	0	1	0	0						
Spec Shea, R OBP: 0.333, SLG: 0.346 (1, 1)										2	0	0	0	1	1	1						
Gil Coan, L OBP: 0.214, SLG: 0.308 (8, PH)										1	0	0	0	0	0	2						
Al Sime, R OBP: 0.143, SLG: 0.143 (9, 1)										0	0	0	0	0	0	0						
<b>Inning Stats</b>	R: 0 E: 0 K: 0 S: 2	H: 0 LOB: 1 BB: 1 P: 6	R: 0 E: 0 K: 0 S: 3	H: 0 LOB: 0 BB: 0 P: 3	R: 2 E: 1 K: 0 S: 6	H: 3 LOB: 2 BB: 1 P: 10	R: 0 E: 0 K: 0 S: 3	H: 0 LOB: 0 BB: 0 P: 3	R: 0 E: 0 K: 1 S: 6	H: 1 LOB: 2 BB: 1 P: 10	R: 1 E: 0 K: 1 S: 7	H: 2 LOB: 2 BB: 1 P: 11	R: 0 E: 0 K: 0 S: 4	H: 1 LOB: 2 BB: 0 P: 5	R: 3 E: 1 K: 0 S: 4	H: 1 LOB: 3 BB: 3 P: 16	1B: 9 2B: 0 3B: 0 HR: 0	SF: 0 SAC: 0 DP: 2 HBP: 1	WP: 1 PB: 0 SB: 0 CS: 0	PA: 43		
<b>PITCHER</b>	IP WLS BF H R ER SO BB IBB HBP BLK WP HR S P ERA WHIP	6.2 30 7 3 3 2 2 0 0 0 0 1 0 6 15 10.80 1.800	1.2 9 1 2 2 0 2 0 1 0 1 0 6 15 10.80 1.800	0.0 L 3 1 0 0 0 1 0 0 0 0 0 0 2 6 ∞ ∞	0.1 1 0 1 0 0 0 0 0 0 0 0 0 1 1 0.00 0.000																	
Al Aber, L ERA: 4.08 (1, 1)																						
Dave Madison, R ERA: 6.0 (7, 1)																						
Ray Herbert, R ERA: 8.02 (9, 1)																						
Dick Weik, R ERA: 6.0 (9, 1)																						


Batter	1	2	3	4	5	6	7	8	9	AB	R	H	RBI	BB	SO	LOB	TOP			
Harvey Kuenn, R OBP: 0.362, SLG: 0.368 (1, 6)										3	1	2	0	1	0	0	<b>Detroit Tigers @ Washington Senators</b> Griffith Stadium, Washington, DC Sun Jun 28 1953, 3:33 AM EDT Unknown			
Johnny Pesky, L OBP: 0.333, SLG: 0.310 (1, 4)										4	0	0	0	0	4					
Ray Boone, R OBP: 0.369, SLG: 0.391 (1, 5)										4	0	1	1	0	2					
Walt Dropo, R OBP: 0.288, SLG: 0.399 (1, 3)										4	0	1	0	0	1					
Jim Delsing, L OBP: 0.371, SLG: 0.461 (1, 8)											3	0	0	0	1	0				
Bob Nieman, R OBP: 0.346, SLG: 0.466 Al Kaline, R (9, FR)											4	1	1	0	0	2				
Don Lund, R OBP: 0.336, SLG: 0.356 (1, 7)											4	0	1	0	1	2				
Johnny Bucha, R OBP: 0.250, SLG: 0.161 (1, 2)											4	0	2	1	0	1				
Steve Gromek, S OBP: 0.125, SLG: 0.125 (1, 1)											2	0	0	0	2					
<b>Inning Stats</b>	R: 0 E: 0 K: 0 S: 3	H: 1 LOB: 0 BB: 0 P: 3	R: 0 E: 0 K: 1 S: 5	H: 1 LOB: 1 BB: 1 P: 9	R: 0 E: 0 K: 0 S: 4	H: 1 LOB: 2 BB: 1 P: 8	R: 1 E: 0 K: 0 S: 6	H: 3 LOB: 2 BB: 0 P: 6	R: 1 E: 0 K: 0 S: 4	H: 2 LOB: 0 BB: 0 P: 4	R: 0 E: 0 K: 0 S: 3	H: 0 LOB: 0 BB: 0 P: 3	R: 0 E: 0 K: 0 S: 3	H: 0 LOB: 0 BB: 0 P: 3	R: 0 E: 0 K: 0 S: 4	H: 0 LOB: 1 BB: 0 P: 4	1B: 7 2B: 1 3B: 0 HR: 0	SF: 0 SAC: 1 DP: 3 HBP: 0	WP: 0 PB: 0 SB: 0 CS: 0	PA: 35
<b>PITCHER</b> Walt Masterson, R ERA: 3.14 (1, 1)	IP: 9.0 WLS: W BF: 35 H: 8 R: 2 ER: 1 SO: 1 BB: 2 IBB: 0 HBP: 0 BLK: 0 WP: 0 HR: 0 S: 35 P: 43 ERA: 1.00 WHIP: 1.111																			

Batter	1	2	3	4	5	6	7	8	9	AB	R	H	RBI	BB	SO	LOB	BOTTOM			
Jim Busby, R OBP: 0.346, SLG: 0.412 (1, 8)										4	2	2	0	0	0	0	<b>Detroit Tigers @ Washington Senators</b> Griffith Stadium, Washington, DC Sun Jun 28 1953, 3:33 AM EDT Unknown			
Wayne Terwilliger, R OBP: 0.394, SLG: 0.337 (1, 4)										3	0	1	0	1	1	0				
Mickey Vernon, L OBP: 0.400, SLG: 0.478 (1, 3)										3	1	2	1	0	1					
Clyde Vollmer, R OBP: 0.365, SLG: 0.394 Gil Coan, L OBP: 0.200, SLG: 0.286 (6, 7)										3	0	0	0	0	1	2				
Jackie Jensen, R OBP: 0.376, SLG: 0.447 (1, 9)										3	1	1	0	1	1	0				
Eddie Yost, R OBP: 0.380, SLG: 0.345 (1, 5)										3	1	1	1	0	1	0				
Pete Runnels, L OBP: 0.364, SLG: 0.291 (1, 6)										2	0	1	0	2	0	0				
Ed Fitz Gerald, R OBP: 0.292, SLG: 0.286 (1, 2)										4	0	1	2	0	3					
Walt Masterson, R OBP: 0.242, SLG: 0.172 (1, 1)										4	0	0	0	0	1	4				
<b>Inning Stats</b>	R: 0 E: 0 K: 1 S: 5	H: 0 LOB: 1 BB: 0 P: 6	R: 0 E: 0 K: 1 S: 6	H: 1 LOB: 1 BB: 0 P: 6	R: 0 E: 0 K: 0 S: 3	H: 0 LOB: 0 BB: 0 P: 3	R: 3 E: 0 K: 1 S: 7	H: 3 LOB: 1 BB: 2 P: 15	R: 1 E: 0 K: 0 S: 4	H: 2 LOB: 0 BB: 0 P: 4	R: 0 E: 0 K: 1 S: 5	H: 0 LOB: 0 BB: 0 P: 5	R: 1 E: 0 K: 1 S: 7	H: 2 LOB: 2 BB: 1 P: 11	R: 0 E: 0 K: 0 S: 4	H: 1 LOB: 2 BB: 1 P: 8	1B: 8 2B: 1 3B: 0 HR: 0	SF: 0 SAC: 1 DP: 2 HBP: 1	WP: 0 PB: 0 SB: 1 CS: 0	PA: 36
<b>PITCHER</b> Steve Gromek, R ERA: 5.59 (1, 1)	IP: 8.0 WLS: L BF: 36 H: 9 R: 5 ER: 5 SO: 5 BB: 2 IBB: 2 HBP: 1 BLK: 0 WP: 0 HR: 0 S: 41 P: 58 ERA: 5.62 WHIP: 1.375																			

Batter	1	2	3	4	5	6	7	8	9	AB	R	H	RBI	BB	SO	LOB	TOP									
Harvey Kuenn, R OBP: 0.366, SLG: 0.379	F9		3B		G4-6-3 1B	FC4-6		1B		5	0	3	0	0	0	1	<b>Detroit Tigers @ Washington Senators</b> Griffith Stadium, Washington, DC Sun Jun 28 1953, 3:38 AM EDT Att: 7,865 - Unknown									
Jerry Priddy, R OBP: 0.355, SLG: 0.337	1-3		K		G4-6-3 1B		1B	1B		4	1	1	1	0	1	3										
Ray Boone, R OBP: 0.365, SLG: 0.391	6-3		F9		1B		E5 G4-3 1B	K		5	1	1	1	0	1	4										
Walt Droppo, R OBP: 0.294, SLG: 0.401		FC6-4 1B		5-3	1B				F3	4	0	2	0	1	0	0										
Steve Souchock, R OBP: 0.355, SLG: 0.535		FC6-4 1B			BB		G4-3 1B		F8	5	0	3	1	0	0	2										
Bob Nieman, R OBP: 0.342, SLG: 0.461										3	0	0	0	0	2	5										
Pat Mullin, L OBP: 0.389, SLG: 0.408		K		K						1	0	0	0	0	0	1										
Don Lund, R OBP: 0.335, SLG: 0.354					F8		4-3			1	0	0	0	0	0	0										
Jim Delsing, L OBP: 0.369, SLG: 0.457		FC6-4		1-3			3-1			4	0	1	0	0	0	3										
Matt Batts, R OBP: 0.335, SLG: 0.456		F9			HR		5-3			4	2	2	1	0	0	2										
Billy Hoelt, L OBP: 0.343, SLG: 0.179				4-3		G4-6-3 2B		FC4-6 BB		2	1	0	0	2	1	1										
<b>Inning Stats</b>	R: 0 E: 0 K: 0 S: 3	H: 0 LOB: 0 BB: 0 P: 3	R: 0 E: 0 K: 1 S: 7	H: 2 LOB: 2 BB: 0 P: 7	R: 0 E: 0 K: 1 S: 6	H: 1 LOB: 1 BB: 0 P: 6	R: 0 E: 0 K: 1 S: 6	H: 1 LOB: 1 BB: 0 P: 6	R: 3 E: 0 K: 0 S: 6	H: 4 LOB: 2 BB: 2 P: 14	R: 0 E: 0 K: 0 S: 3	H: 0 LOB: 1 BB: 1 P: 7	R: 1 E: 1 K: 0 S: 4	H: 1 LOB: 1 BB: 0 P: 5	R: 1 E: 0 K: 2 S: 10	H: 4 LOB: 2 BB: 0 P: 10	R: 0 E: 0 K: 0 S: 3	H: 0 LOB: 0 BB: 0 P: 3	1B: 9 2B: 2 3B: 1 HR: 1	SF: 0 SAC: 0 DP: 2 HBP: 1	WP: 0 PB: 0 SB: 1 CS: 0	PA: 42				
<b>PITCHER</b>	IP	WLS	BF	H	R	ER	SO	BB	IBB	HBP	BLK	WP	HR	S	P	ERA	WHIP									
Tommy Byrne, L ERA: 6.52	(1, 1)	5.0	L	24	8	3	3	3	2	0	0	0	0	1	28	36	5.40	2.000								
Sonny Dixon, R ERA: 2.96	(6, 1)	2.0		9	1	1	0	0	1	0	1	0	0	0	7	12	0.00	1.000								
Al Sima, L ERA: 2.97	(8, 1)	2.0		9	4	1	1	2	0	0	0	0	0	0	13	13	4.50	2.000								

Batter	1	2	3	4	5	6	7	8	9	AB	R	H	RBI	BB	SO	LOB	BOTTOM									
Jim Busby, R OBP: 0.345, SLG: 0.410	F4		F7				FC6-4			4	0	1	0	0	0	1	<b>Detroit Tigers @ Washington Senators</b> Griffith Stadium, Washington, DC Sun Jun 28 1953, 3:38 AM EDT Att: 7,865 - Unknown									
Wayne Terwilliger, R OBP: 0.369, SLG: 0.332	F8		F3		F8			F7		4	0	0	0	0	0	1										
Mickey Vernon, L OBP: 0.401, SLG: 0.476	4-3					G3				3	0	1	0	1	0	0										
Clyde Vollmer, R OBP: 0.367, SLG: 0.396		E			FC6-4 1B		F3		G6-4-3	4	0	2	0	0	0	1										
Jackie Jensen, R OBP: 0.374, SLG: 0.444		E1			F7				E3	4	1	1	0	0	0	3										
Eddie Yost, R OBP: 0.382, SLG: 0.351		E4			F7					4	0	2	0	0	0	4										
Pete Runnels, L OBP: 0.359, SLG: 0.286		F5			FC6-4					4	0	0	1	0	0	6										
Bob Oldis, R OBP: 0.294, SLG: 0.250		G6-4-3							L3-6	4	0	0	0	0	1	4										
Tommy Byrne, L OBP: 0.250, SLG: 0.250										1	0	0	0	0	1	0										
Ed Fitz Gerald, R OBP: 0.298, SLG: 0.292										1	0	1	0	0	0	0										
<b>Inning Stats</b>	R: 0 E: 0 K: 0 S: 3	H: 0 LOB: 0 BB: 0 P: 3	R: 0 E: 2 K: 0 S: 5	H: 1 LOB: 2 BB: 0 P: 5	R: 0 E: 0 K: 1 S: 5	H: 0 LOB: 0 BB: 0 P: 5	R: 0 E: 0 K: 0 S: 4	H: 1 LOB: 2 BB: 1 P: 8	R: 0 E: 0 K: 0 S: 4	H: 1 LOB: 1 BB: 0 P: 4	R: 0 E: 0 K: 0 S: 4	H: 2 LOB: 2 BB: 0 P: 4	R: 0 E: 0 K: 1 S: 6	H: 1 LOB: 1 BB: 0 P: 6	R: 0 E: 1 K: 0 S: 3	H: 1 LOB: 0 BB: 0 P: 3	R: 1 E: 1 K: 0 S: 4	H: 1 LOB: 0 BB: 0 P: 4	1B: 7 2B: 2 3B: 0 HR: 0	SF: 0 SAC: 0 DP: 3 HBP: 0	WP: 0 PB: 0 SB: 0 CS: 0	PA: 35				
<b>PITCHER</b>	IP	WLS	BF	H	R	ER	SO	BB	IBB	HBP	BLK	WP	HR	S	P	ERA	WHIP									
Billy Hoelt, L ERA: 3.89	(1, 1)	9.0	W	35	8	1	0	2	1	0	0	0	0	0	38	42	0.00	1.000								

Batter	1	2	3	4	5	6	7	8	9	AB	R	H	RBI	BB	SO	LOB	TOP
Dale Mitchell, L (1,7) X OBP: 0.316, SLG: 0.412	0-0 6-3		0-0 F9	0-0 HR						3	1	1	2	0	0	0	<p>Cleveland Indians @ Detroit Tigers</p> <p>Briggs Stadium, Detroit, MI</p> <p>Tue Jun 30 1953, 4:33 AM EDT</p> <p>Att: 50,553 - Unknown</p> <p>livebaseballscorecards.com</p> <p>AB 23 R 6 H 8 RBI 6 BB 3 SO 1 LOB 12</p> 
Bobby Avila, R (1,4) X OBP: 0.375, SLG: 0.404	0-0 F9		0-0 E7 HR	FC6-4 2B 1B						3	1	2	0	0	0		
Al Rosen, R (1,5) X OBP: 0.407, SLG: 0.583	0-0 F6		0-0 HR	FC6-4 1-2						3	1	1	2	0	0	1	
Luke Easter, L (1,3) X OBP: 0.435, SLG: 0.512		4-0 2B F9 BB	4-0 G3 BB		0-0 1B 1B					1	1	1	0	2	0	0	
Larry Doby, L (1,8) X OBP: 0.380, SLG: 0.519	0-0 F9 F8 1-3 2B		0-0 G3 1-2		0-3 K 1B					3	1	1	0	0	1	2	
Bob Kennedy, R (1,9) X OBP: 0.333, SLG: 0.297	0-0 F9 2-3 3-H		0-0 F3		0-0 F7					3	0	0	1	0	0	3	
George Strickland, R (1,6) X OBP: 0.367, SLG: 0.323		4-0 BB		0-0 FC4-6 1B	1-2 1B					2	0	2	0	1	0	0	
Joe Ginsberg, L (1,2) X OBP: 0.391, SLG: 0.355	0-0 F8 3-H		0-0 F5		0-0 F9					3	0	0	1	0	0	4	
Art Houtteman, R (1,1) X OBP: 0.207, SLG: 0.379	0-0 4-3			0-0 FC4-6 1-2 HR						2	1	0	0	0	0	2	
<b>Inning Stats</b>	R: 0 E: 0 K: 0 S: 3	H: 0 LOB: 0 BB: 0 P: 3	R: 2 E: 0 K: 0 S: 4	H: 1 LOB: 1 BB: 2 P: 12	R: 2 E: 1 K: 0 S: 5	H: 2 LOB: 1 BB: 1 P: 9	R: 2 E: 0 K: 0 S: 6	H: 3 LOB: 1 BB: 0 P: 6	R: 0 E: 0 K: 1 S: 7	H: 2 LOB: 2 BB: 0 P: 7							
<b>PITCHER</b> Ned Garver, R (1,1) ERA: 5.16	IP: 5.0 WLS: L BF: 26 H: 8 R: 6 ER: 6 SO: 1 BB: 3 IBB: 0 HBP: 0 BLK: 0 WP: 0 HR: 2 S: 25 P: 37 ERA: 10.80 WHIP: 2.200																

Batter	1	2	3	4	5	6	7	8	9	AB	R	H	RBI	BB	SO	LOB	BOTTOM
Harvey Kuenn, R (1,6) X OBP: 0.369, SLG: 0.382	0-0 1B 1B		0-0 F8		0-0 HR 1B					3	2	2	0	0	0	0	<p>Cleveland Indians @ Detroit Tigers</p> <p>Briggs Stadium, Detroit, MI</p> <p>Tue Jun 30 1953, 4:33 AM EDT</p> <p>Att: 50,553 - Unknown</p> <p>livebaseballscorecards.com</p> <p>AB 22 R 4 H 8 RBI 4 BB 0 SO 4 LOB 7</p> 
Johnny Pesky, L (1,4) X OBP: 0.341, SLG: 0.345	0-0 1-3 1B		0-0 F9		0-0 1-H 2-H HR					3	1	2	3	0	0	0	
Ray Boone, R (1,5) X OBP: 0.364, SLG: 0.390	0-0 3-H 1B		0-3 K		0-0 F3					3	0	1	1	0	1	0	
Walt Dropo, R (1,3) X OBP: 0.291, SLG: 0.396	0-0 F3			0-0 F7	0-3 K					3	0	0	0	0	1	1	
Jim Delsing, L (1,8) X OBP: 0.370, SLG: 0.457	0-0 L1			0-0 1B						2	0	1	0	0	0	1	
Steve Souchock, R (1,7) X OBP: 0.346, SLG: 0.521		0-0 F9		0-0 F8						2	0	0	0	0	0	1	
Matt Batts, R (1,2) X OBP: 0.337, SLG: 0.456		0-0 1B		0-0 F7						2	0	1	0	0	0	1	
Don Lund, R (1,9) X OBP: 0.336, SLG: 0.356		0-3 K			0-0 FC4-6 1B					2	0	1	0	0	1	1	
Ned Garver, R (1,1) X OBP: 0.227, SLG: 0.225		0-3 K			0-0 FC4-6 1-2 HR					1	0	0	0	0	1	1	
Bob Nieman, R (5, PH) X OBP: 0.341, SLG: 0.459										1	1	0	0	0	0	1	
<b>Inning Stats</b>	R: 1 E: 0 K: 0 S: 5	H: 3 LOB: 1 BB: 0 P: 5	R: 0 E: 0 K: 2 S: 8	H: 1 LOB: 1 BB: 0 P: 8	R: 0 E: 0 K: 1 S: 5	H: 0 LOB: 0 BB: 0 P: 5	R: 0 E: 0 K: 0 S: 4	H: 1 LOB: 1 BB: 0 P: 4	R: 3 E: 0 K: 1 S: 8	H: 3 LOB: 0 BB: 0 P: 8							
<b>PITCHER</b> Art Houtteman, R (1,1) ERA: 5.27	IP: 5.0 WLS: W BF: 22 H: 8 R: 4 ER: 4 SO: 4 BB: 0 IBB: 0 HBP: 0 BLK: 0 WP: 0 HR: 1 S: 30 P: 30 ERA: 7.20 WHIP: 1.600																



Batter	1	2	3	4	5	6	7	8	9	AB	R	H	RBI	BB	SO	LOB	TOP			
Dale Mitchell, L (1, 7) OBP: 0.319, SLG: 0.418										4	1	2	0	0	0	0	<b>Cleveland Indians @ Detroit Tigers</b> Briggs Stadium, Detroit, MI Wed Jul 01 1953, 4:33 AM EDT Att: 5,703 - Unknown			
Bobby Avila, R (1, 4) OBP: 0.370, SLG: 0.398										4	0	0	0	0	0	3				
Al Rosen, R (1, 5) OBP: 0.408, SLG: 0.592										3	1	1	2	1	1	0				
Luke Easter, L (1, 3) OBP: 0.420, SLG: 0.489										4	0	1	0	0	1	1				
Bill Glynn, L (9, PR) OBP: 0.307, SLG: 0.256										4	0	1	0	0	2	2				
Larry Doby, L (1, 8) OBP: 0.378, SLG: 0.514										3	0	0	0	1	1	2				
Bob Kennedy, R (1, 9) OBP: 0.331, SLG: 0.288										2	0	0	0	0	1	1				
George Strickland, R (1, 6) OBP: 0.362, SLG: 0.317										3	0	0	0	0	1	1				
Jim Hegan, R (1, 2) OBP: 0.310, SLG: 0.324										2	0	1	0	0	1	1				
Bob Lemon, L (1, 1) OBP: 0.255, SLG: 0.367										2	0	1	0	0	1	1				
Hank Majeski, R (8, PH) OBP: 0.263, SLG: 0.421										1	0	0	0	0	1	0				
Bob Hooper, R (8, 1) OBP: 0.400, SLG: 0.250										0	0	0	0	0	0	0				
<b>Inning Stats</b>	R: 2 E: 0 K: 1 S: 7	H: 2 LOB: 0 BB: 0 P: 7	R: 0 E: 0 K: 1 S: 5	H: 0 LOB: 1 BB: 1 P: 9	R: 0 E: 0 K: 1 S: 5	H: 0 LOB: 0 BB: 0 P: 5	R: 0 E: 0 K: 1 S: 6	H: 1 LOB: 1 BB: 0 P: 6	R: 0 E: 0 K: 2 S: 4	H: 2 LOB: 1 BB: 0 P: 4	R: 0 E: 0 K: 2 S: 6	H: 0 LOB: 0 BB: 1 P: 10	R: 0 E: 0 K: 2 S: 7	H: 0 LOB: 0 BB: 0 P: 7	R: 0 E: 0 K: 1 S: 5	H: 1 LOB: 1 BB: 0 P: 4	1B: 4 2B: 1 3B: 0 HR: 1	SF: 0 SAC: 1 DP: 1 HBP: 0	WP: 0 PB: 0 SB: 0 CS: 1	PA: 34
<b>PITCHER</b> Ted Gray, L (1, 1) ERA: 4.11	IP: 9.0 WLS: W BF: 33	H: 6 R: 2 ER: 2 SO: 9	BB: 2 IBB: 0 HBP: 0 BLK: 0	WP: 0 HR: 1 S: 49 P: 57	ERA: 2.00 WHIP: 0.889	<b>PITCHER</b>														

Batter	1	2	3	4	5	6	7	8	9	AB	R	H	RBI	BB	SO	LOB	BOTTOM		
Harvey Kuenn, R (1, 6) OBP: 0.364, SLG: 0.377										4	0	0	0	0	0	4	<b>Cleveland Indians @ Detroit Tigers</b> Briggs Stadium, Detroit, MI Wed Jul 01 1953, 4:33 AM EDT Att: 5,703 - Unknown		
Johnny Pesky, L (1, 4) OBP: 0.346, SLG: 0.352										3	1	1	0	1	0	0			
Ray Boone, R (1, 5) OBP: 0.362, SLG: 0.393										4	0	1	0	0	0	2			
Walt Dropo, R (1, 3) OBP: 0.293, SLG: 0.396										3	1	1	1	1	0	2			
Jim Delsing, L (1, 8) OBP: 0.372, SLG: 0.455										3	2	1	0	1	0	2			
Steve Souchock, R (1, 7) OBP: 0.341, SLG: 0.506										4	0	1	0	0	0	2			
Matt Batts, R (1, 2) OBP: 0.335, SLG: 0.452										4	0	1	0	0	0	3			
Don Lund, R (1, 9) OBP: 0.339, SLG: 0.359										4	0	2	1	0	0	1			
Ted Gray, S (1, 1) OBP: 0.300, SLG: 0.222										3	0	0	0	1	1	3			
<b>Inning Stats</b>	R: 0 E: 0 K: 0 S: 3	H: 0 LOB: 0 BB: 0 P: 3	R: 2 E: 0 K: 0 S: 5	H: 2 LOB: 1 BB: 1 P: 9	R: 0 E: 0 K: 0 S: 4	H: 1 LOB: 1 BB: 0 P: 4	R: 1 E: 1 K: 1 S: 7	H: 2 LOB: 2 BB: 1 P: 11	R: 0 E: 0 K: 0 S: 4	H: 1 LOB: 2 BB: 1 P: 8	R: 1 E: 0 K: 0 S: 4	H: 1 LOB: 1 BB: 1 P: 8	R: 0 E: 0 K: 0 S: 3	H: 0 LOB: 0 BB: 0 P: 3	1B: 6 2B: 2 3B: 0 HR: 0	SF: 0 SAC: 0 DP: 0 HBP: 0	WP: 1 PB: 0 SB: 0 CS: 0	PA: 36	
<b>PITCHER</b> Bob Lemon, R (1, 1) ERA: 2.72	IP: 7.0 WLS: L BF: 33	H: 8 R: 4 ER: 3 SO: 1	BB: 4 IBB: 0 HBP: 0 BLK: 0	WP: 0 HR: 0 S: 31 P: 47	ERA: 3.86 WHIP: 1.714	<b>PITCHER</b>													
Bob Hooper, R (8, 1) ERA: 4.6	IP: 1.0 WLS: L BF: 3	H: 0 R: 0 ER: 0 SO: 0	BB: 0 IBB: 0 HBP: 0 BLK: 0	WP: 0 HR: 0 S: 3 P: 3	ERA: 0.00 WHIP: 0.000	<b>PITCHER</b>													

Batter	1	2	3	4	5	6	7	8	9	AB	R	H	RBI	BB	SO	LOB	TOP			
Dale Mitchell, L (1,7) OBP: 0.322, SLG: 0.420	0-0 4-3		0-0 1B			0-0 F8		0-0 3B 1B		4	1	2	0	0	0	0	<b>Cleveland Indians @ Detroit Tigers</b> Briggs Stadium, Detroit, MI Thu Jul 02 1953, 4:33 AM EDT Att: 3,650 - Unknown			
Bobby Avila, R (1,4) OBP: 0.372, SLG: 0.410	0-0 F5		0-0 F3			0-0 2B		0-0 1-H 3B		4	0	2	1	0	0	1				
Al Rosen, R (1,5) OBP: 0.409, SLG: 0.601	0-0 HR			0-0 5-3		4-0 BB		0-0 5-3		3	1	1	1	1	0	1				
Luke Easter, L (1,3) OBP: 0.389, SLG: 0.449	0-0 3-1			0-3 K		0-3 K		0-3 K		4	0	0	0	0	3	3				
Harry Simpson, L (1,8) OBP: 0.307, SLG: 0.400		0-0 F8		0-0 4-3				0-0 F8		4	0	1	0	0	0	0				
Bob Kennedy, R (1,9) OBP: 0.331, SLG: 0.290		0-0 5-3			0-0 F9			0-0 F7		3	0	1	0	0	0	0				
Bill Glynn, L (9, PH) OBP: 0.305, SLG: 0.255						FC6-4 1B				1	0	0	0	0	0	1				
George Strickland, R (1,6) OBP: 0.355, SLG: 0.310		0-0 F4			0-0 5-3			0-3 K		3	0	0	0	0	0	1				
Bob Lemon, L (9, PH) OBP: 0.250, SLG: 0.360										1	0	0	0	0	1	1				
Joe Ginsberg, L (1,2) OBP: 0.374, SLG: 0.338			0-0 3-1		0-0 F1			0-3 K		4	0	0	0	0	1	2				
Mike Garcia, R (1,1) OBP: 0.340, SLG: 0.391					0-0 5-3			0-3 K		2	0	0	0	0	0	0				
Barney McCosky, L (8, PH) OBP: 0.200, SLG: 0.316										1	0	0	0	0	1	0				
Bob Hooper, R (8,1) OBP: 0.400, SLG: 0.250										0	0	0	0	0	0	0				
<b>Inning Stats</b>	R: 1 E: 0 K: 0 S: 4	H: 1 LOB: 0 BB: 0 P: 4	R: 0 E: 0 K: 0 S: 3	H: 0 LOB: 0 BB: 0 P: 3	R: 0 E: 0 K: 1 S: 4	H: 1 LOB: 1 BB: 0 P: 4	R: 0 E: 0 K: 1 S: 5	H: 0 LOB: 0 BB: 0 P: 5	R: 0 E: 0 K: 1 S: 6	H: 1 LOB: 2 BB: 1 P: 10	R: 0 E: 0 K: 0 S: 4	H: 1 LOB: 1 BB: 0 P: 4	R: 1 E: 0 K: 2 S: 9	H: 2 LOB: 1 BB: 0 P: 9	R: 0 E: 0 K: 2 S: 8	H: 1 LOB: 1 BB: 0 P: 8	1B: 4 2B: 1 3B: 1 HR: 1	SF: 0 SAC: 0 DP: 0 HBP: 0	WP: 0 PB: 0 SB: 0 CS: 0	PA: 35
<b>PITCHER</b> Steve Gromek, R (1,1) ERA: 4.74	IP: 0.0 WLS: W BF: 0 H: 0 R: 0 ER: 0 SO: 0 BB: 0 IBB: 0 HBP: 0 BLK: 0 WP: 0 HR: 0 S: 0 P: 0 ERA: ∞ WHIP: ∞															<b>PITCHER</b>				

Batter	1	2	3	4	5	6	7	8	9	AB	R	H	RBI	BB	SO	LOB	BOTTOM	
Harvey Kuenn, R (1,6) OBP: 0.363, SLG: 0.373	0-0 6-3		4-0 WP 1B 1B BB		0-3 K		0-0 F8			3	1	0	0	1	1	0	<b>Cleveland Indians @ Detroit Tigers</b> Briggs Stadium, Detroit, MI Thu Jul 02 1953, 4:33 AM EDT Att: 3,650 - Unknown	
Johnny Pesky, L (1,4) OBP: 0.343, SLG: 0.349	0-0 3-1		0-0 WP 1B 1-2 1B		0-0 F6		0-0 E3 FC5-4			4	1	1	0	0	0	0		
Ray Boone, R (1,5) OBP: 0.360, SLG: 0.395	0-0 2B		0-3 K 1-2 2-3		0-0 F6		0-0 FC5-4 1-2			4	0	1	0	0	1	3		
Walt Dropo, R (1,3) OBP: 0.293, SLG: 0.394	0-0 6-3		0-0 2-H 3-H 1B		0-0 5-3		0-0 5-3			4	0	1	2	0	0	1		
Jim Delsing, L (1,8) OBP: 0.375, SLG: 0.456		0-0 F8	0-0 1-2 1B		0-0 F6		0-0 G5-4-3 1B		0-0 F4	4	0	2	0	0	0	0		
Bob Nieman, R (1,7) OBP: 0.339, SLG: 0.456		0-0 1B	0-0 F6		0-0 G5-4-3 1-2		0-0 F9			4	0	1	0	0	0	3		
Steve Souchock, R (9,7) OBP: 0.341, SLG: 0.506										0	0	0	0	0	0	0		
Matt Batts, R (1,2) OBP: 0.335, SLG: 0.450		0-0 F8		0-0 F7		0-0 HR 1B				3	1	1	0	0	0	1		
Don Lund, R (1,9) OBP: 0.339, SLG: 0.373		0-0 4-3		0-0 F4		0-0 1-H HR				3	1	1	2	0	0	1		
Steve Gromek, S (1,1) OBP: 0.091, SLG: 0.091			0-0 5-3		0-0 F7		0-0 4-3			3	0	0	0	0	0	0		
<b>Inning Stats</b>	R: 0 E: 0 K: 0 S: 4	H: 1 LOB: 1 BB: 0 P: 4	R: 0 E: 0 K: 0 S: 4	H: 1 LOB: 1 BB: 0 P: 4	R: 2 E: 0 K: 1 S: 8	H: 3 LOB: 2 BB: 1 P: 12	R: 0 E: 0 K: 0 S: 3	H: 0 LOB: 0 BB: 0 P: 3	R: 0 E: 0 K: 0 S: 3	H: 1 LOB: 0 BB: 0 P: 3	R: 2 E: 1 K: 0 S: 6	H: 2 LOB: 1 BB: 0 P: 6	R: 0 E: 0 K: 0 S: 3	H: 0 LOB: 0 BB: 0 P: 3	1B: 6 2B: 1 3B: 0 HR: 1	SF: 0 SAC: 0 DP: 1 HBP: 0	WP: 1 PB: 0 SB: 0 CS: 0	PA: 33
<b>PITCHER</b> Mike Garcia, R (1,1) ERA: 2.92	IP: 7.0 WLS: L BF: 30 H: 8 R: 4 ER: 4 SO: 2 BB: 1 IBB: 0 HBP: 0 BLK: 0 WP: 1 HR: 1 S: 33 P: 37 ERA: 5.14 WHIP: 1.286															<b>PITCHER</b>		
Bob Hooper, R (8,1) ERA: 4.45	1.0 WLS: L BF: 3 H: 0 R: 0 ER: 0 SO: 0 BB: 0 IBB: 0 HBP: 0 BLK: 0 WP: 0 HR: 0 S: 3 P: 3 ERA: 0.00 WHIP: 0.000															<b>PITCHER</b>		

Batter	1	2	3	4	5	6	7	8	9	AB	R	H	RBI	BB	SO	LOB	TOP			
Harvey Kuenn, R (1, 6) OBP: 0.397, SLG: 0.378	F4			E 1B		4-3 1B		1B 1-3 1B		4	0	3	0	0	0	0	<b>Detroit Tigers @ Cleveland Indians</b> Cleveland Municipal Stadium, Cleveland, OH Fri Jul 03 1953, 3:33 AM EDT Att: 17,219 - Unknown			
Johnny Pesky, L (1, 4) OBP: 0.333, SLG: 0.338	F7			F9		4-3 1-2		F5		4	0	0	0	0	0	4				
Ray Boone, R (1, 5) OBP: 0.353, SLG: 0.386	5-3			E5 1-2		K		F8		4	0	0	1	0	1	3				
Walt Dropo, R (1, 3) OBP: 0.292, SLG: 0.392		F4		F3			1-3	3-H 1-3 1B		4	0	1	0	0	0	2				
Jim Delsing, L (1, 8) OBP: 0.373, SLG: 0.452		6-3		K			BB 1B	4-3		4	0	1	0	0	1	4				
Bob Nieman, R (1, 7) OBP: 0.338, SLG: 0.450			K		F2		4-0 1-2 BB		F2	3	0	0	0	1	1	0				
Matt Batts, R (1, 2) OBP: 0.328, SLG: 0.440			F7		6-3		F8		F5	4	0	0	0	0	0	2				
Don Lund, R (1, 9) OBP: 0.338, SLG: 0.368			6-3		K		F5		BB	3	0	0	0	1	1	2				
Billy Hoelt, L (1, 1) OBP: 0.324, SLG: 0.167			K			F8			L4-3	2	0	0	0	0	1	0				
Pat Mullin, L (8, PH) OBP: 0.400, SLG: 0.420								1B F8 1B		1	1	1	0	0	0	0				
Bob Miller, R (8, PH)										0	0	0	0	0	0	0				
Al Kaline, R (9, PH)										1	0	0	0	0	0	1				
<b>Inning Stats</b>	R: 0 E: 0 K: 0 S: 3	H: 0 LOB: 0 BB: 0 P: 3	R: 0 E: 0 K: 1 S: 5	H: 0 LOB: 0 BB: 0 P: 5	R: 0 E: 0 K: 1 S: 5	H: 1 LOB: 2 BB: 0 P: 7	R: 0 E: 0 K: 1 S: 5	H: 0 LOB: 0 BB: 0 P: 5	R: 0 E: 0 K: 1 S: 6	H: 1 LOB: 1 BB: 0 P: 6	R: 0 E: 0 K: 0 S: 4	H: 1 LOB: 2 BB: 1 P: 8	R: 1 E: 0 K: 0 S: 6	H: 3 LOB: 2 BB: 0 P: 6	R: 0 E: 0 K: 0 S: 3	H: 0 LOB: 1 BB: 1 P: 7	1B: 6 2B: 0 3B: 0 HR: 0	SF: 0 SAC: 0 DP: 0 HBP: 0	WP: 0 PB: 0 SB: 0 CS: 0	PA: 36
<b>PITCHER</b> Early Wynn, R (1, 1) ERA: 3.9	IP: 9.0 WLS: W BF: 36 H: 6 R: 1 ER: 1 SO: 5 BB: 2 IBB: 0 HBP: 0 BLK: 0 WP: 0 HR: 0 S: 44 P: 52 ERA: 1.00 WHIP: 0.889																			

Batter	1	2	3	4	5	6	7	8	9	AB	R	H	RBI	BB	SO	LOB	BOTTOM			
Dale Mitchell, L (1, 7) OBP: 0.328, SLG: 0.421	HR 1B	F7			4-3		CS BB	FC6-4 1-2 2-H 1B		4	1	2	1	1	0	1	<b>Detroit Tigers @ Cleveland Indians</b> Cleveland Municipal Stadium, Cleveland, OH Fri Jul 03 1953, 3:33 AM EDT Att: 17,219 - Unknown			
Bobby Avila, R (1, 4) OBP: 0.372, SLG: 0.408	F8		F2			BB 1B	BB	FC6-4 1-2		4	1	1	0	1	0	3				
Al Rosen, R (1, 5) OBP: 0.411, SLG: 0.609	1-H HR		F7			1B 1-2 BB	F5			3	2	1	2	1	0	1				
Luke Easter, L (1, 3) OBP: 0.404, SLG: 0.462			F6			1B 1-3 2-H 1B		BB 1B BB		3	0	2	1	0	0	0				
Bill Glynn, L (6, PR) OBP: 0.308, SLG: 0.255	1B							BB 1B BB		0	1	0	0	1	0	0				
Harry Simpson, L (1, 8) OBP: 0.305, SLG: 0.392	F7			G5-4-3 BB		F2		K		3	0	0	0	1	1	3				
Bob Kennedy, R (1, 9) OBP: 0.336, SLG: 0.291		F8		G5-4-3 1-2		1-2 1B		1B F9 BB		3	1	1	1	1	0	1				
George Strickland, R (1, 6) OBP: 0.359, SLG: 0.338					F2		3-H 2-H F3	1-3 2-H 1B 1B		4	2	2	2	0	0	2				
Jim Hegan, R (1, 2) OBP: 0.302, SLG: 0.315		F6			6-3		4-3	F9		4	0	0	1	0	0	3				
Early Wynn, S (1, 1) OBP: 0.311, SLG: 0.419					5-3			3-H 1-2 1B 1B		4	0	2	0	0	0	0				
<b>Inning Stats</b>	R: 2 E: 0 K: 0 S: 5	H: 3 LOB: 0 BB: 0 P: 5	R: 1 E: 0 K: 0 S: 5	H: 2 LOB: 1 BB: 0 P: 5	R: 0 E: 0 K: 0 S: 2	H: 0 LOB: 0 BB: 1 P: 6	R: 0 E: 0 K: 0 S: 3	H: 0 LOB: 0 BB: 0 P: 3	R: 2 E: 0 K: 0 S: 6	H: 3 LOB: 2 BB: 1 P: 10	R: 0 E: 0 K: 0 S: 2	H: 0 LOB: 1 BB: 2 P: 10	R: 3 E: 0 K: 1 S: 8	H: 3 LOB: 2 BB: 2 P: 16	R: 0 E: 0 K: 0 S: 3	H: 0 LOB: 1 BB: 1 P: 7	1B: 9 2B: 0 3B: 0 HR: 2	SF: 0 SAC: 0 DP: 1 HBP: 0	WP: 0 PB: 0 SB: 0 CS: 1	PA: 38
<b>PITCHER</b> Billy Hoelt, L (1, 1) ERA: 4.08	IP: 7.0 WLS: L BF: 30 H: 8 R: 5 ER: 5 SO: 0 BB: 4 IBB: 0 HBP: 0 BLK: 0 WP: 0 HR: 2 S: 26 P: 42 ERA: 6.43 WHIP: 1.714																			
Bob Miller, L (8, 1) ERA: 13.5	IP: 1.0 WLS: L BF: 8 H: 3 R: 3 ER: 3 SO: 1 BB: 2 IBB: 0 HBP: 0 BLK: 0 WP: 0 HR: 0 S: 8 P: 16 ERA: 27.00 WHIP: 5.000																			

Batter	1	2	3	4	5	6	7	8	9	AB	R	H	RBI	BB	SO	LOB	TOP			
Harvey Kuenn, R OBP: 0.363, SLG: 0.373	F8		F7			K			6-3	4	0	0	0	0	1	0				
Johnny Pesky, L OBP: 0.331, SLG: 0.336	F5			F6			4-3		1B	4	0	1	0	0	0	0				
Ray Boone, R OBP: 0.351, SLG: 0.400	6-3			F8			HR		5-3	4	1	1	1	0	0	1				
Walt Dropo, R OBP: 0.289, SLG: 0.388		K		F4				6-3		3	0	0	0	0	1	0				
Jim Delsing, L OBP: 0.372, SLG: 0.455					3-1			F8		3	0	1	0	0	0	0				
Steve Souchock, R OBP: 0.329, SLG: 0.488						L4			K	3	0	0	0	0	2	1				
Don Lund, R OBP: 0.333, SLG: 0.362									F8	3	0	0	0	0	1	1				
Johnny Bucha, R OBP: 0.231, SLG: 0.147				4-3			F7		5-3	3	0	0	0	0	0	0				
Ned Garver, R OBP: 0.217, SLG: 0.214																				
Pat Mullin, L OBP: 0.393, SLG: 0.412				K			K		L3	2	0	0	0	0	2	0				
										1	0	0	0	0	0	0				
<b>Inning Stats</b>	R: 0 E: 0 K: 0 S: 3	H: 0 LOB: 0 BB: 0 P: 3	R: 0 E: 0 K: 3 S: 10	H: 1 LOB: 1 BB: 0 P: 10	R: 0 E: 0 K: 1 S: 5	H: 0 LOB: 0 BB: 0 P: 5	R: 0 E: 0 K: 0 S: 3	H: 0 LOB: 0 BB: 0 P: 3	R: 0 E: 0 K: 0 S: 3	H: 0 LOB: 0 BB: 0 P: 7	R: 1 E: 0 K: 0 S: 4	H: 1 LOB: 0 BB: 0 P: 4	R: 0 E: 0 K: 1 S: 5	H: 0 LOB: 0 BB: 0 P: 5	R: 0 E: 0 K: 0 S: 4	H: 1 LOB: 1 BB: 0 P: 4	1B: 1 2B: 1 3B: 0 HR: 1	SF: 0 SAC: 0 DP: 0 HBP: 0	WP: 0 PB: 0 SB: 0 CS: 0	PA: 30
<b>PITCHER</b> Bob Feller, R ERA: 3.74	IP: 9.0 WLS: W BF: 30 H: 3 R: 1 ER: 1 SO: 7 BB: 0 IBB: 0 HBP: 0 BLK: 0 WP: 0 HR: 1 S: 44 P: 44 ERA: 1.00 WHIP: 0.333															<b>PITCHER</b>				

Detroit Tigers @ Cleveland Indians  
Cleveland Municipal Stadium, Cleveland, OH

AB 30  
R 1  
H 3  
RBI 1  
BB 0  
SO 7  
LOB 3



WP: 0 PA: 30  
PB: 0  
SB: 0  
CS: 0

Batter	1	2	3	4	5	6	7	8	9	AB	R	H	RBI	BB	SO	LOB	BOTTOM			
Dale Mitchell, L OBP: 0.331, SLG: 0.420	G6-4-3 1B		E FC4 1B BB	4-3		G3				3	1	1	0	1	0	1				
Bobby Avila, R OBP: 0.374, SLG: 0.409	F4		E1 FC4 1-3 FC4-6 1B			F9				4	2	2	0	0	0	2				
Al Rosen, R OBP: 0.408, SLG: 0.604	G6-4-3 1-2		FC4 FC4-6			F6				4	0	1	1	0	0	2				
Luke Easter, L OBP: 0.410, SLG: 0.455						F5				3	0	1	0	1	1	4				
Bill Glynn, L OBP: 0.308, SLG: 0.255		CS BB 1B	K							0	0	0	0	0	0	0				
Larry Doby, L OBP: 0.380, SLG: 0.510		CS 1B BB	FC4-6 BB			FC3-6 BB				2	1	0	1	2	0	2				
Harry Simpson, L OBP: 0.304, SLG: 0.384			K			FC4-6 IBB				3	0	0	1	1	1	5				
George Strickland, R OBP: 0.356, SLG: 0.336			FC5-4 BB			L6				4	0	1	1	0	1	4				
Joe Ginsberg, L OBP: 0.379, SLG: 0.329										2	0	0	0	2	0	0				
Bob Feller, R OBP: 0.250, SLG: 0.148										4	0	0	0	0	1	3				
<b>Inning Stats</b>	R: 0 E: 0 K: 0 S: 3	H: 1 LOB: 2 BB: 2 P: 16	R: 1 E: 0 K: 2 S: 8	H: 2 LOB: 2 BB: 2 P: 16	R: 2 E: 1 K: 1 S: 7	H: 1 LOB: 2 BB: 2 P: 15	R: 0 E: 0 K: 0 S: 3	H: 0 LOB: 0 BB: 0 P: 3	R: 1 E: 0 K: 0 S: 5	H: 2 LOB: 2 BB: 1 P: 9	R: 0 E: 0 K: 0 S: 3	H: 0 LOB: 1 BB: 1 P: 7	R: 0 E: 0 K: 0 S: 3	H: 0 LOB: 1 BB: 1 P: 7	R: 0 E: 0 K: 1 S: 5	H: 0 LOB: 0 BB: 0 P: 5	1B: 6 2B: 1 3B: 0 HR: 0	SF: 0 SAC: 0 DP: 2 HBP: 0	WP: 0 PB: 0 SB: 0 CS: 2	PA: 36
<b>PITCHER</b> Ned Garver, R ERA: 4.97	IP: 8.0 WLS: L BF: 36 H: 6 R: 4 ER: 2 SO: 4 BB: 6 IBB: 1 HBP: 0 BLK: 0 WP: 0 HR: 0 S: 37 P: 65 ERA: 2.25 WHIP: 1.500															<b>PITCHER</b>				

Detroit Tigers @ Cleveland Indians  
Cleveland Municipal Stadium, Cleveland, OH

AB 29  
R 4  
H 6  
RBI 4  
BB 7  
SO 4  
LOB 23



WP: 0 PA: 36  
PB: 0  
SB: 0  
CS: 2

Batter	1	2	3	4	5	6	7	8	9	AB	R	H	RBI	BB	SO	LOB	TOP							
Harvey Kuenn, R OBP: 0.367, SLG: 0.377										5	1	3	0	0	0	0	<b>Detroit Tigers @ Cleveland Indians</b> Cleveland Municipal Stadium, Cleveland, OH Sat Jul 04 1953, 3:38 AM EDT Att: 22,319 - Unknown							
Jerry Priddy, R OBP: 0.350, SLG: 0.330										5	0	1	0	0	0	3								
Ray Boone, R OBP: 0.353, SLG: 0.396										2	1	0	1	2	0	1								
Walt Dropo, R OBP: 0.289, SLG: 0.386										4	2	1	0	0	0	2								
Jim Delsing, L OBP: 0.370, SLG: 0.449										3	1	0	1	1	0	3								
Bob Nieman, R OBP: 0.334, SLG: 0.445										3	0	0	0	0	1	3								
Steve Souchock, R OBP: 0.337, SLG: 0.531										1	1	1	2	0	0	0								
Matt Batts, R OBP: 0.332, SLG: 0.439										3	0	1	0	1	1	0								
Don Lund, R OBP: 0.328, SLG: 0.355										4	0	0	1	0	0	2								
Dick Marlowe, R OBP: 0.200, SLG: 0.200										4	0	1	0	0	0	0								
<b>Inning Stats</b>	R: 1 E: 0 K: 0 S: 4	H: 2 LOB: 0 BB: 0 P: 4	R: 1 E: 0 K: 1 S: 5	H: 1 LOB: 0 BB: 1 P: 9	R: 0 E: 0 K: 0 S: 3	H: 0 LOB: 0 BB: 0 P: 3	R: 2 E: 2 K: 1 S: 7	H: 0 LOB: 0 BB: 0 P: 7	R: 0 E: 0 K: 0 S: 3	H: 0 LOB: 0 BB: 0 P: 3	R: 0 E: 0 K: 0 S: 4	H: 1 LOB: 2 BB: 1 P: 8	R: 0 E: 0 K: 0 S: 5	H: 2 LOB: 2 BB: 0 P: 5	R: 2 E: 0 K: 0 S: 4	H: 1 LOB: 1 BB: 2 P: 12	R: 0 E: 0 K: 0 S: 3	H: 1 LOB: 0 BB: 0 P: 3	1B: 7 2B: 1 3B: 0 HR: 1	SF: 0 SAC: 0 DP: 2 HBP: 0	WP: 0 PB: 0 SB: 0 CS: 1	PA: 38		
<b>PITCHER</b> Art Houtteman, R ERA: 5.16	IP: 9.0 WLS: L BF: 38	H: 8 R: 6 ER: 4 SO: 2	BB: 4 IBB: 0 HBP: 0 BLK: 0	WP: 0 HR: 1 S: 38 P: 54	ERA: 4.00 WHIP: 1.333	<b>PITCHER</b>														IP: 9.0 WLS: W BF: 35	H: 8 R: 1 ER: 1 SO: 4	BB: 2 IBB: 0 HBP: 0 BLK: 0	WP: 0 HR: 0 S: 41 P: 49	ERA: 1.00 WHIP: 1.111

AB	34
R	6
H	8
RBI	5
BB	4
SO	2
LOB	14



Batter	1	2	3	4	5	6	7	8	9	AB	R	H	RBI	BB	SO	LOB	BOTTOM							
Dale Mitchell, L OBP: 0.337, SLG: 0.426										4	1	3	0	0	0	2	<b>Detroit Tigers @ Cleveland Indians</b> Cleveland Municipal Stadium, Cleveland, OH Sat Jul 04 1953, 3:38 AM EDT Att: 22,319 - Unknown							
Bobby Avila, R OBP: 0.375, SLG: 0.409										3	0	1	0	1	0	1								
Al Rosen, R OBP: 0.410, SLG: 0.601										3	0	1	0	1	0	2								
Luke Easter, L OBP: 0.385, SLG: 0.424										4	0	0	0	0	0	4								
Larry Doby, L OBP: 0.375, SLG: 0.502										4	0	0	0	0	1	2								
Harry Simpson, L OBP: 0.302, SLG: 0.380										4	0	1	0	0	0	1								
George Strickland, R OBP: 0.358, SLG: 0.038										2	0	1	0	0	0	0								
Barney McCosky, L OBP: 0.190, SLG: 0.300										1	0	0	0	0	1	0								
Owen Friend, R OBP: 0.231, SLG: 0.309										1	0	0	0	0	1	1								
Jim Hegan, R OBP: 0.299, SLG: 0.311										2	0	0	0	0	0	1								
Dave Hoskins, L OBP: 0.409, SLG: 0.600										1	0	0	0	0	1	0								
Joe Ginsberg, L OBP: 0.375, SLG: 0.325										1	0	0	0	0	0	1								
Art Houtteman, R OBP: 0.219, SLG: 0.375										3	0	1	0	0	0	0								
<b>Inning Stats</b>	R: 1 E: 0 K: 1 S: 5	H: 1 LOB: 1 BB: 2 P: 13	R: 0 E: 0 K: 0 S: 5	H: 2 LOB: 0 BB: 0 P: 5	R: 0 E: 0 K: 0 S: 3	H: 0 LOB: 0 BB: 0 P: 3	R: 0 E: 0 K: 0 S: 3	H: 0 LOB: 0 BB: 0 P: 3	R: 0 E: 0 K: 0 S: 4	H: 1 LOB: 1 BB: 0 P: 4	R: 0 E: 0 K: 2 S: 7	H: 0 LOB: 0 BB: 0 P: 7	R: 0 E: 0 K: 0 S: 4	H: 2 LOB: 1 BB: 0 P: 4	R: 0 E: 0 K: 1 S: 6	H: 1 LOB: 0 BB: 0 P: 6	1B: 8 2B: 0 3B: 0 HR: 0	SF: 0 SAC: 0 DP: 2 HBP: 0	WP: 0 PB: 0 SB: 0 CS: 0	PA: 35				
<b>PITCHER</b> Dick Marlowe, R ERA: 4.05	IP: 9.0 WLS: W BF: 35	H: 8 R: 1 ER: 1 SO: 4	BB: 2 IBB: 0 HBP: 0 BLK: 0	WP: 0 HR: 0 S: 41 P: 49	ERA: 1.00 WHIP: 1.111	<b>PITCHER</b>														IP: 9.0 WLS: W BF: 35	H: 8 R: 1 ER: 1 SO: 4	BB: 2 IBB: 0 HBP: 0 BLK: 0	WP: 0 HR: 0 S: 41 P: 49	ERA: 1.00 WHIP: 1.111

AB	33
R	1
H	8
RBI	0
BB	2
SO	4
LOB	15



Batter	1	2	3	4	5	6	7	8	9	AB	R	H	RBI	BB	SO	LOB	TOP									
Harvey Kuenn, R OBP: 0.361, SLG: 0.383 (1, 6)	F5		2B		F9	E	6-3			5	1	2	2	0	0	2	<b>Detroit Tigers @ St. Louis Browns</b> Sportsman's Park, St. Louis, MO Sun Jul 05 1953, 4:33 AM EDT Unknown									
Johnny Pesky, L OBP: 0.333, SLG: 0.338 (1, 4)	F8		FC8-2		E9	E2		G3		5	1	2	2	0	0	2										
Ray Boone, R Fred Hatfield, L OBP: 0.361, SLG: 0.409 OBP: 0.332, SLG: 0.272 (6, PR) (6, 5)	1B			6-3		1B		6-3		4	0	3	1	0	0	0										
Walt Dropo, R OBP: 0.284, SLG: 0.380 (1, 3)	F7			6-3	K	F7		G3		5	0	0	0	0	1	4										
Jim Delsing, L Bob Nieman, R OBP: 0.372, SLG: 0.448 OBP: 0.333, SLG: 0.444 (1, 8) (6, 9)	L8-3			1-3		E6		K		3	1	1	0	1	0	0										
Steve Souchock, R OBP: 0.330, SLG: 0.535 (1, 7)	L8-3				F7			F6		5	1	1	1	0	0	3										
Don Lund, R OBP: 0.329, SLG: 0.353 (1, 9) (6, 8)	F2				2B	K	K		4-0	4	2	1	0	1	2	1										
Johnny Bucha, R OBP: 0.318, SLG: 0.289 (1, 2)			2B		2B	2B	1B		0-0	4	2	4	2	1	0	0										
Dick Weik, R Hal Newhouser, L Hal Erickson, R Ray Herbert, R OBP: 0.500, SLG: 1.000 OBP: 0.556, SLG: 0.500 OBP: 0.324, SLG: 0.357 OBP: 0.182, SLG: 0.100 (1, 1) (5, 1) (6, 1) (6, 1)	SH1-4		SH1-4		2B	2B	BB		0-0	1	1	1	1	0	0	0										
Inning Stats	R: 0 E: 0 K: 0 S: 4	H: 1 LOB: 1 BB: 0 P: 4	R: 0 E: 0 K: 0 S: 2	H: 0 LOB: 0 BB: 1 P: 6	R: 0 E: 0 K: 0 S: 4	H: 2 LOB: 1 BB: 0 P: 4	R: 0 E: 0 K: 0 S: 3	H: 0 LOB: 0 BB: 0 P: 3	R: 3 E: 1 K: 1 S: 10	H: 5 LOB: 2 BB: 0 P: 10	R: 6 E: 2 K: 1 S: 12	H: 6 LOB: 2 BB: 1 P: 16	R: 0 E: 0 K: 2 S: 8	H: 1 LOB: 1 BB: 0 P: 8	R: 0 E: 0 K: 0 S: 3	H: 0 LOB: 0 BB: 0 P: 3		R: 1 E: 0 K: 2 S: 8	H: 1 LOB: 1 BB: 1 P: 12	1B: 9 2B: 8 3B: 1 HR: 0	SF: 0 SAC: 1 DP: 2 HBP: 0	WP: 1 PB: 0 SB: 1 CS: 0	PA: 45			
PITCHER	IP	WLS	BF	H	R	ER	SO	BB	IBB	HBP	BLK	WP	HR	S	P	ERA		WHIP								
Don Larsen, R ERA: 3.76 (1, 1)	5.1	L	26	9	6	5	2	2	0	0	0	0	0	28	36	8.44		2.062								
Marlin Stuart, R ERA: 4.11 (6, 1)	0.1		6	5	3	2	0	0	0	0	0	0	0	6	6	54.00	15.000									
Mike Blyzka, R ERA: 5.31 (6, 1)	0.1		1	0	0	0	0	0	0	0	0	0	0	1	1	0.00	0.000									
Satchel Paige, R ERA: 2.98 (7, 1)	2.0		7	1	0	0	2	0	0	0	0	0	0	11	11	0.00	0.500									
Lou Kretlow, R ERA: 3.57 (9, 1)	1.0		5	1	1	1	2	1	0	0	0	1	0	8	12	9.00	2.000									

Batter	1	2	3	4	5	6	7	8	9	AB	R	H	RBI	BB	SO	LOB	BOTTOM									
Bobby Young, L OBP: 0.333, SLG: 0.353 (1, 4)	BB		F7		1B	1B		1B		5	3	4	1	0	0	0	<b>Detroit Tigers @ St. Louis Browns</b> Sportsman's Park, St. Louis, MO Sun Jul 05 1953, 4:33 AM EDT Unknown									
Neil Barry, R OBP: 0.362, SLG: 0.457 (1, 5)	K		6-3		1B	1B		1B		5	0	3	1	0	1	1										
Vic Wertz, L OBP: 0.362, SLG: 0.414 (1, 9)	BB		CS		F8	1B		FC6-4		4	0	3	2	1	0	2										
Hank Edwards, L Don Lenhardt, R OBP: 0.269, SLG: 0.230 OBP: 0.362, SLG: 0.400 (1, 7) (6, PH) (6, 7)	F7		CS	F5	F9	FC6-4		FC6-4		2	0	0	0	0	0	2										
Clint Courtney, L Les Moss, R OBP: 0.308, SLG: 0.337 OBP: 0.324, SLG: 0.357 (1, 2) (4, 2)	K			BB	6-3	6-3		5-3		3	0	1	1	0	0	4										
Dick Kryhoski, L OBP: 0.343, SLG: 0.500 (1, 3)	F9			BB		K	K		K	4	0	0	0	1	3	0										
Johnny Groth, R OBP: 0.301, SLG: 0.348 (1, 8)	F7			K	1B	1B	BB	G4-6-3		4	1	1	0	1	2	2										
Billy Hunter, R OBP: 0.292, SLG: 0.289 (1, 6)	F8			F2	1B	1B		6-3		5	1	1	0	0	0	3										
Don Larsen, R Marlin Stuart, R Mike Blyzka, R Roy Sievers, R Satchel Paige, R Dick Kokos, L Lou Kretlow, R OBP: 0.225, SLG: 0.359 OBP: 0.220, SLG: 0.333 OBP: 0.325, SLG: 0.358 OBP: 0.309, SLG: 0.410 (1, 1) (6, 1) (6, 1) (6, PH) (7, 1) (6, PH) (6, PH) (9, 1)	HR				F7	1B		K		2	1	1	1	0	0	0										
Inning Stats	R: 0 E: 0 K: 2 S: 8	H: 1 LOB: 2 BB: 1 P: 12	R: 0 E: 0 K: 0 S: 3	H: 0 LOB: 0 BB: 0 P: 3	R: 1 E: 0 K: 0 S: 4	H: 2 LOB: 0 BB: 0 P: 4	R: 0 E: 0 K: 1 S: 5	H: 0 LOB: 2 BB: 2 P: 13	R: 1 E: 0 K: 0 S: 6	H: 3 LOB: 2 BB: 0 P: 6	R: 4 E: 0 K: 1 S: 10	H: 5 LOB: 2 BB: 1 P: 14	R: 0 E: 0 K: 1 S: 5	H: 1 LOB: 0 BB: 0 P: 5	R: 1 E: 0 K: 1 S: 8	H: 3 LOB: 2 BB: 0 P: 8		R: 0 E: 0 K: 2 S: 7	H: 0 LOB: 0 BB: 0 P: 7	1B: 14 2B: 0 3B: 0 HR: 1	SF: 0 SAC: 0 DP: 1 HBP: 0	WP: 0 PB: 0 SB: 0 CS: 1	PA: 45			
PITCHER	IP	WLS	BF	H	R	ER	SO	BB	IBB	HBP	BLK	WP	HR	S	P	ERA		WHIP								
Dick Weik, R ERA: 4.5 (1, 1)	4.0		17	3	1	1	3	3	0	0	0	0	0	11	15	27.00		4.500								
Hal Newhouser, L ERA: 7.06 (5, 1)	1.1		10	5	4	4	1	1	0	0	0	0	0	3	3	∞	∞									
Hal Erickson, R ERA: 5.34 (6, 1)	0.0		3	3	1	1	0	0	0	0	0	0	0	3	3	∞	∞									
Ray Herbert, R ERA: 7.47 (6, 1)	3.2	W	14	4	1	1	4	0	0	0	0	0	0	22	22	2.46	1.091									






Batter	1	2	3	4	5	6	7	8	9	10	11	AB	R	H	RBI	BB	SO	LOB	TOP	
Harvey Kuenn, R OBP: 0.364, SLG: 0.384 (1, 6)	F7		F8		FC4-6 1B	1-3		F3		4-3		6	1	0	0	0	0	6		
Jerry Priddy, R OBP: 0.342, SLG: 0.311 Johnny Pesky, L OBP: 0.335, SLG: 0.348 (9, 4)	F4		K		G3		5-3			4-3		4	0	0	0	0	1	1		
Ray Boone, R OBP: 0.380, SLG: 0.464 (1, 5)	2B				FC5-4 1B		K			F5		5	2	3	2	1	1	1		
Walt Dropo, R OBP: 0.284, SLG: 0.389 (1, 3)	2B		6-3		FC5-4 1B					F8 3B		6	2	3	2	0	0	2		
Steve Souchock, R OBP: 0.333, SLG: 0.543 Pat Mullin, L OBP: 0.379, SLG: 0.396 (9, 7)	2B				F7		6-3			F8		4	0	1	1	0	0	1		
Jim Delsing, L OBP: 0.375, SLG: 0.456 (1, 8)	F5				K					F7		4	1	0	0	1	1	1		
Matt Batts, R OBP: 0.336, SLG: 0.441 Al Kaline, R OBP: 0.318, SLG: 0.289 (10, 2)			F6		F8					F8		5	0	2	0	0	0	0		
Don Lund, R OBP: 0.329, SLG: 0.360 (9, 9)			F4							E5 BB		4	1	1	1	1	1	1		
Steve Gromek, S OBP: 0.182, SLG: 0.100 Ray Herbert, R OBP: 0.359, SLG: 0.289 Fred Hatfield, L OBP: 0.200, SLG: 0.200 Dick Marlowe, R OBP: 0.200, SLG: 0.200 (10, 1)			6-3							F8		3	0	1	1	1	0	2		
<b>Inning Stats</b>	R: 2 E: 0 K: 0 S: 5	H: 2 LOB: 1 BB: 1 P: 9	R: 0 E: 0 K: 0 S: 3	H: 0 LOB: 0 BB: 0 P: 3	R: 0 E: 0 K: 1 S: 6	H: 1 LOB: 0 BB: 0 P: 6	R: 0 E: 0 K: 1 S: 5	H: 0 LOB: 0 BB: 0 P: 5	R: 2 E: 0 K: 0 S: 6	H: 1 LOB: 2 BB: 0 P: 6	R: 0 E: 0 K: 1 S: 6	H: 1 LOB: 1 BB: 0 P: 4	R: 1 E: 0 K: 0 S: 4	H: 1 LOB: 0 BB: 0 P: 4	R: 0 E: 0 K: 1 S: 6	H: 1 LOB: 1 BB: 0 P: 6	1B: 3 2B: 5 3B: 2 HR: 2	SF: 0 SAC: 0 DP: 0 HBP: 0	WP: 0 PB: 0 SB: 0 CS: 0	PA: 50
<b>PITCHER</b>	IP ERA WLS BF H R ER SO BB IBB HBP BLK WP HR S P ERA WHIP	IP ERA WLS BF H R ER SO BB IBB HBP BLK WP HR S P ERA WHIP																		
Bob Cain, L ERA: 5.05 Satchel Paige, R ERA: 3.16 (7, 1)	6.0 5.0 L 22 5 3 3 2 1 0 0 0 0 1 25 29 5.40 1.200																			

Detroit Tigers @ St. Louis Browns  
Sportsman's Park, St. Louis, MO  
Mon Jul 06 1953, 4:33 AM EDT  
Att: 2,184 - Unknown


AB 46  
R 8  
H 12  
RBI 8  
BB 4  
SO 4  
LOB 16



Batter	1	2	3	4	5	6	7	8	9	10	11	AB	R	H	RBI	BB	SO	LOB	BOTTOM			
Johnny Groth, R OBP: 0.301, SLG: 0.345 (1, 8)	E5 1B	1B BB		G3		F3		F8		4-3		5	1	1	0	1	0	4				
Dick Kokos, L OBP: 0.409 Jim Dyck, R OBP: 0.303, SLG: 0.298 (8, 9)	F7					G6-4-3 BB		K		F8		3	0	1	1	2	1	1				
Roy Sievers, R OBP: 0.330, SLG: 0.361 (1, 3)	F7				G6-4-3 BB			WP 1B BB		F8		1	0	0	0	0	0	0				
Vic Wertz, L OBP: 0.361, SLG: 0.429 Don Lenhardt, R OBP: 0.364, SLG: 0.436 (9, 9)	1B					G6-4-3 BB		2B 1B		WP 1B		6	1	3	1	0	0	4				
Clint Courtney, L OBP: 0.316, SLG: 0.356 Don Larsen, R OBP: 0.220, SLG: 0.350 Les Moss, R OBP: 0.322, SLG: 0.353 (10, 2)	1B					G6-4-3 BB		2B 1B		WP 1B		5	2	3	2	0	0	2				
Bobby Young, L OBP: 0.326, SLG: 0.345 (1, 4)	F2					G6-4-3 BB		2B 2B		4-3 1B		4	0	0	0	1	0	4				
Neil Berry, R OBP: 0.327, SLG: 0.407 Dick Kryhoski, L OBP: 0.347, SLG: 0.503 Marty Marion, R (10, 5)						G6-4-3 BB		2B 1B		4-3 1B		4	0	1	0	0	0	1				
Billy Hunter, R OBP: 0.293, SLG: 0.288 (1, 6)						G6-4-3 BB		2B 1B		4-3 1B		5	2	2	0	1	1	6				
Bob Cain, L ERA: 5.12 Hank Edwards, L OBP: 0.265, SLG: 0.226 Satchel Paige, R ERA: 7.45 Harry Brecheen, L OBP: 0.105, SLG: 0.105 (11, 1)						G6-4-3 BB		2B 1B		4-3 1B		2	0	0	0	0	0	2				
<b>Inning Stats</b>	R: 1 E: 1 K: 0 S: 6	H: 3 LOB: 2 BB: 0 P: 6	R: 1 E: 0 K: 0 S: 4	H: 1 LOB: 2 BB: 12 P: 12	R: 0 E: 0 K: 0 S: 3	H: 0 LOB: 0 BB: 0 P: 3	R: 0 E: 0 K: 0 S: 4	H: 1 LOB: 1 BB: 0 P: 4	R: 1 E: 0 K: 0 S: 3	H: 1 LOB: 2 BB: 1 P: 7	R: 0 E: 0 K: 0 S: 4	H: 2 LOB: 3 BB: 1 P: 9	R: 1 E: 0 K: 0 S: 7	H: 2 LOB: 2 BB: 0 P: 7	R: 0 E: 0 K: 1 S: 6	H: 1 LOB: 1 BB: 0 P: 6	R: 0 E: 1 K: 1 S: 7	H: 1 LOB: 2 BB: 0 P: 7	1B: 12 2B: 3 3B: 0 HR: 1	SF: 0 SAC: 2 DP: 1 HBP: 0	WP: 1 PB: 0 SB: 0 CS: 0	PA: 54
<b>PITCHER</b>	IP ERA WLS BF H R ER SO BB IBB HBP BLK WP HR S P ERA WHIP	IP ERA WLS BF H R ER SO BB IBB HBP BLK WP HR S P ERA WHIP																				
Steve Gromek, R ERA: 5.12 Ray Herbert, R ERA: 7.45 Dick Marlowe, R ERA: 3.93 (8, 1)	7.2 1.1 2.0 W 9 2 0 0 2																					

Detroit Tigers @ St. Louis Browns  
Sportsman's Park, St. Louis, MO  
Mon Jul 06 1953, 4:33 AM EDT  
Att: 2,184 - Unknown

AB 47  
R 7  
H 16  
RBI 7  
BB 5  
SO 4  
LOB 33





Batter	1	2	3	4	5	6	7	8	9	AB	R	H	RBI	BB	SO	LOB	TOP			
Harvey Kuenn, R OBP: 0.363, SLG: 0.385 (1, 6)	0-3 K		0-0 5-3			0-3 K		0-0 3B 2B		4	1	1	0	0	2	0	Detroit Tigers @ Chicago White Sox Comiskey Park, Chicago, IL Tue Jul 07 1953, 4:33 AM EDT Att: 19,781 - Unknown			
Johnny Pesky, L OBP: 0.327, SLG: 0.338 (1, 4)	0-0 3-1			0-0 F8		0-0 4-3		0-0 F7		4	0	0	0	0	0	1				
Ray Boone, R OBP: 0.382, SLG: 0.472 (1, 5)	0-0 F3			4-0 BB		0-0 1-3		0-0 2H 3B		3	0	1	1	1	0	0				
Walt Dropo, R OBP: 0.281, SLG: 0.384 (1, 3)		0-0 F9		0-0 F4		0-3 K		0-0 5-3		4	0	0	0	0	1	2				
Jim Delsing, L OBP: 0.380, SLG: 0.469 (1, 8)		0-0 1-3 2B		0-0 F7		0-0 2B 1B		0-0 L6-4 2B		4	1	3	0	0	0	1				
Steve Souchock, R OBP: 0.324, SLG: 0.526 Pat Mullin, L OBP: 0.373, SLG: 0.389 (9, PH) (9, 9)		0-0 1-3 2-3		0-0 5-3		0-0 F6		0-0 F4		3	0	0	0	0	0	2				
Matt Batts, R OBP: 0.344, SLG: 0.449 (1, 2)		0-0 5-3		0-0 1B		0-0 1H 2B		4-0 IBB		3	0	2	1	1	0	1				
Don Lund, R OBP: 0.328, SLG: 0.358 (9, 7)			0-0 G4-6-3 1B		0-0 F9		0-0 F7		0-0 L6-4 2-3	4	0	1	0	0	0	4				
Billy Hoelt, L OBP: 0.300, SLG: 0.152 (1, 1)			0-0 G4-6-3 1-2		0-3 K		0-3 K			3	0	0	0	0	2	2				
<b>Inning Stats</b>	R: 0 E: 0 K: 1 S: 5	H: 0 LOB: 0 BB: 0 P: 5	R: 0 E: 0 K: 0 S: 4	H: 1 LOB: 1 BB: 0 P: 4	R: 0 E: 0 K: 0 S: 3	H: 1 LOB: 0 BB: 0 P: 3	R: 0 E: 0 K: 0 S: 3	H: 0 LOB: 1 BB: 1 P: 7	R: 0 E: 0 K: 1 S: 5	H: 0 LOB: 0 BB: 0 P: 5	R: 1 E: 0 K: 1 S: 7	H: 2 LOB: 1 BB: 0 P: 7	R: 1 E: 0 K: 1 S: 7	H: 2 LOB: 1 BB: 0 P: 7	R: 0 E: 0 K: 0 S: 3	H: 1 LOB: 1 BB: 1 P: 7		1B: 3 2B: 5 3B: 1 HR: 0	SF: 0 SAC: 0 DP: 2 HBP: 0	WP: 0 PB: 0 SB: 0 CS: 0
<b>PITCHER</b> Mike Fomies, R ERA: 3.01 (1, 1)	IP: 9.0 WLS: W BF: 35 H: 8 R: 2 ER: 2 SO: 5 BB: 1 IBB: 1 HBP: 0 BLK: 0 WP: 0 HR: 0 S: 43 P: 51 ERA: 2.00 WHIP: 1.000																			

Batter	1	2	3	4	5	6	7	8	9	AB	R	H	RBI	BB	SO	LOB	BOTTOM			
Nellie Fox, L OBP: 0.337, SLG: 0.393 (1, 4)	0-0 F6		0-0 1B		0-0 3-1		0-0 G3-6-3 1-2		0-0 FC1-2 1-2 2H 3-H	5	0	1	0	0	0	3	Detroit Tigers @ Chicago White Sox Comiskey Park, Chicago, IL Tue Jul 07 1953, 4:33 AM EDT Att: 19,781 - Unknown			
Ferns Fain, L OBP: 0.407, SLG: 0.370 (1, 3)	0-0 6-3		0-0 F9		0-0 G3		0-0 1-3			4	0	0	0	0	0	1				
Minnie Minoso, R OBP: 0.417, SLG: 0.465 (1, 7)	0-0 F7		0-0 F3		0-0 CS 1B		0-0 5-3			4	0	1	0	0	0	1				
Bob Elliott, R OBP: 0.388, SLG: 0.454 (1, 5)		0-0 HR	0-0 1-3 1B		0-0 CS 1-2		0-0 F9		0-0 2B	4	1	3	1	0	0	0				
Jim Rivera, L OBP: 0.348, SLG: 0.420 (1, 8)	0-0 F6		0-0 F5		0-0 3B		0-0 4-3			4	0	1	0	0	0	3				
Sam Mele, R OBP: 0.383, SLG: 0.461 (1, 9)		0-0 FC1-6 BB 1B		0-0 HR		0-0 1-3		0-0 FC1-5 2B		4	1	3	1	0	0	1				
Sherm Lollar, R OBP: 0.410, SLG: 0.459 Tom Wright, L OBP: 0.315, SLG: 0.386 (9, PR) (9, 9)		4-0 FC1-6 BB 1-2		0-3 K		0-0 F4		0-0 FC5 FC1-2 FC1-5 1B		3	0	1	0	1	1	1				
Chico Carrasquel, R OBP: 0.304, SLG: 0.337 (1, 6)		0-0 FC1-6 1-2 2-3		0-0 6-3		0-0 F3		0-0 FC1-5 E 1-2 2-3		4	1	0	0	0	0	4				
Mike Fomies, R OBP: 0.150, SLG: 0.158 Red Wilson, R OBP: 0.361, SLG: 0.337 (9, PH) (9, 9)		0-0 F2		0-0 F8		0-0 G3-6-3 1B		0-0 FC5 E 1-2 2-3		3	0	1	0	0	0	2				
<b>Inning Stats</b>	R: 0 E: 0 K: 0 S: 3	H: 2 LOB: 2 BB: 1 P: 9	R: 1 E: 0 K: 0 S: 5	H: 2 LOB: 2 BB: 0 P: 5	R: 1 E: 0 K: 1 S: 6	H: 1 LOB: 0 BB: 0 P: 6	R: 0 E: 0 K: 0 S: 3	H: 1 LOB: 0 BB: 0 P: 3	R: 0 E: 0 K: 0 S: 4	H: 1 LOB: 1 BB: 0 P: 4	R: 0 E: 0 K: 0 S: 3	H: 1 LOB: 0 BB: 0 P: 3	R: 0 E: 0 K: 0 S: 4	H: 1 LOB: 1 BB: 0 P: 4	R: 1 E: 2 K: 0 S: 5	H: 2 LOB: 3 BB: 0 P: 5		1B: 6 2B: 2 3B: 1 HR: 2	SF: 0 SAC: 0 DP: 1 HBP: 0	WP: 0 PB: 0 SB: 0 CS: 1
<b>PITCHER</b> Billy Hoelt, L ERA: 3.91 (1, 1)	IP: 8.2 WLS: L BF: 37 H: 11 R: 3 ER: 2 SO: 1 BB: 1 IBB: 0 HBP: 0 BLK: 0 WP: 0 HR: 2 S: 38 P: 42 ERA: 2.08 WHIP: 1.385																			

Batter	1	2	3	4	5	6	7	8	9	AB	R	H	RBI	BB	SO	LOB	TOP						
Harvey Kuenn, R OBP: 0.366, SLG: 0.391										5	2	3	0	0	0	1	<b>Detroit Tigers @ Chicago White Sox</b> Comiskey Park, Chicago, IL Wed Jul 08 1953, 4:33 AM EDT Att: 16,386 - Unknown						
Johnny Pesky, L OBP: 0.328, SLG: 0.340										5	0	2	0	0	1	4							
Ray Boone, R OBP: 0.387, SLG: 0.478										4	2	2	1	1	1	1							
Walt Dropo, R OBP: 0.279, SLG: 0.381										5	0	1	0	0	2	6							
Jim Delsing, L OBP: 0.383, SLG: 0.475										3	0	2	2	0	0	1							
Al Kaline, R OBP: 0.250, SLG: 0.250										2	0	1	0	0	0	2							
Steve Souchock, R OBP: 0.332, SLG: 0.525										4	0	2	1	0	0	2							
Don Lund, R OBP: 0.323, SLG: 0.352										4	0	0	0	0	0	5							
Johnny Bucha, R OBP: 0.313, SLG: 0.286										4	0	1	0	0	1	2							
Ned Garver, R OBP: 0.213, SLG: 0.209										1	0	0	0	0	0	1							
Dick Weik, R OBP: 0.300, SLG: 1.000										0	0	0	0	0	0	0							
Fred Hatfield, L OBP: 0.332, SLG: 0.273										1	0	1	0	0	0	0							
Bob Miller, R										1	0	0	0	0	0	0							
Pat Mullin, L OBP: 0.367, SLG: 0.382										1	0	0	0	0	0	0							
<b>Inning Stats</b>	R: 2 E: 0 K: 0 S: 7	H: 4 LOB: 2 BB: 0 P: 7	R: 0 E: 0 K: 0 S: 4	H: 1 LOB: 1 BB: 0 P: 4	R: 0 E: 0 K: 1 S: 6	H: 1 LOB: 1 BB: 0 P: 6	R: 0 E: 0 K: 2 S: 9	H: 2 LOB: 2 BB: 0 P: 9	R: 1 E: 0 K: 1 S: 6	H: 1 LOB: 1 BB: 1 P: 10	R: 0 E: 0 K: 0 S: 3	H: 0 LOB: 0 BB: 0 P: 3	R: 0 E: 0 K: 0 S: 3	H: 1 LOB: 0 BB: 0 P: 3	R: 0 E: 0 K: 0 S: 4	H: 2 LOB: 1 BB: 0 P: 4		R: 1 E: 0 K: 1 S: 8	H: 3 LOB: 2 BB: 0 P: 8	1B: 12 2B: 3 3B: 0 HR: 0	SF: 0 SAC: 0 DP: 2 HBP: 0	WP: 0 PB: 0 CS: 0	PA: 41
<b>PITCHER</b>	IP WLS BF H R ER SO BB IBB HBP BLK WP HR S P ERA WHIP	7.0 W 31 10 3 3 4 1 0 0 0 0 0 38 42 3.86 1.571	2.0 S 10 5 1 1 1 0 0 0 0 0 0 12 12 4.50 2.500																				

Batter	1	2	3	4	5	6	7	8	9	AB	R	H	RBI	BB	SO	LOB	BOTTOM				
Nellie Fox, L OBP: 0.340, SLG: 0.393										5	2	2	0	1	0	2	<b>Detroit Tigers @ Chicago White Sox</b> Comiskey Park, Chicago, IL Wed Jul 08 1953, 4:33 AM EDT Att: 16,386 - Unknown				
Ferns Fain, L OBP: 0.410, SLG: 0.369										3	2	1	1	2	1	1					
Minnie Minoso, R OBP: 0.420, SLG: 0.471										5	2	3	4	0	0	3					
Bob Elliott, R OBP: 0.390, SLG: 0.457										3	2	1	1	1	0	1					
Vern Stephens, R OBP: 0.239, SLG: 0.246										1	0	0	0	0	0	0					
Jim Rivera, L OBP: 0.350, SLG: 0.419										3	2	1	0	1	0	4					
Sam Mele, R OBP: 0.387, SLG: 0.473										4	2	2	4	1	1	2					
Sherm Lollar, R OBP: 0.415, SLG: 0.460										4	1	2	2	1	0	2					
Luis Aloma, R										0	0	0	0	0	0	0					
Chico Carrasquel, R OBP: 0.303, SLG: 0.336										4	1	1	0	0	0	2					
Virgil Trucks, R OBP: 0.171, SLG: 0.195										3	0	2	1	0	0	1					
Red Wilson, R OBP: 0.358, SLG: 0.333										1	0	0	0	0	0	0					
<b>Inning Stats</b>	R: 2 E: 0 K: 1 S: 8	H: 2 LOB: 1 BB: 0 P: 8	R: 0 E: 0 K: 0 S: 4	H: 1 LOB: 1 BB: 0 P: 4	R: 8 E: 0 K: 0 S: 8	H: 5 LOB: 1 BB: 4 P: 24	R: 2 E: 0 K: 0 S: 6	H: 3 LOB: 3 BB: 2 P: 14	R: 1 E: 0 K: 0 S: 5	H: 2 LOB: 1 BB: 0 P: 5	R: 0 E: 0 K: 1 S: 5	H: 1 LOB: 0 BB: 0 P: 5	R: 1 E: 0 K: 0 S: 4	H: 1 LOB: 1 BB: 1 P: 8	R: 0 E: 0 K: 0 S: 3	H: 0 LOB: 0 BB: 0 P: 3		1B: 12 2B: 2 3B: 0 HR: 1	SF: 0 SAC: 3 DP: 1 HBP: 0	WP: 1 PB: 0 CS: 0	PA: 46
<b>PITCHER</b>	IP WLS BF H R ER SO BB IBB HBP BLK WP HR S P ERA WHIP	1.2 L 13 5 8 8 0 4 0 0 0 0 0 1 9 25 54.00 6.750	5.0 24 7 4 4 1 3 0 0 0 0 1 0 23 35 7.20 2.000																		

Batter	1	2	3	4	5	6	7	8	9	AB	R	H	RBI	BB	SO	LOB	TOP																			
Harvey Kuenn, R OBP: 0.368, SLG: 0.391 (1, 6)	6-3	1B		FC5-4			1B BB			3	0	1	0	1	0	2																				
Johnny Pesky, L OBP: 0.327, SLG: 0.338 (1, 4)	4-3		F9		6-3		1B			4	0	1	0	0	0	0																				
Ray Boone, R OBP: 0.384, SLG: 0.473 (1, 5)	1B 1B		F7		5-3		K			4	1	1	0	0	1	2																				
Walt Dropo, R OBP: 0.279, SLG: 0.379 (1, 3)	1B 1B		F7		K			6-3		4	0	1	0	0	1	0																				
Jim Delsing, L OBP: 0.385, SLG: 0.474 (1, 8)	1B			1B BB		3-1		F6		3	1	1	1	1	0	0																				
Steve Souchock, R OBP: 0.318, SLG: 0.505 (1, 7)	F8			K		K		1-3		4	0	0	0	0	2	3																				
Matt Batts, R OBP: 0.342, SLG: 0.445 (1, 2)						K			F7	4	0	1	0	0	2	0																				
Don Lund, R OBP: 0.326, SLG: 0.356 (1, 9)								6-3	K	3	0	1	0	1	1	0																				
Dick Marlowe, R OBP: 0.227, SLG: 0.227 (1, 1)									3-1	2	0	1	1	0	1	1																				
Fred Hatfield, L OBP: 0.330, SLG: 0.272 (7, PH)										1	0	0	0	0	1	0																				
Dave Madison, R OBP: 0.111, SLG: 0.111 (7, 1)										0	0	0	0	0	0	0																				
Pat Mullin, L OBP: 0.361, SLG: 0.375 (9, PH)										1	0	0	0	0	0	0																				
<b>Inning Stats</b>	R: 1 E: 0 K: 0 S: 6	H: 3 LOB: 2 BB: 0 P: 6	R: 0 E: 0 K: 2 S: 8	H: 2 LOB: 2 BB: 0 P: 8	R: 0 E: 0 K: 0 S: 3	H: 0 LOB: 0 BB: 0 P: 3	R: 1 E: 0 K: 1 S: 6	H: 2 LOB: 2 BB: 2 P: 14	R: 0 E: 0 K: 1 S: 5	H: 0 LOB: 0 BB: 0 P: 5	R: 0 E: 0 K: 2 S: 7	H: 0 LOB: 0 BB: 0 P: 7	R: 0 E: 0 K: 0 S: 8	H: 1 LOB: 2 BB: 1 P: 12	R: 0 E: 0 K: 0 S: 3	H: 0 LOB: 0 BB: 0 P: 3	R: 0 E: 0 K: 1 S: 5	H: 0 LOB: 0 BB: 0 P: 5	1B: 7 2B: 1 3B: 0 HR: 0	SF: 0 SAC: 0 DP: 0 HBP: 0	WP: 0 PB: 0 SB: 0 CS: 0	PA: 36														
<b>PITCHER</b>	IP WLS BF H R ER SO BB IBB HBP BLK WP HR S P ERA WHIP	IP WLS BF H R ER SO BB IBB HBP BLK WP HR S P ERA WHIP																																		
Joe Dobson, R ERA: 3.45 (1, 1)	3.2	18	7	2	2	3	1	1	0	0	0	0	0	0	22	30	4.91	2.182																		
Harry Dorish, R ERA: 2.28 (4, 1)	5.1	18	1	0	0	6	1	0	0	0	0	0	0	29	33	0.00	0.375																			

**Detroit Tigers @ Chicago White Sox**  
Comiskey Park, Chicago, IL  
Thu Jul 09 1953, 4:33 AM EDT  
Att: 5,332 - Unknown

livebaseballscores.com

AB	33
R	2
H	8
RBI	2
BB	3
SO	9
LOB	8

Batter	1	2	3	4	5	6	7	8	9	AB	R	H	RBI	BB	SO	LOB	BOTTOM																			
Nellie Fox, L OBP: 0.336, SLG: 0.388 (1, 4)	K		F7		K			4-3		4	0	0	0	0	2	1																				
Ferns Fain, L OBP: 0.408, SLG: 0.367 (1, 3)	4-3			4-3	F5			SH1-3 1B		4	0	1	0	0	0	0																				
Minnie Minoso, R OBP: 0.419, SLG: 0.470 (1, 7)	K			1B F9 1B			F8	SH1-3		3	1	1	0	0	1	0																				
Bob Elliott, R OBP: 0.391, SLG: 0.455 (1, 5)				K			FC6-4 BB	6-3		3	1	1	0	1	1	1																				
Jim Rivera, L OBP: 0.347, SLG: 0.415 (1, 8)				K	F9		F8			3	0	0	1	0	1	2																				
Sam Mele, R OBP: 0.386, SLG: 0.484 (1, 9)					5-3		FC6-4			3	1	1	2	0	0	1																				
Sherm Lollar, R OBP: 0.413, SLG: 0.455 (1, 2)								4-3		2	0	0	0	1	0	0																				
Chico Carrasquel, R OBP: 0.303, SLG: 0.336 (1, 6)				K				L5		3	1	1	0	0	1	1																				
Joe Dobson, R OBP: 0.103, SLG: 0.107 (1, 1)										1	0	0	0	0	1	1																				
Harry Dorish, R OBP: 0.154, SLG: 0.154 (4, 1)										1	0	0	0	0	0	0																				
<b>Inning Stats</b>	R: 0 E: 0 K: 2 S: 7	H: 0 LOB: 0 BB: 0 P: 7	R: 0 E: 0 K: 2 S: 7	H: 0 LOB: 0 BB: 0 P: 7	R: 0 E: 0 K: 2 S: 7	H: 0 LOB: 1 BB: 1 P: 11	R: 3 E: 0 K: 0 S: 6	H: 3 LOB: 0 BB: 0 P: 6	R: 1 E: 0 K: 1 S: 6	H: 1 LOB: 0 BB: 0 P: 6	R: 0 E: 0 K: 0 S: 3	H: 0 LOB: 1 BB: 1 P: 7	R: 0 E: 0 K: 0 S: 3	H: 0 LOB: 0 BB: 0 P: 3	R: 0 E: 0 K: 0 S: 4	H: 1 LOB: 1 BB: 0 P: 4	1B: 4 2B: 0 3B: 0 HR: 1	SF: 0 SAC: 2 DP: 0 HBP: 0	WP: 1 PB: 1 SB: 0 CS: 0	PA: 31																
<b>PITCHER</b>	IP WLS BF H R ER SO BB IBB HBP BLK WP HR S P ERA WHIP	IP WLS BF H R ER SO BB IBB HBP BLK WP HR S P ERA WHIP																																		
Dick Marlowe, R ERA: 3.98 (1, 1)	6.0	24	4	4	3	7	2	0	0	0	0	0	0	0	7	7	0.00	0.500																		
Dave Madison, R ERA: 5.73 (7, 1)	2.0	7	1	0	0	0	0	0	0	0	0	0	0	7	7	0.00	0.500																			

**Detroit Tigers @ Chicago White Sox**  
Comiskey Park, Chicago, IL  
Thu Jul 09 1953, 4:33 AM EDT  
Att: 5,332 - Unknown

livebaseballscores.com

AB	27
R	4
H	5
RBI	3
BB	2
SO	7
LOB	7

Batter	1	2	3	4	5	6	7	8	9	AB	R	H	RBI	BB	SO	LOB	TOP										
<b>Johnny Groth, R</b> OBP: 0.308, SLG: 0.367 (1, 8)										5	1	3	3	0	1	1	<b>St. Louis Browns @ Detroit Tigers</b> Briggs Stadium, Detroit, MI Fri Jul 10 1953, 4:33 AM EDT Att: 26,106 - Unknown										
<b>Billy Hunter, R</b> OBP: 0.290, SLG: 0.285 (1, 6)										5	0	0	0	0	1	4											
<b>Roy Sievers, R</b> OBP: 0.325, SLG: 0.371 (1, 3)										5	1	2	1	0	1	1											
<b>Vic Wertz, L</b> OBP: 0.365, SLG: 0.421 (1, 9)										4	0	1	1	1	1	1											
<b>Don Lenhardt, R</b> OBP: 0.370, SLG: 0.455 (1, 7)										4	1	2	1	1	1	1											
<b>Clint Courtney, L</b> OBP: 0.333, SLG: 0.396 (1, 2)										5	1	1	1	0	1	5											
<b>Jim Dyck, R</b> OBP: 0.303, SLG: 0.313 (1, 5)										4	2	2	1	0	0	0											
<b>Bobby Young, L</b> OBP: 0.335, SLG: 0.358 (1, 4)										4	2	3	0	0	1	0											
<b>Duane Pilette, R</b> OBP: 0.296, SLG: 0.348 (1, 1)										3	0	0	0	0	2	3											
<b>Inning Stats</b>	R: 1 E: 0 K: 1 S: 8	H: 3 LOB: 2 BB: 0 P: 8	R: 1 E: 0 K: 2 S: 9	H: 2 LOB: 1 BB: 0 P: 9	R: 0 E: 0 K: 0 S: 3	H: 1 LOB: 1 BB: 1 P: 7	R: 1 E: 0 K: 0 S: 5	H: 2 LOB: 1 BB: 0 P: 5	R: 5 E: 0 K: 2 S: 13	H: 6 LOB: 1 BB: 0 P: 13	R: 0 E: 0 K: 1 S: 5	H: 0 LOB: 0 BB: 0 P: 5	R: 0 E: 0 K: 1 S: 5	H: 0 LOB: 0 BB: 0 P: 5	R: 0 E: 0 K: 1 S: 5	H: 0 LOB: 0 BB: 0 P: 9	1B: 6 2B: 3 3B: 1 HR: 4	SF: 0 SAC: 1 DP: 1 HBP: 0	WP: 0 PB: 0 SB: 1 CS: 0	PA: 42							
<b>PITCHER</b>	IP	WLS	BF	H	R	ER	SO	BB	IBB	HBP	BLK	WP	HR	S	P	ERA	WHIP										
<b>Ted Gray, L</b> ERA: 4.1 (1, 1)	4.1	L	23	10	5	5	4	1	0	0	0	0	3	30	34	10.38	2.538										
<b>Dave Madison, R</b> ERA: 5.98 (5, 1)	2.2		12	4	3	3	3	0	0	0	0	0	1	18	18	10.12	1.500										
<b>Hal Erickson, R</b> ERA: 5.01 (8, 1)	2.0		7	0	0	0	2	1	0	0	0	0	0	10	14	0.00	0.500										

Batter	1	2	3	4	5	6	7	8	9	AB	R	H	RBI	BB	SO	LOB	BOTTOM										
<b>Harvey Kuenn, R</b> OBP: 0.368, SLG: 0.389 (1, 6)										4	0	1	0	1	0	1	<b>St. Louis Browns @ Detroit Tigers</b> Briggs Stadium, Detroit, MI Fri Jul 10 1953, 4:33 AM EDT Att: 26,106 - Unknown										
<b>Johnny Pesky, L</b> OBP: 0.324, SLG: 0.333 (1, 4)										5	0	1	0	0	0	2											
<b>Ray Boone, R</b> OBP: 0.386, SLG: 0.488 (1, 5)										4	1	2	2	0	0	2											
<b>Walt Dropo, R</b> OBP: 0.282, SLG: 0.379 (1, 3)										3	1	1	0	0	0	3											
<b>Jim Delsing, L</b> OBP: 0.383, SLG: 0.474 (1, 8)										4	1	1	1	0	0	1											
<b>Steve Souchock, R</b> OBP: 0.316, SLG: 0.495 (1, 7)										4	0	1	0	0	0	1											
<b>Matt Batts, R</b> OBP: 0.341, SLG: 0.442 (1, 2)										4	0	1	1	0	1	1											
<b>Don Lund, R</b> OBP: 0.321, SLG: 0.350 (1, 9)										4	0	0	0	0	1	3											
<b>Ted Gray, S</b> OBP: 0.286, SLG: 0.194 (1, 1)										2	0	0	0	0	0	2											
<b>Dave Madison, R</b> OBP: 0.311, SLG: 0.111 (5, 1)										0	0	0	0	0	0	0											
<b>Fred Hatfield, L</b> OBP: 0.333, SLG: 0.276 (7, PH)										1	1	1	0	0	0	0											
<b>Hal Erickson, R</b> (8, 1)										0	0	0	0	0	0	0											
<b>Pat Mullin, L</b> OBP: 0.355, SLG: 0.368 (9, PH)										1	0	0	0	0	0	0											
<b>Inning Stats</b>	R: 1 E: 0 K: 0 S: 5	H: 2 LOB: 1 BB: 0 P: 5	R: 0 E: 0 K: 0 S: 3	H: 0 LOB: 0 BB: 0 P: 3	R: 0 E: 0 K: 0 S: 4	H: 1 LOB: 1 BB: 0 P: 4	R: 2 E: 0 K: 0 S: 5	H: 3 LOB: 1 BB: 0 P: 6	R: 0 E: 0 K: 0 S: 3	H: 0 LOB: 0 BB: 1 P: 7	R: 0 E: 0 K: 1 S: 5	H: 0 LOB: 0 BB: 0 P: 5	R: 0 E: 0 K: 0 S: 6	H: 3 LOB: 2 BB: 0 P: 6	R: 0 E: 1 K: 1 S: 6	H: 0 LOB: 1 BB: 0 P: 6	R: 0 E: 0 K: 0 S: 3	H: 0 LOB: 0 BB: 0 P: 3	1B: 7 2B: 2 3B: 0 HR: 1	SF: 0 SAC: 0 DP: 1 HBP: 1	WP: 0 PB: 0 SB: 0 CS: 0	PA: 38					
<b>PITCHER</b>	IP	WLS	BF	H	R	ER	SO	BB	IBB	HBP	BLK	WP	HR	S	P	ERA	WHIP										
<b>Duane Pilette, R</b> ERA: 5.14 (1, 1)	9.0	W	38	9	4	4	2	1	0	1	0	0	1	40	45	4.00	1.111										



Batter	1	2	3	4	5	6	7	8	9	AB	R	H	RBI	BB	SO	LOB	TOP				
<b>Johnny Groth, R</b> OBP: 0.306, SLG: 0.367 (1, 8)	F9	HR		F9			1-3		6-3	5	1	1	1	0	0	0					
<b>Bobby Young, L</b> OBP: 0.337, SLG: 0.373 (1, 4)	F8	HR		F9			HR			4	2	2	2	0	0	0					
<b>Dick Kokos, L</b> OBP: 0.411, SLG: 0.445 (1, 7)	HR	HBP			F3		HR			4	2	3	3	0	0	0					
<b>Vic Wertz, L</b> OBP: 0.366, SLG: 0.420 (1, 9)	1B	HBP			F8		4-3			3	0	1	0	0	0	0					
<b>Clint Courtney, L</b> OBP: 0.327, SLG: 0.388 (1, 2)	F8	1-3			6-3				F7	4	0	0	0	0	0	3					
<b>Dick Kryhoski, L</b> OBP: 0.346, SLG: 0.516 (1, 3)		HR		F2		4-3		K		4	1	1	1	0	1	0					
<b>Jim Dyck, R</b> OBP: 0.298, SLG: 0.307 (1, 5)		F2		F2		5-3		F3		4	0	0	0	0	0	0					
<b>Billy Hunter, R</b> OBP: 0.286, SLG: 0.281 (1, 6)		6-3		F6		F9			4-3	4	0	0	0	0	0	0					
<b>Bob Cain, L</b> OBP: 0.273, SLG: 0.333 (1, 1)		2B		F5			6-3		F2	4	1	1	0	0	0	0					
<b>Inning Stats</b>	R: 1 E: 0 K: 0 S: 5	H: 2 LOB: 1 BB: 0 P: 5	R: 4 E: 0 K: 0 S: 8	H: 5 LOB: 2 BB: 0 P: 9	R: 0 E: 0 K: 0 S: 3	H: 0 LOB: 0 BB: 0 P: 3	R: 0 E: 0 K: 0 S: 3	H: 0 LOB: 0 BB: 0 P: 3	R: 0 E: 0 K: 0 S: 3	H: 0 LOB: 0 BB: 0 P: 3	R: 2 E: 0 K: 1 S: 5	H: 2 LOB: 0 BB: 0 P: 5	R: 0 E: 0 K: 0 S: 3	H: 0 LOB: 0 BB: 0 P: 3	R: 0 E: 0 K: 0 S: 3	H: 0 LOB: 0 BB: 0 P: 3	1B: 2 2B: 3 3B: 0 HR: 4	SF: 0 SAC: 0 DP: 0 HBP: 1	WP: 0 PB: 0 SB: 0 CS: 0	PA: 37	
<b>PITCHER</b>	IP	WLS	BF	H	R	ER	SO	BB	IBB	HBP	BLK	WP	HR	S	P	ERA	WHIP				
<b>Steve Gromek, R</b> ERA: 5.4 (1, 1)	6.0	L	26	7	5	5	0	0	0	1	0	0	3	25	26	7.50	1.167				
<b>Bob Miller, L</b> ERA: 8.1 (7, 1)	3.0		11	2	2	2	1	0	0	0	0	0	1	13	13	6.00	0.667				

St. Louis Browns @ Detroit Tigers  
Briggs Stadium, Detroit, MI  
Sat Jul 11 1953, 4:33 AM EDT  
Att: 6,519 - Unknown

AB 36  
R 7  
H 9  
RBI 7  
BB 0  
SO 1  
LOB 3



Batter	1	2	3	4	5	6	7	8	9	AB	R	H	RBI	BB	SO	LOB	BOTTOM				
<b>Harvey Kuenn, R</b> OBP: 0.369, SLG: 0.389 (1, 6)	1B		BB			F8		F2		3	0	1	0	1	0	0					
<b>Jerry Priddy, R</b> OBP: 0.331, SLG: 0.300 (1, 4)	F8		BB		F9	5-3		F9		4	0	0	0	0	0	2					
<b>Ray Boone, R</b> OBP: 0.384, SLG: 0.484 (1, 5)	F3				F3		F7		G5-4-3 1B	4	0	1	0	0	0	1					
<b>Walt Dropo, R</b> OBP: 0.281, SLG: 0.380 (1, 3)	F6				F8		2B		G5-4-3 1-2	4	0	1	0	0	0	2					
<b>Steve Souchock, R</b> OBP: 0.314, SLG: 0.496 (1, 7)		F6			F7		F8		2B	4	0	1	0	0	0	1					
<b>Jim Delsing, L</b> OBP: 0.376, SLG: 0.467 (1, 8)		K			F9		K		4-3	4	0	0	0	0	2	2					
<b>Matt Batts, R</b> OBP: 0.341, SLG: 0.438 (1, 2)		F4			6-3				HR	2	1	0	0	1	0	0					
<b>Don Lund, R</b> OBP: 0.321, SLG: 0.363 (1, 9)				G3		F8		HR		3	1	1	2	0	0	0					
<b>Steve Gromek, S</b> OBP: 0.188, SLG: 0.133 (1, 1)				5-3		F9		F9		1	0	0	0	0	0	0					
<b>Bob Nieman, R</b> (6, PH)										1	0	0	0	0	0	0					
<b>Bob Miller, R</b> (7, 1)										1	0	0	0	0	0	0					
<b>Inning Stats</b>	R: 0 E: 0 K: 0 S: 4	H: 1 LOB: 1 BB: 0 P: 4	R: 0 E: 0 K: 1 S: 5	H: 0 LOB: 0 BB: 0 P: 5	R: 0 E: 0 K: 0 S: 3	H: 0 LOB: 1 BB: 1 P: 7	R: 0 E: 0 K: 0 S: 3	H: 0 LOB: 0 BB: 0 P: 3	R: 0 E: 0 K: 0 S: 3	H: 0 LOB: 0 BB: 0 P: 3	R: 0 E: 0 K: 1 S: 6	H: 1 LOB: 1 BB: 0 P: 6	R: 2 E: 0 K: 0 S: 4	H: 1 LOB: 0 BB: 1 P: 8	R: 0 E: 0 K: 0 S: 4	H: 2 LOB: 1 BB: 0 P: 4	1B: 2 2B: 2 3B: 0 HR: 1	SF: 0 SAC: 0 DP: 1 HBP: 0	WP: 0 PB: 0 SB: 0 CS: 0	PA: 33	
<b>PITCHER</b>	IP	WLS	BF	H	R	ER	SO	BB	IBB	HBP	BLK	WP	HR	S	P	ERA	WHIP				
<b>Bob Cain, L</b> ERA: 4.64 (1, 1)	9.0	W	33	5	2	2	2	2	0	0	0	0	1	35	43	2.00	0.778				

St. Louis Browns @ Detroit Tigers  
Briggs Stadium, Detroit, MI  
Sat Jul 11 1953, 4:33 AM EDT  
Att: 6,519 - Unknown

AB 31  
R 2  
H 5  
RBI 2  
BB 2  
SO 2  
LOB 8





Batter	1	2	3	4	5	6	7	8	9	AB	R	H	RBI	BB	SO	LOB	TOP										
<b>Johnny Groth, R</b> OBP: 0.311, SLG: 0.379 (1, 8)										4	1	2	1	0	1	0	<b>St. Louis Browns @ Detroit Tigers</b> Briggs Stadium, Detroit, MI Sun Jul 12 1953, 4:38 AM EDT Att: 22,327 - Unknown										
<b>Bobby Young, L</b> OBP: 0.336, SLG: 0.369 (1, 4)										2	1	0	0	1	0	0											
<b>Dick Kokos, L</b> OBP: 0.400, SLG: 0.430 (1, 7)										4	0	0	0	0	1	2											
<b>Vic Wertz, L</b> OBP: 0.370, SLG: 0.447 (1, 9)										4	1	1	2	0	0	1											
<b>Clint Courtney, L</b> OBP: 0.324, SLG: 0.382 (1, 2)										4	0	2	0	0	1	0											
<b>Dick Kryhoski, L</b> OBP: 0.341, SLG: 0.506 (1, 3)										2	0	0	0	0	1												
<b>Jim Dyck, R</b> OBP: 0.306, SLG: 0.317 (1, 5)										3	0	1	0	0	0	1											
<b>Billy Hunter, R</b> OBP: 0.283, SLG: 0.281 (1, 6)										3	0	0	0	0	1	2											
<b>Dick Littlefield, L</b> OBP: 0.240, SLG: 0.174 (1, 1)										3	0	1	0	0	1	1											
<b>Inning Stats</b>	R: 3 E: 0 K: 1 S: 7	H: 2 LOB: 0 BB: 1 P: 11	R: 0 E: 0 K: 1 S: 5	H: 0 LOB: 0 BB: 0 P: 5	R: 0 E: 0 K: 0 S: 3	H: 1 LOB: 0 BB: 0 P: 3	R: 0 E: 0 K: 0 S: 3	H: 1 LOB: 0 BB: 0 P: 3	R: 0 E: 0 K: 1 S: 4	H: 1 LOB: 1 BB: 0 P: 4	R: 0 E: 0 K: 1 S: 6	H: 1 LOB: 1 BB: 0 P: 6	R: 0 E: 0 K: 1 S: 5	H: 0 LOB: 0 BB: 0 P: 5	R: 0 E: 0 K: 1 S: 5	H: 0 LOB: 0 BB: 0 P: 5	1B: 5 2B: 0 3B: 0 HR: 2	SF: 0 SAC: 2 DP: 2 HBP: 0	WP: 0 PB: 0 SB: 0 CS: 0	PA: 32							
<b>PITCHER</b>	IP	WLS	BF	H	R	ER	SO	BB	IBB	HBP	BLK	WP	HR	S	P	ERA	WHIP										
<b>Ralph Branca, R</b> ERA: 8.44 (1, 1)	5.0	L	18	4	3	3	2	1	0	0	0	0	2	21	25	5.40	1.000										
<b>Dick Marlowe, R</b> ERA: 3.82 (6, 1)	3.0		11	3	0	0	2	0	0	0	0	0	0	15	15	0.00	1.000										
<b>Al Aber, L</b> ERA: 3.86 (9, 1)	1.0		3	0	0	0	1	0	0	0	0	0	0	5	5	0.00	0.000										

Batter	1	2	3	4	5	6	7	8	9	AB	R	H	RBI	BB	SO	LOB	BOTTOM										
<b>Harvey Kuenn, R</b> OBP: 0.363, SLG: 0.380 (1, 6)										4	0	0	0	0	1	0	<b>St. Louis Browns @ Detroit Tigers</b> Briggs Stadium, Detroit, MI Sun Jul 12 1953, 4:38 AM EDT Att: 22,327 - Unknown										
<b>Jerry Priddy, R</b> OBP: 0.326, SLG: 0.298 (1, 4)										4	0	1	0	0	0	0											
<b>Ray Boone, R</b> OBP: 0.390, SLG: 0.482 (1, 5)										4	0	0	0	0	1	1											
<b>Walt Dropo, R</b> OBP: 0.284, SLG: 0.378 (1, 3)										4	0	0	0	0	1	0											
<b>Steve Souchock, R</b> OBP: 0.315, SLG: 0.483 (1, 9)										3	1	1	0	1	2	0											
<b>Bob Nieman, R</b> OBP: 0.334, SLG: 0.443 (1, 7)										4	1	2	0	0	1	1											
<b>Don Lund, R</b> OBP: 0.326, SLG: 0.364 (1, 8)										3	0	1	1	0	1	2											
<b>Johnny Bucha, R</b> OBP: 0.294, SLG: 0.267 (1, 2)										3	0	0	1	0	0	2											
<b>Ralph Branca, R</b> (1, 1)										1	0	0	0	0	1	1											
<b>Billy Hitchcock, R</b> (5, PH)										1	0	0	0	0	1	0											
<b>Dick Marlowe, R</b> (6, 1)										0	0	0	0	0	0	0											
<b>Matt Batts, R</b> (8, PH)										1	0	0	0	0	1	0											
<b>Al Aber, L</b> (9, 1)										0	0	0	0	0	0	0											
<b>Inning Stats</b>	R: 0 E: 0 K: 0 S: 3	H: 0 LOB: 0 BB: 0 P: 3	R: 2 E: 0 K: 1 S: 7	H: 2 LOB: 1 BB: 1 P: 11	R: 0 E: 0 K: 2 S: 7	H: 0 LOB: 0 BB: 0 P: 7	R: 0 E: 0 K: 2 S: 8	H: 1 LOB: 1 BB: 0 P: 8	R: 0 E: 0 K: 1 S: 5	H: 0 LOB: 0 BB: 0 P: 5	R: 0 E: 0 K: 0 S: 3	H: 0 LOB: 0 BB: 0 P: 3	R: 0 E: 0 K: 1 S: 6	H: 1 LOB: 1 BB: 0 P: 6	R: 0 E: 0 K: 1 S: 6	H: 1 LOB: 1 BB: 0 P: 6	R: 0 E: 0 K: 2 S: 7	H: 0 LOB: 0 BB: 0 P: 7	1B: 4 2B: 1 3B: 0 HR: 0	SF: 0 SAC: 0 DP: 0 HBP: 0	WP: 0 PB: 0 SB: 0 CS: 0	PA: 33					
<b>PITCHER</b>	IP	WLS	BF	H	R	ER	SO	BB	IBB	HBP	BLK	WP	HR	S	P	ERA	WHIP										
<b>Dick Littlefield, L</b> ERA: 5.1 (1, 1)	9.0	W	33	5	2	2	10	1	0	0	0	0	0	52	56	2.00	0.667										



Batter	1	2	3	4	5	6	7	8	9	AB	R	H	RBI	BB	SO	LOB	TOP					
<b>Billy Goodman, L</b> OBP: 0.413, SLG: 0.436 (1,4)	1-3		4-3			F7		1B		4	0	1	0	0	0	0	<b>Boston Red Sox @ Detroit Tigers</b> Briggs Stadium, Detroit, MI Thu Jul 16 1953, 4:33 AM EDT Att: 16,011 - Unknown					
<b>Gene Stephens, L</b> OBP: 0.301, SLG: 0.301 (1,7)	K		K			HR		B1		4	1	1	1	0	2	1						
<b>Dick Gemert, R</b> OBP: 0.390, SLG: 0.481 (1,3)	HBP			F4		F8		F4		3	0	0	0	0	0	1						
<b>George Kell, R</b> OBP: 0.382, SLG: 0.526 (1,5)	F8			F7			HR	F7		4	1	1	0	0	0	2						
<b>Sammy White, R</b> OBP: 0.307, SLG: 0.425 (1,2)		5-3		F3				F4		4	0	0	0	0	0	1						
<b>Tom Umphlett, R</b> OBP: 0.355, SLG: 0.419 (1,8)		F2			FC6			1-3		4	0	1	0	0	0	1						
<b>Jim Piersall, R</b> OBP: 0.305, SLG: 0.344 (1,9)				FC6	1B			2B		3	1	2	2	1	0	1						
<b>Mitt Bolling, R</b> OBP: 0.316, SLG: 0.346 (1,6)				2-6	1B			IBB		3	0	1	0	1	0	2						
<b>Mel Parnell, L</b> OBP: 0.254, SLG: 0.263 (1,1)			F3							3	0	0	0	0	1	1						
<b>Ellis Kinder, R</b> OBP: 0.471, SLG: 0.529 (7,1)						K2-3				1	0	0	0	0	1	2						
<b>Sid Hudson, R</b> OBP: 0.226, SLG: 0.290 (9,1)						4-3				0	0	0	0	0	0	0						
<b>Bill Henry, L</b> OBP: 0.333, SLG: 0.500 (9,1)								K		0	0	0	0	0	0	0						
<b>Inning Stats</b>	R: 0 E: 0 K: 1 S: 5	H: 0 LOB: 1 BB: 0 P: 6	R: 0 E: 0 K: 0 S: 3	H: 0 LOB: 1 BB: 1 P: 7	R: 0 E: 0 K: 1 S: 5	H: 0 LOB: 0 BB: 0 P: 5	R: 0 E: 0 K: 0 S: 3	H: 0 LOB: 0 BB: 0 P: 3	R: 0 E: 0 K: 0 S: 3	H: 1 LOB: 0 BB: 0 P: 3	R: 1 E: 0 K: 1 S: 6	H: 1 LOB: 0 BB: 0 P: 6	R: 2 E: 0 K: 0 S: 6	H: 3 LOB: 1 BB: 0 P: 6	R: 0 E: 0 K: 1 S: 4	H: 1 LOB: 1 BB: 0 P: 4	R: 0 E: 0 K: 1 S: 6	H: 1 LOB: 2 BB: 1 P: 10	1B: 4 2B: 2 3B: 0 HR: 2	SF: 0 SAC: 0 DP: 1 HBP: 1	WP: 0 PB: 0 SB: 0 CS: 0	PA: 36
<b>PITCHER</b>	IP	WLS	BF	H	R	ER	SO	BB	IBB	HBP	BLK	WP	HR	S	P	ERA	WHIP					
<b>Steve Gromek, R</b> ERA: 5.13 (1,1)	8.0	L	31	6	3	3	3	1	0	1	0	0	2	35	40	3.38	0.875					
<b>Ray Herbert, R</b> ERA: 6.6 (9,1)	1.0		5	1	0	0	1	0	1	0	0	0	0	6	10	0.00	1.000					

Batter	1	2	3	4	5	6	7	8	9	AB	R	H	RBI	BB	SO	LOB	BOTTOM					
<b>Harvey Kuenn, R</b> OBP: 0.366, SLG: 0.380 (1,6)	6-3	6-3			1B		FC6-4	1B	4-3	3	2	1	0	2	0	1	<b>Boston Red Sox @ Detroit Tigers</b> Briggs Stadium, Detroit, MI Thu Jul 16 1953, 4:33 AM EDT Att: 16,011 - Unknown					
<b>Jerry Priddy, R</b> OBP: 0.326, SLG: 0.299 (1,4)	SH1-3		5-3		1B		F2			3	0	1	0	0	0	1						
<b>Johnny Pesky, L</b> OBP: 0.330, SLG: 0.341 (9,PH)	1-2				1B			1B		1	0	1	0	0	0	0						
<b>Ray Boone, R</b> OBP: 0.390, SLG: 0.475 (1,5)	6-3		F9		F3		FC6-4	BB		3	0	0	0	2	0	3						
<b>Walt Dropo, R</b> OBP: 0.283, SLG: 0.375 (1,3)	BB		F8		F4		FC6-4	K		5	0	1	1	0	1	6						
<b>Bob Nieman, R</b> OBP: 0.346, SLG: 0.447 (1,7)	3-H			L6-4	1B					2	0	2	1	3	0	0						
<b>Al Kaline, R</b> OBP: 0.250, SLG: 0.250 (9,PR)	1-2			BB	FC6			G4-6-3		0	0	0	0	0	0	0						
<b>Jim Delsing, L</b> OBP: 0.377, SLG: 0.462 (1,8)	1-2			BB	1B			1B		3	0	1	0	1	1	5						
<b>Steve Souchock, R</b> OBP: 0.313, SLG: 0.479 (9,PH)	1-2			1B	FC6			K		1	0	0	0	0	0	3						
<b>Matt Batts, R</b> OBP: 0.335, SLG: 0.425 (1,2)	5-3			L6-4						4	0	0	0	0	1	5						
<b>Don Lund, R</b> OBP: 0.329, SLG: 0.364 (1,9)		4-3			1B			BB		3	0	1	0	1	0	0						
<b>Steve Gromek, S</b> OBP: 0.158, SLG: 0.111 (1,1)					FC6					3	0	0	0	0	1	2						
<b>Pat Mullin, L</b> OBP: 0.353, SLG: 0.403 (8,PH)		K			FC6					1	0	0	0	0	1	1						
<b>Ray Herbert, R</b> OBP: 0.231, SLG: 0.091 (9,1)					1-2			K		0	0	0	0	0	0	0						
<b>Inning Stats</b>	R: 1 E: 0 K: 0 S: 5	H: 2 LOB: 3 BB: 2 P: 13	R: 0 E: 0 K: 1 S: 5	H: 0 LOB: 0 BB: 0 P: 5	R: 0 E: 0 K: 0 S: 3	H: 0 LOB: 0 BB: 0 P: 3	R: 0 E: 0 K: 0 S: 4	H: 2 LOB: 2 BB: 1 P: 8	R: 0 E: 0 K: 0 S: 5	H: 2 LOB: 3 BB: 1 P: 9	R: 0 E: 0 K: 0 S: 3	H: 0 LOB: 0 BB: 0 P: 3	R: 1 E: 0 K: 1 S: 6	H: 1 LOB: 2 BB: 2 P: 14	R: 0 E: 0 K: 2 S: 7	H: 0 LOB: 1 BB: 1 P: 11	R: 0 E: 0 K: 1 S: 5	H: 1 LOB: 3 BB: 2 P: 13	1B: 8 2B: 1 3B: 0 HR: 0	SF: 0 SAC: 1 DP: 2 HBP: 0	WP: 0 PB: 0 SB: 0 CS: 0	PA: 42
<b>PITCHER</b>	IP	WLS	BF	H	R	ER	SO	BB	IBB	HBP	BLK	WP	HR	S	P	ERA	WHIP					
<b>Mel Parnell, L</b> ERA: 2.89 (1,1)	6.2	W	31	6	2	2	1	5	1	0	0	0	0	12	20	0.00	3.000					
<b>Ellis Kinder, R</b> ERA: 2.48 (7,1)	1.1		8	2	0	0	3	2	0	0	0	0	0	3	7	0.00	3.000					
<b>Sid Hudson, R</b> ERA: 3.84 (9,1)	0.1	S	1	0	0	0	0	0	0	0	0	0	0	1	1	0.00	0.000					
<b>Bill Henry, L</b> ERA: 2.76 (9,1)	0.2		1	0	0	0	0	0	0	0	0	0	0	1	1	0.00	0.000					



Batter	1	2	3	4	5	6	7	8	9	AB	R	H	RBI	BB	SO	LOB	TOP					
<b>Billy Goodman, L</b> (1, 4) OBP: 0.414, SLG: 0.433	4-0 CS BB		0-0 4-3		0-0 SH1-3		0-0 F8		4-0 FC6-4 BB	2	0	0	0	2	0	0						
<b>Hoot Evers, R</b> (1, 7) OBP: 0.301, SLG: 0.393	0-3 K		0-0 F4		4-0 2B BB		0-0 F3		0-0 FC6-4 BB	3	0	0	0	1	1	1						
<b>Ellis Kinder, R</b> (8, 1) OBP: 0.444, SLG: 0.500	1-2 K								1-2 FC6-4 BB	1	0	0	0	0	0	2						
<b>Dick Gemert, R</b> (1, 3) OBP: 0.388, SLG: 0.476	0-0 F8				4-0 CS BB		0-0 F9		0-0 F7	3	0	0	1	1	0	2						
<b>George Kell, R</b> (1, 5) OBP: 0.384, SLG: 0.527		0-0 5-3			4-0 FC6-4 1B BB		0-0 1B 2B		0-0 5-3	3	0	1	1	1	0	0						
<b>Sammy White, R</b> (1, 2) OBP: 0.316, SLG: 0.430		4-0 HBP BB			0-0 FC6-4 1B		0-0 1B		1-0 FC5-4 HBP	2	0	2	0	1	0	0						
<b>Tom Umphlett, R</b> (1, 8) OBP: 0.350, SLG: 0.412	0-3 K		0-0 FC6-4		0-0 K		0-3 K		0-0 FC5-4	4	0	0	0	0	2	5						
<b>Jim Piersall, R</b> (1, 9) OBP: 0.305, SLG: 0.341	1-0 HBP		0-0 F9		0-0 G6-4-3				0-0 5-3	3	0	0	0	0	0	3						
<b>Mitt Bolling, R</b> (1, 6) OBP: 0.323, SLG: 0.366	0-0 F3				0-0 E5 SH1-3 F9 1B		0-0 HR		0-0 CS BB 1B	4	2	3	1	0	0	2						
<b>Hal Brown, R</b> (1, 1) OBP: 0.325, SLG: 0.500			0-0 F8						4-0 CS BB 1B	2	1	0	0	0	0	0						
<b>Sid Hudson, R</b> (7, 1) OBP: 0.226, SLG: 0.290					0-0 E SH1-3 2B HBP				1-2 CS BB	0	0	0	0	0	0	0						
<b>Mel Parnell, L</b> (7, 1) OBP: 0.254, SLG: 0.263							0-0 6-3			0	0	0	0	0	0	0						
<b>Gene Stephens, L</b> (8, 7) OBP: 0.304, SLG: 0.301									1-2 CS BB	0	0	0	0	1	0	0						
<b>Inning Stats</b>	R: 0 E: 0 K: 1 S: 4	H: 0 LOB: 0 BB: 1 P: 8	R: 0 E: 0 K: 1 S: 5	H: 0 LOB: 2 BB: 1 P: 10	R: 0 E: 0 K: 0 S: 3	H: 1 LOB: 2 BB: 0 P: 3	R: 0 E: 0 K: 0 S: 3	H: 1 LOB: 2 BB: 2 P: 11	R: 2 E: 2 K: 0 S: 4	H: 2 LOB: 2 BB: 1 P: 9	R: 0 E: 0 K: 1 S: 5	H: 1 LOB: 0 BB: 0 P: 5	R: 1 E: 0 K: 0 S: 4	H: 1 LOB: 0 BB: 0 P: 4	R: 0 E: 0 K: 0 S: 3	H: 0 LOB: 1 BB: 0 P: 4	R: 0 E: 0 K: 0 S: 3	H: 1 LOB: 2 BB: 2 P: 11	1B: 4 2B: 2 3B: 0 HR: 1	SF: 0 SAC: 1 DP: 2 HBP: 3	WP: 0 PB: 0 SB: 0 CS: 4	PA: 38
<b>PITCHER</b>	IP	WLS	BF	H	R	ER	SO	BB	IBB	HBP	BLK	WP	HR	S	P	ERA	WHIP					
<b>Ted Gray, L</b> (1, 1) ERA: 3.92	7.0	L	29	5	3	1	3	5	0	2	0	0	1	28	50	1.29	1.429					
<b>Dave Madison, R</b> (8, 1) ERA: 5.73	2.0		9	1	0	0	0	2	0	1	0	0	0	6	15	0.00	1.500					

**Boston Red Sox @ Detroit Tigers**  
Briggs Stadium, Detroit, MI  
Fri Jul 17 1953, 4:33 AM EDT  
Att: 17,260 - Unknown

AB 27  
R 3  
H 6  
RBI 3  
BB 7  
SO 3  
LOB 15



Batter	1	2	3	4	5	6	7	8	9	AB	R	H	RBI	BB	SO	LOB	BOTTOM				
<b>Harvey Kuenn, R</b> (1, 6) OBP: 0.362, SLG: 0.374	0-0 6-3	0-0 FC4-6			0-3 K		0-0 FC5 FC5-4		0-0 F8	5	0	0	0	0	1	4					
<b>Johnny Pesky, L</b> (1, 4) OBP: 0.332, SLG: 0.349	0-0 2B		0-0 CS 1B		0-0 F8		0-3 K		0-0 F7	5	0	2	0	0	1	3					
<b>Ray Boone, R</b> (1, 5) OBP: 0.384, SLG: 0.467	0-0 5-3		0-0 F9		0-0 F9		0-0 FC5-4		1-2 2-3 3-H	4	0	0	1	0	0	4					
<b>Jim Delsing, L</b> (1, 8) OBP: 0.375, SLG: 0.458	0-0 6-3		0-3 K				0-0 1B		0-0 5-3	4	0	1	0	0	1	4					
<b>Bob Nieman, R</b> (1, 7) OBP: 0.348, SLG: 0.446		0-0 F9			4-0 G5-6-4 1B BB		0-0 F8		0-0 1B	3	0	1	0	1	0	1					
<b>Walt Dropo, R</b> (1, 3) OBP: 0.283, SLG: 0.374		0-3 K			0-0 G5-6-4 1B		0-0 F4		0-0 F6	4	0	1	0	0	1	2					
<b>Matt Batts, R</b> (1, 2) OBP: 0.333, SLG: 0.422		0-0 1B 1B			0-0 G5-6-4		0-0 F4		0-0 F2	4	1	1	0	0	0	4					
<b>Don Lund, R</b> (1, 9) OBP: 0.335, SLG: 0.368		0-0 1B 1B			4-0 IBB		0-0 E FC5-4 1B		0-0 6-3	3	1	2	0	1	0	1					
<b>Ted Gray, S</b> (1, 1) OBP: 0.297, SLG: 0.212		0-0 1B 1B			0-0 G3		4-0 FC5-4 E BB		0-0 4-3	2	0	1	1	0	0	2					
<b>Pat Mullin, L</b> (7, PH) OBP: 0.362, SLG: 0.403										0	0	0	0	1	0	0					
<b>Dave Madison, R</b> (8, 1) OBP: 0.111, SLG: 0.111										0	0	0	0	0	0	0					
<b>Fred Hatfield, L</b> (8, PH) OBP: 0.332, SLG: 0.274		1-3 2-H								1	0	0	0	0	0	0					
<b>Inning Stats</b>	R: 0 E: 0 K: 0 S: 4	H: 1 LOB: 1 BB: 0 P: 4	R: 1 E: 0 K: 1 S: 8	H: 3 LOB: 0 BB: 0 P: 8	R: 0 E: 0 K: 1 S: 5	H: 1 LOB: 2 BB: 0 P: 5	R: 0 E: 0 K: 0 S: 3	H: 1 LOB: 2 BB: 2 P: 11	R: 0 E: 0 K: 0 S: 4	H: 1 LOB: 1 BB: 0 P: 4	R: 1 E: 1 K: 1 S: 7	H: 1 LOB: 2 BB: 1 P: 11	R: 0 E: 0 K: 0 S: 4	H: 1 LOB: 1 BB: 0 P: 4	R: 0 E: 0 K: 0 S: 3	H: 0 LOB: 0 BB: 0 P: 3	1B: 8 2B: 1 3B: 0 HR: 0	SF: 0 SAC: 0 DP: 1 HBP: 0	WP: 0 PB: 0 SB: 0 CS: 1	PA: 38	
<b>PITCHER</b>	IP	WLS	BF	H	R	ER	SO	BB	IBB	HBP	BLK	WP	HR	S	P	ERA	WHIP				
<b>Hal Brown, R</b> (1, 1) ERA: 3.56	6.0	W	28	8	2	1	3	2	1	0	0	0	0	31	43	1.50	1.667				
<b>Sid Hudson, R</b> (7, 1) ERA: 3.92	0.2		2	0	0	0	1	0	0	0	0	0	0	4	4	0.00	0.000				
<b>Mel Parnell, L</b> (7, 1) ERA: 2.88	0.1		1	0	0	0	0	0	0	0	0	0	0	1	1	0.00	0.000				
<b>Ellis Kinder, R</b> (8, 1) ERA: 2.4	2.0	S	7	1	0	0	0	0	0	0	0	0	0	7	7	0.00	0.500				

**Boston Red Sox @ Detroit Tigers**  
Briggs Stadium, Detroit, MI  
Fri Jul 17 1953, 4:33 AM EDT  
Att: 17,260 - Unknown

AB 35  
R 2  
H 9  
RBI 2  
BB 3  
SO 4  
LOB 25



Batter	1	2	3	4	5	6	7	8	9	AB	R	H	RBI	BB	SO	LOB	TOP		
<b>Billy Goodman, L</b> OBP: 0.415, SLG: 0.434 (1, 4)	F2		SH5-3		F6				HR	4	1	2	0	0	0	1			
<b>Hoot Evers, R</b> OBP: 0.299, SLG: 0.404 (1, 7)	F4		F9		F9	F7			HR	5	1	1	3	0	0	3			
<b>Dick Gemert, R</b> OBP: 0.386, SLG: 0.470 (1, 3)	F4			F6		2B		F8	F7	4	0	0	0	1	0	0			
<b>George Kell, R</b> OBP: 0.389, SLG: 0.533 <b>Floyd Baker, L</b> OBP: 0.370, SLG: 0.322 (8, PR) (8, 5)		F6							HR	3	0	2	0	1	0	0			
<b>Sammy White, R</b> OBP: 0.314, SLG: 0.436 (1, 2)	F4			F8		L6		F8	HR	5	1	1	2	0	0	4			
<b>Tom Umphlett, R</b> OBP: 0.351, SLG: 0.410 (1, 8)	E7			F8		F8			4-3	4	0	1	0	1	0	3			
<b>Jim Piersall, R</b> OBP: 0.307, SLG: 0.343 (1, 9)	4-3				FC4-6	1B		F4		4	0	2	0	0	0	3			
<b>Mitt Bolling, R</b> OBP: 0.326, SLG: 0.368 (1, 6)			SH5-3		FC4-6		F3		HR	4	1	2	0	0	0	2			
<b>Willard Nixon, L</b> OBP: 0.283, SLG: 0.276 <b>Ben Flowers, R</b> OBP: 0.345, SLG: 0.682 <b>Ike Delock, R</b> OBP: 0.339, SLG: 0.386 <b>Ted Lepore, R</b> OBP: 0.444, SLG: 0.500 (1, 1) (2, 1) (7, PH) (7, 1) (9, PH) (9, 1)			K		F8		F5		F7	0	0	0	0	0	0	0			
<b>Inning Stats</b>	R: 0 E: 0 K: 0 S: 3	H: 0 LOB: 0 BB: 0 P: 3	R: 0 E: 1 K: 0 S: 4	H: 1 LOB: 1 BB: 0 P: 4	R: 0 E: 0 K: 1 S: 6	H: 1 LOB: 1 BB: 0 P: 6	R: 0 E: 0 K: 0 S: 4	H: 1 LOB: 1 BB: 0 P: 4	R: 0 E: 0 K: 0 S: 5	H: 2 LOB: 2 BB: 0 P: 5	R: 0 E: 0 K: 0 S: 3	H: 0 LOB: 2 BB: 2 P: 11	R: 5 E: 0 K: 0 S: 8	H: 5 LOB: 0 BB: 0 P: 8	1B: 9 2B: 1 3B: 0 HR: 2	SF: 0 SAC: 1 DP: 0 HBP: 0	WP: 0 PA: 42		
<b>PITCHER</b>	IP	WLS	BF	H	R	ER	SO	BB	IBB	HBP	BLK	WP	HR	S	P	ERA	WHIP		
<b>Billy Hoelt, L</b> ERA: 4.35 <b>Ray Herbert, R</b> ERA: 6.55	(1, 1)	8.2	L	41	12	5	5	1	3	0	0	0	0	2	40	52	5.19	1.731	
	(9, 1)	0.1		1	0	0	0	0	0	0	0	0	0	1	1	0.00	0.000		

**Boston Red Sox @ Detroit Tigers**  
Briggs Stadium, Detroit, MI  
Sat Jul 18 1953, 4:33 AM EDT  
Att: 5,160 - Unknown

AB	38
R	5
H	12
RBI	5
BB	3
SO	1
LOB	20



Batter	1	2	3	4	5	6	7	8	9	AB	R	H	RBI	BB	SO	LOB	BOTTOM				
<b>Harvey Kuenn, R</b> OBP: 0.360, SLG: 0.372 (1, 6)	F9	F9		F4			F3		1-3	5	1	1	1	0	0	3					
<b>Johnny Pesky, L</b> OBP: 0.324, SLG: 0.341 (1, 4)	G3	F9			F8		F4			4	0	0	1	0	0	2					
<b>Ray Boone, R</b> OBP: 0.379, SLG: 0.459 (1, 5)	F9	F9			K			F7		4	0	0	0	0	1	2					
<b>Jim Delsing, L</b> OBP: 0.373, SLG: 0.455 (1, 8)	BB		F8		5-3			F6		4	0	1	1	0	0	0					
<b>Bob Nieman, R</b> OBP: 0.356, SLG: 0.450 (1, 7)	FC4		FC4-6							2	0	2	0	2	0	0					
<b>Walt Dropo, R</b> OBP: 0.280, SLG: 0.369 (1, 3)	FC4		F8			F8		F2		4	0	0	0	0	0	5					
<b>Matt Batts, R</b> OBP: 0.332, SLG: 0.416 (1, 2)		BB	FC4-6			K			6-3	3	1	0	0	1	1	2					
<b>Don Lund, R</b> OBP: 0.333, SLG: 0.366 (1, 9)		F9		F9		4-3			2-3	4	1	1	0	0	0	1					
<b>Billy Hoelt, L</b> OBP: 0.311, SLG: 0.162 <b>Ray Herbert, R</b> OBP: 0.231, SLG: 0.091 <b>Pat Mullin, L</b> OBP: 0.371, SLG: 0.403 (1, 1) (9, 1) (9, PH)		BB	FC4-6		6-3		K		BB	2	0	0	0	1	1	0					
<b>Inning Stats</b>	R: 1 E: 0 K: 0 S: 5	H: 2 LOB: 2 BB: 1 P: 9	R: 2 E: 0 K: 0 S: 4	H: 1 LOB: 2 BB: 2 P: 12	R: 0 E: 0 K: 0 S: 4	H: 1 LOB: 1 BB: 0 P: 4	R: 0 E: 0 K: 0 S: 3	H: 0 LOB: 0 BB: 0 P: 3	R: 0 E: 0 K: 1 S: 5	H: 0 LOB: 0 BB: 0 P: 5	R: 0 E: 0 K: 1 S: 6	H: 1 LOB: 1 BB: 0 P: 6	R: 0 E: 0 K: 1 S: 5	H: 0 LOB: 0 BB: 0 P: 5	R: 0 E: 0 K: 0 S: 3	H: 0 LOB: 1 BB: 1 P: 7	R: 0 E: 0 K: 0 S: 3	H: 0 LOB: 1 BB: 1 P: 7	1B: 5 2B: 0 3B: 0 HR: 0	SF: 0 SAC: 0 DP: 0 HBP: 0	WP: 0 PA: 37
<b>PITCHER</b>	IP	WLS	BF	H	R	ER	SO	BB	IBB	HBP	BLK	WP	HR	S	P	ERA	WHIP				
<b>Willard Nixon, R</b> ERA: 3.22 <b>Ben Flowers, R</b> ERA: 2.07 <b>Ike Delock, R</b> ERA: 1.72 <b>Ellis Kinder, R</b> ERA: 2.36	(1, 1)	1.0		9	3	3	0	0	0	0	0	0	0	21	21	0.00	0.400				
	(2, 1)	5.0	W	7	0	0	0	1	1	0	0	0	0	8	12	0.00	0.500				
	(9, 1)	1.0	S	4	0	0	0	0	1	0	0	0	0	3	7	0.00	1.000				

**Boston Red Sox @ Detroit Tigers**  
Briggs Stadium, Detroit, MI  
Sat Jul 18 1953, 4:33 AM EDT  
Att: 5,160 - Unknown

AB	32
R	3
H	5
RBI	3
BB	5
SO	3
LOB	15




Batter	1	2	3	4	5	6	7	8	9	AB	R	H	RBI	BB	SO	LOB	TOP			
Joe Demaestri, R OBP: 0.324, SLG: 0.360	0-0 E6 1B		0-0 5-3	0-0 6-3			0-0 6-3		0-0 1-2 2-H 1B	5	0	1	1	0	0	0	<b>Philadelphia Athletics @ Detroit Tigers</b> Briggs Stadium, Detroit, MI Sun Jul 19 1953, 4:33 AM EDT Unknown			
Dave Philley, S OBP: 0.345, SLG: 0.379	0-0 BB 1B		0-0 E 2B		0-0 F9		0-0 F7		0-0 F4	5	1	2	0	0	0	2				
Pete Suder, R OBP: 0.338, SLG: 0.376	4-0 FC4-6 BB		4-0 E 1B BB		0-0 F8			0-0 F5	0-0 F8	3	1	0	0	2	0	2				
Eddie Robinson, L OBP: 0.326, SLG: 0.397	0-3 K		0-3 K		0-0 F8			0-0 1B		4	0	1	0	0	2	4				
Gus Zernial, R OBP: 0.345, SLG: 0.508	0-3 K		4-0 1B IBB			0-0 1B		0-3 K		3	0	1	0	1	2	4				
Ed McChes, R OBP: 0.333, SLG: 0.315	0-0 FC4-6 1-2		0-0 1B		0-0 F3			0-3 K		4	0	1	1	0	1	5				
Loren Babe, L OBP: 0.276, SLG: 0.299		0-0 F9	0-0 F8		0-0 F7			0-0 1B 2B		4	1	1	0	0	0	3				
Ray Murray, R OBP: 0.346, SLG: 0.381		0-0 1-3		0-0 F8		0-0 F7		4-0 1B BB		3	0	0	0	1	0	1				
Alex Kellner, R OBP: 0.314, SLG: 0.313			0-0 6-3		0-0 F9		0-0 F9		0-0 F3	2	0	0	0	0	0	0	<b>A</b>			
Carmen Mauro, L OBP: 0.238, SLG: 0.250										1	0	0	0	0	0	0				
Marion Fricano, R OBP: 0.176, SLG: 0.206										0	0	0	0	0	0	0				
Tom Hamilton, L OBP: 0.214, SLG: 0.179										1	0	0	0	0	0	2				
<b>Inning Stats</b>	R: 0 E: 1 K: 2 S: 9	H: 1 LOB: 3 BB: 1 P: 13	R: 0 E: 0 K: 0 S: 3	H: 0 LOB: 0 BB: 0 P: 3	R: 2 E: 1 K: 1 S: 7	H: 2 LOB: 2 BB: 2 P: 15	R: 0 E: 0 K: 0 S: 3	H: 0 LOB: 0 BB: 0 P: 3	R: 0 E: 0 K: 0 S: 4	H: 1 LOB: 1 BB: 0 P: 4	R: 0 E: 0 K: 0 S: 3	H: 0 LOB: 0 BB: 0 P: 3	R: 0 E: 0 K: 2 S: 8	H: 1 LOB: 1 BB: 1 P: 8	R: 1 E: 0 K: 0 S: 5	H: 2 LOB: 2 BB: 1 P: 9	1B: 5 2B: 2 3B: 0 HR: 0	SF: 0 SAC: 0 DP: 0 HBP: 0	WP: 0 PB: 0 SB: 0 CS: 0	PA: 39
<b>PITCHER</b> Ralph Branca, R ERA: 5.76	IP: 9.0 WLS: W BF: 39 H: 7 R: 3 ER: 1 SO: 5 BB: 3 IBB: 1 HBP: 0 BLK: 0 WP: 0 HR: 0 S: 45 P: 61 ERA: 1.00 WHIP: 1.111															<b>PITCHER</b>				

Batter	1	2	3	4	5	6	7	8	9	AB	R	H	RBI	BB	SO	LOB	BOTTOM			
Harvey Kuenn, R OBP: 0.363, SLG: 0.373	0-0 SH 1B		0-0 L3			0-0 BB 1B	0-0 F8	4-0 1B HR BB		4	2	2	0	1	0	0	<b>Philadelphia Athletics @ Detroit Tigers</b> Briggs Stadium, Detroit, MI Sun Jul 19 1953, 4:33 AM EDT Unknown			
Jerry Priddy, R OBP: 0.335, SLG: 0.306	0-0 SH 1B		0-0 6-3			4-0 1B FC4-6 BB	0-0 F8	0-0 HR 1B		4	2	2	1	1	0	0				
Ray Boone, R OBP: 0.384, SLG: 0.474	0-0 SH G5-4-3			0-0 5-3		4-0 FC4-6 1B IHR BB		1-2 2-3 3-H HR 1B		3	3	2	4	1	0	0				
Bob Nieman, R OBP: 0.354, SLG: 0.445	0-0 F4			0-0 F8		0-0 FC4-6 1B		0-0 F9	0-0 F8	5	0	1	1	0	0	4				
Walt Dropo, R OBP: 0.282, SLG: 0.379	0-0 G5-4-3			0-0 1B		0-0 F9		0-0 1-H HR		4	1	2	2	0	0	6				
Jim Delsing, L OBP: 0.372, SLG: 0.452		0-3 K		0-0 6-3		0-0 FC4-6 IHR		0-0 2B FC5-2 1B		4	1	1	1	0	1	3				
Don Lund, R OBP: 0.339, SLG: 0.385		0-3 K			4-0 L5-3 BB	0-0 1-H 3-H IHR		0-0 FC5-2 1B 2B		3	2	2	3	1	1	0				
Johnny Bucha, R OBP: 0.273, SLG: 0.245		0-3 K			0-0 L5-3	0-0 6-3		0-0 BB 1B		4	1	0	0	0	1	3				
Ralph Branca, R OBP: 0.200, SLG: 0.200			0-3 K		0-0 F3		0-3 K	0-0 1B HR 1B		4	1	1	1	0	2	0				
<b>Inning Stats</b>	R: 0 E: 1 K: 0 S: 5	H: 2 LOB: 2 BB: 0 P: 5	R: 0 E: 0 K: 3 S: 9	H: 0 LOB: 0 BB: 0 P: 9	R: 0 E: 0 K: 1 S: 5	H: 0 LOB: 0 BB: 0 P: 5	R: 0 E: 0 K: 0 S: 4	H: 1 LOB: 1 BB: 0 P: 4	R: 0 E: 0 K: 0 S: 2	H: 0 LOB: 0 BB: 1 P: 6	R: 5 E: 0 K: 0 S: 6	H: 3 LOB: 0 BB: 2 P: 14	R: 0 E: 0 K: 1 S: 5	H: 0 LOB: 0 BB: 0 P: 5	R: 8 E: 0 K: 0 S: 10	H: 7 LOB: 0 BB: 1 P: 14	1B: 9 2B: 2 3B: 0 HR: 3	SF: 0 SAC: 1 DP: 2 HBP: 0	WP: 0 PB: 0 SB: 0 CS: 0	PA: 40
<b>PITCHER</b> Alex Kellner, L ERA: 3.38 Marion Fricano, R ERA: 4.01	IP: 6.0 WLS: L BF: 26 H: 6 R: 5 ER: 5 SO: 4 BB: 3 IBB: 0 HBP: 0 BLK: 0 WP: 0 HR: 0 S: 31 P: 43 ERA: 7.50 WHIP: 1.500															<b>PITCHER</b>				

Batter	1	2	3	4	5	6	7	8	9	10	11	AB	R	H	RBI	BB	SO	LOB	TOP																		
Joe Demaestri, R OBP: 0.324, SLG: 0.377	F9		K		5-3		HR	FC4-6 1B		K		6	1	2	2	0	2	1	Philadelphia Athletics @ Detroit Tigers Briggs Stadium, Detroit, MI Sun Jul 19 1953, 4:38 AM EDT Att: 15,300 - Unknown																		
Dave Philey, S OBP: 0.348, SLG: 0.392	HR		4-3		G3		1B	FC4-6 1-2f		2B		6	1	3	1	0	0	3																			
Pete Suder, R OBP: 0.335, SLG: 0.372	F8						1B 1B			5-3	4-3	6	1	1	0	0	1	2																			
Eddie Robinson, L OBP: 0.324, SLG: 0.391	3-1				F2		4-3	F8		6-3	G5-4-3 BB	5	0	0	0	1	0	2																			
Gus Zernial, R OBP: 0.348, SLG: 0.511		K			F4		2B			HR 1B	BB 1B	6	2	3	0	0	1	2																			
Cass Michaels, R OBP: 0.331, SLG: 0.404		5-3			1B 1B		F4			1B BB	1-3	5	1	2	2	1	0	1																			
Ed McGhee, R OBP: 0.339, SLG: 0.327		6-3					1-2 2H 1B			F5	1-3 2H 1B	5	1	3	2	0	0	0																			
Neal Watlington, L OBP: 0.231, SLG: 0.167					G3			FC3-6 BB		4-3	F9	4	0	1	1	1	0	4																			
Charlie Bishop, R OBP: 0.233, SLG: 0.059					FC3-6			FC1-6 BB				3	1	0	0	0	0	2																			
Tom Hamilton, L OBP: 0.238, SLG: 0.204					4-3			FC1-6 HR				0	0	0	0	0	0	0																			
Harry Byrd, R OBP: 0.235, SLG: 0.247								1B				1	0	0	0	0	1	0																			
Camren Mauro, L OBP: 0.235, SLG: 0.247								BB				0	0	0	0	0	0	0																			
Morne Martin, L OBP: 0.091, SLG: 0.091												0	0	0	0	0	0	0																			
<b>Inning Stats</b>	R: 1 E: 0 K: 0 S: 4	H: 1 LOB: 0 BB: 0 P: 4	R: 0 E: 0 K: 1 S: 5	H: 0 LOB: 0 BB: 0 P: 5	R: 0 E: 0 K: 1 S: 5	H: 0 LOB: 1 BB: 1 P: 9	R: 1 E: 0 K: 0 S: 6	H: 3 LOB: 2 BB: 0 P: 6	R: 0 E: 0 K: 0 S: 3	H: 0 LOB: 0 BB: 0 P: 3	R: 0 E: 0 K: 0 S: 4	H: 1 LOB: 1 BB: 0 P: 4	R: 3 E: 0 K: 1 S: 9	H: 4 LOB: 1 BB: 0 P: 9	R: 2 E: 0 K: 0 S: 6	H: 3 LOB: 2 BB: 1 P: 10	R: 1 E: 0 K: 2 S: 5	H: 2 LOB: 2 BB: 1 P: 9	R: 0 E: 0 K: 2 S: 8	H: 1 LOB: 0 BB: 0 P: 8	R: 0 E: 0 K: 0 S: 2	H: 0 LOB: 0 BB: 1 P: 6	1B: 9 2B: 3 3B: 0 HR: 3	SF: 0 SAC: 0 DP: 1 HBP: 0	WP: 0 PB: 0 SB: 1 CS: 0	PA: 51											
<b>PITCHER</b>	IP ERA	WLS 4.07	BF 29	H 9	R 5	ER 5	SO 2	BB 1	IBB 0	HBP 0	BLK 0	WP 0	HR 2	S 32	P 36	ERA 7.11	WHIP 1.579																				
Dick Marlowe, R	(1, 1)																																				
Ray Herbert, R	(7, 1)	0.2	2	0	0	0	1	0	0	0	0	0	0	0	4	4	0.00	0.000																			
Dave Madison, R	(8, 1)	2.0	13	5	3	3	0	2	0	0	0	0	1	11	19	13.50	3.500																				
Ned Garver, R	(10, 1)	2.0	7	1	0	0	2	1	0	0	0	0	0	10	14	0.00	1.000																				

Batter	1	2	3	4	5	6	7	8	9	10	11	AB	R	H	RBI	BB	SO	LOB	BOTTOM																
Harvey Kuenn, R OBP: 0.367, SLG: 0.376	6-3		BB BB		F9		1-3 2H 1B			1B HR 1B	FC6-4 1B	5	1	3	1	1	0	1	Philadelphia Athletics @ Detroit Tigers Briggs Stadium, Detroit, MI Sun Jul 19 1953, 4:38 AM EDT Att: 15,300 - Unknown																
Johnny Pesky, L OBP: 0.332, SLG: 0.362												4	2	2	1	1	0	2																	
Jerry Priddy, R OBP: 0.336, SLG: 0.303											FC6-4 WP	1	0	0	0	0	0	1																	
Billy Hoelt, L OBP: 0.311, SLG: 0.162	HR										1-2f	0	0	0	0	0	0	0																	
Ray Boone, R OBP: 0.387, SLG: 0.485	F8											5	2	2	3	1	2	2																	
Jim Delsing, L OBP: 0.369, SLG: 0.448												5	1	1	0	0	1	0																	
Steve Souchock, R OBP: 0.310, SLG: 0.475	F7											1	0	0	0	0	1	2																	
Bob Nieman, R OBP: 0.353, SLG: 0.448												5	1	1	0	1	0	4																	
Walt Dropo, R OBP: 0.278, SLG: 0.374												5	0	0	1	0	0	3																	
Matt Batts, R OBP: 0.335, SLG: 0.415												3	1	1	2	1	0	0																	
Al Kaline, R OBP: 0.250, SLG: 0.250												0	0	0	0	0	0	0																	
Johnny Bucha, R OBP: 0.268, SLG: 0.240												1	0	0	0	0	0	0																	
Don Lund, R OBP: 0.340, SLG: 0.385												5	0	2	0	0	1	1																	
Dick Marlowe, R OBP: 0.232, SLG: 0.217	(1, 1)											1	0	0	0	0	0	0																	
Ray Herbert, R OBP: 0.331, SLG: 0.291	(7, 1)											0	0	0	0	0	0	0																	
Dave Madison, R OBP: 0.366, SLG: 0.397	(8, 1)											0	0	0	0	0	0	0																	
Fred Parrish, L OBP: 0.310, SLG: 0.111	(8, PR)											1	0	0	0	0	0	0																	
Ned Garver, R OBP: 0.310, SLG: 0.279	(10, 1)											1	0	0	0	0	0	0																	
<b>Inning Stats</b>	R: 1 E: 0 K: 0 S: 4	H: 1 LOB: 0 BB: 0 P: 4	R: 0 E: 0 K: 0 S: 3	H: 0 LOB: 0 BB: 0 P: 3	R: 0 E: 0 K: 2 S: 7	H: 0 LOB: 2 BB: 2 P: 15	R: 0 E: 0 K: 1 S: 5	H: 0 LOB: 0 BB: 0 P: 5	R: 0 E: 0 K: 0 S: 4	H: 0 LOB: 0 BB: 0 P: 4	R: 2 E: 0 K: 0 S: 6	H: 3 LOB: 2 BB: 0 P: 10	R: 2 E: 0 K: 0 S: 6	H: 3 LOB: 1 BB: 0 P: 6	R: 3 E: 1 K: 0 S: 6	H: 3 LOB: 1 BB: 1 P: 10	R: 0 E: 0 K: 0 S: 3	H: 0 LOB: 0 BB: 0 P: 3	R: 0 E: 0 K: 1 S: 6	H: 1 LOB: 2 BB: 1 P: 10	1B: 9 2B: 0 3B: 1 HR: 2	SF: 0 SAC: 1 DP: 0 HBP: 0	WP: 1 PB: 0 SB: 0 CS: 0	PA: 50											
<b>PITCHER</b>	IP ERA	WLS 4.88	BF 29	H 5	R 3	ER 3	SO 4	BB 3	IBB 0	HBP 0	BLK 0	WP 0	HR 1	S 34	P 46	ERA 3.86	WHIP 1.143																		
Charlie Bishop, R	(1, 1)																																		
Harry Byrd, R	(8, 1)	2.0	13	6	5	5	0	1	0	0	0	0	1	12	16	22.50	3.500																		
Morne Martin, L	(10, 1)	2.0	8	1	0	0	1	0	1	0	0	1	0	9	13	0.00	0.500																		



Batter	1	2	3	4	5	6	7	8	9	10	AB	R	H	RBI	BB	SO	LOB	TOP	
<b>Eddie Yost, R</b> OBP: 0.393, SLG: 0.391 (1.5)											4	1	1	0	2	0	1	<b>Washington Senators @ Detroit Tigers</b> Briggs Stadium, Detroit, MI Tue Jul 21 1953, 4:33 AM EDT Att: 3,565 - Unknown	
<b>Pete Runnels, L</b> OBP: 0.341, SLG: 0.293 (1.6)											6	2	2	0	0	0	4		
<b>Mickey Vernon, L</b> OBP: 0.391, SLG: 0.499 (1.3)											4	2	3	4	1	0	0		
<b>Kite Thomas, R</b> OBP: 0.233, SLG: 0.261 (1.7)											5	0	1	0	0	1	4		
<b>Johnny Schmitz, R</b> OBP: 0.105, SLG: 0.105 (9.1)											0	0	0	0	0	0	0		
<b>Jerry Lane, R</b> (10.1)											0	0	0	0	0	0	0		
<b>Jackie Jensen, R</b> OBP: 0.372, SLG: 0.433 (1.9)											5	1	3	2	0	1	0		
<b>Jim Busby, R</b> OBP: 0.331, SLG: 0.381 (1.8)										3	0	1	0	1	0	0			
<b>Mel Hoderlein, S</b> OBP: 0.391, SLG: 0.300 (1.4)											5	0	1	1	0	2	5		
<b>Mickey Grasso, R</b> OBP: 0.272, SLG: 0.302 (1.2)											3	0	0	0	0	1	3		
<b>Clyde Volmer, R</b> OBP: 0.348, SLG: 0.372 (9. PH)											1	0	0	0	0	0	0		
<b>Ed Fitz Gerald, R</b> OBP: 0.298, SLG: 0.327 (9.2)											1	0	1	0	0	0	0		
<b>Bob Porterfield, R</b> OBP: 0.344, SLG: 0.534 (1.1)											2	0	0	0	0	1	0		
<b>Sonny Dixon, S</b> OBP: 0.231, SLG: 0.208 (6.1)											1	0	0	0	0	1	0		
<b>Gil Coan, L</b> OBP: 0.121, SLG: 0.156 (9. PH)											2	1	1	0	0	1	2		
<b>Gil Coan, L</b> OBP: 0.121, SLG: 0.156 (9.7)											2	1	1	0	0	1	2		
<b>Inning Stats</b>	R: 2 E: 0 K: 1 S: 8	H: 4 LOB: 2 BB: 1 P: 12	R: 0 E: 0 K: 0 S: 3	H: 0 LOB: 0 BB: 0 P: 3	R: 0 E: 0 K: 1 S: 5	H: 0 LOB: 0 BB: 0 P: 3	R: 0 E: 0 K: 2 S: 7	H: 0 LOB: 0 BB: 0 P: 7	R: 1 E: 0 K: 0 S: 6	H: 3 LOB: 2 BB: 1 P: 10	R: 0 E: 0 K: 1 S: 5	H: 0 LOB: 0 BB: 0 P: 5	R: 0 E: 0 K: 0 S: 6	H: 3 LOB: 0 BB: 0 P: 6	R: 1 E: 0 K: 1 S: 8	H: 3 LOB: 3 BB: 1 P: 12	1B: 10 2B: 3 3B: 0 HR: 1	SF: 0 SAC: 1 DP: 1 HBP: 0	WP: 0 PA: 47
<b>PITCHER</b>	IP WLS BF H R ER SO ERA WHIP	IP WLS BF H R ER SO ERA WHIP	IP WLS BF H R ER SO ERA WHIP	IP WLS BF H R ER SO ERA WHIP	IP WLS BF H R ER SO ERA WHIP	IP WLS BF H R ER SO ERA WHIP	IP WLS BF H R ER SO ERA WHIP	IP WLS BF H R ER SO ERA WHIP	IP WLS BF H R ER SO ERA WHIP	IP WLS BF H R ER SO ERA WHIP	IP WLS BF H R ER SO ERA WHIP	IP WLS BF H R ER SO ERA WHIP	IP WLS BF H R ER SO ERA WHIP	IP WLS BF H R ER SO ERA WHIP	IP WLS BF H R ER SO ERA WHIP	IP WLS BF H R ER SO ERA WHIP	IP WLS BF H R ER SO ERA WHIP	IP WLS BF H R ER SO ERA WHIP	
<b>Steve Gromek, R</b> ERA: 5.14 (1.1)	8.2	38	10	5	5	7	BB: 1	IBB: 2	HBP: 0	BLK: 0	WP: 0	HR: 0	S: 49	P: 61	ERA: 5.19	WHIP: 1.269			
<b>Ray Herbert, R</b> ERA: 6.6 (9.1)	0.1	2	1	1	1	0	0	0	0	0	0	1	2	2	27.00	3.000			
<b>Dick Weik, R</b> ERA: 10.8 (10.1)	0.1	4	3	1	1	0	0	0	0	0	0	0	4	4	27.00	9.000			
<b>Dave Madison, R</b> ERA: 5.96 (10.1)	0.2	W	3	0	0	0	1	1	0	0	0	0	4	8	0.00	1.500			

Batter	1	2	3	4	5	6	7	8	9	10	AB	R	H	RBI	BB	SO	LOB	BOTTOM	
<b>Harvey Kuenn, R</b> OBP: 0.363, SLG: 0.371 (1.6)											5	0	0	0	0	0	0	<b>Washington Senators @ Detroit Tigers</b> Briggs Stadium, Detroit, MI Tue Jul 21 1953, 4:33 AM EDT Att: 3,565 - Unknown	
<b>Johnny Pesky, L</b> OBP: 0.340, SLG: 0.372 (1.4)											3	2	2	0	1	0	0		
<b>Jerry Priddy, R</b> OBP: 0.333, SLG: 0.301 (9.4)											1	0	0	0	0	0	0		
<b>Ray Boone, R</b> OBP: 0.367, SLG: 0.500 (1.5)											5	3	2	2	0	1	2		
<b>Jim Delsing, L</b> OBP: 0.363, SLG: 0.440 (1.8)											5	0	0	0	0	0	4		
<b>Bob Nieman, R</b> OBP: 0.355, SLG: 0.447 (1.7)											3	0	1	1	1	0	0		
<b>Steve Souchock, R</b> OBP: 0.310, SLG: 0.475 (9.7)											0	0	0	0	0	0	0		
<b>Pat Mullin, L</b> OBP: 0.375, SLG: 0.397 (10. PH)											0	1	0	0	1	0	0		
<b>Walt Dropo, R</b> OBP: 0.280, SLG: 0.374 (1.3)											5	0	2	2	0	0	1		
<b>Al Kaline, R</b> OBP: 0.250, SLG: 0.250 (10. PR)											0	1	0	0	0	0	0		
<b>Don Lund, R</b> OBP: 0.338, SLG: 0.385 (1.9)											5	0	1	2	0	2	2		
<b>Johnny Bucha, R</b> OBP: 0.267, SLG: 0.241 (1.2)											4	0	1	0	0	0	0		
<b>Steve Gromek, S</b> OBP: 0.138, SLG: 0.095 (1.1)											3	0	0	0	0	1	1		
<b>Ray Herbert, R</b> ERA: 3.4 (9.1)	3.0	16	4	4	2	0	1	1	0	0	0	0	0	0	0	0	0		
<b>Matt Batts, R</b> OBP: 0.337, SLG: 0.430 (9. PH)	1.0	4	1	1	1	0	0	0	0	0	1	1	1	1	0	0	0		
<b>Dick Weik, R</b> OBP: 0.500, SLG: 1.000 (10.1)	0.2	L	5	2	2	2	0	1	0	0	0	0	0	0	0	0	0		
<b>Dave Madison, R</b> ERA: 3.6 (10.1)	0.2	L	5	2	2	2	0	1	0	0	0	0	0	0	0	0	0		
<b>Inning Stats</b>	R: 0 E: 0 K: 1 S: 6	H: 1 LOB: 1 BB: 0 P: 6	R: 0 E: 0 K: 1 S: 5	H: 0 LOB: 0 BB: 0 P: 5	R: 0 E: 0 K: 1 S: 5	H: 0 LOB: 0 BB: 0 P: 5	R: 1 E: 0 K: 0 S: 5	H: 2 LOB: 1 BB: 0 P: 5	R: 0 E: 0 K: 1 S: 5	H: 1 LOB: 1 BB: 0 P: 4	R: 2 E: 1 K: 0 S: 6	H: 2 LOB: 2 BB: 1 P: 10	R: 1 E: 0 K: 0 S: 4	H: 1 LOB: 0 BB: 0 P: 4	R: 2 E: 0 K: 0 S: 4	H: 2 LOB: 2 BB: 1 P: 8	1B: 5 2B: 3 3B: 0 HR: 2	SF: 0 SAC: 0 DP: 0 HBP: 0	WP: 1 PA: 43
<b>PITCHER</b>	IP WLS BF H R ER SO ERA WHIP	IP WLS BF H R ER SO ERA WHIP	IP WLS BF H R ER SO ERA WHIP	IP WLS BF H R ER SO ERA WHIP	IP WLS BF H R ER SO ERA WHIP	IP WLS BF H R ER SO ERA WHIP	IP WLS BF H R ER SO ERA WHIP	IP WLS BF H R ER SO ERA WHIP	IP WLS BF H R ER SO ERA WHIP	IP WLS BF H R ER SO ERA WHIP	IP WLS BF H R ER SO ERA WHIP	IP WLS BF H R ER SO ERA WHIP	IP WLS BF H R ER SO ERA WHIP	IP WLS BF H R ER SO ERA WHIP	IP WLS BF H R ER SO ERA WHIP	IP WLS BF H R ER SO ERA WHIP	IP WLS BF H R ER SO ERA WHIP		
<b>Bob Porterfield, R</b> ERA: 4.24 (1.1)	5.0	18	3	1	1	4	BB: 0	IBB: 0	HBP: 0	BLK: 0	WP: 1	HR: 0	S: 26	P: 26	ERA: 1.80	WHIP: 0.600			
<b>Sonny Dixon, R</b> ERA: 3.4 (6.1)	3.0	16	4	4	2	0	0	1	0	0	0	1	14	22	6.00	1.667			
<b>Johnny Schmitz, L</b> ERA: 4.08 (9.1)	1.0	4	1	1	1	0	0	0	0	0	0	1	4	4	9.00	1.000			
<b>Jerry Lane, R</b> ERA: 3.6 (10.1)	0.2	L	5	2	2	2	0	1	0	0	0	0	4	8	27.00	4.500			

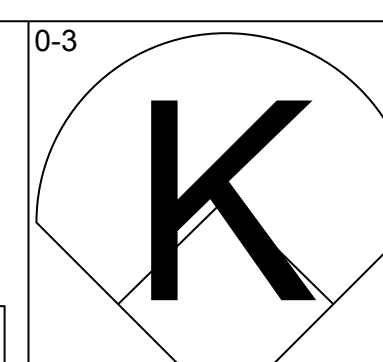
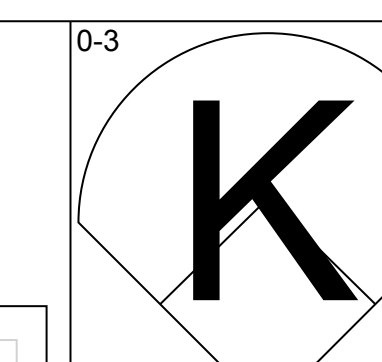
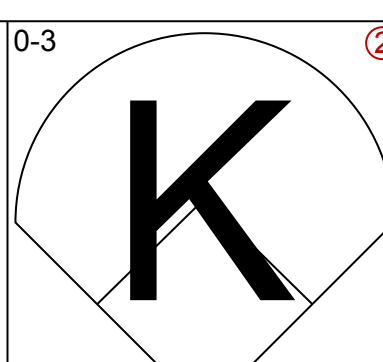
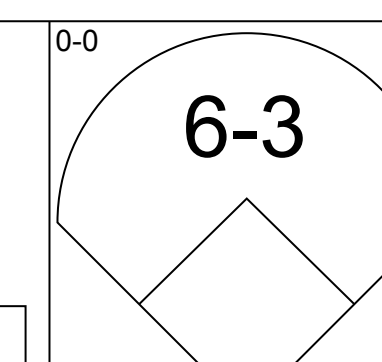
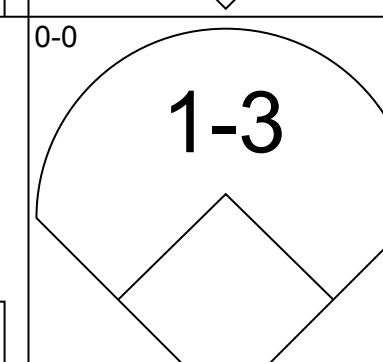
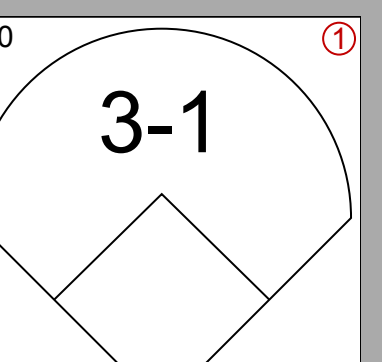
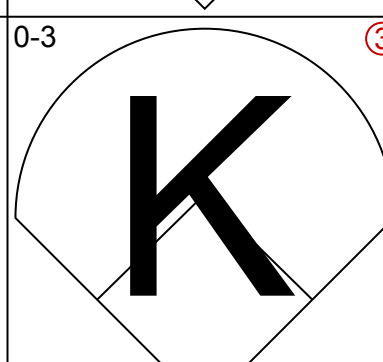
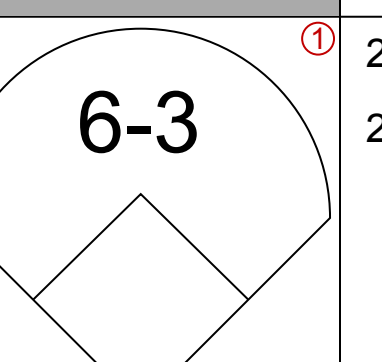
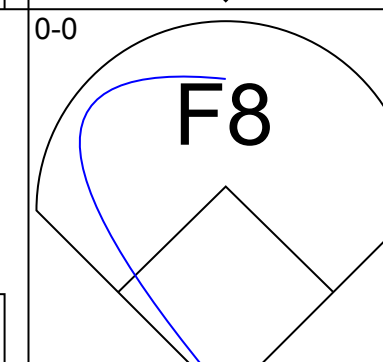
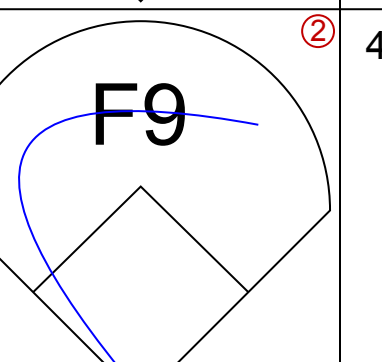

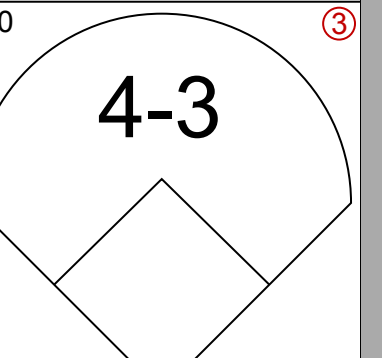
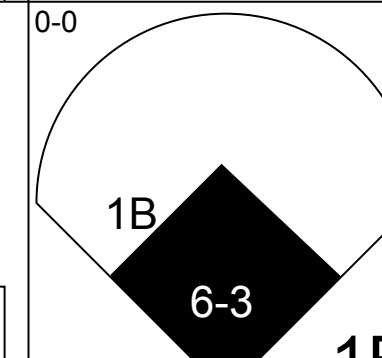
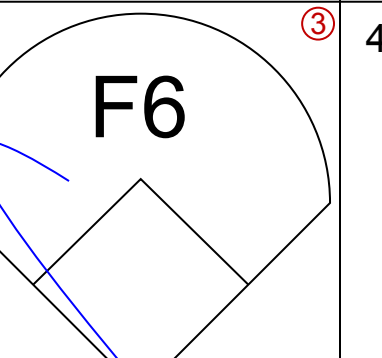
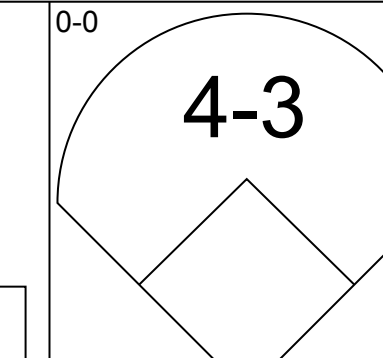
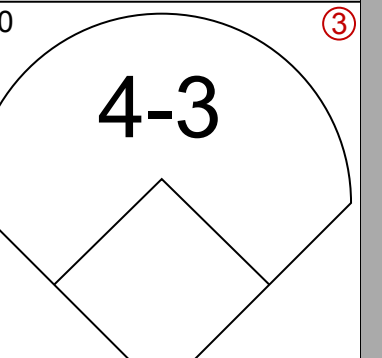
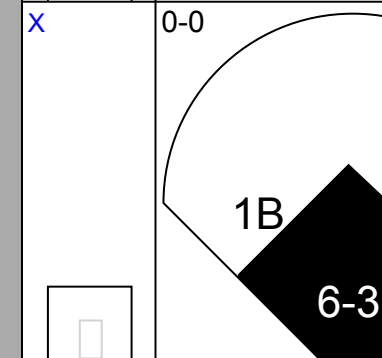
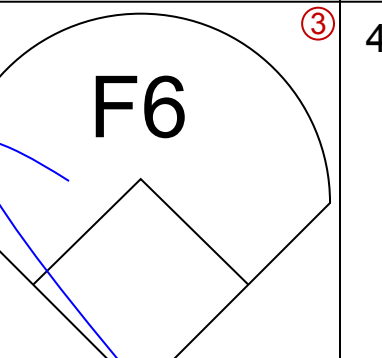
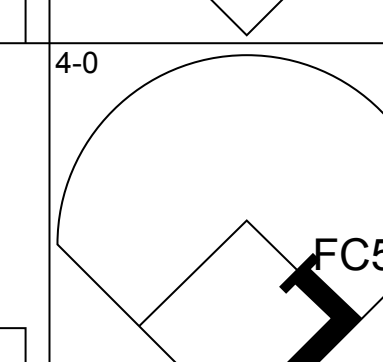
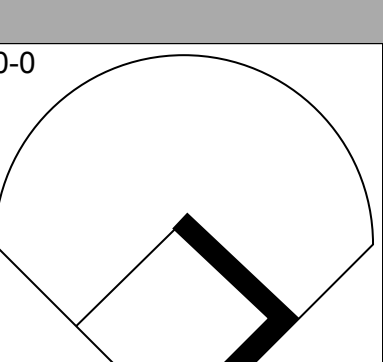
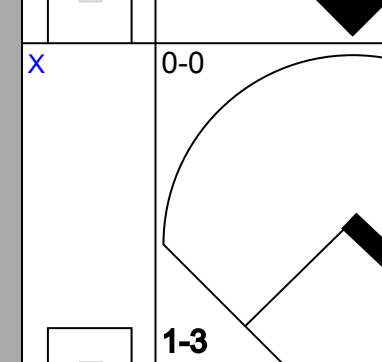
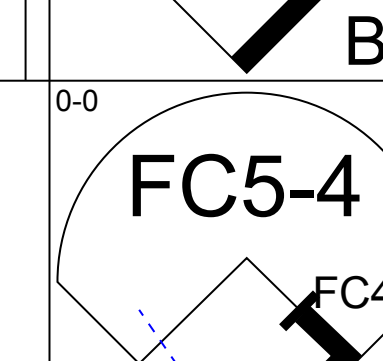
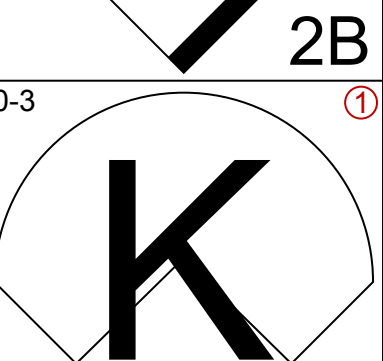
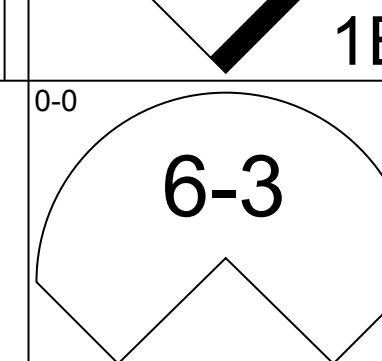
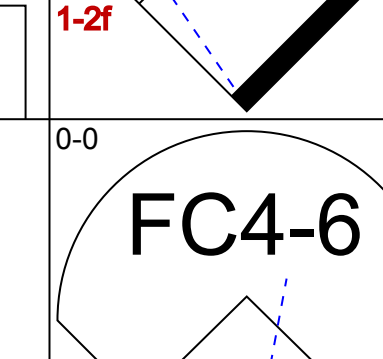
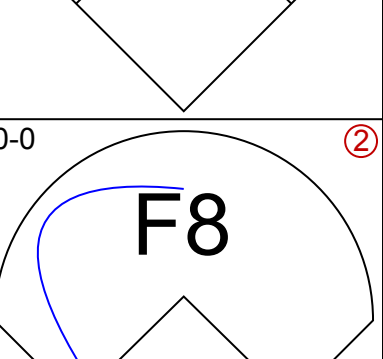
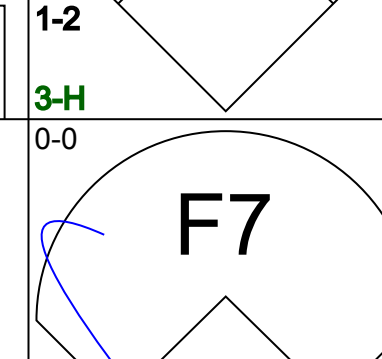
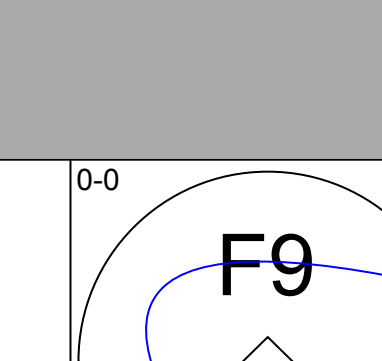
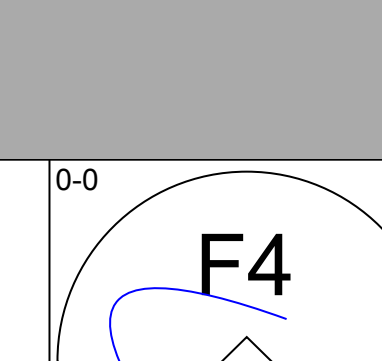
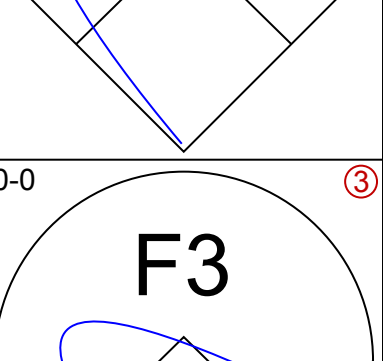
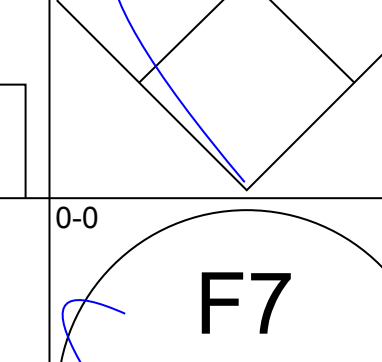
AB	42
R	7
H	14
RBI	7
BB	4
SO	8
LOB	19

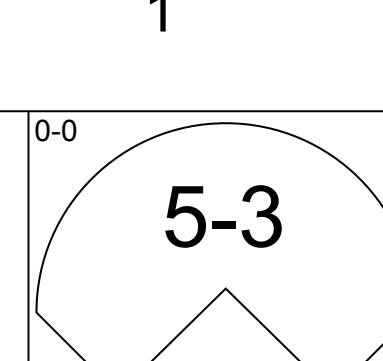
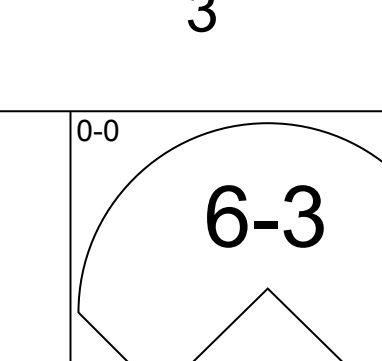
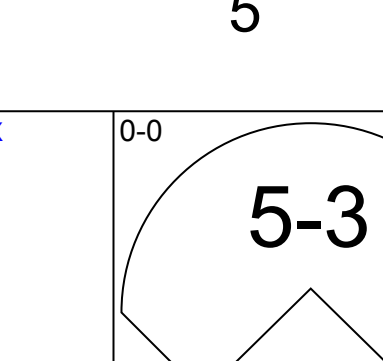
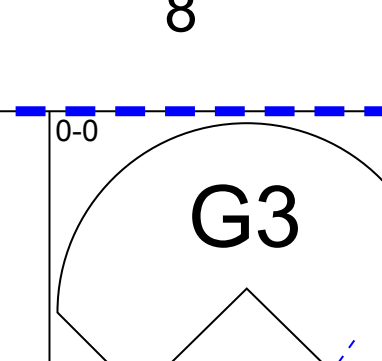
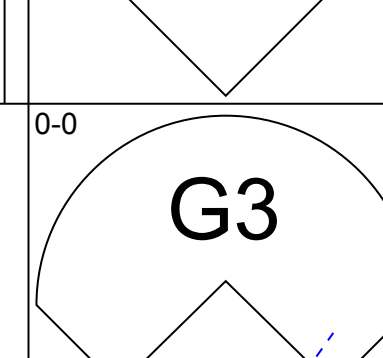
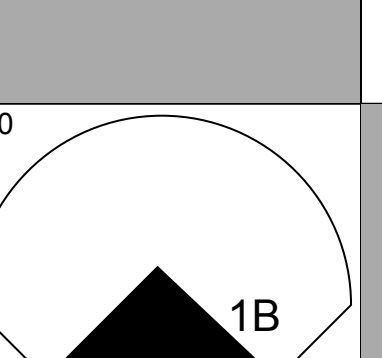
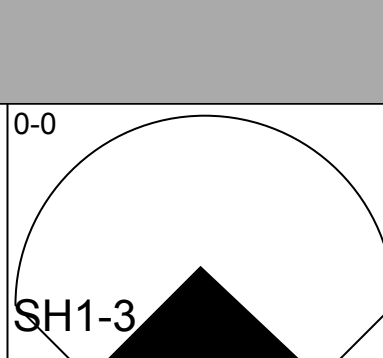
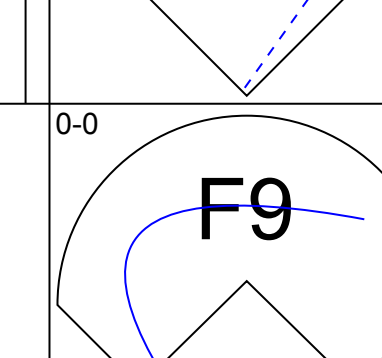
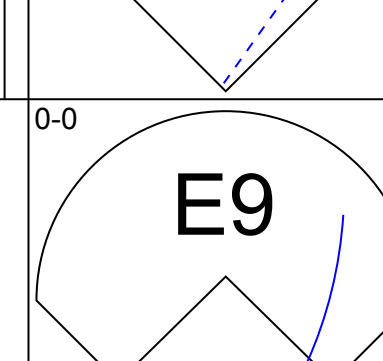
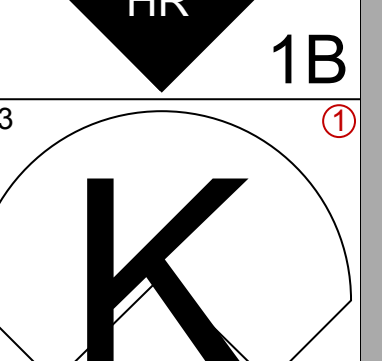
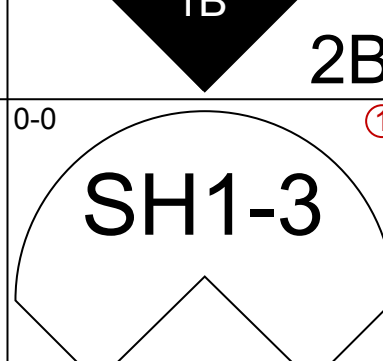
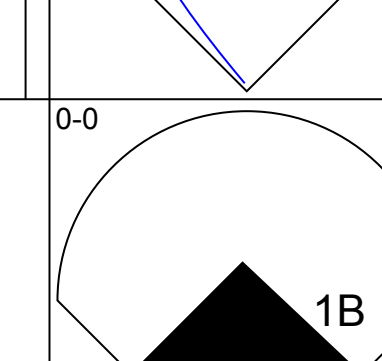
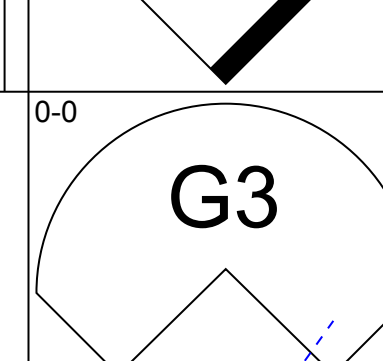
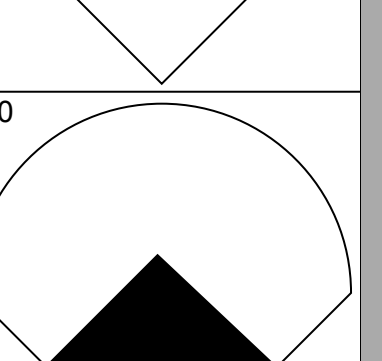
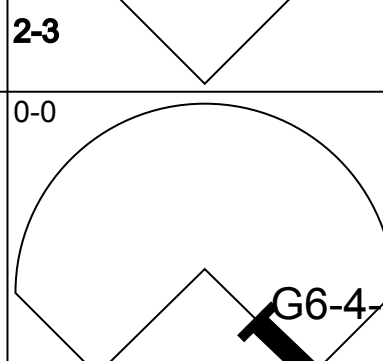
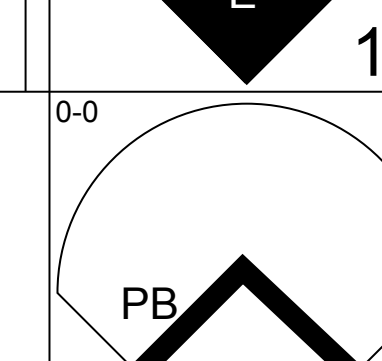
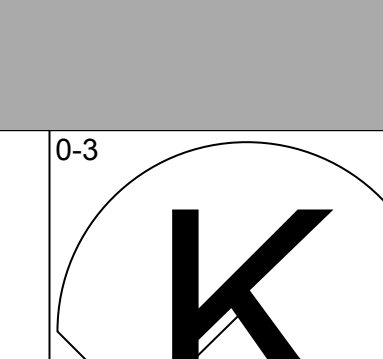
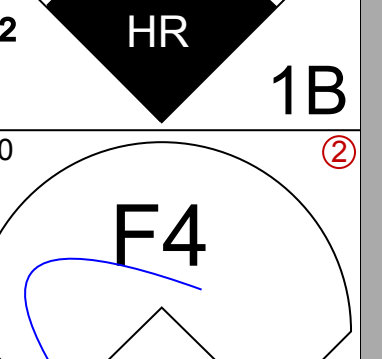
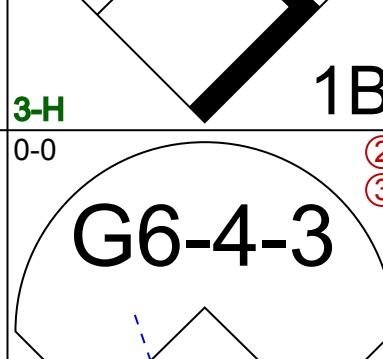
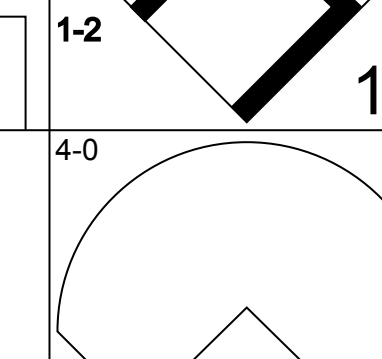
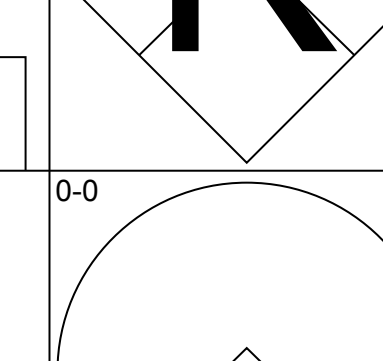
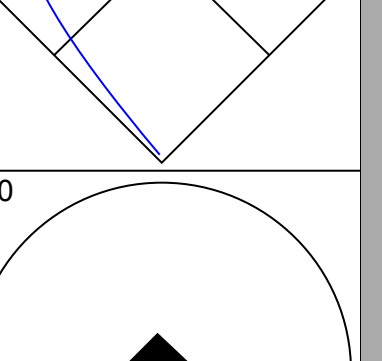
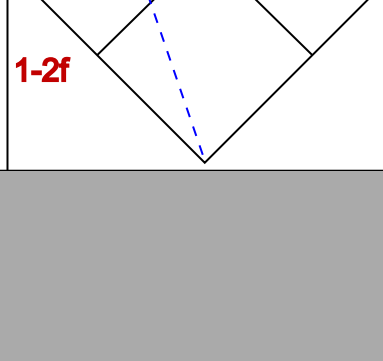
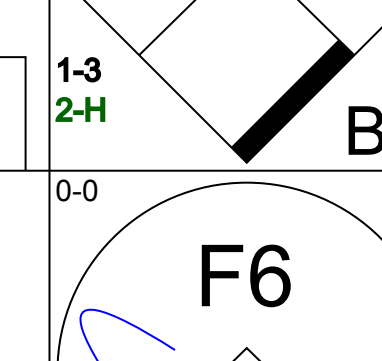
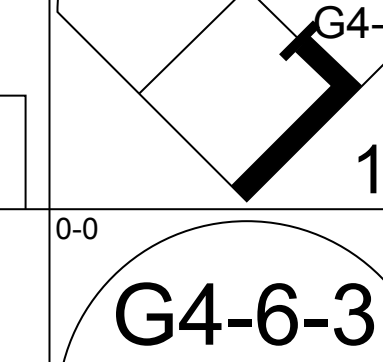
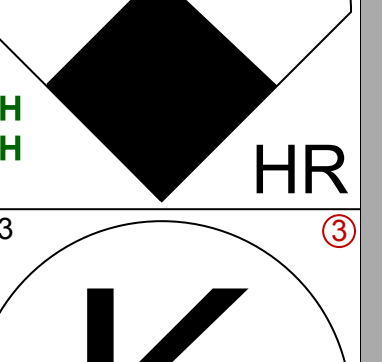

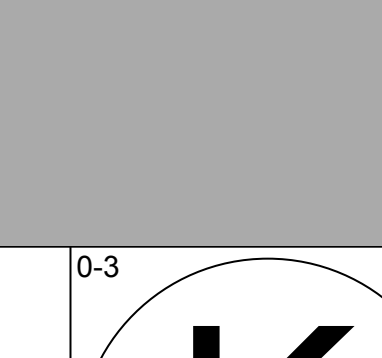
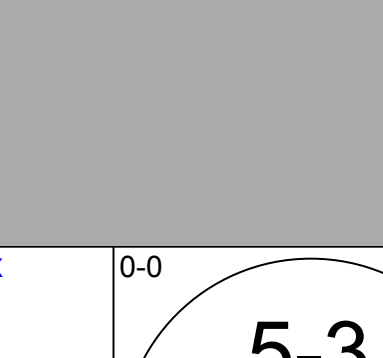
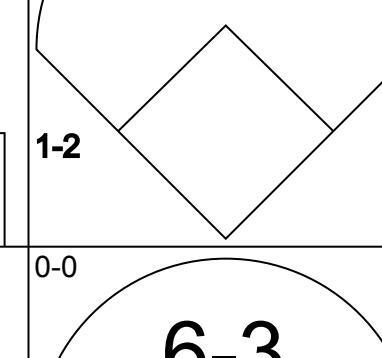
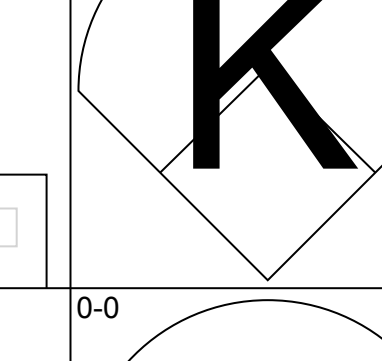
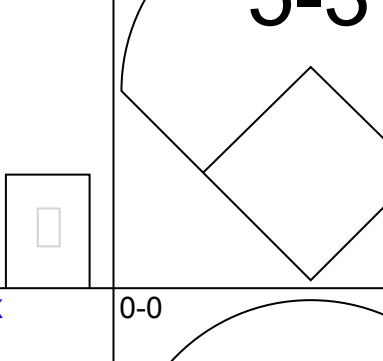
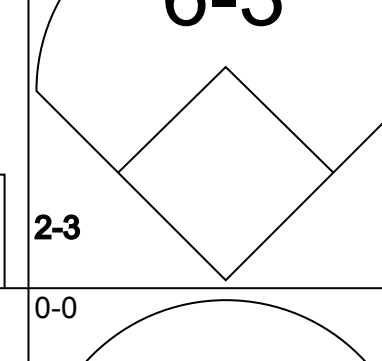




Batter	1	2	3	4	5	6	7	8	9	AB	R	H	RBI	BB	SO	LOB	TOP			
<b>Eddie Yost, R</b> OBP: 0.399, SLG: 0.390 (1, 5)										4	1	2	0	1	0	1	<b>Washington Senators @ Detroit Tigers</b> Briggs Stadium, Detroit, MI Thu Jul 23 1953, 4:38 AM EDT Att: 7,291 - Unknown			
<b>Pete Runnels, L</b> OBP: 0.337, SLG: 0.293 (1, 6)										5	0	1	0	0	0	3				
<b>Mickey Vernon, L</b> OBP: 0.392, SLG: 0.495 (1, 3)										4	0	1	1	0	1	3				
<b>Clyde Vollmer, R</b> OBP: 0.347, SLG: 0.374 (1, 7)										4	1	1	0	0	1	3				
<b>Jackie Jensen, R</b> OBP: 0.371, SLG: 0.433 (1, 9)										4	1	1	0	0	0	1				
<b>Jim Busby, R</b> OBP: 0.339, SLG: 0.393 (1, 8)										4	1	3	2	0	1	0				
<b>Wayne Terwilliger, R</b> OBP: 0.340, SLG: 0.323 (1, 4)										3	0	0	1	1	0	2				
<b>Mickey Grasso, R</b> OBP: 0.271, SLG: 0.301 (9, PR)										4	0	1	0	0	0	2				
<b>Jerry Snyder, R</b> OBP: 0.500, SLG: 0.563 (9, PR)										0	0	0	0	0	0	0				
<b>Connie Marrero, R</b> OBP: 0.250, SLG: 0.172 (7, PH)										2	0	1	0	0	0	0				
<b>Kite Thomas, R</b> OBP: 0.230, SLG: 0.257 (7, PH)										1	0	0	0	0	1	0				
<b>Jerry Lane, R</b> OBP: 0.310, SLG: 0.349 (9, PH)										0	0	0	0	0	0	0				
<b>Ed Fitz Gerald, R</b> OBP: 0.310, SLG: 0.349 (9, PH)										1	0	0	0	0	0	1				
<b>Inning Stats</b>	R: 0 E: 0 K: 1 S: 6	H: 1 LOB: 1 BB: 0 P: 6	R: 0 E: 0 K: 1 S: 5	H: 0 LOB: 1 BB: 1 P: 9	R: 0 E: 0 K: 0 S: 4	H: 1 LOB: 1 BB: 0 P: 4	R: 1 E: 0 K: 0 S: 5	H: 2 LOB: 1 BB: 0 P: 5	R: 1 E: 0 K: 1 S: 6	H: 1 LOB: 0 BB: 0 P: 4	R: 0 E: 0 K: 1 S: 5	H: 0 LOB: 0 BB: 0 P: 5	R: 1 E: 0 K: 0 S: 5	H: 3 LOB: 1 BB: 0 P: 5	R: 0 E: 0 K: 0 S: 4	H: 2 LOB: 1 BB: 0 P: 4	1B: 6 2B: 4 3B: 1 HR: 0	SF: 0 SAC: 0 DP: 1 HBP: 0	WP: 0 PB: 0 SB: 0 CS: 0	PA: 38
<b>PITCHER</b>	IP WLS BF H R ER SO BB IBB HBP BLK WP HR S P ERA WHIP																			
<b>Ted Gray, L</b> ERA: 3.96	(1, 1) 8.0 W 35 10 4 4 4 4 2 0 0 0 0 0 0 0 41 49 4.50 1.500																			
<b>Steve Gromek, R</b> ERA: 5.06	(9, 1) 1.0 S 3 1 0 0 0 0 0 0 0 0 0 0 0 0 3 3 0.00 1.000																			

Batter	1	2	3	4	5	6	7	8	9	AB	R	H	RBI	BB	SO	LOB	BOTTOM			
<b>Harvey Kuenn, R</b> OBP: 0.361, SLG: 0.372 (1, 6)										4	1	1	0	0	0	1	<b>Washington Senators @ Detroit Tigers</b> Briggs Stadium, Detroit, MI Thu Jul 23 1953, 4:38 AM EDT Att: 7,291 - Unknown			
<b>Jerry Priddy, R</b> OBP: 0.336, SLG: 0.307 (1, 4)										4	0	2	2	0	1	1				
<b>Ray Boone, R</b> OBP: 0.387, SLG: 0.504 (1, 5)										4	0	0	0	0	1	2				
<b>Jim Delsing, L</b> OBP: 0.366, SLG: 0.455 (1, 8)										3	1	2	1	1	0	1				
<b>Bob Nieman, R</b> OBP: 0.358, SLG: 0.455 (8, PR)										4	1	2	1	0	0	2				
<b>Al Kaline, R</b> OBP: 0.250, SLG: 0.250 (9, 7)										0	0	0	0	0	0	0				
<b>Walt Dropo, R</b> OBP: 0.282, SLG: 0.373 (1, 3)										4	0	0	0	0	1	2				
<b>Matt Batts, R</b> OBP: 0.337, SLG: 0.433 (1, 2)										3	1	1	0	0	1	0				
<b>Don Lund, R</b> OBP: 0.341, SLG: 0.383 (1, 9)										2	0	0	0	0	1	0				
<b>Ted Gray, S</b> OBP: 0.325, SLG: 0.250 (9, 1)										3	1	2	1	0	1	0				
<b>Steve Gromek, S</b> OBP: 0.136, SLG: 0.095 (9, 1)										0	0	0	0	0	0	0				
<b>Inning Stats</b>	R: 0 E: 0 K: 0 S: 4	H: 1 LOB: 2 BB: 1 P: 8	R: 0 E: 0 K: 2 S: 7	H: 0 LOB: 0 BB: 0 P: 7	R: 0 E: 0 K: 2 S: 7	H: 0 LOB: 0 BB: 0 P: 7	R: 1 E: 0 K: 0 S: 4	H: 1 LOB: 0 BB: 0 P: 4	R: 3 E: 0 K: 0 S: 7	H: 4 LOB: 1 BB: 0 P: 7	R: 1 E: 0 K: 1 S: 6	H: 1 LOB: 0 BB: 0 P: 6	R: 0 E: 0 K: 0 S: 3	H: 1 LOB: 0 BB: 0 P: 3	R: 0 E: 0 K: 1 S: 6	H: 2 LOB: 1 BB: 0 P: 6	1B: 6 2B: 2 3B: 0 HR: 2	SF: 0 SAC: 1 DP: 1 HBP: 0	WP: 0 PB: 0 SB: 0 CS: 1	PA: 34
<b>PITCHER</b>	IP WLS BF H R ER SO BB IBB HBP BLK WP HR S P ERA WHIP																			
<b>Connie Marrero, R</b> ERA: 3.47	(1, 1) 6.0 L 26 7 5 5 5 5 1 0 0 0 0 0 0 0 35 39 7.50 1.333																			
<b>Jerry Lane, R</b> ERA: 3.27	(7, 1) 2.0 7 3 0 0 1 0 0 0 0 0 0 0 0 9 9 0.00 1.500																			

Batter	1	2	3	4	5	6	7	8	9	AB	R	H	RBI	BB	SO	LOB	TOP			
<b>Billy Martin, R</b> OBP: 0.310, SLG: 0.354 (1,4)										4	0	0	0	0	3	0	<b>New York Yankees @ Detroit Tigers</b> Briggs Stadium, Detroit, MI Fri Jul 24, 1953, 4:33 AM EDT Att: 43,082 - Unknown  <a href="http://livebaseballscorecards.com">livebaseballscorecards.com</a>			
<b>Joe Collins, L</b> OBP: 0.373, SLG: 0.402 (1,3)										2	0	0	0	0	0	0				
<b>Johnny Mize, L</b> OBP: 0.325, SLG: 0.373 (6,PH)										2	0	0	0	0	1	0				
<b>Mickey Mantle, S</b> OBP: 0.398, SLG: 0.503 (1,8)										4	0	0	0	0	1	0				
<b>Yogi Berra, L</b> OBP: 0.335, SLG: 0.498 (1,2)										4	1	1	0	0	0	0				
<b>Hank Bauer, R</b> OBP: 0.394, SLG: 0.430 (1,9)										2	0	2	0	1	0	0				
<b>Bill Renne, R</b> OBP: 0.393, SLG: 0.430 (1,7)										3	0	0	1	0	1	3				
<b>Gil McDougald, R</b> OBP: 0.348, SLG: 0.372 (1,5)										3	0	0	0	0	0	3				
<b>Phil Rizzuto, R</b> OBP: 0.364, SLG: 0.302 (8,PH)										2	0	0	0	0	0	1				
<b>Don Bolweg, L</b> OBP: 0.399, SLG: 0.548 (8,PH)										1	0	0	0	0	0	0				
<b>Willy Miranda, S</b> OBP: 0.195, SLG: 0.211 (8,6)										0	0	0	0	0	0	0				
<b>Jim McDonald, R</b> OBP: 0.160, SLG: 0.125 (1,1)										2	0	0	0	0	2	0				
<b>Irv Noren, L</b> OBP: 0.348, SLG: 0.419 (8,PH)										1	0	0	0	0	0	0				
<b>Johnny Sain, R</b> OBP: 0.302, SLG: 0.265 (8,1)										0	0	0	0	0	0	0				
<b>Inning Stats</b>	R: 0 E: 0 K: 1 S: 5	H: 0 LOB: 0 BB: 0 P: 5	R: 0 E: 0 K: 0 S: 3	H: 0 LOB: 1 BB: 1 P: 7	R: 0 E: 0 K: 2 S: 7	H: 0 LOB: 0 BB: 0 P: 7	R: 0 E: 0 K: 1 S: 5	H: 1 LOB: 1 BB: 0 P: 6	R: 0 E: 0 K: 3 S: 9	H: 0 LOB: 0 BB: 0 P: 9	R: 1 E: 0 K: 0 S: 5	H: 2 LOB: 1 BB: 0 P: 5	R: 0 E: 0 K: 0 S: 3	H: 0 LOB: 0 BB: 0 P: 3	R: 0 E: 0 K: 0 S: 3	H: 0 LOB: 0 BB: 0 P: 3	1B: 2 2B: 1 3B: 0 HR: 0	SF: 0 SAC: 0 DP: 0 HBP: 0	WP: 0 PB: 0 SB: 0 CS: 0	PA: 31
<b>PITCHER</b> <b>Billy Hoelt, L</b> ERA: 4.11 (1,1)	IP: 9.0 WLS: W BF: 31 H: 3 R: 1 ER: 1 SO: 8 BB: 1 IBB: 0 HBP: 0 BLK: 0 WP: 0 HR: 0 S: 46 P: 50 ERA: 1.00 WHIP: 0.444															<b>PITCHER</b>				

Batter	1	2	3	4	5	6	7	8	9	AB	R	H	RBI	BB	SO	LOB	BOTTOM				
<b>Harvey Kuenn, R</b> OBP: 0.358, SLG: 0.368 (1,6)										4	0	0	0	0	0	0	<b>New York Yankees @ Detroit Tigers</b> Briggs Stadium, Detroit, MI Fri Jul 24, 1953, 4:33 AM EDT Att: 43,082 - Unknown  <a href="http://livebaseballscorecards.com">livebaseballscorecards.com</a>				
<b>Johnny Pesky, L</b> OBP: 0.343, SLG: 0.379 (1,4)										4	2	2	0	0	0	0					
<b>Ray Boone, R</b> OBP: 0.387, SLG: 0.502 (1,5)										3	1	1	0	0	1	1					
<b>Jim Delsing, L</b> OBP: 0.370, SLG: 0.459 (1,8)										4	1	3	1	0	0	1					
<b>Bob Nieman, R</b> OBP: 0.356, SLG: 0.450 (1,7)										3	0	0	0	1	1	3					
<b>Walt Dropo, R</b> OBP: 0.286, SLG: 0.385 (1,3)										4	1	3	3	0	0	2					
<b>Don Lund, R</b> OBP: 0.339, SLG: 0.380 (1,9)										2	0	0	0	0	1	1					
<b>Johnny Bucha, R</b> OBP: 0.265, SLG: 0.230 (1,2)										3	0	0	0	0	1	1					
<b>Billy Hoelt, L</b> OBP: 0.292, SLG: 0.150 (1,1)										3	0	0	0	0	0	1					
<b>Inning Stats</b>	R: 0 E: 1 K: 0 S: 4	H: 0 LOB: 1 BB: 0 P: 4	R: 0 E: 0 K: 1 S: 5	H: 1 LOB: 0 BB: 0 P: 5	R: 0 E: 0 K: 1 S: 5	H: 0 LOB: 0 BB: 0 P: 5	R: 3 E: 0 K: 2 S: 10	H: 3 LOB: 0 BB: 0 P: 10	R: 0 E: 0 K: 0 S: 3	H: 0 LOB: 0 BB: 0 P: 3	R: 1 E: 0 K: 0 S: 4	H: 2 LOB: 0 BB: 0 P: 4	R: 0 E: 0 K: 0 S: 4	H: 1 LOB: 1 BB: 0 P: 4	R: 1 E: 0 K: 0 S: 5	H: 2 LOB: 2 BB: 1 P: 9		1B: 7 2B: 1 3B: 0 HR: 1	SF: 0 SAC: 2 DP: 2 HBP: 0	WP: 0 PB: 2 SB: 0 CS: 0	PA: 33
<b>PITCHER</b> <b>Jim McDonald, R</b> ERA: 3.63 (1,1)	IP: 7.0 WLS: L BF: 27 H: 7 R: 4 ER: 4 SO: 4 BB: 0 IBB: 0 HBP: 0 BLK: 0 WP: 0 HR: 1 S: 35 P: 35 ERA: 5.14 WHIP: 1.000															<b>PITCHER</b>					
<b>Johnny Sain, R</b> ERA: 3.45 (8,1)	IP: 1.0 WLS: L BF: 6 H: 2 R: 1 ER: 0 SO: 0 BB: 1 IBB: 0 HBP: 0 BLK: 0 WP: 0 HR: 0 S: 5 P: 9 ERA: 0.00 WHIP: 3.000															<b>PITCHER</b>					



Batter	1	2	3	4	5	6	7	8	9	10	11	12	AB	R	H	RBI	BB	SO	LOB								
<b>Gl McDougald, R</b> OBP: 0.352, SLG: 0.392 (1.5)													7	3	4	2	0	2	5								
<b>Joe Collins, L</b> OBP: 0.375, SLG: 0.403 (1.3)													7	1	3	2	0	0	2								
<b>Irv Noren, L</b> OBP: 0.350, SLG: 0.422 (1.8)													6	3	2	0	1	0	3								
<b>Yogi Berra, L</b> OBP: 0.330, SLG: 0.493 <b>Charles Silvera, R</b> OBP: 0.352, SLG: 0.344 <b>Johnny Mize, L</b> OBP: 0.333, SLG: 0.421 <b>Ralph Houk, R</b> OBP: 0.222, SLG: 0.222 (6.2)													3	0	0	0	0	0	2								
<b>Mickey Mantle, S</b> OBP: 0.399, SLG: 0.503 <b>Hank Bauer, R</b> OBP: 0.394, SLG: 0.430 (12.9)													6	1	2	1	1	1	3								
<b>Gene Woodling, L</b> OBP: 0.386, SLG: 0.434 (1.7)													6	1	2	1	1	0	2								
<b>Billy Martin, R</b> OBP: 0.313, SLG: 0.356 (6.6)													6	1	3	2	0	0	1								
<b>Phil Rizzuto, R</b> OBP: 0.368, SLG: 0.304 <b>Willy Miranda, S</b> OBP: 0.195, SLG: 0.211 (4.0)													1	0	1	0	1	0	0								
<b>Andy Carey, R</b> OBP: 0.392, SLG: 0.565 (6.5)													3	1	1	3	2	0	1								
<b>Vic Raschi, R</b> OBP: 0.162, SLG: 0.088 <b>Ray Scarborough, R</b> OBP: 0.083, SLG: 0.333 <b>Don Dooling, L</b> OBP: 0.403, SLG: 0.548 <b>Art Schallcock, L</b> OBP: 0.333, SLG: 0.333 <b>Allie Reynolds, R</b> OBP: 0.265, SLG: 0.179 (9.1)													0	0	0	0	0	0	0								
<b>Inning Stats</b>	R: 1 E: 0 K: 0 S: 4	H: 1 LOB: 0 BB: 0 P: 4	R: 0 E: 0 K: 1 S: 6	H: 1 LOB: 3 BB: 2 P: 14	R: 0 E: 0 K: 1 S: 4	H: 1 LOB: 1 BB: 0 P: 4	R: 1 E: 0 K: 0 S: 6	H: 3 LOB: 2 BB: 0 P: 6	R: 1 E: 0 K: 1 S: 6	H: 1 LOB: 1 BB: 1 P: 10	R: 4 E: 0 K: 1 S: 8	H: 4 LOB: 1 BB: 2 P: 16	R: 0 E: 0 K: 0 S: 3	H: 1 LOB: 0 BB: 0 P: 3	R: 1 E: 0 K: 1 S: 6	H: 1 LOB: 0 BB: 0 P: 6	R: 3 E: 0 K: 0 S: 6	R: 0 E: 0 K: 0 S: 4	H: 1 LOB: 1 BB: 0 P: 4	R: 0 E: 0 K: 0 S: 4	H: 1 LOB: 1 BB: 0 P: 4	R: 4 E: 0 K: 0 S: 7	H: 5 LOB: 2 BB: 2 P: 15	1B: 15 2B: 3 3B: 1 HR: 3	SF: 0 SAC: 1 DP: 1 HBP: 0	WP: 1 PB: 0 SB: 0 CS: 1	PA: 63
<b>PITCHER</b>	IP	WLS	BF	H	R	ER	SO	BB	IBB	HBP	BLK	WP	HR	S	P	ERA	WHIP										
<b>Ralph Branca, R</b> ERA: 4.48 <b>Dick Marlowe, R</b> ERA: 4.28 <b>Ted Gray, L</b> ERA: 3.92 <b>Ned Garver, R</b> ERA: 4.99 <b>Ray Herbert, R</b> ERA: 7.11 (10.1)	5.2	1.1	30	10	6	6	3	4	0	0	0	0	2	6	10	13.50	2.250										
	8.1	1.0	3	0	0	0	1	0	0	0	0	0	0	5	5	0.00	0.000										
	9.1	1.0	6	3	3	3	0	0	0	0	0	0	1	6	6	27.00	3.000										
	10.1	3.0	L	17	7	4	4	0	1	1	0	0	0	15	23	12.00	2.667										

**New York Yankees @ Detroit Tigers**  
Briggs Stadium, Detroit, MI  
Sat Jul 25 1953, 4:33 AM EDT  
Att. 16,434 - Unknown

AB 55  
R 15  
H 22  
RBI 15  
BB 7  
SO 4  
LOB 24

Batter	1	2	3	4	5	6	7	8	9	10	11	12	AB	R	H	RBI	BB	SO	LOB								
<b>Harvey Kuenn, R</b> OBP: 0.356, SLG: 0.373 (1.6)													8	0	2	1	0	0	8								
<b>Johnny Pesky, L</b> OBP: 0.346, SLG: 0.383 <b>Matt Batts, R</b> OBP: 0.337, SLG: 0.433 <b>Pat Mullin, L</b> OBP: 0.378, SLG: 0.391 <b>Jerry Priddy, R</b> OBP: 0.338, SLG: 0.305 (10.4)													3	2	1	1	1	0	1								
<b>Ray Boone, R</b> OBP: 0.388, SLG: 0.502 (1.5)													6	2	2	1	0	0	2								
<b>Jim Delsing, L</b> OBP: 0.377, SLG: 0.463 (1.8)													4	1	2	2	3	1	1								
<b>Bob Nieman, R</b> OBP: 0.360, SLG: 0.454 <b>Ned Garver, R</b> OBP: 0.240, SLG: 0.200 <b>Fred Hatfield, L</b> OBP: 0.329, SLG: 0.271 <b>Ray Herbert, R</b> OBP: 0.214, SLG: 0.083 (10.1)													4	0	2	0	1	0	3								
<b>Walt Droeg, R</b> OBP: 0.291, SLG: 0.386 (1.3)													6	1	3	2	1	1	2								
<b>Don Lund, R</b> OBP: 0.344, SLG: 0.385 (1.9)													7	1	4	1	0	1	4								
<b>Johnny Bucha, R</b> OBP: 0.267, SLG: 0.239 (1.2)													6	2	1	0	1	0	5								
<b>Ralph Branca, R</b> ERA: 4.19 <b>Dick Marlowe, R</b> ERA: 3.29 <b>Ted Gray, S</b> ERA: 3.38 <b>Steve Souchock, R</b> ERA: 0.311, SLG: 0.472 (9.7)													3	1	2	3	0	1	1								
<b>Inning Stats</b>	R: 7 E: 0 K: 0 S: 9	H: 6 LOB: 1 BB: 2 P: 17	R: 0 E: 0 K: 2 S: 9	H: 2 LOB: 2 BB: 0 P: 9	R: 3 E: 0 K: 1 S: 9	H: 4 LOB: 1 BB: 0 P: 9	R: 0 E: 0 K: 1 S: 7	H: 2 LOB: 2 BB: 0 P: 7	R: 0 E: 0 K: 0 S: 4	H: 1 LOB: 1 BB: 0 P: 4	R: 0 E: 0 K: 0 S: 4	H: 1 LOB: 3 BB: 2 P: 12	R: 1 E: 0 K: 1 S: 4	H: 1 LOB: 2 BB: 2 P: 12	R: 0 E: 0 K: 0 S: 5	H: 0 LOB: 0 BB: 0 P: 5	R: 0 E: 1 K: 0 S: 3	H: 0 LOB: 1 BB: 1 P: 7	R: 0 E: 1 K: 0 S: 6	H: 2 LOB: 2 BB: 0 P: 6	1B: 12 2B: 6 3B: 2 HR: 0	SF: 0 SAC: 2 DP: 1 HBP: 0	WP: 0 PB: 0 SB: 0 CS: 0	PA: 64			
<b>PITCHER</b>	IP	WLS	BF	H	R	ER	SO	BB	IBB	HBP	BLK	WP	HR	S	P	ERA	WHIP										
<b>Vic Raschi, R</b> ERA: 4.19 <b>Ray Scarborough, R</b> ERA: 3.29 <b>Art Schallcock, L</b> ERA: 3.38 <b>Allie Reynolds, R</b> ERA: 3.79 (9.1)	0.2	0.1	9	5	7	7	0	2	0	0	0	0	0	7	15	94.50	10.500										
	7.0	35	11	3	3	5	3	0	0	0	0	0	0	42	54	3.86	2.000										
	4.0	W	18	3	1	1	1	3	0	0	0	0	0	17	29	2.25	1.500										

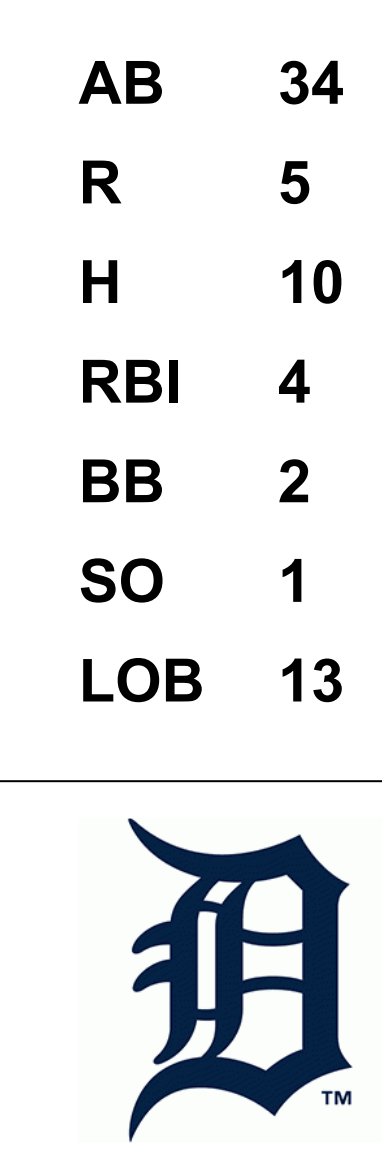
**New York Yankees @ Detroit Tigers**  
Briggs Stadium, Detroit, MI  
Sat Jul 25 1953, 4:33 AM EDT  
Att. 16,434 - Unknown

AB 54  
R 11  
H 20  
RBI 11  
BB 8  
SO 6  
LOB 34

Batter	1	2	3	4	5	6	7	8	9	AB	R	H	RBI	BB	SO	LOB	TOP						
<b>Gil McDougald, R</b> OBP: 0.356, SLG: 0.402 (1, 5)										5	1	3	1	0	1	4	<b>New York Yankees @ Detroit Tigers</b> Briggs Stadium, Detroit, MI Sun Jul 26 1953, 4:33 AM EDT Unknown						
<b>Bill Renna, R</b> OBP: 0.383, SLG: 0.417 (1, 7)										5	0	1	0	0	1	3							
<b>Mickey Mantle, S</b> OBP: 0.399, SLG: 0.511 (1, 8)										5	1	2	2	0	1	3							
<b>Yogi Berra, L</b> OBP: 0.330, SLG: 0.488 (1, 2)										5	0	1	0	0	0	4							
<b>Hank Bauer, R</b> OBP: 0.398, SLG: 0.429 (1, 9)										3	0	1	0	2	0	0							
<b>Johnny Mize, L</b> OBP: 0.345, SLG: 0.416 (6, PR)										1	0	0	0	1	0	1							
<b>Joe Collins, L</b> OBP: 0.377, SLG: 0.403 (6, 3)										0	0	0	0	1	0	0							
<b>Don Bollweg, L</b> OBP: 0.400, SLG: 0.544 (9, PH)										1	0	0	0	0	1	2							
<b>Billy Martin, R</b> OBP: 0.312, SLG: 0.353 (1, 4)										3	0	0	0	1	1	5							
<b>Phil Rizzuto, R</b> OBP: 0.369, SLG: 0.305 (1, 6)										3	1	1	0	1	0	2							
<b>Ed Lopat, L</b> OBP: 0.292, SLG: 0.295 (7, PH)										1	0	0	0	0	0	0							
<b>Gene Woodling, L</b> OBP: 0.397, SLG: 0.434 (7, PH)										0	0	0	0	1	0	0							
<b>Tom Gorman, R</b> OBP: 0.250, SLG: 0.143 (7, 1)										0	0	0	0	0	0	0							
<b>Andy Carey, R</b> OBP: 0.385, SLG: 0.553 (8, PH)										1	0	0	0	0	1	3							
<b>Bob Kuzava, S</b> OBP: 0.385, SLG: 0.553 (8, 1)										0	0	0	0	0	0	0							
<b>Inning Stats</b>	R: 0 E: 0 K: 1 S: 6	H: 1 LOB: 1 BB: 0 P: 6	R: 0 E: 0 K: 0 S: 4	H: 1 LOB: 1 BB: 0 P: 4	R: 2 E: 0 K: 1 S: 8	H: 3 LOB: 3 BB: 2 P: 16	R: 1 E: 0 K: 0 S: 3	H: 1 LOB: 0 BB: 1 P: 7	R: 0 E: 0 K: 0 S: 3	H: 0 LOB: 0 BB: 0 P: 3	R: 0 E: 0 K: 1 S: 4	H: 0 LOB: 1 BB: 0 P: 5	R: 0 E: 0 K: 0 S: 4	H: 1 LOB: 2 BB: 1 P: 8	R: 0 E: 0 K: 2 S: 8	H: 1 LOB: 3 BB: 2 P: 16	R: 0 E: 0 K: 1 S: 6	H: 1 LOB: 2 BB: 1 P: 10	1B: 7 2B: 0 3B: 1 HR: 1	SF: 0 SAC: 1 DP: 2 HBP: 1	WP: 0 PB: 1 SB: 0 CS: 0	PA: 42	
<b>PITCHER</b>	IP WLS BF H R ER SO BB IBB HBP BLK WP HR S P ERA WHIP	4.0 W 15 6 3 3 2 3 0 0 0 0 1 21 33 6.75 2.250	3.1 W 15 2 0 0 1 3 0 1 0 0 0 13 26 0.00 1.500	1.2 S 7 1 0 0 3 1 0 0 0 0 0 12 16 0.00 1.200																			

Batter	1	2	3	4	5	6	7	8	9	AB	R	H	RBI	BB	SO	LOB	BOTTOM					
<b>Harvey Kuenn, R</b> OBP: 0.357, SLG: 0.377 (1, 6)										4	1	2	0	0	0	0	<b>New York Yankees @ Detroit Tigers</b> Briggs Stadium, Detroit, MI Sun Jul 26 1953, 4:33 AM EDT Unknown					
<b>Jerry Priddy, R</b> OBP: 0.327, SLG: 0.295 (1, 4)										4	0	0	0	0	0	2						
<b>Ray Boone, R</b> OBP: 0.387, SLG: 0.511 (1, 5)										3	1	1	2	1	0	1						
<b>Bob Nieman, R</b> OBP: 0.359, SLG: 0.452 (1, 7)										4	1	1	0	0	0	2						
<b>Walt Dropo, R</b> OBP: 0.291, SLG: 0.393 (1, 3)										4	1	1	1	0	0	2						
<b>Jim Delsing, L</b> OBP: 0.376, SLG: 0.464 (1, 8)										4	1	2	1	0	0	0						
<b>Don Lund, R</b> OBP: 0.346, SLG: 0.394 (1, 9)										4	0	2	0	0	0	1						
<b>Johnny Bucha, R</b> OBP: 0.278, SLG: 0.243 (1, 2)										3	0	1	0	1	0	1						
<b>Al Aber, L</b> OBP: 0.297, SLG: 0.235 (4, PH)										1	0	0	0	0	0	0						
<b>Bob Miller, R</b> OBP: 0.286, SLG: 0.146 (8, 1)										1	0	0	0	0	0	0						
<b>Billy Hoelt, L</b> OBP: 0.286, SLG: 0.146 (8, 1)										1	0	0	0	0	0	2						
<b>Inning Stats</b>	R: 0 E: 0 K: 0 S: 4	H: 1 LOB: 1 BB: 0 P: 4	R: 1 E: 0 K: 0 S: 4	H: 1 LOB: 0 BB: 0 P: 4	R: 0 E: 0 K: 0 S: 3	H: 0 LOB: 0 BB: 0 P: 3	R: 2 E: 2 K: 1 S: 9	H: 3 LOB: 2 BB: 0 P: 9	R: 1 E: 0 K: 0 S: 5	H: 2 LOB: 1 BB: 0 P: 5	R: 1 E: 1 K: 0 S: 4	H: 2 LOB: 0 BB: 0 P: 4	R: 0 E: 0 K: 0 S: 3	H: 0 LOB: 1 BB: 1 P: 7	R: 0 E: 0 K: 0 S: 4	H: 1 LOB: 2 BB: 1 P: 8		1B: 5 2B: 4 3B: 0 HR: 2	SF: 0 SAC: 0 DP: 1 HBP: 0	WP: 0 PB: 0 SB: 0 CS: 0	PA: 36	
<b>PITCHER</b>	IP WLS BF H R ER SO BB IBB HBP BLK WP HR S P ERA WHIP	6.0 L 27 9 5 3 1 0 0 0 0 0 0 3 29 29 4.50 1.500	1.0 L 4 0 0 0 0 1 0 0 0 0 0 3 7 0.00 1.000	1.0 L 5 1 0 0 0 0 1 0 0 0 0 4 8 0.00 1.000																		

AB 33  
R 3  
H 9  
RBI 3  
BB 7  
SO 6  
LOB 27



Batter	1	2	3	4	5	6	7	8	9	AB	R	H	RBI	BB	SO	LOB	TOP										
<b>Gil McDougald, R</b> OBP: 0.361, SLG: 0.411 (1, 5)																	5 2 3 2 1 0 0										
<b>Irv Noren, L</b> OBP: 0.364, SLG: 0.442 (1, 8)																	5 2 4 3 0 0 1										
<b>Mickey Mantle, S</b> OBP: 0.396, SLG: 0.515 <b>Hank Bauer, R</b> OBP: 0.400, SLG: 0.431 (1, 9) (7, 9)																	5 1 1 2 0 2 6 1 0 1 0 0 0 0										
<b>Yogi Berra, L</b> OBP: 0.331, SLG: 0.497 <b>Charles Silvera, R</b> OBP: 0.347, SLG: 0.338 (1, 2) (7, 2)																	5 2 2 2 0 0 2 1 0 0 0 0 0 1										
<b>Gene Woodling, L</b> OBP: 0.399, SLG: 0.435 (1, 7)																	4 0 1 2 2 0 1										
<b>Joe Collins, L</b> OBP: 0.370, SLG: 0.394 (1, 3)																	5 0 0 0 0 0 4										
<b>Billy Martin, R</b> <b>Andy Carey, R</b> OBP: 0.362, SLG: 0.620 (1, 4) (3, 5)																	1 1 1 1 1 0 0 3 2 2 1 0 0 0										
<b>Phil Rizzuto, R</b> <b>Willy Miranda, S</b> OBP: 0.374, SLG: 0.316 OBP: 0.214, SLG: 0.231 (1, 6) (7, 6)																	3 2 2 0 1 1 0 1 1 1 0 0 0 0										
<b>Johnny Sain, R</b> <b>Tom Gorman, R</b> OBP: 0.315, SLG: 0.280 OBP: 0.167, SLG: 0.091 (1, 1) (3, 1)																	1 1 1 1 0 0 0 4 0 0 0 0 3 3										
<b>Inning Stats</b>	R: 0 E: 0 K: 0 S: 4	H: 1 LOB: 1 BB: 0 P: 4	R: 3 E: 0 K: 1 S: 9	H: 4 LOB: 2 BB: 0 P: 10	R: 1 E: 0 K: 0 S: 4	H: 2 LOB: 2 BB: 1 P: 8	R: 3 E: 0 K: 0 S: 6	H: 3 LOB: 1 BB: 1 P: 10	R: 5 E: 0 K: 1 S: 9	H: 4 LOB: 1 BB: 2 P: 17	R: 1 E: 0 K: 2 S: 8	H: 1 LOB: 0 BB: 0 P: 8	R: 0 E: 0 K: 1 S: 6	H: 1 LOB: 2 BB: 1 P: 10	R: 1 E: 0 K: 1 S: 7	H: 2 LOB: 1 BB: 0 P: 7	R: 0 E: 0 K: 0 S: 3	H: 1 LOB: 0 BB: 0 P: 3	1B: 8 2B: 7 3B: 0 HR: 4	SF: 0 SAC: 0 DP: 1 HBP: 1	WP: 0 PB: 0 SB: 2 CS: 0	PA: 50					
<b>PITCHER</b>	IP	WLS	BF	H	R	ER	SO	BB	IBB	HBP	BLK	WP	HR	S	P	ERA	WHIP										
<b>Steve Gromek, R</b> ERA: 5.35 (1, 1)	3.0	L	17	7	4	4	1	1	0	1	0	0	2	17	22	12.00	2.667										
<b>Dick Weik, R</b> ERA: 14.54 (4, 1)	1.1		12	5	7	7	1	3	0	0	0	0	1	11	23	47.25	6.000										
<b>Dave Madison, R</b> ERA: 6.04 (5, 1)	1.2		8	3	2	2	2	0	0	0	0	0	1	12	12	10.80	1.800										
<b>Ray Herbert, R</b> ERA: 7.01 (7, 1)	2.0		10	3	1	1	2	1	0	0	0	0	0	13	17	4.50	2.000										
<b>Dick Marlowe, R</b> ERA: 4.22 (9, 1)	1.0		3	1	0	0	0	0	0	0	0	0	0	3	3	0.00	1.000										

New York Yankees @ Detroit Tigers  
Briggs Stadium, Detroit, MI  
Sun Jul 26 1953, 4:38 AM EDT  
Att: 49,717 - Unknown

AB 44  
R 14  
H 19  
RBI 14  
BB 5  
SO 6  
LOB 18



Batter	1	2	3	4	5	6	7	8	9	AB	R	H	RBI	BB	SO	LOB	BOTTOM										
<b>Harvey Kuenn, R</b> OBP: 0.359, SLG: 0.381 <b>Billy Hitchcock, R</b> OBP: 0.289, SLG: 0.229 (1, 6) (8, 6)																	4 2 2 0 0 0 0 1 0 0 0 0 0 1										
<b>Johnny Pesky, L</b> OBP: 0.356, SLG: 0.396 (1, 4)																	4 1 3 1 1 0 0										
<b>Ray Boone, R</b> OBP: 0.360, SLG: 0.511 <b>Jerry Priddy, R</b> OBP: 0.322, SLG: 0.291 (1, 5) (7, 5)																	2 0 1 1 1 0 1 2 0 0 0 0 0 1										
<b>Jim Delsing, L</b> OBP: 0.378, SLG: 0.462 <b>Al Kaline, R</b> OBP: 0.167, SLG: 0.167 (1, 8) (7, 8)																	3 0 1 0 0 1 2 2 0 0 0 0 0 1										
<b>Walt Dropo, R</b> OBP: 0.291, SLG: 0.391 (1, 3)																	4 0 1 1 0 1 4										
<b>Bob Nieman, R</b> OBP: 0.383, SLG: 0.452 (1, 7)																	2 1 1 0 2 0 1										
<b>Matt Batts, R</b> OBP: 0.432, SLG: 0.432 <b>Johnny Bucha, R</b> OBP: 0.280, SLG: 0.247 (1, 2) (4, 2)																	1 0 0 0 0 0 1 3 0 1 0 0 0 1										
<b>Don Lund, R</b> OBP: 0.345, SLG: 0.392 (1, 9)																	4 0 1 1 0 1 0										
<b>Steve Gromek, S</b> OBP: 0.136, SLG: 0.095 <b>Fred Hatfield, L</b> OBP: 0.297, SLG: 0.270 <b>Dick Weik, R</b> OBP: 0.300, SLG: 1.000 <b>Dave Madison, R</b> OBP: 0.300, SLG: 0.385 <b>Pat Mullin, L</b> OBP: 0.215, SLG: 0.293 <b>Ray Herbert, R</b> OBP: 0.216, SLG: 0.276 <b>Steve Souchock, R</b> OBP: 0.240, SLG: 0.240 (1, 1) (3, PH) (4, 1) (5, 1) (5, PH) (7, 1) (8, PH) (9, 1)																	0 0 0 0 0 0 0 1 0 0 0 0 0 0 0 0 0 0 0 0 0 1 0 0 0 0 1 0 1 0 0 0 0 0 2 0 0 0 0 0 0 0 1 0 1 0 0 0 0 0 0 0 0 0 0 0										
<b>Inning Stats</b>	R: 0 E: 0 K: 0 S: 4	H: 2 LOB: 2 BB: 1 P: 8	R: 0 E: 0 K: 0 S: 2	H: 0 LOB: 0 BB: 1 P: 6	R: 1 E: 0 K: 1 S: 8	H: 3 LOB: 0 BB: 0 P: 8	R: 0 E: 0 K: 1 S: 4	H: 0 LOB: 0 BB: 1 P: 8	R: 0 E: 0 K: 1 S: 5	H: 0 LOB: 1 BB: 1 P: 9	R: 1 E: 0 K: 0 S: 8	H: 3 LOB: 2 BB: 0 P: 8	R: 2 E: 0 K: 0 S: 6	H: 3 LOB: 1 BB: 0 P: 6	R: 0 E: 0 K: 0 S: 4	H: 1 LOB: 1 BB: 0 P: 4	R: 0 E: 0 K: 0 S: 3	H: 0 LOB: 0 BB: 0 P: 3	1B: 10 2B: 2 3B: 0 HR: 0	SF: 0 SAC: 0 DP: 2 HBP: 0	WP: 0 PB: 0 SB: 0 CS: 1	PA: 40					
<b>PITCHER</b>	IP	WLS	BF	H	R	ER	SO	BB	IBB	HBP	BLK	WP	HR	S	P	ERA	WHIP										
<b>Johnny Sain, R</b> ERA: 3.45 (1, 1)	2.2		13	5	1	1	0	2	0	0	0	0	0	11	19	3.38	2.625										
<b>Tom Gorman, R</b> ERA: 2.75 (3, 1)	6.1	W	27	7	3	3	4	2	0	0	0	0	0	33	41	4.26	1.421										

New York Yankees @ Detroit Tigers  
Briggs Stadium, Detroit, MI  
Sun Jul 26 1953, 4:38 AM EDT  
Att: 49,717 - Unknown

AB 36  
R 4  
H 12  
RBI 4  
BB 4  
SO 4  
LOB 15





Batter	1	2	3	4	5	6	7	8	9	AB	R	H	RBI	BB	SO	LOB	TOP
Harvey Kuenn, R OBP: 0.354, SLG: 0.375	F8			F8		6-3		F8 FC4-6 1B		4	1	1	0	0	0	0	<b>Detroit Tigers @ Washington Senators</b> Griffith Stadium, Washington, DC Wed Jul 29 1953, 3:33 AM EDT Att: 3,591 - Unknown
Johnny Pesky, L OBP: 0.354, SLG: 0.402	4-3			L5-3 BB		HR		FC4-6 1B		3	1	2	0	1	0	0	
Ray Boone, R OBP: 0.394, SLG: 0.527	F6			L5-3 1-2		HR		F8		4	1	1	2	0	0	3	
Jim Delsing, L OBP: 0.377, SLG: 0.460		F7			E3 1B 2B			FC4-6		4	1	1	1	0	0	1	
Walt Dropo, R OBP: 0.287, SLG: 0.388		5-3			F3		F2	F7		4	0	0	0	0	0	3	
Bob Nieman, R OBP: 0.382, SLG: 0.445		F8			F8		F8			4	1	1	0	0	0	1	
Matt Batts, R OBP: 0.340, SLG: 0.444			F7		F7		6-3	E5 FC4-6		4	0	1	2	0	0	0	
Don Lund, R OBP: 0.339, SLG: 0.385			F8		F7		5-3	FC4-6 DI		4	0	0	0	0	0	2	
Al Aber, L Dick Marlowe, R Fred Hatfield Dick Weik, R Dave Madison, R Pat Mullin, L	F8		F8		4-3		P4	K		1	0	0	0	0	0	0	
<b>Inning Stats</b>	R: 0 E: 0 K: 0 S: 3	H: 0 LOB: 0 BB: 0 P: 3	R: 0 E: 0 K: 0 S: 3	H: 0 LOB: 0 BB: 0 P: 3	R: 0 E: 0 K: 0 S: 3	H: 0 LOB: 0 BB: 1 P: 6	R: 2 E: 1 K: 0 S: 6	H: 3 LOB: 1 BB: 0 P: 6	R: 0 E: 0 K: 0 S: 3	H: 0 LOB: 0 BB: 0 P: 3	R: 1 E: 0 K: 0 S: 5	H: 2 LOB: 1 BB: 0 P: 5	R: 0 E: 1 K: 1 S: 6	H: 0 LOB: 1 BB: 0 P: 6	1B: 4 2B: 3 3B: 0 HR: 1	SF: 0 SAC: 0 DP: 1 HBP: 0	
<b>PITCHER</b> Connie Marrero, R ERA: 3.52	IP: 9.0 WLS: W BF: 36 H: 7 R: 5 ER: 4 SO: 1 BB: 1 IBB: 0 HBP: 0 BLK: 0 WP: 0 HR: 1 S: 37 P: 41 ERA: 4.00 WHIP: 0.889											<b>PITCHER</b>	IP: 9.0 WLS: W BF: 36 H: 7 R: 5 ER: 4 SO: 1 BB: 1 IBB: 0 HBP: 0 BLK: 0 WP: 0 HR: 1 S: 37 P: 41 ERA: 4.00 WHIP: 0.889				

Batter	1	2	3	4	5	6	7	8	9	AB	R	H	RBI	BB	SO	LOB	BOTTOM
Eddie Yost, R OBP: 0.398, SLG: 0.380	F7		FC4-6 BB	SH5-3	F7		BB BB 1B	F7		3	1	0	0	2	0	2	<b>Detroit Tigers @ Washington Senators</b> Griffith Stadium, Washington, DC Wed Jul 29 1953, 3:33 AM EDT Att: 3,591 - Unknown
Gil Coan, L OBP: 0.233, SLG: 0.222	K		FC4-6 1B WP	HR		F4	BB BB 1B	F8		5	3	1	0	1	1	3	
Mickey Vernon, L OBP: 0.399, SLG: 0.519	5-3		WP 1B	HR		1B	BB BB 1B			4	4	3	4	1	0	0	
Jackie Jensen, R OBP: 0.365, SLG: 0.419		G3-6-3 1B	BB 1B 1B	F9		F4	1B 1B 1B	1B		5	1	3	3	0	0	1	
Pete Runnels, L OBP: 0.348, SLG: 0.315		G3-6-3 1-2	BB 1B 1B	4-3		1B 1B	1B 1B	FC5-4 1B		5	1	3	1	0	0	1	
Jim Busby, R OBP: 0.337, SLG: 0.388		BB	FC5 BB	F8		BB 1B	BB 1B	K		3	1	2	1	2	1	2	
Ed Fitz Gerald, R OBP: 0.312, SLG: 0.348		K	1-2 2-3 3-H	F8		BB 1B	BB 1B	FC5-4		5	0	2	3	0	1	3	
Jerry Snyder, R OBP: 0.478, SLG: 0.500			6-3 FC5	SH1-3 BB		F8		1B		4	0	1	0	1	0	5	
Connie Marrero, R OBP: 0.278, SLG: 0.188			FC4-6 BB 1B	BB SH5-3 HR 1B	SH1-3		F9	F3		3	2	1	0	1	0	1	
<b>Inning Stats</b>	R: 0 E: 0 K: 1 S: 5	H: 1 LOB: 1 BB: 1 P: 9	R: 5 E: 0 K: 0 S: 7	H: 4 LOB: 2 BB: 3 P: 19	R: 3 E: 0 K: 0 S: 6	H: 3 LOB: 0 BB: 0 P: 6	R: 1 E: 0 K: 0 S: 4	H: 1 LOB: 1 BB: 1 P: 8	R: 1 E: 0 K: 0 S: 7	H: 4 LOB: 3 BB: 0 P: 7	R: 3 E: 0 K: 1 S: 7	H: 2 LOB: 2 BB: 3 P: 19	R: 0 E: 0 K: 0 S: 4	H: 1 LOB: 1 BB: 0 P: 4	1B: 14 2B: 0 3B: 1 HR: 1	SF: 0 SAC: 2 DP: 1 HBP: 0	
<b>PITCHER</b> Al Aber, L ERA: 5.79 Dick Marlowe, R ERA: 4.45 Dick Weik, R ERA: 14.85 Dave Madison, R ERA: 6.28	IP: 2.2 WLS: L BF: 15 H: 4 R: 5 ER: 5 SO: 2 BB: 4 IBB: 0 HBP: 0 BLK: 0 WP: 0 HR: 1 S: 15 P: 31 ERA: 16.88 WHIP: 3.000	IP: 1.1 WLS: L BF: 8 H: 4 R: 3 ER: 3 SO: 0 BB: 0 IBB: 0 HBP: 0 BLK: 0 WP: 0 HR: 0 S: 8 P: 8 ERA: 20.25 WHIP: 3.000	IP: 0.1 WLS: L BF: 3 H: 1 R: 1 ER: 1 SO: 0 BB: 1 IBB: 0 HBP: 0 BLK: 0 WP: 0 HR: 0 S: 2 P: 6 ERA: 27.00 WHIP: 6.000	IP: 3.2 WLS: L BF: 21 H: 7 R: 4 ER: 4 SO: 1 BB: 3 IBB: 0 HBP: 0 BLK: 0 WP: 0 HR: 0 S: 20 P: 32 ERA: 9.82 WHIP: 2.727											<b>PITCHER</b>	IP: 2.2 WLS: L BF: 15 H: 4 R: 5 ER: 5 SO: 2 BB: 4 IBB: 0 HBP: 0 BLK: 0 WP: 0 HR: 1 S: 15 P: 31 ERA: 16.88 WHIP: 3.000	

Batter	1	2	3	4	5	6	7	8	9	AB	R	H	RBI	BB	SO	LOB	TOP				
Harvey Kuenn, R (1, 6) OBP: 0.353, SLG: 0.372	0-0 1-3		0-0 4-3			4-0 G6-4-3 BB		0-0 5-3		3	0	0	0	1	0	0	<b>Detroit Tigers @ Washington Senators</b> Griffith Stadium, Washington, DC Thu Jul 30 1953, 3:33 AM EDT Att: 1,279 - Unknown				
Jerry Priddy, R (1, 4) OBP: 0.320, SLG: 0.290	0-0 F6		0-0 5-3			0-0 G6-4-3 1-2		0-0 1B HR		4	1	1	0	0	0	1					
Ray Boone, R (1, 5) OBP: 0.396, SLG: 0.525	0-0 F9			4-0 BB		0-0 6-3		0-0 1B HR		3	1	1	0	1	0	0					
Walt Dropo, R (1, 3) OBP: 0.286, SLG: 0.394		0-0 5-3		0-0 F6			0-3 K		0-0 1B HR		4	1	1	3	0	1					
Bob Nieman, R (1, 7) OBP: 0.364, SLG: 0.444		4-0 BB 1B BB		0-0 F9			0-0 1B		0-0 F8		3	1	1	0	1	0					
Jim Delsing, L (1, 8) OBP: 0.376, SLG: 0.456		4-0 1B 1-2 BB		0-3 K			0-0 F2		0-0 4-3		3	0	0	0	1	2					
Matt Batts, R (1, 2) Fred Hatfield, L (9, PR) OBP: 0.342, SLG: 0.445 OBP: 0.326, SLG: 0.268		0-0 G5-4-3 1B		0-0 F9			0-0 F4		0-0 1B		4	0	2	1	0	0		1			
Don Lund, R (1, 9) OBP: 0.335, SLG: 0.380		0-0 G5-4-3 1-2		0-0 F8			0-0 F8		0-0 F9		4	0	0	0	0	0		3			
Billy Hoelt, L (1, 1) Steve Souchock, R (8, PH) Bob Miller, R (8, 1)			0-0 F6		0-3 K		0-0 F4				2	0	0	0	0	1		0			
											1	0	0	0	0	0		0			
											0	0	0	0	0	0	0				
<b>Inning Stats</b>	R: 0 E: 0 K: 0 S: 3	H: 0 LOB: 0 BB: 0 P: 3	R: 1 E: 0 K: 0 S: 3	H: 1 LOB: 1 BB: 2 P: 11	R: 0 E: 0 K: 0 S: 3	H: 0 LOB: 0 BB: 0 P: 3	R: 0 E: 0 K: 1 S: 5	H: 0 LOB: 1 BB: 1 P: 9	R: 0 E: 0 K: 1 S: 5	H: 0 LOB: 0 BB: 0 P: 5	R: 0 E: 0 K: 0 S: 2	H: 0 LOB: 0 BB: 0 P: 6	R: 0 E: 0 K: 1 S: 6	H: 1 LOB: 1 BB: 0 P: 6	R: 0 E: 0 K: 0 S: 3	H: 0 LOB: 0 BB: 0 P: 3	R: 3 E: 0 K: 0 S: 7	H: 4 LOB: 1 BB: 0 P: 7	1B: 5 2B: 0 3B: 0 HR: 1	SF: 0 SAC: 0 DP: 2 HBP: 0	WP: 0 PA: 35 PB: 0 SB: 0 CS: 0
<b>PITCHER</b> Chuck Stobbs, L (1, 1) ERA: 3.78	IP: 9.0 WLS: W BF: 35 H: 6 R: 4 ER: 4 SO: 3 BB: 4 IBB: 0 HBP: 0 BLK: 0 WP: 0 HR: 1 S: 37 P: 53 ERA: 4.00 WHIP: 1.111															<b>PITCHER</b>					

Batter	1	2	3	4	5	6	7	8	9	AB	R	H	RBI	BB	SO	LOB	BOTTOM		
Eddie Yost, R (1, 5) OBP: 0.393, SLG: 0.375	0-0 F7		0-0 F8		0-0 F7	0-0 F3		0-0 3-1		5	0	0	1	0	0	3	<b>Detroit Tigers @ Washington Senators</b> Griffith Stadium, Washington, DC Thu Jul 30 1953, 3:33 AM EDT Att: 1,279 - Unknown		
Gil Coan, L (1, 7) OBP: 0.246, SLG: 0.224	0-0 4-3		0-0 1B 1B		0-0 F9	2-3	4-0 2B BB	0-0 F7		4	1	1	0	1	0	2			
Mickey Vernon, L (1, 3) OBP: 0.400, SLG: 0.519	0-0 1-3		0-0 1B 1B		0-0 BB 3B 1B	1-2	0-0 F3			4	1	2	0	0	0	1			
Jackie Jensen, R (1, 9) OBP: 0.369, SLG: 0.421		0-0 2B F8 1B	0-0 1-2 3-H 1B		4-0 3B BB	1-2 2-3	0-0 F8			3	2	2	1	1	0	1			
Pete Runnels, L (1, 4) OBP: 0.352, SLG: 0.324		0-0 1-3 2B	0-0 F7		4-0 3B BB	1-2 2-3 3-H	0-0 2B			3	1	2	1	1	0	2			
Jim Busby, R (1, 8) OBP: 0.337, SLG: 0.392		0-0 F8		0-0 4-3	0-0 3B BB		0-0 L5			4	0	1	4	0	0	3			
Ed Fitz Gerald, R (1, 2) OBP: 0.310, SLG: 0.342		0-3 K		0-0 F9	1-2 2-3 3-H	0-0 5-3		4-0 FC4-6 1B BB		3	1	0	0	1	1	2			
Jerry Snyder, R (1, 6) OBP: 0.481, SLG: 0.538		0-0 F8		0-0 F8		0-0 CS 2B		0-0 FC4-6 1B		4	0	2	0	0	0	1			
Chuck Stobbs, L (1, 1) OBP: 0.267, SLG: 0.214			0-0 4-3		0-0 BB 1B BB 1B		0-0 F2	4-0 FC4-6 1-2 2-3		4	1	1	0	0	0	3			
<b>Inning Stats</b>	R: 0 E: 0 K: 0 S: 3	H: 0 LOB: 0 BB: 0 P: 3	R: 1 E: 0 K: 1 S: 7	H: 2 LOB: 1 BB: 0 P: 7	R: 1 E: 0 K: 0 S: 6	H: 3 LOB: 2 BB: 0 P: 6	R: 0 E: 0 K: 0 S: 3	H: 0 LOB: 0 BB: 0 P: 3	R: 4 E: 0 K: 0 S: 6	H: 3 LOB: 1 BB: 2 P: 14	R: 0 E: 0 K: 0 S: 3	H: 1 LOB: 0 BB: 0 P: 3	R: 0 E: 0 K: 0 S: 4	H: 1 LOB: 2 BB: 1 P: 8	R: 1 E: 0 K: 0 S: 4	H: 1 LOB: 1 BB: 1 P: 8	1B: 7 2B: 3 3B: 1 HR: 0	SF: 0 SAC: 0 DP: 0 HBP: 0	WP: 0 PA: 38 PB: 0 SB: 0 CS: 1
<b>PITCHER</b> Billy Hoelt, L (1, 1) ERA: 4.25 Bob Miller, L (8, 1) ERA: 6.29	IP: 7.0 WLS: L BF: 33 H: 10 R: 6 ER: 6 SO: 10 BB: 3 IBB: 0 HBP: 0 BLK: 0 WP: 0 HR: 0 S: 32 P: 44 ERA: 7.71 WHIP: 1.857															<b>PITCHER</b>			







Batter	1	2	3	4	5	6	7	8	9	AB	R	H	RBI	BB	SO	LOB	TOP			
Harvey Kuenn, R OBP: 0.351, SLG: 0.372 (1, 6)										4	0	1	1	0	0	1	<b>Detroit Tigers @ Boston Red Sox</b> Fenway Park, Boston, MA Sun Aug 02 1953, 3:33 AM EDT Unknown			
Johnny Pesky, L OBP: 0.356, SLG: 0.396 (1, 4)										4	0	0	0	0	0	2				
Ray Boone, R OBP: 0.401, SLG: 0.533 (1, 5)										4	1	2	0	0	0	1				
Jim Delsing, L OBP: 0.379, SLG: 0.454 (1, 8)										4	0	1	1	0	0	1				
Walt Dropo, R OBP: 0.287, SLG: 0.388 (1, 3)										4	0	1	0	0	0	1				
Bob Nieman, R OBP: 0.380, SLG: 0.438 (1, 7)										4	0	1	0	0	0	1				
Don Lund, R OBP: 0.325, SLG: 0.366 (1, 9)										4	0	0	0	0	0	2				
Johnny Bucha, R OBP: 0.302, SLG: 0.263 (1, 2)										3	1	2	0	1	0	1				
Ned Garver, R OBP: 0.208, SLG: 0.204 (1, 1)										4	0	1	0	0	1	3				
<b>Inning Stats</b>	R: 1 E: 0 K: 0 S: 5	H: 2 LOB: 1 BB: 0 P: 5	R: 0 E: 0 K: 0 S: 4	H: 2 LOB: 1 BB: 0 P: 4	R: 0 E: 0 K: 0 S: 4	H: 1 LOB: 1 BB: 0 P: 4	R: 0 E: 0 K: 0 S: 4	H: 1 LOB: 1 BB: 0 P: 4	R: 0 E: 0 K: 0 S: 3	H: 0 LOB: 0 BB: 0 P: 3	R: 1 E: 0 K: 0 S: 4	H: 1 LOB: 1 BB: 1 P: 8	R: 0 E: 0 K: 0 S: 3	H: 0 LOB: 0 BB: 0 P: 3	R: 0 E: 0 K: 1 S: 6	H: 1 LOB: 1 BB: 0 P: 6	1B: 7 2B: 2 3B: 0 HR: 0	SF: 0 SAC: 0 DP: 1 HBP: 0	WP: 0 PB: 0 SB: 1 CS: 0	PA: 36
<b>PITCHER</b> Willard Nixon, R ERA: 3.51 (1, 1)	IP: 9.0 WLS: L BF: 36	H: 9 R: 2 ER: 2 SO: 1	BB: 1 IBB: 0 HBP: 0 BLK: 0	WP: 0 HR: 0 S: 37 P: 41	ERA: 2.00 WHIP: 1.111	<b>PITCHER</b>										IP: 9.0 WLS: L BF: 36	H: 9 R: 2 ER: 2 SO: 1	BB: 1 IBB: 0 HBP: 0 BLK: 0	WP: 0 HR: 0 S: 37 P: 41	ERA: 2.00 WHIP: 1.111


Batter	1	2	3	4	5	6	7	8	9	AB	R	H	RBI	BB	SO	LOB	BOTTOM					
Billy Consoletto, R OBP: 0.235, SLG: 0.412 (1, 4)										4	0	1	0	0	1	0	<b>Detroit Tigers @ Boston Red Sox</b> Fenway Park, Boston, MA Sun Aug 02 1953, 3:33 AM EDT Unknown					
Billy Goodman, L OBP: 0.390, SLG: 0.403 (1, 3)										4	0	0	0	0	0	1						
Ted Lepcio, R OBP: 0.325, SLG: 0.389 (1, 5)										4	0	1	0	0	0	1						
Hoot Evers, R OBP: 0.308, SLG: 0.409 (9, PR)										4	0	1	0	0	1	2						
Gene Stephens, L OBP: 0.309, SLG: 0.294 (9, PR)										0	0	0	0	0	0	0						
Tom Umphlett, R OBP: 0.353, SLG: 0.410 (1, 8)										4	0	0	0	0	1	1						
Jim Piersall, R OBP: 0.311, SLG: 0.350 (1, 9)										4	1	1	0	0	0	1						
Johnny Lipon, R OBP: 0.282, SLG: 0.264 (1, 6)										3	0	1	0	0	1	1						
Gus Niarhos, R OBP: 0.250, SLG: 0.273 (5, PH)										1	0	0	0	0	0	0						
Sammy White, R OBP: 0.315, SLG: 0.440 (6, 2)										2	0	1	1	0	0	1						
Willard Nixon, L OBP: 0.308, SLG: 0.235 (1, 1)										3	0	0	0	0	0	1						
<b>Inning Stats</b>	R: 0 E: 0 K: 0 S: 4	H: 1 LOB: 1 BB: 0 P: 4	R: 0 E: 0 K: 2 S: 7	H: 0 LOB: 0 BB: 0 P: 7	R: 0 E: 0 K: 1 S: 5	H: 0 LOB: 0 BB: 0 P: 5	R: 0 E: 0 K: 1 S: 5	H: 0 LOB: 0 BB: 0 P: 5	R: 1 E: 0 K: 0 S: 5	H: 2 LOB: 1 BB: 0 P: 5	R: 0 E: 0 K: 0 S: 4	H: 1 LOB: 1 BB: 0 P: 4	R: 0 E: 0 K: 0 S: 4	H: 1 LOB: 1 BB: 0 P: 4	R: 0 E: 0 K: 0 S: 3	H: 0 LOB: 0 BB: 0 P: 3	R: 0 E: 0 K: 0 S: 4	H: 1 LOB: 1 BB: 0 P: 4	1B: 5 2B: 1 3B: 0 HR: 0	SF: 0 SAC: 0 DP: 0 HBP: 0	WP: 1 PB: 0 SB: 1 CS: 0	PA: 33
<b>PITCHER</b> Ned Garver, R ERA: 4.73 (1, 1)	IP: 9.0 WLS: W BF: 33	H: 6 R: 1 ER: 1 SO: 4	BB: 0 IBB: 0 HBP: 0 BLK: 0	WP: 1 HR: 0 S: 41 P: 41	ERA: 1.00 WHIP: 0.667	<b>PITCHER</b>										IP: 9.0 WLS: W BF: 33	H: 6 R: 1 ER: 1 SO: 4	BB: 0 IBB: 0 HBP: 0 BLK: 0	WP: 1 HR: 0 S: 41 P: 41	ERA: 1.00 WHIP: 0.667		

Batter	1	2	3	4	5	6	7	8	9	AB	R	H	RBI	BB	SO	LOB	TOP						
Harvey Kuenn, R (1,6) OBP: 0.353, SLG: 0.378	4-0 FC6-4 BB		0-0 2B		0-0 L1		0-0 FC6-4 1B BB FC1-2	0-0 HR 2B		4	2	2	2	1	0	1							
Jerry Priddy, R (1,4) OBP: 0.325, SLG: 0.295	0-0 FC6-4 3B		0-0 1B 2B		0-0 FC6-4 1B		4-0 FC1-2 1B BB	0-0 F6		4	2	2	1	1	0	3							
Ray Boone, R (1,5) OBP: 0.407, SLG: 0.555	0-0 4-3 3B		0-0 PO 1B 2B		0-0 FC6-4		0-0 FC1-2 1B	0-0 HR		5	2	4	4	0	0	1							
Jim Delsing, L (1,8) OBP: 0.376, SLG: 0.449	0-0 4-3		0-0 F2			4-0 1B 1B BB	0-0 FC1-2 FC6-4	0-0 3-1		4	0	0	1	1	0	5							
Walt Dropo, R (1,3) OBP: 0.286, SLG: 0.386	0-0 F3		0-0 1B			0-0 F7	0-0 FC6-4		0-3 K	5	0	1	0	0	1	4							
Bob Nieman, R (1,7) OBP: 0.381, SLG: 0.438		0-3 K	0-0 PO	0-3 K		0-0 1B 1B		0-0 1B 1B	0-0 F8	5	1	2	0	0	2	0							
Matt Batts, R (1,2) OBP: 0.336, SLG: 0.434 Al Kaline, R (8, PR) OBP: 0.167, SLG: 0.167 Johnny Bucha, R (8, 2) OBP: 0.299, SLG: 0.260	0-0 4-3		0-3 K		0-0 F9	0-0 F5		0-0 1B 1B	0-3 K	4	0	2	0	0	1	0	AB 40						
Don Lund, R (1,9) OBP: 0.322, SLG: 0.363 Johnny Pesky, L (8, PH) OBP: 0.359, SLG: 0.399 Steve Souchock, R (8, 9) OBP: 0.313, SLG: 0.472	0-0 F9		0-0 F8		0-0 6-3		0-0 FC6-4 1B	0-0 2B 1B	0-3 K	0	1	0	0	0	0	0	R 9						
Dick Marlowe, R (1,1) OBP: 0.241, SLG: 0.241 Ray Herbert, R (8, 1) OBP: 0.250, SLG: 0.143										3	0	0	0	0	0	2	H 15						
										1	1	1	1	0	0	0	RBI 9						
										0	0	0	0	0	0	0	BB 3						
										4	0	1	0	0	2	2	SO 7						
										0	0	0	0	0	0	0	LOB 18						
<b>Inning Stats</b>	R: 2 E: 0 K: 0 S: 4	H: 1 LOB: 0 BB: 1 P: 8	R: 0 E: 0 K: 1 S: 5	H: 0 LOB: 0 BB: 0 P: 5	R: 2 E: 0 K: 0 S: 6	H: 4 LOB: 1 BB: 0 P: 6	R: 0 E: 0 K: 2 S: 7	H: 0 LOB: 0 BB: 0 P: 7	R: 0 E: 0 K: 1 S: 6	H: 1 LOB: 1 BB: 0 P: 6	R: 0 E: 0 K: 0 S: 4	H: 2 LOB: 2 BB: 1 P: 8	R: 0 E: 0 K: 0 S: 5	H: 2 LOB: 3 BB: 1 P: 9	R: 5 E: 0 K: 1 S: 10	H: 5 LOB: 1 BB: 0 P: 10	R: 0 E: 0 K: 2 S: 7	H: 0 LOB: 0 BB: 0 P: 7	1B: 10 2B: 3 3B: 1 HR: 1	SF: 0 SAC: 0 DP: 0 HBP: 0	WP: 0 PB: 0 SB: 0 CS: 0	PA: 44	
<b>PITCHER</b>	IP WLS BF H R ER SO BB IBB HBP BLK WP HR S P ERA WHIP	IP WLS BF H R ER SO BB IBB HBP BLK WP HR S P ERA WHIP	IP WLS BF H R ER SO BB IBB HBP BLK WP HR S P ERA WHIP	IP WLS BF H R ER SO BB IBB HBP BLK WP HR S P ERA WHIP	IP WLS BF H R ER SO BB IBB HBP BLK WP HR S P ERA WHIP	IP WLS BF H R ER SO BB IBB HBP BLK WP HR S P ERA WHIP	IP WLS BF H R ER SO BB IBB HBP BLK WP HR S P ERA WHIP	IP WLS BF H R ER SO BB IBB HBP BLK WP HR S P ERA WHIP	IP WLS BF H R ER SO BB IBB HBP BLK WP HR S P ERA WHIP	IP WLS BF H R ER SO BB IBB HBP BLK WP HR S P ERA WHIP	IP WLS BF H R ER SO BB IBB HBP BLK WP HR S P ERA WHIP	IP WLS BF H R ER SO BB IBB HBP BLK WP HR S P ERA WHIP	IP WLS BF H R ER SO BB IBB HBP BLK WP HR S P ERA WHIP	IP WLS BF H R ER SO BB IBB HBP BLK WP HR S P ERA WHIP	IP WLS BF H R ER SO BB IBB HBP BLK WP HR S P ERA WHIP	IP WLS BF H R ER SO BB IBB HBP BLK WP HR S P ERA WHIP	IP WLS BF H R ER SO BB IBB HBP BLK WP HR S P ERA WHIP	IP WLS BF H R ER SO BB IBB HBP BLK WP HR S P ERA WHIP	IP WLS BF H R ER SO BB IBB HBP BLK WP HR S P ERA WHIP	IP WLS BF H R ER SO BB IBB HBP BLK WP HR S P ERA WHIP	IP WLS BF H R ER SO BB IBB HBP BLK WP HR S P ERA WHIP	IP WLS BF H R ER SO BB IBB HBP BLK WP HR S P ERA WHIP	IP WLS BF H R ER SO BB IBB HBP BLK WP HR S P ERA WHIP

Detroit Tigers @ Boston Red Sox  
Fenway Park, Boston, MA  
Sun Aug 02 1953, 3:38 AM EDT  
Att: 20,434 - Unknown

livebaseballscores.com

AB 40  
R 9  
H 15  
RBI 9  
BB 3  
SO 7  
LOB 18




Batter	1	2	3	4	5	6	7	8	9	AB	R	H	RBI	BB	SO	LOB	BOTTOM						
Billy Consolo, R (1,4) OBP: 0.231, SLG: 0.385	0-3 K	0-0 1B			0-0 6-3	0-0 F9		0-0 1-6-3		5	0	1	2	0	1	2							
Gene Stephens, L (1,7) OBP: 0.308, SLG: 0.294 Del Wilber, R (8, PH) OBP: 0.301, SLG: 0.540	0-3 K	0-3 K			0-3 K		0-0 6-3 SH1-4 1B		0-0 6-3	4	0	1	0	0	3	2							
Ted Lepcio, R (1,5) OBP: 0.323, SLG: 0.393	0-0 6-3		0-0 6-3		0-0 2B		0-0 SH1-4		0-3 K	4	0	1	0	0	1	0							
Billy Goodman, L (1,3) OBP: 0.390, SLG: 0.403		0-0 FC6-4 1B	0-0 4-3		0-0 F8		0-0 6-3		0-0 1B	5	0	2	0	0	0	2							
Tom Umphlett, R (1,8) OBP: 0.351, SLG: 0.407		0-0 F8	0-0 F7			0-0 1B 1B	0-0 5-3		0-0 L3	5	1	1	0	0	0	3							
Jim Piersall, R (1,9) OBP: 0.313, SLG: 0.357		0-0 FC6-4 1B		0-0 F2		0-0 SH 1B G6-4-3		0-0 F9 3B		4	3	2	0	0	0	1							
Sammy White, R (1,2) OBP: 0.317, SLG: 0.440		0-0 BB 1B 1B		0-0 F2		0-0 G6-4-3 SH 1B		0-0 F9		4	1	2	2	0	0	0	AB 38						
Johnny Lipon, R (1,6) OBP: 0.300, SLG: 0.284		0-0 BB 1B 1B		0-0 1B		0-0 SH G6-4-3		0-0 1B		3	1	3	1	0	0	0	R 6						
Sid Hudson, R (1,1) OBP: 0.211, SLG: 0.243 Frank Sullivan, R (7, 1)		4-0 1B		0-0 F2		0-0 G6-4-3		0-0 F8		2	0	0	0	1	0	3	H 13						
Floyd Baker, L (8, PH) OBP: 0.375, SLG: 0.338 Ike Delock, R (8, 1) OBP: 0.286, SLG: 0.167		0-0 1B		0-0 F2		0-0 F2		0-0 F8		1	0	0	0	0	0	1	RBI 5						
										0	0	0	0	0	0	0	BB 1						
										1	0	0	0	0	0	1	SO 5						
										0	0	0	0	0	0	0	LOB 14						
<b>Inning Stats</b>	R: 0 E: 0 K: 2 S: 7	H: 0 LOB: 0 BB: 0 P: 7	R: 3 E: 0 K: 1 S: 9	H: 4 LOB: 2 BB: 1 P: 13	R: 0 E: 0 K: 0 S: 3	H: 0 LOB: 0 BB: 0 P: 3	R: 0 E: 0 K: 0 S: 4	H: 1 LOB: 1 BB: 0 P: 4	R: 0 E: 0 K: 0 S: 6	H: 1 LOB: 1 BB: 0 P: 6	R: 2 E: 0 K: 0 S: 6	H: 3 LOB: 1 BB: 0 P: 6	R: 0 E: 0 K: 0 S: 4	H: 1 LOB: 1 BB: 0 P: 4	R: 1 E: 0 K: 0 S: 5	H: 2 LOB: 1 BB: 0 P: 5	R: 0 E: 0 K: 1 S: 6	H: 1 LOB: 1 BB: 0 P: 6	1B: 11 2B: 1 3B: 1 HR: 0	SF: 0 SAC: 2 DP: 1 HBP: 0	WP: 0 PB: 0 SB: 0 CS: 0	PA: 41	
<b>PITCHER</b>	IP WLS BF H R ER SO BB IBB HBP BLK WP HR S P ERA WHIP	IP WLS BF H R ER SO BB IBB HBP BLK WP HR S P ERA WHIP	IP WLS BF H R ER SO BB IBB HBP BLK WP HR S P ERA WHIP	IP WLS BF H R ER SO BB IBB HBP BLK WP HR S P ERA WHIP	IP WLS BF H R ER SO BB IBB HBP BLK WP HR S P ERA WHIP	IP WLS BF H R ER SO BB IBB HBP BLK WP HR S P ERA WHIP	IP WLS BF H R ER SO BB IBB HBP BLK WP HR S P ERA WHIP	IP WLS BF H R ER SO BB IBB HBP BLK WP HR S P ERA WHIP	IP WLS BF H R ER SO BB IBB HBP BLK WP HR S P ERA WHIP	IP WLS BF H R ER SO BB IBB HBP BLK WP HR S P ERA WHIP	IP WLS BF H R ER SO BB IBB HBP BLK WP HR S P ERA WHIP	IP WLS BF H R ER SO BB IBB HBP BLK WP HR S P ERA WHIP	IP WLS BF H R ER SO BB IBB HBP BLK WP HR S P ERA WHIP	IP WLS BF H R ER SO BB IBB HBP BLK WP HR S P ERA WHIP	IP WLS BF H R ER SO BB IBB HBP BLK WP HR S P ERA WHIP	IP WLS BF H R ER SO BB IBB HBP BLK WP HR S P ERA WHIP	IP WLS BF H R ER SO BB IBB HBP BLK WP HR S P ERA WHIP	IP WLS BF H R ER SO BB IBB HBP BLK WP HR S P ERA WHIP	IP WLS BF H R ER SO BB IBB HBP BLK WP HR S P ERA WHIP	IP WLS BF H R ER SO BB IBB HBP BLK WP HR S P ERA WHIP	IP WLS BF H R ER SO BB IBB HBP BLK WP HR S P ERA WHIP	IP WLS BF H R ER SO BB IBB HBP BLK WP HR S P ERA WHIP	IP WLS BF H R ER SO BB IBB HBP BLK WP HR S P ERA WHIP

Detroit Tigers @ Boston Red Sox  
Fenway Park, Boston, MA  
Sun Aug 02 1953, 3:38 AM EDT  
Att: 20,434 - Unknown

livebaseballscores.com

AB 38  
R 6  
H 13  
RBI 5  
BB 1  
SO 5  
LOB 14



Batter	1	2	3	4	5	6	7	8	9	AB	R	H	RBI	BB	SO	LOB	TOP			
Harvey Kuenn, R OBP: 0.351, SLG: 0.374	F3			5-3		L8		F8		4	0	0	0	0	0	2	Detroit Tigers @ New York Yankees Yankee Stadium, Bronx, NY Tue Aug 04 1953, 3:33 AM EDT Att: 21,031 - Unknown			
Johnny Pesky, L OBP: 0.366, SLG: 0.400				F8						2	0	1	0	2	0	0				
Ray Boone, R Bob Miller, R	P4			5-3		F8		G3		3	0	0	0	0	0	3				
										1	0	0	0	0	0	2				
Jim Delsing, L Al Kaline, R	PO	4-3			P6		K	L3		2	0	0	0	0	0	0				
										2	0	0	0	0	1	0				
Walt Dropo, R				F8		5-3		1B		3	0	1	0	0	0	0				
Bob Nieman, R				6-3				1B		4	0	2	0	0	0	1				
Matt Batts, R				6-3		F9		K		4	0	0	0	0	1	4				
Don Lund, R				G3				6-3		3	0	1	0	0	0	0				
Ted Gray, S Dave Madison, R Dick Weik, R Pat Mullin, L Fred Hatfield, L				F9				F9		1	0	0	0	0	0	0				
										0	0	0	0	0	0	0				
										0	0	0	0	0	0	0				
										1	0	1	0	0	0	0				
										1	0	0	0	0	1					
<b>Inning Stats</b>	R: 0 E: 0 K: 0 S: 2	H: 0 LOB: 0 BB: 1 P: 6	R: 0 E: 0 K: 0 S: 3	H: 0 LOB: 0 BB: 0 P: 3	R: 0 E: 0 K: 0 S: 3	H: 0 LOB: 0 BB: 0 P: 3	R: 0 E: 0 K: 0 S: 3	H: 1 LOB: 1 BB: 0 P: 3	R: 0 E: 1 K: 0 S: 4	H: 1 LOB: 2 BB: 1 P: 8	R: 0 E: 0 K: 2 S: 8	H: 1 LOB: 1 BB: 0 P: 8	R: 0 E: 0 K: 0 S: 5	H: 2 LOB: 2 BB: 0 P: 5	R: 0 E: 1 K: 0 S: 3	H: 1 LOB: 1 BB: 0 P: 4	1B: 6 2B: 0 3B: 0 HR: 0	SF: 0 SAC: 0 DP: 1 HBP: 1	WP: 1 PB: 0 SB: 0 CS: 0	PA: 35
<b>PITCHER</b>	IP WLS BF H R ER SO BB IBB HBP BLK WP HR S P ERA WHIP																			
Vic Raschi, R Art Schallack, L	(1, 1) (7, 1)	6.0 W 21 2 0 0 0 2 0 0 0 0 0 19 27 0.00 0.667																		

Batter	1	2	3	4	5	6	7	8	9	AB	R	H	RBI	BB	SO	LOB	BOTTOM			
Gil McDougald, R Andy Carey, R	5-3						6-3			5	1	3	4	0	0	0	Detroit Tigers @ New York Yankees Yankee Stadium, Bronx, NY Tue Aug 04 1953, 3:33 AM EDT Att: 21,031 - Unknown			
										0	0	0	0	0	0	0				
Irv Noren, L										4	1	1	0	1	1	4				
Mickey Mantle, S										5	2	2	0	0	1	1				
Yogi Berra, L Joe Collins, S										3	0	1	2	2	0	0				
										0	0	0	0	0	0	0				
Hank Bauer, R										4	2	1	0	1	0	4				
Gus Triandos, R										4	3	2	1	1	0	1				
Billy Martin, R										4	2	1	1	1	0	2				
Phil Rizzuto, R Wilky Miranda, S										1	2	1	0	3	0	0				
										1	0	0	0	0	1	0				
Vic Raschi, R Art Schallack, L										4	2	3	7	0	0	1				
										0	0	0	0	0	0	0				
<b>Inning Stats</b>	R: 0 E: 0 K: 1 S: 4	H: 0 LOB: 1 BB: 1 P: 8	R: 5 E: 0 K: 1 S: 7	H: 2 LOB: 0 BB: 3 P: 19	R: 5 E: 0 K: 0 S: 6	H: 4 LOB: 1 BB: 3 P: 18	R: 3 E: 0 K: 0 S: 8	H: 5 LOB: 3 BB: 1 P: 12	R: 0 E: 0 K: 0 S: 3	H: 1 LOB: 0 BB: 0 P: 3	R: 2 E: 0 K: 0 S: 5	H: 3 LOB: 0 BB: 0 P: 5	R: 0 E: 0 K: 1 S: 5	H: 0 LOB: 0 BB: 0 P: 5	R: 0 E: 0 K: 0 S: 3	H: 0 LOB: 0 BB: 0 P: 5	1B: 12 2B: 3 3B: 0 HR: 1	SF: 0 SAC: 0 DP: 3 HBP: 0	WP: 1 PB: 0 SB: 0 CS: 1	PA: 44
<b>PITCHER</b>	IP WLS BF H R ER SO BB IBB HBP BLK WP HR S P ERA WHIP																			
Ted Gray, L Dave Madison, R Dick Weik, R Bob Miller, L	(1, 1) (3, 1) (4, 1) (6, 1)	2.0 L 13 6 6 6 0 3 0 0 0 0 0 10 22 31.50 4.000																		



Batter	1	2	3	4	5	6	7	8	9	AB	R	H	RBI	BB	SO	LOB	TOP			
Harvey Kuenn, R OBP: 0.354, SLG: 0.375 (1, 6)										2	0	0	0	2	0	2	<p><b>Detroit Tigers @ New York Yankees</b>  <b>Yankee Stadium, Bronx, NY</b>            Thu Aug 06 1953, 3:33 AM EDT            Att: 9,852 - Unknown</p>			
Jerry Priddy, R OBP: 0.325, SLG: 0.300 (1, 4)										4	1	1	0	0	0	3				
Ray Boone, R OBP: 0.402, SLG: 0.543 (1, 5)										4	0	1	2	0	0	1				
Walt Dropo, R OBP: 0.285, SLG: 0.381 (1, 3)										4	0	0	0	0	2	2				
Bob Nieman, R OBP: 0.360, SLG: 0.434 (1, 7)										4	0	1	0	0	0	0				
Jim Delsing, L OBP: 0.372, SLG: 0.438 (1, 8)										2	0	0	0	2	0	0				
Steve Souchock, R OBP: 0.307, SLG: 0.462 (9, PH)										3	0	0	0	0	1	3				
Johnny Pesky, L OBP: 0.365, SLG: 0.398 (9, PH)										1	0	0	0	0	0	0				
Johnny Bucha, R OBP: 0.300, SLG: 0.263 (1, 2)										3	0	1	0	0	0	1				
Al Aber, L Don Lund, R Ray Herbert, R Matt Batts, R Al Kaline, R Bob Miller, R (1, 1) (5, PH) (5, 1) (8, PH) (8, PH) (8, 1)										1	0	0	0	0	1	0				
<b>Inning Stats</b>	R: 0 E: 0 K: 1 S: 5	H: 0 LOB: 1 BB: 1 P: 9	R: 0 E: 0 K: 1 S: 5	H: 0 LOB: 1 BB: 1 P: 9	R: 0 E: 0 K: 1 S: 4	H: 1 LOB: 2 BB: 1 P: 8	R: 0 E: 0 K: 1 S: 6	H: 1 LOB: 1 BB: 0 P: 6	R: 0 E: 0 K: 0 S: 3	H: 0 LOB: 0 BB: 0 P: 3	R: 0 E: 0 K: 0 S: 3	H: 0 LOB: 0 BB: 0 P: 3	R: 2 E: 0 K: 0 S: 5	H: 3 LOB: 1 BB: 0 P: 5	R: 0 E: 0 K: 0 S: 3	H: 0 LOB: 0 BB: 0 P: 3	1B: 4 2B: 1 3B: 0 HR: 0	SF: 0 SAC: 0 DP: 2 HBP: 0	WP: 0 PB: 0 SB: 0 CS: 0	PA: 34
<b>PITCHER</b>	IP WLS BF H R ER SO BB IBB HBP BLK WP HR S P ERA WHIP																			
Bill Miller, L ERA: 5.21 (1, 1)	7.1 W 30 5 2 2 5 4 0 0 0 0 0 0 0 0 2.46 1.227																			
Allie Reynolds, R ERA: 3.55 (8, 1)	1.2 S 4 0 0 0 0 0 0 0 0 0 0 0 0 0 0.00 0.000																			

Batter	1	2	3	4	5	6	7	8	9	AB	R	H	RBI	BB	SO	LOB	BOTTOM			
Gil McDougald, R OBP: 0.360, SLG: 0.439 (1, 5)										5	0	1	0	0	0	3	<p><b>Detroit Tigers @ New York Yankees</b>  <b>Yankee Stadium, Bronx, NY</b>            Thu Aug 06 1953, 3:33 AM EDT            Att: 9,852 - Unknown</p>			
Irv Noren, L OBP: 0.379, SLG: 0.448 (1, 7)										5	0	3	1	0	1	0				
Mickey Mantle, S OBP: 0.401, SLG: 0.507 (1, 8)										4	0	1	0	1	0	3				
Yogi Berra, L OBP: 0.351, SLG: 0.495 (1, 2)										5	0	0	0	0	0	5				
Hank Bauer, R OBP: 0.397, SLG: 0.436 (1, 9)										3	2	3	0	1	0	0				
Gus Triandos, R OBP: 0.375, SLG: 0.571 Joe Collins, L OBP: 0.363, SLG: 0.388 (1, 3) (7, PH) (8, 3)										1	1	0	0	1	0	2				
Billy Martin, R OBP: 0.323, SLG: 0.384 (1, 4)										2	1	1	1	1	0	3				
Phil Rizzuto, R OBP: 0.393, SLG: 0.344 (1, 6)										4	0	1	2	0	0	2				
Bill Miller, L OBP: 0.250, SLG: 0.500 Allie Reynolds, R OBP: 0.286, SLG: 0.207 (1, 1) (8, 1)										2	0	1	1	0	1	1				
<b>Inning Stats</b>	R: 0 E: 0 K: 0 S: 3	H: 1 LOB: 1 BB: 1 P: 7	R: 2 E: 0 K: 0 S: 4	H: 1 LOB: 2 BB: 2 P: 12	R: 0 E: 0 K: 0 S: 3	H: 0 LOB: 0 BB: 0 P: 3	R: 2 E: 0 K: 0 S: 6	H: 3 LOB: 1 BB: 0 P: 6	R: 0 E: 0 K: 1 S: 5	H: 0 LOB: 1 BB: 1 P: 9	R: 0 E: 0 K: 1 S: 7	H: 2 LOB: 3 BB: 1 P: 11	R: 1 E: 0 K: 0 S: 6	H: 3 LOB: 2 BB: 0 P: 6	R: 0 E: 0 K: 0 S: 6	H: 0 LOB: 0 BB: 0 P: 6		1B: 9 2B: 3 3B: 0 HR: 0	SF: 0 SAC: 3 DP: 0 HBP: 0	WP: 0 PB: 0 SB: 0 CS: 0
<b>PITCHER</b>	IP WLS BF H R ER SO BB IBB HBP BLK WP HR S P ERA WHIP																			
Al Aber, L ERA: 6.19 (1, 1)	4.0 L 19 5 4 0 0 2 3 0 0 0 0 0 0 0 9.00 2.000																			
Ray Herbert, R ERA: 6.1 (5, 1)	3.0 15 4 0 0 0 2 2 0 0 0 0 0 0 0 0.00 2.000																			
Bob Miller, L ERA: 6.38 (8, 1)	1.0 6 3 1 1 0 0 0 0 0 0 0 0 0 0 9.00 3.000																			

Batter	1	2	3	4	5	6	7	8	9	AB	R	H	RBI	BB	SO	LOB	TOP			
Harvey Kuenn, R OBP: 0.353, SLG: 0.374	0-0 6-3 SH1-3 1B		0-0 F8		0-0 6-3			0-0 F6		4	1	1	0	0	0	0	Detroit Tigers @ Philadelphia Athletics Connie Mack Stadium, Philadelphia, PA Fri Aug 07 1953, 3:33 AM EDT Att: 2,708 - Unknown			
Jerry Priddy, R OBP: 0.324, SLG: 0.314	0-0 SH1-3		0-0 3B		0-3 K			0-3 K		3	0	1	0	0	2	0				
Ray Boone, R OBP: 0.397, SLG: 0.536	0-0 6-3		0-3 K					0-0 F8		4	0	0	0	0	1	2				
Walt Dropo, R OBP: 0.285, SLG: 0.379	0-0 1B		0-0 F8					0-0 F7		4	0	1	1	0	1	1				
Bob Nieman, R OBP: 0.356, SLG: 0.429	0-0 F3				0-0 6-3			0-3 K		4	0	0	0	0	1	1				
Jim Delsing, L OBP: 0.372, SLG: 0.437					0-0 G3					3	0	1	0	0	0	0				
Matt Batts, R OBP: 0.333, SLG: 0.425										1	0	0	0	0	1	0				
Steve Souchock, R OBP: 0.321, SLG: 0.481										3	0	3	0	0	0	0				
Johanny Bucha, R OBP: 0.290, SLG: 0.253										3	0	0	0	0	0	4				
Ralph Branca, R OBP: 0.200, SLG: 0.333										3	0	0	0	0	1	3				
<b>Inning Stats</b>	R: 1 E: 0 K: 0 S: 5	H: 2 LOB: 1 BB: 0 P: 5	R: 0 E: 0 K: 1 S: 6	H: 1 LOB: 1 BB: 0 P: 6	R: 0 E: 0 K: 1 S: 6	H: 1 LOB: 1 BB: 0 P: 6	R: 0 E: 0 K: 0 S: 4	H: 1 LOB: 1 BB: 0 P: 4	R: 0 E: 0 K: 1 S: 5	H: 0 LOB: 0 BB: 0 P: 5	R: 0 E: 0 K: 0 S: 4	H: 2 LOB: 1 BB: 0 P: 4	R: 0 E: 0 K: 1 S: 5	H: 0 LOB: 0 BB: 0 P: 5	R: 0 E: 0 K: 2 S: 7	H: 0 LOB: 0 BB: 0 P: 7	1B: 5 2B: 1 3B: 1 HR: 0	SF: 0 SAC: 1 DP: 1 HBP: 0	WP: 0 PB: 0 SB: 0 CS: 0	PA: 33
<b>PITCHER</b> Alex Kellner, L ERA: 3.38	IP: 9.0 WLS: W BF: 33 H: 7 R: 1 ER: 1 SO: 7 BB: 0 IBB: 0 HBP: 0 BLK: 0 WP: 0 HR: 0 S: 47 P: 47 ERA: 1.00 WHIP: 0.778															<b>PITCHER</b>				

Batter	1	2	3	4	5	6	7	8	9	AB	R	H	RBI	BB	SO	LOB	BOTTOM			
Joe Demaestri, R OBP: 0.312, SLG: 0.355	0-0 F3		0-0 1B		0-0 G3			0-0 SH3-4		3	0	1	1	0	0	1	Detroit Tigers @ Philadelphia Athletics Connie Mack Stadium, Philadelphia, PA Fri Aug 07 1953, 3:33 AM EDT Att: 2,708 - Unknown			
Dave Philley, S OBP: 0.364, SLG: 0.425	0-0 1-3		0-0 F9		0-0 F7			0-0 F9		4	0	0	0	0	0	3				
Loren Babe, L OBP: 0.280, SLG: 0.301	0-0 F5		0-0 F8					0-0 F5		4	0	0	0	0	1	2				
Gus Zernial, R OBP: 0.344, SLG: 0.517										3	1	1	1	0	1	0				
Cass Michaels, R OBP: 0.350, SLG: 0.415										3	0	1	0	0	0	0				
Eddie Robinson, L OBP: 0.321, SLG: 0.392										3	0	1	0	0	0	1				
Ed McGhee, R OBP: 0.316, SLG: 0.330										3	1	1	0	0	0	1				
Ray Murray, R OBP: 0.363, SLG: 0.464										3	1	2	1	0	0	0				
Alex Kellner, R OBP: 0.274, SLG: 0.271										2	0	1	0	0	0	1				
<b>Inning Stats</b>	R: 0 E: 0 K: 0 S: 3	H: 0 LOB: 0 BB: 0 P: 3	R: 0 E: 0 K: 1 S: 5	H: 1 LOB: 0 BB: 0 P: 5	R: 2 E: 0 K: 0 S: 6	H: 3 LOB: 1 BB: 0 P: 6	R: 1 E: 0 K: 0 S: 4	H: 2 LOB: 0 BB: 0 P: 4	R: 0 E: 0 K: 1 S: 5	H: 0 LOB: 0 BB: 0 P: 5	R: 0 E: 0 K: 0 S: 3	H: 0 LOB: 0 BB: 0 P: 3	R: 0 E: 0 K: 0 S: 4	H: 1 LOB: 1 BB: 0 P: 4	R: 0 E: 0 K: 0 S: 4	H: 1 LOB: 1 BB: 0 P: 4	1B: 6 2B: 0 3B: 1 HR: 1	SF: 0 SAC: 2 DP: 2 HBP: 0	WP: 0 PB: 0 SB: 0 CS: 0	PA: 30
<b>PITCHER</b> Ralph Branca, R ERA: 4.74	IP: 8.0 WLS: L BF: 30 H: 8 R: 3 ER: 3 SO: 2 BB: 0 IBB: 0 HBP: 0 BLK: 0 WP: 0 HR: 1 S: 34 P: 34 ERA: 3.38 WHIP: 1.000															<b>PITCHER</b>				

Batter	1	2	3	4	5	6	7	8	9	AB	R	H	RBI	BB	SO	LOB	TOP					
Harvey Kuenn, R OBP: 0.354, SLG: 0.373										4	0	1	0	1	0	1						
Johnny Pesky, L OBP: 0.363, SLG: 0.400										4	0	1	0	0	0	3						
Ray Boone, R OBP: 0.393, SLG: 0.529										4	0	0	0	0	0	2						
Jim Delsing, L OBP: 0.370, SLG: 0.435										4	1	1	0	0	0	1						
Walt Dropo, R OBP: 0.282, SLG: 0.376										4	0	0	0	0	0	1						
Steve Souchock, R OBP: 0.326, SLG: 0.504										4	2	2	2	0	0	0						
Bob Nieman, R OBP: 0.354, SLG: 0.426										3	0	0	0	0	1	0						
Fred Hatfield, L OBP: 0.333, SLG: 0.299										1	0	1	1	0	0	0						
Matt Batts, R OBP: 0.340, SLG: 0.457										3	2	3	2	0	0	0						
Johnny Bucha, R OBP: 0.290, SLG: 0.253										0	0	0	0	0	0	0						
Pat Mullin, L OBP: 0.380, SLG: 0.391										0	0	0	0	0	0	0						
Jerry Priddy, R OBP: 0.322, SLG: 0.312										1	0	0	0	0	0	1						
Steve Gromek, S OBP: 0.111, SLG: 0.077										3	0	0	0	0	0	1						
Ray Herbert, R OBP: 0.250, SLG: 0.143										0	0	0	0	0	0	0						
Don Lund, R OBP: 0.320, SLG: 0.360										1	0	0	0	0	0	1						
<b>Inning Stats</b>	R: 0 E: 0 K: 0 S: 4	H: 1 LOB: 1 BB: 0 P: 4	R: 0 E: 0 K: 0 S: 3	H: 0 LOB: 0 BB: 0 P: 3	R: 1 E: 0 K: 0 S: 5	H: 2 LOB: 1 BB: 0 P: 5	R: 0 E: 0 K: 0 S: 3	H: 0 LOB: 0 BB: 0 P: 3	R: 0 E: 0 K: 0 S: 4	H: 1 LOB: 2 BB: 1 P: 8	R: 2 E: 0 K: 1 S: 7	H: 2 LOB: 0 BB: 0 P: 7	R: 1 E: 0 K: 0 S: 4	H: 1 LOB: 0 BB: 0 P: 4	R: 0 E: 0 K: 0 S: 3	H: 0 LOB: 0 BB: 0 P: 3	R: 1 E: 0 K: 0 S: 5	H: 2 LOB: 1 BB: 0 P: 5	1B: 3 2B: 3 3B: 0 HR: 3	SF: 0 SAC: 0 DP: 0 HBP: 0	WP: 0 PB: 0 SB: 0 CS: 0	PA: 37
<b>PITCHER</b>	IP WLS BF H R ER SO BB IBB HBP BLK WP HR S P ERA WHIP																					
Marion Fricano, R ERA: 3.95	(1, 1) 8.0 W 34 9 5 5 1 1 0 0 0 0 0 3 35 39 5.62 1.250																					
Morne Martin, L ERA: 4.42	(9, 1) 1.0 S 3 0 0 0 0 0 0 0 0 0 0 0 3 3 0.00 0.000																					

Detroit Tigers @ Philadelphia Athletics  
 Connie Mack Stadium, Philadelphia, PA  
 Sat Aug 08 1953, 3:33 AM EDT  
 Att: 2,552 - Unknown

AB 36  
 R 5  
 H 9  
 RBI 5  
 BB 1  
 SO 1  
 LOB 11



Batter	1	2	3	4	5	6	7	8	9	AB	R	H	RBI	BB	SO	LOB	BOTTOM			
Joe Demaestri, R OBP: 0.317, SLG: 0.380										5	2	3	3	0	0	0				
Dave Philley, S OBP: 0.363, SLG: 0.424										5	0	1	0	0	0	2				
Loren Babe, L OBP: 0.283, SLG: 0.304										4	0	1	1	1	0	2				
Gus Zernial, R OBP: 0.344, SLG: 0.515										4	1	1	0	1	1	3				
Cass Michaels, R OBP: 0.354, SLG: 0.414										3	2	1	0	2	0	2				
Eddie Robinson, L OBP: 0.322, SLG: 0.392										5	2	2	1	0	1	1				
Ed McGhee, R OBP: 0.320, SLG: 0.335										5	1	3	1	0	0	2				
Ray Murray, R OBP: 0.366, SLG: 0.465										4	1	2	3	0	0	3				
Marion Fricano, R OBP: 0.178, SLG: 0.182										4	0	0	0	0	1	7				
Morne Martin, L OBP: 0.100, SLG: 0.100										0	0	0	0	0	0	0				
<b>Inning Stats</b>	R: 0 E: 0 K: 0 S: 4	H: 1 LOB: 2 BB: 1 P: 8	R: 0 E: 0 K: 1 S: 6	H: 1 LOB: 1 BB: 0 P: 6	R: 0 E: 0 K: 0 S: 3	H: 0 LOB: 1 BB: 1 P: 7	R: 0 E: 0 K: 0 S: 4	H: 1 LOB: 2 BB: 1 P: 8	R: 4 E: 0 K: 0 S: 8	H: 5 LOB: 2 BB: 1 P: 12	R: 0 E: 0 K: 1 S: 6	H: 1 LOB: 1 BB: 0 P: 6	R: 5 E: 1 K: 0 S: 9	H: 5 LOB: 1 BB: 0 P: 9	R: 0 E: 0 K: 1 S: 5	H: 0 LOB: 0 BB: 0 P: 5	1B: 9 2B: 4 3B: 0 HR: 1	SF: 0 SAC: 0 DP: 0 HBP: 0	WP: 0 PB: 0 SB: 1 CS: 0	PA: 43
<b>PITCHER</b>	IP WLS BF H R ER SO BB IBB HBP BLK WP HR S P ERA WHIP																			
Steve Gromek, R ERA: 5.48	(1, 1) 6.0 L 35 12 8 7 2 4 0 0 0 0 0 1 35 51 10.50 2.667																			
Ray Herbert, R ERA: 5.91	(7, 1) 2.0 8 2 1 0 1 0 0 0 0 0 0 0 10 10 0.00 1.000																			

Detroit Tigers @ Philadelphia Athletics  
 Connie Mack Stadium, Philadelphia, PA  
 Sat Aug 08 1953, 3:33 AM EDT  
 Att: 2,552 - Unknown

AB 39  
 R 9  
 H 14  
 RBI 9  
 BB 4  
 SO 3  
 LOB 22







Batter	1	2	3	4	5	6	7	8	9	10	AB	R	H	RBI	BB	SO	LOB									
Harvey Kuenn, R (1, 6) OBP: 0.356, SLG: 0.376	4-0 S WP BB	0-0 6-3		0-0 FC5-4 1B		0-0 F9		0-0 F9		0-0 F7	5	0	1	0	1	0	4									
Jerry Priddy, R (1, 3) OBP: 0.313, SLG: 0.302	0-0 F9	0-0 F3		0-0 FC5-4 1-2		0-0 4-3			0-0 F9		5	0	0	0	0	0	4									
Walt Dropo, R (10, 3) OBP: 0.281, SLG: 0.374											0	0	0	0	0	0	0									
Ray Boone, R (1, 5) OBP: 0.390, SLG: 0.530	0-0 4-3		0-0 HR		0-3 K		0-0 1B		0-0 F3		5	1	2	1	0	1	1									
Steve Souchock, R (1, 7) OBP: 0.325, SLG: 0.490	0-3 K		0-0 4-3		0-0 S BB 3B 1B		0-0 F8		0-0 6-3		5	1	1	0	0	1	2									
Don Lund, R (1, 9) OBP: 0.321, SLG: 0.367		0-0	0-0	0-0	4-0	0-0	0-3	0-0	0-0	0-0	3	2	1	1	1	1	1									
Pat Mullin, L (10, PH) OBP: 0.370, SLG: 0.380		HR			1-2	S	BB				1	0	0	0	0	0	0									
Al Kaline, R (10, 9) OBP: 0.125, SLG: 0.125					1-2	S	BB				0	0	0	0	0	0	0									
Jim Delsing, L (1, 8) OBP: 0.368, SLG: 0.437		0-0 E3 2B 1B	0-3 K		0-0 1-1 2-2 WP		0-0 F6		0-0 1B FC1-6		5	3	2	2	0	1	1									
Johnny Bucha, R (1, 2) OBP: 0.296, SLG: 0.273		0-0 1B 2B		0-0	0-0	0-0	0-0	0-0	0-0	0-0	5	1	2	0	0	0	0									
Johnny Pesky, L (1, 4) OBP: 0.388, SLG: 0.403		0-0 SH3-4 1B		0-0	0-0	0-0	0-0	0-0	0-0	0-0	4	0	1	3	1	1	1									
Ned Garver, R (1, 1) OBP: 0.218, SLG: 0.216		0-0		0-0							2	0	1	0	0	0	0									
Ray Herbert, R (6, 1) OBP: 0.235, SLG: 0.133		SH3-4									1	0	0	0	0	0	1									
Fred Hatfield, L (10, PH) OBP: 0.339, SLG: 0.303											1	0	1	0	0	0	0									
Ralph Branca, R (10, 1) OBP: 0.200, SLG: 0.333		1-2									0	0	0	0	0	0	0									
<b>Inning Stats</b>	R: 0 E: 0 K: 1 S: 5	H: 0 LOB: 1 BB: 1 P: 9	R: 3 E: 1 K: 0 S: 7	H: 3 LOB: 1 BB: 0 P: 7	R: 1 E: 0 K: 1 S: 6	H: 1 LOB: 0 BB: 0 P: 6	R: 0 E: 0 K: 0 S: 5	H: 2 LOB: 2 BB: 0 P: 5	R: 3 E: 0 K: 2 S: 9	H: 2 LOB: 0 BB: 1 P: 13	R: 0 E: 0 K: 0 S: 3	H: 0 LOB: 0 BB: 0 P: 3	R: 0 E: 0 K: 1 S: 6	H: 1 LOB: 1 BB: 0 P: 6	R: 0 E: 0 K: 0 S: 3	H: 0 LOB: 1 BB: 1 P: 7	R: 0 E: 0 K: 0 S: 3	H: 0 LOB: 0 BB: 0 P: 3	R: 1 E: 0 K: 0 S: 6	H: 3 LOB: 2 BB: 0 P: 6	1B: 8 2B: 1 3B: 1 HR: 2	SF: 0 SAC: 1 DP: 0 HBP: 0	WP: 2 PB: 0 SB: 3 CS: 0	PA: 46		
<b>PITCHER</b>	IP 5.0	WLS 26	BF 8	H 7	R 6	ER 4	SO 4	BB 2	IBB 0	HBP 0	BLK 0	WP 2	HR 2	S 32	P 40	ERA 10.80	WHIP 2.000									
Frank Fanovich, L (1, 1) ERA: 5.63																										
Rinty Monahan, R (6, 1) ERA:	1.0	3	0	0	0	0	0	0	0	0	0	0	0	3	3	0.00	0.000									
Bobo Newsom, R (7, 1) ERA: 5.32	4.0	17	4	1	1	1	1	0	0	0	0	0	0	18	22	2.25	1.250									

**TOP**

**Detroit Tigers @ Philadelphia Athletics**  
 Connie Mack Stadium, Philadelphia, PA  
 Sun Aug 09 1953, 3:38 AM EDT  
 Att: 3,558 - Unknown

AB	42
R	8
H	12
RBI	7
BB	3
SO	5
LOB	15

Batter	1	2	3	4	5	6	7	8	9	10	AB	R	H	RBI	BB	SO	LOB									
Joe Demaestri, R (1, 6) OBP: 0.313, SLG: 0.373	0-0 L6		0-0 FC4-6 1B		0-0 1-3	0-3 K			0-0 1-3		5	0	1	0	0	1	1									
Tom Hamilton, L (10, 9) OBP: 0.217, SLG: 0.167											0	0	0	0	0	0	0									
Dave Philley, S (1, 9) OBP: 0.363, SLG: 0.422	4-0 S BB		0-0 FC4-6 1-2		0-0 2-H 1B		0-0 1-3		0-0 F5		4	0	1	1	1	0	1									
Loren Babe, L (1, 5) OBP: 0.288, SLG: 0.307	0-0 F8			0-0 3-1	0-0 G3		0-0 F7		0-0 1B F7 1B		5	1	1	0	0	0	2									
Eddie Robinson, L (1, 3) OBP: 0.320, SLG: 0.391	0-0 F8			0-0 F6		0-0 F9	0-0 4-3		0-0 1B 1B		5	0	1	0	0	0	1									
Marion Fricano, R (10, PR) OBP: 0.178, SLG: 0.182									1-3 1B		0	0	0	0	0	0	0									
Cass Michaels, R (1, 4) OBP: 0.347, SLG: 0.405		0-0 5-3		0-0 F8		0-0 4-3		0-0 6-3		0-0 F7	5	0	0	1	0	0	1									
Carmen Mauro, L (1, 7) OBP: 0.243, SLG: 0.283		0-0 P5			0-0 2B 2B	0-0 1B HR 1B		0-0 G1-6-3 1B		0-0 4-3	5	2	3	0	0	0	1									
Ed McChee, R (1, 8) OBP: 0.315, SLG: 0.329		0-0 6-3			0-0 F8	0-0 1-3 HR 1B		0-0 G1-6-3 1-2			4	1	1	0	0	0	2									
Ray Murray, R (1, 2) OBP: 0.369, SLG: 0.468			0-0 F9		0-0 1B 2B	0-0 1-2 HR BB		0-0 G3			0	0	0	0	0	0	0									
Neal Watlington, L (3, 2) OBP: 0.185, SLG: 0.160				0-0 F9		0-0 1B 2B	0-0 1-2 HR BB		0-0 G3		3	2	1	1	1	0	0									
Frank Fanovich, L (1, 1) OBP: 0.129, SLG: 0.125											1	0	0	0	0	0	0									
Elmer Valz, L (5, PH) OBP: 0.130, SLG: 0.130											0	1	0	0	0	0	0									
Bobby Shantz, R (5, PH) OBP: 0.130, SLG: 0.130											0	0	0	0	0	0	0									
Rinty Monahan, R (6, 1) OBP: 0.130, SLG: 0.130											0	0	0	0	0	0	0									
Gus Zernial, R (5, PH) OBP: 0.130, SLG: 0.130											1	1	1	4	0	0	0									
Bobo Newsom, R (7, 1) ERA: 5.32					0-0 4-3		0-0 1-3 1B		0-0 1-3		1	0	0	0	0	0	0									
<b>Inning Stats</b>	R: 0 E: 0 K: 0 S: 3	H: 0 LOB: 1 BB: 1 P: 7	R: 0 E: 0 K: 0 S: 3	H: 0 LOB: 0 BB: 0 P: 3	R: 0 E: 0 K: 0 S: 4	H: 1 LOB: 1 BB: 0 P: 4	R: 0 E: 0 K: 0 S: 3	H: 0 LOB: 0 BB: 0 P: 3	R: 3 E: 0 K: 0 S: 7	H: 4 LOB: 1 BB: 0 P: 7	R: 4 E: 0 K: 1 S: 8	H: 3 LOB: 0 BB: 1 P: 12	R: 0 E: 0 K: 0 S: 3	H: 0 LOB: 0 BB: 0 P: 3	R: 0 E: 0 K: 0 S: 3	H: 1 LOB: 0 BB: 0 P: 3	R: 0 E: 0 K: 0 S: 3	H: 0 LOB: 0 BB: 0 P: 3	R: 1 E: 0 K: 0 S: 5	H: 2 LOB: 1 BB: 0 P: 5	1B: 8 2B: 2 3B: 0 HR: 1	SF: 0 SAC: 0 DP: 1 HBP: 0	WP: 0 PB: 0 SB: 1 CS: 0	PA: 42		
<b>PITCHER</b>	IP 5.2	WLS 26	BF 7	H 6	R 6	ER 1	SO 6	BB 2	IBB 0	HBP 0	BLK 0	WP 0	HR 0	S 24	P 32	ERA 9.53	WHIP 1.588									
Ned Garver, R (1, 1) ERA: 4.92																										
Ray Herbert, R (6, 1) ERA: 5.75	3.1	11	2	1	1	0	0	0	0	0	0	0	1	13	13	2.70	0.600									
Ralph Branca, R (10, 1) ERA: 4.83	1.0	5	2	1	1	0	0	0	0	0	0	0	0	5	5	9.00	2.000									


**BOTTOM**

**Detroit Tigers @ Philadelphia Athletics**  
 Connie Mack Stadium, Philadelphia, PA  
 Sun Aug 09 1953, 3:38 AM EDT  
 Att: 3,558 - Unknown

AB	40
R	8
H	11
RBI	8
BB	2
SO	1
LOB	9

Batter	1	2	3	4	5	6	7	8	9	AB	R	H	RBI	BB	SO	LOB	TOP					
Harvey Kuenn, R OBP: 0.357, SLG: 0.375	5-3			1B E F8 1B		1-3	IBB			3	1	1	0	1	0	0	<b>Detroit Tigers @ St. Louis Browns</b> Sportsman's Park, St. Louis, MO Tue Aug 11 1953, 4:33 AM EDT Unknown					
Jerry Priddy, R OBP: 0.305, SLG: 0.294	F9			K		F2	K			4	0	0	0	0	2	4						
Ray Boone, R OBP: 0.389, SLG: 0.535	6-3			E4 1B		HR				4	1	1	1	0	0	1						
Steve Souchock, R OBP: 0.329, SLG: 0.490		F9		1-2 2-3 1B		1B				4	0	2	0	0	0	0						
Walt Dropo, R OBP: 0.281, SLG: 0.373	5-3			F8		F9				4	0	1	1	0	0	3						
Bob Nieman, R OBP: 0.352, SLG: 0.421	F7			3-H 0-3 K						4	0	0	0	0	1	3						
Don Lund, R OBP: 0.320, SLG: 0.368				F6		5-3				4	0	1	0	0	0	0						
Matt Batts, R OBP: 0.333, SLG: 0.444				F3		F2				3	0	0	0	1	1	0						
Billy Hoelt, L OBP: 0.268, SLG: 0.167				K		K				3	0	0	0	0	3	2						
Johnny Bucha, R OBP: 0.293, SLG: 0.270						K				1	0	0	0	0	0	0						
<b>Inning Stats</b>	R: 0 E: 0 K: 0 S: 3	H: 0 LOB: 0 BB: 0 P: 3	R: 0 E: 0 K: 0 S: 3	H: 0 LOB: 0 BB: 0 P: 3	R: 0 E: 0 K: 1 S: 5	H: 0 LOB: 0 BB: 0 P: 5	R: 1 E: 1 K: 2 S: 10	H: 2 LOB: 2 BB: 0 P: 10	R: 0 E: 0 K: 1 S: 5	H: 0 LOB: 0 BB: 0 P: 5	R: 1 E: 0 K: 2 S: 8	H: 2 LOB: 1 BB: 0 P: 5	R: 0 E: 0 K: 2 S: 8	H: 1 LOB: 3 BB: 2 P: 16	R: 0 E: 0 K: 0 S: 4	H: 1 LOB: 1 BB: 0 P: 4	R: 0 E: 0 K: 1 S: 5	H: 0 LOB: 0 BB: 0 P: 5	1B: 4 2B: 1 3B: 0 HR: 1	SF: 0 SAC: 0 DP: 0 HBP: 0	WP: 1 PB: 0 SB: 0 CS: 0	PA: 36
<b>PITCHER</b> Dick Littlefield, L ERA: 4.95	IP: 9.0 WLS: W BF: 36 H: 6 R: 2 ER: 1 SO: 7 BB: 0 IBB: 2 HBP: 0 BLK: 0 WP: 1 HR: 1 S: 48 P: 56 ERA: 1.00 WHIP: 0.667															<b>PITCHER</b>						


Batter	1	2	3	4	5	6	7	8	9	AB	R	H	RBI	BB	SO	LOB	BOTTOM			
Johnny Groth, R OBP: 0.303, SLG: 0.363	3-1			G6-4-3 1B		K				4	0	1	0	0	1	1	<b>Detroit Tigers @ St. Louis Browns</b> Sportsman's Park, St. Louis, MO Tue Aug 11 1953, 4:33 AM EDT Unknown			
Roy Sievers, R OBP: 0.342, SLG: 0.404	6-3			G6-4-3 1-2		HR				4	1	1	1	0	0	2				
Vern Stephens, R OBP: 0.285, SLG: 0.286	4-3					6-3				3	1	1	0	1	0	0				
Don Lenhardt, R OBP: 0.388, SLG: 0.500		F8		K		F9				4	1	1	3	0	1	1				
Vic Wertz, L OBP: 0.375, SLG: 0.437		2B 1B		K		K				4	1	1	0	0	2	1				
Les Moss, R OBP: 0.315, SLG: 0.355		1-H 2B				F6				3	0	1	1	0	0	0				
Billy Hunter, R OBP: 0.268, SLG: 0.263		F8				F7				3	0	0	0	0	0	1				
Bobby Young, L OBP: 0.322, SLG: 0.357		4-3								3	0	1	0	0	0	1				
Dick Littlefield, L OBP: 0.257, SLG: 0.212				5-3		K2-3				3	1	1	0	0	1	1				
<b>Inning Stats</b>	R: 0 E: 0 K: 0 S: 3	H: 0 LOB: 0 BB: 0 P: 3	R: 1 E: 0 K: 0 S: 5	H: 2 LOB: 1 BB: 0 P: 5	R: 0 E: 0 K: 2 S: 7	H: 0 LOB: 0 BB: 0 P: 7	R: 0 E: 0 K: 1 S: 6	H: 1 LOB: 1 BB: 0 P: 6	R: 1 E: 0 K: 2 S: 8	H: 1 LOB: 1 BB: 1 P: 12	R: 0 E: 0 K: 0 S: 3	H: 0 LOB: 0 BB: 0 P: 3	R: 3 E: 0 K: 0 S: 6	H: 3 LOB: 0 BB: 0 P: 6	R: 0 E: 0 K: 0 S: 6	H: 0 LOB: 0 BB: 0 P: 6		1B: 4 2B: 1 3B: 1 HR: 2	SF: 0 SAC: 0 DP: 1 HBP: 0	WP: 0 PB: 0 SB: 0 CS: 0
<b>PITCHER</b> Billy Hoelt, L ERA: 4.39	IP: 8.0 WLS: L BF: 32 H: 8 R: 5 ER: 5 SO: 5 BB: 1 IBB: 0 HBP: 0 BLK: 0 WP: 0 HR: 2 S: 41 P: 45 ERA: 5.62 WHIP: 1.125															<b>PITCHER</b>				



Batter	1	2	3	4	5	6	7	8	9	AB	R	H	RBI	BB	SO	LOB	TOP				
Harvey Kuenn, R OBP: 0.358, SLG: 0.374		1-4-3		1-3					F3	4	1	1	0	1	0	0					
Johnny Pesky, L OBP: 0.365, SLG: 0.403	F2		F8			CS	4-3		F2	5	1	1	0	0	0	1					
Ray Boone, R OBP: 0.389, SLG: 0.532			F4				F8		F4	4	2	1	1	1	0	0					
Jim Delsing, L OBP: 0.370, SLG: 0.440					K		K			4	2	2	1	0	2	1					
Steve Souchock, R OBP: 0.333, SLG: 0.490	F7								6-3	4	0	2	1	0	0	2					
Don Lund, R OBP: 0.322, SLG: 0.382			E6		F7					4	2	2	4	0	0	2					
Walt Drogo, R OBP: 0.279, SLG: 0.369	F5		FC6-4		FC6-4				F8	4	0	0	0	0	0	4					
Johnny Bucha, R OBP: 0.301, SLG: 0.290		F6		F4					E2	4	1	2	1	0	0	0					
Ted Gray, S OBP: 0.292, SLG: 0.227		K		K		F5				4	0	1	1	0	2	1					
<b>Inning Stats</b>	R: 4 E: 0 K: 0 S: 5	H: 2 LOB: 0 BB: 2 P: 13	R: 0 E: 0 K: 1 S: 5	H: 0 LOB: 0 BB: 0 P: 5	R: 1 E: 1 K: 0 S: 6	H: 2 LOB: 2 BB: 0 P: 6	R: 0 E: 0 K: 1 S: 5	H: 0 LOB: 0 BB: 0 P: 5	R: 2 E: 0 K: 1 S: 8	H: 3 LOB: 1 BB: 0 P: 8	R: 0 E: 0 K: 1 S: 5	H: 0 LOB: 0 BB: 0 P: 5	R: 2 E: 1 K: 0 S: 5	H: 3 LOB: 1 BB: 0 P: 5	R: 0 E: 0 K: 0 S: 3	H: 0 LOB: 0 BB: 0 P: 3	1B: 7 2B: 4 3B: 0 HR: 1	SF: 0 SAC: 0 DP: 0 HBP: 0	WP: 0 PB: 0 SB: 1 CS: 2	PA: 40	
<b>PITCHER</b>	IP	WLS	BF	H	R	ER	SO	BB	IBB	HBP	BLK	WP	HR	S	P	ERA	WHIP				
Don Larsen, R ERA: 4.66	4.0	L	21	6	7	7	2	2	0	0	0	0	1	23	31	15.75	2.000				
Marlin Stuart, R ERA: 3.59	4.0		15	6	2	2	2	0	0	0	0	0	0	19	19	4.50	1.500				
Mike Blyzka, R ERA: 6.34	1.0		3	0	0	0	0	0	0	0	0	0	0	3	3	0.00	0.000				

Detroit Tigers @ St. Louis Browns  
Sportsman's Park, St. Louis, MO  
Tue Aug 11 1953, 4:38 AM EDT  
Att: 2,881 - Unknown


AB	37
R	9
H	12
RBI	9
BB	2
SO	4
LOB	11



Batter	1	2	3	4	5	6	7	8	9	AB	R	H	RBI	BB	SO	LOB	BOTTOM				
Johnny Groth, R OBP: 0.306, SLG: 0.364								K		2	1	1	0	2	1	0					
Roy Sievers, R OBP: 0.337, SLG: 0.398	G3		G5-4-3			F9		K		4	0	0	0	0	1	3					
Vern Stephens, R OBP: 0.290, SLG: 0.309				5-3		G5-4-3				4	1	2	2	0	0	1					
Don Lenhardt, R OBP: 0.385, SLG: 0.492	F4					F8			F9	3	0	0	0	1	0	1					
Vic Wertz, L OBP: 0.377, SLG: 0.438	K					F5				4	1	2	0	0	1	1					
Clint Courtney, L OBP: 0.306, SLG: 0.350			K			K			F8	4	0	1	0	0	2	3					
Billy Hunter, R OBP: 0.266, SLG: 0.260			F9						F9	4	0	0	1	0	0	3					
Bobby Young, L OBP: 0.320, SLG: 0.355			F7							2	0	0	0	0	0	0					
Neil Berry, R OBP: 0.337, SLG: 0.341						FC6-4				1	0	0	0	0	0	1					
Don Larsen, R OBP: 0.298, SLG: 0.400			F6						F2	1	0	0	0	0	0	0					
Marlin Stuart, L OBP: 0.167, SLG: 0.208										1	0	0	0	0	1	0					
Jim Dyck, R OBP: 0.308, SLG: 0.360										1	0	0	0	0	0	0					
Mike Blyzka, R ERA: 6.34										0	0	0	0	0	0	0					
<b>Inning Stats</b>	R: 2 E: 0 K: 1 S: 6	H: 1 LOB: 0 BB: 1 P: 10	R: 0 E: 0 K: 1 S: 5	H: 0 LOB: 0 BB: 0 P: 5	R: 0 E: 0 K: 0 S: 2	H: 0 LOB: 1 BB: 1 P: 6	R: 0 E: 0 K: 1 S: 5	H: 0 LOB: 0 BB: 0 P: 5	R: 0 E: 0 K: 0 S: 3	H: 1 LOB: 0 BB: 0 P: 3	R: 1 E: 0 K: 0 S: 5	H: 2 LOB: 1 BB: 0 P: 5	R: 0 E: 0 K: 2 S: 7	H: 0 LOB: 0 BB: 0 P: 7	R: 0 E: 0 K: 0 S: 5	H: 2 LOB: 2 BB: 0 P: 5	1B: 5 2B: 0 3B: 0 HR: 1	SF: 0 SAC: 0 DP: 2 HBP: 0	WP: 0 PB: 0 SB: 0 CS: 0	PA: 34	
<b>PITCHER</b>	IP	WLS	BF	H	R	ER	SO	BB	IBB	HBP	BLK	WP	HR	S	P	ERA	WHIP				
Ted Gray, L ERA: 4.26	9.0	W	34	6	3	3	6	3	0	0	0	0	1	43	55	3.00	1.000				

Detroit Tigers @ St. Louis Browns  
Sportsman's Park, St. Louis, MO  
Tue Aug 11 1953, 4:38 AM EDT  
Att: 2,881 - Unknown

AB	31
R	3
H	6
RBI	3
BB	3
SO	6
LOB	13



Batter	1	2	3	4	5	6	7	8	9	AB	R	H	RBI	BB	SO	LOB	TOP																													
Harvey Kuenn, R OBP: 0.360, SLG: 0.379 (1, 6)	0-0 5-3		0-0 1-3			0-0 1B		0-0 1B	0-0 HR	5	2	3	0	0	0	0																														
Jerry Priddy, R Johnny Pesky, L OBP: 0.285, SLG: 0.295 OBP: 0.364, SLG: 0.402 (1, 4) (8, PR)	0-0 5-3		0-0 5-3			0-0 1B		0-0 L8-3	4-0 HR	3	0	1	0	0	0	0																														
Matt Batts, R Al Kaline, R Billy Hitchcock, R OBP: 0.336, SLG: 0.444 OBP: 0.125, SLG: 0.125 OBP: 0.289, SLG: 0.229 (8, PR) (9, PR) (9, 4)	0-0 5-3		0-0 5-3			1-3 1B		1-2	HR	0	0	0	0	1	0	0																														
Ray Boone, R OBP: 0.389, SLG: 0.538 (1, 5)	0-3 K		0-0 6-3			0-0 F9		4-0 1B	HR	4	2	1	5	1	1	1																														
Steve Souchock, R OBP: 0.335, SLG: 0.488 (1, 7) (4, 9)		0-0 F8		0-3 K		0-0 G6-4-3		0-0 BB	HR	5	0	2	0	0	1	1																														
Walt Dropo, R OBP: 0.278, SLG: 0.368 (1, 3)		0-3 K		0-0 F6				1-3 1B	G5-4-3	5	0	1	1	0	2	1																														
Jim Delsing, L OBP: 0.373, SLG: 0.442 (1, 8)		0-0 1B		1-0 CS				4-0 1B		1	1	1	0	0	0	0																														
Bob Nieman, R OBP: 0.352, SLG: 0.420 (4, PR) (4, 7)		0-0 1B		0-0 HBP				1-2 2-3 BB		1	0	0	0	1	1	0																														
Don Lund, R OBP: 0.324, SLG: 0.389 (1, 9) (4, 8)		0-0 E		0-0 CS		0-0 F9		0-0 6-3		4	0	2	0	0	0	3																														
Johnny Bucha, R OBP: 0.308, SLG: 0.292 (1, 2)		0-0 E8		0-3 K				4-0 IBB	6-3	3	0	1	1	1	1	0																														
Ralph Branca, R OBP: 0.167, SLG: 0.278 Al Aber, L OBP: 0.231, SLG: 0.091 (1, 1) (7, 1)		0-0 F8		0-0 F8				0-0 6-3	2B HR	3	0	0	0	0	0	4																														
Inning Stats	R: 0 E: 0 K: 1 S: 5	H: 0 LOB: 0 BB: 0 P: 5	R: 1 E: 1 K: 1 S: 8	H: 3 LOB: 2 BB: 0 P: 8	R: 0 E: 0 K: 1 S: 3	H: 0 LOB: 0 BB: 0 P: 3	R: 0 E: 0 K: 1 S: 4	H: 0 LOB: 1 BB: 0 P: 5	R: 0 E: 0 K: 1 S: 5	H: 0 LOB: 0 BB: 0 P: 5	R: 1 E: 0 K: 0 S: 4	H: 2 LOB: 0 BB: 0 P: 4	R: 0 E: 0 K: 2 S: 8	H: 1 LOB: 2 BB: 1 P: 12	R: 1 E: 0 K: 0 S: 5	H: 3 LOB: 3 BB: 2 P: 13	R: 4 E: 0 K: 0 S: 6	H: 4 LOB: 1 BB: 1 P: 10	1B: 10 2B: 2 3B: 1 HR: 1	SF: 0 SAC: 0 DP: 3 HBP: 1	WP: 0 PB: 0 SB: 0 CS: 1	PA: 42																								
PITCHER	IP	WLS	BF	H	R	ER	SO	BB	IBB	HBP	BLK	WP	HR	S	P	ERA	WHIP	PITCHER										IP	WLS	BF	H	R	ER	SO	BB	IBB	HBP	BLK	WP	HR	S	P	ERA	WHIP		
Harry Brecheen, L ERA: 3.62 Satchel Paige, R ERA: 3.64 Marlin Stuart, R ERA: 3.87 Bob Cain, L ERA: 6.52 Don Larsen, R ERA: 4.63	(1, 1)	7.0	27	6	2	2	6	0	1	1	0	0	0	0	4	12	2.57	0.857											(1, 1)	7.0	27	6	2	2	6	0	1	1	0	0	0	0	4	12	2.57	0.857
Johnny Groth, R OBP: 0.305, SLG: 0.362 (1, 8)	0-0 F8		0-0 F6			0-0 G3				0-0 BB			0-0 5-3				5	1	1	0	0	0	3																							
Dick Kokos, L OBP: 0.393, SLG: 0.434 (1, 7)	0-3 K			0-3 K		4-0 BB				0-0 F8			0-3 K				4	0	0	1	1	3	1																							
Roy Sievers, R OBP: 0.335, SLG: 0.391 (1, 3)	0-0 5-3			0-0 F2		0-0 F4				3-H 4-0 1B			0-0 6-3				4	1	0	0	1	0	3																							
Vic Wertz, L OBP: 0.383, SLG: 0.441 (1, 9)		4-0 CS		0-0 E		4-0 WP				1-3 2-H 1B							2	0	2	1	2	0	0																							
Vern Stephens, R OBP: 0.289, SLG: 0.308 (1, 5)		0-3 K		0-0 E5		0-3 K				1-3 3-H 1B							4	0	1	1	0	2	3																							
Clint Courtney, L OBP: 0.302, SLG: 0.345 (1, 2)		0-0 F4		0-0 F6		0-0 F4				0-3 K							4	0	0	0	0	1	5																							
Bobby Young, L OBP: 0.324, SLG: 0.358 (1, 4)				0-0 6-3		0-0 SH3-4				0-0 F7			4-0 FC1-6				3	0	2	0	1	0	1																							
Billy Hunter, R OBP: 0.264, SLG: 0.258 (1, 6)				0-0 F8		0-0 SH				0-0 F7			0-0 FC1-6				3	0	0	0	0	0	2																							
Harry Brecheen, L Hank Edwards, L Satchel Paige, R Marlin Stuart, L Don Lenhardt, R Bob Cain, L Don Larsen, R OBP: 0.167, SLG: 0.167 OBP: 0.280, SLG: 0.230 OBP: 0.394, SLG: 0.490 OBP: 0.304, SLG: 0.298 OBP: 0.241, SLG: 0.286 OBP: 0.268, SLG: 0.400 (1, 1) (7, PR) (8, 1) (8, 1) (8, PR) (9, 1) (9, 1)	(1, 1)	6.2	30	5	3	3	4	4	0	0	0	1	0	0	2	1	4.05	1.350											(1, 1)	6.2	30	5	3	3	4	4	0	0	0	1	0	0	2	1	4.05	1.350
Inning Stats	R: 0 E: 0 K: 1 S: 5	H: 0 LOB: 0 BB: 0 P: 5	R: 0 E: 0 K: 1 S: 4	H: 0 LOB: 0 BB: 1 P: 8	R: 0 E: 0 K: 0 S: 4	H: 1 LOB: 1 BB: 0 P: 4	R: 0 E: 1 K: 1 S: 7	H: 1 LOB: 2 BB: 0 P: 7	R: 0 E: 1 K: 0 S: 5	H: 0 LOB: 1 BB: 1 P: 9	R: 0 E: 0 K: 1 S: 5	H: 0 LOB: 1 BB: 1 P: 9	R: 3 E: 0 K: 1 S: 9	H: 4 LOB: 2 BB: 1 P: 13	R: 0 E: 0 K: 0 S: 2	H: 0 LOB: 0 BB: 1 P: 6	R: 0 E: 0 K: 1 S: 5	H: 0 LOB: 0 BB: 0 P: 5	1B: 7 2B: 2 3B: 0 HR: 0	SF: 0 SAC: 2 DP: 2 HBP: 0	WP: 2 PB: 0 SB: 0 CS: 1	PA: 39																								
PITCHER	IP	WLS	BF	H	R	ER	SO	BB	IBB	HBP	BLK	WP	HR	S	P	ERA	WHIP	PITCHER										IP	WLS	BF	H	R	ER	SO	BB	IBB	HBP	BLK	WP	HR	S	P	ERA	WHIP		
Ralph Branca, R ERA: 4.74 Al Aber, L ERA: 5.08	(1, 1)	2.1	9	2	0	0	2	1	0	0	0	1	0	12	16	0.00	1.286											(1, 1)	2.1	9	2	0	0	2	1	0	0	0	12	16	0.00	1.286				

Detroit Tigers @ St. Louis Browns  
Sportsman's Park, St. Louis, MO  
Wed Aug 12 1953, 4:33 AM EDT  
Att: 2,001 - Unknown

AB 36  
R 7  
H 13  
RBI 7  
BB 4  
SO 6  
LOB 11



Detroit Tigers @ St. Louis Browns  
Sportsman's Park, St. Louis, MO  
Wed Aug 12 1953, 4:33 AM EDT  
Att: 2,001 - Unknown

AB 32  
R 3  
H 7  
RBI 3  
BB 5  
SO 6  
LOB 20







Batter	1	2	3	4	5	6	7	8	9	AB	R	H	RBI	BB	SO	LOB	TOP		
Chico Carrasquel, R OBP: 0.316, SLG: 0.342 (1, 6)	0-0 HBP 3B	0-0 F3							0-0 F9	5	2	2	0	0	0	1			
Nelle Fox, L OBP: 0.331, SLG: 0.360 (1, 4)	0-0 6-3		0-0 L6						0-0 F8	4	1	1	0	0	0	2			
Minnie Minoso, R OBP: 0.426, SLG: 0.507 (1, 7)	1-0 HBP HBP		0-0 CS 1B						0-0 F4	3	0	2	2	0	0	1			
Sam Mele, R OBP: 0.383, SLG: 0.484 (1, 9)	0-3 K		0-0 F8						0-0 F6	4	0	0	0	0	1	4			
Red Wilson, R OBP: 0.350, SLG: 0.298 (1, 2)	4-0 HBP BB		0-0 CS 1-2	0-0 5-3	0-0 6-3				0-0 4-3 1B	3	0	1	0	1	0	1			
Jim Rivera, L OBP: 0.327, SLG: 0.409 (1, 8)	1-0 HBP		0-0 F9						0-0 4-3	3	0	0	1	0	0	1			
Rocky Krsnich, R OBP: 0.273, SLG: 0.288 (1, 5)	0-0 F7		0-3 K						0-0 F9	4	0	0	0	0	1	4			
Bob Boyd, L OBP: 0.373, SLG: 0.351 (1, 3)		0-0 4-3							0-0 1-3	4	0	0	0	0	0	0			
Harry Dorish, R Joe Dobson, R Bob Elliott, R Luis Aloma, R Fred Marsh, R Sandy Consuegra, R Tom Wright, L (1, 1) (3, 1) (5, PH) (5, 1) (7, PH) (7, 1) (9, PH)	0-0 F8								0-3 K	1	0	0	0	0	0	0			
<b>Inning Stats</b>	R: 1 E: 0 K: 1 S: 6	H: 1 LOB: 3 BB: 1 P: 12	R: 0 E: 0 K: 0 S: 3	H: 0 LOB: 0 BB: 0 P: 3	R: 0 E: 0 K: 0 S: 3	H: 1 LOB: 0 BB: 0 P: 3	R: 0 E: 0 K: 1 S: 5	H: 0 LOB: 0 BB: 0 P: 5	R: 3 E: 0 K: 0 S: 7	H: 4 LOB: 1 BB: 0 P: 7	R: 0 E: 0 K: 0 S: 3	H: 0 LOB: 1 BB: 1 P: 7	R: 0 E: 0 K: 0 S: 4	H: 1 LOB: 1 BB: 0 P: 4	R: 0 E: 0 K: 1 S: 5	H: 0 LOB: 0 BB: 0 P: 5	1B: 4 2B: 1 3B: 1 HR: 1	SF: 0 SAC: 0 DP: 0 HBP: 2	WP: 0 PA: 38 CS: 1
<b>PITCHER</b>	IP WLS BF H R ER SO BB IBB HBP BLK WP HR S P ERA WHIP	4.1 L 21 6 4 4 2 1 0 0 0 0 1 22 28 8.31 1.615	5.1 W 16 1 0 0 1 1 0 0 0 0 0 17 21 0.00 0.429	<b>PITCHER</b>															

Chicago White Sox @ Detroit Tigers  
Briggs Stadium, Detroit, MI  
Sat Aug 15 1953, 4:33 AM EDT  
Att: 10,274 - Unknown

AB	33
R	4
H	7
RBI	4
BB	2
SO	3
LOB	14



Batter	1	2	3	4	5	6	7	8	9	AB	R	H	RBI	BB	SO	LOB	BOTTOM			
Harvey Kuenn, R OBP: 0.360, SLG: 0.379 (1, 6)	0-0 4-3 1B								0-3 K	4	1	2	0	0	1	0				
Johnny Pesky, L OBP: 0.363, SLG: 0.403 (1, 4)	0-0 4-3 1-2	0-0 F6							0-0 6-3	4	0	1	0	0	0	3				
Ray Boone, R OBP: 0.389, SLG: 0.529 (1, 5)	0-0 2H 1B		0-0 SH2-4 1B	0-3 K					0-0 5-3	4	1	2	1	0	1	1				
Walt Dropo, R OBP: 0.279, SLG: 0.368 (1, 3)	0-3 K		0-0 SH2-4 1-2						0-0 5-3	3	0	0	0	0	1	0				
Steve Souchock, R OBP: 0.333, SLG: 0.474 (1, 9)		0-0 HR 1B	0-0 5-3 1B	0-0 5-3 1B					0-0 5-3	4	2	2	1	0	0	0				
Matt Batts, R OBP: 0.334, SLG: 0.438 (1, 2)	0-3 K		0-0 5-3 1-2						0-0 F7 BB	3	0	0	0	1	1	2				
Bob Nieman, R OBP: 0.354, SLG: 0.429 (1, 7)	0-0 2H HR		0-0 5-3 2H	0-0 5-3 1B					0-0 5-3	4	1	2	3	0	1	1				
Don Lund, R OBP: 0.322, SLG: 0.384 (1, 8)	0-3 K		0-0 5-3						0-0 F8	3	0	0	0	0	1	1				
Ted Gray, S Al Aber, L (1, 1) (5, 1)	0-0 1B		0-0 G3						0-0 4-3	2	0	1	0	0	0	0				
<b>Inning Stats</b>	R: 1 E: 0 K: 1 S: 6	H: 2 LOB: 0 BB: 0 P: 6	R: 2 E: 0 K: 2 S: 11	H: 4 LOB: 2 BB: 0 P: 11	R: 2 E: 0 K: 0 S: 6	H: 3 LOB: 1 BB: 0 P: 6	R: 0 E: 0 K: 1 S: 6	H: 1 LOB: 1 BB: 0 P: 6	R: 0 E: 0 K: 1 S: 5	H: 0 LOB: 1 BB: 1 P: 9	R: 0 E: 0 K: 1 S: 5	H: 0 LOB: 0 BB: 0 P: 5	R: 0 E: 0 K: 0 S: 3	H: 0 LOB: 0 BB: 0 P: 3	R: 0 E: 0 K: 0 S: 3	H: 0 LOB: 0 BB: 0 P: 3	1B: 8 2B: 1 3B: 0 HR: 1	SF: 0 SAC: 1 DP: 0 HBP: 0	WP: 0 PA: 34 CS: 0	
<b>PITCHER</b>	IP WLS BF H R ER SO BB IBB HBP BLK WP HR S P ERA WHIP	2.1 L 13 7 4 4 3 0 0 0 0 0 0 10 10 5.40 1.800	3.0 L 13 7 4 4 3 0 0 0 0 0 0 10 14 0.00 0.500	3.0 L 13 7 4 4 3 0 0 0 0 0 0 6 6 0.00 0.000	<b>PITCHER</b>															

Chicago White Sox @ Detroit Tigers  
Briggs Stadium, Detroit, MI  
Sat Aug 15 1953, 4:33 AM EDT  
Att: 10,274 - Unknown

AB	32
R	5
H	10
RBI	5
BB	1
SO	6
LOB	8



Batter	1	2	3	4	5	6	7	8	9	AB	R	H	RBI	BB	SO	LOB	TOP			
Chico Carrasquel, R OBP: 0.313, SLG: 0.338 (1, 6)	0-0 5-3		0-3 K		0-0 F8		0-0 5-3			4	0	0	0	0	1	1	<b>Chicago White Sox @ Detroit Tigers</b> Briggs Stadium, Detroit, MI Sun Aug 16 1953, 4:33 AM EDT Att: 19,575 - Unknown  livebaseballscores.com			
Nelle Fox, L OBP: 0.332, SLG: 0.360 (1, 4)	0-0 F8		0-0 WP 1B		0-0 3-1			1-0 G5-4-3 HBP		3	0	1	0	0	0	0				
Minnie Minoso, R OBP: 0.427, SLG: 0.505 (1, 7) (5, 5)	4-0 BB		4-0 1-2 BB		0-0 6-3			0-0 F9		2	0	0	0	2	0	1				
Sam Mele, R OBP: 0.379, SLG: 0.479 (1, 9)	0-0 F7		0-0 6-3		0-0 F6			0-0 G5-4-3 1-2		4	0	0	0	0	4					
Bob Boyd, L OBP: 0.366, SLG: 0.333 (1, 3)		0-0 F9		1-0 FC4-6 HBP		0-0 5-3			0-0 E3 SH1-4 BB 6-3	3	1	0	0	0	0	0				
Jim Rivera, L OBP: 0.330, SLG: 0.420 (1, 8)		0-0 FC5-2 3B		0-0 FC4-6 6-3 1-2			0-0 1B 3B		4-0 6-3 SH1-4 BB 1-2	3	1	2	0	1	0	1				
Red Wilson, R OBP: 0.342, SLG: 0.291 (1, 2)		0-0 FC5-2 FC5-4 3-H		0-0 6-3 1-2			0-0 L3		0-0 SH1-4 1-2 2-3	3	0	0	0	0	3					
Rocky Krsnich, R OBP: 0.268, SLG: 0.283 (1, 5)		0-0 FC5-4 1-2		0-0 F7			0-0 1B		0-0 6-3	2	0	0	0	0	2					
Bob Keegan, R OBP: 0.111, SLG: 0.111 (5, 1)										0	0	0	0	0	0					
Tom Wright, L OBP: 0.349, SLG: 0.429 (7, PH) (7, 7)										2	0	1	2	0	1					
Connie Johnson, R OBP: 0.200, SLG: 0.111 (1, 1)										1	0	0	0	0	1					
Bud Stewart, L OBP: 0.389, SLG: 0.435 (5, PH) (5, 7)										2	0	0	0	0	1					
Mike Fomiesles, R OBP: 0.143, SLG: 0.147 (7, 1)										0	0	0	0	0	0					
Bob Elliott, R OBP: 0.373, SLG: 0.415 (9, PH)										1	0	0	0	0	1					
<b>Inning Stats</b>	R: 0 E: 0 K: 0 S: 3	H: 0 LOB: 1 BB: 1 P: 7	R: 0 E: 0 K: 0 S: 4	H: 1 LOB: 1 BB: 0 P: 4	R: 0 E: 0 K: 2 S: 8	H: 1 LOB: 2 BB: 1 P: 12	R: 0 E: 0 K: 0 S: 3	H: 0 LOB: 1 BB: 0 P: 4	R: 0 E: 0 K: 0 S: 3	H: 0 LOB: 0 BB: 0 P: 3	R: 1 E: 0 K: 0 S: 5	H: 2 LOB: 1 BB: 0 P: 5	R: 0 E: 0 K: 0 S: 2	H: 0 LOB: 0 BB: 0 P: 3	R: 1 E: 1 K: 0 S: 4	H: 0 LOB: 1 BB: 1 P: 8		1B: 2 2B: 0 3B: 2 HR: 0	SF: 0 SAC: 1 DP: 1 HBP: 2	WP: 1 PB: 0 SB: 0 CS: 0
<b>PITCHER</b> Ralph Branca, R ERA: 4.23 (1, 1)	IP: 9.0 WLS: W BF: 36 H: 4 R: 2 ER: 1 SO: 2 BB: 3 IBB: 0 HBP: 2 BLK: 0 WP: 1 HR: 0 S: 35 P: 49 ERA: 1.00 WHIP: 0.778															<b>PITCHER</b>				

Batter	1	2	3	4	5	6	7	8	9	AB	R	H	RBI	BB	SO	LOB	BOTTOM		
Harvey Kuenn, R OBP: 0.360, SLG: 0.378 (1, 6)	0-0 1B G6-4-3		0-3 K		0-0 F9			0-0 4-3		4	1	1	0	0	1	0	<b>Chicago White Sox @ Detroit Tigers</b> Briggs Stadium, Detroit, MI Sun Aug 16 1953, 4:33 AM EDT Att: 19,575 - Unknown  livebaseballscores.com		
Johnny Pesky, L OBP: 0.391, SLG: 0.401 (1, 4)	0-0 1B G6-4-3		0-0 4-3		0-0 4-3			0-0 F8		4	0	1	0	0	0	0			
Ray Boone, R OBP: 0.388, SLG: 0.529 (1, 5)	0-0 G6-4-3 1-2 3-H			0-0 1-3 1B 2B		0-3 K		0-0 F8		4	1	1	0	0	1	1			
Walt Dropo, R OBP: 0.280, SLG: 0.367 (1, 3)	0-0 1B			0-0 1-3 2-3 1B		0-0 5-3				3	0	1	0	0	1				
Steve Souchock, R OBP: 0.333, SLG: 0.472 (1, 9)	0-0 F9			0-0 E S FC3-6 1B 3-H		0-0 L3				3	1	1	1	0	1				
Matt Batts, R OBP: 0.331, SLG: 0.434 (1, 2)		0-0 6-3		0-0 E5 FC3-6 1-3 1B			0-0 F9			3	0	0	0	0	1				
Bob Nieman, R OBP: 0.353, SLG: 0.428 (1, 7)		0-0 F8		0-0 FC3-6 1-2 1B			0-0 2B K 1B			3	0	1	1	0	1				
Don Lund, R OBP: 0.322, SLG: 0.386 (1, 8)		0-3 K		0-0 F8			0-0 K 2B			3	0	1	0	0	1				
Ralph Branca, R OBP: 0.143, SLG: 0.238 (1, 1)			0-0 6-3		0-0 F4		0-3 K 2-3 3-H			3	0	0	0	1	2				
<b>Inning Stats</b>	R: 1 E: 0 K: 0 S: 5	H: 3 LOB: 1 BB: 0 P: 5	R: 0 E: 0 K: 1 S: 5	H: 0 LOB: 0 BB: 0 P: 5	R: 0 E: 0 K: 1 S: 5	H: 0 LOB: 0 BB: 0 P: 5	R: 2 E: 1 K: 0 S: 6	H: 2 LOB: 1 BB: 0 P: 6	R: 0 E: 0 K: 1 S: 6	H: 0 LOB: 0 BB: 0 P: 3	R: 0 E: 0 K: 1 S: 6	H: 2 LOB: 2 BB: 0 P: 6	R: 0 E: 0 K: 0 S: 3	H: 0 LOB: 0 BB: 0 P: 3	1B: 5 2B: 2 3B: 0 HR: 0	SF: 0 SAC: 0 DP: 1 HBP: 0		WP: 0 PB: 0 SB: 1 CS: 0	PA: 30
<b>PITCHER</b> Connie Johnson, R ERA: 3.86 (1, 1)	IP: 4.0 WLS: L BF: 17 H: 5 R: 3 ER: 2 SO: 2 BB: 0 IBB: 0 HBP: 0 BLK: 0 WP: 0 HR: 0 S: 21 P: 21 ERA: 4.50 WHIP: 1.250															<b>PITCHER</b>			
Bob Keegan, R ERA: 5.15 (5, 1)	2.0 6 0 0 0 1 0 0 0 0 0 0 8 8 0.00 0.000																		
Mike Fomiesles, R ERA: 3.31 (7, 1)	2.0 7 2 0 0 1 0 0 0 0 0 0 9 9 0.00 1.000																		



Batter	1	2	3	4	5	6	7	8	9	AB	R	H	RBI	BB	SO	LOB	TOP			
<b>Bobby Avila, R</b> (1,4) OBP: 0.352, SLG: 0.386	0-0 1-3		0-0 E5 1B		0-0 F7			0-0 1B 1B		4	1	1	0	0	0	0	<b>Cleveland Indians @ Detroit Tigers</b> Briggs Stadium, Detroit, MI Tue Aug 18 1953, 4:33 AM EDT Att: 33,848 - Unknown			
<b>Harry Simpson, L</b> (1,9) OBP: 0.292, SLG: 0.344	0-3 K		0-0 1B 1B		0-3 K			0-0 FC6-4 1B		4	1	2	1	0	2	0				
<b>Luke Easter, L</b> (1,3) OBP: 0.356, SLG: 0.458	0-0 F8		0-0 1B 1B		0-0 3-1			0-0 F5		4	0	1	0	0	0	2				
<b>Al Rosen, R</b> (1,5) OBP: 0.402, SLG: 0.583		0-0 F7	0-0 1-2 3-H 1B		0-0 5-3			0-0 FC6-4 1-2		4	0	1	1	0	0	2				
<b>Dale Mitchell, L</b> (1,7) OBP: 0.351, SLG: 0.445		0-0 1B	0-0 F4		0-0 3-1			0-0 4-3		4	0	1	0	0	0	2				
<b>Larry Doby, L</b> (1,8) OBP: 0.359, SLG: 0.444	0-3 K		0-0 F3		0-3 K			0-0 3-1		4	0	0	0	0	2	1				
<b>George Strickland, R</b> (1,6) OBP: 0.337, SLG: 0.355	0-0 L7		0-0 F8		0-0 F8			0-0 F8		3	0	0	0	0	0	1				
<b>Bob Lemon, L</b> (9,PH) OBP: 0.269, SLG: 0.393										1	0	0	0	0	0	0				
<b>Joe Ginsberg, L</b> (1,2) OBP: 0.401, SLG: 0.346			0-0 F8		0-0 F8			0-0 F3		3	0	0	0	0	0	0				
<b>Mike Garcia, R</b> (1,1) OBP: 0.267, SLG: 0.301			0-0 6-3		0-0 F7			0-0 F9		2	0	0	0	0	0	0				
<b>Bill Glynn, L</b> (8,PH) OBP: 0.345, SLG: 0.333										1	0	0	0	0	0	0				
<b>Bob Hooper, R</b> (8,1) OBP: 0.250, SLG: 0.143										0	0	0	0	0	0	0				
<b>Inning Stats</b>	R: 0 E: 0 K: 1 S: 5	H: 0 LOB: 0 BB: 0 P: 5	R: 0 E: 0 K: 1 S: 6	H: 1 LOB: 1 BB: 0 P: 6	R: 2 E: 1 K: 0 S: 7	H: 3 LOB: 2 BB: 0 P: 7	R: 0 E: 0 K: 0 S: 3	H: 0 LOB: 0 BB: 0 P: 3	R: 0 E: 0 K: 1 S: 5	H: 0 LOB: 0 BB: 0 P: 5	R: 0 E: 0 K: 1 S: 5	H: 0 LOB: 0 BB: 0 P: 5	R: 0 E: 0 K: 0 S: 5	H: 2 LOB: 2 BB: 0 P: 5	R: 0 E: 0 K: 0 S: 3	H: 0 LOB: 0 BB: 0 P: 3	1B: 6 2B: 0 3B: 0 HR: 0	SF: 0 SAC: 0 DP: 0 HBP: 0	WP: 0 PB: 0 SB: 0 CS: 0	PA: 34
<b>PITCHER</b> <b>Steve Gromek, R</b> (1,1) ERA: 4.96	IP: 0.0 WLS: W BF: 0 H: 0 R: 0 ER: 0 SO: 0 BB: 0 IBB: 0 HBP: 0 BLK: 0 WP: 0 HR: 0 S: 0 P: 0 ERA: ∞ WHIP: ∞																			

Batter	1	2	3	4	5	6	7	8	9	AB	R	H	RBI	BB	SO	LOB	BOTTOM			
<b>Harvey Kuenn, R</b> (1,6) OBP: 0.359, SLG: 0.377	0-3 K		0-0 6-3		0-0 S 1B		0-0 G6-4-3 1-			4	0	1	1	0	1	1	<b>Cleveland Indians @ Detroit Tigers</b> Briggs Stadium, Detroit, MI Tue Aug 18 1953, 4:33 AM EDT Att: 33,848 - Unknown			
<b>Johnny Pesky, L</b> (1,4) OBP: 0.359, SLG: 0.396	4-0 E BB		0-0 3-1		0-0 F8 1-2			0-0 F7		3	0	0	0	1	0	1				
<b>Ray Boone, R</b> (1,5) OBP: 0.384, SLG: 0.523	0-0 F6		0-0 6-3		0-0 5-3			0-0 F3		4	0	0	0	0	0	1				
<b>Walt Dropo, R</b> (1,3) OBP: 0.277, SLG: 0.364	0-0 E6 1-2		0-0 6-3		0-0 F2			0-0 4-3		4	0	0	0	0	0	1				
<b>Steve Souchock, R</b> (1,9) OBP: 0.328, SLG: 0.464	0-0 F3		0-0 1-3		0-0 4-3					3	0	0	0	0	0	2				
<b>Matt Batts, R</b> (1,2) OBP: 0.334, SLG: 0.436		0-0 F8 S 1B		0-0 F6			0-0 FC5-4 1B			3	0	2	0	0	0	0				
<b>Bob Nieman, R</b> (1,7) OBP: 0.351, SLG: 0.424		0-0 F8 1-3		0-3 K		0-0 FC5-4 1-2 2B				3	1	0	0	0	1	2				
<b>Don Lund, R</b> (1,8) OBP: 0.325, SLG: 0.391		0-3 K2-3		0-0 SH1-3 1B 1B		0-0 1B 2B				3	2	2	1	0	1	1				
<b>Steve Gromek, S</b> (1,1) OBP: 0.138, SLG: 0.107		0-3 K		0-0 SH1-3 1-2		0-0 3-H 1B				2	0	1	1	0	1	1				
<b>Inning Stats</b>	R: 0 E: 1 K: 1 S: 6	H: 0 LOB: 2 BB: 1 P: 10	R: 0 E: 0 K: 2 S: 8	H: 1 LOB: 1 BB: 0 P: 8	R: 0 E: 0 K: 0 S: 3	H: 0 LOB: 0 BB: 0 P: 3	R: 0 E: 0 K: 0 S: 3	H: 0 LOB: 0 BB: 0 P: 3	R: 2 E: 0 K: 0 S: 5	H: 3 LOB: 0 BB: 0 P: 5	R: 0 E: 0 K: 0 S: 3	H: 0 LOB: 0 BB: 0 P: 3	R: 0 E: 0 K: 0 S: 3	H: 0 LOB: 0 BB: 0 P: 3	R: 0 E: 0 K: 0 S: 3	H: 0 LOB: 0 BB: 0 P: 3		1B: 5 2B: 1 3B: 0 HR: 0	SF: 0 SAC: 1 DP: 1 HBP: 0	WP: 0 PB: 0 SB: 2 CS: 0
<b>PITCHER</b> <b>Mike Garcia, R</b> (1,1) ERA: 3.13	IP: 7.0 WLS: L BF: 28 H: 6 R: 3 ER: 3 SO: 4 BB: 1 IBB: 0 HBP: 0 BLK: 0 WP: 0 HR: 0 S: 35 P: 39 ERA: 3.86 WHIP: 1.000																			
<b>Bob Hooper, R</b> (8,1) ERA: 4.22	IP: 1.0 WLS: L BF: 3 H: 0 R: 0 ER: 0 SO: 0 BB: 0 IBB: 0 HBP: 0 BLK: 0 WP: 0 HR: 0 S: 3 P: 3 ERA: 0.00 WHIP: 0.000																			

Batter	1	2	3	4	5	6	7	8	9	AB	R	H	RBI	BB	SO	LOB	TOP										
<b>Bobby Avila, R</b> (1, 4) OBP: 0.350, SLG: 0.386	0-0 6-3		0-0 5-3		0-0 4-3		0-0 4-3 2B		0-0 F8	5	0	1	0	0	0	1	<b>Cleveland Indians @ Detroit Tigers</b> Briggs Stadium, Detroit, MI Wed Aug 19 1953, 4:33 AM EDT Att: 8,053 - Unknown										
<b>Bill Glynn, L</b> (1, 3) OBP: 0.341, SLG: 0.328 <b>Al Smith, R</b> (9, PH) OBP: 0.331, SLG: 0.336	0-3 K		0-0 F7		0-0 F4		0-0 4-3	0-3 K	4	0	0	0	0	1	1												
<b>Dale Mitchell, L</b> (1, 7) OBP: 0.353, SLG: 0.444 <b>Bob Kennedy, R</b> (7, 7) OBP: 0.318, SLG: 0.324	4-0 1B BB		0-0 3-1		0-0 1B		0-0 6-3	0-0 1-2 1B	3	0	1	0	1	0	1												
<b>Al Rosen, R</b> (1, 5) OBP: 0.400, SLG: 0.578	0-0 1-2 1B			0-0 5-3	0-0 F5		0-0 F8	0-0 1-3	5	0	1	0	0	0	4												
<b>Wally Westlake, R</b> (1, 8) OBP: 0.414, SLG: 0.478	0-0 F8			0-0 HR	0-0 F5	0-3 K		4-0 SH1-4 BB	3	1	1	1	1	1	2												
<b>Harry Simpson, L</b> (1, 9) OBP: 0.293, SLG: 0.344		0-0 F8		0-0 F5	0-0 1B	0-0 1B		0-0 SH1-4	3	0	1	0	0	0	0												
<b>George Strickland, R</b> (1, 6) OBP: 0.339, SLG: 0.360		0-0 F8		0-0 2B	0-0 1B	0-0 1-2 1B		0-0 F8	4	0	2	0	0	0	1												
<b>Jim Hegan, R</b> (1, 2) OBP: 0.290, SLG: 0.318		0-0 BLK 1B		0-0 F8	0-0 F3	0-0 6-3		0-0 6-3	4	0	1	0	0	0	4												
<b>Early Wynn, S</b> (1, 1) OBP: 0.325, SLG: 0.446 <b>Hank Majeski, R</b> (9, PH) OBP: 0.313, SLG: 0.387 <b>Bob Lemon, L</b> (9, PR) OBP: 0.269, SLG: 0.393	0-3 K		0-0 HR		0-0 K		0-0 1B	0-0 1B	3	1	1	1	0	2	3												
<b>Inning Stats</b>	R: 0 E: 0 K: 1 S: 6	H: 1 LOB: 2 BB: 1 P: 10	R: 0 E: 0 K: 1 S: 6	H: 1 LOB: 1 BB: 0 P: 6	R: 0 E: 0 K: 0 S: 3	H: 0 LOB: 0 BB: 0 P: 3	R: 1 E: 0 K: 0 S: 5	H: 2 LOB: 1 BB: 0 P: 5	R: 1 E: 0 K: 2 S: 5	H: 2 LOB: 1 BB: 0 P: 5	R: 0 E: 0 K: 0 S: 4	H: 1 LOB: 1 BB: 1 P: 4	R: 0 E: 0 K: 0 S: 3	H: 0 LOB: 1 BB: 1 P: 7	R: 0 E: 0 K: 1 S: 7	H: 2 LOB: 2 BB: 0 P: 7		1B: 7 2B: 2 3B: 0 HR: 2	SF: 0 SAC: 1 DP: 0 HBP: 0	WP: 0 PB: 0 SB: 0 CS: 0	PA: 40						
<b>PITCHER</b>	IP	WLS	BF	H	R	ER	SO	BB	IBB	HBP	BLK	WP	HR	S	P	ERA	WHIP										
<b>Billy Hoelt, L</b> (1, 1) ERA: 4.47	8.2	W	39	11	2	2	5	2	0	0	1	0	2	47	55	2.08	1.500										
<b>Ray Herbert, R</b> (9, 1) ERA: 5.72	0.1	S	1	0	0	0	0	0	0	0	0	0	0	1	1	0.00	0.000										

Batter	1	2	3	4	5	6	7	8	9	AB	R	H	RBI	BB	SO	LOB	BOTTOM										
<b>Harvey Kuenn, R</b> (1, 6) OBP: 0.358, SLG: 0.376	0-0 1B	0-0 F9			0-0 F7	0-0 FC4-6				4	0	1	0	0	0	2	<b>Cleveland Indians @ Detroit Tigers</b> Briggs Stadium, Detroit, MI Wed Aug 19 1953, 4:33 AM EDT Att: 8,053 - Unknown										
<b>Johnny Pesky, L</b> (1, 4) OBP: 0.358, SLG: 0.391	0-0 F9		0-0 F9		4-0 BB		0-0 G3		3	0	0	0	1	0	1												
<b>Ray Boone, R</b> (1, 5) OBP: 0.383, SLG: 0.520	0-0 F4		0-0 1B		0-0 F3		0-0 F7		4	0	1	0	0	0	2												
<b>Walt Dropo, R</b> (1, 3) OBP: 0.279, SLG: 0.365	0-0 1-3 1B		0-0 1-2 1B		0-0 F7		0-0 F7		4	0	2	0	0	0	1												
<b>Steve Souchock, R</b> (1, 9) OBP: 0.332, SLG: 0.481	0-0 F6		0-3 K		0-0 HR 1B		0-0 HR		4	2	2	1	0	1	4												
<b>Matt Batts, R</b> (1, 2) OBP: 0.330, SLG: 0.430		0-0 6-3	0-0 F2		0-0 F3		0-0 F6		4	0	0	0	0	0	3												
<b>Bob Nieman, R</b> (1, 7) OBP: 0.350, SLG: 0.430		0-3 K		0-0 L6		0-0 HR		0-3 K	4	1	1	2	0	2	0												
<b>Don Lund, R</b> (1, 8) OBP: 0.329, SLG: 0.403		0-0 1B 3B		0-0 CS 1B		0-0 FC6-5		0-0 5-3	4	1	3	0	0	0	0												
<b>Billy Hoelt, L</b> (1, 1) OBP: 0.271, SLG: 0.176 <b>Ray Herbert, R</b> (9, 1) OBP: 0.235, SLG: 0.133	0-0 3H 1B		0-0 F7		0-0 F7	0-0 FC6-5-4			3	0	1	1	0	0	2												
<b>Inning Stats</b>	R: 0 E: 0 K: 0 S: 5	H: 2 LOB: 2 BB: 0 P: 5	R: 1 E: 0 K: 1 S: 7	H: 2 LOB: 1 BB: 0 P: 7	R: 0 E: 0 K: 1 S: 7	H: 2 LOB: 0 BB: 0 P: 7	R: 0 E: 0 K: 0 S: 3	H: 1 LOB: 0 BB: 0 P: 3	R: 0 E: 0 K: 0 S: 3	H: 0 LOB: 1 BB: 1 P: 7	R: 2 E: 0 K: 0 S: 6	H: 3 LOB: 0 BB: 0 P: 6	R: 0 E: 0 K: 0 S: 3	H: 0 LOB: 0 BB: 0 P: 3	R: 1 E: 0 K: 1 S: 6	H: 1 LOB: 0 BB: 0 P: 6		1B: 7 2B: 1 3B: 1 HR: 2	SF: 0 SAC: 0 DP: 0 HBP: 0	WP: 0 PB: 0 SB: 0 CS: 1	PA: 35						
<b>PITCHER</b>	IP	WLS	BF	H	R	ER	SO	BB	IBB	HBP	BLK	WP	HR	S	P	ERA	WHIP										
<b>Early Wynn, R</b> (1, 1) ERA: 3.96	8.0	L	35	11	4	4	3	1	0	0	0	0	2	40	44	4.50	1.500										

Batter	1	2	3	4	5	6	7	8	9	AB	R	H	RBI	BB	SO	LOB	TOP										
<b>Bobby Avila, R</b> OBP: 0.350, SLG: 0.383 (1, 4)										4	1	0	0	2	0	3	<b>Cleveland Indians @ Detroit Tigers</b> Briggs Stadium, Detroit, MI Thu Aug 20 1953, 4:33 AM EDT Att: 7,336 - Unknown										
<b>Bill Glynn, L</b> OBP: 0.344, SLG: 0.332 (1, 3)										6	1	3	1	0	1	5											
<b>Wally Westlake, R</b> OBP: 0.417, SLG: 0.475 (1, 8) (4, 7)										5	1	2	1	1	1	4											
<b>Al Rosen, R</b> OBP: 0.402, SLG: 0.582 (1, 5)										6	1	3	3	0	1	4											
<b>Bob Kennedy, R</b> OBP: 0.314, SLG: 0.319 (1, 7)										2	0	0	0	0	1	1											
<b>Dale Mitchell, L</b> OBP: 0.352, SLG: 0.443 (4, PH)										1	0	0	0	0	0	3											
<b>Larry Doby, L</b> OBP: 0.358, SLG: 0.443 (4, 8)										3	1	1	0	0	1	5											
<b>Harry Simpson, L</b> OBP: 0.304, SLG: 0.367 (1, 9)										5	3	3	3	1	0	3											
<b>George Strickland, R</b> OBP: 0.340, SLG: 0.361 (1, 6)										2	2	1	0	3	0	0											
<b>Jim Hegan, R</b> OBP: 0.295, SLG: 0.338 (1, 2)										6	1	3	4	0	0	2											
<b>Bob Lemon, L</b> OBP: 0.286, SLG: 0.419 (1, 1)										4	2	2	1	1	0	3											
<b>Bob Hooper, R</b> OBP: 0.222, SLG: 0.125 (7, 1)										1	0	0	0	0	0	0											
<b>Inning Stats</b>	R: 4 E: 1 K: 1 S: 9	H: 3 LOB: 2 BB: 2 P: 17	R: 0 E: 0 K: 0 S: 4	H: 1 LOB: 1 BB: 0 P: 4	R: 0 E: 0 K: 1 S: 5	H: 0 LOB: 1 BB: 1 P: 9	R: 1 E: 1 K: 1 S: 6	H: 1 LOB: 2 BB: 2 P: 14	R: 2 E: 0 K: 1 S: 9	H: 4 LOB: 0 BB: 0 P: 9	R: 6 E: 0 K: 0 S: 10	H: 7 LOB: 2 BB: 1 P: 14	R: 0 E: 0 K: 0 S: 3	H: 0 LOB: 1 BB: 1 P: 7	R: 0 E: 0 K: 1 S: 7	H: 2 LOB: 3 BB: 1 P: 11	R: 0 E: 0 K: 0 S: 3	H: 0 LOB: 0 BB: 0 P: 3	1B: 13 2B: 2 3B: 1 HR: 2	SF: 0 SAC: 1 DP: 1 HBP: 0	WP: 0 PB: 0 SB: 0 CS: 0	PA: 54					
<b>PITCHER</b>	IP	WLS	BF	H	R	ER	SO	BB	IBB	HBP	BLK	WP	HR	S	P	ERA	WHIP										
<b>Ted Gray, L</b> ERA: 4.42 (1, 1)	3.0		19	4	5	2	2	5	0	0	0	0	0	18	38	6.00	3.000										
<b>Ray Scarborough, R</b> ERA: 4.12 (4, 1)	2.1	L	17	9	7	7	2	1	0	0	0	0	2	20	24	27.00	4.286										
<b>Bob Miller, L</b> ERA: 5.96 (6, 1)	0.2		5	3	1	1	0	0	0	0	0	0	0	5	5	13.50	4.500										
<b>Dick Marlowe, R</b> ERA: 4.63 (7, 1)	2.0		10	2	0	0	1	2	0	0	0	0	0	10	18	0.00	2.000										
<b>Dave Madison, R</b> ERA: 6.93 (9, 1)	1.0		3	0	0	0	0	0	0	0	0	0	0	3	3	0.00	0.000										
Batter	1	2	3	4	5	6	7	8	9	AB	R	H	RBI	BB	SO	LOB	BOTTOM										
<b>Harvey Kuenn, R</b> OBP: 0.355, SLG: 0.372 (1, 6)										5	0	0	0	0	0	0	<b>Cleveland Indians @ Detroit Tigers</b> Briggs Stadium, Detroit, MI Thu Aug 20 1953, 4:33 AM EDT Att: 7,336 - Unknown										
<b>Johnny Pesky, L</b> OBP: 0.359, SLG: 0.389 (1, 4)										4	1	1	0	1	0	0											
<b>Ray Boone, R</b> OBP: 0.385, SLG: 0.519 (1, 5)										4	1	2	0	1	0	1											
<b>Walt Dropo, R</b> OBP: 0.280, SLG: 0.364 (1, 3)										4	1	1	1	1	1	2											
<b>Steve Souchock, R</b> OBP: 0.330, SLG: 0.476 (1, 9)										4	1	1	1	0	0	3											
<b>Matt Batts, R</b> OBP: 0.332, SLG: 0.431 (1, 2)										4	2	2	1	0	1	0											
<b>Bob Nieman, R</b> OBP: 0.354, SLG: 0.442 (1, 7)										4	1	3	2	0	0	0											
<b>Don Lund, R</b> OBP: 0.328, SLG: 0.401 (1, 8)										2	0	0	0	0	1	1											
<b>Jim Delsing, L</b> OBP: 0.373, SLG: 0.442 (7, 8)										2	0	1	1	0	0	1											
<b>Ted Gray, S</b> OBP: 0.244, SLG: 0.234 (4, 1)										1	0	0	0	0	0	0											
<b>Ray Scarborough, R</b> OBP: 0.277, SLG: 0.308 (6, 1)										1	0	0	0	0	0	0											
<b>Bob Miller, R</b> OBP: 0.277, SLG: 0.308 (6, 1)										0	0	0	0	0	0	0											
<b>Fred Hatfield, L</b> OBP: 0.301, SLG: 0.301 (7, 1)										1	0	0	0	0	0	1											
<b>Dick Marlowe, R</b> OBP: 0.233, SLG: 0.233 (8, PH)										0	0	0	0	0	0	0											
<b>Pat Mullin, L</b> OBP: 0.301, SLG: 0.370 (8, PH)										1	0	0	0	0	0	0											
<b>Dave Madison, R</b> OBP: 0.291, SLG: 0.291 (9, 1)										0	0	0	0	0	0	1											
<b>Inning Stats</b>	R: 4 E: 4 K: 1 S: 10	H: 5 LOB: 1 BB: 0 P: 10	R: 0 E: 0 K: 0 S: 3	H: 0 LOB: 0 BB: 0 P: 3	R: 0 E: 0 K: 0 S: 3	H: 0 LOB: 0 BB: 0 P: 3	R: 1 E: 0 K: 1 S: 6	H: 1 LOB: 0 BB: 0 P: 6	R: 0 E: 0 K: 1 S: 5	H: 3 LOB: 0 BB: 0 P: 5	R: 0 E: 0 K: 0 S: 4	H: 1 LOB: 2 BB: 1 P: 8	R: 0 E: 0 K: 0 S: 4	H: 1 LOB: 1 BB: 0 P: 4	R: 0 E: 0 K: 0 S: 3	H: 0 LOB: 1 BB: 1 P: 7	1B: 9 2B: 2 3B: 1 HR: 0	SF: 0 SAC: 0 DP: 1 HBP: 0	WP: 1 PB: 0 SB: 0 CS: 0	PA: 40							
<b>PITCHER</b>	IP	WLS	BF	H	R	ER	SO	BB	IBB	HBP	BLK	WP	HR	S	P	ERA	WHIP										
<b>Bob Lemon, R</b> ERA: 3.29 (1, 1)	6.2		31	10	7	6	3	2	0	0	0	0	0	35	43	8.10	1.800										
<b>Bob Hooper, R</b> ERA: 4.04 (7, 1)	2.1	S	9	1	0	0	0	1	0	0	0	0	0	8	12	0.00	0.857										

Batter	1	2	3	4	5	6	7	8	9	AB	R	H	RBI	BB	SO	LOB	TOP					
Harvey Kuenn, R OBP: 0.354, SLG: 0.373 (1, 6)	G3		FC8-5 2H 2B			1-3		F8		4	0	1	1	0	0	1	<b>Detroit Tigers @ Chicago White Sox</b> Comiskey Park, Chicago, IL Fri Aug 21 1953, 4:33 AM EDT Att: 21,016 - Unknown					
Johnny Pesky, L OBP: 0.357, SLG: 0.387 (1, 4)	4-3		FC8-5 2-3					F7		4	0	1	0	0	0	2						
Ray Boone, R OBP: 0.384, SLG: 0.516 (1, 5)	K							E7 1B		4	0	1	0	0	2	1						
Walt Dropo, R OBP: 0.278, SLG: 0.361 (1, 3)		6-3						K		4	0	0	0	0	2	3						
Jim Delsing, L OBP: 0.377, SLG: 0.444 (1, 8)										3	0	2	0	1	0	0						
Bob Nieman, R OBP: 0.350, SLG: 0.437 (1, 7)										4	0	0	0	0	1	3						
Matt Batts, R OBP: 0.328, SLG: 0.426 (1, 2)										4	0	0	0	0	0	3						
Don Lund, R OBP: 0.330, SLG: 0.400 (1, 9)										1	1	0	0	2	0	1						
Ralph Branca, R OBP: 0.136, SLG: 0.227 (1, 1)										1	0	0	0	0	0	1						
Fred Hatfield, L OBP: 0.341, SLG: 0.301 (8, PH)										0	0	0	0	1	0	0						
Dick Marlowe, R OBP: 0.233, SLG: 0.233 (8, 1)										0	0	0	0	0	0	0						
<b>Inning Stats</b>	R: 0 E: 0 K: 1 S: 5	H: 0 LOB: 0 BB: 0 P: 5	R: 0 E: 0 K: 0 S: 4	H: 1 LOB: 1 BB: 0 P: 4	R: 1 E: 0 K: 0 S: 3	H: 1 LOB: 0 BB: 1 P: 7	R: 0 E: 0 K: 0 S: 3	H: 0 LOB: 0 BB: 0 P: 3	R: 0 E: 0 K: 1 S: 5	H: 0 LOB: 1 BB: 1 P: 9	R: 0 E: 0 K: 2 S: 8	H: 1 LOB: 1 BB: 0 P: 8	R: 0 E: 0 K: 0 S: 3	H: 0 LOB: 1 BB: 1 P: 7	R: 0 E: 1 K: 1 S: 6	H: 1 LOB: 2 BB: 1 P: 10	R: 0 E: 0 K: 0 S: 3	H: 1 LOB: 0 BB: 0 P: 3	1B: 4 2B: 2 3B: 0 HR: 0	SF: 0 SAC: 1 DP: 2 HBP: 0	WP: 0 PB: 0 SB: 0 CS: 0	PA: 34
<b>PITCHER</b> Mike Fomies, R ERA: 3.16 (1, 1)	IP: 9.0 WLS: W BF: 34 H: 5 R: 1 ER: 1 SO: 5 BB: 4 IBB: 0 HBP: 0 BLK: 0 WP: 0 HR: 0 S: 40 P: 56 ERA: 1.00 WHIP: 1.000															<b>PITCHER</b> Mike Fomies, R ERA: 3.16 (1, 1)	IP: 9.0 WLS: W BF: 34 H: 5 R: 1 ER: 1 SO: 5 BB: 4 IBB: 0 HBP: 0 BLK: 0 WP: 0 HR: 0 S: 40 P: 56 ERA: 1.00 WHIP: 1.000					

AB	29
R	1
H	5
RBI	1
BB	4
SO	5
LOB	15



Batter	1	2	3	4	5	6	7	8	9	AB	R	H	RBI	BB	SO	LOB	BOTTOM			
Chico Carrasquel, R OBP: 0.314, SLG: 0.341 (1, 6)	6-3		SH5-4 2H 1B					F5		4	0	2	2	0	0	0	<b>Detroit Tigers @ Chicago White Sox</b> Comiskey Park, Chicago, IL Fri Aug 21 1953, 4:33 AM EDT Att: 21,016 - Unknown			
Nellie Fox, L OBP: 0.331, SLG: 0.356 (1, 4)	F2		SH5-4 1-2					F8		3	0	0	0	0	0	1				
Minnie Minoso, R OBP: 0.424, SLG: 0.493 (1, 7)										2	0	0	0	2	0	1				
Sam Mele, R OBP: 0.369, SLG: 0.463 (1, 9)										4	0	1	0	0	0	2				
Jim Rivera, L OBP: 0.327, SLG: 0.416 (1, 8)										4	0	0	0	0	0	1				
Bob Boyd, L OBP: 0.388, SLG: 0.405 (1, 3)										3	1	1	0	0	0	0				
Bob Elliott, R OBP: 0.373, SLG: 0.414 (1, 5)										3	1	1	0	0	0	1				
Sherm Lollar, R OBP: 0.406, SLG: 0.427 (1, 2)										2	2	1	1	1	0	1				
Mike Fomies, R OBP: 0.135, SLG: 0.139 (1, 1)										2	0	0	0	0	0	2				
<b>Inning Stats</b>	R: 0 E: 0 K: 0 S: 3	H: 0 LOB: 1 BB: 1 P: 7	R: 0 E: 0 K: 0 S: 3	H: 0 LOB: 0 BB: 0 P: 3	R: 1 E: 0 K: 0 S: 4	H: 1 LOB: 1 BB: 1 P: 8	R: 0 E: 0 K: 0 S: 3	H: 0 LOB: 0 BB: 0 P: 3	R: 1 E: 0 K: 0 S: 5	H: 2 LOB: 1 BB: 0 P: 5	R: 0 E: 0 K: 0 S: 2	H: 0 LOB: 0 BB: 1 P: 6	R: 2 E: 0 K: 0 S: 5	H: 2 LOB: 0 BB: 0 P: 5	R: 0 E: 0 K: 0 S: 4	H: 1 LOB: 1 BB: 0 P: 4		1B: 4 2B: 2 3B: 0 HR: 0	SF: 0 SAC: 2 DP: 1 HBP: 0	WP: 2 PB: 0 SB: 1 CS: 0
<b>PITCHER</b> Ralph Branca, R ERA: 4.32 Dick Marlowe, R ERA: 4.59 (1, 1)	IP: 7.0 WLS: L BF: 28 H: 5 R: 4 ER: 4 SO: 4 BB: 3 IBB: 0 HBP: 0 BLK: 0 WP: 1 HR: 0 S: 25 P: 37 ERA: 5.14 WHIP: 1.143															<b>PITCHER</b> Ralph Branca, R ERA: 4.32 Dick Marlowe, R ERA: 4.59 (8, 1)	IP: 1.0 WLS: L BF: 4 H: 1 R: 0 ER: 0 SO: 0 BB: 0 IBB: 0 HBP: 0 BLK: 0 WP: 0 HR: 0 S: 4 P: 4 ERA: 0.00 WHIP: 1.000			

AB	27
R	4
H	6
RBI	3
BB	3
SO	0
LOB	9



Batter	1	2	3	4	5	6	7	8	9	10	11	AB	R	H	RBI	BB	SO	LOB	TOP			
Harvey Kuenn, R OBP: 0.354, SLG: 0.373 (1, 6)	5-3		1-3			1B			SH3-4 1B	F9		5	0	2	0	0	0	2				
Johnny Pesky, L OBP: 0.352, SLG: 0.381 (1, 4)	4-3		G3			F5			SH3-4 1-2		4	0	0	0	0	0	1					
Ray Boone, R OBP: 0.384, SLG: 0.520 (1, 5)	F3					5-3			F7		5	1	2	0	0	0	2					
Jim Delsing, L OBP: 0.377, SLG: 0.441 (1, 8)			F5			G1-6-3 1B						3	0	0	0	2	1					
Walt Dropo, R OBP: 0.277, SLG: 0.360 (1, 3)			6-3			G5-3 1B			1B		5	0	1	1	0	0	3					
Steve Souchock, R OBP: 0.332, SLG: 0.471 (1, 7)			K			1-2 G5-3 1B			4-3		4	0	1	0	0	1	0					
Don Lund, R OBP: 0.326, SLG: 0.395 (1, 9)			6-3			G5-3			1-3		5	1	0	0	0	0	4					
Johnny Bucha, R OBP: 0.291, SLG: 0.274 (1, 2)			F6			6-3			F8		4	0	1	1	0	0	1					
Ned Garver, R OBP: 0.296, SLG: 0.203 (1, 1)						B5-3			F9		4	0	1	0	0	0	1					
<b>Inning Stats</b>	R: 0 E: 0 K: 0 S: 3	H: 0 LOB: 0 BB: 0 P: 3	R: 0 E: 0 K: 1 S: 5	H: 0 LOB: 0 BB: 0 P: 5	R: 0 E: 0 K: 0 S: 4	H: 1 LOB: 1 BB: 0 P: 4	R: 0 E: 0 K: 0 S: 3	H: 1 LOB: 0 BB: 0 P: 3	R: 0 E: 0 K: 0 S: 4	H: 0 LOB: 0 BB: 0 P: 5	R: 0 E: 0 K: 0 S: 3	H: 0 LOB: 0 BB: 0 P: 3	R: 0 E: 0 K: 0 S: 4	H: 1 LOB: 2 BB: 1 P: 8	R: 1 E: 2 K: 0 S: 5	H: 1 LOB: 1 BB: 0 P: 5	R: 1 E: 0 K: 0 S: 4	H: 1 LOB: 2 BB: 1 P: 9	1B: 7 2B: 0 3B: 1 HR: 0	SF: 0 SAC: 1 DP: 2 HBP: 1	WP: 0 PB: 0 SB: 1 CS: 0	PA: 43
<b>PITCHER</b> Bob Keegan, R ERA: 4.15 (1, 1)	IP: 11.0 WLS: 1 BF: 43 H: 8 R: 2 ER: 1 SO: 2 BB: 0 IBB: 2 HBP: 1 BLK: 0 WP: 0 HR: 0 S: 44 P: 53 ERA: 0.82 WHIP: 0.727																					

Detroit Tigers @ Chicago White Sox  
Comiskey Park, Chicago, IL  
Sat Aug 22 1953, 4:33 AM EDT  
Att: 10,407 - Unknown


AB 39  
R 2  
H 8  
RBI 2  
BB 2  
SO 2  
LOB 15



Batter	1	2	3	4	5	6	7	8	9	10	11	AB	R	H	RBI	BB	SO	LOB	BOTTOM			
Chico Carrasquel, R OBP: 0.313, SLG: 0.340 Bud Stewart, L OBP: 0.366, SLG: 0.417 (1, 6)	F9					5-3			F8		F4	4	0	1	0	0	0	0				
Nellie Fox, L OBP: 0.329, SLG: 0.354 (1, 4)	F9					4-3			F8			4	0	0	0	0	0	2				
Minnie Minoso, R OBP: 0.423, SLG: 0.491 (1, 7)	1-3					6-3						4	0	1	0	0	0	0				
Sam Mele, R OBP: 0.366, SLG: 0.459 (1, 9)						F8			F7		F2	4	0	0	0	0	0	1				
Jim Rivera, L OBP: 0.327, SLG: 0.417 (1, 8)						F9					FC3-6 1B	4	1	1	0	0	0	1				
Bob Boyd, L OBP: 0.382, SLG: 0.397 (1, 3)						4-3					FC5-4 1B	4	0	1	1	0	1	1				
Bob Elliott, R OBP: 0.389, SLG: 0.409 (1, 5)						4-3			F8		FC5-4	4	0	0	0	0	0	2				
Sherm Lollar, R OBP: 0.401, SLG: 0.420 (1, 2)						5-3			F8		F3	4	0	0	0	0	0	0				
Bob Keegan, R OBP: 0.167, SLG: 0.167 Tom Wright, L OBP: 0.339, SLG: 0.416 (1, 1)						5-3			L4-6 1B		1-3	3	0	1	0	0	0	0				
<b>Inning Stats</b>	R: 0 E: 0 K: 0 S: 3	H: 0 LOB: 0 BB: 0 P: 3	R: 0 E: 0 K: 0 S: 3	H: 0 LOB: 0 BB: 0 P: 3	R: 0 E: 0 K: 0 S: 3	H: 0 LOB: 0 BB: 0 P: 3	R: 0 E: 0 K: 0 S: 3	H: 0 LOB: 0 BB: 0 P: 3	R: 0 E: 0 K: 0 S: 3	H: 0 LOB: 0 BB: 0 P: 3	R: 0 E: 0 K: 0 S: 3	H: 0 LOB: 1 BB: 0 P: 5	R: 0 E: 0 K: 0 S: 3	H: 2 LOB: 1 BB: 0 P: 3	R: 0 E: 0 K: 0 S: 5	H: 0 LOB: 0 BB: 0 P: 5	R: 0 E: 0 K: 0 S: 3	H: 0 LOB: 0 BB: 0 P: 3	1B: 4 2B: 2 3B: 0 HR: 0	SF: 0 SAC: 0 DP: 1 HBP: 0	WP: 0 PB: 0 SB: 1 CS: 0	PA: 37
<b>PITCHER</b> Ned Garver, R ERA: 4.39 (1, 1)	IP: 11.0 WLS: 1 BF: 37 H: 5 R: 1 ER: 1 SO: 1 BB: 0 IBB: 0 HBP: 0 BLK: 0 WP: 0 HR: 0 S: 39 P: 39 ERA: 0.82 WHIP: 0.455																					

Detroit Tigers @ Chicago White Sox  
Comiskey Park, Chicago, IL  
Sat Aug 22 1953, 4:33 AM EDT  
Att: 10,407 - Unknown

AB 37  
R 1  
H 5  
RBI 1  
BB 0  
SO 1  
LOB 7



Batter	1	2	3	4	5	6	7	8	9	AB	R	H	RBI	BB	SO	LOB	TOP					
Harvey Kuenn, R OBP: 0.352, SLG: 0.371	F4	FC6-4			K			1-3		4	0	0	0	0	1	3						
Johnny Pesky, L OBP: 0.351, SLG: 0.383	L6		E5		K			L6-4 2B		4	0	1	0	0	1	0						
Ray Boone, R OBP: 0.383, SLG: 0.517	F4		F3					L6-4		4	0	1	0	0	0	2						
Jim Delsing, L OBP: 0.374, SLG: 0.436		G3	4-3					L6-4		4	0	0	0	0	0	2						
Walt Dropo, R OBP: 0.277, SLG: 0.359		BB E 1B	F7					L6-4		4	1	1	0	0	0	2						
Bob Nieman, R OBP: 0.349, SLG: 0.435		E BB FC1-2 1B		L3				L6-4		4	0	1	0	0	0	1						
Matt Batts, R OBP: 0.328, SLG: 0.423		FC1-2 E BB		6-3				L6-4		2	0	0	0	1	0	0						
Don Lund, R OBP: 0.326, SLG: 0.394		E6 FC1-2		F4				L6-4		3	0	1	1	0	0	2						
Steve Gromek, S OBP: 0.125, SLG: 0.097		FC1-2 FC6-4		F7				L6-4		3	0	0	0	0	0	3						
<b>Inning Stats</b>	R: 0 E: 0 K: 0 S: 3	H: 0 LOB: 0 BB: 0 P: 3	R: 1 E: 1 K: 0 S: 6	H: 2 LOB: 3 BB: 1 P: 10	R: 0 E: 1 K: 0 S: 4	H: 0 LOB: 1 BB: 0 P: 4	R: 0 E: 0 K: 0 S: 3	H: 0 LOB: 0 BB: 0 P: 3	R: 0 E: 0 K: 2 S: 7	H: 0 LOB: 0 BB: 0 P: 7	R: 0 E: 0 K: 0 S: 4	H: 1 LOB: 1 BB: 0 P: 4	R: 0 E: 0 K: 0 S: 3	H: 1 LOB: 0 BB: 0 P: 3	R: 0 E: 0 K: 0 S: 3	H: 0 LOB: 0 BB: 0 P: 3	R: 0 E: 0 K: 0 S: 3	H: 0 LOB: 0 BB: 0 P: 3	1B: 4 2B: 2 3B: 0 HR: 0	SF: 0 SAC: 0 DP: 1 HBP: 0	WP: 0 PB: 0 SB: 0 CS: 0	PA: 33
<b>PITCHER</b> Sandy Consuegra, R ERA: 2.74	IP: 9.0 WLS: W BF: 33 H: 5 R: 1 ER: 1 SO: 2 BB: 1 IBB: 0 HBP: 0 BLK: 0 WP: 0 HR: 0 S: 36 P: 40 ERA: 1.00 WHIP: 0.667															<b>PITCHER</b>						

Detroit Tigers @ Chicago White Sox  
Comiskey Park, Chicago, IL  
Sun Aug 23 1953, 4:33 AM EDT  
Unknown

AB 32  
R 1  
H 5  
RBI 1  
BB 1  
SO 2  
LOB 15



Batter	1	2	3	4	5	6	7	8	9	AB	R	H	RBI	BB	SO	LOB	BOTTOM					
Chico Carrasquel, R OBP: 0.311, SLG: 0.336	L5	5-3			6-3			F7		4	0	0	0	0	0	1						
Nellie Fox, L OBP: 0.328, SLG: 0.353	F9		FC6-4 HBP CS 1B		G3			F8		4	0	1	0	0	0	0						
Minnie Minoso, R OBP: 0.424, SLG: 0.490	PB 1B		FC6-4 HBP		5-3			6-3		3	1	1	0	0	0	0						
Bob Elliott, R OBP: 0.368, SLG: 0.405	BB 1B BB		F9					5-3		3	0	0	0	1	0	2						
Bob Boyd, L OBP: 0.387, SLG: 0.427	BB 1B		FC6-4		1-3			1B 3B		4	1	2	1	0	0	2						
Sam Mele, R OBP: 0.367, SLG: 0.458	BB 1B		CS		F7			1B		3	0	1	1	1	0	0						
Sherm Lollar, R OBP: 0.403, SLG: 0.423	F3							SH3-4 1B		3	0	2	0	0	0	3						
Jim Rivera, L OBP: 0.325, SLG: 0.414		4-3			F5			F7		3	0	0	0	0	0	2						
Sandy Consuegra, R OBP: 0.100, SLG: 0.069		K			F4			SH3-4		2	0	0	0	0	1	1						
<b>Inning Stats</b>	R: 1 E: 0 K: 0 S: 5	H: 2 LOB: 3 BB: 2 P: 13	R: 0 E: 0 K: 1 S: 5	H: 0 LOB: 0 BB: 0 P: 5	R: 0 E: 0 K: 0 S: 3	H: 1 LOB: 1 BB: 0 P: 4	R: 0 E: 0 K: 0 S: 4	H: 1 LOB: 1 BB: 0 P: 4	R: 0 E: 0 K: 0 S: 3	H: 0 LOB: 0 BB: 0 P: 3	R: 0 E: 0 K: 0 S: 3	H: 0 LOB: 0 BB: 0 P: 3	R: 0 E: 0 K: 0 S: 4	H: 1 LOB: 1 BB: 0 P: 4	R: 0 E: 0 K: 0 S: 3	H: 0 LOB: 0 BB: 0 P: 3	R: 1 E: 0 K: 0 S: 2	H: 2 LOB: 1 BB: 0 P: 2	1B: 6 2B: 0 3B: 1 HR: 0	SF: 0 SAC: 1 DP: 0 HBP: 1	WP: 0 PB: 1 SB: 0 CS: 1	PA: 34
<b>PITCHER</b> Steve Gromek, R ERA: 4.75	IP: 8.0 WLS: L BF: 33 H: 7 R: 2 ER: 2 SO: 1 BB: 2 IBB: 0 HBP: 1 BLK: 0 WP: 0 HR: 0 S: 32 P: 41 ERA: 2.25 WHIP: 1.125															<b>PITCHER</b>						

Detroit Tigers @ Chicago White Sox  
Comiskey Park, Chicago, IL  
Sun Aug 23 1953, 4:33 AM EDT  
Unknown

AB 29  
R 2  
H 7  
RBI 2  
BB 2  
SO 1  
LOB 11



Batter	1	2	3	4	5	6	7	8	9	AB	R	H	RBI	BB	SO	LOB	TOP					
Harvey Kuenn, R OBP: 0.351, SLG: 0.371	5-3	1B F8 2B		4-3		1-3			F9	5	1	1	0	0	0	0						
Johnny Pesky, L OBP: 0.355, SLG: 0.391	1-3	2B BB 1B		F7					HR 2B	5	2	3	0	0	0	0						
Ray Boone, R OBP: 0.383, SLG: 0.515	WP 1B	2B 1-2 BB		F8					L8	4	1	1	0	1	0	2						
Pat Mullin, L OBP: 0.375, SLG: 0.416	1B 1B BB	F8		F8 SH1-3 CS 1B					HR	4	2	2	3	1	0	3						
Walt Dropo, R OBP: 0.279, SLG: 0.362	BB FC1-2 1B	1-3 2B		SH1-3					F9	4	0	2	2	0	0	2						
Bob Nieman, R OBP: 0.351, SLG: 0.434	1-2 BB 1B	F4		F8 BB					F8	3	0	1	1	1	0	4						
Don Lund, R OBP: 0.325, SLG: 0.391	1-2 2-3 BB			F3					F7	3	0	0	0	1	0	2						
Johnny Bucha, R OBP: 0.281, SLG: 0.264	FC1-2			F4		CS			F7	4	0	0	0	0	1	3						
Al Aber, L OBP: 0.188, SLG: 0.077										2	0	0	0	0	0	1						
Ray Scarborough, R OBP: 0.077, SLG: 0.006										0	0	0	0	0	0	0						
Ted Gray, L OBP: 0.000, SLG: 0.000										0	0	0	0	0	0	0						
Jerry Friday, L OBP: 0.000, SLG: 0.000										0	0	0	0	0	0	0						
Ray Herbert, R OBP: 0.300, SLG: 0.133										0	0	0	0	0	0	0						
Fred Hatfield, L OBP: 0.300, SLG: 0.299										1	0	0	0	0	0	1						
Dick Marlowe, R OBP: 0.233, SLG: 0.233										0	0	0	0	0	0	0						
Ralph Branca, R OBP: 0.198, SLG: 0.227										0	0	0	0	0	0	0						
<b>Inning Stats</b>	R: 2 E: 0 K: 0 S: 6	H: 3 LOB: 3 BB: 2 P: 14	R: 2 E: 0 K: 1 S: 8	H: 3 LOB: 2 BB: 1 P: 12	R: 0 E: 0 K: 0 S: 3	H: 0 LOB: 0 BB: 0 P: 3	R: 0 E: 0 K: 0 S: 3	H: 0 LOB: 0 BB: 0 P: 3	R: 0 E: 0 K: 0 S: 3	H: 1 LOB: 1 BB: 1 P: 7	R: 0 E: 0 K: 0 S: 3	H: 0 LOB: 0 BB: 0 P: 3	R: 0 E: 1 K: 0 S: 5	H: 1 LOB: 2 BB: 0 P: 5	R: 0 E: 0 K: 2 S: 7	H: 0 LOB: 0 BB: 0 P: 7	R: 2 E: 0 K: 0 S: 5	H: 2 LOB: 0 BB: 0 P: 5	1B: 6 2B: 3 3B: 0 HR: 1	SF: 0 SAC: 1 DP: 0 HBP: 0	WP: 2 PB: 0 SB: 0 CS: 1	PA: 42
<b>PITCHER</b> Virgil Trucks, R ERA: 2.67	IP: 9.0 WLS: W BF: 41 H: 10 R: 6 ER: 6 SO: 3 BB: 4 IBB: 0 HBP: 0 BLK: 0 WP: 1 HR: 1 S: 43 P: 59 ERA: 6.00 WHIP: 1.556											<b>PITCHER</b>	IP: 9.0 WLS: W BF: 41 H: 10 R: 6 ER: 6 SO: 3 BB: 4 IBB: 0 HBP: 0 BLK: 0 WP: 1 HR: 1 S: 43 P: 59 ERA: 6.00 WHIP: 1.556									

**Detroit Tigers @ Chicago White Sox**  
 Comiskey Park, Chicago, IL  
 Sun Aug 23 1953, 4:38 AM EDT  
 Att: 22,383 - Unknown

AB	36
R	6
H	10
RBI	6
BB	4
SO	3
LOB	16



Batter	1	2	3	4	5	6	7	8	9	AB	R	H	RBI	BB	SO	LOB	BOTTOM			
Chico Carrasquel, R OBP: 0.314, SLG: 0.342	K2-3		1B F9 2B		BB 1B	G1			G3	5	3	3	3	0	1	0				
Nellie Fox, L OBP: 0.331, SLG: 0.353	1B BB		BB		1B BB	4-3			G3	3	1	1	0	2	0	2				
Minnie Minoso, R OBP: 0.421, SLG: 0.485	F9		F9		K				2B 1B IBB	4	1	0	1	1	1	4				
Bob Elliott, R OBP: 0.372, SLG: 0.408			3-H		F5				1B IBB	3	0	2	0	1	0	2				
Bud Stewart, L OBP: 0.307, SLG: 0.449	FC6-4								1B 2B	1	1	1	2	0	0	0				
Fred Marsh, R OBP: 0.318, SLG: 0.312	1B		BB						1B 2B	0	0	0	0	0	0	0				
Sam Mele, R OBP: 0.370, SLG: 0.458	FC6-4		F8		1B 2B BB				FC3	4	1	2	2	1	0	4				
Sherm Lollar, R OBP: 0.400, SLG: 0.419		6-3	F7		2B 1B				FC3	5	0	1	2	0	0	5				
Bob Boyd, L OBP: 0.398, SLG: 0.448		G3			B5-3				1B	5	1	3	1	0	0	0				
Jim Rivera, L OBP: 0.324, SLG: 0.412		F4			4-3				1B	5	1	1	0	0	0	4				
Virgil Trucks, R OBP: 0.183, SLG: 0.211			F6		F6				G3 1B 2B	4	2	2	0	0	1	0				
<b>Inning Stats</b>	R: 0 E: 0 K: 1 S: 6	H: 1 LOB: 2 BB: 1 P: 10	R: 0 E: 0 K: 0 S: 3	H: 0 LOB: 0 BB: 0 P: 3	R: 2 E: 0 K: 0 S: 6	H: 3 LOB: 2 BB: 1 P: 10	R: 0 E: 0 K: 0 S: 3	H: 0 LOB: 0 BB: 0 P: 3	R: 3 E: 0 K: 1 S: 8	H: 3 LOB: 2 BB: 2 P: 16	R: 0 E: 0 K: 1 S: 5	H: 0 LOB: 0 BB: 0 P: 5	R: 0 E: 0 K: 0 S: 4	H: 2 LOB: 1 BB: 0 P: 4	R: 6 E: 0 K: 0 S: 10	H: 7 LOB: 2 BB: 1 P: 14	1B: 12 2B: 5 3B: 0 HR: 0	SF: 0 SAC: 0 DP: 1 HBP: 0	WP: 0 PB: 0 SB: 0 CS: 0	PA: 44
<b>PITCHER</b> Al Aber, L ERA: 4.91	IP: 1.1 WLS: L BF: 5 H: 4 R: 4 ER: 4 SO: 1 BB: 1 IBB: 0 HBP: 0 BLK: 0 WP: 0 HR: 0 S: 19 P: 31 ERA: 9.00 WHIP: 2.000											<b>PITCHER</b> Ralph Branca, R ERA: 4.28	IP: 8.1 WLS: 0 BF: 3 H: 1 R: 0 ER: 0 SO: 0 BB: 0 IBB: 0 HBP: 0 BLK: 0 WP: 0 HR: 3 S: 3 P: 3 ERA: 0.00 WHIP: 1.500							
Ray Scarborough, R OBP: 0.422	0.2	L	5	2	1	1	1	1	0	0	0	0	0	0	0	6	10	13.50	4.500	
Ted Gray, L ERA: 4.41	0.1		1	0	0	0	0	0	0	0	0	0	0	0	1	1	0.00	0.000		
Ray Herbert, R ERA: 5.56	2.0		7	2	0	0	1	0	0	0	0	0	0	0	9	9	0.00	1.000		
Dick Marlowe, R ERA: 5.07	0.1		8	6	6	6	0	0	1	0	0	0	0	0	7	11	162.00	18.000		

**Detroit Tigers @ Chicago White Sox**  
 Comiskey Park, Chicago, IL  
 Sun Aug 23 1953, 4:38 AM EDT  
 Att: 22,383 - Unknown

AB	39
R	11
H	16
RBI	11
BB	5
SO	3
LOB	21







Batter	1	2	3	4	5	6	7	8	9	AB	R	H	RBI	BB	SO	LOB	TOP										
<b>Gil McDougald, R</b> OBP: 0.376, SLG: 0.442 (1, 5)										5	3	4	0	0	0	1	<b>New York Yankees @ Detroit Tigers</b> Briggs Stadium, Detroit, MI Wed Aug 26 1953, 4:33 AM EDT Att: 13,633 - Unknown										
<b>Gene Woodling, L</b> OBP: 0.421, SLG: 0.437 (1, 7)										4	0	2	0	0	1	2											
<b>Hank Bauer, R</b> OBP: 0.403, SLG: 0.470 (1, 9)										4	0	2	0	0	1	2											
<b>Yogi Berra, L</b> OBP: 0.368, SLG: 0.523 (1, 2)										5	0	1	2	0	1	5											
<b>Gus Triandos, R</b> OBP: 0.214, SLG: 0.282 <b>Joe Collins, L</b> OBP: 0.362, SLG: 0.418 (1, 3) (8, 3)										3	0	0	0	1	0	2											
<b>Bill Renne, R</b> OBP: 0.385, SLG: 0.463 <b>Irv Noren, L</b> OBP: 0.372, SLG: 0.423 (8, PH) (8, 8)										2	1	1	1	1	0	2											
<b>Billy Martin, R</b> OBP: 0.318, SLG: 0.395 (1, 4)										4	1	1	0	0	0	1											
<b>Phil Rizzuto, R</b> OBP: 0.398, SLG: 0.360 (1, 6)										4	0	2	1	0	0	0											
<b>Johnny Sain, R</b> OBP: 0.318, SLG: 0.328 <b>Tom Gorman, R</b> OBP: 0.200, SLG: 0.143 <b>Vic Raschi, R</b> OBP: 0.189, SLG: 0.160 (1, 1) (7, 1) (7, 1)										3	0	0	0	0	0	2											
<b>Inning Stats</b>	R: 1 E: 0 K: 1 S: 7	H: 2 LOB: 1 BB: 0 P: 7	R: 1 E: 0 K: 0 S: 4	H: 1 LOB: 0 BB: 0 P: 4	R: 0 E: 0 K: 1 S: 6	H: 1 LOB: 1 BB: 0 P: 6	R: 0 E: 0 K: 0 S: 4	H: 1 LOB: 2 BB: 1 P: 8	R: 1 E: 1 K: 0 S: 5	H: 3 LOB: 2 BB: 1 P: 9	R: 0 E: 0 K: 0 S: 3	H: 0 LOB: 0 BB: 0 P: 3	R: 1 E: 0 K: 0 S: 5	H: 2 LOB: 1 BB: 0 P: 5	R: 1 E: 0 K: 1 S: 7	H: 2 LOB: 1 BB: 0 P: 7		R: 0 E: 0 K: 1 S: 6	H: 1 LOB: 1 BB: 0 P: 6	1B: 7 2B: 8 3B: 0 HR: 1	SF: 0 SAC: 3 DP: 1 HBP: 0	WP: 0 PB: 0 SB: 0 CS: 0	PA: 41				
<b>PITCHER</b>	IP	WLS	BF	H	R	ER	SO	BB	IBB	HBP	BLK	WP	HR	S	P	ERA	WHIP										
<b>Ted Gray, L</b> ERA: 4.45 (1, 1)	7.0	L	32	10	4	4	2	2	0	0	0	0	1	34	42	5.14	1.714										
<b>Ray Scarborough, R</b> ERA: 4.3 (8, 1)	1.0		5	2	1	1	1	0	0	0	0	0	0	7	7	9.00	2.000										
<b>Al Aber, L</b> ERA: 4.81 (9, 1)	1.0		4	1	0	0	1	0	0	0	0	0	0	6	6	0.00	1.000										

Batter	1	2	3	4	5	6	7	8	9	AB	R	H	RBI	BB	SO	LOB	BOTTOM										
<b>Harvey Kuenn, R</b> OBP: 0.354, SLG: 0.375 (1, 6)										4	1	3	1	1	0	0	<b>New York Yankees @ Detroit Tigers</b> Briggs Stadium, Detroit, MI Wed Aug 26 1953, 4:33 AM EDT Att: 13,633 - Unknown										
<b>Johnny Pesky, L</b> OBP: 0.353, SLG: 0.385 (1, 4)										5	0	1	0	0	0	5											
<b>Ray Boone, R</b> OBP: 0.383, SLG: 0.508 (1, 5)										5	1	2	0	0	0	2											
<b>Jim Delsing, L</b> OBP: 0.379, SLG: 0.436 (1, 8)										4	0	2	0	1	0	2											
<b>Bob Nieman, R</b> OBP: 0.352, SLG: 0.431 <b>Don Lund, R</b> OBP: 0.329, SLG: 0.394 (1, 7) (9, 7)										3	1	1	1	1	0	2											
<b>Steve Souchock, R</b> OBP: 0.303, SLG: 0.465 <b>Pat Mullin, L</b> OBP: 0.367, SLG: 0.405 <b>Al Kaline, R</b> OBP: 0.100, SLG: 0.100 (1, 9) (7, PH) (8, 9)										3	0	1	0	0	0	1											
<b>Matt Batts, R</b> OBP: 0.325, SLG: 0.419 (1, 2)										5	1	1	1	0	0	3											
<b>Jerry Priddy, R</b> OBP: 0.294, SLG: 0.282 (1, 3)										5	0	0	0	0	0	5											
<b>Ted Gray, S</b> OBP: 0.302, SLG: 0.245 <b>Fred Hatfield, L</b> OBP: 0.338, SLG: 0.298 <b>Ray Scarborough, R</b> OBP: 0.077, SLG: 0.308 <b>Walt Dropo, R</b> OBP: 0.278, SLG: 0.362 <b>Al Aber, L</b> OBP: 0.188, SLG: 0.071 (1, 1) (7, PH) (8, 1) (8, PH) (9, 1)										2	0	1	1	0	0	0											
<b>Inning Stats</b>	R: 0 E: 0 K: 0 S: 5	H: 2 LOB: 2 BB: 0 P: 5	R: 0 E: 0 K: 0 S: 3	H: 1 LOB: 0 BB: 0 P: 3	R: 0 E: 0 K: 0 S: 5	H: 2 LOB: 2 BB: 0 P: 5	R: 2 E: 0 K: 0 S: 7	H: 4 LOB: 2 BB: 0 P: 7	R: 0 E: 0 K: 0 S: 3	H: 0 LOB: 0 BB: 0 P: 3	R: 0 E: 0 K: 0 S: 3	H: 0 LOB: 0 BB: 0 P: 3	R: 1 E: 0 K: 0 S: 4	H: 1 LOB: 3 BB: 3 P: 16	R: 0 E: 0 K: 0 S: 5	H: 2 LOB: 2 BB: 0 P: 5		R: 1 E: 1 K: 1 S: 8	H: 2 LOB: 2 BB: 0 P: 8	1B: 13 2B: 1 3B: 0 HR: 0	SF: 0 SAC: 0 DP: 1 HBP: 0	WP: 0 PB: 0 SB: 0 CS: 0	PA: 44				
<b>PITCHER</b>	IP	WLS	BF	H	R	ER	SO	BB	IBB	HBP	BLK	WP	HR	S	P	ERA	WHIP										
<b>Johnny Sain, R</b> ERA: 3.18 (1, 1)	6.2	W	31	10	3	3	0	2	0	0	0	0	0	29	37	4.05	1.800										
<b>Tom Gorman, R</b> ERA: 3.41 (7, 1)	0.0		1	0	0	0	0	1	0	0	0	0	0	0	4	∞	∞										
<b>Vic Raschi, R</b> ERA: 3.39 (7, 1)	2.1	S	12	4	1	1	1	0	0	0	0	0	0	14	14	3.86	1.714										

AB	36
R	5
H	13
RBI	4
BB	2
SO	4
LOB	18





Batter	1	2	3	4	5	6	7	8	9	AB	R	H	RBI	BB	SO	LOB	TOP										
<b>Eddie Yost, R</b> OBP: 0.397, SLG: 0.373 (1, 5)										5	1	3	0	0	0	1	<b>Washington Senators @ Detroit Tigers</b> Briggs Stadium, Detroit, MI Fri Aug 28 1953, 4:33 AM EDT Att: 18,309 - Unknown										
<b>Pete Runnels, L</b> OBP: 0.351, SLG: 0.318 (1, 6)										5	1	2	0	0	0	3											
<b>Mickey Vernon, L</b> OBP: 0.394, SLG: 0.498 (1, 3)										5	3	3	2	0	0	3											
<b>Jackie Jensen, R</b> OBP: 0.370, SLG: 0.414 (1, 9)										4	1	1	1	1	0	1											
<b>Gil Coan, L</b> OBP: 0.291, SLG: 0.259 (1, 7)										5	1	1	2	0	0	1											
<b>Jim Busby, R</b> OBP: 0.357, SLG: 0.412 (1, 8)										5	0	2	1	0	1	1											
<b>Wayne Terwilliger, R</b> OBP: 0.340, SLG: 0.334 (1, 4)										4	0	0	0	0	2	3											
<b>Ed Fitz Gerald, R</b> OBP: 0.303, SLG: 0.325 (1, 2)										4	0	1	1	0	1	3											
<b>Walt Masterson, R</b> OBP: 0.204, SLG: 0.143 (1, 1)										4	0	1	0	0	3	4											
<b>Inning Stats</b>	R: 2 E: 1 K: 1 S: 8	H: 3 LOB: 1 BB: 0 P: 8	R: 0 E: 0 K: 2 S: 8	H: 1 LOB: 1 BB: 0 P: 8	R: 1 E: 0 K: 0 S: 4	H: 1 LOB: 0 BB: 0 P: 4	R: 0 E: 0 K: 2 S: 8	H: 1 LOB: 1 BB: 0 P: 8	R: 4 E: 1 K: 1 S: 10	H: 4 LOB: 2 BB: 1 P: 14	R: 0 E: 0 K: 0 S: 4	H: 2 LOB: 1 BB: 0 P: 4	R: 0 E: 0 K: 1 S: 5	H: 0 LOB: 0 BB: 0 P: 5	R: 0 E: 0 K: 0 S: 5	H: 2 LOB: 2 BB: 0 P: 5	R: 0 E: 0 K: 0 S: 3	H: 0 LOB: 0 BB: 0 P: 3	1B: 12 2B: 1 3B: 0 HR: 1	SF: 0 SAC: 0 DP: 1 HBP: 0	WP: 0 PB: 0 SB: 1 CS: 0	PA: 42					
<b>PITCHER</b>	IP	WLS	BF	H	R	ER	SO	BB	IBB	HBP	BLK	WP	HR	S	P	ERA	WHIP										
<b>Ned Garver, R</b> ERA: 4.6 (1, 1)	4.1	L	24	10	7	6	5	1	0	0	0	0	1	33	37	12.46	2.538										
<b>Ray Scarborough, R</b> ERA: 4.25 (5, 1)	0.2		3	0	0	0	1	0	0	0	0	0	0	5	5	0.00	0.000										
<b>Ray Herbert, R</b> ERA: 5.52 (6, 1)	4.0		15	4	0	0	1	0	0	0	0	0	0	17	17	0.00	1.000										

Batter	1	2	3	4	5	6	7	8	9	AB	R	H	RBI	BB	SO	LOB	BOTTOM										
<b>Harvey Kuenn, R</b> OBP: 0.350, SLG: 0.370 (1, 6)										5	0	0	0	0	1	3	<b>Washington Senators @ Detroit Tigers</b> Briggs Stadium, Detroit, MI Fri Aug 28 1953, 4:33 AM EDT Att: 18,309 - Unknown										
<b>Johnny Pesky, L</b> OBP: 0.346, SLG: 0.376 (1, 4)										5	1	0	0	0	0	1											
<b>Ray Boone, R</b> OBP: 0.383, SLG: 0.517 (1, 5)										4	2	3	2	0	0	0											
<b>Jim Delsing, L</b> OBP: 0.376, SLG: 0.430 (1, 8)										4	0	0	0	0	0	3											
<b>Bob Nieman, R</b> OBP: 0.359, SLG: 0.453 (1, 7)										3	1	2	2	1	0	0											
<b>Steve Souchock, R</b> OBP: 0.335, SLG: 0.481 (1, 9)										4	0	1	0	0	1	4											
<b>Jerry Priddy, R</b> OBP: 0.292, SLG: 0.281 (1, 3)										4	0	1	0	0	0	1											
<b>Johnny Bucha, R</b> OBP: 0.274, SLG: 0.257 (1, 2)										3	0	0	0	0	0	1											
<b>Fred Hatfield, L</b> OBP: 0.339, SLG: 0.296 (9, PH)										0	0	0	0	1	0	0											
<b>Ned Garver, R</b> OBP: 0.203, SLG: 0.200 (1, 1)										1	0	0	0	0	1	0											
<b>Ray Scarborough, R</b> OBP: 0.077, SLG: 0.308 (5, 1)										0	0	0	0	0	0	0											
<b>Pat Mullin, L</b> OBP: 0.359, SLG: 0.395 (5, PH)										1	0	0	0	0	0	1											
<b>Ray Herbert, R</b> OBP: 0.263, SLG: 0.176 (6, 1)										1	0	1	0	0	0	0											
<b>Matt Batts, R</b> OBP: 0.326, SLG: 0.420 (9, PH)										1	0	0	0	0	0	1											
<b>Inning Stats</b>	R: 0 E: 0 K: 1 S: 6	H: 1 LOB: 1 BB: 0 P: 6	R: 0 E: 0 K: 1 S: 5	H: 1 LOB: 0 BB: 0 P: 5	R: 0 E: 0 K: 1 S: 5	H: 0 LOB: 0 BB: 0 P: 5	R: 2 E: 1 K: 0 S: 5	H: 2 LOB: 0 BB: 0 P: 5	R: 0 E: 0 K: 0 S: 4	H: 1 LOB: 1 BB: 0 P: 4	R: 0 E: 0 K: 0 S: 4	H: 1 LOB: 2 BB: 1 P: 8	R: 0 E: 0 K: 0 S: 4	H: 1 LOB: 1 BB: 0 P: 4	R: 2 E: 2 K: 0 S: 6	H: 1 LOB: 1 BB: 0 P: 6	R: 0 E: 0 K: 0 S: 3	H: 0 LOB: 1 BB: 1 P: 7	1B: 5 2B: 2 3B: 0 HR: 2	SF: 0 SAC: 0 DP: 1 HBP: 0	WP: 0 PB: 0 SB: 0 CS: 1	PA: 39					
<b>PITCHER</b>	IP	WLS	BF	H	R	ER	SO	BB	IBB	HBP	BLK	WP	HR	S	P	ERA	WHIP										
<b>Walt Masterson, R</b> ERA: 3.13 (1, 1)	9.0	W	38	8	4	1	3	2	0	0	0	0	2	42	50	1.00	1.111										



Batter	1	2	3	4	5	6	7	8	9	AB	R	H	RBI	BB	SO	LOB	TOP		
Eddie Yost, R OBP: 0.398, SLG: 0.376 (1, 5)	F8		E 1B	G5-4-3		G5-4-3 1B				5	1	3	0	0	0	1	<b>Washington Senators @ Detroit Tigers</b> Briggs Stadium, Detroit, MI Sat Aug 29 1953, 4:33 AM EDT Att: 4,921 - Unknown <a href="http://livebaseballscorecards.com">livebaseballscorecards.com</a>		
Jerry Snyder, R OBP: 0.356, SLG: 0.386 (1, 6)	F8		E9 1B HR		K	G5-4-3 1B				5	1	1	0	0	2	2			
Mickey Vernon, L OBP: 0.396, SLG: 0.498 (1, 3)					WP 1B HBP		F7			4	1	2	1	0	1	1			
Jackie Jensen, R OBP: 0.371, SLG: 0.422 (1, 9)	K				1B S F7 1B		F3			4	2	2	3	0	1	1			
Clyde Vollmer, R OBP: 0.346, SLG: 0.387 (1, 7)		L6	F4		WP 1B		5-6-3			4	0	1	0	0	0	0			
Jim Busby, R OBP: 0.358, SLG: 0.415 (1, 8)					F7		5-3			4	1	2	1	0	0	1			
Wayne Terwilliger, R OBP: 0.343, SLG: 0.339 (1, 4)		5-3			2B 1B			G5-4-3 1B		3	1	2	0	1	0	1			
Mickey Grasso, R OBP: 0.265, SLG: 0.297 (1, 2)					F8		G5-4-3			4	0	1	2	0	0	4			
Bob Porterfield, R OBP: 0.304, SLG: 0.455 (1, 1)			F7	FC5-6-4		F7		F7		4	0	0	0	0	0	1			
<b>Inning Stats</b>	R: 0 E: 0 K: 1 S: 6	H: 1 LOB: 1 BB: 0 P: 6	R: 0 E: 0 K: 0 S: 4	H: 1 LOB: 1 BB: 0 P: 4	R: 3 E: 1 K: 0 S: 6	H: 4 LOB: 0 BB: 0 P: 6	R: 2 E: 0 K: 0 S: 5	H: 3 LOB: 0 BB: 0 P: 5	R: 2 E: 0 K: 1 S: 7	H: 2 LOB: 2 BB: 1 P: 12	R: 0 E: 0 K: 0 S: 3	H: 0 LOB: 0 BB: 0 P: 3	R: 0 E: 0 K: 0 S: 3	H: 1 LOB: 1 BB: 0 P: 3	R: 0 E: 0 K: 2 S: 8	H: 1 LOB: 1 BB: 0 P: 8	1B: 11 2B: 2 3B: 0 HR: 1	SF: 0 SAC: 0 DP: 3 HBP: 1	WP: 2 PA: 39 PB: 0 SB: 1 CS: 0
<b>PITCHER</b>	IP	WLS	BF	H	R	ER	SO	BB	IBB	HBP	BLK	WP	HR	S	P	ERA	WHIP		
Billy Hoelt, L ERA: 4.62 (1, 1)	4.1	L	23	11	7	7	2	0	0	1	0	1	1	26	27	14.54	2.538		
Dick Marlowe, R ERA: 5.2 (5, 1)	0.2		3	0	0	0	0	1	0	0	0	1	0	2	6	0.00	1.500		
Ray Scarborough, R ERA: 4.06 (6, 1)	3.0		9	2	0	0	0	0	0	0	0	0	0	9	9	0.00	0.667		
Fred Hutchinson, R ERA: (9, 1)	1.0		4	1	0	0	2	0	0	0	0	0	0	8	8	0.00	1.000		

Batter	1	2	3	4	5	6	7	8	9	AB	R	H	RBI	BB	SO	LOB	BOTTOM		
Harvey Kuenn, R OBP: 0.349, SLG: 0.373 (1, 6)	4-3			F9	FC6-4					4	0	1	0	0	0	2	<b>Washington Senators @ Detroit Tigers</b> Briggs Stadium, Detroit, MI Sat Aug 29 1953, 4:33 AM EDT Att: 4,921 - Unknown <a href="http://livebaseballscorecards.com">livebaseballscorecards.com</a>		
Fred Hatfield, L OBP: 0.333, SLG: 0.291 (1, 4)	6-3			F5		4-3				4	0	0	0	0	1	1			
Ray Boone, R OBP: 0.382, SLG: 0.521 (1, 5)	6-3			E7		HR		1-3		4	1	1	1	0	0	1			
Jim Delsing, L OBP: 0.377, SLG: 0.431 (1, 8)		1-3		4-3		G6-4-3 1B				4	0	2	0	0	0	1			
Bob Nieman, R OBP: 0.356, SLG: 0.449 (1, 7)		K			F8	G6-4-3		F4		4	0	0	0	0	1	2			
Walt Dropo, R OBP: 0.274, SLG: 0.357 (1, 3)		L9			6-3		F3	F9		4	0	0	0	0	0	1			
Don Lund, R OBP: 0.328, SLG: 0.393 (1, 9)			L7			1B 1B		K		4	1	1	0	0	1	1			
Matt Batts, R OBP: 0.326, SLG: 0.419 (1, 2)			F5			1B 1B		F8		3	0	1	0	0	0	0			
Billy Hoelt, L OBP: 0.254, SLG: 0.154 (1, 1) Dick Marlowe, R OBP: 0.237, SLG: 0.233 (5, PH) Pat Mullin, L OBP: 0.346, SLG: 0.420 (6, PH) Ray Scarborough, R OBP: 0.347, SLG: 0.338 (8, PH) Johnny Pesky, L OBP: 0.342, SLG: 0.375 (9, 1) Fred Hutchinson, L ERA: (9, 1)			4-3			FC6-4 1B		4-3		1	0	0	0	0	0	0			
<b>Inning Stats</b>	R: 0 E: 0 K: 0 S: 3	H: 0 LOB: 0 BB: 0 P: 3	R: 0 E: 0 K: 1 S: 5	H: 0 LOB: 0 BB: 0 P: 5	R: 0 E: 0 K: 0 S: 3	H: 0 LOB: 0 BB: 0 P: 3	R: 0 E: 1 K: 0 S: 4	H: 0 LOB: 1 BB: 0 P: 4	R: 1 E: 0 K: 0 S: 4	H: 2 LOB: 0 BB: 0 P: 4	R: 0 E: 0 K: 1 S: 5	H: 0 LOB: 0 BB: 0 P: 5	R: 0 E: 0 K: 1 S: 6	H: 1 LOB: 1 BB: 0 P: 6	R: 0 E: 0 K: 0 S: 4	H: 1 LOB: 1 BB: 0 P: 4	1B: 5 2B: 0 3B: 1 HR: 1	SF: 0 SAC: 0 DP: 1 HBP: 0	WP: 0 PA: 34 PB: 0 SB: 0 CS: 0
<b>PITCHER</b>	IP	WLS	BF	H	R	ER	SO	BB	IBB	HBP	BLK	WP	HR	S	P	ERA	WHIP		
Bob Porterfield, R ERA: 3.88 (1, 1)	9.0	W	34	7	2	2	3	0	0	0	0	0	1	40	40	2.00	0.778		





Batter	1	2	3	4	5	6	7	8	9	AB	R	H	RBI	BB	SO	LOB	TOP						
Joe Demaestri, R (1, 6) OBP: 0.294, SLG: 0.346	F8		HR BB	F7		1-2 1B		6-3		4	1	1	0	1	0	2	<b>Philadelphia Athletics @ Detroit Tigers</b> Briggs Stadium, Detroit, MI Mon Aug 31 1953, 4:33 AM EDT Unknown						
Dave Philley, S (1, 9) OBP: 0.361, SLG: 0.433	F5		1-H 2-H HR	1-2 1B		L6			F5	5	1	2	3	0	0	2							
Eddie Robinson, L (1, 3) OBP: 0.314, SLG: 0.405	F7		F4	3-1			K		4-3	5	0	0	0	0	1	2							
Gus Zernial, R (1, 7) OBP: 0.350, SLG: 0.545		2B	F6		K		F8		BB 1B	5	0	2	0	0	1	0							
Loren Babe, L (1, 5) OBP: 0.302, SLG: 0.312	K			4-3	F8		F9		1-2 BB	4	0	0	0	1	1	1							
Cass Michaels, R (1, 4) OBP: 0.343, SLG: 0.382	F9		2B 1B	1B	K			G6-3 BB	K	4	1	1	0	1	2	3							
Carmen Mauro, L (1, 8) OBP: 0.257, SLG: 0.276	L8			1-3 1B 2B		F8		G6-3 1-2		4	1	1	0	0	0	2							
Joe Astroth, R (1, 2) OBP: 0.354, SLG: 0.376			6-3 HR BB	1B E IBB		1B		2B	2B	2	3	2	0	2	0	0							
Harry Byrd, R (1, 1) OBP: 0.243, SLG: 0.233			6-3	E8 1B		F6				2	0	1	2	0	0	1							
Charlie Bishop, R (5, 1) OBP: 0.113, SLG: 0.118			1-2	1-H 2-H 3-H 1B				2-H		2	0	1	1	0	0	1							
<b>Inning Stats</b>	R: 0 E: 0 K: 0 S: 3	H: 0 LOB: 0 BB: 0 P: 3	R: 0 E: 0 K: 1 S: 6	H: 1 LOB: 1 BB: 0 P: 6	R: 3 E: 0 K: 0 S: 4	H: 1 LOB: 0 BB: 2 P: 12	R: 3 E: 1 K: 0 S: 7	H: 4 LOB: 2 BB: 1 P: 11	R: 0 E: 0 K: 2 S: 7	H: 0 LOB: 0 BB: 0 P: 7	R: 0 E: 0 K: 0 S: 5	H: 2 LOB: 2 BB: 0 P: 5	R: 0 E: 0 K: 1 S: 5	H: 0 LOB: 0 BB: 0 P: 5	R: 1 E: 0 K: 0 S: 4	H: 2 LOB: 1 BB: 1 P: 8	R: 0 E: 0 K: 1 S: 6	H: 1 LOB: 2 BB: 1 P: 10	1B: 6 2B: 4 3B: 0 HR: 1	SF: 0 SAC: 0 DP: 1 HBP: 0	WP: 0 PB: 0 SB: 0 CS: 0	PA: 42	
<b>PITCHER</b>	IP WLS BF H R ER SO BB IBB HBP BLK WP HR S P ERA WHIP																						
Ralph Branca, R (1, 1) ERA: 5.35	5.0		24	6	6	6	3	2	1	0	0	0	0	0	1	27	39	10.80	1.600				
Dick Marlowe, R (6, 1) ERA: 5.15	3.0	W	13	4	1	1	1	1	0	0	0	0	0	0	0	14	18	3.00	1.667				
Ray Scarborough, R (9, 1) ERA: 3.99	1.0	S	5	1	0	0	1	1	0	0	0	0	0	0	0	6	10	0.00	2.000				

Batter	1	2	3	4	5	6	7	8	9	AB	R	H	RBI	BB	SO	LOB	BOTTOM					
Harvey Kuenn, R (1, 6) OBP: 0.354, SLG: 0.380	F8	FC5-4			HBP 1B 2B	1-6-3		FC1-5 2B 1B		5	2	2	3	0	0	3	<b>Philadelphia Athletics @ Detroit Tigers</b> Briggs Stadium, Detroit, MI Mon Aug 31 1953, 4:33 AM EDT Unknown					
Fred Hatfield, L (1, 4) OBP: 0.350, SLG: 0.299	1B BB			G5-4-3 1B	HBP 1B BB		BB SH3-4	FC1-5 2B		3	0	2	0	2	0	2						
Ray Boone, R (1, 5) OBP: 0.389, SLG: 0.525	G1-6-3 1B		G5-4-3	1-2 2-3	F8 1B HR HBP		SH3-4	2B		3	2	2	1	0	0	1						
Jim Delsing, L (1, 8) OBP: 0.381, SLG: 0.434	G1-6-3 1-2		F7		HR 1B		BB	2B	IBB	3	1	1	1	2	0	2						
Bob Nieman, R (1, 7) OBP: 0.362, SLG: 0.467		SH1-4 1B			F9	F8		BB		4	0	2	1	1	0	2						
Walt Dropo, R (1, 3) OBP: 0.277, SLG: 0.367		FC5-4 SH1-4 1B		K	2-3	HR		BB	F8	5	1	2	3	0	2	5						
Don Lund, R (1, 9) OBP: 0.331, SLG: 0.397		SH1-4		6-3		K		F3		3	0	0	0	0	1	3						
Johnny Bucha, R (1, 2) OBP: 0.295, SLG: 0.277					2B 2B BB	F8		1B 2B		2	2	1	0	2	0	0						
Ralph Branca, R (1, 1) OBP: 0.130, SLG: 0.217						6-3				1	0	0	0	0	1	3						
Johnny Pesky, L (5, PH) OBP: 0.347, SLG: 0.380		K						FC1-5 1B		1	1	1	0	0	0	0						
Dick Marlowe, R (6, 1) OBP: 0.226, SLG: 0.226										1	0	0	0	0	0	0						
Pat Mullin, L (8, PH) OBP: 0.372, SLG: 0.402										0	0	0	0	1	0	0						
Ray Scarborough, R (9, 1) OBP: 0.077, SLG: 0.308					1-3 2B 2B					0	0	0	0	0	0	0						
<b>Inning Stats</b>	R: 0 E: 0 K: 0 S: 3	H: 1 LOB: 1 BB: 1 P: 7	R: 0 E: 0 K: 1 S: 7	H: 2 LOB: 3 BB: 1 P: 11	R: 0 E: 0 K: 0 S: 3	H: 1 LOB: 0 BB: 0 P: 3	R: 0 E: 0 K: 1 S: 5	H: 0 LOB: 0 BB: 0 P: 5	R: 6 E: 0 K: 1 S: 8	H: 4 LOB: 0 BB: 2 P: 17	R: 0 E: 0 K: 0 S: 3	H: 0 LOB: 0 BB: 0 P: 3	R: 0 E: 0 K: 1 S: 6	H: 1 LOB: 3 BB: 2 P: 14	R: 3 E: 0 K: 0 S: 6	H: 4 LOB: 2 BB: 2 P: 14	1B: 7 2B: 5 3B: 0 HR: 1	SF: 0 SAC: 2 DP: 2 HBP: 1	WP: 0 PB: 0 SB: 0 CS: 0	PA: 42		
<b>PITCHER</b>	IP WLS BF H R ER SO BB IBB HBP BLK WP HR S P ERA WHIP																					
Harry Byrd, R (1, 1) ERA: 5.14	4.0		21	7	4	4	2	3	1	1	0	0	0	1	21	37	9.00	2.500				
Charlie Bishop, R (5, 1) ERA: 5.42	4.0	L	21	7	4	4	2	3	1	0	0	0	0	1	21	37	9.00	2.500				


AB	37
R	7
H	11
RBI	6
BB	5
SO	5
LOB	14



Batter	1	2	3	4	5	6	7	8	9	AB	R	H	RBI	BB	SO	LOB	TOP			
Joe Demaestri, R OBP: 0.296, SLG: 0.345 (1, 6)	6-3		BB 1B 5-3 BB	2B 1B	6-3			5-3		4	2	1	0	1	0	0				
Dave Philley, S OBP: 0.363, SLG: 0.436 (1, 9)	3B 1B		5-3 BB 1-2 2-3 1B 1B	1B 2B		4-3		4-3		5	3	3	0	0	0	0				
Eddie Robinson, L OBP: 0.316, SLG: 0.408 Tom Hamilton, L OBP: 0.245, SLG: 0.188 (1, 3) (9, 3)	F8		5-3 1B BB	2B 1B	F8			1B 2B		4	2	2	3	1	0	1				
Gus Zernial, R OBP: 0.352, SLG: 0.552 (1, 7)	1H 3B		5-3 1-2 2-3 3-H 1B BB	2B 1B	F9			2B 1B		5	0	3	3	0	0	2				
Cass Michaels, R OBP: 0.341, SLG: 0.378 (1, 4)	F9		1B PB BB	K				F6		4	1	0	0	1	1	3				
Ed McGhee, R OBP: 0.324, SLG: 0.320 (1, 8)		6-3	1-3 2-H 3-H 1B 1B	F6				F6		4	1	1	2	0	0	2				
Pete Suder, R OBP: 0.313, SLG: 0.341 Loren Babe, L OBP: 0.299, SLG: 0.308 (3, PH) (3, 5)	F6		1-2 3-H 1B	3-1				G1		1	0	0	0	0	0	0				
Ray Murray, R OBP: 0.340, SLG: 0.425 (1, 2)	F6		2-H 1B		L4			F6		4	0	1	1	0	0	0				
Bobo Newsom, R OBP: 0.167, SLG: 0.167 (1, 1)			1B BB 1B 5-3		L8			K		4	1	1	0	0	1	1				
<b>Inning Stats</b>	R: 1 E: 0 K: 0 S: 5	H: 2 LOB: 1 BB: 0 P: 5	R: 0 E: 0 K: 0 S: 3	H: 0 LOB: 0 BB: 0 P: 3	R: 6 E: 0 K: 0 S: 7	H: 4 LOB: 1 BB: 3 P: 19	R: 2 E: 0 K: 1 S: 9	H: 4 LOB: 2 BB: 0 P: 9	R: 0 E: 0 K: 0 S: 3	H: 0 LOB: 0 BB: 0 P: 3	R: 0 E: 0 K: 0 S: 3	H: 0 LOB: 0 BB: 0 P: 3	R: 0 E: 0 K: 1 S: 5	H: 0 LOB: 0 BB: 0 P: 5	R: 1 E: 0 K: 0 S: 4	H: 2 LOB: 0 BB: 0 P: 4	1B: 8 2B: 3 3B: 1 HR: 0	SF: 0 SAC: 0 DP: 0 HBP: 0	WP: 0 PB: 1 SB: 0 CS: 0	PA: 41
<b>PITCHER</b>	IP WLS BF H R ER SO BB IBB HBP BLK WP HR S P ERA WHIP																			
Ted Gray, L ERA: 4.74 Fred Hutchinson, R ERA: 2.79	(1, 1) (3, 1)	2.1 6.2	L 26	15 7	5 3	7 3	6 3	0 2	0 3	0 0	0 0	0 0	0 0	0 0	12 30	24 30	23.14 4.05	3.429 1.050		

Philadelphia Athletics @ Detroit Tigers  
Briggs Stadium, Detroit, MI  
Mon Aug 31 1953, 4:38 AM EDT  
Att: 15,584 - Unknown

AB 38  
R 10  
H 12  
RBI 9  
BB 3  
SO 2  
LOB 12



Batter	1	2	3	4	5	6	7	8	9	AB	R	H	RBI	BB	SO	LOB	BOTTOM						
Harvey Kuenn, R OBP: 0.354, SLG: 0.380 (1, 6)	K		F9		F9	FC4-6 1B		1B		5	0	2	0	0	1	0							
Fred Hatfield, L OBP: 0.347, SLG: 0.296 (1, 4) (6, 5)	E3		1B		F4	FC4-6 1B		F8		5	0	1	0	0	0	2							
Ray Boone, R OBP: 0.388, SLG: 0.523 Johnny Pesky, L OBP: 0.351, SLG: 0.385 (1, 5) (6, 4)	K		F9		E 1B	1-2 1B		FC4-6 1B FC6-4 1B		3	1	1	0	0	1	2							
Jim Delsing, L OBP: 0.379, SLG: 0.431 (1, 8)	4-3				E 2B	F8		FC4-6 1B		5	1	1	0	0	0	4							
Bob Nieman, R OBP: 0.363, SLG: 0.465 (1, 7) (6, 9)		F3-5 BB BB			E6 2B	F9		FC4-6 1B FC6-4 1B		4	0	1	0	1	0	3							
Walt Dropo, R OBP: 0.280, SLG: 0.370 (1, 3)		1-2 BB BB			1-2 1B	F7		FC6-4 1B		4	0	2	2	1	0	1							
Don Lund, R OBP: 0.329, SLG: 0.395 Pat Mullin, L OBP: 0.371, SLG: 0.393 (1, 9) (6, 7)	F8		F3		BB	4-3		K		2	0	0	0	0	0	4							
Matt Batts, R OBP: 0.321, SLG: 0.412 (1, 2)	F3-5		K		F9			F8		4	0	0	0	0	1	7							
Ted Gray, S OBP: 0.302, SLG: 0.245 Fred Hutchinson, L OBP: 0.200, SLG: 0.800 (1, 1) (3, 1)			3-1		HR	F9		F5		0	0	0	0	0	0	0							
<b>Inning Stats</b>	R: 0 E: 1 K: 2 S: 8	H: 0 LOB: 1 BB: 0 P: 8	R: 0 E: 0 K: 0 S: 2	H: 0 LOB: 2 BB: 2 P: 10	R: 0 E: 0 K: 0 S: 4	H: 1 LOB: 1 BB: 0 P: 4	R: 0 E: 0 K: 1 S: 7	H: 2 LOB: 2 BB: 0 P: 7	R: 3 E: 2 K: 0 S: 8	H: 3 LOB: 3 BB: 1 P: 12	R: 0 E: 0 K: 0 S: 5	H: 2 LOB: 2 BB: 0 P: 5	R: 0 E: 0 K: 0 S: 3	H: 0 LOB: 0 BB: 0 P: 3	R: 0 E: 0 K: 0 S: 4	H: 1 LOB: 1 BB: 0 P: 4	R: 1 E: 1 K: 1 S: 7	H: 2 LOB: 1 BB: 0 P: 7	1B: 9 2B: 2 3B: 0 HR: 1	SF: 0 SAC: 0 DP: 1 HBP: 0	WP: 0 PB: 0 SB: 0 CS: 0	PA: 43	
<b>PITCHER</b>	IP WLS BF H R ER SO BB IBB HBP BLK WP HR S P ERA WHIP																						
Bobo Newsom, R ERA: 3.79	(1, 1)	9.0 W	43 43	H 11 R 4 ER 1 SO 4	BB 3 IBB 0 HBP 0 BLK 0	WP 0 HR 1 S 48 P 60	ERA 1.00 WHIP 1.556																

Philadelphia Athletics @ Detroit Tigers  
Briggs Stadium, Detroit, MI  
Mon Aug 31 1953, 4:38 AM EDT  
Att: 15,584 - Unknown

AB 40  
R 4  
H 11  
RBI 3  
BB 3  
SO 4  
LOB 24






Batter	1	2	3	4	5	6	7	8	9	AB	R	H	RBI	BB	SO	LOB	TOP										
Joe Demaestri, R (1, 6) OBP: 0.293, SLG: 0.341	F7	K		K		4-3		L6		4	0	0	0	0	2	2	Philadelphia Athletics @ Detroit Tigers Briggs Stadium, Detroit, MI Tue Sep 01 1953, 4:33 AM EDT Att: 1,915 - Unknown										
Neal Watlington, L (8, FH) OBP: 0.194, SLG: 0.152										1	0	0	0	0	0	1											
Cass Michaels, R (8, 4) OBP: 0.341, SLG: 0.378										0	0	0	0	0	0	0											
Dave Philley, S (1, 9) OBP: 0.382, SLG: 0.435	6-3		6-3			4-3				2	0	0	0	0	0	0											
Elmer Valo, L (3, 9) OBP: 0.354, SLG: 0.196										2	0	1	0	1	0	0											
Eddie Robinson, L (1, 3) OBP: 0.316, SLG: 0.407																											
Joe Coleman, R (7, 1) OBP: 0.353, SLG: 0.375			F9		4-3					4	1	1	0	0	0	2											
Ray Murray, R (9, FH) OBP: 0.339, SLG: 0.423	HR									0	0	0	0	0	0	0											
Gus Zernial, R (1, 7) OBP: 0.354, SLG: 0.564										1	0	0	0	0	1	1											
Carmen Mauro, L (1, 8) OBP: 0.268, SLG: 0.302										5	3	3	3	0	0	1											
Loren Babe, L (1, 5) OBP: 0.302, SLG: 0.309										5	0	3	0	0	0	1											
Pete Suder, R (1, 4) OBP: 0.313, SLG: 0.340										3	0	1	1	1	0	1											
Joe Astroth, R (1, 2) OBP: 0.360, SLG: 0.391										4	1	1	0	0	0	3											
Marion Fricano, R (1, 1) OBP: 0.186, SLG: 0.175										4	0	3	0	0	0	1											
Tom Hamilton, L (7, 3) OBP: 0.241, SLG: 0.164										2	0	0	0	0	0	1											
Inning Stats	R: 2 E: 0 K: 0 S: 5	H: 3 LOB: 1 BB: 1 P: 9	R: 0 E: 0 K: 1 S: 6	H: 1 LOB: 1 BB: 0 P: 6	R: 1 E: 0 K: 0 S: 6	H: 3 LOB: 2 BB: 0 P: 6	R: 0 E: 0 K: 1 S: 6	H: 1 LOB: 1 BB: 1 P: 10	R: 1 E: 0 K: 0 S: 5	H: 2 LOB: 1 BB: 0 P: 5	R: 0 E: 0 K: 0 S: 3	H: 0 LOB: 0 BB: 0 P: 3	R: 0 E: 0 K: 0 S: 3	H: 0 LOB: 0 BB: 0 P: 3	R: 1 E: 0 K: 0 S: 5	H: 2 LOB: 1 BB: 0 P: 5	R: 0 E: 0 K: 1 S: 6	H: 1 LOB: 1 BB: 0 P: 6	1B: 8 2B: 2 3B: 1 HR: 2	SF: 0 SAC: 1 DP: 0 HBP: 0	WP: 1 PB: 0 SB: 0 CS: 1	PA: 42					
PITCHER	IP	WLS	BF	H	R	ER	SO	BB	IBB	HBP	BLK	WP	HR	S	P	ERA	WHIP										
Ned Garver, R (1, 1) ERA: 4.7	4.0		23	10	4	4	2	2	0	0	0	0	2	25	33	9.00	3.000										
Ray Herbert, R (5, 1) ERA: 5.29	5.0	W	18	3	1	1	1	0	0	0	0	1	0	20	20	1.80	0.600										

Batter	1	2	3	4	5	6	7	8	9	AB	R	H	RBI	BB	SO	LOB	BOTTOM										
Harvey Kuenn, R (1, 6) OBP: 0.355, SLG: 0.382										5	2	2	1	0	0	5	Philadelphia Athletics @ Detroit Tigers Briggs Stadium, Detroit, MI Tue Sep 01 1953, 4:33 AM EDT Att: 1,915 - Unknown										
Fred Hatfield, L (1, 4) OBP: 0.352, SLG: 0.308										5	1	3	1	0	0	2											
Ray Boone, R (1, 5) OBP: 0.392, SLG: 0.524										3	1	2	3	2	0	1											
Jim Delsing, L (1, 8) OBP: 0.377, SLG: 0.428										5	0	1	0	0	0	6											
Bob Nieman, R (1, 7) OBP: 0.363, SLG: 0.467										5	0	2	2	0	0	3											
Walt Dropo, R (1, 3) OBP: 0.281, SLG: 0.370										3	1	1	0	1	0	3											
Don Lund, R (1, 9) OBP: 0.326, SLG: 0.391										4	0	0	0	0	1	3											
Johnny Bucha, R (1, 2) OBP: 0.316, SLG: 0.289										2	1	2	0	2	0	0											
Ned Garver, R (1, 1) OBP: 0.227, SLG: 0.213										1	1	1	0	1	0	0											
Ray Herbert, R (5, 1) OBP: 0.238, SLG: 0.158										2	0	0	0	0	0	3											
Inning Stats	R: 1 E: 0 K: 0 S: 6	H: 3 LOB: 2 BB: 0 P: 6	R: 0 E: 0 K: 0 S: 4	H: 1 LOB: 2 BB: 1 P: 8	R: 0 E: 0 K: 0 S: 2	H: 0 LOB: 0 BB: 1 P: 6	R: 3 E: 0 K: 0 S: 7	H: 4 LOB: 2 BB: 1 P: 11	R: 0 E: 0 K: 1 S: 5	H: 1 LOB: 2 BB: 2 P: 13	R: 2 E: 0 K: 0 S: 6	H: 3 LOB: 1 BB: 0 P: 6	R: 0 E: 0 K: 0 S: 4	H: 1 LOB: 1 BB: 0 P: 4	R: 1 E: 0 K: 0 S: 3	H: 1 LOB: 0 BB: 1 P: 7	1B: 11 2B: 5 3B: 0 HR: 0	SF: 0 SAC: 0 DP: 2 HBP: 0	WP: 0 PB: 0 SB: 0 CS: 3	PA: 42							
PITCHER	IP	WLS	BF	H	R	ER	SO	BB	IBB	HBP	BLK	WP	HR	S	P	ERA	WHIP										
Marion Fricano, R (1, 1) ERA: 4.16	6.0	L	33	12	6	6	1	4	1	0	0	0	0	7	11	4.50	1.500										
Joe Coleman, R (7, 1) ERA: 4.09	2.0		8	2	1	1	0	1	0	0	0	0	0	7	11	4.50	1.500										

AB 38  
R 5  
H 13  
RBI 5  
BB 2  
SO 3  
LOB 15



AB 35  
R 7  
H 14  
RBI 7  
BB 6  
SO 1  
LOB 26



Batter	1	2	3	4	5	6	7	8	9	AB	R	H	RBI	BB	SO	LOB	TOP		
Billy Consolo, R (1, 4) OBP: 0.231, SLG: 0.353 Billy Goodman, L (7, PH) OBP: 0.385, SLG: 0.403 (7, 4)	0-0 5-3		0-0 2B		0-3 K		0-0 1B 2H 1B		0-0 F9	3	0	1	0	0	1	0			
Jim Piersall, R (1, 9) OBP: 0.341, SLG: 0.372	0-0 BB 1B		0-0 5-3		4-0 BB		0-0 1B		1-0 HBP	3	0	2	0	1	0	1			
Ted Williams, L (1, 7) OBP: 0.519, SLG: 0.933 Hoot Evers, R (7, PR) OBP: 0.301, SLG: 0.385 (7, 7)	4-0 FC6-4 BB		0-0 F7		0-3 K		0-0 1B		0-0 F2	3	0	1	1	1	1	2			
George Kell, R (1, 5) OBP: 0.380, SLG: 0.470	0-0 F4			1-0 HR HBP		0-0 F9		0-0 F8	3	1	0	0	1	0	4				
Dick Gernert, R (1, 3) OBP: 0.382, SLG: 0.428	0-0 FC6-4			1-0 HR		0-0 5-3		0-0 F7	5	1	1	2	0	0	4				
Sammy White, R (1, 2) OBP: 0.317, SLG: 0.439		0-0 F5		0-0 6-3		0-0 6-3		4-0 S 1B BB	3	1	0	0	1	0	0				
Tom Umphlett, R (1, 8) OBP: 0.323, SLG: 0.372		0-0 5-3		0-0 F7			0-0 F4		0-0 F5	4	0	0	0	0	0	1			
Johnny Lipon, R (1, 6) OBP: 0.288, SLG: 0.268		0-3 K		0-0 F6			0-0 SH1-4 1B		0-0 1B	4	1	2	1	0	1	0			
Mel Parnell, L (1, 1) OBP: 0.250, SLG: 0.268 Ellis Kinder, R (8, 1) OBP: 0.346, SLG: 0.385			0-3 K		0-0 F7		0-0 SH1-4 1B		0-0 G3	3	0	0	0	0	1	1			
<b>Inning Stats</b>	R: 0 E: 0 K: 0 S: 4	H: 1 LOB: 2 BB: 1 P: 8	R: 0 E: 0 K: 1 S: 5	H: 0 LOB: 0 BB: 0 P: 5	R: 0 E: 0 K: 1 S: 6	H: 1 LOB: 1 BB: 0 P: 6	R: 2 E: 0 K: 0 S: 4	H: 1 LOB: 0 BB: 0 P: 5	R: 0 E: 0 K: 0 S: 3	H: 0 LOB: 0 BB: 0 P: 3	R: 2 E: 0 K: 0 S: 7	H: 4 LOB: 2 BB: 0 P: 7	R: 1 E: 0 K: 0 S: 4	H: 1 LOB: 1 BB: 1 P: 8	R: 0 E: 0 K: 0 S: 3	H: 0 LOB: 2 BB: 1 P: 8	1B: 6 2B: 1 3B: 0 HR: 1	SF: 0 SAC: 1 DP: 0 HBP: 2	WP: 0 PA: 41 PB: 0 SB: 2 CS: 0
<b>PITCHER</b>	IP WLS BF H R ER SO BB IBB HBP BLK WP HR S P ERA WHIP	7.0 L 31 7 4 4 4 2 0 1 0 0 1 36 45 5.14 1.286	2.0 S 10 1 1 1 0 2 0 1 0 0 0 7 16 4.50 1.500																

**Boston Red Sox @ Detroit Tigers**  
Briggs Stadium, Detroit, MI  
Wed Sep 02 1953, 4:33 AM EDT  
Att: 5,366 - Unknown

AB 34  
R 5  
H 8  
RBI 5  
BB 4  
SO 4  
LOB 14



Batter	1	2	3	4	5	6	7	8	9	AB	R	H	RBI	BB	SO	LOB	BOTTOM				
Harvey Kuenn, R (1, 6) OBP: 0.354, SLG: 0.383	0-0 4-3		0-0 1B 1-3 2B		0-0 F3		0-0 L9-3			4	0	1	0	0	0	1					
Fred Hatfield, L (1, 4) OBP: 0.348, SLG: 0.304 Matt Batts, R (8, PH) OBP: 0.323, SLG: 0.414 Al Kaline, R (8, PR) OBP: 0.231, SLG: 0.167 Jerry Priddy, R (9, 4) OBP: 0.292, SLG: 0.281	0-3 K		0-3 K		0-0 F9			0-0 L4-3 1B		3	0	0	0	0	2	2					
Ray Boone, R (1, 5) OBP: 0.395, SLG: 0.525	4-0 FC6-4 BB		0-0 2-3 3-H 1B		0-0 L6		0-0 L9		0-0 F7	3	1	2	1	1	0	1					
Bob Nieman, R (1, 7) OBP: 0.360, SLG: 0.462	0-0 FC6-4		0-0 L6		0-0 L9		0-0 F8		0-3 K	4	0	2	0	0	1	1					
Walt Dropo, R (1, 3) OBP: 0.283, SLG: 0.371		0-0 L6-3 1B		0-0 G6-4-3 BB 1B		0-0 F8		0-0 K	3	0	1	0	1	0	1						
Jim Delsing, L (1, 8) OBP: 0.376, SLG: 0.427		0-0 L6-3		4-0 G6-4-3 BB		0-0 1B		0-0 E5	3	0	1	0	1	0	1						
Steve Souchock, R (1, 9) OBP: 0.326, SLG: 0.483 Pat Mullin, L (9, PH) OBP: 0.367, SLG: 0.388		0-0 CS 1B		0-0 G6-4-3		0-0 1B		0-0 F5	3	0	2	1	0	0	2						
Johnny Bucha, R (1, 2) OBP: 0.317, SLG: 0.285 Johnny Pesky, L (9, PH) OBP: 0.350, SLG: 0.383		0-0 CS		0-0 F3		0-0 F8		0-0 F6	2	0	0	0	1	0	1						
Billy Hoelt, L (1, 1) OBP: 0.262, SLG: 0.175 Don Lund, R (7, PH) OBP: 0.326, SLG: 0.390 Ray Scarborough, R (8, 1) OBP: 0.077, SLG: 0.308			0-0 CS		0-0 F3		0-0 F8		0-0 F6	1	0	0	0	0	1						
<b>Inning Stats</b>	R: 0 E: 0 K: 1 S: 5	H: 0 LOB: 1 BB: 1 P: 9	R: 0 E: 0 K: 0 S: 3	H: 2 LOB: 0 BB: 0 P: 3	R: 1 E: 0 K: 1 S: 8	H: 3 LOB: 2 BB: 0 P: 8	R: 0 E: 0 K: 0 S: 3	H: 1 LOB: 1 BB: 1 P: 7	R: 0 E: 0 K: 0 S: 5	H: 0 LOB: 0 BB: 0 P: 5	R: 1 E: 0 K: 0 S: 5	H: 3 LOB: 2 BB: 0 P: 5	R: 0 E: 0 K: 0 S: 4	H: 0 LOB: 0 BB: 1 P: 8	R: 0 E: 0 K: 0 S: 3	H: 1 LOB: 1 BB: 0 P: 3	R: 0 E: 1 K: 1 S: 6	H: 0 LOB: 1 BB: 0 P: 6	1B: 9 2B: 4 3B: 0 HR: 0	SF: 0 SAC: 0 DP: 4 HBP: 0	WP: 0 PA: 36 PB: 0 SB: 0 CS: 1
<b>PITCHER</b>	IP WLS BF H R ER SO BB IBB HBP BLK WP HR S P ERA WHIP	7.0 W 28 9 2 2 4 3 0 0 0 0 0 33 45 2.57 1.714	2.0 S 7 1 0 0 1 0 0 0 0 0 0 9 9 0.00 0.500																		

**Boston Red Sox @ Detroit Tigers**  
Briggs Stadium, Detroit, MI  
Wed Sep 02 1953, 4:33 AM EDT  
Att: 5,366 - Unknown


AB 32  
R 2  
H 10  
RBI 2  
BB 3  
SO 5  
LOB 17



Batter	1	2	3	4	5	6	7	8	9	AB	R	H	RBI	BB	SO	LOB	TOP			
<b>Billy Goodman, L</b> (1,4) OBP: 0.387, SLG: 0.407	0-0 G6-4-3 BB 1B		0-0 1B			0-0 F8	0-0 F7		0-0 2B	5	0	3	0	0	0	0				
<b>Ted Williams, L</b> (1,7) OBP: 0.544, SLG: 0.935	4-0 G6-4-3 BB		0-0 1B			4-0 1B BB		0-0 HR	1-3 4-3	1	0	1	0	2	0	0				
<b>Hoot Evers, R</b> (6,FR) OBP: 0.303, SLG: 0.396	1-2 G6-4-3 BB		1-3 1B			0-0 BB		0-0 HR		2	1	1	1	0	0	3				
<b>George Kell, R</b> (1,5) OBP: 0.381, SLG: 0.478	0-0 G6-4-3		0-0 F9			0-0 1B		0-0 HR		4	1	2	1	0	0	4				
<b>Dick Gernert, R</b> (1,3) OBP: 0.379, SLG: 0.424	0-3 K		0-0 F8			0-0 F3		0-0 F2		4	0	0	0	0	1	3				
<b>Sammy White, R</b> (1,2) OBP: 0.314, SLG: 0.434		0-0 F2		0-0 5-3		0-0 4-3		0-0 F7		4	0	0	0	0	0	2				
<b>Al Zarilla, L</b> (1,9) OBP: 0.342, SLG: 0.226	0-3 K		0-3 K			0-0 HR 1B		0-3 K		4	1	1	0	0	3	0				
<b>Tom Umphlett, R</b> (1,8) OBP: 0.322, SLG: 0.370	0-0 F6		0-0 F4			0-0 HR		0-0 6-3		2	0	0	0	0	0	0				
<b>Karl Olson, R</b> (7,PH) OBP: 0.133, SLG: 0.276						1-H HR				2	1	1	2	0	0	0				
<b>Johnny Lipon, R</b> (1,6) OBP: 0.285, SLG: 0.264			0-0 F5			0-0 4-3		4-0 2B BB		2	0	0	0	0	0	0				
<b>Mickey McDermott, L</b> (7,PH) OBP: 0.304, SLG: 0.423						0-0 5-3				1	0	0	0	0	0	0				
<b>Milt Bolling, R</b> (7,6) OBP: 0.319, SLG: 0.348										0	0	0	0	0	0	0				
<b>Floyd Baker, L</b> (9,PH) OBP: 0.373, SLG: 0.323										0	0	0	0	1	0	0				
<b>Billy Conzolo, R</b> (9,PR) OBP: 0.231, SLG: 0.353										0	0	0	0	0	0	0				
<b>Ben Flowers, R</b> (1,1) OBP: 0.158, SLG: 0.263			0-3 K			0-0 F9		0-3 K		0	0	0	0	0	0	0				
<b>Willard Nixon, L</b> (1,1) OBP: 0.283, SLG: 0.220										3	0	0	0	0	2	0				
<b>Ike Delock, R</b> (7,1) OBP: 0.250, SLG: 0.143										1	0	0	0	0	0	0				
<b>Del Wilber, R</b> (9,PH) OBP: 0.288, SLG: 0.510										1	0	0	0	0	1	1				
<b>Inning Stats</b>	R: 0 E: 0 K: 1 S: 5	H: 1 LOB: 1 BB: 1 P: 9	R: 0 E: 0 K: 1 S: 5	H: 0 LOB: 0 BB: 0 P: 5	R: 0 E: 0 K: 1 S: 7	H: 2 LOB: 2 BB: 0 P: 7	R: 0 E: 0 K: 1 S: 5	H: 0 LOB: 0 BB: 0 P: 5	R: 0 E: 0 K: 1 S: 4	H: 1 LOB: 2 BB: 1 P: 8	R: 2 E: 0 K: 0 S: 5	H: 2 LOB: 2 BB: 0 P: 5	R: 2 E: 0 K: 1 S: 7	H: 2 LOB: 0 BB: 0 P: 7	R: 0 E: 0 K: 1 S: 6	H: 1 LOB: 3 BB: 1 P: 10	1B: 5 2B: 1 3B: 0 HR: 3	SF: 0 SAC: 0 DP: 1 HBP: 0	WP: 0 PB: 0 SB: 0 CS: 0	PA: 38
<b>PITCHER</b>	IP	WLS	BF	H	R	ER	SO	BB	IBB	HBP	BLK	WP	HR	S	P	ERA	WHIP			
<b>Steve Gromek, R</b> (1,1) ERA: 4.49	7.0	W	30	8	4	4	5	2	0	0	0	0	3	38	46	5.14	1.429			
<b>Dick Marlowe, R</b> (8,1) ERA: 5.07	1.2		7	1	0	0	2	1	0	0	0	0	0	10	14	0.00	1.200			
<b>Ray Herbert, R</b> (9,1) ERA: 5.27	0.1	S	1	0	0	0	0	0	0	0	0	0	0	1	1	0.00	0.000			

**Boston Red Sox @ Detroit Tigers**  
Briggs Stadium, Detroit, MI  
Thu Sep 03 1953, 4:33 AM EDT  
Att: 3,600 - Unknown


AB 35  
R 4  
H 9  
RBI 4  
BB 3  
SO 7  
LOB 13



Batter	1	2	3	4	5	6	7	8	9	AB	R	H	RBI	BB	SO	LOB	BOTTOM		
<b>Harvey Kuenn, R</b> (1,6) OBP: 0.353, SLG: 0.382	0-0 E 1B F9	0-0 G6-4-3		0-0 5-3			0-0 6-3			4	1	1	0	0	0	1			
<b>Fred Hatfield, L</b> (1,4) OBP: 0.354, SLG: 0.308	0-0 E9 3B 1B		0-0 E 1B			0-0 6-3	4-0 1B BB			3	2	2	0	1	0	0			
<b>Ray Boone, R</b> (1,5) OBP: 0.392, SLG: 0.520	0-0 F9		0-0 E6 1B			0-0 F9	0-0 F7			4	0	0	1	0	0	3			
<b>Jim Delsing, L</b> (1,8) OBP: 0.379, SLG: 0.427	4-0 3B BB		0-3 K			0-0 3-1	0-0 1B			3	1	1	0	1	1	2			
<b>Bob Nieman, R</b> (1,7) OBP: 0.363, SLG: 0.468	0-0 F9 3B		0-0 1B			4-0 SH5-3 BB	0-0 F8			3	1	2	3	1	0	2			
<b>Walt Dropo, R</b> (1,3) OBP: 0.281, SLG: 0.369	0-0 F9		0-3 K			0-0 SH5-3		0-0 6-3		3	0	0	1	0	1	2			
<b>Steve Souchock, R</b> (1,9) OBP: 0.333, SLG: 0.474	0-0 5-3		0-0 5-3			0-3 K		0-0 6-3		4	0	0	0	0	1	3			
<b>Matt Batts, R</b> (1,2) OBP: 0.328, SLG: 0.418		4-0 FC3-6 BB		0-0 3-1		4-0 IBB		0-0 2B		2	0	1	0	2	0	0			
<b>Steve Gromek, S</b> (1,1) OBP: 0.105, SLG: 0.081		0-0 FC3-6		0-0 5-3		0-3 K		0-0 5-3		3	0	0	0	0	1	3			
<b>Dick Marlowe, R</b> (8,1) OBP: 0.219, SLG: 0.219										1	0	0	0	0	0	1			
<b>Ray Herbert, R</b> (9,1) OBP: 0.238, SLG: 0.158										0	0	0	0	0	0	0			
<b>Inning Stats</b>	R: 4 E: 1 K: 0 S: 6	H: 3 LOB: 0 BB: 1 P: 10	R: 0 E: 0 K: 0 S: 2	H: 0 LOB: 1 BB: 1 P: 6	R: 1 E: 1 K: 2 S: 10	H: 2 LOB: 2 BB: 0 P: 10	R: 0 E: 0 K: 0 S: 3	H: 0 LOB: 0 BB: 0 P: 3	R: 0 E: 0 K: 2 S: 7	H: 0 LOB: 2 BB: 2 P: 15	R: 0 E: 0 K: 0 S: 4	H: 1 LOB: 2 BB: 1 P: 8	R: 0 E: 0 K: 0 S: 4	H: 1 LOB: 1 BB: 0 P: 4	1B: 5 2B: 1 3B: 1 HR: 0	SF: 0 SAC: 1 DP: 1 HBP: 0	WP: 0 PB: 0 SB: 0 CS: 0	PA: 36	
<b>PITCHER</b>	IP	WLS	BF	H	R	ER	SO	BB	IBB	HBP	BLK	WP	HR	S	P	ERA	WHIP		
<b>Ben Flowers, R</b> (1,1) ERA: 3.87	0.1	L	5	3	4	4	0	1	0	0	0	0	0	4	8	108.00	12.000		
<b>Willard Nixon, R</b> (1,1) ERA: 3.78	6.1		25	2	1	1	4	3	1	0	0	0	0	29	45	1.42	0.789		
<b>Ike Delock, R</b> (7,1) ERA: 5.35	1.1		6	2	0	0	0	0	0	0	0	0	0	6	6	0.00	1.500		

**Boston Red Sox @ Detroit Tigers**  
Briggs Stadium, Detroit, MI  
Thu Sep 03 1953, 4:33 AM EDT  
Att: 3,600 - Unknown


AB 30  
R 5  
H 7  
RBI 5  
BB 5  
SO 4  
LOB 17



Batter	1	2	3	4	5	6	7	8	9	AB	R	H	RBI	BB	SO	LOB	TOP								
Harvey Kuenn, R OBP: 0.355, SLG: 0.383 (1, 6)	0-0 6-3		0-0 1B		4-0 2B 4-3 BB	0-0 L9		0-0 BB 1B	4-3 2 0 1 0 1																
Fred Hatfield, L OBP: 0.358, SLG: 0.316 (1, 4)	0-0 G3		0-3 K		0-0 4-3 1-3 2B		4-0 G6-3 BB	0-0 2B 1B	4 1 2 0 1 1 1																
Ray Boone, R OBP: 0.392, SLG: 0.518 (1, 5)	0-3 K		0-0 1B 1B		0-0 4-3		0-0 F2	4-0 2B BB	4 0 1 2 1 1 2																
Jim Delsing, L OBP: 0.379, SLG: 0.425 (1, 8)		0-3 K	0-0 FC6-4 1B		0-0 BB		0-0 G6-3	0-0 F2	4 0 1 0 1 1 4																
Bob Nieman, R OBP: 0.366, SLG: 0.473 (1, 7)		4-0 BB	0-0 FC6-4 1B		0-0 F7			0-0 2B	4 0 2 2 1 0 4																
Walt Drogo, R OBP: 0.380, SLG: 0.366 (1, 3)		0-3 K		0-0 F9		1-0 2B 3-1 HBP		0-0 5-3	4 1 0 0 0 1 4																
Matt Batts, R OBP: 0.324, SLG: 0.413 (1, 2)		0-3 K		0-0 F4		0-3 K		0-0 F8	4 0 0 0 0 2 3																
Don Lund, R OBP: 0.327, SLG: 0.401 (1, 9)			0-0 HR	0-3 K		0-0 3-1 2B		0-0 6-3	4 1 2 1 0 1 1																
Al Aber, L OBP: 0.273, SLG: 0.158 Ray Scarborough, R OBP: 0.077, SLG: 0.308 Johnny Pesky, L OBP: 0.348, SLG: 0.382 Dick Weik, R OBP: 0.500, SLG: 1.000 Pat Mullin, L OBP: 0.394, SLG: 0.384 (1, 1)			0-0 1B		0-3 K		0-0 3-1		0-0 F8	2 0 1 0 0 1 0															
<b>Inning Stats</b>	R: 0 E: 0 K: 1 S: 5	H: 0 LOB: 0 BB: 0 P: 5	R: 0 E: 0 K: 3 S: 9	H: 0 LOB: 1 BB: 1 P: 13	R: 2 E: 0 K: 1 S: 9	H: 5 LOB: 2 BB: 0 P: 9	R: 0 E: 0 K: 1 S: 5	H: 0 LOB: 0 BB: 0 P: 5	R: 1 E: 0 K: 1 S: 6	H: 1 LOB: 2 BB: 2 P: 14	R: 1 E: 0 K: 1 S: 6	H: 1 LOB: 1 BB: 0 P: 7	R: 0 E: 0 K: 0 S: 2	H: 0 LOB: 0 BB: 1 P: 6	R: 0 E: 0 K: 0 S: 4	H: 1 LOB: 1 BB: 0 P: 4	R: 2 E: 0 K: 0 S: 6	H: 3 LOB: 2 BB: 1 P: 10	1B: 6 2B: 4 3B: 0 HR: 1	SF: 0 SAC: 0 DP: 1 HBP: 1	WP: 0 PB: 0 SB: 0 CS: 0	PA: 42			
<b>PITCHER</b> Don Larsen, R ERA: 4.58 (1, 1)	IP 9.0	WLS W	BF 42	H 11	R 6	ER 6	SO 8	BB 5	IBB 0	HBP 1	BLK 0	WP 0	HR 1	S 52	P 73	ERA 6.00	WHIP 1.778								

Detroit Tigers @ St. Louis Browns  
Sportsman's Park, St. Louis, MO  
Fri Sep 04 1953, 4:33 AM EDT  
Att: 1,744 - Unknown


AB	36
R	6
H	11
RBI	6
BB	5
SO	8
LOB	21



Batter	1	2	3	4	5	6	7	8	9	AB	R	H	RBI	BB	SO	LOB	BOTTOM							
Billy Hunter, R OBP: 0.262, SLG: 0.266 (1, 6)	0-0 F9		0-0 1B 2B			0-0 1B 2B			5 3 4 4 0 0 0															
Roy Sievers, R OBP: 0.348, SLG: 0.416 (1, 3)		0-0 G6-4-3 1B	0-0 FC4-6 1B			0-0 1B 2B		4-0 5-3-1 BB	4 1 4 4 1 0 0															
Don Lenhardt, R OBP: 0.394, SLG: 0.486 (1, 7)	0-0 G6-4-3		0-0 FC4-6 1B			0-0 HR BB		0-3 K	3 1 0 0 1 1 3															
Vic Wertz, L OBP: 0.381, SLG: 0.473 (1, 9)		0-0 4-3	0-3 K			0-0 HR BB		0-0 5-3-1	4 1 1 4 1 1 2															
Vern Stephens, R OBP: 0.312, SLG: 0.333 (1, 5)		0-0 1B		0-0 4-3		0-0 1B FC6		0-0 F8	5 1 2 0 0 0 3															
Les Moss, R OBP: 0.346, SLG: 0.402 (1, 2)		0-0 F3		4-0 G6-4-3 BB	0-0 FC6-4 1B	0-0 2B 2B		0-0 FC4-6 1B	4 1 3 1 1 0 1															
Johnny Groth, R OBP: 0.312, SLG: 0.366 (1, 8)		0-0 5-3		0-0 G6-4-3	0-0 FC6-4 1B	4-0 2B BB		0-0 F7	4 2 0 0 1 0 4															
Bobby Young, L OBP: 0.316, SLG: 0.340 (1, 4)			0-0 4-3			0-0 1B 2B		0-0 F2	5 2 2 0 0 0 3															
Don Larsen, R OBP: 0.304, SLG: 0.439 (1, 1)			0-0 HR			0-0 1B BB		0-0 F7	3 2 1 1 1 0 4															
<b>Inning Stats</b>	R: 0 E: 0 K: 0 S: 3	H: 1 LOB: 0 BB: 0 P: 3	R: 0 E: 0 K: 0 S: 4	H: 1 LOB: 0 BB: 0 P: 4	R: 2 E: 0 K: 1 S: 8	H: 3 LOB: 1 BB: 0 P: 8	R: 0 E: 0 K: 0 S: 2	H: 0 LOB: 0 BB: 1 P: 6	R: 10 E: 0 K: 0 S: 12	H: 9 LOB: 3 BB: 3 P: 25	R: 2 E: 0 K: 0 S: 4	H: 2 LOB: 1 BB: 1 P: 8	R: 0 E: 0 K: 1 S: 4	H: 0 LOB: 0 BB: 1 P: 8	R: 0 E: 0 K: 0 S: 4	H: 1 LOB: 1 BB: 0 P: 4	1B: 8 2B: 8 3B: 0 HR: 2	SF: 0 SAC: 0 DP: 3 HBP: 1	WP: 0 PB: 0 SB: 0 CS: 0	PA: 44				
<b>PITCHER</b> Al Aber, L ERA: 5.19 Ray Scarborough, R ERA: 4.48 Dick Weik, R ERA: 12.23 (1, 1)	IP 4.0	WLS L	BF 22	H 9	R 8	ER 8	SO 1	BB 3	IBB 0	HBP 0	BLK 0	WP 0	HR 2	S 21	P 33	ERA 36.00	WHIP 6.000							

Detroit Tigers @ St. Louis Browns  
Sportsman's Park, St. Louis, MO  
Fri Sep 04 1953, 4:33 AM EDT  
Att: 1,744 - Unknown


AB	37
R	14
H	17
RBI	14
BB	6
SO	2
LOB	20



Batter	1	2	3	4	5	6	7	8	9	10	11	12	AB	R	H	RBI	BB	SO	LOB	TOP			
Harvey Kuenn, R OBP: 0.354, SLG: 0.381	K	F9			1B			5-3		F8			5	0	1	0	0	1	2				
Fred Hatfield, L OBP: 0.359, SLG: 0.312	2B BB		K		K			FC6-4 BB		F9			3	0	0	0	2	2	1				
Ray Boone, R OBP: 0.350, SLG: 0.513	K		F9			K		FC6-4		FC4-6 HBP			4	0	0	0	0	2	2				
Jim Delsing, L OBP: 0.378, SLG: 0.425	1-3 2B		K			F6				F6		FC4-6	5	0	1	0	0	1	1				
Bob Nieman, R OBP: 0.362, SLG: 0.468	K			K		K				E6		F3	5	0	0	0	0	3	3				
Walt Dropo, R OBP: 0.280, SLG: 0.363		F3		F9			4-3			K		SH2-3 BB	4	0	0	0	1	1	1				
Don Lund, R OBP: 0.327, SLG: 0.400		BB 1B		F8			F2			F8		SH2-3	4	0	1	0	0	0	1				
Johnny Bucha, R OBP: 0.306, SLG: 0.273		F9			K		5-3					F8	5	0	0	0	0	2	2				
Ralph Branca, R OBP: 0.143, SLG: 0.185					6-3			K		K		5-3	4	0	0	0	1	2	1				
<b>Inning Stats</b>	R: 0 E: 0 K: 3 S: 10	H: 1 LOB: 2 BB: 1 P: 14	R: 0 E: 0 K: 4 S: 4	H: 1 LOB: 2 BB: 1 P: 8	R: 0 E: 0 K: 2 S: 7	H: 0 LOB: 0 BB: 0 P: 7	R: 0 E: 0 K: 1 S: 5	H: 1 LOB: 1 BB: 0 P: 6	R: 0 E: 0 K: 2 S: 7	H: 0 LOB: 0 BB: 0 P: 7	R: 0 E: 0 K: 1 S: 5	H: 1 LOB: 1 BB: 1 P: 9	R: 0 E: 1 K: 6 S: 6	H: 0 LOB: 1 BB: 0 P: 6	R: 0 E: 0 K: 2 S: 7	H: 0 LOB: 0 BB: 0 P: 7	R: 0 E: 0 K: 0 S: 3	H: 0 LOB: 1 BB: 0 P: 4	R: 0 E: 0 K: 0 S: 3	H: 0 LOB: 1 BB: 1 P: 7	1B: 2 2B: 1 3B: 0 HR: 0	SF: 0 SAC: 1 DP: 0 HBP: 1	WP: 0 PA: 45 PB: 0 SB: 0 CS: 0
<b>PITCHER</b> Bob Turley, R ERA: 2.89	IP: 12.0 WLS: 45 BF: 45 H: 3 R: 0 ER: 0 SO: 14 BB: 4 IBB: 0 HBP: 1 BLK: 0 WP: 0 HR: 0 S: 68 P: 85 ERA: 0.00 WHIP: 0.583																						

Detroit Tigers @ St. Louis Browns  
Sportsman's Park, St. Louis, MO  
Sat Sep 05 1953, 4:33 AM EDT  
Att. 1,960 - Unknown


AB	39
R	0
H	3
RBI	0
BB	4
SO	14
LOB	14



Batter	1	2	3	4	5	6	7	8	9	10	11	12	AB	R	H	RBI	BB	SO	LOB	BOTTOM	
Billy Hunter, R OBP: 0.259, SLG: 0.263	6-3			6-3		FC5-4			F7		5-3		5	0	0	0	0	0	3		
Dick Kokos, L OBP: 0.369, SLG: 0.419	3-1			K		F9			F9			HR	5	1	1	1	0	1	2		
Roy Sievers, R OBP: 0.344, SLG: 0.410	F3			6-3				F8		6-3			4	0	0	0	0	0	0		
Vic Wertz, L OBP: 0.382, SLG: 0.474		F8			G6-4-3 BB			F7			2B		3	0	1	0	1	0	0		
Vern Stephens, R OBP: 0.308, SLG: 0.328		K			G6-4-3			K		6-3			4	0	0	0	0	2	2		
Les Moss, R OBP: 0.340, SLG: 0.394		F7			F3			4-3		K			4	0	0	0	0	1	1		
Johnny Groth, R OBP: 0.311, SLG: 0.365				4-3		FC5-4 SH 1B		4-3			F8		4	0	1	0	0	0	0		
Bobby Young, L OBP: 0.316, SLG: 0.340				F6		K		F6					4	0	1	0	0	1	1		
Bob Turley, R OBP: 0.376, SLG: 0.714				K		SH FC5-4				K		1B	3	0	0	0	0	3	1		
<b>Inning Stats</b>	R: 0 E: 0 K: 0 S: 3	H: 0 LOB: 0 BB: 0 P: 3	R: 0 E: 0 K: 1 S: 5	H: 0 LOB: 0 BB: 0 P: 5	R: 0 E: 0 K: 1 S: 5	H: 0 LOB: 0 BB: 0 P: 6	R: 0 E: 0 K: 1 S: 7	H: 1 LOB: 2 BB: 0 P: 7	R: 0 E: 0 K: 1 S: 5	H: 0 LOB: 0 BB: 0 P: 3	R: 0 E: 0 K: 1 S: 5	H: 0 LOB: 0 BB: 0 P: 5	R: 0 E: 0 K: 1 S: 6	H: 1 LOB: 1 BB: 0 P: 6	R: 0 E: 0 K: 0 S: 6	H: 1 LOB: 1 BB: 0 P: 6	R: 1 E: 0 K: 0 S: 1	H: 1 LOB: 0 BB: 0 P: 1	1B: 2 2B: 1 3B: 0 HR: 1	SF: 0 SAC: 1 DP: 1 HBP: 0	WP: 0 PA: 38 PB: 0 SB: 0 CS: 0
<b>PITCHER</b> Ralph Branca, R ERA: 4.8	IP: 11.0 WLS: 38 BF: 38 H: 4 R: 1 ER: 1 SO: 8 BB: 1 IBB: 0 HBP: 0 BLK: 0 WP: 0 HR: 1 S: 53 P: 57 ERA: 0.82 WHIP: 0.455																				

Detroit Tigers @ St. Louis Browns  
Sportsman's Park, St. Louis, MO  
Sat Sep 05 1953, 4:33 AM EDT  
Att. 1,960 - Unknown

AB	36
R	1
H	4
RBI	1
BB	1
SO	8
LOB	10





Batter	1	2	3	4	5	6	7	8	9	AB	R	H	RBI	BB	SO	LOB	TOP			
<b>Chico Carrasquel, R</b> (1, 6) OBP: 0.319, SLG: 0.355	0-3 K	0-0 2B			0-0 5-3		4-0 BB			3	0	1	0	1	1	0	<b>Chicago White Sox @ Detroit Tigers</b> Briggs Stadium, Detroit, MI Mon Sep 07 1953, 4:33 AM EDT Unknown <a href="http://livebaseballscorecards.com">livebaseballscorecards.com</a>			
<b>Nelle Fox, L</b> (1, 4) OBP: 0.341, SLG: 0.361	0-0 2B	0-0 1B			0-0 3-1		0-0 F7			4	1	1	0	0	0	4				
<b>Bob Boyd, L</b> (1, 7) OBP: 0.365, SLG: 0.422	0-0 1-H 2B			0-0 CS 1B		0-0 F8		0-0 F6		4	0	2	1	0	0	0				
<b>Bob Elliott, R</b> (1, 5) OBP: 0.364, SLG: 0.393	4-0 BB			0-3 K		0-3 K		0-0 5-3		3	0	0	0	1	2	1				
<b>Fernis Fain, L</b> (1, 3) OBP: 0.410, SLG: 0.356	0-0 F8			0-0 4-3		0-0 1B		0-0 1-6-3		4	0	1	0	0	0	1				
<b>Bud Stewart, L</b> (1, 9) OBP: 0.400, SLG: 0.426				0-0 F9		0-0 4-3		0-0 F6		2	1	0	0	0	1	0				
<b>Virgil Trucks, R</b> (6, 1) OBP: 0.190, SLG: 0.228				4-3 PB 1B						0	0	0	0	0	0	0				
<b>Connie Johnson, R</b> (8, 1) OBP: 0.133, SLG: 0.071										0	0	0	0	0	0	0				
<b>Sam Mele, R</b> (9, FH) OBP: 0.359, SLG: 0.438										1	0	0	0	0	0	0				
<b>Jim Rivera, L</b> (1, 8) OBP: 0.327, SLG: 0.415	0-0 4-3			0-3 K		4-0 SH1-4 BB		0-0 F4		3	0	0	0	1	1	1				
<b>Sherm Lollar, R</b> (1, 2) OBP: 0.385, SLG: 0.409	0-0 5-3			0-0 F6		0-0 SH1-4		0-0 F7		3	0	0	0	0	0	1				
<b>Bob Keegan, R</b> (1, 1) OBP: 0.316, SLG: 0.278	0-0 2B			0-0 F8		0-0 F7				2	0	1	1	0	0	0				
<b>Tom Wright, L</b> (6, 9) OBP: 0.326, SLG: 0.385	0-0 3-H 1B									1	0	0	0	0	0	1				
<b>Inning Stats</b>	R: 1 E: 0 K: 1 S: 6	H: 2 LOB: 1 BB: 1 P: 10	R: 1 E: 0 K: 0 S: 5	H: 2 LOB: 2 BB: 1 P: 9	R: 0 E: 0 K: 1 S: 5	H: 1 LOB: 0 BB: 0 P: 5	R: 0 E: 0 K: 1 S: 5	H: 0 LOB: 0 BB: 0 P: 5	R: 0 E: 0 K: 0 S: 3	H: 1 LOB: 1 BB: 0 P: 6	R: 0 E: 0 K: 0 S: 3	H: 0 LOB: 0 BB: 2 P: 11	R: 0 E: 0 K: 0 S: 3	H: 0 LOB: 0 BB: 0 P: 3	R: 0 E: 0 K: 0 S: 3	H: 0 LOB: 0 BB: 0 P: 3	1B: 4 2B: 3 3B: 0 HR: 0	SF: 0 SAC: 1 DP: 1 HBP: 0	WP: 0 PB: 1 SB: 0 CS: 1	PA: 35
<b>PITCHER</b> <b>Ned Garver, R</b> (1, 1) ERA: 4.57	IP: 9.0 WLS: W BF: 35 H: 6 R: 2 ER: 2 SO: 4 BB: 4 IBB: 0 HBP: 0 BLK: 0 WP: 0 HR: 0 S: 39 P: 55 ERA: 2.00 WHIP: 1.111																			

Batter	1	2	3	4	5	6	7	8	9	AB	R	H	RBI	BB	SO	LOB	BOTTOM							
<b>Harvey Kuenn, R</b> (1, 6) OBP: 0.358, SLG: 0.383	4-0 FC3-6 BB			0-0 BB 1B		0-0 L9		0-0 F9		4-0 1B BB							3	0	1	0	2	0	0	<b>Chicago White Sox @ Detroit Tigers</b> Briggs Stadium, Detroit, MI Mon Sep 07 1953, 4:33 AM EDT Unknown <a href="http://livebaseballscorecards.com">livebaseballscorecards.com</a>
<b>Fred Hatfield, L</b> (1, 4) OBP: 0.388, SLG: 0.328	0-0 FC3-6 FC6-4 1-2			0-0 BB 1B		0-0 2B 1B		0-0 2B 1B		0-0 1-2 1B							5	2	4	0	0	0	1	
<b>Ray Boone, R</b> (1, 5) OBP: 0.387, SLG: 0.505	0-0 FC6-4 1-2			4-0 1-2 2-3 BB		0-0 F3		0-0 2B 1B		0-3 K							4	1	1	0	1	1	4	
<b>Jim Delsing, L</b> (1, 8) OBP: 0.381, SLG: 0.430	0-0 5-3			0-0 F8		0-0 2B 1B		0-0 1-3 2-H 1B 2B		0-0 2B							4	2	2	1	0	0	4	
<b>Bob Nieman, R</b> (1, 7) OBP: 0.362, SLG: 0.467				0-0 F8		4-0 G5-4-3 BB		0-0 F3		2	1	1	1	1	0	0	0							
<b>Don Lund, R</b> (7, 7) OBP: 0.325, SLG: 0.396						0-0 1-3 2-H 1B 2B		0-0 F3		1	0	0	0	0	0	2								
<b>Walt Dropo, R</b> (1, 3) OBP: 0.282, SLG: 0.366	0-3 K			0-0 F8		0-0 BB		0-0 BB		0-0 2-H 3-H 1B		0-0 2-H 3-H 1B					4	0	2	4	0	1	1	
<b>Steve Souchock, R</b> (1, 9) OBP: 0.327, SLG: 0.485	0-3 K			0-0 G5-4-3		0-0 F7		0-0 F5		4	0	0	0	0	1	3								
<b>Johnny Bucha, R</b> (1, 2) OBP: 0.311, SLG: 0.275				0-0 6-3		0-0 G1-6-3 1B		4-0 FC6-4 BB		0-0 5-3							3	0	1	0	1	0	0	
<b>Ned Garver, R</b> (1, 1) OBP: 0.214, SLG: 0.200				0-0 F9		0-0 G1-6-3		0-3 FC6-4		0-3 K							4	0	0	0	0	1	3	
<b>Inning Stats</b>	R: 0 E: 0 K: 0 S: 3	H: 0 LOB: 1 BB: 1 P: 7	R: 0 E: 0 K: 2 S: 7	H: 0 LOB: 0 BB: 0 P: 7	R: 0 E: 0 K: 0 S: 5	H: 2 LOB: 3 BB: 1 P: 9	R: 0 E: 0 K: 0 S: 2	H: 0 LOB: 0 BB: 1 P: 6	R: 0 E: 0 K: 0 S: 3	H: 1 LOB: 0 BB: 0 P: 3	R: 3 E: 0 K: 0 S: 7	H: 4 LOB: 2 BB: 1 P: 11	R: 3 E: 0 K: 0 S: 7	H: 4 LOB: 1 BB: 0 P: 7	R: 0 E: 0 K: 2 S: 8	H: 1 LOB: 2 BB: 1 P: 12	1B: 10 2B: 2 3B: 0 HR: 0	SF: 0 SAC: 0 DP: 2 HBP: 0	WP: 0 PB: 0 SB: 0 CS: 0	PA: 39				
<b>PITCHER</b> <b>Bob Keegan, R</b> (1, 1) ERA: 3.6	IP: 5.2 WLS: L BF: 26 H: 7 R: 3 ER: 3 SO: 2 BB: 4 IBB: 0 HBP: 0 BLK: 0 WP: 0 HR: 0 S: 26 P: 42 ERA: 4.76 WHIP: 1.941																							
<b>Virgil Trucks, R</b> (6, 1) ERA: 2.55	1.1 8 4 3 3 0 0 0 0 0 0 0 8 8 20.25 3.000																							
<b>Connie Johnson, R</b> (8, 1) ERA: 3.63	1.0 5 1 0 0 2 1 0 0 0 0 0 8 12 0.00 2.000																							








Batter	1	2	3	4	5	6	7	8	9	AB	R	H	RBI	BB	SO	LOB	TOP			
Harvey Kuenn, R (1, 6) OBP: 0.359, SLG: 0.389	F9			4-3			F7		G3 2B	4	0	1	0	0	0	0				
Fred Hatfield, L (1, 4) OBP: 0.361, SLG: 0.329				F2			F6		G3	4	0	1	0	0	0	1				
Ray Boone, R (1, 5) OBP: 0.387, SLG: 0.499				6-3					F3	3	0	0	0	1	1	2				
Jim Delsing, L (1, 8) OBP: 0.381, SLG: 0.432							4-3		F7	4	0	0	0	0	0	2				
Bob Nieman, R (1, 7) OBP: 0.360, SLG: 0.462				4-3			F2		F7	3	0	0	0	0	0	0				
Walt Dropo, R (1, 3) OBP: 0.282, SLG: 0.364										2	0	0	0	0	1	0				
Johnny Pesky, L (8, PH) OBP: 0.350, SLG: 0.387										1	1	1	0	0	0	0				
Jerry Priddy, R (8, 3) OBP: 0.292, SLG: 0.281							L7			0	0	0	0	0	0	0				
Steve Souchock, R (1, 9) OBP: 0.332, SLG: 0.478										3	0	0	0	0	0	1				
Matt Batts, R (1, 2) OBP: 0.325, SLG: 0.414							F4			3	0	1	1	0	0	0				
Steve Gromek, S (1, 1) OBP: 0.100, SLG: 0.077										2	0	0	0	0	1	0				
Pat Mullin, L (8, PH) OBP: 0.360, SLG: 0.379										1	0	0	0	0	0	1				
Ray Herbert, R (8, 1) OBP: 0.238, SLG: 0.158										0	0	0	0	0	0	0				
<b>Inning Stats</b>	R: 0 E: 0 K: 1 S: 5	H: 1 LOB: 0 BB: 0 P: 5	R: 0 E: 1 K: 1 S: 5	H: 0 LOB: 0 BB: 0 P: 5	R: 0 E: 0 K: 0 S: 3	H: 0 LOB: 0 BB: 0 P: 3	R: 0 E: 0 K: 0 S: 3	H: 0 LOB: 0 BB: 0 P: 3	R: 0 E: 0 K: 1 S: 5	H: 0 LOB: 0 BB: 0 P: 5	R: 0 E: 0 K: 0 S: 3	H: 0 LOB: 1 BB: 1 P: 7	R: 1 E: 0 K: 0 S: 5	H: 2 LOB: 1 BB: 0 P: 5	R: 0 E: 0 K: 0 S: 4	H: 1 LOB: 1 BB: 0 P: 4	1B: 2 2B: 2 3B: 0 HR: 0	SF: 0 SAC: 0 DP: 0 HBP: 0	WP: 0 PB: 0 SB: 0 CS: 1	PA: 31
<b>PITCHER</b> Marion Fricano, R (1, 1) ERA: 4.1	IP: 9.0 WLS: W BF: 31 H: 4 R: 1 ER: 1 SO: 3 BB: 1 IBB: 0 HBP: 0 BLK: 0 WP: 0 HR: 0 S: 36 P: 40 ERA: 1.00 WHIP: 0.556															<b>PITCHER</b>				

Detroit Tigers @ Philadelphia Athletics  
 Connie Mack Stadium, Philadelphia, PA  
 Wed Sep 09 1953, 3:38 AM EDT  
 Att: 2,014 - Unknown


AB 30  
 R 1  
 H 4  
 RBI 1  
 BB 1  
 SO 3  
 LOB 7



Batter	1	2	3	4	5	6	7	8	9	AB	R	H	RBI	BB	SO	LOB	BOTTOM			
Loren Babe, L (1, 5) OBP: 0.294, SLG: 0.302	K						F8	E1 1B		4	1	2	1	0	1	0				
Dave Philley, S (1, 9) OBP: 0.363, SLG: 0.430	F5						F3			5	0	2	2	0	0	2				
Eddie Robinson, L (1, 3) OBP: 0.322, SLG: 0.413							1-3	4-3		5	0	1	0	0	1	3				
Gus Zernial, R (1, 7) OBP: 0.348, SLG: 0.547										3	1	1	0	0	0	2				
Carmen Mauro, L (1, 8) OBP: 0.286, SLG: 0.302										4	1	1	0	0	0	2				
Pete Suder, R (1, 4) OBP: 0.315, SLG: 0.353										4	2	3	3	0	0	0				
Joe Demaestri, R (1, 6) OBP: 0.287, SLG: 0.332										3	1	0	0	1	0	3				
Ray Murray, R (1, 2) OBP: 0.340, SLG: 0.426										3	0	0	0	1	0	3				
Marion Fricano, R (1, 1) OBP: 0.185, SLG: 0.161										3	1	0	0	1	3	2				
<b>Inning Stats</b>	R: 0 E: 0 K: 1 S: 6	H: 1 LOB: 1 BB: 0 P: 6	R: 0 E: 0 K: 0 S: 3	H: 0 LOB: 0 BB: 0 P: 3	R: 0 E: 0 K: 1 S: 6	H: 1 LOB: 1 BB: 0 P: 6	R: 2 E: 0 K: 0 S: 4	H: 1 LOB: 1 BB: 1 P: 9	R: 0 E: 0 K: 0 S: 4	H: 1 LOB: 1 BB: 0 P: 4	R: 1 E: 0 K: 1 S: 7	H: 2 LOB: 2 BB: 1 P: 11	R: 0 E: 0 K: 0 S: 4	H: 1 LOB: 1 BB: 0 P: 4	R: 4 E: 1 K: 1 S: 9	H: 4 LOB: 1 BB: 1 P: 13	1B: 8 2B: 0 3B: 1 HR: 1	SF: 0 SAC: 0 DP: 0 HBP: 2	WP: 1 PB: 0 SB: 0 CS: 0	PA: 39
<b>PITCHER</b> Steve Gromek, R (1, 1) ERA: 4.45	IP: 7.0 WLS: L BF: 31 H: 6 R: 3 ER: 3 SO: 4 BB: 1 IBB: 1 HBP: 2 BLK: 0 WP: 1 HR: 1 S: 35 P: 45 ERA: 3.86 WHIP: 1.000															<b>PITCHER</b>				
Ray Herbert, R (8, 1) ERA: 5.4	IP: 1.0 WLS: L BF: 8 H: 4 R: 4 ER: 3 SO: 1 BB: 1 IBB: 0 HBP: 0 BLK: 0 WP: 0 HR: 0 S: 9 P: 13 ERA: 27.00 WHIP: 5.000															<b>PITCHER</b>				

Detroit Tigers @ Philadelphia Athletics  
 Connie Mack Stadium, Philadelphia, PA  
 Wed Sep 09 1953, 3:38 AM EDT  
 Att: 2,014 - Unknown

AB 34  
 R 7  
 H 10  
 RBI 6  
 BB 3  
 SO 5  
 LOB 17



Batter	1	2	3	4	5	6	7	8	9	10	AB	R	H	RBI	BB	SO	LOB	TOP			
Harvey Kuenn, R OBP: 0.357, SLG: 0.386 (1,6)	F9		6-3		6-3			F9		F8	5	0	0	1	0	0	3	<b>Detroit Tigers @ New York Yankees</b> Yankee Stadium, Bronx, NY Fri Sep 11 1953, 3:33 AM EDT Att: 7,534 - Unknown			
Fred Hatfield, L OBP: 0.358, SLG: 0.327 (1,4)	F2			3-1		F5		F7		FC5-4 1B	5	0	1	0	0	0	1				
Ray Boone, R OBP: 0.363, SLG: 0.493 (1,5)	5-3			F8		F8			6-3	FC5-4 1-2f	5	0	0	0	0	0	1				
Jim Delsing, L OBP: 0.380, SLG: 0.430 (1,8)		L6		6-3		F8			6-3	2B HBP	3	0	0	0	0	0	0				
Bob Nieman, R OBP: 0.350, SLG: 0.459 (1,7)		K				1B 6-3 BB		L7		F4	3	1	0	0	1	1	1				
Walt Dropo, R OBP: 0.284, SLG: 0.367 (1,3)		F3				2B 1-3 1B		F7		2B	4	1	2	0	0	0	0				
Steve Souchock, R OBP: 0.331, SLG: 0.474 (1,9)						6-3		6-3		K	4	0	1	1	0	1	3				
Johnny Bucha, R OBP: 0.314, SLG: 0.309 (1,2)			K			2B 3-H		K		F8	4	0	1	1	0	2	1				
Ted Gray, S OBP: 0.328, SLG: 0.291 (1,1)			K			F8 2-H		E8 1B		F8 3B	4	1	2	0	0	1	2				
<b>Inning Stats</b>	R: 0 E: 0 K: 0 S: 3	H: 0 LOB: 0 BB: 0 P: 3	R: 0 E: 0 K: 1 S: 5	H: 0 LOB: 0 BB: 0 P: 5	R: 0 E: 0 K: 2 S: 8	H: 1 LOB: 1 BB: 0 P: 8	R: 0 E: 0 K: 0 S: 3	H: 0 LOB: 0 BB: 0 P: 3	R: 2 E: 0 K: 1 S: 6	H: 2 LOB: 1 BB: 1 P: 9	R: 0 E: 0 K: 0 S: 3	H: 0 LOB: 0 BB: 0 P: 3	R: 0 E: 0 K: 1 S: 6	H: 1 LOB: 1 BB: 0 P: 6	R: 0 E: 0 K: 1 S: 6	H: 1 LOB: 2 BB: 0 P: 7	R: 1 E: 0 K: 0 S: 5		H: 2 LOB: 1 BB: 0 P: 5	1B: 4 2B: 2 3B: 1 HR: 0	SF: 0 SAC: 0 DP: 0 HBP: 1
<b>PITCHER</b> Allie Reynolds, R ERA: 3.7 (1,1)	IP 10.0	WLS L	BF 39	H 7	R 3	ER 3	SO 5	BB 1	IBB 0	HBP 1	BLK 0	WP 0	HR 0	S 47	P 52	ERA 2.70	WHIP 0.800				

Batter	1	2	3	4	5	6	7	8	9	10	AB	R	H	RBI	BB	SO	LOB	BOTTOM					
Gil McDougald, R OBP: 0.369, SLG: 0.430 (1,5)	6-3		F8		F8		L9-3			F6	5	0	0	0	0	0	2	<b>Detroit Tigers @ New York Yankees</b> Yankee Stadium, Bronx, NY Fri Sep 11 1953, 3:33 AM EDT Att: 7,534 - Unknown					
Joe Collins, L OBP: 0.373, SLG: 0.445 (1,3)	HR		P6			1B		FC6-4 BB		G3	4	1	2	1	1	0	0						
Hank Bauer, R OBP: 0.352, SLG: 0.457 (1,9)	4-3			F8	K			FC6-4 1B		1B	5	0	1	0	0	1	3						
Yogi Berra, L OBP: 0.368, SLG: 0.533 (1,2)	E4			FC5-4 1B		HR		1-2 1B		F9	5	1	3	1	0	0	1						
Mickey Mantle, S OBP: 0.398, SLG: 0.500 (1,8)	F8			FC5-4 S		K		F7			4	0	0	0	0	1	4						
Gene Woodling, L OBP: 0.426, SLG: 0.457 (1,7)		3-1				F7		K			3	0	0	0	1	1	2						
Billy Martin, R OBP: 0.305, SLG: 0.378 (1,4)		5-3			F8			F4		F6	4	0	0	0	0	0	2						
Phil Rizzuto, R OBP: 0.388, SLG: 0.352 (1,6)			F9					6-3		6-3	4	0	0	0	0	0	0						
Allie Reynolds, R OBP: 0.279, SLG: 0.171 (1,1)			F8					L9-3 BB		5-3	2	0	0	0	2	0	0						
<b>Inning Stats</b>	R: 1 E: 1 K: 0 S: 5	H: 1 LOB: 1 BB: 0 P: 5	R: 0 E: 0 K: 0 S: 3	H: 0 LOB: 0 BB: 0 P: 3	R: 0 E: 0 K: 0 S: 3	H: 0 LOB: 0 BB: 0 P: 3	R: 0 E: 0 K: 0 S: 4	H: 1 LOB: 2 BB: 1 P: 8	R: 0 E: 0 K: 1 S: 6	H: 1 LOB: 2 BB: 1 P: 10	R: 1 E: 0 K: 1 S: 6	H: 1 LOB: 0 BB: 0 P: 6	R: 0 E: 0 K: 0 S: 2	H: 0 LOB: 0 BB: 1 P: 6	R: 0 E: 0 K: 1 S: 6	H: 1 LOB: 2 BB: 1 P: 10	R: 0 E: 0 K: 0 S: 3		H: 0 LOB: 0 BB: 0 P: 3	R: 0 E: 0 K: 0 S: 4	H: 1 LOB: 1 BB: 0 P: 4	1B: 4 2B: 1 3B: 0 HR: 2	SF: 0 SAC: 0 DP: 1 HBP: 0
<b>PITCHER</b> Ted Gray, L ERA: 4.47 (1,1)	IP 10.0	WLS W	BF 40	H 6	R 2	ER 2	SO 3	BB 4	IBB 0	HBP 0	BLK 0	WP 0	HR 2	S 42	P 58	ERA 1.80	WHIP 1.000						

Batter	1	2	3	4	5	6	7	8	9	AB	R	H	RBI	BB	SO	LOB	TOP					
Harvey Kuenn, R OBP: 0.360, SLG: 0.390											4	2	3	0	1	0	1					
Fred Hatfield, L OBP: 0.359, SLG: 0.326											4	0	1	0	1	1	4					
Ray Boone, R OBP: 0.385, SLG: 0.493											4	1	2	1	1	0	2					
Jim Delsing, L OBP: 0.380, SLG: 0.431											5	0	2	0	0	1	4					
Bob Nieman, R OBP: 0.359, SLG: 0.456											3	1	0	0	1	1	5					
Walt Dropo, R OBP: 0.283, SLG: 0.366											4	0	1	0	0	0	3					
Steve Souchock, R OBP: 0.329, SLG: 0.470											4	0	1	1	0	1	2					
Johnny Bucha, R OBP: 0.306, SLG: 0.301											4	0	0	0	0	0	2					
Billy Hoelt, L OBP: 0.268, SLG: 0.177											2	0	0	0	1	0	0					
Ray Scarborough, R OBP: 0.077, SLG: 0.308											0	0	0	0	0	0	0					
Pat Mullin, L OBP: 0.356, SLG: 0.375											1	0	0	0	0	0	0					
<b>Inning Stats</b>	R: 1 E: 0 K: 1 S: 5	H: 1 LOB: 0 BB: 1 P: 9	R: 1 E: 0 K: 0 S: 3	H: 1 LOB: 0 BB: 1 P: 7	R: 1 E: 0 K: 0 S: 6	H: 3 LOB: 2 BB: 0 P: 6	R: 0 E: 0 K: 1 S: 5	H: 0 LOB: 0 BB: 0 P: 5	R: 0 E: 0 K: 1 S: 6	H: 1 LOB: 1 BB: 0 P: 6	R: 0 E: 0 K: 0 S: 4	H: 1 LOB: 1 BB: 0 P: 4	R: 0 E: 0 K: 0 S: 3	H: 0 LOB: 1 BB: 1 P: 7	R: 1 E: 0 K: 1 S: 7	H: 2 LOB: 2 BB: 1 P: 11	R: 0 E: 0 K: 0 S: 4	H: 1 LOB: 2 BB: 1 P: 8	1B: 8 2B: 2 3B: 0 HR: 0	SF: 0 SAC: 0 DP: 3 HBP: 0	WP: 0 PB: 2 SB: 0 CS: 0	PA: 40
<b>PITCHER</b> Jim McDonald, R ERA: 3.32	IP: 9.0 WLS: W BF: 40 H: 10 R: 4 ER: 2 SO: 4 BB: 5 IBB: 0 HBP: 0 BLK: 0 WP: 0 HR: 0 S: 43 P: 63 ERA: 2.00 WHIP: 1.667															<b>PITCHER</b>	IP: 9.0 WLS: W BF: 40 H: 10 R: 4 ER: 2 SO: 4 BB: 5 IBB: 0 HBP: 0 BLK: 0 WP: 0 HR: 0 S: 43 P: 63 ERA: 2.00 WHIP: 1.667					

Detroit Tigers @ New York Yankees  
Yankee Stadium, Bronx, NY  
Sat Sep 12 1953, 3:33 AM EDT  
Att: 9,589 - Unknown

AB	35
R	4
H	10
RBI	2
BB	5
SO	4
LOB	23



Batter	1	2	3	4	5	6	7	8	9	AB	R	H	RBI	BB	SO	LOB	BOTTOM			
Gil McDougald, R OBP: 0.369, SLG: 0.427										3	1	0	1	2	0	1				
Joe Collins, L OBP: 0.373, SLG: 0.446										4	1	1	1	1	0	1				
Hank Bauer, R OBP: 0.395, SLG: 0.464										5	3	3	1	0	0	3				
Yogi Berra, L OBP: 0.369, SLG: 0.531										4	1	1	1	1	1	1				
Mickey Mantle, S OBP: 0.388, SLG: 0.506										5	2	2	3	0	1	2				
Gene Woodling, L OBP: 0.428, SLG: 0.468										4	1	2	1	1	1	1				
Billy Martin, R OBP: 0.306, SLG: 0.379										4	2	2	1	0	1	1				
Phil Rizzuto, R OBP: 0.389, SLG: 0.361										4	2	2	3	0	0	0				
Willy Miranda, S OBP: 0.236, SLG: 0.275										0	0	0	0	0	0	0				
Jim McDonald, R OBP: 0.143, SLG: 0.100										4	0	1	1	0	1	1				
<b>Inning Stats</b>	R: 0 E: 0 K: 0 S: 3	H: 0 LOB: 0 BB: 0 P: 3	R: 3 E: 0 K: 0 S: 7	H: 4 LOB: 3 BB: 2 P: 15	R: 0 E: 0 K: 1 S: 5	H: 0 LOB: 0 BB: 0 P: 5	R: 0 E: 0 K: 1 S: 5	H: 0 LOB: 0 BB: 0 P: 5	R: 1 E: 0 K: 0 S: 5	H: 2 LOB: 1 BB: 0 P: 5	R: 0 E: 0 K: 1 S: 4	H: 0 LOB: 0 BB: 1 P: 8	R: 8 E: 1 K: 0 S: 10	H: 6 LOB: 1 BB: 2 P: 18	R: 1 E: 0 K: 2 S: 8	H: 2 LOB: 1 BB: 0 P: 8	1B: 7 2B: 3 3B: 4 HR: 1	SF: 0 SAC: 0 DP: 1 HBP: 0	WP: 0 PB: 0 SB: 0 CS: 1	PA: 42
<b>PITCHER</b> Billy Hoelt, L ERA: 4.79	IP: 6.1 WLS: L BF: 32 H: 9 R: 9 ER: 9 SO: 3 BB: 5 IBB: 0 HBP: 0 BLK: 0 WP: 0 HR: 1 S: 33 P: 53 ERA: 12.79 WHIP: 2.211															<b>PITCHER</b> Ray Scarborough, R ERA: 4.79	IP: 1.2 WLS: L BF: 10 H: 5 R: 4 ER: 3 SO: 2 BB: 0 IBB: 0 HBP: 0 BLK: 0 WP: 0 HR: 0 S: 14 P: 14 ERA: 16.20 WHIP: 3.000			

Detroit Tigers @ New York Yankees  
Yankee Stadium, Bronx, NY  
Sat Sep 12 1953, 3:33 AM EDT  
Att: 9,589 - Unknown

AB	37
R	13
H	14
RBI	13
BB	5
SO	5
LOB	11




Batter	1	2	3	4	5	6	7	8	9	AB	R	H	RBI	BB	SO	LOB	TOP					
Harvey Kuenn, R OBP: 0.360, SLG: 0.390										6	0	2	1	0	0	5	<b>Detroit Tigers @ Washington Senators</b> Griffith Stadium, Washington, DC Sun Sep 13 1953, 3:33 AM EDT Unknown					
Fred Hatfield, L OBP: 0.359, SLG: 0.336										4	2	1	1	1	2	2						
Ray Boone, R OBP: 0.389, SLG: 0.508										3	2	2	3	2	0	1						
Jim Delsing, L OBP: 0.381, SLG: 0.432										4	2	2	0	0	0	1						
Al Kaline, R OBP: 0.214, SLG: 0.154										1	0	0	0	0	0	2						
Bob Nieman, R OBP: 0.362, SLG: 0.461										2	0	2	1	1	0	0						
Don Lund, R OBP: 0.325, SLG: 0.393										2	1	1	0	0	1	1						
Walt Droeg, R OBP: 0.283, SLG: 0.365										5	1	1	0	0	1	3						
Steve Souchock, R OBP: 0.331, SLG: 0.477										5	1	2	1	0	0	2						
Johnny Bucha, R OBP: 0.309, SLG: 0.306										4	0	1	1	1	0	2						
Ned Garver, R OBP: 0.227, SLG: 0.203										4	1	1	1	1	0	2						
<b>Inning Stats</b>	R: 0 E: 0 K: 0 S: 3	H: 1 LOB: 0 BB: 0 P: 3	R: 1 E: 0 K: 0 S: 4	H: 2 LOB: 0 BB: 0 P: 4	R: 0 E: 0 K: 0 S: 3	H: 0 LOB: 0 BB: 0 P: 3	R: 2 E: 0 K: 0 S: 6	H: 3 LOB: 2 BB: 1 P: 10	R: 6 E: 1 K: 1 S: 11	H: 6 LOB: 2 BB: 2 P: 19	R: 0 E: 0 K: 0 S: 7	H: 0 LOB: 1 BB: 1 P: 11	R: 0 E: 0 K: 0 S: 3	H: 0 LOB: 0 BB: 0 P: 3	R: 0 E: 0 K: 1 S: 5	H: 0 LOB: 2 BB: 2 P: 13	R: 1 E: 0 K: 0 S: 6	H: 3 LOB: 2 BB: 0 P: 6	1B: 9 2B: 2 3B: 1 HR: 3	SF: 0 SAC: 0 DP: 2 HBP: 0	WP: 1 PB: 0 SB: 0 CS: 0	PA: 46
<b>PITCHER</b>	IP WLS BF H R ER SO BB IBB HBP BLK WP HR S P ERA WHIP																					
Jim Pearce, R ERA: 7.71	(1, 1)	4.1 L 22 9 7 6 0 2 0 0 0 0 1 3 20 28 12.46 2.538																				
Dean Stone, L ERA: 5.79	(5, 1)	4.2 24 6 3 3 4 4 0 0 0 0 0 0 28 44 5.79 2.143																				

AB	40
R	10
H	15
RBI	9
BB	6
SO	4
LOB	21



Batter	1	2	3	4	5	6	7	8	9	AB	R	H	RBI	BB	SO	LOB	BOTTOM					
Eddie Yost, R OBP: 0.404, SLG: 0.388										3	1	1	0	2	0	0	<b>Detroit Tigers @ Washington Senators</b> Griffith Stadium, Washington, DC Sun Sep 13 1953, 3:33 AM EDT Unknown					
Pete Runnels, L OBP: 0.351, SLG: 0.319										5	1	2	1	0	0	3						
Mickey Vernon, L OBP: 0.399, SLG: 0.512										5	1	3	1	0	1	3						
Jackie Jensen, R OBP: 0.362, SLG: 0.411										3	0	1	1	0	0	2						
Bruce Barmes, L (7, 9)										1	0	0	0	0	0	2						
Gil Coan, L OBP: 0.291, SLG: 0.272										4	0	0	0	0	0	3						
Jim Busby, R OBP: 0.355, SLG: 0.412										4	0	3	1	0	1	0						
Wayne Terwilliger, R OBP: 0.339, SLG: 0.330										4	0	0	0	0	0	4						
Ed Fitz Gerald, R OBP: 0.301, SLG: 0.325										3	0	1	0	0	0	0						
Jerry Snyder, R OBP: 0.385, SLG: 0.408										0	1	0	0	0	0	0						
Frank Sacka, R OBP: 0.381, SLG: 0.278										1	0	0	0	0	0	0						
Jim Pearce, R (1, 1)										1	0	0	0	0	1	0						
Dean Stone, L (5, 1)										2	0	0	0	0	0	1						
Clyde Vollmer, R OBP: 0.347, SLG: 0.384										1	0	1	0	0	0	0						
<b>Inning Stats</b>	R: 0 E: 0 K: 0 S: 4	H: 1 LOB: 1 BB: 0 P: 4	R: 0 E: 0 K: 1 S: 5	H: 0 LOB: 0 BB: 0 P: 5	R: 0 E: 0 K: 1 S: 5	H: 0 LOB: 1 BB: 1 P: 9	R: 0 E: 0 K: 0 S: 5	H: 2 LOB: 2 BB: 0 P: 5	R: 0 E: 0 K: 0 S: 3	H: 0 LOB: 0 BB: 0 P: 3	R: 2 E: 0 K: 0 S: 6	H: 4 LOB: 1 BB: 0 P: 6	R: 2 E: 0 K: 0 S: 6	H: 3 LOB: 2 BB: 0 P: 6	R: 0 E: 0 K: 0 S: 3	H: 1 LOB: 0 BB: 0 P: 3	R: 0 E: 0 K: 1 S: 6	H: 1 LOB: 2 BB: 1 P: 10	1B: 10 2B: 2 3B: 1 HR: 0	SF: 0 SAC: 0 DP: 1 HBP: 0	WP: 0 PB: 1 SB: 0 CS: 0	PA: 39
<b>PITCHER</b>	IP WLS BF H R ER SO BB IBB HBP BLK WP HR S P ERA WHIP																					
Ned Garver, R ERA: 4.54	(1, 1)	9.0 W 39 12 4 4 4 3 2 0 0 0 0 0 43 51 4.00 1.556																				



Batter	1	2	3	4	5	6	7	8	9	AB	R	H	RBI	BB	SO	LOB	TOP					
Harvey Kuenn, R (1, 6) OBP: 0.360, SLG: 0.390	0-0 1B			0-0 F8		0-0 SH3 FC6-4 1B		0-0 F9	0-0 6-3	5	1	2	0	0	0	1						
Fred Hatfield, L (1, 4) OBP: 0.359, SLG: 0.336	0-0 5-3			0-0 1B		0-0 SH3		0-0 F8		3	1	1	0	0	0	0						
Ray Boone, R (1, 5) OBP: 0.386, SLG: 0.503	0-3 K			0-0 F3		0-0 E6 FC6-4		0-0 F7		4	0	0	0	0	1	2						
Jim Delsing, L (1, 8) OBP: 0.382, SLG: 0.433		0-0 F8		0-0 1B		0-0 FC6-4			0-0 2B 2B	4	1	2	2	0	0	1						
Bob Nieman, R (1, 7) OBP: 0.363, SLG: 0.463	0-0 5-3			0-0 1B		0-0 L8			0-0 2B 2B	4	1	2	0	0	0	1						
Walt Drogo, R (1, 3) OBP: 0.284, SLG: 0.369	0-0 6-3			0-0 PO		0-0 6-3 2B		0-0 SH5-4 PB 2B	0-0 F3	4	1	2	0	0	0	2						
Steve Souchock, R (1, 9) Pat Mullin, L (9, PH) Don Lund, R (9, 9) OBP: 0.328, SLG: 0.473 OBP: 0.363, SLG: 0.375 OBP: 0.325, SLG: 0.393			0-0 F7		0-0 6-3		0-0 SH5-4		4-0 2B IBB	2	0	0	0	0	0	1	AB 33					
Matt Batts, R (1, 2) OBP: 0.325, SLG: 0.415	0-0 F4			0-0 F4		0-0 6-3		0-0 F9	0-0 SH1-3 2B	4	0	1	3	0	0	1	R 6					
Steve Gromek, S (1, 1) Ray Herbert, R (9, 1) OBP: 0.093, SLG: 0.071 OBP: 0.238, SLG: 0.158	0-3 K			0-3 K		0-0 4-3		0-0 F8	0-0 SH1-3 2B	3	0	0	0	0	1	1	H 10					
										0	0	0	0	0	0	0	RBI 5					
																	BB 1					
																	SO 2					
																	LOB 10					
<b>Inning Stats</b>	R: 0 E: 0 K: 1 S: 5	H: 1 LOB: 0 BB: 0 P: 5	R: 0 E: 0 K: 0 S: 3	H: 0 LOB: 0 BB: 0 P: 3	R: 0 E: 0 K: 1 S: 5	H: 0 LOB: 0 BB: 0 P: 5	R: 1 E: 0 K: 0 S: 5	H: 3 LOB: 1 BB: 0 P: 5	R: 0 E: 0 K: 0 S: 4	H: 1 LOB: 1 BB: 0 P: 4	R: 1 E: 1 K: 0 S: 5	H: 1 LOB: 1 BB: 0 P: 5	R: 1 E: 0 K: 0 S: 4	H: 1 LOB: 0 BB: 0 P: 4	R: 0 E: 0 K: 0 S: 3	H: 0 LOB: 0 BB: 0 P: 3	R: 3 E: 0 K: 0 S: 6	H: 3 LOB: 1 BB: 1 P: 10	1B: 6 2B: 4 3B: 0 HR: 0	SF: 0 SAC: 3 DP: 0 HBP: 0	WP: 0 PB: 1 SB: 0 CS: 0	PA: 38
<b>PITCHER</b>	IP WLS BF H R ER SO BB IBB HBP BLK WP HR S P ERA WHIP																					
Jerry Lane, R (1, 1) ERA: 4.35	8.0 L 32 9 5 4 2 0 0 0 0 0 0 0 36 36 4.50 1.125																					
Sonny Dixon, R (9, 1) ERA: 3.73	1.0 5 1 1 1 0 0 1 0 0 0 0 0 4 8 9.00 1.000																					

**Detroit Tigers @ Washington Senators**  
 Griffith Stadium, Washington, DC  
 Sun Sep 13 1953, 3:38 AM EDT  
 Att: 8,157 - Unknown

AB	33
R	6
H	10
RBI	5
BB	1
SO	2
LOB	10



Batter	1	2	3	4	5	6	7	8	9	AB	R	H	RBI	BB	SO	LOB	BOTTOM					
Eddie Yost, R (1, 5) OBP: 0.405, SLG: 0.391	4-0 2B F8 BB	0-0 L5			0-0 BB 1B		0-3 K		0-0 2B	4	1	2	1	1	1	1						
Jerry Snyder, R (1, 6) Kite Thomas, R (9, PH) OBP: 0.393, SLG: 0.423 OBP: 0.307, SLG: 0.310	0-0 F8 2B		0-0 F2		0-0 F6		4-0 HR BB	0-3 K	3	1	1	0	1	0	1	1						
Mickey Vernon, L (1, 3) OBP: 0.404, SLG: 0.519	1-0 HBP		0-0 1B		4-0 1-2 BB		0-0 HR IBB	4-0 FC4-6 IBB	2	1	2	2	2	2	0	0						
Jackie Jensen, R (1, 9) OBP: 0.359, SLG: 0.407	0-0 F8		0-3 K		0-0 F8		0-0 F5	0-0 FC4-6	5	0	0	1	0	1	8							
Clyde Vollmer, R (1, 7) OBP: 0.344, SLG: 0.380	0-3 K		0-0 F8		0-0 6-3		0-0 F7		4	0	0	0	0	1	3							
Jim Busby, R (1, 8) OBP: 0.353, SLG: 0.409	0-0 F8		0-0 F7		0-0 F7		0-0 F6		4	0	0	0	0	0	2							
Tony Roig, R (1, 4) Pete Runnels, L (9, PH) OBP: 0.352, SLG: 0.322		0-0 1-3		0-0 F8		0-0 5-3		0-0 1B 2B	3	0	0	0	0	0	0	0	AB 34					
Mickey Grasso, R (1, 2) Bruce Barmes, L (9, PH)		0-0 SH5-4 1B		0-0 5-3		0-0 5-3		0-0 F5	3	0	1	0	0	0	0	0	R 4					
Jerry Lane, R (1, 1) Sonny Dixon, S (9, 1) Gil Coan, L (9, PH) OBP: 0.276, SLG: 0.200 OBP: 0.295, SLG: 0.276		0-0 SH5-4		0-0 F8		0-3 K		0-0 2B 1B	2	0	0	0	0	1	0	0	H 8					
																	RBI 4					
																	BB 4					
																	SO 5					
																	LOB 18					
<b>Inning Stats</b>	R: 1 E: 0 K: 1 S: 6	H: 1 LOB: 2 BB: 1 P: 11	R: 0 E: 0 K: 0 S: 4	H: 1 LOB: 1 BB: 0 P: 4	R: 0 E: 0 K: 1 S: 6	H: 1 LOB: 1 BB: 0 P: 6	R: 0 E: 0 K: 0 S: 3	H: 0 LOB: 0 BB: 0 P: 3	R: 0 E: 0 K: 0 S: 4	H: 1 LOB: 2 BB: 1 P: 8	R: 0 E: 0 K: 0 S: 3	H: 0 LOB: 0 BB: 0 P: 3	R: 0 E: 0 K: 2 S: 7	H: 0 LOB: 0 BB: 0 P: 7	R: 2 E: 0 K: 0 S: 4	H: 1 LOB: 0 BB: 1 P: 8	R: 1 E: 0 K: 1 S: 8	H: 3 LOB: 3 BB: 1 P: 12	1B: 4 2B: 3 3B: 0 HR: 1	SF: 0 SAC: 1 DP: 0 HBP: 1	WP: 0 PB: 0 SB: 0 CS: 0	PA: 40
<b>PITCHER</b>	IP WLS BF H R ER SO BB IBB HBP BLK WP HR S P ERA WHIP																					
Steve Gromek, R (1, 1) ERA: 4.44	8.1 W 37 8 4 4 4 3 0 1 0 0 0 0 41 54 4.32 1.320																					
Ray Herbert, R (9, 1) ERA: 5.36	0.2 S 3 0 0 0 1 0 1 0 0 0 0 0 4 8 0.00 0.000																					

**Detroit Tigers @ Washington Senators**  
 Griffith Stadium, Washington, DC  
 Sun Sep 13 1953, 3:38 AM EDT  
 Att: 8,157 - Unknown


AB	34
R	4
H	8
RBI	4
BB	4
SO	5
LOB	18



Batter	1	2	3	4	5	6	7	8	9	AB	R	H	RBI	BB	SO	LOB	TOP				
Harvey Kuenn, R OBP: 0.357, SLG: 0.387	5-3		F9		L5	F9			5-3	5	0	0	0	0	0	2					
Fred Hatfield, L OBP: 0.358, SLG: 0.335 Matt Batts, R OBP: 0.324, SLG: 0.414	K		K		F6				F8	4	0	1	0	0	2	0					
Ray Boone, R OBP: 0.385, SLG: 0.501	F9				F8				F9	4	0	1	0	0	0	1					
Bob Nieman, R OBP: 0.366, SLG: 0.471									F8	3	1	2	1	1	0	1					
Walt Dropo, R OBP: 0.284, SLG: 0.368	F6								F8	4	0	1	0	0	0	4					
Jim Delsing, L OBP: 0.381, SLG: 0.431	F8								F7	4	0	1	0	0	0	1					
Steve Souchock, R OBP: 0.327, SLG: 0.470									F8	4	0	1	0	0	0	2					
Johnny Bucha, R OBP: 0.314, SLG: 0.307	F8								F8	3	0	1	0	1	0	2					
Ralph Branca, R OBP: 0.171, SLG: 0.182 Don Lund, R OBP: 0.325, SLG: 0.392			K		F8				4-3	2	0	0	0	1	1	3					
<b>Inning Stats</b>	R: 0 E: 0 K: 1 S: 5	H: 0 LOB: 0 BB: 0 P: 5	R: 0 E: 0 K: 0 S: 5	H: 2 LOB: 2 BB: 0 P: 5	R: 0 E: 0 K: 2 S: 7	H: 0 LOB: 0 BB: 0 P: 7	R: 1 E: 0 K: 0 S: 6	H: 3 LOB: 3 BB: 1 P: 10	R: 0 E: 0 K: 0 S: 4	H: 1 LOB: 2 BB: 1 P: 8	R: 0 E: 0 K: 0 S: 4	H: 1 LOB: 1 BB: 0 P: 4	R: 0 E: 0 K: 0 S: 3	H: 0 LOB: 0 BB: 0 P: 3	R: 0 E: 0 K: 0 S: 3	H: 0 LOB: 0 BB: 0 P: 3	1B: 7 2B: 0 3B: 0 HR: 1	SF: 0 SAC: 0 DP: 0 HBP: 0	WP: 0 PB: 0 SB: 0 CS: 0	PA: 38	
<b>PITCHER</b>	IP	WLS	BF	H	R	ER	SO	BB	IBB	HBP	BLK	WP	HR	S	P	ERA	WHIP				
Chuck Stobbs, L ERA: 3.29	8.0	W	35	8	1	1	3	2	1	0	0	0	1	38	50	1.12	1.250				
Johnny Schmitz, L ERA: 3.35	1.0	S	3	0	0	0	0	0	0	0	0	0	0	3	3	0.00	0.000				

Detroit Tigers @ Washington Senators  
 Griffith Stadium, Washington, DC  
 Mon Sep 14 1953, 3:33 AM EDT  
 Att: 1,257 - Unknown


AB	35
R	1
H	8
RBI	1
BB	3
SO	3
LOB	16



Batter	1	2	3	4	5	6	7	8	9	AB	R	H	RBI	BB	SO	LOB	BOTTOM				
Eddie Yost, R OBP: 0.404, SLG: 0.390	F7									4	0	1	0	0	1	1					
Pete Runnels, L OBP: 0.348, SLG: 0.319	F8									4	0	0	0	0	0	3					
Mickey Vernon, L OBP: 0.406, SLG: 0.520	6-3									3	1	2	1	1	0	0					
Jackie Jensen, R OBP: 0.357, SLG: 0.404										3	0	0	0	0	0	3					
Gil Coan, L OBP: 0.294, SLG: 0.276	4-3									4	1	1	1	0	0	1					
Jim Busby, R OBP: 0.352, SLG: 0.412	F3									4	1	1	1	0	0	1					
Wayne Terwilliger, R OBP: 0.344, SLG: 0.339										4	1	4	1	0	0	0					
Ed Fitz Gerald, R OBP: 0.297, SLG: 0.321										4	1	0	0	0	0	4					
Chuck Stobbs, L OBP: 0.292, SLG: 0.227 Kite Thomas, R OBP: 0.304, SLG: 0.307 Johnny Schmitz, R OBP: 0.061, SLG: 0.061										2	1	1	1	0	1	0					
<b>Inning Stats</b>	R: 0 E: 0 K: 0 S: 3	H: 0 LOB: 0 BB: 0 P: 3	R: 0 E: 0 K: 0 S: 3	H: 0 LOB: 0 BB: 0 P: 3	R: 2 E: 0 K: 0 S: 7	H: 4 LOB: 2 BB: 0 P: 7	R: 0 E: 0 K: 0 S: 4	H: 1 LOB: 1 BB: 0 P: 4	R: 0 E: 0 K: 0 S: 5	H: 0 LOB: 0 BB: 0 P: 5	R: 0 E: 0 K: 0 S: 4	H: 1 LOB: 1 BB: 0 P: 4	R: 1 E: 1 K: 1 S: 7	H: 1 LOB: 1 BB: 0 P: 7	R: 3 E: 0 K: 0 S: 6	H: 3 LOB: 1 BB: 1 P: 10	1B: 8 2B: 1 3B: 1 HR: 0	SF: 0 SAC: 2 DP: 0 HBP: 0	WP: 0 PB: 0 SB: 2 CS: 0	PA: 36	
<b>PITCHER</b>	IP	WLS	BF	H	R	ER	SO	BB	IBB	HBP	BLK	WP	HR	S	P	ERA	WHIP				
Ralph Branca, R ERA: 4.63	8.0	L	36	10	6	5	2	1	0	0	0	0	0	39	43	5.62	1.375				

Detroit Tigers @ Washington Senators  
 Griffith Stadium, Washington, DC  
 Mon Sep 14 1953, 3:33 AM EDT  
 Att: 1,257 - Unknown

AB	33
R	6
H	10
RBI	5
BB	1
SO	2
LOB	14



Batter	1	2	3	4	5	6	7	8	9	AB	R	H	RBI	BB	SO	LOB	TOP					
Harvey Kuenn, R OBP: 0.358, SLG: 0.387 (1, 6)																	5 1 2 0 0 0 0					
Fred Hatfield, L OBP: 0.358, SLG: 0.333 (1, 4)																	4 1 1 0 1 0 1					
Ray Boone, R OBP: 0.387, SLG: 0.504 (1, 5)																	5 0 3 1 0 1 0					
Bob Nieman, R OBP: 0.365, SLG: 0.470 (1, 7)																	5 2 1 2 0 1 5					
Walt Dropo, R OBP: 0.285, SLG: 0.369 (1, 3)																	4 2 1 1 1 1 2					
Steve Souchock, R OBP: 0.336, SLG: 0.488 (1, 9)																	5 1 4 2 0 0 1					
Matt Batts, R OBP: 0.327, SLG: 0.416 (1, 2)																	5 0 3 1 0 1 2					
Al Kaline, R OBP: 0.316, SLG: 0.278 (1, 8)																	5 1 3 1 0 0 2					
Ted Gray, S OBP: 0.303, SLG: 0.267 (1, 1)																	5 0 0 0 0 0 5					
<b>Inning Stats</b>	R: 1 E: 0 K: 0 S: 5	H: 2 LOB: 1 BB: 0 P: 5	R: 2 E: 0 K: 0 S: 7	H: 4 LOB: 3 BB: 1 P: 11	R: 1 E: 1 K: 0 S: 5	H: 2 LOB: 1 BB: 0 P: 5	R: 0 E: 0 K: 0 S: 3	H: 0 LOB: 0 BB: 0 P: 3	R: 1 E: 0 K: 1 S: 7	H: 3 LOB: 1 BB: 0 P: 7	R: 0 E: 0 K: 0 S: 3	H: 0 LOB: 0 BB: 0 P: 3	R: 0 E: 0 K: 3 S: 10	H: 1 LOB: 2 BB: 1 P: 14	R: 0 E: 0 K: 0 S: 3	H: 0 LOB: 0 BB: 0 P: 3	R: 3 E: 0 K: 0 S: 8	H: 6 LOB: 2 BB: 0 P: 8	1B: 14 2B: 3 3B: 0 HR: 1	SF: 0 SAC: 0 DP: 2 HBP: 0	WP: 0 PB: 0 SB: 0 CS: 0	PA: 45
<b>PITCHER</b>	IP WLS BF H R ER SO BB IBB HBP BLK WP HR S P ERA WHIP																					
Willard Nixon, R ERA: 3.93 (1, 1)	1.2 L 11 5 3 3 0 1 0 0 0 0 0 1 10 14 16.20 3.600																					
Ike Delock, R ERA: 4.44 (2, 1)	3.1 15 6 2 1 1 0 0 0 0 0 0 0 17 17 2.70 1.800																					
Frank Sullivan, R ERA: 4.18 (6, 1)	2.0 8 1 0 0 3 1 0 0 0 0 0 0 13 17 0.00 1.000																					
Hal Brown, R ERA: 4.65 (8, 1)	2.0 11 6 3 3 0 0 0 0 0 0 0 0 11 11 13.50 3.000																					

**Detroit Tigers @ Boston Red Sox**  
Fenway Park, Boston, MA  
Wed Sep 16 1953, 3:33 AM EDT  
Att: 2,739 - Unknown

AB 43  
R 8  
H 18  
RBI 8  
BB 2  
SO 4  
LOB 18



Batter	1	2	3	4	5	6	7	8	9	AB	R	H	RBI	BB	SO	LOB	BOTTOM					
Billy Consolo, R OBP: 0.237, SLG: 0.345 (1, 5)																	5 0 1 0 0 2 1					
Jim Piersall, R OBP: 0.331, SLG: 0.357 (1, 9)																	4 1 1 0 0 0 2					
Karl Olson, R OBP: 0.143, SLG: 0.229 (1, 7)																	4 0 0 0 0 0 3					
Dick Gemert, R OBP: 0.376, SLG: 0.418 (1, 3)																	4 0 1 0 0 0 1					
Del Wilber, R OBP: 0.291, SLG: 0.509 (1, 2)																	4 1 3 2 0 1 0					
Ted Lepcio, R OBP: 0.301, SLG: 0.360 (1, 4)																	3 1 1 1 1 0 1					
Tom Umphlett, R OBP: 0.331, SLG: 0.377 (1, 8)																	4 0 0 0 0 0 4					
Milt Bolling, R OBP: 0.327, SLG: 0.359 (1, 6)																	4 0 1 0 0 2 3					
Willard Nixon, L OBP: 0.277, SLG: 0.214 (2, 1)																	0 0 0 0 0 0 0					
Ike Delock, R OBP: 0.182, SLG: 0.100 (5, PH)																	1 0 0 0 0 0 1 2					
Hoot Evers, R OBP: 0.265, SLG: 0.397 (6, PH)																	1 0 0 0 0 0 0 0					
Frank Sullivan, R OBP: 0.331, SLG: 0.299 (8, PH)																	0 0 0 0 0 0 0 0					
Sammy White, R OBP: 0.323, SLG: 0.425 (8, PH)																	1 0 0 0 0 0 0 0					
Hal Brown, R OBP: 0.323, SLG: 0.431 (8, PH)																	0 0 0 0 0 0 0 0					
George Kell, R OBP: 0.354, SLG: 0.489 (8, PH)																	1 0 1 0 0 0 0 0					
<b>Inning Stats</b>	R: 0 E: 0 K: 0 S: 4	H: 1 LOB: 1 BB: 0 P: 4	R: 0 E: 0 K: 1 S: 7	H: 2 LOB: 2 BB: 0 P: 7	R: 0 E: 0 K: 1 S: 5	H: 0 LOB: 0 BB: 0 P: 5	R: 1 E: 0 K: 0 S: 4	H: 1 LOB: 0 BB: 0 P: 4	R: 0 E: 0 K: 2 S: 7	H: 0 LOB: 0 BB: 0 P: 7	R: 1 E: 0 K: 1 S: 8	H: 3 LOB: 3 BB: 1 P: 12	R: 0 E: 1 K: 0 S: 4	H: 0 LOB: 1 BB: 0 P: 4	R: 0 E: 0 K: 1 S: 6	H: 1 LOB: 1 BB: 0 P: 6	R: 0 E: 0 K: 0 S: 4	H: 1 LOB: 1 BB: 0 P: 4	1B: 6 2B: 1 3B: 0 HR: 2	SF: 0 SAC: 1 DP: 0 HBP: 0	WP: 1 PB: 0 SB: 0 CS: 0	PA: 38
<b>PITCHER</b>	IP WLS BF H R ER SO BB IBB HBP BLK WP HR S P ERA WHIP																					
Ted Gray, L ERA: 4.4 (1, 1)	9.0 W 38 9 3 3 6 1 0 0 0 0 1 2 49 53 3.00 1.111																					

**Detroit Tigers @ Boston Red Sox**  
Fenway Park, Boston, MA  
Wed Sep 16 1953, 3:33 AM EDT  
Att: 2,739 - Unknown

AB 36  
R 3  
H 9  
RBI 3  
BB 1  
SO 6  
LOB 17







Batter	1	2	3	4	5	6	7	8	9	AB	R	H	RBI	BB	SO	LOB	TOP					
Dale Mitchell, L (1, 7) OBP: 0.352, SLG: 0.437 Bob Kennedy, R (7, 9) OBP: 0.312, SLG: 0.311	3-1		K		3-1	G3		4-3		4	0	0	0	0	1	3	<b>Cleveland Indians @ Detroit Tigers</b> Briggs Stadium, Detroit, MI Sun Sep 20 1953, 4:33 AM EDT Unknown					
Bobby Avila, R (1, 4) OBP: 0.349, SLG: 0.370	K2-3		F8				L6	F7		5	0	1	1	0	1	0						
Luke Easter, L (1, 3) OBP: 0.366, SLG: 0.454 Bill Glynn, L (7, PR) OBP: 0.333, SLG: 0.319	1B			1-3	K			4-3		4	0	2	0	0	1	1						
Al Rosen, R (1, 5) OBP: 0.416, SLG: 0.602	L7			K		F7	2B	5-3		5	1	1	1	0	1	1						
Larry Doby, L (1, 8) OBP: 0.377, SLG: 0.476		4-3			HR		BB	1B	FC5-4	3	2	2	1	2	0	0						
Wally Westlake, R (1, 9) OBP: 0.430, SLG: 0.510	SH5-3	BB			1B		BB	1B	FC5-4	3	1	2	1	2	0	1						
George Strickland, R (1, 6) OBP: 0.355, SLG: 0.375	SH5-3				F2		1B	F5		3	0	1	1	0	0	4						
Jim Hegan, R (1, 2) OBP: 0.282, SLG: 0.352 Bob Lemon, L (8, 1) OBP: 0.276, SLG: 0.380	4-3				3-1	SH1-3	1B	F8	FC5-4	4	1	1	0	0	0	6						
Early Wynn, S (1, 1) OBP: 0.327, SLG: 0.396 Bob Hooper, R (7, 1) OBP: 0.167, SLG: 0.091 Joe Ginsberg, L (8, PH) OBP: 0.377, SLG: 0.316	4-3				SH1-3			G3		0	0	0	0	0	0	0						
<b>Inning Stats</b>	R: 0 E: 0 K: 1 S: 6	H: 1 LOB: 1 BB: 0 P: 6	R: 0 E: 0 K: 0 S: 3	H: 0 LOB: 1 BB: 1 P: 7	R: 0 E: 0 K: 1 S: 5	H: 0 LOB: 0 BB: 0 P: 5	R: 1 E: 0 K: 1 S: 7	H: 2 LOB: 1 BB: 0 P: 7	R: 1 E: 0 K: 1 S: 7	H: 2 LOB: 1 BB: 0 P: 7	R: 2 E: 0 K: 0 S: 5	H: 2 LOB: 2 BB: 2 P: 13	R: 2 E: 0 K: 0 S: 6	H: 3 LOB: 3 BB: 1 P: 10	R: 0 E: 0 K: 0 S: 3	H: 0 LOB: 1 BB: 0 P: 3		R: 0 E: 0 K: 0 S: 4	H: 1 LOB: 1 BB: 0 P: 4	1B: 9 2B: 1 3B: 0 HR: 1	SF: 0 SAC: 2 DP: 0 HBP: 0	WP: 0 PB: 0 SB: 0 CS: 0
<b>PITCHER</b>	IP WLS BF H R ER SO BB IBB HBP BLK WP HR S P ERA WHIP																					
Billy Hoelt, L (1, 1) ERA: 4.83	6.0	28	7	4	4	4	4	3	0	0	0	0	0	0	1	33	45	6.00	1.667			
Dick Marlowe, R (7, 1) ERA: 5.14	2.0	10	3	2	2	0	0	1	0	0	0	0	0	0	9	13	9.00	2.000				
Ray Scarborough, R (9, 1) ERA: 4.69	1.0	4	1	0	0	0	0	0	0	0	0	0	0	4	4	0.00	1.000					

Batter	1	2	3	4	5	6	7	8	9	AB	R	H	RBI	BB	SO	LOB	BOTTOM			
Harvey Kuenn, R (1, 6) OBP: 0.357, SLG: 0.387			F9			K		1B		4	1	2	0	1	1	3	<b>Cleveland Indians @ Detroit Tigers</b> Briggs Stadium, Detroit, MI Sun Sep 20 1953, 4:33 AM EDT Unknown			
Fred Hatfield, L (1, 4) OBP: 0.348, SLG: 0.323	K		F9		4-1		L4	F7		5	0	0	0	0	1	6				
Ray Boone, R (1, 5) OBP: 0.388, SLG: 0.503	F8					K	F3	1B		5	0	2	1	0	1	1				
Jim Delsing, L (1, 8) OBP: 0.383, SLG: 0.441	F8							K		5	2	3	1	0	1	3				
Bob Nieman, R (1, 7) OBP: 0.362, SLG: 0.465		1-3			5-3	F8	E7	FC6-4		5	1	2	2	0	0	2				
Steve Souchock, R (1, 9) OBP: 0.341, SLG: 0.515	K				F7			FC6-4		5	2	2	3	0	1	3				
Jerry Priddy, R (1, 3) OBP: 0.296, SLG: 0.302	K				6-3					4	1	2	1	0	1	0				
Matt Batts, R (1, 2) OBP: 0.324, SLG: 0.412			F9			K	E5	F7		4	0	0	0	0	1	1				
Billy Hoelt, L (1, 1) OBP: 0.274, SLG: 0.188 Pat Mullin, L (6, PH) OBP: 0.369, SLG: 0.382 Dick Marlowe, R (7, 1) OBP: 0.219, SLG: 0.219 Johnny Pesky, L (8, PH) OBP: 0.352, SLG: 0.389 Ray Scarborough, R (9, 1) OBP: 0.077, SLG: 0.308						E3		1B		2	0	1	0	0	0	0				
<b>Inning Stats</b>	R: 0 E: 0 K: 1 S: 6	H: 1 LOB: 1 BB: 0 P: 6	R: 0 E: 0 K: 2 S: 7	H: 0 LOB: 0 BB: 0 P: 7	R: 0 E: 0 K: 0 S: 4	H: 1 LOB: 1 BB: 0 P: 4	R: 0 E: 0 K: 0 S: 4	H: 2 LOB: 1 BB: 0 P: 4	R: 0 E: 1 K: 1 S: 6	H: 0 LOB: 2 BB: 1 P: 10	R: 3 E: 1 K: 2 S: 12	H: 4 LOB: 2 BB: 0 P: 12	R: 3 E: 1 K: 0 S: 7	H: 4 LOB: 1 BB: 0 P: 7	R: 2 E: 0 K: 1 S: 9	H: 4 LOB: 2 BB: 0 P: 9		1B: 10 2B: 3 3B: 0 HR: 4	SF: 0 SAC: 0 DP: 1 HBP: 0	WP: 0 PB: 0 SB: 0 CS: 0
<b>PITCHER</b>	IP WLS BF H R ER SO BB IBB HBP BLK WP HR S P ERA WHIP																			
Early Wynn, R (1, 1) ERA: 3.93	6.2	33	11	6	6	6	6	1	0	0	0	0	0	0	4	44	48	8.10	1.800	
Bob Hooper, R (7, 1) ERA: 4.02	0.1	2	1	0	0	0	0	0	0	0	0	2	2	0.00	3.000					
Bob Lemon, R (8, 1) ERA: 3.37	1.0	7	4	2	2	1	0	0	0	0	0	9	9	18.00	4.000					

Batter	1	2	3	4	5	6	7	8	9	AB	R	H	RBI	BB	SO	LOB	TOP		
Dale Mitchell, L (1, 7) OBP: 0.355, SLG: 0.449 Bob Kennedy, R (8, 9) OBP: 0.312, SLG: 0.311	0-0 4-3	0-0 1B 3B		0-0 6-3		0-0 HR		0-0 G1-4-3 1B		5	2	3	2	0	0	1			
Bobby Avila, R (1, 4) OBP: 0.351, SLG: 0.372	0-0 1B 1B	0-0 1B			0-0 E5 1B E			0-0 G1-4-3 1B		5	2	3	1	0	0	1			
Luke Easter, L (1, 3) OBP: 0.352, SLG: 0.448 Bill Glynn, L (9, 3) OBP: 0.333, SLG: 0.319	0-0 F7	0-0 G3			0-0 E4 FC6-5 1B			0-0 4-3		5	0	1	0	0	0	3			
Al Rosen, R (1, 5) OBP: 0.415, SLG: 0.600	0-0 1B 1-2 1B			0-0 F7		0-0 FC6-5 4-3 WP 1B		0-0 1B 3-1 BB		4	1	1	0	1	0	1			
Larry Doby, L (1, 8) OBP: 0.377, SLG: 0.476	0-0 FC5-4 1-3 2H 1B			0-3 K		0-0 4-3		0-0 F6		5	0	2	1	0	1	2			
Wally Westlake, R (1, 9) OBP: 0.425, SLG: 0.502	0-0 FC5-4 1-2 1B			0-0 F9		0-0 1B		0-0 3-1		5	0	1	1	0	0	4			
George Strickland, R (1, 6) OBP: 0.354, SLG: 0.374		0-0 6-3		0-0 F6		0-0 F8		0-0 1B		4	0	1	0	0	0	1			
Joe Ginsberg, L (1, 2) OBP: 0.374, SLG: 0.314		0-0 G3		0-0 SH3-4 1B		0-0 1-3		0-0 F4		4	0	1	0	0	0	2			
Mike Garcia, R (1, 1) OBP: 0.273, SLG: 0.302		0-0 3B 1B		0-0 SH3-4		0-0 F3		0-0 4-3		3	1	1	0	0	0	0			
<b>Inning Stats</b>	R: 1 E: 0 K: 0 S: 6	H: 3 LOB: 2 BB: 0 P: 6	R: 2 E: 0 K: 0 S: 6	H: 3 LOB: 1 BB: 0 P: 6	R: 0 E: 0 K: 1 S: 5	H: 0 LOB: 0 BB: 0 P: 5	R: 0 E: 0 K: 0 S: 4	H: 1 LOB: 1 BB: 0 P: 4	R: 2 E: 2 K: 0 S: 6	H: 2 LOB: 1 BB: 0 P: 6	R: 1 E: 0 K: 0 S: 5	H: 2 LOB: 2 BB: 1 P: 8	R: 0 E: 0 K: 0 S: 3	H: 1 LOB: 0 BB: 0 P: 3	R: 0 E: 0 K: 0 S: 4	H: 1 LOB: 1 BB: 0 P: 4	1B: 12 2B: 0 3B: 1 HR: 1	SF: 0 SAC: 1 DP: 1 HBP: 0	WP: 1 PA: 42
<b>PITCHER</b>	IP WLS BF H R ER SO BB IBB HBP BLK WP HR S P ERA WHIP	IP WLS BF H R ER SO BB IBB HBP BLK WP HR S P ERA WHIP	IP WLS BF H R ER SO BB IBB HBP BLK WP HR S P ERA WHIP	IP WLS BF H R ER SO BB IBB HBP BLK WP HR S P ERA WHIP	IP WLS BF H R ER SO BB IBB HBP BLK WP HR S P ERA WHIP	IP WLS BF H R ER SO BB IBB HBP BLK WP HR S P ERA WHIP	IP WLS BF H R ER SO BB IBB HBP BLK WP HR S P ERA WHIP	IP WLS BF H R ER SO BB IBB HBP BLK WP HR S P ERA WHIP	IP WLS BF H R ER SO BB IBB HBP BLK WP HR S P ERA WHIP	IP WLS BF H R ER SO BB IBB HBP BLK WP HR S P ERA WHIP	IP WLS BF H R ER SO BB IBB HBP BLK WP HR S P ERA WHIP	IP WLS BF H R ER SO BB IBB HBP BLK WP HR S P ERA WHIP	IP WLS BF H R ER SO BB IBB HBP BLK WP HR S P ERA WHIP	IP WLS BF H R ER SO BB IBB HBP BLK WP HR S P ERA WHIP	IP WLS BF H R ER SO BB IBB HBP BLK WP HR S P ERA WHIP	IP WLS BF H R ER SO BB IBB HBP BLK WP HR S P ERA WHIP	IP WLS BF H R ER SO BB IBB HBP BLK WP HR S P ERA WHIP	IP WLS BF H R ER SO BB IBB HBP BLK WP HR S P ERA WHIP	IP WLS BF H R ER SO BB IBB HBP BLK WP HR S P ERA WHIP

Cleveland Indians @ Detroit Tigers  
Briggs Stadium, Detroit, MI  
Sun Sep 20 1953, 4:38 AM EDT  
Att: 23,845 - Unknown

AB	40
R	6
H	14
RBI	5
BB	1
SO	1
LOB	15



Batter	1	2	3	4	5	6	7	8	9	AB	R	H	RBI	BB	SO	LOB	BOTTOM		
Harvey Kuenn, R (1, 6) OBP: 0.358, SLG: 0.387	0-0 5-3			0-0 G1-6-3 1B		0-0 1-3 1B		0-0 4-3		4	1	2	1	0	0	0			
Fred Hatfield, L (1, 4) OBP: 0.344, SLG: 0.319	0-0 4-3			0-0 G1-6-3 1-2 1B		0-0 1-3 1-2 3H 1B		0-0 F9		4	0	0	1	0	0	2			
Ray Boone, R (1, 5) OBP: 0.387, SLG: 0.501	0-0 5-3			0-0 L5		0-0 2H 1B		0-0 F5		4	0	1	1	0	0	0			
Jim Delsing, L (1, 8) OBP: 0.380, SLG: 0.438		0-0 4-3		0-3 K		0-0 F7		0-0 F7		4	0	0	0	0	1	1			
Bob Nieman, R (1, 7) OBP: 0.362, SLG: 0.464		0-0 6-3		0-3 K			0-0 F2		0-0 FC5-4 1B	4	0	1	0	0	1	0			
Steve Souchock, R (1, 9) OBP: 0.336, SLG: 0.508		0-0 F8		0-0 F6		0-3 K		0-0 FC5-4 1-2 1B		4	0	0	0	0	1	1			
Jerry Priddy, R (1, 3) OBP: 0.301, SLG: 0.304			0-0 F8		0-0 FC1-6 1B	0-0 FC6-4 BB				2	0	1	0	1	0	0			
Johnny Bucha, R (1, 2) OBP: 0.309, SLG: 0.301			0-0 G4-3 1B		0-0 FC1-6 1B	0-0 FC6-4				3	1	1	0	0	0	2			
Ralph Branca, R (1, 1) OBP: 0.167, SLG: 0.176 Johnny Pesky, L (6, PH) OBP: 0.354, SLG: 0.391 Ray Herbert, R (7, 1) OBP: 0.238, SLG: 0.158 Pat Mullin, L (8, PH) OBP: 0.365, SLG: 0.378 Al Aber, L (9, 1) OBP: 0.273, SLG: 0.158			0-0 G4-3 1-2 1B		0-0 1B 1-2 1-3 1B			0-0 F5		1	0	0	0	0	0	1			
<b>Inning Stats</b>	R: 0 E: 0 K: 0 S: 3	H: 0 LOB: 0 BB: 0 P: 3	R: 0 E: 0 K: 0 S: 3	H: 0 LOB: 0 BB: 0 P: 3	R: 0 E: 0 K: 0 S: 3	H: 1 LOB: 0 BB: 0 P: 3	R: 0 E: 0 K: 2 S: 7	H: 0 LOB: 0 BB: 0 P: 7	R: 3 E: 0 K: 0 S: 7	H: 4 LOB: 1 BB: 0 P: 7	R: 0 E: 0 K: 1 S: 5	H: 0 LOB: 1 BB: 1 P: 9	R: 0 E: 0 K: 0 S: 3	H: 0 LOB: 0 BB: 0 P: 3	R: 0 E: 0 K: 0 S: 4	H: 1 LOB: 1 BB: 0 P: 4	1B: 7 2B: 0 3B: 0 HR: 0	SF: 0 SAC: 0 DP: 2 HBP: 0	WP: 0 PA: 33
<b>PITCHER</b>	IP WLS BF H R ER SO BB IBB HBP BLK WP HR S P ERA WHIP	IP WLS BF H R ER SO BB IBB HBP BLK WP HR S P ERA WHIP	IP WLS BF H R ER SO BB IBB HBP BLK WP HR S P ERA WHIP	IP WLS BF H R ER SO BB IBB HBP BLK WP HR S P ERA WHIP	IP WLS BF H R ER SO BB IBB HBP BLK WP HR S P ERA WHIP	IP WLS BF H R ER SO BB IBB HBP BLK WP HR S P ERA WHIP	IP WLS BF H R ER SO BB IBB HBP BLK WP HR S P ERA WHIP	IP WLS BF H R ER SO BB IBB HBP BLK WP HR S P ERA WHIP	IP WLS BF H R ER SO BB IBB HBP BLK WP HR S P ERA WHIP	IP WLS BF H R ER SO BB IBB HBP BLK WP HR S P ERA WHIP	IP WLS BF H R ER SO BB IBB HBP BLK WP HR S P ERA WHIP	IP WLS BF H R ER SO BB IBB HBP BLK WP HR S P ERA WHIP	IP WLS BF H R ER SO BB IBB HBP BLK WP HR S P ERA WHIP	IP WLS BF H R ER SO BB IBB HBP BLK WP HR S P ERA WHIP	IP WLS BF H R ER SO BB IBB HBP BLK WP HR S P ERA WHIP	IP WLS BF H R ER SO BB IBB HBP BLK WP HR S P ERA WHIP	IP WLS BF H R ER SO BB IBB HBP BLK WP HR S P ERA WHIP	IP WLS BF H R ER SO BB IBB HBP BLK WP HR S P ERA WHIP	IP WLS BF H R ER SO BB IBB HBP BLK WP HR S P ERA WHIP

Cleveland Indians @ Detroit Tigers  
Briggs Stadium, Detroit, MI  
Sun Sep 20 1953, 4:38 AM EDT  
Att: 23,845 - Unknown

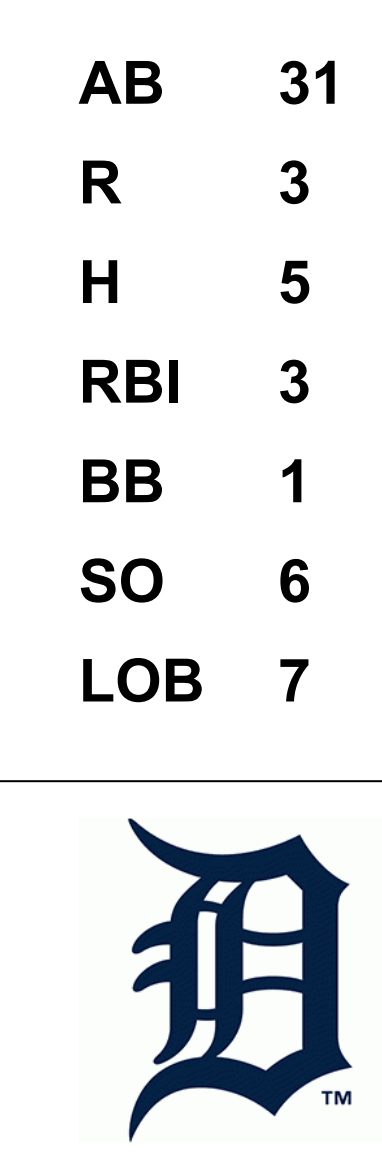

AB	32
R	3
H	7
RBI	3
BB	1
SO	3
LOB	7



Batter	1	2	3	4	5	6	7	8	9	AB R H RBI BB SO LOB	TOP																	
Billy Hunter, R OBP: 0.256, SLG: 0.258 (1, 6)	1-3		F2			2B BB	K		SH1-3	3 1 0 0 1 1 0	<b>St. Louis Browns @ Detroit Tigers</b> Briggs Stadium, Detroit, MI Tue Sep 22 1953, 4:33 AM EDT Att: 20,072 - Unknown																	
Ed Mickelson, R OBP: 0.375, SLG: 0.333 Dick Kryhoski, L OBP: 0.333, SLG: 0.502 (9, PH) (9, 3)	E6 FC5-4					2B	K		PB FC3-2 BB IBB	3 1 1 1 1 1 1 0 0 1 0 0 1 0 0 0																		
Jim Dyck, R OBP: 0.303, SLG: 0.348 Dick Kokos, L OBP: 0.363, SLG: 0.417 (9, PH) (9, 9)	FC5-4 1B		F7			1B FC1-4 2B	K		FC3-2 BB PB	4 2 1 1 0 1 2 1 0 0 0 0 0 3																		
Don Lenhardt, R OBP: 0.398, SLG: 0.469 (1, 7)			F7				6-3			4 0 2 1 1 0 1																		
Johnny Groth, R OBP: 0.305, SLG: 0.366 (1, 8)	F2									4 1 1 3 1 0 2																		
Les Moss, R OBP: 0.339, SLG: 0.377 (1, 2)										4 0 1 0 1 1 3																		
Johnny Lipon, R OBP: 0.279, SLG: 0.258 (1, 5)										4 0 1 0 0 0 2																		
Bobby Young, L OBP: 0.311, SLG: 0.330 (1, 4)										4 0 1 0 0 0 2																		
Satchel Paige, R OBP: 0.069, SLG: 0.069 Don Larsen, R OBP: 0.305, SLG: 0.456 (8, 1)	K									3 0 0 0 0 1 1 1 1 1 0 0 0 0																		
<b>Inning Stats</b>	R: 1 E: 2 K: 0 S: 5	H: 1 LOB: 1 BB: 0 P: 5	R: 0 E: 0 K: 1 S: 5	H: 1 LOB: 1 BB: 1 P: 9	R: 0 E: 0 K: 0 S: 3	H: 0 LOB: 1 BB: 1 P: 7	R: 1 E: 0 K: 0 S: 4	H: 1 LOB: 0 BB: 0 P: 4	R: 3 E: 0 K: 1 S: 7	H: 4 LOB: 2 BB: 1 P: 11	R: 0 E: 0 K: 1 S: 5	H: 0 LOB: 0 BB: 0 P: 5	R: 0 E: 0 K: 2 S: 7	H: 0 LOB: 0 BB: 0 P: 7	R: 0 E: 0 K: 0 S: 3	H: 0 LOB: 0 BB: 0 P: 3	R: 2 E: 0 K: 1 S: 7	H: 2 LOB: 3 BB: 3 P: 19	1B: 6 2B: 3 3B: 0 HR: 1	SF: 0 SAC: 1 DP: 1 HBP: 0	WP: 0 PB: 1 SB: 0 CS: 0	PA: 42						
<b>PITCHER</b>	IP WLS BF H R ER SO BB IBB HBP BLK WP HR S P ERA WHIP											<b>PITCHER</b>	IP WLS BF H R ER SO BB IBB HBP BLK WP HR S P ERA WHIP															
Bob Miller, L ERA: 6.12 Dick Marlowe, R ERA: 5.09 Al Aber, L ERA: 4.95 Dick Weik, R ERA: 12.76 Ray Scarborough, R ERA: 4.67	(1, 1) (5, 1) (7, 1) (9, 1) (9, 1)	4.2 1.1 2.0 0.2 0.1	L 4 6 7 1	24 0 0 2 0	7 0 0 2 0	5 0 0 2 0	4 1 0 2 1	1 0 2 0 1	3 0 0 1 0	0 0 0 0 0	0 0 0 0 0	0 0 0 0 0	0 6 10 4 3	1 6 6 16 3	23 6 10 16 3	35 0 0 0 0	7.71 0.00 0.00 27.00 0.00	2.143 0.000 0.000 6.000 0.000										

Batter	1	2	3	4	5	6	7	8	9	AB R H RBI BB SO LOB	BOTTOM																	
Harvey Kuenn, R OBP: 0.356, SLG: 0.385 (1, 6)	F8		K							4 0 0 0 0 1 2	<b>St. Louis Browns @ Detroit Tigers</b> Briggs Stadium, Detroit, MI Tue Sep 22 1953, 4:33 AM EDT Att: 20,072 - Unknown																	
Fred Hatfield, L OBP: 0.343, SLG: 0.328 (1, 5)										4 1 1 1 0 0 2																		
Reno Bertoia, R (1, 4)										1 0 0 0 0 1 0																		
Johnny Pesky, L OBP: 0.351, SLG: 0.388 (2, 4)	K									3 0 0 0 0 0 0																		
Bob Nieman, R OBP: 0.359, SLG: 0.460 (1, 7)										4 0 0 0 0 1 0																		
Steve Souchock, R OBP: 0.335, SLG: 0.504 (1, 9)										4 1 1 0 0 0 0																		
Al Kaline, R OBP: 0.280, SLG: 0.250 (1, 8)										3 1 1 0 0 1 0																		
Jerry Priddy, R OBP: 0.302, SLG: 0.304 (1, 3)										3 0 1 1 0 1 0																		
Bob Swift, R (1, 2) Jim Delsing, L OBP: 0.379, SLG: 0.437 Matt Batts, R OBP: 0.324, SLG: 0.412 (9, 2)										1 0 0 0 1 0 0 1 0 0 0 0 1 2 0 0 0 0 0 0 0																		
Bob Miller, R OBP: 0.142, SLG: 0.143 Dick Marlowe, R OBP: 0.279, SLG: 0.219 Pat Mullin, L OBP: 0.362, SLG: 0.374 Al Aber, L OBP: 0.279, SLG: 0.198 Ray Boone, R OBP: 0.502 Dick Weik, R OBP: 0.303, SLG: 1.000 Ray Scarborough, R OBP: 0.077, SLG: 0.336 (1, 1) (5, 1) (9, PH) (7, 1) (8, PH) (9, 1) (9, 1)										1 0 0 0 0 0 0 0 0 0 0 0 0 0 1 0 0 0 0 0 1 0 0 0 0 0 0 0 1 0 0 1 1 0 0 0 0 0 0 0 0 0 0																		
<b>Inning Stats</b>	R: 1 E: 0 K: 1 S: 6	H: 1 LOB: 0 BB: 0 P: 6	R: 0 E: 0 K: 1 S: 5	H: 0 LOB: 0 BB: 0 P: 5	R: 0 E: 0 K: 1 S: 5	H: 0 LOB: 0 BB: 0 P: 5	R: 0 E: 0 K: 1 S: 5	H: 0 LOB: 0 BB: 0 P: 5	R: 0 E: 0 K: 0 S: 2	H: 0 LOB: 0 BB: 1 P: 6	R: 0 E: 0 K: 0 S: 3	H: 0 LOB: 0 BB: 0 P: 3	R: 2 E: 0 K: 1 S: 9	H: 4 LOB: 2 BB: 0 P: 9	R: 0 E: 0 K: 0 S: 3	H: 0 LOB: 0 BB: 0 P: 3	1B: 4 2B: 0 3B: 0 HR: 1	SF: 0 SAC: 0 DP: 1 HBP: 0	WP: 0 PB: 0 SB: 0 CS: 0	PA: 32								
<b>PITCHER</b>	IP WLS BF H R ER SO BB IBB HBP BLK WP HR S P ERA WHIP											<b>PITCHER</b>	IP WLS BF H R ER SO BB IBB HBP BLK WP HR S P ERA WHIP															
Satchel Paige, R ERA: 3.61 Don Larsen, R ERA: 4.02	(1, 1) (8, 1)	7.0 2.0	S 7	25 1	4 0	3 0	3 0	5 1	0 0	0 0	0 0	0 0	0 9	1 9	34 9	38 0	3.86 0.00	0.714 0.500										

AB 35  
R 7  
H 9  
RBI 6  
BB 6  
SO 5  
LOB 16



Batter	1	2	3	4	5	6	7	8	9	AB	R	H	RBI	BB	SO	LOB	TOP					
Harvey Kuenn, R OBP: 0.355, SLG: 0.384 (1, 6)	0-0 4-3		0-0 F8	0-0 F3			0-0 E HR 1B	0-0 F9		5	1	1	0	0	0	3	<b>Detroit Tigers @ Cleveland Indians</b> Cleveland Municipal Stadium, Cleveland, OH Fri Sep 25 1953, 3:33 AM EDT Att: 6,585 - Unknown					
Fred Hatfield, L OBP: 0.341, SLG: 0.323 (1, 4)	0-0 F5		4-0 1B BB		0-3 K		0-0 E1 HR	0-3 K		4	1	0	0	1	2	2						
Ray Boone, R OBP: 0.390, SLG: 0.508 (1, 5)	0-0 5-3		0-0 1-2 1B		1-0 HBP		0-0 1-H 2-H HR		0-0 L8	4	1	2	3	0	0	0						
Bob Nieman, R OBP: 0.356, SLG: 0.455 (1, 7)		0-0 6-3	0-0 F9		0-0 F9		0-0 6-3		0-0 P3	5	0	0	0	0	0	3						
Steve Souchock, R OBP: 0.332, SLG: 0.498 (1, 9)		0-0 S 1B 1B	0-3 K		0-0 F8		0-3 K		0-0 F8	5	0	1	0	0	2	3						
Walt Drogo, R OBP: 0.289, SLG: 0.372 (1, 3)		0-0 S 1-2 1B		0-0 2B		0-0 5-3	4-0 BB			3	0	2	0	1	0	0						
Jim Delsing, L OBP: 0.380, SLG: 0.435 (1, 8)		4-0 1-2 2-3 BB		4-0 BB		0-3 K	0-0 F8			2	0	0	0	2	1	1						
Johnny Bucha, R OBP: 0.309, SLG: 0.297 (8, PH)		0-0 F3		0-0 F8		4-0 FC6-4 BB		0-0 F4		2	0	0	0	1	0	5						
Don Lund, R OBP: 0.324, SLG: 0.391 (8, PH)										1	0	0	0	0	0	0						
Dick Marlowe, R OBP: 0.219, SLG: 0.219 (8, PH)										0	0	0	0	0	0	0						
Steve Gromek, S OBP: 0.091, SLG: 0.070 (4, PH)		0-3 K		0-0 F5		0-0 FC6-4 1-2		4-0 BB		0	0	0	0	0	0	0						
Jerry Priddy, R OBP: 0.300, SLG: 0.303 (4, PH)										1	0	0	0	0	0	2						
Ray Scarborough, R OBP: 0.071, SLG: 0.286 (8, PH)										1	0	0	0	0	1							
Matt Batts, R OBP: 0.326, SLG: 0.412 (8, 2)										0	0	0	0	1	0	0						
<b>Inning Stats</b>	R: 0 E: 0 K: 0 S: 3	H: 0 LOB: 0 BB: 0 P: 3	R: 0 E: 0 K: 1 S: 7	H: 2 LOB: 3 BB: 1 P: 11	R: 0 E: 0 K: 1 S: 6	H: 1 LOB: 2 BB: 1 P: 10	R: 0 E: 0 K: 0 S: 4	H: 1 LOB: 1 BB: 0 P: 8	R: 0 E: 0 K: 1 S: 5	H: 0 LOB: 1 BB: 1 P: 6	R: 0 E: 0 K: 1 S: 5	H: 0 LOB: 1 BB: 1 P: 9	R: 3 E: 1 K: 1 S: 8	H: 2 LOB: 1 BB: 1 P: 12	R: 0 E: 0 K: 1 S: 5	H: 0 LOB: 0 BB: 1 P: 9	R: 0 E: 0 K: 0 S: 3	H: 0 LOB: 0 BB: 0 P: 3	1B: 4 2B: 1 3B: 0 HR: 1	SF: 0 SAC: 0 DP: 0 HBP: 1	WP: 0 PB: 0 SB: 2 CS: 0	PA: 41
<b>PITCHER</b> Dick Tomaneck, L ERA: 2.0 (1, 1)	IP: 9.0 WLS: W BF: 41 H: 6 R: 3 ER: 2 SO: 6 BB: 6 IBB: 0 HBP: 1 BLK: 0 WP: 0 HR: 1 S: 46 P: 71 ERA: 2.00 WHIP: 1.333																					

Batter	1	2	3	4	5	6	7	8	9	AB	R	H	RBI	BB	SO	LOB	BOTTOM						
Al Rosen, R OBP: 0.419, SLG: 0.612 (1, 5)	0-0 G1-4-3 1B 1B		0-0 1B S 1B	0-0 5-3	0-0 E5 HBP		0-0 HR	0-0 1-H 2-H HR		6	3	4	4	0	0	2	<b>Detroit Tigers @ Cleveland Indians</b> Cleveland Municipal Stadium, Cleveland, OH Fri Sep 25 1953, 3:33 AM EDT Att: 6,585 - Unknown						
Bobby Avila, R OBP: 0.356, SLG: 0.379 (1, 4)	0-0 G1-4-3 1B		0-0 E S 1B	0-0 5-3	1-0 HBP		0-0 6-3	0-0 HR		3	1	2	1	0	0	0							
Hank Majeski, R OBP: 0.333, SLG: 0.465 (6, 4)	0-0 G1-4-3 1B		1-3 1B		1-2 2-3 3-H HBP		0-0 G1			2	1	1	1	0	0	0							
Wally Westlake, R OBP: 0.427, SLG: 0.495 (1, 9)	0-0 G1-4-3 1-2 2-3		0-3 K	4-0 BB	0-0 G1		4-0 S BB	4-0 1B BB		3	0	0	0	3	1	6							
Al Smith, R OBP: 0.329, SLG: 0.322 (1, 7)	4-0 BB BB		4-0 E 1B BB	0-0 F8		0-3 K	0-0 F8	0-0 1-3 1B		4	1	1	0	2	1	2							
Larry Doby, L OBP: 0.384, SLG: 0.488 (1, 8)	4-0 1-2 BB		0-0 E4 1B 1B		0-0 F8	4-0 1B BB	0-0 1-3 BB	0-0 4-3		4	2	0	0	2	0	5							
Bill Glynn, L OBP: 0.332, SLG: 0.316 (1, 3)	0-3 K		0-3 K		0-0 2B E 1B	0-0 1B	0-0 1-3 1B	0-0 BB HR 1B		5	2	3	0	0	2	6							
Owen Friend, R OBP: 0.257, SLG: 0.340 (1, 6)		0-0 G4-6-3 1B	0-0 1-3 2-H 3-H 1B		0-0 E HBP 2B	0-0 F2		0-3 K		5	1	3	2	0	1	3							
Joe Ginsberg, L OBP: 0.386, SLG: 0.321 (1, 2)		0-0 G4-6-3 1-2	0-0 1-2 3-H 1B		4-0 HBP E IBB	0-0 1B	0-0 1-2 3-H 1B	4-0 1-2 HR BB		3	1	2	2	2	0	1							
Dick Tomanek, L (1, 1)		0-0 F8	0-0 F9		0-3 K	0-3 K	0-3 K			5	0	0	0	0	3	9							
<b>Inning Stats</b>	R: 0 E: 0 K: 1 S: 6	H: 2 LOB: 3 BB: 2 P: 14	R: 0 E: 0 K: 0 S: 3	H: 1 LOB: 0 BB: 0 P: 3	R: 4 E: 1 K: 2 S: 12	H: 4 LOB: 2 BB: 1 P: 16	R: 0 E: 0 K: 0 S: 3	H: 0 LOB: 1 BB: 1 P: 7	R: 2 E: 1 K: 1 S: 8	H: 2 LOB: 3 BB: 1 P: 13	R: 1 E: 0 K: 2 S: 9	H: 2 LOB: 2 BB: 1 P: 13	R: 1 E: 0 K: 0 S: 4	H: 1 LOB: 1 BB: 1 P: 8	R: 4 E: 0 K: 2 S: 11	H: 4 LOB: 2 BB: 2 P: 19		R: 0 E: 0 K: 0 S: 3	H: 0 LOB: 0 BB: 0 P: 3	1B: 12 2B: 1 3B: 0 HR: 3	SF: 0 SAC: 0 DP: 2 HBP: 1	WP: 0 PB: 0 SB: 3 CS: 0	PA: 50
<b>PITCHER</b> Steve Gromek, R ERA: 4.41 Ray Scarborough, R ERA: 4.66 Dick Marlowe, R ERA: 5.34	IP: 3.0 WLS: L BF: 18 H: 7 R: 4 ER: 4 SO: 1 BB: 4 IBB: 1 HBP: 1 BLK: 0 WP: 0 HR: 0 S: 21 P: 33 ERA: 3.00 WHIP: 3.333																						

Batter	1	2	3	4	5	6	7	8	9	AB	R	H	RBI	BB	SO	LOB	TOP			
Harvey Kuenn, R OBP: 0.356, SLG: 0.386 (1, 6)	L4		F9			FC5 2B		1-2 1B		4	0	2	0	0	0	0	Detroit Tigers @ Cleveland Indians Cleveland Municipal Stadium, Cleveland, OH Sat Sep 26 1953, 3:33 AM EDT Att: 4,335 - Unknown			
Fred Hatfield, L OBP: 0.340, SLG: 0.326 (1, 4)	CS 2B			F9		FC5 2-3		1-3		4	0	1	0	0	0	3				
Ray Boone, R OBP: 0.389, SLG: 0.513 Jerry Priddy, R OBP: 0.299, SLG: 0.301 (1, 5) (7, 5)	F6 2-3			6-3			HR		3-1	3	1	1	1	0	0	1				
Jim Delsing, L OBP: 0.380, SLG: 0.436 Al Kaline, R OBP: 0.308, SLG: 0.400 (1, 8) (7, 8)		FC5-4 2B		4-3			1-3		HR	3	0	1	0	0	0	0				
Bob Nieman, R OBP: 0.354, SLG: 0.453 Don Lund, R OBP: 0.323, SLG: 0.390 (1, 7) (7, 7)		FC5-4 FC5-4 2-3			F6		4-3		6-3	3	0	0	0	0	0	1				
Steve Souchock, R OBP: 0.330, SLG: 0.495 Pat Mullin, L OBP: 0.364, SLG: 0.409 (1, 9) (6, 9)		FC5-4 1-2			F7		F8		HR	2	0	0	0	0	0	1				
Walt Drogo, R OBP: 0.289, SLG: 0.370 (1, 3)		4-3			5-3			F6	BB BB BB 4-0	3	0	0	0	1	0	1				
Matt Batts, R OBP: 0.322, SLG: 0.408 (1, 2)			6-3			L6		6-3	F8	4	0	0	0	0	0	1				
Ted Gray, S OBP: 0.299, SLG: 0.262 Dick Weik, R OBP: 0.300, SLG: 1.000 Bob Miller, R OBP: 0.125, SLG: 0.125 Johnny Pesky, L OBP: 0.353, SLG: 0.390 Dick Marlowe, R OBP: 0.219, SLG: 0.219 (1, 1) (3, 1) (4, 1) (8, PH) (8, 1)			4-3			1-3			1B 1B	1	0	0	0	0	0	0				
<b>Inning Stats</b>	R: 0 E: 0 K: 0 S: 3	H: 1 LOB: 0 BB: 0 P: 3	R: 0 E: 0 K: 0 S: 4	H: 1 LOB: 1 BB: 0 P: 4	R: 0 E: 0 K: 0 S: 3	H: 0 LOB: 0 BB: 0 P: 3	R: 0 E: 0 K: 0 S: 3	H: 0 LOB: 0 BB: 0 P: 3	R: 0 E: 0 K: 0 S: 4	H: 1 LOB: 1 BB: 0 P: 4	R: 1 E: 0 K: 0 S: 4	H: 1 LOB: 0 BB: 0 P: 4	R: 0 E: 0 K: 0 S: 5	H: 2 LOB: 2 BB: 0 P: 5	R: 2 E: 0 K: 0 S: 5	H: 2 LOB: 1 BB: 1 P: 9		1B: 2 2B: 3 3B: 0 HR: 3	SF: 0 SAC: 0 DP: 0 HBP: 0	WP: 0 PB: 0 SB: 0 CS: 1
<b>PITCHER</b> Dave Hoskins, R ERA: 3.99 (1, 1)	IP: 9.0 WLS: W BF: 35 H: 8 R: 3 ER: 3 SO: 0 BB: 1 IBB: 0 HBP: 0 BLK: 0 WP: 0 HR: 3 S: 34 P: 38 ERA: 3.00 WHIP: 1.000																<b>PITCHER</b> IP: 9.0 WLS: W BF: 35 H: 8 R: 3 ER: 3 SO: 0 BB: 1 IBB: 0 HBP: 0 BLK: 0 WP: 0 HR: 3 S: 34 P: 38 ERA: 3.00 WHIP: 1.000			

Batter	1	2	3	4	5	6	7	8	9	AB	R	H	RBI	BB	SO	LOB	BOTTOM			
Al Rosen, R OBP: 0.420, SLG: 0.611 (1, 5)	F9	F7		BB 1B	3-1 PB 1B		1B FC1 5-3 1B			4	2	2	0	1	0	1	Detroit Tigers @ Cleveland Indians Cleveland Municipal Stadium, Cleveland, OH Sat Sep 26 1953, 3:33 AM EDT Att: 4,335 - Unknown			
Al Smith, R OBP: 0.337, SLG: 0.342 (1, 7)	1B BB			HR	1B BB	6-3	FC1 5-3 1B			3	3	1	2	2	0	2				
Larry Doby, L OBP: 0.387, SLG: 0.490 (1, 8)	1B E		2B BB	1B BB	3-1	5-3 1B	5-3 1B			4	3	3	1	1	0	1				
Hank Majeski, R OBP: 0.360, SLG: 0.468 (1, 4)	E5 1-2 2H		2B F8 1B	1B L9 BB	4-3	5-3	5-3			4	2	2	2	1	0	3				
Bob Kennedy, R OBP: 0.318, SLG: 0.325 (1, 9)	5-3		F8 WP 2B	1B PB 1B		F9	5-3			5	1	2	3	0	0	3				
Bill Glynn, L OBP: 0.328, SLG: 0.312 (1, 3)	F7		1-3 2H 2B	1-3 2H 3H 1B		4-3		F7		5	0	0	1	0	0	4				
Owen Friend, R OBP: 0.256, SLG: 0.331 (1, 6)		G5-4-3 BB	6-3	L9		F5		K		4	0	0	1	1	1	1				
Joe Tipton, R OBP: 0.359, SLG: 0.413 (1, 2)		G5-4-3 1-2					1B FC1 BB			2	1	1	0	3	0	1				
Dave Hoskins, L OBP: 0.306, SLG: 0.345 (1, 1)		1B	F8	K		1-3 1B	1-3	F7		5	0	1	0	0	1	5				
<b>Inning Stats</b>	R: 2 E: 1 K: 0 S: 5	H: 2 LOB: 1 BB: 1 P: 9	R: 0 E: 0 K: 0 S: 3	H: 1 LOB: 1 BB: 1 P: 7	R: 4 E: 0 K: 1 S: 6	H: 3 LOB: 1 BB: 2 P: 14	R: 4 E: 0 K: 1 S: 7	H: 2 LOB: 2 BB: 4 P: 23	R: 0 E: 0 K: 0 S: 4	H: 1 LOB: 1 BB: 0 P: 4	R: 0 E: 0 K: 0 S: 3	H: 0 LOB: 0 BB: 0 P: 3	R: 2 E: 0 K: 0 S: 6	H: 2 LOB: 2 BB: 1 P: 10	R: 0 E: 0 K: 1 S: 6	H: 1 LOB: 1 BB: 0 P: 6		1B: 10 2B: 1 3B: 0 HR: 1	SF: 0 SAC: 0 DP: 1 HBP: 0	WP: 2 PB: 2 SB: 0 CS: 0
<b>PITCHER</b> Ted Gray, L ERA: 4.6 Dick Weik, R ERA: 13.97 Bob Miller, L ERA: 5.94 Dick Marlowe, R ERA: 5.3 (1, 1) (3, 1) (4, 1) (8, 1)	IP: 2.0 WLS: L BF: 14 H: 6 R: 6 ER: 5 SO: 0 BB: 3 IBB: 0 HBP: 0 BLK: 0 WP: 1 HR: 1 S: 11 P: 23 ERA: 22.50 WHIP: 4.500																<b>PITCHER</b> IP: 2.0 WLS: L BF: 14 H: 6 R: 6 ER: 5 SO: 0 BB: 3 IBB: 0 HBP: 0 BLK: 0 WP: 1 HR: 1 S: 11 P: 23 ERA: 22.50 WHIP: 4.500			

