


Detroit Tigers - 1954

Batter	1	2	3	4	5	6	7	8	9	AB R H RBI BB SO LOB	TOP
Bobby Young, L (1, 4) X	0-0 G3 ①		0-0 4-3 ①		4-0 BB		0-0 L9 ②			3 0 0 0 1 0 1	
Eddie Waitkus, L (1, 3) S S S	0-3 K ②		0-0 P6 ②		0-0 P4 ②		0-0 F8 ③			4 0 0 0 0 1 3	
Gil Coan, L (1, 8) X OBP: 0.250, SLG: 0.250	0-0 1B		0-0 F7 ③		0-0 G3 ③			0-3 K ①		4 0 1 0 0 1 2	
Vic Wertz, L (1, 9) S S S	0-3 K ③			4-0 BB		0-3 K ①		0-3 K ②		3 0 0 0 1 3 1	
Sam Mele, R (1, 7) X		0-0 5-3 ①		0-0 G6-4-3 ① ②		0-0 F8 ②		0-0 F7 ③		4 0 0 0 0 0 1	
Vern Stephens, R (1, 5) S S S		0-3 K ②		0-0 1B		0-0 2B			0-0 5-3 ①	4 0 2 0 0 1 0	
Billy Hunter, R (1, 6) OBP: 0.333, SLG: 0.333 Dick Kokos, L (9, PH)		0-0 1B		0-0 F8 ③		0-0 L9 ③			0-3 K ②	3 0 1 0 0 0 2 1 0 0 0 0 1 0	AB 33 R 0 H 7 RBI 0 BB 2 SO 9 LOB 13
Clint Courtney, L (1, 2) OBP: 0.500, SLG: 0.500		0-0 1B			0-0 F8 ①			0-0 1B	0-0 4-3 ③	4 0 2 0 0 0 0	
Don Larsen, R (1, 1) OBP: 0.333, SLG: 0.667		0-3 K ③			0-0 2B				0-3 K ①	3 0 1 0 0 2 3	
Inning Stats	R: 0 H: 1 E: 0 LOB: 1 K: 2 BB: 0 S: 8 P: 8	R: 0 H: 2 E: 0 LOB: 2 K: 2 BB: 0 S: 9 P: 9	R: 0 H: 0 E: 0 LOB: 0 K: 0 BB: 0 S: 3 P: 3	R: 0 H: 1 E: 0 LOB: 1 K: 0 BB: 1 S: 3 P: 7	R: 0 H: 1 E: 0 LOB: 2 K: 0 BB: 1 S: 4 P: 8	R: 0 H: 1 E: 0 LOB: 1 K: 1 BB: 0 S: 6 P: 6	R: 0 H: 1 E: 0 LOB: 1 K: 1 BB: 0 S: 6 P: 6	R: 0 H: 0 E: 0 LOB: 0 K: 2 BB: 0 S: 7 P: 7	R: 0 H: 0 E: 0 LOB: 0 K: 1 BB: 0 S: 5 P: 5	1B: 5 SF: 0 2B: 2 SAC: 0 3B: 0 DP: 1 HR: 0 HBP: 0	WP: 0 PA: 35 PB: 0 SB: 0 CS: 0
PITCHER Steve Gromek, R (1, 1) ERA:	IP WLS BF H R ER SO BB IBB HBP BLK WP HR S P ERA WHIP										
	9.0 W 35 7 0 0 9 2 0 0 0 0 0 0 51 59 0.00 1.000										

Baltimore Orioles @ Detroit Tigers
 Briggs Stadium, Detroit, MI
 Tue Apr 13 1954, 3:33 AM EST
 Att. 46,994 - Unknown - 65 F

livebaseballscorecards.com

Batter	1	2	3	4	5	6	7	8	9	AB R H RBI BB SO LOB
Frank Bolling, R (1, 4) OBP: 0.250, SLG: 1.000	0-3 K		0-0 L6		0-0 P4		0-0 HR			4 1 1 1 0 1 0
Jim Delsing, L (1, 7)	0-0 1-3		0-3 K		0-0 E6 FC6-4		0-0 5-3			4 0 0 0 0 1 0
Harvey Kuenn, R (1, 6)	0-0 6-3		0-0 F3		0-0 FC6-4 1-2f		0-0 5-3			4 0 0 0 0 0 1
Ray Boone, R (1, 5) OBP: 0.750, SLG: 1.500		0-0 BB 1B 1B		0-0 HR	0-0 FC6-4 1-2f		0-0 1B			4 1 3 1 0 0 1
Walt Dropo, R (1, 3) OBP: 0.500, SLG: 1.250		0-3 K		0-0 FC4-6 1B		0-0 HR	0-0 F7			4 1 2 1 0 1 2
Al Kaline, R (1, 9) OBP: 0.250, SLG: 0.250		0-0 BB 1-2 1B		0-0 FC4-6 1-2f S		0-0 B5-3	0-0 L6-3			4 0 1 0 0 0 1
Bill Tuttle, R (1, 8)		0-0 F9		0-0 F3 1-2		0-0 1-3	0-0 4-3			4 0 0 0 0 0 3
Matt Batts, R (1, 2) Frank House, L (2, PH) OBP: 1.000, SLG: 1.000 (3, 2)		4-0 1-2 2-3 BB		4-0 IBB		0-0 1B	0-0 WP 1B			0 0 0 0 0 0 0 2 0 2 0 2 0 0
Steve Gromek, S (1, 1)		0-3 K		0-0 4-3		0-3 K	0-0 6-3 1-2			4 0 0 0 0 2 7


Inning Stats	R: 0 E: 0 K: 1 S: 5	H: 0 LOB: 0 BB: 0 P: 5	R: 0 E: 0 K: 2 S: 9	H: 2 LOB: 3 BB: 1 P: 13	R: 0 E: 0 K: 1 S: 5	H: 0 LOB: 0 BB: 0 P: 5	R: 1 E: 0 K: 0 S: 5	H: 2 LOB: 2 BB: 1 P: 9	R: 0 E: 1 K: 0 S: 4	H: 0 LOB: 1 BB: 0 P: 4	R: 1 E: 0 K: 1 S: 7	H: 2 LOB: 1 BB: 0 P: 7	R: 1 E: 0 K: 0 S: 5	H: 2 LOB: 1 BB: 0 P: 5	R: 0 E: 0 K: 0 S: 4	H: 1 LOB: 1 BB: 0 P: 4	1B: 6 2B: 0 3B: 0 HR: 3	SF: 0 SAC: 0 DP: 0 HBP: 0	WP: 1 PB: 0 SB: 1 CS: 0	PA: 36
PITCHER Don Larsen, R (1, 1) ERA: 3.38	IP 8.0 WLS L BF 36 H 9 R 3 ER 3 SO 5 BB 1 IBB 1 HBP 0 BLK 0 WP 1 HR 3 S 44 P 52 ERA 3.38 WHIP 1.250																			

BOTTOM

Baltimore Orioles @ Detroit Tigers
Briggs Stadium, Detroit, MI
Tue Apr 13 1954, 3:33 AM EST
Att: 46,994 - Unknown - 65 F

livebaseballscorecards.com

AB	34
R	3
H	9
RBI	3
BB	2
SO	5
LOB	15



Batter	1	2	3	4	5	6	7	8	9	AB R H RBI BB SO LOB	TOP									
Bobby Young, L (1, 4) OBP: 0.375, SLG: 0.333	0-0 1B 1B 2B	4-0 1B 1B BB	0-0 FC3-5 BB	0-3 K			0-0 P5			3 1 1 0 1 1 0										
Eddie Waitkus, L (1, 3) BBB	4-0 1B 1B BB	0-0 FC3-5 1-2 2-3f	0-0 FC3-5	0-0 4-3			0-0 G3			3 1 0 0 1 0 2										
Gil Coan, L (1, 8) OBP: 0.333, SLG: 0.333 Chuck Diering, R (5, PH) (5, 8)	0-0 1B 1-2 2-3	0-3 K	0-3 K			0-0 1-3		0-3 K		2 1 1 0 0 1 2 2 0 0 0 0 1 0										
Vic Wertz, L (1, 9) Don Lenhardt, R (5, PH) OBP: 0.500, SLG: 0.500 (5, 7)	0-3 K	0-3 K				0-0 6-3		0-0 1B		2 0 0 0 0 2 5 2 0 1 0 0 0 0										
Sam Mele, R (1, 7) OBP: 0.250, SLG: 0.500 (5, 9)	0-0 1B 1-2 2-3 3-H		0-0 3B			0-0 6-3		0-3 K		4 0 2 1 0 1 0										
Vern Stephens, R (1, 5) OBP: 0.375, SLG: 0.500	0-0 1B 1-2 2-H 3-H		0-0 6-3			0-0 4-3		0-0 F7		4 0 1 2 0 0 1										
Billy Hunter, R (1, 6) OBP: 0.286, SLG: 0.286	0-0 L9		0-0 1B G1-6-3			0-0 6-3		0-3 K		4 0 1 0 0 1 2										
Clint Courtney, L (1, 2) OBP: 0.250, SLG: 0.250	0-0 F3		0-0 G1-6-3 1-2f			0-0 F8		0-0 G3		4 0 0 0 0 0 4										
Duane Pillette, R (1, 1) OBP: 0.333, SLG: 0.667		0-0 FC3-5 2B		0-3 K			0-0 F5			3 0 1 0 0 1 0										
Inning Stats	R: 3 E: 0 K: 1 S: 9	H: 4 LOB: 2 BB: 1 P: 13	R: 0 E: 0 K: 2 S: 8	H: 1 LOB: 2 BB: 1 P: 12	R: 0 E: 0 K: 0 S: 4	H: 2 LOB: 1 BB: 0 P: 4	R: 0 E: 0 K: 2 S: 7	H: 0 LOB: 0 BB: 0 P: 7	R: 0 E: 0 K: 0 S: 3	H: 0 LOB: 0 BB: 0 P: 3	R: 0 E: 0 K: 0 S: 3	H: 0 LOB: 0 BB: 0 P: 3	R: 0 E: 0 K: 2 S: 7	H: 1 LOB: 0 BB: 0 P: 7	R: 0 E: 0 K: 1 S: 5	H: 0 LOB: 0 BB: 0 P: 5	1B: 5 2B: 2 3B: 1 HR: 0	SF: 0 SAC: 0 DP: 1 HBP: 0	WP: 0 PB: 0 SB: 0 CS: 0	PA: 35
PITCHER	IP WLS BF H R ER SO BB IBB HBP BLK WP HR S P ERA WHIP																			
Ray Herbert, R (1, 1) ERA: 27.0	1.0 L 10 5 3 3 1 2 0 0 0 0 0 0 10 18 27.00 7.000																			
Al Aber, L (2, 1) ERA:	6.0 19 2 0 0 4 0 0 0 0 0 0 0 27 27 0.00 0.333																			
Ned Garver, R (8, 1) ERA:	2.0 6 1 0 0 3 0 0 0 0 0 0 0 12 12 0.00 0.500																			

Baltimore Orioles @ Detroit Tigers
Briggs Stadium, Detroit, MI
 Wed Apr 14 1954, 3:33 AM EST
 Att. 4,847 - Unknown

livebaseballscorecards.com

AB 33
R 3
H 8
RBI 3
BB 2
SO 8
LOB 16



Batter	1	2	3	4	5	6	7	8	9	AB	R	H	RBI	BB	SO	LOB
Frank Bolling, R (1, 4) OBP: 0.250, SLG: 0.571	0-0 F8	0-0 4-3			0-0 B1-3			4-0 FC4-8 BB		3	0	0	0	1	0	3
Jim Delsing, L (1, 7) OBP: 0.125, SLG: 0.250	0-0 5-3		0-0 1-3 2B		0-0 P6			0-0 FC4-6 FC5 BB 1-2f		4	0	1	0	0	0	1
Harvey Kuenn, R (1, 6)	0-0 P6		0-0 P6		0-0 6-3			0-0 F9		4	0	0	0	0	0	2
Ray Boone, R (1, 5) OBP: 0.750, SLG: 1.167		0-0 BB 1B 1B	4-0 1-3 BB		0-0 5-3			4-0 1-2 BB		2	1	1	0	2	0	0
Walt Dropo, R (1, 3) OBP: 0.250, SLG: 0.625		0-0 F9	0-0 1-3 1-2 2-3		0-0 F8			0-0 FC5 2-3f		4	0	0	0	0	0	5
Al Kaline, R (1, 9) OBP: 0.250, SLG: 0.250		0-0 1B BB 1B 1-2	0-0 L9		0-0 L5-3			0-0 L6-3		4	0	1	0	0	0	2
Bill Tuttle, R (1, 8) OBP: 0.375, SLG: 0.714		4-0 1B BB 1-2 2-3		0-3 K			0-0 G4-3 1B		0-0 HR	3	1	2	1	1	1	0
Al Lakeman, R (1, 2) Fred Hatfield, L (9, PH)		0-0 P4	0-0 6-3		0-0 L7			0-0 F8		3	0	0	0	0	0	4
Ray Herbert, R (1, 1) Al Aber, L (2, 1) Johnny Pesky, L (7, PH) Ned Garver, R (8, 1) Chuck Kress, L (9, PH)		0-0 1B 1-2 2-3 3-H	0-3 K		0-0 G4-3 1-2f			0-0 3-1		1	0	0	0	0	0	0

Inning Stats	R: 0	H: 0	E: 0	K: 0	S: 3	P: 3	R: 1	H: 3	E: 0	K: 0	S: 6	P: 10	R: 0	H: 1	E: 0	K: 0	S: 4	P: 8	R: 0	H: 0	E: 0	K: 2	S: 7	P: 7	R: 0	H: 0	E: 0	K: 0	S: 3	P: 3	R: 0	H: 1	E: 0	K: 0	S: 3	P: 3	R: 0	H: 0	E: 0	K: 0	S: 3	P: 11	R: 1	H: 1	E: 0	K: 0	S: 4	P: 4	1B: 4	SF: 0	2B: 1	SAC: 0	3B: 0	DP: 1	HR: 1	HBP: 0	WP: 0	PA: 36
PITCHER Duane Pilette, R (1, 1) ERA: 2.0	IP	WLS	BF	H	R	ER	SO	BB	IBB	HBP	BLK	WP	HR	S	P	ERA	WHIP																																									

BOTTOM

Baltimore Orioles @ Detroit Tigers

Briggs Stadium, Detroit, MI

Wed Apr 14 1954, 3:33 AM EST

Att. 4,847 - Unknown

livebaseballscorecards.com

AB	32
R	2
H	6
RBI	2
BB	4
SO	2
LOB	18



Batter	1	2	3	4	5	6	7	8	9	AB R H RBI BB SO LOB	TOP																													
Frank Bolling, R (1, 4) OBP: 0.333, SLG: 0.545	0-0 5-3		0-0 CS 1B			0-0 P6		0-0 S 1B		4 1 2 0 0 0 0	Detroit Tigers @ Cleveland Indians Cleveland Municipal Stadium, Cleveland, OH Thu Apr 15 1954, 3:33 AM EST Att. 40,421 - Unknown																													
Jim Delsing, L (1, 7) OBP: 0.417, SLG: 0.545	0-0 1B 1B		0-0 CS 1-2	0-0 SH1-3 1B 2B		4-0 6-3 BB		0-0 1-H 1B		3 1 3 1 1 0 0																														
Harvey Kuenn, R (1, 6) OBP: 0.091, SLG: 0.091	0-0 1-3 1B			0-0 SH1-3 2-3		0-0 6-3 1-2		0-0 6-3		3 0 1 0 0 0 2																														
Ray Boone, R (1, 5) OBP: 0.583, SLG: 0.778	0-0 G6-4-3 1-2f			0-3 K		0-0 F9			4-0 FC3-5 BB BB	3 0 0 0 1 1 4																														
Walt Dropo, R (1, 3) OBP: 0.333, SLG: 0.545		0-0 6-3		0-0 1B 3-H		0-0 F8		4-0 1B 5-6-3 BB		3 1 1 1 1 0 0																														
Al Kaline, R (1, 9) OBP: 0.250, SLG: 0.250		0-0 L6-3		0-0 1-3 1B		0-3 K		0-0 FC3-5 5-6-3 1B 1-2 2-3f		4 0 1 0 0 1 2																														
Bill Tuttle, R (1, 8) OBP: 0.333, SLG: 0.545		0-0 F3			0-0 6-3		0-0 F8		0-0 5-6-3 1B 1-2 2-3	4 0 1 0 0 0 0																														
Al Lakeman, R (1, 2) Johnny Pesky, L (8, PH) Matt Batts, R (8, 2)			0-0 F8		0-3 K		0-3 K	0-0 5-6-3	0-0 1-2 2-3 3-H	2 0 0 0 0 1 0 1 0 0 0 0 1 0 1 0 0 1 0 0 2																														
Ted Gray, S (1, 1) Chuck Kress, L (8, PH) Ralph Branca, R (8, 1)			0-0 F8		0-0 F8		0-0 4-3	0-0 5-3		2 0 0 0 0 0 0 1 0 0 0 0 0 0 1 0 0 0 0 0 2																														
Inning Stats	R: 0 E: 0 K: 0 S: 4	H: 2 LOB: 1 BB: 0 P: 4	R: 0 E: 0 K: 0 S: 3	H: 0 LOB: 0 BB: 0 P: 3	R: 0 E: 0 K: 0 S: 3	H: 1 LOB: 0 BB: 0 P: 3	R: 1 E: 0 K: 1 S: 7	H: 3 LOB: 2 BB: 0 P: 7	R: 0 E: 0 K: 1 S: 5	H: 0 LOB: 0 BB: 0 P: 5		R: 0 E: 0 K: 0 S: 3	H: 0 LOB: 1 BB: 1 P: 7	R: 0 E: 0 K: 1 S: 5	H: 0 LOB: 0 BB: 0 P: 5	R: 1 E: 0 K: 1 S: 7	H: 2 LOB: 1 BB: 0 P: 7	R: 1 E: 0 K: 0 S: 4	H: 1 LOB: 2 BB: 2 P: 12	1B: 8 2B: 1 3B: 0 HR: 0	SF: 0 SAC: 1 DP: 1 HBP: 0	WP: 0 PB: 0 SB: 1 CS: 1	PA: 37																	
PITCHER Mike Garcia, R (1, 1) ERA: 3.0	IP 9.0	WLS L	BF 36	H 9	R 3	ER 3	SO 4	BB 3	IBB 0	HBP 0	BLK 0	WP 0	HR 0	S 41	P 53	ERA 3.00	WHIP 1.333						PITCHER	IP 9.0	WLS L	BF 36	H 9	R 3	ER 3	SO 4	BB 3	IBB 0	HBP 0	BLK 0	WP 0	HR 0	S 41	P 53	ERA 3.00	WHIP 1.333

livebaseballscorecards.com

AB	32
R	3
H	9
RBI	3
BB	3
SO	4
LOB	12



Batter	1	2	3	4	5	6	7	8	9	AB R H RBI BB SO LOB
Bobby Avila, R (1, 4) OBP: 0.500, SLG: 0.643	4-0 1B BB SF7 BB	0-0 5-3			4-0 G5-4-3 BB			0-0 4-3	0-0 P6	3 1 0 0 2 0 3
Dave Philley, S (1, 9) OBP: 0.500, SLG: 0.500	4-0 1B BB 1-2		0-0 L4		0-0 G5-4-3 1-2f			0-0 P5		3 0 0 0 1 0 1
Bill Glynn, L (1, 3) OBP: 0.615, SLG: 0.583	0-0 1-2 2-3 G6-3 1B		0-0 6-3			0-0 F8		0-0 2B 1B		4 0 2 0 0 0 0
Al Rosen, R (1, 5) OBP: 0.500, SLG: 0.846	0-0 SF7 3-H		0-3 K			0-0 HR		0-0 1-3 2B		3 1 2 2 0 1 0
Larry Doby, L (1, 8) OBP: 0.429, SLG: 0.200	0-0 G6-3 1-2f			0-0 P4		1-0 G6-4-3 HBP		4-0 BB		2 0 0 0 1 0 2
Wally Westlake, R (1, 7) OBP: 0.385, SLG: 0.818		0-0 F7		0-0 2B 1B		0-0 G6-4-3 1-2f		0-0 F7		3 0 1 0 0 0 1
Dale Mitchell, L (8, PH)										1 0 0 0 0 0 3
Bob Kennedy, R (9, 7)										0 0 0 0 0 0 0
George Strickland, R (1, 6) OBP: 0.500, SLG: 0.800		4-0 SH1-3 BB BB		0-0 1-H 2B		0-0 5-3		0-3 K		3 0 1 0 1 1 0
Jim Hegan, R (1, 2) OBP: 0.333, SLG: 0.500		4-0 SH1-3 BB		0-0 F8		0-0 6-3		0-0 1B		2 0 0 0 1 0 1
Luke Easter, L (9, PH) OBP: 1.000, SLG: 1.000		1-2 BB								1 0 1 0 0 0 0
Al Smith, R (9, PR)										0 0 0 0 0 0 0
Mike Garcia, R (1, 1)		0-0 SH1-3			0-0 1-3		0-0 1-3		0-0 F3	2 0 0 0 0 0 0
Rocky Nelson, L (9, PH)		1-2 2-3								1 0 0 0 0 0 1

Inning Stats	R: 1	H: 1	E: 0	K: 0	S: 3	H: 1	LOB: 1	BB: 2	P: 11	R: 0	H: 0	E: 0	K: 1	S: 3	H: 0	LOB: 0	BB: 0	P: 11	R: 0	H: 2	E: 0	K: 0	S: 4	H: 0	LOB: 0	BB: 1	P: 6	R: 1	H: 1	E: 0	K: 0	S: 3	H: 0	LOB: 0	BB: 0	P: 4	R: 0	H: 0	E: 0	K: 0	S: 3	H: 0	LOB: 0	BB: 0	P: 3	R: 0	H: 2	E: 0	K: 0	S: 5	H: 2	LOB: 3	BB: 1	P: 9	R: 0	H: 1	E: 0	K: 1	S: 6	H: 1	LOB: 1	BB: 0	P: 6	1B: 4	2B: 2	3B: 0	HR: 1	SF: 1	SAC: 1	DP: 3	HBP: 1	WP: 0	PB: 0	SB: 0	CS: 0	PA: 37
Ted Gray, L (1, 1) ERA: 2.57	IP	WLS	BF	H	R	ER	SO	BB	IBB	HBP	BLK	WP	HR	S	P	ERA	WHIP																																																											
Ralph Branca, R (8, 1) ERA:	2.0	W	10	3	0	0	1	1	0	0	0	0	0	11	15	0.00	2.000																																																											

BOTTOM

Detroit Tigers @ Cleveland Indians
Cleveland Municipal Stadium, Cleveland, OH

Thu Apr 15 1954, 3:33 AM EST
Att. 40,421 - Unknown

livebaseballscorecards.com

AB	28
R	2
H	7
RBI	2
BB	6
SO	2
LOB	12



Batter	1	2	3	4	5	6	7	8	9	AB R H RBI BB SO LOB	TOP											
Frank Bolling, R (1, 4) OBP: 0.250, SLG: 0.400	0-0 F7		0-3 K			0-0 F7		0-3 K		4 0 0 0 0 2 0												
Jim Delsing, L (1, 7) OBP: 0.313, SLG: 0.400	0-0 6-3			0-0 4-3		0-0 F5		0-0 5-3		4 0 0 0 0 0 0												
Harvey Kuenn, R (1, 6) OBP: 0.267, SLG: 0.286	0-0 P4			0-0 BB 1B		0-0 2B		4-0 BB G6-4-3		3 1 2 0 1 0 0												
Ray Boone, R (1, 5) OBP: 0.563, SLG: 0.636		4-0 BB L5-3 6-3 BB		4-0 BB 1B 1-2 BB		0-0 6-3		0-0 G6-4-3 1-2f		2 0 0 0 2 0 2												
Walt Dropo, R (1, 3) OBP: 0.333, SLG: 0.500		0-0 6-3 1-2		0-0 1B 1-3 2-H		0-3 K				3 0 1 1 0 1 1												
Al Kaline, R (1, 9) OBP: 0.200, SLG: 0.200		0-0 L5-3 2-3		0-0 L6-4-3 1-2		0-0 L5-3				3 0 0 0 0 0 3												
Bill Tuttle, R (1, 8) OBP: 0.267, SLG: 0.429		0-3 K		0-3 K		0-0 5-3				3 0 0 0 0 2 1												
Frank House, L (1, 2) OBP: 0.571, SLG: 0.400			0-0 F8		0-0 F9		0-0 4-3			3 0 0 0 0 0 0												
Ned Garver, R (1, 1)			0-0 F8		0-0 F5		0-3 K			3 0 0 0 0 1 0												
Inning Stats	R: 0 E: 0 K: 0 S: 3	H: 0 LOB: 0 BB: 0 P: 3	R: 0 E: 0 K: 1 S: 5	H: 0 LOB: 1 BB: 1 P: 9	R: 0 E: 0 K: 1 S: 5	H: 0 LOB: 0 BB: 0 P: 5	R: 1 E: 0 K: 0 S: 4	H: 2 LOB: 1 BB: 1 P: 8	R: 0 E: 0 K: 1 S: 5	H: 0 LOB: 0 BB: 0 P: 5	R: 0 E: 0 K: 0 S: 4	H: 1 LOB: 1 BB: 0 P: 4	R: 0 E: 0 K: 1 S: 5	H: 0 LOB: 0 BB: 0 P: 5	R: 0 E: 0 K: 2 S: 7	H: 0 LOB: 0 BB: 0 P: 7	R: 0 E: 0 K: 0 S: 2	H: 0 LOB: 0 BB: 1 P: 6	1B: 2 2B: 1 3B: 0 HR: 0	SF: 0 SAC: 0 DP: 2 HBP: 0	WP: 0 PB: 0 SB: 0 CS: 0	PA: 31
PITCHER	IP WLS BF H R ER SO BB IBB HBP BLK WP HR S P ERA WHIP																					
Joe Coleman, R (1, 1) ERA: 1.13	8.0 L 28 3 1 1 6 2 0 0 0 0 0 0 38 46 1.12 0.625																					
Howie Fox, R (9, 1) ERA:	1.0 3 0 0 0 0 1 0 0 0 0 0 0 2 6 0.00 1.000																					

Detroit Tigers @ Baltimore Orioles
Memorial Stadium, Baltimore, MD
 Sat Apr 17 1954, 3:33 AM EST
 Att: 9,955 - Unknown - 54 F

livebaseballscorecards.com

AB	28
R	1
H	3
RBI	1
BB	3
SO	6
LOB	7



Batter	1	2	3	4	5	6	7	8	9	AB R H RBI BB SO LOB
Bobby Young, L (1, 4) OBP: 0.313, SLG: 0.308	4-0 L6-3 BB		0-0 F8			0-0 6-3		0-0 L9		3 0 0 0 1 0 1
Eddie Waitkus, L (1, 3) OBP: 0.313, SLG: 0.267	0-0 L6-3 1-2		0-0 F7			0-0 F7			0-0 SH1-4 1B	4 0 1 0 0 0 1
Gil Coan, L (1, 8) OBP: 0.500, SLG: 0.333	0-0 1B		0-0 F8			0-0 L9			0-0 SH1-4 1-2	3 0 1 0 0 0 0
Vic Wertz, L (1, 9) OBP: 0.286, SLG: 0.167	0-0 1-3 1B			0-3 K			0-0 4-3		0-0 5-3	4 0 1 0 0 1 1
Sam Mele, R (1, 7) OBP: 0.125, SLG: 0.250	0-0 5-3			0-0 F2			0-0 F8		0-0 P3	4 0 0 0 0 0 3
Vern Stephens, R (1, 5) OBP: 0.333, SLG: 0.600		0-0 F5		0-0 F8			0-0 E6			3 0 0 0 0 0 0
Billy Hunter, R (1, 6) OBP: 0.214, SLG: 0.154		0-0 F2			0-0 L9		0-0 1-3			3 0 0 0 0 0 1
Clint Courtney, L (1, 2) OBP: 0.400, SLG: 0.600 Chuck Diering, R (8, PR) Ray Murray, R (9, 2)		0-0 1B			0-0 F7			0-0 G6-3 1B		3 0 2 0 0 0 0 0 0 0 0 0 0 0 0 0 0 0 0 0 0
Joe Coleman, R (1, 1) Dick Kokos, L (8, PH) Howie Fox, R (9, 1)		0-0 F6			0-0 P4			0-0 G6-3 1-2f		2 0 0 0 0 0 1 1 0 0 0 0 0 1 0 0 0 0 0 0 0

Inning Stats	R: 0	H: 2	E: 0	LOB: 2	K: 0	BB: 1	S: 4	P: 8	R: 0	H: 1	E: 0	LOB: 1	K: 0	BB: 0	S: 4	P: 4	R: 0	H: 0	E: 0	LOB: 0	K: 0	BB: 0	S: 3	P: 3	R: 0	H: 0	E: 0	LOB: 0	K: 0	BB: 0	S: 3	P: 3	R: 0	H: 0	E: 1	LOB: 1	K: 0	BB: 0	S: 4	P: 4	R: 0	H: 1	E: 0	LOB: 1	K: 0	BB: 0	S: 3	P: 3	R: 0	H: 1	E: 0	LOB: 1	K: 0	BB: 0	S: 4	P: 4	1B: 5	SF: 0	2B: 1	SAC: 1	3B: 0	DP: 2	HR: 0	HBP: 0	WP: 0	PA: 32
Ned Garver, R (1, 1) ERA:	IP: 9.0	WLS: W	BF: 32	H: 5	R: 0	ER: 0	SO: 1	BB: 1	IBB: 0	HBP: 0	BLK: 0	WP: 0	HR: 0	S: 33	P: 37	ERA: 0.00	WHIP: 0.667																																																	
																		PITCHER	IP	WLS	BF	H	R	ER	SO	BB	IBB	HBP	BLK	WP	HR	S	P	ERA	WHIP																															

BOTTOM

Detroit Tigers @ Baltimore Orioles
Memorial Stadium, Baltimore, MD

Sat Apr 17 1954, 3:33 AM EST
Att. 9,955 - Unknown - 54 F

livebaseballscores.com

AB	30
R	0
H	5
RBI	0
BB	1
SO	1
LOB	9



Batter	1	2	3	4	5	6	7	8	9	AB R H RBI BB SO LOB	TOP
Frank Bolling, R (1, 4) OBP: 0.227, SLG: 0.381	0-3 K		0-0 F9		0-0 F8	0-0 2B	0-0 5-3		0-0 F8	6 0 1 2 0 1 4	
Jim Delsing, L (1, 7) OBP: 0.286, SLG: 0.350	0-0 P4		0-0 4-3		0-0 F7	0-0 F7		0-0 S 2B 1B		5 1 1 0 0 0 3	
Harvey Kuenn, R (1, 6) OBP: 0.400, SLG: 0.444	0-0 1B			4-0 S 1B BB	0-0 2B		0-0 1B 1B	0-0 F9		4 2 3 0 1 0 1	
Ray Boone, R (1, 5) OBP: 0.476, SLG: 0.500	0-0 F8			0-0 F3	0-0 F7		0-0 1B 1B	0-0 1-3		5 1 1 0 0 0 4	
Walt Dropo, R (1, 3) OBP: 0.400, SLG: 0.579		0-0 P6		0-0 1B 1B		0-0 F8	0-0 1B 1B	0-0 2B		5 2 3 3 0 0 0	
Al Kaline, R (1, 9) OBP: 0.250, SLG: 0.250		0-0 L1-3		0-0 BB 1B		0-0 L8	0-0 5-3 1B 1B	0-0 L4		5 0 2 2 0 0 1	
Bill Tuttle, R (1, 8) OBP: 0.300, SLG: 0.474		0-0 6-3		0-3 K		0-0 BB 2B	0-0 5-3 1B		0-0 5-3	5 1 2 1 0 1 1	
Frank House, L (1, 2) OBP: 0.667, SLG: 0.500			0-0 SH1-4 1B	4-0 1B BB		4-0 2B IBB	0-0 5-3		0-0 SH3 1B	3 1 2 0 2 0 2	
Steve Gromek, S (1, 1)			0-0 SH1-4	0-0 F7		4-0 2B BB	0-3 K		0-0 SH3	2 0 0 0 1 1 4	
Inning Stats	R: 0 E: 0 K: 1 S: 6 H: 1 LOB: 1 BB: 0 P: 6	R: 0 E: 0 K: 0 S: 3 H: 0 LOB: 0 BB: 0 P: 3	R: 0 E: 0 K: 0 S: 4 H: 1 LOB: 1 BB: 0 P: 4	R: 2 E: 0 K: 1 S: 7 H: 2 LOB: 2 BB: 2 P: 15	R: 0 E: 0 K: 0 S: 4 H: 1 LOB: 1 BB: 0 P: 4	R: 2 E: 0 K: 0 S: 5 H: 2 LOB: 2 BB: 2 P: 13	R: 3 E: 0 K: 1 S: 10 H: 5 LOB: 2 BB: 0 P: 10	R: 1 E: 0 K: 0 S: 5 H: 2 LOB: 1 BB: 0 P: 5	R: 0 E: 0 K: 0 S: 4 H: 1 LOB: 1 BB: 0 P: 4	1B: 11 2B: 4 3B: 0 HR: 0 SF: 0 SAC: 2 DP: 0 HBP: 0	WP: 0 PB: 0 SB: 2 CS: 0 PA: 46
PITCHER	IP WLS BF H R ER SO BB IBB HBP BLK WP HR S P ERA WHIP										
Don Larsen, R (1, 1) ERA: 4.5	6.0 L 29 7 4 4 2 3 1 0 0 0 0 0 29 45 6.00 1.667										
Lou Kretlow, R (7, 1) ERA:	0.0 4 4 3 3 0 0 0 0 0 0 0 0 4 4 ∞ ∞										
Marlin Stuart, R (7, 1) ERA: 3.0	3.0 13 4 1 1 1 0 0 0 0 0 0 0 15 15 3.00 1.333										

Detroit Tigers @ Baltimore Orioles
 Memorial Stadium, Baltimore, MD
 Sun Apr 18 1954, 3:33 AM EST
 Att. 20,057 - Unknown

livebaseballscorecards.com

AB	40
R	8
H	15
RBI	8
BB	4
SO	3
LOB	20



Batter	1	2	3	4	5	6	7	8	9	AB R H RBI BB SO LOB	TOP									
Chico Carrasquel, R OBP: 0.385, SLG: 0.480 (1, 6)	0-0 6-3 SH5-3 1B	0-3 K		0-0 F3			0-0 1B		0-0 1B	5 1 3 0 0 1 0										
Nellie Fox, L OBP: 0.400, SLG: 0.458 (1, 4)	0-0 SH5-3 1-2		0-0 G3 1B 2B		0-0 2B 2B		0-0 F7		0-0 4-3	4 2 2 0 0 0 1										
Minnie Minoso, R OBP: 0.292, SLG: 0.524 (1, 7)	0-0 6-3 2-3		0-0 L9		0-0 3-1 2B		0-0 1B			4 0 2 1 0 0 2										
Ferris Fain, L OBP: 0.292, SLG: 0.522 (1, 3)	0-0 1B		0-0 G3		0-0 3-1		0-0 P5			4 0 1 1 0 0 3										
Sherm Lollar, R OBP: 0.250, SLG: 0.118 (1, 2)	0-3 K		4-0 1B BB		0-0 6-3			0-0 F8		3 0 0 0 1 1 2										
Johnny Groth, R OBP: 0.368, SLG: 0.632 (1, 8)		0-0 HR	0-0 1-2 1B		0-0 6-3			0-0 L9		4 1 2 2 0 0 1										
Cass Michaels, R OBP: 0.400, SLG: 0.250 (1, 5)		4-0 S E BB	0-0 6-3		0-0 G4-6-3 1B			0-0 L6		3 1 1 0 1 0 2										
Bill Wilson, R (1, 9)		0-0 F7		0-0 F7		0-0 G4-6-3		0-0 P4		2 0 0 0 0 0 0										
Jim Rivera, L OBP: 0.238, SLG: 0.444 (6, PH) (6, 9)		0-3 K		0-0 P4		0-0 F3		0-0 4-3		2 0 0 0 0 0 1										
Jack Harshman, L (1, 1)										1 0 0 0 0 1 0										
Harry Dorish, R (3, 1)										3 0 0 0 0 0 0										
Inning Stats	R: 1 E: 0 K: 1 S: 7	H: 2 LOB: 1 BB: 0 P: 7	R: 2 E: 0 K: 2 S: 8	H: 1 LOB: 0 BB: 1 P: 12	R: 1 E: 0 K: 0 S: 5	H: 2 LOB: 2 BB: 1 P: 9	R: 0 E: 0 K: 0 S: 3	H: 0 LOB: 0 BB: 0 P: 3	R: 1 E: 0 K: 0 S: 5	H: 2 LOB: 1 BB: 0 P: 5	R: 0 E: 0 K: 0 S: 3	H: 1 LOB: 0 BB: 0 P: 3	R: 0 E: 0 K: 0 S: 4	H: 0 LOB: 0 BB: 0 P: 3	R: 0 E: 0 K: 0 S: 4	H: 1 LOB: 1 BB: 0 P: 4	1B: 7 2B: 3 3B: 0 HR: 1	SF: 0 SAC: 1 DP: 1 HBP: 0	WP: 0 PB: 0 SB: 1 CS: 0	PA: 38
PITCHER	IP WLS BF H R ER SO BB IBB HBP BLK WP HR S P ERA WHIP																			
Billy Hoelt, L ERA: 8.31 (1, 1)	4.1 L 22 7 5 4 3 2 0 0 0 0 0 1 26 34 8.31 2.077																			
Dick Weik, R ERA: (5, 1)	2.2 9 3 0 0 0 0 0 0 0 0 0 0 9 9 0.00 1.125																			
Bob Miller, L ERA: (8, 1)	2.0 7 1 0 0 0 0 0 0 0 0 0 0 7 7 0.00 0.500																			

Chicago White Sox @ Detroit Tigers
 Briggs Stadium, Detroit, MI
 Mon Apr 19 1954, 3:33 AM EST
 Att. 13,854 - Unknown

livebaseballscorecards.com

AB	35
R	5
H	11
RBI	4
BB	2
SO	3
LOB	12



Batter	1	2	3	4	5	6	7	8	9	AB	R	H	RBI	BB	SO	LOB	TOP
Chico Carrasquel, R OBP: 0.419, SLG: 0.483 (1, 6)	0-0 E4 6-3-5		0-0 F7 4-3 1B	0-0 1B 2-H 3-H		0-0 6-3		4-0 1B BB		4	1	2	2	1	0	0	
Nellie Fox, L OBP: 0.433, SLG: 0.483 (1, 4)	0-0 6-3-5 2-3f		0-0 4-3 1B	0-0 1B			0-0 1-4-3	0-0 1B 1-2 2-H 3-H		5	0	3	2	0	0	1	
Minnie Minoso, R OBP: 0.276, SLG: 0.577 (1, 7) (8, 5)	0-0 L9		0-0 F7 2-3	0-0 F7			0-0 HR	0-0 F8		5	1	1	1	0	0	6	
Ferris Fain, L OBP: 0.310, SLG: 0.481 (1, 3)		0-0 BB 1B	0-0 4-3 1-2 3-H		4-0 1-3 8-2 BB		0-0 L9	0-0 F7		4	1	1	1	1	0	3	
Sherm Lollar, R OBP: 0.320, SLG: 0.150 (1, 2)		4-0 BB 1B 1-2 G1-2-3 BB	0-0 F2		4-0 1-3 BB		0-0 1B		0-0 P4	3	0	1	0	2	0	1	
Johnny Groth, R OBP: 0.333, SLG: 0.542 (1, 8)		0-0 P6		0-0 4-3 BB 1B	0-0 1-3 BB		0-0 4-3		0-0 6-3	5	1	1	0	0	0	5	
Cass Michaels, R OBP: 0.556, SLG: 0.571 (1, 5) Don Nicholas, L (8, PR) Jim Rivera, L (8, 9) OBP: 0.227, SLG: 0.421		0-0 BB 1B 1-2 2-H		4-0 1-2 BB 4-3 1B BB	0-0 8-2			0-0 1B 2B	0-0 4-3	3	1	2	1	1	0	2	AB 36 R 7 H 12 RBI 7 BB 6 SO 1 LOB 25
Bill Wilson, R (1, 9) Willard Marshall, L (4, PH) (4, 9) (8, 7)		4-0 1-2 2-3 BB		0-0 4-3 1-2 2-3		0-0 L8		0-0 SH1-3 1B		0	0	0	0	1	0	0	
Virgil Trucks, R (1, 1)		0-0 G1-2-3 3-Hf		0-0 F8		0-3 K		0-0 SH1-3		3	0	0	0	0	1	5	
Inning Stats	R: 0 E: 1 K: 0 S: 3 H: 0 LOB: 0 BB: 0 P: 3	R: 1 E: 0 K: 0 S: 4 H: 2 LOB: 2 BB: 2 P: 12	R: 1 E: 0 K: 0 S: 5 H: 2 LOB: 1 BB: 0 P: 5	R: 2 E: 0 K: 0 S: 6 H: 3 LOB: 2 BB: 1 P: 10	R: 0 E: 0 K: 0 S: 2 H: 0 LOB: 1 BB: 2 P: 10	R: 0 E: 0 K: 1 S: 5 H: 0 LOB: 0 BB: 0 P: 5	R: 1 E: 0 K: 0 S: 5 H: 2 LOB: 1 BB: 0 P: 5	R: 2 E: 0 K: 0 S: 6 H: 3 LOB: 2 BB: 1 P: 10	R: 0 E: 0 K: 0 S: 3 H: 0 LOB: 0 BB: 0 P: 3	1B: 10 2B: 3 3B: 0 HR: 1 SF: 0 SAC: 1 DP: 3 HBP: 0	WP: 0 PB: 0 SB: 0 CS: 0 PA: 43						
PITCHER	IP WLS BF H R ER SO BB IBB HBP BLK WP HR S P ERA WHIP	IP WLS BF H R ER SO BB IBB HBP BLK WP HR S P ERA WHIP	IP WLS BF H R ER SO BB IBB HBP BLK WP HR S P ERA WHIP	IP WLS BF H R ER SO BB IBB HBP BLK WP HR S P ERA WHIP	IP WLS BF H R ER SO BB IBB HBP BLK WP HR S P ERA WHIP	IP WLS BF H R ER SO BB IBB HBP BLK WP HR S P ERA WHIP	IP WLS BF H R ER SO BB IBB HBP BLK WP HR S P ERA WHIP	IP WLS BF H R ER SO BB IBB HBP BLK WP HR S P ERA WHIP	IP WLS BF H R ER SO BB IBB HBP BLK WP HR S P ERA WHIP								
Ted Gray, L (1, 1) ERA: 5.4	3.0 L																
Ralph Branca, R (4, 1) ERA:	2.0																
Dick Donovan, R (6, 1) ERA: 4.5	2.0																
Ray Herbert, R (8, 1) ERA: 15.0	2.0																

Chicago White Sox @ Detroit Tigers
 Briggs Stadium, Detroit, MI
 Tue Apr 20 1954, 3:33 AM EST
 Att. 5,709 - Unknown

livebaseballscorecards.com




Batter	1	2	3	4	5	6	7	8	9	AB R H RBI BB SO LOB
Frank Bolling, R OBP: 0.300, SLG: 0.370 (1, 4)	0-0 5-3		4-0 BB BB		0-0 F7		0-0 F8			3 0 0 0 1 0 3
Fred Hatfield, L OBP: 0.600, SLG: 0.500 (1, 5)	0-0 6-3 1B		4-0 1-2 BB		0-0 1-3 2-H 1B		0-0 G3			3 0 2 1 1 0 1
Harvey Kuenn, R OBP: 0.321, SLG: 0.385 (1, 6)	0-0 6-3 1-2		0-0 1-3			0-0 E6 SF8 2B		0-0 1-3		4 1 1 0 0 0 3
Walt Dropo, R OBP: 0.286, SLG: 0.423 (1, 3)	0-3 K			0-0 1-3		0-0 SF8		0-0 6-3		3 0 0 1 0 1 1
Jim Delsing, L OBP: 0.310, SLG: 0.393 (1, 7)		0-0 P4		0-3 K		0-0 3-H FC6-4 1B		0-0 F8		4 0 1 0 0 1 0
Al Kaline, R OBP: 0.214, SLG: 0.214 (1, 9)		0-0 L1-3		0-0 L4-3		0-0 L7		0-0 L6		4 0 0 0 0 0 1
Bill Tuttle, R OBP: 0.321, SLG: 0.423 (1, 8)		0-0 2-3			4-0 BB 1B BB	0-0 FC6-4 1-2f		0-0 L4 1B		3 1 1 0 1 0 1
Frank House, L OBP: 0.571, SLG: 0.400 (1, 2)			0-3 K		0-0 P6		0-0 2B	0-0 L4		2 0 0 0 0 1 1
Matt Batts, R OBP: 0.286, SLG: 0.429 (7, 2)								0-0 1-2 L4		2 0 1 0 0 0 1
Ted Gray, S (1, 1)			0-0 1-3		4-0 1B 1-2 BB		0-0 F5			1 0 0 0 0 0 0
Ralph Branca, R (4, 1)										0 0 0 0 0 0 0
Johnny Pesky, L (5, PH)										0 0 0 0 0 1 0 0
Dick Donovan, L (6, 1)										0 0 0 0 0 0 0 0
Chuck Kress, L (7, PH)										1 0 0 0 0 0 0 1
Ray Herbert, R (8, 1)										0 0 0 0 0 0 0 0

Inning Stats	R: 0	H: 1	E: 0	LOB: 1	K: 1	BB: 0	S: 6	P: 6	R: 0	H: 0	E: 0	LOB: 0	K: 0	BB: 0	S: 3	P: 3	R: 0	H: 0	E: 0	LOB: 2	K: 1	BB: 2	S: 5	P: 13	R: 0	H: 0	E: 0	LOB: 0	K: 1	BB: 0	S: 5	P: 5	R: 1	H: 1	E: 0	LOB: 2	K: 0	BB: 2	S: 3	P: 11	R: 1	H: 2	E: 1	LOB: 1	K: 0	BB: 0	S: 5	P: 5	R: 0	H: 1	E: 0	LOB: 1	K: 0	BB: 0	S: 4	P: 4	R: 0	H: 0	E: 0	LOB: 0	K: 0	BB: 0	S: 3	P: 3	R: 0	H: 1	E: 0	LOB: 0	K: 0	BB: 0	S: 3	P: 3	R: 0	H: 1	E: 0	LOB: 0	K: 0	BB: 0	S: 3	P: 3	1B: 4	2B: 3	3B: 0	HR: 0	SF: 1	SAC: 0	DP: 1	HBP: 0	WP: 0	PA: 35
PITCHER Virgil Trucks, R ERA: 3.0 (1, 1)	IP: 9.0	WLS: W	BF: 35	H: 6	R: 2	ER: 2	SO: 3	BB: 4	IBB: 0	HBP: 0	BLK: 0	WP: 0	HR: 0	S: 37	P: 53	ERA: 2.00	WHIP: 1.111																																																																									
PITCHER																													IP: 9.0	WLS: W	BF: 35	H: 6	R: 2	ER: 2	SO: 3	BB: 4	IBB: 0	HBP: 0	BLK: 0	WP: 0	HR: 0	S: 37	P: 53	ERA: 2.00	WHIP: 1.111																																													

Chicago White Sox @ Detroit Tigers
 Briggs Stadium, Detroit, MI
 Tue Apr 20 1954, 3:33 AM EST
 Att. 5,709 - Unknown

AB	30
R	2
H	6
RBI	2
BB	4
SO	3
LOB	13



Batter	1	2	3	4	5	6	7	8	9	AB R H RBI BB SO LOB	TOP													
Bobby Avila, R (1, 4) OBP: 0.444, SLG: 0.452	0-0 F5		0-0 6-3		0-0 FC5			0-0 F7		4 0 0 0 0 0 1														
Bill Glynn, L (1, 3) OBP: 0.516, SLG: 0.444	0-0 F8		0-0 F7			0-0 6-3		0-0 F7		4 0 0 0 0 0 0														
Dale Mitchell, L (1, 7) OBP: 0.250, SLG: 0.143	0-0 4-3			0-0 G5-4-3 1B		0-0 F7		0-0 P4		4 0 1 0 0 0 0														
Al Rosen, R (1, 5) OBP: 0.364, SLG: 0.467		0-0 1B 1B		0-0 G5-4-3 1-2f		0-0 F7			0-0 P3 1B 1B	4 0 2 0 0 0 1														
Larry Doby, L (1, 8) OBP: 0.364, SLG: 0.308		0-0 1-2 1B		0-0 4-3			0-0 F8		0-0 P3 1-2 1B	4 0 2 0 0 0 0														
Dave Pope, L (1, 9)		0-3 K			4-0 BB 1B BB		0-0 P3-1		0-0 P3 1-2 2-3	3 1 0 0 1 1 4														
George Strickland, R (1, 6) OBP: 0.400, SLG: 0.409 Joe Ginsberg, L (9, PH)		0-0 L9		0-0 5-3		4-0 BB BB		0-0 F8		2 0 0 0 1 0 3 1 0 0 0 0 0 2														
Jim Hegan, R (1, 2) OBP: 0.350, SLG: 0.588 Rocky Nelson, L (9, PH)		0-3 K		0-0 FC5 2-H 4-3 1B		4-0 BB BB		0-3 K		2 0 1 1 1 1 2 1 0 0 0 0 1 2														
Early Wynn, S (1, 1) OBP: 0.429, SLG: 0.571 Dave Hoskins, L (1, 1) Luke Easter, L (5, PH) Bob Chakales, R (5, 1) Dave Philley, S (7, PH) Ray Nariski, R (7, 1)			0-0 4-3		0-0 4-3		0-0 P6			0 0 0 0 0 0 0 1 0 0 0 0 0 0 1 0 0 0 0 0 1 0 0 0 0 0 0 0 1 0 0 0 0 0 2 0 0 0 0 0 0 0														
Inning Stats	R: 0 E: 0 K: 0 S: 3	H: 0 LOB: 0 BB: 0 P: 3	R: 0 E: 0 K: 2 S: 9	H: 2 LOB: 2 BB: 0 P: 9	R: 0 E: 0 K: 0 S: 3	H: 0 LOB: 0 BB: 0 P: 3	R: 0 E: 0 K: 0 S: 3	H: 1 LOB: 0 BB: 0 P: 3	R: 1 E: 0 K: 0 S: 4	H: 1 LOB: 1 BB: 1 P: 8	R: 0 E: 0 K: 0 S: 3	H: 0 LOB: 0 BB: 0 P: 3	R: 0 E: 0 K: 0 S: 3	H: 0 LOB: 2 BB: 2 P: 11	R: 0 E: 0 K: 0 S: 3	H: 0 LOB: 0 BB: 0 P: 3	R: 0 E: 0 K: 1 S: 7	H: 2 LOB: 2 BB: 0 P: 7	1B: 6 2B: 0 3B: 0 HR: 0	SF: 0 SAC: 0 DP: 1 HBP: 0	WP: 0 PB: 0 SB: 0 CS: 0	PA: 35		
PITCHER Ned Garver, R (1, 1) ERA: 0.45	IP 9.0	WLS W	BF 35	H 6	R 1	ER 1	SO 3	BB 3	IBB 0	HBP 0	BLK 0	WP 0	HR 0	S 38	P 50	ERA 1.00	WHIP 1.000							

Cleveland Indians @ Detroit Tigers
 Briggs Stadium, Detroit, MI
 Fri Apr 23 1954, 3:33 AM EST
 Att: 6,773 - Unknown - 52 F

livebaseballscorecards.com

AB	32
R	1
H	6
RBI	1
BB	3
SO	3
LOB	18



Batter	1	2	3	4	5	6	7	8	9
Frank Bolling, R OBP: 0.294, SLG: 0.355 (1, 4)	0-0 2B 1B	0-3 K		0-3 K		0-0 P9			
Jim Delsing, L OBP: 0.364, SLG: 0.452 (1, 7)	0-0 F8 1B 2B	0-0 L6-3 1B		0-3 K			4-0 1B BB		
Harvey Kuenn, R OBP: 0.281, SLG: 0.333 (1, 6)	0-0 F8 2-3	0-0 L6-3 1-2			0-0 F8		0-0 P9		
Ray Boone, R OBP: 0.517, SLG: 0.500 (1, 5)	0-0 E 1B 1B		0-0 6-3		4-0 BB		0-0 1-2 1B		
Walt Dropo, R OBP: 0.281, SLG: 0.400 (1, 3)	0-0 E 1B 1B		0-0 5-3		0-0 F8		0-3 K		
Al Kaline, R OBP: 0.188, SLG: 0.188 (1, 9)	0-0 L6 2B		0-0 L4-3		0-0 L8		0-3 K		
Bill Tuttle, R OBP: 0.375, SLG: 0.517 (1, 8)	0-0 2B 1B			0-0 SF9 3B		0-0 6-3		4-0 CS BB	
Frank House, L OBP: 0.500, SLG: 0.462 (1, 2)	0-0 1B 2B			0-0 SF9		0-0 F7		0-3 K	
Ned Garver, R OBP: 0.286, SLG: 0.167 (1, 1)	0-0 5-3			0-0 BB		0-0 1B		0-3 K	

AB	R	H	RBI	BB	SO	LOB
4	1	1	0	0	2	2
3	1	2	1	1	1	1
4	0	0	0	0	0	3
3	1	2	1	1	0	0
4	0	1	0	0	1	3
4	1	0	0	0	1	5
3	2	2	1	1	0	0
3	0	1	3	0	1	1
3	0	1	0	1	1	1


AB	R	H	RBI	BB	SO	LOB
31	6	10	6	4	7	16

Inning	1	2	3	4	5	6	7	8	9
R	5	0	0	1	0	0	0	0	0
E	1	0	0	0	0	0	0	0	0
K	0	1	0	0	0	0	2	2	2
S	9	5	3	5	3	8	12	7	10
H	6	1	0	0	0	1	0	0	0
LOB	1	0	0	1	1	1	0	0	0
BB	0	0	0	0	0	0	0	1	1
P	9	5	3	5	3	7	12	4	10

PITCHER	IP	WLS	BF	H	R	ER	SO	BB	IBB	HBP	BLK	WP	HR	S	P	ERA	WHIP
Early Wynn, R ERA: 6.91 (1, 1)	0.2	L	7	5	5	3	0	0	0	0	0	0	0	7	7	40.50	7.500
Dave Hoskins, R ERA: 2.7 (1, 1)	3.1		13	3	1	1	3	1	0	0	0	0	0	18	22	2.70	1.200
Bob Chakales, R ERA: (5, 1)	2.0		8	1	0	0	0	1	0	0	0	0	0	7	11	0.00	1.000
Ray Narleski, R ERA: (7, 1)	2.0		8	1	0	0	4	2	0	0	0	0	0	14	22	0.00	1.500

Cleveland Indians @ Detroit Tigers
 Briggs Stadium, Detroit, MI
 Fri Apr 23 1954, 3:33 AM EST
 Att. 6,773 - Unknown - 52 F

WP: 0 PA: 36
 PB: 0
 SB: 0
 CS: 1



WP	HR	S	P	ERA	WHIP
0	0	1	1	0.00	1.000

Batter	1	2	3	4	5	6	7	8	9	AB R H RBI BB SO LOB	TOP
Bill Glynn, L (1, 3) OBP: 0.486, SLG: 0.516	0-0 L9			0-0 HR	0-0 P6		0-0 P3			4 1 1 1 0 0 3	Cleveland Indians @ Detroit Tigers Briggs Stadium, Detroit, MI Sat Apr 24 1954, 3:33 AM EST Att. 25,445 - Unknown
Bobby Avila, R (1, 4) OBP: 0.425, SLG: 0.514	0-0 5-3			0-0 HR	0-0 F7			0-0 P5		4 1 1 1 0 0 2	
Dale Mitchell, L (1, 7) OBP: 0.167, SLG: 0.091	0-0 F8			0-0 P5		0-0 P5		0-0 P5		4 0 0 0 0 0 0	
Al Rosen, R (1, 5) OBP: 0.324, SLG: 0.412		0-0 5-3		0-0 F2		0-0 F7		0-0 6-3		4 0 0 0 0 0 0	
Larry Doby, L (1, 8) OBP: 0.378, SLG: 0.433		0-0 G3		0-0 HR		0-0 1B			0-0 G3	4 1 2 1 0 0 0	
Dave Pope, L (1, 9)		0-0 P5		0-0 L9		0-0 P7			0-0 P8	4 0 0 0 0 0 1	
George Strickland, R (1, 6) OBP: 0.382, SLG: 0.385			0-0 6-3		0-0 FC1-5 1B		0-0 F7		0-0 P3	4 0 1 0 0 0 0	
Jim Hegan, R (1, 2) OBP: 0.348, SLG: 0.550			0-0 5-3		0-0 FC1-5 1B		0-0 E6			3 0 1 0 0 0 0	
Hal Newhouser, L (1, 1) Mike Garcia, R (5, 1) Luke Easter, L (7, PH) Don Mossi, L (7, 1)			0-0 F7		0-0 FC1-5		0-3 K			2 0 0 0 0 0 2	
Inning Stats	R: 0 H: 0 E: 0 LOB: 0 K: 0 BB: 0 S: 3 P: 3	R: 0 H: 0 E: 0 LOB: 0 K: 0 BB: 0 S: 3 P: 3	R: 0 H: 0 E: 0 LOB: 0 K: 0 BB: 0 S: 3 P: 3	R: 3 H: 3 E: 0 LOB: 0 K: 0 BB: 0 S: 6 P: 6	R: 0 H: 2 E: 0 LOB: 2 K: 0 BB: 0 S: 5 P: 5	R: 0 H: 1 E: 0 LOB: 1 K: 0 BB: 0 S: 4 P: 4	R: 0 H: 0 E: 1 LOB: 1 K: 1 BB: 0 S: 6 P: 6	R: 0 H: 0 E: 0 LOB: 0 K: 0 BB: 0 S: 3 P: 3	R: 0 H: 0 E: 0 LOB: 0 K: 0 BB: 0 S: 3 P: 3	1B: 3 SF: 0 2B: 0 SAC: 0 3B: 0 DP: 0 HR: 3 HBP: 0	WP: 0 PA: 34 PB: 0 SB: 0 CS: 0
PITCHER Steve Gromek, R (1, 1) ERA: 2.0	IP WLS BF H R ER SO BB IBB HBP BLK WP HR S P ERA WHIP										

AB	34
R	3
H	6
RBI	3
BB	0
SO	1
LOB	9



Batter	1	2	3	4	5	6	7	8	9
Frank Bolling, R OBP: 0.289, SLG: 0.371 (1, 4)	0-0 SH1-3 1B 2B	0-3 K			0-0 E6 2B HR		0-3 K		
Jim Delsing, L OBP: 0.361, SLG: 0.441 (1, 7)	0-0 SH1-3 2-3		0-0 FC1-4 1B		0-3 K		0-3 K		
Harvey Kuenn, R OBP: 0.333, SLG: 0.412 (1, 6)	0-0 G6-4-3 1B		0-0 P9		0-0 HR 2B			0-0 FC5-4 SH3-4 1B	
Ray Boone, R OBP: 0.500, SLG: 0.600 (1, 5)	0-0 G6-4-3 1-2f		0-0 P5		0-0 HR			0-0 SH3-4 1-2	
Walt Dropo, R OBP: 0.306, SLG: 0.394 (1, 3)		0-0 1B 1B	0-0 FC1-4 1-2f		0-0 F8			4-0 FC5-4 BB	
Al Kaline, R OBP: 0.194, SLG: 0.194 (1, 9)		0-0 1B 1-2 1B		0-3 K		0-3 K		0-0 FC5-4 1-2f 2-3 1B	
Bill Tuttle, R OBP: 0.389, SLG: 0.515 (1, 8)		0-0 CS 1-3 2-H 1B		0-3 K		0-0 6-3		0-0 1-2 3-H 1B	
Frank House, L OBP: 0.409, SLG: 0.353 (1, 2)		0-0 F2		0-0 3-1		0-0 P3		0-0 F8	
Steve Gromek, S (1, 1)		4-0 BB 1-2 BB			0-3 K		0-3 K		

Inning Stats	R: 1	H: 2	E: 0	K: 0	S: 4	LOB: 0	BB: 0	P: 4
	R: 1	H: 3	E: 0	K: 1	S: 7	LOB: 2	BB: 1	P: 11
	R: 0	H: 1	E: 0	K: 0	S: 4	LOB: 1	BB: 0	P: 4
	R: 0	H: 0	E: 0	K: 2	S: 7	LOB: 0	BB: 0	P: 7
	R: 3	H: 2	E: 1	K: 2	S: 10	LOB: 0	BB: 0	P: 10
	R: 0	H: 0	E: 0	K: 1	S: 5	LOB: 0	BB: 0	P: 5
	R: 0	H: 0	E: 0	K: 3	S: 9	LOB: 0	BB: 0	P: 9
	R: 1	H: 2	E: 0	K: 0	S: 5	LOB: 2	BB: 1	P: 9

PITCHER	IP	WLS	BF	H	R	ER	SO	BB	IBB	HBP	BLK	WP	HR	S	P	ERA	WHIP
Hal Newhouser, L ERA: 3.86 (1, 1)	4.2	L	22	8	5	2	5	1	0	0	0	0	1	31	35	3.86	1.929
Mike Garcia, R ERA: 5.23 (5, 1)	1.1		4	0	0	0	1	0	0	0	0	0	0	6	6	0.00	0.000
Don Mossi, L ERA: 2.84 (7, 1)	2.0		9	2	1	1	3	1	0	0	0	0	0	14	18	4.50	1.500


BOTTOM

Cleveland Indians @ Detroit Tigers
Briggs Stadium, Detroit, MI
Sat Apr 24 1954, 3:33 AM EST
Att. 25,445 - Unknown

AB	R	H	RBI	BB	SO	LOB
4	2	1	0	0	2	2
3	0	1	0	0	2	1
4	2	3	1	0	0	1
3	1	1	3	0	0	2
3	1	1	0	1	0	1
4	0	1	0	0	2	2
4	0	2	2	0	1	0
4	0	0	0	0	0	4
2	0	0	0	1	2	0

AB	31
R	6
H	10
RBI	6
BB	2
SO	9
LOB	13

WP: 0 PA: 35
PB: 0
SB: 0
CS: 1



PITCHER	IP	WLS	BF	H	R	ER	SO	BB	IBB	HBP	BLK	WP	HR	S	P	ERA	WHIP
Hal Newhouser, L ERA: 3.86 (1, 1)	4.2	L	22	8	5	2	5	1	0	0	0	0	1	31	35	3.86	1.929
Mike Garcia, R ERA: 5.23 (5, 1)	1.1		4	0	0	0	1	0	0	0	0	0	0	6	6	0.00	0.000
Don Mossi, L ERA: 2.84 (7, 1)	2.0		9	2	1	1	3	1	0	0	0	0	0	14	18	4.50	1.500

Batter	1	2	3	4	5	6	7	8	9	10	AB R H RBI BB SO LOB	TOP										
Bobby Avila, R (1, 4) OBP: 0.435, SLG: 0.487	0-0 L9		0-0 1B SF8 1B		0-3 K	4-0 BB 1B		4-0 BB 1B		0-0 L9	4 2 1 0 2 1 0	Cleveland Indians @ Detroit Tigers Briggs Stadium, Detroit, MI Sun Apr 25 1954, 4:33 AM EDT Att: 25,275 - Unknown - 54 F										
Rudy Regalado, R (1, 5) OBP: 0.571, SLG: 0.667	0-0 2B		0-0 1B		0-0 5-3	0-0 BB 1B		0-0 F2		4-0 HR	5 2 3 0 1 0 1											
Dale Mitchell, L (1, 7) OBP: 0.353, SLG: 0.214	0-0 6-3		0-0 1B		0-0 1B	4-0 BB		4-0 1B BB		0-0 HR	3 1 2 0 2 0 1 1 1 1 2 0 0 0											
Dave Philley, S (8, 9) OBP: 0.161, SLG: 0.179			1-2 2-3 1B		1B 1B	1-2 2-3 BB		1-2 BB		0-0 HR												
Al Rosen, R (1, 3) OBP: 0.349, SLG: 0.462	0-0 2B		0-0 SF8		0-0 HR 1B	0-0 F7		0-0 1B		0-3 K	5 1 3 3 0 1 3											
Larry Doby, L (1, 8) OBP: 0.357, SLG: 0.400	0-0 P4		0-3 K		0-0 HR 1B		0-3 K2-3		0-0 3-1		5 1 1 1 0 2 5											
Wally Westlake, R (1, 9) OBP: 0.394, SLG: 0.724		0-3 K		0-0 HR	0-0 HR		0-0 6-3		0-0 F8		5 2 2 4 0 1 0											
George Strickland, R (1, 6) OBP: 0.359, SLG: 0.333		0-0 P3		0-0 F7	0-0 F8		4-0 FC6-4 BB		0-0 6-3		4 0 0 0 1 0 0											
Jim Hegan, R (1, 2) OBP: 0.286, SLG: 0.440		0-0 L9		0-0 P6		0-0 5-3	0-0 FC6-4		0-0 1-6-3		5 0 0 0 0 0 1											
Bob Lemon, L (1, 1)			0-3 K		0-0 F8		0-0 P5		0-3 K		3 0 0 0 0 1 0											
Art Houtteman, R (6, 1)										0-3 K	0 0 0 0 0 0 0											
Mike Garcia, R (7, 1)											1 0 0 0 0 1 0											
Don Mossi, L (9, 1)											1 0 0 0 0 1 0											
Early Wynn, S (10, 1) OBP: 0.429, SLG: 0.571											0 0 0 0 0 0 0											
Inning Stats	R: 1 E: 0 K: 0 S: 5	H: 2 LOB: 1 BB: 0 P: 5	R: 0 E: 0 K: 1 S: 5	H: 0 LOB: 0 BB: 0 P: 5	R: 1 E: 0 K: 2 S: 10	H: 3 LOB: 2 BB: 0 P: 10	R: 1 E: 0 K: 0 S: 4	H: 1 LOB: 0 BB: 0 P: 4	R: 4 E: 0 K: 1 S: 9	H: 4 LOB: 0 BB: 0 P: 9	R: 0 E: 0 K: 1 S: 5	H: 0 LOB: 1 BB: 1 P: 9	R: 1 E: 0 K: 1 S: 6	H: 1 LOB: 2 BB: 2 P: 14	R: 0 E: 0 K: 0 S: 3	H: 0 LOB: 0 BB: 0 P: 3	R: 2 E: 0 K: 2 S: 8	H: 1 LOB: 0 BB: 1 P: 12	1B: 8 2B: 2 3B: 0 HR: 3	SF: 1 SAC: 0 DP: 0 HBP: 0	WP: 0 PB: 0 SB: 0 CS: 0	PA: 49
PITCHER	IP WLS BF H R ER SO BB IBB HBP BLK WP HR S P ERA WHIP																					
Billy Hoelt, L (1, 1) ERA: 10.61	5.0	25	10	7	7	4	0	0	0	0	0	0	0	0	12.60	2.000						
Ralph Branca, R ERA:	1.0	6	1	0	0	0	2	0	0	0	0	0	0	4	0.00	3.000						
Dick Marlowe, R ERA:	1.0	4	0	0	0	1	1	0	0	0	0	0	0	5	0.00	1.000						
Ray Herbert, R ERA: 14.73	0.2	5	1	1	1	1	2	0	0	0	0	0	0	5	13.50	4.500						
Al Aber, L ERA:	1.1	4	0	0	0	0	0	0	0	0	0	0	0	4	0.00	0.000						

livebaseballscorecards.com

AB	42
R	10
H	13
RBI	10
BB	6
SO	8
LOB	11



Batter	1	2	3	4	5	6	7	8	9	10	11	12	AB	R	H	RBI	BB	SO	LOB	TOP		
Frank Bolling, R OBP: 0.340, SLG: 0.435 (1, 4)													6	0	1	0	0	0	4			
Jim Delsing, L OBP: 0.404, SLG: 0.429 (1, 7)													4	1	2	0	1	0	1			
Harvey Kuenn, R OBP: 0.319, SLG: 0.400 (1, 6)													5	0	1	0	0	0	2			
Ray Boone, R OBP: 0.465, SLG: 0.500 (1, 5)													5	1	2	1	0	2	1			
Walt Dropo, R OBP: 0.283, SLG: 0.372 (1, 3)													5	0	0	0	0	1	4			
Al Kaline, R OBP: 0.255, SLG: 0.239 (1, 9)													5	0	2	0	0	0	0			
Bill Tuttle, R OBP: 0.447, SLG: 0.548 (1, 8)													5	0	1	1	0	0	2			
Frank House, L OBP: 0.313, SLG: 0.231 (1, 2)													4	0	0	0	1	0	0			
Ned Garver, R OBP: 0.333, SLG: 0.250 (1, 1)													2	0	1	0	0	0	0			
Johnny Pesky, L (9, PH)													1	0	0	0	0	0	0			
Ralph Branca, R (9, 1)													1	0	0	0	0	1	0			
Fred Hatfield, L OBP: 0.571, SLG: 0.400 (12, PH)													1	0	0	0	0	0	3			
George Zuverink, R OBP: 0.500, SLG: 0.500 (12, 1)													0	0	0	0	0	0	0			
Inning Stats	R: 0 E: 0 K: 0 S: 3	H: 1 LOB: 0 BB: 0 P: 3	R: 0 E: 1 K: 2 S: 8	H: 0 LOB: 1 BB: 0 P: 8	R: 0 E: 0 K: 0 S: 3	H: 0 LOB: 1 BB: 1 P: 7	R: 0 E: 0 K: 0 S: 3	H: 0 LOB: 0 BB: 0 P: 3	R: 0 E: 0 K: 1 S: 5	H: 1 LOB: 0 BB: 0 P: 3	R: 1 E: 0 K: 0 S: 6	H: 3 LOB: 2 BB: 0 P: 6	R: 0 E: 0 K: 0 S: 3	H: 0 LOB: 0 BB: 0 P: 3	R: 0 E: 0 K: 1 S: 6	H: 1 LOB: 1 BB: 0 P: 6	R: 0 E: 0 K: 0 S: 6	H: 3 LOB: 3 BB: 1 P: 10	1B: 10 2B: 0 3B: 0 HR: 0	SF: 0 SAC: 0 DP: 3 HBP: 0	WP: 0 PB: 0 SB: 0 CS: 0	PA: 46
PITCHER Bob Porterfield, R ERA: 2.88 (1, 1)	IP: 12.0 WLS: L BF: 46 H: 10 R: 2 ER: 2 SO: 4 BB: 1 IBB: 1 HBP: 0 BLK: 0 WP: 0 HR: 0 S: 52 P: 60 ERA: 1.50 WHIP: 0.917																					

Detroit Tigers @ Washington Senators
 Griffith Stadium, Washington, DC
 Fri Apr 30 1954, 3:33 AM EDT
 Att: 6,423 - Unknown

livebaseballscores.com

AB	44
R	2
H	10
RBI	2
BB	2
SO	4
LOB	17



Batter	1	2	3	4	5	6	7	8	9	AB R H RBI BB SO LOB	TOP											
Frank Bolling, R (1, 4) OBP: 0.333, SLG: 0.408	4-0 1-3 BB	0-0 FC1-5 CS		0-0 SH1-4		0-0 F8		0-0 F9		3 0 0 0 1 0 1												
Jim Delsing, L (1, 7) OBP: 0.404, SLG: 0.400	0-0 1-3	0-0 CS	0-0 L8	4-0 FC6-4 IBB		4-0 1B BB		0-0 1-3		3 0 0 0 2 0 1												
Harvey Kuenn, R (1, 6) OBP: 0.327, SLG: 0.400	0-0 BB 3B 1B		0-0 E4 1B 1B	0-0 F3		0-0 FC5-4 1B		0-0 F9		5 2 2 0 0 0 3												
Ray Boone, R (1, 5) OBP: 0.438, SLG: 0.447	4-0 1-2 3B BB		0-0 F7	0-0 FC6-4		0-0 FC5-4		0-0 F9		4 1 0 0 1 0 6												
Walt Dropo, R (1, 3) OBP: 0.333, SLG: 0.458	0-0 1-H 2-H 1B 3B		0-0 1B 1B		0-3 K		0-0 L5-4-3 1B		0-0 1B 1B	5 2 4 2 0 1 0												
Al Kaline, R (1, 9) OBP: 0.288, SLG: 0.275	0-0 2B 1B		0-0 2-3 3-H 1B		0-0 L4		0-0 L5-4-3		0-0 1B 1B	5 1 3 2 0 0 1												
Bill Tuttle, R (1, 8) OBP: 0.481, SLG: 0.596	0-0 1-H 2B		0-0 F7		0-0 1B		0-0 1B		0-0 1B 1B	5 0 4 2 0 0 2												
Frank House, L (1, 2) OBP: 0.324, SLG: 0.258		0-0 FC1-5 SH1-4 1B		0-0 SH1-4 1B		0-0 P4		0-0 4-3		5 0 2 0 0 0 4												
Steve Gromek, S (1, 1) OBP: 0.231, SLG: 0.091		0-0 SH1-4		0-0 SH1-4 1B		0-0 2-3		0-0 F5		3 0 1 0 0 0 0												
Inning Stats	R: 4 E: 0 K: 0 S: 5	H: 4 LOB: 1 BB: 2 P: 13	R: 0 E: 0 K: 0 S: 3	H: 1 LOB: 0 BB: 0 P: 3	R: 1 E: 1 K: 0 S: 6	H: 2 LOB: 2 BB: 0 P: 6	R: 0 E: 0 K: 0 S: 5	H: 2 LOB: 3 BB: 1 P: 9	R: 0 E: 0 K: 1 S: 6	H: 1 LOB: 1 BB: 0 P: 6	R: 0 E: 0 K: 0 S: 4	H: 1 LOB: 2 BB: 1 P: 8	R: 0 E: 0 K: 0 S: 4	H: 2 LOB: 1 BB: 0 P: 4	R: 0 E: 0 K: 0 S: 3	H: 0 LOB: 0 BB: 0 P: 3	R: 1 E: 0 K: 0 S: 6	H: 3 LOB: 2 BB: 0 P: 6	1B: 14 2B: 1 3B: 1 HR: 0	SF: 0 SAC: 2 DP: 1 HBP: 0	WP: 0 PB: 0 SB: 0 CS: 1	PA: 45
PITCHER	IP WLS BF H R ER SO BB IBB HBP BLK WP HR S P ERA WHIP																				PITCHER	IP WLS BF H R ER SO BB IBB HBP BLK WP HR S P ERA WHIP
Spec Shea, R (1, 1) ERA: 8.25	3.0 L 18 9 5 4 0 2 0 0 0 0 0 16 24 12.00 3.667																					
Camilo Pascual, R (4, 1) ERA:	5.0 20 4 0 0 1 1 1 0 0 0 0 20 28 0.00 1.000																					
Sonny Dixon, R (9, 1) ERA: 2.79	1.0 6 3 1 1 0 0 0 0 0 0 0 6 6 9.00 3.000																					

Detroit Tigers @ Washington Senators
 Griffith Stadium, Washington, DC
 Sat May 01 1954, 3:33 AM EDT
 Att. 3,624 - Unknown

livebaseballscorecards.com

AB	38
R	6
H	16
RBI	6
BB	4
SO	1
LOB	18




Batter	1	2	3	4	5	6	7	8	9	AB R H RBI BB SO LOB
Eddie Yost, R OBP: 0.397, SLG: 0.295 (1, 5)	0-0 F3		0-0 F7		0-0			4-0 BB		3 0 1 0 1 0 1
Jim Busby, R OBP: 0.309, SLG: 0.451 (1, 8)	0-0 6-3		0-0 FC6-4		0-0 F7			0-3 K		4 0 0 0 0 1 3
Mickey Vernon, L OBP: 0.313, SLG: 0.537 (1, 3)	0-0 F7							0-0 F8		4 1 1 1 0 0 1
Clyde Vollmer, R OBP: 0.265, SLG: 0.333 (1, 9)		0-0 1B		0-3 K		0-0 5-3		0-0 P6		4 0 1 0 0 1 0
Roy Sievers, R OBP: 0.296, SLG: 0.400 (1, 7)		0-0 P4		0-0 E6		0-0 F7		0-0 L9		4 0 0 0 0 0 1
Mel Hoderlein, S OBP: 0.182, SLG: 0.227 (1, 6)		0-0 L9		0-3 K			0-3 K	0-0 6-3		4 0 0 0 0 2 2
Joe Tipton, R OBP: 0.391, SLG: 0.222 (1, 2)		0-3 K		0-0 F5			0-0 6-3			3 0 0 0 0 1 2
Wayne Terwilliger, R OBP: 0.360, SLG: 0.341 (1, 4)			0-0 FC6-4 1B		0-0 P6		0-0 F8			3 0 1 0 0 0 0
Spec Shea, R (1, 1)			0-0 F7		0-0 6-3			0-0 L9		1 0 0 0 0 0 1
Camilo Pascual, R (4, 1)										1 0 0 0 0 0 0
Mickey McDermott, L (8, PH)										1 0 0 0 0 0 0
Sonny Dixon, S (9, 1)										0 0 0 0 0 0 0


Inning Stats	R: 0	H: 0	E: 0	K: 0	S: 3	P: 3	R: 0	H: 1	E: 0	K: 1	S: 6	R: 0	H: 1	E: 0	K: 0	S: 4	R: 1	H: 1	E: 1	K: 2	S: 9	R: 0	H: 1	E: 0	K: 0	S: 4	R: 0	H: 0	E: 0	K: 1	S: 5	R: 0	H: 0	E: 0	K: 1	S: 5	R: 0	H: 0	E: 0	K: 0	S: 3	R: 0	H: 0	E: 0	K: 1	S: 5	R: 0	H: 0	E: 0	K: 0	S: 3	1B: 3	2B: 0	3B: 0	HR: 1	SF: 0	SAC: 0	DP: 0	HBP: 0	WP: 0	PB: 0	SB: 0	CS: 0	PA: 33
PITCHER Steve Gromek, R (1, 1) ERA: 1.75	IP	WLS	BF	H	R	ER	SO	BB	IBB	HBP	BLK	WP	HR	S	P	ERA	WHIP																																															
																		PITCHER	IP	WLS	BF	H	R	ER	SO	BB	IBB	HBP	BLK	WP	HR	S	P	ERA	WHIP																													

DETROIT TIGERS @ WASHINGTON SENATORS
Griffith Stadium, Washington, DC

Sat May 01 1954, 3:33 AM EDT
Att. 3,624 - Unknown

AB	32
R	1
H	4
RBI	1
BB	1
SO	5
LOB	11



Batter	1	2	3	4	5	6	7	8	9	AB R H RBI BB SO LOB	TOP	
Frank Bolling, R (1, 4) <small>OBP: 0.310, SLG: 0.377</small> Fred Hatfield, L (9, PH) <small>OBP: 0.500, SLG: 0.333</small>	0-0 P3	0-0 4-3		0-0 P5			0-3 K		0-0 4-3	4 0 0 0 0 1 3 1 0 0 0 0 0 0		
Harvey Kuenn, R (1, 6) <small>OBP: 0.321, SLG: 0.396</small>	0-0 BB 2B 1B		0-0 L9	0-0 SF9			0-0 1-3			3 1 1 1 0 0 0		
Bob Nieman, R (1, 7) <small>OBP: 0.400, SLG: 0.250</small>	4-0 1-2 2B BB		0-0 4-3	0-3 K			0-0 6-3			3 1 0 0 1 1 2		
Ray Boone, R (1, 5) <small>OBP: 0.423, SLG: 0.415</small>	0-0 F8		4-0 FC6-4 BB		0-0 F8		0-0 6-3			3 0 0 0 1 0 2		
Walt Dropo, R (1, 3) <small>OBP: 0.345, SLG: 0.481</small>	0-0 1-H 2-H 2B		0-0 FC6-4		0-0 F8		0-0 FC5-4 1B			4 0 2 2 0 0 1		
Al Kaline, R (1, 9) <small>OBP: 0.304, SLG: 0.264</small>	4-0 FC6 BB			4-0 BB 1B BB		0-0 L6	0-0 FC5-4 FC4-6 1-2f			2 1 0 0 2 0 1		
Bill Tuttle, R (1, 8) <small>OBP: 0.464, SLG: 0.560</small>	0-0 FC6 1-2f			4-0 1B 1-2 SF9 BB		0-0 G3	0-0 FC4-6 1-2f			3 1 0 0 1 0 3	AB 30 R 4 H 4 RBI 4 BB 6 SO 3 LOB 12	
Matt Batts, R (1, 2) <small>OBP: 0.250, SLG: 0.273</small>		0-0 F8		4-0 1B 1-2 2-3 BB		0-0 4-3		0-0 F8	3 0 0 0 1 0 0			
Ted Gray, S (1, 1) Ray Herbert, R (3, 1) Chuck Kress, L (4, PH) <small>OBP: 0.167, SLG: 0.167</small> Dick Donovan, L (4, 1) Dick Marlowe, R (8, 1) Johnny Pesky, L (9, PH)		0-0 4-3		0-0 1B		0-3 K		0-0 G3	1 0 0 0 0 0 0 0 0 0 0 0 0 0 1 0 0 1 1 0 0 0 1 0 0 0 0 0 1 0 0 0 0 0 0 0 0 0 1 0 0 0 0 0 0 0			
Inning Stats	R: 2 H: 2 E: 0 LOB: 2 K: 0 BB: 2 S: 5 P: 13	R: 0 H: 0 E: 0 LOB: 0 K: 0 BB: 0 S: 3 P: 3	R: 0 H: 0 E: 0 LOB: 1 K: 0 BB: 1 S: 3 P: 7	R: 2 H: 1 E: 0 LOB: 2 K: 1 BB: 3 S: 6 P: 18	R: 0 H: 0 E: 0 LOB: 0 K: 0 BB: 0 S: 3 P: 3	R: 0 H: 0 E: 0 LOB: 0 K: 1 BB: 0 S: 5 P: 5	R: 0 H: 0 E: 0 LOB: 0 K: 1 BB: 0 S: 5 P: 5	R: 0 H: 1 E: 0 LOB: 1 K: 0 BB: 0 S: 4 P: 4	R: 0 H: 0 E: 0 LOB: 0 K: 0 BB: 0 S: 3 P: 3	1B: 3 SF: 1 2B: 1 SAC: 0 3B: 0 DP: 0 HR: 0 HBP: 0	WP: 0 PA: 37 PB: 0 SB: 0 CS: 0	
PITCHER Jim McDonald, R (1, 1) <small>ERA: 2.37</small> Allie Reynolds, R (4, 1) <small>ERA: 1.59</small>	IP WLS BF H R ER SO BB IBB HBP BLK WP HR S P ERA WHIP											PITCHER IP WLS BF H R ER SO BB IBB HBP BLK WP HR S P ERA WHIP

Detroit Tigers @ New York Yankees
 Yankee Stadium, Bronx, NY
 Sun May 02 1954, 3:33 AM EDT
 Unknown

livebaseballscorecards.com

Batter	1	2	3	4	5	6	7	8	9	AB R H RBI BB SO LOB	TOP																								
Frank Bolling, R (1, 4) OBP: 0.311, SLG: 0.375	0-0 P4		0-0 5-3		0-0 E6 1B 1-2 2-H					3 0 1 0 0 0 0	Detroit Tigers @ New York Yankees Yankee Stadium, Bronx, NY Sun May 02 1954, 3:38 AM EDT Att. 24,416 - Unknown livebaseballscorecards.com																								
Harvey Kuenn, R (1, 6) OBP: 0.322, SLG: 0.393	0-0 G4-6-3 1B		0-0 L5		0-0 P7					3 0 1 0 0 0 2																									
Bob Nieman, R (1, 7) OBP: 0.375, SLG: 0.286 Don Lund, R (5, 7)	0-0 G4-6-3 1-2f		0-0 F8		0-0 FC6-4 1B 1-3 2-H					3 0 1 1 0 0 1 0 0 0 0 0 0 0																									
Ray Boone, R (1, 5) OBP: 0.418, SLG: 0.477		0-0 HR		0-0 5-3	0-3 K S S					3 1 1 1 0 1 2																									
Walt Dropo, R (1, 3) OBP: 0.328, SLG: 0.455		0-0 6-3		0-0 F9	0-0 FC6-4 1-2f					3 0 0 0 0 0 2																									
Al Kaline, R (1, 9) OBP: 0.310, SLG: 0.259		0-0 L6-3		4-0 S BB						1 0 0 0 1 0 0																									
Bill Tuttle, R (1, 8) OBP: 0.466, SLG: 0.558		0-0 E8 E 1B		0-0 1-3 1-2						2 1 1 0 0 0 1																									
Frank House, L (1, 2) OBP: 0.333, SLG: 0.273		0-0 E8 WP 2-H 1B			0-0 E4 1B E					2 1 1 1 0 0 0																									
Billy Hoelt, L (1, 1)		0-3 K 2-3			0-0 FC3 1B 1-2					2 1 0 0 0 1 2																									
Inning Stats	R: 0 E: 0 K: 0 S: 3	H: 1 LOB: 0 BB: 0 P: 3	R: 2 E: 2 K: 1 S: 8	H: 3 LOB: 1 BB: 0 P: 8	R: 0 E: 0 K: 0 S: 3	H: 0 LOB: 0 BB: 0 P: 3	R: 0 E: 0 K: 0 S: 3	H: 0 LOB: 1 BB: 1 P: 7	R: 2 E: 3 K: 1 S: 9	H: 2 LOB: 2 BB: 0 P: 9	1B: 5 2B: 0 3B: 0 HR: 1	SF: 0 SAC: 0 DP: 1 HBP: 0	WP: 1 PB: 0 SB: 1 CS: 0	PA: 23																					
PITCHER Harry Byrd, R (1, 1) ERA: 1.59	IP 5.0	WLS L	BF 23	H 6	R 4	ER 1	SO 2	BB 1	IBB 0	HBP 0	BLK 0	WP 1	HR 1	S 26	P 30	ERA 1.80	WHIP 1.400	PITCHER	IP 5.0	WLS L	BF 23	H 6	R 4	ER 1	SO 2	BB 1	IBB 0	HBP 0	BLK 0	WP 1	HR 1	S 26	P 30	ERA 1.80	WHIP 1.400



Batter	1	2	3	4	5	6	7	8	9	AB R H RBI BB SO LOB	TOP											
Frank Bolling, R (1, 4) OBP: 0.343, SLG: 0.433	4-0 3B BB	0-0 5-3		0-0 HR		4-0 3B BB	0-0 F7		0-0 1-2 1B	4 3 2 1 2 0 1												
Jim Delsing, L (1, 7) OBP: 0.397, SLG: 0.431	0-0 1B 3B	0-3 K		0-0 4-3		0-0 3B 1B	0-0 F7		0-0 1-3	6 2 2 1 0 1 3												
Harvey Kuenn, R (1, 6) OBP: 0.344, SLG: 0.443	0-0 PB 1B SF9 1B		0-0 1-3		0-0 G3	0-0 1B 3B		0-0 G5-4-3 1B		5 2 3 3 0 0 0												
Ray Boone, R (1, 5) OBP: 0.450, SLG: 0.489	0-0 PB 1B 1B		4-0 1B BB		0-0 G6-4-3 1B	4-0 1B BB		0-0 G5-4-3 1B		3 2 2 0 2 0 1												
Walt Dropo, R (1, 3) OBP: 0.323, SLG: 0.448	0-0 SF9		0-0 F9		0-0 G6-4-3	0-0 1B 1B		0-0 FC4-6 1B		3 0 1 2 0 0 2												
Chuck Kress, L (7, 3) OBP: 0.286, SLG: 0.286	1-2 2-H				1-2f	1-3 3-H				1 0 1 0 0 0 0												
Al Kaline, R (1, 9) OBP: 0.349, SLG: 0.322	0-0 2-H 1B		0-0 1-2 1B			0-0 2B		0-0 FC4-6 1B		5 1 4 2 0 0 1												
Bill Tuttle, R (1, 8) OBP: 0.444, SLG: 0.544	0-0 F3		0-0 F8			0-0 1-3	0-0 1B 2B		0-0 F9	5 1 1 0 0 0 4												
Frank House, L (1, 2) OBP: 0.364, SLG: 0.324	0-0 F8			0-0 3-1		0-0 WP 2B	0-0 2-H 1B		4-0 1B BB	4 1 2 2 1 0 1												
Ned Garver, R (1, 1) OBP: 0.214, SLG: 0.154		0-0 F8		0-3 K		0-0 F8	0-0 P4		0-0 F8	5 0 0 0 0 1 2												
Inning Stats	R: 4 E: 0 K: 0 S: 7	H: 4 LOB: 1 BB: 1 P: 11	R: 0 E: 0 K: 1 S: 5	H: 0 LOB: 0 BB: 0 P: 5	R: 0 E: 0 K: 0 S: 4	H: 1 LOB: 2 BB: 1 P: 8	R: 1 E: 0 K: 1 S: 6	H: 1 LOB: 0 BB: 0 P: 6	R: 0 E: 0 K: 0 S: 3	H: 1 LOB: 0 BB: 0 P: 3	R: 6 E: 0 K: 0 S: 8	H: 6 LOB: 2 BB: 2 P: 16	R: 1 E: 0 K: 0 S: 5	H: 2 LOB: 1 BB: 0 P: 5	R: 0 E: 0 K: 0 S: 4	H: 2 LOB: 1 BB: 0 P: 4	R: 0 E: 0 K: 0 S: 4	H: 1 LOB: 2 BB: 1 P: 8	1B: 12 2B: 3 3B: 2 HR: 1	SF: 1 SAC: 0 DP: 2 HBP: 0	WP: 2 PB: 1 SB: 0 CS: 0	PA: 47
PITCHER	IP WLS BF H R ER SO BB IBB HBP BLK WP HR S P ERA WHIP																					
Don Johnson, R (1, 1) ERA: 2.66	3.0 L 16 5 4 4 1 2 0 0 0 0 0 0 16 24 12.00 2.333																					
Harry Dorish, R (4, 1) ERA: 3.15	2.2 12 4 4 4 1 1 0 0 0 1 1 13 17 13.50 1.875																					
Jack Harshman, L (6, 1) ERA: 10.8	0.1 5 4 3 3 0 1 0 0 0 0 0 4 8 81.00 15.000																					
Al Sima, L (7, 1) ERA: 3.6	2.0 9 4 1 1 0 0 0 0 0 0 0 9 9 4.50 2.000																					
Tom Flanigan, L (9, 1) ERA:	1.0 5 1 0 0 0 1 0 0 0 0 0 4 8 0.00 2.000																					

Detroit Tigers @ Chicago White Sox
 Comiskey Park, Chicago, IL
 Sat May 08 1954, 4:33 AM EDT
 Att. 5,910 - Overcast

livebaseballscorecards.com

AB 41
R 12
H 18
RBI 11
BB 5
SO 2
LOB 15



Batter	1	2	3	4	5	6	7	8	9	10	11	AB R H RBI BB SO LOB	TOP										
Frank Bolling, R OBP: 0.350, SLG: 0.431 (1, 4)	0-0 FC5-4 1B	0-0 1B		0-0 E5		0-0 F7			0-0 F2		4-0 E BB BB	5 0 2 0 1 0 2	Detroit Tigers @ Chicago White Sox Comiskey Park, Chicago, IL Sun May 09 1954, 4:33 AM EDT Unknown										
Jim Delsing, L OBP: 0.422, SLG: 0.436 (1, 7)	0-0 FC5-4 1B	0-0 1B		0-3 K		4-0 FC4 BB			0-0 CS 1B		4-0 E BB BB BB BB	4 1 2 0 2 1 2											
Harvey Kuenn, R OBP: 0.329, SLG: 0.418 (1, 6)	0-0 1B	0-0 P6			0-0 P5	0-0 FC4			0-0 5-3		0-0 FC5 FC6-4	6 1 1 0 0 0 8											
Ray Boone, R OBP: 0.455, SLG: 0.509 (1, 5)	0-0 1B		0-0 L6-3		0-0 FC6-4 1B		0-0 L8		0-0 5-3		0-0 FC6-4	6 0 3 1 0 0 3											
Walt Dropo, R OBP: 0.313, SLG: 0.429 (1, 3)	0-0 1B		0-0 P4		0-0 FC6-4 FC5-4		0-0 5-3		0-0 F8			5 0 1 1 0 0 2											
Al Kaline, R OBP: 0.338, SLG: 0.313 (1, 9)	0-0 1B		0-0 L6-3		0-0 FC5-4		0-0 L8		0-0 L4			5 0 1 0 0 0 2											
Bill Tuttle, R OBP: 0.441, SLG: 0.517 (1, 8)	0-0 L4		0-0 4-3		4-0 3-4 1B BB		4-0 G4-6-3 BB				0-3 K	3 0 0 0 2 1 3											
Frank House, L OBP: 0.367, SLG: 0.333 (1, 2)		0-0 P4		0-0 5-3		0-0 3-4 1B		0-0 G4-6-3			0-0 BB SH1-4 E 1B	5 1 2 0 0 0 1											
Steve Gromek, S OBP: 0.176, SLG: 0.067 (1, 1)		0-0 5-3		0-0 1-3		0-0 3-4		0-0 1-3			0-0 SH1-4	4 0 0 0 0 0 2											
Inning Stats	R: 2 E: 0 K: 0 S: 7	H: 5 LOB: 2 BB: 0 P: 7	R: 0 E: 0 K: 0 S: 5	H: 2 LOB: 2 BB: 0 P: 5	R: 0 E: 0 K: 0 S: 4	H: 1 LOB: 1 BB: 0 P: 4	R: 0 E: 1 K: 1 S: 6	H: 0 LOB: 1 BB: 0 P: 6	R: 0 E: 0 K: 0 S: 4	H: 1 LOB: 3 BB: 2 P: 12	R: 0 E: 0 K: 0 S: 3	H: 0 LOB: 0 BB: 0 P: 3		R: 0 E: 0 K: 0 S: 2	H: 0 LOB: 1 BB: 1 P: 6	R: 0 E: 0 K: 0 S: 3	H: 0 LOB: 0 BB: 0 P: 3	R: 1 E: 1 K: 1 S: 7	H: 1 LOB: 3 BB: 2 P: 15	1B: 11 2B: 1 3B: 0 HR: 0	SF: 0 SAC: 1 DP: 1 HBP: 0	WP: 0 PB: 0 SB: 0 CS: 1	PA: 49
PITCHER	Sandy Consuegra, R (1, 1) ERA: 0.83 Virgil Trucks, R (10, 1) ERA: 2.25											PITCHER IP WLS BF H R ER SO BB IBB HBP BLK WP HR S P ERA WHIP											

livebaseballscores.com

AB 43
R 3
H 12
RBI 2
BB 5
SO 2
LOB 25



Batter	1	2	3	4	5	6	7	8	9	10	11	AB	R	H	RBI	BB	SO	LOB	BOTTOM					
Chico Carrasquel, R OBP: 0.353, SLG: 0.424 (1, 6)	F7		FC6-4		L5		L5		5-3			5	0	1	1	0	0	2						
Nellie Fox, L OBP: 0.327, SLG: 0.319 (1, 4)	1B		F8		L9		F2			L9		5	0	1	0	0	0	2						
Minnie Minoso, R OBP: 0.343, SLG: 0.517 (1, 7)	F3		F8		F8		F8		F8		6-3	5	0	0	0	0	0	2						
Ferris Fain, L OBP: 0.368, SLG: 0.437 Don Nicholas, L (10, PR) Bob Boyd, L OBP: 0.250, SLG: 0.267 (11, 3)	K			4-3	4-3		L9		L9		CS 1B	5	0	1	0	0	1	1						
Cass Michaels, R OBP: 0.475, SLG: 0.516 (1, 5)		K			F8					CS	F7	5	0	2	0	0	1	0						
Sherm Lollar, R OBP: 0.372, SLG: 0.415 (1, 2)		SH5-3 HBP			1B				L8		F7	4	1	2	1	0	0	1						
Jim Rivera, L OBP: 0.243, SLG: 0.290 (1, 9)		SH5-3			F2						P4	3	1	1	0	1	0	2						
Johnny Groth, R OBP: 0.349, SLG: 0.494 (1, 8)		F8			FC5-4		P5		SH1-4 BB			3	0	0	0	0	0	4						
Sandy Consuegra, R OBP: 0.286, SLG: 0.286 Bud Stewart, L (9, PH) Virgil Trucks, R OBP: 0.154, SLG: 0.154 (10, 1)			FC6-4 1B				6-3			L9		3	0	1	0	0	1	1						
												1	0	0	0	0	0	1						
												0	0	0	0	0	0	0						
Inning Stats	R: 0 E: 0 K: 1 S: 6	H: 1 LOB: 1 BB: 0 P: 6	R: 0 E: 0 K: 1 S: 5	H: 0 LOB: 1 BB: 0 P: 6	R: 0 E: 0 K: 0 S: 4	H: 1 LOB: 1 BB: 0 P: 4	R: 0 E: 0 K: 0 S: 5	H: 2 LOB: 2 BB: 0 P: 5	R: 0 E: 0 K: 0 S: 3	H: 0 LOB: 0 BB: 0 P: 3	R: 2 E: 0 K: 1 S: 8	H: 3 LOB: 1 BB: 0 P: 8	R: 0 E: 0 K: 0 S: 4	H: 1 LOB: 1 BB: 0 P: 4	R: 0 E: 0 K: 0 S: 3	H: 0 LOB: 1 BB: 1 P: 7	R: 0 E: 0 K: 0 S: 3	H: 1 LOB: 1 BB: 0 P: 3	R: 0 E: 0 K: 0 S: 3	H: 0 LOB: 0 BB: 0 P: 3	1B: 7 2B: 1 3B: 0 HR: 1	SF: 0 SAC: 2 DP: 0 HBP: 1	WP: 0 PB: 0 SB: 2 CS: 1	PA: 44
PITCHER Steve Gromek, R ERA: 1.72 (1, 1)	IP: 11.0 WLS: W BF: 43 H: 9 R: 2 ER: 2 SO: 3 BB: 1 IBB: 0 HBP: 1 BLK: 0 WP: 0 HR: 1 S: 47 P: 52 ERA: 1.64 WHIP: 0.909																							

Detroit Tigers @ Chicago White Sox
 Comiskey Park, Chicago, IL
 Sun May 09 1954, 4:33 AM EDT
 Unknown

livebaseballscorecards.com

AB	39
R	2
H	9
RBI	2
BB	1
SO	3
LOB	16



Batter	1	2	3	4	5	6	7	8	9	10	AB R H RBI BB SO LOB	TOP										
Frank Bolling, R OBP: 0.346, SLG: 0.414 (1, 4)	0-3 K		0-3 K			0-0 P6		0-0 B5		0-0 1B	5 0 1 0 0 2 1											
Jim Delsing, L OBP: 0.420, SLG: 0.424 (1, 7)	0-0 BB 1B 1B		0-0 5-3			0-3 K		4-0 1-2 BB		0-3 K	4 0 1 0 1 2 1											
Harvey Kuenn, R OBP: 0.320, SLG: 0.403 (1, 6)	0-0 BB 1-2 1B		0-0 F9			0-0 F9		0-0 F3		0-0 F9	5 0 1 0 0 0 3											
Ray Boone, R OBP: 0.457, SLG: 0.526 (1, 5)	0-3 K			0-0 F7			0-0 2B		0-0 1B 1B		4 0 2 0 0 1 2											
Walt Dropo, R OBP: 0.324, SLG: 0.424 (1, 3)	4-0 FC6-4 1-2 2-3 BB			0-0 L5-4-3 1B			0-0 F2		0-0 F8		3 0 1 0 1 0 2											
Al Kaline, R OBP: 0.319, SLG: 0.294 (1, 9)	0-0 FC6-4 1-2f			0-0 L5-4-3 1-2			0-3 K2-3		0-3 K		4 0 0 0 0 2 6											
Bill Tuttle, R OBP: 0.444, SLG: 0.531 (1, 8)		0-0 CS 2B			0-0 4-3		0-3 K		0-0 1-2 1B		4 0 2 0 0 1 1											
Frank House, L OBP: 0.358, SLG: 0.326 (1, 2)		0-3 K 2-3			0-0 L6			0-0 BB 1B	0-0 F7		4 0 1 0 0 1 3											
Billy Hoeft, L (1, 1)		0-3 K			0-0 3-1			0-3 K		0-3 K	4 0 0 0 0 3 1											
Inning Stats	R: 0 E: 0 K: 2 S: 9	H: 2 LOB: 3 BB: 1 P: 13	R: 0 E: 0 K: 2 S: 7	H: 1 LOB: 0 BB: 0 P: 7	R: 0 E: 0 K: 1 S: 5	H: 0 LOB: 0 BB: 0 P: 5	R: 0 E: 0 K: 0 S: 3	H: 1 LOB: 0 BB: 0 P: 3	R: 0 E: 0 K: 1 S: 5	H: 0 LOB: 0 BB: 0 P: 5	R: 0 E: 0 K: 2 S: 8	H: 1 LOB: 1 BB: 0 P: 8	R: 0 E: 0 K: 1 S: 6	H: 1 LOB: 2 BB: 1 P: 10	R: 0 E: 0 K: 1 S: 7	H: 2 LOB: 2 BB: 0 P: 7	R: 0 E: 0 K: 2 S: 8	H: 1 LOB: 1 BB: 0 P: 8	1B: 7 2B: 3 3B: 0 HR: 0	SF: 0 SAC: 0 DP: 2 HBP: 0	WP: 0 PB: 0 SB: 0 CS: 1	PA: 39
PITCHER Billy Pierce, L ERA: 3.45 (1, 1)	IP 10.0	WLS 39	BF 9	H 0	R 0	ER 0	SO 12	BB 2	IBB 0	HBP 0	BLK 0	WP 0	HR 0	S 61	P 69	ERA 0.00	WHIP 1.100					

Detroit Tigers @ Chicago White Sox
 Comiskey Park, Chicago, IL
 Sun May 09 1954, 4:38 AM EDT
 Att. 15,882 - Unknown

livebaseballscorecards.com

AB 37
R 0
H 9
RBI 0
BB 2
SO 12
LOB 20




Batter	1	2	3	4	5	6	7	8	9	10	AB	R	H	RBI	BB	SO	LOB
Chico Carrasquel, R OBP: 0.340, SLG: 0.406 (1, 6)	0-0 P4		0-0 L4		0-0 F8			0-3 K			4	0	0	0	0	1	1
Nellie Fox, L OBP: 0.324, SLG: 0.316 (1, 4)	0-0 6-3		4-0 1B BB			0-3 K			0-3 K		1	0	0	0	0	0	0
Fred Marsh, R OBP: 0.400, SLG: 0.250 (2, 5)											2	0	0	0	1	2	0
Minnie Minoso, R OBP: 0.350, SLG: 0.538 (1, 7)	0-0 3B		0-0 1B			0-3 K			0-0 5-3		4	0	2	0	0	1	0
Ferris Fain, L OBP: 0.354, SLG: 0.418 (1, 3)	0-0 6-3		0-0 F2			0-0 F2			0-3 K		4	0	0	0	0	1	3
Cass Michaels, R OBP: 0.500, SLG: 0.571 (1, 5)		0-0 2B		0-0 FC5-4 1B			0-3 K			0-0 SH1-4 1B	4	0	3	0	0	1	0
Don Nicholas, L (10, PR)											0	0	0	0	0	0	0
Johnny Groth, R OBP: 0.337, SLG: 0.477 (1, 8)	0-0 L7		0-0 FC5-4 G4-6-3		0-0 FC5-4 G4-6-3		0-0 6-3		0-0 SH1-4		3	0	0	0	0	0	2
Bill Wilson, R OBP: 0.343, SLG: 0.448 (1, 9)	0-0 F8		0-0 G4-6-3		0-0 G4-6-3		0-0 F7		0-0 5-3		4	0	0	0	0	0	4
Red Wilson, R OBP: 0.250, SLG: 0.400 (1, 2)	0-0 F7				0-3 K			0-0 F7		0-0 6-3	4	0	0	0	0	1	3
Billy Pierce, L OBP: 0.267, SLG: 0.214 (1, 1)			0-0 1-3		0-3 K			0-0 CS 1B			3	0	1	0	0	1	0

Inning Stats	R: 0	H: 1	E: 0	LOB: 1	K: 0	BB: 0	S: 4	P: 4	R: 0	H: 1	E: 0	LOB: 1	K: 0	BB: 0	S: 4	P: 4	R: 0	H: 1	E: 0	LOB: 2	K: 0	BB: 1	S: 4	P: 8	R: 0	H: 1	E: 0	LOB: 0	K: 2	BB: 0	S: 7	P: 7	R: 0	H: 0	E: 0	LOB: 0	K: 1	BB: 0	S: 5	P: 5	R: 0	H: 1	E: 0	LOB: 0	K: 1	BB: 0	S: 5	P: 5	R: 0	H: 0	E: 0	LOB: 0	K: 2	BB: 0	S: 7	P: 7	R: 0	H: 1	E: 0	LOB: 1	K: 1	BB: 0	S: 5	P: 5	R: 0	H: 0	E: 0	LOB: 0	K: 2	BB: 0	S: 7	P: 7	R: 0	H: 1	E: 0	LOB: 2	K: 0	BB: 0	S: 4	P: 4	1B: 4	SF: 0	2B: 1	SAC: 1	3B: 1	DP: 1	HR: 0	HBP: 0	WP: 0	PA: 35
--------------	------	------	------	--------	------	-------	------	------	------	------	------	--------	------	-------	------	------	------	------	------	--------	------	-------	------	------	------	------	------	--------	------	-------	------	------	------	------	------	--------	------	-------	------	------	------	------	------	--------	------	-------	------	------	------	------	------	--------	------	-------	------	------	------	------	------	--------	------	-------	------	------	------	------	------	--------	------	-------	------	------	------	------	------	--------	------	-------	------	------	-------	-------	-------	--------	-------	-------	-------	--------	-------	--------

PITCHER	IP	WLS	BF	H	R	ER	SO	BB	IBB	HBP	BLK	WP	HR	S	P	ERA	WHIP
Billy Hoelt, L ERA: 4.07 (1, 1)	10.0		35	6	0	0	8	1	0	0	0	0	0	50	54	0.00	0.700

DETROIT TIGERS @ CHICAGO WHITE SOX
 Comiskey Park, Chicago, IL
 Sun May 09 1954, 4:38 AM EDT
 Att: 15,882 - Unknown

AB 33
R 0
H 6
RBI 0
BB 1
SO 8
LOB 13



Batter	1	2	3	4	5	6	7	8	9	AB	R	H	RBI	BB	SO	LOB
Frank Bolling, R (1, 4) OBP: 0.329, SLG: 0.392	0-0 F9		0-0 F9		0-0 F9			0-3 K		4	0	0	0	0	1	1
Jim Delsing, L (1, 7) OBP: 0.411, SLG: 0.444	0-0 4-3		0-0 1B		0-0 L6			0-0 F8		4	1	1	1	0	0	0
Harvey Kuenn, R (1, 6) OBP: 0.304, SLG: 0.382	0-0 6-3		0-0 4-3		0-3 K			0-0 6-3		4	0	0	0	0	1	1
Ray Boone, R (1, 5) OBP: 0.459, SLG: 0.517		0-0 F7	0-0 FC6-4		4-0 L6-4-3			0-0 5-3		3	0	1	1	1	0	0
Walt Dropo, R (1, 3) OBP: 0.307, SLG: 0.400		0-0 6-3	0-0 FC6-4		0-0 F2			0-0 5-3		4	0	0	0	0	0	2
Al Kaline, R (1, 9) OBP: 0.316, SLG: 0.292		0-0 BB			0-3 K			0-0 L6-4-3		4	0	1	0	0	1	1
Bill Tuttle, R (1, 8) OBP: 0.440, SLG: 0.515		4-0 BB			0-0 L7			0-0 F9		2	0	0	0	1	0	0
Frank House, L (1, 2) OBP: 0.357, SLG: 0.388		0-0 5-3			0-0 HR			0-0 6-3		3	1	1	1	0	0	2
Ralph Branca, R (1, 1) Al Aber, L (5, 1) OBP: 0.333, SLG: 0.333			4-0 BB		0-0 P5			0-3 K		1	1	0	0	1	0	0
			0-0 3B							1	0	0	0	0	1	0

BOTTOM

Washington Senators @ Detroit Tigers
 Briggs Stadium, Detroit, MI
 Tue May 11 1954, 4:33 AM EDT
 Att. 2,803 - Unknown

livebaseballscorecards.com

AB	30
R	3
H	4
RBI	3
BB	3
SO	4
LOB	7



Inning Stats	R: 0	H: 0	E: 0	K: 0	S: 3	R: 0	H: 1	E: 0	K: 0	S: 4	R: 2	H: 2	E: 0	K: 0	S: 5	R: 1	H: 1	E: 0	K: 1	S: 6	R: 0	H: 0	E: 0	K: 1	S: 5	R: 0	H: 0	E: 0	K: 0	S: 2	R: 0	H: 0	E: 0	K: 1	S: 5	R: 0	H: 0	E: 0	K: 1	S: 5	R: 0	H: 0	E: 0	K: 0	S: 3	R: 0	H: 0	E: 0	K: 0	S: 3	1B: 2	2B: 0	3B: 1	SF: 0	SAC: 0	DP: 1	HBP: 0	WP: 0	PB: 0	SB: 0	CS: 0	PA: 33
--------------	------	------	------	------	------	------	------	------	------	------	------	------	------	------	------	------	------	------	------	------	------	------	------	------	------	------	------	------	------	------	------	------	------	------	------	------	------	------	------	------	------	------	------	------	------	------	------	------	------	------	-------	-------	-------	-------	--------	-------	--------	-------	-------	-------	-------	--------

PITCHER	IP	WLS	BF	H	R	ER	SO	BB	IBB	HBP	BLK	WP	HR	S	P	ERA	WHIP
Bob Porterfield, R (1, 1) ERA: 2.3	9.0	W	33	4	3	3	4	3	0	0	0	0	1	38	50	3.00	0.778

Batter	1	2	3	4	5	6	7	8	9	AB R H RBI BB SO LOB	TOP
Eddie Yost, R OBP: 0.330, SLG: 0.260 (1, 5) X	0-0 L9		4-0 BB BB BB BB		0-0 5-3	0-0 L8			0-0 F8	4 0 0 0 1 0 1	
Jim Busby, R OBP: 0.362, SLG: 0.517 (1, 8) X	0-0 P6		0-0 F8		0-0 E6 1B 1B			4-0 BB	0-0 HR	4 1 2 1 1 0 3	
Mickey Vernon, L OBP: 0.322, SLG: 0.474 (1, 3) X	0-0 F2		0-0 P6		0-3 K			0-0 F2	0-0 P4	5 0 0 0 0 1 5	
Roy Sievers, R OBP: 0.352, SLG: 0.527 (1, 7) X		0-0 5-3	4-0 BB BB BB BB		4-0 1B BB			0-0 F3	0-0 5-3	3 0 0 1 2 0 1	
Tom Umphlett, R OBP: 0.206, SLG: 0.242 (1, 9) X		0-0 1B	0-0 F7		0-0 1B			0-3 K		4 0 2 0 0 1 4	
Pete Runnels, L OBP: 0.373, SLG: 0.250 (1, 6) X	0-0 F8				0-0 L3	0-0 P6			0-0 F8	4 0 0 0 0 0 4	
Ed Fitz Gerald, R OBP: 0.265, SLG: 0.182 (1, 2) X	0-0 F8				4-0 FC6-4 BB			0-0 6-3	0-0 1B	3 0 1 0 1 0 1	
Wayne Terwilliger, R OBP: 0.312, SLG: 0.254 (1, 4) X			4-0 BB BB BB BB		0-0 F7			0-0 1B	0-0 L7	3 1 1 0 1 0 2	
Camilo Pascual, R (1, 1) X			0-0 E6 BB BB		0-0 FC6-4			0-0 P4	0-0 6-3	2 0 0 0 0 0 2	
Clyde Vollmer, R (6, PH) OBP: 0.250, SLG: 0.362			1-2 BB BB		1-2f					1 0 0 0 0 0 1	
Sonny Dixon, S (6, 1)										0 0 0 0 0 0 0	
Mel Hoderlein, S (8, PH) OBP: 0.167, SLG: 0.208										1 0 0 0 0 0 1	
Dean Stone, L (8, 1)										0 0 0 0 0 0 0	
Inning Stats	R: 0 H: 0 E: 0 LOB: 0 K: 0 BB: 0 S: 3 P: 3	R: 0 H: 1 E: 0 LOB: 1 K: 0 BB: 0 S: 4 P: 4	R: 1 H: 0 E: 1 LOB: 3 K: 0 BB: 3 S: 4 P: 16	R: 0 H: 0 E: 0 LOB: 1 K: 0 BB: 1 S: 3 P: 7	R: 0 H: 2 E: 1 LOB: 3 K: 1 BB: 1 S: 7 P: 11	R: 0 H: 1 E: 0 LOB: 1 K: 0 BB: 0 S: 4 P: 4	R: 0 H: 0 E: 0 LOB: 1 K: 1 BB: 1 S: 5 P: 9	R: 0 H: 1 E: 0 LOB: 1 K: 0 BB: 0 S: 4 P: 4	R: 1 H: 1 E: 0 LOB: 0 K: 0 BB: 0 S: 4 P: 4	1B: 5 SF: 0 2B: 0 SAC: 0 3B: 0 DP: 0 HR: 1 HBP: 0	WP: 0 PA: 40 PB: 0 SB: 0 CS: 0
PITCHER Ted Gray, L (1, 1) ERA: 3.86	IP 9.0 WLS W BF 40 H 6 R 2 ER 1 SO 2 BB 6 IBB 0 HBP 0 BLK 0 WP 0 HR 1 S 38 P 62 ERA 1.00 WHIP 1.333										

Washington Senators @ Detroit Tigers
 Briggs Stadium, Detroit, MI
 Wed May 12 1954, 4:33 AM EDT
 Att. 4,087 - Unknown

livebaseballscorecards.com

AB	34
R	2
H	6
RBI	2
BB	6
SO	2
LOB	25



Batter	1	2	3	4	5	6	7	8	9	AB R H RBI BB SO LOB
Frank Bolling, R OBP: 0.333, SLG: 0.385 (1, 4) BBB	4-0 1B 4-3 HR BB	0-3 K		0-0 L9		0-0 G4-3 1B		0-0 F9		4 1 1 0 1 1 1
Jim Delsing, L OBP: 0.410, SLG: 0.433 (1, 7) X	0-0 4-3 1-2	0-3 K		4-0 S BB		0-0 G4-3 1B		0-3 K		4 0 1 0 1 2 2
Harvey Kuenn, R OBP: 0.298, SLG: 0.370 (1, 6) X	0-0 2-3 HR 1B		0-3 K	0-0 3-1		0-0 G4-3 1-2f 2-3		0-0 4-3		5 1 1 0 0 1 3
Ray Boone, R OBP: 0.462, SLG: 0.556 (1, 5) X	0-0 1-H 3-H HR		0-0 F9		0-3 K	4-0 BB				3 1 1 3 1 1 0
Walt Dropo, R OBP: 0.304, SLG: 0.392 (1, 3) SS	0-3 K		0-0 BB 1B		0-0 5-3	0-0 4-3				4 0 1 0 0 1 2
Al Kaline, R OBP: 0.338, SLG: 0.316 (1, 9) X	0-0 1B		0-0 BB 1B		0-0 S 2B 1B		0-0 L1-3			4 1 3 0 0 0 0
Bill Tuttle, R OBP: 0.456, SLG: 0.529 (1, 8) X	0-0 5-3		4-0 1-2 2-3 BB		0-0 1-H 2B	4-0 4-3 S BB		4-0 4-3		2 0 1 1 2 0 1
Frank House, L OBP: 0.367, SLG: 0.404 (1, 2) X		0-0 2B	0-0 G3		4-0 IBB		0-0 1-3	0-0 4-3		3 0 1 0 1 0 4
Ted Gray, S (1, 1) X		0-0 5-3		0-0 F8		0-0 4-3		0-0 1-3		4 0 0 0 0 0 4


Inning Stats	R: 3	H: 3	E: 0	K: 1	S: 8	LOB: 1	BB: 1	P: 12	R: 0	H: 1	E: 0	K: 2	S: 8	LOB: 1	BB: 0	P: 8	R: 0	H: 2	E: 0	K: 1	S: 7	LOB: 3	BB: 1	P: 11	R: 0	H: 0	E: 0	K: 0	S: 3	LOB: 1	BB: 1	P: 7	R: 1	H: 2	E: 0	K: 1	S: 7	LOB: 2	BB: 1	P: 11	R: 0	H: 2	E: 0	K: 0	S: 4	LOB: 2	BB: 1	P: 8	R: 0	H: 0	E: 0	K: 0	S: 3	LOB: 1	BB: 1	P: 7	R: 0	H: 0	E: 0	K: 1	S: 5	LOB: 0	BB: 0	P: 5
--------------	------	------	------	------	------	--------	-------	-------	------	------	------	------	------	--------	-------	------	------	------	------	------	------	--------	-------	-------	------	------	------	------	------	--------	-------	------	------	------	------	------	------	--------	-------	-------	------	------	------	------	------	--------	-------	------	------	------	------	------	------	--------	-------	------	------	------	------	------	------	--------	-------	------

PITCHER	IP	WLS	BF	H	R	ER	SO	BB	IBB	HBP	BLK	WP	HR	S	P	ERA	WHIP
Camilo Pascual, R ERA: 3.0 (1, 1)	5.0	L	27	8	4	4	5	3	1	0	0	0	1	33	49	7.20	2.200
Sonny Dixon, R ERA: 1.53 (6, 1)	2.0		9	2	0	0	0	2	0	0	0	0	0	7	15	0.00	2.000
Dean Stone, L ERA: 5.87 (8, 1)	1.0		3	0	0	0	1	0	0	0	0	0	0	5	5	0.00	0.000

BOTTOM

Washington Senators @ Detroit Tigers
 Briggs Stadium, Detroit, MI
 Wed May 12 1954, 4:33 AM EDT
 Att. 4,087 - Unknown

AB	33
R	4
H	10
RBI	4
BB	6
SO	6
LOB	17



WP: 0	PA: 39
PB: 0	
SB: 3	
CS: 0	

Batter	1	2	3	4	5	6	7	8	9	10	AB R H RBI BB SO LOB	TOP													
Jerry Coleman, R OBP: 0.232, SLG: 0.333 (1, 6) X	0-0 FC5-4 1B		0-0 6-3		0-0 6-3		0-0 6-3		0-0 G4-6-3 1-2f		5 0 1 0 0 0 2	<p>New York Yankees @ Detroit Tigers Briggs Stadium, Detroit, MI Thu May 13 1954, 4:33 AM EDT Att. 50,916 - Unknown</p>													
Hank Bauer, R OBP: 0.337, SLG: 0.418 (1, 9) X	0-0 FC5-4 1B 1-2f		0-0 3-1		0-0 6-3			0-0 HR 2B		0-0 HR 1B	5 2 2 0 0 0 1														
Irv Noren, L OBP: 0.333, SLG: 0.444 (1, 8) X	0-0 F7			0-0 1B 1B		0-0 L8		0-0 HR 2-H		0-0 F7	5 2 2 2 0 0 2														
Yogi Berra, L OBP: 0.337, SLG: 0.548 (1, 2) X	0-0 1B 1-3			0-0 F5		0-0 1B		0-0 F8		0-0 HR 1-H	5 1 3 2 0 0 1														
Gene Woodling, L OBP: 0.414, SLG: 0.316 (1, 7) X	0-0 F8			0-0 1B 1-2		0-0 P4		4-0 G3 BB		0-0 3-1	4 0 1 0 1 0 3														
Eddie Robinson, L OBP: 0.313, SLG: 0.310 (1, 3) X		0-0 G3		0-0 PB 1B 1-3 2-H		0-0 F3		0-0 G3 1-2		0-0 2B	5 0 2 1 0 0 2														
Gil McDougald, R OBP: 0.298, SLG: 0.302 (1, 4) X		0-0 6-3		0-3 K 1-2			0-0 L6	0-0 5-3		0-0 6-3	5 0 0 0 0 1 4														
Andy Carey, R OBP: 0.302, SLG: 0.538 (1, 5) X		0-0 5-3		0-0 F7			0-0 F2		0-0 L9		4 0 0 0 0 0 2														
Tom Morgan, R OBP: 0.200, SLG: 0.222 (1, 1) X			0-0 6-3		0-3 K		0-0 2B		4-0 G4-6-3 BB		3 0 1 0 1 1 0														
Inning Stats	R: 0 E: 0 K: 0 S: 5	H: 2 LOB: 2 BB: 0 P: 5	R: 0 E: 0 K: 0 S: 3	H: 0 LOB: 0 BB: 0 P: 3	R: 0 E: 0 K: 1 S: 3	H: 0 LOB: 0 BB: 0 P: 3	R: 1 E: 0 K: 1 S: 8	H: 3 LOB: 2 BB: 0 P: 8	R: 0 E: 0 K: 1 S: 5	H: 0 LOB: 0 BB: 0 P: 5	R: 0 E: 0 K: 0 S: 4		H: 1 LOB: 1 BB: 0 P: 4	R: 0 E: 0 K: 0 S: 4	H: 1 LOB: 1 BB: 0 P: 4	R: 2 E: 0 K: 0 S: 5	H: 2 LOB: 1 BB: 1 P: 9	R: 0 E: 0 K: 0 S: 2	H: 0 LOB: 0 BB: 1 P: 6	R: 2 E: 0 K: 0 S: 6	H: 3 LOB: 1 BB: 0 P: 6	1B: 7 2B: 3 3B: 0 HR: 2	SF: 0 SAC: 0 DP: 1 HBP: 0	WP: 0 PB: 1 SB: 0 CS: 0	PA: 43
PITCHER	IP WLS BF H R ER SO BB IBB HBP BLK WP HR S P ERA WHIP	IP WLS BF H R ER SO BB IBB HBP BLK WP HR S P ERA WHIP											IP WLS BF H R ER SO BB IBB HBP BLK WP HR S P ERA WHIP												
Ned Garver, R ERA: 0.98 (1, 1)	9.0																								
Ray Herbert, R ERA: 14.29 (10, 1)	1.0	L	6	3	2	2	0	0	0	0	0	0	0	1	6	6	18.00	3.000							

livebaseballscorecards.com

AB 41
R 5
H 12
RBI 5
BB 2
SO 2
LOB 17



BOTTOM

New York Yankees @ Detroit Tigers
Briggs Stadium, Detroit, MI
Fri May 14 1954, 4:33 AM EDT
Att. 9,292 - Sunny

livebaseballscorecards.com

AB 36
R 4
H 10
RBI 4
BB 1
SO 5
LOB 18



WP: 0 PA: 39
PB: 0
SB: 0
CS: 0

AB R H RBI BB SO LOB
3 0 0 0 0 0 2
2 0 1 0 0 0 0

4 0 1 0 1 1 2

5 1 2 0 0 0 4

4 1 2 1 0 0 2

4 1 0 0 0 3 3

3 0 1 1 0 0 1

4 1 0 0 0 0 2

3 0 2 1 0 0 0

2 0 1 0 0 1 1

1 0 0 0 0 0 0
0 0 0 0 0 0 0
1 0 0 1 0 0 1

1B: 9 SF: 2
2B: 2 SAC: 0
3B: 0 DP: 1
HR: 0 HBP: 0

Batter	1	2	3	4	5	6	7	8	9
Frank Bolling, R (1, 4) Fred Hatfield, L (7, PH) OBP: 0.309, SLG: 0.353 (8, 4)	0-0 6-3		0-0 P3		0-0 6-3		0-0 1-3		0-0 BB 1-3 1B
Jim Delsing, L (1, 7) OBP: 0.386, SLG: 0.395	0-0 4-3		0-0 P6		0-3 K			0-0 1B	4-0 BB 1-2 BB
Harvey Kuenn, R (1, 6) OBP: 0.309, SLG: 0.396	0-0 F8			0-0 E8 1B	0-0 FC5-4 1B			0-0 F8	0-0 F8
Ray Boone, R (1, 5) OBP: 0.465, SLG: 0.549		0-0 L3 1B		0-0 E FC1 SF8 1B	0-0 FC5-4 1-2f			0-0 F7	
Walt Dropo, R (1, 3) OBP: 0.287, SLG: 0.378		0-3 K		0-0 FC1 E SF8 1-3 SF8		0-3 K		0-3 K	
Al Kaline, R (1, 9) OBP: 0.322, SLG: 0.305		0-0 L3		0-0 SF8		0-0 L1-3			0-0 FC6-4 1B
Bill Tuttle, R (1, 8) OBP: 0.425, SLG: 0.487			0-0 5-3	0-0 E5		0-0 1-3			0-0 FC6-4 1B 1-2f FC1-6
Frank House, L (1, 2) OBP: 0.382, SLG: 0.441			0-0 2B	0-0 SF8			0-0 F7		0-0 FC1-6 1B
Steve Gromek, S (1, 1) Johnny Pesky, L (7, PH) George Zuverink, R (8, 1) Chuck Kress, L (9, PH)			0-0 1B	0-3 K			0-0 G3		0-0 FC1-6 1B 1-2f 3-H

Inning Stats	R: 0 E: 0 K: 0 S: 3	H: 0 LOB: 0 BB: 0 P: 3	R: 0 E: 0 K: 1 S: 5	H: 1 LOB: 0 BB: 0 P: 5	R: 0 E: 0 K: 0 S: 5	H: 2 LOB: 2 BB: 0 P: 5	R: 3 E: 3 K: 1 S: 9	H: 2 LOB: 1 BB: 0 P: 9	R: 0 E: 0 K: 1 S: 6	H: 1 LOB: 1 BB: 0 P: 6	R: 0 E: 0 K: 1 S: 5	H: 0 LOB: 0 BB: 0 P: 5	R: 0 E: 0 K: 0 S: 3	H: 0 LOB: 0 BB: 0 P: 3	R: 0 E: 0 K: 1 S: 6	H: 1 LOB: 1 BB: 0 P: 6	R: 1 E: 0 K: 0 S: 6	H: 3 LOB: 3 BB: 1 P: 10	1B: 9 2B: 2 3B: 0 HR: 0	SF: 2 SAC: 0 DP: 1 HBP: 0
--------------	------------------------------	---------------------------------	------------------------------	---------------------------------	------------------------------	---------------------------------	------------------------------	---------------------------------	------------------------------	---------------------------------	------------------------------	---------------------------------	------------------------------	---------------------------------	------------------------------	---------------------------------	------------------------------	----------------------------------	----------------------------------	------------------------------------

PITCHER	IP	WLS	BF	H	R	ER	SO	BB	IBB	HBP	BLK	WP	HR	S	P	ERA	WHIP
Harry Byrd, R (1, 1) ERA: 2.28	3.2		17	5	3	1	1	0	0	0	0	0	0	19	19	2.46	1.364
Bob Grim, R (4, 1) ERA: 3.71	5.0	W	20	5	1	1	4	0	0	0	0	0	0	28	28	1.80	1.000
Johnny Sain, R (9, 1) ERA:	0.1	S	2	0	0	0	0	1	0	0	0	0	0	1	5	0.00	3.000

PITCHER	IP	WLS	BF	H	R	ER	SO	BB	IBB	HBP	BLK	WP	HR	S	P	ERA	WHIP
---------	----	-----	----	---	---	----	----	----	-----	-----	-----	----	----	---	---	-----	------

Batter	1	2	3	4	5	6	7	8	9	AB R H RBI BB SO LOB	TOP											
Phil Rizzuto, R OBP: 0.374, SLG: 0.403 (1, 6) X	0-0 BB SF9 1B	0-0 SH1 2-3 1B		0-0 E 1B		0-0 F8		0-0 3-1		4 2 2 0 0 0 0	<p>New York Yankees @ Detroit Tigers</p> <p>Briggs Stadium, Detroit, MI</p> <p>Sat May 15 1954, 4:33 AM EDT</p> <p>Att: 27,115 - Unknown</p>											
Hank Bauer, R OBP: 0.343, SLG: 0.416 (1, 9) X	0-0 SF9 E 1B	0-3 K 1B		0-0 E SF8 1B		0-0 L9		0-0 P4	5 2 2 0 0 1 1													
Mickey Mantle, S OBP: 0.338, SLG: 0.417 (1, 8) B B B	4-0 E 1B	0-0 1B 1B		0-0 E3 SF8 1-3 2-H		0-3 K		0-0 6-3	4 1 1 1 1 1 1													
Yogi Berra, L OBP: 0.333, SLG: 0.539 (1, 2) X	0-0 P6	0-0 1-3 1B		0-0 SF8 2-3 3-H			0-0 G3	0-0 4-3	4 0 1 1 0 0 3													
Bill Skowron, R OBP: 0.314, SLG: 0.500 Eddie Robinson, L OBP: 0.316, SLG: 0.294 (1, 3) X (4, PH) (4, 3)	0-0 SF9 2-3 3-H	0-0 L9		0-0 P6			4-0 BB FC3-4-6		1 0 0 1 0 0 2 1 0 0 0 1 0 1													
Gene Woodling, L OBP: 0.405, SLG: 0.379 (1, 7) X	0-0 E5 1B 2B 1-H 3-H		0-0 1-3	0-0 4-3			0-0 FC3-4-6 1-2f		4 1 1 2 0 0 2													
Gil McDougald, R OBP: 0.313, SLG: 0.323 (1, 4) X	0-0 1B 3-H		0-3 K		4-0 BB G5-4-3		0-3 K		3 0 1 1 1 2 1													
Andy Carey, R OBP: 0.294, SLG: 0.489 (1, 5) X	0-0 P4		4-0 BB		0-0 G5-4-3 1-2f			0-0 L9	3 0 0 0 1 0 2													
Jim McDonald, R OBP: 0.417, SLG: 0.400 Tom Gorman, R Whitey Ford, L Johnny Sain, R (1, 1) (2, 1) (5, 1) (9, 1)		0-0 SH1 1B 2B	0-3 K		0-0 P4			0-0 4-3	1 1 1 0 0 0 0 2 0 0 0 0 1 1 1 0 0 0 0 0 0 0 0 0 0 0 0 0													
Inning Stats	R: 4 E: 1 K: 0 S: 7	H: 4 LOB: 1 BB: 1 P: 11	R: 1 E: 0 K: 1 S: 8	H: 3 LOB: 2 BB: 0 P: 8	R: 0 E: 0 K: 2 S: 7	H: 0 LOB: 1 BB: 1 P: 11	R: 2 E: 1 K: 0 S: 6	H: 2 LOB: 1 BB: 0 P: 6	R: 0 E: 0 K: 0 S: 2	H: 0 LOB: 0 BB: 1 P: 6		R: 0 E: 0 K: 1 S: 5	H: 0 LOB: 0 BB: 0 P: 5	R: 0 E: 0 K: 1 S: 5	H: 0 LOB: 1 BB: 1 P: 9	R: 0 E: 0 K: 0 S: 3	H: 0 LOB: 0 BB: 0 P: 3	R: 0 E: 0 K: 0 S: 3	H: 0 LOB: 0 BB: 0 P: 3	1B: 7 2B: 2 3B: 0 HR: 0	SF: 2 SAC: 1 DP: 1 HBP: 0	WP: 0 PB: 0 SB: 0 CS: 0
PITCHER	IP WLS BF H R ER SO BB IBB HBP BLK WP HR S P ERA WHIP											PITCHER	IP WLS BF H R ER SO BB IBB HBP BLK WP HR S P ERA WHIP									
Billy Hoedt, L ERA: 5.04 (1, 1)	0.2 L 7 4 4 3 0 1 0 0 0 0 0 6 10 40.50 7.500																					
George Zuverink, R ERA: 6.97 (1, 1)	1.1 7 3 1 1 1 0 0 0 0 0 0 0 9 9 6.75 2.250																					
Dick Marlowe, R ERA: 1.5 (3, 1)	4.0 16 2 2 1 3 2 0 0 0 0 0 0 20 28 2.25 1.000																					
Bob Miller, L ERA: (7, 1)	2.0 7 0 0 0 1 1 0 0 0 0 0 0 8 12 0.00 0.500																					
Al Aber, L ERA: 1.42 (9, 1)	1.0 3 0 0 0 0 0 0 0 0 0 0 0 3 3 0.00 0.000																					

livebaseballscorecards.com

AB	33
R	7
H	9
RBI	6
BB	4
SO	5
LOB	14



BOTTOM

New York Yankees @ Detroit Tigers
 Briggs Stadium, Detroit, MI
 Sat May 15 1954, 4:33 AM EDT
 Att. 27,115 - Unknown

livebaseballscorecards.com

AB	35
R	5
H	10
RBI	5
BB	5
SO	6
LOB	20



WP: 0	PA: 40
PB: 0	
SB: 0	
CS: 0	

AB	R	H	RBI	BB	SO	LOB
5	0	1	0	0	0	1
4	0	1	2	0	1	0
1	0	0	0	0	0	0
4	1	2	0	1	1	2
1	0	0	0	2	0	1
1	0	0	0	0	0	0
1	0	0	0	0	0	1
3	1	1	1	1	1	1
4	0	2	0	0	0	3
4	0	0	0	0	1	6
2	2	2	2	0	0	0
2	0	0	0	0	1	4
0	0	0	0	0	0	0
0	0	0	0	0	0	0
0	1	0	0	1	0	0
1	0	1	0	0	0	0
1	0	0	0	0	1	0
0	0	0	0	0	0	0
1	0	0	0	0	0	1
0	0	0	0	0	0	0

1B: 9	SF: 0
2B: 0	SAC: 0
3B: 0	DP: 3
HR: 1	HBP: 0

WP	HR	S	P	ERA	WHIP
0	0	0	0	0.00	1.500

Batter	1	2	3	4	5	6	7	8	9
Harvey Kuenn, R (1, 6) OBP: 0.303, SLG: 0.385	0-0 1-3 1B	0-0 1-2 2-3 1B		0-0 1-2f G1-6-3		0-0 4-3		0-0 5-3	
Fred Hatfield, L (1, 4) OBP: 0.429, SLG: 0.333	0-3 K	0-0 FC6-4 1B			0-0 4-3	0-0 G3		0-0 L8	
Frank Bolling, R (9, PH) OBP: 0.305, SLG: 0.349		1-2 2-H 3-H 1B							
Ray Boone, R (1, 5) OBP: 0.473, SLG: 0.547	4-0 BB	0-0 FC6-4 1B			0-0 BB 1B		0-3 K	0-0 1B	
Jim Delsing, L (1, 7) OBP: 0.396, SLG: 0.390	0-0 F7		4-0 L4-3 BB		4-0 E 1B		0-0 F9	0-0 P6	
Don Lund, R (7, PH) OBP: 0.300, SLG: 0.300					1-2 BB				
Chuck Kress, L (9, PH) OBP: 0.300, SLG: 0.300									
Walt Dropo, R (1, 3) OBP: 0.297, SLG: 0.376		4-0 G1-4-3 1B	0-3 K		0-0 E 1B		0-0 F9		
Al Kaline, R (1, 9) OBP: 0.330, SLG: 0.314		0-0 G1-4-3 1B	0-0 L4-3		0-0 L5			0-0 1B	
Bill Tuttle, R (1, 8) OBP: 0.407, SLG: 0.463		0-0 G1-4-3 1B		0-0 5-3	0-3 K			0-0 F3	
Frank House, L (1, 2) OBP: 0.400, SLG: 0.508		0-0 1B BB 1B		0-0 HR	0-3 K			0-0 F9	
Matt Batts, R (5, PH) OBP: 0.214, SLG: 0.231		3-H 1B 1B							
Billy Hoelt, L (1, 1) OBP: 0.500, SLG: 0.500		4-0 1B 1B		0-0 G1-6-3 1B		0-3 K		0-0 F7	
George Zuverink, R (1, 1) OBP: 0.500, SLG: 0.500									
Johnny Pesky, L (2, PH) OBP: 1.000, SLG: 1.000									
Dick Marlowe, R (3, 1) OBP: 1.000, SLG: 1.000									
Reno Bertoia, R (6, PH) OBP: 0.333, SLG: 0.250									
Bob Miller, R (7, 1) OBP: 0.333, SLG: 0.333									
Bob Nieman, R (8, PH) OBP: 0.333, SLG: 0.333									
Al Aber, L (9, 1) OBP: 0.333, SLG: 0.333									

Inning	R	H	E	K	S	H	LOB	BB	P
1	0	0	0	5	9	0	1	0	9
2	3	4	0	6	14	2	2	2	14
3	0	0	0	4	8	0	0	1	8
4	1	2	0	4	4	0	0	0	4
5	1	2	1	10	14	3	1	1	14
6	0	0	0	5	5	0	0	0	5
7	0	0	0	5	5	0	0	0	5
8	0	1	0	4	4	1	0	0	4
9	0	1	0	4	4	1	0	0	4

PITCHER	IP	WLS	BF	H	R	ER	SO	BB	IBB	HBP	BLK	WP	HR	S	P	ERA	WHIP
Jim McDonald, R (1, 1) ERA: 2.93	1.2		10	3	3	3	1	3	0	0	0	0	0	9	21	16.20	3.600
Tom Gorman, R (2, 1) ERA: 2.19	2.2		13	5	2	2	1	2	0	0	0	0	1	13	21	6.75	2.625
Whitey Ford, L (5, 1) ERA: 7.02	4.0	W	14	1	0	0	4	0	0	0	0	0	0	22	22	0.00	0.250
Johnny Sain, R (9, 1) ERA:	0.2	S	3	1	0	0	0	0	0	0	0	0	0	3	3	0.00	1.500

Batter	1	2	3	4	5	6	7	8	9	AB R H RBI BB SO LOB	TOP																									
Billy Goodman, L (1, 4) OBP: 0.367, SLG: 0.435	0-0 4-3		0-0 2B 1-2 SF8 1B	0-0 FC1-5 FC1-6			0-0 1-3	0-0 L9		5 1 1 0 0 0 2	Boston Red Sox @ Detroit Tigers Briggs Stadium, Detroit, MI Sun May 16 1954, 4:33 AM EDT Unknown																									
Harry Agganis, L (1, 3) OBP: 0.391, SLG: 0.517	0-0 F5		0-0 SF8 1-3 2-H 1B 2B	0-0 FC1-6			0-0 1B 1B	0-0 4-3 S 1B	5 2 3 1 0 0 2																											
Jackie Jensen, R (1, 9) OBP: 0.345, SLG: 0.493	0-0 L9		0-0 SF8 2-3 3-H	0-0 P6			0-0 1B 1-2 E 1B	0-0 4-3	4 1 1 1 0 0 3																											
Ted Williams, L (1, 7) OBP: 0.500, SLG: 0.500		0-0 G6-4-3 1B	0-0 1B		0-0 3-1		0-0 5-3 E 1-3 2-H 1B	0-3 K	4 1 3 2 0 0 0																											
Jim Piersall, R (7, PR) OBP: 0.297, SLG: 0.284									0 0 0 0 0 0 0																											
Hoot Evers, R (9, PH)									1 0 0 0 0 1 1																											
George Kell, R (1, 5) OBP: 0.345, SLG: 0.297		0-0 G6-4-3 1-2 1B	0-0 FC5 1-2 1B		0-0 F7		0-0 FC3 1-2 5-3	4-0 IBB	4 0 2 0 1 0 1																											
Karl Olson, R (1, 8) OBP: 0.273, SLG: 0.381	0-0 G6-4-3 1-2f 2-3		0-0 1-2 2-H 1B		0-0 1-3		0-0 5-3 1-2 2-3	0-0 5-3	5 0 1 1 0 0 6																											
Del Wilber, R (1, 2) OBP: 0.227, SLG: 0.415	0-0 6-3		0-0 FC5 2-3f			0-0 6-3	0-0 P2		4 0 0 0 0 0 6																											
Sammy White, R (7, 2)									0 0 0 0 0 0 0																											
Milt Bolling, R (1, 6) OBP: 0.244, SLG: 0.176			4-0 2B BB	4-0 FC1-5 BB		0-0 5-3		0-0 P6	2 1 0 0 2 0 0																											
Hal Brown, R (1, 1) OBP: 0.286, SLG: 0.167			0-3 K	4-0 FC1-6 FC1-5 BB		0-0 6-3		0-0 L9	2 0 0 0 1 1 1																											
Ellis Kinder, R (7, 1) OBP: 0.250, SLG: 0.250									1 0 0 0 0 0 0																											
Inning Stats	R: 0 E: 0 K: 0 S: 3	H: 0 LOB: 0 BB: 0 P: 3	R: 0 E: 0 K: 0 S: 4	H: 2 LOB: 1 BB: 0 P: 4	R: 4 E: 0 K: 1 S: 10	H: 5 LOB: 2 BB: 1 P: 14	R: 0 E: 0 K: 0 S: 3	H: 0 LOB: 2 BB: 2 P: 11	R: 0 E: 0 K: 0 S: 3	H: 0 LOB: 0 BB: 0 P: 3	R: 2 E: 1 K: 0 S: 7	H: 3 LOB: 3 BB: 0 P: 7	R: 0 E: 0 K: 0 S: 3	H: 0 LOB: 0 BB: 0 P: 3	R: 0 E: 0 K: 1 S: 6	H: 1 LOB: 2 BB: 1 P: 10	1B: 10 2B: 1 3B: 0 HR: 0	SF: 1 SAC: 0 DP: 1 HBP: 0	WP: 0 PB: 0 SB: 1 CS: 0	PA: 42																
PITCHER	IP WLS BF H R ER SO BB IBB HBP BLK WP HR S P ERA WHIP																																			
Ted Gray, L (1, 1) ERA: 4.88	3.0		17	7	4	4	1	2	0	0	0	0	0	17	25	12.00	3.000																			
Al Aber, L (4, 1) ERA: 1.62	4.0		17	3	2	1	0	1	0	0	0	0	0	16	20	2.25	1.000																			
Dick Marlowe, R (8, 1) ERA: 1.29	1.0	W	3	0	0	0	0	0	0	0	0	0	0	3	3	0.00	0.000																			
Billy Hoelt, L (9, 1) ERA: 4.85	1.0	S	5	1	0	0	1	0	1	0	0	0	0	6	10	0.00	1.000																			

livebaseballscorecards.com

AB	37
R	6
H	11
RBI	5
BB	4
SO	2
LOB	22



Batter	1	2	3	4	5	6	7	8	9
Harvey Kuenn, R (1, 6) OBP: 0.308, SLG: 0.396	0-0 FC6-5 5-3 1B	0-0 P3			0-0 F9		0-0 1B 2B	0-0 F8	
Fred Hatfield, L (1, 4) OBP: 0.389, SLG: 0.313	0-0 5-3 1-2		0-0 P6		0-0 P4		0-0 E 1B		
Ray Boone, R (1, 5) OBP: 0.463, SLG: 0.532	0-0 FC6-5 BB 2-3		0-0 F9		0-0 5-3		0-0 E7 1B		
Jim Delsing, L (1, 7) OBP: 0.389, SLG: 0.375	4-0 1-2 BB		0-0 6-3		0-0 4-3		0-0 F7		
Chuck Kress, L (1, 3) OBP: 0.357, SLG: 0.308	0-0 4-3			4-0 3B BB	0-3 K		0-0 5-3 1B		
Al Kaline, R (1, 9) OBP: 0.326, SLG: 0.303		4-0 3B BB		0-0 L3	0-0 L6-3		0-0 L7		
Bill Tuttle, R (1, 8) OBP: 0.421, SLG: 0.518		0-0 1-H SF8 3B		0-0 1-H 3B		4-0 G1-6-3 1B 2B BB	0-0 5-3 1-2		
Frank House, L (1, 2) OBP: 0.405, SLG: 0.508		0-0 3-H SF8		0-0 5-3		0-0 1-2 G1-6-3 1B	4-0 1B IBB		
Ted Gray, S (1, 1) Al Aber, L (4, 1) Johnny Pesky, L (7, PH) Dick Marlowe, R (8, 1) Matt Batts, R (8, PH) Reno Bertoia, R (8, PR) Billy Hoelt, L (9, 1)		0-0 F7		0-0 L6		0-0 1-2 2-3 G1-6-3	0-0 1-3 2-H 1B		

Inning Stats	R: 0	H: 1	E: 0	LOB: 2	K: 0	BB: 1	S: 4	P: 8	R: 2	H: 1	E: 0	LOB: 0	K: 0	BB: 1	S: 4	P: 8	R: 0	H: 0	E: 0	LOB: 0	K: 0	BB: 0	S: 3	P: 3	R: 0	H: 0	E: 0	LOB: 0	K: 1	BB: 0	S: 5	P: 5	R: 3	H: 4	E: 1	LOB: 1	K: 0	BB: 1	S: 6	P: 10	R: 1	H: 2	E: 0	LOB: 2	K: 0	BB: 1	S: 5	P: 9	1B: 6	SF: 1	2B: 1	SAC: 0	3B: 2	DP: 1	HR: 0	HBP: 0
--------------	------	------	------	--------	------	-------	------	------	------	------	------	--------	------	-------	------	------	------	------	------	--------	------	-------	------	------	------	------	------	--------	------	-------	------	------	------	------	------	--------	------	-------	------	-------	------	------	------	--------	------	-------	------	------	-------	-------	-------	--------	-------	-------	-------	--------

PITCHER	IP	WLS	BF	H	R	ER	SO	BB	IBB	HBP	BLK	WP	HR	S	P	ERA	WHIP
Hal Brown, R (1, 1) ERA: 3.31	6.2		29	6	6	5	1	4	0	0	0	0	0	27	43	6.75	1.500
Ellis Kinder, R (7, 1) ERA: 4.91	1.1	L	8	3	1	1	0	0	1	0	0	0	0	7	11	6.75	2.250


BOTTOM

Boston Red Sox @ Detroit Tigers
Briggs Stadium, Detroit, MI
Sun May 16 1954, 4:33 AM EDT
Unknown

AB	R	H	RBI	BB	SO	LOB
5	1	2	1	0	0	2
4	1	1	1	0	0	1
4	0	1	1	0	0	1
3	0	0	0	1	0	1
3	2	1	0	1	1	2
3	1	0	0	1	0	2
3	2	2	2	1	0	1
2	0	1	1	1	0	1
1	0	0	0	0	0	0
1	0	0	0	0	0	1
1	0	0	0	0	0	2
0	0	0	0	0	0	0
0	0	0	0	0	0	0
0	0	1	1	0	0	0
0	0	0	0	0	0	0
0	0	0	0	0	0	0

livebaseballscorecards.com

AB	31
R	7
H	9
RBI	7
BB	5
SO	1
LOB	14



WP: 0	PA: 37
PB: 0	
SB: 0	
CS: 0	

Batter	1	2	3	4	5	6	7	8	9	10	11	12	13	14	AB	R	H	RBI	BB	SO	LOB	TOP										
Billy Goodman, L OBP: 0.361, SLG: 0.418 (1, 4)	0-0 E 1B	0-0 4-3	0-0 F7			4-0 1B SF8 BB	0-0 6	0-0 4-3	0-0 CS	0-3 K2-3		0-3 K			6	2	1	0	1	2	3											
Harry Agganis, L OBP: 0.423, SLG: 0.516 (1, 3)	0-0 E5 1B	4-0 BB		0-0 G4-6-3 1B		0-0 2B 1B		4-0 HR BB		0-0 L9			4-0 1B BB		4	3	2	0	3	0	0											
Jackie Jensen, R OBP: 0.330, SLG: 0.463 (1, 8) (8, 9)	4-0 SH2-3 1B BB	0-0 P4		0-0 G4-6-3 1B		0-0 SF8		0-0 F9		0-0 1-3			0-0 F8		5	0	0	1	1	0	4											
Ted Williams, L OBP: 0.727, SLG: 1.364 Frank Sullivan, R (8, 1)	0-0 SH2-3 1B		0-0 HR	0-0 1B		0-0 2B		0-0 HR			0-0 F2		0-0 F3		5	2	5	5	0	0	0											
George Kell, R OBP: 0.352, SLG: 0.299 Floyd Baker, L OBP: 0.167, SLG: 0.167 (8, 5)	0-0 SH2-3		4-0 1B BB	0-0 FC6-4 1B		0-3 K2-3		0-0 E5 FC4-6			0-0 L9		0-0 1B		3	1	1	0	1	1	1											
Charlie Maxwell, L OBP: 0.333, SLG: 0.313 (8, 7)	0-0 IBB		0-0 1B 1B	0-0 FC6-4 1B		0-0 1-3		0-0 FC4-6			0-0 F7		0-0 F8		6	0	1	0	1	0	6											
Mickey Owen, R OBP: 0.300, SLG: 0.125 Sammy White, R OBP: 0.246, SLG: 0.426 (7, 2)	0-3 K		0-0 P1		0-0 6-3		0-0 1B		0-0 G2-6-4 1B			0-0 SH1-4 1B		0-0 1-3	4	0	1	0	0	1	5											
Milt Bolling, R OBP: 0.213, SLG: 0.150 (1, 6)	0-0 F3		0-3 K		0-3 K		0-0 L9		0-0 G2-6-4			0-0 SH1-4		0-0 5-3	6	0	0	0	0	2	7											
Leo Kiely, L OBP: 0.091, SLG: 0.091 Jim Piersall, R OBP: 0.299, SLG: 0.286 (8, 8)		0-3 K	0-0 1B		0-0 4-3		0-3 K		0-0 CS 1B			0-3 K		0-0 L8	4	0	1	1	0	2	1											
															3	0	1	0	0	1	1											
Inning Stats	R: 2 E: 1 K: 1 S: 8	H: 2 LOB: 3 BB: 2 P: 16	R: 0 E: 0 K: 1 S: 5	H: 0 LOB: 1 BB: 1 P: 9	R: 2 E: 0 K: 1 S: 8	H: 3 LOB: 2 BB: 1 P: 12	R: 0 E: 0 K: 1 S: 5	H: 3 LOB: 2 BB: 0 P: 5	R: 0 E: 0 K: 1 S: 5	H: 0 LOB: 0 BB: 0 P: 5	R: 2 E: 0 K: 1 S: 7	H: 2 LOB: 1 BB: 1 P: 11	R: 0 E: 0 K: 1 S: 5	H: 1 LOB: 1 BB: 0 P: 5	R: 2 E: 1 K: 0 S: 5	H: 1 LOB: 1 BB: 1 P: 9	R: 0 E: 0 K: 0 S: 3	H: 2 LOB: 0 BB: 0 P: 3	R: 0 E: 0 K: 1 S: 5	H: 0 LOB: 0 BB: 0 P: 5	R: 0 E: 0 K: 0 S: 3	H: 0 LOB: 0 BB: 0 P: 3	R: 0 E: 0 K: 2 S: 8	H: 1 LOB: 1 BB: 0 P: 8	R: 0 E: 0 K: 0 S: 4	H: 1 LOB: 2 BB: 1 P: 8	R: 0 E: 0 K: 0 S: 3	H: 0 LOB: 0 BB: 0 P: 3	1B: 13 2B: 1 3B: 0 HR: 2	SF: 1 SAC: 2 DP: 2 HBP: 0	WP: 0 PB: 0 SB: 0 CS: 1	PA: 64
PITCHER	IP	WLS	BF	H	R	ER	SO	BB	IBB	HBP	BLK	WP	HR	S	P	ERA	WHIP															
Ralph Branca, R ERA: 3.68 (1, 1)	2.0		15	4	4	3	2	3	1	0	0	0	1	15	31	13.50	3.500															
Ray Herbert, R ERA: 9.24 (3, 1)	7.0		31	10	4	4	4	2	0	0	0	0	1	36	44	5.14	1.714															
Billy Hoelt, L ERA: 4.2 (10, 1)	4.0		15	2	0	0	3	1	0	0	0	0	0	20	24	0.00	0.750															
Steve Gromek, R ERA: 2.29 (14, 1)	1.0	W	3	0	0	0	0	0	0	0	0	0	0	3	3	0.00	0.000															

Boston Red Sox @ Detroit Tigers
 Briggs Stadium, Detroit, MI
 Sun May 16 1954, 4:38 AM EDT
 Att. 42,957 - Unknown

AB	53
R	8
H	16
RBI	7
BB	7
SO	9
LOB	29



Batter	1	2	3	4	5	6	7	8	9	10	11	12	13	14
Harvey Kuenn, R (1, 6) OBP: 0.291, SLG: 0.374	0-0 1-3		0-0 E5 HR	0-0 E5		0-0 FC6-4			0-0 SH FC4		0-3 K			0-0 4-3
Frank Bolling, R (1, 4) OBP: 0.313, SLG: 0.360	4-0 FC5-4		0-0 F9	0-0 5-3			0-0 E8 BLK 2B		0-0 FC4 G5-4-3		0-3 K			0-3 K
Chuck Kress, L (9, PH) OBP: 0.333, SLG: 0.286														
Billy Hoelt, L (10, 1)														
Steve Gromek, S (14, 1) OBP: 0.200, SLG: 0.111														
Ray Boone, R (1, 5) OBP: 0.451, SLG: 0.581	0-0 FC5-4		0-0 HR		0-0 5-3		0-0 P6		0-0 G5-4-3		0-0 1-3			0-0 HR
Walt Dropo, R (1, 3) OBP: 0.289, SLG: 0.374	0-3 K		0-0 F9		0-0 2B		0-0 6-3					0-0 6-3		
Don Lund, R (1, 7)		0-0 5-3	0-0 1-3		0-0 6-3		0-3 K			0-0 F8		0-0 G3		
Jim Delsing, L (10, PH) OBP: 0.381, SLG: 0.366														
Al Kaline, R (1, 9) OBP: 0.327, SLG: 0.305		0-0 2B 1B		0-0 L7		0-0 L5-3		0-0 L1-3		0-0 BB S 1B		0-0 L8		
Bill Tuttle, R (1, 8) OBP: 0.436, SLG: 0.529		0-0 SF8 2B		4-0 1B BB		0-0 FC5-4 1B		0-0 P3		4-0 BB IBB			0-0 6-3	
Matt Batts, R (1, 2) OBP: 0.333, SLG: 0.333		0-0 SF8		0-0 3B 1B		0-0 FC5-4 1B		0-0 4-3		4-0 BB			0-3 K	
Ralph Branca, R (1, 1)		0-0 6-3		0-0 E 3B		0-0 FC5-4 FC6-4			4-0 E SH FC4 BB		0-3 K		0-3 K	
Ray Herbert, R (3, 1) OBP: 0.500, SLG: 1.500														
Frank House, L (9, PH) OBP: 0.413, SLG: 0.508														
Reno Bertoia, R (9, PR)														
Fred Hatfield, L (10, 4) OBP: 0.350, SLG: 0.278														

Inning Stats	R: 0	H: 0	E: 0	K: 1	S: 5	H: 0	LOB: 1	BB: 1	P: 9	R: 2	H: 2	E: 0	K: 0	S: 5	H: 1	LOB: 0	BB: 0	P: 5	R: 2	H: 2	E: 1	K: 0	S: 5	H: 2	LOB: 1	BB: 1	P: 9	R: 0	H: 1	E: 0	K: 0	S: 3	R: 0	H: 2	E: 0	K: 0	S: 5	R: 1	H: 1	E: 1	K: 1	S: 6	R: 0	H: 0	E: 0	K: 0	S: 3	R: 1	H: 0	E: 1	K: 0	S: 3	R: 0	H: 1	E: 0	K: 2	S: 8	R: 0	H: 0	E: 0	K: 2	S: 7	R: 0	H: 0	E: 0	K: 0	S: 3	R: 0	H: 0	E: 0	K: 2	S: 7	R: 0	H: 0	E: 0	K: 2	S: 7	R: 1	H: 1	E: 0	K: 1	S: 5	1B: 5	2B: 3	3B: 1	HR: 2	SF: 1	SAC: 1	DP: 1	HBP: 0	WP: 0	PA: 57
--------------	------	------	------	------	------	------	--------	-------	------	------	------	------	------	------	------	--------	-------	------	------	------	------	------	------	------	--------	-------	------	------	------	------	------	------	------	------	------	------	------	------	------	------	------	------	------	------	------	------	------	------	------	------	------	------	------	------	------	------	------	------	------	------	------	------	------	------	------	------	------	------	------	------	------	------	------	------	------	------	------	------	------	------	------	------	-------	-------	-------	-------	-------	--------	-------	--------	-------	--------

PITCHER	IP	WLS	BF	H	R	ER	SO	BB	IBB	HBP	BLK	WP	HR	S	P	ERA	WHIP
Leo Kiely, L (1, 1) ERA: 4.01	7.0	32	32	9	7	4	2	2	0	0	0	0	1	34	42	5.14	1.571
Frank Sullivan, R (8, 1) ERA: 1.06	6.2	L	25	2	2	1	7	2	1	0	0	0	1	36	48	1.35	0.600


BOTTOM

Boston Red Sox @ Detroit Tigers
Briggs Stadium, Detroit, MI


Sun May 16 1954, 4:38 AM EDT
Att. 42,957 - Unknown

AB	6	3	1	0	0	0	1	2
R	1	0	0	1	0	0	1	2
H	1	0	0	1	0	0	1	0
RBI	1	0	0	0	0	1	0	1
BB	1	0	0	0	0	1	0	1
SO	7	2	2	3	0	0	2	2
LOB	6	0	1	0	0	2	1	1

AB	50
R	9
H	11
RBI	7
BB	5
SO	9
LOB	13



WP: 0	PA: 57
PB: 0	SB: 1
CS: 0	

Batter	1	2	3	4	5	6	7	8	9	AB R H RBI BB SO LOB	TOP
Billy Goodman, L (1, 4) OBP: 0.353, SLG: 0.400	0-0 P3		0-0 F7		0-0 1-3			0-0 6-3	4-0 BB	4 0 0 0 1 0 3	
Harry Agganis, L (1, 3) OBP: 0.395, SLG: 0.478	0-3 K		0-0 3-1		0-0 6-3			0-0 F8	0-0 F7	5 0 0 0 0 1 5	
Ted Williams, L (1, 7) OBP: 0.667, SLG: 1.154	4-0 FC5-4 BB			0-0 L4		0-0 3-1		4-0 HR IBB		2 1 0 0 2 0 0	
Jackie Jensen, R (1, 8) OBP: 0.327, SLG: 0.488	0-0 FC5-4			0-0 5-3		0-0 5-3		0-0 HR		4 1 1 3 0 0 1	
Charlie Maxwell, L (1, 9) OBP: 0.328, SLG: 0.308		0-0 L9		0-0 F7		0-0 G3		0-0 1B		4 0 1 0 0 0 0	
Sammy White, R (1, 2) OBP: 0.233, SLG: 0.403		0-0 6-3			0-0 P6		0-0 F2	0-0 P4		4 0 0 0 0 0 1	
Ted Lepcio, R (1, 5) OBP: 0.289, SLG: 0.303		0-0 E6			0-0 HR		0-0 5-3	4-0 SH1-4 BB		3 1 1 1 1 0 0	
Milt Bolling, R (1, 6) OBP: 0.220, SLG: 0.186		0-0 F7			0-0 2B		0-0 P6	0-0 SH1-4		3 0 1 0 0 0 1	
Tom Brewer, R (1, 1)			0-0 F8		4-0 BB			0-0 HR 2B	0-0 6-3	1 0 0 0 1 0 0	
Floyd Baker, L (8, PH) OBP: 0.286, SLG: 0.429										1 1 1 0 0 0 0	
Sid Hudson, R (8, 1)										1 0 0 0 0 0 1	
Inning Stats	R: 0 E: 0 K: 1 S: 5 H: 0 LOB: 1 BB: 1 P: 9	R: 0 E: 1 K: 0 S: 4 H: 0 LOB: 1 BB: 0 P: 4	R: 0 E: 0 K: 0 S: 3 H: 0 LOB: 0 BB: 0 P: 3	R: 0 E: 0 K: 0 S: 3 H: 0 LOB: 0 BB: 0 P: 3	R: 1 E: 0 K: 0 S: 5 H: 2 LOB: 2 BB: 1 P: 9	R: 0 E: 0 K: 0 S: 3 H: 0 LOB: 0 BB: 0 P: 3	R: 0 E: 0 K: 0 S: 3 H: 0 LOB: 0 BB: 0 P: 3	R: 3 E: 0 K: 0 S: 6 H: 3 LOB: 1 BB: 1 P: 10	R: 0 E: 0 K: 0 S: 3 H: 0 LOB: 2 BB: 2 P: 11	1B: 1 2B: 2 3B: 0 HR: 2 SF: 0 SAC: 1 DP: 0 HBP: 0	WP: 0 PB: 0 SB: 0 CS: 0 PA: 38
PITCHER Ned Garver, R (1, 1) ERA: 1.47	IP WLS BF H R ER SO BB IBB HBP BLK WP HR S P ERA WHIP										
	9.0 L 38 5 4 4 1 4 1 0 0 0 2 35 55 4.00 1.000										

Boston Red Sox @ Detroit Tigers
 Briggs Stadium, Detroit, MI
 Mon May 17 1954, 4:33 AM EDT
 Att. 5,254 - Unknown

livebaseballscorecards.com

AB 32
R 4
H 5
RBI 4
BB 5
SO 1
LOB 12

BOTTOM

Boston Red Sox @ Detroit Tigers
Briggs Stadium, Detroit, MI
Mon May 17 1954, 4:33 AM EDT
Att. 5,254 - Unknown

livebaseballscorecards.com

AB 32
R 3
H 8
RBI 3
BB 3
SO 5
LOB 11



WP: 0 PA: 36
PB: 0
SB: 0
CS: 1

AB R H RBI BB SO LOB

4 0 2 0 0 0 0

2 0 0 0 1 0 1

3 0 0 0 1 2 2

3 0 0 0 1 1 1

4 1 1 0 0 0 3

4 0 1 0 0 0 0

4 1 2 1 0 0 1

4 1 2 2 0 1 1

3 0 0 0 0 0 2

1 0 0 0 0 1 0

1B: 7 SF: 0
2B: 1 SAC: 1
3B: 0 DP: 1
HR: 1 HBP: 0

Batter	1	2	3	4	5	6	7	8	9
Harvey Kuenn, R (1, 6) OBP: 0.298, SLG: 0.378	0-0 3-1		0-0 F9		0-0 FC3-6 1B		0-0 CS SH2-4 1B		
Fred Hatfield, L (1, 4) OBP: 0.348, SLG: 0.250	4-0 BB		0-0 3-4-1		0-0 FC3-6 BB 1-2f		0-0 SH2-4 1-2		
Ray Boone, R (1, 5) OBP: 0.443, SLG: 0.562	0-3 K		0-0 6-3		4-0 BB 1-2 BB		0-3 K 2-3		
Jim Delsing, L (1, 7) OBP: 0.376, SLG: 0.353	0-0 F8			0-3 K	4-0 BB 1-2 2-3 BB		0-0 P5		
Chuck Kress, L (1, 3) OBP: 0.316, SLG: 0.278		0-0 G3		0-0 1B FC6-4 1B	0-0 F8		0-0 3-1		
Al Kaline, R (1, 9) OBP: 0.324, SLG: 0.303		0-0 L6-3		0-0 1-3 FC6-4 1B		0-0 L4-3		0-0 L1-3	
Bill Tuttle, R (1, 8) OBP: 0.438, SLG: 0.527		0-0 HR 1B		0-0 1-2f 3-H FC6-4		0-0 L5-4 1B			0-0 6-3
Frank House, L (1, 2) OBP: 0.418, SLG: 0.552		0-0 1-H HR		0-0 F8		0-0 1-2 1B			0-3 K
Ned Garver, R (1, 1) OBP: 0.200, SLG: 0.158 Matt Batts, R (9, PH) OBP: 0.318, SLG: 0.316		0-0 5-3			0-0 F8	0-0 L5-4 2-3			0-3 K

Inning Stats	R: 0	H: 0	E: 0	K: 1	S: 5	LOB: 1	BB: 1	P: 9
	R: 2	H: 2	E: 0	K: 0	S: 5	LOB: 0	BB: 0	P: 5
	R: 0	H: 0	E: 0	K: 0	S: 3	LOB: 0	BB: 0	P: 3
	R: 1	H: 2	E: 1	K: 1	S: 7	LOB: 1	BB: 0	P: 7
	R: 0	H: 1	E: 0	K: 0	S: 4	LOB: 3	BB: 2	P: 12
	R: 0	H: 2	E: 0	K: 0	S: 4	LOB: 1	BB: 0	P: 4
	R: 0	H: 1	E: 0	K: 1	S: 5	LOB: 0	BB: 0	P: 5
	R: 0	H: 0	E: 0	K: 0	S: 3	LOB: 0	BB: 0	P: 3

PITCHER	IP	WLS	BF	H	R	ER	SO	BB	IBB	HBP	BLK	WP	HR	S	P	ERA	WHIP
Tom Brewer, R (1, 1) ERA: 3.27	7.0	W	30	8	3	3	3	3	3	0	0	0	1	33	45	3.86	1.571
Sid Hudson, R (8, 1) ERA: 3.0	2.0	S	6	0	0	0	2	0	0	0	0	0	0	10	10	0.00	0.000

ERA WHIP

Batter	1	2	3	4	5	6	7	8	9	AB R H RBI BB SO LOB	TOP																								
Joe Demaestri, R (1, 6) OBP: 0.227, SLG: 0.274	0-3 K		X 0-0 2B		H 1-0 FC6 HBP		X 0-0 F8		X 0-0 F7	4 0 1 0 0 1 1																									
Spook Jacobs, R (1, 4) OBP: 0.322, SLG: 0.290 Elmer Valo, L (5, PH) OBP: 0.267, SLG: 0.091 Pete Suder, R (5, 4) OBP: 0.239, SLG: 0.262	0-0 5-3		B B B B 4-0 BB		X 0-0 SF8		X 0-0 3-1			1 0 0 0 1 0 0 0 0 0 1 0 0 0 1 0 0 0 0 0 0																									
Don Bollweg, L (1, 3) OBP: 0.300, SLG: 0.244	0-3 K		S S S S 0-3 K		X 0-0 FC6			B B B B 4-0 FC8-8 BB		3 0 0 0 1 2 4																									
Bill Renna, R (1, 9) OBP: 0.336, SLG: 0.446		X 0-0 6-3		X 0-0 G6-4-3 1B		X 0-0 HR		X 0-0 FC8-6		4 1 2 1 0 0 1																									
Gus Zernial, R (1, 7) OBP: 0.321, SLG: 0.389	0-3 K		S S S S 0-3 K		X 0-0 P4		X 0-0 P1			4 0 0 0 0 2 2																									
Vic Power, R (1, 8) OBP: 0.261, SLG: 0.343	0-0 P4		X 0-0 G6-4-3		X 0-0 L9		X 0-0 F2			4 0 0 0 0 0 2																									
Jim Finigan, R (1, 5) OBP: 0.432, SLG: 0.526			X 0-0 HR		X 0-0 6-3		X 0-0 2B		X 0-0 6-3	4 1 2 1 0 0 0																									
Billy Shantz, R (1, 2) OBP: 0.274, SLG: 0.373			X 0-0 F7		X 0-0 HBP SF8 2B		X 0-0 F9		X 0-0 F6	4 1 1 0 0 0 1																									
Morrie Martin, L (1, 1) OBP: 0.308, SLG: 0.385 Lou Limmer, L (5, PH) OBP: 0.250, SLG: 0.125 Art Ditmar, R (5, 1) Jim Robertson, R (9, PH) OBP: 0.348, SLG: 0.222			S S S S 0-3 K		B B B B 4-0 HBP BB		S S S S 0-3 K		B B B B 4-0 BB	1 0 0 0 0 1 0 0 0 0 0 1 0 0 1 0 0 0 0 1 0 0 0 0 0 1 0 0																									
Inning Stats	R: 0 E: 0 K: 2 S: 7	H: 0 LOB: 0 BB: 0 P: 7	R: 0 E: 0 K: 1 S: 5	H: 0 LOB: 0 BB: 0 P: 5	R: 1 E: 0 K: 2 S: 9	H: 2 LOB: 2 BB: 1 P: 13	R: 0 E: 0 K: 1 S: 5	H: 1 LOB: 0 BB: 0 P: 5	R: 1 E: 0 K: 0 S: 4	H: 1 LOB: 2 BB: 1 P: 9	R: 1 E: 0 K: 0 S: 5	H: 2 LOB: 1 BB: 0 P: 5	R: 0 E: 0 K: 1 S: 5	H: 0 LOB: 0 BB: 0 P: 5	R: 0 E: 0 K: 0 S: 3	H: 0 LOB: 1 BB: 1 P: 7	R: 0 E: 0 K: 0 S: 3	H: 0 LOB: 1 BB: 1 P: 7	R: 0 E: 0 K: 0 S: 3	H: 0 LOB: 1 BB: 1 P: 7	1B: 1 2B: 3 3B: 0 HR: 2	SF: 1 SAC: 0 DP: 1 HBP: 1	WP: 0 PB: 0 SB: 0 CS: 0	PA: 37											
PITCHER Steve Gromek, R (1, 1) ERA: 2.39	IP 9.0	WLS W	BF 37	H 6	R 3	ER 3	SO 7	BB 4	IBB 0	HBP 1	BLK 0	WP 0	HR 2	S 46	P 63	ERA 3.00	WHIP 1.111	PITCHER	IP	WLS	BF	H	R	ER	SO	BB	IBB	HBP	BLK	WP	HR	S	P	ERA	WHIP

Philadelphia Athletics @ Detroit Tigers
 Briggs Stadium, Detroit, MI
 Tue May 18 1954, 4:33 AM EDT
 Att. 4,248 - Unknown

livebaseballscorecards.com

AB	31
R	3
H	6
RBI	3
BB	4
SO	7
LOB	11



Batter	1	2	3	4	5	6	7	8	9
Harvey Kuenn, R (1, 6) OBP: 0.303, SLG: 0.379	0-0 1B		0-0 1-3	0-0 6-3	0-0 F3			0-0 1B	
Frank Bolling, R (1, 4) OBP: 0.317, SLG: 0.394	0-0 P4		0-0 E7 1B SF8	0-0 HR		0-0 L6		0-3 K	
Ray Boone, R (1, 5) OBP: 0.459, SLG: 0.570	0-0 L8		0-0 2B 1B	4-0 BB		0-0 8-4 1B		0-0 1B	
Walt Dropo, R (1, 3) OBP: 0.284, SLG: 0.368	0-0 P3		0-0 SF8	0-3 K		0-0 1-2 1B		0-0 F9	
Jim Delsing, L (1, 7) OBP: 0.381, SLG: 0.382		0-0 1B SF9 2B	0-0 1B 2B		0-0 E4 L4-3 WP 2B	0-0 8-4			
Al Kaline, R (1, 9) OBP: 0.321, SLG: 0.301		0-0 L5-3	0-0 1B		0-0 L4-3		0-0 L6-3		
Bill Tuttle, R (1, 8) OBP: 0.440, SLG: 0.521		0-0 1B	0-0 4-1		4-0 2B BB		0-0 F9		
Frank House, L (1, 2) OBP: 0.422, SLG: 0.571		0-0 SF9		0-0 6-3 SH1-4 HR 1B	0-0 1-3 3-H 2B		0-0 L9		
Steve Gromek, S (1, 1) OBP: 0.174, SLG: 0.095		0-0 5-3		0-0 SH1-4	0-3 K		0-0 6-3		

Inning Stats	R: 0	H: 1	E: 0	LOB: 1	K: 0	BB: 0	S: 4	P: 4
	R: 1	H: 2	E: 0	LOB: 1	K: 0	BB: 0	S: 5	P: 5
	R: 3	H: 4	E: 1	LOB: 1	K: 0	BB: 0	S: 7	P: 7
	R: 2	H: 2	E: 0	LOB: 1	K: 1	BB: 1	S: 7	P: 11
	R: 1	H: 1	E: 1	LOB: 2	K: 1	BB: 1	S: 7	P: 11
	R: 0	H: 2	E: 0	LOB: 1	K: 0	BB: 0	S: 4	P: 4
	R: 0	H: 0	E: 0	LOB: 0	K: 0	BB: 0	S: 3	P: 3
	R: 1	H: 2	E: 0	LOB: 1	K: 1	BB: 0	S: 7	P: 7

PITCHER	IP	WLS	BF	H	R	ER	SO	BB	IBB	HBP	BLK	WP	HR	S	P	ERA	WHIP
Morrie Martin, L (1, 1) ERA: 3.76	4.0	L	22	9	6	6	1	1	0	0	0	0	1	23	27	13.50	2.500
Art Ditmar, R (5, 1) ERA: 4.5	4.0		18	5	2	1	2	1	0	0	0	1	0	21	25	2.25	1.500

AB R H RBI BB SO LOB

5	1	2	0	0	0	3
5	2	2	2	0	1	2
4	1	3	1	1	0	1
4	0	1	1	0	1	3
4	3	2	1	0	0	2
4	0	1	1	0	0	2
3	0	1	0	1	0	1
3	1	2	2	0	0	0
3	0	0	0	0	1	3

1B: 10	SF: 2	WP: 1	PA: 40
2B: 4	SAC: 1	PB: 0	
3B: 0	DP: 1	SB: 1	
HR: 1	HBP: 0	CS: 0	

PITCHER	IP	WLS	BF	H	R	ER	SO	BB	IBB	HBP	BLK	WP	HR	S	P	ERA	WHIP
---------	----	-----	----	---	---	----	----	----	-----	-----	-----	----	----	---	---	-----	------

Philadelphia Athletics @ Detroit Tigers
 Briggs Stadium, Detroit, MI
 Tue May 18 1954, 4:33 AM EDT
 Att. 4,248 - Unknown

AB	35
R	8
H	14
RBI	8
BB	2
SO	3
LOB	17



livebaseballscores.com

Batter	1	2	3	4	5	6	7	8	9	AB R H RBI BB SO LOB	TOP				
Joe Demaestri, R (1, 6) OBP: 0.219, SLG: 0.266	0-0 L7	0-0 SF9			0-0 5-3		0-0 5-3			3 0 0 1 0 0 1					
Spook Jacobs, R (1, 4) OBP: 0.320, SLG: 0.297	0-0 2B	0-0 FC5			0-0 L9			0-0 6-3		4 0 1 0 0 0 2					
Don Bollweg, L (1, 3) OBP: 0.298, SLG: 0.279	0-0 F8			0-0 F8		0-0 F5		0-0 HR		4 1 1 1 0 0 1					
Bill Renna, R (1, 9) OBP: 0.325, SLG: 0.429	0-0 F4			0-0 F7		0-0 F7		0-0 L7		4 0 0 0 0 0 1					
Elmer Valo, L (1, 7) OBP: 0.316, SLG: 0.143		BB BB	4-0 1B	0-0 1B		0-0 F7		0-0 3-1		3 0 1 0 1 0 0					
Vic Power, R (1, 8) OBP: 0.261, SLG: 0.339		0-0 1B	0-0 F6	0-0 1B		0-0 1-3		0-0 4-3		4 1 1 0 0 0 1					
Jim Finigan, R (1, 5) OBP: 0.417, SLG: 0.500		0-0 1B		0-0 5-3		0-3 K		0-0 F8		4 1 1 1 0 1 0					
Billy Shantz, R (1, 2) OBP: 0.288, SLG: 0.381		0-0 FC5		0-0 5-3		0-0 SH3-4		0-0 L6		4 0 2 0 0 0 0					
Alex Kellner, R (1, 1) OBP: 0.143, SLG: 0.100		BB BB	4-0 1-2		0-3 K		0-0 SH3-4			1 0 0 0 1 1 0					
Moe Burtchschy, R (9, 1) OBP: 0.500, SLG: 0.500										0 0 0 0 0 0 0					
Inning Stats	R: 0 H: 1 E: 0 LOB: 1 K: 0 BB: 0 S: 4 P: 4	R: 2 H: 3 E: 0 LOB: 2 K: 0 BB: 2 S: 5 P: 13	R: 0 H: 1 E: 0 LOB: 1 K: 0 BB: 0 S: 4 P: 4	R: 0 H: 0 E: 0 LOB: 0 K: 1 BB: 0 S: 5 P: 5	R: 0 H: 0 E: 0 LOB: 0 K: 0 BB: 0 S: 3 P: 3	R: 0 H: 0 E: 0 LOB: 0 K: 0 BB: 0 S: 3 P: 3	R: 0 H: 1 E: 0 LOB: 1 K: 1 BB: 0 S: 6 P: 6	R: 1 H: 1 E: 0 LOB: 0 K: 0 BB: 0 S: 4 P: 4	R: 0 H: 0 E: 0 LOB: 0 K: 0 BB: 0 S: 3 P: 3	1B: 5 SF: 1 2B: 1 SAC: 1 3B: 0 DP: 0 HR: 1 HBP: 0	WP: 0 PA: 35 PB: 0 SB: 0 CS: 0				
PITCHER	IP WLS BF H R ER SO BB IBB HBP BLK WP HR S P ERA WHIP											PITCHER	IP WLS BF H R ER SO BB IBB HBP BLK WP HR S P ERA WHIP		
Ralph Branca, R (1, 1) ERA: 4.5	1.1		8 4 2 2 0 1 0 0 0 0 0 0 7 11 13.50 3.750												
George Zuverink, R (2, 1) ERA: 4.76	6.2		24 3 1 1 2 1 0 0 0 0 0 1 27 31 1.35 0.600												
Dick Marlowe, R (9, 1) ERA: 1.13	1.0 W	3 0 0 0 0 0 0 0 0 0 0 0 3 3 0.00 0.000													

Philadelphia Athletics @ Detroit Tigers
 Briggs Stadium, Detroit, MI
 Wed May 19 1954, 4:33 AM EDT
 Att. 3,549 - Unknown

livebaseballscorecards.com

AB 31
 R 3
 H 7
 RBI 3
 BB 2
 SO 2
 LOB 6



Batter	1	2	3	4	5	6	7	8	9	AB R H RBI BB SO LOB	TOP		
Chico Carrasquel, R OBP: 0.311, SLG: 0.333 (1, 6)	0-3 K	0-3 K		0-0 1-3		4-0 CS BB		0-0 F3		4 0 0 0 1 2 2			
Nellie Fox, L OBP: 0.372, SLG: 0.343 (1, 4)	0-0 E3 FC6-4		0-0 P6		0-0 2B 1B	0-0 L1			4-0 1B 1B BB	4 2 1 0 1 0 1			
Minnie Minoso, R OBP: 0.395, SLG: 0.574 (1, 7)	0-0 FC6-4 1-2f		0-0 6-3		0-0 G3 1B 2B	4-0 FC6 BB			0-0 1B 1B	4 2 2 1 1 0 1			
Ferris Fain, L OBP: 0.381, SLG: 0.442 Bob Boyd, L OBP: 0.233, SLG: 0.232 (1, 3) (9, PR) (9, 3)	0-0 G3		0-0 BB 1B		0-0 G3 2-3	0-0 FC6 1-2f			0-0 1B 1B 1-2 2-3	5 1 2 0 0 0 3 0 1 0 0 0 0 0			
Cass Michaels, R OBP: 0.488, SLG: 0.529 (1, 5)		0-0 1-3	4-0 1B BB		0-0 1B 1B 3-H		0-0 F8		0-0 1B 1B 1-3 2-H 3-H	4 1 2 3 1 0 0			
Sherm Lollar, R OBP: 0.390, SLG: 0.437 (1, 2)		4-0 1B BB	0-0 1-3 2-H 1B		0-0 1B 1B 1-3	4-0 G1-6-3 BB		0-0 1B	0-0 1B 1-3 3-H	3 1 3 2 2 0 0			
Jim Rivera, L OBP: 0.297, SLG: 0.393 (1, 9)		0-0 1B 1-2 1B	0-3 K		0-0 1-2 3-H 1B	0-0 G1-6-3 1-2f		0-0 L9	0-0 L9	5 0 2 1 0 1 4			
Johnny Groth, R OBP: 0.333, SLG: 0.410 (1, 8)		0-0 1-2 2-H 1B		0-0 F2	0-0 F3			0-0 1-3	0-0 P6	5 0 1 1 0 0 3			
Bob Keegan, R OBP: 0.222, SLG: 0.261 (1, 1)		0-0 L9		0-0 6-3	0-0 1-3			0-0 G3		4 0 0 0 0 0 4			
Inning Stats	R: 0 E: 1 K: 1 S: 6 H: 0 LOB: 1 BB: 0 P: 6	R: 1 E: 0 K: 1 S: 7 H: 2 LOB: 2 BB: 1 P: 11	R: 1 E: 0 K: 1 S: 7 H: 2 LOB: 2 BB: 1 P: 11	R: 0 E: 0 K: 0 S: 3 H: 0 LOB: 0 BB: 0 P: 3	R: 3 E: 0 K: 0 S: 8 H: 5 LOB: 2 BB: 0 P: 8	R: 0 E: 0 K: 0 S: 2 H: 0 LOB: 1 BB: 2 P: 10	R: 0 E: 0 K: 0 S: 2 H: 0 LOB: 0 BB: 1 P: 6	R: 0 E: 0 K: 0 S: 3 H: 0 LOB: 0 BB: 0 P: 3	R: 3 E: 0 K: 0 S: 6 H: 4 LOB: 1 BB: 1 P: 10	1B: 12 2B: 1 3B: 0 HR: 0 SF: 0 SAC: 0 DP: 1 HBP: 0	WP: 0 PB: 0 SB: 0 CS: 1 PA: 44		
PITCHER	IP WLS BF H R ER SO BB IBB HBP BLK WP HR S P ERA WHIP											PITCHER	IP WLS BF H R ER SO BB IBB HBP BLK WP HR S P ERA WHIP
Billy Hoelt, L ERA: 4.98 (1, 1)	4.1 L 25 9 5 5 3 2 0 0 0 0 0 0 29 37 10.38 2.538												
Ray Herbert, R ERA: 8.64 (5, 1)	4.0 17 4 3 3 0 4 0 0 0 0 0 0 13 29 6.75 2.000												
Bob Miller, L ERA: (9, 1)	0.2 2 0 0 0 0 0 0 0 0 0 0 0 2 2 0.00 0.000												

Chicago White Sox @ Detroit Tigers
 Briggs Stadium, Detroit, MI
 Fri May 21 1954, 4:33 AM EDT
 Att: 41,641 - Unknown

livebaseballscorecards.com

AB	38
R	8
H	13
RBI	8
BB	6
SO	3
LOB	18



Batter	1	2	3	4	5	6	7	8	9	AB R H RBI BB SO LOB
Harvey Kuenn, R (1, 6) OBP: 0.297, SLG: 0.379	0-0 F9 ①		0-0 6-3 ③			0-0 F8 ③			0-0 F6 ①	4 0 0 0 0 0 1
Frank Bolling, R (1, 4) OBP: 0.327, SLG: 0.392	0-0 FC6-4 1B			0-0 L4-3 1B			4-0 FC4-6 BB		0-0 F7 ②	3 0 2 0 1 0 1
Ray Boone, R (1, 5) OBP: 0.467, SLG: 0.560	0-0 FC6-4 1-2f ②			0-0 L4-3 1-2 ① ②			0-0 FC4-6 FC6-4 1-2f ①		0-0 G3 ③	4 0 0 0 0 0 4
Jim Delsing, L (1, 7) OBP: 0.360, SLG: 0.358	0-0 L7 ③			0-0 6-3 ③			0-0 FC6-4 1-2f ②			3 0 0 0 0 0 2
Chuck Kress, L (1, 3) OBP: 0.273, SLG: 0.238		0-0 4-3 ①			0-0 4-3 ①		0-0 G3 ③			3 0 0 0 0 0 1
Al Kaline, R (1, 9) OBP: 0.310, SLG: 0.291		0-0 L6-3 ②			0-0 L4-3 ②			0-0 L8 ①		3 0 0 0 0 0 0
Bill Tuttle, R (1, 8) OBP: 0.448, SLG: 0.520		0-0 5-3 ③			0-0 6-3 ③		4-0 G3-6-3 BB			2 0 0 0 1 0 0
Frank House, L (1, 2) OBP: 0.411, SLG: 0.560			0-0 F7 ①			0-0 F8 ①		0-0 G3-6-3 1-2f ② ③		3 0 0 0 0 0 1
Billy Hoefl, L (1, 1) Ray Herbert, R (5, 1) Bob Miller, R (9, 1) Fred Hatfield, L (9, PH) OBP: 0.333, SLG: 1.000 OBP: 0.375, SLG: 0.286			0-0 6-3 ②			0-0 1-3 ②			0-0 1B	1 0 0 0 0 0 0 1 0 0 0 0 0 0 0 0 0 0 0 0 0 1 0 1 0 0 0 0


Inning Stats	R: 0	H: 1	E: 0	LOB: 1	K: 0	BB: 0	S: 4	P: 4	R: 0	H: 0	E: 0	LOB: 0	K: 0	BB: 0	S: 3	P: 3	R: 0	H: 0	E: 0	LOB: 0	K: 0	BB: 0	S: 3	P: 3	R: 0	H: 1	E: 0	LOB: 0	K: 0	BB: 0	S: 3	P: 3	R: 0	H: 0	E: 0	LOB: 0	K: 0	BB: 0	S: 3	P: 3	R: 0	H: 0	E: 0	LOB: 1	K: 0	BB: 1	S: 2	P: 6	R: 0	H: 0	E: 0	LOB: 0	K: 0	BB: 1	S: 4	P: 4	R: 0	H: 1	E: 0	LOB: 1	K: 0	BB: 0	S: 4	P: 4
	1B: 3	SF: 0	2B: 1	SAC: 0	3B: 0	DP: 2	HR: 0	HBP: 0	1B: 3	SF: 0	2B: 1	SAC: 0	3B: 0	DP: 2	HR: 0	HBP: 0	1B: 3	SF: 0	2B: 1	SAC: 0	3B: 0	DP: 2	HR: 0	HBP: 0	1B: 3	SF: 0	2B: 1	SAC: 0	3B: 0	DP: 2	HR: 0	HBP: 0	1B: 3	SF: 0	2B: 1	SAC: 0	3B: 0	DP: 2	HR: 0	HBP: 0	1B: 3	SF: 0	2B: 1	SAC: 0	3B: 0	DP: 2	HR: 0	HBP: 0	1B: 3	SF: 0	2B: 1	SAC: 0	3B: 0	DP: 2	HR: 0	HBP: 0								
PITCHER Bob Keegan, R (1, 1) ERA: 1.91	IP: 9.0	WLS: W	BF: 30	H: 3	R: 0	ER: 0	SO: 0	BB: 2	IBB: 0	HBP: 0	BLK: 0	WP: 0	HR: 0	S: 28	P: 36	ERA: 0.00	WHIP: 0.556	PITCHER	IP: 9.0	WLS: W	BF: 30	H: 3	R: 0	ER: 0	SO: 0	BB: 2	IBB: 0	HBP: 0	BLK: 0	WP: 0	HR: 0	S: 28	P: 36	ERA: 0.00	WHIP: 0.556	IP: 9.0	WLS: W	BF: 30	H: 3	R: 0	ER: 0	SO: 0	BB: 2	IBB: 0	HBP: 0	BLK: 0	WP: 0	HR: 0	S: 28	P: 36	ERA: 0.00	WHIP: 0.556												

BOTTOM

Chicago White Sox @ Detroit Tigers
Briggs Stadium, Detroit, MI
Fri May 21 1954, 4:33 AM EDT
Att. 41,641 - Unknown

livebaseballscorecards.com

AB	28
R	0
H	3
RBI	0
BB	2
SO	0
LOB	10



WP: 0	PA: 30
PB: 0	
SB: 0	
CS: 0	

BOTTOM

Chicago White Sox @ Detroit Tigers
Briggs Stadium, Detroit, MI
Sat May 22 1954, 4:33 AM EDT
Att. 10,947 - Unknown

livebaseballscorecards.com

AB 34
R 3
H 9
RBI 3
BB 3
SO 2
LOB 16



WP: 0 PA: 38
PB: 0
SB: 1
CS: 0

AB R H RBI BB SO LOB

5 1 3 0 0 0 0

3 1 1 0 1 0 2

4 0 0 0 0 0 6

2 0 0 0 1 0 1
1 0 1 2 0 0 0
0 0 0 0 0 0 0
0 0 0 0 0 0 0

3 0 0 0 0 0 3
1 0 0 1 0 0 1
0 0 0 0 0 0 0
0 0 0 0 0 0 0

4 0 1 0 0 0 2

4 0 1 0 0 2 0

3 0 0 0 0 0 1
1 0 0 0 0 0 0

1 0 0 0 1 0 0
1 1 1 0 0 0 0
1 0 1 0 0 0 0

1B: 8 SF: 0
2B: 1 SAC: 1
3B: 0 DP: 0
HR: 0 HBP: 0

Batter	1	2	3	4	5	6	7	8	9
Harvey Kuenn, R (1, 6) OBP: 0.308, SLG: 0.395	0-0 L8			0-0 4-3		0-0 SH1-5-4 1B		0-0 BB 1B	0-0 2B
Frank Bolling, R (1, 4) OBP: 0.333, SLG: 0.390	0-0 F8			0-0 S 1B		0-0 SH1-5-4 1B		4-0 BB 1B	0-0 6-3
Ray Boone, R (1, 5) OBP: 0.452, SLG: 0.538	0-0 5-3			0-0 F8 1-2		0-0 6-3		0-0 F3	
Jim Delsing, L (1, 7) OBP: 0.360, SLG: 0.351		0-0 F8		0-0 F8		4-0		0-0 1-3 1B	
Matt Batts, R (8, PH) OBP: 0.333, SLG: 0.333								1-3 2-H 3-H 1B	
Reno Bertoia, R (8, PR)									
Don Lund, R (9, 7)									
Chuck Kress, L (1, 3) OBP: 0.240, SLG: 0.208		0-0 F7			0-0 4-3	0-0 P6		0-0 1-3	
Bob Nieman, R (8, PH) OBP: 0.364, SLG: 0.222								1-2 3-H	
Dick Marlowe, R (9, 1) OBP: 1.000, SLG: 1.000									
George Zuverink, R (9, 1) OBP: 0.200, SLG: 0.200									
Al Kaline, R (1, 9) OBP: 0.308, SLG: 0.289		0-0 L4-3			0-0 1B 1B		0-0 L9	0-0 L9	
Bill Tuttle, R (1, 8) OBP: 0.442, SLG: 0.510			0-0 F9		0-0 FC3-6 1B		0-3 K		0-3 K
Frank House, L (1, 2) OBP: 0.398, SLG: 0.538				0-0 4-3		0-0 FC3-6 1B		0-0 F8	0-0 F3
Al Lakeman, R (9, PH)									
Ned Garver, R (1, 1) OBP: 0.227, SLG: 0.150			0-0 3-1			4-0 SH1-5-4 1B BB		0-0 BB 1B	0-0 2B 1B
Fred Hatfield, L (8, PH) OBP: 0.400, SLG: 0.318									
Walt Dropo, R (9, 3) OBP: 0.280, SLG: 0.360									

Inning Stats	R: 0	H: 0	E: 0	LOB: 0	K: 0	S: 3	P: 3	R: 0	H: 0	E: 0	LOB: 0	K: 0	S: 3	P: 3	R: 0	H: 1	E: 0	LOB: 1	K: 0	S: 4	R: 0	H: 2	E: 0	LOB: 1	K: 0	S: 4	R: 0	H: 1	E: 0	LOB: 3	K: 0	S: 4	R: 0	H: 0	E: 0	LOB: 0	K: 1	S: 5	R: 3	H: 3	E: 0	LOB: 2	K: 0	S: 6	R: 0	H: 2	E: 0	LOB: 2	K: 1	S: 7	1B: 8	2B: 1	3B: 0	HR: 0	SF: 0	SAC: 1	DP: 0	HBP: 0	WP: 0	PA: 38
--------------	------	------	------	--------	------	------	------	------	------	------	--------	------	------	------	------	------	------	--------	------	------	------	------	------	--------	------	------	------	------	------	--------	------	------	------	------	------	--------	------	------	------	------	------	--------	------	------	------	------	------	--------	------	------	-------	-------	-------	-------	-------	--------	-------	--------	-------	--------

PITCHER	IP	WLS	BF	H	R	ER	SO	BB	IBB	HBP	BLK	WP	HR	S	P	ERA	WHIP
Don Johnson, R (1, 1) ERA: 1.97	7.0		28	6	2	2	1	1	1	0	0	0	0	28	36	2.57	1.000
Harry Dorish, R (8, 1) ERA: 3.24	0.0		1	0	0	0	0	1	0	0	0	0	0	4		∞	∞
Sandy Consuegra, R (8, 1) ERA: 2.52	0.1		1	0	0	0	0	0	0	0	0	0	0	1	1	0.00	0.000
Billy Pierce, L (8, 1) ERA: 3.11	0.0		1	1	0	0	0	0	0	0	0	0	0	1	1	∞	∞
Mike Fornieles, R (8, 1) ERA: 1.86	0.2	W	2	0	1	1	0	0	0	0	0	0	0	2	2	13.50	0.000

PITCHER	IP	WLS	BF	H	R	ER	SO	BB	IBB	HBP	BLK	WP	HR	S	P	ERA	WHIP
Jack Harshman, L (9, 1) ERA: 9.82	0.2		3	1	0	0	1	0	0	0	0	0	0	5	5	0.00	1.500
Bob Keegan, R (9, 1) ERA: 1.9	0.1	S	2	1	0	0	0	0	0	0	0	0	0	2	2	0.00	3.000

Batter	1	2	3	4	5	6	7	8	9	AB R H RBI BB SO LOB	TOP		
Chico Carrasquel, R OBP: 0.319, SLG: 0.350 (1, 6) X	0-0 SH5-3 1B		0-0 6-3		0-0 1-2 1B		0-0 G5-4-3 1-2f		0-0 6-3	5 0 2 0 0 0 4			
Nellie Fox, L OBP: 0.372, SLG: 0.345 (1, 4) X	0-0 SH5-3 1-2			0-0 F2	0-0 4-3			0-0 HR 1B	0-0 6-3	4 1 1 0 0 0 3			
Minnie Minoso, R OBP: 0.389, SLG: 0.612 (1, 7) X	0-0 P6			0-0 3B		0-3 K		0-0 HR 1-H	0-0 6-3	5 1 2 2 0 1 2			
Ferris Fain, L OBP: 0.370, SLG: 0.421 (1, 3) X	0-0 F7			4-0 S BB		0-0 L9		0-0 L7		3 0 0 0 1 0 1			
Cass Michaels, R OBP: 0.474, SLG: 0.539 (1, 5)		0-3 S K		0-3 S K		0-0 L6		0-0 HR		4 1 1 1 0 2 2			
Sherm Lollar, R OBP: 0.385, SLG: 0.462 (1, 2)		0-0 L6		0-0 6-3			0-0 F8	0-0 HR		4 1 1 1 0 0 2			
Jim Rivera, L OBP: 0.278, SLG: 0.359 (1, 9)		0-3 S K			0-0 F7		0-0 1B 1B	0-0 L9		4 0 1 0 0 1 0			
Johnny Groth, R OBP: 0.328, SLG: 0.395 (1, 8)			0-0 P4		0-0 F8		0-0 BB 1B	0-0 4-3		4 0 1 0 0 0 0			
Virgil Trucks, R OBP: 0.190, SLG: 0.190 (1, 1)			0-3 S K			0-0 1B 1B	0-0 G5-4-3 BB		0-0 E8 1B	2 0 1 0 0 1 0			
Bud Stewart, L OBP: 0.267, SLG: 0.083 (7, PH)										0 0 0 0 0 1 0 0			
Sandy Consuegra, R OBP: 0.250, SLG: 0.250 (7, 1)										0 0 0 0 0 0 0 0			
Harry Dorish, R OBP: 0.187, SLG: 0.187 (8, 1)										0 0 0 0 0 0 0 0			
Willard Marshall, L OBP: 0.318, SLG: 0.211 (9, PH)										1 0 1 0 0 0 0 0			
Fred Marsh, R OBP: 0.406, SLG: 0.250 (9, PR)										0 0 0 0 0 0 0 0			
Mike Fortmeles, R OBP: 0.250, SLG: 0.250 (9, 1)										0 0 0 0 0 0 0 0			
Inning Stats	R: 0 H: 1 E: 0 LOB: 1 K: 0 BB: 0 S: 4 P: 4	R: 0 H: 0 E: 0 LOB: 0 K: 2 BB: 0 S: 7 P: 7	R: 0 H: 0 E: 0 LOB: 0 K: 1 BB: 0 S: 5 P: 5	R: 0 H: 1 E: 0 LOB: 2 K: 1 BB: 1 S: 6 P: 10	R: 0 H: 2 E: 0 LOB: 2 K: 0 BB: 0 S: 5 P: 5	R: 0 H: 0 E: 0 LOB: 0 K: 1 BB: 0 S: 5 P: 5	R: 0 H: 2 E: 0 LOB: 2 K: 0 BB: 1 S: 4 P: 8	R: 4 H: 4 E: 0 LOB: 0 K: 0 BB: 0 S: 7 P: 7	R: 0 H: 1 E: 1 LOB: 1 K: 0 BB: 0 S: 4 P: 4	1B: 7 SF: 0 2B: 0 SAC: 1 3B: 1 DP: 1 HR: 3 HBP: 0	WP: 0 PA: 39 PB: 0 SB: 1 CS: 0		
PITCHER	IP WLS BF H R ER SO BB IBB HBP BLK WP HR S P ERA WHIP											PITCHER	IP WLS BF H R ER SO BB IBB HBP BLK WP HR S P ERA WHIP
Steve Gromek, R ERA: 2.65 (1, 1)	7.1 L 33 10 4 4 4 5 2 0 0 0 0 3 41 49 4.91 1.636												
Ray Herbert, R ERA: 8.31 (8, 1)	0.2 2 0 0 0 0 0 0 0 0 0 0 0 2 2 0.00 0.000												
George Zuverink, R ERA: 4.82 (9, 1)	1.0 4 1 0 0 0 0 0 0 0 0 0 0 4 4 0.00 1.000												

Chicago White Sox @ Detroit Tigers
 Briggs Stadium, Detroit, MI
 Sun May 23 1954, 4:33 AM EDT
 Att. 26,047 - Unknown

livebaseballscorecards.com

AB	36
R	4
H	11
RBI	4
BB	2
SO	5
LOB	14



BOTTOM

Chicago White Sox @ Detroit Tigers
Briggs Stadium, Detroit, MI
Sun May 23 1954, 4:33 AM EDT
Att. 26,047 - Unknown

livebaseballscorecards.com

AB	32
R	3
H	8
RBI	2
BB	0
SO	8
LOB	8



WP:	0	PA:	33
PB:	0		
SB:	0		
CS:	1		

AB R H RBI BB SO LOB

4	1	1	0	0	2	2
3	0	2	1	0	0	0
4	0	1	1	0	0	2
4	0	0	0	0	2	1
4	0	1	0	0	1	0
4	0	0	0	0	0	1
3	1	1	0	0	1	1
3	0	1	0	0	1	1
0	1	0	0	0	0	0
0	0	0	0	0	0	0
2	0	0	0	0	1	0
0	0	0	0	0	0	0
1	0	1	0	0	0	0
0	0	0	0	0	0	0

1B:	8	SF:	0
2B:	1	SAC:	1
3B:	0	DP:	2
HR:	0	HBP:	0

IP	WLS	BF	H	R	ER	SO	BB	IBB	HBP	BLK	WP	HR	S	P	ERA	WHIP
6.0		21	4	1	1	6	0	0	0	0	0	0	33	33	1.50	0.667
1.0	W	5	2	2	2	0	0	0	0	0	0	0	5	5	18.00	2.000
1.0		4	2	0	0	0	0	0	0	0	0	0	4	4	0.00	2.000
1.0	S	3	0	0	0	2	0	0	0	0	0	0	7	7	0.00	0.000

Batter	1	2	3	4	5	6	7	8	9
Harvey Kuenn, R OBP: 0.307, SLG: 0.391 (1, 6)	0-0 SH5-3 1B		0-3 K			0-3 K		0-0 G4-6-3 1-2f 2-3 3-H	
Frank Bolling, R OBP: 0.342, SLG: 0.398 (1, 4)	0-0 SH5-3 1-2		0-0 1B			0-0 5-3		0-0 FC6-4 1B 3-H	
Ray Boone, R OBP: 0.445, SLG: 0.528 (1, 5)	0-0 CS 1B 2-H		0-0 1-3			0-0 F8		0-0 FC6-4 1-2f	
Jim Delsing, L OBP: 0.347, SLG: 0.337 (1, 7)	0-3 K 1-2			0-0 F7			0-0 6-3		0-3 K
Walt Dropo, R OBP: 0.279, SLG: 0.356 (1, 3)		0-0 L4-3 1B		0-0 6-3			0-0 G3		0-3 K
Al Kaline, R OBP: 0.298, SLG: 0.280 (1, 9)		0-0 L4-3 1-2		0-0 L4			0-0 L6		0-0 L6-3
Bill Tuttle, R OBP: 0.439, SLG: 0.505 (1, 8)		0-3 K			0-0 6-3			0-0 1B G4-6-3 1B	
Frank House, L OBP: 0.396, SLG: 0.531 Reno Bertoia, R (8, PR) Al Lakeman, R (9, 2)		0-3 K			0-0 6-3			0-0 G4-6-3 1B 1-2 1B	
Steve Gromek, S OBP: 0.160, SLG: 0.087 Ray Herbert, R (8, 1) Fred Hatfield, L (8, PH) George Zuverink, R (9, 1)			0-0 6-3		0-3 K			0-0 G4-6-3 1B 1-2 2-3	

Inning Stats	R: 1	H: 2	E: 0	K: 1	S: 6	P: 6	R: 0	H: 1	E: 0	K: 2	S: 8	R: 0	H: 1	E: 0	K: 1	S: 6	R: 0	H: 0	E: 0	K: 0	S: 3	R: 0	H: 0	E: 0	K: 1	S: 5	R: 0	H: 0	E: 0	K: 0	S: 3	R: 2	H: 4	E: 0	K: 0	S: 6	R: 0	H: 0	E: 0	K: 2	S: 7			
	LOB: 1	BB: 0		BB: 0			LOB: 1	BB: 0		BB: 0		LOB: 0	BB: 0		BB: 0		LOB: 0	BB: 0		BB: 0		LOB: 0	BB: 0		LOB: 0	BB: 0		LOB: 0	BB: 0		LOB: 1	BB: 0		LOB: 0	BB: 0		LOB: 0	BB: 0		LOB: 0	BB: 0		LOB: 0	BB: 0

PITCHER	IP	WLS	BF	H	R	ER	SO	BB	IBB	HBP	BLK	WP	HR	S	P	ERA	WHIP
Virgil Trucks, R ERA: 2.39 (1, 1)	6.0		21	4	1	1	6	0	0	0	0	0	0	33	33	1.50	0.667
Sandy Consuegra, R ERA: 3.12 (7, 1)	1.0	W	5	2	2	2	0	0	0	0	0	0	0	5	5	18.00	2.000
Harry Dorish, R ERA: 3.12 (8, 1)	1.0		4	2	0	0	0	0	0	0	0	0	0	4	4	0.00	2.000
Mike Fornieles, R ERA: 1.77 (9, 1)	1.0	S	3	0	0	0	2	0	0	0	0	0	0	7	7	0.00	0.000

Batter	1	2	3	4	5	6	7	8	9	10	11	12	AB R H RBI BB SO LOB	TOP											
Jim Brideweser, R (1, 6) OBP: 0.385, SLG: 0.538	0-0 F8 1B 2B		0-3 K2-3		0-0 1B			0-0 SH2-4 1B		0-3 K		0-0 BB 1B	6 2 4 0 0 2 0	<p>Baltimore Orioles @ Detroit Tigers Briggs Stadium, Detroit, MI Tue May 25 1954, 4:33 AM EDT Att. 17,273 - Unknown</p>											
Chuck Diering, R (1, 8) OBP: 0.310, SLG: 0.270	0-0 F8 2-3		0-0 2B		0-0 L9			0-0 SH2-4 1-2		0-3 K		4-0 FC6-4 BB	4 0 1 0 1 1 2												
Dick Kryhoski, L (1, 3) OBP: 0.319, SLG: 0.420	0-0 FC4-6 1B		0-3 K		0-3 K			0-3 K				0-0 L8	6 1 2 1 0 3 5												
Sam Mele, R (1, 7) OBP: 0.231, SLG: 0.317	0-0 P4				0-0 F7			0-0 4-3				0-0 SH1-4 1-2	5 0 1 1 0 0 3												
Vern Stephens, R (1, 5) OBP: 0.309, SLG: 0.437	0-0 FC4-6 1-2f				0-0 1B			0-0 1-3		0-0 F8		0-0 1B IBB	4 0 1 0 1 0 2												
Les Moss, R (1, 2) OBP: 0.412, SLG: 0.500		0-3 K			0-3 K			0-0 L7		0-3 K		0-0 1-2 2-H 1B	4 0 0 0 0 3 1												
Clint Courtney, L (11, PH) OBP: 0.289, SLG: 0.349													1 0 1 1 0 0 0												
Bob Kennedy, R (1, 9) OBP: 0.281, SLG: 0.241		0-3 K			0-0 P4			0-0 L7		0-0 L9		0-0 L8	5 0 0 0 0 1 3												
Bobby Young, L (1, 4) OBP: 0.339, SLG: 0.327		0-0 F7			0-0 P6			0-3 K		0-0 1-3		0-0 4-3	5 0 0 0 0 1 2												
Joe Coleman, R (1, 1) OBP: 0.143, SLG: 0.250			0-0 F7		0-0 HR			0-3 K		0-3 K		0-0 P6	5 1 1 1 0 2 0												
Inning Stats	R: 1 E: 0 K: 5	H: 2 LOB: 1 BB: 0 P: 5	R: 0 E: 0 K: 2 S: 7	H: 0 LOB: 0 BB: 0 P: 7	R: 0 E: 0 K: 2 S: 8	H: 1 LOB: 1 BB: 0 P: 8	R: 0 E: 0 K: 1 S: 6	H: 1 LOB: 1 BB: 0 P: 6	R: 1 E: 0 K: 1 S: 7	H: 2 LOB: 1 BB: 0 P: 7	R: 0 E: 0 K: 2 S: 3	H: 0 LOB: 0 BB: 0 P: 3	R: 0 E: 0 K: 1 S: 5		H: 0 LOB: 0 BB: 0 P: 5	R: 0 E: 0 K: 3 S: 9	H: 0 LOB: 0 BB: 0 P: 9	R: 1 E: 0 K: 0 S: 5	H: 2 LOB: 2 BB: 1 P: 9	R: 0 E: 0 K: 0 S: 4	H: 1 LOB: 2 BB: 1 P: 8	1B: 8 2B: 2 3B: 0 HR: 1	SF: 0 SAC: 2 DP: 0 HBP: 0	WP: 0 PB: 0 SB: 0 CS: 0	PA: 49
PITCHER	IP WLS BF H R ER SO BB IBB HBP BLK WP HR S P ERA WHIP																								
Billy Hoelt, L (1, 1) ERA: 4.88	8.0		32	8	3	3	9	0	0	0	0	0	0	0	0	3.38	1.000								
Ray Herbert, R (9, 1) ERA: 7.52	3.0		12	2	1	1	4	0	1	0	0	0	0	0	0	3.00	0.667								
Dick Marlowe, R (12, 1) ERA: 2.89	1.0	W	5	1	0	0	0	1	0	0	0	0	0	0	0	0.00	2.000								

AB	45
R	4
H	11
RBI	4
BB	2
SO	13
LOB	18



Batter	1	2	3	4	5	6	7	8	9	10	11	12	AB	R	H	RBI	BB	SO	LOB
Harvey Kuenn, R OBP: 0.303, SLG: 0.380 (1, 6)	G1-4-3 BB		E6 FC5-4		L4-6 2-3			E6 1-2		F8			4	0	0	0	1	0	3
Frank Bolling, R OBP: 0.333, SLG: 0.387 (1, 4)													3	0	0	0	0	1	2
Chuck Kress, L OBP: 0.231, SLG: 0.200 (8, PH)	K		FC5-4					G3					1	0	0	0	0	0	1
Ray Herbert, R OBP: 0.333, SLG: 1.000 (9, 1)													0	0	0	0	0	0	0
Johnny Pesky, L OBP: 0.250, SLG: 0.400 (11, PH)													1	1	1	1	0	0	0
Dick Marlowe, R OBP: 1.000, SLG: 1.000 (12, 1)													0	0	0	0	0	0	0
Ray Boone, R OBP: 0.429, SLG: 0.504 (1, 5)	G1-4-3 1-2f		K					K		6-3		F3	5	0	0	0	0	2	2
Jim Delsing, L OBP: 0.366, SLG: 0.396 (1, 7)													5	2	4	1	0	0	0
Walt Dropo, R OBP: 0.276, SLG: 0.343 (1, 3)			SH1-4 1B					4-3					4	1	0	0	1	0	3
Al Kaline, R OBP: 0.297, SLG: 0.279 (1, 9)													4	1	1	0	0	0	2
Bill Tuttle, R OBP: 0.445, SLG: 0.527 (1, 8)			SH1-4 1-2 2-3					L1-6-3 BB					4	1	1	0	0	0	2
Frank House, L OBP: 0.380, SLG: 0.506 (1, 2)								L6-3					5	0	3	3	0	1	1
Billy Hoelt, L OBP: 0.077, SLG: 0.154 (1, 1)								3-1					4	0	0	0	0	0	1
Fred Hatfield, L OBP: 0.393, SLG: 0.320 (8, PH) (9, 4)													2	0	1	0	0	1	0
													2	0	0	0	0	0	1
													2	0	0	0	0	0	1


Inning Stats	R: 0	H: 0	E: 0	K: 1	S: 4	LOB: 0	BB: 1	P: 8	R: 2	H: 2	E: 1	K: 0	S: 5	LOB: 0	BB: 0	P: 5	R: 0	H: 0	E: 1	K: 2	S: 8	LOB: 1	BB: 0	P: 8	R: 0	H: 1	E: 0	K: 1	S: 6	LOB: 1	BB: 0	P: 6	R: 0	H: 0	E: 0	K: 0	S: 3	LOB: 0	BB: 0	P: 3	R: 0	H: 0	E: 0	K: 1	S: 5	LOB: 0	BB: 0	P: 5	R: 0	H: 0	E: 0	K: 0	S: 2	LOB: 0	BB: 1	P: 6	R: 0	H: 0	E: 2	K: 0	S: 4	LOB: 1	BB: 0	P: 4	R: 1	H: 1	E: 0	K: 0	S: 4	LOB: 0	BB: 0	P: 4	R: 0	H: 1	E: 0	K: 0	S: 4	LOB: 1	BB: 0	P: 4	R: 1	H: 2	E: 0	K: 0	S: 4	LOB: 0	BB: 0	P: 4	R: 1	H: 2	E: 0	K: 0	S: 2	LOB: 1	BB: 0	P: 2	R: 1	H: 0	E: 0	K: 0	S: 2	LOB: 0	BB: 0	P: 2	1B: 5	2B: 3	3B: 1	HR: 2	SF: 0	SAC: 1	DP: 3	HBP: 0	WP: 0	PA: 43
PITCHER Joe Coleman, R ERA: 2.1 (1, 1)	IP: 11.0	WLS: L	BF: 43	H: 10	R: 5	ER: 4	SO: 5	BB: 2	IBB: 0	HBP: 0	BLK: 0	WP: 0	HR: 2	S: 51	P: 59	ERA: 3.27	WHIP: 1.091																																																																																																	
PITCHER	IP	WLS	BF	H	R	ER	SO	BB	IBB	HBP	BLK	WP	HR	S	P	ERA	WHIP																																																																																																	

BOTTOM

Baltimore Orioles @ Detroit Tigers
 Briggs Stadium, Detroit, MI
 Tue May 25 1954, 4:33 AM EDT
 Att: 17,273 - Unknown

livebaseballscorecards.com

AB	40
R	5
H	10
RBI	5
BB	2
SO	5
LOB	16



Batter	1	2	3	4	5	6	7	8	9	AB R H RBI BB SO LOB	TOP																													
Billy Hunter, R OBP: 0.228, SLG: 0.227 (1, 6) X	0-0 E5 FC5-4		X 0-0 F8		X 0-0 6-3			X 0-0 6-3		4 0 0 0 0 0 1																														
Chuck Diering, R OBP: 0.326, SLG: 0.275 (1, 8) X	0-0 FC5-4 1B 1-2f		X 0-0 1B			B B B B 4-0 1B BB		X 0-0 P6		3 0 1 0 1 0 1																														
Dick Kryhoski, L OBP: 0.329, SLG: 0.417 (1, 3) X	0-0 1B 1-2 1B			X 0-0 4-3		X 0-0 F8		H 1-0 HR HBP		3 1 1 0 0 0 1																														
Sam Mele, R OBP: 0.259, SLG: 0.365 (1, 7) X	0-0 1B 1-H 2-3			B B B B 4-0 3-4-3 BB		X 0-0 1B G4-6-3		X 0-0 HR		3 1 3 2 1 0 0																														
Vic Wertz, L OBP: 0.280, SLG: 0.253 (1, 9) X		X 0-0 HR		X 0-0 3-4-3 1-2		X 0-0 G4-6-3 1-2f		X 0-0 L8		4 1 1 1 0 0 3																														
Vern Stephens, R OBP: 0.299, SLG: 0.423 (1, 5) X		X 0-0 5-3		S S S 0-3 K		X 0-0 4-3		X 0-0 6-3		4 0 0 0 0 1 1																														
Clint Courtney, L OBP: 0.298, SLG: 0.360 (1, 2) X		X 0-0 6-3		X 0-0 F8		X 0-0 2B		B B B B 4-0 BB		3 0 1 0 1 0 0																														
Bobby Young, L OBP: 0.328, SLG: 0.315 (1, 4) X		X 0-0 6-3		X 0-0 G3		X 0-0 F8		X 0-0 F5		4 0 0 0 0 0 2																														
Don Larsen, R OBP: 0.261, SLG: 0.318 (1, 1) X			X 0-0 5-3		X 0-0 2B		X 0-0 L9		B B B B 0-3 K	3 0 1 0 0 0 1 1 0 0 0 0 1 1																														
Les Moss, R OBP: 0.389, SLG: 0.471 (9, PH)																																								
Inning Stats	R: 0 E: 1 K: 0 S: 4	H: 2 LOB: 2 BB: 0 P: 4	R: 1 E: 0 K: 0 S: 4	H: 1 LOB: 0 BB: 0 P: 4	R: 0 E: 0 K: 0 S: 3	H: 1 LOB: 1 BB: 0 P: 3	R: 0 E: 0 K: 1 S: 5	H: 0 LOB: 1 BB: 1 P: 9	R: 0 E: 0 K: 0 S: 4	H: 1 LOB: 1 BB: 0 P: 4	R: 0 E: 0 K: 0 S: 3	H: 1 LOB: 1 BB: 1 P: 7	R: 0 E: 0 K: 0 S: 4	H: 1 LOB: 1 BB: 0 P: 4	R: 2 E: 0 K: 0 S: 4	H: 1 LOB: 0 BB: 0 P: 5	R: 0 E: 0 K: 1 S: 5	H: 0 LOB: 1 BB: 1 P: 9	1B: 4 2B: 2 3B: 0 HR: 2	SF: 0 SAC: 0 DP: 1 HBP: 1	WP: 0 PB: 0 SB: 0 CS: 0	PA: 36																		
PITCHER George Zuverink, R ERA: 4.23 (1, 1)	IP 9.0	WLS W	BF 36	H 8	R 3	ER 3	SO 2	BB 3	IBB 0	HBP 1	BLK 0	WP 0	HR 2	S 36	P 49	ERA 3.00	WHIP 1.222						PITCHER	IP 9.0	WLS W	BF 36	H 8	R 3	ER 3	SO 2	BB 3	IBB 0	HBP 1	BLK 0	WP 0	HR 2	S 36	P 49	ERA 3.00	WHIP 1.222

Baltimore Orioles @ Detroit Tigers
Briggs Stadium, Detroit, MI
 Wed May 26 1954, 4:33 AM EDT
 Att. 3,609 - Unknown

livebaseballscorecards.com

AB	32
R	3
H	8
RBI	3
BB	3
SO	2
LOB	11



Batter	1	2	3	4	5	6	7	8	9
Frank Bolling, R (1, 4) OBP: 0.339, SLG: 0.386	0-0 F3		4-0 E BB		0-0 2B 1B		0-0 4-3		
Fred Hatfield, L (1, 5) OBP: 0.406, SLG: 0.379	0-3 K		0-0 1B 1B		0-0 1B 2B		0-0 F8		
Harvey Kuenn, R (1, 6) OBP: 0.315, SLG: 0.390	0-0 5-3		0-0 2B 1B		0-0 CS 1B		0-0 2B 1B		
Jim Delsing, L (1, 7) OBP: 0.385, SLG: 0.404		0-0 P6	0-0 2B		0-3 K		0-0 1B 2B		
Don Lund, R (8, 7) OBP: 0.286, SLG: 0.333			1-H		1-2		1-H		
Walt Dropo, R (1, 3) OBP: 0.283, SLG: 0.342		4-0 BB	0-0 5-3		0-0 F9		0-0 4-3 1B 1B		
Al Kaline, R (1, 9) OBP: 0.295, SLG: 0.278		0-0 L8		0-0 L6-3		0-0 L8	0-0 4-3 1B		
Bill Tuttle, R (1, 8) OBP: 0.439, SLG: 0.517		0-0 5-3		0-0 1B		0-0 6-3	0-0 4-3 1-2 2-3		
Frank House, L (1, 2) OBP: 0.375, SLG: 0.489			0-0 F4	0-0 F8		0-0 F9	4-0 IBB		
George Zuverink, R (1, 1) OBP: 0.111, SLG: 0.111			0-0 F8	0-0 4-3			0-0 6-3 P4		

Inning Stats	R: 0	H: 0	E: 0	K: 1	S: 5	R: 0	H: 0	E: 0	K: 0	S: 3	R: 3	H: 3	E: 1	K: 0	S: 6	R: 0	H: 1	E: 0	K: 0	S: 4	R: 2	H: 3	E: 0	K: 1	S: 7	R: 0	H: 0	E: 0	K: 0	S: 3	R: 0	H: 0	E: 0	K: 0	S: 3	R: 1	H: 4	E: 0	K: 0	S: 6
	LOB: 0	BB: 0	P: 5	LOB: 1	BB: 1	P: 7	LOB: 1	BB: 1	P: 10	LOB: 1	BB: 0	P: 4	LOB: 0	BB: 0	P: 7	LOB: 0	BB: 0	P: 3	LOB: 0	BB: 0	P: 3	LOB: 0	BB: 0	P: 3	LOB: 3	BB: 1	P: 10	LOB: 0	BB: 0	P: 4	LOB: 0	BB: 0	P: 3	LOB: 0	BB: 0	P: 4	SF: 0	SAC: 0	DP: 1	HBP: 0


PITCHER	IP	WLS	BF	H	R	ER	SO	BB	IBB	HBP	BLK	WP	HR	S	P	ERA	WHIP
Don Larsen, R (1, 1) ERA: 4.37	8.0	L	36	11	6	6	2	2	1	0	0	0	0	37	49	6.75	1.625

BOTTOM

Baltimore Orioles @ Detroit Tigers
 Briggs Stadium, Detroit, MI
 Wed May 26 1954, 4:33 AM EDT
 Att. 3,609 - Unknown

AB	R	H	RBI	BB	SO	LOB
3	2	1	0	1	0	0
4	2	2	1	0	1	0
4	1	3	3	0	0	0
3	0	1	1	0	1	1
1	1	1	0	0	0	0
3	0	1	1	1	0	1
4	0	1	0	0	0	1
4	0	1	0	0	0	3
3	0	0	0	1	0	1
4	0	0	0	0	0	4

AB	33
R	6
H	11
RBI	6
BB	3
SO	2
LOB	11



WP	PA	3B	HR	S	P	ERA	WHIP
0	36	0	0	1	1	6.75	1.625

Batter	1	2	3	4	5	6	7	8	9	AB R H RBI BB SO LOB	TOP											
Cal Abrams, L (1, 8) OBP: 0.298, SLG: 0.196	0-3 K		0-0 F7		0-3 K			0-0 F8		4 0 0 0 0 2 2	<p>Baltimore Orioles @ Detroit Tigers Briggs Stadium, Detroit, MI Thu May 27 1954, 4:33 AM EDT Att. 3,716 - Unknown</p>											
Dick Kryhoski, L (1, 3) OBP: 0.325, SLG: 0.408	0-0 FC5-4 1B		0-0 1-3			0-0 F5		0-0 L9		4 0 1 0 0 0 0												
Vern Stephens, R (1, 5) OBP: 0.298, SLG: 0.417	0-0 FC5-4 1-2f			0-0 F8		0-0 5-3		0-0 FC5-4 1B		4 0 1 0 0 0 1												
Sam Mele, R (1, 7) OBP: 0.250, SLG: 0.352	0-0 L9			0-3 K		0-0 6-3		0-0 FC5-4 1-2f		4 0 0 0 0 1 2												
Vic Wertz, L (1, 9) OBP: 0.278, SLG: 0.253		0-0 4-3		0-0 G3			0-0 FC3-6 1B		0-0 L9	4 0 1 0 0 0 0												
Clint Courtney, L (1, 2) OBP: 0.286, SLG: 0.344		0-0 6-3			0-0 P4		0-0 FC3-6 FC4-6 1-2f		0-0 G3	4 0 0 0 0 0 1												
Bobby Young, L (1, 4) OBP: 0.333, SLG: 0.348		0-0 HR			0-3 K		0-0 FC4-6 E 1-2f		0-0 1B 1B	4 1 2 1 0 1 1												
Billy Hunter, R (1, 6) OBP: 0.240, SLG: 0.261		0-0 P3			0-0 3B		0-0 E1 1-2		0-0 1B 1B	4 0 2 0 0 0 1												
Duane Pillette, R (1, 1) OBP: 0.231, SLG: 0.250			0-0 F8		4-0 BB		0-3 K		0-0 1-6-3	1 0 0 0 1 0 0												
Gil Coan, L (7, PH) OBP: 0.284, SLG: 0.205										1 0 0 0 0 1 2												
Howie Fox, R (7, 1) OBP: 0.250, SLG: 0.250										0 0 0 0 0 0 0												
Bob Kennedy, R (9, PH) OBP: 0.273, SLG: 0.233										1 0 0 0 0 0 2												
Inning Stats	R: 0 E: 0 K: 1 S: 6	H: 1 LOB: 1 BB: 0 P: 6	R: 1 E: 0 K: 0 S: 4	H: 1 LOB: 0 BB: 0 P: 4	R: 0 E: 0 K: 0 S: 3	H: 0 LOB: 0 BB: 0 P: 3	R: 0 E: 0 K: 1 S: 5	H: 0 LOB: 0 BB: 0 P: 5	R: 0 E: 0 K: 2 S: 8	H: 1 LOB: 2 BB: 1 P: 12	R: 0 E: 0 K: 0 S: 3	H: 0 LOB: 0 BB: 0 P: 3	R: 0 E: 1 K: 1 S: 7	H: 1 LOB: 2 BB: 0 P: 7	R: 0 E: 0 K: 0 S: 4	H: 1 LOB: 1 BB: 0 P: 4	R: 0 E: 0 K: 0 S: 5	H: 2 LOB: 2 BB: 0 P: 5	1B: 5 2B: 0 3B: 1 HR: 1	SF: 0 SAC: 0 DP: 0 HBP: 0	WP: 0 PB: 0 SB: 0 CS: 0	PA: 36
PITCHER Ned Garver, R (1, 1) ERA: 1.38	IP: 9.0 WLS: W BF: 36 H: 7 R: 1 ER: 1 SO: 5 BB: 1 IBB: 0 HBP: 0 BLK: 0 WP: 0 HR: 1 S: 45 P: 49 ERA: 1.00 WHIP: 0.889											PITCHER IP: WLS: BF: H: R: ER: SO: BB: IBB: HBP: BLK: WP: HR: S: P: ERA: WHIP:										

livebaseballscorecards.com

AB	35
R	1
H	7
RBI	1
BB	1
SO	5
LOB	12



Batter	1	2	3	4	5	6	7	8	9
Frank Bolling, R OBP: 0.341, SLG: 0.387 (1, 4)	0-0 FC5 E 1B	0-0 6-3		0-0 1B			0-0 1-3	0-0 E6 1-2 2-3 3-H	
Fred Hatfield, L OBP: 0.378, SLG: 0.353 (1, 5)	0-0 E4 FC5 1B	0-0 1B		0-0 G3			0-0 1-3	0-0 4-3	
Harvey Kuenn, R OBP: 0.307, SLG: 0.379 (1, 6)	0-0 FC5 1B	0-0 FC1-4-6				0-0 L5		0-0 L9	
Jim Delsing, L OBP: 0.389, SLG: 0.416 Don Lund, R OBP: 0.286, SLG: 0.333 (1, 7) (8, PR) (9, 7)	0-0 1B L1-3 1B		0-0 E1 L1-6-3 1B		0-0 6-3			0-0 1B 2B	
Walt Dropo, R OBP: 0.288, SLG: 0.357 (1, 3)	0-0 L1-3 1B		0-0 L1-6-3 1B		0-0 5-3			0-0 2B 1B	
Al Kaline, R OBP: 0.294, SLG: 0.277 (1, 9)	0-0 L1-3		0-0 L1-6-3			0-0 L4-3		0-0 2B E 1B	
Bill Tuttle, R OBP: 0.441, SLG: 0.525 (1, 8)	0-0 1B		0-0 6-3			0-0 5-3		0-0 E 2B	
Frank House, L OBP: 0.370, SLG: 0.473 (1, 2)	0-0 1-3			0-0 4-3		0-3 K		4-0 E IBB	
Ned Garver, R OBP: 0.192, SLG: 0.125 (1, 1)		0-0 4-3		0-0 6-3			0-0 F9	0-3 K	

Inning Stats	R: 4	H: 4	E: 1	LOB: 1	K: 0	BB: 0	S: 8	P: 8	R: 0	H: 1	E: 0	LOB: 1	K: 0	BB: 0	S: 4	P: 4	R: 0	H: 1	E: 1	LOB: 1	K: 0	BB: 0	S: 4	P: 4	R: 0	H: 0	E: 0	LOB: 0	K: 0	BB: 0	S: 3	P: 3	R: 0	H: 0	E: 0	LOB: 0	K: 1	BB: 0	S: 5	P: 5	R: 0	H: 0	E: 0	LOB: 0	K: 0	BB: 0	S: 3	P: 3	R: 3	H: 4	E: 1	LOB: 3	K: 1	BB: 1	S: 10	P: 14
--------------	------	------	------	--------	------	-------	------	------	------	------	------	--------	------	-------	------	------	------	------	------	--------	------	-------	------	------	------	------	------	--------	------	-------	------	------	------	------	------	--------	------	-------	------	------	------	------	------	--------	------	-------	------	------	------	------	------	--------	------	-------	-------	-------

PITCHER	IP	WLS	BF	H	R	ER	SO	BB	IBB	HBP	BLK	WP	HR	S	P	ERA	WHIP
Duane Pilette, R ERA: 3.97 (1, 1)	6.0	L	26	7	4	2	1	0	0	0	0	0	0	28	28	3.00	1.167
Howie Fox, R ERA: 4.85 (7, 1)	2.0		12	4	3	2	1	0	1	0	0	0	0	13	17	9.00	2.000


BOTTOM

Baltimore Orioles @ Detroit Tigers
Briggs Stadium, Detroit, MI
Thu May 27 1954, 4:33 AM EDT
Att. 3,716 - Unknown

AB	R	H	RBI	BB	SO	LOB
5	0	2	0	0	0	2
5	1	1	0	0	0	5
4	1	0	0	0	0	3
4	1	2	1	0	0	0
0	1	0	0	0	0	0
4	2	3	2	0	0	0
4	1	1	1	0	0	3
4	0	2	2	0	0	1
3	0	0	0	1	1	1
4	0	0	0	0	1	3


AB	37
R	7
H	11
RBI	6
BB	1
SO	2
LOB	18

WP: 0 PA: 38
PB: 0
SB: 0
CS: 0



WP	HR	S	P	ERA	WHIP
0	0	1	1	3.00	1.167
0	0	1	1	9.00	2.000

1B	2B	3B	HR	SF	SAC	DP	HBP
9	2	0	0	0	1	0	0

Batter	1	2	3	4	5	6	7	8	9	AB R H RBI BB SO LOB	TOP											
Frank Bolling, R (1, 4) OBP: 0.333, SLG: 0.377 Johnny Pesky, L (9, PH) OBP: 0.231, SLG: 0.364	0-3 K		0-3 K			0-0 F8			0-0 1-3	3 0 0 0 0 2 2 1 0 0 0 0 0 0	Detroit Tigers @ Cleveland Indians Cleveland Municipal Stadium, Cleveland, OH Fri May 28 1954, 3:33 AM EDT Att. 15,413 - Unknown AB 28 R 0 H 2 RBI 0 BB 2 SO 3 LOB 6 											
Fred Hatfield, L (1, 5) OBP: 0.341, SLG: 0.316	0-0 1-3		0-0 4-3			0-0 3-1			0-0 P5	4 0 0 0 0 0 2												
Harvey Kuenn, R (1, 6) OBP: 0.299, SLG: 0.369	0-0 1-3				0-0 G3				0-0 4-3	4 0 0 0 0 0 0												
Jim Delsing, L (1, 7) OBP: 0.361, SLG: 0.405					0-0 G3				0-0 5-3	3 0 0 0 0 0 0												
Walt Dropo, R (1, 3) OBP: 0.291, SLG: 0.347					0-0 6-3				0-0 F8	3 0 0 0 0 1 0												
Al Kaline, R (1, 9) OBP: 0.288, SLG: 0.271					0-0 F3				0-0 L9	3 0 0 0 0 0 0												
Bill Tuttle, R (1, 8) OBP: 0.439, SLG: 0.516					4-0 L4-3 BB				0-0 F8	2 0 0 0 1 0 0												
Frank House, L (1, 2) OBP: 0.378, SLG: 0.489					0-0 L4-3 2B				0-0 1B	3 0 2 0 0 0 1												
Steve Gromek, S (1, 1) OBP: 0.185, SLG: 0.083 Chuck Kress, L (8, PH) OBP: 0.222, SLG: 0.192 Bob Miller, R (8, 1)					4-0 BB				0-0 L6	1 0 0 0 1 0 0 1 0 0 0 0 0 1 0 0 0 0 0 0 0												
Inning Stats	R: 0 E: 0 K: 1 S: 5	H: 0 LOB: 0 BB: 0 P: 5	R: 0 E: 0 K: 1 S: 5	H: 0 LOB: 0 BB: 0 P: 5	R: 0 E: 0 K: 1 S: 6	H: 1 LOB: 2 BB: 1 P: 10	R: 0 E: 0 K: 0 S: 3	H: 0 LOB: 0 BB: 0 P: 3	R: 0 E: 0 K: 0 S: 2	H: 0 LOB: 0 BB: 1 P: 6	R: 0 E: 0 K: 0 S: 3	H: 0 LOB: 0 BB: 0 P: 3	R: 0 E: 0 K: 0 S: 3	H: 0 LOB: 0 BB: 0 P: 3	R: 0 E: 0 K: 0 S: 4	H: 1 LOB: 1 BB: 0 P: 4	R: 0 E: 0 K: 0 S: 3	H: 0 LOB: 0 BB: 0 P: 3	1B: 1 2B: 2 3B: 0 HR: 0	SF: 0 SAC: 0 DP: 1 HBP: 0	WP: 0 PB: 0 SB: 0 CS: 0	PA: 30
PITCHER Early Wynn, R (1, 1) ERA: 3.23	IP: 9.0 WLS: W BF: 30 H: 2 R: 0 ER: 0 SO: 3 BB: 2 IBB: 0 HBP: 0 BLK: 0 WP: 0 HR: 0 S: 34 P: 42 ERA: 0.00 WHIP: 0.444																				PITCHER IP: WLS: BF: H: R: ER: SO: BB: IBB: HBP: BLK: WP: HR: S: P: ERA: WHIP	

Batter	1	2	3	4	5	6	7	8	9
Al Smith, R OBP: 0.418, SLG: 0.371 (1, 7)	F8		F8			6-3		4-3	
Bobby Avila, R OBP: 0.443, SLG: 0.456 (1, 4)	L9			1B		5-3		K	
Larry Doby, L OBP: 0.340, SLG: 0.370 (1, 8)	L9			1B			HR	1B	
Al Rosen, R OBP: 0.422, SLG: 0.693 (1, 3)		5-3		P4			HR	L9	
Dave Philley, S OBP: 0.252, SLG: 0.338 (1, 9)		F5		K2-6-5-2			BB	BB	
Rudy Regalado, R OBP: 0.377, SLG: 0.413 (1, 5)		P4			F7		3-1		
George Strickland, R OBP: 0.336, SLG: 0.339 (1, 6)			K		F8		P4		
Jim Hegan, R OBP: 0.289, SLG: 0.427 (1, 2)			1B		L9		1B		
Early Wynn, S OBP: 0.240, SLG: 0.217 (1, 1)			K			6-3	F8		

AB	R	H	RBI	BB	SO	LOB
4	0	0	0	0	0	1
4	0	1	0	0	1	0
4	1	3	0	0	0	0
4	1	1	2	0	0	3
2	1	0	0	1	1	2
3	0	0	0	0	0	1
3	0	0	0	0	1	1
3	0	2	1	0	0	0
3	0	0	0	0	1	2

BOTTOM

Detroit Tigers @ Cleveland Indians
Cleveland Municipal Stadium, Cleveland, OH

Fri May 28 1954, 3:33 AM EDT
Att. 15,413 - Unknown

livebaseballscorecards.com

AB	30
R	3
H	7
RBI	3
BB	1
SO	4
LOB	10



Inning Stats		R: 0	H: 0	E: 0	LOB: 0	K: 0	BB: 0	S: 3	P: 3	R: 0	H: 0	E: 0	LOB: 0	K: 2	BB: 0	S: 8	R: 0	H: 2	E: 0	LOB: 2	K: 1	BB: 0	S: 6	R: 0	H: 0	E: 0	LOB: 0	K: 0	BB: 0	S: 3	R: 0	H: 0	E: 0	LOB: 0	K: 0	BB: 0	S: 3	R: 3	H: 3	E: 0	LOB: 1	K: 0	BB: 1	S: 6	R: 0	H: 1	E: 0	LOB: 1	K: 1	BB: 0	S: 6	P: 6
PITCHER	IP	WLS	BF	H	R	ER	SO	BB	IBB	HBP	BLK	WP	HR	S	P	ERA	WHIP	PITCHER	IP	WLS	BF	H	R	ER	SO	BB	IBB	HBP	BLK	WP	HR	S	P	ERA	WHIP																	
Steve Gromek, R ERA: 2.76 (1, 1)	7.0	L	27	6	3	3	3	1	0	0	0	0	1	32	36	3.86	1.000																																			
Bob Miller, L ERA: (8, 1)	1.0		4	1	0	0	1	0	0	0	0	0	0	6	6	0.00	1.000																																			

WP: 0	PA: 31
PB: 0	
SB: 0	
CS: 0	

Batter	1	2	3	4	5	6	7	8	9	AB R H RBI BB SO LOB	TOP
Frank Bolling, R (1, 4) <small>OBP: 0.333, SLG: 0.376</small> Reno Bertoia, R (7, 5)	0-3 			0-0 		0-0 		0-3 		3 0 1 0 0 1 0 1 0 0 0 0 1 1	Detroit Tigers @ Cleveland Indians Cleveland Municipal Stadium, Cleveland, OH Sat May 29 1954, 3:33 AM EDT Att. 18,684 - Unknown AB 30 R 0 H 6 RBI 0 BB 1 SO 3 LOB 11
Fred Hatfield, L (1, 5) <small>OBP: 0.333, SLG: 0.293</small> (7, 4)	0-0 			4-0 		0-0 		0-0 	3 0 0 0 1 0 1		
Harvey Kuenn, R (1, 6) <small>OBP: 0.291, SLG: 0.359</small>	0-0 			0-0 			0-0 	0-0 	4 0 0 0 0 0 1		
Jim Delsing, L (1, 7) <small>OBP: 0.363, SLG: 0.407</small> Bob Nieman, R (5, 7) <small>OBP: 0.385, SLG: 0.273</small>		0-0 		0-0 			0-0 	0-0 	2 0 1 0 0 0 1 2 0 1 0 0 0 0		
Walt Dropo, R (1, 3) <small>OBP: 0.285, SLG: 0.339</small>		0-0 			0-0 		0-0 		3 0 0 0 0 0 2		
Al Kaline, R (1, 9) <small>OBP: 0.282, SLG: 0.265</small>		0-0 			0-0 		0-0 		3 0 0 0 0 0 2		
Bill Tuttle, R (1, 8) <small>OBP: 0.433, SLG: 0.508</small> Don Lund, R (5, 8) <small>OBP: 0.375, SLG: 0.429</small>				0-0 		0-0 		0-0 	2 0 0 0 0 0 0 1 0 1 0 0 0 0		
Frank House, L (1, 2) <small>OBP: 0.386, SLG: 0.495</small>				0-0 		0-0 		0-0 	3 0 2 0 0 0 0		
Ray Herbert, R (1, 1) <small>OBP: 0.333, SLG: 1.000</small> Ralph Branca, R (2, 1) Chuck Kress, L (8, PH) <small>OBP: 0.214, SLG: 0.185</small> Bob Miller, R (8, 1)			0-0 			0-3 		0-0 	0 0 0 0 0 0 0 2 0 0 0 0 1 1 1 0 0 0 0 0 2 0 0 0 0 0 0 0		
Inning Stats	R: 0 H: 0 E: 0 LOB: 0 K: 1 BB: 0 S: 5 P: 5	R: 0 H: 1 E: 0 LOB: 0 K: 0 BB: 0 S: 3 P: 3	R: 0 H: 1 E: 0 LOB: 0 K: 0 BB: 0 S: 3 P: 3	R: 0 H: 0 E: 0 LOB: 1 K: 0 BB: 1 S: 3 P: 7	R: 0 H: 0 E: 0 LOB: 0 K: 0 BB: 0 S: 3 P: 3	R: 0 H: 1 E: 0 LOB: 1 K: 1 BB: 0 S: 6 P: 6	R: 0 H: 1 E: 1 LOB: 1 K: 0 BB: 0 S: 4 P: 4	R: 0 H: 2 E: 0 LOB: 1 K: 1 BB: 0 S: 6 P: 6	R: 0 H: 0 E: 0 LOB: 0 K: 0 BB: 0 S: 3 P: 3	1B: 6 SF: 0 2B: 1 SAC: 0 3B: 0 DP: 4 HR: 0 HBP: 0	
PITCHER Bob Lemon, R (1, 1) <small>ERA: 2.25</small>	IP WLS BF H R ER SO BB IBB HBP BLK WP HR S P ERA WHIP 9.0 W 31 6 0 0 3 1 0 0 0 0 0 0 36 40 0.00 0.778										

Batter	1	2	3	4	5	6	7	8	9
Al Smith, R OBP: 0.417, SLG: 0.382 (1, 7)	0-0 SH3 HR 2B	0-0 E6 1B E 1-2 2-3	0-0 5-3			0-3 K		0-0 E 1B 1B	
Bobby Avila, R OBP: 0.450, SLG: 0.464 (1, 4)	0-0 SH3 2-3	0-0 E 1B 1-3 2-H 3-H	0-0 P4			0-0 E9 1B		0-0 E1 1B 1B 1-H	
Larry Doby, L OBP: 0.344, SLG: 0.390 (1, 8) Dave Pope, L OBP: 0.235, SLG: 0.188 (7, 8)	0-0 HR 3-H	4-0 E 1B BB		0-3 K		0-0 F7		0-0 S 2B 1B 3-H	
Al Rosen, R OBP: 0.421, SLG: 0.683 (1, 3) Bill Glynn, L OBP: 0.429, SLG: 0.432 (5, 3)	4-0 E G3 BB	0-0 E6 1B SF9 1-2 2-H 3-H		0-0 6-3		0-0 G3		4-0 2B BB 1-2	
Dave Philley, S OBP: 0.250, SLG: 0.333 (1, 9)	0-0 G3 1-2	0-0 SF9 BB 1B 1-2 2-H		0-0 G3			0-0 4-3	0-0 F3	
Rudy Regalado, R OBP: 0.392, SLG: 0.478 (1, 5)	0-0 F2 2-3	4-0 BB BB BB 1-2 2-3 BB			0-0 5-3		0-0 HR	0-0 2B 1-3 2-H	
George Strickland, R OBP: 0.331, SLG: 0.336 (1, 6)		0-0 K SF9			0-0 S 1B		0-0 6-3	0-3 K	
Hal Naragon, L OBP: 0.238, SLG: 0.225 (1, 2)		0-0 E 1B 4-3			0-0 F8 1-2		0-0 F8		
Bob Lemon, L OBP: 0.103, SLG: 0.037 (1, 1)		0-0 E4 1B E 1-2		0-0 F8		0-0 1-3		0-0 4-3	

Inning Stats	R: 2	H: 2	E: 1	K: 0	S: 5	LOB: 1	BB: 1	P: 9	R: 6	H: 3	E: 3	K: 1	S: 11	LOB: 2	BB: 2	P: 19	R: 0	H: 0	E: 0	K: 0	S: 3	LOB: 0	BB: 0	P: 3	R: 0	H: 0	E: 0	K: 1	S: 5	LOB: 0	BB: 0	P: 5	R: 0	H: 1	E: 0	K: 0	S: 4	LOB: 1	BB: 0	P: 4	R: 0	H: 1	E: 1	K: 1	S: 6	LOB: 1	BB: 0	P: 6	R: 1	H: 1	E: 0	K: 0	S: 4	LOB: 0	BB: 0	P: 4	R: 3	H: 4	E: 1	K: 1	S: 9	LOB: 2	BB: 1	P: 13
--------------	------	------	------	------	------	--------	-------	------	------	------	------	------	-------	--------	-------	-------	------	------	------	------	------	--------	-------	------	------	------	------	------	------	--------	-------	------	------	------	------	------	------	--------	-------	------	------	------	------	------	------	--------	-------	------	------	------	------	------	------	--------	-------	------	------	------	------	------	------	--------	-------	-------


PITCHER	IP	WLS	BF	H	R	ER	SO	BB	IBB	HBP	BLK	WP	HR	S	P	ERA	WHIP
Ray Herbert, R ERA: 7.89 (1, 1)	1.1	L	11	4	6	2	1	1	0	0	0	0	1	12	16	13.50	3.750
Ralph Branca, R ERA: 3.74 (2, 1)	5.2		24	4	3	1	2	2	0	0	0	0	1	26	34	1.59	1.059
Bob Miller, L ERA: 4.05 (8, 1)	1.0		8	4	3	3	1	1	0	0	0	0	0	9	13	27.00	5.000

BOTTOM

Detroit Tigers @ Cleveland Indians
Cleveland Municipal Stadium, Cleveland, OH

Sat May 29 1954, 3:33 AM EDT
Att. 18,684 - Unknown

AB	37
R	12
H	12
RBI	10
BB	4
SO	4
LOB	16



WP	HR	S	P	ERA	WHIP
0	0	0	0	0	0

Batter	1	2	3	4	5	6	7	8	9	AB R H RBI BB SO LOB	TOP	
Frank Bolling, R (1, 4) OBP: 0.338, SLG: 0.388	0-0 1B FC1-2 1B		0-0 5-3			0-0 E 2B		0-0 F9		4 1 2 0 0 0 0	Detroit Tigers @ Cleveland Indians Cleveland Municipal Stadium, Cleveland, OH Sun May 30 1954, 3:33 AM EDT Att. 16,945 - Unknown livebaseballscorecards.com	
Fred Hatfield, L (1, 5) OBP: 0.327, SLG: 0.289	0-0 FC1-2 1-3 1B		0-0 F9			0-0 E3 G4-3 2-H		0-0 4-3	4 0 1 0 0 0 0			
Harvey Kuenn, R (1, 6) OBP: 0.284, SLG: 0.350	0-0 FC1-2 FC6-4 1-2 3-H			0-0 4-3		0-0 F3		0-0 F9	4 0 0 0 0 0 3			
Jim Delsing, L (1, 7) OBP: 0.367, SLG: 0.405	0-0 F7			0-0 1B		0-0 G4-3 1-2f		4-0 BB	3 0 1 0 1 0 3			
Walt Dropo, R (1, 3) OBP: 0.276, SLG: 0.328	0-0 FC6-4 1-2f			0-3 K			0-0 F8	0-0 L4	4 0 0 0 0 1 4			
Don Lund, R (1, 9) OBP: 0.273, SLG: 0.300		0-0 F3		0-0 5-3			0-3 K		3 0 0 0 0 1 1			
Bill Tuttle, R (1, 8) OBP: 0.424, SLG: 0.496		0-0 P4			0-3 K		0-0 5-3		3 0 0 0 0 1 0			
Frank House, L (1, 2) OBP: 0.376, SLG: 0.480		0-3 K			0-0 P4			0-0 G3	3 0 0 0 0 1 0			
Dick Marlowe, R (1, 1) OBP: 0.333, SLG: 0.333			0-0 5-3		0-0 F7			0-0 4-3	2 0 0 0 0 0 0			
Johnny Pesky, L (8, PH) OBP: 0.214, SLG: 0.333									1 0 0 0 0 0 0			
Steve Gromek, S (8, 1) OBP: 0.185, SLG: 0.083									0 0 0 0 0 0 0			
Inning Stats	R: 0 H: 2 E: 0 LOB: 2 K: 0 BB: 0 S: 5 P: 5	R: 0 H: 0 E: 0 LOB: 0 K: 1 BB: 0 S: 5 P: 5	R: 0 H: 0 E: 0 LOB: 0 K: 0 BB: 0 S: 3 P: 3	R: 0 H: 1 E: 0 LOB: 1 K: 1 BB: 0 S: 6 P: 6	R: 0 H: 0 E: 0 LOB: 0 K: 1 BB: 0 S: 5 P: 5	R: 1 H: 1 E: 1 LOB: 0 K: 0 BB: 0 S: 4 P: 4	R: 0 H: 0 E: 0 LOB: 0 K: 1 BB: 0 S: 5 P: 5	R: 0 H: 0 E: 0 LOB: 0 K: 0 BB: 0 S: 3 P: 3	R: 0 H: 0 E: 0 LOB: 1 K: 0 BB: 1 S: 3 P: 7	1B: 3 SF: 0 2B: 1 SAC: 0 3B: 0 DP: 1 HR: 0 HBP: 0	WP: 0 PA: 32 PB: 0 SB: 0 CS: 0	
PITCHER Mike Garcia, R (1, 1) ERA: 2.88	IP WLS BF H R ER SO BB IBB HBP BLK WP HR S P ERA WHIP	9.0 W 32 4 1 0 4 1 0 0 0 0 0 0 39 43 0.00 0.556										

Batter	1	2	3	4	5	6	7	8	9
Al Smith, R OBP: 0.412, SLG: 0.377 (1, 7)	0-0 5-3		0-0 5-3			0-0 2B SF9 1B	0-0 P3		
Bobby Avila, R OBP: 0.451, SLG: 0.477 (1, 4)	0-0 P3			0-0 PB SF8 2B		0-0 SF9 1-3 2B	0-0 F8		
Larry Doby, L OBP: 0.335, SLG: 0.379 (1, 8)	0-0 3-1			0-0 P4		0-3 K		0-0 P6	
Al Rosen, R OBP: 0.423, SLG: 0.674 (1, 3)		0-0 P5		4-0 S 2-3 BB		4-0 FC6-4 IBB		0-0 6-3	
Bill Glynn, L OBP: 0.429, SLG: 0.432 (9, 3)									
Dave Philley, S OBP: 0.256, SLG: 0.350 (1, 9)		0-0 2B		0-0 SF8		0-0 SF9		0-0 1B 1B	
Rudy Regalado, R OBP: 0.385, SLG: 0.465 (1, 5)		0-0 5-3		0-0 5-3		0-0 FC6-4 1-2f		0-0 1B 1B	
George Strickland, R OBP: 0.329, SLG: 0.341 (1, 6)		0-0 6-3			0-0 F7		0-0 SH 6-3 2B	0-0 P5	
Jim Hegan, R OBP: 0.283, SLG: 0.418 (1, 2)			0-0 P4		0-0 P6		0-0 SH 6-3 2-3		
Mike Garcia, R OBP: 0.080, SLG: 0.042 (1, 1)			0-3 K		0-0 5-3		0-0 6-3 1-2 3-H		

Inning Stats	R: 0	H: 0	E: 0	K: 0	S: 3	LOB: 0	BB: 0	P: 3	R: 0	H: 1	E: 0	K: 0	S: 4	LOB: 1	BB: 0	P: 4	R: 0	H: 0	E: 0	K: 1	S: 5	LOB: 0	BB: 0	P: 5	R: 1	H: 1	E: 0	K: 0	S: 4	LOB: 1	BB: 1	P: 8	R: 0	H: 0	E: 0	K: 0	S: 3	LOB: 0	BB: 0	P: 3	R: 1	H: 2	E: 0	K: 1	S: 7	LOB: 2	BB: 1	R: 1	H: 1	E: 0	K: 0	S: 5	LOB: 1	BB: 0	P: 5	R: 0	H: 2	E: 0	K: 0	S: 5	LOB: 2	BB: 0	P: 5
--------------	------	------	------	------	------	--------	-------	------	------	------	------	------	------	--------	-------	------	------	------	------	------	------	--------	-------	------	------	------	------	------	------	--------	-------	------	------	------	------	------	------	--------	-------	------	------	------	------	------	------	--------	-------	------	------	------	------	------	--------	-------	------	------	------	------	------	------	--------	-------	------

PITCHER	IP	WLS	BF	H	R	ER	SO	BB	IBB	HBP	BLK	WP	HR	S	P	ERA	WHIP
Dick Marlowe, R ERA: 2.76 (1, 1)	7.0	L	29	5	3	2	2	1	1	0	0	0	0	31	39	2.57	0.857
Steve Gromek, R ERA: 2.72 (8, 1)	1.0		5	2	0	0	0	0	0	0	0	0	0	5	5	0.00	2.000

BOTTOM

AB	R	H	RBI	BB	SO	LOB
4	1	1	0	0	0	1
4	1	2	0	0	0	1
4	0	0	0	0	1	3
2	0	0	0	2	0	0
0	0	0	0	0	0	0
2	0	2	2	0	0	0
4	0	1	0	0	0	4
4	1	1	0	0	0	3
2	0	0	0	0	0	0
3	0	0	1	0	1	1

AB	29
R	3
H	7
RBI	3
BB	2
SO	2
LOB	13



WP	PA
0	34

Detroit Tigers @ Cleveland Indians
Cleveland Municipal Stadium, Cleveland, OH
 Sun May 30 1954, 3:33 AM EDT
 Att. 16,945 - Unknown

livebaseballscores.com

Batter	1	2	3	4	5	6	7	8	9	AB R H RBI BB SO LOB	TOP						
Harvey Kuenn, R (1, 6) OBP: 0.281, SLG: 0.346	0-0 L9		0-0 E6	0-0 G6-4-3			0-0 F9		0-0 2B	5 1 1 1 0 0 1							
Frank Bolling, R (1, 4) OBP: 0.340, SLG: 0.396	0-3 K		0-0 G1-6-3			0-0 F7		0-0 FC1-6	0-0 2B	5 0 2 2 0 1 1							
Ray Boone, R (1, 5) OBP: 0.428, SLG: 0.496	4-0 FC4-6		0-0 FC6			0-0 P6		0-0 F9	0-0 F7	4 0 1 0 1 0 2							
Jim Delsing, L (1, 7) OBP: 0.357, SLG: 0.392	0-0 FC4-6		0-0 FC6			0-0 4-3		0-0 FC1-6		4 0 0 0 0 0 3							
Walt Dropo, R (1, 3) OBP: 0.283, SLG: 0.323		4-0 FC6-4		4-0 2B		0-0 F8		0-0 F8		2 1 0 0 2 0 1							
Al Kaline, R (1, 9) OBP: 0.288, SLG: 0.279		0-0 FC6-4		0-0 3B		0-0 L4-3		0-0 5-3		4 3 2 0 0 0 1							
Bill Tuttle, R (1, 8) OBP: 0.419, SLG: 0.504		0-0 F9		0-0 1B		0-0 F7		0-0 5-3		4 1 1 2 0 0 2							
Frank House, L (1, 2) OBP: 0.380, SLG: 0.485		0-0 1-3		0-0 1-3		0-0 P5		4-0 1B	2B	3 1 1 1 1 0 1							
George Zuverink, R (1, 1) OBP: 0.167, SLG: 0.167		0-3 K		0-0 1B		0-0 L8		0-3 K		3 0 1 1 0 1 1							
Ray Herbert, R (7, 1) OBP: 0.250, SLG: 0.750				0-0 1B						1 0 0 0 0 1 2							
Inning Stats	R: 0 H: 0 E: 0 LOB: 1 K: 1 BB: 1 S: 5 P: 9	R: 1 H: 1 E: 0 LOB: 1 K: 1 BB: 1 S: 6 P: 10	R: 0 H: 1 E: 1 LOB: 1 K: 0 BB: 0 S: 4 P: 4	R: 3 H: 3 E: 0 LOB: 0 K: 0 BB: 1 S: 5 P: 9	R: 0 H: 0 E: 0 LOB: 0 K: 0 BB: 0 S: 3 P: 3	R: 0 H: 0 E: 0 LOB: 0 K: 0 BB: 0 S: 3 P: 3	R: 0 H: 0 E: 0 LOB: 0 K: 0 BB: 0 S: 3 P: 3	R: 0 H: 1 E: 0 LOB: 1 K: 0 BB: 0 S: 4 P: 4	R: 3 H: 3 E: 0 LOB: 1 K: 1 BB: 1 S: 8 P: 12	1B: 5 SF: 0 2B: 3 SAC: 0 3B: 1 DP: 2 HR: 0 HBP: 0	WP: 0 PA: 39 PB: 0 SB: 0 CS: 0						
PITCHER	IP WLS BF H R ER SO BB IBB HBP BLK WP HR S P ERA WHIP																
Bob Turley, R (1, 1) ERA: 2.75	7.0	28	5	4	4	2	3	0	0	0	0	0	0	29	41	5.14	1.143
Marlin Stuart, R (8, 1) ERA: 5.14	2.0	L 11	4	3	3	1	0	1	0	0	0	0	0	12	16	13.50	2.000

Detroit Tigers @ Baltimore Orioles
 Memorial Stadium, Baltimore, MD
 Mon May 31 1954, 3:33 AM EDT
 Unknown

livebaseballscorecards.com

AB 35
 R 7
 H 9
 RBI 7
 BB 4
 SO 3
 LOB 15



Batter	1	2	3	4	5	6	7	8	9	AB	R	H	RBI	BB	SO	LOB
Cal Abrams, L (1, 8) OBP: 0.346, SLG: 0.277	0-0 1B 1B	0-0 L9		0-3 K		0-0 FC6-4 1-2f	0-3 K		0-0 2-H 1B	6	1	2	1	0	2	7
Jim Brideweser, R (1, 6) Vic Wertz, L (7, PH) Marlin Stuart, L (8, 1) Bob Kennedy, R (9, PH) OBP: 0.324, SLG: 0.343 OBP: 0.283, SLG: 0.245 OBP: 0.341, SLG: 0.297	0-0 L9		0-0 6-3		0-3 K	0-0 4-3	0-0 L9		0-0 4-3	4	0	0	0	0	1	2
Eddie Waitkus, L (1, 3) OBP: 0.227, SLG: 0.238	0-0 F7		0-0 F7		0-0 L9		0-0 2B 1B	0-3 K		5	1	1	0	0	1	1
Sam Mele, R (1, 9) OBP: 0.294, SLG: 0.358	0-0 1-2 1B 1B		4-0 BB		4-0 1B BB		0-0 1-2 2B 1B	0-0 WP 1B		3	1	3	0	2	0	0
Vern Stephens, R (1, 5) OBP: 0.340, SLG: 0.456	0-0 1-2 2-H 1B		0-3 K		0-0 HBP 1B		0-0 1-3 2B	0-3 K		5	1	3	2	0	2	2
Jim Fridley, R (1, 7) OBP: 0.321, SLG: 0.458	0-0 1-2f FC6-4			0-0 1B 1B	1-0 HBP		0-0 2-H 3-H 1B	0-0 1-6-3		4	0	2	2	0	0	3
Chico Garcia, R (1, 4) Bobby Young, L (9, PH) OBP: 0.095, SLG: 0.053 OBP: 0.333, SLG: 0.336		0-0 L9		0-0 F8	0-0 1-3		0-0 1-2f FC4-6 2B		0-0 4-3	4	0	0	0	0	0	5
Ray Murray, R (1, 2) Dick Kryhoski, L (9, PH) OBP: 0.308, SLG: 0.500 OBP: 0.340, SLG: 0.400		0-0 FC1-6 1B		0-0 L9		0-0 5-3	0-0 1-3 2B		4-0 D 1B BB	4	0	2	0	0	0	1
Bob Turley, R (1, 1) Clint Courtney, L (7, PH) Gil Coan, L (7, PR) Billy Hunter, R (8, 6) OBP: 0.111, SLG: 0.077 OBP: 0.290, SLG: 0.333 OBP: 0.286, SLG: 0.200 OBP: 0.245, SLG: 0.258		0-0 FC1-6		0-0 1B		0-0 E6 FC6-4	4-0 IBB		0-0 1-3	3	0	1	0	0	0	1

Inning Stats	R: 1	H: 3	E: 0	K: 0	S: 6	H: 3	LOB: 2	BB: 0	P: 6	R: 0	H: 1	E: 0	K: 0	S: 4	R: 0	H: 0	E: 0	K: 1	S: 5	R: 0	H: 2	E: 0	K: 1	S: 7	R: 0	H: 1	E: 0	K: 1	S: 6	R: 0	H: 0	E: 1	K: 0	S: 4	R: 3	H: 5	E: 0	K: 1	S: 10	R: 0	H: 1	E: 0	K: 2	S: 8	R: 1	H: 1	E: 0	K: 0	S: 4	1B: 12	2B: 2	3B: 0	HR: 0	SF: 0	SAC: 0	DP: 0	HBP: 1	WP: 1	PA: 47
--------------	------	------	------	------	------	------	--------	-------	------	------	------	------	------	------	------	------	------	------	------	------	------	------	------	------	------	------	------	------	------	------	------	------	------	------	------	------	------	------	-------	------	------	------	------	------	------	------	------	------	------	--------	-------	-------	-------	-------	--------	-------	--------	-------	--------

PITCHER	IP	WLS	BF	H	R	ER	SO	BB	IBB	HBP	BLK	WP	HR	S	P	ERA	WHIP
George Zuverink, R (1, 1) ERA: 4.54	6.0		32	10	4	4	3	2	0	1	0	0	0	35	44	6.00	2.000
Ray Herbert, R (7, 1) ERA: 7.3	3.0	W	15	4	1	1	3	1	1	0	0	1	0	19	27	3.00	1.667

BOTTOM

Detroit Tigers @ Baltimore Orioles
 Memorial Stadium, Baltimore, MD
 Mon May 31 1954, 3:33 AM EDT
 Unknown

livebaseballscores.com

AB	42
R	5
H	14
RBI	5
BB	4
SO	6
LOB	27



Batter	1	2	3	4	5	6	7	8	9
Cal Abrams, L OBP: 0.329, SLG: 0.261 (1, 8) X	0-0 F2		0-3 K	0-0 FC4-6			0-3 K		
Jim Brideweser, R OBP: 0.317, SLG: 0.333 (1, 6) X	0-0 L9		0-3 K		0-0 4-3			0-0 3B 1B	
Eddie Waitkus, L OBP: 0.229, SLG: 0.239 (1, 3) X	0-0 1B		0-0 L7		0-0 6-3			0-0 F8	
Sam Mele, R OBP: 0.300, SLG: 0.386 (1, 9) S S	0-3 K			0-0 G3 3B 2B	0-0 P4			0-0 3B	
Vern Stephens, R OBP: 0.350, SLG: 0.480 (1, 5) X		0-0 HR		0-0 G3		0-0 CS 1B		4-0 FC5-4 IBB	
Jim Fridley, R OBP: 0.313, SLG: 0.500 (1, 7) S S	0-3 K		0-0 1B 3B	0-0 1B 3B	0-3 K	0-3 K	0-3 K	0-3 K	
Les Moss, R OBP: 0.360, SLG: 0.417 (1, 2) X	0-0 FC5-4 1B		0-0 K	0-3 K	0-0 5-3		0-0 FC5-4	0-0 FC5-4	
Chico Garcia, R OBP: 0.125, SLG: 0.091 (1, 4) X	0-0 FC5-4		0-0 FC5-4	0-0 E 1B		0-3 K			
Duane Pilette, R OBP: 0.188, SLG: 0.200 (1, 1) S S	0-3 K		0-0 K	0-0 E6 FC4-6		0-3 K			

AB	R	H	RBI	BB	SO	LOB
4	0	0	0	0	2	2
4	1	1	0	0	1	0
4	0	1	0	0	0	1
4	1	2	1	0	1	1
3	1	2	1	1	0	1
4	1	1	1	0	3	3
4	0	1	0	0	1	3
3	0	1	1	0	1	1
3	0	0	0	0	2	2

BOTTOM

Detroit Tigers @ Baltimore Orioles
Memorial Stadium, Baltimore, MD
 Mon May 31 1954, 3:38 AM EDT
 Att. 23,709 - Unknown

livebaseballscorecards.com

AB	33
R	4
H	9
RBI	4
BB	1
SO	11
LOB	14



1B: 5	SF: 0
2B: 2	SAC: 0
3B: 2	DP: 1
HR: 1	HBP: 0

WP: 0	PA: 34
PB: 0	
SB: 0	
CS: 1	

Inning Stats	R: 0	H: 1	E: 0	LOB: 1	K: 1	BB: 0	S: 6	P: 6
R: 1	H: 2	E: 0	LOB: 1	K: 2	BB: 0	S: 9	P: 9	
R: 0	H: 0	E: 0	LOB: 0	K: 2	BB: 0	S: 7	P: 7	
R: 2	H: 3	E: 1	LOB: 2	K: 1	BB: 0	S: 9	P: 9	
R: 0	H: 0	E: 0	LOB: 0	K: 0	BB: 0	S: 3	P: 3	
R: 0	H: 1	E: 0	LOB: 0	K: 1	BB: 0	S: 5	P: 5	
R: 0	H: 0	E: 0	LOB: 0	K: 3	BB: 0	S: 9	P: 9	
R: 1	H: 2	E: 0	LOB: 2	K: 1	BB: 1	S: 7	P: 11	

PITCHER	IP	WLS	BF	H	R	ER	SO	BB	IBB	HBP	BLK	WP	HR	S	P	ERA	WHIP
Billy Hoef, L	8.0	L	34	9	4	4	11	0	1	0	0	0	1	55	59	4.50	1.125

Batter	1	2	3	4	5	6	7	8	9	AB R H RBI BB SO LOB	TOP			
Harvey Kuenn, R (1, 6) OBP: 0.282, SLG: 0.339	0-0 6-3		0-0 F9		4-0 G5-4-3 1B 1-2 2-3 BB	0-0 FC6-4		0-0 S SH5-3 1B	4 0 1 0 1 0 3					
Frank Bolling, R (1, 4) OBP: 0.329, SLG: 0.380	0-0 P3		0-3 K		0-0 G5-4-3 1B 1-2 2-H 3-H	0-0 F8		0-0 SH5-3	4 0 1 2 0 1 1					
Ray Boone, R (1, 5) OBP: 0.401, SLG: 0.460	0-0 F8			0-0 6-3	0-0 G5-4-3 1-2f 2-3		0-3 K	0-0 5-3	5 0 0 0 0 1 3					
Jim Delsing, L (1, 7) OBP: 0.362, SLG: 0.386		0-0 P6		0-3 K	4-0 BB		0-0 5-3	4-0 BB	3 0 0 0 2 1 0					
Walt Dropo, R (1, 3) OBP: 0.286, SLG: 0.324		0-0 F7		0-0 FC5-4 1B	0-0 6-3		0-0 FC4-6 L4-3 1B	0-0 5-3	5 0 2 0 0 0 4					
Al Kaline, R (1, 9) OBP: 0.301, SLG: 0.299		0-0 L4-3		0-0 FC5-4 1-2f		0-0 WP 2B	0-0 L4-3 1-2		4 0 1 0 0 0 2					
Bill Tuttle, R (1, 8) OBP: 0.429, SLG: 0.518			0-0 SF8 3B		0-0 1B 1B	0-0 F7	4-0 FC4-6 BB		3 2 2 0 1 0 1					
Frank House, L (1, 2) OBP: 0.376, SLG: 0.481			0-0 SF8		0-0 BB 1B 1B	0-0 1-3	0-0 FC4-6 1-2f 2-3		3 1 1 1 0 0 3					
Ralph Branca, R (1, 1) OBP: 0.364, SLG: 0.333 Dick Marlowe, R (8, 1) OBP: 0.333, SLG: 0.333			0-0 2B		0-0 BB 1B	4-0 FC6-4 BB	0-3 K		3 1 2 1 1 1 2 0 0 0 0 0 0 0					
Inning Stats	R: 0 E: 0 K: 0 S: 3 H: 0 LOB: 0 BB: 0 P: 3	R: 0 E: 0 K: 0 S: 3 H: 0 LOB: 0 BB: 0 P: 3	R: 1 E: 0 K: 1 S: 7 H: 2 LOB: 1 BB: 0 P: 7	R: 0 E: 0 K: 1 S: 6 H: 1 LOB: 1 BB: 0 P: 6	R: 3 E: 0 K: 0 S: 6 H: 4 LOB: 2 BB: 2 P: 14	R: 0 E: 0 K: 0 S: 4 H: 1 LOB: 2 BB: 1 P: 8	R: 0 E: 0 K: 1 S: 5 H: 0 LOB: 0 BB: 0 P: 5	R: 0 E: 0 K: 1 S: 6 H: 1 LOB: 2 BB: 1 P: 10	R: 0 E: 0 K: 0 S: 4 H: 1 LOB: 2 BB: 1 P: 8	1B: 7 2B: 2 3B: 1 HR: 0 SF: 1 SAC: 1 DP: 1 HBP: 0	WP: 1 PB: 0 SB: 1 CS: 0 PA: 41			
PITCHER	IP WLS BF H R ER SO BB IBB HBP BLK WP HR S P ERA WHIP												PITCHER	IP WLS BF H R ER SO BB IBB HBP BLK WP HR S P ERA WHIP
Lou Kretlow, R (1, 1) ERA: 7.31	4.0 L 19 6 4 4 2 1 0 0 0 0 0 0 22 26 9.00 1.750													
Mike Blyzka, R (5, 1) ERA: 4.63	3.0 12 2 0 0 1 2 0 0 0 1 0 12 20 0.00 1.333													
Marlin Stuart, R (8, 1) ERA: 4.7	2.0 10 2 0 0 1 2 0 0 0 0 0 10 18 0.00 2.000													

Detroit Tigers @ Baltimore Orioles
Memorial Stadium, Baltimore, MD
 Tue Jun 01 1954, 3:33 AM EDT
 Att. 10,397 - Unknown

livebaseballscorecards.com

AB	34
R	4
H	10
RBI	4
BB	5
SO	4
LOB	19



Batter	1	2	3	4	5	6	7	8	9	AB R H RBI BB SO LOB	TOP											
Harvey Kuenn, R (1, 6) OBP: 0.269, SLG: 0.322	0-0 F8		0-0 G4-3		0-0 E4	0-0 CS	0-0 F9		0-0 FC5-4	5 1 0 0 0 0 3												
Frank Bolling, R (1, 4) OBP: 0.323, SLG: 0.373	4-0 BB		0-3 K		0-0 FC5		0-0 2B		0-0 FC6-4	4 0 1 1 1 1 2												
Ray Boone, R (1, 5) OBP: 0.394, SLG: 0.444	4-0 BB			0-0 FC5-4	0-0 F8		0-0 5-3			3 0 1 0 1 0 3												
Bob Nieman, R (1, 7) OBP: 0.333, SLG: 0.250	0-0 G5-4-3			0-0 F8	0-0 1B		0-0 F9			4 0 1 1 0 0 4												
Don Lund, R (1, 9) OBP: 0.235, SLG: 0.250		0-0 L7		0-0 FC5-4	0-0 5-3			0-0 F7		4 0 0 0 0 0 3												
Jim Delsing, L (1, 8) OBP: 0.354, SLG: 0.372		0-3 K		0-3 K		0-0 F7		0-0 F8		3 0 0 0 0 2 1												
Bill Tuttle, R (8, PH) OBP: 0.434, SLG: 0.514										1 0 0 0 0 0 0												
Walt Dropo, R (1, 3) OBP: 0.289, SLG: 0.333		0-0 1B			0-3 K	0-0 CS		0-0 4-3		1 0 1 0 0 0 0												
Chuck Kress, L (4, 3) OBP: 0.242, SLG: 0.281						1B				3 0 1 0 0 1 0												
Red Wilson, R (1, 2) OBP: 0.364, SLG: 0.414		0-0 6-3			0-0 2B	0-0 1B			4-0 FC5-4	3 1 2 0 1 0 1												
Reno Bertoia, R (9, PR)						1B			BB	0 0 0 0 0 0 0												
Ned Garver, R (1, 1) OBP: 0.241, SLG: 0.192			4-0 BB		0-0 FC5	0-0 F7			0-3 K	2 1 1 1 1 0 2												
Al Kaline, R (9, PH) OBP: 0.306, SLG: 0.305					1-H					1 0 0 0 0 1 1												
Inning Stats	R: 0 E: 0 K: 0 S: 2	H: 0 LOB: 1 BB: 2 P: 10	R: 0 E: 0 K: 1 S: 6	H: 1 LOB: 1 BB: 0 P: 6	R: 0 E: 0 K: 1 S: 4	H: 0 LOB: 0 BB: 1 P: 8	R: 0 E: 0 K: 1 S: 6	H: 1 LOB: 1 BB: 0 P: 6	R: 3 E: 2 K: 1 S: 10	H: 3 LOB: 2 BB: 0 P: 10	R: 0 E: 0 K: 0 S: 4	H: 2 LOB: 1 BB: 0 P: 4	R: 0 E: 0 K: 0 S: 4	H: 1 LOB: 1 BB: 0 P: 4	R: 0 E: 0 K: 0 S: 3	H: 0 LOB: 0 BB: 0 P: 3	R: 0 E: 0 K: 1 S: 5	H: 0 LOB: 1 BB: 1 P: 9	1B: 6 2B: 2 3B: 0 HR: 0	SF: 0 SAC: 0 DP: 2 HBP: 0	WP: 0 PB: 0 SB: 0 CS: 1	PA: 39
PITCHER Mickey McDermott, L (1, 1) ERA: 3.19	IP: 9.0 WLS: W BF: 38 H: 8 R: 3 ER: 1 SO: 5 BB: 4 IBB: 0 HBP: 0 BLK: 0 WP: 0 HR: 0 S: 44 P: 60 ERA: 1.00 WHIP: 1.333											PITCHER	IP: WLS: BF: H: R: ER: SO: BB: IBB: HBP: BLK: WP: HR: S: P: ERA: WHIP:									

Detroit Tigers @ Washington Senators
 Griffith Stadium, Washington, DC
 Thu Jun 03 1954, 3:33 AM EDT
 Att. 5,203 - Unknown

livebaseballscorecards.com

AB	34
R	3
H	8
RBI	3
BB	4
SO	5
LOB	20



Batter	1	2	3	4	5	6	7	8	9	AB	R	H	RBI	BB	SO	LOB
Eddie Yost, R OBP: 0.375, SLG: 0.312 (1, 5) X	0-0 6-3 X	0-0 F5 X			X 0-0 F8 BBB	4-0 BB 1-2 2-3 BB		X 0-0 5-3 X		4	0	0	0	1	0	1
Pete Runnels, L OBP: 0.375, SLG: 0.406 (1, 6) X	0-0 F7 X	0-0 F8 X			X 0-0 1B X	0-0 L7 X				4	0	1	0	0	0	4
Mickey Vernon, L OBP: 0.349, SLG: 0.582 (1, 3) X	0-0 E 1B 2B X		S S 0-3 K X		X 0-0 F9 X		BBB 4-0 G3 SH1-3 BB X			3	1	1	0	1	1	1
Roy Sievers, R OBP: 0.351, SLG: 0.487 (1, 7) X	0-0 E5 1B 1B 2-3 X		X 0-0 F2 X		X 0-0 F3 X		0-0 SH1-3 1-2 X			3	1	0	0	0	0	2
Jim Busby, R OBP: 0.363, SLG: 0.503 (1, 8) X	0-0 1-3 3-H 1B X		X 0-0 1B X			X 0-0 6-3 X	0-0 G3 1B X			4	1	3	1	0	0	0
Tom Wright, L OBP: 0.342, SLG: 0.358 (1, 9) X	0-0 2-H 3-H 1B X		S S 0-3 K X		X 0-0 G3 X	0-0 G3 1-2 2-3 X	0-0 G3 1-2 2-3 X			4	0	1	2	0	1	3
Mickey McDermott, L OBP: 0.212, SLG: 0.194 (1, 1) X	0-0 F7 X		X 0-0 F8 X		X 0-0 F7 BB 1B BB 1-2 X	0-0 E3 BB 1B X	0-0 2-3 X			4	1	0	0	0	0	3
Joe Tipton, R OBP: 0.318, SLG: 0.322 (1, 2) X		H 1-0 SH5-3 HBP X		X 0-0 F7 X		BBB 4-0 BB 1B BB 1-2 X	S S 0-3 K X			2	0	0	0	1	1	0
Wayne Terwilliger, R OBP: 0.273, SLG: 0.295 (1, 4) X		X 0-0 SH5-3 1-2 X		X 0-0 F7 X		X 0-0 BB 1B 1-2 2-H X	X 0-0 5-3 X			3	0	1	1	0	0	0
Inning Stats	R: 3 E: 1 K: 0 S: 7	H: 3 LOB: 1 BB: 0 P: 7	R: 0 E: 0 K: 0 S: 3	H: 0 LOB: 1 BB: 0 P: 4	R: 0 E: 0 K: 2 S: 8	H: 1 LOB: 1 BB: 0 P: 8	R: 0 E: 0 K: 0 S: 4	H: 1 LOB: 1 BB: 0 P: 4	R: 1 E: 1 K: 0 S: 5	H: 1 LOB: 3 BB: 2 P: 13	R: 0 E: 0 K: 0 S: 4	H: 1 LOB: 2 BB: 1 P: 8	R: 0 E: 0 K: 1 S: 5	H: 0 LOB: 0 BB: 0 P: 5	1B: 6 2B: 1 3B: 0 HR: 0	SF: 0 SAC: 2 DP: 0 HBP: 1

BOTTOM

Detroit Tigers @ Washington Senators
Griffith Stadium, Washington, DC
Thu Jun 03 1954, 3:33 AM EDT
Att. 5,203 - Unknown

AB	31
R	4
H	7
RBI	4
BB	3
SO	3
LOB	14



PITCHER	IP	WLS	BF	H	R	ER	SO	BB	IBB	HBP	BLK	WP	HR	S	P	ERA	WHIP
Ned Garver, R ERA: 1.24 (1, 1)	8.0	L	37	7	4	0	3	3	0	1	0	0	0	39	52	0.00	1.250

WP: 0	PA: 37
PB: 0	SB: 0
CS: 0	

Batter	1	2	3	4	5	6	7	8	9	AB R H RBI BB SO LOB	TOP	
Frank Bolling, R (1, 4) OBP: 0.321, SLG: 0.370	0-0 CS 1B		0-0 F7		0-0 5-3			0-0 FC1-6 E 1-2f		4 1 1 0 0 0 3		
Jim Delsing, L (1, 8) OBP: 0.346, SLG: 0.362 (8, 7)	0-0 F8		0-0 FC1-5 1-2 2-3f			0-0 4-3		0-0 E7 1-H		4 0 0 0 0 0 3		
Ray Boone, R (1, 5) OBP: 0.384, SLG: 0.431	0-0 F3		0-0 P3			0-0 5-3		0-0 6-3		4 0 0 0 0 0 4		
Chuck Kress, L (1, 3) OBP: 0.216, SLG: 0.250	0-0 CS 1-2	0-3 K		0-0 P6		0-0 F5			0-0 3-1	4 0 0 0 0 1 0		
Bob Nieman, R (1, 7) OBP: 0.333, SLG: 0.421 Bill Tuttle, R (8, 8) OBP: 0.431, SLG: 0.511				0-0 5-3		0-0 HR		0-0 6-3	0-0 6-3	3 1 1 1 0 0 0 1 0 0 0 0 0 0		
Don Lund, R (1, 9) OBP: 0.238, SLG: 0.250				0-0 5-3		0-0 5-3		0-0 6-3	0-0 1B	4 0 1 0 0 0 0		
Frank House, L (1, 2) OBP: 0.372, SLG: 0.473				0-0 1B 1B	0-0 4-3		0-0 4-3		0-0 1-3	4 1 1 0 0 0 1		
Harvey Kuenn, R (1, 6) OBP: 0.275, SLG: 0.328				0-0 FC1-5 1B 1-3		0-0 4-3		0-0 CS 1B		3 0 2 0 0 0 0		
Billy Hoef, L (1, 1) OBP: 0.211, SLG: 0.278				0-0 FC1-5 1B 1-2 3-H		0-0 F8		4-0 FC1-6 BB 1-2		2 0 1 1 1 0 0		
Inning Stats	R: 0 E: 0 K: 0 S: 3 H: 1 LOB: 0 BB: 0 P: 3	R: 0 E: 0 K: 1 S: 5 H: 0 LOB: 0 BB: 0 P: 5	R: 1 E: 0 K: 0 S: 6 H: 3 LOB: 2 BB: 0 P: 6	R: 1 E: 0 K: 0 S: 4 H: 1 LOB: 0 BB: 0 P: 4	R: 0 E: 0 K: 0 S: 3 H: 0 LOB: 0 BB: 0 P: 3	R: 0 E: 0 K: 0 S: 3 H: 0 LOB: 0 BB: 0 P: 3	R: 0 E: 0 K: 0 S: 3 H: 0 LOB: 0 BB: 0 P: 3	R: 1 E: 1 K: 0 S: 4 H: 1 LOB: 1 BB: 1 P: 8	R: 0 E: 0 K: 0 S: 4 H: 1 LOB: 1 BB: 0 P: 4	1B: 6 2B: 0 3B: 0 HR: 1 SF: 0 SAC: 0 DP: 0 HBP: 0	WP: 0 PB: 0 SB: 0 CS: 2 PA: 35	
PITCHER Bob Porterfield, R (1, 1) ERA: 2.47	IP 9.0 WLS L BF 34 H 7 R 3 ER 2 SO 1 BB 1 IBB 0 HBP 0 BLK 0 WP 0 HR 1 S 35 P 39 ERA 2.00 WHIP 0.889											PITCHER IP WLS BF H R ER SO BB IBB HBP BLK WP HR S P ERA WHIP

Detroit Tigers @ Washington Senators
 Griffith Stadium, Washington, DC
 Fri Jun 04 1954, 3:33 AM EDT
 Att. 1,689 - Unknown

livebaseballscorecards.com

AB	33
R	3
H	7
RBI	2
BB	1
SO	1
LOB	11



Batter	1	2	3	4	5	6	7	8	9	AB R H RBI BB SO LOB	TOP									
Frank Bolling, R (1, 4) OBP: 0.318, SLG: 0.361	0-3 K		4-0 BB		0-0 F9	0-0 P3		0-3 K		4 0 0 0 1 2 3										
Bill Tuttle, R (1, 8) OBP: 0.424, SLG: 0.500	0-0 6-3		0-0 F8		0-0 BB 1B 1B		0-0 F3	0-0 4-3		5 0 1 0 0 0 2										
Bob Nieman, R (1, 7) OBP: 0.423, SLG: 0.583	0-0		0-0 P4		0-0 BB 1B		0-0 1B 2B	0-0 1B		5 1 4 1 0 0 1										
Jim Delsing, L (8, 7) OBP: 0.346, SLG: 0.362	0-0 2B				1-2 1B					0 0 0 0 0 0 0										
Ray Boone, R (1, 5) OBP: 0.390, SLG: 0.429	0-0 F9				4-0 2B BB	4-0 G6-4-3 BB		0-0 5-3		3 1 1 1 2 0 2										
Fred Hatfield, L (9, 5) OBP: 0.327, SLG: 0.289					1-2 2-3 BB	1-2 2-3 BB		0-0 1B		0 0 0 0 0 0 0										
Walt Dropo, R (1, 3) OBP: 0.293, SLG: 0.356		0-0 HR		0-0 L6		0-0 G6-4-3		0-3 K	0-0 L4-6-3 1B	5 1 2 1 0 1 5										
Al Kaline, R (1, 9) OBP: 0.302, SLG: 0.308		0-0 L6-3		0-0 L6-3		0-0 L6-3		0-3 K	0-0 L4-6-3	5 0 1 1 0 1 2										
Red Wilson, R (1, 2) OBP: 0.342, SLG: 0.382		0-0 5-3		0-0 P6		0-0 P6			0-0 6-3	5 1 1 0 0 0 1										
Harvey Kuenn, R (1, 6) OBP: 0.285, SLG: 0.333		0-0 6-3		4-0 FC5-4 IBB		0-0 1B 1B		0-0 SH 1B		3 1 2 0 1 0 0										
George Zuverink, R (1, 1) OBP: 0.200, SLG: 0.200			0-0 1-3	0-0 FC5-4		0-0 1B		0-0 SH 1B		3 1 1 0 0 0 2										
Inning Stats	R: 0 E: 0 K: 1 S: 6	H: 1 LOB: 1 BB: 0 P: 6	R: 1 E: 0 K: 0 S: 4	H: 1 LOB: 0 BB: 0 P: 4	R: 0 E: 0 K: 0 S: 3	H: 0 LOB: 1 BB: 0 P: 7	R: 1 E: 0 K: 0 S: 4	H: 1 LOB: 2 BB: 2 P: 12	R: 0 E: 0 K: 0 S: 5	H: 2 LOB: 2 BB: 0 P: 5	R: 1 E: 0 K: 2 S: 9	H: 2 LOB: 1 BB: 0 P: 9	R: 3 E: 1 K: 1 S: 9	H: 3 LOB: 1 BB: 0 P: 9	R: 0 E: 0 K: 0 S: 3	H: 1 LOB: 0 BB: 0 P: 3	1B: 9 2B: 3 3B: 0 HR: 1	SF: 0 SAC: 1 DP: 2 HBP: 0	WP: 0 PB: 0 SB: 0 CS: 0	PA: 43
PITCHER	IP WLS BF H R ER SO BB IBB HBP BLK WP HR S P ERA WHIP																			
Bill Henry, L (1, 1) ERA: 3.04	4.1 L 22 5 2 2 1 3 1 0 0 0 0 1 20 36 4.15 1.846																			
Ellis Kinder, R (5, 1) ERA: 5.74	3.2 18 7 4 4 3 0 0 0 0 0 0 0 24 24 9.82 1.909																			
Bill Werle, L (9, 1) ERA: 5.51	1.0 3 1 0 0 0 0 0 0 0 0 0 0 3 3 0.00 1.000																			

Detroit Tigers @ Boston Red Sox
 Fenway Park, Boston, MA
 Sat Jun 05 1954, 3:33 AM EDT
 Att. 4,624 - Overcast

livebaseballscores.com

AB	38
R	6
H	13
RBI	4
BB	4
SO	4
LOB	18




Batter	1	2	3	4	5	6	7	8	9	AB R H RBI BB SO LOB
Billy Goodman, L (1, 5) OBP: 0.355, SLG: 0.364	0-0 F7			0-0 4-3		0-0 FC3-6			0-0 6-3	4 0 0 0 0 0 1
Jim Piersall, R (1, 9) OBP: 0.345, SLG: 0.394	0-0 G1-6-3 1B			0-0 F7		0-0 F8			0-0 P3	4 0 1 0 0 0 1
Ted Williams, L (1, 7) OBP: 0.506, SLG: 0.618	0-0 G1-6-3 1-2f			0-0 P5		0-0 P5			0-0 F8	4 0 0 0 0 0 2
Jackie Jensen, R (1, 8) OBP: 0.326, SLG: 0.421		0-0 L9			4-0 SH1-3 1B BB			0-0 5-3		2 0 0 0 1 0 0
Harry Agganis, L (1, 3) OBP: 0.360, SLG: 0.471		0-0 L9			0-0 SH1-3 1-2 1B			0-0 1-3		3 0 1 0 0 0 0
Ted Lepcio, R (1, 4) OBP: 0.363, SLG: 0.382		4-0 CS BB			0-0 SH1-3 1-2 2-3			0-0 6-3		1 0 0 0 1 0 0
Milt Bolling, R (1, 6) OBP: 0.333, SLG: 0.443		0-0 CS 1-2	0-0 F7		0-0 F8			0-0 F7		3 0 0 0 0 0 2
Mickey Owen, R (1, 2) OBP: 0.294, SLG: 0.154			0-3 K		0-0 5-3			0-0 5-3		3 0 0 0 0 1 2
Bill Henry, L (1, 1) OBP: 0.208, SLG: 0.174			0-0 P4			0-0 FC3-6 1B		0-0 4-3		1 0 0 0 0 0 0
Ellis Kinder, R (5, 1) OBP: 0.286, SLG: 0.286										1 0 1 0 0 0 0
Grady Hatton, L (8, PH) OBP: 0.268, SLG: 0.182										1 0 0 0 0 0 0
Bill Werle, L (9, 1)										0 0 0 0 0 0 0

Inning Stats	R: 0	H: 1	E: 0	K: 0	S: 3	R: 0	H: 0	E: 0	K: 0	S: 2	R: 0	H: 0	E: 0	K: 1	S: 5	R: 0	H: 0	E: 0	K: 0	S: 3	R: 0	H: 1	E: 0	K: 0	S: 4	R: 0	H: 1	E: 0	K: 0	S: 4	R: 0	H: 0	E: 0	K: 0	S: 3	R: 0	H: 0	E: 0	K: 0	S: 3	R: 0	H: 0	E: 0	K: 0	S: 3
	LOB: 0	BB: 0	P: 3	LOB: 0	BB: 1	LOB: 0	BB: 0	LOB: 0	BB: 0	P: 6	LOB: 0	BB: 0	LOB: 0	BB: 0	P: 5	LOB: 2	BB: 1	LOB: 1	BB: 0	P: 4	LOB: 0	BB: 0	LOB: 0	BB: 0	P: 3	LOB: 0	BB: 0	LOB: 0	BB: 0	P: 3	LOB: 0	BB: 0	LOB: 0	BB: 0	P: 3	LOB: 0	BB: 0	LOB: 0	BB: 0	P: 3	LOB: 0	BB: 0	LOB: 0	BB: 0	P: 3

PITCHER	IP	WLS	BF	H	R	ER	SO	BB	IBB	HBP	BLK	WP	HR	S	P	ERA	WHIP	PITCHER	IP	WLS	BF	H	R	ER	SO	BB	IBB	HBP	BLK	WP	HR	S	P	ERA	WHIP													
George Zuerink, R (1, 1) ERA: 3.59	9.0	W	30	3	0	0	1	2	0	0	0	0	0	30	38	0.00	0.556																															

DETROIT TIGERS @ BOSTON RED SOX
Fenway Park, Boston, MA
 Sat Jun 05 1954, 3:33 AM EDT
 Att: 4,624 - Overcast

AB	27
R	0
H	3
RBI	0
BB	2
SO	1
LOB	8



WP: 0	PA: 31
PB: 0	
SB: 0	
CS: 1	

Batter	1	2	3	4	5	6	7	8	9	AB R H RBI BB SO LOB	TOP											
Frank Bolling, R (1, 4) OBP: 0.311, SLG: 0.352	0-0 L7		0-0 5-3		0-0 F7		0-0 5-3			4 0 0 0 0 0 1												
Bill Tuttle, R (1, 8) OBP: 0.426, SLG: 0.500	0-3 K		0-0 G5-4-3 1B		0-0 E3 1B		0-0 1B			4 1 2 0 0 1 1												
Bob Nieman, R (1, 7) OBP: 0.400, SLG: 0.536	0-3 K		0-0 G5-4-3 1-2f		0-0 1B		0-0 F8			4 0 1 1 0 1 2												
Ray Boone, R (1, 5) OBP: 0.399, SLG: 0.434		0-0 L6-4-3 1B		4-0 CS BB	0-0 1B		0-0 P4			3 1 2 1 1 0 0												
Walt Dropo, R (1, 3) OBP: 0.298, SLG: 0.360		0-0 L6-4-3 1-2 1B		0-0 L6-4-3 1-2 1B	0-0 F9		0-0 F3			4 0 2 0 0 0 2												
Al Kaline, R (1, 9) OBP: 0.295, SLG: 0.300		0-0 L6-4-3 1-2 2-3		0-0 L6-4-3 1-2		0-0 L6		0-0 L5-3		4 0 0 0 0 0 3												
Harvey Kuenn, R (1, 6) OBP: 0.289, SLG: 0.347		0-0 1B			0-0 2B	0-0 6-3		0-0 4-3		4 1 2 1 0 0 0												
Frank House, L (1, 2) OBP: 0.368, SLG: 0.465		0-0 1-3 1B			0-3 K	0-0 4-3		0-3 K		4 0 1 0 0 2 1												
Dick Marlowe, R (1, 1) OBP: 0.400, SLG: 0.600		0-3 K			0-0 E 1B		0-0 5-3		0-3 K	2 1 1 1 0 1 2												
Al Aber, L (6, 1) OBP: 0.250, SLG: 0.250										0 0 0 0 0 0 0												
Don Lund, R (7, PH) OBP: 0.227, SLG: 0.238										1 0 0 0 0 0 0												
Dick Weik, R (7, 1)										0 0 0 0 0 0 0												
Red Wilson, R (9, PH) OBP: 0.333, SLG: 0.371										1 0 0 0 0 1 0												
Inning Stats	R: 0 E: 0 K: 2 S: 7	H: 0 LOB: 0 BB: 0 P: 7	R: 1 E: 0 K: 1 S: 8	H: 4 LOB: 2 BB: 0 P: 8	R: 0 E: 0 K: 0 S: 3	H: 1 LOB: 0 BB: 1 P: 3	R: 0 E: 0 K: 0 S: 2	H: 1 LOB: 0 BB: 1 P: 6	R: 3 E: 1 K: 1 S: 10	H: 4 LOB: 2 BB: 0 P: 10	R: 0 E: 0 K: 0 S: 3	H: 0 LOB: 0 BB: 0 P: 3	R: 0 E: 0 K: 0 S: 4	H: 1 LOB: 1 BB: 0 P: 4	R: 0 E: 0 K: 2 S: 7	H: 0 LOB: 0 BB: 0 P: 7	R: 0 E: 0 K: 2 S: 7	H: 0 LOB: 0 BB: 0 P: 7	1B: 9 2B: 1 3B: 1 HR: 0	SF: 0 SAC: 0 DP: 3 HBP: 0	WP: 0 PB: 0 SB: 0 CS: 1	PA: 36
PITCHER Leo Kiely, L (1, 1) ERA: 3.96	IP: 9.0 WLS: W BF: 36 H: 11 R: 4 ER: 2 SO: 6 BB: 1 IBB: 0 HBP: 0 BLK: 0 WP: 0 HR: 0 S: 47 P: 51 ERA: 2.00 WHIP: 1.333																					

Detroit Tigers @ Boston Red Sox
 Fenway Park, Boston, MA
 Sat Jun 05 1954, 3:38 AM EDT
 Att. 19,085 - Unknown

livebaseballscorecards.com

AB 35
R 4
H 11
RBI 4
BB 1
SO 6
LOB 12



Batter	1	2	3	4	5	6	7	8	9
Grady Hatton, L OBP: 0.261, SLG: 0.162 (1, 5)	0-0 L9 ①	0-0 L9 ③			0-0 F8 ①	4-0 BB BB		0-0 4-3 ②	
Karl Olson, R OBP: 0.333, SLG: 0.429 Jim Piersall, R OBP: 0.342, SLG: 0.391 (1, 8) (7, 9)	0-0 F8 ②		0-0 6-3 ①		0-0 G3 2B	4-0 BB 1-2 2-3		0-0 P4 ③	
Ted Williams, L OBP: 0.495, SLG: 0.611 (1, 7)	0-0 HR 2B		0-3 K ②		0-0 G3 2-3	0-0 F7 ③			
Jackie Jensen, R OBP: 0.324, SLG: 0.436 (1, 9) (7, 8)	0-0 HR 2-H		0-0 4-3 ③		0-0 4-3 ③		0-3 K ①		
Harry Agganis, L OBP: 0.364, SLG: 0.489 (1, 3)	4-0 BB BB			0-0 HR		0-0 P5 ①	0-0 P5 ②		
Sammy White, R OBP: 0.288, SLG: 0.414 (1, 2)	0-0 6-3 ③		0-3 K ①		0-0 HR 1B	0-0 BB 1B	0-0 BB 1B		
Ted Lepcio, R OBP: 0.377, SLG: 0.424 (1, 4)		0-3 K ①		0-0 1B		0-0 HR 1B	4-0 FC5-4 BB		
Milt Bolling, R OBP: 0.330, SLG: 0.430 (1, 6)		0-0 2-3 ②		0-0 F7 ②		4-0 BB G3	0-0 FC5-4 1-2		
Leo Kiely, L OBP: 0.125, SLG: 0.188 (1, 1)		0-0 2B		0-3 K ③		0-0 G3 1-2		0-3 K ①	

AB	R	H	RBI	BB	SO	LOB
4	0	0	0	1	0	1
3	0	1	0	1	0	0
1	0	0	0	0	0	0
4	1	1	0	0	1	4
4	1	1	2	0	1	1
3	1	1	1	1	0	0
4	1	2	0	0	1	1
3	1	2	2	1	1	0
3	0	0	0	1	0	3
4	0	1	0	0	2	2

BOTTOM

Detroit Tigers @ Boston Red Sox
Fenway Park, Boston, MA
 Sat Jun 05 1954, 3:38 AM EDT
 Att. 19,085 - Unknown

livebaseballscorecards.com

AB	33
R	5
H	9
RBI	5
BB	5
SO	6
LOB	12



1B: 3	SF: 0	WP: 0	PA: 38
2B: 3	SAC: 0	PB: 0	
3B: 0	DP: 0	SB: 0	
HR: 3	HBP: 0	CS: 0	

Inning	R	H	E	K	S	R	H	E	K	S	R	H	E	K	S	R	H	E	K	S
1	2	2	0	0	5	0	1	0	1	6	0	0	0	0	5	0	0	0	0	0
2	0	0	0	1	6	0	1	0	0	6	0	0	0	0	6	0	0	0	0	0
3	0	0	0	1	5	0	0	0	0	5	0	0	0	0	5	0	0	0	0	0
4	1	2	0	2	9	0	1	0	1	9	0	0	0	0	9	0	0	0	0	0
5	0	1	0	0	4	0	1	0	0	4	0	0	0	0	4	0	0	0	0	0
6	2	2	0	3	5	0	2	0	3	17	0	2	0	1	10	0	1	0	0	0
7	0	1	0	1	6	0	1	0	1	10	0	2	0	1	5	0	0	0	0	0
8	0	0	0	0	5	0	0	0	0	5	0	0	0	0	5	0	0	0	0	0
9	0	0	0	0	5	0	0	0	0	5	0	0	0	0	5	0	0	0	0	0

PITCHER	IP	WLS	BF	H	R	ER	SO	BB	IBB	HBP	BLK	WP	HR	S	P	ERA	WHIP
Dick Marlowe, R ERA: 3.8 (1, 1)	5.2	L	29	8	5	5	4	4	0	0	0	0	3	33	49	7.94	2.118
Al Aber, L ERA: 1.59 (6, 1)	0.1		1	0	0	0	0	0	0	0	0	0	0	1	1	0.00	0.000
Dick Weik, R ERA: 3.18 (7, 1)	2.0		8	1	0	0	2	1	0	0	0	0	0	11	15	0.00	1.000

PITCHER	IP	WLS	BF	H	R	ER	SO	BB	IBB	HBP	BLK	WP	HR	S	P	ERA	WHIP
Dick Marlowe, R ERA: 3.8 (1, 1)	5.2	L	29	8	5	5	4	4	0	0	0	0	3	33	49	7.94	2.118
Al Aber, L ERA: 1.59 (6, 1)	0.1		1	0	0	0	0	0	0	0	0	0	0	1	1	0.00	0.000
Dick Weik, R ERA: 3.18 (7, 1)	2.0		8	1	0	0	2	1	0	0	0	0	0	11	15	0.00	1.000

Batter	1	2	3	4	5	6	7	8	9	AB	R	H	RBI	BB	SO	LOB
Grady Hatton, L OBP: 0.275, SLG: 0.195 (1, 5)	0-0 F3	0-0 4-3		0-0 2B		0-0 3-1		4-0 IBB		4	0	1	0	1	0	2
Karl Olson, R OBP: 0.324, SLG: 0.438 Charlie Maxwell, L OBP: 0.324, SLG: 0.292 (8, PH) (9, 7)	0-0 2B		0-0 L9	0-0 6-3		0-0 6-3		0-3 K		4	0	1	0	0	0	3
Don Lenhardt, R OBP: 0.240, SLG: 0.283 Jim Piersall, R OBP: 0.342, SLG: 0.391 (1, 7) (9, 9)	0-0 5-3		0-0 1B	0-3 K		0-0 F8		0-0 F8		5	0	1	0	0	1	6
Jackie Jensen, R OBP: 0.328, SLG: 0.458 (1, 9) (9, 8)	0-0 F8		0-0 F7		0-0 HR 1B		0-0 HR			4	2	2	1	0	0	2
Harry Agganis, L OBP: 0.367, SLG: 0.507 (1, 3)		0-0 4-3	0-0 P5		0-0 HR 1B		4-0 HR BB			3	1	1	2	1	0	1
Sammy White, R OBP: 0.287, SLG: 0.416 (1, 2)		0-0 HR 2B		0-0 F2	0-3 K		0-0 G5-4-3 BB			4	1	1	0	0	1	1
Ted Lepcio, R OBP: 0.382, SLG: 0.453 (1, 4)		0-0 HR		1-0 HR HBP	0-0 F8		0-0 6-3			3	2	1	2	0	0	0
Milt Bolling, R OBP: 0.336, SLG: 0.462 (1, 6)		0-0 P6		0-0 HR 1B	0-0 F7			0-0 SH1-4 1B		4	1	2	2	0	0	0
Willard Nixon, L OBP: 0.263, SLG: 0.125 Ellis Kinder, R OBP: 0.286, SLG: 0.286 (1, 1) (8, 1)		0-0 1B		4-0 2B BB		0-0 3-1 1B		0-0 SH1-4		2	0	2	0	1	0	0


Inning Stats	R: 0	H: 1	E: 0	LOB: 1	K: 0	S: 4	P: 4	R: 2	H: 3	E: 0	LOB: 1	K: 0	S: 6	P: 6	R: 0	H: 1	E: 0	LOB: 1	K: 0	S: 4	P: 4	R: 2	H: 2	E: 0	LOB: 0	K: 1	S: 7	P: 7	R: 1	H: 1	E: 0	LOB: 0	K: 0	S: 3	P: 7	R: 0	H: 1	E: 0	LOB: 2	K: 1	S: 6	P: 10
--------------	------	------	------	--------	------	------	------	------	------	------	--------	------	------	------	------	------	------	--------	------	------	------	------	------	------	--------	------	------	------	------	------	------	--------	------	------	------	------	------	------	--------	------	------	-------

PITCHER	IP	WLS	BF	H	R	ER	SO	BB	IBB	HBP	BLK	WP	HR	S	P	ERA	WHIP
Ralph Branca, R ERA: 4.45 (1, 1)	3.1		19	7	4	4	0	1	0	1	0	0	2	17	22	10.80	2.400
Ray Herbert, R ERA: 7.24 (4, 1)	2.2	L	11	3	2	2	2	0	0	0	0	0	1	15	15	6.75	1.125
Al Aber, L ERA: 2.0 (7, 1)	1.0		4	1	1	1	0	1	0	0	0	0	1	3	7	9.00	2.000
Dick Weik, R ERA: 2.7 (8, 1)	1.0		5	1	0	0	1	0	1	0	0	0	0	6	10	0.00	1.000

BOTTOM

Detroit Tigers @ Boston Red Sox
Fenway Park, Boston, MA
Sun Jun 06 1954, 3:33 AM EDT
Att. 15,838 - Unknown

AB	34
R	7
H	12
RBI	7
BB	3
SO	3
LOB	17



1B: 5	SF: 0	WP: 0	PA: 39
2B: 3	SAC: 1	PB: 0	
3B: 0	DP: 1	SB: 0	
HR: 4	HBP: 1	CS: 0	

livebaseballscorecards.com

Batter	1	2	3	4	5	6	7	8	9	AB R H RBI BB SO LOB	TOP	
Frank Bolling, R (1, 4) OBP: 0.316, SLG: 0.360	0-0 6-3 2B		0-0 P6		0-0 FC5-4 1B		0-3 K		0-0 F8	5 0 2 0 0 1 1		
Bill Tuttle, R (1, 8) OBP: 0.408, SLG: 0.471	0-0 6-3		0-0 4-3		0-0 P4			0-0 5-3	0-0 FC6-4	5 0 0 0 0 0 5		
Bob Nieman, R (1, 7) OBP: 0.359, SLG: 0.459 Don Lund, R (8, PR) OBP: 0.227, SLG: 0.238	0-0 6-3 2-3		0-0 6-3		0-0 FC5-4			0-0 S 1B 1B		4 0 1 1 0 0 3 0 1 0 0 0 0 0		
Ray Boone, R (1, 5) OBP: 0.398, SLG: 0.457	0-0 6-3			0-0 5-3	0-0 P5			0-0 1B S 1B		4 0 1 0 0 0 3		
Walt Dropo, R (1, 3) OBP: 0.302, SLG: 0.363		0-0 G3		0-0 FC1-4 1B		0-0 5-3		0-3 K		4 0 1 0 0 1 2		
Al Kaline, R (1, 9) OBP: 0.289, SLG: 0.293		0-0 L6-3		0-0 FC1-4 FC5-4		0-0 L8		0-0 1B		4 0 1 1 0 0 1		
Harvey Kuenn, R (1, 6) OBP: 0.283, SLG: 0.338		0-0 1B 1B		0-0 FC5-4		0-0 6-3		0-0 5-3		4 0 1 0 0 0 3		
Frank House, L (1, 2) OBP: 0.383, SLG: 0.467 Reno Bertoia, R (9, PR)		0-0 1-2 1B			0-0 1B FC5-4 1B		0-0 P6		0-0 FC4-6 1B	4 1 3 0 0 0 0 0 0 0 0 0 0 0		
Steve Gromek, S (1, 1) OBP: 0.200, SLG: 0.111 Jim Delsing, L (7, PH) OBP: 0.348, SLG: 0.364 Bob Miller, R (7, 1) OBP: 0.500, SLG: 0.500 Ray Herbert, R (7, 1) OBP: 0.250, SLG: 0.750 Fred Hatfield, L (9, PH) OBP: 0.333, SLG: 0.283		0-3 K			0-0 FC5-4 1B		0-0 1-3		0-0 FC4-6 FC6-4	2 0 1 0 0 1 2 1 0 1 0 0 0 0 0 1		
Inning Stats	R: 0 H: 1 E: 0 LOB: 1 K: 0 BB: 0 S: 4 P: 4	R: 0 H: 2 E: 0 LOB: 2 K: 1 BB: 0 S: 7 P: 7	R: 0 H: 0 E: 0 LOB: 0 K: 0 BB: 0 S: 3 P: 3	R: 0 H: 1 E: 0 LOB: 1 K: 0 BB: 0 S: 4 P: 4	R: 1 H: 3 E: 0 LOB: 2 K: 0 BB: 0 S: 6 P: 6	R: 0 H: 0 E: 0 LOB: 0 K: 0 BB: 0 S: 3 P: 3	R: 0 H: 0 E: 0 LOB: 0 K: 1 BB: 0 S: 5 P: 5	R: 1 H: 3 E: 0 LOB: 2 K: 1 BB: 0 S: 8 P: 8	R: 0 H: 1 E: 0 LOB: 1 K: 0 BB: 0 S: 4 P: 4	1B: 10 SF: 0 2B: 1 SAC: 0 3B: 0 DP: 0 HR: 0 HBP: 0	WP: 0 PA: 38 PB: 0 SB: 2 CS: 0	
PITCHER Frank Sullivan, R (1, 1) ERA: 2.42 Ellis Kinder, R (9, 1) ERA: 5.28	IP WLS BF H R ER SO BB IBB HBP BLK WP HR S P ERA WHIP	8.0 W 35 11 2 2 3 0 0 0 0 0 0 0 41 41 2.25 1.375	1.0 S 3 0 0 0 0 0 0 0 0 0 0 0 3 3 0.00 0.000									PITCHER IP WLS BF H R ER SO BB IBB HBP BLK WP HR S P ERA WHIP

Detroit Tigers @ Boston Red Sox
 Fenway Park, Boston, MA
 Mon Jun 07 1954, 3:33 AM EDT
 Unknown

livebaseballscorecards.com

AB 38
R 2
H 11
RBI 2
BB 0
SO 3
LOB 21



Batter	1	2	3	4	5	6	7	8	9	AB	R	H	RBI	BB	SO	LOB
Grady Hatton, L OBP: 0.273, SLG: 0.182 (1, 5)	0-0 P4	0-0 F7		0-0 P6						3	0	0	0	1	0	0
Karl Olson, R OBP: 0.324, SLG: 0.429 Jim Piersall, R OBP: 0.340, SLG: 0.388 (7, PH) (8, 9)	0-0 5-3		0-0 HBP 1B 1B		0-0 5-3		0-0 FC1-5 1-2 2-3f			3	0	1	0	0	0	0
Don Lenhardt, R OBP: 0.278, SLG: 0.306 (1, 7)	0-0 BB 1B 1B		1-0 1B 1-2 1B HBP		0-0 FC4-6 1B		0-0 F8			3	1	2	0	0	0	2
Jackie Jensen, R OBP: 0.332, SLG: 0.455 (1, 9) (8, 8)	4-0 1B 1-2 1B BB		0-0 1B 1-2 2B 2-H 1B		0-0 FC4-6 1-2f		0-0 P5			3	2	1	0	1	0	3
Harry Agganis, L OBP: 0.370, SLG: 0.507 (1, 3)	0-0 1B 1-3 2-H 1B		0-0 2B 1-2 2-H 1B		0-0 4-3			0-0 4-3		4	0	2	1	0	0	1
Sammy White, R OBP: 0.299, SLG: 0.429 (1, 2)	0-0 1B 1-3 3-H 1B		0-0 1B 1-3 2-H 2B		0-3 K			4-0 FC4-6 BB		3	0	2	2	1	1	0
Ted Lepcio, R OBP: 0.368, SLG: 0.434 (1, 4)	0-3 K 1-2		0-3 K		0-0 5-3			0-0 FC4-6 2B 1-2f		4	0	0	0	0	2	5
Milt Bolling, R OBP: 0.333, SLG: 0.463 (1, 6)		0-3 K		0-0 P1			0-0 P4			4	0	1	0	0	1	0
Frank Sullivan, R Ellis Kinder, R OBP: 0.286, SLG: 0.286 (1, 1) (9, 1)		0-3 K		0-0 4-3				4-0 FC1-5 BB BB		3	0	0	0	1	1	2
										0	0	0	0	0	0	0


Inning Stats	R: 2	H: 3	E: 0	K: 1	S: 8	LOB: 2	BB: 1	P: 12	R: 0	H: 0	E: 0	K: 2	S: 7	LOB: 0	BB: 0	P: 7	R: 1	H: 4	E: 0	K: 1	S: 7	LOB: 2	BB: 0	P: 8	R: 0	H: 0	E: 0	K: 0	S: 3	LOB: 0	BB: 0	P: 3	R: 0	H: 1	E: 0	K: 0	S: 4	LOB: 1	BB: 0	P: 4	R: 0	H: 0	E: 0	K: 1	S: 5	LOB: 0	BB: 0	P: 5	R: 0	H: 0	E: 0	K: 0	S: 3	LOB: 2	BB: 2	P: 11	R: 0	H: 1	E: 0	K: 0	S: 4	LOB: 2	BB: 1	P: 8
--------------	------	------	------	------	------	--------	-------	-------	------	------	------	------	------	--------	-------	------	------	------	------	------	------	--------	-------	------	------	------	------	------	------	--------	-------	------	------	------	------	------	------	--------	-------	------	------	------	------	------	------	--------	-------	------	------	------	------	------	------	--------	-------	-------	------	------	------	------	------	--------	-------	------

PITCHER	IP	WLS	BF	H	R	ER	SO	BB	IBB	HBP	BLK	WP	HR	S	P	ERA	WHIP
Steve Gromek, R ERA: 3.32 (1, 1)	6.0	L	26	8	3	3	5	1	0	1	0	0	0	34	39	4.50	1.500
Bob Miller, L ERA: 3.38 (7, 1)	0.0		2	0	0	0	0	2	0	0	0	0	0	0	8	∞	∞
Ray Herbert, R ERA: 6.75 (7, 1)	2.0		8	1	0	0	0	1	0	0	0	0	0	7	11	0.00	1.000

BOTTOM

Detroit Tigers @ Boston Red Sox
Fenway Park, Boston, MA
Mon Jun 07 1954, 3:33 AM EDT
Unknown

AB	31
R	3
H	9
RBI	3
BB	4
SO	5
LOB	15



WP	HR	S	P	ERA	WHIP
0	0	0	0	0	0

Batter	1	2	3	4	5	6	7	8	9	10	11	12	AB R H RBI BB SO LOB	TOP												
Frank Bolling, R (1, 4) OBP: 0.311, SLG: 0.354	0-0 F4		0-0 P6		0-0 E5 1B		0-0 6-3		0-3 K		0-0 P1		6 1 1 0 0 1 2	Detroit Tigers @ Boston Red Sox Fenway Park, Boston, MA Mon Jun 07 1954, 3:38 AM EDT Att: 7,135 - Unknown												
Bill Tuttle, R (1, 8) OBP: 0.411, SLG: 0.469	0-3 K		0-0 1B		0-0 1B		0-0 F2		0-0 5-3		4-0 FC4 BB		5 0 2 2 1 1 0													
Bob Nieman, R (1, 7) OBP: 0.356, SLG: 0.429	0-0 1B			4-0 1B BB	0-0 F8		0-0 F4		0-0 F7		0-0 FC4 G6-4-3		5 0 1 0 1 0 2													
Ray Boone, R (1, 5) OBP: 0.357, SLG: 0.458	0-3 K				0-0 F9		0-0 FC2-5 2B		0-3 K		0-0 F5		4 0 1 0 0 2 2													
Reno Bertoia, R (8, 5)													0 0 0 0 0 0 0													
Dick Martowe, R (9, 1) OBP: 0.286, SLG: 0.429													2 0 0 0 0 1 2													
Walt Dropo, R (1, 3) OBP: 0.303, SLG: 0.358		0-0 6-3		0-3 K		4-0 BB FC2-5 BB		0-0 FC5-4 1B		0-3 K		0-0 G6-4-3 1-2f	5 0 1 0 1 2 3													
Al Kaline, R (1, 9) OBP: 0.287, SLG: 0.291		0-0 L6-3		0-0 FC4-6 1B		0-0 FC2-5 BB		0-3 K		0-3 K			5 0 1 0 0 2 3													
Harvey Kuenn, R (1, 6) OBP: 0.276, SLG: 0.330		0-3 K		0-0 FC4-6 1-2f		0-0 F2		0-0 FC5-4 1-2f			0-0 P5		5 0 0 0 0 1 5													
Red Wilson, R (1, 2) OBP: 0.357, SLG: 0.361			4-0 1B BB		0-0 F2		4-0 1-2 2-3 BB		4-0 HR BB		0-0 G3 1B		1 1 0 0 0 2 0 0													
Johnny Pesky, L (9, PH) OBP: 0.287, SLG: 0.333													0 1 0 0 0 1 0 0													
Frank House, L (9, 2) OBP: 0.387, SLG: 0.471													1 0 1 0 0 0 0 0													
Ned Garver, R (1, 1) OBP: 0.219, SLG: 0.172			0-0 F8		0-0 5-3		0-3 K		0-0 HR		0-0 G3		3 0 0 0 0 1 4													
Fred Hatfield, L (9, PH) OBP: 0.340, SLG: 0.354													2 1 1 2 0 0 1													
Inning Stats	R: 0 E: 0 K: 2 S: 8	H: 1 LOB: 1 BB: 0 P: 8	R: 0 E: 0 K: 1 S: 5	H: 0 LOB: 0 BB: 0 P: 5	R: 1 E: 0 K: 0 S: 3	H: 1 LOB: 1 BB: 1 P: 7	R: 0 E: 0 K: 1 S: 6	H: 1 LOB: 2 BB: 1 P: 10	R: 1 E: 1 K: 0 S: 5	H: 2 LOB: 1 BB: 0 P: 5	R: 0 E: 0 K: 1 S: 6	H: 0 LOB: 0 BB: 0 P: 3	R: 0 E: 0 K: 2 S: 8	H: 1 LOB: 1 BB: 0 P: 8	R: 2 E: 0 K: 1 S: 6	H: 1 LOB: 0 BB: 1 P: 10	R: 0 E: 0 K: 3 S: 9	H: 0 LOB: 0 BB: 0 P: 9	R: 0 E: 0 K: 0 S: 4	H: 1 LOB: 1 BB: 0 P: 4	R: 0 E: 0 K: 0 S: 3	H: 0 LOB: 1 BB: 1 P: 7	1B: 7 2B: 1 3B: 0 HR: 1	SF: 0 SAC: 0 DP: 1 HBP: 0	WP: 0 PB: 0 SB: 1 CS: 0	PA: 50
PITCHER Tom Brewer, R (1, 1) ERA: 3.73	IP 12.0 WLS W BF 50 H 9 R 4 ER 3 SO 11 BB 6 IBB 0 HBP 0 BLK 0 WP 0 HR 1 S 66 P 90 ERA 2.25 WHIP 1.250													PITCHER IP WLS BF H R ER SO BB IBB HBP BLK WP HR S P ERA WHIP												

livebaseballscorecards.com

AB	44
R	4
H	9
RBI	4
BB	6
SO	11
LOB	24




Batter	1	2	3	4	5	6	7	8	9	10	11	12	AB	R	H	RBI	BB	SO	LOB
Grady Hatton, L OBP: 0.283, SLG: 0.170 (1, 5) X	0-0 F8		0-0 L9		4-0 1B BB	0-0 SH5-3		0-0 F5			4-0 SH1-3 BB		3	0	0	0	2	0	0
Karl Olson, R OBP: 0.357, SLG: 0.525 (1, 8) X	0-0		0-0		0-0 L9	0-0 L7		0-0			0-3 K		5	1	3	0	0	0	2
Jim Piersall, R OBP: 0.338, SLG: 0.385 (8, PR) (9, 9)	G6-4-3 1B		1B 5-3 2B		0-0 L9			0-0 3B					1	0	0	0	0	1	1
Don Lenhardt, R OBP: 0.305, SLG: 0.389 (1, 7) X	0-0 G6-4-3 1-2		0-0 5-3 1B		0-0 BB 1B			0-0 F8			0-0 SH1-3		5	1	3	1	0	0	2
Jackie Jensen, R OBP: 0.337, SLG: 0.460 (1, 9) (9, 8)		0-0 5-3 1B 2B	0-0 5-3		4-0 1-2 BB			0-0 L9		0-0 L4-3 1B		5	1	2	1	1	0	2	
Harry Agganis, L OBP: 0.363, SLG: 0.493 (1, 3) X	0-0 L9		0-3 K		0-3 K			0-0 F8		0-0 L4-3		6	1	1	0	0	2	6	
Sammy White, R OBP: 0.296, SLG: 0.428 (1, 2) X	0-0 5-3		0-0 6-3		0-0 5-3			0-0 E 2B		0-0 6-3		5	0	1	0	0	0	4	
Ted Lepcio, R OBP: 0.383, SLG: 0.442 (1, 4) X	0-0 1B		0-0 6-3		0-0 SH1-4 1B			0-0 E5		0-0 F8		5	1	3	1	1	0	1	
Milt Bolling, R OBP: 0.344, SLG: 0.464 (1, 6) X	0-0 1B		0-0 F8		0-0 SH1-4 1B			0-0 F8		4-0 G5-4-3 BB		4	0	2	1	1	0	3	
Tom Brewer, R OBP: 0.250, SLG: 0.182 (1, 1) X	0-0 1-3		0-0 F7		0-0 SH5-3 1B			0-0 1-3		0-0 G5-4-3		5	0	1	1	0	0	4	

Inning Stats	R: 0	H: 1	E: 0	K: 0	S: 3	LOB: 0	BB: 0	P: 3	R: 1	H: 3	E: 0	K: 0	S: 6	LOB: 2	BB: 0	P: 6	R: 1	H: 2	E: 0	K: 1	S: 7	LOB: 1	BB: 0	P: 7	R: 0	H: 1	E: 0	K: 0	S: 4	LOB: 1	BB: 0	P: 4	R: 0	H: 1	E: 0	K: 1	S: 6	LOB: 3	BB: 2	P: 14	R: 1	H: 2	E: 1	K: 0	S: 6	LOB: 2	BB: 0	P: 6	R: 0	H: 1	E: 0	K: 0	S: 3	LOB: 0	BB: 0	P: 3	R: 0	H: 0	E: 0	K: 0	S: 2	LOB: 0	BB: 1	P: 6	R: 1	H: 2	E: 0	K: 0	S: 3	LOB: 1	BB: 1	P: 9	R: 1	H: 2	E: 0	K: 0	S: 3	LOB: 2	BB: 1	P: 7	1B: 11	2B: 4	3B: 1	HR: 1	SF: 0	SAC: 4	DP: 3	HBP: 0	WP: 0	PB: 0	SB: 1	CS: 0	PA: 53
--------------	------	------	------	------	------	--------	-------	------	------	------	------	------	------	--------	-------	------	------	------	------	------	------	--------	-------	------	------	------	------	------	------	--------	-------	------	------	------	------	------	------	--------	-------	-------	------	------	------	------	------	--------	-------	------	------	------	------	------	------	--------	-------	------	------	------	------	------	------	--------	-------	------	------	------	------	------	------	--------	-------	------	------	------	------	------	------	--------	-------	------	--------	-------	-------	-------	-------	--------	-------	--------	-------	-------	-------	-------	--------

PITCHER	IP	WLS	BF	H	R	ER	SO	BB	IBB	HBP	BLK	WP	HR	S	P	ERA	WHIP
Ned Garver, R ERA: 1.53 (1, 1)	8.0		39	13	4	4	2	2	0	0	0	0	1	41	49	4.50	1.875
Dick Marlowe, R ERA: 3.67 (9, 1)	3.1	L	14	3	1	1	1	2	1	0	0	0	0	13	25	2.70	1.500

DETROIT TIGERS @ BOSTON RED SOX
Fenway Park, Boston, MA
 Mon Jun 07 1954, 3:38 AM EDT
 Att. 7,135 - Unknown

AB	44
R	5
H	16
RBI	5
BB	5
SO	3
LOB	25



PITCHER	IP	WLS	BF	H	R	ER	SO	BB	IBB	HBP	BLK	WP	HR	S	P	ERA	WHIP
---------	----	-----	----	---	---	----	----	----	-----	-----	-----	----	----	---	---	-----	------

Batter	1	2	3	4	5	6	7	8	9	AB R H RBI BB SO LOB	TOP											
Frank Bolling, R (1, 4) OBP: 0.313, SLG: 0.352	0-0 G4-6-3 1B		4-0 FC5-4 BB		0-0 F2	0-0 L6		0-0 F6		4 0 1 0 1 0 1												
Bill Tuttle, R (1, 8) OBP: 0.405, SLG: 0.473	0-0 G4-6-3 1-2f		0-0 F9		0-0 P6		0-0 1B 3B	0-0 4-3		5 1 1 0 0 0 2												
Bob Nieman, R (1, 7) OBP: 0.340, SLG: 0.404	0-0 F9		0-0 FC5-4 1-2f			0-0 F5	0-0 L5		0-0 FC5-4 1B	5 0 1 0 0 0 2												
Ray Boone, R (1, 5) OBP: 0.405, SLG: 0.484		0-0 FC4-6 1B		0-0 SH 1B		0-0 HR	4-0 1B 1B BB		0-0 FC5-4 FC6-4 1B 1-2f	4 3 3 1 1 0 1												
Walt Dropo, R (1, 3) OBP: 0.313, SLG: 0.380		0-0 F9		0-0 SH 1-2		0-0 2B 3B	0-0 1-3 3-H 1B		0-0 FC6-4 1B 1-2	4 1 3 1 0 0 1												
Al Kaline, R (1, 9) OBP: 0.290, SLG: 0.286		0-0 FC4-6 1-2f 2B		0-0 B2		4-0 2B E BB	4-0 1B BB		0-0 FC6-4 1B 1-2f 2-3	3 2 0 0 2 0 5												
Harvey Kuenn, R (1, 6) OBP: 0.288, SLG: 0.351		0-0 2B		0-0 P4		0-0 E2 1-H 2B 2B 3-H	0-0 1-3 3-H 1B		0-0 1-2 3-H 1B	5 1 4 4 0 0 2												
Red Wilson, R (1, 2) OBP: 0.340, SLG: 0.366		0-0 6-3		0-0 F5		0-0 FC6-5 2-H 2B	0-0 F7		0-0 5-3	5 0 1 1 0 0 7												
Billy Hoelt, L (1, 1) OBP: 0.174, SLG: 0.227			0-3 K		0-3 K	0-0 FC6-5 2-3		0-0 F8		4 0 0 0 0 2 1												
Inning Stats	R: 0 E: 0 K: 0 S: 3	H: 1 LOB: 0 BB: 0 P: 3	R: 1 E: 0 K: 0 S: 5	H: 2 LOB: 1 BB: 0 P: 5	R: 0 E: 0 K: 1 S: 5	H: 0 LOB: 1 BB: 1 P: 9	R: 0 E: 0 K: 0 S: 5	H: 1 LOB: 2 BB: 0 P: 5	R: 0 E: 0 K: 1 S: 5	H: 0 LOB: 0 BB: 0 P: 5	R: 4 E: 1 K: 0 S: 7	H: 4 LOB: 1 BB: 1 P: 11	R: 2 E: 0 K: 0 S: 5	H: 3 LOB: 2 BB: 2 P: 13	R: 0 E: 0 K: 0 S: 3	H: 0 LOB: 0 BB: 0 P: 3	R: 1 E: 0 K: 0 S: 6	H: 3 LOB: 2 BB: 0 P: 6	1B: 8 2B: 3 3B: 2 HR: 1	SF: 0 SAC: 1 DP: 1 HBP: 0	WP: 0 PB: 0 SB: 0 CS: 0	PA: 44
PITCHER	IP WLS BF H R ER SO BB IBB HBP BLK WP HR S P ERA WHIP																					
Ed Lopat, L (1, 1) ERA: 2.43	6.0 L 28 8 5 4 2 2 0 0 0 0 0 1 30 38 6.00 1.667																					
Bob Kuzava, L (7, 1) ERA: 5.01	2.0 10 3 2 2 0 2 0 0 0 0 0 0 8 16 9.00 2.500																					
Tom Gorman, R (9, 1) ERA: 2.13	1.0 6 3 1 1 0 0 0 0 0 0 0 0 6 6 9.00 3.000																					

Detroit Tigers @ New York Yankees
 Yankee Stadium, Bronx, NY
 Tue Jun 08 1954, 3:33 AM EDT
 Att. 21,753 - Unknown

livebaseballscorecards.com

AB	39
R	8
H	14
RBI	7
BB	4
SO	2
LOB	22



Batter	1	2	3	4	5	6	7	8	9	AB	R	H	RBI	BB	SO	LOB
Phil Rizzuto, R OBP: 0.310, SLG: 0.302 (1, 6)	0-0 F7		0-0 6-3			0-0 L9			0-0 P5	4	0	0	0	0	0	0
Irv Noren, L OBP: 0.383, SLG: 0.477 (1, 7)	0-0 F8			0-0 F2			0-0 SH1-3 1B		0-0 4-3	4	0	1	0	0	0	0
Mickey Mantle, S OBP: 0.394, SLG: 0.556 (1, 8)	4-0 BB			0-0 6-3			0-0 P4		0-0 F8	3	0	0	0	1	0	1
Yogi Berra, L OBP: 0.313, SLG: 0.462 (1, 2)	0-0 F7			0-0 P2			0-0 SH1-3 1-2			2	0	0	0	0	0	1
Hank Bauer, R OBP: 0.374, SLG: 0.458 (1, 9)		0-0 P4			0-0 L4			0-0 F8		3	0	0	0	0	0	1
Bill Skowron, R OBP: 0.330, SLG: 0.494 (1, 3)		0-0 L9			0-0 F8			0-0 F8		3	0	0	0	0	0	0
Jerry Coleman, R OBP: 0.242, SLG: 0.319 (1, 4)		0-3 K			0-0 F8			0-0 2B		3	0	1	0	0	1	0
Andy Carey, R OBP: 0.341, SLG: 0.427 (1, 5)			0-0 F7			0-0 P4		0-0 F5		2	0	0	0	0	0	0
Bobby Brown, L OBP: 0.500, SLG: 0.500 (7, 5)										1	0	0	0	0	0	1
Ed Lopat, L OBP: 0.080, SLG: 0.043 (1, 1)			0-3 K			0-3 K		0-0 P3		1	0	0	0	0	1	0
Bob Cerv, R OBP: 0.167, SLG: 0.333 (6, PH)										1	0	0	0	0	1	0
Bob Kuzava, S (7, 1)										0	0	0	0	0	0	0
Gil McDougald, R OBP: 0.311, SLG: 0.289 (8, PH)										1	0	0	0	0	0	1
Tom Gorman, R (9, 1)										0	0	0	0	0	0	0

Inning Stats	R: 0	H: 0	E: 0	LOB: 1	K: 0	S: 3	R: 0	H: 0	E: 0	LOB: 0	K: 1	S: 5	R: 0	H: 0	E: 0	LOB: 0	K: 0	S: 3	R: 0	H: 0	E: 0	LOB: 0	K: 0	S: 3	R: 0	H: 1	E: 0	LOB: 1	K: 0	S: 4	R: 0	H: 1	E: 0	LOB: 1	K: 0	S: 3	R: 0	H: 0	E: 0	LOB: 0	K: 0	S: 3	1B: 1	SF: 0	2B: 1	SAC: 1	3B: 0	DP: 0	HR: 0	HBP: 0	WP: 0	PA: 30	PB: 0	SB: 0	CS: 0
--------------	------	------	------	--------	------	------	------	------	------	--------	------	------	------	------	------	--------	------	------	------	------	------	--------	------	------	------	------	------	--------	------	------	------	------	------	--------	------	------	------	------	------	--------	------	------	-------	-------	-------	--------	-------	-------	-------	--------	-------	--------	-------	-------	-------

PITCHER	IP	WLS	BF	H	R	ER	SO	BB	IBB	HBP	BLK	WP	HR	S	P	ERA	WHIP	PITCHER	IP	WLS	BF	H	R	ER	SO	BB	IBB	HBP	BLK	WP	HR	S	P	ERA	WHIP														
Billy Hoefl, L ERA: 3.69 (1, 1)	9.0	W	30	2	0	0	3	1	0	0	0	0	0	35	39	0.00	0.333																																

BOTTOM

Detroit Tigers @ New York Yankees
Yankee Stadium, Bronx, NY
 Tue Jun 08 1954, 3:33 AM EDT
 Att. 21,753 - Unknown

livebaseballscorecards.com

AB	28
R	0
H	2
RBI	0
BB	1
SO	3
LOB	5



Batter	1	2	3	4	5	6	7	8	9
Irv Noren, L OBP: 0.374, SLG: 0.456 (1, 9)	0-0 G3		0-0 F8		0-0 FC3-6		0-0 F7	4-0 FC6-4 BB	
Phil Rizzuto, R OBP: 0.301, SLG: 0.292 (1, 6)	0-3 K		0-3 K		0-0 L9		0-0 E6 2B	0-0 FC6-4	
Mickey Mantle, S OBP: 0.391, SLG: 0.545 (1, 8)	0-0 F7			0-0 F8	0-0 FC5-4		4-0 2B BB		
Yogi Berra, L OBP: 0.312, SLG: 0.463 (1, 2)		0-0 F7		0-0 3-1		0-0 F8	0-0 2B		
Gene Woodling, L OBP: 0.377, SLG: 0.331 (1, 7)		4-0 FC6 BB		0-0 1B 1B		0-0 3-1	0-0 5-3		
Eddie Robinson, L OBP: 0.311, SLG: 0.313 (1, 3)		0-0 P3		0-0 1B 1B		0-0 HR		0-0 BB 1B	
Bobby Brown, L OBP: 0.500, SLG: 0.455 (1, 5)		0-0 FC6		0-0 FC5-4 1B		0-0 6-3		4-0 BB BB	
Gil McDougald, R OBP: 0.311, SLG: 0.289 (9, 5)				1-3 2-H				1-2 BB	
Jerry Coleman, R OBP: 0.242, SLG: 0.311 (1, 4)			0-0 6-3	0-0 FC5-4			4-0 SH1-4 2B BB	0-3 K	
Whitey Ford, L OBP: 0.333, SLG: 0.286 (1, 1)			0-0		0-0		0-0 SH1-4	0-0 FC3-6-3-2 BB	
Tom Morgan, R OBP: 0.267, SLG: 0.286 (3, 1)								1-2 2-H	

Inning Stats	R: 0	H: 0	E: 0	K: 1	S: 5	R: 0	H: 0	E: 0	K: 0	S: 3	R: 0	H: 1	E: 0	K: 1	S: 6	R: 1	H: 3	E: 0	K: 0	S: 6	R: 0	H: 1	E: 0	K: 0	S: 4	R: 1	H: 1	E: 0	K: 0	S: 4	R: 3	H: 1	E: 1	K: 0	S: 5	R: 0	H: 1	E: 0	K: 1	S: 6
	LOB: 0	BB: 0	P: 5	LOB: 1	BB: 1	P: 7	LOB: 1	BB: 0	P: 6	LOB: 2	BB: 0	LOB: 1	BB: 0	P: 4	LOB: 1	BB: 0	LOB: 1	BB: 0	P: 4	LOB: 1	BB: 2	P: 13	LOB: 3	BB: 2	P: 14	LOB: 0	BB: 0	P: 4	LOB: 1	BB: 1	P: 13	LOB: 1	BB: 2	P: 14	LOB: 3	BB: 2	P: 14			


PITCHER											PITCHER																											
IP	WLS	BF	H	R	ER	SO	BB	IBB	HBP	BLK	WP	HR	S	P	ERA	WHIP	IP	WLS	BF	H	R	ER	SO	BB	IBB	HBP	BLK	WP	HR	S	P	ERA	WHIP					
George Zverink, R (1, 1)	7.0	L	32	7	5	2	2	3	0	0	0	1	33	45	2.57	1.429																						
Ray Herbert, R (8, 1)	1.0		6	1	0	0	1	2	0	0	0	0	6	14	0.00	3.000																						

DETROIT TIGERS @ NEW YORK YANKEES
Yankee Stadium, Bronx, NY
 Wed Jun 09 1954, 3:33 AM EDT
 Att. 8,788 - Unknown

AB	R	H	RBI	BB	SO	LOB
4	0	0	0	1	0	3
5	1	0	0	0	2	6
3	1	0	0	1	0	1
4	0	1	3	0	0	0
3	1	1	0	1	0	1
4	1	3	1	0	0	1
3	0	1	1	1	0	1
0	0	0	0	0	0	0
3	1	0	0	1	1	4
0	0	0	0	0	0	0
3	0	2	0	0	0	2

AB	32
R	5
H	8
RBI	5
BB	5
SO	3
LOB	19

WP: 0 PA: 38
 PB: 0
 SB: 0
 CS: 0



Batter	1	2	3	4	5	6	7	8	9	AB R H RBI BB SO LOB	TOP																	
Frank Bolling, R (1, 4) OBP: 0.307, SLG: 0.340	0-0 6-3			0-0 P4	0-0 SH1-4		4-0 G5-4-3 BB			2 0 0 0 1 0 0																		
Bill Tuttle, R (1, 8) OBP: 0.409, SLG: 0.465	4-0 CS BB			4-0 3-1 1B BB	0-0 P4		0-0 G5-4-3 1-2f			2 1 0 0 2 0 2																		
Jim Delsing, L (1, 7) OBP: 0.341, SLG: 0.351	0-3 K 1-2			0-0 3-1	0-3 K			0-0 4-3		4 0 0 0 0 2 3																		
Ray Boone, R (1, 5) OBP: 0.394, SLG: 0.467		0-0 6-3		0-0 1B BB 1B		0-3 K		0-0 F6		4 1 1 1 0 1 0																		
Wayne Belardi, L (1, 3) OBP: 0.353, SLG: 0.214		0-0 F7		4-0 1B BB		0-0 P4		0-3 K		3 1 0 0 1 1 0																		
Al Kaline, R (1, 9) OBP: 0.286, SLG: 0.282		0-0 L5-3		0-0 1B 1B		0-0 L4-3		0-0 L6-3		4 0 1 0 0 0 0																		
Harvey Kuenn, R (1, 6) OBP: 0.302, SLG: 0.367			0-0 5-3	0-0 1B 1B		0-0 HR 1B		0-0 L8		4 1 2 2 0 0 0																		
Frank House, L (1, 2) OBP: 0.388, SLG: 0.492			0-0 3-1	0-0 1B		0-0 HR		0-0 P4		4 1 2 2 0 0 0																		
Al Aber, L (1, 1) OBP: 0.250, SLG: 0.250			0-0 3-1				0-0 4-3			0 0 0 0 0 0 0																		
Ralph Branca, R (1, 1) OBP: 0.400, SLG: 0.385										0 0 0 0 0 0 0																		
Johnny Pesky, L (7, PH) OBP: 0.235, SLG: 0.286										1 0 0 0 0 0 0																		
Bob Miller, R (7, 1) OBP: 0.500, SLG: 0.500										0 0 0 0 0 0 0																		
Inning Stats	R: 0 E: 0 K: 1 S: 4	H: 0 LOB: 1 BB: 1 P: 8	R: 0 E: 0 K: 0 S: 3	H: 0 LOB: 0 BB: 0 P: 3	R: 0 E: 0 K: 0 S: 3	H: 0 LOB: 0 BB: 0 P: 3	R: 3 E: 0 K: 0 S: 6	H: 4 LOB: 2 BB: 2 P: 14	R: 0 E: 0 K: 1 S: 6	H: 1 LOB: 1 BB: 0 P: 6	R: 0 E: 0 K: 1 S: 5	H: 0 LOB: 0 BB: 0 P: 5	R: 2 E: 0 K: 0 S: 4	H: 2 LOB: 0 BB: 1 P: 8	R: 0 E: 0 K: 1 S: 5	H: 0 LOB: 0 BB: 0 P: 5	R: 0 E: 0 K: 0 S: 3	H: 0 LOB: 0 BB: 0 P: 3	1B: 6 2B: 1 3B: 0 HR: 1	SF: 0 SAC: 1 DP: 2 HBP: 0	WP: 0 PB: 0 SB: 0 CS: 1	PA: 35						
PITCHER	IP WLS BF H R ER SO BB IBB HBP BLK WP HR S P ERA WHIP																											
Jim McDonald, R (1, 1) ERA: 3.25	4.0		17	4	3	3	1	3	0	0	0	0	0	0	16	28	6.75	1.750										
Bob Grim, R (5, 1) ERA: 3.65	5.0	W	18	3	2	2	3	1	0	0	0	0	1	23	27	3.60	0.800											

Detroit Tigers @ New York Yankees
Yankee Stadium, Bronx, NY
Thu Jun 10 1954, 3:33 AM EDT
Att. 7,058 - Unknown

livebaseballscorecards.com

AB	28
R	5
H	6
RBI	5
BB	4
SO	4
LOB	5



Batter	1	2	3	4	5	6	7	8	9
Phil Rizzuto, R OBP: 0.315, SLG: 0.306 Willy Miranda, S (8, 6)	4-0 1B BB	0-0 1B		0-0 1-3		4-0 HR BB	0-0 2B		
Bobby Brown, L OBP: 0.421, SLG: 0.563 Gil McDougald, R OBP: 0.311, SLG: 0.289 (8, 5)	0-0 4-3 1-2	0-0 F7			0-0 F8	0-0 HR	0-3 K		
Mickey Mantle, S OBP: 0.391, SLG: 0.560 (1, 8)	0-0 1B 2-H		0-3 K		0-0 1-3	0-0 HR		0-0 L9	
Yogi Berra, L OBP: 0.319, SLG: 0.482 (1, 2)	0-0 1B PB		0-3 K		0-0 HR	0-0 F5		0-0 1B	
Hank Bauer, R OBP: 0.374, SLG: 0.462 (1, 9)	0-0 F8 1-2		0-0 2B		0-0 1B		0-0 5-3	0-0 L7	
Bill Skowron, R OBP: 0.330, SLG: 0.494 Eddie Robinson, L OBP: 0.329, SLG: 0.333 (2, 3)	0-0 1B 2-H 3-H		0-0 P4		0-0 1B		0-0 1B BB	0-0 4-3	
Bob Cerv, R OBP: 0.167, SLG: 0.333 Irv Noren, L OBP: 0.369, SLG: 0.441 (2, 7)	0-0 4-3			0-0 P6	0-0 L9		4-0 1B 1-2 BB		
Jerry Coleman, R OBP: 0.250, SLG: 0.311 (1, 4)		0-0 5-3		4-0 BB		0-0 F3	0-0 1B 1-3 2-H		
Jim McDonald, R OBP: 0.333, SLG: 0.267 Joe Collins, L OBP: 0.356, SLG: 0.405 Bob Grim, R OBP: 0.087, SLG: 0.087 (5, 1)		0-0 F7		0-0 F5		0-0 3-1	0-0 2B 1B 2-H		

Inning Stats	R: 3	H: 3	E: 0	K: 0	S: 6	LOB: 1	BB: 1	P: 10	R: 0	H: 1	E: 0	K: 0	S: 4	LOB: 1	BB: 0	P: 4	R: 0	H: 1	E: 0	K: 0	S: 8	LOB: 2	BB: 0	P: 6	R: 3	H: 2	E: 0	K: 0	S: 5	LOB: 0	BB: 1	P: 9	R: 2	H: 4	E: 0	K: 1	S: 8	LOB: 2	BB: 1	P: 12	R: 0	H: 1	E: 0	K: 0	S: 4	LOB: 1	BB: 0	P: 4
1B: 10	SF: 0	2B: 2	SAC: 0	3B: 0	DP: 0	HR: 3	HBP: 0	WP: 0	PA: 42																																							

PITCHER	IP	WLS	BF	H	R	ER	SO	BB	IBB	HBP	BLK	WP	HR	S	P	ERA	WHIP
Al Aber, L ERA: 2.95 (1, 1)	0.1		4	2	3	2	0	1	0	0	0	0	0	3	7	54.00	9.000
Ralph Branca, R ERA: 4.74 (1, 1)	5.2	L	27	8	4	4	2	2	0	0	0	0	3	29	37	6.35	1.765
Bob Miller, L ERA: 4.26 (7, 1)	2.0		11	5	2	2	1	1	0	0	0	0	0	12	16	9.00	3.000

BOTTOM

Detroit Tigers @ New York Yankees
 Yankee Stadium, Bronx, NY
 Thu Jun 10 1954, 3:33 AM EDT
 Att. 7,058 - Unknown

livebaseballscores.com

AB	38
R	9
H	15
RBI	9
BB	4
SO	3
LOB	14



Batter	1	2	3	4	5	6	7	8	9	AB R H RBI BB SO LOB	TOP									
Frank Bolling, R (1, 4) OBP: 0.312, SLG: 0.352	0-0 F4		0-0 BB 1B		4-0 1B BB			0-0 F7		3 0 1 0 1 0 0										
Bill Tuttle, R (1, 8) OBP: 0.415, SLG: 0.461	0-0 F4		4-0 FC6-4 BB		0-0 1-3 1B			0-0 P5		3 0 1 0 1 0 0										
Bob Nieman, R (1, 7) OBP: 0.321, SLG: 0.377	0-0 1B		0-0 FC6-4 1-2f		0-0 F8			0-0 F8		4 0 1 0 0 0 4										
Ray Boone, R (1, 5) OBP: 0.398, SLG: 0.520	0-0 F5			0-0 HR				0-0 5-3	0-3 K	4 1 1 1 0 1 1										
Walt Dropo, R (1, 3) OBP: 0.314, SLG: 0.374		0-0 F8		4-0 G6-4-3 BB				0-0 4-3	0-0 P4	3 0 0 0 1 0 0										
Al Kaline, R (1, 9) Wayne Belardi, L (9, PH) OBP: 0.289, SLG: 0.312 OBP: 0.348, SLG: 0.368		0-0 9-3 1B		0-0 L8				0-0 L5-3	0-0 F9	3 0 1 0 0 0 1 1 0 0 0 0 0 0										
Harvey Kuenn, R (1, 6) OBP: 0.296, SLG: 0.359		0-0 9-3 1-2f		0-0 G6-4-3 1-2f				0-0 F3		3 0 0 0 0 0 2										
Frank House, L (1, 2) OBP: 0.383, SLG: 0.477			0-0 F7		0-0 4-3			0-0 F7		3 0 0 0 0 0 0										
Steve Gromek, S (1, 1) OBP: 0.212, SLG: 0.133			0-0 5-3		0-0 1B			0-0 6-3		3 0 1 0 0 0 0										
Inning Stats	R: 0 E: 0 K: 0 S: 4	H: 1 LOB: 1 BB: 0 P: 4	R: 0 E: 0 K: 0 S: 3	H: 1 LOB: 0 BB: 0 P: 3	R: 0 E: 0 K: 0 S: 4	H: 1 LOB: 2 BB: 1 P: 8	R: 1 E: 0 K: 0 S: 3	H: 1 LOB: 0 BB: 1 P: 7	R: 0 E: 0 K: 0 S: 4	H: 2 LOB: 2 BB: 1 P: 8	R: 0 E: 0 K: 0 S: 3	H: 0 LOB: 0 BB: 0 P: 3	R: 0 E: 0 K: 0 S: 3	H: 0 LOB: 0 BB: 0 P: 3	R: 0 E: 0 K: 1 S: 5	H: 0 LOB: 0 BB: 0 P: 5	1B: 5 2B: 1 3B: 0 HR: 1	SF: 0 SAC: 0 DP: 2 HBP: 0	WP: 0 PB: 0 SB: 0 CS: 0	PA: 33
PITCHER Marion Fricano, R (1, 1) ERA: 4.03	IP: 9.0 WLS: W BF: 33 H: 6 R: 1 ER: 1 SO: 1 BB: 3 IBB: 0 HBP: 0 BLK: 0 WP: 0 HR: 1 S: 32 P: 44 ERA: 1.00 WHIP: 1.000																			

Detroit Tigers @ Philadelphia Athletics
 Connie Mack Stadium, Philadelphia, PA

Fri Jun 11 1954, 3:38 AM EDT
 Att. 4,753 - Unknown

livebaseballscorecards.com

AB	30
R	1
H	6
RBI	1
BB	3
SO	1
LOB	8



Batter	1	2	3	4	5	6	7	8	9	AB R H RBI BB SO LOB	TOP
Frank Bolling, R (1, 4) <small>OBP: 0.312, SLG: 0.352</small> Fred Hatfield, L (8, PH) <small>OBP: 0.357, SLG: 0.380</small> (8, 4)	0-0 E5 1B		0-0 F7		0-0 G5-4-3 1B			0-0 SF8 1-3 2B	4-0 BB BB	3 0 1 0 0 0 1 1 0 1 0 1 0 0	
Bill Tuttle, R (1, 8) <small>OBP: 0.406, SLG: 0.451</small>	0-0 F8		0-0 F9		0-0 G5-4-3 1-2f			0-0 SF8 2-3 3-H	0-0 F8	4 0 0 1 0 0 7	
Bob Nieman, R (1, 7) <small>OBP: 0.317, SLG: 0.368</small>	0-0 1-3 1B		0-0 FC5-4 1-2f				0-0 F8	0-0 1-3		4 0 1 0 0 0 2	
Ray Boone, R (1, 5) <small>OBP: 0.395, SLG: 0.514</small>	0-0 5-3			0-0 SH1-3 1B			0-0 F8	0-0 F8		4 0 1 0 0 0 2	
Wayne Belardi, L (1, 3) <small>OBP: 0.333, SLG: 0.478</small>		0-0 F8		0-0 P4			0-0 3-1		0-0 HR	4 1 1 1 0 0 1	
Al Kaline, R (1, 9) <small>OBP: 0.295, SLG: 0.318</small>		0-0 1B		0-0 SH1-3 1-2			0-0 G6-3 1B		0-0 L9	3 0 2 0 0 0 0	
Harvey Kuenn, R (1, 6) <small>OBP: 0.291, SLG: 0.352</small>			0-0 F9		0-0 F9		0-0 G6-3 1-2f		0-0 F8	4 0 0 0 0 0 3	
Frank House, L (1, 2) <small>OBP: 0.386, SLG: 0.474</small> Reno Bertoia, R (9, PR)			0-0 F8		4-0 SH3-4 BB		0-0 6-3		0-0 BB BB 1B	3 0 1 0 1 0 1 0 0 0 0 0 0 0	
Ned Garver, R (1, 1) <small>OBP: 0.242, SLG: 0.200</small> Johnny Pesky, L (8, PH) <small>OBP: 0.316, SLG: 0.375</small> Ralph Branca, R (8, 1) <small>OBP: 0.400, SLG: 0.385</small> Jim Delsing, L (9, PH) <small>OBP: 0.345, SLG: 0.346</small>			0-0 FC5-4 1B		0-0 SH3-4 1-2			0-0 2B SF8 1B	4-0 BB BB	1 0 1 0 0 0 0 1 1 1 0 0 0 0 0 0 0 0 0 0 0 0 0 0 0 1 0 0	
Inning Stats	R: 0 H: 1 E: 1 LOB: 1 K: 0 BB: 0 S: 4 P: 4	R: 0 H: 1 E: 0 LOB: 1 K: 0 BB: 0 S: 4 P: 4	R: 0 H: 1 E: 0 LOB: 1 K: 0 BB: 0 S: 4 P: 4	R: 0 H: 1 E: 0 LOB: 1 K: 0 BB: 0 S: 4 P: 4	R: 0 H: 1 E: 0 LOB: 1 K: 0 BB: 1 S: 3 P: 7	R: 0 H: 0 E: 0 LOB: 0 K: 0 BB: 0 S: 3 P: 3	R: 0 H: 1 E: 0 LOB: 0 K: 0 BB: 0 S: 3 P: 3	R: 1 H: 2 E: 0 LOB: 1 K: 0 BB: 0 S: 5 P: 5	R: 1 H: 2 E: 0 LOB: 3 K: 0 BB: 2 S: 5 P: 13	1B: 8 SF: 1 2B: 1 SAC: 2 3B: 0 DP: 2 HR: 1 HBP: 0	WP: 0 PA: 38 PB: 0 SB: 0 CS: 0
PITCHER Bob Trice, R (1, 1) <small>ERA: 4.96</small> Sonny Dixon, R (9, 1) <small>ERA: 3.0</small>	IP WLS BF H R ER SO BB IBB HBP BLK WP HR S P ERA WHIP 8.2 W 37 10 2 2 0 3 0 0 0 0 0 1 34 46 2.08 1.500										

Detroit Tigers @ Philadelphia Athletics
 Connie Mack Stadium, Philadelphia, PA
 Sat Jun 12 1954, 3:33 AM EDT
 Att. 2,012 - Unknown

livebaseballscorecards.com

AB	32
R	2
H	10
RBI	2
BB	3
SO	0
LOB	17



Batter	1	2	3	4	5	6	7	8	9
Spook Jacobs, R (1, 4) OBP: 0.351, SLG: 0.324	0-0 5-3		0-0 E 1B		0-0 L5			0-0 E 1B	
Lou Limmer, L (1, 3) OBP: 0.288, SLG: 0.209	0-0 3-1		0-0 F7		0-0 G4-6-3			0-0 E9 1B FC4-6	
Jim Finigan, R (1, 5) OBP: 0.397, SLG: 0.448	4-0 1B BB		0-0 E9 1B					4-0 1B IBB	
Bill Renna, R (1, 9) OBP: 0.333, SLG: 0.429	0-0 1-2 1B		0-0 P6					0-0 FC4-6 1B	
Elmer Valo, L (1, 7) OBP: 0.407, SLG: 0.404	0-3 K		0-3 K					0-0 FC4-6	
Bill Wilson, R (1, 8) OBP: 0.283, SLG: 0.333		0-0 F8		0-3 K				0-0 F8	
Joe Demaestri, R (1, 6) OBP: 0.245, SLG: 0.274		0-0 FC5-4 1B		0-0 F5				0-0 5-3	
Joe Astroth, R (1, 2) OBP: 0.196, SLG: 0.137		0-0 FC5-4		0-0 F7				0-0 F8	
Bob Trice, R (1, 1) OBP: 0.323, SLG: 0.448 Sonny Dixon, S (9, 1)		0-0 L1			0-0 G4-6-3 1B			0-3 K	

Inning Stats	R: 0 E: 0 K: 1 S: 6	H: 1 LOB: 2 BB: 1 P: 10	R: 0 E: 0 K: 0 S: 4	H: 1 LOB: 1 BB: 0 P: 4	R: 1 E: 1 K: 1 S: 7	H: 2 LOB: 1 BB: 0 P: 7	R: 0 E: 0 K: 1 S: 5	H: 0 LOB: 0 BB: 0 P: 5	R: 0 E: 0 K: 0 S: 3	H: 1 LOB: 0 BB: 0 P: 3	R: 0 E: 0 K: 0 S: 3	H: 0 LOB: 0 BB: 0 P: 3	R: 0 E: 0 K: 0 S: 3	H: 0 LOB: 0 BB: 0 P: 3	R: 3 E: 2 K: 1 S: 8	H: 3 LOB: 1 BB: 1 P: 12
	1B: 8 2B: 0 3B: 0 HR: 0	SF: 0 SAC: 0 DP: 1 HBP: 0	WP: 0 PB: 0 SB: 0 CS: 0	1B: 8 2B: 0 3B: 0 HR: 0	SF: 0 SAC: 0 DP: 1 HBP: 0	WP: 0 PB: 0 SB: 0 CS: 0	1B: 8 2B: 0 3B: 0 HR: 0	SF: 0 SAC: 0 DP: 1 HBP: 0	WP: 0 PB: 0 SB: 0 CS: 0	1B: 8 2B: 0 3B: 0 HR: 0	SF: 0 SAC: 0 DP: 1 HBP: 0	WP: 0 PB: 0 SB: 0 CS: 0	1B: 8 2B: 0 3B: 0 HR: 0	SF: 0 SAC: 0 DP: 1 HBP: 0	WP: 0 PB: 0 SB: 0 CS: 0	

PITCHER	IP	WLS	BF	H	R	ER	SO	BB	IBB	HBP	BLK	WP	HR	S	P	ERA	WHIP
Ned Garver, R (1, 1) ERA: 1.42	7.0		26	5	1	0	3	1	0	0	0	0	0	31	35	0.00	0.857
Ralph Branca, R (8, 1) ERA: 5.08	1.0	L	7	3	3	2	1	0	1	0	0	0	0	8	12	18.00	3.000

BOTTOM

AB R H RBI BB SO LOB

4 2 2 0 0 0 1

4 1 1 0 0 0 2

2 1 1 0 2 0 0

4 0 2 1 0 0 1

4 0 0 1 0 2 4

4 0 0 0 0 1 1

3 0 1 0 0 0 0

3 0 0 0 0 0 1

3 0 1 0 0 1 1

0 0 0 0 0 0 0

AB 31

R 4

H 8

RBI 2

BB 2

SO 4

LOB 11

WP: 0 PA: 33

PB: 0

SB: 0

CS: 0

WP: 0 PA: 33

ERA WHIP

0.00 0.857

18.00 3.000

livebaseballscorecards.com

Detroit Tigers @ Philadelphia Athletics

Connie Mack Stadium, Philadelphia, PA

Sat Jun 12 1954, 3:33 AM EDT

Att. 2,012 - Unknown



Batter	1	2	3	4	5	6	7	8	9	AB R H RBI BB SO LOB	TOP									
Frank Bolling, R (1, 4) OBP: 0.305, SLG: 0.343	0-0 F7		0-0 F8		0-3 K		0-0 L5		0-0 L7	5 0 0 0 0 1 4										
Bill Tuttle, R (1, 8) OBP: 0.403, SLG: 0.446	0-0 6-3			0-0 F8		0-0 1-3 HR 1B		0-0 6-3		4 1 1 0 0 0 2										
Bob Nieman, R (1, 7) OBP: 0.297, SLG: 0.344	0-0 F3			0-0 5-3		0-0 1-3		0-0 F7		4 0 0 0 0 0 1										
Jim Delsing, L (8, 7) OBP: 0.345, SLG: 0.346						1-2				0 0 0 0 0 0 0										
Ray Boone, R (1, 5) OBP: 0.397, SLG: 0.516		0-0 6-3		4-0 FC6-4 BB		0-0 5-3		0-0 1B 2B		3 1 1 0 1 0 1										
Walt Dropo, R (1, 3) OBP: 0.317, SLG: 0.391		0-0 F8		0-0 FC6-4 1-2f		0-0 2-H HR		4-0 1B IBB		3 1 1 2 1 0 1										
Al Kaline, R (1, 9) OBP: 0.294, SLG: 0.316		0-0 1B			0-0 F2	0-3 K		0-0 L3		4 0 1 0 0 1 2										
Harvey Kuenn, R (1, 6) OBP: 0.294, SLG: 0.359		0-0 4-3			0-0 L6			0-0 SH 2B	0-0 1-3 2-H	4 0 2 1 0 0 1										
Red Wilson, R (1, 2) OBP: 0.340, SLG: 0.348			0-0 6-3		4-0 BB BB		0-0 SH 1-3		0-0 F5	2 0 0 0 1 0 0										
Billy Hoelt, L (1, 1) OBP: 0.185, SLG: 0.200			0-0 F7		4-0 BB BB		0-0 1-3		0-3 K	3 0 0 0 1 1 2										
Inning Stats	R: 0 E: 0 K: 0 S: 3	H: 0 LOB: 0 BB: 0 P: 3	R: 0 E: 0 K: 0 S: 4	H: 1 LOB: 1 BB: 0 P: 4	R: 0 E: 0 K: 0 S: 3	H: 0 LOB: 0 BB: 0 P: 3	R: 0 E: 0 K: 1 S: 5	H: 0 LOB: 2 BB: 2 P: 13	R: 2 E: 0 K: 1 S: 7	H: 2 LOB: 0 BB: 0 P: 7	R: 0 E: 0 K: 0 S: 5	H: 1 LOB: 2 BB: 0 P: 5	R: 1 E: 0 K: 0 S: 4	H: 2 LOB: 2 BB: 1 P: 8	R: 0 E: 0 K: 1 S: 5	H: 0 LOB: 0 BB: 0 P: 5	1B: 3 2B: 2 3B: 0 HR: 1	SF: 0 SAC: 1 DP: 0 HBP: 0	WP: 0 PB: 0 SB: 0 CS: 0	PA: 37
PITCHER Alex Kellner, L (1, 1) ERA: 3.49	IP 9.0 WLS W BF 37 H 6 R 3 ER 3 SO 3 BB 3 IBB 1 HBP 0 BLK 0 WP 0 HR 1 S 39 P 55 ERA 3.00 WHIP 1.000																			

Detroit Tigers @ Philadelphia Athletics
 Connie Mack Stadium, Philadelphia, PA
 Sun Jun 13 1954, 3:33 AM EDT
 Unknown

livebaseballscorecards.com

AB 32
R 3
H 6
RBI 3
BB 4
SO 3
LOB 14



Batter	1	2	3	4	5	6	7	8	9	AB R H RBI BB SO LOB	TOP									
Harvey Kuenn, R (1, 6) OBP: 0.288, SLG: 0.352	0-0 F2	0-0 F9		0-0 FC6-4		0-0 F9			0-0 1-3	5 0 0 0 0 0 3										
Fred Hatfield, L (1, 4) OBP: 0.344, SLG: 0.364	0-0 P4		0-0 4-3		0-3 K	0-0 4-3			0-3 K	5 0 1 0 0 2 1										
Jim Delsing, L (1, 7) OBP: 0.352, SLG: 0.361	0-0 HR		0-0 4-3		0-0 1B			0-0 L9-6 1B	0-0 F8	5 1 3 0 0 0 1										
Ray Boone, R (1, 5) OBP: 0.394, SLG: 0.527	0-0 HR		0-0 F9		0-0 F7			0-0 F9		4 1 1 2 0 0 3										
Wayne Belardi, L (1, 3) OBP: 0.387, SLG: 0.500	1-0 HBP		0-0 4-1		0-0 BB			0-0 1B		3 0 2 0 0 0 1										
Al Kaline, R (1, 9) OBP: 0.293, SLG: 0.312	0-0 L3			0-0 L5	4-0 BB	0-0 FC6-4		0-0 L9-6		3 0 0 0 1 0 3										
Bill Tuttle, R (1, 8) OBP: 0.405, SLG: 0.468		0-0 F8		0-0 HR	0-0 FC6-4			0-0 F9		4 1 2 1 0 0 3										
Frank House, L (1, 2) OBP: 0.389, SLG: 0.475		0-0 F8		0-0 4-3		0-0 FC4-6		0-0 G5-4-3		4 0 2 0 0 0 1										
George Zuverink, R (1, 1) OBP: 0.211, SLG: 0.211		0-0 6-3		0-0 FC6-4		0-0 FC4-6		0-0 G5-4-3		2 0 1 0 0 0 1										
Johnny Pesky, L (6, PH) OBP: 0.300, SLG: 0.353										1 0 0 0 0 0 1										
Dick Marlowe, R (6, 1) OBP: 0.286, SLG: 0.429										0 0 0 0 0 0 0										
Bob Nieman, R (8, PH) OBP: 0.292, SLG: 0.339										1 0 0 0 0 0 1										
Dick Weik, R (8, 1)										0 0 0 0 0 0 0										
Inning Stats	R: 2 E: 0 K: 0 S: 5	H: 2 LOB: 1 BB: 0 P: 6	R: 0 E: 0 K: 0 S: 4	H: 1 LOB: 1 BB: 0 P: 4	R: 0 E: 0 K: 0 S: 4	H: 1 LOB: 1 BB: 0 P: 4	R: 1 E: 0 K: 0 S: 5	H: 2 LOB: 1 BB: 0 P: 5	R: 0 E: 0 K: 1 S: 7	H: 2 LOB: 3 BB: 1 P: 11	R: 0 E: 0 K: 0 S: 4	H: 1 LOB: 1 BB: 0 P: 4	R: 0 E: 0 K: 0 S: 3	H: 1 LOB: 0 BB: 0 P: 3	R: 0 E: 0 K: 1 S: 5	H: 0 LOB: 0 BB: 0 P: 5	1B: 8 2B: 3 3B: 0 HR: 2	SF: 0 SAC: 0 DP: 2 HBP: 1	WP: 0 PB: 0 SB: 0 CS: 0	PA: 39
PITCHER	IP WLS BF H R ER SO BB IBB HBP BLK WP HR S P ERA WHIP																			
Arnie Portocarrero, R (1, 1) ERA: 3.59	7.0 W 33 11 3 3 1 1 0 1 0 0 2 33 38 3.86 1.714																			
Sonny Dixon, R (8, 1) ERA: 2.81	2.0 S 6 1 0 0 1 0 0 0 0 0 0 0 8 8 0.00 0.500																			

Detroit Tigers @ Philadelphia Athletics
 Connie Mack Stadium, Philadelphia, PA

Sun Jun 13 1954, 3:38 AM EDT
 Att. 5,368 - Unknown

livebaseballscorecards.com

AB	37
R	3
H	12
RBI	3
BB	1
SO	2
LOB	19



Batter	1	2	3	4	5	6	7	8	9	AB	R	H	RBI	BB	SO	LOB
Spook Jacobs, R OBP: 0.350, SLG: 0.321 (1, 4)	0-0 F5	0-0 L7		0-0 4-3			0-0 5-3			4	0	0	0	0	0	1
Don Bollweg, L OBP: 0.350, SLG: 0.313 Bobby Shantz, R OBP: 0.333, SLG: 0.333 (5, PR) Lou Limmer, L OBP: 0.316, SLG: 0.333 (6, 3)	0-0 E 3B 2B		0-0 6-3 E 1B		1-0 1B G4-6-3 HBP		0-0 HR			2	2	2	0	0	0	0
Jim Finigan, R OBP: 0.396, SLG: 0.440 (1, 5)	4-0 E 3B BB		0-0 6-3	1-2	0-0 1B G4-6-3		0-0 F3			3	1	1	0	1	0	1
Bill Renna, R OBP: 0.323, SLG: 0.412 (1, 9)	0-0 E6 3B	1-2 2-3	0-0 F2		0-0 G4-6-3		0-0 L7			4	1	0	0	0	0	4
Elmer Valo, L OBP: 0.405, SLG: 0.417 (1, 7)	0-0 FC5-2 3B	1-H 2-H 3-H	0-0 E9 1B	2-H	0-0 F7		0-0 K			4	0	2	4	0	1	1
Bill Wilson, R OBP: 0.296, SLG: 0.370 (1, 8)	0-3 K	0-3	0-0 6-3		0-3 K2-3		0-0 2B			4	0	1	0	0	2	2
Joe Demaestri, R OBP: 0.245, SLG: 0.265 (1, 6)	0-0 FC5-2	3-H	0-0 L9		0-0 5-3		4-0 BB BB BB 2B			3	0	0	0	1	0	1
Jim Robertson, R OBP: 0.294, SLG: 0.207 (1, 2)		0-0 P6	0-0 SH1-4 1B		0-0 5-3		0-0 F2			4	0	1	0	0	0	2
Arnie Portocarrero, R OBP: 0.207, SLG: 0.308 Pete Suder, R OBP: 0.267, SLG: 0.292 (7, PH) Sonny Dixon, S (8, 1)		0-0 L9	0-0 SH1-4	1-2	0-0 P5					1	0	0	0	0	0	0

Inning Stats	R: 3	H: 2	E: 1	K: 1	S: 8	LOB: 1	BB: 1	P: 12	R: 0	H: 0	E: 0	K: 0	S: 3	LOB: 0	BB: 0	P: 3	R: 1	H: 2	E: 1	K: 0	S: 5	LOB: 1	BB: 0	P: 5	R: 0	H: 1	E: 0	K: 0	S: 4	LOB: 0	BB: 0	P: 4	R: 1	H: 1	E: 0	K: 1	S: 5	LOB: 1	BB: 0	P: 4	R: 0	H: 0	E: 0	K: 1	S: 5	LOB: 0	BB: 0	P: 5	R: 0	H: 1	E: 0	K: 1	S: 6	LOB: 2	BB: 1	P: 10
--------------	------	------	------	------	------	--------	-------	-------	------	------	------	------	------	--------	-------	------	------	------	------	------	------	--------	-------	------	------	------	------	------	------	--------	-------	------	------	------	------	------	------	--------	-------	------	------	------	------	------	------	--------	-------	------	------	------	------	------	------	--------	-------	-------

PITCHER	IP	WLS	BF	H	R	ER	SO	BB	IBB	HBP	BLK	WP	HR	S	P	ERA	WHIP
George Zuberink, R ERA: 3.79 (1, 1)	5.0	L	23	6	5	4	1	1	0	0	0	0	0	23	28	7.20	1.400
Dick Marlowe, R ERA: 4.3 (6, 1)	2.0		7	1	1	1	1	0	0	0	0	0	1	9	9	4.50	0.500
Dick Weik, R ERA: 3.86 (8, 1)	1.0		5	1	0	0	1	1	0	0	0	0	0	6	10	0.00	2.000

BOTTOM

Detroit Tigers @ Philadelphia Athletics
Connie Mack Stadium, Philadelphia, PA

Sun Jun 13 1954, 3:38 AM EDT
 Att. 5,368 - Unknown

AB	31
R	6
H	8
RBI	5
BB	2
SO	3
LOB	12

A

1B:	4	SF:	0	WP:	0	PA:	35
2B:	2	SAC:	1	PB:	0		
3B:	1	DP:	1	SB:	0		
HR:	1	HBP:	1	CS:	0		

PITCHER	IP	WLS	BF	H	R	ER	SO	BB	IBB	HBP	BLK	WP	HR	S	P	ERA	WHIP
---------	----	-----	----	---	---	----	----	----	-----	-----	-----	----	----	---	---	-----	------

Batter	1	2	3	4	5	6	7	8	9	AB R H RBI BB SO LOB	TOP											
Jim Piersall, R (1, 8) OBP: 0.351, SLG: 0.394	0-0 6-3		0-0 G1-6-3 1B		0-0 L9			0-0 6-3		4 0 1 0 0 0 0	<p>Boston Red Sox @ Detroit Tigers Briggs Stadium, Detroit, MI Tue Jun 15 1954, 4:33 AM EDT Att. 32,330 - Unknown</p>											
Grady Hatton, L (1, 5) OBP: 0.296, SLG: 0.246	0-0 HR		0-0 G1-6-3 1-2f			0-0 F8		4-0 BB		3 1 1 1 1 0 1												
Billy Goodman, L (1, 7) OBP: 0.349, SLG: 0.360	0-0 G3			0-0 5-3		0-0 2B		0-0 P4		4 0 1 0 0 0 1												
Charlie Maxwell, L (1, 9) OBP: 0.296, SLG: 0.264 Jackie Jensen, R (2, 9) OBP: 0.320, SLG: 0.418	0-0 3-1			0-3 K		0-0 F8		0-3 K		1 0 0 0 0 0 0 3 0 0 0 0 2 2												
Harry Agganis, L (1, 3) OBP: 0.338, SLG: 0.436		0-0 1-3		4-0 1B BB		0-0 P6		0-3 K		3 0 0 0 1 1 1												
Sammy White, R (1, 2) OBP: 0.311, SLG: 0.422		0-0 L5		0-0 1-2 1B			0-0 P4		0-0 P6	4 0 1 0 0 0 0												
Ted Lepcio, R (1, 4) OBP: 0.369, SLG: 0.429		0-0 1B		0-0 L9			0-0 5-3		0-0 FC5-4 1B	4 0 2 0 0 0 2												
Milt Bolling, R (1, 6) OBP: 0.363, SLG: 0.470		0-3 K			0-0 F8		0-0 FC6-4 1B		0-0 FC5-4 1-2f	4 0 1 0 0 1 2												
Leo Kiely, L (1, 1) OBP: 0.105, SLG: 0.158 Hal Brown, R (3, 1) OBP: 0.250, SLG: 0.100 Karl Olson, R (7, PH) OBP: 0.343, SLG: 0.444 Bill Henry, L (7, 1) OBP: 0.214, SLG: 0.154			0-3 K		0-0 F7		0-0 FC6-4			1 0 0 0 0 1 0 1 0 0 0 0 0 0 1 0 0 0 0 0 1 0 0 0 0 0 0 0												
Inning Stats	R: 1 E: 0 K: 0 S: 4	H: 1 LOB: 0 BB: 0 P: 4	R: 0 E: 0 K: 1 S: 6	H: 1 LOB: 1 BB: 0 P: 6	R: 0 E: 0 K: 1 S: 5	H: 1 LOB: 0 BB: 0 P: 5	R: 0 E: 0 K: 1 S: 6	H: 1 LOB: 2 BB: 1 P: 10	R: 0 E: 0 K: 0 S: 3	H: 0 LOB: 0 BB: 0 P: 3	R: 0 E: 0 K: 0 S: 4	H: 1 LOB: 1 BB: 0 P: 4	R: 0 E: 0 K: 0 S: 4	H: 1 LOB: 1 BB: 0 P: 4	R: 0 E: 0 K: 1 S: 5	H: 0 LOB: 1 BB: 1 P: 9	R: 0 E: 0 K: 1 S: 6	H: 1 LOB: 1 BB: 0 P: 6	1B: 5 2B: 1 3B: 0 HR: 1	SF: 0 SAC: 0 DP: 1 HBP: 0	WP: 0 PB: 0 SB: 0 CS: 0	PA: 35
PITCHER Steve Gromek, R (1, 1) ERA: 3.05	IP: 9.0 WLS: W BF: 35 H: 7 R: 1 ER: 1 SO: 5 BB: 2 IBB: 0 HBP: 0 BLK: 0 WP: 0 HR: 1 S: 43 P: 51 ERA: 1.00 WHIP: 1.000											PITCHER	IP: 9.0 WLS: W BF: 35 H: 7 R: 1 ER: 1 SO: 5 BB: 2 IBB: 0 HBP: 0 BLK: 0 WP: 0 HR: 1 S: 43 P: 51 ERA: 1.00 WHIP: 1.000									

livebaseballscorecards.com

AB	33
R	1
H	7
RBI	1
BB	2
SO	5
LOB	10



Batter	1	2	3	4	5	6	7	8	9	AB	R	H	RBI	BB	SO	LOB	BOTTOM			
Harvey Kuenn, R (1, 6) OBP: 0.282, SLG: 0.344	0-0 L9	0-0 P4	0-0 FC5-4		0-0 6-3		0-0 4-3			5	0	0	0	0	0	8	Boston Red Sox @ Detroit Tigers Briggs Stadium, Detroit, MI Tue Jun 15 1954, 4:33 AM EDT Att. 32,330 - Unknown			
Al Kaline, R (1, 9) OBP: 0.291, SLG: 0.305	4-0 1B BB	0-3 K		0-0 L1-3		0-3 K		0-0 L6-3		4	0	0	0	1	2	3				
Bob Nieman, R (1, 7) Jim Delsing, L (6, PR) OBP: 0.304, SLG: 0.348 OBP: 0.350, SLG: 0.358	0-0 1-2 1B		0-0 3-1	0-0 F7		0-0 CS 1B		0-0 5-3		4	0	2	0	0	0	0				
Ray Boone, R (1, 5) OBP: 0.394, SLG: 0.519	0-3 K		4-0 1B 1B BB	0-0 4-3		4-0 1B BB		0-0 P5		3	1	0	0	2	1	2				
Walt Dropo, R (1, 3) OBP: 0.321, SLG: 0.393	0-3 K		0-0 1B 1B		0-0 5-3		0-0 1-2 1B			4	1	2	0	0	1	2				
Bill Tuttle, R (1, 8) OBP: 0.406, SLG: 0.466		0-0 4-3	0-0 1B 1B		4-0 1B SH1-3 BB		0-0 F9			3	2	1	1	1	0	2				
Red Wilson, R (1, 2) OBP: 0.386, SLG: 0.375		4-0 BB 1B BB	0-0 FC1-6 1B 1-2 2-H		0-0 SH1-3 S 1-3 1B		4-0 SH1-3 BB			2	0	2	1	2	0	0				
Frank Bolling, R (1, 4) OBP: 0.313, SLG: 0.348		0-0 BB 1-2 1B	0-0 FC1-6 1-2 2-H 1B		4-0 SH1-3 BB 1-2 BB		0-0 F7			3	0	2	1	1	0	1				
Steve Gromek, S (1, 1) OBP: 0.229, SLG: 0.129		4-0 BB 1-2 2-3 BB	0-0 FC1-6 FC5-4 1-2 2-3		0-0 SH1-3 1-2 2-3 3-H		0-0 SH1-3 1-2			1	0	0	1	1	0	2				
Inning Stats	R: 0 E: 0 K: 2 S: 8	H: 1 LOB: 2 BB: 1 P: 12	R: 0 E: 0 K: 1 S: 6	H: 1 LOB: 3 BB: 2 P: 14	R: 3 E: 0 K: 0 S: 7	H: 4 LOB: 2 BB: 1 P: 11	R: 0 E: 0 K: 0 S: 3	H: 0 LOB: 0 BB: 0 P: 3	R: 1 E: 0 K: 0 S: 4	H: 1 LOB: 2 BB: 2 P: 12	R: 0 E: 0 K: 1 S: 6	H: 2 LOB: 2 BB: 1 P: 10	R: 0 E: 0 K: 0 S: 3	H: 0 LOB: 1 BB: 1 P: 7	R: 0 E: 0 K: 0 S: 3	H: 0 LOB: 0 BB: 0 P: 3	1B: 9 2B: 0 3B: 0 HR: 0	SF: 0 SAC: 2 DP: 0 HBP: 0	WP: 0 PB: 0 SB: 1 CS: 1	PA: 40
PITCHER	IP WLS BF H R ER SO	IP WLS BF H R ER SO	IP WLS BF H R ER SO	IP WLS BF H R ER SO	IP WLS BF H R ER SO	IP WLS BF H R ER SO	IP WLS BF H R ER SO	IP WLS BF H R ER SO	IP WLS BF H R ER SO	IP WLS BF H R ER SO	IP WLS BF H R ER SO	IP WLS BF H R ER SO	IP WLS BF H R ER SO	IP WLS BF H R ER SO	IP WLS BF H R ER SO	IP WLS BF H R ER SO	ERA WHIP	ERA WHIP		
Leo Kiely, L (1, 1) ERA: 4.22	2.1	3.2	2.0	2.1	2.1	2.1	2.1	2.1	2.1	2.1	2.1	2.1	2.1	2.1	2.1	2.1	11.57	3.857		
Hal Brown, R (3, 1) ERA: 4.36																	2.46	1.909		
Bill Henry, L (7, 1) ERA: 4.92																	0.00	0.500		

livebaseballscorecards.com

AB 30
R 4
H 9
RBI 4
BB 8
SO 4
LOB 20



Batter	1	2	3	4	5	6	7	8	9	AB R H RBI BB SO LOB	TOP	
Jim Piersall, R (1, 8) <small>OBP: 0.343, SLG: 0.384</small>	0-0 		0-0 		0-3 			0-0 		4 0 0 0 0 1 2	Boston Red Sox @ Detroit Tigers Briggs Stadium, Detroit, MI Wed Jun 16 1954, 4:33 AM EDT Att. 5,105 - Unknown	
Grady Hatton, L (1, 5) <small>OBP: 0.293, SLG: 0.295</small>	0-0 		0-3 			0-0 		0-0 		4 1 1 1 0 1 0		
Billy Goodman, L (1, 7) Karl Olson, R (8, 7) <small>OBP: 0.343, SLG: 0.444</small>	0-0 			0-0 		0-0 		0-0 		4 0 0 0 0 0 0 0 0 0 0 0 0 0		
Sammy White, R (1, 2) <small>OBP: 0.304, SLG: 0.413</small>	0-0 			0-0 		0-0 		0-0 		4 0 0 0 0 0 0		
Harry Agganis, L (1, 3) <small>OBP: 0.338, SLG: 0.435</small>		0-0 		0-0 		0-0 		0-0 		3 1 1 0 0 0 0		
Jackie Jensen, R (1, 9) <small>OBP: 0.328, SLG: 0.429</small>		0-0 		0-0 		0-0 		0-3 		4 1 3 0 0 1 1		
Ted Lepcio, R (1, 4) <small>OBP: 0.366, SLG: 0.420</small>		0-0 		0-0 		0-0 		4-0 		3 0 0 0 1 0 3		
Milt Bolling, R (1, 6) <small>OBP: 0.354, SLG: 0.458</small>		0-3 		0-0 		0-0 		0-0 		4 0 0 1 0 1 5		
Willard Nixon, L (1, 1) <small>OBP: 0.320, SLG: 0.190</small>			4-0 		0-0 	0-0 				2 0 0 0 1 0 3		
Inning Stats	R: 1 H: 1 E: 0 LOB: 0 K: 0 BB: 0 S: 4 P: 4	R: 0 H: 1 E: 0 LOB: 1 K: 1 BB: 0 S: 6 P: 6	R: 0 H: 0 E: 0 LOB: 0 K: 1 BB: 1 S: 4 P: 8	R: 0 H: 0 E: 0 LOB: 0 K: 0 BB: 0 S: 3 P: 3	R: 1 H: 1 E: 2 LOB: 1 K: 1 BB: 0 S: 7 P: 7	R: 0 H: 0 E: 0 LOB: 0 K: 0 BB: 0 S: 3 P: 3	R: 1 H: 2 E: 1 LOB: 1 K: 0 BB: 0 S: 5 P: 5	R: 0 H: 0 E: 0 LOB: 0 K: 0 BB: 0 S: 3 P: 3	R: 0 H: 0 E: 1 LOB: 2 K: 1 BB: 1 S: 6 P: 10	1B: 3 SF: 0 2B: 1 SAC: 1 3B: 0 DP: 2 HR: 1 HBP: 0	WP: 0 PA: 35 PB: 0 SB: 0 CS: 0	
PITCHER Ned Garver, R (1, 1) <small>ERA: 1.49</small> Al Aber, L (9, 1) <small>ERA: 2.79</small>	IP WLS BF H R ER SO BB IBB HBP BLK WP HR S P ERA WHIP 8.0 L 30 5 3 2 3 1 0 0 0 0 1 35 39 2.25 0.750											IP WLS BF H R ER SO BB IBB HBP BLK WP HR S P ERA WHIP 1.0 5 0 0 0 0 1 0 1 0 0 0 6 10 0.00 0.000

livebaseballscorecards.com

AB	32
R	3
H	5
RBI	2
BB	2
SO	4
LOB	14



Batter	1	2	3	4	5	6	7	8	9	AB R H RBI BB SO LOB	TOP	
Jim Piersall, R (1, 8) <small>OBP: 0.346, SLG: 0.389</small>	0-0 		0-0 		0-0 			1-0 		3 0 1 1 0 0 0	Boston Red Sox @ Detroit Tigers Briggs Stadium, Detroit, MI Thu Jun 17 1954, 4:33 AM EDT Att. 3,285 - Unknown	
Grady Hatton, L (1, 5) <small>OBP: 0.278, SLG: 0.277</small>	0-0 		0-0 		0-0 			0-0 		4 0 0 0 0 0 3		
Billy Goodman, L (1, 7) <small>OBP: 0.345, SLG: 0.355</small> Sid Hudson, R (8, 1) <small>OBP: 0.167, SLG: 0.167</small>	0-0 		0-0 					0-0 		4 0 2 0 0 0 1 0 0 0 0 0 0 0		
Del Wilber, R (1, 2) Sammy White, R (8, 2) <small>OBP: 0.303, SLG: 0.411</small>	0-0 		0-0 					0-0 		3 0 0 0 0 0 3 1 0 0 0 0 0 0		
Harry Agganis, L (1, 3) <small>OBP: 0.336, SLG: 0.431</small>	0-0 			0-0 				0-0 		4 0 1 0 0 0 0		
Jackie Jensen, R (1, 9) <small>OBP: 0.331, SLG: 0.431</small>		0-0 		0-0 				0-0 		4 0 2 0 0 0 0		
Ted Lepcio, R (1, 4) <small>OBP: 0.359, SLG: 0.411</small>		0-0 		0-0 				0-0 		3 0 0 0 0 0 2		
Milt Bolling, R (1, 6) <small>OBP: 0.354, SLG: 0.456</small>		0-0 			0-0 			0-0 		3 1 1 0 0 0 1		
Tom Brewer, R (1, 1) <small>OBP: 0.200, SLG: 0.143</small> Karl Olson, R (8, PH) <small>OBP: 0.338, SLG: 0.438</small> (8, 7)		0-0 			0-0 			0-0 		1 0 0 0 0 0 1 1 0 0 0 0 0 0		
Inning Stats	R: 0 H: 2 E: 1 LOB: 2 K: 0 BB: 0 S: 5 P: 5	R: 0 H: 1 E: 0 LOB: 1 K: 0 BB: 0 S: 4 P: 4	R: 0 H: 1 E: 0 LOB: 1 K: 0 BB: 0 S: 4 P: 4	R: 0 H: 1 E: 0 LOB: 0 K: 0 BB: 0 S: 3 P: 3	R: 1 H: 2 E: 0 LOB: 0 K: 0 BB: 0 S: 4 P: 4	R: 0 H: 0 E: 0 LOB: 0 K: 0 BB: 0 S: 3 P: 3	R: 0 H: 0 E: 0 LOB: 0 K: 0 BB: 0 S: 3 P: 3	R: 0 H: 0 E: 0 LOB: 1 K: 0 BB: 0 S: 3 P: 4	R: 0 H: 0 E: 0 LOB: 0 K: 0 BB: 0 S: 3 P: 3	1B: 6 SF: 0 2B: 2 SAC: 1 3B: 0 DP: 1 HR: 0 HBP: 1	WP: 0 PA: 33 PB: 0 SB: 1 CS: 1	
PITCHER George Zuverink, R (1, 1) <small>ERA: 3.39</small>	IP 9.0 WLS W BF 33 H 7 R 1 ER 1 SO 0 BB 0 IBB 0 HBP 1 BLK 0 WP 0 HR 0 S 32 P 33 ERA 1.00 WHIP 0.778											PITCHER IP WLS BF H R ER SO BB IBB HBP BLK WP HR S P ERA WHIP

livebaseballscorecards.com

AB	31
R	1
H	7
RBI	1
BB	0
SO	0
LOB	11



Batter	1	2	3	4	5	6	7	8	9	AB R H RBI BB SO LOB	TOP											
Spook Jacobs, R (1, 4) OBP: 0.342, SLG: 0.316	0-0 1-3		0-0 E5			0-0 6-3		0-0 F7		4 0 0 0 0 0 0												
Vic Power, R (1, 3) OBP: 0.272, SLG: 0.323	0-0 L9		0-0 L9			0-0 5-3		0-0 F7		4 0 0 0 0 0 1												
Jim Finigan, R (1, 5) OBP: 0.407, SLG: 0.475	0-3 K		0-0 L9			0-3 K		0-0 3B		4 0 1 0 0 2 1												
Bill Renna, R (1, 9) OBP: 0.348, SLG: 0.488		0-0 HR			0-0 F7		0-0 1B 2B	4-0 BB		3 2 2 1 1 0 0												
Gus Zernial, R (1, 7) OBP: 0.347, SLG: 0.500		0-0 G3 1B			0-0 5-3		0-0 2-H 1B	0-0 L9		4 0 2 1 0 0 2												
Bill Wilson, R (1, 8) OBP: 0.296, SLG: 0.452		0-3 K			0-0 G3		0-0 F7	0-0 1-3		4 0 0 0 0 1 2												
Joe Demaestri, R (1, 6) OBP: 0.246, SLG: 0.261		0-0 G3			0-0 5-3		0-0 F8	0-0 F8		4 0 0 0 0 0 2												
Jim Robertson, R (1, 2) OBP: 0.289, SLG: 0.188		0-0 4-3			0-0 F8		1-0 HBP	0-3 K		3 0 0 0 0 1 1												
Arnie Portocarrero, R (1, 1) OBP: 0.188, SLG: 0.276			0-0 5-3		0-3 K		0-0 P4			3 0 0 0 0 1 2												
Inning Stats	R: 0 E: 0 K: 1 S: 5	H: 0 LOB: 0 BB: 0 P: 5	R: 1 E: 0 K: 1 S: 7	H: 2 LOB: 1 BB: 0 P: 7	R: 0 E: 1 K: 0 S: 4	H: 0 LOB: 1 BB: 0 P: 4	R: 0 E: 0 K: 0 S: 3	H: 0 LOB: 0 BB: 0 P: 3	R: 0 E: 0 K: 1 S: 5	H: 0 LOB: 0 BB: 0 P: 5	R: 0 E: 0 K: 1 S: 5	H: 0 LOB: 0 BB: 0 P: 5	R: 1 E: 0 K: 0 S: 5	H: 2 LOB: 2 BB: 0 P: 6	R: 0 E: 0 K: 0 S: 4	H: 1 LOB: 2 BB: 1 P: 8	R: 0 E: 0 K: 1 S: 5	H: 0 LOB: 0 BB: 0 P: 5	1B: 2 2B: 1 3B: 1 HR: 1	SF: 0 SAC: 0 DP: 0 HBP: 1	WP: 0 PB: 0 SB: 1 CS: 0	PA: 35
PITCHER	IP WLS BF H R ER SO BB IBB HBP BLK WP HR S P ERA WHIP																					
Billy Hoelt, L (1, 1) ERA: 3.61	7.2 L 31 5 2 2 4 1 0 1 0 0 0 1 37 42 2.35 0.783																					
Ray Herbert, R (8, 1) ERA: 5.6	0.1 1 0 0 0 0 0 0 0 0 0 0 0 1 1 0.00 0.000																					
Dick Marlowe, R (9, 1) ERA: 4.15	1.0 3 0 0 0 1 0 0 0 0 0 0 0 5 5 0.00 0.000																					

Philadelphia Athletics @ Detroit Tigers
 Briggs Stadium, Detroit, MI
 Fri Jun 18 1954, 4:33 AM EDT
 Att. 23,216 - Unknown

livebaseballscorecards.com

AB 33
 R 2
 H 5
 RBI 2
 BB 1
 SO 5
 LOB 11



Batter	1	2	3	4	5	6	7	8	9	AB R H RBI BB SO LOB	TOP												
Spook Jacobs, R (1, 4) OBP: 0.347, SLG: 0.319	0-0 6-3		0-0 L6-3 1B		0-0 E5 1B			BB 1B BB		4 1 2 0 1 0 2													
Vic Power, R (1, 3) OBP: 0.270, SLG: 0.317	0-0 5-3		0-0 L6-3 1-2		0-0 5-3			BB BB BB 1-2 2B BB	0-0 6-3	4 1 0 0 1 0 2													
Jim Finigan, R (1, 5) OBP: 0.401, SLG: 0.466	0-3 K			0-0 6-3		0-0 P5		BB BB BB 1-2 2-H 2B 1B	0-3 K	5 1 1 1 0 2 0													
Bill Renna, R (1, 9) OBP: 0.349, SLG: 0.491		0-3 K		0-0 5-3		0-0 FC6-4 1B		BB BB BB 1-3 2-H 1B 2B	0-0 F7	5 1 2 1 0 1 0													
Gus Zernial, R (1, 7) OBP: 0.350, SLG: 0.511		0-0 F8		0-0 3B		0-0 L7		BB BB BB 2-H 3-H 1B 1B		4 1 2 2 0 0 1													
Bill Wilson, R (1, 8) OBP: 0.307, SLG: 0.446		0-0 1B 1B		4-0 BB		0-0 FC6-4 1-2f		BB BB BB 0-3 K		3 0 1 0 1 1 2													
Joe Demaestri, R (1, 6) OBP: 0.250, SLG: 0.265		0-0 1-3 1B		0-0 6-3		0-0 5-3		BB BB BB 0-0 1B 1-2 1B		4 0 2 0 0 0 2													
Billy Shantz, R (1, 2) OBP: 0.315, SLG: 0.373		0-0 P6			0-0 P6		0-0 F8	BB BB BB 1-2 2-H 1B		3 0 0 0 0 0 2													
Lou Limmer, L (8, PH) OBP: 0.343, SLG: 0.448										1 0 1 1 0 0 0													
Joe Astroth, R (8, 2) OBP: 0.260, SLG: 0.161										0 0 0 0 0 0 0													
Marion Fricano, R (1, 1) OBP: 0.105, SLG: 0.105			0-0 6-3		0-3 K		0-0 6-3	BB BB BB 0-0 P6		2 0 0 0 0 1 0													
Jim Robertson, R (7, PH) OBP: 0.282, SLG: 0.182										1 0 0 0 0 0 0													
Dutch Romberger, R (7, 1)										0 0 0 0 0 0 0													
Don Bollweg, L (8, PH) OBP: 0.337, SLG: 0.299										1 0 0 0 0 0 2													
Moe Burtzsch, R (8, 1) OBP: 0.200, SLG: 0.200										0 0 0 0 0 0 0													
Inning Stats	R: 0 E: 0 K: 1 S: 5	H: 0 LOB: 0 BB: 0 P: 5	R: 0 E: 0 K: 1 S: 7	H: 2 LOB: 2 BB: 0 P: 7	R: 0 E: 0 K: 0 S: 3	H: 1 LOB: 0 BB: 0 P: 3	R: 0 E: 0 K: 0 S: 4	H: 1 LOB: 2 BB: 1 P: 8	R: 0 E: 1 K: 1 S: 6	H: 1 LOB: 1 BB: 0 P: 6	R: 0 E: 0 K: 0 S: 4	H: 1 LOB: 1 BB: 0 P: 4	R: 0 E: 0 K: 0 S: 3	H: 0 LOB: 0 BB: 0 P: 3	R: 5 E: 0 K: 1 S: 10	H: 5 LOB: 2 BB: 2 P: 18	R: 0 E: 0 K: 1 S: 5	H: 0 LOB: 0 BB: 0 P: 5	1B: 9 2B: 2 3B: 1 HR: 0	SF: 0 SAC: 0 DP: 1 HBP: 0	WP: 0 PB: 0 SB: 0 CS: 0	PA: 40	
PITCHER	IP WLS BF H R ER SO BB IBB HBP BLK WP HR S P ERA WHIP																						
Al Aber, L (1, 1) ERA: 2.73	7.0		29	6	2	2	3	3	0	0	0	0	0	0	32	44	2.57	1.286					
Ray Herbert, R (8, 1) ERA: 6.37	0.0	L	3	3	2	2	0	0	0	0	0	0	0	3	3	∞	∞						
Dick Marlowe, R (8, 1) ERA: 3.9	2.0		8	2	1	1	2	0	0	0	0	0	0	12	12	4.50	1.000						

Philadelphia Athletics @ Detroit Tigers
 Briggs Stadium, Detroit, MI
 Sat Jun 19 1954, 4:33 AM EDT
 Att. 7,321 - Unknown

livebaseballscorecards.com

AB	37
R	5
H	11
RBI	5
BB	3
SO	5
LOB	13




Batter	1	2	3	4	5	6	7	8	9	AB R H RBI BB SO LOB
Harvey Kuenn, R (1, 6) OBP: 0.284, SLG: 0.346	0-0 F8		0-0 6-3		0-0 F9		0-0 F9			4 0 0 0 0 0 1
Jim Delsing, L (1, 7) OBP: 0.328, SLG: 0.333	0-0 E3			0-0 E6 HR	0-0 F9		0-0 F5			4 1 0 0 0 0 1
Ray Boone, R (1, 5) OBP: 0.386, SLG: 0.518	0-0 F9			0-0 P6		0-0 HR 1B		0-3 K		4 1 1 0 0 1 2
Wayne Belardi, L (1, 3) OBP: 0.341, SLG: 0.459	0-0 F8			0-0 HR 1-H		0-0 L9		0-3 K		4 1 1 2 0 1 2
Frank House, L (1, 2) OBP: 0.390, SLG: 0.477		0-0 F8		4-0 FC5-4 BB		0-0 F7		0-0 4-3		3 0 0 0 1 0 1
Bill Tuttle, R (1, 8) OBP: 0.402, SLG: 0.476		0-0 L4-6-3 1B		0-0 F3		0-0 HR 1-H		0-0 F2		4 1 2 2 0 0 1
Al Kaline, R (1, 9) OBP: 0.283, SLG: 0.301		0-0 L4-6-3		0-0 FC5-4		0-0 2B		0-3 K		3 0 1 0 0 0 2
Bob Nieman, R (9, PH) OBP: 0.306, SLG: 0.348		1-2		1-2f				0-3 K		1 0 0 0 0 1 0
Frank Bolling, R (1, 4) OBP: 0.303, SLG: 0.335			0-0 F7		0-0 6-3		0-3 K			3 0 0 0 0 1 1
Fred Hatfield, L (9, PH) OBP: 0.348, SLG: 0.344								0-3 K		1 0 0 0 0 1 0
Al Aber, L (1, 1) OBP: 0.143, SLG: 0.143			0-0 4-3		0-0 E4		0-3 K			3 0 0 0 0 1 0
Ray Herbert, R (8, 1) OBP: 0.286, SLG: 1.000										0 0 0 0 0 0 0
Dick Marlowe, R (8, 1) OBP: 0.286, SLG: 0.429										0 0 0 0 0 0 0

Inning Stats	R: 0 E: 1 K: 0 S: 4	H: 0 LOB: 1 BB: 0 P: 4	R: 0 E: 0 K: 0 S: 3	H: 1 LOB: 0 BB: 0 P: 3	R: 0 E: 0 K: 0 S: 3	H: 0 LOB: 0 BB: 0 P: 3	R: 2 E: 1 K: 0 S: 5	H: 1 LOB: 1 BB: 1 P: 9	R: 0 E: 1 K: 0 S: 4	H: 0 LOB: 1 BB: 0 P: 4	R: 2 E: 0 K: 1 S: 8	H: 3 LOB: 1 BB: 0 P: 8	R: 0 E: 0 K: 1 S: 5	H: 0 LOB: 0 BB: 0 P: 5	R: 0 E: 0 K: 2 S: 7	H: 0 LOB: 0 BB: 0 P: 7	R: 0 E: 0 K: 2 S: 7	H: 0 LOB: 0 BB: 0 P: 7	1B: 2 2B: 1 3B: 0 HR: 2	SF: 0 SAC: 0 DP: 1 HBP: 0	WP: 0 PB: 0 SB: 0 CS: 0	PA: 35
--------------	------------------------------	---------------------------------	------------------------------	---------------------------------	------------------------------	---------------------------------	------------------------------	---------------------------------	------------------------------	---------------------------------	------------------------------	---------------------------------	------------------------------	---------------------------------	------------------------------	---------------------------------	------------------------------	---------------------------------	----------------------------------	------------------------------------	----------------------------------	--------

PITCHER	IP	WLS	BF	H	R	ER	SO	BB	IBB	HBP	BLK	WP	HR	S	P	ERA	WHIP
Marion Fricano, R (1, 1) ERA: 4.55	6.0		26	5	4	3	1	1	0	0	0	0	2	27	31	4.50	1.000
Dutch Romberger, R (7, 1) ERA: 6.14	1.0	W	3	0	0	0	1	0	0	0	0	0	0	5	5	0.00	0.000
Moe Burtzschy, R (8, 1) ERA: 4.89	2.0	S	6	0	0	0	4	0	0	0	0	0	0	14	14	0.00	0.000

Philadelphia Athletics @ Detroit Tigers
 Briggs Stadium, Detroit, MI
 Sat Jun 19 1954, 4:33 AM EDT
 Att. 7,321 - Unknown

AB	34
R	4
H	5
RBI	4
BB	1
SO	6
LOB	11

Batter	1	2	3	4	5	6	7	8	9	AB R H RBI BB SO LOB	TOP	
Phil Rizzuto, R (1, 6) OBP: 0.327, SLG: 0.300 Bobby Brown, L (8, PH) OBP: 0.259, SLG: 0.286 Willy Miranda, S (8, 6) OBP: 0.333, SLG: 0.111	0-0 1B		0-0 F7		0-0 L7			0-0 P6		3 0 1 0 0 0 2 1 0 0 0 0 0 0 0 0 0 0 0 0 0	<p>New York Yankees @ Detroit Tigers Briggs Stadium, Detroit, MI Tue Jun 22 1954, 4:33 AM EDT Att. 9,141 - Unknown</p> <p>livebaseballscorecards.com</p> <p>AB 33 R 1 H 9 RBI 1 BB 0 SO 6 LOB 12</p> 	
Joe Collins, L (1, 3) OBP: 0.369, SLG: 0.462	0-0 L9		0-0 1B			0-0 F3		0-0 2B SF8 1B		4 1 2 0 0 0 1		
Mickey Mantle, S (1, 8) OBP: 0.386, SLG: 0.532	0-3 K			0-3 K		0-0 1B		0-0 1-3 2B		4 0 2 0 0 2 1		
Yogi Berra, L (1, 2) OBP: 0.327, SLG: 0.487	0-0 P6			0-0 1B		0-0 1B		0-0 SF8		3 0 2 1 0 0 1		
Irv Noren, L (1, 9) OBP: 0.353, SLG: 0.417		0-0 F8		0-0 F8		0-3 K		0-0 4-3		4 0 0 0 0 1 4		
Gene Woodling, L (1, 7) OBP: 0.354, SLG: 0.331		0-0 P6		0-0 FC6-4		0-0 FC6		0-0 F5		4 0 0 0 0 0 3		
Gil McDougald, R (1, 5) OBP: 0.318, SLG: 0.331		0-0 F8			0-0 F7		0-3 K	0-3 K		4 0 0 0 0 2 0		
Jerry Coleman, R (1, 4) OBP: 0.276, SLG: 0.304 Eddie Robinson, L (9, PH) OBP: 0.312, SLG: 0.318			0-0 1B SH2-4		0-0 5-3		0-0 L9	0-3 K		3 0 1 0 0 0 0 1 0 0 0 0 1 0		
Bob Wiesler, S (1, 1) OBP: 0.500, SLG: 0.500 Tom Gorman, R (8, 1)			0-0 SH2-4		0-0 1B		0-0 4-3			2 0 1 0 0 0 0 0 0 0 0 0 0 0		
Inning Stats	R: 0 H: 1 E: 0 LOB: 1 K: 1 BB: 0 S: 6 P: 6	R: 0 H: 0 E: 0 LOB: 0 K: 0 BB: 0 S: 3 P: 3	R: 0 H: 2 E: 0 LOB: 2 K: 0 BB: 0 S: 4 P: 4	R: 0 H: 1 E: 0 LOB: 1 K: 1 BB: 0 S: 6 P: 6	R: 0 H: 1 E: 0 LOB: 1 K: 0 BB: 0 S: 4 P: 4	R: 0 H: 2 E: 0 LOB: 2 K: 1 BB: 0 S: 7 P: 7	R: 0 H: 0 E: 0 LOB: 0 K: 1 BB: 0 S: 5 P: 5	R: 1 H: 2 E: 0 LOB: 1 K: 0 BB: 0 S: 5 P: 5	R: 0 H: 0 E: 0 LOB: 0 K: 2 BB: 0 S: 7 P: 7	1B: 8 SF: 1 2B: 1 SAC: 1 3B: 0 DP: 0 HR: 0 HBP: 0	WP: 0 PA: 35 PB: 0 SB: 0 CS: 0	
PITCHER Steve Gromek, R (1, 1) ERA: 2.89	IP WLS BF H R ER SO BB IBB HBP BLK WP HR S P ERA WHIP											PITCHER IP WLS BF H R ER SO BB IBB HBP BLK WP HR S P ERA WHIP

Batter	1	2	3	4	5	6	7	8	9
Harvey Kuenn, R OBP: 0.279, SLG: 0.340 (1, 6)	F9		F9	FC6-4			G3	G1	
Frank Bolling, R OBP: 0.302, SLG: 0.333 (1, 4)	K		1B BLK 1-2 3-H 1B				K		
Bob Nieman, R OBP: 0.316, SLG: 0.361 (1, 7)	2B		K			F8	1B BB		
Ray Boone, R OBP: 0.392, SLG: 0.522 (1, 5)	6-3		1B			E S 1B	1B 1B		
Walt Dropo, R OBP: 0.315, SLG: 0.384 (1, 3)			F9			5-3	1B 1B		
Bill Tuttle, R OBP: 0.407, SLG: 0.476 (1, 8)			K			CS BB	1B		
Al Kaline, R OBP: 0.283, SLG: 0.297 (1, 9)			K			BB	L9		
Red Wilson, R OBP: 0.377, SLG: 0.365 (1, 2)			1B BLK 1B			F8		K	
Steve Gromek, S OBP: 0.256, SLG: 0.147 (1, 1)			BLK 1B 1B			F8		6-3	

AB	R	H	RBI	BB	SO	LOB
5	0	0	0	0	0	4
4	0	1	1	0	3	0
3	1	1	0	1	1	2
4	1	3	1	0	0	1
4	0	1	1	0	0	3
2	0	1	1	2	1	0
3	0	0	0	1	2	3
4	1	1	0	0	1	2
3	1	1	0	1	0	1

BOTTOM

New York Yankees @ Detroit Tigers
 Briggs Stadium, Detroit, MI
 Tue Jun 22 1954, 4:33 AM EDT
 Att. 9,141 - Unknown

livebaseballscorecards.com

AB	32
R	4
H	9
RBI	4
BB	5
SO	8
LOB	16



Inning Stats	R: 0	H: 1	E: 0	K: 1	S: 6	LOB: 1	BB: 0	P: 6
	R: 0	H: 0	E: 0	K: 2	S: 7	LOB: 0	BB: 0	P: 7
	R: 2	H: 4	E: 0	K: 1	S: 9	LOB: 2	BB: 0	P: 9
	R: 0	H: 0	E: 0	K: 0	S: 2	LOB: 2	BB: 3	P: 14
	R: 0	H: 1	E: 0	K: 1	S: 6	LOB: 1	BB: 0	P: 6
	R: 0	H: 0	E: 0	K: 1	S: 5	LOB: 1	BB: 1	P: 9
	R: 2	H: 3	E: 0	K: 1	S: 8	LOB: 2	BB: 1	P: 12
	R: 0	H: 0	E: 0	K: 1	S: 5	LOB: 0	BB: 0	P: 5

PITCHER	IP	WLS	BF	H	R	ER	SO	BB	IBB	HBP	BLK	WP	HR	S	P	ERA	WHIP
Bob Wiesler, L ERA: 5.14 (1, 1)	7.0	L	34	9	4	4	7	5	0	0	2	0	0	43	63	5.14	2.000
Tom Gorman, R ERA: 2.05 (8, 1)	1.0		3	0	0	0	1	0	0	0	0	0	0	5	5	0.00	0.000

PITCHER	IP	WLS	BF	H	R	ER	SO	BB	IBB	HBP	BLK	WP	HR	S	P	ERA	WHIP

WP: 0	PA: 37
PB: 0	
SB: 2	
CS: 1	

BOTTOM

New York Yankees @ Detroit Tigers

Briggs Stadium, Detroit, MI

Wed Jun 23 1954, 4:33 AM EDT

Att. 12,887 - Unknown

livebaseballscorecards.com

AB	28
R	4
H	6
RBI	3
BB	10
SO	1
LOB	17



WP:	0	PA:	38
PB:	0		
SB:	0		
CS:	0		

AB R H RBI BB SO LOB

4	0	1	1	1	0	1
1	2	0	0	2	0	1
1	0	0	0	0	0	2
0	0	0	0	0	0	0
1	0	0	0	0	1	0

3 0 0 0 1 0 3

3 0 2 1 1 0 1

2 0 0 0 1 0 2
1 0 0 0 0 0 0

3 1 0 0 1 0 2

2 1 1 0 1 0 0
1 0 1 0 0 0 0

3 0 0 0 1 0 4

2	0	1	1	0	0	1
0	0	0	0	0	0	0
0	0	0	0	0	0	0
0	0	0	0	0	0	0
1	0	0	0	1	0	0

1B:	5	SF:	0
2B:	1	SAC:	0
3B:	0	DP:	5
HR:	0	HBP:	0

Batter	1	2	3	4	5	6	7	8	9
Harvey Kuenn, R (1, 6) OBP: 0.281, SLG: 0.338	0-0 5-3		4-0 FC4-6 BB	0-0 FC5		0-0 1B		0-0 5-3	
Fred Hatfield, L (1, 4) OBP: 0.361, SLG: 0.339	4-0		0-0 FC4-6		4-0	0-0 L9		0-3 K	
Steve Souchock, R (6, PH)	BB BB BB		1-2f 1B		BB BB BB	BB BB			
Bob Miller, R (7, 1) OBP: 0.500, SLG: 0.500	BB BB BB				G6-4-3 BB				
Reno Bertoia, R (9, PH)	BB BB								
Bob Nieman, R (1, 7) OBP: 0.313, SLG: 0.347	0-0 P6		0-0 5-3		0-0 G6-4-3			4-0 G5-4-3 BB	
Ray Boone, R (1, 5) OBP: 0.398, SLG: 0.524	4-0		0-0		0-0	0-0 1B		0-0 G5-4-3	
Wayne Belardi, L (1, 3) OBP: 0.340, SLG: 0.436	1-2 E6 BB		2-H 1B		1-2f			1-2f	
Walt Dropo, R (7, PH) OBP: 0.313, SLG: 0.382	BB BB		0-0 P6		0-0 G3			0-0 P4	
Bill Tuttle, R (1, 8) OBP: 0.405, SLG: 0.469	0-0 E6		1-2 2-3 BB		4-0 G6-4-3 1B 2B BB			0-0 F9	0-0 6-3
Al Kaline, R (1, 9) OBP: 0.288, SLG: 0.299	1-2 2-H 3-H				0-0	4-0 BB 1B BB		0-0	0-0 G5-4-3 1B
Frank Bolling, R (7, 4) OBP: 0.305, SLG: 0.336		0-0 L5			0-0	1-2 G6-4-3 1B		0-0	0-0
Red Wilson, R (1, 2) OBP: 0.369, SLG: 0.345		4-0			0-0	0-0 G6-4-3		0-0	0-0 F8
Billy Hoelt, L (1, 1) OBP: 0.194, SLG: 0.241		0-0			0-0	1-2f 2-3		0-0	0-0 G5-4-3
Ralph Branca, R (5, 1) OBP: 0.400, SLG: 0.385					0-0			1-2f	
Dick Marlowe, R (6, 1) OBP: 0.286, SLG: 0.429		0-0 G3-6-3			0-0	3-H 2B			0-0 F7
Ray Herbert, R (6, 1) OBP: 0.285, SLG: 1.000					0-0				
Don Lund, R (6, PH) OBP: 0.260, SLG: 0.227					0-0				

Inning Stats	R: 1 E: 1 K: 0 S: 3	H: 0 LOB: 2 BB: 3 P: 15	R: 0 E: 0 K: 0 S: 2	H: 0 LOB: 0 BB: 1 P: 6	R: 1 E: 1 K: 0 S: 4	H: 1 LOB: 1 BB: 1 P: 8	R: 1 E: 0 K: 0 S: 4	H: 2 LOB: 1 BB: 1 P: 8	R: 0 E: 0 K: 0 S: 3	H: 1 LOB: 1 BB: 1 P: 7	R: 1 E: 0 K: 0 S: 4	H: 1 LOB: 2 BB: 2 P: 12	R: 0 E: 0 K: 0 S: 2	H: 0 LOB: 0 BB: 1 P: 6	R: 0 E: 0 K: 0 S: 3	H: 1 LOB: 0 BB: 0 P: 3	R: 0 E: 0 K: 1 S: 5	H: 0 LOB: 0 BB: 0 P: 5	1B: 5 2B: 1 3B: 0 HR: 0	SF: 0 SAC: 0 DP: 5 HBP: 0	WP: 0 PB: 0 SB: 0 CS: 0	PA: 38
---------------------	------------------------------	----------------------------------	------------------------------	---------------------------------	------------------------------	---------------------------------	------------------------------	---------------------------------	------------------------------	---------------------------------	------------------------------	----------------------------------	------------------------------	---------------------------------	------------------------------	---------------------------------	------------------------------	---------------------------------	----------------------------------	------------------------------------	----------------------------------	--------

PITCHER	IP	WLS	BF	H	R	ER	SO	BB	IBB	HBP	BLK	WP	HR	S	P	ERA	WHIP
Jim McDonald, R (1, 1) ERA: 3.06	4.0		19	3	3	2	0	6	0	0	0	0	0	13	37	4.50	2.250
Whitey Ford, L (5, 1) ERA: 3.36	5.0	W	19	3	1	1	1	4	0	0	0	0	0	17	33	1.80	1.400

Batter	1	2	3	4	5	6	7	8	9	AB R H RBI BB SO LOB	TOP									
Gil McDougald, R (1, 4) OBP: 0.338, SLG: 0.363	0-0 1B	4-0 1B BB		0-0 2B 1B	0-0 P4		0-0 F7	0-0 6-3		5 2 2 0 1 0 2										
Joe Collins, L (1, 3) OBP: 0.385, SLG: 0.464 Frank Leja, L (9, PH) (9, 3)	0-0 1B	0-0 1B 1B		4-0 2B BB		0-0 6-3	0-0 2B 1B		0-0 F7	4 2 3 0 1 0 0 1 0 0 0 0 0 0										
Mickey Mantle, S (1, 8) OBP: 0.393, SLG: 0.538	0-0 F6	0-0 1B		0-0 1B 2B	1-3 2-H	0-0 P4	0-0 1B 2B		0-3 K	6 2 3 4 0 1 2										
Yogi Berra, L (1, 2) OBP: 0.330, SLG: 0.482 Charles Silvera, R (7, 2) OBP: 0.435, SLG: 0.350	0-0 F9	0-0 L3		0-0 FC5 E 1B	2-H	4-0 3B BB	0-0 1B E 1B		0-0 1B	4 2 2 2 1 0 4 1 0 1 0 0 0 0										
Gene Woodling, L (1, 7) OBP: 0.358, SLG: 0.345	0-0 F7		4-0 CS F8 BB	0-0 E4 FC5 1B	1-2	0-0 1B 3B	0-0 1-3 1B		0-0 F7	5 1 2 1 1 0 4										
Hank Bauer, R (1, 9) OBP: 0.384, SLG: 0.464		0-0 F2	0-0 F8	0-0 FC5	1-2 2-3f	4-0 1B BB	0-0 P6			4 0 0 0 1 0 4										
Bobby Brown, L (1, 5) OBP: 0.271, SLG: 0.283 Andy Carey, R (8, 5) OBP: 0.333, SLG: 0.409		0-0 F7	0-0 F7			0-0 5-3	0-0 1-3 3-H 1B		4-0 1-3 BB	4 0 1 1 1 0 1 0 0 0 0 0 0 0										
Phil Rizzuto, R (1, 6) OBP: 0.326, SLG: 0.296 Willy Miranda, S (6, 6) OBP: 0.357, SLG: 0.182		0-0 HR 1B		0-0 F9	1-3 2-3	4-0 BB	0-0 P3		0-0 F7	3 1 1 0 1 0 2 1 0 0 0 0 0 1										
Tom Morgan, R (1, 1) OBP: 0.227, SLG: 0.381		0-0 HR		0-3 K	0-0 F9		0-0 P4		0-0 1-3	5 1 1 2 0 1 2										
Inning Stats	R: 0 E: 0 K: 0 S: 5	H: 2 LOB: 2 BB: 0 P: 5	R: 3 E: 0 K: 0 S: 7	H: 4 LOB: 2 BB: 1 P: 11	R: 0 E: 0 K: 0 S: 2	H: 0 LOB: 0 BB: 1 P: 6	R: 3 E: 1 K: 1 S: 9	H: 3 LOB: 2 BB: 1 P: 13	R: 0 E: 0 K: 0 S: 3	H: 0 LOB: 1 BB: 1 P: 7	R: 2 E: 0 K: 0 S: 5	H: 2 LOB: 2 BB: 2 P: 13	R: 3 E: 1 K: 0 S: 7	H: 4 LOB: 1 BB: 0 P: 7	R: 0 E: 0 K: 0 S: 3	H: 0 LOB: 1 BB: 1 P: 7	R: 0 E: 0 K: 1 S: 6	H: 1 LOB: 1 BB: 0 P: 6	1B: 12 SF: 0 2B: 2 SAC: 0 3B: 1 DP: 0 HR: 1 HBP: 0	WP: 0 PA: 50 PB: 0 SB: 0 CS: 1
PITCHER	IP WLS BF H R ER SO BB IBB HBP BLK WP HR S P ERA WHIP																			
Ned Garver, R (1, 1) ERA: 1.92	5.0 L 28 9 6 6 1 4 0 0 0 0 0 1 26 42 10.80 2.600																			
Dick Weik, R (6, 1) ERA: 5.93	2.0 14 6 5 4 0 2 0 0 0 0 0 0 12 20 18.00 4.000																			
Ray Herbert, R (8, 1) ERA: 5.92	2.0 8 1 0 0 0 1 1 0 0 0 0 0 9 13 0.00 1.000																			

New York Yankees @ Detroit Tigers
 Briggs Stadium, Detroit, MI
 Thu Jun 24 1954, 4:33 AM EDT
 Att. 8,962 - Unknown

livebaseballscorecards.com

AB	43
R	11
H	16
RBI	10
BB	7
SO	2
LOB	22



Batter	1	2	3	4	5	6	7	8	9	AB R H RBI BB SO LOB	TOP										
Eddie Yost, R (1, 5) OBP: 0.375, SLG: 0.342	0-0 HR	0-0 4-3 2-3			0-0 L7		0-0 F5		0-0 SH2-4 1-2	4 1 1 1 0 0 1											
Johnny Pesky, L (1, 4) OBP: 0.361, SLG: 0.365	0-0 F8	0-0 4-3			0-0 F8			0-0 F9	4-0 FC6-4 BB	4 0 0 0 1 0 1											
Mickey Vernon, L (1, 3) OBP: 0.363, SLG: 0.568	0-0 FC6-4 1B		0-3 K		4-0 BB			0-0 F9	0-3 K	4 0 1 0 1 2 2											
Jim Busby, R (1, 8) OBP: 0.341, SLG: 0.454	0-0 FC6-4 2B		0-0 F9		0-0 L7			0-0 3B 1B	0-0 FC6-4 1-2f	5 2 1 0 0 0 4											
Pete Runnels, L (1, 6) OBP: 0.373, SLG: 0.417	0-0 1-H 2B		0-0 4-3			0-0 1-3		0-0 1B 3B		4 1 2 2 0 0 0											
Tom Wright, L (1, 7) OBP: 0.330, SLG: 0.379	4-0 BB		0-0 4-3		0-0 F9			4-0 1B IBB		2 0 0 0 2 0 0											
Tom Umphlett, R (1, 9) OBP: 0.264, SLG: 0.278	0-3 K		0-0 F7		0-0 6-3			0-0 1-2 3-H 1B		4 0 1 1 0 1 2											
Joe Tipton, R (1, 2) OBP: 0.316, SLG: 0.314		4-0 4-3 SH3-4 BB		4-0 BB		0-0 1-3		0-3 K		2 0 0 0 2 1 2											
Dean Stone, L (1, 1) OBP: 0.217, SLG: 0.318			0-0 SH3-4		0-3 K		0-0 5-3		4-0 SH2-4 BB	1 0 0 0 0 1 1											
Mickey McDermott, L (7, PH) OBP: 0.250, SLG: 0.227										1 0 0 0 0 0 0											
Camilo Pascual, R (7, 1)										0 0 0 0 1 0 0											
Inning Stats	R: 2 E: 0 K: 1 S: 8	H: 3 LOB: 2 BB: 1 P: 12	R: 0 E: 0 K: 0 S: 3	H: 0 LOB: 1 BB: 1 P: 7	R: 0 E: 0 K: 1 S: 5	H: 0 LOB: 0 BB: 0 P: 5	R: 0 E: 0 K: 1 S: 5	H: 0 LOB: 1 BB: 1 P: 9	R: 0 E: 0 K: 0 S: 3	H: 0 LOB: 0 BB: 0 P: 3	R: 0 E: 0 K: 0 S: 3	H: 0 LOB: 0 BB: 0 P: 3	R: 2 E: 0 K: 1 S: 8	H: 3 LOB: 2 BB: 1 P: 12	R: 0 E: 0 K: 1 S: 5	H: 0 LOB: 2 BB: 2 P: 13	1B: 3 2B: 1 3B: 1 HR: 1	SF: 0 SAC: 2 DP: 0 HBP: 0	WP: 0 PB: 0 SB: 0 CS: 0	PA: 40	
PITCHER George Zuerink, R (1, 1) ERA: 3.5 Bob Miller, L (9, 1) ERA: 4.41	IP 8.1	WLS L	BF 38	H 6	R 4	ER 4	SO 4	BB 6	IBB 1	HBP 0	BLK 0	WP 0	HR 1	S 39	P 67	ERA 4.32	WHIP 1.440				
PITCHER	IP	WLS	BF	H	R	ER	SO	BB	IBB	HBP	BLK	WP	HR	S	P	ERA	WHIP				

Washington Senators @ Detroit Tigers
 Briggs Stadium, Detroit, MI
 Fri Jun 25 1954, 4:33 AM EDT
 Att. 25,996 - Unknown

AB	31
R	4
H	6
RBI	4
BB	7
SO	5
LOB	13



Batter	1	2	3	4	5	6	7	8	9	AB R H RBI BB SO LOB	TOP	
Eddie Yost, R (1, 5) OBP: 0.375, SLG: 0.337	0-3 K		0-3 K		4-0 BB		4-0 1B BB 1-2 BB		0-3 K	3 0 0 0 2 3 0		
Wayne Terwilliger, R (1, 4) OBP: 0.263, SLG: 0.273	0-0 P5		0-0 6-3		0-0 P4		4-0 1B BB 1-2 BB		0-0 F7	3 0 0 0 0 0 1		
Tom Wright, L (7, PH) OBP: 0.338, SLG: 0.379										0 0 0 1 1 0 0		
Spec Shea, R (7, 1)										0 0 0 0 0 0 0		
Mickey McDermott, L (9, PH) OBP: 0.245, SLG: 0.222										1 0 0 0 0 0 0		
Mickey Vernon, L (1, 3) OBP: 0.367, SLG: 0.576	0-0 1B			0-0 1B 3B		0-0 G3	0-0 G6-3 1B		0-0 L9	5 1 3 1 0 0 0		
Jim Busby, R (1, 8) OBP: 0.340, SLG: 0.451	0-0 P4			0-0 F8		0-0 BB 1B	0-3 K			4 1 1 0 0 1 5		
Pete Runnels, L (1, 6) OBP: 0.371, SLG: 0.412		0-0 4-3		0-0 4-3		4-0 1B BB	0-0 G6-3			3 0 0 0 1 0 4		
Roy Sievers, R (1, 7) OBP: 0.337, SLG: 0.429		0-0 F2		0-0 FC6-4 1B		0-0 BB 1B		0-0 1B		4 0 3 2 0 0 0		
Tom Umphlett, R (1, 9) OBP: 0.264, SLG: 0.272		4-0 FC6-4 BB		0-0 FC6-4 1-2f		0-0 G6-3 1-2f		0-0 F7		3 0 0 0 1 0 4		
Ed Fitz Gerald, R (1, 2) OBP: 0.347, SLG: 0.316		0-0 FC6-4 1-2f		0-0 5-3		0-0 1B BB 1B		0-0 P4		4 1 1 0 0 0 2		
Connie Marrero, R (1, 1)			0-0 6-3		0-0 F9		0-0 BB BB 1B		0-0 L7	1 0 0 0 0 0 0		
Chuck Stobbs, L (4, 1) OBP: 0.158, SLG: 0.211										1 0 0 0 0 0 0		
Clyde Vollmer, R (7, PH) OBP: 0.252, SLG: 0.323										1 0 1 0 0 0 0		
Jerry Snyder, R (7, PR)										0 1 0 0 0 0 0		
Johnny Pesky, L (8, PH) OBP: 0.356, SLG: 0.359										1 0 0 0 0 0 1		
Inning Stats	R: 0 H: 1 E: 0 LOB: 1 K: 1 BB: 0 S: 6 P: 6	R: 0 H: 0 E: 0 LOB: 1 K: 0 BB: 1 S: 3 P: 7	R: 0 H: 0 E: 0 LOB: 0 K: 1 BB: 0 S: 5 P: 5	R: 1 H: 2 E: 0 LOB: 1 K: 0 BB: 0 S: 5 P: 5	R: 0 H: 0 E: 0 LOB: 1 K: 0 BB: 1 S: 3 P: 7	R: 1 H: 2 E: 0 LOB: 1 K: 0 BB: 1 S: 4 P: 8	R: 2 H: 3 E: 0 LOB: 3 K: 1 BB: 2 S: 7 P: 15	R: 0 H: 1 E: 0 LOB: 1 K: 0 BB: 0 S: 4 P: 4	R: 0 H: 0 E: 0 LOB: 0 K: 1 BB: 0 S: 5 P: 5	1B: 8 SF: 0 2B: 0 SAC: 0 3B: 1 DP: 2 HR: 0 HBP: 0	WP: 0 PA: 39 PB: 0 SB: 0 CS: 0	
PITCHER	IP WLS BF H R ER SO BB IBB HBP BLK WP HR S P ERA WHIP											
Al Aber, L (1, 1) ERA: 3.34	6.0 W 28 7 4 4 2 4 0 0 0 0 0 0 28 44 6.00 1.833											
Ray Herbert, R (7, 1) ERA: 5.92	0.0 1 0 0 0 0 1 0 0 0 0 0 0 0 4 ∞ ∞											
Ned Garver, R (7, 1) ERA: 1.86	3.0 S 10 2 0 0 2 0 0 0 0 0 0 0 14 14 0.00 0.667											

Washington Senators @ Detroit Tigers
 Briggs Stadium, Detroit, MI
 Sat Jun 26 1954, 4:33 AM EDT
 Att. 5,800 - Unknown

livebaseballscorecards.com

AB	34
R	4
H	9
RBI	4
BB	5
SO	4
LOB	17



Batter	1	2	3	4	5	6	7	8	9	AB R H RBI BB SO LOB	TOP											
Eddie Yost, R OBP: 0.381, SLG: 0.352 (1, 5) X	0-0 1B		4-0 FC3-6 BB	0-3 K		0-0 HR		0-0 6-3	4-0 1-2 2-3 BB BB	4 1 2 1 2 1 2												
Wayne Terwilliger, R OBP: 0.270, SLG: 0.272 (1, 4) X	0-0 F2		0-0 F3		0-0 HR 1B	4-0 BB BB		0-0 F7	4-0 1-2 2-3 3-H BB BB	4 1 1 1 2 0 2												
Mickey Vernon, L OBP: 0.367, SLG: 0.581 (1, 3) S S S	0-3 K		0-0 FC3-6 1-2f		0-0 HR 1-H	0-0 F8		4-0 1B BB	0-0 F3	5 1 1 2 1 1 6												
Roy Sievers, R OBP: 0.338, SLG: 0.426 (1, 7) X	0-0 P4		0-0 P4		0-0 P6	4-0 1-2 BB		0-0 FC6-4 1B		4 0 1 0 1 0 2												
Jim Busby, R OBP: 0.338, SLG: 0.447 (1, 8) X		0-0 E5 L4-3		0-0 SH1-4 FC4-6 1B	0-0 F9	0-0 P4		0-0 FC6-4 1-2f		5 1 1 0 0 0 4												
Pete Runnels, L OBP: 0.379, SLG: 0.436 (1, 6) X		0-0 L4-3 1-2		0-0 FC4-6 SH1-4 1B	0-0 2B		0-0 HR	4-0 BB 6-3 BB		4 3 3 1 1 0 1												
Tom Umphlett, R OBP: 0.270, SLG: 0.293 (1, 9) X		0-0 1B 2B		0-0 SH1-4 1-2 2-3	0-0 2B		0-0 5-3	0-3 K		4 1 2 1 0 1 1												
Ed Fitz Gerald, R OBP: 0.348, SLG: 0.314 (1, 2) X		0-0 1B		4-0 FC4-6 IBB	0-0 6-3		0-3 K	0-0 6-3 1-2		4 0 1 1 1 1 2												
Bob Porterfield, R OBP: 0.100, SLG: 0.109 (1, 1) X		0-3 K		0-0 FC4-6 1-2f 2-3 3-H		0-3 K	0-0 6-3	1-0 BB BB HBP		4 0 0 1 0 2 3												
Inning Stats	R: 0 E: 0 K: 1 S: 6	H: 1 LOB: 1 BB: 0 P: 6	R: 1 E: 1 K: 1 S: 7	H: 2 LOB: 1 BB: 0 P: 7	R: 0 E: 0 K: 0 S: 3	H: 0 LOB: 1 BB: 1 P: 7	R: 1 E: 0 K: 1 S: 7	H: 2 LOB: 2 BB: 1 P: 11	R: 3 E: 0 K: 0 S: 7	H: 4 LOB: 1 BB: 0 P: 7	R: 1 E: 0 K: 1 S: 6	H: 1 LOB: 2 BB: 2 P: 14	R: 1 E: 0 K: 1 S: 6	H: 1 LOB: 0 BB: 0 P: 6	R: 0 E: 0 K: 0 S: 4	H: 1 LOB: 2 BB: 1 P: 8	R: 1 E: 0 K: 1 S: 5	H: 0 LOB: 3 BB: 3 P: 18	1B: 6 2B: 4 3B: 0 HR: 3	SF: 0 SAC: 1 DP: 1 HBP: 1	WP: 0 PB: 0 SB: 0 CS: 0	PA: 48
PITCHER	IP WLS BF H R ER SO BB IBB HBP BLK WP HR S P ERA WHIP																					
Billy Hoelt, L ERA: 4.02 (1, 1)	5.0 L 26 9 5 5 3 1 1 0 0 0 0 1 30 38 9.00 2.000																					
Dick Marlowe, R ERA: 4.41 (6, 1)	2.0 10 2 2 2 2 2 0 0 0 0 0 2 12 20 9.00 2.000																					
Ralph Branca, R ERA: 5.53 (8, 1)	1.0 5 1 0 0 0 1 0 0 0 0 0 0 4 8 0.00 2.000																					
Dick Weik, R ERA: 6.14 (9, 1)	1.0 7 0 1 1 1 3 0 1 0 0 0 0 5 18 9.00 3.000																					

Washington Senators @ Detroit Tigers
 Briggs Stadium, Detroit, MI
 Sun Jun 27 1954, 4:33 AM EDT
 Att. 15,483 - Unknown

AB	38
R	8
H	12
RBI	8
BB	8
SO	6
LOB	23




Batter	1	2	3	4	5	6	7	8	9	AB R H RBI BB SO LOB
Harvey Kuenn, R (1, 6) OBP: 0.278, SLG: 0.343	0-0 5-3		0-0 F9		0-0 4-3			0-0 1B BB 1B	0-0 FC6-4	5 0 1 0 0 0 1
Fred Hatfield, L (1, 4) OBP: 0.357, SLG: 0.300	0-0 F9			0-0 F9		4-0 BB BB G5-4-3 BB BB		4-0 BB BB 1-2 1B BB		2 0 0 0 2 0 0
Bob Nieman, R (1, 7) OBP: 0.354, SLG: 0.432	0-0 F7			0-0 F2		4-0 BB BB G5-4-3 BB 1-2		0-3 SS SS K		3 0 0 0 1 1 2
Ray Boone, R (1, 5) OBP: 0.402, SLG: 0.516		0-0 1-3 1B		0-0 1B 1B		0-0 G5-4-3 1-2 2-3		0-0 1-2 2-3 1B		4 0 3 0 0 0 2
Wayne Belardi, L (1, 3) OBP: 0.310, SLG: 0.380		0-0 1-3 1-2		0-0 1B 1-2 1B		0-0 6-3		0-0 F8		4 0 1 0 0 0 5
Frank House, L (1, 2) OBP: 0.379, SLG: 0.476		0-3 K		0-0 4-3			0-0 1-3		0-0 F9	4 0 0 0 0 1 3
Jim Delsing, L (1, 9) OBP: 0.332, SLG: 0.346		0-0 4-3			0-0 1-3		0-0 1-3		0-0 1B 2B	4 1 1 0 0 0 1
Bill Tuttle, R (1, 8) OBP: 0.399, SLG: 0.474			0-0 4-3		0-0 HR		0-0 5-3		0-0 F8	4 1 1 1 0 0 1
Billy Hoelt, L (1, 1) OBP: 0.188, SLG: 0.233			0-0 6-3		0-0 F8			0-0 F7	0-0 FC6-4 1B	1 0 0 0 0 0 0
Don Lunc, R (5, PH) OBP: 0.219, SLG: 0.179										1 0 0 0 0 0 0
Dick Marlowe, R (6, 1) OBP: 0.286, SLG: 0.429										0 0 0 0 0 0 0
Ralph Branca, R (8, 1) OBP: 0.400, SLG: 0.385										0 0 0 0 0 0 0
Steve Souchock, R (8, PH)										1 0 0 0 0 0 0
Dick Weik, R (9, 1)										0 0 0 0 0 0 0
Al Kaline, R (9, PH) OBP: 0.291, SLG: 0.302										1 0 1 1 0 0 0

Inning Stats	R: 0	H: 0	E: 0	K: 0	S: 3	P: 3	R: 0	H: 1	E: 0	K: 1	S: 6	R: 0	H: 0	E: 0	K: 0	S: 3	R: 0	H: 2	E: 0	K: 0	S: 5	R: 1	H: 1	E: 0	K: 0	S: 4	R: 0	H: 0	E: 0	K: 0	S: 2	R: 0	H: 0	E: 0	K: 0	S: 3	R: 0	H: 2	E: 0	K: 1	S: 7	R: 1	H: 2	E: 0	K: 0	S: 5	1B: 6	SF: 0	2B: 1	SAC: 0	3B: 0	DP: 1	HR: 1	HBP: 0	WP: 0	PA: 37
--------------	------	------	------	------	------	------	------	------	------	------	------	------	------	------	------	------	------	------	------	------	------	------	------	------	------	------	------	------	------	------	------	------	------	------	------	------	------	------	------	------	------	------	------	------	------	------	-------	-------	-------	--------	-------	-------	-------	--------	-------	--------

PITCHER	IP	WLS	BF	H	R	ER	SO	BB	IBB	HBP	BLK	WP	HR	S	P	ERA	WHIP	PITCHER	IP	WLS	BF	H	R	ER	SO	BB	IBB	HBP	BLK	WP	HR	S	P	ERA	WHIP																
Bob Porterfield, R (1, 1) ERA: 2.4	9.0	W	37	8	2	2	2	3	0	0	0	0	1	38	50	2.00	1.222																																		

Washington Senators @ Detroit Tigers
 Briggs Stadium, Detroit, MI
 Sun Jun 27 1954, 4:33 AM EDT
 Att. 15,483 - Unknown

AB	34
R	2
H	8
RBI	2
BB	3
SO	2
LOB	15



Batter	1	2	3	4	5	6	7	8	9	AB R H RBI BB SO LOB	TOP		
Harvey Kuenn, R OBP: 0.284, SLG: 0.361 (1, 6) X	0-0 HR		0-0 F9		0-0 BB 1B 1-2 1B	0-0 E 2B 3-H	0-0 FC6-4 1-2f			5 3 3 2 0 0 2			
Red Wilson, R OBP: 0.378, SLG: 0.349 (1, 2) X	0-0 G6-4-3 1B			4-0 1B 4-3 BB	0-0 1B BB 1-2 2-H	0-0 6-3		0-0 F8		4 2 2 1 1 0 1			
Bob Nieman, R OBP: 0.370, SLG: 0.440 (1, 7) S S S	0-3 K			0-0 4-3 1B	4-0 1B BB 1-2 2-3	0-0 E7 1B 2-H		0-0 6-3		3 1 2 1 1 1 1 1 0 0 0 0 0 0			
Ray Boone, R OBP: 0.400, SLG: 0.511 (1, 5) X	0-0 G6-4-3 1-2f			0-0 F7	0-0 1B 1-3 2-H 3-H	0-0 F3		0-0 6-3		4 1 1 2 0 0 4 1 0 0 0 0 0 0			
Fred Hatfield, L OBP: 0.353, SLG: 0.296 (6, 5)													
Walt Dropo, R OBP: 0.313, SLG: 0.374 (1, 3) X		0-0 5-3		0-0 4-3 1-2 3-H	0-0 1B 2-H 3-H		0-0 6-3		0-0 1-3	5 0 1 3 0 0 1			
Bill Tuttle, R OBP: 0.399, SLG: 0.470 (1, 8) X		0-0 L7		4-0 IBB	0-3 K		0-0 E 1B		0-0 6-3	4 1 1 0 1 1 1			
Al Kaline, R OBP: 0.285, SLG: 0.295 (1, 9) S S S		0-3 K		0-0 L8	0-3 K		0-0 L5		0-0 L6-3	5 0 0 0 0 2 4			
Frank Bolling, R OBP: 0.299, SLG: 0.333 (1, 4) X			0-0 F7		0-0 P6	0-0 SH3-4 2B 2B	0-0 E5 1B			4 1 1 0 0 0 1			
Ned Garver, R OBP: 0.282, SLG: 0.229 (1, 1) X			0-0 F8		0-0 1B 1B	0-0 SH3-4	0-0 FC6-4 1-3 2-H 1B			3 1 2 1 0 0 0			
Inning Stats	R: 1 E: 0 K: 1 S: 6 H: 2 LOB: 0 BB: 0 P: 6	R: 0 E: 0 K: 1 S: 5 H: 0 LOB: 0 BB: 0 P: 5	R: 0 E: 0 K: 0 S: 3 H: 0 LOB: 0 BB: 0 P: 3	R: 1 E: 0 K: 0 S: 4 H: 1 LOB: 2 BB: 2 P: 12	R: 5 E: 0 K: 2 S: 12 H: 5 LOB: 1 BB: 1 P: 16	R: 2 E: 1 K: 0 S: 6 H: 3 LOB: 1 BB: 0 P: 6	R: 1 E: 1 K: 0 S: 6 H: 2 LOB: 2 BB: 0 P: 6	R: 0 E: 0 K: 0 S: 3 H: 0 LOB: 0 BB: 0 P: 3	R: 0 E: 0 K: 0 S: 3 H: 0 LOB: 0 BB: 0 P: 3	1B: 10 2B: 2 3B: 0 HR: 1 SF: 0 SAC: 1 DP: 1 HBP: 0	WP: 0 PB: 0 SB: 0 CS: 0 PA: 43		
PITCHER	IP WLS BF H R ER SO BB IBB HBP BLK WP HR S P ERA WHIP											PITCHER	IP WLS BF H R ER SO BB IBB HBP BLK WP HR S P ERA WHIP
Billy Pierce, L ERA: 3.86 (1, 1)	4.1 L 21 6 6 6 2 2 1 0 0 0 0 1 22 34 12.46 1.846												
Mike Fornieles, R ERA: 4.46 (5, 1)	1.2 10 5 3 3 2 0 0 0 0 0 0 0 14 14 16.20 3.000												
Harry Dorish, R ERA: 3.38 (7, 1)	3.0 12 2 1 0 0 0 0 0 0 0 0 0 12 12 0.00 0.667												

Detroit Tigers @ Chicago White Sox
 Comiskey Park, Chicago, IL
 Tue Jun 29 1954, 4:33 AM EDT
 Cloudy

livebaseballscorecards.com

AB 39
R 10
H 13
RBI 10
BB 3
SO 4
LOB 15



Batter	1	2	3	4	5	6	7	8	9	AB R H RBI BB SO LOB	TOP									
Harvey Kuenn, R (1, 6) OBP: 0.283, SLG: 0.360	0-0 1B		0-0 6-3		0-0 F8			0-0 L6		4 0 1 0 0 0 2										
Fred Hatfield, L (1, 4) OBP: 0.352, SLG: 0.297	0-0 F8		0-0 L6			0-0 1B				3 0 1 0 0 0 1										
Bob Nieman, R (1, 7) OBP: 0.359, SLG: 0.426	0-0 F8			0-3 K		0-0 G5-4-3				3 0 0 0 0 1 2										
Ray Boone, R (1, 5) OBP: 0.399, SLG: 0.507	0-0 F8			4-0 BB		0-0 6-3				2 0 0 0 1 0 1										
Wayne Belardi, L (1, 3) OBP: 0.295, SLG: 0.358		0-0 P6		0-0 G3-6			0-0 F9			3 0 0 0 0 0 1										
Frank House, L (1, 2) OBP: 0.373, SLG: 0.467		0-0 G3			0-0 F8		0-0 F8			3 0 0 0 0 0 0										
Jim Delsing, L (1, 9) OBP: 0.336, SLG: 0.348		4-0 BB			0-0 FC6-4		0-0 F7			2 0 1 0 1 0 0										
Bill Tuttle, R (1, 8) OBP: 0.399, SLG: 0.466	0-0 FC5-4				4-0 BB			0-0 F8		2 0 0 0 1 0 1										
Steve Gromek, S (1, 1) OBP: 0.250, SLG: 0.143			0-0 G3		0-0 FC6-4			0-3 K		1 0 0 0 0 0 0										
Walt Dropo, R (5, PH) OBP: 0.311, SLG: 0.372										1 0 0 0 0 0 2										
Reno Bertoia, R (5, PR)										0 0 0 0 0 0 0										
Ralph Branca, R (5, 1) OBP: 0.400, SLG: 0.385										0 0 0 0 0 0 0										
Steve Souchock, R (8, PH)										1 0 0 0 0 1 0										
Inning Stats	R: 0 E: 0 K: 0 S: 4	H: 1 LOB: 1 BB: 0 P: 4	R: 0 E: 0 K: 0 S: 3	H: 0 LOB: 1 BB: 1 P: 7	R: 0 E: 0 K: 0 S: 3	H: 0 LOB: 0 BB: 0 P: 3	R: 0 E: 0 K: 1 S: 4	H: 0 LOB: 0 BB: 1 P: 8	R: 0 E: 0 K: 0 S: 4	H: 1 LOB: 2 BB: 1 P: 8	R: 0 E: 0 K: 0 S: 3	H: 1 LOB: 0 BB: 0 P: 3	R: 0 E: 0 K: 0 S: 3	H: 0 LOB: 0 BB: 0 P: 3	R: 0 E: 0 K: 1 S: 5	H: 0 LOB: 0 BB: 0 P: 5	1B: 3 2B: 0 3B: 0 HR: 0	SF: 0 SAC: 0 DP: 2 HBP: 0	WP: 0 PB: 0 SB: 0 CS: 0	PA: 28
PITCHER Sandy Consuegra, R (1, 1) ERA: 2.87	IP: 8.0 WLS: W BF: 28 H: 3 R: 0 ER: 0 SO: 2 BB: 3 IBB: 0 HBP: 0 BLK: 0 WP: 0 HR: 0 S: 29 P: 41 ERA: 0.00 WHIP: 0.750											PITCHER	IP: WLS: BF: H: R: ER: SO: BB: IBB: HBP: BLK: WP: HR: S: P: ERA: WHIP:							

Detroit Tigers @ Chicago White Sox
 Comiskey Park, Chicago, IL
 Tue Jun 29 1954, 4:38 AM EDT
 Att. 30,055 - Overcast

livebaseballscorecards.com

AB 25
R 0
H 3
RBI 0
BB 3
SO 2
LOB 10



Batter	1	2	3	4	5	6	7	8	9	AB R H RBI BB SO LOB	TOP	
Harvey Kuenn, R (1, 6) OBP: 0.285, SLG: 0.356	4-0 SH3-4 1B BB		x 0-0 F9		x 0-0 L6				x 0-0 F8	3 0 0 0 2 0 0		
Fred Hatfield, L (1, 4) OBP: 0.374, SLG: 0.329	0-0		x 0-0		4-0 CS BB					2 0 2 0 1 0 0		
Frank Bolling, R (5, 4) OBP: 0.302, SLG: 0.336	1-2 SH3-4 1B									1 0 1 2 0 0 0		
Bob Nieman, R (1, 7) OBP: 0.349, SLG: 0.412	0-0 SH3-4		x 0-0 F9		0-0 CS		x 0-0 F7		x 0-0 F8	3 0 0 0 0 0 3		
Al Kaline, R (7, 9) OBP: 0.285, SLG: 0.295	1-2 2-3				1-2					0 0 0 0 0 0 0		
Ray Boone, R (1, 5) OBP: 0.401, SLG: 0.504	4-0 BB		x 0-0 F7			x 0-0 L7				3 0 1 0 1 0 1		
Wayne Belardi, L (1, 3) OBP: 0.292, SLG: 0.404	0-0 P4			x 0-0 HR		x 0-0 F9			x 0-0 FC1-6	4 1 1 1 0 0 4		
Frank House, L (1, 2) OBP: 0.371, SLG: 0.464	0-3 K			x 0-0 6-3					x 0-0 L5-3	1 0 0 0 0 1 3		
Red Wilson, R (3, 2) OBP: 0.377, SLG: 0.348									x 0-0 L5-3	3 1 1 0 0 0 1		
Jim Delsing, L (1, 9) OBP: 0.336, SLG: 0.344		4-0 G4-3 BB		x 0-0 1-3					x 0-0 F8	2 0 0 0 1 0 1		
Don Lund, R (9, PH) OBP: 0.206, SLG: 0.167										1 0 0 0 0 0 0		
Bill Tuttle, R (1, 8) OBP: 0.400, SLG: 0.479		0-3 K		x 0-0 P6					x 0-0 F8	4 2 2 1 0 1 1		
George Zuverink, R (1, 1) OBP: 0.154, SLG: 0.154												
Billy Hoefl, L (8, 1) OBP: 0.182, SLG: 0.226		0-0 G4-3			x 0-0 F9				x 0-0 F7	2 0 0 0 0 0 1		
Inning Stats	R: 0 H: 1 E: 0 LOB: 3 K: 1 BB: 2 S: 6 P: 14	R: 0 H: 0 E: 0 LOB: 0 K: 1 BB: 1 S: 4 P: 8	R: 0 H: 1 E: 0 LOB: 1 K: 0 BB: 0 S: 4 P: 4	R: 1 H: 1 E: 0 LOB: 0 K: 0 BB: 0 S: 4 P: 4	R: 0 H: 0 E: 0 LOB: 0 K: 0 BB: 1 S: 2 P: 6	R: 0 H: 0 E: 0 LOB: 0 K: 0 BB: 0 S: 3 P: 3	R: 2 H: 3 E: 0 LOB: 2 K: 0 BB: 1 S: 6 P: 10	R: 0 H: 1 E: 0 LOB: 0 K: 0 BB: 0 S: 3 P: 3	R: 1 H: 1 E: 0 LOB: 0 K: 0 BB: 0 S: 4 P: 4	1B: 5 SF: 0 2B: 2 SAC: 2 3B: 0 DP: 2 HR: 2 HBP: 0	WP: 0 PA: 38 PB: 0 SB: 0 CS: 1	
PITCHER Bob Keegan, R (1, 1) ERA: 2.6	IP WLS BF H R ER SO BB IBB HBP BLK WP HR S P ERA WHIP	8.0 33 7 3 3 2 4 1 0 0 0 1 32 52 3.38 1.375										
Morrie Martin, L (9, 1) ERA: 5.18	IP WLS BF H R ER SO BB IBB HBP BLK WP HR S P ERA WHIP	1.0 L 4 1 1 1 0 0 0 0 0 0 0 1 4 4 9.00 1.000										

Detroit Tigers @ Chicago White Sox
 Comiskey Park, Chicago, IL
 Wed Jun 30 1954, 4:33 AM EDT
 Att. 8,511 - Unknown

livebaseballscorecards.com

AB	30
R	4
H	8
RBI	4
BB	5
SO	2
LOB	15



Batter	1	2	3	4	5	6	7	8	9	AB	R	H	RBI	BB	SO	LOB
Cal Abrams, L OBP: 0.377, SLG: 0.367 (1, 9)	4-0 1B BB SF9 BB	0-0 3-1			0-0 1B 3B		0-0 L8			3	2	1	0	1	0	2
Jim Brideweser, R OBP: 0.337, SLG: 0.333 (1, 6)	4-0 CS 1B 1-2 BB		0-3 K		0-0 1B			0-0 G3-6-3 1B		3	0	2	1	1	1	0
Dick Kryhoski, L OBP: 0.328, SLG: 0.378 (1, 3)	0-0 1-2 2-3 1B		0-3 K		0-0 L6			0-0 G3-6-3 1-2f		4	0	1	0	0	1	2
Vern Stephens, R OBP: 0.320, SLG: 0.427 (1, 5)	0-0 SF9		0-3 K			4-0 SH5-4 BB		0-0 F7		2	0	0	1	1	1	0
Chuck Diering, R OBP: 0.400, SLG: 0.413 (1, 8)	0-3 K			0-0 P5		0-0 SH5-4				2	0	0	0	0	1	2
Jim Fridley, R OBP: 0.293, SLG: 0.377 (1, 7)		0-0 F5		0-0 5-3		0-3 K				3	0	0	0	0	1	1
Les Moss, R OBP: 0.288, SLG: 0.275 (1, 2)		0-3 K		0-0 F7		0-0 P4				3	0	0	0	0	1	1
Chico Garcia, R OBP: 0.103, SLG: 0.074 (1, 4)		0-0 E4 2B		0-0 5-3			0-0 6-3			3	0	0	0	0	0	0
Joe Coleman, R OBP: 0.200, SLG: 0.333 (1, 1)		0-0 1-3 2B		0-0 6-3			0-0 5-3			3	0	1	0	0	0	0

Inning Stats	R: 1	H: 1	E: 0	LOB: 2	K: 1	P: 13	R: 0	H: 1	E: 1	LOB: 2	K: 1	P: 7	R: 0	H: 0	E: 0	LOB: 0	K: 3	P: 9	R: 0	H: 0	E: 0	LOB: 0	K: 0	P: 3	R: 1	H: 2	E: 0	LOB: 1	K: 0	P: 5	R: 0	H: 0	E: 0	LOB: 1	K: 1	P: 9	R: 0	H: 0	E: 0	LOB: 0	K: 0	P: 3	R: 0	H: 1	E: 0	LOB: 0	K: 0	P: 3	
	1B: 3	SF: 1	2B: 2	SAC: 1	3B: 1	DP: 2	HR: 0	HBP: 0	WP: 0	PA: 31	CS: 1																																						

PITCHER	IP	WLS	BF	H	R	ER	SO	BB	IBB	HBP	BLK	WP	HR	S	P	ERA	WHIP
Al Aber, L ERA: 3.2 (1, 1)	7.0	L	28	4	2	2	6	3	0	0	0	0	0	37	49	2.57	1.000
Dick Marlowe, R ERA: 4.29 (8, 1)	1.0		3	1	0	0	0	0	0	0	0	0	0	3	3	0.00	1.000

BOTTOM

Detroit Tigers @ Baltimore Orioles
Memorial Stadium, Baltimore, MD

Fri Jul 02 1954, 3:33 AM EDT
Att. 11,303 - Unknown

livebaseballscorecards.com

AB	26
R	2
H	5
RBI	2
BB	3
SO	6
LOB	8



Batter	1	2	3	4	5	6	7	8	9	AB R H RBI BB SO LOB	TOP																													
Harvey Kuenn, R (1, 6) OBP: 0.293, SLG: 0.355	4-0 FC6-4 1B BB	0-0 F9		0-0 G6-4-3 1B		4-0 1B BB		4-0 BB		2 2 1 0 3 0 2																														
Jim Delsing, L (1, 9) OBP: 0.336, SLG: 0.340	0-0 FC6-4 1B	0-3 K		4-0 G6-4-3 BB		0-0 1-3 1B		0-0 4-3		4 0 2 1 1 1 3																														
Bob Nieman, R (1, 7) OBP: 0.322, SLG: 0.377	0-0 FC6-4 BB	0-0 P4		0-0 G6-4-3		0-0 1-3			0-3 K	5 0 0 0 0 1 7																														
Ray Boone, R (1, 5) OBP: 0.395, SLG: 0.489	0-0 F9		4-0 FC5-4 BB	0-0 6-3		0-0 1-3			0-0 F9	4 0 0 0 1 0 4																														
Wayne Belardi, L (1, 3) OBP: 0.329, SLG: 0.413	4-0 BB		4-0 FC5-4 BB		0-0 3-4-1		0-0 G6-4-3 1B		0-0 3-1	3 0 1 0 2 0 0																														
Bill Tuttle, R (1, 8) OBP: 0.395, SLG: 0.469	4-0 BB		0-0 FC5-4		0-3 K		0-0 G6-4-3			3 0 0 1 1 1 3																														
Red Wilson, R (1, 2) OBP: 0.357, SLG: 0.329	0-0 P4		0-0 F2		0-0 1B		0-0 1-3			4 0 1 0 0 0 5																														
Frank Bolling, R (1, 4) OBP: 0.302, SLG: 0.331		4-0 BB	0-3 K		0-0 F6			0-0 3-1		2 0 0 0 1 1 3																														
Frank House, L (8, PH) OBP: 0.367, SLG: 0.459										1 0 0 0 0 0 0																														
Reno Bertoia, R (8, 4)										0 0 0 0 0 0 0																														
Billy Hoelt, L (1, 1) OBP: 0.206, SLG: 0.226		4-0 BB		4-0 BB		0-3 K		0-0 L8		0 0 0 0 1 0 0																														
Ray Herbert, R (3, 1) OBP: 0.400, SLG: 0.875										1 1 0 0 1 1 0																														
Al Kaline, R (8, PH) OBP: 0.283, SLG: 0.294										1 0 0 0 0 0 0																														
Ralph Branca, R (8, 1) OBP: 0.400, SLG: 0.385		1-2 BB		BB 1B G6-4-3 BB						0 0 0 0 0 0 0																														
Inning Stats	R: 1 E: 0 K: 0 S: 4	H: 1 LOB: 3 BB: 3 P: 16	R: 0 E: 0 K: 1 S: 5	H: 0 LOB: 2 BB: 2 P: 13	R: 0 E: 0 K: 1 S: 5	H: 0 LOB: 2 BB: 2 P: 13	R: 1 E: 0 K: 0 S: 3	H: 1 LOB: 1 BB: 2 P: 11	R: 0 E: 0 K: 1 S: 6	H: 1 LOB: 1 BB: 0 P: 6	R: 1 E: 0 K: 1 S: 6	H: 1 LOB: 1 BB: 1 P: 10	R: 0 E: 0 K: 0 S: 3	H: 1 LOB: 0 BB: 0 P: 3	R: 0 E: 0 K: 0 S: 3	H: 0 LOB: 1 BB: 1 P: 7	R: 0 E: 0 K: 1 S: 5	H: 0 LOB: 0 BB: 0 P: 5	1B: 5 2B: 0 3B: 0 HR: 0	SF: 0 SAC: 0 DP: 2 HBP: 0	WP: 1 PB: 0 SB: 0 CS: 0	PA: 41																		
PITCHER Bob Turley, R (1, 1) ERA: 3.29	IP 9.0	WLS W	BF 41	H 5	R 3	ER 3	SO 5	BB 11	IBB 0	HBP 0	BLK 0	WP 1	HR 0	S 40	P 84	ERA 3.00	WHIP 1.778						PITCHER	IP 9.0	WLS W	BF 41	H 5	R 3	ER 3	SO 5	BB 11	IBB 0	HBP 0	BLK 0	WP 1	HR 0	S 40	P 84	ERA 3.00	WHIP 1.778

Detroit Tigers @ Baltimore Orioles
 Memorial Stadium, Baltimore, MD
 Sat Jul 03 1954, 3:33 AM EDT
 Att. 17,126 - Unknown

livebaseballscorecards.com

AB 30
R 3
H 5
RBI 2
BB 11
SO 5
LOB 27



Batter	1	2	3	4	5	6	7	8	9	AB	R	H	RBI	BB	SO	LOB
Cal Abrams, L OBP: 0.380, SLG: 0.363 (1, 9)	4-0 2B BB		0-0 1-2 1-3	0-3 K			4-0 BB BB BB BB			2	1	0	0	2	1	1
Jim Brideweser, R OBP: 0.333, SLG: 0.322 (1, 6)	0-0 F9		0-0 2-3 3-1			0-0 1-3	4-0 1-2 BB			3	0	0	0	1	0	2
Dick Kryhoski, L OBP: 0.332, SLG: 0.386 (1, 3)	0-0 PB 1-H WP 2B		0-0 3-H IHR 1B			0-0 P6	0-0 G3			4	2	2	2	0	0	2
Vern Stephens, R OBP: 0.323, SLG: 0.442 (1, 5)	0-0 2-H 6-3		0-0 1-H IHR			0-0 6-3	0-0 SH5-4 1B			4	1	2	2	0	0	0
Chuck Diering, R OBP: 0.406, SLG: 0.426 (1, 8)	0-0 CS 1B		0-0 2B			0-0 F9	0-0 SH5-4			3	0	2	0	0	0	0
Jim Fridley, R OBP: 0.294, SLG: 0.370 (1, 7)	0-0 CS	0-0 6-3	4-0 FC4-6 BB			0-3 K	0-3 K			2	0	0	0	1	1	0
Gil Coan, L OBP: 0.300, SLG: 0.283 (8, PH)	1-2									1	0	0	0	0	1	1
Sam Mele, R OBP: 0.298, SLG: 0.395 (9, 7)										0	0	0	0	0	0	0
Ray Murray, R OBP: 0.289, SLG: 0.389 (1, 2)		0-0 F8	0-0 1-2f FC4-6			0-0 F7	4-0 IBB			3	0	0	0	1	0	2
Chico Garcia, R OBP: 0.091, SLG: 0.065 (1, 4)		0-0 4-3		0-0 3-1			0-0 4-3	0-0 L3		4	0	0	0	0	0	2
Bob Turley, R OBP: 0.140, SLG: 0.143 (1, 1)			0-0 3-1 1-3 1B 1B		0-0 6-3		0-0 4-3			3	1	1	0	0	0	0

Inning Stats	R: 2	H: 2	E: 0	K: 0	S: 4	LOB: 0	BB: 1	P: 8	R: 0	H: 0	E: 0	K: 0	S: 3	LOB: 0	BB: 0	P: 3	R: 3	H: 4	E: 0	K: 0	S: 7	LOB: 2	BB: 1	P: 11	R: 0	H: 0	E: 0	K: 1	S: 5	LOB: 0	BB: 0	P: 5	R: 0	H: 0	E: 0	K: 0	S: 3	LOB: 0	BB: 0	P: 3	R: 0	H: 0	E: 0	K: 1	S: 5	LOB: 0	BB: 0	P: 5	R: 0	H: 0	E: 0	K: 0	S: 3	LOB: 2	BB: 2	P: 11	R: 0	H: 1	E: 0	K: 1	S: 6	LOB: 2	BB: 1	P: 10
--------------	------	------	------	------	------	--------	-------	------	------	------	------	------	------	--------	-------	------	------	------	------	------	------	--------	-------	-------	------	------	------	------	------	--------	-------	------	------	------	------	------	------	--------	-------	------	------	------	------	------	------	--------	-------	------	------	------	------	------	------	--------	-------	-------	------	------	------	------	------	--------	-------	-------


PITCHER	IP	WLS	BF	H	R	ER	SO	BB	IBB	HBP	BLK	WP	HR	S	P	ERA	WHIP
Billy Hoelt, L ERA: 4.3 (1, 1)	2.2	L	13	5	5	5	0	1	0	0	0	1	0	12	16	16.88	2.250
Ray Herbert, R ERA: 5.31 (3, 1)	4.1		17	1	0	0	2	3	0	0	0	0	0	18	30	0.00	0.923
Ralph Branca, R ERA: 5.44 (8, 1)	1.0		5	1	0	0	1	0	1	0	0	0	0	6	10	0.00	1.000

BOTTOM

Detroit Tigers @ Baltimore Orioles
Memorial Stadium, Baltimore, MD
 Sat Jul 03 1954, 3:33 AM EDT
 Att. 17,126 - Unknown

AB	29
R	5
H	7
RBI	4
BB	5
SO	3
LOB	10

WP: 1 PA: 36
 PB: 1
 SB: 0
 CS: 1



PITCHER	IP	WLS	BF	H	R	ER	SO	BB	IBB	HBP	BLK	WP	HR	S	P	ERA	WHIP
---------	----	-----	----	---	---	----	----	----	-----	-----	-----	----	----	---	---	-----	------

Batter	1	2	3	4	5	6	7	8	9	AB R H RBI BB SO LOB	TOP	
Harvey Kuenn, R (1, 6) OBP: 0.296, SLG: 0.355	0-0 FC1-5 BB 1B		0-0 L8		0-0 P4			4-0 L4-3 BB		3 0 1 0 1 0 0		
Jim Delsing, L (1, 9) OBP: 0.335, SLG: 0.335	4-0 FC1-5 BB 1-2		0-0 E6			0-3 K		0-0 P5		3 0 0 0 1 1 1		
Bob Nieman, R (1, 7) OBP: 0.311, SLG: 0.364	0-0 FC1-5 1-2 2-3f		0-3 K			0-3 K		0-0 L4-3 1-2		4 0 0 0 0 2 4		
Ray Boone, R (1, 5) OBP: 0.389, SLG: 0.481	0-0 F2			0-0 B1-3		0-3 K			0-3 K	4 0 0 0 0 2 2		
Wayne Belardi, L (1, 3) OBP: 0.325, SLG: 0.394	0-0 F2			1-0 FC1-6 HBP			0-0 P6		0-0 P4	3 0 0 0 0 0 2		
Frank House, L (1, 2) OBP: 0.370, SLG: 0.466		0-0 CS 1B		0-0 FC1-6 1-2f			0-0 P6		0-0 2B	4 0 2 0 0 0 1		
Bill Tuttle, R (1, 8) OBP: 0.393, SLG: 0.470		0-0 F8 1-2		0-0 FC6-4 1-2f			0-0 2B		0-0 L8	4 0 1 0 0 0 3		
Frank Bolling, R (1, 4) OBP: 0.299, SLG: 0.326		0-0 6-3			0-0 5-3		0-0 F9			3 0 0 0 0 0 1		
Steve Gromek, S (1, 1) OBP: 0.238, SLG: 0.135			0-3 K		0-0 3-1			0-0 HR		2 0 0 0 0 1 0		
Walt Dropo, R (8, PH) OBP: 0.315, SLG: 0.391										1 1 1 1 0 0 0		
Dick Marlowe, R (8, 1) OBP: 0.286, SLG: 0.429										0 0 0 0 0 0 0		
Inning Stats	R: 0 H: 1 E: 0 LOB: 2 K: 0 BB: 1 S: 4 P: 8	R: 0 H: 1 E: 0 LOB: 0 K: 0 BB: 0 S: 3 P: 3	R: 0 H: 0 E: 1 LOB: 1 K: 2 BB: 0 S: 8 P: 8	R: 0 H: 0 E: 0 LOB: 1 K: 0 BB: 0 S: 3 P: 4	R: 0 H: 0 E: 0 LOB: 0 K: 0 BB: 0 S: 3 P: 3	R: 0 H: 0 E: 0 LOB: 0 K: 3 BB: 0 S: 9 P: 9	R: 0 H: 1 E: 0 LOB: 1 K: 0 BB: 0 S: 4 P: 4	R: 1 H: 1 E: 0 LOB: 0 K: 0 BB: 1 S: 3 P: 7	R: 0 H: 1 E: 0 LOB: 1 K: 1 BB: 0 S: 6 P: 6	1B: 2 SF: 0 2B: 3 SAC: 0 3B: 0 DP: 1 HR: 1 HBP: 1	WP: 0 PA: 34 PB: 0 SB: 0 CS: 1	
PITCHER Lou Kretlow, R (1, 1) ERA: 4.93	IP WLS BF H R ER SO BB IBB HBP BLK WP HR S P ERA WHIP	9.0 W 34 5 1 1 6 2 0 1 0 0 0 1 43 52 1.00 0.778										

Detroit Tigers @ Baltimore Orioles
 Memorial Stadium, Baltimore, MD
 Sun Jul 04 1954, 3:33 AM EDT
 Att. 11,506 - Unknown

livebaseballscorecards.com

AB 31
 R 1
 H 5
 RBI 1
 BB 2
 SO 6
 LOB 14



Batter	1	2	3	4	5	6	7	8	9	AB R H RBI BB SO LOB
Cal Abrams, L (1, 9) OBP: 0.377, SLG: 0.360	0-0 SH5-3 BB 1B	0-0 F5		0-0 B5-3			0-0 F9			4 0 1 0 0 0 1
Jim Brideweser, R (1, 6) OBP: 0.340, SLG: 0.322	4-0 SH5-3 BB 1-2	0-0 1B 1B		0-0 5-3			0-0 L6			3 0 1 1 1 0 0
Dick Kryhoski, L (1, 3) OBP: 0.332, SLG: 0.385	0-0 SH5-3 1-2 2-3	0-0 1-3 1B			0-0 4-3		0-0 F9			3 0 1 0 0 0 0
Vern Stephens, R (1, 5) OBP: 0.326, SLG: 0.440	4-0 IBB	0-0 F9			0-0 P6			0-0 SH1-4 2B 1B		3 1 1 0 1 0 2
Chuck Diering, R (1, 8) OBP: 0.397, SLG: 0.417	0-0 P6		0-0 5-3		0-0 F7			0-0 SH1-4 1-2		3 0 0 0 0 0 3
Gil Coan, L (1, 7) OBP: 0.305, SLG: 0.295	0-0 F2		0-0 1B		0-0 G3			0-0 CS 2-H 2B		4 0 2 1 0 0 3
Clint Courtney, L (1, 2) OBP: 0.337, SLG: 0.386		0-0 3B 1B	0-0 F9		0-0 2B			4-0 BB IBB		3 1 2 0 1 0 1
Chico Garcia, R (1, 4) OBP: 0.135, SLG: 0.147		0-0 1B 3B	0-0 F7		0-0 P6			4-0 1-2 2-3 BB		3 1 1 1 1 0 2
Lou Kretlow, R (1, 1) OBP: 0.238, SLG: 0.158		0-0 5-3		0-3 K		0-3 K		0-0 P4		4 0 0 0 0 2 4

Inning Stats	R: 0	H: 1	E: 0	K: 0	S: 4	LOB: 3	BB: 2	P: 12	R: 2	H: 4	E: 0	K: 0	S: 7	LOB: 2	BB: 0	P: 7	R: 0	H: 1	E: 0	K: 0	S: 4	LOB: 1	BB: 0	P: 4	R: 0	H: 0	E: 0	K: 0	S: 3	LOB: 0	BB: 0	P: 3	R: 0	H: 1	E: 0	K: 1	S: 6	LOB: 1	BB: 0	P: 6	R: 0	H: 0	E: 0	K: 0	S: 3	LOB: 0	BB: 0	P: 3	R: 1	H: 2	E: 0	K: 0	S: 4	LOB: 2	BB: 2	P: 12
PITCHER	IP	WLS	BF	H	R	ER	SO	BB	IBB	HBP	BLK	WP	HR	S	P	ERA	WHIP																																							
Steve Gromek, R (1, 1) ERA: 2.99	7.0	L	30	7	2	2	2	1	1	0	0	0	0	32	40	2.57	1.143																																							
Dick Marlowe, R (8, 1) ERA: 4.42	1.0		6	2	1	1	0	1	1	0	0	0	0	4	12	9.00	3.000																																							


BOTTOM

Detroit Tigers @ Baltimore Orioles
Memorial Stadium, Baltimore, MD

Sun Jul 04 1954, 3:33 AM EDT
 Att. 11,506 - Unknown

livebaseballscorecards.com

AB	30
R	3
H	9
RBI	3
BB	4
SO	2
LOB	16



WP: 0	PA: 36
PB: 0	SB: 0
CS: 1	

BOTTOM

Cleveland Indians @ Detroit Tigers
Briggs Stadium, Detroit, MI
Mon Jul 05 1954, 4:33 AM EDT
Unknown

livebaseballscorecards.com

AB 39
R 6
H 11
RBI 6
BB 5
SO 1
LOB 23



WP: 0 PA: 45
PB: 0
SB: 0
CS: 1

AB R H RBI BB SO LOB

5 0 2 2 0 0 1

5 0 2 0 0 0 4

5 0 0 0 0 0 2

3 1 1 1 1 0 0
0 1 0 0 1 0 0

4 2 2 1 1 0 3

5 2 1 0 0 0 3

5 0 2 1 0 0 3

4 0 1 1 1 1 5

0 0 0 0 0 0 0
0 0 0 0 0 0 0
1 0 0 0 0 0 0
0 0 0 0 0 0 0
1 0 0 0 0 0 0
0 0 0 0 0 0 0
1 0 0 0 0 0 0
0 0 0 0 0 0 0
0 0 0 0 0 0 0
0 0 0 0 1 0 0

1B: 9 SF: 0
2B: 0 SAC: 0
3B: 0 DP: 0
HR: 2 HBP: 0

Batter	1	2	3	4	5	6	7	8	9
Harvey Kuenn, R OBP: 0.297, SLG: 0.356 (1, 6)	0-0 P5		0-0 F2	0-0 1B		0-0 5-3		0-0 1B	
Bill Tuttle, R OBP: 0.393, SLG: 0.468 (1, 8)	0-0 1B		0-0 1B	0-0 F3			0-0 6-3	0-0 4-3	
Frank House, L OBP: 0.361, SLG: 0.453 (1, 2)	0-0 P5		0-0 4-3		0-0 P6		0-0 F9		0-0 G3
Ray Boone, R OBP: 0.391, SLG: 0.492 Reno Bertoia, R (8, 5)	4-0 1B			0-0 HR	0-0 E1		0-0 5-3		4-0 1B
Wayne Belardi, L OBP: 0.341, SLG: 0.443 (1, 3)	0-0 F8			0-0 HR	0-0 L8			0-0 1B	4-0 1B
Steve Souchock, R OBP: 0.111, SLG: 0.111 (1, 7)		0-0 6-3		0-0 E3	0-0 F9			0-0 E4	0-0 P5
Al Kaline, R OBP: 0.286, SLG: 0.296 (1, 9)		0-0 L6		0-0 L1-3		0-0 1B		0-0 L4	0-0 1B
Frank Bolling, R OBP: 0.301, SLG: 0.325 (1, 4)		4-0 CS		0-0 1B	0-3 K			0-0 1-3	0-0 1-3
Ned Garver, R Ralph Branca, R Don Lund, R Eddie Miller, R Bob Niekro, R Ted Gray, S Walt Dropo, R Dick Wisk, R Dick Marlowe, R		0-0 CS	0-0 5-3	0-0 F7		0-0 P5		4-0 1B	

Inning Stats	R: 0	H: 1	E: 0	LOB: 2	K: 0	BB: 1	S: 4	P: 8
	R: 0	H: 0	E: 0	LOB: 0	K: 0	BB: 1	S: 2	P: 6
	R: 0	H: 1	E: 0	LOB: 1	K: 0	BB: 0	S: 4	P: 4
	R: 3	H: 4	E: 1	LOB: 2	K: 0	BB: 0	S: 8	P: 8
	R: 0	H: 0	E: 1	LOB: 1	K: 0	BB: 0	S: 4	P: 4
	R: 0	H: 1	E: 0	LOB: 1	K: 1	BB: 0	S: 6	P: 6
	R: 0	H: 0	E: 0	LOB: 0	K: 0	BB: 0	S: 3	P: 3
	R: 2	H: 3	E: 1	LOB: 2	K: 0	BB: 1	S: 6	P: 10
	R: 1	H: 1	E: 0	LOB: 2	K: 0	BB: 2	S: 4	P: 12

PITCHER	IP	WLS	BF	H	R	ER	SO	BB	IBB	HBP	BLK	WP	HR	S	P	ERA	WHIP
Dave Hoskins, R ERA: 2.81 (1, 1)	3.2		19	6	3	2	0	2	0	0	0	0	2	17	25	4.91	2.182
Art Houtteman, R ERA: 3.25 (4, 1)	5.1	W	25	5	3	3	1	3	0	0	0	0	0	24	36	5.06	1.500

Batter	1	2	3	4	5	6	7	8	9	10	11	AB R H RBI BB SO LOB	TOP												
Bill Glynn, L OBP: 0.323, SLG: 0.438 (1, 3)												5 0 0 0 0 0 2	<p>Cleveland Indians @ Detroit Tigers Briggs Stadium, Detroit, MI Mon Jul 05 1954, 4:38 AM EDT Att. 46,935 - Unknown</p>												
Bobby Avila, R OBP: 0.412, SLG: 0.475 (1, 4)												4 0 2 0 0 0 0													
Larry Doby, L OBP: 0.377, SLG: 0.489 (1, 8)												3 0 0 0 1 0 2													
Al Rosen, R OBP: 0.407, SLG: 0.538 (1, 5)												3 0 0 0 1 0 1													
Vic Wertz, L OBP: 0.319, SLG: 0.278 (1, 9)												4 0 0 0 0 0 1													
Wally Westlake, R OBP: 0.337, SLG: 0.493 (1, 7)												4 0 0 0 0 1 1													
George Strickland, R OBP: 0.329, SLG: 0.354 (1, 6)												4 0 1 0 0 1 1													
Jim Hegan, R OBP: 0.301, SLG: 0.381 (1, 2)												3 0 0 0 1 0 1													
Don Mossi, L (1, 1)												3 0 0 0 1 3 0													
Inning Stats	R: 0 E: 0 K: 0 S: 3	H: 0 LOB: 0 BB: 0 P: 3	R: 0 E: 0 K: 1 S: 5	H: 0 LOB: 1 BB: 1 P: 9	R: 0 E: 0 K: 1 S: 5	H: 0 LOB: 0 BB: 0 P: 5	R: 0 E: 0 K: 0 S: 3	H: 1 LOB: 0 BB: 0 P: 3	R: 0 E: 0 K: 0 S: 4	H: 1 LOB: 1 BB: 0 P: 4	R: 0 E: 0 K: 1 S: 6	H: 0 LOB: 0 BB: 0 P: 3		R: 0 E: 0 K: 0 S: 2	H: 0 LOB: 1 BB: 2 P: 10	R: 0 E: 0 K: 0 S: 2	H: 0 LOB: 0 BB: 1 P: 6	R: 0 E: 0 K: 1 S: 5	H: 0 LOB: 0 BB: 0 P: 5	R: 0 E: 0 K: 1 S: 5	H: 0 LOB: 0 BB: 0 P: 5	1B: 2 2B: 0 3B: 1 HR: 0	SF: 0 SAC: 0 DP: 3 HBP: 0	WP: 0 PB: 0 SB: 0 CS: 0	PA: 37
PITCHER George Zuverink, R ERA: 2.99 (1, 1)	IP 11.0 WLS W BF 37 H 3 R 0 ER 0 SO 5 BB 4 IBB 0 HBP 0 BLK 0 WP 0 HR 0 S 43 P 59 ERA 0.00 WHIP 0.636																								

livebaseballscorecards.com

AB	33
R	0
H	3
RBI	0
BB	4
SO	5
LOB	9



Batter	1	2	3	4	5	6	7	8	9	10	11	AB R H RBI BB SO LOB
Harvey Kuenn, R OBP: 0.296, SLG: 0.363 (1, 6)	X 0-0 F8 ①		X 0-0 F9 ②			X 0-0 F8 ①		X 0-0 F8 ②			X 0-0 HR	5 1 1 1 0 0 1
Bill Tuttle, R OBP: 0.388, SLG: 0.461 (1, 8)	X 0-0 F9 ②		X 0-0 6-3 ③			X 0-0 F8 ②		X 0-0 6-3 ③				4 0 0 0 0 0 1
Ray Boone, R OBP: 0.389, SLG: 0.486 (1, 5)	B B B 4-0 BB			X 0-0 F8 ①		S S S 0-3 K ③			X 0-0 F9 ①			3 0 0 0 1 1 0
Bob Neman, R OBP: 0.309, SLG: 0.368 Don Lund, R OBP: 0.194, SLG: 0.156 (7, PR) (8, 7)	X 0-0 F7 ③			X 0-0 F7 ②			X 0-0 SH5-4 2B		X 0-0 F7 ②			3 0 1 0 0 0 1 1 0 0 0 0 0 0
Walt Dropo, R OBP: 0.309, SLG: 0.383 (1, 3)		X 0-0 P6 ①		X 0-0 F5 ③			X 0-0 SH5-4 2-3		X 0-0 5-3 ③			3 0 0 0 0 0 0
Al Kaline, R OBP: 0.285, SLG: 0.295 (1, 9)		X 0-0 L3 ②			X 0-0 SH3-4 1B		S S S 0-3 K ②			X 0-0 L1 ①		4 0 1 0 0 1 2
Red Wilson, R OBP: 0.356, SLG: 0.320 (1, 2)		B B B 4-0 BB			X 0-0 SH3-4 1-2		X 0-0 4-3 ③		X 0-0 L5 ②			2 0 0 0 1 0 2
Frank Bolling, R OBP: 0.296, SLG: 0.320 (1, 4)		X 0-0 F8 ③			X 0-0 F3 ②		X 0-0 F7 ①		X 0-0 F8 ③			4 0 0 0 0 0 2
George Zuverink, R OBP: 0.167, SLG: 0.200 (1, 1)			S S S 0-3 K ①		S S S 0-3 K ③		X 0-0 F8 2B			S S S 0-3 K2-3 ①		4 0 1 0 0 3 1

BOTTOM

Cleveland Indians @ Detroit Tigers
Briggs Stadium, Detroit, MI
Mon Jul 05 1954, 4:38 AM EDT
Att. 46,935 - Unknown

livebaseballscorecards.com

AB	33
R	1
H	4
RBI	1
BB	2
SO	5
LOB	10



Inning Stats	R: 0	H: 0	E: 0	LOB: 1	K: 0	BB: 1	S: 3	P: 7	R: 0	H: 0	E: 0	LOB: 0	K: 0	BB: 0	S: 3	P: 7	R: 0	H: 0	E: 0	LOB: 0	K: 1	BB: 0	S: 5	P: 5	R: 0	H: 0	E: 0	LOB: 0	K: 0	BB: 0	S: 3	P: 3	R: 0	H: 0	E: 0	LOB: 1	K: 1	BB: 0	S: 6	P: 6	R: 0	H: 0	E: 0	LOB: 0	K: 1	BB: 0	S: 5	P: 5	R: 0	H: 1	E: 0	LOB: 2	K: 1	BB: 0	S: 6	P: 6	R: 0	H: 1	E: 0	LOB: 1	K: 0	BB: 0	S: 4	P: 4	R: 0	H: 0	E: 0	LOB: 0	K: 0	BB: 0	S: 3	P: 3	R: 0	H: 0	E: 0	LOB: 0	K: 1	BB: 0	S: 4	P: 4	R: 1	H: 1	E: 0	LOB: 0	K: 1	BB: 0	S: 4	P: 4	1B: 1	SF: 0	2B: 2	SAC: 2	3B: 0	DP: 0	HR: 1	HBP: 0	WP: 0	PA: 37
PITCHER Don Mossi, L ERA: 2.2 (1, 1)	IP	WLS	BF	H	R	ER	SO	BB	IBB	HBP	BLK	WP	HR	S	P	ERA	WHIP																																																																																	

Batter	1	2	3	4	5	6	7	8	9	AB R H RBI BB SO LOB	TOP							
Chico Carrasquel, R OBP: 0.353, SLG: 0.399 (1, 6)	0-3 K		0-0 1B		0-0 1B		0-3 K		0-0 FC5	5 1 2 1 0 2 2								
Nellie Fox, L OBP: 0.363, SLG: 0.388 (1, 4)	0-0 F8		0-0 F8		0-0 SH5-3		0-0 L9			3 0 0 0 0 0 1								
Minnie Minoso, R OBP: 0.407, SLG: 0.540 (1, 7)	0-0 5-3		0-0 F8		0-0 1B			0-0 B3		4 0 1 1 0 0 1								
Cass Michaels, R OBP: 0.436, SLG: 0.479 (1, 5)		0-0 1B		1-0 1B	0-0 P3			0-0 L9		1 1 1 0 0 0 0								
Fred Marsh, R OBP: 0.273, SLG: 0.200 (4, PR) (4, 5)										2 1 0 0 0 0 1								
Matt Batts, R OBP: 0.317, SLG: 0.316 (1, 2)		0-0 4-3		0-3 K		0-0 1B		0-0 F7		4 0 1 0 0 1 2								
Ron Jackson, R OBP: 0.444, SLG: 0.889 (1, 3)		0-0 1B		0-3 K		0-0 5-3		0-0 2B		4 0 2 1 0 1 3								
Jim Rivera, L OBP: 0.337, SLG: 0.412 (1, 9)		0-3 K		0-0 1B		0-0 1B		0-0 1B		4 0 3 1 0 1 1								
Johnny Groth, R OBP: 0.350, SLG: 0.376 (1, 8)			0-0 1B	0-0 FC6-4	0-0 FC6-4		0-0 G4-6-3		4-0 1B	3 1 1 0 1 0 3								
Virgil Trucks, R OBP: 0.148, SLG: 0.151 (1, 1)			0-0 SH2-4		0-0 5-3		0-0 L9		0-0 BB	3 0 1 0 0 0 0								
Inning Stats	R: 0 E: 0 K: 1 S: 5	H: 0 LOB: 0 BB: 0 P: 5	R: 1 E: 0 K: 1 S: 6	H: 2 LOB: 0 BB: 0 P: 6	R: 1 E: 0 K: 2 S: 8	H: 1 LOB: 1 BB: 0 P: 9	R: 1 E: 0 K: 0 S: 5	H: 2 LOB: 1 BB: 0 P: 4	R: 0 E: 0 K: 1 S: 5	H: 0 LOB: 0 BB: 0 P: 5	R: 0 E: 0 K: 0 S: 3	H: 0 LOB: 0 BB: 0 P: 3	R: 0 E: 0 K: 0 S: 4	H: 3 LOB: 2 BB: 1 P: 8	1B: 9 2B: 2 3B: 1 HR: 0	SF: 0 SAC: 2 DP: 1 HBP: 1	WP: 1 PB: 0 SB: 1 CS: 2	PA: 37
PITCHER	IP WLS BF H R ER SO BB IBB HBP BLK WP HR S P ERA WHIP																	
Al Aber, L ERA: 3.65 (1, 1)	5.0 L 22 7 4 4 4 0 0 1 0 0 0 29 30 7.20 1.400																	
Bob Miller, L ERA: 3.38 (6, 1)	4.0 15 5 0 0 1 1 0 0 0 1 0 16 20 0.00 1.500																	

Chicago White Sox @ Detroit Tigers
 Briggs Stadium, Detroit, MI
 Tue Jul 06 1954, 4:33 AM EDT
 Att. 5,174 - Unknown

livebaseballscorecards.com

AB 33
 R 4
 H 12
 RBI 4
 BB 1
 SO 5
 LOB 14




Batter	1	2	3	4	5	6	7	8	9	AB R H RBI BB SO LOB
Harvey Kuenn, R (1, 6) OBP: 0.298, SLG: 0.363	4-0 G6-4-3 BB		0-0 FC6-4 1B			0-0 F8			0-0 F7	3 0 1 0 1 0 0
Bill Tuttle, R (1, 8) OBP: 0.383, SLG: 0.454	0-0 G6-4-3 1-2f		0-0 FC6-4 1-2f			0-0 4-3			0-0 B5-3	4 0 0 0 0 0 2
Frank House, L (1, 2) OBP: 0.354, SLG: 0.443	0-3 K			0-0 F3		0-3 K			0-0 G3	4 0 0 0 0 2 0
Ray Boone, R (1, 5) OBP: 0.385, SLG: 0.480		0-3 K		0-0 5-3		0-0 F8				3 0 0 0 0 1 0
Wayne Belardi, L (1, 3) OBP: 0.353, SLG: 0.437		4-0 BB		0-0 F9		4-0 BB				1 0 0 0 2 0 0
Steve Souchock, R (1, 7) OBP: 0.167, SLG: 0.091		0-3 K		4-0 BB		0-0 G5-4-3				2 0 0 0 1 1 2
Al Kaline, R (1, 9) OBP: 0.282, SLG: 0.292		0-0 L8		0-0 L9				0-0 L5-3		3 0 0 0 0 0 2
Frank Bolling, R (1, 4) OBP: 0.293, SLG: 0.316			0-0 1-3		0-0 P5			0-0 5-3		3 0 0 0 0 0 1
Al Aber, L (1, 1) OBP: 0.154, SLG: 0.154			0-3 K		0-0 F5			0-3 K		1 0 0 0 0 1 0
Jim Delsing, L (5, PH) OBP: 0.333, SLG: 0.333										1 0 0 0 0 0 1
Bob Miller, R (6, 1) OBP: 0.333, SLG: 0.333										1 0 0 0 0 1 0

Inning Stats	R: 0	H: 0	E: 0	LOB: 0	K: 1	BB: 1	S: 4	P: 8	R: 0	H: 0	E: 0	LOB: 1	K: 2	BB: 1	S: 7	P: 11	R: 0	H: 1	E: 0	LOB: 1	K: 1	BB: 0	S: 6	P: 6	R: 0	H: 0	E: 0	LOB: 0	K: 0	BB: 0	S: 3	P: 3	R: 0	H: 0	E: 0	LOB: 0	K: 0	BB: 0	S: 3	P: 3	R: 0	H: 0	E: 0	LOB: 0	K: 1	BB: 0	S: 5	P: 5	R: 0	H: 0	E: 0	LOB: 0	K: 0	BB: 1	S: 2	P: 6	R: 0	H: 0	E: 0	LOB: 0	K: 1	BB: 0	S: 5	P: 5	R: 0	H: 0	E: 0	LOB: 0	K: 1	BB: 0	S: 3	P: 3	1B: 1	SF: 0	2B: 0	SAC: 0	3B: 0	DP: 2	HR: 0	HBP: 0	WP: 0	PA: 30
PITCHER Virgil Trucks, R (1, 1) ERA: 2.67	IP	WLS	BF	H	R	ER	SO	BB	IBB	HBP	BLK	WP	HR	S	P	ERA	WHIP	IP	WLS	BF	H	R	ER	SO	BB	IBB	HBP	BLK	WP	HR	S	P	ERA	WHIP	IP	WLS	BF	H	R	ER	SO	BB	IBB	HBP	BLK	WP	HR	S	P	ERA	WHIP																															

Chicago White Sox @ Detroit Tigers
 Briggs Stadium, Detroit, MI
 Tue Jul 06 1954, 4:33 AM EDT
 Att. 5,174 - Unknown

AB	26
R	0
H	1
RBI	0
BB	4
SO	6
LOB	8



Batter	1	2	3	4	5	6	7	8	9	AB R H RBI BB SO LOB	TOP											
Chico Carrasquel, R (1, 6) OBP: 0.359, SLG: 0.401	4-0 SH5-3 BB	0-0 L8		0-0 2B 1B		0-0 G6-3 1B		4-0 FC5 1B BB		3 1 2 0 2 0 2												
Nellie Fox, L (1, 4) OBP: 0.368, SLG: 0.396	0-0 SH5-3 1-2	0-0 1B 1-2 2-H		0-0 2B 1-H		0-0 G6-3 1-2f		0-0 1B 1-2 2-H		4 1 3 2 0 0 1												
Minnie Minoso, R (1, 7) OBP: 0.407, SLG: 0.541	0-0 5-3		0-0 BB 1B 1B	0-0 2B 2-H			0-0 L9	0-0 FC5 2-3f		5 1 2 1 0 0 3												
Ron Jackson, R (1, 3) OBP: 0.429, SLG: 0.929	0-3 K		0-0 BB 1B 1B	0-0 F3			0-0 L9		0-0 HR	5 2 2 1 0 1 1												
Sherm Lollar, R (1, 2) OBP: 0.374, SLG: 0.423		0-0 1B 2B 2B	4-0 1B 1B BB	0-0 F7			0-0 2B	0-3 K	0-3 K	4 2 2 0 1 1 0												
Jim Rivera, L (1, 9) OBP: 0.339, SLG: 0.412		0-0 2B 1B 2-3	0-0 1B 1B 1-3 2-H 3-H	0-0 F8			0-3 K	0-0 F8		5 1 2 2 0 1 1												
Johnny Groth, R (1, 8) OBP: 0.349, SLG: 0.374		0-3 K	0-0 1B 1-3 3-H	0-0 5-3				0-0 6-3	0-0 6-3	4 0 1 1 0 1 2												
Ed McGhee, R (8, 8) OBP: 0.221, SLG: 0.302			0-0 1B 1-3 3-H	0-0 F5						1 0 0 0 0 0 0												
Fred Marsh, R (1, 5) OBP: 0.333, SLG: 0.357		0-0 1B 1-H 3-H 2B	0-0 F7	0-0 F5				0-0 SH2-3 1B 1B		4 1 2 2 0 0 1												
Don Johnson, R (1, 1) OBP: 0.069, SLG: 0.037		4-0 1B BB	0-3 K	0-0 L9				0-0 SH2-3		2 0 0 0 1 1 1												
Inning Stats	R: 0 E: 0 K: 1 S: 5	H: 0 LOB: 1 BB: 1 P: 9	R: 2 E: 0 K: 1 S: 8	H: 4 LOB: 2 BB: 1 P: 12	R: 3 E: 0 K: 1 S: 8	H: 4 LOB: 1 BB: 1 P: 12	R: 2 E: 0 K: 0 S: 5	H: 3 LOB: 0 BB: 0 P: 5	R: 0 E: 0 K: 0 S: 3	H: 0 LOB: 0 BB: 0 P: 3	R: 0 E: 0 K: 0 S: 3	H: 1 LOB: 0 BB: 0 P: 3	R: 0 E: 0 K: 1 S: 6	H: 1 LOB: 1 BB: 0 P: 6	R: 1 E: 0 K: 0 S: 5	H: 2 LOB: 2 BB: 1 P: 9	R: 1 E: 0 K: 1 S: 6	H: 1 LOB: 0 BB: 0 P: 6	1B: 10 2B: 5 3B: 0 HR: 1	SF: 0 SAC: 2 DP: 1 HBP: 0	WP: 0 PB: 0 SB: 0 CS: 0	PA: 43
PITCHER	IP WLS BF H R ER SO BB IBB HBP BLK WP HR S P ERA WHIP																					
Billy Hoelt, L (1, 1) ERA: 4.57	2.0 L 13 6 4 4 2 2 0 0 0 0 0 0 15 23 18.00 4.000																					
Ray Herbert, R (3, 1) ERA: 5.77	1.1 8 5 3 3 1 1 0 0 0 0 0 0 9 13 20.25 4.500																					
Dick Marlowe, R (4, 1) ERA: 4.08	1.2 5 0 0 0 0 0 0 0 0 0 0 0 5 5 0.00 0.000																					
Ted Gray, L (6, 1) ERA: 5.1	4.0 17 5 2 2 2 1 0 0 0 0 0 1 20 24 4.50 1.500																					

Chicago White Sox @ Detroit Tigers
 Briggs Stadium, Detroit, MI
 Wed Jul 07 1954, 4:33 AM EDT
 Att. 5,099 - Unknown

livebaseballscorecards.com

AB	37
R	9
H	16
RBI	9
BB	4
SO	5
LOB	12



BOTTOM

Chicago White Sox @ Detroit Tigers
Briggs Stadium, Detroit, MI
Wed Jul 07 1954, 4:33 AM EDT
Att. 5,099 - Unknown

livebaseballscorecards.com

AB 30
R 0
H 4
RBI 0
BB 2
SO 2
LOB 10



WP: 0 PA: 32
PB: 0
SB: 0
CS: 0

AB R H RBI BB SO LOB

4 0 0 0 0 0 1

4 0 1 0 0 0 0

4 0 0 0 0 0 1

3 0 0 0 1 0 1

4 0 1 0 0 0 1

2 0 0 0 1 1 1

3 0 1 0 0 0 2

3 0 0 0 0 0 2

0 0 0 0 0 0 0

1 0 0 0 0 0 0

0 0 0 0 0 0 0

1 0 0 0 0 1 1

1 0 1 0 0 0 0

1B: 3 SF: 0
2B: 0 SAC: 0
3B: 1 DP: 1
HR: 0 HBP: 0

WP: 0 PA: 32
PB: 0
SB: 0
CS: 0

Batter	1	2	3	4	5	6	7	8	9
Harvey Kuenn, R (1, 6) OBP: 0.295, SLG: 0.358	0-0 F8 ①		0-0 6-3 ②			0-0 F9 ①		0-0 G5-4-3 ②③	
Bill Tuttle, R (1, 8) OBP: 0.381, SLG: 0.458	0-0 3B		0-0 P6 ③			0-0 F7 ②			0-0 F9 ①
Frank House, L (1, 2) OBP: 0.347, SLG: 0.433	0-0 F7 ②			0-0 F7 ①		0-0 P6 ③			0-0 G3 ②
Ray Boone, R (1, 5) OBP: 0.383, SLG: 0.474	0-0 6-3 ③			0-0 6-3 ②			0-0 6-3 ①		4-0 BB
Wayne Belardi, L (1, 3) OBP: 0.348, SLG: 0.427		0-0 P4 ①		0-0 G3 ③			0-0 1B		0-0 G3 ③
Steve Souchock, R (1, 7) OBP: 0.200, SLG: 0.077		0-3 K ②			4-0 BB BB BB	FC6-4 BB		0-0 L7 ②	
Al Kaline, R (1, 9) OBP: 0.282, SLG: 0.292		0-0 E1 1B			0-0 FC6-4 1-2f	L5 ③			
Frank Bolling, R (1, 4) OBP: 0.290, SLG: 0.312		0-0 P6 ③			0-0 F9 ②			0-0 F7 ①	
Billy Hoef, L (1, 1) OBP: 0.206, SLG: 0.226			0-0 5-3 ①					0-0 G5-4-3 1B	
Ray Herbert, R (3, 1) OBP: 0.364, SLG: 0.778					0-3 K ③				
Dick Marlowe, R (4, 1) OBP: 0.375, SLG: 0.429									
Jim Delsing, L (5, PH) OBP: 0.332, SLG: 0.332									
Ted Gray, S (6, 1) OBP: 0.100, SLG: 0.100									

Inning Stats	R: 0	H: 1	E: 0	LOB: 1	K: 0	BB: 0	S: 4	P: 4
	R: 0	H: 1	E: 1	LOB: 1	K: 1	BB: 0	S: 6	P: 6
	R: 0	H: 0	E: 0	LOB: 0	K: 0	BB: 0	S: 3	P: 3
	R: 0	H: 0	E: 0	LOB: 0	K: 0	BB: 0	S: 3	P: 3
	R: 0	H: 0	E: 0	LOB: 1	K: 1	BB: 1	S: 5	P: 9
	R: 0	H: 0	E: 0	LOB: 0	K: 0	BB: 0	S: 3	P: 3
	R: 0	H: 1	E: 0	LOB: 1	K: 0	BB: 0	S: 4	P: 4
	R: 0	H: 1	E: 0	LOB: 0	K: 0	BB: 0	S: 3	P: 3

PITCHER	IP	WLS	BF	H	R	ER	SO	BB	IBB	HBP	BLK	WP	HR	S	P	ERA	WHIP
Don Johnson, R (1, 1) ERA: 3.04	9.0	W	32	4	0	0	2	2	0	0	0	0	0	34	42	0.00	0.667

Batter	1	2	3	4	5	6	7	8	9	AB R H RBI BB SO LOB	TOP							
Chico Carrasquel, R OBP: 0.364, SLG: 0.406 (1, 6)	0-0 CS 1B		0-0 G3 1-2			0-0 FC6-4 1B		0-0 1-2 1B		4 0 3 0 0 0 1								
Nellie Fox, L OBP: 0.364, SLG: 0.391 (1, 4)	0-0 L9		0-0 F2			0-0 F4		0-0 P4		4 0 0 0 0 0 5								
Minnie Minoso, R OBP: 0.402, SLG: 0.534 (1, 7)	0-3 K 1-2				0-0 L9		0-0 F3		0-0 P5	4 0 0 0 0 1 4								
Ron Jackson, R OBP: 0.389, SLG: 0.778 (1, 3)		0-0 F8			0-0 1B		0-0 FC6-4 1-2f		0-0 P5	4 0 1 0 0 0 1								
Sherm Lollar, R OBP: 0.367, SLG: 0.414 (1, 2)		0-0 F8			0-0 F9		0-0 6-3		0-3 K	4 0 0 0 0 1 1								
Jim Rivera, L OBP: 0.337, SLG: 0.413 (1, 9)		0-0 2B			0-0 F5		0-3 K		0-0 4-3	4 0 1 0 0 1 1								
Johnny Groth, R OBP: 0.345, SLG: 0.370 (1, 8)		0-3 K			0-0 1-3		0-3 K			3 0 0 0 0 2 1								
Fred Marsh, R OBP: 0.389, SLG: 0.412 (1, 5)			0-0 G3 1B		0-0 5-3			0-0 1B 1B		3 0 2 0 0 0 0								
Sandy Consuegra, R OBP: 0.226, SLG: 0.200 (1, 1)			0-0 L9		0-0 L9			0-0 P6		2 0 0 0 0 0 1								
Phil Cavarretta, L OBP: 0.424, SLG: 0.440 (8, PH)										1 0 0 0 0 0 1								
Morrie Martin, L OBP: 0.222, SLG: 0.278 (8, 1)										0 0 0 0 0 0 0								
Inning Stats	R: 0 E: 0 K: 1 S: 5	H: 1 LOB: 1 BB: 0 P: 5	R: 0 E: 0 K: 1 S: 6	H: 1 LOB: 1 BB: 0 P: 6	R: 0 E: 0 K: 0 S: 4	H: 1 LOB: 1 BB: 0 P: 4	R: 0 E: 0 K: 0 S: 4	H: 1 LOB: 1 BB: 0 P: 4	R: 0 E: 0 K: 2 S: 7	H: 0 LOB: 0 BB: 0 P: 7	R: 0 E: 0 K: 0 S: 5	H: 2 LOB: 2 BB: 0 P: 5	R: 0 E: 0 K: 1 S: 5	H: 0 LOB: 0 BB: 0 P: 5	1B: 6 2B: 2 3B: 0 HR: 0	SF: 0 SAC: 0 DP: 1 HBP: 0	WP: 0 PB: 0 SB: 0 CS: 1	PA: 33
PITCHER Steve Gromek, R ERA: 2.79 (1, 1)	IP: 9.0 WLS: W BF: 33 H: 7 R: 0 ER: 0 SO: 5 BB: 0 IBB: 0 HBP: 0 BLK: 0 WP: 0 HR: 0 S: 43 P: 43 ERA: 0.00 WHIP: 0.778											PITCHER IP: WLS: BF: H: R: ER: SO: BB: IBB: HBP: BLK: WP: HR: S: P: ERA: WHIP:						

Chicago White Sox @ Detroit Tigers
 Briggs Stadium, Detroit, MI
 Thu Jul 08 1954, 4:33 AM EDT
 Att. 6,214 - Unknown

livebaseballscorecards.com

AB	33
R	0
H	7
RBI	0
BB	0
SO	5
LOB	16



Batter	1	2	3	4	5	6	7	8	9	AB R H RBI BB SO LOB	TOP		
Cal Abrams, L (1, 9) OBP: 0.393, SLG: 0.391	0-0 3-1 1B 2B		0-0 2B		0-0 4-3 2B	0-0 SH5-3		4-0 FC1-5 1B BB		3 2 3 0 1 0 0	<p>Baltimore Orioles @ Detroit Tigers</p> <p>Briggs Stadium, Detroit, MI</p> <p>Fri Jul 09 1954, 4:33 AM EDT</p> <p>Att. 3,240 - Unknown</p>		
Dick Kryhoski, L (1, 3) OBP: 0.319, SLG: 0.367	0-0 3-1 2-3		0-0 F2		0-0 4-3 2-3	4-0 6-3 1B BB		0-0 BB FC1-5 1B	4 1 1 0 1 0 3				
Chuck Diering, R (1, 8) OBP: 0.404, SLG: 0.396	0-0 1B 1B		0-0 F7		4-0 4-3 BB	0-0 6-3		0-0 FC1-5 BB	4 0 1 2 1 0 5				
Vern Stephens, R (1, 5) OBP: 0.310, SLG: 0.417 Bob Kennedy, R (6, PH) OBP: 0.313, SLG: 0.356 (6, 5)	0-3 3-H K		0-0 5-3		0-0 4-3 1-2 3-H	0-0 FC4-6 1B		0-0 L9	3 0 0 1 0 1 3 2 0 1 2 0 0 2				
Clint Courtney, L (1, 2) OBP: 0.333, SLG: 0.371	0-0 1-2 1B			0-0 FC1-2 1B	0-0 4-3	0-0 FC4-6 1-2f		4-0 FC5-4 BB	4 0 2 0 1 0 2				
Gil Coan, L (1, 7) OBP: 0.295, SLG: 0.286 Sam Mele, R (7, PH) OBP: 0.287, SLG: 0.379 (7, 7)	0-0 3-1			0-0 1-3 1-2		0-0 WP SH 1B	0-0 4-3	0-0 FC5-4 1-2f	3 1 1 0 0 0 3 2 0 0 0 0 0 3				
Bobby Young, L (1, 4) OBP: 0.350, SLG: 0.346		0-0 CS 1B		0-0 FC1-2 1B		0-0 SH WP 1B	0-3 K	0-0 L4	4 1 2 0 0 1 0				
Jim Brideweser, R (1, 6) OBP: 0.342, SLG: 0.327		0-3 K		0-0 FC1-2 1-2 3-H		4-0 SH5-3 1B 1-2 2-3 BB	0-0 FC5-4 1B	0-0 L7	4 1 1 0 1 1 3				
Duane Pillette, R (1, 1) OBP: 0.135, SLG: 0.114		0-0 5-3 1-2		0-0 P3		0-0 6-3 SH5-3 1B 1-2 2-H 3-H	0-0 FC5-4 1-2f	0-3 K	5 1 1 2 0 1 4				
Inning Stats	R: 1 E: 0 K: 1 S: 8 H: 3 LOB: 2 BB: 0 P: 8	R: 0 E: 0 K: 1 S: 5 H: 1 LOB: 0 BB: 0 P: 5	R: 0 E: 0 K: 0 S: 4 H: 1 LOB: 1 BB: 0 P: 4	R: 0 E: 0 K: 0 S: 5 H: 2 LOB: 2 BB: 0 P: 5	R: 1 E: 0 K: 0 S: 4 H: 1 LOB: 1 BB: 1 P: 8	R: 5 E: 0 K: 0 S: 7 H: 3 LOB: 1 BB: 2 P: 15	R: 0 E: 0 K: 1 S: 6 H: 1 LOB: 1 BB: 0 P: 6	R: 0 E: 0 K: 0 S: 4 H: 1 LOB: 3 BB: 2 P: 12	R: 0 E: 0 K: 1 S: 5 H: 0 LOB: 0 BB: 0 P: 5	1B: 10 2B: 3 3B: 0 HR: 0 SF: 0 SAC: 2 DP: 0 HBP: 0	WP: 1 PB: 0 SB: 0 CS: 1 PA: 45		
PITCHER	IP WLS BF H R ER SO BB IBB HBP BLK WP HR S P ERA WHIP											PITCHER	IP WLS BF H R ER SO BB IBB HBP BLK WP HR S P ERA WHIP
George Zuverink, R (1, 1) ERA: 3.4	5.0 L 27 10 6 6 2 2 0 0 0 0 1 0 29 37 10.80 2.400												
Bob Miller, L (6, 1) ERA: 3.47	2.0 9 2 1 1 1 1 0 0 0 0 0 0 10 14 4.50 1.500												
Dick Marlowe, R (8, 1) ERA: 3.89	2.0 9 1 0 0 1 2 0 0 0 0 0 0 9 17 0.00 1.500												

livebaseballscorecards.com

AB	38
R	7
H	13
RBI	7
BB	5
SO	4
LOB	28



BOTTOM

Baltimore Orioles @ Detroit Tigers
Briggs Stadium, Detroit, MI
Fri Jul 09 1954, 4:33 AM EDT
Att. 3,240 - Unknown

livebaseballscorecards.com

AB	37
R	5
H	9
RBI	3
BB	1
SO	2
LOB	18



WP:	0	PA:	39
PB:	0	SB:	0
CS:	0		

AB R H RBI BB SO LOB

4	0	1	1	0	0	1
5	0	0	0	0	0	1
5	1	1	0	0	0	2
3	1	3	0	1	0	0
4	1	3	1	0	0	2
4	0	0	1	0	1	5
4	0	0	0	0	0	5
3	1	0	0	0	1	0
1	0	1	0	0	0	0
0	1	0	0	0	0	0
2	0	0	0	0	0	0
0	0	0	0	0	0	0
1	0	0	0	0	0	1
0	0	0	0	0	0	0
1	0	0	0	0	0	1

Batter	1	2	3	4	5	6	7	8	9
Harvey Kuenn, R (1, 6) OBP: 0.293, SLG: 0.359	0-0 F7		0-0 F7		0-0 2B		0-0 SF9		0-0 F8
Bill Tuttle, R (1, 8) OBP: 0.373, SLG: 0.454	0-0 5-3		0-0 F8		0-0 1-3		0-0 1-3		0-0 E6
Jim Delsing, L (1, 7) OBP: 0.328, SLG: 0.327	0-0 F9			0-0 1-3		0-0 F7		0-0 F8 1B G3 1B	0-0 G3
Ray Boone, R (1, 5) OBP: 0.397, SLG: 0.498		0-0 E 3B		0-0 1B 1B		4-0 FC5 1B BB		0-0 G3 1B	
Wayne Belardi, L (1, 3) OBP: 0.365, SLG: 0.457		0-0 E4 3B		0-0 FC6-4 1B		0-0 1B		0-0 F8	
Frank House, L (1, 2) OBP: 0.336, SLG: 0.418		0-3 K		0-0 L9		0-0 F8		0-0 G3	
Al Kaline, R (1, 9) OBP: 0.275, SLG: 0.284		0-0 B1-3		0-0 FC6-4 1-2f		0-0 FC5 2-3f		0-0 L8	
Reno Bertoia, R (1, 4) Walt Dropo, R (9, PH) Frank Bolling, R (9, PR)		0-3 K		0-0 4-3		0-0 E5 SF9		0-0 E 2B	
George Zuverink, R (1, 1) Bob Miller, R (6, 1) Don Lund, R (7, PH) Dick Marlowe, R (8, 1) Bob Nieman, R (9, PH)			0-0 6-3		0-0 P6		0-0 6-3		0-0 6-3

Inning Stats	R: 0 H: 0 E: 0 K: 3 S: 3	R: 2 H: 2 E: 1 K: 2 S: 9	R: 0 H: 0 E: 0 K: 3 S: 3	R: 0 H: 2 E: 0 K: 5 S: 5	R: 0 H: 1 E: 0 K: 4 S: 4	R: 0 H: 1 E: 0 K: 4 S: 4	R: 1 H: 0 E: 1 K: 4 S: 4	R: 1 H: 2 E: 0 K: 5 S: 5	R: 1 H: 1 E: 1 K: 5 S: 5
--------------	--------------------------	--------------------------	--------------------------	--------------------------	--------------------------	--------------------------	--------------------------	--------------------------	--------------------------

PITCHER	IP	WLS	BF	H	R	ER	SO	BB	IBB	HBP	BLK	WP	HR	S	P	ERA	WHIP
Duane Pilette, R (1, 1) ERA: 3.01	9.0	W	39	9	5	3	2	1	0	0	0	0	0	42	46	3.00	1.111

Batter	1	2	3	4	5	6	7	8	9	AB R H RBI BB SO LOB	TOP											
Cal Abrams, L (1, 9) OBP: 0.395, SLG: 0.393	0-0 4-3		0-0 G1-6-3			0-0 CS 1B		0-0 1-2 1B		4 0 2 0 0 0 1	<p>Baltimore Orioles @ Detroit Tigers Briggs Stadium, Detroit, MI Sat Jul 10 1954, 4:33 AM EDT Att. 6,729 - Unknown</p>											
Dick Kryhoski, L (1, 3) OBP: 0.322, SLG: 0.367	4-0 BB			0-0 4-3		0-0 1-2 1B		0-0 F7		3 0 1 0 1 0 2												
Chuck Diering, R (1, 8) OBP: 0.394, SLG: 0.386	0-0 L9			0-0 4-3		0-3 K			0-0 6-3	4 0 0 0 0 1 3												
Bob Kennedy, R (1, 5) OBP: 0.303, SLG: 0.344	0-0 L9			0-0 F7			0-0 6-3		0-0 5-3	4 0 0 0 0 0 1												
Clint Courtney, L (1, 2) OBP: 0.332, SLG: 0.384		0-0 1-3			0-0 6-3		0-0 3-1		0-0 HR	4 1 1 1 0 0 0												
Gil Coan, L (1, 7) OBP: 0.294, SLG: 0.285		0-0 6-3			0-0 1B		0-0 P6		0-0 F7	4 0 1 0 0 0 0												
Bobby Young, L (1, 4) OBP: 0.350, SLG: 0.346		0-3 K			0-0 F8			0-0 FC6-4 1B		3 0 1 0 0 1 1												
Jim Brideweser, R (1, 6) OBP: 0.341, SLG: 0.327			0-0 G1-6-3 1B		0-0 3-1			0-0 FC6-4 1B		3 0 1 0 0 0 2												
Joe Coleman, R (1, 1) OBP: 0.192, SLG: 0.320			0-0 F2			0-0 6-3		0-0 L9		2 0 0 0 0 0 1												
Eddie Waitkus, L (8, PH) OBP: 0.319, SLG: 0.387										1 0 0 0 0 0 1												
Howie Fox, R (8, 1) OBP: 0.222, SLG: 0.222										0 0 0 0 0 0 0												
Inning Stats	R: 0 E: 0 K: 0 S: 3	H: 0 LOB: 1 BB: 1 P: 7	R: 0 E: 0 K: 1 S: 5	H: 0 LOB: 0 BB: 0 P: 5	R: 0 E: 0 K: 0 S: 3	H: 1 LOB: 0 BB: 0 P: 3	R: 0 E: 0 K: 0 S: 3	H: 0 LOB: 0 BB: 0 P: 3	R: 0 E: 0 K: 0 S: 4	H: 1 LOB: 1 BB: 0 P: 4	R: 0 E: 0 K: 1 S: 6	H: 2 LOB: 2 BB: 0 P: 6	R: 0 E: 0 K: 0 S: 3	H: 0 LOB: 0 BB: 0 P: 3	R: 0 E: 0 K: 0 S: 5	H: 2 LOB: 2 BB: 0 P: 5	R: 1 E: 0 K: 0 S: 4	H: 1 LOB: 0 BB: 0 P: 4	1B: 6 2B: 1 3B: 0 HR: 1	SF: 0 SAC: 0 DP: 2 HBP: 0	WP: 0 PB: 0 SB: 0 CS: 1	PA: 33
PITCHER Ned Garver, R (1, 1) ERA: 2.26	IP: 9.0 WLS: W BF: 33 H: 7 R: 1 ER: 1 SO: 2 BB: 1 IBB: 0 HBP: 0 BLK: 0 WP: 0 HR: 1 S: 36 P: 40 ERA: 1.00 WHIP: 0.889											PITCHER	IP: WLS: BF: H: R: ER: SO: BB: IBB: HBP: BLK: WP: HR: S: P: ERA: WHIP:									

livebaseballscorecards.com

AB	32
R	1
H	7
RBI	1
BB	1
SO	2
LOB	12



Batter	1	2	3	4	5	6	7	8	9	AB	R	H	RBI	BB	SO	LOB
--------	---	---	---	---	---	---	---	---	---	----	---	---	-----	----	----	-----

Harvey Kuenn, R <small>(1, 6)</small> <small>OBP: 0.292, SLG: 0.355</small>	4-0 	0-0 L6 			0-0 6-3 			0-0 6-3 		3	1	0	0	1	0	0
Bill Tuttle, R <small>(1, 8)</small> <small>OBP: 0.375, SLG: 0.451</small>	4-0 		0-3 K 		0-0 P5 			1-0 		2	0	0	0	1	1	0
Jim Delsing, L <small>(1, 7)</small> <small>OBP: 0.331, SLG: 0.330</small>	0-0 		0-0 F8 			0-0 		0-0 		4	1	2	0	0	0	1
Ray Boone, R <small>(1, 5)</small> <small>OBP: 0.400, SLG: 0.504</small>	0-0 		0-3 K 			0-0 				3	0	2	2	0	1	0
Wayne Belardi, L <small>(1, 3)</small> <small>OBP: 0.364, SLG: 0.452</small>	0-3 K 			0-0 		0-0 F8 				3	0	1	0	0	1	4
Frank House, L <small>(1, 2)</small> <small>OBP: 0.332, SLG: 0.411</small>	0-3 K 			0-3 K 		0-0 				3	0	0	0	0	2	5
Al Kaline, R <small>(1, 9)</small> <small>OBP: 0.272, SLG: 0.281</small>	0-0 L6-3 			0-0 L7 			0-0 			3	0	0	0	0	0	4
Reno Bertoia, R <small>(1, 4)</small>		0-0 5-3 		0-0 F7 			0-0 			3	0	0	0	0	0	1
Ned Garver, R <small>(1, 1)</small> <small>OBP: 0.262, SLG: 0.211</small>		0-3 K 			0-3 K 			0-0 G1 		3	0	0	0	0	2	0

Inning Stats	R: 1	H: 2	E: 0	K: 2	S: 9	LOB: 3	BB: 2	P: 17	R: 0	H: 0	E: 0	K: 1	S: 5	LOB: 0	BB: 0	P: 5	R: 0	H: 0	E: 0	K: 2	S: 7	LOB: 0	BB: 0	P: 7	R: 0	H: 1	E: 0	K: 1	S: 6	LOB: 1	BB: 0	P: 6	R: 0	H: 0	E: 0	K: 1	S: 5	LOB: 0	BB: 0	P: 5	R: 1	H: 2	E: 0	K: 0	S: 4	LOB: 0	BB: 0	P: 4	R: 0	H: 0	E: 0	K: 0	S: 3	LOB: 0	BB: 0	P: 3	R: 0	H: 0	E: 0	K: 0	S: 2	LOB: 0	BB: 0	P: 3
--------------	------	------	------	------	------	--------	-------	-------	------	------	------	------	------	--------	-------	------	------	------	------	------	------	--------	-------	------	------	------	------	------	------	--------	-------	------	------	------	------	------	------	--------	-------	------	------	------	------	------	------	--------	-------	------	------	------	------	------	------	--------	-------	------	------	------	------	------	------	--------	-------	------

PITCHER	IP	WLS	BF	H	R	ER	SO	BB	IBB	HBP	BLK	WP	HR	S	P	ERA	WHIP
Joe Coleman, R <small>ERA: 3.04</small>	(1, 1)	7.0	L	27	5	2	2	7	2	0	0	0	0	39	47	2.57	1.000
Howie Fox, R <small>ERA: 2.35</small>	(8, 1)	1.0		3	0	0	0	0	0	1	0	0	0	2	3	0.00	0.000

BOTTOM

Baltimore Orioles @ Detroit Tigers
 Briggs Stadium, Detroit, MI
 Sat Jul 10 1954, 4:33 AM EDT
 Att. 6,729 - Unknown

AB	27
R	2
H	5
RBI	2
BB	2
SO	7
LOB	15



WP	PA
0	30

Batter	1	2	3	4	5	6	7	8	9	AB R H RBI BB SO LOB	TOP											
Cal Abrams, L (1, 9) OBP: 0.397, SLG: 0.400	0-0 P6			0-0 6-3		0-0 2B			0-0 CS BB 1B	4 0 2 0 0 0 0												
Jim Brideweser, R (1, 6) OBP: 0.339, SLG: 0.319	0-0 6-3			0-0 6-3			0-0 6-3		4-0 BB BB 1-2 BB	3 0 0 0 1 0 0												
Dick Kryhoski, L (1, 3) OBP: 0.322, SLG: 0.367 Les Moss, R (9, PH) OBP: 0.273, SLG: 0.260 Clint Courtney, L (9, PH) OBP: 0.330, SLG: 0.382	0-0 F5			0-0 P4			0-0 G6-4-3 1B		0-3 BB BB K 2-3	3 0 1 0 0 0 0 0 0 0 0 0 0 0 1 0 0 0 0 1 2												
Bob Kennedy, R (1, 5) OBP: 0.296, SLG: 0.336		0-0 F8			0-0 F7		0-0 G6-4-3 1-2f			3 0 0 0 0 0 1												
Chuck Diering, R (1, 8) OBP: 0.388, SLG: 0.378		0-0 4-3			0-0 F8			0-0 5-3		3 0 0 0 0 0 0												
Jim Fridley, R (1, 7) OBP: 0.293, SLG: 0.393		0-3 K			0-0 P3			0-0 HR		3 1 1 1 0 1 0												
Ray Murray, R (1, 2) OBP: 0.266, SLG: 0.359			0-3 K			0-0 F7		0-0 F3		3 0 0 0 0 1 0												
Chico Garcia, R (1, 4) OBP: 0.116, SLG: 0.125			0-0 1-3			0-0 6-3		0-0 6-3		3 0 0 0 0 0 0												
Bob Turley, R (1, 1) OBP: 0.137, SLG: 0.140 Bob Chakales, R (2, 1) OBP: 0.385, SLG: 0.333 Sam Mele, R (9, PH) OBP: 0.286, SLG: 0.377			0-0 F7			0-0 2B 1B		0-0 F7		0 0 0 0 0 0 0 2 0 1 0 0 0 0 1 0 0 0 0 0 0												
Inning Stats	R: 0 E: 0 K: 0 S: 3	H: 0 LOB: 0 BB: 0 P: 3	R: 0 E: 0 K: 1 S: 5	H: 0 LOB: 0 BB: 0 P: 5	R: 0 E: 0 K: 1 S: 5	H: 0 LOB: 0 BB: 0 P: 5	R: 0 E: 0 K: 0 S: 3	H: 0 LOB: 0 BB: 0 P: 3	R: 0 E: 0 K: 0 S: 3	H: 0 LOB: 0 BB: 0 P: 3	R: 0 E: 0 K: 0 S: 4	H: 2 LOB: 2 BB: 0 P: 4	R: 0 E: 0 K: 0 S: 3	H: 1 LOB: 0 BB: 0 P: 3	R: 1 E: 0 K: 0 S: 4	H: 1 LOB: 0 BB: 0 P: 4	R: 0 E: 0 K: 1 S: 5	H: 1 LOB: 2 BB: 1 P: 9	1B: 3 2B: 2 3B: 0 HR: 1	SF: 0 SAC: 0 DP: 2 HBP: 0	WP: 0 PB: 0 SB: 0 CS: 1	PA: 30
PITCHER	IP WLS BF H R ER SO BB IBB HBP BLK WP HR S P ERA WHIP																					
Al Aber, L (1, 1) ERA: 3.31	7.1 W 24 4 1 1 2 0 0 0 0 0 0 1 28 28 1.23 0.545																					
Billy Hoelt, L (8, 1) ERA: 4.53	1.0 5 1 0 0 0 1 0 0 0 0 0 0 4 8 0.00 2.000																					
Steve Gromek, R (9, 1) ERA: 2.78	0.2 S 1 0 0 0 1 0 0 0 0 0 0 0 3 3 0.00 0.000																					

Baltimore Orioles @ Detroit Tigers
 Briggs Stadium, Detroit, MI
 Sun Jul 11 1954, 4:33 AM EDT
 Att: 10,874 - Unknown

livebaseballscorecards.com

AB 29
 R 1
 H 5
 RBI 1
 BB 1
 SO 3
 LOB 3



Batter	1	2	3	4	5	6	7	8	9	AB	R	H	RBI	BB	SO	LOB
Harvey Kuenn, R OBP: 0.289, SLG: 0.351 (1, 6)	0-0 F8	0-0 P6		0-0 6-3			0-0 1-3			4	0	0	0	0	0	4
Bill Tuttle, R OBP: 0.373, SLG: 0.448 (1, 8)	0-0 BB HBP 1B	0-0 FC1-6			0-3 K		0-3 K			4	0	1	1	0	2	3
Jim Delsing, L OBP: 0.333, SLG: 0.330 (1, 7)	1-0 BB HBP 1-2	0-0 4-3			0-0 1-3			0-0 1-3		0	0	0	0	0	0	0
Don Lund, R OBP: 0.175, SLG: 0.139 (1, PR) (2, 7)										3	0	0	0	0	0	2
Ray Boone, R OBP: 0.395, SLG: 0.496 (1, 5)	0-0 F7		0-0 F8		0-0 F9			0-0 5-3		4	0	0	0	0	0	2
Wayne Belardi, L OBP: 0.369, SLG: 0.442 (1, 3)	4-0 BB 1-2 2-3		0-0 G3			0-0 4-3		4-0 BB 1B		2	0	0	0	2	0	0
Red Wilson, R OBP: 0.352, SLG: 0.316 (1, 2)	0-0 P6		0-0 F9			0-0 F7		0-0 FC6-4 1B		4	0	1	0	0	0	3
Al Kaline, R OBP: 0.271, SLG: 0.277 (1, 9)		4-0 BB BB FC1-6 BB		0-3 K		0-0 L6-3		0-0 FC6-4 1-2		3	1	0	0	1	1	2
Reno Bertoia, R OBP: 0.200, SLG: 0.308 (1, 4)		4-0 FC1-6 BB 1-2 BB		0-0 HR			0-0 E5 SH1-4			2	1	1	1	1	0	0
Al Aber, L OBP: 0.200, SLG: 0.143 (1, 1)		4-0 BB BB FC1-6 1-2 BB		0-0 L8			0-0 SH1-4 1-2			1	0	0	0	1	0	0
Billy Hoef, L OBP: 0.206, SLG: 0.226 (8, 1)										0	0	0	0	0	0	0
Steve Gromek, S OBP: 0.222, SLG: 0.125 (9, 1)										0	0	0	0	0	0	0


Inning Stats	R: 0	H: 1	E: 0	K: 0	S: 4	LOB: 3	BB: 1	P: 9	R: 1	H: 0	E: 0	K: 0	S: 3	LOB: 2	BB: 3	P: 15	R: 0	H: 0	E: 0	K: 0	S: 3	LOB: 0	BB: 0	P: 3	R: 1	H: 1	E: 0	K: 1	S: 6	LOB: 0	BB: 0	P: 6	R: 0	H: 0	E: 0	K: 1	S: 5	LOB: 0	BB: 0	P: 5	R: 0	H: 0	E: 0	K: 0	S: 3	LOB: 0	BB: 0	P: 3	R: 0	H: 0	E: 1	K: 1	S: 6	LOB: 1	BB: 0	P: 6	R: 0	H: 1	E: 0	K: 0	S: 4	LOB: 2	BB: 1	P: 8
--------------	------	------	------	------	------	--------	-------	------	------	------	------	------	------	--------	-------	-------	------	------	------	------	------	--------	-------	------	------	------	------	------	------	--------	-------	------	------	------	------	------	------	--------	-------	------	------	------	------	------	------	--------	-------	------	------	------	------	------	------	--------	-------	------	------	------	------	------	------	--------	-------	------

PITCHER	IP	WLS	BF	H	R	ER	SO	BB	IBB	HBP	BLK	WP	HR	S	P	ERA	WHIP
Bob Turley, R ERA: 3.7 (1, 1)	1.0	L	9	1	1	1	0	4	0	1	0	0	0	4	21	9.00	5.000
Bob Chakales, R ERA: 3.8 (2, 1)	7.0		25	2	1	1	3	1	0	0	0	0	1	30	34	1.29	0.429

BOTTOM

Baltimore Orioles @ Detroit Tigers
 Briggs Stadium, Detroit, MI
 Sun Jul 11 1954, 4:33 AM EDT
 Att. 10,874 - Unknown

AB	27
R	2
H	3
RBI	2
BB	5
SO	3
LOB	16



WP	PA	ERA	WHIP
0	34		

Detroit Tigers @ Boston Red Sox
 Fenway Park, Boston, MA
 Thu Jul 15 1954, 3:33 AM EDT
 Att. 4,801 - Unknown

AB	30
R	1
H	6
RBI	1
BB	5
SO	2
LOB	19



WP:	0	PA:	35
PB:	0		
SB:	0		
CS:	2		

AB R H RBI BB SO LOB

4	1	1	0	0	0	3
4	0	0	0	0	2	3
3	0	1	1	1	0	0
4	0	0	0	0	0	2
3	0	2	0	1	0	0
3	0	0	0	1	0	2
2	0	0	0	0	0	0
1	0	0	0	0	0	3
1	0	0	0	0	0	1
0	0	0	0	2	0	0
1	0	0	0	0	0	3
1	0	0	0	0	0	1
2	0	1	0	0	0	1
1	0	1	0	0	0	0
0	0	0	0	0	0	0
0	0	0	0	0	0	0

Batter	1	2	3	4	5	6	7	8	9
Harvey Kuenn, R (1, 6) OBP: 0.289, SLG: 0.350	0-0 F9		0-0 G6-3			0-0 F8		0-0 CS 1B	
Bill Tuttle, R (1, 8) OBP: 0.368, SLG: 0.442	0-3 K			0-0 F8		0-0 FC4-6		0-3 K	
Jim Delsing, L (1, 7) OBP: 0.336, SLG: 0.330	0-0 3-1			0-0 P4			4-0 BB 1B	0-0 2-H 1B	
Ray Boone, R (1, 5) OBP: 0.390, SLG: 0.489		0-0 4-3		0-0 5-3			0-0 F9	0-0 F2	
Walt Dropo, R (1, 3) OBP: 0.320, SLG: 0.395		4-0 G1-6-3 BB			0-0 P4		0-0 BB 1B	0-0 FC5-4 1B	
Frank House, L (1, 2) OBP: 0.330, SLG: 0.405		0-0 G1-6-3			0-0 F9		4-0 1-2 2-3 BB	0-0 F8	
Al Kaline, R (1, 9) OBP: 0.269, SLG: 0.275			0-0 L9		0-0 L3-1		0-0 F7	0-0 F8	
Wayne Belardi, L (7, PH) OBP: 0.365, SLG: 0.437									
Don Lund, R (7, 9) OBP: 0.171, SLG: 0.135									
Reno Bertoia, R (1, 4) OBP: 0.294, SLG: 0.308			4-0 1B			4-0 FC4-6		0-0 F9	0-0 FC5-4
Bob Nieman, R (7, PH) OBP: 0.304, SLG: 0.362									
Frank Bolling, R (7, 4) OBP: 0.289, SLG: 0.311									
Steve Gromek, S (1, 1) OBP: 0.234, SLG: 0.143			0-0 1B			0-0 FC4-6		0-0 CS 1B	
Steve Souchock, R (8, PH) OBP: 0.250, SLG: 0.143									
Bob Miller, R (8, 1) OBP: 0.333, SLG: 0.333									
Ray Herbert, R (8, 1) OBP: 0.364, SLG: 0.778									

Inning Stats	R: 0 E: 0 K: 1 S: 5	H: 0 LOB: 0 BB: 0 P: 5	R: 0 E: 0 K: 0 S: 2	H: 0 LOB: 0 BB: 1 P: 6	R: 0 E: 0 K: 0 S: 3	H: 1 LOB: 1 BB: 1 P: 7	R: 0 E: 0 K: 0 S: 3	H: 0 LOB: 0 BB: 0 P: 3	R: 0 E: 0 K: 0 S: 3	H: 0 LOB: 0 BB: 0 P: 3	R: 0 E: 0 K: 0 S: 3	H: 0 LOB: 1 BB: 1 P: 7	R: 0 E: 0 K: 0 S: 4	H: 1 LOB: 3 BB: 2 P: 12	R: 1 E: 0 K: 1 S: 7	H: 3 LOB: 1 BB: 0 P: 7	R: 0 E: 0 K: 0 S: 4	H: 1 LOB: 1 BB: 0 P: 4	1B: 6 2B: 1 3B: 0 HR: 0	SF: 0 SAC: 0 DP: 3 HBP: 0
--------------	------------------------------	---------------------------------	------------------------------	---------------------------------	------------------------------	---------------------------------	------------------------------	---------------------------------	------------------------------	---------------------------------	------------------------------	---------------------------------	------------------------------	----------------------------------	------------------------------	---------------------------------	------------------------------	---------------------------------	----------------------------------	------------------------------------

PITCHER	IP	WLS	BF	H	R	ER	SO	BB	IBB	HBP	BLK	WP	HR	S	P	ERA	WHIP
Willard Nixon, R (1, 1) ERA: 4.22	7.0	W	28	4	1	1	1	5	0	0	0	0	0	25	45	1.29	1.286
Ellis Kinder, R (8, 1) ERA: 3.44	2.0	S	7	2	0	0	1	0	0	0	0	0	0	9	9	0.00	1.000

PITCHER	IP	WLS	BF	H	R	ER	SO	BB	IBB	HBP	BLK	WP	HR	S	P	ERA	WHIP
---------	----	-----	----	---	---	----	----	----	-----	-----	-----	----	----	---	---	-----	------


Batter	1	2	3	4	5	6	7	8	9	AB	R	H	RBI	BB	SO	LOB
Milt Bolling, R OBP: 0.349, SLG: 0.384 (1, 6)	0-0 G3 1B SF8 1B	0-0 5-3 1-2		0-0 FC5-4 1-2f			0-0 FC4-6 1B			4	1	2	0	0	0	2
Jim Piersall, R OBP: 0.324, SLG: 0.364 (1, 9)	0-0 G3 2B 1B	0-0 F8			4-0 FC6 BB		0-0 F8			3	1	1	0	1	0	2
Ted Williams, L OBP: 0.526, SLG: 0.637 (1, 7)	0-0 G3 1-2 2-3		0-0 HR		0-0 F4		0-0 FC4-6 1-2f			4	1	1	1	0	0	4
Sammy White, R OBP: 0.328, SLG: 0.436 (1, 2)	0-0 SF8 3-H		0-0 5-3		0-0 FC6 2B 1-2f		0-0 F8			3	0	0	1	0	0	2
Jackie Jensen, R OBP: 0.331, SLG: 0.431 (1, 8)	4-0 2B BB		0-0 1-3		0-0 2B 1-3			0-0 SH3-4 1B		3	0	2	0	1	0	0
Harry Agganis, L OBP: 0.327, SLG: 0.411 (1, 3)	0-0 2B 1-3 2-H		0-0 F6		0-0 F8			0-0 SH3-4 1-2		3	0	1	1	0	0	2
Ted Lepcio, R OBP: 0.357, SLG: 0.423 (1, 4)	0-0 5-3			0-0 L9		0-0 6-3		0-0 1B 2-H		4	0	1	0	0	0	2
Grady Hatton, L OBP: 0.367, SLG: 0.381 (1, 5)		0-0 FC4-6 1B		0-0 4-3		0-0 G3		4-0 IBB		3	0	1	0	1	0	0
Willard Nixon, L OBP: 0.326, SLG: 0.237 (1, 1)		0-0 FC4-6 5-3 1-2f		0-0 FC5-4 1B		0-0 P6		0-3 K		3	0	1	0	0	0	1
Ellis Kinder, R OBP: 0.214, SLG: 0.214 (8, 1)										1	0	0	0	0	1	2

Inning Stats	R: 2	H: 3	E: 0	K: 0	S: 6	LOB: 2	BB: 1	P: 10	R: 0	H: 1	E: 0	K: 0	S: 4	LOB: 1	BB: 0	P: 4	R: 1	H: 1	E: 0	K: 0	S: 4	LOB: 0	BB: 0	P: 4	R: 0	H: 1	E: 0	K: 0	S: 4	LOB: 2	BB: 1	P: 8	R: 0	H: 0	E: 0	K: 0	S: 3	LOB: 0	BB: 0	P: 3	R: 0	H: 1	E: 0	K: 0	S: 4	LOB: 1	BB: 0	P: 4	R: 0	H: 2	E: 0	K: 1	S: 6	LOB: 2	BB: 1	P: 10
--------------	------	------	------	------	------	--------	-------	-------	------	------	------	------	------	--------	-------	------	------	------	------	------	------	--------	-------	------	------	------	------	------	------	--------	-------	------	------	------	------	------	------	--------	-------	------	------	------	------	------	------	--------	-------	------	------	------	------	------	------	--------	-------	-------

PITCHER	IP	WLS	BF	H	R	ER	SO	BB	IBB	HBP	BLK	WP	HR	S	P	ERA	WHIP
Steve Gromek, R ERA: 2.83 (1, 1)	7.0	L	31	8	3	3	0	2	0	0	0	0	1	29	37	3.86	1.429
Bob Miller, L ERA: 3.38 (8, 1)	0.2		4	2	0	0	0	0	1	0	0	0	0	3	7	0.00	3.000
Ray Herbert, R ERA: 5.73 (8, 1)	0.1		1	0	0	0	1	0	0	0	0	0	0	3	3	0.00	0.000

DETROIT TIGERS @ BOSTON RED SOX
Fenway Park, Boston, MA
 Thu Jul 15 1954, 3:33 AM EDT
 Att. 4,801 - Unknown

AB	31
R	3
H	10
RBI	3
BB	3
SO	1
LOB	17



WP	HR	S	P	ERA	WHIP
0	0	0	0	0	0

Batter	1	2	3	4	5	6	7	8	9	AB R H RBI BB SO LOB	TOP																									
Harvey Kuenn, R (1, 6) OBP: 0.293, SLG: 0.352	0-0 4-3		0-0 E 1B 1B		0-0 F8		0-0 1-2 2-H 1B		4-0 2B IBB	4 1 2 1 1 0 1																										
Bill Tuttle, R (1, 8) OBP: 0.375, SLG: 0.449	4-0 E BB		0-0 E 1B		0-0 1-3 1B		0-3 K		0-0 1-H 2-H 2B	4 1 3 2 1 1 2																										
Bob Nieman, R (1, 7) OBP: 0.310, SLG: 0.370	0-0 E4 1-H 2B		4-0 6-3 IBB		0-3 K		0-0 L8		0-3 K	3 0 1 1 1 1 2 1 0 0 0 0 1 1																										
Jim Delsing, L (7, 7) OBP: 0.335, SLG: 0.329																																				
Ray Boone, R (1, 5) OBP: 0.388, SLG: 0.483	4-0 G6-4-3 BB		0-0 6-3		0-0 E6		0-0 6-3		0-0 6-3	3 0 0 0 1 0 3																										
Walt Dropo, R (1, 3) OBP: 0.319, SLG: 0.389	0-0 G6-4-3 1-2f		0-0 5-3		0-0 P9		0-0 BB BB BB BB BB BB BB		4-0 CS BB	3 0 0 0 1 0 3																										
Red Wilson, R (1, 2) OBP: 0.337, SLG: 0.301		0-3 K		0-0 1-3		0-0 F8		0-0 F8		4 0 0 0 0 1 2																										
Al Kaline, R (1, 9) OBP: 0.273, SLG: 0.279		0-0 L6-3		0-0 L6-3			0-0 1B 1B		0-0 CS 1-2 2B 1B	4 2 2 0 0 0 0																										
Reno Bertoia, R (1, 4) OBP: 0.286, SLG: 0.294		0-3 K		0-0 6-3		0-0 1B 1B		0-0 F8		4 0 1 0 0 1 1																										
George Zuverink, R (1, 1) OBP: 0.171, SLG: 0.200			0-0 5-3		0-0 1B 1B		0-0 F9		0-0 SH3-4 1-2	3 0 1 0 0 0 2 0 0 0 0 0 0 0																										
Al Aber, L (9, 1) OBP: 0.200, SLG: 0.143																																				
Inning Stats	R: 1 E: 1 K: 0 S: 3	H: 1 LOB: 1 BB: 2 P: 11	R: 0 E: 0 K: 2 S: 7	H: 0 LOB: 0 BB: 0 P: 7	R: 0 E: 1 K: 0 S: 4	H: 2 LOB: 2 BB: 1 P: 8	R: 0 E: 0 K: 0 S: 3	H: 0 LOB: 0 BB: 0 P: 3	R: 0 E: 0 K: 0 S: 4	H: 2 LOB: 2 BB: 0 P: 4	R: 0 E: 1 K: 1 S: 6	H: 0 LOB: 1 BB: 0 P: 6	R: 1 E: 0 K: 1 S: 8	H: 3 LOB: 2 BB: 0 P: 8	R: 0 E: 0 K: 0 S: 2	H: 0 LOB: 0 BB: 1 P: 6	R: 2 E: 0 K: 1 S: 7	H: 2 LOB: 1 BB: 1 P: 11	1B: 8 2B: 2 3B: 0 HR: 0	SF: 0 SAC: 1 DP: 1 HBP: 0	WP: 0 PB: 0 SB: 0 CS: 1	PA: 40														
PITCHER	IP WLS BF H R ER SO BB IBB HBP BLK WP HR S P ERA WHIP																																			
Leo Kiely, L (1, 1) ERA: 3.82	6.1		28	8	2	2	3	2	1	0	0	0	0	31	43	2.84	1.579																			
Ellis Kinder, R (7, 1) ERA: 3.6	2.2	L	11	2	2	2	2	1	1	0	0	0	0	13	21	6.75	1.125																			

Detroit Tigers @ Boston Red Sox
 Fenway Park, Boston, MA
 Thu Jul 15 1954, 3:38 AM EDT
 Att. 16,893 - Unknown

livebaseballscorecards.com

AB	33
R	4
H	10
RBI	4
BB	5
SO	5
LOB	17



Batter	1	2	3	4	5	6	7	8	9	AB R H RBI BB SO LOB
Milt Bolling, R OBP: 0.354, SLG: 0.391 (1, 6)	0-0 SH1-3 2B		0-0 F8		0-0 SF8		4-0 1B BB		0-0 BB 1B	3 0 2 1 1 0 0
Jim Piersall, R OBP: 0.330, SLG: 0.371 (1, 9)	0-0 SH1-3 2-3		0-3 K		0-0 2B 1-H		0-0 FC5-4 1B		4-0 BB 1B	3 0 2 1 1 1 0
Ted Williams, L OBP: 0.517, SLG: 0.617 (1, 7)	0-0 F2			0-0 4-3 1B	4-0 IBB		0-3 K		0-0 4-3	4 0 0 0 1 1 5
Sammy White, R OBP: 0.327, SLG: 0.434 (1, 2)	0-0 1-3				0-0 L9		0-0 FC5-4 1-2f			4 0 1 0 0 0 5
Jackie Jensen, R OBP: 0.330, SLG: 0.426 (1, 8)		0-0 F6		0-0 F3		4-0 FC4-6 BB		0-0 F7		3 0 0 0 1 0 1
Harry Agganis, L OBP: 0.322, SLG: 0.404 (1, 3)		0-0 P6		0-0 6-3		0-0 FC4-6 1-2f		0-0 P6		4 0 0 0 0 0 2
Ted Lepcio, R OBP: 0.356, SLG: 0.420 (1, 4)		0-0 1B			0-0 5-3	0-0 L6		0-0 L9		4 0 1 0 0 0 1
Grady Hatton, L OBP: 0.365, SLG: 0.372 (1, 5)		0-3 K			4-0 1B SF8 BB	0-0 L9			0-0 L9	3 1 0 0 1 1 2
Leo Kiely, L OBP: 0.161, SLG: 0.267 (1, 1)			0-0 F3				0-0 1-4-3		0-0 6-3	2 1 1 0 0 0 0
Ellis Kinder, R OBP: 0.200, SLG: 0.200 (7, 1)					1-3 2B 1B					1 0 0 0 0 0 0
Charlie Maxwell, L OBP: 0.315, SLG: 0.288 (9, PH)										1 0 0 0 0 0 0

Inning Stats	R: 0 E: 0 K: 0 S: 4	H: 1 LOB: 1 BB: 0 P: 4	R: 0 E: 0 K: 1 S: 6	H: 1 LOB: 1 BB: 0 P: 6	R: 0 E: 0 K: 1 S: 5	H: 0 LOB: 0 BB: 0 P: 5	R: 0 E: 0 K: 0 S: 4	H: 1 LOB: 1 BB: 0 P: 4	R: 2 E: 0 K: 0 S: 5	H: 2 LOB: 2 BB: 2 P: 13	R: 0 E: 0 K: 0 S: 3	H: 0 LOB: 1 BB: 1 P: 7	R: 0 E: 0 K: 1 S: 6	H: 1 LOB: 2 BB: 1 P: 10	R: 0 E: 0 K: 0 S: 3	H: 0 LOB: 0 BB: 0 P: 3	R: 0 E: 0 K: 0 S: 4	H: 1 LOB: 2 BB: 1 P: 8	1B: 5 2B: 2 3B: 0 HR: 0	SF: 1 SAC: 1 DP: 0 HBP: 0	WP: 0 PB: 0 SB: 0 CS: 0	PA: 39
PITCHER	IP	WLS	BF	H	R	ER	SO	BB	IBB	HBP	BLK	WP	HR	S	P	ERA	WHIP					
George Zuerink, R ERA: 3.29 (1, 1)	8.2	W	38	7	2	2	3	4	1	0	0	0	0	39	59	2.08	1.269					
Al Aber, L ERA: 3.29 (9, 1)	0.1	S	1	0	0	0	0	0	0	0	0	0	0	1	1	0.00	0.000					

BOTTOM

Detroit Tigers @ Boston Red Sox
Fenway Park, Boston, MA
 Thu Jul 15 1954, 3:38 AM EDT
 Att. 16,893 - Unknown

livebaseballscorecards.com

AB	32
R	2
H	7
RBI	2
BB	5
SO	3
LOB	16



Batter	1	2	3	4	5	6	7	8	9	AB R H RBI BB SO LOB	TOP																				
Harvey Kuenn, R (1, 6) OBP: 0.290, SLG: 0.348	0-0 6-3		0-0 1-3			0-0 4-3		0-0 F7		4 0 0 0 0 0 1																					
Bill Tuttle, R (1, 8) OBP: 0.373, SLG: 0.445	4-0 BB		0-0 5-3			0-0 F7			0-3 K	3 0 0 0 1 1 0																					
Jim Delsing, L (1, 7) OBP: 0.329, SLG: 0.323	0-0 P4			0-3 K		0-0 4-3			0-0 6-3	4 0 0 0 0 1 1																					
Ray Boone, R (1, 5) OBP: 0.386, SLG: 0.478	0-0 F3			0-0 5-3		0-0 P2			4-0 1B BB	3 0 0 0 1 0 1																					
Wayne Belardi, L (1, 3) OBP: 0.370, SLG: 0.433 Fred Hatfield, L (9, PR) OBP: 0.374, SLG: 0.329		H 1-0 HBP		0-3 K		0-3 K			0-0 1B	3 0 1 0 0 2 0 0 0 0 0 0 0 0																					
Frank House, L (1, 2) OBP: 0.325, SLG: 0.397		X 0-0 F8			X 0-0 F9		X 0-0 F8		X 0-0 4-3	4 0 0 0 0 0 3																					
Al Kaline, R (1, 9) OBP: 0.277, SLG: 0.283		0-3 K			X 0-0 1B		X 0-0 FC6-4 1B			3 0 2 0 0 1 1																					
Reno Bertoia, R (1, 4) OBP: 0.250, SLG: 0.250		X 0-0 P4			X 0-0 F9		X 0-0 FC6-4 1-2f			3 0 0 0 0 0 3																					
Ned Garver, R (1, 1) OBP: 0.250, SLG: 0.200 Bob Nieman, R (8, PH) OBP: 0.308, SLG: 0.367 Ted Gray, S (8, 1) OBP: 0.100, SLG: 0.100			X 0-0 4-3		0-3 K		X 0-0 L9			2 0 0 0 0 1 1 1 0 0 0 0 0 1 0 0 0 0 0 0 0																					
Inning Stats	R: 0 E: 0 K: 0 S: 3	H: 0 LOB: 1 BB: 1 P: 7	R: 0 E: 0 K: 1 S: 5	H: 0 LOB: 1 BB: 0 P: 6	R: 0 E: 0 K: 0 S: 3	H: 0 LOB: 0 BB: 0 P: 3	R: 0 E: 0 K: 2 S: 7	H: 0 LOB: 0 BB: 0 P: 7	R: 0 E: 0 K: 1 S: 6	H: 1 LOB: 1 BB: 0 P: 6	R: 0 E: 0 K: 0 S: 3	H: 0 LOB: 0 BB: 0 P: 3	R: 0 E: 0 K: 1 S: 5	H: 0 LOB: 0 BB: 0 P: 5	R: 0 E: 0 K: 0 S: 4	H: 1 LOB: 1 BB: 0 P: 4	R: 0 E: 0 K: 1 S: 6	H: 1 LOB: 2 BB: 1 P: 10	1B: 3 2B: 0 3B: 0 HR: 0	SF: 0 SAC: 0 DP: 0 HBP: 1	WP: 0 PB: 0 SB: 0 CS: 0	PA: 33									
PITCHER Frank Sullivan, R (1, 1) ERA: 2.86	IP 9.0	WLS W	BF 33	H 3	R 0	ER 0	SO 6	BB 2	IBB 0	HBP 1	BLK 0	WP 0	HR 0	S 42	P 51	ERA 0.00	WHIP 0.556														
											PITCHER	IP	WLS	BF	H	R	ER	SO	BB	IBB	HBP	BLK	WP	HR	S	P	ERA	WHIP			

Detroit Tigers @ Boston Red Sox
 Fenway Park, Boston, MA
 Fri Jul 16 1954, 3:33 AM EDT
 Att. 4,872 - Unknown

livebaseballscorecards.com

AB 30
R 0
H 3
RBI 0
BB 2
SO 6
LOB 12



Batter	1	2	3	4	5	6	7	8	9
Milt Bolling, R OBP: 0.349, SLG: 0.385 (1, 6)	0-0 P5		0-0 L9		0-0 5-3		0-3 K		
Jim Piersall, R OBP: 0.329, SLG: 0.369 (1, 9)	0-0 3-1		0-0 FC6-4			0-0 SH3-4 BB 1B	0-0 6-3		
Ted Williams, L OBP: 0.522, SLG: 0.623 (1, 7)	0-0 F2			0-0 1B E 2B		4-0 1B SH3-4 BB 1-2		4-0 G6-4-3 BB	
Sammy White, R OBP: 0.323, SLG: 0.429 (1, 2)		0-0 P4		0-0 6-3		0-0 SH3-4		0-0 G6-4-3	
Jackie Jensen, R OBP: 0.332, SLG: 0.427 (1, 8)		0-0 E9 L9 1B		0-0 1-3		0-0 1B		0-0 F7	
Harry Agganis, L OBP: 0.322, SLG: 0.403 (1, 3)		0-0 L9		0-0 E 1B		0-0 L9			
Ted Lepcio, R OBP: 0.352, SLG: 0.415 (1, 4)		0-0 4-3		0-0 E4		0-0 1-3			
Grady Hatton, L OBP: 0.364, SLG: 0.371 (1, 5)			0-0 FC6-4 1B		0-0 4-3		0-0 4-3		
Frank Sullivan, R OBP: 0.229, SLG: 0.167 (1, 1)			0-0 F8		0-3 K		0-0 2B		

Inning Stats	R: 0	H: 0	E: 0	K: 0	S: 3	P: 3	R: 0	H: 1	E: 1	K: 0	S: 4	R: 0	H: 1	E: 0	K: 0	S: 4	R: 2	H: 2	E: 1	K: 0	S: 5	R: 0	H: 0	E: 0	K: 1	S: 5	R: 1	H: 2	E: 0	K: 0	S: 5	R: 0	H: 1	E: 0	K: 1	S: 6	R: 0	H: 0	E: 0	K: 0	S: 2
	0	0	0	0	3	3	0	1	1	0	4	0	1	0	0	4	0	2	1	0	5	0	0	0	0	1	2	0	2	0	0	9	0	1	0	6	0	0	0	0	6

PITCHER	IP	WLS	BF	H	R	ER	SO	BB	IBB	HBP	BLK	WP	HR	S	P	ERA	WHIP
Ned Garver, R ERA: 2.21 (1, 1)	7.0	L	29	7	3	1	2	1	0	0	0	0	0	32	36	1.29	1.143
Ted Gray, L ERA: 4.94 (8, 1)	1.0		3	0	0	0	0	1	0	0	0	0	0	2	6	0.00	1.000

BOTTOM

AB	R	H	RBI	BB	SO	LOB
4	0	0	0	0	1	2
4	1	1	0	0	0	2
2	1	1	0	2	0	0
3	0	0	0	0	0	2
4	0	2	1	0	0	1
3	1	1	0	0	0	3
3	0	0	0	0	0	3
3	0	1	0	0	0	0
3	0	1	0	0	1	1

AB	29
R	3
H	7
RBI	1
BB	2
SO	2
LOB	14



WP	PA
0	32

WP	HR	S	P	ERA	WHIP
0	0	1	0	0.00	1.000

Detroit Tigers @ Boston Red Sox
Fenway Park, Boston, MA
 Fri Jul 16 1954, 3:33 AM EDT
 Att. 4,872 - Unknown

livebaseballscorecards.com

Batter	1	2	3	4	5	6	7	8	9	AB R H RBI BB SO LOB	TOP									
Harvey Kuenn, R (1, 6) OBP: 0.291, SLG: 0.349	0-0 F7		4-0 BB 1B BB		0-0 F9		0-0 FC6-4 G6-4-3		0-0 4-3 1B 2B	4 2 1 2 1 0 2										
Bill Tuttle, R (1, 8) OBP: 0.374, SLG: 0.442	0-0 FC6 1B		4-0 BB 1B BB		0-0 6-3		0-0 G6-4-3		0-3 K	4 1 1 0 1 1 5										
Jim Delsing, L (1, 7) OBP: 0.327, SLG: 0.317	0-0 FC6 1-2f		4-0 FC6-4 1B BB		0-0 2-3			0-0 F3	0-0 4-3	4 0 0 1 1 0 3										
Ray Boone, R (1, 5) OBP: 0.389, SLG: 0.480	0-0 P6		0-0 FC6-4 1B		0-0 L5			0-0 FC5-4 1B	0-0 3-H 1B	5 0 3 3 0 0 1										
Walt Dropo, R (1, 3) OBP: 0.320, SLG: 0.384		4-0 FC4-6 BB	0-0 FC6-4 1-2f 2-3		4-0 FC6-4 BB			0-0 FC5-4 1-2f	0-0 F8	3 0 0 0 2 0 4										
Frank House, L (1, 2) OBP: 0.319, SLG: 0.389		0-0 FC4-6 1-2f FC6-4	0-0 4-3		0-0 P6			0-0 4-3		4 0 0 0 0 0 5										
Al Kaline, R (1, 9) OBP: 0.277, SLG: 0.283		0-0 FC6-4 1-2f		0-0 L8		0-0 FC6-4 1-2f			0-0 2B 2B 1B	4 1 1 0 0 0 2										
Reno Bertoia, R (1, 4) OBP: 0.286, SLG: 0.333		0-0 P4		0-0 5-3			0-0 E5 1B		0-0 2B 2B	4 1 2 0 0 0 1										
Ray Herbert, R (1, 1) OBP: 0.308, SLG: 0.636			0-3 K		0-0 1-6-3		4-0 FC6-4 BB		4-0 2B 4-3 BB	2 0 0 0 0 1 0										
Bob Nieman, R (7, PH) OBP: 0.313, SLG: 0.367										0 0 0 0 0 1 0 0										
Fred Hatfield, L (7, PR) OBP: 0.314, SLG: 0.329										0 0 0 0 0 0 0 0										
Bob Miller, R (7, 1) OBP: 0.333, SLG: 0.333										0 0 0 0 0 0 0 0										
Wayne Belardi, L (9, PH) OBP: 0.376, SLG: 0.433										0 0 0 0 0 1 0 0										
Frank Bolling, R (9, PR) OBP: 0.289, SLG: 0.311										0 1 0 0 0 0 0 0										
Inning Stats	R: 0 E: 0 K: 0 S: 4	H: 1 LOB: 1 BB: 0 P: 4	R: 0 E: 0 K: 0 S: 3	H: 0 LOB: 1 BB: 1 P: 7	R: 2 E: 0 K: 1 S: 6	H: 1 LOB: 2 BB: 3 P: 18	R: 0 E: 0 K: 0 S: 3	H: 0 LOB: 0 BB: 0 P: 3	R: 0 E: 0 K: 0 S: 3	H: 0 LOB: 1 BB: 1 P: 7	R: 0 E: 1 K: 0 S: 3	H: 1 LOB: 2 BB: 1 P: 7	R: 0 E: 0 K: 0 S: 4	H: 1 LOB: 1 BB: 0 P: 4	R: 4 E: 0 K: 1 S: 9	H: 4 LOB: 1 BB: 1 P: 13	1B: 6 2B: 2 3B: 0 HR: 0	SF: 0 SAC: 0 DP: 1 HBP: 0	WP: 0 PB: 0 SB: 0 CS: 0	PA: 41
PITCHER	IP WLS BF H R ER SO BB IBB HBP BLK WP HR S P ERA WHIP																			
Tom Brewer, R (1, 1) ERA: 3.86	8.0 W 36 6 5 5 1 7 0 0 0 0 0 0 31 59 5.62 1.625																			
Ellis Kinder, R (9, 1) ERA: 3.7	1.0 S 5 2 1 1 1 0 0 0 0 0 0 0 7 7 9.00 2.000																			

Detroit Tigers @ Boston Red Sox
 Fenway Park, Boston, MA
 Sat Jul 17 1954, 3:33 AM EDT
 Att. 8,796 - Unknown

livebaseballscorecards.com

AB	34
R	6
H	8
RBI	6
BB	7
SO	2
LOB	23



Batter	1	2	3	4	5	6	7	8	9	AB R H RBI BB SO LOB	TOP											
Harvey Kuenn, R (1, 6) OBP: 0.288, SLG: 0.346	0-0 F7		0-0 G5-4-3			0-0 F9		0-0 G6-4-3		4 0 0 0 0 0 3	Detroit Tigers @ New York Yankees Yankee Stadium, Bronx, NY Sun Jul 18 1954, 3:33 AM EDT Unknown livebaseballscorecards.com											
Bill Tuttle, R (1, 8) OBP: 0.372, SLG: 0.440	0-0 6-3			0-0 FC5 BB 1B		0-0 5-3		0-0 6-3	4 0 1 0 0 0 0													
Don Lund, R (1, 7) OBP: 0.200, SLG: 0.171	0-0 6-3			0-3 K		0-0 1B		0-0 1B	4 0 2 0 0 1 1													
Ray Boone, R (1, 5) OBP: 0.385, SLG: 0.473		0-0 5-3		0-0 F3-2		0-0 L5		0-3 K	4 0 0 0 0 1 3													
Wayne Belardi, L (1, 3) OBP: 0.372, SLG: 0.419		0-0 5-3		4-0 FC5 BB 1-2		0-0 F2		0-0 F9	3 0 0 0 1 0 1													
Al Kaline, R (1, 9) OBP: 0.274, SLG: 0.279		0-0 L5-3		0-0 FC5 1-2 2-3f		0-0 L5			3 0 0 0 0 0 2													
Frank Bolling, R (1, 4) OBP: 0.286, SLG: 0.308			0-0 5-3		0-0 5-3		0-0 F7		3 0 0 0 0 0 0													
Red Wilson, R (1, 2) OBP: 0.344, SLG: 0.321			0-0		0-0 4-3			0-0 G6-4-3 1B	1 0 1 0 0 0 0													
Frank House, L (5, PH) OBP: 0.321, SLG: 0.390									2 0 1 0 0 0 0													
Billy Hoef, L (1, 1) OBP: 0.229, SLG: 0.226			4-0 G5-4-3 BB		0-0 5-3			0-3 K	0 0 0 0 1 0 0													
Steve Souchock, R (5, PH) OBP: 0.235, SLG: 0.133									1 0 0 0 0 0 0													
Dick Marlowe, R (5, 1) OBP: 0.333, SLG: 0.375									1 0 0 0 0 1 1													
Inning Stats	R: 0 E: 0 K: 0 S: 3	H: 0 LOB: 0 BB: 0 P: 3	R: 0 E: 0 K: 0 S: 3	H: 0 LOB: 0 BB: 0 P: 3	R: 0 E: 0 K: 0 S: 3	H: 1 LOB: 1 BB: 1 P: 7	R: 0 E: 0 K: 1 S: 6	H: 1 LOB: 2 BB: 1 P: 10	R: 0 E: 0 K: 0 S: 3	H: 0 LOB: 0 BB: 0 P: 3	R: 0 E: 0 K: 0 S: 4	H: 1 LOB: 1 BB: 0 P: 4	R: 0 E: 0 K: 0 S: 3	H: 0 LOB: 0 BB: 0 P: 3	R: 0 E: 0 K: 1 S: 5	H: 1 LOB: 0 BB: 0 P: 5	R: 0 E: 0 K: 1 S: 6	H: 1 LOB: 1 BB: 0 P: 6	1B: 4 2B: 1 3B: 0 HR: 0	SF: 0 SAC: 0 DP: 2 HBP: 0	WP: 0 PB: 0 SB: 0 CS: 0	PA: 32
PITCHER Harry Byrd, R (1, 1) ERA: 3.45	IP 9.0	WLS W	BF 32	H 5	R 0	ER 0	SO 3	BB 2	IBB 0	HBP 0	BLK 0	WP 0	HR 0	S 36	P 44	ERA 0.00	WHIP 0.778					

AB	30
R	0
H	5
RBI	0
BB	2
SO	3
LOB	11



Batter	1	2	3	4	5	6	7	8	9	AB	R	H	RBI	BB	SO	LOB	BOTTOM			
Gil McDougald, R OBP: 0.363, SLG: 0.393 (1, 4)	0-0 5-3	0-0 FC5-6		0-0 HR		4-0 BB		0-0 F7		4	1	1	3	1	0	2	Detroit Tigers @ New York Yankees Yankee Stadium, Bronx, NY Sun Jul 18 1954, 3:33 AM EDT Unknown			
Bill Skowron, R OBP: 0.384, SLG: 0.549 (1, 3) Joe Collins, L OBP: 0.385, SLG: 0.506 (6, PH) (7, 3)	0-0 3B		0-0 6-3	4-0 BB		0-0 F5				2	1	1	0	1	0	0				
Mickey Mantle, S OBP: 0.398, SLG: 0.589 (1, 8)	0-0 SF9		0-0 5-3	0-0 F7		0-3 K				4	1	1	1	0	1	3				
Yogi Berra, L OBP: 0.348, SLG: 0.483 (1, 2)	0-0 SF9		0-0 1B		0-0 L9		0-0 F2			3	0	1	1	0	0	0				
Hank Bauer, R OBP: 0.384, SLG: 0.483 (1, 9)	0-0 F2		0-0 P5		0-3 K		0-0 1B			4	0	1	0	0	1	1				
Andy Carey, R OBP: 0.348, SLG: 0.462 (1, 5)		0-0 5-3		0-0 S 1B HR 1B		0-0 5-3		0-0 F2		4	1	1	0	0	0	1				
Irv Noren, L OBP: 0.417, SLG: 0.567 (1, 7)		0-0 FC5-6 1B		0-0 HR 1B		0-0 HR		0-0 L9		4	2	3	1	0	0	1				
Willy Miranda, S OBP: 0.346, SLG: 0.286 (1, 6)		0-3 K		0-0 F5		4-0 SH2-3 BB		0-0 6-3		3	0	0	0	1	1	3				
Harry Byrd, R OBP: 0.296, SLG: 0.269 (1, 1)		0-0 FC5-6 1B		0-3 K		0-0 SH2-3		0-0 5-3		3	0	1	0	0	1	2				
Inning Stats	R: 2 E: 0 K: 0 S: 5	H: 2 LOB: 0 BB: 0 P: 5	R: 0 E: 0 K: 1 S: 7	H: 2 LOB: 2 BB: 0 P: 7	R: 0 E: 0 K: 0 S: 4	H: 1 LOB: 1 BB: 0 P: 4	R: 3 E: 0 K: 1 S: 8	H: 3 LOB: 1 BB: 1 P: 12	R: 0 E: 0 K: 1 S: 5	H: 0 LOB: 0 BB: 0 P: 5	R: 1 E: 0 K: 1 S: 6	H: 1 LOB: 2 BB: 2 P: 14	R: 0 E: 0 K: 0 S: 4	H: 1 LOB: 1 BB: 0 P: 4	R: 0 E: 0 K: 0 S: 3	H: 0 LOB: 0 BB: 0 P: 3	1B: 7 2B: 0 3B: 1 HR: 2	SF: 1 SAC: 1 DP: 0 HBP: 0	WP: 0 PB: 0 SB: 1 CS: 0	PA: 37
PITCHER	IP WLS BF H R ER SO	IP WLS BF H R ER SO	IP WLS BF H R ER SO	IP WLS BF H R ER SO	IP WLS BF H R ER SO	IP WLS BF H R ER SO	IP WLS BF H R ER SO	IP WLS BF H R ER SO	IP WLS BF H R ER SO	IP WLS BF H R ER SO	IP WLS BF H R ER SO	IP WLS BF H R ER SO	IP WLS BF H R ER SO	IP WLS BF H R ER SO	IP WLS BF H R ER SO	IP WLS BF H R ER SO	ERA WHIP	ERA WHIP		
Billy Hoefl, L ERA: 4.78 (1, 1)	4.0 L		4.0 L		4.0 L		4.0 L		4.0 L		4.0 L		4.0 L		4.0 L		11.25	2.250		
Dick Marlowe, R ERA: 3.74 (5, 1)	4.0	16	2	1	1	2	2	0	0	0	0	0	0	1	18	26	2.25	1.000		

livebaseballscorecards.com

AB	32
R	6
H	10
RBI	6
BB	3
SO	4
LOB	15



Batter	1	2	3	4	5	6	7	8	9	AB	R	H	RBI	BB	SO	LOB	TOP										
Harvey Kuenn, R (1, 6) OBP: 0.289, SLG: 0.343	0-3 K		0-0 F9	0-0 FC6-4		0-0 SH BB HBP 1B	0-3 K		0-0 SH 6-3	5	0	1	0	0	1	5											
Bill Tuttle, R (1, 8) OBP: 0.378, SLG: 0.447	0-0 CS 1B		0-0 1B		0-0 SH3-4 1B	1-0 1B BB HBP		0-0 2B 1B	0-0 F8	6	1	4	1	0	0	5											
Don Lund, R (1, 7) OBP: 0.191, SLG: 0.163	0-3 K		0-0 F8		0-0 SH3-4	0-0 F3		0-0 2B	0-0 6-3	2	0	0	0	0	1	2											
Jim Delsing, L (6, PH) OBP: 0.327, SLG: 0.314	1-2 K				1-2 SH3-4	1-2 F3		1-3 2B	1-2 2-3 3-H	2	0	0	1	1	0	4											
Ray Boone, R (1, 5) OBP: 0.388, SLG: 0.474		0-0 E 3B 1B	0-0 5-3		0-0 F9	4-0 1B BB		0-0 F7	0-0 F9	4	1	2	1	1	0	2											
Wayne Belardi, L (1, 3) OBP: 0.379, SLG: 0.453		0-0 F2		0-0 HR	4-0 1B L IBB	0-0 1B		4-0 FC6-4 IBB		2	1	1	1	1	0	1											
Bob Nieman, R (6, PH) OBP: 0.311, SLG: 0.364					1-2 2-3 3-H	1-2 2-3 3-H		1-2 2-3 3-H		1	0	0	0	0	1	3											
Walt Dropo, R (6, 3) OBP: 0.319, SLG: 0.382					0-3 K					1	0	0	0	0	1	3											
Al Kaline, R (1, 9) OBP: 0.276, SLG: 0.292		0-0 L7		0-0 L1-3	1-3 2-H	0-3 K		0-3 K		5	1	2	2	0	0	4											
Frank Bolling, R (1, 4) OBP: 0.285, SLG: 0.306		0-0 E5 3B		0-0 P4	1-2 3-H	0-0 L		0-0 FC6-4		6	2	1	0	0	0	3											
Red Wilson, R (1, 2) OBP: 0.366, SLG: 0.364		0-0 1B 3B		4-0 1B BB		0-0 5-3		0-0 F7		4	1	3	2	1	0	0											
Al Aber, L (1, 1) OBP: 0.222, SLG: 0.176		0-0 4-3		0-0 FC6-4 1B		0-0 HBP SH BB 1B		0-0 F7		3	1	1	0	0	1	1											
George Zuverink, R (7, 1) OBP: 0.171, SLG: 0.200									0-0 6-3 E 1B	0	0	0	0	0	0	0											
Inning Stats	R: 0 E: 0 K: 2 S: 7	H: 1 LOB: 0 BB: 0 P: 7	R: 2 E: 1 K: 0 S: 6	H: 2 LOB: 1 BB: 0 P: 6	R: 0 E: 0 K: 0 S: 4	H: 1 LOB: 1 BB: 0 P: 4	R: 1 E: 0 K: 0 S: 5	H: 2 LOB: 2 BB: 1 P: 9	R: 1 E: 0 K: 0 S: 4	H: 2 LOB: 2 BB: 1 P: 8	R: 2 E: 0 K: 1 S: 8	H: 2 LOB: 3 BB: 1 P: 13	R: 1 E: 0 K: 1 S: 6	H: 1 LOB: 0 BB: 0 P: 6	R: 0 E: 0 K: 1 S: 7	H: 2 LOB: 3 BB: 1 P: 11	R: 1 E: 1 K: 0 S: 6	H: 2 LOB: 2 BB: 0 P: 6	1B: 11 2B: 1 3B: 1 HR: 2	SF: 0 SAC: 3 DP: 0 HBP: 1	WP: 0 PB: 0 SB: 1 CS: 1	PA: 49					
PITCHER	IP	WLS	BF	H	R	ER	SO	BB	IBB	HBP	BLK	WP	HR	S	P	ERA	WHIP										
Bob Grim, R (1, 1) ERA: 3.42	2.0	L	9	3	2	0	2	0	0	0	0	0	0	13	13	0.00	1.500										
Tom Morgan, R (3, 1) ERA: 4.08	2.0		10	3	1	1	0	1	0	0	0	0	1	9	13	4.50	2.000										
Tom Gorman, R (5, 1) ERA: 2.21	1.2		13	4	3	3	0	1	1	1	0	0	0	9	18	16.20	3.000										
Bob Kuzava, L (6, 1) ERA: 4.19	1.1		5	1	1	1	2	0	0	0	0	0	1	9	9	6.75	0.750										
Marlin Stuart, R (8, 1) ERA: 4.34	2.0		12	4	1	0	1	0	1	0	0	0	0	13	17	0.00	2.000										

Detroit Tigers @ New York Yankees
 Yankee Stadium, Bronx, NY
 Sun Jul 18 1954, 3:38 AM EDT
 Att: 28,387 - Unknown

livebaseballscorecards.com

AB	41
R	8
H	15
RBI	8
BB	4
SO	5
LOB	33



BOTTOM

Detroit Tigers @ New York Yankees
Yankee Stadium, Bronx, NY
Sun Jul 18 1954, 3:38 AM EDT
Att. 28,387 - Unknown

livebaseballscorecards.com

AB	36
R	6
H	8
RBI	6
BB	4
SO	3
LOB	19



WP:	0	PA:	41
PB:	0	SB:	0
CS:	0		

AB R H RBI BB SO LOB

4 0 1 1 1 0 3
4 0 0 1 0 0 2
1 0 0 0 0 0 0

5 0 1 0 0 0 1

5 0 1 0 0 0 4

5 1 1 0 0 1 3

3 3 1 0 1 0 0

3 0 0 0 1 1 3

0 0 0 0 0 0 0
1 0 1 1 0 0 0
0 1 0 0 1 0 0
1 0 1 2 0 0 0
0 0 0 0 0 0 0

0 0 0 0 0 0 0
1 0 0 0 0 0 1
0 0 0 0 0 0 0
1 0 0 1 0 0 1
0 0 0 0 0 0 0
0 0 0 0 0 0 0
0 0 0 0 0 0 0
2 1 1 0 0 0 1

1B: 6 SF: 0
2B: 2 SAC: 1
3B: 0 DP: 0
HR: 0 HBP: 0

Batter	1	2	3	4	5	6	7	8	9
Gil McDougald, R OBP: 0.364, SLG: 0.391 (1, 4) BBB	4-0 F7 6-3 BB		0-0 G3 1B	0-0 L5			0-0 4-3	0-0 F8	
Bill Skowron, R OBP: 0.372, SLG: 0.530 (1, 3) Marlin Stuart, L OBP: 0.125, SLG: 0.125 (8, 1) 1-2	0-0 6-3		0-0 F8		0-0 6-3		0-0 4-3	0-0 5-3	
Mickey Mantle, S OBP: 0.395, SLG: 0.583 (1, 8) 2-3	0-0 F7		0-0 G3 1B		0-0 F8		0-0 E1	0-0 F8	
Yogi Berra, L OBP: 0.346, SLG: 0.479 (1, 2) 1-2 2-3	0-0 G3		0-0 G3		0-0 L9		0-0 P6	0-0 1B	
Hank Bauer, R OBP: 0.380, SLG: 0.477 (1, 9)		0-0 6-3	0-0 5-3			0-0 6-3		0-0 G3 BB 1B	0-3 K
Andy Carey, R OBP: 0.350, SLG: 0.460 (1, 5) 2B 1B		0-0 5-3		0-0 E5 SH1-3 BB FC5		0-0 F7		4-0 G3 1B BB	
Irv Noren, L OBP: 0.414, SLG: 0.559 (1, 7) 1-2 BB BB BB		0-0 5-3		4-0 FC5 SH1-3 BB		0-3 K		0-0 G3	
Willy Miranda, S OBP: 0.346, SLG: 0.286 (1, 6) Bob Cerv, R OBP: 0.262, SLG: 0.421 (2, PH) Phil Rizzuto, R OBP: 0.307, SLG: 0.261 (3, 6) Gene Woodling, L OBP: 0.383, SLG: 0.392 (8, PH) Jerry Coleman, R OBP: 0.271, SLG: 0.296 (9, 6) 2-H 2B		0-0 2B		0-0 SH1-3			4-0 2B 4-3 BB	0-0 1B	
Bob Grim, R Eddie Robinson, L Tom Morgan, R Charles Spillane, R Frank Leahy, L Tom Gorman, R Bob Kuzava, S Joe Collins, L		0-3 K		0-0 FC5			0-0 4-3 4-3 2B	0-0 F9	

Inning Stats	R: 0	H: 0	E: 0	K: 0	S: 3	R: 1	H: 2	E: 0	K: 1	S: 7	R: 0	H: 2	E: 0	K: 0	S: 5	R: 1	H: 0	E: 1	K: 0	S: 4	R: 0	H: 0	E: 0	K: 0	S: 3	R: 0	H: 0	E: 0	K: 1	S: 5	R: 2	H: 1	E: 1	K: 0	S: 5	R: 2	H: 2	E: 0	K: 0	S: 5	R: 0	H: 1	E: 0	K: 1	S: 6
--------------	------	------	------	------	------	------	------	------	------	------	------	------	------	------	------	------	------	------	------	------	------	------	------	------	------	------	------	------	------	------	------	------	------	------	------	------	------	------	------	------	------	------	------	------	------

PITCHER	IP	WLS	BF	H	R	ER	SO	BB	IBB	HBP	BLK	WP	HR	S	P	ERA	WHIP
Al Aber, L ERA: 3.41 (1, 1)	6.0	W	27	5	4	3	2	3	0	0	0	0	0	28	40	4.50	1.333
George Zuverink, R ERA: 3.36 (7, 1)	3.0	S	14	3	2	2	1	1	0	0	0	0	0	15	19	6.00	1.333

Batter	1	2	3	4	5	6	7	8	9	AB R H RBI BB SO LOB	TOP											
Harvey Kuenn, R (1, 6) OBP: 0.286, SLG: 0.340	0-0 F9		0-0 4-3			0-0 5-3			0-0 6-3	4 0 0 0 0 0 0												
Bill Tuttle, R (1, 8) OBP: 0.376, SLG: 0.445	0-0 6-3			0-0 G5-4-3 1B		0-0 4-3			0-0 F8	4 0 1 0 0 0 0												
Don Lund, R (1, 7) OBP: 0.176, SLG: 0.149	0-0 6-3			0-0 F9		0-0 P5			0-0 6-3	4 0 0 0 0 0 1												
Ray Boone, R (1, 5) OBP: 0.387, SLG: 0.476		0-0 L1-6-3 2B		0-0 G5-4-3 1-2f		0-0 F8				3 0 1 0 0 0 1												
Reno Bertoia, R (7, 5) OBP: 0.286, SLG: 0.333										0 0 0 0 0 0 0												
Wayne Belardi, L (1, 3) OBP: 0.387, SLG: 0.464		4-0 L1-6-3 BB			0-0 1-3			0-0 2B		2 0 1 0 1 0 0												
Al Kaline, R (1, 9) OBP: 0.273, SLG: 0.289		0-0 L1-6-3 1-2 2-3			0-0 L8			0-0 L6		3 0 0 0 0 0 3												
Red Wilson, R (1, 2) OBP: 0.356, SLG: 0.352		0-0 6-3			0-3 K			0-0 6-3		3 0 0 0 0 1 2												
Frank Bolling, R (1, 4) OBP: 0.285, SLG: 0.303			0-0 F8			0-0 1-3		4-0 BB		2 0 0 0 1 0 0												
Ted Gray, S (1, 1) OBP: 0.083, SLG: 0.083			0-3 K			0-0 4-3		0-0 G3		2 0 0 0 0 1 0												
Bob Miller, R (7, 1) OBP: 0.250, SLG: 0.250										1 0 0 0 0 0 2												
Inning Stats	R: 0 E: 0 K: 0 S: 3	H: 0 LOB: 0 BB: 0 P: 3	R: 0 E: 0 K: 0 S: 3	H: 1 LOB: 1 BB: 1 P: 7	R: 0 E: 0 K: 1 S: 5	H: 0 LOB: 0 BB: 0 P: 5	R: 0 E: 0 K: 1 S: 5	H: 1 LOB: 0 BB: 0 P: 5	R: 0 E: 0 K: 0 S: 3	H: 0 LOB: 0 BB: 0 P: 3	R: 0 E: 0 K: 0 S: 3	H: 0 LOB: 0 BB: 0 P: 3	R: 0 E: 0 K: 0 S: 4	H: 1 LOB: 2 BB: 1 P: 8	R: 0 E: 0 K: 0 S: 3	H: 0 LOB: 0 BB: 0 P: 3	1B: 1 2B: 2 3B: 0 HR: 0	SF: 0 SAC: 0 DP: 2 HBP: 0	WP: 0 PB: 0 SB: 0 CS: 0	PA: 30		
PITCHER Allie Reynolds, R (1, 1) ERA: 2.97	IP 9.0	WLS W	BF 30	H 3	R 0	ER 0	SO 2	BB 2	IBB 0	HBP 0	BLK 0	WP 0	HR 0	S 32	P 40	ERA 0.00	WHIP 0.556					
PITCHER	IP	WLS	BF	H	R	ER	SO	BB	IBB	HBP	BLK	WP	HR	S	P	ERA	WHIP					

Detroit Tigers @ New York Yankees
 Yankee Stadium, Bronx, NY
 Mon Jul 19 1954, 3:33 AM EDT
 Att. 7,462 - Unknown

livebaseballscorecards.com

AB	28
R	0
H	3
RBI	0
BB	2
SO	2
LOB	9




Batter	1	2	3	4	5	6	7	8	9	AB	R	H	RBI	BB	SO	LOB
Gil McDougald, R OBP: 0.361, SLG: 0.385 (1, 4)	4-0 1B BB	0-0 6-3			0-0 F7		0-0 L5	0-0 1-3		4	1	0	0	1	0	1
Bill Skowron, R OBP: 0.376, SLG: 0.525 (1, 3)	0-0 1B 1B 1-3		0-0 P4		0-3 K		4-0 BB E BB	0-0 L9		3	1	1	0	1	1	0
Joe Collins, L OBP: 0.385, SLG: 0.508 (8, 3)										1	0	0	0	0	0	1
Mickey Mantle, S OBP: 0.396, SLG: 0.590 (1, 8)	0-0 L6		0-0 HR			4-0 2B 1B BB	0-0 P6			3	2	1	1	1	0	3
Yogi Berra, L OBP: 0.348, SLG: 0.477 (1, 2)	0-0 1B 1B 1-2		0-0 L9			0-3 K	4-0 1B E 1B BB			3	1	1	1	1	1	1
Hank Bauer, R OBP: 0.386, SLG: 0.486 (1, 9)	0-0 1B 1B 1-2 2-3		0-3 K			0-0 1B 2B	0-0 1B 1B 1-3 2-H			4	1	3	0	0	1	0
Andy Carey, R OBP: 0.353, SLG: 0.461 (1, 5)	0-0 P4			0-0 F7		0-0 6-3 HR 1B	0-0 1B 1B 1-2 3-H			4	1	2	3	0	0	3
Irv Noren, L OBP: 0.407, SLG: 0.548 (1, 7)	0-3 K			0-3 K		0-0 6-3	0-0 L9			4	0	0	0	0	2	6
Willy Miranda, S OBP: 0.367, SLG: 0.440 (1, 6)		0-0 4-3		0-3 K		0-0 HR		0-0 SH2-4 1B		4	1	2	2	0	1	0
Allie Reynolds, R OBP: 0.200, SLG: 0.205 (1, 1)		0-0 4-3			0-0 L7		0-0 6-3		0-0 SH2-4	3	0	0	0	0	0	0

Inning Stats	R: 1	H: 3	E: 0	K: 1	S: 8	LOB: 3	BB: 1	P: 12	R: 0	H: 0	E: 0	K: 0	S: 3	LOB: 0	BB: 0	P: 3	R: 1	H: 1	E: 0	K: 1	S: 6	LOB: 0	BB: 0	P: 6	R: 0	H: 0	E: 0	K: 2	S: 7	LOB: 0	BB: 0	P: 7	R: 0	H: 0	E: 0	K: 1	S: 5	LOB: 0	BB: 0	P: 5	R: 4	H: 3	E: 0	K: 1	S: 8	LOB: 0	BB: 1	P: 12	R: 2	H: 2	E: 1	K: 0	S: 5	LOB: 2	BB: 2	P: 13	R: 0	H: 1	E: 0	K: 0	S: 4	LOB: 1	BB: 0	P: 4
Ted Gray, L ERA: 5.59 (1, 1)	IP	WLS	BF	H	R	ER	SO	BB	IBB	HBP	BLK	WP	HR	S	P	ERA	WHIP																																															
Bob Miller, L ERA: 3.21 (7, 1)	2.0		11	3	2	1	0	2	0	0	0	0	0	9	17	4.50	2.500																																															

DETROIT TIGERS @ NEW YORK YANKEES
 Yankee Stadium, Bronx, NY
 Mon Jul 19 1954, 3:33 AM EDT
 Att. 7,462 - Unknown

AB	33
R	8
H	10
RBI	7
BB	4
SO	6
LOB	15

livebaseballscorecards.com



WP: 0	PA: 38
PB: 0	
SB: 0	
CS: 0	

Batter	1	2	3	4	5	6	7	8	9	AB R H RBI BB SO LOB	TOP											
Harvey Kuenn, R (1, 6) OBP: 0.292, SLG: 0.354										5 2 3 4 1 0 0												
Bill Tuttle, R (1, 8) OBP: 0.378, SLG: 0.447										5 1 2 1 1 0 2												
Bob Nieman, R (1, 7) OBP: 0.311, SLG: 0.364										0 1 0 0 0 0 0												
Don Lund, R (1, PH) OBP: 0.164, SLG: 0.137										4 0 0 0 0 0 3												
Ray Boone, R (1, 5) OBP: 0.395, SLG: 0.478										1 1 1 0 3 0 0												
Reno Bertoia, R (7, 5) OBP: 0.276, SLG: 0.320										1 0 0 0 0 1 1												
Walt Dropo, R (1, 3) OBP: 0.325, SLG: 0.387										5 2 3 2 0 2 2												
Al Kaline, R (1, 9) OBP: 0.271, SLG: 0.287										2 0 0 0 0 0 3												
Steve Souchock, R (5, 7) OBP: 0.263, SLG: 0.353										2 1 1 1 0 0 1												
Red Wilson, R (1, 2) OBP: 0.367, SLG: 0.358										4 2 2 0 1 0 2												
Frank Bolling, R (1, 4) OBP: 0.291, SLG: 0.307										3 1 1 3 2 1 0												
Steve Gromek, S (1, 1) OBP: 0.231, SLG: 0.130										4 1 0 1 1 1 4												
Inning Stats	R: 9 E: 1 K: 0 S: 8	H: 4 LOB: 0 BB: 4 P: 24	R: 0 E: 0 K: 1 S: 6	H: 1 LOB: 3 BB: 2 P: 14	R: 0 E: 0 K: 0 S: 3	H: 0 LOB: 0 BB: 0 P: 3	R: 0 E: 0 K: 0 S: 4	H: 2 LOB: 1 BB: 0 P: 4	R: 0 E: 0 K: 1 S: 5	H: 0 LOB: 0 BB: 0 P: 5	R: 0 E: 0 K: 1 S: 4	H: 0 LOB: 1 BB: 2 P: 12	R: 1 E: 0 K: 0 S: 4	H: 1 LOB: 0 BB: 0 P: 4	R: 0 E: 0 K: 1 S: 6	H: 2 LOB: 1 BB: 0 P: 6	R: 2 E: 0 K: 1 S: 8	H: 3 LOB: 2 BB: 1 P: 12	1B: 8 2B: 3 3B: 0 HR: 2	SF: 0 SAC: 2 DP: 3 HBP: 0	WP: 0 PB: 0 SB: 0 CS: 0	PA: 47
PITCHER	IP WLS BF H R ER SO BB IBB HBP BLK WP HR S P ERA WHIP																					
Alex Kellner, L (1, 1) ERA: 4.05	0.1 L 8 3 7 6 0 2 1 0 0 0 0 0 5 17 162.00 15.000																					
Johnny Gray, R (1, 1) ERA: 9.0	8.2 39 10 5 5 5 6 0 0 0 0 0 2 43 67 5.19 1.846																					

Detroit Tigers @ Philadelphia Athletics
 Connie Mack Stadium, Philadelphia, PA

Tue Jul 20 1954, 3:33 AM EDT
 Unknown

AB	36
R	12
H	13
RBI	12
BB	9
SO	5
LOB	18



WP: 0	PA: 47
PB: 0	
SB: 0	
CS: 0	

ERA	WHIP

1B: 8	SF: 0
2B: 3	SAC: 2
3B: 0	DP: 3
HR: 2	HBP: 0

Batter	1	2	3	4	5	6	7	8	9	AB	R	H	RBI	BB	SO	LOB
Spook Jacobs, R (1, 4) OBP: 0.346, SLG: 0.302	0-0 G6-4-3 1B		0-0 L9		0-0 HBP 1B		0-0 4-3			4	0	2	0	0	0	2
Joe Demaestri, R (1, 6) OBP: 0.250, SLG: 0.287	0-0 F7			0-0 G6-3 1B	1-0 HBP			0-0 F8		3	0	1	0	0	0	1
Jim Finigan, R (1, 5) OBP: 0.370, SLG: 0.399	0-0 G6-4-3 1-2f			0-0 G6-3 1-2f	0-0 P4			0-0 5-3 1B		4	0	1	0	0	0	4
Bill Renna, R (1, 9) OBP: 0.314, SLG: 0.420		0-0 L9		4-0 HBP BB BB		0-0 F8		0-0 5-3 1-2		3	0	0	0	1	0	1
Bill Wilson, R (1, 8) OBP: 0.360, SLG: 0.493		0-0 6-3		4-0 HBP BB		0-0 F2		0-0 F2		3	0	0	0	1	0	1
Don Bollweg, L (1, 3) OBP: 0.320, SLG: 0.305		0-0 L9		1-0 HBP		0-0 P5			0-0 P6	3	0	0	0	0	0	0
Vic Power, R (1, 7) OBP: 0.273, SLG: 0.318			0-0 L9	0-0 L9			0-0 F9		0-0 1B	4	0	1	0	0	0	3
Joe Astroth, R (1, 2) OBP: 0.262, SLG: 0.196			0-0 1B		0-0 F2		0-0 FC6-4 1B		0-0 F8	4	0	2	0	0	0	1
Alex Kellner, R (1, 1) OBP: 0.156, SLG: 0.163			0-3 K		0-0 6-3		0-0 FC6-4 1-2f		0-3 K	0	0	0	0	0	0	0
Johnny Gray, R (1, 1)										3	0	0	0	0	1	2
Lou Limmer, L (9, PH) OBP: 0.293, SLG: 0.379										1	0	0	0	0	1	1

Inning Stats	R: 0	H: 1	E: 0	LOB: 0	K: 0	BB: 0	S: 3	P: 3	R: 0	H: 0	E: 0	LOB: 0	K: 0	BB: 0	S: 3	P: 3	R: 0	H: 1	E: 0	LOB: 1	K: 1	BB: 0	S: 6	P: 6	R: 0	H: 1	E: 0	LOB: 3	K: 0	BB: 2	S: 3	P: 12	R: 0	H: 1	E: 0	LOB: 2	K: 0	BB: 0	S: 4	P: 5	R: 0	H: 0	E: 0	LOB: 0	K: 0	BB: 0	S: 3	P: 3	R: 0	H: 1	E: 0	LOB: 1	K: 0	BB: 0	S: 4	P: 4	R: 0	H: 1	E: 0	LOB: 1	K: 1	BB: 0	S: 6	P: 6	R: 0	H: 1	E: 0	LOB: 1	K: 1	BB: 0	S: 6	P: 6	1B: 7	SF: 0	2B: 0	SAC: 0	3B: 0	DP: 2	HR: 0	HBP: 2	WP: 0	PA: 36
PITCHER Steve Gromek, R (1, 1) ERA: 2.66	IP	WLS	BF	H	R	ER	SO	BB	IBB	HBP	BLK	WP	HR	S	P	ERA	WHIP	IP	WLS	BF	H	R	ER	SO	BB	IBB	HBP	BLK	WP	HR	S	P	ERA	WHIP	IP	WLS	BF	H	R	ER	SO	BB	IBB	HBP	BLK	WP	HR	S	P	ERA	WHIP																															

DETROIT TIGERS @ PHILADELPHIA ATHLETICS
CONNIE MACK STADIUM, PHILADELPHIA, PA
 Tue Jul 20 1954, 3:33 AM EDT
 Unknown

AB	32
R	0
H	7
RBI	0
BB	2
SO	2
LOB	16



Batter	1	2	3	4	5	6	7	8	9	AB R H RBI BB SO LOB	TOP											
Harvey Kuenn, R (1, 6) OBP: 0.294, SLG: 0.354	0-0 6-3		0-0 F8		0-0 1B			4-0 HR BB		3 1 1 0 1 0 1												
Bill Tuttle, R (1, 8) OBP: 0.380, SLG: 0.457	0-3 K		0-0 1-2 1B		0-3 K			0-0 1-H HR		4 1 2 2 0 2 1												
Jim Delsing, L (1, 7) OBP: 0.326, SLG: 0.317	0-0 5-3		0-0 F8				0-0 F7	0-0 F8 SF8 2B		4 1 1 0 0 0 2												
Ray Boone, R (1, 5) OBP: 0.396, SLG: 0.476		0-0 E SF8 1B		0-0 P4		4-0 BB		0-0 F8 2-3		3 1 1 0 1 0 1												
Wayne Belardi, L (1, 3) OBP: 0.382, SLG: 0.455		0-0 E3 L9-6-4 1-3		4-0 BB		0-0 F7		0-0 SF8		2 0 0 1 1 0 2												
Frank House, L (1, 2) OBP: 0.315, SLG: 0.385		0-0 SF8		0-3 K		0-3 K		0-0 3-H G3		3 0 0 1 0 2 2												
Al Kaline, R (1, 9) OBP: 0.268, SLG: 0.283		0-0 L9-6-4 2-3		0-0 L8			0-0 L6		0-0 L7	4 0 0 0 0 0 2												
Frank Bolling, R (1, 4) OBP: 0.289, SLG: 0.305			0-3 K		0-0 F7		0-3 K		0-0 F7	2 0 0 0 0 1 0	AB 31											
Walt Dropo, R (7, PH) OBP: 0.324, SLG: 0.385										1 0 0 0 0 1 0	R 4											
Reno Bertoia, R (7, 4) OBP: 0.267, SLG: 0.308										1 0 0 0 0 0 0	H 6											
Ned Garver, R (1, 1) OBP: 0.250, SLG: 0.205			0-0 1B		0-0 4-3		0-0 F2		0-0 F3	4 0 1 0 0 0 0	RBI 4											
											BB 3											
											SO 6											
											LOB 11											
Inning Stats	R: 0 E: 0 K: 1 S: 5	H: 0 LOB: 0 BB: 0 P: 5	R: 1 E: 1 K: 0 S: 4	H: 1 LOB: 0 BB: 0 P: 4	R: 0 E: 0 K: 1 S: 7	H: 2 LOB: 2 BB: 0 P: 7	R: 0 E: 0 K: 1 S: 5	H: 0 LOB: 1 BB: 1 P: 9	R: 0 E: 0 K: 1 S: 6	H: 1 LOB: 1 BB: 0 P: 6	R: 0 E: 0 K: 1 S: 5	H: 0 LOB: 1 BB: 1 P: 9	R: 0 E: 0 K: 1 S: 5	H: 0 LOB: 0 BB: 1 P: 9	R: 3 E: 0 K: 0 S: 5	H: 2 LOB: 0 BB: 1 P: 9	R: 0 E: 0 K: 0 S: 3	H: 0 LOB: 0 BB: 0 P: 3	1B: 4 2B: 2 3B: 0 HR: 1	SF: 2 SAC: 0 DP: 1 HBP: 0	WP: 0 PB: 0 SB: 0 CS: 0	PA: 36
PITCHER Arnie Portocarrero, R (1, 1) ERA: 3.41	IP 9.0 WLS L BF 36 H 6 R 4 ER 3 SO 6 BB 3 IBB 0 HBP 0 BLK 0 WP 0 HR 1 S 45 P 57 ERA 3.00 WHIP 1.000											PITCHER	IP WLS BF H R ER SO BB IBB HBP BLK WP HR S P ERA WHIP									

Detroit Tigers @ Philadelphia Athletics
 Connie Mack Stadium, Philadelphia, PA

Tue Jul 20 1954, 3:38 AM EDT
 Att. 4,351 - Unknown

livebaseballscorecards.com



Batter	1	2	3	4	5	6	7	8	9	AB R H RBI BB SO LOB	TOP
Harvey Kuenn, R (1, 6) OBP: 0.293, SLG: 0.353	0-0 FC3-6 1B		0-0 F9		0-0 F8			0-3 K		4 0 1 0 0 1 0	
Bill Tuttle, R (1, 8) OBP: 0.378, SLG: 0.458	0-0 F3		0-0 1-3 2B		0-0 5-3			0-0 P4		4 0 1 0 0 0 1	
Jim Delsing, L (1, 7) OBP: 0.321, SLG: 0.312	0-0 FC3-6 WP 1-2f		0-0 1-3		0-0 4-3			0-0 G3		4 0 0 0 0 0 2	
Ray Boone, R (1, 5) OBP: 0.397, SLG: 0.475	4-0 1-2 BB		0-0 L4		0-0 6-3			0-0 FC6-4 1B		3 0 1 0 1 0 1	
Wayne Belardi, L (1, 3) OBP: 0.378, SLG: 0.456	0-0 F9			0-0 1B 6-3 2B		0-0 G3		0-0 F9		4 1 1 0 0 0 3	
Al Kaline, R (1, 9) OBP: 0.271, SLG: 0.286		0-0 E 1B		0-0 6-3 2-3 1B		0-0 L1-3		0-0 FC6-4 1-2f		4 0 2 0 0 0 1	
Red Wilson, R (1, 2) OBP: 0.357, SLG: 0.347 Frank House, L (9, PH) OBP: 0.314, SLG: 0.383		0-3 K		0-0 P6		0-0 6-3		0-0 P3		3 0 0 0 0 1 3 1 0 0 0 0 0 1	
Frank Bolling, R (1, 4) OBP: 0.286, SLG: 0.302		0-0 E5 G5-4-3 1-2		0-0 6-3 1-2 3-H		0-0 6-3		0-0 6-3		3 0 0 1 0 0 2	
George Zuverink, R (1, 1) OBP: 0.158, SLG: 0.184		0-0 G5-4-3 1-2f		0-3 K		0-0 3-1				3 0 0 0 0 1 3	
Inning Stats	R: 0 H: 1 E: 0 LOB: 2 K: 0 BB: 1 S: 4 P: 8	R: 0 H: 1 E: 1 LOB: 1 K: 1 BB: 0 S: 6 P: 6	R: 0 H: 1 E: 0 LOB: 1 K: 0 BB: 0 S: 4 P: 4	R: 1 H: 2 E: 0 LOB: 1 K: 1 BB: 0 S: 7 P: 7	R: 0 H: 0 E: 0 LOB: 0 K: 0 BB: 0 S: 3 P: 3	R: 0 H: 0 E: 0 LOB: 0 K: 0 BB: 0 S: 3 P: 3	R: 0 H: 0 E: 0 LOB: 0 K: 1 BB: 0 S: 5 P: 5	R: 0 H: 1 E: 0 LOB: 1 K: 0 BB: 0 S: 4 P: 4	1B: 4 SF: 0 2B: 2 SAC: 0 3B: 0 DP: 1 HR: 0 HBP: 0	WP: 1 PA: 34 PB: 0 SB: 0 CS: 0	
PITCHER Sonny Dixon, R (1, 1) ERA: 3.97	IP WLS BF H R ER SO BB IBB HBP BLK WP HR S P ERA WHIP										

Detroit Tigers @ Philadelphia Athletics
 Connie Mack Stadium, Philadelphia, PA

Wed Jul 21 1954, 3:33 AM EDT
 Att. 1,760 - Unknown

livebaseballscorecards.com

AB 33
 R 1
 H 6
 RBI 1
 BB 1
 SO 3
 LOB 17




Batter	1	2	3	4	5	6	7	8	9	AB	R	H	RBI	BB	SO	LOB
Spook Jacobs, R (1, 4) OBP: 0.344, SLG: 0.298	4-0 HR BB		0-0 1-3		0-0 1-3			0-0 4-3		3	1	0	0	1	0	0
Lou Limmer, L (1, 3) OBP: 0.290, SLG: 0.388	0-0 HR		0-0 F7					0-0 L9		4	1	1	2	0	0	0
Vic Power, R (1, 7) OBP: 0.264, SLG: 0.307	0-0 F7		0-0 5-3					0-0 1-3		4	0	0	0	0	0	0
Bill Renna, R (1, 9) OBP: 0.310, SLG: 0.410	0-0 P3				0-0 F8			0-0 L9		3	0	0	0	0	0	0
Bill Wilson, R (1, 8) OBP: 0.363, SLG: 0.490	0-0 1B				0-0 6-3			0-0 F2		3	0	1	0	0	0	0
Jim Finigan, R (1, 5) OBP: 0.373, SLG: 0.414	0-0 1-3				0-0 4-3			0-0 HR		3	1	1	1	0	0	1
Joe Demaestri, R (1, 6) OBP: 0.260, SLG: 0.315								0-0 HR		3	1	2	1	0	0	0
Joe Astroth, R (1, 2) OBP: 0.264, SLG: 0.200								0-0 1B		3	0	1	0	0	0	0
Sonny Dixon, S (1, 1) OBP: 0.067, SLG: 0.133								0-0 3-H		3	0	0	0	0	0	2
Inning Stats	R: 2 E: 0 K: 0 S: 5	H: 2 LOB: 1 BB: 1 P: 9	R: 0 E: 0 K: 0 S: 3	H: 0 LOB: 0 BB: 0 P: 3	R: 0 E: 0 K: 0 S: 3	H: 0 LOB: 0 BB: 0 P: 3	R: 0 E: 0 K: 0 S: 3	H: 0 LOB: 0 BB: 0 P: 3	R: 1 E: 0 K: 0 S: 4	H: 1 LOB: 0 BB: 0 P: 4	R: 0 E: 0 K: 0 S: 3	H: 0 LOB: 0 BB: 0 P: 3	R: 1 E: 0 K: 0 S: 5	H: 3 LOB: 1 BB: 0 P: 5	R: 0 E: 0 K: 0 S: 3	H: 0 LOB: 0 BB: 0 P: 3

BOTTOM

Detroit Tigers @ Philadelphia Athletics
Connie Mack Stadium, Philadelphia, PA

Wed Jul 21 1954, 3:33 AM EDT
 Att. 1,760 - Unknown

AB	29
R	4
H	6
RBI	4
BB	1
SO	0
LOB	3



PITCHER	IP	WLS	BF	H	R	ER	SO	BB	IBB	HBP	BLK	WP	HR	S	P	ERA	WHIP
George Zuerink, R (1, 1) ERA: 3.44	8.0	L	30	6	4	4	0	1	0	0	0	0	3	29	33	4.50	0.875

WP: 0	PA: 30
PB: 0	
SB: 1	
CS: 0	

Batter	1	2	3	4	5	6	7	8	9	AB R H RBI BB SO LOB	TOP											
Harvey Kuenn, R (1, 6) OBP: 0.297, SLG: 0.362	0-0 6-3		0-0 1-H HR		4-0 1-2 2-3 1B BB	0-0 1-2 2-3 3-H 1B		0-0 6-3		4 1 2 3 1 0 0												
Bill Tuttle, R (1, 8) OBP: 0.378, SLG: 0.454	0-0 P6		4-0 BB		0-3 K	0-0 G4-3 1-2f		4-0 HR BB		3 1 0 0 2 1 6												
Jim Delsing, L (1, 7) OBP: 0.326, SLG: 0.335	0-0 F8		0-0 G3		0-0 1-3 2-H 3-H 1B		0-0 2B	0-0 1-H HR		5 1 3 4 0 0 1												
Ray Boone, R (1, 5) OBP: 0.391, SLG: 0.467		0-0 3-1		0-0 F2	0-0 F2		0-0 F7	0-0 F7		5 0 0 0 0 0 3												
Wayne Belardi, L (1, 3) OBP: 0.377, SLG: 0.481		0-0 6-3		0-0 3-1		0-0 HR	0-0 F5	0-0 1-3		3 1 1 1 0 0 0												
Walt Dropo, R (7, PH) OBP: 0.321, SLG: 0.382										2 0 0 0 0 0 1												
Al Kaline, R (1, 9) OBP: 0.269, SLG: 0.282		0-0 L5-3		0-0 L9		4-0 1B 1B 1B BB	0-0 L3	0-0 L1-3		4 1 0 0 1 0 1												
Red Wilson, R (1, 2) OBP: 0.353, SLG: 0.337			0-0 F8		4-0 BB BB 1B BB	0-0 F7		0-0 6-3		3 1 0 0 1 0 1												
Frank Bolling, R (1, 4) OBP: 0.292, SLG: 0.317			0-3 K		4-0 1-2 1B BB	0-0 1B 1B 1B		0-0 HR		3 2 2 1 1 1 0												
Ray Herbert, R (1, 1) OBP: 0.357, SLG: 0.667			0-0 HR 1B		0-3 K	0-0 1-2 2-3 1B		0-3 K		1 1 1 0 0 0 0												
Dick Marlowe, R (4, 1) OBP: 0.333, SLG: 0.364										3 0 1 0 0 2 2												
Inning Stats	R: 0 E: 0 K: 0 S: 3	H: 0 LOB: 0 BB: 0 P: 3	R: 0 E: 0 K: 0 S: 3	H: 0 LOB: 0 BB: 0 P: 3	R: 2 E: 0 K: 1 S: 7	H: 2 LOB: 1 BB: 1 P: 11	R: 0 E: 0 K: 0 S: 3	H: 0 LOB: 0 BB: 0 P: 3	R: 2 E: 0 K: 2 S: 8	H: 1 LOB: 2 BB: 3 P: 20	R: 2 E: 0 K: 0 S: 6	H: 4 LOB: 2 BB: 1 P: 10	R: 0 E: 0 K: 0 S: 4	H: 1 LOB: 1 BB: 0 P: 4	R: 1 E: 0 K: 1 S: 6	H: 1 LOB: 0 BB: 0 P: 6	R: 2 E: 0 K: 0 S: 4	H: 1 LOB: 0 BB: 1 P: 8	1B: 5 2B: 1 3B: 0 HR: 4	SF: 0 SAC: 0 DP: 1 HBP: 0	WP: 0 PB: 0 SB: 0 CS: 0	PA: 42
PITCHER	IP WLS BF H R ER SO BB IBB HBP BLK WP HR S P ERA WHIP																					
Charlie Bishop, R (1, 1) ERA: 7.94	5.1 L 27 6 6 6 3 5 0 0 0 0 0 2 28 48 10.12 2.062																					
Al Sima, L (6, 1) ERA: 3.88	2.2 10 3 1 1 1 0 0 0 0 0 0 1 12 12 3.38 1.125																					
Moe Burtch, R (9, 1) ERA: 4.53	1.0 5 1 2 2 0 1 0 0 0 0 0 1 4 8 18.00 2.000																					

Detroit Tigers @ Philadelphia Athletics
 Connie Mack Stadium, Philadelphia, PA

Thu Jul 22 1954, 3:33 AM EDT
 Att. 1,675 - Unknown

livebaseballscorecards.com

AB	36
R	9
H	10
RBI	9
BB	6
SO	4
LOB	15




BOTTOM

Detroit Tigers @ Philadelphia Athletics
Connie Mack Stadium, Philadelphia, PA

Thu Jul 22 1954, 3:33 AM EDT
Att. 1,675 - Unknown

livebaseballscorecards.com

AB	37
R	4
H	10
RBI	3
BB	3
SO	2
LOB	19



WP:	1	PA:	40
PB:	0		
SB:	1		
CS:	0		

AB R H RBI BB SO LOB

5	0	1	0	0	0	2
5	1	2	0	0	0	2
5	0	1	0	0	0	3
5	0	0	0	0	1	3
3	1	1	1	1	1	1
2	1	2	0	2	0	0
4	1	1	2	0	0	5
4	0	2	0	0	0	0
2	0	0	0	0	0	1
1	0	0	0	0	0	0
1	0	0	0	0	0	2
0	0	0	0	0	0	0

Batter	1	2	3	4	5	6	7	8	9
Spook Jacobs, R (1, 4) OBP: 0.342, SLG: 0.297	0-0 1-3 1B	0-0 4-3 1B		0-0 4-1 1B		0-0 F8		0-0 L9	
Lou Limmer, L (1, 3) OBP: 0.294, SLG: 0.396	0-0 1B 1B		0-0 F7	0-0 4-1 1B			0-0 2B		0-0 4-3
Vic Power, R (1, 7) OBP: 0.263, SLG: 0.305	0-0 1B 1-2 1B		0-0 L9	0-0 F2			0-0 F7		0-0 4-3
Bill Renna, R (1, 9) OBP: 0.305, SLG: 0.403	0-3 K		0-0 L9		0-0 F7		0-0 F7		0-0 P6
Bill Wilson, R (1, 8) OBP: 0.366, SLG: 0.487	0-0 1B 1-3 2-H			4-0 1B 3B BB	0-0 6-3		0-3 K		
Jim Finigan, R (1, 5) OBP: 0.382, SLG: 0.419	4-0 1B 1-2 BB			0-0 3B 1B	0-0 1B		4-0 1B BB		
Joe Demaestri, R (1, 6) OBP: 0.260, SLG: 0.321	0-0 L1			0-0 WP 3B	0-0 6-3		0-0 L9		
Jim Robertson, R (1, 2) OBP: 0.268, SLG: 0.250		0-0 5-3		0-0 FC1-5 2B		0-0 5-3		0-0 1B	
Charlie Bishop, R (1, 1) OBP: 0.250, SLG: 0.250		0-0 1-3		0-0 FC1-5 1B		0-0 P4		0-0 P4	
Al Sima, R (6, 1) OBP: 0.071, SLG: 0.071				4-1 1B					
Don Bollweg, L (8, PH) OBP: 0.317, SLG: 0.302									
Moe Burtchsky, R (9, 1) OBP: 0.167, SLG: 0.167									

Inning Stats	R: 1	H: 3	E: 0	K: 1	S: 8	LOB: 3	BB: 1	P: 12	R: 0	H: 0	E: 0	K: 0	S: 3	LOB: 0	BB: 0	P: 3	R: 0	H: 0	E: 0	K: 0	S: 3	LOB: 0	BB: 0	P: 3	R: 3	H: 4	E: 0	K: 0	S: 7	LOB: 2	BB: 1	P: 11	R: 0	H: 1	E: 0	K: 0	S: 4	LOB: 1	BB: 0	P: 4	R: 0	H: 0	E: 0	K: 0	S: 3	LOB: 0	BB: 0	P: 3	R: 0	H: 1	E: 0	K: 1	S: 6	LOB: 1	BB: 0	P: 6	R: 0	H: 1	E: 0	K: 0	S: 4	LOB: 2	BB: 1	P: 8	R: 0	H: 0	E: 0	K: 0	S: 3	LOB: 0	BB: 0	P: 3
--------------	------	------	------	------	------	--------	-------	-------	------	------	------	------	------	--------	-------	------	------	------	------	------	------	--------	-------	------	------	------	------	------	------	--------	-------	-------	------	------	------	------	------	--------	-------	------	------	------	------	------	------	--------	-------	------	------	------	------	------	------	--------	-------	------	------	------	------	------	------	--------	-------	------	------	------	------	------	------	--------	-------	------

PITCHER	IP	WLS	BF	H	R	ER	SO	BB	IBB	HBP	BLK	WP	HR	S	P	ERA	WHIP
Ray Herbert, R (1, 1) ERA: 6.45	3.0		17	6	4	4	1	2	0	0	0	1	0	17	25	12.00	2.667
Dick Marlowe, R (4, 1) ERA: 3.31	6.0	W	23	4	0	0	1	1	0	0	0	0	0	24	28	0.00	0.833

1B:	7	SF:	0
2B:	2	SAC:	0
3B:	1	DP:	0
HR:	0	HBP:	0

WP:	1	PA:	40
PB:	0		
SB:	1		
CS:	0		

Batter	1	2	3	4	5	6	7	8	9	AB R H RBI BB SO LOB	TOP
Harvey Kuenn, R (1, 6) OBP: 0.294, SLG: 0.358	0-0 F8		0-0 F7		0-0 6-3			0-0 F9		4 0 0 0 0 0 0	
Bill Tuttle, R (1, 8) OBP: 0.377, SLG: 0.451	0-0 F9		0-0 1B			0-0 P6		0-0 F7		4 0 1 0 0 0 0	
Jim Delsing, L (1, 7) OBP: 0.322, SLG: 0.331 Steve Souchock, R (8, PH) OBP: 0.250, SLG: 0.333 (8, 7)	0-0 6-3		0-0 L8			0-0 6-3		0-0 1-3		3 0 0 0 0 0 1 1 0 0 0 0 0 0	
Ray Boone, R (1, 5) OBP: 0.395, SLG: 0.482		0-0 F9		0-0 1B 3B		0-0 1B 3B		4-0 1B 2B BB		3 3 2 0 1 0 0	
Walt Dropo, R (1, 3) OBP: 0.328, SLG: 0.386 Reno Bertoia, R (9, PR) OBP: 0.267, SLG: 0.308		4-0 1B BB		0-0 F9		0-0 1B		0-0 2B L1-5 1B		3 0 2 1 1 0 1 0 0 0 0 0 0 0	
Al Kaline, R (1, 9) OBP: 0.276, SLG: 0.292		0-0 1-2 1B		0-0 G6-3 1B		0-0 L4-3		0-0 1-3 2-H 2B		4 0 3 2 0 0 1	
Red Wilson, R (1, 2) OBP: 0.342, SLG: 0.324		0-3 K		0-0 G6-3			0-0 5-3		0-0 F9	4 0 0 0 0 1 6	
Frank Bolling, R (1, 4) OBP: 0.289, SLG: 0.313 Bob Nieman, R (9, PH) OBP: 0.308, SLG: 0.361		0-0 F7			0-0 P4		0-0 P4		0-0 L1-5	3 0 0 0 0 0 2 1 0 0 0 0 0 3	
Al Aber, L (1, 1) OBP: 0.222, SLG: 0.176 Bob Miller, R (1, 1) OBP: 0.143, SLG: 0.143			0-0 5-3		0-0 6-3		0-0 6-3			0 0 0 0 0 0 0 3 0 0 0 0 0 0	
Inning Stats	R: 0 H: 0 E: 0 LOB: 0 K: 0 BB: 0 S: 3 P: 3	R: 0 H: 1 E: 0 LOB: 2 K: 1 BB: 1 S: 6 P: 10	R: 0 H: 1 E: 0 LOB: 1 K: 0 BB: 0 S: 4 P: 4	R: 1 H: 2 E: 0 LOB: 0 K: 0 BB: 0 S: 4 P: 4	R: 0 H: 0 E: 0 LOB: 0 K: 0 BB: 0 S: 3 P: 3	R: 1 H: 2 E: 0 LOB: 1 K: 0 BB: 0 S: 5 P: 5	R: 0 H: 0 E: 0 LOB: 0 K: 0 BB: 0 S: 3 P: 3	R: 0 H: 0 E: 0 LOB: 0 K: 0 BB: 0 S: 3 P: 3	R: 1 H: 2 E: 0 LOB: 2 K: 0 BB: 1 S: 4 P: 8	1B: 5 SF: 0 2B: 2 SAC: 0 3B: 2 DP: 2 HR: 0 HBP: 0	WP: 0 PA: 35 PB: 0 SB: 0 CS: 0
PITCHER Chuck Stobbs, L (1, 1) ERA: 4.63	IP WLS BF H R ER SO BB IBB HBP BLK WP HR S P ERA WHIP										
	9.0 W 35 8 3 3 1 2 0 0 0 0 0 0 35 43 3.00 1.111										
PITCHER	IP WLS BF H R ER SO BB IBB HBP BLK WP HR S P ERA WHIP										

Detroit Tigers @ Washington Senators
Griffith Stadium, Washington, DC
Fri Jul 23 1954, 3:33 AM EDT
Att. 4,353 - Unknown

livebaseballscorecards.com

AB 33
R 3
H 8
RBI 3
BB 2
SO 1
LOB 14



Batter	1	2	3	4	5	6	7	8	9	AB	R	H	RBI	BB	SO	LOB
Eddie Yost, R OBP: 0.401, SLG: 0.413 (1, 5)	6-3 			5-3 		L7 				4	0	0	0	0	0	2
Wayne Terwilliger, R OBP: 0.267, SLG: 0.269 (1, 4)	1B E 1B 	5-3 			F8 	L4 				4	1	1	0	0	0	0
Mickey Vernon, L OBP: 0.369, SLG: 0.547 (1, 3)	1B E 1-3 1B 	L6 			HR 1B 			6-3 		4	2	2	0	0	0	0
Roy Sievers, R OBP: 0.343, SLG: 0.451 (1, 7)	E8 E 1-3 1B 1B 	5-3 			HR 1B 1-H 			CS BB 		3	2	2	3	1	0	0
Jim Busby, R OBP: 0.340, SLG: 0.419 (1, 8)	1B E 1B IBB 			4-3 		G3 1B 1B 			5-3 1-2 	3	2	1	0	1	0	1
Tom Umphlett, R OBP: 0.280, SLG: 0.308 (1, 9)	E1 1B 1B 1-2 2-3 3-H 			L8 		G3 1-2 			6-3 	4	1	0	1	0	0	3
Jerry Snyder, R OBP: 0.313, SLG: 0.276 (1, 6)	1B 1B 1-2 2-H 3-H 			K 		1B 2-H 			F7 	4	0	2	3	0	1	0
Ed Fitz Gerald, R OBP: 0.348, SLG: 0.348 (1, 2)	1B 1-3 2-H 			5-3 		L8 			3B 	4	0	2	1	0	0	1
Chuck Stobbs, L OBP: 0.167, SLG: 0.172 (1, 1)	K 			K 		K 			6-3 	4	0	0	0	0	3	3

Inning Stats	R: 5	H: 5	E: 2	LOB: 2	K: 1	P: 15	R: 0	H: 0	E: 0	LOB: 0	K: 0	P: 3	R: 0	H: 0	E: 0	LOB: 0	K: 1	P: 5	R: 0	H: 0	E: 0	LOB: 0	K: 1	P: 5	R: 3	H: 4	E: 0	LOB: 1	K: 0	P: 7	R: 0	H: 0	E: 0	LOB: 0	K: 1	P: 5	R: 0	H: 0	E: 0	LOB: 0	K: 0	P: 6	R: 0	H: 1	E: 0	LOB: 1	K: 0	P: 4												
PITCHER	IP	WLS	BF	H	R	ER	SO	BB	IBB	HBP	BLK	WP	HR	S	P	ERA	WHIP																			IP	WLS	BF	H	R	ER	SO	BB	IBB	HBP	BLK	WP	HR	S	P	ERA	WHIP								
Al Aber, L ERA: 4.01 (1, 1)	0.1	L	8	5	5	4	0	0	0	0	0	0	0	7	11	108.00	15.000																																											
Bob Miller, L ERA: 3.28 (1, 1)	7.2		28	5	3	3	4	1	0	0	0	0	0	1	35	3.52	0.783																																											

DETROIT TIGERS @ WASHINGTON SENATORS
Griffith Stadium, Washington, DC

Fri Jul 23 1954, 3:33 AM EDT
Att. 4,353 - Unknown

livebaseballscorecards.com

AB	34
R	8
H	10
RBI	8
BB	2
SO	4
LOB	10

WP: 0	PA: 36
PB: 0	SB: 0
CS: 1	

Batter	1	2	3	4	5	6	7	8	9	AB R H RBI BB SO LOB	TOP	
Harvey Kuenn, R (1, 6) OBP: 0.294, SLG: 0.360	0-0 1-3 ①		0-0 2B		0-0 5-3 ①		0-0 P3 ③			4 0 1 0 0 0 0		
Bill Tuttle, R (1, 8) OBP: 0.376, SLG: 0.447	0-0 1-3 ②		4-0 BB		0-0 F7 ②			0-0 6-3 ①		3 0 0 0 1 0 0		
Jim Delsing, L (1, 7) OBP: 0.325, SLG: 0.333	0-0 1B 1B		0-3 K ②		0-0 6-3 ③			0-0 1B G6-4-3		4 0 2 0 0 1 2		
Ray Boone, R (1, 5) OBP: 0.394, SLG: 0.479	0-0 1B		0-0 P3 ③			0-0 5-3 ①		0-0 1B G6-4-3 ② ③		4 0 1 0 0 0 3		
Walt Dropo, R (1, 3) Fred Hatfield, L (9, PR) Wayne Belardi, L (9, 3) OBP: 0.331, SLG: 0.385 OBP: 0.374, SLG: 0.329 OBP: 0.377, SLG: 0.481	0-0 4-3 ③		4-0 PB BB		0-0 F7 ②			0-0 1B FC6		3 0 1 0 1 0 2 0 0 0 0 0 0 0 0 0 0 0 0 0 0		
Al Kaline, R (1, 9) OBP: 0.275, SLG: 0.291		0-0 F5 ①	0-3 K ①		0-0 1B			0-0 3B FC6 ①		4 1 1 0 0 1 2		
Red Wilson, R (1, 2) OBP: 0.331, SLG: 0.312		0-0 5-3 ②	0-0 F7 ②		0-0 F8 ③			0-3 K ②		4 0 0 0 0 1 3		
Frank Bolling, R (1, 4) OBP: 0.292, SLG: 0.320		0-0 5-3 ③	4-0 IBB		0-0 F7 ①			0-0 3B ①-H		3 0 1 1 1 0 0		
Billy Hoef, L (1, 1) Ned Garver, R (9, 1) OBP: 0.205, SLG: 0.200 OBP: 0.250, SLG: 0.205		0-3 K ①	0-3 K ③		0-3 K ②			0-3 K ③		4 0 0 0 0 4 4 0 0 0 0 0 0 0		
Inning Stats	R: 0 H: 2 E: 0 LOB: 2 K: 0 BB: 0 S: 5 P: 5	R: 0 H: 0 E: 0 LOB: 0 K: 0 BB: 0 S: 3 P: 3	R: 0 H: 1 E: 0 LOB: 2 K: 2 BB: 1 S: 8 P: 12	R: 0 H: 0 E: 0 LOB: 2 K: 2 BB: 2 S: 7 P: 15	R: 0 H: 0 E: 0 LOB: 0 K: 0 BB: 0 S: 3 P: 3	R: 0 H: 1 E: 0 LOB: 1 K: 0 BB: 0 S: 4 P: 4	R: 0 H: 0 E: 0 LOB: 0 K: 1 BB: 0 S: 5 P: 5	R: 0 H: 1 E: 0 LOB: 0 K: 0 BB: 0 S: 3 P: 3	R: 1 H: 2 E: 0 LOB: 2 K: 2 BB: 0 S: 9 P: 9	1B: 5 SF: 0 2B: 1 SAC: 0 3B: 1 DP: 1 HR: 0 HBP: 0	WP: 0 PA: 36 PB: 1 SB: 0 CS: 0	
PITCHER Dean Stone, L (1, 1) ERA: 3.35	IP WLS BF H R ER SO BB IBB HBP BLK WP HR S P ERA WHIP	9.0 W 36 7 1 1 7 2 1 0 0 0 0 0 47 59 1.00 1.000										

Detroit Tigers @ Washington Senators
Griffith Stadium, Washington, DC
Sat Jul 24 1954, 3:33 AM EDT
Att. 4,508 - Unknown

livebaseballscorecards.com

AB 33
R 1
H 7
RBI 1
BB 3
SO 7
LOB 16



Batter	1	2	3	4	5	6	7	8	9	AB R H RBI BB SO LOB	TOP									
Harvey Kuenn, R (1, 6) OBP: 0.293, SLG: 0.358	0-0 F9		0-0 5-3	0-0 1B		0-0 4-3			0-0 1-3	5 0 1 1 0 0 2										
Bill Tuttle, R (1, 8) OBP: 0.376, SLG: 0.445	4-0 1B BB		0-0 1B BB	0-0 5-3			0-0 F7		0-0 F7	4 1 1 0 1 0 1										
Jim Delsing, L (1, 7) OBP: 0.326, SLG: 0.332	0-0 1B BB		4-0 1B BB		0-0 F8		0-0 F8		0-0 F8	4 0 1 0 1 0 0										
Ray Boone, R (1, 5) OBP: 0.392, SLG: 0.476	0-3 K		0-0 1B S		0-0 F8		0-0 F7			4 0 1 1 0 1 2										
Wayne Belardi, L (1, 3) OBP: 0.373, SLG: 0.468	4-0 1-2 BB		0-3 K		0-3 K			0-0 4-3		3 0 0 0 1 2 2										
Al Kaline, R (1, 9) OBP: 0.278, SLG: 0.301	0-0 L9		0-0 L8			0-0 SH5-4 2B		0-0 4-3 1B 2B		4 1 2 0 0 0 5										
Frank House, L (1, 2) OBP: 0.313, SLG: 0.378		0-0 F7		0-0 P4		4-0 SH5-4 BB		0-0 4-3		3 0 0 0 1 0 1										
Frank Bolling, R (1, 4) OBP: 0.285, SLG: 0.324		0-0 6-3		0-0 SH1-4 1B		0-0 SH5-4		0-0 FC6-4 1B		3 1 2 1 0 0 0										
Ted Gray, S (1, 1) OBP: 0.083, SLG: 0.083		0-0 4-3		0-0 SH1-4		0-3 K		0-0 FC6-4		0 0 0 0 0 0 0										
George Zuverink, R (1, 1) OBP: 0.154, SLG: 0.179										1 0 0 0 0 0 0										
Bob Nieman, R (6, PH) OBP: 0.306, SLG: 0.358										1 0 0 0 0 1 2										
Dick Marlowe, R (6, 1) OBP: 0.333, SLG: 0.364										0 0 0 0 0 0 0										
Walt Dropo, R (8, PH) OBP: 0.329, SLG: 0.383										1 0 0 0 0 0 1										
Ray Herbert, R (8, 1) OBP: 0.357, SLG: 0.667										0 0 0 0 0 0 0										
Inning Stats	R: 0 E: 0 K: 1 S: 6	H: 1 LOB: 3 BB: 2 P: 14	R: 0 E: 0 K: 0 S: 3	H: 0 LOB: 0 BB: 0 P: 3	R: 1 E: 0 K: 1 S: 7	H: 2 LOB: 2 BB: 1 P: 11	R: 1 E: 0 K: 0 S: 5	H: 2 LOB: 1 BB: 0 P: 5	R: 0 E: 0 K: 1 S: 5	H: 0 LOB: 0 BB: 0 P: 5	R: 0 E: 0 K: 0 S: 3	H: 0 LOB: 0 BB: 0 P: 3	R: 1 E: 0 K: 0 S: 5	H: 2 LOB: 1 BB: 0 P: 5	R: 0 E: 0 K: 0 S: 3	H: 0 LOB: 0 BB: 0 P: 3	1B: 6 2B: 2 3B: 0 HR: 0	SF: 0 SAC: 2 DP: 0 HBP: 0	WP: 0 PB: 0 SB: 1 CS: 0	PA: 39
PITCHER Spec Shea, R (1, 1) ERA: 6.55	IP: 9.0 WLS: W BF: 39 H: 8 R: 3 ER: 3 SO: 4 BB: 4 IBB: 0 HBP: 0 BLK: 0 WP: 0 HR: 0 S: 43 P: 59 ERA: 3.00 WHIP: 1.333																			

Detroit Tigers @ Washington Senators
 Griffith Stadium, Washington, DC
 Sun Jul 25 1954, 3:33 AM EDT
 Att. 6,183 - Unknown

livebaseballscorecards.com

AB	33
R	3
H	8
RBI	3
BB	4
SO	4
LOB	16



Batter	1	2	3	4	5	6	7	8	9	AB R H RBI BB SO LOB	TOP							
Spook Jacobs, R (1, 4) OBP: 0.340, SLG: 0.300	0-0 5-3		0-0 1B			0-0 5-3			0-0 1-3	4 0 1 0 0 0 0								
Lou Limmer, L (1, 3) OBP: 0.306, SLG: 0.460	0-3 K		0-0 F3			0-0 F5			0-0 HR	4 1 1 1 0 1 1								
Vic Power, R (1, 7) OBP: 0.260, SLG: 0.323	0-0 E6				0-0 F7				0-0 HR	4 1 1 1 0 0 0								
Elmer Valo, L (1, 9) OBP: 0.373, SLG: 0.356	0-0 L9				0-0 L3				0-0 4-3	4 0 0 0 0 0 1								
Bill Wilson, R (1, 8) OBP: 0.373, SLG: 0.474					0-0 5-3				0-0 1B	4 0 1 0 0 0 0								
Jim Finigan, R (1, 5) OBP: 0.382, SLG: 0.420					0-0 F7				0-0 F8	4 0 0 0 0 0 1								
Joe Demaestri, R (1, 6) OBP: 0.263, SLG: 0.320					0-0 P4				0-0 F7	3 0 1 0 0 0 0								
Jim Robertson, R (1, 2) OBP: 0.287, SLG: 0.247					0-0 5-3				0-0 5-3	3 0 0 0 0 0 1								
Charlie Bishop, R (1, 1) OBP: 0.143, SLG: 0.143					0-3 K				0-0 5-3	3 0 0 0 0 2 1								
Inning Stats	R: 0 E: 1 K: 1 S: 6	H: 0 LOB: 1 BB: 0 P: 6	R: 0 E: 0 K: 0 S: 3	H: 0 LOB: 0 BB: 0 P: 3	R: 0 E: 0 K: 1 S: 6	H: 1 LOB: 1 BB: 0 P: 6	R: 0 E: 0 K: 0 S: 3	H: 0 LOB: 0 BB: 0 P: 3	R: 0 E: 0 K: 0 S: 3	H: 0 LOB: 0 BB: 0 P: 3	R: 0 E: 0 K: 0 S: 3	H: 0 LOB: 0 BB: 0 P: 3	R: 2 E: 0 K: 0 S: 6	H: 3 LOB: 1 BB: 0 P: 6	1B: 3 2B: 0 3B: 0 HR: 2	SF: 0 SAC: 0 DP: 0 HBP: 0	WP: 0 PB: 0 SB: 0 CS: 0	PA: 33
PITCHER Steve Gromek, R (1, 1) ERA: 2.63	IP: 9.0 WLS: W BF: 33 H: 5 R: 2 ER: 2 SO: 3 BB: 0 IBB: 0 HBP: 0 BLK: 0 WP: 0 HR: 2 S: 39 P: 39 ERA: 2.00 WHIP: 0.556											PITCHER	IP: 9.0 WLS: W BF: 33 H: 5 R: 2 ER: 2 SO: 3 BB: 0 IBB: 0 HBP: 0 BLK: 0 WP: 0 HR: 2 S: 39 P: 39 ERA: 2.00 WHIP: 0.556					

Philadelphia Athletics @ Detroit Tigers
Briggs Stadium, Detroit, MI
Tue Jul 27 1954, 4:33 AM EDT
Unknown

livebaseballscorecards.com

AB	33
R	2
H	5
RBI	2
BB	0
SO	3
LOB	5



Batter	1	2	3	4	5	6	7	8	9	AB	R	H	RBI	BB	SO	LOB
Harvey Kuenn, R (1, 6) OBP: 0.296, SLG: 0.361	0-0 6-3		0-0 1B		0-0 1B		0-0 F5		0-0 1B	5	0	3	0	0	0	0
Bill Tuttle, R (1, 8) OBP: 0.376, SLG: 0.442	0-3 K		0-0 G6-4-3		0-0 F8			4-0 SH1-3	0-0 1B	4	0	1	1	1	1	3
Jim Delsing, L (1, 7) OBP: 0.326, SLG: 0.336	0-0 4-3			0-0 1B	0-0 FC4-6			0-0 SH1-3		3	1	1	0	0	0	2
Ray Boone, R (1, 5) OBP: 0.393, SLG: 0.476		0-0 F8		0-0 1B		0-0 1B		0-0 P5		4	0	2	1	0	0	1
Wayne Belardi, L (1, 3) OBP: 0.377, SLG: 0.464		0-0 L9		0-0 P6		0-0 1B		4-0 IBB		3	0	1	0	1	0	1
Reno Bertoia, R (8, PR) OBP: 0.267, SLG: 0.308										0	0	0	0	0	0	0
Walt Drogo, R (9, 3) OBP: 0.329, SLG: 0.383										0	0	0	0	0	0	0
Al Kaline, R (1, 9) OBP: 0.281, SLG: 0.306		0-0 2B		0-0 1B		0-0 L1		0-0 L8		4	0	2	0	0	0	4
Red Wilson, R (1, 2) OBP: 0.328, SLG: 0.310		0-0 P4		0-0 FC3-2-5-4-8-6		0-0 G5-3			0-0 1B	4	1	1	0	0	0	5
Frank Bolling, R (1, 4) OBP: 0.295, SLG: 0.333			0-0 HR		0-0 5-3		0-0 F7		0-0 F7	4	1	1	1	0	0	1
Steve Gromek, S (1, 1) OBP: 0.232, SLG: 0.140			0-0 4-3		0-0 1B		0-0 6-3		0-3 K	4	0	1	0	0	1	1

Inning Stats	R: 0	H: 0	R: 0	H: 1	R: 1	H: 2	R: 0	H: 2	R: 0	H: 0	R: 0	H: 3	R: 1	H: 3	R: 0	H: 0	R: 0	H: 0	R: 1	H: 3	1B: 10	SF: 0	WP: 0	PA: 38
	E: 0	LOB: 0	E: 0	LOB: 1	E: 0	LOB: 0	E: 0	LOB: 1	E: 0	LOB: 2	E: 0	LOB: 0	E: 0	LOB: 2	E: 0	LOB: 0	E: 0	LOB: 2	E: 0	LOB: 2	2B: 3	SAC: 1	PB: 0	
	K: 1	BB: 0	K: 0	BB: 0	K: 0	BB: 0	K: 0	BB: 0	K: 0	BB: 2	K: 0	BB: 0	K: 1	BB: 0	K: 0	BB: 0	K: 0	BB: 2	K: 1	BB: 0	3B: 0	DP: 3	SB: 0	
	S: 5	P: 5	S: 4	P: 4	S: 4	P: 4	S: 5	P: 5	S: 4	P: 4	S: 3	P: 3	S: 7	P: 7	S: 3	P: 11	S: 3	P: 11	S: 7	P: 7	HR: 1	HBP: 0	CS: 0	

PITCHER	IP	WLS	BF	H	R	ER	SO	BB	IBB	HBP	BLK	WP	HR	S	P	ERA	WHIP
Charlie Bishop, R (1, 1) ERA: 5.85	8.2	L	38	13	3	3	2	1	1	0	0	0	1	40	48	3.12	1.615

BOTTOM

Philadelphia Athletics @ Detroit Tigers
 Briggs Stadium, Detroit, MI
 Tue Jul 27 1954, 4:33 AM EDT
 Unknown

AB	35
R	3
H	13
RBI	3
BB	2
SO	2
LOB	18



WP	PA	ERA	WHIP
0	38		

livebaseballscorecards.com

Batter	1	2	3	4	5	6	7	8	9	AB R H RBI BB SO LOB	TOP									
Spook Jacobs, R (1, 4) <small>OBP: 0.336, SLG: 0.299</small> Pete Suder, R (7, 4) <small>OBP: 0.266, SLG: 0.314</small>	0-0 6-3	0-0 FC6-4			0-0 5-3			0-0 3-1 2B	0-0 F8	3 0 0 0 0 0 2 2 0 1 0 0 0 2										
Lou Limmer, L (1, 3) <small>OBP: 0.301, SLG: 0.462</small>	0-0 3-1		0-3 K			0-3 K		0-0 3-1	0-0 4-3	5 0 0 0 0 2 3										
Vic Power, R (1, 7) <small>OBP: 0.262, SLG: 0.323</small>	0-0 1B 1B		0-0 F8			0-0 BB 1B		0-0 P4		4 0 2 0 0 0 1										
Bill Renna, R (1, 9) <small>OBP: 0.307, SLG: 0.399</small>	0-0 FC6-4 1B		0-0 F8			4-0 BB 1B BB BB		0-0 F8		3 0 1 0 1 0 1										
Bill Wilson, R (1, 8) <small>OBP: 0.373, SLG: 0.467</small>	0-0 FC6-4			0-0 F7		0-0 G6-4-3			0-3 K	4 0 0 0 0 1 4										
Jim Finigan, R (1, 5) <small>OBP: 0.391, SLG: 0.426</small>		0-0 6-3		0-0 6-3		4-0 BB		0-0 1B 1B		3 1 1 0 1 0 0										
Joe Demaestri, R (1, 6) <small>OBP: 0.263, SLG: 0.326</small> Eddie Joost, R (7, 6) <small>OBP: 0.420, SLG: 0.429</small>		0-0 6-3		0-3 K		0-3 K		0-0 1B 1B		3 0 0 0 0 2 1 1 1 1 0 0 0 0										
Billy Shantz, R (1, 2) <small>OBP: 0.329, SLG: 0.394</small>		0-0 1B 1B			0-0 5-3		0-0 L9	0-0 1B 1B		4 0 2 1 0 0 1										
Alex Kellner, R (1, 1) <small>OBP: 0.167, SLG: 0.174</small> Moe Burtzsch, R (6, 1) <small>OBP: 0.143, SLG: 0.143</small> Joe Astroth, R (9, PH) <small>OBP: 0.270, SLG: 0.236</small>		0-0 FC6-4 1B		0-3 K		0-3 K		0-0 1B		2 0 1 0 0 1 0 1 0 0 0 0 1 1 1 0 1 1 0 0 0										
Inning Stats	R: 0 E: 0 K: 0 S: 5	H: 2 LOB: 2 BB: 0 P: 5	R: 0 E: 0 K: 0 S: 5	H: 2 LOB: 2 BB: 0 P: 5	R: 0 E: 0 K: 1 S: 5	H: 0 LOB: 0 BB: 0 P: 5	R: 0 E: 0 K: 1 S: 5	H: 0 LOB: 0 BB: 0 P: 5	R: 0 E: 0 K: 1 S: 5	H: 1 LOB: 1 BB: 1 P: 9	R: 0 E: 0 K: 2 S: 7	H: 0 LOB: 1 BB: 1 P: 11	R: 0 E: 0 K: 0 S: 4	H: 1 LOB: 1 BB: 0 P: 4	R: 2 E: 0 K: 1 S: 9	H: 4 LOB: 2 BB: 0 P: 9	1B: 9 2B: 1 3B: 0 HR: 0	SF: 0 SAC: 0 DP: 1 HBP: 0	WP: 0 PB: 0 SB: 0 CS: 0	PA: 38
PITCHER Al Aber, L (1, 1) <small>ERA: 3.74</small>	IP: 9.0 WLS: W BF: 38 H: 10 R: 2 ER: 2 SO: 7 BB: 2 IBB: 0 HBP: 0 BLK: 0 WP: 0 HR: 0 S: 50 P: 58 ERA: 2.00 WHIP: 1.333								PITCHER 	IP: 9.0 WLS: W BF: 38 H: 10 R: 2 ER: 2 SO: 7 BB: 2 IBB: 0 HBP: 0 BLK: 0 WP: 0 HR: 0 S: 50 P: 58 ERA: 2.00 WHIP: 1.333										

Philadelphia Athletics @ Detroit Tigers
 Briggs Stadium, Detroit, MI
 Wed Jul 28 1954, 4:33 AM EDT
 Att. 3,535 - Unknown

livebaseballscorecards.com

AB 36
 R 2
 H 10
 RBI 2
 BB 2
 SO 7
 LOB 16



Batter	1	2	3	4	5	6	7	8	9	AB	R	H	RBI	BB	SO	LOB
Harvey Kuenn, R (1, 6) OBP: 0.302, SLG: 0.365	0-0 F8		0-0 HR 1B	0-0 CS 1B		0-0 5-3	0-0 1B			5	1	3	0	0	0	1
Bill Tuttle, R (1, 8) OBP: 0.380, SLG: 0.442	4-0 BB		4-0 HR BB	0-0 CS 1B		0-0 HR 1B	0-0 1B			3	2	3	2	2	0	0
Steve Souchock, R (1, 7) OBP: 0.280, SLG: 0.609	0-0 F7		0-0 HR	0-0 F3		0-0 HR	0-0 L8			5	2	2	6	0	0	5
Ray Boone, R (1, 5) OBP: 0.393, SLG: 0.478 Reno Bertola, R (7, 5) OBP: 0.290, SLG: 0.308	0-0 F8		0-0 G5-3 1B		1-0 1B HBP	0-0 6-3		4-0 2B BB		3	1	1	0	0	0	1
Walt Dropo, R (1, 3) OBP: 0.331, SLG: 0.381		4-0 2B BB	0-0 F8		0-0 L5-3 1B	0-0 6-3		0-0 L7		4	0	1	0	1	0	2
Al Kaline, R (1, 9) OBP: 0.280, SLG: 0.305 Don Lund, R (8, PH) OBP: 0.186, SLG: 0.167 (9, 9)		0-0 L8	0-0 1B		0-0 L5-3		0-0 L1-3	0-0 2B		4	0	1	0	0	0	3
Red Wilson, R (1, 2) OBP: 0.338, SLG: 0.333		0-0 2B	0-0 G5-3		4-0 IBB		0-0 1B 2B	0-3 K		4	1	2	0	1	1	4
Frank Bolling, R (1, 4) OBP: 0.297, SLG: 0.333		4-0 IBB		0-0 FC4-6 1B		0-0 SF8-3-4		0-0 1B 1B	0-0 F3	3	1	2	1	1	0	2
Al Aber, L (1, 1) OBP: 0.227, SLG: 0.200		0-0 G4-6-3		0-0 FC4-6 1B		0-0 1B 5-3 HR 1B		0-0 SF8		3	2	1	1	0	0	4


Inning Stats	R: 0	H: 0	E: 0	K: 0	S: 3	R: 0	H: 1	E: 0	K: 0	S: 3	R: 3	H: 4	E: 0	K: 0	S: 6	R: 1	H: 3	E: 0	K: 0	S: 5	R: 1	H: 1	E: 0	K: 0	S: 3	R: 3	H: 3	E: 0	K: 0	S: 6	R: 2	H: 4	E: 0	K: 0	S: 7	R: 0	H: 1	E: 0	K: 1	S: 6
	LOB: 1	BB: 1	P: 7			LOB: 2	BB: 2	P: 11			LOB: 1	BB: 1	P: 10			LOB: 3	BB: 0	P: 5			LOB: 0	BB: 1	P: 8			LOB: 0	BB: 0	P: 6			LOB: 2	BB: 0	P: 7			LOB: 2	BB: 1	P: 10		

PITCHER	IP	WLS	BF	H	R	ER	SO	BB	IBB	HBP	BLK	WP	HR	S	P	ERA	WHIP
Alex Kellner, L (1, 1) ERA: 4.6	5.1	L	30	12	8	8	0	3	2	1	0	0	2	24	45	13.50	2.812
Moe Burttschy, R (6, 1) ERA: 4.82	2.2		14	5	2	2	1	1	0	0	0	0	0	15	19	6.75	2.250

BOTTOM

Philadelphia Athletics @ Detroit Tigers
 Briggs Stadium, Detroit, MI
 Wed Jul 28 1954, 4:33 AM EDT
 Att. 3,535 - Unknown

AB	35
R	10
H	17
RBI	10
BB	6
SO	1
LOB	22



WP	HR	S	P	ERA	WHIP
0	0	3	2	0	0

Batter	1	2	3	4	5	6	7	8	9	AB R H RBI BB SO LOB	TOP																								
Spook Jacobs, R (1, 4) OBP: 0.335, SLG: 0.298	0-0 6-3		0-0 1-3		0-0 1B		0-0 G3			4 0 1 1 0 0 0																									
Lou Limmer, L (1, 3) OBP: 0.299, SLG: 0.458	0-0 1B 1B		0-0 F5		0-0 P6		0-3 K			4 0 1 0 0 1 2																									
Vic Power, R (1, 7) OBP: 0.262, SLG: 0.322	0-0 1-2 L4-3 1B		0-0 F7		0-0 L7			0-0 6-3		4 0 1 0 0 0 2																									
Bill Renna, R (1, 9) OBP: 0.303, SLG: 0.394	0-0 L4-3		0-0 F8		0-0 L7			0-0 6-3		4 0 0 0 0 0 2																									
Bill Wilson, R (1, 8) OBP: 0.375, SLG: 0.462		H 1-0 1B FC5-4 HBP		0-0 F5		B B B B 4-0 BB BB		0-0 F7		2 1 0 0 1 0 0																									
Jim Finigan, R (1, 5) OBP: 0.393, SLG: 0.425		X 0-0 FC5-4 1-3 1B		0-3 K		B B B B 4-0 1-2 BB		0-0 L8		3 0 1 0 1 1 0																									
Joe Demaestri, R (1, 6) OBP: 0.266, SLG: 0.328		0-3 K			X 0-0 SH1-4 1B 1B		X 0-0 F7		X 0-0 G6-4-3 1B	4 1 2 0 0 1 4	AB 31																								
Jim Robertson, R (1, 2) OBP: 0.278, SLG: 0.238		X 0-0 FC5-4			X 0-0 SH1-4		X 0-0 L6		X 0-0 G6-4-3	3 0 0 1 0 0 4	R 2																								
Johnny Gray, R (1, 1) OBP: 0.182, SLG: 0.100		X 0-0 L9			X 0-0 1B 1B		0-3 K			3 0 1 0 0 1 1	H 7																								
Inning Stats	R: 0 E: 0 K: 0 S: 4 H: 2 LOB: 1 BB: 0 P: 4	R: 1 E: 0 K: 1 S: 6 H: 1 LOB: 1 BB: 0 P: 7	R: 0 E: 0 K: 0 S: 3 H: 0 LOB: 0 BB: 0 P: 3	R: 0 E: 0 K: 1 S: 5 H: 0 LOB: 0 BB: 0 P: 5	R: 1 E: 0 K: 0 S: 6 H: 3 LOB: 2 BB: 0 P: 6	R: 0 E: 0 K: 0 S: 3 H: 0 LOB: 2 BB: 2 P: 11	R: 0 E: 0 K: 2 S: 7 H: 0 LOB: 0 BB: 0 P: 7	R: 0 E: 0 K: 0 S: 3 H: 0 LOB: 0 BB: 0 P: 3	R: 0 E: 0 K: 0 S: 3 H: 1 LOB: 0 BB: 0 P: 3	1B: 7 2B: 1 3B: 0 HR: 0 SF: 0 SAC: 1 DP: 2 HBP: 1	WP: 0 PB: 0 SB: 0 CS: 0 PA: 35																								
PITCHER George Zuverink, R (1, 1) ERA: 3.3	IP 9.0	WLS W	BF 35	H 7	R 2	ER 2	SO 4	BB 2	IBB 0	HBP 1	BLK 0	WP 0	HR 0	S 40	P 49	ERA 2.00	WHIP 1.000	PITCHER	IP 9.0	WLS W	BF 35	H 7	R 2	ER 2	SO 4	BB 2	IBB 0	HBP 1	BLK 0	WP 0	HR 0	S 40	P 49	ERA 2.00	WHIP 1.000

Philadelphia Athletics @ Detroit Tigers
Briggs Stadium, Detroit, MI
Thu Jul 29 1954, 4:33 AM EDT
Unknown

livebaseballscorecards.com



Batter	1	2	3	4	5	6	7	8	9
Harvey Kuenn, R OBP: 0.303, SLG: 0.367 (1, 6)	0-0 P4		0-0 F9		0-0 BB 1B		0-0 CS 2-H 1B		
Bill Tuttle, R OBP: 0.379, SLG: 0.438 (1, 8)	0-0 L8			0-0 L7 BB BB BB	4-0 BB 1-2		0-0 CS 1-2	0-0 5-3	
Steve Souchock, R OBP: 0.241, SLG: 0.519 (1, 7)	0-3 K			0-0 F7 SS SS	0-3 K			0-3 K	
Ray Boone, R OBP: 0.392, SLG: 0.476 (1, 5)		0-0 F8		0-0 5-3		0-0 G3-6-3 1B		0-0 6-3	
Wayne Belardi, L OBP: 0.386, SLG: 0.487 (1, 3)		4-0 BB			0-0 SH1-4 3B 1B	0-0 G3-6-3 1-2			
Al Kaline, R OBP: 0.281, SLG: 0.303 (1, 9)		0-0 L7			4-0 SH1-4 1-2 3B BB	0-0 L8			
Red Wilson, R OBP: 0.333, SLG: 0.328 (1, 2)		0-0 F2			0-0 SH1-4 1-2 2-3		0-0 5-3		
Frank Bolling, R OBP: 0.300, SLG: 0.341 (1, 4)			0-3 K		0-0 SH1-4 3B		4-0 SH3-4 1B BB		
George Zuverink, R OBP: 0.150, SLG: 0.175 (1, 1)			0-3 K		0-0 SH1-4 3-H		0-0 SH3-4 1-2		

Inning Stats	R: 0	H: 0	E: 0	LOB: 0	K: 1	BB: 0	S: 5	P: 5
	R: 0	H: 0	E: 0	LOB: 1	K: 0	BB: 1	S: 3	P: 7
	R: 0	H: 0	E: 0	LOB: 0	K: 2	BB: 0	S: 7	P: 7
	R: 0	H: 0	E: 0	LOB: 0	K: 0	BB: 0	S: 3	P: 3
	R: 3	H: 3	E: 0	LOB: 2	K: 1	BB: 2	S: 8	P: 16
	R: 0	H: 1	E: 0	LOB: 0	K: 0	BB: 0	S: 3	P: 3
	R: 1	H: 1	E: 0	LOB: 0	K: 0	BB: 1	S: 3	P: 7
	R: 0	H: 0	E: 0	LOB: 0	K: 1	BB: 0	S: 5	P: 5

PITCHER	IP	WLS	BF	H	R	ER	SO	BB	IBB	HBP	BLK	WP	HR	S	P	ERA	WHIP
Johnny Gray, R ERA: 6.43 (1, 1)	8.0	L	31	5	4	4	5	4	0	0	0	0	0	37	53	4.50	1.125

BOTTOM

AB	R	H	RBI	BB	SO	LOB
4	0	2	1	0	0	0
3	0	0	0	1	0	0
4	0	0	0	0	3	2
4	0	1	0	0	0	0
2	1	1	0	1	0	1
2	1	0	0	1	0	1
2	0	0	0	0	0	1
2	2	1	2	1	1	0
1	0	0	1	0	1	0

AB	24
R	4
H	5
RBI	4
BB	4
SO	5
LOB	5



WP	PA
0	32

Philadelphia Athletics @ Detroit Tigers
Briggs Stadium, Detroit, MI
 Thu Jul 29 1954, 4:33 AM EDT
 Unknown

livebaseballscorecards.com

Batter	1	2	3	4	5	6	7	8	9	AB R H RBI BB SO LOB	TOP
Jim Piersall, R (1, 9) OBP: 0.332, SLG: 0.383	0-0 5-3		0-0 F8		0-3 K			0-0 G5-4-3		4 0 0 0 0 1 2	Boston Red Sox @ Detroit Tigers Briggs Stadium, Detroit, MI Fri Jul 30 1954, 4:33 AM EDT Att. 29,402 - Unknown
Billy Goodman, L (1, 3) OBP: 0.359, SLG: 0.372	0-0 L6		0-0 P5			0-0 L7		0-0 F8		4 0 0 0 0 0 0	
Ted Williams, L (1, 7) OBP: 0.521, SLG: 0.670	0-0 F8			0-0 P6		0-3 K			0-0 L6	4 0 0 0 0 1 0	
Jackie Jensen, R (1, 8) OBP: 0.351, SLG: 0.477		0-0 6-3		0-0 6-3		4-0 BB			0-0 F8	3 0 0 0 1 0 0	
Grady Hatton, L (1, 5) OBP: 0.367, SLG: 0.364		0-0 2B 1B		0-0 2B		0-0 1-3			0-0 4-3	4 0 2 0 0 0 1	
Sammy White, R (1, 2) OBP: 0.315, SLG: 0.419		0-0 F7		0-0 5-3			0-3 K			3 0 0 0 0 1 2	
Ted Lepcio, R (1, 4) OBP: 0.329, SLG: 0.391		0-0 1-3 2B		0-0 5-3		0-0 P6				3 0 1 0 0 0 0	
Billy Conso, R (1, 6) OBP: 0.303, SLG: 0.252		0-3 K		0-0 F8		0-0 6-3				3 0 0 0 0 1 2	
Willard Nixon, L (1, 1) OBP: 0.314, SLG: 0.261 Harry Agganis, L (8, PH) OBP: 0.321, SLG: 0.421 Tom Hurd, R (8, 1)			0-3 K		0-0 2B			4-0 G5-4-3 BB		2 0 1 0 0 1 0 0 0 0 0 1 0 0 0 0 0 0 0 0 0	
Inning Stats	R: 0 E: 0 K: 0 S: 3 H: 0 LOB: 0 BB: 0 P: 3	R: 0 E: 0 K: 1 S: 7 H: 2 LOB: 2 BB: 0 P: 7	R: 0 E: 0 K: 1 S: 5 H: 0 LOB: 0 BB: 0 P: 5	R: 0 E: 0 K: 0 S: 4 H: 1 LOB: 1 BB: 0 P: 4	R: 0 E: 0 K: 1 S: 6 H: 1 LOB: 1 BB: 0 P: 6	R: 0 E: 0 K: 1 S: 5 H: 0 LOB: 1 BB: 1 P: 9	R: 0 E: 0 K: 1 S: 5 H: 0 LOB: 0 BB: 0 P: 5	R: 0 E: 0 K: 0 S: 2 H: 0 LOB: 0 BB: 1 P: 6	R: 0 E: 0 K: 0 S: 3 H: 0 LOB: 0 BB: 0 P: 3	1B: 1 2B: 3 3B: 0 HR: 0 SF: 0 SAC: 0 DP: 1 HBP: 0	WP: 0 PB: 0 SB: 0 CS: 0 PA: 32
PITCHER Ned Garver, R (1, 1) ERA: 2.41	IP 9.0 WLS W BF 32 H 4 R 0 ER 0 SO 5 BB 2 IBB 0 HBP 0 BLK 0 WP 0 HR 0 S 40 P 48 ERA 0.00 WHIP 0.667	PITCHER IP WLS BF H R ER SO BB IBB HBP BLK WP HR S P ERA WHIP									

livebaseballscorecards.com

AB	30
R	0
H	4
RBI	0
BB	2
SO	5
LOB	7



Batter	1	2	3	4	5	6	7	8	9	AB	R	H	RBI	BB	SO	LOB	BOTTOM	
Harvey Kuenn, R (1, 6) OBP: 0.309, SLG: 0.371	0-0 5-3		0-0 F9		0-0 F9			4-0 S 2B BB		3	1	0	0	1	0	4	Boston Red Sox @ Detroit Tigers Briggs Stadium, Detroit, MI Fri Jul 30 1954, 4:33 AM EDT Att. 29,402 - Unknown	
Bill Tuttle, R (1, 8) OBP: 0.378, SLG: 0.436	0-3 K			0-0 5-3		0-0 F7		0-3 K 1-2		4	0	0	0	0	2	1		
Bob Nieman, R (1, 7) Reno Bertoia, R (8, PR) Steve Souchock, R (9, 7) OBP: 0.315, SLG: 0.385 OBP: 0.290, SLG: 0.308 OBP: 0.241, SLG: 0.519	0-0 1-3			0-3 K		4-0 1B 1B BB		0-0 HR 2B		3	1	1	1	1	1	0		
Ray Boone, R (1, 5) OBP: 0.394, SLG: 0.476		0-0 FC4-6 1B		0-0 F8		0-0 1B 1-3 1B		4-0 HR IBB		3	1	2	0	1	0	0		
Wayne Belardi, L (1, 3) Walt Dropo, R (8, 3) OBP: 0.383, SLG: 0.479 OBP: 0.329, SLG: 0.379		0-0 FC4-6 L6-4-3 1-2f			0-0 3-1	0-0 L1-4-3 1B		0-0 F2		3	0	1	1	0	0	1		
Al Kaline, R (1, 9) OBP: 0.280, SLG: 0.311		0-0 L6-4-3 1-2			0-0 1B	0-0 L1-4-3 1-2		0-0 HR 1-H 2-H		1	0	0	0	0	0	2		
Frank House, L (1, 2) OBP: 0.306, SLG: 0.376			0-0 6-3		0-0 E 2B		0-0 P6	0-0 F8		4	0	1	0	0	0	1		
Frank Bolling, R (1, 4) OBP: 0.303, SLG: 0.339			0-0 SH1-3 1B		4-0 E IBB		0-0 F8			2	0	1	0	1	0	0		
Ned Garver, R (1, 1) OBP: 0.235, SLG: 0.191			0-0 SH1-3 1-2		0-0 E6 1-2 2-3		0-0 5-3			2	0	0	0	0	0	2		
Inning Stats	R: 0 E: 0 K: 1 S: 5	H: 0 LOB: 0 BB: 0 P: 5	R: 0 E: 0 K: 0 S: 3	H: 1 LOB: 0 BB: 0 P: 3	R: 0 E: 0 K: 0 S: 4	H: 1 LOB: 1 BB: 0 P: 4	R: 0 E: 0 K: 1 S: 5	H: 2 LOB: 3 BB: 1 P: 9	R: 1 E: 0 K: 0 S: 4	H: 2 LOB: 1 BB: 1 P: 8	R: 0 E: 0 K: 0 S: 3	H: 0 LOB: 0 BB: 0 P: 3	R: 4 E: 0 K: 1 S: 7	H: 2 LOB: 1 BB: 2 P: 15	1B: 5 2B: 2 3B: 0 HR: 1	SF: 0 SAC: 1 DP: 2 HBP: 0		WP: 0 PB: 0 SB: 1 CS: 0
PITCHER Willard Nixon, R (1, 1) ERA: 4.17 Tom Hurd, R (8, 1) ERA: 36.0	IP 7.0	WLS L	BF 27	H 6	R 1	ER 1	SO 2	BB 1	IBB 1	HBP 0	BLK 0	WP 0	HR 0	S 29	P 37	ERA 1.29	WHIP 1.000	

livebaseballscorecards.com

AB 29
R 5
H 8
RBI 5
BB 4
SO 3
LOB 14




Batter	1	2	3	4	5	6	7	8	9	AB R H RBI BB SO LOB	TOP	
Jim Piersall, R (1, 9) <small>OBP: 0.333, SLG: 0.381</small>	0-0 	H 1-0 			X 0-0 		X 0-0 	X 0-0 	① 0-0 	4 1 1 0 0 0 0		
Billy Goodman, L (1, 3) <small>OBP: 0.356, SLG: 0.369</small>	0-0 	① X 0-0 			X 0-0 		X 0-0 	X 0-0 	② 0-0 	5 1 1 0 0 0 4		
Ted Williams, L (1, 7) <small>OBP: 0.527, SLG: 0.686</small> Karl Olson, R (9, 7) <small>OBP: 0.333, SLG: 0.393</small>	B B B 4-0 		X 0-0 		X 0-0 		B B B B 4-0 	X 0-0 	③ 0-0 	3 1 2 2 2 0 0 0 0 0 0 0 0 0		
Jackie Jensen, R (1, 8) <small>OBP: 0.350, SLG: 0.473</small>	0-0 		X 0-0 		X 0-0 		X 0-0 	X 0-0 	① 0-0 	5 0 1 1 0 0 3		
Grady Hatton, L (1, 5) <small>OBP: 0.368, SLG: 0.378</small>	0-0 		X 0-0 		B B B B 4-0 		X 0-0 	X 0-0 	② 0-0 	4 1 1 1 1 0 3		
Del Wilber, R (1, 2) <small>OBP: 0.189, SLG: 0.242</small> Charlie Maxwell, L (6, PH) <small>OBP: 0.309, SLG: 0.276</small> Mickey Owen, R (6, 2) <small>OBP: 0.327, SLG: 0.364</small>		X 0-0 	X 0-0 		X 0-0 		X 0-0 	X 0-0 	① 0-0 	2 0 0 0 0 0 1 1 0 0 0 0 0 1 2 0 0 0 0 0 1		
Ted Lepcio, R (1, 4) <small>OBP: 0.331, SLG: 0.393</small>		X 0-0 		X 0-0 		X 0-0 		X 0-0 	② 0-0 	4 0 2 0 0 0 1		
Billy Consolo, R (1, 6) <small>OBP: 0.309, SLG: 0.255</small>		X 0-0 		X 0-0 		S O S 0-3 		H 1-0 	③ 0-3 	3 0 1 0 0 1 2		
Tom Brewer, R (1, 1) <small>OBP: 0.317, SLG: 0.375</small> Ellis Kinder, R (6, 1) <small>OBP: 0.200, SLG: 0.250</small>		X 0-0 		S O S 0-3 		X 0-0 		X 0-0 	① 0-0 	2 0 0 0 0 1 2 2 0 0 0 0 0 2		
Inning Stats	R: 1 H: 2 E: 0 LOB: 1 K: 0 BB: 1 S: 4 P: 8	R: 0 H: 2 E: 0 LOB: 3 K: 0 BB: 0 S: 5 P: 6	R: 0 H: 1 E: 0 LOB: 1 K: 0 BB: 0 S: 4 P: 4	R: 0 H: 0 E: 0 LOB: 0 K: 1 BB: 0 S: 5 P: 5	R: 0 H: 0 E: 0 LOB: 0 K: 0 BB: 0 S: 3 P: 3	R: 0 H: 1 E: 0 LOB: 2 K: 1 BB: 1 S: 6 P: 10	R: 0 H: 1 E: 0 LOB: 2 K: 0 BB: 1 S: 4 P: 8	R: 0 H: 0 E: 1 LOB: 2 K: 0 BB: 0 S: 4 P: 5	R: 3 H: 2 E: 1 LOB: 0 K: 0 BB: 0 S: 6 P: 6	1B: 7 SF: 0 2B: 0 SAC: 0 3B: 0 DP: 1 HR: 2 HBP: 2	WP: 0 PA: 42 PB: 0 SB: 0 CS: 0	
PITCHER Steve Gromek, R (1, 1) <small>ERA: 2.59</small>	IP WLS BF H R ER SO BB IBB HBP BLK WP HR S P ERA WHIP 9.0 L 42 9 4 2 2 3 0 2 0 0 0 2 41 55 2.00 1.333											PITCHER IP WLS BF H R ER SO BB IBB HBP BLK WP HR S P ERA WHIP

Boston Red Sox @ Detroit Tigers
 Briggs Stadium, Detroit, MI
 Sat Jul 31 1954, 4:33 AM EDT
 Att. 7,526 - Unknown

livebaseballscorecards.com

AB	37
R	4
H	9
RBI	4
BB	3
SO	2
LOB	20



Batter	1	2	3	4	5	6	7	8	9	AB R H RBI BB SO LOB	TOP	
Jim Piersall, R (1, 9) <small>OBP: 0.340, SLG: 0.384</small>	0-0 2B 1B		4-0 1B WP BB		4-0 HR BB	0-0 1B 1B 1B		0-0 P4		3 3 2 0 2 0 0		
Ted Williams, L (1, 7) Karl Olson, R (8, 7) <small>OBP: 0.528, SLG: 0.704</small> <small>OBP: 0.333, SLG: 0.393</small>	0-0 2B		0-0 FC5-4 1B		0-0 HR	0-0 F8		0-0 6-3		5 2 3 4 0 0 3 0 0 0 0 0 0 0		
Sam Mele, R (1, 3) Billy Goodman, L (5, PR) <small>OBP: 0.294, SLG: 0.386</small> <small>OBP: 0.361, SLG: 0.377</small>	0-0 G6-4-3 2B		0-0 FC5-4 HR		0-0 G4-3 1B	0-0 1B 1B		0-0 2B		3 1 2 1 0 0 1 2 0 2 2 0 0 0		
Jackie Jensen, R (1, 8) <small>OBP: 0.353, SLG: 0.481</small>	4-0 G6-4-3 BB		0-0 HR		0-0 G4-3 1B	0-0 1B		0-0 5-3		4 1 2 2 1 0 2		
Del Wilber, R (1, 2) Mickey Owen, R (6, 2) <small>OBP: 0.171, SLG: 0.216</small> <small>OBP: 0.321, SLG: 0.356</small>	0-0 G6-4-3		0-0 F8		0-0 6-3	0-0 L9		0-0 6-3		4 0 0 0 0 0 6 1 0 0 0 0 0 0		
Ted Lepcio, R (1, 4) <small>OBP: 0.329, SLG: 0.393</small>	0-3 K		0-0 5-3		0-0 6-3	0-0 2B		0-0 L9		5 0 1 0 0 1 1		
Milt Bolling, R (1, 5) Grady Hatton, L (4, 5) <small>OBP: 0.334, SLG: 0.363</small> <small>OBP: 0.368, SLG: 0.377</small>		0-0 E1 CS		0-0 L9	0-0 1B 1B	0-0 P3		0-3 K		2 0 0 0 0 0 0 3 1 1 0 0 1 1	AB 39 R 10 H 15 RBI 10 BB 4 SO 3 LOB 17	
Billy Consolo, R (1, 6) <small>OBP: 0.315, SLG: 0.257</small>		0-0 F5		0-3 K	0-0 1B 1B	4-0 G6-4-3 IBB				3 1 1 0 1 1 1		
Mel Parnell, L (1, 1) Sid Hudson, R (4, 1) Ellis Kinder, R (8, 1) <small>OBP: 0.200, SLG: 0.250</small>		0-0 F7		0-0 6-3	0-0 1B 1B	0-0 G6-4-3				2 0 0 0 0 0 0 2 1 1 1 0 0 2 0 0 0 0 0 0 0		
Inning Stats	R: 2 H: 3 E: 0 LOB: 1 K: 1 BB: 1 S: 7 P: 11	R: 0 H: 0 E: 1 LOB: 0 K: 0 BB: 0 S: 3 P: 3	R: 3 H: 2 E: 0 LOB: 0 K: 0 BB: 1 S: 5 P: 9	R: 0 H: 0 E: 0 LOB: 0 K: 1 BB: 0 S: 5 P: 5	R: 2 H: 2 E: 0 LOB: 1 K: 0 BB: 1 S: 4 P: 8	R: 3 H: 6 E: 0 LOB: 3 K: 0 BB: 0 S: 9 P: 9	R: 0 H: 1 E: 0 LOB: 1 K: 0 BB: 1 S: 3 P: 7	R: 0 H: 1 E: 0 LOB: 1 K: 0 BB: 0 S: 4 P: 4	R: 0 H: 0 E: 0 LOB: 0 K: 1 BB: 0 S: 5 P: 5	1B: 9 SF: 0 2B: 4 SAC: 0 3B: 0 DP: 3 HR: 2 HBP: 0	WP: 1 PA: 43 PB: 0 SB: 0 CS: 1	
PITCHER	IP WLS BF H R ER SO BB IBB HBP BLK WP HR S P ERA WHIP											
Al Aber, L (1, 1) <small>ERA: 4.01</small>	0.0 L 4 3 2 2 0 1 0 0 0 0 0 0 3 7 ∞ ∞											
Dick Marlowe, R (1, 1) <small>ERA: 3.9</small>	4.0 14 2 3 3 2 1 0 0 0 1 1 17 21 6.75 0.750											
Ray Herbert, R (5, 1) <small>ERA: 7.2</small>	1.0 5 2 2 2 0 1 0 0 0 0 0 1 4 8 18.00 3.000											
Bob Miller, L (6, 1) <small>ERA: 3.25</small>	4.0 20 8 3 3 1 0 1 0 0 0 0 0 21 25 6.75 2.000											

Boston Red Sox @ Detroit Tigers
 Briggs Stadium, Detroit, MI
 Sun Aug 01 1954, 4:33 AM EDT
 Att: 15,825 - Unknown

livebaseballscorecards.com

BOTTOM

Boston Red Sox @ Detroit Tigers
Briggs Stadium, Detroit, MI
Sun Aug 01 1954, 4:33 AM EDT
Att. 15,825 - Unknown

livebaseballscorecards.com

AB 41
R 8
H 16
RBI 8
BB 5
SO 4
LOB 31



WP: 0 PA: 49
PB: 1
SB: 0
CS: 1

AB R H RBI BB SO LOB

4 0 3 1 1 0 2

6 1 2 0 0 1 6

4 1 2 3 1 1 1

6 0 2 0 0 1 3

2 0 1 0 0 0 2

2 1 1 1 0 0 0

5 1 0 0 0 1 5

3 1 1 1 2 0 4

4 1 2 1 1 0 4

0 0 0 0 0 0 0
1 0 0 0 0 0 2
1 1 1 0 0 0 0
0 0 0 0 0 0 0
1 0 0 1 0 0 0
1 0 0 0 0 0 2
1 1 1 0 0 0 0

1B: 13 SF: 3
2B: 3 SAC: 0
3B: 0 DP: 1
HR: 1 HBP: 0

Batter	1	2	3	4	5	6	7	8	9
Harvey Kuenn, R (1, 6) OBP: 0.313, SLG: 0.375	4-0 FC4-6 BB	0-0 1-2 2-3 1B		0-0 1-2 1B	0-0 FC5-4 1B		0-0 F8		0-0 SF8
Bill Tuttle, R (1, 8) OBP: 0.376, SLG: 0.435	0-0 FC4-6 1-2f 1B	0-3 K		0-0 1-2 2-3 1B	0-0 FC5-4 1-2f 1B			0-0 1B SF8 2B	0-0 F7
Bob Nieman, R (1, 7) OBP: 0.329, SLG: 0.416	0-0 F8		0-0 FC6-4 1B	0-0 SF8 3-H		0-3 K		4-0 SF8 1B BB	0-0 1-H HR
Ray Boone, R (1, 5) OBP: 0.391, SLG: 0.469	0-0 1-2 1B		0-0 FC6-4 E 1B 1-2f	0-3 K 2-3		0-0 F9		0-0 1-2 2-3 1B	0-0 F8
Walt Dropo, R (1, 3) OBP: 0.331, SLG: 0.380	0-0 F8		0-0 E 1B 1-2		0-0 1B E		0-0 F8	0-0 SF8	
Wayne Belardi, L (5, 3) OBP: 0.378, SLG: 0.468									
Al Kaline, R (1, 9) OBP: 0.273, SLG: 0.303		0-0 L5-3	0-0 L9		0-0 L5 1B 6-3		0-0 L5-3	0-3 K	
Red Wilson, R (1, 2) OBP: 0.343, SLG: 0.328		4-0 FC1-5 BB BB	0-0 FC5 1-2 2-3		0-0 PB 6-3 5-3 1B 1-3 2-H		4-0 1B BB	0-0 FC6-4 1-2f	
Frank Bolling, R (1, 4) OBP: 0.304, SLG: 0.341		4-0 1B FC1-5 BB	0-0 F7		0-0 6-3		0-0 1-2 3-H 1B		0-0 1B SF8 2B
Al Aber, L (1, 1) OBP: 0.227, SLG: 0.200		0-0 FC1-5		0-0 1B SF8 1B	0-0 5-3		0-0 F7		0-0 2-3 HR 1B
Dick Marlowe, R (1, 1) OBP: 0.308, SLG: 0.333									
Steve Souchock, R (4, PH) OBP: 0.258, SLG: 0.517									
Ray Herbert, R (5, 1) OBP: 0.357, SLG: 0.667									
Hoot Evers, R (5, PH) OBP: 0.050, SLG: 0.200									
Bob Miller, R (6, 1) OBP: 0.100, SLG: 0.100									
Frank House, L (9, PH) OBP: 0.304, SLG: 0.372									

Inning Stats	R: 0 E: 0 K: 0 S: 4	H: 1 LOB: 2 BB: 1 P: 8	R: 0 E: 0 K: 1 S: 6	H: 1 LOB: 3 BB: 2 P: 14	R: 0 E: 1 K: 0 S: 6	H: 2 LOB: 3 BB: 0 P: 6	R: 1 E: 0 K: 1 S: 7	H: 3 LOB: 2 BB: 0 P: 7	R: 3 E: 1 K: 0 S: 7	H: 3 LOB: 1 BB: 0 P: 7	R: 0 E: 0 K: 1 S: 5	H: 0 LOB: 0 BB: 0 P: 5	R: 0 E: 0 K: 0 S: 4	H: 1 LOB: 2 BB: 1 P: 8	R: 1 E: 0 K: 1 S: 7	H: 2 LOB: 2 BB: 1 P: 11	R: 3 E: 0 K: 0 S: 6	H: 3 LOB: 0 BB: 0 P: 6
1B: 13 2B: 3 3B: 0 HR: 1	SF: 3 SAC: 0 DP: 1 HBP: 0	WP: 0 PA: 49 PB: 1 SB: 0 CS: 1																

PITCHER	IP	WLS	BF	H	R	ER	SO	BB	IBB	HBP	BLK	WP	HR	S	P	ERA	WHIP
Mel Parnell, L (1, 1) ERA: 4.35	3.1		21	7	1	1	1	3	0	0	0	0	0	20	32	2.70	3.000
Sid Hudson, R (4, 1) ERA: 4.79	3.2	W	19	6	4	2	2	2	0	0	0	0	0	21	29	4.91	2.182
Ellis Kinder, R (8, 1) ERA: 3.45	2.0	S	9	3	3	3	1	0	0	0	0	0	1	11	11	13.50	1.500


Batter	1	2	3	4	5	6	7	8	9	AB R H RBI BB SO LOB	TOP										
Eddie Yost, R (1, 5) OBP: 0.408, SLG: 0.423	0-3 K		0-0 1B FC4 1B		0-3 K	4-0 FC4-6 1B 1-2 1B BB	4-0 1B BB		0-0 2B	4 2 2 0 2 2 0											
Johnny Pesky, L (1, 4) OBP: 0.327, SLG: 0.356	0-0 BB 1B		0-0 1B 1B		0-0 4-3	0-0 FC4-6 1B	0-0 1B		0-0 4-3	6 1 4 1 0 0 1											
Mickey Vernon, L (1, 3) OBP: 0.364, SLG: 0.538	4-0 FC5-4 1-2 BB		0-0 1B FC4		0-0 HR	0-0 FC4-6 E 1B BB	0-0 1B		0-0 1B	4 2 2 3 1 0 3											
Pete Runnels, L (1, 6) OBP: 0.377, SLG: 0.418	0-0 F7		0-0 1B		0-0 E4 1B HR	0-0 BB E 1B	0-3 K			5 1 2 2 0 1 4											
Jim Busby, R (1, 8) OBP: 0.341, SLG: 0.404	0-0 FC5-4 1-2f		0-3 K		0-0 HR 1B	0-0 E5 BB		0-0 L9		5 1 1 0 0 1 5											
Roy Sievers, R (1, 7) OBP: 0.335, SLG: 0.455		0-0 P3		0-0 HR	0-0 HR	4-0 BB		0-0 G1-4-3 1B		4 2 3 5 1 0 0											
Tom Umphlett, R (1, 9) OBP: 0.277, SLG: 0.313		0-0 L9		0-0 P6	0-0 6-3	0-0 F8		0-0 G1-4-3 1B		5 0 0 0 0 0 4											
Joe Tipton, R (1, 2) OBP: 0.350, SLG: 0.317		0-0 F8		0-0 5-3		4-0 FC1-6 BB			0-0 G6-4-3 1B	4 1 2 0 1 0 0											
Dean Stone, L (1, 1) OBP: 0.211, SLG: 0.206			0-0 6-3		0-0 3-1	0-0 FC1-6 1B BB FC4-6	0-3 K		0-0 G6-4-3	3 1 0 0 0 0 1											
Tom Wright, L (7, PH) OBP: 0.331, SLG: 0.348										1 0 0 0 0 1 1											
Mickey McDermott, L (7, 1) OBP: 0.232, SLG: 0.219										1 0 0 0 0 0 1											
Inning Stats	R: 0 E: 0 K: 1 S: 6	H: 1 LOB: 2 BB: 1 P: 10	R: 0 E: 0 K: 0 S: 3	H: 0 LOB: 0 BB: 0 P: 3	R: 2 E: 1 K: 1 S: 8	H: 3 LOB: 1 BB: 0 P: 8	R: 1 E: 0 K: 0 S: 4	H: 1 LOB: 0 BB: 0 P: 4	R: 4 E: 1 K: 1 S: 9	H: 3 LOB: 0 BB: 0 P: 9	R: 3 E: 1 K: 0 S: 6	H: 2 LOB: 3 BB: 3 P: 18	R: 1 E: 0 K: 2 S: 9	H: 3 LOB: 2 BB: 1 P: 13	R: 0 E: 0 K: 0 S: 3	H: 1 LOB: 0 BB: 0 P: 3	R: 0 E: 0 K: 0 S: 4	H: 2 LOB: 1 BB: 0 P: 4	1B: 11 2B: 2 3B: 0 HR: 3	SF: 0 SAC: 0 DP: 2 HBP: 0	WP: 0 PA: 47 PB: 0 SB: 0 CS: 0
PITCHER	IP WLS BF H R ER SO BB IBB HBP BLK WP HR S P ERA WHIP																				
George Zverink, R (1, 1) ERA: 3.38	5.0 L 25 8 7 3 3 1 0 0 0 0 0 3 30 34 5.40 1.800																				
Ted Gray, L (6, 1) ERA: 6.52	1.0 9 2 3 2 0 3 0 0 0 0 0 0 6 18 18.00 5.000																				
Ray Herbert, R (7, 1) ERA: 6.98	3.0 13 6 1 1 2 1 0 0 0 0 0 0 16 20 3.00 2.333																				

Washington Senators @ Detroit Tigers
 Briggs Stadium, Detroit, MI
 Mon Aug 02 1954, 4:33 AM EDT
 Att: 13,117 - Unknown

livebaseballscorecards.com

AB 42
R 11
H 16
RBI 11
BB 5
SO 5
LOB 20



Batter	1	2	3	4	5	6	7	8	9	AB R H RBI BB SO LOB	TOP														
Eddie Yost, R OBP: 0.409, SLG: 0.424 (1, 5) X	0-0 P5		0-0 G5-4-3 1B		0-0 P4			0-0 1B		4 0 2 0 0 0 0	<p>Washington Senators @ Detroit Tigers Briggs Stadium, Detroit, MI Tue Aug 03 1954, 4:33 AM EDT Att. 3,682 - Unknown</p> <p>livebaseballscorecards.com</p> <table border="1"> <tr><td>AB</td><td>31</td></tr> <tr><td>R</td><td>0</td></tr> <tr><td>H</td><td>5</td></tr> <tr><td>RBI</td><td>0</td></tr> <tr><td>BB</td><td>1</td></tr> <tr><td>SO</td><td>5</td></tr> <tr><td>LOB</td><td>12</td></tr> </table> 	AB	31	R	0	H	5	RBI	0	BB	1	SO	5	LOB	12
AB	31																								
R	0																								
H	5																								
RBI	0																								
BB	1																								
SO	5																								
LOB	12																								
Wayne Terwilliger, R OBP: 0.274, SLG: 0.273 (1, 4) X	0-0 P6		0-0 G5-4-3 1-2f		0-3 K			0-0 F7		4 0 0 0 0 1 2															
Mickey Vernon, L OBP: 0.365, SLG: 0.538 (1, 3) X	0-0 1B		0-0 1B		0-3 K			0-0 G3		4 0 2 0 0 1 1															
Pete Runnels, L OBP: 0.373, SLG: 0.413 (1, 6) X	0-0 F7		0-0 1-3		0-3 K			0-0 4-3		4 0 0 0 0 1 2															
Jim Busby, R OBP: 0.340, SLG: 0.401 (1, 8) H		1-0 1B HBP		0-3 K				0-0 P3		3 0 0 0 0 1 0															
Roy Sievers, R OBP: 0.334, SLG: 0.451 (1, 7) X		0-0 P6		4-0 BB				0-0 P4		3 0 0 0 1 0 1															
Tom Umphlett, R OBP: 0.278, SLG: 0.313 (1, 9) X		0-0 1B		0-0 F8				0-0 5-3		3 0 1 0 0 0 1															
Ed Fitz Gerald, R OBP: 0.350, SLG: 0.361 (1, 2) X		0-0 P2		0-0 P4				0-0 6-3		3 0 0 0 0 0 3															
Chuck Stobbs, L OBP: 0.171, SLG: 0.152 Clyde Vollmer, R OBP: 0.269, SLG: 0.324 Camilo Pascual, R OBP: 0.125, SLG: 0.067 (1, 1) (8, PH) (8, 1) X		0-0 4-3		0-0 F2				0-3 K		2 0 0 0 0 0 2 1 0 0 0 0 1 0 0 0 0 0 0 0 0															
Inning Stats	R: 0 H: 1 E: 0 LOB: 1 K: 0 BB: 0 S: 4 P: 4	R: 0 H: 1 E: 0 LOB: 2 K: 0 BB: 0 S: 4 P: 5	R: 0 H: 2 E: 0 LOB: 1 K: 0 BB: 0 S: 4 P: 4	R: 0 H: 0 E: 0 LOB: 1 K: 1 BB: 1 S: 5 P: 9	R: 0 H: 0 E: 0 LOB: 0 K: 1 BB: 0 S: 5 P: 5	R: 0 H: 0 E: 0 LOB: 0 K: 2 BB: 0 S: 7 P: 7	R: 0 H: 0 E: 0 LOB: 0 K: 0 BB: 0 S: 3 P: 3	R: 0 H: 1 E: 0 LOB: 1 K: 1 BB: 0 S: 6 P: 6	R: 0 H: 0 E: 0 LOB: 0 K: 0 BB: 0 S: 3 P: 3	1B: 5 SF: 0 2B: 0 SAC: 0 3B: 0 DP: 1 HR: 0 HBP: 1	WP: 0 PA: 33 PB: 0 SB: 0 CS: 0														
PITCHER Billy Hoelt, L ERA: 4.17 (1, 1)	IP WLS BF H R ER SO BB IBB HBP BLK WP HR S P ERA WHIP																								

Batter	1	2	3	4	5	6	7	8	9
Harvey Kuenn, R OBP: 0.316, SLG: 0.381 (1, 6)	0-0 1B FC6-4 2B		0-0 F8		0-0 1-2 1B		0-0 1-2f G6-4-3		
Bill Tuttle, R OBP: 0.373, SLG: 0.435 (1, 8)	0-0 2-3 1B FC6-4		0-0 F8		0-0 F8			0-0 6-3	
Bob Nieman, R OBP: 0.329, SLG: 0.432 (1, 7)	0-0 P4		0-0 1-3			0-0 6-3		0-0 6-3	
Frank Bolling, R OBP: 0.303, SLG: 0.337 (9, 4)									
Ray Boone, R OBP: 0.388, SLG: 0.472 (1, 5)	0-0 1-2f 3-H FC6-4			0-0 F3		0-0 HR		0-0 F8	
Walt Dropo, R OBP: 0.332, SLG: 0.377 (1, 3)	0-0 P3			0-0 F8		0-0 1B			
Al Kaline, R OBP: 0.278, SLG: 0.307 (1, 9)		0-0 8-3 1B		0-0 L5-3		0-0 L8			
Red Wilson, R OBP: 0.345, SLG: 0.320 (1, 2)		0-0 1-2f 9-3			0-0 F8	0-0 6-3			
Reno Bertoia, R OBP: 0.265, SLG: 0.276 (1, 4)		0-0 5-3			0-3 K		0-0 6-3		
Hoot Evers, R OBP: 0.095, SLG: 0.200 (9, 7)									
Billy Hoefl, L OBP: 0.283, SLG: 0.231 (1, 1)			0-0 BLK 1B		4-0 1B BB		4-0 G6-4-3 BB		

Inning Stats	R: 1	H: 2	E: 0	K: 5	S: 5	LOB: 1	BB: 0	P: 5	R: 0	H: 1	E: 0	K: 3	S: 3	LOB: 0	BB: 0	P: 3	R: 0	H: 1	E: 0	K: 4	S: 4	LOB: 1	BB: 0	P: 4	R: 0	H: 0	E: 0	K: 3	S: 3	LOB: 0	BB: 0	P: 3	R: 0	H: 2	E: 0	K: 5	S: 5	LOB: 1	BB: 0	P: 5	R: 0	H: 0	E: 0	K: 2	S: 2	LOB: 0	BB: 1	P: 6	R: 0	H: 0	E: 0	K: 3	S: 3	LOB: 0	BB: 0	P: 3
--------------	------	------	------	------	------	--------	-------	------	------	------	------	------	------	--------	-------	------	------	------	------	------	------	--------	-------	------	------	------	------	------	------	--------	-------	------	------	------	------	------	------	--------	-------	------	------	------	------	------	------	--------	-------	------	------	------	------	------	------	--------	-------	------


PITCHER	IP	WLS	BF	H	R	ER	SO	BB	IBB	HBP	BLK	WP	HR	S	P	ERA	WHIP
Chuck Stobbs, L ERA: 4.12 (1, 1)	7.0	L	28	7	2	2	1	2	0	0	1	0	1	28	36	2.57	1.286
Camilo Pascual, R ERA: 5.17 (8, 1)	1.0		3	0	0	0	0	0	0	0	0	0	0	3	3	0.00	0.000

BOTTOM

Washington Senators @ Detroit Tigers
 Briggs Stadium, Detroit, MI
 Tue Aug 03 1954, 4:33 AM EDT
 Att. 3,682 - Unknown

AB	R	H	RBI	BB	SO	LOB
4	1	2	0	0	0	2
4	0	1	0	0	0	3
4	0	0	0	0	0	3
0	0	0	0	0	0	0
4	1	1	2	0	0	1
3	0	1	0	0	0	1
3	0	1	0	0	0	1
3	0	0	0	0	0	2
3	0	0	0	0	1	0
0	0	0	0	0	0	0
1	0	1	0	2	0	0

AB	29
R	2
H	7
RBI	2
BB	2
SO	1
LOB	13



WP	PA	ERA	WHIP
0	31		

Batter	1	2	3	4	5	6	7	8	9	AB R H RBI BB SO LOB	TOP																					
Eddie Yost, R (1, 5) OBP: 0.410, SLG: 0.422	4-0 FC6-4 1B BB		0-0 6-3		0-0 F7		4-0 BB			2 0 0 0 2 0 0																						
Johnny Pesky, L (1, 4) OBP: 0.319, SLG: 0.347	0-0 F7		0-0 4-3			0-0 4-3	0-0 G3			4 0 0 0 0 0 3																						
Mickey Vernon, L (1, 3) OBP: 0.366, SLG: 0.538	0-0 FC6-4 1-2 1B		0-0 6-3			0-0 2B 1B		0-0 P3		4 1 2 0 0 0 0																						
Pete Runnels, L (1, 6) OBP: 0.369, SLG: 0.407	0-0 FC6-4 1-2f 2-3			0-0 4-3		0-0 F8		0-0 F7		4 0 0 0 0 0 3																						
Jim Busby, R (1, 8) OBP: 0.339, SLG: 0.402	0-0 L9			0-0 6-3		0-0 2B 1-H		0-0 6-3		4 0 1 1 0 0 2																						
Roy Sievers, R (1, 7) OBP: 0.336, SLG: 0.448		4-0 BB 1B BB		4-0 BB		0-0 F8		0-0 1-3		2 0 0 0 2 0 1																						
Tom Umphlett, R (1, 9) OBP: 0.274, SLG: 0.309		0-0 P5		0-0 P4			0-0 5-3	0-0 P4		4 0 0 0 0 0 2																						
Ed Fitz Gerald, R (1, 2) OBP: 0.357, SLG: 0.382		0-0 G6-4-3 1-2 1B			0-0 4-3		0-0 G3 1B	0-0 HR		4 1 3 1 0 0 0																						
Connie Marrero, R (1, 1) Bunky Stewart, L (8, 1) Mickey McDermott, L (9, PH) OBP: 0.229, SLG: 0.215		0-0 G6-4-3 1-2f			0-0 1-3		0-0 G3 1-2	0-0 P6		3 0 0 0 0 0 3 0 0 0 0 0 0 0 1 0 0 0 0 0 0																						
Inning Stats	R: 0 E: 0 K: 0 S: 4	H: 1 LOB: 2 BB: 1 P: 8	R: 0 E: 0 K: 0 S: 3	H: 1 LOB: 1 BB: 1 P: 7	R: 0 E: 0 K: 0 S: 3	H: 0 LOB: 0 BB: 0 P: 3	R: 0 E: 0 K: 0 S: 3	H: 0 LOB: 1 BB: 0 P: 5	R: 0 E: 0 K: 0 S: 4	H: 1 LOB: 2 BB: 1 P: 8	R: 0 E: 0 K: 0 S: 3	H: 0 LOB: 0 BB: 0 P: 3	R: 1 E: 0 K: 0 S: 5	H: 2 LOB: 1 BB: 0 P: 5	R: 0 E: 0 K: 0 S: 4	H: 1 LOB: 2 BB: 1 P: 8	R: 0 E: 0 K: 0 S: 3	H: 0 LOB: 0 BB: 0 P: 3	R: 1 E: 0 K: 0 S: 4	H: 1 LOB: 0 BB: 0 P: 4	1B: 4 2B: 1 3B: 0 HR: 1	SF: 0 SAC: 0 DP: 1 HBP: 0	WP: 0 PB: 0 SB: 0 CS: 0	PA: 36								
PITCHER Ned Garver, R (1, 1) ERA: 2.39	IP 9.0	WLS W	BF 36	H 6	R 2	ER 2	SO 0	BB 4	IBB 0	HBP 0	BLK 0	WP 0	HR 1	S 32	P 48	ERA 2.00	WHIP 1.111															
											PITCHER	IP	WLS	BF	H	R	ER	SO	BB	IBB	HBP	BLK	WP	HR	S	P	ERA	WHIP				

Washington Senators @ Detroit Tigers
 Briggs Stadium, Detroit, MI
 Wed Aug 04 1954, 4:33 AM EDT
 Att. 4,873 - Unknown

livebaseballscorecards.com

AB 32
R 2
H 6
RBI 2
BB 4
SO 0
LOB 14



Batter	1	2	3	4	5	6	7	8	9
Harvey Kuenn, R OBP: 0.317, SLG: 0.381 (1, 6)	0-0 S 1B 1B	0-0 CS	0-0 L5		0-0 FC5-6 F8 1B		0-0 4-3 SH2-4 1B	0-0 F8	
Bill Tuttle, R OBP: 0.376, SLG: 0.437 (1, 8)	0-0 S 1B 1-2 1B		0-3 K		0-0 1-2 1B		0-0 SH2-4 1-2	4-0 2B IBB	
Bob Nieman, R OBP: 0.321, SLG: 0.420 (1, 7)	0-0 F7		0-0 F8		0-0 F8		0-0 4-3	0-0 2B 1B	
Frank Bolling, R OBP: 0.305, SLG: 0.339 (8, 4)					2-3		2-3	1-2 2-H	
Ray Boone, R OBP: 0.393, SLG: 0.480 (1, 5)	4-0 1-2 2-3 IBB			0-0 L4-6 2B	0-0 5-3		0-0 HR 1B	0-0 1-H 2-H 2B	
Wayne Belardi, L OBP: 0.379, SLG: 0.489 (1, 3)	0-3 K			0-0 L4-6 2-3		0-0 1B 1B	0-0 1-H HR	0-3 K	
Al Kaline, R OBP: 0.280, SLG: 0.309 (1, 9)	0-0 L3			0-0 BLK 1B		0-0 F5	0-0 1B		
Frank House, L OBP: 0.307, SLG: 0.371 (1, 2)		0-0 4-3		4-0 1-2 IBB		0-0 1B	0-0 F8		
Reno Bertoia, R OBP: 0.243, SLG: 0.250 (1, 4)			0-0 F7		0-0 F7			0-0 SH1-4 1B	
Hoot Evers, R OBP: 0.136, SLG: 0.238 (8, 7)									
Ned Garver, R OBP: 0.259, SLG: 0.204 (1, 1)			0-0 CS 1B		4-0 FC5-6 BB	0-3 K		0-0 SH1-4 1-2	

Inning Stats	R: 0	H: 2	E: 0	K: 1	S: 7	LOB: 3	BB: 1	P: 11
	R: 0	H: 1	E: 0	K: 0	S: 3	LOB: 0	BB: 0	P: 3
	R: 0	H: 0	E: 0	K: 1	S: 5	LOB: 0	BB: 0	P: 5
	R: 0	H: 2	E: 0	K: 0	S: 4	LOB: 2	BB: 1	P: 8
	R: 0	H: 1	E: 0	K: 0	S: 4	LOB: 2	BB: 1	P: 8
	R: 0	H: 2	E: 0	K: 1	S: 7	LOB: 2	BB: 0	P: 7
	R: 3	H: 4	E: 0	K: 0	S: 7	LOB: 1	BB: 0	P: 7
	R: 3	H: 3	E: 0	K: 1	S: 8	LOB: 1	BB: 1	P: 12

PITCHER	IP	WLS	BF	H	R	ER	SO	BB	IBB	HBP	BLK	WP	HR	S	P	ERA	WHIP
Connie Marrero, R ERA: 4.31 (1, 1)	7.1	L	36	13	4	4	3	1	2	0	1	0	1	39	51	4.91	1.909
Bunky Stewart, L ERA: 6.81 (8, 1)	0.2		5	2	2	2	1	0	1	0	0	0	0	6	10	27.00	3.000

AB R H RBI BB SO LOB

5	1	2	0	0	0	2
3	1	2	0	1	1	0
4	0	0	0	0	0	5
1	1	1	1	0	0	0
4	1	3	3	1	0	2
5	1	2	2	0	2	5
4	0	2	0	0	0	4
3	0	1	0	1	0	1
3	0	0	0	0	0	4
1	1	1	0	0	0	0
2	0	1	0	1	1	2

AB	35
R	6
H	15
RBI	6
BB	4
SO	4
LOB	25



Washington Senators @ Detroit Tigers
 Briggs Stadium, Detroit, MI
 Wed Aug 04 1954, 4:33 AM EDT
 Att. 4,873 - Unknown

livebaseballscorecards.com

WP	PA
0	42
PB	0
SB	2
CS	1

Batter	1	2	3	4	5	6	7	8	9	AB R H RBI BB SO LOB	TOP
Eddie Yost, R OBP: 0.410, SLG: 0.420 (1, 5) X	0-0 1-3 ① X	0-0 F8 ③		0-0 1B		0-0 P6 ②		4-0 FC3-8 BB		4 0 1 0 1 0 3	
Johnny Pesky, L OBP: 0.315, SLG: 0.348 (1, 4) X	0-0 2B		0-0 1-3 ① X	0-0 4-3 ③		0-0 4-3 ③		0-0 FC3-6 ①		5 0 1 0 0 0 2	
Mickey Vernon, L OBP: 0.369, SLG: 0.545 (1, 3) X	0-0 F8 ②		0-0 E 1B		0-0 HR		4-0 1B BB	0-0 F3 ②		4 2 2 1 1 0 2	
Pete Runnels, L OBP: 0.369, SLG: 0.410 (1, 6) X	0-0 6-3 ③		0-0 E8 1B		0-0 2B		0-0 L8 ① X	0-0 L8 ③		5 1 2 0 0 0 3	
Jim Busby, R OBP: 0.338, SLG: 0.400 (1, 8) X		0-0 F3 ① X	0-0 F8 ②		0-0 P3 ①		0-0 1B 1B		0-3 K ①	5 1 1 0 0 1 3	
Roy Sievers, R OBP: 0.339, SLG: 0.450 (1, 7) X		0-0 E4 1B	4-0 IBB		0-0 2B 2-H		0-0 F7 ②		4-0 G4-6-3 BB	3 0 1 1 2 0 2	
Clyde Vollmer, R OBP: 0.277, SLG: 0.329 (1, 9) X		0-0 1B 1-3	0-0 F8 ③		0-3 K ②		0-0 1B 1B 1-3 2-H		0-0 G4-6-3 ② ③	5 0 2 1 0 1 5	
Ed Fitz Gerald, R OBP: 0.360, SLG: 0.381 (1, 2) X		4-0 IBB		0-3 K ① X	0-0 5-3 ③		0-0 1B 1-2 3-H			3 0 1 1 1 1 1	
Bob Porterfield, R OBP: 0.143, SLG: 0.138 (1, 1) X		0-3 K ②		0-0 F2 ②		0-0 6-3 ① X		0-0 L6 ③		4 0 0 0 0 1 5	
Inning Stats	R: 0 H: 1 E: 0 LOB: 1 K: 0 BB: 0 S: 4 P: 4	R: 0 H: 1 E: 1 LOB: 3 K: 1 BB: 1 S: 7 P: 11	R: 0 H: 2 E: 1 LOB: 3 K: 0 BB: 1 S: 5 P: 9	R: 0 H: 1 E: 0 LOB: 1 K: 1 BB: 0 S: 6 P: 6	R: 2 H: 3 E: 0 LOB: 1 K: 1 BB: 0 S: 8 P: 8	R: 0 H: 0 E: 0 LOB: 0 K: 0 BB: 0 S: 3 P: 3	R: 2 H: 3 E: 0 LOB: 2 K: 0 BB: 1 S: 6 P: 10	R: 0 H: 0 E: 0 LOB: 1 K: 0 BB: 1 S: 3 P: 7	R: 0 H: 0 E: 0 LOB: 0 K: 1 BB: 1 S: 4 P: 8	1B: 7 SF: 0 2B: 3 SAC: 0 3B: 0 DP: 1 HR: 1 HBP: 0	WP: 0 PA: 43 PB: 0 SB: 0 CS: 0
PITCHER Steve Gromek, R (1, 1) ERA: 2.68 Ray Herbert, R (9, 1) ERA: 6.86	IP WLS BF H R ER SO BB IBB HBP BLK WP HR S P ERA WHIP										
	8.0 L 40 11 4 4 3 2 2 0 0 0 1 42 58 4.50 1.625										
	1.0 3 0 0 0 1 1 0 0 0 0 0 4 8 0.00 1.000										

Washington Senators @ Detroit Tigers
 Briggs Stadium, Detroit, MI
 Thu Aug 05 1954, 4:33 AM EDT
 Att. 3,802 - Unknown

livebaseballscorecards.com

AB 38
 R 4
 H 11
 RBI 4
 BB 5
 SO 4
 LOB 26



Batter	1	2	3	4	5	6	7	8	9	AB	R	H	RBI	BB	SO	LOB
Harvey Kuenn, R OBP: 0.315, SLG: 0.378 (1, 6)	0-0 6-3	0-0 F9		0-0 1B 1-2 2B 1B		0-0 4-3		0-0 6-3		5	1	1	0	0	0	3
Bill Tuttle, R OBP: 0.371, SLG: 0.429 (1, 8)	0-0 1-3		0-0 5-3	0-0 2B 1-2 2-3 1B		0-0 5-3			0-3 K	5	0	1	0	0	1	0
Hoot Evers, R OBP: 0.214, SLG: 0.280 (1, 7)	1-0 HBP		0-0 F8	0-0 1-3 2-H 3-H 2B			4-0 2B FC1-2-5 BB		0-0 F8	3	0	1	2	1	0	0
Ray Boone, R OBP: 0.389, SLG: 0.474 (1, 5)	0-0 5-3		0-0 E3 WP	0-0 F5			0-0 F8		0-0 1B	5	0	1	0	0	0	4
Wayne Belardi, L OBP: 0.382, SLG: 0.496 (1, 3)		0-0 G3	4-0 1-2 IBB		0-0 F9		0-0 FC1-2-5 2B		0-0 G3	4	0	1	0	1	0	1
Al Kaline, R OBP: 0.282, SLG: 0.317 (1, 9)		0-3 K	0-3 K		0-0 2B		0-0 FC1-2-5 2-3 3-H			4	0	1	0	0	2	4
Frank House, L OBP: 0.305, SLG: 0.365 (1, 2)		0-0 BB BB 1B		0-0 E1 1B 1B 2B	0-0 F7		0-0 F3			4	1	1	0	0	0	1
Frank Bolling, R OBP: 0.303, SLG: 0.334 (1, 4)		4-0 BB BB		0-0 F9	0-0 F8		0-0 P4			2	0	0	0	1	0	2
Jim Delsing, L OBP: 0.323, SLG: 0.332 (8, PH)		1-2 BB BB		0-0 F9			0-0 P6			1	0	0	0	0	0	0
Reno Bertoia, R OBP: 0.243, SLG: 0.250 (9, 4)										0	0	0	0	0	0	0
Al Aber, L OBP: 0.240, SLG: 0.182 (1, 1)		4-0 BB BB		0-0 P6			0-3 K		0-0 HR	2	0	0	0	1	1	1
Dick Marlowe, R OBP: 0.308, SLG: 0.333 (8, 1)										0	0	0	0	0	0	0
Bob Nieman, R OBP: 0.318, SLG: 0.432 (8, PH)										1	1	1	1	0	0	0
Bob Miller, R OBP: 0.100, SLG: 0.100 (9, 1)		1-2 2-3 BB								0	0	0	0	0	0	0

Inning Stats	R: 0	H: 0	E: 0	K: 0	S: 3	H: 0	LOB: 1	BB: 0	P: 4	R: 0	H: 1	E: 0	K: 1	S: 6	H: 0	LOB: 2	BB: 1	P: 10	R: 2	H: 3	E: 1	K: 0	S: 7	H: 0	LOB: 2	BB: 0	P: 7	R: 0	H: 1	E: 0	K: 0	S: 4	H: 0	LOB: 0	BB: 0	P: 5	R: 0	H: 1	E: 0	K: 0	S: 3	H: 1	LOB: 1	BB: 1	P: 7	R: 1	H: 1	E: 0	K: 0	S: 4	H: 1	LOB: 0	BB: 0	P: 4	R: 0	H: 1	E: 0	K: 1	S: 6	H: 1	LOB: 1	BB: 0	P: 6	1B: 4	SF: 0	2B: 4	SAC: 0	3B: 0	DP: 1	HR: 1	HBP: 1	WP: 1	PA: 41
--------------	------	------	------	------	------	------	--------	-------	------	------	------	------	------	------	------	--------	-------	-------	------	------	------	------	------	------	--------	-------	------	------	------	------	------	------	------	--------	-------	------	------	------	------	------	------	------	--------	-------	------	------	------	------	------	------	------	--------	-------	------	------	------	------	------	------	------	--------	-------	------	-------	-------	-------	--------	-------	-------	-------	--------	-------	--------

PITCHER	IP	WLS	BF	H	R	ER	SO	BB	IBB	HBP	BLK	WP	HR	S	P	ERA	WHIP
Harry Byrd, R ERA: 3.21 (1, 1)	6.0		29	5	2	0	3	2	1	1	0	1	0	31	44	0.00	1.167
Marlin Stuart, R ERA: 4.45 (7, 1)	1.0	W	4	1	0	0	0	1	0	0	0	0	0	3	7	0.00	2.000
Johnny Sain, R ERA: 2.53 (8, 1)	2.0	S	8	2	1	1	1	0	0	0	0	0	1	10	10	4.50	1.000

BOTTOM

New York Yankees @ Detroit Tigers

Briggs Stadium, Detroit, MI

Fri Aug 06 1954, 4:33 AM EDT

Att. 43,982 - Unknown

AB	36
R	3
H	8
RBI	3
BB	4
SO	4
LOB	16



WP	HR	S	P	ERA	WHIP
1	1	1	1	4.50	1.000

Batter	1	2	3	4	5	6	7	8	9	AB R H RBI BB SO LOB	TOP		
Gil McDougald, R OBP: 0.358, SLG: 0.400 (1, 4) X	0-0 HR	0-0 5-3			0-0 P1		0-0 F3			4 1 1 1 0 0 2			
Joe Collins, L OBP: 0.361, SLG: 0.459 (1, 3) X	0-0 4-3		0-0 4-3		0-0 F7			0-0 4-3		4 0 0 0 0 0 0			
Mickey Mantle, S OBP: 0.401, SLG: 0.580 (1, 8) X	0-0 BB 1B 1B		0-0 F7		0-0 3-1			0-0 F7		4 0 1 0 0 0 0			
Yogi Berra, L OBP: 0.361, SLG: 0.491 (1, 2) X	0-0 BB 1-2 1B		0-0 F7		0-0 6-3			0-0 P3		4 0 2 0 0 0 0			
Irv Noren, L OBP: 0.378, SLG: 0.497 (1, 9) X	0-0 F2		0-0 F7		0-0 L9				0-0 3-1	4 0 0 0 0 0 3			
Gene Woodling, L OBP: 0.372, SLG: 0.371 (1, 7) B B B	4-0 1-2 2-3 BB			0-3 K2-3			0-0 3-1		0-0 3-1	3 0 0 0 1 1 0			
Andy Carey, R OBP: 0.346, SLG: 0.423 (1, 5) X	0-0 L7			0-0 1-3			4-0 1B BB		0-0 4-3	3 0 0 0 1 0 3			
Willy Miranda, S OBP: 0.320, SLG: 0.455 (1, 6) X		0-0 1-3		0-0 4-3			0-0 1-2 1B			2 0 0 0 0 0 0			
Eddie Robinson, L OBP: 0.336, SLG: 0.363 (7, PH)										1 0 1 0 0 0 0			
Phil Rizzuto, R OBP: 0.297, SLG: 0.245 (7, PR) (7, 6)										0 0 0 0 0 0 0			
Tom Morgan, R OBP: 0.194, SLG: 0.300 (1, 1)										2 0 0 0 0 1 0			
Enos Slaughter, L OBP: 0.390, SLG: 0.328 (7, PH)										1 0 0 0 0 0 2			
Bob Grim, R OBP: 0.170, SLG: 0.200 (7, 1)										0 0 0 0 0 0 0			
Inning Stats	R: 1 H: 3 E: 0 LOB: 3 K: 0 BB: 1 S: 6 P: 10	R: 0 H: 0 E: 0 LOB: 0 K: 1 BB: 0 S: 5 P: 5	R: 0 H: 1 E: 0 LOB: 1 K: 0 BB: 0 S: 4 P: 4	R: 0 H: 0 E: 0 LOB: 0 K: 1 BB: 0 S: 5 P: 5	R: 0 H: 0 E: 0 LOB: 0 K: 0 BB: 0 S: 3 P: 3	R: 0 H: 0 E: 0 LOB: 0 K: 0 BB: 0 S: 3 P: 3	R: 0 H: 1 E: 0 LOB: 2 K: 0 BB: 1 S: 4 P: 8	R: 0 H: 0 E: 0 LOB: 0 K: 0 BB: 0 S: 3 P: 3	R: 0 H: 0 E: 0 LOB: 0 K: 0 BB: 0 S: 3 P: 3	R: 0 H: 0 E: 0 LOB: 0 K: 0 BB: 0 S: 3 P: 3	1B: 4 SF: 0 2B: 0 SAC: 0 3B: 0 DP: 0 HR: 1 HBP: 0	WP: 0 PA: 34 PB: 0 SB: 0 CS: 0	
PITCHER George Zuverink, R ERA: 3.22 (1, 1)	IP WLS BF H R ER SO BB IBB HBP BLK WP HR S P ERA WHIP	9.0 W 34 5 1 1 2 2 0 0 0 0 1 36 44 1.00 0.778											

New York Yankees @ Detroit Tigers
 Briggs Stadium, Detroit, MI
 Sat Aug 07 1954, 4:33 AM EDT
 Att: 15,896 - Unknown

livebaseballscorecards.com

AB	32
R	1
H	5
RBI	1
BB	2
SO	2
LOB	10



Batter	1	2	3	4	5	6	7	8	9	10	AB	R	H	RBI	BB	SO	LOB	TOP								
Hank Bauer, R (1, 9) OBP: 0.371, SLG: 0.468 Johnny Sain, R (7, 1) OBP: 0.412, SLG: 0.333	0-0 6-3 SH5-4 1B		0-0 F8		0-0 1-3 HR 1B		0-0 3-1 1B 2B	0-0 1-3 1B		0-0 6-3	4	2	3	0	0	0	1									
Irv Noren, L (1, 7) OBP: 0.378, SLG: 0.500	0-0 SH5-4 1-2		0-0 4-3		0-0 3-H SF8		0-0 2-3 3-H 3-1	0-0 1-2 1B		0-0 2B	4	0	2	3	0	0	2									
Mickey Mantle, S (1, 8) OBP: 0.400, SLG: 0.584	0-0 6-3 2-3			0-0 4-3 HR 1B	0-0 1-H HR		0-3 0-3 K	0-0 3-1		0-0 3-1	6	2	2	2	0	1	5									
Yogi Berra, L (1, 2) OBP: 0.361, SLG: 0.490	0-0 P5			0-0 4-3 1-2	0-0 F8		0-0 BB 1B		0-0 SH1-4 1B		5	0	2	1	0	0	2									
Gil McDougald, R (1, 4) OBP: 0.363, SLG: 0.410		4-0 BB BB		0-0 2-H HR	0-3 K		4-0 1-2 BB		0-0 SH1-4 1-2		2	1	1	2	2	1	0									
Bill Skowron, R (1, 3) OBP: 0.386, SLG: 0.556 Joe Collins, L (7, PH) OBP: 0.362, SLG: 0.457		0-3 K		0-0 F9		0-0 K2-3-2 1B	0-0 F8		4-0 IBB		3	0	1	0	0	1	1									
Andy Carey, R (1, 5) OBP: 0.346, SLG: 0.416		0-0 G6-4-3 1-2f		4-0 BB		0-3 K2-3-2 1-1		0-0 P5	0-3 K		4	0	0	0	1	2	4									
Willy Miranda, S (1, 6) OBP: 0.332, SLG: 0.455 Bob Cerv, R (4, PH) OBP: 0.245, SLG: 0.378 Phil Rizzuto, R (4, 6) OBP: 0.296, SLG: 0.244 Eddie Robinson, L (8, PH) OBP: 0.342, SLG: 0.363 Jerry Coleman, R (8, PR) OBP: 0.286, SLG: 0.293			4-0 BB BB	0-0 P6		0-0 F7		4-0 1B 1B BB	0-0 L9		0	0	0	0	1	0	0									
Whitey Ford, L (1, 1) OBP: 0.296, SLG: 0.200 Enos Slaughter, L (5, PH) OBP: 0.356, SLG: 0.328 Marlin Stuart, L (5, 1) OBP: 0.222, SLG: 0.222 Harry Byrd, R (5, 1) OBP: 0.259, SLG: 0.229 Gene Woodling, L (7, PH) OBP: 0.371, SLG: 0.370			0-0 4-3		4-0 1B SF8 BB		0-0 2B 3-1 1B	0-0 F8		0-0 1-3	1	0	0	0	0	0	1									
Inning Stats	R: 0 E: 0 K: 0 S: 4	H: 1 LOB: 1 BB: 0 P: 4	R: 0 E: 0 K: 1 S: 4	H: 0 LOB: 0 BB: 1 P: 8	R: 0 E: 0 K: 0 S: 3	H: 0 LOB: 1 BB: 1 P: 7	R: 2 E: 0 K: 0 S: 5	H: 2 LOB: 1 BB: 1 P: 9	R: 3 E: 0 K: 1 S: 7	H: 2 LOB: 0 BB: 1 P: 11	R: 0 E: 0 K: 1 S: 5	H: 1 LOB: 0 BB: 0 P: 5	R: 2 E: 0 K: 1 S: 8	H: 3 LOB: 2 BB: 1 P: 12	R: 1 E: 0 K: 0 S: 5	H: 2 LOB: 2 BB: 1 P: 9	R: 0 E: 0 K: 1 S: 6	H: 1 LOB: 2 BB: 1 P: 10	R: 0 E: 0 K: 0 S: 4	H: 1 LOB: 1 BB: 0 P: 4	1B: 9 2B: 3 3B: 0 HR: 2	SF: 1 SAC: 2 DP: 2 HBP: 0	WP: 0 PB: 0 SB: 0 CS: 0	PA: 48		
PITCHER	IP 6.0	WLS 28	BF 8	H 7	R 7	ER 7	SO 3	BB 4	IBB 0	HBP 0	BLK 0	WP 0	HR 2	S 30	P 46	ERA 10.50	WHIP 2.000									
Billy Hoelt, L (1, 1) ERA: 4.45																										
Al Aber, L (7, 1) ERA: 4.06	0.2		4	1	0	0	1	1	0	0	0	0	0	5	9	0.00	3.000									
Steve Gromek, R (7, 1) ERA: 2.68	3.1	W	16	4	1	1	1	1	1	0	0	0	0	16	24	2.70	1.500									

New York Yankees @ Detroit Tigers
 Briggs Stadium, Detroit, MI
 Sun Aug 08 1954, 4:33 AM EDT
 Att. 24,431 - Unknown

livebaseballscores.com

AB	38
R	8
H	13
RBI	8
BB	7
SO	5
LOB	22



BOTTOM

New York Yankees @ Detroit Tigers
Briggs Stadium, Detroit, MI
Sun Aug 08 1954, 4:33 AM EDT
Att: 24,431 - Unknown

livebaseballscorecards.com

AB	41
R	10
H	18
RBI	9
BB	2
SO	5
LOB	12



WP	0	PA	45
PB	0		
SB	0		
CS	1		

AB R H RBI BB SO LOB

4 2 2 0 1 0 1

4 2 3 0 0 0 1

5 1 2 1 0 0 3

4 2 3 4 0 0 0

3 0 2 2 0 1 0

2 0 0 0 0 0 2

5 0 2 0 0 2 2

5 2 1 0 1 0 2

4 0 1 0 0 0 1

1 1 1 2 0 0 0

3 0 1 0 0 2 0

0 0 0 0 0 0 0

1 0 0 0 0 0 0

1B: 11 SF: 1

2B: 6 SAC: 1

3B: 0 DP: 2

HR: 2 HBP: 0

WP: 0 PA: 45

PB: 0

SB: 0

CS: 1

1B: 11 SF: 1

2B: 6 SAC: 1

3B: 0 DP: 2

HR: 2 HBP: 0

WP: 0 PA: 45

PB: 0

SB: 0

CS: 1

1B: 11 SF: 1

2B: 6 SAC: 1

3B: 0 DP: 2

HR: 2 HBP: 0

WP: 0 PA: 45

PB: 0

SB: 0

CS: 1

1B: 11 SF: 1

2B: 6 SAC: 1

3B: 0 DP: 2

HR: 2 HBP: 0

WP: 0 PA: 45

PB: 0

SB: 0

CS: 1

1B: 11 SF: 1

2B: 6 SAC: 1

3B: 0 DP: 2

HR: 2 HBP: 0

WP: 0 PA: 45

PB: 0

SB: 0

CS: 1

1B: 11 SF: 1

2B: 6 SAC: 1

3B: 0 DP: 2

HR: 2 HBP: 0

WP: 0 PA: 45

PB: 0

SB: 0

CS: 1

1B: 11 SF: 1

2B: 6 SAC: 1

3B: 0 DP: 2

HR: 2 HBP: 0

WP: 0 PA: 45

PB: 0

SB: 0

CS: 1

1B: 11 SF: 1

2B: 6 SAC: 1

3B: 0 DP: 2

HR: 2 HBP: 0

WP: 0 PA: 45

PB: 0

SB: 0

CS: 1

1B: 11 SF: 1

2B: 6 SAC: 1

3B: 0 DP: 2

HR: 2 HBP: 0

WP: 0 PA: 45

PB: 0

SB: 0

CS: 1

1B: 11 SF: 1

2B: 6 SAC: 1

3B: 0 DP: 2

HR: 2 HBP: 0

WP: 0 PA: 45

PB: 0

SB: 0

CS: 1

1B: 11 SF: 1

2B: 6 SAC: 1

3B: 0 DP: 2

HR: 2 HBP: 0

WP: 0 PA: 45

PB: 0

SB: 0

CS: 1

1B: 11 SF: 1

2B: 6 SAC: 1

3B: 0 DP: 2

HR: 2 HBP: 0

WP: 0 PA: 45

PB: 0

SB: 0

CS: 1

1B: 11 SF: 1

2B: 6 SAC: 1

3B: 0 DP: 2

HR: 2 HBP: 0

WP: 0 PA: 45

PB: 0

SB: 0

CS: 1

1B: 11 SF: 1

2B: 6 SAC: 1

3B: 0 DP: 2

HR: 2 HBP: 0

WP: 0 PA: 45

PB: 0

SB: 0

CS: 1

1B: 11 SF: 1

2B: 6 SAC: 1

3B: 0 DP: 2

HR: 2 HBP: 0

WP: 0 PA: 45

PB: 0

SB: 0

CS: 1

1B: 11 SF: 1

2B: 6 SAC: 1

3B: 0 DP: 2

HR: 2 HBP: 0

WP: 0 PA: 45

PB: 0

SB: 0

CS: 1

1B: 11 SF: 1

2B: 6 SAC: 1

3B: 0 DP: 2

HR: 2 HBP: 0

WP: 0 PA: 45

PB: 0

SB: 0

CS: 1

1B: 11 SF: 1

2B: 6 SAC: 1

3B: 0 DP: 2

HR: 2 HBP: 0

WP: 0 PA: 45

PB: 0

SB: 0

CS: 1

1B: 11 SF: 1

2B: 6 SAC: 1

3B: 0 DP: 2

HR: 2 HBP: 0

WP: 0 PA: 45

PB: 0

SB: 0

CS: 1

1B: 11 SF: 1

2B: 6 SAC: 1

3B: 0 DP: 2

HR: 2 HBP: 0

WP: 0 PA: 45

PB: 0

SB: 0

CS: 1

1B: 11 SF: 1

2B: 6 SAC: 1

3B: 0 DP: 2

HR: 2 HBP: 0

WP: 0 PA: 45

PB: 0

SB: 0

CS: 1

1B: 11 SF: 1

2B: 6 SAC: 1

3B: 0 DP: 2

HR: 2 HBP: 0

WP: 0 PA: 45

PB: 0

SB: 0

CS: 1

1B: 11 SF: 1

2B: 6 SAC: 1

3B: 0 DP: 2

HR: 2 HBP: 0

WP: 0 PA: 45

PB: 0

SB: 0

CS: 1

1B: 11 SF: 1

2B: 6 SAC: 1

3B: 0 DP: 2

HR: 2 HBP: 0

WP: 0 PA: 45

PB: 0

SB: 0

CS: 1

1B: 11 SF: 1

2B: 6 SAC: 1

3B: 0 DP: 2

HR: 2 HBP: 0

WP: 0 PA: 45

PB: 0

SB: 0

CS: 1

1B: 11 SF: 1

2B: 6 SAC: 1

3B: 0 DP: 2

HR: 2 HBP: 0

WP: 0 PA: 45

PB: 0

SB: 0

CS: 1

1B: 11 SF: 1

2B: 6 SAC: 1

3B: 0 DP: 2

HR: 2 HBP: 0

WP: 0 PA: 45

PB: 0

SB: 0

CS: 1

1B: 11 SF: 1

2B: 6 SAC: 1

3B: 0 DP: 2

HR: 2 HBP: 0

WP: 0 PA: 45

PB: 0

SB: 0

CS: 1

1B: 11 SF: 1

2B: 6 SAC: 1

3B: 0 DP: 2

HR: 2 HBP: 0

WP: 0 PA: 45

PB: 0

SB: 0

CS: 1

1B: 11 SF: 1

2B: 6 SAC: 1

3B: 0 DP: 2

HR: 2 HBP: 0

WP: 0 PA: 45

PB: 0

SB: 0

CS: 1

1B: 11 SF: 1

2B: 6 SAC: 1

3B: 0 DP: 2

HR: 2 HBP: 0

WP: 0 PA: 45

PB: 0

SB: 0

CS: 1

1B: 11 SF: 1

2B: 6 SAC: 1

3B: 0 DP: 2

HR: 2 HBP: 0

WP: 0 PA: 45

PB: 0

SB: 0

CS: 1

1B: 11 SF: 1

2B: 6 SAC: 1

3B: 0 DP: 2

Batter	1	2	3	4	5	6	7	8	9	AB R H RBI BB SO LOB	TOP	
Al Smith, R OBP: 0.391, SLG: 0.430 (1, 9) (8, 6)	0-0 F7		0-0 CS 1B			0-0 4-3		0-3 K		4 0 1 0 0 1 2		
Bobby Avila, R OBP: 0.377, SLG: 0.447 (1, 4)	0-0 F8		0-0 CS 1-2	0-0 L9		0-0 P4		0-0 F8		4 0 0 0 0 0 0		
Larry Doby, L OBP: 0.362, SLG: 0.505 (1, 8)	0-0 E6 FC6-4			0-0 L9			0-3 K	0-0 L9		4 0 0 0 0 1 0		
Al Rosen, R OBP: 0.386, SLG: 0.506 (1, 5)	0-0 FC6-4 1-2f			0-3 K			0-0 P4	0-0 F2		4 0 0 0 0 1 1		
Vic Wertz, L OBP: 0.332, SLG: 0.356 (1, 3)		0-0 F3			0-0 FC3-6 1B		0-0 L9			3 0 1 0 0 0 0		
Dave Pope, L OBP: 0.418, SLG: 0.347 (1, 7)		0-0 P5-3			0-0 P8			0-3 K		3 0 0 0 0 1 1		
Sam Dente, R OBP: 0.308, SLG: 0.341 Dale Mitchell, L OBP: 0.370, SLG: 0.261 Hal Naragon, L OBP: 0.269, SLG: 0.277 (1, 6) (8, PH) (8, 2)		0-0 1-3			0-0 FC3-6 1-2f			0-0 1B 1B		2 0 0 0 0 0 1 1 0 1 0 0 0 0 0 0 0 0 0 0 0		
Jim Hegan, R OBP: 0.319, SLG: 0.419 Bill Glynn, L OBP: 0.307, SLG: 0.411 (1, 2) (8, PH) (8, 9)			0-3 K		0-0 F8			0-0 1B 1B 1-3		2 0 0 0 0 1 1 1 0 1 0 0 0 0		
Early Wynn, S OBP: 0.279, SLG: 0.258 (1, 1)			0-0 F8			0-3 K		0-0 1B		3 0 1 0 0 1 0		
Inning Stats	R: 0 E: 1 K: 0 S: 4 H: 0 LOB: 1 BB: 0 P: 4	R: 0 E: 0 K: 0 S: 3 H: 0 LOB: 0 BB: 0 P: 3	R: 0 E: 0 K: 1 S: 5 H: 1 LOB: 0 BB: 0 P: 5	R: 0 E: 0 K: 1 S: 5 H: 0 LOB: 0 BB: 0 P: 5	R: 0 E: 0 K: 0 S: 4 H: 1 LOB: 1 BB: 0 P: 4	R: 0 E: 0 K: 1 S: 5 H: 0 LOB: 0 BB: 0 P: 5	R: 0 E: 0 K: 1 S: 5 H: 0 LOB: 0 BB: 0 P: 5	R: 0 E: 0 K: 1 S: 9 H: 3 LOB: 2 BB: 0 P: 9	R: 0 E: 0 K: 0 S: 3 H: 0 LOB: 0 BB: 0 P: 3	1B: 5 2B: 0 3B: 0 HR: 0 SF: 0 SAC: 0 DP: 0 HBP: 0	WP: 0 PB: 0 SB: 0 CS: 1 PA: 32	
PITCHER Ned Garver, R ERA: 2.27 (1, 1)	IP: 9.0 WLS: W BF: 31 H: 5 R: 0 ER: 0 SO: 6 BB: 0 IBB: 0 HBP: 0 BLK: 0 WP: 0 HR: 0 S: 43 P: 43 ERA: 0.00 WHIP: 0.556											PITCHER IP: 0 WLS: 0 BF: 0 H: 0 R: 0 ER: 0 SO: 0 BB: 0 IBB: 0 HBP: 0 BLK: 0 WP: 0 HR: 0 S: 0 P: 0 ERA: 0.00 WHIP: 0.000

Cleveland Indians @ Detroit Tigers
 Briggs Stadium, Detroit, MI
 Tue Aug 10 1954, 4:33 AM EDT
 Att: 53,778 - Unknown

livebaseballscorecards.com

AB	31
R	0
H	5
RBI	0
BB	0
SO	6
LOB	6



Batter	1	2	3	4	5	6	7	8	9
Harvey Kuenn, R (1, 6) OBP: 0.316, SLG: 0.378	0-0 1B		0-0 F9		0-0 4-3		0-0 F9	0-0 P3	
Bill Tuttle, R (1, 8) OBP: 0.369, SLG: 0.428	0-3 K		0-0 F9		0-0 1B		0-0 P6	0-0 F2	
Hoot Evers, R (1, 7) OBP: 0.225, SLG: 0.297	0-0 P7		0-0 PO		0-0 P7		0-3 K		
Ray Boone, R (1, 5) OBP: 0.392, SLG: 0.491	4-0 BB		0-0 PO	0-0 F3	0-0 1B			0-0 4-3	
Wayne Belardi, L (1, 3) OBP: 0.380, SLG: 0.524	0-3 K			0-0 HR	0-0 F8			4-0 3B	
Reno Bertoia, R (8, PR) OBP: 0.243, SLG: 0.250								BB	
Walt Dropo, R (9, 3) OBP: 0.336, SLG: 0.385								BB	
Al Kaline, R (1, 9) OBP: 0.289, SLG: 0.328		0-0 1B		0-0 1B		0-0 L1-3		0-0 SH	
Frank House, L (1, 2) OBP: 0.299, SLG: 0.356		0-0 F7		0-0 P4		0-3 K		0-0 SH	
Frank Bolling, R (1, 4) OBP: 0.305, SLG: 0.335		0-0 F8		0-0 1B		0-0 F8		0-0 FC1	
Ned Garver, R (1, 1) OBP: 0.259, SLG: 0.208		0-3 K		0-0 F8				0-0 FC1	

Inning Stats	R: 0	H: 1	E: 0	LOB: 2	K: 2	BB: 1	S: 8	P: 12
	R: 0	H: 1	E: 0	LOB: 1	K: 1	BB: 0	S: 6	P: 6
	R: 0	H: 1	E: 0	LOB: 0	K: 0	BB: 0	S: 3	P: 3
	R: 1	H: 3	E: 0	LOB: 2	K: 0	BB: 0	S: 6	P: 6
	R: 0	H: 2	E: 0	LOB: 2	K: 0	BB: 0	S: 5	P: 5
	R: 0	H: 0	E: 0	LOB: 0	K: 1	BB: 0	S: 5	P: 5
	R: 0	H: 1	E: 0	LOB: 1	K: 1	BB: 0	S: 6	P: 6
	R: 3	H: 2	E: 0	LOB: 2	K: 0	BB: 1	S: 7	P: 11

PITCHER	IP	WLS	BF	H	R	ER	SO	BB	IBB	HBP	BLK	WP	HR	S	P	ERA	WHIP
Early Wynn, R (1, 1) ERA: 3.2	8.0	L	38	11	4	4	5	2	0	0	0	0	1	46	54	4.50	1.625

AB	R	H	RBI	BB	SO	LOB
5	0	1	0	0	0	3
5	0	1	0	0	1	4
4	0	1	0	0	1	3
3	0	1	0	1	0	0
3	1	1	1	1	1	4
0	1	0	0	0	0	0
0	0	0	0	0	0	0
4	1	3	1	0	0	0
3	1	0	1	0	1	2
4	0	2	0	0	0	1
4	0	1	1	0	1	4

WP	PA
0	39

Cleveland Indians @ Detroit Tigers
 Briggs Stadium, Detroit, MI
 Tue Aug 10 1954, 4:33 AM EDT
 Att. 53,778 - Unknown

AB	35
R	4
H	11
RBI	4
BB	2
SO	5
LOB	21



WP	PA	ERA	WHIP
0	39		

Batter	1	2	3	4	5	6	7	8	9	AB R H RBI BB SO LOB	TOP											
Al Smith, R (1, 9) OBP: 0.389, SLG: 0.426	0-3 K		4-0 CS BB		0-3 K			0-0 FC3-6 G3 1-2f		3 0 0 0 1 2 1	<p>Cleveland Indians @ Detroit Tigers Briggs Stadium, Detroit, MI Wed Aug 11 1954, 4:33 AM EDT Att. 14,117 - Unknown</p>											
Bobby Avila, R (1, 4) OBP: 0.378, SLG: 0.448	0-0 4-3		0-0 1B 1B			0-0 FC3-6 1B		0-0 G3 1-2		4 0 2 0 0 0 1												
Larry Doby, L (1, 8) OBP: 0.361, SLG: 0.502	0-0 6-3		0-0 1B			0-0 FC3-6 CS 1-2f		0-0 4-3		4 0 1 0 0 0 2												
Vic Wertz, L (1, 3) OBP: 0.327, SLG: 0.350		0-0 4-3	0-0 L9			0-0 L9			0-0 1-3	4 0 0 0 0 0 3												
Bill Glynn, L (9, 3) OBP: 0.307, SLG: 0.411										0 0 0 0 0 0 0												
Al Rosen, R (1, 5) OBP: 0.384, SLG: 0.501		4-0 FC3 E BB		0-0 6-3		0-0 CS 1-2	0-0 E6 FC3-6		0-0 L9	3 1 0 0 1 0 0												
Dave Pope, L (1, 7) OBP: 0.390, SLG: 0.321		0-0 FC3 1-H 1-6-3		0-0 P3-1			0-0 FC3-6 1-2f		0-0 P4-3	4 1 0 0 0 0 1												
Sam Dente, R (1, 6) OBP: 0.298, SLG: 0.330		0-0 1-6-3 3-H		0-0 F7			0-0 P4			3 0 0 1 0 0 1												
Jim Hegan, R (1, 2) OBP: 0.316, SLG: 0.415		0-0 P6 3-H			0-0 F8		0-0 F8			3 0 0 0 0 0 1												
Mike Garcia, R (1, 1) OBP: 0.180, SLG: 0.123			0-0 6-3		0-0 6-3			4-0 FC3-6 BB		2 0 0 0 1 0 0												
Inning Stats	R: 0 E: 0 K: 1 S: 5	H: 0 LOB: 0 BB: 0 P: 5	R: 2 E: 1 K: 0 S: 4	H: 0 LOB: 0 BB: 1 P: 8	R: 0 E: 0 K: 0 S: 4	H: 2 LOB: 2 BB: 1 P: 8	R: 0 E: 0 K: 0 S: 3	H: 0 LOB: 0 BB: 0 P: 3	R: 0 E: 0 K: 1 S: 5	H: 0 LOB: 0 BB: 0 P: 5	R: 0 E: 0 K: 0 S: 3	H: 1 LOB: 0 BB: 0 P: 3	R: 0 E: 1 K: 0 S: 4	H: 0 LOB: 1 BB: 0 P: 4	R: 0 E: 0 K: 0 S: 3	H: 0 LOB: 1 BB: 1 P: 7	R: 0 E: 0 K: 0 S: 3	H: 0 LOB: 0 BB: 0 P: 3	1B: 3 2B: 0 3B: 0 HR: 0	SF: 0 SAC: 0 DP: 0 HBP: 0	WP: 0 PB: 0 SB: 0 CS: 2	PA: 34
PITCHER	IP WLS BF H R ER SO BB IBB HBP BLK WP HR S P ERA WHIP																					
Steve Gromek, R (1, 1) ERA: 2.57	8.0 L 30 3 2 0 2 3 0 0 0 0 0 0 0 31 43 0.00 0.750																					
Bob Miller, L (9, 1) ERA: 3.11	1.0 3 0 0 0 0 0 0 0 0 0 0 0 0 3 3 0.00 0.000																					

AB	30
R	2
H	3
RBI	1
BB	3
SO	2
LOB	10



Batter	1	2	3	4	5	6	7	8	9	AB R H RBI BB SO LOB
Harvey Kuenn, R (1, 6) OBP: 0.318, SLG: 0.379	0-0 4-3 E 1B		0-0 5-3		0-0 4-3			0-0 FC5-4 1B		4 0 2 0 0 0 1
Bill Tuttle, R (1, 8) OBP: 0.366, SLG: 0.424	0-3 K		0-0 P6			0-0 6-3		0-0 FC5-4 1-2f		4 0 0 0 0 1 2
Hoot Evers, R (1, 7) OBP: 0.227, SLG: 0.293	0-0 4-3 1-3			0-0 G6-4-3 1B		0-3 K		0-0 F2		4 0 1 0 0 1 1
Ray Boone, R (1, 5) OBP: 0.389, SLG: 0.485	0-0 P7			0-0 G6-4-3 1-2f		0-0 6-3		0-0 F5		4 0 0 0 0 0 2
Wayne Belardi, L (1, 3) OBP: 0.377, SLG: 0.513		0-3 K		4-0 BB		0-0 P7		0-0 F2		3 0 0 0 1 1 0
Al Kaline, R (1, 9) OBP: 0.292, SLG: 0.329		0-0 S 1B		0-0 L8		4-0 G1-6-3 BB				2 0 1 0 1 0 1
Frank House, L (1, 2) OBP: 0.296, SLG: 0.352		0-0 P4 1-2			0-3 K		0-0 G1-6-3 1-2f			3 0 0 0 0 1 2
Frank Bolling, R (1, 4) OBP: 0.304, SLG: 0.333		0-3 K			0-0 P7		0-0 6-3			2 0 0 0 0 1 1
Bob Nieman, R (8, PH) OBP: 0.316, SLG: 0.429										1 0 0 0 0 0 0
Reno Bertoia, R (9, 4) OBP: 0.243, SLG: 0.250										0 0 0 0 0 0 0
Steve Gromek, S (1, 1) OBP: 0.250, SLG: 0.143			0-0 1-3		4-0 BB			0-0 4-3		1 0 0 0 1 0 0
Jim Delsing, L (8, PH) OBP: 0.324, SLG: 0.345										1 0 0 0 0 0 0
Bob Miller, R (9, 1) OBP: 0.100, SLG: 0.100										0 0 0 0 0 0 0


Inning Stats	R: 0 E: 1 K: 1 S: 6	H: 1 LOB: 1 BB: 0 P: 6	R: 0 E: 0 K: 2 S: 8	H: 1 LOB: 1 BB: 0 P: 8	R: 0 E: 0 K: 0 S: 3	H: 0 LOB: 0 BB: 0 P: 3	R: 0 E: 0 K: 0 S: 3	H: 1 LOB: 1 BB: 1 P: 7	R: 0 E: 0 K: 1 S: 5	H: 0 LOB: 1 BB: 1 P: 9	R: 0 E: 0 K: 1 S: 5	H: 0 LOB: 0 BB: 0 P: 5	R: 0 E: 0 K: 0 S: 2	H: 0 LOB: 0 BB: 1 P: 6	R: 0 E: 0 K: 0 S: 4	H: 1 LOB: 1 BB: 0 P: 4	R: 0 E: 0 K: 0 S: 3	H: 0 LOB: 0 BB: 0 P: 3	1B: 4 2B: 0 3B: 0 HR: 0	SF: 0 SAC: 0 DP: 2 HBP: 0	WP: 0 PB: 0 SB: 1 CS: 0	PA: 32
--------------	------------------------------	---------------------------------	------------------------------	---------------------------------	------------------------------	---------------------------------	------------------------------	---------------------------------	------------------------------	---------------------------------	------------------------------	---------------------------------	------------------------------	---------------------------------	------------------------------	---------------------------------	------------------------------	---------------------------------	----------------------------------	------------------------------------	----------------------------------	--------

PITCHER	IP	WLS	BF	H	R	ER	SO	BB	IBB	HBP	BLK	WP	HR	S	P	ERA	WHIP	PITCHER	IP	WLS	BF	H	R	ER	SO	BB	IBB	HBP	BLK	WP	HR	S	P	ERA	WHIP		
Mike Garcia, R (1, 1) ERA: 2.36	9.0	W	32	4	0	0	5	3	0	0	0	0	0	39	51	0.00	0.778																				

BOTTOM

Cleveland Indians @ Detroit Tigers
 Briggs Stadium, Detroit, MI
 Wed Aug 11 1954, 4:33 AM EDT
 Att. 14,117 - Unknown

AB	29
R	0
H	4
RBI	0
BB	3
SO	5
LOB	10



Batter	1	2	3	4	5	6	7	8	9	AB R H RBI BB SO LOB	TOP											
Al Smith, R (1, 9) OBP: 0.389, SLG: 0.427	0-0 6-3		0-0 P6		1-0 E HBP	0-0 F8	0-0 2B			4 1 1 2 0 0 1	Cleveland Indians @ Detroit Tigers Briggs Stadium, Detroit, MI Thu Aug 12 1954, 4:33 AM EDT Att: 13,979 - Unknown											
Bobby Avila, R (1, 4) Hank Majeski, R (8, PH) OBP: 0.378, SLG: 0.447 OBP: 0.379, SLG: 0.419	0-0 L6		0-0 F7		0-0 SH1-3	0-0 1B		0-0 F6		3 0 1 0 0 0 0 1 0 0 0 0 0 0												
Larry Doby, L (1, 8) OBP: 0.362, SLG: 0.500	0-0 F7		0-0 L9		4-0 HR BB	0-0 F8		0-0 BB 1B		4 1 1 0 1 0 2												
Vic Wertz, L (1, 3) OBP: 0.329, SLG: 0.360		0-0 HR		0-0 F7	4-0 HR BB		0-3 K	0-3 K		4 2 1 1 1 2 1												
Al Rosen, R (1, 5) OBP: 0.387, SLG: 0.508		0-0 F7		0-0 5-3	0-0 HR		4-0 1B BB	4-0 BB 1B		3 2 1 3 2 0 0												
Dave Pope, L (1, 7) OBP: 0.391, SLG: 0.345		0-0 P5-3		0-0 1B 2B	0-0 P5-3		0-0 BB 1B 2B 1B	0-3 K		5 2 2 0 0 1 2												
Sam Dente, R (1, 6) OBP: 0.313, SLG: 0.344		0-0 1B 1B		0-0 1B		0-0 6-3	0-0 BB 2B 1B		0-0 L9	5 1 3 2 0 0 0												
Jim Hegan, R (1, 2) OBP: 0.317, SLG: 0.418		0-0 1B		0-3 K		0-0 1B 2B	0-0 F8		0-0 P6	5 1 2 0 0 1 3												
Bob Lemon, L (1, 1) Wally Westlake, R (9, PH) Don Mossi, L (9, 1) OBP: 0.275, SLG: 0.359 OBP: 0.336, SLG: 0.487		0-0 F8		0-0 F8	0-0 F8	0-0 1B	4-0 BB 2B		0-0 L9	3 0 1 1 1 0 2 1 0 0 0 0 0 0 0 0 0 0 0 0 0												
Inning Stats	R: 0 E: 0 K: 0 S: 3	H: 0 LOB: 0 BB: 0 P: 3	R: 1 E: 0 K: 0 S: 6	H: 3 LOB: 2 BB: 0 P: 6	R: 0 E: 0 K: 0 S: 3	H: 0 LOB: 0 BB: 0 P: 3	R: 1 E: 0 K: 1 S: 7	H: 2 LOB: 1 BB: 0 P: 7	R: 4 E: 1 K: 0 S: 4	H: 1 LOB: 0 BB: 2 P: 13	R: 1 E: 0 K: 0 S: 6	H: 3 LOB: 2 BB: 0 P: 6	R: 3 E: 0 K: 1 S: 7	H: 3 LOB: 2 BB: 2 P: 15	R: 0 E: 0 K: 2 S: 8	H: 1 LOB: 2 BB: 1 P: 12	R: 0 E: 0 K: 0 S: 3	H: 0 LOB: 0 BB: 0 P: 3	1B: 8 2B: 3 3B: 0 HR: 2	SF: 0 SAC: 1 DP: 0 HBP: 1	WP: 0 PB: 0 SB: 0 CS: 0	PA: 45
PITCHER	IP WLS BF H R ER SO BB IBB HBP BLK WP HR S P ERA WHIP																					
George Zuverink, R (1, 1) ERA: 3.52	6.0 L 30 9 7 7 1 2 0 1 0 0 2 29 38 10.50 1.833																					
Ted Gray, L (7, 1) ERA: 6.86	2.0 12 4 3 3 3 3 0 0 0 0 0 15 27 13.50 3.500																					
Bob Miller, L (9, 1) ERA: 3.04	1.0 3 0 0 0 0 0 0 0 0 0 0 3 3 0.00 0.000																					

livebaseballscorecards.com

AB	38
R	10
H	13
RBI	9
BB	5
SO	4
LOB	11



BOTTOM

Cleveland Indians @ Detroit Tigers
Briggs Stadium, Detroit, MI
Thu Aug 12 1954, 4:33 AM EDT
Att. 13,979 - Unknown

livebaseballscorecards.com

AB	33
R	1
H	8
RBI	1
BB	2
SO	4
LOB	14



WP:	0	PA:	35
PB:	0		
SB:	0		
CS:	0		

AB R H RBI BB SO LOB

4	0	1	0	0	0	1
3	0	2	1	1	0	0
4	0	1	0	0	0	3
3	0	1	0	1	0	3
3	0	0	0	0	0	1
1	0	1	0	0	0	0
4	0	0	0	0	1	2
3	0	0	0	0	1	0
1	0	0	0	0	1	2
2	0	0	0	0	0	0
2	0	0	0	0	1	2
1	0	0	0	0	0	0
1	0	1	0	0	0	0
0	0	0	0	0	0	0
1	1	1	0	0	0	0
0	0	0	0	0	0	0

1B:	6	SF:	0
2B:	2	SAC:	0
3B:	0	DP:	2
HR:	0	HBP:	0

WP:	0	PA:	35
PB:	0		
SB:	0		
CS:	0		

1B:	6	SF:	0
2B:	2	SAC:	0
3B:	0	DP:	2
HR:	0	HBP:	0

WP:	0	PA:	35
PB:	0		
SB:	0		
CS:	0		

Batter	1	2	3	4	5	6	7	8	9
Harvey Kuenn, R (1, 6) OBP: 0.317, SLG: 0.378	0-0 P7		0-0 4-3			0-0 G6-4-3		0-0 1B	
Bill Tuttle, R (1, 8) OBP: 0.369, SLG: 0.425	4-0 BB			0-0 4-3		0-0 2B 1B		0-0 1B	
Hoot Evers, R (1, 7) OBP: 0.229, SLG: 0.311	0-0 F2			0-0 5-3		0-0 2B		0-0 G6-4-3	
Ray Boone, R (1, 5) OBP: 0.390, SLG: 0.487	0-0 P4			0-0 2B		0-0 5-3		0-0 BB	
Wayne Belardi, L (1, 3) OBP: 0.371, SLG: 0.503		0-0 3-1		0-0 3-1			0-0 G3		0-0 1B
Walt Dropo, R (9, PH) OBP: 0.338, SLG: 0.387									
Al Kaline, R (1, 9) OBP: 0.289, SLG: 0.325		0-3 K			0-0 L5-3		0-0 L9		0-0 L8
Frank House, L (1, 2) OBP: 0.293, SLG: 0.348		0-3 K			0-0 G3		0-0 G3		0-3 K
Steve Souchock, R (9, PH) OBP: 0.242, SLG: 0.484									
Frank Bolling, R (1, 4) OBP: 0.302, SLG: 0.331			0-0 5-3		0-0 5-3			0-3 K	0-0 3-1
Fred Hatfield, L (8, PH) OBP: 0.366, SLG: 0.321									
George Zuverink, R (1, 1) OBP: 0.136, SLG: 0.159			0-0 5-3			0-0 1B		0-0 1B	
Bob Nieman, R (6, PH) OBP: 0.320, SLG: 0.433									
Ted Gray, S (7, 1) OBP: 0.083, SLG: 0.083									
Jim Delsing, L (8, PH) OBP: 0.327, SLG: 0.347									
Bob Miller, R (9, 1) OBP: 0.100, SLG: 0.100									

Inning Stats	R: 0	H: 0	E: 0	K: 0	S: 3	R: 0	H: 0	E: 0	K: 2	S: 7	R: 0	H: 0	E: 0	K: 0	S: 3	R: 0	H: 1	E: 0	K: 0	S: 4	R: 0	H: 0	E: 0	K: 0	S: 3	R: 0	H: 3	E: 0	K: 0	S: 5	R: 0	H: 0	E: 0	K: 0	S: 3	R: 1	H: 3	E: 0	K: 1	S: 7	R: 0	H: 1	E: 0	K: 1	S: 6
--------------	------	------	------	------	------	------	------	------	------	------	------	------	------	------	------	------	------	------	------	------	------	------	------	------	------	------	------	------	------	------	------	------	------	------	------	------	------	------	------	------	------	------	------	------	------

PITCHER	IP	WLS	BF	H	R	ER	SO	BB	IBB	HBP	BLK	WP	HR	S	P	ERA	WHIP
Bob Lemon, R (1, 1) ERA: 2.97	8.0	W	30	7	1	1	3	1	0	0	0	0	0	35	39	1.12	1.000
Don Mossi, L (9, 1) ERA: 2.23	1.0	S	5	1	0	0	1	1	0	0	0	0	0	6	10	0.00	2.000

PITCHER	IP	WLS	BF	H	R	ER	SO	BB	IBB	HBP	BLK	WP	HR	S	P	ERA	WHIP
---------	----	-----	----	---	---	----	----	----	-----	-----	-----	----	----	---	---	-----	------

Batter	1	2	3	4	5	6	7	8	9	10	11	12	13	14	15	16	AB	R	H	RBI	BB	SO	LOB	TOP
Harvey Kuenn, R OBP: 0.318, SLG: 0.377 (1, 6)	K		F9		F7		6-3 1B		0-0 1-3 1B			5-3		F7		FC6-4 BB	7	0	2	0	1	1	0	
Bill Tuttle, R OBP: 0.367, SLG: 0.423 (1, 8)	F8						6-3 1-2		0-0 F2			K		F8		FC6-4	7	0	1	0	1	1	5	
Hoot Evers, R OBP: 0.200, SLG: 0.269 (1, 7)	F7		K		F2		F3		0-0 F7			5-3				P6	7	0	0	0	0	1	3	
Ray Boone, R OBP: 0.388, SLG: 0.479 (1, 5)		K	K				6-3		0-3 K			K		5-3		BB	6	0	0	0	1	4	1	
Walt Dropo, R OBP: 0.345, SLG: 0.390 (1, 3)		1B BB					E5 1B		0-3 K			FC6-4 BB		FC6-4 BB		F2	3	0	1	0	3	1	0	
Reno Bertoia, R OBP: 0.243, SLG: 0.250 (13, PR)																	0	0	0	0	0	0	0	
Al Kaline, R OBP: 0.289, SLG: 0.325 (1, 9)		1B			L6-3		1-2 1B		0-0 L1-3			FC6-4		FC6-4 1B		L4	7	0	2	0	0	0	4	
Red Wilson, R OBP: 0.350, SLG: 0.326 (1, 2)					6-3		P6		0-0 F7			F2		F2		1B	6	0	2	0	1	0	3	
Frank Bolling, R OBP: 0.298, SLG: 0.326 (1, 4)																	FC6-5 SH5-4 BB							
Bob Nieman, R OBP: 0.318, SLG: 0.430 (13, PH)		K			5-3		K		0-0 6-3			B5-3		F7		SH5-4	5	0	0	0	0	2	6	
Wayne Belardi, L OBP: 0.369, SLG: 0.500 (13, 3)																	1-2	1	0	0	0	0	2	
Al Aber, L OBP: 0.219, SLG: 0.172 (1, 1)		K					4-3		0-0 B4-3			1B 1B		K		1-3	7	0	1	0	0	2	4	
																	FC6-5 BB							
																	1B: 7 2B: 2 3B: 0 HR: 0							
																	SF: 0 SAC: 1 DP: 0 HBP: 0							
																	WP: 0 PB: 0 SB: 0 CS: 0							
																	PA: 65							
					</																			

Batter	1	2	3	4	5	6	7	8	9	10	11	12	13	14	15	16	AB	R	H	RBI	BB	SO	LOB
Chico Carrasquel, R OBP: 0.354, SLG: 0.376 (1, 6)	0-0 6-3		0-0 B5-3			0-0 L9		0-0 L9			0-0 4-3		0-0 5-3			0-0 FC2-6 1B	7	0	1	0	0	0	0
Nellie Fox, L OBP: 0.375, SLG: 0.399 (1, 4)	0-0 3-1		0-0 6-3			0-0 4-3		0-0 L9			0-0 4-3			0-0 4-3 SH1-4 1B		0-0 FC2-6 3B	7	1	1	0	0	0	1
Minnie Minoso, R OBP: 0.421, SLG: 0.541 (1, 7)	0-0 P5			0-0 5-3 1B		0-3 K			0-0 6-3		0-0 5-3			0-0 SH1-4 1B		0-0 3B	6	0	2	1	0	1	0
George Kell, R OBP: 0.353, SLG: 0.372 Fred Marsh, R OBP: 0.300, SLG: 0.289 (7, PR) (8, 3)		0-0 5-3		0-0 L9			4-0 SH3-4 BB		0-0 F8			0-3 K		0-0 4-3			2	0	0	0	1	0	1
Sherm Lollar, R OBP: 0.327, SLG: 0.359 Phil Cavarretta, L OBP: 0.425, SLG: 0.464 (9, PH) (10, 3)																	0	0	0	0	0	0	0
Matt Batts, R OBP: 0.338, SLG: 0.358 Billy Pierce, L OBP: 0.286, SLG: 0.231 Carl Sawatski, L OBP: 0.311, SLG: 0.352 (1, 2) (12, PR) (13, 2)		0-0 FC4-6 1B		0-0 5-3		0-0 SH3-4		0-0 L8				0-0 BB 1B		0-0 4-3			1	0	0	0	0	0	0
Cass Michaels, R OBP: 0.400, SLG: 0.415 (1, 5)		0-0 FC4-6 1B		0-0 4-3		4-0 BB			0-0 F8			4-0 G6-4-3 BB					4	0	1	0	2	1	1
Jim Rivera, L OBP: 0.351, SLG: 0.434 Ed McGhee, R OBP: 0.247, SLG: 0.295 (1, 9) (12, PH) (13, 9)		0-0 FC4-6		0-3 K		0-0 P6		0-3 K		0-0 F8		0-0 G6-4-3					4	0	0	0	0	2	4
Johnny Groth, R OBP: 0.342, SLG: 0.368 (1, 8)		0-0 1-2 2-3 P6		0-0 P3		0-0 1-3			0-0 P6				0-0 G6-4-3				2	0	1	0	0	0	2
Jack Harshman, L OBP: 0.235, SLG: 0.227 (1, 1)			0-3 K		0-0 1-3			0-0 F2		0-0 K			0-0 6-3				6	0	1	0	0	0	5


Inning Stats	R: 0	H: 0	E: 0	LOB: 0	K: 0	S: 3	R: 0	H: 2	E: 0	LOB: 2	K: 0	S: 5	R: 0	H: 0	E: 0	LOB: 0	K: 1	S: 5	R: 0	H: 1	E: 0	LOB: 1	K: 0	S: 4	R: 0	H: 0	E: 0	LOB: 0	K: 1	S: 5	R: 0	H: 0	E: 0	LOB: 0	K: 0	S: 3	R: 0	H: 0	E: 0	LOB: 0	K: 0	S: 3	R: 0	H: 1	E: 0	LOB: 1	K: 1	S: 6	R: 0	H: 0	E: 0	LOB: 0	K: 0	S: 3	R: 0	H: 0	E: 0	LOB: 0	K: 0	S: 3	R: 0	H: 1	E: 0	LOB: 2	K: 1	S: 5	R: 0	H: 0	E: 0	LOB: 0	K: 1	S: 5	R: 0	H: 1	E: 0	LOB: 1	K: 2	S: 8	R: 1	H: 2	E: 0	LOB: 1	K: 0	S: 3	1B: 8	2B: 0	3B: 1	SF: 0	SAC: 2	DP: 1	HBP: 0	WP: 0	PA: 57
PITCHER Al Aber, L ERA: 3.47 (1, 1)	IP	WLS	BF	H	R	ER	SO	BB	IBB	HBP	BLK	WP	HR	S	P	ERA	WHIP																																																																												

BOTTOM

Detroit Tigers @ Chicago White Sox
Comiskey Park, Chicago, IL

Fri Aug 13 1954, 4:33 AM EDT
Att. 9,487 - Unknown

AB	52
R	1
H	9
RBI	1
BB	3
SO	8
LOB	19



Batter	1	2	3	4	5	6	7	8	9	AB R H RBI BB SO LOB	TOP																
Harvey Kuenn, R (1, 6) OBP: 0.319, SLG: 0.376	0-0 4-3	0-0 1-2 2-3 1B		0-0 1-3		4-0 FC4 IBB		0-0 F9		4 0 1 0 1 0 0																	
Fred Hatfield, L (1, 4) OBP: 0.357, SLG: 0.305	0-0 5-3	0-0 4-3			4-0 BB 5-3	0-0 FC4		0-0 F2		4 0 0 0 1 0 5																	
Jim Delsing, L (1, 7) OBP: 0.324, SLG: 0.345	0-0 1B 1B		0-0 B5-3		0-0 P6		0-0 P6		0-0 4-3	5 0 1 0 0 0 1																	
Ray Boone, R (1, 5) OBP: 0.388, SLG: 0.483	0-0 1-2 1B		0-0 1B 2B		0-0 5-3		0-0 1B 2B 1B		0-3 K	5 2 3 0 0 1 1																	
Wayne Belardi, L (1, 3) OBP: 0.372, SLG: 0.497	0-0 F9		4-0 1B BB		0-3 K		0-0 1-2 2B 1B			3 0 1 0 1 1 3																	
Al Kaline, R (1, 9) OBP: 0.294, SLG: 0.332		0-0 L6-3	0-0 1-2 2-H 1B		0-0 G6-4-3 1B	0-0 G6-4-3 1B	0-0 1-H 2-H 2B			4 0 3 2 0 0 0																	
Bill Tuttle, R (1, 8) OBP: 0.364, SLG: 0.419		0-0 4-3	0-0 G6-4-3		0-0 G6-4-3	0-0 4-3				4 0 0 0 0 0 4																	
Frank House, L (1, 2) OBP: 0.296, SLG: 0.354		0-0 1B BB 1B		0-0 F7		0-0 2B 2B		0-0 F7		4 1 2 0 0 0 0																	
Billy Hoelt, L (1, 1) OBP: 0.308, SLG: 0.295		4-0 BB BB BB		0-3 K		0-0 2B		0-0 1-3		2 0 1 1 1 1 0																	
Bob Nieman, R (8, PH) OBP: 0.316, SLG: 0.428										1 0 0 0 0 0 0																	
Ray Herbert, R (8, 1) OBP: 0.333, SLG: 0.615		1-2 BB								0 0 0 0 0 0 0																	
Inning Stats	R: 0 E: 0 K: 0 S: 5	H: 2 LOB: 2 BB: 0 P: 5	R: 0 E: 0 K: 0 S: 5	H: 2 LOB: 3 BB: 1 P: 9	R: 1 E: 0 K: 0 S: 4	H: 2 LOB: 1 BB: 1 P: 8	R: 0 E: 0 K: 1 S: 5	H: 0 LOB: 0 BB: 0 P: 5	R: 0 E: 0 K: 1 S: 5	H: 0 LOB: 1 BB: 1 P: 9	R: 1 E: 0 K: 0 S: 5	H: 3 LOB: 2 BB: 1 P: 9	R: 1 E: 0 K: 0 S: 5	H: 3 LOB: 1 BB: 0 P: 5	R: 0 E: 0 K: 1 S: 5	H: 0 LOB: 0 BB: 0 P: 5	R: 0 E: 0 K: 1 S: 5	H: 0 LOB: 0 BB: 0 P: 5	1B: 8 2B: 4 3B: 0 HR: 0	SF: 0 SAC: 0 DP: 2 HBP: 0	WP: 0 PB: 0 SB: 0 CS: 0	PA: 40					
PITCHER	IP WLS BF H R ER SO BB IBB HBP BLK WP HR S P ERA WHIP																										
Sandy Consuegra, R (1, 1) ERA: 3.01	2.0		11	4	0	0	0	1	0	0	0	0	0	10	14	0.00	2.500										
Morrie Martin, L (3, 1) ERA: 4.22	4.1		21	7	3	3	2	2	1	0	0	0	0	22	34	6.23	2.077										
Don Johnson, R (7, 1) ERA: 3.08	2.2	W	8	1	0	0	1	0	0	0	0	0	0	10	10	0.00	0.375										

Detroit Tigers @ Chicago White Sox
 Comiskey Park, Chicago, IL
 Sat Aug 14 1954, 4:33 AM EDT
 Att: 10,878 - Unknown

livebaseballscorecards.com

AB 36
R 3
H 12
RBI 3
BB 4
SO 3
LOB 14



Batter	1	2	3	4	5	6	7	8	9	AB	R	H	RBI	BB	SO	LOB	BOTTOM	
Chico Carrasquel, R (1, 6) <small>OBP: 0.355, SLG: 0.382</small>	4-0 		0-0 F7 		0-0 F7 		0-0 			3	2	1	1	1	0	0		
Nellie Fox, L (1, 4) <small>OBP: 0.376, SLG: 0.402</small>	0-0 		0-0 		0-0 L7 		0-0 F8 			4	0	2	0	0	0	0		
Johnny Groth, R (1, 8) <small>OBP: 0.341, SLG: 0.367</small>	0-0 		0-0 L9 			0-0 F2 		0-3 K 		4	0	1	0	0	1	1		
George Kell, R (1, 3) <small>OBP: 0.352, SLG: 0.370</small>	0-0 G3-6-1 		0-3 K 			0-0 		0-0 1-3 		4	1	1	0	0	1	3		
Matt Batts, R (1, 2) <small>OBP: 0.336, SLG: 0.355</small>	0-0 F8 			0-3 K 		0-0 F3 		0-0 		4	0	1	0	0	1	2		
Cass Michaels, R (1, 5) <small>OBP: 0.398, SLG: 0.424</small>		0-0 L9 		0-0 1-3 		0-0 		0-0 6-3 		4	1	1	2	0	0	1		
Jim Rivera, L (1, 9) <small>OBP: 0.354, SLG: 0.436</small>		0-0 		0-0 		0-0 4-3 				3	0	2	0	0	0	0		
Ed McGhee, R (1, 7) <small>OBP: 0.239, SLG: 0.284</small>		0-3 K 		0-0 5-3 			0-3 K 			3	0	0	0	0	2	2		
Sandy Consuegra, R (1, 1) <small>OBP: 0.250, SLG: 0.214</small> Ron Jackson, R (2, PH) <small>OBP: 0.354, SLG: 0.525</small> Morrie Martin, L (3, 1) <small>OBP: 0.240, SLG: 0.320</small> Don Johnson, R (7, 1) <small>OBP: 0.083, SLG: 0.030</small>		0-3 K 		0-3 K 			0-3 K 			0	0	0	0	0	0	0		
Inning Stats	R: 1 H: 2 E: 0 LOB: 1 K: 0 BB: 1 S: 4 P: 8	R: 0 H: 1 E: 0 LOB: 1 K: 2 BB: 0 S: 8 P: 8	R: 0 H: 1 E: 0 LOB: 1 K: 1 BB: 0 S: 6 P: 6	R: 0 H: 1 E: 0 LOB: 1 K: 1 BB: 0 S: 6 P: 6	R: 0 H: 0 E: 0 LOB: 0 K: 1 BB: 0 S: 5 P: 5	R: 2 H: 2 E: 0 LOB: 0 K: 0 BB: 0 S: 5 P: 5	R: 1 H: 1 E: 0 LOB: 0 K: 2 BB: 0 S: 8 P: 8	R: 0 H: 1 E: 0 LOB: 1 K: 1 BB: 0 S: 6 P: 6		1B: 6 SF: 0 2B: 1 SAC: 0 3B: 0 DP: 1 HR: 2 HBP: 0	WP: 0 PA: 33 PB: 0 SB: 0 CS: 0							
PITCHER Billy Hoelt, L (1, 1) <small>ERA: 4.48</small> Ray Herbert, R (8, 1) <small>ERA: 6.75</small>	IP: 7.0 WLS: L BF: 29 H: 8 R: 4 ER: 4 SO: 7 BB: 1 IBB: 0 HBP: 0 BLK: 0 WP: 0 HR: 2 S: 42 P: 46 ERA: 5.14 WHIP: 1.286															PITCHER IP: 1.0 WLS: L BF: 4 H: 1 R: 0 ER: 0 SO: 1 BB: 0 IBB: 0 HBP: 0 BLK: 0 WP: 0 HR: 0 S: 6 P: 6 ERA: 0.00 WHIP: 1.000		

Detroit Tigers @ Chicago White Sox
 Comiskey Park, Chicago, IL
 Sat Aug 14 1954, 4:33 AM EDT
 Att. 10,878 - Unknown

livebaseballscorecards.com

AB	32
R	4
H	9
RBI	3
BB	1
SO	8
LOB	10



Batter	1	2	3	4	5	6	7	8	9	AB R H RBI BB SO LOB	TOP											
Harvey Kuenn, R (1, 6) OBP: 0.317, SLG: 0.372	0-0 4-3	0-0 F7			0-0 SH1-4		0-0 F3		0-0 P4	4 0 0 0 0 0 2												
Fred Hatfield, L (1, 4) OBP: 0.373, SLG: 0.310 Bob Nieman, R (9, PH) OBP: 0.320, SLG: 0.428 Frank Bolling, R (9, PR) OBP: 0.298, SLG: 0.326	0-0 4-3 2B 1B		4-0 S BB		0-0 G3		4-0 4-3 BB		4-0 IBB	2 1 1 0 2 0 1 0 0 0 0 1 0 0 0 0 0 0 0 0 0												
Jim Delsing, L (1, 7) OBP: 0.320, SLG: 0.340 Hoot Evers, R (9, PH) OBP: 0.196, SLG: 0.264	0-0 4-3		0-3 K		0-0 G3		0-0 4-3		0-0 P4	4 0 0 0 0 1 4 1 0 0 0 0 0 2												
Ray Boone, R (1, 5) OBP: 0.387, SLG: 0.484	0-0 2-H 2B		0-0 5-3		0-0 1-3		0-0 F2			4 0 1 1 0 0 2												
Wayne Belardi, L (1, 3) OBP: 0.374, SLG: 0.497 Reno Bertoia, R (8, PR) OBP: 0.243, SLG: 0.250 Walt Dropo, R (8, 3) OBP: 0.345, SLG: 0.390	0-3 K		0-0 G3		0-0 2B 1B		0-0 FC4-6 1B		0-0 FC4-6 1B	4 0 2 0 0 1 2 0 0 0 0 0 0 0 0 0 0 0 0 0 0												
Al Kaline, R (1, 9) OBP: 0.296, SLG: 0.341		0-0 1B 3B		0-0 L6-3		0-0 1-3 2B		0-0 FC4-6 1-2f G6-4-3		4 1 2 0 0 0 1												
Bill Tuttle, R (1, 8) OBP: 0.363, SLG: 0.417		0-0 3-H S 1B		0-0 5-3		0-0 P4		0-0 G6-4-3 1-2f		4 0 1 1 0 0 3												
Frank House, L (1, 2) OBP: 0.298, SLG: 0.351		0-3 K		0-0 4-3		4-0 IBB		4-0 SH1-4 BB		2 0 0 0 2 1 1												
Steve Gromek, S (1, 1) OBP: 0.254, SLG: 0.153		0-0 6-3		0-0 4-3		0-0 G3 SH1-4 1B		0-3 K		0-0 SH1-4	3 0 1 0 0 1 4											
Inning Stats	R: 1 E: 0 K: 1 S: 7	H: 2 LOB: 1 BB: 0 P: 7	R: 1 E: 0 K: 1 S: 7	H: 2 LOB: 1 BB: 0 P: 7	R: 0 E: 0 K: 1 S: 5	H: 0 LOB: 1 BB: 1 P: 9	R: 0 E: 0 K: 0 S: 3	H: 0 LOB: 0 BB: 0 P: 3	R: 0 E: 0 K: 0 S: 4	H: 1 LOB: 1 BB: 0 P: 4	R: 0 E: 0 K: 1 S: 7	H: 2 LOB: 3 BB: 1 P: 11	R: 0 E: 0 K: 0 S: 3	H: 0 LOB: 1 BB: 1 P: 7	R: 0 E: 0 K: 0 S: 3	H: 1 LOB: 1 BB: 0 P: 3	R: 0 E: 0 K: 0 S: 3	H: 0 LOB: 2 BB: 2 P: 11	1B: 5 2B: 2 3B: 1 HR: 0	SF: 0 SAC: 2 DP: 1 HBP: 0	WP: 0 PB: 0 SB: 2 CS: 0	PA: 39
PITCHER	IP WLS BF H R ER SO BB IBB HBP BLK WP HR S P ERA WHIP																				PITCHER	IP WLS BF H R ER SO BB IBB HBP BLK WP HR S P ERA WHIP
Harry Dorish, R (1, 1) ERA: 2.93	8.0 L 34 8 2 2 4 2 1 0 0 0 0 39 51 2.25 1.250																					
Billy Pierce, L (9, 1) ERA: 3.54	0.2 4 0 0 0 0 0 1 1 0 0 0 0 2 10 0.00 1.500																					
Don Johnson, R (9, 1) ERA: 3.08	0.1 1 0 0 0 0 0 0 0 0 0 0 0 1 1 0.00 0.000																					

Detroit Tigers @ Chicago White Sox
 Comiskey Park, Chicago, IL
 Sun Aug 15 1954, 4:33 AM EDT
 Unknown

livebaseballscorecards.com

AB	32
R	2
H	8
RBI	2
BB	5
SO	4
LOB	22



Batter	1	2	3	4	5	6	7	8	9	AB R H RBI BB SO LOB	TOP	
Harvey Kuenn, R (1, 6) OBP: 0.317, SLG: 0.377	0-0 1B	0-0 FC6-4 2B		0-0 SH 3B	0-0 B5-3			0-0 6-3		5 3 2 0 0 0 3		
Fred Hatfield, L (1, 4) Hoot Evers, R (8, PH) OBP: 0.193, SLG: 0.259	0-0 SH1-4 SF8 1B	0-0 1B 2B		0-0 SH S BB 1B		0-0 4-3		0-0 F8		3 3 2 4 0 0 0 1 0 0 0 0 0 0		
Jim Delsing, L (1, 7) Bob Nieman, R (8, PH) Frank Bolling, R (8, PR) OBP: 0.298, SLG: 0.326	4-0 SF8 SH1-4 BB 1-2	0-0 CS 1B		4-0 S 1B BB 1-2		0-0 4-3		0-0 E9 1B		2 1 1 1 2 0 0 1 0 1 0 0 0 0 0 0 0 0 0 0 0		
Ray Boone, R (1, 5) OBP: 0.386, SLG: 0.481	0-0 SH1-4 1-2 2-3	0-0 CS 1-2	0-0 6-3	0-0 1-2 1B	0-0 1-2 1B	0-0 F8		0-0 L4		4 0 1 2 0 0 1		
Wayne Belardi, L (1, 3) Walt Dropo, R (9, PH) OBP: 0.344, SLG: 0.389	0-0 SF8 2-3 3-H		0-0 1B 1B	0-0 F7		0-0 P6		0-0 P5		3 0 1 1 0 0 1 1 0 0 0 0 0 0		
Al Kaline, R (1, 9) OBP: 0.299, SLG: 0.343	0-3 K		0-0 FC6-4 1B	0-0 L5-3		0-0 1B 1B		4-0 BB		4 0 2 0 1 1 2		
Bill Tuttle, R (1, 8) OBP: 0.364, SLG: 0.417		0-0 FC6-4 1B 2B 1B	0-0 F8		0-0 5-3 SH3-4 1B	0-0 F7		0-0 F8		5 1 2 0 0 0 4		
Red Wilson, R (1, 2) Frank House, L (7, 2) OBP: 0.297, SLG: 0.350		0-3 K	0-0 FC6-4		0-0 SH3-4	0-0 1B		0-0 F9		3 0 1 0 0 0 1 1 0 0 0 0 0 1		
Ned Garver, R (1, 1) Bob Miller, R (7, 1) Ray Herbert, R (7, 1) Al Aber, L (9, 1) George Zuverink, R (9, 1) OBP: 0.136, SLG: 0.159		0-0 FC6-4 1B		0-0 F2	0-0 5-3	0-0 F8				4 0 1 0 0 0 3 0		
Inning Stats	R: 2 E: 0 K: 1 S: 7 H: 2 LOB: 1 BB: 1 P: 11	R: 3 E: 0 K: 1 S: 8 H: 4 LOB: 0 BB: 0 P: 8	R: 0 E: 0 K: 0 S: 5 H: 2 LOB: 2 BB: 0 P: 5	R: 3 E: 1 K: 0 S: 6 H: 2 LOB: 1 BB: 1 P: 10	R: 0 E: 0 K: 0 S: 4 H: 1 LOB: 1 BB: 0 P: 4	R: 0 E: 0 K: 0 S: 3 H: 0 LOB: 0 BB: 0 P: 3	R: 0 E: 0 K: 0 S: 5 H: 2 LOB: 2 BB: 0 P: 5	R: 0 E: 1 K: 0 S: 4 H: 1 LOB: 1 BB: 0 P: 4	R: 0 E: 0 K: 0 S: 3 H: 0 LOB: 1 BB: 1 P: 7	1B: 12 2B: 1 3B: 1 HR: 0 SF: 1 SAC: 3 DP: 0 HBP: 0	WP: 0 PB: 0 SB: 4 CS: 1 PA: 45	
PITCHER	IP WLS BF H R ER SO BB IBB HBP BLK WP HR S P ERA WHIP											
Virgil Trucks, R (1, 1) ERA: 2.7	3.1 L 22 10 8 7 2 2 0 0 0 0 0 0 24 32 18.90 3.600											
Sandy Consuegra, R (4, 1) ERA: 2.92	3.2 14 3 0 0 0 0 0 0 0 0 0 0 14 14 0.00 0.818											
Jack Harshman, L (8, 1) ERA: 2.97	2.0 8 1 0 0 0 0 1 0 0 0 0 0 7 11 0.00 1.000											

Detroit Tigers @ Chicago White Sox
 Comiskey Park, Chicago, IL
 Sun Aug 15 1954, 4:38 AM EDT
 Att: 27,193 - Unknown

livebaseballscorecards.com

AB 37
R 8
H 14
RBI 8
BB 3
SO 2
LOB 18



BOTTOM

Detroit Tigers @ Chicago White Sox
Comiskey Park, Chicago, IL
Sun Aug 15 1954, 4:38 AM EDT
Att. 27,193 - Unknown

livebaseballscorecards.com

AB	38
R	7
H	10
RBI	7
BB	1
SO	4
LOB	15



WP:	0	PA:	40
PB:	0		
SB:	0		
CS:	0		

Batter	1	2	3	4	5	6	7	8	9	AB	R	H	RBI	BB	SO	LOB
Chico Carrasquel, R (1, 6) OBP: 0.355, SLG: 0.380	0-0 E 1B	0-0 5-3			0-0 F8		0-0 G3 1B SF8 1B		0-0 6-3	5	2	2	0	0	0	0
Nellie Fox, L (1, 4) OBP: 0.378, SLG: 0.401	0-0 FC4 1B 1B	0-0 L6			0-0 L9		0-0 G3 1B		0-0 1B 1B	5	1	2	0	0	0	1
Jim Rivera, L (1, 8) (8, 9) OBP: 0.351, SLG: 0.431	0-0 1B HR 1B				0-0 F2 1-3 2-H		0-0 1-3 G3		0-0 1B 1-3	5	1	2	2	0	0	2
George Kell, R (1, 3) OBP: 0.347, SLG: 0.370	0-0 1B HR 1B				0-3 K		0-0 6-3		0-0 SF8 L9	4	1	1	2	0	1	2
Phil Cavarretta, L (1, 9) OBP: 0.419, SLG: 0.453	0-0 B1				0-0 F8		0-0 1B			3	0	1	0	0	0	2
Johnny Groth, R (7, PH) (8, 8) OBP: 0.340, SLG: 0.366										1	0	0	0	0	0	2
Matt Batts, R (1, 2) OBP: 0.331, SLG: 0.372	0-0 HR				0-0 L9		0-0 E5 1-2		0-0 4-3	4	1	1	3	0	0	1
Cass Michaels, R (1, 5) OBP: 0.392, SLG: 0.416	0-0 3-1				0-0 1-3		0-3 K		0-0 4-3	4	0	0	0	0	1	2
Willard Marshall, L (1, 7) OBP: 0.304, SLG: 0.174	0-3 K				4-0 BB		0-3 K		0-0 G3	3	0	0	0	1	2	2
Virgil Trucks, R (1, 1) OBP: 0.190, SLG: 0.211										1	0	0	0	0	0	0
Sandy Consuegra, R (4, 1) OBP: 0.244, SLG: 0.209										1	0	0	0	0	0	1
Sherm Lollar, R (7, PH) OBP: 0.330, SLG: 0.361										1	0	1	0	0	0	0
Fred Marsh, R (7, PH) OBP: 0.330, SLG: 0.289										0	1	0	0	0	0	0
Jack Harshman, L (8, 1) OBP: 0.235, SLG: 0.227										0	0	0	0	0	0	0
Carl Sawatski, L (9, PH) OBP: 0.296, SLG: 0.333										1	0	0	0	0	0	0

1B:	9	SF:	1
2B:	0	SAC:	0
3B:	0	DP:	0
HR:	1	HBP:	0

PITCHER	IP	WLS	BF	H	R	ER	SO	BB	IBB	HBP	BLK	WP	HR	S	P	ERA	WHIP
Ned Garver, R (1, 1) ERA: 2.49	6.0		29	8	7	6	4	1	0	0	0	0	1	36	40	9.00	1.500
Bob Miller, L (7, 1) ERA: 3.0	0.2		2	0	0	0	0	0	0	0	0	0	0	2	2	0.00	0.000
Ray Herbert, R (7, 1) ERA: 6.53	2.0		7	1	0	0	0	0	0	0	0	0	0	7	7	0.00	0.500
Al Aber, L (9, 1) ERA: 3.47	0.0		1	1	0	0	0	0	0	0	0	0	0	1	1	∞	∞
George Zuverink, R (9, 1) ERA: 3.51	0.1	S	1	0	0	0	0	0	0	0	0	0	0	1	1	0.00	0.000

Inning Stats	R	H	E	K	S	H	LOB	BB	P	R	H	E	K	S	H	LOB	BB	P
	5	4	1	10	10	0	0	0	3	0	0	0	5	5	0	0	0	3
	0	0	0	3	3	0	0	0	3	0	0	0	0	0	0	0	0	0
	0	0	0	3	3	0	0	0	3	0	0	0	0	0	0	0	0	0
	0	0	0	3	3	0	0	0	3	0	0	0	0	0	0	0	0	0
	0	0	0	3	3	0	0	0	3	0	0	0	0	0	0	0	0	0
	0	0	0	3	3	0	0	0	3	0	0	0	0	0	0	0	0	0
	0	0	0	3	3	0	0	0	3	0	0	0	0	0	0	0	0	0
	0	0	0	3	3	0	0	0	3	0	0	0	0	0	0	0	0	0
	0	0	0	3	3	0	0	0	3	0	0	0	0	0	0	0	0	0
	0	0	0	3	3	0	0	0	3	0	0	0	0	0	0	0	0	0

PITCHER	IP	WLS	BF	H	R	ER	SO	BB	IBB	HBP	BLK	WP	HR	S	P	ERA	WHIP
Ned Garver, R (1, 1) ERA: 2.49	6.0		29	8	7	6	4	1	0	0	0	0	1	36	40	9.00	1.500
Bob Miller, L (7, 1) ERA: 3.0	0.2		2	0	0	0	0	0	0	0	0	0	0	2	2	0.00	0.000
Ray Herbert, R (7, 1) ERA: 6.53	2.0		7	1	0	0	0	0	0	0	0	0	0	7	7	0.00	0.500
Al Aber, L (9, 1) ERA: 3.47	0.0		1	1	0	0	0	0	0	0	0	0	0	1	1	∞	∞
George Zuverink, R (9, 1) ERA: 3.51	0.1	S	1	0	0	0	0	0	0	0	0	0	0	1	1	0.00	0.000

Batter	1	2	3	4	5	6	7	8	9	AB R H RBI BB SO LOB	TOP
Harvey Kuenn, R (1, 6) OBP: 0.319, SLG: 0.380	0-0 4-3		0-0 P4			0-0 6-3 HBP 2-3 1B		0-0 2B		4 0 2 0 0 0 1	Detroit Tigers @ Cleveland Indians Cleveland Municipal Stadium, Cleveland, OH Tue Aug 17 1954, 3:33 AM EDT Att: 25,883 - Unknown
Fred Hatfield, L (1, 4) OBP: 0.376, SLG: 0.322 Frank Bolling, R (9, 4) OBP: 0.298, SLG: 0.326	0-0 4-3			0-0 6-3		1-0 6-3 HBP 1-2		0-0 F4		3 0 0 0 0 0 1 0 0 0 0 0 0 0	
Jim Delsing, L (1, 7) OBP: 0.325, SLG: 0.339	0-0 1-3			0-0 9-3 1B		0-0 6-3 1-2 2-3 3-H		0-0 F3		4 0 1 1 0 0 3	
Ray Boone, R (1, 5) OBP: 0.384, SLG: 0.479		0-0 P5		0-0 9-3 1-2f		0-0 6-3		0-0 1B SF8 1B		4 1 1 0 0 0 3	
Wayne Belardi, L (1, 3) OBP: 0.366, SLG: 0.485 Walt Dropo, R (8, 3) OBP: 0.346, SLG: 0.391		0-0 4-3			0-3 K		0-0 6-3		0-0 SF8 BB 1-3 1B	3 0 0 0 0 1 0 1 0 1 0 0 0 0	
Al Kaline, R (1, 9) OBP: 0.299, SLG: 0.340		0-0 L9			0-0 L4		0-0 L6-3		4-0 FC4-6 1-2 BB	3 0 0 0 1 0 0	
Bill Tuttle, R (1, 8) OBP: 0.363, SLG: 0.417			0-0 G3 1B		0-3 K		0-0 4-3		0-0 SF8 2-3 3-H	3 0 1 1 0 1 0	
Frank House, L (1, 2) OBP: 0.300, SLG: 0.363			0-0 G3 1-2			0-0 1B S 6-3 1B		0-0 HR	0-0 FC4-6 1-2f FC6-4	4 2 2 1 0 0 3	
George Zuverink, R (1, 1) OBP: 0.125, SLG: 0.146			0-3 K			0-3 K 1-2		0-0 P7	0-0 FC6-4 1-2f	4 0 0 0 0 2 4	
Inning Stats	R: 0 H: 0 E: 0 LOB: 0 K: 0 BB: 0 S: 3 P: 3	R: 0 H: 0 E: 0 LOB: 0 K: 0 BB: 0 S: 3 P: 3	R: 0 H: 1 E: 0 LOB: 1 K: 1 BB: 0 S: 6 P: 6	R: 0 H: 1 E: 0 LOB: 0 K: 0 BB: 0 S: 3 P: 3	R: 0 H: 0 E: 0 LOB: 0 K: 2 BB: 0 S: 7 P: 7	R: 1 H: 2 E: 0 LOB: 2 K: 1 BB: 0 S: 7 P: 8	R: 0 H: 0 E: 0 LOB: 0 K: 0 BB: 0 S: 3 P: 3	R: 1 H: 2 E: 0 LOB: 1 K: 0 BB: 0 S: 5 P: 5	R: 1 H: 2 E: 0 LOB: 2 K: 0 BB: 1 S: 5 P: 9	1B: 6 SF: 1 2B: 2 SAC: 0 3B: 0 DP: 1 HR: 1 HBP: 1	WP: 0 PA: 36 PB: 0 SB: 1 CS: 0
PITCHER Bob Lemon, R (1, 1) ERA: 2.97	IP WLS BF H R ER SO BB IBB HBP BLK WP HR S P ERA WHIP										

livebaseballscorecards.com

AB	33
R	3
H	8
RBI	3
BB	1
SO	4
LOB	15



Batter	1	2	3	4	5	6	7	8	9	AB R H RBI BB SO LOB	TOP
Harvey Kuenn, R (1, 6) OBP: 0.320, SLG: 0.381	0-0 G4-6-3 SH 1B		0-0 2-3 1B		0-0 1-2			0-0 4-3		4 0 2 0 0 0 1	
Fred Hatfield, L (1, 4) OBP: 0.375, SLG: 0.315	0-0 SH 1-2		0-0 F5		4-0 BB			0-0 3-1		2 0 0 0 1 0 2	
Jim Delsing, L (1, 7) OBP: 0.321, SLG: 0.335	0-0 G4-6-3 1-2f 2-3		0-0 P4		0-0 F7			0-0 L1		4 0 0 0 0 0 6	
Ray Boone, R (1, 5) OBP: 0.383, SLG: 0.475	0-3 K		0-0 F9		0-0 P3			4-0 1B BB		3 0 0 0 1 1 3	
Wayne Belardi, L (1, 3) OBP: 0.364, SLG: 0.480		0-0 F2		0-0 F9		0-0 F8		0-0 1-2 1B		4 0 1 0 0 0 0 0 0 0 0 0 0 0	
Reno Bertoia, R (9, PR) OBP: 0.243, SLG: 0.250											
Al Kaline, R (1, 9) OBP: 0.301, SLG: 0.342		0-0 6-3 1B		0-0 CS 1B		0-0 L9		0-0 L3		4 0 2 0 0 0 2	
Bill Tuttle, R (1, 8) OBP: 0.360, SLG: 0.413		0-0 6-3 1-2		0-0 F7				0-0 F7		4 0 0 0 0 1 4	
Frank House, L (1, 2) OBP: 0.296, SLG: 0.358		0-0 F8		0-0 L 1-2	0-0 F9		0-0 L4	0-0 F7		5 0 0 0 0 0 4	
Billy Hoelt, L (1, 1) OBP: 0.327, SLG: 0.326			0-0 1B 2B		4-0 5-4-3 BB		0-3 K			2 0 1 0 1 1 0	
Inning Stats	R: 0 H: 1 E: 0 LOB: 1 K: 1 BB: 0 S: 6 P: 6	R: 0 H: 1 E: 0 LOB: 1 K: 0 BB: 0 S: 4 P: 4	R: 0 H: 2 E: 0 LOB: 2 K: 0 BB: 0 S: 5 P: 5	R: 0 H: 1 E: 0 LOB: 0 K: 0 BB: 0 S: 3 P: 3	R: 0 H: 0 E: 0 LOB: 2 K: 0 BB: 2 S: 3 P: 11	R: 0 H: 0 E: 0 LOB: 0 K: 0 BB: 0 S: 3 P: 3	R: 0 H: 0 E: 0 LOB: 0 K: 2 BB: 0 S: 7 P: 7	R: 0 H: 0 E: 0 LOB: 0 K: 0 BB: 0 S: 3 P: 3	R: 0 H: 1 E: 0 LOB: 2 K: 0 BB: 1 S: 4 P: 8	1B: 5 SF: 0 2B: 1 SAC: 1 3B: 0 DP: 1 HR: 0 HBP: 0	WP: 0 PA: 36 PB: 0 SB: 0 CS: 1
PITCHER Early Wynn, R (1, 1) ERA: 3.06	IP WLS BF H R ER SO BB IBB HBP BLK WP HR S P ERA WHIP										
	9.0 W 36 6 0 0 3 3 0 0 0 0 0 0 38 50 0.00 1.000										

Detroit Tigers @ Cleveland Indians
Cleveland Municipal Stadium, Cleveland, OH

Wed Aug 18 1954, 3:33 AM EDT
Att. 9,442 - Unknown

livebaseballscorecards.com

AB	32
R	0
H	6
RBI	0
BB	3
SO	3
LOB	22



Batter	1	2	3	4	5	6	7	8	9	AB R H RBI BB SO LOB	TOP		
Harvey Kuenn, R (1, 6) OBP: 0.318, SLG: 0.378	0-0 F2		0-0 F9		0-0 L4		0-0 F8			4 0 0 0 0 0 2	Detroit Tigers @ Cleveland Indians Cleveland Municipal Stadium, Cleveland, OH Thu Aug 19 1954, 3:33 AM EDT Unknown livebaseballscorecards.com		
Fred Hatfield, L (1, 4) OBP: 0.371, SLG: 0.313	0-0 F9			0-0 1B		0-0 F9		0-0 F2		4 0 1 0 0 0 0			
Jim Delsing, L (1, 7) OBP: 0.320, SLG: 0.337	0-0 4-3			0-0 P7		0-0 1B 2B		0-0 P5		4 1 1 0 0 0 1			
Ray Boone, R (1, 5) OBP: 0.382, SLG: 0.481		0-0 F9		0-0 F2		0-0 P3		0-0 HR		4 1 1 1 0 0 2			
Wayne Belardi, L (1, 3) OBP: 0.362, SLG: 0.474		0-0 F3		0-0 4-3		0-0 1B 2B		0-0 F8		4 0 1 1 0 0 1			
Al Kaline, R (1, 9) OBP: 0.303, SLG: 0.343		0-0 CS 1B			0-0 L7	0-0 1-2 1B		0-3 K		4 0 2 0 0 1 0			
Bill Tuttle, R (1, 8) OBP: 0.357, SLG: 0.409		0-0 L 1-2	0-0 P4		0-3 K	0-0 5-3		0-3 K		5 0 0 0 0 2 3			
Frank House, L (1, 2) OBP: 0.295, SLG: 0.356			0-0 P6		0-0 FC5 E 1B		0-0 F9		0-3 K	4 1 1 0 0 1 0			
Ned Garver, R (1, 1) OBP: 0.262, SLG: 0.217			0-0 1B		0-0 FC5		0-0 P7			3 0 1 0 0 0 0			
Inning Stats	R: 0 H: 0 E: 0 LOB: 0 K: 0 BB: 0 S: 3 P: 3	R: 0 H: 1 E: 0 LOB: 0 K: 0 BB: 0 S: 3 P: 3	R: 0 H: 1 E: 0 LOB: 1 K: 0 BB: 0 S: 4 P: 4	R: 0 H: 1 E: 0 LOB: 1 K: 0 BB: 0 S: 4 P: 4	R: 1 H: 1 E: 1 LOB: 1 K: 1 BB: 0 S: 7 P: 7	R: 1 H: 3 E: 0 LOB: 2 K: 0 BB: 0 S: 6 P: 6	R: 0 H: 0 E: 0 LOB: 0 K: 0 BB: 0 S: 3 P: 3	R: 1 H: 1 E: 0 LOB: 0 K: 3 BB: 0 S: 9 P: 9	R: 0 H: 0 E: 0 LOB: 0 K: 3 BB: 0 S: 9 P: 9	1B: 6 SF: 0 2B: 1 SAC: 0 3B: 0 DP: 0 HR: 1 HBP: 0	WP: 0 PA: 36 PB: 0 SB: 0 CS: 1		
PITCHER	IP WLS BF H R ER SO BB IBB HBP BLK WP HR S P ERA WHIP											PITCHER	IP WLS BF H R ER SO BB IBB HBP BLK WP HR S P ERA WHIP
Bob Feller, R (1, 1) ERA: 3.22	8.0 W 33 8 3 2 1 0 0 0 0 0 0 1 34 34 2.25 1.000												
Ray Narleski, R (9, 1) ERA: 2.13	1.0 S 3 0 0 0 3 0 0 0 0 0 0 0 9 9 0.00 0.000												



Batter	1	2	3	4	5	6	7	8	9	AB	R	H	RBI	BB	SO	LOB
Al Smith, R OBP: 0.389, SLG: 0.431 (1, 9) (9, 7)	0-0 5-3	0-0 P4			0-0 G4-6-3 1B		0-0 F3			4	0	1	0	0	0	2
Bobby Avila, R OBP: 0.389, SLG: 0.473 (1, 4)	0-0 5-3	0-0 FC5			0-0 G4-6-3 1-2f		0-0 FC9-6 1B			4	0	1	0	0	0	3
Larry Doby, L OBP: 0.354, SLG: 0.488 (1, 8) BB	4-0 BB		0-0 L3		0-0 G3		0-0 FC9-6 1-2f			3	0	0	0	1	0	1
Vic Wertz, L OBP: 0.327, SLG: 0.365 Bill Glynn, L OBP: 0.309, SLG: 0.408 (1, 3) (8, 3)	0-0 G3		0-0 HR			0-0 P6	0-0 F2			4	1	1	1	0	0	2
Al Rosen, R OBP: 0.389, SLG: 0.500 (1, 5)		0-0 HR 1B	0-0 P1-6-3 1B			4-0 P1-3 1B BB		4-0 FC5-4-5 SH1-4 BB		2	2	2	0	2	0	0
Dave Pope, L OBP: 0.356, SLG: 0.385 Ray Narleski, R (1, 7) (9, 1)		0-0 HR 1B	0-0 P1-6-3			0-0 P1-3 1-2		0-0 SH1-4 1-2		3	1	1	2	0	0	2
Sam Dente, R OBP: 0.320, SLG: 0.330 (1, 6)		0-0 F8		0-0 F7		0-0 2-H 1B		0-0 FC5-4-5 2-3		4	0	1	1	0	0	1
Jim Hegan, R OBP: 0.313, SLG: 0.408 (1, 2)		0-0 FC5 E 1B		0-3 K		4-0 K IBB		0-3 K		3	0	1	0	1	2	1
Bob Feller, R OBP: 0.268, SLG: 0.237 Dave Philley, S OBP: 0.306, SLG: 0.359 (1, 1) (9, 9)		0-0 FC3 1-2		0-3 K		0-3 K				3	0	0	0	0	2	3
										0	0	0	0	0	0	0

Inning Stats	R: 0 E: 0 K: 0 S: 3	H: 0 LOB: 1 BB: 1 P: 7	R: 2 E: 1 K: 0 S: 7	H: 3 LOB: 2 BB: 0 P: 7	R: 1 E: 0 K: 0 S: 4	H: 2 LOB: 0 BB: 0 P: 4	R: 0 E: 0 K: 0 S: 7	H: 0 LOB: 0 BB: 0 P: 7	R: 0 E: 0 K: 0 S: 3	H: 1 LOB: 0 BB: 0 P: 3	R: 1 E: 0 K: 1 S: 6	H: 1 LOB: 2 BB: 2 P: 14	R: 0 E: 0 K: 0 S: 4	H: 1 LOB: 1 BB: 0 P: 4	R: 0 E: 0 K: 1 S: 5	H: 0 LOB: 1 BB: 1 P: 9	1B: 6 2B: 0 3B: 0 HR: 2	SF: 0 SAC: 1 DP: 2 HBP: 0	WP: 0 PB: 0 SB: 0 CS: 0	PA: 35
---------------------	------------------------------	---------------------------------	------------------------------	---------------------------------	------------------------------	---------------------------------	------------------------------	---------------------------------	------------------------------	---------------------------------	------------------------------	----------------------------------	------------------------------	---------------------------------	------------------------------	---------------------------------	----------------------------------	------------------------------------	----------------------------------	--------


PITCHER Ned Garver, R ERA: 2.57 (1, 1)	IP 8.0	WLS L	BF 35	H 8	R 4	ER 4	SO 4	BB 3	IBB 1	HBP 0	BLK 0	WP 0	HR 2	S 39	P 55	ERA 4.50	WHIP 1.375	PITCHER	IP 8.0	WLS L	BF 35	H 8	R 4	ER 4	SO 4	BB 3	IBB 1	HBP 0	BLK 0	WP 0	HR 2	S 39	P 55	ERA 4.50	WHIP 1.375
---	-----------	----------	----------	--------	--------	---------	---------	---------	----------	----------	----------	---------	---------	---------	---------	-------------	---------------	----------------	-----------	----------	----------	--------	--------	---------	---------	---------	----------	----------	----------	---------	---------	---------	---------	-------------	---------------

BOTTOM

Detroit Tigers @ Cleveland Indians
Cleveland Municipal Stadium, Cleveland, OH

Thu Aug 19 1954, 3:33 AM EDT
Unknown

AB	30
R	4
H	8
RBI	4
BB	4
SO	4
LOB	15



BOTTOM

Detroit Tigers @ Cleveland Indians
Cleveland Municipal Stadium, Cleveland, OH

Thu Aug 19 1954, 3:38 AM EDT
Att. 23,107 - Unknown

livebaseballscorecards.com

AB	31
R	2
H	6
RBI	2
BB	3
SO	5
LOB	15



WP:	0	PA:	34
PB:	0	SB:	0
CS:	0		

AB R H RBI BB SO LOB

4	0	2	0	0	0	0
4	0	1	0	0	0	2
3	0	0	0	1	2	3
1	0	0	0	0	0	1
3	0	0	0	0	0	2
3	2	1	1	1	1	1
3	0	1	0	1	0	0
4	0	1	1	0	0	1
1	0	0	0	0	1	2
2	0	0	0	0	0	1
1	0	0	0	0	0	1
0	0	0	0	0	0	0

Batter	1	2	3	4	5	6	7	8	9
Al Smith, R OBP: 0.390, SLG: 0.432 (1, 9)	0-0 6-3 1B		0-0 4-1-2 4-3 1B		0-0 5-3			0-0 P6	
Bobby Avila, R OBP: 0.388, SLG: 0.471 (1, 4)	0-0 6-3 1-2		0-0 4-3 1-2			0-0 4-3		0-0 FC6-4 1B	
Larry Doby, L OBP: 0.353, SLG: 0.485 (1, 8)	0-3 K		0-0 4-1-2 2-3f			4-0 BB		0-3 K	
Al Rosen, R OBP: 0.388, SLG: 0.499 Hank Majeski, R OBP: 0.338, SLG: 0.361 (1, 5) (2, 5)	0-0 6-3			0-0 5-3		0-0 F7		0-0 FC6-4 1-2f	
Vic Wertz, L OBP: 0.329, SLG: 0.376 (1, 3)		4-0 BB 1B BB		0-0 HR		0-3 K		0-0 3-1	
Wally Westlake, R OBP: 0.342, SLG: 0.488 (1, 7)		4-0 K 1B 1-2 BB		0-0 P4			0-0 FC4-6 1B	0-0 F8	
Sam Dente, R OBP: 0.318, SLG: 0.328 (1, 6)		0-0 FC6-4 1-2 2-H 1B		0-0 1-3			0-0 FC4-6 1-2f	0-0 1-3	
Hal Naragon, L OBP: 0.284, SLG: 0.273 Jim Hegan, R OBP: 0.311, SLG: 0.405 (1, 2) (5, PH) (6, 2)		0-3 K 2-3			0-0 5-3		0-0 F8		
Mike Garcia, R OBP: 0.200, SLG: 0.133 Don Mossi, L OBP: 0.235, SLG: 0.071 Rudy Regalado, R OBP: 0.342, SLG: 0.327 Bob Hooper, R (1, 1) (5, 1) (7, PH) (8, 1)		0-0 FC6-4 1-2f			0-3 K		0-0 F7		

Inning Stats	R: 0 E: 0 K: 1 S: 6	H: 1 LOB: 1 BB: 0 P: 6	R: 1 E: 0 K: 1 S: 5	H: 1 LOB: 1 BB: 2 P: 13	R: 0 E: 0 K: 0 S: 3	H: 1 LOB: 0 BB: 0 P: 3	R: 1 E: 0 K: 0 S: 4	H: 1 LOB: 0 BB: 0 P: 4	R: 0 E: 0 K: 1 S: 5	H: 0 LOB: 0 BB: 0 P: 5	R: 0 E: 0 K: 1 S: 5	H: 0 LOB: 1 BB: 1 P: 9	R: 0 E: 0 K: 0 S: 4	H: 1 LOB: 1 BB: 0 P: 4	R: 0 E: 0 K: 1 S: 6	H: 1 LOB: 1 BB: 0 P: 6	R: 0 E: 0 K: 0 S: 3	H: 0 LOB: 0 BB: 0 P: 3
--------------	------------------------------	---------------------------------	------------------------------	----------------------------------	------------------------------	---------------------------------	------------------------------	---------------------------------	------------------------------	---------------------------------	------------------------------	---------------------------------	------------------------------	---------------------------------	------------------------------	---------------------------------	------------------------------	---------------------------------

PITCHER	Al Aber, L ERA: 3.34 (1, 1)	IP: 9.0 WLS: W BF: 34 H: 6 R: 2 ER: 2 SO: 5 BB: 3 IBB: 0 HBP: 0 BLK: 0 WP: 0 HR: 1 S: 41 P: 53 ERA: 2.00 WHIP: 1.000
---------	-----------------------------------	--

Batter	1	2	3	4	5	6	7	8	9	AB R H RBI BB SO LOB	TOP	
Chico Carrasquel, R OBP: 0.353, SLG: 0.377 (1, 6) BB	4-0 S 3B BB	0-0 P4			0-0 SH1-3 2B		0-0 2B SF7 1B		0-0 F8	4 2 2 1 1 0 2		
Nellie Fox, L OBP: 0.376, SLG: 0.405 (1, 4) X	0-0 F8 1-2		0-0 F7		0-0 L7		0-0 1-3 HR 2B		0-0 P5	5 1 1 0 0 0 2		
Minnie Minoso, R OBP: 0.426, SLG: 0.548 (1, 7) X	0-0 SF8 2-H 3B		0-0 6-3		0-0 SH1-3 2-3		4-0 HR IBB		4-0 BB	2 2 1 1 2 0 0		
George Kell, R OBP: 0.349, SLG: 0.378 Phil Cavarretta, L OBP: 0.413, SLG: 0.434 (1, 3) (7, 3) X	0-0 SF8 3-H		0-0 6-3		0-3 K		0-0 SF7 3-H		0-0 F7	2 0 0 2 0 1 1 1 0 0 0 0 0 1		
Jim Rivera, L OBP: 0.350, SLG: 0.430 (1, 9) X	0-0 3-1				0-0 F8		0-0 L9 1-H 2-H HR			4 1 1 3 0 0 0		
Sherm Lollar, R OBP: 0.329, SLG: 0.359 (1, 2) X		0-0 SH5-4 1B 1B		0-0 6-3		0-0 6-3		0-0 5-3		4 0 1 0 0 0 0		
Cass Michaels, R OBP: 0.391, SLG: 0.405 (1, 5) X		0-3 K		4-0 2B BB		0-0 L7		0-0 4-3		3 1 0 0 1 1 1		
Johnny Groth, R OBP: 0.347, SLG: 0.372 (1, 8) X		0-0 SH5-4 1-2 1B		0-0 1-H 2B		0-0 1B 1B		0-0 F8		4 1 3 1 0 0 0		
Virgil Trucks, R OBP: 0.185, SLG: 0.205 (1, 1) X		0-0 SH5-4 1-2 2-3		0-3 K		0-0 SH5-4 1-2		0-3 K		2 0 0 0 0 2 1		
Inning Stats	R: 2 H: 1 E: 0 LOB: 0 K: 0 BB: 1 S: 4 P: 8	R: 0 H: 2 E: 0 LOB: 2 K: 1 BB: 0 S: 7 P: 7	R: 0 H: 0 E: 0 LOB: 0 K: 0 BB: 0 S: 3 P: 3	R: 1 H: 1 E: 0 LOB: 1 K: 1 BB: 1 S: 6 P: 10	R: 0 H: 1 E: 0 LOB: 1 K: 1 BB: 0 S: 6 P: 6	R: 0 H: 0 E: 0 LOB: 0 K: 0 BB: 0 S: 3 P: 3	R: 5 H: 4 E: 0 LOB: 0 K: 0 BB: 1 S: 7 P: 11	R: 0 H: 0 E: 0 LOB: 0 K: 1 BB: 0 S: 5 P: 5	R: 0 H: 0 E: 0 LOB: 1 K: 0 BB: 1 S: 3 P: 7	1B: 4 SF: 2 2B: 3 SAC: 3 3B: 1 DP: 0 HR: 1 HBP: 0	WP: 0 PA: 40 PB: 0 SB: 1 CS: 0	
PITCHER Steve Gromek, R ERA: 2.76 Dick Marlowe, R ERA: 3.73 (1, 1) (8, 1)	IP WLS BF H R ER SO BB IBB HBP BLK WP HR S P ERA WHIP	7.0 L 33 9 8 8 3 2 1 0 0 0 1 36 48 10.29 1.571	2.0 7 0 0 0 1 1 0 0 0 0 0 8 12 0.00 0.500	PITCHER IP WLS BF H R ER SO BB IBB HBP BLK WP HR S P ERA WHIP								

Chicago White Sox @ Detroit Tigers
 Briggs Stadium, Detroit, MI
 Fri Aug 20 1954, 4:33 AM EDT
 Att: 36,544 - Unknown

livebaseballscorecards.com

AB 31
 R 8
 H 9
 RBI 8
 BB 4
 SO 4
 LOB 8



BOTTOM

Chicago White Sox @ Detroit Tigers
Briggs Stadium, Detroit, MI
Sat Aug 21 1954, 4:33 AM EDT
Att. 12,901 - Unknown

livebaseballscorecards.com

AB 28
R 1
H 6
RBI 1
BB 7
SO 7
LOB 21



WP: 0 PA: 36
PB: 0
SB: 0
CS: 1

AB R H RBI BB SO LOB

4 1 1 0 0 0 3

4 0 0 0 0 0 3

3 0 2 0 1 0 0

4 0 1 1 0 2 2

3 0 0 0 1 3 3

2 0 0 0 2 0 2

2 0 1 0 1 0 2

3 0 1 0 0 0 3

1 0 0 0 0 1 1

0 0 0 0 1 0 0

0 0 0 0 0 0 0

1 0 0 0 0 0 1

1B: 5 SF: 0
2B: 1 SAC: 1
3B: 1 DP: 3
HR: 0 HBP: 0

1B: 5 SF: 0
2B: 1 SAC: 1
3B: 1 DP: 3
HR: 0 HBP: 0

1B: 5 SF: 0
2B: 1 SAC: 1
3B: 1 DP: 3
HR: 0 HBP: 0

1B: 5 SF: 0
2B: 1 SAC: 1
3B: 1 DP: 3
HR: 0 HBP: 0

4 1 1 0 0 0 3

4 0 0 0 0 0 3

3 0 2 0 1 0 0

4 0 1 1 0 2 2

3 0 0 0 1 3 3

2 0 0 0 2 0 2

2 0 1 0 1 0 2

3 0 1 0 0 0 3

1 0 0 0 0 1 1

0 0 0 0 1 0 0

0 0 0 0 0 0 0

1 0 0 0 0 0 1

1B: 5 SF: 0
2B: 1 SAC: 1
3B: 1 DP: 3
HR: 0 HBP: 0

1B: 5 SF: 0
2B: 1 SAC: 1
3B: 1 DP: 3
HR: 0 HBP: 0

1B: 5 SF: 0
2B: 1 SAC: 1
3B: 1 DP: 3
HR: 0 HBP: 0

1B: 5 SF: 0
2B: 1 SAC: 1
3B: 1 DP: 3
HR: 0 HBP: 0

9

0-0



0-0



0-0



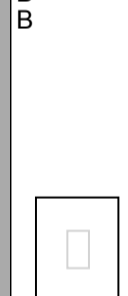
0-3



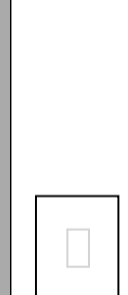
0-3



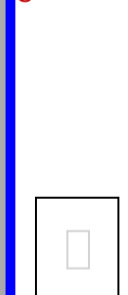
4-0



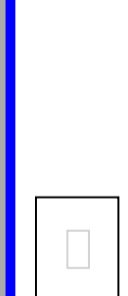
0-0




0-3



0-0



0-0




0-0




8

0-0



0-0



0-0



0-3



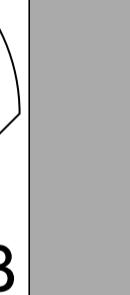
0-3



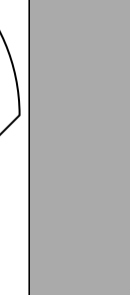
0-0



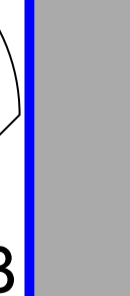
0-0



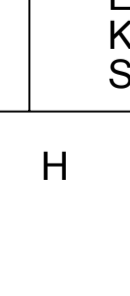
0-0




0-0



0-0



0-0



7

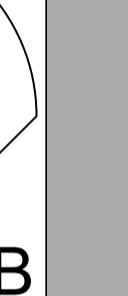
0-0



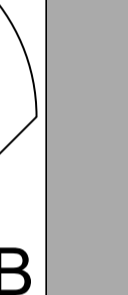
0-0



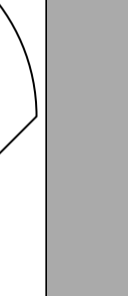
0-0



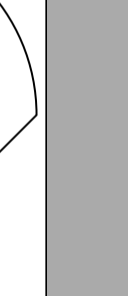
0-0




0-3




0-0



0-0




0-0



0-0



0-0




0-0




6


0-0




0-0



0-0



0-0



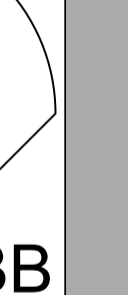
0-0



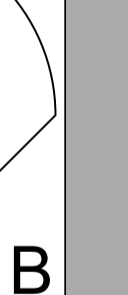
0-0



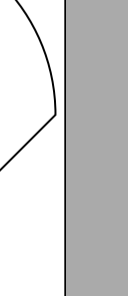
0-0




0-0




0-0



0-0



0-0



5

0-0




0-0



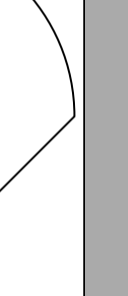
0-0



0-3



0-3



0-0



0-0



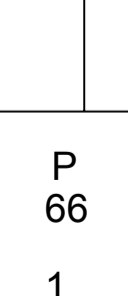
0-0



0-3



0-0

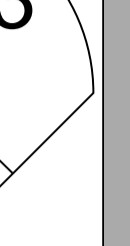


0-0

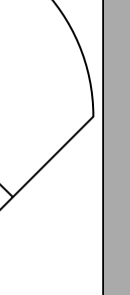


4

0-0



0-0



4-0



0-3



0-3



0-0



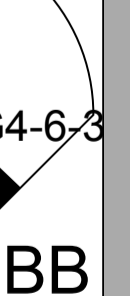
0-0



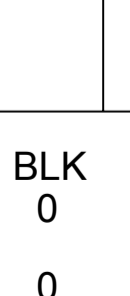
0-0



0-3



0-0




0-0




3

0-0



0-0




0-0



0-0



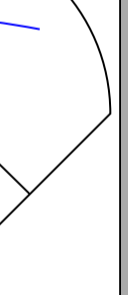
0-0



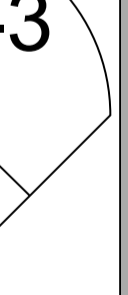
0-0




0-0



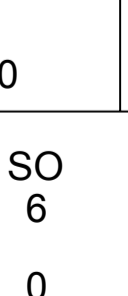
0-0



0-0



0-0



0-0



2

0-0



0-0



0-0



0-0



0-0



0-0



0-0



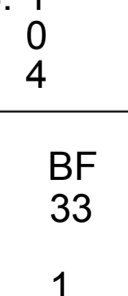
0-0



0-0



0-0



0-0



1

0-0



0-0



0-0



0-0



0-0



0-0



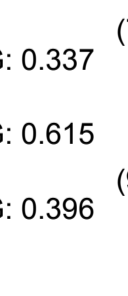
0-0



0-0



0-0



0-0



0-0



Batter

Harvey Kuenn, R (1, 6)



Fred Hatfield, L (1, 4)



Bob Nieman, R (1, 7)



Ray Boone, R (1, 5)



Wayne Belardi, L (1, 3)



Al Kaline, R (1, 9)



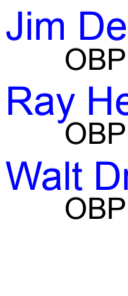
Bill Tuttle, R (1, 8)



Frank House, L (1, 2)



Hoot Evers, R (9, PH)



George Zuverink, R (1, 1)



Jim Delsing, L (7, PH)



0-0



0-0



0-0



0-0



0-0



0-0



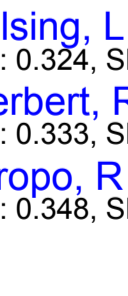
0-0



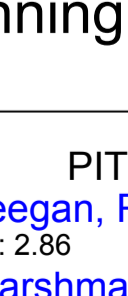
0-0



0-0



0-0



0-0



Inning Stats

R: 0 H: 1
E: 0 LOB: 1
K: 0 BB: 0
S: 4 P: 4

R: 0 H: 0
E: 0 LOB: 1
K: 0 BB: 2
S: 2 P: 10

</

Batter	1	2	3	4	5	6	7	8	9	AB R H RBI BB SO LOB	TOP									
Chico Carrasquel, R OBP: 0.350, SLG: 0.373 (1, 6)	0-3 K		0-0 F8		0-0 F7			0-0 5-3		4 0 0 0 0 1 0	<p>Chicago White Sox @ Detroit Tigers Briggs Stadium, Detroit, MI Sun Aug 22 1954, 4:33 AM EDT Att. 18,874 - Unknown</p>									
Nellie Fox, L OBP: 0.374, SLG: 0.404 (1, 4)	0-0 L9		0-0 F8		0-0 4-3			0-0 6-3		4 0 0 0 0 0 0										
Minnie Minoso, R OBP: 0.427, SLG: 0.560 (1, 7)	0-0 1B		0-3 K					0-0 HR		4 2 2 1 0 1 0										
George Kell, R OBP: 0.350, SLG: 0.375 (1, 3)	0-0 1B			0-0 4-3		4-0 BB		0-0 5-3		3 0 1 1 1 0 0										
Matt Batts, R OBP: 0.321, SLG: 0.359 (1, 2)	0-0 F8			0-0 1B		0-0 F8			0-0 4-3	4 1 1 0 0 0 2										
Jim Rivera, L OBP: 0.353, SLG: 0.434 (1, 9)		0-0 1B		0-0 F5		0-0 F2			0-0 1B	4 1 2 0 0 0 2										
Cass Michaels, R OBP: 0.394, SLG: 0.403 (1, 5)		0-0 5-3		0-0 1B		0-0 1B		0-0 F8		4 0 2 1 0 0 2										
Johnny Groth, R OBP: 0.343, SLG: 0.368 (1, 8)		0-0 1B		0-0 L9		0-0 G6-4-3		0-0 6-3		4 0 1 1 0 0 3										
Billy Pierce, L OBP: 0.283, SLG: 0.214 (1, 1)		0-0 L4-3			0-0 4-3		0-0 5-3			1 0 0 0 0 0 1										
Sandy Consuegra, R OBP: 0.234, SLG: 0.200 (2, 1)										1 0 0 0 0 0 0										
Sherm Lollar, R OBP: 0.327, SLG: 0.357 (7, PH)										1 0 0 0 0 0 0										
Harry Dorish, R OBP: 0.111, SLG: 0.111 (7, 1)										0 0 0 0 0 0 0										
Inning Stats	R: 1 E: 0 K: 1 S: 7	H: 2 LOB: 1 BB: 0 P: 7	R: 1 E: 0 K: 0 S: 4	H: 2 LOB: 0 BB: 0 P: 4	R: 0 E: 0 K: 1 S: 5	H: 0 LOB: 0 BB: 0 P: 5	R: 1 E: 0 K: 0 S: 5	H: 2 LOB: 1 BB: 0 P: 5	R: 0 E: 0 K: 0 S: 3	H: 0 LOB: 0 BB: 0 P: 3	R: 0 E: 0 K: 0 S: 3	H: 1 LOB: 0 BB: 0 P: 3	R: 1 E: 0 K: 0 S: 4	H: 1 LOB: 0 BB: 0 P: 4	R: 0 E: 0 K: 0 S: 4	H: 1 LOB: 1 BB: 0 P: 4	1B: 7 2B: 2 3B: 0 HR: 1	SF: 0 SAC: 0 DP: 2 HBP: 0	WP: 1 PB: 0 SB: 1 CS: 0	PA: 35
PITCHER Billy Hoelt, L ERA: 4.45 (1, 1)	IP: 9.0 WLS: W BF: 35 H: 9 R: 4 ER: 4 SO: 2 BB: 1 IBB: 0 HBP: 0 BLK: 0 WP: 1 HR: 1 S: 38 P: 42 ERA: 4.00 WHIP: 1.111																			

livebaseballscorecards.com

AB	34
R	4
H	9
RBI	4
BB	1
SO	2
LOB	10



Batter	1	2	3	4	5	6	7	8	9	AB	R	H	RBI	BB	SO	LOB
Harvey Kuenn, R (1, 6) OBP: 0.322, SLG: 0.382	0-0 CS 1B	0-0 2-H FC5-4 1B			0-0 B1-4 1B		0-0 F9			4	0	3	1	0	0	0
Bill Tuttle, R (1, 8) OBP: 0.354, SLG: 0.402	4-0 5-3 1B	0-0 FC5-4			0-0 B1-4		4-0 BB			0	1	0	0	1	0	0
Hoot Evers, R (2, 8) OBP: 0.210, SLG: 0.276	1-2 BB	1-2f			1-2f		BB			2	0	0	0	1	0	2
Bob Nieman, R (1, 7) OBP: 0.332, SLG: 0.466	0-0 5-3				0-0 F7		0-0 F9			4	0	0	0	0	0	2
Jim Delsing, L (9, 7) OBP: 0.324, SLG: 0.337	1-2									0	0	0	0	0	0	0
Ray Boone, R (1, 5) OBP: 0.383, SLG: 0.474	0-0 2-H 1B				0-0 F8					4	1	3	1	0	0	0
Walt Dropo, R (1, 3) OBP: 0.348, SLG: 0.399					0-0 P4					3	1	1	0	0	0	1
Al Kaline, R (1, 9) OBP: 0.312, SLG: 0.354					0-0 SH1-4 SF8 1B					3	3	3	1	1	0	0
Red Wilson, R (1, 2) OBP: 0.353, SLG: 0.327					0-0 E 1B					2	0	1	1	1	0	1
Frank Bolling, R (1, 4) OBP: 0.297, SLG: 0.327					0-0 E9 1B					2	1	1	3	0	0	3
Billy Hoefl, L (1, 1) OBP: 0.310, SLG: 0.306					0-0 SF8 1B					3	0	0	0	0	1	1
					0-0 G5-3 2B					2	0	1	1	1	0	1
					0-0 SH1-4 BB					2	1	1	3	0	0	3
					0-0 SF8					2	1	1	3	0	0	3
					0-0 G5-3					2	1	1	3	0	0	3
					0-0 6-3					3	0	0	0	0	1	1
					0-0 K					3	0	0	0	0	1	1
					0-0 1-3					3	0	0	0	0	1	1
					0-0 CS					3	0	0	0	0	1	1


Inning Stats	R: 1	H: 2	E: 0	K: 0	S: 3	LOB: 1	BB: 1	P: 7	R: 3	H: 4	E: 1	K: 1	S: 9	LOB: 1	BB: 0	P: 9	R: 0	H: 0	E: 0	K: 0	S: 3	LOB: 0	BB: 0	P: 3	R: 1	H: 1	E: 0	K: 0	S: 4	LOB: 0	BB: 0	P: 4	R: 0	H: 1	E: 0	K: 0	S: 3	LOB: 0	BB: 0	P: 3	R: 0	H: 2	E: 0	K: 0	S: 4	LOB: 2	BB: 1	P: 8	R: 0	H: 0	E: 0	K: 0	S: 3	LOB: 1	BB: 1	P: 7	R: 2	H: 2	E: 0	K: 0	S: 4	LOB: 0	BB: 1	P: 8
--------------	------	------	------	------	------	--------	-------	------	------	------	------	------	------	--------	-------	------	------	------	------	------	------	--------	-------	------	------	------	------	------	------	--------	-------	------	------	------	------	------	------	--------	-------	------	------	------	------	------	------	--------	-------	------	------	------	------	------	------	--------	-------	------	------	------	------	------	------	--------	-------	------

PITCHER	IP	WLS	BF	H	R	ER	SO	BB	IBB	HBP	BLK	WP	HR	S	P	ERA	WHIP
Billy Pierce, L (1, 1) ERA: 3.5	1.2	L	9	5	4	3	1	1	0	0	0	0	0	10	14	16.20	3.600
Sandy Consuegra, R (2, 1) ERA: 2.85	4.1		17	5	1	1	0	1	0	0	0	0	0	16	20	2.08	1.385
Harry Dorish, R (7, 1) ERA: 2.95	2.0		9	2	2	2	0	1	1	0	0	0	0	7	15	9.00	1.500

BOTTOM

Chicago White Sox @ Detroit Tigers
 Briggs Stadium, Detroit, MI
 Sun Aug 22 1954, 4:33 AM EDT
 Att. 18,874 - Unknown

AB	27
R	7
H	12
RBI	7
BB	4
SO	1
LOB	10



WP	PA	ERA	WHIP
0	36		


Batter	1	2	3	4	5	6	7	8	9	AB	R	H	RBI	BB	SO	LOB
Billy Goodman, L OBP: 0.358, SLG: 0.371 (1, 4)	4-0 BB 1B BB		0-0 F5	0-0 1B 1B	0-3 K			0-0 L7		4	2	1	0	1	1	0
Ted Williams, L OBP: 0.519, SLG: 0.657 (1, 7)	0-0 F8		0-0 HR 1B	4-0 1B BB BB		0-0 F7		0-0 4-1		4	2	1	0	1	0	1
Jackie Jensen, R OBP: 0.364, SLG: 0.492 (1, 8)	4-0 1B 1-2 BB		0-0 HR	0-0 BB 1B		0-0 5-3		0-3 K		4	1	2	4	1	1	0
Harry Agganis, L OBP: 0.328, SLG: 0.417 (1, 3)	0-0 1-3 2-H 1B		0-0 E G3 1B	4-0 1-2 BB IBB		0-0 6-3		0-0 F8		4	1	2	1	1	0	0
Karl Olson, R OBP: 0.310, SLG: 0.367 (1, 9)	0-3 K		0-0 E9 G3 1B	0-3 K		0-3 K		0-0 3-1 1B 1B		5	0	2	0	0	3	5
Grady Hatton, L OBP: 0.378, SLG: 0.380 (1, 5)	0-0 F7		0-0 G3	4-0 1-2 2-3 3-H BB		0-0 6-3 1B 1B		0-0 3-1		4	0	1	2	1	0	4
Sammy White, R OBP: 0.317, SLG: 0.431 (1, 2)		0-0 G6-4-3 1B	0-0 F8	0-0 1-3		0-0 6-3 1B 1B		0-0 2-H 1B		5	0	3	0	0	0	4
Billy Consolo, R OBP: 0.313, SLG: 0.274 (1, 6)		0-0 G6-4-3		0-3 K	0-0 L6		0-0 6-3		0-0 1-2 2-3	4	0	0	0	0	1	3
Mel Parnell, L OBP: 0.167, SLG: 0.125 (1, 1)		0-0 6-3		0-0 BB 1B 1B	0-0 6-3		0-0 6-3			1	0	0	0	0	0	0
Tom Brewer, R OBP: 0.327, SLG: 0.375 (3, 1)										2	1	1	0	0	0	0
Ellis Kinder, R OBP: 0.200, SLG: 0.208 (7, 1)										1	0	0	0	0	0	2

Inning Stats	R: 1	H: 1	E: 0	LOB: 2	K: 1	BB: 2	S: 6	R: 0	H: 1	E: 0	LOB: 0	K: 0	BB: 0	S: 3	R: 3	H: 4	E: 1	LOB: 1	K: 0	BB: 0	S: 7	R: 3	H: 3	E: 0	LOB: 3	K: 2	BB: 3	S: 10	R: 0	H: 0	E: 0	LOB: 0	K: 1	BB: 0	S: 5	R: 0	H: 0	E: 0	LOB: 0	K: 0	BB: 0	S: 3	R: 0	H: 2	E: 0	LOB: 2	K: 1	BB: 0	S: 7	R: 0	H: 0	E: 0	LOB: 0	K: 0	BB: 0	S: 5	R: 0	H: 2	E: 0	LOB: 2	K: 0	BB: 0	S: 4	H: 2	E: 0	LOB: 2	K: 0	BB: 0	S: 4
--------------	------	------	------	--------	------	-------	------	------	------	------	--------	------	-------	------	------	------	------	--------	------	-------	------	------	------	------	--------	------	-------	-------	------	------	------	--------	------	-------	------	------	------	------	--------	------	-------	------	------	------	------	--------	------	-------	------	------	------	------	--------	------	-------	------	------	------	------	--------	------	-------	------	------	------	--------	------	-------	------

PITCHER	IP	WLS	BF	H	R	ER	SO	BB	IBB	HBP	BLK	WP	HR	S	P	ERA	WHIP
Ned Garver, R ERA: 2.72 (1, 1)	2.1		13	5	4	4	1	2	0	0	0	1	1	13	21	15.43	3.000
Dick Marlowe, R ERA: 4.11 (3, 1)	1.0		7	3	3	3	1	1	0	0	0	0	0	8	12	27.00	4.000
Ray Herbert, R ERA: 5.9 (4, 1)	4.2	W	19	3	0	0	4	1	1	0	0	0	0	25	33	0.00	0.857
George Zuverink, R ERA: 3.44 (9, 1)	1.0	S	4	2	0	0	0	0	0	0	0	0	0	4	4	0.00	2.000

DETROIT TIGERS @ BOSTON RED SOX
Fenway Park, Boston, MA
 Tue Aug 24 1954, 3:33 AM EDT
 Att. 17,637 - Unknown

AB	38
R	7
H	13
RBI	7
BB	5
SO	6
LOB	19



WP	PA	ERA	WHIP
1	43		
0			
1			
0			

Batter	1	2	3	4	5	6	7	8	9	AB R H RBI BB SO LOB	TOP	
Harvey Kuenn, R (1, 6) OBP: 0.326, SLG: 0.387	0-0 2B SF9 1B		0-0 CS 1-3 1B		0-0 1B 2B			0-0 F9		4 2 3 0 0 0 0		
Fred Hatfield, L (1, 4) OBP: 0.388, SLG: 0.348	0-0 SF9 1-3 2B		0-0 1-3 1-2		0-0 2-H 1B			1-0 E HBP		3 1 2 1 0 0 1		
Bob Nieman, R (1, 7) OBP: 0.327, SLG: 0.459	0-0 SF9 2-3 3-H		0-3 K 2-3		0-0 P4			0-0 F7		3 0 0 1 0 1 3		
Ray Boone, R (1, 5) OBP: 0.384, SLG: 0.478	0-0 5-3 3-H			0-0 G4-6-3 1B		0-0 6-3		0-0 E6 1-2		4 0 1 1 0 0 1		
Walt Dropo, R (1, 3) OBP: 0.346, SLG: 0.395 Wayne Belardi, L (8, PH) OBP: 0.358, SLG: 0.467	0-0 P3			0-0 G4-6-3 1-2f		0-0 F8		0-3 K		3 0 0 0 0 0 1 1 0 0 0 0 1 2		
Jim Delsing, L (1, 8) OBP: 0.324, SLG: 0.337		0-0 4-3		0-0 1B		0-0 1-3			0-0 4-3	4 0 1 0 0 0 0		
Hoot Evers, R (1, 9) OBP: 0.197, SLG: 0.254		0-0 L9		0-3 K			0-0 L7		0-0 S 1B	4 0 1 0 0 1 1		
Frank House, L (1, 2) OBP: 0.298, SLG: 0.354		0-0 E4 1B			0-0 P5		0-0 G3		0-3 K 1-2	4 0 1 0 0 1 1		
Steve Gromek, S (1, 1) OBP: 0.236, SLG: 0.141 Bob Miller, R (5, 1) OBP: 0.100, SLG: 0.100 Steve Souchock, R (7, PH) OBP: 0.235, SLG: 0.469 Ted Gray, S (7, 1) OBP: 0.083, SLG: 0.083 Frank Bolling, R (9, PH) OBP: 0.295, SLG: 0.328		0-0 6-3			0-0 F9		0-3 K		0-0 P5	2 0 0 0 0 0 1 0 0 0 0 0 0 0 1 0 0 0 0 1 0 0 0 0 0 0 0 0 1 0 0 0 0 0 1		
Inning Stats	R: 2 H: 2 E: 0 LOB: 0 K: 0 BB: 0 S: 5 P: 5	R: 0 H: 1 E: 1 LOB: 1 K: 0 BB: 0 S: 4 P: 4	R: 0 H: 1 E: 0 LOB: 1 K: 1 BB: 0 S: 5 P: 5	R: 0 H: 2 E: 0 LOB: 1 K: 1 BB: 0 S: 6 P: 6	R: 1 H: 2 E: 0 LOB: 1 K: 0 BB: 0 S: 5 P: 5	R: 0 H: 0 E: 0 LOB: 0 K: 0 BB: 0 S: 3 P: 3	R: 0 H: 0 E: 0 LOB: 0 K: 1 BB: 0 S: 5 P: 5	R: 0 H: 0 E: 1 LOB: 2 K: 1 BB: 0 S: 6 P: 7	R: 0 H: 1 E: 0 LOB: 1 K: 1 BB: 0 S: 6 P: 6	1B: 7 SF: 1 2B: 3 SAC: 0 3B: 0 DP: 2 HR: 0 HBP: 1	WP: 0 PA: 36 PB: 0 SB: 1 CS: 1	
PITCHER Willard Nixon, R (1, 1) ERA: 4.06 Frank Sullivan, R (8, 1) ERA: 2.91	IP WLS BF H R ER SO BB IBB HBP BLK WP HR S P ERA WHIP	7.0 W 27 8 3 3 3 0 0 0 0 0 0 0 33 33 3.86 1.143	2.0 S 9 1 0 0 2 0 0 1 0 0 0 0 12 13 0.00 0.500	PITCHER IP WLS BF H R ER SO BB IBB HBP BLK WP HR S P ERA WHIP								

Detroit Tigers @ Boston Red Sox
 Fenway Park, Boston, MA
 Wed Aug 25 1954, 3:33 AM EDT
 Att. 7,856 - Unknown

livebaseballscorecards.com

AB 34
R 3
H 9
RBI 3
BB 0
SO 5
LOB 12



Batter	1	2	3	4	5	6	7	8	9
Billy Goodman, L OBP: 0.361, SLG: 0.371 (1, 4)	0-0 F7		4-0 BB		0-0 2B 1B		4-0 5-3 BB	0-3 K	
Ted Williams, L OBP: 0.519, SLG: 0.657 (1, 7)	0-0 4-3		4-0 BB		0-0 2B SF9 2B		0-0 F8		
Jackie Jensen, R OBP: 0.365, SLG: 0.495 (1, 8)	0-0 S 1B		0-0 L7		0-0 SF9 1B 2B		0-0 5-3		
Harry Agganis, L OBP: 0.325, SLG: 0.413 (1, 3)	0-0 F9			0-0 F9	0-0 SF9		0-0 4-3		
Karl Olson, R OBP: 0.309, SLG: 0.365 (1, 9)		0-0 F8		0-0 P6	0-0 1B		0-0 F8		
Grady Hatton, L OBP: 0.376, SLG: 0.382 (1, 5)		0-0 5-3		0-0 F9	0-0 4-3		0-0 BB 2B		
Sammy White, R OBP: 0.314, SLG: 0.426 (1, 2)		0-0 4-3			0-0 F8	0-0 5-3	0-0 6-3		
Billy Consolo, R OBP: 0.317, SLG: 0.280 (1, 6)			0-0 5-3		0-0 1B 2B	0-0 5-3	4-0 BB IBB		
Willard Nixon, L OBP: 0.323, SLG: 0.286 (1, 1)			0-0 3-1		4-0 1B 2B	0-0 3-1	4-0 BB		
Frank Sullivan, R OBP: 0.224, SLG: 0.196 (8, 1)							1-2 2-3		


Inning Stats	R: 0	H: 1	E: 0	K: 0	S: 4	LOB: 1	BB: 0	P: 4	R: 0	H: 0	E: 0	K: 0	S: 3	LOB: 0	BB: 0	P: 3	R: 0	H: 0	E: 0	K: 0	S: 3	LOB: 0	BB: 0	P: 3	R: 5	H: 5	E: 0	K: 0	S: 8	LOB: 1	BB: 1	P: 12	R: 0	H: 0	E: 0	K: 0	S: 3	LOB: 0	BB: 0	P: 3	R: 0	H: 0	E: 0	K: 0	S: 3	LOB: 1	BB: 1	P: 7	R: 0	H: 1	E: 0	K: 1	S: 6	LOB: 3	BB: 2	P: 14
1B: 3	2B: 4	3B: 0	HR: 0	SF: 1	SAC: 0	DP: 0	HBP: 0	WP: 0	PB: 0	SB: 1	CS: 0	1B: 3	2B: 4	3B: 0	HR: 0	SF: 1	SAC: 0	DP: 0	HBP: 0	WP: 0	PB: 0	SB: 1	CS: 0	1B: 3	2B: 4	3B: 0	HR: 0	SF: 1	SAC: 0	DP: 0	HBP: 0	WP: 0	PB: 0	SB: 1	CS: 0	1B: 3	2B: 4	3B: 0	HR: 0	SF: 1	SAC: 0	DP: 0	HBP: 0	WP: 0	PB: 0	SB: 1	CS: 0									

PITCHER	IP	WLS	BF	H	R	ER	SO	BB	IBB	HBP	BLK	WP	HR	S	P	ERA	WHIP
Steve Gromek, R ERA: 2.92 (1, 1)	4.1	L	21	5	5	5	0	3	0	0	0	0	0	18	30	10.38	1.846
Bob Miller, L ERA: 2.9 (5, 1)	1.2		6	1	0	0	0	0	0	0	0	0	0	6	6	0.00	0.600
Ted Gray, L ERA: 6.54 (7, 1)	2.0		10	1	0	0	1	2	1	0	0	0	0	9	21	0.00	1.500

DETROIT TIGERS @ BOSTON RED SOX
Fenway Park, Boston, MA
 Wed Aug 25 1954, 3:33 AM EDT
 Att. 7,856 - Unknown

AB	R	H	RBI	BB	SO	LOB
3	1	1	1	2	1	3
3	1	1	2	1	0	1
4	1	2	0	0	0	3
3	0	0	1	0	0	2
4	0	1	1	0	0	0
4	0	1	0	0	0	1
4	0	0	0	0	0	1
3	1	1	0	1	0	0
2	1	0	0	1	0	0
0	0	0	0	1	0	0

AB 30
R 5
H 7
RBI 5
BB 6
SO 1
LOB 11



WP	HR	S	P	ERA	WHIP
0	0	0	37		

Batter	1	2	3	4	5	6	7	8	9	AB R H RBI BB SO LOB	TOP	
Harvey Kuenn, R (1, 6) OBP: 0.325, SLG: 0.386	0-0 F9	0-0 F8			0-0 P5		0-0 1B			4 0 1 0 0 0 2	Detroit Tigers @ New York Yankees Yankee Stadium, Bronx, NY Thu Aug 26 1954, 3:33 AM EDT Att. 9,801 - Unknown	
Fred Hatfield, L (1, 4) OBP: 0.384, SLG: 0.339	4-0 1B BB		0-0 6-3		0-3 K		0-0 1-3			3 0 0 0 1 1 1		
Bob Nieman, R (1, 7) OBP: 0.325, SLG: 0.455	0-0 1-3 1B		0-0 P5		0-0 6-3			0-0 5-3		4 0 1 0 0 0 0		
Ray Boone, R (1, 5) OBP: 0.385, SLG: 0.482	0-3 K		0-0 1B		4-0 8-4 1B BB		0-3 K			3 1 1 0 1 2 1		
Wayne Belardi, L (1, 3) OBP: 0.360, SLG: 0.465		4-0 1B 1B SF7 BB	0-0 1B		0-0 P6		0-0 F8			3 1 1 1 1 0 1		
Jim Delsing, L (1, 8) OBP: 0.329, SLG: 0.346		0-0 1B 1B	0-0 P6		0-0 1-2 1B		0-0 2B			4 0 3 0 0 0 1		
Hoot Evers, R (1, 9) OBP: 0.187, SLG: 0.239		0-3 K		0-0 F7		0-0 8-4		0-0 5-3		4 0 0 0 0 1 5		
Frank House, L (1, 2) OBP: 0.297, SLG: 0.353		0-0 1-2 2-3 1B		0-0 F8		0-0 5-3		0-0 P6		4 0 1 0 0 0 1		
Billy Hoelt, L (1, 1) OBP: 0.305, SLG: 0.306		0-0 SF7		0-0 5-3		0-0 P5		0-0 6-3		0 0 0 1 0 0 0		
Ray Herbert, R (3, 1) OBP: 0.278, SLG: 0.500										1 0 0 0 0 0 0		
Walt Dropo, R (7, PH) OBP: 0.344, SLG: 0.393										1 0 0 0 0 0 0		
Dick Marlowe, R (7, 1) OBP: 0.286, SLG: 0.308										0 0 0 0 0 0 0		
Steve Souchock, R (9, PH) OBP: 0.229, SLG: 0.455										1 0 0 0 0 0 1		
Inning Stats	R: 0 H: 1 E: 0 LOB: 1 K: 1 BB: 1 S: 5 P: 9	R: 1 H: 2 E: 0 LOB: 2 K: 1 BB: 1 S: 7 P: 11	R: 1 H: 2 E: 0 LOB: 1 K: 0 BB: 0 S: 5 P: 5	R: 0 H: 0 E: 0 LOB: 0 K: 0 BB: 0 S: 3 P: 3	R: 0 H: 0 E: 0 LOB: 0 K: 1 BB: 0 S: 5 P: 5	R: 0 H: 1 E: 0 LOB: 1 K: 0 BB: 1 S: 3 P: 7	R: 0 H: 1 E: 0 LOB: 1 K: 0 BB: 0 S: 4 P: 4	R: 0 H: 0 E: 0 LOB: 0 K: 1 BB: 0 S: 5 P: 5	R: 0 H: 1 E: 0 LOB: 1 K: 0 BB: 0 S: 4 P: 4	1B: 6 SF: 1 2B: 2 SAC: 0 3B: 1 DP: 1 HR: 0 HBP: 0	WP: 0 PA: 36 PB: 0 SB: 1 CS: 0	
PITCHER Bob Grim, R (1, 1) ERA: 3.26	IP WLS BF H R ER SO BB IBB HBP BLK WP HR S P ERA WHIP	9.0 W 36 8 2 2 4 3 0 0 0 0 0 0 41 53 2.00 1.222										

livebaseballscores.com

AB	32
R	2
H	8
RBI	2
BB	3
SO	4
LOB	13



Batter	1	2	3	4	5	6	7	8	9	AB R H RBI BB SO LOB	TOP											
Harvey Kuenn, R (1, 6) OBP: 0.323, SLG: 0.383	0-0 E5		0-0 4-3			0-0 4-3		0-0 F8		4 0 0 0 0 0 1	Detroit Tigers @ New York Yankees Yankee Stadium, Bronx, NY Fri Aug 27 1954, 3:33 AM EDT Att: 21,724 - Unknown											
Fred Hatfield, L (1, 4) OBP: 0.380, SLG: 0.345	0-0 P6			0-0 F7		0-0 2B		0-0 FC3-6		4 0 1 0 0 0 2												
Bob Nieman, R (1, 7) OBP: 0.319, SLG: 0.445	0-0 F7			0-0 F9		0-0 F8		0-0 6-3		4 0 0 0 0 0 3												
Ray Boone, R (1, 5) OBP: 0.384, SLG: 0.480	0-0 F7			0-0 1B		0-0 6-3		0-0 F7		4 0 1 0 0 0 2												
Walt Dropo, R (1, 3) OBP: 0.347, SLG: 0.399		0-0 6-3		0-3 K		0-0 2B		0-0 FC5-4 1B		4 0 2 0 0 1 1												
Jim Delsing, L (1, 9) OBP: 0.325, SLG: 0.341		0-0 1-6-3		0-3 K		0-3 K		0-0 FC8 FC5-4		4 0 0 0 0 2 2												
Chick King, R (1, 8) OBP: 0.250, SLG: 0.250		0-0 1-3		0-0 FC4-6 1B		0-0 F9		0-0 FC5-4		4 0 1 0 0 0 3												
Red Wilson, R (1, 2) OBP: 0.349, SLG: 0.322			0-0 3-1		0-0 FC4-6		0-0 F8		0-0 F8	2 0 0 0 0 0 1												
Frank House, L (7, PH) OBP: 0.295, SLG: 0.351				0-0 F9		0-0 F7		0-0 FC3-6 1B		2 0 0 0 0 0 0												
George Zuverink, R (1, 1) OBP: 0.135, SLG: 0.137										1 0 1 0 0 0 0												
Bob Miller, R (7, 1) OBP: 0.100, SLG: 0.100										0 0 0 0 0 0 0												
Wayne Belardi, L (8, PH) OBP: 0.363, SLG: 0.468										0 0 0 0 0 0 0												
Ted Gray, S (8, 1) OBP: 0.083, SLG: 0.083										0 0 0 0 0 0 0												
Inning Stats	R: 0 E: 1 K: 0 S: 4	H: 0 LOB: 1 BB: 0 P: 4	R: 0 E: 0 K: 0 S: 3	H: 0 LOB: 0 BB: 0 P: 3	R: 0 E: 0 K: 0 S: 3	H: 0 LOB: 0 BB: 0 P: 3	R: 0 E: 0 K: 1 S: 6	H: 1 LOB: 1 BB: 0 P: 6	R: 0 E: 0 K: 1 S: 6	H: 1 LOB: 1 BB: 0 P: 6	R: 0 E: 0 K: 1 S: 4	H: 1 LOB: 1 BB: 0 P: 4	R: 0 E: 0 K: 1 S: 6	H: 1 LOB: 1 BB: 0 P: 6	R: 0 E: 0 K: 0 S: 4	H: 1 LOB: 1 BB: 0 P: 4	R: 0 E: 1 K: 0 S: 5	H: 1 LOB: 2 BB: 0 P: 5	1B: 4 2B: 2 3B: 0 HR: 0	SF: 0 SAC: 0 DP: 0 HBP: 0	WP: 0 PB: 0 SB: 0 CS: 0	PA: 35
PITCHER Tom Morgan, R (1, 1) ERA: 3.47	IP: 9.0 WLS: W BF: 35 H: 6 R: 0 ER: 0 SO: 3 BB: 0 IBB: 0 HBP: 0 BLK: 0 WP: 0 HR: 0 S: 41 P: 41 ERA: 0.00 WHIP: 0.667											PITCHER	IP: 9.0 WLS: W BF: 35 H: 6 R: 0 ER: 0 SO: 3 BB: 0 IBB: 0 HBP: 0 BLK: 0 WP: 0 HR: 0 S: 41 P: 41 ERA: 0.00 WHIP: 0.667									

livebaseballscores.com

AB	35
R	0
H	6
RBI	0
BB	0
SO	3
LOB	19




Batter	1	2	3	4	5	6	7	8	9	AB R H RBI BB SO LOB
Hank Bauer, R OBP: 0.382, SLG: 0.508 (1, 9) X	0-0 1B 2-3 1B		0-0 F9		0-3 K		0-0 1B FC3 1B			4 2 2 0 0 1 0
Joe Collins, L OBP: 0.374, SLG: 0.457 (1, 3) X	0-0 1-3 1B		4-0 1B BB		0-0 4-3		0-0 BB FC3 1B 1-3 2-H			3 0 2 1 1 0 0
Mickey Mantle, S OBP: 0.409, SLG: 0.564 (1, 8) X	0-0 2-3 1-2 3-H		0-0 1-2 1B			0-3 K	0-0 FC3 BB 1-2			4 0 1 2 0 1 2
Yogi Berra, L OBP: 0.360, SLG: 0.483 (1, 2) X	0-0 F8		0-0 F2			0-0 L4	0-3 K 3-H			4 0 0 0 0 1 5
Irv Noren, L OBP: 0.388, SLG: 0.521 (1, 7) X	0-0 1-3			0-0 HR		4-0 1B BB	4-0 FC6-4 BB 1-2 2-3			2 1 1 1 2 0 1
Andy Carey, R OBP: 0.366, SLG: 0.425 (1, 5) X		0-0 F8		0-0 CS 1B		0-0 1-2 1B	0-0 FC6-4 1-2f			4 0 2 0 0 0 3
Jerry Coleman, R OBP: 0.297, SLG: 0.302 (1, 4) X		0-0 4-3		0-3 K 1-2		0-0 3-1		0-0 F9		4 0 0 0 0 1 3
Willy Miranda, S OBP: 0.340, SLG: 0.386 (1, 6) X		0-0 1-3		0-0 4-3			0-0 1B 1B	4-0 CS BB		3 1 1 0 1 0 0
Tom Morgan, R OBP: 0.146, SLG: 0.225 (1, 1) X			0-3 K		0-3 K		0-3 K	0-0 F9 1-2		4 0 0 0 0 3 2

Inning Stats	R: 1 E: 0 K: 5 S: 5	H: 2 LOB: 1 BB: 0 P: 5	R: 0 E: 0 K: 3 S: 3	H: 0 LOB: 0 BB: 0 P: 3	R: 0 E: 0 K: 1 S: 6	H: 1 LOB: 2 BB: 1 P: 10	R: 1 E: 0 K: 1 S: 6	H: 2 LOB: 0 BB: 0 P: 6	R: 0 E: 0 K: 2 S: 7	H: 0 LOB: 0 BB: 0 P: 7	R: 0 E: 0 K: 1 S: 6	H: 1 LOB: 2 BB: 1 P: 10	R: 2 E: 0 K: 2 S: 11	H: 3 LOB: 3 BB: 1 P: 15	R: 0 E: 0 K: 0 S: 2	H: 0 LOB: 0 BB: 1 P: 6	1B: 8 2B: 0 3B: 0 HR: 1	SF: 0 SAC: 0 DP: 0 HBP: 0	WP: 0 PB: 0 SB: 0 CS: 2	PA: 36
--------------	------------------------------	---------------------------------	------------------------------	---------------------------------	------------------------------	----------------------------------	------------------------------	---------------------------------	------------------------------	---------------------------------	------------------------------	----------------------------------	-------------------------------	----------------------------------	------------------------------	---------------------------------	----------------------------------	------------------------------------	----------------------------------	--------

PITCHER	IP	WLS	BF	H	R	ER	SO	BB	IBB	HBP	BLK	WP	HR	S	P	ERA	WHIP
George Zverink, R ERA: 3.52 (1, 1)	6.1	L	30	9	4	4	6	2	0	0	0	0	1	40	48	5.68	1.737
Bob Miller, L ERA: 2.86 (7, 1)	0.2		3	0	0	0	1	1	0	0	0	0	0	4	8	0.00	1.500
Ted Gray, L ERA: 6.39 (8, 1)	1.0		3	0	0	0	0	1	0	0	0	0	0	2	6	0.00	1.000

DETROIT TIGERS @ NEW YORK YANKEES
Yankee Stadium, Bronx, NY
 Fri Aug 27 1954, 3:33 AM EDT
 Att. 21,724 - Unknown

AB	32
R	4
H	9
RBI	4
BB	4
SO	7
LOB	16



Batter	1	2	3	4	5	6	7	8	9	AB R H RBI BB SO LOB	TOP
Harvey Kuenn, R (1, 6) OBP: 0.323, SLG: 0.383	0-0 6-3		0-0 SH3		0-0 G3			0-0 G4-6-3 1B		3 0 1 0 0 0 1	Detroit Tigers @ New York Yankees Yankee Stadium, Bronx, NY Sat Aug 28 1954, 3:33 AM EDT Att: 15,749 - Unknown
Fred Hatfield, L (1, 4) OBP: 0.370, SLG: 0.336	0-0 G3		0-0 SF7		0-0 4-3			0-0 G4-6-3 1-2f		3 0 0 1 0 0 2	
Bob Nieman, R (1, 7) OBP: 0.322, SLG: 0.462	0-0 1B		0-3 K			0-0 HR		0-0 F8		4 1 2 1 0 1 1	
Ray Boone, R (1, 5) OBP: 0.383, SLG: 0.480	0-0 F7			0-0 5-3		0-0 L8-6 2B		0-0 F9		4 0 1 0 0 0 1	
Wayne Belardi, L (1, 3) OBP: 0.357, SLG: 0.458		0-0 F5		0-0 F9		0-0 F7		0-0 F8		4 0 0 0 0 0 1	
Jim Delsing, L (1, 9) OBP: 0.324, SLG: 0.340		0-3 K		0-0 1B		0-0 L8-6 2-3		0-0 F8		4 0 1 0 0 1 1	
Chick King, R (1, 8) OBP: 0.143, SLG: 0.143		0-0 F9		0-3 K			0-0 F7			3 0 0 0 0 1 1	
Frank House, L (1, 2) OBP: 0.299, SLG: 0.354			0-0 SH3 E SF7 1B		0-0 E8 SH2-4 1B		0-0 G3			3 1 2 0 0 0 0	
Al Aber, L (1, 1) OBP: 0.184, SLG: 0.143			0-0 FC3 SH3		0-0 SH2-4		0-3 K			2 0 0 0 0 1 1	
Inning Stats	R: 0 H: 1 E: 0 LOB: 1 K: 0 BB: 0 S: 4 P: 4	R: 0 H: 0 E: 0 LOB: 0 K: 1 BB: 0 S: 5 P: 5	R: 1 H: 1 E: 1 LOB: 1 K: 1 BB: 0 S: 7 P: 7	R: 0 H: 1 E: 0 LOB: 1 K: 1 BB: 0 S: 6 P: 6	R: 0 H: 1 E: 1 LOB: 1 K: 0 BB: 0 S: 4 P: 4	R: 1 H: 2 E: 0 LOB: 0 K: 0 BB: 0 S: 4 P: 4	R: 0 H: 0 E: 0 LOB: 0 K: 1 BB: 0 S: 5 P: 5	R: 0 H: 1 E: 0 LOB: 0 K: 0 BB: 0 S: 3 P: 3	R: 0 H: 0 E: 0 LOB: 0 K: 0 BB: 0 S: 3 P: 3	1B: 5 SF: 1 2B: 2 SAC: 2 3B: 0 DP: 2 HR: 1 HBP: 0	WP: 0 PA: 33 PB: 0 SB: 0 CS: 0
PITCHER	IP WLS BF H R ER SO BB IBB HBP BLK WP HR S P ERA WHIP										
Harry Byrd, R (1, 1) ERA: 2.97	6.0 W 24 6 2 1 3 0 0 0 0 0 0 1 30 30 1.50 1.000										
Allie Reynolds, R (7, 1) ERA: 3.4	3.0 S 9 1 0 0 1 0 0 0 0 0 0 0 11 11 0.00 0.333										

AB	30
R	2
H	7
RBI	2
BB	0
SO	4
LOB	9



livebaseballscorecards.com

Batter	1	2	3	4	5	6	7	8	9	AB	R	H	RBI	BB	SO	LOB
Hank Bauer, R OBP: 0.383, SLG: 0.508 (1, 9)	0-0 5-3			0-0 1B		0-0 SH5-3 1B		0-0 F8		4	1	2	0	0	0	0
Irv Noren, L OBP: 0.386, SLG: 0.516 (1, 7)	0-0 F8			0-0 P6		0-0 SH5-3 1-2		0-0 P6		3	0	0	0	0	0	1
Mickey Mantle, S OBP: 0.406, SLG: 0.559 (1, 8)	0-0 P2			0-0 F9		0-0 F9		0-0 1-3		4	0	0	0	0	0	2
Yogi Berra, L OBP: 0.361, SLG: 0.484 (1, 2)		0-0 G5-4-3 1B		0-0 P3		0-0 2-H 1B				3	0	2	1	0	0	1
Bill Skowron, R OBP: 0.410, SLG: 0.629 (1, 3)		0-0 G5-4-3 1-2			0-0 1B 2B			0-0 P6		3	1	1	0	0	0	2
Andy Carey, R OBP: 0.368, SLG: 0.433 (1, 5)		0-0 5-3			0-0 4-3 2-H SF8 1B			0-0 SF8 3B		3	2	2	1	0	0	0
Jerry Coleman, R OBP: 0.294, SLG: 0.299 (1, 4)			0-0 F7		0-0 4-3 2-3			0-0 L8		3	0	0	0	0	0	2
Willy Miranda, S OBP: 0.330, SLG: 0.381 (1, 6)			0-0 P6		0-0 SF8 3-H			0-0 SF8 3-H		1	0	0	2	0	0	0
Harry Byrd, R OBP: 0.265, SLG: 0.200 (1, 1)			0-0 4-3		0-0 1-3			0-0 G3		2	0	0	0	0	0	0
Allie Reynolds, R OBP: 0.191, SLG: 0.196 (7, 1)										1	0	0	0	0	0	0

Inning Stats	R: 0	H: 0	R: 0	H: 1	R: 0	H: 0	R: 0	H: 2	R: 1	H: 2	R: 1	H: 1	R: 0	H: 0
	E: 0	LOB: 0	E: 0	LOB: 0	E: 0	LOB: 0	E: 0	LOB: 0	E: 0	LOB: 1	E: 0	LOB: 0	E: 0	LOB: 0
	K: 0	BB: 0	K: 0	BB: 0	K: 0	BB: 0	K: 0	BB: 0	K: 0	BB: 0	K: 0	BB: 0	K: 0	BB: 0
	S: 3	P: 3	S: 3	P: 3	S: 3	P: 3	S: 5	P: 5	S: 5	P: 5	S: 4	P: 4	S: 3	P: 3

PITCHER	IP	WLS	BF	H	R	ER	SO	BB	IBB	HBP	BLK	WP	HR	S	P	ERA	WHIP
Al Aber, L ERA: 3.43 (1, 1)	8.0	L	30	7	4	4	0	0	0	0	0	0	0	30	30	4.50	0.875


BOTTOM

Detroit Tigers @ New York Yankees
 Yankee Stadium, Bronx, NY


Sat Aug 28 1954, 3:33 AM EDT
 Att. 15,749 - Unknown

livebaseballscorecards.com

AB	27
R	4
H	7
RBI	4
BB	0
SO	0
LOB	8



WP: 0	PA: 30
PB: 0	
SB: 0	
CS: 0	

Batter	1	2	3	4	5	6	7	8	9	AB R H RBI BB SO LOB	TOP	
Harvey Kuenn, R (1, 6) OBP: 0.325, SLG: 0.382	4-0 CS BB		4-0 1B BB	0-0 FC5-4 BB 1B	0-0 F3		0-0 5-3		0-0 F9	4 1 1 0 2 0 3		
Fred Hatfield, L (1, 4) OBP: 0.371, SLG: 0.339 (4, 5)	0-3 K		0-0 1B 1B	0-0 F9		0-0 F9			2-H 1B	5 1 2 2 0 1 2		
Bob Nieman, R (1, 7) OBP: 0.324, SLG: 0.457	0-0 F9		0-0 BB 1B 1B	4-0 FC5-4 BB		0-0 5-3			K	4 1 1 2 1 1 1		
Ray Boone, R (1, 5) OBP: 0.383, SLG: 0.479 Frank Bolling, R (4, 4) OBP: 0.294, SLG: 0.326		0-0 G4-6-3 1B	0-0 F9	0-0 FC5-4		0-0 5-3			F7	3 0 1 0 0 0 4 2 0 0 0 0 0 0		
Wayne Belardi, L (1, 3) OBP: 0.353, SLG: 0.451		0-0 F8	0-0 BB HR 1B	0-0 F8				0-0 F9	6-3	5 1 1 1 0 0 3		
Jim Delsing, L (1, 9) OBP: 0.325, SLG: 0.338 Hoot Evers, R (6, 9) OBP: 0.195, SLG: 0.247		0-0 G4-6-3	4-0 BB HR BB		0-0 F8			0-0 BB 1B	5-3	2 1 0 0 1 0 1 2 1 1 0 0 0 0		
Chick King, R (1, 8) OBP: 0.333, SLG: 0.200			0-0 1B 1B		0-3 K			4-0 2B 1B BB	6-3	3 3 1 1 2 1 0	AB 39 R 14 H 14 RBI 13 BB 6 SO 5 LOB 15	
Red Wilson, R (1, 2) OBP: 0.356, SLG: 0.376			0-0 K		0-0 HR			0-0 E 2B	5-3	5 3 3 6 0 1 1		
Steve Gromek, S (1, 1) OBP: 0.273, SLG: 0.176 Bob Miller, R (9, PR) OBP: 0.100, SLG: 0.100 Dick Marlowe, R (9, 1) OBP: 0.286, SLG: 0.308			0-0 1B BB 1B		0-0 HR			0-0 E6 1B	1-0 HBP	4 2 3 1 0 1 0 0 0 0 0 0 0 0 0 0 0 0 0 0 0		
Inning Stats	R: 0 E: 0 K: 1 S: 4 H: 0 LOB: 0 P: 8	R: 0 E: 0 K: 0 S: 3 H: 1 LOB: 0 P: 3	R: 9 E: 0 K: 2 S: 13 H: 6 LOB: 0 BB: 3 P: 25	R: 0 E: 0 K: 0 S: 4 H: 1 LOB: 2 BB: 1 P: 8	R: 1 E: 0 K: 1 S: 7 H: 2 LOB: 1 BB: 0 P: 7	R: 0 E: 0 K: 0 S: 3 H: 0 LOB: 0 P: 3	R: 4 E: 1 K: 1 S: 9 H: 4 LOB: 1 BB: 1 P: 13	R: 0 E: 0 K: 0 S: 3 H: 0 LOB: 0 P: 3	R: 0 E: 0 K: 0 S: 3 H: 0 LOB: 1 BB: 0 P: 4	1B: 11 2B: 1 3B: 0 HR: 2 SF: 0 SAC: 0 DP: 1 HBP: 1	WP: 1 PB: 0 SB: 0 CS: 1 PA: 46	
PITCHER	IP WLS BF H R ER SO BB IBB HBP BLK WP HR S P ERA WHIP											
Johnny Gray, R (1, 1) ERA: 7.13	2.2 L 16 6 8 8 2 4 0 0 0 1 0 16 32 27.00 3.750											
Charlie Bishop, R (3, 1) ERA: 4.37	3.1 15 4 2 2 2 1 0 0 0 0 2 18 22 5.40 1.500											
Marion Fricano, R (7, 1) ERA: 5.7	2.2 14 4 4 3 1 1 0 1 0 0 0 14 19 10.12 1.875											
Al Sima, L (9, 1) ERA: 5.14	0.1 1 0 0 0 0 0 0 0 0 0 0 0 1 1 0.00 0.000											

Detroit Tigers @ Philadelphia Athletics
 Connie Mack Stadium, Philadelphia, PA
 Sun Aug 29 1954, 3:33 AM EDT
 Unknown

livebaseballscorecards.com

Batter	1	2	3	4	5	6	7	8	9	AB	R	H	RBI	BB	SO	LOB
Spook Jacobs, R OBP: 0.335, SLG: 0.290 (1, 4)	0-0 4-3 1B		0-0 E1 1B		0-0 E4 1B 1B		0-0 E 1B 1B		4-0 BB BB BB BB	4	2	3	0	1	0	0
Vic Power, R OBP: 0.284, SLG: 0.335 (1, 3)	0-0 F7		0-0 5-3 1B		0-0 1-3 1B 1B		0-0 F3		0-0 P5	5	0	1	0	0	0	4
Jim Finigan, R OBP: 0.394, SLG: 0.411 (1, 5)	0-0 4-3 1-2		0-0 F2		0-0 1-2 1B 3-H		0-0 E8 1-3 E 1B		4-0 1-2 BB	4	1	2	1	1	0	2
Bill Renna, R OBP: 0.299, SLG: 0.375 Gus Zernial, R OBP: 0.337, SLG: 0.473 (1, 9) (5, 7)	0-0 F7			0-3 K	0-3 K		0-0 E7 1B 2-H 3-H		0-0 F8	2	0	0	0	0	1	1
Joe Taylor, R OBP: 0.100, SLG: 0.100 (1, 7) (5, 9)		0-0 1B		0-3 K		0-0 F7		0-0 6-3	0-0 F9	5	0	1	0	0	1	3
Bill Wilson, R OBP: 0.339, SLG: 0.413 (1, 8)		0-3 K		1-0 HBP		0-0 1-3		0-0 F8		3	0	0	0	0	1	2
Joe Demaestri, R OBP: 0.250, SLG: 0.312 (1, 6)		0-0 F5		0-0 F8		0-0 2B 1B		0-0 F7		4	0	1	0	0	0	2
Joe Astroth, R OBP: 0.285, SLG: 0.250 (1, 2)		0-0 F8			0-0 F8	0-0 1-3 2B		0-0 P6		4	0	1	0	0	0	1
Johnny Gray, R OBP: 0.087, SLG: 0.045 Charlie Bishop, R OBP: 0.120, SLG: 0.120 Lou Limmer, L OBP: 0.292, SLG: 0.402 Marion Fricano, R OBP: 0.139, SLG: 0.114 Al Sima, R OBP: 0.056, SLG: 0.056 (1, 1) (3, 1) (6, PH) (7, 1) (9, 1)			0-0 P4		0-3 K	0-0 F2		0-0 P1		0	0	0	0	0	0	0

Inning Stats	R: 0	H: 1	E: 0	LOB: 1	K: 0	BB: 0	S: 4	R: 0	H: 1	E: 0	LOB: 1	K: 1	BB: 0	S: 6	R: 0	H: 1	E: 1	LOB: 1	K: 0	BB: 0	S: 4	R: 0	H: 0	E: 0	LOB: 1	K: 2	BB: 0	S: 7	R: 1	H: 2	E: 1	LOB: 2	K: 2	BB: 0	S: 10	R: 0	H: 2	E: 0	LOB: 2	K: 0	BB: 0	S: 5	R: 2	H: 3	E: 2	LOB: 1	K: 0	BB: 0	S: 6	R: 0	H: 0	E: 0	LOB: 0	K: 0	BB: 0	S: 3	R: 0	H: 0	E: 0	LOB: 2	K: 0	BB: 2	S: 3	1B: 9	SF: 0	2B: 1	SAC: 0	3B: 0	DP: 0	HR: 0	HBP: 1	WP: 0	PA: 41
--------------	------	------	------	--------	------	-------	------	------	------	------	--------	------	-------	------	------	------	------	--------	------	-------	------	------	------	------	--------	------	-------	------	------	------	------	--------	------	-------	-------	------	------	------	--------	------	-------	------	------	------	------	--------	------	-------	------	------	------	------	--------	------	-------	------	------	------	------	--------	------	-------	------	-------	-------	-------	--------	-------	-------	-------	--------	-------	--------

PITCHER	IP	WLS	BF	H	R	ER	SO	BB	IBB	HBP	BLK	WP	HR	S	P	ERA	WHIP
Steve Gromek, R ERA: 2.85 (1, 1)	8.0	W	36	10	3	1	5	0	0	1	0	0	0	45	46	1.12	1.250
Dick Marlowe, R ERA: 4.76 (9, 1)	1.0	S	5	0	0	0	0	2	0	0	0	0	0	3	11	0.00	2.000

DETROIT TIGERS @ PHILADELPHIA ATHLETICS
CONNIE MACK STADIUM, PHILADELPHIA, PA
 Sun Aug 29 1954, 3:33 AM EDT
 Unknown

AB	38
R	3
H	10
RBI	3
BB	2
SO	5
LOB	21



Batter	1	2	3	4	5	6	7	8	9	AB R H RBI BB SO LOB	TOP									
Harvey Kuenn, R (1, 6) OBP: 0.327, SLG: 0.384	0-0 4-3		0-0 BB 1-2 1B		0-0 6-3		0-0 E 1B		0-0 1B	5 0 3 0 0 0 1										
Fred Hatfield, L (1, 4) OBP: 0.378, SLG: 0.351	0-0 2B		4-0 BB 1-2 2-3 BB		0-0 F7		0-0 E9 1-2		0-0 1B	4 0 2 0 1 0 2										
Bob Nieman, R (1, 7) OBP: 0.317, SLG: 0.446	0-0 5-3		0-0 F8		0-0 F8		0-0 F8		0-0 1-3	5 0 0 0 0 0 8 0 0 0 0 0 0 0										
Hoot Evers, R (9, 7) OBP: 0.195, SLG: 0.247																				
Ray Boone, R (1, 5) OBP: 0.382, SLG: 0.483		0-0 HR	0-0 F3		0-0 P5		0-0 F8			4 1 1 1 0 0 5										
Walt Dropo, R (1, 3) OBP: 0.345, SLG: 0.396		0-0 F9		0-0 F2		0-0 1B WP 1B		0-3 K		4 1 1 0 0 1 0										
Jim Delsing, L (1, 9) OBP: 0.324, SLG: 0.337		0-0 F8		0-0 F9		0-0 1-3 WP 1B		0-0 1-3		4 0 1 0 0 0 0										
Chick King, R (1, 8) OBP: 0.313, SLG: 0.214		0-0 F9		0-0 1B		0-3 K		0-3 K		4 0 1 0 0 2 1										
Frank House, L (1, 2) OBP: 0.295, SLG: 0.349			0-0 F9	0-0 P4		0-0 F8			0-0 G3	4 0 0 0 0 0 2										
Ned Garver, R (1, 1) OBP: 0.271, SLG: 0.234			0-0 E7 BB 1B		0-0 2B		0-0 F9		0-0 1-3	4 0 1 0 0 0 0										
Inning Stats	R: 0 E: 0 K: 0 S: 3	H: 1 LOB: 0 BB: 0 P: 3	R: 1 E: 0 K: 0 S: 4	H: 1 LOB: 0 BB: 0 P: 4	R: 0 E: 1 K: 0 S: 5	H: 1 LOB: 3 BB: 1 P: 9	R: 0 E: 0 K: 0 S: 4	H: 1 LOB: 1 BB: 0 P: 4	R: 1 E: 0 K: 1 S: 7	H: 2 LOB: 1 BB: 0 P: 7	R: 0 E: 1 K: 0 S: 5	H: 1 LOB: 2 BB: 0 P: 5	R: 0 E: 0 K: 2 S: 7	H: 0 LOB: 0 BB: 0 P: 7	R: 0 E: 0 K: 0 S: 5	H: 2 LOB: 2 BB: 0 P: 5	1B: 7 2B: 2 3B: 0 HR: 1	SF: 0 SAC: 0 DP: 0 HBP: 0	WP: 1 PB: 0 SB: 0 CS: 0	PA: 39
PITCHER	IP WLS BF H R ER SO BB IBB HBP BLK WP HR S P ERA WHIP																			
Arnie Portocarrero, R (1, 1) ERA: 3.9	8.0 L 34 8 2 2 3 1 0 0 0 1 1 39 43 2.25 1.125																			
Sonny Dixon, R (9, 1) ERA: 3.98	1.0 5 2 0 0 0 0 0 0 0 0 0 0 5 5 0.00 2.000																			

Detroit Tigers @ Philadelphia Athletics
 Connie Mack Stadium, Philadelphia, PA

Sun Aug 29 1954, 3:38 AM EDT
 Att. 3,973 - Unknown

livebaseballscorecards.com

AB	38
R	2
H	10
RBI	1
BB	1
SO	3
LOB	19



Batter	1	2	3	4	5	6	7	8	9	AB	R	H	RBI	BB	SO	LOB
Spook Jacobs, R (1, 4) OBP: 0.333, SLG: 0.287	0-0 6-3		0-0 P4		0-3 K			0-0 6-3		4	0	0	0	0	1	1
Vic Power, R (1, 3) OBP: 0.286, SLG: 0.337	0-0 F5			0-0 CS 1B		0-0 F2		0-0 1B		4	0	2	0	0	0	0
Jim Finigan, R (1, 5) OBP: 0.395, SLG: 0.413	0-3 K			0-0 1-2 2B		4-0 BB		0-0 F5		3	0	1	0	1	1	1
Gus Zernial, R (1, 7) OBP: 0.332, SLG: 0.465		0-0 6-3		0-0 5-3		0-0 F8		0-0 F7		4	0	0	0	0	0	2
Joe Taylor, R (1, 9) OBP: 0.083, SLG: 0.083		0-0 G3		0-0 6-3		0-0 F8		0-0 5-3		4	0	0	0	0	0	2
Bill Wilson, R (1, 8) OBP: 0.344, SLG: 0.426		1-0 HBP			0-0 HR		0-0 G5-4-3 1B		0-0 P3	3	1	2	1	0	0	0
Joe Demaestri, R (1, 6) OBP: 0.249, SLG: 0.310		0-0 4-3			0-0 6-3		0-0 G5-4-3 1-2f			3	0	0	0	0	0	2
Jim Robertson, R (1, 2) OBP: 0.286, SLG: 0.234			0-0 F7		0-0 6-3		0-3 K			3	0	0	0	0	1	0
Arnie Portocarrero, R (1, 1) OBP: 0.188, SLG: 0.217			0-3 K		0-0 1B			0-3 K		2	0	1	0	0	1	0
Elmer Valo, L (8, PH) OBP: 0.350, SLG: 0.323										1	0	0	0	0	1	0
Sonny Dixon, S (9, 1) OBP: 0.267, SLG: 0.310										0	0	0	0	0	0	0

Inning Stats	R: 0	H: 0	R: 0	H: 0	R: 0	H: 2	R: 1	H: 2	R: 0	H: 1	R: 0	H: 1	R: 0	H: 0	R: 0	H: 0	1B: 4	SF: 0	WP: 0	PA: 33	
E: 0	LOB: 0	E: 0	LOB: 1	E: 0	LOB: 1	E: 0	LOB: 1	E: 0	LOB: 1	E: 0	LOB: 0	E: 0	LOB: 1	E: 0	LOB: 0	E: 0	LOB: 0	2B: 1	SAC: 0	PB: 0	
K: 1	BB: 0	K: 0	BB: 0	K: 1	BB: 0	K: 0	BB: 0	K: 1	BB: 1	K: 1	BB: 0	K: 1	BB: 0	K: 0	BB: 0	K: 0	BB: 0	3B: 0	DP: 1	SB: 0	
S: 5	P: 5	S: 3	P: 4	S: 5	P: 5	S: 4	P: 4	S: 7	P: 7	S: 5	P: 5	S: 6	P: 6	S: 3	P: 3	S: 3	P: 3	HR: 1	HBP: 1	CS: 1	

PITCHER	IP	WLS	BF	H	R	ER	SO	BB	IBB	HBP	BLK	WP	HR	S	P	ERA	WHIP	IP	WLS	BF	H	R	ER	SO	BB	IBB	HBP	BLK	WP	HR	S	P	ERA	WHIP	
Ned Garver, R (1, 1) ERA: 2.65	9.0	W	33	6	1	1	5	1	0	1	0	0	1	41	46	1.00	0.778																		

DETROIT TIGERS @ PHILADELPHIA ATHLETICS
CONNIE MACK STADIUM, PHILADELPHIA, PA

Sun Aug 29 1954, 3:38 AM EDT
 Att. 3,973 - Unknown

AB	31
R	1
H	6
RBI	1
BB	1
SO	5
LOB	8

A

Batter	1	2	3	4	5	6	7	8	9	AB R H RBI BB SO LOB	TOP
Harvey Kuenn, R (1, 6) OBP: 0.328, SLG: 0.384	0-0 SH1-4 BB SF8 1B	0-0 5-3		0-0 E6 G4-6-3 1-3 2-H		0-0 FC6-4 1-2f			0-0 1B	5 1 2 0 0 0 2	
Red Wilson, R (1, 2) OBP: 0.362, SLG: 0.385	4-0 BB SH1-4 1-2 BB		0-0 FC6-4 1B	0-0 G4-6-3 1-2f			0-0 F7 2B		0-0 F9	4 0 2 0 1 0 3	
Bob Nieman, R (1, 7) OBP: 0.316, SLG: 0.440	0-0 SH1-4 1-2 2-3		0-0 FC6-4 1B 1-2f		4-0 1B G6-4-3 BB		0-0 F7 2-3		0-0 P6	3 1 0 0 1 0 3	
Ray Boone, R (1, 5) OBP: 0.385, SLG: 0.485	4-0 BB IBB		0-0 FC4-6 1B 1-2		0-0 G6-4-3 1-3 1B		0-0 5-3			3 0 2 0 1 0 1	
Walt Dropo, R (1, 3) OBP: 0.341, SLG: 0.392	0-0 SF8 3-H		0-0 F5		0-0 G6-4-3 1-2f		0-0 F9			3 0 0 1 0 0 4	
Hoot Evers, R (1, 9) OBP: 0.210, SLG: 0.240	4-0 1-2 2-3 BB		0-0 FC4-6 1-2f		0-0 P4			4-0 G6-4-3 BB		2 0 0 0 2 0 2	
Chick King, R (1, 8) OBP: 0.300, SLG: 0.176	0-0 2-3			0-3 K		4-0 FC6-4 BB		0-0 G6-4-3 1-2f		3 0 0 0 1 1 4	
Frank Bolling, R (1, 4) OBP: 0.283, SLG: 0.325		0-3 K		0-0 1B E 1B		0-0 F8		0-0 5-3		4 1 1 0 0 1 1	
George Zuverink, R (1, 1) OBP: 0.145, SLG: 0.148		0-0 6-3		0-0 E 1B		0-0 FC6-4 1-2f			0-3 K	3 0 1 0 0 0 1	
Ted Gray, S (8, 1) OBP: 0.083, SLG: 0.083										0 0 0 0 0 0 0	
Steve Souchock, R (9, PH) OBP: 0.222, SLG: 0.441										1 0 0 0 0 1 0	
Inning Stats	R: 1 H: 1 E: 0 LOB: 3 K: 0 BB: 3 S: 4 P: 16	R: 0 H: 0 E: 0 LOB: 0 K: 1 BB: 0 S: 5 P: 5	R: 0 H: 2 E: 0 LOB: 2 K: 0 BB: 0 S: 5 P: 5	R: 1 H: 2 E: 1 LOB: 1 K: 1 BB: 0 S: 7 P: 7	R: 1 H: 1 E: 0 LOB: 0 K: 0 BB: 1 S: 3 P: 7	R: 0 H: 0 E: 0 LOB: 1 K: 0 BB: 1 S: 3 P: 7	R: 0 H: 1 E: 0 LOB: 1 K: 0 BB: 0 S: 4 P: 4	R: 0 H: 0 E: 0 LOB: 0 K: 0 BB: 1 S: 2 P: 6	R: 0 H: 1 E: 0 LOB: 1 K: 1 BB: 0 S: 6 P: 6	1B: 7 SF: 1 2B: 1 SAC: 1 3B: 0 DP: 3 HR: 0 HBP: 0	WP: 0 PA: 39 PB: 0 SB: 0 CS: 0
PITCHER Mickey McDermott, L (1, 1) ERA: 3.59	IP WLS BF H R ER SO BB IBB HBP BLK WP HR S P ERA WHIP										
	9.0 W 39 8 3 2 3 5 1 0 0 0 0 0 39 63 2.00 1.444										

Detroit Tigers @ Washington Senators
 Griffith Stadium, Washington, DC
 Tue Aug 31 1954, 3:33 AM EDT
 Att. 1,839 - Unknown

livebaseballscorecards.com

AB 31
R 3
H 8
RBI 1
BB 6
SO 3
LOB 21



Batter	1	2	3	4	5	6	7	8	9
Eddie Yost, R OBP: 0.408, SLG: 0.393 (1, 5)	0-0 F7		0-0 F8	0-0 FC5-2 1B		0-0 FC1-6 SH1-4 1B		0-0 1B 1B	
Jim Busby, R OBP: 0.344, SLG: 0.391 (1, 8)	0-3 K		0-0 1B 1B	0-0 1B 1B		0-0 SH1-4		0-0 HBP 1B	
Mickey Vernon, L OBP: 0.365, SLG: 0.514 (1, 3)	0-0 1-3		0-0 1B 1B	0-0 SF7		0-0 FC1-6 FC5-4		1-0 HBP	
Pete Runnels, L OBP: 0.364, SLG: 0.395 (1, 4) Wayne Terwilliger, R OBP: 0.279, SLG: 0.272 (7, 4)		0-0 1B 3B	0-0 1B S	0-0 F7		0-0 FC5-4		0-0 F3	
Tom Wright, L OBP: 0.316, SLG: 0.318 (1, 7) Roy Sievers, R OBP: 0.333, SLG: 0.448 (8, PH) Clyde Vollmer, R OBP: 0.331, SLG: 0.342 (9, 7)		0-0 FC5-4 1B	0-3 K		0-0 L8		0-0 F8	0-0 P5	
Tom Umphlett, R OBP: 0.256, SLG: 0.277 (1, 9)		0-3 K	0-0 5-3		0-0 E3		0-0 6-3	0-0 P5	
Ed Fitz Gerald, R OBP: 0.342, SLG: 0.372 (1, 2)		0-0 FC5-4 1B		0-0 SH FC5-2 1B	0-0 F5		0-0 1B 2B		
Jerry Snyder, R OBP: 0.314, SLG: 0.276 (1, 6)		0-0 FC5-4		0-0 FC5-2 1B 1B	0-0 BB BB		0-0 2-H 1B		
Mickey McDermott, L OBP: 0.242, SLG: 0.224 (1, 1)		0-0 P4		0-0 SH 1B FC5-2 SF7	0-0 3-1		0-3 K		

Inning Stats	R: 0	H: 0	E: 0	K: 1	S: 5	P: 5	R: 1	H: 3	E: 0	K: 1	S: 8	R: 1	H: 3	E: 0	K: 1	S: 8	R: 2	H: 3	E: 1	K: 0	S: 7	R: 0	H: 0	E: 1	K: 0	S: 4	R: 0	H: 1	E: 0	K: 0	S: 4	R: 1	H: 2	E: 0	K: 1	S: 7	R: 0	H: 2	E: 0	K: 0	S: 5				
George Zverink, R ERA: 3.58 (1, 1)	7.0	WLS: L	BF: 38	H: 14	R: 5	ER: 4	SO: 4	BB: 1	IBB: 0	HBP: 0	BLK: 0	WP: 0	HR: 0	S: 45	P: 49	ERA: 5.14	WHIP: 2.143																												
Ted Gray, L ERA: 6.25 (8, 1)	1.0	WLS: L	BF: 4	H: 0	R: 0	ER: 0	SO: 0	BB: 0	IBB: 0	HBP: 1	BLK: 0	WP: 0	HR: 0	S: 3	P: 4	ERA: 0.00	WHIP: 0.000																												

AB R H RBI BB SO LOB

5	0	2	0	0	0	3
4	1	3	1	0	1	0
3	0	1	1	0	0	1
4	1	2	1	0	0	3
1	0	0	0	0	0	3
4	0	1	1	0	1	2
1	0	0	0	0	0	3
0	0	0	0	0	0	0
5	0	0	0	0	1	6
4	1	3	0	0	0	1
3	1	2	1	1	0	2
3	1	0	0	0	1	5

AB 37
R 5
H 14
RBI 5
BB 1
SO 4
LOB 29

WP: 0 PA: 42
PB: 0
SB: 2
CS: 0

1B: 12 SF: 1
2B: 1 SAC: 2
3B: 1 DP: 0
HR: 0 HBP: 1

WP: 0 PA: 42
ERA WHIP

DETROIT TIGERS @ WASHINGTON SENATORS
Griffith Stadium, Washington, DC
Tue Aug 31 1954, 3:33 AM EDT
Att. 1,839 - Unknown



Batter	1	2	3	4	5	6	7	8	9	AB R H RBI BB SO LOB	TOP
Harvey Kuenn, R (1, 6) OBP: 0.327, SLG: 0.383	0-0 4-3		0-0 1-3		0-0 FC6 1-2 1B			0-0 6-3		4 0 1 0 0 0 0	
Red Wilson, R (1, 2) OBP: 0.354, SLG: 0.376	0-0 4-3		0-0 4-3		0-0 FC6 1-2f			0-0 6-3		4 0 0 0 0 0 2	
Bob Nieman, R (1, 7) OBP: 0.315, SLG: 0.436	0-0 FC5-4 1B		0-3 K					0-0 6-3		4 0 1 0 0 1 0	
Ray Boone, R (1, 5) OBP: 0.384, SLG: 0.483	0-0 FC5-4 1-2f				0-0 6-3			0-0 1-3 1B		4 0 1 0 0 0 1	
Walt Dropo, R (1, 3) OBP: 0.340, SLG: 0.390			0-0 F9		0-0 5-3			0-0 1-3		4 0 1 0 0 0 1	
Fred Hatfield, L (9, PR) OBP: 0.378, SLG: 0.351					0-0 1-3			0-0 1-2 1B		0 0 0 0 0 0 0	
Hoot Evers, R (1, 9) OBP: 0.212, SLG: 0.241			0-0 1B 1B		0-0 6-3			0-0 5-3		4 0 1 0 0 0 2	
Chick King, R (1, 8) OBP: 0.304, SLG: 0.200			0-3 K		0-0 FC6 1B			0-0 P4		3 0 1 0 0 1 1	
Frank Bolling, R (1, 4) OBP: 0.294, SLG: 0.325			0-0 K		0-0 FC6 1-2f FC6-4			0-0 L9		3 0 1 0 0 0 1	
Al Aber, L (1, 1) OBP: 0.179, SLG: 0.139			0-3 K		0-0 FC6-4 1-2f 1B			0-0 6-3		1 0 0 0 0 1 2	
Ray Herbert, R (3, 1) OBP: 0.278, SLG: 0.500										0 0 0 0 0 0 0	
Bill Tuttle, R (5, PH) OBP: 0.354, SLG: 0.401										1 0 0 0 0 0 1	
Bob Miller, R (5, 1) OBP: 0.091, SLG: 0.091										1 0 0 0 0 0 0	
Inning Stats	R: 0 E: 0 K: 0 S: 4 H: 1 LOB: 1 BB: 0 P: 4	R: 0 E: 0 K: 2 S: 9 H: 2 LOB: 2 BB: 0 P: 9	R: 0 E: 0 K: 1 S: 5 H: 0 LOB: 0 BB: 0 P: 5	R: 0 E: 0 K: 0 S: 3 H: 0 LOB: 0 BB: 0 P: 3	R: 0 E: 0 K: 0 S: 5 H: 2 LOB: 2 BB: 0 P: 5	R: 0 E: 0 K: 0 S: 4 H: 1 LOB: 1 BB: 0 P: 4	R: 0 E: 0 K: 0 S: 3 H: 0 LOB: 0 BB: 0 P: 3	R: 0 E: 0 K: 0 S: 3 H: 0 LOB: 0 BB: 0 P: 3	R: 0 E: 0 K: 0 S: 3 H: 1 LOB: 1 BB: 0 P: 3	1B: 7 2B: 0 3B: 0 HR: 0 SF: 0 SAC: 0 DP: 1 HBP: 0	WP: 0 PB: 0 SB: 0 CS: 0 PA: 33
PITCHER Johnny Schmitz, L (1, 1) ERA: 2.81	IP: 9.0 WLS: W BF: 33 H: 7 R: 0 ER: 0 SO: 3 BB: 0 IBB: 0 HBP: 0 BLK: 0 WP: 0 HR: 0 S: 39 P: 39 ERA: 0.00 WHIP: 0.778										

Detroit Tigers @ Washington Senators
 Griffith Stadium, Washington, DC
 Wed Sep 01 1954, 3:33 AM EDT
 Att. 4,010 - Unknown

livebaseballscorecards.com

AB	33
R	0
H	7
RBI	0
BB	0
SO	3
LOB	11



Batter	1	2	3	4	5	6	7	8	9	AB	R	H	RBI	BB	SO	LOB
Eddie Yost, R OBP: 0.409, SLG: 0.394 (1, 5)	4-0 5-3 BB		0-0 SH3-4	0-0 FC4-6			0-0 FC6 1B			2	0	1	0	1	0	1
Jim Busby, R OBP: 0.341, SLG: 0.388 (1, 8)	0-0 5-3		0-0 6-3	0-0 4-3			0-0 F3			4	0	0	1	0	0	4
Mickey Vernon, L OBP: 0.364, SLG: 0.512 (1, 3)	0-0 5-3		0-0 BB 1B		0-0 6-3		0-0 F9			4	1	1	1	0	0	2
Clyde Vollmer, R OBP: 0.336, SLG: 0.342 (1, 7)	0-0 6-3		4-0 BB BB BB 1B 1B BB		0-0 1B		0-0 FC6			3	1	1	0	1	0	2
Tom Umphlett, R OBP: 0.256, SLG: 0.277 (1, 9)		0-0 5-3	0-0 1B 1B		0-3 K		0-0 1-3			4	0	1	1	0	1	1
Ed Fitz Gerald, R OBP: 0.344, SLG: 0.374 (1, 2)		0-0 6-3	0-0 1B		0-0 F8		0-0 1B			4	0	2	1	0	0	1
Jerry Snyder, R OBP: 0.311, SLG: 0.266 (1, 6)		0-0 6-3	0-0 P4		4-0 BB BB BB L8-4 SH1-3 BB		0-0 F8			3	0	0	0	1	0	3
Wayne Terwilliger, R OBP: 0.282, SLG: 0.276 (1, 4)			0-0 SH3-4 E 6-3 1B		0-0 FC1-6 1B		0-3 K			3	1	2	0	0	1	1
Johnny Schmitz, R OBP: 0.157, SLG: 0.122 (1, 1)			0-0 SH 6-3 SH3-4 1B		0-0 FC1-6 FC4-6		0-0 L8-4			2	1	0	0	0	0	2

Inning Stats	R: 0	H: 0	E: 0	K: 3	S: 3	LOB: 1	BB: 1	P: 7	R: 0	H: 0	E: 0	K: 0	S: 3	LOB: 0	BB: 0	P: 3	R: 4	H: 4	E: 1	K: 0	S: 8	LOB: 2	BB: 1	P: 12	R: 0	H: 1	E: 0	K: 0	S: 4	LOB: 1	BB: 0	P: 4	R: 0	H: 0	E: 0	K: 1	S: 2	LOB: 0	BB: 1	P: 6	R: 0	H: 1	E: 0	K: 0	S: 4	LOB: 1	BB: 0	P: 4	R: 0	H: 1	E: 0	K: 1	S: 6	LOB: 1	BB: 0	P: 6	R: 0	H: 1	E: 0	K: 1	S: 6	LOB: 1	BB: 0	P: 6
--------------	------	------	------	------	------	--------	-------	------	------	------	------	------	------	--------	-------	------	------	------	------	------	------	--------	-------	-------	------	------	------	------	------	--------	-------	------	------	------	------	------	------	--------	-------	------	------	------	------	------	------	--------	-------	------	------	------	------	------	------	--------	-------	------	------	------	------	------	------	--------	-------	------


PITCHER	IP	WLS	BF	H	R	ER	SO	BB	IBB	HBP	BLK	WP	HR	S	P	ERA	WHIP
Al Aber, L ERA: 3.34 (1, 1)	2.2	L	15	4	4	0	0	2	0	0	0	0	0	13	21	0.00	2.250
Ray Herbert, R ERA: 5.74 (3, 1)	1.1		5	1	0	0	0	0	0	0	0	0	0	5	5	0.00	0.750
Bob Miller, L ERA: 2.65 (5, 1)	4.0		15	3	0	0	2	1	0	0	0	0	0	18	22	0.00	1.000

BOTTOM

Detroit Tigers @ Washington Senators
Griffith Stadium, Washington, DC

Wed Sep 01 1954, 3:33 AM EDT
Att. 4,010 - Unknown

AB	29
R	4
H	8
RBI	4
BB	3
SO	2
LOB	17



WP	HR	S	P	ERA	WHIP
0	0	0	0	0.00	2.250
0	0	0	0	0.00	0.750
0	0	0	0	0.00	1.000

Batter	1	2	3	4	5	6	7	8	9	AB R H RBI BB SO LOB	TOP	
Harvey Kuenn, R (1, 6) OBP: 0.325, SLG: 0.381 Reno Bertoia, R (5, 6) OBP: 0.256, SLG: 0.265 Hoot Evers, R (9, PR) OBP: 0.212, SLG: 0.241	0-0 F8		0-0 4-3	0-0 F9			0-3 K		0-0 4-3 1B	3 0 0 0 0 0 1 2 0 1 0 0 1 0 0 1 0 0 0 0 0		
Fred Hatfield, L (1, 4) OBP: 0.379, SLG: 0.353	0-0 1B SF8 1B		0-0 F2		0-0 G6-4-3 1B		0-0 1-3		0-0 4-3	5 1 2 0 0 0 2		
Bob Nieman, R (1, 7) OBP: 0.321, SLG: 0.437	0-0 1-3 1B		4-0 BB		0-0 G6-4-3 1-2f		0-0 P4		0-0 1B 1B	4 0 2 2 1 0 1		
Ray Boone, R (1, 5) OBP: 0.381, SLG: 0.481 Frank Bolling, R (5, 4) OBP: 0.297, SLG: 0.331	0-0 SF8		0-0 F8		0-0 F7			0-0 2B	0-0 1B	2 0 0 1 0 0 1 2 0 2 0 0 0 0		
Wayne Belardi, L (1, 3) OBP: 0.354, SLG: 0.452	0-0 P6			4-0 BB 1-3 3B BB		0-0 1B 2B		0-0 F7	0-0 F7	4 2 1 0 1 0 4		
Jim Delsing, L (1, 9) OBP: 0.320, SLG: 0.332		0-3 K		0-0 1-3 1-2		0-0 5-3		0-0 F8		4 0 0 0 0 1 3		
Frank House, L (1, 2) OBP: 0.295, SLG: 0.348		0-0 FC4-6 1B		0-0 F9		0-0 P5		0-0 4-3		4 0 1 0 0 0 3		
Chick King, R (1, 8) OBP: 0.333, SLG: 0.333		0-0 FC4-6 1-2f		0-0 1B 3B		0-0 1B			0-0 F3	4 1 2 2 0 0 1		
Ned Garver, R (1, 1) OBP: 0.268, SLG: 0.231 Billy Hoelt, L (3, 1) OBP: 0.317, SLG: 0.320 Dick Marlowe, R (4, 1) OBP: 0.267, SLG: 0.286 Bill Tuttle, R (9, PH) OBP: 0.355, SLG: 0.403		0-3 K		0-0 3B 1B		0-3 K			0-0 4-3 1B 1B	1 0 0 0 0 1 1 1 0 1 1 0 0 0 1 0 0 0 0 1 1 1 1 1 0 0 0 0		
Inning Stats	R: 1 H: 2 E: 0 LOB: 1 K: 0 BB: 0 S: 5 P: 5	R: 0 H: 1 E: 0 LOB: 1 K: 2 BB: 0 S: 8 P: 8	R: 0 H: 0 E: 0 LOB: 1 K: 0 BB: 1 S: 3 P: 7	R: 2 H: 2 E: 0 LOB: 1 K: 0 BB: 1 S: 5 P: 9	R: 0 H: 1 E: 0 LOB: 0 K: 0 BB: 0 S: 3 P: 3	R: 1 H: 2 E: 0 LOB: 1 K: 1 BB: 0 S: 7 P: 7	R: 0 H: 0 E: 0 LOB: 0 K: 1 BB: 0 S: 5 P: 5	R: 0 H: 1 E: 0 LOB: 1 K: 0 BB: 0 S: 4 P: 4	R: 2 H: 4 E: 0 LOB: 2 K: 0 BB: 0 S: 7 P: 7	1B: 10 SF: 1 2B: 2 SAC: 0 3B: 1 DP: 1 HR: 0 HBP: 0	WP: 0 PA: 41 PB: 0 SB: 0 CS: 0	
PITCHER Bob Porterfield, R (1, 1) ERA: 2.98	IP WLS BF H R ER SO BB IBB HBP BLK WP HR S P ERA WHIP	9.0 W 41 13 6 6 4 2 0 0 0 0 0 0 47 55 6.00 1.667										

Detroit Tigers @ Washington Senators
 Griffith Stadium, Washington, DC
 Thu Sep 02 1954, 3:33 AM EDT
 Att. 1,260 - Unknown

livebaseballscorecards.com

AB 38
R 6
H 13
RBI 6
BB 2
SO 4
LOB 18




Batter	1	2	3	4	5	6	7	8	9	AB	R	H	RBI	BB	SO	LOB
Eddie Yost, R OBP: 0.410, SLG: 0.394 (1, 5)	4-0 1B 2B BB		FC4-6 1B 2B 1B	F9			E HR 1B	G6-4-3 1-2f		5	3	2	1	1	0	6
Jim Busby, R OBP: 0.342, SLG: 0.393 (1, 8)	0-0 F7		1-3 2B 1B	HR	5-3		E5 1-3 HR			5	3	2	1	0	0	2
Mickey Vernon, L OBP: 0.368, SLG: 0.519 (1, 3)	0-0 2B 1B		1-2 2B BB	HR 1B	F8		1-H 3-H HR			4	4	3	3	1	0	0
Roy Sievers, R OBP: 0.336, SLG: 0.461 (1, 7)	0-0 1-H 2-H 3-H 2B		1-H 2-H 3-H 3B 2B	1-H HR	P4		0-3 K			5	2	3	7	0	1	0
Jim Lemon, R OBP: 0.326, SLG: 0.342 (1, 9)	0-0 5-3		0-0 2B 3B	1B 1B		0-3 K	0-3 K			5	2	2	1	0	2	1
Ed Fitz Gerald, R OBP: 0.348, SLG: 0.381 (1, 2)	0-0 6-3		0-0 3-H 2B	1-2 1B 1B		0-0 F3		0-0 1B 1B		5	1	3	1	0	0	1
Roy Dietzel, R OBP: 0.600, SLG: 0.500 (1, 4)		0-3 K	4-0 FC4-6 BB	1-2 2-H 1B		0-0 5-3		0-0 1B 1B		4	0	2	1	1	1	0
Jerry Snyder, R OBP: 0.305, SLG: 0.262 (1, 6)		0-0 5-3	0-0 F8 BB	0-0 F5		0-0 E6 SH1-3 1B		0-0 1-2 2-H 1B		5	1	1	1	0	0	4
Bob Porterfield, R OBP: 0.129, SLG: 0.114 (1, 1)		0-0 F7	0-3 K	0-0 F3		0-0 SH1-3		0-0 FC5-4 G6-4-3 1-2f 2-3		4	0	0	0	0	1	6

Inning Stats	R: 2	H: 2	E: 0	K: 0	S: 5	LOB: 1	BB: 1	P: 9	R: 0	H: 0	E: 0	K: 1	S: 5	LOB: 0	BB: 0	P: 5	R: 5	H: 5	E: 0	K: 1	S: 10	LOB: 2	BB: 2	P: 18	R: 4	H: 6	E: 0	K: 0	S: 9	LOB: 0	BB: 0	P: 3	R: 0	H: 0	E: 0	K: 1	S: 5	LOB: 0	BB: 0	P: 5	R: 4	H: 2	E: 2	K: 2	S: 11	LOB: 0	BB: 0	P: 11	R: 1	H: 3	E: 0	K: 0	S: 5	LOB: 1	BB: 0	P: 5
--------------	------	------	------	------	------	--------	-------	------	------	------	------	------	------	--------	-------	------	------	------	------	------	-------	--------	-------	-------	------	------	------	------	------	--------	-------	------	------	------	------	------	------	--------	-------	------	------	------	------	------	-------	--------	-------	-------	------	------	------	------	------	--------	-------	------

PITCHER	IP	WLS	BF	H	R	ER	SO	BB	IBB	HBP	BLK	WP	HR	S	P	ERA	WHIP
Ned Garver, R ERA: 2.88 (1, 1)	2.0	L	13	5	6	6	1	2	0	0	0	0	0	13	21	27.00	3.500
Billy Hoelt, L ERA: 4.64 (3, 1)	1.0		9	5	4	4	1	1	0	0	0	0	2	10	14	36.00	6.000
Dick Marlowe, R ERA: 4.67 (4, 1)	5.0		24	8	6	2	3	0	0	0	0	0	1	30	30	3.60	1.600

DETROIT TIGERS @ WASHINGTON SENATORS
Griffith Stadium, Washington, DC
 Thu Sep 02 1954, 3:33 AM EDT
 Att. 1,260 - Unknown

AB	42
R	16
H	18
RBI	16
BB	3
SO	5
LOB	20



WP	HR	S	P	ERA	WHIP
0	0	0	0	0	0

Batter	1	2	3	4	5	6	7	8	9	10	AB R H RBI BB SO LOB	TOP												
Cal Abrams, L (1, 9) OBP: 0.398, SLG: 0.403	0-0 1B		0-3 K			0-0 1B		0-0 HR		0-0 1B	5 1 4 1 0 1 0	<p>Baltimore Orioles @ Detroit Tigers Briggs Stadium, Detroit, MI</p> <p>Fri Sep 03 1954, 4:33 AM EDT Att. 15,611 - Unknown</p>												
Gil Coan, L (1, 7) OBP: 0.312, SLG: 0.328 Jim Fridley, R (10, 7) OBP: 0.305, SLG: 0.369	0-3 K			0-0 P4		0-0 F8		0-0 2B 1B		0-0 1B 1B	5 1 2 0 0 1 2 0 0 0 0 0 0 0													
Eddie Waitkus, L (1, 3) OBP: 0.339, SLG: 0.382	0-0 F8			0-0 F9		0-0 G6-4-3 1B		0-0 F9		0-0 G6-4-3 1B	5 0 2 0 0 0 2													
Vern Stephens, R (1, 5) OBP: 0.311, SLG: 0.403 Bob Kennedy, R (6, PH) OBP: 0.302, SLG: 0.359	0-0 1-3			0-0 P6		0-0 G6-4-3 1-2f		0-0 2B 2B		0-0 G6-4-3 1-2f	2 0 0 0 0 0 1 3 1 1 1 0 0 4													
Clint Courtney, L (1, 2) OBP: 0.326, SLG: 0.369		0-0 4-3			0-0 F9		0-0 G4-6-3 1B 1B		0-0 2B		4 0 2 1 0 0 0													
Chuck Diering, R (1, 8) OBP: 0.363, SLG: 0.317		0-0 F9			0-0 E6 2B		0-0 G4-6-3 1B 1-2		0-0 F9		4 0 1 0 0 0 1													
Bobby Young, L (1, 4) OBP: 0.337, SLG: 0.351		0-0 4-3			0-0 2B		0-0 G4-6-3 1-2f 2-3		0-0 1-3		4 0 1 0 0 0 2													
Billy Hunter, R (1, 6) OBP: 0.281, SLG: 0.312			0-0 P6		0-0 P3		0-0 F2		0-0 F9		4 0 0 0 0 0 3													
Bob Turley, R (1, 1) OBP: 0.135, SLG: 0.125 Dick Kryhoski, L (8, PH) OBP: 0.302, SLG: 0.331 Howie Fox, R (8, 1) OBP: 0.267, SLG: 0.333			0-0 F2		0-0 F9			0-0 F5		0-0 6-3	2 0 0 0 0 0 2 1 0 0 0 0 0 0 1 0 0 0 0 0 0													
Inning Stats	R: 0 E: 0 K: 1 S: 6	H: 1 LOB: 1 BB: 0 P: 6	R: 0 E: 0 K: 0 S: 3	H: 0 LOB: 0 BB: 0 P: 3	R: 0 E: 0 K: 1 S: 5	H: 0 LOB: 0 BB: 0 P: 5	R: 0 E: 0 K: 0 S: 3	H: 0 LOB: 0 BB: 0 P: 3	R: 0 E: 1 K: 0 S: 5	H: 2 LOB: 2 BB: 0 P: 5	R: 0 E: 0 K: 0 S: 4		H: 2 LOB: 1 BB: 0 P: 4	R: 0 E: 0 K: 0 S: 4	H: 2 LOB: 1 BB: 0 P: 4	R: 3 E: 0 K: 0 S: 7	H: 4 LOB: 1 BB: 0 P: 7	R: 0 E: 0 K: 0 S: 3	H: 0 LOB: 0 BB: 0 P: 3	R: 0 E: 0 K: 0 S: 4	H: 3 LOB: 1 BB: 0 P: 4	1B: 9 2B: 3 3B: 0 HR: 1	SF: 0 SAC: 0 DP: 3 HBP: 0	WP: 0 PB: 0 SB: 0 CS: 0
PITCHER Steve Gromek, R (1, 1) ERA: 2.85	IP 10.0	WLS W	BF 40	H 13	R 3	ER 3	SO 2	BB 0	IBB 0	HBP 0	BLK 0	WP 0	HR 1	S 44	P 44	ERA 2.70	WHIP 1.300							

livebaseballscorecards.com

AB 40
R 3
H 13
RBI 3
BB 0
SO 2
LOB 17



BOTTOM

Baltimore Orioles @ Detroit Tigers
Briggs Stadium, Detroit, MI
Fri Sep 03 1954, 4:33 AM EDT
Att. 15,611 - Unknown

livebaseballscorecards.com

AB	34
R	4
H	10
RBI	4
BB	6
SO	7
LOB	21



WP:	0	PA:	43
PB:	0		
SB:	0		
CS:	0		

AB R H RBI BB SO LOB

4 1 1 0 0 1 2

3 0 0 0 2 1 1

5 1 2 0 0 2 4

4 1 1 2 1 1 1

4 0 2 1 0 0 0

0 1 0 0 0 0 0

3 0 0 0 2 1 3

4 0 1 1 1 0 3

4 0 2 0 0 0 3

3 0 1 0 0 1 4

1B: 8 SF: 0
2B: 1 SAC: 2
3B: 1 DP: 2
HR: 0 HBP: 1

WP: 0 PA: 43
PB: 0
SB: 0
CS: 0

0-0

0-0

0-0

0-0

0-0

0-0

0-0

0-0

0-0

0-0

0-0

0-0

0-0

0-0

0-0

0-0

0-0

0-0

0-3

0-0

0-0

4-0

1-0

0-3

0-0

0-0

0-0

0-0

4-0

0-3

0-0

0-0

0-0

0-0

0-0

0-0

0-0

1-2
2-3

0-3

0-3

0-0

0-0

0-0

0-0

0-0

0-0

1-2
2-3

0-3

0-3

0-0

0-0

0-0

0-0

0-0

0-0

0-0

0-0

0-0

0-0

0-0

0-0

0-0

0-0

0-0

0-0

0-0

0-0

0-0

0-0

0-0

0-0

0-3

0-0

0-3

0-0

0-0

0-0

4-0

4-0

0-0

0-3

0-0

0-3

0-0

0-0

0-0

4-0

4-0

0-0

0-3

0-0

0-3

0-0

0-0

0-0

4-0

4-0

0-0

0-3

R: 3 H: 4
E: 0 LOB: 3
K: 2 BB: 2
S: 11 P: 19

R: 0 H: 0
E: 0 LOB: 0
K: 0 BB: 0
S: 3 P: 3

R: 0 H: 0
E: 0 LOB: 0
K: 0 BB: 0
S: 3 P: 3

R: 0 H: 1
E: 0 LOB: 1
K: 1 BB: 0
S: 7 P: 11

R: 0 H: 0
E: 0 LOB: 0
K: 1 BB: 0
S: 5 P: 5

R: 0 H: 1
E: 0 LOB: 1
K: 1 BB: 0
S: 6 P: 6

R: 0 H: 1
E: 0 LOB: 3
K: 1 BB: 1
S: 6 P: 11

R: 0 H: 1
E: 0 LOB: 0
K: 0 BB: 0
S: 3 P: 3

R: 0 H: 0
E: 0 LOB: 0
K: 1 BB: 1
S: 4 P: 8

R: 1 H: 2
E: 1 LOB: 2
K: 0 BB: 1
S: 2 P: 6

PITCHER
Bob Turley, R (1, 1)
ERA: 3.59

IP WLS BF H R ER SO BB IBB HBP BLK WP HR S P ERA WHIP
7.0 34 7 3 3 6 4 0 1 0 0 0 0 41 58 3.86 1.571

PITCHER
Howie Fox, R (8, 1)
ERA: 3.33

IP WLS BF H R ER SO BB IBB HBP BLK WP HR S P ERA WHIP
2.0 L 9 3 1 0 1 1 1 0 0 0 0 9 17 0.00 2.000

IP WLS BF H R ER SO BB IBB HBP BLK WP HR S P ERA WHIP
2.0 L 9 3 1 0 1 1 1 0 0 0 0 9 17 0.00 2.000

IP WLS BF H R ER SO BB IBB HBP BLK WP HR S P ERA WHIP
2.0 L 9 3 1 0 1 1 1 0 0 0 0 9 17 0.00 2.000

IP WLS BF H R ER SO BB IBB HBP BLK WP HR S P ERA WHIP
2.0 L 9 3 1 0 1 1 1 0 0 0 0 9 17 0.00 2.000

IP WLS BF H R ER SO BB IBB HBP BLK WP HR S P ERA WHIP
7.0 34 7 3 3 6 4 0 1 0 0 0 0 41 58 3.86 1.571

IP WLS BF H R ER SO BB IBB HBP BLK WP HR S P ERA WHIP
2.0 L 9 3 1 0 1 1 1 0 0 0 0 9 17 0.00 2.000

IP WLS BF H R ER SO BB IBB HBP BLK WP HR S P ERA WHIP
2.0 L 9 3 1 0 1 1 1 0 0 0 0 9 17 0.00 2.000

IP WLS BF H R ER SO BB IBB HBP BLK WP HR S P ERA WHIP
2.0 L 9 3 1 0 1 1 1 0 0 0 0 9 17 0.00 2.000

IP WLS BF H R ER SO BB IBB HBP BLK WP HR S P ERA WHIP
2.0 L 9 3 1 0 1 1 1 0 0 0 0 9 17 0.00 2.000

IP WLS BF H R ER SO BB IBB HBP BLK WP HR S P ERA WHIP
2.0 L 9 3 1 0 1 1 1 0 0 0 0 9 17 0.00 2.000

IP WLS BF H R ER SO BB IBB HBP BLK WP HR S P ERA WHIP
2.0 L 9 3 1 0 1 1 1 0 0 0 0 9 17 0.00 2.000

Batter	1	2	3	4	5	6	7	8	9	AB R H RBI BB SO LOB	TOP															
Cal Abrams, L (1, 9) OBP: 0.398, SLG: 0.403	0-0 FC5-4 1B	0-0 F7		0-0 FC4-6 1B			0-0 1B 6-3 1B		0-0 1-3	5 1 2 0 0 0 2																
Chuck Diering, R (1, 8) OBP: 0.366, SLG: 0.321	0-0 FC5-4 1B		0-0 SH1-4 3B 1B	0-0 FC6-4 1B			0-0 6-3		0-0 5-3	5 1 3 0 0 0 1																
Eddie Waitkus, L (1, 3) OBP: 0.338, SLG: 0.380	0-0 FC5-4 1-2f		0-0 SH1-4 3B 1B	0-0 FC6-4 1-2f			0-0 6-3			4 1 1 1 0 0 4																
Bob Kennedy, R (1, 5) OBP: 0.302, SLG: 0.358	0-0 F7 3-H		0-0 SH1-4 1-2 2-3		0-0 5-3		0-0 FC6-4 2-3 1B			3 0 1 0 0 0 1																
Jim Fridley, R (1, 7) OBP: 0.304, SLG: 0.376	0-0 P3		0-0 3B 2-H 3-H		0-0 F8		0-0 FC6-4 1-2f			4 0 1 2 0 0 3																
Les Moss, R (1, 2) OBP: 0.326, SLG: 0.279		0-0 SH3-4 2B 1B		0-0 K		0-0 F8		0-0 4-3		3 1 1 0 0 1 1																
Gil Coan, L (8, PH) OBP: 0.311, SLG: 0.326										1 0 0 0 0 0 0																
Ray Murray, R (8, 2) OBP: 0.254, SLG: 0.316										0 0 0 0 0 0 0																
Bobby Young, L (1, 4) OBP: 0.334, SLG: 0.349		0-0 SH3-4 1-2	0-0 6-3			0-0 4-3		0-0 1-3		3 0 0 0 0 0 1																
Billy Hunter, R (1, 6) OBP: 0.282, SLG: 0.312		0-0 6-3		0-0 FC3-6 1B		0-0 6-3		0-0 5-3		3 0 1 0 0 0 1																
Jim Brideweser, R (8, PH) OBP: 0.327, SLG: 0.326										1 0 0 0 0 0 0																
Joe Coleman, R (1, 1) OBP: 0.205, SLG: 0.300		0-0 2B		0-0 FC3-6 1-2f		0-3 K		0-0 1-3		1 0 1 1 0 0 0																
Mike Blyzka, R (3, 1) OBP: 0.143, SLG: 0.143										1 0 0 0 0 0 1																
Dick Kryhoski, L (6, PH) OBP: 0.301, SLG: 0.330										1 0 0 0 0 1 0																
Bob Chakales, R (6, 1) OBP: 0.391, SLG: 0.409										0 0 0 0 0 0 0																
Clint Courtney, L (9, PH) OBP: 0.325, SLG: 0.368		2-H 2B								1 0 0 0 0 0 0																
Inning Stats	R: 1 E: 0 K: 0 S: 5	H: 2 LOB: 1 BB: 0 P: 5	R: 1 E: 0 K: 0 S: 5	H: 2 LOB: 1 BB: 0 P: 5	R: 2 E: 0 K: 1 S: 8	H: 3 LOB: 1 BB: 0 P: 8	R: 0 E: 0 K: 0 S: 5	H: 2 LOB: 2 BB: 0 P: 5	R: 0 E: 0 K: 1 S: 5	H: 0 LOB: 0 BB: 0 P: 5	R: 0 E: 0 K: 0 S: 5	H: 2 LOB: 2 BB: 0 P: 5	R: 0 E: 0 K: 0 S: 3	H: 0 LOB: 0 BB: 0 P: 3	R: 0 E: 0 K: 0 S: 3	H: 0 LOB: 0 BB: 0 P: 3	R: 0 E: 0 K: 0 S: 3	H: 0 LOB: 0 BB: 0 P: 3	1B: 9 2B: 1 3B: 1 HR: 0	SF: 0 SAC: 2 DP: 0 HBP: 0	WP: 0 PB: 0 SB: 0 CS: 0	PA: 38				
PITCHER	IP WLS BF H R ER SO BB IBB HBP BLK WP HR S P ERA WHIP																									
Al Aber, L (1, 1) ERA: 3.45	2.0		10	4	2	2	0	0	0	0	0	0	10	10	9.00	2.000										
Ray Herbert, R (3, 1) ERA: 5.96	0.1		4	3	2	2	0	0	0	0	0	0	4	4	54.00	9.000										
Dick Marlowe, R (3, 1) ERA: 4.26	6.2	W	24	4	0	0	2	0	0	0	0	0	28	28	0.00	0.600										

Baltimore Orioles @ Detroit Tigers
 Briggs Stadium, Detroit, MI
 Sat Sep 04 1954, 4:33 AM EDT
 Att. 5,279 - Unknown

livebaseballscorecards.com

AB 36
 R 4
 H 11
 RBI 4
 BB 0
 SO 2
 LOB 15



Batter	1	2	3	4	5	6	7	8	9	AB R H RBI BB SO LOB	TOP																
Cal Abrams, L (1, 9) OBP: 0.398, SLG: 0.400	4-0 1-4-3 1B BB	0-0 F5		0-0 G4-6-3 1-2f			0-0 P6		4-0 1B BB	3 2 0 0 2 0 2																	
Chuck Diering, R (1, 8) OBP: 0.367, SLG: 0.325	0-0 1-4-3 1-2		0-0 1B 2B		0-3 K		0-0 F8		0-0 1B 1B	5 0 2 0 0 1 1																	
Dick Kryhoski, L (1, 3) OBP: 0.307, SLG: 0.335	0-0 1B 1B 2-H		0-0 E8 1B 1B 2-H		0-0 4-3		0-0 1-3		0-0 1B 1-3 2-H	5 1 3 2 0 0 0																	
Bob Kennedy, R (1, 5) OBP: 0.311, SLG: 0.362	0-0 L9		0-0 S 1B 2-H		0-0 1B 1B			4-0 1B BB	4-0 1B IBB	3 1 2 1 2 0 1																	
Jim Fridley, R (1, 7) OBP: 0.310, SLG: 0.381	0-0 FC6-4 1B		0-3 K 1-2		0-0 1B			0-0 1B 1B	0-0 F7	5 0 3 0 0 1 3																	
Les Moss, R (1, 2) OBP: 0.324, SLG: 0.272	0-0 FC6-4 1-2f		4-0 BB		0-0 F8			0-0 P6		3 0 0 0 1 0 6																	
Bobby Young, L (1, 4) OBP: 0.332, SLG: 0.346		0-0 L3	0-0 L9			0-0 F8		0-0 1B 1-2 2-H		3 0 0 0 0 0 2																	
Jim Brideweser, R (8, PH) OBP: 0.330, SLG: 0.330										1 0 1 1 0 0 0	AB 34 R 4 H 12 RBI 4 BB 6 SO 4 LOB 17																
Billy Hunter, R (1, 6) OBP: 0.281, SLG: 0.312		0-0 SH1-4 1B		0-0 6-3		0-0 F8		0-0 G1-6-3 1-2f		4 0 1 0 0 0 2																	
Lou Kretlow, R (1, 1) OBP: 0.208, SLG: 0.136		0-0 SH1-4		4-0 G4-6-3 BB		0-3 K			0-3 K	2 0 0 0 1 2 0																	
Inning Stats	R: 1 E: 0 K: 0 S: 5	H: 2 LOB: 2 BB: 1 P: 9	R: 0 E: 0 K: 0 S: 4	H: 1 LOB: 1 BB: 0 P: 4	R: 1 E: 1 K: 1 S: 7	H: 3 LOB: 2 BB: 1 P: 11	R: 0 E: 0 K: 0 S: 2	H: 0 LOB: 0 BB: 1 P: 6	R: 0 E: 0 K: 1 S: 5	H: 0 LOB: 0 BB: 0 P: 5	R: 0 E: 0 K: 0 S: 3	H: 0 LOB: 0 BB: 0 P: 3	R: 1 E: 0 K: 0 S: 4	H: 2 LOB: 1 BB: 1 P: 8	R: 1 E: 0 K: 1 S: 6	H: 2 LOB: 2 BB: 2 P: 14	1B: 11 2B: 1 3B: 0 HR: 0	SF: 0 SAC: 1 DP: 2 HBP: 0	WP: 0 PB: 0 SB: 1 CS: 0	PA: 41							
PITCHER	IP	WLS	BF	H	R	ER	SO	BB	IBB	HBP	BLK	WP	HR	S	P	ERA	WHIP										
Bob Miller, L (1, 1) ERA: 2.68	2.2		15	6	2	1	1	2	0	0	0	0	0	15	23	3.38	3.000										
Ted Gray, L (3, 1) ERA: 5.84	4.2		18	3	1	1	2	2	0	0	0	0	0	20	28	1.93	1.071										
Billy Hoelt, L (8, 1) ERA: 4.64	1.2	L	8	3	1	1	1	1	1	0	0	0	0	8	16	5.40	2.400										

Baltimore Orioles @ Detroit Tigers
 Briggs Stadium, Detroit, MI
 Sun Sep 05 1954, 4:33 AM EDT
 Att. 9,638 - Unknown

livebaseballscorecards.com



Batter	1	2	3	4	5	6	7	8	9	AB R H RBI BB SO LOB	TOP
Harvey Kuenn, R (1, 6) <small>OBP: 0.328, SLG: 0.382</small> Reno Bertoia, R (6, 6) <small>OBP: 0.244, SLG: 0.250</small>	4-0 		0-0 SF8 		0-0 1-2 		0-0 F7 		0-3 K 	1 1 1 1 1 0 0 2 0 0 0 0 1 0	
Fred Hatfield, L (1, 4) <small>OBP: 0.383, SLG: 0.349</small>	1-0 		0-0 5-3 		0-0 1-2 		0-0 G3 		0-0 	4 1 2 1 0 0 0	
Bob Nieman, R (1, 7) <small>OBP: 0.323, SLG: 0.442</small> Frank Bolling, R (6, 4) <small>OBP: 0.296, SLG: 0.332</small>	0-3 K 			0-0 6-3 	0-0 F2 		0-0 F8 		0-0 	3 0 0 0 0 1 3 2 1 1 0 0 0 0	
Ray Boone, R (1, 5) <small>OBP: 0.381, SLG: 0.486</small> Jim Delsing, L (6, 7) <small>OBP: 0.324, SLG: 0.335</small>	0-3 K 			0-0 5-3 		0-0 SH1-3 		0-0 2-3 	0-0 	3 1 1 0 0 1 2 2 0 1 2 0 0 0	
Wayne Belardi, L (1, 3) <small>OBP: 0.350, SLG: 0.435</small>		0-3 K 		0-0 G3 		0-0 SH1-3 		0-0 4-3 	0-0 F8 	4 0 0 0 0 1 1	
Al Kaline, R (1, 9) <small>OBP: 0.317, SLG: 0.367</small>		0-0 L5-3 			0-0 	0-0 		0-0 		4 2 3 1 0 0 0	
Bill Tuttle, R (1, 8) <small>OBP: 0.357, SLG: 0.408</small>		0-3 K 			0-0 L1 	0-0 		4-0 		3 1 1 2 1 1 1	
Frank House, L (1, 2) <small>OBP: 0.302, SLG: 0.367</small>			0-0 SF8 		0-0 2-3 	0-0 G3 		0-0 4-3 		4 2 2 1 0 0 2	
Ned Garver, R (1, 1) <small>OBP: 0.253, SLG: 0.217</small>			0-0 F3 		0-3 K 	0-0 F9 		0-3 K 		4 0 0 0 0 2 2	
Inning Stats	R: 0 H: 0 E: 0 LOB: 2 K: 2 BB: 1 S: 6 P: 11	R: 0 H: 0 E: 0 LOB: 0 K: 2 BB: 0 S: 7 P: 7	R: 1 H: 1 E: 0 LOB: 0 K: 0 BB: 0 S: 4 P: 4	R: 0 H: 0 E: 0 LOB: 0 K: 0 BB: 0 S: 3 P: 3	R: 3 H: 4 E: 1 LOB: 1 K: 1 BB: 0 S: 9 P: 9	R: 3 H: 3 E: 0 LOB: 0 K: 0 BB: 0 S: 6 P: 6	R: 0 H: 0 E: 0 LOB: 0 K: 0 BB: 0 S: 3 P: 3	R: 0 H: 1 E: 0 LOB: 2 K: 0 BB: 1 S: 4 P: 8	R: 2 H: 3 E: 0 LOB: 1 K: 2 BB: 0 S: 10 P: 10	1B: 7 SF: 1 2B: 4 SAC: 1 3B: 1 DP: 1 HR: 1 HBP: 1	WP: 0 PA: 41 PB: 0 SB: 0 CS: 1
PITCHER Bob Keegan, R (1, 1) <small>ERA: 3.04</small> Dick Strahs, R (8, 1) <small>ERA: 5.65</small>	IP WLS BF H R ER SO BB IBB HBP BLK WP HR S P ERA WHIP 7.0 L 30 8 7 6 5 1 0 1 0 0 1 38 43 7.71 1.286										

Detroit Tigers @ Chicago White Sox
 Comiskey Park, Chicago, IL
 Mon Sep 06 1954, 4:33 AM EDT
 Unknown

livebaseballscorecards.com

AB	36
R	9
H	12
RBI	8
BB	2
SO	7
LOB	11



Batter	1	2	3	4	5	6	7	8	9	AB	R	H	RBI	BB	SO	LOB
Chico Carrasquel, R (1, 6) OBP: 0.357, SLG: 0.382	0-0 5-3		0-0 F7		0-0 1-3			0-0 6-3		4	0	0	0	0	0	2
Nellie Fox, L (1, 4) OBP: 0.373, SLG: 0.398	0-0 1-3		0-0 SH5-3			0-0 3-1		0-0 4-3		3	0	0	0	0	0	0
Minnie Minoso, R (1, 8) OBP: 0.420, SLG: 0.540	0-0 1B		1-0 HBP			0-3 K		4-0 BB		2	0	1	0	1	1	0
Jim Rivera, L (1, 9) OBP: 0.354, SLG: 0.434	0-0 F7		0-0 G3			0-0 F5		0-0 4-3		2	0	0	0	0	0	4
Willard Marshall, L (6, 9) OBP: 0.305, SLG: 0.184										2	0	0	0	0	0	1
Ron Jackson, R (1, 3) OBP: 0.371, SLG: 0.524		0-0 L9		0-0 L3-6			0-0 2B		0-0 L9	4	1	2	0	0	0	0
Sherm Lollar, R (1, 2) OBP: 0.330, SLG: 0.354		0-0 5-3		0-0 L7			0-0 2B		0-0 4-3	3	0	1	1	0	0	1
Dick Strahs, L (8, 1)				1-2			1-H			0	0	0	0	0	0	0
Phil Cavarretta, L (9, PH) OBP: 0.399, SLG: 0.403										1	0	0	0	0	0	0
Joe Kirrene, R (1, 5)		0-0 6-3		0-0 L3-6			0-0 L4		0-0 6-3	4	0	0	0	0	0	2
Ed McGhee, R (1, 7) OBP: 0.255, SLG: 0.272			4-0 SH5-3		0-0 F7		0-0 5-3			2	0	0	0	1	0	1
Bob Keegan, R (1, 1) OBP: 0.154, SLG: 0.183			0-0 E6		0-0 L5		0-3 K			2	0	0	0	0	0	1
Carl Sawatski, L (7, PH) OBP: 0.288, SLG: 0.317			1-2 SH5-3							1	0	0	0	0	1	1

Inning Stats	R: 0	H: 1	E: 0	LOB: 1	K: 0	BB: 0	S: 4	P: 4	R: 0	H: 0	E: 0	LOB: 0	K: 0	BB: 0	S: 3	P: 3	R: 0	H: 1	E: 0	LOB: 0	K: 0	BB: 0	S: 3	P: 3	R: 0	H: 0	E: 0	LOB: 0	K: 1	BB: 0	S: 5	P: 5	R: 1	H: 2	E: 0	LOB: 1	K: 1	BB: 0	S: 7	P: 7	R: 0	H: 0	E: 0	LOB: 1	K: 0	BB: 1	S: 3	P: 7	R: 0	H: 0	E: 0	LOB: 0	K: 0	BB: 0	S: 3	P: 3
	1B: 3	SF: 0	2B: 2	SAC: 1	3B: 0	DP: 1	HR: 0	HBP: 1	1B: 3	SF: 0	2B: 2	SAC: 1	3B: 0	DP: 1	HR: 0	HBP: 1	1B: 3	SF: 0	2B: 2	SAC: 1	3B: 0	DP: 1	HR: 0	HBP: 1	1B: 3	SF: 0	2B: 2	SAC: 1	3B: 0	DP: 1	HR: 0	HBP: 1	1B: 3	SF: 0	2B: 2	SAC: 1	3B: 0	DP: 1	HR: 0	HBP: 1	1B: 3	SF: 0	2B: 2	SAC: 1	3B: 0	DP: 1	HR: 0	HBP: 1								
PITCHER Ned Garver, R (1, 1) ERA: 2.8	IP: 9.0	WLS: W	BF: 34	H: 4	R: 1	ER: 1	SO: 2	BB: 2	IBB: 0	HBP: 1	BLK: 0	WP: 0	HR: 0	S: 35	P: 44	ERA: 1.00	WHIP: 0.667	PITCHER	IP: 9.0	WLS: W	BF: 34	H: 4	R: 1	ER: 1	SO: 2	BB: 2	IBB: 0	HBP: 1	BLK: 0	WP: 0	HR: 0	S: 35	P: 44	ERA: 1.00	WHIP: 0.667	IP: 9.0	WLS: W	BF: 34	H: 4	R: 1	ER: 1	SO: 2	BB: 2	IBB: 0	HBP: 1	BLK: 0	WP: 0	HR: 0	S: 35	P: 44	ERA: 1.00	WHIP: 0.667				

DETROIT TIGERS @ CHICAGO WHITE SOX
 Comiskey Park, Chicago, IL
 Mon Sep 06 1954, 4:33 AM EDT
 Unknown

AB	30
R	1
H	4
RBI	1
BB	2
SO	2
LOB	13



WP	PA	ERA	WHIP
0	34		

BOTTOM

Detroit Tigers @ Chicago White Sox
Comiskey Park, Chicago, IL
Mon Sep 06 1954, 4:38 AM EDT
Att: 16,256 - Unknown

livebaseballscorecards.com

AB 41
R 2
H 12
RBI 2
BB 2
SO 5
LOB 26



WP: 0 PA: 45
PB: 0
SB: 0
CS: 0

AB R H RBI BB SO LOB

4 1 0 0 0 1 3

5 0 1 0 0 0 2

5 1 1 1 0 1 4

5 0 3 1 0 0 1

5 0 0 0 0 1 4

5 0 4 0 0 0 0

0 0 0 0 0 0 0

1 0 0 0 0 0 1

1 0 0 0 0 0 1

1 0 0 0 0 0 2

3 0 0 0 0 1 3

1 0 0 0 1 0 2

3 0 2 0 0 1 0

2 0 1 0 0 0 3

1B: 8 SF: 0

2B: 3 SAC: 0

3B: 0 DP: 0

HR: 1 HBP: 2

WP: 0 PA: 45

PB: 0

SB: 0

CS: 0

1B: 8 SF: 0

2B: 3 SAC: 0

3B: 0 DP: 0

HR: 1 HBP: 2

WP: 0 PA: 45

PB: 0

SB: 0

CS: 0

1B: 8 SF: 0

2B: 3 SAC: 0

3B: 0 DP: 0

HR: 1 HBP: 2

WP: 0 PA: 45

PB: 0

SB: 0

CS: 0

1B: 8 SF: 0

2B: 3 SAC: 0

3B: 0 DP: 0

HR: 1 HBP: 2

WP: 0 PA: 45

PB: 0

SB: 0

CS: 0

1B: 8 SF: 0

2B: 3 SAC: 0

3B: 0 DP: 0

HR: 1 HBP: 2

WP: 0 PA: 45

PB: 0

SB: 0

CS: 0

1B: 8 SF: 0

2B: 3 SAC: 0

3B: 0 DP: 0

HR: 1 HBP: 2

WP: 0 PA: 45

PB: 0

SB: 0

CS: 0

1B: 8 SF: 0

2B: 3 SAC: 0

3B: 0 DP: 0

HR: 1 HBP: 2

WP: 0 PA: 45

PB: 0

SB: 0

CS: 0

1B: 8 SF: 0

2B: 3 SAC: 0

3B: 0 DP: 0

HR: 1 HBP: 2

WP: 0 PA: 45

PB: 0

SB: 0

CS: 0

1B: 8 SF: 0

2B: 3 SAC: 0

3B: 0 DP: 0

HR: 1 HBP: 2

WP: 0 PA: 45

PB: 0

SB: 0

CS: 0

1B: 8 SF: 0

2B: 3 SAC: 0

3B: 0 DP: 0

HR: 1 HBP: 2

WP: 0 PA: 45

PB: 0

SB: 0

CS: 0

1B: 8 SF: 0

2B: 3 SAC: 0

3B: 0 DP: 0

HR: 1 HBP: 2

WP: 0 PA: 45

PB: 0

SB: 0

CS: 0

1B: 8 SF: 0

2B: 3 SAC: 0

3B: 0 DP: 0

HR: 1 HBP: 2

WP: 0 PA: 45

PB: 0

SB: 0

CS: 0

1B: 8 SF: 0

2B: 3 SAC: 0

3B: 0 DP: 0

HR: 1 HBP: 2

WP: 0 PA: 45

PB: 0

SB: 0

CS: 0

1B: 8 SF: 0

2B: 3 SAC: 0

3B: 0 DP: 0

HR: 1 HBP: 2

WP: 0 PA: 45

PB: 0

SB: 0

CS: 0

1B: 8 SF: 0

2B: 3 SAC: 0

3B: 0 DP: 0

HR: 1 HBP: 2

WP: 0 PA: 45

PB: 0

SB: 0

CS: 0

1B: 8 SF: 0

2B: 3 SAC: 0

3B: 0 DP: 0

HR: 1 HBP: 2

WP: 0 PA: 45

PB: 0

SB: 0

CS: 0

1B: 8 SF: 0

2B: 3 SAC: 0

3B: 0 DP: 0

HR: 1 HBP: 2

WP: 0 PA: 45

PB: 0

SB: 0

CS: 0

1B: 8 SF: 0

2B: 3 SAC: 0

3B: 0 DP: 0

HR: 1 HBP: 2

WP: 0 PA: 45

PB: 0

SB: 0

CS: 0

1B: 8 SF: 0

2B: 3 SAC: 0

3B: 0 DP: 0

HR: 1 HBP: 2

WP: 0 PA: 45

PB: 0

SB: 0

CS: 0

1B: 8 SF: 0

2B: 3 SAC: 0

3B: 0 DP: 0

HR: 1 HBP: 2

WP: 0 PA: 45

PB: 0

SB: 0

CS: 0

1B: 8 SF: 0

2B: 3 SAC: 0

3B: 0 DP: 0

HR: 1 HBP: 2

WP: 0 PA: 45

PB: 0

SB: 0

CS: 0

1B: 8 SF: 0

2B: 3 SAC: 0

3B: 0 DP: 0

HR: 1 HBP: 2

WP: 0 PA: 45

PB: 0

SB: 0

CS: 0

1B: 8 SF: 0

2B: 3 SAC: 0

3B: 0 DP: 0

HR: 1 HBP: 2

WP: 0 PA: 45

PB: 0

SB: 0

CS: 0

1B: 8 SF: 0

2B: 3 SAC: 0

3B: 0 DP: 0

HR: 1 HBP: 2

WP: 0 PA: 45

PB: 0

SB: 0

CS: 0

1B: 8 SF: 0

2B: 3 SAC: 0

3B: 0 DP: 0

HR: 1 HBP: 2

WP: 0 PA: 45

PB: 0

SB: 0

CS: 0

1B: 8 SF: 0

2B: 3 SAC: 0

3B: 0 DP: 0

HR: 1 HBP: 2

WP: 0 PA: 45

PB: 0

SB: 0

CS: 0

1B: 8 SF: 0

2B: 3 SAC: 0

3B: 0 DP: 0

HR: 1 HBP: 2

WP: 0 PA: 45

PB: 0

SB: 0

CS: 0

1B: 8 SF: 0

2B: 3 SAC: 0

3B: 0 DP: 0

HR: 1 HBP: 2

WP: 0 PA: 45

PB: 0

SB: 0

CS: 0

1B: 8 SF: 0

2B: 3 SAC: 0

3B: 0 DP: 0

HR: 1 HBP: 2

WP: 0 PA: 45

PB: 0

SB: 0

CS: 0

1B: 8 SF: 0

2B: 3 SAC: 0

3B: 0 DP: 0

HR: 1 HBP: 2

WP: 0 PA: 45

PB: 0

SB: 0

CS: 0

1B: 8 SF: 0

2B: 3 SAC: 0

3B: 0 DP: 0

HR: 1 HBP: 2

WP: 0 PA: 45

PB: 0

SB: 0

CS: 0

1B: 8 SF: 0

2B: 3 SAC: 0

3B: 0 DP: 0

HR: 1 HBP: 2

WP: 0 PA: 45

PB: 0

SB: 0


CS: 0

1B: 8 SF: 0

2B: 3 SAC: 0

3B: 0 DP: 0

HR: 1 HBP: 2

Batter	1	2	3	4	5	6	7	8	9	AB R H RBI BB SO LOB	TOP									
Billy Goodman, L (1, 4) OBP: 0.368, SLG: 0.373	0-0 BB 1B	0-0 BB 1B			0-0 1-3		0-0 6-3		0-0 5-3	5 1 2 0 0 0 0										
Ted Williams, L (1, 7) OBP: 0.525, SLG: 0.664 Karl Olson, R (9, 7) OBP: 0.306, SLG: 0.359	4-0 E BB 1B	4-0 BB 1B			0-0 4-3		0-0 G3		0-0 P6	3 1 0 0 2 0 0 0 0 0 0 0 0 0										
Jackie Jensen, R (1, 8) OBP: 0.366, SLG: 0.494	0-0 BB E G4-6-3 1B	0-0 F3			0-0 S 1B		0-0 F8		0-0 P6	5 1 2 1 0 0 2										
Harry Agganis, L (1, 3) OBP: 0.315, SLG: 0.398	0-0 E3 G4-6-3 BB 1-2 2-3		0-0 F3		4-0 BB 1-2		0-0 4-3		0-0 4-3	3 0 0 0 1 0 2										
Grady Hatton, L (1, 5) OBP: 0.381, SLG: 0.375	4-0 G4-6-3 BB 1-2 2-3 3-H		0-3 K		0-0 P6		0-0 4-3		0-0 4-3	3 0 0 1 1 1 2										
Charlie Maxwell, L (1, 9) OBP: 0.315, SLG: 0.296 Sam Mele, R (1, PH) OBP: 0.306, SLG: 0.404 Jim Piersall, R (8, 9) OBP: 0.336, SLG: 0.393	0-0 G4-6-3		0-0 F7		0-0 2B		0-0 HR		0-0 HR	0 0 0 0 0 0 0 4 1 2 1 0 0 2 0 0 0 0 0 0 0										
Sammy White, R (1, 2) OBP: 0.306, SLG: 0.423	0-0 6-3			0-0 4-3		0-3 K		0-0 HR		4 1 1 1 0 1 2	AB 35 R 5 H 8 RBI 4 BB 4 SO 2 LOB 13									
Milt Bolling, R (1, 6) OBP: 0.343, SLG: 0.376		0-0 F8		0-0 5-3		0-0 F7		0-0 FC4-6 1B		4 0 1 0 0 0 1										
Frank Sullivan, R (1, 1) OBP: 0.206, SLG: 0.167		0-0 L9		0-0 6-3		0-0 L6		0-0 FC4-6		4 0 0 0 0 0 2										
Inning Stats	R: 3 E: 1 K: 0 S: 5	H: 2 LOB: 1 BB: 2 P: 13	R: 0 E: 0 K: 0 S: 4	H: 1 LOB: 2 BB: 1 P: 8	R: 0 E: 0 K: 1 S: 5	H: 0 LOB: 0 BB: 0 P: 5	R: 0 E: 0 K: 0 S: 3	H: 0 LOB: 0 BB: 0 P: 3	R: 0 E: 0 K: 1 S: 6	H: 1 LOB: 1 BB: 0 P: 6	R: 0 E: 0 K: 0 S: 3	H: 0 LOB: 0 BB: 0 P: 3	R: 2 E: 0 K: 0 S: 6	H: 3 LOB: 1 BB: 0 P: 6	R: 0 E: 0 K: 0 S: 3	H: 0 LOB: 0 BB: 0 P: 3	1B: 5 2B: 1 3B: 0 HR: 2	SF: 0 SAC: 0 DP: 1 HBP: 0	WP: 0 PB: 0 SB: 1 CS: 0	PA: 39
PITCHER	IP WLS BF H R ER SO BB IBB HBP BLK WP HR S P ERA WHIP																			
Steve Gromek, R (1, 1) ERA: 2.89	0.0 L 5 2 3 1 0 2 0 0 0 0 0 0 3 11 ∞ ∞																			
Bob Miller, L (1, 1) ERA: 2.47	5.0 18 2 0 0 1 2 0 0 0 0 0 0 18 26 0.00 0.800																			
Dick Marlowe, R (6, 1) ERA: 4.15	2.0 7 1 0 0 1 0 0 0 0 0 0 0 9 9 0.00 0.500																			
Billy Hoelt, L (8, 1) ERA: 4.7	2.0 9 3 2 2 0 0 0 0 0 0 0 2 9 9 9.00 1.500																			

Boston Red Sox @ Detroit Tigers
Briggs Stadium, Detroit, MI
 Wed Sep 08 1954, 4:33 AM EDT
 Att. 5,625 - Unknown

livebaseballscorecards.com

Batter	1	2	3	4	5	6	7	8	9	AB R H RBI BB SO LOB	TOP		
Billy Goodman, L (1, 4) OBP: 0.369, SLG: 0.374	0-0 6-3		0-0 HBP 1B BB 1-2	0-0 1B		0-0 F7		0-0 4-3		5 1 2 0 0 0 1			
Ted Williams, L (1, 7) OBP: 0.521, SLG: 0.655 Charlie Maxwell, L (9, 7) OBP: 0.315, SLG: 0.296	0-0 F7		0-0 F7	0-0 L3			4-0 BB G5-4-3	0-0 L9	4 0 0 0 1 0 3 0 0 0 0 0 0 0				
Jackie Jensen, R (1, 8) OBP: 0.366, SLG: 0.491 Karl Olson, R (9, 8) OBP: 0.306, SLG: 0.359	4-0 E BB		4-0 HBP 1B BB 1-2 2-3		0-0 4-3		0-0 G5-4-3 1-2f	0-0 5-3	3 1 0 0 2 0 1 0 0 0 0 0 0 0				
Sam Mele, R (1, 3) OBP: 0.307, SLG: 0.403 Harry Agganis, L (3, PR) OBP: 0.328, SLG: 0.405	0-0 E6 1-3		1-0 1B 1-2 2-3 3-H		0-0 HR		0-0 P6	0-0 4-3	1 0 0 1 0 0 1 3 2 1 1 0 0 0				
Jim Piersall, R (1, 9) OBP: 0.337, SLG: 0.401	0-0 5-3		0-0 1B 1-2 2-H 3-H		0-0 HR		0-0 F3		4 1 2 3 0 0 2				
Sammy White, R (1, 2) OBP: 0.306, SLG: 0.422		0-0 5-3	0-0 1B 1-3 2-H		0-0 6-3		0-3 K		4 0 1 1 0 1 0				
Ted Lepcio, R (1, 5) OBP: 0.329, SLG: 0.390		0-0 5-3	0-0 6-3		0-3 K		0-0 1B 2B		4 1 1 0 0 1 2				
Milt Bolling, R (1, 6) OBP: 0.340, SLG: 0.373 Billy Consolo, R (8, PH) OBP: 0.315, SLG: 0.271	0-0 1-3			0-0 F7		0-0 5-3		0-0 1B 1B	3 0 0 0 0 0 0 1 1 1 1 0 0 0				
Willard Nixon, L (1, 1) OBP: 0.352, SLG: 0.349			4-0 BB 1B HBP BB	0-0 3-1		0-3 K		0-0 1B	3 1 1 1 1 1 0				
Inning Stats	R: 0 H: 0 E: 1 LOB: 2 K: 0 BB: 1 S: 4 P: 8	R: 0 H: 0 E: 0 LOB: 0 K: 0 BB: 0 S: 3 P: 3	R: 4 H: 3 E: 0 LOB: 2 K: 0 BB: 2 S: 5 P: 14	R: 0 H: 1 E: 0 LOB: 1 K: 0 BB: 0 S: 4 P: 4	R: 2 H: 2 E: 0 LOB: 0 K: 1 BB: 0 S: 7 P: 7	R: 0 H: 0 E: 0 LOB: 0 K: 1 BB: 0 S: 5 P: 5	R: 0 H: 0 E: 0 LOB: 0 K: 0 BB: 1 S: 2 P: 6	R: 2 H: 3 E: 0 LOB: 1 K: 1 BB: 0 S: 8 P: 8	R: 0 H: 0 E: 0 LOB: 0 K: 0 BB: 0 S: 3 P: 3	1B: 6 SF: 0 2B: 1 SAC: 0 3B: 0 DP: 1 HR: 2 HBP: 1	WP: 0 PA: 40 PB: 0 SB: 0 CS: 0		
PITCHER	IP WLS BF H R ER SO BB IBB HBP BLK WP HR S P ERA WHIP											PITCHER	IP WLS BF H R ER SO BB IBB HBP BLK WP HR S P ERA WHIP
Al Aber, L (1, 1) ERA: 3.73 Ray Herbert, R (6, 1) ERA: 5.88	5.0 L 25 6 6 6 1 3 0 1 0 0 2 23 36 10.80 1.800												4.0 15 3 2 2 2 1 0 0 0 0 0 18 22 4.50 1.000

Boston Red Sox @ Detroit Tigers
Briggs Stadium, Detroit, MI
 Thu Sep 09 1954, 4:33 AM EDT
 Att. 3,897 - Unknown

livebaseballscorecards.com

AB 35
R 8
H 9
RBI 8
BB 4
SO 3
LOB 10



Batter	1	2	3	4	5	6	7	8	9	AB	R	H	RBI	BB	SO	LOB
Harvey Kuenn, R (1, 6) OBP: 0.331, SLG: 0.389	0-0 3-1		0-0 4-3		0-0 6-3			0-0 6-3 G3 1B		4	0	1	0	0	0	0
Fred Hatfield, L (1, 4) OBP: 0.389, SLG: 0.356	0-0 1B		4-0 2-3 BB BB		0-0 1B			0-0 G3 1-2		3	0	2	0	1	0	1
Bob Nieman, R (1, 7) OBP: 0.312, SLG: 0.421	0-0 P6		4-0 1-2 2-3 BB		0-3 K			0-0 6-3 2-3		3	0	0	0	1	1	3
Ray Boone, R (1, 5) OBP: 0.375, SLG: 0.476	0-0 F9		0-0 1-2 2-3		0-0 F9			0-0 5-3		4	0	0	0	0	0	4
Wayne Belardi, L (1, 3) OBP: 0.338, SLG: 0.416		0-3 K	0-0 G3		0-0 G3			0-0 P5		4	0	0	0	0	1	2
Al Kaline, R (1, 9) OBP: 0.315, SLG: 0.364		0-0 1B		0-0 L5-3		0-0 L8		0-0 L5-3		4	0	1	0	0	0	0
Bill Tuttle, R (1, 8) OBP: 0.353, SLG: 0.402		0-3 K		0-3 K			0-0 5-3		0-0 6-3	4	0	0	0	0	2	1
Frank House, L (1, 2) OBP: 0.304, SLG: 0.363		4-0 BB		0-0 F8			4-0 G6-4-3 BB			1	0	0	0	2	0	0
Al Aber, L (1, 1) OBP: 0.175, SLG: 0.135		0-3 K			0-0 6-3			0-0 G6-4-3 1-2f		1	0	0	0	0	1	2
Chick King, R (5, PH) OBP: 0.310, SLG: 0.308										1	0	0	0	0	0	0
Ray Herbert, R (6, 1) OBP: 0.263, SLG: 0.471										1	0	0	0	0	0	1

Inning Stats	R: 0 E: 0 K: 0 S: 4	H: 1 LOB: 1 BB: 0 P: 4	R: 0 E: 0 K: 3 S: 10	H: 1 LOB: 2 BB: 1 P: 14	R: 0 E: 0 K: 0 S: 3	H: 0 LOB: 2 BB: 2 P: 11	R: 0 E: 0 K: 1 S: 5	H: 0 LOB: 0 BB: 0 P: 5	R: 0 E: 0 K: 1 S: 6	H: 1 LOB: 1 BB: 0 P: 6	R: 0 E: 0 K: 0 S: 3	H: 0 LOB: 0 BB: 0 P: 3	R: 0 E: 0 K: 0 S: 2	H: 0 LOB: 0 BB: 1 P: 6	R: 0 E: 0 K: 0 S: 4	H: 1 LOB: 1 BB: 0 P: 4	R: 0 E: 0 K: 0 S: 3	H: 0 LOB: 0 BB: 0 P: 3	1B: 4 2B: 0 3B: 0 HR: 0	SF: 0 SAC: 0 DP: 1 HBP: 0	WP: 0 PB: 0 SB: 1 CS: 0	PA: 34
PITCHER Willard Nixon, R (1, 1) ERA: 3.94	IP: 9.0 WLS: W BF: 34 H: 4 R: 0 ER: 0 SO: 5 BB: 4 IBB: 0 HBP: 0 BLK: 0 WP: 0 HR: 0 S: 40 P: 56 ERA: 0.00 WHIP: 0.889																					

BOTTOM

Boston Red Sox @ Detroit Tigers
Briggs Stadium, Detroit, MI
Thu Sep 09 1954, 4:33 AM EDT
Att. 3,897 - Unknown

AB	30
R	0
H	4
RBI	0
BB	4
SO	5
LOB	14

PITCHER	IP	WLS	BF	H	R	ER	SO	BB	IBB	HBP	BLK	WP	HR	S	P	ERA	WHIP
----------------	----	-----	----	---	---	----	----	----	-----	-----	-----	----	----	---	---	-----	------

Batter	1	2	3	4	5	6	7	8	9	AB R H RBI BB SO LOB	TOP																									
Spook Jacobs, R (1, 4) OBP: 0.335, SLG: 0.286	0-0 5-3		0-0 L5	0-0 G3			0-0 B1-3		4-0 1B BB	4 0 0 0 1 0 3																										
Don Bollweg, L (1, 3) Gus Zernial, R (5, 3) OBP: 0.329, SLG: 0.360 OBP: 0.322, SLG: 0.439	0-0 5-3 1B		0-3 K		0-0 3-1		4-0 IBB		0-3 K	3 1 1 0 0 1 1 1 0 0 0 1 1 3																										
Jim Finigan, R (1, 5) OBP: 0.385, SLG: 0.414	0-0 5-3		0-0 K		0-3 K		0-0 5-3		0-0 1B	5 0 2 3 0 1 3																										
Elmer Valo, L (1, 9) OBP: 0.352, SLG: 0.326	0-0 2-H 1B		0-3 K		0-0 P6			0-0 3-1	0-0 4-3	5 0 1 1 0 1 3																										
Vic Power, R (1, 8) OBP: 0.285, SLG: 0.350	0-0 F8			0-0 HR		0-0 4-3		0-0 4-3		4 1 1 1 0 0 1																										
Joe Taylor, R (1, 7) OBP: 0.224, SLG: 0.286		0-0 CS 1B		0-0 L9		0-3 K		0-0 6-3		4 0 1 0 0 1 0																										
Joe Demaestri, R (1, 6) OBP: 0.255, SLG: 0.319		0-0 F7 1-2		0-0 HR		0-0 L9			0-0 L6	4 1 1 1 0 0 1																										
Jim Robertson, R (1, 2) OBP: 0.297, SLG: 0.242		0-0 5-3		4-0 BB			0-0 2B		4-0 BB 1B BB	2 1 1 0 2 0 0																										
Charlie Bishop, R (1, 1) Sonny Dixon, S (7, 1) OBP: 0.125, SLG: 0.156 OBP: 0.235, SLG: 0.273			0-0 1B 2B	0-3 K			0-0 F2		0-0 FC1 1B	3 1 1 0 0 1 2 1 1 0 0 0 0 1																										
Inning Stats	R: 1 E: 0 K: 0 S: 5	H: 2 LOB: 1 BB: 0 P: 5	R: 0 E: 0 K: 0 S: 3	H: 1 LOB: 0 BB: 0 P: 3	R: 1 E: 0 K: 2 S: 9	H: 2 LOB: 1 BB: 0 P: 9	R: 2 E: 0 K: 1 S: 7	H: 2 LOB: 1 BB: 1 P: 11	R: 0 E: 0 K: 1 S: 5	H: 0 LOB: 0 BB: 0 P: 5	R: 0 E: 0 K: 0 S: 4	H: 1 LOB: 2 BB: 1 P: 8	R: 0 E: 0 K: 0 S: 3	H: 0 LOB: 0 BB: 0 P: 3	R: 2 E: 1 K: 1 S: 7	H: 1 LOB: 2 BB: 2 P: 15	1B: 5 2B: 2 3B: 0 HR: 2	SF: 0 SAC: 0 DP: 0 HBP: 0	WP: 0 PB: 0 SB: 0 CS: 1	PA: 40																
PITCHER	IP WLS BF H R ER SO BB IBB HBP BLK WP HR S P ERA WHIP																																			
George Zuverink, R (1, 1) ERA: 3.59	3.1		17	7	4	4	2	1	0	0	0	0	2	20	24	10.80	2.400																			
Billy Hoeff, L (4, 1) ERA: 4.6	3.2		13	1	0	0	3	0	1	0	0	0	0	18	22	0.00	0.273																			
Bob Miller, L (8, 1) ERA: 2.39	2.0	L	10	1	2	0	1	2	0	0	0	0	0	10	18	0.00	1.500																			

Philadelphia Athletics @ Detroit Tigers
 Briggs Stadium, Detroit, MI
 Fri Sep 10 1954, 4:33 AM EDT
 Att. 1,389 - Unknown

livebaseballscorecards.com

AB	36
R	6
H	9
RBI	6
BB	4
SO	6
LOB	18



BOTTOM

Philadelphia Athletics @ Detroit Tigers
Briggs Stadium, Detroit, MI

livebaseballscorecards.com

AB	38
R	5
H	14
RBI	5
BB	2
SO	5
LOB	17



WP: 0	PA: 42
PB: 0	
SB: 0	
CS: 0	

ERA	WHIP
-----	------

AB	R	H	RBI	BB	SO	LOB
5	2	4	0	0	0	0
4	1	2	1	1	0	2
5	0	2	2	0	0	4
4	0	1	1	0	1	1
0	0	0	0	0	0	0
4	1	2	0	1	1	2
5	0	1	0	0	0	3
3	0	0	1	0	0	1
4	1	2	0	0	0	2
1	0	0	0	0	0	0
1	0	0	0	0	1	0
1	0	0	0	0	1	1
1	0	0	0	0	1	1

0-0	FC1-5	2B
0-0	FC1-5	1B
0-0	FC1-5	2B
0-0	F9	1B
4-0	BB	BB
0-0	L7	1B
0-0	F8	1B
0-0	F7	1B
0-0	6-3	1B
0-0	6-3	1B
0-3	K	1B
0-3	K	1B
0-3	K	1B
0-3	K	1B
0-3	K	1B
0-3	K	1B
0-3	K	1B
0-3	K	1B

0-0	2B	1B
0-0	1B	2B
0-0	HBP	1B
1-0	HBP	1B
0-3	K	1B
0-0	F8	1B
0-0	L6-3	1B
0-0	L4	1B
0-0	F7	1B
0-0	1B	2B
0-3	K	1B
0-3	K	1B

0-0	6-3	1B
0-0	E8	1B
0-0	4-3	1B
0-3	K	1B
0-0	F8	1B
0-0	L6-3	1B
0-0	L8	1B
0-0	L8	1B
0-0	L8	1B
0-0	L8	1B
0-0	L8	1B
0-0	L8	1B
0-0	L8	1B
0-0	L8	1B
0-0	L8	1B
0-0	L8	1B

0-0	6-3	1B
0-0	E8	1B
0-0	4-3	1B
0-0	L5	1B
0-0	L5	1B
0-0	L5	1B
0-0	L5	1B
0-0	L5	1B
0-0	L5	1B
0-0	L5	1B
0-0	L5	1B
0-0	L5	1B
0-0	L5	1B
0-0	L5	1B
0-0	L5	1B

0-0	L9-3-6	1B
0-0	L9-3-6	1B
0-0	L9-3-6	1B
0-0	L9-3-6	1B
0-0	L9-3-6	1B
0-0	L9-3-6	1B
0-0	L9-3-6	1B
0-0	L9-3-6	1B
0-0	L9-3-6	1B
0-0	L9-3-6	1B
0-0	L9-3-6	1B
0-0	L9-3-6	1B
0-0	L9-3-6	1B
0-0	L9-3-6	1B

0-0	FC1-5	2B
0-0	FC1-5	1B
0-0	FC1-5	2B
0-0	FC1-5	1B
0-0	FC1-5	2B
0-0	FC1-5	1B
0-0	FC1-5	2B
0-0	FC1-5	1B
0-0	FC1-5	2B
0-0	FC1-5	1B
0-0	FC1-5	2B
0-0	FC1-5	1B
0-0	FC1-5	2B
0-0	FC1-5	1B

0-0	FC1-5	2B
0-0	FC1-5	1B
0-0	FC1-5	2B
0-0	FC1-5	1B
0-0	FC1-5	2B
0-0	FC1-5	1B
0-0	FC1-5	2B
0-0	FC1-5	1B
0-0	FC1-5	2B
0-0	FC1-5	1B
0-0	FC1-5	2B
0-0	FC1-5	1B
0-0	FC1-5	2B
0-0	FC1-5	1B

0-0	FC1-5	2B
0-0	FC1-5	1B
0-0	FC1-5	2B
0-0	FC1-5	1B
0-0	FC1-5	2B
0-0	FC1-5	1B
0-0	FC1-5	2B
0-0	FC1-5	1B
0-0	FC1-5	2B
0-0	FC1-5	1B
0-0	FC1-5	2B
0-0	FC1-5	1B
0-0	FC1-5	2B
0-0	FC1-5	1B

0-0	FC1-5	2B
0-0	FC1-5	1B
0-0	FC1-5	2B
0-0	FC1-5	1B
0-0	FC1-5	2B
0-0	FC1-5	1B
0-0	FC1-5	2B
0-0	FC1-5	1B
0-0	FC1-5	2B
0-0	FC1-5	1B
0-0	FC1-5	2B
0-0	FC1-5	1B
0-0	FC1-5	2B
0-0	FC1-5	1B

0-0	FC1-5	2B
0-0	FC1-5	1B
0-0	FC1-5	2B
0-0	FC1-5	1B
0-0	FC1-5	2B
0-0	FC1-5	1B
0-0	FC1-5	2B
0-0	FC1-5	1B
0-0	FC1-5	2B
0-0	FC1-5	1B
0-0	FC1-5	2B
0-0	FC1-5	1B
0-0	FC1-5	2B
0-0	FC1-5	1B

Inning Stats															Inning Stats																																							
R: 0	H: 2	E: 0	K: 0	S: 4	R: 0	H: 0	E: 0	K: 0	S: 3	R: 0	H: 1	E: 0	K: 0	S: 3	R: 1	H: 2	E: 0	K: 0	S: 5	R: 0	H: 1	E: 1	K: 1	S: 6	R: 0	H: 0	E: 0	K: 1	S: 5	R: 3	H: 4	E: 0	K: 2	S: 11	R: 0	H: 1	E: 0	K: 1	S: 6	R: 1	H: 3	E: 0	K: 0	S: 6	1B: 10	SF: 1	2B: 5	3B: 0	HR: 0	WP: 0	PA: 42			
PITCHER															PITCHER																																							
Charlie Bishop, R	(1, 1)	6.2	WLS	BF	H	R	ER	SO	BB	IBB	HBP	BLK	WP	HR	S	P	ERA	WHIP	Sonny Dixon, R	(7, 1)	2.1	W	12	4	1	1	2	0	0	1	0	0	0	15	16	3.86	1.714	IP	WLS	BF	H	R	ER	SO	BB	IBB	HBP	BLK	WP	HR	S	P	ERA	WHIP

Batter	1	2	3	4	5	6	7	8	9	AB R H RBI BB SO LOB	TOP	
Spook Jacobs, R (1, 4) <small>OBP: 0.333, SLG: 0.285</small> Don Bollweg, L (9, PH) <small>OBP: 0.328, SLG: 0.359</small>	0-0 L6 		0-0 1-3 			0-0 G3 			0-0 L9 	3 0 0 0 0 0 1 1 0 0 0 0 0 0	Philadelphia Athletics @ Detroit Tigers Briggs Stadium, Detroit, MI Sat Sep 11 1954, 4:33 AM EDT Att. 3,332 - Unknown	
Lou Limmer, L (1, 3) <small>OBP: 0.298, SLG: 0.404</small>	0-3 K 			0-0 P5 		0-0 1B		0-0 P6 	4 0 1 1 0 1 0			
Jim Finigan, R (1, 5) <small>OBP: 0.382, SLG: 0.410</small>	0-3 K 			0-0 3-1 		0-0 P4 		0-0 L9 	4 0 0 0 0 1 1			
Gus Zernial, R (1, 7) <small>OBP: 0.319, SLG: 0.435</small>		0-0 F7 		0-0 F7 			0-3 K 			3 0 0 0 0 1 0		
Elmer Valo, L (1, 9) <small>OBP: 0.355, SLG: 0.335</small>		0-0 2B			0-0 3-1 		0-0 F8 1B			3 0 2 0 0 0 0		
Vic Power, R (1, 8) <small>OBP: 0.283, SLG: 0.348</small>		0-0 F2 			0-0 F8 		0-0 F8 			3 0 0 0 0 0 2		
Joe Demaestri, R (1, 6) <small>OBP: 0.254, SLG: 0.317</small>		0-0 L7 			0-0 1-3 			0-3 K 		3 0 0 0 0 1 1		AB 29 R 1 H 3 RBI 1 BB 0 SO 5 LOB 5
Joe Astroth, R (1, 2) <small>OBP: 0.284, SLG: 0.270</small>			0-0 1-3 			0-0 E6 		0-3 K 		3 1 0 0 0 1 0		
Marion Fricano, R (1, 1) <small>OBP: 0.128, SLG: 0.105</small>			0-0 1-3 			0-0 SH1-4 		0-0 L4 		2 0 0 0 0 0 0		
Inning Stats	R: 0 H: 0 E: 0 LOB: 0 K: 2 BB: 0 S: 7 P: 7	R: 0 H: 1 E: 0 LOB: 1 K: 0 BB: 0 S: 4 P: 4	R: 0 H: 0 E: 0 LOB: 0 K: 0 BB: 0 S: 3 P: 3	R: 0 H: 0 E: 0 LOB: 0 K: 0 BB: 0 S: 3 P: 3	R: 0 H: 0 E: 0 LOB: 0 K: 0 BB: 0 S: 3 P: 3	R: 1 H: 1 E: 1 LOB: 1 K: 0 BB: 0 S: 5 P: 5	R: 0 H: 1 E: 0 LOB: 0 K: 1 BB: 0 S: 5 P: 5	R: 0 H: 0 E: 0 LOB: 0 K: 2 BB: 0 S: 7 P: 7	R: 0 H: 0 E: 0 LOB: 0 K: 0 BB: 0 S: 3 P: 3	1B: 2 SF: 0 2B: 1 SAC: 1 3B: 0 DP: 0 HR: 0 HBP: 0		WP: 0 PA: 30 PB: 0 SB: 0 CS: 0
PITCHER Ned Garver, R (1, 1) <small>ERA: 2.69</small>	IP 9.0 WLS W BF 30 H 3 R 1 ER 0 SO 5 BB 0 IBB 0 HBP 0 BLK 0 WP 0 HR 0 S 40 P 40 ERA 0.00 WHIP 0.333											

livebaseballscorecards.com


Batter	1	2	3	4	5	6	7	8	9
Harvey Kuenn, R (1, 6) OBP: 0.335, SLG: 0.395	0-0 6-3		0-0 6-3	0-0 E 1B 1B		0-0 FC6-4 1B	0-0 1-2 1B		
Red Wilson, R (1, 2) OBP: 0.364, SLG: 0.390	4-0 FC5-4 BB		4-0 FC5 6-3 BB	0-0 E8 1B		0-0 FC6-4 1B	0-0 F7		
Bob Nieman, R (1, 7) OBP: 0.314, SLG: 0.419	0-0 F9		0-0 6-3	0-0 F9		4-0 1B BB		0-0 G5-4-3 BB 1B	
Ray Boone, R (1, 5) OBP: 0.379, SLG: 0.478	0-0 FC5-4		0-0 FC5		0-0 SH3 2B	0-0 1-2 2-3 1B		4-0 G5-4-3 BB	
Walt Dropo, R (1, 3) OBP: 0.335, SLG: 0.381		0-0 F8		0-0 L5	0-0 SH3	0-3 K		0-0 G5-4-3 BB	
Al Kaline, R (1, 9) OBP: 0.309, SLG: 0.358		0-0 L1-3		0-0 L8	0-0 L6-3	0-0 L1-3		0-0 L5	
Bill Tuttle, R (1, 8) OBP: 0.352, SLG: 0.400		0-0 2B		4-0 1B 1B BB	0-0 6-3		0-0 F8		
Frank Bolling, R (1, 4) OBP: 0.303, SLG: 0.338		4-0 FC6 IBB		0-0 1B 1B 1B		0-0 E 2B	0-0 P4		
Steve Gromek, S (1, 1) OBP: 0.289, SLG: 0.203		0-0 FC6		0-0 1B 1B		0-0 SH 1B	0-0 1B		

Inning Stats	R: 0	H: 0	E: 0	K: 0	S: 3	LOB: 1	BB: 1	P: 7
	R: 0	H: 1	E: 0	K: 0	S: 4	LOB: 2	BB: 1	P: 8
	R: 0	H: 0	E: 0	K: 0	S: 3	LOB: 1	BB: 1	P: 7
	R: 3	H: 4	E: 1	K: 0	S: 7	LOB: 2	BB: 1	P: 11
	R: 0	H: 1	E: 0	K: 0	S: 4	LOB: 1	BB: 0	P: 4
	R: 2	H: 3	E: 2	K: 1	S: 9	LOB: 3	BB: 1	P: 13
	R: 0	H: 2	E: 0	K: 0	S: 5	LOB: 2	BB: 0	P: 5
	R: 0	H: 1	E: 0	K: 0	S: 3	LOB: 1	BB: 1	P: 7

AB	R	H	RBI	BB	SO	LOB
5	0	3	2	0	0	0
3	0	1	2	2	0	3
4	0	1	0	1	0	4
4	0	2	0	1	0	2
4	0	0	0	0	1	5
5	0	0	0	0	0	5
3	1	1	0	1	0	1
3	2	2	0	1	0	0
3	2	2	0	0	0	2

Washington Senators @ Detroit Tigers
 Briggs Stadium, Detroit, MI
 Sun Sep 12 1954, 4:33 AM EDT
 Unknown

AB	34
R	5
H	12
RBI	4
BB	6
SO	1
LOB	22



PITCHER	IP	WLS	BF	H	R	ER	SO	BB	IBB	HBP	BLK	WP	HR	S	P	ERA	WHIP
Johnny Schmitz, L (1, 1) ERA: 2.85	5.0	L	28	8	5	4	0	3	1	0	0	0	0	24	40	7.20	2.200
Camilo Pascual, R (6, 1) ERA: 4.73	1.0		5	1	0	0	1	1	0	0	0	0	0	6	10	0.00	2.000
Spec Shea, R (7, 1) ERA: 6.06	2.0		9	3	0	0	0	1	0	0	0	0	0	8	12	0.00	2.000

WP	HR	S	P	ERA	WHIP
0	0	0	42	0	0

Batter	1	2	3	4	5	6	7	8	9	AB R H RBI BB SO LOB	TOP	
Eddie Yost, R (1, 5) OBP: 0.406, SLG: 0.383	4-0 3B BB	0-0 G5-4-3			0-0 F8			4-0 G5-4-3 BB		2 1 0 0 2 0 4		
Tom Umphlett, R (1, 7) OBP: 0.253, SLG: 0.271	0-3 K		0-0 5-3		0-0 G6-4-3			0-0 G5-4-3		4 0 0 0 0 1 3		
Jim Busby, R (1, 8) OBP: 0.339, SLG: 0.387	0-0 SF9 3B		0-0 5-3		0-0 5-3			0-0 2B		4 1 2 1 0 0 0		
Roy Sievers, R (1, 3) OBP: 0.329, SLG: 0.450	0-0 SF9		0-3 K		0-0 F3			0-0 4-3		3 0 0 1 0 1 1		
Jim Lemon, R (1, 9) OBP: 0.308, SLG: 0.369	0-3 K			0-0 F7		0-0 F3			0-0 1B 1B	4 1 1 0 0 1 0		
Roy Dietzel, R (1, 4) OBP: 0.333, SLG: 0.231		0-0 6-3		4-0 5-3 BB		0-0 F7		0-0 L9		3 0 0 0 1 0 1		
Joe Tipton, R (1, 2) OBP: 0.348, SLG: 0.295		0-0		0-0 5-3		4-0 WP BB		0-0		2 0 1 0 1 0 1		
Jerry Snyder, R (7, PR) OBP: 0.267, SLG: 0.233		1B BB		1-2				1-2 1B		0 0 0 0 0 0 0		
Ed Fitz Gerald, R (7, 2) OBP: 0.357, SLG: 0.399		1B								1 0 1 0 0 0 0		
Wayne Terwilliger, R (1, 6) OBP: 0.284, SLG: 0.275		4-0 1B BB		0-3 K		0-0 F8		0-0 F8		3 0 0 0 1 1 4		
Bob Porterfield, R (1, 1) OBP: 0.143, SLG: 0.129		0-0 1B			0-0		0-0 1-3		0-0 1B	3 0 2 0 0 0 2		
Mickey Vernon, L (9, PH) OBP: 0.371, SLG: 0.521		1-2 2-3 1B			G6-4-3 1B			2-H 1B		1 0 1 1 0 0 0		
Inning Stats	R: 2 H: 1 E: 0 LOB: 0 K: 2 BB: 1 S: 8 P: 12	R: 0 H: 2 E: 0 LOB: 2 K: 0 BB: 1 S: 4 P: 8	R: 0 H: 0 E: 0 LOB: 0 K: 1 BB: 0 S: 5 P: 5	R: 0 H: 0 E: 0 LOB: 1 K: 1 BB: 1 S: 5 P: 9	R: 0 H: 1 E: 0 LOB: 0 K: 0 BB: 0 S: 3 P: 3	R: 0 H: 0 E: 0 LOB: 0 K: 0 BB: 0 S: 3 P: 3	R: 0 H: 0 E: 0 LOB: 2 K: 0 BB: 1 S: 3 P: 7	R: 0 H: 1 E: 0 LOB: 1 K: 0 BB: 1 S: 3 P: 7	R: 1 H: 3 E: 0 LOB: 1 K: 0 BB: 0 S: 5 P: 5	1B: 6 SF: 1 2B: 1 SAC: 0 3B: 1 DP: 3 HR: 0 HBP: 0	WP: 1 PA: 36 PB: 0 SB: 0 CS: 0	
PITCHER Ted Gray, L (1, 1) ERA: 5.4	IP WLS BF H R ER SO BB IBB HBP BLK WP HR S P ERA WHIP	9.0 W 36 8 3 3 4 5 0 0 0 1 0 39 59 3.00 1.444										

Washington Senators @ Detroit Tigers
 Briggs Stadium, Detroit, MI
 Sun Sep 12 1954, 4:38 AM EDT
 Att: 12,338 - Unknown

livebaseballscorecards.com

AB 30
 R 3
 H 8
 RBI 3
 BB 5
 SO 4
 LOB 16



Batter	1	2	3	4	5	6	7	8	9	AB	R	H	RBI	BB	SO	LOB					
Harvey Kuenn, R OBP: 0.335, SLG: 0.395 (1, 6)	0-0 L8		0-0 BB 1B E 1B		0-0 BB 1B 1B	0-0 6-3		0-0 P4		5	2	2	0	0	0	0					
Fred Hatfield, L OBP: 0.401, SLG: 0.371 (1, 4)	0-0 1B		0-0 E BB 1-2 1B		0-0 BB 1-2 1B	0-0 F2		0-0 4-3		5	1	3	0	0	0	0					
Jim Delsing, L OBP: 0.332, SLG: 0.346 (1, 7)	0-0 F8		4-0 E 1-2 2-3 BB		4-0 SH1-3 1-2 2-3 BB		4-0 E 1B BB	0-0 HR		2	2	1	1	3	0	1					
Ray Boone, R OBP: 0.379, SLG: 0.479 (1, 5)	0-0 F7		0-0 E6		0-0 SH1-3 1-2 2-H 3-H 1B		0-0 E5 1-2 1B	0-0 1B 2B		5	2	2	2	0	0	4					
Wayne Belardi, L OBP: 0.336, SLG: 0.411 (1, 3)		0-0 G3	0-0 3-1		0-0 SH1-3 1-2 2-3		0-0 P3	0-0 2-H 1B		4	0	1	1	0	0	5					
Al Kaline, R OBP: 0.311, SLG: 0.358 (1, 9)		0-0 F3		0-0 F3		4-0 IBB		0-0 1B FC3-6 1B		3	1	1	1	1	0	0					
Bill Tuttle, R OBP: 0.351, SLG: 0.399 (1, 8)		0-0 F8		0-0 6-3		0-0 P6		0-0 FC3-6 1-3 2-H 1B		4	0	1	1	0	0	3					
Frank House, L OBP: 0.306, SLG: 0.363 (1, 2)			0-0 F5	0-0 1B		0-0 F8		0-0 FC3-6 1-2f 3-H		4	0	1	1	0	0	4					
Ted Gray, S OBP: 0.059, SLG: 0.059 (1, 1)			0-0 F8	0-0 4-3		0-3 K	0-3 K			4	0	0	0	0	2	2					
Inning Stats	R: 0 E: 0 K: 0 S: 4	H: 1 LOB: 1 BB: 0 P: 4	R: 0 E: 0 K: 0 S: 3	H: 0 LOB: 0 BB: 0 P: 3	R: 1 E: 1 K: 0 S: 6	H: 2 LOB: 3 BB: 1 P: 10	R: 0 E: 0 K: 0 S: 4	H: 1 LOB: 1 BB: 0 P: 4	R: 2 E: 0 K: 0 S: 6	H: 3 LOB: 3 BB: 2 P: 14	R: 0 E: 0 K: 1 S: 5	H: 0 LOB: 0 BB: 0 P: 5	R: 3 E: 2 K: 1 S: 8	H: 2 LOB: 1 BB: 1 P: 12	R: 2 E: 0 K: 0 S: 5	H: 3 LOB: 1 BB: 0 P: 5	1B: 10 2B: 1 3B: 0 HR: 1	SF: 0 SAC: 1 DP: 0 HBP: 0	WP: 0 PB: 0 SB: 0 CS: 0	PA: 41	
PITCHER Bob Porterfield, R ERA: 3.12 (1, 1)	IP 8.0	WLS L	BF 41	H 12	R 8	ER 5	SO 2	BB 3	IBB 1	HBP 0	BLK 0	WP 0	HR 1	S 41	P 57	ERA 5.62	WHIP 1.875				
PITCHER	IP	WLS	BF	H	R	ER	SO	BB	IBB	HBP	BLK	WP	HR	S	P	ERA	WHIP				


BOTTOM

Washington Senators @ Detroit Tigers
 Briggs Stadium, Detroit, MI
 Sun Sep 12 1954, 4:38 AM EDT
 Att. 12,338 - Unknown

livebaseballscorecards.com

AB	36
R	8
H	12
RBI	7
BB	4
SO	2
LOB	19



Batter	1	2	3	4	5	6	7	8	9	AB R H RBI BB SO LOB	TOP		
Gil McDougald, R OBP: 0.366, SLG: 0.422 (1, 4) BB	4-0 L6-3 BB		x 0-0 1B	x 0-0 1B		x 0-0 F8		x 0-0 2B		4 0 3 0 1 0 0			
Hank Bauer, R OBP: 0.365, SLG: 0.465 (1, 9) x	0-0 L6-3 1-2		x 0-0 P4	x 0-0 F7		4-0 1B HR BB		x 0-0 6-3		4 1 0 0 1 0 5			
Mickey Mantle, S OBP: 0.401, SLG: 0.532 (1, 8) SS	0-3 K			x 0-0 1B 1B	x 0-0 2B 1B	x 0-0 F5		x 0-0 F2		5 2 2 0 0 1 2			
Yogi Berra, L OBP: 0.373, SLG: 0.494 Gus Triandos, R (8, 2)		x 0-0 G3		x 0-0 1B HR 1B	x 0-0 2B 1B	x 0-0 HR 1B		x 0-0 3-1		5 3 3 0 0 0 1 0 0 0 0 0 0 0			
Eddie Robinson, L OBP: 0.350, SLG: 0.397 Frank Leja, L (9, 3)		BB 4-0 FC6-4 BB		x 0-0 HR 1B	x 0-0 HR 2B	x 0-0 HR		x 0-0 P5		4 3 3 6 1 0 0 0 0 0 0 0 0 0			
Bob Cerv, R OBP: 0.319, SLG: 0.576 (1, 7)		x 0-0 FC6-4 1-2f		x 0-0 HR 1B	x 0-0 HR 2B	x 0-3 K		BB 4-0 FC5-4 BB		4 2 2 5 1 1 1			
Andy Carey, R OBP: 0.363, SLG: 0.418 (1, 5)		x 0-0 4-3		x 0-0 FC4 1B	x 0-0 G3		x 0-0 L9		x 0-0 FC5-4 1B	5 0 1 0 0 0 2	AB 41 R 11 H 16 RBI 11 BB 4 SO 5 LOB 13		
Jerry Coleman, R OBP: 0.281, SLG: 0.282 (1, 6)			x 0-0 5-3	x 0-0 FC4 1B	x 0-0 4-3		x 0-0 F7		x 0-0 1B 1B	5 0 1 0 0 0 1			
Tom Morgan, R OBP: 0.163, SLG: 0.213 (1, 1)			x 0-0 5-3	x 0-3 K	x 0-3 K		x 0-3 K		x 0-0 1B	5 0 1 0 0 3 1			
Inning Stats	R: 0 E: 0 K: 1 S: 4 H: 0 LOB: 0 BB: 1 P: 8	R: 0 E: 0 K: 0 S: 3 H: 0 LOB: 1 BB: 1 P: 7	R: 0 E: 0 K: 0 S: 4 H: 1 LOB: 1 BB: 0 P: 4	R: 4 E: 0 K: 1 S: 11 H: 6 LOB: 2 BB: 0 P: 11	R: 4 E: 0 K: 1 S: 9 H: 4 LOB: 0 BB: 0 P: 9	R: 3 E: 0 K: 1 S: 7 H: 2 LOB: 0 BB: 1 P: 11	R: 0 E: 0 K: 1 S: 5 H: 0 LOB: 0 BB: 0 P: 5	R: 0 E: 0 K: 0 S: 4 H: 1 LOB: 1 BB: 0 P: 4	R: 0 E: 0 K: 0 S: 4 H: 2 LOB: 2 BB: 1 P: 8	1B: 11 2B: 3 3B: 0 HR: 3 SF: 0 SAC: 0 DP: 1 HBP: 0	WP: 0 PB: 0 SB: 0 CS: 0 PA: 45		
PITCHER	IP WLS BF H R ER SO BB IBB HBP BLK WP HR S P ERA WHIP											PITCHER	IP WLS BF H R ER SO BB IBB HBP BLK WP HR S P ERA WHIP
Al Aber, L ERA: 3.93 (1, 1)	3.0 L 16 6 4 4 1 2 0 0 0 0 0 1 16 24 12.00 2.667												
Ray Herbert, R ERA: 6.19 (4, 1)	2.0 11 5 4 4 2 0 0 0 0 0 0 1 15 15 18.00 2.500												
Dick Marlowe, R ERA: 4.33 (6, 1)	3.0 13 3 3 3 2 1 0 0 0 0 0 1 16 20 9.00 1.333												
Frank Lary, R ERA: (9, 1)	1.0 5 2 0 0 0 0 1 0 0 0 0 0 4 8 0.00 3.000												

New York Yankees @ Detroit Tigers
 Briggs Stadium, Detroit, MI
 Tue Sep 14 1954, 4:33 AM EDT
 Att. 3,460 - Unknown

livebaseballscorecards.com

Batter	1	2	3	4	5	6	7	8	9	AB R H RBI BB SO LOB	TOP
Gil McDougald, R OBP: 0.364, SLG: 0.421 (1, 4) X	0-0 P6	0-0 FC5-4			0-0 G2		0-0		0-3 K	5 1 1 0 0 1 2	
Irv Noren, L OBP: 0.380, SLG: 0.494 (1, 9) B B B (3, 8)	4-0 1B HR BB		0-0 F5		4-0 IBB		4-0 1B BB		0-0 3-1	2 1 0 0 3 0 0	
Mickey Mantle, S OBP: 0.401, SLG: 0.532 (1, 8) X Hank Bauer, R OBP: 0.365, SLG: 0.464 (3, 9)	0-0 1B HR		0-3 K		0-0 F8		0-0 1B		0-0 5-3	2 1 1 0 0 1 0 3 0 1 1 0 0 2	
Yogi Berra, L OBP: 0.373, SLG: 0.498 (1, 2) X	0-0 1B HR		0-0 L3		0-0 L9		0-0 F7			4 1 1 3 0 0 2	
Eddie Robinson, L OBP: 0.347, SLG: 0.392 (1, 3) X	0-0 1B G6-4-3			0-0 F8		0-0 1-3		0-0 4-3		4 0 1 0 0 0 0	
Bob Cerv, R OBP: 0.329, SLG: 0.571 (1, 7) X	0-0 1B G6-4-3			0-0 P4		0-0 1B		0-0 1B		4 0 2 0 0 0 1	
Andy Carey, R OBP: 0.362, SLG: 0.416 (1, 5)		0-0 1B FC5-4		0-0 F8		0-0 4-3		0-0 F7		4 0 1 0 0 0 2	
Jerry Coleman, R OBP: 0.281, SLG: 0.282 (1, 6) X		0-0 F7		0-0 E6 SH1-4		0-0 F8		0-0 1B		4 0 1 0 0 0 1	
Bob Grim, R OBP: 0.171, SLG: 0.191 (1, 1)		0-3 K		0-0 SH1-4		0-0 5-3		0-0 F7		3 0 0 0 0 1 3	
Inning Stats	R: 3 H: 3 E: 0 LOB: 0 K: 0 BB: 1 S: 5 P: 9	R: 0 H: 1 E: 0 LOB: 1 K: 1 BB: 0 S: 6 P: 6	R: 0 H: 0 E: 0 LOB: 0 K: 1 BB: 0 S: 5 P: 5	R: 0 H: 0 E: 0 LOB: 0 K: 0 BB: 0 S: 3 P: 3	R: 0 H: 0 E: 1 LOB: 2 K: 0 BB: 1 S: 4 P: 8	R: 0 H: 1 E: 0 LOB: 1 K: 0 BB: 0 S: 4 P: 4	R: 1 H: 2 E: 0 LOB: 2 K: 0 BB: 1 S: 5 P: 9	R: 0 H: 2 E: 0 LOB: 2 K: 0 BB: 0 S: 5 P: 5	R: 0 H: 0 E: 0 LOB: 0 K: 1 BB: 0 S: 5 P: 5	1B: 7 SF: 0 2B: 1 SAC: 1 3B: 0 DP: 1 HR: 1 HBP: 0	WP: 0 PA: 39 PB: 0 SB: 0 CS: 0
PITCHER George Zuverink, R ERA: 3.61 (1, 1)	IP WLS BF H R ER SO BB IBB HBP BLK WP HR S P ERA WHIP										
	9.0 L 39 9 4 4 3 2 1 0 0 0 1 42 54 4.00 1.222										

New York Yankees @ Detroit Tigers
 Briggs Stadium, Detroit, MI
 Thu Sep 16 1954, 4:33 AM EDT
 Att. 2,514 - Unknown

livebaseballscorecards.com

AB	35
R	4
H	9
RBI	4
BB	3
SO	3
LOB	13



BOTTOM

New York Yankees @ Detroit Tigers

Briggs Stadium, Detroit, MI

Thu Sep 16 1954, 4:33 AM EDT
Att. 2,514 - Unknown

livebaseballscorecards.com

AB	31
R	2
H	6
RBI	1
BB	3
SO	0
LOB	12



WP:	1	PA:	34
PB:	0		
SB:	1		
CS:	0		

AB R H RBI BB SO LOB

4 1 1 0 0 0 1

3 0 1 0 1 0 0

3 0 0 0 1 0 2

4 0 0 0 0 0 2

3 0 1 0 1 0 1
0 0 0 0 0 0 0

4 0 1 0 0 0 3

4 0 0 0 0 0 3

3 1 1 0 0 0 0

3 0 1 1 0 0 0

1B:	6	SF:	0
2B:	0	SAC:	0
3B:	0	DP:	1
HR:	0	HBP:	0

Batter	1	2	3	4	5	6	7	8	9
Harvey Kuenn, R OBP: 0.334, SLG: 0.393 (1, 6)	0-0 BB E 1B		0-0 6-3		0-0 5-3 2-3			0-0 P6	
Red Wilson, R OBP: 0.366, SLG: 0.389 (1, 2)	4-0 FC4-6 1-2 BB		0-0 F7			0-0 F7		0-0 G4-6-3 1B	
Jim Delsing, L OBP: 0.328, SLG: 0.338 (1, 7)	0-0 FC4-6 1-2f 2-H			0-0 1-3		4-0 S BB		0-0 G4-6-3 1-2f	
Ray Boone, R OBP: 0.378, SLG: 0.477 (1, 5)	0-0 F8			0-0 F8		0-0 F9 1-2		0-0 F8	
Wayne Belardi, L OBP: 0.337, SLG: 0.409 (1, 3)	0-0 F9			0-0 G3		4-0 BB		0-0 L6-3 1B	
Reno Bertoia, R OBP: 0.244, SLG: 0.250 (9, PR)									
Al Kaline, R OBP: 0.308, SLG: 0.355 (1, 9)		0-0 L5-3			0-0 1-3 1B	0-0 L1-3		0-0 L6-3 1-2	
Bill Tuttle, R OBP: 0.346, SLG: 0.394 (1, 8)		0-0 F8			0-0 1-3 1B		0-0 P6	0-0 F8	
Frank Bolling, R OBP: 0.302, SLG: 0.337 (1, 4)		0-0 6-3			0-0 2-H 1B		0-0 L6		
George Zuverink, R OBP: 0.159, SLG: 0.161 (1, 1)			0-0 4-3		0-0 WP 2-H 1B		0-0 6-3		

Inning Stats	R: 1	H: 1	E: 1	K: 0	S: 4	LOB: 1	BB: 1	P: 8	R: 0	H: 0	E: 0	K: 0	S: 3	LOB: 0	BB: 0	P: 3	R: 0	H: 0	E: 0	K: 0	S: 3	LOB: 0	BB: 0	P: 3	R: 1	H: 3	E: 0	K: 0	S: 5	LOB: 1	BB: 0	P: 5	R: 0	H: 0	E: 0	K: 0	S: 3	LOB: 2	BB: 2	P: 11	R: 0	H: 0	E: 0	K: 0	S: 3	LOB: 0	BB: 0	P: 3	R: 0	H: 1	E: 0	K: 0	S: 3	LOB: 0	BB: 0	P: 3	R: 0	H: 1	E: 0	K: 0	S: 4	LOB: 2	BB: 0	P: 4	1B: 6	SF: 0	2B: 0	SAC: 0	3B: 0	DP: 1	HR: 0	HBP: 0	WP: 1	PA: 34
PITCHER Bob Grim, R ERA: 3.45 (1, 1)	IP	WLS	BF	H	R	ER	SO	BB	IBB	HBP	BLK	WP	HR	S	P	ERA	WHIP	IP	WLS	BF	H	R	ER	SO	BB	IBB	HBP	BLK	WP	HR	S	P	ERA	WHIP	IP	WLS	BF	H	R	ER	SO	BB	IBB	HBP	BLK	WP	HR	S	P	ERA	WHIP																							

Batter	1	2	3	4	5	6	7	8	9	AB R H RBI BB SO LOB	TOP		
Al Smith, R (1, 7) x OBP: 0.395, SLG: 0.430	0-0 SH1-3 E3 SF8 1B		x 0-0 5-3		BBB 4-0 G4-6-3 BB		BBB 4-0 HR BB			2 2 1 0 2 0 0			
Bobby Avila, R (1, 4) x OBP: 0.399, SLG: 0.474	0-0 SH1-3 2-3		x 0-0 F8		x 0-0 G4-6-3 1-2f		x 0-0 HR			3 1 1 4 0 0 1			
Larry Doby, L (1, 8) x OBP: 0.358, SLG: 0.476	0-0 SF8 3-H		BBB 4-0 BB		x 0-0 P6		x 0-0 4-3			2 0 0 1 1 0 0			
Al Rosen, R (1, 5) x OBP: 0.401, SLG: 0.513	0-0 HR		x 0-0 L9		x 0-0 L9		x 0-0 4-3			4 1 1 1 0 0 1			
Vic Wertz, L (1, 3) x OBP: 0.327, SLG: 0.411	0-0 P2		x 0-0 4-3 2B		x 0-0 L4		x 0-0 5-3			4 0 1 0 0 0 0			
Bill Glynn, L (8, 3) x OBP: 0.303, SLG: 0.391										0 0 0 0 0 0 0			
Dave Philley, S (1, 9) x OBP: 0.313, SLG: 0.356		x 0-0 FC1-6 1B		x 0-0 4-3		x 0-0 F7		x 0-0 6-3		4 0 1 0 0 0 1			
George Strickland, R (1, 6) x OBP: 0.315, SLG: 0.317		x 0-0 FC1-6 1-2f		SS 0-3 K		x 0-0 5-3		x 0-0 P4		4 0 0 0 0 1 2			
Jim Hegan, R (1, 2) x OBP: 0.295, SLG: 0.376		SS 0-3 K		x 0-0 5-3		x 0-0 E5 BB 1B HR		x 0-0 6-3		4 1 0 0 0 1 2			
Bob Lemon, L (1, 1) x OBP: 0.262, SLG: 0.344		x 0-0 1-3		x 0-0 6-3		x 0-0 HR BB 1B		SS 0-3 K		4 1 1 0 0 1 1			
Inning Stats	R: 2 H: 2 E: 1 LOB: 0 K: 0 BB: 0 S: 5 P: 5	R: 0 H: 1 E: 0 LOB: 1 K: 1 BB: 0 S: 6 P: 6	R: 0 H: 0 E: 0 LOB: 1 K: 0 BB: 1 S: 3 P: 7	R: 0 H: 1 E: 0 LOB: 1 K: 1 BB: 0 S: 6 P: 6	R: 0 H: 0 E: 0 LOB: 0 K: 0 BB: 1 S: 2 P: 6	R: 0 H: 0 E: 0 LOB: 0 K: 0 BB: 0 S: 3 P: 3	R: 4 H: 2 E: 1 LOB: 0 K: 0 BB: 1 S: 6 P: 10	R: 0 H: 0 E: 0 LOB: 0 K: 0 BB: 0 S: 3 P: 3	R: 0 H: 0 E: 0 LOB: 0 K: 1 BB: 0 S: 5 P: 5	1B: 3 SF: 1 2B: 1 SAC: 1 3B: 0 DP: 1 HR: 2 HBP: 0	WP: 0 PA: 36 PB: 0 SB: 0 CS: 0		
PITCHER	IP WLS BF H R ER SO BB IBB HBP BLK WP HR S P ERA WHIP											PITCHER	IP WLS BF H R ER SO BB IBB HBP BLK WP HR S P ERA WHIP
Ned Garver, R (1, 1) ERA: 2.69	7.0 L 30 6 6 2 2 3 0 0 0 0 0 2 31 43 2.57 1.286												
Bob Miller, L (8, 1) ERA: 2.32	2.0 6 0 0 0 0 1 0 0 0 0 0 0 8 8 0.00 0.000												

Cleveland Indians @ Detroit Tigers
 Briggs Stadium, Detroit, MI
 Fri Sep 17 1954, 4:33 AM EDT
 Att. 28,386 - Unknown

livebaseballscorecards.com

AB	31
R	6
H	6
RBI	6
BB	3
SO	3
LOB	8



Batter	1	2	3	4	5	6	7	8	9	AB R H RBI BB SO LOB	TOP											
Al Smith, R (1, 7) OBP: 0.398, SLG: 0.433	0-0 F8		0-0 FC6-4 2-H 1B			0-0 1B	0-0 CS 1B			4 0 3 0 0 0 0												
Bobby Avila, R (1, 4) OBP: 0.398, SLG: 0.473	0-0 F2		0-0 FC6-4 1-2f			0-0 F3	0-0 CS 1-2	0-0 L3-6 1B		4 0 1 0 0 0 2												
Larry Doby, L (1, 8) OBP: 0.357, SLG: 0.475	0-0 F2				0-0 G5-4-3 1B	0-0 L8		0-0 L3-6 1-2		4 0 1 0 0 0 2												
Al Rosen, R (1, 5) OBP: 0.398, SLG: 0.509		0-0 6-3			0-0 G5-4-3 1-2f	0-0 L9		0-0 4-3		4 0 0 0 0 0 2												
Vic Wertz, L (1, 3) OBP: 0.327, SLG: 0.410		0-3 K			0-0 1B		0-3 K		0-3 K	3 0 1 0 0 0 2 0												
Bill Glynn, L (7, 3) OBP: 0.301, SLG: 0.389										1 0 0 0 0 0 1 0												
Dave Philley, S (1, 9) OBP: 0.314, SLG: 0.356		0-0 FC5-4 1B			0-0 P3		4-0 HR BB		0-0 L9	3 1 1 0 1 0 1												
George Strickland, R (1, 6) OBP: 0.313, SLG: 0.315										2 0 0 0 0 0 0 1												
Dale Mitchell, L (7, PH) OBP: 0.373, SLG: 0.328		0-0 FC5-4 1-2f					0-0 HR		0-0 1B	1 1 1 2 0 0 0												
Sam Dente, R (7, 6) OBP: 0.319, SLG: 0.337										1 0 1 0 0 0 0												
Jim Hegan, R (1, 2) OBP: 0.297, SLG: 0.384			0-0 SH1-4 1B 1B			0-0 F8			0-0 HR	4 1 2 1 0 0 1												
Early Wynn, S (1, 1) OBP: 0.250, SLG: 0.225			0-0 SH1-4			0-0 1-3			0-0 F8	2 0 0 0 0 0 0												
Ray Narleski, R (7, 1)										0 0 0 0 0 0 0												
Inning Stats	R: 0 E: 0 K: 0 S: 3	H: 0 LOB: 0 BB: 0 P: 3	R: 0 E: 0 K: 1 S: 6	H: 1 LOB: 1 BB: 0 P: 6	R: 0 E: 0 K: 0 S: 4	H: 2 LOB: 1 BB: 0 P: 4	R: 0 E: 0 K: 0 S: 4	H: 2 LOB: 1 BB: 0 P: 4	R: 0 E: 0 K: 0 S: 3	H: 0 LOB: 0 BB: 0 P: 3	R: 0 E: 0 K: 0 S: 4	H: 1 LOB: 1 BB: 0 P: 4	R: 3 E: 0 K: 1 S: 7	H: 3 LOB: 0 BB: 1 P: 11	R: 0 E: 0 K: 0 S: 3	H: 1 LOB: 0 BB: 0 P: 3	R: 0 E: 0 K: 1 S: 6	H: 1 LOB: 1 BB: 0 P: 6	1B: 9 2B: 1 3B: 0 HR: 2	SF: 0 SAC: 1 DP: 2 HBP: 0	WP: 0 PB: 0 SB: 0 CS: 1	PA: 36
PITCHER	IP WLS BF H R ER SO BB IBB HBP BLK WP HR S P ERA WHIP																				IP WLS BF H R ER SO BB IBB HBP BLK WP HR S P ERA WHIP	
Steve Gromek, R (1, 1) ERA: 2.81	7.0 L 28 9 3 3 2 1 0 0 0 0 2 31 35 3.86 1.429																					
Ray Herbert, R (8, 1) ERA: 6.04	2.0 7 2 0 0 0 1 0 0 0 0 0 0 9 9 0.00 1.000																					

Cleveland Indians @ Detroit Tigers
 Briggs Stadium, Detroit, MI
 Sat Sep 18 1954, 4:33 AM EDT
 Att. 6,913 - Cloudy

livebaseballscorecards.com

AB	33
R	3
H	11
RBI	3
BB	1
SO	3
LOB	9



BOTTOM

Cleveland Indians @ Detroit Tigers

Briggs Stadium, Detroit, MI

Sun Sep 19 1954, 4:33 AM EDT

Att. 22,277 - Unknown

livebaseballscorecards.com

AB	38
R	2
H	13
RBI	2
BB	0
SO	3
LOB	20



WP:	0	PA:	39
PB:	0		
SB:	0		
CS:	0		

AB R H RBI BB SO LOB

5	2	5	0	0	0	0
4	0	3	0	0	0	1
1	0	0	0	0	0	2
3	0	1	2	0	1	3
1	0	0	0	0	1	2
4	0	0	0	0	0	6
4	0	1	0	0	0	1
4	0	1	0	0	0	1
0	0	0	0	0	0	0
4	0	0	0	0	1	2
4	0	1	0	0	0	1
1	0	0	0	0	0	0
1	0	0	0	0	0	0
1	0	0	0	0	0	0
1	0	0	0	0	0	0
1	0	1	0	0	0	0
0	0	0	0	0	0	0

Batter	1	2	3	4	5	6	7	8	9
Harvey Kuenn, R (1, 6) OBP: 0.340, SLG: 0.399	0-0 1B SF9 1B		0-0 G3 2B		0-0 1B		0-0 1B 1B		0-0 1B
Fred Hatfield, L (1, 4) OBP: 0.395, SLG: 0.363 Steve Souchock, R (9, PH) OBP: 0.216, SLG: 0.429	0-0 1-3 1B		0-0 G3 2-3		0-0 1-2 1B		0-0 1-3 1B		0-0 P3
Jim Delsing, L (1, 7) OBP: 0.328, SLG: 0.338 Chick King, R (9, PH) OBP: 0.300, SLG: 0.296	0-0 SF9 3-H		0-3 K		0-0 F7		0-0 FC6-4 1-2 3-H 1B		0-3 K
Ray Boone, R (1, 5) OBP: 0.372, SLG: 0.468	0-0 F8		0-0 6-3		0-0 F7		0-0 FC6-4 1-2f		0-0 F8
Walt Dropo, R (1, 3) OBP: 0.335, SLG: 0.380	0-0 5-3				0-0 FC6-4 1B				0-0 F8
Al Kaline, R (1, 9) OBP: 0.305, SLG: 0.350 Hoot Evers, R (9, 7) OBP: 0.212, SLG: 0.241			0-0 L1-3		0-0 L8		0-0 L4-3		0-0 8-3 1B
Bill Tuttle, R (1, 8) OBP: 0.343, SLG: 0.392			0-3 K		0-0 FC6-4 1-2f		0-0 6-3		0-0 8-3 1-2f
Red Wilson, R (1, 2) OBP: 0.364, SLG: 0.385			0-0 FC4-6 1B		0-0 5-3		0-0 F1		0-0 6-3
Ted Gray, S (1, 1) OBP: 0.086, SLG: 0.056 Wayne Belardi, L (5, PH) OBP: 0.337, SLG: 0.403 Frank Lary, R (6, 1) OBP: 0.302, SLG: 0.354 Dick Marlowe, R (8, 1) OBP: 0.211, SLG: 0.222 Bob Nieman, R (9, PH) OBP: 0.318, SLG: 0.422 George Bullard, R (9, PR)			0-0 FC4-6 1-2f		0-0 F9		0-0 4-3		0-0 1B 1B

Inning Stats	R: 1	H: 2	E: 0	K: 0	S: 5	R: 0	H: 1	E: 0	K: 1	S: 6	R: 0	H: 1	E: 0	K: 1	S: 6	R: 0	H: 2	E: 0	K: 0	S: 5	R: 0	H: 0	E: 0	K: 0	S: 3	R: 1	H: 3	E: 0	K: 0	S: 6	R: 0	H: 1	E: 0	K: 0	S: 3	R: 0	H: 2	E: 0	K: 1	S: 7
	LOB: 1	BB: 0	P: 5	LOB: 1	BB: 0	P: 6	LOB: 1	BB: 0	P: 6	LOB: 2	BB: 0	P: 5	LOB: 0	BB: 0	P: 3	LOB: 2	BB: 0	P: 6	LOB: 0	BB: 0	P: 3	LOB: 0	BB: 0	P: 3	LOB: 2	BB: 0	P: 7	LOB: 2	BB: 0	P: 7	1B: 12	SF: 1	2B: 2	SAC: 0	3B: 0	DP: 1	HR: 0	HBP: 0		

PITCHER	IP	WLS	BF	H	R	ER	SO	BB	IBB	HBP	BLK	WP	HR	S	P	ERA	WHIP
Mike Garcia, R (1, 1) ERA: 2.55	7.0	W	31	10	2	2	2	0	0	0	0	0	0	35	35	2.57	1.429
Don Mossi, L (8, 1) ERA: 2.04	2.0	S	8	3	0	0	1	0	0	0	0	0	0	10	10	0.00	1.500

Batter	1	2	3	4	5	6	7	8	9	AB R H RBI BB SO LOB	TOP											
Harvey Kuenn, R (1, 6) OBP: 0.341, SLG: 0.398	0-0 1B FC1-6 1B	0-3 K			4-0 2B 1B BB	0-0 6-3			0-0 1-3	4 2 1 0 1 1 2												
Fred Hatfield, L (1, 4) OBP: 0.395, SLG: 0.369	0-0 1-3 FC1-6 1B		0-0 3-1		0-0 1-3 1B 2B		0-3 K		0-0 4-3	5 1 2 0 0 1 0												
Jim Delsing, L (1, 7) OBP: 0.332, SLG: 0.348	0-0 1-2f 3-H FC1-6 CS 1B		0-0 1B 2B		0-0 2-H 3-H BB 1B		0-0 2B		0-0 L8	5 0 3 3 0 0 1												
Ray Boone, R (1, 5) OBP: 0.374, SLG: 0.469	4-0 1-2 BB		0-0 2-3 1B		4-0 1-2 BB		0-0 5-4-3			2 0 1 0 2 0 1												
Walt Dropo, R (1, 3) OBP: 0.331, SLG: 0.375	0-3 K		0-0 1-2f G6-4-3		0-0 F8		0-0 F8			4 0 0 0 0 1 6												
Al Kaline, R (1, 9) OBP: 0.304, SLG: 0.349		0-0 L1-3		0-0 1-2f G6-4-3 1B		0-3 K		0-0 L5-3	4 0 1 0 0 1 2													
Bill Tuttle, R (1, 8) OBP: 0.342, SLG: 0.390		0-0 E5 1B		0-0 F8		4-0 BB		0-0 4-3	3 1 0 0 1 0 1													
Red Wilson, R (1, 2) OBP: 0.367, SLG: 0.388		0-0 2-H 1B		0-0 1-2f G6-4-3		0-0 P4		0-0 1B	4 0 2 1 0 0 2													
George Zuverink, R (1, 1) OBP: 0.152, SLG: 0.154		0-3 K			0-0 6-3		0-3 K		0-0 G3	3 0 0 0 0 2 2												
Al Aber, L (6, 1) OBP: 0.167, SLG: 0.128										1 0 0 0 0 0 1												
Ray Herbert, R (9, 1) OBP: 0.263, SLG: 0.471										0 0 0 0 0 0 0												
Bob Miller, R (9, 1) OBP: 0.071, SLG: 0.071										0 0 0 0 0 0 0												
Inning Stats	R: 1 E: 0 K: 1 S: 6	H: 2 LOB: 1 BB: 1 P: 10	R: 1 E: 1 K: 2 S: 9	H: 1 LOB: 1 BB: 0 P: 9	R: 0 E: 0 K: 0 S: 4	H: 2 LOB: 1 BB: 0 P: 4	R: 0 E: 0 K: 0 S: 3	H: 1 LOB: 0 BB: 0 P: 3	R: 2 E: 0 K: 1 S: 7	H: 2 LOB: 2 BB: 2 P: 15	R: 0 E: 0 K: 1 S: 5	H: 0 LOB: 1 BB: 1 P: 9	R: 0 E: 0 K: 1 S: 6	H: 1 LOB: 1 BB: 0 P: 6	R: 0 E: 0 K: 0 S: 4	H: 1 LOB: 1 BB: 0 P: 4	R: 0 E: 0 K: 0 S: 3	H: 0 LOB: 0 BB: 0 P: 3	1B: 7 2B: 3 3B: 0 HR: 0	SF: 0 SAC: 0 DP: 2 HBP: 0	WP: 0 PB: 0 SB: 0 CS: 1	PA: 39
PITCHER	IP WLS BF H R ER SO BB IBB HBP BLK WP HR S P ERA WHIP																					
Joe Coleman, R (1, 1) ERA: 3.5	5.0 L 24 8 4 3 4 3 0 0 0 0 0 0 29 41 5.40 2.200																					
Mike Blyzka, R (6, 1) ERA: 4.65	2.0 8 1 0 0 2 1 0 0 0 0 0 0 11 15 0.00 1.000																					
Howie Fox, R (8, 1) ERA: 3.39	2.0 7 1 0 0 0 0 0 0 0 0 0 0 7 7 0.00 0.500																					

Detroit Tigers @ Baltimore Orioles
 Memorial Stadium, Baltimore, MD
 Mon Sep 20 1954, 3:33 AM EDT
 Att. 7,829 - Unknown

livebaseballscorecards.com

AB	35
R	4
H	10
RBI	4
BB	4
SO	6
LOB	18



BOTTOM

Detroit Tigers @ Baltimore Orioles
Memorial Stadium, Baltimore, MD

Mon Sep 20 1954, 3:33 AM EDT
Att. 7,829 - Unknown

livebaseballscorecards.com

AB	35
R	3
H	9
RBI	3
BB	5
SO	5
LOB	23



WP:	0	PA:	42
PB:	0		
SB:	0		
CS:	0		

AB R H RBI BB SO LOB

4	2	3	1	0	0	0
3	0	0	0	1	0	2
1	0	0	0	0	1	2
5	0	3	1	0	0	2
3	0	1	0	2	0	3
4	0	2	1	0	0	2
4	0	0	0	0	0	3
1	0	0	0	0	0	2
3	0	0	0	1	0	3
0	0	0	0	0	0	0
4	0	0	0	0	1	4
1	0	0	0	0	1	0
1	0	0	0	0	1	0
0	0	0	0	0	1	0
0	0	0	0	0	0	0
0	1	0	0	1	0	0

Batter	1	2	3	4	5	6	7	8	9
Cal Abrams, L (1, 9) OBP: 0.399, SLG: 0.400	0-0 L9 ①		0-0 HR ①		0-0 1B ①		1-0 HBP ①		0-0 1B 2B SF8
Bobby Young, L (1, 4) OBP: 0.331, SLG: 0.334 Jim Fridley, R (9, PH) OBP: 0.312, SLG: 0.372	0-0 F7 ②		4-0 BB FC5-4		0-0 F7 1-2 ②		0-0 FC5-4 1B 1-2f ②		0-3 K ①
Joe Durham, R (1, 7) OBP: 0.300, SLG: 0.324	0-0 1B 1B		0-0 FC5-4 1-2f ②		0-0 F7 ③		0-0 1B 1-2 ③		0-0 SF8 BB 1B 2-3 3-H
Bob Kennedy, R (1, 5) OBP: 0.316, SLG: 0.372	0-0 1B 1-2		0-0 F7 ③		4-0 BB 1B		0-0 L6 ③		4-0 FC6-4 BB 1-2
Dick Kryhoski, L (1, 3) OBP: 0.309, SLG: 0.334	0-0 F7 ③			0-0 G3 ①		0-0 1B 1-3		0-0 5-3 1B	0-0 SF8 2-3 3-H ②
Clint Courtney, L (1, 2) OBP: 0.318, SLG: 0.353 Don Larsen, R (9, PH) OBP: 0.293, SLG: 0.414		0-0 F8 ①		0-0 4-3 ②		0-0 F8 ①		0-0 P4 ①	0-0 FC6-4 1-2f ③
Chuck Diering, R (1, 8) OBP: 0.355, SLG: 0.317		0-0 F8 ②		4-0 BB		0-0 P4 ②		0-0 5-3 1-2 ②	
Billy Hunter, R (1, 6) OBP: 0.283, SLG: 0.309 Jim Brideweser, R (2, 6) OBP: 0.321, SLG: 0.320		0-0 5-3 ③		0-3 K ③		0-0 6-3 ③		0-0 5-3 ③	
Joe Coleman, R (1, 1) OBP: 0.286, SLG: 0.297 Frank Kellert, R (5, PH) OBP: 0.314, SLG: 0.233 Mike Sivyak, R (6, 1) OBP: 0.143, SLG: 0.143 Les Moss, R (7, PH) OBP: 0.321, SLG: 0.270 Howie Fox, R (8, 1) OBP: 0.267, SLG: 0.333 Chico Garcia, R (9, PH) OBP: 0.211, SLG: 0.177			0-3 K ①		0-3 K ①		0-3 K ①		4-0 2B 1B BB

Inning Stats	R: 0	H: 2	E: 0	LOB: 2	K: 0	BB: 0	S: 5	P: 5
	0	0	0	0	0	0	3	3
	0	0	0	0	0	0	3	3
	1	1	0	1	1	1	10	6
	0	0	0	1	1	1	9	6
	0	1	0	2	1	0	8	8
	0	1	0	1	0	0	7	7
	0	1	0	1	0	0	4	4
	2	2	0	2	2	15	15	15

PITCHER	IP	WLS	BF	H	R	ER	SO	BB	IBB	HBP	BLK	WP	HR	S	P	ERA	WHIP
George Zuverink, R (1, 1) ERA: 3.56	5.0		23	5	1	1	3	3	0	0	0	0	1	26	38	1.80	1.600
Al Aber, L (6, 1) ERA: 3.98	3.0		14	3	2	2	1	1	0	1	0	0	0	14	19	6.00	1.333
Ray Herbert, R (9, 1) ERA: 6.01	0.1		3	1	0	0	1	1	0	0	0	0	0	4	8	0.00	6.000
Bob Miller, L (9, 1) ERA: 2.3	0.2	S	2	0	0	0	0	0	0	0	0	0	0	2	2	0.00	0.000

Batter	1	2	3	4	5	6	7	8	9	AB R H RBI BB SO LOB	TOP																				
Harvey Kuenn, R (1, 6) OBP: 0.340, SLG: 0.397	0-0 F9		0-0 1-3 1B		0-0 F9		0-0 P5		0-0 P4	5 0 1 0 0 0 1																					
Fred Hatfield, L (1, 4) OBP: 0.386, SLG: 0.360	0-3 K		0-0 1-3 1-2		0-0 E6 F7 S		0-0 1-3		0-0 F9	5 0 0 0 0 1 2																					
Jim Delsing, L (1, 7) OBP: 0.330, SLG: 0.346	0-0 F8		0-0 4-3		0-0 F7 1-3			0-0 FC6-4 1B	0-0 E6 1B 1-2	5 0 1 0 0 0 3																					
Ray Boone, R (1, 5) OBP: 0.376, SLG: 0.468		4-0 1B SF8 BB		4-0 E 1B BB	0-0 5-3			0-0 FC6-4 2B 1-2f FC4-5-2	0-0 1B 1-3 2-H	3 2 1 1 2 0 2																					
Wayne Belardi, L (1, 3) OBP: 0.343, SLG: 0.411 George Bullard, R (8, PR) Walt Dropo, R (8, 3) OBP: 0.330, SLG: 0.374		0-0 S 1B		0-0 L4 1-3		1-0 K 1B HBP		0-0 FC4-5-2 2B	0-0 F8	3 0 2 0 0 0 1 0 0 0 0 0 0 0 1 0 0 0 0 0 2																					
Al Kaline, R (1, 9) OBP: 0.304, SLG: 0.349		0-0 SF8 1-2 3-H		0-3 K		0-0 1-2 1B		0-0 FC4-5-2		3 0 1 1 0 1 3																					
Bill Tuttle, R (1, 8) OBP: 0.343, SLG: 0.388		0-0 L9		4-0 1B BB		0-0 F9		4-0 BB BB		2 0 0 0 2 0 3																					
Frank House, L (1, 2) OBP: 0.301, SLG: 0.353		0-0 P4		0-0 1-3 3-H 1B		0-3 K 2-3		0-0 P4		4 0 1 1 0 1 6																					
Ned Garver, R (1, 1) OBP: 0.232, SLG: 0.197 Billy Hoelt, L (6, 1) OBP: 0.317, SLG: 0.308 Bob Nieman, R (9, PH) OBP: 0.320, SLG: 0.424 Reno Bertoia, R (9, PR) OBP: 0.244, SLG: 0.250			0-3 K		0-0 F9		0-3 K		0-0 E 1B	2 0 0 0 0 1 2 1 0 0 0 0 1 0 1 0 1 0 0 0 0 0 1 0 0 0 0 0																					
Inning Stats	R: 0 E: 0 K: 1 S: 5	H: 0 LOB: 0 BB: 0 P: 5	R: 1 E: 0 K: 0 S: 4	H: 1 LOB: 1 BB: 1 P: 8	R: 0 E: 0 K: 1 S: 6	H: 1 LOB: 1 BB: 0 P: 6	R: 1 E: 1 K: 1 S: 6	H: 1 LOB: 2 BB: 2 P: 14	R: 0 E: 1 K: 0 S: 4	H: 0 LOB: 1 BB: 0 P: 4	R: 0 E: 0 K: 1 S: 5	H: 0 LOB: 0 BB: 0 P: 5	R: 0 E: 0 K: 1 S: 5	H: 2 LOB: 3 BB: 1 P: 9	R: 1 E: 1 K: 0 S: 6	H: 2 LOB: 2 BB: 0 P: 6	1B: 7 2B: 1 3B: 0 HR: 0	SF: 1 SAC: 0 DP: 0 HBP: 1	WP: 0 PB: 0 SB: 2 CS: 0	PA: 41											
PITCHER Bob Turley, R (1, 1) ERA: 3.49	IP 9.0	WLS W	BF 41	H 8	R 3	ER 1	SO 5	BB 4	IBB 0	HBP 1	BLK 0	WP 0	HR 0	S 46	P 63	ERA 1.00	WHIP 1.333														
											PITCHER	IP	WLS	BF	H	R	ER	SO	BB	IBB	HBP	BLK	WP	HR	S	P	ERA	WHIP			

Detroit Tigers @ Baltimore Orioles
Memorial Stadium, Baltimore, MD

Tue Sep 21 1954, 3:33 AM EDT
Att. 6,096 - Unknown

livebaseballscorecards.com

AB	35
R	3
H	8
RBI	3
BB	4
SO	5
LOB	25



Batter	1	2	3	4	5	6	7	8	9	AB R H RBI BB SO LOB	TOP									
Harvey Kuenn, R (1, 6) OBP: 0.339, SLG: 0.396	0-0 1-3			0-0 G4-3 1B		0-0 1-3	0-0 F7			4 0 1 0 0 0 3										
Fred Hatfield, L (1, 4) OBP: 0.384, SLG: 0.363	0-0 P6			0-0 G4-3 1-2f			0-0 2B 2B	0-0 L9		4 1 1 0 0 0 1										
Jim Delsing, L (1, 7) OBP: 0.329, SLG: 0.347	0-0 4-3			0-0 F8			0-0 1B 2B 2-H	0-0 P5		4 1 1 1 0 0 0										
Ray Boone, R (1, 5) OBP: 0.377, SLG: 0.467		0-0 F8			4-0 G3-6-3 BB		0-0 1B 1B 2-3	0-3 K		3 1 1 0 1 1 0										
Wayne Belardi, L (1, 3) OBP: 0.341, SLG: 0.408		0-0 F9			0-0 G3-6-3 1-2f		0-0 1B 2B 1B 1-2 3-H	0-0 P6		4 1 1 1 0 0 1										
Al Kaline, R (1, 9) OBP: 0.304, SLG: 0.348		0-0 L5-3			0-0 L9		0-0 2B 1B 1-2 2-H	0-0 L9		4 0 1 1 0 0 0										
Bill Tuttle, R (1, 8) OBP: 0.342, SLG: 0.387			0-0 5-3			0-0 1B 1B	0-0 P6	0-3 K		4 0 1 0 0 1 2										
Red Wilson, R (1, 2) OBP: 0.371, SLG: 0.398			0-0 6-3			0-0 1B 1-3	0-0 2B 1-3 2-H			3 0 2 1 0 0 0										
Steve Gromek, S (1, 1) OBP: 0.273, SLG: 0.190			0-0 1-3			0-0 L9	0-0 1-3			3 0 0 0 0 0 3										
Inning Stats	R: 0 E: 0 K: 0 S: 3	H: 0 LOB: 0 BB: 0 P: 3	R: 0 E: 0 K: 0 S: 3	H: 0 LOB: 0 BB: 0 P: 3	R: 0 E: 0 K: 0 S: 3	H: 1 LOB: 0 BB: 0 P: 3	R: 0 E: 0 K: 0 S: 2	H: 0 LOB: 0 BB: 1 P: 6	R: 0 E: 0 K: 0 S: 4	H: 2 LOB: 1 BB: 0 P: 4	R: 4 E: 0 K: 0 S: 9	H: 6 LOB: 2 BB: 0 P: 9	R: 0 E: 0 K: 1 S: 5	H: 0 LOB: 0 BB: 0 P: 5	R: 0 E: 0 K: 1 S: 5	H: 0 LOB: 0 BB: 0 P: 5	1B: 6 2B: 3 3B: 0 HR: 0	SF: 0 SAC: 0 DP: 2 HBP: 0	WP: 0 PB: 0 SB: 0 CS: 0	PA: 34
PITCHER	IP WLS BF H R ER SO BB IBB HBP BLK WP HR S P ERA WHIP																			
Lou Kretlow, R (1, 1) ERA: 4.37	6.0 L 24 8 4 4 0 1 0 0 0 0 0 0 23 27 6.00 1.500																			
Bob Chakales, R (7, 1) ERA: 3.52	1.0 4 1 0 0 0 0 0 0 0 0 0 0 4 4 0.00 1.000																			
Mike Blyzka, R (8, 1) ERA: 4.54	2.0 6 0 0 0 0 2 0 0 0 0 0 0 10 10 0.00 0.000																			

Detroit Tigers @ Baltimore Orioles
 Memorial Stadium, Baltimore, MD
 Wed Sep 22 1954, 3:33 AM EDT
 Att. 3,042 - Unknown

livebaseballscorecards.com

AB	33
R	4
H	9
RBI	4
BB	1
SO	2
LOB	10




Batter	1	2	3	4	5	6	7	8	9	AB	R	H	RBI	BB	SO	LOB
Cal Abrams, L (1, 9) OBP: 0.398, SLG: 0.409	0-0 F7 ①		0-0 HR		4-0 BB		0-0 L9 ③			3	1	1	1	1	0	0
Bobby Young, L (1, 4) OBP: 0.327, SLG: 0.329	4-0 BB		0-0 P4 ②		0-0 L9 ③			0-0 G3 ①		3	0	0	0	1	0	2
Gil Coan, L (1, 7) OBP: 0.315, SLG: 0.337	0-0 4-3 ②		0-0 L9 ③			0-0 SH5-3 1B		0-0 4-3 ②		4	0	1	0	0	0	1
Bob Kennedy, R (1, 5) OBP: 0.309, SLG: 0.364	0-0 5-3 ③			0-0 6-3 ①		0-0 SH5-3 ①		0-0 F7 ③		3	0	0	0	0	0	1
Dick Kryhoski, L (1, 3) OBP: 0.304, SLG: 0.329		0-3 K ①		0-0 1-3 ②		0-0 F8 ②			0-0 F3 ①	4	0	0	0	0	1	1
Clint Courtney, L (1, 2) OBP: 0.323, SLG: 0.358		0-0 1B		0-0 3-1 ③		4-0 IBB			0-0 L9 ②	3	0	1	0	1	0	0
Chuck Diering, R (1, 8) OBP: 0.352, SLG: 0.313		0-0 L9 ②			0-0 L9 ①	0-0 P6 ③			0-0 1B	4	0	1	0	0	0	3
Billy Hunter, R (1, 6) OBP: 0.281, SLG: 0.306		0-3 K ③			0-0 F8 ②		0-0 6-3 ①		0-0 F7 ③	4	0	0	0	0	1	2
Lou Kretlow, R (1, 1) OBP: 0.232, SLG: 0.157			0-0 P3 ①		4-0 BB		0-0 F7 ②			1	0	0	0	1	0	0
Bob Chakales, R (7, 1) OBP: 0.385, SLG: 0.400										0	0	0	0	0	0	0
Eddie Waitkus, L (7, PH) OBP: 0.341, SLG: 0.383										1	0	0	0	0	0	0
Mike Blyzka, R (8, 1) OBP: 0.143, SLG: 0.143										0	0	0	0	0	0	0

Inning Stats	R: 0	H: 0	E: 0	K: 0	S: 3	R: 0	H: 1	E: 0	K: 2	S: 8	R: 1	H: 1	E: 0	K: 0	S: 4	R: 0	H: 0	E: 0	K: 0	S: 3	R: 0	H: 1	E: 0	K: 0	S: 4	R: 0	H: 0	E: 0	K: 0	S: 3	R: 0	H: 0	E: 0	K: 0	S: 3	R: 0	H: 1	E: 0	K: 0	S: 4	R: 0	H: 0	E: 0	K: 0	S: 3	R: 0	H: 1	E: 0	K: 0	S: 4	1B: 3	2B: 0	3B: 0	HR: 1	SF: 0	SAC: 1	DP: 0	HBP: 0	WP: 0	PA: 35
PITCHER Steve Gromek, R (1, 1) ERA: 2.74	IP	WLS	BF	H	R	ER	SO	BB	IBB	HBP	BLK	WP	HR	S	P	ERA	WHIP																		IP	WLS	BF	H	R	ER	SO	BB	IBB	HBP	BLK	WP	HR	S	P	ERA	WHIP									

BOTTOM

Detroit Tigers @ Baltimore Orioles
Memorial Stadium, Baltimore, MD
 Wed Sep 22 1954, 3:33 AM EDT
 Att. 3,042 - Unknown

AB	30
R	1
H	4
RBI	1
BB	4
SO	2
LOB	10



Batter	1	2	3	4	5	6	7	8	9	AB R H RBI BB SO LOB	TOP	
Harvey Kuenn, R (1, 6) OBP: 0.338, SLG: 0.395 Reno Bertoia, R (3, 6) OBP: 0.262, SLG: 0.297 Steve Souchock, R (6, 5) OBP: 0.205, SLG: 0.405	0-0 P4	0-0 6-3			0-0 1B 2B		0-0 1-3		0-0 F7	2 0 0 0 0 0 0	Detroit Tigers @ Cleveland Indians Cleveland Municipal Stadium, Cleveland, OH Fri Sep 24 1954, 3:33 AM EDT Att. 3,788 - Unknown	
Fred Hatfield, L (1, 4) OBP: 0.384, SLG: 0.364	0-0 HR 1B		0-0 4-3		0-0 2-H 1B		0-0 G3		0-0 3-1	5 1 2 0 0 0 0		
Jim Delsing, L (1, 7) OBP: 0.330, SLG: 0.359	0-0 HR		0-0 1-3		0-0 P4			0-0 WP FC4-2 2B	5 1 2 2 0 0 1			
Ray Boone, R (1, 5) OBP: 0.379, SLG: 0.474	0-0 1B		0-0 HR		0-0 5-3			4-0 FC4-2 1B BB	3 2 2 1 1 0 0			
Wayne Belardi, L (1, 3) OBP: 0.337, SLG: 0.402	0-0 F8		0-0 P6		0-3 K			0-0 FC4-2 1B SF7	4 1 0 0 0 1 3			
Al Kaline, R (1, 9) OBP: 0.307, SLG: 0.350	0-0 L9			0-0 G1-4-3 1B	4-0 1B BB			0-0 1-3 2-H 1B	3 0 2 1 1 0 1			
Bill Tuttle, R (1, 8) OBP: 0.345, SLG: 0.388		4-0 BLK BB		0-0 G1-4-3 1-2	0-0 1-2 1B			4-0 IBB	2 1 1 0 2 0 1			
Red Wilson, R (1, 2) OBP: 0.364, SLG: 0.392		0-0 6-3		0-0 4-3	0-0 F2			0-0 SF7	3 0 0 1 0 0 3			
Ted Gray, S (1, 1) OBP: 0.045, SLG: 0.045 Dick Marlowe, R (9, 1) OBP: 0.211, SLG: 0.222 Al Aber, L (9, 1) OBP: 0.167, SLG: 0.128		0-0 3-1			0-0 F9		0-3 K	0-0 4-3	4 0 0 0 0 1 3			
Inning Stats	R: 2 H: 3 E: 0 LOB: 1 K: 0 BB: 0 S: 6 P: 6	R: 1 H: 0 E: 0 LOB: 0 K: 0 BB: 1 S: 3 P: 7	R: 1 H: 1 E: 0 LOB: 0 K: 0 BB: 0 S: 4 P: 4	R: 0 H: 1 E: 0 LOB: 0 K: 0 BB: 0 S: 3 P: 3	R: 0 H: 2 E: 0 LOB: 1 K: 0 BB: 0 S: 4 P: 4	R: 0 H: 1 E: 0 LOB: 2 K: 1 BB: 1 S: 6 P: 10	R: 0 H: 0 E: 0 LOB: 0 K: 1 BB: 0 S: 5 P: 5	R: 2 H: 2 E: 0 LOB: 2 K: 0 BB: 2 S: 5 P: 13	R: 0 H: 0 E: 0 LOB: 0 K: 0 BB: 0 S: 3 P: 3	1B: 6 SF: 1 2B: 2 SAC: 0 3B: 0 DP: 1 HR: 2 HBP: 0	WP: 1 PA: 39 PB: 0 SB: 0 CS: 0	
PITCHER Bob Lemon, R (1, 1) ERA: 2.72	IP WLS BF H R ER SO BB IBB HBP BLK WP HR S P ERA WHIP	9.0 L 39 10 6 6 2 3 1 0 1 1 2 39 55 6.00 1.444										

livebaseballscorecards.com

AB 34
R 6
H 10
RBI 5
BB 4
SO 2
LOB 12



Batter	1	2	3	4	5	6	7	8	9	AB R H RBI BB SO LOB	TOP									
Harvey Kuenn, R (1, 6) OBP: 0.337, SLG: 0.393 Ray Herbert, R (6, 1) OBP: 0.263, SLG: 0.471 Bob Nieman, R (8, PH) OBP: 0.319, SLG: 0.422 Dick Marlowe, R (8, 1) OBP: 0.211, SLG: 0.222	0-0 F9			0-0 F8		0-0 4-3		0-0 FC6-4		3 0 0 0 0 0 1 0 0 0 0 0 0 0 1 0 0 0 0 0 1 0 0 0 0 0 0 0										
Fred Hatfield, L (1, 4) OBP: 0.386, SLG: 0.363	0-0 P6			0-0 F5			4-0 BB BB		0-0 WP 3B 1B	3 1 1 0 1 0 0										
Jim Delsing, L (1, 7) OBP: 0.329, SLG: 0.356	0-0 P5			0-0 G3			4-0 1-2 BB		0-0 F7	3 0 0 0 1 0 1										
Ray Boone, R (1, 5) OBP: 0.378, SLG: 0.472 Steve Souchock, R (6, 5) OBP: 0.220, SLG: 0.462		0-0 5-3			0-0 F2		0-0 P6		0-0 3B	2 0 0 0 0 0 0 2 0 1 1 0 0 2										
Wayne Belardi, L (1, 3) OBP: 0.332, SLG: 0.395		0-0 F2		0-3 K		0-0 P4		0-0 P4		4 0 0 0 0 1 3										
Al Kaline, R (1, 9) OBP: 0.305, SLG: 0.347		0-3 K		0-0 L5-3		0-3 K		0-0 L5-3		4 0 0 0 0 2 3										
Bill Tuttle, R (1, 8) OBP: 0.343, SLG: 0.385			0-0 1-3		0-3 K			0-0 P4		3 0 0 0 0 1 0										
Red Wilson, R (1, 2) OBP: 0.365, SLG: 0.389 Walt Streuli, R (7, 2)			0-0 4-3		4-0 BB			4-0 FC5-4 BB		1 0 0 0 1 0 0 0 0 0 0 1 0 0										
George Zuverink, R (1, 1) OBP: 0.149, SLG: 0.152 Frank Lary, R (5, 1) Chick King, R (6, PH) OBP: 0.290, SLG: 0.286 George Bullard, R (6, 6)			0-0 F8		0-0 F8			0-0 FC5-4 FC6-4		1 0 0 0 0 0 0 0 0 0 0 0 0 0 1 0 0 0 0 0 1 1 0 0 0 0 0 1										
Inning Stats	R: 0 E: 0 K: 0 S: 3	H: 0 LOB: 0 BB: 0 P: 3	R: 0 E: 0 K: 1 S: 5	H: 0 LOB: 0 BB: 0 P: 5	R: 0 E: 0 K: 0 S: 3	H: 0 LOB: 0 BB: 0 P: 3	R: 0 E: 0 K: 0 S: 3	H: 0 LOB: 0 BB: 0 P: 3	R: 0 E: 0 K: 1 S: 5	H: 0 LOB: 1 BB: 1 P: 9	R: 0 E: 0 K: 1 S: 5	H: 0 LOB: 2 BB: 2 P: 13	R: 0 E: 0 K: 0 S: 3	H: 0 LOB: 1 BB: 1 P: 7	R: 1 E: 0 K: 0 S: 5	H: 2 LOB: 1 BB: 0 P: 5	1B: 1 2B: 0 3B: 1 HR: 0	SF: 0 SAC: 0 DP: 0 HBP: 0	WP: 1 PB: 0 SB: 0 CS: 0	PA: 33
PITCHER Early Wynn, R (1, 1) ERA: 2.73	IP: 9.0 WLS: W BF: 33 H: 2 R: 1 ER: 1 SO: 4 BB: 4 IBB: 0 HBP: 0 BLK: 0 WP: 1 HR: 0 S: 37 P: 53 ERA: 1.00 WHIP: 0.667																			PITCHER ERA: 2.73 WHIP: 0.667


Detroit Tigers @ Cleveland Indians
Cleveland Municipal Stadium, Cleveland, OH

Sat Sep 25 1954, 3:33 AM EDT
Att. 8,647 - Unknown

livebaseballscorecards.com

AB	29
R	1
H	2
RBI	1
BB	4
SO	4
LOB	13




Batter	1	2	3	4	5	6	7	8	9	10	11	12	13	AB R H RBI BB SO LOB	TOP														
Harvey Kuenn, R (1, 6) OBP: 0.335, SLG: 0.390	0-0 6-3	0-0 P8		0-0 P3		0-0 1B			0-3 K		0-3 K		0-0 F9	7 0 1 0 0 2 3	<p>Detroit Tigers @ Cleveland Indians Cleveland Municipal Stadium, Cleveland, OH</p> <p>Sun Sep 26 1954, 3:33 AM EST Att. 17,225 - Unknown</p> <p>livebaseballscorecards.com</p> <table border="1"> <tr><td>AB</td><td>56</td></tr> <tr><td>R</td><td>8</td></tr> <tr><td>H</td><td>18</td></tr> <tr><td>RBI</td><td>8</td></tr> <tr><td>BB</td><td>2</td></tr> <tr><td>SO</td><td>7</td></tr> <tr><td>LOB</td><td>25</td></tr> </table> 	AB	56	R	8	H	18	RBI	8	BB	2	SO	7	LOB	25
AB	56																												
R	8																												
H	18																												
RBI	8																												
BB	2																												
SO	7																												
LOB	25																												
Fred Hatfield, L (1, 4) OBP: 0.387, SLG: 0.376	4-0 5-3 1B 2B	0-0 1B		0-3 K		0-0 P2			0-0 E3		0-0 3-1		0-0 HR	6 2 2 3 1 1 2															
Jim Delsing, L (1, 7) OBP: 0.336, SLG: 0.372	0-0 5-3 2B	0-0 1B				0-0 6-3 2B			0-0 F2		0-0 F7		0-0 HR	6 2 4 1 1 0 1															
Ray Boone, R (1, 5) OBP: 0.374, SLG: 0.466	0-0 5-3	0-0 4-3				0-3 K			0-3 K		0-0 5-3		0-0 F7	7 0 0 0 0 2 7															
Walt Dropo, R (1, 3) OBP: 0.330, SLG: 0.375	0-0 1B			0-0 F7		0-0 6-3			0-0 6-3		0-0 F5		0-0 1B	7 1 2 2 0 0 2															
Al Kaline, R (1, 9) OBP: 0.305, SLG: 0.347	0-0 1B			0-3 K		0-0 L5			0-0 L5		0-3 K		0-0 1B	6 0 2 1 0 2 1															
Bill Tuttle, R (1, 8) OBP: 0.343, SLG: 0.385	0-0 F3			0-0 1B		0-0 P8			0-0 1B		0-0 P8		0-0 P6	6 0 2 0 0 0 3															
Frank House, L (1, 2) OBP: 0.307, SLG: 0.366		0-0 WP SH3-4 1B		0-0 P3		0-0 HR			0-0 L5-3 1B		0-0 S 1B		0-0 P5	6 2 4 1 0 0 3															
Ned Garver, R (1, 1) Wayne Belardi, L (11, PH) Bob Miller, R (11, 1)		0-0 SH3-4		0-0 P8		0-0 P3			0-0 L5-3		0-0 P6		0-0 HR	3 0 0 0 0 0 2 1 0 0 0 0 0 1 1 1 1 0 0 0 0															
Inning Stats	R: 3 E: 0 K: 0 S: 6	H: 3 LOB: 1 BB: 1 P: 10	R: 1 E: 0 K: 0 S: 6	H: 3 LOB: 2 BB: 0 P: 6	R: 0 E: 0 K: 1 S: 6	H: 1 LOB: 1 BB: 0 P: 6	R: 0 E: 0 K: 1 S: 6	H: 1 LOB: 1 BB: 0 P: 6	R: 1 E: 0 K: 0 S: 5	H: 2 LOB: 1 BB: 0 P: 5	R: 0 E: 0 K: 1 S: 5	H: 0 LOB: 0 BB: 0 P: 5	R: 0 E: 0 K: 1 S: 5	H: 0 LOB: 0 BB: 0 P: 5	R: 0 E: 0 K: 1 S: 6	H: 1 LOB: 1 BB: 0 P: 6	R: 1 E: 0 K: 0 S: 6	H: 3 LOB: 2 BB: 0 P: 6	R: 2 E: 0 K: 0 S: 5	H: 2 LOB: 1 BB: 1 P: 9	1B: 12 2B: 4 3B: 0 HR: 3	SF: 0 SAC: 1 DP: 1 HBP: 0	WP: 1 PB: 0 SB: 1 CS: 0	PA: 59					
PITCHER	IP WLS BF H R ER SO BB IBB HBP BLK WP HR S P ERA WHIP															IP WLS BF H R ER SO BB IBB HBP BLK WP HR S P ERA WHIP													
Mike Garcia, R (1, 1) ERA: 2.64	12.0																												
Ray Narleski, R (13, 1) ERA: 2.22	1.0	L	6	2	2	2	0	1	0	0	0	0	1	5	9	18.00	3.000												

Batter	1	2	3	4	5	6	7	8	9	10	11	12	13	AB R H RBI BB SO LOB
Al Smith, R OBP: 0.398, SLG: 0.435 (1, 7)	4-0 BB G4-6-3		0-0 P3			4-0 BB L6-3		0-0 1B 2B		0-0 3-1		0-0 P6		4 1 1 0 2 0 1
Bobby Avila, R OBP: 0.402, SLG: 0.477 (1, 4)	0-0 G4-6-3			0-0 HR		0-0 L6-3		0-0 HR 1B		0-0 6-3			0-0 L7	2 1 1 1 0 0 1
Hank Majeski, R OBP: 0.320, SLG: 0.388 (6, 4)	1-2r					1-2		2-H						4 1 1 1 0 0 1
Dave Pope, L OBP: 0.354, SLG: 0.451 (1, 8)	0-3 K			0-0 G4-6-3 3B		0-0 1B		0-0 HR		0-0 FC5-4 1B		0-0 1-3 BB		5 3 4 2 1 1 0
Rudy Regalado, R OBP: 0.333, SLG: 0.311 (1, 5)		0-3 K		0-0 E5 G4-6-3		0-0 P4		0-0 P6		0-0 F3		0-0 1-3		6 0 0 0 0 1 4
Bill Glynn, L OBP: 0.297, SLG: 0.380 (1, 3)		0-0		0-0 G4-6-3			0-0 L9		0-0 G3		0-0 FC5-4		0-0 1B 1B	4 0 1 0 0 0 1
Al Rosen, R OBP: 0.404, SLG: 0.506 (11, PH)				1-2r									2-H 1B	1 0 0 0 0 0 1
Vic Wertz, L OBP: 0.330, SLG: 0.421 (12, 3)				3-H										0 0 0 0 0 0 0
Jim Dyck, R OBP: 1.000, SLG: 1.000 (13, PH)														1 0 1 1 0 0 0
Dave Philley, S OBP: 0.308, SLG: 0.347 (1, 9)		0-0 L9		0-0 L9			0-0 1-3		0-0 P5			0-0 2B 1B	0-0 1B	6 1 2 0 0 0 1
George Strickland, R OBP: 0.314, SLG: 0.313 (1, 6)		0-3 K				0-0 6-3		0-0 4-3		0-3 K		0-0 P4	0-0 5-3	6 0 0 0 0 2 4
Jim Hegan, R OBP: 0.292, SLG: 0.374 (1, 2)			0-0 L4-3 1B			0-0 F7		0-0 4-3		0-0 5-3		0-0 P4		5 0 1 0 0 0 1
Mike Garcia, R OBP: 0.184, SLG: 0.136 (1, 1)			0-0 L4-3			0-3 K		0-0 P6		0-3 K		0-0 2B		4 0 0 0 0 2 1
Wally Westlake, R OBP: 0.337, SLG: 0.454 (12, PH)			1-2									1-H		1 0 1 1 0 0 0
Ray Narleski, R (13, 1)														0 0 0 0 0 0 0

Inning Stats	R: 0	H: 0	E: 0	K: 1	S: 4	WLS	BF	H	R	ER	SO	BB	IBB	HBP	BLK	WP	HR	S	P	ERA	WHIP
Ned Garver, R ERA: 2.81 (1, 1)	0	0	0	1	4	10.0	37	8	5	5	6	2	0	0	0	0	2	47	55	4.50	1.000
Bob Miller, L ERA: 2.45 (11, 1)	0	0	0	2	8	3.0	15	5	2	2	0	1	0	0	0	0	0	14	18	6.00	2.000

DETROIT TIGERS @ CLEVELAND INDIANS
CLEVELAND MUNICIPAL STADIUM, CLEVELAND, OH
 Sun Sep 26 1954, 3:33 AM EST
 Att: 17,225 - Unknown

AB	49
R	7
H	13
RBI	6
BB	3
SO	6
LOB	16



WP	PA
0	52