

Detroit Tigers - 1955

Batter	1	2	3	4	5	6	7	8	9	AB	R	H	RBI	BB	SO	LOB	TOP			
Harvey Kuenn, R (1,6) OBP: 0.250, SLG: 0.250	F9		1-3				G6-4-3			4	0	1	0	0	0	3	<p>Detroit Tigers @ Kansas City Athletics Municipal Stadium, Kansas City, MO</p> <p>Tue Apr 12 1955, 4:33 AM EST Att: 32,147 - Sunny - 75 F</p> <p>livebaseballscores.com</p>			
Fred Hatfield, L (1,4) OBP: 0.250, SLG: 0.500			1-3					F8		4	0	1	0	0	1	2				
Al Kaline, R (1,9) OBP: 0.500, SLG: 0.500	L1-3									4	0	2	0	0	0	2				
Ray Boone, R (1,5)	F8									2	1	0	0	2	0	1				
Jay Porter, R (1,3) OBP: 0.250, SLG: 0.500										4	0	1	0	0	1	2				
Bill Tuttle, R (1,8)										3	0	0	1	0	0	0				
Bubba Phillips, R (1,7) Jim Delsing, L (9, PH)										3	0	0	0	0	1	1				
Red Wilson, R (1,2) OBP: 0.750, SLG: 1.500										4	1	3	1	0	0	1				
Ned Garver, R (1,1) Ferris Fain, L (7, PH) Harry Malmberg, R (7, PR) Van Fletcher, R (7, 1)										2	0	0	0	0	1	1				
Inning Stats	R: 0 E: 0 K: 0 S: 4	H: 1 LOB: 1 BB: 0 P: 4	R: 0 E: 0 K: 2 S: 7	H: 0 LOB: 0 BB: 0 P: 7	R: 0 E: 0 K: 1 S: 6	H: 1 LOB: 1 BB: 0 P: 6	R: 1 E: 0 K: 0 S: 4	H: 2 LOB: 1 BB: 1 P: 8	R: 1 E: 0 K: 1 S: 7	H: 2 LOB: 1 BB: 0 P: 7	R: 0 E: 0 K: 0 S: 3	H: 0 LOB: 0 BB: 0 P: 3	R: 0 E: 0 K: 0 S: 3	H: 1 LOB: 2 BB: 1 P: 7	R: 0 E: 0 K: 0 S: 2	H: 0 LOB: 0 BB: 1 P: 6		1B: 5 2B: 3 3B: 0 HR: 1	SF: 1 SAC: 0 DP: 3 HBP: 0	WP: 0 PB: 0 SB: 0 CS: 0
PITCHER	IP WLS BF H R ER SO BB IBB HBP BLK WP HR S P ERA WHIP																			
Alex Kellner, L (1,1) ERA: 3.0	6.0 W 24 6 2 2 4 1 0 0 0 0 1 31 35 3.00 1.167																			
Ewell Blackwell, R (7,1) ERA:	3.0 S 11 2 0 0 0 3 0 0 0 0 0 0 8 20 0.00 1.667																			


Batter	1	2	3	4	5	6	7	8	9	AB	R	H	RBI	BB	SO	LOB	BOTTOM			
Vic Power, R (1,3) OBP: 0.250, SLG: 1.000	K		5-3							3	0	0	0	0	1	0	<p>Detroit Tigers @ Kansas City Athletics Municipal Stadium, Kansas City, MO</p> <p>Tue Apr 12 1955, 4:33 AM EST Att: 32,147 - Sunny - 75 F</p> <p>livebaseballscores.com</p>			
Don Bollweg, L (6, PH) (7, 3)										1	0	1	2	1	0	0				
Pete Suder, R (1,4)	5-3		L9							5	0	0	0	0	1	3				
Jim Finigan, R (1,5) OBP: 0.250, SLG: 0.500	P4									4	1	1	0	0	0	0				
Gus Zernial, R (1,7) OBP: 0.250, SLG: 0.250										4	0	1	1	0	1	1				
Bill Renna, R (1,9) OBP: 0.250, SLG: 0.500										4	1	1	0	0	0	1				
Bill Wilson, R (1,8) OBP: 1.000, SLG: 2.333										3	3	3	1	1	0	0				
Joe Demaestri, R (1,6) OBP: 0.500, SLG: 0.500										4	0	2	1	0	0	3				
Joe Astroth, R (1,2)										1	1	0	0	2	0	1				
Alex Kellner, R (1,1) Elmer Valo, L (6, PH) Ewell Blackwell, R (7, 1)										2	0	0	0	0	0	4				
Inning Stats	R: 0 E: 0 K: 1 S: 5	H: 0 LOB: 0 BB: 0 P: 5	R: 1 E: 0 K: 1 S: 7	H: 2 LOB: 1 BB: 1 P: 11	R: 1 E: 0 K: 0 S: 5	H: 2 LOB: 1 BB: 0 P: 5	R: 0 E: 0 K: 0 S: 3	H: 1 LOB: 1 BB: 0 P: 4	R: 0 E: 0 K: 1 S: 6	H: 0 LOB: 1 BB: 0 P: 6	R: 3 E: 0 K: 0 S: 4	H: 2 LOB: 1 BB: 3 P: 16	R: 0 E: 0 K: 0 S: 3	H: 0 LOB: 0 BB: 0 P: 3	R: 1 E: 0 K: 0 S: 5	H: 2 LOB: 2 BB: 1 P: 9	1B: 5 2B: 4 3B: 0 HR: 1	SF: 0 SAC: 1 DP: 1 HBP: 1	WP: 0 PB: 0 SB: 0 CS: 0	PA: 38
PITCHER	IP WLS BF H R ER SO BB IBB HBP BLK WP HR S P ERA WHIP																			
Ned Garver, R (1,1) ERA: 7.5	6.0 L 29 7 5 5 3 2 2 1 0 0 0 1 30 47 7.50 1.500																			
Van Fletcher, R (7,1) ERA: 4.5	2.0 9 2 1 1 0 0 1 0 0 0 0 1 8 12 4.50 1.000																			

Batter	1	2	3	4	5	6	7	8	9	AB	R	H	RBI	BB	SO	LOB	TOP											
Al Smith, R OBP: 0.643, SLG: 1.077 (1, 9)										4	2	2	0	1	1	3	Cleveland Indians @ Detroit Tigers Briggs Stadium, Detroit, MI Fri Apr 15 1955, 3:33 AM EST Att: 3,786 - Unknown											
Bobby Avila, R OBP: 0.643, SLG: 0.800 (1, 4)										3	2	3	3	2	0	0												
Larry Doby, L OBP: 0.231, SLG: 0.231 (1, 8)										5	1	1	0	0	2	6												
Al Rosen, R OBP: 0.214, SLG: 0.273 (1, 5)										3	0	1	3	0	0	3												
Ralph Kiner, R OBP: 0.308, SLG: 0.500 (1, 7)										5	0	1	1	0	1	4												
Vic Wertz, L OBP: 0.250, SLG: 0.100 Joe Altobelli, L (7, 3)										4	0	0	0	0	0	3												
George Strickland, R OBP: 0.309, SLG: 0.100 (1, 6)										4	1	1	0	1	0	0												
Hank Foiles, R OBP: 0.750, SLG: 1.333 (1, 2)										3	1	2	0	1	0	0												
Herb Score, L (1, 1)										4	0	0	0	0	2	5												
Inning Stats	R: 0 E: 0 K: 2 S: 8	H: 1 LOB: 2 BB: 1 P: 12	R: 0 E: 0 K: 1 S: 6	H: 1 LOB: 2 BB: 1 P: 10	R: 1 E: 0 K: 0 S: 5	H: 2 LOB: 1 BB: 0 P: 5	R: 0 E: 0 K: 1 S: 5	H: 0 LOB: 0 BB: 0 P: 5	R: 2 E: 0 K: 0 S: 6	H: 3 LOB: 1 BB: 0 P: 6	R: 0 E: 0 K: 1 S: 6	H: 1 LOB: 1 BB: 0 P: 6	R: 1 E: 0 K: 0 S: 4	H: 1 LOB: 1 BB: 1 P: 8	R: 3 E: 0 K: 1 S: 7	H: 2 LOB: 1 BB: 2 P: 15		R: 0 E: 0 K: 0 S: 3	H: 0 LOB: 0 BB: 0 P: 3	1B: 6 2B: 4 3B: 1 HR: 0	SF: 2 SAC: 0 DP: 0 HBP: 0	WP: 2 PB: 0 SB: 0 CS: 0	PA: 43					
PITCHER	IP WLS BF H R ER SO BB IBB HBP BLK WP HR S P ERA WHIP	6.0 L 28 8 3 3 5 2 0 0 0 0 0 0 36 14 3.00 1.667	7.1 1.1 8 2 3 3 0 2 0 0 0 1 0 6 14 20.25 3.000	8.1 0.0 2 1 1 1 0 1 0 0 0 1 0 1 5 ∞ ∞	8.1 0.2 2 0 0 0 1 0 0 0 0 0 0 4 4 0.00 0.000	9.1 1.0 3 0 0 0 0 0 0 0 0 0 0 3 3 0.00 0.000	PITCHER										IP WLS BF H R ER SO BB IBB HBP BLK WP HR S P ERA WHIP											
Frank Lary, R ERA: 3.0											6.0	L	28	8	3	3	5	2	0	0	0	0	0	0	36	14	3.00	1.667
Bob Schultz, L ERA: 20.25											7.1	1.1	8	2	3	3	0	2	0	0	0	1	0	6	14	20.25	3.000	
Bud Black, R ERA: ∞											8.1	0.0	2	1	1	1	0	1	0	0	0	1	0	1	5	∞	∞	
Billy Hoelt, L ERA: 13.5											8.1	0.2	2	0	0	0	1	0	0	0	0	0	4	4	0.00	0.000		
Van Fletcher, R ERA: 3.0											9.1	1.0	3	0	0	0	0	0	0	0	0	0	3	3	0.00	0.000		
Batter	1	2	3	4	5	6	7	8	9	AB	R	H	RBI	BB	SO	LOB	BOTTOM											
Harvey Kuenn, R OBP: 0.444, SLG: 0.643 (1, 6)										2	1	1	1	2	1	2	Cleveland Indians @ Detroit Tigers Briggs Stadium, Detroit, MI Fri Apr 15 1955, 3:33 AM EST Att: 3,786 - Unknown											
Fred Hatfield, L OBP: 0.412, SLG: 0.385 (1, 4)										5	0	1	0	0	3	4												
Al Kaline, R OBP: 0.444, SLG: 0.765 (1, 9)										4	0	2	1	0	0	0												
Ray Boone, R (1, 5)										5	0	0	0	0	2	3												
Jay Porter, R OBP: 0.294, SLG: 0.214 (1, 3)										3	0	0	0	1	0	1												
Bill Tuttle, R OBP: 0.294, SLG: 0.286 (1, 8)										2	2	1	0	2	0	1												
Bubba Phillips, R OBP: 0.429, SLG: 0.400 (1, 7)										2	0	1	0	2	0	1												
Red Wilson, R OBP: 0.455, SLG: 0.667 (1, 2)										2	0	0	0	2	0	3												
Frank Lary, R Ferris Fain, L Bob Schultz, R Bud Black, R Billy Hoelt, L Steve Souchock, R Van Fletcher, R (1, 1) (6, PH) (7, 1) (8, 1) (9, 1) (8, PH) (9, 1)										2	0	0	0	0	2	4												
Inning Stats	R: 1 E: 0 K: 0 S: 5	H: 2 LOB: 1 BB: 0 P: 5	R: 1 E: 0 K: 1 S: 5	H: 0 LOB: 2 BB: 3 P: 17	R: 0 E: 0 K: 1 S: 3	H: 1 LOB: 1 BB: 1 P: 7	R: 0 E: 0 K: 2 S: 8	H: 1 LOB: 2 BB: 1 P: 12	R: 0 E: 0 K: 1 S: 5	H: 0 LOB: 0 BB: 0 P: 5	R: 0 E: 1 K: 1 S: 5	H: 1 LOB: 2 BB: 2 P: 13	R: 0 E: 0 K: 2 S: 7	H: 0 LOB: 0 BB: 0 P: 7	R: 1 E: 0 K: 1 S: 6	H: 1 LOB: 2 BB: 2 P: 14		R: 0 E: 0 K: 1 S: 5	H: 1 LOB: 0 BB: 0 P: 5	1B: 6 2B: 1 3B: 0 HR: 0	SF: 2 SAC: 0 DP: 2 HBP: 0	WP: 0 PB: 0 SB: 0 CS: 1	PA: 41					
PITCHER	IP WLS BF H R ER SO BB IBB HBP BLK WP HR S P ERA WHIP	9.0 W 40 7 3 3 9 8 1 0 0 0 0 0 49 85 3.00 1.667	PITCHER										IP WLS BF H R ER SO BB IBB HBP BLK WP HR S P ERA WHIP															
Herb Score, L ERA: 3.0											9.0	W	40	7	3	3	9	8	1	0	0	0	0	0	49	85	3.00	1.667

Batter	1	2	3	4	5	6	7	8	9	AB	R	H	RBI	BB	SO	LOB	TOP			
Spook Jacobs, R OBP: 0.250, SLG: 0.250 (1, 4)										4	1	1	0	0	0	1	Kansas City Athletics @ Detroit Tigers Briggs Stadium, Detroit, MI Sat Apr 16 1955, 3:33 AM EST Att: 7,006 - Unknown			
Elmer Valo, L OBP: 0.900, SLG: 0.750 (1, 9)										4	1	3	0	0	1	0				
Jim Finigan, R OBP: 0.313, SLG: 0.643 (1, 5)										3	1	1	2	1	0	1				
Gus Zernial, R OBP: 0.200, SLG: 0.200 (1, 7)										4	0	1	0	0	0	3				
Bill Wilson, R OBP: 0.467, SLG: 0.769 (1, 8)										4	0	0	0	0	1	2				
Vic Power, R OBP: 0.333, SLG: 0.467 (1, 3)										4	0	1	0	0	0	0				
Joe Demaestri, R OBP: 0.364, SLG: 0.364 (1, 6)										1	0	1	0	0	0	0				
Jack Littrell, R (3, 6)										3	0	0	0	0	2					
Jim Robertson, R OBP: 0.333, SLG: 0.333 (1, 2)										3	0	1	0	0	1	0				
Arnie Portocarrero, R (1, 1)										1	0	0	0	0	1	2				
Marion Fricano, R ERA: 1.000, SLG: 1.000 (3, 1)										1	0	1	0	0	0	0				
Don Bollweg, L OBP: 0.400, SLG: 0.250 (8, PH)										1	0	0	0	0	0	0				
Ozzie Van Brabant, R (8, 1)										0	0	0	0	0	0	0				
Tom Gorman, R (8, 1)										0	0	0	0	0	0	0				
Inning Stats	R: 1 E: 0 K: 0 S: 4	H: 2 LOB: 1 BB: 1 P: 8	R: 0 E: 0 K: 1 S: 6	H: 2 LOB: 1 BB: 0 P: 6	R: 0 E: 0 K: 0 S: 4	H: 1 LOB: 1 BB: 0 P: 4	R: 0 E: 0 K: 0 S: 3	H: 0 LOB: 0 BB: 0 P: 3	R: 0 E: 0 K: 1 S: 5	H: 0 LOB: 0 BB: 0 P: 5	R: 0 E: 0 K: 1 S: 5	H: 0 LOB: 0 BB: 0 P: 5	R: 0 E: 0 K: 1 S: 5	H: 0 LOB: 0 BB: 0 P: 5	R: 2 E: 0 K: 0 S: 6	H: 4 LOB: 1 BB: 0 P: 6	1B: 9 2B: 0 3B: 0 HR: 1	SF: 0 SAC: 0 DP: 2 HBP: 0	WP: 0 PB: 0 SB: 1 CS: 1	PA: 36
PITCHER Ned Garver, R ERA: 4.8 (1, 1)	IP: 9.0 WLS: W BF: 34 H: 10 R: 3 ER: 3 SO: 4 BB: 1 IBB: 0 HBP: 0 BLK: 0 WP: 0 HR: 1 S: 41 P: 45 ERA: 3.00 WHIP: 1.222															PITCHER				

Batter	1	2	3	4	5	6	7	8	9	AB	R	H	RBI	BB	SO	LOB	BOTTOM			
Harvey Kuenn, R OBP: 0.391, SLG: 0.684 (1, 6)											5	1	1	1	0	1	Kansas City Athletics @ Detroit Tigers Briggs Stadium, Detroit, MI Sat Apr 16 1955, 3:33 AM EST Att: 7,006 - Unknown			
Fred Hatfield, L OBP: 0.429, SLG: 0.412 (1, 4)										4	0	2	0	0	0	0				
Al Kaline, R OBP: 0.500, SLG: 0.750 (1, 9)										3	1	2	0	1	0	1				
Ferris Fain, L OBP: 0.571, SLG: 0.250 (1, 3)										3	2	0	0	2	1	4				
Ray Boone, R OBP: 0.273, SLG: 0.059 (1, 5)										3	1	1	1	1	0	3				
Jim Delsing, L OBP: 0.429, SLG: 0.583 (1, 7)										3	2	1	2	1	0	3				
Bill Tuttle, R OBP: 0.238, SLG: 0.222 (1, 8)										4	1	0	1	0	2					
Frank House, L OBP: 0.455, SLG: 0.143 (1, 2)										3	0	1	1	1	0	0				
Ned Garver, R (1, 1)										3	0	0	1	0	0	1				
Inning Stats	R: 0 E: 0 K: 0 S: 3	H: 1 LOB: 0 BB: 0 P: 3	R: 2 E: 0 K: 0 S: 4	H: 1 LOB: 2 BB: 2 P: 12	R: 1 E: 0 K: 0 S: 5	H: 2 LOB: 1 BB: 1 P: 9	R: 0 E: 0 K: 0 S: 3	H: 0 LOB: 0 BB: 0 P: 3	R: 0 E: 0 K: 2 S: 8	H: 1 LOB: 1 BB: 0 P: 8	R: 0 E: 0 K: 0 S: 2	H: 0 LOB: 0 BB: 1 P: 6	R: 0 E: 0 K: 0 S: 3	H: 0 LOB: 0 BB: 0 P: 3	R: 5 E: 1 K: 0 S: 7	H: 3 LOB: 1 BB: 2 P: 15		1B: 6 2B: 0 3B: 0 HR: 2	SF: 1 SAC: 0 DP: 1 HBP: 0	WP: 1 PB: 0 SB: 1 CS: 1
PITCHER Arnie Portocarrero, R ERA: 7.71 (1, 1)	IP: 2.0 WLS: L BF: 10 H: 2 R: 2 ER: 2 SO: 2 BB: 2 IBB: 0 HBP: 0 BLK: 0 WP: 1 HR: 1 S: 15 P: 15 ERA: 1.80 WHIP: 1.000															PITCHER				
Marion Fricano, R ERA: 1.8 (3, 1)	IP: 5.0 WLS: 19 BF: 3 H: 1 R: 1 ER: 1 SO: 2 BB: 2 IBB: 0 HBP: 0 BLK: 0 WP: 1 HR: 1 S: 21 P: 29 ERA: 54.00 WHIP: 6.000															PITCHER				
Ozzie Van Brabant, R ERA: 54.0 (8, 1)	IP: 0.1 WLS: 3 BF: 1 H: 2 R: 2 ER: 2 SO: 0 BB: 1 IBB: 0 HBP: 0 BLK: 0 WP: 0 HR: 0 S: 2 P: 6 ERA: 27.00 WHIP: 4.500															PITCHER				
Tom Gorman, R ERA: 27.0 (8, 1)	IP: 0.2 WLS: 6 BF: 2 H: 3 R: 2 ER: 2 SO: 0 BB: 1 IBB: 0 HBP: 0 BLK: 0 WP: 0 HR: 0 S: 5 P: 9 ERA: 27.00 WHIP: 4.500															PITCHER				

AB 33
R 3
H 10
RBI 2
BB 1
SO 4
LOB 11



AB 31
R 8
H 8
RBI 7
BB 6
SO 2
LOB 15



Batter	1	2	3	4	5	6	7	8	9	AB	R	H	RBI	BB	SO	LOB	TOP	
Spook Jacobs, R OBP: 0.250, SLG: 0.250 (1, 4)										4	0	1	0	0	0	4	Kansas City Athletics @ Detroit Tigers Briggs Stadium, Detroit, MI Sun Apr 17 1955, 3:33 AM EST Att: 16,662 - Unknown	
Elmer Valo, L OBP: 0.697, SLG: 0.714 (1, 9)										3	0	1	0	1	0	2		
Jim Finigan, R Hal Bevan, R OBP: 0.516, SLG: 0.588 (7, 5)										3	0	1	0	0	0	2		
Gus Zernial, R Bill Stewart, R OBP: 0.167, SLG: 0.167 (7, 7)										3	0	0	0	0	0	2		
Bill Wilson, R OBP: 0.368, SLG: 0.588 (1, 8)										4	0	0	0	0	1	2		
Vic Power, R Dick Kryhoski, L OBP: 0.276, SLG: 0.389 (7, 3)										3	0	0	0	0	1	0		
Jack Littrell, R OBP: 0.143, SLG: 0.143 (1, 6)										4	0	1	0	0	1	1		
Joe Astroth, R Jim Robertson, R OBP: 0.500, SLG: 0.167 (7, 2)										2	0	0	0	0	1	0		
Johnny Gray, R Charlie Bishop, R Don Bollweg, L Bob Spicer, R Lee Wheat, R Bob Trice, R OBP: 1.000, SLG: 1.000 (4, 1)										1	0	1	0	0	0	0		
Inning Stats	R: 0 E: 0 K: 0 S: 3	H: 1 LOB: 0 BB: 0 P: 3	R: 0 E: 0 K: 2 S: 7	H: 0 LOB: 0 BB: 0 P: 7	R: 0 E: 0 K: 0 S: 4	H: 1 LOB: 1 BB: 1 P: 4	R: 0 E: 0 K: 0 S: 3	H: 1 LOB: 2 BB: 0 P: 7	R: 0 E: 0 K: 2 S: 7	H: 0 LOB: 0 BB: 0 P: 7	R: 0 E: 0 K: 1 S: 6	H: 1 LOB: 1 BB: 0 P: 6	R: 0 E: 0 K: 1 S: 6	H: 1 LOB: 1 BB: 0 P: 6	1B: 6 2B: 1 3B: 0 HR: 0	SF: 0 SAC: 0 DP: 0 HBP: 1		WP: 0 PB: 0 SB: 0 CS: 1
PITCHER Steve Gromek, R ERA: 1.0 (1, 1)	IP: 9.0 WLS: W BF: 34 H: 7 R: 0 ER: 0 SO: 5 BB: 1 IBB: 0 HBP: 1 BLK: 0 WP: 0 HR: 0 S: 42 P: 47 ERA: 0.00 WHIP: 0.889											PITCHER	IP: 9.0 WLS: W BF: 34 H: 7 R: 0 ER: 0 SO: 5 BB: 1 IBB: 0 HBP: 1 BLK: 0 WP: 0 HR: 0 S: 42 P: 47 ERA: 0.00 WHIP: 0.889					

Batter	1	2	3	4	5	6	7	8	9	AB	R	H	RBI	BB	SO	LOB	BOTTOM			
Harvey Kuenn, R OBP: 0.448, SLG: 0.800 (1, 6)										6	1	4	3	0	0	0	Kansas City Athletics @ Detroit Tigers Briggs Stadium, Detroit, MI Sun Apr 17 1955, 3:33 AM EST Att: 16,662 - Unknown			
Fred Hatfield, L OBP: 0.407, SLG: 0.364 (1, 4)										5	1	1	1	1	1	4				
Al Kaline, R OBP: 0.571, SLG: 1.120 (1, 9)										5	3	4	6	1	0	1				
Ferris Fain, L OBP: 0.462, SLG: 0.125 (1, 3)										4	1	0	0	2	1	4				
Ray Boone, R OBP: 0.296, SLG: 0.136 (1, 5)										5	2	2	0	0	1	5				
Jim Delsing, L OBP: 0.421, SLG: 0.467 (1, 7)										3	2	0	0	2	1	0				
Bill Tuttle, R OBP: 0.269, SLG: 0.227 (1, 8)										4	2	1	2	1	1	0				
Frank House, L OBP: 0.500, SLG: 0.600 (1, 2)										3	2	2	4	1	0	0				
Steve Gromek, S OBP: 0.300, SLG: 0.222 (1, 1)										4	2	1	0	1	0	1				
Inning Stats	R: 0 E: 0 K: 1 S: 5	H: 0 LOB: 2 BB: 2 P: 13	R: 0 E: 0 K: 1 S: 5	H: 0 LOB: 0 BB: 0 P: 5	R: 2 E: 0 K: 1 S: 7	H: 2 LOB: 0 BB: 0 P: 7	R: 4 E: 0 K: 0 S: 6	H: 3 LOB: 3 BB: 4 P: 22	R: 1 E: 0 K: 0 S: 6	H: 3 LOB: 2 BB: 0 P: 6	R: 9 E: 1 K: 0 S: 10	H: 6 LOB: 0 BB: 2 P: 18	R: 0 E: 0 K: 1 S: 5	H: 0 LOB: 1 BB: 1 P: 9	R: 0 E: 0 K: 1 S: 6	H: 1 LOB: 1 BB: 0 P: 6		1B: 8 2B: 3 3B: 0 HR: 4	SF: 1 SAC: 0 DP: 0 HBP: 0	WP: 0 PB: 0 SB: 1 CS: 0
PITCHER Johnny Gray, R ERA: 16.2 Charlie Bishop, R ERA: 45.0 Bob Spicer, R ERA: 45.0 Lee Wheat, R ERA: 16.2 Bob Trice, R ERA: 1.6 (1, 1)	IP: 3.1 WLS: L BF: 19 H: 4 R: 6 ER: 6 SO: 3 BB: 5 IBB: 0 HBP: 0 BLK: 0 WP: 0 HR: 1 S: 20 P: 40 ERA: 16.20 WHIP: 2.700											PITCHER	IP: 3.1 WLS: L BF: 19 H: 4 R: 6 ER: 6 SO: 3 BB: 5 IBB: 0 HBP: 0 BLK: 0 WP: 0 HR: 1 S: 20 P: 40 ERA: 16.20 WHIP: 2.700							

Batter	1	2	3	4	5	6	7	8	9	AB	R	H	RBI	BB	SO	LOB	TOP				
Harvey Kuenn, R OBP: 0.417, SLG: 0.605 (1, 6)	F9		F6			1B BB		SH1-4 1B		4	0	2	0	1	0	0	Detroit Tigers @ Cleveland Indians Cleveland Municipal Stadium, Cleveland, OH Sun Apr 24 1955, 3:33 AM EDT Att: 13,319 - Unknown				
Bill Tuttle, R OBP: 0.310, SLG: 0.206 (1, 8)	BB 1B BB		F9			1B BB		SH1-4		2	1	1	1	2	0	0					
Al Kaline, R OBP: 0.478, SLG: 0.857 (1, 9)	L6		HR 1B			1B		F9 1B WP BB		4	2	2	0	1	0	2					
Feris Fain, L OBP: 0.500, SLG: 0.250 (1, 3)	1B 1-2 BB		HR BB			F8		WP BB 1B		2	1	1	0	3	0	3					
Ray Boone, R OBP: 0.318, SLG: 0.447 (1, 5)	1-2 2-H 1B		HR			K		F9		5	1	2	4	0	1	7					
Jay Porter, R OBP: 0.227, SLG: 0.158 (7, PH) Jim Delsing, L OBP: 0.455, SLG: 0.423 (7, 7)	K		F5			K		WP BB		3	0	0	0	0	2	5					
										1	0	0	0	1	1	0					
Harry Malmberg, R (1, 4)			K			K		FC6-4 BB		4	0	0	0	1	2	2					
Red Wilson, R OBP: 0.300, SLG: 0.353 (1, 2)			F3			F4		FC6-4 FC2-6 1-2		4	0	0	0	1	0	1					
Frank Lary, R (1, 1)			K			F3		FC2-6 BB 1-2 1B		4	1	0	0	0	2	4					
Inning Stats	R: 1 E: 0 K: 1 S: 6	H: 1 LOB: 2 BB: 2 P: 14	R: 0 E: 0 K: 2 S: 7	H: 0 LOB: 0 BB: 0 P: 7	R: 3 E: 0 K: 0 S: 5	H: 2 LOB: 0 BB: 1 P: 9	R: 0 E: 0 K: 1 S: 5	H: 0 LOB: 0 BB: 0 P: 5	R: 0 E: 0 K: 2 S: 9	H: 2 LOB: 3 BB: 1 P: 13	R: 1 E: 0 K: 0 S: 6	H: 1 LOB: 3 BB: 3 P: 18	R: 0 E: 0 K: 0 S: 4	H: 1 LOB: 2 BB: 1 P: 8	R: 0 E: 0 K: 1 S: 5	H: 0 LOB: 0 BB: 0 P: 5	1B: 7 2B: 0 3B: 0 HR: 1	SF: 0 SAC: 1 DP: 0 HBP: 0	WP: 1 PB: 0 SB: 0 CS: 0	PA: 44	
PITCHER	IP WLS BF H R ER SO BB IBB HBP BLK WP HR S P ERA WHIP	IP WLS BF H R ER SO BB IBB HBP BLK WP HR S P ERA WHIP	IP WLS BF H R ER SO BB IBB HBP BLK WP HR S P ERA WHIP	IP WLS BF H R ER SO BB IBB HBP BLK WP HR S P ERA WHIP	IP WLS BF H R ER SO BB IBB HBP BLK WP HR S P ERA WHIP	IP WLS BF H R ER SO BB IBB HBP BLK WP HR S P ERA WHIP	IP WLS BF H R ER SO BB IBB HBP BLK WP HR S P ERA WHIP	IP WLS BF H R ER SO BB IBB HBP BLK WP HR S P ERA WHIP	IP WLS BF H R ER SO BB IBB HBP BLK WP HR S P ERA WHIP	IP WLS BF H R ER SO BB IBB HBP BLK WP HR S P ERA WHIP	IP WLS BF H R ER SO BB IBB HBP BLK WP HR S P ERA WHIP	IP WLS BF H R ER SO BB IBB HBP BLK WP HR S P ERA WHIP	IP WLS BF H R ER SO BB IBB HBP BLK WP HR S P ERA WHIP	IP WLS BF H R ER SO BB IBB HBP BLK WP HR S P ERA WHIP	IP WLS BF H R ER SO BB IBB HBP BLK WP HR S P ERA WHIP	IP WLS BF H R ER SO BB IBB HBP BLK WP HR S P ERA WHIP	IP WLS BF H R ER SO BB IBB HBP BLK WP HR S P ERA WHIP	IP WLS BF H R ER SO BB IBB HBP BLK WP HR S P ERA WHIP	IP WLS BF H R ER SO BB IBB HBP BLK WP HR S P ERA WHIP	IP WLS BF H R ER SO BB IBB HBP BLK WP HR S P ERA WHIP	IP WLS BF H R ER SO BB IBB HBP BLK WP HR S P ERA WHIP

AB	33
R	6
H	8
RBI	5
BB	10
SO	8
LOB	24



Batter	1	2	3	4	5	6	7	8	9	AB	R	H	RBI	BB	SO	LOB	BOTTOM				
Al Smith, R OBP: 0.415, SLG: 0.489 (1, 9)	G5-4-3 BB		L9			F3		L6-3		4	0	1	0	1	0	2	Detroit Tigers @ Cleveland Indians Cleveland Municipal Stadium, Cleveland, OH Sun Apr 24 1955, 3:33 AM EDT Att: 13,319 - Unknown				
Bobby Avila, R OBP: 0.412, SLG: 0.372 (1, 4)	G5-4-3 1-2		BB			5-3		L9		4	0	1	2	1	0	1					
Larry Doby, L OBP: 0.367, SLG: 0.523 (1, 8)	HR		1-3			E 1B WP 1B		BB 1B		4	2	3	1	0	0	1					
Al Rosen, R OBP: 0.360, SLG: 0.500 (1, 5)	F4		6-3			WP E 1B		G6-4-3 BB		3	0	1	0	1	0	0					
Ralph Kiner, R OBP: 0.388, SLG: 0.432 (1, 7)			FC4 BB			F8		F4		3	0	0	0	1	0	4					
Joe Altobelli, L OBP: 0.111, SLG: 0.111 (1, 3) Dale Mitchell, L (6, PH) (7, 3)			FC4 FC6-4 1-2			F7		E4 WP 1-2 2-3		2	0	0	0	0	0	1					
										2	0	0	0	0	0	2					
George Strickland, R OBP: 0.372, SLG: 0.472 (1, 6) Dave Pope, L (6, PH) (7, 1) Art Houtteman, R (7, 1) Hal Newhouse, L (8, 1) Early Wynn, S (8, 1) Harry Simpson, L (8, 1)			FC6-4 FC6-4 1-2			BB		P1-3 1-2 2-3 3-H		1	0	0	0	1	0	1					
Hank Foiles, R OBP: 0.500, SLG: 0.545 (1, 2) Dave Philley, S (7, PH) (7, 3) Jim Hegan, R (8, 2)			FC6-4 1-2			F4		FC6 1B		2	0	0	0	0	0	2					
										1	0	1	0	0	0	0					
Herb Score, L OBP: 0.182, SLG: 0.182 (1, 1) Sam Dente, R (7, 6) Hank Majeski, R (9, PH)			1-3			K		FC6 L6-3 1-2		2	0	0	0	0	1	1					
										1	0	0	0	0	0	1					
										1	0	0	0	0	0	2					
Inning Stats	R: 1 E: 0 K: 0 S: 3	H: 1 LOB: 1 BB: 1 P: 7	R: 0 E: 0 K: 0 S: 3	H: 0 LOB: 1 BB: 1 P: 7	R: 0 E: 0 K: 0 S: 3	H: 0 LOB: 0 BB: 0 P: 3	R: 0 E: 0 K: 1 S: 5	H: 0 LOB: 1 BB: 1 P: 9	R: 1 E: 1 K: 0 S: 6	H: 2 LOB: 2 BB: 0 P: 6	R: 0 E: 0 K: 0 S: 3	H: 1 LOB: 0 BB: 0 P: 3	R: 0 E: 0 K: 0 S: 3	H: 1 LOB: 1 BB: 1 P: 7	R: 2 E: 0 K: 0 S: 5	H: 3 LOB: 2 BB: 1 P: 9	1B: 7 2B: 1 3B: 0 HR: 1	SF: 0 SAC: 0 DP: 3 HBP: 0	WP: 1 PB: 0 SB: 0 CS: 0	PA: 38	
PITCHER	IP WLS BF H R ER SO BB IBB HBP BLK WP HR S P ERA WHIP	IP WLS BF H R ER SO BB IBB HBP BLK WP HR S P ERA WHIP	IP WLS BF H R ER SO BB IBB HBP BLK WP HR S P ERA WHIP	IP WLS BF H R ER SO BB IBB HBP BLK WP HR S P ERA WHIP	IP WLS BF H R ER SO BB IBB HBP BLK WP HR S P ERA WHIP	IP WLS BF H R ER SO BB IBB HBP BLK WP HR S P ERA WHIP	IP WLS BF H R ER SO BB IBB HBP BLK WP HR S P ERA WHIP	IP WLS BF H R ER SO BB IBB HBP BLK WP HR S P ERA WHIP	IP WLS BF H R ER SO BB IBB HBP BLK WP HR S P ERA WHIP	IP WLS BF H R ER SO BB IBB HBP BLK WP HR S P ERA WHIP	IP WLS BF H R ER SO BB IBB HBP BLK WP HR S P ERA WHIP	IP WLS BF H R ER SO BB IBB HBP BLK WP HR S P ERA WHIP	IP WLS BF H R ER SO BB IBB HBP BLK WP HR S P ERA WHIP	IP WLS BF H R ER SO BB IBB HBP BLK WP HR S P ERA WHIP	IP WLS BF H R ER SO BB IBB HBP BLK WP HR S P ERA WHIP	IP WLS BF H R ER SO BB IBB HBP BLK WP HR S P ERA WHIP	IP WLS BF H R ER SO BB IBB HBP BLK WP HR S P ERA WHIP	IP WLS BF H R ER SO BB IBB HBP BLK WP HR S P ERA WHIP	IP WLS BF H R ER SO BB IBB HBP BLK WP HR S P ERA WHIP	IP WLS BF H R ER SO BB IBB HBP BLK WP HR S P ERA WHIP	IP WLS BF H R ER SO BB IBB HBP BLK WP HR S P ERA WHIP

AB	32
R	4
H	8
RBI	3
BB	6
SO	1
LOB	20




Batter	1	2	3	4	5	6	7	8	9	AB	R	H	RBI	BB	SO	LOB	TOP							
Billy Cox, R OBP: 0.333, SLG: 0.415 (1, 5)										5	1	1	0	0	1	2	Baltimore Orioles @ Detroit Tigers Briggs Stadium, Detroit, MI Tue Apr 26 1955, 4:33 AM EDT Att: 1,319 - Unknown livebaseballscorecards.com							
Bobby Young, L OBP: 0.333, SLG: 0.235 (1, 4)										4	1	1	0	1	0	2								
Gil Coan, L OBP: 0.346, SLG: 0.458 (1, 7)										4	0	2	1	0	0	1								
Gene Woodling, L OBP: 0.292, SLG: 0.300 (1, 9)										2	0	1	0	2	0	1								
Hal Smith, R OBP: 0.353, SLG: 0.469 (1, 2)										4	0	2	1	0	0	3								
Gus Triandos, R OBP: 0.214, SLG: 0.195 (1, 3)										4	0	0	0	0	0	5								
Chuck Diering, R OBP: 0.364, SLG: 0.409 (1, 8)										4	0	0	0	0	0	5								
Willy Miranda, S OBP: 0.263, SLG: 0.182 (1, 6)									4	0	1	0	0	0	0	0								
Erv Palica, R OBP: 0.400, SLG: 0.400 (1, 1)										4	0	2	0	0	0	1								
Inning Stats	R: 1 E: 0 K: 1 S: 7	H: 2 LOB: 3 BB: 2 P: 15	R: 0 E: 0 K: 0 S: 3	H: 1 LOB: 0 BB: 0 P: 3	R: 0 E: 0 K: 0 S: 4	H: 1 LOB: 1 BB: 0 P: 4	R: 0 E: 0 K: 0 S: 3	H: 0 LOB: 0 BB: 0 P: 3	R: 1 E: 0 K: 0 S: 5	H: 2 LOB: 2 BB: 1 P: 9	R: 0 E: 0 K: 0 S: 4	H: 1 LOB: 1 BB: 0 P: 4	R: 0 E: 0 K: 0 S: 3	H: 0 LOB: 0 BB: 0 P: 3	R: 0 E: 0 K: 0 S: 4	H: 2 LOB: 1 BB: 0 P: 4		R: 0 E: 0 K: 0 S: 4	H: 1 LOB: 1 BB: 0 P: 4	R: 0 E: 0 K: 0 S: 4	H: 1 LOB: 1 BB: 0 P: 4	1B: 8 2B: 3 3B: 0 HR: 0	SF: 0 SAC: 0 DP: 2 HBP: 0	WP: 0 PB: 0 SB: 0 CS: 0
PITCHER Ned Garver, R ERA: 4.97 (1, 1)	IP: 9.0 WLS: W BF: 38 H: 10 R: 2 ER: 2 SO: 1 BB: 2 IBB: 1 HBP: 0 BLK: 0 WP: 0 HR: 0 S: 37 P: 49 ERA: 2.00 WHIP: 1.333															PITCHER								

Batter	1	2	3	4	5	6	7	8	9	AB	R	H	RBI	BB	SO	LOB	BOTTOM			
Harvey Kuenn, R OBP: 0.420, SLG: 0.600 (1, 6)										2	0	1	0	0	0	0	Baltimore Orioles @ Detroit Tigers Briggs Stadium, Detroit, MI Tue Apr 26 1955, 4:33 AM EDT Att: 1,319 - Unknown livebaseballscorecards.com			
Ron Samford, R (5, 6)										1	0	0	0	0	1	0				
Wayne Belardi, L (8, PH)										1	0	0	0	0	1	0				
Reno Bertoia, R (9, 6)										0	0	0	0	0	0	0				
Fred Hatfield, L OBP: 0.378, SLG: 0.378 (1, 4)										4	0	0	0	0	1	1				
Al Kaline, R OBP: 0.480, SLG: 0.889 (1, 9)										3	1	1	1	1	0	1				
Ferris Fain, L OBP: 0.485, SLG: 0.227 (1, 3)										2	0	0	0	1	0	0				
Ray Boone, R OBP: 0.298, SLG: 0.415 (1, 5)										3	0	0	0	0	1	2				
Jim Delsing, L OBP: 0.477, SLG: 0.379 (1, 7)										3	0	0	0	0	0	0				
Bill Tuttle, R OBP: 0.333, SLG: 0.243 (1, 8)										3	1	2	0	0	0	0				
Frank House, L OBP: 0.375, SLG: 0.389 (1, 2)										1	0	0	0	0	0	0				
Red Wilson, R OBP: 0.273, SLG: 0.316 (3, 2)										2	0	0	0	0	0	2				
Ned Garver, R OBP: 0.200, SLG: 0.143 (1, 1)										2	1	1	1	0	0	0				
Inning Stats	R: 0 E: 0 K: 2 S: 7	H: 0 LOB: 2 BB: 2 P: 15	R: 0 E: 0 K: 0 S: 3	H: 0 LOB: 0 BB: 0 P: 3	R: 1 E: 1 K: 0 S: 4	H: 2 LOB: 0 BB: 0 P: 4	R: 0 E: 0 K: 0 S: 3	H: 0 LOB: 0 BB: 0 P: 3	R: 0 E: 0 K: 0 S: 4	H: 1 LOB: 1 BB: 0 P: 4	R: 0 E: 0 K: 0 S: 3	H: 0 LOB: 0 BB: 0 P: 3	R: 0 E: 0 K: 1 S: 5	H: 0 LOB: 0 BB: 0 P: 5	R: 1 E: 0 K: 0 S: 1	H: 1 LOB: 0 BB: 0 P: 1	1B: 4 2B: 0 3B: 0 HR: 1	SF: 1 SAC: 0 DP: 1 HBP: 0	WP: 2 PB: 0 SB: 1 CS: 0	PA: 30
PITCHER Erv Palica, R ERA: 4.66 (1, 1)	IP: 8.0 WLS: L BF: 30 H: 5 R: 3 ER: 2 SO: 4 BB: 2 IBB: 0 HBP: 0 BLK: 0 WP: 2 HR: 1 S: 36 P: 44 ERA: 2.25 WHIP: 0.875															PITCHER				

Batter	1	2	3	4	5	6	7	8	9	AB	R	H	RBI	BB	SO	LOB	TOP				
Willy Miranda, S (1, 6) OBP: 0.262, SLG: 0.167 Hoot Evers, R (9, PH) OBP: 0.387, SLG: 0.593	4-3						F4	F8									3 0 0 0 1 0 1 0 0 0 1 1 0 0				
Bobby Young, L (1, 4) OBP: 0.333, SLG: 0.222 Jim Pyburn, R (5, 5) OBP: 0.250, SLG: 0.167				F4			G3-6		F7								2 0 0 0 1 0 2 2 0 0 0 0 1 3				
Billy Cox, R (1, 5) OBP: 0.320, SLG: 0.378				F5					6-3								4 0 0 0 1 0 5				
Gene Woodling, L (1, 9) OBP: 0.269, SLG: 0.273				F8					6-3								4 0 0 0 0 0 3				
Gil Coan, L (1, 7) OBP: 0.333, SLG: 0.464				F5													4 1 1 0 0 1 0				
Hal Smith, R (1, 2) OBP: 0.368, SLG: 0.472					F5												4 1 2 0 0 0 2				
Eddie Waitkus, L (1, 3) OBP: 0.333, SLG: 0.143																	3 0 0 0 1 0 3				
Chuck Diering, R (1, 8) OBP: 0.423, SLG: 0.577																	4 1 3 2 0 0 0				
Jim Wilson, R (1, 1) OBP: 0.500, SLG: 0.500 Bill Miller, L (4, 1) OBP: 1.000, SLG: 1.000 Don Johnson, R (5, 1) OBP: 0.250, SLG: 0.166 Gus Triandos, R (7, PH) OBP: 0.143, SLG: 0.143 Lou Kretlow, R (7, 1) OBP: 0.143, SLG: 0.143 Bob Kennedy, R (9, PH) OBP: 0.250, SLG: 0.166																	1 0 0 0 0 1 2 1 0 1 0 0 0 0 0 0 0 0 0 0 0 1 0 0 0 0 0 0 0 0 0 0 0 0 0 1 0 0 0 0 1 3				
Inning Stats	R: 0 E: 0 K: 0 S: 3	H: 0 LOB: 1 BB: 1 P: 7	R: 0 E: 0 K: 1 S: 7	H: 2 LOB: 2 BB: 0 P: 7	R: 0 E: 0 K: 0 S: 3	H: 0 LOB: 1 BB: 1 P: 7	R: 0 E: 0 K: 1 S: 5	H: 0 LOB: 0 BB: 0 P: 5	R: 1 E: 0 K: 0 S: 4	H: 2 LOB: 0 BB: 0 P: 4	R: 0 E: 0 K: 0 S: 4	H: 1 LOB: 2 BB: 1 P: 8	R: 0 E: 0 K: 0 S: 3	H: 0 LOB: 0 BB: 0 P: 3	R: 0 E: 0 K: 0 S: 3	H: 0 LOB: 0 BB: 0 P: 3	R: 2 E: 1 K: 2 S: 10	H: 2 LOB: 3 BB: 2 P: 18	1B: 5 2B: 1 3B: 0 HR: 1	SF: 0 SAC: 0 DP: 1 HBP: 0	WP: 0 PA: 39 PB: 0 SB: 0 CS: 0
PITCHER Steve Gromek, R (1, 1) ERA: 2.9	IP: 9.0 WLS: W BF: 39 H: 7 R: 3 ER: 2 SO: 4 BB: 5 IBB: 0 HBP: 0 BLK: 0 WP: 0 HR: 1 S: 42 P: 62 ERA: 2.00 WHIP: 1.333															PITCHER					

Baltimore Orioles @ Detroit Tigers
Briggs Stadium, Detroit, MI
Wed Apr 27 1955, 4:33 AM EDT
Att: 3,969 - Unknown


AB 34
R 3
H 7
RBI 3
BB 5
SO 4
LOB 24



Batter	1	2	3	4	5	6	7	8	9	AB	R	H	RBI	BB	SO	LOB	BOTTOM		
Harvey Kuenn, R (1, 6) OBP: 0.418, SLG: 0.571	F9																4 1 1 1 1 1 0		
Fred Hatfield, L (1, 4) OBP: 0.397, SLG: 0.366																	4 1 1 0 0 0 3		
Al Kaline, R (1, 9) OBP: 0.491, SLG: 0.854																	3 2 1 0 2 0 0		
Ferris Fain, L (1, 3) OBP: 0.500, SLG: 0.217																	1 2 0 1 3 0 0		
Ray Boone, R (1, 5) OBP: 0.327, SLG: 0.432																	3 2 1 1 2 1 2		
Jim Delsing, L (1, 7) OBP: 0.436, SLG: 0.441																	5 1 3 3 0 1 2		
Bill Tuttle, R (1, 8) OBP: 0.320, SLG: 0.220																	4 1 0 0 1 1 4		
Frank House, L (1, 2) OBP: 0.429, SLG: 0.571																	3 1 2 4 1 0 0		
Steve Gromek, S (1, 1) OBP: 0.333, SLG: 0.167																	3 0 0 1 1 0 1		
Inning Stats	R: 0 E: 0 K: 1 S: 5	H: 0 LOB: 2 BB: 2 P: 13	R: 0 E: 0 K: 0 S: 4	H: 2 LOB: 1 BB: 0 P: 4	R: 6 E: 0 K: 0 S: 8	H: 5 LOB: 0 BB: 1 P: 12	R: 0 E: 0 K: 1 S: 5	H: 0 LOB: 0 BB: 0 P: 5	R: 2 E: 0 K: 0 S: 3	H: 0 LOB: 3 BB: 5 P: 23	R: 0 E: 0 K: 0 S: 3	H: 0 LOB: 0 BB: 0 P: 3	R: 0 E: 0 K: 2 S: 7	H: 0 LOB: 0 BB: 0 P: 7	R: 3 E: 0 K: 0 S: 5	H: 2 LOB: 2 BB: 3 P: 17	1B: 6 2B: 2 3B: 0 HR: 1	SF: 1 SAC: 1 DP: 0 HBP: 0	WP: 0 PA: 43 PB: 0 SB: 1 CS: 0
PITCHER Jim Wilson, R (1, 1) ERA: 5.14 Bill Miller, L (4, 1) ERA: 6.75 Don Johnson, R (5, 1) ERA: 5.91 Lou Kretlow, R (7, 1) ERA: 12.0	IP: 3.0 WLS: L BF: 18 H: 7 R: 6 ER: 6 SO: 1 BB: 3 IBB: 0 HBP: 0 BLK: 0 WP: 0 HR: 1 S: 17 P: 29 ERA: 18.00 WHIP: 3.333															PITCHER			

Baltimore Orioles @ Detroit Tigers
Briggs Stadium, Detroit, MI
Wed Apr 27 1955, 4:33 AM EDT
Att: 3,969 - Unknown


AB 30
R 11
H 9
RBI 11
BB 11
SO 4
LOB 12



Batter	1	2	3	4	5	6	7	8	9	AB	R	H	RBI	BB	SO	LOB	TOP					
Eddie Yost, R OBP: 0.322, SLG: 0.213 (1.5)										4	0	0	0	0	0	1	Washington Senators @ Detroit Tigers Briggs Stadium, Detroit, MI Thu Apr 28 1955, 4:33 AM EDT Att: 20,820 - Unknown					
Ernie Oravetz, S OBP: 0.344, SLG: 0.375 (1.9)										4	0	1	0	0	1	1						
Mickey Vernon, L OBP: 0.328, SLG: 0.472 (1.3)										4	0	1	0	0	1	1						
Roy Sievers, R OBP: 0.333, SLG: 0.304 (1.7)										3	0	1	0	1	1	1						
Jim Busby, R OBP: 0.271, SLG: 0.309 (1.8)										4	0	1	0	0	1	3						
Pete Runnels, L OBP: 0.237, SLG: 0.185 (1.4)										4	0	0	0	0	1	4						
Ed Fitz Gerald, R OBP: 0.271, SLG: 0.143 (1.2)										4	1	1	0	0	0	1						
Tony Roig, R OBP: 0.111, SLG: 0.111 (1.6)										3	0	1	0	0	0	1						
Dean Stone, L (1, 1)										2	0	0	0	0	1	1						
Juan Delis, R (7, PH)										1	0	0	0	0	0	0						
Spec Shea, R (7, 1)										0	0	0	0	0	0	0						
Inning Stats	R: 0 E: 0 K: 1 S: 5	H: 0 LOB: 0 BB: 0 P: 5	R: 0 E: 0 K: 0 S: 3	H: 0 LOB: 1 BB: 1 P: 7	R: 0 E: 0 K: 1 S: 5	H: 0 LOB: 0 BB: 0 P: 5	R: 0 E: 0 K: 1 S: 7	H: 2 LOB: 2 BB: 0 P: 7	R: 1 E: 2 K: 0 S: 5	H: 1 LOB: 1 BB: 0 P: 5	R: 0 E: 0 K: 0 S: 4	H: 1 LOB: 1 BB: 0 P: 4	R: 0 E: 0 K: 0 S: 3	H: 1 LOB: 0 BB: 0 P: 3	R: 0 E: 0 K: 2 S: 8	H: 1 LOB: 1 BB: 0 P: 8	R: 0 E: 0 K: 1 S: 5	H: 0 LOB: 0 BB: 0 P: 5	1B: 6 2B: 0 3B: 0 HR: 0	SF: 0 SAC: 0 DP: 1 HBP: 0	WP: 0 PB: 0 SB: 0 CS: 0	PA: 34
PITCHER Billy Hoelt, L ERA: 0.93 (1, 1)	IP: 9.0 WLS: W BF: 34 H: 6 R: 1 ER: 0 SO: 6 BB: 1 IBB: 0 HBP: 0 BLK: 0 WP: 0 HR: 0 S: 45 P: 49 ERA: 0.00 WHIP: 0.778															PITCHER						

Batter	1	2	3	4	5	6	7	8	9	AB	R	H	RBI	BB	SO	LOB	BOTTOM					
Harvey Kuenn, R OBP: 0.390, SLG: 0.528 (1.6)										4	0	0	0	0	1	2	Washington Senators @ Detroit Tigers Briggs Stadium, Detroit, MI Thu Apr 28 1955, 4:33 AM EDT Att: 20,820 - Unknown					
Bill Tuttle, R OBP: 0.231, SLG: 0.295 (1.8)										3	1	1	1	1	0	1						
Al Kaline, R OBP: 0.525, SLG: 0.880 (1.9)										2	1	2	0	2	0	0						
Ferris Fain, L OBP: 0.452, SLG: 0.185 (1.3)										4	0	0	0	0	0	5						
Ray Boone, R OBP: 0.339, SLG: 0.435 (1.5)										2	0	1	1	1	0	0						
Jay Porter, R OBP: 0.231, SLG: 0.174 (1.7)										4	1	1	0	0	3	4						
Jim Delsing, L OBP: 0.439, SLG: 0.441 (8, 7)										0	0	0	0	0	0	0						
Red Wilson, R OBP: 0.308, SLG: 0.435 (1.2)										4	1	2	0	0	0	1						
Harry Malmberg, R OBP: 0.333, SLG: 0.143 (1.4)										3	0	1	2	1	0	1						
Billy Hoelt, L OBP: 0.125, SLG: 0.125 (1, 1)										4	0	0	0	0	3	4						
Inning Stats	R: 0 E: 0 K: 0 S: 3	H: 0 LOB: 1 BB: 1 P: 7	R: 0 E: 0 K: 2 S: 8	H: 1 LOB: 2 BB: 1 P: 12	R: 0 E: 0 K: 1 S: 6	H: 1 LOB: 3 BB: 2 P: 14	R: 0 E: 0 K: 2 S: 8	H: 1 LOB: 1 BB: 0 P: 8	R: 1 E: 0 K: 0 S: 3	H: 1 LOB: 0 BB: 1 P: 7	R: 2 E: 0 K: 1 S: 8	H: 3 LOB: 1 BB: 0 P: 8	R: 1 E: 0 K: 1 S: 6	H: 1 LOB: 0 BB: 0 P: 6	R: 0 E: 0 K: 0 S: 3	H: 0 LOB: 0 BB: 0 P: 3	R: 0 E: 0 K: 1 S: 5	H: 0 LOB: 0 BB: 0 P: 5	1B: 4 2B: 3 3B: 0 HR: 1	SF: 1 SAC: 0 DP: 0 HBP: 0	WP: 0 PB: 0 SB: 0 CS: 1	PA: 36
PITCHER Dean Stone, L ERA: 2.77 (1, 1)	IP: 6.0 WLS: L BF: 29 H: 7 R: 3 ER: 3 SO: 6 BB: 5 IBB: 0 HBP: 0 BLK: 0 WP: 0 HR: 1 S: 36 P: 56 ERA: 4.50 WHIP: 2.000															PITCHER						
Spec Shea, R ERA: 11.57 (7, 1)	IP: 2.0 WLS: L BF: 7 H: 1 R: 1 ER: 1 SO: 1 BB: 0 IBB: 0 HBP: 0 BLK: 0 WP: 0 HR: 0 S: 9 P: 9 ERA: 4.50 WHIP: 0.500															PITCHER						

AB	33
R	1
H	6
RBI	0
BB	1
SO	6
LOB	14



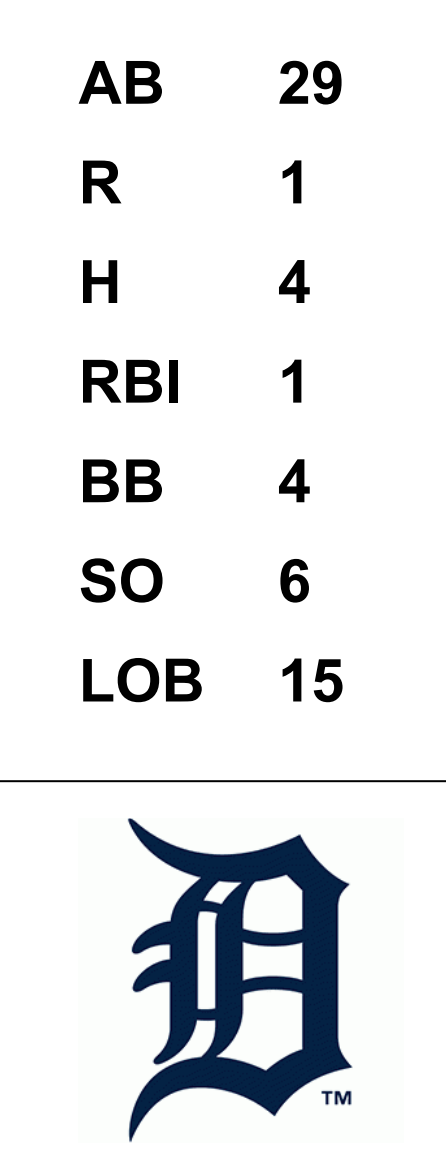
Batter	1	2	3	4	5	6	7	8	9	AB	R	H	RBI	BB	SO	LOB	TOP					
Eddie Yost, R OBP: 0.302, SLG: 0.196 (1, 5)										4	0	0	0	0	0	1	Washington Senators @ Detroit Tigers Briggs Stadium, Detroit, MI Fri Apr 29 1955, 4:33 AM EDT Att: 3,534 - Unknown					
Ernie Oravetz, S OBP: 0.361, SLG: 0.353 (1, 9)										2	1	0	0	2	0	0						
Pete Runnels, L OBP: 0.254, SLG: 0.207 (1, 4)										4	0	2	0	0	1	0						
Mickey Vernon, L OBP: 0.339, SLG: 0.526 (1, 3)										4	1	2	2	0	0	2						
Roy Sievers, R OBP: 0.311, SLG: 0.280 (1, 7)										4	0	0	0	0	0	2						
Jim Busby, R OBP: 0.286, SLG: 0.356 (1, 8)										4	0	2	0	0	0	1						
Tony Roig, R OBP: 0.391, SLG: 0.091 (7, PH)										2	0	0	0	0	2	AB 33 R 2 H 8 RBI 2 BB 2 SO 6 LOB 11						
Jesse Levan, L OBP: 0.222, SLG: 0.222 (7, PH)										1	0	0	0	0	1			1				
Bobby Kline, R OBP: 0.167, SLG: 0.118 (9, PH)										0	0	0	0	0	0			0				
Bruce Edwards, R OBP: 0.198, SLG: 0.059 (7, PH)										2	0	0	0	0	0	0						
Mickey McDermott, L OBP: 0.500, SLG: 0.596 (7, 2)										1	0	0	0	0	1	1						
Ed Fitz Gerald, R OBP: 0.242, SLG: 0.138 (7, 2)										1	0	0	0	0	1	1						
Camilo Pascual, R OBP: 0.400, SLG: 0.400 (6, 1)										2	0	1	0	0	0	0						
Chuck Stobbs, L (6, 1)										0	0	0	0	0	0	0						
Carlos Paula, R OBP: 0.400, SLG: 1.000 (7, 1)										1	0	0	0	0	0	1						
Ted Abernathy, R (7, 1)										0	0	0	0	0	0	0						
Inning Stats	R: 0 E: 0 K: 0 S: 3	H: 0 LOB: 0 BB: 0 P: 3	R: 0 E: 0 K: 1 S: 6	H: 1 LOB: 1 BB: 0 P: 6	R: 0 E: 0 K: 0 S: 3	H: 0 LOB: 0 BB: 0 P: 3	R: 1 E: 0 K: 0 S: 4	H: 2 LOB: 1 BB: 1 P: 8	R: 0 E: 0 K: 1 S: 6	H: 1 LOB: 0 BB: 0 P: 6	R: 1 E: 0 K: 1 S: 6	H: 1 LOB: 0 BB: 0 P: 6	R: 0 E: 0 K: 2 S: 8	H: 1 LOB: 1 BB: 0 P: 8	R: 0 E: 1 K: 0 S: 3	H: 1 LOB: 1 BB: 1 P: 7	R: 0 E: 0 K: 1 S: 6	H: 1 LOB: 1 BB: 0 P: 6	1B: 6 2B: 0 3B: 1 HR: 1	SF: 0 SAC: 0 DP: 1 HBP: 0	WP: 0 PB: 0 SB: 1 CS: 1	PA: 36
PITCHER Frank Lary, R ERA: 2.63 (1, 1)	IP: 9.0 WLS: W BF: 35 H: 8 R: 2 ER: 2 SO: 6 BB: 2 IBB: 0 HBP: 0 BLK: 0 WP: 0 HR: 1 S: 45 P: 53 ERA: 2.00 WHIP: 1.111															PITCHER IP: WLS: BF: H: R: ER: SO: BB: IBB: HBP: BLK: WP: HR: S: P: ERA: WHIP:						

Batter	1	2	3	4	5	6	7	8	9	AB	R	H	RBI	BB	SO	LOB	BOTTOM				
Harvey Kuenn, R OBP: 0.391, SLG: 0.517 (1, 6)										5	0	2	1	0	0	2	Washington Senators @ Detroit Tigers Briggs Stadium, Detroit, MI Fri Apr 29 1955, 4:33 AM EDT Att: 3,534 - Unknown				
Fred Hatfield, L OBP: 0.340, SLG: 0.333 (1, 4)										4	0	0	0	0	1	3					
Al Kaline, R OBP: 0.524, SLG: 0.849 (1, 9)										3	0	1	0	1	1	0					
Ferris Fain, L OBP: 0.435, SLG: 0.167 (1, 3)										3	0	0	0	1	0	3					
Ray Boone, R OBP: 0.367, SLG: 0.510 (1, 5)										3	1	2	1	1	1	1					
Jim Delsing, L OBP: 0.422, SLG: 0.421 (1, 7)										4	0	1	0	0	2	2					
Bill Tuttle, R OBP: 0.346, SLG: 0.283 (1, 8)										2	1	0	0	2	2	1					
Frank House, L OBP: 0.406, SLG: 0.520 (1, 2)										4	0	1	0	0	0	4					
Frank Lary, R OBP: 0.200, SLG: 0.300 (1, 1)										4	1	2	1	0	2	1					
Inning Stats	R: 0 E: 0 K: 0 S: 3	H: 0 LOB: 0 BB: 0 P: 3	R: 0 E: 0 K: 2 S: 7	H: 0 LOB: 1 BB: 1 P: 11	R: 0 E: 0 K: 1 S: 6	H: 1 LOB: 0 BB: 0 P: 6	R: 0 E: 0 K: 0 S: 4	H: 2 LOB: 3 BB: 2 P: 12	R: 0 E: 0 K: 1 S: 7	H: 2 LOB: 2 BB: 0 P: 7	R: 3 E: 0 K: 1 S: 8	H: 3 LOB: 1 BB: 1 P: 12	R: 0 E: 0 K: 2 S: 7	H: 0 LOB: 1 BB: 1 P: 11	R: 0 E: 0 K: 2 S: 8	H: 1 LOB: 1 BB: 0 P: 8		1B: 7 2B: 1 3B: 0 HR: 1	SF: 0 SAC: 0 DP: 1 HBP: 0	WP: 0 PB: 0 SB: 0 CS: 0	PA: 37
PITCHER Camilo Pascual, R ERA: 3.57 (6, 1)	IP: 0.1 WLS: L BF: 1 H: 0 R: 0 ER: 0 SO: 0 BB: 0 IBB: 0 HBP: 0 BLK: 0 WP: 0 HR: 0 S: 1 P: 1 ERA: 0.00 WHIP: 0.000															PITCHER IP: WLS: BF: H: R: ER: SO: BB: IBB: HBP: BLK: WP: HR: S: P: ERA: WHIP:					
Chuck Stobbs, L ERA: 1.46 (7, 1)	IP: 2.0 WLS: 8 BF: 1 H: 1 R: 0 ER: 0 SO: 4 BB: 1 IBB: 0 HBP: 0 BLK: 0 WP: 0 HR: 0 S: 15 P: 19 ERA: 0.00 WHIP: 1.000															PITCHER IP: WLS: BF: H: R: ER: SO: BB: IBB: HBP: BLK: WP: HR: S: P: ERA: WHIP:					

Batter	1	2	3	4	5	6	7	8	9	AB	R	H	RBI	BB	SO	LOB	TOP																	
Hank Bauer, R OBP: 0.495, SLG: 0.532 (1, 9)										5	1	2	0	0	1	1	New York Yankees @ Detroit Tigers Briggs Stadium, Detroit, MI Sun May 01 1955, 4:33 AM EDT Att: 48,813 - Unknown																	
Andy Carey, R OBP: 0.276, SLG: 0.342 (1, 5)										5	0	1	0	0	1	3																		
Mickey Mantle, S OBP: 0.465, SLG: 0.500 (1, 8)										5	1	1	0	0	1	3																		
Yogi Berra, L OBP: 0.305, SLG: 0.423 (1, 2)										5	0	0	0	0	0	4																		
Joe Collins, L OBP: 0.458, SLG: 0.632 (1, 3)										4	2	2	3	0	0	0																		
Irv Noren, L OBP: 0.375, SLG: 0.438 (1, 7)										3	0	2	1	1	0	0																		
Gil McDougald, R OBP: 0.394, SLG: 0.200 (1, 4)										3	0	0	0	1	0	2																		
Billy Hunter, R OBP: 0.303, SLG: 0.207 (1, 6)										3	1	1	0	0	0	2																		
Bob Turley, R OBP: 0.071, SLG: 0.154 (1, 1)										4	1	1	1	0	1	1																		
Inning Stats	R: 0 E: 0 K: 1 S: 6	H: 1 LOB: 1 BB: 0 P: 6	R: 1 E: 0 K: 0 S: 4	H: 1 LOB: 0 BB: 0 P: 4	R: 0 E: 0 K: 2 S: 8	H: 1 LOB: 1 BB: 0 P: 8	R: 0 E: 0 K: 0 S: 4	H: 1 LOB: 1 BB: 0 P: 4	R: 1 E: 0 K: 1 S: 6	H: 2 LOB: 0 BB: 0 P: 6	R: 0 E: 0 K: 0 S: 3	H: 0 LOB: 0 BB: 0 P: 3	R: 0 E: 0 K: 0 S: 3	H: 0 LOB: 1 BB: 1 P: 7	R: 3 E: 0 K: 0 S: 7	H: 4 LOB: 2 BB: 1 P: 11	R: 1 E: 3 K: 0 S: 5	H: 0 LOB: 1 BB: 0 P: 5	1B: 7 2B: 2 3B: 0 HR: 1	SF: 0 SAC: 1 DP: 0 HBP: 0	WP: 0 PB: 0 SB: 1 CS: 0	PA: 40												
PITCHER	IP WLS BF H R ER SO BB IBB HBP BLK WP HR S P ERA WHIP																																	
Ned Garver, R ERA: 5.11 Van Fletcher, R ERA: 2.25	(1, 1) (9, 1)	8.0 5	L 0	35 1	10 0	5 1	5 0	4 0	1 0	0 0	0 0	0 0	0 0	0 0	0 5	5 5	0.00 0.00	0.000 0.000																

Batter	1	2	3	4	5	6	7	8	9	AB	R	H	RBI	BB	SO	LOB	BOTTOM																	
Harvey Kuenn, R OBP: 0.411, SLG: 0.537 (1, 6)										4	0	0	0	0	0	1	New York Yankees @ Detroit Tigers Briggs Stadium, Detroit, MI Sun May 01 1955, 4:33 AM EDT Att: 48,813 - Unknown																	
Fred Hatfield, L OBP: 0.344, SLG: 0.333 (1, 4)										3	0	0	0	1	0	0																		
Al Kaline, R OBP: 0.500, SLG: 0.767 (1, 9)										4	0	1	0	0	1	0																		
Ferris Fain, L OBP: 0.426, SLG: 0.263 (1, 3)										4	0	0	0	0	1	2																		
Ray Boone, R OBP: 0.382, SLG: 0.491 (1, 5)										3	0	0	0	1	1	2																		
Jim Delsing, L OBP: 0.423, SLG: 0.477 (1, 7)										3	1	1	0	1	1	2																		
Bill Tuttle, R OBP: 0.348, SLG: 0.302 (1, 8)										3	0	1	0	1	1	2																		
Frank House, L OBP: 0.359, SLG: 0.438 (1, 2)										3	0	1	1	0	1	3																		
Ned Garver, R OBP: 0.167, SLG: 0.111 Van Fletcher, R (9, 1)										2	0	0	0	0	0	3																		
Inning Stats	R: 0 E: 0 K: 1 S: 6	H: 1 LOB: 2 BB: 1 P: 10	R: 1 E: 0 K: 0 S: 3	H: 1 LOB: 0 BB: 1 P: 7	R: 0 E: 0 K: 1 S: 5	H: 0 LOB: 0 BB: 0 P: 5	R: 0 E: 1 K: 2 S: 7	H: 0 LOB: 1 BB: 0 P: 7	R: 0 E: 0 K: 0 S: 4	H: 1 LOB: 1 BB: 0 P: 4	R: 0 E: 0 K: 0 S: 3	H: 0 LOB: 0 BB: 0 P: 3	R: 0 E: 0 K: 1 S: 6	H: 1 LOB: 2 BB: 1 P: 10	R: 0 E: 0 K: 0 S: 3	H: 0 LOB: 0 BB: 0 P: 3	R: 0 E: 0 K: 1 S: 5	H: 0 LOB: 1 BB: 1 P: 9	1B: 4 2B: 1 3B: 0 HR: 0	SF: 0 SAC: 1 DP: 2 HBP: 0	WP: 1 PB: 0 SB: 2 CS: 1	PA: 34												
PITCHER	IP WLS BF H R ER SO BB IBB HBP BLK WP HR S P ERA WHIP																																	
Bob Turley, R ERA: 1.75	(1, 1)	9.0 W	34	4	1	1	6	4	0	0	0	0	0	1	0	42	58	1.00 0.889																

AB	37
R	6
H	10
RBI	5
BB	2
SO	4
LOB	16



AB	29
R	1
H	4
RBI	1
BB	4
SO	6
LOB	15

Batter	1	2	3	4	5	6	7	8	9	AB	R	H	RBI	BB	SO	LOB	TOP			
Hank Bauer, R OBP: 0.410, SLG: 0.530 (1,9)										4	1	2	0	0	0	0	New York Yankees @ Detroit Tigers Briggs Stadium, Detroit, MI Mon May 02 1955, 4:33 AM EDT Att: 7,563 - Unknown			
Andy Carey, R OBP: 0.275, SLG: 0.338 (1,5)										4	0	1	0	0	2	1				
Mickey Mantle, S OBP: 0.440, SLG: 0.466 (1,8)										4	0	0	0	0	1	2				
Yogi Berra, L OBP: 0.302, SLG: 0.418 (1,2)										3	0	1	1	0	0	0				
Joe Collins, L OBP: 0.429, SLG: 0.565 (1,3)										4	0	1	0	0	0	2				
Irv Noren, L OBP: 0.349, SLG: 0.400 (1,7)										3	0	0	0	0	0	2				
Gil McDougald, R OBP: 0.389, SLG: 0.214 (1,4)										3	0	1	0	0	0	1				
Billy Hunter, R OBP: 0.286, SLG: 0.194 (8, PH)										2	0	0	0	0	0	0				
Phil Rizzuto, R OBP: 0.478, SLG: 0.294 (8,6)										1	0	0	0	0	0	1				
Bob Wiesler, S Jim Konstanty, R Enos Slaughter, L Bob Grim, R Tommy Byrne, L Johnny Sain, R (1,1) (3,1) (6, PH) (6,1) (8, PH) (8,1)										1	0	0	0	0	0	0				
Inning Stats	R: 0 E: 0 K: 2 S: 7	H: 0 LOB: 0 BB: 0 P: 7	R: 0 E: 0 K: 0 S: 3	H: 0 LOB: 0 BB: 0 P: 3	R: 0 E: 0 K: 1 S: 3	H: 0 LOB: 0 BB: 0 P: 3	R: 0 E: 0 K: 1 S: 5	H: 0 LOB: 0 BB: 0 P: 5	R: 0 E: 0 K: 0 S: 4	H: 1 LOB: 1 BB: 0 P: 4	R: 0 E: 0 K: 0 S: 4	H: 1 LOB: 1 BB: 0 P: 4	R: 0 E: 0 K: 0 S: 3	H: 1 LOB: 0 BB: 0 P: 3	R: 1 E: 0 K: 0 S: 5	H: 2 LOB: 1 BB: 0 P: 5	1B: 6 2B: 0 3B: 0 HR: 0	SF: 1 SAC: 0 DP: 1 HBP: 0	WP: 0 PB: 0 SB: 0 CS: 0	PA: 32
PITCHER Steve Gromek, R ERA: 2.48 (1,1)	IP: 9.0 WLS: W BF: 32 H: 6 R: 1 ER: 1 SO: 3 BB: 0 IBB: 0 HBP: 0 BLK: 0 WP: 0 HR: 0 S: 38 P: 38 ERA: 1.00 WHIP: 0.667															PITCHER Steve Gromek, R ERA: 2.48 (1,1)	IP: 9.0 WLS: W BF: 32 H: 6 R: 1 ER: 1 SO: 3 BB: 0 IBB: 0 HBP: 0 BLK: 0 WP: 0 HR: 0 S: 38 P: 38 ERA: 1.00 WHIP: 0.667			

Batter	1	2	3	4	5	6	7	8	9	AB	R	H	RBI	BB	SO	LOB	BOTTOM	
Harvey Kuenn, R OBP: 0.429, SLG: 0.557 (1,6)										3	3	2	1	1	0	0	New York Yankees @ Detroit Tigers Briggs Stadium, Detroit, MI Mon May 02 1955, 4:33 AM EDT Att: 7,563 - Unknown	
Bill Tuttle, R OBP: 0.343, SLG: 0.286 (1,8)										3	1	0	0	1	0	2		
Al Kaline, R OBP: 0.513, SLG: 0.758 (1,9)										2	1	1	1	2	0	0		
Ferris Fain, L OBP: 0.414, SLG: 0.286 (1,3)										4	0	1	2	0	0	2		
Ray Boone, R OBP: 0.361, SLG: 0.458 (1,5)										4	0	0	0	0	1	2		
Jay Porter, R OBP: 0.287, SLG: 0.192 Jim Delsing, L OBP: 0.434, SLG: 0.556 (1,7) (7,7)										2	0	1	0	1	0	0		
Red Wilson, R OBP: 0.323, SLG: 0.429 (1,2)										4	0	1	0	0	0	2		
Harry Malmberg, R OBP: 0.308, SLG: 0.100 (1,4)										3	0	0	0	1	0	1		
Steve Gromek, S OBP: 0.316, SLG: 0.188 (1,1)										4	1	1	0	0	1	2		
Inning Stats	R: 2 E: 0 K: 0 S: 4	H: 2 LOB: 0 BB: 1 P: 8	R: 0 E: 0 K: 0 S: 2	H: 0 LOB: 0 BB: 1 P: 6	R: 2 E: 2 K: 1 S: 5	H: 0 LOB: 1 BB: 3 P: 17	R: 0 E: 0 K: 0 S: 3	H: 0 LOB: 1 BB: 1 P: 7	R: 0 E: 0 K: 0 S: 4	H: 1 LOB: 1 BB: 0 P: 4	R: 2 E: 0 K: 0 S: 6	H: 3 LOB: 1 BB: 0 P: 6	R: 1 E: 0 K: 1 S: 7	H: 2 LOB: 1 BB: 0 P: 7	1B: 5 2B: 2 3B: 0 HR: 1	SF: 0 SAC: 0 DP: 1 HBP: 0		WP: 0 PB: 0 SB: 0 CS: 1
PITCHER Bob Wiesler, L ERA: 7.71 Jim Konstanty, R ERA Bob Grim, R ERA: 8.71 Johnny Sain, R ERA: 6.23 (1,1) (3,1) (6,1) (8,1)	IP: 2.1 WLS: L BF: 12 H: 2 R: 4 ER: 2 SO: 1 BB: 5 IBB: 0 HBP: 0 BLK: 0 WP: 0 HR: 0 S: 9 P: 29 ERA: 7.71 WHIP: 3.000															PITCHER Bob Wiesler, L ERA: 7.71 Jim Konstanty, R ERA Bob Grim, R ERA: 8.71 Johnny Sain, R ERA: 6.23 (1,1) (3,1) (6,1) (8,1)	IP: 2.1 WLS: L BF: 12 H: 2 R: 4 ER: 2 SO: 1 BB: 5 IBB: 0 HBP: 0 BLK: 0 WP: 0 HR: 0 S: 9 P: 29 ERA: 7.71 WHIP: 3.000	


AB 31
R 1
H 6
RBI 1
BB 0
SO 3
LOB 10

AB 30
R 7
H 8
RBI 5
BB 6
SO 2
LOB 11

Batter	1	2	3	4	5	6	7	8	9	AB	R	H	RBI	BB	SO	LOB	TOP			
Billy Goodman, L (1, 4) OBP: 0.341, SLG: 0.315										4	1	0	0	0	0	1				
Jim Piersall, R (1, 8) OBP: 0.307, SLG: 0.328										3	0	1	1	1	0	0				
Faye Throneberry, L (1, 7) OBP: 0.359, SLG: 0.599										4	0	0	0	0	1	2				
Sammy White, R (1, 2) OBP: 0.361, SLG: 0.473										4	0	1	0	0	0	1				
Jackie Jensen, R (1, 9) OBP: 0.278, SLG: 0.411										3	0	0	0	1	0	1				
Norm Zauchin, R (1, 3) OBP: 0.246, SLG: 0.283										4	0	1	0	0	0	2				
Ted Lepcio, R (1, 5) OBP: 0.358, SLG: 0.525										4	1	2	0	0	2	1				
Owen Friend, R (1, 6) OBP: 0.326, SLG: 0.333										2	0	0	0	1	1	2				
Sam Mele, R (9, PH) OBP: 0.167, SLG: 0.250										1	0	0	0	0	0	0				
Ike Delock, R (1, 1) OBP: 0.167, SLG: 0.167										2	0	1	1	0	1	3				
Leo Kiely, L (5, 1) OBP: 0.500, SLG: 0.500										0	0	0	0	0	0	0				
Karl Olson, R (7, PH) George Susce, R (7, 1) Pete Daley, R (9, PH)										1	0	0	0	0	0	0				
Inning Stats	R: 0 E: 0 K: 0 S: 3	H: 0 LOB: 0 BB: 0 P: 3	R: 0 E: 0 K: 0 S: 3	H: 0 LOB: 0 BB: 0 P: 3	R: 2 E: 0 K: 1 S: 8	H: 3 LOB: 1 BB: 0 P: 8	R: 0 E: 0 K: 1 S: 7	H: 2 LOB: 3 BB: 1 P: 11	R: 0 E: 0 K: 0 S: 5	H: 0 LOB: 1 BB: 1 P: 9	R: 0 E: 0 K: 0 S: 3	H: 0 LOB: 0 BB: 0 P: 3	R: 0 E: 0 K: 1 S: 6	H: 1 LOB: 1 BB: 0 P: 6	R: 0 E: 0 K: 2 S: 7	H: 0 LOB: 0 BB: 0 P: 7	1B: 4 2B: 2 3B: 0 HR: 0	SF: 0 SAC: 0 DP: 0 HBP: 0	WP: 0 PB: 0 SB: 1 CS: 0	PA: 36
PITCHER Billy Hoelt, L (1, 1) ERA: 1.27	IP: 9.0 WLS: W BF: 36 H: 6 R: 2 ER: 2 SO: 6 BB: 3 IBB: 0 HBP: 0 BLK: 0 WP: 0 HR: 0 S: 45 P: 57 ERA: 2.00 WHIP: 1.000															PITCHER				

Boston Red Sox @ Detroit Tigers
Briggs Stadium, Detroit, MI
Tue May 03 1955, 4:33 AM EDT
Att: 4,521 - Unknown


AB 33
R 2
H 6
RBI 2
BB 3
SO 6
LOB 13



Batter	1	2	3	4	5	6	7	8	9	AB	R	H	RBI	BB	SO	LOB	BOTTOM			
Harvey Kuenn, R (1, 6) OBP: 0.444, SLG: 0.562										3	1	2	0	1	0	0				
Fred Hatfield, L (1, 4) OBP: 0.369, SLG: 0.364										4	0	3	0	0	0	1				
Al Kaline, R (1, 9) OBP: 0.500, SLG: 0.773										4	1	1	2	0	1	5				
Ferris Fain, L (1, 3) OBP: 0.403, SLG: 0.267										3	0	0	0	1	0	4				
Bubba Phillips, R (9, PR) OBP: 0.333, SLG: 0.333										0	1	0	0	0	0	0				
Jack Phillips, R (9, 3)										0	0	0	0	0	0	0				
Ray Boone, R (1, 5) OBP: 0.355, SLG: 0.444										4	0	1	0	0	0	2				
Jim Delsing, L (1, 7) OBP: 0.436, SLG: 0.542										3	1	1	1	1	0	0				
Bill Tuttle, R (1, 8) OBP: 0.356, SLG: 0.322										3	0	2	1	0	0	0				
Red Wilson, R (1, 2) OBP: 0.343, SLG: 0.400										2	0	0	0	2	0	1				
Billy Hoelt, L (1, 1) OBP: 0.083, SLG: 0.083										4	0	0	0	0	2	5				
Inning Stats	R: 0 E: 0 K: 0 S: 5	H: 2 LOB: 2 BB: 0 P: 5	R: 0 E: 0 K: 0 S: 3	H: 1 LOB: 1 BB: 1 P: 7	R: 0 E: 0 K: 0 S: 3	H: 1 LOB: 1 BB: 1 P: 7	R: 1 E: 0 K: 1 S: 6	H: 1 LOB: 1 BB: 1 P: 10	R: 2 E: 0 K: 0 S: 5	H: 2 LOB: 0 BB: 0 P: 5	R: 0 E: 0 K: 0 S: 3	H: 0 LOB: 0 BB: 0 P: 3	R: 0 E: 0 K: 2 S: 8	H: 1 LOB: 1 BB: 0 P: 8	R: 1 E: 0 K: 0 S: 4	H: 2 LOB: 2 BB: 2 P: 12	1B: 8 2B: 2 3B: 0 HR: 1	SF: 0 SAC: 1 DP: 2 HBP: 0	WP: 0 PB: 0 SB: 1 CS: 1	PA: 36
PITCHER Ike Delock, R (1, 1) ERA: 3.42	IP: 4.1 WLS: L BF: 21 H: 7 R: 3 ER: 3 SO: 3 BB: 3 IBB: 0 HBP: 0 BLK: 0 WP: 0 HR: 1 S: 20 P: 32 ERA: 6.23 WHIP: 2.308															PITCHER				
Leo Kiely, L (5, 1) ERA: 6.23	IP: 1.2 WLS: L BF: 5 H: 0 R: 0 ER: 0 SO: 0 BB: 0 IBB: 0 HBP: 0 BLK: 0 WP: 0 HR: 0 S: 5 P: 5 ERA: 0.00 WHIP: 0.000															PITCHER				
George Susce, R (7, 1) ERA: 3.0	IP: 2.0 WLS: L BF: 10 H: 3 R: 1 ER: 1 SO: 2 BB: 1 IBB: 1 HBP: 0 BLK: 0 WP: 0 HR: 0 S: 12 P: 20 ERA: 4.50 WHIP: 2.000															PITCHER				

Boston Red Sox @ Detroit Tigers
Briggs Stadium, Detroit, MI
Tue May 03 1955, 4:33 AM EDT
Att: 4,521 - Unknown


AB 30
R 4
H 10
RBI 4
BB 5
SO 3
LOB 18



Batter	1	2	3	4	5	6	7	8	9	10	11	AB	R	H	RBI	BB	SO	LOB	TOP		
Billy Goodman, L OBP: 0.333, SLG: 0.299 (1, 4)												4	0	0	0	1	1	1			
Harry Agganis, L OBP: 0.333, SLG: 0.344 (1, 3)												5	1	2	0	0	1	2			
Faye Throneberry, L OBP: 0.349, SLG: 0.564 (1, 7)												5	0	1	0	0	1	1			
Sammy White, R OBP: 0.345, SLG: 0.449 (1, 2)												4	0	0	0	0	1	1			
Jackie Jensen, R OBP: 0.286, SLG: 0.442 (1, 9)												4	1	1	1	1	0	0			
Ted Lencio, R OBP: 0.347, SLG: 0.516 (1, 5)												5	1	1	1	0	0	2			
Jim Piersall, R OBP: 0.300, SLG: 0.309 (1, 8)												4	0	0	0	1	1	4			
Billy Klaus, L OBP: 0.250, SLG: 0.083 (1, 6)												5	0	1	1	0	1	4			
Willard Nixon, L OBP: 0.214, SLG: 0.308 (1, 1)												4	0	1	0	0	0	2			
Ellis Kinder, R OBP: 0.500, SLG: 0.500 (11, 1)												0	0	0	0	0	0	0			
Inning Stats	R: 0 E: 0 K: 1 S: 5	H: 0 LOB: 0 BB: 0 P: 5	R: 0 E: 0 K: 0 S: 3	H: 0 LOB: 0 BB: 0 P: 3	R: 0 E: 0 K: 2 S: 7	H: 0 LOB: 2 BB: 2 P: 15	R: 1 E: 0 K: 1 S: 6	H: 1 LOB: 0 BB: 0 P: 6	R: 0 E: 0 K: 0 S: 3	H: 0 LOB: 0 BB: 0 P: 3	R: 0 E: 0 K: 0 S: 3	H: 0 LOB: 0 BB: 0 P: 3	R: 0 E: 0 K: 0 S: 4	H: 1 LOB: 1 BB: 0 P: 4	R: 1 E: 0 K: 1 S: 8	H: 2 LOB: 3 BB: 1 P: 12	1B: 4 2B: 2 3B: 0 HR: 1	SF: 0 SAC: 1 DP: 0 HBP: 0	WP: 0 PB: 0 SB: 1 CS: 0	PA: 44	
PITCHER Frank Lary, R ERA: 2.57 (1, 1)	IP: 11.0 WLS: 1 BF: 44 H: 7 R: 3 ER: 3 SO: 6 BB: 2 IBB: 1 HBP: 0 BLK: 0 WP: 0 HR: 1 S: 53 P: 65 ERA: 2.46 WHIP: 0.818																				

Boston Red Sox @ Detroit Tigers
Briggs Stadium, Detroit, MI
Wed May 04 1955, 4:33 AM EDT
Att: 32,485 - Unknown


AB 40
R 3
H 7
RBI 3
BB 3
SO 6
LOB 17



Batter	1	2	3	4	5	6	7	8	9	10	11	AB	R	H	RBI	BB	SO	LOB	BOTTOM		
Harvey Kuenn, R OBP: 0.430, SLG: 0.538 (1, 6)												5	1	1	0	0	0	1			
Fred Hatfield, L OBP: 0.371, SLG: 0.356 (1, 4)												4	0	1	0	1	1	1			
Al Kaline, R OBP: 0.482, SLG: 0.732 (1, 9)												5	0	1	1	0	0	1			
Ferris Fain, L OBP: 0.403, SLG: 0.265 (1, 3)												4	1	1	0	1	0	2			
Bubba Phillips, R OBP: 0.333, SLG: 0.333 (11, PR)												0	0	0	0	0	0	0			
Ray Boone, R OBP: 0.370, SLG: 0.448 (1, 5)												4	0	2	0	1	2	2			
Jim Delsing, L OBP: 0.493, SLG: 0.491 (1, 7)												5	0	0	0	0	0	5			
Bill Tuttle, R OBP: 0.346, SLG: 0.313 (1, 8)												5	0	1	1	0	0	3			
Frank House, L OBP: 0.326, SLG: 0.389 (1, 2)												4	0	0	0	0	1	1			
Frank Lary, R OBP: 0.214, SLG: 0.357 (1, 1)												4	0	1	0	0	0	0			
Inning Stats	R: 0 E: 0 K: 1 S: 5	H: 0 LOB: 0 BB: 0 P: 5	R: 1 E: 0 K: 0 S: 4	H: 2 LOB: 1 BB: 1 P: 8	R: 1 E: 0 K: 1 S: 8	H: 3 LOB: 3 BB: 0 P: 8	R: 0 E: 0 K: 0 S: 3	H: 0 LOB: 0 BB: 0 P: 3	R: 0 E: 0 K: 0 S: 5	H: 0 LOB: 0 BB: 0 P: 5	R: 0 E: 0 K: 0 S: 3	H: 1 LOB: 1 BB: 0 P: 4	R: 0 E: 0 K: 0 S: 4	H: 1 LOB: 1 BB: 0 P: 4	R: 0 E: 0 K: 0 S: 4	H: 1 LOB: 2 BB: 1 P: 8	1B: 7 2B: 1 3B: 0 HR: 0	SF: 0 SAC: 0 DP: 1 HBP: 0	WP: 0 PB: 1 SB: 0 CS: 0	PA: 43	
PITCHER Willard Nixon, R ERA: 2.29 (1, 1)	IP: 10.1 WLS: 1 BF: 41 H: 8 R: 2 ER: 2 SO: 4 BB: 3 IBB: 0 HBP: 0 BLK: 0 WP: 0 HR: 0 S: 46 P: 58 ERA: 1.74 WHIP: 1.065																				
Ellis Kinder, R ERA: 2.89 (11, 1)	0.2 S	2 S	0 S	0 S	0 S	0 S	0 S	0 S	0 S	0 S	0 S	0 S	0 S	0 S	0 S	0 S	0 S	0 S	0 S	0.00 0.000	

Boston Red Sox @ Detroit Tigers
Briggs Stadium, Detroit, MI
Wed May 04 1955, 4:33 AM EDT
Att: 32,485 - Unknown


AB 40
R 2
H 8
RBI 2
BB 3
SO 4
LOB 16



Batter	1	2	3	4	5	6	7	8	9	AB	R	H	RBI	BB	SO	LOB	TOP					
Billy Goodman, L (1, 4) OBP: 0.320, SLG: 0.284	0-0 4-3			0-0 F7		0-0 4-3		0-0 F8		4	0	0	0	0	0	1						
Harry Agganis, L (1, 3) OBP: 0.350, SLG: 0.371	0-3 K			0-0 3-1			0-0 1B 2B	4-0 BB		3	1	1	0	1	1	0						
Faye Throneberry, L (1, 7) OBP: 0.344, SLG: 0.549	0-0 F8			0-0 4-3			0-0 1B 2B	0-3 K		4	1	1	0	0	1	2						
Sammy White, R (1, 2) OBP: 0.352, SLG: 0.463		0-0 L6			0-0 2B		0-0 2B 7-2 1B		0-0 F8	4	0	2	1	0	0	0						
Jackie Jensen, R (1, 9) OBP: 0.295, SLG: 0.457		0-0 6-3			0-0 F4		0-0 7-2 2B		0-0 G4-6-3 1B	4	0	2	1	0	0	1						
Ted Lepcio, R (1, 5) OBP: 0.333, SLG: 0.493 Grady Hatton, L (9, PH) OBP: 0.190, SLG: 0.158		0-3 K			0-3 K		0-0 7-2 2B		0-0 G4-6-3 1B	3	0	0	0	0	2	3						
Jim Piersall, R (1, 8) OBP: 0.289, SLG: 0.296			0-3 K		0-0 F8		0-0 F8			3	0	0	0	0	1	2						
Billy Klaus, L (1, 6) OBP: 0.263, SLG: 0.071			0-0 G3			0-0 L9		4-0 FC3-6 BB		2	0	0	0	1	0	0						
Tom Brewer, R (1, 1) OBP: 0.231, SLG: 0.231			0-0 1-3			0-3 K		0-0 FC3-6 BB		3	0	0	0	0	1	1						
Inning Stats	R: 0 E: 0 K: 1 S: 5	H: 0 LOB: 0 BB: 0 P: 5	R: 0 E: 0 K: 1 S: 5	H: 0 LOB: 0 BB: 0 P: 5	R: 0 E: 0 K: 1 S: 5	H: 0 LOB: 0 BB: 0 P: 5	R: 0 E: 0 K: 0 S: 3	H: 0 LOB: 0 BB: 0 P: 3	R: 0 E: 0 K: 1 S: 6	H: 1 LOB: 1 BB: 0 P: 6	R: 0 E: 0 K: 0 S: 5	H: 0 LOB: 0 BB: 0 P: 5	R: 2 E: 0 K: 0 S: 6	H: 4 LOB: 1 BB: 0 P: 6	R: 0 E: 0 K: 1 S: 5	H: 0 LOB: 2 BB: 2 P: 13	R: 0 E: 0 K: 0 S: 3	H: 1 LOB: 0 BB: 0 P: 3	1B: 3 2B: 4 3B: 0 HR: 0	SF: 0 SAC: 0 DP: 2 HBP: 0	WP: 0 PB: 0 SB: 0 CS: 0	PA: 33
PITCHER Duke Maas, R (1, 1) ERA: 2.7	IP: 9.0 WLS: W BF: 33 H: 6 R: 2 ER: 2 SO: 6 BB: 2 IBB: 0 HBP: 0 BLK: 0 WP: 0 HR: 0 S: 43 P: 51 ERA: 2.00 WHIP: 0.889															PITCHER						

Boston Red Sox @ Detroit Tigers
Briggs Stadium, Detroit, MI
Thu May 05 1955, 4:33 AM EDT
Att: 4,687 - Unknown


AB 31
R 2
H 6
RBI 2
BB 2
SO 6
LOB 11



Batter	1	2	3	4	5	6	7	8	9	AB	R	H	RBI	BB	SO	LOB	BOTTOM			
Harvey Kuenn, R (1, 6) OBP: 0.418, SLG: 0.518	0-0 F8		0-3 K		0-0 6-3		0-0 FC3-6 1B		0-0 1-3	5	0	1	0	0	1	0				
Fred Hatfield, L (1, 4) OBP: 0.387, SLG: 0.381	0-0 B4-3		4-0 1B BB		0-0 FC1-4 2B		0-0 FC3-6 1B 1-2		0-0 3B 1B	4	1	2	0	1	0	1				
Al Kaline, R (1, 9) OBP: 0.478, SLG: 0.737	0-0 L6-3		0-0 1-2 1B		0-0 FC1-5-4 1B 2-3		0-3 K		0-0 3B	5	0	2	1	0	1	2				
Ferris Fain, L (1, 3) OBP: 0.423, SLG: 0.302		0-0 FC5 1B	0-0 F8		0-0 1-3 1B		0-0 1-3 1B			4	0	3	0	0	0	2				
Ray Boone, R (1, 5) OBP: 0.365, SLG: 0.429		0-0 F7		0-0 F8		4-0 HR BB	0-0 F6			3	1	0	0	1	0	3				
Jim Delsing, L (1, 7) OBP: 0.408, SLG: 0.544		0-0 FC5 1B		0-0 6-3		0-0 1-H HR		0-0 1-3		4	1	2	2	0	0	0				
Bill Tuttle, R (1, 8) OBP: 0.341, SLG: 0.324		0-0 FC5 G6-3		0-0 2B		0-0 5-3		0-0 6-3		4	0	1	0	0	0	2				
Frank House, L (1, 2) OBP: 0.319, SLG: 0.359		0-0 G6-3		4-0 IBB		0-0 F7		0-0 6-3		3	0	0	0	1	0	3				
Duke Maas, R (1, 1)			0-3 K		0-0 6-3		0-0 4-3		0-0 F7	4	0	0	0	0	1	2				
Inning Stats	R: 0 E: 0 K: 0 S: 3	H: 0 LOB: 0 BB: 0 P: 3	R: 0 E: 0 K: 0 S: 5	H: 2 LOB: 2 BB: 0 P: 5	R: 0 E: 0 K: 2 S: 8	H: 1 LOB: 2 BB: 1 P: 12	R: 0 E: 0 K: 0 S: 4	H: 1 LOB: 2 BB: 1 P: 8	R: 0 E: 0 K: 0 S: 4	H: 2 LOB: 2 BB: 1 P: 8	R: 0 E: 0 K: 1 S: 7	H: 2 LOB: 0 BB: 0 P: 7	R: 0 E: 0 K: 0 S: 3	H: 0 LOB: 0 BB: 0 P: 3	R: 1 E: 0 K: 0 S: 4	H: 2 LOB: 1 BB: 0 P: 4	1B: 7 2B: 2 3B: 1 HR: 1	SF: 0 SAC: 0 DP: 1 HBP: 0	WP: 0 PB: 0 SB: 0 CS: 0	PA: 39
PITCHER Tom Brewer, R (1, 1) ERA: 4.66	IP: 8.2 WLS: L BF: 39 H: 11 R: 3 ER: 3 SO: 3 BB: 2 IBB: 1 HBP: 0 BLK: 0 WP: 0 HR: 1 S: 42 P: 54 ERA: 3.12 WHIP: 1.500															PITCHER				

Boston Red Sox @ Detroit Tigers
Briggs Stadium, Detroit, MI
Thu May 05 1955, 4:33 AM EDT
Att: 4,687 - Unknown

AB 36
R 3
H 11
RBI 3
BB 3
SO 3
LOB 15



Batter	1	2	3	4	5	6	7	8	9	AB	R	H	RBI	BB	SO	LOB	TOP						
Harvey Kuenn, R OBP: 0.420, SLG: 0.543 (1, 6)										5	2	4	2	0	0	1							
Bill Tuttle, R OBP: 0.341, SLG: 0.325 (1, 8)										5	0	2	1	0	1	2							
Al Kaline, R OBP: 0.485, SLG: 0.718 (1, 9)										5	2	4	1	0	0	1							
Ferris Fain, L OBP: 0.443, SLG: 0.298 (1, 3)										2	1	1	0	2	0	2							
Ray Boone, R OBP: 0.362, SLG: 0.436 (1, 5)										5	0	2	3	0	0	5							
Jay Porter, R OBP: 0.250, SLG: 0.179 Jim Delsing, L OBP: 0.370, SLG: 0.484 (5, 7)										2	0	0	0	0	1	1							
Red Wilson, R OBP: 0.300, SLG: 0.343 (1, 2)										5	0	0	0	0	0	2							
Harry Malmberg, R OBP: 0.235, SLG: 0.071 (1, 4)										4	0	0	0	0	0	0							
Steve Gromek, S OBP: 0.391, SLG: 0.263 (1, 1)										3	2	2	0	1	0	0							
Inning Stats	R: 0 E: 0 K: 1 S: 6	H: 1 LOB: 2 P: 10	R: 0 E: 0 K: 0 S: 3	H: 0 LOB: 0 BB: 0 P: 3	R: 0 E: 0 K: 0 S: 3	H: 1 LOB: 0 BB: 0 P: 3	R: 1 E: 0 K: 1 S: 7	H: 2 LOB: 1 BB: 0 P: 7	R: 2 E: 1 K: 1 S: 9	H: 4 LOB: 3 BB: 1 P: 13	R: 0 E: 0 K: 0 S: 4	H: 1 LOB: 1 BB: 0 P: 4	R: 2 E: 0 K: 0 S: 6	H: 3 LOB: 1 BB: 0 P: 6	R: 2 E: 0 K: 0 S: 5	H: 3 LOB: 1 BB: 1 P: 9	R: 0 E: 0 K: 0 S: 3	H: 0 LOB: 0 BB: 0 P: 3	1B: 12 2B: 1 3B: 2 HR: 0	SF: 0 SAC: 1 DP: 2 HBP: 0	WP: 1 PB: 0 SB: 1 CS: 0	PA: 43	
PITCHER	IP WLS BF H R ER SO BB IBB HBP BLK WP HR S P ERA WHIP																						
Billy Pierce, L ERA: 3.33 Bob Chakales, R ERA: 3.8 Ted Gray, L ERA: 18.0 Harry Dorish, R ERA:	(1, 1) 4.1 L 22 8 3 3 2 1 1 0 0 0 0 0 0 24 32 6.23 2.077	(5, 1) 1.2 6 1 0 0 1 0 0 0 0 0 0 0 8 8 0.00 0.600	(7, 1) 1.1 11 6 4 4 0 1 0 0 0 0 1 0 10 14 27.00 5.250	(8, 1) 1.2 4 0 0 0 0 0 0 0 0 0 0 0 4 4 0.00 0.000																			

Detroit Tigers @ Chicago White Sox
Comiskey Park, Chicago, IL
Sat May 07 1955, 4:33 AM EDT
Att: 3,917 - Unknown

AB 39
R 7
H 15
RBI 7
BB 3
SO 3
LOB 18



Batter	1	2	3	4	5	6	7	8	9	AB	R	H	RBI	BB	SO	LOB	BOTTOM					
Chico Carrasquel, R OBP: 0.356, SLG: 0.413 (1, 6)										3	0	0	1	0	1	0						
Nellie Fox, L OBP: 0.400, SLG: 0.494 (1, 4)										4	0	1	0	0	0	1						
Minnie Minoso, R OBP: 0.341, SLG: 0.358 (1, 7)										4	0	0	0	0	0	1						
Bob Nieman, R OBP: 0.403, SLG: 0.661 (1, 9)										4	0	2	0	0	0	1						
Jim Rivera, L OBP: 0.310, SLG: 0.281 (1, 8)										4	0	0	0	0	0	2						
Walt Dropo, R OBP: 0.381, SLG: 0.556 (1, 3)										4	0	0	0	0	1	2						
Sherm Lollar, R OBP: 0.453, SLG: 0.750 Clint Courtney, L OBP: 0.333, SLG: 0.500 (1, 2)										3	0	1	0	0	0	0						
Vern Stephens, R OBP: 0.182, SLG: 0.100 (1, 5)										3	1	0	0	0	1	1						
Billy Pierce, L OBP: 0.375, SLG: 0.167 Bob Chakales, R Phil Cavarretta, L Ted Gray, S Harry Dorish, R OBP: 0.333, SLG: 0.333 (1, 1)	(1, 1) 9.0 W 33 5 1 0 3 0 0 0 0 0 0 0 39 39 0.00 0.556	(5, 1) 1.0 0 0 0 0 0 0 0 0 0 0 0 0 0 0 0 0 0	(6, PH) 1.0 0 0 0 0 0 0 0 0 0 0 0 0 0 0 0 0 0	(7, 1) 1.0 0 0 0 0 0 0 0 0 0 0 0 0 0 0 0 0 0	(8, 1) 1.0 1 0 0 0 0 0 0 0 0 0 0 0 0 0 0 0 0																	
Inning Stats	R: 0 E: 0 K: 1 S: 6	H: 1 LOB: 0 P: 6	R: 0 E: 0 K: 1 S: 5	H: 0 LOB: 0 BB: 0 P: 5	R: 0 E: 0 K: 1 S: 5	H: 0 LOB: 0 BB: 0 P: 5	R: 0 E: 0 K: 0 S: 3	H: 0 LOB: 0 BB: 0 P: 3	R: 0 E: 0 K: 0 S: 4	H: 0 LOB: 0 BB: 0 P: 4	R: 0 E: 0 K: 0 S: 3	H: 0 LOB: 0 BB: 0 P: 3	R: 0 E: 0 K: 0 S: 4	H: 1 LOB: 1 BB: 0 P: 4	R: 1 E: 0 K: 0 S: 5	H: 1 LOB: 1 BB: 0 P: 5	R: 0 E: 0 K: 0 S: 4	H: 1 LOB: 1 BB: 0 P: 4	1B: 4 2B: 1 3B: 0 HR: 0	SF: 1 SAC: 0 DP: 0 HBP: 0	WP: 0 PB: 0 SB: 0 CS: 0	PA: 33
PITCHER	IP WLS BF H R ER SO BB IBB HBP BLK WP HR S P ERA WHIP																					

Detroit Tigers @ Chicago White Sox
Comiskey Park, Chicago, IL
Sat May 07 1955, 4:33 AM EDT
Att: 3,917 - Unknown

AB 32
R 1
H 5
RBI 1
BB 0
SO 3
LOB 8



Batter	1	2	3	4	5	6	7	8	9	AB	R	H	RBI	BB	SO	LOB	TOP					
Harvey Kuenn, R (1, 6) OBP: 0.422, SLG: 0.540										4	0	3	0	0	0	1	Detroit Tigers @ Chicago White Sox Comiskey Park, Chicago, IL Sun May 08 1955, 4:38 AM EDT Att: 17,532 - Unknown					
Fred Hatfield, L (1, 4) OBP: 0.333, SLG: 0.320										3	0	0	0	0	1	3						
Al Kaline, R (1, 9) OBP: 0.491, SLG: 0.703										2	0	1	0	2	0	0						
Ferris Fain, L (1, 3) OBP: 0.437, SLG: 0.286										3	0	0	0	1	1	6						
Ray Boone, R (1, 5) OBP: 0.340, SLG: 0.402										4	0	0	0	0	0	5						
Jim Delsing, L (1, 7) OBP: 0.341, SLG: 0.438										4	0	0	0	0	0	0						
Bill Tuttle, R (1, 8) OBP: 0.360, SLG: 0.349										4	0	2	0	0	0	0						
Frank House, L (1, 2) OBP: 0.315, SLG: 0.370										4	0	2	0	0	0	2						
Frank Lary, R (1, 1) OBP: 0.235, SLG: 0.353										3	0	1	0	0	1	2						
Red Wilson, R (9, PH) OBP: 0.311, SLG: 0.375										1	0	0	0	0	0	1						
Inning Stats	R: 0 E: 0 K: 2 S: 8	H: 2 LOB: 2 BB: 0 P: 8	R: 0 E: 0 K: 0 S: 4	H: 1 LOB: 1 BB: 0 P: 4	R: 0 E: 0 K: 0 S: 3	H: 1 LOB: 0 BB: 0 P: 3	R: 0 E: 0 K: 0 S: 2	H: 0 LOB: 0 BB: 1 P: 6	R: 0 E: 0 K: 1 S: 6	H: 1 LOB: 1 BB: 0 P: 6	R: 0 E: 0 K: 0 S: 4	H: 1 LOB: 2 BB: 1 P: 8	R: 0 E: 0 K: 0 S: 4	H: 1 LOB: 1 BB: 0 P: 4	R: 0 E: 0 K: 0 S: 4	H: 1 LOB: 1 BB: 0 P: 8	R: 0 E: 0 K: 0 S: 4	H: 1 LOB: 1 BB: 0 P: 4	1B: 8 2B: 2 3B: 0 HR: 0	SF: 0 SAC: 1 DP: 3 HBP: 0	WP: 0 PB: 0 CS: 0	PA: 36
PITCHER Dick Donovan, R (1, 1) ERA: 1.55	IP: 9.0 WLS: W BF: 36 H: 9 R: 0 ER: 0 SO: 3 BB: 2 IBB: 1 HBP: 0 BLK: 0 WP: 0 HR: 0 S: 39 P: 51 ERA: 0.00 WHIP: 1.222															PITCHER						

Batter	1	2	3	4	5	6	7	8	9	AB	R	H	RBI	BB	SO	LOB	BOTTOM			
Chico Carrasquel, R (1, 6) OBP: 0.340, SLG: 0.375										4	0	0	0	0	0	2	Detroit Tigers @ Chicago White Sox Comiskey Park, Chicago, IL Sun May 08 1955, 4:38 AM EDT Att: 17,532 - Unknown			
Nellie Fox, L (1, 4) OBP: 0.390, SLG: 0.488										4	1	1	0	0	0	3				
Minnie Minoso, R (1, 7) OBP: 0.350, SLG: 0.360										4	0	2	1	0	0	0				
George Kell, R (1, 5) OBP: 0.384, SLG: 0.371										3	0	1	0	1	0	1				
Jim Rivera, L (1, 8) OBP: 0.316, SLG: 0.290										4	0	2	0	0	0	2				
Walt Dropo, R (1, 3) OBP: 0.370, SLG: 0.550										4	0	0	0	0	1	6				
Willard Marshall, L (1, 9) OBP: 0.364, SLG: 0.125										3	0	0	0	0	0	2				
Johnny Groth, R (9, 8) OBP: 0.250, SLG: 0.167										0	0	0	0	0	0	0				
Clint Courtney, L (1, 2) OBP: 0.300, SLG: 0.400										3	0	1	0	0	0	0				
Dick Donovan, L (1, 1) OBP: 0.333, SLG: 0.111										2	0	0	0	1	2	0				
Inning Stats	R: 0 E: 0 K: 0 S: 3	H: 0 LOB: 0 BB: 0 P: 3	R: 0 E: 0 K: 0 S: 3	H: 0 LOB: 0 BB: 0 P: 3	R: 0 E: 0 K: 0 S: 4	H: 1 LOB: 2 BB: 1 P: 8	R: 0 E: 0 K: 0 S: 5	H: 2 LOB: 2 BB: 0 P: 5	R: 0 E: 0 K: 1 S: 6	H: 0 LOB: 1 BB: 0 P: 6	R: 0 E: 0 K: 0 S: 3	H: 1 LOB: 1 BB: 1 P: 7	R: 0 E: 0 K: 1 S: 5	H: 0 LOB: 0 BB: 0 P: 5	R: 1 E: 0 K: 1 S: 8	H: 3 LOB: 2 BB: 0 P: 8	1B: 6 2B: 0 3B: 1 HR: 0	SF: 0 SAC: 0 DP: 1 HBP: 0	WP: 0 PB: 0 CS: 0	PA: 33
PITCHER Frank Lary, R (1, 1) ERA: 2.3	IP: 8.0 WLS: L BF: 33 H: 7 R: 1 ER: 1 SO: 3 BB: 2 IBB: 0 HBP: 0 BLK: 0 WP: 0 HR: 0 S: 37 P: 45 ERA: 1.12 WHIP: 1.125															PITCHER				

Batter	1	2	3	4	5	6	7	8	9	AB	R	H	RBI	BB	SO	LOB	TOP					
Harvey Kuenn, R OBP: 0.421, SLG: 0.533	L6-3		L6-3		F2		L4-6-3			5	0	2	2	0	0	0	Detroit Tigers @ Washington Senators Griffith Stadium, Washington, DC Tue May 10 1955, 3:33 AM EDT Att: 5,651 - Unknown					
Fred Hatfield, L OBP: 0.315, SLG: 0.300	F8		K		3-1		L4-6-3		G3	5	0	0	0	0	1	4						
Al Kaline, R OBP: 0.482, SLG: 0.695	L4-3				L7					4	0	1	0	0	1	0						
Feris Fain, L OBP: 0.440, SLG: 0.277		FC6-4 BB			2B 1B BB				L6	2	1	0	0	2	0	1						
Ray Boone, R OBP: 0.327, SLG: 0.385	F8				F2				L6-3	4	0	0	0	0	1	3						
Jim Delsing, L OBP: 0.337, SLG: 0.442	FC6-4 1B 1-2				1B 2B				F2	4	1	1	0	0	0	2						
Bill Tuttle, R OBP: 0.385, SLG: 0.371									1B 1B	3	1	3	2	1	0	0						
Frank House, L OBP: 0.310, SLG: 0.360	F8				F9				K	4	1	1	0	0	1	4						
Duke Maas, R Al Aber, L Charlie Maxwell, L Leo Cristante, R Jay Porter, R Van Fletcher, R Bubba Phillips, R			K		L6-3				F2	0	0	0	0	0	0	0						
Inning Stats	R: 0 E: 0 K: 0 S: 3	H: 0 LOB: 0 BB: 0 P: 3	R: 0 E: 0 K: 0 S: 4	H: 1 LOB: 2 BB: 1 P: 8	R: 0 E: 0 K: 2 S: 7	H: 0 LOB: 0 BB: 0 P: 7	R: 2 E: 0 K: 0 S: 5	H: 2 LOB: 1 BB: 1 P: 9	R: 0 E: 0 K: 0 S: 3	H: 0 LOB: 0 BB: 0 P: 3	R: 0 E: 0 K: 1 S: 5	H: 0 LOB: 0 BB: 0 P: 5	R: 2 E: 0 K: 0 S: 5	H: 3 LOB: 1 BB: 1 P: 9	R: 0 E: 0 K: 1 S: 6	H: 1 LOB: 1 BB: 0 P: 6		R: 0 E: 0 K: 1 S: 6	H: 1 LOB: 2 BB: 1 P: 10	1B: 6 2B: 2 3B: 0 HR: 0	SF: 0 SAC: 0 DP: 1 HBP: 0	WP: 0 PB: 0 SB: 0 CS: 0
PITCHER	IP WLS BF H R ER SO BB IBB HBP BLK WP HR S P ERA WHIP																					
Bob Porterfield, R ERA: 4.44	(1, 1) 7.0 W 30 7 4 4 3 3 3 0 0 0 0 0 0 33 45 5.14 1.429																					
Camilo Pascual, R ERA: 5.02	(8, 1) 2.0 S 8 1 0 0 2 1 0 0 0 0 0 0 11 15 0.00 1.000																					

Batter	1	2	3	4	5	6	7	8	9	AB	R	H	RBI	BB	SO	LOB	BOTTOM	
Eddie Yost, R OBP: 0.378, SLG: 0.289	K							F2		3	0	1	1	2	1	1	Detroit Tigers @ Washington Senators Griffith Stadium, Washington, DC Tue May 10 1955, 3:33 AM EDT Att: 5,651 - Unknown	
Tom Umphlett, R OBP: 0.382, SLG: 0.390	6-3	E4 BB			F3		4-3			4	0	1	0	0	0	3		
Pete Runnels, L OBP: 0.315, SLG: 0.266	4-3	6-3								4	1	1	0	0	0	2		
Mickey Vernon, L OBP: 0.383, SLG: 0.574		1B 1B		K			L9			4	1	2	0	0	1	0		
Jim Busby, R OBP: 0.383, SLG: 0.546		1B 1B		K			L9			4	1	1	0	0	2	2		
Juan Delis, R OBP: 0.241, SLG: 0.357		FC1-5 1B		F8						3	1	1	3	1	0	1		
Ed Fitz Gerald, R OBP: 0.333, SLG: 0.339		FC1-5 2B BB								3	2	2	0	1	0	0		
Bobby Kline, R OBP: 0.295, SLG: 0.268		FC1-5 2B		SH5-3 1B						3	0	1	0	0	0	4		
Bob Porterfield, R ERA: 4.2	(1, 1) 0.1									2	1	1	2	0	0	1		
Camilo Pascual, R ERA: 3.24	(8, 1) 2.0									1	0	0	0	0	0	1		
Inning Stats	R: 0 E: 0 K: 1 S: 5	H: 5 LOB: 2 BB: 2 P: 15	R: 0 E: 0 K: 2 S: 7	H: 0 LOB: 0 BB: 0 P: 7	R: 0 E: 0 K: 0 S: 4	H: 1 LOB: 2 BB: 1 P: 8	R: 0 E: 0 K: 0 S: 3	H: 0 LOB: 0 BB: 0 P: 3	R: 2 E: 0 K: 0 S: 5	H: 2 LOB: 1 BB: 1 P: 9	R: 1 E: 0 K: 1 S: 6	H: 2 LOB: 0 BB: 0 P: 6	R: 0 E: 1 K: 0 S: 4	H: 1 LOB: 1 BB: 0 P: 4	1B: 9 2B: 2 3B: 0 HR: 0	SF: 1 SAC: 1 DP: 0 HBP: 0	WP: 0 PB: 0 SB: 1 CS: 1	PA: 38
PITCHER	IP WLS BF H R ER SO BB IBB HBP BLK WP HR S P ERA WHIP																	
Duke Maas, R ERA: 4.2	(1, 1) 0.1																	
Al Aber, L ERA: 3.24	(2, 1) 1																	
Leo Cristante, R ERA: 3.0	(3, 1) 4.0																	
Van Fletcher, R ERA: 3.0	(7, 1) 2.0																	



Batter	1	2	3	4	5	6	7	8	9	AB	R	H	RBI	BB	SO	LOB	TOP					
Harvey Kuenn, R OBP: 0.412, SLG: 0.518 (1, 6)	F8		4-3			F8	WP SH1-3 1-H 3-H 1B		F8	5	0	1	2	0	0	1						
Bill Tuttle, R OBP: 0.398, SLG: 0.374 (1, 8)	F8					1B	SH1-3		HR	2	1	1	1	2	0	0						
Al Kaline, R OBP: 0.470, SLG: 0.700 (1, 9)	L7		L9			L8	L1-3		HR	5	1	1	2	0	0	3						
Jay Porter, R OBP: 0.342, SLG: 0.250 (1, 3)									F8	4	0	3	0	1	0	0						
Ray Boone, R OBP: 0.315, SLG: 0.368 (1, 5)	K					L6	FC6-4			4	0	0	0	0	1	6						
Bubba Phillips, R OBP: 0.286, SLG: 0.273 (1, 7)	F8									4	1	1	0	0	0	1						
Red Wilson, R OBP: 0.313, SLG: 0.357 (1, 2)	F8									2	1	0	0	1	0	1						
Harry Malmberg, R OBP: 0.333, SLG: 0.222 (1, 4)										4	2	3	0	0	0	0						
Ned Garver, R OBP: 0.222, SLG: 0.143 (1, 1)										3	1	1	2	0	1	1						
Inning Stats	R: 0 E: 0 K: 0 S: 3	H: 0 LOB: 0 BB: 0 P: 3	R: 0 E: 0 K: 1 S: 6	H: 1 LOB: 1 BB: 0 P: 6	R: 1 E: 0 K: 0 S: 5	H: 2 LOB: 1 BB: 0 P: 5	R: 0 E: 0 K: 0 S: 3	H: 1 LOB: 0 BB: 0 P: 3	R: 0 E: 0 K: 1 S: 4	H: 1 LOB: 1 BB: 1 P: 8	R: 0 E: 0 K: 0 S: 4	H: 1 LOB: 2 BB: 1 P: 8	R: 4 E: 0 K: 0 S: 8	H: 4 LOB: 2 BB: 1 P: 12	R: 0 E: 0 K: 0 S: 3	H: 0 LOB: 0 BB: 0 P: 3	R: 2 E: 0 K: 0 S: 4	H: 1 LOB: 0 BB: 1 P: 8	1B: 10 2B: 1 3B: 0 HR: 1	SF: 0 SAC: 3 DP: 1 HBP: 0	WP: 1 PB: 0 SB: 1 CS: 2	PA: 40
PITCHER	IP	WLS	BF	H	R	ER	SO	BB	IBB	HBP	BLK	WP	HR	S	P	ERA	WHIP					
Dean Stone, L ERA: 3.48 (1, 1)	6.0	L	28	10	5	5	2	2	0	0	0	0	0	30	38	7.50	2.000					
Pedro Ramos, R ERA: (7, 1)	2.0		7	0	0	0	0	1	0	0	0	1	0	6	10	0.00	0.500					
Spec Shea, R ERA: 13.5 (9, 1)	1.0		5	1	2	2	0	1	0	0	0	0	1	4	8	18.00	2.000					

Detroit Tigers @ Washington Senators
 Griffith Stadium, Washington, DC
 Wed May 11 1955, 3:33 AM EDT
 Att: 1,271 - Unknown

AB 33
 R 7
 H 11
 RBI 7
 BB 4
 SO 2
 LOB 13



Batter	1	2	3	4	5	6	7	8	9	AB	R	H	RBI	BB	SO	LOB	BOTTOM				
Juan Delis, R OBP: 0.212, SLG: 0.313 (1, 9)	4-3		4-3			F8			K	4	0	0	0	0	1	2					
Tom Umphlett, R OBP: 0.333, SLG: 0.356 (1, 7)	L9					F4			F7	4	0	0	0	0	0	2					
Pete Runnels, L OBP: 0.313, SLG: 0.258 (1, 4)	F7					G3			F8	3	0	0	0	1	1	0					
Mickey Vernon, L OBP: 0.378, SLG: 0.561 (1, 3)	F7					G3			F7	4	0	1	0	0	0	1					
Jim Busby, R OBP: 0.369, SLG: 0.525 (1, 8)	K					6-3			F8	4	0	0	0	0	1	2					
Ed Fitz Gerald, R OBP: 0.333, SLG: 0.338 (1, 2)										3	0	1	0	0	0	2					
Eddie Yost, R OBP: 0.379, SLG: 0.299 Harmon Killebrew, R (2, 5)										0	0	0	0	0	0	0					
Jesse Levan, L OBP: 0.200, SLG: 0.400 Tony Roig, R OBP: 0.260, SLG: 0.143 (7, PH) (8, 5)	K									2	0	0	0	0	1	1					
Bobby Kline, R OBP: 0.283, SLG: 0.256 Ernie Cravetz, S OBP: 0.377, SLG: 0.333 Jerry Snyder, R OBP: 0.200, SLG: 0.214 (1, 6) (8, PH) (9, 6)										0	0	0	0	0	0	0					
Dean Stone, L Pedro Ramos, S Carlos Paula, R OBP: 0.400, SLG: 0.571 Spec Shea, R (1, 1) (7, 1) (8, PH) (9, 1)										1	0	0	0	1	0	0					
Inning Stats	R: 0 E: 0 K: 0 S: 3	H: 0 LOB: 0 BB: 0 P: 3	R: 0 E: 0 K: 2 S: 8	H: 1 LOB: 1 BB: 0 P: 8	R: 0 E: 0 K: 0 S: 3	H: 0 LOB: 0 BB: 0 P: 3	R: 0 E: 0 K: 0 S: 3	H: 0 LOB: 1 BB: 1 P: 7	R: 0 E: 0 K: 0 S: 2	H: 0 LOB: 0 BB: 1 P: 6	R: 0 E: 0 K: 1 S: 7	H: 1 LOB: 2 BB: 0 P: 7	R: 0 E: 0 K: 1 S: 6	H: 1 LOB: 1 BB: 0 P: 6	R: 0 E: 0 K: 0 S: 3	H: 0 LOB: 0 BB: 0 P: 3	1B: 3 2B: 0 3B: 0 HR: 0	SF: 0 SAC: 0 DP: 0 HBP: 0	WP: 0 PB: 0 SB: 0 CS: 0	PA: 32	
PITCHER	IP	WLS	BF	H	R	ER	SO	BB	IBB	HBP	BLK	WP	HR	S	P	ERA	WHIP				
Ned Garver, R ERA: 3.5 (1, 1)	9.0	W	32	3	0	0	4	2	0	0	0	0	0	38	46	0.00	0.556				

Detroit Tigers @ Washington Senators
 Griffith Stadium, Washington, DC
 Wed May 11 1955, 3:33 AM EDT
 Att: 1,271 - Unknown


AB 30
 R 0
 H 3
 RBI 0
 BB 2
 SO 4
 LOB 12



Batter	1	2	3	4	5	6	7	8	9	AB	R	H	RBI	BB	SO	LOB	TOP					
Harvey Kuenn, R (1, 6) OBP: 0.407, SLG: 0.504	F9			G6-4-3 BB		6-3		G1-4-3		3	0	0	0	1	0	2						
Bill Tuttle, R (1, 8) OBP: 0.402, SLG: 0.372	6-3			G6-4-3			FC4 1B		G3 BB	3	0	1	0	1	0	1						
Al Kaline, R (1, 9) OBP: 0.455, SLG: 0.673	L9			K			L7		L8	4	0	0	0	0	1	2						
Jay Porter, R (1, 3) OBP: 0.310, SLG: 0.222		K			K		FC4 HR		G3	4	1	0	0	0	2	2						
Ray Boone, R (1, 5) OBP: 0.330, SLG: 0.408		G4-3 BB			FC1-6 1B		HR		F9	3	1	2	2	1	0	1						
Bubba Phillips, R (1, 7) OBP: 0.235, SLG: 0.214		G4-3			FC1-6		6-3			3	0	0	0	0	0	2						
Red Wilson, R (1, 2) OBP: 0.294, SLG: 0.333				5-3		6-3			3-1	3	0	0	0	0	0	1						
Harry Malmberg, R (1, 4) OBP: 0.304, SLG: 0.290				6-3		1-3				2	0	0	0	0	0	0						
Fred Hatfield, L (8, PH) OBP: 0.323, SLG: 0.300				6-3					BB HBP	0	0	0	0	0	0	0						
Steve Gromek, S (1, 1) OBP: 0.375, SLG: 0.250				6-3		5-3				1	0	0	0	0	0	0						
Fernis Fain, L (6, PH) OBP: 0.435, SLG: 0.273										1	0	0	0	0	0	0						
Al Aber, L (6, PH) OBP: 0.345, SLG: 0.442									G1-4-3 BB	0	0	0	0	0	0	0						
Jim Delsing, L (8, PH) OBP: 0.345, SLG: 0.442										0	0	0	0	1	0	0						
Bob Miller, R (8, 1)										0	0	0	0	0	0	0						
Inning Stats	R: 0 E: 0 K: 0 S: 3	H: 0 LOB: 0 BB: 0 P: 3	R: 0 E: 0 K: 1 S: 4	H: 0 LOB: 0 BB: 1 P: 8	R: 0 E: 0 K: 0 S: 3	H: 0 LOB: 0 BB: 0 P: 3	R: 0 E: 0 K: 1 S: 4	H: 0 LOB: 0 BB: 1 P: 8	R: 0 E: 0 K: 1 S: 6	H: 1 LOB: 1 BB: 0 P: 6	R: 0 E: 0 K: 0 S: 3	H: 0 LOB: 0 BB: 0 P: 3	R: 2 E: 0 K: 0 S: 5	H: 2 LOB: 0 BB: 0 P: 5	R: 0 E: 0 K: 0 S: 2	H: 0 LOB: 1 BB: 1 P: 7	R: 0 E: 0 K: 0 S: 3	H: 0 LOB: 1 BB: 1 P: 7	1B: 2 2B: 0 3B: 0 HR: 1	SF: 0 SAC: 0 DP: 3 HBP: 1	WP: 0 PB: 0 SB: 0 CS: 0	PA: 32
PITCHER	IP WLS BF H R ER SO BB IBB HBP BLK WP HR S P ERA WHIP																					
Whitey Ford, L (1, 1) ERA: 3.66	7.0 W 24 3 2 2 3 2 0 0 0 0 1 28 36 2.57 0.714																					
Tom Morgan, R (8, 1) ERA: 0.98	2.0 S 8 0 0 0 0 2 0 1 0 0 0 5 14 0.00 1.000																					

Detroit Tigers @ New York Yankees
 Yankee Stadium, Bronx, NY
 Fri May 13 1955, 3:33 AM EDT
 Att: 7,177 - Unknown


AB 27
R 2
H 3
RBI 2
BB 4
SO 3
LOB 11



Batter	1	2	3	4	5	6	7	8	9	AB	R	H	RBI	BB	SO	LOB	BOTTOM			
Hank Bauer, R (1, 9) OBP: 0.414, SLG: 0.549	F3		SH1-3 1B		L7		S 1B			4	1	2	0	0	0	0				
Andy Carey, R (1, 5) OBP: 0.301, SLG: 0.374	HR 1B		SH1-3		L9		K			3	1	1	0	0	1	1				
Mickey Mantle, S (1, 8) OBP: 0.423, SLG: 0.656	1-H HR		4-3 1B		HR			HR		4	3	4	5	0	0	0				
Yogi Berra, L (1, 2) OBP: 0.313, SLG: 0.409	F4		4-3		4-3			F2		4	0	0	0	0	0	1				
Joe Collins, L (1, 3) OBP: 0.344, SLG: 0.500	4-3		F8			K		L9		4	0	0	0	0	1	1				
Inv Noren, L (1, 7) OBP: 0.300, SLG: 0.305		E 1B		L9		G3		K		4	0	1	0	0	1	0				
Gil McDougald, R (1, 4) OBP: 0.333, SLG: 0.271		6-3		SH5-3 1B		F7				3	0	1	0	0	0	1				
Billy Hunter, R (1, 6) OBP: 0.250, SLG: 0.235		F7		SH5-3				5-3		2	0	0	0	0	0	1				
Whitey Ford, L (1, 1) OBP: 0.467, SLG: 0.385		6-3								2	0	0	0	0	0	2				
Elston Howard, R (7, PH) OBP: 0.444, SLG: 0.520				3-1						1	0	0	0	0	0	0				
Tom Morgan, R (8, 1) OBP: 0.200, SLG: 0.200								F8		0	0	0	0	0	0	0				
Inning Stats	R: 2 E: 0 K: 0 S: 5	H: 2 LOB: 0 BB: 0 P: 5	R: 0 E: 1 K: 0 S: 4	H: 1 LOB: 1 BB: 0 P: 4	R: 1 E: 0 K: 0 S: 5	H: 2 LOB: 1 BB: 0 P: 5	R: 0 E: 0 K: 0 S: 4	H: 1 LOB: 1 BB: 0 P: 4	R: 1 E: 0 K: 0 S: 4	H: 1 LOB: 0 BB: 0 P: 4	R: 0 E: 0 K: 1 S: 5	H: 0 LOB: 0 BB: 0 P: 5	R: 0 E: 0 K: 1 S: 6	H: 1 LOB: 1 BB: 0 P: 6	R: 0 E: 0 K: 1 S: 6	H: 1 LOB: 0 BB: 0 P: 6	1B: 6 2B: 0 3B: 0 HR: 3	SF: 0 SAC: 2 DP: 0 HBP: 0	WP: 0 PB: 0 SB: 1 CS: 0	PA: 33
PITCHER	IP WLS BF H R ER SO BB IBB HBP BLK WP HR S P ERA WHIP																			
Steve Gromek, R (1, 1) ERA: 2.5	5.0 L 22 7 4 4 0 2 0 0 0 0 0 0 11 11 0.00 0.500																			
Al Aber, L (6, 1) ERA: 2.51	2.0 7 1 0 0 2 0 0 0 0 0 0 11 11 0.00 0.500																			
Bob Miller, L (8, 1) ERA: 3.38	1.0 4 1 1 1 1 0 0 0 0 0 1 6 6 9.00 1.000																			

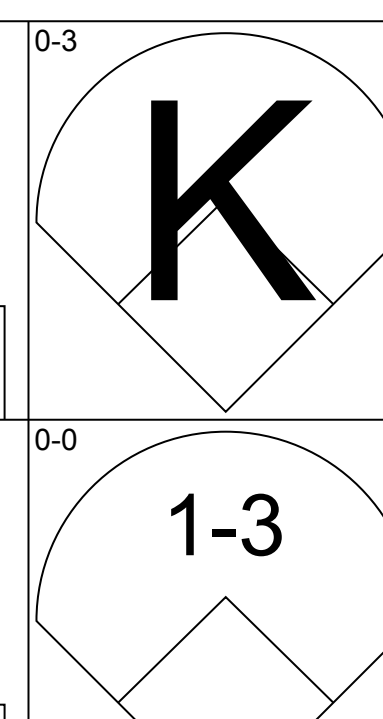
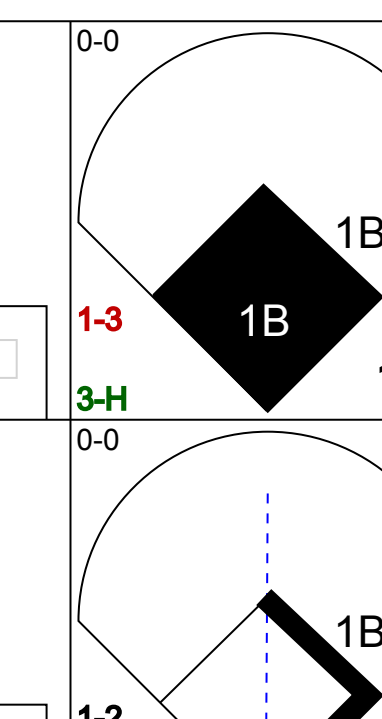
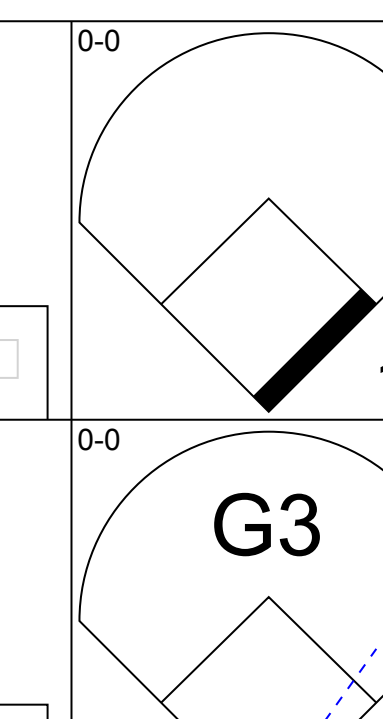
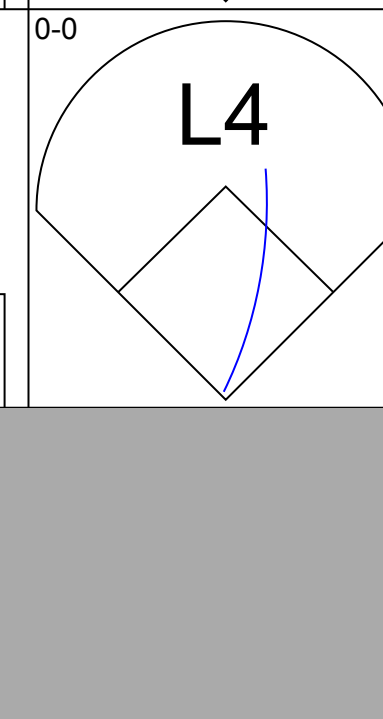
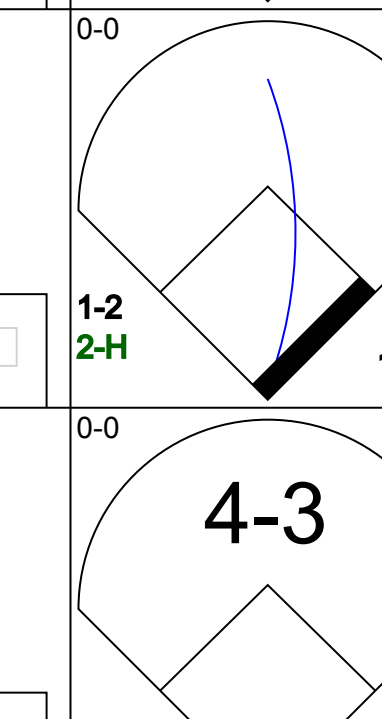




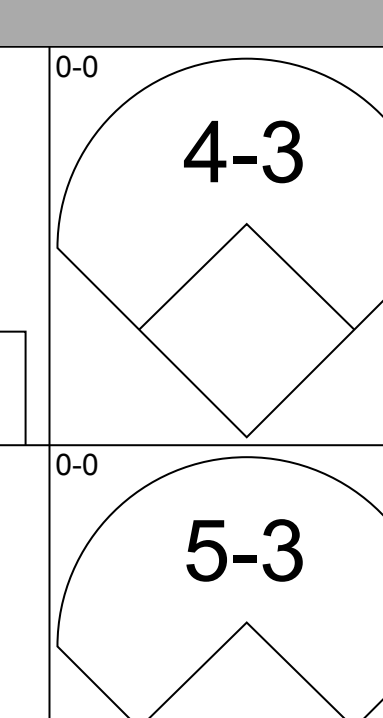
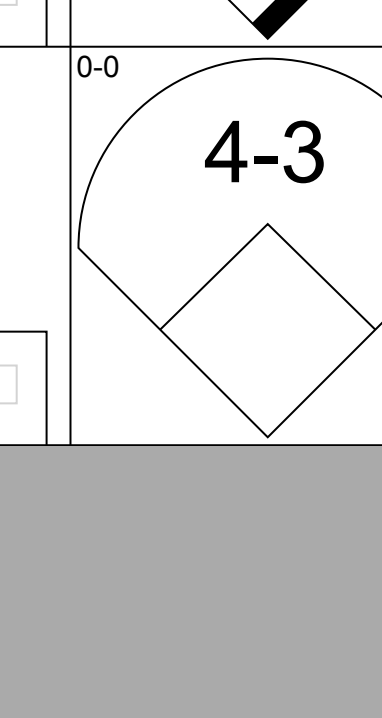
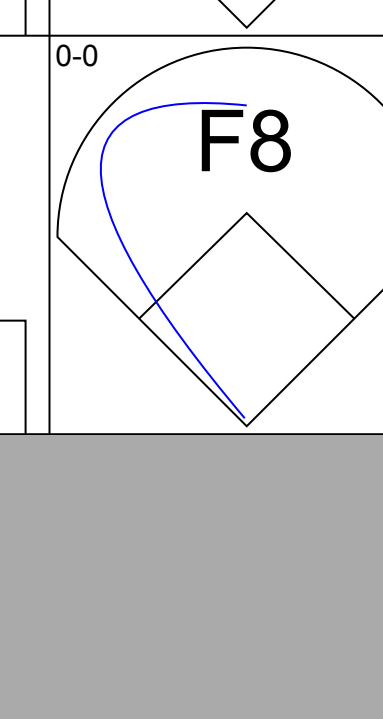
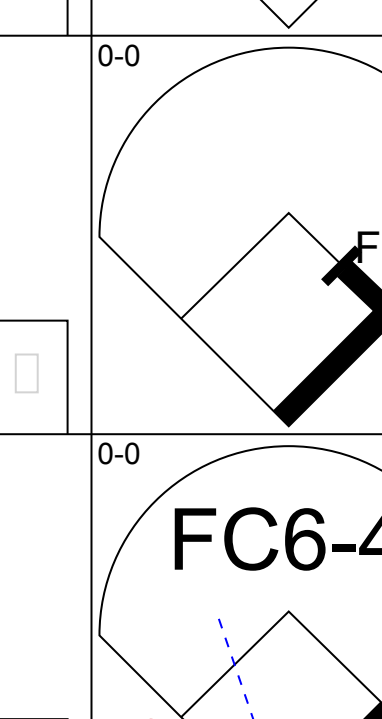


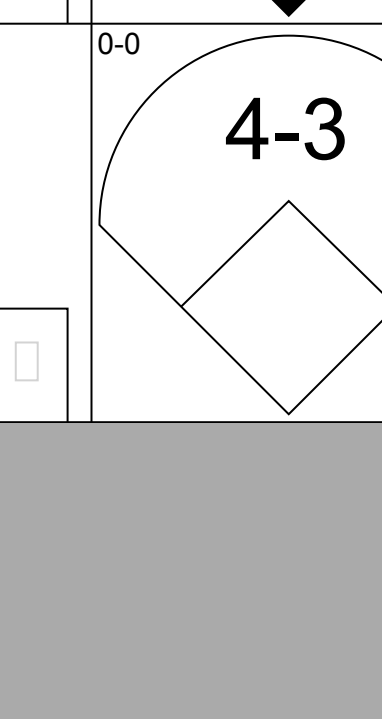
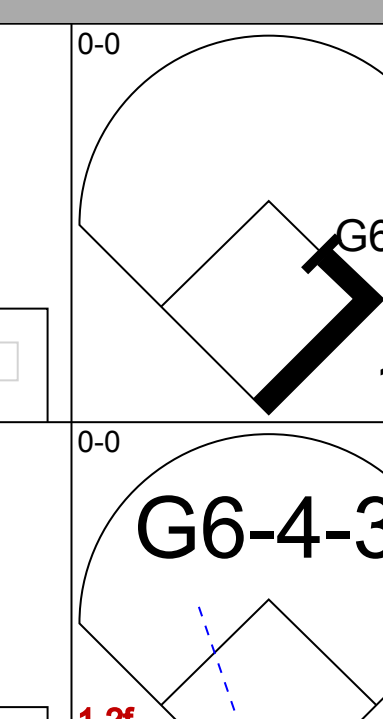
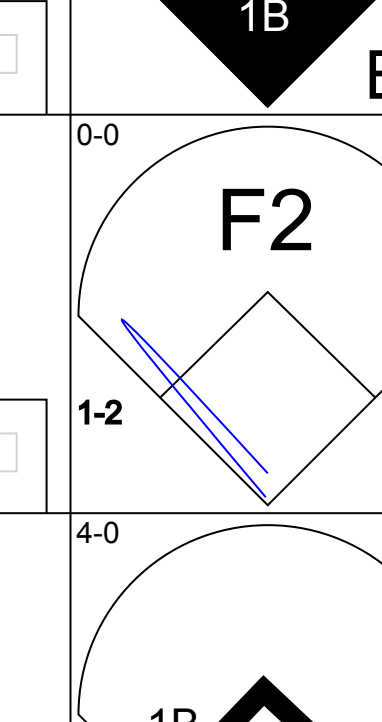
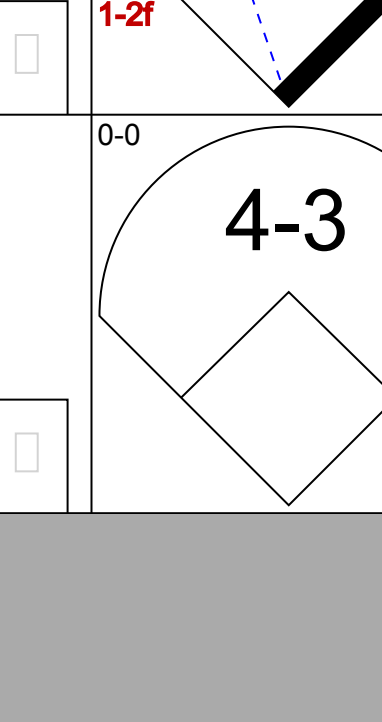
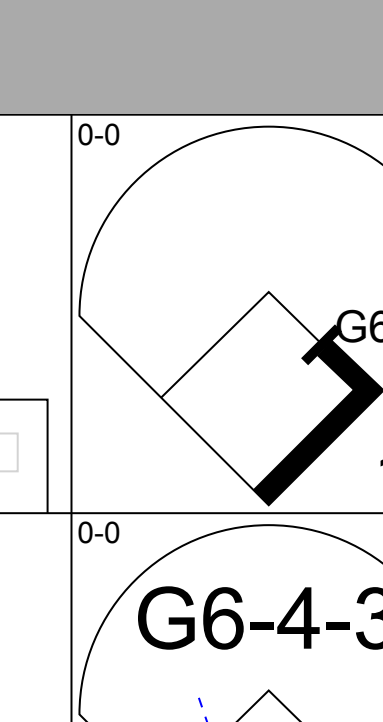
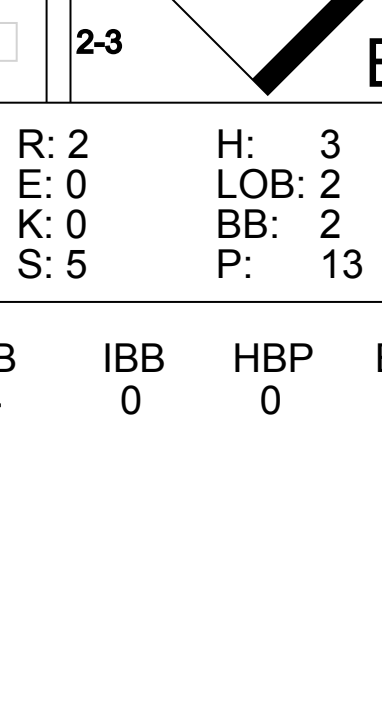
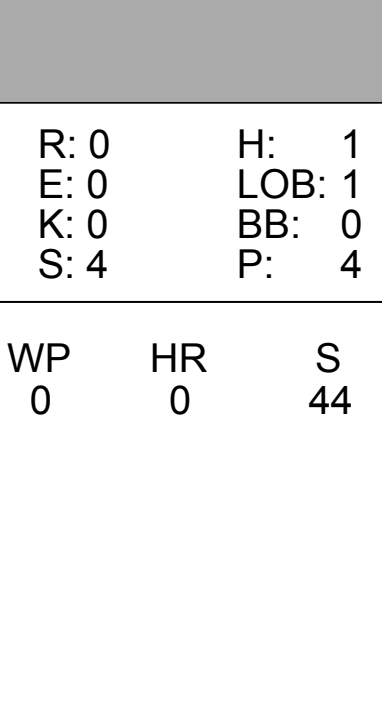
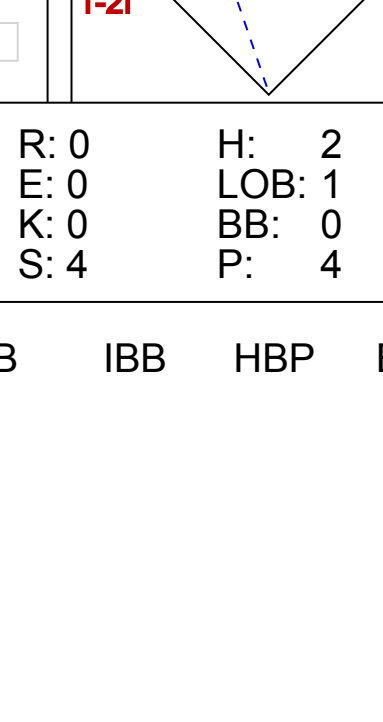
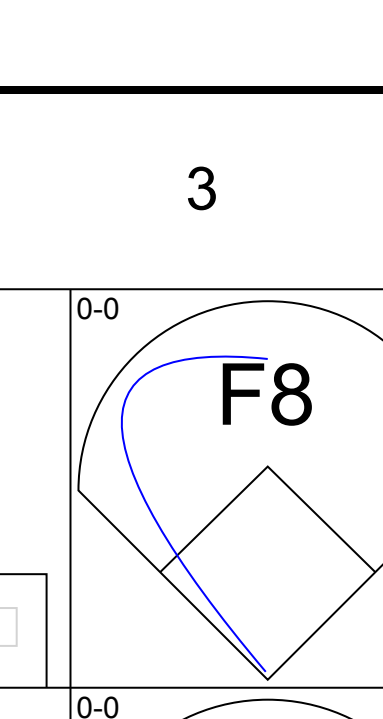

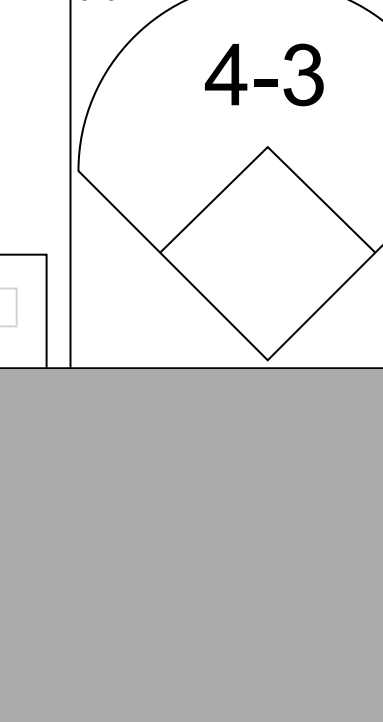

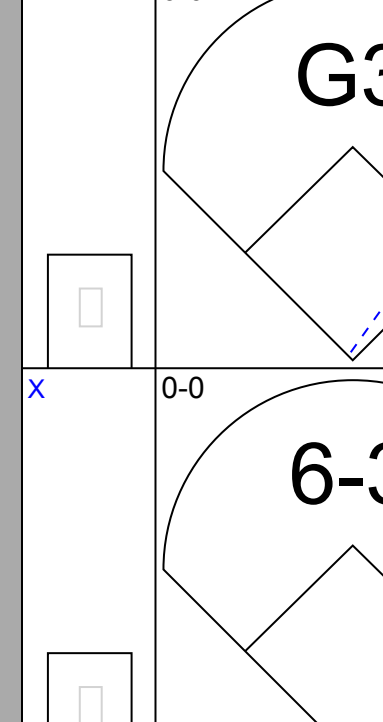

Detroit Tigers @ New York Yankees
 Yankee Stadium, Bronx, NY
 Fri May 13 1955, 3:33 AM EDT
 Att: 7,177 - Unknown

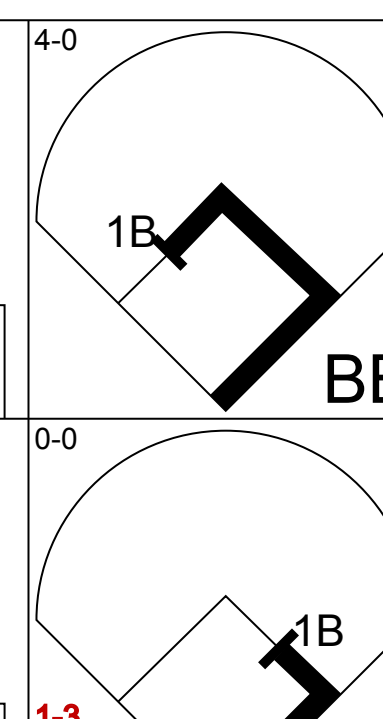
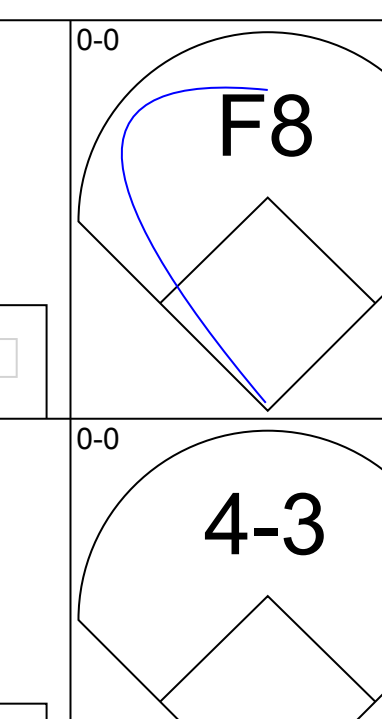
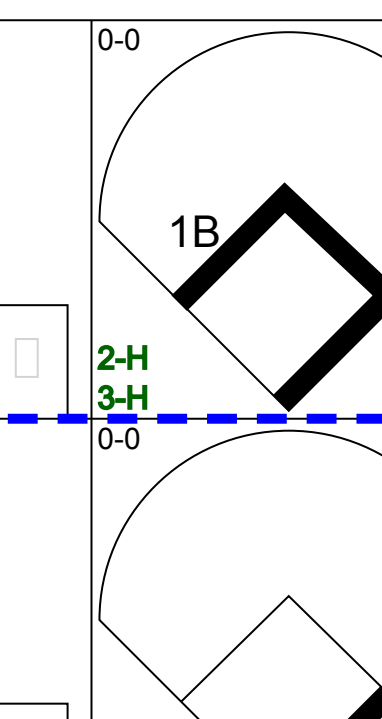
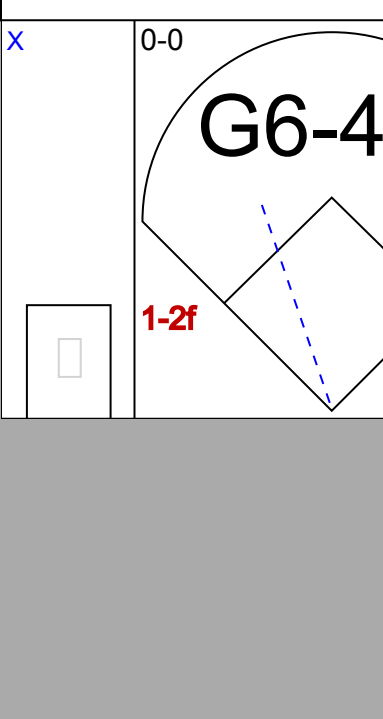

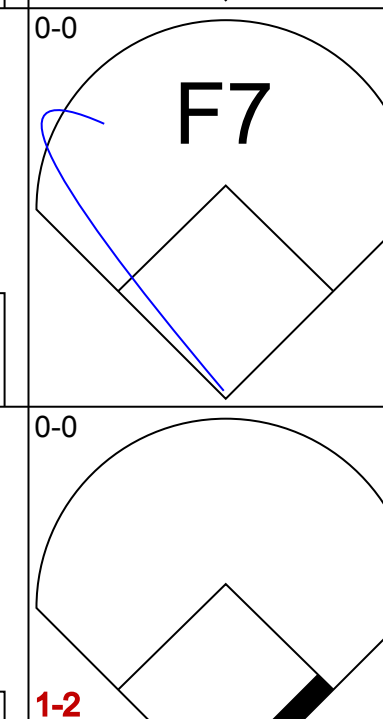

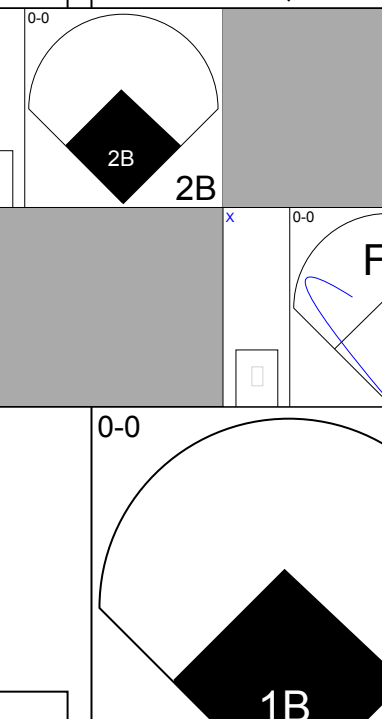


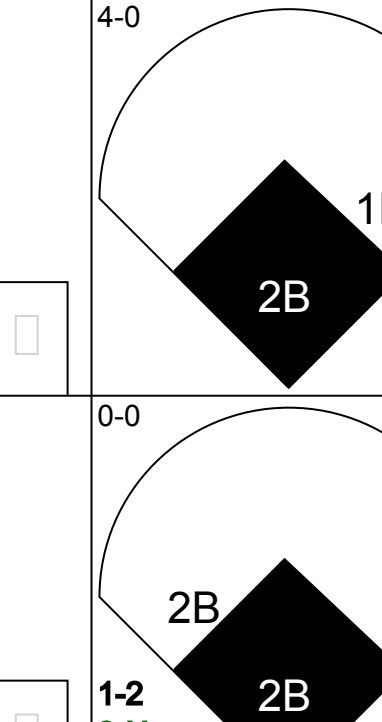


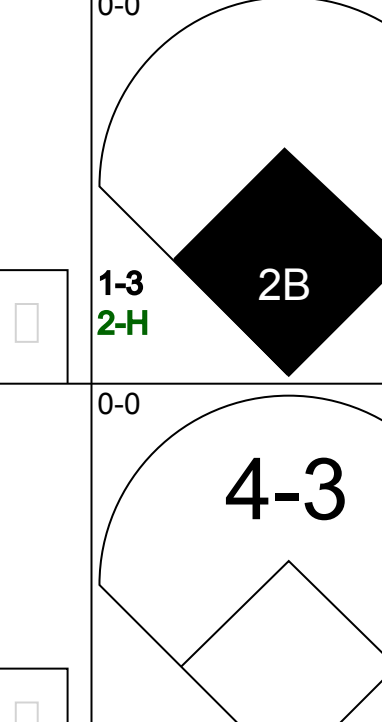


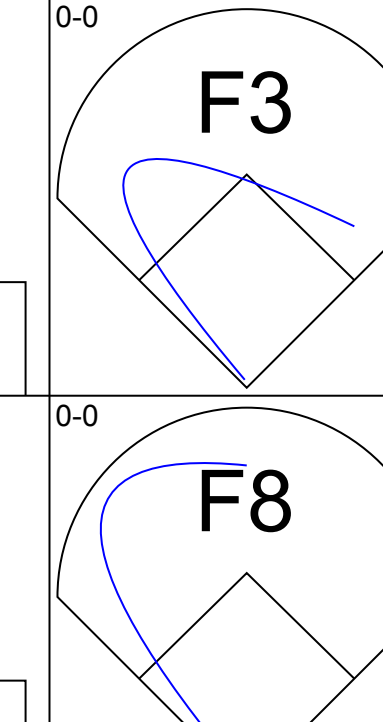
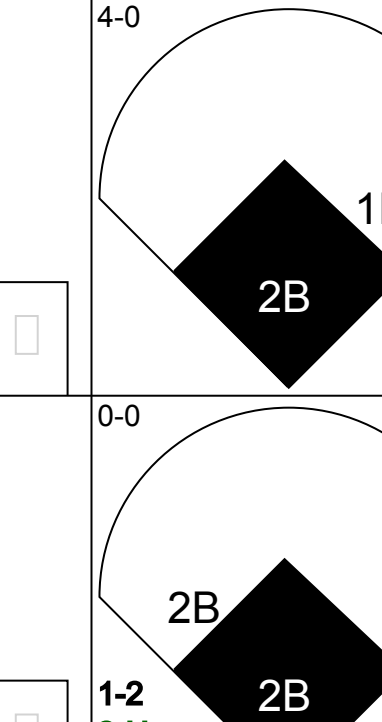
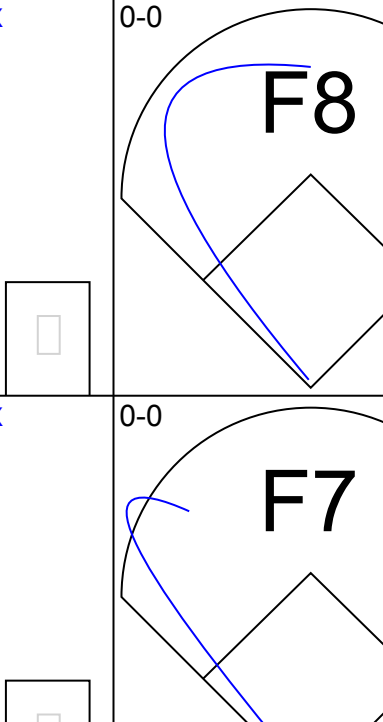

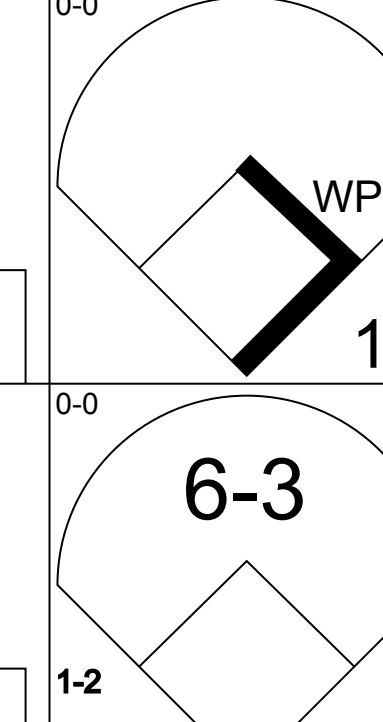
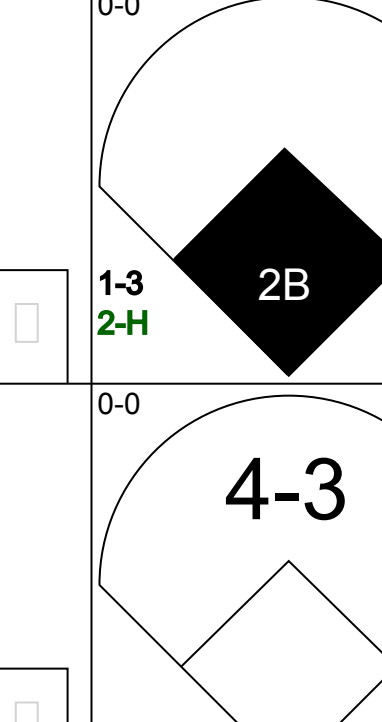


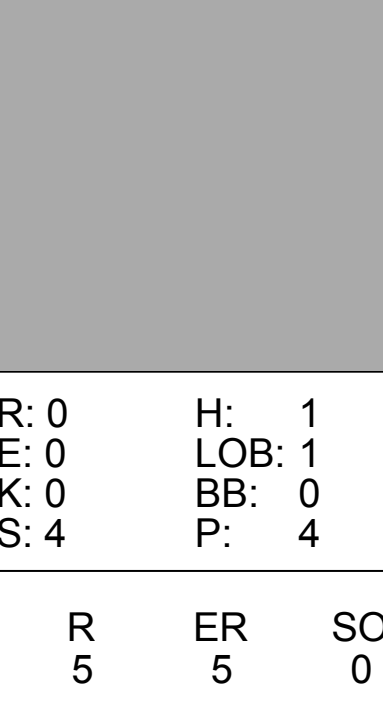
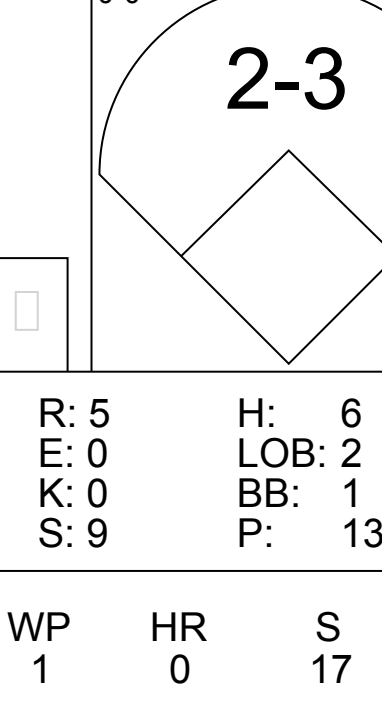
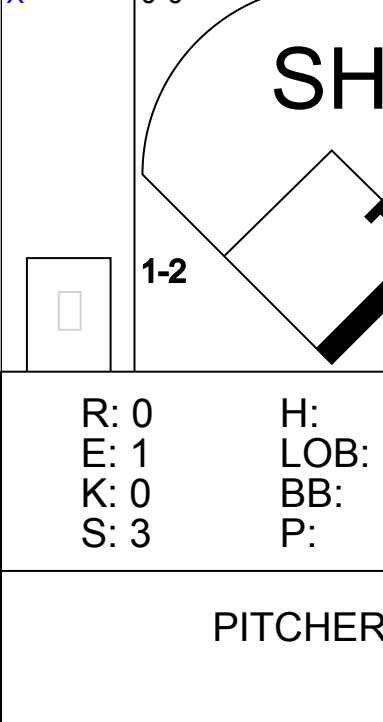



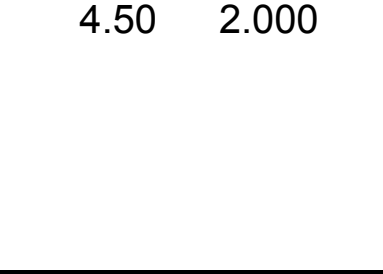





AB 31
R 5
H 9
RBI 5
BB 0
SO 3
LOB 7



Batter	1	2	3	4	5	6	7	8	9	AB	R	H	RBI	BB	SO	LOB	TOP					
Harvey Kuenn, R (1, 6) OBP: 0.398, SLG: 0.492	F3		F8		2B	F8			F9	5	1	1	0	0	0	0	<p>Detroit Tigers @ New York Yankees Yankee Stadium, Bronx, NY Sat May 14 1955, 3:33 AM EDT Att: 18,577 - Unknown</p>					
Fred Hatfield, L (1, 4) OBP: 0.316, SLG: 0.310	1B		4-3		SF9		6-3		F9	4	1	1	1	0	0	0						
Al Kaline, R (1, 9) OBP: 0.460, SLG: 0.676	2B			1B	2B		L8		L4-3	4	2	2	2	1	0	0						
Ferris Fain, L (1, 3) OBP: 0.458, SLG: 0.294	BB			HBP	2B					2	1	2	0	2	0	0						
Ray Boone, R (1, 5) OBP: 0.336, SLG: 0.422	G6-4-3			G6-4-3	BB					4	0	2	2	0	0	3						
Jim Deising, L (1, 7) OBP: 0.341, SLG: 0.425		3-1		G6-4-3	K				4-3	3	0	0	0	0	1	2						
Bill Tuttle, R (1, 8) OBP: 0.397, SLG: 0.367		K		G6-4-3	K					4	0	1	0	0	2	4						
Frank House, L (1, 2) OBP: 0.290, SLG: 0.333		L6		5-3			F5		F9	4	0	0	0	0	0	2						
Billy Hoelt, L (1, 1) OBP: 0.150, SLG: 0.105			4-3				F8		L4	3	1	0	0	1	0	1						
Al Aber, L (9, 1)					SF9					0	0	0	0	0	0	0						
Inning Stats	R: 1 E: 0 K: 0 S: 4	H: 2 LOB: 1 BB: 1 P: 8	R: 0 E: 0 K: 1 S: 5	H: 0 LOB: 0 BB: 0 P: 5	R: 0 E: 0 K: 0 S: 3	H: 0 LOB: 0 BB: 0 P: 3	R: 2 E: 0 K: 0 S: 4	H: 2 LOB: 1 BB: 1 P: 9	R: 3 E: 0 K: 2 S: 10	H: 3 LOB: 2 BB: 2 P: 18	R: 0 E: 0 K: 0 S: 3	H: 0 LOB: 0 BB: 0 P: 3	R: 0 E: 0 K: 0 S: 4	H: 1 LOB: 1 BB: 0 P: 4	R: 0 E: 0 K: 0 S: 4	H: 1 LOB: 1 BB: 0 P: 4	R: 0 E: 0 K: 0 S: 3	H: 0 LOB: 0 BB: 0 P: 3	1B: 6 2B: 3 3B: 0 HR: 0	SF: 1 SAC: 0 DP: 2 HBP: 1	WP: 0 PB: 0 SB: 0 CS: 0	PA: 39
PITCHER	IP	WLS	BF	H	R	ER	SO	BB	IBB	HBP	BLK	WP	HR	S	P	ERA	WHIP					
Bob Grim, R (1, 1) ERA: 5.54	4.1		21	6	6	6	1	3	0	1	0	0	0	19	32	12.46	2.077					
Tom Sturdivant, R (5, 1) ERA: 3.29	1.2		7	1	0	0	2	1	0	0	0	0	0	10	14	0.00	1.200					
Jim Konstanty, R (7, 1) ERA: 0.87	3.0	W	11	2	0	0	0	0	0	0	0	0	0	11	11	0.00	0.667					

Batter	1	2	3	4	5	6	7	8	9	AB	R	H	RBI	BB	SO	LOB	BOTTOM					
Hank Bauer, R (1, 9) OBP: 0.413, SLG: 0.589	L9		4-3		HR		6-3		F2	5	2	2	1	0	0	1	<p>Detroit Tigers @ New York Yankees Yankee Stadium, Bronx, NY Sat May 14 1955, 3:33 AM EDT Att: 18,577 - Unknown</p>					
Joe Collins, L (1, 3) OBP: 0.348, SLG: 0.474	G3		4-3		G6-4-3		L9		1B	3	1	0	1	2	0	0						
Mickey Mantle, S (1, 8) OBP: 0.431, SLG: 0.670	BB		F8		F3				3B	4	1	2	1	1	0	1						
Elston Howard, R (1, 7) OBP: 0.438, SLG: 0.633	K		1B		G6-4-3		F8			5	1	2	2	0	1	3						
Yogi Berra, L (1, 2) OBP: 0.320, SLG: 0.413		2B			1B		L9		L9	4	1	2	1	0	0	0						
Andy Carey, R (1, 5) OBP: 0.299, SLG: 0.369	K		F7				1B		L9	4	0	1	0	0	1	2						
Gil McDougald, R (1, 4) OBP: 0.329, SLG: 0.270	F7				6-3		1B		F7	4	0	1	0	0	0	1						
Billy Hunter, R (1, 6) OBP: 0.250, SLG: 0.255		2B			F6		L9		L6	4	0	1	1	0	0	2						
Bob Grim, R (1, 1) OBP: 0.286, SLG: 0.167							L4			2	0	0	0	0	2	1						
Tom Sturdivant, L (5, 1) OBP: 0.268, SLG: 0.273										0	0	0	0	0	0	0						
Bob Cerv, R (6, 1) OBP: 0.268, SLG: 0.273										1	0	0	0	0	0	2						
Jim Konstanty, R (7, 1) OBP: 0.300, SLG: 0.333										0	0	0	0	0	0	0						
Eddie Robinson, L (6, 1) OBP: 0.300, SLG: 0.333										1	0	1	0	0	0	0						
Frank Leja, L (6, 1)										0	1	0	0	0	0	0						
Inning Stats	R: 0 E: 0 K: 1 S: 5	H: 0 LOB: 1 BB: 1 P: 9	R: 1 E: 0 K: 2 S: 9	H: 2 LOB: 1 BB: 0 P: 9	R: 2 E: 0 K: 0 S: 6	H: 3 LOB: 1 BB: 0 P: 6	R: 0 E: 0 K: 1 S: 5	H: 0 LOB: 0 BB: 0 P: 5	R: 1 E: 0 K: 0 S: 3	H: 1 LOB: 0 BB: 1 P: 7	R: 0 E: 0 K: 0 S: 5	H: 2 LOB: 2 BB: 0 P: 5	R: 0 E: 0 K: 0 S: 4	H: 1 LOB: 1 BB: 0 P: 4	R: 0 E: 0 K: 0 S: 3	H: 0 LOB: 0 BB: 0 P: 3	R: 0 E: 0 K: 0 S: 5	H: 3 LOB: 2 BB: 1 P: 9	1B: 6 2B: 1 3B: 4 HR: 1	SF: 0 SAC: 0 DP: 1 HBP: 0	WP: 0 PB: 0 SB: 0 CS: 0	PA: 40
PITCHER	IP	WLS	BF	H	R	ER	SO	BB	IBB	HBP	BLK	WP	HR	S	P	ERA	WHIP					
Billy Hoelt, L (1, 1) ERA: 2.91	8.2	L	39	11	7	7	4	3	0	0	0	0	0	44	56	7.27	1.615					
Al Aber, L (9, 1) ERA: 2.61	0.0		1	1	0	0	0	0	0	0	0	0	0	1	1	∞	∞					

Batter	1	2	3	4	5	6	7	8	9	AB	R	H	RBI	BB	SO	LOB	TOP					
Harvey Kuenn, R (1, 6) OBP: 0.406, SLG: 0.504										5	1	3	2	0	1	0	Detroit Tigers @ Boston Red Sox Fenway Park, Boston, MA Sun May 15 1955, 3:33 AM EDT Unknown					
Fred Hatfield, L (1, 4) OBP: 0.311, SLG: 0.303										5	0	1	0	0	1	2						
Al Kaline, R (1, 9) OBP: 0.462, SLG: 0.667										3	0	1	1	1	1	0						
Ferris Fain, L (1, 3) OBP: 0.450, SLG: 0.282										3	0	0	0	1	0	3						
Reno Bertoia, R (8, PR) Jack Phillips, R (8, 3)										0	0	0	0	0	0	0						
Ray Boone, R (1, 5) OBP: 0.333, SLG: 0.415										4	0	1	0	0	0	0						
Jim Delsing, L (1, 7) OBP: 0.347, SLG: 0.429										4	1	2	0	0	0	2						
Bill Tuttle, R (1, 8) OBP: 0.400, SLG: 0.366										3	1	1	0	1	0	4						
Frank House, L (1, 2) OBP: 0.288, SLG: 0.328										4	0	1	0	0	1	4						
Frank Lary, R (1, 1) OBP: 0.278, SLG: 0.353										0	0	0	0	1	0	0						
Leo Cristante, R (4, 1) Charlie Maxwell, L (7, PH) Van Fletcher, R (7, 1) Bubba Phillips, R (9, PH) OBP: 0.222, SLG: 0.200										1	0	0	0	0	0	1						
Inning Stats	R: 0 E: 0 K: 1 S: 5	H: 0 LOB: 0 BB: 0 P: 5	R: 0 E: 0 K: 0 S: 3	H: 0 LOB: 0 BB: 0 P: 3	R: 2 E: 0 K: 0 S: 5	H: 3 LOB: 2 BB: 2 P: 13	R: 0 E: 0 K: 0 S: 4	H: 1 LOB: 1 BB: 0 P: 4	R: 0 E: 0 K: 1 S: 5	H: 0 LOB: 0 BB: 1 P: 5	R: 0 E: 0 K: 0 S: 2	H: 0 LOB: 0 BB: 1 P: 6	R: 2 E: 0 K: 2 S: 10	H: 3 LOB: 1 BB: 0 P: 10	R: 0 E: 0 K: 1 S: 6	H: 1 LOB: 3 BB: 1 P: 10	R: 0 E: 0 K: 0 S: 4	H: 2 LOB: 1 BB: 0 P: 4	1B: 9 2B: 1 3B: 0 HR: 0	SF: 0 SAC: 0 DP: 1 HBP: 0	WP: 0 PB: 0 SB: 1 CS: 1	PA: 38
PITCHER Frank Sullivan, R (1, 1) ERA: 3.16	IP: 9.0 WLS: W BF: 38 H: 10 R: 4 ER: 4 SO: 5 BB: 4 IBB: 0 HBP: 0 BLK: 1 WP: 0 HR: 0 S: 44 P: 60 ERA: 4.00 WHIP: 1.556															PITCHER						

Batter	1	2	3	4	5	6	7	8	9	AB	R	H	RBI	BB	SO	LOB	BOTTOM				
Billy Goodman, L (1, 4) OBP: 0.367, SLG: 0.354										4	1	1	2	1	0	3	Detroit Tigers @ Boston Red Sox Fenway Park, Boston, MA Sun May 15 1955, 3:33 AM EDT Unknown				
Gene Stephens, L (1, 7) OBP: 0.500, SLG: 0.524										4	1	2	0	1	0	0					
Harry Agganis, L (1, 3) OBP: 0.370, SLG: 0.429										5	1	2	3	0	0	3					
Jackie Jensen, R (1, 9) OBP: 0.305, SLG: 0.508										5	1	2	1	0	1	1					
Eddie Joost, R (1, 6) OBP: 0.344, SLG: 0.259										3	2	1	0	1	0	0					
Sammy White, R (1, 2) OBP: 0.279, SLG: 0.345										3	1	1	1	0	0	0					
Billy Klaus, L (1, 5) OBP: 0.346, SLG: 0.378										3	2	3	2	1	0	0					
Jim Piersall, R (1, 8) OBP: 0.277, SLG: 0.282										4	0	0	0	0	0	5					
Frank Sullivan, R (1, 1) OBP: 0.235, SLG: 0.267										3	1	0	0	0	0	3					
Inning Stats	R: 0 E: 0 K: 0 S: 3	H: 2 LOB: 1 BB: 1 P: 7	R: 0 E: 0 K: 0 S: 4	H: 1 LOB: 1 BB: 0 P: 4	R: 0 E: 0 K: 0 S: 3	H: 0 LOB: 0 BB: 0 P: 3	R: 5 E: 0 K: 0 S: 9	H: 6 LOB: 2 BB: 1 P: 13	R: 0 E: 0 K: 1 S: 5	H: 0 LOB: 0 BB: 0 P: 5	R: 0 E: 1 K: 0 S: 3	H: 0 LOB: 1 BB: 1 P: 7	R: 0 E: 0 K: 0 S: 3	H: 0 LOB: 0 BB: 0 P: 3	R: 5 E: 2 K: 0 S: 8	H: 3 LOB: 1 BB: 1 P: 12		R: 0 E: 0 K: 0 S: 4	H: 7 LOB: 4 BB: 1 HR: 0	SF: 0 SAC: 2 DP: 1 HBP: 0	WP: 1 PB: 0 SB: 0 CS: 0
PITCHER Frank Lary, R (1, 1) ERA: 3.09 Leo Cristante, R (4, 1) ERA: 2.16 Van Fletcher, R (7, 1) ERA: 3.38	IP: 3.2 WLS: L BF: 19 H: 8 R: 5 ER: 5 SO: 0 BB: 2 IBB: 0 HBP: 0 BLK: 0 WP: 0 HR: 0 S: 17 P: 25 ERA: 12.27 WHIP: 2.727															PITCHER					

AB	34
R	4
H	10
RBI	4
BB	4
SO	5
LOB	17




AB	34
R	10
H	12
RBI	9
BB	4
SO	1
LOB	15



Batter	1	2	3	4	5	6	7	8	9	AB	R	H	RBI	BB	SO	LOB	TOP			
Harvey Kuenn, R OBP: 0.427, SLG: 0.526	0-0 4-3 BB 1B		0-0 CS 1B		0-0 1B		0-0 F6			4	0	3	0	0	0	0				
Bill Tuttle, R OBP: 0.385, SLG: 0.345	0-0 F9		4-0 BB 1-2		0-0 F3			0-3 K		3	0	0	0	1	1	2				
Al Kaline, R OBP: 0.464, SLG: 0.664	4-0 1-2 BB 4-3		0-0 L4		0-0 SF8 3B			0-0 L8		3	1	1	0	1	0	1				
Feris Fain, L OBP: 0.459, SLG: 0.351	0-0 4-3		0-0 G4-6-3 BB		0-0 SF8			0-0 F9		2	0	0	1	1	0	2				
Ray Boone, R OBP: 0.318, SLG: 0.391	0-0 F4		0-0 G4-6-3 1-2		0-0 F2			0-0 F3		4	0	0	0	0	0	3				
Jim Delsing, L OBP: 0.346, SLG: 0.478		0-0 F2		0-0 3B		0-0 F7			0-0 F4	4	0	1	0	0	0	0				
Fred Hatfield, L OBP: 0.321, SLG: 0.323		0-0 G3		0-0 F6			0-0 SF8 3B		0-0 F8	4	1	1	0	0	0	1				
Frank House, L OBP: 0.275, SLG: 0.311		0-0 F8			0-0 F8			0-0 F6		3	0	0	0	0	0	1				
Ned Garver, R OBP: 0.190, SLG: 0.125			0-0 F2		0-0 F7		0-0 SF8			2	0	0	1	0	0	0				
Inning Stats	R: 0 E: 0 K: 0 S: 4	H: 1 LOB: 2 BB: 1 P: 8	R: 0 E: 0 K: 0 S: 3	H: 0 LOB: 0 BB: 0 P: 3	R: 0 E: 0 K: 0 S: 3	H: 1 LOB: 1 BB: 1 P: 7	R: 0 E: 0 K: 0 S: 3	H: 1 LOB: 1 BB: 0 P: 7	R: 0 E: 0 K: 0 S: 4	H: 1 LOB: 0 BB: 0 P: 4	R: 1 E: 0 K: 0 S: 4	H: 1 LOB: 0 BB: 0 P: 4	R: 0 E: 0 K: 1 S: 5	H: 0 LOB: 0 BB: 0 P: 5	R: 0 E: 0 K: 0 S: 3	H: 0 LOB: 0 BB: 0 P: 3	1B: 3 2B: 0 3B: 3 HR: 0	SF: 2 SAC: 0 DP: 1 HBP: 0	WP: 0 PB: 0 SB: 0 CS: 1	PA: 34
PITCHER Erv Palica, R ERA: 3.74	IP: 9.0 WLS: W BF: 34 H: 6 R: 2 ER: 2 SO: 1 BB: 3 IBB: 0 HBP: 0 BLK: 0 WP: 0 HR: 0 S: 33 P: 45 ERA: 2.00 WHIP: 1.000															PITCHER				

Detroit Tigers @ Baltimore Orioles
Memorial Stadium, Baltimore, MD
Tue May 17 1955, 3:33 AM EDT
Att: 28,532 - Unknown


AB 29
R 2
H 6
RBI 2
BB 3
SO 1
LOB 10



Batter	1	2	3	4	5	6	7	8	9	AB	R	H	RBI	BB	SO	LOB	BOTTOM			
Billy Cox, R OBP: 0.259, SLG: 0.308	0-0 1B BB 2B		0-0 6-3		0-0 HR		0-0 F7			4	2	2	1	0	0	1				
Eddie Waitkus, L OBP: 0.380, SLG: 0.364	0-0 BB BB 2-3 1B		0-0 F3		0-0 4-3			0-0 L5		4	0	1	0	0	0	0				
Hoot Evers, R OBP: 0.382, SLG: 0.629	0-0 F6		0-0 F2		0-0 F8 SF8 2B			0-0 F8		4	1	1	0	0	0	2				
Gene Woodling, L OBP: 0.337, SLG: 0.355	4-0 1-2 BB BB		0-0 F8		0-0 F8			0-0 E4		3	0	0	0	1	0	1				
Hal Smith, R OBP: 0.352, SLG: 0.415	4-0 1-2 BB G6-4-3 BB		0-0 F3		0-0 SF8			0-3 K2-3		2	0	0	2	1	1	1				
Chuck Diering, R OBP: 0.282, SLG: 0.333	0-0 G6-4-3 1-2		0-0 E5		0-0 6-3					3	0	0	0	0	0	3				
Bobby Young, L OBP: 0.277, SLG: 0.240		0-0 4-3		0-0 F7			0-0 6-3			3	0	0	0	0	0	1				
Willy Miranda, S OBP: 0.311, SLG: 0.351		0-0 F5			0-0 4-3			0-0 2B		3	0	1	0	0	0	0				
Erv Palica, R OBP: 0.278, SLG: 0.278		0-0 4-3			0-3 K		0-3 K			3	0	0	0	0	2	1				
Inning Stats	R: 1 E: 0 K: 0 S: 4	H: 2 LOB: 2 BB: 2 P: 12	R: 0 E: 0 K: 0 S: 3	H: 0 LOB: 0 BB: 0 P: 3	R: 0 E: 1 K: 0 S: 4	H: 0 LOB: 1 BB: 0 P: 4	R: 0 E: 0 K: 0 S: 6	H: 0 LOB: 0 BB: 0 P: 6	R: 1 E: 0 K: 0 S: 4	H: 1 LOB: 0 BB: 0 P: 4	R: 0 E: 0 K: 1 S: 6	H: 1 LOB: 1 BB: 0 P: 6	R: 0 E: 1 K: 1 S: 6	H: 0 LOB: 1 BB: 0 P: 6	R: 0 E: 1 K: 1 S: 6	H: 0 LOB: 1 BB: 0 P: 6	1B: 1 2B: 3 3B: 0 HR: 1	SF: 1 SAC: 0 DP: 1 HBP: 0	WP: 0 PB: 0 SB: 0 CS: 0	PA: 32
PITCHER Ned Garver, R ERA: 3.48	IP: 8.0 WLS: L BF: 32 H: 5 R: 3 ER: 3 SO: 3 BB: 2 IBB: 0 HBP: 0 BLK: 0 WP: 0 HR: 1 S: 36 P: 44 ERA: 3.38 WHIP: 0.875															PITCHER				

Detroit Tigers @ Baltimore Orioles
Memorial Stadium, Baltimore, MD
Tue May 17 1955, 3:33 AM EDT
Att: 28,532 - Unknown


AB 29
R 3
H 5
RBI 3
BB 2
SO 3
LOB 10



Batter	1	2	3	4	5	6	7	8	9	10	AB	R	H	RBI	BB	SO	LOB	TOP				
Harvey Kuenn, R OBP: 0.419, SLG: 0.514 (1, 6)	5-3				F7			8-3		FC5-4 1B	5	1	1	1	0	0	3					
Bill Tuttle, R OBP: 0.385, SLG: 0.336 (1, 8)	6-3				F9			1-3		1B SF7 BB	3	2	0	0	2	0	1					
Al Kaline, R OBP: 0.462, SLG: 0.653 (1, 9)	L6-3				L4-3			L7		1B	5	2	2	1	0	0	1					
Ferns Fain, L OBP: 0.456, SLG: 0.338 Bubba Phillips, R OBP: 0.222, SLG: 0.200 (10, PR) (10, 7)		K			K			F2		1B IBB	3	0	0	0	2	2	2					
Jim Delsing, L OBP: 0.316, SLG: 0.458 Ray Boone, R OBP: 0.316, SLG: 0.391 Jack Phillips, R (10, 3)		F2			L3			K		SF7	4	0	0	0	0	1	3					
Fred Hatfield, L OBP: 0.333, SLG: 0.337 (1, 5)					F6			1B		F6	5	0	3	3	0	0	0					
Red Wilson, R OBP: 0.262, SLG: 0.291 (1, 2)		4-3			F9			1B		F8	5	0	1	0	0	0	3					
Harry Malmberg, R OBP: 0.296, SLG: 0.250 (1, 4)					F8			1-3		F8	4	1	1	0	0	0	0					
Frank Lary, R OBP: 0.364, SLG: 0.429 (1, 1)					F3			1B		FC5-4 1B	4	0	3	0	0	0	1					
Inning Stats	R: 0 E: 0 K: 0 S: 3	H: 0 LOB: 0 BB: 0 P: 3	R: 0 E: 0 K: 1 S: 6	H: 1 LOB: 1 BB: 0 P: 6	R: 1 E: 0 K: 0 S: 5	H: 2 LOB: 1 BB: 0 P: 5	R: 0 E: 0 K: 1 S: 5	H: 0 LOB: 0 BB: 0 P: 5	R: 0 E: 0 K: 0 S: 4	H: 1 LOB: 1 BB: 0 P: 4	R: 2 E: 0 K: 1 S: 7	H: 3 LOB: 2 BB: 1 P: 11	R: 0 E: 0 K: 0 S: 3	H: 0 LOB: 1 BB: 1 P: 7	R: 0 E: 0 K: 0 S: 3	H: 0 LOB: 0 BB: 0 P: 3	R: 3 E: 0 K: 0 S: 6	H: 3 LOB: 2 BB: 2 P: 14	1B: 10 2B: 2 3B: 0 HR: 0	SF: 1 SAC: 0 DP: 1 HBP: 0	WP: 0 PA: 43	
PITCHER	IP WLS BF H R ER SO BB IBB HBP BLK WP HR S P ERA WHIP	IP WLS BF H R ER SO BB IBB HBP BLK WP HR S P ERA WHIP	IP WLS BF H R ER SO BB IBB HBP BLK WP HR S P ERA WHIP	IP WLS BF H R ER SO BB IBB HBP BLK WP HR S P ERA WHIP	IP WLS BF H R ER SO BB IBB HBP BLK WP HR S P ERA WHIP	IP WLS BF H R ER SO BB IBB HBP BLK WP HR S P ERA WHIP	IP WLS BF H R ER SO BB IBB HBP BLK WP HR S P ERA WHIP	IP WLS BF H R ER SO BB IBB HBP BLK WP HR S P ERA WHIP	IP WLS BF H R ER SO BB IBB HBP BLK WP HR S P ERA WHIP	IP WLS BF H R ER SO BB IBB HBP BLK WP HR S P ERA WHIP	IP WLS BF H R ER SO BB IBB HBP BLK WP HR S P ERA WHIP	IP WLS BF H R ER SO BB IBB HBP BLK WP HR S P ERA WHIP	IP WLS BF H R ER SO BB IBB HBP BLK WP HR S P ERA WHIP	IP WLS BF H R ER SO BB IBB HBP BLK WP HR S P ERA WHIP	IP WLS BF H R ER SO BB IBB HBP BLK WP HR S P ERA WHIP	IP WLS BF H R ER SO BB IBB HBP BLK WP HR S P ERA WHIP	IP WLS BF H R ER SO BB IBB HBP BLK WP HR S P ERA WHIP	IP WLS BF H R ER SO BB IBB HBP BLK WP HR S P ERA WHIP	IP WLS BF H R ER SO BB IBB HBP BLK WP HR S P ERA WHIP	IP WLS BF H R ER SO BB IBB HBP BLK WP HR S P ERA WHIP	IP WLS BF H R ER SO BB IBB HBP BLK WP HR S P ERA WHIP	
Saul Rogovin, R ERA: 4.3 Ray Moore, R ERA: 3.72 Art Schallock, L ERA: 6.0 Don Johnson, R ERA: 8.16	(1, 1) (7, 1) (10, 1) (10, 1)	6.0 L 0.0 0.2	25 14 1 3	7 3 0 1	3 3 0 0	3 0 0 0	3 0 0 0	3 0 0 0	3 0 0 0	3 0 0 0	3 0 0 0	3 0 0 0	3 0 0 0	3 0 0 0	3 0 0 0	3 0 0 0	3 0 0 0	3 0 0 0	3 0 0 0	3 0 0 0	3 0 0 0	3 0 0 0

Detroit Tigers @ Baltimore Orioles
Memorial Stadium, Baltimore, MD
Wed May 18 1955, 3:33 AM EDT
Att: 4,975 - Unknown


AB	38
R	6
H	11
RBI	6
BB	4
SO	3
LOB	14



Batter	1	2	3	4	5	6	7	8	9	10	AB	R	H	RBI	BB	SO	LOB	BOTTOM					
Billy Cox, R OBP: 0.256, SLG: 0.321 (1, 5) (8, 4)	5-3				CS			FC5-4		F7	5	1	1	2	0	0	1						
Eddie Waitkus, L OBP: 0.382, SLG: 0.354 (1, 3)	K				4-3			1B		E4	4	0	1	1	1	1	0						
Hoot Evers, R OBP: 0.360, SLG: 0.611 Ray Moore, R OBP: 0.333, SLG: 0.250 Art Schallock, L (10, 1) Don Johnson, R (10, 1) Bob Kennedy, R OBP: 0.240, SLG: 0.156 (10, 9)		K						1B		G6-4-3	2	0	0	0	1	1	1						
Gene Woodling, L OBP: 0.333, SLG: 0.342 (1, 7) (7, 9) (10, 7)					3-1			4-3		4-3	3	0	0	0	1	0	1						
Hal Smith, R OBP: 0.337, SLG: 0.395 (1, 2)					4-3			F6		6-3	4	0	0	0	0	0	1						
Chuck Diering, R OBP: 0.292, SLG: 0.357 (1, 8)					K			FC1-2 3B		1B BB	3	0	1	0	1	1	0						
Bobby Young, L OBP: 0.271, SLG: 0.234 Cal Abrams, L OBP: 0.333, SLG: 0.083 Jim Pyburn, R OBP: 0.311, SLG: 0.317 (8, 5)					G3			6-3		FC1-2 CS	2	0	0	0	0	0	0						
Willy Miranda, S OBP: 0.318, SLG: 0.351 (1, 6)					K			CS		E6	3	1	1	0	1	1	0						
Saul Rogovin, R Gil Coan, L OBP: 0.378, SLG: 0.379 (6, PH) (7, 7)					E6			3B BB		F8	1	0	0	0	0	0	0						
Inning Stats	R: 0 E: 0 K: 2 S: 7	H: 0 LOB: 0 BB: 7 P: 7	R: 0 E: 0 K: 0 S: 2	H: 0 LOB: 0 BB: 1 P: 6	R: 0 E: 1 K: 1 S: 5	H: 0 LOB: 0 BB: 0 P: 5	R: 0 E: 0 K: 0 S: 3	H: 0 LOB: 1 BB: 1 P: 7	R: 0 E: 0 K: 1 S: 5	H: 0 LOB: 0 BB: 1 P: 5	R: 3 E: 0 K: 0 S: 4	H: 2 LOB: 0 BB: 2 P: 12	R: 0 E: 0 K: 0 S: 3	H: 1 LOB: 0 BB: 0 P: 3	R: 0 E: 2 K: 1 S: 6	H: 0 LOB: 2 BB: 1 P: 10	R: 0 E: 0 K: 0 S: 5	H: 2 LOB: 3 BB: 1 P: 9	R: 0 E: 1 K: 0 S: 3	H: 0 LOB: 0 BB: 0 P: 3	1B: 3 2B: 0 3B: 2 HR: 0	SF: 0 SAC: 0 DP: 3 HBP: 0	WP: 0 PA: 41
PITCHER	IP WLS BF H R ER SO BB IBB HBP BLK WP HR S P ERA WHIP	IP WLS BF H R ER SO BB IBB HBP BLK WP HR S P ERA WHIP	IP WLS BF H R ER SO BB IBB HBP BLK WP HR S P ERA WHIP	IP WLS BF H R ER SO BB IBB HBP BLK WP HR S P ERA WHIP	IP WLS BF H R ER SO BB IBB HBP BLK WP HR S P ERA WHIP	IP WLS BF H R ER SO BB IBB HBP BLK WP HR S P ERA WHIP	IP WLS BF H R ER SO BB IBB HBP BLK WP HR S P ERA WHIP	IP WLS BF H R ER SO BB IBB HBP BLK WP HR S P ERA WHIP	IP WLS BF H R ER SO BB IBB HBP BLK WP HR S P ERA WHIP	IP WLS BF H R ER SO BB IBB HBP BLK WP HR S P ERA WHIP	IP WLS BF H R ER SO BB IBB HBP BLK WP HR S P ERA WHIP	IP WLS BF H R ER SO BB IBB HBP BLK WP HR S P ERA WHIP	IP WLS BF H R ER SO BB IBB HBP BLK WP HR S P ERA WHIP	IP WLS BF H R ER SO BB IBB HBP BLK WP HR S P ERA WHIP	IP WLS BF H R ER SO BB IBB HBP BLK WP HR S P ERA WHIP	IP WLS BF H R ER SO BB IBB HBP BLK WP HR S P ERA WHIP	IP WLS BF H R ER SO BB IBB HBP BLK WP HR S P ERA WHIP	IP WLS BF H R ER SO BB IBB HBP BLK WP HR S P ERA WHIP	IP WLS BF H R ER SO BB IBB HBP BLK WP HR S P ERA WHIP	IP WLS BF H R ER SO BB IBB HBP BLK WP HR S P ERA WHIP	IP WLS BF H R ER SO BB IBB HBP BLK WP HR S P ERA WHIP		
Frank Lary, R ERA: 3.02	(1, 1)	10.0 W	39 39	5 3	3 3	5 5	5 5	5 5	5 5	5 5	5 5	5 5	5 5	5 5	5 5	5 5	5 5	5 5	5 5	5 5	5 5	5 5	5 5

Detroit Tigers @ Baltimore Orioles
Memorial Stadium, Baltimore, MD
Wed May 18 1955, 3:33 AM EDT
Att: 4,975 - Unknown

AB	33
R	3
H	5
RBI	3
BB	6
SO	5
LOB	12



Batter	1	2	3	4	5	6	7	8	9	AB	R	H	RBI	BB	SO	LOB	TOP																		
Al Smith, R OBP: 0.419, SLG: 0.538 (1, 5)										5	3	3	1	0	0	0	Cleveland Indians @ Detroit Tigers Briggs Stadium, Detroit, MI Fri May 20 1955, 4:33 AM EDT Att: 50,004 - Unknown																		
Bobby Avila, R OBP: 0.418, SLG: 0.438 (1, 4)										5	0	2	0	0	0	1																			
Vic Wertz, L OBP: 0.360, SLG: 0.427 (1, 3)										5	0	1	0	0	0	3																			
Ralph Kiner, R OBP: 0.394, SLG: 0.427 (1, 7)										3	1	1	1	1	0	1																			
Larry Doby, L OBP: 0.327, SLG: 0.394 (1, 8)										3	0	1	1	1	1	2																			
Dave Pope, L OBP: 0.448, SLG: 0.684 (1, 9)										4	0	2	1	0	0	4																			
Sam Dente, R OBP: 0.276, SLG: 0.125 (1, 6)										3	0	0	0	1	0	2																			
Hank Foiles, R OBP: 0.467, SLG: 0.471 (1, 2)										3	0	0	0	1	0	1																			
Bob Lemon, L OBP: 0.296, SLG: 0.333 (3, 1)										1	0	0	0	0	0	0																			
Don Mossi, L OBP: 0.333, SLG: 0.444 (4, PH)										0	0	0	0	0	0	0																			
Dale Mitchell, L OBP: 0.250, SLG: 0.250 (4, PH)										1	0	0	0	0	0	3																			
Ray Narleski, R OBP: 0.333, SLG: 0.333 (4, 1)										1	0	0	0	0	0	0																			
Art Houtteman, R OBP: 0.375, SLG: 0.250 (7, 1)										1	0	0	0	0	0	0																			
Inning Stats	R: 1 E: 0 K: 0 S: 4	H: 1 LOB: 0 BB: 0 P: 4	R: 0 E: 0 K: 1 S: 5	H: 1 LOB: 1 BB: 1 P: 9	R: 0 E: 0 K: 0 S: 4	H: 1 LOB: 1 BB: 0 P: 4	R: 1 E: 0 K: 0 S: 4	H: 2 LOB: 2 BB: 2 P: 12	R: 1 E: 0 K: 0 S: 5	H: 3 LOB: 2 BB: 1 P: 9	R: 0 E: 0 K: 0 S: 3	H: 0 LOB: 0 BB: 0 P: 3	R: 1 E: 1 K: 0 S: 6	H: 2 LOB: 2 BB: 0 P: 6	R: 0 E: 0 K: 0 S: 3	H: 0 LOB: 0 BB: 0 P: 3	R: 0 E: 0 K: 0 S: 3	H: 0 LOB: 0 BB: 0 P: 3	1B: 6 2B: 5 3B: 0 HR: 1	SF: 0 SAC: 0 DP: 2 HBP: 0	WP: 0 PA: 39 PB: 0 SB: 0 CS: 0														
PITCHER	IP WLS BF H R ER SO BB IBB HBP BLK WP HR S P ERA WHIP																																		
Billy Hoelt, L ERA: 3.08 (1, 1)	3.1	17	5	2	2	1	3	0	0	0	0	0	0	0	1	16	28	5.40	2.400																
Leo Cristante, R ERA: 3.0 (4, 1)	0.2	3	2	1	1	0	0	0	0	0	0	0	0	0	0	3	3	13.50	3.000																
Al Aber, L ERA: 2.35 (5, 1)	5.0	W	19	3	1	1	0	1	0	0	0	0	0	0	0	18	22	1.80	0.800																
Batter	1	2	3	4	5	6	7	8	9	AB	R	H	RBI	BB	SO	LOB	BOTTOM																		
Harvey Kuenn, R OBP: 0.418, SLG: 0.507 (1, 6)										4	2	1	0	1	0	1	Cleveland Indians @ Detroit Tigers Briggs Stadium, Detroit, MI Fri May 20 1955, 4:33 AM EDT Att: 50,004 - Unknown																		
Bill Tuttle, R OBP: 0.381, SLG: 0.342 (1, 8)										4	2	1	0	0	0	1																			
Al Kaline, R OBP: 0.460, SLG: 0.643 (1, 9)										5	0	2	3	0	1	2																			
Ferris Fain, L OBP: 0.462, SLG: 0.337 (1, 3)										3	2	1	0	2	0	1																			
Jim Delsing, L OBP: 0.336, SLG: 0.465 (1, 7)										3	1	1	1	1	1	2																			
Fred Hatfield, L OBP: 0.336, SLG: 0.371 (1, 5)										4	2	2	3	0	0	5																			
Red Wilson, R OBP: 0.292, SLG: 0.339 (1, 2)										4	1	3	2	0	0	3																			
Harry Malmberg, R OBP: 0.290, SLG: 0.250 (1, 4)										4	0	1	2	0	0	2																			
Billy Hoelt, L OBP: 0.190, SLG: 0.105 (4, 1)										0	1	0	0	1	0	0																			
Leo Cristante, R (4, 1)										1	0	0	0	0	1	0																			
Al Aber, L (5, 1)										2	0	0	0	0	1	2																			
Inning Stats	R: 0 E: 0 K: 0 S: 3	H: 0 LOB: 0 BB: 0 P: 3	R: 2 E: 0 K: 0 S: 5	H: 3 LOB: 0 BB: 0 P: 5	R: 2 E: 0 K: 0 S: 5	H: 2 LOB: 3 BB: 3 P: 17	R: 0 E: 0 K: 1 S: 5	H: 0 LOB: 0 BB: 0 P: 5	R: 0 E: 0 K: 1 S: 5	H: 0 LOB: 0 BB: 0 P: 5	R: 1 E: 0 K: 0 S: 7	H: 2 LOB: 1 BB: 0 P: 7	R: 5 E: 1 K: 0 S: 7	H: 3 LOB: 1 BB: 2 P: 15	R: 1 E: 1 K: 1 S: 8	H: 2 LOB: 2 BB: 0 P: 8	R: 1 E: 1 K: 1 S: 8	H: 2 LOB: 2 BB: 0 P: 8	1B: 8 2B: 3 3B: 0 HR: 1	SF: 2 SAC: 1 DP: 1 HBP: 0	WP: 0 PA: 42 PB: 0 SB: 0 CS: 0														
PITCHER	IP WLS BF H R ER SO BB IBB HBP BLK WP HR S P ERA WHIP																																		
Bob Lemon, R ERA: 4.26 (3, 1)	2.1	L	13	5	4	4	0	2	0	0	0	0	0	0	2	6	0.00	1.500																	
Don Mossi, L ERA: 0.77 (4, 1)	3.2	18	4	6	1	3	2	0	0	0	0	1	22	30	2.46	1.636																			
Art Houtteman, R ERA: 2.81 (7, 1)	1.1	8	3	1	1	1	0	0	0	0	0	0	10	10	6.75	2.250																			

Batter	1	2	3	4	5	6	7	8	9	AB	R	H	RBI	BB	SO	LOB	TOP					
Al Smith, R OBP: 0.406, SLG: 0.518 (1, 5)	F3		K		6-3		L9		K	5	0	0	0	0	2	1	Cleveland Indians @ Detroit Tigers Briggs Stadium, Detroit, MI Sat May 21 1955, 4:33 AM EDT Att: 17,734 - Unknown livebaseballscorecards.com					
Bobby Avila, R OBP: 0.410, SLG: 0.422 (1, 4)	1-3		F6		4-3		4-0		5-3	4	0	0	0	1	0	0						
Vic Wertz, L OBP: 0.366, SLG: 0.423 (1, 3)	F7		BB		BB		BB		F8	3	0	1	0	1	0	2						
Larry Doby, L OBP: 0.324, SLG: 0.382 (1, 8)		4-3			4-3		F8			3	0	0	0	1	0	3						
Dave Pope, L OBP: 0.438, SLG: 0.650 (1, 7)		1B					P4-3		K	3	1	0	0	1	2	2						
Dave Philley, S OBP: 0.500, SLG: 0.647 (1, 9)		F8			1B		5-3		1B	4	1	2	0	0	0	1						
Sam Dente, R OBP: 0.344, SLG: 0.222 (8, PH)										3	0	3	0	0	0	0						
Ralph Kiner, R OBP: 0.398, SLG: 0.433 (8, PR)										1	0	1	0	0	0	0						
Bob Lemon, L OBP: 0.296, SLG: 0.333 (8, PR)										0	0	0	0	0	0	0						
Hal Naragon, L (8, 2)										0	0	0	0	0	0	0						
Jim Hegan, R OBP: 0.240, SLG: 0.222 (8, PH)										2	0	1	1	1	1	1						
Hank Majeski, R OBP: 0.326, SLG: 0.432 (8, 5)										1	0	0	0	0	0	2						
Mike Garcia, R OBP: 0.350, SLG: 0.353 (7, PH)										1	0	0	1	0	0	2						
Dale Mitchell, L OBP: 0.308, SLG: 0.273 (7, PR)										1	0	1	0	0	0	0						
Wally Westlake, R (7, 1)										0	0	0	0	0	0	0						
Art Houtteman, R OBP: 0.375, SLG: 0.286 (9, PH)										0	0	0	0	0	0	0						
Hank Foiles, R OBP: 0.457, SLG: 0.457 (9, PH)										1	0	0	0	0	0	0						
Inning Stats	R: 0 E: 0 K: 0 S: 3	H: 0 LOB: 0 BB: 0 P: 3	R: 1 E: 0 K: 0 S: 5	H: 2 LOB: 2 BB: 1 P: 9	R: 0 E: 0 K: 2 S: 7	H: 0 LOB: 2 BB: 2 P: 15	R: 1 E: 0 K: 0 S: 3	H: 2 LOB: 0 BB: 1 P: 7	R: 0 E: 0 K: 0 S: 4	H: 1 LOB: 1 BB: 0 P: 4	R: 0 E: 0 K: 1 S: 6	H: 1 LOB: 1 BB: 0 P: 6	R: 0 E: 0 K: 0 S: 4	H: 1 LOB: 2 BB: 1 P: 8	R: 0 E: 0 K: 1 S: 6	H: 2 LOB: 2 BB: 0 P: 6	R: 0 E: 0 K: 1 S: 5	H: 0 LOB: 0 BB: 0 P: 5	1B: 9 2B: 1 3B: 0 HR: 0	SF: 1 SAC: 0 DP: 2 HBP: 0	WP: 0 PB: 0 SB: 0 CS: 0	PA: 38
PITCHER Duke Maas, R ERA: 3.27 (1, 1)	IP: 9.0 WLS: W BF: 38 H: 9 R: 2 ER: 2 SO: 5 BB: 5 IBB: 0 HBP: 0 BLK: 0 WP: 0 HR: 0 S: 43 P: 63 ERA: 2.00 WHIP: 1.556																					

Batter	1	2	3	4	5	6	7	8	9	AB	R	H	RBI	BB	SO	LOB	BOTTOM				
Harvey Kuenn, R OBP: 0.414, SLG: 0.500 (1, 6)	6-3		P7		1-3		4-3			4	0	1	0	0	0	1	Cleveland Indians @ Detroit Tigers Briggs Stadium, Detroit, MI Sat May 21 1955, 4:33 AM EDT Att: 17,734 - Unknown livebaseballscorecards.com				
Bill Tuttle, R OBP: 0.378, SLG: 0.339 (1, 8)	6-3		1B		6-3				6-3	4	0	1	0	0	0	2					
Al Kaline, R OBP: 0.448, SLG: 0.624 (1, 9)	L6-3		L8				L7		L5-3	4	0	0	0	0	0	1					
Ferris Fain, L OBP: 0.463, SLG: 0.337 (1, 3)		SH3-1					G3		6-3	3	1	1	0	1	0	0					
Jim Delsing, L OBP: 0.333, SLG: 0.451 (1, 7)		E1							4-3	3	1	0	0	1	0	3					
Fred Hatfield, L OBP: 0.344, SLG: 0.374 (1, 5)		SH3-1					1-3			2	1	1	1	1	0	1					
Red Wilson, R OBP: 0.290, SLG: 0.333 (1, 2)		F3							G6-4-3	4	0	1	0	0	0	2					
Harry Malmberg, R OBP: 0.324, SLG: 0.323 (1, 4)										3	0	2	1	0	0	1					
Duke Maas, R OBP: 0.154, SLG: 0.154 (1, 1)		6-3								3	0	1	0	0	1	2					
Inning Stats	R: 0 E: 0 K: 0 S: 3	H: 0 LOB: 0 BB: 0 P: 3	R: 2 E: 1 K: 0 S: 5	H: 1 LOB: 1 BB: 1 P: 9	R: 0 E: 0 K: 0 S: 5	H: 2 LOB: 2 BB: 0 P: 5	R: 1 E: 0 K: 0 S: 5	H: 3 LOB: 2 BB: 1 P: 9	R: 0 E: 0 K: 0 S: 3	H: 0 LOB: 1 BB: 1 P: 7	R: 0 E: 0 K: 1 S: 6	H: 1 LOB: 1 BB: 0 P: 6	R: 0 E: 0 K: 0 S: 3	H: 0 LOB: 0 BB: 0 P: 3	R: 0 E: 0 K: 0 S: 3	H: 1 LOB: 0 BB: 0 P: 3		1B: 7 2B: 1 3B: 0 HR: 0	SF: 0 SAC: 1 DP: 2 HBP: 0	WP: 0 PB: 0 SB: 0 CS: 0	PA: 34
PITCHER Mike Garcia, R ERA: 3.26 (1, 1)	IP: 6.0 WLS: L BF: 28 H: 7 R: 3 ER: 3 SO: 1 BB: 3 IBB: 0 HBP: 0 BLK: 0 WP: 0 HR: 0 S: 27 P: 39 ERA: 1.50 WHIP: 1.667																				
Art Houtteman, R ERA: 2.6 (7, 1)	IP: 2.0 WLS: 6 BF: 1 H: 1 R: 0 ER: 0 SO: 0 BB: 0 IBB: 0 HBP: 0 BLK: 0 WP: 0 HR: 0 S: 6 P: 6 ERA: 0.00 WHIP: 0.500																				

Batter	1	2	3	4	5	6	7	8	9	AB	R	H	RBI	BB	SO	LOB	TOP				
Al Smith, R OBP: 0.418, SLG: 0.521 (1, 5)	F7		1B WP BB	1-2 2-3 BB			SH2-3 2B 1B		2B FC4-6 1B	3	3	2	0	2	0	0					
Bobby Avila, R OBP: 0.413, SLG: 0.433 (1, 4)	K		1B WP SF7 1B	F7			SH2-3		FC4-6 2B	4	1	2	0	0	1	3					
Dave Pope, L OBP: 0.442, SLG: 0.656 Ralph Kiner, R OBP: 0.403, SLG: 0.433 (9, PH) (9, 7)	P8				K				FC4-6 BB	4	0	2	1	0	1	0					
Larry Doby, L OBP: 0.319, SLG: 0.377 (1, 8)		SH1 1B 1B	SF7		G3		F8		FC4-6	4	0	1	2	0	0	3					
Vic Wertz, L OBP: 0.357, SLG: 0.410 (1, 3)		SH1 1B	F8		F7			G3	K	5	0	1	0	0	1	3					
Dave Philley, S OBP: 0.391, SLG: 0.500 (1, 9)	K			5-3		4-3		4-3	F8	5	0	0	0	0	1	4					
Sam Dente, R OBP: 0.371, SLG: 0.241 (1, 6)	SH1			F7		G5-4-3 BB		E 1B		2	0	1	0	1	0	0					
Jim Hegan, R OBP: 0.241, SLG: 0.212 (1, 2)	F8			BB 1B BB		G5-4-3		E5		3	0	0	0	1	0	4					
Early Wynn, S OBP: 0.200, SLG: 0.211 (1, 1)			F8	1-2 BB 1B			3-1	G3		4	0	1	0	0	0	2					
Inning Stats	R: 0 E: 0 K: 1 S: 5	H: 0 LOB: 0 BB: 0 P: 5	R: 0 E: 0 K: 1 S: 7	H: 2 LOB: 2 BB: 0 P: 7	R: 2 E: 0 K: 0 S: 5	H: 2 LOB: 1 BB: 1 P: 9	R: 0 E: 0 K: 0 S: 4	H: 1 LOB: 3 BB: 2 P: 12	R: 0 E: 0 K: 1 S: 5	H: 0 LOB: 0 BB: 0 P: 6	R: 1 E: 0 K: 0 S: 5	H: 2 LOB: 1 BB: 0 P: 5	R: 0 E: 1 K: 0 S: 5	H: 1 LOB: 2 BB: 0 P: 5	R: 1 E: 0 K: 1 S: 7	H: 2 LOB: 2 BB: 1 P: 11	1B: 8 2B: 2 3B: 0 HR: 0	SF: 1 SAC: 2 DP: 1 HBP: 0	WP: 1 PB: 0 SB: 1 CS: 0	PA: 42	
PITCHER	IP	WLS	BF	H	R	ER	SO	BB	IBB	HBP	BLK	WP	HR	S	P	ERA	WHIP				
Ned Garver, R ERA: 3.47 (1, 1)	8.0	L	36	8	3	3	3	4	0	0	0	1	0	38	54	3.38	1.500				
Van Fletcher, R ERA: 4.5 (9, 1)	0.0		2	2	1	1	0	0	0	0	0	0	0	2	2	∞	∞				
Al Aber, L ERA: 2.2 (9, 1)	1.0		4	0	0	0	1	1	0	0	0	0	0	5	9	0.00	1.000				

Cleveland Indians @ Detroit Tigers
Briggs Stadium, Detroit, MI
Sun May 22 1955, 4:33 AM EDT
Att: 35,743 - Unknown

AB	34
R	4
H	10
RBI	3
BB	5
SO	4
LOB	19



Batter	1	2	3	4	5	6	7	8	9	AB	R	H	RBI	BB	SO	LOB	BOTTOM				
Harvey Kuenn, R OBP: 0.404, SLG: 0.487 (1, 6)	F9		5-3		F3			L9		4	0	0	0	0	0	0					
Bill Tuttle, R OBP: 0.374, SLG: 0.331 (1, 8)	K		BB			F9			F9	3	0	0	0	1	1	0					
Al Kaline, R OBP: 0.437, SLG: 0.606 (1, 9)	K		F3			L5-3			F2	4	0	0	0	0	1	1					
Ferris Fain, L OBP: 0.457, SLG: 0.326 (1, 3)		BB G3 BB	F4			L9			4-3	3	0	0	0	1	0	1					
Jim Delsing, L OBP: 0.325, SLG: 0.438 (1, 7)		G3		K			F5			3	0	0	0	0	1	1					
Fred Hatfield, L OBP: 0.344, SLG: 0.373 (1, 5)		4-3		G6-4-3 1B			L4			3	0	1	0	0	0	1					
Red Wilson, R OBP: 0.292, SLG: 0.323 (1, 2)		BB BB		G6-4-3			P7			2	0	0	0	1	0	1					
Harry Malmberg, R OBP: 0.333, SLG: 0.313 Ray Boone, R OBP: 0.313, SLG: 0.388 Reno Bertoia, R (9, 4)					K			F9		1	0	0	0	1	1	0					
Ned Garver, R OBP: 0.174, SLG: 0.111 Charlie Maxwell, L (8, PH) Van Fletcher, R (9, 1) Al Aber, L (9, 1)		1-2 2-3 BB			4-3			F8		1	0	0	0	0	0	0					
Inning Stats	R: 0 E: 0 K: 2 S: 7	H: 0 LOB: 0 BB: 0 P: 7	R: 0 E: 0 K: 0 S: 3	H: 0 LOB: 3 BB: 3 P: 15	R: 0 E: 0 K: 0 S: 3	H: 0 LOB: 1 BB: 1 P: 7	R: 0 E: 0 K: 1 S: 5	H: 1 LOB: 0 BB: 0 P: 5	R: 0 E: 0 K: 1 S: 5	H: 0 LOB: 0 BB: 0 P: 5	R: 0 E: 0 K: 0 S: 3	H: 0 LOB: 0 BB: 0 P: 3	R: 0 E: 0 K: 0 S: 3	H: 0 LOB: 0 BB: 0 P: 3	R: 0 E: 0 K: 0 S: 3	H: 0 LOB: 0 BB: 0 P: 3	1B: 1 2B: 0 3B: 0 HR: 0	SF: 0 SAC: 0 DP: 1 HBP: 0	WP: 0 PB: 0 SB: 0 CS: 0	PA: 31	
PITCHER	IP	WLS	BF	H	R	ER	SO	BB	IBB	HBP	BLK	WP	HR	S	P	ERA	WHIP				
Early Wynn, R ERA: 3.35 (1, 1)	9.0	W	31	1	0	0	4	4	0	0	0	0	0	35	51	0.00	0.556				

Cleveland Indians @ Detroit Tigers
Briggs Stadium, Detroit, MI
Sun May 22 1955, 4:33 AM EDT
Att: 35,743 - Unknown

AB	27
R	0
H	1
RBI	0
BB	4
SO	4
LOB	8



Batter	1	2	3	4	5	6	7	8	9	AB	R	H	RBI	BB	SO	LOB	TOP					
Harvey Kuenn, R OBP: 0.407, SLG: 0.490 Reno Bertola, R OBP: 0.333, SLG: 0.333	0-0 BB 1B		0-0 FC1-6			0-0 SH2-3	0-0 F2	0-0 1B		1	0	1	0	0	0	0						
Bill Tuttle, R OBP: 0.375, SLG: 0.323	4-0 1B G3-6-1 BB		0-0 9-6			4-0 HR BB	0-3 K	0-0 F6		3	2	0	0	2	1	5						
Al Kaline, R OBP: 0.436, SLG: 0.620	0-0 G3-6-1 1-3 2-H 1B			0-3 K		0-0 HR	0-0 L6		0-0 L6	5	1	2	4	0	1	2						
Ferris Fain, L OBP: 0.462, SLG: 0.337 Bubba Phillips, R OBP: 0.222, SLG: 0.200 Jack Phillips, R OBP: 0.200, SLG: 0.200	0-0 G3-6-1 1-2 3-H			0-0 4-3		4-0 BB		0-0 FC3-5 2B	4-0 1B BB	3	0	1	0	2	0	1						
Jim Delsing, L OBP: 0.328, SLG: 0.431	0-0 F2			0-0 4-3		0-0 F9		4-0 FC3-5 1B BB	0-0 1-2 1B	4	1	1	0	1	0	2						
Fred Hatfield, L OBP: 0.331, SLG: 0.357		0-0 4-3			0-0 F9	0-0 F2		0-0 FC3-5 1B SF7	0-0 F9	5	1	0	0	0	0	5						
Red Wilson, R OBP: 0.299, SLG: 0.343		0-0 6-3			0-0 6-3		0-0 1B 2B	0-0 1-3 2-H 1B	0-3 K	5	2	2	1	0	1	2						
Harry Malmberg, R OBP: 0.325, SLG: 0.314		0-0 F9			0-0 4-3		0-0 2-3 1B	0-0 3-H SF7		3	0	1	1	0	0	0						
Steve Gromek, S Jody Pordy, R George Zureick, R Ben Flowers, R Ray Boone, R Leo Cristante, R Paul Foytack, R Al Aber, L			4-0 FC1-6 BB			0-0 SH2-3 HR 1B	0-0 1-2 3-H 1B	0-0 2-H 1B		0	0	0	0	1	0	0						
Inning Stats	R: 2 E: 0 K: 0 S: 4	H: 2 LOB: 1 BB: 1 P: 8	R: 0 E: 0 K: 0 S: 3	H: 0 LOB: 0 BB: 0 P: 3	R: 0 E: 0 K: 1 S: 5	H: 0 LOB: 0 BB: 0 P: 5	R: 0 E: 0 K: 0 S: 3	H: 0 LOB: 0 BB: 0 P: 3	R: 3 E: 0 K: 0 S: 5	H: 2 LOB: 1 BB: 2 P: 13	R: 1 E: 0 K: 1 S: 8	H: 3 LOB: 3 BB: 0 P: 8	R: 3 E: 0 K: 0 S: 7	H: 4 LOB: 2 BB: 1 P: 11	R: 0 E: 0 K: 1 S: 6	H: 1 LOB: 2 BB: 1 P: 10	1B: 9 2B: 3 3B: 0 HR: 1	SF: 1 SAC: 1 DP: 2 HBP: 0	WP: 0 PB: 0 SB: 0 CS: 0	PA: 43		
PITCHER	IP WLS BF H R ER SO BB IBB HBP BLK WP HR S P ERA WHIP	5.1 L 22 4 5 5 1 4 0 0 0 0 1 20 36 8.44 1.500	0.2 L 4 2 1 1 0 0 0 0 0 0 4 4 13.50 3.000	2.0 L 12 5 3 3 1 1 0 0 0 0 13 17 13.50 3.000	1.0 L 5 1 0 0 1 1 0 0 0 0 6 10 0.00 2.000																	

Detroit Tigers @ Kansas City Athletics
Municipal Stadium, Kansas City, MO
Tue May 24 1955, 4:33 AM EDT
Att: 18,217 - Unknown


AB 35
R 9
H 12
RBI 8
BB 6
SO 3
LOB 20



Batter	1	2	3	4	5	6	7	8	9	AB	R	H	RBI	BB	SO	LOB	BOTTOM					
Vic Power, R OBP: 0.416, SLG: 0.619	0-0 5-3		0-0 L8-4			0-0 F6	0-0 E3 2B	0-0 FC4-2		5	0	0	0	0	0	4						
Enos Slaughter, L OBP: 0.435, SLG: 0.436	0-3 K			0-0 4-3		0-0 F7	0-0 2B	0-0 4-3		5	0	1	0	0	1	3						
Elmer Valo, L OBP: 0.554, SLG: 0.620	4-0 BB			0-0 6-3		4-0 BB 1B BB	4-0 BB BB		0-0 4-3	2	1	0	0	3	0	0						
Bill Wilson, R OBP: 0.320, SLG: 0.486	0-3 K			0-0 5-3		4-0 HR 1B BB	0-3 K		0-0 E5 FC6-4	4	1	0	0	1	2	4						
Jim Finigan, R OBP: 0.333, SLG: 0.457					0-0 F6	0-0 1B FC6-4 1B	0-0 1-2 2-H HR 1B	4-0 BB BB	0-0 F7	4	3	2	1	1	0	1						
Hector Lopez, R OBP: 0.279, SLG: 0.286 Gus Zernial, R OBP: 0.333, SLG: 0.590 Pete Suder, R OBP: 0.232, SLG: 0.288 Harry Simpson, L OBP: 0.500, SLG: 0.143 Joe Astroth, R OBP: 0.388, SLG: 0.364 Joe Demaestri, R OBP: 0.217, SLG: 0.225						0-0 FC6-4 1B	0-0 1-1 2-H HR	4-0 1B 1B BB	0-0 FC6-4	2	0	1	0	0	0	0						
Billy Shantz, R OBP: 0.403, SLG: 0.397 Dick Kryhoski, L OBP: 0.268, SLG: 0.222 Bill Renna, R OBP: 0.379, SLG: 0.506 Lou Slesater, L OBP: 0.250, SLG: 0.250						0-0 L9		0-0 FC4-2 1B	0-0 1-2 2-3 1B	3	0	1	0	0	0	1						
Art Ditmar, R OBP: 0.500, SLG: 0.500 Johnny Sain, R OBP: 0.379, SLG: 0.506 Tom Gorman, R OBP: 0.379, SLG: 0.506 Jack Littrell, R OBP: 0.077, SLG: 0.077						0-0 L8-4 SH1-3 1B		0-0 FC4-2 1B	0-0 1-2 2-3 1B	2	0	1	0	0	0	0						
Inning Stats	R: 0 E: 0 K: 2 S: 7	H: 0 LOB: 1 BB: 1 P: 11	R: 0 E: 0 K: 0 S: 3	H: 0 LOB: 0 BB: 0 P: 3	R: 0 E: 0 K: 0 S: 3	H: 0 LOB: 0 BB: 0 P: 3	R: 1 E: 0 K: 1 S: 7	H: 2 LOB: 1 BB: 0 P: 7	R: 4 E: 0 K: 0 S: 5	H: 2 LOB: 0 BB: 2 P: 13	R: 0 E: 1 K: 2 S: 9	H: 1 LOB: 3 BB: 1 P: 13	R: 1 E: 0 K: 0 S: 5	H: 2 LOB: 3 BB: 2 P: 13	R: 0 E: 1 K: 0 S: 4	H: 0 LOB: 1 BB: 0 P: 4	1B: 6 2B: 2 3B: 0 HR: 1	SF: 0 SAC: 1 DP: 1 HBP: 0	WP: 0 PB: 0 SB: 0 CS: 0	PA: 42		
PITCHER	IP WLS BF H R ER SO BB IBB HBP BLK WP HR S P ERA WHIP	5.0 L 18 3 1 1 3 1 0 0 0 0 0 23 27 1.80 0.800	0.2 L 6 2 4 4 0 2 0 0 0 0 1 4 12 54.00 6.000	0.1 L 1 0 0 0 0 0 0 0 0 0 1 1 0.00 0.000	0.2 L 4 1 0 0 1 0 0 0 0 0 6 6 0.00 1.500	0.1 L 4 0 1 1 1 3 0 0 0 0 0 3 15 27.00 9.000																

Detroit Tigers @ Kansas City Athletics
Municipal Stadium, Kansas City, MO
Tue May 24 1955, 4:33 AM EDT
Att: 18,217 - Unknown

AB 35
R 6
H 8
RBI 6
BB 6
SO 5
LOB 19



Batter	1	2	3	4	5	6	7	8	9	AB	R	H	RBI	BB	SO	LOB	TOP					
Fred Hatfield, L OBP: 0.343, SLG: 0.395 (1, 6)	F5		BB FC3 E 2-3 1B	1B		HR		SH1-3 1-2		4	2	3	1	0	0	0	Detroit Tigers @ Kansas City Athletics Municipal Stadium, Kansas City, MO Wed May 25 1955, 4:33 AM EDT Att: 12,026 - Unknown					
Bill Tuttle, R OBP: 0.382, SLG: 0.351 (1, 8)	4-3 1B BB		FC3 E BB 1-2 1B	1B		5-3		HR 2-H		4	2	2	2	1	0	2						
Al Kaline, R OBP: 0.440, SLG: 0.616 (1, 9)	1-2 1B		E 1B BB 1-2 2-3 3-H	K		G4-6-3 1B		L6		4	1	2	1	1	1	2						
Ferris Fain, L OBP: 0.445, SLG: 0.320 (1, 3)	4-3 2-3		E6 1B BB 1-2 2-3 3-H			G4-6-3 1-2		6-3		5	0	0	1	0	0	5						
Jim Delsing, L OBP: 0.338, SLG: 0.429 (1, 7)		4-3	1B 1B 1-3 2-H 3-H			1B FC1-4 BB		F8		3	1	1	2	2	0	0						
Bubba Phillips, R OBP: 0.304, SLG: 0.350 (1, 5)	5-3		FC6-4 1B			FC1-4 1B		F5		5	0	3	0	0	0	1						
Red Wilson, R OBP: 0.280, SLG: 0.320 (1, 2)	F3		FC6-4 1-2			FC1-4 1B		F9		5	0	0	1	0	0	5						
Harry Malmberg, R OBP: 0.333, SLG: 0.325 (1, 4)			1B SH1-4 BB 1B			FC4-6 1B		F9		5	1	2	0	0	0	2						
Frank Lary, R OBP: 0.360, SLG: 0.417 (1, 1)			SH1-4 1-2			FC4-6 1-2		SH1-3 HR 1B		3	1	1	0	0	0	2						
Inning Stats	R: 0 E: 0 K: 0 S: 3	H: 1 LOB: 1 BB: 1 P: 7	R: 0 E: 0 K: 0 S: 3	H: 0 LOB: 0 BB: 0 P: 3	R: 4 E: 1 K: 0 S: 8	H: 4 LOB: 2 BB: 1 P: 12	R: 0 E: 0 K: 1 S: 7	H: 2 LOB: 2 BB: 0 P: 7	R: 1 E: 0 K: 0 S: 5	H: 2 LOB: 2 BB: 1 P: 9	R: 1 E: 0 K: 0 S: 4	H: 2 LOB: 0 BB: 0 P: 4	R: 0 E: 0 K: 0 S: 3	H: 0 LOB: 1 BB: 1 P: 7	R: 2 E: 0 K: 0 S: 5	H: 2 LOB: 0 BB: 0 P: 5	R: 0 E: 0 K: 0 S: 4	H: 1 LOB: 1 BB: 0 P: 4	1B: 11 2B: 1 3B: 0 HR: 2	SF: 0 SAC: 2 DP: 1 HBP: 0	WP: 1 PB: 0 SB: 0 CS: 0	PA: 44
PITCHER	IP	WLS	BF	H	R	ER	SO	BB	IBB	HBP	BLK	WP	HR	S	P	ERA	WHIP					
Ray Herbert, R ERA: 7.9 (1, 1)	6.0	L	31	11	6	5	1	3	0	0	0	0	1	30	42	7.50	2.333					
Art Ceccarelli, L ERA: 5.83 (7, 1)	2.0		9	2	2	2	0	1	0	0	0	1	1	8	12	9.00	1.500					
Cloyd Boyer, R ERA: 7.34 (9, 1)	1.0		4	1	0	0	0	0	0	0	0	0	0	4	4	0.00	1.000					

AB 38
R 8
H 14
RBI 8
BB 4
SO 1
LOB 19



Batter	1	2	3	4	5	6	7	8	9	AB	R	H	RBI	BB	SO	LOB	BOTTOM				
Vic Power, R OBP: 0.403, SLG: 0.598 (1, 3)	L9		L9			FC4-6 1-2		F2		4	0	0	0	0	0	2	Detroit Tigers @ Kansas City Athletics Municipal Stadium, Kansas City, MO Wed May 25 1955, 4:33 AM EDT Att: 12,026 - Unknown				
Enos Slaughter, L OBP: 0.400, SLG: 0.395 (1, 9)	4-3			4-3		L9		G3		4	0	0	0	0	0	2					
Elmer Valo, L OBP: 0.551, SLG: 0.604 (1, 7)	4-3			K				WP 1B 1B		3	1	1	0	1	1	0					
Bill Wilson, R OBP: 0.312, SLG: 0.472 (1, 8)		6-3		K				F7		4	0	0	0	0	1	2					
Jim Finigan, R OBP: 0.344, SLG: 0.493 (1, 5)					F4			1B		4	1	3	2	0	0	0					
Hector Lopez, R OBP: 0.295, SLG: 0.261 (1, 4)		HR			F4			1B		4	0	0	0	0	0	3					
Joe Demaestri, R OBP: 0.211, SLG: 0.218 (1, 6)					F6			F4		4	0	0	0	0	1	4					
Billy Shantz, R OBP: 0.379, SLG: 0.371 (1, 2)					1-3			L9		4	0	0	0	0	0	2					
Ray Herbert, R ERA: 7.9 (1, 1)					L9					1	0	0	0	0	0	0					
Harry Simpson, L OBP: 0.538, SLG: 0.250 (6, PH)					L9					1	0	1	0	0	0	0					
Art Ceccarelli, R ERA: 5.83 (7, 1)					L9					0	0	0	0	0	0	0					
Dick Kryhoski, L OBP: 0.286, SLG: 0.243 (8, PH)					L9					1	0	1	0	0	0	0					
Cloyd Boyer, R OBP: 0.392, SLG: 0.100 (9, 1)					L9					0	0	0	0	0	0	0					
Inning Stats	R: 0 E: 0 K: 0 S: 3	H: 0 LOB: 0 BB: 0 P: 3	R: 1 E: 0 K: 0 S: 4	H: 1 LOB: 0 BB: 0 P: 4	R: 0 E: 0 K: 2 S: 7	H: 0 LOB: 0 BB: 0 P: 7	R: 0 E: 0 K: 0 S: 3	H: 0 LOB: 0 BB: 0 P: 3	R: 0 E: 0 K: 0 S: 4	H: 1 LOB: 1 BB: 0 P: 4	R: 0 E: 0 K: 0 S: 5	H: 2 LOB: 2 BB: 0 P: 5	R: 0 E: 0 K: 0 S: 4	H: 1 LOB: 1 BB: 0 P: 4	R: 1 E: 1 K: 1 S: 7	H: 1 LOB: 2 BB: 1 P: 11	1B: 4 2B: 1 3B: 0 HR: 1	SF: 0 SAC: 0 DP: 0 HBP: 0	WP: 2 PB: 0 SB: 0 CS: 0	PA: 35	
PITCHER	IP	WLS	BF	H	R	ER	SO	BB	IBB	HBP	BLK	WP	HR	S	P	ERA	WHIP				
Frank Lary, R ERA: 2.88 (1, 1)	9.0	W	35	6	2	2	3	1	0	0	0	2	1	40	44	2.00	0.778				

AB 34
R 2
H 6
RBI 2
BB 1
SO 3
LOB 15



Batter	1	2	3	4	5	6	7	8	9	AB	R	H	RBI	BB	SO	LOB	TOP			
Chico Carrasquel, R OBP: 0.333, SLG: 0.396 Bob Chakales, R (7, 1)	G1		SH3 1B		1-3		G5-4-3			4	0	1	0	0	0	2	Chicago White Sox @ Detroit Tigers Briggs Stadium, Detroit, MI Fri May 27 1955, 4:33 AM EDT Att: 31,236 - Unknown livebaseballscorecards.com			
Nelle Fox, L OBP: 0.341, SLG: 0.432 (1, 4)	4-3		SH3 1-2		F5			F8		3	0	0	0	0	0	0				
Johnny Groth, R OBP: 0.390, SLG: 0.514 (1, 8)			5-3		K			6-3		4	0	1	0	0	1	1				
Bob Nieman, R OBP: 0.366, SLG: 0.513 (1, 7)			5-3					1-3		3	0	0	0	1	0	1				
Ron Jackson, R OBP: 0.357, SLG: 0.520 Jim Brideweser, R OBP: 0.417, SLG: 0.500 (7, 6)	F7				F4			SH1-3 1B		3	0	0	0	0	0	2				
Vern Stephens, R OBP: 0.418, SLG: 0.676 (1, 5)					K			SH1-3 1B		3	0	0	0	0	2	0				
Jim Rivera, L OBP: 0.331, SLG: 0.365 (1, 9)			4-3					F8		4	0	2	0	0	0	1				
Sherm Lollar, R OBP: 0.429, SLG: 0.562 (1, 2)								K		3	0	1	0	1	2	2				
Dick Donovan, L OBP: 0.227, SLG: 0.105 George Kell, R OBP: 0.363, SLG: 0.385 (7, PH) (7, 3)			K							2	0	0	0	0	2	3				
Inning Stats	R: 0 E: 0 K: 0 S: 4	H: 1 LOB: 2 BB: 1 P: 8	R: 0 E: 0 K: 1 S: 6	H: 1 LOB: 1 BB: 0 P: 6	R: 0 E: 0 K: 0 S: 4	H: 1 LOB: 1 BB: 0 P: 4	R: 0 E: 0 K: 2 S: 8	H: 1 LOB: 2 BB: 1 P: 12	R: 0 E: 0 K: 1 S: 5	H: 0 LOB: 0 BB: 0 P: 5	R: 0 E: 0 K: 1 S: 5	H: 1 LOB: 1 BB: 1 P: 9	R: 0 E: 0 K: 0 S: 3	H: 0 LOB: 0 BB: 0 P: 3	R: 0 E: 0 K: 1 S: 6	H: 1 LOB: 1 BB: 0 P: 6		1B: 5 2B: 1 3B: 0 HR: 0	SF: 0 SAC: 2 DP: 1 HBP: 0	WP: 0 PB: 0 CS: 0
PITCHER Billy Hoelt, L ERA: 2.61 (1, 1)	IP: 9.0 WLS: W BF: 35 H: 6 R: 0 ER: 0 SO: 7 BB: 3 IBB: 0 HBP: 0 BLK: 0 WP: 0 HR: 0 S: 46 P: 58 ERA: 0.00 WHIP: 1.000															PITCHER				

Batter	1	2	3	4	5	6	7	8	9	AB	R	H	RBI	BB	SO	LOB	BOTTOM			
Fred Hatfield, L OBP: 0.333, SLG: 0.382 (1, 6)	K			3-1	F4		4-1			4	0	0	0	0	1	2	Chicago White Sox @ Detroit Tigers Briggs Stadium, Detroit, MI Fri May 27 1955, 4:33 AM EDT Att: 31,236 - Unknown livebaseballscorecards.com			
Bill Tuttle, R OBP: 0.385, SLG: 0.356 (1, 8)				4-3				1-3		4	0	2	0	0	0	0				
Al Kaline, R OBP: 0.436, SLG: 0.607 (1, 9)								L4-3		4	0	1	0	0	0	3				
Ferris Fain, L OBP: 0.447, SLG: 0.320 (1, 3)										3	0	1	0	1	1	0				
Jim Delsing, L OBP: 0.336, SLG: 0.417 (1, 7)										3	0	0	0	1	0	1				
Bubba Phillips, R OBP: 0.289, SLG: 0.304 (1, 5)										3	0	0	0	0	1	3				
Frank House, L OBP: 0.292, SLG: 0.375 (1, 2)										3	1	2	1	0	1	0				
Harry Malmberg, R OBP: 0.354, SLG: 0.349 (1, 4)										3	0	2	0	0	0	1				
Billy Hoelt, L OBP: 0.174, SLG: 0.095 (1, 1)										2	0	0	0	0	1	1				
Inning Stats	R: 0 E: 0 K: 1 S: 5	H: 1 LOB: 0 BB: 0 P: 5	R: 0 E: 0 K: 0 S: 3	H: 0 LOB: 0 BB: 0 P: 3	R: 0 E: 0 K: 1 S: 5	H: 1 LOB: 0 BB: 0 P: 5	R: 0 E: 0 K: 1 S: 6	H: 1 LOB: 3 BB: 2 P: 14	R: 1 E: 0 K: 0 S: 6	H: 3 LOB: 2 BB: 0 P: 6	R: 0 E: 0 K: 1 S: 5	H: 0 LOB: 0 BB: 0 P: 5	R: 0 E: 0 K: 1 S: 6	H: 1 LOB: 1 BB: 0 P: 6	R: 0 E: 0 K: 0 S: 4	H: 1 LOB: 1 BB: 0 P: 4		1B: 7 2B: 0 3B: 0 HR: 1	SF: 0 SAC: 1 DP: 2 HBP: 0	WP: 0 PB: 0 CS: 0
PITCHER Dick Donovan, R ERA: 1.71 Bob Chakales, R ERA: 1.64 (7, 1)	IP: 6.0 WLS: L BF: 24 H: 6 R: 1 ER: 1 SO: 4 BB: 2 IBB: 0 HBP: 0 BLK: 0 WP: 0 HR: 1 S: 30 P: 38 ERA: 1.50 WHIP: 1.333															PITCHER				

Batter	1	2	3	4	5	6	7	8	9	AB	R	H	RBI	BB	SO	LOB	TOP				
Johnny Groth, R OBP: 0.426, SLG: 0.721 (1, 8)										6	3	4	3	0	1	1	Chicago White Sox @ Detroit Tigers Briggs Stadium, Detroit, MI Sat May 28 1955, 4:33 AM EDT Att: 3,962 - Unknown				
Nelle Fox, L OBP: 0.341, SLG: 0.429 (1, 4)										6	1	2	0	0	0	1					
Jim Rivera, L OBP: 0.346, SLG: 0.392 (1, 9)										5	3	3	0	1	0	1					
George Kell, R OBP: 0.385, SLG: 0.393 (1, 5)										3	3	2	2	3	1	1					
Willard Marshall, L OBP: 0.410, SLG: 0.241 (1, 7)										6	2	3	3	0	0	3					
Clint Courtney, L OBP: 0.531, SLG: 0.667 (1, 2)										4	2	2	2	2	0	2					
Chico Carrasquel, R OBP: 0.327, SLG: 0.393 (1, 6)										6	1	1	2	0	0	7					
Walt Dropo, R OBP: 0.311, SLG: 0.415 (1, 3)										4	1	2	1	1	0	0					
Virgil Trucks, R OBP: 0.048, SLG: 0.050 (1, 1)										3	0	0	1	0	0	1					
Inning Stats	R: 6 E: 2 K: 0 S: 8	H: 5 LOB: 1 BB: 2 P: 16	R: 1 E: 0 K: 0 S: 4	H: 2 LOB: 2 BB: 2 P: 12	R: 0 E: 0 K: 0 S: 4	H: 1 LOB: 1 BB: 0 P: 4	R: 3 E: 0 K: 0 S: 6	H: 3 LOB: 1 BB: 1 P: 10	R: 0 E: 0 K: 0 S: 3	H: 0 LOB: 0 BB: 0 P: 3	R: 1 E: 0 K: 0 S: 4	H: 1 LOB: 0 BB: 0 P: 4	R: 0 E: 0 K: 0 S: 4	H: 1 LOB: 2 BB: 1 P: 8	R: 5 E: 0 K: 0 S: 8	H: 5 LOB: 1 BB: 1 P: 12		1B: 11 2B: 6 3B: 0 HR: 2	SF: 1 SAC: 1 DP: 0 HBP: 0	WP: 0 PA: 52 PB: 0 SB: 1 CS: 2	
PITCHER	IP WLS BF H R ER SO BB IBB HBP BLK WP HR S P ERA WHIP																				
Duke Maas, R ERA: 4.64 (1, 1)	0.0 L 5 4 5 5 0 1 0 0 0 0 0 0 4 8																				
Bob Miller, L ERA: 3.95 (1, 1)	2.0 11 3 2 1 0 2 1 0 0 0 0 0 8 20																				
Leo Cristante, R ERA: 4.63 (3, 1)	2.0 11 4 3 3 0 1 0 0 0 0 0 0 10 14																				
Ben Flowers, R ERA: 6.0 (5, 1)	4.0 16 3 1 1 2 1 0 0 0 0 0 1 19 23																				
Paul Foytack, R ERA: 40.5 (9, 1)	1.0 9 5 5 5 0 1 0 0 0 0 0 1 8 12																				
Batter	1	2	3	4	5	6	7	8	9	AB	R	H	RBI	BB	SO	LOB	BOTTOM				
Fred Hatfield, L OBP: 0.336, SLG: 0.383 (1, 6)										5	0	2	0	0	0	1	Chicago White Sox @ Detroit Tigers Briggs Stadium, Detroit, MI Sat May 28 1955, 4:33 AM EDT Att: 3,962 - Unknown				
Bill Tuttle, R OBP: 0.373, SLG: 0.345 (1, 8)										4	0	0	1	0	0	3					
Al Kaline, R OBP: 0.441, SLG: 0.604 (1, 9)										4	1	2	0	0	0	0					
Ferris Fain, L OBP: 0.444, SLG: 0.317 (1, 3)										1	0	0	0	0	0	2					
Charlie Maxwell, L OBP: 0.192, SLG: 0.455 (2, 3)										4	1	2	1	0	0	4					
Jim Delsing, L OBP: 0.338, SLG: 0.420 (1, 7)										4	1	1	0	1	0	1					
Bubba Phillips, R OBP: 0.290, SLG: 0.321 (1, 5)										5	0	2	2	0	0	4					
Frank House, L OBP: 0.289, SLG: 0.368 (1, 2)										4	0	1	0	0	0	1					
Harry Malmberg, R OBP: 0.346, SLG: 0.340 (1, 4)										4	1	1	0	0	0	2					
Duke Maas, R ERA: 4.64 (1, 1)	9.0 W 42 13 4 4 2 1 0 1 0 0 0 1 44 49																				
Virgil Trucks, R ERA: 5.17 (1, 1)	9.0 W 42 13 4 4 2 1 0 1 0 0 0 1 44 49																				
PITCHER	IP WLS BF H R ER SO BB IBB HBP BLK WP HR S P ERA WHIP																				
Duke Maas, R ERA: 4.64 (1, 1)	9.0 W 42 13 4 4 2 1 0 1 0 0 0 1 44 49																				
Virgil Trucks, R ERA: 5.17 (1, 1)	9.0 W 42 13 4 4 2 1 0 1 0 0 0 1 44 49																				
Inning Stats	R: 0 E: 0 K: 0 S: 5	H: 2 LOB: 3 BB: 1 P: 9	R: 1 E: 0 K: 0 S: 7	H: 4 LOB: 3 BB: 0 P: 7	R: 0 E: 0 K: 0 S: 3	H: 0 LOB: 0 BB: 0 P: 3	R: 0 E: 0 K: 1 S: 5	H: 0 LOB: 0 BB: 0 P: 5	R: 2 E: 0 K: 0 S: 6	H: 3 LOB: 2 BB: 0 P: 7	R: 0 E: 0 K: 1 S: 5	H: 0 LOB: 0 BB: 0 P: 5	R: 1 E: 0 K: 0 S: 5	H: 2 LOB: 1 BB: 0 P: 5	R: 0 E: 0 K: 0 S: 4	H: 1 LOB: 2 BB: 0 P: 4	R: 0 E: 0 K: 0 S: 4	H: 1 LOB: 1 BB: 0 P: 4	1B: 11 2B: 1 3B: 0 HR: 1	SF: 1 SAC: 0 DP: 0 HBP: 1	WP: 0 PA: 42 PB: 0 SB: 0 CS: 0

Batter	1	2	3	4	5	6	7	8	9	AB	R	H	RBI	BB	SO	LOB	TOP			
Johnny Groth, R OBP: 0.423, SLG: 0.688 (1, 8)	0-0 1B BB	0-0 6-3	0-0 2H 1B		0-0 1-3		0-0 1-3			5	1	2	1	0	0	3				
Nellie Fox, L OBP: 0.343, SLG: 0.428 (1, 4)	0-0 BB FC4 1B	0-0 HR 1B	F4			0-0 G3		0-0 F6		5	2	2	0	0	0	1				
Jim Rivera, L OBP: 0.355, SLG: 0.415 (1, 9)	4-0 FC4 SF8 BB 1-2	0-0 HR 1B		0-0 6-3		0-0 G3		4-0 5-3 S E BB		3	3	1	2	2	0	0				
George Kell, R OBP: 0.385, SLG: 0.387 (1, 5)	4-0 FC4 BB 1-2 2-3 3-H	0-0 4-3		0-0 L9		0-0 1B		0-0 5-3		4	0	1	1	1	0	1				
Willard Marshall, L OBP: 0.409, SLG: 0.219 (1, 7)	0-0 FC4 SF8		4-0 E E BB	4-0 BB BB	4-0 BB	0-0 4-3		0-0 E3		3	1	0	1	2	0	3				
Clint Courtney, L OBP: 0.486, SLG: 0.613 (1, 2)	0-0 SF8		0-0 E9 E 1B	0-0 L9				0-0 4-3		4	1	1	1	0	0	2				
Chico Carrasquel, R OBP: 0.335, SLG: 0.392 (1, 6)	0-0 BB		0-0 E5 1B 2H 1B		0-0 F7		4-0 SH2-4 1B BB		0-3 K	3	1	1	0	2	1	0				
Walt Dropo, R OBP: 0.307, SLG: 0.407 (1, 3)	0-3 K		0-3 K		0-0 5-3		0-0 SH2-4 1B		0-3 K	5	0	1	0	0	3	3				
Mike Fomiesles, R OBP: 0.133, SLG: 0.200 (1, 1)			0-0 1-3		0-0 5-3		0-0 SH2-4		0-0 6-3	4	0	0	0	0	0	1				
Inning Stats	R: 3 E: 0 K: 1 S: 7	H: 2 LOB: 2 BB: 3 P: 19	R: 2 E: 0 K: 0 S: 5	H: 2 LOB: 0 BB: 0 P: 5	R: 3 E: 2 K: 1 S: 8	H: 3 LOB: 1 BB: 1 P: 12	R: 0 E: 0 K: 0 S: 3	H: 0 LOB: 1 BB: 1 P: 7	R: 0 E: 1 K: 0 S: 4	H: 0 LOB: 1 BB: 0 P: 4	R: 0 E: 0 K: 0 S: 4	H: 1 LOB: 2 BB: 1 P: 8	R: 0 E: 0 K: 0 S: 4	H: 1 LOB: 1 BB: 1 P: 8	R: 1 E: 1 K: 0 S: 4	H: 0 LOB: 0 BB: 0 P: 7	1B: 8 2B: 0 3B: 0 HR: 1	SF: 1 SAC: 1 DP: 0 HBP: 0	WP: 0 PB: 0 SB: 1 CS: 0	PA: 45
PITCHER	IP WLS BF H R ER SO BB IBB HBP BLK WP HR S P ERA WHIP	IP WLS BF H R ER SO BB IBB HBP BLK WP HR S P ERA WHIP																		
Ned Garver, R ERA: 4.0 (1, 1)	2.0 L 13 4 5 5 1 3 0 0 0 0 1 12 24 22.50 3.500																			
Al Aber, L ERA: 3.26 (3, 1)	1.0 7 3 3 3 1 1 0 0 0 0 0 0 8 12 27.00 4.000																			
George Zuverink, R ERA: 7.15 (4, 1)	5.0 22 2 1 0 0 3 0 0 0 0 0 0 19 31 0.00 1.000																			
Van Fletcher, R ERA: 4.0 (9, 1)	1.0 3 0 0 0 2 0 0 0 0 0 0 0 7 7 0.00 0.000																			

Chicago White Sox @ Detroit Tigers
Briggs Stadium, Detroit, MI
Sun May 29 1955, 4:33 AM EDT
Att: 16,211 - Unknown

livebaseballscorecards.com

AB 36
R 9
H 9
RBI 6
BB 7
SO 4
LOB 14



Batter	1	2	3	4	5	6	7	8	9	AB	R	H	RBI	BB	SO	LOB	BOTTOM					
Fred Hatfield, L OBP: 0.340, SLG: 0.382 (1, 6)	0-0 F5		4-0 BB			0-0 G4-6-3 1B		0-0 F4		3	0	1	0	1	0	0						
Bill Tuttle, R OBP: 0.376, SLG: 0.371 (1, 8)	0-0 FC4-6 1B		0-0 F8			0-0 G4-6-3 1-2		0-0 HR		4	1	2	1	0	0	2						
Al Kaline, R OBP: 0.436, SLG: 0.595 (1, 9)	0-0 L9			0-0 L8		0-0 1B		0-0 L7		4	0	1	0	0	0	1						
Charlie Maxwell, L OBP: 0.200, SLG: 0.400 (1, 3)	0-0 FC4-6 1-2			0-0 1B		0-0 F8			0-3 K	4	0	1	0	0	1	2						
Jim Delsing, L OBP: 0.336, SLG: 0.439 (1, 7)		0-3 K		0-0 F8		0-0 4-3		0-0 HR		4	1	1	1	0	1	1						
Bubba Phillips, R OBP: 0.286, SLG: 0.406 (1, 5)		0-0 4-3		0-0 F7		0-0 HR		0-0 F3		4	1	1	1	0	0	1						
Frank House, L OBP: 0.288, SLG: 0.361 (1, 2)		0-0 F7			0-0 F7		0-0 G3		0-0 1B 1B	4	0	1	0	0	0	0						
Harry Malmberg, R OBP: 0.339, SLG: 0.333 (1, 4)			0-0 6-3		0-0 F9		0-0 F8		0-0 FC6-4 1B	4	0	1	0	0	0	0						
Ned Garver, R OBP: 0.174, SLG: 0.111 (1, 1)					0-0 F9				0-0 F5	0	0	0	0	0	0	0						
Al Aber, L OBP: 0.441, SLG: 0.574 (3, 1)									0-0 FC6-4	0	0	0	0	0	0	0						
Ferns Fain, L OBP: 0.341, SLG: 0.574 (3, 1)									1-2	1	0	0	0	0	0	0						
George Zuverink, R OBP: 0.374, SLG: 0.574 (4, 1)										1	0	0	0	0	0	0						
Ray Boone, R OBP: 0.374, SLG: 0.387 (8, 1)										1	0	0	0	0	0	0						
Van Fletcher, R OBP: 0.374, SLG: 0.387 (9, 1)										1	0	0	0	0	0	0						
Jay Porter, R OBP: 0.333, SLG: 0.256 (9, 1)										1	0	0	0	0	0	2						
Inning Stats	R: 0 E: 0 K: 0 S: 4	H: 1 LOB: 1 BB: 0 P: 4	R: 0 E: 0 K: 1 S: 5	H: 0 LOB: 0 BB: 0 P: 5	R: 0 E: 0 K: 0 S: 3	H: 0 LOB: 1 BB: 1 P: 7	R: 0 E: 0 K: 0 S: 4	H: 1 LOB: 1 BB: 0 P: 4	R: 0 E: 0 K: 0 S: 4	H: 0 LOB: 0 BB: 0 P: 3	R: 0 E: 0 K: 0 S: 4	H: 2 LOB: 1 BB: 0 P: 4	R: 1 E: 0 K: 0 S: 4	H: 1 LOB: 0 BB: 0 P: 4	R: 1 E: 0 K: 0 S: 4	H: 1 LOB: 0 BB: 0 P: 4	R: 1 E: 0 K: 1 S: 8	H: 3 LOB: 2 BB: 0 P: 8	1B: 6 2B: 0 3B: 0 HR: 3	SF: 0 SAC: 0 DP: 1 HBP: 0	WP: 0 PB: 0 SB: 0 CS: 0	PA: 36
PITCHER	IP WLS BF H R ER SO BB IBB HBP BLK WP HR S P ERA WHIP	IP WLS BF H R ER SO BB IBB HBP BLK WP HR S P ERA WHIP																				
Mike Fomiesles, R ERA: 4.14 (1, 1)	9.0 W 36 9 3 3 2 1 0 0 0 0 3 39 43 3.00 1.111																					

Chicago White Sox @ Detroit Tigers
Briggs Stadium, Detroit, MI
Sun May 29 1955, 4:33 AM EDT
Att: 16,211 - Unknown

livebaseballscorecards.com

AB 35
R 3
H 9
RBI 3
BB 1
SO 2
LOB 9



Batter	1	2	3	4	5	6	7	8	9	AB	R	H	RBI	BB	SO	LOB	TOP					
Vic Power, R OBP: 0.403, SLG: 0.606 (1, 3)										5	2	3	1	0	1	1	Kansas City Athletics @ Detroit Tigers Briggs Stadium, Detroit, MI Mon May 30 1955, 4:33 AM EDT Unknown					
Hector Lopez, R OBP: 0.282, SLG: 0.254 (1, 4)										5	1	2	1	0	0	1						
Enos Slaughter, L OBP: 0.421, SLG: 0.396 (1, 9)										3	2	1	0	1	1	2						
Gus Zernial, R OBP: 0.336, SLG: 0.585 (1, 7)										5	1	1	0	0	0	5						
Harry Simpson, L OBP: 0.435, SLG: 0.389 (1, 8)										5	0	2	2	0	0	2						
Jim Finigan, R OBP: 0.351, SLG: 0.487 (1, 5)										4	1	1	0	1	0	2						
Jack Littrell, R OBP: 0.158, SLG: 0.263 (1, 6)										4	1	2	0	0	0	2						
Billy Shantz, R OBP: 0.373, SLG: 0.366 (1, 2)										5	0	0	0	0	0	5						
Art Ditmar, R OBP: 0.467, SLG: 0.467 Johnny Sain, R (6, 1)										3	0	1	1	0	1	2						
										1	0	0	0	0	0	0						
Inning Stats	R: 2 E: 0 K: 0 S: 6	H: 3 LOB: 1 BB: 0 P: 6	R: 4 E: 1 K: 1 S: 9	H: 3 LOB: 1 BB: 0 P: 10	R: 1 E: 0 K: 0 S: 4	H: 1 LOB: 1 BB: 1 P: 8	R: 0 E: 1 K: 1 S: 6	H: 0 LOB: 1 BB: 0 P: 6	R: 0 E: 0 K: 0 S: 4	H: 1 LOB: 1 BB: 0 P: 4	R: 0 E: 0 K: 0 S: 6	H: 2 LOB: 1 BB: 0 P: 6	R: 0 E: 0 K: 0 S: 4	H: 1 LOB: 1 BB: 0 P: 4	R: 1 E: 1 K: 0 S: 4	H: 1 LOB: 1 BB: 0 P: 8		R: 0 E: 0 K: 0 S: 4	H: 1 LOB: 1 BB: 0 P: 4	1B: 8 2B: 3 3B: 1 HR: 1	SF: 0 SAC: 1 DP: 2 HBP: 1	WP: 0 PB: 0 SB: 0 CS: 0
PITCHER	IP WLS BF H R ER SO BB IBB HBP BLK WP HR S P ERA WHIP																					
Frank Lary, R ERA: 3.19 (1, 1)	2.0 L 14 6 6 3 1 0 0 0 1 0 0 0 0 15 16 13.50 3.000																					
Al Aber, L ERA: 3.2 (3, 1)	6.0 26 6 2 2 2 2 0 0 0 0 1 28 36 3.00 1.333																					
Ned Garver, R ERA: 3.95 (9, 1)	1.0 4 1 0 0 0 0 0 0 0 0 0 0 4 4 0.00 1.000																					

Batter	1	2	3	4	5	6	7	8	9	AB	R	H	RBI	BB	SO	LOB	BOTTOM					
Fred Hatfield, L OBP: 0.342, SLG: 0.378 (1, 6)										4	1	1	0	1	1	1	Kansas City Athletics @ Detroit Tigers Briggs Stadium, Detroit, MI Mon May 30 1955, 4:33 AM EDT Unknown					
Bill Tuttle, R OBP: 0.377, SLG: 0.378 (1, 8)										5	2	2	0	0	0	1						
Al Kaline, R OBP: 0.435, SLG: 0.589 (1, 9)										5	2	2	0	0	0	2						
Ferris Fain, L OBP: 0.449, SLG: 0.346 (1, 3)										2	1	1	3	2	0	1						
Jim Delsing, L OBP: 0.333, SLG: 0.437 (1, 7)										3	0	1	2	0	0	1						
Frank House, L OBP: 0.286, SLG: 0.360 (1, 2)										3	0	1	1	0	0	1						
Harry Malmberg, R OBP: 0.333, SLG: 0.345 (1, 4)										4	0	1	0	0	0	1						
Reno Bertoia, R OBP: 0.333, SLG: 0.333 (8, PH)										3	0	1	0	0	1	2						
Ray Boone, R OBP: 0.312, SLG: 0.383 Jack Phillips, R OBP: 0.500, SLG: 0.500 (9, 5)										1	0	0	0	0	0	1						
Frank Lary, R OBP: 0.360, SLG: 0.417 Bubba Phillips, R OBP: 0.278, SLG: 0.394 Al Aber, L (3, 1)										0	0	0	0	0	0	0						
Harvey Kuenn, R OBP: 0.405, SLG: 0.487 (8, PH)										1	0	0	0	0	1	0						
Ned Garver, R OBP: 0.374, SLG: 0.111 (9, 1)										0	0	0	0	0	0	0						
Inning Stats	R: 3 E: 0 K: 1 S: 8	H: 3 LOB: 2 BB: 2 P: 16	R: 0 E: 0 K: 0 S: 3	H: 0 LOB: 0 BB: 0 P: 3	R: 2 E: 0 K: 0 S: 5	H: 2 LOB: 0 BB: 0 P: 5	R: 0 E: 0 K: 2 S: 7	H: 0 LOB: 0 BB: 0 P: 7	R: 1 E: 0 K: 0 S: 5	H: 2 LOB: 1 BB: 0 P: 5	R: 0 E: 0 K: 0 S: 4	H: 1 LOB: 1 BB: 0 P: 4	R: 0 E: 0 K: 0 S: 3	H: 0 LOB: 1 BB: 1 P: 7	R: 0 E: 0 K: 0 S: 4	H: 1 LOB: 1 BB: 0 P: 4	R: 0 E: 0 K: 0 S: 3	H: 1 LOB: 0 BB: 0 P: 3	1B: 7 2B: 3 3B: 0 HR: 1	SF: 2 SAC: 1 DP: 1 HBP: 0	WP: 0 PB: 0 SB: 1 CS: 0	PA: 39
PITCHER	IP WLS BF H R ER SO BB IBB HBP BLK WP HR S P ERA WHIP																					
Art Ditmar, R ERA: 5.79 (1, 1)	5.2 W 27 8 6 6 3 2 0 0 0 0 0 0 0 11 31 9.53 1.765																					
Johnny Sain, R ERA: 5.31 (6, 1)	3.1 S 12 2 0 0 0 1 0 0 0 0 0 0 0 11 15 0.00 0.900																					



Batter	1	2	3	4	5	6	7	8	9	AB	R	H	RBI	BB	SO	LOB	TOP			
Eddie Yost, R OBP: 0.371, SLG: 0.280 (1, 5)										1	0	0	0	3	0	0	Washington Senators @ Detroit Tigers Briggs Stadium, Detroit, MI Wed Jun 01 1955, 4:33 AM EDT Att: 3,512 - Unknown			
Tom Umphlett, R OBP: 0.326, SLG: 0.308 (1, 9)										4	0	1	0	0	0	2				
Mickey Vernon, L OBP: 0.368, SLG: 0.468 (1, 3)										4	0	0	0	0	2	2				
Roy Sievers, R OBP: 0.346, SLG: 0.343 (1, 7)										3	0	0	0	1	0	2				
Jim Busby, R OBP: 0.275, SLG: 0.392 (1, 8)										4	0	0	0	0	2	1				
Pete Runnels, L OBP: 0.362, SLG: 0.318 (1, 4)										3	0	0	0	1	1	1				
Bobby Kline, R OBP: 0.286, SLG: 0.269 (1, 6)										3	0	1	0	0	1	1				
Bob Oldis, R (1, 2)										3	0	0	0	0	0	2				
Dean Stone, L (1, 1)										2	0	0	0	0	1	2				
Carlos Paula, R OBP: 0.352, SLG: 0.429 (7, PH)										1	0	0	0	0	0	1				
Ted Abernathy, R (7, 1)										0	0	0	0	0	0	0				
Pedro Ramos, S (8, 1)										0	0	0	0	0	0	0				
Inning Stats	R: 0 E: 0 K: 1 S: 5	H: 1 LOB: 1 BB: 1 P: 9	R: 0 E: 1 K: 2 S: 8	H: 0 LOB: 2 BB: 1 P: 12	R: 0 E: 0 K: 1 S: 5	H: 0 LOB: 1 BB: 1 P: 9	R: 0 E: 0 K: 2 S: 7	H: 0 LOB: 0 BB: 0 P: 7	R: 0 E: 0 K: 1 S: 5	H: 0 LOB: 1 BB: 0 P: 9	R: 0 E: 0 K: 0 S: 3	H: 0 LOB: 0 BB: 0 P: 3	R: 0 E: 0 K: 0 S: 4	H: 1 LOB: 1 BB: 0 P: 4	R: 0 E: 0 K: 0 S: 3	H: 0 LOB: 0 BB: 1 P: 3	1B: 2 2B: 1 3B: 0 HR: 0	SF: 0 SAC: 0 DP: 1 HBP: 0	WP: 0 PB: 0 SB: 0 CS: 1	PA: 33
PITCHER Billy Hoelt, L ERA: 2.26 (1, 1)	IP: 9.0 WLS: W BF: 33	H: 2 R: 0 ER: 0 SO: 7	BB: 5 IBB: 0 HBP: 0 BLK: 0	WP: 0 HR: 0 S: 42 P: 62	ERA: 0.00 WHIP: 0.778	PITCHER										IP: 9.0 WLS: W BF: 33	H: 2 R: 0 ER: 0 SO: 7	BB: 5 IBB: 0 HBP: 0 BLK: 0	WP: 0 HR: 0 S: 42 P: 62	ERA: 0.00 WHIP: 0.778

Batter	1	2	3	4	5	6	7	8	9	AB	R	H	RBI	BB	SO	LOB	BOTTOM			
Harry Malmberg, R OBP: 0.343, SLG: 0.344 (1, 4)										4	2	1	1	1	0	0	Washington Senators @ Detroit Tigers Briggs Stadium, Detroit, MI Wed Jun 01 1955, 4:33 AM EDT Att: 3,512 - Unknown			
Bill Tuttle, R OBP: 0.368, SLG: 0.359 (1, 8)										3	2	0	1	2	0	1				
Al Kaline, R OBP: 0.454, SLG: 0.604 (1, 9)										3	0	2	2	2	0	0				
Jack Phillips, R OBP: 0.500, SLG: 0.571 (1, 3)										4	1	3	3	0	0	1				
Ray Boone, R OBP: 0.313, SLG: 0.405 (1, 5)										5	1	1	1	0	0	6				
Bubba Phillips, R OBP: 0.300, SLG: 0.389 (1, 7)										3	0	1	0	0	0	0				
Red Wilson, R OBP: 0.289, SLG: 0.329 (1, 2)										3	1	1	0	1	0	2				
Fred Hatfield, L OBP: 0.327, SLG: 0.359 (1, 6)										4	1	1	0	0	1	4				
Billy Hoelt, L OBP: 0.185, SLG: 0.083 (1, 1)										3	1	0	0	1	2	2				
Inning Stats	R: 0 E: 0 K: 0 S: 4	H: 1 LOB: 0 BB: 0 P: 4	R: 1 E: 0 K: 1 S: 6	H: 1 LOB: 1 BB: 1 P: 10	R: 1 E: 0 K: 0 S: 4	H: 2 LOB: 1 BB: 1 P: 8	R: 0 E: 0 K: 1 S: 6	H: 1 LOB: 0 BB: 0 P: 6	R: 0 E: 0 K: 0 S: 3	H: 0 LOB: 0 BB: 0 P: 3	R: 1 E: 1 K: 0 S: 5	H: 2 LOB: 1 BB: 0 P: 5	R: 1 E: 1 K: 1 S: 6	H: 1 LOB: 2 BB: 2 P: 14	R: 5 E: 0 K: 0 S: 5	H: 2 LOB: 1 BB: 3 P: 18		1B: 7 2B: 2 3B: 0 HR: 1	SF: 1 SAC: 0 DP: 1 HBP: 1	WP: 0 PB: 0 SB: 0 CS: 1
PITCHER Dean Stone, L ERA: 3.61 (1, 1)	IP: 6.0 WLS: L BF: 26	H: 7 R: 3 ER: 2 SO: 2	BB: 2 IBB: 0 HBP: 0 BLK: 0	WP: 0 HR: 1 S: 28 P: 36	ERA: 3.00 WHIP: 1.500	PITCHER										IP: 6.0 WLS: L BF: 26	H: 7 R: 3 ER: 2 SO: 2	BB: 2 IBB: 0 HBP: 0 BLK: 0	WP: 0 HR: 1 S: 28 P: 36	ERA: 3.00 WHIP: 1.500
Ted Abernathy, R ERA: 9.99 (7, 1)	1.1	2	5	5	1	4	0	1	0	0	0	8	25	33.75	4.500					
Pedro Ramos, R ERA: 3.14 (8, 1)	0.2	4	1	1	1	0	1	0	0	0	0	3	7	13.50	3.000					

Batter	1	2	3	4	5	6	7	8	9	AB	R	H	RBI	BB	SO	LOB	TOP								
Ernie Oravetz, S (1,9) OBP: 0.382, SLG: 0.317 Tom Umphlett, R (9, PH) OBP: 0.325, SLG: 0.306	G1-6-3 1B		F8			SH1-4 1B		F7	6-3	4	0	2	0	0	0	0									
Jim Busby, R (1,8) OBP: 0.281, SLG: 0.397	G1-6-3 1B		4-3			SH1-4		1B		3	1	2	0	0	0	0									
Pete Runnels, L (1,4) OBP: 0.365, SLG: 0.342	G1-6-3					F7		F7		4	2	2	1	0	0	3									
Mickey Vernon, L (1,3) OBP: 0.371, SLG: 0.462						L9		F5		2	0	0	0	2	0	2									
Juan Delis, R (1,5) OBP: 0.280, SLG: 0.308	K					1-3		E6		4	0	0	0	0	1	4									
Carlos Paula, R (1,7) OBP: 0.356, SLG: 0.396						F7		L9		4	0	0	0	0	1	1									
Ed Fitz Gerald, R (1,2) Roy Stevers, R (9, PH) OBP: 0.343, SLG: 0.340	L5					5-3		1-3		3	0	0	0	0	0	0									
Bobby Kline, R (1,6) OBP: 0.284, SLG: 0.268	L7					L6-3		L6		4	0	1	0	0	0	0									
Chuck Stobbs, L (1,1) Mickey McDermott, L (7, PH) Spec Shea, R (7, 1) Eddie Yost, R (9, PH) Pedro Ramos, S (9, PR)			4-3			F5		K		2	0	0	0	0	0	0									
Inning Stats	R: 0 E: 0 K: 1 S: 6	H: 2 LOB: 2 BB: 1 P: 10	R: 0 E: 0 K: 1 S: 5	H: 0 LOB: 0 BB: 0 P: 5	R: 0 E: 0 K: 0 S: 3	H: 0 LOB: 0 BB: 0 P: 3	R: 1 E: 0 K: 0 S: 4	H: 1 LOB: 0 BB: 0 P: 4	R: 0 E: 0 K: 0 S: 3	H: 0 LOB: 0 BB: 0 P: 3	R: 0 E: 0 K: 0 S: 4	H: 1 LOB: 2 BB: 1 P: 8	R: 0 E: 0 K: 1 S: 6	H: 1 LOB: 1 BB: 0 P: 6	R: 2 E: 1 K: 0 S: 6	H: 2 LOB: 1 BB: 0 P: 6	R: 0 E: 0 K: 0 S: 4	H: 1 LOB: 1 BB: 0 P: 4	1B: 7 2B: 0 3B: 0 HR: 1	SF: 0 SAC: 1 DP: 1 HBP: 0	WP: 0 PB: 0 SB: 0 CS: 0	PA: 37			
PITCHER	IP WLS BF H R ER SO BB IBB HBP BLK WP HR S P ERA WHIP	IP WLS BF H R ER SO BB IBB HBP BLK WP HR S P ERA WHIP	IP WLS BF H R ER SO BB IBB HBP BLK WP HR S P ERA WHIP	IP WLS BF H R ER SO BB IBB HBP BLK WP HR S P ERA WHIP	IP WLS BF H R ER SO BB IBB HBP BLK WP HR S P ERA WHIP	IP WLS BF H R ER SO BB IBB HBP BLK WP HR S P ERA WHIP	IP WLS BF H R ER SO BB IBB HBP BLK WP HR S P ERA WHIP	IP WLS BF H R ER SO BB IBB HBP BLK WP HR S P ERA WHIP	IP WLS BF H R ER SO BB IBB HBP BLK WP HR S P ERA WHIP	IP WLS BF H R ER SO BB IBB HBP BLK WP HR S P ERA WHIP	IP WLS BF H R ER SO BB IBB HBP BLK WP HR S P ERA WHIP	IP WLS BF H R ER SO BB IBB HBP BLK WP HR S P ERA WHIP	IP WLS BF H R ER SO BB IBB HBP BLK WP HR S P ERA WHIP	IP WLS BF H R ER SO BB IBB HBP BLK WP HR S P ERA WHIP	IP WLS BF H R ER SO BB IBB HBP BLK WP HR S P ERA WHIP	IP WLS BF H R ER SO BB IBB HBP BLK WP HR S P ERA WHIP	IP WLS BF H R ER SO BB IBB HBP BLK WP HR S P ERA WHIP	IP WLS BF H R ER SO BB IBB HBP BLK WP HR S P ERA WHIP	IP WLS BF H R ER SO BB IBB HBP BLK WP HR S P ERA WHIP	IP WLS BF H R ER SO BB IBB HBP BLK WP HR S P ERA WHIP	IP WLS BF H R ER SO BB IBB HBP BLK WP HR S P ERA WHIP	IP WLS BF H R ER SO BB IBB HBP BLK WP HR S P ERA WHIP	IP WLS BF H R ER SO BB IBB HBP BLK WP HR S P ERA WHIP	IP WLS BF H R ER SO BB IBB HBP BLK WP HR S P ERA WHIP	
Steve Gromek, R (1,1) ERA: 2.31 Al Aber, L (8,1) ERA: 3.0	7.1 W 30 7 3 1 3 1 1 0 0 0 1 34 42 1.23 1.091	1.2 S 7 1 0 0 0 0 0 0 0 0 0 0 7 7 0.00 0.600																							

Washington Senators @ Detroit Tigers
Briggs Stadium, Detroit, MI
Thu Jun 02 1955, 4:33 AM EDT
Att: 2,741 - Unknown

AB 34
R 3
H 8
RBI 1
BB 2
SO 3
LOB 12



Batter	1	2	3	4	5	6	7	8	9	AB	R	H	RBI	BB	SO	LOB	BOTTOM								
Harry Malmberg, R (1,4) OBP: 0.338, SLG: 0.338	1B		F7		L8	F8				4	0	1	0	0	0	3									
Bill Tuttle, R (1,8) OBP: 0.370, SLG: 0.363	L6-4-3 1B		4-3		PO 1B			L6		4	0	2	0	0	0	1									
Al Kaline, R (1,9) OBP: 0.460, SLG: 0.618	L4				PO 1B	HR 3B		FC6-4 1B		4	2	3	0	0	0	2									
Jack Phillips, R (1,3) OBP: 0.417, SLG: 0.727	L6-4-3				F4	HR 3B		FC6-4 1B		4	1	1	2	0	0	4									
Ray Boone, R (1,5) OBP: 0.311, SLG: 0.400			F2		1B	K		FC6-4		4	0	1	0	0	1	1									
Bubba Phillips, R (1,7) OBP: 0.295, SLG: 0.375	L6-3				1B	F7		F3		4	0	1	1	0	0	0									
Red Wilson, R (1,2) OBP: 0.287, SLG: 0.326	L6-3				L7	1B		F3		4	1	1	0	0	0	2									
Fred Hatfield, L (1,6) OBP: 0.331, SLG: 0.362			3-1		F9	2B 1B		FC6-4 1B		4	0	2	0	0	0	2									
Steve Gromek, S (1,1) Al Aber, L (8,1)					F9	2B		FC6-4		2	0	1	1	1	0	0									
Inning Stats	R: 0 E: 0 K: 0 S: 4	H: 2 LOB: 1 BB: 0 P: 4	R: 0 E: 0 K: 0 S: 3	H: 0 LOB: 0 BB: 0 P: 3	R: 0 E: 0 K: 0 S: 3	H: 0 LOB: 1 BB: 1 P: 7	R: 1 E: 0 K: 0 S: 6	H: 3 LOB: 2 BB: 0 P: 6	R: 0 E: 0 K: 1 S: 10	H: 1 LOB: 1 BB: 0 P: 4	R: 0 E: 0 K: 0 S: 4	H: 1 LOB: 1 BB: 0 P: 4	R: 0 E: 0 K: 0 S: 4	H: 1 LOB: 1 BB: 0 P: 4	R: 0 E: 0 K: 0 S: 4	H: 1 LOB: 1 BB: 0 P: 4	1B: 10 2B: 1 3B: 1 HR: 1	SF: 0 SAC: 0 DP: 1 HBP: 0	WP: 0 PB: 0 SB: 0 CS: 0	PA: 37					
PITCHER	IP WLS BF H R ER SO BB IBB HBP BLK WP HR S P ERA WHIP	IP WLS BF H R ER SO BB IBB HBP BLK WP HR S P ERA WHIP	IP WLS BF H R ER SO BB IBB HBP BLK WP HR S P ERA WHIP	IP WLS BF H R ER SO BB IBB HBP BLK WP HR S P ERA WHIP	IP WLS BF H R ER SO BB IBB HBP BLK WP HR S P ERA WHIP	IP WLS BF H R ER SO BB IBB HBP BLK WP HR S P ERA WHIP	IP WLS BF H R ER SO BB IBB HBP BLK WP HR S P ERA WHIP	IP WLS BF H R ER SO BB IBB HBP BLK WP HR S P ERA WHIP	IP WLS BF H R ER SO BB IBB HBP BLK WP HR S P ERA WHIP	IP WLS BF H R ER SO BB IBB HBP BLK WP HR S P ERA WHIP	IP WLS BF H R ER SO BB IBB HBP BLK WP HR S P ERA WHIP	IP WLS BF H R ER SO BB IBB HBP BLK WP HR S P ERA WHIP	IP WLS BF H R ER SO BB IBB HBP BLK WP HR S P ERA WHIP	IP WLS BF H R ER SO BB IBB HBP BLK WP HR S P ERA WHIP	IP WLS BF H R ER SO BB IBB HBP BLK WP HR S P ERA WHIP	IP WLS BF H R ER SO BB IBB HBP BLK WP HR S P ERA WHIP	IP WLS BF H R ER SO BB IBB HBP BLK WP HR S P ERA WHIP	IP WLS BF H R ER SO BB IBB HBP BLK WP HR S P ERA WHIP	IP WLS BF H R ER SO BB IBB HBP BLK WP HR S P ERA WHIP	IP WLS BF H R ER SO BB IBB HBP BLK WP HR S P ERA WHIP	IP WLS BF H R ER SO BB IBB HBP BLK WP HR S P ERA WHIP	IP WLS BF H R ER SO BB IBB HBP BLK WP HR S P ERA WHIP	IP WLS BF H R ER SO BB IBB HBP BLK WP HR S P ERA WHIP	IP WLS BF H R ER SO BB IBB HBP BLK WP HR S P ERA WHIP	
Chuck Stobbs, L (1,1) ERA: 4.03 Spec Shea, R (7, 1) ERA: 8.1	6.0 L 28 11 4 4 1 4 1 0 0 0 0 29 33 6.00 2.000	2.0 8 2 0 0 0 0 0 0 0 0 0 8 8 0.00 1.000																							

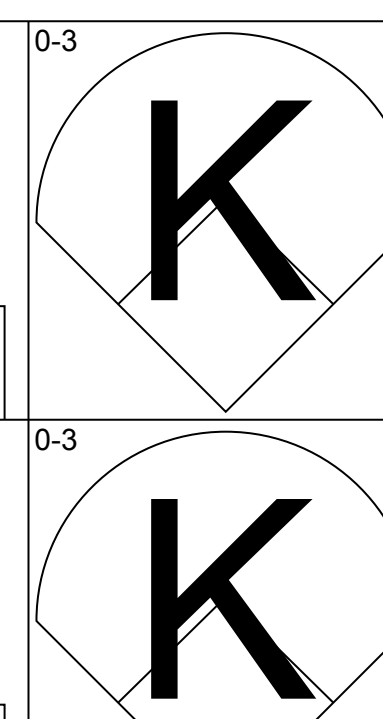
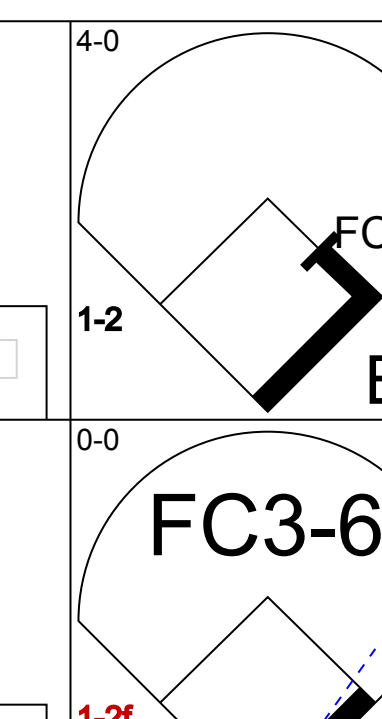
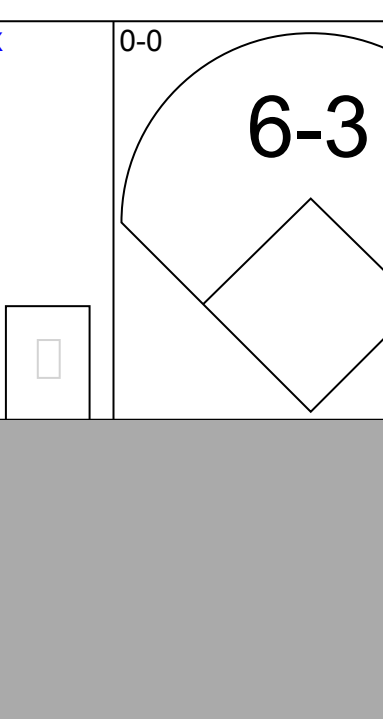
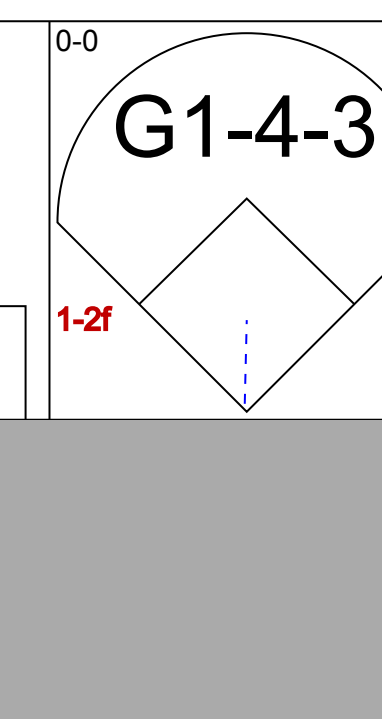
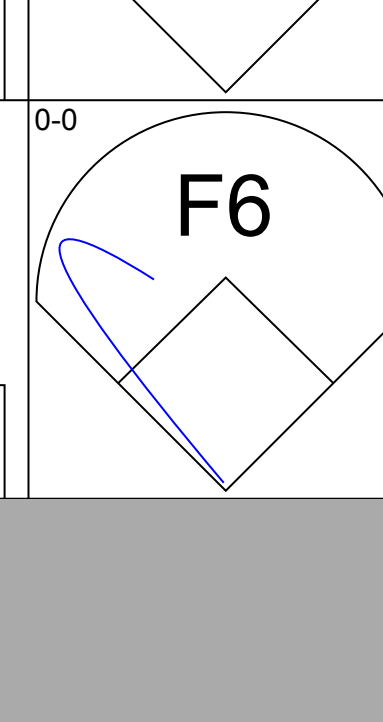
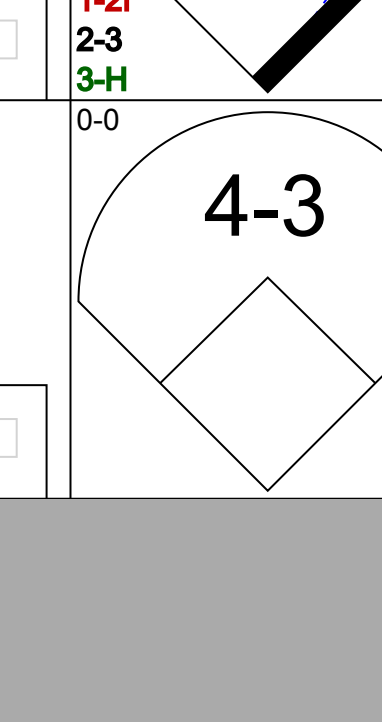
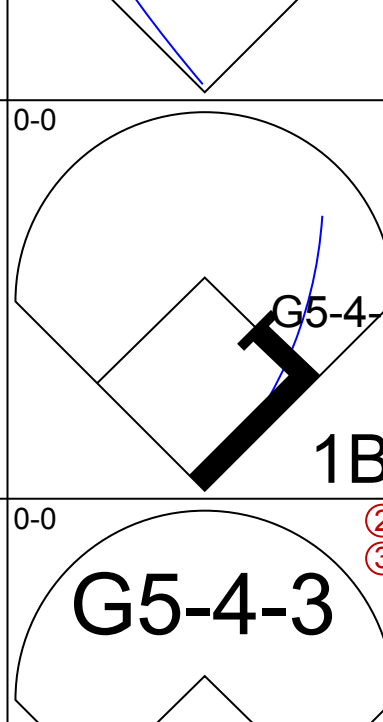
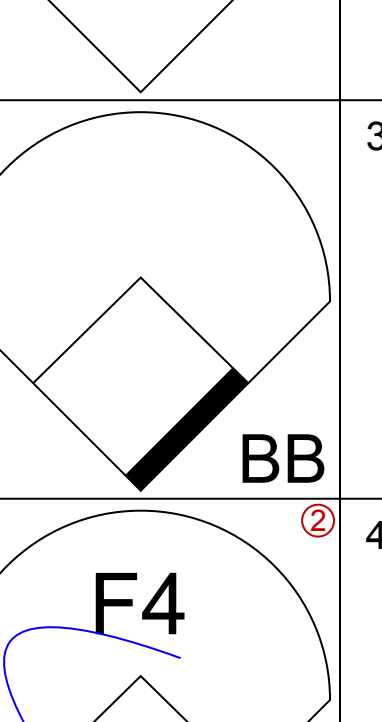



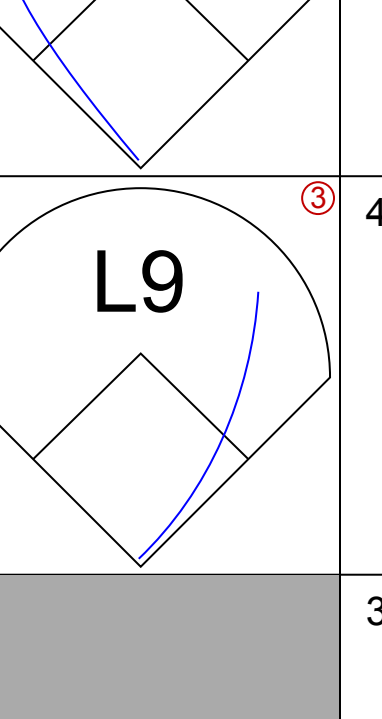
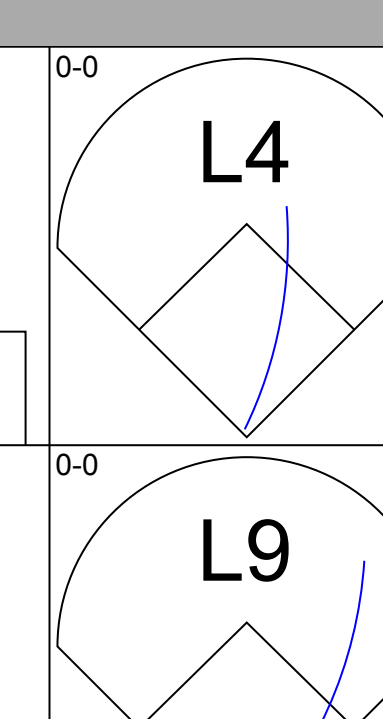
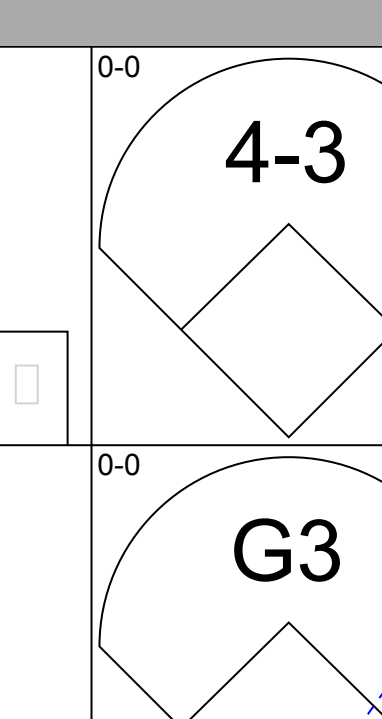
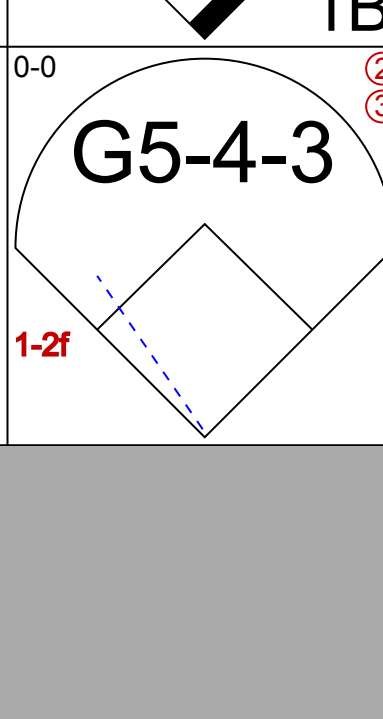
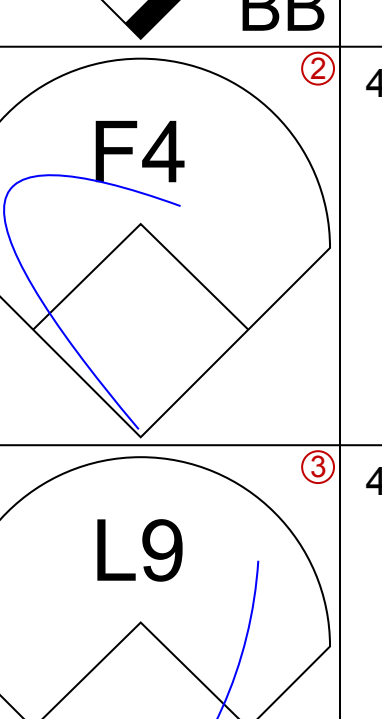
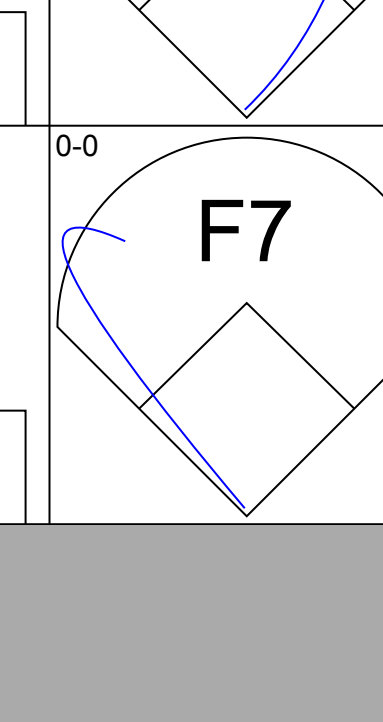
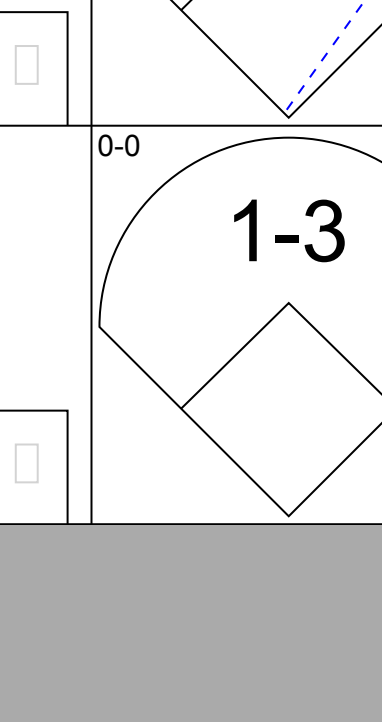
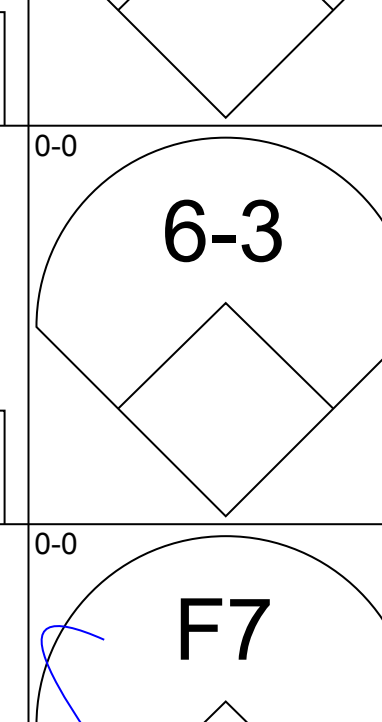



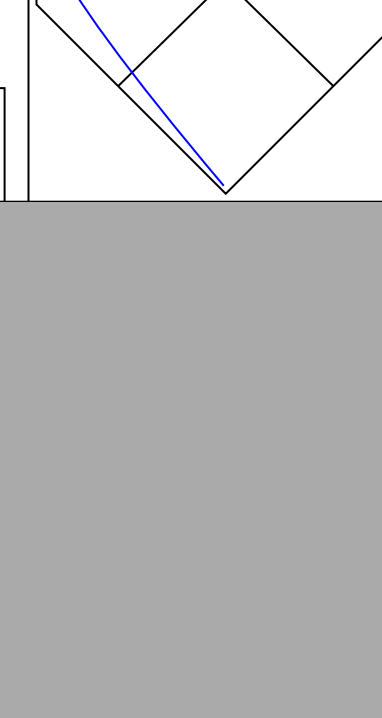
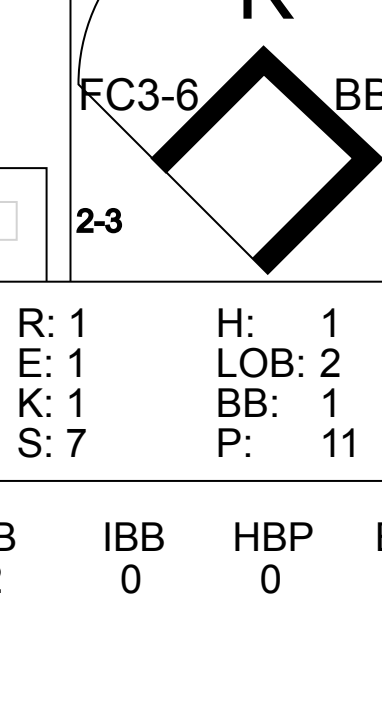
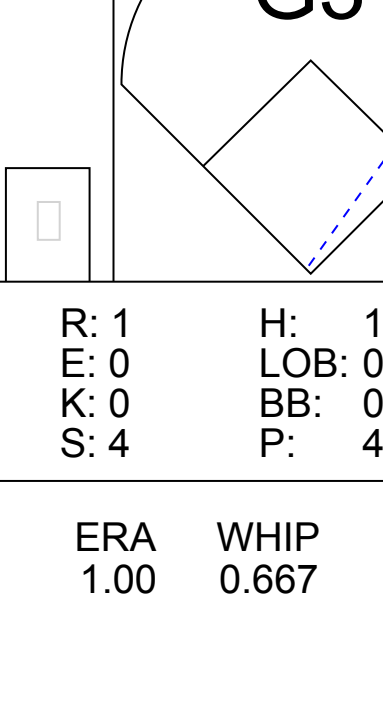
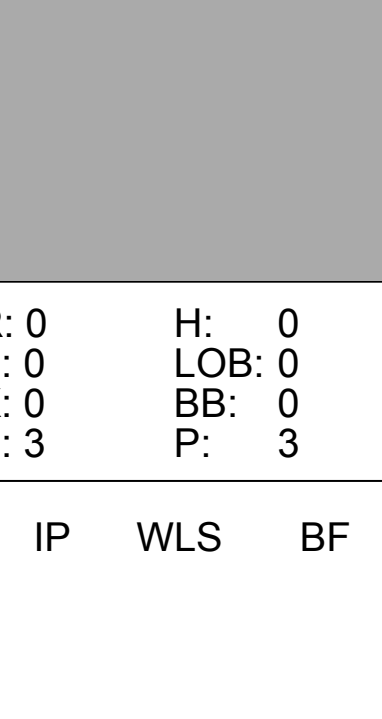
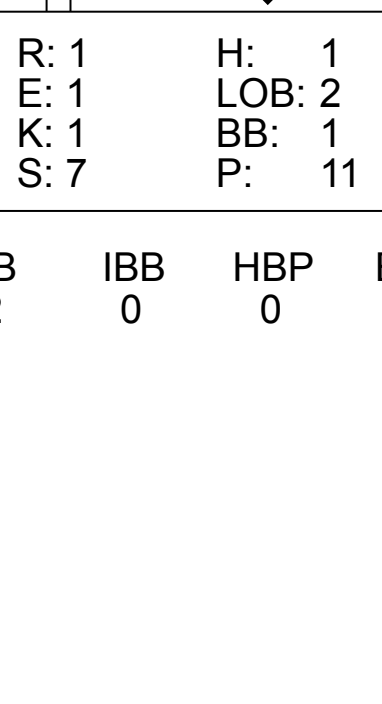
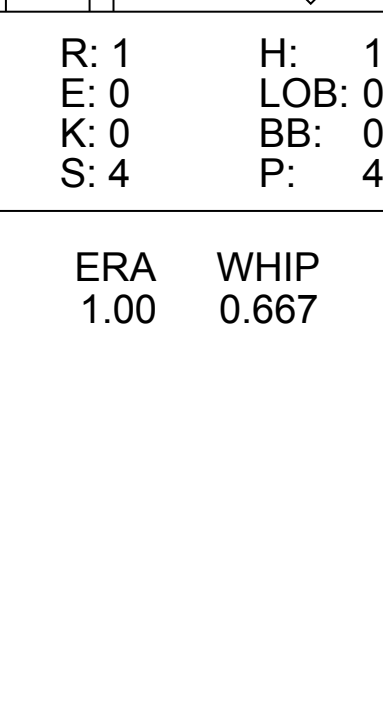
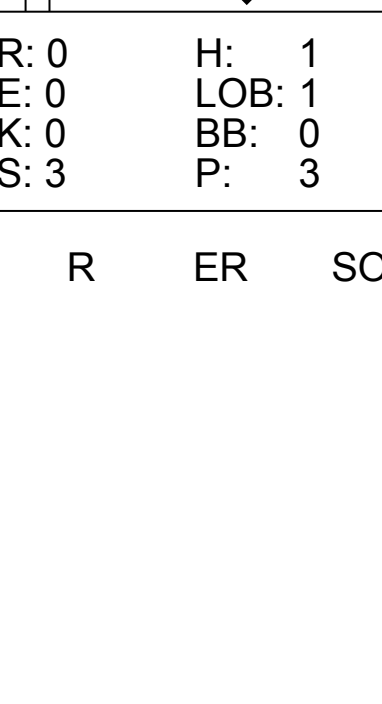
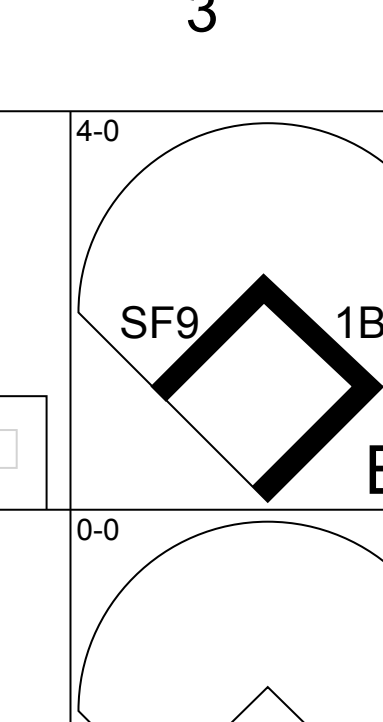
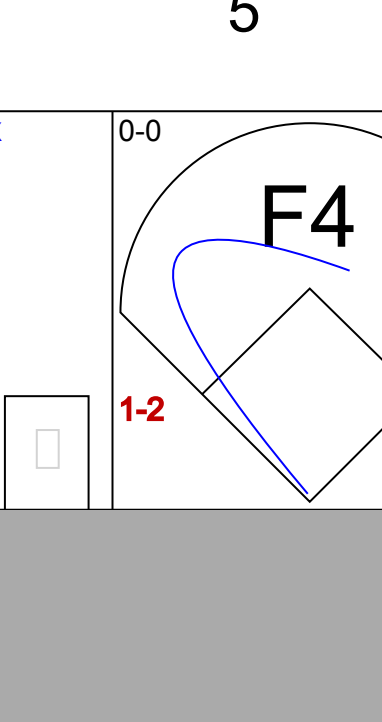

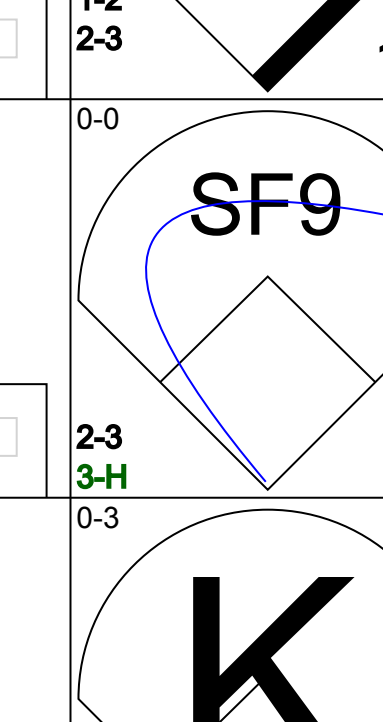




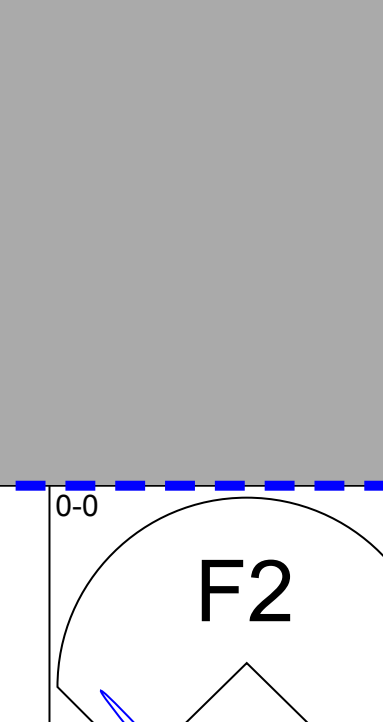
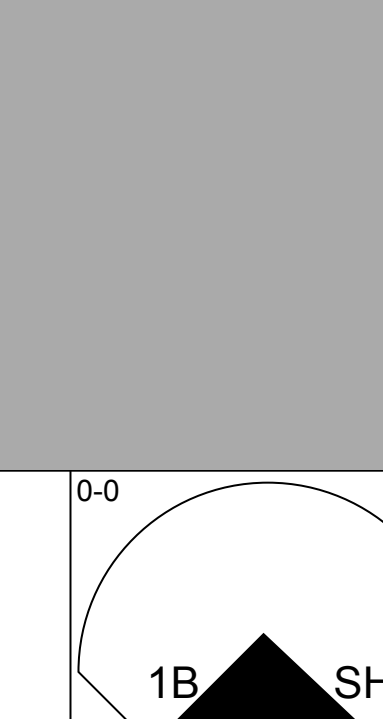
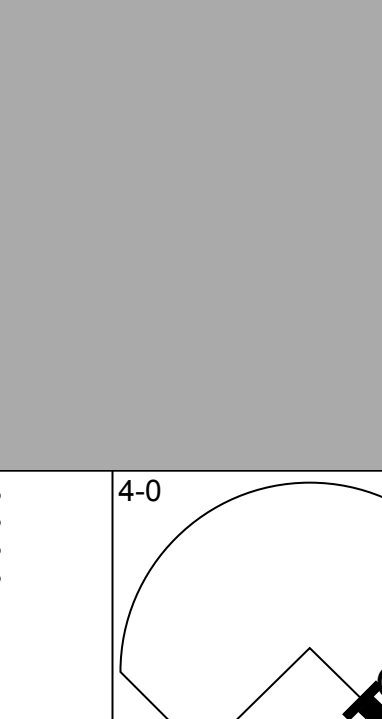
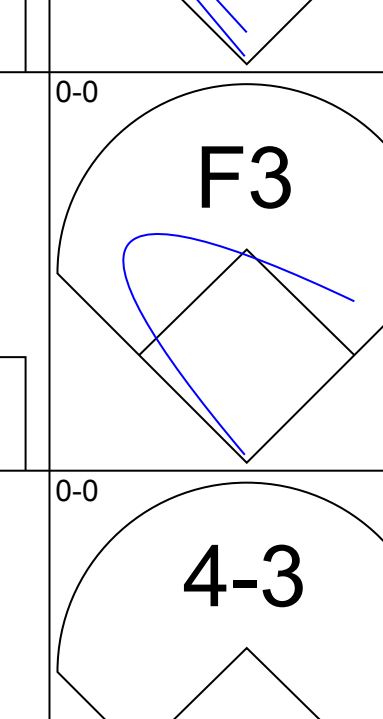
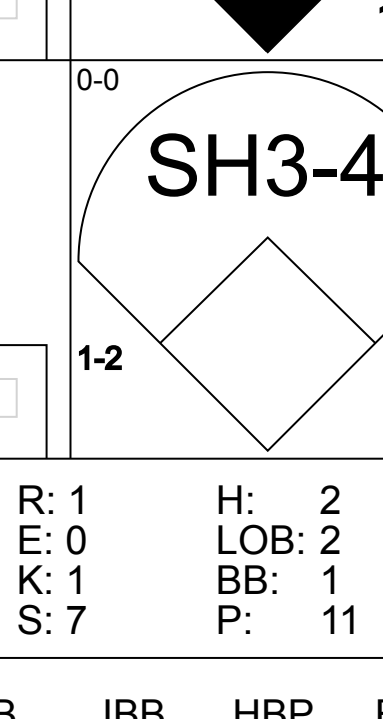
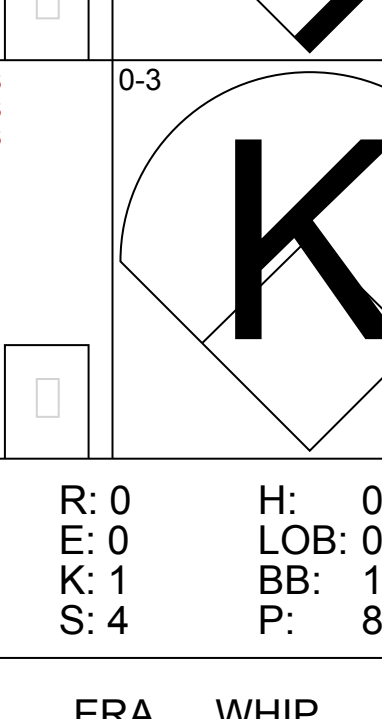
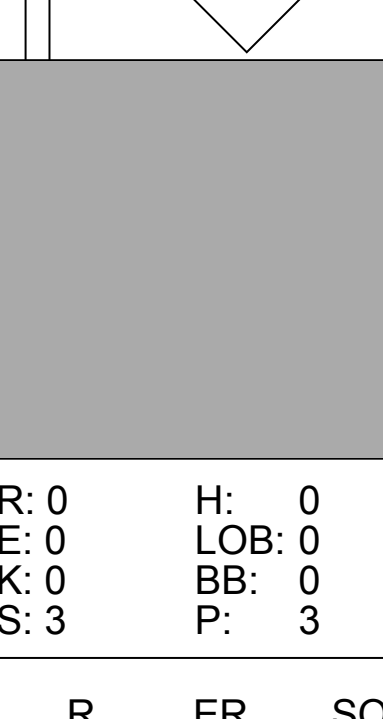
Washington Senators @ Detroit Tigers
Briggs Stadium, Detroit, MI
Thu Jun 02 1955, 4:33 AM EDT
Att: 2,741 - Unknown

AB 35
R 4
H 13
RBI 4
BB 1
SO 1
LOB 16



Batter	1	2	3	4	5	6	7	8	9	AB	R	H	RBI	BB	SO	LOB	TOP			
Chuck Diering, R (1, 8) OBP: 0.333, SLG: 0.383	6-3		F7			WP 1B BB	F4			3	1	0	0	1	0	3	Baltimore Orioles @ Detroit Tigers Briggs Stadium, Detroit, MI Fri Jun 03 1955, 4:33 AM EDT Att: 19,968 - Unknown			
Cal Abrams, L (1, 7) OBP: 0.476, SLG: 0.475	HR		K			4-3 1B		4-3 2B		4	1	3	2	0	1	0				
Eddie Waitkus, L (1, 3) OBP: 0.369, SLG: 0.324	4-3			L9		4-3		F4		4	0	0	0	0	0	2				
Gene Woodling, L (1, 9) OBP: 0.314, SLG: 0.343										3	0	1	0	0	1	1				
Ray Moore, R (6, 1) OBP: 0.364, SLG: 0.300										0	0	0	0	0	0	0				
Gil Coan, L (8, PH) OBP: 0.371, SLG: 0.365										1	0	0	0	0	0	1				
Erv Palica, R (8, 1) OBP: 0.240, SLG: 0.208	1B									0	0	0	0	0	0	0				
Hal Smith, R (1, 2) OBP: 0.300, SLG: 0.348	L4									4	0	0	0	0	0	2				
Bobby Young, L (1, 4) OBP: 0.230, SLG: 0.195		G3								4	0	0	0	0	0	0				
Jim Pyburn, R (1, 5) OBP: 0.284, SLG: 0.253		4-3								4	0	1	0	0	2	0				
Willy Miranda, S (1, 6) OBP: 0.292, SLG: 0.301										2	0	0	0	0	0	0				
Les Moss, R (7, PH) OBP: 0.403, SLG: 0.455		4-3								0	0	0	0	1	0	0				
Billy Cox, R (7, 6) OBP: 0.279, SLG: 0.305										1	0	1	0	0	0	0				
Duane Pilette, R (1, 1) OBP: 0.327, SLG: 0.402										0	0	0	0	0	0	0				
Gus Triandos, R (3, PH) OBP: 0.370, SLG: 0.504										1	0	0	0	0	0	0				
Art Schallcock, L (3, 1) OBP: 0.279, SLG: 0.305										1	0	0	0	0	0	0				
Hoot Evers, R (6, 9) OBP: 0.370, SLG: 0.504										2	0	0	0	0	0	3				
Inning Stats	R: 1 E: 0 K: 0 S: 5	H: 2 LOB: 1 BB: 0 P: 5	R: 0 E: 0 K: 0 S: 3	H: 0 LOB: 0 BB: 0 P: 3	R: 0 E: 0 K: 1 S: 5	H: 0 LOB: 0 BB: 0 P: 5	R: 0 E: 0 K: 1 S: 5	H: 0 LOB: 0 BB: 0 P: 5	R: 0 E: 0 K: 0 S: 4	H: 1 LOB: 1 BB: 1 P: 8	R: 0 E: 1 K: 0 S: 5	H: 1 LOB: 3 BB: 1 P: 9	R: 0 E: 0 K: 0 S: 4	H: 1 LOB: 1 BB: 0 P: 4	R: 0 E: 0 K: 1 S: 6	H: 1 LOB: 1 BB: 0 P: 6	1B: 4 2B: 1 3B: 0 HR: 1	SF: 0 SAC: 0 DP: 0 HBP: 0	WP: 1 PB: 0 SB: 0 CS: 0	PA: 36
PITCHER Ned Garver, R (1, 1) ERA: 3.73	IP: 9.0 WLS: W BF: 36	H: 6 R: 2 ER: 2 SO: 4	BB: 2 IBB: 0 HBP: 0 BLK: 0	WP: 1 HR: 1 S: 42 P: 50	ERA: 2.00 WHIP: 0.889	PITCHER										IP: 9.0 WLS: W BF: 36	H: 6 R: 2 ER: 2 SO: 4	BB: 2 IBB: 0 HBP: 0 BLK: 0	WP: 1 HR: 1 S: 42 P: 50	ERA: 2.00 WHIP: 0.889

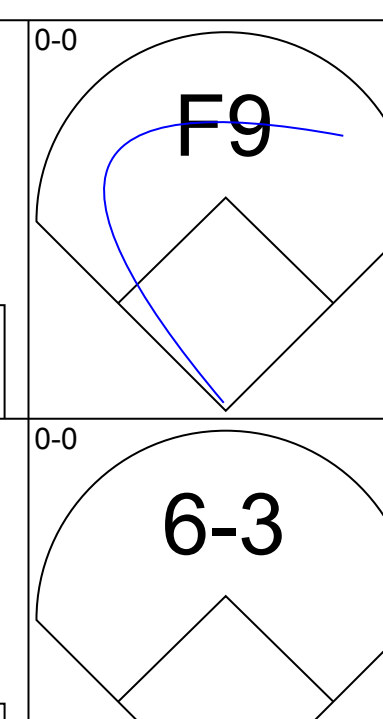
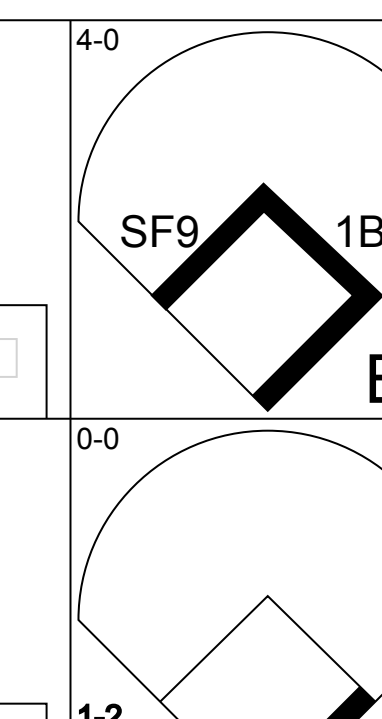
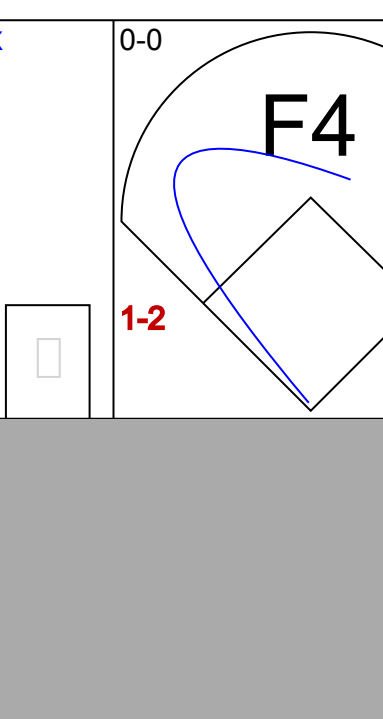
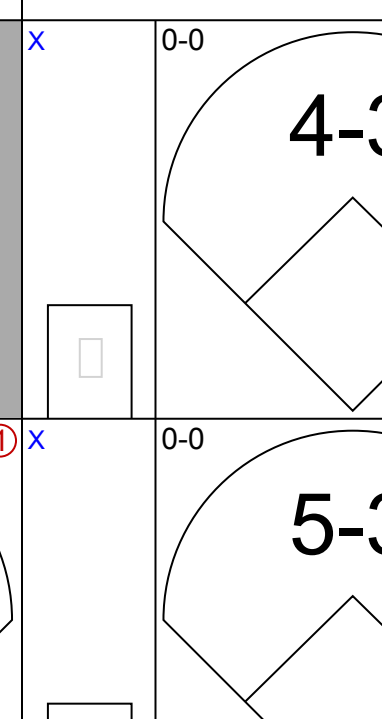
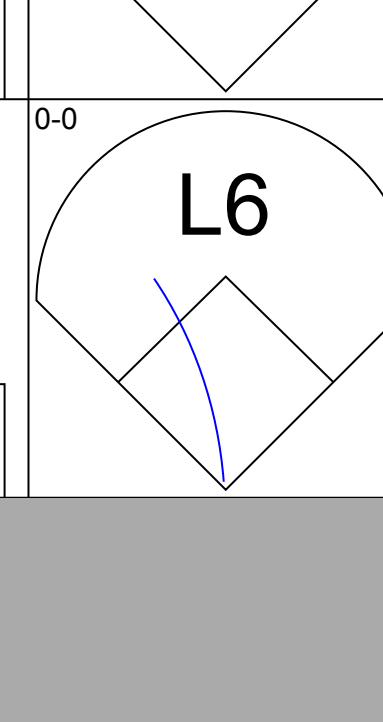
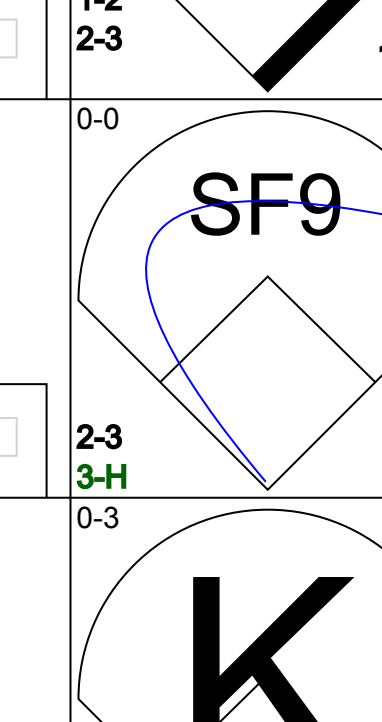
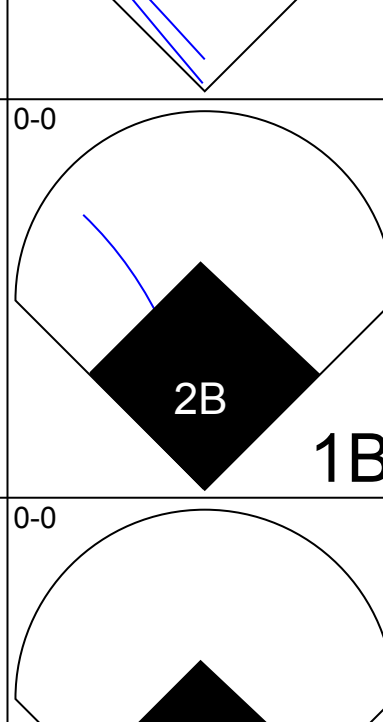



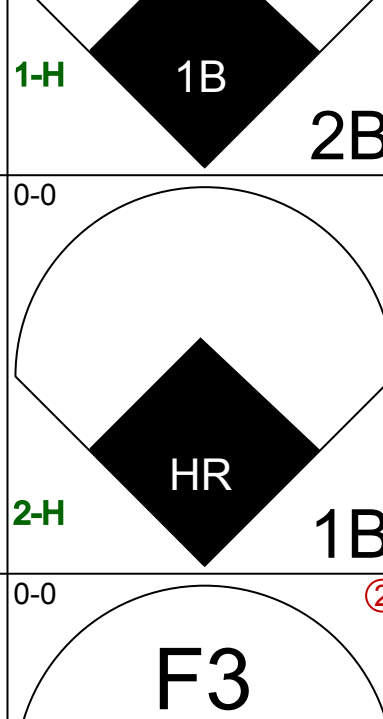

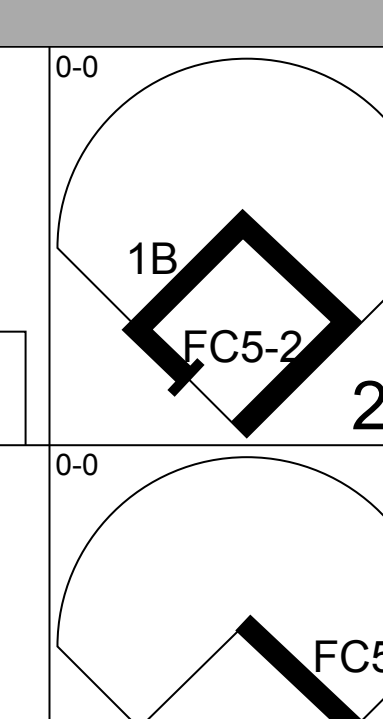
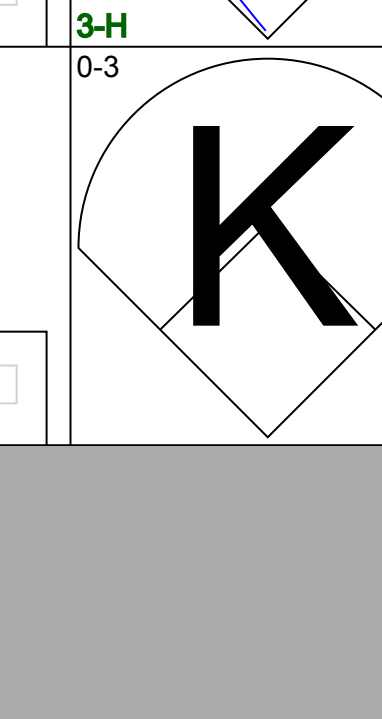
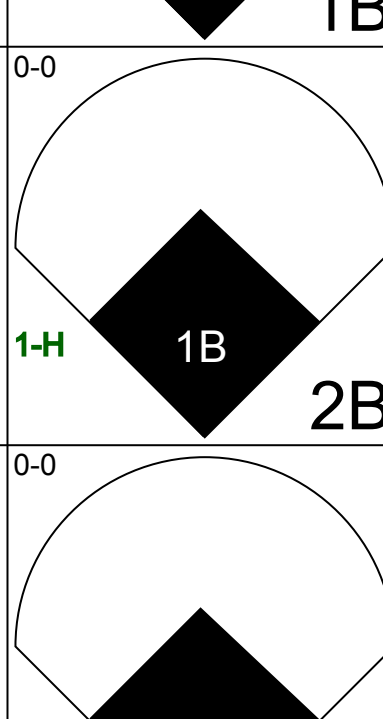

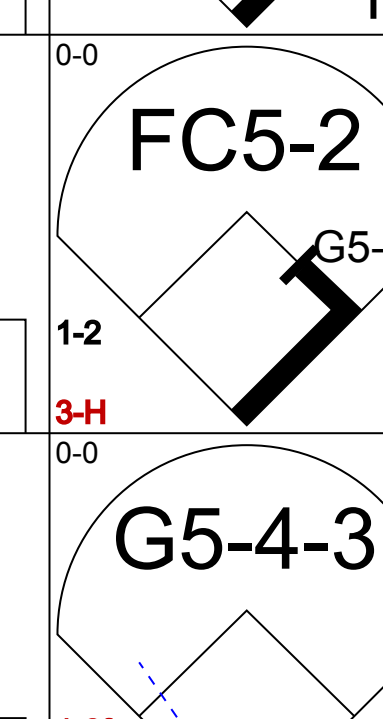
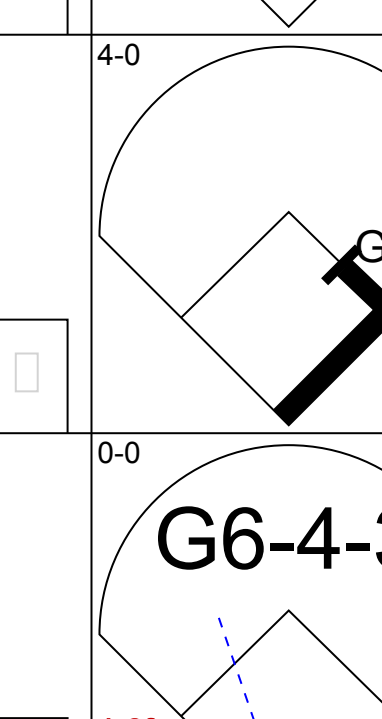
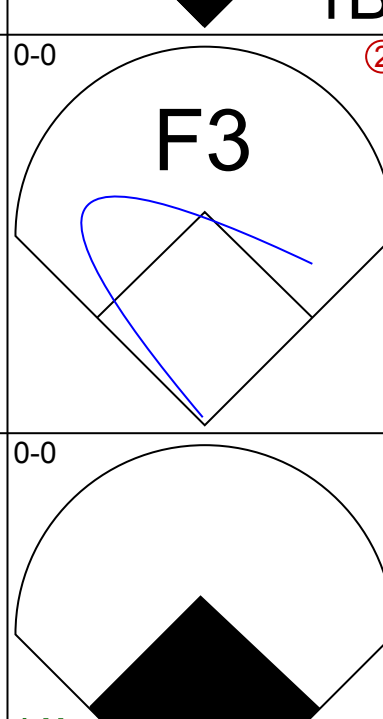
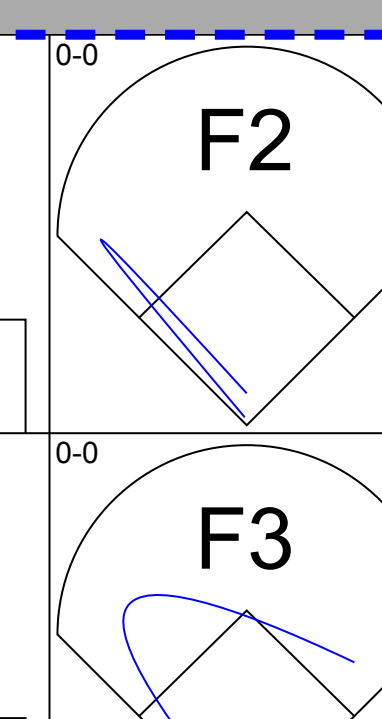

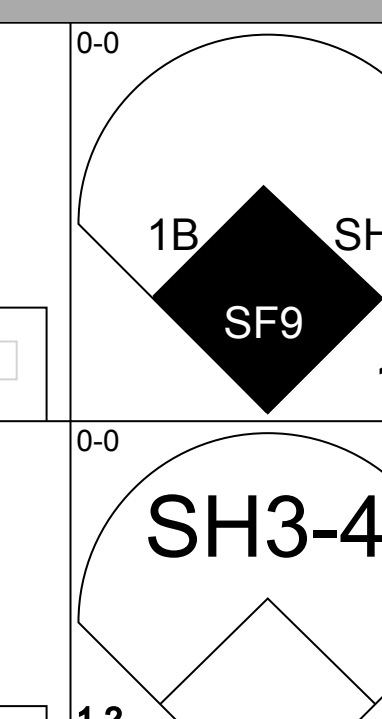

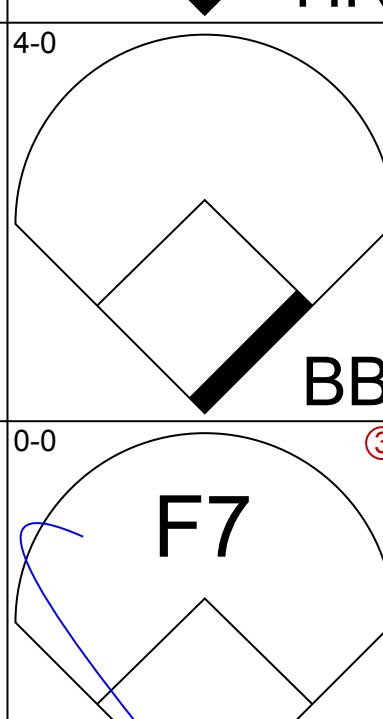
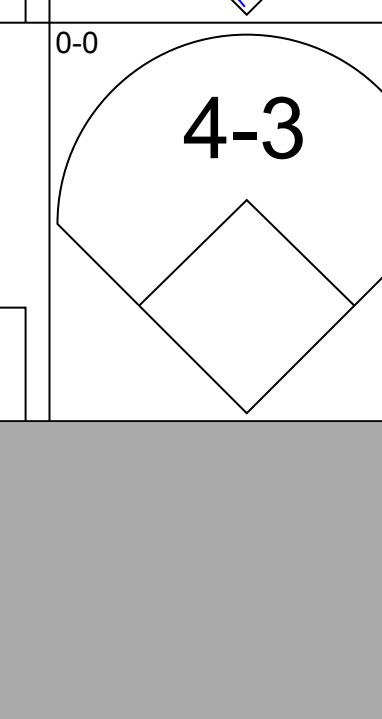
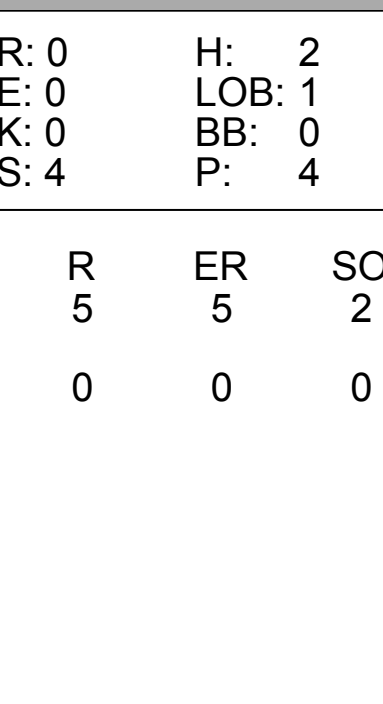
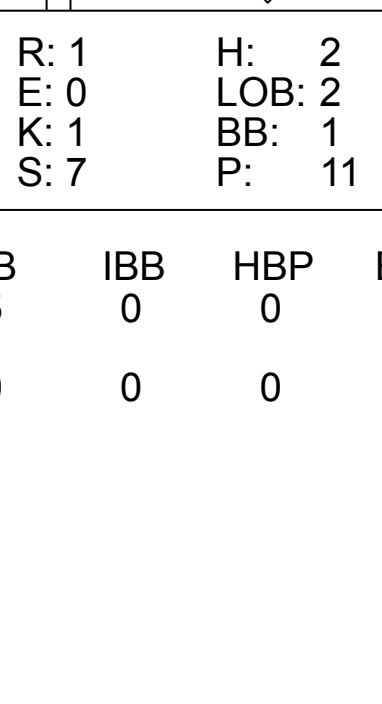
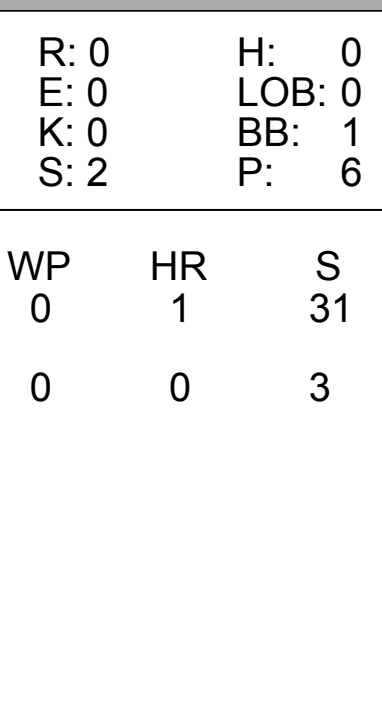
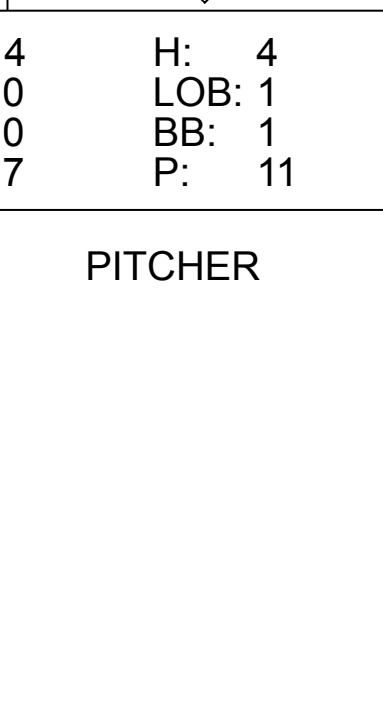
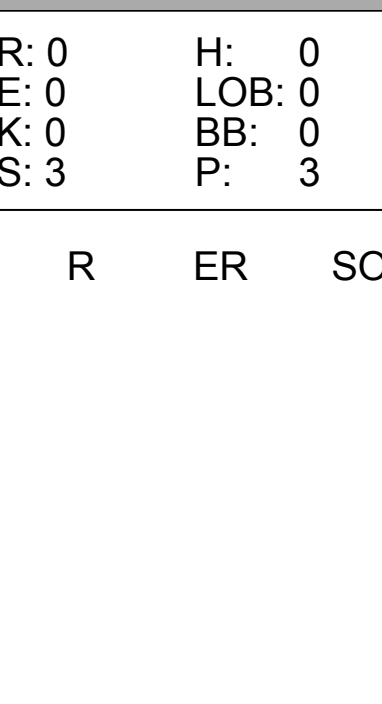
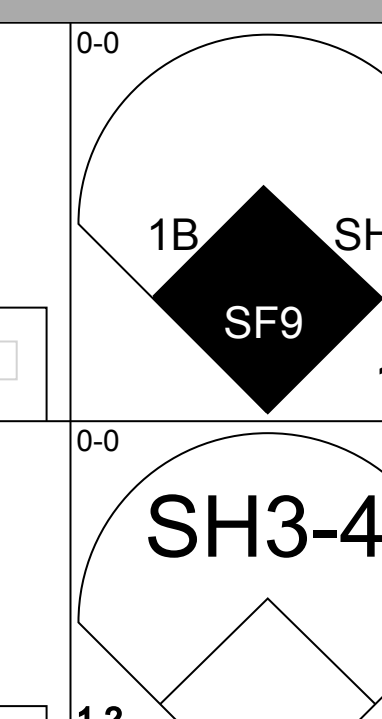
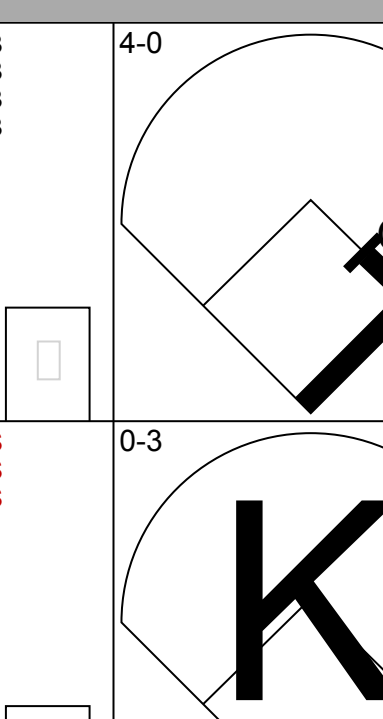
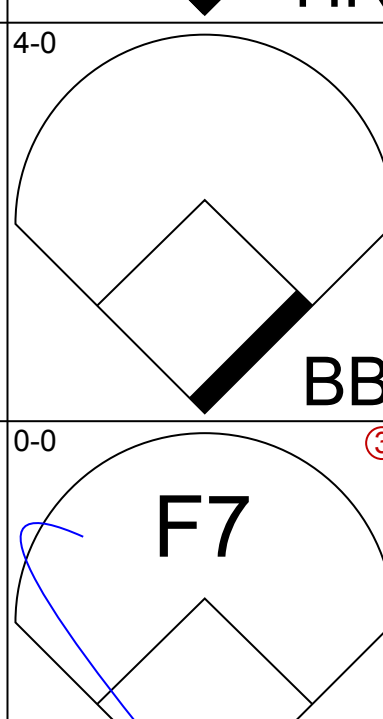
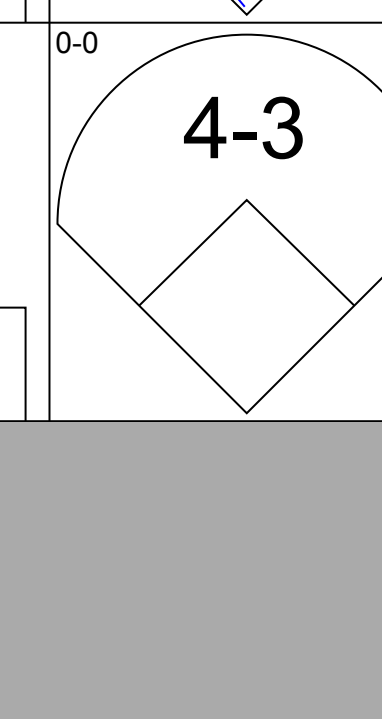
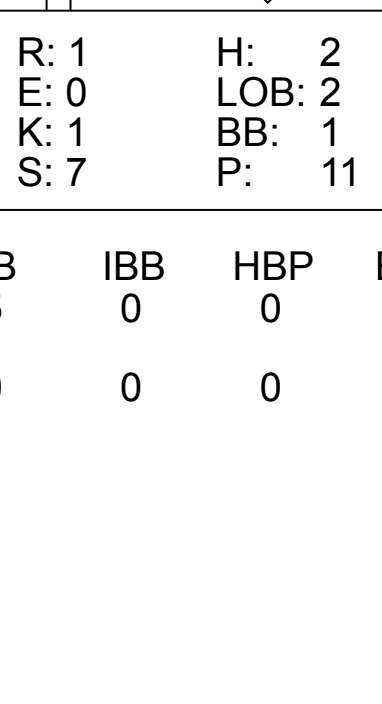
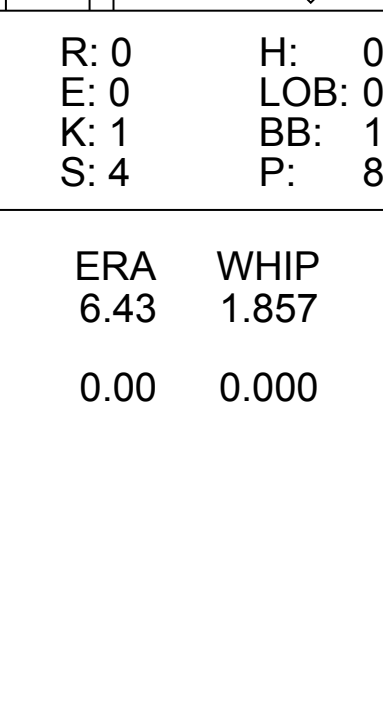
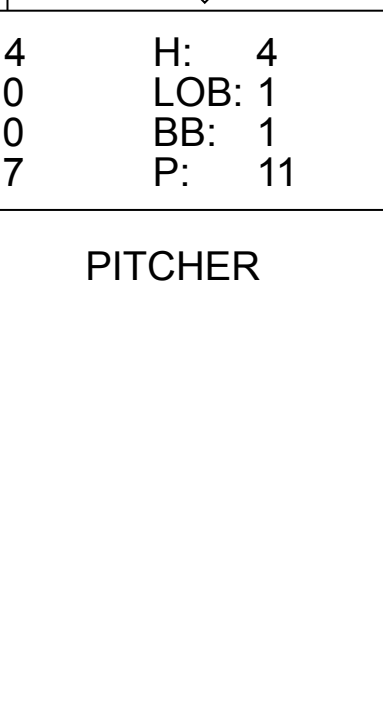
Batter	1	2	3	4	5	6	7	8	9	AB	R	H	RBI	BB	SO	LOB	BOTTOM			
Harry Malmberg, R (1, 4) OBP: 0.354, SLG: 0.356	L4-3 5-3 1B		4-3			FC1-6 1B		G4-3 1B		5	1	3	2	0	0	1	Baltimore Orioles @ Detroit Tigers Briggs Stadium, Detroit, MI Fri Jun 03 1955, 4:33 AM EDT Att: 19,968 - Unknown			
Bill Tuttle, R (1, 8) OBP: 0.366, SLG: 0.364	5-3		PB 2B		F2	FC5 1B		G4-3 1B		5	0	1	0	0	0	5				
Al Kaline, R (1, 9) OBP: 0.454, SLG: 0.607	L4-3		F3					L6-3		5	0	1	1	0	0	3				
Jack Phillips, R (1, 3) OBP: 0.313, SLG: 0.533	6-3							L6-3		4	0	0	0	0	0	2				
Ray Boone, R (1, 5) OBP: 0.316, SLG: 0.398										3	0	1	0	1	1	0				
Jim Delsing, L (1, 7) OBP: 0.340, SLG: 0.433										4	2	2	0	0	0	2				
Red Wilson, R (1, 2) OBP: 0.299, SLG: 0.337										3	2	2	0	0	0	1				
Fred Hatfield, L (1, 6) OBP: 0.327, SLG: 0.358										2	0	0	0	0	0	3				
Harvey Kuenn, R (6, PH) OBP: 0.410, SLG: 0.490										2	0	1	1	0	0	2				
Reno Bertoia, R (8, PR) OBP: 0.333, SLG: 0.333										0	1	0	0	0	0	0				
Ned Garver, R (1, 1) OBP: 0.299, SLG: 0.238										3	1	2	2	1	0	0				
Inning Stats	R: 0 E: 0 K: 0 S: 4	H: 1 LOB: 1 BB: 0 P: 4	R: 0 E: 0 K: 0 S: 3	H: 1 LOB: 1 BB: 1 P: 7	R: 0 E: 0 K: 0 S: 4	H: 1 LOB: 1 BB: 0 P: 4	R: 0 E: 0 K: 0 S: 5	H: 2 LOB: 2 BB: 0 P: 5	R: 1 E: 1 K: 0 S: 4	H: 1 LOB: 1 BB: 1 P: 8	R: 2 E: 1 K: 0 S: 7	H: 3 LOB: 2 BB: 0 P: 7	R: 0 E: 0 K: 1 S: 5	H: 0 LOB: 0 BB: 0 P: 5	R: 4 E: 1 K: 0 S: 7	H: 4 LOB: 1 BB: 0 P: 7	1B: 11 2B: 2 3B: 0 HR: 0	SF: 0 SAC: 1 DP: 2 HBP: 0	WP: 0 PB: 1 SB: 0 CS: 0	PA: 39
PITCHER Duane Pilette, R (1, 1) ERA: 1.19	IP: 3.2 WLS: L BF: 20	H: 7 R: 3 ER: 0 SO: 0	BB: 1 IBB: 0 HBP: 0 BLK: 0	WP: 0 HR: 0 S: 19 P: 23	ERA: 0.00 WHIP: 2.182	PITCHER										IP: 3.2 WLS: L BF: 20	H: 7 R: 3 ER: 0 SO: 0	BB: 1 IBB: 0 HBP: 0 BLK: 0	WP: 0 HR: 0 S: 19 P: 23	ERA: 0.00 WHIP: 2.182
Art Schallcock, L (3, 1) ERA: 1.19	IP: 1.1 WLS: 0 BF: 4	H: 0 R: 0 ER: 0 SO: 1	BB: 0 IBB: 0 HBP: 0 BLK: 0	WP: 0 HR: 0 S: 6 P: 6	ERA: 0.00 WHIP: 0.000	PITCHER										IP: 1.1 WLS: 0 BF: 4	H: 0 R: 0 ER: 0 SO: 1	BB: 0 IBB: 0 HBP: 0 BLK: 0	WP: 0 HR: 0 S: 6 P: 6	ERA: 0.00 WHIP: 0.000
Ray Moore, R (6, 1) ERA: 3.96	IP: 1.0 WLS: 0 BF: 7	H: 4 R: 4 ER: 2 SO: 0	BB: 0 IBB: 0 HBP: 0 BLK: 0	WP: 0 HR: 0 S: 7 P: 7	ERA: 18.00 WHIP: 4.000	PITCHER										IP: 1.0 WLS: 0 BF: 7	H: 4 R: 4 ER: 2 SO: 0	BB: 0 IBB: 0 HBP: 0 BLK: 0	WP: 0 HR: 0 S: 7 P: 7	ERA: 18.00 WHIP: 4.000

Batter	1	2	3	4	5	6	7	8	9	AB	R	H	RBI	BB	SO	LOB	TOP			
Chuck Diering, R OBP: 0.331, SLG: 0.373 (1, 8)										3	0	0	0	1	1	1				
Cal Abrams, L OBP: 0.453, SLG: 0.444 (1, 7)										4	0	0	1	0	2	2				
Eddie Waitkus, L OBP: 0.375, SLG: 0.325 (1, 3)										3	0	1	0	1	0	2				
Hoot Evers, R OBP: 0.359, SLG: 0.487 (1, 9)										4	0	0	0	0	0	2				
Hal Smith, R OBP: 0.292, SLG: 0.338 (1, 2)										4	0	0	0	0	0	1				
Bobby Young, L OBP: 0.224, SLG: 0.190 (1, 4)										3	0	0	0	0	0	0				
Billy Cox, R OBP: 0.280, SLG: 0.322 (8, 6)										3	1	1	1	0	0	0				
Willy Miranda, S OBP: 0.294, SLG: 0.310 (8, PH)										2	1	1	0	0	0	0				
Gus Triandos, R OBP: 0.325, SLG: 0.398 (8, PH)										1	0	0	0	0	0	0				
Don Johnson, R (8, 1)										0	0	0	0	0	0	0				
Harry Byrd, R OBP: 0.158, SLG: 0.158 (8, PH)										2	0	0	0	0	1	1				
Les Moss, R OBP: 0.413, SLG: 0.464 (8, PR)										1	0	1	0	0	0	0				
Jim Pyburn, R OBP: 0.284, SLG: 0.253 (8, 5)										0	0	0	0	0	0	0				
Inning Stats	R: 0 E: 0 K: 2 S: 7	H: 0 LOB: 0 BB: 0 P: 7	R: 0 E: 0 K: 0 S: 3	H: 0 LOB: 0 BB: 0 P: 3	R: 1 E: 1 K: 1 S: 7	H: 1 LOB: 2 BB: 1 P: 11	R: 0 E: 0 K: 0 S: 3	H: 0 LOB: 0 BB: 0 P: 3	R: 1 E: 0 K: 0 S: 4	H: 1 LOB: 0 BB: 0 P: 4	R: 0 E: 0 K: 0 S: 3	H: 0 LOB: 0 BB: 0 P: 3	R: 0 E: 0 K: 0 S: 3	H: 1 LOB: 1 BB: 0 P: 3	R: 0 E: 0 K: 1 S: 5	H: 0 LOB: 1 BB: 1 P: 9	1B: 2 2B: 1 3B: 0 HR: 1	SF: 0 SAC: 0 DP: 2 HBP: 0	WP: 0 PB: 0 SB: 0 CS: 0	PA: 32
PITCHER Frank Lary, R ERA: 2.93 (1, 1)	IP: 9.0 WLS: W BF: 32 H: 4 R: 2 ER: 1 SO: 4 BB: 2 IBB: 0 HBP: 0 BLK: 0 WP: 0 HR: 1 S: 38 P: 46 ERA: 1.00 WHIP: 0.667															PITCHER IP: 9.0 WLS: W BF: 32 H: 4 R: 2 ER: 1 SO: 4 BB: 2 IBB: 0 HBP: 0 BLK: 0 WP: 0 HR: 1 S: 38 P: 46 ERA: 1.00 WHIP: 0.667				

Baltimore Orioles @ Detroit Tigers
Briggs Stadium, Detroit, MI
Sat Jun 04 1955, 4:33 AM EDT
Att: 6,070 - Unknown

AB 30
R 2
H 4
RBI 2
BB 2
SO 4
LOB 9



Batter	1	2	3	4	5	6	7	8	9	AB	R	H	RBI	BB	SO	LOB	BOTTOM			
Harry Malmberg, R OBP: 0.349, SLG: 0.342 (1, 4)										3	0	0	0	1	0	1				
Bill Tuttle, R OBP: 0.364, SLG: 0.361 (1, 8)										4	0	1	0	0	0	0				
Al Kaline, R OBP: 0.455, SLG: 0.606 (1, 9)										2	1	1	1	1	0	0				
Jack Phillips, R OBP: 0.350, SLG: 0.632 (1, 3)										4	1	2	1	0	1	3				
Ray Boone, R OBP: 0.321, SLG: 0.401 (1, 5)										4	1	2	1	0	0	2				
Jim Delsing, L OBP: 0.338, SLG: 0.423 (1, 7)										3	0	0	0	1	0	3				
Red Wilson, R OBP: 0.297, SLG: 0.366 (1, 2)										4	1	1	2	0	0	3				
Fred Hatfield, L OBP: 0.337, SLG: 0.359 (1, 6)										2	1	1	0	2	0	0				
Frank Lary, R OBP: 0.333, SLG: 0.385 (1, 1)										2	0	0	0	0	1	2				
Inning Stats	R: 0 E: 0 K: 0 S: 3	H: 0 LOB: 0 BB: 0 P: 3	R: 0 E: 0 K: 0 S: 4	H: 2 LOB: 1 BB: 0 P: 4	R: 1 E: 0 K: 1 S: 7	H: 2 LOB: 1 BB: 1 P: 11	R: 0 E: 0 K: 0 S: 2	H: 0 LOB: 0 BB: 1 P: 6	R: 0 E: 0 K: 0 S: 4	H: 0 LOB: 0 BB: 1 P: 8	R: 4 E: 0 K: 0 S: 7	H: 4 LOB: 1 BB: 1 P: 11	R: 0 E: 1 K: 0 S: 4	H: 0 LOB: 2 BB: 1 P: 8	R: 0 E: 0 K: 0 S: 3	H: 0 LOB: 0 BB: 0 P: 3	1B: 5 2B: 2 3B: 0 HR: 1	SF: 1 SAC: 1 DP: 2 HBP: 0	WP: 0 PB: 0 SB: 0 CS: 1	PA: 35
PITCHER Harry Byrd, R ERA: 4.62 Don Johnson, R ERA: 6.66 (8, 1)	IP: 7.0 WLS: L BF: 32 H: 8 R: 5 ER: 5 SO: 2 BB: 5 IBB: 0 HBP: 0 BLK: 0 WP: 0 HR: 1 S: 31 P: 51 ERA: 6.43 WHIP: 1.857															PITCHER IP: 1.0 WLS: L BF: 3 H: 0 R: 0 ER: 0 SO: 0 BB: 0 IBB: 0 HBP: 0 BLK: 0 WP: 0 HR: 0 S: 3 P: 3 ERA: 0.00 WHIP: 0.000				

Baltimore Orioles @ Detroit Tigers
Briggs Stadium, Detroit, MI
Sat Jun 04 1955, 4:33 AM EDT
Att: 6,070 - Unknown


AB 28
R 5
H 8
RBI 5
BB 5
SO 2
LOB 14



Batter	1	2	3	4	5	6	7	8	9	AB	R	H	RBI	BB	SO	LOB	TOP		
Billy Cox, R OBP: 0.276, SLG: 0.317 Wayne Causey, L (7, 5)	0-0 5-3		0-0 5-3		0-0 L7			0-0 4-3		3	0	0	0	0	0	0			
Cal Abrams, L OBP: 0.444, SLG: 0.424 (1, 7)	4-0 BB		0-3 K			0-0 4-3		0-0 F8		3	0	0	0	1	1	0			
Hoot Evers, R OBP: 0.356, SLG: 0.475 (1, 9)	4-0 1-2		0-3 K			0-0 5-3		0-0 6-3		3	0	0	0	1	1	0			
Gus Triandos, R OBP: 0.314, SLG: 0.384 (1, 3)	0-0 F8			0-3 K		0-0 6-3		0-0 6-3		4	0	0	0	0	1	2			
Hal Smith, R OBP: 0.287, SLG: 0.331 Les Moss, R OBP: 0.413, SLG: 0.464 (7, 2)	0-3 K			0-0 F8			0-0 F7			3	0	0	0	0	1	2			
Bobby Young, L OBP: 0.227, SLG: 0.193 (1, 4)		0-0 L7			0-0 1B			0-0 G3		3	0	1	0	0	0	0			
Chuck Diering, R OBP: 0.323, SLG: 0.364 (1, 8)		0-0 6-3			0-0 F2			0-0 F8		3	0	0	0	0	0	1			
Willy Miranda, S OBP: 0.301, SLG: 0.316 (1, 6)								0-0 6-3		3	0	2	0	0	0	0			
Jim McDonald, R (1, 1) Gil Coan, L OBP: 0.367, SLG: 0.360 Saul Rogovin, R OBP: 0.158, SLG: 0.111 Lou Kretlow, R OBP: 0.091, SLG: 0.091 (6, 1)		0-0 FC5-4			0-0 1B		0-0 G4-6-3		0-0 L7	1	0	0	0	0	0	1			
Inning Stats	R: 0 E: 0 K: 1 S: 5	H: 0 LOB: 2 BB: 2 P: 13	R: 0 E: 0 K: 0 S: 4	H: 1 LOB: 1 BB: 0 P: 4	R: 0 E: 0 K: 2 S: 7	H: 0 LOB: 0 BB: 0 P: 7	R: 0 E: 0 K: 1 S: 6	H: 1 LOB: 1 BB: 0 P: 6	R: 0 E: 0 K: 0 S: 3	H: 0 LOB: 0 BB: 0 P: 3	R: 0 E: 0 K: 0 S: 3	H: 0 LOB: 0 BB: 0 P: 3	R: 0 E: 0 K: 0 S: 3	H: 0 LOB: 0 BB: 0 P: 3	R: 0 E: 0 K: 0 S: 3	H: 0 LOB: 0 BB: 0 P: 3	1B: 3 2B: 0 3B: 0 HR: 0	SF: 0 SAC: 0 DP: 1 HBP: 0	WP: 0 PA: 31 PB: 0 SB: 0 CS: 0
PITCHER Duke Maas, R ERA: 3.86 (1, 1)	IP: 9.0 WLS: W BF: 31 H: 3 R: 0 ER: 0 SO: 4 BB: 2 IBB: 0 HBP: 0 BLK: 0 WP: 0 HR: 0 S: 37 P: 45 ERA: 0.00 WHIP: 0.556																		

Baltimore Orioles @ Detroit Tigers
Briggs Stadium, Detroit, MI
Sun Jun 05 1955, 4:33 AM EDT
Unknown


AB 29
R 0
H 3
RBI 0
BB 2
SO 4
LOB 7



Batter	1	2	3	4	5	6	7	8	9	AB	R	H	RBI	BB	SO	LOB	BOTTOM		
Harry Malmberg, R OBP: 0.341, SLG: 0.333 (1, 4)	0-0 6-3		0-0 6-3	0-0 FC6-5-6-5		0-0 BB SH5-4 SF8 1B		0-0 F8		5	1	1	1	0	0	1			
Bill Tuttle, R OBP: 0.366, SLG: 0.364 (1, 8)	0-0 F7		0-0 L6-4-3 1B	0-0 6-3		0-0 SH5-4		0-0 E 2B 1B		4	1	2	0	0	0	1			
Al Kaline, R OBP: 0.458, SLG: 0.601 (1, 9)	4-0 E BB		0-0 L6-4-3 1B		0-0 SH3 2B 1B	4-0 SF8 BB IBB		0-0 L6 2B		3	2	1	0	2	0	2			
Jack Phillips, R OBP: 0.375, SLG: 0.571 (1, 3)	0-0 E6 1-2			4-0 1B BB	0-0 SH3	4-0 1-2 2-3 3-H		0-0 F6		2	1	0	1	2	0	3			
Ray Boone, R OBP: 0.323, SLG: 0.411 (1, 5)	0-0 F6			0-0 1B 1B	0-0 F3	0-0 SF8		0-0 2B		4	1	2	3	0	0	3			
Jim Delsing, L OBP: 0.336, SLG: 0.430 (1, 7)		0-0 F7		0-0 E 1B	0-0 1B 2B	0-0 G3		0-0 L7		5	2	2	2	0	0	3			
Red Wilson, R OBP: 0.314, SLG: 0.392 (1, 2)				0-0 E 1B	0-0 1B		0-3 K			4	1	3	2	0	1	0			
Fred Hatfield, L OBP: 0.335, SLG: 0.357 (1, 6)		0-0 F7		0-0 E8 1B	0-0 F9		0-0 G3			4	0	1	1	0	0	2			
Duke Maas, R OBP: 0.167, SLG: 0.118 (1, 1)		0-0 6-3		0-0 6-3		4-0 SH5-4 BB BB		0-3 K		3	1	0	0	1	1	3			
Inning Stats	R: 0 E: 1 K: 0 S: 4	H: 0 LOB: 2 BB: 1 P: 8	R: 0 E: 0 K: 0 S: 4	H: 1 LOB: 1 BB: 0 P: 4	R: 0 E: 0 K: 0 S: 3	H: 1 LOB: 0 BB: 0 P: 3	R: 4 E: 1 K: 0 S: 7	H: 4 LOB: 1 BB: 1 P: 11	R: 2 E: 0 K: 0 S: 6	H: 3 LOB: 1 BB: 0 P: 6	R: 2 E: 0 K: 0 S: 4	H: 1 LOB: 2 BB: 3 P: 16	R: 0 E: 0 K: 2 S: 7	H: 0 LOB: 0 BB: 0 P: 7	R: 2 E: 1 K: 0 S: 6	H: 2 LOB: 1 BB: 0 P: 6	1B: 9 2B: 3 3B: 0 HR: 0	SF: 1 SAC: 2 DP: 1 HBP: 0	WP: 0 PA: 42 PB: 0 SB: 0 CS: 0
PITCHER Jim McDonald, R ERA: 5.55 Saul Rogovin, R ERA: 4.34 Lou Kretlow, R ERA: 8.22 (5, 1)	IP: 1.1 WLS: L BF: 11 H: 4 R: 4 ER: 4 SO: 0 BB: 2 IBB: 1 HBP: 0 BLK: 0 WP: 0 HR: 0 S: 8 P: 20 ERA: 27.00 WHIP: 4.500																		

Baltimore Orioles @ Detroit Tigers
Briggs Stadium, Detroit, MI
Sun Jun 05 1955, 4:33 AM EDT
Unknown

AB 34
R 10
H 12
RBI 10
BB 5
SO 2
LOB 18



Batter	1	2	3	4	5	6	7	8	9	AB	R	H	RBI	BB	SO	LOB	TOP										
Billy Cox, R OBP: 0.279, SLG: 0.321 (1,5)	3-1		HR	2B		K		5-3		4	1	1	1	1	1	0	Baltimore Orioles @ Detroit Tigers Briggs Stadium, Detroit, MI Sun Jun 05 1955, 4:38 AM EDT Att: 21,282 - Unknown										
Cal Abrams, L OBP: 0.453, SLG: 0.500 (1,7)	1B		HR	IBB		4-3		F2		4	2	2	2	1	0												
Hoot Evers, R OBP: 0.350, SLG: 0.464 (1,9)	1B		6-3	L6		F5			L6	5	0	1	1	0	0												
Gus Triandos, R OBP: 0.311, SLG: 0.388 Gil Coan, L OBP: 0.367, SLG: 0.360 Eddie Waitkus, L OBP: 0.371, SLG: 0.321 (1,3)	F7		F5		5-3			6-3	2B	4	0	1	0	0	0	1											
Hal Smith, R OBP: 0.296, SLG: 0.347 (1,2)	1-2			1B		E8		6-3		5	1	3	0	0	0	1											
Bobby Young, L OBP: 0.227, SLG: 0.195 (1,4)	F8		L7		1B			F3		4	0	1	2	0	0	4											
Chuck Diering, R OBP: 0.336, SLG: 0.379 (1,8)										3	0	2	0	1	1	0											
Willy Miranda, S OBP: 0.294, SLG: 0.309 (1,6)	4-3		FC6-4	2B		K		6-3		4	1	0	0	0	1	4											
Jim Wilson, R OBP: 0.222, SLG: 0.192 Art Schallcock, L (6,1)	5-3		L9						L8	3	0	0	0	0	1	3											
Ray Moore, R OBP: 0.364, SLG: 0.300 Don Johnson, R (7,1)										0	0	0	0	0	0	0											
Inning Stats	R: 1 E: 0 K: 0 S: 6	H: 3 LOB: 2 BB: 0 P: 6	R: 0 E: 0 K: 1 S: 5	H: 0 LOB: 0 BB: 0 P: 5	R: 2 E: 0 K: 0 S: 5	H: 2 LOB: 1 BB: 1 P: 9	R: 1 E: 0 K: 0 S: 4	H: 1 LOB: 2 BB: 2 P: 12	R: 1 E: 1 K: 2 S: 10	H: 3 LOB: 2 BB: 0 P: 10	R: 0 E: 0 K: 1 S: 5	H: 0 LOB: 0 BB: 0 P: 5	R: 1 E: 0 K: 0 S: 5	H: 2 LOB: 1 BB: 0 P: 5	R: 0 E: 0 K: 0 S: 3	H: 0 LOB: 0 BB: 0 P: 3	R: 0 E: 0 K: 0 S: 3	H: 0 LOB: 0 BB: 0 P: 3	1B: 5 2B: 4 3B: 1 HR: 1	SF: 0 SAC: 0 DP: 0 HBP: 0	WP: 0 PB: 0 SB: 0 CS: 0	PA: 41					
PITCHER	IP	WLS	BF	H	R	ER	SO	BB	IBB	HBP	BLK	WP	HR	S	P	ERA	WHIP										
George Zuverink, R ERA: 6.75 (1,1)	3.0	L	15	5	3	3	1	1	0	0	0	0	1	16	20	9.00	2.000										
Babe Birrer, R ERA: 9.0 (4,1)	1.0		6	1	1	1	0	1	1	0	0	0	0	4	12	9.00	2.000										
Al Aber, L ERA: 3.3 (5,1)	3.0		14	5	2	2	3	0	0	0	0	0	0	20	20	6.00	1.667										
Leo Cristante, R ERA: 3.86 (8,1)	2.0		6	0	0	0	0	0	0	0	0	0	0	6	6	0.00	0.000										

Batter	1	2	3	4	5	6	7	8	9	AB	R	H	RBI	BB	SO	LOB	BOTTOM										
Harry Malmberg, R OBP: 0.344, SLG: 0.372 (1,4)	SF8		K		6-3					5	1	2	0	0	2	0	Baltimore Orioles @ Detroit Tigers Briggs Stadium, Detroit, MI Sun Jun 05 1955, 4:38 AM EDT Att: 21,282 - Unknown										
Bill Tuttle, R OBP: 0.357, SLG: 0.356 (1,8)	SF8		F3		6-3					4	1	0	1	0	1	1											
Al Kaline, R OBP: 0.457, SLG: 0.594 (1,9)	FC6-4		L5-3		L1-3				L5-3	4	1	1	0	1	0	0											
Jack Phillips, R OBP: 0.393, SLG: 0.560 Billy Hoelt, L OBP: 0.185, SLG: 0.083 Leo Cristante, R (1,3)	FC6-4				L6				1B	4	1	2	1	0	0	1											
Charlie Maxwell, L OBP: 0.235, SLG: 0.412 (9,PH)	1-2			1B					SF9	0	0	0	0	0	0	0											
Ray Boone, R OBP: 0.325, SLG: 0.407 Reno Bertoia, R OBP: 0.333, SLG: 0.333 (1,5)	6-3				L8				1B	4	0	1	0	1	0	3											
Jim Delsing, L OBP: 0.353, SLG: 0.431 (1,7)										0	0	0	0	0	0	0											
Frank House, L OBP: 0.281, SLG: 0.354 (1,2)					F5				SF9	4	0	1	1	0	0	7											
Fred Hatfield, L OBP: 0.332, SLG: 0.352 (1,6)	F8								F6	5	0	1	1	0	0	5											
George Zuverink, R Babe Birrer, R Harvey Kuenn, R Al Aber, L Bubba Phillips, R Ferris Fain, L (1,1)	K				G3					1	0	0	0	0	1	1											
Inning Stats	R: 1 E: 0 K: 0 S: 4	H: 1 LOB: 1 BB: 1 P: 8	R: 0 E: 0 K: 1 S: 6	H: 1 LOB: 0 BB: 0 P: 6	R: 0 E: 0 K: 1 S: 5	H: 0 LOB: 0 BB: 0 P: 5	R: 1 E: 0 K: 0 S: 5	H: 2 LOB: 2 BB: 1 P: 9	R: 0 E: 0 K: 0 S: 3	H: 0 LOB: 0 BB: 0 P: 3	R: 0 E: 0 K: 0 S: 4	H: 1 LOB: 2 BB: 1 P: 8	R: 2 E: 2 K: 1 S: 9	H: 2 LOB: 3 BB: 1 P: 13	R: 0 E: 0 K: 1 S: 6	H: 1 LOB: 1 BB: 0 P: 6	R: 1 E: 0 K: 0 S: 5	H: 2 LOB: 2 BB: 1 P: 9	1B: 8 2B: 1 3B: 1 HR: 0	SF: 2 SAC: 0 DP: 0 HBP: 0	WP: 0 PB: 0 SB: 0 CS: 0	PA: 44					
PITCHER	IP	WLS	BF	H	R	ER	SO	BB	IBB	HBP	BLK	WP	HR	S	P	ERA	WHIP										
Jim Wilson, R ERA: 3.1 (1,1)	5.1	W	23	4	2	2	2	3	0	0	0	0	0	24	36	3.38	1.312										
Art Schallcock, L ERA: 1.13 (6,1)	1.1		7	2	2	0	1	0	0	0	0	0	0	9	9	0.00	1.500										
Ray Moore, R ERA: 3.96 (7,1)	0.0		2	1	0	0	0	0	0	0	0	0	0	2	2	∞	∞										
Don Johnson, R ERA: 6.41 (7,1)	2.1	S	12	3	1	1	1	2	0	0	0	0	0	12	20	3.86	2.143										

Batter	1	2	3	4	5	6	7	8	9	AB	R	H	RBI	BB	SO	LOB	TOP								
Gil McDougald, R OBP: 0.354, SLG: 0.327 (1, 4)	0-0 6-3		0-0 E6			0-0 HR		0-0 L6		4	1	1	1	0	0	0									
Andy Carey, R OBP: 0.310, SLG: 0.395 (1, 5)	0-0 L5		0-0 F4			0-0 F8		0-0 F4		4	0	0	0	0	0	1									
Yogi Berra, L OBP: 0.354, SLG: 0.506 (1, 2)	0-0 L9		0-0 G6-3			0-0 L3		0-0 4-3		4	0	0	0	0	0	1									
Mickey Mantle, S OBP: 0.454, SLG: 0.650 (1, 8)		0-3 K		0-0 5-3		0-3 K		0-0 HR		4	1	1	1	0	2	0									
Bob Cerv, R OBP: 0.265, SLG: 0.281 (1, 7)		0-0 6-3		0-0 5-3			0-0 HR	0-0 6-3		4	1	1	0	0	0	0									
Elston Howard, R OBP: 0.425, SLG: 0.577 Irv Noren, L OBP: 0.295, SLG: 0.333 (1, 9) (9, 9)		0-0 HR		0-0 6-3			0-0 L6	0-0 BB		4	1	2	0	0	0	1									
Eddie Robinson, L OBP: 0.391, SLG: 0.586 (1, 3)		0-0 HR			0-0 F8		0-0 HR	4-0 BB		3	2	2	4	1	0	0									
Billy Hunter, R OBP: 0.248, SLG: 0.319 (1, 6)		0-0 HR			0-0 4-3		0-0 F8	0-0 F3		4	1	1	1	0	0	2									
Johnny Kucks, R OBP: 0.063, SLG: 0.125 Jim Konstanty, R (9, 1)		0-0 F8			0-0 L9		0-0 5-3	0-0 4-3		4	0	0	0	0	0	2									
Inning Stats	R: 0 E: 0 K: 0 S: 3	H: 0 LOB: 0 BB: 0 P: 3	R: 3 E: 0 K: 1 S: 8	H: 3 LOB: 0 BB: 0 P: 8	R: 0 E: 1 K: 0 S: 3	H: 0 LOB: 0 BB: 0 P: 3	R: 0 E: 0 K: 0 S: 3	H: 0 LOB: 0 BB: 0 P: 3	R: 1 E: 0 K: 1 S: 6	H: 1 LOB: 0 BB: 0 P: 6	R: 2 E: 1 K: 0 S: 5	H: 2 LOB: 0 BB: 0 P: 5	R: 0 E: 0 K: 0 S: 3	H: 0 LOB: 0 BB: 0 P: 3	R: 1 E: 0 K: 0 S: 5	H: 2 LOB: 2 BB: 1 P: 9	1B: 3 2B: 0 3B: 0 HR: 5	SF: 0 SAC: 0 DP: 1 HBP: 0	WP: 0 PB: 0 SB: 0 CS: 0	PA: 36					
PITCHER	IP	WLS	BF	H	R	ER	SO	BB	IBB	HBP	BLK	WP	HR	S	P	ERA	WHIP								
Billy Hoelt, L ERA: 2.77 (1, 1)	7.0	L	27	6	6	6	2	0	0	0	0	0	4	31	31	7.71	0.857								
Babe Birrer, R ERA: 4.5 (8, 1)	1.0		3	0	0	0	0	0	0	0	0	0	0	3	3	0.00	0.000								
Bob Miller, L ERA: 4.76 (9, 1)	1.0		6	2	1	1	0	1	0	0	0	0	1	5	9	9.00	3.000								

New York Yankees @ Detroit Tigers
Briggs Stadium, Detroit, MI
Mon Jun 06 1955, 4:33 AM EDT
Att: 9,528 - Unknown

AB	35
R	7
H	8
RBI	7
BB	1
SO	2
LOB	7



Batter	1	2	3	4	5	6	7	8	9	AB	R	H	RBI	BB	SO	LOB	BOTTOM								
Harvey Kuenn, R OBP: 0.395, SLG: 0.472 (1, 6)	0-0 6-3		0-0 4-3	0-0 L3		0-0 F4		0-3 K		5	0	0	0	0	1	3									
Bill Tuttle, R OBP: 0.363, SLG: 0.359 (1, 8)	0-0 L2-3		4-0 E		0-0 F7		0-0 4-3		0-0 1B	4	2	2	0	1	0	0									
Al Kaline, R OBP: 0.455, SLG: 0.602 (1, 9)	0-0 L2-3		0-0 L4		4-0 1B		0-0 HR		0-0 L3	4	2	1	1	1	0	3									
Ferris Fain, L OBP: 0.437, SLG: 0.333 Bubba Phillips, R OBP: 0.299, SLG: 0.366 (1, 3) (9, PR)	4-0 BB		0-0 FC1-6		0-0 1B		0-0 1-3		0-0 2B	4	0	2	0	1	0	1									
Jim Delsing, L OBP: 0.360, SLG: 0.443 (1, 7)	0-0 6-3		0-0 1B		0-0 FC4-6		0-0 1B		0-0 3-1	5	0	3	3	0	0	3									
Fred Hatfield, L OBP: 0.323, SLG: 0.341 (1, 5)		0-0 F7	0-0 F8		0-0 G3		0-0 G3		0-0 3-1	5	0	0	0	0	0	6									
Red Wilson, R OBP: 0.318, SLG: 0.392 (1, 2)		0-0 5-3		0-0 6-3		0-0 6-3		0-0 1B		5	0	2	0	0	0	2									
Harry Malmberg, R OBP: 0.340, SLG: 0.360 (1, 4)		4-0 BB		0-0 4-3		0-0 4-3		0-0 F8		3	0	0	0	1	0	2									
Billy Hoelt, L OBP: 0.200, SLG: 0.111 Babe Birrer, R Charlie Maxwell, L OBP: 0.222, SLG: 0.389 Bob Miller, R (1, 1) (8, 1) (8, PH) (9, 1)		0-0 FC6-4		0-0 6-3		0-0 1B		0-3 K		3	0	1	0	0	0	2									
Inning Stats	R: 0 E: 0 K: 0 S: 4	H: 1 LOB: 2 BB: 1 P: 8	R: 0 E: 0 K: 0 S: 3	H: 0 LOB: 1 BB: 1 P: 7	R: 1 E: 2 K: 0 S: 5	H: 1 LOB: 2 BB: 1 P: 9	R: 0 E: 0 K: 0 S: 4	H: 1 LOB: 1 BB: 0 P: 4	R: 1 E: 0 K: 0 S: 5	H: 2 LOB: 1 BB: 0 P: 5	R: 0 E: 0 K: 2 S: 8	H: 1 LOB: 1 BB: 0 P: 8	R: 2 E: 0 K: 0 S: 6	H: 3 LOB: 2 BB: 0 P: 6	1B: 9 2B: 1 3B: 0 HR: 1	SF: 0 SAC: 0 DP: 0 HBP: 0	WP: 0 PB: 0 SB: 0 CS: 0	PA: 43							
PITCHER	IP	WLS	BF	H	R	ER	SO	BB	IBB	HBP	BLK	WP	HR	S	P	ERA	WHIP								
Johnny Kucks, R ERA: 3.8 (1, 1)	8.1	W	41	11	5	4	2	4	0	0	0	0	1	41	57	4.32	1.800								
Jim Konstanty, R ERA: 0.73 (9, 1)	0.2	S	2	0	0	0	0	0	0	0	0	0	0	2	2	0.00	0.000								

New York Yankees @ Detroit Tigers
Briggs Stadium, Detroit, MI
Mon Jun 06 1955, 4:33 AM EDT
Att: 9,528 - Unknown

AB	39
R	5
H	11
RBI	4
BB	4
SO	2
LOB	23



Batter	1	2	3	4	5	6	7	8	9	10	11	12	AB	R	H	RBI	BB	SO	LOB	TOP							
Irv Noren, L OBP: 0.284, SLG: 0.319 (1.7)	3-1			F8		F8		3-1		L4-3			5	0	0	0	0	0	2								
Andy Carey, R OBP: 0.303, SLG: 0.386 (1.5)	L7			F3		5-3		F7			F6		5	0	0	0	0	0	1								
Yogi Berra, L OBP: 0.360, SLG: 0.506 (1.2)	F4			G3									4	0	2	0	0	0	0								
Mickey Mantle, S OBP: 0.448, SLG: 0.637 (1.8)		4-3			HR	L9			F8	FC3-6			5	1	1	0	0	0	3								
Eddie Robinson, L OBP: 0.391, SLG: 0.608 (1.3)		3-1			HR				K		F5		4	1	1	2	1	1	1								
Joe Collins, L OBP: 0.380, SLG: 0.451 (1.9)		F5			HR				F3				5	1	2	1	0	0	0								
Gil McDougald, R OBP: 0.344, SLG: 0.316 (1.4)			F8		6-3				F8				5	0	0	0	0	1	2								
Billy Hunter, R OBP: 0.253, SLG: 0.322 (1.6)			F7		4-3								5	0	2	0	0	0	1								
Bob Grim, R Tom Morgan, R Eliott Howard, R Jim Konstanty, R Bill Skowron, F Tom Sturdivant, S (1.1) (7.1) (10.1) (10.1) (12.1) (12.1)			5-3		1-3				F1				2	0	0	0	0	0	0								
Inning Stats	R: 0 E: 0 K: 0 S: 3	H: 0 LOB: 0 BB: 0 P: 3	R: 0 E: 0 K: 0 S: 3	H: 0 LOB: 0 BB: 0 P: 3	R: 0 E: 0 K: 0 S: 3	H: 0 LOB: 0 BB: 0 P: 3	R: 0 E: 0 K: 0 S: 3	H: 0 LOB: 0 BB: 0 P: 3	R: 3 E: 0 K: 0 S: 6	H: 3 LOB: 0 BB: 0 P: 6	R: 0 E: 0 K: 1 S: 5	H: 1 LOB: 1 BB: 0 P: 4	R: 0 E: 0 K: 0 S: 6	H: 2 LOB: 2 BB: 1 P: 10	R: 0 E: 0 K: 0 S: 3	H: 1 LOB: 0 BB: 0 P: 3	R: 0 E: 0 K: 0 S: 4	H: 1 LOB: 1 BB: 0 P: 4	R: 0 E: 1 K: 0 S: 4	H: 0 LOB: 1 BB: 0 P: 4	1B: 6 2B: 1 3B: 0 HR: 2	SF: 0 SAC: 0 DP: 1 HBP: 1	WP: 0 PB: 0 SB: 0 CS: 0	PA: 45			
PITCHER Ned Garver, R ERA: 3.54 (1.1)	IP 12.0	WLS W 45	BF 45	H 8	R 3	ER 3	SO 2	BB 1	IBB 0	HBP 1	BLK 1	WP 0	HR 2	S 47	P 52	ERA 2.25	WHIP 0.750										

New York Yankees @ Detroit Tigers
Briggs Stadium, Detroit, MI
Tue Jun 07 1955, 4:33 AM EDT
Att. 5,259 - Unknown

AB	43
R	3
H	8
RBI	3
BB	1
SO	2
LOB	13



Batter	1	2	3	4	5	6	7	8	9	10	11	12	AB	R	H	RBI	BB	SO	LOB	BOTTOM							
Harvey Kuenn, R OBP: 0.390, SLG: 0.464 (1.6)	5-3		F9					5-3		F6			5	0	1	0	0	0	0								
Bill Tuttle, R OBP: 0.355, SLG: 0.349 (1.8)	1-3			F9				4-3			F9		5	0	0	0	0	0	1								
Al Kaline, R OBP: 0.459, SLG: 0.607 (1.9)	L5			L6-3									5	1	3	0	0	0	0								
Ferris Fain, L OBP: 0.432, SLG: 0.331 (1.3)		4-3		G3									4	1	1	1	0	0	1								
Jim Delsing, L OBP: 0.361, SLG: 0.458 (1.7)		5-3			F2								4	1	1	2	1	0	0								
Fred Hatfield, L OBP: 0.325, SLG: 0.357 (1.5)					G3								4	1	1	1	1	0	2								
Red Wilson, R OBP: 0.307, SLG: 0.377 (1.2)		5-3			F6			1-3		FC5			4	0	0	0	0	0	3								
Harry Malmberg, R OBP: 0.327, SLG: 0.344 (1.4)			4-3			6-3		F9			6-3		4	0	0	0	0	0	0								
Ned Garver, R OBP: 0.226, SLG: 0.200 (1.1)			6-3			F7				F8		F2	4	0	0	0	0	0	0								
Inning Stats	R: 0 E: 0 K: 0 S: 3	H: 0 LOB: 0 BB: 0 P: 3	R: 0 E: 0 K: 0 S: 3	H: 0 LOB: 1 BB: 1 P: 7	R: 0 E: 0 K: 0 S: 3	H: 0 LOB: 0 BB: 0 P: 3	R: 0 E: 0 K: 0 S: 3	H: 0 LOB: 0 BB: 0 P: 3	R: 0 E: 0 K: 0 S: 4	H: 1 LOB: 1 BB: 0 P: 4	R: 3 E: 0 K: 0 S: 6	H: 3 LOB: 0 BB: 0 P: 6	R: 0 E: 0 K: 0 S: 3	H: 0 LOB: 0 BB: 0 P: 3	R: 0 E: 0 K: 0 S: 4	H: 1 LOB: 2 BB: 1 P: 8	R: 0 E: 0 K: 0 S: 3	H: 0 LOB: 0 BB: 0 P: 3	R: 0 E: 0 K: 0 S: 3	H: 1 LOB: 0 BB: 0 P: 3	R: 1 E: 0 K: 0 S: 2	H: 1 LOB: 0 BB: 0 P: 2	1B: 4 2B: 2 3B: 0 HR: 2	SF: 0 SAC: 1 DP: 1 HBP: 0	WP: 0 PB: 0 SB: 0 CS: 0	PA: 42	
PITCHER Bob Grim, R ERA: 4.76 (7.1) Tom Morgan, R ERA: 0.55 (10.1) Jim Konstanty, R ERA: 0.68 (12.1) Tom Sturdivant, R ERA: 3.28 (12.1)	IP 6.0	WLS 23	BF 4	H 4	R 3	ER 3	SO 0	BB 1	IBB 0	HBP 0	BLK 0	WP 0	HR 1	S 22	P 26	ERA 4.50	WHIP 0.833										

New York Yankees @ Detroit Tigers
Briggs Stadium, Detroit, MI
Tue Jun 07 1955, 4:33 AM EDT
Att. 5,259 - Unknown

AB	39
R	4
H	7
RBI	4
BB	2
SO	0
LOB	7



Batter	1	2	3	4	5	6	7	8	9	AB	R	H	RBI	BB	SO	LOB	TOP			
Gil McDougald, R (1, 4) OBP: 0.348, SLG: 0.321	0-3 K		0-0 BB 1B		0-0 1B		0-0 F5			4	1	2	0	0	1	1	New York Yankees @ Detroit Tigers Briggs Stadium, Detroit, MI Wed Jun 08 1955, 4:33 AM EDT Att: 43,139 - Unknown			
Andy Carey, R (1, 5) OBP: 0.306, SLG: 0.382	4-0 CS BB		4-0 1B BB		0-0 F8		0-0 F8			2	0	0	0	2	0	2				
Mickey Mantle, S (1, 8) OBP: 0.449, SLG: 0.634	0-3 K		0-0 HBP 1B		0-0 1B		0-3 K			4	0	2	1	0	2	2				
Yogi Berra, L (1, 2) OBP: 0.362, SLG: 0.503		0-0 3-1	1-0 HBP 1B		0-0 F5			0-0 G4-6-3 1B		3	0	1	0	0	0	2				
Eddie Robinson, L (1, 3) OBP: 0.375, SLG: 0.577	0-3 K		0-0 L9		0-0 L9			0-0 G4-6-3 1B		4	0	0	0	0	1	6				
Joe Collins, L (1, 9) OBP: 0.366, SLG: 0.453	0-0 1B			0-0 1B		0-0 F6		0-0 3-1		4	0	2	0	0	0	0				
Irv Noren, L (1, 7) OBP: 0.283, SLG: 0.317	0-0 F7			0-0 1B		0-0 F6		0-0 4-3		4	0	1	0	0	0	1				
Billy Hunter, R (1, 6) OBP: 0.255, SLG: 0.317			4-0 BB	0-3 K		0-0 1-3		0-0 1-3		2	0	0	0	1	1	2				
Bill Skowron, R (9, PH) OBP: 0.470, SLG: 0.789			0-0 G4-6-3 BB	0-0 K		0-0 1-3		0-0 K		1	0	0	0	0	0	0				
Bob Turley, R (1, 1) OBP: 0.211, SLG: 0.206			0-0 G4-6-3	0-0 G4-3			4-0 BB	0-3 K		2	0	0	0	0	0	3				
Tommy Byrne, L (7, PH) OBP: 0.168, SLG: 0.077										0	0	0	0	1	0	0				
Tom Carroll, R (7, PR)										0	0	0	0	0	0	0				
Tom Sturdivant, L (7, 1) OBP: 0.250, SLG: 0.250			1-2	1-2						0	0	0	0	0	0	0				
Hank Bauer, R (9, PH) OBP: 0.359, SLG: 0.446										1	0	0	0	0	1	0				
Inning Stats	R: 0 E: 0 K: 2 S: 6	H: 0 LOB: 1 BB: 1 P: 10	R: 0 E: 0 K: 1 S: 6	H: 1 LOB: 1 BB: 0 P: 6	R: 1 E: 0 K: 0 S: 4	H: 2 LOB: 3 BB: 2 P: 13	R: 0 E: 0 K: 1 S: 6	H: 2 LOB: 2 BB: 0 P: 6	R: 0 E: 0 K: 0 S: 3	H: 0 LOB: 0 BB: 0 P: 3	R: 0 E: 0 K: 1 S: 5	H: 0 LOB: 1 BB: 1 P: 9	R: 0 E: 0 K: 0 S: 3	H: 1 LOB: 0 BB: 0 P: 3	R: 0 E: 0 K: 1 S: 5	H: 0 LOB: 0 BB: 0 P: 5	1B: 8 2B: 1 3B: 0 HR: 0	SF: 0 SAC: 0 DP: 4 HBP: 1	WP: 0 PB: 0 SB: 0 CS: 1	PA: 36
PITCHER Frank Lary, R (1, 1) ERA: 2.73	IP: 9.0 WLS: W BF: 36 H: 8 R: 1 ER: 1 SO: 6 BB: 4 IBB: 0 HBP: 1 BLK: 0 WP: 0 HR: 0 S: 43 P: 60 ERA: 1.00 WHIP: 1.333															PITCHER				

Batter	1	2	3	4	5	6	7	8	9	AB	R	H	RBI	BB	SO	LOB	BOTTOM				
Harvey Kuenn, R (1, 6) OBP: 0.390, SLG: 0.474	0-0 2B		0-0 SH1-4 2B	0-0 FC1-4 1B		0-0 F7	0-0 4-3			5	0	2	1	0	0	5	New York Yankees @ Detroit Tigers Briggs Stadium, Detroit, MI Wed Jun 08 1955, 4:33 AM EDT Att: 43,139 - Unknown				
Bill Tuttle, R (1, 8) OBP: 0.357, SLG: 0.353	0-0 5-3		0-0 SH1-4	0-0 FC1-4 1B		0-0 G3 BB 1B		0-3 K		4	0	2	1	0	1	1					
Al Kaline, R (1, 9) OBP: 0.457, SLG: 0.598	4-0 G4-6-3 BB		0-3 K	0-0 FC1-4 BB		4-0 G3 BB		0-3 K		3	0	0	0	2	2	3					
Ferris Fain, L (1, 3) OBP: 0.437, SLG: 0.331	0-0 G4-6-3		4-0 S BB	4-0 1-2 BB		0-0 G3		0-0 PB BB 1B		3	0	1	1	2	0	4					
Jim Delsing, L (1, 7) OBP: 0.362, SLG: 0.449		0-0 F7	4-0 1-2 BB	0-3 K		0-0 F4		4-0 PB BB		3	0	0	0	2	1	5					
Fred Hatfield, L (1, 5) OBP: 0.327, SLG: 0.351	0-3 K		0-3 K		0-0 G3		4-0 SH1 BB	4-0 FC6-4 BB		3	0	0	0	2	2	3					
Red Wilson, R (1, 2) OBP: 0.314, SLG: 0.370	4-0 1B BB			4-0 BB FC6-4 BB		0-0 5-3		0-0 SH1 BB	0-0 FC6-4	2	1	0	0	2	0	3					
Harry Malmberg, R (1, 4) OBP: 0.343, SLG: 0.347	0-0 1-3 1B			4-0 FC6-4 BB 1B BB		0-0 F8		4-0 BB		2	1	1	0	2	0	0					
Frank Lary, R (1, 1) OBP: 0.355, SLG: 0.357	0-3 K			4-0 FC6-4 BB		4-0 BB G3 BB		0-0 F3		2	1	0	0	2	1	4					
Inning Stats	R: 0 E: 0 K: 0 S: 3	H: 1 LOB: 1 BB: 1 P: 7	R: 0 E: 0 K: 2 S: 8	H: 1 LOB: 2 BB: 1 P: 12	R: 0 E: 0 K: 2 S: 8	H: 1 LOB: 3 BB: 2 P: 16	R: 2 E: 0 K: 1 S: 6	H: 1 LOB: 4 BB: 4 P: 22	R: 0 E: 0 K: 0 S: 3	H: 0 LOB: 0 BB: 0 P: 3	R: 1 E: 0 K: 0 S: 4	H: 1 LOB: 2 BB: 2 P: 12	R: 0 E: 0 K: 0 S: 3	H: 0 LOB: 2 BB: 2 P: 11	R: 0 E: 0 K: 2 S: 8	H: 1 LOB: 3 BB: 2 P: 16		1B: 4 2B: 2 3B: 0 HR: 0	SF: 0 SAC: 2 DP: 1 HBP: 0	WP: 0 PB: 1 SB: 1 CS: 0	PA: 43
PITCHER Bob Turley, R (1, 1) ERA: 2.77	IP: 6.0 WLS: L BF: 32 H: 5 R: 3 ER: 3 SO: 5 BB: 10 IBB: 0 HBP: 0 BLK: 0 WP: 0 HR: 0 S: 32 P: 72 ERA: 4.50 WHIP: 2.500															PITCHER					
Tom Sturdivant, R (7, 1) ERA: 3.04	IP: 2.0 WLS: L BF: 11 H: 1 R: 0 ER: 0 SO: 2 BB: 4 IBB: 0 HBP: 0 BLK: 0 WP: 0 HR: 0 S: 11 P: 27 ERA: 0.00 WHIP: 2.500															PITCHER					

Batter	1	2	3	4	5	6	7	8	9	AB	R	H	RBI	BB	SO	LOB	TOP										
Gil McDougald, R OBP: 0.354, SLG: 0.321 (1, 4)	0-0 4-3 1B	0-0 K	0-0 BB	4-0 3B BB	0-0 BB	4-0 BB	0-0 BB	0-0 BB	0-0 6-3	3	2	1	0	2	1	0											
Andy Carey, R OBP: 0.304, SLG: 0.387 (1, 5)	0-0 4-3 1-2		0-0 F8	0-0 1B 3B	0-0 BB	0-0 F8			0-0 K	5	1	1	1	0	1	2											
Irv Noren, L OBP: 0.296, SLG: 0.325 (1, 7)	0-0 1B HR 2H		4-0 2B BB	0-0 1B			0-0 F7			3	2	2	2	1	0	0											
Mickey Mantle, S OBP: 0.446, SLG: 0.632 (1, 8)	0-0 L9		0-0 4-1 1H	0-0 2B			0-0 F3			4	0	1	1	0	0	2											
Yogi Berra, L OBP: 0.360, SLG: 0.497 (1, 2)	0-0 HR 1B		0-0 4-1				0-0 G3			4	1	1	0	0	0	1											
Eddie Robinson, L OBP: 0.380, SLG: 0.605 Joe Collins, L OBP: 0.366, SLG: 0.453 (1, 3) (9, 3)	0-0 HR		4-0 IBB				0-0 L9		0-0 G3	3	1	1	3	1	0	0											
Hank Bauer, R OBP: 0.353, SLG: 0.437 (1, 9)	0-0 6-3		0-0 F7				0-0 F5		0-3 K	4	0	0	0	0	1	2											
Billy Hunter, R OBP: 0.248, SLG: 0.309 (1, 6)			0-0 F4				0-0 F7		0-0 6-3	4	0	0	0	0	0	0											
Whitey Ford, L OBP: 0.242, SLG: 0.194 Jim Konstanty, R (5, 1)			0-0 F2				0-0 F8		0-0 F7	2	0	0	0	0	1	0											
Inning Stats	R: 4 E: 0 K: 0 S: 7	H: 4 LOB: 0 BB: 0 P: 7	R: 0 E: 0 K: 1 S: 5	H: 0 LOB: 0 BB: 0 P: 5	R: 1 E: 0 K: 0 S: 4	H: 1 LOB: 2 BB: 2 P: 12	R: 2 E: 0 K: 1 S: 7	H: 2 LOB: 1 BB: 1 P: 11	R: 0 E: 0 K: 0 S: 3	H: 0 LOB: 1 BB: 1 P: 7	R: 0 E: 0 K: 0 S: 3	H: 0 LOB: 0 BB: 0 P: 3	R: 0 E: 0 K: 1 S: 5	H: 0 LOB: 0 BB: 0 P: 5	R: 0 E: 0 K: 1 S: 5	H: 0 LOB: 0 BB: 0 P: 5	1B: 4 2B: 1 3B: 1 HR: 1	SF: 0 SAC: 0 DP: 0 HBP: 0	WP: 0 PB: 0 SB: 1 CS: 0	PA: 38							
PITCHER	IP	WLS	BF	H	R	ER	SO	BB	IBB	HBP	BLK	WP	HR	S	P	ERA	WHIP										
Steve Gromek, R ERA: 3.09 Leo Cristante, R ERA: 3.31 George Zuverink, R ERA: 5.75	(1, 1) (4, 1) (7, 1)	3.2 2.1 3.0	L 8 9	7 0 0	7 0 0	7 0 0	2 0 2	2 1 0	1 0 0	0 0 0	0 0 0	0 0 0	1 0 0	7 7 13	22 11 13	0.00 0.00 0.00	2.455 0.429 0.000										

New York Yankees @ Detroit Tigers
 Briggs Stadium, Detroit, MI
 Thu Jun 09 1955, 4:33 AM EDT
 Att: 10,777 - Unknown

AB	34
R	7
H	7
RBI	7
BB	4
SO	4
LOB	7



Batter	1	2	3	4	5	6	7	8	9	AB	R	H	RBI	BB	SO	LOB	BOTTOM										
Harvey Kuenn, R OBP: 0.385, SLG: 0.483 (1, 6)	0-0 F8		0-0 F8						0-0 F9	5	1	1	1	0	0	1											
Bill Tuttle, R OBP: 0.356, SLG: 0.347 (1, 8)	0-0 E6 HR		0-0 5-3							3	1	0	0	1	0	0											
Al Kaline, R OBP: 0.462, SLG: 0.614 (1, 9)	0-0 HR		4-0 BB							3	1	2	2	1	0	0											
Jack Phillips, R OBP: 0.375, SLG: 0.500 (1, 3)	4-0 L3 BB		0-0 6-3							3	0	0	0	1	0	3											
Bubba Phillips, R OBP: 0.277, SLG: 0.349 Jim Delsing, L OBP: 0.358, SLG: 0.443 (6, PH) (7, 7)	0-0 L3									2	0	0	0	0	1	1											
Red Wilson, R OBP: 0.320, SLG: 0.364 (1, 2)			0-0 F4							2	0	0	0	2	0	0											
Harry Malmberg, R OBP: 0.349, SLG: 0.347 (1, 4)			4-0 BB							3	0	1	0	1	1	1											
Fred Hatfield, L OBP: 0.320, SLG: 0.343 (1, 5)			0-0 F7							4	0	0	0	0	0	4											
Steve Gromek, S OBP: 0.414, SLG: 0.304 Leo Cristante, R Charlie Maxwell, L George Zuverink, R Fernis Fain, L Billy Hoelt, L (1, 1) (4, 1) (6, PH) (7, 1) (9, PH) (9, PH)	0-0 K		0-3 K							1	0	0	0	0	1	1											
Inning Stats	R: 2 E: 1 K: 0 S: 4	H: 1 LOB: 0 BB: 1 P: 8	R: 0 E: 0 K: 1 S: 5	H: 0 LOB: 1 BB: 1 P: 9	R: 0 E: 0 K: 1 S: 3	H: 0 LOB: 1 BB: 1 P: 7	R: 0 E: 0 K: 1 S: 5	H: 0 LOB: 1 BB: 1 P: 9	R: 1 E: 0 K: 1 S: 6	H: 2 LOB: 1 BB: 1 P: 10	R: 0 E: 0 K: 1 S: 6	H: 1 LOB: 2 BB: 1 P: 10	R: 0 E: 0 K: 0 S: 3	R: 0 E: 0 K: 0 S: 3	R: 0 E: 0 K: 1 S: 5	H: 0 LOB: 0 BB: 0 P: 3	R: 0 E: 0 K: 1 S: 5	H: 0 LOB: 1 BB: 1 P: 9	1B: 2 2B: 1 3B: 0 HR: 2	SF: 0 SAC: 0 DP: 2 HBP: 0	WP: 0 PB: 0 SB: 0 CS: 0	PA: 37					
PITCHER	IP	WLS	BF	H	R	ER	SO	BB	IBB	HBP	BLK	WP	HR	S	P	ERA	WHIP										
Whitey Ford, L ERA: 2.45 Jim Konstanty, R ERA: 0.57	(1, 1) (5, 1)	4.1 4.2	L W	21 16	3 1	3 0	2 0	3 2	0 0	0 0	0 0	0 0	2 0	22 18	2 26	4.15 0.00	1.846 0.643										

New York Yankees @ Detroit Tigers
 Briggs Stadium, Detroit, MI
 Thu Jun 09 1955, 4:33 AM EDT
 Att: 10,777 - Unknown

AB	30
R	3
H	4
RBI	3
BB	7
SO	5
LOB	13



Batter	1	2	3	4	5	6	7	8	9	AB	R	H	RBI	BB	SO	LOB	TOP								
Billy Goodman, L (1,4) OBP: 0.337, SLG: 0.287	0-0 1-3		0-0 3-1	4-0 BB		0-0 6-3		0-0 6-3		4	0	0	0	1	0	1									
Billy Klaus, L (1,6) OBP: 0.391, SLG: 0.398	0-0 4-3		0-0 HR	0-0 1B		0-0 F8		0-0 4-3	0-0 F8	5	1	1	0	0	0	2									
Ted Williams, L (1,7) OBP: 0.457, SLG: 0.842	0-0 HR		0-0 HR		4-0 G6-4-3		0-3 K		0-0 G6-4-3	4	2	3	3	1	1	0									
Gene Stephens, L (9, PR) OBP: 0.432, SLG: 0.593			0-0 HR		0-0 BB				0-0 1B	0	0	0	0	0	0	0									
Jackie Jensen, R (1,9) OBP: 0.316, SLG: 0.469	0-3 K		0-0 F8		0-0 G6-4-3		4-0 1B		0-0 G6-4-3	4	0	0	0	1	1	2									
Norm Zauchin, R (1,3) OBP: 0.351, SLG: 0.481		0-3 K		0-0 E5		4-0 1B		0-0 BB		3	1	1	0	1	1	0									
Sammy White, R (1,2) OBP: 0.322, SLG: 0.361	0-0 5-3		0-0 E6		0-0 FC6-4		0-0 F8			4	1	1	0	0	0	2									
Grady Hatton, L (1,5) OBP: 0.323, SLG: 0.296	0-0 E3		0-0 2B		0-0 FC6-4				0-0 SH1-4	4	0	2	1	0	0	2									
Jim Piersall, R (1,8) OBP: 0.316, SLG: 0.365	0-0 F4		0-0 6-3		0-0 4-3				0-3 K	4	0	0	0	0	1	3									
Willard Nixon, L (1,1) OBP: 0.259, SLG: 0.320			0-3 K		0-3 K				0-0 SH1-4	3	0	0	0	0	3	1									
Inning Stats	R: 1 E: 0 K: 1 S: 6	H: 1 LOB: 0 BB: 0 P: 6	R: 0 E: 1 K: 1 S: 6	H: 0 LOB: 1 BB: 0 P: 6	R: 2 E: 0 K: 1 S: 7	H: 2 LOB: 0 BB: 0 P: 7	R: 2 E: 2 K: 1 S: 8	H: 1 LOB: 2 BB: 1 P: 12	R: 0 E: 0 K: 0 S: 3	H: 1 LOB: 0 BB: 0 P: 11	R: 0 E: 0 K: 1 S: 5	H: 0 LOB: 0 BB: 0 P: 5	R: 0 E: 0 K: 1 S: 6	H: 1 LOB: 2 BB: 1 P: 10	R: 0 E: 0 K: 1 S: 6	H: 1 LOB: 1 BB: 0 P: 6	R: 0 E: 0 K: 0 S: 3	H: 1 LOB: 1 BB: 0 P: 3	1B: 5 2B: 1 3B: 0 HR: 2	SF: 0 SAC: 1 DP: 2 HBP: 0	WP: 0 PB: 0 SB: 0 CS: 0	PA: 40			
PITCHER	IP	WLS	BF	H	R	ER	SO	BB	IBB	HBP	BLK	WP	HR	S	P	ERA	WHIP								
Duke Maas, R (1,1) ERA: 3.93	6.0	L	28	5	5	3	5	3	0	0	0	0	2	35	47	4.50	1.333								
Al Aber, L (7,1) ERA: 3.0	3.0		12	3	0	0	2	1	0	0	0	0	0	15	19	0.00	1.333								

Boston Red Sox @ Detroit Tigers
Briggs Stadium, Detroit, MI
Fri Jun 10 1955, 4:33 AM EDT
Att: 5,160 - Unknown

AB 35
R 5
H 8
RBI 4
BB 4
SO 7
LOB 13



Batter	1	2	3	4	5	6	7	8	9	AB	R	H	RBI	BB	SO	LOB	BOTTOM								
Harvey Kuenn, R (1,6) OBP: 0.375, SLG: 0.470	0-0 6-3		0-0 1-3		0-0 F8		0-0 6-3		0-0 F8	5	0	0	0	0	0	0									
Bill Tuttle, R (1,8) OBP: 0.358, SLG: 0.350	0-3 K		0-0 BB 1B		0-0 3-1 1B		0-0 L8			4	1	2	0	0	1	0									
Al Kaline, R (1,9) OBP: 0.467, SLG: 0.617	0-0 L9		0-0 BB 1B		0-0 3-1 1B		0-0 1B			4	1	3	0	0	0	0									
Ferris Fain, L (1,3) OBP: 0.436, SLG: 0.323		0-0 F8	4-0 1B		0-0 3-1		0-0 4-3			3	0	0	0	1	0	3									
Jim Delsing, L (1,7) OBP: 0.361, SLG: 0.441		0-0 F7	0-0 BB		0-0 F7			4-0 L3		3	0	1	2	1	0	2									
Fred Hatfield, L (1,5) OBP: 0.319, SLG: 0.337		4-0 BB	0-0 G3		0-0 BB		0-0 L3		0-0 L3	3	0	0	0	1	0	3									
Red Wilson, R (1,2) OBP: 0.325, SLG: 0.357		4-0 BB		0-0 6-3		4-0 BB		0-3 K		2	0	0	0	2	1	0									
Harry Malmberg, R (1,4) OBP: 0.336, SLG: 0.333		0-0 F8		0-3 K		0-0 L9			0-0 F8	4	0	0	0	0	1	3									
Duke Maas, R (1,1) OBP: 0.150, SLG: 0.105			0-3 K		0-0 F3				0-0 F9	2	0	0	0	0	1	0									
Charlie Maxwell, L (6, PH) OBP: 0.200, SLG: 0.350										1	0	0	0	0	0	1									
Al Aber, L (7,1)										0	0	0	0	0	0	0									
Frank House, L (9, PH) OBP: 0.278, SLG: 0.350										1	0	0	0	0	0	0									
Inning Stats	R: 0 E: 0 K: 1 S: 5	H: 0 LOB: 2 BB: 2 P: 11	R: 0 E: 0 K: 0 S: 3	H: 0 LOB: 2 BB: 2 P: 11	R: 2 E: 0 K: 1 S: 8	H: 3 LOB: 1 BB: 1 P: 12	R: 0 E: 0 K: 1 S: 5	H: 0 LOB: 0 BB: 0 P: 5	R: 0 E: 0 K: 0 S: 3	H: 2 LOB: 2 BB: 0 P: 5	R: 0 E: 0 K: 0 S: 3	H: 0 LOB: 1 BB: 1 P: 7	R: 0 E: 0 K: 0 S: 4	H: 1 LOB: 1 BB: 0 P: 4	R: 0 E: 0 K: 1 S: 4	H: 0 LOB: 0 BB: 1 P: 8	R: 0 E: 0 K: 0 S: 3	H: 0 LOB: 0 BB: 0 P: 3	1B: 6 2B: 1 3B: 0 HR: 0	SF: 0 SAC: 0 DP: 1 HBP: 0	WP: 0 PB: 0 SB: 1 CS: 0	PA: 37			
PITCHER	IP	WLS	BF	H	R	ER	SO	BB	IBB	HBP	BLK	WP	HR	S	P	ERA	WHIP								
Willard Nixon, R (1,1) ERA: 4.33	9.0	W	37	6	2	2	4	5	0	0	0	0	0	40	60	2.00	1.222								

Boston Red Sox @ Detroit Tigers
Briggs Stadium, Detroit, MI
Fri Jun 10 1955, 4:33 AM EDT
Att: 5,160 - Unknown

AB 32
R 2
H 6
RBI 2
BB 5
SO 4
LOB 12



Batter	1	2	3	4	5	6	7	8	9	AB	R	H	RBI	BB	SO	LOB	TOP											
Harvey Kuenn, R OBP: 0.374, SLG: 0.474 Reno Bertoia, R OBP: 0.267, SLG: 0.267										4	0	2	1	0	1	3												
Bill Tuttle, R OBP: 0.361, SLG: 0.359										4	0	0	0	1	0	1												
Al Kaline, R OBP: 0.459, SLG: 0.606										4	1	0	0	0	0	3												
Ferris Fain, L OBP: 0.445, SLG: 0.341										4	2	2	1	1	0	0												
Jim Delsing, L OBP: 0.376, SLG: 0.471										4	2	2	2	1	0	1												
Frank House, L OBP: 0.293, SLG: 0.386										5	2	2	1	0	0	3												
Fred Hatfield, L OBP: 0.321, SLG: 0.335										4	0	2	0	0	1	1												
Harry Malmberg, R OBP: 0.333, SLG: 0.313										3	1	1	2	1	0	1												
Billy Hoelt, L OBP: 0.176, SLG: 0.097 Babe Birrer, R OBP: 0.250, SLG: 0.500										4	0	0	0	0	1	6												
										0	0	0	0	0	0	0												
Inning Stats	R: 0 E: 0 K: 0 S: 3	H: 1 LOB: 0 BB: 0 P: 3	R: 3 E: 2 K: 0 S: 7	H: 4 LOB: 3 BB: 1 P: 12	R: 1 E: 0 K: 1 S: 7	H: 2 LOB: 2 BB: 2 P: 15	R: 4 E: 0 K: 0 S: 7	H: 4 LOB: 1 BB: 0 P: 8	R: 0 E: 0 K: 1 S: 5	H: 0 LOB: 1 BB: 1 P: 9	R: 0 E: 0 K: 0 S: 3	H: 0 LOB: 0 BB: 0 P: 3	R: 0 E: 0 K: 0 S: 3	H: 0 LOB: 0 BB: 0 P: 3	R: 0 E: 0 K: 0 S: 3	H: 0 LOB: 0 BB: 0 P: 3	1B: 9 2B: 0 3B: 0 HR: 2	SF: 0 SAC: 0 DP: 1 HBP: 2	WP: 0 PB: 0 SB: 1 CS: 0	PA: 43								
PITCHER	IP	WLS	BF	H	R	ER	SO	BB	IBB	HBP	BLK	WP	HR	S	P	ERA	WHIP											
Johanny Kucks, R ERA: 4.24	(1, 1)	2.1	L	16	7	4	4	0	2	0	1	0	0	0	13	22	15.43	3.857										
Tom Sturdivant, R ERA: 3.5	(3, 1)	5.2		24	4	4	4	3	2	0	1	0	0	2	27	36	6.35	1.059										
Jim Konstanty, R ERA: 1.0	(9, 1)	1.0		3	0	0	0	0	0	0	0	0	0	0	3	3	0.00	0.000										

Detroit Tigers @ New York Yankees
Yankee Stadium, Bronx, NY
Wed Jun 15 1955, 3:33 AM EDT
Att: 9,635 - Unknown

AB 37
R 8
H 11
RBI 7
BB 4
SO 3
LOB 19



Batter	1	2	3	4	5	6	7	8	9	AB	R	H	RBI	BB	SO	LOB	BOTTOM											
Gil McDougald, R OBP: 0.369, SLG: 0.349										5	2	3	0	0	0	0												
Andy Carey, R OBP: 0.302, SLG: 0.377										3	1	0	0	2	0	1												
Hank Bauer, R OBP: 0.351, SLG: 0.424 Joe Collins, L OBP: 0.352, SLG: 0.425										3	0	2	0	1	0	1												
Mickey Mantle, S OBP: 0.446, SLG: 0.608										4	1	1	1	0	0	4												
Elston Howard, R OBP: 0.394, SLG: 0.536 Irv Noren, L OBP: 0.313, SLG: 0.399										3	0	0	1	0	1	2												
Eddie Robinson, L OBP: 0.402, SLG: 0.634										5	2	3	2	0	1	1												
Charles Silveira, R OBP: 0.389, SLG: 0.214										4	0	1	0	0	1	0												
Billy Hunter, R OBP: 0.263, SLG: 0.319 Phil Rizzuto, R OBP: 0.417, SLG: 0.276										1	0	0	0	0	1	0												
Johnny Kucks, R OBP: 0.059, SLG: 0.118 Tom Sturdivant, L OBP: 0.143, SLG: 0.143 Bill Skowron, R OBP: 0.443, SLG: 0.741 Jim Konstanty, R ERA: 1.0										0	0	0	0	0	0	0												
										3	0	0	0	0	1	1												
										1	0	0	0	0	1	2												
										0	0	0	0	0	0	0												
Inning Stats	R: 0 E: 0 K: 0 S: 4	H: 1 LOB: 1 BB: 0 P: 4	R: 1 E: 0 K: 1 S: 6	H: 1 LOB: 0 BB: 0 P: 6	R: 1 E: 0 K: 0 S: 4	H: 1 LOB: 2 BB: 2 P: 12	R: 0 E: 0 K: 2 S: 8	H: 1 LOB: 1 BB: 0 P: 8	R: 0 E: 0 K: 0 S: 4	H: 1 LOB: 1 BB: 0 P: 4	R: 1 E: 0 K: 2 S: 8	H: 1 LOB: 0 BB: 0 P: 8	R: 0 E: 0 K: 0 S: 4	H: 1 LOB: 1 BB: 0 P: 4	R: 1 E: 0 K: 1 S: 8	H: 3 LOB: 2 BB: 0 P: 8	R: 2 E: 0 K: 0 S: 5	H: 2 LOB: 1 BB: 1 P: 9	1B: 8 2B: 1 3B: 1 HR: 2	SF: 2 SAC: 0 DP: 0 HBP: 0	WP: 0 PB: 0 SB: 0 CS: 0	PA: 42						
PITCHER	IP	WLS	BF	H	R	ER	SO	BB	IBB	HBP	BLK	WP	HR	S	P	ERA	WHIP											
Billy Hoelt, L ERA: 3.55	(1, 1)	8.0	W	38	11	6	6	0	3	0	0	0	0	4	47	59	6.75	1.750										
Babe Birrer, R ERA: 1.64	(9, 1)	1.0	S	4	1	0	0	0	0	0	0	0	0	4	4	0.00	1.000											

Detroit Tigers @ New York Yankees
Yankee Stadium, Bronx, NY
Wed Jun 15 1955, 3:33 AM EDT
Att: 9,635 - Unknown


AB 37
R 6
H 12
RBI 6
BB 3
SO 6
LOB 16



Batter	1	2	3	4	5	6	7	8	9	AB	R	H	RBI	BB	SO	LOB	TOP					
Harvey Kuenn, R (1, 6) OBP: 0.370, SLG: 0.465	F3		FC6-4		5-3			2B E BB	F7	4	1	0	0	1	0	2						
Earl Torgeson, L (1, 3) OBP: 0.385, SLG: 0.351	K				F9		B1-3	K		4	0	0	0	0	2	1						
Al Kaline, R (1, 9) OBP: 0.460, SLG: 0.608	K				1B SF7 1B		K	E 1-3 2B		4	1	2	0	0	2	0						
Bill Tuttle, R (1, 8) OBP: 0.363, SLG: 0.358		5-3			1-3 1B		K	E IBB		3	0	1	0	1	1	0						
Bubba Phillips, R (1, 7) OBP: 0.286, SLG: 0.327	F1				SF7		4-3 BB	E5		2	0	0	1	1	0	2						
Red Wilson, R (1, 2) OBP: 0.326, SLG: 0.350	F6				3-H F5		0-3 K	0-3 K		4	0	0	0	0	2	5						
Frank House, L (9, 2) OBP: 0.293, SLG: 0.386							0-3 K	0-3 K		0	0	0	0	0	0	0						
Harry Malmberg, R (1, 4) OBP: 0.331, SLG: 0.304			4-0 FC6-4 BB			F7	0-0 4-3	0-0 F8		3	0	0	0	1	0	4						
Reno Bertoia, R (1, 5) OBP: 0.316, SLG: 0.278			0-0 F8			0-0 SH1-4 1B	4-0 IBB	0-3 K		3	0	1	0	1	1	1						
Frank Lary, R (1, 1) OBP: 0.324, SLG: 0.323			0-3 K			0-0 SH1-4 1-2	0-0 5-3	0-0 6-3		3	0	0	0	0	1	3						
Inning Stats	R: 0 E: 0 K: 2 S: 7	H: 0 LOB: 0 BB: 0 P: 7	R: 0 E: 0 K: 0 S: 3	H: 0 LOB: 0 BB: 0 P: 3	R: 0 E: 0 K: 1 S: 5	H: 0 LOB: 1 BB: 1 P: 9	R: 1 E: 0 K: 0 S: 5	H: 2 LOB: 1 BB: 0 P: 5	R: 0 E: 0 K: 1 S: 4	H: 1 LOB: 1 BB: 0 P: 4	R: 0 E: 0 K: 2 S: 7	H: 0 LOB: 0 BB: 0 P: 7	R: 0 E: 0 K: 1 S: 5	H: 0 LOB: 2 BB: 2 P: 13	R: 1 E: 1 K: 2 S: 9	H: 1 LOB: 3 BB: 2 P: 17	R: 0 E: 0 K: 1 S: 5	H: 0 LOB: 0 BB: 0 P: 5	1B: 3 2B: 1 3B: 0 HR: 0	SF: 1 SAC: 1 DP: 0 HBP: 0	WP: 0 PB: 0 SB: 0 CS: 0	PA: 37
PITCHER Tommy Byrne, L (1, 1) ERA: 3.86	IP: 9.0 WLS: W BF: 37 H: 4 R: 2 ER: 1 SO: 9 BB: 3 IBB: 2 HBP: 0 BLK: 0 WP: 0 HR: 0 S: 50 P: 70 ERA: 1.00 WHIP: 0.778															PITCHER						

Detroit Tigers @ New York Yankees
 Yankee Stadium, Bronx, NY
 Thu Jun 16 1955, 3:33 AM EDT
 Att: 16,955 - Unknown


AB	30
R	2
H	4
RBI	1
BB	5
SO	9
LOB	18



Batter	1	2	3	4	5	6	7	8	9	AB	R	H	RBI	BB	SO	LOB	BOTTOM			
Gil McDougald, R (1, 4) OBP: 0.363, SLG: 0.342	6-3		G6-4-3			F4		L9		4	0	0	0	0	0	1				
Andy Carey, R (1, 5) OBP: 0.301, SLG: 0.375	K				F8		1B		L9	4	0	1	0	0	1	0				
Mickey Mantle, S (1, 8) OBP: 0.447, SLG: 0.605					G3		K		HR BB	3	1	1	0	1	1	1				
Yogi Berra, L (1, 2) OBP: 0.354, SLG: 0.486	1-3				1B		F4		HR	4	1	2	2	0	0	2				
Irv Noren, L (1, 7) OBP: 0.318, SLG: 0.397		F8			L1		G4-6-3 BB		BB HBP 1B 1B	3	1	1	0	1	0	1				
Eddie Robinson, L (1, 3) OBP: 0.397, SLG: 0.615						F4			BB 1B	3	0	0	0	0	0	1				
Bob Cerv, R (9, FR) OBP: 0.257, SLG: 0.273	6-3					G4-6-3			1B BB HBP	0	0	0	0	0	0	0				
Hank Bauer, R (1, 9) OBP: 0.347, SLG: 0.418						K			1B BB	3	0	0	0	0	2	0				
Joe Collins, L (9, PH) OBP: 0.358, SLG: 0.425	K								1-2 2-3 BB	0	0	0	0	1	0	0				
Phil Rizzuto, R (1, 6) OBP: 0.421, SLG: 0.290						F4		F8		2	0	1	0	0	0	0				
Bill Skowron, R (9, PH) OBP: 0.438, SLG: 0.732										1	0	0	0	0	0	0				
Billy Hunter, R (9, 6) OBP: 0.263, SLG: 0.319										0	0	0	0	0	0	0				
Elston Howard, R (9, PH) OBP: 0.400, SLG: 0.541									1-2 2-3 3-H 1B	1	0	1	1	0	0	0				
Tommy Byrne, L (1, 1) OBP: 0.217, SLG: 0.105										3	0	1	0	0	1	1				
Inning Stats	R: 0 E: 0 K: 1 S: 6	H: 1 LOB: 1 BB: 0 P: 6	R: 0 E: 0 K: 1 S: 5	H: 0 LOB: 0 BB: 0 P: 5	R: 0 E: 0 K: 0 S: 3	H: 1 LOB: 0 BB: 0 P: 3	R: 0 E: 0 K: 0 S: 4	H: 1 LOB: 1 BB: 0 P: 4	R: 0 E: 0 K: 1 S: 6	H: 1 LOB: 1 BB: 0 P: 6	R: 0 E: 0 K: 1 S: 2	H: 0 LOB: 0 BB: 1 P: 6	R: 0 E: 0 K: 1 S: 5	H: 0 LOB: 0 BB: 0 P: 5	R: 3 E: 0 K: 0 S: 4	H: 3 LOB: 3 BB: 2 P: 13	1B: 7 2B: 0 3B: 0 HR: 1	SF: 0 SAC: 0 DP: 2 HBP: 1	WP: 0 PB: 0 SB: 0 CS: 0	PA: 35
PITCHER Frank Lary, R (1, 1) ERA: 2.78	IP: 8.1 WLS: L BF: 35 H: 8 R: 3 ER: 3 SO: 5 BB: 3 IBB: 0 HBP: 1 BLK: 0 WP: 0 HR: 1 S: 41 P: 54 ERA: 3.24 WHIP: 1.320															PITCHER				

Detroit Tigers @ New York Yankees
 Yankee Stadium, Bronx, NY
 Thu Jun 16 1955, 3:33 AM EDT
 Att: 16,955 - Unknown

AB	31
R	3
H	8
RBI	3
BB	3
SO	5
LOB	7



Batter	1	2	3	4	5	6	7	8	9	AB R H RBI BB SO LOB	TOP								
Fred Hatfield, L OBP: 0.324, SLG: 0.332 (1,4)	0-0 CS 1B	0-0 6-3		4-0 1B BB		0-0 4-3		0-0 FC4-6		4 1 1 0 1 0 1	Detroit Tigers @ Baltimore Orioles Memorial Stadium, Baltimore, MD Sat Jun 18 1955, 3:33 AM EDT Att: 8,781 - Unknown								
Bill Tuttle, R OBP: 0.368, SLG: 0.373 (1,8)	4-0 1B BB	0-0 IHR		0-0 1B 1B		0-0 P8		0-0 5-3		4 3 2 2 1 0 1									
Al Kaline, R OBP: 0.461, SLG: 0.603 (1,9)	0-0 BB 1B	0-0 FC4-6 1B		0-0 1B 1B		0-0 L1-3		0-0 G3-6-3 1B		5 1 4 1 0 0 0									
Earl Torgeson, L OBP: 0.386, SLG: 0.346 (1,3)	4-0 1B BB	0-0 FC4-6		0-0 1B			0-0 G3	0-0 G3-6-3		4 1 1 1 1 0 2									
Jim Delsing, L OBP: 0.373, SLG: 0.458 (1,7)	0-0 1B 1B		0-0 G3	0-3 K		4-0 1-3 BB		0-0 F2		4 0 1 2 1 1 2									
Frank House, L OBP: 0.296, SLG: 0.381 (1,2)	0-0 F5		0-0 6-3	0-3 K		0-0 1-3				4 0 0 0 0 1 5									
Jack Phillips, R OBP: 0.325, SLG: 0.417 (1,5)	0-0 1-2 3-H 1B		0-0 5-3		0-3 K		0-0 F9			4 0 1 1 0 1 1									
Reno Bertoia, R OBP: 0.304, SLG: 0.273 (1,6)	0-0 6-3			0-0 SH5-4 1B		0-0 F3		0-0 6-3		4 1 1 0 0 0 2									
Duke Maas, R OBP: 0.174, SLG: 0.136 (1,1)		0-0 6-3		0-0 SH5-4 1B		0-3 K		0-0 FC4-6 1B		3 0 1 0 0 1 0									
Inning Stats	R: 3 E: 0 K: 0 S: 6	H: 4 LOB: 2 BB: 2 P: 14	R: 1 E: 0 K: 0 S: 5	H: 2 LOB: 1 BB: 0 P: 5	R: 0 E: 0 K: 0 S: 3	H: 0 LOB: 0 BB: 0 P: 3	R: 3 E: 0 K: 2 S: 11	H: 4 LOB: 2 BB: 1 P: 15	R: 0 E: 0 K: 0 S: 7	H: 0 LOB: 0 BB: 0 P: 7		R: 0 E: 0 K: 0 S: 3	H: 0 LOB: 1 BB: 1 P: 7	R: 0 E: 0 K: 0 S: 4	H: 1 LOB: 1 BB: 0 P: 4	R: 0 E: 0 K: 0 S: 3	H: 1 LOB: 0 BB: 0 P: 3	1B: 11 2B: 0 3B: 0 HR: 1	SF: 0 SAC: 1 DP: 1 HBP: 0
PITCHER	IP WLS BF H R ER SO BB IBB HBP BLK WP HR S P ERA WHIP											IP WLS BF H R ER SO BB IBB HBP BLK WP HR S P ERA WHIP							
Harry Dorish, R ERA: 2.92 (1,1)	2.0 L 13 6 4 4 0 2 0 0 0 0 0 0 11 19 18.00 4.000																		
Jim McDonald, R ERA: 4.96 (3,1)	7.0 28 6 3 3 4 2 0 0 0 0 0 0 34 42 3.86 1.143																		

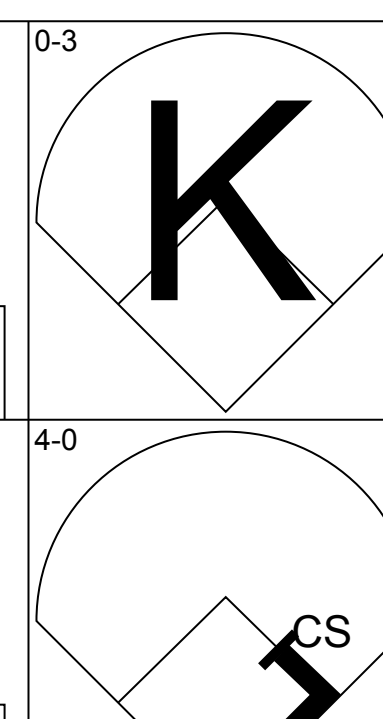
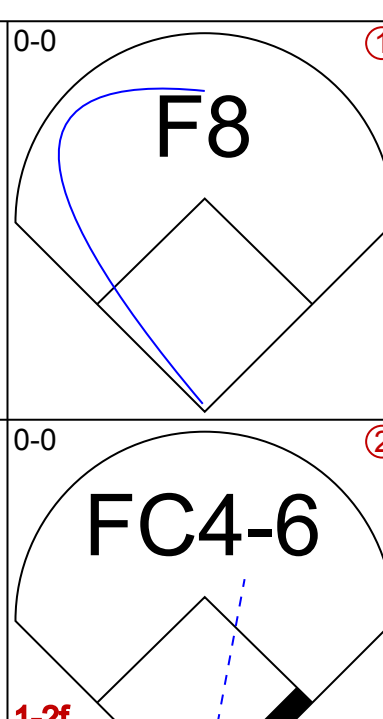
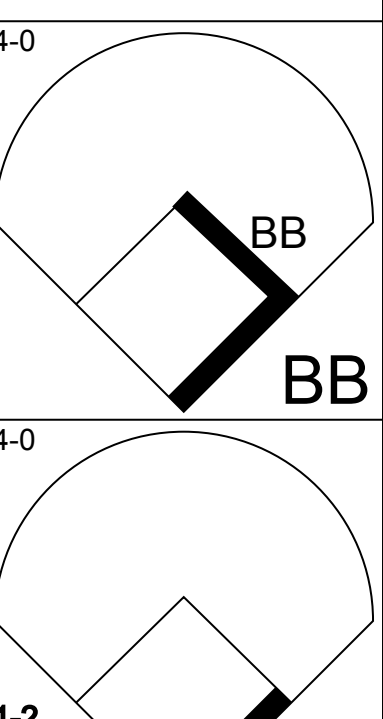
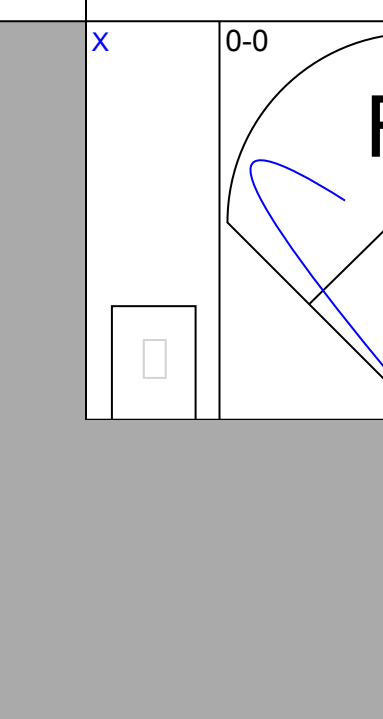
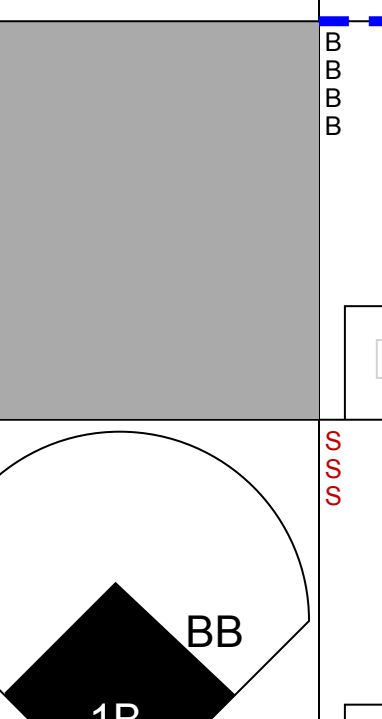
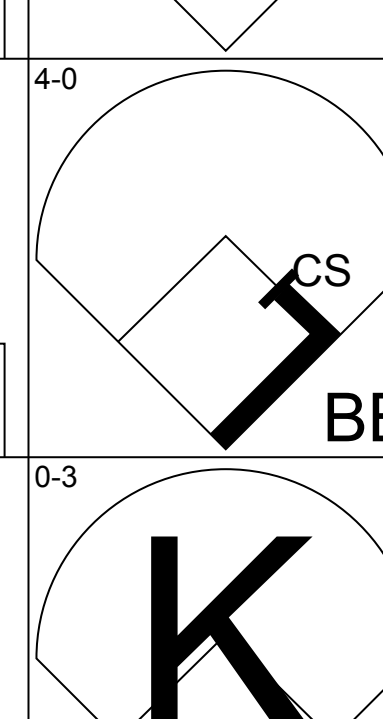
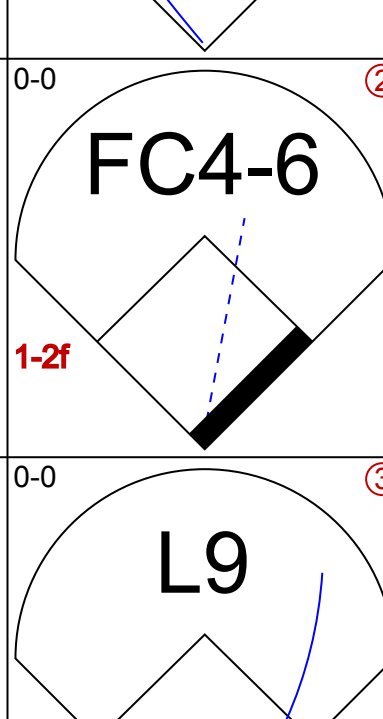
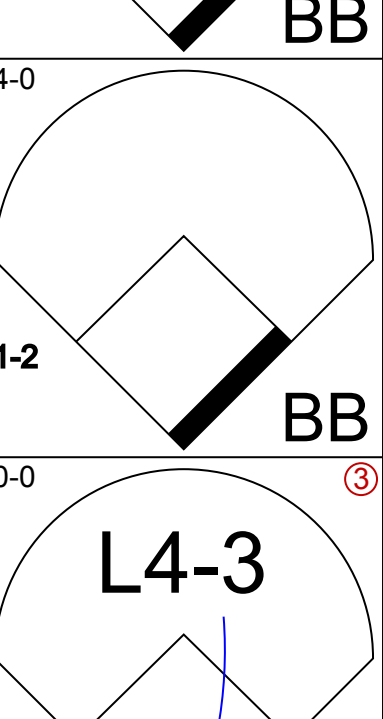
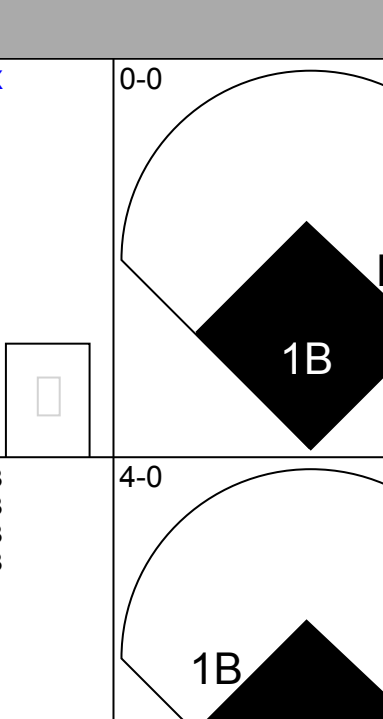
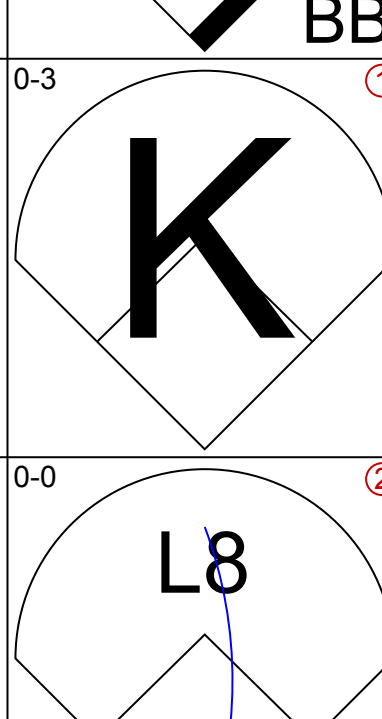
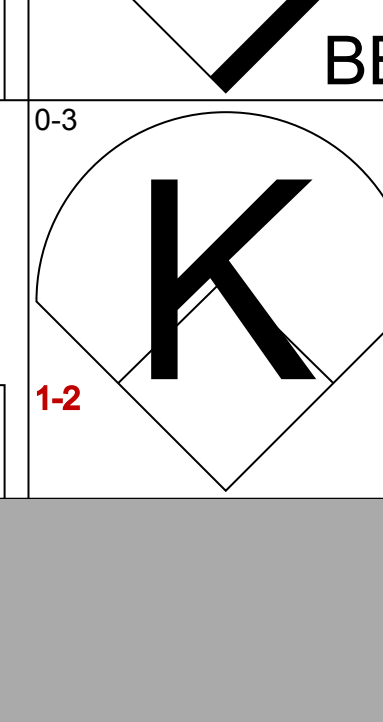
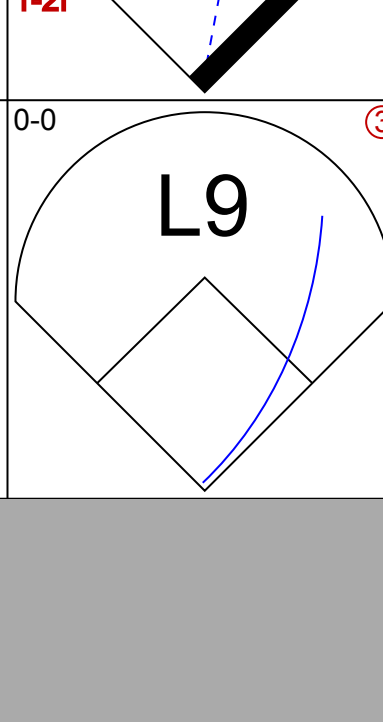
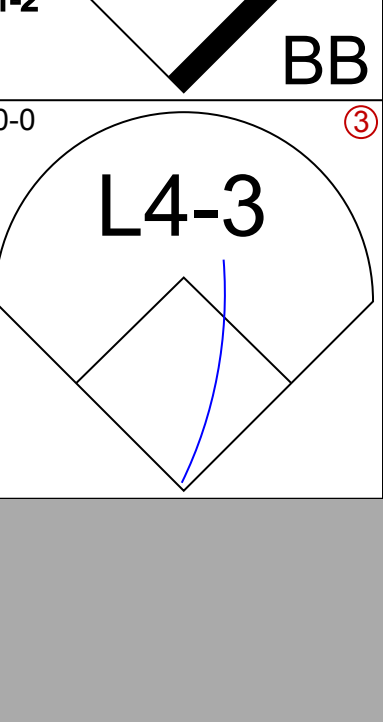
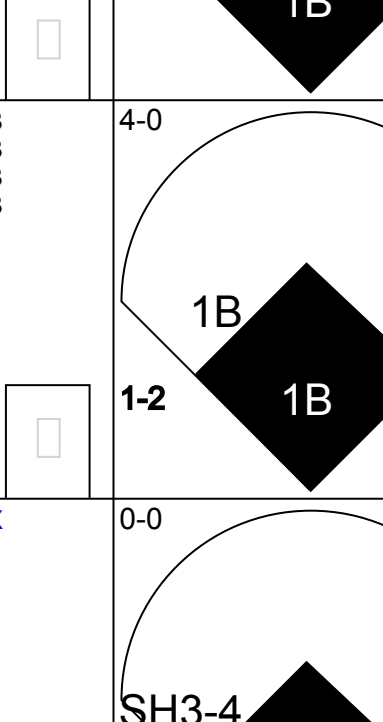
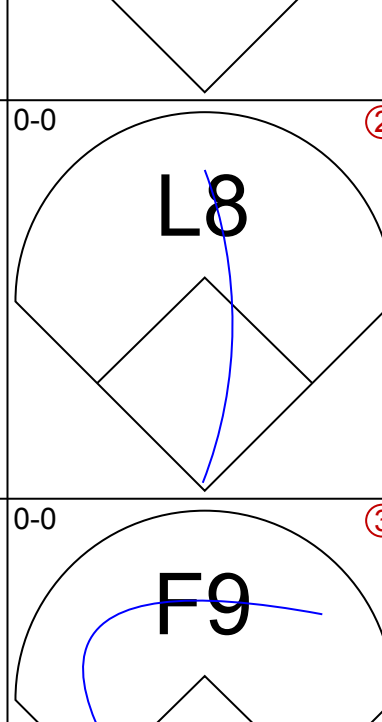
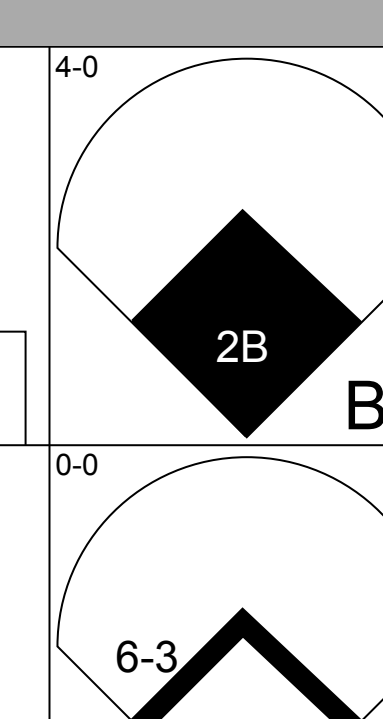
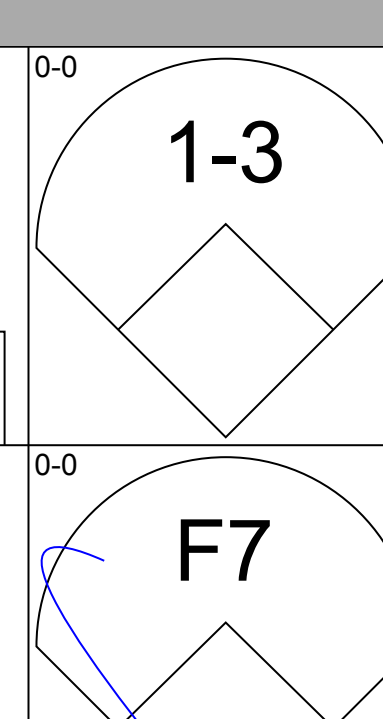
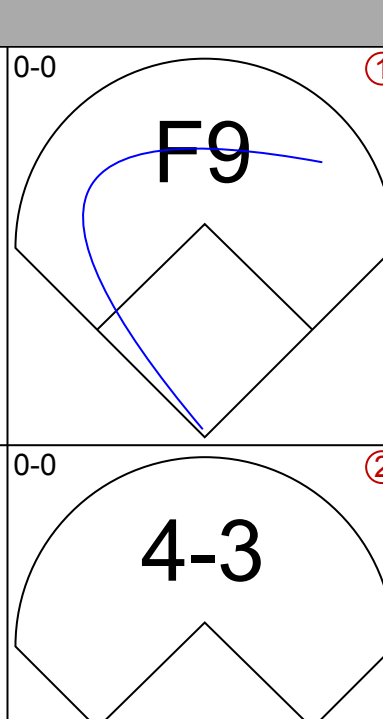
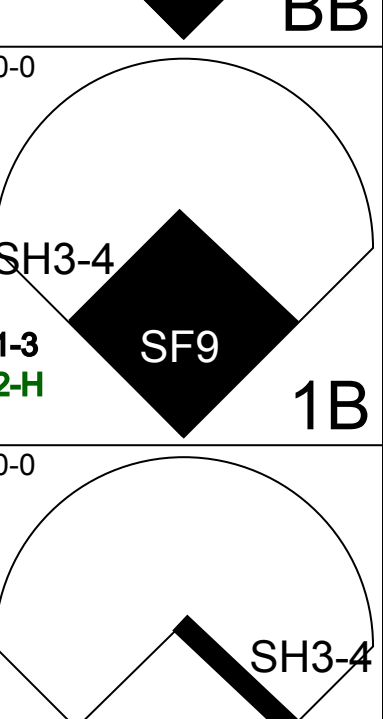
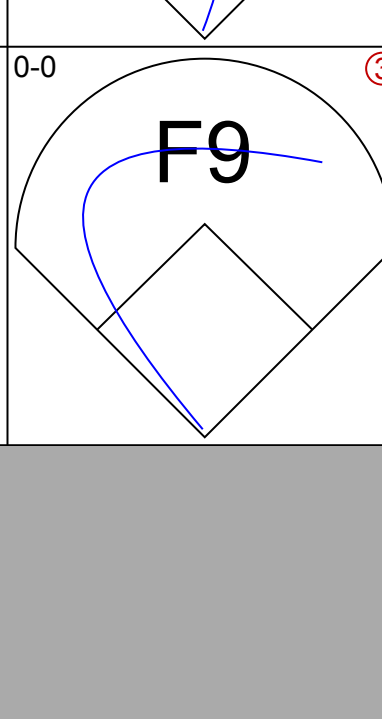
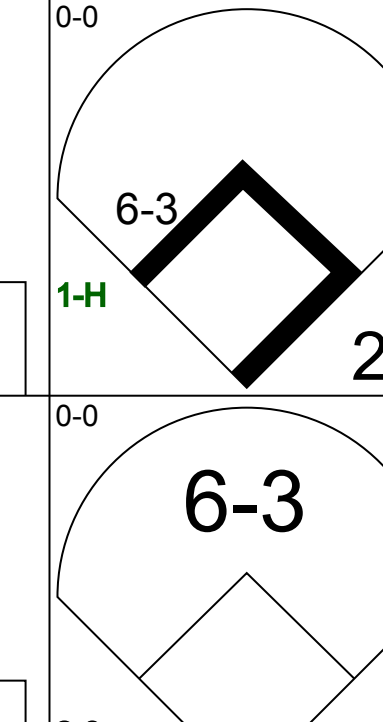
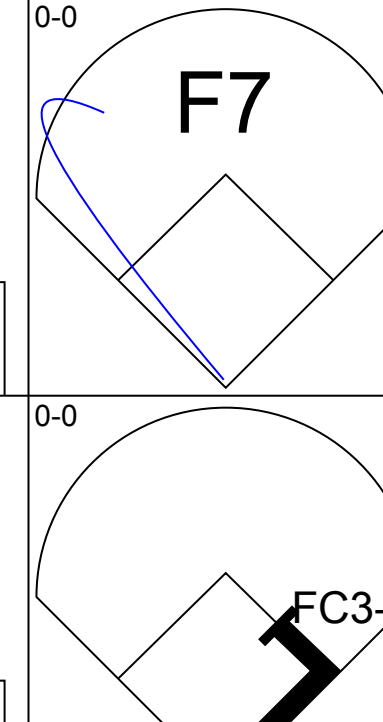
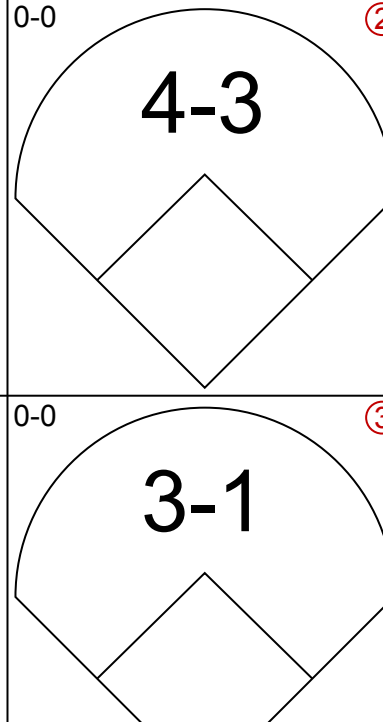
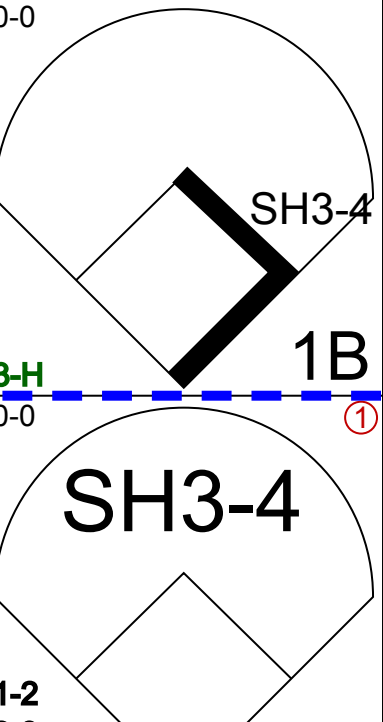
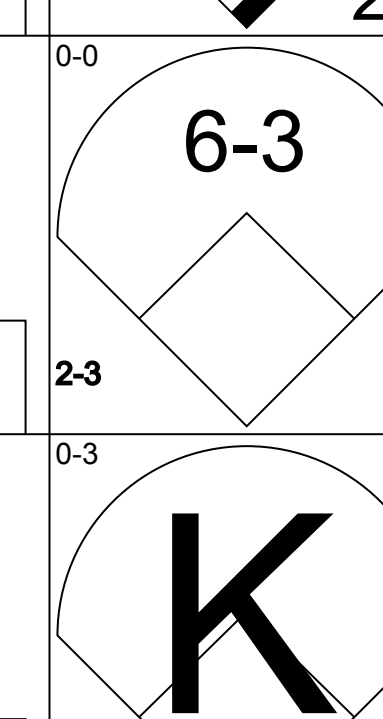
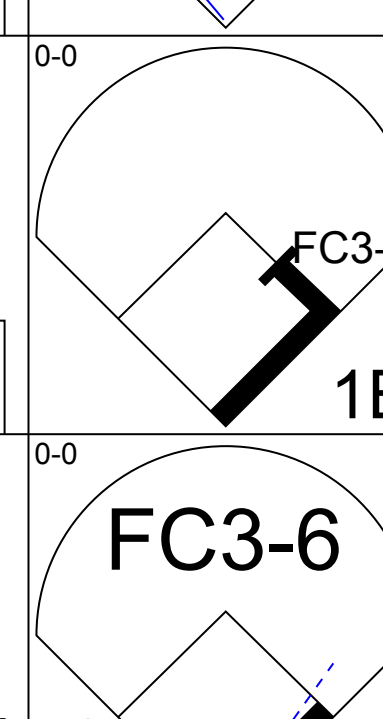
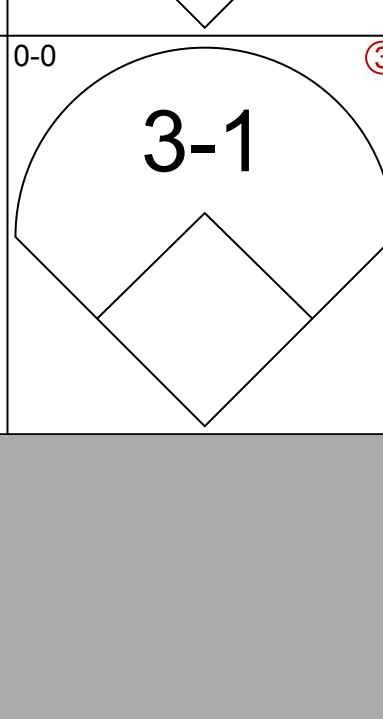
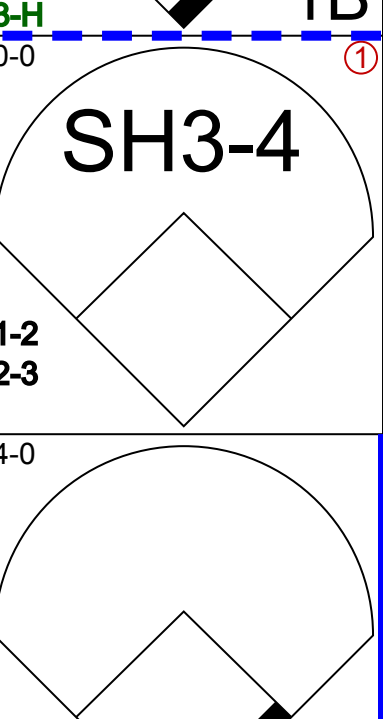
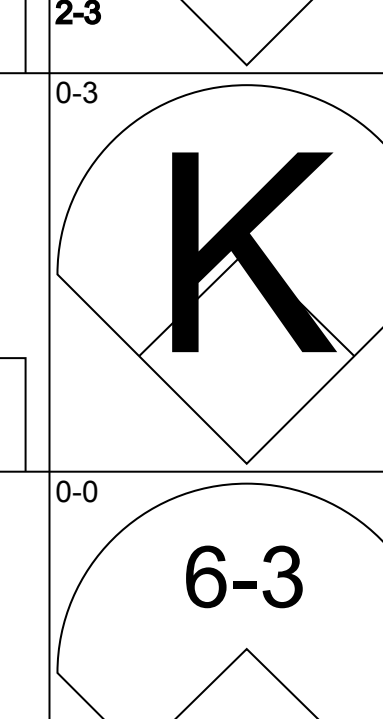
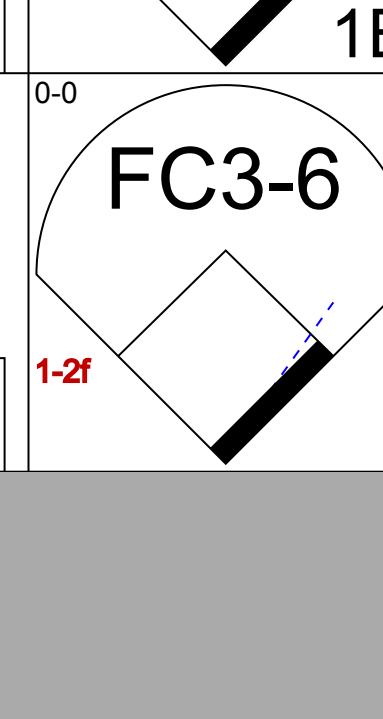

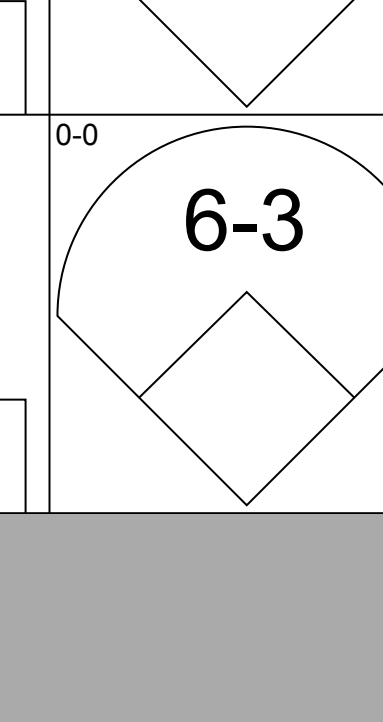
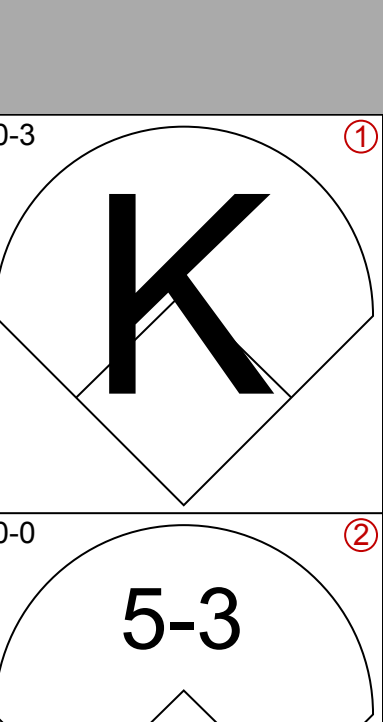
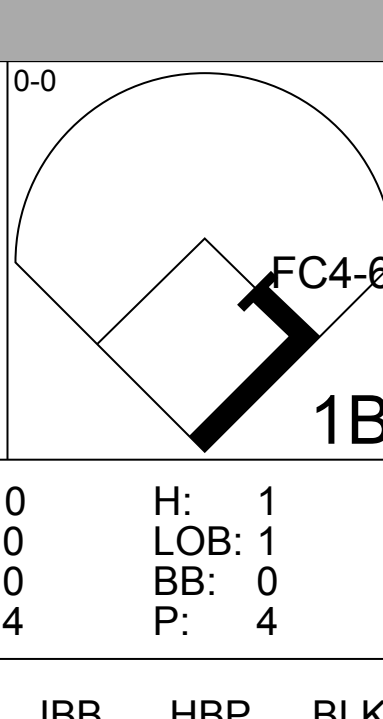
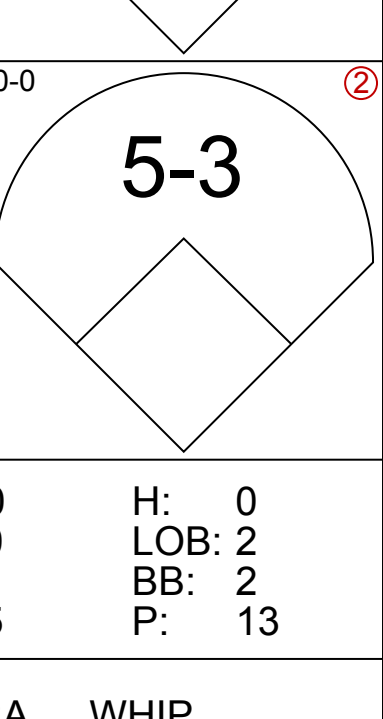
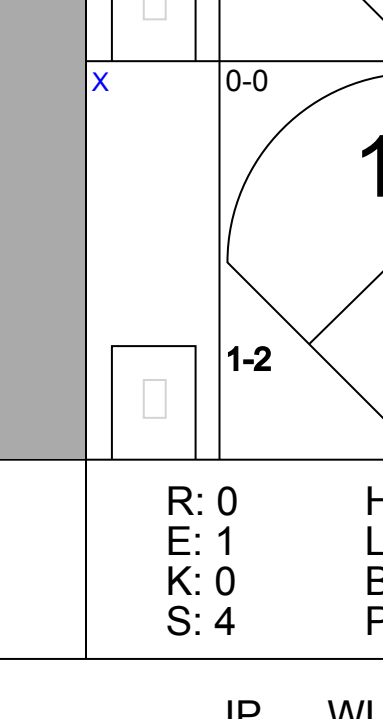
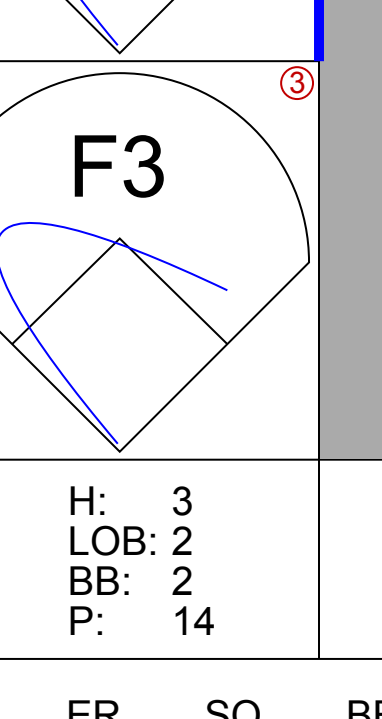
Batter	1	2	3	4	5	6	7	8	9	AB R H RBI BB SO LOB	BOTTOM								
Chuck Diering, R OBP: 0.333, SLG: 0.372 (1,7) (5,6)	0-0 4-3			0-0 F7		0-3 K			0-0 1B	4 0 1 0 0 1 0	Detroit Tigers @ Baltimore Orioles Memorial Stadium, Baltimore, MD Sat Jun 18 1955, 3:33 AM EDT Att: 8,781 - Unknown								
Wayne Causey, L OBP: 0.238, SLG: 0.350 (1,5)	0-3 K			0-0 4-3			0-0 F8	0-0 G3		4 0 0 0 0 1 1									
Hoot Evers, R OBP: 0.326, SLG: 0.442 (1,9)	0-0 F2			0-0 1-3			0-0 L9			3 0 0 0 0 0 0									
Dave Pope, L OBP: 0.361, SLG: 0.483 (1,8)		0-3 K			0-0 P3		0-0 P4-3			3 0 0 0 0 1 0									
Gus Triandos, R OBP: 0.307, SLG: 0.355 (1,2)		0-0 F8			0-0 G3 2B			0-0 6-3		3 0 1 0 0 0 0									
Eddie Waitkus, L OBP: 0.351, SLG: 0.294 (1,3)		0-0 G3			0-0 G3			0-0 F5		3 0 0 0 0 0 1									
Bobby Young, L OBP: 0.227, SLG: 0.205 (1,4)			0-3 K		0-0 4-3			0-0 1-3		3 0 0 0 0 1 1									
Willy Miranda, S OBP: 0.280, SLG: 0.288 (1,6)				0-0 4-3			0-0 F8		0-0 1-3	1 0 0 0 0 0 0									
Gil Coan, L OBP: 0.351, SLG: 0.367 (5,7)									0-0 5-3	2 0 0 0 0 0 0									
Harry Dorish, R OBP: 0.250, SLG: 0.250 (1,1)			0-3 K				0-0 F6			0 0 0 0 0 0 0									
Hal Smith, R OBP: 0.277, SLG: 0.333 (9, PH)										1 0 0 0 0 0 0									
Inning Stats	R: 0 E: 1 S: 5	H: 0 LOB: 0 BB: 0 P: 5	R: 0 E: 1 S: 5	H: 0 LOB: 0 BB: 0 P: 5	R: 0 E: 2 S: 7	H: 0 LOB: 0 BB: 0 P: 7	R: 0 E: 0 K: 0 S: 3	H: 0 LOB: 0 BB: 0 P: 3	R: 0 E: 0 K: 1 S: 5	H: 1 LOB: 1 BB: 0 P: 4	R: 0 E: 0 K: 0 S: 3	H: 0 LOB: 0 BB: 0 P: 3	R: 0 E: 0 K: 0 S: 3	H: 0 LOB: 0 BB: 0 P: 3	R: 0 E: 0 K: 0 S: 4	H: 1 LOB: 1 BB: 0 P: 4	1B: 1 2B: 1 3B: 0 HR: 0	SF: 0 SAC: 0 DP: 0 HBP: 0	WP: 0 PA: 29 PB: 0 SB: 0 CS: 0
PITCHER	IP WLS BF H R ER SO BB IBB HBP BLK WP HR S P ERA WHIP											IP WLS BF H R ER SO BB IBB HBP BLK WP HR S P ERA WHIP							
Duke Maas, R ERA: 3.36 (1,1)	9.0 W 29 2 0 0 5 0 0 0 0 0 0 0 39 39 0.00 0.222																		

AB 36
R 7
H 12
RBI 7
BB 4
SO 4
LOB 14



AB 29
R 0
H 2
RBI 0
BB 0
SO 5
LOB 3

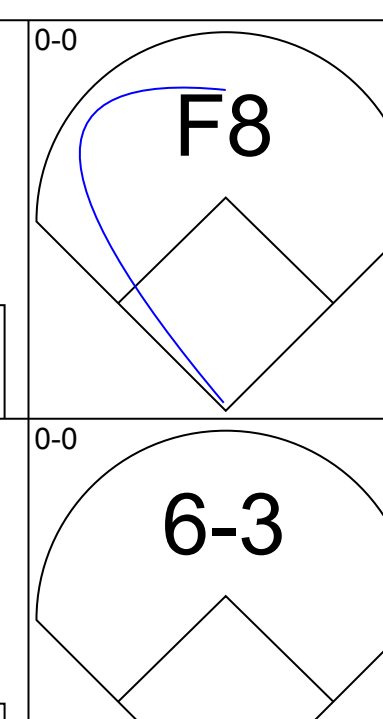
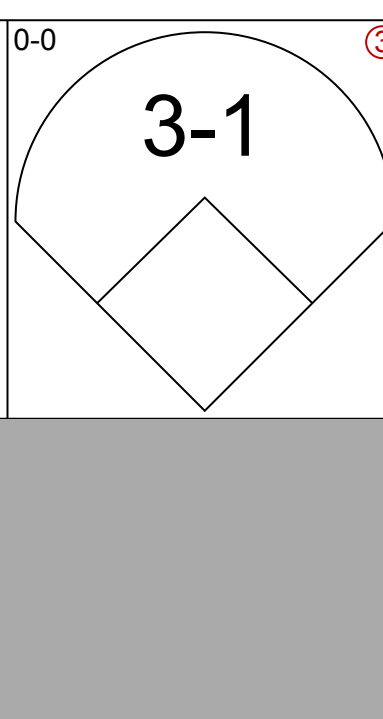
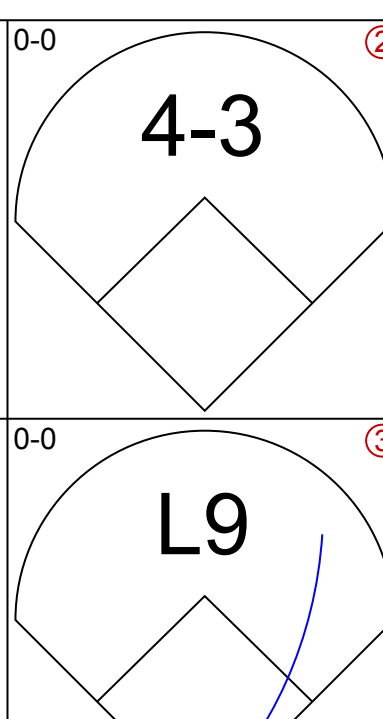
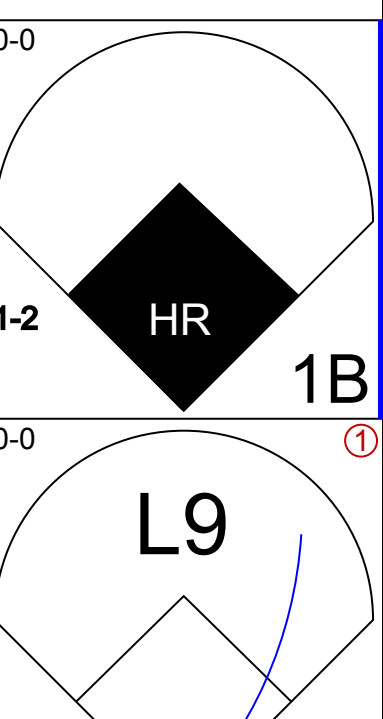
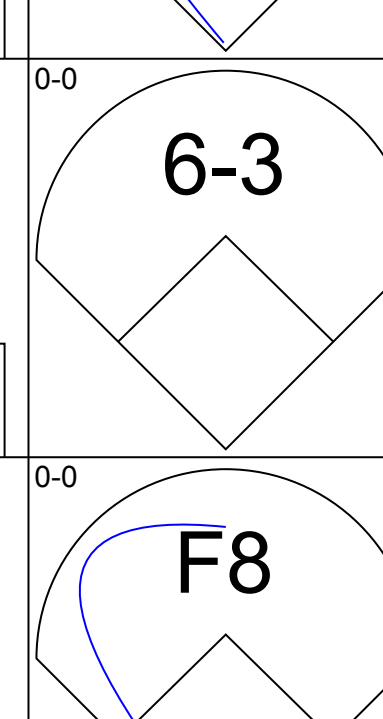
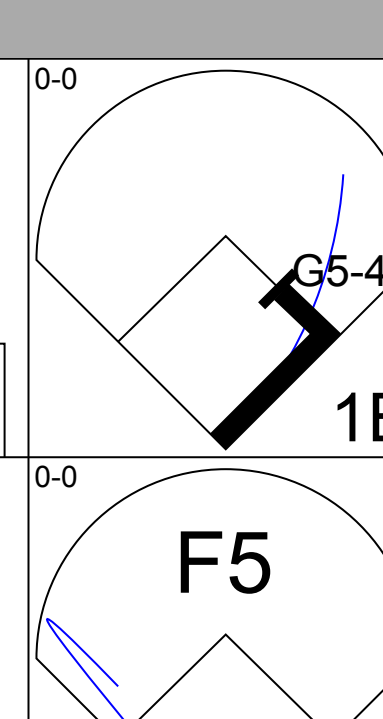
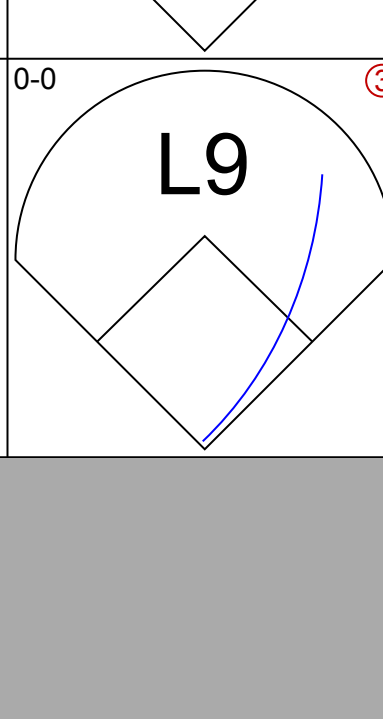
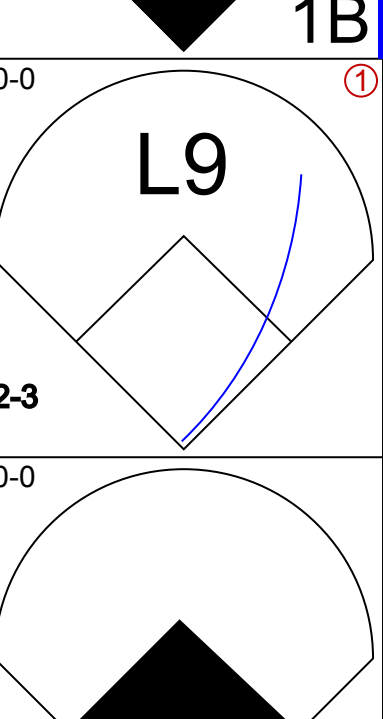
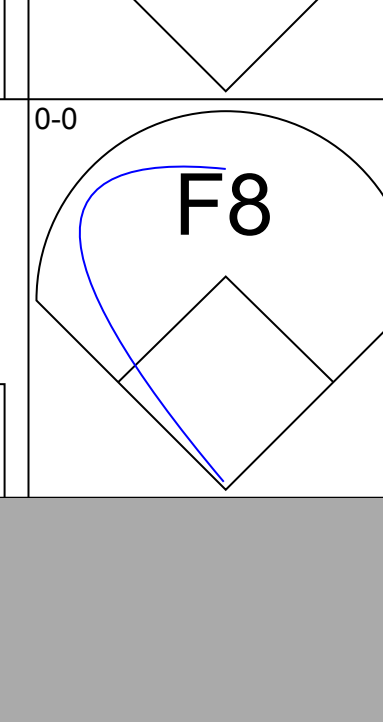
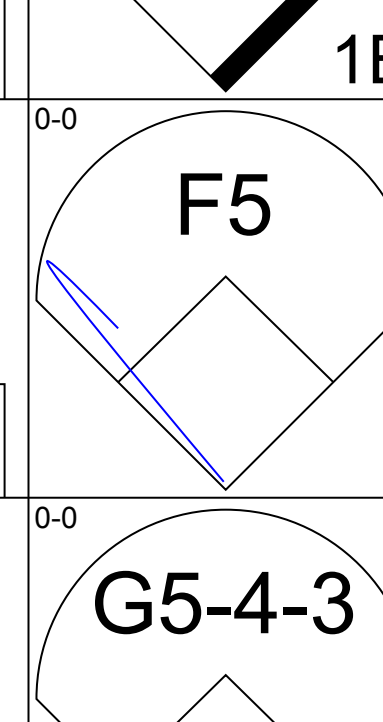

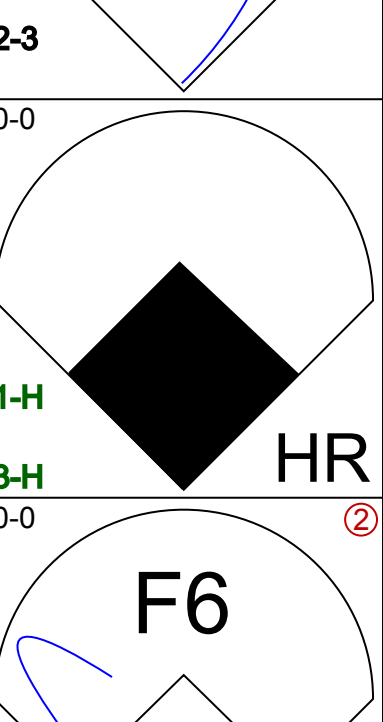
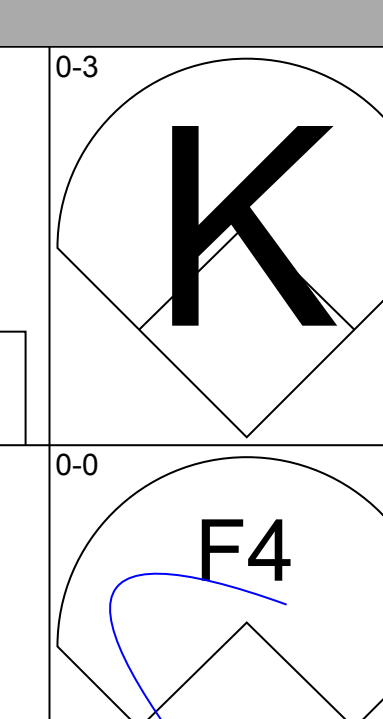
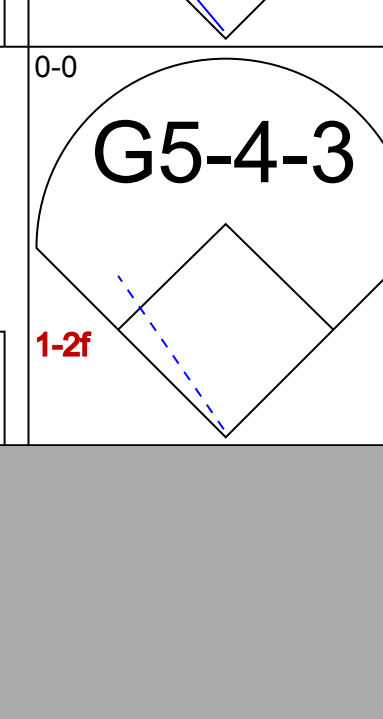

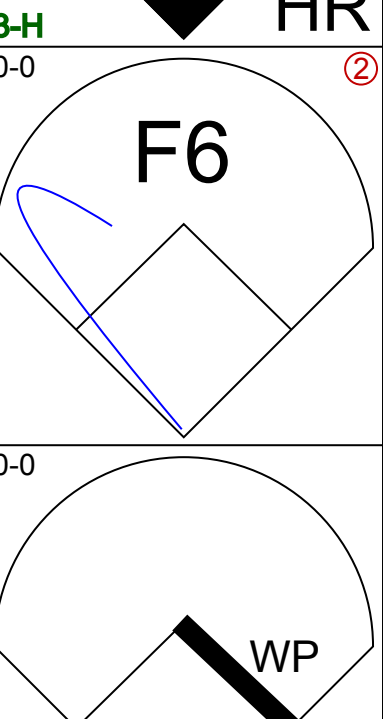
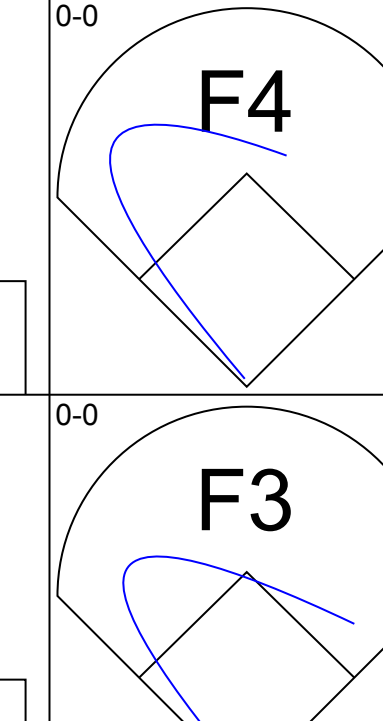

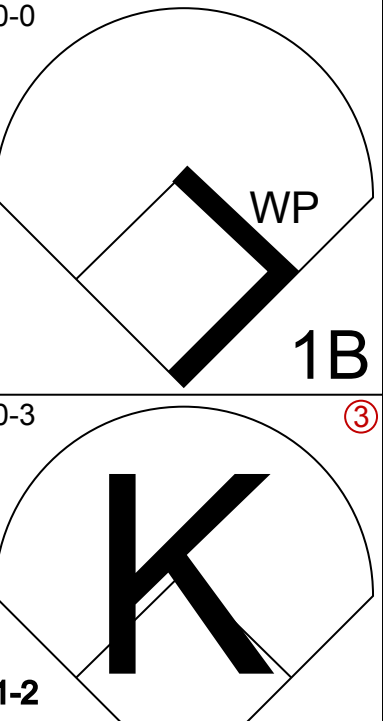
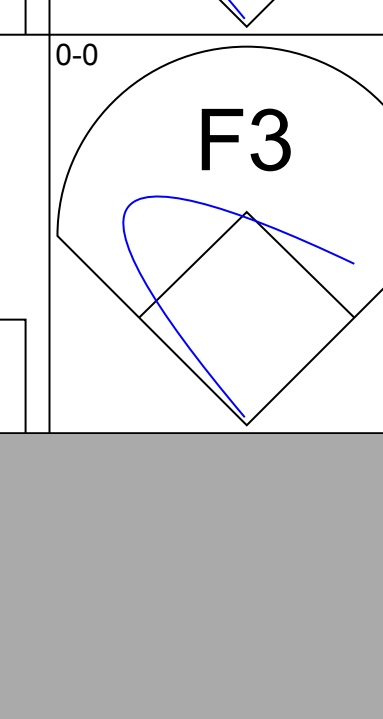
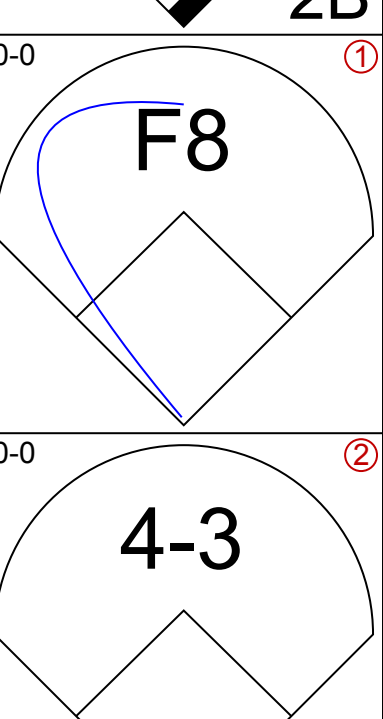
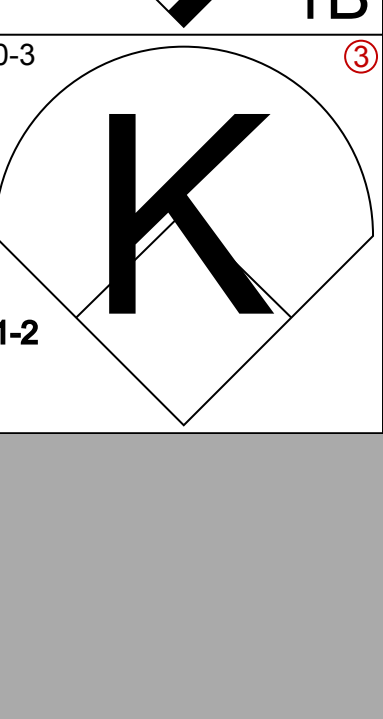
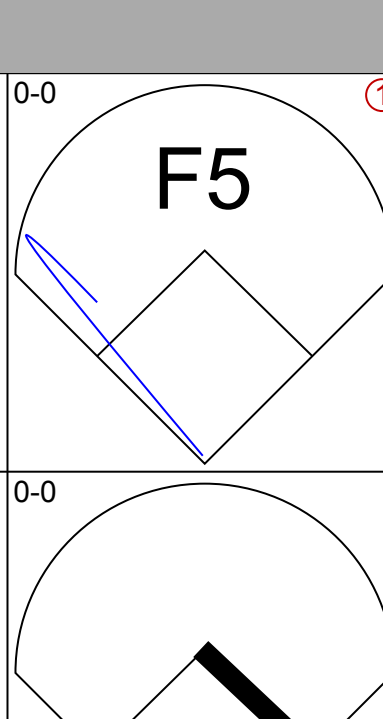
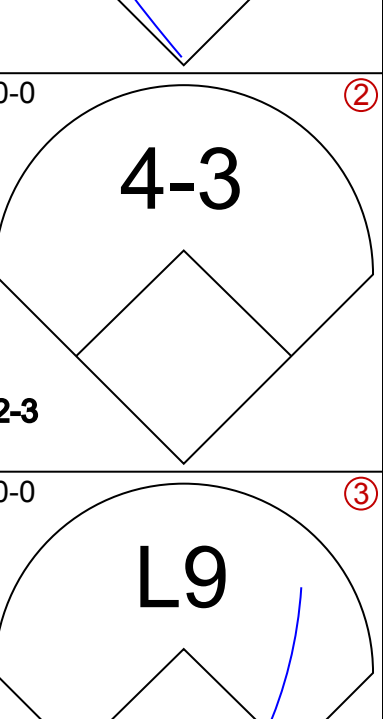
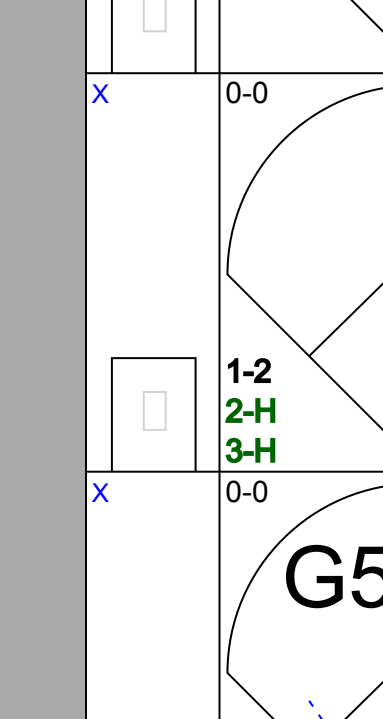
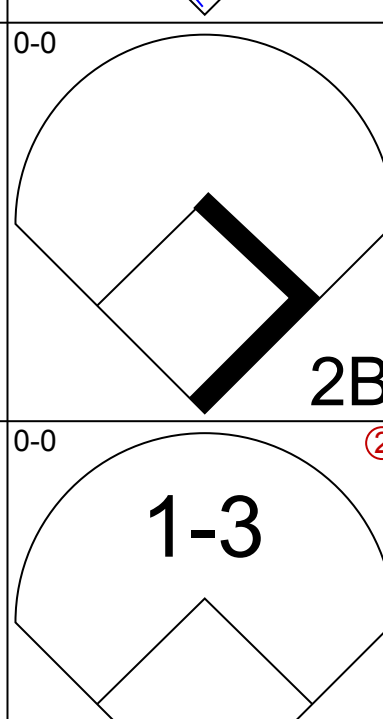
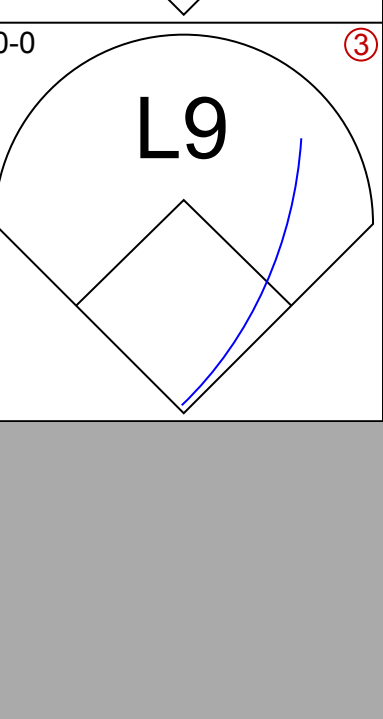
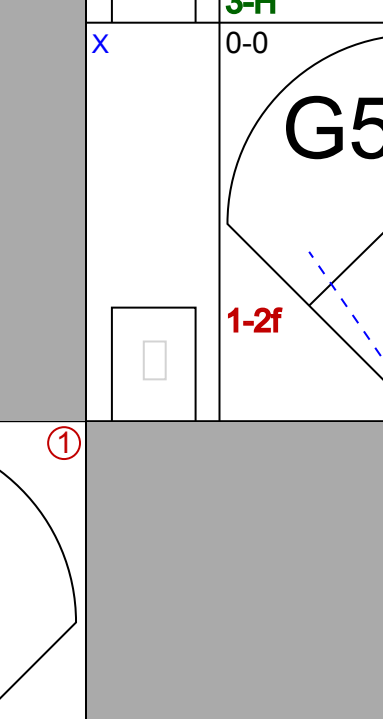
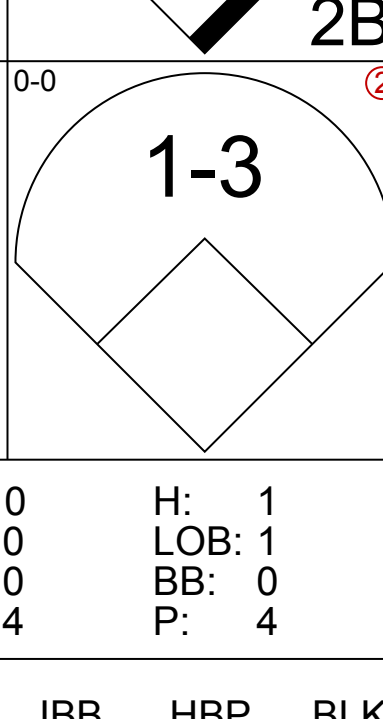
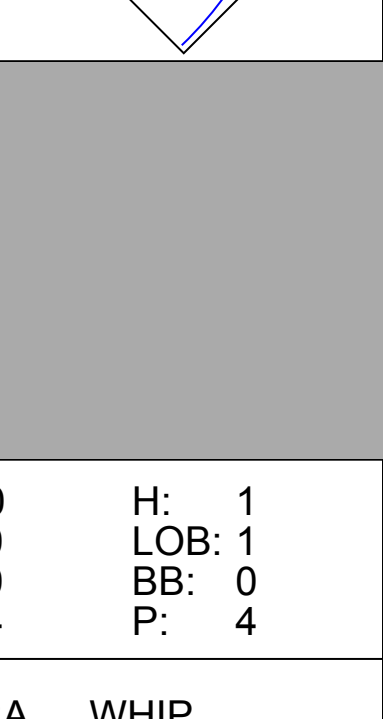
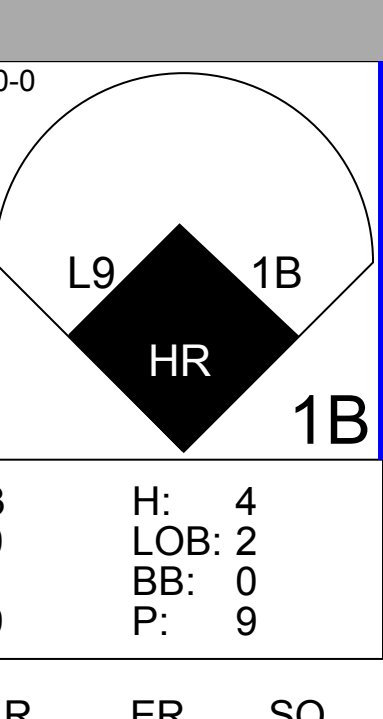


Batter	1	2	3	4	5	6	7	8	9	AB	R	H	RBI	BB	SO	LOB	TOP			
Fred Hatfield, L OBP: 0.326, SLG: 0.327 (1, 4)										3	0	0	0	2	1	2				
Bill Tuttle, R OBP: 0.373, SLG: 0.372 (1, 8)										3	1	1	0	2	1	2				
Al Kaline, R OBP: 0.457, SLG: 0.593 (1, 9)										4	1	0	0	1	1	5				
Earl Torgeson, L OBP: 0.386, SLG: 0.343 (1, 3)										4	2	1	1	1	0	1				
Jim Delsing, L OBP: 0.375, SLG: 0.464 (1, 7)										4	0	2	2	0	0	0				
Ray Boone, R OBP: 0.325, SLG: 0.405 (1, 5)										3	0	1	0	0	0	1				
Frank House, L OBP: 0.295, SLG: 0.370 (8, PR)										3	0	0	0	1	1	2				
Bubba Phillips, R OBP: 0.286, SLG: 0.327 (8, 2)										0	0	0	0	0	0	0				
Red Wilson, R OBP: 0.326, SLG: 0.350 (8, 2)										0	0	0	0	0	0	0				
Reno Bertoia, R OBP: 0.269, SLG: 0.240 (8, PH)										3	0	0	0	0	1	1				
Harvey Kuenn, R OBP: 0.372, SLG: 0.471 (8, 4)										0	0	0	1	0	0	0				
Harry Malmberg, R OBP: 0.326, SLG: 0.294 (8, 4)										0	0	0	0	0	0	0				
Ned Garver, R OBP: 0.231, SLG: 0.212 (1, 1)										4	0	1	0	0	0	3				
Inning Stats	R: 0 E: 0 K: 2 S: 6	H: 0 LOB: 1 BB: 1 P: 10	R: 1 E: 0 K: 1 S: 6	H: 1 LOB: 1 BB: 1 P: 10	R: 0 E: 0 K: 0 S: 4	H: 1 LOB: 1 BB: 0 P: 4	R: 0 E: 0 K: 0 S: 4	H: 1 LOB: 2 BB: 2 P: 4	R: 0 E: 1 K: 0 S: 3	H: 0 LOB: 1 BB: 0 P: 3	R: 0 E: 0 K: 0 S: 4	H: 0 LOB: 1 BB: 0 P: 4	R: 3 E: 0 K: 0 S: 6	H: 3 LOB: 2 BB: 2 P: 14	R: 0 E: 0 K: 1 S: 5	H: 0 LOB: 1 BB: 1 P: 9	1B: 5 2B: 2 3B: 0 HR: 0	SF: 1 SAC: 1 DP: 1 HBP: 0	WP: 0 PB: 0 SB: 0 CS: 1	PA: 40
PITCHER	IP	WLS	BF	H	R	ER	SO	BB	IBB	HBP	BLK	WP	HR	S	P	ERA	WHIP			
Willard Nixon, R ERA: 4.35	(1, 1)	7.0	32	6	4	4	4	5	0	0	0	0	0	35	55	5.14	1.571			
Tom Hurd, R ERA: 2.25	(8, 1)	1.0	W	4	0	0	0	0	1	0	0	0	0	3	7	0.00	0.000			
Ellis Kinder, R ERA: 2.38	(9, 1)	1.0	S	4	0	0	0	1	0	0	0	0	0	5	9	0.00	1.000			

Detroit Tigers @ Boston Red Sox
Fenway Park, Boston, MA
Tue Jun 21 1955, 3:33 AM EDT
Att: 25,332 - Unknown

AB 31
R 4
H 6
RBI 4
BB 7
SO 5
LOB 17



Batter	1	2	3	4	5	6	7	8	9	AB	R	H	RBI	BB	SO	LOB	BOTTOM			
Billy Goodman, L OBP: 0.356, SLG: 0.310 (1, 4)										4	0	1	0	0	0	1				
Tom Brewer, R OBP: 0.135, SLG: 0.135 (8, PR)										0	1	0	0	0	0	0				
Eddie Joost, R OBP: 0.259, SLG: 0.284 (9, 4)										0	0	0	0	0	0	0				
Billy Klaus, L OBP: 0.394, SLG: 0.444 (1, 6)										4	0	1	0	0	0	2				
Ted Williams, L OBP: 0.488, SLG: 0.884 (1, 7)										3	2	1	3	1	0	1				
Jackie Jensen, R OBP: 0.332, SLG: 0.496 (1, 9)										4	1	1	0	0	1	2				
Norm Zaichin, R OBP: 0.363, SLG: 0.512 (1, 3)										4	0	3	0	0	0	0				
Sammy White, R OBP: 0.315, SLG: 0.377 (1, 2)										4	0	0	0	0	1	5				
Grady Hatton, L OBP: 0.366, SLG: 0.320 (1, 5)										3	0	1	2	0	0	1				
Jim Piersall, R OBP: 0.318, SLG: 0.396 (1, 8)										3	0	1	0	0	0	3				
Willard Nixon, L OBP: 0.226, SLG: 0.276 (8, 1)										2	0	0	0	0	0	1				
Gene Stephens, L OBP: 0.429, SLG: 0.583 (8, PH)										0	0	0	0	0	0	0				
Ellis Kinder, R OBP: 0.667, SLG: 0.500 (9, 1)										1	1	1	0	0	0	0				
Inning Stats	R: 0 E: 0 K: 0 S: 3	H: 0 LOB: 0 BB: 0 P: 3	R: 0 E: 0 K: 1 S: 5	H: 0 LOB: 0 BB: 0 P: 5	R: 0 E: 0 K: 0 S: 4	H: 1 LOB: 1 BB: 0 P: 4	R: 0 E: 0 K: 0 S: 3	H: 1 LOB: 0 BB: 0 P: 3	R: 0 E: 0 K: 0 S: 3	H: 0 LOB: 0 BB: 0 P: 3	R: 2 E: 0 K: 0 S: 5	H: 3 LOB: 1 BB: 1 P: 9	R: 3 E: 0 K: 1 S: 9	H: 4 LOB: 2 BB: 0 P: 9	R: 0 E: 0 K: 1 S: 5	H: 0 LOB: 1 BB: 1 P: 9	1B: 7 2B: 2 3B: 0 HR: 1	SF: 0 SAC: 0 DP: 2 HBP: 0	WP: 1 PB: 0 SB: 0 CS: 0	PA: 33
PITCHER	IP	WLS	BF	H	R	ER	SO	BB	IBB	HBP	BLK	WP	HR	S	P	ERA	WHIP			
Ned Garver, R ERA: 3.68	(1, 1)	8.0	L	33	10	5	5	2	1	0	0	1	1	36	40	5.62	1.375			

Detroit Tigers @ Boston Red Sox
Fenway Park, Boston, MA
Tue Jun 21 1955, 3:33 AM EDT
Att: 25,332 - Unknown

AB 32
R 5
H 10
RBI 5
BB 1
SO 2
LOB 16



Batter	1	2	3	4	5	6	7	8	9	AB	R	H	RBI	BB	SO	LOB	TOP							
Harvey Kuenn, R OBP: 0.368, SLG: 0.464 (1, 6)	F7		3-1	1-2 1B		F5		F5		5	0	1	0	0	0	2								
Bill Tuttle, R OBP: 0.373, SLG: 0.373 (1, 8)	F2			F7				G4-6-3 1-2		5	1	2	0	0	0	3								
Al Kaline, R OBP: 0.459, SLG: 0.618 (1, 9)	1B		K		L8			HR		5	2	3	4	0	1	1								
Earl Torgeson, L OBP: 0.396, SLG: 0.355 (1, 3)				1B	2B	FC5 BB			K	3	1	2	0	2	1	0								
Jim Delsing, L OBP: 0.376, SLG: 0.460 (1, 7)	K			HR	1B	1-2 BB		F8		4	1	1	1	1	1	3								
Ray Boone, R OBP: 0.333, SLG: 0.431 (1, 5)		F5		HR		F4			FC4-6 1B	5	1	3	2	0	2									
Red Wilson, R OBP: 0.314, SLG: 0.336 (1, 2)	6-3			F4		FC5		G5-4-3 1B	FC4-6 1B	5	0	0	0	0	0	4								
Fred Hatfield, L OBP: 0.329, SLG: 0.330 (1, 4)	5-3								K	4	1	2	0	0	1	0								
Frank Lary, R OBP: 0.324, SLG: 0.323 (1, 1)			K							0	0	0	0	0	0	0								
Paul Kovack, R OBP: 0.209, SLG: 0.500 (4, PH)										1	0	0	0	0	1	0								
Ferris Fabelo, L OBP: 0.443, SLG: 0.338 (4, 1)										0	0	0	0	0	0	0								
Al Aber, L OBP: 0.341, SLG: 0.432 (5, 1)										1	0	0	0	0	1	1								
George Zuverink, R OBP: 0.341, SLG: 0.432 (5, PH)										0	0	0	0	0	0	0								
Jack Phillips, R OBP: 0.341, SLG: 0.432 (5, PH)										1	0	1	0	0	0	0								
Jim Small, L OBP: 0.320, SLG: 0.500 (8, 1)										0	0	0	0	0	0	0								
Babe Birrer, R OBP: 0.320, SLG: 0.500 (8, 1)										0	0	0	0	0	0	0								
Inning Stats	R: 0 E: 0 K: 1 S: 7	H: 2 LOB: 2 BB: 0 P: 7	R: 0 E: 0 K: 0 S: 3	H: 0 LOB: 0 BB: 0 P: 3	R: 0 E: 0 K: 2 S: 8	H: 1 LOB: 1 BB: 0 P: 8	R: 3 E: 0 K: 1 S: 10	H: 5 LOB: 2 BB: 0 P: 10	R: 0 E: 0 K: 0 S: 3	H: 0 LOB: 2 BB: 2 P: 11	R: 3 E: 0 K: 1 S: 8	H: 3 LOB: 1 BB: 1 P: 12	R: 0 E: 0 K: 1 S: 5	H: 1 LOB: 0 BB: 0 P: 5	R: 0 E: 0 K: 0 S: 3	H: 1 LOB: 1 BB: 0 P: 3	R: 1 E: 0 K: 1 S: 7	H: 2 LOB: 1 BB: 0 P: 7	1B: 11 2B: 1 3B: 0 HR: 3	SF: 0 SAC: 0 DP: 2 HBP: 0	WP: 0 PB: 0 SB: 0 CS: 0	PA: 43		
PITCHER	IP WLS BF H R ER SO BB IBB HBP BLK WP HR S P ERA WHIP	IP WLS BF H R ER SO BB IBB HBP BLK WP HR S P ERA WHIP	IP WLS BF H R ER SO BB IBB HBP BLK WP HR S P ERA WHIP	IP WLS BF H R ER SO BB IBB HBP BLK WP HR S P ERA WHIP	IP WLS BF H R ER SO BB IBB HBP BLK WP HR S P ERA WHIP	IP WLS BF H R ER SO BB IBB HBP BLK WP HR S P ERA WHIP	IP WLS BF H R ER SO BB IBB HBP BLK WP HR S P ERA WHIP	IP WLS BF H R ER SO BB IBB HBP BLK WP HR S P ERA WHIP	IP WLS BF H R ER SO BB IBB HBP BLK WP HR S P ERA WHIP	IP WLS BF H R ER SO BB IBB HBP BLK WP HR S P ERA WHIP	IP WLS BF H R ER SO BB IBB HBP BLK WP HR S P ERA WHIP	IP WLS BF H R ER SO BB IBB HBP BLK WP HR S P ERA WHIP	IP WLS BF H R ER SO BB IBB HBP BLK WP HR S P ERA WHIP	IP WLS BF H R ER SO BB IBB HBP BLK WP HR S P ERA WHIP	IP WLS BF H R ER SO BB IBB HBP BLK WP HR S P ERA WHIP	IP WLS BF H R ER SO BB IBB HBP BLK WP HR S P ERA WHIP	IP WLS BF H R ER SO BB IBB HBP BLK WP HR S P ERA WHIP	IP WLS BF H R ER SO BB IBB HBP BLK WP HR S P ERA WHIP	IP WLS BF H R ER SO BB IBB HBP BLK WP HR S P ERA WHIP	IP WLS BF H R ER SO BB IBB HBP BLK WP HR S P ERA WHIP	IP WLS BF H R ER SO BB IBB HBP BLK WP HR S P ERA WHIP	IP WLS BF H R ER SO BB IBB HBP BLK WP HR S P ERA WHIP	IP WLS BF H R ER SO BB IBB HBP BLK WP HR S P ERA WHIP	IP WLS BF H R ER SO BB IBB HBP BLK WP HR S P ERA WHIP
Tom Brewer, R ERA: 4.17 (1, 1)	5.2 W 30 11 6 6 5 2 0 0 0 0 2 38 46 9.53 2.294	5.2 W 30 11 6 6 5 2 0 0 0 0 0 2 38 46 9.53 2.294	5.2 W 30 11 6 6 5 2 0 0 0 0 0 2 38 46 9.53 2.294	5.2 W 30 11 6 6 5 2 0 0 0 0 0 2 38 46 9.53 2.294	5.2 W 30 11 6 6 5 2 0 0 0 0 0 2 38 46 9.53 2.294	5.2 W 30 11 6 6 5 2 0 0 0 0 0 2 38 46 9.53 2.294	5.2 W 30 11 6 6 5 2 0 0 0 0 0 2 38 46 9.53 2.294	5.2 W 30 11 6 6 5 2 0 0 0 0 0 2 38 46 9.53 2.294	5.2 W 30 11 6 6 5 2 0 0 0 0 0 2 38 46 9.53 2.294	5.2 W 30 11 6 6 5 2 0 0 0 0 0 2 38 46 9.53 2.294	5.2 W 30 11 6 6 5 2 0 0 0 0 0 2 38 46 9.53 2.294	5.2 W 30 11 6 6 5 2 0 0 0 0 0 2 38 46 9.53 2.294	5.2 W 30 11 6 6 5 2 0 0 0 0 0 2 38 46 9.53 2.294	5.2 W 30 11 6 6 5 2 0 0 0 0 0 2 38 46 9.53 2.294	5.2 W 30 11 6 6 5 2 0 0 0 0 0 2 38 46 9.53 2.294	5.2 W 30 11 6 6 5 2 0 0 0 0 0 2 38 46 9.53 2.294	5.2 W 30 11 6 6 5 2 0 0 0 0 0 2 38 46 9.53 2.294	5.2 W 30 11 6 6 5 2 0 0 0 0 0 2 38 46 9.53 2.294	5.2 W 30 11 6 6 5 2 0 0 0 0 0 2 38 46 9.53 2.294	5.2 W 30 11 6 6 5 2 0 0 0 0 0 2 38 46 9.53 2.294	5.2 W 30 11 6 6 5 2 0 0 0 0 0 2 38 46 9.53 2.294	5.2 W 30 11 6 6 5 2 0 0 0 0 0 2 38 46 9.53 2.294	5.2 W 30 11 6 6 5 2 0 0 0 0 0 2 38 46 9.53 2.294	5.2 W 30 11 6 6 5 2 0 0 0 0 0 2 38 46 9.53 2.294
Leo Kiely, L ERA: 2.93 (6, 1)	3.1 S 13 4 1 1 2 1 0 0 0 0 0 1 16 20 2.70 1.500	3.1 S 13 4 1 1 2 1 0 0 0 0 0 0 1 16 20 2.70 1.500	3.1 S 13 4 1 1 2 1 0 0 0 0 0 0 1 16 20 2.70 1.500	3.1 S 13 4 1 1 2 1 0 0 0 0 0 0 1 16 20 2.70 1.500	3.1 S 13 4 1 1 2 1 0 0 0 0 0 0 1 16 20 2.70 1.500	3.1 S 13 4 1 1 2 1 0 0 0 0 0 0 1 16 20 2.70 1.500	3.1 S 13 4 1 1 2 1 0 0 0 0 0 0 1 16 20 2.70 1.500	3.1 S 13 4 1 1 2 1 0 0 0 0 0 0 1 16 20 2.70 1.500	3.1 S 13 4 1 1 2 1 0 0 0 0 0 0 1 16 20 2.70 1.500	3.1 S 13 4 1 1 2 1 0 0 0 0 0 0 1 16 20 2.70 1.500	3.1 S 13 4 1 1 2 1 0 0 0 0 0 0 1 16 20 2.70 1.500	3.1 S 13 4 1 1 2 1 0 0 0 0 0 0 1 16 20 2.70 1.500	3.1 S 13 4 1 1 2 1 0 0 0 0 0 0 1 16 20 2.70 1.500	3.1 S 13 4 1 1 2 1 0 0 0 0 0 0 1 16 20 2.70 1.500	3.1 S 13 4 1 1 2 1 0 0 0 0 0 0 1 16 20 2.70 1.500	3.1 S 13 4 1 1 2 1 0 0 0 0 0 0 1 16 20 2.70 1.500	3.1 S 13 4 1 1 2 1 0 0 0 0 0 0 1 16 20 2.70 1.500	3.1 S 13 4 1 1 2 1 0 0 0 0 0 0 1 16 20 2.70 1.500	3.1 S 13 4 1 1 2 1 0 0 0 0 0 0 1 16 20 2.70 1.500	3.1 S 13 4 1 1 2 1 0 0 0 0 0 0 1 16 20 2.70 1.500	3.1 S 13 4 1 1 2 1 0 0 0 0 0 0 1 16 20 2.70 1.500	3.1 S 13 4 1 1 2 1 0 0 0 0 0 0 1 16 20 2.70 1.500	3.1 S 13 4 1 1 2 1 0 0 0 0 0 0 1 16 20 2.70 1.500	

Detroit Tigers @ Boston Red Sox
Fenway Park, Boston, MA
Wed Jun 22 1955, 3:33 AM EDT
Att: 11,484 - Unknown

AB	40
R	7
H	15
RBI	7
BB	3
SO	7
LOB	17




Batter	1	2	3	4	5	6	7	8	9	AB	R	H	RBI	BB	SO	LOB	BOTTOM						
Billy Goodman, L OBP: 0.357, SLG: 0.309 (1, 4)	6-3		K		SH	1-3				4	0	1	3	1	1	2							
Billy Klaus, L OBP: 0.387, SLG: 0.434 (1, 6)	E5			F7	G3-6			F7		6	1	1	1	0	0	3							
Ted Williams, L OBP: 0.495, SLG: 0.905 (1, 7)										5	2	3	2	0	0	3							
Gene Stephens, L OBP: 0.429, SLG: 0.583 (9, 7)				2B				L9		0	0	0	0	0	0	0							
Jackie Jensen, R OBP: 0.337, SLG: 0.492 (1, 9)	HR			L9				6-3		2	1	0	0	3	0	1							
Norm Zauchin, R OBP: 0.364, SLG: 0.523 (1, 3)		L5-3			6-3			F7		4	1	1	3	1	0	3							
Sammy White, R OBP: 0.320, SLG: 0.399 (1, 2)	BB									5	2	3	2	0	0	0							
Grady Hatton, L OBP: 0.375, SLG: 0.320 (1, 5)	BB			F8		1-6-3				3	2	1	0	2	0	0							
Jim Piersall, R OBP: 0.329, SLG: 0.412 (1, 8)	1B				F7					2	2	1	1	3	0	3							
Tom Brewer, R OBP: 0.154, SLG: 0.154 (1, 1)										2	1	1	0	0	1	3							
Leo Kiely, L OBP: 0.267, SLG: 0.214 (6, 1)	K			SH1-3				3-1		2	0	1	0	0	0	2							
Inning Stats	R: 6 E: 1 K: 1 S: 11	H: 5 LOB: 3 BB: 3 P: 23	R: 0 E: 0 K: 0 S: 2	H: 0 LOB: 0 BB: 1 P: 6	R: 0 E: 0 K: 1 S: 5	H: 0 LOB: 1 BB: 1 P: 9	R: 1 E: 0 K: 0 S: 5	H: 2 LOB: 3 BB: 2 P: 13	R: 1 E: 1 K: 0 S: 5	H: 2 LOB: 2 BB: 1 P: 9	R: 1 E: 0 K: 0 S: 5	H: 2 LOB: 0 BB: 0 P: 5	R: 0 E: 0 K: 0 S: 3	H: 0 LOB: 0 BB: 0 P: 3	R: 3 E: 0 K: 0 S: 5	H: 2 LOB: 1 BB: 2 P: 13	R: 0 E: 0 K: 0 S: 3	H: 0 LOB: 0 BB: 0 P: 3	1B: 6 2B: 5 3B: 0 HR: 3	SF: 0 SAC: 2 DP: 2 HBP: 0	WP: 0 PB: 0 SB: 1 CS: 0	PA: 47	
PITCHER	IP WLS BF H R ER SO BB IBB HBP BLK WP HR S P ERA WHIP	IP WLS BF H R ER SO BB IBB HBP BLK WP HR S P ERA WHIP	IP WLS BF H R ER SO BB IBB HBP BLK WP HR S P ERA WHIP	IP WLS BF H R ER SO BB IBB HBP BLK WP HR S P ERA WHIP	IP WLS BF H R ER SO BB IBB HBP BLK WP HR S P ERA WHIP	IP WLS BF H R ER SO BB IBB HBP BLK WP HR S P ERA WHIP	IP WLS BF H R ER SO BB IBB HBP BLK WP HR S P ERA WHIP	IP WLS BF H R ER SO BB IBB HBP BLK WP HR S P ERA WHIP	IP WLS BF H R ER SO BB IBB HBP BLK WP HR S P ERA WHIP	IP WLS BF H R ER SO BB IBB HBP BLK WP HR S P ERA WHIP	IP WLS BF H R ER SO BB IBB HBP BLK WP HR S P ERA WHIP	IP WLS BF H R ER SO BB IBB HBP BLK WP HR S P ERA WHIP	IP WLS BF H R ER SO BB IBB HBP BLK WP HR S P ERA WHIP	IP WLS BF H R ER SO BB IBB HBP BLK WP HR S P ERA WHIP	IP WLS BF H R ER SO BB IBB HBP BLK WP HR S P ERA WHIP	IP WLS BF H R ER SO BB IBB HBP BLK WP HR S P ERA WHIP	IP WLS BF H R ER SO BB IBB HBP BLK WP HR S P ERA WHIP	IP WLS BF H R ER SO BB IBB HBP BLK WP HR S P ERA WHIP	IP WLS BF H R ER SO BB IBB HBP BLK WP HR S P ERA WHIP	IP WLS BF H R ER SO BB IBB HBP BLK WP HR S P ERA WHIP	IP WLS BF H R ER SO BB IBB HBP BLK WP HR S P ERA WHIP	IP WLS BF H R ER SO BB IBB HBP BLK WP HR S P ERA WHIP	IP WLS BF H R ER SO BB IBB HBP BLK WP HR S P ERA WHIP
Frank Lary, R ERA: 3.05 (1, 1)	0.1 L 11 1 0 0 2 3 0 0 0 0 0 0 12 24 0.00 1.500	0.1 L 11 1 0 0 2 3 0 0 0 0 0 0 12 24 0.00 1.500	0.1 L 11 1 0 0 2 3 0 0 0 0 0 0 12 24 0.00 1.500	0.1 L 11 1 0 0 2 3 0 0 0 0 0 0 12 24 0.00 1.500	0.1 L 11 1 0 0 2 3 0 0 0 0 0 0 12 24 0.00 1.500	0.1 L 11 1 0 0 2 3 0 0 0 0 0 0 12 24 0.00 1.500	0.1 L 11 1 0 0 2 3 0 0 0 0 0 0 12 24 0.00 1.500	0.1 L 11 1 0 0 2 3 0 0 0 0 0 0 12 24 0.00 1.500	0.1 L 11 1 0 0 2 3 0 0 0 0 0 0 12 24 0.00 1.500	0.1 L 11 1 0 0 2 3 0 0 0 0 0 0 12 24 0.00 1.500	0.1 L 11 1 0 0 2 3 0 0 0 0 0 0 12 24 0.00 1.500	0.1 L 11 1 0 0 2 3 0 0 0 0 0 0 12 24 0.00 1.500	0.1 L 11 1 0 0 2 3 0 0 0 0 0 0 12 24 0.00 1.500	0.1 L 11 1 0 0 2 3 0 0 0 0 0 0 12 24 0.00 1.500	0.1 L 11 1 0 0 2 3 0 0 0 0 0 0 12 24 0.00 1.500	0.1 L 11 1 0 0 2 3 0 0 0 0 0 0 12 24 0.00 1.500	0.1 L 11 1 0 0 2 3 0 0 0 0 0 0 12 24 0.00 1.500	0.1 L 11 1 0 0 2 3 0 0 0 0 0 0 12 24 0.00 1.500	0.1 L 11 1 0 0 2 3 0 0 0 0 0 0 12 24 0.00 1.500	0.1 L 11 1 0 0 2 3 0 0 0 0 0 0 12 24 0.00 1.500	0.1 L 11 1 0 0 2 3 0 0 0 0 0 0 12 24 0.00 1.500	0.1 L 11 1 0 0 2 3 0 0 0 0 0 0 12 24 0.00 1.500	0.1 L 11 1 0 0 2 3 0 0 0 0 0 0 12 24 0.00 1.500
Paul Foytack, R ERA: 13.5 (4, 1)	1.2 12 4 2 2 0 3 0 0 0 0 0 0 9 21 10.80 4.200	1.2 12 4 2 2 0 3 0 0 0 0 0 0 9 21 10.80 4.200	1.2 12 4 2 2 0 3 0 0 0 0 0 0 9 21 10.80 4.200	1.2 12 4 2 2 0 3 0 0 0 0 0 0 9 21 10.80 4.200	1.2 12 4 2 2 0 3 0 0 0 0 0 0 9 21 10.80 4.200	1.2 12 4 2 2 0 3 0 0 0 0 0 0 9 21 10.80 4.200	1.2 12 4 2 2 0 3 0 0 0 0 0 0 9 21 10.80 4.200	1.2 12 4 2 2 0 3 0 0 0 0 0 0 9 21 10.80 4.200	1.2 12 4 2 2 0 3 0 0 0 0 0 0 9 21 10.80 4.200	1.2 12 4 2 2 0 3 0 0 0 0 0 0 9 21 10.80 4.200	1.2 12 4 2 2 0 3 0 0 0 0 0 0 9 21 10.80 4.200	1.2 12 4 2 2 0 3 0 0 0 0 0 0 9 21 10.80 4.200	1.2 12 4 2 2 0 3 0 0 0 0 0 0 9 21 10.80 4.200	1.2 12 4 2 2 0 3 0 0 0 0 0 0 9 21 10.80 4.200	1.2 12 4 2 2 0 3 0 0 0 0 0 0 9 21 10.80 4.200	1.2 12 4 2 2 0 3 0 0 0 0 0 0 9 21 10.80 4.200	1.2 12 4 2 2 0 3 0 0 0 0 0 0 9 21 10.80 4.200	1.2 12 4 2 2 0 3 0 0 0 0 0 0 9 21 10.80 4.200	1.2 12 4 2 2 0 3 0 0 0 0 0 0 9 21 10.80 4.200	1.2 12 4 2 2 0 3 0 0 0 0 0 0 9 21 10.80 4.200	1.2 12 4 2 2 0 3 0 0 0 0 0 0 9 21 10.80 4.200	1.2 12 4 2 2 0 3 0 0 0 0 0 0 9 21 10.80 4.200	1.2 12 4 2 2 0 3 0 0 0 0 0 0 9 21 10.80 4.200
George Zuverink, R ERA: 5.79 (

Batter	1	2	3	4	5	6	7	8	9	AB	R	H	RBI	BB	SO	LOB	TOP			
Harvey Kuenn, R OBP: 0.361, SLG: 0.455 (1, 6)	0-0 1-3		0-0 F7			0-0 F2		0-0 5-3		4	0	0	0	0	0	2				
Bill Tuttle, R OBP: 0.371, SLG: 0.375 (1, 8)	0-0 F2			0-0 2B		0-0 F2			0-0 6-3	4	0	1	0	0	0	0				
Al Kaline, R OBP: 0.453, SLG: 0.608 (1, 9)	0-0 L6-3			0-0 L5-3		0-3 K			0-0 L6-3	4	0	0	0	0	1	1				
Earl Torgeson, L OBP: 0.393, SLG: 0.349 (1, 3)		0-0 4-3		0-0 F7				0-0 6-3		3	0	0	0	1	0	1				
Ray Boone, R OBP: 0.331, SLG: 0.423 (1, 5)		0-3 K		4-0 BB				0-3 K		3	0	0	0	1	2	1				
Jim Delsing, L OBP: 0.371, SLG: 0.453 (1, 7)		0-0 6-3		0-0 F7				0-0 F9		3	0	0	0	0	0	2				
Frank House, L OBP: 0.296, SLG: 0.363 (1, 2)			0-0 F8		4-0 G1-6-3 BB			0-0 F9		2	0	0	0	1	0	0				
Fred Hatfield, L OBP: 0.329, SLG: 0.327 (1, 4)			4-0 SH1-4 BB		0-0 F7			0-0 6-3		2	0	0	0	1	0	1				
Duke Maas, R OBP: 0.174, SLG: 0.136 Charlie Maxwell, L OBP: 0.187, SLG: 0.318 Babe Birrer, R OBP: 0.229, SLG: 0.500 Ferry Faltus, L OBP: 0.351, SLG: 0.351 Jim Small, L OBP: 0.500, SLG: 0.500 Paul Foytack, R OBP: 0.500, SLG: 0.500 (1, 1) (5, PR) (5, 1) (6, PR) (8, PR) (8, 1)			0-0 SH1-4		0-0 G1-6-3 1-2			0-0 2B		0	0	0	0	0	0	0				
Inning Stats	R: 0 E: 0 K: 0 S: 3	H: 0 LOB: 0 BB: 0 P: 3	R: 0 E: 0 K: 1 S: 5	H: 0 LOB: 0 BB: 0 P: 5	R: 0 E: 0 K: 0 S: 3	H: 1 LOB: 1 BB: 1 P: 7	R: 0 E: 0 K: 0 S: 4	H: 0 LOB: 2 BB: 1 P: 8	R: 0 E: 0 K: 1 S: 5	H: 0 LOB: 0 BB: 0 P: 5	R: 0 E: 0 K: 0 S: 5	H: 0 LOB: 0 BB: 0 P: 5	R: 0 E: 0 K: 1 S: 5	H: 1 LOB: 1 BB: 1 P: 4	R: 0 E: 0 K: 0 S: 3	H: 0 LOB: 1 BB: 1 P: 7	1B: 0 2B: 2 3B: 0 HR: 0	SF: 0 SAC: 1 DP: 1 HBP: 0	WP: 0 PB: 0 SB: 0 CS: 0	PA: 32
PITCHER Frank Sullivan, R ERA: 2.97 (1, 1)	IP: 9.0 WLS: W BF: 32 H: 2 R: 0 ER: 0 SO: 3 BB: 4 IBB: 0 HBP: 0 BLK: 0 WP: 0 HR: 0 S: 34 P: 50 ERA: 0.00 WHIP: 0.667															PITCHER				

Detroit Tigers @ Boston Red Sox
Fenway Park, Boston, MA
Thu Jun 23 1955, 3:33 AM EDT
Att: 9,316 - Unknown


AB	27
R	0
H	2
RBI	0
BB	4
SO	3
LOB	9



Batter	1	2	3	4	5	6	7	8	9	AB	R	H	RBI	BB	SO	LOB	BOTTOM			
Billy Goodman, L OBP: 0.361, SLG: 0.315 (1, 4)	0-3 K		0-0 F7		0-0 E HR 1B			0-0 FC4-6 1B		5	1	3	0	0	1	3				
Billy Klaus, L OBP: 0.382, SLG: 0.427 (1, 6)	0-0 4-3		0-0 1-3		0-0 E8 HR 1B		0-0 FC4-6 BB 1-2	0-3 K		5	1	1	1	0	1	3				
Ted Williams, L OBP: 0.516, SLG: 0.907 Gene Stephens, L OBP: 0.424, SLG: 0.576 (6, PR) (7, 7)			4-0 BB		4-0 HR IBB		4-0 G6-4-3 BB 1-2	0-3 K		1	2	1	0	3	0	0				
Jackie Jensen, R OBP: 0.336, SLG: 0.500 (1, 9)	0-0 F8		0-0 F7		0-0 HR		0-0 G6-4-3			4	1	1	4	0	0	4				
Norm Zauchin, R OBP: 0.366, SLG: 0.537 (1, 3)		0-3 K		0-0 HR		4-0 FC6-4 BB		0-0 F8		3	1	1	2	1	1	0				
Sammy White, R OBP: 0.319, SLG: 0.394 (1, 2)		4-0 E BB		0-3 K		0-0 FC6-4 1-2		0-0 F3		3	0	0	0	1	1	1				
Grady Hatton, L OBP: 0.379, SLG: 0.321 (1, 5)		0-0 E8 1B		4-0 G6-4-3 BB		0-0 G3		0-0 3-1		3	0	1	0	1	0	0				
Jim Piersall, R OBP: 0.332, SLG: 0.408 (1, 8)		4-0 IBB		0-0 G6-4-3 1-2		0-0 F8		4-0 FC3-6 BB		2	0	0	0	2	0	1				
Frank Sullivan, R OBP: 0.167, SLG: 0.179 (1, 1)		0-0 F4		4-0 1B BB		0-3 K		0-0 FC3-6 1B		3	1	0	0	1	1	4				
Inning Stats	R: 0 E: 0 K: 1 S: 6	H: 1 LOB: 1 BB: 0 P: 6	R: 0 E: 1 K: 1 S: 6	H: 1 LOB: 3 BB: 2 P: 14	R: 2 E: 0 K: 1 S: 6	H: 1 LOB: 0 BB: 1 P: 10	R: 5 E: 1 K: 0 S: 5	H: 3 LOB: 1 BB: 4 P: 21	R: 0 E: 0 K: 1 S: 5	H: 0 LOB: 0 BB: 0 P: 5	R: 0 E: 0 K: 0 S: 3	H: 1 LOB: 2 BB: 1 P: 7	R: 0 E: 0 K: 0 S: 3	H: 0 LOB: 0 BB: 0 P: 3	R: 0 E: 0 K: 2 S: 8	H: 1 LOB: 2 BB: 1 P: 12	1B: 6 2B: 0 3B: 0 HR: 2	SF: 0 SAC: 0 DP: 2 HBP: 0	WP: 0 PB: 0 SB: 0 CS: 0	PA: 39
PITCHER Duke Maas, R ERA: 4.11 Babe Birrer, R ERA: 3.0 Paul Foytack, R ERA: 10.8 (1, 1) (5, 1) (8, 1)	IP: 4.0 WLS: L BF: 24 H: 6 R: 7 ER: 7 SO: 3 BB: 5 IBB: 2 HBP: 0 BLK: 0 WP: 0 HR: 2 S: 23 P: 51 ERA: 15.75 WHIP: 2.750															PITCHER				

Detroit Tigers @ Boston Red Sox
Fenway Park, Boston, MA
Thu Jun 23 1955, 3:33 AM EDT
Att: 9,316 - Unknown

AB	30
R	7
H	8
RBI	7
BB	9
SO	6
LOB	18



Batter	1	2	3	4	5	6	7	8	9	AB	R	H	RBI	BB	SO	LOB	TOP					
Harvey Kuenn, R OBP: 0.369, SLG: 0.456 (1, 6)	F8		1B SH3-4	BB 1B	3B BB	HR BB		F8		4	4	2	0	2	0	0	Detroit Tigers @ Washington Senators Griffith Stadium, Washington, DC Fri Jun 24 1955, 3:33 AM EDT Att.: 4,188 - Unknown					
Bill Tuttle, R OBP: 0.375, SLG: 0.401 (1, 8)	5-3		SH3-4	K	E 3B	HR BB		1B PB		5	3	3	4	0	1	1						
Al Kaline, R OBP: 0.455, SLG: 0.608 Bubba Phillips, R OBP: 0.298, SLG: 0.340 (1, 9) (6, 9)	BB 1B		1B	BB 1B	L5 FC3-6	L6-3		BLK PB 1B		5	2	3	1	0	0	0						
Earl Torgeson, L OBP: 0.401, SLG: 0.345 (1, 3)	1B BB		1B FC4-2	BB 1B	FC3-6 E9			BLK BB		2	1	0	0	4	0	1						
Ray Boone, R OBP: 0.332, SLG: 0.416 (1, 5)	K		FC4-2 HR 1B	HBP 1B	4-3	F4		F9		5	2	1	3	1	1	6						
Jim Delsing, L OBP: 0.370, SLG: 0.449 (1, 7)		F6	FC4-2 HR	E 1B HBP	K		G4-6-3 1B	F9		6	2	2	2	0	1	5						
Frank House, L OBP: 0.306, SLG: 0.393 (1, 2)	K		HR	1B E HBP		2B 1B	G4-6-3	K		5	2	2	3	0	2	1						
Fred Hatfield, L OBP: 0.333, SLG: 0.333 (1, 4)	G3		F7			SH5-3 HR 2B		F6		5	1	2	2	1	0	0						
Billy Hoelt, L OBP: 0.179, SLG: 0.111 (1, 1)			SH3-4 1B	K		SH5-3	K	6-3		5	1	1	0	0	2	3						
Inning Stats	R: 0 E: 0 K: 1 S: 6	H: 1 LOB: 2 BB: 1 P: 10	R: 0 E: 0 K: 1 S: 5	H: 0 LOB: 0 BB: 0 P: 5	R: 6 E: 0 K: 0 S: 8	H: 5 LOB: 0 BB: 1 P: 12	R: 5 E: 1 K: 2 S: 11	H: 4 LOB: 2 BB: 2 P: 20	R: 2 E: 1 K: 1 S: 7	H: 1 LOB: 1 BB: 1 P: 11	R: 4 E: 1 K: 0 S: 7	H: 3 LOB: 1 BB: 1 P: 11	R: 0 E: 0 K: 1 S: 5	H: 1 LOB: 1 BB: 1 P: 9	R: 1 E: 0 K: 0 S: 5	H: 2 LOB: 2 BB: 1 P: 9	R: 0 E: 0 K: 1 S: 5	H: 0 LOB: 0 BB: 0 P: 5	1B: 13 2B: 1 3B: 1 HR: 2	SF: 0 SAC: 2 DP: 1 HBP: 1	WP: 0 PB: 1 SB: 0 CS: 0	PA: 54
PITCHER	IP WLS BF H R ER SO BB IBB HBP BLK WP HR S P ERA WHIP																					
Bob Porterfield, R ERA: 4.19 (1, 1)	3.0 L 17 6 6 6 2 1 1 0 0 0 1 19 27 18.00 2.333																					
Chuck Stobbs, L ERA: 5.02 (4, 1)	2.0 16 5 7 6 3 3 0 1 0 0 0 18 31 27.00 4.000																					
Pedro Ramos, R ERA: 3.86 (6, 1)	4.0 21 6 5 4 2 3 0 0 1 0 1 22 34 9.00 2.250																					

Batter	1	2	3	4	5	6	7	8	9	AB	R	H	RBI	BB	SO	LOB	BOTTOM					
Juan Delis, R OBP: 0.297, SLG: 0.271 Pedro Ramos, S (6, 1)	5-3		F7		K		K		F8	3	0	0	0	0	1	2	Detroit Tigers @ Washington Senators Griffith Stadium, Washington, DC Fri Jun 24 1955, 3:33 AM EDT Att.: 4,188 - Unknown					
Tom Umphlett, R OBP: 0.277, SLG: 0.250 (9, PH)										1	0	0	0	0	1	0						
Ed Fitz Gerald, R OBP: 0.331, SLG: 0.356 (1, 2)	K			6-3		F8		1B BB	1B SF7 1B	4	2	1	1	1	1	0						
Carlos Paula, R OBP: 0.344, SLG: 0.366 (1, 9)	5-3			5-3		1B BB		F9	E 1B 1B	4	1	1	1	1	0	1						
Johnny Groth, R OBP: 0.345, SLG: 0.466 (1, 8)		G4-3-6 BB				WP 1B	6-3 1B	1B	SF7	2	1	2	1	2	0	0						
Roy Sievers, R OBP: 0.342, SLG: 0.399 (1, 3)	K		F7			WP 1B		1B	E4	5	0	3	2	0	1	2						
Pete Runnels, L OBP: 0.350, SLG: 0.329 (1, 4)	G4-3-6				3-1	6-3		F5	K	5	0	0	1	0	1	6						
Harmon Killebrew, R OBP: 0.105, SLG: 0.263 (1, 5)			K			HR		F9		4	1	1	1	0	1	3						
Jose Valdivielso, R OBP: 0.167, SLG: 0.250 (1, 6)			4-3 2B		6-3			F7	1B 1B	4	1	2	0	0	0	0						
Bob Porterfield, R OBP: 0.167, SLG: 0.225 Eddie Yost, R OBP: 0.358, SLG: 0.304 Chuck Stobbs, L OBP: 0.444, SLG: 0.091 Jerry Schoonmaker, R OBP: 0.400, SLG: 0.482 (1, 1) (3, PH) (4, 1) (5, PH) (6, 7)	4-3							K	1B 1B	0	0	0	0	0	0	0						
Inning Stats	R: 0 E: 0 K: 1 S: 5	H: 0 LOB: 0 BB: 1 P: 8	R: 0 E: 0 K: 1 S: 4	H: 0 LOB: 0 BB: 1 P: 8	R: 0 E: 0 K: 1 S: 6	H: 1 LOB: 1 BB: 0 P: 6	R: 0 E: 0 K: 0 S: 3	H: 0 LOB: 1 BB: 1 P: 7	R: 1 E: 0 K: 1 S: 7	H: 2 LOB: 1 BB: 0 P: 7	R: 2 E: 0 K: 0 S: 5	H: 2 LOB: 1 BB: 1 P: 9	R: 0 E: 0 K: 2 S: 7	H: 0 LOB: 0 BB: 0 P: 7	R: 1 E: 0 K: 0 S: 5	H: 2 LOB: 2 BB: 1 P: 9	R: 3 E: 1 K: 1 S: 10	H: 5 LOB: 2 BB: 0 P: 10	1B: 9 2B: 1 3B: 1 HR: 1	SF: 1 SAC: 0 DP: 1 HBP: 0	WP: 1 PB: 0 SB: 0 CS: 0	PA: 42
PITCHER	IP WLS BF H R ER SO BB IBB HBP BLK WP HR S P ERA WHIP																					
Billy Hoelt, L ERA: 3.88 (1, 1)	9.0 W 42 12 7 7 7 4 0 0 0 1 1 52 68 7.00 1.778																					

Batter	1	2	3	4	5	6	7	8	9	AB	R	H	RBI	BB	SO	LOB	TOP								
Harvey Kuenn, R (1, 6) OBP: 0.366, SLG: 0.450	E6 L4-3	F6					F9		F8	5	0	1	0	0	0	3									
Bill Tuttle, R (1, 8) OBP: 0.370, SLG: 0.394	L4-3		5-3			F8	1-3			4	0	0	0	0	0	3									
Al Kaline, R (1, 9) OBP: 0.452, SLG: 0.610	L9		L6			SF8 3B		L6		4	1	1	0	0	0	0									
Earl Torgeson, L (1, 3)		1B 2B 1B	K			SF8				3	1	2	1	0	1	0									
Ray Boone, R (1, 5) OBP: 0.330, SLG: 0.412		1-3 2B 1B		6-3		3-H L9		F8		4	1	1	0	0	0	1									
Jim Delsing, L (1, 7) OBP: 0.372, SLG: 0.452		1-H 3-H 1B 2B		6-3		4-0 BB		F3		3	1	1	2	1	0	1									
Frank House, L (1, 2) OBP: 0.304, SLG: 0.387		2-H G5-6-3 1B		K		F9			F5	4	0	1	1	0	1	1									
Fred Hatfield, L (1, 4) OBP: 0.332, SLG: 0.332		G5-6-3 1-2			G3		SH5-3 1B		1-3	4	0	1	0	0	0	1									
Steve Gromek, S (1, 1) OBP: 0.378, SLG: 0.267		4-0 BB			6-3		SH5-3 1-2 1B		WP 1B	2	0	1	0	1	0	0									
Inning Stats	R: 0 E: 1 K: 0 S: 3	H: 0 LOB: 0 BB: 0 P: 3	R: 3 E: 0 K: 0 S: 6	H: 4 LOB: 1 BB: 1 P: 10	R: 0 E: 0 K: 1 S: 5	H: 0 LOB: 0 BB: 0 P: 5	R: 0 E: 0 K: 1 S: 5	H: 0 LOB: 0 BB: 0 P: 5	R: 0 E: 0 K: 0 S: 4	H: 1 LOB: 1 BB: 0 P: 4	R: 1 E: 0 K: 0 S: 4	H: 1 LOB: 1 BB: 0 P: 8	R: 0 E: 0 K: 0 S: 4	H: 1 LOB: 1 BB: 0 P: 4	R: 0 E: 0 K: 0 S: 4	H: 1 LOB: 1 BB: 0 P: 4	R: 0 E: 0 K: 0 S: 4	H: 1 LOB: 1 BB: 0 P: 4	1B: 6 2B: 3 3B: 1 HR: 0	SF: 1 SAC: 1 DP: 2 HBP: 0	WP: 1 PB: 0 SB: 0 CS: 0	PA: 37			
PITCHER	IP	WLS	BF	H	R	ER	SO	BB	IBB	HBP	BLK	WP	HR	S	P	ERA	WHIP								
Ted Abernathy, R (1, 1) ERA: 7.44	8.0	L	33	8	4	4	2	2	0	0	0	0	0	35	43	4.50	1.250								
Johnny Schmitz, L (9, 1) ERA: 3.43	1.0		4	1	0	0	0	0	0	0	0	1	0	4	4	0.00	1.000								

Detroit Tigers @ Washington Senators
 Griffith Stadium, Washington, DC
 Sat Jun 25 1955, 3:33 AM EDT
 Att: 1,843 - Unknown

AB	33
R	4
H	9
RBI	4
BB	2
SO	2
LOB	10



Batter	1	2	3	4	5	6	7	8	9	AB	R	H	RBI	BB	SO	LOB	BOTTOM								
Jerry Schoonmaker, R (1, 9) OBP: 0.316, SLG: 0.353	F7		F5			F7			6-3	4	0	0	0	0	0	0									
Pete Runnels, L (1, 4) OBP: 0.348, SLG: 0.332	F7			2B		F5			F4	4	0	1	0	0	0	0									
Mickey Vernon, L (1, 3) OBP: 0.368, SLG: 0.418	F7			F2		L9			F8	4	0	0	0	0	0	1									
Clint Courtney, L (1, 2) OBP: 0.432, SLG: 0.524		FC6-4 1B		F6		L9				3	0	1	0	0	0	1									
Johnny Groth, R (1, 8) OBP: 0.338, SLG: 0.456		F7		L9		F7				3	0	0	0	0	0	2									
Roy Sievers, R (1, 7) OBP: 0.338, SLG: 0.392		F7			F8		K			3	0	0	0	0	1	1									
Harmon Killebrew, R (1, 5) OBP: 0.091, SLG: 0.227		FC6-4 1-2		L5				F8		3	0	0	0	0	0	1									
Jose Valdivielso, R (1, 6) OBP: 0.267, SLG: 0.333			F7						L3 1B	3	0	2	0	0	0	0									
Ted Abernathy, R (1, 1) OBP: 0.200, SLG: 0.200									L3	2	0	0	0	0	0	1									
Mickey McDermott, L (8, PH) OBP: 0.271, SLG: 0.353										1	0	0	0	0	0	1									
Johnny Schmitz, R (9, 1) OBP: 0.111, SLG: 0.111									L3	0	0	0	0	0	0	0									
Inning Stats	R: 0 E: 0 K: 0 S: 3	H: 0 LOB: 0 BB: 0 P: 3	R: 0 E: 0 K: 0 S: 4	H: 1 LOB: 1 BB: 0 P: 4	R: 0 E: 0 K: 0 S: 3	H: 0 LOB: 0 BB: 0 P: 3	R: 0 E: 0 K: 0 S: 4	H: 1 LOB: 1 BB: 0 P: 4	R: 0 E: 0 K: 0 S: 3	H: 0 LOB: 0 BB: 0 P: 3	R: 0 E: 0 K: 0 S: 3	H: 1 LOB: 0 BB: 0 P: 3	R: 0 E: 0 K: 0 S: 3	H: 0 LOB: 0 BB: 0 P: 3	R: 0 E: 0 K: 0 S: 3	H: 0 LOB: 0 BB: 0 P: 3	1B: 3 2B: 2 3B: 0 HR: 0	SF: 0 SAC: 0 DP: 1 HBP: 0	WP: 0 PB: 0 SB: 0 CS: 0	PA: 30					
PITCHER	IP	WLS	BF	H	R	ER	SO	BB	IBB	HBP	BLK	WP	HR	S	P	ERA	WHIP								
Steve Gromek, R (1, 1) ERA: 2.72	9.0	W	30	4	0	0	1	0	0	0	0	0	0	32	32	0.00	0.444								

Detroit Tigers @ Washington Senators
 Griffith Stadium, Washington, DC
 Sat Jun 25 1955, 3:33 AM EDT
 Att: 1,843 - Unknown

AB	30
R	0
H	4
RBI	0
BB	0
SO	1
LOB	8




Batter	1	2	3	4	5	6	7	8	9	10	AB	R	H	RBI	BB	SO	LOB	TOP		
Harvey Kuenn, R OBP: 0.358, SLG: 0.441 (1, 6)	5-3		G1-4-3		F7		F8		F9		5	0	0	0	0	0	5	Detroit Tigers @ Washington Senators Griffith Stadium, Washington, DC Sun Jun 26 1955, 3:33 AM EDT Unknown		
Bill Tuttle, R OBP: 0.367, SLG: 0.390 (1, 8)	FC6-4 1B		1-3		5-3			F6		L5-3	5	0	1	0	0	0	1			
Al Kaline, R OBP: 0.448, SLG: 0.601 (1, 9)	FC6-4 WP BB			L7		K		K		1B BB	4	1	0	0	1	2	1			
Jack Phillips, R OBP: 0.348, SLG: 0.415 Earl Torgeson, L OBP: 0.403, SLG: 0.356 (10, PR) (10, 3)	WP BB			6-3		5-3		F8		1B SF7 1B	4	0	1	0	1	0	0			
Ray Boone, R OBP: 0.326, SLG: 0.406 (1, 5)	F7			F7		K				6-3	5	0	1	1	0	1	2			
Bubba Phillips, R OBP: 0.290, SLG: 0.352 (1, 7)		4-3			F5		SH1-4 1B 2B		L5	SF7	4	1	1	1	0	0	0			
Red Wilson, R OBP: 0.315, SLG: 0.331 Reno Bertola, R OBP: 0.269, SLG: 0.240 Frank House, L OBP: 0.302, SLG: 0.384 (9, PR) (9, 2)		G3			E 1B BB		SH1-4		FC5-4 BB 1B	F7	2	1	0	0	1	0	1			
Harry Malmberg, R OBP: 0.331, SLG: 0.295 (1, 4)		F8			E5 1B WP		5-3 1B		1B BB		3	1	1	1	1	0	1			
Ned Garver, R OBP: 0.302, SLG: 0.280 Ferry Fair, L OBP: 0.344, SLG: 0.390 Jim Shiall, L OBP: 0.332, SLG: 0.332 Fred Hatfield, L OBP: 0.300, SLG: 0.500 Babe Birrer, R OBP: 0.300, SLG: 0.500 Al Aber, L OBP: 0.300, SLG: 0.500 (9, 1) (9, 1)				G1-4-3 1B		WP 1B	5-3 1B		1-3 2-H 1B		3	0	2	1	0	0	1			
Inning Stats	R: 0 E: 0 K: 0 S: 4	H: 1 LOB: 2 BB: 1 P: 8	R: 0 E: 0 K: 0 S: 3	H: 0 LOB: 0 BB: 0 P: 3	R: 0 E: 0 K: 0 S: 3	H: 1 LOB: 0 BB: 0 P: 3	R: 0 E: 0 K: 0 S: 7	H: 0 LOB: 0 BB: 0 P: 7	R: 1 E: 0 K: 0 S: 5	H: 2 LOB: 1 BB: 0 P: 5	R: 0 E: 0 K: 1 S: 5	H: 0 LOB: 0 BB: 0 P: 5	R: 1 E: 0 K: 0 S: 5	H: 1 LOB: 2 BB: 1 P: 9	R: 2 E: 0 K: 0 S: 5	H: 2 LOB: 1 BB: 1 P: 9	1B: 7 2B: 1 3B: 0 HR: 0		SF: 1 SAC: 1 DP: 1 HBP: 0	WP: 2 PA: 43
PITCHER Dean Stone, L ERA: 3.45 (1, 1)	IP 10.0	WLS L	BF 43	H 8	R 6	ER 4	SO 3	BB 4	IBB 0	HBP 0	BLK 0	WP 2	HR 0	S 45	P 61	ERA 3.60	WHIP 1.200			
PITCHER	IP	WLS	BF	H	R	ER	SO	BB	IBB	HBP	BLK	WP	HR	S	P	ERA	WHIP			

AB	37
R	6
H	8
RBI	5
BB	4
SO	3
LOB	13



Batter	1	2	3	4	5	6	7	8	9	10	AB	R	H	RBI	BB	SO	LOB	BOTTOM		
Jerry Schoonmaker, R OBP: 0.273, SLG: 0.300 Ernie Oravetz, S OBP: 0.336, SLG: 0.267 Carlos Paula, R OBP: 0.351, SLG: 0.398 (7, PH) (8, 9)	E6 1B 1B	F7			6-3		FC4-6 G4-3 1-2 2-3		FC1-2 3B		3	1	0	0	0	0	1	Detroit Tigers @ Washington Senators Griffith Stadium, Washington, DC Sun Jun 26 1955, 3:33 AM EDT Unknown		
Pete Runnels, L OBP: 0.349, SLG: 0.341 (1, 4)	1B 1B			SF8 3B	L9		G4-3		FC1-2 FC6-4		5	2	2	0	0	0	3			
Mickey Vernon, L OBP: 0.369, SLG: 0.426 (1, 3)	1B 1B			F3	4-3				FC6-4		5	1	2	0	0	0	2			
Clint Courtney, L OBP: 0.420, SLG: 0.511 (1, 2)	L9			SF8		5-3		SH1-3 1B		L3	4	0	1	2	0	0	3			
Johnny Groth, R OBP: 0.342, SLG: 0.457 (1, 8)	G6-4-3 1B		1-3					SH1-3 1B		5-3	4	0	2	2	0	0	0			
Roy Sievers, R OBP: 0.338, SLG: 0.389 (1, 7)	G6-4-3						F8			F7	4	0	1	0	1	0	3			
Harmon Killebrew, R OBP: 0.080, SLG: 0.200 Mickey McDermott, L OBP: 0.295, SLG: 0.326 Bobby Kline, R OBP: 0.305, SLG: 0.273 (8, PH) (9, 5)		5-3			L9		K		F8		3	0	0	0	0	1	2			
Jose Valdivielso, R OBP: 0.263, SLG: 0.316 (1, 6)		F4			F4		FC4-6 FC3 1B		4-3		4	0	1	0	0	0	3			
Dean Stone, L OBP: 0.148, SLG: 0.080 (1, 1)					F8		FC3 FC4-6		3-1		3	0	0	0	1	0	2			
Inning Stats	R: 2 E: 1 K: 0 S: 6	H: 3 LOB: 1 BB: 0 P: 6	R: 0 E: 0 K: 0 S: 3	H: 0 LOB: 1 BB: 1 P: 7	R: 1 E: 0 K: 0 S: 4	H: 1 LOB: 0 BB: 0 P: 4	R: 0 E: 0 K: 0 S: 4	H: 1 LOB: 1 BB: 0 P: 6	R: 0 E: 0 K: 0 S: 4	H: 1 LOB: 1 BB: 0 P: 4	R: 1 E: 0 K: 0 S: 5	H: 2 LOB: 2 BB: 1 P: 9	R: 0 E: 0 K: 0 S: 4	H: 1 LOB: 1 BB: 0 P: 4	R: 0 E: 0 K: 0 S: 3	H: 0 LOB: 0 BB: 0 P: 3	1B: 7 2B: 0 3B: 3 HR: 0		SF: 1 SAC: 1 DP: 2 HBP: 0	WP: 0 PA: 42
PITCHER Ned Garver, R ERA: 3.66 Babe Birrer, R ERA: 2.93 Al Aber, L ERA: 3.13 (1, 1) (9, 1) (9, 1)	IP 8.0	WLS 0.1	BF 2	H 1	R 0	ER 0	SO 0	BB 1	IBB 0	HBP 0	BLK 0	WP 0	HR 0	S 35	P 43	ERA 3.38	WHIP 1.250			
PITCHER	IP	WLS	BF	H	R	ER	SO	BB	IBB	HBP	BLK	WP	HR	S	P	ERA	WHIP			

AB	38
R	4
H	10
RBI	4
BB	2
SO	1
LOB	23



Batter	1	2	3	4	5	6	7	8	9	AB	R	H	RBI	BB	SO	LOB	TOP					
Harvey Kuenn, R OBP: 0.355, SLG: 0.433										4	1	0	0	1	0	5						
Bill Tuttle, R OBP: 0.371, SLG: 0.402										5	0	3	3	0	0	1						
Al Kaline, R OBP: 0.444, SLG: 0.593										5	0	1	0	0	0	2						
Earl Torgeson, L OBP: 0.403, SLG: 0.354										4	1	1	0	1	0	2						
Ray Boone, R OBP: 0.323, SLG: 0.400										5	0	1	0	0	0	4						
Bubba Phillips, R OBP: 0.285, SLG: 0.345										4	0	1	1	0	1	4						
Harry Malmberg, R OBP: 0.329, SLG: 0.294										4	1	1	0	0	1	2						
Frank House, L OBP: 0.305, SLG: 0.386										2	1	1	0	0	0	0						
Red Wilson, R OBP: 0.310, SLG: 0.326										2	0	0	0	0	0	0						
Frank Lary, R OBP: 0.306, SLG: 0.320										2	0	0	0	0	1	2						
George Zuverink, R OBP: 0.300, SLG: 0.409										0	0	0	0	0	0	0						
Paul Foytack, R OBP: 0.290, SLG: 0.500										0	0	0	0	0	0	0						
Jack Phillips, R OBP: 0.320, SLG: 0.429										1	0	1	0	0	0	0						
Babe Birrer, R OBP: 0.290, SLG: 0.500										0	0	0	0	0	0	0						
Ferns Fain, L OBP: 0.402, SLG: 0.390										0	0	0	0	1	0	0						
Reno Bertola, R OBP: 0.269, SLG: 0.240										0	0	0	0	0	0	0						
Al Aber, L OBP: 0.269, SLG: 0.240										0	0	0	0	0	0	0						
Inning Stats	R: 1 E: 0 K: 1 S: 7	H: 2 LOB: 2 BB: 1 P: 11	R: 0 E: 1 K: 0 S: 4	H: 0 LOB: 1 BB: 0 P: 4	R: 0 E: 0 K: 0 S: 4	H: 1 LOB: 2 BB: 1 P: 8	R: 2 E: 0 K: 1 S: 8	H: 3 LOB: 1 BB: 0 P: 8	R: 0 E: 0 K: 0 S: 3	H: 0 LOB: 0 BB: 0 P: 3	R: 0 E: 0 K: 0 S: 4	H: 1 LOB: 1 BB: 0 P: 4	R: 1 E: 0 K: 1 S: 8	H: 3 LOB: 2 BB: 0 P: 8	R: 0 E: 0 K: 0 S: 3	H: 0 LOB: 1 BB: 1 P: 7	R: 0 E: 0 K: 0 S: 3	H: 0 LOB: 0 BB: 0 P: 3	1B: 9 2B: 0 3B: 1 HR: 0	SF: 0 SAC: 0 DP: 0 HBP: 0	WP: 1 PB: 1 SB: 0 CS: 0	PA: 41
PITCHER	IP WLS BF H R ER SO BB IBB HBP BLK WP HR S P ERA WHIP																					
Mickey McDermott, L ERA: 3.17	(1, 1) 9.0 W 41 10 4 4 3 3 3 0 0 0 1 0 44 56 4.00 1.444																					

Detroit Tigers @ Washington Senators
 Griffith Stadium, Washington, DC
 Sun Jun 26 1955, 3:38 AM EDT
 Att: 7,407 - Unknown

AB	38
R	4
H	10
RBI	4
BB	3
SO	3
LOB	22



Batter	1	2	3	4	5	6	7	8	9	AB	R	H	RBI	BB	SO	LOB	BOTTOM			
Carlos Paula, R OBP: 0.343, SLG: 0.414										4	1	1	2	0	0	0				
Pete Runnels, L OBP: 0.350, SLG: 0.342										5	1	2	1	0	0	1				
Mickey Vernon, L OBP: 0.373, SLG: 0.424										3	2	1	0	2	0	0				
Clint Courtney, L OBP: 0.423, SLG: 0.522										4	1	2	0	0	0	1				
Johnny Groth, R OBP: 0.350, SLG: 0.462										3	2	1	2	2	0	2				
Roy Sievers, R OBP: 0.345, SLG: 0.412										4	2	4	1	0	0					
Harmon Killebrew, R OBP: 0.133, SLG: 0.310										4	1	1	2	1	2	3				
Jose Valdivielso, R OBP: 0.304, SLG: 0.435										4	1	2	1	0	1	1				
Mickey McDermott, L OBP: 0.283, SLG: 0.313										2	1	0	0	1	0	2				
Inning Stats	R: 0 E: 0 K: 0 S: 3	H: 0 LOB: 0 BB: 0 P: 3	R: 0 E: 0 K: 0 S: 3	H: 0 LOB: 0 BB: 0 P: 3	R: 2 E: 0 K: 2 S: 8	H: 2 LOB: 0 BB: 0 P: 9	R: 5 E: 0 K: 0 S: 7	H: 4 LOB: 1 BB: 2 P: 15	R: 3 E: 0 K: 1 S: 7	H: 2 LOB: 1 BB: 2 P: 15	R: 0 E: 0 K: 0 S: 4	H: 1 LOB: 2 BB: 1 P: 8	R: 0 E: 0 K: 0 S: 3	H: 0 LOB: 1 BB: 1 P: 7	R: 2 E: 0 K: 0 S: 6	H: 3 LOB: 2 BB: 1 P: 10	1B: 4 2B: 4 3B: 3 HR: 1	SF: 1 SAC: 1 DP: 0 HBP: 1	WP: 1 PB: 2 SB: 0 CS: 1	PA: 44
PITCHER	IP WLS BF H R ER SO BB IBB HBP BLK WP HR S P ERA WHIP																			
Frank Lary, R ERA: 3.41	(1, 1) 3.1 L 15 4 5 5 2 1 0 0 0 0 0 1 2 6																			
George Zuverink, R ERA: 6.17	(4, 1) 0.0 3 2 1 1 0 1 0 0 0 0 0 1 2 6																			
Paul Foytack, R ERA: 12.15	(4, 1) 1.2 9 2 4 3 1 2 0 0 0 1 0 9 17																			
Babe Birrer, R ERA: 2.6	(6, 1) 2.0 9 1 0 0 0 2 0 0 0 0 0 7 15																			
Al Aber, L ERA: 3.52	(8, 1) 1.0 7 3 2 2 0 1 0 0 0 0 0 6 10																			

Detroit Tigers @ Washington Senators
 Griffith Stadium, Washington, DC
 Sun Jun 26 1955, 3:38 AM EDT
 Att: 7,407 - Unknown

AB	33
R	12
H	12
RBI	12
BB	7
SO	3
LOB	10



Batter	1	2	3	4	5	6	7	8	9	AB	R	H	RBI	BB	SO	LOB	TOP					
Harvey Kuenn, R (1, 6) OBP: 0.353, SLG: 0.427			5-3		1-3		1-3			5	1	1	0	0	0	4	Detroit Tigers @ Chicago White Sox Comiskey Park, Chicago, IL Wed Jun 29 1955, 4:33 AM EDT Att: 9,608 - Unknown					
Bill Tuttle, R (1, 8) OBP: 0.370, SLG: 0.404 Bubba Phillips, R (6, FR) OBP: 0.299, SLG: 0.356		F4		F7		FC4-6 1B		L1-3 1B		4	1	2	0	0	0	0						
Al Kaline, R (1, 9) OBP: 0.446, SLG: 0.604				WP 1B		L8		L1-3		5	1	3	3	0	0	2						
Earl Torgeson, L (1, 3) OBP: 0.403, SLG: 0.348		K		BB		FC4-6 1B E		F4		4	2	1	0	1	1	3						
Ray Boone, R (1, 5) OBP: 0.327, SLG: 0.416		F9		F9		E1 1B				5	1	3	2	0	0	3						
Jim Delsing, L (1, 7) OBP: 0.269, SLG: 0.442	1-3		4-3	F2		BB		F9		4	0	0	0	1	0	4						
Frank House, L (1, 2) OBP: 0.297, SLG: 0.371	F8		G3		4-3	F8			K	5	0	0	0	0	1	3						
Fred Hatfield, L (1, 4) OBP: 0.331, SLG: 0.332	1B IBB		2B		F8		3-1		F8	4	1	1	0	1	0	0						
Billy Hoelt, L (1, 1) OBP: 0.227, SLG: 0.195	1-3 2-H 1B		2B				6-3		K	5	0	3	2	0	1	0						
Inning Stats	R: 5 E: 0 K: 0 S: 9	H: 6 LOB: 2 BB: 1 P: 13	R: 0 E: 0 K: 1 S: 6	H: 1 LOB: 1 BB: 0 P: 6	R: 1 E: 0 K: 0 S: 5	H: 2 LOB: 1 BB: 0 P: 5	R: 0 E: 0 K: 0 S: 4	H: 1 LOB: 2 BB: 0 P: 8	R: 0 E: 0 K: 0 S: 4	H: 1 LOB: 1 BB: 0 P: 4	R: 1 E: 1 K: 0 S: 5	H: 2 LOB: 2 BB: 1 P: 9	R: 0 E: 0 K: 0 S: 3	H: 0 LOB: 0 BB: 0 P: 3	R: 1 E: 0 K: 0 S: 5	H: 2 LOB: 1 BB: 0 P: 5		R: 0 E: 0 K: 0 S: 7	H: 0 LOB: 0 BB: 0 P: 7	1B: 10 2B: 4 3B: 0 HR: 1	SF: 0 SAC: 0 DP: 0 HBP: 0	WP: 2 PB: 0 CS: 0
PITCHER	IP WLS BF H R ER SO BB IBB HBP BLK WP HR S P ERA WHIP																					
Harry Byrd, R (1, 1) ERA: 4.33	0.0	L	5	5	5	0	0	0	0	0	0	0	0	0	0	0	1	1	5	5	∞	∞
Dixie Howell, R (1, 1) ERA: 2.51	5.2		28	8	2	1	1	2	1	0	0	0	1	0	27	39	1.59	1.765				
Morrie Martin, L (6, 1) ERA: 4.96	2.1		9	2	1	1	0	0	0	0	0	0	0	0	9	9	3.86	0.857				
Bob Keegan, R (9, 1) ERA: 6.82	1.0		3	0	0	0	2	0	0	0	0	0	0	0	7	7	0.00	0.000				
Batter	1	2	3	4	5	6	7	8	9	AB	R	H	RBI	BB	SO	LOB	BOTTOM					
Nellie Fox, L (1, 4) OBP: 0.394, SLG: 0.473	F6		F8			1B 1B G6-4-3 1B		6-3		4	1	1	0	0	0	1	Detroit Tigers @ Chicago White Sox Comiskey Park, Chicago, IL Wed Jun 29 1955, 4:33 AM EDT Att: 9,608 - Unknown					
George Kell, R (1, 5) OBP: 0.395, SLG: 0.368 Bob Keegan, R (9, 1) OBP: 0.455, SLG: 0.400			FC4-6			G6-4-3 1B 1-2 2-H 1B		F7		4	0	2	1	0	0	1						
Minnie Minoso, R (1, 9) OBP: 0.348, SLG: 0.320	L9					G6-4-3 1B 1-2 2-3 1B		F8		4	0	1	0	0	1	1						
Bob Nieman, R (1, 7) OBP: 0.314, SLG: 0.456	F8					G6-4-3		L9		4	0	0	0	0	0	3						
Les Moss, R (1, 2) OBP: 0.419, SLG: 0.500			L9			K		F8		4	0	0	0	0	2	1						
Jim Busby, R (1, 8) OBP: 0.280, SLG: 0.366						G5-4-3 1B		F8		3	0	2	0	0	0	0						
Walt Dropo, R (1, 3) OBP: 0.330, SLG: 0.430			G5-4-3			K		K		3	0	0	0	0	2	2						
Chico Carrasquel, R (1, 6) OBP: 0.352, SLG: 0.357						G5-4-3		F3		3	0	1	0	0	0	1						
Harry Byrd, R (1, 1) OBP: 0.185, SLG: 0.154 Dixie Howell, L (1, 1) OBP: 0.250, SLG: 0.250 Morrie Martin, L (6, 1) OBP: 0.500, SLG: 0.500 Bob Kennedy, R (8, PH) OBP: 0.260, SLG: 0.212			K			1B 1B		K		0	0	0	0	0	0	0						
Inning Stats	R: 0 E: 0 K: 0 S: 4	H: 1 LOB: 0 BB: 0 P: 4	R: 0 E: 0 K: 0 S: 3	H: 1 LOB: 0 BB: 0 P: 3	R: 0 E: 0 K: 1 S: 6	H: 1 LOB: 0 BB: 0 P: 6	R: 0 E: 0 K: 2 S: 7	H: 0 LOB: 0 BB: 0 P: 7	R: 0 E: 0 K: 1 S: 5	H: 1 LOB: 0 BB: 0 P: 5	R: 2 E: 0 K: 1 S: 8	H: 4 LOB: 1 BB: 0 P: 8	R: 0 E: 0 K: 1 S: 5	H: 0 LOB: 0 BB: 0 P: 5	R: 0 E: 0 K: 0 S: 3	H: 0 LOB: 0 BB: 0 P: 3		1B: 8 2B: 0 3B: 0 HR: 0	SF: 0 SAC: 0 DP: 3 HBP: 0	WP: 0 PB: 0 CS: 0	PA: 32	
PITCHER	IP WLS BF H R ER SO BB IBB HBP BLK WP HR S P ERA WHIP																					
Billy Hoelt, L (1, 1) ERA: 3.72	9.0	W	32	8	2	2	7	0	0	0	0	0	0	0	46	46	2.00	0.889				

Batter	1	2	3	4	5	6	7	8	9	AB	R	H	RBI	BB	SO	LOB	TOP			
Harvey Kuenn, R (1, 6) OBP: 0.355, SLG: 0.430										3	1	1	0	1	0	3	Detroit Tigers @ Chicago White Sox Comiskey Park, Chicago, IL Thu Jun 30 1955, 4:33 AM EDT Att: 6,016 - Unknown			
Bill Tuttle, R (1, 8) OBP: 0.368, SLG: 0.409										4	1	1	1	0	0	1				
Al Kaline, R (1, 9) OBP: 0.443, SLG: 0.599										4	1	1	0	0	0	1				
Earl Torgeson, L (1, 3) OBP: 0.400, SLG: 0.346										4	0	1	0	0	0	2				
Ray Boone, R (1, 5) OBP: 0.330, SLG: 0.434										4	1	2	3	0	0	1				
Jim Delsing, L (1, 7) OBP: 0.367, SLG: 0.436										3	0	0	0	1	0	1				
Frank House, L (1, 2) OBP: 0.296, SLG: 0.367										4	0	1	0	0	0	0				
Fred Hatfield, L (1, 4) OBP: 0.330, SLG: 0.327										3	0	0	0	1	0	2				
Steve Gromek, S (1, 1) OBP: 0.350, SLG: 0.242										3	0	0	0	0	0	2				
Inning Stats	R: 2 E: 0 K: 0 S: 6	H: 3 LOB: 1 BB: 0 P: 6	R: 0 E: 0 K: 0 S: 3	H: 0 LOB: 0 BB: 0 P: 3	R: 0 E: 0 K: 0 S: 2	H: 0 LOB: 0 BB: 1 P: 6	R: 0 E: 0 K: 0 S: 3	H: 0 LOB: 1 BB: 1 P: 7	R: 0 E: 0 K: 0 S: 4	H: 1 LOB: 1 BB: 0 P: 4	R: 0 E: 0 K: 0 S: 4	H: 1 LOB: 2 BB: 1 P: 8	R: 2 E: 0 K: 0 S: 5	H: 2 LOB: 0 BB: 0 P: 5	R: 0 E: 0 K: 0 S: 3	H: 0 LOB: 0 BB: 0 P: 3	1B: 4 2B: 1 3B: 1 HR: 1	SF: 0 SAC: 1 DP: 1 HBP: 0	WP: 0 PB: 0 SB: 1 CS: 0	PA: 36
PITCHER	IP WLS BF H R ER SO BB IBB HBP BLK WP HR S P ERA WHIP																			
Mike Fomies, R (1, 1) ERA: 3.77	2.0	10	3	2	2	0	1	0	0	0	0	0	0	0	9	13	9.00	2.000		
Virgil Trucks, R (3, 1) ERA: 3.55	5.0	18	2	0	0	0	2	0	0	0	0	0	0	16	24	0.00	0.800			
Sandy Consuegra, R (8, 1) ERA: 2.1	2.0	L 8	2	2	2	0	0	0	0	0	0	0	1	8	8	9.00	1.000			

Batter	1	2	3	4	5	6	7	8	9	AB	R	H	RBI	BB	SO	LOB	BOTTOM					
Chico Carrasquel, R (1, 6) OBP: 0.346, SLG: 0.351										5	0	0	0	0	0	4	Detroit Tigers @ Chicago White Sox Comiskey Park, Chicago, IL Thu Jun 30 1955, 4:33 AM EDT Att: 6,016 - Unknown					
Nellie Fox, L (1, 4) OBP: 0.394, SLG: 0.472										5	1	2	0	0	0	4						
Minnie Minoso, R (1, 7) OBP: 0.345, SLG: 0.332										5	1	1	2	0	1	6						
George Kell, R (1, 5) OBP: 0.367, SLG: 0.368										3	0	1	0	0	1	1						
Bob Kennedy, R (8, PR) OBP: 0.260, SLG: 0.212										0	0	0	0	0	0	0						
Jim Rivera, L (1, 9) OBP: 0.322, SLG: 0.358										4	0	0	0	0	0	2						
Jim Busby, R (1, 8) OBP: 0.280, SLG: 0.368										4	1	1	0	0	1	2						
Ron Jackson, R (1, 3) OBP: 0.254, SLG: 0.367										2	0	0	0	0	1	0						
Walt Dropo, R (8, 3) OBP: 0.328, SLG: 0.428										1	0	0	0	0	0	1						
Les Moss, R (1, 2) OBP: 0.423, SLG: 0.493										3	0	1	0	1	0	0						
Billy Pierce, L (9, PR) OBP: 0.207, SLG: 0.148										0	0	0	0	0	0	0						
Mike Fomies, R (1, 1) OBP: 0.105, SLG: 0.158										0	0	0	0	0	0	0						
Virgil Trucks, R (3, 1) OBP: 0.125, SLG: 0.154										2	0	0	0	0	0	1						
Bob Nieman, R (7, PH) OBP: 0.318, SLG: 0.459										1	0	1	1	0	0	0						
Sandy Consuegra, R (8, 1) OBP: 0.167, SLG: 0.167										0	0	0	0	0	0	0						
Vern Stephens, R (9, PH) OBP: 0.314, SLG: 0.435										1	0	0	0	0	0	1						
Inning Stats	R: 0 E: 1 K: 0 S: 4	H: 0 LOB: 1 BB: 0 P: 4	R: 0 E: 0 K: 0 S: 3	H: 0 LOB: 0 BB: 0 P: 3	R: 0 E: 0 K: 0 S: 4	H: 1 LOB: 1 BB: 0 P: 4	R: 0 E: 0 K: 0 S: 4	H: 1 LOB: 1 BB: 0 P: 4	R: 0 E: 0 K: 1 S: 5	H: 0 LOB: 0 BB: 0 P: 5	R: 2 E: 0 K: 1 S: 7	H: 2 LOB: 0 BB: 0 P: 7	R: 1 E: 1 K: 0 S: 6	H: 2 LOB: 3 BB: 1 P: 10	R: 0 E: 0 K: 1 S: 5	H: 0 LOB: 1 BB: 0 P: 6	R: 0 E: 1 K: 1 S: 7	H: 1 LOB: 2 BB: 0 P: 7	1B: 5 2B: 1 3B: 0 HR: 1	SF: 0 SAC: 1 DP: 0 HBP: 1	WP: 0 PB: 0 SB: 0 CS: 0	PA: 39
PITCHER	IP WLS BF H R ER SO BB IBB HBP BLK WP HR S P ERA WHIP																					
Steve Gromek, R (1, 1) ERA: 2.75	9.0	W 39	7	3	3	4	0	1	1	0	0	1	45	50	3.00	0.778						

AB	32
R	4
H	7
RBI	4
BB	3
SO	0
LOB	13



AB	36
R	3
H	7
RBI	3
BB	1
SO	4
LOB	22



Batter	1	2	3	4	5	6	7	8	9	AB	R	H	RBI	BB	SO	LOB	TOP			
Harvey Kuenn, R OBP: 0.348, SLG: 0.422	0-0 2-3		0-0 F3		0-0 F8		0-0 F2		0-3 K	5	0	0	0	0	1	6				
Bill Tuttle, R OBP: 0.367, SLG: 0.407	0-0 F7		0-0		0-3 K		0-0 L7			4	0	1	1	0	1	2				
Al Kaline, R OBP: 0.444, SLG: 0.595	0-3 K		0-3 K		4-0 1B E BB		4-0 BB		4-0 BB	2	1	0	0	2	2	2				
Earl Torgeson, L OBP: 0.393, SLG: 0.338		0-0 F4		0-0 F9		0-0 F4		0-0 F7		4	0	0	0	0	0	2				
Ray Boone, R OBP: 0.324, SLG: 0.425		0-0 L7		0-0 F6		0-0 F5		0-0 F6		4	0	0	0	0	0	2				
Jim Delsing, L OBP: 0.365, SLG: 0.433		0-0 F6		0-0 F8		0-0 E 1B		0-0 F2		4	0	1	0	0	0	1				
Red Wilson, R OBP: 0.322, SLG: 0.333			4-0 1B BB		0-0 BB 1B		0-0 E5		0-0 1B	3	1	2	0	1	0	1	AB 33			
Bubba Phillips, R OBP: 0.299, SLG: 0.356			0-0 1B BB		0-0 F2		0-0 F5		0-0 L4-3 1B	0	0	0	0	0	0	0	R 2			
Fred Hatfield, L OBP: 0.332, SLG: 0.330			0-0 1B		0-0 F5				0-0 L4-3 1B	4	0	2	0	0	0	3	H 6			
Babe Birrer, R OBP: 0.258, SLG: 0.258			0-0 F4		4-0 BB		0-0 1-3		0-0 L4-3	0	0	0	0	0	0	0	RBI 1			
Jack Phillips, R OBP: 0.354, SLG: 0.419										1	0	0	0	0	0	0	BB 4			
Leo Cristante, R OBP: 0.359, SLG: 0.356										0	0	0	0	0	0	0	SO 4			
Ferris Fain, L OBP: 0.299, SLG: 0.240										1	0	0	0	0	0	0	LOB 23			
Reno Bertola, R OBP: 0.299, SLG: 0.240										1	0	0	0	0	0	0				
Al Aber, L OBP: 0.294, SLG: 0.364										1	0	0	0	0	0	0				
Frank House, L OBP: 0.294, SLG: 0.364										1	0	0	0	0	0	0				
Inning Stats	R: 0 E: 0 K: 1 S: 5	H: 0 LOB: 0 BB: 0 P: 5	R: 0 E: 0 K: 0 S: 3	H: 0 LOB: 0 BB: 0 P: 3	R: 1 E: 0 K: 1 S: 7	H: 2 LOB: 2 BB: 1 P: 11	R: 0 E: 0 K: 0 S: 3	H: 0 LOB: 0 BB: 0 P: 3	R: 0 E: 0 K: 1 S: 6	H: 1 LOB: 2 BB: 1 P: 10	R: 1 E: 1 K: 0 S: 5	H: 1 LOB: 2 BB: 1 P: 9	R: 0 E: 0 K: 0 S: 3	H: 0 LOB: 1 BB: 1 P: 7	R: 0 E: 0 K: 1 S: 6	H: 2 LOB: 2 BB: 0 P: 6	1B: 6 2B: 1 3B: 0 HR: 0	SF: 0 SAC: 0 DP: 1 HBP: 0	WP: 0 PB: 0 SB: 0 CS: 0	PA: 37
PITCHER	IP WLS BF H R ER SO BB IBB HBP BLK WP HR S P ERA WHIP																			
Cloyd Boyer, R ERA: 5.28	(1, 1) 7.1 W 31 4 2 1 3 4 0 0 0 0 0 0 0 33 49 1.23 1.091																			
Tom Gorman, R ERA: 2.79	(8, 1) 1.2 S 6 2 0 0 1 0 0 0 0 0 0 0 8 8 0.00 1.200																			

Detroit Tigers @ Kansas City Athletics
Municipal Stadium, Kansas City, MO
Fri Jul 01 1955, 4:33 AM EDT
Unknown


AB	33
R	2
H	6
RBI	1
BB	4
SO	4
LOB	23



Batter	1	2	3	4	5	6	7	8	9	AB	R	H	RBI	BB	SO	LOB	BOTTOM			
Joe Demaestri, R OBP: 0.255, SLG: 0.258	0-0 F8	0-0 6-3		0-0 2-3			0-0 5-3			4	0	0	0	0	0	0				
Enos Slaughter, L OBP: 0.361, SLG: 0.308	4-0 HR BB		0-0 F7		4-0 CS BB		0-0 4-3			2	1	0	0	2	0	0				
Bill Wilson, R OBP: 0.313, SLG: 0.495	0-0 1-H HR		0-0 1B 2B		0-3 K		4-0 BB			3	1	2	2	1	1	1				
Harry Simpson, L OBP: 0.336, SLG: 0.440	0-0 3B		0-0 2-3 1B		0-0 1B		0-3 K			4	0	3	0	0	1	1				
Vic Power, R OBP: 0.347, SLG: 0.466	0-0 F7		0-0 F7		0-0 F8		0-0 F8			4	0	0	0	0	0	5				
Jim Finigan, R OBP: 0.364, SLG: 0.494	0-0 4-3		4-0 FC5-4 BB		0-3 K		0-0 4-3			3	0	0	0	1	1	2				
Hector Lopez, R OBP: 0.304, SLG: 0.294		0-0 F4	0-0 FC5-4		0-3 K		0-0 4-3			3	0	0	0	0	1	3	AB 29			
Joe Astroth, R OBP: 0.367, SLG: 0.340		0-0 HR		0-0 F5		0-0 6-3				3	1	1	1	0	0	0	R 3			
Cloyd Boyer, R OBP: 0.143, SLG: 0.100		0-0 F7		0-0 F2			0-0 F8			3	0	0	0	0	0	0	H 6			
Tom Gorman, R ERA: 2.79	(8, 1) 1.2 S 6 2 0 0 1 0 0 0 0 0 0 0 8 8 0.00 1.200																			
Inning Stats	R: 2 E: 0 K: 0 S: 5	H: 2 LOB: 1 BB: 1 P: 9	R: 1 E: 0 K: 0 S: 4	H: 1 LOB: 0 BB: 0 P: 4	R: 0 E: 0 K: 0 S: 5	H: 2 LOB: 3 BB: 1 P: 9	R: 0 E: 0 K: 0 S: 3	H: 0 LOB: 0 BB: 0 P: 3	R: 0 E: 0 K: 1 S: 5	H: 1 LOB: 1 BB: 1 P: 9	R: 0 E: 0 K: 2 S: 7	H: 0 LOB: 0 BB: 0 P: 7	R: 0 E: 0 K: 0 S: 3	H: 0 LOB: 0 BB: 0 P: 3	R: 0 E: 0 K: 1 S: 5	H: 0 LOB: 1 BB: 1 P: 9	1B: 2 2B: 2 3B: 1 HR: 2	SF: 0 SAC: 0 DP: 1 HBP: 0	WP: 0 PB: 0 SB: 0 CS: 1	PA: 33
PITCHER	IP WLS BF H R ER SO BB IBB HBP BLK WP HR S P ERA WHIP																			
Babe Birrer, R ERA: 3.72	(1, 1) 2.0 L 10 3 3 3 0 1 0 0 0 0 0 0 2 9 13.50 2.000																			
Leo Cristante, R ERA: 2.95	(3, 1) 2.0 9 2 0 0 0 1 0 0 0 0 0 0 8 12 0.00 1.500																			
Al Aber, L ERA: 3.19	(5, 1) 4.0 14 1 0 0 4 2 0 0 0 0 0 0 20 28 0.00 0.750																			

Detroit Tigers @ Kansas City Athletics
Municipal Stadium, Kansas City, MO
Fri Jul 01 1955, 4:33 AM EDT
Unknown

AB	29
R	3
H	6
RBI	3
BB	4
SO	4
LOB	12



Batter	1	2	3	4	5	6	7	8	9	AB	R	H	RBI	BB	SO	LOB	TOP																
Harvey Kuenn, R OBP: 0.346, SLG: 0.417	6-3		1B FC6-4		F8		5-3		F7	5	1	1	0	0	0	1																	
Bill Tuttle, R OBP: 0.371, SLG: 0.410	1-3		1B FC6-4		G6-4-3		1B 1B		1B 1B	5	1	3	0	0	0	1																	
Al Kaline, R OBP: 0.443, SLG: 0.592			FC6-4 G4-6-3			K	1B 1B		L6-3	5	0	2	1	0	1	2																	
Earl Torgeson, L OBP: 0.395, SLG: 0.342	1-3		G4-6-3			FC5-4 1B 3B	1B 1B			4	1	2	1	0	0	2																	
Ray Boone, R OBP: 0.327, SLG: 0.442		HR			F9	FC5-4 1B	L5			4	1	2	1	0	0	2																	
Jim Delsing, L OBP: 0.367, SLG: 0.438		1-3 2B				FC5-4 3B			F8	4	1	2	0	0	0	2																	
Frank House, L OBP: 0.299, SLG: 0.383		F9			F2	1B 3B	1B			4	0	2	2	0	0	2																	
Fred Hatfield, L OBP: 0.327, SLG: 0.325	1-3				K	4-3			F6	4	0	0	0	0	1	4																	
Ned Garver, R OBP: 0.267, SLG: 0.237		F2							K	2	0	0	0	1	0	1																	
Billy Hoelt, L OBP: 0.227, SLG: 0.195										0	0	0	0	0	0	0																	
Leo Cristante, R OBP: 0.227, SLG: 0.195										0	0	0	0	0	0	0																	
Ferns Fain, L OBP: 0.452, SLG: 0.353										1	0	0	0	0	1	1																	
Babe Birrer, R OBP: 0.250, SLG: 0.500										0	0	0	0	0	0	0																	
Inning Stats	R: 0 E: 0 K: 0 S: 4	H: 1 LOB: 1 BB: 0 P: 4	R: 1 E: 0 K: 0 S: 5	H: 2 LOB: 1 BB: 0 P: 5	R: 1 E: 0 K: 0 S: 4	H: 2 LOB: 0 BB: 0 P: 4	R: 0 E: 0 K: 1 S: 6	H: 1 LOB: 1 BB: 0 P: 6	R: 0 E: 0 K: 0 S: 2	H: 0 LOB: 0 BB: 1 P: 6	R: 2 E: 0 K: 1 S: 8	H: 3 LOB: 2 BB: 0 P: 8	R: 1 E: 0 K: 0 S: 6	H: 3 LOB: 1 BB: 0 P: 6	R: 0 E: 0 K: 1 S: 6	H: 1 LOB: 1 BB: 0 P: 6	R: 0 E: 0 K: 0 S: 3	H: 1 LOB: 0 BB: 0 P: 3	1B: 11 2B: 2 3B: 1 HR: 1	SF: 0 SAC: 0 DP: 3 HBP: 0	WP: 0 PB: 0 SB: 0 CS: 0	PA: 39											
PITCHER	IP WLS BF H R ER SO BB IBB HBP BLK WP HR S P ERA WHIP																																
Ray Herbert, R ERA: 4.98	1.0	4	1	0	0	0	0	0	0	0	0	0	0	4	4	0.00	1.000																
Art Ceccarelli, L ERA: 4.57	5.0	22	8	4	4	2	1	0	0	0	0	1	25	29	7.20	1.800																	
Johnny Sain, R ERA: 5.4	1.0	6	3	1	1	0	0	0	0	0	0	0	6	6	9.00	3.000																	
Tom Gorman, R ERA: 2.88	2.0	W 7	2	0	0	1	0	0	0	0	0	0	9	9	0.00	1.000																	

Detroit Tigers @ Kansas City Athletics
Municipal Stadium, Kansas City, MO
Fri Jul 01 1955, 4:38 AM EDT
Att: 18,770 - Unknown

AB	38
R	5
H	14
RBI	5
BB	1
SO	3
LOB	18



Batter	1	2	3	4	5	6	7	8	9	AB	R	H	RBI	BB	SO	LOB	BOTTOM															
Joe Demaestri, R OBP: 0.262, SLG: 0.266			F7					F8		5	1	3	1	0	0	0																
Enos Slaughter, L OBP: 0.382, SLG: 0.299			1-3							3	0	0	0	0	0	2																
Johnny Sain, R OBP: 0.382, SLG: 0.299										0	0	0	0	0	0	0																
Elmer Valo, L OBP: 0.507, SLG: 0.525										0	1	0	0	1	0	0																
Tom Gorman, R OBP: 0.507, SLG: 0.525										0	0	0	0	0	0	0																
Bill Wilson, R OBP: 0.317, SLG: 0.497	4-0									3	1	1	3	1	0	1																
Harry Simpson, L OBP: 0.341, SLG: 0.442										4	1	2	1	0	0	3																
Vic Power, R OBP: 0.349, SLG: 0.476										3	1	1	1	1	0	3																
Jim Finigan, R OBP: 0.365, SLG: 0.494										4	1	2	1	0	0	1																
Hector Lopez, R OBP: 0.298, SLG: 0.287										4	0	0	0	0	0	3																
Billy Shantz, R OBP: 0.329, SLG: 0.350										4	0	0	0	0	0	1																
Ray Herbert, R OBP: 0.313, SLG: 0.357										0	0	0	0	0	0	0																
Art Ceccarelli, R ERA: 3.51										2	0	0	0	0	0	0																
Bill Renna, R OBP: 0.319, SLG: 0.413										2	1	1	0	0	0	0																
Inning Stats	R: 0 E: 0 K: 0 S: 4	H: 1 LOB: 2 BB: 1 P: 8	R: 0 E: 0 K: 0 S: 3	H: 0 LOB: 0 BB: 0 P: 3	R: 0 E: 0 K: 0 S: 3	H: 0 LOB: 0 BB: 0 P: 3	R: 0 E: 0 K: 0 S: 4	H: 1 LOB: 1 BB: 0 P: 4	R: 0 E: 0 K: 0 S: 3	H: 0 LOB: 0 BB: 0 P: 3	R: 0 E: 0 K: 0 S: 4	H: 1 LOB: 1 BB: 0 P: 4	R: 7 E: 1 K: 0 S: 10	H: 7 LOB: 2 BB: 2 P: 18	R: 0 E: 0 K: 0 S: 3	H: 0 LOB: 0 BB: 0 P: 3	1B: 8 2B: 1 3B: 0 HR: 1	SF: 0 SAC: 0 DP: 0 HBP: 0	WP: 0 PB: 0 SB: 0 CS: 0	PA: 37												
PITCHER	IP WLS BF H R ER SO BB IBB HBP BLK WP HR S P ERA WHIP																															
Ned Garver, R ERA: 3.9	6.2	L 30	8	6	6	0	1	0	0	0	0	0	2	6	8.10	1.500																
Billy Hoelt, L ERA: 3.51	0.0	3	2	1	1	0	0	0	0	0	0	2	6	∞	∞																	
Leo Cristante, R ERA: 2.89	0.1	1	0	0	0	0	0	0	0	0	0	1	1	0.00	0.000																	
Babe Birrer, R ERA: 3.54	1.0	3	0	0	0	0	0	0	0	0	0	3	3	0.00	0.000																	

Detroit Tigers @ Kansas City Athletics
Municipal Stadium, Kansas City, MO
Fri Jul 01 1955, 4:38 AM EDT
Att: 18,770 - Unknown

AB	34
R	7
H	10
RBI	7
BB	3
SO	0
LOB	14



Batter	1	2	3	4	5	6	7	8	9	10	11	12	13	14	AB	R	H	RBI	BB	SO	LOB	TOP
Harvey Kuenn, R OBP: 0.354, SLG: 0.426 (1, 6)															6	3	3	0	1	1	2	
Bill Tuttle, R OBP: 0.362, SLG: 0.409 (1, 8)															7	1	1	2	0	1	3	
Al Kaline, R OBP: 0.453, SLG: 0.631 (1, 9)															6	3	4	3	1	0	1	
Earl Torgeson, L OBP: 0.388, SLG: 0.337 (1, 3)															4	0	2	0	0	0	2	
Jack Phillips, R OBP: 0.365, SLG: 0.400 (9, PH)															2	0	0	0	1	0	2	
Ray Boone, R OBP: 0.326, SLG: 0.450 (1, 5)															6	0	1	2	0	0	6	
Jim Delsing, L OBP: 0.367, SLG: 0.431 (1, 7)															1	0	0	0	1	0	3	
Bubba Phillips, R OBP: 0.308, SLG: 0.345 (4, 7)															4	0	1	0	1	0	1	
Red Wilson, R OBP: 0.321, SLG: 0.331 (1, 2)															7	0	2	0	0	1	3	
Fred Hatfield, L OBP: 0.327, SLG: 0.337 (1, 4)															6	0	1	0	0	1	3	
Harry Malmberg, R OBP: 0.326, SLG: 0.291 (14, 4)															1	0	0	0	0	0	1	
Duke Maas, R OBP: 0.343, SLG: 0.350 (16, PH)															1	0	1	0	0	0	0	
Leo Cristante, R OBP: 0.354, SLG: 0.304 (6, 9)															0	0	0	0	0	0		
Paul Foytack, R OBP: 0.324, SLG: 0.411 (9, 7)															3	1	1	0	0	0	1	
Bill Renna, R OBP: 0.324, SLG: 0.411 (9, 7)															3	0	1	1	1	0	0	
Bill Wilson, R OBP: 0.312, SLG: 0.490 (9, 9)															6	2	1	2	1	2	3	
Harry Simpson, L OBP: 0.352, SLG: 0.464 (1, 8)															7	1	3	1	0	0	0	
Vic Power, R OBP: 0.347, SLG: 0.496 (1, 3)															6	3	3	4	0	1	1	
Jim Finigan, R OBP: 0.364, SLG: 0.484 (1, 4)															5	0	0	0	1	1	1	
Hector Lopez, R OBP: 0.315, SLG: 0.303 (1, 5)															5	0	2	1	1	0	2	
Joe Astroth, R OBP: 0.379, SLG: 0.339 (1, 2)															5	0	1	0	1	0	1	
Vic Raschi, R OBP: 0.354, SLG: 0.304 (9, 1)															3	0	0	0	0	2	4	
Leo Cristante, R OBP: 0.354, SLG: 0.304 (6, 9)															0	0	0	0	0	0		
Paul Foytack, R OBP: 0.324, SLG: 0.411 (9, 7)															1	0	0	0	0	0		
Bill Renna, R OBP: 0.324, SLG: 0.411 (9, 7)															1	1	0	0	0	0		
Bill Wilson, R OBP: 0.312, SLG: 0.490 (9, 9)															0	0	0	0	0	0		
Harry Simpson, L OBP: 0.352, SLG: 0.464 (1, 8)															0	0	0	0	0	0		
Vic Power, R OBP: 0.347, SLG: 0.496 (1, 3)															0	0	0	0	0	0		
Jim Finigan, R OBP: 0.364, SLG: 0.484 (1, 4)															0	0	0	0	0	0		
Hector Lopez, R OBP: 0.315, SLG: 0.303 (1, 5)															0	0	0	0	0	0		
Joe Astroth, R OBP: 0.379, SLG: 0.339 (1, 2)															0	0	0	0	0	0		
Vic Raschi, R OBP: 0.354, SLG: 0.304 (9, 1)															0	0	0	0	0	0		
Leo Cristante, R OBP: 0.354, SLG: 0.304 (6, 9)															0	0	0	0	0	0		
Paul Foytack, R OBP: 0.324, SLG: 0.411 (9, 7)															0	0	0	0	0	0		
Bill Renna, R OBP: 0.324, SLG: 0.411 (9, 7)															0	0	0	0	0	0		
Bill Wilson, R OBP: 0.312, SLG: 0.490 (9, 9)															0	0	0	0	0	0		
Harry Simpson, L OBP: 0.352, SLG: 0.464 (1, 8)															0	0	0	0	0	0		
Vic Power, R OBP: 0.347, SLG: 0.496 (1, 3)															0	0	0	0	0	0		
Jim Finigan, R OBP: 0.364, SLG: 0.484 (1, 4)															0	0	0	0	0	0		
Hector Lopez, R OBP: 0.315, SLG: 0.303 (1, 5)															0	0	0	0	0	0		
Joe Astroth, R OBP: 0.379, SLG: 0.339 (1, 2)															0	0	0	0	0	0		
Vic Raschi, R OBP: 0.354, SLG: 0.304 (9, 1)															0	0	0	0	0	0		
Leo Cristante, R OBP: 0.354, SLG: 0.304 (6, 9)															0	0	0	0	0	0		
Paul Foytack, R OBP: 0.324, SLG: 0.411 (9, 7)															0	0	0	0	0	0		
Bill Renna, R OBP: 0.324, SLG: 0.411 (9, 7)															0	0	0	0	0	0		
Bill Wilson, R OBP: 0.312, SLG: 0.490 (9, 9)															0	0	0	0	0	0		
Harry Simpson, L OBP: 0.352, SLG: 0.464 (1, 8)															0	0	0	0	0	0		
Vic Power, R OBP: 0.347, SLG: 0.496 (1, 3)															0	0	0	0	0	0		
Jim Finigan, R OBP: 0.364, SLG: 0.484 (1, 4)															0	0	0	0	0	0		
Hector Lopez, R OBP: 0.315, SLG: 0.303 (1, 5)															0	0	0	0	0	0		
Joe Astroth, R OBP: 0.379, SLG: 0.339 (1, 2)															0	0	0	0	0	0		
Vic Raschi, R OBP: 0.354, SLG: 0.304 (9, 1)															0	0	0	0	0	0		
Leo Cristante, R OBP: 0.354, SLG: 0.304 (6, 9)															0	0	0	0	0	0		
Paul Foytack, R OBP: 0.324, SLG: 0.411 (9, 7)															0	0	0	0	0	0		
Bill Renna, R OBP: 0.324, SLG: 0.411 (9, 7)															0	0	0	0	0	0		
Bill Wilson, R OBP: 0.312, SLG: 0.490 (9, 9)															0	0	0	0	0	0		
Harry Simpson, L OBP: 0.352, SLG: 0.464 (1, 8)															0	0	0	0	0	0		
Vic Power, R OBP: 0.347, SLG: 0.496 (1, 3)															0	0	0	0	0	0		
Jim Finigan, R OBP: 0.364, SLG: 0.484 (1, 4)															0	0	0	0	0	0		
Hector Lopez, R OBP: 0.315, SLG: 0.303 (1, 5)															0	0	0	0	0	0		
Joe Astroth, R OBP: 0.379, SLG: 0.339 (1, 2)															0	0	0	0	0	0		
Vic Raschi, R OBP: 0.354, SLG: 0.304 (9, 1)															0	0	0	0	0	0		
Leo Cristante, R OBP: 0.354, SLG: 0.304 (6,																						

Batter	1	2	3	4	5	6	7	8	9	10	11	12	13	14	15	AB	R	H	RBI	BB	SO	LOB	TOP											
Harvey Kuenn, R OBP: 0.349, SLG: 0.423 (1.9)																7	1	1	0	0	0	3	Detroit Tigers @ Cleveland Indians Cleveland Municipal Stadium, Cleveland, OH Mon Jul 04 1955, 3:33 AM EDT Unknown - 96 F AB 57 R 5 H 12 RBI 5 BB 4 SO 7 LOB 24 											
Bill Tuttle, R OBP: 0.363, SLG: 0.420 (1.8)																7	1	3	2	0	0	3												
Al Kaline, R OBP: 0.450, SLG: 0.623 (1.9)																7	0	2	1	0	0	4												
Earl Torgerson, L OBP: 0.365, SLG: 0.332 (1.3)																6	1	1	0	1	0	3												
Ray Boone, R OBP: 0.333, SLG: 0.463 (1.5)																5	1	2	2	2	1	1												
Bubba Phillips, R OBP: 0.295, SLG: 0.324 (15. PH)																5	0	0	0	1	1	5												
Charlie Maxwell, L OBP: 0.240, SLG: 0.375 (15. 7)																1	0	0	0	0	0	0												
Red Wilson, R OBP: 0.319, SLG: 0.319 (13. PH)															5	0	0	0	0	1	2													
Frank House, L OBP: 0.286, SLG: 0.364 (13. 2)															2	0	0	0	0	0	0													
Fred Hatfield, L OBP: 0.324, SLG: 0.333 (1.4)															6	0	1	0	0	2	1													
Billy Hoelt, L OBP: 0.229, SLG: 0.200 (1.1)															4	1	1	0	0	1	2													
Al Aber, L (8.1)															0	0	0	0	0	0	0													
Frank Lary, R OBP: 0.333, SLG: 0.333 (9.1)															2	0	1	0	0	1	0													
Inning Stats	R: 1 E: 0 K: 1 S: 7	H: 2 LOB: 1 BB: 0 P: 7	R: 0 E: 0 K: 0 S: 3	H: 0 LOB: 0 BB: 0 P: 3	R: 2 E: 1 K: 0 S: 5	H: 2 LOB: 0 BB: 0 P: 5	R: 0 E: 0 K: 0 S: 2	H: 0 LOB: 0 BB: 1 P: 6	R: 0 E: 0 K: 0 S: 5	H: 2 LOB: 2 BB: 0 P: 5	R: 2 E: 0 K: 1 S: 7	H: 2 LOB: 1 BB: 0 P: 11	R: 0 E: 0 K: 0 S: 4	H: 1 LOB: 3 BB: 2 P: 12	R: 0 E: 0 K: 0 S: 5	H: 0 LOB: 0 BB: 0 P: 5	R: 0 E: 0 K: 1 S: 6	H: 1 LOB: 1 BB: 0 P: 6	R: 0 E: 0 K: 1 S: 5	H: 0 LOB: 0 BB: 0 P: 5	R: 0 E: 0 K: 0 S: 4	H: 1 LOB: 1 BB: 0 P: 4		R: 0 E: 0 K: 0 S: 6	H: 0 LOB: 0 BB: 0 P: 3	R: 0 E: 0 K: 0 S: 3	H: 0 LOB: 0 BB: 0 P: 3	1B: 9 2B: 1 3B: 0 HR: 2	SF: 0 SAC: 0 DP: 1 HBP: 0	WP: 0 PB: 0 SB: 0 CS: 0	PA: 61			
PITCHER	Art Houtteman, R ERA: 3.21					Bob Lemon, R ERA: 3.82																												
Bill Wight, L ERA: 3.26	(6.1)	1.1	7	1	0	0	1	2	0	0	0	0	0	0	7	15	0.00	2.250																
Bob Feller, R ERA: 4.57	(7.1)	0.1	1	0	0	0	0	0	0	0	0	0	0	1	1	0.00	0.000																	
Don Mossi, L ERA: 1.96	(8.1)	1.0	3	0	0	0	2	0	0	0	0	7	7	0.00	0.000																			
Ray Narleski, R ERA: 3.67	(9.1)	4.0	15	2	0	0	2	0	0	0	0	19	19	0.00	0.500																			

Batter	1	2	3	4	5	6	7	8	9	10	11	12	13	14	15	AB	R	H	RBI	BB	SO	LOB	BOTTOM												
Al Smith, R OBP: 0.414, SLG: 0.516 (1.9)																5	1	1	0	1	1	0	Detroit Tigers @ Cleveland Indians Cleveland Municipal Stadium, Cleveland, OH Mon Jul 04 1955, 3:33 AM EDT Unknown - 96 F AB 53 R 6 H 10 RBI 5 BB 7 SO 5 LOB 26 												
Bobby Young, L OBP: 0.257, SLG: 0.242 (1.4)																6	1	2	0	1	1	4													
Al Rosen, R OBP: 0.354, SLG: 0.368 (9.3)																7	0	0	0	0	0	7													
Ralph Kiner, R OBP: 0.363, SLG: 0.465 (1.7)																5	3	3	2	2	0	1													
Larry Doby, L OBP: 0.380, SLG: 0.453 (1.8)																6	0	1	1	1	0	2													
George Strickland, R OBP: 0.335, SLG: 0.320 (1.6)																6	1	1	0	1	3	4													
Jim Hegan, R OBP: 0.264, SLG: 0.289 (15. PH)																5	0	0	0	1	0	3													
Dale Mitchell, L OBP: 0.243, SLG: 0.294 (15. PH)																1	0	0	0	0	0	0													
Joe Altobelli, L OBP: 0.238, SLG: 0.250 (8. PH)																3	0	0	0	0	0	1													
Hank Foiles, R OBP: 0.403, SLG: 0.381 (9.5)																1	0	1	1	0	0	0													
Sam Dente, R OBP: 0.280, SLG: 0.229 (15. PH)																2	0	0	0	0	0	0													
Hal Naragon, L OBP: 0.381, SLG: 0.333 (15. PH)																1	0	1	1	0	0	0													
Art Houtteman, R ERA: 3.21	(1.1)	5.1	25	8	5	0	0	0	0	0	0	0	0	0	7	15	0.00	2.250																	
Bill Wight, L ERA: 3.26	(6.1)	1.1	7	1	0	0	1	2	0	0	0	0	0	0	7	15	0.00	2.250																	
Bob Feller, R ERA: 4.57	(7.1)	0.1	1	0	0	0	0	0	0	0	0	0	0	1	1	0.00	0.000																		
Don Mossi, L ERA: 1.96	(8.1)	1.0	3	0	0	0	2	0	0	0	0	7	7	0.00	0.000																				
Ray Narleski, R ERA: 3.67	(9.1)	4.0	15	2	0	0	2	0	0	0	0	19	19	0.00	0.500																				
Inning Stats	R: 0 E: 0 K: 0 S: 4	H: 1 LOB: 1 BB: 0 P: 4	R: 0 E: 0 K: 0 S: 3	H: 0 LOB: 0 BB: 0 P: 3	R: 0 E: 0 K: 0 S: 5	H: 0 LOB: 0 BB: 0 P: 5	R: 1 E: 0 K: 0 S: 5	H: 2 LOB: 2 BB: 1 P: 9	R: 0 E: 1 K: 0 S: 4	H: 0 LOB: 2 BB: 0 P: 5	R: 1 E: 1 K: 0 S: 4	H: 1 LOB: 1 BB: 0 P: 8	R: 0 E: 0 K: 0 S: 5	H: 0 LOB: 0 BB: 0 P: 5	R: 2 E: 0 K: 0 S: 5	H: 2 LOB: 2 BB: 1 P: 13	R: 0 E: 0 K: 0 S: 4	H: 1 LOB: 1 BB: 0 P: 8	R: 0 E: 0 K: 0 S: 5	H: 0 LOB: 0 BB: 0 P: 5	R: 0 E: 0 K: 1 S: 5	H: 1 LOB: 1 BB: 0 P: 4	R: 0 E: 0 K: 1 S: 6	H: 0 LOB: 0 BB: 0 P: 5	R: 0 E: 0 K: 0 S: 3	H: 0 LOB: 0 BB: 0 P: 3	R: 0 E: 0 K: 0 S: 2	H: 0 LOB: 0 BB: 1 P: 6	R: 1 E: 0 K: 1 S: 6	H: 2 LOB: 2 BB: 1 P: 10	1B: 7 2B: 2 3B: 0 HR: 1	SF: 0 SAC: 1 DP: 1 HBP: 1	WP: 1 PB: 0 SB: 0 CS: 0	PA: 62	
PITCHER	Billy Hoelt, L ERA: 3.79					Al Aber, L ERA: 3.22					Frank Lary, R ERA: 3.55																								

Batter	1	2	3	4	5	6	7	8	9	AB	R	H	RBI	BB	SO	LOB	TOP				
Harvey Kuenn, R (1, 6) OBP: 0.351, SLG: 0.424	6-3		1B 2B 1B		L4-6-3 1B			F2		4	1	2	0	0	0	0	Detroit Tigers @ Cleveland Indians Cleveland Municipal Stadium, Cleveland, OH Mon Jul 04 1955, 3:38 AM EDT Att: 26,153 - Unknown livebaseballscorecards.com				
Bill Tuttle, R (1, 8) OBP: 0.362, SLG: 0.418	F3		1B 2B 1B		K			F9		4	1	1	0	0	1	1					
Al Kaline, R (1, 9) OBP: 0.447, SLG: 0.618	K		1B 2B 1B		L4-6-3			L8		4	1	1	1	0	1	1					
Ferris Fain, L (1, 3) OBP: 0.459, SLG: 0.364 Reno Bertola, R (9, PR) OBP: 0.259, SLG: 0.231		BB BB	1B 2B		K			1B		3	1	2	2	1	1	0					
Ray Boone, R (1, 5) OBP: 0.332, SLG: 0.456		BB BB	5-3		L8			F3		3	0	0	0	1	0	3					
Charlie Maxwell, L (1, 7) OBP: 0.231, SLG: 0.360 Bubba Phillips, R (3, PH) OBP: 0.296, SLG: 0.324		BB	PO 1B		4-3			F7		1	0	0	0	0	1	1					
Frank House, L (1, 2) OBP: 0.280, SLG: 0.357 Red Wilson, R (9, PH) OBP: 0.309, SLG: 0.317			F3		F3			F8		3	0	0	0	0	0	1					
Harry Malmberg, R (1, 4) OBP: 0.320, SLG: 0.285			F3		4-3			L4		3	0	0	0	0	0	0					
Steve Gromek, S (1, 1) OBP: 0.349, SLG: 0.229 Babe Birrer, R (7, 1) OBP: 0.167, SLG: 0.333 Al Aber, L (7, 1)			1B 1B BB		6-3			K		2	1	0	0	1	1	0					
Inning Stats	R: 0 E: 0 K: 1 S: 5	H: 0 LOB: 0 BB: 0 P: 5	R: 0 E: 0 K: 1 S: 4	H: 0 LOB: 1 BB: 2 P: 12	R: 5 E: 0 K: 0 S: 7	H: 5 LOB: 0 BB: 1 P: 11	R: 0 E: 0 K: 0 S: 3	H: 0 LOB: 0 BB: 0 P: 3	R: 0 E: 0 K: 1 S: 5	H: 0 LOB: 0 BB: 0 P: 5	R: 0 E: 0 K: 1 S: 5	H: 0 LOB: 0 BB: 0 P: 5	R: 0 E: 0 K: 0 S: 3	H: 0 LOB: 0 BB: 0 P: 3	R: 0 E: 0 K: 0 S: 4	H: 1 LOB: 1 BB: 0 P: 4		1B: 6 2B: 1 3B: 0 HR: 0	SF: 0 SAC: 0 DP: 1 HBP: 0	WP: 0 PB: 0 SB: 0 CS: 0	PA: 35
PITCHER	IP	WLS	BF	H	R	ER	SO	BB	IBB	HBP	BLK	WP	HR	S	P	ERA	WHIP				
Mike Garcia, R (1, 1) ERA: 4.19	2.1		13	4	5	5	2	3	0	0	0	0	0	14	26	19.29	3.000				
Bill Wight, L (3, 1) ERA: 2.56	2.2		8	2	0	0	1	0	0	0	0	0	0	10	10	0.00	0.750				
Don Mossi, L (6, 1) ERA: 1.77	4.0	W	13	1	0	0	2	0	0	0	0	0	0	17	17	0.00	0.250				

Batter	1	2	3	4	5	6	7	8	9	AB	R	H	RBI	BB	SO	LOB	BOTTOM				
Gene Woodling, L (1, 7) OBP: 0.346, SLG: 0.340	CS HBP		SF9		4-3			3B 1B		2	1	1	1	0	0	0	Detroit Tigers @ Cleveland Indians Cleveland Municipal Stadium, Cleveland, OH Mon Jul 04 1955, 3:38 AM EDT Att: 26,153 - Unknown livebaseballscorecards.com				
Bobby Young, L (1, 4) OBP: 0.257, SLG: 0.252	L9		3-1		F8		1B 3B			4	1	1	2	0	0	1					
Al Smith, R (1, 9) OBP: 0.412, SLG: 0.513	F2		5-3		F8		1B			4	0	1	1	0	0	0					
Larry Doby, L (1, 8) OBP: 0.386, SLG: 0.482		HR	HR		HR		K			4	3	3	2	0	1	1					
Al Rosen, R (1, 5) OBP: 0.356, SLG: 0.382	6-3		FC5-4 1B		HR		F6			4	1	2	2	0	0	0					
Joe Altobelli, L (1, 3) OBP: 0.217, SLG: 0.227	F7		K		G3		G3			4	0	0	0	0	1	1					
George Strickland, R (1, 6) OBP: 0.333, SLG: 0.318	F8		FC5-4		1B 3B 1B		5-3			4	1	1	0	0	0	1					
Hal Naragon, L (1, 2) OBP: 0.378, SLG: 0.359			SH3 SF9 2B		K		L9			3	1	1	0	0	1	1					
Mike Garcia, R (1, 1) OBP: 0.268, SLG: 0.316 Bill Wight, L (3, 1) OBP: 0.250, SLG: 0.500 Don Mossi, L (6, 1) OBP: 0.429, SLG: 0.200			SH3		L9		K			0	0	0	0	0	0	0					
Inning Stats	R: 0 E: 0 K: 0 S: 2	H: 0 LOB: 0 BB: 0 P: 3	R: 1 E: 0 K: 0 S: 4	H: 1 LOB: 0 BB: 0 P: 4	R: 1 E: 0 K: 0 S: 4	H: 1 LOB: 0 BB: 0 P: 4	R: 1 E: 0 K: 1 S: 7	H: 2 LOB: 1 BB: 0 P: 7	R: 0 E: 0 K: 1 S: 5	H: 0 LOB: 0 BB: 0 P: 5	R: 2 E: 0 K: 0 S: 5	H: 2 LOB: 0 BB: 0 P: 5	R: 3 E: 0 K: 2 S: 11	H: 4 LOB: 1 BB: 0 P: 11	R: 0 E: 0 K: 0 S: 3	H: 0 LOB: 0 BB: 0 P: 3		1B: 5 2B: 1 3B: 1 HR: 3	SF: 1 SAC: 1 DP: 0 HBP: 1	WP: 0 PB: 0 SB: 0 CS: 1	PA: 34
PITCHER	IP	WLS	BF	H	R	ER	SO	BB	IBB	HBP	BLK	WP	HR	S	P	ERA	WHIP				
Steve Gromek, R (1, 1) ERA: 3.26	6.2	L	29	9	8	8	3	0	0	1	0	0	0	3	34	10.80	1.350				
Babe Birrer, R (7, 1) ERA: 2.73	0.0		1	1	0	0	0	0	0	0	0	0	0	1	1	∞	∞				
Al Aber, L (7, 1) ERA: 3.13	1.1		4	0	0	0	1	0	0	0	0	0	0	6	6	0.00	0.000				

Batter	1	2	3	4	5	6	7	8	9	AB	R	H	RBI	BB	SO	LOB	TOP		
Jim Busby, R OBP: 0.292, SLG: 0.379 (1, 8)										5	3	4	0	0	0	0	Chicago White Sox @ Detroit Tigers Briggs Stadium, Detroit, MI Wed Jul 06 1955, 4:33 AM EDT Att: 9,186 - Unknown		
Nellie Fox, L OBP: 0.391, SLG: 0.468 (1, 4)										4	0	1	0	0	0	2			
Jim Rivera, L OBP: 0.336, SLG: 0.371 (1, 9)										5	0	2	1	0	0	4			
George Kell, R OBP: 0.373, SLG: 0.399 (1, 5)										5	0	2	2	0	1	1			
Minnie Minoso, R OBP: 0.344, SLG: 0.329 (1, 7)										5	0	2	0	0	0	5			
Sherm Lollar, R OBP: 0.399, SLG: 0.478 (1, 2)										4	0	0	0	0	1	4			
Chico Carrasquel, R OBP: 0.345, SLG: 0.353 (1, 6)										3	0	0	0	1	0	1			
Walt Dropo, R OBP: 0.329, SLG: 0.430 (8, PR)										2	0	1	0	2	0	1			
Bob Kennedy, R OBP: 0.272, SLG: 0.220 (8, 3)										0	0	0	0	0	0	0			
Virgil Trucks, R OBP: 0.122, SLG: 0.150 (5, PH)										1	0	0	0	0	0	1			
Bob Niemann, R OBP: 0.330, SLG: 0.452 (5, PH)										1	0	0	0	0	1	3			
Sandy Consuegra, R OBP: 0.147, SLG: 0.167 (8, PH)										0	0	0	0	0	0	0			
Dick Bonville, L OBP: 0.157, SLG: 0.194 (8, PH)										1	0	0	0	0	0	1			
Dixie Howell, R OBP: 0.200, SLG: 0.200 (8, 1)										0	0	0	0	0	0	0			
Morrie Martin, L OBP: 0.200, SLG: 0.200 (8, 1)										0	0	0	0	0	0	0			
Harry Byrd, R OBP: 0.207, SLG: 0.179 (8, 1)										0	0	0	0	0	0	0			
Inning Stats	R: 1 E: 0 K: 0 S: 5	H: 3 LOB: 1 BB: 0 P: 5	R: 0 E: 0 K: 0 S: 3	H: 0 LOB: 1 BB: 1 P: 7	R: 1 E: 0 K: 0 S: 6	H: 3 LOB: 2 BB: 0 P: 6	R: 0 E: 0 K: 0 S: 4	H: 1 LOB: 3 BB: 1 P: 9	R: 0 E: 1 K: 3 S: 11	H: 0 LOB: 0 BB: 0 P: 3	R: 0 E: 0 K: 0 S: 3	H: 1 LOB: 0 BB: 0 P: 3	R: 0 E: 0 K: 0 S: 3	H: 1 LOB: 1 BB: 0 P: 3	R: 1 E: 0 K: 0 S: 5	H: 2 LOB: 1 BB: 0 P: 5	1B: 11 2B: 2 3B: 0 HR: 0	SF: 0 SAC: 1 DP: 3 HBP: 1	WP: 0 PA: 41 PB: 0 SB: 0 CS: 0
PITCHER Ned Garver, R ERA: 3.84 (1, 1)	IP: 9.0 WLS: W BF: 41 H: 12 R: 3 ER: 3 SO: 3 BB: 2 IBB: 1 HBP: 1 BLK: 0 WP: 0 HR: 0 S: 43 P: 56 ERA: 3.00 WHIP: 1.556															PITCHER			

Batter	1	2	3	4	5	6	7	8	9	AB	R	H	RBI	BB	SO	LOB	BOTTOM
Harvey Kuenn, R OBP: 0.353, SLG: 0.429 (1, 6)										4	1	2	0	0	0	0	Chicago White Sox @ Detroit Tigers Briggs Stadium, Detroit, MI Wed Jul 06 1955, 4:33 AM EDT Att: 9,186 - Unknown
Bill Tuttle, R OBP: 0.358, SLG: 0.412 (1, 8)										4	1	0	0	0	1	2	
Al Kaline, R OBP: 0.451, SLG: 0.631 (1, 9)										3	2	2	2	1	0	0	
Earl Torgeson, L OBP: 0.383, SLG: 0.330 (1, 3)										4	0	1	1	0	1	1	
Ray Boone, R OBP: 0.335, SLG: 0.457 (1, 5)										4	0	2	1	0	0	1	
Jim Delsing, L OBP: 0.362, SLG: 0.424 (1, 7)										4	0	0	0	0	0	3	
Frank House, L OBP: 0.275, SLG: 0.349 (1, 2)										3	0	0	0	0	0	1	
Fred Hatfield, L OBP: 0.324, SLG: 0.345 (1, 4)										3	1	1	1	0	0	0	
Ned Garver, R OBP: 0.250, SLG: 0.220 (1, 1)										3	0	0	0	0	0	0	
Inning Stats	R: 2 E: 0 K: 0 S: 5	H: 2 LOB: 0 BB: 0 P: 5	R: 1 E: 0 K: 0 S: 4	H: 1 LOB: 0 BB: 0 P: 4	R: 0 E: 0 K: 1 S: 6	H: 1 LOB: 1 BB: 0 P: 6	R: 0 E: 0 K: 0 S: 3	H: 0 LOB: 0 BB: 0 P: 3	R: 0 E: 0 K: 0 S: 4	H: 1 LOB: 1 BB: 0 P: 4	R: 0 E: 0 K: 0 S: 3	H: 0 LOB: 0 BB: 0 P: 3	R: 2 E: 0 K: 1 S: 8	H: 3 LOB: 2 BB: 1 P: 12	1B: 4 2B: 2 3B: 0 HR: 2	SF: 0 SAC: 0 DP: 0 HBP: 0	
PITCHER Virgil Trucks, R ERA: 3.67 (1, 1)	IP: 4.0 WLS: L BF: 16 H: 4 R: 3 ER: 3 SO: 1 BB: 0 IBB: 0 HBP: 0 BLK: 0 WP: 0 HR: 2 S: 18 P: 18 ERA: 6.75 WHIP: 1.000															PITCHER	
Sandy Consuegra, R ERA: 1.98 (5, 1)	3.0 10 1 0 0 0 0 0 0 0 0 0 10 10 0.00 0.333																
Dixie Howell, R ERA: 5.09 (8, 1)	0.2 4 1 2 2 1 0 0 0 0 0 0 5 9 27.00 1.500																
Morrie Martin, L ERA: 5.71 (8, 1)	0.0 1 1 0 0 0 0 0 0 0 0 0 1 1 ∞ ∞																
Harry Byrd, R ERA: 4.33 (8, 1)	0.1 2 1 0 0 0 0 0 0 0 0 0 2 2 0.00 3.000																

Batter	1	2	3	4	5	6	7	8	9	AB	R	H	RBI	BB	SO	LOB	TOP					
Jim Busby, R OBP: 0.293, SLG: 0.378	F8	L8			L7	1B BB			E5 1B	6	2	2	1	0	0	4	Chicago White Sox @ Detroit Tigers Briggs Stadium, Detroit, MI Thu Jul 07 1955, 4:33 AM EDT Att: 7,346 - Unknown					
Nellie Fox, L OBP: 0.390, SLG: 0.465	G3		F2		F8	BB BB	F8		1B	6	0	2	2	0	0	3						
Minnie Minoso, R OBP: 0.344, SLG: 0.326	L9		L9			F8			F7	5	0	1	1	1	0	2						
George Kell, R OBP: 0.376, SLG: 0.407 Bob Kennedy, R OBP: 0.274, SLG: 0.215		1B 6-3	F8			HR 1B			5-3	3	1	2	0	0	0	0						
Jim Rivera, L OBP: 0.337, SLG: 0.376		1B 6-3			5-3				F8	5	2	2	0	0	0	3						
Sherm Lollar, R OBP: 0.399, SLG: 0.473		6-3			F8	HR			5-3	4	2	1	1	1	0	1						
Walt Dropo, R OBP: 0.335, SLG: 0.449		FC1-4 1B			6-3	HR			F7	5	2	3	5	0	0	0						
Jim Brideweser, R OBP: 0.263, SLG: 0.316		FC1-4 1B			F8	F2			E4 FC3-6	5	0	0	0	0	1	4						
Dick Donovan, L OBP: 0.255, SLG: 0.238						1B 1B			FC3-6 1B	4	2	3	1	1	0	2						
Inning Stats	R: 0 E: 0 K: 0 S: 3	H: 0 LOB: 0 BB: 0 P: 3	R: 2 E: 0 K: 0 S: 7	H: 4 LOB: 2 BB: 0 P: 7	R: 0 E: 0 K: 0 S: 3	H: 0 LOB: 0 BB: 0 P: 3	R: 0 E: 0 K: 0 S: 3	H: 0 LOB: 1 BB: 1 P: 3	R: 6 E: 0 K: 0 S: 9	H: 6 LOB: 3 BB: 3 P: 21	R: 2 E: 1 K: 0 S: 7	H: 3 LOB: 2 BB: 0 P: 7	R: 0 E: 0 K: 0 S: 3	H: 0 LOB: 0 BB: 0 P: 3	R: 2 E: 1 K: 2 S: 11	H: 3 LOB: 2 BB: 0 P: 11	1B: 13 2B: 2 3B: 0 HR: 1	SF: 0 SAC: 0 DP: 0 HBP: 0	WP: 0 PB: 0 SB: 0 CS: 0	PA: 49		
PITCHER	IP WLS BF H R ER SO BB IBB HBP BLK WP HR S P ERA WHIP	IP WLS BF H R ER SO BB IBB HBP BLK WP HR S P ERA WHIP	IP WLS BF H R ER SO BB IBB HBP BLK WP HR S P ERA WHIP	IP WLS BF H R ER SO BB IBB HBP BLK WP HR S P ERA WHIP	IP WLS BF H R ER SO BB IBB HBP BLK WP HR S P ERA WHIP	IP WLS BF H R ER SO BB IBB HBP BLK WP HR S P ERA WHIP	IP WLS BF H R ER SO BB IBB HBP BLK WP HR S P ERA WHIP	IP WLS BF H R ER SO BB IBB HBP BLK WP HR S P ERA WHIP	IP WLS BF H R ER SO BB IBB HBP BLK WP HR S P ERA WHIP	IP WLS BF H R ER SO BB IBB HBP BLK WP HR S P ERA WHIP	IP WLS BF H R ER SO BB IBB HBP BLK WP HR S P ERA WHIP	IP WLS BF H R ER SO BB IBB HBP BLK WP HR S P ERA WHIP	IP WLS BF H R ER SO BB IBB HBP BLK WP HR S P ERA WHIP	IP WLS BF H R ER SO BB IBB HBP BLK WP HR S P ERA WHIP	IP WLS BF H R ER SO BB IBB HBP BLK WP HR S P ERA WHIP	IP WLS BF H R ER SO BB IBB HBP BLK WP HR S P ERA WHIP	IP WLS BF H R ER SO BB IBB HBP BLK WP HR S P ERA WHIP	IP WLS BF H R ER SO BB IBB HBP BLK WP HR S P ERA WHIP	IP WLS BF H R ER SO BB IBB HBP BLK WP HR S P ERA WHIP	IP WLS BF H R ER SO BB IBB HBP BLK WP HR S P ERA WHIP	IP WLS BF H R ER SO BB IBB HBP BLK WP HR S P ERA WHIP	IP WLS BF H R ER SO BB IBB HBP BLK WP HR S P ERA WHIP

AB	45
R	12
H	16
RBI	12
BB	4
SO	2
LOB	21



Batter	1	2	3	4	5	6	7	8	9	AB	R	H	RBI	BB	SO	LOB	BOTTOM					
Harvey Kuenn, R OBP: 0.355, SLG: 0.430	F8			G4-3-6 1B		G4-6-3 1B			6-3	4	0	2	0	0	0	0	Chicago White Sox @ Detroit Tigers Briggs Stadium, Detroit, MI Thu Jul 07 1955, 4:33 AM EDT Att: 7,346 - Unknown					
Bill Tuttle, R OBP: 0.354, SLG: 0.407	K			G4-3-6 1-2		G4-6-3 1-2			F7	4	0	0	0	0	1	2						
Al Kaline, R OBP: 0.450, SLG: 0.628	K					L5-3 1B				3	0	1	0	0	1	0						
Earl Torgeson, L OBP: 0.379, SLG: 0.326		5-3		F2		F7				3	0	0	0	0	0	1						
Ray Boone, R OBP: 0.335, SLG: 0.455		6-3				F9				3	0	1	0	0	0	0						
Jim Delsing, L OBP: 0.358, SLG: 0.418 Bubba Phillips, R OBP: 0.296, SLG: 0.324		6-3				K			L9	3	0	0	0	0	1	1						
Frank House, L OBP: 0.270, SLG: 0.342				3-1		G3-6 1-2			F8	3	0	0	0	0	0	1						
Fred Hatfield, L OBP: 0.324, SLG: 0.357				3-1		HR			K	3	1	1	1	0	1	0						
Duke Maas, R OBP: 0.179, SLG: 0.148 Babe Birrer, R OBP: 0.143, SLG: 0.286 Leo Cristante, R OBP: 0.222, SLG: 0.246 George Zuverink, R OBP: 0.358, SLG: 0.391				6-3		4-3			K	0	0	0	0	0	0	0						
Inning Stats	R: 0 E: 0 K: 2 S: 7	H: 0 LOB: 0 BB: 0 P: 7	R: 0 E: 0 K: 0 S: 3	H: 0 LOB: 0 BB: 0 P: 3	R: 0 E: 0 K: 0 S: 4	H: 2 LOB: 1 BB: 0 P: 4	R: 0 E: 0 K: 1 S: 5	H: 1 LOB: 0 BB: 0 P: 5	R: 1 E: 0 K: 0 S: 4	H: 2 LOB: 0 BB: 0 P: 4	R: 0 E: 0 K: 0 S: 3	H: 0 LOB: 0 BB: 0 P: 3	R: 0 E: 0 K: 1 S: 5	H: 0 LOB: 0 BB: 0 P: 5	R: 0 E: 0 K: 1 S: 5	H: 0 LOB: 0 BB: 0 P: 5	1B: 4 2B: 0 3B: 0 HR: 1	SF: 0 SAC: 0 DP: 3 HBP: 0	WP: 0 PB: 0 SB: 0 CS: 0	PA: 29		
PITCHER	IP WLS BF H R ER SO BB IBB HBP BLK WP HR S P ERA WHIP	IP WLS BF H R ER SO BB IBB HBP BLK WP HR S P ERA WHIP	IP WLS BF H R ER SO BB IBB HBP BLK WP HR S P ERA WHIP	IP WLS BF H R ER SO BB IBB HBP BLK WP HR S P ERA WHIP	IP WLS BF H R ER SO BB IBB HBP BLK WP HR S P ERA WHIP	IP WLS BF H R ER SO BB IBB HBP BLK WP HR S P ERA WHIP	IP WLS BF H R ER SO BB IBB HBP BLK WP HR S P ERA WHIP	IP WLS BF H R ER SO BB IBB HBP BLK WP HR S P ERA WHIP	IP WLS BF H R ER SO BB IBB HBP BLK WP HR S P ERA WHIP	IP WLS BF H R ER SO BB IBB HBP BLK WP HR S P ERA WHIP	IP WLS BF H R ER SO BB IBB HBP BLK WP HR S P ERA WHIP	IP WLS BF H R ER SO BB IBB HBP BLK WP HR S P ERA WHIP	IP WLS BF H R ER SO BB IBB HBP BLK WP HR S P ERA WHIP	IP WLS BF H R ER SO BB IBB HBP BLK WP HR S P ERA WHIP	IP WLS BF H R ER SO BB IBB HBP BLK WP HR S P ERA WHIP	IP WLS BF H R ER SO BB IBB HBP BLK WP HR S P ERA WHIP	IP WLS BF H R ER SO BB IBB HBP BLK WP HR S P ERA WHIP	IP WLS BF H R ER SO BB IBB HBP BLK WP HR S P ERA WHIP	IP WLS BF H R ER SO BB IBB HBP BLK WP HR S P ERA WHIP	IP WLS BF H R ER SO BB IBB HBP BLK WP HR S P ERA WHIP	IP WLS BF H R ER SO BB IBB HBP BLK WP HR S P ERA WHIP	IP WLS BF H R ER SO BB IBB HBP BLK WP HR S P ERA WHIP

AB	29
R	1
H	5
RBI	1
BB	0
SO	5
LOB	5



Batter	1	2	3	4	5	6	7	8	9	AB	R	H	RBI	BB	SO	LOB	TOP					
Joe Demaestri, R OBP: 0.275, SLG: 0.316	0-0 6-3		0-0 1B		0-0 6-3		0-0 G3		0-0 E3	5	0	1	0	0	0	1						
Enos Slaughter, L OBP: 0.357, SLG: 0.315	0-0 1B		0-3 K		0-0 4-3			0-0 G3	0-0 CS	4	0	1	0	0	0	1						
Elmer Valo, L OBP: 0.503, SLG: 0.514	0-0 L9		0-0 4-3		0-0 4-3			0-0 G3 3B		4	1	1	0	0	0	2						
Harry Simpson, L OBP: 0.363, SLG: 0.464	0-3 K			0-0 CS 1B		0-0 6-3		0-0 G3		4	0	1	0	0	1	2						
Bill Wilson, R OBP: 0.305, SLG: 0.481										0	0	0	0	0	0	0						
Vic Power, R OBP: 0.341, SLG: 0.492		0-0 1-3		0-0 F8		0-0 6-3		0-0 1B 3B		4	1	1	1	0	0	1						
Jim Finigan, R OBP: 0.356, SLG: 0.472		0-0 E S 1B		0-0 1B BB		0-0 G3		0-0 1B		3	0	2	1	1	0	0						
Hector Lopez, R OBP: 0.319, SLG: 0.352		0-0 F7		0-0 1B		0-0 1B		0-0 L9	0-0 4-3	4	0	1	0	0	0	2						
Joe Astroth, R OBP: 0.374, SLG: 0.326		0-0 F8		0-0 FC6-4 1B		0-0 SH1-4 1B		0-0 F8		4	0	2	0	0	0	1						
Art Diltmar, R OBP: 0.242, SLG: 0.242			0-0 L9	0-0 FC6-4		0-0 SH1-4		0-3 K		3	0	0	0	0	1	3						
Inning Stats	R: 0 E: 0 K: 1 S: 6	H: 1 LOB: 1 BB: 0 P: 6	R: 0 E: 0 K: 0 S: 4	H: 1 LOB: 1 BB: 0 P: 4	R: 0 E: 0 K: 1 S: 6	H: 1 LOB: 1 BB: 0 P: 6	R: 0 E: 0 K: 0 S: 5	H: 3 LOB: 3 BB: 1 P: 9	R: 0 E: 0 K: 0 S: 3	H: 0 LOB: 0 BB: 0 P: 3	R: 0 E: 0 K: 0 S: 3	H: 0 LOB: 0 BB: 0 P: 3	R: 0 E: 0 K: 0 S: 4	H: 1 LOB: 1 BB: 0 P: 4	R: 2 E: 0 K: 0 S: 6	H: 3 LOB: 1 BB: 0 P: 6	R: 0 E: 1 K: 1 S: 5	H: 0 LOB: 0 BB: 0 P: 5	1B: 8 2B: 1 3B: 1 HR: 0	SF: 0 SAC: 1 DP: 0 HBP: 0	WP: 0 PB: 0 SB: 2 CS: 2	PA: 38
PITCHER Frank Lary, R ERA: 3.43	IP: 9.0 WLS: L BF: 37	H: 10 R: 2 ER: 2 SO: 3	BB: 1 IBB: 0 HBP: 0 BLK: 0	WP: 0 HR: 0 S: 42 P: 46	ERA: 2.00 WHIP: 1.222																	

Kansas City Athletics @ Detroit Tigers
Briggs Stadium, Detroit, MI
Sat Jul 09 1955, 4:33 AM EDT
Att: 6,487 - Unknown

AB 35
R 2
H 10
RBI 2
BB 1
SO 3
LOB 13



Batter	1	2	3	4	5	6	7	8	9	AB	R	H	RBI	BB	SO	LOB	BOTTOM			
Harvey Kuenn, R OBP: 0.350, SLG: 0.422	0-0 5-3		0-0 F8		0-0 G3-6-3		0-0 FC5-4			4	0	0	0	0	0	2				
Bill Tuttle, R OBP: 0.349, SLG: 0.396	0-0 4-3		0-0 BB		0-0 F9			0-0 6-3		3	0	0	0	1	0	0				
Al Kaline, R OBP: 0.451, SLG: 0.632	0-0 BB 1B		0-3 K		0-0 L5-3		0-0 L8		0-0 F2	4	0	1	0	0	1	1				
Earl Torgeson, L OBP: 0.379, SLG: 0.349	0-0 BB 1B	0-0 3-1		0-0 4-3		0-0 4-3		0-0 F2		3	0	0	0	1	0	0				
Ray Boone, R OBP: 0.335, SLG: 0.448	0-0 F9		0-0 G3 1B		0-0 K			0-3 K		4	0	1	0	0	2	2				
Jim Delsing, L OBP: 0.354, SLG: 0.423		0-0 F8		0-0 G3 1B		0-0 HR		0-0 F9		4	1	2	1	0	0	0				
Frank House, L OBP: 0.269, SLG: 0.357		0-0 F9		0-0 G3		0-0 G1-6-3 1B		0-0 F7		4	0	1	0	0	0	2				
Fred Hatfield, L OBP: 0.320, SLG: 0.348		0-0 G3		0-0 1-3		0-0 G1-6-3				3	0	0	0	0	0	3				
Frank Lary, R OBP: 0.357, SLG: 0.359			0-0 5-3		0-0 G3-6-3 1B		0-0 FC5-4 1B			3	0	2	0	0	0	0				
Inning Stats	R: 0 E: 0 K: 0 S: 4	H: 1 LOB: 2 BB: 1 P: 8	R: 0 E: 0 K: 0 S: 3	H: 0 LOB: 0 BB: 0 P: 3	R: 0 E: 0 K: 1 S: 5	H: 0 LOB: 1 BB: 1 P: 9	R: 0 E: 0 K: 0 S: 5	H: 2 LOB: 2 BB: 0 P: 5	R: 0 E: 0 K: 0 S: 3	H: 1 LOB: 0 BB: 0 P: 3	R: 1 E: 0 K: 0 S: 5	H: 3 LOB: 1 BB: 0 P: 5	R: 0 E: 0 K: 0 S: 3	H: 0 LOB: 0 BB: 0 P: 3	R: 0 E: 0 K: 1 S: 5	H: 0 LOB: 0 BB: 0 P: 5	1B: 6 2B: 0 3B: 0 HR: 1	SF: 0 SAC: 0 DP: 2 HBP: 0	WP: 0 PB: 0 SB: 0 CS: 0	PA: 34
PITCHER Art Diltmar, R ERA: 5.22	IP: 9.0 WLS: W BF: 34	H: 7 R: 1 ER: 1 SO: 3	BB: 2 IBB: 0 HBP: 0 BLK: 0	WP: 0 HR: 1 S: 38 P: 46	ERA: 1.00 WHIP: 1.000															

Kansas City Athletics @ Detroit Tigers
Briggs Stadium, Detroit, MI
Sat Jul 09 1955, 4:33 AM EDT
Att: 6,487 - Unknown

AB 32
R 1
H 7
RBI 1
BB 2
SO 3
LOB 10



Batter	1	2	3	4	5	6	7	8	9	AB	R	H	RBI	BB	SO	LOB	TOP								
Joe Demaestri, R OBP: 0.277, SLG: 0.321	6-3	CS	6-3	1B		FC FC3-2		L3		5	0	2	1	0	0	1									
Enos Slaughter, L OBP: 0.352, SLG: 0.310	HR		4-3	F2		FC F8 FC3-2		F8		5	1	1	0	0	0	4									
Elmer Valo, L OBP: 0.500, SLG: 0.531	HR		4-3	6-3		FC3-2			G6-3 BB	5	2	2	2	0	0	5									
Harry Simpson, L OBP: 0.369, SLG: 0.471	3-1			HR	1B			F8	G6-3 BB	4	2	2	0	1	0	2									
Vic Power, R OBP: 0.345, SLG: 0.503	1B			HR	1B			L1	G6-3	5	2	3	3	0	0	4									
Jim Finigan, R OBP: 0.356, SLG: 0.475	F5			F6	SH1-3				G6-3 1B	4	1	2	1	0	0	1									
Hector Lopez, R OBP: 0.325, SLG: 0.358		F4		1B	1B			G6-4-3	G6-4-3	5	1	3	2	0	0	1									
Joe Astroth, R OBP: 0.381, SLG: 0.331		CS		1B	6-3			K	WP	4	0	2	0	1	1	1									
Cloyd Boyer, R OBP: 0.167, SLG: 0.091				1B	5-3				1B	2	0	0	0	1	1	2									
Johnny Sain, R OBP: 0.500, SLG: 0.333		K		1B	BB			L3	4-3	0	0	0	0	0	0	0									
Bill Harrington, R OBP: 0.500, SLG: 0.333				1B						2	0	1	0	0	0	2									
Inning Stats	R: 2 E: 0 K: 0 S: 6	H: 3 LOB: 1 BB: 0 P: 6	R: 0 E: 0 K: 1 S: 5	H: 1 LOB: 0 BB: 0 P: 5	R: 0 E: 0 K: 0 S: 3	H: 0 LOB: 0 BB: 0 P: 3	R: 3 E: 0 K: 0 S: 8	H: 5 LOB: 3 BB: 1 P: 12	R: 2 E: 0 K: 0 S: 6	H: 3 LOB: 1 BB: 0 P: 6	R: 0 E: 0 K: 1 S: 5	H: 1 LOB: 0 BB: 0 P: 5	R: 0 E: 0 K: 1 S: 5	H: 1 LOB: 0 BB: 0 P: 5	R: 0 E: 0 K: 0 S: 3	H: 1 LOB: 2 BB: 2 P: 3	1B: 13 2B: 4 3B: 0 HR: 2	SF: 0 SAC: 1 DP: 3 HBP: 0	WP: 1 PB: 0 SB: 0 CS: 1	PA: 46					
PITCHER	IP WLS BF H R ER SO BB IBB HBP BLK WP HR S P ERA WHIP											PITCHER	IP WLS BF H R ER SO BB IBB HBP BLK WP HR S P ERA WHIP												
Steve Gromek, R ERA: 3.49	(1, 1)	3.1 L 17 8 5 4 1 0 0 0 0 0 0 2 19 19 10.80 2.400											Paul Foytack, R ERA: 7.47	(9, 1)	1.0 7 7 3 2 2 0 1 1 0 0 1 0 5 13 18.00 4.000										
Duke Maas, R ERA: 4.59	(4, 1)	0.2 4 1 0 0 0 1 0 0 0 0 0 0 3 7 0.00 3.000																							
Babe Birrer, R ERA: 5.06	(5, 1)	1.0 6 3 2 2 0 0 0 0 0 0 0 0 6 6 18.00 3.000																							
Joe Coleman, R ERA: 9.95	(6, 1)	1.0 5 1 0 0 0 0 0 0 0 0 0 0 5 5 0.00 1.000																							
Al Aber, L ERA: 2.86	(7, 1)	2.0 6 2 0 0 1 0 0 0 0 0 0 0 8 8 0.00 1.000																							

Kansas City Athletics @ Detroit Tigers
 Briggs Stadium, Detroit, MI
 Sun Jul 10 1955, 4:33 AM EDT
 Unknown

AB	41
R	9
H	18
RBI	9
BB	3
SO	2
LOB	23



Batter	1	2	3	4	5	6	7	8	9	AB	R	H	RBI	BB	SO	LOB	BOTTOM							
Harvey Kuenn, R OBP: 0.351, SLG: 0.419	5-3		L6-4-3 1B		5-3	FC5		BB		4	0	1	0	1	0	1								
Bill Tuttle, R OBP: 0.350, SLG: 0.394	L5-3 BB		L6-4-3 1B		K	K		F8		4	0	1	0	1	2	3								
Al Kaline, R OBP: 0.445, SLG: 0.623	L5-3		L6-4-3		L4	L7			L4-3	5	0	0	0	0	0	5								
Earl Torgeson, L OBP: 0.380, SLG: 0.363	F9		F9			HR			1B	5	1	2	1	0	1	2								
Ray Boone, R OBP: 0.336, SLG: 0.445		F2		E G6-4-3	1B	FC5-4		6-3	K	4	1	1	0	1	1	1								
Jim Delsing, L OBP: 0.361, SLG: 0.429		HBP		E9	G6-4-3 1B	FC5-4 1B			BB	4	1	3	0	1	0	1								
Red Wilson, R OBP: 0.304, SLG: 0.311		F4		G6-4-3	1B	FC1-6-4			L8	5	1	1	0	0	0	5								
Fred Hatfield, L OBP: 0.326, SLG: 0.350		HBP			BB			F8		2	1	1	1	1	0	0								
Steve Garmon, S ERA: 4.26	3-1			3-1		E		3-1		1	0	0	0	0	0	2								
Inning Stats	R: 0 E: 0 K: 0 S: 3	H: 0 LOB: 1 BB: 1 P: 7	R: 0 E: 0 K: 0 S: 4	H: 1 LOB: 2 BB: 0 P: 5	R: 0 E: 0 K: 0 S: 4	H: 2 LOB: 1 BB: 0 P: 4	R: 1 E: 1 K: 0 S: 4	H: 2 LOB: 1 BB: 1 P: 8	R: 0 E: 0 K: 1 S: 5	H: 0 LOB: 0 BB: 0 P: 5	R: 4 E: 1 K: 1 S: 10	H: 4 LOB: 2 BB: 1 P: 14	R: 0 E: 0 K: 1 S: 5	H: 0 LOB: 1 BB: 1 P: 9	R: 0 E: 0 K: 0 S: 3	H: 0 LOB: 1 BB: 1 P: 7	R: 0 E: 0 K: 1 S: 7	H: 2 LOB: 2 BB: 0 P: 7	1B: 9 2B: 0 3B: 1 HR: 1	SF: 0 SAC: 0 DP: 2 HBP: 1	WP: 0 PB: 0 SB: 0 CS: 0	PA: 43		
PITCHER	IP WLS BF H R ER SO BB IBB HBP BLK WP HR S P ERA WHIP											PITCHER	IP WLS BF H R ER SO BB IBB HBP BLK WP HR S P ERA WHIP											
Cloyd Boyer, R ERA: 5.14	(1, 1)	5.0 W 23 6 3 2 1 3 0 0 0 0 0 0 4 4 54.00 9.000																						
Johnny Sain, R ERA: 5.32	(6, 1)	0.1 4 3 2 2 0 0 0 0 0 0 0 0 4 4 54.00 9.000																						
Bill Harrington, R ERA: 4.26	(6, 1)	3.2 S 16 2 0 0 3 2 0 0 0 0 0 0 20 28 0.00 1.091																						

Kansas City Athletics @ Detroit Tigers
 Briggs Stadium, Detroit, MI
 Sun Jul 10 1955, 4:33 AM EDT
 Unknown

AB	37
R	5
H	11
RBI	4
BB	5
SO	4
LOB	21



Batter	1	2	3	4	5	6	7	8	9	AB	R	H	RBI	BB	SO	LOB	TOP			
Billy Goodman, L (1, 4) OBP: 0.394, SLG: 0.348	G3		BB							2	0	1	0	2	0	0	Boston Red Sox @ Detroit Tigers Briggs Stadium, Detroit, MI Thu Jul 14 1955, 4:33 AM EDT Unknown			
Billy Klaus, L (1, 6) OBP: 0.352, SLG: 0.381	4-3		BB							3	0	0	0	1	1	4				
Ted Williams, L (1, 7) OBP: 0.515, SLG: 0.874	F7		BB							4	0	0	0	0	0	2				
Jackie Jensen, R (1, 9) OBP: 0.350, SLG: 0.498										4	0	2	0	0	1	0				
Norm Zauchin, R (1, 3) OBP: 0.338, SLG: 0.496	6-3									4	0	0	0	0	0	2				
Sammy White, R (1, 2) OBP: 0.330, SLG: 0.401										4	0	1	0	0	0	2				
Grady Hatton, L (1, 5) OBP: 0.372, SLG: 0.325										4	0	0	0	0	0	1				
Jim Piersall, R (1, 8) OBP: 0.339, SLG: 0.409										4	0	2	0	0	0	0				
Ike Delock, R (1, 1) OBP: 0.161, SLG: 0.103										0	0	0	0	0	0	0				
Leo Kiely, L (1, 1) OBP: 0.273, SLG: 0.286										2	0	0	0	0	1	1				
Gene Stephens, L (7, PH) OBP: 0.400, SLG: 0.521										1	0	0	0	0	0	1				
Tom Hurd, R (7, 1) OBP: 0.111, SLG: 0.111										0	0	0	0	0	0	0				
Inning Stats	R: 0 E: 0 K: 0 S: 3	H: 0 LOB: 0 BB: 0 P: 3	R: 0 E: 0 K: 1 S: 6	H: 1 LOB: 1 BB: 0 P: 6	R: 0 E: 0 K: 1 S: 5	H: 0 LOB: 2 BB: 2 P: 13	R: 0 E: 0 K: 0 S: 3	H: 1 LOB: 0 BB: 0 P: 3	R: 0 E: 0 K: 0 S: 4	H: 1 LOB: 2 BB: 1 P: 8	R: 0 E: 0 K: 1 S: 7	H: 2 LOB: 2 BB: 0 P: 7	R: 0 E: 0 K: 0 S: 3	H: 0 LOB: 0 BB: 0 P: 3	R: 0 E: 0 K: 0 S: 3	H: 0 LOB: 0 BB: 0 P: 3	1B: 5 2B: 1 3B: 0 HR: 0	SF: 0 SAC: 0 DP: 1 HBP: 0	WP: 0 PB: 0 SB: 0 CS: 0	PA: 35
PITCHER Frank Lary, R (1, 1) ERA: 3.19	IP: 9.0 WLS: W BF: 35 H: 6 R: 0 ER: 0 SO: 3 BB: 3 IBB: 0 HBP: 0 BLK: 0 WP: 0 HR: 0 S: 38 P: 50 ERA: 0.00 WHIP: 1.000															PITCHER				

AB 32
R 0
H 6
RBI 0
BB 3
SO 3
LOB 13



Batter	1	2	3	4	5	6	7	8	9	AB	R	H	RBI	BB	SO	LOB	BOTTOM			
Harvey Kuenn, R (1, 6) OBP: 0.360, SLG: 0.441										3	2	2	0	1	0	0	Boston Red Sox @ Detroit Tigers Briggs Stadium, Detroit, MI Thu Jul 14 1955, 4:33 AM EDT Unknown			
Bill Tuttle, R (1, 8) OBP: 0.352, SLG: 0.394										2	0	1	0	1	0	3				
Al Kaline, R (1, 9) OBP: 0.448, SLG: 0.617										3	1	1	1	1	0	3				
Earl Torgeson, L (1, 3) OBP: 0.385, SLG: 0.368										4	1	1	1	0	1	2				
Ray Boone, R (1, 5) OBP: 0.343, SLG: 0.455										4	1	1	1	0	0	2				
Jim Delsing, L (1, 7) OBP: 0.356, SLG: 0.425										4	1	1	2	0	0	1				
Bubba Phillips, R (9, 7) OBP: 0.279, SLG: 0.303										0	0	0	0	0	0	0				
Frank House, L (1, 2) OBP: 0.272, SLG: 0.352										4	0	0	0	0	1	1				
Fred Hatfield, L (1, 4) OBP: 0.328, SLG: 0.347										2	0	0	0	2	1	0				
Frank Lary, R (1, 1) OBP: 0.348, SLG: 0.349										4	0	1	1	0	0	1				
Inning Stats	R: 5 E: 0 K: 1 S: 10	H: 5 LOB: 3 BB: 3 P: 22	R: 0 E: 0 K: 0 S: 3	H: 0 LOB: 1 BB: 1 P: 7	R: 0 E: 0 K: 0 S: 3	H: 0 LOB: 0 BB: 0 P: 3	R: 0 E: 0 K: 0 S: 3	H: 1 LOB: 0 BB: 0 P: 3	R: 0 E: 0 K: 1 S: 5	H: 0 LOB: 0 BB: 0 P: 5	R: 1 E: 0 K: 0 S: 5	H: 2 LOB: 1 BB: 0 P: 5	R: 0 E: 0 K: 0 S: 3	H: 0 LOB: 1 BB: 1 P: 7	R: 0 E: 0 K: 0 S: 3	H: 0 LOB: 0 BB: 0 P: 7	1B: 5 2B: 3 3B: 0 HR: 0	SF: 0 SAC: 1 DP: 1 HBP: 0	WP: 0 PB: 0 SB: 0 CS: 0	PA: 36
PITCHER Ike Delock, R (1, 1) ERA: 4.36	IP: 0.1 WLS: L BF: 4 H: 4 R: 5 ER: 5 SO: 0 BB: 1 IBB: 0 HBP: 0 BLK: 0 WP: 0 HR: 0 S: 5 P: 9 ERA: 135.00 WHIP: 15.000															PITCHER				
Leo Kiely, L (1, 1) ERA: 2.58	IP: 5.2 WLS: L BF: 21 H: 2 R: 0 ER: 0 SO: 3 BB: 3 IBB: 0 HBP: 0 BLK: 0 WP: 0 HR: 0 S: 24 P: 36 ERA: 0.00 WHIP: 0.882															PITCHER				
Tom Hurd, R (7, 1) ERA: 2.66	IP: 2.0 WLS: L BF: 9 H: 2 R: 1 ER: 1 SO: 0 BB: 1 IBB: 0 HBP: 0 BLK: 0 WP: 0 HR: 0 S: 8 P: 12 ERA: 4.50 WHIP: 1.500															PITCHER				



Batter	1	2	3	4	5	6	7	8	9	AB	R	H	RBI	BB	SO	LOB	TOP				
Billy Goodman, L OBP: 0.392, SLG: 0.343 (1,4)	0-0 4-3		0-0 6-3	0-0 FC4-6 2B			0-0 B2-3	4-0 BB		4	1	0	0	1	0	2					
Billy Klaus, L OBP: 0.353, SLG: 0.382 (1,6)	0-0 F7		0-0 L3	0-0 2B			4-0 HR BB	0-3 K		4	1	1	2	1	1	2					
Ted Williams, L OBP: 0.522, SLG: 0.895 (1,7)	4-0 3B BB		4-0 E BB	4-0 K			0-0 HR	0-0 F6		2	3	1	2	2	1	1					
Gene Stephens, L OBP: 0.397, SLG: 0.516 (7,7)										1	0	0	0	0	0	2					
Jackie Jensen, R OBP: 0.354, SLG: 0.515 (1,9)	0-0 1-H 3B		0-0 E 1B				0-0 HR			5	1	3	2	0	0	0					
Norm Zauchin, R OBP: 0.342, SLG: 0.496 (1,3)	4-0 BB		0-0 E7 1B				0-0 5-3			4	0	2	1	1	0	0					
Sammy White, R OBP: 0.328, SLG: 0.398 (1,2)	0-0 L6		0-0 F8				0-0 G1-4-3 1B			5	0	1	0	0	1	5					
Grady Hatton, L OBP: 0.370, SLG: 0.324 (1,5)			0-0 G3				0-0 FC3-5 1B			4	0	1	0	0	0	1					
Jim Piersall, R OBP: 0.341, SLG: 0.406 (1,8)			0-0 5-3				4-0 FC4-6 2B FC3-5 BB			2	1	0	0	2	0	0					
George Susce, R OBP: 0.130, SLG: 0.136 (1,1)			0-0 F6				0-0 FC3-5 FC4-6			4	0	0	0	0	0	3					
Inning Stats	R: 1 E: 0 K: 0 S: 4	H: 1 LOB: 2 BB: 2 P: 12	R: 0 E: 0 K: 0 S: 3	H: 0 LOB: 0 BB: 0 P: 3	R: 1 E: 1 K: 0 S: 5	H: 2 LOB: 2 BB: 1 P: 9	R: 2 E: 0 K: 1 S: 7	H: 2 LOB: 1 BB: 1 P: 11	R: 0 E: 0 K: 0 S: 3	H: 0 LOB: 0 BB: 0 P: 3	R: 3 E: 0 K: 0 S: 6	H: 3 LOB: 1 BB: 1 P: 10	R: 0 E: 0 K: 1 S: 5	H: 0 LOB: 2 BB: 2 P: 13	R: 0 E: 0 K: 1 S: 5	H: 0 LOB: 0 BB: 0 P: 5	1B: 5 2B: 1 3B: 1 HR: 2	SF: 0 SAC: 0 DP: 1 HBP: 0	WP: 0 PB: 0 SB: 0 CS: 0	PA: 42	
PITCHER	IP WLS BF H R ER SO	IP WLS BF H R ER SO	IP WLS BF H R ER SO	IP WLS BF H R ER SO	IP WLS BF H R ER SO	IP WLS BF H R ER SO	IP WLS BF H R ER SO	IP WLS BF H R ER SO	IP WLS BF H R ER SO	IP WLS BF H R ER SO	IP WLS BF H R ER SO	IP WLS BF H R ER SO	IP WLS BF H R ER SO	IP WLS BF H R ER SO	IP WLS BF H R ER SO	IP WLS BF H R ER SO	ERA WHIP	ERA WHIP			
Duke Maas, R ERA: 4.81 (1,1)	3.2 L	20 5 4 4 0	5 4 3 3 1	1 0 0 0	0 0 0 0	0 2 15 19	8.10 1.500														
Al Aber, L ERA: 3.19 (4,1)	3.1	14 4 3 3 1	1 0 0 0	0 0 0 0	0 0 10 18	0.00 1.000															
Babe Birrer, R ERA: 4.76 (8,1)	2.0	8 0 0 0 2	2 0 0 0	0 0 0 0	0 0 10 18	0.00 1.000															

Boston Red Sox @ Detroit Tigers
Briggs Stadium, Detroit, MI
Thu Jul 14 1955, 4:38 AM EDT
Att: 44,676 - Unknown

AB 35
R 7
H 9
RBI 7
BB 7
SO 3
LOB 16



Batter	1	2	3	4	5	6	7	8	9	AB	R	H	RBI	BB	SO	LOB	BOTTOM				
Harvey Kuenn, R OBP: 0.361, SLG: 0.445 (1,6)	0-0 BB 1B		0-0 2B	0-3 K			0-0 3-1			4	1	2	0	0	1	1					
Bill Tuttle, R OBP: 0.351, SLG: 0.395 (1,8)	0-0 F8		0-0 1B SF9 2B				0-0 F7			4	1	1	1	0	0	1					
Al Kaline, R OBP: 0.448, SLG: 0.615 (1,9)	4-0 FC6-4 BB		0-0 SF9 1B				0-0 L5			3	1	1	0	1	0	0					
Earl Torgeson, L OBP: 0.383, SLG: 0.365 (1,3)	0-0 F8		0-0 SF9				0-0 F8			2	0	0	1	1	0	2					
Ray Boone, R OBP: 0.342, SLG: 0.452 (1,5)	0-0 FC6-4		0-0 G4-6-3 1B				0-0 F4			4	0	1	1	0	0	3					
Jim Delsing, L OBP: 0.351, SLG: 0.418 (1,7)			0-3 K				0-0 4-3			4	0	0	0	0	1	1					
Red Wilson, R OBP: 0.298, SLG: 0.305 (1,2)			0-0 5-3				0-0 F8			3	0	0	0	0	0	0					
Frank House, L OBP: 0.271, SLG: 0.349 (9, PH)										1	0	0	0	0	0	0					
Harry Malmberg, R OBP: 0.320, SLG: 0.291 (1,4)			4-0 BB				0-0 F9			2	0	1	0	1	0	0					
Fred Hatfield, L OBP: 0.327, SLG: 0.346 (9, PH)										1	0	0	0	0	0	0					
Duke Maas, R OBP: 0.172, SLG: 0.143 (1,1)			0-0 F6				0-0 G3			1	0	0	0	0	0	1					
Al Aber, L (4,1)										0	0	0	0	0	0	0					
Charlie Maxwell, L OBP: 0.233, SLG: 0.448 (7, PH)										1	0	0	0	0	0	0					
Babe Birrer, R OBP: 0.143, SLG: 0.286 (8,1)										0	0	0	0	0	0	0					
Inning Stats	R: 0 E: 0 K: 0 S: 4	H: 1 LOB: 2 BB: 1 P: 8	R: 0 E: 0 K: 1 S: 5	H: 0 LOB: 1 BB: 1 P: 9	R: 3 E: 0 K: 0 S: 6	H: 4 LOB: 0 BB: 0 P: 6	R: 0 E: 0 K: 1 S: 6	H: 1 LOB: 1 BB: 0 P: 6	R: 0 E: 0 K: 0 S: 3	H: 0 LOB: 0 BB: 0 P: 3	R: 0 E: 0 K: 0 S: 3	H: 0 LOB: 0 BB: 0 P: 3	R: 0 E: 0 K: 0 S: 3	H: 0 LOB: 1 BB: 1 P: 7	R: 0 E: 0 K: 0 S: 3	H: 0 LOB: 0 BB: 0 P: 3	1B: 4 2B: 2 3B: 0 HR: 0	SF: 1 SAC: 1 DP: 1 HBP: 0	WP: 0 PB: 0 SB: 0 CS: 0	PA: 35	
PITCHER	IP WLS BF H R ER SO	IP WLS BF H R ER SO	IP WLS BF H R ER SO	IP WLS BF H R ER SO	IP WLS BF H R ER SO	IP WLS BF H R ER SO	IP WLS BF H R ER SO	IP WLS BF H R ER SO	IP WLS BF H R ER SO	IP WLS BF H R ER SO	IP WLS BF H R ER SO	IP WLS BF H R ER SO	IP WLS BF H R ER SO	IP WLS BF H R ER SO	IP WLS BF H R ER SO	IP WLS BF H R ER SO	ERA WHIP	ERA WHIP			
George Susce, R ERA: 3.09 (1,1)	9.0 W	35 6 3 3 2	6 3 3 3 2	3 0 0 0	0 0 0 0	0 0 36 48	3.00 1.000														

Boston Red Sox @ Detroit Tigers
Briggs Stadium, Detroit, MI
Thu Jul 14 1955, 4:38 AM EDT
Att: 44,676 - Unknown

AB 30
R 3
H 6
RBI 3
BB 3
SO 2
LOB 9



Batter	1	2	3	4	5	6	7	8	9	AB	R	H	RBI	BB	SO	LOB	TOP			
Irv Noren, L OBP: 0.325, SLG: 0.402 (1, 7)	0-0 2B WP 1B		4-0 G1-6-3 BB		0-0 F3			0-0 F8		3	1	1	0	1	0	0				
Joe Collins, L OBP: 0.356, SLG: 0.407 (1, 9)	0-0 WP SF9 2B		0-0 G1-6-3 1-2		0-0 6-3			0-0 1B 1B		4	1	2	0	0	0	1				
Mickey Mantle, S OBP: 0.431, SLG: 0.609 (1, 8)	0-3 K		0-0 F7			0-0 3-1		0-3 K		4	0	0	0	0	2	3				
Yogi Berra, L OBP: 0.362, SLG: 0.488 (1, 2)	4-0 WP IBB			0-0 F8		1-0 4-3 WP 1B HBP		0-0 1B 1B		2	1	1	0	1	0	0				
Eddie Robinson, L OBP: 0.359, SLG: 0.526 (1, 3)	0-0 SF9			0-0 2B 1B		0-0 4-3		0-0 G3		3	0	1	1	0	0	3				
Gil McDougald, R OBP: 0.366, SLG: 0.388 (1, 4)	0-0 6-3			0-0 2B		0-0 PO 1B		0-0 F3		4	0	2	1	0	0	1				
Andy Carey, R OBP: 0.309, SLG: 0.381 (1, 5)		0-0 1B		4-0 L3 IBB		0-0 PO 1-2	0-0 5-3		0-0 4-3	2	0	1	0	1	0	0	AB 30			
Tommy Byrne, L OBP: 0.295, SLG: 0.342 (9, PH)										1	0	0	0	0	0	0	R 3			
Billy Hunter, R OBP: 0.254, SLG: 0.287 (1, 6)		0-0 L1		0-0 L3			0-0 F4		0-0 1-3	1	0	0	0	0	0	0	H 8			
Elston Howard, R OBP: 0.380, SLG: 0.551 (4, PH)										1	0	0	0	0	0	3	RBI 2			
Phil Rizzuto, R OBP: 0.368, SLG: 0.292 (4, 6)										1	0	0	0	0	0	0	BB 3			
Bill Skowron, R OBP: 0.366, SLG: 0.552 (9, PH)										1	0	0	0	0	0	0	SO 2			
Johnny Kucks, R OBP: 0.034, SLG: 0.069 (1, 1)		0-0 6-3					0-0 1-3			2	0	0	0	0	0	0	LOB 11			
Jim Konstanty, R OBP: 0.250, SLG: 0.143 (6, 1)										1	0	0	0	0	0	0				
Inning Stats	R: 2 E: 0 K: 1 S: 7	H: 2 LOB: 1 BB: 1 P: 11	R: 0 E: 0 K: 0 S: 3	H: 1 LOB: 0 BB: 0 P: 3	R: 0 E: 0 K: 0 S: 2	H: 0 LOB: 0 BB: 1 P: 6	R: 0 E: 0 K: 0 S: 4	H: 2 LOB: 2 BB: 1 P: 8	R: 0 E: 0 K: 0 S: 3	H: 0 LOB: 0 BB: 0 P: 3	R: 1 E: 0 K: 0 S: 3	H: 1 LOB: 0 BB: 0 P: 4	R: 0 E: 0 K: 0 S: 3	H: 0 LOB: 2 BB: 0 P: 7	R: 0 E: 0 K: 0 S: 3	H: 0 LOB: 0 BB: 0 P: 3	1B: 6 2B: 3 3B: 0 HR: 0	SF: 1 SAC: 0 DP: 2 HBP: 1	WP: 2 PB: 0 SB: 0 CS: 0	PA: 36
PITCHER Ned Garver, R ERA: 3.62 (1, 1)	IP: 9.0 WLS: W BF: 35 H: 8 R: 3 ER: 3 SO: 2 BB: 1 IBB: 2 HBP: 1 BLK: 0 WP: 2 HR: 0 S: 35 P: 48 ERA: 3.00 WHIP: 1.000															PITCHER	IP: 9.0 WLS: W BF: 35 H: 8 R: 3 ER: 3 SO: 2 BB: 1 IBB: 2 HBP: 1 BLK: 0 WP: 2 HR: 0 S: 35 P: 48 ERA: 3.00 WHIP: 1.000			

New York Yankees @ Detroit Tigers
Briggs Stadium, Detroit, MI
Sat Jul 16 1955, 4:33 AM EDT
Unknown

AB 30
R 3
H 8
RBI 2
BB 3
SO 2
LOB 11



Batter	1	2	3	4	5	6	7	8	9	AB	R	H	RBI	BB	SO	LOB	BOTTOM			
Harvey Kuenn, R OBP: 0.359, SLG: 0.444 (1, 6)	0-0 2B	0-0 G4-6-3 1-2			0-0 5-3		0-0 F3	0-3 K		5	0	1	0	0	1	3				
Bill Tuttle, R OBP: 0.352, SLG: 0.396 (1, 8)	0-3 K		0-0 L6 1B		0-0 F4		0-0 HR 1B			4	1	2	0	0	1	1				
Al Kaline, R OBP: 0.449, SLG: 0.622 (1, 9)	0-0 L5-3		0-0 L6 4-3 1-3			0-0 1B G3 1B	0-0 HR 1B			4	2	2	2	0	0	2				
Earl Torgeson, L OBP: 0.382, SLG: 0.363 (1, 3)	0-0 4-3		0-0 4-3 2-3			0-0 G3 BB 1B	0-0 4-1			4	0	1	0	0	0	2				
Ray Boone, R OBP: 0.340, SLG: 0.448 (1, 5)		0-0 HR 1B	0-0 L7			0-0 F2	0-0 F8			4	1	1	0	0	0	3				
Charlie Maxwell, L OBP: 0.294, SLG: 0.594 (1, 7)		0-0 HR		0-0 F8		4-0 G3 BB		0-0 SH4-3 1B 2B		3	2	2	2	1	0	0				
Bubba Phillips, R OBP: 0.279, SLG: 0.303 (9, 7)		1-H HR				1-2 G3 BB		0-0 SH4-3 1B 2B		0	0	0	0	0	0	0				
Frank House, L OBP: 0.266, SLG: 0.343 (1, 2)		0-0 5-3		0-0 F7		0-0 G3		0-0 SH4-3 1B 2B		3	0	0	1	0	0	2	AB 33			
Fred Hatfield, L OBP: 0.329, SLG: 0.343 (1, 4)		4-0 1B BB		0-0 6-3		0-0 BB		0-0 4-3		2	0	0	0	2	0	1	R 6			
Ned Garver, R OBP: 0.250, SLG: 0.224 (1, 1)		0-0 G4-6-3 1-3 1B			0-0 G3		0-0 F6		0-0 1B	4	0	2	1	0	0	3	H 11			
Inning Stats	R: 0 E: 0 K: 1 S: 6	H: 1 LOB: 1 BB: 0 P: 6	R: 2 E: 0 K: 0 S: 5	H: 3 LOB: 1 BB: 1 P: 9	R: 0 E: 1 K: 0 S: 4	H: 1 LOB: 1 BB: 0 P: 4	R: 0 E: 0 K: 0 S: 3	H: 0 LOB: 0 BB: 0 P: 3	R: 0 E: 0 K: 0 S: 3	H: 0 LOB: 0 BB: 0 P: 3	R: 1 E: 0 K: 0 S: 5	H: 2 LOB: 3 BB: 2 P: 13	R: 2 E: 0 K: 0 S: 5	H: 2 LOB: 0 BB: 0 P: 5	R: 1 E: 0 K: 1 S: 7	H: 2 LOB: 1 BB: 0 P: 7	1B: 7 2B: 2 3B: 0 HR: 2	SF: 0 SAC: 1 DP: 1 HBP: 0	WP: 0 PB: 0 SB: 0 CS: 0	PA: 37
PITCHER Johnny Kucks, R ERA: 3.63 (1, 1)	IP: 5.1 WLS: L BF: 24 H: 7 R: 3 ER: 3 SO: 3 BB: 2 IBB: 0 HBP: 0 BLK: 0 WP: 0 HR: 1 S: 24 P: 32 ERA: 5.06 WHIP: 1.688															PITCHER	IP: 5.1 WLS: L BF: 24 H: 7 R: 3 ER: 3 SO: 3 BB: 2 IBB: 0 HBP: 0 BLK: 0 WP: 0 HR: 1 S: 24 P: 32 ERA: 5.06 WHIP: 1.688			
PITCHER Jim Konstanty, R ERA: 1.99 (6, 1)	IP: 2.2 WLS: L BF: 13 H: 4 R: 3 ER: 3 SO: 1 BB: 1 IBB: 0 HBP: 0 BLK: 0 WP: 0 HR: 1 S: 14 P: 18 ERA: 10.12 WHIP: 1.875															PITCHER	IP: 2.2 WLS: L BF: 13 H: 4 R: 3 ER: 3 SO: 1 BB: 1 IBB: 0 HBP: 0 BLK: 0 WP: 0 HR: 1 S: 14 P: 18 ERA: 10.12 WHIP: 1.875			

New York Yankees @ Detroit Tigers
Briggs Stadium, Detroit, MI
Sat Jul 16 1955, 4:33 AM EDT
Unknown

AB 33
R 6
H 11
RBI 6
BB 3
SO 2
LOB 17



Batter	1	2	3	4	5	6	7	8	9	AB	R	H	RBI	BB	SO	LOB	TOP					
Phil Rizzuto, R (1, 6) OBP: 0.397, SLG: 0.294	K		FC6-4 1B		L9			4-3		3	0	1	0	0	1	0	New York Yankees @ Detroit Tigers Briggs Stadium, Detroit, MI Sat Jul 16 1955, 4:38 AM EDT Att: 32,985 - Unknown					
Eddie Robinson, L (8, PH) OBP: 0.357, SLG: 0.522										1	0	0	0	0	0	0						
Billy Hunter, R (8, 6) OBP: 0.294, SLG: 0.287										0	0	0	0	0	0	0						
Andy Carey, R (1, 5) OBP: 0.305, SLG: 0.376	F8		K		F6			K		4	0	0	0	0	2	2						
Bill Skowron, R (1, 3) OBP: 0.369, SLG: 0.566			FC6-4					HR		3	1	1	1	1	0	2						
Mickey Mantle, S (1, 8) OBP: 0.432, SLG: 0.608	F4							6-3		4	0	2	0	0	0	1						
Elston Howard, R (1, 7) OBP: 0.370, SLG: 0.536		5-3								4	0	0	0	0	0	2						
Gil McDougald, R (1, 4) OBP: 0.368, SLG: 0.387										3	0	1	0	1	1	2						
Hank Bauer, R (1, 9) OBP: 0.341, SLG: 0.399										3	0	0	0	1	1	2						
Charles Silvera, R (1, 2) OBP: 0.367, SLG: 0.208										2	0	1	0	0	1	2						
Yogi Berra, L (7, PH) OBP: 0.360, SLG: 0.485	CS		1B		K		G3		L3	2	0	0	0	0	0	1						
Whitey Ford, L (1, 1) OBP: 0.255, SLG: 0.146			K				1-3			3	0	0	0	0	2	1						
Inning Stats	R: 0 E: 0 K: 1 S: 5	H: 0 LOB: 1 BB: 1 P: 9	R: 0 E: 0 K: 0 S: 2	H: 0 LOB: 0 BB: 1 P: 6	R: 0 E: 0 K: 2 S: 9	H: 2 LOB: 2 BB: 0 P: 9	R: 0 E: 0 K: 1 S: 6	H: 1 LOB: 2 BB: 1 P: 10	R: 0 E: 0 K: 1 S: 5	H: 0 LOB: 0 BB: 0 P: 5	R: 0 E: 0 K: 1 S: 6	H: 1 LOB: 1 BB: 0 P: 6	R: 0 E: 0 K: 0 S: 3	H: 0 LOB: 0 BB: 0 P: 3	R: 1 E: 0 K: 1 S: 6	H: 1 LOB: 0 BB: 0 P: 6	R: 0 E: 0 K: 1 S: 6	H: 1 LOB: 1 BB: 0 P: 6	1B: 5 2B: 0 3B: 0 HR: 1	SF: 0 SAC: 0 DP: 0 HBP: 0	WP: 1 PB: 0 SB: 0 CS: 1	PA: 36
PITCHER Billy Hoelt, L (1, 1) ERA: 3.73	IP: 9.0 WLS: W BF: 35 H: 6 R: 1 ER: 1 SO: 8 BB: 3 IBB: 0 HBP: 0 BLK: 0 WP: 1 HR: 1 S: 48 P: 60 ERA: 1.00 WHIP: 1.000															PITCHER						


Batter	1	2	3	4	5	6	7	8	9	AB	R	H	RBI	BB	SO	LOB	BOTTOM			
Harvey Kuenn, R (1, 6) OBP: 0.361, SLG: 0.445	G6-4-3 1B		F2							4	1	2	0	0	0	0	New York Yankees @ Detroit Tigers Briggs Stadium, Detroit, MI Sat Jul 16 1955, 4:38 AM EDT Att: 32,985 - Unknown			
Bill Tuttle, R (1, 8) OBP: 0.351, SLG: 0.395	G6-4-3		K							4	0	1	1	0	1	1				
Al Kaline, R (1, 9) OBP: 0.449, SLG: 0.621										4	0	2	1	0	0	0				
Jack Phillips, R (1, 3) OBP: 0.345, SLG: 0.412	6-3									4	0	0	0	0	1	3				
Ray Boone, R (1, 5) OBP: 0.343, SLG: 0.453										4	0	2	0	0	0	0				
Bubba Phillips, R (1, 7) OBP: 0.281, SLG: 0.304										3	0	1	0	0	0	2				
Red Wilson, R (1, 2) OBP: 0.293, SLG: 0.299										3	0	0	0	0	0	2				
Harry Malmberg, R (1, 4) OBP: 0.321, SLG: 0.277										2	1	0	0	1	0	2				
Billy Hoelt, L (1, 1) OBP: 0.222, SLG: 0.180			K							3	0	0	0	0	3	1				
Inning Stats	R: 0 E: 0 K: 0 S: 4	H: 2 LOB: 1 BB: 0 P: 4	R: 0 E: 0 K: 0 S: 4	H: 1 LOB: 0 BB: 0 P: 4	R: 0 E: 0 K: 2 S: 7	H: 0 LOB: 0 BB: 0 P: 7	R: 0 E: 0 K: 1 S: 6	H: 1 LOB: 1 BB: 0 P: 6	R: 2 E: 0 K: 1 S: 8	H: 3 LOB: 2 BB: 1 P: 12	R: 0 E: 0 K: 0 S: 4	H: 1 LOB: 1 BB: 0 P: 4	R: 0 E: 0 K: 1 S: 5	H: 0 LOB: 0 BB: 0 P: 5	R: 0 E: 0 K: 0 S: 3	H: 0 LOB: 0 BB: 0 P: 3		1B: 7 2B: 1 3B: 0 HR: 0	SF: 0 SAC: 0 DP: 1 HBP: 0	WP: 1 PB: 0 SB: 0 CS: 0
PITCHER Whitey Ford, L (1, 1) ERA: 2.66	IP: 8.0 WLS: L BF: 32 H: 8 R: 2 ER: 2 SO: 5 BB: 1 IBB: 0 HBP: 0 BLK: 0 WP: 1 HR: 0 S: 41 P: 45 ERA: 2.25 WHIP: 1.125															PITCHER				



Batter	1	2	3	4	5	6	7	8	9	10	AB	R	H	RBI	BB	SO	LOB								
Andy Carey, R OBP: 0.304, SLG: 0.374 (1.5)	K		L9			L9			L9		5	0	1	0	0	1	1								
Joe Collins, L OBP: 0.357, SLG: 0.402 Hank Bauer, R OBP: 0.341, SLG: 0.399 (1.9)	F5		F6			G3					4	0	1	0	1	0	1								
Mickey Mantle, S OBP: 0.429, SLG: 0.600 (1.8)	K		1B			K			F2		4	1	0	0	1	2	3								
Yogi Berra, L OBP: 0.361, SLG: 0.482 (1.2)		HR	1B			3-1			F4		4	1	1	0	0	0	3								
Irv Noren, L OBP: 0.331, SLG: 0.404 (1.7)	F8		1B			3-1			3-1		4	0	2	1	1	0	1								
Eddie Robinson, L OBP: 0.358, SLG: 0.536 (1.3)		HR	K			HR			4-3		4	2	1	2	1	1	5								
Gil McDougald, R OBP: 0.368, SLG: 0.395 (1.4)	F8		K			HR			1-3		4	1	1	2	1	1	0								
Billy Hunter, R OBP: 0.263, SLG: 0.292 Bill Skowron, R OBP: 0.357, SLG: 0.563 Phil Rizzuto, R OBP: 0.387, SLG: 0.294 (1.6)			CS			HR			L7		3	0	2	0	1	0	0								
Bob Wiesler, S OBP: 0.218, SLG: 0.220 Tom Morgan, R OBP: 0.143, SLG: 0.143 Ed Lopat, L OBP: 0.207, SLG: 0.148 Bob Turley, R OBP: 0.218, SLG: 0.220 (3.1)	F8		BB			K			K		1	0	0	0	0	0	1								
Inning Stats	R: 0 E: 0 K: 2 S: 7	H: 0 LOB: 0 BB: 0 P: 7	R: 2 E: 0 K: 0 S: 5	H: 2 LOB: 1 BB: 0 P: 6	R: 1 E: 0 K: 1 S: 7	H: 2 LOB: 2 BB: 1 P: 11	R: 0 E: 0 K: 1 S: 4	H: 0 LOB: 0 BB: 1 P: 8	R: 0 E: 0 K: 1 S: 6	H: 1 LOB: 1 BB: 0 P: 6	R: 2 E: 0 K: 1 S: 7	H: 2 LOB: 1 BB: 0 P: 11	R: 0 E: 0 K: 0 S: 5	H: 2 LOB: 2 BB: 0 P: 5	R: 0 E: 0 K: 1 S: 5	H: 0 LOB: 0 BB: 0 P: 5	R: 0 E: 0 K: 0 S: 3	H: 0 LOB: 1 BB: 1 P: 7	R: 0 E: 0 K: 0 S: 2	H: 0 LOB: 1 BB: 2 P: 10	1B: 7 2B: 0 3B: 0 HR: 2	SF: 0 SAC: 0 DP: 1 HBP: 1	WP: 2 PB: 0 SB: 1 CS: 1	PA: 44	
PITCHER	IP	WLS	BF	H	R	ER	SO	BB	IBB	HBP	BLK	WP	HR	S	P	ERA	WHIP								
Steve Gromek, R ERA: 3.7 Babe Birrer, R ERA: 4.63 Joe Coleman, R ERA: 8.04 (1.1)	6.0		29	8	5	5	6	3	0	0	0	1	2	37	50	7.50	1.833								
(7.1)	1.0		4	1	0	0	0	0	0	0	0	0	0	4	4	0.00	1.000								
(8.1)	3.0	W	11	0	0	0	1	3	0	0	0	1	0	10	22	0.00	1.000								

New York Yankees @ Detroit Tigers
 Briggs Stadium, Detroit, MI
 Sun Jul 17 1955, 4:33 AM EDT
 Att: 33,301 - Unknown


AB 37
 R 5
 H 9
 RBI 5
 BB 6
 SO 7
 LOB 19



Batter	1	2	3	4	5	6	7	8	9	10	AB	R	H	RBI	BB	SO	LOB								
Harvey Kuenn, R OBP: 0.361, SLG: 0.443 (1.6)	F8		FC4-6		6-3				L4-3		4	1	1	0	1	0	2								
Bill Tuttle, R OBP: 0.352, SLG: 0.395 (1.8)	L6		1B						G3		5	1	2	0	0	0	1								
Al Kaline, R OBP: 0.444, SLG: 0.612 (1.9)	L6-3		L7						L5-3		5	0	0	0	0	1	5								
Jack Phillips, R OBP: 0.350, SLG: 0.404 Earl Torgeson, L OBP: 0.384, SLG: 0.364 (1.3)		4-3	1B						F6		1	1	0	0	1	0	0								
Ray Boone, R OBP: 0.351, SLG: 0.469 (1.5)		FC5	2B						F8		4	1	3	4	1	0	0								
Bubba Phillips, R OBP: 0.278, SLG: 0.300 Charlie Maxwell, L OBP: 0.289, SLG: 0.583 (1.7)		BB	1B						HR		4	1	3	4	1	0	0								
Red Wilson, R OBP: 0.296, SLG: 0.298 (1.2)		BB	1B						HR		1	0	0	0	0	1	1								
Harry Malmberg, R OBP: 0.319, SLG: 0.277 (1.4)		FC5	2B						4-3		4	0	1	1	0	1	2								
Steve Gromek, S OBP: 0.356, SLG: 0.222 Babe Birrer, R OBP: 0.143, SLG: 0.286 Fred Hatfield, L OBP: 0.328, SLG: 0.342 Joe Coleman, R OBP: 0.857, SLG: 1.000 (1.1)		BB	1B						4-3		4	0	1	0	1	0	2								
(7.1)	4.2		18	5	2	2	1	0	0	0	0	0	0	0	0	0	0								
(8.1)	1.2	L	8	2	1	1	1	1	1	0	0	0	0	0	0	0	0								
(10.1)	0.2		4	1	0	0	0	0	0	0	0	0	0	0	0	0	0								
Inning Stats	R: 0 E: 0 K: 0 S: 3	H: 0 LOB: 0 BB: 0 P: 3	R: 0 E: 0 K: 1 S: 5	H: 0 LOB: 2 BB: 2 P: 13	R: 3 E: 0 K: 0 S: 5	H: 3 LOB: 2 BB: 2 P: 13	R: 0 E: 0 K: 0 S: 4	H: 1 LOB: 1 BB: 0 P: 4	R: 0 E: 0 K: 1 S: 5	H: 0 LOB: 0 BB: 0 P: 5	R: 0 E: 0 K: 0 S: 3	H: 0 LOB: 0 BB: 0 P: 3	R: 0 E: 0 K: 0 S: 4	H: 1 LOB: 1 BB: 0 P: 4	R: 2 E: 0 K: 1 S: 7	H: 2 LOB: 0 BB: 0 P: 7	R: 0 E: 0 K: 0 S: 4	H: 2 LOB: 2 BB: 1 P: 8	R: 1 E: 0 K: 0 S: 3	H: 1 LOB: 1 BB: 1 P: 7	1B: 8 2B: 1 3B: 0 HR: 1	SF: 0 SAC: 2 DP: 1 HBP: 0	WP: 0 PB: 0 SB: 1 CS: 0	PA: 44	
PITCHER	IP	WLS	BF	H	R	ER	SO	BB	IBB	HBP	BLK	WP	HR	S	P	ERA	WHIP								
Bob Wiesler, L ERA: 5.24 Tom Morgan, R ERA: 1.78 Ed Lopat, L ERA: 3.42 Bob Turley, R ERA: 2.9 (1.1)	2.2		14	3	3	3	1	4	0	0	0	0	0	12	28	10.12	2.250								
(3.1)	4.2		18	5	2	2	1	0	0	0	0	0	1	20	20	3.86	1.071								
(8.1)	1.2	L	8	2	1	1	1	1	1	0	0	0	0	8	16	5.40	1.800								
(10.1)	0.2		4	1	0	0	0	0	0	0	0	0	0	3	3	0.00	1.500								

New York Yankees @ Detroit Tigers
 Briggs Stadium, Detroit, MI
 Sun Jul 17 1955, 4:33 AM EDT
 Att: 33,301 - Unknown

AB 36
 R 6
 H 10
 RBI 5
 BB 6
 SO 3
 LOB 17



Batter	1	2	3	4	5	6	7	8	9	AB	R	H	RBI	BB	SO	LOB	TOP									
Fred Marsh, R OBP: 0.322, SLG: 0.293 (1, 4)										5	1	1	1	0	0	4	Baltimore Orioles @ Detroit Tigers Briggs Stadium, Detroit, MI Tue Jul 19 1955, 4:33 AM EDT Att: 6,527 - Unknown									
Cal Abrams, L OBP: 0.418, SLG: 0.417 (1, 9)										3	2	1	0	2	1	2										
Dave Philley, S OBP: 0.367, SLG: 0.491 (1, 7) (6, 8) (7, 5)										4	1	1	1	1	0	3										
Gus Triandos, R OBP: 0.326, SLG: 0.440 (1, 2)										3	0	1	1	1	1	1										
Bob Hale, L OBP: 0.343, SLG: 0.441 (1, 3)										4	0	1	0	0	0	3										
Dave Pope, L OBP: 0.338, SLG: 0.394 (1, 8) (6, 7) (7, 8)										4	0	0	0	0	1	3										
Wayne Causey, L OBP: 0.239, SLG: 0.241 Don Johnson, R (7, 1)										3	0	0	0	0	1	1										
Art Schallock, L OBP: 0.167, SLG: 0.167 Jim Dyck, R OBP: 0.333, SLG: 0.375 (9, PH)										0	0	0	0	0	0	0										
Willy Miranda, S OBP: 0.308, SLG: 0.318 (1, 6)										3	0	2	0	1	0	0										
Jim McDonald, R OBP: 0.308, SLG: 0.182 George Zuverink, R (4, 1)										1	0	0	0	0	0	1										
Tex Nelson, L OBP: 0.400, SLG: 0.308 (7, 7) (7, 7)										1	0	0	0	0	0	1										
Inning Stats	R: 1 E: 0 K: 1 S: 6	H: 1 LOB: 0 BB: 0 P: 6	R: 0 E: 0 K: 2 S: 7	H: 1 LOB: 1 BB: 0 P: 7	R: 0 E: 0 K: 0 S: 3	H: 1 LOB: 0 BB: 0 P: 3	R: 2 E: 0 K: 0 S: 4	H: 2 LOB: 0 BB: 1 P: 8	R: 0 E: 0 K: 0 S: 3	H: 0 LOB: 1 BB: 1 P: 7	R: 1 E: 0 K: 1 S: 6	H: 1 LOB: 1 BB: 0 P: 10	R: 0 E: 1 K: 0 S: 5	H: 1 LOB: 2 BB: 0 P: 5	R: 0 E: 0 K: 0 S: 3	H: 0 LOB: 1 BB: 1 P: 7	R: 0 E: 0 K: 1 S: 7	H: 2 LOB: 3 BB: 1 P: 11	1B: 5 2B: 5 3B: 0 HR: 1	SF: 0 SAC: 0 DP: 3 HBP: 0	WP: 0 PB: 0 SB: 0 CS: 1	PA: 39				
PITCHER	IP WLS BF H R ER SO BB IBB HBP BLK WP HR S P ERA WHIP	5.0 W 21 6 4 4 3 3 0 0 0 0 1 24 36 7.20 1.800	4.0 S 18 3 0 0 2 2 0 0 0 0 0 20 28 0.00 1.250																							

AB 34
R 4
H 9
RBI 3
BB 5
SO 5
LOB 21



Batter	1	2	3	4	5	6	7	8	9	AB	R	H	RBI	BB	SO	LOB	BOTTOM							
Harvey Kuenn, R OBP: 0.362, SLG: 0.440 (1, 6)										4	1	1	0	1	1	0	Baltimore Orioles @ Detroit Tigers Briggs Stadium, Detroit, MI Tue Jul 19 1955, 4:33 AM EDT Att: 6,527 - Unknown							
Bill Tuttle, R OBP: 0.350, SLG: 0.392 (1, 8)										5	1	1	1	0	1	1								
Al Kaline, R OBP: 0.441, SLG: 0.609 (1, 9)										5	1	1	1	0	1	1								
Earl Torgeson, L OBP: 0.385, SLG: 0.362 (1, 3)										4	1	1	0	1	0	2								
Ray Boone, R OBP: 0.351, SLG: 0.466 (1, 5)										4	0	1	1	1	0	3								
Charlie Maxwell, L OBP: 0.310, SLG: 0.600 (1, 7)										4	1	2	2	0	0	1								
Frank House, L OBP: 0.271, SLG: 0.347 (1, 2)										4	2	2	0	0	0	2								
Fred Hatfield, L OBP: 0.333, SLG: 0.348 (1, 4)										4	3	3	1	0	0	0								
Frank Lary, R OBP: 0.333, SLG: 0.333 Babe Birrer, R OBP: 0.333, SLG: 1.111 (1, 1) (6, 1)										2	0	0	0	0	1	1								
Inning Stats	R: 0 E: 0 K: 1 S: 5	H: 0 LOB: 0 BB: 0 P: 5	R: 0 E: 0 K: 0 S: 3	H: 0 LOB: 1 BB: 1 P: 7	R: 5 E: 0 K: 1 S: 10	H: 5 LOB: 1 BB: 1 P: 14	R: 0 E: 0 K: 1 S: 5	H: 0 LOB: 0 BB: 0 P: 5	R: 0 E: 0 K: 0 S: 3	H: 0 LOB: 0 BB: 0 P: 3	R: 3 E: 0 K: 0 S: 6	H: 3 LOB: 0 BB: 0 P: 6	R: 0 E: 0 K: 1 S: 6	H: 1 LOB: 1 BB: 0 P: 6	R: 4 E: 1 K: 0 S: 8	H: 5 LOB: 2 BB: 1 P: 12		1B: 10 2B: 2 3B: 0 HR: 2	SF: 0 SAC: 0 DP: 0 HBP: 0	WP: 0 PB: 0 SB: 2 CS: 0	PA: 41			
PITCHER	IP WLS BF H R ER SO BB IBB HBP BLK WP HR S P ERA WHIP	3.0 L 16 5 5 5 2 1 0 0 0 0 1 14 14 9.00 1.000	3.0 L 12 3 3 3 1 0 0 0 0 0 1 14 14 9.00 1.000	1.0 L 6 3 2 2 1 0 0 0 0 0 0 8 8 18.00 3.000	1.0 L 7 3 2 2 0 1 0 0 0 0 1 6 10 18.00 4.000																			

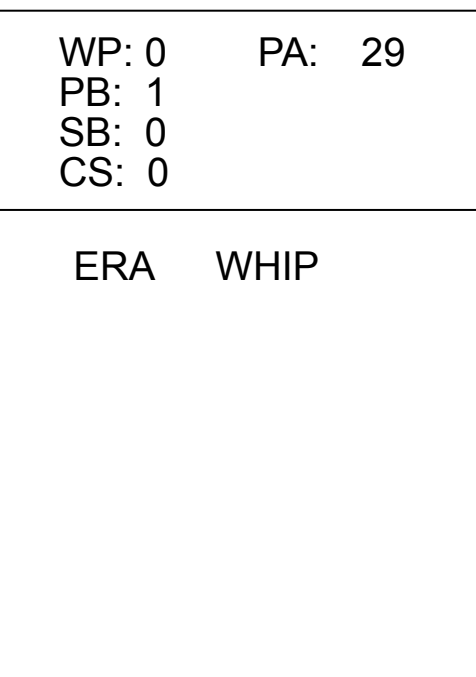


Batter	1	2	3	4	5	6	7	8	9	AB	R	H	RBI	BB	SO	LOB	TOP			
Fred Marsh, R OBP: 0.302, SLG: 0.274 (1, 4)	L9		5-3			F7		G5-3 1B		4	0	1	0	0	0	0	Baltimore Orioles @ Detroit Tigers Briggs Stadium, Detroit, MI Thu Jul 21 1955, 4:33 AM EDT Att: 4,442 - Unknown			
Jim Dyck, R OBP: 0.471, SLG: 0.385 (1, 7)	K							F5		3	0	1	0	1	1					
Dave Philley, S OBP: 0.372, SLG: 0.500 (1, 9)			1B							3	0	2	0	1	0					
Gus Triandos, R OBP: 0.320, SLG: 0.430 (1, 3)	6-3									4	0	0	0	0	5					
Hank Majeski, R OBP: 0.292, SLG: 0.301 Wayne Causey, L (9, PR) OBP: 0.239, SLG: 0.241 Dave Pope, L (9, PR) OBP: 0.336, SLG: 0.391 (1, 5)		K								4	0	1	0	0	1					
Hal Smith, R OBP: 0.294, SLG: 0.362 (1, 2)										0	0	0	0	0	0					
Chuck Diering, R OBP: 0.335, SLG: 0.330 (1, 8)										0	0	0	0	0	0					
Willy Miranda, S OBP: 0.301, SLG: 0.310 Cal Abrams, L (9, PH) OBP: 0.415, SLG: 0.409 (1, 6)										0	0	0	0	0	0					
Hal Brown, R OBP: 0.250, SLG: 0.250 (1, 1)										4	0	0	0	0	1					
Inning Stats	R: 0 E: 0 K: 1 S: 6	H: 1 LOB: 1 BB: 0 P: 6	R: 0 E: 0 K: 1 S: 6	H: 1 LOB: 1 BB: 0 P: 6	R: 0 E: 0 K: 0 S: 4	H: 1 LOB: 1 BB: 0 P: 4	R: 0 E: 0 K: 0 S: 3	H: 0 LOB: 0 BB: 0 P: 3	R: 0 E: 0 K: 1 S: 5	H: 0 LOB: 0 BB: 0 P: 5	R: 0 E: 0 K: 0 S: 3	H: 0 LOB: 1 BB: 1 P: 7	R: 0 E: 0 K: 2 S: 4	H: 2 LOB: 1 BB: 0 P: 4	R: 0 E: 0 K: 2 S: 8	H: 1 LOB: 1 BB: 0 P: 8		1B: 5 2B: 0 3B: 1 HR: 0	SF: 0 SAC: 0 DP: 1 HBP: 0	WP: 0 PB: 0 SB: 0 CS: 0
PITCHER Billy Hoelt, L ERA: 3.48 (1, 1)	IP: 9.0 WLS: W BF: 35 H: 6 R: 0 ER: 0 SO: 5 BB: 3 IBB: 0 HBP: 0 BLK: 0 WP: 0 HR: 0 S: 42 P: 54 ERA: 0.00 WHIP: 1.000															PITCHER	IP: 9.0 WLS: W BF: 35 H: 6 R: 0 ER: 0 SO: 5 BB: 3 IBB: 0 HBP: 0 BLK: 0 WP: 0 HR: 0 S: 42 P: 54 ERA: 0.00 WHIP: 1.000			

Batter	1	2	3	4	5	6	7	8	9	AB	R	H	RBI	BB	SO	LOB	BOTTOM			
Harvey Kuenn, R OBP: 0.354, SLG: 0.430 (1, 6)	F4		6-3-5-4		FC6-4			F7		4	0	0	0	0	0	4	Baltimore Orioles @ Detroit Tigers Briggs Stadium, Detroit, MI Thu Jul 21 1955, 4:33 AM EDT Att: 4,442 - Unknown			
Bill Tuttle, R OBP: 0.348, SLG: 0.387 (1, 8)	F9							G6-3		4	0	0	0	0	1					
Al Kaline, R OBP: 0.435, SLG: 0.601 Charlie Maxwell, L OBP: 0.313, SLG: 0.565 (1, 9) (4, 9)	L6-3									1	0	0	0	0	0					
Earl Torgeson, L OBP: 0.376, SLG: 0.352 (1, 3)										2	0	1	0	0	0					
Jim Delsing, L OBP: 0.350, SLG: 0.416 Bubba Phillips, R OBP: 0.272, SLG: 0.293 (1, 7) (4, 7)										3	0	0	0	0	1					
Jim Delsing, L OBP: 0.350, SLG: 0.416 Bubba Phillips, R OBP: 0.272, SLG: 0.293 (1, 7) (4, 7)										1	0	0	0	0	0					
Frank House, L OBP: 0.277, SLG: 0.383 (1, 2)										2	0	0	0	0	1					
Fred Hatfield, L OBP: 0.333, SLG: 0.343 (1, 5)										3	1	2	1	0	0					
Harry Malmberg, R OBP: 0.325, SLG: 0.280 (1, 4)										3	0	0	0	0	1					
Billy Hoelt, L OBP: 0.250, SLG: 0.212 (1, 1)										2	0	2	0	0	0					
Inning Stats	R: 0 E: 0 K: 0 S: 3	H: 0 LOB: 0 BB: 0 P: 3	R: 0 E: 0 K: 0 S: 4	H: 1 LOB: 1 BB: 0 P: 4	R: 0 E: 0 K: 0 S: 3	H: 1 LOB: 0 BB: 0 P: 3	R: 0 E: 0 K: 1 S: 6	H: 1 LOB: 1 BB: 0 P: 6	R: 0 E: 0 K: 0 S: 4	H: 1 LOB: 2 BB: 1 P: 8	R: 0 E: 0 K: 0 S: 3	H: 0 LOB: 0 BB: 0 P: 3	R: 1 E: 0 K: 0 S: 4	H: 1 LOB: 0 BB: 0 P: 4	R: 0 E: 0 K: 0 S: 3	H: 1 LOB: 0 BB: 0 P: 3	1B: 5 2B: 1 3B: 0 HR: 1	SF: 0 SAC: 1 DP: 2 HBP: 0	WP: 0 PB: 1 SB: 0 CS: 0	PA: 29
PITCHER Hal Brown, R ERA: 1.5 (1, 1)	IP: 8.0 WLS: L BF: 29 H: 6 R: 1 ER: 1 SO: 1 BB: 1 IBB: 0 HBP: 0 BLK: 0 WP: 0 HR: 1 S: 30 P: 34 ERA: 1.12 WHIP: 0.875															PITCHER	IP: 8.0 WLS: L BF: 29 H: 6 R: 1 ER: 1 SO: 1 BB: 1 IBB: 0 HBP: 0 BLK: 0 WP: 0 HR: 1 S: 30 P: 34 ERA: 1.12 WHIP: 0.875			

AB	32
R	0
H	6
RBI	0
BB	3
SO	5
LOB	15

AB	27
R	1
H	6
RBI	1
BB	1
SO	1
LOB	8



Batter	1	2	3	4	5	6	7	8	9	AB	R	H	RBI	BB	SO	LOB	TOP			
Jerry Snyder, R OBP: 0.240, SLG: 0.306 (1, 4)	6-3		F8		F2		F7			4	0	0	0	0	0	2	Washington Senators @ Detroit Tigers Briggs Stadium, Detroit, MI Fri Jul 22 1955, 4:33 AM EDT Att: 4,891 - Unknown			
Tom Umhlett, R OBP: 0.281, SLG: 0.276 (1, 8)	K		FC6-4			E4 G3 1B		F4		4	1	1	0	0	1					
Mickey Vernon, L OBP: 0.377, SLG: 0.458 (1, 3)	6-3					G3				4	1	2	1	0	0	1				
Clint Courtney, L OBP: 0.364, SLG: 0.439 (1, 2)		F7		6-3		G3		4-3		4	0	0	1	0	0	1				
Roy Sievers, R OBP: 0.368, SLG: 0.478 (1, 7)	5-3			5-3		G3 3-H		3-1		4	1	1	1	0	0	1				
Carlos Paula, R OBP: 0.333, SLG: 0.441 (1, 9)				F2					F4	4	0	2	0	0	0	1				
Eddie Yost, R OBP: 0.373, SLG: 0.346 (1, 5)									L7	4	0	1	0	0	0	2				
Jose Valdivieso, R OBP: 0.284, SLG: 0.365 (1, 6)			L6			G1-6-3 1B			L8	4	0	0	0	0	1	1				
Camilo Pascual, R OBP: 0.240, SLG: 0.240 (1, 1)										0	0	0	0	0	0	0				
Mickey McDermott, L OBP: 0.259, SLG: 0.251 (3, PH)										1	0	1	0	0	0	0				
Chuck Stobbs, L OBP: 0.417, SLG: 0.176 (3, 1)										1	0	1	0	0	0	0				
Johnny Groh, R OBP: 0.300, SLG: 0.387 (7, PH)										1	0	0	0	0	0	0				
Ted Abernathy, R OBP: 0.143, SLG: 0.143 (7, 1)										0	0	0	0	0	0	0				
Inning Stats	R: 0 E: 0 K: 1 S: 5	H: 0 LOB: 0 BB: 0 P: 5	R: 0 E: 0 K: 0 S: 4	H: 1 LOB: 1 BB: 0 P: 4	R: 0 E: 0 K: 0 S: 4	H: 1 LOB: 1 BB: 0 P: 4	R: 0 E: 0 K: 0 S: 4	H: 2 LOB: 1 BB: 0 P: 4	R: 2 E: 1 K: 0 S: 6	H: 3 LOB: 1 BB: 0 P: 6	R: 0 E: 0 K: 1 S: 5	H: 0 LOB: 0 BB: 0 P: 5	R: 1 E: 0 K: 0 S: 4	H: 1 LOB: 0 BB: 0 P: 4	R: 0 E: 0 K: 0 S: 3	H: 0 LOB: 0 BB: 0 P: 3	1B: 5 2B: 2 3B: 0 HR: 2	SF: 0 SAC: 0 DP: 1 HBP: 0	WP: 0 PB: 0 SB: 0 CS: 0	PA: 35
PITCHER Ned Garver, R ERA: 3.47 (1, 1)	IP: 9.0 WLS: W BF: 35 H: 9 R: 3 ER: 1 SO: 2 BB: 0 IBB: 0 HBP: 0 BLK: 0 WP: 0 HR: 2 S: 39 P: 39 ERA: 1.00 WHIP: 1.000															PITCHER				

Batter	1	2	3	4	5	6	7	8	9	AB	R	H	RBI	BB	SO	LOB	BOTTOM			
Harvey Kuenn, R OBP: 0.360, SLG: 0.435 (1, 6)	F7									5	1	4	2	0	0	0	Washington Senators @ Detroit Tigers Briggs Stadium, Detroit, MI Fri Jul 22 1955, 4:33 AM EDT Att: 4,891 - Unknown			
Bill Tuttle, R OBP: 0.343, SLG: 0.381 (1, 8)	6-3	FC5-4 1B	F5			F8	FC6-4 1B			5	0	0	0	0	0	5				
Al Kaline, R OBP: 0.437, SLG: 0.599 (1, 9)	L1-3									4	1	2	0	1	0	0				
Earl Torgeson, L OBP: 0.377, SLG: 0.353 (1, 3)										5	2	2	1	0	0	4				
Ray Boone, R OBP: 0.357, SLG: 0.500 (1, 5)										4	3	3	4	1	0	2				
Reno Bertoia, R OBP: 0.259, SLG: 0.231 (8, 5)										0	0	0	0	0	0	0				
Charlie Maxwell, L OBP: 0.306, SLG: 0.553 (1, 7)										1	0	0	0	0	0	2				
Bubba Phillips, R OBP: 0.271, SLG: 0.291 (3, PH) (4, 7)										4	0	1	0	0	0	1				
Frank House, L OBP: 0.290, SLG: 0.399 (1, 2)										3	2	2	1	2	0	0				
Fred Hatfield, L OBP: 0.334, SLG: 0.339 (1, 4)										3	1	0	0	2	0	4				
Ned Garver, R OBP: 0.262, SLG: 0.226 (1, 1)										4	1	1	2	1	1	5				
Inning Stats	R: 0 E: 0 K: 0 S: 3	H: 0 LOB: 0 BB: 0 P: 3	R: 5 E: 0 K: 0 S: 6	H: 3 LOB: 2 BB: 4 P: 22	R: 2 E: 0 K: 0 S: 7	H: 4 LOB: 2 BB: 0 P: 7	R: 0 E: 0 K: 0 S: 4	H: 1 LOB: 1 BB: 0 P: 4	R: 0 E: 0 K: 0 S: 2	H: 0 LOB: 0 BB: 1 P: 6	R: 4 E: 0 K: 1 S: 10	H: 5 LOB: 2 BB: 1 P: 14	R: 0 E: 0 K: 0 S: 5	H: 2 LOB: 2 BB: 0 P: 5	R: 0 E: 1 K: 0 S: 3	H: 0 LOB: 1 BB: 1 P: 7	1B: 11 2B: 2 3B: 0 HR: 2	SF: 0 SAC: 0 DP: 2 HBP: 0	WP: 1 PB: 0 SB: 1 CS: 0	PA: 45
PITCHER Camilo Pascual, R ERA: 5.87 (1, 1)	IP: 2.0 WLS: L BF: 13 H: 3 R: 5 ER: 5 SO: 0 BB: 3 IBB: 1 HBP: 0 BLK: 0 WP: 1 HR: 0 S: 9 P: 25 ERA: 22.50 WHIP: 3.000															PITCHER				
Chuck Stobbs, L ERA: 6.1 (3, 1)	4.0 10 6 6 1 2 0 0 0 0 2 23 31 13.50 3.000																			
Ted Abernathy, R ERA: 6.53 (7, 1)	2.0 9 2 0 0 0 1 0 0 0 0 0 8 12 0.00 1.500																			

AB	35
R	3
H	9
RBI	3
BB	0
SO	2
LOB	10



Batter	1	2	3	4	5	6	7	8	9	AB	R	H	RBI	BB	SO	LOB	TOP			
Eddie Yost, R OBP: 0.372, SLG: 0.342 Harmon Killebrew, R OBP: 0.224, SLG: 0.323	4-0 1B BB	0-3 K			0-0 L9		0-0 HR 1B		0-3 K	2	0	0	0	1	1	1				
Tom Umphlett, R OBP: 0.275, SLG: 0.274	0-0 1B		0-0 L7		0-0 F8		0-0 F7		0-0 5-3	5	0	1	0	0	0	1				
Mickey Vernon, L OBP: 0.376, SLG: 0.457 Jerry Schoonmaker, R OBP: 0.229, SLG: 0.333	0-0 1B		0-0 F6		0-0 F9		0-0 HR		0-3 K	3	0	1	0	0	0	0				
Clint Courtney, L OBP: 0.364, SLG: 0.433 Bruce Edwards, R OBP: 0.346, SLG: 0.192	0-0 L9		0-0 BB		0-0 F2		0-0 F7			2	0	0	0	1	0	3				
Roy Sievers, R OBP: 0.369, SLG: 0.478	0-0 F2		0-3 K		0-0 BB 1B		0-0 HR 1B			4	1	2	0	0	1	4				
Carlos Paula, R OBP: 0.332, SLG: 0.453	0-3 K		0-0 F7		0-0 F3		0-0 HR			4	1	1	2	0	1	4				
Jerry Snyder, R OBP: 0.259, SLG: 0.308		0-0 F7		0-0 E6		0-0 FC6-4 BB		0-0 G3-6-1 1B		3	0	1	0	1	0	0				
Jose Valdivielso, R OBP: 0.286, SLG: 0.358 Mickey McDermott, L OBP: 0.254, SLG: 0.276 Chuck Stobbs, L OBP: 0.417, SLG: 0.176		4-0 SH1-4 BB		0-0 F5		0-0 FC6-4		0-0 F8		2	0	0	0	1	0	3				
Dean Stone, L OBP: 0.132, SLG: 0.057 Bob Chakales, R OBP: 0.299, SLG: 0.385 Johnny Groth, R OBP: 0.299, SLG: 0.385 Bobby Kline, R OBP: 0.297, SLG: 0.267		0-0 SH1-4		0-0 1-3				0-0 6-3		1	0	0	0	0	0	1				
Inning Stats	R: 0 E: 0 K: 1 S: 7	H: 2 LOB: 3 BB: 1 P: 11	R: 0 E: 0 K: 1 S: 5	H: 0 LOB: 1 BB: 1 P: 9	R: 0 E: 0 K: 1 S: 5	H: 0 LOB: 1 BB: 1 P: 9	R: 0 E: 1 K: 0 S: 4	H: 0 LOB: 0 BB: 0 P: 4	R: 0 E: 0 K: 0 S: 3	H: 1 LOB: 2 BB: 1 P: 8	R: 2 E: 0 K: 0 S: 5	H: 2 LOB: 0 BB: 0 P: 5	R: 2 E: 0 K: 0 S: 5	H: 3 LOB: 0 BB: 0 P: 5	R: 0 E: 0 K: 2 S: 7	H: 0 LOB: 0 BB: 0 P: 7	1B: 6 2B: 0 3B: 0 HR: 2	SF: 0 SAC: 1 DP: 1 HBP: 0	WP: 0 PB: 0 SB: 0 CS: 0	PA: 39
PITCHER	IP WLS BF H R ER SO BB IBB HBP BLK WP HR S P ERA WHIP	8.0 W 36 8 4 4 3 4 0 0 0 0 2 38 54 4.50 1.500	1.0 S 3 0 0 0 2 0 0 0 0 0 0 7 7 0.00 0.000	PITCHER																

Washington Senators @ Detroit Tigers
Briggs Stadium, Detroit, MI
Sat Jul 23 1955, 4:33 AM EDT
Att: 16,627 - Unknown

AB	34
R	4
H	8
RBI	4
BB	4
SO	5
LOB	19



Batter	1	2	3	4	5	6	7	8	9	AB	R	H	RBI	BB	SO	LOB	BOTTOM		
Harvey Kuenn, R OBP: 0.358, SLG: 0.441	0-0 6-3	0-0 4-3		0-0 6-3	0-0 HR		0-0 F7			5	1	1	2	0	0	5			
Bill Tuttle, R OBP: 0.344, SLG: 0.388	0-0 F8		0-0 HR	4-0 2B SF8 BB	0-0 F7		0-0 F8			4	2	1	1	1	0	0			
Al Kaline, R OBP: 0.442, SLG: 0.611	0-0 L8		4-0 1B BB	0-0 SF8 HR 2B		4-0 G5-4-3 BB		0-0 HR		3	3	2	1	2	0	0			
Earl Torgeson, L OBP: 0.374, SLG: 0.352		0-0 5-3 1B BB	0-0 L9	0-0 SF8		0-0 F7		0-3 K		4	1	1	1	0	1	2			
Ray Boone, R OBP: 0.359, SLG: 0.511 Reno Bertoia, R OBP: 0.250, SLG: 0.222		0-0 F4	0-0 1B 1B	0-0 HR		0-0 G5-4-3		0-0 F3		4	2	2	2	0	0	2			
Bubba Phillips, R OBP: 0.290, SLG: 0.311		0-0 BB 5-3 1B	0-0 1B	0-0 5-3			0-0 FC1-5 E 1B			4	0	3	1	0	0	0			
Red Wilson, R OBP: 0.301, SLG: 0.303		0-0 5-3	0-0 SH1-3 HR 1B		0-0 SH1-3 HR 1B		0-0 E6 FC1-5			4	1	2	1	0	0	3			
Harry Malmberg, R OBP: 0.323, SLG: 0.274		4-0 BB IBB	0-0 F7		0-0 F9		0-0 FC1-5 4-3			3	0	0	0	1	0	5			
Steve Gromek, S OBP: 0.354, SLG: 0.211 Joe Coleman, R OBP: 0.667, SLG: 1.000		4-0 1-2 2-3 3-H	0-0 4-3		0-0 SH1-3		0-0 4-3			2	0	0	1	1	0	4			
Inning Stats	R: 0 E: 0 K: 0 S: 3	H: 0 LOB: 0 BB: 0 P: 3	R: 3 E: 0 K: 0 S: 7	H: 4 LOB: 2 BB: 1 P: 11	R: 3 E: 0 K: 0 S: 5	H: 2 LOB: 0 BB: 1 P: 9	R: 2 E: 0 K: 0 S: 2	H: 2 LOB: 0 BB: 1 P: 6	R: 0 E: 1 K: 0 S: 5	H: 1 LOB: 2 BB: 0 P: 5	R: 1 E: 0 K: 1 S: 6	H: 1 LOB: 0 BB: 0 P: 6	R: 1 E: 0 K: 1 S: 6	H: 1 LOB: 0 BB: 0 P: 6	1B: 7 2B: 1 3B: 0 HR: 4	SF: 1 SAC: 1 DP: 1 HBP: 0	WP: 0 PB: 0 SB: 0 CS: 0	PA: 41	
PITCHER	IP WLS BF H R ER SO BB IBB HBP BLK WP HR S P ERA WHIP	4.0 L 24 3 2 2 0 1 0 0 0 0 1 12 16 6.00 1.333	1.0 4 1 1 1 1 0 0 0 0 0 0 1 6 6 9.00 1.000	PITCHER															

Washington Senators @ Detroit Tigers
Briggs Stadium, Detroit, MI
Sat Jul 23 1955, 4:33 AM EDT
Att: 16,627 - Unknown

AB	34
R	10
H	12
RBI	10
BB	5
SO	1
LOB	21



Batter	1	2	3	4	5	6	7	8	9	AB	R	H	RBI	BB	SO	LOB	TOP					
Eddie Yost, R OBP: 0.377, SLG: 0.341	4-0 FC5-4 BB		0-3 K			4-0 3-1 1B BB	0-3 K		0-0 1B BB	3	1	1	1	2	2	2	Washington Senators @ Detroit Tigers Briggs Stadium, Detroit, MI Sun Jul 24 1955, 4:33 AM EDT Unknown livebaseballscorecards.com					
Tom Umphlett, R OBP: 0.277, SLG: 0.268	0-0 L7		0-0 F7			0-3 K	0-3 K		3-H 4-0 1B BB	4	0	0	0	1	2	4						
Mickey Vernon, L OBP: 0.374, SLG: 0.453	0-0 F8			0-0 L9		0-0 3-1			0-0 L8	5	0	1	0	0	0	2						
Roy Sievers, R OBP: 0.367, SLG: 0.473	0-0 FC5-4 1-2			0-0 L9		0-0 1B 2-H 1B			0-0 L5	5	0	1	1	0	1	4						
Carlos Paula, R OBP: 0.330, SLG: 0.449		0-0 F7		0-0 1-3		0-0 1B 1-3			0-0 1-3	4	0	1	0	0	0	0						
Clint Courtney, L OBP: 0.381, SLG: 0.429		0-0 F6			0-0 6-3	0-0 F7			0-0 3B 1B	4	1	1	0	0	0	2						
Jerry Snyder, R OBP: 0.293, SLG: 0.339					0-0 1B		0-0 1B		0-3 K	4	0	3	0	0	1	1						
Jose Valdivielso, R OBP: 0.281, SLG: 0.352 Mickey McDermott, L OBP: 0.250, SLG: 0.271 Bob Chakales, R OBP: 0.297, SLG: 0.267 Pete Runnels, L OBP: 0.346, SLG: 0.326	0-0 F3				0-3 K		0-3 K		0-0 F2	2	0	0	0	0	1	2						
Pedro Ramos, S OBP: 0.331, SLG: 0.265 Ernie Oravetz, S OBP: 0.297, SLG: 0.267 Bobby Kline, R OBP: 0.302, SLG: 0.397 Johnny Groth, R OBP: 0.302, SLG: 0.397	0-0 K		0-3 K		0-0 5-3		0-0 1-2 1B		0-0 1-H 1B 3B	1	0	1	0	0	0	0						
Inning Stats	R: 0 E: 0 K: 0 S: 3	H: 0 LOB: 1 BB: 1 P: 7	R: 0 E: 0 K: 0 S: 4	H: 1 LOB: 1 BB: 0 P: 4	R: 0 E: 0 K: 2 S: 7	H: 0 LOB: 0 BB: 0 P: 7	R: 0 E: 0 K: 0 S: 3	H: 0 LOB: 0 BB: 0 P: 3	R: 0 E: 0 K: 1 S: 6	H: 1 LOB: 1 BB: 0 P: 6	R: 1 E: 0 K: 1 S: 7	H: 2 LOB: 2 BB: 1 P: 11	R: 0 E: 0 K: 3 S: 11	H: 2 LOB: 0 BB: 0 P: 11	R: 0 E: 0 K: 0 S: 3	H: 0 LOB: 0 BB: 0 P: 3		R: 2 E: 0 K: 2 S: 11	H: 4 LOB: 3 BB: 1 P: 15	1B: 9 2B: 0 3B: 1 HR: 0	SF: 0 SAC: 0 DP: 0 HBP: 0	WP: 0 PB: 0 CS: 0
PITCHER	IP WLS BF H R ER SO BB IBB HBP BLK WP HR S P ERA WHIP	IP WLS BF H R ER SO BB IBB HBP BLK WP HR S P ERA WHIP																				
Jim Bunning, R ERA: 4.96 Babe Birrer, R ERA: 4.12	(1, 1) 8.2 W 39 10 3 3 8 3 0 0 0 0 0 52 64 3.12 1.500	(9, 1) 0.1 S 1 0 0 0 1 0 0 0 0 0 0 3 3 0.00 0.000																				

Batter	1	2	3	4	5	6	7	8	9	AB	R	H	RBI	BB	SO	LOB	BOTTOM			
Harvey Kuenn, R OBP: 0.359, SLG: 0.441	0-0 1B SF8 1B		0-0 F8		0-0 F8		0-0 L6-4-3 1B			4	1	2	0	0	0	2	Washington Senators @ Detroit Tigers Briggs Stadium, Detroit, MI Sun Jul 24 1955, 4:33 AM EDT Unknown livebaseballscorecards.com			
Bill Tuttle, R OBP: 0.343, SLG: 0.387	0-0 G3-6-3 1-3 1B		0-0 F8		0-0 G5-4-3 1-2		0-0 L6-4-3 1-2			4	0	1	0	0	0	3				
Al Kaline, R OBP: 0.442, SLG: 0.620	0-0 SF8 3-H			0-0 HR		0-3 K			0-0 1B WP	3	2	2	2	0	1	0				
Earl Torgeson, L OBP: 0.378, SLG: 0.372	0-0 G3-6-3 1-2			0-0 HR		0-0 HR			0-0 S WP 4-3 1B	4	3	3	1	0	0	1				
Ray Boone, R OBP: 0.355, SLG: 0.504		0-0 6-3		0-0 5-3		0-3 K			0-0 F9	4	0	0	0	0	1	3				
Jim Delsing, L OBP: 0.352, SLG: 0.427		0-0 F6		0-0 L1		0-0 HR			4-0 4-3 S 1-2 3-H BB	3	1	1	2	1	0	0				
Frank House, L OBP: 0.294, SLG: 0.398		0-0 F9			0-0 1B	1-0 HR			0-0 4-3 1-3 2-H	3	0	1	1	0	0	1				
Fred Hatfield, L OBP: 0.333, SLG: 0.341			0-0 E 2B		0-0 G3		0-0 G3		0-0 F8	4	0	1	0	0	0	3				
Jim Bunning, R OBP: 0.167, SLG: 0.167 Babe Birrer, R OBP: 0.333, SLG: 1.111			0-0 1-3 2-3			0-0 G5-4-3 1B			0-0 F8	3	0	1	0	0	0	1				
Inning Stats	R: 1 E: 0 K: 0 S: 4	H: 2 LOB: 0 BB: 0 P: 4	R: 0 E: 0 K: 0 S: 3	H: 0 LOB: 0 BB: 0 P: 3	R: 0 E: 1 K: 0 S: 4	H: 1 LOB: 1 BB: 0 P: 4	R: 2 E: 0 K: 0 S: 6	H: 3 LOB: 1 BB: 0 P: 6	R: 0 E: 0 K: 0 S: 3	H: 1 LOB: 0 BB: 0 P: 3	R: 2 E: 0 K: 2 S: 9	H: 2 LOB: 1 BB: 0 P: 10	R: 0 E: 0 K: 0 S: 3	H: 1 LOB: 0 BB: 0 P: 3	R: 2 E: 0 K: 0 S: 5	H: 2 LOB: 1 BB: 1 P: 9		1B: 7 2B: 2 3B: 0 HR: 3	SF: 1 SAC: 0 DP: 3 HBP: 1	WP: 1 PB: 0 CS: 0
PITCHER	IP WLS BF H R ER SO BB IBB HBP BLK WP HR S P ERA WHIP	IP WLS BF H R ER SO BB IBB HBP BLK WP HR S P ERA WHIP																		
Pedro Ramos, R ERA: 3.59 Bob Chakales, R ERA: 4.95	(1, 1) 6.0 L 26 9 5 5 2 1 0 0 0 1 0 8 12 9.00 2.000	(7, 1) 2.0 9 3 2 2 0 1 0 0 0 1 0 8 12 9.00 2.000																		

Batter	1	2	3	4	5	6	7	8	9	AB R H RBI BB SO LOB	TOP							
Eddie Yost, R OBP: 0.397, SLG: 0.351 (1, 5)										4 1 3 0 1 0 0	Washington Senators @ Detroit Tigers Briggs Stadium, Detroit, MI Sun Jul 24 1955, 4:38 AM EDT Att: 22,553 - Unknown							
Ernie Oravetz, S OBP: 0.333, SLG: 0.270 (1, 9)										5 1 2 0 0 1 2								
Mickey Vernon, L OBP: 0.369, SLG: 0.446 (1, 3)										5 0 0 0 0 0 7								
Roy Sievers, R OBP: 0.365, SLG: 0.469 (1, 7)										3 0 0 1 1 0 2								
Clint Courtney, L OBP: 0.370, SLG: 0.442 (1, 2)										4 1 3 1 0 0 0								
Jerry Snyder, R OBP: 0.290, SLG: 0.322 (1, 4)										3 0 0 0 1 0 4								
Tom Umphlett, R OBP: 0.271, SLG: 0.262 (1, 8)										4 0 0 0 0 1 4								
Jose Valdivielso, R OBP: 0.288, SLG: 0.351 (1, 6)										3 0 1 1 1 1 2								
Ted Abernathy, R OBP: 0.167, SLG: 0.167 (1, 1)										4 0 1 0 0 1 3								
Inning Stats	R: 2 E: 1 K: 0 S: 6	H: 3 LOB: 1 BB: 0 P: 6	R: 0 E: 0 K: 1 S: 4	H: 0 LOB: 0 BB: 1 P: 8	R: 0 E: 0 K: 1 S: 3	H: 1 LOB: 2 BB: 1 P: 10	R: 0 E: 0 K: 1 S: 5	H: 2 LOB: 2 BB: 1 P: 9	R: 0 E: 0 K: 1 S: 6	H: 1 LOB: 1 BB: 0 P: 6		R: 0 E: 0 K: 0 S: 3	H: 0 LOB: 0 BB: 0 P: 3	R: 0 E: 0 K: 0 S: 5	H: 3 LOB: 3 BB: 0 P: 5	1B: 9 2B: 1 3B: 0 HR: 0	SF: 0 SAC: 0 DP: 3 HBP: 0	WP: 0 PB: 0 SB: 0 CS: 0
PITCHER	IP WLS BF H R ER SO BB IBB HBP BLK WP HR S P ERA WHIP											IP WLS BF H R ER SO BB IBB HBP BLK WP HR S P ERA WHIP						
Frank Lary, R ERA: 3.33 (1, 1)	6.0 L 27 6 3 2 3 4 0 0 0 0 0 0 29 45 3.00 1.667																	
Leo Cristante, R ERA: 2.45 (7, 1)	2.0 7 1 0 0 1 0 0 0 0 0 0 0 9 9 0.00 0.500																	
Joe Coleman, R ERA: 6.63 (9, 1)	1.0 5 3 0 0 0 0 0 0 0 0 0 0 5 5 0.00 3.000																	

Batter	1	2	3	4	5	6	7	8	9	AB R H RBI BB SO LOB	BOTTOM							
Harvey Kuenn, R OBP: 0.362, SLG: 0.444 (1, 6)										5 0 3 0 0 0 0	Washington Senators @ Detroit Tigers Briggs Stadium, Detroit, MI Sun Jul 24 1955, 4:38 AM EDT Att: 22,553 - Unknown							
Bill Tuttle, R OBP: 0.342, SLG: 0.384 (1, 8)										3 0 0 0 1 0 1								
Al Kaline, R OBP: 0.439, SLG: 0.614 (1, 9)										5 0 1 0 0 0 5								
Earl Torgeson, L OBP: 0.377, SLG: 0.368 (1, 3)										3 0 0 0 1 0 6								
Ray Boone, R OBP: 0.353, SLG: 0.504 (1, 5)										4 0 1 0 0 0 4								
Jim Delsing, L OBP: 0.346, SLG: 0.420 (1, 7)										4 0 0 0 0 1 1								
Red Wilson, R OBP: 0.305, SLG: 0.304 (1, 2)										3 0 1 0 1 1 1								
Fred Hatfield, L OBP: 0.332, SLG: 0.338 (1, 4)										3 0 0 0 1 0 2								
Frank Lary, R OBP: 0.340, SLG: 0.340 (6, PH)										2 0 1 0 0 1 0								
Charlie Maxwell, L OBP: 0.300, SLG: 0.542 (6, PH)										1 0 0 0 0 0 2								
Leo Cristante, R (7, 1)										0 0 0 0 0 0 0								
Frank House, L OBP: 0.293, SLG: 0.396 (8, PH)										1 0 0 0 0 0 1								
Joe Coleman, R OBP: 0.697, SLG: 1.000 (9, 1)										0 0 0 0 0 0 0								
Inning Stats	R: 0 E: 1 K: 0 S: 5	H: 1 LOB: 2 BB: 0 P: 5	R: 0 E: 0 K: 0 S: 3	H: 0 LOB: 0 BB: 0 P: 3	R: 0 E: 0 K: 1 S: 6	H: 1 LOB: 1 BB: 0 P: 6	R: 0 E: 0 K: 1 S: 6	H: 0 LOB: 2 BB: 2 P: 11	R: 0 E: 0 K: 0 S: 4	H: 1 LOB: 2 BB: 1 P: 8	R: 0 E: 0 K: 1 S: 6	H: 1 LOB: 1 BB: 0 P: 6	R: 0 E: 0 K: 0 S: 3	H: 0 LOB: 0 BB: 0 P: 3	1B: 6 2B: 1 3B: 0 HR: 0	SF: 0 SAC: 1 DP: 0 HBP: 0	WP: 0 PB: 0 SB: 0 CS: 0	PA: 39
PITCHER	IP WLS BF H R ER SO BB IBB HBP BLK WP HR S P ERA WHIP											IP WLS BF H R ER SO BB IBB HBP BLK WP HR S P ERA WHIP						
Ted Abernathy, R ERA: 5.7 (1, 1)	9.0 W 39 7 0 0 3 4 0 0 0 0 0 0 41 57 0.00 1.222																	

AB	35
R	3
H	10
RBI	3
BB	4
SO	4
LOB	24

AB	34
R	0
H	7
RBI	0
BB	4
SO	3
LOB	23



Batter	1	2	3	4	5	6	7	8	9	10	11	12	AB	R	H	RBI	BB	SO	LOB	TOP										
Harvey Kuenn, R OBP: 0.397, SLG: 0.437 (1, 6)	5-3		SF9	K		FC5-4		1-3			5-3		5	0	0	1	0	1	5											
Bill Tuttle, R OBP: 0.344, SLG: 0.392 (1, 8)	HR		BB 1B BB		4-3			6-3		1B 1B	K		5	2	2	1	1	1	0											
Al Kaline, R OBP: 0.438, SLG: 0.616 (1, 9)	L6-3		BB 1B BB		L6-3			HR		L8		L7	5	2	1	1	1	0	1											
Earl Torgerson, L OBP: 0.382, SLG: 0.388 (1, 3)	K		1B BB		2B BB			K		G1-4-3 1B		2B BB	3	2	1	0	3	2	0											
Ray Boone, R OBP: 0.359, SLG: 0.514 (1, 5)		F3								G1-4-3 1B		1B 2B	6	1	4	4	0	0	2											
Jim Delmonico, L OBP: 0.343, SLG: 0.414 Bubba Phillips, R OBP: 0.294, SLG: 0.315 (10, FH) (10, 7)	6-3				F7			F9				6-3	4	0	0	0	0	0	2											
Frank House, L OBP: 0.295, SLG: 0.401 Red Wilson, R OBP: 0.303, SLG: 0.302 (12, PH) (12, 2)	F5					F5				F3		G1-6-3 1B	5	0	2	0	0	0	0											
Fred Hatfield, L OBP: 0.333, SLG: 0.346 Harry Malmberg, R OBP: 0.320, SLG: 0.270 (4, 4)			SF9	4-3	2B			SH3-4 1B		K			2	1	1	0	0	0	1											
Billy Hoelt, L OBP: 0.271, SLG: 0.208 Babe Birrer, R OBP: 0.364, SLG: 1.000 (6, 1)			3B	4-3				F9					2	1	1	0	0	0	1											
				5-3				F9					1	0	0	0	2	0	1											
													1	0	0	0	1	0	1											
Inning Stats	R: 1 E: 0 K: 1 S: 6	H: 1 LOB: 0 BB: 0 P: 6	R: 0 E: 0 K: 3 S: 3	H: 0 LOB: 0 BB: 0 P: 3	R: 3 E: 0 K: 0 S: 4	H: 2 LOB: 3 BB: 3 P: 16	R: 0 E: 0 K: 1 S: 6	H: 1 LOB: 2 BB: 1 P: 10	R: 1 E: 0 K: 0 S: 4	H: 1 LOB: 1 BB: 0 P: 6	R: 0 E: 0 K: 0 S: 3	H: 2 LOB: 1 BB: 0 P: 4	R: 0 E: 0 K: 1 S: 4	H: 0 LOB: 0 BB: 0 P: 5	R: 0 E: 0 K: 1 S: 4	H: 0 LOB: 0 BB: 1 P: 8	R: 2 E: 0 K: 0 S: 4	H: 2 LOB: 0 BB: 1 P: 8	1B: 6 2B: 3 3B: 1 HR: 2	SF: 1 SAC: 1 DP: 2 HBP: 0	WP: 0 PB: 0 SB: 0 CS: 0	PA: 52								
PITCHER	IP WLS BF H R ER SO BB IBB HBP BLK WP HR S P ERA WHIP	IP WLS BF H R ER SO BB IBB HBP BLK WP HR S P ERA WHIP																			IP WLS BF H R ER SO BB IBB HBP BLK WP HR S P ERA WHIP									
Ray Moore, R ERA: 3.81 Harry Dorish, R ERA: 2.69 George Zuverink, R ERA: 5.64 Bill Wight, L ERA: 2.79	(1, 1) (4, 1) (9, 1) (10, 1)	3.1 4.2 1.0 3.0	16 21 4 11	4 2 0 2	4 2 0 2	1 2 0 2	1 2 0 2	15 22 4 13	27 34 4 21	10.80 3.86 0.00 6.00	2.100 1.500 2.000 1.333																			10.80 3.86 0.00 6.00

Detroit Tigers @ Baltimore Orioles
Memorial Stadium, Baltimore, MD
Tue Jul 26 1955, 3:33 AM EDT
Unknown

AB 42
R 8
H 12
RBI 8
BB 8
SO 5
LOB 14



Batter	1	2	3	4	5	6	7	8	9	10	11	12	AB	R	H	RBI	BB	SO	LOB	BOTTOM	
Fred Marsh, R OBP: 0.291, SLG: 0.252 Tex Nelson, L OBP: 0.364, SLG: 0.263 Hank Majeski, R OBP: 0.275, SLG: 0.281 (11, 4)	K		5-3		2B 1B	S 1B		6-3		4-3			5	1	2	0	0	1	2		
Cal Abrams, L OBP: 0.407, SLG: 0.387 (1, 9)	1-3		BB 1B BB		F2	BB				F4		4-3	4	1	0	0	2	0	1		
Dave Philley, S OBP: 0.379, SLG: 0.492 (1, 7)	FC5-4 1B		1B BB		4-3	BB				4-3		3-1	5	1	2	0	1	0	3		
Jim Dyck, R OBP: 0.480, SLG: 0.412 (1, 5)	FC5-4 1-2		1-2 2-3 BB		1B 2B					F4		6-3	6	1	2	2	0	0	3		
Gus Triandos, R OBP: 0.320, SLG: 0.424 (1, 3)		K			F7			6-3		3B 1B			6	1	2	3	0	1	2		
Hal Smith, R OBP: 0.292, SLG: 0.358 (1, 2)	6-3					1B		6-3				F8	6	0	2	1	0	0	1		
Chuck Diering, R OBP: 0.391, SLG: 0.323 Dave Pope, L OBP: 0.335, SLG: 0.389 (8, PH) (8, 8)	5-3				K					K		F5	3	0	0	0	0	1	1		
Willy Miranda, S OBP: 0.304, SLG: 0.305 (1, 6)			BB 1B 1-3		K								5	1	3	0	0	1	1		
Ray Moore, R OBP: 0.236, SLG: 0.231 Harry Dorish, R OBP: 0.100, SLG: 0.100 Bob Hate, L OBP: 0.380, SLG: 0.449 George Zuverink, R OBP: 0.335, SLG: 0.389 Bill Wight, L ERA: 3.94	(1, 1) (4, 1) (8, PH) (9, 1) (10, 1)	5.2 6.1	29 23	9 4	4 2	4 2	5 2	0 0	0 0	0 0	0 0		1	0	0	0	0	0	1		
PITCHER	IP WLS BF H R ER SO BB IBB HBP BLK WP HR S P ERA WHIP	IP WLS BF H R ER SO BB IBB HBP BLK WP HR S P ERA WHIP																			IP WLS BF H R ER SO BB IBB HBP BLK WP HR S P ERA WHIP
Billy Hoelt, L Babe Birrer, R ERA: 3.94	(1, 1) (6, 1)	5.2 6.1	29 23	9 4	4 2	4 2	5 2	0 0	0 0	0 0	0 0		1	0	0	0	0	0	1		

Detroit Tigers @ Baltimore Orioles
Memorial Stadium, Baltimore, MD
Tue Jul 26 1955, 3:33 AM EDT
Unknown

AB 48
R 6
H 13
RBI 6
BB 3
SO 7
LOB 18



Batter	1	2	3	4	5	6	7	8	9	AB	R	H	RBI	BB	SO	LOB	TOP							
Harvey Kuenn, R OBP: 0.360, SLG: 0.438 (1, 6)										4	2	2	0	1	2	3	Detroit Tigers @ Baltimore Orioles Memorial Stadium, Baltimore, MD Tue Jul 26 1955, 3:38 AM EDT Att: 29,150 - Unknown							
Bill Tuttle, R OBP: 0.348, SLG: 0.397 (1, 8)										5	1	3	1	0	0	3								
Al Kaline, R OBP: 0.433, SLG: 0.608 (1, 9)										5	0	0	0	0	1	4								
Earl Torgeson, L OBP: 0.382, SLG: 0.364 (1, 3)										3	0	0	0	2	0	2								
Ray Boone, R OBP: 0.357, SLG: 0.509 (1, 5)										3	1	0	2	1	1	1								
Jim Delsing, L OBP: 0.345, SLG: 0.419 Bubba Phillips, R OBP: 0.291, SLG: 0.312 (1, 7) (7, 7)										4	2	2	0	0	0	5								
Red Wilson, R OBP: 0.311, SLG: 0.316 (1, 2)										5	0	3	2	0	0	0								
Harry Malmberg, R OBP: 0.316, SLG: 0.268 (1, 4)										5	0	1	0	0	0	2								
Ned Garver, R OBP: 0.262, SLG: 0.214 (1, 1)										3	1	0	0	1	1	3								
Inning Stats	R: 1 E: 0 K: 0 S: 5	H: 2 LOB: 2 BB: 1 P: 9	R: 0 E: 0 K: 1 S: 5	H: 0 LOB: 0 BB: 0 P: 5	R: 0 E: 0 K: 0 S: 4	H: 1 LOB: 1 BB: 0 P: 4	R: 2 E: 1 K: 2 S: 10	H: 2 LOB: 1 BB: 0 P: 10	R: 0 E: 1 K: 0 S: 4	H: 1 LOB: 1 BB: 0 P: 4	R: 4 E: 1 K: 0 S: 6	H: 3 LOB: 3 BB: 4 P: 22	R: 0 E: 0 K: 1 S: 7	H: 2 LOB: 2 BB: 0 P: 7	R: 0 E: 0 K: 0 S: 5	H: 0 LOB: 0 BB: 0 P: 5		R: 0 E: 0 K: 0 S: 3	H: 0 LOB: 0 BB: 0 P: 3	1B: 8 2B: 3 3B: 0 HR: 0	SF: 1 SAC: 0 DP: 0 HBP: 0	WP: 1 PB: 0 SB: 0 CS: 1	PA: 44	
PITCHER	IP WLS BF H R ER SO BB IBB HBP BLK WP HR S P ERA WHIP	5.2 L 31 9 7 4 3 4 0 0 0 1 0 33 49 6.35 2.294	6.1 3.1 13 2 0 0 2 1 0 0 0 0 0 16 20 0.00 0.900																					

AB	38
R	7
H	11
RBI	5
BB	5
SO	5
LOB	23



Batter	1	2	3	4	5	6	7	8	9	AB	R	H	RBI	BB	SO	LOB	BOTTOM							
Fred Marsh, R OBP: 0.286, SLG: 0.248 Wayne Causey, L OBP: 0.221, SLG: 0.222 (1, 4) (4, 4)										2	0	0	0	0	1	1	Detroit Tigers @ Baltimore Orioles Memorial Stadium, Baltimore, MD Tue Jul 26 1955, 3:38 AM EDT Att: 29,150 - Unknown							
Cal Abrams, L OBP: 0.409, SLG: 0.386 (1, 9)										3	1	1	0	1	1	0								
Dave Philley, S OBP: 0.379, SLG: 0.490 Tex Nelson, L OBP: 0.348, SLG: 0.250 (1, 7) (7, 7)										3	0	1	0	0	1	0								
Jim Dyck, R OBP: 0.432, SLG: 0.395 (1, 5)										4	1	1	1	0	0	1								
Bob Hale, L OBP: 0.389, SLG: 0.453 (1, 3)										4	0	2	0	0	0	2								
Dave Pope, L OBP: 0.338, SLG: 0.388 (1, 8)										3	0	1	1	1	0	3								
Hal Smith, R OBP: 0.296, SLG: 0.365 Tom Gastall, R OBP: 0.133, SLG: 0.071 (1, 2) (7, 2)										3	0	2	0	0	0	1								
Willy Miranda, S OBP: 0.303, SLG: 0.304 (1, 6)										4	0	1	0	0	0	3								
Jim Wilson, R OBP: 0.145, SLG: 0.148 George Zuverink, R OBP: 0.319, SLG: 0.422 (1, 1) (6, 1) (9, PH)										2	0	0	0	0	0	3								
Inning Stats	R: 1 E: 0 K: 1 S: 7	H: 2 LOB: 2 BB: 1 P: 11	R: 0 E: 0 K: 0 S: 4	H: 1 LOB: 1 BB: 0 P: 4	R: 0 E: 0 K: 1 S: 5	H: 0 LOB: 0 BB: 0 P: 5	R: 0 E: 0 K: 0 S: 5	H: 2 LOB: 2 BB: 0 P: 5	R: 0 E: 0 K: 2 S: 7	H: 0 LOB: 0 BB: 0 P: 7	R: 0 E: 0 K: 0 S: 3	H: 0 LOB: 1 BB: 1 P: 7	R: 0 E: 0 K: 0 S: 3	H: 1 LOB: 0 BB: 0 P: 3	R: 1 E: 0 K: 1 S: 8	H: 3 LOB: 2 BB: 0 P: 8		R: 0 E: 0 K: 1 S: 5	H: 0 LOB: 0 BB: 0 P: 5	1B: 8 2B: 1 3B: 0 HR: 0	SF: 0 SAC: 0 DP: 1 HBP: 0	WP: 0 PB: 0 SB: 0 CS: 0	PA: 37	
PITCHER	IP WLS BF H R ER SO BB IBB HBP BLK WP HR S P ERA WHIP	9.0 W 37 9 2 2 6 2 0 0 0 0 0 47 55 2.00 1.222																						

AB	35
R	2
H	9
RBI	2
BB	2
SO	6
LOB	18



Batter	1	2	3	4	5	6	7	8	9	AB	R	H	RBI	BB	SO	LOB	TOP			
Harvey Kuenn, R OBP: 0.361, SLG: 0.444 (1, 6)										5	0	1	0	0	0	1				
Bill Tuttle, R OBP: 0.349, SLG: 0.394 (1, 8)										3	2	1	0	2	0	1				
Al Kaline, R OBP: 0.430, SLG: 0.601 (1, 9)										4	2	2	0	1	0	2				
Earl Torgeson, L OBP: 0.385, SLG: 0.366 (1, 3)										4	1	2	1	1	0	0				
Jim Delsing, L OBP: 0.341, SLG: 0.413 (1, 7)										4	0	0	0	0	1	6				
Frank House, L OBP: 0.299, SLG: 0.400 (1, 2)										3	1	1	2	1	0	2				
Reno Bertoia, R OBP: 0.294, SLG: 0.364 (1, 5)										4	1	2	3	0	0	3				
Harry Malmberg, R OBP: 0.315, SLG: 0.281 (1, 4)										3	0	1	0	0	1	0				
Leo Cristante, R OBP: 0.250, SLG: 0.250 (5, 1)										2	0	0	0	0	1	1				
Paul Foytack, R OBP: 0.271, SLG: 0.208 (7, 1)										1	0	0	0	0	0	0				
Billy Hoelt, L OBP: 0.294, SLG: 0.531 (8, PH)										0	0	0	0	0	0	0				
Charlie Maxwell, L OBP: 0.294, SLG: 0.531 (8, PH)										1	0	0	0	0	0	1				
Al Aber, L (8, 1)										0	0	0	0	0	0	0				
Inning Stats	R: 0 E: 0 K: 0 S: 3	H: 1 LOB: 0 BB: 0 P: 3	R: 0 E: 0 K: 0 S: 3	H: 0 LOB: 0 BB: 0 P: 3	R: 0 E: 0 K: 2 S: 7	H: 0 LOB: 0 BB: 0 P: 7	R: 5 E: 0 K: 1 S: 9	H: 4 LOB: 1 BB: 2 P: 17	R: 2 E: 0 K: 0 S: 5	H: 2 LOB: 2 BB: 0 P: 13	R: 0 E: 0 K: 0 S: 4	H: 2 LOB: 1 BB: 1 P: 8	R: 0 E: 0 K: 0 S: 4	H: 1 LOB: 1 BB: 0 P: 4	R: 0 E: 1 K: 0 S: 3	H: 0 LOB: 0 BB: 0 P: 3	1B: 9 2B: 1 3B: 0 HR: 1	SF: 0 SAC: 1 DP: 3 HBP: 0	WP: 1 PB: 0 SB: 0 CS: 0	PA: 40
PITCHER	IP WLS BF H R ER SO BB IBB HBP BLK WP HR S P ERA WHIP	IP WLS BF H R ER SO BB IBB HBP BLK WP HR S P ERA WHIP	IP WLS BF H R ER SO BB IBB HBP BLK WP HR S P ERA WHIP	IP WLS BF H R ER SO BB IBB HBP BLK WP HR S P ERA WHIP	IP WLS BF H R ER SO BB IBB HBP BLK WP HR S P ERA WHIP	IP WLS BF H R ER SO BB IBB HBP BLK WP HR S P ERA WHIP	IP WLS BF H R ER SO BB IBB HBP BLK WP HR S P ERA WHIP	IP WLS BF H R ER SO BB IBB HBP BLK WP HR S P ERA WHIP	IP WLS BF H R ER SO BB IBB HBP BLK WP HR S P ERA WHIP	IP WLS BF H R ER SO BB IBB HBP BLK WP HR S P ERA WHIP	IP WLS BF H R ER SO BB IBB HBP BLK WP HR S P ERA WHIP	IP WLS BF H R ER SO BB IBB HBP BLK WP HR S P ERA WHIP	IP WLS BF H R ER SO BB IBB HBP BLK WP HR S P ERA WHIP	IP WLS BF H R ER SO BB IBB HBP BLK WP HR S P ERA WHIP	IP WLS BF H R ER SO BB IBB HBP BLK WP HR S P ERA WHIP	IP WLS BF H R ER SO BB IBB HBP BLK WP HR S P ERA WHIP	IP WLS BF H R ER SO BB IBB HBP BLK WP HR S P ERA WHIP	IP WLS BF H R ER SO BB IBB HBP BLK WP HR S P ERA WHIP	IP WLS BF H R ER SO BB IBB HBP BLK WP HR S P ERA WHIP	IP WLS BF H R ER SO BB IBB HBP BLK WP HR S P ERA WHIP
Hal Brown, R ERA: 3.6 (1, 1)	6.0	30	8	7	6	3	4	1	0	0	1	1	31	51	9.00	2.000				
Harry Dorish, R ERA: 2.96 (7, 1)	3.0	W 10	2	0	0	0	0	0	0	0	0	0	10	10	0.00	0.667				

Detroit Tigers @ Baltimore Orioles
Memorial Stadium, Baltimore, MD
 Wed Jul 27 1955, 3:38 AM EDT
 Att: 12,707 - Unknown

AB	34
R	7
H	10
RBI	6
BB	5
SO	3
LOB	17



Batter	1	2	3	4	5	6	7	8	9	AB	R	H	RBI	BB	SO	LOB	BOTTOM			
Fred Marsh, R OBP: 0.295, SLG: 0.263 (1, 4)										4	0	1	0	1	0	4				
Jim Dyck, R OBP: 0.472, SLG: 0.422 (1, 7)										4	2	3	1	1	0	0				
Dave Philley, S OBP: 0.393, SLG: 0.490 (1, 9)										3	2	1	0	2	0	3				
Gus Triandos, R OBP: 0.320, SLG: 0.421 (1, 3)										5	1	2	1	0	2	6				
Hal Smith, R OBP: 0.301, SLG: 0.364 (1, 2)										3	1	1	1	2	1	5				
Chuck Diering, R OBP: 0.331, SLG: 0.328 (1, 8)										5	1	2	3	0	0	8				
Wayne Causey, L OBP: 0.216, SLG: 0.216 (1, 5)										5	0	1	1	0	0	2				
Willy Miranda, S OBP: 0.304, SLG: 0.306 (1, 6)										1	0	0	0	0	0	0				
Dave Pope, L OBP: 0.335, SLG: 0.392 (4, PH)										3	0	2	1	0	0	1				
Hal Brown, R OBP: 0.286, SLG: 0.167 (7, 1)										2	0	0	0	1	0	1				
Harry Dorish, R OBP: 0.091, SLG: 0.091 (7, 8)										1	0	0	0	0	0	0				
Cal Abrams, L OBP: 0.410, SLG: 0.387 (8, 1)										2	1	1	0	0	1	0				
Inning Stats	R: 1 E: 0 K: 0 S: 5	H: 2 LOB: 2 BB: 1 P: 9	R: 0 E: 0 K: 0 S: 3	H: 0 LOB: 0 BB: 0 P: 3	R: 0 E: 0 K: 0 S: 4	H: 1 LOB: 3 BB: 2 P: 12	R: 0 E: 0 K: 0 S: 4	H: 1 LOB: 1 BB: 0 P: 4	R: 3 E: 0 K: 1 S: 8	H: 3 LOB: 1 BB: 1 P: 12	R: 1 E: 0 K: 2 S: 10	H: 3 LOB: 3 BB: 1 P: 14	R: 0 E: 0 K: 1 S: 5	H: 0 LOB: 0 BB: 0 P: 5	R: 0 E: 0 K: 0 S: 3	H: 0 LOB: 0 BB: 0 P: 3	1B: 11 2B: 2 3B: 1 HR: 0	SF: 0 SAC: 0 DP: 0 HBP: 0	WP: 0 PB: 0 SB: 0 CS: 0	PA: 45
PITCHER	IP WLS BF H R ER SO BB IBB HBP BLK WP HR S P ERA WHIP	IP WLS BF H R ER SO BB IBB HBP BLK WP HR S P ERA WHIP	IP WLS BF H R ER SO BB IBB HBP BLK WP HR S P ERA WHIP	IP WLS BF H R ER SO BB IBB HBP BLK WP HR S P ERA WHIP	IP WLS BF H R ER SO BB IBB HBP BLK WP HR S P ERA WHIP	IP WLS BF H R ER SO BB IBB HBP BLK WP HR S P ERA WHIP	IP WLS BF H R ER SO BB IBB HBP BLK WP HR S P ERA WHIP	IP WLS BF H R ER SO BB IBB HBP BLK WP HR S P ERA WHIP	IP WLS BF H R ER SO BB IBB HBP BLK WP HR S P ERA WHIP	IP WLS BF H R ER SO BB IBB HBP BLK WP HR S P ERA WHIP	IP WLS BF H R ER SO BB IBB HBP BLK WP HR S P ERA WHIP	IP WLS BF H R ER SO BB IBB HBP BLK WP HR S P ERA WHIP	IP WLS BF H R ER SO BB IBB HBP BLK WP HR S P ERA WHIP	IP WLS BF H R ER SO BB IBB HBP BLK WP HR S P ERA WHIP	IP WLS BF H R ER SO BB IBB HBP BLK WP HR S P ERA WHIP	IP WLS BF H R ER SO BB IBB HBP BLK WP HR S P ERA WHIP	IP WLS BF H R ER SO BB IBB HBP BLK WP HR S P ERA WHIP	IP WLS BF H R ER SO BB IBB HBP BLK WP HR S P ERA WHIP	IP WLS BF H R ER SO BB IBB HBP BLK WP HR S P ERA WHIP	IP WLS BF H R ER SO BB IBB HBP BLK WP HR S P ERA WHIP
Leo Cristante, R ERA: 3.38 (5, 1)	4.2	26	8	4	4	0	3	1	0	0	0	0	9	17	20.25	3.750				
Paul Foytack, R ERA: 9.47 (7, 1)	1.1	L 7	3	3	1	1	2	1	0	0	0	0	10	14	9.00	4.000				
Billy Hoelt, L ERA: 3.64 (8, 1)	1.0	3	0	0	0	1	0	0	0	0	0	5	5	0.00	0.000					

Detroit Tigers @ Baltimore Orioles
Memorial Stadium, Baltimore, MD
 Wed Jul 27 1955, 3:38 AM EDT
 Att: 12,707 - Unknown


AB	38
R	8
H	14
RBI	8
BB	7
SO	4
LOB	30



Batter	1	2	3	4	5	6	7	8	9	AB	R	H	RBI	BB	SO	LOB	TOP			
Harvey Kuenn, R OBP: 0.361, SLG: 0.446 (1, 6)										5	0	2	2	0	0	1				
Bill Tuttle, R OBP: 0.352, SLG: 0.395 (1, 8)										4	1	2	1	1	0	1				
Al Kaline, R OBP: 0.432, SLG: 0.599 (1, 9)										3	1	1	0	2	0	2				
Jack Phillips, R OBP: 0.386, SLG: 0.443 (1, 3)										6	1	3	0	0	0	1				
Bubba Phillips, R OBP: 0.313, SLG: 0.327 (1, 7)										5	1	2	0	0	0	3				
Reno Bertoia, R OBP: 0.282, SLG: 0.368 (1, 5)										5	0	1	3	0	1	2				
Red Wilson, R OBP: 0.305, SLG: 0.309 (1, 2)										4	1	1	0	0	0	2				
Harry Malmberg, R OBP: 0.319, SLG: 0.278 (1, 4)										2	2	0	0	2	0	0				
Frank Lary, R OBP: 0.315, SLG: 0.314 Joe Coleman, R OBP: 0.500, SLG: 0.750 (9, 1)										4	0	0	0	0	2	3				
										0	0	0	0	0	0	0				
Inning Stats	R: 3 E: 0 K: 0 S: 5	H: 3 LOB: 1 BB: 2 P: 13	R: 0 E: 0 K: 0 S: 5	H: 2 LOB: 2 BB: 0 P: 5	R: 0 E: 0 K: 0 S: 4	H: 1 LOB: 1 BB: 0 P: 4	R: 2 E: 1 K: 1 S: 6	H: 2 LOB: 0 BB: 1 P: 10	R: 0 E: 0 K: 1 S: 5	H: 0 LOB: 0 BB: 0 P: 5	R: 0 E: 0 K: 0 S: 4	H: 1 LOB: 2 BB: 1 P: 8	R: 2 E: 0 K: 0 S: 5	H: 2 LOB: 1 BB: 1 P: 9	R: 0 E: 0 K: 0 S: 4	H: 1 LOB: 1 BB: 0 P: 4	1B: 10 2B: 2 3B: 0 HR: 0	SF: 0 SAC: 0 DP: 0 HBP: 0	WP: 0 PB: 1 SB: 0 CS: 1	PA: 43
PITCHER	IP WLS BF H R ER SO BB IBB HBP BLK WP HR S P ERA WHIP																			
Art Schallock, L ERA: 3.38 George Zuverink, R ERA: 5.67 (8, 1)	7.2 L 38 11 7 6 3 5 0 0 0 0 0 0 5 5 7.04 2.087																			

Detroit Tigers @ Baltimore Orioles
Memorial Stadium, Baltimore, MD
Thu Jul 28 1955, 3:33 AM EDT
Att: 4,218 - Unknown


AB 38
R 7
H 12
RBI 6
BB 5
SO 3
LOB 15



Batter	1	2	3	4	5	6	7	8	9	AB	R	H	RBI	BB	SO	LOB	BOTTOM	
Fred Marsh, R OBP: 0.299, SLG: 0.263 (1, 4)										4	1	1	0	1	1	1		
Dave Pope, L OBP: 0.341, SLG: 0.403 George Zuverink, R OBP: 0.375, SLG: 0.250 (9, PH)										4	1	3	0	0	0	1		
Tex Nelson, L OBP: 0.375, SLG: 0.250 (9, PH)										0	1	0	0	1	0	0		
Dave Philley, S OBP: 0.393, SLG: 0.488 (1, 9)										5	0	2	1	0	0	4		
Gus Triandos, R OBP: 0.321, SLG: 0.422 (1, 3)										4	1	2	2	0	0	1		
Jim Dyck, R OBP: 0.466, SLG: 0.420 (9, 7)										5	1	2	0	0	0	2		
Hal Smith, R OBP: 0.307, SLG: 0.365 (1, 2)										2	0	1	0	2	0	0		
Chuck Diering, R OBP: 0.327, SLG: 0.323 Bob Hale, L OBP: 0.383, SLG: 0.431 Wayne Causey, L OBP: 0.216, SLG: 0.216 (9, 5)										3	0	0	0	0	1	3		
Willy Miranda, S OBP: 0.307, SLG: 0.309 (1, 6)										4	0	2	1	0	0	0		
Art Schallock, L OBP: 0.235, SLG: 0.133 Cal Abrams, L OBP: 0.408, SLG: 0.385 (8, 7)										2	0	0	0	1	0	2		
										1	0	0	0	0	0	1		
Inning Stats	R: 2 E: 0 K: 0 S: 6	H: 3 LOB: 2 BB: 1 P: 10	R: 0 E: 0 K: 0 S: 3	H: 0 LOB: 0 BB: 0 P: 3	R: 0 E: 0 K: 1 S: 6	H: 1 LOB: 2 BB: 1 P: 10	R: 0 E: 0 K: 0 S: 3	H: 0 LOB: 0 BB: 0 P: 3	R: 0 E: 0 K: 1 S: 6	H: 1 LOB: 2 BB: 1 P: 10	R: 2 E: 0 K: 0 S: 6	H: 4 LOB: 1 BB: 0 P: 6	R: 1 E: 0 K: 0 S: 4	H: 2 LOB: 1 BB: 1 P: 8	1B: 12 2B: 1 3B: 0 HR: 0	SF: 1 SAC: 0 DP: 4 HBP: 0	WP: 0 PB: 0 SB: 0 CS: 0	PA: 41
PITCHER	IP WLS BF H R ER SO BB IBB HBP BLK WP HR S P ERA WHIP																	
Frank Lary, R ERA: 3.39 Joe Coleman, R ERA: 6.04 (9, 1)	8.0 W 36 11 4 4 2 1 0 0 0 0 0 0 4 8 9.00 3.000																	

Detroit Tigers @ Baltimore Orioles
Memorial Stadium, Baltimore, MD
Thu Jul 28 1955, 3:33 AM EDT
Att: 4,218 - Unknown

AB 35
R 5
H 13
RBI 4
BB 5
SO 2
LOB 17



Batter	1	2	3	4	5	6	7	8	9	AB	R	H	RBI	BB	SO	LOB	TOP			
Harvey Kuenn, R (1, 6) OBP: 0.360, SLG: 0.444										4	0	1	0	0	0	1				
Bill Tuttle, R (1, 8) OBP: 0.353, SLG: 0.399										4	0	2	0	0	0	1				
Al Kaline, R (1, 9) OBP: 0.428, SLG: 0.593										4	0	0	0	0	1	2				
Earl Torgeson, L (1, 3) OBP: 0.383, SLG: 0.363										2	0	0	0	0	0	0				
Jack Phillips, R (6, 3) OBP: 0.310, SLG: 0.435										1	0	0	0	0	0	1				
Ray Boone, R (1, 5) OBP: 0.356, SLG: 0.512										3	0	0	0	0	0	1				
Jim Delsing, L (1, 7) OBP: 0.338, SLG: 0.409										3	0	0	0	0	0	0				
Frank House, L (1, 2) OBP: 0.295, SLG: 0.394										3	0	0	0	0	0	0				
Harry Malmberg, R (1, 4) OBP: 0.319, SLG: 0.279										3	0	1	0	0	0	0				
Jim Bunning, R (1, 1) OBP: 0.167, SLG: 0.167										0	0	0	0	0	0	0				
Bubba Phillips, R (6, PH) OBP: 0.310, SLG: 0.324										1	0	0	0	0	0	0				
Paul Foytack, R (6, 1) OBP: 0.250, SLG: 0.250										0	0	0	0	0	0	0				
Charlie Maxwell, L (9, PH) OBP: 0.288, SLG: 0.520										1	0	0	0	0	0	0				
Inning Stats	R: 0 E: 0 K: 1 S: 5	H: 1 LOB: 0 BB: 0 P: 5	R: 0 E: 0 K: 0 S: 3	H: 0 LOB: 0 BB: 0 P: 3	R: 0 E: 0 K: 0 S: 4	H: 1 LOB: 1 BB: 0 P: 4	R: 0 E: 0 K: 0 S: 3	H: 0 LOB: 0 BB: 0 P: 3	R: 0 E: 0 K: 0 S: 3	H: 0 LOB: 1 BB: 0 P: 3	R: 0 E: 0 K: 0 S: 4	H: 1 LOB: 1 BB: 0 P: 4	R: 0 E: 0 K: 0 S: 3	H: 0 LOB: 0 BB: 0 P: 3	R: 0 E: 0 K: 0 S: 4	H: 1 LOB: 1 BB: 0 P: 4	1B: 3 2B: 1 3B: 0 HR: 0	SF: 0 SAC: 1 DP: 1 HBP: 0	WP: 0 PB: 0 SB: 0 CS: 0	PA: 30
PITCHER Willard Nixon, R (1, 1) ERA: 3.67	IP: 9.0 WLS: W BF: 30 H: 4 R: 0 ER: 0 SO: 1 BB: 0 IBB: 0 HBP: 0 BLK: 0 WP: 0 HR: 0 S: 32 P: 32 ERA: 0.00 WHIP: 0.444															PITCHER	IP: 9.0 WLS: W BF: 30 H: 4 R: 0 ER: 0 SO: 1 BB: 0 IBB: 0 HBP: 0 BLK: 0 WP: 0 HR: 0 S: 32 P: 32 ERA: 0.00 WHIP: 0.444			

Detroit Tigers @ Boston Red Sox
Fenway Park, Boston, MA
Fri Jul 29 1955, 3:33 AM EDT
Att: 32,631 - Unknown

AB	29
R	0
H	4
RBI	0
BB	0
SO	1
LOB	6



Batter	1	2	3	4	5	6	7	8	9	AB	R	H	RBI	BB	SO	LOB	BOTTOM			
Billy Goodman, L (1, 4) OBP: 0.409, SLG: 0.369										3	0	1	1	1	1	0				
Billy Klaus, L (1, 6) OBP: 0.365, SLG: 0.394										5	0	1	0	0	2	6				
Ted Williams, L (1, 7) OBP: 0.467, SLG: 0.759										3	1	1	1	1	0	2				
Jackie Jensen, R (1, 9) OBP: 0.351, SLG: 0.488										4	0	0	1	0	1	3				
Norm Zauchin, R (1, 3) OBP: 0.329, SLG: 0.459										2	1	1	0	2	1	0				
Sammy White, R (1, 2) OBP: 0.330, SLG: 0.393										3	0	1	0	1	1	3				
Grady Hatton, L (1, 5) OBP: 0.360, SLG: 0.329										4	1	1	0	0	0	4				
Jim Piersall, R (1, 8) OBP: 0.352, SLG: 0.416										3	1	2	0	1	0	2				
Willard Nixon, L (1, 1) OBP: 0.308, SLG: 0.304										4	1	1	1	0	3	4				
Inning Stats	R: 1 E: 0 K: 1 S: 6	H: 1 LOB: 0 BB: 0 P: 6	R: 0 E: 0 K: 0 S: 2	H: 0 LOB: 1 BB: 2 P: 10	R: 0 E: 0 K: 1 S: 6	H: 1 LOB: 1 BB: 0 P: 6	R: 0 E: 0 K: 2 S: 7	H: 0 LOB: 0 BB: 0 P: 7	R: 3 E: 2 K: 1 S: 9	H: 3 LOB: 3 BB: 2 P: 17	R: 0 E: 0 K: 1 S: 5	H: 1 LOB: 0 BB: 0 P: 5	R: 0 E: 0 K: 1 S: 6	H: 1 LOB: 1 BB: 0 P: 6	R: 1 E: 0 K: 2 S: 9	H: 2 LOB: 3 BB: 2 P: 17	1B: 7 2B: 1 3B: 0 HR: 1	SF: 0 SAC: 1 DP: 1 HBP: 0	WP: 1 PB: 0 SB: 0 CS: 0	PA: 38
PITCHER Jim Bunning, R (1, 1) ERA: 5.06	IP: 5.0 WLS: L BF: 24 H: 5 R: 4 ER: 4 SO: 3 BB: 3 IBB: 1 HBP: 0 BLK: 0 WP: 1 HR: 1 S: 30 P: 46 ERA: 5.40 WHIP: 1.600															PITCHER	IP: 3.0 WLS: L BF: 14 H: 4 R: 1 ER: 1 SO: 4 BB: 2 IBB: 0 HBP: 0 BLK: 0 WP: 0 HR: 0 S: 20 P: 28 ERA: 3.00 WHIP: 2.000			

Detroit Tigers @ Boston Red Sox
Fenway Park, Boston, MA
Fri Jul 29 1955, 3:33 AM EDT
Att: 32,631 - Unknown


AB	31
R	5
H	9
RBI	4
BB	6
SO	9
LOB	24



Batter	1	2	3	4	5	6	7	8	9	AB	R	H	RBI	BB	SO	LOB	TOP					
Harvey Kuenn, R OBP: 0.363, SLG: 0.448 (1, 6)										5	2	3	0	0	0	0						
Bill Tuttle, R OBP: 0.352, SLG: 0.397 (1, 8)										4	0	1	1	0	1	1						
Al Kaline, R OBP: 0.430, SLG: 0.591 (1, 9)										3	1	1	0	2	0	1						
Earl Torgeson, L OBP: 0.383, SLG: 0.371 (1, 3)										5	1	2	0	0	0	5						
Ray Boone, R OBP: 0.360, SLG: 0.521 (1, 5)										4	1	2	3	1	0	1						
Jim Delsing, L OBP: 0.336, SLG: 0.409 Bubba Phillips, R OBP: 0.310, SLG: 0.317 (6, PH) (6, 7)										2	0	1	1	0	0	0						
Frank House, L OBP: 0.290, SLG: 0.386 Red Wilson, R OBP: 0.305, SLG: 0.309 (1, 2) (9, 2)										4	0	0	0	0	0	6						
Harry Malmberg, R OBP: 0.318, SLG: 0.278 (1, 4)										4	0	1	0	0	1	2						
Babe Birrer, R OBP: 0.333, SLG: 0.769 (1, 1)										3	0	0	0	1	2	1						
Inning Stats	R: 0 E: 0 K: 1 S: 5	H: 0 LOB: 1 BB: 1 P: 9	R: 0 E: 0 K: 0 S: 3	H: 0 LOB: 0 BB: 0 P: 3	R: 0 E: 0 K: 0 S: 3	H: 1 LOB: 0 BB: 0 P: 3	R: 2 E: 0 K: 0 S: 6	H: 3 LOB: 1 BB: 0 P: 6	R: 1 E: 0 K: 1 S: 7	H: 2 LOB: 1 BB: 0 P: 7	R: 0 E: 1 K: 0 S: 5	H: 1 LOB: 2 BB: 0 P: 5	R: 2 E: 0 K: 0 S: 5	H: 2 LOB: 3 BB: 3 P: 17	R: 0 E: 0 K: 2 S: 8	H: 1 LOB: 1 BB: 0 P: 8	R: 0 E: 0 K: 0 S: 3	H: 1 LOB: 1 BB: 1 P: 7	1B: 6 2B: 4 3B: 1 HR: 0	SF: 0 SAC: 1 DP: 1 HBP: 0	WP: 1 PB: 0 SB: 0 CS: 1	PA: 42
PITCHER	IP WLS BF H R ER SO BB IBB HBP BLK WP HR S P ERA WHIP																					
George Susce, R ERA: 3.1 (1, 1)	5.0 L 23 7 3 3 2 1 0 0 0 0 0 0 26 30 5.40 1.600																					
Leo Kiely, L ERA: 2.94 (6, 1)	2.0 11 2 2 2 0 1 2 0 0 0 0 0 8 20 9.00 1.500																					
Tom Hurd, R ERA: 2.67 (8, 1)	2.0 8 2 0 0 2 1 0 0 0 1 0 0 11 15 0.00 1.500																					

Detroit Tigers @ Boston Red Sox
Fenway Park, Boston, MA
Sat Jul 30 1955, 3:33 AM EDT
Att: 22,481 - Unknown


AB 36
R 5
H 11
RBI 5
BB 5
SO 4
LOB 20



Batter	1	2	3	4	5	6	7	8	9	AB	R	H	RBI	BB	SO	LOB	BOTTOM			
Billy Goodman, L OBP: 0.408, SLG: 0.367 (1, 4)										4	0	1	0	1	0	2				
Billy Klaus, L OBP: 0.365, SLG: 0.389 (1, 6)										4	0	0	0	0	0	4				
Ted Williams, L OBP: 0.473, SLG: 0.784 (1, 7)										4	2	3	1	0	0	1				
Jackie Jensen, R OBP: 0.352, SLG: 0.487 (1, 9)										3	0	1	0	1	0	2				
Norm Zauchin, R OBP: 0.325, SLG: 0.453 (1, 3)										4	0	0	0	0	1	3				
Sammy White, R OBP: 0.329, SLG: 0.392 (1, 2)										4	0	1	0	0	0	0				
Grady Hatton, L OBP: 0.362, SLG: 0.332 (1, 5)										4	0	2	1	0	0	0				
Jim Piersall, R OBP: 0.349, SLG: 0.410 (1, 8)										4	0	0	0	0	0	4				
George Susce, R OBP: 0.129, SLG: 0.133 (1, 1)										2	0	0	0	0	0	3				
Leo Kiely, L OBP: 0.261, SLG: 0.273 Gene Stephens, L OBP: 0.385, SLG: 0.500 Tom Hurd, R OBP: 0.100, SLG: 0.100 Eddie Joost, R OBP: 0.390, SLG: 0.296 (6, PH) (9, PH)										1	0	1	0	0	0	0				
Inning Stats	R: 0 E: 0 K: 0 S: 2	H: 0 LOB: 0 BB: 1 P: 6	R: 0 E: 0 K: 0 S: 3	H: 0 LOB: 0 BB: 0 P: 3	R: 0 E: 1 K: 0 S: 5	H: 1 LOB: 2 BB: 0 P: 5	R: 1 E: 0 K: 0 S: 6	H: 3 LOB: 3 BB: 1 P: 10	R: 1 E: 1 K: 0 S: 5	H: 2 LOB: 1 BB: 0 P: 5	R: 0 E: 0 K: 0 S: 3	H: 1 LOB: 0 BB: 0 P: 3	R: 0 E: 0 K: 1 S: 5	H: 0 LOB: 0 BB: 0 P: 5	R: 0 E: 0 K: 0 S: 3	H: 1 LOB: 0 BB: 0 P: 3	1B: 8 2B: 2 3B: 0 HR: 1	SF: 0 SAC: 0 DP: 3 HBP: 0	WP: 0 PB: 0 SB: 0 CS: 0	PA: 37
PITCHER	IP WLS BF H R ER SO BB IBB HBP BLK WP HR S P ERA WHIP																			
Babe Birrer, R ERA: 3.62 (1, 1)	9.0 W 37 10 2 2 1 2 0 0 0 0 1 37 45 2.00 1.333																			

Detroit Tigers @ Boston Red Sox
Fenway Park, Boston, MA
Sat Jul 30 1955, 3:33 AM EDT
Att: 22,481 - Unknown

AB 35
R 2
H 10
RBI 2
BB 2
SO 1
LOB 19



Batter	1	2	3	4	5	6	7	8	9	AB	R	H	RBI	BB	SO	LOB	TOP			
Harvey Kuenn, R (1, 6) OBP: 0.360, SLG: 0.444	0-0 6-3	0-0 F4			0-0 F8			0-0 4-3		4	0	0	0	0	0	0	Detroit Tigers @ Boston Red Sox Fenway Park, Boston, MA Sun Jul 31 1955, 3:33 AM EDT Unknown			
Bill Tuttle, R (1, 8) OBP: 0.351, SLG: 0.394	4-0 HBP 1B BB		0-0 L6		0-0 6-3			0-0 F8		3	1	0	0	1	0	0				
Al Kaline, R (1, 9) OBP: 0.431, SLG: 0.591 Charlie Maxwell, L (1, PR) OBP: 0.309, SLG: 0.585	1-0 1B 4-3 HBP		0-3 K		0-0 HR			0-0 1B		0	0	0	0	0	0	0				
Earl Torgeson, L (1, 3) OBP: 0.385, SLG: 0.370	0-0 4-3 1-3 2H 1B		4-0 FC6-4 BB		0-0 F8			0-0 F8		3	0	1	1	1	0	1				
Ray Boone, R (1, 5) OBP: 0.359, SLG: 0.518	0-0 4-3		0-0 FC6-4		0-0 L4-3 1B			0-0 6-3		4	0	1	1	0	0	2				
Jim Delsing, L (1, 7) OBP: 0.337, SLG: 0.405	0-0 BB		0-0 F6		0-0 L4-3			0-3 K		3	0	0	0	1	1	1				
Frank House, L (1, 2) OBP: 0.284, SLG: 0.379	0-0 5-3		0-0 4-3		0-0 G3			0-0 L8		4	0	0	0	0	0	2				
Fred Hatfield, L (1, 4) OBP: 0.330, SLG: 0.342		0-0 4-3		0-0 F7				0-0 6-3		3	0	0	0	0	0	0				
Ned Garver, R (1, 1) OBP: 0.258, SLG: 0.211 Bubba Phillips, R (5, PH) OBP: 0.306, SLG: 0.314 Paul Foytack, R (5, 1) OBP: 0.200, SLG: 0.200		0-0 5-3		0-0 F1				0-0 F8		1	0	0	0	0	0	0				
Inning Stats	R: 2 E: 0 K: 0 S: 4	H: 1 LOB: 2 BB: 2 P: 13	R: 0 E: 0 K: 0 S: 3	H: 0 LOB: 0 BB: 0 P: 3	R: 0 E: 0 K: 1 S: 5	H: 0 LOB: 1 BB: 1 P: 9	R: 0 E: 0 K: 0 S: 3	H: 0 LOB: 0 BB: 0 P: 3	R: 1 E: 0 K: 0 S: 4	H: 2 LOB: 0 BB: 0 P: 4	R: 0 E: 0 K: 0 S: 3	H: 0 LOB: 0 BB: 0 P: 3	R: 0 E: 0 K: 1 S: 5	H: 1 LOB: 1 BB: 0 P: 5	R: 0 E: 0 K: 1 S: 5	H: 0 LOB: 0 BB: 0 P: 5		1B: 3 2B: 1 3B: 0 HR: 1	SF: 0 SAC: 0 DP: 1 HBP: 1	WP: 0 PB: 0 SB: 0 CS: 0
PITCHER Frank Sullivan, R (1, 1) ERA: 2.98	IP: 9.0 WLS: W BF: 34 H: 4 R: 3 ER: 3 SO: 2 BB: 3 IBB: 0 HBP: 1 BLK: 0 WP: 0 HR: 1 S: 34 P: 47 ERA: 3.00 WHIP: 0.778																			

Batter	1	2	3	4	5	6	7	8	9	AB	R	H	RBI	BB	SO	LOB	BOTTOM			
Billy Goodman, L (1, 4) OBP: 0.408, SLG: 0.369 Eddie Joost, R (9, 4) OBP: 0.280, SLG: 0.296	0-0 F6		0-0 F8	0-0 F8		4-0 WP BB		0-0 G3 BB 2B		4	1	1	0	1	0	2	Detroit Tigers @ Boston Red Sox Fenway Park, Boston, MA Sun Jul 31 1955, 3:33 AM EDT Unknown			
Billy Klaus, L (1, 6) OBP: 0.368, SLG: 0.398	0-0 G3		0-0 HR	4-0 2-3 HR BB		0-0 F9		4-0 BB G3 BB		3	2	1	1	2	0	1				
Ted Williams, L (1, 7) OBP: 0.473, SLG: 0.794 Gene Stephens, L (7, 7) OBP: 0.383, SLG: 0.496	4-0 WP BB		0-0 6-3	0-0 1-2 2H 3H HR		0-0 F7		0-0 G3		3	1	1	4	1	0	1				
Jackie Jensen, R (1, 9) OBP: 0.357, SLG: 0.487	4-0 1-2 BB		0-3 K	0-0 1B		4-0 FC6-4 BB		4-0 BB IBB		2	0	1	0	3	1	0				
Norm Zauchin, R (1, 3) OBP: 0.326, SLG: 0.451	0-0 F6			0-0 1B 5-3		0-0 FC6-4		4-0 1-2 2-3 3H BB		4	1	1	1	1	0	5				
Sammy White, R (1, 2) OBP: 0.325, SLG: 0.387		0-0 5-3		0-0 F8	0-0 6-3			0-0 FC6-4		5	0	0	0	0	0	4				
Grady Hatton, L (1, 5) OBP: 0.364, SLG: 0.335		0-0 1B		0-0 1B 1-2 1B	0-0 1-3			0-0 F7		4	1	2	0	0	0	0				
Jim Piersall, R (1, 8) OBP: 0.350, SLG: 0.410		0-0 F9		0-0 F8 1-2 2-3 HR 1B	4-0 BB			0-0 6-3		3	1	1	0	1	0	1				
Frank Sullivan, R (1, 1) OBP: 0.159, SLG: 0.167		0-0 F7		0-0 1-2 2H 3H HR 1B	0-3 K			0-0 F9		4	1	1	2	0	1	2				
Inning Stats	R: 0 E: 0 K: 0 S: 3	H: 0 LOB: 2 BB: 2 P: 11	R: 0 E: 0 K: 0 S: 4	H: 1 LOB: 1 BB: 0 P: 4	R: 1 E: 0 K: 1 S: 6	H: 1 LOB: 0 BB: 0 P: 6	R: 6 E: 0 K: 0 S: 9	H: 6 LOB: 1 BB: 1 P: 13	R: 0 E: 0 K: 1 S: 5	H: 0 LOB: 1 BB: 1 P: 9	R: 0 E: 0 K: 0 S: 3	H: 0 LOB: 2 BB: 2 P: 11	R: 0 E: 0 K: 0 S: 3	H: 0 LOB: 0 BB: 0 P: 3	R: 1 E: 0 K: 0 S: 4	H: 1 LOB: 3 BB: 3 P: 16		1B: 6 2B: 1 3B: 0 HR: 2	SF: 0 SAC: 0 DP: 0 HBP: 0	WP: 2 PB: 0 SB: 0 CS: 0
PITCHER Ned Garver, R (1, 1) ERA: 3.68 Paul Foytack, R (5, 1) ERA: 6.75	IP: 4.0 WLS: L BF: 23 H: 8 R: 7 ER: 7 SO: 1 BB: 3 IBB: 0 HBP: 0 BLK: 0 WP: 1 HR: 2 S: 22 P: 34 ERA: 15.75 WHIP: 2.750																			

Batter	1	2	3	4	5	6	7	8	9	AB	R	H	RBI	BB	SO	LOB	TOP			
Harvey Kuenn, R OBP: 0.360, SLG: 0.443 (1, 6)										5	1	2	1	0	0	0	Detroit Tigers @ Boston Red Sox Fenway Park, Boston, MA Sun Jul 31 1955, 3:38 AM EDT Att: 35,057 - Unknown			
Bill Tuttle, R OBP: 0.352, SLG: 0.393 (1, 8)										4	0	1	0	1	0	1				
Charlie Maxwell, L OBP: 0.317, SLG: 0.561 (1, 9)										4	0	1	1	1	2	3				
Earl Torgeson, L OBP: 0.383, SLG: 0.367 Jack Phillips, R OBP: 0.375, SLG: 0.429 (9, 3)										3	0	0	0	1	0	4				
Ray Boone, R OBP: 0.362, SLG: 0.519 (1, 5)										5	0	3	0	0	2	2				
Bubba Phillips, R OBP: 0.314, SLG: 0.315 (1, 7)										3	0	1	0	1	0	1				
Red Wilson, R OBP: 0.309, SLG: 0.314 (1, 2)										4	0	2	0	0	1	4				
Harry Malmberg, R OBP: 0.315, SLG: 0.283 (1, 4)										4	1	1	0	0	0	5				
Billy Hoelt, L OBP: 0.258, SLG: 0.196 (1, 1)										3	0	0	0	0	0	4				
Inning Stats	R: 0 E: 0 K: 1 S: 5	H: 0 LOB: 2 BB: 2 P: 13	R: 0 E: 0 K: 0 S: 4	H: 1 LOB: 1 BB: 0 P: 4	R: 1 E: 0 K: 1 S: 8	H: 3 LOB: 3 BB: 1 P: 12	R: 1 E: 0 K: 1 S: 8	H: 3 LOB: 2 BB: 0 P: 8	R: 0 E: 0 K: 1 S: 5	H: 0 LOB: 1 BB: 1 P: 9	R: 0 E: 1 K: 0 S: 4	H: 1 LOB: 1 BB: 0 P: 4	R: 0 E: 0 K: 0 S: 3	H: 0 LOB: 0 BB: 0 P: 3	R: 0 E: 0 K: 2 S: 7	H: 0 LOB: 0 BB: 0 P: 7		1B: 10 2B: 2 3B: 0 HR: 0	SF: 0 SAC: 1 DP: 1 HBP: 0	WP: 2 PB: 0 SB: 0 CS: 0
PITCHER	IP WLS BF H R ER SO BB IBB HBP BLK WP HR S P ERA WHIP	IP WLS BF H R ER SO BB IBB HBP BLK WP HR S P ERA WHIP																		
Ike Delock, R ERA: 4.45 Frank Baumann, L ERA:	(1, 1) 3.1 20 7 2 2 2 3 0 0 0 1 0 21 33 5.40 3.000	(4, 1) 5.2 W 21 4 0 0 4 1 0 0 0 1 0 28 32 0.00 0.882																		

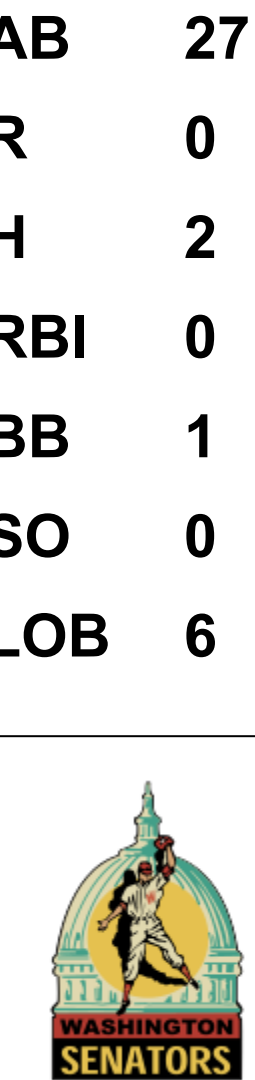
Batter	1	2	3	4	5	6	7	8	9	AB	R	H	RBI	BB	SO	LOB	BOTTOM					
Billy Goodman, L OBP: 0.409, SLG: 0.368 (1, 4)										3	1	1	0	1	1	3	Detroit Tigers @ Boston Red Sox Fenway Park, Boston, MA Sun Jul 31 1955, 3:38 AM EDT Att: 35,057 - Unknown					
Billy Klaus, L OBP: 0.367, SLG: 0.396 (1, 6)										4	1	1	0	0	0	1						
Ted Williams, L OBP: 0.469, SLG: 0.784 (1, 7)										2	0	0	1	1	0	1						
Jackie Jensen, R OBP: 0.358, SLG: 0.490 (1, 9)										4	0	2	1	0	1	1						
Norm Zauchin, R OBP: 0.325, SLG: 0.448 (1, 3)										4	0	1	0	0	1	3						
Sammy White, R OBP: 0.324, SLG: 0.385 Pete Daley, R OBP: 0.200, SLG: 0.320 (5, 2)										2	0	0	0	0	0	1						
										2	0	0	0	0	0	2						
Ted Lepcio, R OBP: 0.306, SLG: 0.430 (1, 5)										3	0	0	0	1	1	0						
Jim Piersall, R OBP: 0.354, SLG: 0.423 (1, 8)										4	1	3	1	0	0	0						
Ike Delock, R OBP: 0.152, SLG: 0.097 Frank Baumann, L ERA:	(1, 1) 8.0 L 35 8 3 3 3 3 0 0 0 0 1 42 54 3.38 1.375	(4, 1) 6-3																				
Inning Stats	R: 2 E: 0 K: 1 S: 7	H: 2 LOB: 1 BB: 1 P: 11	R: 0 E: 0 K: 0 S: 3	H: 0 LOB: 0 BB: 0 P: 3	R: 0 E: 0 K: 0 S: 5	H: 2 LOB: 2 BB: 0 P: 5	R: 0 E: 0 K: 2 S: 8	H: 1 LOB: 2 BB: 1 P: 12	R: 0 E: 0 K: 0 S: 4	H: 1 LOB: 2 BB: 1 P: 8	R: 0 E: 0 K: 0 S: 4	H: 1 LOB: 1 BB: 0 P: 4	R: 0 E: 0 K: 1 S: 5	H: 0 LOB: 0 BB: 0 P: 5	R: 0 E: 0 K: 1 S: 5	H: 0 LOB: 0 BB: 0 P: 5	R: 1 E: 0 K: 0 S: 1	H: 1 LOB: 0 BB: 0 P: 1	1B: 6 2B: 1 3B: 0 HR: 1	SF: 1 SAC: 0 DP: 0 HBP: 0	WP: 0 PB: 0 SB: 1 CS: 0	PA: 35
PITCHER	IP WLS BF H R ER SO BB IBB HBP BLK WP HR S P ERA WHIP	IP WLS BF H R ER SO BB IBB HBP BLK WP HR S P ERA WHIP																				

Batter	1	2	3	4	5	6	7	8	9	AB	R	H	RBI	BB	SO	LOB	TOP
Harvey Kuenn, R OBP: 0.363, SLG: 0.447 (1, 6)	4-3		F8-2 1B E BB		F8		F9		6-3	4	0	0	0	1	0	0	Detroit Tigers @ Washington Senators Griffith Stadium, Washington, DC Wed Aug 03 1955, 3:33 AM EDT Att: 2,888 - Unknown
Bill Tuttle, R OBP: 0.355, SLG: 0.391 (1, 8)	6-3		F9		1B HBP		K			3	0	0	0	0	1	1	
Al Kaline, R OBP: 0.432, SLG: 0.587 (1, 9)			L5 1B				L7			3	0	1	0	1	0	1	
Earl Torgeson, L OBP: 0.386, SLG: 0.370 (1, 3)	4-3				G1-4-6-3 1B				G5-4-3 1B	4	0	2	0	0	0	3	
Ray Boone, R OBP: 0.359, SLG: 0.511 (1, 5)		5-3	F8-2				5-3		G5-4-3 1-2	4	0	0	0	0	0	4	
Jim Delsing, L OBP: 0.340, SLG: 0.417 Bubba Phillips, R OBP: 0.310, SLG: 0.310 (8, 7)	1-3								F7	4	2	2	0	0	0	0	
Frank House, L OBP: 0.291, SLG: 0.386 (1, 2)		2B BB			4-3 3B		1B 2B		F9	3	0	1	2	1	0	0	
Fred Hatfield, L OBP: 0.332, SLG: 0.358 (1, 4)					F5		F9			4	1	2	1	0	0	1	
Frank Lary, R OBP: 0.293, SLG: 0.291 (1, 1)	F7				6-3		F2		F5	4	0	0	0	0	0	3	
Inning Stats	R: 0 E: 0 K: 0 S: 3	H: 0 LOB: 1 BB: 1 P: 7	R: 0 E: 0 K: 0 S: 4	H: 1 LOB: 2 BB: 1 P: 8	R: 0 E: 1 K: 0 S: 4	H: 1 LOB: 0 BB: 1 P: 8	R: 1 E: 0 K: 0 S: 4	H: 1 LOB: 1 BB: 0 P: 4	R: 0 E: 0 K: 1 S: 5	H: 0 LOB: 0 BB: 0 P: 5	R: 0 E: 0 K: 0 S: 3	H: 1 LOB: 0 BB: 0 P: 3	R: 1 E: 0 K: 0 S: 4	H: 1 LOB: 0 BB: 0 P: 4	1B: 4 2B: 3 3B: 1 HR: 1	SF: 0 SAC: 0 DP: 3 HBP: 1	
PITCHER Bob Porterfield, R ERA: 4.28 (1, 1)	IP: 9.0 WLS: L BF: 37 H: 8 R: 3 ER: 3 SO: 1 BB: 3 IBB: 0 HBP: 1 BLK: 0 WP: 0 HR: 1 S: 35 P: 48 ERA: 3.00 WHIP: 1.222																

AB 33
R 3
H 8
RBI 3
BB 3
SO 1
LOB 13



Batter	1	2	3	4	5	6	7	8	9	AB	R	H	RBI	BB	SO	LOB	BOTTOM
Eddie Yost, R OBP: 0.373, SLG: 0.327 (1, 5)	F8			L5			L9		L7	4	0	0	0	0	0	1	Detroit Tigers @ Washington Senators Griffith Stadium, Washington, DC Wed Aug 03 1955, 3:33 AM EDT Att: 2,888 - Unknown
Pete Runnels, L OBP: 0.354, SLG: 0.334 (1, 4)	4-3			F7			F8			3	0	0	0	0	0	0	
Mickey Vernon, L OBP: 0.368, SLG: 0.440 (1, 3)	4-3			1-3			4-3			3	0	0	0	0	0	0	
Roy Sievers, R OBP: 0.357, SLG: 0.464 (1, 7)						L9			5-3	3	0	1	0	0	0	0	
Carlos Paula, R OBP: 0.318, SLG: 0.435 (1, 9)				G5-4-3		4-3			G3	3	0	0	0	0	0	1	
Johnny Groth, R OBP: 0.302, SLG: 0.386 (1, 8)				6-3		L9			5-3	3	0	0	0	0	0	0	
Ed Fitz Gerald, R OBP: 0.344, SLG: 0.354 Ernie Oravetz, S OBP: 0.342, SLG: 0.293 (9, PH)										2	0	1	0	0	0	0	
Jose Valdivielso, R OBP: 0.283, SLG: 0.375 Clint Courtney, L OBP: 0.371, SLG: 0.422 (9, PH)				FC1-4 1B					5-3 BB	0	0	0	0	1	0	0	
Bob Porterfield, R OBP: 0.290, SLG: 0.302 Mickey McDermott, L OBP: 0.259, SLG: 0.259 (9, PH)				FC1-4 G5-4-3					L6	2	0	0	0	0	0	1	
Bob Porterfield, R OBP: 0.290, SLG: 0.302 Mickey McDermott, L OBP: 0.259, SLG: 0.259 (9, PH)				G5-4-3			L1		5-3	2	0	0	0	0	0	1	
Inning Stats	R: 0 E: 0 K: 0 S: 3	H: 0 LOB: 0 BB: 0 P: 3	R: 0 E: 0 K: 0 S: 3	H: 1 LOB: 0 BB: 0 P: 3	R: 0 E: 0 K: 0 S: 3	H: 0 LOB: 0 BB: 0 P: 3	R: 0 E: 0 K: 0 S: 3	H: 0 LOB: 0 BB: 0 P: 3	R: 0 E: 0 K: 0 S: 3	H: 0 LOB: 0 BB: 0 P: 3	R: 0 E: 0 K: 0 S: 3	H: 0 LOB: 0 BB: 0 P: 3	R: 0 E: 0 K: 0 S: 3	H: 0 LOB: 1 BB: 1 P: 7	1B: 2 2B: 0 3B: 0 HR: 0	SF: 0 SAC: 0 DP: 2 HBP: 0	WP: 0 PA: 28 PB: 0 SB: 0 CS: 0
PITCHER Frank Lary, R ERA: 3.19 (1, 1)	IP: 9.0 WLS: W BF: 28 H: 2 R: 0 ER: 0 SO: 0 BB: 1 IBB: 0 HBP: 0 BLK: 0 WP: 0 HR: 0 S: 27 P: 31 ERA: 0.00 WHIP: 0.333																



Batter	1	2	3	4	5	6	7	8	9	AB	R	H	RBI	BB	SO	LOB	TOP		
Harvey Kuenn, R (1.6) OBP: 0.361, SLG: 0.446	0-0 4-3 2B		0-0 L8	0-0 6-3			0-0 6-3		0-0 F7	5	0	1	0	0	0	2			
Bill Tuttle, R (1.8) OBP: 0.355, SLG: 0.390	0-0 4-3		0-0 2B 1-2 SF9 1B		4-0 1B BB		0-3 K		0-0 6-3	4	1	1	0	1	1	1			
Al Kaline, R (1.9) OBP: 0.433, SLG: 0.588	0-0 F3		0-0 SF9 1-3 2-H 2B		0-0 L9			4-0 1B 3B BB		3	1	1	1	1	0	2			
Earl Torgeson, L (1.3) OBP: 0.387, SLG: 0.373	0-0 4-3		0-0 SF9		0-0 1-3 1B			0-0 3B BB		3	1	2	1	0	0	1			
Ray Boone, R (1.5) OBP: 0.357, SLG: 0.514		0-0 F9	0-0 L5		0-0 5-3			0-0 1-H 3-H 3B		4	1	1	2	0	0	2			
Jim Delsing, L (1.7) OBP: 0.339, SLG: 0.416		0-0 1B		0-0 F7		0-0 3-1		0-0 SF7		3	0	1	1	0	0	0			
Frank House, L (1.2) OBP: 0.291, SLG: 0.380		0-0 F9		4-0 E BB		0-0 3-1		0-0 F2		3	1	0	0	1	0	1			
Fred Hatfield, L (1.4) OBP: 0.329, SLG: 0.353		0-3 K		0-0 E6 1-H		0-0 F9		0-3 K		4	0	0	0	0	2	1			
Ned Garver, R (1.1) OBP: 0.258, SLG: 0.211 Charlie Maxwell, L (3. Ph) OBP: 0.328, SLG: 0.561 Leo Cristante, R (3.1) OBP: 0.307, SLG: 0.307 Bubba Phillips, R (7. Ph) OBP: 0.209, SLG: 0.209 Joe Coleman, R (7.1) OBP: 0.310, SLG: 0.714 Babe Birrer, R (8.1) OBP: 0.275, SLG: 0.359 Reno Bertoia, R (9. Ph)			4-0 1B 2B BB	0-3 K		0-3 K		0-3 K		0	0	0	0	0	0	0			
Inning Stats	R: 0 E: 0 K: 0 S: 4	H: 1 LOB: 1 BB: 0 P: 4	R: 0 E: 0 K: 1 S: 6	H: 1 LOB: 1 BB: 0 P: 6	R: 2 E: 0 K: 0 S: 5	H: 2 LOB: 1 BB: 1 P: 9	R: 1 E: 1 K: 1 S: 6	H: 0 LOB: 1 BB: 1 P: 10	R: 0 E: 0 K: 0 S: 3	H: 0 LOB: 0 BB: 0 P: 3	R: 0 E: 0 K: 2 S: 7	H: 0 LOB: 0 BB: 0 P: 7	R: 3 E: 0 K: 1 S: 7	H: 2 LOB: 2 BB: 0 P: 11	R: 0 E: 0 K: 1 S: 5	H: 0 LOB: 0 BB: 0 P: 5	1B: 4 2B: 2 3B: 1 HR: 0	SF: 2 SAC: 0 DP: 0 HBP: 0	WP: 0 PA: 38 PB: 0 SB: 0 CS: 0
PITCHER	IP WLS BF H R ER SO BB IBB HBP BLK WP HR S P ERA WHIP	IP WLS BF H R ER SO BB IBB HBP BLK WP HR S P ERA WHIP																	
Ted Abernathy, R (1.1) ERA: 5.36	7.0	32	7	6	5	4	4	0	0	0	0	0	0	0	36	52	6.43	1.571	
Chuck Stobbs, L (8.1) ERA: 5.99	2.0	W	6	0	0	0	2	0	0	0	0	0	0	0	10	10	0.00	0.000	

Detroit Tigers @ Washington Senators
 Griffith Stadium, Washington, DC
 Thu Aug 04 1955, 3:33 AM EDT
 Att: 1,501 - Unknown

AB	32
R	6
H	7
RBI	5
BB	4
SO	6
LOB	11



Batter	1	2	3	4	5	6	7	8	9	AB	R	H	RBI	BB	SO	LOB	BOTTOM		
Eddie Yost, R (1.5) OBP: 0.381, SLG: 0.345	0-3 K	0-0 1B 1-H 2-H 2B		0-0 2B		0-0 3-H 1B		4-0 FC3-6 1B BB		4	1	3	3	1	1	0			
Pete Runnels, L (1.4) OBP: 0.358, SLG: 0.338	0-0 CS 1B	0-0 2-3 1B		0-0 F7		0-0 5-3		0-0 FC3-6 1B		5	0	3	1	0	0	2			
Mickey Vernon, L (1.3) OBP: 0.364, SLG: 0.434	0-0 F2 1-2	0-0 L8			0-0 G3		0-0 G3	0-0 FC3-6 1B 2-3		5	1	0	0	0	0	5			
Clint Courtney, L (1.2) OBP: 0.372, SLG: 0.422		0-0 1B 1B 1B	0-0 F4		0-0 F7		0-0 L8	0-0 1B 1-3 3-H 1B		5	1	2	1	0	0	0			
Roy Sievers, R (1.7) OBP: 0.362, SLG: 0.468		0-0 SH SF7 1B	0-0 F6		0-0 1B		4-0 3B BB	0-0 1-3 3-H 1B		4	2	3	1	1	0	0			
Ernie Oravetz, S (1.9) OBP: 0.348, SLG: 0.316		0-0 SH 2B 1B	0-0 1B		0-0 4-3		0-0 1-H 3B	0-0 G3		5	1	3	2	0	0	3			
Jerry Schoonmaker, R (1.8) OBP: 0.209, SLG: 0.297 Tom Umpflett, R (9.8) OBP: 0.262, SLG: 0.269		0-0 SH 2B	0-3 K		0-0 E6 E S 1B		0-0 6-3			3	2	0	0	0	1	2			
Jose Valdivielso, R (1.6) OBP: 0.282, SLG: 0.374		0-0 SF7		0-0 6-3		0-0 F6		0-0 SH1-4 1B		3	1	1	1	0	0	1			
Ted Abernathy, R (1.1) OBP: 0.143, SLG: 0.143 Chuck Stobbs, L (8.1) OBP: 0.417, SLG: 0.176		0-0 F8		0-0 L9		0-0 1-3		0-0 SH1-4		3	0	0	0	0	0	3			
Inning Stats	R: 0 E: 0 K: 1 S: 5	H: 1 LOB: 0 BB: 0 P: 5	R: 4 E: 1 K: 0 S: 9	H: 5 LOB: 2 BB: 0 P: 9	R: 0 E: 0 K: 1 S: 6	H: 1 LOB: 1 BB: 0 P: 6	R: 0 E: 0 K: 0 S: 4	H: 1 LOB: 1 BB: 0 P: 4	R: 0 E: 0 K: 0 S: 4	H: 1 LOB: 1 BB: 0 P: 4	R: 1 E: 1 K: 0 S: 5	H: 1 LOB: 1 BB: 0 P: 5	R: 1 E: 0 K: 0 S: 4	H: 1 LOB: 1 BB: 1 P: 8	R: 3 E: 0 K: 0 S: 7	H: 4 LOB: 2 BB: 1 P: 11	1B: 12 2B: 2 3B: 1 HR: 0	SF: 1 SAC: 2 DP: 0 HBP: 0	WP: 0 PA: 42 PB: 0 SB: 1 CS: 1
PITCHER	IP WLS BF H R ER SO BB IBB HBP BLK WP HR S P ERA WHIP	IP WLS BF H R ER SO BB IBB HBP BLK WP HR S P ERA WHIP																	
Ned Garver, R (1.1) ERA: 3.74	2.0	12	6	4	2	1	0	0	0	0	0	0	0	0	14	14	9.00	3.000	
Leo Cristante, R (3.1) ERA: 2.93	4.0	17	4	1	0	1	0	0	0	0	0	0	0	19	19	0.00	1.000		
Joe Coleman, R (7.1) ERA: 6.75	1.2	L	12	5	4	4	0	2	0	0	0	0	0	10	18	21.60	4.200		
Babe Birrer, R (8.1) ERA: 3.81	0.1	1	0	0	0	0	0	0	0	0	0	0	0	1	1	0.00	0.000		

Detroit Tigers @ Washington Senators
 Griffith Stadium, Washington, DC
 Thu Aug 04 1955, 3:33 AM EDT
 Att: 1,501 - Unknown


AB	37
R	9
H	15
RBI	9
BB	2
SO	2
LOB	16



Batter	1	2	3	4	5	6	7	8	9	AB	R	H	RBI	BB	SO	LOB	TOP			
Harvey Kuenn, R OBP: 0.360, SLG: 0.444										4	0	1	0	0	0	2				
Bill Tuttle, R OBP: 0.352, SLG: 0.386										4	0	0	0	0	0	1				
Al Kaline, R OBP: 0.431, SLG: 0.585										4	0	1	0	0	1	1				
Earl Torgeson, L OBP: 0.385, SLG: 0.371										4	0	1	0	0	0	1				
Ray Boone, R OBP: 0.353, SLG: 0.508										4	0	0	0	0	0	2				
Jim Delsing, L OBP: 0.341, SLG: 0.416										3	0	1	0	1	0	0				
Frank House, L OBP: 0.290, SLG: 0.378										4	0	1	0	0	0	2				
Fred Hatfield, L OBP: 0.331, SLG: 0.355										4	0	2	0	0	1	2				
Jim Bunning, R OBP: 0.125, SLG: 0.125										2	0	0	0	0	1	1				
Charlie Maxwell, L OBP: 0.339, SLG: 0.569										1	0	1	0	0	0	0				
Babe Birrer, R OBP: 0.313, SLG: 0.714										0	0	0	0	0	0	0				
Jack Phillips, R OBP: 0.373, SLG: 0.455										1	0	0	0	0	1	2				
Inning Stats	R: 0 E: 0 K: 0 S: 5	H: 2 LOB: 2 BB: 0 P: 5	R: 0 E: 0 K: 1 S: 6	H: 1 LOB: 1 BB: 0 P: 6	R: 0 E: 0 K: 1 S: 6	H: 1 LOB: 1 BB: 0 P: 6	R: 0 E: 0 K: 0 S: 4	H: 1 LOB: 0 BB: 0 P: 4	R: 0 E: 0 K: 0 S: 3	H: 0 LOB: 0 BB: 0 P: 3	R: 0 E: 0 K: 1 S: 7	H: 2 LOB: 2 BB: 0 P: 7	R: 0 E: 0 K: 0 S: 3	H: 0 LOB: 0 BB: 0 P: 3	R: 0 E: 0 K: 1 S: 6	H: 1 LOB: 2 BB: 1 P: 10	1B: 8 2B: 0 3B: 0 HR: 0	SF: 0 SAC: 0 DP: 0 HBP: 0	WP: 1 PB: 0 SB: 0 CS: 0	PA: 36
PITCHER Don Larsen, R ERA: 2.53	IP: 9.0 WLS: W BF: 36 H: 8 R: 0 ER: 0 SO: 4 BB: 1 IBB: 0 HBP: 0 BLK: 0 WP: 1 HR: 0 S: 43 P: 47 ERA: 0.00 WHIP: 1.000															PITCHER				

Detroit Tigers @ New York Yankees
Yankee Stadium, Bronx, NY
Fri Aug 05 1955, 3:33 AM EDT
Att: 25,874 - Unknown


AB 35
R 0
H 8
RBI 0
BB 1
SO 4
LOB 14



Batter	1	2	3	4	5	6	7	8	9	AB	R	H	RBI	BB	SO	LOB	BOTTOM			
Hank Bauer, R OBP: 0.344, SLG: 0.421										4	0	2	0	0	0	0				
Bobby Richardson, R OBP: 0.500, SLG: 0.333										3	1	1	0	1	0	1				
Mickey Mantle, S OBP: 0.421, SLG: 0.584										3	1	0	0	1	0	3				
Yogi Berra, L OBP: 0.351, SLG: 0.472										4	1	1	3	0	0	0				
Joe Collins, L OBP: 0.350, SLG: 0.407										4	0	2	0	0	1	0				
Elston Howard, R OBP: 0.350, SLG: 0.519										4	0	2	0	0	0	1				
Andy Carey, R OBP: 0.301, SLG: 0.366										3	0	0	0	1	0	4				
Jerry Coleman, R OBP: 0.271, SLG: 0.226										3	0	0	0	0	1	1				
Don Larsen, R OBP: 0.373, SLG: 0.455										3	0	0	0	0	3	0				
Inning Stats	R: 0 E: 0 K: 0 S: 3	H: 2 LOB: 1 BB: 0 P: 4	R: 0 E: 0 K: 2 S: 7	H: 0 LOB: 0 BB: 0 P: 7	R: 3 E: 0 K: 0 S: 4	H: 1 LOB: 1 BB: 3 P: 16	R: 0 E: 0 K: 1 S: 6	H: 1 LOB: 1 BB: 0 P: 6	R: 0 E: 0 K: 1 S: 6	H: 1 LOB: 2 BB: 0 P: 7	R: 0 E: 0 K: 0 S: 4	H: 1 LOB: 1 BB: 0 P: 4	R: 0 E: 0 K: 0 S: 3	H: 0 LOB: 0 BB: 0 P: 3	R: 0 E: 0 K: 1 S: 6	H: 1 LOB: 2 BB: 1 P: 10	1B: 5 2B: 2 3B: 1 HR: 1	SF: 0 SAC: 0 DP: 1 HBP: 0	WP: 0 PB: 0 SB: 1 CS: 0	PA: 34
PITCHER Jim Bunning, R ERA: 4.94	IP: 6.0 WLS: L BF: 25 H: 5 R: 3 ER: 3 SO: 4 BB: 3 IBB: 0 HBP: 0 BLK: 0 WP: 0 HR: 1 S: 30 P: 42 ERA: 4.50 WHIP: 1.333															PITCHER Babe Birrer, R ERA: 3.66				

Detroit Tigers @ New York Yankees
Yankee Stadium, Bronx, NY
Fri Aug 05 1955, 3:33 AM EDT
Att: 25,874 - Unknown

AB 31
R 3
H 8
RBI 3
BB 3
SO 5
LOB 10



Batter	1	2	3	4	5	6	7	8	9	AB	R	H	RBI	BB	SO	LOB	TOP						
Harvey Kuenn, R OBP: 0.362, SLG: 0.448 (1, 6)										6	1	3	2	0	0	0	Detroit Tigers @ New York Yankees Yankee Stadium, Bronx, NY Sat Aug 06 1955, 3:33 AM EDT Att: 15,002 - Unknown AB 41 R 7 H 13 RBI 7 BB 5 SO 2 LOB 22 						
Bill Tuttle, R OBP: 0.350, SLG: 0.384 (1, 8)										5	0	1	2	0	0	1							
Al Kaline, R OBP: 0.433, SLG: 0.583 (1, 9)										3	0	1	0	2	1	3							
Jack Phillips, R OBP: 0.388, SLG: 0.457 (1, 3)										4	1	2	0	1	0	1							
Ray Boone, R OBP: 0.351, SLG: 0.502 (1, 5)										4	1	0	0	1	0	3							
Bubba Phillips, R OBP: 0.315, SLG: 0.316 (7, 7)										3	0	2	0	0	0	3							
Jim Delsing, L OBP: 0.342, SLG: 0.416 (7, 7)										2	1	1	1	0	0	0							
Red Wilson, R OBP: 0.303, SLG: 0.307 (7, PH)										3	0	0	0	0	2	livebaseballscores.com							
Earl Torgeson, L OBP: 0.384, SLG: 0.370 (7, 4)										1	0	0	0	0	2								
Fred Hatfield, L OBP: 0.332, SLG: 0.360 (7, 4)										1	1	1	0	0	0								
Harry Malmberg, R OBP: 0.310, SLG: 0.278 (7, PH)										3	0	1	0	0	0			1					
Frank House, L OBP: 0.292, SLG: 0.379 (7, 2)										2	1	1	1	0	0			1					
Billy Hoelt, L OBP: 0.258, SLG: 0.186 (8, 1)										3	1	0	1	1	0			4					
Joe Coleman, R OBP: 0.600, SLG: 0.800 (8, 1)										0	0	0	0	0	0			0					
Al Aber, L (8, 1)										1	0	0	0	0	1			1					
Inning Stats	R: 0 E: 0 K: 0 S: 4	H: 1 LOB: 2 BB: 1 P: 8	R: 0 E: 0 K: 0 S: 4	H: 1 LOB: 1 BB: 0 P: 4	R: 0 E: 0 K: 0 S: 3	H: 0 LOB: 1 BB: 1 P: 7	R: 0 E: 0 K: 0 S: 5	H: 2 LOB: 2 BB: 0 P: 5	R: 0 E: 0 K: 0 S: 5	H: 2 LOB: 3 BB: 1 P: 9	R: 2 E: 0 K: 0 S: 5	H: 2 LOB: 1 BB: 1 P: 9	R: 4 E: 2 K: 1 S: 10	H: 3 LOB: 2 BB: 1 P: 14	R: 0 E: 0 K: 0 S: 3			H: 0 LOB: 0 BB: 0 P: 3	R: 1 E: 0 K: 1 S: 7	H: 2 LOB: 1 BB: 0 P: 7	1B: 11 2B: 2 3B: 0 HR: 0	SF: 1 SAC: 0 DP: 0 HBP: 0	WP: 1 PB: 0 SB: 0 CS: 0
PITCHER	IP WLS BF H R ER SO BB IBB HBP BLK WP HR S P ERA WHIP											IP WLS BF H R ER SO BB IBB HBP BLK WP HR S P ERA WHIP											
Bob Wiesler, L ERA: 3.63 (1, 1)	5.2	28	7	2	2	0	4	0	0	0	0	1	0	24	40	3.18	1.941						
Tom Morgan, R ERA: 3.47 (6, 1)	0.1	3	1	1	1	0	1	0	0	0	0	0	0	2	6	27.00	6.000						
Jim Konstanty, R ERA: 2.12 (7, 1)	0.1	6	3	2	0	0	0	0	0	0	0	0	0	6	6	0.00	9.000						
Johnny Kucks, R ERA: 3.83 (7, 1)	0.2	2	0	1	0	1	0	0	0	0	0	0	0	4	4	0.00	0.000						
Tom Sturdivant, R ERA: 3.25 (8, 1)	1.0	3	0	0	0	0	0	0	0	0	0	0	0	3	3	0.00	0.000						
Whitey Ford, L ERA: 2.86 (9, 1)	1.0	5	2	1	1	1	0	0	0	0	0	0	0	7	7	9.00	2.000						

Batter	1	2	3	4	5	6	7	8	9	AB	R	H	RBI	BB	SO	LOB	BOTTOM						
Phil Rizzuto, R OBP: 0.366, SLG: 0.283 (1, 6)										5	0	1	0	0	1	2	Detroit Tigers @ New York Yankees Yankee Stadium, Bronx, NY Sat Aug 06 1955, 3:33 AM EDT Att: 15,002 - Unknown AB 37 R 5 H 11 RBI 5 BB 5 SO 4 LOB 25 						
Bobby Richardson, R OBP: 0.333, SLG: 0.250 (1, 4)										5	0	1	0	0	0	2							
Gil McDougald, R OBP: 0.375, SLG: 0.398 (1, 5)										4	1	1	0	1	0	2							
Mickey Mantle, S OBP: 0.427, SLG: 0.590 (1, 8)										3	2	3	0	2	0	0							
Bill Skowron, R OBP: 0.356, SLG: 0.527 (1, 3)										5	0	0	0	0	1	8							
Hank Bauer, R OBP: 0.345, SLG: 0.418 (1, 9)										4	1	1	2	1	1	5							
Bob Cerv, R OBP: 0.328, SLG: 0.426 (1, 7)										3	0	1	0	0	0	3							
Yogi Berra, L OBP: 0.353, SLG: 0.482 (8, PH)										1	1	1	3	0	0	0							
Elston Howard, R OBP: 0.348, SLG: 0.511 (9, 7)										3	0	0	0	1	0	2							
Bob Wiesler, S OBP: 0.154, SLG: 0.154 (8, 1)										2	0	1	0	0	1	0							
Tom Morgan, R OBP: 0.200, SLG: 0.200 (8, 1)										0	0	0	0	0	0	0							
Jim Konstanty, R OBP: 0.143, SLG: 0.143 (7, 1)										0	0	0	0	0	0	0							
Johnny Kucks, R OBP: 0.099, SLG: 0.099 (7, PH)										0	0	0	0	0	0	0							
Don Larsen, R OBP: 0.077, SLG: 0.077 (8, 1)										1	0	1	0	0	0	0							
Tom Sturdivant, R OBP: 0.100, SLG: 0.100 (8, 1)										0	0	0	0	0	0	0							
Joe Collins, L OBP: 0.405, SLG: 0.405 (8, PH)										1	0	0	0	0	0	1							
Whitey Ford, L OBP: 0.261, SLG: 0.261 (8, 1)										0	0	0	0	0	0	0							
Inning Stats	R: 0 E: 0 K: 0 S: 3	H: 0 LOB: 0 BB: 0 P: 3	R: 0 E: 0 K: 0 S: 3	H: 0 LOB: 1 BB: 1 P: 7	R: 0 E: 0 K: 0 S: 4	H: 2 LOB: 2 BB: 0 P: 4	R: 0 E: 0 K: 0 S: 5	H: 2 LOB: 2 BB: 0 P: 5	R: 0 E: 0 K: 2 S: 7	H: 0 LOB: 0 BB: 0 P: 7	R: 2 E: 0 K: 0 S: 6	H: 3 LOB: 2 BB: 1 P: 10	R: 0 E: 0 K: 0 S: 4	H: 1 LOB: 1 BB: 0 P: 4	R: 3 E: 0 K: 0 S: 4	H: 1 LOB: 2 BB: 3 P: 16	R: 0 E: 0 K: 2 S: 9	H: 2 LOB: 2 BB: 0 P: 9	1B: 9 2B: 1 3B: 0 HR: 1	SF: 0 SAC: 0 DP: 0 HBP: 0	WP: 0 PB: 0 SB: 0 CS: 0	PA: 42	
PITCHER	IP WLS BF H R ER SO BB IBB HBP BLK WP HR S P ERA WHIP											IP WLS BF H R ER SO BB IBB HBP BLK WP HR S P ERA WHIP											
Billy Hoelt, L ERA: 3.58 (1, 1)	7.0	30	8	2	2	2	2	0	0	0	0	0	0	32	40	2.57	1.429						
Joe Coleman, R ERA: 7.71 (8, 1)	0.1	5	1	3	3	0	3	0	0	0	0	0	1	2	14	81.00	12.000						
Al Aber, L ERA: 3.02 (8, 1)	1.2	7	2	0	0	2	0	0	0	0	0	0	0	11	11	0.00	1.200						

Batter	1	2	3	4	5	6	7	8	9	AB	R	H	RBI	BB	SO	LOB	TOP										
Harvey Kuenn, R (1, 6) OBP: 0.360, SLG: 0.443	4-0 BB BB		0-0 F9		0-0 F8		0-0 F4		0-0 F8	4	0	0	0	1	0	2											
Bill Tuttle, R (1, 8) OBP: 0.346, SLG: 0.379	0-0 L9		0-3 K		0-0 5-3		0-0 F8		0-0 F8	5	0	0	0	0	1	3											
Al Kaline, R (1, 9) OBP: 0.435, SLG: 0.584	4-0 G5-4-3 BB			0-0 1B		0-3 K	0-0 2B		0-0 L5	4	1	2	0	1	1	0											
Jack Phillips, R (1, 3) OBP: 0.381, SLG: 0.459	0-0 G5-4-3			0-0 F7		0-0 1-3	0-0 2B			4	1	1	1	0	0	3											
Ray Boone, R (1, 5) OBP: 0.356, SLG: 0.510		0-0 6-3		0-0 1B		0-0 HR	0-0 2B			4	1	3	1	0	0	0											
Bubba Phillips, R (1, 7) OBP: 0.313, SLG: 0.339		0-0 F7		0-3 K		0-0 HR	0-0 F6			4	1	1	2	0	1	3											
Red Wilson, R (1, 2) OBP: 0.307, SLG: 0.316		0-0 F7		0-0 F7				0-0 G1-6-3 1B		4	0	2	0	0	0	2											
Harry Malmberg, R (1, 4) OBP: 0.314, SLG: 0.275			0-0 F9		4-0 BB	4-0 BB		0-0 G1-6-3 1B		2	0	0	0	2	0	1											
Steve Gromek, S (1, 1) OBP: 0.368, SLG: 0.205			4-0 BB		0-3 K	0-0 F9		0-0 G3		2	0	0	0	1	1	3											
Al Aber, L (7, 1)										1	0	0	0	0	0	0											
Inning Stats	R: 0 E: 0 K: 0 S: 2	H: 0 LOB: 1 BB: 2 P: 10	R: 0 E: 0 K: 0 S: 3	H: 0 LOB: 0 BB: 0 P: 3	R: 0 E: 0 K: 1 S: 5	H: 0 LOB: 1 BB: 1 P: 9	R: 0 E: 0 K: 1 S: 7	H: 2 LOB: 2 BB: 0 P: 7	R: 0 E: 0 K: 1 S: 5	H: 0 LOB: 1 BB: 1 P: 9	R: 2 E: 0 K: 0 S: 6	H: 3 LOB: 2 BB: 1 P: 12	R: 2 E: 0 K: 0 S: 6	H: 3 LOB: 0 BB: 0 P: 6	R: 0 E: 0 K: 0 S: 3	H: 1 LOB: 0 BB: 0 P: 3	R: 0 E: 0 K: 0 S: 3	H: 0 LOB: 0 BB: 0 P: 3	1B: 4 2B: 3 3B: 1 HR: 1	SF: 0 SAC: 0 DP: 2 HBP: 0	WP: 0 PB: 0 SB: 0 CS: 0	PA: 39					
PITCHER	IP	WLS	BF	H	R	ER	SO	BB	IBB	HBP	BLK	WP	HR	S	P	ERA	WHIP										
Tommy Byrne, L (1, 1) ERA: 2.67	6.2	L	32	8	4	4	4	5	0	0	0	0	1	35	55	5.40	1.950										
Tom Sturdivant, R (7, 1) ERA: 3.23	0.1		1	0	0	0	0	0	0	0	0	0	0	1	1	0.00	0.000										
Tom Morgan, R (8, 1) ERA: 3.36	2.0		6	1	0	0	0	0	0	0	0	0	0	6	6	0.00	0.500										

Detroit Tigers @ New York Yankees
Yankee Stadium, Bronx, NY
Sun Aug 07 1955, 3:33 AM EDT
Unknown

AB	34
R	4
H	9
RBI	4
BB	5
SO	4
LOB	17





Batter	1	2	3	4	5	6	7	8	9	AB	R	H	RBI	BB	SO	LOB	BOTTOM										
Bobby Richardson, R (1, 4) OBP: 0.231, SLG: 0.167	0-0 F7		0-0 F5		0-0 G3		0-0 4-3		0-0 F7	4	0	0	0	0	0	0											
Bill Skowron, R (8, PH) OBP: 0.355, SLG: 0.525									0-0 F7	1	0	0	0	0	0	0											
Joe Collins, L (1, 9) OBP: 0.344, SLG: 0.399	0-0 L9		0-0 BB 1B		0-0 G3		0-0 F5		0-0 F7	5	0	1	0	0	0	0											
Mickey Mantle, S (1, 8) OBP: 0.427, SLG: 0.589	0-0 1B		0-0 F5		0-0 L9		0-0 1B			4	0	2	0	0	0	1											
Yogi Berra, L (1, 2) OBP: 0.357, SLG: 0.484	0-0 BB 1B		4-0 BB		0-0 4-3		0-0 1B			3	0	2	0	1	0	0											
Eddie Robinson, L (1, 3) OBP: 0.351, SLG: 0.529	4-0 1B		0-0 L9		0-0 K		0-3 HR			3	1	1	1	1	1	4											
Gil McDougald, R (1, 5) OBP: 0.371, SLG: 0.394	0-0 4-3			0-0 6-3		0-0 G3		0-3 K		4	0	0	0	0	1	3											
Hank Bauer, R (1, 7) OBP: 0.347, SLG: 0.421		0-0 F6		0-0 2B		1-0 HBP		0-0 5-3		3	0	1	0	0	0	0											
Phil Rizzuto, R (1, 6) OBP: 0.356, SLG: 0.274		0-0 L9		0-0 L9		0-0 L9		0-0 G3		2	0	0	0	0	0	1											
Irv Noren, L (6, PH) OBP: 0.305, SLG: 0.373										1	0	0	0	0	0	1											
Jerry Coleman, R (7, 6) OBP: 0.267, SLG: 0.222										1	0	0	0	0	0	0											
Tommy Byrne, L (1, 1) OBP: 0.262, SLG: 0.278		0-0 F3		0-0 F8						2	0	0	0	0	0	1											
Tom Sturdivant, L (7, 1) OBP: 0.100, SLG: 0.100										0	0	0	0	0	0	0											
Bob Cerv, R (7, PH) OBP: 0.338, SLG: 0.491										1	1	1	1	0	0	0											
Tom Morgan, R (8, 1) OBP: 0.200, SLG: 0.200										0	0	0	0	0	0	0											
Eiston Howard, R (9, PH) OBP: 0.346, SLG: 0.508										1	0	0	0	0	0	0											
Inning Stats	R: 0 E: 0 K: 0 S: 5	H: 2 LOB: 3 BB: 1 P: 9	R: 0 E: 0 K: 0 S: 3	H: 0 LOB: 0 BB: 0 P: 3	R: 0 E: 0 K: 0 S: 4	H: 1 LOB: 2 BB: 1 P: 8	R: 0 E: 0 K: 0 S: 4	H: 1 LOB: 1 BB: 0 P: 4	R: 0 E: 0 K: 0 S: 3	H: 0 LOB: 0 BB: 0 P: 3	R: 1 E: 0 K: 0 S: 4	H: 1 LOB: 1 BB: 0 P: 5	R: 1 E: 0 K: 1 S: 8	H: 3 LOB: 2 BB: 0 P: 8	R: 0 E: 0 K: 1 S: 5	H: 0 LOB: 0 BB: 0 P: 5	R: 0 E: 0 K: 0 S: 3	H: 0 LOB: 0 BB: 0 P: 3	1B: 5 2B: 1 3B: 0 HR: 2	SF: 0 SAC: 0 DP: 0 HBP: 1	WP: 0 PB: 0 SB: 0 CS: 0	PA: 38					
PITCHER	IP	WLS	BF	H	R	ER	SO	BB	IBB	HBP	BLK	WP	HR	S	P	ERA	WHIP										
Steve Gromek, R (1, 1) ERA: 4.01	6.2	W	30	7	2	2	0	2	0	0	0	0	0	27	36	2.70	1.350										
Al Aber, L (7, 1) ERA: 2.9	2.1	S	8	1	0	0	2	0	0	0	0	0	0	12	12	0.00	0.429										

Detroit Tigers @ New York Yankees
Yankee Stadium, Bronx, NY
Sun Aug 07 1955, 3:33 AM EDT
Unknown

AB	35
R	2
H	8
RBI	2
BB	2
SO	2
LOB	11



Batter	1	2	3	4	5	6	7	8	9	10	AB	R	H	RBI	BB	SO	LOB	TOP							
Harvey Kuenn, R OBP: 0.362, SLG: 0.445 (1, 6)	F8			1B		1B		SH1-4 1B		5-3	5	1	3	0	0	0	0	Detroit Tigers @ New York Yankees Yankee Stadium, Bronx, NY Sun Aug 07 1955, 3:38 AM EDT Att: 39,148 - Unknown AB 37 R 2 H 8 RBI 2 BB 2 SO 6 LOB 13 							
Bill Tuttle, R OBP: 0.348, SLG: 0.381 (1, 8)	F2			F9		F7		SH1-4			4	0	1	0	0	0	2								
Al Kaline, R OBP: 0.434, SLG: 0.581 (1, 9)	K			L6		L6					4	0	1	2	1	1	2								
Earl Torgeson, L OBP: 0.362, SLG: 0.368 (1, 3)		F8		4-3							5	0	1	0	0	0	4								
Ray Boone, R OBP: 0.322, SLG: 0.504 (1, 5)		3-1			4-3		F8				4	0	0	0	0	0	3								
Jim Delsing, L OBP: 0.338, SLG: 0.411 (1, 7)		K			K		F8		F9		4	0	0	0	0	2	0								
Frank House, L OBP: 0.291, SLG: 0.377 (1, 2)				4-3		BB 1B	4-3		G3		4	0	1	0	0	0	0								
Fred Hatfield, L OBP: 0.331, SLG: 0.357 (1, 4)				F6		BB 1B	K		F9		3	0	0	0	1	1	0								
Frank Lary, R OBP: 0.283, SLG: 0.281 Charlie Maxwell, L OBP: 0.349, SLG: 0.576 Babe Birrer, R OBP: 0.294, SLG: 0.667 (8, PH) (8, 1)				K		K		SH1-4 1B 1B		5-3	2	0	0	0	0	2	2								
											1	1	1	0	0	0	0								
											1	0	0	0	0	0	0								
Inning Stats	R: 0 E: 0 K: 1 S: 5	H: 0 LOB: 0 BB: 0 P: 5	R: 0 E: 0 K: 1 S: 5	H: 0 LOB: 0 BB: 0 P: 5	R: 0 E: 0 K: 1 S: 5	H: 0 LOB: 0 BB: 0 P: 5	R: 0 E: 0 K: 2 S: 8	H: 1 LOB: 1 BB: 1 P: 4	R: 0 E: 0 K: 0 S: 5	H: 2 LOB: 2 BB: 0 P: 5	R: 0 E: 0 K: 1 S: 5	H: 0 LOB: 0 BB: 0 P: 5	R: 2 E: 0 K: 0 S: 6	H: 3 LOB: 1 BB: 0 P: 6	R: 0 E: 0 K: 1 S: 3	H: 0 LOB: 0 BB: 0 P: 3	R: 0 E: 0 K: 0 S: 4	H: 1 LOB: 2 BB: 1 P: 8	1B: 7 2B: 1 3B: 0 HR: 0	SF: 0 SAC: 1 DP: 0 HBP: 0	WP: 0 PA: 40 PB: 0 SB: 0 CS: 0				
PITCHER Bob Turley, R ERA: 3.01 (1, 1)	IP 10.0	WLS W 40	BF H 8	R ER 2 2	SO 6	BB 1	IBB 0	HBP 0	BLK 0	WP 0	HR 0	S 50	P 58	ERA 1.80	WHIP 0.900										

Batter	1	2	3	4	5	6	7	8	9	10	AB	R	H	RBI	BB	SO	LOB	BOTTOM							
Hank Bauer, R OBP: 0.347, SLG: 0.424 (1, 7) (9, 9)	F6			K						K	5	0	2	1	0	2	0	Detroit Tigers @ New York Yankees Yankee Stadium, Bronx, NY Sun Aug 07 1955, 3:38 AM EDT Att: 39,148 - Unknown AB 33 R 3 H 6 RBI 3 BB 6 SO 6 LOB 12 							
Bobby Richardson, R OBP: 0.222, SLG: 0.125 (1, 4)	CS BB	6-3			4-3		6-3			6-3	4	0	0	0	1	0	3								
Mickey Mantle, S OBP: 0.429, SLG: 0.604 (1, 8)	HR				F4		G3			HR	4	2	2	2	1	0	0								
Yogi Berra, L OBP: 0.356, SLG: 0.481 (1, 2)	BB 1B				G3						4	0	1	0	0	1	3								
Eddie Robinson, L OBP: 0.349, SLG: 0.519 (1, 3)	BB			F8		F8		K			3	0	0	0	1	1	0								
Joe Collins, L OBP: 0.338, SLG: 0.390 Elston Howard, R OBP: 0.346, SLG: 0.508 (1, 9) (9, 7)	F8			L4		6-3		3-1			4	0	0	0	0	0	2								
											0	0	0	0	0	0	0								
Gil McDougald, R OBP: 0.372, SLG: 0.393 (1, 5)		FC1-5 BB BB		6-3		BB 1B				K	3	0	1	0	1	1	0								
Jerry Coleman, R OBP: 0.281, SLG: 0.214 (1, 6)		FC1-8 2B BB		4-3		BB		4-3		4-3	2	1	0	0	2	0	0								
Bob Turley, R OBP: 0.197, SLG: 0.197 (1, 1)	FC1-5 2B			K		4-3		6-3			4	0	0	0	0	1	4								
Inning Stats	R: 1 E: 0 K: 0 S: 4	H: 2 LOB: 2 BB: 2 P: 12	R: 1 E: 0 K: 1 S: 6	H: 1 LOB: 3 BB: 3 P: 18	R: 0 E: 0 K: 0 S: 3	H: 0 LOB: 0 BB: 0 P: 3	R: 0 E: 0 K: 2 S: 7	H: 0 LOB: 0 BB: 0 P: 7	R: 0 E: 0 K: 0 S: 3	H: 1 LOB: 0 BB: 0 P: 3	R: 0 E: 0 K: 1 S: 5	H: 0 LOB: 0 BB: 0 P: 5	R: 0 E: 0 K: 1 S: 5	H: 0 LOB: 0 BB: 0 P: 5	R: 1 E: 0 K: 1 S: 5	H: 1 LOB: 0 BB: 0 P: 5	1B: 3 2B: 1 3B: 0 HR: 2	SF: 0 SAC: 0 DP: 0 HBP: 0	WP: 0 PA: 39 PB: 0 SB: 0 CS: 2						
PITCHER Frank Lary, R ERA: 3.17 Babe Birrer, R ERA: 3.67 (1, 1) (8, 1)	IP 7.0	WLS L 30	BF H 5	R ER 2 2	SO 3	BB 6	IBB 0	HBP 0	BLK 0	WP 0	HR 1	S 30	P 54	ERA 2.57	WHIP 1.571										

Batter	1	2	3	4	5	6	7	8	9	AB	R	H	RBI	BB	SO	LOB	TOP										
Harvey Kuenn, R OBP: 0.361, SLG: 0.444 (1, 6)	F9		1-2 1B		2H 1B		PB HR 2B		6-3	5	1	3	1	0	0	0	Detroit Tigers @ Cleveland Indians Cleveland Municipal Stadium, Cleveland, OH Wed Aug 10 1955, 3:33 AM EDT Att: 16,778 - Unknown										
Bill Tuttle, R OBP: 0.347, SLG: 0.380 (1, 8)	F8		FC5		1-2 1B		K		L1-4 2B	5	0	2	0	0	1	3											
Al Kaline, R OBP: 0.430, SLG: 0.575 (1, 9)	L6-3			L5-3	F3		F2		L1-4	5	0	0	0	0	0	4											
Earl Torgeson, L OBP: 0.385, SLG: 0.383 (1, 3)					F2					4	2	3	2	0	0	2											
Ray Boone, R OBP: 0.359, SLG: 0.513 (1, 5)										4	0	3	1	0	0	1											
Jim Delsing, L OBP: 0.333, SLG: 0.404 Bubba Phillips, R OBP: 0.321, SLG: 0.336 (1, 7) (7, 7)					F4		F4		F7	4	0	0	0	0	0	4											
Frank House, L OBP: 0.286, SLG: 0.370 Red Wilson, R OBP: 0.311, SLG: 0.313 (8, PH) (8, 2)					F5		F8		F7	3	0	0	0	0	0	2											
Fred Hatfield, L OBP: 0.332, SLG: 0.356 (1, 4)									5-3	1	0	0	0	0	0	0											
Jim Bunning, R OBP: 0.200, SLG: 0.200 Al Aber, L (7, 1)										3	1	1	0	1	2	0											
Inning Stats	R: 0 E: 0 K: 0 S: 3	H: 0 LOB: 0 BB: 0 P: 3	R: 0 E: 0 K: 0 S: 3	H: 1 LOB: 0 BB: 0 P: 3	R: 0 E: 0 K: 1 S: 7	H: 2 LOB: 2 BB: 0 P: 7	R: 1 E: 0 K: 0 S: 5	H: 2 LOB: 1 BB: 0 P: 5	R: 1 E: 0 K: 0 S: 6	H: 3 LOB: 2 BB: 0 P: 6	R: 0 E: 0 K: 1 S: 6	H: 1 LOB: 2 BB: 1 P: 10	R: 2 E: 0 K: 1 S: 8	H: 3 LOB: 1 BB: 0 P: 8	R: 0 E: 0 K: 2 S: 7	H: 0 LOB: 0 BB: 0 P: 7		R: 0 E: 0 K: 0 S: 3	H: 1 LOB: 0 BB: 0 P: 3	1B: 8 2B: 4 3B: 1 HR: 1	SF: 0 SAC: 1 DP: 2 HBP: 0	WP: 0 PB: 1 SB: 0 CS: 0	PA: 39				
PITCHER	IP	WLS	BF	H	R	ER	SO	BB	IBB	HBP	BLK	WP	HR	S	P	ERA	WHIP										
Mike Garcia, R ERA: 3.76 Don Mossi, L ERA: 2.09 (1, 1) (8, 1)	7.0		33	12	4	4	3	0	1	0	0	0	1	38	42	5.14	1.714										

Batter	1	2	3	4	5	6	7	8	9	AB	R	H	RBI	BB	SO	LOB	BOTTOM										
Al Smith, R OBP: 0.411, SLG: 0.482 (1, 9)	K		K		L6		F8		HR 1B	5	1	1	0	0	2	3	Detroit Tigers @ Cleveland Indians Cleveland Municipal Stadium, Cleveland, OH Wed Aug 10 1955, 3:33 AM EDT Att: 16,778 - Unknown										
Gene Woodling, L OBP: 0.353, SLG: 0.379 Ralph Kiner, R OBP: 0.381, SLG: 0.463 (1, 7) (7, PH) (8, 7)	K		L4				K		HR 1B	3	0	1	0	0	1	0											
Vic Wertz, L OBP: 0.328, SLG: 0.488 (1, 3)	F5			4-3		G1-6-3 1B	4-3			4	0	0	0	0	0	4											
Al Rosen, R OBP: 0.366, SLG: 0.423 (1, 5)									6-3	3	1	1	1	1	1	0											
Larry Doby, L OBP: 0.367, SLG: 0.467 (1, 8)					F7				L9	2	0	0	0	1	0	0											
Bobby Avila, R OBP: 0.369, SLG: 0.358 (1, 4)										3	0	1	0	1	2	2											
Hal Naragon, L OBP: 0.391, SLG: 0.442 Jim Hegan, R OBP: 0.289, SLG: 0.327 (1, 2) (7, PR) (8, 2)										3	1	2	1	0	0	2											
George Strickland, R OBP: 0.306, SLG: 0.297 Dale Mitchell, L OBP: 0.269, SLG: 0.313 Don Mossi, L OBP: 0.333, SLG: 0.143 Hoot Evers, R OBP: 0.311, SLG: 0.412 (1, 6) (7, PH) (8, 1) (9, PH)										2	0	0	0	0	1	2											
Mike Garcia, R OBP: 0.281, SLG: 0.327 Ferns Fain, L OBP: 0.450, SLG: 0.333 Sam Dente, R OBP: 0.314, SLG: 0.287 Hank Foiles, R OBP: 0.374, SLG: 0.378 (1, 1) (7, PH) (8, 6) (9, PH)										2	0	0	0	0	1	0											
Inning Stats	R: 0 E: 0 K: 2 S: 7	H: 0 LOB: 0 BB: 0 P: 7	R: 0 E: 0 K: 2 S: 7	H: 0 LOB: 2 BB: 1 P: 12	R: 0 E: 0 K: 2 S: 7	H: 0 LOB: 0 BB: 0 P: 7	R: 1 E: 0 K: 1 S: 6	H: 1 LOB: 0 BB: 0 P: 6	R: 1 E: 0 K: 0 S: 4	H: 1 LOB: 0 BB: 0 P: 4	R: 0 E: 0 K: 1 S: 5	H: 1 LOB: 2 BB: 2 P: 13	R: 0 E: 0 K: 1 S: 7	H: 2 LOB: 3 BB: 1 P: 11	R: 0 E: 0 K: 0 S: 4	H: 1 LOB: 1 BB: 0 P: 4		R: 4 E: 0 K: 0 S: 4	H: 4 LOB: 0 BB: 0 P: 4	1B: 7 2B: 0 3B: 0 HR: 3	SF: 0 SAC: 0 DP: 1 HBP: 1	WP: 0 PB: 0 SB: 1 CS: 0	PA: 38				
PITCHER	IP	WLS	BF	H	R	ER	SO	BB	IBB	HBP	BLK	WP	HR	S	P	ERA	WHIP										
Jim Bunning, R ERA: 4.54 Al Aber, L ERA: 3.41 (1, 1) (7, 1)	6.1		28	5	2	2	8	3	1	1	0	0	1	39	56	2.84	1.263										

Batter	1	2	3	4	5	6	7	8	9	AB	R	H	RBI	BB	SO	LOB	TOP	
Harvey Kuenn, R OBP: 0.360, SLG: 0.442 (1.6)	0-0 6-3		0-0 1B		0-0 1-6-3			0-3 K		4	1	1	0	0	1	0	Detroit Tigers @ Cleveland Indians Cleveland Municipal Stadium, Cleveland, OH Thu Aug 11 1955, 3:33 AM EDT Att: 13,562 - Unknown	
Bill Tuttle, R OBP: 0.346, SLG: 0.379 (1.8)	0-3 K		0-0 1B		0-3 K			0-0 G3		4	0	1	0	0	2	0		
Al Kaline, R OBP: 0.430, SLG: 0.574 (1.9)	0-0 L6-3		0-0 1B		0-0 L5-3			0-0 1B		4	0	2	1	0	0	0		
Earl Torgeson, L OBP: 0.386, SLG: 0.385 (1.3)		0-0 1B	0-0 G4-6-3		0-0 1B			0-0 F7		4	0	2	0	0	0	3		
Ray Boone, R OBP: 0.358, SLG: 0.509 (1.5)		0-0 F4		4-0 1B	0-3 K			0-3 K		3	0	0	0	1	2	2		
Bubba Phillips, R OBP: 0.326, SLG: 0.341 (1.7)	0-0 1B		0-0 1B		0-0 5-3			0-0 6-3		4	0	2	0	0	0	1		
Fred Hatfield, L OBP: 0.329, SLG: 0.351 (1.4)	0-3 K		0-0 F4		0-0 F6			0-0 4-3		4	0	0	0	0	1	4		
Red Wilson, R OBP: 0.306, SLG: 0.308 (1.2)	0-3 K		0-0 G6-4-3		0-0 F8			0-0 F8		3	0	0	0	0	1	4		
Billy Hoelt, L OBP: 0.246, SLG: 0.177 (1.1)			0-0 3-1		0-0 F9			0-0 1-6-3		3	0	0	0	0	0	0		
Inning Stats	R: 0 E: 0 K: 1 S: 5	H: 0 LOB: 0 BB: 0 P: 5	R: 0 E: 0 K: 2 S: 9	H: 2 LOB: 2 BB: 0 P: 9	R: 1 E: 0 K: 0 S: 5	H: 3 LOB: 1 BB: 0 P: 5	R: 0 E: 0 K: 0 S: 3	H: 1 LOB: 1 BB: 1 P: 7	R: 0 E: 0 K: 1 S: 5	H: 0 LOB: 0 BB: 0 P: 5	R: 0 E: 0 K: 0 S: 6	H: 1 LOB: 1 BB: 0 P: 6	R: 0 E: 0 K: 0 S: 3	H: 0 LOB: 0 BB: 0 P: 3	R: 0 E: 0 K: 1 S: 5	H: 1 LOB: 1 BB: 0 P: 5		1B: 8 2B: 0 3B: 0 HR: 0 SF: 0 SAC: 0 DP: 2 HBP: 0
PITCHER Early Wynn, R ERA: 2.78 (1.1)	IP: 9.0 WLS: W BF: 34 H: 8 R: 1 ER: 1 SO: 7 BB: 1 IBB: 0 HBP: 0 BLK: 0 WP: 1 HR: 0 S: 47 P: 51 ERA: 1.00 WHIP: 1.000																	

Batter	1	2	3	4	5	6	7	8	9	AB	R	H	RBI	BB	SO	LOB	BOTTOM	
Bobby Avila, R OBP: 0.371, SLG: 0.358 (1.4)	0-0 F7		0-0 L6		4-0 BB			0-0 1B		3	0	1	0	1	0	0	Detroit Tigers @ Cleveland Indians Cleveland Municipal Stadium, Cleveland, OH Thu Aug 11 1955, 3:33 AM EDT Att: 13,562 - Unknown	
Gene Woodling, L OBP: 0.354, SLG: 0.378 (1.7)	0-0 4-3		1-0 HBP		0-0 F5			0-0 1B		3	0	1	0	0	0	1		
Al Smith, R OBP: 0.410, SLG: 0.479 (1.9)	4-0 BB		0-0 L9		0-0 6-3			0-0 F8		3	0	0	0	1	0	3		
Al Rosen, R OBP: 0.367, SLG: 0.422 (1.5)	0-0 F7			0-0 1B	4-0 2B			0-0 F5		3	1	1	0	1	0	3		
Vic Wertz, L OBP: 0.331, SLG: 0.493 Ferns Fain, L OBP: 0.450, SLG: 0.333 (9.3)		0-0 CS		0-3 K	0-0 HR			0-3 K		4	1	2	0	0	2	1		
Hoot Evers, R OBP: 0.310, SLG: 0.423 (1.8)	0-3 K		0-0 F3		0-0 HR			0-0 F7		4	1	1	3	0	1	2		
George Strickland, R OBP: 0.306, SLG: 0.296 (1.6)	0-0 1B		0-3 K		0-0 5-3			0-0 6-3		4	0	1	0	0	1	1		
Jim Hegan, R OBP: 0.286, SLG: 0.322 (1.2)	0-0 1-3			0-0 5-3	0-0 F8					3	0	0	0	0	0	1		
Early Wynn, S OBP: 0.247, SLG: 0.279 (1.1)			0-0 L4		0-0 F7			0-0 6-3		3	0	0	0	0	0	0		
Inning Stats	R: 0 E: 0 K: 0 S: 3	H: 0 LOB: 1 BB: 1 P: 7	R: 0 E: 0 K: 1 S: 6	H: 2 LOB: 1 BB: 0 P: 6	R: 0 E: 0 K: 2 S: 8	H: 0 LOB: 1 BB: 0 P: 4	R: 0 E: 0 K: 2 S: 8	H: 1 LOB: 1 BB: 0 P: 8	R: 0 E: 0 K: 0 S: 5	H: 0 LOB: 0 BB: 1 P: 7	R: 3 E: 0 K: 0 S: 5	H: 2 LOB: 0 BB: 1 P: 9	R: 0 E: 0 K: 0 S: 5	H: 2 LOB: 2 BB: 0 P: 5	R: 0 E: 0 K: 1 S: 5	H: 0 LOB: 0 BB: 0 P: 5		1B: 5 2B: 2 3B: 0 HR: 1 SF: 0 SAC: 0 DP: 1 HBP: 1
PITCHER Billy Hoelt, L ERA: 3.57 (1.1)	IP: 8.0 WLS: L BF: 34 H: 7 R: 3 ER: 3 SO: 4 BB: 3 IBB: 0 HBP: 1 BLK: 0 WP: 0 HR: 1 S: 38 P: 51 ERA: 3.38 WHIP: 1.250																	

Batter	1	2	3	4	5	6	7	8	9	AB	R	H	RBI	BB	SO	LOB	TOP			
Minnie Minoso, R OBP: 0.360, SLG: 0.392										4	1	2	0	0	0	0	Chicago White Sox @ Detroit Tigers Briggs Stadium, Detroit, MI Fri Aug 12 1955, 4:33 AM EDT Att: 44,830 - Unknown			
Nelle Fox, L OBP: 0.356, SLG: 0.395										3	0	0	0	0	0	1				
Jim Rivera, L OBP: 0.358, SLG: 0.408										4	1	1	2	0	0	2				
George Kell, R OBP: 0.392, SLG: 0.420										3	0	0	0	0	0	1				
Jim Busby, R OBP: 0.350, SLG: 0.352										1	0	0	0	0	0	1				
Walt Dropo, R OBP: 0.353, SLG: 0.482										4	0	2	0	0	0	0				
Bob Kennedy, R OBP: 0.329, SLG: 0.351										3	0	1	0	0	1	1				
Chico Carrasquel, R OBP: 0.339, SLG: 0.347										4	0	1	0	0	1	2				
Sherm Lollar, R OBP: 0.382, SLG: 0.409										2	0	1	0	2	0	0				
Virgil Trucks, R OBP: 0.145, SLG: 0.167										3	0	0	0	0	1	3				
Dixie Howell, L OBP: 0.333, SLG: 0.333										1	0	0	0	0	0	2				
Inning Stats	R: 2 E: 0 K: 0 S: 5	H: 2 LOB: 0 BB: 0 P: 5	R: 0 E: 0 K: 1 S: 6	H: 1 LOB: 1 BB: 0 P: 6	R: 0 E: 0 K: 0 S: 4	H: 1 LOB: 1 BB: 0 P: 4	R: 0 E: 0 K: 2 S: 8	H: 1 LOB: 2 BB: 1 P: 12	R: 0 E: 0 K: 0 S: 3	H: 0 LOB: 0 BB: 0 P: 3	R: 0 E: 0 K: 0 S: 4	H: 2 LOB: 2 BB: 0 P: 4	R: 0 E: 0 K: 0 S: 3	H: 0 LOB: 0 BB: 0 P: 3	R: 0 E: 1 K: 0 S: 3	H: 1 LOB: 2 BB: 1 P: 8	1B: 6 2B: 1 3B: 0 HR: 1	SF: 0 SAC: 2 DP: 1 HBP: 0	WP: 0 PB: 0 CS: 0	PA: 36
PITCHER	IP WLS BF H R ER SO BB IBB HBP BLK WP HR S P ERA WHIP																			
Steve Gromek, R ERA: 3.94	(1, 1) 7.0 L 28 7 2 2 3 0 1 0 0 0 0 1 33 37 2.57 1.000																			
Babe Birrer, R ERA: 3.55	(8, 1) 2.0 8 1 0 0 0 0 0 1 0 0 0 0 7 11 0.00 0.500																			

Batter	1	2	3	4	5	6	7	8	9	AB	R	H	RBI	BB	SO	LOB	BOTTOM			
Harvey Kuenn, R OBP: 0.359, SLG: 0.443										4	1	1	0	0	0	0	Chicago White Sox @ Detroit Tigers Briggs Stadium, Detroit, MI Fri Aug 12 1955, 4:33 AM EDT Att: 44,830 - Unknown			
Bill Tuttle, R OBP: 0.345, SLG: 0.378										4	0	1	0	0	1	1				
Al Kaline, R OBP: 0.429, SLG: 0.571										4	0	1	0	0	0	2				
Earl Torgeson, L OBP: 0.390, SLG: 0.386										2	0	1	1	2	0	0				
Ray Boone, R OBP: 0.357, SLG: 0.506										4	0	1	0	0	0	4				
Charlie Maxwell, L OBP: 0.338, SLG: 0.540										4	0	0	0	0	0	1				
Frank House, L OBP: 0.332, SLG: 0.372										4	0	2	0	0	0	1				
Bubba Phillips, R OBP: 0.326, SLG: 0.341										0	0	0	0	0	0	0				
Fred Hatfield, L OBP: 0.328, SLG: 0.348										3	0	0	0	1	0	2				
Steve Gromek, S OBP: 0.356, SLG: 0.196										2	0	0	0	0	0	1				
Jim Deising, L OBP: 0.332, SLG: 0.403										1	0	0	0	0	1	1				
Babe Birrer, R OBP: 0.294, SLG: 0.667										0	0	0	0	0	0	0				
Jack Phillips, R OBP: 0.367, SLG: 0.438										1	0	0	0	0	0	1				
Inning Stats	R: 0 E: 0 K: 0 S: 3	H: 1 LOB: 0 BB: 0 P: 3	R: 0 E: 0 K: 0 S: 4	H: 1 LOB: 1 BB: 0 P: 4	R: 0 E: 0 K: 1 S: 5	H: 0 LOB: 1 BB: 1 P: 9	R: 0 E: 0 K: 0 S: 3	H: 0 LOB: 1 BB: 1 P: 7	R: 1 E: 0 K: 0 S: 5	H: 2 LOB: 1 BB: 0 P: 5	R: 0 E: 0 K: 1 S: 6	H: 1 LOB: 1 BB: 0 P: 6	R: 0 E: 0 K: 0 S: 4	H: 1 LOB: 2 BB: 1 P: 8	R: 0 E: 0 K: 0 S: 4	H: 1 LOB: 1 BB: 0 P: 4	1B: 6 2B: 1 3B: 0 HR: 0	SF: 0 SAC: 0 DP: 1 HBP: 0	WP: 0 PB: 0 CS: 0	PA: 36
PITCHER	IP WLS BF H R ER SO BB IBB HBP BLK WP HR S P ERA WHIP																			
Virgil Trucks, R ERA: 3.54	(1, 1) 7.2 W 31 6 1 1 2 3 0 0 0 0 0 0 32 44 1.17 1.174																			
Dixie Howell, R ERA: 3.05	(8, 1) 1.1 S 5 1 0 0 0 0 0 0 0 0 0 0 5 5 0.00 0.750																			

Batter	1	2	3	4	5	6	7	8	9	AB	R	H	RBI	BB	SO	LOB	TOP			
Minnie Minoso, R OBP: 0.361, SLG: 0.393 (1, 7)										5	1	2	2	0	0	1	Chicago White Sox @ Detroit Tigers Briggs Stadium, Detroit, MI Sun Aug 14 1955, 4:33 AM EDT Att: 14,980 - Unknown			
Nelle Fox, L OBP: 0.355, SLG: 0.393 (1, 4)										5	0	1	2	0	0	2				
Jim Rivera, L OBP: 0.369, SLG: 0.418 (1, 8)										4	1	3	0	0	1	0				
George Kell, R OBP: 0.392, SLG: 0.419 (1, 5)										3	0	0	0	0	0	3				
Bob Kennedy, R OBP: 0.328, SLG: 0.366 (1, 9)										3	1	0	0	0	0	0				
Walt Dropo, R OBP: 0.350, SLG: 0.473 (1, 3)										4	0	1	1	0	1	2				
Sherm Lollar, R OBP: 0.322, SLG: 0.420 (1, 2)										3	1	0	0	1	0	2				
Chico Carrasquel, R OBP: 0.335, SLG: 0.342 (1, 6)										3	1	0	0	1	0	0				
Billy Pierce, L OBP: 0.213, SLG: 0.159 (1, 1)										3	0	0	0	0	0	3				
Inning Stats	R: 0 E: 0 K: 0 S: 4	H: 1 LOB: 1 BB: 0 P: 4	R: 0 E: 0 K: 0 S: 3	H: 1 LOB: 0 BB: 0 P: 3	R: 0 E: 0 K: 1 S: 5	H: 0 LOB: 0 BB: 0 P: 3	R: 0 E: 0 K: 1 S: 5	H: 0 LOB: 0 BB: 0 P: 5	R: 0 E: 0 K: 0 S: 5	H: 0 LOB: 0 BB: 0 P: 5	R: 0 E: 1 K: 0 S: 4	H: 0 LOB: 1 BB: 0 P: 4	R: 1 E: 0 K: 0 S: 5	H: 1 LOB: 1 BB: 0 P: 5	R: 0 E: 0 K: 0 S: 4	H: 1 LOB: 1 BB: 0 P: 4		1B: 6 2B: 1 3B: 0 HR: 0	SF: 0 SAC: 3 DP: 1 HBP: 0	WP: 0 PB: 0 CS: 0
PITCHER Ned Garver, R ERA: 3.72 (1, 1)	IP: 9.0 WLS: L BF: 38	H: 7 R: 5 ER: 1 SO: 2	BB: 2 IBB: 0 HBP: 0 BLK: 0	WP: 0 HR: 0 S: 40 P: 48	ERA: 1.00 WHIP: 1.000	PITCHER										IP: 9.0 WLS: W BF: 33	H: 5 R: 4 ER: 4 SO: 6	BB: 1 IBB: 0 HBP: 0 BLK: 0	WP: 0 HR: 2 S: 44 P: 48	ERA: 4.00 WHIP: 0.667

AB 33
R 5
H 7
RBI 5
BB 2
SO 2
LOB 13



Batter	1	2	3	4	5	6	7	8	9	AB	R	H	RBI	BB	SO	LOB	BOTTOM			
Harvey Kuenn, R OBP: 0.356, SLG: 0.437 (1, 6)										3	1	0	0	1	0	1	Chicago White Sox @ Detroit Tigers Briggs Stadium, Detroit, MI Sun Aug 14 1955, 4:33 AM EDT Att: 14,980 - Unknown			
Bill Tuttle, R OBP: 0.343, SLG: 0.380 (1, 8)									4	1	1	2	0	0	1					
Al Kaline, R OBP: 0.429, SLG: 0.574 (1, 9)									4	1	1	1	0	1	0					
Earl Torgeson, L OBP: 0.386, SLG: 0.388 (1, 3)										4	0	0	0	0	1	0				
Ray Boone, R OBP: 0.356, SLG: 0.500 (1, 5)										4	0	0	0	0	2	0				
Bubba Phillips, R OBP: 0.322, SLG: 0.331 (1, 7)										4	0	0	0	0	0	0				
Red Wilson, R OBP: 0.305, SLG: 0.307 (1, 2)										3	0	1	0	0	1	1				
Harry Malmberg, R OBP: 0.310, SLG: 0.271 (1, 4)										3	1	1	0	0	1	1				
Ned Garver, R OBP: 0.268, SLG: 0.213 (1, 1)										3	0	1	0	0	0	1				
Inning Stats	R: 0 E: 0 K: 0 S: 2	H: 0 LOB: 0 BB: 1 P: 6	R: 3 E: 1 K: 1 S: 8	H: 3 LOB: 0 BB: 0 P: 8	R: 0 E: 1 K: 2 S: 8	H: 0 LOB: 1 BB: 0 P: 8	R: 0 E: 0 K: 1 S: 6	H: 1 LOB: 0 BB: 0 P: 6	R: 0 E: 0 K: 1 S: 6	H: 1 LOB: 1 BB: 0 P: 6	R: 0 E: 0 K: 0 S: 3	H: 0 LOB: 0 BB: 0 P: 3	R: 0 E: 0 K: 1 S: 5	H: 0 LOB: 0 BB: 0 P: 5	R: 0 E: 0 K: 1 S: 5	H: 0 LOB: 0 BB: 0 P: 5		1B: 3 2B: 0 3B: 0 HR: 2	SF: 0 SAC: 0 DP: 1 HBP: 0	WP: 0 PB: 0 CS: 0
PITCHER Billy Pierce, L ERA: 1.96 (1, 1)	IP: 9.0 WLS: W BF: 33	H: 5 R: 4 ER: 4 SO: 6	BB: 1 IBB: 0 HBP: 0 BLK: 0	WP: 0 HR: 2 S: 44 P: 48	ERA: 4.00 WHIP: 0.667	PITCHER										IP: 9.0 WLS: W BF: 33	H: 5 R: 4 ER: 4 SO: 6	BB: 1 IBB: 0 HBP: 0 BLK: 0	WP: 0 HR: 2 S: 44 P: 48	ERA: 4.00 WHIP: 0.667

AB 32
R 4
H 5
RBI 3
BB 1
SO 6
LOB 5



Batter	1	2	3	4	5	6	7	8	9	AB	R	H	RBI	BB	SO	LOB	TOP			
Al Smith, R OBP: 0.406, SLG: 0.480 (1, 9)	L9		L9			F5			BB	3	0	0	0	1	0	0				
Bobby Avila, R OBP: 0.371, SLG: 0.377 (1, 4)	G5-4-3 1B			F4			6-3		F7	4	0	1	0	0	0	1				
Al Rosen, R OBP: 0.366, SLG: 0.419 (1, 5)	G5-4-3 1-2			K			5-3			3	0	0	0	0	1	1				
Ralph Kiner, R OBP: 0.372, SLG: 0.445 (1, 7)		F3		F2			5-3			3	0	0	0	0	0	0				
Vic Wertz, L OBP: 0.326, SLG: 0.480 (1, 3)		5-3			K			F6		3	0	0	0	0	1	0				
Larry Doby, L OBP: 0.388, SLG: 0.461 (1, 8)					K			F5		3	0	1	0	0	1	0				
George Strickland, R OBP: 0.301, SLG: 0.284 (1, 6)						F6		F8		3	0	0	0	0	0	1				
Jim Hegan, R OBP: 0.301, SLG: 0.369 (1, 2)			4-3			L9			L9	3	0	0	0	0	0	0				
Early Wynn, S OBP: 0.247, SLG: 0.279 (2, 1)										0	0	0	0	0	0	0				
Sal Maglie, R OBP: 0.196, SLG: 0.122 (6, PH)										1	0	0	0	0	0	0				
Hank Toles, R OBP: 0.267, SLG: 0.370 (6, 1)										1	0	0	0	0	1	0				
Don Mossi, L OBP: 0.333, SLG: 0.143 (6, 1)										0	0	0	0	0	0	0				
Jose Santiago, R OBP: 0.330, SLG: 0.427 (6, PH)										1	0	0	0	0	0	0				
Inning Stats	R: 0 E: 0 K: 0 S: 3	H: 1 LOB: 0 BB: 0 P: 3	R: 0 E: 0 K: 0 S: 4	H: 1 LOB: 1 BB: 0 P: 4	R: 0 E: 0 K: 0 S: 3	H: 0 LOB: 0 BB: 0 P: 3	R: 0 E: 0 K: 1 S: 5	H: 0 LOB: 0 BB: 0 P: 5	R: 0 E: 0 K: 2 S: 7	H: 0 LOB: 0 BB: 0 P: 7	R: 0 E: 0 K: 0 S: 3	H: 0 LOB: 0 BB: 0 P: 3	R: 0 E: 0 K: 0 S: 3	H: 0 LOB: 0 BB: 0 P: 3	R: 0 E: 0 K: 0 S: 3	H: 0 LOB: 1 BB: 1 P: 7	1B: 2 2B: 0 3B: 0 HR: 0	SF: 0 SAC: 0 DP: 1 HBP: 0	WP: 0 PB: 0 SB: 0 CS: 0	PA: 29
PITCHER Billy Hoelt, L ERA: 3.38 (1, 1)	IP: 9.0 WLS: W BF: 29 H: 2 R: 0 ER: 0 SO: 4 BB: 1 IBB: 0 HBP: 0 BLK: 0 WP: 0 HR: 0 S: 36 P: 40 ERA: 0.00 WHIP: 0.333															PITCHER				

Cleveland Indians @ Detroit Tigers
Briggs Stadium, Detroit, MI
Tue Aug 16 1955, 4:33 AM EDT
Att: 47,545 - Unknown

AB 28
R 0
H 2
RBI 0
BB 1
SO 4
LOB 3



Batter	1	2	3	4	5	6	7	8	9	AB	R	H	RBI	BB	SO	LOB	BOTTOM			
Harvey Kuenn, R OBP: 0.356, SLG: 0.439 (1, 6)	6-3	F4		1B		1B		4-3		5	1	2	0	0	0	4				
Bill Tuttle, R OBP: 0.347, SLG: 0.390 (1, 8)	1-3					BB	1B			4	1	3	4	1	0	0				
Al Kaline, R OBP: 0.427, SLG: 0.570 (1, 9)	L6	L4		L4-3		BB	1B		L6-3	5	0	1	0	0	0	5				
Earl Torgeson, L OBP: 0.388, SLG: 0.388 (1, 3)		SH1-4 1B	F4			G5-4-3 BB		4-3		3	1	1	0	2	0	0				
Ray Boone, R OBP: 0.357, SLG: 0.499 (1, 5)		SH1-4 2B	L9		G5-4-3	F3				5	1	2	0	0	0	4				
Charlie Maxwell, L OBP: 0.333, SLG: 0.529 (1, 7)		SH1-4 1B								3	0	1	0	0	1	3				
Bubba Phillips, R OBP: 0.320, SLG: 0.328 (7, 7)					K	3-1		F3		1	0	0	0	0	0	1				
Frank House, L OBP: 0.310, SLG: 0.423 (1, 2)		WP BB	G3							4	2	3	3	0	0	1				
Fred Hatfield, L OBP: 0.328, SLG: 0.345 (1, 4)		BB WP		F9				1-3	F4	3	0	0	0	1	0	1				
Billy Hoelt, L OBP: 0.260, SLG: 0.172 (1, 1)		BB		F5		2B	1B		K	2	1	0	0	2	1	1				
Inning Stats	R: 0 E: 0 K: 0 S: 3	H: 0 LOB: 0 BB: 0 P: 3	R: 3 E: 0 K: 0 S: 6	H: 3 LOB: 3 BB: 3 P: 18	R: 0 E: 0 K: 0 S: 4	H: 1 LOB: 1 BB: 0 P: 4	R: 0 E: 0 K: 0 S: 5	H: 2 LOB: 2 BB: 0 P: 5	R: 0 E: 0 K: 1 S: 4	H: 0 LOB: 0 BB: 1 P: 8	R: 3 E: 0 K: 0 S: 7	H: 4 LOB: 3 BB: 2 P: 15	R: 0 E: 0 K: 1 S: 6	H: 1 LOB: 1 BB: 0 P: 6	R: 1 E: 0 K: 0 S: 5	H: 2 LOB: 1 BB: 0 P: 5	1B: 7 2B: 4 3B: 0 HR: 2	SF: 0 SAC: 1 DP: 1 HBP: 0	WP: 1 PB: 0 SB: 0 CS: 0	PA: 42
PITCHER Early Wynn, R ERA: 2.91 (2, 1)	IP: 1.1 WLS: L BF: 9 H: 3 R: 3 ER: 0 SO: 3 BB: 2 IBB: 0 HBP: 0 BLK: 0 WP: 0 HR: 0 S: 15 P: 15 ERA: 20.25 WHIP: 3.750															PITCHER				
Sal Maglie, R ERA: 3.68 (6, 1)	IP: 3.2 WLS: 15 BF: 3 H: 3 R: 0 ER: 0 SO: 1 BB: 2 IBB: 0 HBP: 0 BLK: 0 WP: 0 HR: 1 S: 23 P: 23 ERA: 81.00 WHIP: 18.000															PITCHER				
Don Mossi, L ERA: 2.39 (6, 1)	IP: 0.1 WLS: 7 BF: 4 H: 4 R: 3 ER: 3 SO: 0 BB: 2 IBB: 0 HBP: 0 BLK: 0 WP: 0 HR: 1 S: 13 P: 13 ERA: 3.38 WHIP: 1.125															PITCHER				
Jose Santiago, R ERA: 3.71 (6, 1)	IP: 2.2 WLS: 11 BF: 3 H: 3 R: 1 ER: 1 SO: 1 BB: 0 IBB: 0 HBP: 0 BLK: 0 WP: 1 HR: 13 S: 13 P: 13 ERA: 3.38 WHIP: 1.125															PITCHER				

Cleveland Indians @ Detroit Tigers
Briggs Stadium, Detroit, MI
Tue Aug 16 1955, 4:33 AM EDT
Att: 47,545 - Unknown

AB 35
R 7
H 13
RBI 7
BB 6
SO 2
LOB 20



Batter	1	2	3	4	5	6	7	8	9	AB	R	H	RBI	BB	SO	LOB	TOP					
Bobby Avila, R OBP: 0.369, SLG: 0.383 (1, 4)	F7		F4		HR	F3		1-3		5	1	1	1	0	0	2	Cleveland Indians @ Detroit Tigers Briggs Stadium, Detroit, MI Wed Aug 17 1955, 4:33 AM EDT Att: 15,836 - Unknown					
Gene Woodling, L OBP: 0.350, SLG: 0.386 (1, 7)	L3		L9		HR	F7		F6		5	1	1	1	0	0	2						
Ferns Fain, L OBP: 0.450, SLG: 0.349 (1, 3)	1B		4-3		L9			F6		4	0	1	0	0	0	0						
Vic Wertz, L OBP: 0.325, SLG: 0.476 (1, 9)	L9			3-1				F7		4	0	1	0	0	0	1						
Larry Doby, L OBP: 0.369, SLG: 0.469 (1, 8)		HR		BB 1B				L9		4	2	2	1	0	1	1						
Al Smith, R OBP: 0.405, SLG: 0.477 (1, 5)	K			BB 1B				K		3	1	0	0	1	2	1						
Hal Naragon, L OBP: 0.306, SLG: 0.471 (1, 2)	L9			F5				G5-4-3		3	0	1	0	1	0	2						
George Strickland, R OBP: 0.307, SLG: 0.288 (1, 6)	1B			BB 1B				G5-4-3		3	0	2	0	1	0	1						
Bob Lemon, L OBP: 0.328, SLG: 0.263 (4, PH)	4-3			1-2						1	0	0	0	0	0	1						
Dale Mitchell, L OBP: 0.299, SLG: 0.340 (4, PH)				1-2						1	0	1	2	0	0	0						
Bob Feller, R OBP: 0.302, SLG: 0.050 (6, PH)				1-2						0	0	0	0	0	0	0						
Hoot Evers, R OBP: 0.319, SLG: 0.427 (6, PH)				1-2						0	0	0	0	0	0	0						
Early Wynn, S OBP: 0.343, SLG: 0.275 (6, PH)				1-2						0	0	0	0	0	0	2						
Ray Narleski, R OBP: 0.276, SLG: 0.278 (8, PH)				1-3						0	0	0	0	0	0	0						
Art Houtteman, R OBP: 0.182, SLG: 0.129 (8, PH)				1-3						0	0	0	0	0	0	0						
Ralph Kiner, R OBP: 0.371, SLG: 0.443 (9, PH)				1-3						1	0	0	0	0	1	0						
Inning Stats	R: 0 E: 0 K: 0 S: 4	H: 1 LOB: 1 BB: 0 P: 4	R: 1 E: 0 K: 1 S: 7	H: 2 LOB: 1 BB: 0 P: 7	R: 0 E: 0 K: 0 S: 3	H: 0 LOB: 0 BB: 0 P: 3	R: 2 E: 0 K: 0 S: 4	H: 2 LOB: 2 BB: 2 P: 12	R: 2 E: 0 K: 1 S: 8	H: 3 LOB: 1 BB: 0 P: 8	R: 0 E: 0 K: 0 S: 5	H: 2 LOB: 2 BB: 0 P: 5	R: 0 E: 0 K: 0 S: 3	H: 0 LOB: 0 BB: 0 P: 3	R: 0 E: 0 K: 1 S: 4	H: 0 LOB: 0 BB: 1 P: 8	R: 0 E: 0 K: 1 S: 5	H: 0 LOB: 0 BB: 0 P: 5	1B: 7 2B: 0 3B: 0 HR: 3	SF: 0 SAC: 0 DP: 1 HBP: 0	WP: 0 PB: 0 SB: 0 CS: 0	PA: 38
PITCHER	IP	WLS	BF	H	R	ER	SO	BB	IBB	HBP	BLK	WP	HR	S	P	ERA	WHIP					
Jim Bunning, R ERA: 5.12 (1, 1)	4.0		20	7	5	5	1	2	0	0	0	0	3	20	28	11.25	2.250					
Babe Birrer, R ERA: 3.5 (5, 1)	5.0	W	18	3	0	0	3	1	0	0	0	0	0	23	27	0.00	0.800					

Batter	1	2	3	4	5	6	7	8	9	AB	R	H	RBI	BB	SO	LOB	BOTTOM				
Harvey Kuenn, R OBP: 0.355, SLG: 0.437 (1, 6)	5-3		1B	4-3		4-3		F8		5	1	1	0	0	0	3	Cleveland Indians @ Detroit Tigers Briggs Stadium, Detroit, MI Wed Aug 17 1955, 4:33 AM EDT Att: 15,836 - Unknown				
Bill Tuttle, R OBP: 0.350, SLG: 0.393 (1, 8)	F4		1B	1B				1B		4	2	3	1	0	0	0					
Al Kaline, R OBP: 0.429, SLG: 0.576 (1, 9)	L5-3		1B	2H				1B		4	2	3	2	0	0	0					
Earl Torgeson, L OBP: 0.392, SLG: 0.390 (1, 3)		F8	1B	G6-4-3		K		1B		3	1	2	2	1	1	1					
Ray Boone, R OBP: 0.356, SLG: 0.496 (1, 5)		BB	G6-4-3	1B		6-3		1B		4	1	1	0	0	1	3					
Charlie Maxwell, L OBP: 0.316, SLG: 0.507 (1, 7)				1-2						3	0	0	1	0	1	2					
Bubba Phillips, R OBP: 0.320, SLG: 0.328 (8, 7)	F8		G3			K		SF9		0	0	0	0	0	0	0					
Frank House, L OBP: 0.317, SLG: 0.442 (1, 2)		1B		HR				F9		3	1	2	1	1	0	1					
Fred Hatfield, L OBP: 0.332, SLG: 0.348 (1, 4)		FC4-6		4-3				3-1		3	1	2	2	1	0	0					
Jim Bunning, R OBP: 0.167, SLG: 0.167 (1, 1)		FC4-6		1B				F6		2	0	0	0	0	1	2					
Babe Birrer, R OBP: 0.263, SLG: 0.588 (5, 1)		1-2		K						2	0	0	0	0	1	2					
Inning Stats	R: 0 E: 0 K: 0 S: 3	H: 0 LOB: 0 BB: 0 P: 3	R: 2 E: 0 K: 0 S: 4	H: 2 LOB: 1 BB: 2 P: 12	R: 3 E: 0 K: 0 S: 6	H: 4 LOB: 0 BB: 0 P: 6	R: 2 E: 0 K: 1 S: 7	H: 3 LOB: 1 BB: 0 P: 7	R: 0 E: 0 K: 2 S: 8	H: 1 LOB: 2 BB: 1 P: 12	R: 2 E: 0 K: 1 S: 8	H: 3 LOB: 1 BB: 0 P: 8	R: 0 E: 0 K: 0 S: 3	H: 0 LOB: 0 BB: 0 P: 3	R: 0 E: 0 K: 0 S: 3	H: 0 LOB: 0 BB: 0 P: 3	1B: 11 2B: 1 3B: 1 HR: 1	SF: 1 SAC: 0 DP: 1 HBP: 0	WP: 0 PB: 0 SB: 1 CS: 1	PA: 37	
PITCHER	IP	WLS	BF	H	R	ER	SO	BB	IBB	HBP	BLK	WP	HR	S	P	ERA	WHIP				
Bob Lemon, R ERA: 3.85 (1, 1)	3.0	L	15	6	5	5	0	2	0	0	0	0	0	13	21	15.00	2.667				
Bob Feller, R ERA: 3.44 (4, 1)	2.0		8	4	2	2	2	0	0	0	0	0	1	12	12	9.00	2.000				
Ray Narleski, R ERA: 2.9 (6, 1)	2.0		11	4	2	2	3	1	0	0	0	0	0	16	20	9.00	2.500				
Art Houtteman, R ERA: 3.49 (8, 1)	1.0		3	0	0	0	0	0	0	0	0	0	0	3	3	0.00	0.000				

Batter	1	2	3	4	5	6	7	8	9	AB	R	H	RBI	BB	SO	LOB	TOP																	
Al Smith, R OBP: 0.405, SLG: 0.476 (1, 5)	F8		6-3					SF7		3	0	1	1	1	0	0	Cleveland Indians @ Detroit Tigers Briggs Stadium, Detroit, MI Thu Aug 18 1955, 4:33 AM EDT Att: 15,988 - Unknown																	
Bobby Avila, R OBP: 0.369, SLG: 0.383 (1, 4)	SF7		F7				K			5	1	2	0	0	1	3																		
Gene Woodling, L OBP: 0.354, SLG: 0.389 (1, 7)	E8						G3	F8		5	0	3	0	0	0	4																		
Vic Wertz, L OBP: 0.320, SLG: 0.470 Jim Hegan, R OBP: 0.301, SLG: 0.369 Al Rosen, R OBP: 0.365, SLG: 0.418 (1, 9)	SF7							E1	L9	3	0	0	1	0	0	2																		
Larry Doby, L OBP: 0.367, SLG: 0.466 (1, 8)	G3							E9	K	0	1	0	0	0	0	0																		
Ferns Fain, L OBP: 0.453, SLG: 0.357 (1, 3)		F2						SF9		1	0	0	0	0	0	0																		
Hal Naragon, L OBP: 0.316, SLG: 0.478 (1, 2)		G3								4	0	3	1	0	0	0																		
George Strickland, R OBP: 0.305, SLG: 0.284 (1, 6)										5	1	3	1	0	0	2																		
Herb Score, L OBP: 0.143, SLG: 0.132 Ray Narleski, R OBP: 0.278, SLG: 0.278 (1, 1)										4	0	2	1	0	2	0																		
										0	0	0	0	0	0	0																		
Inning Stats	R: 1 E: 1 K: 0 S: 5	H: 2 LOB: 1 BB: 0 P: 5	R: 0 E: 0 K: 0 S: 3	H: 0 LOB: 0 BB: 0 P: 3	R: 0 E: 0 K: 1 S: 5	H: 3 LOB: 2 BB: 0 P: 5	R: 0 E: 0 K: 0 S: 5	H: 0 LOB: 1 BB: 1 P: 9	R: 0 E: 1 K: 0 S: 5	H: 2 LOB: 2 BB: 0 P: 7	R: 0 E: 0 K: 0 S: 7	H: 2 LOB: 2 BB: 0 P: 7	R: 4 E: 2 K: 0 S: 8	H: 4 LOB: 2 BB: 1 P: 12	R: 0 E: 0 K: 1 S: 7	H: 2 LOB: 2 BB: 0 P: 7	1B: 15 2B: 0 3B: 0 HR: 0	SF: 3 SAC: 0 DP: 0 HBP: 0	WP: 0 PB: 0 SB: 0 CS: 0	PA: 44														
PITCHER	IP WLS BF H R ER SO BB IBB HBP BLK WP HR S P ERA WHIP																																	
Frank Lary, R ERA: 3.38 Al Aber, L ERA: 3.27	(1, 1) (8, 1)	7.1 1.2	L 9	35 4	11 0	5 0	3 0	3 1	2 0	0 0	0 0	0 0	0 0	0 0	0 11	47 11	3.68 0.00	1.773 2.400																

Batter	1	2	3	4	5	6	7	8	9	AB	R	H	RBI	BB	SO	LOB	BOTTOM																	
Harvey Kuenn, R OBP: 0.355, SLG: 0.436 (1, 6)			E6					F8	F3	5	1	2	0	0	0	1	Cleveland Indians @ Detroit Tigers Briggs Stadium, Detroit, MI Thu Aug 18 1955, 4:33 AM EDT Att: 15,988 - Unknown																	
Bill Tuttle, R OBP: 0.350, SLG: 0.392 (1, 8)								K		4	0	1	0	0	1	2																		
Al Kaline, R OBP: 0.430, SLG: 0.575 (1, 9)			FC5-4-3							4	0	2	1	0	1	2																		
Jack Phillips, R OBP: 0.347, SLG: 0.412 (1, 3)										4	0	0	0	0	3	3																		
Ray Boone, R OBP: 0.357, SLG: 0.495 (1, 5)										3	1	1	0	1	0	2																		
Bubba Phillips, R OBP: 0.318, SLG: 0.326 (1, 7)										4	0	1	0	0	1	2																		
Reno Bertoia, R OBP: 0.273, SLG: 0.333 (1, 4)										3	1	0	0	1	2	1																		
Red Wilson, R OBP: 0.307, SLG: 0.306 Frank House, L OBP: 0.318, SLG: 0.447 (1, 2)										1	0	0	0	1	1	1																		
Frank Lary, R OBP: 0.266, SLG: 0.262 Al Aber, L OBP: 0.391, SLG: 0.389 (1, 1)										2	0	1	1	0	1	0																		
										1	0	0	1	0	0	1																		
Inning Stats	R: 0 E: 0 K: 1 S: 7	H: 2 LOB: 2 BB: 0 P: 7	R: 0 E: 0 K: 2 S: 7	H: 0 LOB: 1 BB: 1 P: 11	R: 1 E: 1 K: 1 S: 6	H: 1 LOB: 1 BB: 0 P: 6	R: 0 E: 0 K: 2 S: 8	H: 1 LOB: 1 BB: 0 P: 8	R: 0 E: 0 K: 1 S: 5	H: 0 LOB: 0 BB: 0 P: 5	R: 0 E: 0 K: 2 S: 7	H: 0 LOB: 0 BB: 0 P: 7	R: 0 E: 0 K: 1 S: 6	H: 1 LOB: 1 BB: 0 P: 6	R: 2 E: 0 K: 1 S: 6	H: 1 LOB: 1 BB: 2 P: 14	1B: 7 2B: 2 3B: 0 HR: 0	SF: 0 SAC: 0 DP: 1 HBP: 0	WP: 0 PB: 0 SB: 0 CS: 1	PA: 38														
PITCHER	IP WLS BF H R ER SO BB IBB HBP BLK WP HR S P ERA WHIP																																	
Herb Score, L ERA: 2.83 Ray Narleski, R ERA: 2.89	(1, 1) (9, 1)	8.2 0.1	W S	36 1	8 0	3 0	2 0	13 0	3 0	0 0	0 0	0 0	0 0	0 0	0 1	1	2.08 0.00	1.269 0.000																


Batter	1	2	3	4	5	6	7	8	9	AB	R	H	RBI	BB	SO	LOB	TOP					
Harvey Kuenn, R (1, 6) OBP: 0.352, SLG: 0.432	0-0 4-3		0-0 F9			0-0 5-3		0-0 F8		4	0	0	0	0	0	2	Detroit Tigers @ Chicago White Sox Comiskey Park, Chicago, IL Fri Aug 19 1955, 4:33 AM EDT Att: 36,473 - Unknown					
Bill Tuttle, R (1, 8) OBP: 0.349, SLG: 0.391	0-3 K			0-3 K		0-0 FC5 WP 1B		0-0 4-3		4	0	1	0	0	2	1						
Al Kaline, R (1, 9) OBP: 0.429, SLG: 0.572	0-3 K			0-0 L6-3		4-0 1-2 BB		0-0 F3		3	0	0	0	1	1	1						
Earl Torgeson, L (1, 3) OBP: 0.392, SLG: 0.390		0-3 K		0-0 S 1B		0-0 FC5 2-3f			0-0 FC6-4 1B	4	0	2	0	0	1	2						
Ray Boone, R (1, 5) OBP: 0.354, SLG: 0.489		0-0 F8		0-0 F9 1-2			0-0 F9		0-0 FC6-4 1B 1-2f	4	0	0	0	0	0	2						
Bubba Phillips, R (1, 7) OBP: 0.323, SLG: 0.326		0-0 F8			0-0 F4		1-0 HBP		0-0 FC6 1-2 1B	3	0	1	0	0	0	0						
Frank House, L (1, 2) OBP: 0.317, SLG: 0.444			0-0 WP 1B		0-0 F6		0-0 F9		0-0 F6	4	0	1	0	0	0	3						
Harry Malmberg, R (1, 4) OBP: 0.306, SLG: 0.267 Charlie Maxwell, L (9, PH) OBP: 0.313, SLG: 0.500			0-3 K 1-2		0-0 F6		0-0 F9		0-0 FC6 1-2f	3	0	0	0	0	1	2						
Steve Gromek, S (1, 1) OBP: 0.344, SLG: 0.188 Jack Phillips, R (8, PH) OBP: 0.354, SLG: 0.430 Paul Foytack, R (8, 1) OBP: 0.200, SLG: 0.200			0-3 K		0-0 F4			0-0 F4 4-3 2B		2	0	0	0	0	1	1						
Inning Stats	R: 0 E: 0 K: 2 S: 7	H: 0 LOB: 0 BB: 0 P: 7	R: 0 E: 0 K: 1 S: 5	H: 0 LOB: 0 BB: 0 P: 5	R: 0 E: 0 K: 2 S: 8	H: 1 LOB: 1 BB: 0 P: 8	R: 0 E: 0 K: 1 S: 6	H: 1 LOB: 1 BB: 0 P: 6	R: 0 E: 0 K: 0 S: 3	H: 0 LOB: 0 BB: 0 P: 3	R: 0 E: 0 K: 0 S: 4	H: 1 LOB: 2 BB: 1 P: 8	R: 0 E: 0 K: 0 S: 3	H: 0 LOB: 1 BB: 0 P: 4	R: 0 E: 0 K: 0 S: 4	H: 1 LOB: 2 BB: 0 P: 4		R: 0 E: 0 K: 0 S: 5	H: 2 LOB: 2 BB: 0 P: 5	1B: 5 2B: 1 3B: 0 HR: 0	SF: 0 SAC: 0 DP: 0 HBP: 1	WP: 2 PB: 2 SB: 1 CS: 0
PITCHER Billy Pierce, L (1, 1) ERA: 1.84	IP: 9.0 WLS: W BF: 35 H: 6 R: 0 ER: 0 SO: 6 BB: 1 IBB: 0 HBP: 1 BLK: 0 WP: 2 HR: 0 S: 45 P: 50 ERA: 0.00 WHIP: 0.778															PITCHER	IP: 9.0 WLS: W BF: 35 H: 6 R: 0 ER: 0 SO: 6 BB: 1 IBB: 0 HBP: 1 BLK: 0 WP: 2 HR: 0 S: 45 P: 50 ERA: 0.00 WHIP: 0.778					

Batter	1	2	3	4	5	6	7	8	9	AB	R	H	RBI	BB	SO	LOB	BOTTOM					
Chico Carrasquel, R (1, 6) OBP: 0.341, SLG: 0.345	0-0 F7		0-0 F8		0-0 L6	0-0 F7				4	0	0	0	0	0	3	Detroit Tigers @ Chicago White Sox Comiskey Park, Chicago, IL Fri Aug 19 1955, 4:33 AM EDT Att: 36,473 - Unknown					
Nellie Fox, L (1, 4) OBP: 0.351, SLG: 0.386	0-0 F2		0-0 4-3		0-0 1-3		0-0 L9			4	0	0	0	0	0	0						
Minnie Minoso, R (1, 7) OBP: 0.363, SLG: 0.399			0-0 F3		0-0 F5		0-0 5-3			4	0	1	0	0	0	0						
Jim Rivera, L (1, 9) OBP: 0.370, SLG: 0.416	4-0 BB				0-0 HR 1B	0-0 2B 1B	0-0 4-3			3	2	2	0	1	0	0						
Walt Dropo, R (1, 3) OBP: 0.354, SLG: 0.479	0-0 F3			1-H HR		0-0 2B FC1-2 1B		4-0 1B BB		3	1	2	2	1	0	2						
Bob Kennedy, R (1, 5) OBP: 0.333, SLG: 0.368		0-0 L9		0-0 F8		0-0 FC1-2 2B		0-0 1B 1-2		4	0	2	1	0	0	0						
Jim Busby, R (1, 8) OBP: 0.291, SLG: 0.351						0-0 5-3		0-3 K		4	0	2	0	0	1	4						
Sherm Lollar, R (1, 2) OBP: 0.386, SLG: 0.422		0-0 F3		0-0 F8		4-0 FC1-2 IBB		0-0 F8		3	0	0	0	1	0	4						
Billy Pierce, L (1, 1) OBP: 0.196, SLG: 0.146		0-0 4-3		0-0 F3		0-0 FC1-2		0-3 K		4	0	0	0	0	1	7						
Inning Stats	R: 0 E: 0 K: 0 S: 4	H: 1 LOB: 2 BB: 1 P: 8	R: 0 E: 0 K: 0 S: 4	H: 1 LOB: 1 BB: 0 P: 4	R: 0 E: 0 K: 0 S: 3	H: 0 LOB: 0 BB: 0 P: 3	R: 2 E: 0 K: 0 S: 6	H: 3 LOB: 1 BB: 0 P: 6	R: 0 E: 0 K: 0 S: 3	H: 0 LOB: 0 BB: 0 P: 3	R: 1 E: 0 K: 0 S: 6	H: 3 LOB: 3 BB: 1 P: 10	R: 0 E: 0 K: 0 S: 3	H: 0 LOB: 0 BB: 0 P: 3	R: 0 E: 0 K: 2 S: 8	H: 1 LOB: 2 BB: 1 P: 12		R: 0 E: 0 K: 0 S: 5	H: 1 LOB: 2 BB: 1 P: 5	1B: 6 2B: 1 3B: 1 HR: 1	SF: 0 SAC: 0 DP: 0 HBP: 0	WP: 0 PB: 0 SB: 0 CS: 0
PITCHER Steve Gromek, R (1, 1) ERA: 3.94 Paul Foytack, R (8, 1) ERA: 5.99	IP: 7.0 WLS: L BF: 31 H: 8 R: 3 ER: 3 SO: 3 BB: 1 IBB: 0 HBP: 0 BLK: 0 WP: 1 HR: 1 S: 29 P: 37 ERA: 3.86 WHIP: 1.286															PITCHER	IP: 7.0 WLS: L BF: 31 H: 8 R: 3 ER: 3 SO: 3 BB: 1 IBB: 0 HBP: 0 BLK: 0 WP: 1 HR: 1 S: 29 P: 37 ERA: 3.86 WHIP: 1.286					

Batter	1	2	3	4	5	6	7	8	9	AB	R	H	RBI	BB	SO	LOB	TOP				
Harvey Kuenn, R OBP: 0.348, SLG: 0.428	0-3 K	0-0 F4		0-0 F1		0-0 6-3		0-0 1-3		5	0	0	0	0	1	1					
Bill Tuttle, R OBP: 0.351, SLG: 0.390	0-0 1B		4-0 1B	0-0 6-3		4-0 SH5-4	0-0 1B	F7		3	3	1	0	2	0	0					
Al Kaline, R OBP: 0.432, SLG: 0.574	0-0 1B		0-0 HR	0-3 K		0-0 BB	SH5-4	1B		5	2	4	0	0	1	0					
Earl Torgeson, L OBP: 0.395, SLG: 0.403	0-0 1B		0-0 HR		0-0 FC5-4		SH5-4	F4		4	1	3	4	0	0	1					
Ray Boone, R OBP: 0.354, SLG: 0.487	0-0 SF9		4-0 PB		0-3 K		BB	F5		2	1	0	1	2	1	2					
Charlie Maxwell, L OBP: 0.309, SLG: 0.493	0-0 4-3		0-0 2B		0-0 FC5-4		BB	4-3		1	0	0	0	0	0	1					
Bubba Phillips, R OBP: 0.325, SLG: 0.336			4-3 2B		1-2 BB		BB			2	0	1	1	0	0	1					
Jim Delsing, L OBP: 0.332, SLG: 0.400			1-2 2B		0-0 F8		BB			1	0	0	1	1	0	1					
Frank House, L OBP: 0.313, SLG: 0.437		0-0 4-3	0-0 4-3		0-0 F8		F9			4	0	0	0	0	0	5					
Fred Hatfield, L OBP: 0.334, SLG: 0.348		0-0 1B	4-0 BB		0-0 G3		4-3			3	0	1	0	1	0	3					
Ned Garver, R OBP: 0.260, SLG: 0.206		0-0 6-3	0-0 G5-4-3		0-0 F8		6-3			2	0	0	0	0	0	3					
Babe Birrer, R OBP: 0.250, SLG: 0.556		6-3	G5-4-3							1	0	0	0	0	0	0					
Reno Berioia, R OBP: 0.267, SLG: 0.326		1-2	1-2							1	0	0	0	0	0	0					
Leo Cristante, R										0	0	0	0	0	0	0					
Al Aber, L										0	0	0	0	0	0	0					
Inning Stats	R: 2 E: 0 K: 1 S: 8	H: 3 LOB: 1 BB: 0 P: 8	R: 0 E: 0 K: 0 S: 4	H: 1 LOB: 1 BB: 0 P: 4	R: 4 E: 0 K: 0 S: 5	H: 3 LOB: 1 BB: 3 P: 17	R: 0 E: 0 K: 1 S: 5	H: 0 LOB: 0 BB: 0 P: 5	R: 0 E: 0 K: 0 S: 3	H: 0 LOB: 0 BB: 3 P: 3	R: 1 E: 0 K: 0 S: 4	H: 1 LOB: 3 BB: 3 P: 16	R: 0 E: 0 K: 0 S: 3	H: 0 LOB: 0 BB: 0 P: 3	R: 0 E: 0 K: 0 S: 4	H: 1 LOB: 1 BB: 0 P: 4	1B: 8 2B: 1 3B: 0 HR: 1	SF: 1 SAC: 1 DP: 1 HBP: 0	WP: 0 PB: 1 SB: 0 CS: 0	PA: 42	
PITCHER	IP WLS BF H R ER SO BB IBB HBP BLK WP HR S P ERA WHIP	IP WLS BF H R ER SO BB IBB HBP BLK WP HR S P ERA WHIP	IP WLS BF H R ER SO BB IBB HBP BLK WP HR S P ERA WHIP	IP WLS BF H R ER SO BB IBB HBP BLK WP HR S P ERA WHIP	IP WLS BF H R ER SO BB IBB HBP BLK WP HR S P ERA WHIP	IP WLS BF H R ER SO BB IBB HBP BLK WP HR S P ERA WHIP	IP WLS BF H R ER SO BB IBB HBP BLK WP HR S P ERA WHIP	IP WLS BF H R ER SO BB IBB HBP BLK WP HR S P ERA WHIP	IP WLS BF H R ER SO BB IBB HBP BLK WP HR S P ERA WHIP	IP WLS BF H R ER SO BB IBB HBP BLK WP HR S P ERA WHIP	IP WLS BF H R ER SO BB IBB HBP BLK WP HR S P ERA WHIP	IP WLS BF H R ER SO BB IBB HBP BLK WP HR S P ERA WHIP	IP WLS BF H R ER SO BB IBB HBP BLK WP HR S P ERA WHIP	IP WLS BF H R ER SO BB IBB HBP BLK WP HR S P ERA WHIP	IP WLS BF H R ER SO BB IBB HBP BLK WP HR S P ERA WHIP	IP WLS BF H R ER SO BB IBB HBP BLK WP HR S P ERA WHIP	IP WLS BF H R ER SO BB IBB HBP BLK WP HR S P ERA WHIP	IP WLS BF H R ER SO BB IBB HBP BLK WP HR S P ERA WHIP	IP WLS BF H R ER SO BB IBB HBP BLK WP HR S P ERA WHIP	IP WLS BF H R ER SO BB IBB HBP BLK WP HR S P ERA WHIP	IP WLS BF H R ER SO BB IBB HBP BLK WP HR S P ERA WHIP
Bob Keegan, R ERA: 8.02	2.0	14	6	6	6	1	2	0	0	0	0	0	0	0	0	0	27.00	4.000			
Morrie Martin, L ERA: 2.74	4.1	18	3	1	1	2	2	1	0	0	0	0	0	19	31	2.08	1.154				
Dixie Howell, R ERA: 2.9	1.2	6	0	0	0	0	1	0	0	0	0	0	0	5	9	0.00	0.600				
Harry Byrd, R ERA: 4.48	1.0	4	1	0	0	0	0	0	0	0	0	0	0	4	4	0.00	1.000				


Detroit Tigers @ Chicago White Sox
Comiskey Park, Chicago, IL
Sat Aug 20 1955, 4:33 AM EDT
Att: 16,803 - Unknown

AB 34
R 7
H 10
RBI 7
BB 6
SO 3
LOB 18



Detroit Tigers @ Chicago White Sox
Comiskey Park, Chicago, IL
Sat Aug 20 1955, 4:33 AM EDT
Att: 16,803 - Unknown

AB 39
R 8
H 18
RBI 8
BB 1
SO 1
LOB 19




Batter	1	2	3	4	5	6	7	8	9	AB	R	H	RBI	BB	SO	LOB	TOP					
Harvey Kuenn, R (1, 6) OBP: 0.350, SLG: 0.426	4-0 FC6-4 BB		0-0 6-3		4-0 FC5-4 BB		0-0 F6			2	0	0	0	2	0	2	Detroit Tigers @ Chicago White Sox Comiskey Park, Chicago, IL Sun Aug 21 1955, 4:33 AM EDT Unknown livebaseballscores.com					
Bill Tuttle, R (1, 8) OBP: 0.351, SLG: 0.389	0-0 FC6-4 L6-4-3		0-0 5-3		0-0 FC5-4			0-0 BB 1B		4	0	1	0	0	0	4						
Al Kaline, R (1, 9) OBP: 0.431, SLG: 0.571	0-0 L6-4-3			0-0 L7		0-0 L5		4-0 BB 1-2 BB		3	0	0	0	1	0	1						
Earl Torgeson, L (1, 3)		4-0 1B BB		0-3 K		0-0 4-3		0-0 BB F2		3	0	0	0	1	1	2						
Ray Boone, R (1, 5) OBP: 0.351, SLG: 0.482		0-0 L8		0-3 K		0-3 K		0-0 F4		4	0	0	0	0	2	3						
Charlie Maxwell, L (1, 7) OBP: 0.306, SLG: 0.481		0-0 F8			0-0 BB 1B		0-0 E4 BB	0-3 K		4	0	1	0	0	1	3						
Fred Hatfield, L (1, 4) OBP: 0.333, SLG: 0.347		0-0 1-2 1B		0-3 K		0-0 K		0-0 F2	0-0 4-3	4	0	1	0	0	1	2						
Red Wilson, R (1, 2) OBP: 0.307, SLG: 0.306		0-0 F2			0-0 BB 1B		0-3 K		0-0 F6	3	0	1	0	0	1	3						
Jim Delsing, L (9, PH) OBP: 0.351, SLG: 0.359					1-2 BB 1B				0-0 F6	1	0	0	0	0	0	0						
Billy Hoelt, L (1, 1) OBP: 0.263, SLG: 0.167				0-0 F7		0-0 F7		4-0 BB 1-2 BB	0-0 L9	2	0	0	0	1	0	2						
Frank House, L (9, PH) OBP: 0.312, SLG: 0.435										1	0	0	0	0	0	0						
Inning Stats	R: 0 E: 0 K: 0 S: 2	H: 0 LOB: 0 BB: 1 P: 6	R: 0 E: 0 K: 0 S: 4	H: 1 LOB: 2 BB: 1 P: 8	R: 0 E: 0 K: 0 S: 3	H: 0 LOB: 0 BB: 0 P: 3	R: 0 E: 0 K: 2 S: 7	H: 0 LOB: 0 BB: 0 P: 7	R: 0 E: 0 K: 1 S: 5	H: 2 LOB: 3 BB: 1 P: 11	R: 0 E: 0 K: 1 S: 5	H: 0 LOB: 0 BB: 0 P: 5	R: 0 E: 1 K: 1 S: 6	H: 0 LOB: 2 BB: 1 P: 10	R: 0 E: 0 K: 1 S: 6	H: 1 LOB: 2 BB: 1 P: 10	R: 0 E: 0 K: 0 S: 3	H: 0 LOB: 0 BB: 0 P: 3	1B: 4 2B: 0 3B: 0 HR: 0	SF: 0 SAC: 0 DP: 1 HBP: 0	WP: 0 PB: 0 CS: 0	PA: 36
PITCHER Connie Johnson, R (1, 1) ERA: 1.97	IP: 9.0 WLS: W BF: 36 H: 4 R: 0 ER: 0 SO: 6 BB: 5 IBB: 0 HBP: 0 BLK: 0 WP: 0 HR: 0 S: 43 P: 63 ERA: 0.00 WHIP: 1.000															PITCHER	IP: 9.0 WLS: W BF: 36 H: 4 R: 0 ER: 0 SO: 6 BB: 5 IBB: 0 HBP: 0 BLK: 0 WP: 0 HR: 0 S: 43 P: 63 ERA: 0.00 WHIP: 1.000					

Batter	1	2	3	4	5	6	7	8	9	AB	R	H	RBI	BB	SO	LOB	BOTTOM			
Chico Carrasquel, R (1, 6) OBP: 0.341, SLG: 0.352	0-0 G4-6-3 1B			0-0 5-3		0-0 4-3	0-0 1-2 2H 1B			4	0	2	1	0	0	0	Detroit Tigers @ Chicago White Sox Comiskey Park, Chicago, IL Sun Aug 21 1955, 4:33 AM EDT Unknown livebaseballscores.com			
Nellie Fox, L (1, 4) OBP: 0.355, SLG: 0.394	0-0 G4-6-3 1-2			0-0 G3		0-0 F7	0-0 4-3			4	0	0	0	0	0	3				
Minnie Minoso, R (1, 7) OBP: 0.362, SLG: 0.405	0-0 F8			0-0 S 1B		0-0 HR		0-0 6-3		4	1	2	1	0	0	0				
George Kell, R (1, 5) OBP: 0.391, SLG: 0.420		0-0 F4		4-0 1-2 BB		4-0 BB		0-0 1-3		2	0	0	0	2	0	0				
Jim Rivera, L (1, 9) OBP: 0.374, SLG: 0.423		0-0 3-1		0-0 F7		0-3 K		0-0 1B		4	0	1	0	0	1	3				
Walt Dropo, R (1, 3) OBP: 0.353, SLG: 0.476		0-0 6-3			0-0 SH5-4 1B		0-0 5-3	0-0 L7		4	0	1	0	0	0	1				
Jim Busby, R (1, 8) OBP: 0.290, SLG: 0.348			0-0 L9		0-0 SH5-4 1-2		0-0 5-3			2	0	0	0	0	0	0				
Sherm Lollar, R (1, 2) OBP: 0.387, SLG: 0.423			0-0 F8		0-0 E6 G5-4-3		4-0 BB 1B BB			2	1	0	0	1	0	1				
Connie Johnson, R (1, 1) OBP: 0.138, SLG: 0.179			0-3 K		0-0 G5-4-3 1-2		0-0 1B 1B			3	0	1	0	0	1	2				
Inning Stats	R: 0 E: 0 K: 0 S: 3	H: 1 LOB: 0 BB: 0 P: 3	R: 0 E: 0 K: 0 S: 3	H: 0 LOB: 0 BB: 0 P: 3	R: 0 E: 0 K: 1 S: 5	H: 0 LOB: 0 BB: 0 P: 5	R: 0 E: 0 K: 0 S: 4	H: 1 LOB: 2 BB: 1 P: 8	R: 0 E: 1 K: 0 S: 4	H: 1 LOB: 1 BB: 0 P: 4	R: 1 E: 0 K: 0 S: 6	H: 1 LOB: 1 BB: 1 P: 10	R: 1 E: 0 K: 0 S: 5	H: 2 LOB: 2 BB: 1 P: 9	R: 0 E: 0 K: 0 S: 4	H: 1 LOB: 1 BB: 0 P: 4		1B: 6 2B: 0 3B: 0 HR: 1	SF: 0 SAC: 1 DP: 2 HBP: 0	WP: 0 PB: 0 CS: 0
PITCHER Billy Hoelt, L (1, 1) ERA: 3.33	IP: 8.0 WLS: L BF: 33 H: 7 R: 2 ER: 2 SO: 2 BB: 3 IBB: 0 HBP: 0 BLK: 0 WP: 0 HR: 1 S: 34 P: 46 ERA: 2.25 WHIP: 1.250															PITCHER	IP: 8.0 WLS: L BF: 33 H: 7 R: 2 ER: 2 SO: 2 BB: 3 IBB: 0 HBP: 0 BLK: 0 WP: 0 HR: 1 S: 34 P: 46 ERA: 2.25 WHIP: 1.250			

Batter	1	2	3	4	5	6	7	8	9	AB	R	H	RBI	BB	SO	LOB	TOP			
Harvey Kuenn, R OBP: 0.347, SLG: 0.423	L5			6-3	G4-6-3		FC1-6			4	0	0	0	0	0	4				
Bill Tuttle, R OBP: 0.348, SLG: 0.386	6-3			F7		F7	F9			4	0	0	0	0	0	2				
Al Kaline, R OBP: 0.429, SLG: 0.568	L5-3			L5 3B		FC6-4 BB 1B		L5-3		4	1	1	0	0	0	0				
Earl Torgeson, L OBP: 0.395, SLG: 0.404		K				FC6-4 BB		4-3		3	0	1	1	1	1	0				
Ray Boone, R OBP: 0.348, SLG: 0.477	1-3			F2		FC6-4 BB		F9		4	0	0	0	0	0	3				
Jim Delsing, L OBP: 0.326, SLG: 0.394			K		4-3		4-3			4	0	0	0	0	1	2				
Frank House, L OBP: 0.314, SLG: 0.447				G3						4	1	2	1	0	1	0				
Reno Bertoia, R OBP: 0.267, SLG: 0.326						HR		K		0	0	0	0	0	0	0	AB 34			
Fred Hatfield, L OBP: 0.338, SLG: 0.350						1B		F9		3	0	2	0	1	0	1	R 2			
Jim Bunning, R OBP: 0.167, SLG: 0.167						1B		FC1-6 1B									H 8			
Paul Foytack, R OBP: 0.167, SLG: 0.167						BB		1B									RBI 2			
Charlie Maxwell, L OBP: 0.314, SLG: 0.488								1B									BB 2			
Joe Coleman, R OBP: 0.667, SLG: 0.833								4-3		0	0	0	0	0	0	0	SO 3			
Jim Small, L OBP: 0.667, SLG: 0.833								1B		1	0	0	0	0	0	1	LOB 14			
Inning Stats	R: 0 E: 0 K: 0 S: 3	H: 0 LOB: 0 BB: 0 P: 3	R: 0 E: 0 K: 2 S: 7	H: 0 LOB: 0 BB: 0 P: 7	R: 0 E: 0 K: 0 S: 3	H: 1 LOB: 1 BB: 0 P: 3	R: 1 E: 1 K: 0 S: 5	H: 1 LOB: 1 BB: 0 P: 5	R: 1 E: 0 K: 0 S: 4	H: 2 LOB: 1 BB: 1 P: 8	R: 0 E: 0 K: 1 S: 7	H: 2 LOB: 2 BB: 0 P: 7	R: 0 E: 0 K: 0 S: 3	H: 0 LOB: 0 BB: 0 P: 3	R: 0 E: 0 K: 0 S: 4	H: 1 LOB: 1 BB: 0 P: 4	1B: 6 2B: 0 3B: 1 HR: 1	SF: 0 SAC: 0 DP: 2 HBP: 0	WP: 0 PB: 0 SB: 0 CS: 0	PA: 36
PITCHER Dick Donovan, R ERA: 2.6	IP: 9.0 WLS: W BF: 36 H: 8 R: 2 ER: 1 SO: 3 BB: 2 IBB: 0 HBP: 0 BLK: 0 WP: 0 HR: 1 S: 40 P: 48 ERA: 1.00 WHIP: 1.111															PITCHER				

Detroit Tigers @ Chicago White Sox
Comiskey Park, Chicago, IL
Sun Aug 21 1955, 4:38 AM EDT
Att: 34,542 - Unknown


AB 34
R 2
H 8
RBI 2
BB 2
SO 3
LOB 14



Batter	1	2	3	4	5	6	7	8	9	AB	R	H	RBI	BB	SO	LOB	BOTTOM			
Chico Carrasquel, R OBP: 0.342, SLG: 0.354	L9	1B BB	F5	F8			1B 2B			4	2	1	0	1	0	5				
Nellie Fox, L OBP: 0.353, SLG: 0.392	F8	1B	L9		4-3		F3			5	0	1	2	0	0	3				
Minnie Minoso, R OBP: 0.367, SLG: 0.415	1B	1B			5-3		1B			5	1	4	2	0	0	0				
Jim Rivera, L OBP: 0.375, SLG: 0.423	FC5-4 1B	F5		K	CS S 1B		L9			5	0	2	0	0	1	4				
Bob Kennedy, R OBP: 0.333, SLG: 0.372	FC5-4	K		2B 1B	CS	6-3				5	1	2	1	0	1	4				
Walt Dropo, R OBP: 0.359, SLG: 0.489		HR		2B BB				5-3		3	2	2	1	2	0	1				
Jim Busby, R OBP: 0.293, SLG: 0.352		SH1-4 BB		1B 2B			F3			4	1	2	2	1	0	2	AB 37			
Sherm Lollar, R OBP: 0.383, SLG: 0.418		SH1-4	F7	5-3			F8			4	0	0	0	0	0	5	R 8			
Dick Donovan, L OBP: 0.309, SLG: 0.241		BB 1B BB					K			2	1	1	0	2	1	0	H 15			
																	RBI 8			
Inning Stats	R: 0 E: 0 K: 0 S: 5	H: 2 LOB: 2 BB: 0 P: 5	R: 4 E: 0 K: 1 S: 8	H: 3 LOB: 3 BB: 3 P: 20	R: 1 E: 0 K: 0 S: 6	H: 3 LOB: 0 BB: 0 P: 6	R: 2 E: 0 K: 1 S: 8	H: 3 LOB: 3 BB: 2 P: 16	R: 0 E: 0 K: 0 S: 3	H: 1 LOB: 0 BB: 0 P: 3	R: 0 E: 0 K: 0 S: 3	H: 0 LOB: 1 BB: 1 P: 7	R: 1 E: 0 K: 1 S: 7	H: 2 LOB: 1 BB: 0 P: 7	R: 0 E: 0 K: 0 S: 4	H: 1 LOB: 1 BB: 0 P: 4	1B: 9 2B: 4 3B: 1 HR: 1	SF: 0 SAC: 1 DP: 0 HBP: 0	WP: 0 PB: 0 SB: 2 CS: 1	PA: 45
PITCHER Jim Bunning, R ERA: 5.85	IP: 1.1 WLS: L BF: 12 H: 5 R: 4 ER: 4 SO: 4 BB: 3 IBB: 0 HBP: 0 BLK: 0 WP: 0 HR: 1 S: 9 P: 21 ERA: 27.00 WHIP: 6.000															PITCHER				
Paul Foytack, R ERA: 5.97	2.2	16	6	3	3	2	2	0	0	0	0	0	18	26	10.12	3.000				
Joe Coleman, R ERA: 6.98	4.0	16	4	1	1	1	1	0	0	0	0	0	17	21	2.25	1.250				

Detroit Tigers @ Chicago White Sox
Comiskey Park, Chicago, IL
Sun Aug 21 1955, 4:38 AM EDT
Att: 34,542 - Unknown

AB 37
R 8
H 15
RBI 8
BB 6
SO 3
LOB 24



Batter	1	2	3	4	5	6	7	8	9	AB	R	H	RBI	BB	SO	LOB	TOP					
Hank Bauer, R (1, 9) OBP: 0.355, SLG: 0.453	0-3 K		0-0 CS 1B			0-0 F8		0-0 WP BB 1B		4	0	2	0	0	1	0	New York Yankees @ Detroit Tigers Briggs Stadium, Detroit, MI Tue Aug 23 1955, 4:33 AM EDT Att: 47,979 - Unknown					
Gil McDougald, R (1, 4) OBP: 0.374, SLG: 0.393	0-3 K		0-3 K			0-0 L5		4-0 WP BB		3	0	0	0	1	2	1						
Yogi Berra, L (1, 2) OBP: 0.356, SLG: 0.466	0-0 3-1					0-0 L9		0-0 BB 1B		4	0	1	1	0	0	2						
Mickey Mantle, S (1, 8) OBP: 0.436, SLG: 0.619		0-0 4-3				0-0 F8		4-0 F2		3	0	0	0	1	0	2						
Joe Collins, L (1, 3) OBP: 0.343, SLG: 0.376		4-0 4-3 1B BB				4-0 BB		0-0 L3		2	1	0	0	2	0	5						
Irv Noren, L (1, 7) OBP: 0.309, SLG: 0.366		0-0 4-3				0-3 K				4	0	1	0	0	1	2						
Andy Carey, R (1, 5) OBP: 0.305, SLG: 0.371		0-0 WP 1B				0-0 G4-6-3 1B		0-0 L9		4	0	2	1	0	0	1						
Phil Rizzuto, R (1, 6) OBP: 0.340, SLG: 0.253		0-0 L7				0-0 G4-6-3		0-0 4-3		2	0	0	0	0	0	2						
Eiston Howard, R (7, PH) OBP: 0.342, SLG: 0.500						0-0 G4-6-3		0-0 4-3		1	0	0	0	0	0	0						
Jerry Coleman, R (7, 6) OBP: 0.316, SLG: 0.258						1-2 L4		0-0 BB 1B F5 1B		0	0	0	0	0	0	0						
Bill Skowron, R (9, PH) OBP: 0.368, SLG: 0.544								0-0 K		1	0	0	0	0	0	1						
Bob Turley, R (1, 1) OBP: 0.208, SLG: 0.182										0	0	0	0	0	0	0						
Johnny Kucks, R (2, 1) OBP: 0.054, SLG: 0.081										2	0	0	0	0	1	0						
Eddie Robinson, L (6, PH) OBP: 0.347, SLG: 0.506										1	0	1	0	0	0	0						
Tom Carroll, R (6, PH) OBP: 0.309, SLG: 0.313										0	0	1	0	0	0	0						
Tom Morgan, R (8, 1) OBP: 0.105, SLG: 0.100										0	0	0	0	0	0	0						
Tom Sturdivant, L (8, 1) OBP: 0.105, SLG: 0.100										0	0	0	0	0	0	0						
Tommy Byrne, L (9, PH) OBP: 0.296, SLG: 0.328										1	0	0	0	0	1	1						
Inning Stats	R: 0 E: 0 K: 2 S: 7	H: 0 LOB: 0 BB: 0 P: 7	R: 1 E: 0 K: 0 S: 4	H: 1 LOB: 1 BB: 1 P: 8	R: 0 E: 0 K: 1 S: 5	H: 1 LOB: 1 BB: 0 P: 7	R: 0 E: 0 K: 1 S: 5	H: 0 LOB: 1 BB: 1 P: 9	R: 0 E: 0 K: 0 S: 3	H: 0 LOB: 0 BB: 0 P: 3	R: 0 E: 0 K: 0 S: 4	H: 0 LOB: 0 BB: 0 P: 8	R: 0 E: 0 K: 0 S: 3	H: 0 LOB: 0 BB: 0 P: 3	R: 1 E: 0 K: 0 S: 5	H: 2 LOB: 3 BB: 1 P: 9	R: 0 E: 0 K: 1 S: 6	H: 2 LOB: 1 BB: 0 P: 6	1B: 8 2B: 1 3B: 0 HR: 0	SF: 0 SAC: 0 DP: 3 HBP: 0	WP: 2 PB: 0 SB: 0 CS: 1	PA: 36
PITCHER Frank Lary, R (1, 1) ERA: 3.31	IP: 9.0 WLS: W BF: 36 H: 8 R: 2 ER: 2 SO: 6 BB: 4 IBB: 0 HBP: 0 BLK: 0 WP: 2 HR: 0 S: 44 P: 60 ERA: 2.00 WHIP: 1.333															PITCHER						

Batter	1	2	3	4	5	6	7	8	9	AB	R	H	RBI	BB	SO	LOB	BOTTOM					
Harvey Kuenn, R (1, 6) OBP: 0.346, SLG: 0.420	0-0 E1 G1-4-3	0-0 FC6-4 1B		0-0 F8		0-0 E5 FC6-5 S		0-0 BB 1B 1B		5	1	1	1	0	0	2	New York Yankees @ Detroit Tigers Briggs Stadium, Detroit, MI Tue Aug 23 1955, 4:33 AM EDT Att: 47,979 - Unknown					
Bill Tuttle, R (1, 8) OBP: 0.347, SLG: 0.384	0-0 G1-4-3	0-0 F2		0-0 FC6-4 1B		0-0 5-3		0-0 F7		5	0	1	0	0	0	5						
Al Kaline, R (1, 9) OBP: 0.431, SLG: 0.567	4-0 BB BB	0-0 1B		0-0 FC6-4 WP		0-0 FC6-5		0-0 BB 1B 1B		4	2	2	1	1	0	2						
Earl Torgeson, L (1, 3) OBP: 0.395, SLG: 0.401	4-0 1B BB	0-0 G3		0-0 F4		0-0 G3		4-0 E 1B BB BB		3	1	0	0	2	0	4						
Ray Boone, R (1, 5) OBP: 0.353, SLG: 0.480	0-0 1B		4-0 FC2-5 1B BB		0-0 F4		0-0 BB 1B		0-0 E1 BB 1B		4	0	3	3	1	0						
Charlie Maxwell, L (1, 7) OBP: 0.322, SLG: 0.482	0-3 K		0-0 E 1B		4-0 E BB		0-0 F2		0-3 K		3	1	1	0	1	3						
Bubba Phillips, R (8, 7) OBP: 0.323, SLG: 0.333			1-2 E 1B				0-0 F2			1	0	0	0	0	1	2						
Frank House, L (1, 2) OBP: 0.316, SLG: 0.442		1-0 BB FC6-4 HBP		0-0 FC2-5		0-0 F4		4-0 BB BB		3	1	0	0	1	0	3						
Fred Hatfield, L (1, 4) OBP: 0.343, SLG: 0.349		4-0 FC6-4 1B BB		0-0 F7		4-0 IBB		4-0 BB BB		1	1	0	1	4	0	1						
Frank Lary, R (1, 1) OBP: 0.261, SLG: 0.246		4-0 1B BB		0-0 5-3		0-0 F3		0-0 F2		4	0	0	0	1	0	8						
Inning Stats	R: 1 E: 1 K: 1 S: 6	H: 1 LOB: 2 BB: 2 P: 14	R: 2 E: 0 K: 0 S: 4	H: 1 LOB: 2 BB: 2 P: 13	R: 1 E: 1 K: 0 S: 4	H: 1 LOB: 1 BB: 1 P: 8	R: 0 E: 0 K: 0 S: 4	H: 1 LOB: 1 BB: 0 P: 4	R: 0 E: 1 K: 0 S: 4	H: 0 LOB: 2 BB: 2 P: 11	R: 0 E: 1 K: 0 S: 4	H: 0 LOB: 1 BB: 0 P: 4	R: 0 E: 0 K: 0 S: 4	H: 1 LOB: 2 BB: 1 P: 8	R: 3 E: 1 K: 1 S: 8	H: 3 LOB: 3 BB: 3 P: 20	R: 0 E: 0 K: 1 S: 6	H: 0 LOB: 1 BB: 0 P: 6	1B: 8 2B: 0 3B: 0 HR: 0	SF: 0 SAC: 0 DP: 1 HBP: 1	WP: 1 PB: 0 SB: 1 CS: 0	PA: 45
PITCHER Bob Turley, R (1, 1) ERA: 3.2	IP: 1.0 WLS: L BF: 9 H: 1 R: 3 ER: 3 SO: 1 BB: 4 IBB: 0 HBP: 1 BLK: 0 WP: 0 HR: 0 S: 6 P: 23 ERA: 27.00 WHIP: 5.000															PITCHER						
Johnny Kucks, R (2, 1) ERA: 3.67	6.0 4 1 0 0 3 1 0 0 0 1 0 23 39 0.00 1.167																					
Tom Morgan, R (8, 1) ERA: 3.71	0.1 5 3 3 3 0 1 0 0 0 0 0 4 8 81.00 12.000																					
Tom Sturdivant, R (8, 1) ERA: 3.23	0.2 4 0 0 0 1 2 0 0 0 0 0 4 12 0.00 3.000																					



AB 32
R 2
H 8
RBI 2
BB 4
SO 6
LOB 16

AB 33
R 7
H 8
RBI 6
BB 11
SO 2
LOB 30

Batter	1	2	3	4	5	6	7	8	9	AB	R	H	RBI	BB	SO	LOB	TOP			
Hank Bauer, R (1,9) OBP: 0.354, SLG: 0.451	F8		F6			F7		1-2 2-H 1B		4	0	1	1	0	0	1	New York Yankees @ Detroit Tigers Briggs Stadium, Detroit, MI Wed Aug 24 1955, 4:33 AM EDT Att: 17,598 - Unknown			
Gil McDougald, R (1,4) OBP: 0.371, SLG: 0.389	F6		L9			6-3		FC5		4	0	0	0	0	0	3				
Yogi Berra, L (1,2) OBP: 0.355, SLG: 0.471	L9				L9			G3		4	1	1	1	0	0	0				
Mickey Mantle, S (1,8) OBP: 0.435, SLG: 0.622		L9			F6			K		4	1	1	1	0	1	0				
Joe Collins, L (1,3) OBP: 0.341, SLG: 0.370		HBP			F7			L9		3	0	0	0	0	0	0				
Irv Noren, L (1,7) OBP: 0.305, SLG: 0.361		F7				L3		F8		4	0	0	0	0	1	1				
Andy Carey, R (1,5) OBP: 0.305, SLG: 0.370		F8				F6		1B 1B		4	1	1	0	0	1	1				
Phil Rizzuto, R (1,6) OBP: 0.343, SLG: 0.258 (8, PH)						1-3		F3		2	0	1	0	0	0	0				
Eddie Robinson, L (8, PH) OBP: 0.345, SLG: 0.503 (8, PH)						1-3				1	0	0	0	0	0	1				
Jerry Coleman, R (8,6) OBP: 0.316, SLG: 0.258								1B		0	0	0	0	0	0	0				
Whitey Ford, L (1,1) OBP: 0.237, SLG: 0.179								F8		2	0	0	0	0	0	1				
Bill Skowron, R (8, PH) OBP: 0.371, SLG: 0.546								FC5 1-2 1B		1	0	1	0	0	0	0				
Bob Grim, R (8,1) OBP: 0.208, SLG: 0.136										0	0	0	0	0	0	0				
Don Larsen, R (9,1) OBP: 0.185, SLG: 0.240										0	0	0	0	0	0	0				
Inning Stats	R: 0 E: 0 K: 0 S: 3	H: 0 LOB: 0 BB: 0 P: 3	R: 0 E: 0 K: 0 S: 3	H: 0 LOB: 1 BB: 0 P: 4	R: 0 E: 0 K: 0 S: 4	H: 1 LOB: 1 BB: 0 P: 4	R: 0 E: 0 K: 0 S: 3	H: 0 LOB: 0 BB: 0 P: 3	R: 0 E: 0 K: 0 S: 3	H: 0 LOB: 0 BB: 0 P: 3	R: 0 E: 0 K: 1 S: 5	H: 0 LOB: 0 BB: 0 P: 5	R: 1 E: 0 K: 0 S: 6	H: 3 LOB: 3 BB: 0 P: 6	R: 2 E: 0 K: 2 S: 9	H: 2 LOB: 2 BB: 0 P: 9	1B: 4 2B: 0 3B: 0 HR: 2	SF: 0 SAC: 0 DP: 0 HBP: 1	WP: 0 PB: 0 SB: 1 CS: 0	PA: 34
PITCHER	IP WLS BF H R ER SO BB IBB HBP BLK WP HR S P ERA WHIP																			
Steve Gromek, R (1,1) ERA: 3.91	8.0 L 31 6 3 3 1 0 0 0 1 0 0 2 32 33 3.38 0.750																			
Al Aber, L (9,1) ERA: 3.2	1.0 3 0 0 0 2 0 0 0 0 0 0 0 7 7 0.00 0.000																			

AB	33
R	3
H	6
RBI	3
BB	0
SO	3
LOB	8



Batter	1	2	3	4	5	6	7	8	9	AB	R	H	RBI	BB	SO	LOB	BOTTOM	
Harvey Kuenn, R (1,6) OBP: 0.345, SLG: 0.419	5-3 HR 1B		L9			F7		K		4	1	1	0	0	1	1	New York Yankees @ Detroit Tigers Briggs Stadium, Detroit, MI Wed Aug 24 1955, 4:33 AM EDT Att: 17,598 - Unknown	
Bill Tuttle, R (1,8) OBP: 0.344, SLG: 0.381	5-3 1-2		5-3			F9		F8		4	0	0	0	0	2			
Al Kaline, R (1,9) OBP: 0.431, SLG: 0.572	2-H HR				L9			L8		3	1	1	2	1	0	1		
Earl Torgeson, L (1,3) OBP: 0.392, SLG: 0.398						F6				3	0	0	0	0	1	1		
Jack Phillips, R (7,3) OBP: 0.354, SLG: 0.430						F6				0	0	0	0	0	0	0		
Jim Delsing, L (9, PH) OBP: 0.330, SLG: 0.394						F7				0	0	0	0	1	0	0		
Ray Boone, R (1,5) OBP: 0.352, SLG: 0.476								F9		3	0	0	0	1	0	1		
Bubba Phillips, R (1,7) OBP: 0.317, SLG: 0.326										3	0	0	0	0	0	1		
Charlie Maxwell, L (9, PH) OBP: 0.319, SLG: 0.476			6-3			5-3		B2-3		1	0	0	0	0	1	1		
Frank House, L (1,2) OBP: 0.315, SLG: 0.439								F4		4	0	1	0	0	1	1		
Harry Malmberg, R (1,4) OBP: 0.301, SLG: 0.263										3	0	0	0	0	0	1		
Steve Gromek, S (1,1) OBP: 0.344, SLG: 0.180										2	0	0	0	1	2	0		
Al Aber, L (9,1) ERA: 2.59										0	0	0	0	0	0	0		
Inning Stats	R: 2 E: 0 K: 1 S: 7	H: 2 LOB: 0 BB: 0 P: 7	R: 0 E: 0 K: 1 S: 5	H: 0 LOB: 0 BB: 0 P: 5	R: 0 E: 0 K: 1 S: 5	H: 0 LOB: 0 BB: 0 P: 5	R: 0 E: 0 K: 0 S: 3	H: 0 LOB: 1 BB: 1 P: 7	R: 0 E: 0 K: 0 S: 4	H: 1 LOB: 1 BB: 0 P: 4	R: 0 E: 0 K: 1 S: 5	H: 0 LOB: 1 BB: 1 P: 9	R: 0 E: 0 K: 1 S: 5	H: 0 LOB: 1 BB: 1 P: 9	1B: 2 2B: 0 3B: 0 HR: 1	SF: 0 SAC: 0 DP: 0 HBP: 0	WP: 0 PB: 0 SB: 0 CS: 0	PA: 34
PITCHER	IP WLS BF H R ER SO BB IBB HBP BLK WP HR S P ERA WHIP																	
Whitey Ford, L (1,1) ERA: 2.77	7.0 26 3 2 2 4 2 0 0 0 0 0 1 32 40 2.57 0.714																	
Bob Grim, R (8,1) ERA: 4.54	1.0 W 5 0 0 0 1 2 0 0 0 0 0 0 5 13 0.00 2.000																	
Don Larsen, R (9,1) ERA: 2.59	1.0 S 3 0 0 0 1 0 0 0 0 0 0 0 5 5 0.00 0.000																	

AB	30
R	2
H	3
RBI	2
BB	4
SO	6
LOB	10



Batter	1	2	3	4	5	6	7	8	9	AB	R	H	RBI	BB	SO	LOB	TOP					
Billy Goodman, L (1,4) OBP: 0.398, SLG: 0.354										5	1	2	0	0	1	1	Boston Red Sox @ Detroit Tigers Briggs Stadium, Detroit, MI Thu Aug 25 1955, 4:33 AM EDT Unknown					
Billy Klaus, L (1,6) OBP: 0.381, SLG: 0.399										4	0	2	0	0	1	1						
Ted Williams, L (1,7) OBP: 0.490, SLG: 0.739										3	0	2	1	1	0	1						
Jackie Jensen, R (1,9) OBP: 0.366, SLG: 0.476										3	0	0	0	1	1	3						
Norm Zauchin, R (1,3) OBP: 0.334, SLG: 0.446										4	0	0	0	0	3	5						
Sammy White, R (1,2) OBP: 0.318, SLG: 0.392										4	0	0	0	0	0	0						
Grady Hatton, L (1,5) OBP: 0.359, SLG: 0.329										3	0	0	0	1	0	0						
Jim Piersall, R (1,8) OBP: 0.356, SLG: 0.425										4	0	1	0	0	0	1						
Willard Nixon, L (1,1) OBP: 0.308, SLG: 0.339										2	0	0	0	0	1	1						
Tom Hurd, R (5,1) OBP: 0.083, SLG: 0.083										0	0	0	0	0	0	0						
Faye Throneberry, L (6,PH) OBP: 0.260, SLG: 0.486										1	0	0	0	0	0	1						
Leo Kiely, L (6,1) OBP: 0.231, SLG: 0.240										0	0	0	0	0	0	0						
Gene Stephens, L (9,PH) OBP: 0.391, SLG: 0.493										1	0	1	0	0	0	0						
Inning Stats	R: 0 E: 1 K: 2 S: 8	H: 1 LOB: 2 BB: 1 P: 12	R: 0 E: 0 K: 0 S: 3	H: 0 LOB: 1 BB: 1 P: 7	R: 0 E: 0 K: 1 S: 6	H: 1 LOB: 1 BB: 0 P: 6	R: 0 E: 0 K: 1 S: 5	H: 0 LOB: 0 BB: 0 P: 5	R: 1 E: 1 K: 2 S: 10	H: 3 LOB: 3 BB: 1 P: 14	R: 0 E: 0 K: 0 S: 4	H: 1 LOB: 1 BB: 0 P: 4	R: 0 E: 0 K: 1 S: 5	H: 1 LOB: 0 BB: 0 P: 5	R: 0 E: 0 K: 0 S: 3	H: 0 LOB: 0 BB: 0 P: 3	R: 0 E: 0 K: 0 S: 4	H: 1 LOB: 1 BB: 0 P: 4	1B: 7 2B: 1 3B: 0 HR: 0	SF: 0 SAC: 0 DP: 1 HBP: 0	WP: 0 PB: 0 SB: 0 CS: 0	PA: 37
PITCHER Ned Garver, R (1,1) ERA: 3.7	IP: 9.0 WLS: W BF: 37 H: 8 R: 1 ER: 1 SO: 7 BB: 2 IBB: 1 HBP: 0 BLK: 0 WP: 0 HR: 0 S: 48 P: 60 ERA: 1.00 WHIP: 1.111															PITCHER						

Batter	1	2	3	4	5	6	7	8	9	AB	R	H	RBI	BB	SO	LOB	BOTTOM			
Harvey Kuenn, R (1,6) OBP: 0.345, SLG: 0.418										4	0	1	0	0	0	1	Boston Red Sox @ Detroit Tigers Briggs Stadium, Detroit, MI Thu Aug 25 1955, 4:33 AM EDT Unknown			
Bill Tuttle, R (1,8) OBP: 0.345, SLG: 0.381										3	0	1	0	1	1	1				
Al Kaline, R (1,9) OBP: 0.432, SLG: 0.573										3	0	1	0	1	0	3				
Earl Torgeson, L (1,3) OBP: 0.391, SLG: 0.395										5	1	0	0	1	0	6				
Ray Boone, R (1,5) OBP: 0.356, SLG: 0.488										3	2	2	2	1	0	0				
Charlie Maxwell, L (1,7) OBP: 0.326, SLG: 0.523										4	2	2	2	0	0	1				
Bubba Phillips, R (9,7) OBP: 0.317, SLG: 0.326										0	0	0	0	0	0	0				
Frank House, L (1,2) OBP: 0.314, SLG: 0.437										4	0	1	0	0	1	2				
Fred Hatfield, L (1,4) OBP: 0.343, SLG: 0.352										3	1	1	1	0	1	2				
Ned Garver, R (1,1) OBP: 0.263, SLG: 0.212										3	0	1	1	0	0	0				
Inning Stats	R: 0 E: 0 K: 0 S: 2	H: 0 LOB: 0 BB: 1 P: 6	R: 2 E: 0 K: 0 S: 4	H: 2 LOB: 0 BB: 1 P: 8	R: 0 E: 0 K: 0 S: 3	H: 1 LOB: 1 BB: 1 P: 7	R: 1 E: 0 K: 0 S: 3	H: 0 LOB: 0 BB: 1 P: 7	R: 1 E: 0 K: 0 S: 6	H: 3 LOB: 2 BB: 0 P: 6	R: 2 E: 0 K: 0 S: 5	H: 2 LOB: 0 BB: 0 P: 5	R: 0 E: 0 K: 1 S: 6	H: 1 LOB: 1 BB: 0 P: 6	R: 0 E: 0 K: 2 S: 8	H: 1 LOB: 1 BB: 0 P: 8	1B: 4 2B: 4 3B: 0 HR: 2	SF: 0 SAC: 1 DP: 1 HBP: 0	WP: 1 PB: 0 SB: 0 CS: 1	PA: 37
PITCHER Willard Nixon, R (1,1) ERA: 4.06	IP: 4.0 WLS: L BF: 20 H: 5 R: 4 ER: 4 SO: 4 BB: 4 IBB: 0 HBP: 0 BLK: 0 WP: 1 HR: 1 S: 14 P: 30 ERA: 9.00 WHIP: 2.250															PITCHER				
Tom Hurd, R (5,1) ERA: 3.29	IP: 1.0 WLS: L BF: 4 H: 1 R: 0 ER: 0 SO: 0 BB: 0 IBB: 0 HBP: 0 BLK: 0 WP: 0 HR: 0 S: 4 P: 4 ERA: 0.00 WHIP: 1.000															PITCHER				
Leo Kiely, L (6,1) ERA: 2.96	IP: 3.0 WLS: L BF: 13 H: 4 R: 2 ER: 2 SO: 3 BB: 0 IBB: 0 HBP: 0 BLK: 0 WP: 0 HR: 1 S: 19 P: 19 ERA: 6.00 WHIP: 1.333															PITCHER				

Batter	1	2	3	4	5	6	7	8	9	AB	R	H	RBI	BB	SO	LOB	TOP										
Billy Goodman, L OBP: 0.400, SLG: 0.357 (1, 4)										5	1	3	0	0	0	0											
Billy Klaus, L OBP: 0.352, SLG: 0.399 (1, 6)										5	2	2	0	0	0	3											
Ted Williams, L OBP: 0.490, SLG: 0.734 (1, 7)										3	1	1	0	1	0	3											
Gene Stephens, L OBP: 0.395, SLG: 0.496 (6, 7)										1	0	1	0	0	0	0											
Jackie Jensen, R OBP: 0.368, SLG: 0.483 (1, 9)										4	1	2	4	1	1	1											
Norm Zauchin, R OBP: 0.333, SLG: 0.442 (1, 3)										4	0	0	1	1	1	2											
Grady Hatton, L OBP: 0.358, SLG: 0.327 (1, 5)										2	0	0	1	1	0	0											
Jim Piersall, R OBP: 0.357, SLG: 0.422 (1, 8)										3	0	0	0	1	1	2											
Pete Daley, R OBP: 0.150, SLG: 0.205 (1, 2)										4	0	0	0	0	0	2											
Ike Delock, R OBP: 0.190, SLG: 0.105 (1, 1)										3	1	1	0	0	1	0											
Ellis Kinder, R OBP: 0.300, SLG: 0.222 (7, 1)										1	0	0	0	0	0	0											
Inning Stats	R: 2 E: 0 K: 1 S: 7	H: 2 LOB: 2 BB: 2 P: 15	R: 0 E: 0 K: 0 S: 4	H: 1 LOB: 1 BB: 0 P: 4	R: 2 E: 0 K: 0 S: 5	H: 2 LOB: 0 BB: 0 P: 5	R: 2 E: 0 K: 1 S: 8	H: 3 LOB: 2 BB: 1 P: 12	R: 0 E: 0 K: 0 S: 3	H: 0 LOB: 0 BB: 0 P: 3	R: 0 E: 0 K: 1 S: 6	H: 1 LOB: 1 BB: 0 P: 6	R: 0 E: 0 K: 1 S: 5	H: 0 LOB: 2 BB: 2 P: 13	R: 0 E: 0 K: 0 S: 3	H: 0 LOB: 0 BB: 0 P: 3	R: 0 E: 0 K: 0 S: 3	H: 1 LOB: 0 BB: 0 P: 3	1B: 9 2B: 0 3B: 0 HR: 1	SF: 1 SAC: 0 DP: 1 HBP: 0	WP: 0 PB: 0 SB: 0 CS: 0	PA: 41					
PITCHER	IP	WLS	BF	H	R	ER	SO	BB	IBB	HBP	BLK	WP	HR	S	P	ERA	WHIP										
Babe Birrer, R ERA: 3.94 (1, 1)	3.0	L	16	5	4	4	1	1	1	0	0	0	1	16	24	12.00	2.000										
Jim Bunning, R ERA: 8.15 (4, 1)	1.0		7	3	2	2	1	1	0	0	0	0	0	8	12	18.00	4.000										
Paul Foytack, R ERA: 5.3 (5, 1)	4.0		15	1	0	0	2	2	0	0	0	0	0	17	25	0.00	0.750										
Joe Coleman, R ERA: 6.75 (9, 1)	1.0		3	1	0	0	0	0	0	0	0	0	0	3	3	0.00	1.000										

Boston Red Sox @ Detroit Tigers
Briggs Stadium, Detroit, MI
Thu Aug 25 1955, 4:38 AM EDT
Att: 19,502 - Unknown

AB 35
R 6
H 10
RBI 6
BB 5
SO 4
LOB 13





Batter	1	2	3	4	5	6	7	8	9	AB	R	H	RBI	BB	SO	LOB	BOTTOM											
Harvey Kuenn, R OBP: 0.345, SLG: 0.416 (1, 6)										4	1	1	0	1	0	1												
Bill Tuttle, R OBP: 0.346, SLG: 0.380 (1, 8)										4	1	1	0	1	1	2												
Al Kaline, R OBP: 0.433, SLG: 0.573 (1, 9)										5	0	3	1	0	0	2												
Earl Torgeson, L OBP: 0.391, SLG: 0.401 (1, 3)										4	1	1	2	1	1	4												
Ray Boone, R OBP: 0.354, SLG: 0.483 (1, 5)										4	0	0	0	1	0	4												
Charlie Maxwell, L OBP: 0.333, SLG: 0.523 (1, 7)										0	0	0	0	0	0	0												
Jim Delsing, L OBP: 0.330, SLG: 0.391 (3, 7)										2	0	0	0	1	0	3												
Red Wilson, R OBP: 0.302, SLG: 0.300 (1, 2)										4	0	0	0	0	2	2												
Fred Hatfield, L OBP: 0.342, SLG: 0.356 (1, 4)										4	1	1	0	0	1	2												
Babe Birrer, R OBP: 0.238, SLG: 0.526 (1, 1)										1	0	0	0	0	1	1												
Jim Bunning, R OBP: 0.167, SLG: 0.167 (4, 1)										0	0	0	0	0	0	0												
Jack Willis, R OBP: 0.335, SLG: 0.425 (4, PH)										1	0	0	0	0	0	1												
Paul Foytack, R OBP: 0.142, SLG: 0.142 (5, 1)										1	0	0	0	0	0	0												
Frank House, L OBP: 0.310, SLG: 0.430 (8, PH)										1	0	1	1	0	0	0												
Jim Small, L OBP: 0.167, SLG: 0.833 (8, PH)										0	0	0	0	0	0	0												
Joe Coleman, R OBP: 0.167, SLG: 0.833 (9, 1)										0	0	0	0	0	0	0												
Inning Stats	R: 1 E: 0 K: 2 S: 8	H: 1 LOB: 1 BB: 1 P: 12	R: 0 E: 0 K: 2 S: 7	H: 0 LOB: 1 BB: 0 P: 8	R: 2 E: 0 K: 0 S: 4	H: 1 LOB: 0 BB: 1 P: 8	R: 0 E: 0 K: 2 S: 7	H: 0 LOB: 1 BB: 1 P: 11	R: 0 E: 0 K: 0 S: 4	H: 1 LOB: 3 BB: 2 P: 12	R: 0 E: 0 K: 1 S: 5	H: 0 LOB: 0 BB: 0 P: 5	R: 0 E: 0 K: 0 S: 5	H: 2 LOB: 2 BB: 0 P: 5	R: 0 E: 0 K: 0 S: 5	H: 2 LOB: 1 BB: 0 P: 5	R: 0 E: 0 K: 0 S: 4	H: 1 LOB: 1 BB: 0 P: 4	1B: 6 2B: 0 3B: 1 HR: 1	SF: 0 SAC: 0 DP: 0 HBP: 1	WP: 0 PB: 0 SB: 3 CS: 0	PA: 41						
PITCHER	IP	WLS	BF	H	R	ER	SO	BB	IBB	HBP	BLK	WP	HR	S	P	ERA	WHIP											
Ike Delock, R ERA: 3.86 (1, 1)	6.1		30	5	3	3	7	5	0	0	0	0	0	11	38	5	4.26	1.579										
Ellis Kinder, R ERA: 2.37 (7, 1)	2.2	S	11	3	1	1	0	0	0	0	0	0	0	11	11	3.38	1.125											

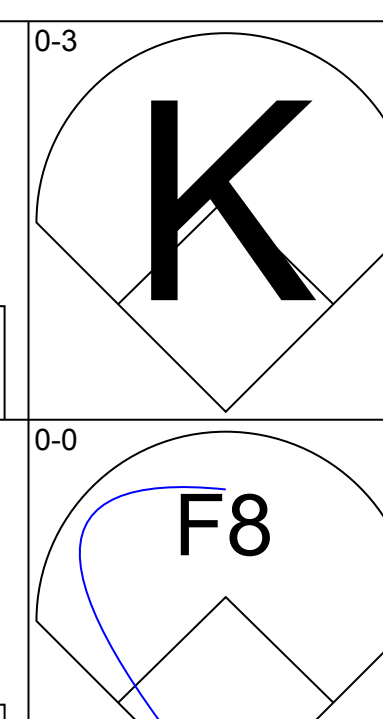
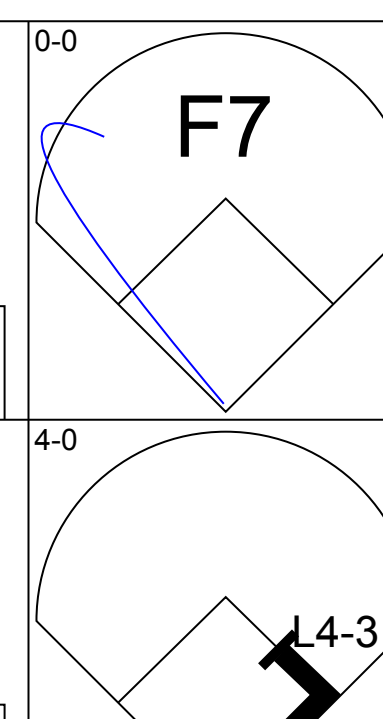
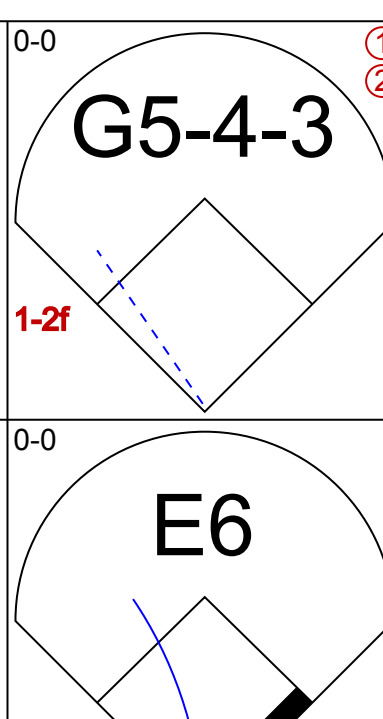
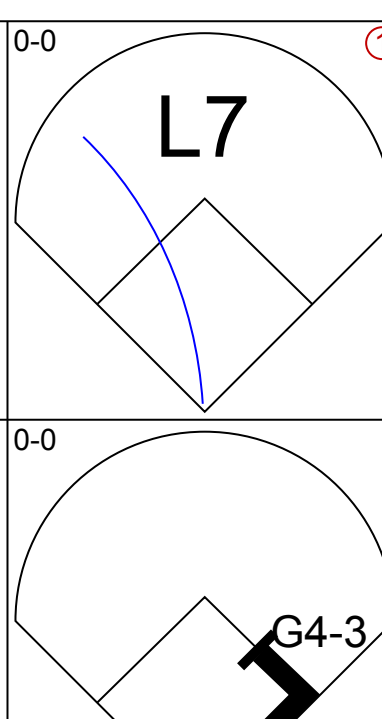
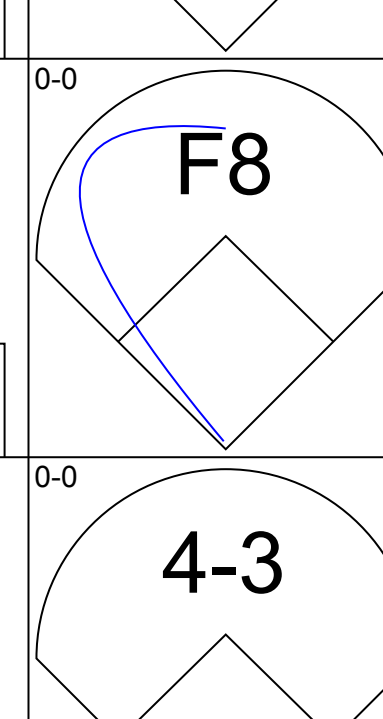
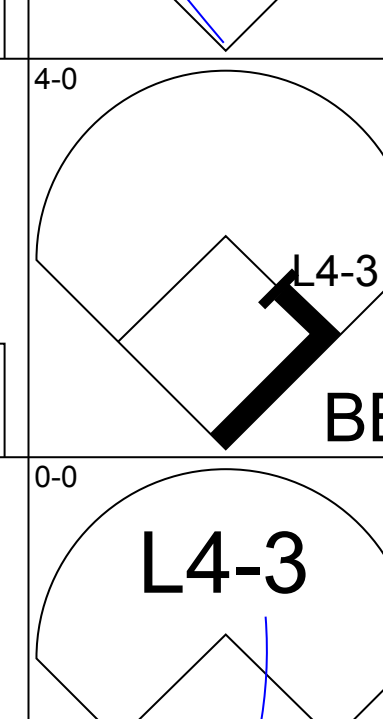
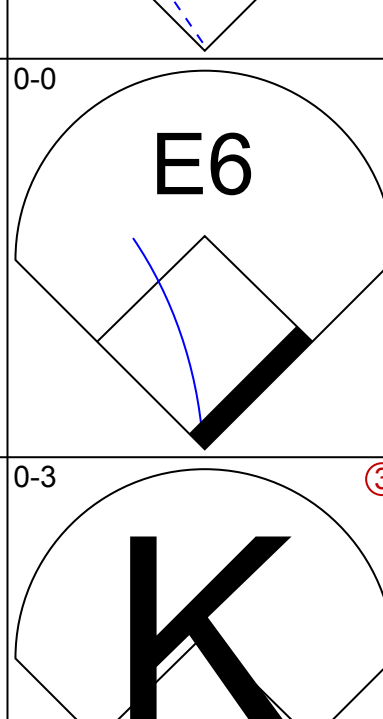
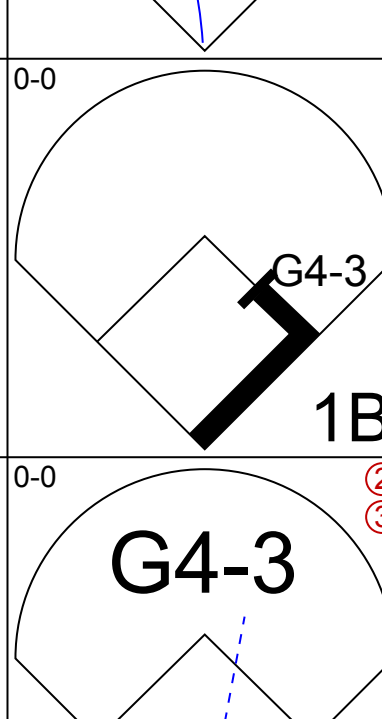
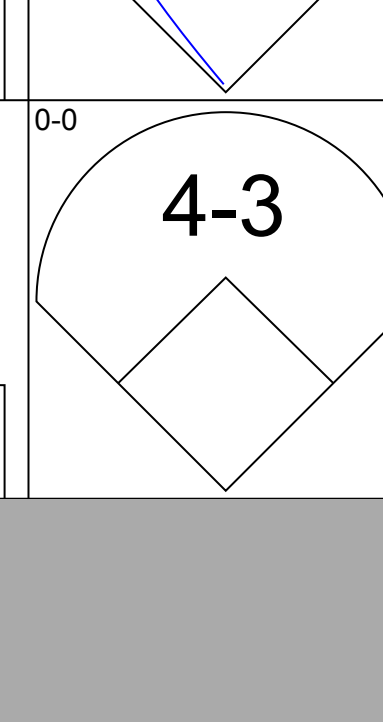
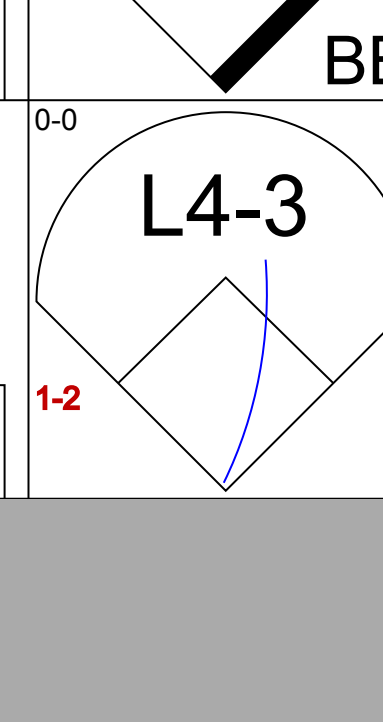
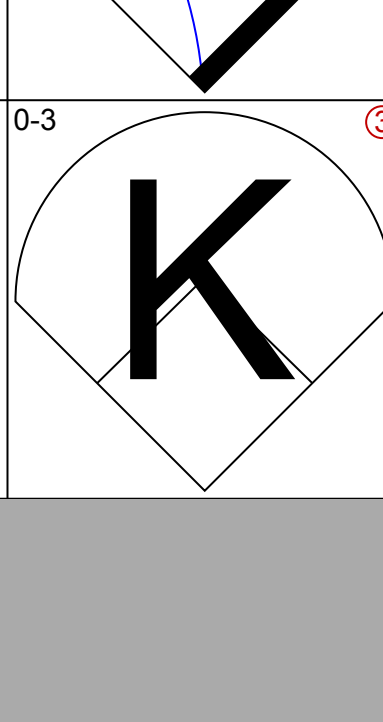
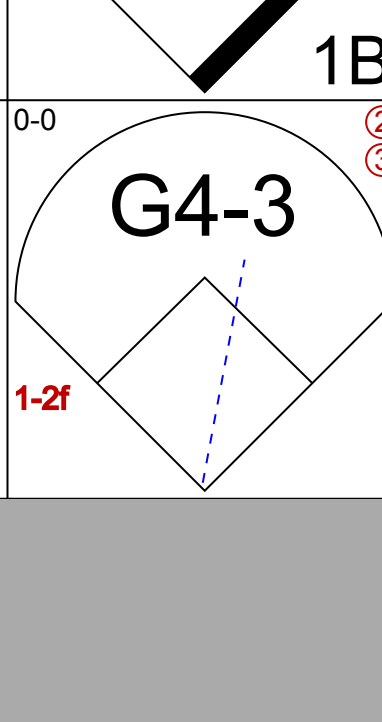
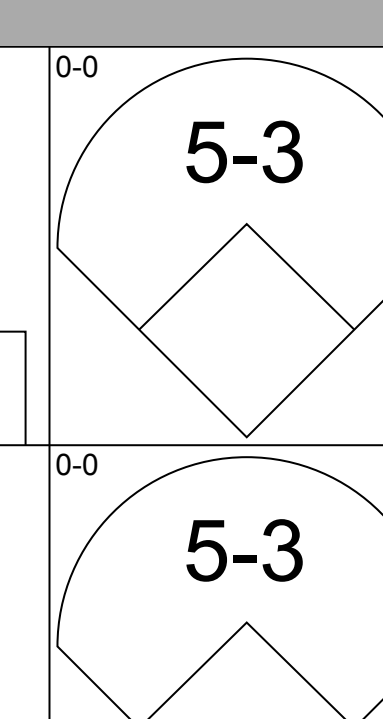
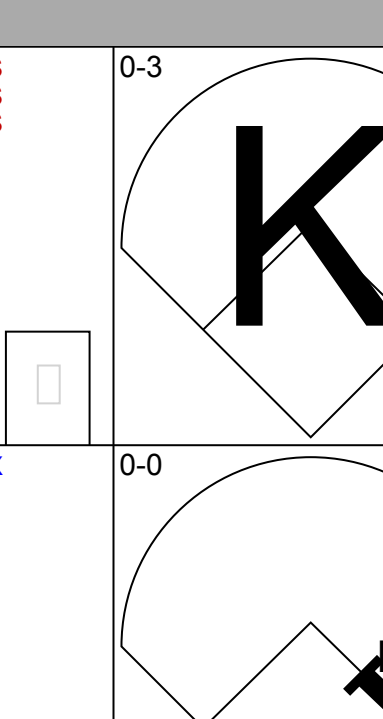
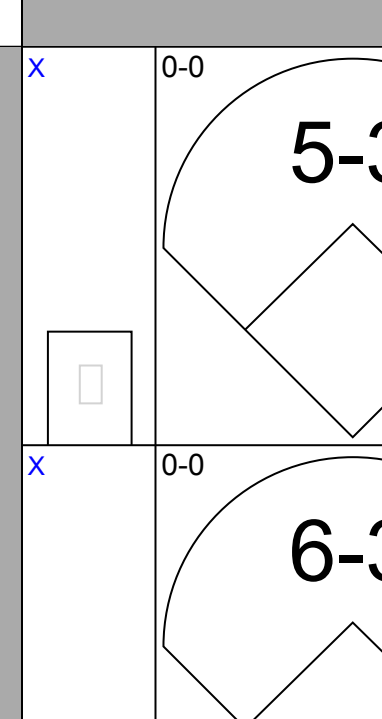
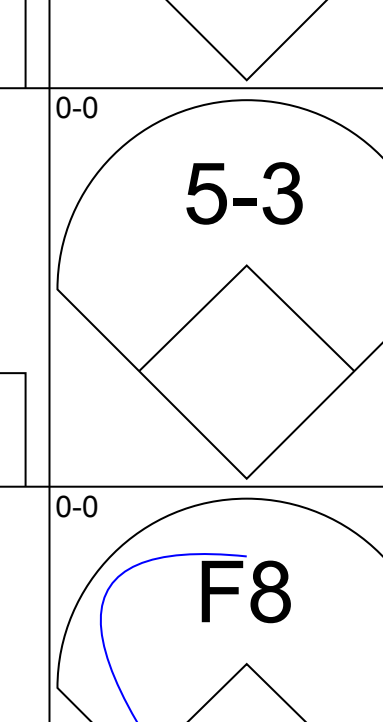
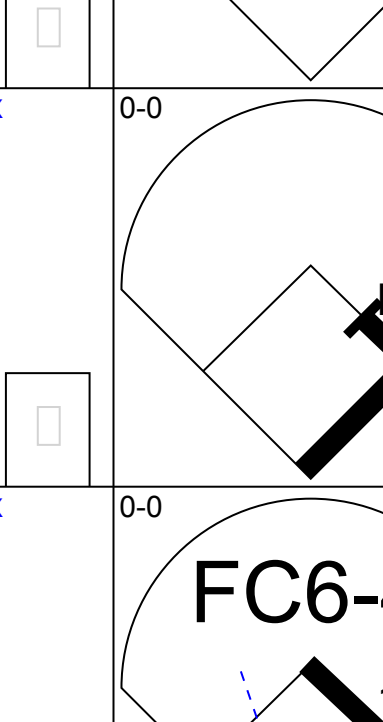
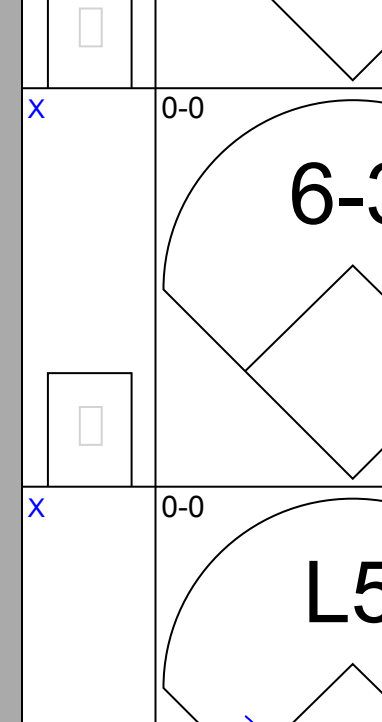

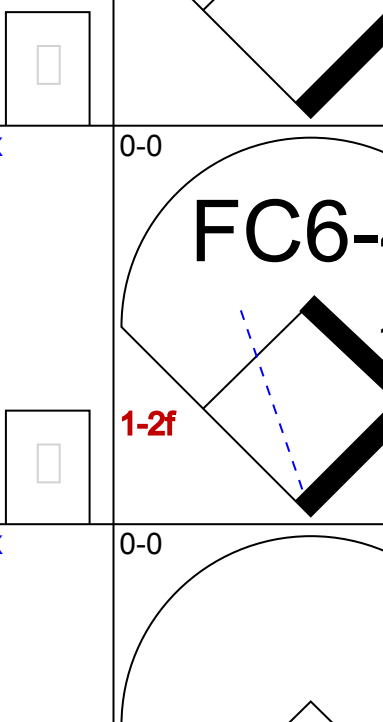
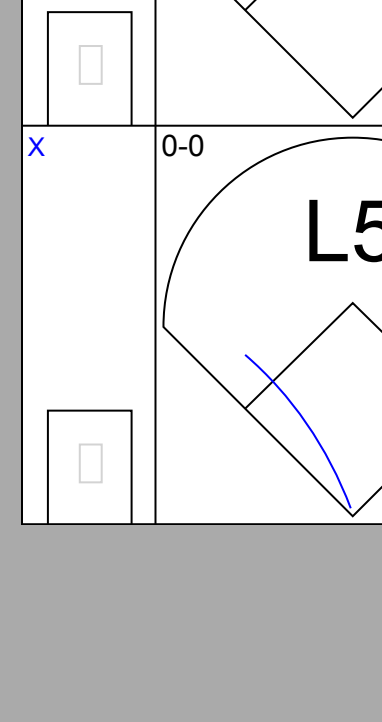
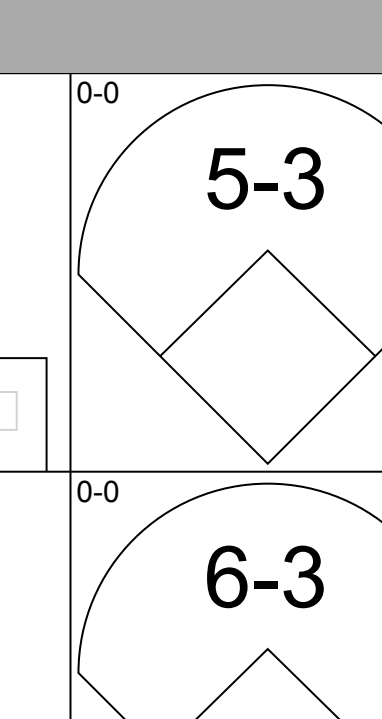
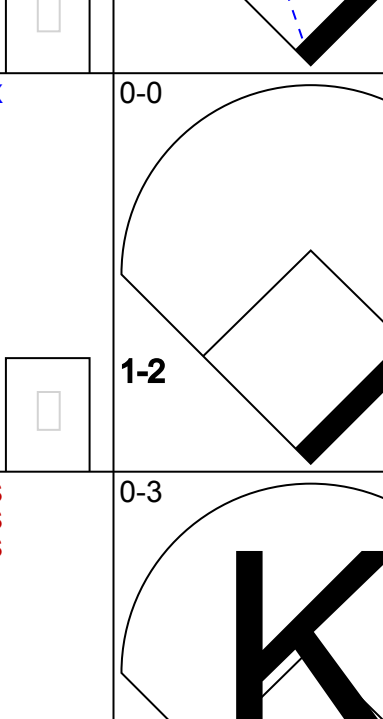
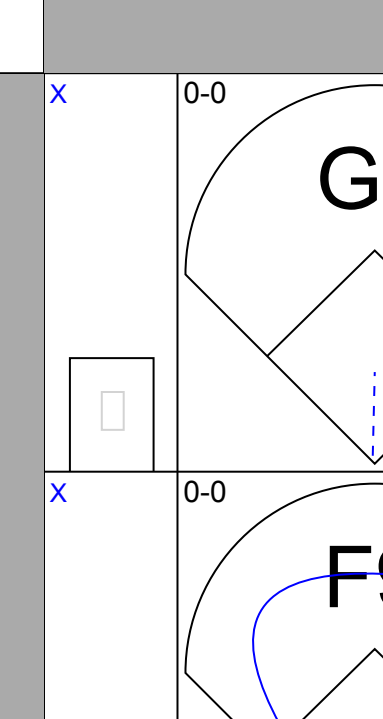
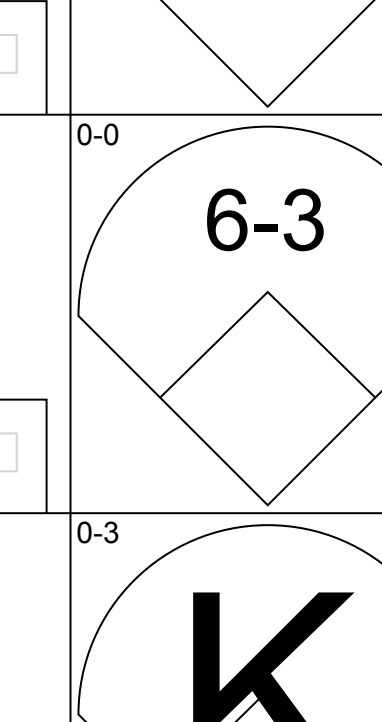
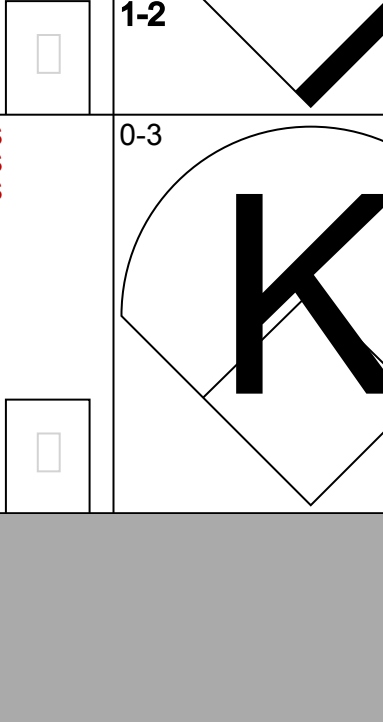
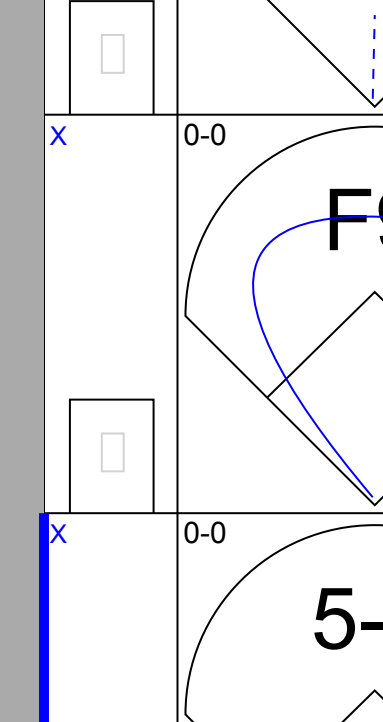
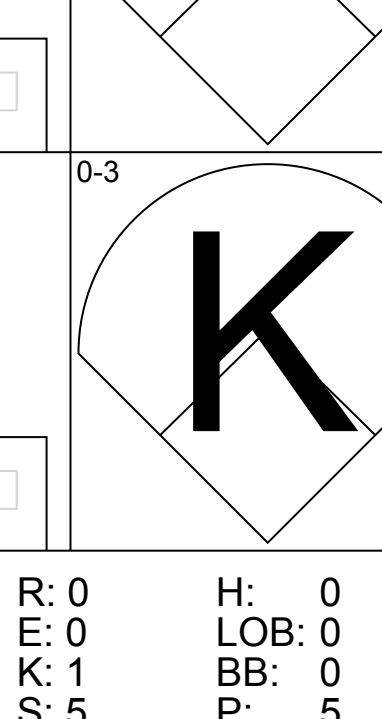
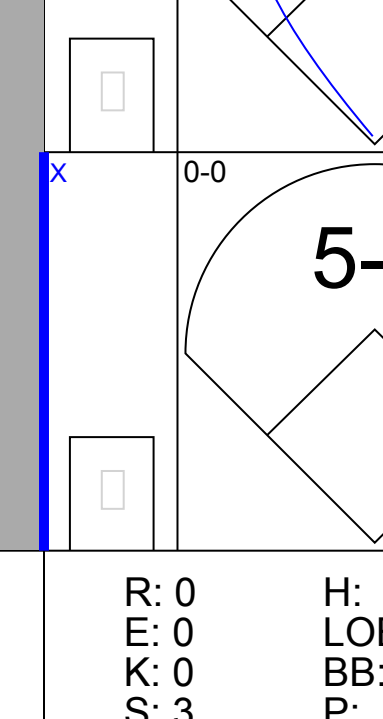
Boston Red Sox @ Detroit Tigers
Briggs Stadium, Detroit, MI
Thu Aug 25 1955, 4:38 AM EDT
Att: 19,502 - Unknown

AB 35
R 4
H 8
RBI 4
BB 5
SO 7
LOB 22




Batter	1	2	3	4	5	6	7	8	9	AB	R	H	RBI	BB	SO	LOB	TOP			
Billy Goodman, L OBP: 0.400, SLG: 0.357 (1, 3)	4-3		FC4-6 1B	6-3			FC4-6 1B	F8		5	0	2	0	0	0	3	Boston Red Sox @ Detroit Tigers Briggs Stadium, Detroit, MI Fri Aug 26 1955, 4:33 AM EDT Att: 6,405 - Unknown			
Billy Klaus, L OBP: 0.350, SLG: 0.397 (1, 6)	K		FC4-6 1B SF7				FC4-6 BB	F6		5	1	1	0	0	1	3				
Ted Williams, L OBP: 0.489, SLG: 0.730 (1, 7)	FC5-4 1B						SF9			4	0	2	1	0	1	1				
Jackie Jensen, R OBP: 0.368, SLG: 0.481 (1, 9)	FC5-4 1-2		SF7				3-H 4-0 BB			2	0	0	1	2	1	2				
Sammy White, R OBP: 0.318, SLG: 0.398 (1, 2)			F8				F8			4	1	1	1	1	0	4				
Eddie Joest, R OBP: 0.271, SLG: 0.287 (1, 4)			F8				F8			5	0	0	0	0	0	2				
Ted Lepcio, R OBP: 0.314, SLG: 0.424 (1, 5)							K			3	0	1	0	1	1	0				
Jim Piersall, R OBP: 0.356, SLG: 0.430 (1, 8)			K				F6			4	1	2	1	0	1	1				
George Susce, R OBP: 0.198, SLG: 0.162 (1, 1)										0	0	0	0	0	0	0				
Bill Henry, L OBP: 0.185, SLG: 0.111 (1, 1)										2	0	0	0	0	1	3				
Tom Hurd, R OBP: 0.085, SLG: 0.083 (6, 1)										0	0	0	0	0	0	0				
Karl Olson, R OBP: 0.251, SLG: 0.204 (7, PH)										1	1	1	0	0	0	0				
Dick Brodowski, R OBP: 0.109, SLG: 0.090 (7, 1)										1	0	1	0	0	0	0				
Ellis Kinder, R OBP: 0.200, SLG: 0.222 (8, 1)							FC4-6 1B SF9			0	0	0	0	0	0	0				
Inning Stats	R: 0 E: 0 K: 1 S: 6	H: 1 LOB: 1 BB: 0 P: 6	R: 1 E: 0 K: 1 S: 7	H: 2 LOB: 1 BB: 0 P: 7	R: 1 E: 0 K: 0 S: 5	H: 2 LOB: 1 BB: 0 P: 5	R: 0 E: 0 K: 1 S: 6	H: 1 LOB: 2 BB: 1 P: 10	R: 0 E: 0 K: 1 S: 5	H: 0 LOB: 0 BB: 0 P: 5	R: 1 E: 0 K: 0 S: 5	H: 2 LOB: 2 BB: 1 P: 9	R: 1 E: 0 K: 0 S: 5	H: 2 LOB: 1 BB: 0 P: 5	R: 0 E: 0 K: 1 S: 5	H: 0 LOB: 2 BB: 2 P: 13	1B: 8 2B: 1 3B: 0 HR: 2	SF: 2 SAC: 0 DP: 0 HBP: 0	WP: 0 PB: 0 SB: 0 CS: 0	PA: 42
PITCHER	IP WLS BF H R ER SO BB IBB HBP BLK WP HR S P ERA WHIP	9.0 W 42 11 4 4 6 4 0 0 0 0 2 50 66 4.00 1.667															AB R H RBI BB SO LOB	36 4 11 4 4 6 19		

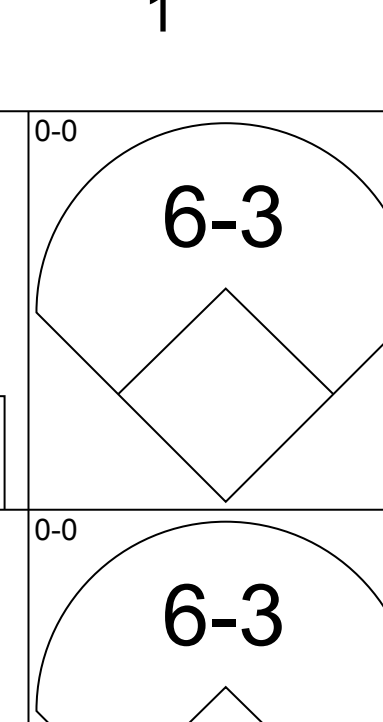
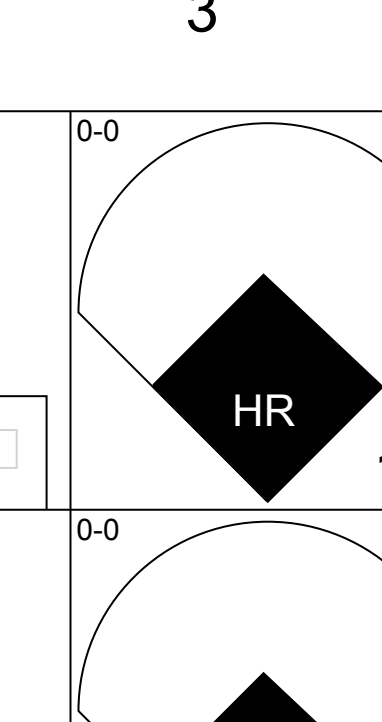
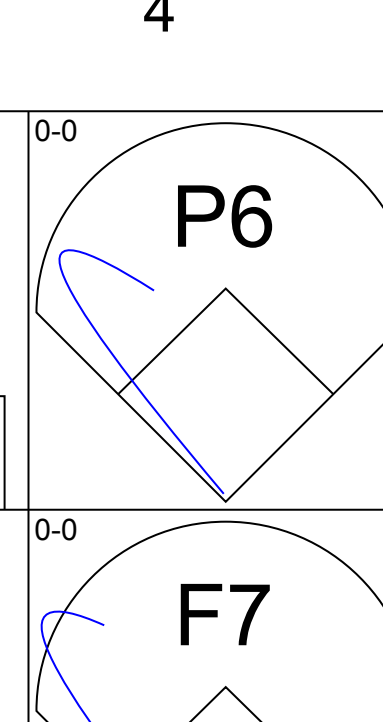
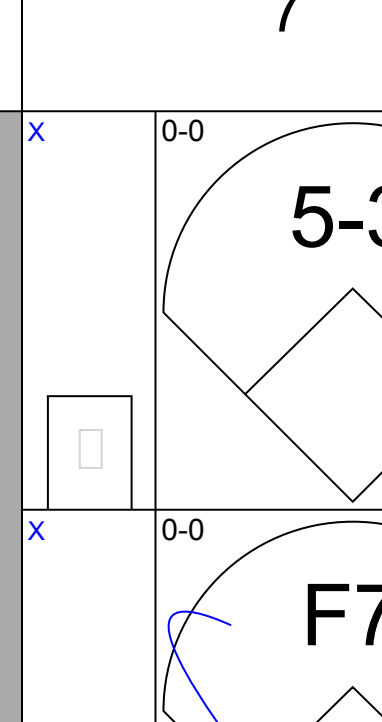
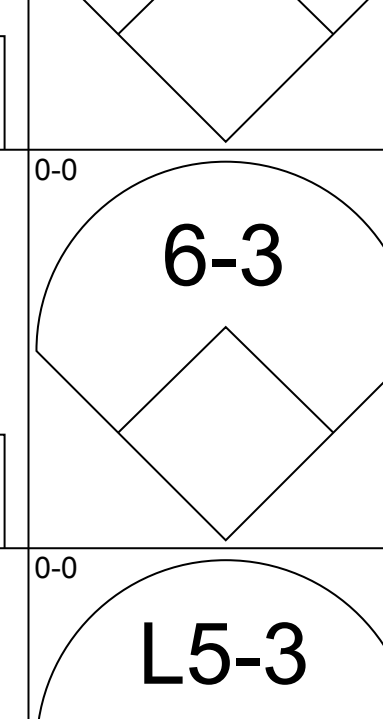
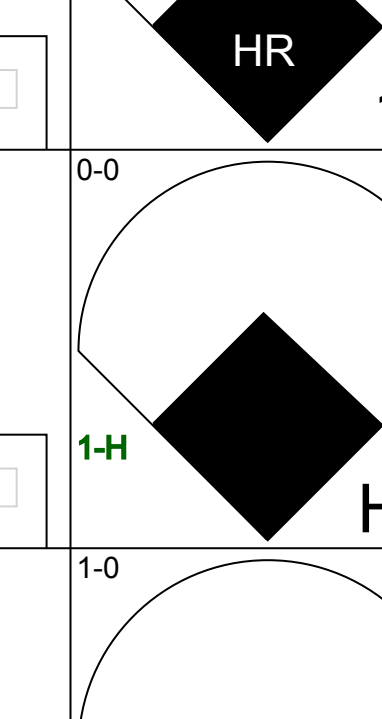
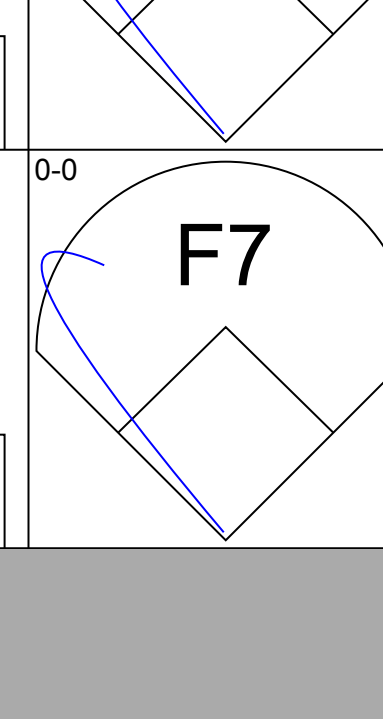
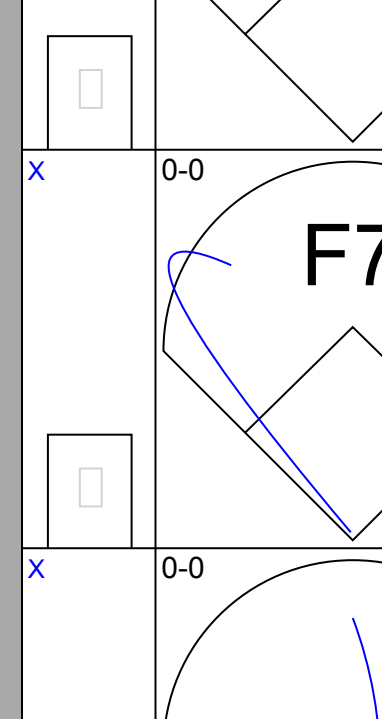
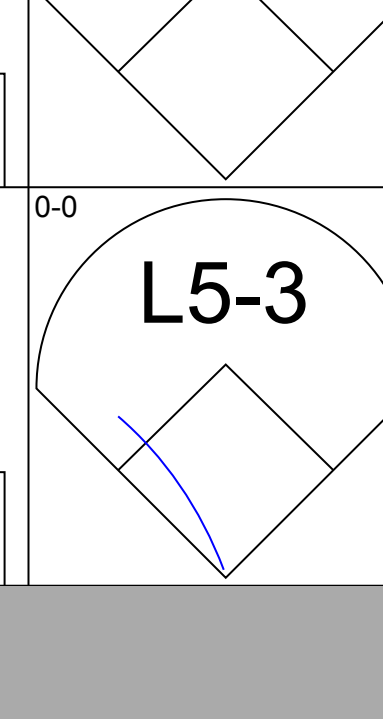
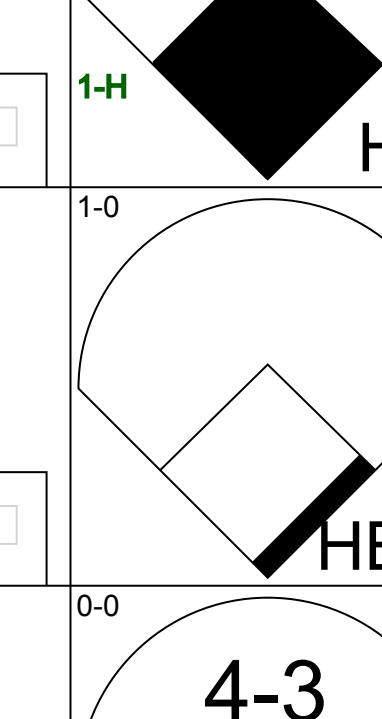
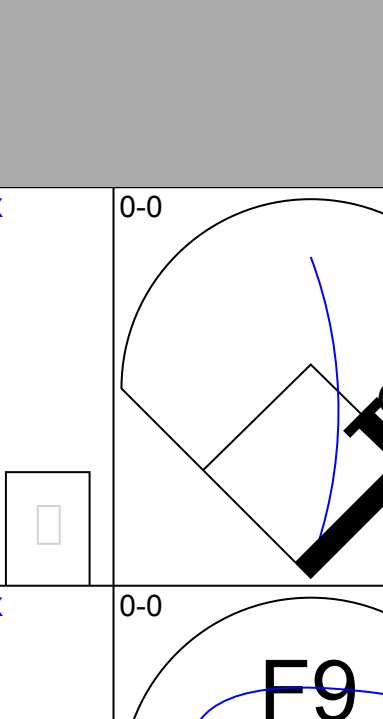
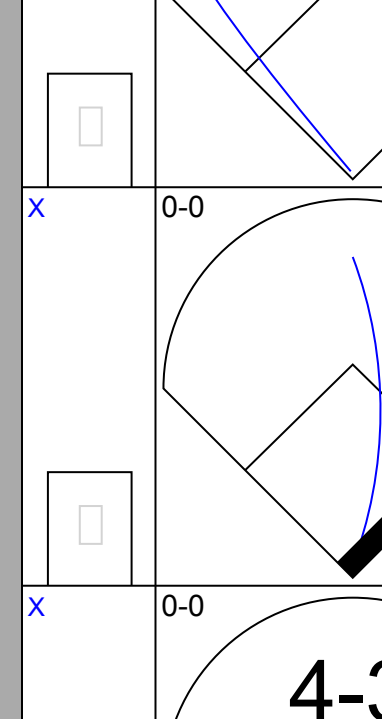
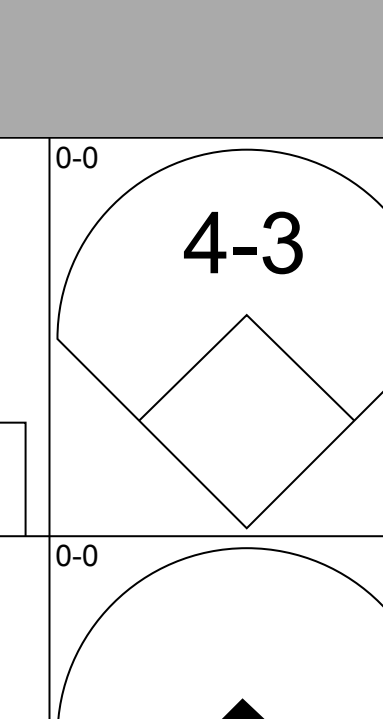
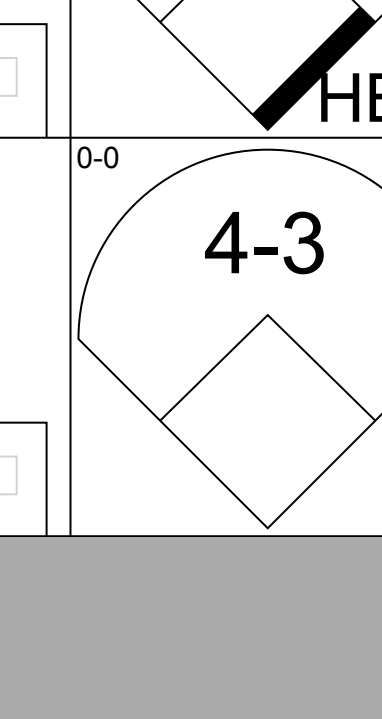
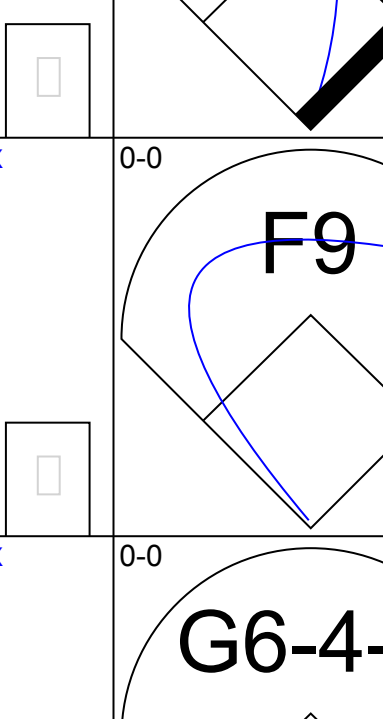
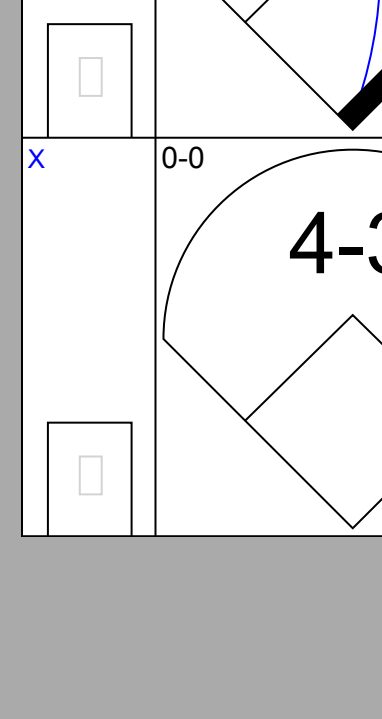
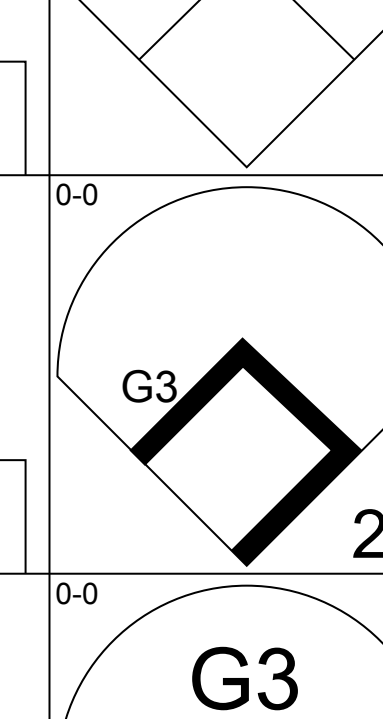
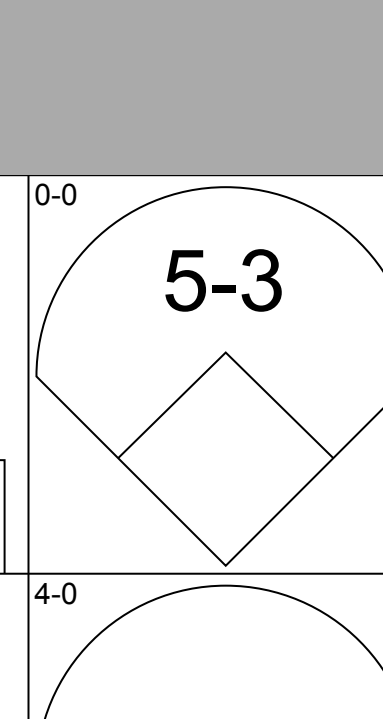
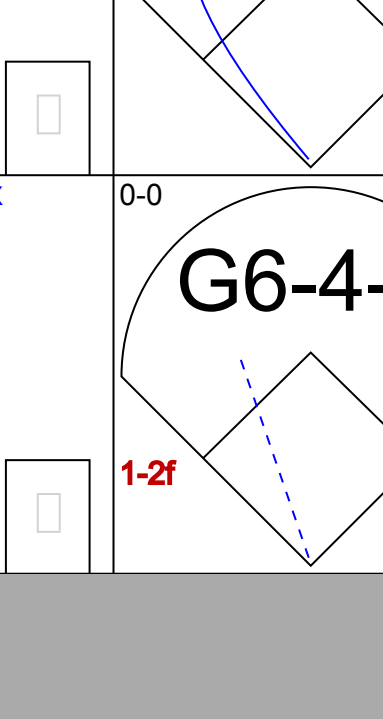
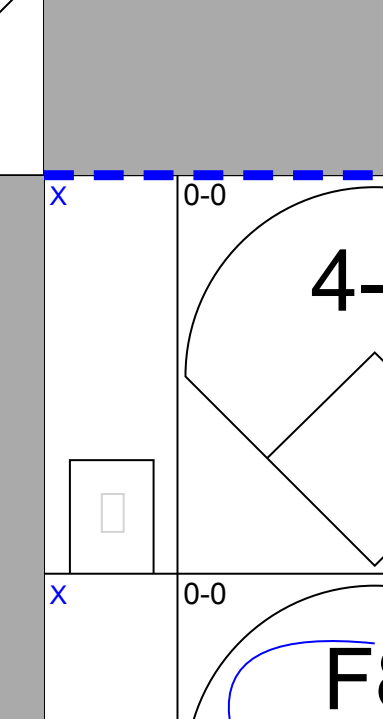
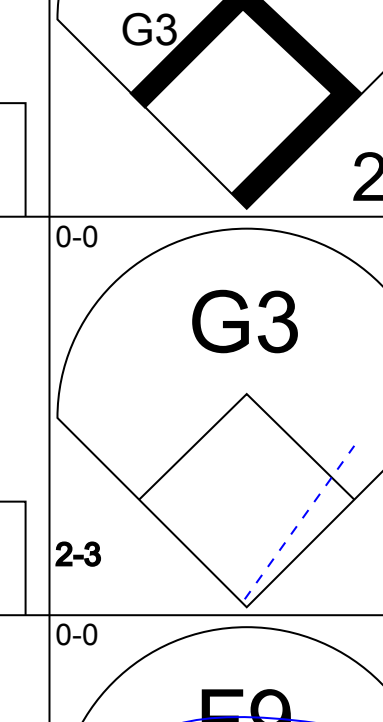
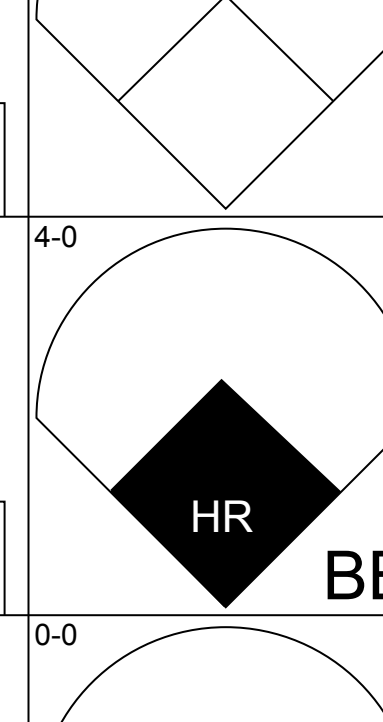
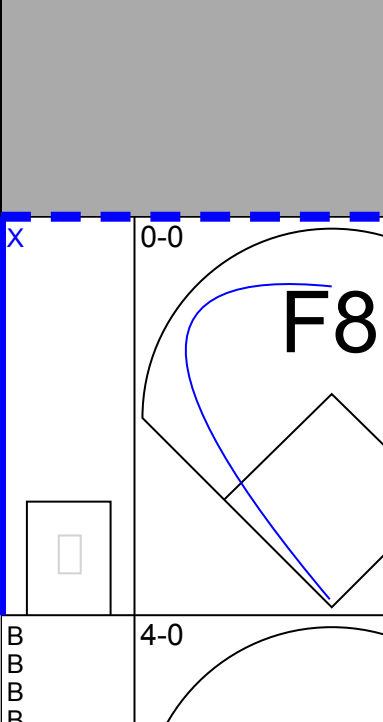
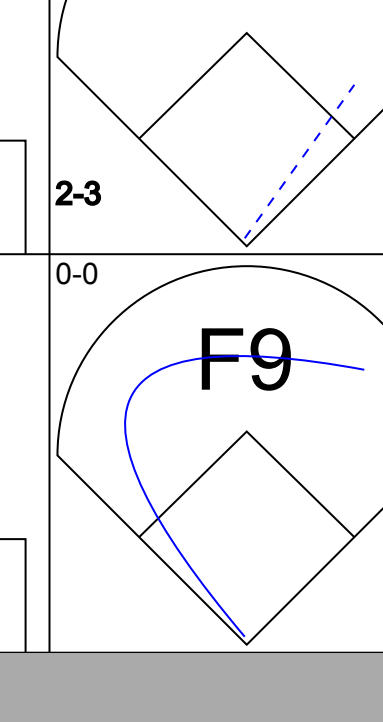
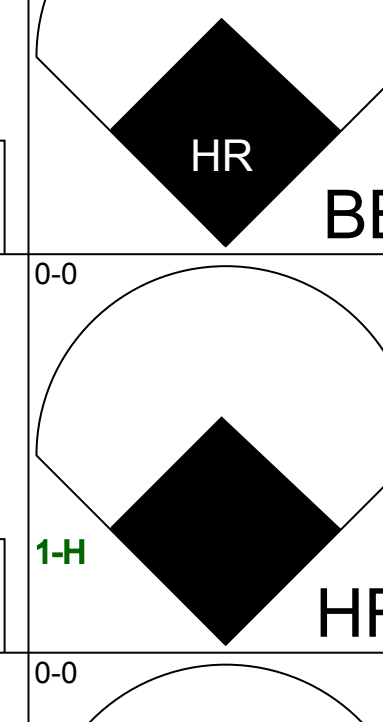
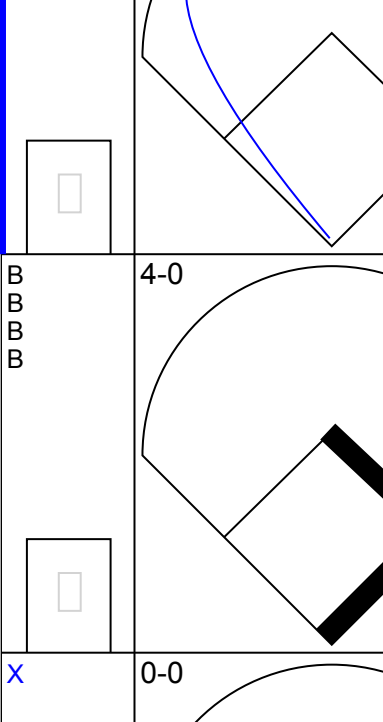

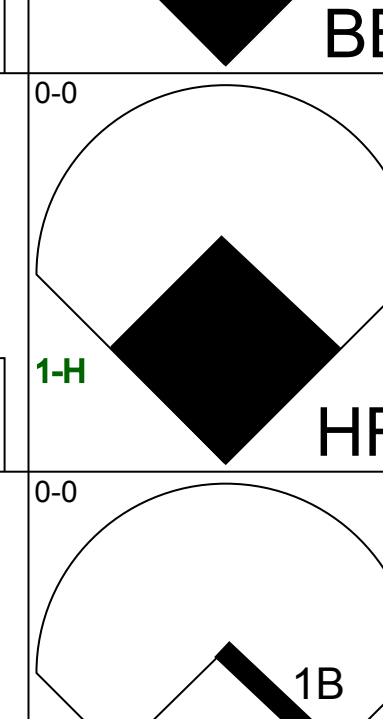
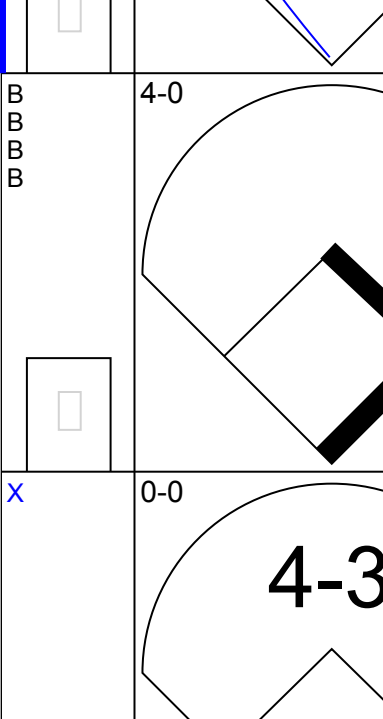
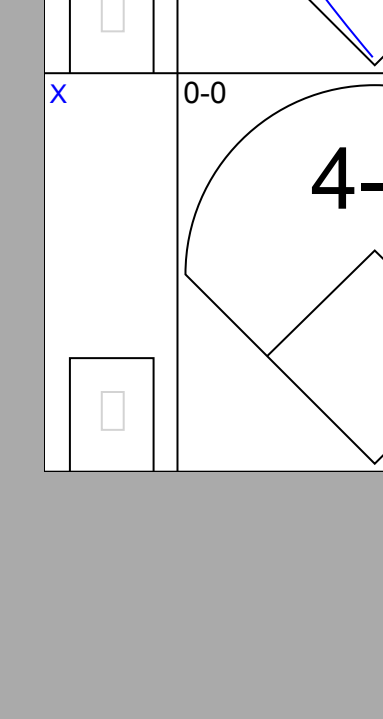
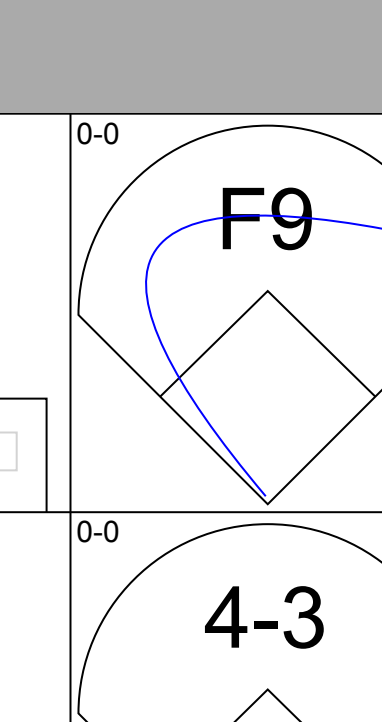
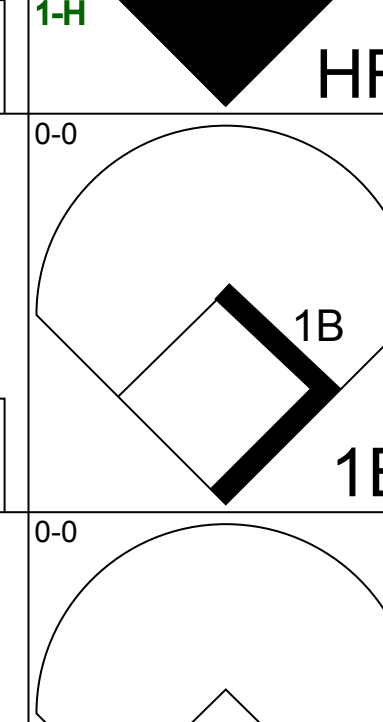
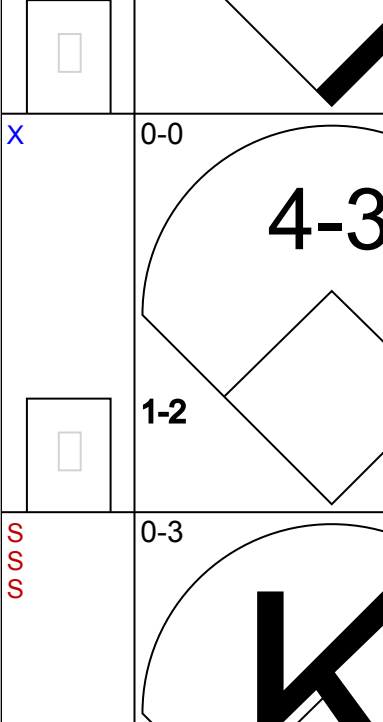
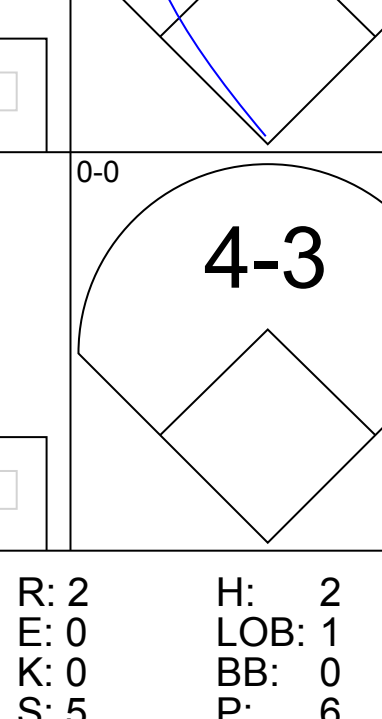
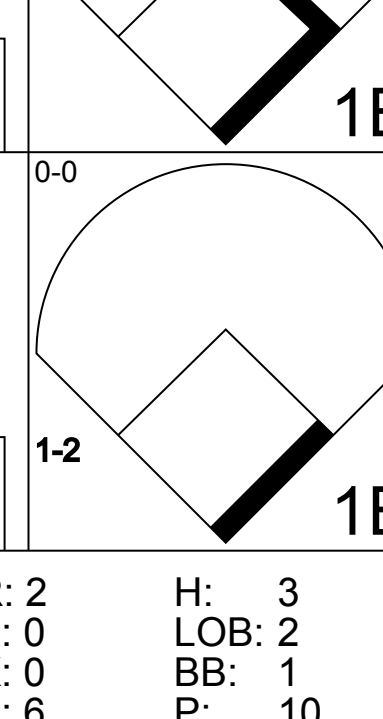
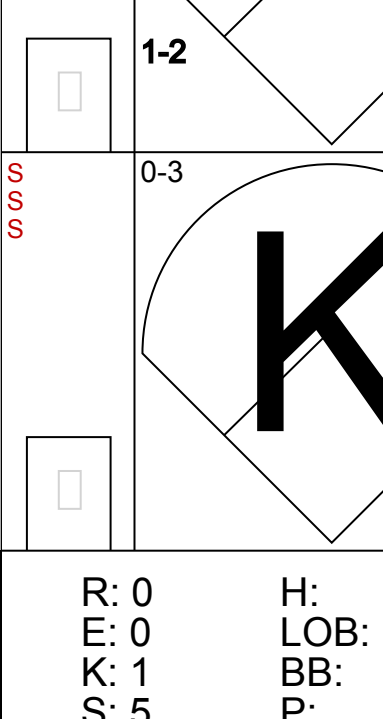
Batter	1	2	3	4	5	6	7	8	9	AB	R	H	RBI	BB	SO	LOB	BOTTOM			
Harvey Kuenn, R OBP: 0.344, SLG: 0.414 (1, 6)	4-3			4-3			K			5	0	1	1	0	2	1	Boston Red Sox @ Detroit Tigers Briggs Stadium, Detroit, MI Fri Aug 26 1955, 4:33 AM EDT Att: 6,405 - Unknown			
Bill Tuttle, R OBP: 0.350, SLG: 0.392 (1, 8)							F9			4	2	3	2	1	0	2				
Al Kaline, R OBP: 0.433, SLG: 0.569 (1, 9)	F2						L6			3	0	0	0	2	0	1				
Earl Torgeson, L OBP: 0.396, SLG: 0.403 (1, 3)							L1-3			3	1	2	1	2	0	2				
Ray Boone, R OBP: 0.353, SLG: 0.483 (1, 5)							SH1-3			4	0	1	1	0	0	4				
Jim Delsing, L OBP: 0.333, SLG: 0.391 (1, 7)							SH1-3			3	1	1	0	2	0	2				
Bubba Phillips, R OBP: 0.317, SLG: 0.326 (9, 7)							BB			0	0	0	0	0	0	0				
Frank House, L OBP: 0.315, SLG: 0.434 (1, 2)							BB			3	0	0	0	1	0	4				
Fred Hatfield, L OBP: 0.339, SLG: 0.352 (1, 4)							BB			4	0	0	0	0	1	4				
Billy Hoelt, L OBP: 0.275, SLG: 0.186 (1, 1)										4	1	2	0	0	1	0				
Inning Stats	R: 2 E: 0 K: 0 S: 6	H: 3 LOB: 3 BB: 2 P: 14	R: 0 E: 0 K: 2 S: 8	H: 1 LOB: 2 BB: 1 P: 12	R: 0 E: 0 K: 0 S: 3	H: 0 LOB: 0 BB: 0 P: 3	R: 2 E: 0 K: 0 S: 6	H: 3 LOB: 2 BB: 1 P: 10	R: 1 E: 0 K: 1 S: 8	H: 3 LOB: 2 BB: 0 P: 8	R: 0 E: 1 K: 0 S: 3	H: 0 LOB: 2 BB: 2 P: 11	R: 0 E: 0 K: 1 S: 5	H: 0 LOB: 0 BB: 0 P: 5	R: 0 E: 0 K: 0 S: 3	H: 0 LOB: 2 BB: 2 P: 11	1B: 6 2B: 3 3B: 0 HR: 1	SF: 0 SAC: 1 DP: 1 HBP: 0	WP: 0 PB: 0 SB: 0 CS: 0	PA: 42
PITCHER	IP WLS BF H R ER SO BB IBB HBP BLK WP HR S P ERA WHIP	0.2 L 24 7 3 3 3 1 2 0 0 0 0 27 39 6.23 1.846															AB R H RBI BB SO LOB	33 5 10 5 8 4 20		

Batter	1	2	3	4	5	6	7	8	9	AB	R	H	RBI	BB	SO	LOB	TOP					
Eddie Yost, R OBP: 0.394, SLG: 0.367 (1, 5)										4	0	0	0	0	1	1						
Jerry Snyder, R OBP: 0.282, SLG: 0.296 (1, 4)										3	0	1	0	1	0	0						
Mickey Vernon, L OBP: 0.363, SLG: 0.436 (1, 3)										4	0	0	0	0	1	3						
Roy Sievers, R OBP: 0.371, SLG: 0.490 (1, 7)										3	0	0	0	0	1	0						
Carlos Paula, R OBP: 0.351, SLG: 0.492 (1, 9)										3	0	1	0	0	0	0						
Ed Fitz Gerald, R OBP: 0.324, SLG: 0.327 (1, 2)										3	0	0	0	0	0	1						
Tom Umphlett, R OBP: 0.266, SLG: 0.265 (1, 8)										3	0	1	0	0	0	0						
Jose Valdivielso, R OBP: 0.267, SLG: 0.342 (1, 6)										3	0	0	0	0	1	2						
Pedro Ramos, S OBP: 0.152, SLG: 0.097 (6, PH)										1	0	0	0	0	1	0						
Hamon Kilbrew, R OBP: 0.233, SLG: 0.313 (6, PH)										1	0	1	0	0	0	0						
Dean Stone, L OBP: 0.140, SLG: 0.051 (6, PH)										0	0	0	0	0	0	0						
Jerry Schoonmaker, R OBP: 0.205, SLG: 0.288 (8, PH)										1	0	0	0	0	0	0						
Camilo Pascual, R OBP: 0.214, SLG: 0.214 (8, PH)										0	0	0	0	0	0	0						
Inning Stats	R: 0 E: 0 K: 1 S: 5	H: 0 LOB: 0 BB: 0 P: 5	R: 0 E: 0 K: 0 S: 3	H: 0 LOB: 0 BB: 0 P: 3	R: 0 E: 0 K: 1 S: 5	H: 0 LOB: 0 BB: 0 P: 5	R: 0 E: 0 K: 0 S: 2	H: 0 LOB: 0 BB: 1 P: 6	R: 0 E: 0 K: 2 S: 9	H: 2 LOB: 2 BB: 0 P: 9	R: 0 E: 1 K: 1 S: 6	H: 1 LOB: 1 BB: 0 P: 6	R: 0 E: 0 K: 0 S: 3	H: 0 LOB: 0 BB: 0 P: 3	R: 0 E: 0 K: 0 S: 3	H: 0 LOB: 0 BB: 0 P: 3	R: 0 E: 0 K: 0 S: 3	H: 1 LOB: 0 BB: 0 P: 3	1B: 4 2B: 1 3B: 0 HR: 0	SF: 0 SAC: 0 DP: 3 HBP: 0	WP: 0 PB: 0 CS: 0	PA: 30
PITCHER Billy Hoelt, L ERA: 3.21 (1, 1)	IP: 9.0 WLS: W BF: 30 H: 4 R: 0 ER: 0 SO: 5 BB: 1 IBB: 0 HBP: 0 BLK: 0 WP: 0 HR: 0 S: 39 P: 43 ERA: 0.00 WHIP: 0.556															PITCHER						

Washington Senators @ Detroit Tigers
Briggs Stadium, Detroit, MI
Tue Aug 30 1955, 4:33 AM EDT
Att: 20,097 - Unknown

AB	29
R	0
H	4
RBI	0
BB	1
SO	5
LOB	7



Batter	1	2	3	4	5	6	7	8	9	AB	R	H	RBI	BB	SO	LOB	BOTTOM					
Harvey Kuenn, R OBP: 0.339, SLG: 0.405 (1, 6)										4	1	1	0	0	0	2						
Bill Tuttle, R OBP: 0.352, SLG: 0.405 (1, 8)										4	1	1	2	0	0	2						
Al Kaline, R OBP: 0.431, SLG: 0.564 (1, 9)										3	0	2	0	0	0	0						
Earl Torgeson, L OBP: 0.389, SLG: 0.393 (1, 3)										4	0	0	0	0	0	3						
Ray Boone, R OBP: 0.347, SLG: 0.473 (1, 5)										4	0	1	0	0	0	1						
Jim Delsing, L OBP: 0.330, SLG: 0.383 (1, 7)										1	1	0	0	1	0	1						
Bubba Phillips, R OBP: 0.304, SLG: 0.331 (6, PH) (7, 7)										2	0	0	0	0	0	0						
Frank House, L OBP: 0.316, SLG: 0.437 (1, 2)										3	1	1	2	1	0	1						
Fred Hatfield, L OBP: 0.336, SLG: 0.348 (1, 4)										3	0	1	0	0	0	1						
Billy Hoelt, L OBP: 0.277, SLG: 0.192 (1, 1)										3	0	1	0	0	1	1						
Inning Stats	R: 0 E: 0 K: 0 S: 3	H: 0 LOB: 0 BB: 0 P: 3	R: 0 E: 0 K: 0 S: 4	H: 1 LOB: 1 BB: 0 P: 4	R: 2 E: 0 K: 0 S: 5	H: 2 LOB: 1 BB: 0 P: 6	R: 2 E: 0 K: 0 S: 6	H: 3 LOB: 2 BB: 1 P: 10	R: 0 E: 0 K: 0 S: 3	H: 1 LOB: 0 BB: 0 P: 3	R: 0 E: 0 K: 1 S: 5	H: 0 LOB: 1 BB: 1 P: 9	R: 0 E: 0 K: 0 S: 4	H: 1 LOB: 1 BB: 0 P: 4	R: 0 E: 0 K: 0 S: 3	H: 0 LOB: 0 BB: 0 P: 3	R: 0 E: 0 K: 0 S: 3	H: 0 LOB: 0 BB: 0 P: 3	1B: 5 2B: 1 3B: 0 HR: 2	SF: 0 SAC: 0 DP: 1 HBP: 1	WP: 0 PB: 0 CS: 0	PA: 34
PITCHER Pedro Ramos, R ERA: 3.25 (1, 1)	IP: 5.0 WLS: L BF: 23 H: 7 R: 4 ER: 4 SO: 0 BB: 1 IBB: 0 HBP: 1 BLK: 0 WP: 0 HR: 2 S: 21 P: 26 ERA: 7.20 WHIP: 1.600															PITCHER						
Dean Stone, L ERA: 4.09 (6, 1)	IP: 2.0 WLS: 8 BF: 1 H: 0 R: 0 ER: 0 SO: 1 BB: 1 IBB: 0 HBP: 0 BLK: 0 WP: 0 HR: 0 S: 9 P: 13 ERA: 0.00 WHIP: 1.000																					
Camilo Pascual, R ERA: 5.78 (8, 1)	IP: 1.0 WLS: 3 BF: 0 H: 0 R: 0 ER: 0 SO: 0 BB: 0 IBB: 0 HBP: 0 BLK: 0 WP: 0 HR: 0 S: 3 P: 3 ERA: 0.00 WHIP: 0.000																					

Washington Senators @ Detroit Tigers
Briggs Stadium, Detroit, MI
Tue Aug 30 1955, 4:33 AM EDT
Att: 20,097 - Unknown

AB	31
R	4
H	8
RBI	4
BB	2
SO	1
LOB	12



Batter	1	2	3	4	5	6	7	8	9	AB	R	H	RBI	BB	SO	LOB	TOP										
Eddie Yost, R OBP: 0.390, SLG: 0.361 (1, 5)	0-0 5-3		0-0 5-3		0-0 L9		0-0 1-3			4	0	0	0	0	0	2	Washington Senators @ Detroit Tigers Briggs Stadium, Detroit, MI Wed Aug 31 1955, 4:33 AM EDT Att. 4,566 - Unknown										
Pete Runnels, L OBP: 0.355, SLG: 0.340 (1, 4)	0-0 4-3		0-0 4-3		0-0 1B		0-0 1B			4	0	2	1	0	0	1											
Mickey Vernon, L OBP: 0.365, SLG: 0.439 (1, 3)	0-0 1B 2B		0-0 2B 1B		0-0 G3			0-0 3-1		4	2	2	1	0	0	1											
Roy Sievers, R OBP: 0.374, SLG: 0.494 (1, 7)	0-0 1B		0-0 2B			4-0 CS 1B BB		0-0 5-3		3	0	2	2	1	0	0											
Carlos Paula, R OBP: 0.349, SLG: 0.489 (1, 9)	0-0 F3		0-0 F8			0-0 1-2 1B		0-0 6-3		4	0	1	0	0	0	2											
Clint Courtney, L OBP: 0.369, SLG: 0.426 (1, 2)		0-0 L4		0-0 4-3		0-0 F3			0-0 F5	4	0	0	0	0	0	2											
Tom Umphlett, R OBP: 0.263, SLG: 0.261 (1, 8)		0-0 L8		0-0 5-3		0-0 F6			0-0 F2	4	0	0	0	0	0	2											
Jose Valdivielso, R OBP: 0.268, SLG: 0.342 (1, 6)		0-3 K		0-0 L3		0-0 CS	0-0 SH1-4 1B		0-0 F7	3	1	1	0	0	1	0											
Johnny Schmitz, R OBP: 0.176, SLG: 0.235 (1, 1)			0-0 4-3 1B 2B		0-0 1-3		0-0 SH1-4			2	1	1	0	0	0	0											
Ted Abernathy, R OBP: 0.143, SLG: 0.143 (7, 1)										0	0	0	0	0	0	0											
Inning Stats	R: 1 E: 0 K: 0 S: 5	H: 2 LOB: 1 BB: 0 P: 5	R: 0 E: 0 K: 1 S: 5	H: 0 LOB: 0 BB: 0 P: 5	R: 2 E: 0 K: 0 S: 6	H: 3 LOB: 1 BB: 0 P: 6	R: 0 E: 0 K: 0 S: 3	H: 0 LOB: 0 BB: 0 P: 3	R: 0 E: 0 K: 0 S: 4	H: 1 LOB: 1 BB: 0 P: 4	R: 0 E: 0 K: 0 S: 3	H: 1 LOB: 1 BB: 0 P: 7	R: 1 E: 0 K: 0 S: 4	H: 2 LOB: 0 BB: 0 P: 4	R: 0 E: 0 K: 0 S: 3	H: 0 LOB: 0 BB: 0 P: 3	R: 0 E: 0 K: 0 S: 3	H: 0 LOB: 0 BB: 0 P: 3	1B: 6 2B: 3 3B: 0 HR: 0	SF: 0 SAC: 1 DP: 0 HBP: 0	WP: 0 PB: 0 SB: 0 CS: 1	PA: 36					
PITCHER	IP	WLS	BF	H	R	ER	SO	BB	IBB	HBP	BLK	WP	HR	S	P	ERA	WHIP										
Frank Lary, R ERA: 3.34 (1, 1)	7.0	W	29	9	4	4	1	1	0	0	0	0	0	30	34	5.14	1.429										
Jim Bunning, R ERA: 5.66 (8, 1)	2.0	S	6	0	0	0	0	0	0	0	0	0	0	6	6	0.00	0.000										

Batter	1	2	3	4	5	6	7	8	9	AB	R	H	RBI	BB	SO	LOB	BOTTOM										
Harvey Kuenn, R OBP: 0.342, SLG: 0.412 (1, 6)	1-0 E SF8 HBP		0-0 6-3		0-0 6-3 2H 2B		0-0 2B 3B			3	2	2	1	0	0	1	Washington Senators @ Detroit Tigers Briggs Stadium, Detroit, MI Wed Aug 31 1955, 4:33 AM EDT Att. 4,566 - Unknown										
Bill Tuttle, R OBP: 0.353, SLG: 0.408 (1, 8)	0-0 F8		0-0 1B		0-0 6-3		0-0 E HR 2B			4	1	2	2	0	0	2											
Al Kaline, R OBP: 0.429, SLG: 0.560 (1, 9)	0-0 SF8		0-0 L1-3		0-0 L8		0-0 FC5 HR			3	1	0	1	0	0	3											
Jack Phillips, R OBP: 0.356, SLG: 0.430 (1, 3)	0-0 4-3			4-0 BB		0-0 5-3	0-0 1H 3H HR			2	0	0	0	1	0	0											
Earl Torgeson, L OBP: 0.390, SLG: 0.403 (7, PH)						0-0 5-3		0-0 HR		1	1	1	3	0	0	0											
Ray Boone, R OBP: 0.345, SLG: 0.468 (1, 5)		0-0 G3		0-0 F8		0-0 F7	0-3 K			4	0	0	0	0	1	1											
Bubba Phillips, R OBP: 0.303, SLG: 0.329 (1, 7)		0-3 K		0-0 L7		0-0 1B		0-3 K		4	0	1	0	0	2	1											
Frank House, L OBP: 0.315, SLG: 0.434 (1, 2)		0-0 4-3		0-3 K		0-0 G3		0-0 4-3 1B		4	0	1	0	0	1	2											
Harry Malmberg, R OBP: 0.305, SLG: 0.261 (1, 4)			0-0 4-3 1B 1B		4-0 SH1-4 2B BB		0-0 5-3	0-0 4-3		3	2	1	0	1	0	1											
Frank Lary, R OBP: 0.247, SLG: 0.232 (1, 1)			0-0 4-3		0-0 SH1-4		0-0 L8	0-3 K		1	0	0	0	0	0	1											
Reno Bertoia, R OBP: 0.255, SLG: 0.311 (7, PH)										1	0	0	0	0	0	0											
Jim Bunning, R OBP: 0.154, SLG: 0.154 (8, 1)										1	0	0	0	0	1	1											
Inning Stats	R: 1 E: 0 K: 0 S: 3	H: 0 LOB: 0 BB: 0 P: 4	R: 0 E: 0 K: 1 S: 5	H: 0 LOB: 0 BB: 0 P: 5	R: 1 E: 0 K: 0 S: 5	H: 2 LOB: 1 BB: 0 P: 5	R: 0 E: 0 K: 1 S: 5	H: 0 LOB: 1 BB: 1 P: 9	R: 0 E: 0 K: 0 S: 4	H: 1 LOB: 1 BB: 1 P: 8	R: 0 E: 0 K: 0 S: 4	H: 1 LOB: 1 BB: 0 P: 4	R: 4 E: 1 K: 1 S: 9	H: 3 LOB: 0 BB: 0 P: 9	R: 0 E: 0 K: 2 S: 8	H: 1 LOB: 1 BB: 0 P: 8	1B: 4 2B: 2 3B: 1 HR: 1	SF: 1 SAC: 1 DP: 0 HBP: 1	WP: 0 PB: 0 SB: 1 CS: 0	PA: 36							
PITCHER	IP	WLS	BF	H	R	ER	SO	BB	IBB	HBP	BLK	WP	HR	S	P	ERA	WHIP										
Johnny Schmitz, L ERA: 3.48 (1, 1)	6.2	L	29	6	5	3	2	2	0	1	0	0	0	13	13	4.05	1.200										
Ted Abernathy, R ERA: 5.97 (7, 1)	1.1		7	2	2	0	3	0	0	0	0	0	1	13	13	0.00	1.500										

AB	33
R	4
H	9
RBI	4
BB	1
SO	1
LOB	10

AB	31
R	7
H	8
RBI	7
BB	2
SO	5
LOB	13



Batter	1	2	3	4	5	6	7	8	9	AB	R	H	RBI	BB	SO	LOB	TOP								
Harvey Kuenn, R OBP: 0.344, SLG: 0.414 (1, 6)										7	3	2	2	0	0	1	Detroit Tigers @ Kansas City Athletics Municipal Stadium, Kansas City, MO Sun Sep 04 1955, 4:33 AM EDT Att: 22,772 - Unknown								
Bill Tuttle, R OBP: 0.356, SLG: 0.404 (1, 8)										5	2	3	2	2	0	1									
Bubba Phillips, R OBP: 0.301, SLG: 0.323 (1, 9)										5	1	2	2	1	0	3									
Earl Torgeson, L OBP: 0.398, SLG: 0.408 (1, 3)										4	2	3	0	2	0	1									
Ray Boone, R OBP: 0.350, SLG: 0.475 Reno Bertola, R OBP: 0.260, SLG: 0.298 (1, 5) (5, 5)										4	1	3	5	0	0	0									
Jim Delsing, L OBP: 0.331, SLG: 0.384 Jim Small, L (1, 7) (6, 7)										5	0	1	0	0	1	5									
Frank House, L OBP: 0.322, SLG: 0.454 (1, 2)										6	2	2	1	0	0	5									
Fred Hatfield, L OBP: 0.343, SLG: 0.358 (1, 4)										5	3	2	0	1	0	0									
Ned Garver, R OBP: 0.289, SLG: 0.268 (1, 1)										4	3	2	1	1	0	1									
Inning Stats	R: 1 E: 2 K: 0 S: 7	H: 2 LOB: 3 BB: 0 P: 7	R: 2 E: 0 K: 0 S: 5	H: 2 LOB: 1 BB: 1 P: 9	R: 7 E: 0 K: 0 S: 10	H: 7 LOB: 2 BB: 2 P: 18	R: 1 E: 0 K: 0 S: 4	H: 1 LOB: 1 BB: 1 P: 8	R: 4 E: 0 K: 1 S: 8	H: 3 LOB: 0 BB: 1 P: 12	R: 0 E: 0 K: 0 S: 4	H: 2 LOB: 2 BB: 1 P: 8	R: 2 E: 0 K: 0 S: 6	H: 3 LOB: 3 BB: 2 P: 14	R: 0 E: 0 K: 0 S: 3	H: 0 LOB: 0 BB: 0 P: 3		R: 0 E: 0 K: 0 S: 3	H: 0 LOB: 0 BB: 0 P: 3	1B: 15 2B: 2 3B: 0 HR: 3	SF: 0 SAC: 1 DP: 1 HBP: 0	WP: 1 PB: 2 SB: 1 CS: 0	PA: 56		
PITCHER	IP WLS BF H R ER SO BB IBB HBP BLK WP HR S P ERA WHIP	IP WLS BF H R ER SO BB IBB HBP BLK WP HR S P ERA WHIP	IP WLS BF H R ER SO BB IBB HBP BLK WP HR S P ERA WHIP	IP WLS BF H R ER SO BB IBB HBP BLK WP HR S P ERA WHIP	IP WLS BF H R ER SO BB IBB HBP BLK WP HR S P ERA WHIP	IP WLS BF H R ER SO BB IBB HBP BLK WP HR S P ERA WHIP	IP WLS BF H R ER SO BB IBB HBP BLK WP HR S P ERA WHIP	IP WLS BF H R ER SO BB IBB HBP BLK WP HR S P ERA WHIP	IP WLS BF H R ER SO BB IBB HBP BLK WP HR S P ERA WHIP	IP WLS BF H R ER SO BB IBB HBP BLK WP HR S P ERA WHIP	IP WLS BF H R ER SO BB IBB HBP BLK WP HR S P ERA WHIP	IP WLS BF H R ER SO BB IBB HBP BLK WP HR S P ERA WHIP	IP WLS BF H R ER SO BB IBB HBP BLK WP HR S P ERA WHIP	IP WLS BF H R ER SO BB IBB HBP BLK WP HR S P ERA WHIP	IP WLS BF H R ER SO BB IBB HBP BLK WP HR S P ERA WHIP	IP WLS BF H R ER SO BB IBB HBP BLK WP HR S P ERA WHIP	IP WLS BF H R ER SO BB IBB HBP BLK WP HR S P ERA WHIP	IP WLS BF H R ER SO BB IBB HBP BLK WP HR S P ERA WHIP	IP WLS BF H R ER SO BB IBB HBP BLK WP HR S P ERA WHIP	IP WLS BF H R ER SO BB IBB HBP BLK WP HR S P ERA WHIP	IP WLS BF H R ER SO BB IBB HBP BLK WP HR S P ERA WHIP	IP WLS BF H R ER SO BB IBB HBP BLK WP HR S P ERA WHIP	IP WLS BF H R ER SO BB IBB HBP BLK WP HR S P ERA WHIP	IP WLS BF H R ER SO BB IBB HBP BLK WP HR S P ERA WHIP	IP WLS BF H R ER SO BB IBB HBP BLK WP HR S P ERA WHIP

AB	47
R	17
H	20
RBI	13
BB	8
SO	1
LOB	20



Batter	1	2	3	4	5	6	7	8	9	AB	R	H	RBI	BB	SO	LOB	BOTTOM								
Vic Power, R OBP: 0.342, SLG: 0.506 (1, 3)										4	0	1	1	0	0	2	Detroit Tigers @ Kansas City Athletics Municipal Stadium, Kansas City, MO Sun Sep 04 1955, 4:33 AM EDT Att: 22,772 - Unknown								
Harry Simpson, L OBP: 0.374, SLG: 0.456 (1, 8)										4	0	0	0	0	0	2									
Enos Slaughter, L OBP: 0.397, SLG: 0.442 (1, 9)										4	0	1	0	0	0	0									
Eimer Valo, L OBP: 0.461, SLG: 0.490 (1, 7)										4	0	1	0	0	0	1									
Hector Lopez, R OBP: 0.327, SLG: 0.414 (1, 5)										4	0	0	0	0	2	3									
Jim Finigan, R OBP: 0.334, SLG: 0.400 Clete Boyer, R OBP: 0.298, SLG: 0.304 (1, 4) (7, FR) (8, 4)										3	0	2	0	0	0	0									
Jerry Schypinski, L OBP: 0.167, SLG: 0.250 (1, 6)										4	0	0	0	0	0	3									
Joe Astroth, R OBP: 0.351, SLG: 0.307 (1, 2)										3	1	1	0	1	0	1									
Vic Raschi, R OBP: 0.219, SLG: 0.226 Walt Craddock, R (3, 1) Mike Kume, R OBP: 0.200, SLG: 0.200 Bill Harrington, R OBP: 0.214, SLG: 0.154 (1, 1) (3, 1) (5, 1) (7, 1)										0	0	0	0	0	0	0									
Inning Stats	R: 0 E: 0 K: 0 S: 3	H: 0 LOB: 0 BB: 0 P: 3	R: 0 E: 0 K: 1 S: 6	H: 1 LOB: 1 BB: 0 P: 6	R: 0 E: 0 K: 1 S: 5	H: 0 LOB: 0 BB: 0 P: 5	R: 0 E: 0 K: 1 S: 6	H: 1 LOB: 1 BB: 0 P: 6	R: 1 E: 0 K: 0 S: 5	H: 2 LOB: 2 BB: 1 P: 9	R: 0 E: 1 K: 0 S: 3	H: 0 LOB: 0 BB: 0 P: 3	R: 0 E: 0 K: 0 S: 5	H: 2 LOB: 2 BB: 0 P: 5	R: 0 E: 0 K: 0 S: 4	H: 1 LOB: 1 BB: 0 P: 4		R: 0 E: 0 K: 0 S: 3	H: 1 LOB: 0 BB: 0 P: 3	1B: 8 2B: 0 3B: 0 HR: 0	SF: 0 SAC: 0 DP: 2 HBP: 0	WP: 0 PB: 0 SB: 0 CS: 0	PA: 35		
PITCHER	IP WLS BF H R ER SO BB IBB HBP BLK WP HR S P ERA WHIP	IP WLS BF H R ER SO BB IBB HBP BLK WP HR S P ERA WHIP	IP WLS BF H R ER SO BB IBB HBP BLK WP HR S P ERA WHIP	IP WLS BF H R ER SO BB IBB HBP BLK WP HR S P ERA WHIP	IP WLS BF H R ER SO BB IBB HBP BLK WP HR S P ERA WHIP	IP WLS BF H R ER SO BB IBB HBP BLK WP HR S P ERA WHIP	IP WLS BF H R ER SO BB IBB HBP BLK WP HR S P ERA WHIP	IP WLS BF H R ER SO BB IBB HBP BLK WP HR S P ERA WHIP	IP WLS BF H R ER SO BB IBB HBP BLK WP HR S P ERA WHIP	IP WLS BF H R ER SO BB IBB HBP BLK WP HR S P ERA WHIP	IP WLS BF H R ER SO BB IBB HBP BLK WP HR S P ERA WHIP	IP WLS BF H R ER SO BB IBB HBP BLK WP HR S P ERA WHIP	IP WLS BF H R ER SO BB IBB HBP BLK WP HR S P ERA WHIP	IP WLS BF H R ER SO BB IBB HBP BLK WP HR S P ERA WHIP	IP WLS BF H R ER SO BB IBB HBP BLK WP HR S P ERA WHIP	IP WLS BF H R ER SO BB IBB HBP BLK WP HR S P ERA WHIP	IP WLS BF H R ER SO BB IBB HBP BLK WP HR S P ERA WHIP	IP WLS BF H R ER SO BB IBB HBP BLK WP HR S P ERA WHIP	IP WLS BF H R ER SO BB IBB HBP BLK WP HR S P ERA WHIP	IP WLS BF H R ER SO BB IBB HBP BLK WP HR S P ERA WHIP	IP WLS BF H R ER SO BB IBB HBP BLK WP HR S P ERA WHIP	IP WLS BF H R ER SO BB IBB HBP BLK WP HR S P ERA WHIP	IP WLS BF H R ER SO BB IBB HBP BLK WP HR S P ERA WHIP	IP WLS BF H R ER SO BB IBB HBP BLK WP HR S P ERA WHIP	IP WLS BF H R ER SO BB IBB HBP BLK WP HR S P ERA WHIP

AB	34
R	1
H	8
RBI	1
BB	1
SO	3
LOB	14




Batter	1	2	3	4	5	6	7	8	9	AB	R	H	RBI	BB	SO	LOB	TOP	
Jim Busby, R OBP: 0.287, SLG: 0.342 (1, 8)	0-3 K			0-0 2B 4-3 1B	0-0 G3		0-0 F2		0-0 6-3	5	1	1	0	0	1	1	Chicago White Sox @ Detroit Tigers Briggs Stadium, Detroit, MI Mon Sep 05 1955, 4:33 AM EDT Unknown livebaseballscorecards.com	
Nelle Fox, L OBP: 0.354, SLG: 0.395 (1, 4)	0-0 L9			0-0 4-3 2B	1-0 HBP		0-0 BB 1B			3	1	2	0	0	0	0		
Minnie Minoso, R OBP: 0.377, SLG: 0.431 (1, 7)	0-0 5-3			0-0 4-3	0-0 F8		4-0 BB			3	0	0	1	1	0	2		
Bob Nieman, R OBP: 0.340, SLG: 0.435 (1, 9)		0-3 K		0-0 L9 2B		0-0 1B		0-0 4-3		4	0	2	1	0	1	3		
Bob Kennedy, R OBP: 0.310, SLG: 0.379 (1, 5)		0-0 5-3		0-0 L9		0-0 F8		0-0 F5		4	0	0	0	0	0	2		
Walt Dropo, R OBP: 0.357, SLG: 0.469 (1, 3)		0-0 L9		0-0 BB BB		0-0 L9		0-3 K		3	0	0	0	1	1	1		
Sherm Lollar, R OBP: 0.377, SLG: 0.419 (1, 2)			0-0 5-3	4-0 1-2 BB		0-0 F6		0-3 K		3	0	0	0	1	1	1		
Jim Brideweser, R OBP: 0.222, SLG: 0.308 (1, 6)			0-0 6-3	0-3 K			0-0 1-3		0-0 F8	4	0	0	0	0	1	3		
Virgil Trucks, R OBP: 0.131, SLG: 0.199 Sandy Consuegra, R OBP: 0.225, SLG: 0.126 Al Papai, R OBP: 0.349, SLG: 0.373 Bobby Adams, R OBP: 0.300, SLG: 0.330 Morrie Martin, L OBP: 0.300, SLG: 0.330 Chico Carrasquel, R OBP: 0.330, SLG: 0.344 (1, 1)			0-3 K		0-0 F8		4-0 BB 1B BB		0-0 F7	0	0	0	0	0	0	0		
Inning Stats	R: 0 E: 0 K: 1 S: 5	H: 0 LOB: 0 BB: 0 P: 5	R: 0 E: 0 K: 1 S: 5	H: 0 LOB: 0 BB: 0 P: 5	R: 0 E: 0 K: 1 S: 5	H: 3 LOB: 3 BB: 2 P: 16	R: 0 E: 0 K: 0 S: 4	H: 1 LOB: 1 BB: 0 P: 4	R: 0 E: 0 K: 0 S: 4	H: 1 LOB: 3 BB: 2 P: 12	R: 0 E: 0 K: 2 S: 7	H: 0 LOB: 0 BB: 0 P: 7	R: 0 E: 0 K: 0 S: 3	H: 0 LOB: 0 BB: 0 P: 3	1B: 3 2B: 2 3B: 0 HR: 0	SF: 0 SAC: 0 DP: 0 HBP: 1		WP: 0 PB: 0 CS: 0
PITCHER Billy Hoelt, L ERA: 3.16 (1, 1)	IP: 9.0 WLS: W BF: 37 H: 5 R: 2 ER: 2 SO: 6 BB: 4 IBB: 0 HBP: 1 BLK: 0 WP: 0 HR: 0 S: 44 P: 61 ERA: 2.00 WHIP: 1.000																	

Batter	1	2	3	4	5	6	7	8	9	AB	R	H	RBI	BB	SO	LOB	BOTTOM			
Harvey Kuenn, R OBP: 0.346, SLG: 0.417 (1, 6)	0-0 2B 1B	0-0 1B 2B	0-0 4-3			0-0 S 2B 1B		0-0 F8		5	2	3	0	0	0	2	Chicago White Sox @ Detroit Tigers Briggs Stadium, Detroit, MI Mon Sep 05 1955, 4:33 AM EDT Unknown livebaseballscorecards.com			
Bill Tuttle, R OBP: 0.358, SLG: 0.407 (1, 8)	0-0 1B 2B	0-0 L1-3 1B		4-0 L5-3 BB		0-0 F7		0-3 K		4	1	2	1	1	1	1				
Al Kaline, R OBP: 0.430, SLG: 0.565 (1, 9)	0-0 1B 2B	0-0 L1-3		0-0 L9		4-0 2B IBB				3	2	1	1	1	0	3				
Earl Torgeson, L OBP: 0.399, SLG: 0.411 (1, 3)	0-0 2B 1B	0-3 K		0-0 L5-3		0-0 2B				4	1	2	2	0	1	3				
Ray Boone, R OBP: 0.352, SLG: 0.484 (1, 5)	0-0 1B 2B	0-0 6-3			0-0 HR		0-0 1-3			4	1	2	3	0	0	3				
Jim Delsing, L OBP: 0.328, SLG: 0.381 Bubba Phillips, R OBP: 0.299, SLG: 0.321 (1, 7) (7, PH) (8, 7)	0-0 F7		0-0 1-3		0-3 K		0-3 K			3	0	0	0	0	1	1				
Frank House, L OBP: 0.318, SLG: 0.448 (1, 2)	0-0 F8		0-0 4-3		0-0 3-1		0-0 1-3			4	0	0	0	0	0	1				
Fred Hatfield, L OBP: 0.345, SLG: 0.357 (1, 4)	4-0 IBB		4-0 1B BB		0-0 4-3		0-0 F7			2	0	0	0	2	0	0				
Billy Hoelt, L OBP: 0.276, SLG: 0.195 (1, 1)	0-0 4-3		0-0 1-3 1B		0-3 K		0-3 K			4	0	1	0	0	2	2				
Inning Stats	R: 4 E: 0 K: 0 S: 8	H: 5 LOB: 2 BB: 1 P: 12	R: 0 E: 0 K: 1 S: 7	H: 2 LOB: 2 BB: 0 P: 7	R: 0 E: 0 K: 0 S: 4	H: 1 LOB: 2 BB: 1 P: 8	R: 0 E: 0 K: 0 S: 2	H: 0 LOB: 0 BB: 1 P: 6	R: 1 E: 0 K: 1 S: 6	H: 1 LOB: 0 BB: 0 P: 6	R: 2 E: 0 K: 1 S: 7	H: 2 LOB: 1 BB: 1 P: 11	R: 0 E: 0 K: 1 S: 5	H: 0 LOB: 0 BB: 0 P: 5	R: 0 E: 0 K: 2 S: 7	H: 0 LOB: 0 BB: 0 P: 7		1B: 6 2B: 5 3B: 0 HR: 1	SF: 0 SAC: 0 DP: 1 HBP: 0	WP: 0 PB: 0 CS: 0
PITCHER Virgil Trucks, R ERA: 3.73 Sandy Consuegra, R ERA: 2.72 Al Papai, R ERA: 4.76 Morrie Martin, L ERA: 3.55 (1, 1)	IP: 0.0 WLS: L BF: 4 H: 4 R: 4 ER: 4 SO: 4 BB: 0 IBB: 0 HBP: 0 BLK: 0 WP: 0 HR: 0 S: 4 P: 4 ERA: ∞ WHIP: ∞																			


Batter	1	2	3	4	5	6	7	8	9	AB	R	H	RBI	BB	SO	LOB	TOP					
Minnie Minoso, R OBP: 0.378, SLG: 0.430 (1, 7)										2	1	0	0	2	1	2	Chicago White Sox @ Detroit Tigers Briggs Stadium, Detroit, MI Mon Sep 05 1955, 4:38 AM EDT Att: 38,309 - Unknown					
Nelle Fox, L OBP: 0.351, SLG: 0.392 (1, 4)										4	0	0	0	0	1	2						
Jim Rivera, L OBP: 0.367, SLG: 0.416 (1, 8) (6, 9)										4	0	1	0	0	1	1						
Ron Northey, L OBP: 0.429, SLG: 1.000 Jim Busby, R OBP: 0.297, SLG: 0.341 (6, PR) (6, 8)										2	0	0	0	1	1	1						
Bob Kennedy, R OBP: 0.305, SLG: 0.373 (1, 3) (4, 5)										4	0	0	0	0	0	2						
Les Moss, R OBP: 0.358, SLG: 0.420 (1, 2)										4	1	1	0	0	0	0						
Bobby Adams, R Walt Dropo, R OBP: 0.358, SLG: 0.468 (4, 3)										2	0	1	1	0	0	0						
Chico Carrasquel, R OBP: 0.335, SLG: 0.344 (1, 6)										3	0	1	0	0	0	0						
Bob Keegan, R Billy Pierce, L OBP: 0.389, SLG: 0.353 OBP: 0.194, SLG: 0.169 (6, 1)										2	0	0	0	0	0	0						
Inning Stats	R: 1 E: 1 K: 0 S: 4	H: 1 LOB: 1 BB: 1 P: 8	R: 0 E: 0 K: 0 S: 3	H: 0 LOB: 0 BB: 0 P: 3	R: 0 E: 0 K: 2 S: 7	H: 0 LOB: 1 BB: 1 P: 11	R: 1 E: 0 K: 1 S: 6	H: 2 LOB: 1 BB: 0 P: 6	R: 0 E: 0 K: 1 S: 5	H: 0 LOB: 0 BB: 0 P: 5	R: 0 E: 0 K: 0 S: 3	H: 0 LOB: 1 BB: 1 P: 7	R: 1 E: 0 K: 0 S: 4	H: 1 LOB: 1 BB: 0 P: 5	R: 0 E: 0 K: 0 S: 3	H: 0 LOB: 0 BB: 0 P: 3		R: 0 E: 0 K: 0 S: 3	H: 0 LOB: 0 BB: 0 P: 3	1B: 2 2B: 1 3B: 1 HR: 0	SF: 0 SAC: 0 DP: 1 HBP: 1	WP: 0 PB: 1 SB: 1 CS: 0
PITCHER Frank Lary, R ERA: 3.28 (1, 1)	IP: 9.0 WLS: L BF: 34 H: 4 R: 3 ER: 2 SO: 4 BB: 3 IBB: 0 HBP: 1 BLK: 0 WP: 0 HR: 0 S: 38 P: 51 ERA: 2.00 WHIP: 0.778															PITCHER						

AB	30
R	3
H	4
RBI	2
BB	3
SO	4
LOB	9



Batter	1	2	3	4	5	6	7	8	9	AB	R	H	RBI	BB	SO	LOB	BOTTOM					
Harvey Kuenn, R OBP: 0.345, SLG: 0.416 (1, 6)										4	0	1	0	0	0	1	Chicago White Sox @ Detroit Tigers Briggs Stadium, Detroit, MI Mon Sep 05 1955, 4:38 AM EDT Att: 38,309 - Unknown					
Bill Tuttle, R OBP: 0.357, SLG: 0.406 (1, 8)										4	0	1	0	0	0	2						
Al Kaline, R OBP: 0.428, SLG: 0.561 (1, 9)										3	0	0	0	1	0	2						
Earl Torgeson, L OBP: 0.398, SLG: 0.410 (1, 3)										4	0	1	0	0	0	3						
Ray Boone, R OBP: 0.353, SLG: 0.483 (1, 5)										3	0	1	0	1	0	1						
Jim Delsing, L OBP: 0.328, SLG: 0.380 Bubba Phillips, R OBP: 0.298, SLG: 0.320 (9, FH)										3	0	1	0	0	0	3						
Fred Hatfield, L OBP: 0.342, SLG: 0.353 (1, 4)										4	0	0	0	0	1	3						
Red Wilson, R OBP: 0.300, SLG: 0.295 (1, 2)										3	0	0	0	0	0	1						
Frank Lary, R OBP: 0.250, SLG: 0.236 (1, 1)										3	0	1	0	0	2	0						
Inning Stats	R: 0 E: 0 K: 0 S: 3	H: 0 LOB: 1 BB: 1 P: 7	R: 0 E: 0 K: 0 S: 4	H: 1 LOB: 1 BB: 0 P: 4	R: 0 E: 0 K: 0 S: 3	H: 1 LOB: 0 BB: 0 P: 3	R: 0 E: 0 K: 0 S: 5	H: 2 LOB: 2 BB: 0 P: 5	R: 0 E: 0 K: 1 S: 5	H: 0 LOB: 0 BB: 0 P: 5	R: 0 E: 0 K: 0 S: 4	H: 1 LOB: 2 BB: 1 P: 8	R: 0 E: 0 K: 1 S: 5	H: 0 LOB: 0 BB: 0 P: 5	R: 0 E: 0 K: 0 S: 4	H: 1 LOB: 1 BB: 0 P: 4		R: 0 E: 0 K: 1 S: 5	H: 0 LOB: 0 BB: 0 P: 5	1B: 6 2B: 0 3B: 0 HR: 0	SF: 0 SAC: 0 DP: 1 HBP: 0	WP: 0 PB: 0 SB: 0 CS: 0
PITCHER Bob Keegan, R ERA: 5.33 Billy Pierce, L ERA: 1.89 (6, 1)	IP: 5.2 WLS: S BF: 23 H: 1 R: 0 ER: 0 SO: 2 BB: 0 IBB: 0 HBP: 0 BLK: 0 WP: 0 HR: 0 S: 23 P: 31 ERA: 0.00 WHIP: 1.235															PITCHER						

AB	32
R	0
H	6
RBI	0
BB	2
SO	3
LOB	16



Batter	1	2	3	4	5	6	7	8	9	AB	R	H	RBI	BB	SO	LOB	TOP			
Harvey Kuenn, R OBP: 0.345, SLG: 0.414	F4			E4		F9		2B E BB		3	1	0	0	1	0	0	Detroit Tigers @ Boston Red Sox Fenway Park, Boston, MA Wed Sep 07 1955, 3:33 AM EDT Att: 14,370 - Unknown			
Bill Tuttle, R OBP: 0.356, SLG: 0.407	4-3			FC4		6-3		E G3-2 2B		4	0	1	0	0	0	1				
Al Kaline, R OBP: 0.427, SLG: 0.558	L7			L5-3		1B		L6		3	0	0	1	1	0	2				
Earl Torgeson, L OBP: 0.397, SLG: 0.408		4-3		F8		1B		G3-2		4	0	1	0	0	0	3				
Jim Delsing, L OBP: 0.330, SLG: 0.380	1-3				2-3 1B SF8 BB	4-3				3	2	1	0	1	0	2				
Frank House, L OBP: 0.320, SLG: 0.458	F9						4-3			4	1	2	2	0	0	0				
Fred Hatfield, L OBP: 0.341, SLG: 0.350			F7		2-3		G3			3	0	0	0	1	0	2				
Reno Bertoia, R OBP: 0.241, SLG: 0.280			1-3		SF8		L8			3	0	0	1	0	0	1				
Jim Bunning, R OBP: 0.151, SLG: 0.154			F9							0	0	0	0	0	0	0				
Jim Small, L OBP: 0.091, SLG: 0.091					1-3					1	0	0	0	0	0	0				
Paul Foytack, R OBP: 0.091, SLG: 0.091										0	0	0	0	0	0	0				
Ray Boone, R OBP: 0.091, SLG: 0.091										0	0	0	0	0	0	0				
Leo Cristante, R OBP: 0.091, SLG: 0.091										0	0	0	0	0	0	0				
Charlie Maxwell, L OBP: 0.091, SLG: 0.091										0	0	0	0	0	0	0				
Joe Coleman, R OBP: 0.091, SLG: 0.091										0	0	0	0	0	0	0				
Bubba Phillips, R OBP: 0.091, SLG: 0.091										0	0	0	0	0	0	0				
Inning Stats	R: 0 E: 0 K: 0 S: 3	H: 0 LOB: 0 BB: 0 P: 3	R: 0 E: 0 K: 0 S: 3	H: 0 LOB: 0 BB: 0 P: 3	R: 0 E: 0 K: 0 S: 3	H: 0 LOB: 0 BB: 0 P: 3	R: 0 E: 2 K: 0 S: 4	H: 0 LOB: 1 BB: 0 P: 4	R: 1 E: 0 K: 0 S: 4	H: 1 LOB: 1 BB: 1 P: 8	R: 0 E: 0 K: 0 S: 4	H: 1 LOB: 0 BB: 0 P: 3	R: 1 E: 1 K: 1 S: 6	H: 1 LOB: 1 BB: 1 P: 10	R: 2 E: 0 K: 0 S: 4	H: 2 LOB: 0 BB: 1 P: 8	1B: 3 2B: 2 3B: 0 HR: 1	SF: 1 SAC: 0 DP: 2 HBP: 0	WP: 0 PB: 0 SB: 0 CS: 0	PA: 36
PITCHER	IP WLS BF H R ER SO BB IBB HBP BLK WP HR S P ERA WHIP	8.0 W 34 5 4 4 1 4 0 0 0 0 1 32 48 4.50 1.125	1.0 S 2 0 0 0 0 0 0 0 0 0 0 0 2 2 0.00 0.000																	




Batter	1	2	3	4	5	6	7	8	9	AB	R	H	RBI	BB	SO	LOB	BOTTOM					
Billy Goodman, L OBP: 0.394, SLG: 0.349	BB 1B BB	4-3 BB 2B 1B		4-3		G4-6-3 1B		L7		4	2	2	0	1	0	2	Detroit Tigers @ Boston Red Sox Fenway Park, Boston, MA Wed Sep 07 1955, 3:33 AM EDT Att: 14,370 - Unknown					
Billy Klaus, L OBP: 0.353, SLG: 0.391	1-2 1B BB	4-3 2B BB		6-3		G4-6-3 1-2		F7		4	2	1	0	1	0	3						
Ted Williams, L OBP: 0.492, SLG: 0.739	4-0 1B BB	4-3		G3		F5				3	1	0	0	1	0	2						
Gene Stephens, L OBP: 0.385, SLG: 0.482	1-2 2-3 1B BB	1-2 2-3								0	0	0	0	0	0	0						
Jackie Jensen, R OBP: 0.370, SLG: 0.478	0-3 K	0-0 2B			F7		5-3			4	0	1	2	0	1	3						
Norm Zauchin, R OBP: 0.329, SLG: 0.430	F8		F4		F8		5-3			4	0	0	0	0	0	3						
Sammy White, R OBP: 0.328, SLG: 0.404	1B		SF9 3B		1B		F8			4	2	3	2	0	0	0						
Grady Hatton, L OBP: 0.370, SLG: 0.334	1-3 2H 3H		SF9		1B			3-1		3	0	2	3	0	0	0						
Jim Piersall, R OBP: 0.375, SLG: 0.443	0-3 K		SF9		1B					4	0	3	0	0	1	2						
Frank Sullivan, R OBP: 0.153, SLG: 0.148		5-3		K						3	0	0	0	0	2	3						
Ellis Kinder, R OBP: 0.364, SLG: 0.300					K			SH		0	0	0	0	0	0	0						
Inning Stats	R: 3 E: 0 K: 2 S: 10	H: 3 LOB: 2 BB: 2 P: 18	R: 2 E: 0 K: 0 S: 4	H: 2 LOB: 1 BB: 1 P: 8	R: 1 E: 0 K: 1 S: 7	H: 2 LOB: 1 BB: 0 P: 7	R: 0 E: 0 K: 0 S: 3	H: 0 LOB: 0 BB: 0 P: 3	R: 1 E: 0 K: 1 S: 8	H: 3 LOB: 2 BB: 0 P: 8	R: 0 E: 0 K: 0 S: 3	H: 1 LOB: 0 BB: 0 P: 3	R: 0 E: 0 K: 0 S: 5	H: 1 LOB: 2 BB: 0 P: 5	R: 0 E: 0 K: 0 S: 5	H: 1 LOB: 2 BB: 0 P: 5	1B: 9 2B: 2 3B: 1 HR: 0	SF: 1 SAC: 1 DP: 1 HBP: 0	WP: 0 PB: 0 SB: 0 CS: 0	PA: 38		
PITCHER	IP WLS BF H R ER SO BB IBB HBP BLK WP HR S P ERA WHIP	2.0 L 13 5 5 5 2 3 0 0 0 0 0 10 10 22.50 4.000	2.0 8 2 1 1 1 0 0 0 0 0 0 10 10 4.50 1.000	3.0 12 4 1 1 1 0 0 0 0 0 0 14 14 3.00 1.333	3.19 5 1 0 0 0 0 0 0 0 0 0 5 5 0.00 1.000																	



Batter	1	2	3	4	5	6	7	8	9	AB	R	H	RBI	BB	SO	LOB	TOP									
Harvey Kuenn, R OBP: 0.343, SLG: 0.414	0-0 4-3		0-3 K2-3		0-0 1-3		0-0 FC5-4		0-0 WP 2B	5	0	1	0	0	1	3										
Bill Tuttle, R OBP: 0.355, SLG: 0.404	0-0 F9			0-0 6-3	0-0 F3			0-0 1-3	4-0 WP IBB	4	0	0	0	1	0	2										
Al Kaline, R OBP: 0.425, SLG: 0.554	0-3 K			4-0 FC3-6 BB		0-0 L5-3		0-0 L7	0-0 L6	4	0	0	0	1	1	2										
Earl Torgeson, L OBP: 0.393, SLG: 0.403		0-0 E4		0-0 FC3-6 2B		0-0 1-3		0-0 F8	0-0 F8	5	1	0	0	0	0	4										
Charlie Maxwell, L OBP: 0.347, SLG: 0.269		0-0 G3		0-0 PB 2B		4-0				3	1	2	2	1	0	1										
Bubba Phillips, R OBP: 0.296, SLG: 0.318		1-3		1-H						0	0	0	0	0	0	0										
Frank House, L OBP: 0.320, SLG: 0.454		0-0 F5		0-0 F4		0-3 K				3	0	0	0	1	1	3										
Jim Small, L OBP: 0.300, SLG: 0.295				2-3						0	1	0	0	0	0	0										
Red Wilson, R OBP: 0.300, SLG: 0.295									2B 1B BB	0	0	0	0	0	0	0										
Fred Hatfield, L OBP: 0.340, SLG: 0.352		0-3 K			0-0 F7		0-0 G3		0-0 1B 2B	4	1	1	0	0	1	1										
Reno Bertoia, R OBP: 0.246, SLG: 0.269			0-0 4-3		4-0 1-3 E BB		0-0 4-3		0-0 L8	2	0	0	0	1	0	0										
Ray Boone, R OBP: 0.351, SLG: 0.481										1	0	0	0	0	0	3										
Harry Malmberg, R OBP: 0.304, SLG: 0.257										0	0	0	0	0	0	0										
Al Aber, L Babe Birrer, R Jim Delsing, L Steve Gromek, R Jack Phillips, R Frank Lary, R		0-0 5-3		0-0 E6		0-0 FC5-4 1B			0-0 2B WP 1B	1	0	0	0	0	0	0										
Inning Stats	R: 0 E: 0 K: 1 S: 5	H: 0 LOB: 0 BB: 0 P: 5	R: 0 E: 1 K: 1 S: 6	H: 0 LOB: 1 BB: 0 P: 6	R: 0 E: 0 K: 1 S: 5	H: 0 LOB: 0 BB: 0 P: 5	R: 1 E: 0 K: 0 S: 4	H: 1 LOB: 1 BB: 1 P: 8	R: 0 E: 1 K: 0 S: 4	H: 0 LOB: 2 BB: 1 P: 8	R: 0 E: 0 K: 1 S: 5	H: 0 LOB: 1 BB: 1 P: 9	R: 0 E: 0 K: 0 S: 4	H: 1 LOB: 1 BB: 0 P: 4	R: 0 E: 0 K: 0 S: 3	H: 0 LOB: 0 BB: 0 P: 3	R: 4 E: 0 K: 0 S: 7	H: 4 LOB: 3 BB: 2 P: 15	1B: 2 2B: 3 3B: 0 HR: 1	SF: 0 SAC: 0 DP: 0 HBP: 0	WP: 1 PB: 1 SB: 1 CS: 0	PA: 40				
PITCHER	IP	WLS	BF	H	R	ER	SO	BB	IBB	HBP	BLK	WP	HR	S	P	ERA	WHIP									
Willard Nixon, R ERA: 4.06	(1, 1)	8.0		34	4	5	5	4	4	0	0	0	0	1	38	54	5.62	1.000								
Ellis Kinder, R ERA: 2.11	(9, 1)	1.0	L	6	2	0	0	0	0	1	0	0	0	1	5	9	0.00	2.000								

Detroit Tigers @ Boston Red Sox
Fenway Park, Boston, MA
Thu Sep 08 1955, 3:33 AM EDT
Att: 13,514 - Unknown


AB	35
R	5
H	6
RBI	4
BB	5
SO	4
LOB	20



Batter	1	2	3	4	5	6	7	8	9	AB	R	H	RBI	BB	SO	LOB	BOTTOM								
Billy Goodman, L OBP: 0.396, SLG: 0.353	0-0 E1 1B		4-0 6-3 1B	0-0 1-H 2B			0-0 F7			3	2	2	1	1	0	0									
Billy Klaus, L OBP: 0.351, SLG: 0.388	0-0 G3		0-0 6-3	0-0 L6			0-0 F5			4	0	0	0	0	0	3									
Ted Williams, L OBP: 0.492, SLG: 0.735	4-0 1B BB		0-0 1B BB	0-0 F7			0-0 3-1			3	1	1	1	1	0	0									
Jackie Jensen, R OBP: 0.371, SLG: 0.477	0-0 1B		4-0 1B BB	0-0 5-3			0-0 F7			3	0	1	1	1	0	0									
Norm Zauchin, R OBP: 0.328, SLG: 0.429	0-0 G4-3-6-3		0-0 F2				0-0 6-3			4	0	1	1	0	0	1									
Sammy White, R OBP: 0.327, SLG: 0.403		0-0 FC3-6 1B	0-0 G5-4-3			0-0 F2		0-0 F2		4	0	1	0	0	0	3									
Grady Hatton, L OBP: 0.367, SLG: 0.330		0-0 FC3-6 WP		0-0 4-3		0-0 4-3		0-0 F7		4	0	0	0	0	0	1									
Jim Piersall, R OBP: 0.374, SLG: 0.441		0-0 6-3		0-0 L9		0-0 1B		0-0 F4		4	0	1	0	0	0	1									
Willard Nixon, L OBP: 0.329, SLG: 0.339			0-3 K		4-0 2B BB		0-0 4-3		0-0 6-3	2	1	0	0	1	1	2									
Ellis Kinder, R OBP: 0.354, SLG: 0.300										0	0	0	0	0	0	0									
Faye Throneberry, L OBP: 0.326, SLG: 0.482										1	0	0	0	0	0	0									
Inning Stats	R: 2 E: 1 K: 0 S: 4	H: 2 LOB: 0 BB: 1 P: 8	R: 0 E: 0 K: 1 S: 6	H: 1 LOB: 1 BB: 0 P: 6	R: 1 E: 0 K: 0 S: 4	H: 2 LOB: 2 BB: 2 P: 12	R: 1 E: 0 K: 0 S: 4	H: 1 LOB: 1 BB: 1 P: 8	R: 0 E: 0 K: 0 S: 3	H: 0 LOB: 0 BB: 0 P: 3	R: 0 E: 0 K: 0 S: 4	H: 1 LOB: 1 BB: 0 P: 4	R: 0 E: 0 K: 0 S: 3	H: 0 LOB: 0 BB: 0 P: 3	R: 0 E: 0 K: 0 S: 3	H: 0 LOB: 0 BB: 0 P: 3	R: 0 E: 0 K: 0 S: 3	H: 0 LOB: 0 BB: 0 P: 3	1B: 6 2B: 2 3B: 0 HR: 0	SF: 0 SAC: 0 DP: 2 HBP: 0	WP: 1 PB: 0 SB: 0 CS: 0	PA: 36			
PITCHER	IP	WLS	BF	H	R	ER	SO	BB	IBB	HBP	BLK	WP	HR	S	P	ERA	WHIP								
Al Aber, L ERA: 3.56	(1, 1)	2.1		13	4	3	3	1	0	0	0	0	0	6	10	5.40	1.800								
Babe Birrer, R ERA: 3.96	(3, 1)	1.2		7	2	1	1	0	1	0	0	0	0	6	10	5.40	1.800								
Steve Gromek, R ERA: 4.07	(5, 1)	4.0	W	13	1	0	0	0	0	0	0	0	0	13	13	0.00	0.250								
Frank Lary, R ERA: 3.26	(9, 1)	1.0	S	3	0	0	0	0	0	0	0	0	0	3	3	0.00	0.000								

Detroit Tigers @ Boston Red Sox
Fenway Park, Boston, MA
Thu Sep 08 1955, 3:33 AM EDT
Att: 13,514 - Unknown

AB	32
R	4
H	7
RBI	4
BB	4
SO	1
LOB	11



Batter	1	2	3	4	5	6	7	8	9	AB	R	H	RBI	BB	SO	LOB	TOP
Harvey Kuenn, R OBP: 0.341, SLG: 0.411 (1, 6)										4	1	0	0	0	0	4	Detroit Tigers @ Baltimore Orioles Memorial Stadium, Baltimore, MD Fri Sep 09 1955, 3:33 AM EDT Att: 7,233 - Unknown
Bill Tuttle, R OBP: 0.356, SLG: 0.404 (1, 8)										4	2	2	0	0	0	2	
Al Kaline, R OBP: 0.424, SLG: 0.552 (1, 9)										4	0	1	1	0	1	1	
Jack Phillips, R OBP: 0.368, SLG: 0.451 (1, 3)										3	0	1	1	0	0	2	
Ray Boone, R OBP: 0.349, SLG: 0.478 (1, 5)										3	0	0	1	0	0	1	
Chick King, R OBP: 0.250, SLG: 0.250 (1, 7)										4	0	1	0	0	0	2	
Jay Porter, R OBP: 0.347, SLG: 0.279 Walt Streuli, R (7, 2)										3	0	2	0	0	1	0	
Harry Malmberg, R OBP: 0.308, SLG: 0.255 (1, 4)										2	0	0	0	2	0	2	
Ned Garver, R OBP: 0.294, SLG: 0.274 Bubba Phillips, R OBP: 0.295, SLG: 0.316 Dick Marlowe, R (7, 1)										2	0	1	0	0	0	0	
										1	0	0	0	0	0	2	
										0	0	0	0	0	0	0	
Inning Stats	R: 2 E: 1 K: 0 S: 6	H: 2 LOB: 1 BB: 0 P: 6	R: 0 E: 0 K: 1 S: 6	H: 1 LOB: 2 BB: 1 P: 10	R: 0 E: 0 K: 0 S: 3	H: 0 LOB: 0 BB: 0 P: 3	R: 0 E: 0 K: 0 S: 3	H: 1 LOB: 1 BB: 0 P: 6	R: 0 E: 0 K: 1 S: 3	H: 1 LOB: 1 BB: 1 P: 7	R: 1 E: 0 K: 0 S: 4	H: 1 LOB: 0 BB: 0 P: 4	R: 0 E: 0 K: 0 S: 3	H: 1 LOB: 0 BB: 0 P: 3	1B: 8 2B: 0 3B: 0 HR: 0	SF: 2 SAC: 0 DP: 3 HBP: 0	WP: 1 PA: 35 PB: 0 SB: 0 CS: 0
PITCHER Bill Wight, L ERA: 2.76 (1, 1)	IP: 9.0 WLS: W BF: 35 H: 8 R: 3 ER: 1 SO: 2 BB: 2 IBB: 0 HBP: 0 BLK: 0 WP: 1 HR: 0 S: 37 P: 45 ERA: 1.00 WHIP: 1.111																

Batter	1	2	3	4	5	6	7	8	9	AB	R	H	RBI	BB	SO	LOB	BOTTOM		
Wayne Causey, L OBP: 0.263, SLG: 0.216 (1, 5)										5	0	1	0	0	1	1	Detroit Tigers @ Baltimore Orioles Memorial Stadium, Baltimore, MD Fri Sep 09 1955, 3:33 AM EDT Att: 7,233 - Unknown		
Don Leopert, L OBP: 0.203, SLG: 0.078 (1, 4)										5	0	0	0	0	1	1			
Dave Philley, S OBP: 0.376, SLG: 0.438 (1, 9) (5, 7)									3	2	2	0	1	0	0	0			
Gus Triandos, R OBP: 0.323, SLG: 0.396 (1, 3)									3	2	1	0	1	0	1	1			
Cal Abrams, L OBP: 0.421, SLG: 0.381 (1, 7) (5, 8)									3	2	3	2	1	0	0	0			
Hal Smith, R OBP: 0.306, SLG: 0.361 (1, 2)									3	1	1	1	0	0	3	3			
Chuck Diering, R OBP: 0.329, SLG: 0.301 Bob Hale, L OBP: 0.370, SLG: 0.411 Dave Pope, L OBP: 0.323, SLG: 0.381 (1, 8) (4, PH) (4, PR) (5, 9)									1	0	0	0	0	0	1	1			
Willy Miranda, S OBP: 0.301, SLG: 0.296 (1, 6)									3	0	1	2	0	0	3	3			
Bill Wight, L OBP: 0.138, SLG: 0.143 (1, 1)										4	0	0	0	0	2	1			
										1	0	0	0	0	0	0			
Inning Stats	R: 0 E: 0 K: 0 S: 3	H: 0 LOB: 0 BB: 0 P: 3	R: 0 E: 0 K: 0 S: 4	H: 1 LOB: 1 BB: 0 P: 4	R: 0 E: 1 K: 1 S: 6	H: 1 LOB: 1 BB: 0 P: 6	R: 4 E: 1 K: 1 S: 9	H: 3 LOB: 1 BB: 1 P: 13	R: 0 E: 0 K: 0 S: 3	H: 1 LOB: 0 BB: 0 P: 3	R: 2 E: 0 K: 0 S: 4	H: 2 LOB: 0 BB: 1 P: 8	R: 2 E: 0 K: 1 S: 8	H: 3 LOB: 3 BB: 2 P: 16	R: 0 E: 0 K: 1 S: 5	H: 0 LOB: 0 BB: 0 P: 5	1B: 10 2B: 1 3B: 0 HR: 0	SF: 1 SAC: 1 DP: 1 HBP: 0	WP: 0 PA: 38 PB: 0 SB: 1 CS: 0
PITCHER Ned Garver, R ERA: 3.75 Dick Marlowe, R ERA: 9.0 (1, 1) (7, 1)	IP: 6.0 WLS: L BF: 27 H: 8 R: 6 ER: 5 SO: 2 BB: 2 IBB: 0 HBP: 0 BLK: 0 WP: 0 HR: 0 S: 29 P: 37 ERA: 7.50 WHIP: 1.667																		
PITCHER	IP: 2.0 WLS: L BF: 11 H: 3 R: 2 ER: 2 SO: 2 BB: 1 IBB: 1 HBP: 0 BLK: 0 WP: 0 HR: 0 S: 13 P: 21 ERA: 9.00 WHIP: 2.000																		



Batter	1	2	3	4	5	6	7	8	9	AB	R	H	RBI	BB	SO	LOB	TOP		
Harvey Kuenn, R (1.6) OBP: 0.342, SLG: 0.411	0-0 6-3 1B		0-0 FC6-4 1B		0-0 1-3		0-0 F7		0-0 1-3	5	0	2	0	0	0	2			
Bill Tuttle, R (1.8) OBP: 0.354, SLG: 0.401	0-0 6-3 1-2		0-0 FC6-4 1-2		0-0 6-3			0-0 E5 G3 E		4	1	0	0	0	0	2			
Al Kaline, R (1.9) OBP: 0.423, SLG: 0.551	0-0 L6-3			0-0 2B 2B	0-3 K2-3			0-3 K		4	1	1	0	0	2	2			
Earl Torgeson, L (1.3) OBP: 0.392, SLG: 0.400	0-3 K			4-0 2B SF9 BB		0-0 1-3		0-0 G3		3	1	0	0	1	1	2			
Ray Boone, R (1.5) OBP: 0.350, SLG: 0.480		0-3 K		0-0 1-3 2H 2B		0-0 F7		0-0 E7 2H 1B		4	0	2	2	0	1	0			
Charlie Maxwell, L (1.7) OBP: 0.343, SLG: 0.573		0-3 K		0-0 F1		0-0 3B		0-0 3-1		4	0	1	0	0	1	3			
Frank House, L (1.2) OBP: 0.316, SLG: 0.449		0-0 L9		0-0 SF9			0-0 G3		0-0 F3	3	0	0	1	0	0	0			
Fred Hatfield, L (1.4) OBP: 0.339, SLG: 0.349			0-0 6-3	0-0 3H 4-0 IBB			0-0 F7		0-0 E3 FC6-4	3	0	0	0	1	0	0			
Bud Black, R (1.1) Jim Bunning, R (6.1) Jim Delsing, R (7.1) Paul Foytack, R (7.1) Jack Phillips, R (6.1) Chick King, R (6.1)			0-3 K	0-0 F3			0-0 1B		0-0 FC6-4 1-2	2	0	0	0	0	1	2			
Inning Stats	R: 0 E: 0 K: 1 S: 6	H: 1 LOB: 1 BB: 0 P: 6	R: 0 E: 0 K: 2 S: 7	H: 0 LOB: 0 BB: 0 P: 7	R: 0 E: 0 K: 1 S: 6	H: 1 LOB: 1 BB: 0 P: 6	R: 2 E: 0 K: 0 S: 5	H: 2 LOB: 2 BB: 2 P: 13	R: 0 E: 0 K: 1 S: 3	H: 1 LOB: 1 BB: 0 P: 3	R: 0 E: 0 K: 0 S: 4	H: 1 LOB: 1 BB: 0 P: 4	R: 1 E: 2 K: 1 S: 7	H: 1 LOB: 1 BB: 0 P: 7	R: 0 E: 1 K: 0 S: 4	H: 0 LOB: 1 BB: 0 P: 4	1B: 4 2B: 2 3B: 1 HR: 0	SF: 1 SAC: 0 DP: 0 HBP: 0	WP: 0 PA: 37 PB: 0 SB: 0 CS: 0
PITCHER Jim Wilson, R (1.1) ERA: 3.55	IP: 9.0 WLS: W BF: 37 H: 7 R: 3 ER: 2 SO: 6 BB: 1 IBB: 1 HBP: 0 BLK: 0 WP: 0 HR: 0 S: 47 P: 55 ERA: 2.00 WHIP: 0.889															PITCHER			

Detroit Tigers @ Baltimore Orioles
 Memorial Stadium, Baltimore, MD
 Sat Sep 10 1955, 3:33 AM EDT
 Att: 5,985 - Unknown

AB	34
R	3
H	7
RBI	3
BB	2
SO	6
LOB	14



Batter	1	2	3	4	5	6	7	8	9	AB	R	H	RBI	BB	SO	LOB	BOTTOM		
Wayne Causey, L (1.5) OBP: 0.266, SLG: 0.222	0-0 F7		0-0 F4			0-0 E 1B	0-0 4-3	0-0 1-2 2H 1B		5	1	2	1	0	0	2			
Don Lepore, L (1.4) OBP: 0.203, SLG: 0.089	0-0 G3			0-0 FC4-6 CS 1B		0-0 SH F6 1H	0-0 1-3	0-3 K		5	1	1	0	0	1	3			
Tex Nelson, L (1.7) Dave Philley, S (9.7)	0-3 K			4-0 FC4-6 1-2 BB		4-0 E SH BB BB				1	1	0	0	3	1	0			
Gus Triandos, R (1.3) OBP: 0.323, SLG: 0.394		0-3 K		0-0 FC4-6 1-2 2-3		0-0 SH BB E	4-0 1-2 2-3 BB			2	0	0	0	1	1	2			
Cal Abrams, L (1.9) OBP: 0.417, SLG: 0.375 (7.8)		0-0 1-3		0-0 F8		0-0 F6	0-3 K			4	0	0	1	0	1	7			
Hal Smith, R (1.2) OBP: 0.308, SLG: 0.363		0-0 G3		0-0 CS 3H	0-0 3B 1B	0-0 E6 1-2 2-3 BB		0-0 1B 1B		4	2	2	0	0	0	2			
Chuck Diering, R (1.8) Bob Hale, L (6.1) Dave Pope, L (6.1)			0-0 5-3		0-0 1H CS 3B	4-0 1-2 2-3 3H BB		0-0 F5		2	0	1	1	0	0	0			
Willy Miranda, S (1.6) OBP: 0.301, SLG: 0.295			0-0 1B		0-0 5-3	0-0 L4-3		0-0 F6		4	0	1	0	0	0	5			
Jim Wilson, R (1.1) OBP: 0.150, SLG: 0.165			0-0 L8		0-0 K 3H		0-0 BB 2B	0-0 1B 1B		4	0	2	0	0	1	2			
Inning Stats	R: 0 E: 0 K: 1 S: 5	H: 0 LOB: 0 BB: 0 P: 5	R: 0 E: 0 K: 1 S: 5	H: 0 LOB: 0 BB: 0 P: 5	R: 0 E: 0 K: 0 S: 4	H: 1 LOB: 1 BB: 0 P: 4	R: 0 E: 0 K: 0 S: 3	H: 1 LOB: 1 BB: 1 P: 7	R: 0 E: 0 K: 1 S: 6	H: 2 LOB: 0 BB: 0 P: 6	R: 3 E: 3 K: 0 S: 6	H: 1 LOB: 3 BB: 2 P: 14	R: 0 E: 0 K: 1 S: 6	H: 1 LOB: 3 BB: 2 P: 14	R: 1 E: 0 K: 1 S: 8	H: 3 LOB: 2 BB: 0 P: 8	1B: 7 2B: 2 3B: 1 HR: 0	SF: 0 SAC: 1 DP: 1 HBP: 0	WP: 0 PA: 39 PB: 0 SB: 0 CS: 2
PITCHER Bud Black, R (1.1) ERA: 3.38 Jim Bunning, R (6.1) Paul Foytack, R (7.1)	IP: 5.1 WLS: L BF: 25 H: 5 R: 4 ER: 1 SO: 4 BB: 3 IBB: 0 HBP: 0 BLK: 0 WP: 0 HR: 0 S: 28 P: 40 ERA: 1.69 WHIP: 1.500															PITCHER			

Detroit Tigers @ Baltimore Orioles
 Memorial Stadium, Baltimore, MD
 Sat Sep 10 1955, 3:33 AM EDT
 Att: 5,985 - Unknown

AB	32
R	5
H	9
RBI	4
BB	5
SO	5
LOB	24



Batter	1	2	3	4	5	6	7	8	9	AB	R	H	RBI	BB	SO	LOB	TOP																			
Harvey Kuenn, R OBP: 0.342, SLG: 0.411 (1, 6)	F7					FC4-6		FC4-6		5	0	2	3	0	0	3	Detroit Tigers @ Washington Senators Griffith Stadium, Washington, DC Sun Sep 11 1955, 3:33 AM EDT Unknown																			
Bill Tuttle, R OBP: 0.353, SLG: 0.399 (1, 8)	F8	5-3		FC5-4-2-5			L5		4	0	0	0	1	0	3																					
Al Kaline, R OBP: 0.421, SLG: 0.550 (1, 9)	L9			SH3	F2		L1-3	F5	5	1	1	0	0	0	4																					
Jack Phillips, R OBP: 0.370, SLG: 0.449 (1, 3)		SH2-4	SH3		F9		F6		4	1	2	0	0	0	0																					
Ray Boone, R OBP: 0.353, SLG: 0.485 Fred Hatfield, L OBP: 0.338, SLG: 0.348 (8, PR) (8, 5)		SH2-4	G3		F8			F2	4	2	3	1	0	0	0																					
Bubba Phillips, R OBP: 0.294, SLG: 0.314 (1, 7)	SH2-4	G3			K			F8	4	1	1	0	0	1	2																					
Red Wilson, R OBP: 0.310, SLG: 0.300 (1, 2)		4-3		FC4		6-3			3	1	2	1	2	0	0																					
Harry Malmberg, R OBP: 0.310, SLG: 0.260 (1, 4)		4-3	FC4					F7	4	1	2	3	0	0	3																					
Billy Hoelt, L OBP: 0.286, SLG: 0.222 (1, 1)	4-3					K			4	0	2	0	0	1	3																					
Inning Stats	R: 0 E: 0 K: 0 S: 3	H: 0 LOB: 0 BB: 0 P: 3	R: 4 E: 0 K: 0 S: 7	H: 4 LOB: 1 BB: 1 P: 11	R: 2 E: 0 K: 0 S: 6	H: 3 LOB: 1 BB: 0 P: 6	R: 0 E: 0 K: 0 S: 4	H: 2 LOB: 1 BB: 0 P: 4	R: 0 E: 0 K: 1 S: 5	H: 1 LOB: 0 BB: 0 P: 6	R: 0 E: 0 K: 0 S: 3	H: 0 LOB: 0 BB: 0 P: 3	R: 2 E: 0 K: 0 S: 7	H: 4 LOB: 3 BB: 1 P: 11	R: 0 E: 0 K: 0 S: 4	H: 1 LOB: 2 BB: 1 P: 8		1B: 12 2B: 4 3B: 0 HR: 0	SF: 1 SAC: 2 DP: 1 HBP: 0	WP: 0 PA: 44 PB: 0 SB: 0 CS: 0																
PITCHER	IP	WLS	BF	H	R	ER	SO	BB	IBB	HBP	BLK	WP	HR	S	P	ERA	WHIP	PITCHER		IP	WLS	BF	H	R	ER	SO	BB	IBB	HBP	BLK	WP	HR	S	P	ERA	WHIP
Johnny Schmitz, L ERA: 3.7 (1, 1)	3.0	L	17	7	6	6	0	0	1	0	0	0	0	16	20	18.00	2.333																			
Dean Stone, L ERA: 4.13 (4, 1)	5.0		22	7	2	2	2	1	0	0	0	0	0	25	29	3.60	1.600																			
Chuck Stobbs, L ERA: 4.9 (9, 1)	1.0		5	1	0	0	0	1	0	0	0	0	0	4	8	0.00	2.000																			

AB	38
R	8
H	15
RBI	8
BB	3
SO	2
LOB	19




Batter	1	2	3	4	5	6	7	8	9	AB	R	H	RBI	BB	SO	LOB	BOTTOM																			
Eddie Yost, R OBP: 0.406, SLG: 0.364 (1, 5)	1B		5-3		6-3					4	0	2	0	0	0	1	Detroit Tigers @ Washington Senators Griffith Stadium, Washington, DC Sun Sep 11 1955, 3:33 AM EDT Unknown																			
Tom Umpshett, R OBP: 0.283, SLG: 0.261 (1, 8)	F4		5-3			1-3		F7	4	0	0	0	0	0	3																					
Mickey Vernon, L OBP: 0.376, SLG: 0.451 (1, 3)	FC5-4					5-3		6-3	3	0	1	0	0	0	1																					
Carlos Paula, R OBP: 0.342, SLG: 0.473 (1, 9)	FC5-4		FC5			F7		6-3	4	0	0	0	0	0	4																					
Roy Sievers, R OBP: 0.365, SLG: 0.484 (1, 7)	FC6-4			5-3			F7	F8	4	0	0	0	0	0	2																					
Ed Fitz Gerald, R OBP: 0.325, SLG: 0.314 (1, 2)		5-3		F7			5-3	6-3	4	0	0	0	0	0	0																					
Pete Runnels, L OBP: 0.355, SLG: 0.346 (1, 4)		1-3			F5				2	0	0	0	1	0	0																					
Jose Valdivielso, R OBP: 0.265, SLG: 0.320 (1, 6)			L9		K			L9	3	0	0	0	0	1	1																					
Johnny Schmitz, R OBP: 0.176, SLG: 0.235 Johnny Groth, R OBP: 0.313, SLG: 0.383 Dean Stone, L OBP: 0.323, SLG: 0.045 Harmon Killebrew, R OBP: 0.247, SLG: 0.311 Chuck Stobbs, L OBP: 0.359, SLG: 0.226 (1, 1) (3, PH) (4, 1) (8, PH) (9, 1)				5-3				K	0	0	0	0	0	0	0																					
Inning Stats	R: 0 E: 0 K: 0 S: 5	H: 2 LOB: 2 BB: 0 P: 5	R: 0 E: 0 K: 0 S: 3	H: 0 LOB: 0 BB: 0 P: 3	R: 0 E: 0 K: 0 S: 4	H: 1 LOB: 2 BB: 0 P: 5	R: 0 E: 0 K: 0 S: 3	H: 0 LOB: 0 BB: 0 P: 3	R: 0 E: 0 K: 1 S: 5	H: 0 LOB: 1 BB: 1 P: 7	R: 0 E: 0 K: 1 S: 6	H: 1 LOB: 1 BB: 0 P: 6	R: 0 E: 0 K: 0 S: 3	H: 0 LOB: 0 BB: 0 P: 3	1B: 4 2B: 0 3B: 0 HR: 0	SF: 0 SAC: 0 DP: 0 HBP: 1		WP: 0 PA: 33 PB: 0 SB: 0 CS: 0																		
PITCHER	IP	WLS	BF	H	R	ER	SO	BB	IBB	HBP	BLK	WP	HR	S	P	ERA	WHIP	PITCHER		IP	WLS	BF	H	R	ER	SO	BB	IBB	HBP	BLK	WP	HR	S	P	ERA	WHIP
Billy Hoelt, L ERA: 3.03 (1, 1)	9.0	W	33	4	0	0	2	1	0	1	0	0	0	35	40	0.00	0.556																			



Batter	1	2	3	4	5	6	7	8	9	AB	R	H	RBI	BB	SO	LOB	TOP			
Harvey Kuenn, R OBP: 0.343, SLG: 0.411 (1, 6)	L3			1-3 1B		G4-6-3 1B			F5	4	0	2	0	0	0	0				
Bill Tuttle, R OBP: 0.350, SLG: 0.396 (1, 8)	K			1-3		G4-6-3 1-2			6-3	4	0	0	0	0	1	2				
Charlie Maxwell, L OBP: 0.339, SLG: 0.556 Al Kaline, R OBP: 0.421, SLG: 0.550 (1, 9) (9, 9)	K			HBP				F8	F8	3	0	0	0	0	1	0				
Earl Torgeson, L OBP: 0.389, SLG: 0.398 (1, 3)		5-3		F8				K		3	0	0	0	0	1	2				
Ray Boone, R OBP: 0.355, SLG: 0.485 (1, 5)				F6						2	0	1	0	1	0	2				
Jim Delsing, L OBP: 0.328, SLG: 0.377 (1, 7)				FC6 PO 1-2				F2	F8	3	0	0	0	0	0	2				
Frank House, L OBP: 0.313, SLG: 0.445 (1, 2)				PO 2-3	3-1			F8		3	0	0	0	0	0	0				
Fred Hatfield, L OBP: 0.338, SLG: 0.348 (1, 4)						G4-6-3 1B			4-3	3	0	1	0	0	0	0				
Frank Lary, R OBP: 0.241, SLG: 0.227 (1, 1)						G4-6-3 1-2			K	3	0	0	0	0	2	1				
Inning Stats	R: 0 E: 0 K: 2 S: 7	H: 0 LOB: 0 BB: 0 P: 7	R: 0 E: 1 K: 0 S: 3	H: 1 LOB: 0 BB: 0 P: 3	R: 0 E: 0 K: 0 S: 3	H: 1 LOB: 2 BB: 0 P: 5	R: 0 E: 0 K: 0 S: 4	H: 1 LOB: 0 BB: 0 P: 5	R: 0 E: 0 K: 1 S: 5	H: 1 LOB: 0 BB: 0 P: 5	R: 0 E: 0 K: 1 S: 5	H: 0 LOB: 1 BB: 1 P: 9	R: 0 E: 0 K: 1 S: 5	H: 0 LOB: 0 BB: 0 P: 5	R: 0 E: 0 K: 0 S: 3	H: 0 LOB: 0 BB: 0 P: 3	1B: 4 2B: 0 3B: 0 HR: 0	SF: 0 SAC: 0 DP: 2 HBP: 1	WP: 0 PB: 0 SB: 0 CS: 0	PA: 31
PITCHER Ted Abernathy, R ERA: 5.59 (1, 1)	IP: 9.0 WLS: W BF: 30 H: 4 R: 0 ER: 0 SO: 5 BB: 1 IBB: 0 HBP: 1 BLK: 0 WP: 0 HR: 0 S: 38 P: 43 ERA: 0.00 WHIP: 0.556															PITCHER				

Detroit Tigers @ Washington Senators
 Griffith Stadium, Washington, DC
 Sun Sep 11 1955, 3:38 AM EDT
 Att: 6,817 - Unknown


AB	28
R	0
H	4
RBI	0
BB	1
SO	5
LOB	9



Batter	1	2	3	4	5	6	7	8	9	AB	R	H	RBI	BB	SO	LOB	BOTTOM			
Eddie Yost, R OBP: 0.406, SLG: 0.364 (1, 5)	F9				5-3					5	0	2	0	0	0	2				
Ernie Oravetz, S OBP: 0.343, SLG: 0.308 (1, 8)				G4-6-3 1B						4	0	2	0	1	0	2				
Mickey Vernon, L OBP: 0.374, SLG: 0.448 (1, 3)	FC6 1-2									5	0	1	1	0	0	2				
Roy Sievers, R OBP: 0.366, SLG: 0.487 (1, 7)				G3						4	0	2	0	0	0	1				
Pete Runnels, L OBP: 0.358, SLG: 0.350 (1, 4)										4	0	3	0	0	0	1				
Carlos Paula, R OBP: 0.341, SLG: 0.470 (1, 9)										4	0	1	0	0	0	4				
Clint Courtney, L OBP: 0.366, SLG: 0.411 Ed Fitz Gerald, R OBP: 0.321, SLG: 0.310 (2, PR) (3, 2)										1	0	1	0	0	0	0				
Jose Valdivielso, R OBP: 0.289, SLG: 0.323 (1, 6)										4	0	2	0	0	0	1				
Ted Abernathy, R OBP: 0.167, SLG: 0.130 (1, 1)										2	1	0	0	1	0	1				
Inning Stats	R: 0 E: 0 K: 0 S: 4	H: 2 LOB: 2 BB: 0 P: 4	R: 0 E: 0 K: 0 S: 4	H: 2 LOB: 1 BB: 0 P: 4	R: 0 E: 0 K: 0 S: 3	H: 1 LOB: 0 BB: 0 P: 3	R: 0 E: 0 K: 1 S: 7	H: 2 LOB: 2 BB: 0 P: 7	R: 0 E: 0 K: 0 S: 4	H: 1 LOB: 1 BB: 0 P: 4	R: 0 E: 0 K: 0 S: 4	H: 1 LOB: 1 BB: 0 P: 4	R: 0 E: 0 K: 0 S: 4	H: 1 LOB: 2 BB: 1 P: 8	R: 0 E: 0 K: 0 S: 5	H: 3 LOB: 3 BB: 1 P: 9	1B: 13 2B: 1 3B: 0 HR: 0	SF: 0 SAC: 1 DP: 1 HBP: 0	WP: 0 PB: 0 SB: 0 CS: 0	PA: 39
PITCHER Frank Lary, R ERA: 3.17 (1, 1)	IP: 8.2 WLS: L BF: 39 H: 14 R: 1 ER: 1 SO: 1 BB: 2 IBB: 0 HBP: 0 BLK: 0 WP: 0 HR: 0 S: 39 P: 47 ERA: 1.04 WHIP: 1.846															PITCHER				

Detroit Tigers @ Washington Senators
 Griffith Stadium, Washington, DC
 Sun Sep 11 1955, 3:38 AM EDT
 Att: 6,817 - Unknown


AB	36
R	1
H	14
RBI	1
BB	2
SO	1
LOB	16



Batter	1	2	3	4	5	6	7	8	9	AB	R	H	RBI	BB	SO	LOB	TOP					
Harvey Kuenn, R (1,6) OBP: 0.342, SLG: 0.410	F6		1B		4-3		4-3			4	0	1	0	0	0	1						
Bill Tuttle, R (1,8) OBP: 0.351, SLG: 0.396	1B		1B			F9		5-3		4	0	2	0	0	0	0						
Al Kaline, R (1,9) OBP: 0.422, SLG: 0.548	L4		L6-3			2B	BB	BB	BB	2	0	0	0	2	0	3						
Earl Torgeson, L (1,3) OBP: 0.386, SLG: 0.394	1-3			F2		F6		K		4	0	0	0	0	1	3						
Ray Boone, R (1,5) OBP: 0.358, SLG: 0.488		L6								3	0	2	0	1	0	0						
Charlie Maxwell, L (1,7) OBP: 0.327, SLG: 0.534	K			F9		2B		F6		4	0	0	0	0	1	5						
Frank House, L (1,2) OBP: 0.310, SLG: 0.440	F5			K				F9		4	0	0	0	0	1	1						
Fred Hatfield, L (1,4) OBP: 0.338, SLG: 0.345			K			L4				3	0	0	0	1	2	0						
Bob Miller, R (1,1)				F6						1	0	0	0	0	0	0						
Steve Gromek, S (4,1) OBP: 0.358, SLG: 0.192										1	0	0	0	0	1	0						
Jim Delsing, L (7,PH) OBP: 0.328, SLG: 0.376										1	0	0	0	0	0	1						
Dick Marlowe, R (7,1)										0	0	0	0	0	0	0						
Jay Porter, R (9,PH) OBP: 0.340, SLG: 0.273										1	0	0	0	0	1	0						
Inning Stats	R: 0 E: 0 K: 0 S: 4	H: 1 LOB: 1 BB: 0 P: 4	R: 0 E: 0 K: 1 S: 5	H: 0 LOB: 0 BB: 0 P: 5	R: 0 E: 0 K: 1 S: 7	H: 2 LOB: 2 BB: 0 P: 7	R: 0 E: 0 K: 1 S: 6	H: 1 LOB: 1 BB: 0 P: 6	R: 0 E: 0 K: 1 S: 5	H: 0 LOB: 0 BB: 0 P: 5	R: 0 E: 0 K: 0 S: 4	H: 1 LOB: 1 BB: 1 P: 8	R: 0 E: 0 K: 1 S: 3	H: 0 LOB: 1 BB: 1 P: 7	R: 0 E: 0 K: 1 S: 5	H: 0 LOB: 2 BB: 2 P: 13	R: 0 E: 0 K: 2 S: 7	H: 0 LOB: 0 BB: 0 P: 7	1B: 4 2B: 1 3B: 0 HR: 0	SF: 0 SAC: 0 DP: 0 HBP: 0	WP: 0 PB: 0 SB: 0 CS: 0	PA: 36
PITCHER	IP WLS BF H R ER SO BB IBB HBP BLK WP HR S P ERA WHIP																					
Bob Turley, R (1,1) ERA: 3.0	9.0 W 36 5 0 0 7 4 0 0 0 0 0 0 46 62 0.00 1.000																					

Detroit Tigers @ New York Yankees
Yankee Stadium, Bronx, NY
Tue Sep 13 1955, 3:33 AM EDT
Att: 11,520 - Unknown

AB 32
R 0
H 5
RBI 0
BB 4
SO 7
LOB 14




livebaseballscorecards.com

Batter	1	2	3	4	5	6	7	8	9	AB	R	H	RBI	BB	SO	LOB	BOTTOM			
Elaston Howard, R (1,7) OBP: 0.352, SLG: 0.518	1B		F8			K				4	0	2	2	0	1	0				
Irv Noren, L (7,7) OBP: 0.321, SLG: 0.370	1B			1H 2H	3B					0	0	0	0	0	0	0				
Gil McDougald, R (1,5) OBP: 0.385, SLG: 0.398	1B			K		F8				4	0	2	0	0	1	1				
Yogi Berra, L (1,2) OBP: 0.350, SLG: 0.470	L9		F3							4	0	0	0	0	0	2				
Mickey Mantle, S (1,8) OBP: 0.431, SLG: 0.614	F8			1B	BB	HR				3	2	1	0	1	1	1				
Hank Bauer, R (1,9) OBP: 0.362, SLG: 0.460	L9			E4	1B					4	2	2	2	0	0	1				
Bill Skowron, R (1,3) OBP: 0.370, SLG: 0.520				1B	HR					2	1	1	1	1	0	0				
Joe Collins, L (7,3) OBP: 0.337, SLG: 0.408	BB			1B		F4				1	0	0	0	0	0	1				
Billy Martin, R (1,4) OBP: 0.302, SLG: 0.289	F8			1B	1B					3	1	1	1	1	0	1				
Phil Rizzuto, R (1,6) OBP: 0.351, SLG: 0.295	F7			1B	1B					4	0	0	0	0	1	4				
Bob Turley, R (1,1) OBP: 0.190, SLG: 0.169			6-3			K				4	0	0	0	0	2	2				
Inning Stats	R: 0 E: 0 K: 0 S: 4	H: 2 LOB: 1 BB: 0 P: 4	R: 0 E: 0 K: 0 S: 3	H: 0 LOB: 1 BB: 1 P: 7	R: 0 E: 0 K: 0 S: 4	H: 1 LOB: 1 BB: 0 P: 4	R: 4 E: 1 K: 2 S: 11	H: 3 LOB: 1 BB: 1 P: 15	R: 2 E: 0 K: 1 S: 7	H: 2 LOB: 1 BB: 1 P: 11	R: 0 E: 0 K: 2 S: 7	H: 0 LOB: 0 BB: 0 P: 7	R: 0 E: 0 K: 1 S: 6	H: 1 LOB: 1 BB: 0 P: 6	R: 0 E: 0 K: 0 S: 3	H: 0 LOB: 0 BB: 0 P: 3	1B: 7 2B: 0 3B: 1 HR: 1	SF: 0 SAC: 0 DP: 0 HBP: 0	WP: 0 PB: 0 SB: 1 CS: 0	PA: 36
PITCHER	IP WLS BF H R ER SO BB IBB HBP BLK WP HR S P ERA WHIP																			
Bob Miller, L (1,1) ERA: 3.86	3.2 L 19 6 4 1 1 2 0 0 0 0 0 0 19 27 2.46 2.182																			
Steve Gromek, R (4,1) ERA: 4.12	2.1 10 2 2 2 4 1 0 0 0 0 0 1 17 21 7.71 1.286																			
Dick Marlowe, R (7,1) ERA: 4.5	2.0 7 1 0 0 1 0 0 0 0 0 0 0 9 9 0.00 0.500																			

Detroit Tigers @ New York Yankees
Yankee Stadium, Bronx, NY
Tue Sep 13 1955, 3:33 AM EDT
Att: 11,520 - Unknown

AB 33
R 6
H 9
RBI 6
BB 3
SO 6
LOB 13



livebaseballscorecards.com

Batter	1	2	3	4	5	6	7	8	9	AB	R	H	RBI	BB	SO	LOB	TOP					
Harvey Kuenn, R OBP: 0.343, SLG: 0.412	0-0 SH3-4 2B		0-0 L8		0-0 1-2 1B			0-0 E6 6-3		4	1	2	0	0	0	0						
Bill Tuttle, R OBP: 0.350, SLG: 0.394	0-0 SH3-4		0-0 F4		0-0 1-3			0-0 6-3		3	0	0	0	0	0	3						
Al Kaline, R OBP: 0.421, SLG: 0.545	4-0 2B E		0-0 L4-3		0-0 L5-3			0-0 L5		3	1	0	0	1	0	1						
Earl Torgeson, L OBP: 0.389, SLG: 0.397	0-0 E6		4-0 G1-6-3 BB		0-0 F9			4-0 HR BB		2	1	1	1	2	0	0						
Ray Boone, R OBP: 0.355, SLG: 0.484	0-0 G3		0-0 F7		0-0 L6			0-0 F4		4	0	0	0	0	0	3						
Charlie Maxwell, L OBP: 0.325, SLG: 0.551	0-3 K		0-0 G1-6-3		0-0 F6			0-0 HR		4	1	1	2	0	1	2						
Frank House, L OBP: 0.309, SLG: 0.438	0-0 F5		0-3 K		0-3 K			0-0 5-3		1	0	0	0	0	0	0						
Red Wilson, R OBP: 0.308, SLG: 0.298			0-0 4-3		0-0 F4			0-0 F7		2	0	0	0	0	2	0						
Jack Phillips, R OBP: 0.367, SLG: 0.444			0-0 G1-6-3		0-0 1B			0-0 K		1	0	1	0	0	0	0						
Fred Hatfield, L OBP: 0.337, SLG: 0.343			4-0 G1-6-3 BB		0-0 4-3			0-0 K		2	0	0	0	0	2	0						
Ned Garver, R OBP: 0.291, SLG: 0.270			0-0 G1-6-3		0-0 1B			0-3 K		1	0	0	0	0	0	1						
Al Aber, L OBP: 0.059, SLG: 0.059			0-0 1-2		0-0 1B			0-0 K		1	0	1	0	0	0	0						
Jim Delsing, L OBP: 0.327, SLG: 0.375			0-0 1-2		0-0 1B			0-0 K		1	0	0	0	1	0	0						
Babe Birrer, R OBP: 0.238, SLG: 0.526			0-0 1-2		0-0 1B			0-0 K		0	0	0	0	0	0	0						
Inning Stats	R: 2 E: 1 K: 1 S: 7	H: 2 LOB: 1 BB: 1 P: 11	R: 0 E: 0 K: 0 S: 2	H: 0 LOB: 0 BB: 1 P: 6	R: 0 E: 0 K: 0 S: 3	H: 0 LOB: 0 BB: 1 P: 3	R: 0 E: 0 K: 0 S: 2	H: 0 LOB: 0 BB: 1 P: 6	R: 0 E: 0 K: 1 S: 7	H: 2 LOB: 2 BB: 0 P: 7	R: 0 E: 0 K: 0 S: 3	H: 0 LOB: 0 BB: 0 P: 3	R: 0 E: 0 K: 1 S: 5	H: 0 LOB: 0 BB: 0 P: 5	R: 0 E: 1 K: 1 S: 6	H: 0 LOB: 1 BB: 1 P: 6	R: 2 E: 0 K: 0 S: 4	H: 1 LOB: 0 BB: 1 P: 8	1B: 2 2B: 2 3B: 0 HR: 1	SF: 0 SAC: 1 DP: 2 HBP: 0	WP: 0 PB: 0 SB: 0 CS: 0	PA: 35
PITCHER Don Larsen, R ERA: 3.01	IP: 9.0 WLS: W BF: 35 H: 5 R: 4 ER: 3 SO: 4 BB: 4 IBB: 0 HBP: 0 BLK: 0 WP: 0 HR: 1 S: 39 P: 55 ERA: 3.00 WHIP: 1.000															PITCHER	IP: 9.0 WLS: W BF: 35 H: 5 R: 4 ER: 3 SO: 4 BB: 4 IBB: 0 HBP: 0 BLK: 0 WP: 0 HR: 1 S: 39 P: 55 ERA: 3.00 WHIP: 1.000					

Detroit Tigers @ New York Yankees
Yankee Stadium, Bronx, NY
Wed Sep 14 1955, 3:33 AM EDT
Att: 9,456 - Unknown

AB	30
R	4
H	5
RBI	3
BB	4
SO	4
LOB	10



Batter	1	2	3	4	5	6	7	8	9	AB	R	H	RBI	BB	SO	LOB	BOTTOM			
Hank Bauer, R OBP: 0.360, SLG: 0.464	0-0 5-3		0-0 F8		0-0 6-3			0-0 HR		5	1	1	1	0	0	3				
Gil McDougald, R OBP: 0.397, SLG: 0.409	0-0 HR		0-0 FC4-2 3B		0-0 F3			0-0 BB		4	1	2	2	1	0	2				
Yogi Berra, L OBP: 0.348, SLG: 0.467	4-0 1B BB		0-0 FC4-2 FC5-4		0-0 G3			0-0 F8		4	1	0	0	1	0	3				
Mickey Mantle, S OBP: 0.431, SLG: 0.613	0-0 1B SF7		0-0 FC5-4		0-3 K			0-0 1B		4	1	2	0	0	1	1				
Joe Collins, L OBP: 0.339, SLG: 0.407	0-0 1-3 2-H 1B		0-0 5-3		4-0 1B E BB			0-3 K		3	1	1	1	1	1	1				
Inv Noren, L OBP: 0.328, SLG: 0.373	4-0 IBB		4-0 FC1-6 BB		0-0 E8 4-3 1-H 1B			0-0 1-2 1B		2	0	2	0	2	0	0				
Billy Martin, R OBP: 0.277, SLG: 0.268	0-0 SF7		0-0 FC1-6		0-0 4-3			0-0 F7		3	0	0	1	0	0	4				
Don Larsen, R OBP: 0.225, SLG: 0.351	0-3 K		0-3 4-3		0-0 6-3			0-3 K		4	0	0	0	0	2	4				
Phil Rizzuto, R OBP: 0.361, SLG: 0.311			0-0 F8 3B 2B		0-0 6-3 1B			0-0 L9		3	1	2	0	1	0	0				
Inning Stats	R: 3 E: 0 K: 1 S: 8	H: 3 LOB: 2 BB: 2 P: 16	R: 1 E: 0 K: 0 S: 5	H: 2 LOB: 1 BB: 0 P: 5	R: 0 E: 0 K: 0 S: 3	H: 0 LOB: 1 BB: 1 P: 7	R: 0 E: 0 K: 0 S: 4	H: 1 LOB: 0 BB: 0 P: 4	R: 1 E: 1 K: 1 S: 6	H: 1 LOB: 1 BB: 1 P: 10	R: 0 E: 0 K: 0 S: 2	H: 0 LOB: 0 BB: 1 P: 6	R: 0 E: 0 K: 1 S: 7	H: 2 LOB: 2 BB: 0 P: 7	R: 1 E: 0 K: 1 S: 6	H: 1 LOB: 1 BB: 1 P: 10	1B: 6 2B: 2 3B: 1 HR: 2	SF: 1 SAC: 0 DP: 1 HBP: 0	WP: 0 PB: 0 SB: 0 CS: 0	PA: 39
PITCHER Ned Garver, R ERA: 3.89	IP: 1.1 WLS: L BF: 11 H: 5 R: 4 ER: 4 SO: 4 BB: 1 IBB: 0 HBP: 0 BLK: 0 WP: 0 HR: 1 S: 11 P: 19 ERA: 27.00 WHIP: 4.500															PITCHER	IP: 1.1 WLS: L BF: 11 H: 5 R: 4 ER: 4 SO: 4 BB: 1 IBB: 0 HBP: 0 BLK: 0 WP: 0 HR: 1 S: 11 P: 19 ERA: 27.00 WHIP: 4.500			
Al Aber, L ERA: 3.42	5.2 BF: 23 H: 4 R: 1 ER: 1 SO: 2 BB: 3 IBB: 0 HBP: 0 BLK: 0 WP: 0 HR: 0 S: 24 P: 36 ERA: 1.59 WHIP: 1.235															PITCHER	5.2 BF: 23 H: 4 R: 1 ER: 1 SO: 2 BB: 3 IBB: 0 HBP: 0 BLK: 0 WP: 0 HR: 0 S: 24 P: 36 ERA: 1.59 WHIP: 1.235			
Babe Birrer, R ERA: 4.02	1.0 BF: 5 H: 1 R: 1 ER: 1 SO: 1 BB: 1 IBB: 0 HBP: 0 BLK: 0 WP: 0 HR: 1 S: 6 P: 10 ERA: 9.00 WHIP: 2.000															PITCHER	1.0 BF: 5 H: 1 R: 1 ER: 1 SO: 1 BB: 1 IBB: 0 HBP: 0 BLK: 0 WP: 0 HR: 1 S: 6 P: 10 ERA: 9.00 WHIP: 2.000			

Detroit Tigers @ New York Yankees
Yankee Stadium, Bronx, NY
Wed Sep 14 1955, 3:33 AM EDT
Att: 9,456 - Unknown

AB	32
R	6
H	10
RBI	5
BB	6
SO	4
LOB	18



Batter	1	2	3	4	5	6	7	8	9	AB	R	H	RBI	BB	SO	LOB	TOP				
Harvey Kuenn, R OBP: 0.342, SLG: 0.414 (1, 6)	F6		FC4-6				E4		6-3	5	0	1	0	0	0	4	Detroit Tigers @ Cleveland Indians Cleveland Municipal Stadium, Cleveland, OH Fri Sep 16 1955, 3:33 AM EDT Att: 24,185 - Unknown				
Earl Torgeson, L OBP: 0.386, SLG: 0.395 (1, 3)	F8		F6				F3			4	0	1	2	0	0	3					
Al Kaline, R OBP: 0.418, SLG: 0.541 (1, 9)	K						L6-3		L7	4	0	0	0	0	2	2					
Charlie Maxwell, L OBP: 0.322, SLG: 0.536 Bubba Phillips, R OBP: 0.294, SLG: 0.314 (8, 7)		F6					F8		4-3	3	0	0	0	1	0	0					
Ray Boone, R OBP: 0.354, SLG: 0.484 (1, 5)		5-3					F9			0	0	0	0	0	0	0					
Bill Tuttle, R OBP: 0.352, SLG: 0.397 (1, 8)		5-3								4	1	1	0	0	0	1					
Red Wilson, R OBP: 0.303, SLG: 0.293 (1, 2)										4	0	3	1	0	0	0					
Red Wilson, R OBP: 0.303, SLG: 0.293 (1, 2)										4	1	0	0	0	0	4					
Fred Hatfield, L OBP: 0.336, SLG: 0.340 (1, 4)										3	0	0	0	1	0	1					
Billy Hoelt, L OBP: 0.293, SLG: 0.232 Steve Gromek, S OBP: 0.357, SLG: 0.165 (4, 1)										1	0	1	0	0	0	0					
Inning Stats	R: 0 E: 0 K: 1 S: 5	H: 0 LOB: 0 BB: 0 P: 5	R: 0 E: 0 K: 0 S: 3	H: 0 LOB: 0 BB: 0 P: 3	R: 0 E: 0 K: 0 S: 4	H: 1 LOB: 2 BB: 1 P: 8	R: 0 E: 0 K: 1 S: 6	H: 1 LOB: 2 BB: 1 P: 10	R: 0 E: 0 K: 0 S: 4	H: 0 LOB: 0 BB: 0 P: 3	R: 2 E: 1 K: 0 S: 6	H: 2 LOB: 2 BB: 1 P: 10	R: 1 E: 0 K: 0 S: 4	H: 2 LOB: 2 BB: 0 P: 4	R: 0 E: 0 K: 1 S: 5	H: 0 LOB: 0 BB: 0 P: 5	1B: 5 2B: 1 3B: 1 HR: 0	SF: 0 SAC: 0 DP: 1 HBP: 0	WP: 0 PB: 0 SB: 0 CS: 0	PA: 37	
PITCHER	IP	WLS	BF	H	R	ER	SO	BB	IBB	HBP	BLK	WP	HR	S	P	ERA	WHIP				
Early Wynn, R ERA: 2.85 Ray Narleski, R ERA: 3.06	(1, 1)	8.0	L	34	7	3	1	2	3	0	0	0	0	35	47	1.12	1.250				
(9, 1)	1.0	3	0	0	0	0	1	0	0	0	0	0	0	5	5	0.00	0.000				

Batter	1	2	3	4	5	6	7	8	9	AB	R	H	RBI	BB	SO	LOB	BOTTOM					
Al Smith, R OBP: 0.411, SLG: 0.483 (8, 9)	K		5-3				F7			4	0	0	0	0	1	1	Detroit Tigers @ Cleveland Indians Cleveland Municipal Stadium, Cleveland, OH Fri Sep 16 1955, 3:33 AM EDT Att: 24,185 - Unknown					
Gene Woodling, L OBP: 0.357, SLG: 0.381 (8, 7)	4-3		F7				F4			3	0	0	0	1	0	0						
Bobby Avila, R OBP: 0.369, SLG: 0.398 (1, 4)	F7						4-3			4	0	1	0	0	1	0						
Al Rosen, R OBP: 0.364, SLG: 0.411 (8, 5)		F5					F8			4	0	0	0	0	0	2						
Hoot Evers, R OBP: 0.317, SLG: 0.436 Fernis Fain, L OBP: 0.455, SLG: 0.331 (7, PH)		L9								1	0	0	0	1	0	0						
Larry Doby, L OBP: 0.369, SLG: 0.510 (1, 8)										1	0	1	0	1	0	0						
Jim Hegan, R OBP: 0.303, SLG: 0.342 Hal Naragon, L OBP: 0.415, SLG: 0.475 (8, 2)		E6								3	0	1	0	1	0	2						
George Strickland, R OBP: 0.303, SLG: 0.272 Dale Mitchell, L OBP: 0.302, SLG: 0.316 Billy Harrell, R OBP: 0.341, SLG: 0.284 (9, PH)		F4								2	0	1	0	0	0	2						
Early Wynn, S OBP: 0.230, SLG: 0.247 Bobby Young, L OBP: 0.259, SLG: 0.260 Ray Narleski, R OBP: 0.292, SLG: 0.292 Ralph Kiner, R OBP: 0.366, SLG: 0.451 (8, PH)										2	0	0	0	0	0	1						
Inning Stats	R: 0 E: 0 K: 1 S: 5	H: 0 LOB: 0 BB: 0 P: 5	R: 0 E: 1 K: 0 S: 5	H: 1 LOB: 2 BB: 0 P: 5	R: 0 E: 0 K: 0 S: 3	H: 0 LOB: 0 BB: 0 P: 3	R: 0 E: 0 K: 1 S: 5	H: 0 LOB: 1 BB: 1 P: 9	R: 0 E: 0 K: 1 S: 6	H: 1 LOB: 1 BB: 0 P: 6	R: 0 E: 0 K: 0 S: 3	H: 0 LOB: 0 BB: 0 P: 3	R: 0 E: 0 K: 0 S: 4	H: 1 LOB: 1 BB: 0 P: 4	R: 0 E: 0 K: 0 S: 4	H: 1 LOB: 2 BB: 1 P: 8		R: 0 E: 0 K: 1 S: 5	H: 0 LOB: 2 BB: 2 P: 13	1B: 2 2B: 2 3B: 0 HR: 0	SF: 0 SAC: 0 DP: 0 HBP: 0	WP: 0 PB: 1 SB: 0 CS: 0
PITCHER	IP	WLS	BF	H	R	ER	SO	BB	IBB	HBP	BLK	WP	HR	S	P	ERA	WHIP					
Billy Hoelt, L ERA: 2.99 Steve Gromek, R ERA: 3.99	(1, 1)	3.0	W	25	3	0	0	3	4	0	0	0	0	27	43	0.00	1.167					
(4, 1)	6.0	W	25	3	0	0	3	4	0	0	0	0	0	27	43	0.00	1.167					

Batter	1	2	3	4	5	6	7	8	9	AB	R	H	RBI	BB	SO	LOB	TOP					
Harvey Kuenn, R OBP: 0.344, SLG: 0.416										5	1	3	0	0	0	1	Detroit Tigers @ Cleveland Indians Cleveland Municipal Stadium, Cleveland, OH Sat Sep 17 1955, 3:33 AM EDT Att: 14,689 - Unknown					
Earl Torgeson, L OBP: 0.390, SLG: 0.400									5	1	3	0	0	0	3							
Al Kaline, R OBP: 0.421, SLG: 0.544									4	1	3	2	1	1	2							
Charlie Maxwell, L OBP: 0.315, SLG: 0.522 Bubba Phillips, R OBP: 0.291, SLG: 0.311									3	0	0	0	0	1	2							
Ray Boone, R OBP: 0.352, SLG: 0.480										4	0	0	0	0	1							
Bill Tuttle, R OBP: 0.353, SLG: 0.398										3	0	2	1	0	0							
Red Wilson, R OBP: 0.298, SLG: 0.288										4	0	0	0	0	3							
Fred Hatfield, L OBP: 0.335, SLG: 0.339										4	0	1	0	0	1							
Frank Lary, R OBP: 0.241, SLG: 0.228										4	0	1	0	0	2							
Inning Stats	R: 0 E: 0 K: 0 S: 3	H: 1 LOB: 1 BB: 1 P: 7	R: 0 E: 0 K: 0 S: 3	H: 0 LOB: 0 BB: 0 P: 3	R: 0 E: 0 K: 0 S: 3	H: 0 LOB: 0 BB: 0 P: 3	R: 2 E: 1 K: 1 S: 8	H: 2 LOB: 1 BB: 0 P: 8	R: 0 E: 0 K: 0 S: 4	H: 3 LOB: 2 BB: 0 P: 7	R: 0 E: 0 K: 0 S: 4	H: 1 LOB: 1 BB: 0 P: 4	R: 1 E: 0 K: 2 S: 10	H: 3 LOB: 2 BB: 0 P: 10	R: 0 E: 0 K: 0 S: 4	H: 1 LOB: 2 BB: 0 P: 4		R: 0 E: 0 K: 2 S: 9	H: 2 LOB: 2 BB: 0 P: 9	1B: 11 2B: 2 3B: 0 HR: 0	SF: 1 SAC: 0 DP: 1 HBP: 0	WP: 0 PB: 0 SB: 0 CS: 0
PITCHER	IP	WLS	BF	H	R	ER	SO	BB	IBB	HBP	BLK	WP	HR	S	P	ERA	WHIP					
Bob Lemon, R ERA: 3.7	(1, 1)	8.0	L	35	11	3	2	4	1	0	0	0	0	42	46	2.25	1.500					
Don Mossi, L ERA: 2.42	(9, 1)	1.0		5	2	0	0	2	0	0	0	0	0	9	9	0.00	2.000					


Batter	1	2	3	4	5	6	7	8	9	AB	R	H	RBI	BB	SO	LOB	BOTTOM					
Al Smith, R OBP: 0.410, SLG: 0.480										4	1	0	0	1	1	7	Detroit Tigers @ Cleveland Indians Cleveland Municipal Stadium, Cleveland, OH Sat Sep 17 1955, 3:33 AM EDT Att: 14,689 - Unknown					
Bobby Avila, R OBP: 0.370, SLG: 0.397										3	0	1	0	1	0	2						
Gene Woodling, L OBP: 0.355, SLG: 0.380										4	0	1	1	0	5							
Larry Doby, L OBP: 0.370, SLG: 0.509										4	0	1	0	1	0							
Al Rosen, R OBP: 0.363, SLG: 0.409										5	0	1	0	0	1							
Fems Fain, L OBP: 0.457, SLG: 0.331 Joe Altobelli, L OBP: 0.236, SLG: 0.197										3	0	1	0	2	1							
Jim Hegan, R OBP: 0.352, SLG: 0.342 Hal Naragon, L OBP: 0.309, SLG: 0.467										3	0	1	0	0	1							
George Strickland, R OBP: 0.303, SLG: 0.275 Dale Mitchell, L OBP: 0.313, SLG: 0.328 Billy Harrell, R										3	0	1	0	0	3							
Bob Lemon, L OBP: 0.352, SLG: 0.289 Ralph Kiner, R OBP: 0.368, SLG: 0.453 Hoot Evers, R OBP: 0.317, SLG: 0.436 Don Mossi, L OBP: 0.273, SLG: 0.111										2	0	1	0	1	0							
Inning Stats	R: 1 E: 0 K: 0 S: 3	H: 0 LOB: 0 BB: 1 P: 7	R: 0 E: 0 K: 0 S: 3	H: 0 LOB: 1 BB: 1 P: 7	R: 0 E: 0 K: 1 S: 7	H: 2 LOB: 3 BB: 1 P: 11	R: 0 E: 0 K: 0 S: 4	H: 1 LOB: 2 BB: 1 P: 8	R: 0 E: 0 K: 0 S: 5	H: 2 LOB: 2 BB: 0 P: 5	R: 0 E: 0 K: 0 S: 4	H: 1 LOB: 2 BB: 1 P: 8	R: 0 E: 0 K: 1 S: 6	H: 1 LOB: 1 BB: 0 P: 6	R: 0 E: 0 K: 0 S: 5	H: 2 LOB: 3 BB: 1 P: 9		R: 0 E: 0 K: 1 S: 6	H: 1 LOB: 1 BB: 0 P: 6	1B: 8 2B: 2 3B: 0 HR: 0	SF: 1 SAC: 1 DP: 0 HBP: 0	WP: 0 PB: 0 SB: 1 CS: 0
PITCHER	IP	WLS	BF	H	R	ER	SO	BB	IBB	HBP	BLK	WP	HR	S	P	ERA	WHIP					
Frank Lary, R ERA: 3.09	(1, 1)	9.0	W	43	10	1	1	3	6	0	0	0	0	43	67	1.00	1.778					

Batter	1	2	3	4	5	6	7	8	9	AB	R	H	RBI	BB	SO	LOB	TOP								
Harvey Kuenn, R OBP: 0.344, SLG: 0.416 (1, 6)										6	1	2	2	0	0	1	Detroit Tigers @ Cleveland Indians Cleveland Municipal Stadium, Cleveland, OH Sun Sep 18 1955, 3:33 AM EDT Att: 28,504 - Unknown								
Earl Torgeson, L OBP: 0.390, SLG: 0.399 (1, 3)										4	1	1	0	1	0	1									
Al Kaline, R OBP: 0.422, SLG: 0.550 (1, 9)										5	1	3	2	0	0	0									
Jim Delsing, L OBP: 0.328, SLG: 0.374 Bubba Phillips, R OBP: 0.291, SLG: 0.311 (9, 7)										4	0	1	2	1	0	2									
Ray Boone, R OBP: 0.350, SLG: 0.476 (1, 5)										4	0	0	0	1	0	3									
Bill Tuttle, R OBP: 0.356, SLG: 0.400 (1, 8)										2	3	1	0	3	0	3									
Red Wilson, R OBP: 0.300, SLG: 0.287 (1, 2)										4	1	1	0	1	0	2									
Fred Hatfield, L OBP: 0.336, SLG: 0.341 (1, 4)										4	2	1	1	1	0	2									
Bob Miller, R OBP: 0.200, SLG: 0.200 Dick Marlowe, R (8, 1)										4	1	1	2	0	1	2									
										1	0	0	0	0	1	1									
Inning Stats	R: 1 E: 0 K: 0 S: 4	H: 1 LOB: 1 BB: 1 P: 8	R: 0 E: 0 K: 0 S: 3	H: 0 LOB: 1 BB: 1 P: 7	R: 0 E: 0 K: 0 S: 5	H: 2 LOB: 3 BB: 1 P: 9	R: 0 E: 0 K: 0 S: 3	H: 0 LOB: 0 BB: 0 P: 3	R: 0 E: 0 K: 0 S: 3	H: 0 LOB: 0 BB: 0 P: 3	R: 6 E: 0 K: 0 S: 7	H: 4 LOB: 2 BB: 4 P: 23	R: 2 E: 0 K: 1 S: 7	H: 2 LOB: 1 BB: 1 P: 11	R: 0 E: 0 K: 0 S: 3	H: 0 LOB: 0 BB: 0 P: 3	R: 1 E: 0 K: 1 S: 7	H: 2 LOB: 1 BB: 0 P: 7	1B: 7 2B: 3 3B: 0 HR: 1	SF: 0 SAC: 0 DP: 0 HBP: 0	WP: 0 PB: 1 SB: 2 CS: 0	PA: 46			
PITCHER	IP	WLS	BF	H	R	ER	SO	BB	IBB	HBP	BLK	WP	HR	S	P	ERA	WHIP								
Mike Garcia, R ERA: 3.97 (1, 1)	5.2	L	26	3	4	4	0	5	1	0	0	0	1	20	44	6.35	1.412								
Ray Narleski, R ERA: 3.3 (6, 1)	0.0		5	4	3	3	0	1	0	0	0	0	0	4	8	∞	∞								
Art Houtteman, R ERA: 3.98 (6, 1)	1.1		7	2	2	1	1	0	0	0	0	0	0	8	12	13.50	2.250								
Hank Aguirre, L ERA: 5.4 (8, 1)	2.0		8	2	1	0	1	0	0	0	0	0	0	10	10	0.00	1.000								

Batter	1	2	3	4	5	6	7	8	9	AB	R	H	RBI	BB	SO	LOB	BOTTOM								
Billy Harrell, R OBP: 0.375, SLG: 0.375 (1, 6)										5	0	3	0	0	0	0	Detroit Tigers @ Cleveland Indians Cleveland Municipal Stadium, Cleveland, OH Sun Sep 18 1955, 3:33 AM EDT Att: 28,504 - Unknown								
Ferns Fain, L OBP: 0.455, SLG: 0.327 (1, 3)										3	0	0	0	1	1	2									
Bobby Avila, R OBP: 0.368, SLG: 0.394 (1, 4)										4	1	0	0	0	0	2									
Al Smith, R OBP: 0.407, SLG: 0.476 (1, 9)										4	0	0	0	0	0	3									
Hoot Evers, R OBP: 0.319, SLG: 0.446 (1, 7)										4	0	2	1	0	0	0									
Larry Doby, L OBP: 0.371, SLG: 0.507 (1, 8)										2	1	0	0	2	2	1									
Al Rosen, R OBP: 0.362, SLG: 0.408 (1, 5)										4	0	1	0	0	1	4									
Jim Hegan, R OBP: 0.291, SLG: 0.340 Hank Folles, R OBP: 0.352, SLG: 0.375 (7, PH) (8, 2)										2	0	0	0	0	0	3									
										2	1	1	2	0	0	0									
										2	0	0	0	0	0	0									
Inning Stats	R: 0 E: 0 K: 0 S: 3	H: 0 LOB: 0 BB: 0 P: 3	R: 0 E: 0 K: 0 S: 4	H: 1 LOB: 2 BB: 1 P: 8	R: 0 E: 0 K: 1 S: 6	H: 1 LOB: 1 BB: 0 P: 6	R: 0 E: 0 K: 0 S: 3	H: 0 LOB: 0 BB: 0 P: 3	R: 2 E: 0 K: 3 S: 11	H: 2 LOB: 1 BB: 1 P: 15	R: 1 E: 1 K: 1 S: 7	H: 1 LOB: 1 BB: 0 P: 7	R: 0 E: 0 K: 0 S: 3	H: 0 LOB: 0 BB: 0 P: 3	1B: 5 2B: 0 3B: 1 HR: 1	SF: 0 SAC: 0 DP: 1 HBP: 0	WP: 2 PB: 0 SB: 0 CS: 0	PA: 37							
PITCHER	IP	WLS	BF	H	R	ER	SO	BB	IBB	HBP	BLK	WP	HR	S	P	ERA	WHIP								
Bob Miller, L ERA: 3.31 (1, 1)	7.0	W	29	6	2	2	4	3	0	0	0	1	1	34	46	2.57	1.286								
Dick Marlowe, R ERA: 3.0 (8, 1)	2.0	S	8	1	1	0	1	0	0	0	0	1	0	10	10	0.00	0.500								

Batter	1	2	3	4	5	6	7	8	9	AB	R	H	RBI	BB	SO	LOB	TOP				
Alex George, L (1,6) Vic Power, R (7,PH) Gus Keriazakos, R (7,1)	0-3 K		0-0 6-3		0-3 K		0-0 F4			3	0	0	0	0	2	2	Kansas City Athletics @ Detroit Tigers Briggs Stadium, Detroit, MI Mon Sep 19 1955, 4:33 AM EDT Att: 14,255 - Unknown				
Tom Saffell, L (1,8) Gus Zernial, R (1,7) Harry Simpson, L (1,9)	0-0 4-3			4-0 PO 1B BB		0-0 G4-6-3 1B		0-3 K		3	0	1	0	1	1	2					
Jack Littrell, R (1,3) Jerry Schypinski, L (1,4) Clete Boyer, R (1,5)		0-0 L7		0-0 L9		0-0 BB		0-0 F8		3	0	1	0	1	0	1					
Joe Astroth, R (1,2) Enos Slaughter, L (7,PH) Jim Finigan, R (7,4)		0-0 3-1		0-0 PO	0-3 K	0-0 F8			0-0 G5-4-3 1B	4	0	1	0	0	1	2					
Walt Craddock, R (1,1) Elmer Valo, L (7,PH) Billy Shantz, R (7,2)		0-0 6-3		0-0 4-3 HBP 1B	1-0 4-3	1-0 HBP BB		0-0 G5-4-3 1B	1	0	0	0	0	0	0	0					
Inning Stats	R: 0 E: 0 K: 1 S: 5	H: 0 LOB: 1 BB: 1 P: 9	R: 0 E: 0 K: 0 S: 3	H: 0 LOB: 0 BB: 0 P: 3	R: 0 E: 0 K: 0 S: 3	H: 0 LOB: 0 BB: 0 P: 3	R: 0 E: 0 K: 2 S: 8	H: 1 LOB: 1 BB: 1 P: 7	R: 0 E: 0 K: 2 S: 8	H: 1 LOB: 2 BB: 0 P: 9	R: 0 E: 0 K: 1 S: 5	H: 0 LOB: 2 BB: 1 P: 10	R: 0 E: 0 K: 0 S: 3	H: 0 LOB: 0 BB: 0 P: 3	R: 0 E: 0 K: 0 S: 4	H: 2 LOB: 1 BB: 0 P: 4		1B: 6 2B: 0 3B: 0 HR: 0	SF: 0 SAC: 0 DP: 2 HBP: 2	WP: 0 PB: 0 SB: 0 CS: 0	PA: 37
PITCHER Bud Black, R (1,1) ERA: 1.26	IP: 9.0 WLS: W BF: 36 H: 6 R: 0 ER: 0 SO: 4 BB: 4 IBB: 0 HBP: 2 BLK: 0 WP: 0 HR: 0 S: 38 P: 56 ERA: 0.00 WHIP: 1.111															PITCHER					

AB	30
R	0
H	6
RBI	0
BB	4
SO	4
LOB	21




Batter	1	2	3	4	5	6	7	8	9	AB	R	H	RBI	BB	SO	LOB	BOTTOM				
Harvey Kuenn, R (1,6) Earl Torgeson, L (1,3) Al Kaline, R (1,9)	0-0 E3		0-0 FC9-2			4-0 1B BB		0-0 S E 2B		3	1	1	0	1	0	1	Kansas City Athletics @ Detroit Tigers Briggs Stadium, Detroit, MI Mon Sep 19 1955, 4:33 AM EDT Att: 14,255 - Unknown				
Bill Tuttle, R (1,8) Jay Porter, R (1,2) Chick King, R (1,7)	0-0 1-3			0-0 4-3		0-3 K		0-0 2-3		4	0	0	0	0	1	3					
Fred Hatfield, L (1,4) Reno Bertoia, R (1,5) Bud Black, R (1,1)	0-0 L9			0-0 F2		0-3 K		0-0 E8		4	0	1	1	0	1	2					
Inning Stats	R: 0 E: 1 K: 0 S: 3	H: 0 LOB: 0 BB: 0 P: 3	R: 0 E: 0 K: 0 S: 3	H: 0 LOB: 1 BB: 1 P: 7	R: 0 E: 0 K: 0 S: 3	H: 1 LOB: 0 BB: 0 P: 3	R: 0 E: 0 K: 1 S: 5	H: 0 LOB: 0 BB: 0 P: 5	R: 1 E: 0 K: 1 S: 6	H: 2 LOB: 1 BB: 0 P: 6	R: 1 E: 0 K: 2 S: 8	H: 2 LOB: 2 BB: 1 P: 12	R: 1 E: 0 K: 0 S: 5	H: 2 LOB: 1 BB: 0 P: 5	R: 1 E: 1 K: 0 S: 5	H: 2 LOB: 1 BB: 0 P: 5		1B: 6 2B: 5 3B: 0 HR: 0	SF: 1 SAC: 1 DP: 2 HBP: 0	WP: 0 PB: 0 SB: 1 CS: 0	PA: 32
PITCHER Walt Craddock, L (1,1) Gus Keriazakos, R (7,1) ERA: 7.8 ERA: 9.0	IP: 6.0 WLS: L BF: 22 H: 5 R: 2 ER: 2 SO: 2 BB: 2 IBB: 0 HBP: 0 BLK: 0 WP: 0 HR: 0 S: 28 P: 36 ERA: 3.00 WHIP: 1.167															PITCHER					



Batter	1	2	3	4	5	6	7	8	9	AB	R	H	RBI	BB	SO	LOB	TOP			
Alex George, L OBP: 0.200, SLG: 0.111										4	0	1	0	1	2	3	Kansas City Athletics @ Detroit Tigers Briggs Stadium, Detroit, MI Tue Sep 20 1955, 4:33 AM EDT Att: 2,213 - Unknown			
Tom Saffell, L OBP: 0.276, SLG: 0.209										5	1	1	0	0	0	3				
Gus Zernial, R OBP: 0.304, SLG: 0.505 Bill Stewart, R OBP: 0.188, SLG: 0.200										3	0	0	0	0	1	2				
Harry Simpson, L OBP: 0.359, SLG: 0.417										5	0	2	0	0	0	0				
Elmer Valo, L OBP: 0.464, SLG: 0.489										3	1	2	1	2	0	2				
Jerry Schypinski, L OBP: 0.259, SLG: 0.281										4	1	1	0	0	0	4				
Clete Boyer, R OBP: 0.288, SLG: 0.263										3	0	1	0	1	0	2				
Billy Shantz, R OBP: 0.300, SLG: 0.305										3	0	2	1	1	0	0				
Glenn Cox, R Bobby Shantz, R Enos Slaughter, R Bill Harrington, R Jim Finigan, R Cloyd Boyer, R										1	0	0	0	0	1	3				
Inning Stats	R: 0 E: 0 K: 0 S: 3	H: 1 LOB: 0 BB: 0 P: 3	R: 0 E: 0 K: 1 S: 5	H: 0 LOB: 3 BB: 3 P: 17	R: 0 E: 0 K: 2 S: 7	H: 0 LOB: 0 BB: 0 P: 7	R: 2 E: 0 K: 0 S: 7	H: 4 LOB: 2 BB: 0 P: 7	R: 1 E: 0 K: 0 S: 6	H: 3 LOB: 2 BB: 0 P: 6	R: 0 E: 0 K: 0 S: 3	H: 0 LOB: 1 BB: 1 P: 7	R: 0 E: 0 K: 0 S: 3	H: 0 LOB: 0 BB: 0 P: 3	R: 0 E: 0 K: 0 S: 4	H: 1 LOB: 2 BB: 1 P: 8		1B: 9 2B: 1 3B: 0 HR: 0	SF: 1 SAC: 0 DP: 1 HBP: 0	WP: 0 PB: 0 SB: 0 CS: 0
PITCHER	IP WLS BF H R ER SO BB IBB HBP BLK WP HR S P ERA WHIP																			
Duke Maas, R ERA: 4.88	(1, 1) 4.1 23 8 3 3 3 3 0 0 0 0 0 26 38 6.23 2.538																			
Jim Bunning, R ERA: 6.35	(5, 1) 4.2 W 18 2 0 0 2 2 0 0 0 0 0 20 28 0.00 0.857																			

AB	35
R	3
H	10
RBI	3
BB	5
SO	5
LOB	21



Batter	1	2	3	4	5	6	7	8	9	AB	R	H	RBI	BB	SO	LOB	BOTTOM	
Harvey Kuenn, R OBP: 0.343, SLG: 0.415										4	0	0	1	0	0	2	Kansas City Athletics @ Detroit Tigers Briggs Stadium, Detroit, MI Tue Sep 20 1955, 4:33 AM EDT Att: 2,213 - Unknown	
Earl Torgeson, L OBP: 0.392, SLG: 0.398										2	2	2	0	2	0	0		
Al Kaline, R OBP: 0.422, SLG: 0.548										4	1	2	0	0	0	3		
Bill Tuttle, R OBP: 0.357, SLG: 0.402										4	1	2	2	0	0	2		
Ray Boone, R OBP: 0.349, SLG: 0.476										4	0	1	2	0	0	3		
Jay Porter, R OBP: 0.345, SLG: 0.294										4	0	0	0	0	2	2		
Chick King, R OBP: 0.182, SLG: 0.182										4	1	1	0	0	1	0		
Reno Bertoia, R OBP: 0.250, SLG: 0.293										4	1	1	0	0	0	1		
Duke Maas, R OBP: 0.194, SLG: 0.233 Jim Bunning, R OBP: 0.200, SLG: 0.200										2	1	1	2	0	0	1		
Inning Stats	R: 2 E: 0 K: 0 S: 6	H: 3 LOB: 1 BB: 0 P: 6	R: 5 E: 0 K: 1 S: 10	H: 5 LOB: 1 BB: 1 P: 14	R: 0 E: 1 K: 1 S: 4	H: 0 LOB: 1 BB: 0 P: 4	R: 0 E: 0 K: 0 S: 4	H: 2 LOB: 1 BB: 0 P: 4	R: 0 E: 0 K: 1 S: 5	H: 0 LOB: 0 BB: 0 P: 5	R: 0 E: 0 K: 0 S: 3	H: 0 LOB: 0 BB: 0 P: 3	R: 0 E: 0 K: 1 S: 5	H: 0 LOB: 0 BB: 0 P: 5	1B: 8 2B: 3 3B: 1 HR: 0	SF: 0 SAC: 0 DP: 2 HBP: 0		WP: 0 PB: 0 SB: 1 CS: 0
PITCHER	IP WLS BF H R ER SO BB IBB HBP BLK WP HR S P ERA WHIP																	
Glenn Cox, R ERA: 47.25	(1, 1) 1.1 L 13 8 7 7 0 1 0 0 0 0 0 0 8 8 47.25 6.750																	
Bobby Shantz, L ERA: 4.5	(2, 1) 1.2 6 0 0 0 0 1 0 0 0 0 0 0 8 8 0.00 0.000																	
Bill Harrington, R ERA: 4.2	(4, 1) 4.0 14 3 0 0 1 1 0 0 0 0 0 0 15 19 0.00 1.000																	
Cloyd Boyer, R ERA: 6.33	(8, 1) 1.0 3 0 0 0 0 1 0 0 0 0 0 0 5 5 0.00 0.000																	



Batter	1	2	3	4	5	6	7	8	9	AB	R	H	RBI	BB	SO	LOB	TOP						
Vic Power, R OBP: 0.354, SLG: 0.509 (1, 3)	L9		1B			F3		1B		4	0	2	0	0	0	0	Kansas City Athletics @ Detroit Tigers Briggs Stadium, Detroit, MI Wed Sep 21 1955, 4:33 AM EDT Att: 1,880 - Unknown						
Tom Saffell, L OBP: 0.276, SLG: 0.210 (1, 8)	K		K			1B		L4		4	0	1	0	0	2	2							
Gus Zernial, R OBP: 0.304, SLG: 0.504 Elmer Valo, L OBP: 0.463, SLG: 0.488 (1, 7) (7, 7)	K			G6-3 1B		F7		L9		3	0	1	0	0	1	1							
Harry Simpson, L OBP: 0.356, SLG: 0.413 (1, 9)		F5		G6-3 1B		4-3		4-3		4	0	0	0	0	2								
Hector Lopez, R OBP: 0.340, SLG: 0.428 (1, 5)		1B		F7				HR		4	1	2	1	0	0	0							
Jim Finigan, R OBP: 0.333, SLG: 0.388 (1, 4)	K				4-0 BB	1B		L9		3	0	0	0	1	1								
Jerry Schypinski, L OBP: 0.240, SLG: 0.267 (1, 6)	K			L9		G3				3	0	0	0	0	1	2							
Joe Astroth, R OBP: 0.372, SLG: 0.328 (1, 2)				G4-6-3 BB		G5-4-3 1B		F8		2	0	1	0	1	0	0							
Mike Kume, R OBP: 0.167, SLG: 0.167 Cloyd Boyer, R OBP: 0.125, SLG: 0.089 Tom Gorman, R OBP: 0.125, SLG: 0.125 Bill Reinhart, R OBP: 0.050, SLG: 0.050 Bobby Shantz, L OBP: 0.146, SLG: 0.146 Clete Boyer, R OBP: 0.200, SLG: 0.200 Gus Kenazakos, R OBP: 0.000, SLG: 0.000 (1, 1) (1, 1) (2, 1) (5, PH) (5, 1) (5, PH) (8, 1)				G4-6-3		G5-4-3		F8		0	0	0	0	0	0	0							
Inning Stats	R: 0 E: 0 K: 2 S: 7	H: 0 LOB: 0 BB: 0 P: 7	R: 0 E: 0 K: 2 S: 8	H: 1 LOB: 1 BB: 0 P: 8	R: 0 E: 0 K: 1 S: 5	H: 1 LOB: 1 BB: 1 P: 9	R: 0 E: 0 K: 0 S: 3	H: 1 LOB: 0 BB: 0 P: 3	R: 0 E: 0 K: 0 S: 4	H: 1 LOB: 1 BB: 0 P: 4	R: 0 E: 0 K: 0 S: 3	H: 0 LOB: 0 BB: 0 P: 3	R: 0 E: 0 K: 0 S: 4	H: 1 LOB: 1 BB: 0 P: 4	R: 1 E: 0 K: 0 S: 4	H: 1 LOB: 0 BB: 0 P: 4		1B: 6 2B: 0 3B: 0 HR: 1	SF: 0 SAC: 0 DP: 3 HBP: 0	WP: 0 PB: 0 SB: 0 CS: 0	PA: 33		
PITCHER Dick Marlowe, R ERA: 1.8 (1, 1)	IP: 9.0 WLS: W BF: 33 H: 7 R: 1 ER: 1 SO: 5 BB: 2 IBB: 0 HBP: 0 BLK: 0 WP: 0 HR: 1 S: 41 P: 49 ERA: 1.00 WHIP: 1.000											PITCHER	IP: 9.0 WLS: W BF: 33 H: 7 R: 1 ER: 1 SO: 5 BB: 2 IBB: 0 HBP: 0 BLK: 0 WP: 0 HR: 1 S: 41 P: 49 ERA: 1.00 WHIP: 1.000										

AB	31
R	1
H	7
RBI	1
BB	2
SO	5
LOB	11



Batter	1	2	3	4	5	6	7	8	9	AB	R	H	RBI	BB	SO	LOB	BOTTOM						
Harvey Kuenn, R OBP: 0.345, SLG: 0.419 (1, 6)	4-3			1B	1B			5-3		3	1	1	2	2	0	0	Kansas City Athletics @ Detroit Tigers Briggs Stadium, Detroit, MI Wed Sep 21 1955, 4:33 AM EDT Att: 1,880 - Unknown						
Earl Torgeson, L OBP: 0.394, SLG: 0.397 (1, 3)				FC1-4 1B	1B			F2		3	1	1	1	2	0	0							
Al Kaline, R OBP: 0.422, SLG: 0.547 (1, 9)	1B	F5		FC3-2-5 FC1-4	1B			L6-3		5	1	2	1	0	2								
Bill Tuttle, R OBP: 0.358, SLG: 0.402 Bubba Phillips, R OBP: 0.299, SLG: 0.309 (1, 8) (6, 8)	HR			FC1-4	F8			F7		4	1	2	1	0	0	5							
Ray Boone, R OBP: 0.350, SLG: 0.482 (1, 5)	HR	K		F8				L6		5	1	2	3	0	1	3							
Chick King, R OBP: 0.287, SLG: 0.214 Jim Small, L (7, 7)	E5	L6			FC5-4 1B			F3		3	1	1	0	1	0	1							
Reno Bertoia, R OBP: 0.250, SLG: 0.323 (1, 4)	SF7			F7	FC5-4 2B			F3		4	2	1	1	0	0	3							
Walt Streuli, R OBP: 0.200, SLG: 0.500 (1, 2)	SF7			F5	BB			F8		3	1	1	1	0	0	1							
Dick Marlowe, R (1, 1)	HR			1-3	5-3			F6		3	1	0	0	1	0	2							
Inning Stats	R: 8 E: 1 K: 0 S: 9	H: 5 LOB: 0 BB: 2 P: 17	R: 0 E: 0 K: 1 S: 6	H: 1 LOB: 0 BB: 0 P: 6	R: 0 E: 0 K: 0 S: 3	H: 0 LOB: 0 BB: 0 P: 3	R: 0 E: 0 K: 0 S: 4	H: 1 LOB: 2 BB: 1 P: 8	R: 2 E: 0 K: 0 S: 6	H: 3 LOB: 3 BB: 2 P: 14	R: 0 E: 1 K: 0 S: 3	H: 1 LOB: 1 BB: 1 P: 7	R: 0 E: 0 K: 0 S: 3	H: 0 LOB: 0 BB: 0 P: 3	R: 0 E: 0 K: 0 S: 3	H: 0 LOB: 0 BB: 0 P: 3		1B: 7 2B: 1 3B: 1 HR: 2	SF: 1 SAC: 0 DP: 0 HBP: 0	WP: 0 PB: 0 SB: 0 CS: 0	PA: 41		
PITCHER Mike Kume, R ERA: 8.35 Cloyd Boyer, R ERA: 6.29 Tom Gorman, R ERA: 3.55 Bobby Shantz, L ERA: 4.54 Gus Kenazakos, R ERA: 9.0 (1, 1) (1, 1) (2, 1) (5, 1) (8, 1)	IP: 0.1 WLS: L BF: 7 H: 4 R: 6 ER: 4 SO: 0 BB: 1 IBB: 0 HBP: 0 BLK: 0 WP: 0 HR: 1 S: 6 P: 10 ERA: 108.00 WHIP: 15.000											PITCHER	IP: 0.1 WLS: L BF: 7 H: 4 R: 6 ER: 4 SO: 0 BB: 1 IBB: 0 HBP: 0 BLK: 0 WP: 0 HR: 1 S: 6 P: 10 ERA: 108.00 WHIP: 15.000										



Batter	1	2	3	4	5	6	7	8	9	AB	R	H	RBI	BB	SO	LOB	TOP					
Al Smith, R OBP: 0.407, SLG: 0.473 (1, 9)										5	3	3	1	0	1	2						
Bobby Avila, R OBP: 0.388, SLG: 0.400 (1, 4)										5	1	3	2	0	0	1						
Gene Woodling, L OBP: 0.353, SLG: 0.378 (1, 7)										5	0	1	1	0	0	4						
Larry Doby, L OBP: 0.369, SLG: 0.505 (1, 8)										5	1	1	1	0	1	1						
Al Rosen, R OBP: 0.362, SLG: 0.402 (1, 5)										3	0	1	0	2	0	1						
Ferns Fain, L OBP: 0.455, SLG: 0.326 (1, 3)										3	1	0	0	2	0	3						
Hal Naragon, L OBP: 0.394, SLG: 0.449 (1, 2)										5	0	0	0	0	0	4						
Billy Harrell, R OBP: 0.500, SLG: 0.412 (1, 6)										5	1	3	1	0	1	2						
Herb Score, L OBP: 0.149, SLG: 0.131 (1, 1)										3	1	0	0	0	0	2						
Inning Stats	R: 1 E: 1 K: 0 S: 5	H: 1 LOB: 2 BB: 1 P: 9	R: 0 E: 0 K: 1 S: 5	H: 0 LOB: 0 BB: 0 P: 5	R: 2 E: 0 K: 0 S: 5	H: 2 LOB: 1 BB: 1 P: 9	R: 0 E: 0 K: 0 S: 4	H: 1 LOB: 0 BB: 0 P: 4	R: 0 E: 0 K: 1 S: 5	H: 0 LOB: 0 BB: 0 P: 5	R: 0 E: 0 K: 0 S: 3	H: 0 LOB: 0 BB: 0 P: 3	R: 0 E: 0 K: 1 S: 7	H: 3 LOB: 2 BB: 0 P: 7	R: 5 E: 1 K: 0 S: 8	H: 4 LOB: 1 BB: 1 P: 12	R: 0 E: 0 K: 0 S: 4	H: 1 LOB: 2 BB: 1 P: 8	1B: 10 2B: 2 3B: 0 HR: 0	SF: 0 SAC: 1 DP: 0 HBP: 0	WP: 1 PB: 0 SB: 0 CS: 0	PA: 44
PITCHER	IP WLS BF H R ER SO BB IBB HBP BLK WP HR S P ERA WHIP																					
Frank Lary, R ERA: 3.1 (1, 1)	7.2 L 36 9 7 3 3 3 0 0 0 0 1 0 39 51 3.52 1.565																					
Jim Bunning, R ERA: 6.35 (8, 1)	0.0 2 2 1 0 0 0 0 0 0 0 0 0 2 2 ∞ ∞																					
Al Aber, L ERA: 3.36 (8, 1)	1.1 6 1 0 0 0 0 1 0 0 0 0 0 0 5 9 0.00 1.500																					

Cleveland Indians @ Detroit Tigers
Briggs Stadium, Detroit, MI
Sat Sep 24 1955, 4:33 AM EDT
Unknown

AB 39
R 8
H 12
RBI 6
BB 4
SO 3
LOB 20

Batter	1	2	3	4	5	6	7	8	9	AB	R	H	RBI	BB	SO	LOB	BOTTOM					
Harvey Kuenn, R OBP: 0.346, SLG: 0.420 (1, 6)										4	0	2	0	0	0	0						
Bubba Phillips, R OBP: 0.284, SLG: 0.302 (1, 7)										4	0	0	0	0	2	2						
Al Kaline, R OBP: 0.422, SLG: 0.550 (1, 9)										4	1	2	0	0	1	0						
Bill Tuttle, R OBP: 0.358, SLG: 0.402 (1, 8)										3	0	1	0	1	0	2						
Ray Boone, R OBP: 0.347, SLG: 0.478 (1, 5)										4	1	0	0	0	1	3						
Jack Phillips, R OBP: 0.371, SLG: 0.446 (1, 3)										4	0	2	1	0	0	0						
Red Wilson, R OBP: 0.296, SLG: 0.282 (1, 2)										4	0	0	1	0	1	2						
Reno Bertoia, R OBP: 0.250, SLG: 0.308 (1, 4)										3	0	0	0	1	3	0						
Frank Lary, R OBP: 0.233, SLG: 0.220 (1, 1)										3	0	0	0	0	1	2						
Jim Bunning, R OBP: 0.200, SLG: 0.200 (8, 1)										0	0	0	0	0	0	0						
Al Aber, L OBP: 0.059, SLG: 0.059 (8, 1)										0	0	0	0	0	0	0						
Inning Stats	R: 0 E: 0 K: 1 S: 5	H: 0 LOB: 0 BB: 0 P: 5	R: 0 E: 0 K: 1 S: 5	H: 1 LOB: 1 BB: 1 P: 9	R: 0 E: 0 K: 2 S: 8	H: 1 LOB: 1 BB: 0 P: 8	R: 2 E: 1 K: 1 S: 8	H: 2 LOB: 2 BB: 1 P: 12	R: 0 E: 0 K: 0 S: 4	H: 1 LOB: 1 BB: 0 P: 4	R: 0 E: 0 K: 1 S: 5	H: 0 LOB: 0 BB: 0 P: 5	R: 0 E: 0 K: 1 S: 6	H: 1 LOB: 1 BB: 0 P: 6	R: 0 E: 0 K: 1 S: 5	H: 1 LOB: 0 BB: 0 P: 5	R: 0 E: 0 K: 1 S: 5	H: 0 LOB: 0 BB: 0 P: 5	1B: 6 2B: 0 3B: 1 HR: 0	SF: 0 SAC: 0 DP: 1 HBP: 0	WP: 2 PB: 0 SB: 0 CS: 0	PA: 35
PITCHER	IP WLS BF H R ER SO BB IBB HBP BLK WP HR S P ERA WHIP																					
Herb Score, L ERA: 2.93 (1, 1)	9.0 W 35 7 2 0 9 2 0 0 0 2 0 51 59 0.00 1.000																					

Cleveland Indians @ Detroit Tigers
Briggs Stadium, Detroit, MI
Sat Sep 24 1955, 4:33 AM EDT
Unknown

AB 33
R 2
H 7
RBI 2
BB 2
SO 9
LOB 11

Batter	1	2	3	4	5	6	7	8	9	AB	R	H	RBI	BB	SO	LOB	TOP											
Al Smith, R OBP: 0.408, SLG: 0.474 Rocky Colavito, R OBP: 0.667, SLG: 1.000	0-0 1B		0-0 1B 2B		0-0 2B		0-0 2B 1B		0-0 1B	1	0	1	0	0	0	0	Cleveland Indians @ Detroit Tigers Briggs Stadium, Detroit, MI Sat Sep 24 1955, 4:38 AM EDT Att: 13,616 - Unknown											
Rudy Regalado, R OBP: 0.354, SLG: 0.348	0-0 F4		0-0 2H 1B		0-0 F6		0-0 HR 2B		0-0 FC3-6 BB 1B	5	2	3	2	0	0	2												
Gene Woodling, L OBP: 0.354, SLG: 0.384	0-0 F3		0-0 L9		0-0 F4		0-0 HR		4-0 FC3-6 BB 1B	4	1	1	2	1	0	3												
Stu Locklin, L OBP: 0.294, SLG: 0.267	0-0 6-3		0-0 4-3			4-0 1B BB	0-3 K		0-0 FC3-6 BB 2B	4	1	0	0	1	1	4												
Joe Altobelli, L OBP: 0.260, SLG: 0.282		0-0 BB 1B		0-0 HR		0-0 F6	0-0 F6		0-0 1-2 2-3 3H 2B	5	1	3	3	0	0	1												
Stan Pawloski, R (1, 4)		0-0 F3		0-0 6-3		0-0 L8	0-0 L5			4	0	0	0	0	0	2												
Kenny Kuhn, L OBP: 0.400, SLG: 0.250		4-0 G6-4-3 BB		0-0 1-3		0-0 1-3 1B		0-0 4-3		3	0	1	0	1	0	0												
Hank Foiles, R OBP: 0.349, SLG: 0.364		0-0 G6-4-3		0-0 F4		0-0 1-2 BB		0-0 5-3		3	0	0	0	1	0	2												
Hank Aguirre, R (1, 1)			0-0 L9		0-3 K	0-0 F4		0-0 L9		4	0	0	0	0	1	3												
Inning Stats	R: 0 E: 0 K: 0 S: 4	H: 1 LOB: 1 BB: 0 P: 4	R: 0 E: 0 K: 0 S: 3	H: 1 LOB: 1 BB: 1 P: 7	R: 1 E: 0 K: 0 S: 5	H: 2 LOB: 1 BB: 0 P: 5	R: 1 E: 0 K: 0 S: 4	H: 1 LOB: 0 BB: 0 P: 4	R: 0 E: 0 K: 1 S: 6	H: 1 LOB: 3 BB: 2 P: 6	R: 3 E: 0 K: 1 S: 8	H: 3 LOB: 0 BB: 0 P: 8	R: 0 E: 0 K: 0 S: 3	H: 0 LOB: 0 BB: 0 P: 3	R: 2 E: 0 K: 0 S: 4	H: 3 LOB: 1 BB: 1 P: 8		1B: 7 2B: 4 3B: 0 HR: 2	SF: 0 SAC: 0 DP: 1 HBP: 0	WP: 0 PB: 0 SB: 1 CS: 0	PA: 41							
PITCHER	IP	WLS	BF	H	R	ER	SO	BB	IBB	HBP	BLK	WP	HR	S	P	ERA	WHIP											
Ned Garver, R ERA: 3.98	(1, 1)	6.0	L	30	10	5	5	1	3	0	0	0	0	2	29	41	7.50	2.167										
Paul Foytack, R ERA: 5.29	(7, 1)	1.0		3	0	0	0	1	0	0	0	0	0	5	5	0.00	0.000											
Babe Birrer, R ERA: 4.15	(8, 1)	2.0		8	3	2	2	0	1	0	0	0	0	7	11	9.00	2.000											
Batter	1	2	3	4	5	6	7	8	9	AB	R	H	RBI	BB	SO	LOB	BOTTOM											
Harvey Kuenn, R OBP: 0.345, SLG: 0.417	4-0 BB BB	0-0 L7		0-0 FC5-4			0-0 FC5-4		0-0 F9	4	0	0	0	1	0	5	Cleveland Indians @ Detroit Tigers Briggs Stadium, Detroit, MI Sat Sep 24 1955, 4:38 AM EDT Att: 13,616 - Unknown											
Earl Torgeson, L OBP: 0.396, SLG: 0.396	4-0 BB 1-2		0-3 K		4-0 F9-5 L3 BB		4-0 BB		0-0 G3	2	0	0	0	3	1	1												
Al Kaline, R OBP: 0.422, SLG: 0.547	4-0 BB 1-2 2-3		4-0 BB		0-0 L3		0-0 L3		0-0 L9	3	0	0	0	2	0	5												
Bill Tuttle, R OBP: 0.358, SLG: 0.400	0-0 F3		4-0 BB		0-0 F9-5		0-3 K			3	0	0	0	1	1	7												
Ray Boone, R OBP: 0.345, SLG: 0.474	0-0 F3		0-0 F3			0-0 5-3		0-0 F8		4	0	0	0	0	0	5												
Chick King, R OBP: 0.211, SLG: 0.167	0-0 F9		0-3 K			0-0 5-3		0-0 5-3		4	0	0	0	0	1	5												
Frank House, L OBP: 0.308, SLG: 0.436		0-0 F9		0-3 K		0-0 4-3		0-0 1B		4	0	1	0	0	1	0												
Fred Hatfield, L OBP: 0.340, SLG: 0.341		4-0 WP BB		0-0 4-3		4-0 FC5-4 BB		0-0 F9		2	0	0	0	2	0	1												
Ned Garver, R OBP: 0.295, SLG: 0.276	(1, 1)	0-0 L7		0-0 FC5-4		4-0 FC5-4		0-0 G3		2	0	1	0	0	0	1												
Paul Foytack, R OBP: 0.091, SLG: 0.091	(7, 1)									0	0	0	0	0	0	0												
Jay Porter, R OBP: 0.356, SLG: 0.294	(7, PH)									0	0	0	0	1	0	0												
Babe Birrer, R OBP: 0.238, SLG: 0.526	(8, 1)	1-2								0	0	0	0	0	0	0												
Jack Phillips, R OBP: 0.376, SLG: 0.460	(9, PH)									1	0	1	0	0	0	0												
Inning Stats	R: 0 E: 0 K: 0 S: 3	H: 0 LOB: 3 BB: 3 P: 15	R: 0 E: 0 K: 0 S: 3	H: 0 LOB: 1 BB: 1 P: 7	R: 0 E: 0 K: 2 S: 7	H: 0 LOB: 2 BB: 2 P: 15	R: 0 E: 0 K: 1 S: 6	H: 1 LOB: 1 BB: 0 P: 6	R: 0 E: 0 K: 0 S: 2	H: 0 LOB: 0 BB: 1 P: 6	R: 0 E: 0 K: 0 S: 3	H: 0 LOB: 0 BB: 0 P: 3	R: 0 E: 0 K: 1 S: 5	H: 0 LOB: 3 BB: 3 P: 17	R: 0 E: 0 K: 0 S: 4	H: 1 LOB: 1 BB: 0 P: 4	R: 0 E: 0 K: 0 S: 4	H: 1 LOB: 1 BB: 0 P: 4	1B: 2 2B: 2 3B: 0 HR: 0	SF: 0 SAC: 0 DP: 1 HBP: 0	WP: 1 PB: 0 SB: 0 CS: 0	PA: 39						
PITCHER	IP	WLS	BF	H	R	ER	SO	BB	IBB	HBP	BLK	WP	HR	S	P	ERA	WHIP											
Hank Aguirre, L ERA: 1.46	(1, 1)	9.0	W	39	3	0	0	4	10	0	0	0	1	0	37	77	0.00	1.444										

Batter	1	2	3	4	5	6	7	8	9	AB	R	H	RBI	BB	SO	LOB	TOP					
Al Smith, R OBP: 0.407, SLG: 0.473 Rocky Colavito, R OBP: 0.444, SLG: 0.667	L9		L5-4			5-3		F8		1	0	0	0	0	0	0	Cleveland Indians @ Detroit Tigers Briggs Stadium, Detroit, MI Sun Sep 25 1955, 4:33 AM EDT Att: 17,888 - Unknown					
Rudy Regalado, R OBP: 0.321, SLG: 0.346	4-3					5-3		4-3 BB		3	0	1	1	1	0	0						
Stu Locklin, L OBP: 0.286, SLG: 0.222	K		K			BB		4-3		3	0	0	0	1	2	3						
Hoot Evers, R OBP: 0.309, SLG: 0.430		5-3		6-3		F7		6-3		4	0	0	0	0	2							
Stan Pawloski, R OBP: 0.125, SLG: 0.125	K		K				F6	FC4-6 1B		4	0	1	0	0	2	0						
Joe Altobelli, L OBP: 0.259, SLG: 0.320	4-3			4-3			HR	F8		4	1	1	1	0	0	1						
Billy Harrell, R OBP: 0.500, SLG: 0.421 Kenny Kuhn, L OBP: 0.429, SLG: 0.333			E 1B 1B			F8		FC4-6 1B		2	1	1	0	0	0	0						
Hank Foiles, R OBP: 0.354, SLG: 0.369			L5-4 E 1B			F3		F6		4	0	2	0	0	0	1						
Bud Daley, L Ralph Kiner, R OBP: 0.357, SLG: 0.452 Jose Santiago, R OBP: 0.507, SLG: 0.550 George Strickland, R OBP: 0.302, SLG: 0.273			FC1 1B			6-3		K		2	0	0	0	0	0	2						
			1-2 2-3					L4		1	0	0	0	0	1	1						
Inning Stats	R: 0 E: 0 K: 1 S: 5	H: 0 LOB: 0 BB: 0 P: 5	R: 0 E: 0 K: 1 S: 5	H: 0 LOB: 0 BB: 0 P: 5	R: 1 E: 1 K: 1 S: 8	H: 3 LOB: 2 BB: 0 P: 8	R: 0 E: 0 K: 1 S: 5	H: 0 LOB: 0 BB: 0 P: 5	R: 0 E: 0 K: 0 S: 3	H: 0 LOB: 0 BB: 0 P: 3	R: 0 E: 0 K: 0 S: 3	H: 0 LOB: 1 BB: 1 P: 7	R: 1 E: 0 K: 1 S: 7	H: 2 LOB: 1 BB: 0 P: 7	R: 0 E: 0 K: 0 S: 3	H: 0 LOB: 1 BB: 1 P: 7	R: 0 E: 0 K: 0 S: 5	H: 2 LOB: 2 BB: 0 P: 5	1B: 6 2B: 1 3B: 0 HR: 1	SF: 0 SAC: 0 DP: 1 HBP: 0	WP: 0 PB: 0 SB: 0 CS: 0	PA: 36
PITCHER Bob Miller, L ERA: 2.49	IP: 9.0 WLS: W BF: 36 H: 7 R: 2 ER: 1 SO: 5 BB: 2 IBB: 0 HBP: 0 BLK: 0 WP: 0 HR: 1 S: 44 P: 52 ERA: 1.00 WHIP: 1.000																					

Batter	1	2	3	4	5	6	7	8	9	AB	R	H	RBI	BB	SO	LOB	BOTTOM					
Harvey Kuenn, R OBP: 0.347, SLG: 0.423	FC4-6 1B 4-3 1B		1-3			4-3				4	2	2	1	1	0	1	Cleveland Indians @ Detroit Tigers Briggs Stadium, Detroit, MI Sun Sep 25 1955, 4:33 AM EDT Att: 17,888 - Unknown					
Chick King, R OBP: 0.273, SLG: 0.238 Jim Small, L			6-3			HR		1-2 3-H BB		3	1	2	0	0	0	0						
Al Kaline, R OBP: 0.421, SLG: 0.546 Bubba Phillips, R OBP: 0.289, SLG: 0.304	FC4-6 1B					1B 1B		FC4-6 BB		1	0	0	0	0	0	2						
Bill Tuttle, R OBP: 0.358, SLG: 0.400	4-3			SH 1B BB		1B 2B 1B		FC4-6 FC5-4 1-2		2	2	1	0	1	0	1						
Ray Boone, R OBP: 0.346, SLG: 0.476	4-3			SH 1B FC5-2		2B 1B		F2		3	0	1	2	0	0	2						
Jack Phillips, R OBP: 0.384, SLG: 0.444	6-3			1-2 3-H 1B		1-3 2-H 1B		FC5-4		4	0	2	2	0	0	2						
Jay Porter, R OBP: 0.333, SLG: 0.273			L7			FC5-2 1B		4-3		4	0	0	0	0	1	4						
Reno Bertoia, R OBP: 0.263, SLG: 0.309	4-3			FC5-2 6-3		4-3		K		4	0	0	0	0	1	2						
Bob Miller, R OBP: 0.222, SLG: 0.222	6-3			1-2 2-3				F5		3	1	1	0	1	0	0						
				4-3				1B WP BB		4	0	1	0	0	0	1						
Inning Stats	R: 1 E: 0 K: 0 S: 5	H: 2 LOB: 1 BB: 0 P: 5	R: 0 E: 0 K: 0 S: 3	H: 0 LOB: 0 BB: 0 P: 3	R: 0 E: 0 K: 0 S: 3	H: 0 LOB: 0 BB: 0 P: 3	R: 1 E: 0 K: 0 S: 4	H: 1 LOB: 1 BB: 1 P: 8	R: 3 E: 0 K: 0 S: 8	H: 5 LOB: 2 BB: 0 P: 8	R: 0 E: 0 K: 1 S: 6	H: 1 LOB: 1 BB: 0 P: 6	R: 0 E: 0 K: 0 S: 3	H: 0 LOB: 1 BB: 1 P: 7	R: 1 E: 0 K: 2 S: 8	H: 1 LOB: 2 BB: 2 P: 16	R: 1 E: 0 K: 0 S: 5	H: 1 LOB: 0 BB: 0 P: 3	1B: 8 2B: 1 3B: 0 HR: 1	SF: 0 SAC: 1 DP: 0 HBP: 0	WP: 1 PB: 0 SB: 1 CS: 0	PA: 38
PITCHER Bud Daley, L ERA: 6.43 Jose Santiago, R ERA: 2.45	IP: 6.0 WLS: L BF: 28 H: 9 R: 5 ER: 5 SO: 1 BB: 1 IBB: 0 HBP: 0 BLK: 0 WP: 1 HR: 0 S: 29 P: 33 ERA: 7.50 WHIP: 1.667																					