Detroit Tigers - 1957

Batter	1	2	3	4	5	6	7	8	9	AB	R	H	RBI	BB	SO	LOB
Frank Bolling, R (1, 4)	6-3	P2			K		F2			4	0	0	0	0	1	4
Jim Finigan, R (1, 5)	FC5-4 BB	F9			K			L3		2	0	0	0	1	1	1
Earl Torgeson, L (8, PH)										1	0	0	0	0	0	0
Reno Bertoia, R (8, 5)										0	0	0	0	0	0	0
Harvey Kuenn, R (1, 6) OBP: 0.250, SLG: 0.250	FC5-4 BB 1-2f	F2				F7		FC4-6 1B		4	0	1	0	0	0	1
Al Kaline, R (1, 9)	1-2 BB	F8				F7		FC4-6 3B 1-2f		3	1	0	0	1	0	1
Charlie Maxwell, L (1, 7) OBP: 0.500, SLG: 1.000	4-3			F5		FC5-4 HBP		1-H 3B		3	0	1	1	0	0	2
Ray Boone, R (1, 3) OBP: 0.250, SLG: 0.250		5-3 1B		6-3		FC5-4 1-2f		F8		4	0	1	0	0	0	2
Bill Tuttle, R (1, 8)		5-3 1-2		L1			F8		K	3	0	0	0	0	0	1
Jim Small, L (9, PH)										1	0	0	0	0	1	0
Red Wilson, R (1, 2) OBP: 0.750, SLG: 1.000		BB			SH1-4 BB		2B		F7	2	0	1	0	2	0	0
Frank Lary, R (1, 1)		F9			SH1-4 1-2		L7		1-3	2	0	0	0	0	0	3
Eddie Robinson, L (9, PH)										1	0	0	0	0	0	0
Inning Stats	R: 0 H: 0 E: 0 LOB: 2 K: 0 BB: 2 S: 3 P: 11	R: 0 H: 1 E: 0 LOB: 2 K: 0 BB: 1 S: 4 P: 8	R: 0 H: 0 E: 0 LOB: 0 K: 0 BB: 0 S: 3 P: 3	R: 0 H: 0 E: 0 LOB: 0 K: 0 BB: 0 S: 3 P: 3	R: 0 H: 0 E: 0 LOB: 1 K: 2 BB: 1 S: 7 P: 11	R: 0 H: 0 E: 0 LOB: 1 K: 0 BB: 0 S: 3 P: 4	R: 0 H: 1 E: 0 LOB: 1 K: 0 BB: 0 S: 4 P: 4	R: 1 H: 2 E: 0 LOB: 1 K: 0 BB: 0 S: 5 P: 5	R: 0 H: 0 E: 0 LOB: 0 K: 1 BB: 0 S: 5 P: 5	1B: 2 SF: 0 2B: 1 SAC: 1 3B: 1 DP: 0 HR: 0 HBP: 1						

PITCHER	IP	WLS	BF	H	R	ER	SO	BB	IBB	HBP	BLK	WP	HR	S	P	ERA	WHIP
Tom Morgan, R (1, 1) ERA: 1.0	9.0	W	36	4	1	1	3	4	0	1	0	0	0	37	54	1.00	0.889

PITCHER	IP	WLS	BF	H	R	ER	SO	BB	IBB	HBP	BLK	WP	HR	S	P	ERA	WHIP

TOP

Detroit Tigers @ Kansas City Athletics

Municipal Stadium, Kansas City, MO

Tue Apr 16 1957, 4:33 AM EST

Att. 24,457 - Unknown

livebaseballscorecards.com

AB	30
R	1
H	4
RBI	1
BB	4
SO	3
LOB	15

WP: 0	PA: 36				
PB: 0					
SB: 0					
CS: 0					

Batter	1	2	3	4	5	6	7	8	9	AB	R	H	RBI	BB	SO	LOB
Milt Graff, L (1, 4)	F7		K		4-3		F9			4	0	0	0	0	1	1
Hector Lopez, R (1, 5) OBP: 0.250, SLG: 0.250	1B		K		F3		G3			4	0	1	0	0	1	1
Gus Zernial, R (1, 7) OBP: 0.667, SLG: 1.667	K		1B			HR		2-3		3	1	2	1	0	1	1
Johnny Groth, R (8, PH) (9, 9)										1	0	0	0	0	0	0
Harry Simpson, L (1, 3)	F7		F7			F8		6-3		4	0	0	0	0	0	2
Lou Skizas, R (1, 9) (9, 7)		BB SH3 1B		F8		6-3		P6		3	0	0	0	1	0	0
Hal Smith, R (1, 2)		P4		L6		6-3				3	0	0	0	0	0	1
Bob Cerv, R (1, 8) OBP: 1.000, SLG: 1.000		SH3 1-2 1B		1B				SH3-4 1B 1B		2	0	2	0	0	0	0
Jim Pisoni, R (7, PH) OBP: 1.000, SLG: 1.000 (8, 8)										1	1	1	0	0	0	0
Tom Morgan, R (1, 1)		SH3 1-2 2-3		F9				SH3-4 1-2		1	0	0	0	0	0	1
Joe Demaestri, R (1, 6) OBP: 0.333, SLG: 0.333		K			F8			2-H 1B		3	0	1	1	0	1	2
Inning Stats	R: 0 E: 0 K: 1 S: 6 H: 1 LOB: 1 BB: 0 P: 6	R: 0 E: 0 K: 1 S: 6 H: 1 LOB: 2 BB: 1 P: 10	R: 0 E: 0 K: 2 S: 8 H: 1 LOB: 1 BB: 0 P: 8	R: 0 E: 0 K: 0 S: 4 H: 1 LOB: 1 BB: 0 P: 4	R: 0 E: 0 K: 0 S: 3 H: 0 LOB: 0 BB: 0 P: 3	R: 1 E: 0 K: 0 S: 4 H: 1 LOB: 0 BB: 0 P: 4	R: 1 E: 0 K: 0 S: 5 H: 2 LOB: 1 BB: 0 P: 5	R: 0 E: 0 K: 0 S: 3 H: 0 LOB: 0 BB: 0 P: 3		1B: 6 2B: 0 3B: 0 HR: 1 SF: 0 SAC: 2 DP: 0 HBP: 0				WP: 0 PB: 0 SB: 0 CS: 0	PA: 32	

PITCHER	IP	WLS	BF	H	R	ER	SO	BB	IBB	HBP	BLK	WP	HR	S	P	ERA	WHIP
Frank Lary, R (1, 1) ERA: 2.25	8.0	L	32	7	2	2	4	1	0	0	0	0	1	39	43	2.25	1.000

PITCHER	IP	WLS	BF	H	R	ER	SO	BB	IBB	HBP	BLK	WP	HR	S	P	ERA	WHIP

BOTTOM

Detroit Tigers @ Kansas City Athletics

Municipal Stadium, Kansas City, MO

Tue Apr 16 1957, 4:33 AM EST

Att. 24,457 - Unknown

livebaseballscorecards.com

AB	29
R	2
H	7
RBI	2
BB	1
SO	4
LOB	9

Detroit Tigers @ Kansas City Athletics

Municipal Stadium, Kansas City, MO

Wed Apr 17 1957, 4:33 AM EST

Att. 5,960 - Unknown

TOP

livebaseballscorecards.com

Batter	1	2	3	4	5	6	7	8	9	AB	R	H	RBI	BB	SO	LOB
Frank Bolling, R (1, 4) OBP: 0.333, SLG: 0.286	6-3	2B		BB			P4		G3-6-3 BB	3	0	1	0	2	0	0
Jim Finigan, R (1, 5)	F9 2B BB HBP	K		L9			F9		G3-6-3 1-2f	3	1	0	0	1	3	
Eddie Robinson, L (9, PH)										1	0	0	0	0	1	
Harvey Kuenn, R (1, 6) OBP: 0.375, SLG: 0.286	2B BB 1-2 BB		F8		2-3		1B			3	1	1	0	1	0	0
Al Kaline, R (1, 9)	F9 2-3		L1-3		K		L1-3			4	0	0	0	0	1	3
Charlie Maxwell, L (1, 7) OBP: 0.375, SLG: 0.500	2B BB 1-2 BB		K		P6			G3		3	1	0	0	1	1	0
Ray Boone, R (1, 3) OBP: 0.625, SLG: 0.714	2B 1-H 2-H 3-H			F9 G2 1B 1B		BB 1B			FC4-6 BB	3	1	3	3	1	0	0
Bill Tuttle, R (1, 8)	6-3			G2 1-2		F2		F8		4	0	0	0	0	0	4
Red Wilson, R (1, 2) OBP: 0.500, SLG: 0.400		P5		F9 2-3		G4-6-3 BB 1-2		FC4-6 1-2f		3	0	0	0	1	0	2
Jim Bunning, R (1, 1)										0	0	0	0	0	0	0
Duke Maas, R (1, 1)										2	0	1	1	0	0	0
Jack Crimian, R (5, 1) OBP: 0.500, SLG: 0.500										0	0	0	0	0	0	0
Earl Torgeson, L (6, PH)										1	0	0	0	0	0	2
Steve Gromek, S (6, 1)										0	0	0	0	0	0	0
Mel Clark, R (9, PH)										1	0	0	0	0	1	0
Inning Stats	R: 3 E: 0 K: 0 S: 4 H: 1 LOB: 1 BB: 2 P: 13	R: 0 E: 0 K: 1 S: 6 H: 1 LOB: 1 BB: 0 P: 6	R: 0 E: 0 K: 1 S: 5 H: 0 LOB: 0 BB: 0 P: 5	R: 1 E: 0 K: 0 S: 5 H: 2 LOB: 2 BB: 1 P: 9	R: 0 E: 0 K: 1 S: 5 H: 0 LOB: 0 BB: 0 P: 5	R: 0 E: 0 K: 0 S: 3 H: 1 LOB: 1 BB: 1 P: 7	R: 0 E: 0 K: 0 S: 4 H: 1 LOB: 1 BB: 0 P: 4	R: 0 E: 0 K: 0 S: 3 H: 0 LOB: 1 BB: 1 P: 7	R: 0 E: 0 K: 1 S: 4 H: 0 LOB: 0 BB: 1 P: 8	1B: 4 2B: 2 3B: 0 HR: 0	SF: 0 SAC: 0 DP: 2 HBP: 1					

AB	31
R	4
H	6
RBI	4
BB	6
SO	4
LOB	15

WP: 0 PB: 0 SB: 0 CS: 0 PA: 38

PITCHER		IP	WLS	BF	H	R	ER	SO	BB	IBB	HBP	BLK	WP	HR	S	P	ERA	WHIP
Ned Garver, R ERA: 9.82	(1, 1)	3.2		19	4	4	4	2	3	0	1	0	0	0	19	32	9.82	1.909
Wally Burnette, R ERA:	(4, 1)	5.1	W	19	2	0	0	2	3	0	0	0	0	0	20	32	0.00	0.938

PITCHER		IP	WLS	BF	H	R	ER	SO	BB	IBB	HBP	BLK	WP	HR	S	P	ERA	WHIP

Detroit Tigers @ Kansas City Athletics

Municipal Stadium, Kansas City, MO

Wed Apr 17 1957, 4:33 AM EST

Att. 5,960 - Unknown

livebaseballscorecards.com

BOTTOM

Batter	1	2	3	4	5	6	7	8	9	AB	R	H	RBI	BB	SO	LOB
Milt Graff, L (1, 4) OBP: 0.125, SLG: 0.125	1-3	CS 1-2	4-3	1-2 1B			1-3			4	0	1	0	0	0	0
Hector Lopez, R (1, 5) OBP: 0.375, SLG: 0.750	1B 1B 1B		HR	FC5 2-3f			S S S K			4	2	2	1	0	1	2
Gus Zernial, R (1, 7) OBP: 0.500, SLG: 1.000 Jim Pisoni, R (8, PH) OBP: 0.500, SLG: 0.500 (9, 8)	1B 1-2 1B	P4			L7			F3		3 1	0 0	1 0	0 0	0 0	0 0	0 0
Harry Simpson, L (1, 3) OBP: 0.250, SLG: 0.625	1B 1-3 2-H 1B		HR		4-3			F3		4	2	2	2	0	0	0
Lou Skizas, R (1, 9) OBP: 0.250, SLG: 0.143 (9, 7)	2-H 1B	6-3			F2			F7		4	0	1	1	0	0	0
Hal Smith, R (1, 2)	6-3		P3		F5					3	0	0	0	0	0	1
Bob Cerv, R (1, 8) OBP: 0.600, SLG: 1.000 Johnny Groth, R (9, 9)		6-3	1B 3B		F2					3 0	1 0	1 0	0 0	0 0	0 0	0 0
Ned Garver, R (1, 1) Wally Burnette, R (4, 1)		6-3	6-3		S S S K					1 2	0 0	0 0	0 0	0 1	0 1	0 1
Joe Demaestri, R (1, 6) OBP: 0.500, SLG: 0.500	CS 1B		FC5 1B 3-H 1B				5-3			3	0	2	1	0	0	0
Inning Stats	R: 2 E: 0 K: 0 S: 6 H: 4 LOB: 1 BB: 0 P: 6	R: 0 E: 0 K: 0 S: 3 H: 1 LOB: 0 BB: 0 P: 3	R: 2 E: 0 K: 0 S: 5 H: 2 LOB: 0 BB: 0 P: 5	R: 1 E: 0 K: 0 S: 6 H: 3 LOB: 2 BB: 0 P: 6	R: 0 E: 0 K: 0 S: 3 H: 0 LOB: 0 BB: 0 P: 3	R: 0 E: 0 K: 1 S: 5 H: 0 LOB: 0 BB: 0 P: 5	R: 0 E: 0 K: 1 S: 5 H: 0 LOB: 0 BB: 0 P: 5	R: 0 E: 0 K: 0 S: 3 H: 0 LOB: 0 BB: 0 P: 3		1B: 7 2B: 0 3B: 1 HR: 2 SF: 0 SAC: 0 DP: 0 HBP: 0						

	AB	32
	R	5
	H	10
	RBI	5
	BB	0
	SO	2
	LOB	4

WP: 0 PB: 0 SB: 0 CS: 1 PA: 33

PITCHER	IP	WLS	BF	H	R	ER	SO	BB	IBB	HBP	BLK	WP	HR	S	P	ERA	WHIP
Jim Bunning, R (1, 1) ERA: 27.0	0.2		5	4	2	2	0	0	0	0	0	0	0	5	5	27.00	6.000
Duke Maas, R (1, 1) ERA: 8.1	3.1	L	15	6	3	3	0	0	0	0	0	0	2	15	15	8.10	1.800
Jack Crimian, R (5, 1) ERA:	1.0		3	0	0	0	0	0	0	0	0	0	0	3	3	0.00	0.000
Steve Gromek, R (6, 1) ERA:	3.0		9	0	0	0	2	0	0	0	0	0	0	13	13	0.00	0.000

PITCHER	IP	WLS	BF	H	R	ER	SO	BB	IBB	HBP	BLK	WP	HR	S	P	ERA	WHIP

Cleveland Indians @ Detroit Tigers

Briggs Stadium, Detroit, MI

Thu Apr 18 1957, 3:33 AM EST

Att. 31,227 - Unknown

TOP

livebaseballscorecards.com

Batter	1	2	3	4	5	6	7	8	9	10	11	AB	R	H	RBI	BB	SO	LOB
Al Smith, R (1, 8) OBP: 0.273, SLG: 0.444	L7	1-H HR		5-3			F5		IBB		BB BB HR IBB	4	2	1	2	2	0	1
Bobby Avila, R (1, 5) OBP: 0.333, SLG: 0.286	BB E 1B	BBBB 1B BB		6-3			L4-3 1B		SSS K 2-3		3-H SF7	4	1	2	1	1	1	3
Vic Wertz, L (1, 3) OBP: 0.600, SLG: 0.429 Joe Altobelli, L (11, PR) (11, 3)	BBBB E 1-2 BB	1-2 1B			BBB FC6-4 BB		1-2 L4-3			BBB F7	BBB 1-2 HR BB	3 0	0 1	1 0	0 0	3 0	0 0	1 0
Rocky Colavito, R (1, 9) OBP: 0.273, SLG: 0.111	E7 1-3 2-H 1B	SSS K			F8			5-3		BBBB SH1-3 BB	BBB 1-2 2-3 HR BB	4	1	1	1	2	1	3
Roger Maris, L (1, 7) OBP: 0.455, SLG: 0.700	SSS K	L3			SSS K			SSS K		BBBB 1-2 SH1-3 BB	1-H 2-H 3-H HR	5	1	1	4	1	3	3
Chico Carrasquel, R (1, 6) OBP: 0.250, SLG: 0.286 Gene Woodling, L (10, PH) Bob Usher, R (10, PH) Billy Harrell, R (10, 6)	5-3	E5 G6-4-3			FC6-4 1-2f			BBBB BB		1-2 2-3 SH1-3	2-3	3 0 0 1	0 0 0 0	0 0 0 0	0 0 0 0	1 0 0 0	0 0 0 0	3 0 0 1
Jim Hegan, R (1, 2)	F8	G6-4-3 1-2f		5-3				5-3		L7		5	0	0	0	0	0	4
George Strickland, R (1, 4) OBP: 0.600, SLG: 0.750	BBBB HR BB	F8			F9				K SH1-3 1B		SH3-4 SF7 2B	4	2	2	0	1	0	0
Bob Lemon, L (1, 1) OBP: 0.333, SLG: 0.667 Don Mossi, L (6, 1) Kenny Kuhn, L (9, PH) Ray Narleski, R (9, 1)	SSS K	2B			1-3				1-2 SH1-3		2-3 SH3-4	3 0 0 0	0 0 0 0	1 0 0 0	0 0 0 0	0 0 0 0	1 0 0 0	1 0 0 0
Inning Stats	R: 1 H: 2 E: 1 LOB: 2 K: 1 BB: 1 S: 7 P: 11	R: 2 H: 2 E: 0 LOB: 2 K: 2 BB: 2 S: 9 P: 17	R: 0 H: 0 E: 1 LOB: 0 K: 0 BB: 0 S: 3 P: 3	R: 0 H: 1 E: 0 LOB: 1 K: 0 BB: 0 S: 4 P: 4	R: 0 H: 0 E: 0 LOB: 1 K: 1 BB: 1 S: 5 P: 9	R: 0 H: 0 E: 0 LOB: 0 K: 0 BB: 0 S: 3 P: 3	R: 0 H: 1 E: 0 LOB: 0 K: 0 BB: 0 S: 3 P: 3	R: 0 H: 0 E: 0 LOB: 1 K: 1 BB: 1 S: 5 P: 9	R: 0 H: 1 E: 0 LOB: 1 K: 1 BB: 1 S: 5 P: 9	R: 0 H: 0 E: 0 LOB: 2 K: 0 BB: 2 S: 3 P: 11	R: 5 H: 2 E: 0 LOB: 1 K: 0 BB: 3 S: 5 P: 17	1B: 5 SF: 1 2B: 3 SAC: 3 3B: 0 DP: 2 HR: 2 HBP: 0						

PITCHER		IP	WLS	BF	H	R	ER	SO	BB	IBB	HBP	BLK	WP	HR	S	P	ERA	WHIP
Billy Hoeft, L ERA: 16.2	(1, 1)	1.2		12	4	3	3	2	3	0	0	0	0	1	13	25	16.20	4.200
Jim Bunning, R ERA: 3.6	(2, 1)	4.1		15	1	0	0	2	1	0	0	0	0	0	18	22	0.00	0.462
Paul Foytack, R ERA:	(7, 1)	3.1		14	2	0	0	2	3	1	0	0	0	0	14	30	0.00	1.500
Al Aber, L ERA: 9.0	(10, 1)	1.0	L	4	1	1	1	0	0	0	0	0	0	0	4	4	9.00	1.000
Jack Crimian, R ERA: 21.6	(11, 1)	0.2		6	1	4	4	0	2	1	0	0	0	1	3	15	54.00	4.500

PITCHER	IP	WLS	BF	H	R	ER	SO	BB	IBB	HBP	BLK	WP	HR	S	P	ERA	WHIP

AB	36
R	8
H	9
RBI	8
BB	11
SO	6
LOB	20

WP: 0 PA: 51
PB: 0
SB: 0
CS: 0

Batter	1	2	3	4	5	6	7	8	9	10	11	AB	R	H	RBI	BB	SO	LOB
Frank Bolling, R (1, 4) OBP: 0.400, SLG: 0.333	K 1B		FC5-2 1-2 3-H		BB	P4		K			1B 1-2	5	0	2	0	1	1	6
Jim Finigan, R (1, 5) Earl Torgeson, L (9, PH) Ron Samford, R (10, 5)	K 1-2		FC5 2-3f		4-3		1B BB		G3		F9	3 1 1	0 0 0	0 0 0	0 0 0	1 0 0	1 0 0	4 0 2
Harvey Kuenn, R (1, 6) OBP: 0.357, SLG: 0.308	5-3			5-3		FC1-4 1B	1B 1-2		F7		1-3	6	0	2	0	0	0	2
Al Kaline, R (1, 9)		L6-3		F7		FC1-4 1B 1-2f	K		F7			5	1	0	0	0	1	3
Charlie Maxwell, L (1, 7) OBP: 0.385, SLG: 0.400		F8		2B BB		1B 1B FC3-6 1-2	K			F8		4	2	1	0	1	1	2
Ray Boone, R (1, 3) OBP: 0.538, SLG: 0.667		6-3		2B 1-H		FC3-6 1B 1-2 2-H	2-3			K		5	0	2	2	0	1	2
Bill Tuttle, R (1, 8) OBP: 0.083, SLG: 0.083			F8	1-3		FC3-6 1-2 2-3		5-3		F8		5	0	1	0	0	0	1
Frank House, L (1, 2) OBP: 0.500, SLG: 1.000 Mel Clark, R (6, PH) Reno Bertoia, R (6, PR) Red Wilson, R (7, 2) OBP: 0.500, SLG: 0.429			1B FC5-2 2B		F8	FC3-6 BB 1-2f 2-3 3-H		SH2-4 1B			P4	2 1 0 2	0 0 0 0	1 1 0 1	0 0 0 0	0 0 0 0	0 2 0 0	0 0 0 0
Billy Hoeft, L (1, 1) Jim Bunning, R (2, 1) OBP: 0.500, SLG: 0.500 Jay Porter, R (6, PH) Paul Foytack, R (7, 1) Al Aber, L (10, 1) Jack Crimian, R (11, 1) Eddie Robinson, L (11, PH)			FC5 FC5-2 2-3 1B		K	BB 1-2		SH2-4 1-2			1B BB	0 2 0 0 0 0 0	0 0 0 0 0 0 0	0 1 0 0 0 0 0	0 0 0 0 0 0 0	0 0 1 0 0 0 1	0 0 0 0 0 0 0	0 1 0 0 0 0 0
Inning Stats	R: 0 E: 0 K: 1 S: 5 H: 1 LOB: 0 BB: 0 P: 5	R: 0 E: 0 K: 0 S: 3 H: 0 LOB: 0 BB: 0 P: 3	R: 0 E: 0 K: 0 S: 5 H: 2 LOB: 2 BB: 0 P: 5	R: 1 E: 0 K: 0 S: 4 H: 1 LOB: 1 BB: 1 P: 8	R: 0 E: 0 K: 1 S: 5 H: 0 LOB: 1 BB: 1 P: 9	R: 2 E: 0 K: 0 S: 7 H: 4 LOB: 3 BB: 1 P: 11	R: 0 E: 0 K: 2 S: 8 H: 1 LOB: 2 BB: 1 P: 12	R: 0 E: 0 K: 1 S: 6 H: 1 LOB: 1 BB: 0 P: 6	R: 0 E: 0 K: 0 S: 3 H: 0 LOB: 0 BB: 0 P: 3	R: 0 E: 0 K: 1 S: 5 H: 0 LOB: 0 BB: 0 P: 5	R: 0 E: 0 K: 0 S: 4 H: 1 LOB: 2 BB: 1 P: 8	1B: 9 2B: 2 3B: 0 HR: 0	SF: 0 SAC: 1 DP: 0 HBP: 0					

PITCHER	IP	WLS	BF	H	R	ER	SO	BB	IBB	HBP	BLK	WP	HR	S	P	ERA	WHIP
Bob Lemon, R (1, 1) ERA: 5.06	5.1		25	8	3	3	2	2	0	0	0	0	0	27	35	5.06	1.875
Don Mossi, L (6, 1) ERA:	2.2		12	2	0	0	3	2	0	0	0	0	0	16	24	0.00	1.500
Ray Narleski, R (9, 1) ERA:	3.0	W	11	1	0	0	1	1	0	0	0	0	0	12	16	0.00	0.667

PITCHER	IP	WLS	BF	H	R	ER	SO	BB	IBB	HBP	BLK	WP	HR	S	P	ERA	WHIP

Cleveland Indians @ Detroit Tigers

Briggs Stadium, Detroit, MI

Thu Apr 18 1957, 3:33 AM EST

Att. 31,227 - Unknown

BOTTOM

livebaseballscorecards.com

AB	42
R	3
H	11
RBI	3
BB	5
SO	6
LOB	24

WP: 0 PA: 48
PB: 0
SB: 0
CS: 0

Cleveland Indians @ Detroit Tigers

Briggs Stadium, Detroit, MI

Sat Apr 20 1957, 3:33 AM EST

Att. 11,907 - Unknown

TOP

livebaseballscorecards.com

Batter	1	2	3	4	5	6	7	8	9	AB	R	H	RBI	BB	SO	LOB
Al Smith, R (1, 8) OBP: 0.200, SLG: 0.308	4-3		F8			6-3	FC5-4 1-2f			4	0	0	0	0	0	2
Bobby Avila, R (1, 5) OBP: 0.308, SLG: 0.273	4-3			P6		BB 1B		P5		4	0	1	0	0	0	0
Vic Wertz, L (1, 3) OBP: 0.571, SLG: 0.500	F7			K		1-2 BB		2B		3	0	1	0	1	1	0
Joe Altobelli, L (8, PR)										0	0	0	0	0	0	0
(8, 3)																
Rocky Colavito, R (1, 9) OBP: 0.267, SLG: 0.154		K		1B		F7		5-3		4	0	1	0	0	1	3
Roger Maris, L (1, 7) OBP: 0.400, SLG: 0.571		K		1-3 1B		P4		F2		4	0	1	0	0	1	3
Chico Carrasquel, R (1, 6) OBP: 0.300, SLG: 0.333		1B		P6			F3		6-3	2	0	1	0	0	0	2
Larry Raines, R (6, 6)										2	0	0	0	0	0	0
Hal Naragon, L (1, 2) OBP: 0.333, SLG: 0.333		P6			F8		1B		1B	3	0	1	0	0	0	1
Russ Nixon, L (7, 2) OBP: 1.000, SLG: 1.000										1	0	1	0	0	0	0
Billy Harrell, R (9, PR)										0	0	0	0	0	0	0
George Strickland, R (1, 4) OBP: 0.429, SLG: 0.500			K		F8		K		K	4	0	0	0	0	3	2
Early Wynn, S (1, 1)			4-3		6-3		FC5-4 1-2		F3	1	0	0	0	0	0	0
Dick Tomanek, L (4, 1)										0	0	0	0	0	0	0
Cal McLish, S (4, 1)										1	0	0	0	0	0	0
Gene Woodling, L (7, PH)										1	0	1	0	0	0	0
OBP: 1.000, SLG: 1.000 Art Houtteman, R (7, 1)										0	0	0	0	0	0	0
Preston Ward, L (9, PH)										1	0	0	0	0	0	1

	AB	35
	R	0
	H	8
	RBI	0
	BB	1
	SO	6
	LOB	14

Inning Stats	1	2	3	4	5	6	7	8	9
	R: 0 E: 0 K: 0 S: 3	H: 0 LOB: 0 BB: 0 P: 3	R: 0 E: 0 K: 2 S: 8	H: 1 LOB: 1 BB: 0 P: 8	R: 0 E: 0 K: 1 S: 5	H: 0 LOB: 0 BB: 0 P: 5	R: 0 E: 0 K: 1 S: 7	H: 2 LOB: 2 BB: 0 P: 7	R: 0 E: 0 K: 0 S: 3	H: 0 LOB: 0 BB: 0 P: 3
	R: 0 E: 0 K: 0 S: 4	H: 1 LOB: 2 BB: 1 P: 8	R: 0 E: 0 K: 1 S: 7	H: 2 LOB: 2 BB: 0 P: 7	R: 0 E: 0 K: 0 S: 4	H: 1 LOB: 1 BB: 0 P: 4	R: 0 E: 0 K: 1 S: 6	H: 1 LOB: 1 BB: 0 P: 6	1B: 7 2B: 1 3B: 0 HR: 0	SF: 0 SAC: 0 DP: 0 HBP: 0	WP: 0 PB: 0 SB: 0 CS: 0	PA: 36

PITCHER	IP	WLS	BF	H	R	ER	SO	BB	IBB	HBP	BLK	WP	HR	S	P	ERA	WHIP
Frank Lary, R (1, 1) ERA: 1.06	9.0	W	36	8	0	0	6	1	0	0	0	0	0	47	51	0.00	1.000

PITCHER	IP	WLS	BF	H	R	ER	SO	BB	IBB	HBP	BLK	WP	HR	S	P	ERA	WHIP

BOTTOM

Cleveland Indians @ Detroit Tigers

Briggs Stadium, Detroit, MI

Sat Apr 20 1957, 3:33 AM EST

Att. 11,907 - Unknown

Batter	1	2	3	4	5	6	7	8	9	AB	R	H	RBI	BB	SO	LOB
Harvey Kuenn, R (1, 6) OBP: 0.333, SLG: 0.250 Earl Torgeson, L (8, 3)	5-3	F8		1B, 1B, BB		E6, G5-4-3		1-2, BB		3 0	1 0	0 0	0 0	1 1	0 0	2 0
Frank Bolling, R (1, 4) OBP: 0.400, SLG: 0.529	F2		HR	1-2, 2-H, 1B		G5-4-3, 1-2f		K		5	1	2	2	0	1	3
Charlie Maxwell, L (1, 7) OBP: 0.389, SLG: 0.357	P5		F9	FC6-4, 1-2, 2-H, 1B			F8, L4-3, 1B, BB	G3		4	1	1	1	1	0	2
Al Kaline, R (1, 9) OBP: 0.118, SLG: 0.125		F3	1B, 2B	FC6-4, 1-2f			L4-3, 1-2			4	1	1	0	0	0	3
Ray Boone, R (1, 3) OBP: 0.471, SLG: 0.533 Ron Samford, R (8, 6)		2B, 1B, BB	P3		F9		F8, 2-3			3 0	1 0	0 0	0 0	1 0	0 0	2 0
Bill Tuttle, R (1, 8) OBP: 0.250, SLG: 0.313		1B, 1B, 1-3, 2B	2-H, 1B		K		2B, 3-H, 1B			4	1	3	2	0	1	0
Frank House, L (1, 2) OBP: 0.667, SLG: 1.000		1B, 2-3, 3-H, 1B		4-3	1B		1-H, 2B			4	0	3	1	0	0	0
Reno Bertoia, R (1, 5) OBP: 0.250, SLG: 0.250		F2		SH1-4, 1B	4-3			F7		4	1	1	0	0	0	3
Frank Lary, R (1, 1) OBP: 0.400, SLG: 0.400		1-2, 3-H, 1B		SH1-4, 1-2		L6		BB, 1B		3	0	2	1	0	0	0
Inning Stats	R: 0 E: 0 K: 0 S: 3 H: 0 LOB: 0 BB: 0 P: 3	R: 2 E: 0 K: 0 S: 6 H: 3 LOB: 2 BB: 1 P: 10	R: 2 E: 0 K: 0 S: 5 H: 3 LOB: 1 BB: 0 P: 5	R: 2 E: 0 K: 0 S: 6 H: 3 LOB: 2 BB: 1 P: 10	R: 0 E: 0 K: 1 S: 6 H: 1 LOB: 1 BB: 0 P: 6	R: 0 E: 1 K: 0 S: 3 H: 0 LOB: 0 BB: 0 P: 3	R: 1 E: 0 K: 0 S: 4 H: 2 LOB: 2 BB: 1 P: 8	R: 0 E: 0 K: 1 S: 6 H: 1 LOB: 2 BB: 1 P: 10		1B: 9 2B: 3 3B: 0 HR: 1 SF: 0 SAC: 1 DP: 1 HBP: 0						

livebaseballscorecards.com

AB	34
R	7
H	13
RBI	7
BB	4
SO	2
LOB	15

PITCHER		IP	WLS	BF	H	R	ER	SO	BB	IBB	HBP	BLK	WP	HR	S	P	ERA	WHIP
Early Wynn, R ERA: 12.0	(1, 1)	3.0	L	15	6	4	4	0	1	0	0	0	0	1	14	18	12.00	2.333
Dick Tomanek, L ERA: 27.0	(4, 1)	0.2		6	3	2	2	0	1	0	0	0	0	0	5	9	27.00	6.000
Cal McLish, R ERA:	(4, 1)	2.1		8	1	0	0	1	0	0	0	0	0	0	10	10	0.00	0.429
Art Houtteman, R ERA: 4.5	(7, 1)	2.0		10	3	1	1	1	2	0	0	0	0	0	10	18	4.50	2.500

PITCHER	IP	WLS	BF	H	R	ER	SO	BB	IBB	HBP	BLK	WP	HR	S	P	ERA	WHIP

Cleveland Indians @ Detroit Tigers

Briggs Stadium, Detroit, MI

Sun Apr 21 1957, 3:33 AM EST

Att. 16,806 - Unknown

TOP

livebaseballscorecards.com

Batter	1	2	3	4	5	6	7	8	9	10	11	12	AB	R	H	RBI	BB	SO	LOB
Al Smith, R (1, 8) OBP: 0.238, SLG: 0.278	0-0 1B	0-0 F2		BBBB 4-0 BB			SSS 0-3 K		x 0-0 F9		x 0-0 2-3		5	0	1	0	1	1	5
Bobby Avila, R (1, 5) OBP: 0.222, SLG: 0.188	x 0-0 F7	x 0-0 F9		x 0-0 4-3			x 0-0 G1-6-3 1-2f			x 0-0 F8		x 0-0 G3	5	0	0	0	0	0	5
Joe Altobelli, L (12, PH)													1	0	0	0	0	0	0
Larry Raines, R (12, 6)													0	0	0	0	0	0	0
Vic Wertz, L (1, 3) OBP: 0.500, SLG: 0.400	0-0 BB 1-3 1B		BBBB 4-0 HR BB		x 0-0 F7			x 0-0 F2		x 0-0 G3-1		x 0-0 P6	5	1	1	0	1	0	0
Gene Woodling, L (1, 7) OBP: 0.667, SLG: 0.500	BBBBB 4-0 1-2 BB		x 0-0 F5		x 0-0 F8			BBBBB 4-0 FC6-4 BB		BBBBB 4-0 BB		SSS 0-3 K	1	0	0	0	1	0	1
Rocky Colavito, R (5, PH) OBP: 0.316, SLG: 0.133													2	0	0	0	2	1	0
(5, 9)																			
Roger Maris, L (1, 9)	SSS 0-3 K		x 0-0 1-H HR		x 0-0 F8			x 0-0 F9		BBBBB 4-0 1-2 BB			4	1	1	2	1	1	4
(5, 7)																			
Chico Carrasquel, R (1, 6) OBP: 0.286, SLG: 0.250	x 0-0 F7		BBBB 4-0 CS BB			x 0-0 4-3		x 0-0 FC6-4 1-2f		SSS 0-3 K			3	0	0	0	1	0	4
Preston Ward, L (10, PH)													1	0	0	0	0	1	2
Billy Harrell, R (10, 6)													0	0	0	0	0	0	0
(12, 5)																			
Hal Naragon, L (1, 2) OBP: 0.286, SLG: 0.286		x 0-0 1B	SSS 0-3 K 1-2			x 0-0 4-3			x 0-0 F9		SSS 0-3 K		4	0	1	0	0	1	1
Jim Hegan, R (9, 2)													0	0	0	0	0	0	0
Kenny Kuhn, L (11, PH)													1	0	0	0	0	1	0
Russ Nixon, L (11, 2) OBP: 1.000, SLG: 1.000													0	0	0	0	0	0	0
George Strickland, R (1, 4) OBP: 0.421, SLG: 0.438		x 0-0 1-2 1B		x 0-0 P4		x 0-0 F7			x 0-0 F9		BBBBB 4-0 BB		4	0	1	0	1	0	0
Mike Garcia, R (1, 1)		x 0-0 B5		x 0-0 F9			x 0-0 G1-6-3 1B		BBBBB 4-0 BB		SSS 0-3 K		2	0	0	0	0	0	2
Don Mossi, L (6, 1) OBP: 1.000, SLG: 1.000													1	0	1	0	0	0	0
Bob Usher, R (9, PH)													0	0	0	0	1	0	0
Ray Narleski, R (9, 1)													0	0	0	0	0	0	0
Bob Lemon, L (11, PH) OBP: 0.250, SLG: 0.500													1	0	0	0	0	1	1
Cal McLish, S (11, 1)													0	0	0	0	0	0	0
Inning Stats	R: 0 E: 0 K: 1 S: 7 H: 2 LOB: 3 BB: 1 P: 11	R: 0 E: 0 K: 0 S: 5 H: 2 LOB: 2 BB: 0 P: 5	R: 2 E: 0 K: 1 S: 5 H: 1 LOB: 0 BB: 2 P: 13	R: 0 E: 0 K: 0 S: 3 H: 0 LOB: 1 BB: 1 P: 7	R: 0 E: 0 K: 0 S: 3 H: 0 LOB: 0 BB: 0 P: 3	R: 0 E: 0 K: 0 S: 3 H: 0 LOB: 0 BB: 0 P: 3	R: 0 E: 0 K: 1 S: 5 H: 1 LOB: 0 BB: 0 P: 5	R: 0 E: 0 K: 0 S: 3 H: 0 LOB: 1 BB: 1 P: 7	R: 0 E: 0 K: 0 S: 3 H: 0 LOB: 1 BB: 1 P: 7	R: 0 E: 0 K: 1 S: 5 H: 0 LOB: 2 BB: 2 P: 13	R: 0 E: 0 K: 2 S: 7 H: 0 LOB: 1 BB: 1 P: 11	R: 0 E: 0 K: 1 S: 5 H: 0 LOB: 0 BB: 0 P: 5	1B: 5 2B: 0 3B: 0 HR: 1	SF: 0 SAC: 0 DP: 1 HBP: 0					

	AB	40
	R	2
	H	6
	RBI	2
	BB	9
	SO	7
	LOB	25

WP: 0 PB: 0 SB: 0 CS: 1 PA: 49

PITCHER		IP	WLS	BF	H	R	ER	SO	BB	IBB	HBP	BLK	WP	HR	S	P	ERA	WHIP
Steve Gromek, R ERA: 3.38	(1, 1)	2.1		15	5	2	2	1	3	0	0	0	0	1	14	26	7.71	3.429
Billy Hoeft, L ERA: 3.24	(3, 1)	6.2		22	1	0	0	2	3	0	0	0	0	0	23	35	0.00	0.600
Jim Bunning, R ERA: 2.25	(10, 1)	3.0	W	12	0	0	0	4	3	0	0	0	0	0	17	29	0.00	1.000

PITCHER	IP	WLS	BF	H	R	ER	SO	BB	IBB	HBP	BLK	WP	HR	S	P	ERA	WHIP

Cleveland Indians @ Detroit Tigers

Briggs Stadium, Detroit, MI

Sun Apr 21 1957, 3:33 AM EST

Att. 16,806 - Unknown

livebaseballscorecards.com

Batter	1	2	3	4	5	6	7	8	9	10	11	12	AB	R	H	RBI	BB	SO	LOB
Harvey Kuenn, R (1, 6) OBP: 0.333, SLG: 0.318	F9		5-3		2B		5-3		G4-6-3 1-2f		FC6-4 1B		6	0	2	0	0	0	1
Frank Bolling, R (1, 4) OBP: 0.423, SLG: 0.545	2B BB		2B		F7		F7			SH1-4 1B 1B	FC6-4 1-2f		5	0	2	0	1	0	2
Charlie Maxwell, L (1, 7) OBP: 0.435, SLG: 0.444 Jim Small, L (12, PR)	1-3 2B		4-3			SH1-3 1B 1B	K			SH1-4 1-2		FC1-4 SH1-4 1B HBP	4 0	1 1	2 0	0 0	0 0	1 0	1 0
Al Kaline, R (1, 9) OBP: 0.273, SLG: 0.211	G5-4-3 IBB			CS 1B		1-2 SH1-3 1B 1B		K		1B IBB		SH1-4 1-2	3	1	2	0	2	1	0
Ray Boone, R (1, 3) OBP: 0.455, SLG: 0.474	G5-4-3 1-2f			F8		SH1-3 1-2 2-3		F9		1-3 2-H 1B		FC1-4 IBB	4	0	1	0	1	0	4
Bill Tuttle, R (1, 8) OBP: 0.364, SLG: 0.350		5-3		1-2 BB		2-H 3-H 1B 1B		S 1B		BB		FC1-4 1B IBB 1-2f 2-3	4	0	2	2	2	0	2
Frank House, L (1, 2) OBP: 0.417, SLG: 0.545		3-1		F8		L9		1-2 K		F2		1B 1-2 IBB	5	0	0	0	1	1	6
Reno Bertoia, R (1, 5) OBP: 0.429, SLG: 0.429 Eddie Robinson, L (9, PH) Jim Finigan, R (10, 5) Jack Dittmer, L (12, PH) OBP: 1.000, SLG: 1.000		5-3			G4-6-3 1B	1-2 1B			F9		6-3	1-2 2-3 3-H 1B	3 1 1 1	0 0 0 0	2 0 0 1	0 0 0 1	0 0 0 0	0 0 0 0	0 0 0 0
Steve Gromek, S (1, 1) Billy Hoeft, L (3, 1) Earl Torgeson, L (9, PH) OBP: 0.400, SLG: 0.250 Jim Bunning, R (10, 1) OBP: 0.333, SLG: 0.333		6-3			G4-6-3 1-2f	K			G4-6-3 1B		K		0 3 1 1	0 0 0 0	0 0 1 0	0 0 0 0	0 1 0 1	0 3 0 0	0 3 0 0

Inning Stats																								
	R: 0 E: 0 K: 0 S: 3	H: 1 LOB: 2 BB: 2 P: 11	R: 0 E: 0 K: 0 S: 3	H: 0 LOB: 0 BB: 0 P: 3	R: 0 E: 0 K: 0 S: 4	H: 1 LOB: 1 BB: 0 P: 4	R: 0 E: 0 K: 0 S: 3	H: 1 LOB: 1 BB: 1 P: 7	R: 0 E: 0 K: 0 S: 4	H: 2 LOB: 1 BB: 0 P: 4	R: 2 E: 0 K: 1 S: 9	H: 4 LOB: 2 BB: 0 P: 9	R: 0 E: 0 K: 1 S: 5	H: 0 LOB: 0 BB: 0 P: 5	R: 0 E: 0 K: 2 S: 8	H: 1 LOB: 1 BB: 0 P: 8	R: 0 E: 0 K: 0 S: 3	H: 1 LOB: 0 BB: 0 P: 3	R: 0 E: 0 K: 0 S: 4	H: 2 LOB: 3 BB: 2 P: 12	R: 0 E: 0 K: 1 S: 6	H: 1 LOB: 1 BB: 0 P: 6	R: 1 E: 0 K: 0 S: 3	H: 1 LOB: 3 BB: 2 P: 12	1B: 12 2B: 3 3B: 0 HR: 0	SF: 0 SAC: 3 DP: 3 HBP: 1	WP: 0 PB: 0 SB: 1 CS: 1	PA: 53

PITCHER		IP	WLS	BF	H	R	ER	SO	BB	IBB	HBP	BLK	WP	HR	S	P	ERA	WHIP
Mike Garcia, R ERA: 3.38	(1, 1)	5.1		24	8	2	2	0	2	1	0	0	0	0	21	33	3.38	1.875
Don Mossi, L ERA:	(6, 1)	2.2		10	2	0	0	4	0	0	0	0	0	0	18	18	0.00	0.750
Ray Narleski, R ERA:	(9, 1)	2.0		9	3	0	0	0	1	1	0	0	0	0	7	15	0.00	2.000
Cal McLish, R ERA: 2.25	(11, 1)	1.2	L	10	2	1	1	1	0	2	1	0	0	0	9	18	5.40	1.200

PITCHER	IP	WLS	BF	H	R	ER	SO	BB	IBB	HBP	BLK	WP	HR	S	P	ERA	WHIP

AB	42
R	3
H	15
RBI	3
BB	7
SO	5
LOB	19

Kansas City Athletics @ Detroit Tigers

Briggs Stadium, Detroit, MI

Mon Apr 22 1957, 3:33 AM EST

Att. 7,133 - Unknown

TOP

Batter	1	2	3	4	5	6	7	8	9	AB	R	H	RBI	BB	SO	LOB
Milt Graff, L (1, 4) OBP: 0.200, SLG: 0.136	1-3	2B		BB		E1		F9	E6	5	0	1	1	1	0	2
Tim Thompson, L (1, 2) OBP: 0.200, SLG: 0.200	G3	F9		1B		F8		4-3	F9	6	0	1	0	0	0	5
Gus Zernial, R (1, 7) OBP: 0.435, SLG: 0.650	1B		2B	G3			F5		SH5-3 2B 1B	5	1	3	0	0	0	2
Johnny Groth, R (9, PR) (9, 9)										0	1	0	0	0	0	0
Harry Simpson, L (1, 3) OBP: 0.240, SLG: 0.520	G3		HR		G3		1-3		SH5-3	4	1	1	2	0	0	1
Lou Skizas, R (1, 9) OBP: 0.400, SLG: 0.682		HR	HBP		P6		1B		2B SF7 IBB	3	2	2	1	1	0	0
(9, 7)																
Hector Lopez, R (1, 5) OBP: 0.320, SLG: 0.500		1B SF9 2B	K		K		F8		BB E 2B	5	2	2	1	0	2	2
Jim Pisoni, R (1, 8) OBP: 0.273, SLG: 0.300		2B 1B	K			P4		2B 1B	SF7	4	2	2	1	0	1	1
Mickey McDermott, L (1, 1)		K		4-3		K		F8	BB E BB	1	0	0	0	0	1	2
Tom Gorman, R (3, 1)										2	0	0	0	0	1	0
Joe Demaestri, R (8, PH) OBP: 0.615, SLG: 0.800										1	1	0	0	1	0	1
(8, 6)																
Billy Hunter, R (1, 6) OBP: 0.111, SLG: 0.125		SF9		6-3		E 1B		1-H 2B	E BB	2	1	1	1	0	0	0
Irv Noren, L (8, PH) OBP: 1.000, SLG: 2.000										1	0	1	1	0	0	0
Clete Boyer, R (8, PR)										0	0	0	0	0	0	0
Arnie Portocarrero, R (8, 1)										0	0	0	0	1	0	0
Inning Stats	R: 0 E: 0 K: 0 S: 4 H: 1 LOB: 1 BB: 0 P: 4	R: 3 E: 0 K: 1 S: 9 H: 4 LOB: 1 BB: 0 P: 9	R: 2 E: 0 K: 2 S: 8 H: 2 LOB: 1 BB: 0 P: 9	R: 0 E: 0 K: 0 S: 4 H: 1 LOB: 2 BB: 1 P: 8	R: 0 E: 0 K: 1 S: 5 H: 0 LOB: 0 BB: 0 P: 5	R: 1 E: 1 K: 1 S: 7 H: 1 LOB: 1 BB: 0 P: 7	R: 0 E: 0 K: 0 S: 4 H: 1 LOB: 1 BB: 0 P: 4	R: 1 E: 0 K: 0 S: 5 H: 2 LOB: 1 BB: 0 P: 5	R: 4 E: 1 K: 0 S: 6 H: 2 LOB: 2 BB: 3 P: 18	1B: 7 2B: 6 3B: 0 HR: 2 SF: 2 SAC: 1 DP: 1 HBP: 1							

PITCHER		IP	WLS	BF	H	R	ER	SO	BB	IBB	HBP	BLK	WP	HR	S	P	ERA	WHIP
Paul Foytack, R ERA: 5.4	(1, 1)	1.2		10	5	3	3	1	0	0	0	0	0	1	12	12	16.20	3.000
Duke Maas, R ERA: 6.0	(2, 1)	5.2		26	7	4	3	4	1	0	1	0	0	1	32	37	4.76	1.412
Jim Bunning, R ERA: 3.86	(8, 1)	1.1	L	8	2	4	2	0	1	1	0	0	0	0	6	14	13.50	2.250
Pete Wojey, R ERA:	(9, 1)	0.1		3	0	0	0	0	1	0	0	0	0	0	2	6	0.00	3.000

PITCHER		IP	WLS	BF	H	R	ER	SO	BB	IBB	HBP	BLK	WP	HR	S	P	ERA	WHIP

AB	39
R	11
H	14
RBI	8
BB	4
SO	5
LOB	16

WP: 0 PB: 0 SB: 0 CS: 1 PA: 47

livebaseballscorecards.com

BOTTOM

Kansas City Athletics @ Detroit Tigers

Briggs Stadium, Detroit, MI

Mon Apr 22 1957, 3:33 AM EST

Att. 7,133 - Unknown

livebaseballscorecards.com

Batter	1	2	3	4	5	6	7	8	9	AB	R	H	RBI	BB	SO	LOB
Harvey Kuenn, R (1, 6) OBP: 0.310, SLG: 0.269	BBBB 4-0 BB, 1B → BB	x 0-0 FC6-4 ③, 1-2f	SSS 0-3 K ③		x 0-0 F7 ③		x 0-0 L8 ③			4	1	0	0	1	1	4
Frank Bolling, R (1, 4) OBP: 0.452, SLG: 0.577	BBBB 4-0 1B, 1-2 → BB		x 0-0 L9 ①	x 0-0 2B, SF7 → 1B		x 0-0 SH3-4, SF7 → 2B		x 0-0 5-3 ①		4	2	2	0	1	0	0
Mel Clark, R (1, 7) Jim Small, L (4, PH) (5, 7) OBP: 0.500, SLG: 0.667	SSS 0-3 K ①		x 0-0 F9 ②	x 0-0 SF7, 1-3 → 2B		BBBB 4-0 SF7, SH3-4 → BB		x 0-0 4-3 ②		2 2	0 0	0 1	0 0	0 1	1 0	2 0
Al Kaline, R (1, 9) OBP: 0.308, SLG: 0.227	x 0-0 G6-4-3, 1-2, 2-H → 1B		BBBB 4-0 1B, HR → BB	x 0-0 L5-3 ①		x 0-0 SH3-4 ①, 1-2, 2-3		x 0-0 L5 ③		3	1	1	1	1	0	2
Ray Boone, R (1, 3) OBP: 0.481, SLG: 0.455	x 0-0 G6-4-3 ②③, 1-2f		x 0-0 HR, 1-2 → 1B	4-0 SF7 → IBB		4-0 SF7 → IBB			x 0-0 5-3 ①	3	1	1	0	2	0	2
Bill Tuttle, R (1, 8) OBP: 0.333, SLG: 0.478		x 0-0 5-3 ①	x 0-0 HR, 1-H, 2-H	x 0-0 SF7 ②, 1-2, 2-3, 3-H		x 0-0 SF7 ②, 1-2, 2-3, 3-H			x 0-0 G3 ②	3	1	1	5	0	0	0
Red Wilson, R (1, 2) OBP: 0.429, SLG: 0.455 Eddie Robinson, L (9, PH)		x 0-0 F2 ②	x 0-0 2B → 2B	x 0-0 4-3 ③		x 0-0 P6 ③			x 0-0 F7 ③	4 1	1 0	1 0	0 0	0 0	0 0	4 0
Reno Bertoia, R (1, 5) OBP: 0.455, SLG: 0.500	BBBB 4-0 E → BB	x 0-0 2B, 2-H → 2B		x 0-0 6-3 ①		SSS 0-3 K ①				3	0	1	1	1	1	0
Paul Foytack, R (1, 1) Duke Maas, R (2, 1) OBP: 0.333, SLG: 0.200 Jim Bunning, R (8, 1) OBP: 0.333, SLG: 0.333 Pete Wojey, R (9, 1)	x 0-0 E6, FC6-4, 1-2	BBBB 4-0 BB		x 0-0 4-3 ②		x 0-0 F8 ②				0 3 0 0	0 0 0 0	0 0 0 0	0 0 0 0	0 1 0 0	0 0 0 0	0 1 0 0
Inning Stats	R: 1 E: 0 K: 1 S: 5 H: 1 LOB: 1 BB: 2 P: 13	R: 0 E: 1 K: 0 S: 4 H: 0 LOB: 2 BB: 1 P: 8	R: 4 E: 0 K: 1 S: 9 H: 4 LOB: 2 BB: 2 P: 17	R: 1 E: 0 K: 0 S: 5 H: 2 LOB: 2 BB: 1 P: 9	R: 0 E: 0 K: 0 S: 3 H: 0 LOB: 0 BB: 0 P: 3	R: 1 E: 0 K: 0 S: 4 H: 1 LOB: 2 BB: 2 P: 12	R: 0 E: 0 K: 1 S: 5 H: 0 LOB: 0 BB: 0 P: 5	R: 0 E: 0 K: 0 S: 3 H: 0 LOB: 0 BB: 0 P: 3	R: 0 E: 0 K: 0 S: 3 H: 0 LOB: 0 BB: 0 P: 3	1B: 3 2B: 4 3B: 0 HR: 1	SF: 2 SAC: 1 DP: 1 HBP: 0						

	AB	32
	R	7
	H	8
	RBI	7
	BB	8
	SO	3
	LOB	15

WP: 0 PB: 0 SB: 0 CS: 0 PA: 43

PITCHER		IP	WLS	BF	H	R	ER	SO	BB	IBB	HBP	BLK	WP	HR	S	P	ERA	WHIP
Mickey McDermott, L ERA: 16.88	(1, 1)	2.2		18	5	5	5	1	5	0	0	0	0	1	15	35	16.88	3.750
Tom Gorman, R ERA: 11.81	(3, 1)	4.1		19	3	2	2	2	1	2	0	0	0	0	20	32	4.15	0.923
Arnie Portocarrero, R ERA:	(8, 1)	2.0	W	6	0	0	0	0	0	0	0	0	0	0	6	6	0.00	0.000

PITCHER		IP	WLS	BF	H	R	ER	SO	BB	IBB	HBP	BLK	WP	HR	S	P	ERA	WHIP

Batter	1	2	3	4	5	6	7	8	9	AB	R	H	RBI	BB	SO	LOB
Milt Graff, L (1, 4) OBP: 0.167, SLG: 0.111	6-3			B1-3	E3 1-3			L8	P6	5	0	0	0	0	0	4
Tim Thompson, L (1, 2) OBP: 0.200, SLG: 0.200	F7			HR 1B	F9			G3	G3	5	1	1	0	0	0	5
Gus Zernial, R (1, 7) OBP: 0.407, SLG: 0.565	K			P6		F9		BB		3	0	0	0	1	1	1
Johnny Groth, R (9, 9)										0	0	0	0	0	0	0
Harry Simpson, L (1, 3) OBP: 0.241, SLG: 0.586		F7		HR 1-H		K		P3		4	1	1	2	0	1	1
Lou Skizas, R (1, 9) OBP: 0.379, SLG: 0.731		6-3		P6		F8			HR	4	1	1	1	0	0	0
(9, 7)																
Hector Lopez, R (1, 5) OBP: 0.310, SLG: 0.500		6-3			F8		F8		BB 2B	4	0	1	0	0	0	0
Jim Pisoni, R (1, 8) OBP: 0.267, SLG: 0.357			F7		1B 2B		F8		2-4	4	1	1	0	0	0	1
Rip Coleman, L (1, 1)			K		K		HR		BB IBB	2	0	0	0	0	2	1
Bob Cerv, R (7, PH) OBP: 0.429, SLG: 0.786										1	1	1	1	0	0	0
Virgil Trucks, R (7, 1) OBP: 1.000, SLG: 1.000										0	0	0	0	0	0	0
Irv Noren, L (9, PH) OBP: 1.000, SLG: 2.000										0	0	0	0	1	0	0
Clete Boyer, R (9, PR)										0	0	0	0	0	0	0
Tom Gorman, R (9, 1)										0	0	0	0	0	0	0
Billy Hunter, R (1, 6) OBP: 0.167, SLG: 0.182			K		E 2-H 1B		5-3		1-2 2-3 BB	3	0	1	1	0	1	0
Mickey McDermott, L (9, PH)										0	0	0	0	1	0	0
Joe Demaestri, R (9, 6) OBP: 0.615, SLG: 0.800										0	0	0	0	0	0	0
Inning Stats	R: 0 E: 0 K: 1 S: 5 H: 0 LOB: 0 BB: 0 P: 5	R: 0 E: 0 K: 0 S: 3 H: 0 LOB: 0 BB: 0 P: 3	R: 0 E: 0 K: 2 S: 7 H: 0 LOB: 0 BB: 0 P: 7	R: 2 E: 0 K: 0 S: 5 H: 2 LOB: 0 BB: 0 P: 5	R: 1 E: 1 K: 1 S: 8 H: 2 LOB: 2 BB: 0 P: 8	R: 0 E: 0 K: 1 S: 5 H: 0 LOB: 0 BB: 0 P: 5	R: 1 E: 0 K: 0 S: 4 H: 1 LOB: 0 BB: 0 P: 4	R: 0 E: 0 K: 0 S: 3 H: 0 LOB: 1 BB: 1 P: 7	R: 1 E: 0 K: 0 S: 5 H: 2 LOB: 3 BB: 2 P: 13	1B: 2 2B: 2 3B: 0 HR: 3 SF: 0 SAC: 0 DP: 0 HBP: 0	WP: 0 PB: 0 SB: 0 CS: 0 PA: 38					

TOP

Kansas City Athletics @ Detroit Tigers

Briggs Stadium, Detroit, MI

Tue Apr 23 1957, 3:33 AM EST

Att. 6,946 - Unknown

livebaseballscorecards.com

AB	35
R	5
H	7
RBI	5
BB	3
SO	5
LOB	13

PITCHER		IP	WLS	BF	H	R	ER	SO	BB	IBB	HBP	BLK	WP	HR	S	P	ERA	WHIP
Don Lee, R ERA: 5.63	(1, 1)	8.0	L	33	7	5	5	5	1	0	0	0	0	3	42	46	5.62	1.000
Paul Foytack, R ERA: 4.5	(9, 1)	1.0		5	0	0	0	0	1	1	0	0	0	0	3	11	0.00	1.000

PITCHER	IP	WLS	BF	H	R	ER	SO	BB	IBB	HBP	BLK	WP	HR	S	P	ERA	WHIP

Batter	1	2	3	4	5	6	7	8	9	AB	R	H	RBI	BB	SO	LOB
Harvey Kuenn, R (1, 6) OBP: 0.294, SLG: 0.233	4-3	4-3		4-3			BB		4-3	4	0	0	0	1	0	2
Frank Bolling, R (1, 4) OBP: 0.444, SLG: 0.533	FC3-6 BB		F8		1B SF8-6 1B		F7		5-3	4	1	1	0	1	0	1
Jay Porter, R (1, 7) OBP: 0.400, SLG: 0.250	FC3-6 1B 1-2f		F7		SF8-6 1-3 1B		P4			4	0	1	0	0	0	2
Al Kaline, R (1, 9) OBP: 0.300, SLG: 0.240	FC6-4 1-2 1B		F8		SF8-6 1-2 3-H		F8			3	0	1	1	0	0	1
Ray Boone, R (1, 3) OBP: 0.452, SLG: 0.538	FC6-4 1-2f			HR	K			F8		4	1	1	1	0	1	2
Bill Tuttle, R (1, 8) OBP: 0.387, SLG: 0.630		HR		4-3		G5-6-3 1B		SH5-3 1B		4	1	3	1	0	0	0
Red Wilson, R (1, 2) OBP: 0.412, SLG: 0.385		K		1B 1-3 BB		G5-6-3 1-2f		SH5-3 1-2		2	1	0	0	1	1	1
Reno Bertoia, R (1, 5) OBP: 0.533, SLG: 0.615		2B		1-3 1-3 1B		BB		K		3	0	2	0	1	1	1
Don Lee, R (1, 1) Paul Foytack, R (9, 1) Earl Torgeson, L (9, PH) OBP: 0.333, SLG: 0.200		6-3		1-3 1-2 3-H		K			L4	3 0 1	0 0 0	0 0 0	1 0 0	0 0 0	1 0 0	3 0 0
Inning Stats	R: 0 E: 0 K: 0 S: 4 H: 1 LOB: 2 BB: 1 P: 8	R: 1 E: 0 K: 1 S: 7 H: 2 LOB: 1 BB: 0 P: 7	R: 0 E: 0 K: 0 S: 3 H: 0 LOB: 0 BB: 0 P: 3	R: 2 E: 0 K: 0 S: 5 H: 2 LOB: 1 BB: 1 P: 9	R: 1 E: 0 K: 1 S: 6 H: 2 LOB: 0 BB: 0 P: 6	R: 0 E: 0 K: 1 S: 5 H: 1 LOB: 1 BB: 1 P: 9	R: 0 E: 0 K: 0 S: 3 H: 0 LOB: 1 BB: 1 P: 7	R: 0 E: 0 K: 1 S: 6 H: 1 LOB: 1 BB: 0 P: 6	R: 0 E: 0 K: 0 S: 3 H: 0 LOB: 0 BB: 0 P: 3	1B: 6 2B: 2 3B: 0 HR: 2 SF: 1 SAC: 1 DP: 2 HBP: 0						

PITCHER	IP	WLS	BF	H	R	ER	SO	BB	IBB	HBP	BLK	WP	HR	S	P	ERA	WHIP
Rip Coleman, L (1, 1) ERA: 6.0	6.0		27	8	4	4	3	3	0	0	0	0	2	30	42	6.00	1.833
Virgil Trucks, R (7, 1) ERA: 6.0	2.0	W	8	1	0	0	1	1	0	0	0	0	0	9	13	0.00	1.000
Tom Gorman, R (9, 1) ERA: 9.95	1.0	S	3	0	0	0	0	0	0	0	0	0	0	3	3	0.00	0.000

PITCHER	IP	WLS	BF	H	R	ER	SO	BB	IBB	HBP	BLK	WP	HR	S	P	ERA	WHIP

BOTTOM

City Athletics @ Detroit Tigers

Briggs Stadium, Detroit, MI

Tue Apr 23 1957, 3:33 AM EST

Att. 6,946 - Unknown

Kansas City

livebaseballscorecards.com

AB	32
R	4
H	9
RBI	4
BB	4
SO	4
LOB	13

WP: 0 PB: 0 SB: 0 CS: 0 PA: 38

Batter	1	2	3	4	5	6	7	8	9	AB	R	H	RBI	BB	SO	LOB
Harvey Kuenn, R (1, 6) OBP: 0.256, SLG: 0.200	F8		F9	6-3		P4		5-3		5	0	0	0	0	0	3
Frank Bolling, R (1, 4) OBP: 0.439, SLG: 0.514	K		5-3		F8	2B 1-2 1B		1B		5	0	2	0	0	1	0
Jay Porter, R (1, 7) OBP: 0.500, SLG: 0.667	F8		FC6-4 1B		BB 2B	1-3 2-H 2B		5-3		5	0	3	1	0	0	1
Al Kaline, R (1, 9) OBP: 0.286, SLG: 0.267		L4-3	FC6-4 1-2f		K	L6-3			2B	5	0	1	0	0	1	4
Ray Boone, R (1, 3) OBP: 0.472, SLG: 0.517		2B BB		1B 2B 1B	BB		F8		6-3	3	2	1	0	2	0	1
Bill Tuttle, R (1, 8) OBP: 0.417, SLG: 0.645		1-H 1B 2B		F9	1-2 2-3 BB		G3 1B		F9	4	1	2	1	1	0	2
Frank House, L (1, 2) OBP: 0.353, SLG: 0.438		F7	2B 1-2 1B		P3		G3 1-2		F7	5	0	1	0	0	0	6
Reno Bertoia, R (1, 5) OBP: 0.579, SLG: 0.706		2-H 1B	1-3 2-H 2B			FC1-6 1B	F9			4	0	3	2	0	0	1
Billy Hoeft, L (1, 1) Steve Gromek, S (3, 1) Jim Bunning, R (5, 1) OBP: 0.333, SLG: 0.333 Jack Phillips, R (6, PH) Jack Crimian, R (6, 1) Eddie Robinson, L (8, PH) Pete Wojey, R (8, 1)		K	K			FC1-6 1B 1-2f 2B		3-1		1 1 0 1 0 1 0	0 0 0 1 0 0 0	0 0 0 0 0 0 0	0 0 0 0 0 0 0	0 1 0 0 0 0 0	1 0 0 0 0 0 0	1 2 0 1 0 0 0
Inning Stats	R: 0 E: 0 K: 1 S: 5 H: 0 LOB: 0 BB: 0 P: 5	R: 2 E: 0 K: 1 S: 7 H: 2 LOB: 1 BB: 1 P: 11	R: 0 E: 0 K: 0 S: 4 H: 1 LOB: 1 BB: 0 P: 4	R: 1 E: 0 K: 1 S: 8 H: 3 LOB: 2 BB: 0 P: 8	R: 0 E: 0 K: 1 S: 6 H: 1 LOB: 3 BB: 2 P: 14	R: 1 E: 0 K: 0 S: 6 H: 3 LOB: 2 BB: 0 P: 6	R: 0 E: 0 K: 0 S: 4 H: 1 LOB: 1 BB: 0 P: 4	R: 0 E: 0 K: 0 S: 4 H: 1 LOB: 1 BB: 0 P: 4	R: 0 E: 0 K: 0 S: 4 H: 1 LOB: 1 BB: 0 P: 4	1B: 8 2B: 5 3B: 0 HR: 0	SF: 0 SAC: 0 DP: 0 HBP: 0					

TOP

Detroit Tigers @ Chicago White Sox

Comiskey Park, Chicago, IL

Thu Apr 25 1957, 4:33 AM EST

Att. 2,915 - Unknown

livebaseballscorecards.com

AB	40
R	4
H	13
RBI	4
BB	3
SO	4
LOB	22

PITCHER		IP	WLS	BF	H	R	ER	SO	BB	IBB	HBP	BLK	WP	HR	S	P	ERA	WHIP
Jack Harshman, L ERA: 3.6	(1, 1)	6.0	W	31	10	4	4	4	3	0	0	0	0	0	36	48	6.00	2.167
Dixie Howell, R ERA:	(7, 1)	3.0	S	12	3	0	0	0	0	0	0	0	0	0	12	12	0.00	1.000

PITCHER		IP	WLS	BF	H	R	ER	SO	BB	IBB	HBP	BLK	WP	HR	S	P	ERA	WHIP

WP: 0 PB: 0 SB: 0 CS: 0 PA: 43

Batter	1	2	3	4	5	6	7	8	9	AB	R	H	RBI	BB	SO	LOB
Luis Aparicio, R (1, 6) OBP: 0.333, SLG: 0.200	5-3		F7	G3 1B 1-2 2-H	B1	F7		F9		6	0	1	1	0	0	6
Nellie Fox, L (1, 4) OBP: 0.444, SLG: 0.577	6-3		1B 2B 1-3	G3 1-2 2-3	2B 1-3 2-H		1B G6-4-3 1B			5	2	3	1	0	0	2
Minnie Minoso, R (1, 7) OBP: 0.500, SLG: 0.565	E7		2B 1B 2-H 3-H	IBB	K		G6-4-3 1B 1-3			4	1	2	2	1	1	2
Sherm Lollar, R (1, 2) OBP: 0.320, SLG: 0.632	F7		2B 1-H	P3	F7		G6-4-3 1-2f 3-H			5	0	1	1	0	0	7
Larry Doby, L (1, 8) OBP: 0.370, SLG: 0.375		G3	IBB	F3		FC1-5 2B	1B			4	0	2	0	1	0	3
Jim Landis, R (1, 9) OBP: 0.400, SLG: 0.316		1B HBP	K		2B 1B BB	FC1-5 1B S 2-3	F7			3	2	0	0	1	1	4
Jim Rivera, L (1, 3) OBP: 0.385, SLG: 0.435		G6-4-3 1B 1-2	P2		1B 2B 1-3	K 1-2		6-3 SH1-3 1B		5	1	3	0	0	1	3
Bubba Phillips, R (1, 5) OBP: 0.444, SLG: 0.357		G6-4-3 1-2f		1B 2B	BB 2B 1B 2-H 3-H	1B 1B 2-3		SH1-3 1-2		4	2	3	2	0	0	2
Jack Harshman, L (1, 1) OBP: 0.571, SLG: 1.000 Ron Northey, L (6, PH) OBP: 0.250, SLG: 0.250 Bob Kennedy, R (6, PR) Dixie Howell, L (7, 1)			2B 1B BB	G3 1B BB	2B BB 1-2	1B 1-3 3-H		6-3 2-3		0 1 0 1	1 0 0 0	0 1 0 0	0 1 0 0	3 0 0 0	0 0 0 0	0 0 0 1
Inning Stats	R: 0 E: 1 K: 0 S: 4 H: 0 LOB: 1 BB: 0 P: 4	R: 0 E: 0 K: 0 S: 3 H: 1 LOB: 1 BB: 0 P: 4	R: 3 E: 0 K: 1 S: 8 H: 3 LOB: 2 BB: 2 P: 16	R: 1 E: 0 K: 0 S: 5 H: 2 LOB: 3 BB: 2 P: 13	R: 3 E: 0 K: 1 S: 8 H: 3 LOB: 2 BB: 2 P: 16	R: 1 E: 0 K: 1 S: 8 H: 3 LOB: 2 BB: 0 P: 8	R: 1 E: 0 K: 0 S: 5 H: 3 LOB: 1 BB: 0 P: 5	R: 0 E: 0 K: 0 S: 4 H: 1 LOB: 1 BB: 0 P: 4		1B: 10 2B: 6 3B: 0 HR: 0 SF: 0 SAC: 1 DP: 2 HBP: 1						

PITCHER		IP	WLS	BF	H	R	ER	SO	BB	IBB	HBP	BLK	WP	HR	S	P	ERA	WHIP
Billy Hoeft, L ERA: 5.06	(1, 1)	2.1		13	4	3	3	0	1	0	1	0	0	0	11	16	11.57	2.143
Steve Gromek, R ERA: 7.71	(3, 1)	1.2	L	13	4	4	4	1	2	2	0	0	0	0	11	27	21.60	3.600
Jim Bunning, R ERA: 3.48	(5, 1)	1.0		5	1	0	0	1	1	0	0	0	0	0	6	10	0.00	2.000
Jack Crimian, R ERA: 14.73	(6, 1)	2.0		11	6	2	2	1	0	0	0	0	0	0	13	13	9.00	3.000
Pete Wojey, R ERA:	(8, 1)	1.0		4	1	0	0	0	0	0	0	0	0	0	4	4	0.00	1.000

PITCHER	IP	WLS	BF	H	R	ER	SO	BB	IBB	HBP	BLK	WP	HR	S	P	ERA	WHIP

BOTTOM

Detroit Tigers @ Chicago White Sox

Comiskey Park, Chicago, IL

Thu Apr 25 1957, 4:33 AM EST

Att. 2,915 - Unknown

livebaseballscorecards.com

AB	38
R	9
H	16
RBI	8
BB	6
SO	3
LOB	30

WP: 0 PA: 46
PB: 0
SB: 1
CS: 0

TOP

Detroit Tigers @ Cleveland Indians

Cleveland Municipal Stadium, Cleveland, OH

Fri Apr 26 1957, 3:33 AM EST
Att. 14,396 - Unknown

livebaseballscorecards.com

Batter	1	2	3	4	5	6	7	8	9	AB	R	H	RBI	BB	SO	LOB
Harvey Kuenn, R (1, 6) OBP: 0.293, SLG: 0.200	BBBB 4-0 BB G3 BB		BBBB 4-0 SH1-3 2B BB	BBBB 4-0 1-2 BB		x 0-0 ③ FC6-4 1-2f		x 0-0 ① 1-3		0	1	0	0	2	0	0
Earl Torgeson, L (4, PH) OBP: 0.429, SLG: 0.200										0	0	0	0	1	0	0
Ron Samford, R (4, 6)										2	0	0	0	0	0	1
Frank Bolling, R (1, 4) OBP: 0.444, SLG: 0.500	SSS 0-3 ① K		x 0-0 ① SH1-3 1-2	x 0-0 ③ F9			BBBB 4-0 1B HR BB	x 0-0 CS 1B		3	1	1	0	1	1	4
Charlie Maxwell, L (1, 7) OBP: 0.393, SLG: 0.391	x 0-0 ② G3 1-2		x 0-0 ② F7		x 0-0 ① F8		x 0-0 1-2 HR 1B	x 0-0 ②③ F7 1-2		5	1	1	0	0	0	3
Al Kaline, R (1, 9) OBP: 0.350, SLG: 0.471	BBBB 4-0 BB BB		x 0-0 2-H 2B		x 0-0 2B		x 0-0 1-H 2-H HR		x 0-0 ① L6	4	1	3	4	1	0	0
Ray Boone, R (1, 3) OBP: 0.463, SLG: 0.515	BBBB 4-0 1-2 2-3 BB		x 0-0 ③ P4		x 0-0 ② F8		x 0-0 F9 FC1-4 2B		x 0-0 ② 6-3	4	1	1	0	1	0	2
Bill Tuttle, R (1, 8) OBP: 0.390, SLG: 0.571	x 0-0 ③ 1-3			x 0-0 ① L4	x 0-0 ③ 1-3		x 0-0 ① F9 2-3		BBBB 4-0 WP 1B BB	4	0	0	0	1	0	5
Frank House, L (1, 2) OBP: 0.409, SLG: 0.450		x 0-0 ① 4-3		x 0-0 FC1-4 1B 1B		x 0-0 ① P6	4-0 FC1-4 IBB		x 0-0 WP 1-2 1B	4	0	2	0	1	0	0
Reno Bertoia, R (1, 5) OBP: 0.542, SLG: 0.619		x 0-0 ② F8		x 0-0 FC1-4 1-2 1B		H 1-0 FC6-4 HBP	x 0-0 ② FC1-4 1-2f 3-H		x 0-0 ③ F9 1-2 2-3	4	0	1	1	0	0	3
Frank Lary, R (1, 1) OBP: 0.286, SLG: 0.286		SSS 0-3 ③ K		x 0-0 ② FC1-4 BB 1-2f 2-3		SSS 0-3 ② K	SSS 0-3 ③ K			2	0	0	0	0	1	2
Duke Maas, R (4, 1) OBP: 0.250, SLG: 0.143										2	0	0	0	0	2	2

	AB	34
	R	5
	H	9
	RBI	5
	BB	8
	SO	4
	LOB	22

Inning Stats																		
	R: 0	H: 0	R: 0	H: 0	R: 1	H: 1	R: 0	H: 2	R: 0	H: 1	R: 0	H: 0	R: 4	H: 3	R: 0	H: 1	R: 0	H: 1
	E: 0	LOB: 3	E: 0	LOB: 0	E: 0	LOB: 1	E: 0	LOB: 3	E: 0	LOB: 1	E: 0	LOB: 1	E: 0	LOB: 1	E: 0	LOB: 0	E: 0	LOB: 2
	K: 1	BB: 3	K: 1	BB: 0	K: 0	BB: 1	K: 0	BB: 1	K: 0	BB: 0	K: 1	BB: 0	K: 1	BB: 2	K: 0	BB: 0	K: 0	BB: 1
	S: 5	P: 17	S: 5	P: 5	S: 4	P: 8	S: 5	P: 9	S: 4	P: 4	S: 5	P: 6	S: 8	P: 16	S: 3	P: 3	S: 4	P: 8

	1B: 5	SF: 0	WP: 1	PA: 44
	2B: 3	SAC: 1	PB: 0	
	3B: 0	DP: 0	SB: 0	
	HR: 1	HBP: 1	CS: 1	

PITCHER		IP	WLS	BF	H	R	ER	SO	BB	IBB	HBP	BLK	WP	HR	S	P	ERA	WHIP
Bob Lemon, R ERA: 8.36	(1, 1)	7.0	L	36	7	5	5	4	6	1	1	0	0	1	36	65	6.43	1.857
Cal McLish, R ERA: 2.57	(8, 1)	2.0		8	2	0	0	0	1	0	0	0	1	0	7	11	0.00	1.500

PITCHER	IP	WLS	BF	H	R	ER	SO	BB	IBB	HBP	BLK	WP	HR	S	P	ERA	WHIP

Detroit Tigers @ Cleveland Indians

Cleveland Municipal Stadium, Cleveland, OH

Fri Apr 26 1957, 3:33 AM EST

Att. 14,396 - Unknown

livebaseballscorecards.com

BOTTOM

Batter	1	2	3	4	5	6	7	8	9	AB	R	H	RBI	BB	SO	LOB
Larry Raines, R (1, 6) OBP: 0.222, SLG: 0.125 Billy Harrell, R (8, PH) OBP: 0.200, SLG: 0.200 (9, 6)	BBBB 4-0 F4 1B BB		x 0-0 1-3 1-2 ①			SSS 0-3 K ①		x 0-0 F8 ②		2	0	0	0	1	1	1
										1	0	0	0	0	0	0
Al Smith, R (1, 8) OBP: 0.297, SLG: 0.313	x 0-0 F4 1-2 1B		SSS 0-3 K ②			x 0-0 1B 1B		x 0-0 5-3 ③		4	0	2	0	0	1	1
Roger Maris, L (1, 7) OBP: 0.359, SLG: 0.595	x 0-0 F4 1-2 2-3 ①		x 0-0 G3 ③			x 0-0 FC6-4 1-2 1B			x 0-0 1-3 ①	4	0	1	0	0	0	3
Vic Wertz, L (1, 3) OBP: 0.486, SLG: 0.414	x 0-0 F5 ②			x 0-0 G6-4-3 1B		x 0-0 F7 ②			x 0-0 F8 ②	4	0	1	0	0	0	4
Rocky Colavito, R (1, 9) OBP: 0.294, SLG: 0.250	x 0-0 F8 ③			x 0-0 G6-4-3 1-2f ① ②		x 0-0 FC6-4 1-2f ③			x 0-0 1B	4	0	1	0	0	0	5
Bobby Avila, R (1, 5) OBP: 0.226, SLG: 0.207 Russ Nixon, L (8, 2) OBP: 0.167, SLG: 0.167		x 0-0 E6 G1-6-3		x 0-0 5-3 ③			SSS 0-3 K ①		x 0-0 1-3 ③	3	0	0	0	0	1	0
										1	0	0	0	0	0	1
Bob Lemon, L (1, 1) OBP: 0.167, SLG: 0.333 Kenny Kuhn, L (7, PH) OBP: 0.200, SLG: 0.200 Cal McLish, S (8, 1)		x 0-0 G1-6-3 1-2f ① ②			SSS 0-3 K ①		x 0-0 1-3 ②			2	0	0	0	0	1	1
										1	0	0	0	0	0	0
										0	0	0	0	0	0	0
George Strickland, R (1, 4) OBP: 0.424, SLG: 0.385		x 0-0 1-5-3 ③			x 0-0 F3 ②		x 0-0 4-3 ③			3	0	0	0	0	0	0
Jim Hegan, R (1, 2) OBP: 0.316, SLG: 0.200 Bob Usher, R (8, 5) OBP: 0.286, SLG: 0.167			BBBB 4-0 WP BB		x 0-0 5-3 ③			SSS 0-3 K ①		1	0	0	0	1	0	0
										1	0	0	0	0	1	0

Inning Stats										
	R: 0	H: 1	R: 0	H: 0	R: 0	H: 0	R: 0	H: 1	R: 0	H: 0
	E: 0	LOB: 2	E: 1	LOB: 0	E: 0	LOB: 1	E: 0	LOB: 0	E: 0	LOB: 0
	K: 0	BB: 1	K: 0	BB: 0	K: 1	BB: 1	K: 0	BB: 0	K: 1	BB: 0
	S: 4	P: 8	S: 3	P: 3	S: 5	P: 9	S: 3	P: 3	S: 5	P: 5

Inning Stats										
	R: 0	H: 2	R: 0	H: 0	R: 0	H: 0	R: 0	H: 1	1B: 5	SF: 0
	E: 0	LOB: 2	E: 0	LOB: 0	E: 0	LOB: 0	E: 0	LOB: 1	2B: 0	SAC: 0
	K: 1	BB: 0	K: 1	BB: 0	K: 1	BB: 0	K: 0	BB: 0	3B: 0	DP: 2
	S: 7	P: 7	S: 5	P: 5	S: 5	P: 5	S: 4	P: 4	HR: 0	HBP: 0

	WP: 1	PA: 33
	PB: 0	
	SB: 0	
	CS: 0	

PITCHER		IP	WLS	BF	H	R	ER	SO	BB	IBB	HBP	BLK	WP	HR	S	P	ERA	WHIP
Frank Lary, R ERA: 0.9	(1, 1)	3.0		13	2	0	0	1	2	0	0	0	1	0	13	21	0.00	1.333
Duke Maas, R ERA: 3.6	(4, 1)	6.0	W	20	3	0	0	4	0	0	0	0	0	0	28	28	0.00	0.500

PITCHER		IP	WLS	BF	H	R	ER	SO	BB	IBB	HBP	BLK	WP	HR	S	P	ERA	WHIP

AB	31
R	0
H	5
RBI	0
BB	2
SO	5
LOB	16

Batter	1	2	3	4	5	6	7	8	9	AB	R	H	RBI	BB	SO	LOB
Frank Bolling, R (1, 4) OBP: 0.408, SLG: 0.452	SSS 0-3 ① K		x 0-0 ② P6		x 0-0 ② F5			x 0-0 ① 1-3		4	0	0	0	0	1	1
Ron Samford, R (1, 6) Harvey Kuenn, R (5, PH) OBP: 0.286, SLG: 0.194 Jim Finigan, R (5, 5)	SSS 0-3 ② K		SSS 0-3 ③ K		x 0-0 ③ L9			x 0-0 ② F7		2 1 1	0 0 0	0 0 0	0 0 0	0 0 0	2 0 0	0 1 0
Jay Porter, R (1, 7) OBP: 0.583, SLG: 0.800 Mel Clark, R (4, PR) (4, 7)	BBBB 4-0 BB			x 0-0 6-3 2B		SSS 0-3 ① K		x 0-0 ③ F9		1 2	0 0	1 0	0 0	1 0	0 1	0 0
Al Kaline, R (1, 9) OBP: 0.318, SLG: 0.421	SSS 0-3 ③ K			x 0-0 ① L1-3		x 0-0 ② F5			x 0-0 ① L4-3	4	0	0	0	0	1	2
Ray Boone, R (1, 3) OBP: 0.511, SLG: 0.515		BBBB 4-0 BB		BBBB 4-0 6-3 BB		BBBB 4-0 BB			BBBB 4-0 WP 1B 6-3 BB	0	1	0	0	4	0	0
Bill Tuttle, R (1, 8) OBP: 0.378, SLG: 0.538		x 0-0 ① F9		x 0-0 ② 6-3 1-2 2-3		SSS 0-3 ③ K			x 0-0 WP 1-2 1B	4	0	1	0	0	1	4
Red Wilson, R (1, 2) OBP: 0.333, SLG: 0.294		SSS 0-3 ② K		x 0-0 ③ P4			SSS 0-3 ① K		x 0-0 ② 6-3 1-2 2-H	4	0	0	1	0	2	4
Reno Bertoia, R (1, 5) OBP: 0.500, SLG: 0.560 (5, 6)		SSS 0-3 ③ K			x 0-0 SH1-4 1B		x 0-0 ② F3		x 0-0 ③ F8	4	0	1	0	0	1	2
Paul Foytack, R (1, 1) Steve Gromek, S (7, 1)			SSS 0-3 ① K		x 0-0 ① SH1-4 1-2		x 0-0 ③ 6-3			2 0	0 0	0 0	0 0	0 0	1 0	0 0
Inning Stats	R: 0 H: 0 E: 0 LOB: 1 K: 3 BB: 1 S: 9 P: 13	R: 0 H: 0 E: 0 LOB: 1 K: 2 BB: 1 S: 7 P: 11	R: 0 H: 0 E: 0 LOB: 0 K: 2 BB: 0 S: 7 P: 7	R: 0 H: 1 E: 0 LOB: 2 K: 0 BB: 1 S: 4 P: 8	R: 0 H: 1 E: 0 LOB: 1 K: 0 BB: 0 S: 4 P: 4	R: 0 H: 0 E: 0 LOB: 1 K: 2 BB: 1 S: 7 P: 11	R: 0 H: 0 E: 0 LOB: 0 K: 1 BB: 0 S: 5 P: 5	R: 0 H: 0 E: 0 LOB: 0 K: 0 BB: 0 S: 3 P: 3	R: 1 H: 1 E: 0 LOB: 1 K: 0 BB: 1 S: 4 P: 8	1B: 2 SF: 0 2B: 1 SAC: 1 3B: 0 DP: 0 HR: 0 HBP: 0						

PITCHER	IP	WLS	BF	H	R	ER	SO	BB	IBB	HBP	BLK	WP	HR	S	P	ERA	WHIP
Herb Score, L (1, 1) ERA: 0.93	9.0	W	35	3	1	1	10	5	0	0	0	1	0	50	70	1.00	0.889

PITCHER	IP	WLS	BF	H	R	ER	SO	BB	IBB	HBP	BLK	WP	HR	S	P	ERA	WHIP

TOP

Detroit Tigers @ Cleveland Indians

Cleveland Municipal Stadium, Cleveland, OH

Sat Apr 27 1957, 3:33 AM EST
Att. 5,215 - Unknown

livebaseballscorecards.com

AB	29
R	1
H	3
RBI	1
BB	5
SO	10
LOB	14

WP: 1	PA: 35
PB: 0	
SB: 0	
CS: 0	

BOTTOM

Detroit Tigers @ Cleveland Indians

Cleveland Municipal Stadium, Cleveland, OH

Sat Apr 27 1957, 3:33 AM EST

Att. 5,215 - Unknown

livebaseballscorecards.com

Batter	1	2	3	4	5	6	7	8	9	AB	R	H	RBI	BB	SO	LOB
Bobby Avila, R (1, 5) OBP: 0.235, SLG: 0.194	BBBB 4-0 G4-6-3 BB		x 0-0 ③ F8		x 0-0 ③ P5		x 0-0 ③ F5			2	0	0	0	1	0	1
Preston Ward, L (7, PH)										1	0	0	0	0	0	3
Billy Harrell, R (8, 5) OBP: 0.200, SLG: 0.200										0	0	0	0	0	0	0
Gene Woodling, L (1, 7) OBP: 0.556, SLG: 0.571	x 0-0 ①② G4-6-3 1-2f			x 0-0 F8 SF7 2B		x 0-0 ① 5-3		x 0-0 ① F8		4	1	1	0	0	0	1
Bob Usher, R (9, 7) OBP: 0.286, SLG: 0.167										0	0	0	0	0	0	0
Al Smith, R (1, 8) OBP: 0.293, SLG: 0.306	x 0-0 ③ P3			x 0-0 ① F8 2-3		x 0-0 ② 5-3		x 0-0 1B FC 1B		4	1	1	0	0	0	1
Vic Wertz, L (1, 3) OBP: 0.488, SLG: 0.438		x 0-0 1B		x 0-0 ② SF7 3-H		x 0-0 ③ F8		x 0-0 FC 1-2 1B		3	0	2	1	0	0	0
Joe Altobelli, L (8, PR)										0	0	0	0	0	0	0
(9, 3)																
Roger Maris, L (1, 9) OBP: 0.372, SLG: 0.590		x 0-0 ① F8		x 0-0 S 1B			BBBB 4-0 1B SH3 BB	x 0-0 ② FC CS 1-2 2-H		3	0	1	1	1	0	2
Chico Carrasquel, R (1, 6) OBP: 0.235, SLG: 0.214		x 0-0 ② P6		x 0-0 ③ P6 1-2			x 0-0 ① SH3 1-2	x 0-0 ③ CS 1-2		2	0	0	0	0	0	2
Hal Naragon, L (1, 2) OBP: 0.300, SLG: 0.222		x 0-0 ③ F7			x 0-0 ① F7		BBBB 4-0 1B BB			2	0	0	0	1	0	1
Kenny Kuhn, L (1, 4) OBP: 0.375, SLG: 0.375			x 0-0 ① 6-3		x 0-0 1B		x 0-0 1-2 2-3 1B			3	0	2	0	0	0	0
Herb Score, L (1, 1)			SSS 0-3 ② K		x 0-0 ② F7		x 0-0 ② F7			3	0	0	0	0	1	4
Inning Stats	R: 0 H: 0 E: 0 LOB: 0 K: 0 BB: 1 S: 2 P: 6	R: 0 H: 1 E: 0 LOB: 1 K: 0 BB: 0 S: 4 P: 4	R: 0 H: 0 E: 0 LOB: 0 K: 1 BB: 0 S: 5 P: 5	R: 1 H: 2 E: 0 LOB: 1 K: 0 BB: 0 S: 5 P: 5	R: 0 H: 1 E: 0 LOB: 1 K: 0 BB: 0 S: 4 P: 4	R: 0 H: 0 E: 0 LOB: 0 K: 0 BB: 0 S: 3 P: 3	R: 0 H: 1 E: 0 LOB: 3 K: 0 BB: 2 S: 4 P: 12	R: 1 H: 2 E: 0 LOB: 1 K: 0 BB: 0 S: 4 P: 4		1B: 6 SF: 2 2B: 1 SAC: 1 3B: 0 DP: 1 HR: 0 HBP: 0						

	AB	27
	R	2
	H	7
	RBI	2
	BB	3
	SO	1
	LOB	15

WP: 0 PA: 33
PB: 0
SB: 1
CS: 1

PITCHER		IP	WLS	BF	H	R	ER	SO	BB	IBB	HBP	BLK	WP	HR	S	P	ERA	WHIP
Paul Foytack, R ERA: 2.92	(1, 1)	6.1	L	26	5	1	1	1	3	0	0	0	0	0	25	37	1.42	1.263
Steve Gromek, R ERA: 7.27	(7, 1)	1.2		6	2	1	1	0	0	0	0	0	0	0	6	6	5.40	1.200

PITCHER	IP	WLS	BF	H	R	ER	SO	BB	IBB	HBP	BLK	WP	HR	S	P	ERA	WHIP

Batter	1	2	3	4	5	6	7	8	9	AB	R	H	RBI	BB	SO	LOB
Frank Bolling, R (1, 4) OBP: 0.396, SLG: 0.457	K			K		F5			SH3-4 1B 2B	4	1	1	0	0	2	0
Reno Bertoia, R (1, 5) (8, 6)	F9			1B			4-3		SH3-4 2-3	3	0	1	0	0	0	0
Charlie Maxwell, L (1, 7) OBP: 0.375, SLG: 0.370	L9			K			1-3		FC3-6 1B 3-H	4	0	1	1	0	1	1
Al Kaline, R (1, 9) OBP: 0.292, SLG: 0.381		L6-3		L3-1			L1-3		FC3-6 2B 1-2f	4	1	0	0	0	0	2
Ray Boone, R (1, 3) OBP: 0.490, SLG: 0.514		P4			K			K	2B 1-H	4	0	1	1	0	2	0
Bill Tuttle, R (1, 8) OBP: 0.367, SLG: 0.500		F7			F5			PB E BB	F8	3	0	0	0	1	0	1
Frank House, L (1, 2) OBP: 0.360, SLG: 0.391			4-3		K			E4 PB 1-2		3	0	0	0	0	1	1
Ron Samford, R (1, 6)			F3			K		K 1-2 2-3		2	0	0	0	0	1	0
Jim Small, L (8, PH) OBP: 0.400, SLG: 0.500										1	0	0	0	0	1	2
Jim Finigan, R (8, 5)										0	0	0	0	0	0	0
Don Lee, R (1, 1)			L7			K				2	0	0	0	0	1	0
Earl Torgeson, L (8, PH) OBP: 0.375, SLG: 0.167										1	0	0	0	0	1	2
Al Aber, L (8, 1)										0	0	0	0	0	0	0
Inning Stats	R: 0 H: 0 E: 0 LOB: 0 K: 1 BB: 0 S: 5 P: 5	R: 0 H: 0 E: 0 LOB: 0 K: 0 BB: 0 S: 3 P: 3	R: 0 H: 0 E: 0 LOB: 0 K: 0 BB: 0 S: 3 P: 3	R: 0 H: 1 E: 0 LOB: 1 K: 2 BB: 0 S: 8 P: 8	R: 0 H: 0 E: 0 LOB: 0 K: 2 BB: 0 S: 7 P: 7	R: 0 H: 0 E: 0 LOB: 0 K: 2 BB: 0 S: 7 P: 7	R: 0 H: 0 E: 0 LOB: 0 K: 0 BB: 0 S: 3 P: 3	R: 0 H: 0 E: 1 LOB: 2 K: 3 BB: 1 S: 10 P: 14	R: 2 H: 3 E: 0 LOB: 1 K: 0 BB: 0 S: 6 P: 6	1B: 2 SF: 0 2B: 2 SAC: 1 3B: 0 DP: 0 HR: 0 HBP: 0						

PITCHER	IP	WLS	BF	H	R	ER	SO	BB	IBB	HBP	BLK	WP	HR	S	P	ERA	WHIP
Early Wynn, R (1, 1) ERA: 4.12	9.0	L	33	4	2	2	10	1	0	0	0	0	0	52	56	2.00	0.556

PITCHER	IP	WLS	BF	H	R	ER	SO	BB	IBB	HBP	BLK	WP	HR	S	P	ERA	WHIP

TOP

Detroit Tigers @ Cleveland Indians

Cleveland Municipal Stadium, Cleveland, OH

Sun Apr 28 1957, 3:33 AM EDT

Unknown

livebaseballscorecards.com

AB	31
R	2
H	4
RBI	2
BB	1
SO	10
LOB	9

PA: 33

WP: 0
PB: 1
SB: 0
CS: 0

BOTTOM

Detroit Tigers @ Cleveland Indians

Cleveland Municipal Stadium, Cleveland, OH

Sun Apr 28 1957, 3:33 AM EDT

Unknown

livebaseballscorecards.com

Batter	1	2	3	4	5	6	7	8	9	AB	R	H	RBI	BB	SO	LOB
Kenny Kuhn, L (1, 4) OBP: 0.250, SLG: 0.250	G3	F7			5-3	F8			F9	4	0	0	0	0	0	3
Bob Usher, R (9, PH) OBP: 0.250, SLG: 0.143										1	0	0	0	0	0	0
Gene Woodling, L (1, 7) OBP: 0.538, SLG: 0.500	BB BB BB		P6		BB 1B 1B		F7			3	0	1	0	1	0	0
Al Smith, R (1, 8) OBP: 0.356, SLG: 0.359	BB 1-2 BB		1B		BB 1-2 1B		G4-6-3 1B			3	0	3	0	1	0	0
Vic Wertz, L (1, 3) OBP: 0.489, SLG: 0.412	BB 1-2 2-3 BB		F7		BB 1-2 2-3 BB		G4-6-3 1-2f			2	0	0	0	2	0	2
Roger Maris, L (1, 9) OBP: 0.340, SLG: 0.535	K		F7		F7			4-3		4	0	0	0	0	1	7
Billy Harrell, R (1, 5) OBP: 0.111, SLG: 0.111	L9			F9		F9		F9		4	0	0	0	0	0	3
Hal Naragon, L (1, 2) OBP: 0.214, SLG: 0.154		4-3		F8		F9		4-3		4	0	0	0	0	0	0
Chico Carrasquel, R (1, 6) OBP: 0.286, SLG: 0.278		4-3 1B		P6		BB 1B			6-3	4	0	2	0	0	0	0
Early Wynn, S (1, 1)		4-3 1-2			K	BB 1-2 BB			F8	2	0	0	0	1	1	1
Jim Busby, R (9, PH) OBP: 0.333, SLG: 1.333										1	0	0	0	0	0	0
Inning Stats	R: 0 E: 0 K: 1 S: 5 H: 0 LOB: 3 BB: 3 P: 17	R: 0 E: 0 K: 0 S: 4 H: 1 LOB: 1 BB: 0 P: 4	R: 0 E: 0 K: 0 S: 4 H: 1 LOB: 1 BB: 0 P: 4	R: 0 E: 0 K: 0 S: 3 H: 0 LOB: 0 BB: 0 P: 3	R: 0 E: 0 K: 1 S: 7 H: 2 LOB: 3 BB: 1 P: 11	R: 0 E: 0 K: 0 S: 4 H: 1 LOB: 2 BB: 1 P: 8	R: 0 E: 0 K: 0 S: 3 H: 1 LOB: 0 BB: 0 P: 3	R: 0 E: 0 K: 0 S: 3 H: 0 LOB: 0 BB: 0 P: 3	R: 0 E: 0 K: 0 S: 3 H: 0 LOB: 0 BB: 0 P: 3							

	AB	32
	R	0
	H	6
	RBI	0
	BB	5
	SO	2
	LOB	16

1B: 6	SF: 0	WP: 0	PA: 37
2B: 0	SAC: 0	PB: 0	
3B: 0	DP: 1	SB: 0	
HR: 0	HBP: 0	CS: 0	

PITCHER		IP	WLS	BF	H	R	ER	SO	BB	IBB	HBP	BLK	WP	HR	S	P	ERA	WHIP
Don Lee, R ERA: 3.0	(1, 1)	7.0		31	6	0	0	2	5	0	0	0	0	0	30	50	0.00	1.571
Al Aber, L ERA: 3.0	(8, 1)	2.0	W	6	0	0	0	0	0	0	0	0	0	0	6	6	0.00	0.000

PITCHER	IP	WLS	BF	H	R	ER	SO	BB	IBB	HBP	BLK	WP	HR	S	P	ERA	WHIP

Batter	1	2	3	4	5	6	7	8	9	10	AB	R	H	RBI	BB	SO	LOB
Frank Bolling, R (1, 4) OBP: 0.397, SLG: 0.529	F9 2B		F8 ①		6-3 ③			HR		F8 ③	5	1	2	1	0	0	1
Reno Bertoia, R (1, 5) (8, 6) OBP: 0.429, SLG: 0.469	F9 ① 2-3		F2 ②			K ①		L6			4	0	0	0	0	1	1
Charlie Maxwell, L (1, 7) OBP: 0.361, SLG: 0.355	F8 ②		1B			F9 ②			F7 ①		4	0	1	0	0	0	1
Al Kaline, R (1, 9) OBP: 0.288, SLG: 0.370	F8 ③		L5 ③			CS 1B			F7 ②		4	0	1	0	0	0	2
Ray Boone, R (1, 3) OBP: 0.510, SLG: 0.514		FC5-4 BB		FC6-4 HBP		L ③ 1-2	5-3 ①		FC5-4 1B		0	0	0	0	1	0	0
Earl Torgeson, L (4, 3) OBP: 0.400, SLG: 0.250											3	0	1	0	0	0	1
Bill Tuttle, R (1, 8) OBP: 0.340, SLG: 0.457		FC5-4 ① 1B 1-2f 4-3		FC6-4 ① G3-6-3 1-2f			5-3 ②		FC5-4 ③ 1-2f		4	1	0	0	0	0	3
Frank House, L (1, 2) OBP: 0.345, SLG: 0.370		4-3 1-3 1B		G3-6-3 ②③ 1-2f			G3 ③			K ①	4	0	1	0	0	1	1
Ron Samford, R (1, 6) Eddie Robinson, L (8, PH) Jim Finigan, R (8, 5) OBP: 0.286, SLG: 0.091		4-3 ② 1-2 3-H			K ①			G3 ①		1B	2 1 1	0 0 0	0 0 1	1 0 0	0 0 0	1 0 0	1 0 0
Billy Hoeft, L (1, 1) Jack Dittmer, L (8, PH) OBP: 0.500, SLG: 0.500 Jim Bunning, R (8, 1) OBP: 0.333, SLG: 0.333 Al Aber, L (8, 1)		3-1 ③			K ②			L7 ②		B3 ②	2 1 0 1	0 0 0 0	0 0 0 0	0 0 0 0	1 0 0 0	1 0 0 1	1 0 0 1
Inning Stats	R: 0 H: 1 E: 0 LOB: 1 K: 0 BB: 0 S: 4 P: 4	R: 1 H: 1 E: 0 LOB: 1 K: 0 BB: 1 S: 4 P: 8	R: 0 H: 1 E: 0 LOB: 1 K: 0 BB: 0 S: 4 P: 4	R: 0 H: 0 E: 0 LOB: 0 K: 0 BB: 0 S: 2 P: 3	R: 0 H: 0 E: 0 LOB: 0 K: 2 BB: 0 S: 7 P: 7	R: 0 H: 1 E: 0 LOB: 0 K: 1 BB: 0 S: 5 P: 5	R: 0 H: 0 E: 0 LOB: 0 K: 0 BB: 0 S: 3 P: 3	R: 1 H: 1 E: 0 LOB: 0 K: 0 BB: 0 S: 4 P: 4	R: 0 H: 1 E: 0 LOB: 1 K: 0 BB: 0 S: 4 P: 4	R: 0 H: 1 E: 0 LOB: 1 K: 1 BB: 0 S: 6 P: 6	1B: 5 SF: 0 2B: 1 SAC: 0 3B: 0 DP: 1 HR: 1 HBP: 1						

PITCHER	IP	WLS	BF	H	R	ER	SO	BB	IBB	HBP	BLK	WP	HR	S	P	ERA	WHIP
Mike Garcia, R (1, 1) ERA: 2.45	9.1		36	7	2	2	4	1	0	1	0	0	1	41	46	1.93	0.857
Ray Narleski, R (10, 1) ERA:	0.2	W	2	0	0	0	0	0	0	0	0	0	0	2	2	0.00	0.000

PITCHER	IP	WLS	BF	H	R	ER	SO	BB	IBB	HBP	BLK	WP	HR	S	P	ERA	WHIP

TOP

Detroit Tigers @ Cleveland Indians

Cleveland Municipal Stadium, Cleveland, OH

Sun Apr 28 1957, 7:05 PM EDT

Att. 12,467 - Unknown

livebaseballscorecards.com

AB	36
R	2
H	7
RBI	2
BB	1
SO	4
LOB	13

WP: 0 PA: 38
PB: 0
SB: 0
CS: 1

Batter	1	2	3	4	5	6	7	8	9	10	AB	R	H	RBI	BB	SO	LOB
Bobby Avila, R (1, 4) OBP: 0.237, SLG: 0.286	K			HR	G4-6-3 1-2f			F8		SH1-3 1-2	4	1	1	1	0	1	2
Al Smith, R (1, 8) OBP: 0.360, SLG: 0.349	6-3			F2		K		S BB 1B		E IBB	4	0	1	0	1	1	0
Vic Wertz, L (1, 3) OBP: 0.460, SLG: 0.368	P6			4-3		K		1-2 BB		4-1 1-2 2-H	4	0	0	0	1	1	1
Rocky Colavito, R (1, 9) OBP: 0.316, SLG: 0.406		K		HR		2B		K 1-2 2-3			4	1	2	1	0	2	2
Roger Maris, L (1, 7) OBP: 0.353, SLG: 0.522		BB G4-6-3		1B		K		F7			3	0	1	0	1	1	3
Chico Carrasquel, R (1, 6) OBP: 0.240, SLG: 0.227		G4-6-3 1-2f		F7		K				5-3	4	0	0	0	0	1	2
Billy Harrell, R (1, 5) OBP: 0.077, SLG: 0.077		F3			P5			6-3		G3	4	0	0	0	0	0	0
Jim Hegan, R (1, 2) OBP: 0.348, SLG: 0.222		2-3			1B BB			1B		5-3	3	0	1	0	1	0	0
Mike Garcia, R (1, 1) OBP: 0.200, SLG: 0.200		F9			G4-6-3 1-3			1-3			3	0	1	0	0	0	1
Ray Narleski, R (10, 1)										SH1-3 E	0	0	0	0	0	0	0
Jim Busby, R (10, PH) OBP: 0.500, SLG: 1.250										1B	1	1	1	0	0	0	0
Inning Stats	R: 0 E: 0 K: 1 S: 5 H: 0 LOB: 0 BB: 0 P: 5	R: 0 E: 0 K: 1 S: 4 H: 0 LOB: 0 BB: 1 P: 8	R: 0 E: 0 K: 0 S: 3 H: 0 LOB: 0 BB: 0 P: 3	R: 2 E: 0 K: 0 S: 6 H: 3 LOB: 1 BB: 0 P: 6	R: 0 E: 0 K: 0 S: 3 H: 1 LOB: 1 BB: 1 P: 7	R: 0 E: 0 K: 3 S: 10 H: 1 LOB: 1 BB: 0 P: 10	R: 0 E: 0 K: 1 S: 6 H: 1 LOB: 1 BB: 0 P: 6	R: 0 E: 0 K: 1 S: 6 H: 1 LOB: 2 BB: 1 P: 10	R: 0 E: 0 K: 0 S: 3 H: 0 LOB: 0 BB: 0 P: 3	R: 1 E: 1 K: 0 S: 3 H: 1 LOB: 2 BB: 1 P: 7	1B: 5 2B: 1 3B: 0 HR: 2	SF: 0 SAC: 1 DP: 2 HBP: 0			WP: 0 PB: 0 SB: 2 CS: 0	PA: 39	

PITCHER		IP	WLS	BF	H	R	ER	SO	BB	IBB	HBP	BLK	WP	HR	S	P	ERA	WHIP
Billy Hoeft, L ERA: 4.08	(1, 1)	7.0		27	6	2	2	6	2	0	0	0	0	2	37	45	2.57	1.143
Jim Bunning, R ERA: 3.27	(8, 1)	0.2		4	1	0	0	1	1	0	0	0	0	0	5	9	0.00	3.000
Al Aber, L ERA: 1.8	(8, 1)	2.0	L	8	1	1	0	0	0	1	0	0	0	0	7	11	0.00	0.500

PITCHER	IP	WLS	BF	H	R	ER	SO	BB	IBB	HBP	BLK	WP	HR	S	P	ERA	WHIP

BOTTOM

Detroit Tigers @ Cleveland Indians

Cleveland Municipal Stadium, Cleveland, OH

Sun Apr 28 1957, 7:05 PM EDT

Att. 12,467 - Unknown

livebaseballscorecards.com

AB	34
R	3
H	8
RBI	2
BB	4
SO	7
LOB	11

Batter	1	2	3	4	5	6	7	8	9	10	AB	R	H	RBI	BB	SO	LOB
Hank Bauer, R (1, 9) OBP: 0.365, SLG: 0.556	P3		1-H 2B		6-3			K			4	0	1	1	0	1	1
Enos Slaughter, L (1, 7) OBP: 0.455, SLG: 0.500	4-3		BB			4-3			1-3		3	0	0	0	1	0	0
Mickey Mantle, S (1, 8) OBP: 0.479, SLG: 0.556	K		K			F9			F8		4	0	0	0	0	2	2
Yogi Berra, L (1, 2) OBP: 0.275, SLG: 0.426		2-3		F9		F7			F8		4	0	0	0	0	0	0
Bill Skowron, R (1, 3) OBP: 0.313, SLG: 0.545		6-3		K			F8			K	4	0	0	0	0	2	0
Gil McDougald, R (1, 6) OBP: 0.447, SLG: 0.610		P6		P3			G5-4-3 BB			6-3 2B	3	0	1	0	1	0	0
Billy Martin, R (1, 4) OBP: 0.277, SLG: 0.378			F9		K		G5-4-3 1-2f			6-3 2-3	4	0	0	0	0	1	2
Andy Carey, R (1, 5) OBP: 0.692, SLG: 0.429			FC1-6 1B		SH1-4 BB			5-3		IBB	2	0	1	0	2	0	0
Johnny Kucks, R (1, 1) Joe Collins, L (10, PH) Bob Grim, R (10, 1)			FC1-6 1-2f 2B		SH1-4 1-2			K		F8	2 1 0	1 0 0	0 0 0	0 0 0	0 0 0	1 0 0	1 2 0
Inning Stats	R: 0 E: 0 K: 1 S: 5 H: 0 LOB: 0 BB: 0 P: 5	R: 0 E: 0 K: 0 S: 3 H: 0 LOB: 0 BB: 0 P: 3	R: 1 E: 0 K: 1 S: 7 H: 2 LOB: 2 BB: 1 P: 11	R: 0 E: 0 K: 1 S: 5 H: 0 LOB: 0 BB: 0 P: 5	R: 0 E: 0 K: 1 S: 5 H: 0 LOB: 1 BB: 1 P: 9	R: 0 E: 0 K: 0 S: 3 H: 0 LOB: 0 BB: 0 P: 3	R: 0 E: 0 K: 0 S: 2 H: 0 LOB: 0 BB: 1 P: 6	R: 0 E: 0 K: 2 S: 7 H: 0 LOB: 0 BB: 0 P: 7	R: 0 E: 0 K: 0 S: 3 H: 0 LOB: 0 BB: 0 P: 3	R: 0 E: 0 K: 1 S: 6 H: 1 LOB: 2 BB: 1 P: 10	1B: 1 2B: 2 3B: 0 HR: 0 SF: 0 SAC: 1 DP: 1 HBP: 0						

PITCHER	IP	WLS	BF	H	R	ER	SO	BB	IBB	HBP	BLK	WP	HR	S	P	ERA	WHIP
Duke Maas, R (1, 1) ERA: 2.52	10.0	W	36	3	1	1	7	3	1	0	0	0	0	46	62	0.90	0.600

PITCHER	IP	WLS	BF	H	R	ER	SO	BB	IBB	HBP	BLK	WP	HR	S	P	ERA	WHIP

TOP

New York Yankees @ Detroit Tigers

Briggs Stadium, Detroit, MI

Tue Apr 30 1957, 4:33 AM EDT

Att. 12,072 - Unknown

livebaseballscorecards.com

AB	31
R	1
H	3
RBI	1
BB	4
SO	7
LOB	8

WP: 0 PB: 0 SB: 0 CS: 0 PA: 36

New York Yankees @ Detroit Tigers

Briggs Stadium, Detroit, MI

Tue Apr 30 1957, 4:33 AM EDT

Att. 12,072 - Unknown

livebaseballscorecards.com

BOTTOM

Batter	1	2	3	4	5	6	7	8	9	10	AB	R	H	RBI	BB	SO	LOB
Frank Bolling, R (1, 4) OBP: 0.397, SLG: 0.607	4-3			SF9 3B		6-3		5-3		HR	5	2	2	1	0	0	0
Reno Bertoia, R (1, 5) (8, 6) OBP: 0.410, SLG: 0.444	F9			1-3		1B		5-3			4	0	1	0	0	0	1
Charlie Maxwell, L (1, 7) OBP: 0.375, SLG: 0.333	1-3			BB		F7		BB			2	0	0	0	2	0	1
Al Kaline, R (1, 9) OBP: 0.268, SLG: 0.347		F8		SF9 3-H		F8		F7			3	0	0	1	0	0	2
Ray Boone, R (1, 3) OBP: 0.527, SLG: 0.525		CS 1B		5-3			G1-6-3 BB		FC4-6 1B		3	0	2	0	1	0	1
Bill Tuttle, R (1, 8) OBP: 0.333, SLG: 0.429		K 1-2			L7		G1-6-3 1-2 BB		P3		3	0	0	0	1	1	2
Frank House, L (1, 2) OBP: 0.303, SLG: 0.323			K		L8		G1-6-3 1-2f 2-3		FC4-6 FC6-4 1-2f		4	0	0	0	0	1	3
Ron Samford, R (1, 6) OBP: 0.091, SLG: 0.091			P3		1B		IBB		FC6-4 1-2f		2	0	1	0	0	0	0
Eddie Robinson, L (7, PH)											0	0	0	0	1	0	0
Jim Small, L (7, PR) OBP: 0.400, SLG: 0.500											0	0	0	0	0	0	0
Jim Finigan, R (8, 5) OBP: 0.267, SLG: 0.083											1	0	0	0	0	0	1
Duke Maas, R (1, 1) OBP: 0.167, SLG: 0.091			P4		K		K			6-3	4	0	0	0	0	2	3
Inning Stats	R: 0 H: 0 E: 0 LOB: 0 K: 0 BB: 0 S: 3 P: 3	R: 0 H: 1 E: 0 LOB: 1 K: 1 BB: 0 S: 5 P: 5	R: 0 H: 0 E: 0 LOB: 0 K: 1 BB: 0 S: 5 P: 5	R: 1 H: 1 E: 0 LOB: 1 K: 0 BB: 1 S: 4 P: 8	R: 0 H: 1 E: 0 LOB: 1 K: 1 BB: 0 S: 6 P: 6	R: 0 H: 1 E: 0 LOB: 1 K: 0 BB: 0 S: 4 P: 4	R: 0 H: 0 E: 0 LOB: 2 K: 1 BB: 3 S: 4 P: 16	R: 0 H: 0 E: 0 LOB: 1 K: 0 BB: 1 S: 3 P: 7	R: 0 H: 1 E: 0 LOB: 1 K: 0 BB: 0 S: 4 P: 4	R: 1 H: 1 E: 0 LOB: 0 K: 0 BB: 0 S: 2 P: 2	1B: 4 SF: 1 2B: 1 SAC: 0 3B: 1 DP: 2 HR: 1 HBP: 0						

AB	31	
R	2	
H	6	
RBI	2	
BB	5	
SO	4	
LOB	14	

WP: 0 PA: 37
PB: 0
SB: 0
CS: 1

PITCHER		IP	WLS	BF	H	R	ER	SO	BB	IBB	HBP	BLK	WP	HR	S	P	ERA	WHIP
Johnny Kucks, R ERA: 1.82	(1, 1)	9.0		35	5	1	1	4	4	1	0	0	0	0	38	58	1.00	1.000
Bob Grim, R ERA: 6.43	(10, 1)	0.1	L	2	1	1	1	0	0	0	0	0	0	1	2	2	27.00	3.000

PITCHER		IP	WLS	BF	H	R	ER	SO	BB	IBB	HBP	BLK	WP	HR	S	P	ERA	WHIP

New York Yankees @ Detroit Tigers

Briggs Stadium, Detroit, MI

Wed May 01 1957, 4:33 AM EDT

Att. 16,256 - Unknown - 70 F

TOP

livebaseballscorecards.com

Batter	1	2	3	4	5	6	7	8	9	AB	R	H	RBI	BB	SO	LOB
Tony Kubek, L (1, 7) OBP: 0.375, SLG: 0.500	SH2-3 1B		E4 5-3 1B	HR		E3 2-H 1B			F7	5	2	3	1	0	0	0
Gil McDougald, R (1, 6) OBP: 0.412, SLG: 0.556	SH2-3 1-2		5-3 1-2	G1-2-3		F8			K	4	0	0	0	0	1	2
Mickey Mantle, S (1, 8) OBP: 0.509, SLG: 0.564	G4-6-3 BB		1B E BB		5-3 2B 1B	P6			1B	3	2	2	0	2	0	1
Yogi Berra, L (1, 2) OBP: 0.268, SLG: 0.404	G4-6-3 1-2f		E 1-3 2-H 2B 1B		5-3 1-2		K		P4	5	1	1	1	0	1	4
Bill Skowron, R (1, 3) OBP: 0.327, SLG: 0.553		SH2-3 1B BB	E6 CS 1-3 3-H		2-H 2B		K			3	1	1	2	1	1	1
Hank Bauer, R (1, 9) OBP: 0.357, SLG: 0.551		K	1-2 3-H 2B		K		P6			4	0	1	1	0	2	2
Billy Martin, R (1, 4) OBP: 0.260, SLG: 0.354		SH2-3 1-2	F2		K			5-3		3	0	0	0	0	1	2
Andy Carey, R (1, 5) OBP: 0.588, SLG: 0.364		2-H 1B		6-3		5-3		K		4	0	1	1	0	1	0
Art Ditmar, R (1, 1)		K		4-3		E 2B		4-3		2	0	0	0	0	1	1
Tommy Byrne, L (5, 1) OBP: 0.250, SLG: 0.500										2	1	1	0	0	0	0

	AB	35
	R	7
	H	10
	RBI	6
	BB	3
	SO	8
	LOB	13

Inning Stats										
	R: 0	H: 1	R: 1	H: 1	R: 3	H: 2	R: 1	H: 1	R: 1	H: 2
	E: 0	LOB: 1	E: 0	LOB: 1	E: 2	LOB: 1	E: 0	LOB: 0	E: 0	LOB: 1
	K: 0	BB: 1	K: 2	BB: 1	K: 0	BB: 1	K: 0	BB: 0	K: 2	BB: 0
	S: 3	P: 7	S: 8	P: 12	S: 6	P: 10	S: 4	P: 4	S: 9	P: 9

Inning Stats										
	R: 1	H: 2	R: 0	H: 0	R: 0	H: 0	R: 0	H: 1	1B: 6	SF: 0
	E: 1	LOB: 1	E: 0	LOB: 0	E: 0	LOB: 0	E: 0	LOB: 1	2B: 3	SAC: 2
	K: 0	BB: 0	K: 2	BB: 0	K: 1	BB: 0	K: 1	BB: 0	3B: 0	DP: 1
	S: 5	P: 5	S: 7	P: 7	S: 5	P: 5	S: 6	P: 6	HR: 1	HBP: 0

	WP: 0	PA: 40
	PB: 0	
	SB: 0	
	CS: 1	

PITCHER		IP	WLS	BF	H	R	ER	SO	BB	IBB	HBP	BLK	WP	HR	S	P	ERA	WHIP
Frank Lary, R ERA: 1.5	(1, 1)	4.0	L	20	5	5	2	2	3	0	0	0	0	1	21	33	4.50	2.000
Jim Bunning, R ERA: 3.46	(5, 1)	2.0		10	4	2	1	2	0	0	0	0	0	0	14	14	4.50	2.000
Al Aber, L ERA: 1.29	(7, 1)	2.0		6	0	0	0	3	0	0	0	0	0	0	12	12	0.00	0.000
Steve Gromek, R ERA: 6.52	(9, 1)	1.0		4	1	0	0	1	0	0	0	0	0	0	6	6	0.00	1.000

PITCHER	IP	WLS	BF	H	R	ER	SO	BB	IBB	HBP	BLK	WP	HR	S	P	ERA	WHIP

Batter	1	2	3	4	5	6	7	8	9	AB	R	H	RBI	BB	SO	LOB
Harvey Kuenn, R (1, 6) OBP: 0.298, SLG: 0.179	1-3	G6-4-3 1-2f		FC4-6 FC6 1-2f 2-3 3-H		BB			BB 1B	3	0	0	1	2	0	3
Frank Bolling, R (1, 4) OBP: 0.397, SLG: 0.590	FC3-6 1B		K	FC6 1-2f		F9			1-2 1B	5	0	2	0	0	1	3
Charlie Maxwell, L (1, 7) OBP: 0.356, SLG: 0.316	FC3-6 BB 1B 1B 1-2f		FC5-4 1B		4-3	F9			K	5	1	1	0	0	1	4
Al Kaline, R (1, 9) OBP: 0.279, SLG: 0.352	BB 1B 1-2 1B		FC5-4 FC4 1-2f		1B 1B 1B		F8		L6	5	2	2	0	0	0	3
Ray Boone, R (1, 3) OBP: 0.500, SLG: 0.477	1B 1-2 2-3 BB		FC4 1-2f		F8		K		K	4	0	0	0	1	2	4
Bill Tuttle, R (1, 8) OBP: 0.361, SLG: 0.453	1-3 2-H 3-H 1B			1B FC5-2 1B	1B 1-3 1B		L8			4	0	3	2	0	0	0
Frank House, L (1, 2) OBP: 0.324, SLG: 0.343	K			HBP FC5-2 1-3 FC4-6 1B	1-3 3-H 1B			F8		4	1	2	1	0	1	2
Reno Bertoia, R (1, 5) OBP: 0.419, SLG: 0.450		FC6-4 1B		FC5-2 FC4-6 HBP 1-2 3-H	F3			G5-4-3 1B		4	0	2	0	0	0	4
Frank Lary, R (1, 1) OBP: 0.250, SLG: 0.250 Eddie Robinson, L (4, PH) Jim Small, L (4, PR) OBP: 0.400, SLG: 0.500 Jim Bunning, R (5, 1) OBP: 0.333, SLG: 0.333 Karl Olson, R (6, PH) OBP: 0.214, SLG: 0.154 Al Aber, L (7, 1) Mel Clark, R (8, PH) Steve Gromek, S (9, 1)		FC6-4 G6-4-3 1-2f		FC4-6 HBP 1-2 2-3		F8		G5-4-3 1-2f		1 0 0 0 1 0 0 1 0	0 0 0 0 0 0 0 0 0	0 0 0 0 0 0 0 0 0	0 0 0 0 0 0 0 0 0	0 0 0 0 0 0 0 0 0	0 0 0 0 0 0 0 0 0	1 0 0 0 0 0 0 1 0
Inning Stats	R: 2 E: 0 K: 1 S: 8 H: 3 LOB: 2 BB: 1 P: 12	R: 0 E: 0 K: 0 S: 3 H: 1 LOB: 0 BB: 0 P: 3	R: 0 E: 0 K: 1 S: 6 H: 1 LOB: 1 BB: 0 P: 6	R: 1 E: 0 K: 0 S: 5 H: 2 LOB: 2 BB: 0 P: 6	R: 1 E: 0 K: 0 S: 6 H: 3 LOB: 2 BB: 0 P: 6	R: 0 E: 0 K: 0 S: 3 H: 0 LOB: 1 BB: 1 P: 7	R: 0 E: 0 K: 1 S: 5 H: 0 LOB: 0 BB: 0 P: 5	R: 0 E: 0 K: 0 S: 3 H: 1 LOB: 0 BB: 0 P: 3	R: 0 E: 0 K: 2 S: 8 H: 1 LOB: 2 BB: 1 P: 12	1B: 12 2B: 0 3B: 0 HR: 0	SF: 0 SAC: 0 DP: 2 HBP: 1					

PITCHER		IP	WLS	BF	H	R	ER	SO	BB	IBB	HBP	BLK	WP	HR	S	P	ERA	WHIP
Art Ditmar, R ERA: 3.95	(1, 1)	4.2		25	10	4	4	2	1	0	1	0	0	0	27	32	7.71	2.357
Tommy Byrne, L ERA: 3.68	(5, 1)	4.1	W	16	2	0	0	3	2	0	0	0	0	0	20	28	0.00	0.923

PITCHER	IP	WLS	BF	H	R	ER	SO	BB	IBB	HBP	BLK	WP	HR	S	P	ERA	WHIP

BOTTOM

New York Yankees @ Detroit Tigers

Briggs Stadium, Detroit, MI

Wed May 01 1957, 4:33 AM EDT

Att. 16,256 - Unknown - 70 F

livebaseballscorecards.com

AB	37
R	4
H	12
RBI	4
BB	3
SO	5
LOB	25

Boston Red Sox @ Detroit Tigers

Briggs Stadium, Detroit, MI

Thu May 02 1957, 4:33 AM EDT

Att. 4,130 - Unknown

TOP

Batter	1	2	3	4	5	6	7	8	9	AB	R	H	RBI	BB	SO	LOB
Frank Malzone, R (1, 5) OBP: 0.250, SLG: 0.318	5-3		K		1B 2B 1-3		F8		BB 1B 1-2 1B	5	1	2	0	0	1	0
Billy Klaus, L (1, 6) OBP: 0.388, SLG: 0.200	3-1			BB 2B 1B	L9			G6-4-3 1B 1B	BB 1-2 2-3 1B	5	2	3	0	0	0	2
Gene Stephens, L (1, 7) OBP: 0.393, SLG: 0.480	2B			F4	2-H 3-H 1B			G6-4-3 1-2 1B	SF8 3-H	4	0	3	3	0	0	1
Dick Gernert, R (1, 3) OBP: 0.358, SLG: 0.446	L7			2B 1-2 BB	K			G6-4-3 1-2f 2-3	BB 1-2 2-3	3	0	0	0	2	1	4
Jackie Jensen, R (1, 9) OBP: 0.429, SLG: 0.528		K		1-3 2-H 2B		F7		1B BB	5-3	4	0	1	1	1	1	3
Jim Piersall, R (1, 8) OBP: 0.246, SLG: 0.222		F8		2-3		6-3		1-2 3-H 1B		4	0	1	1	0	0	2
Gene Mauch, R (1, 4) OBP: 0.328, SLG: 0.429		4-3		1-3		G3		K		3	0	0	0	0	0	2
Mickey Vernon, L (8, PH)										0	0	0	0	0	0	0
Ted Lepcio, R (8, PH) (8, 4)										1	0	0	0	0	1	2
Sammy White, R (1, 2) OBP: 0.333, SLG: 0.262			1-3		F5		4-3		1B 1B SF8 BB	2	0	0	0	0	0	0
Billy Goodman, L (7, PH)										1	0	0	0	0	0	0
Pete Daley, R (7, 2)										0	1	0	0	1	0	0
Tom Brewer, R (1, 1) OBP: 0.111, SLG: 0.111			F4		2B E6 1B		K		F7	2	1	0	0	0	0	0
Norm Zauchin, R (7, PH) OBP: 0.333, SLG: 0.333										1	0	0	0	0	1	0
Russ Meyer, S (7, 1) OBP: 1.000, SLG: 1.000										0	0	0	0	0	0	0
Haywood Sullivan, R (9, PH)										1	0	0	0	0	0	1

Inning Stats	1	2	3	4	5	6	7	8	9
R	0	0	0	1	2	0	0	1	1
E	0	0	0	0	1	0	0	0	0
K	0	1	1	0	1	0	1	1	0
S	4	5	5	5	8	3	5	7	5
H	1	0	0	2	2	0	0	3	2
LOB	1	0	0	2	1	0	0	2	3
BB	0	0	0	1	0	0	0	1	2
P	4	5	5	9	8	3	5	11	13

1B	7
2B	3
3B	0
HR	0
SF	1
SAC	0
DP	1
HBP	0
WP	0
PB	0
SB	0
CS	0
PA	41

AB	36
R	5
H	10
RBI	5
BB	4
SO	5
LOB	17

livebaseballscorecards.com

PITCHER	IP	WLS	BF	H	R	ER	SO	BB	IBB	HBP	BLK	WP	HR	S	P	ERA	WHIP
Don Lee, R (1, 1) ERA: 2.78	7.2	W	33	8	4	2	4	2	0	0	0	0	0	39	47	2.35	1.304
Al Aber, L (8, 1) ERA: 2.25	1.0		6	2	1	1	1	1	0	0	0	0	0	7	11	9.00	3.000
Jim Bunning, R (9, 1) ERA: 3.46	0.0		1	0	0	0	0	1	0	0	0	0	0	0	4	∞	∞
Steve Gromek, R (9, 1) ERA: 6.3	0.1	S	1	0	0	0	0	0	0	0	0	0	0	1	1	0.00	0.000

PITCHER	IP	WLS	BF	H	R	ER	SO	BB	IBB	HBP	BLK	WP	HR	S	P	ERA	WHIP

Boston Red Sox @ Detroit Tigers

Briggs Stadium, Detroit, MI

Thu May 02 1957, 4:33 AM EDT

Att. 4,130 - Unknown

BOTTOM

Batter	1	2	3	4	5	6	7	8	9	AB	R	H	RBI	BB	SO	LOB
Harvey Kuenn, R (1, 6) OBP: 0.314, SLG: 0.238	3B	FC5-4 1-2f		HR 2-3 3-H BB		5-3		E4 1-H 2-H		3	1	1	0	1	0	2
Ron Samford, R (7, 6) OBP: 0.083, SLG: 0.083										1	0	0	0	0	0	1
Frank Bolling, R (1, 4) OBP: 0.370, SLG: 0.545	1-3		6-3	F4			L6	F6		5	0	0	0	0	0	4
Charlie Maxwell, L (1, 7) OBP: 0.408, SLG: 0.439	BB		1B	HR 1-H 3-H			1B SF8			3	2	3	3	1	0	0
Al Kaline, R (1, 9) OBP: 0.277, SLG: 0.345	K		K	L1-3			S 1-3			4	0	1	0	0	2	3
Ray Boone, R (1, 3) OBP: 0.469, SLG: 0.447	K		4-3		5-3		SF8 1-2 3-H			3	0	0	1	0	1	3
Bill Tuttle, R (1, 8) OBP: 0.369, SLG: 0.436		1B 5-3 BB		2B 6-3 BB	6-3		1-3			2	1	0	0	2	0	1
Frank House, L (1, 2) OBP: 0.341, SLG: 0.385		F8		6-3 1-3 WP 2B	1-3			FC1-5 1B		4	1	2	0	0	0	1
Reno Bertoia, R (1, 5) OBP: 0.413, SLG: 0.442		5-3 1-2		CI WP 6-3 HR		F8		FC1-5 1-2 E 1B		3	2	1	0	0	0	1
Don Lee, R (1, 1) OBP: 0.125, SLG: 0.125										3	0	1	1	0	0	2
Al Aber, L (8, 1)		FC5-4 2-3 1B		6-3 1-2 2-3 3-H		F8		FC1-5 1-2 2-3f E4		1	0	0	0	0	0	2
Jim Bunning, R (9, 1) OBP: 0.333, SLG: 0.333										0	0	0	0	0	0	0
Steve Gromek, S (9, 1)										0	0	0	0	0	0	0
Inning Stats	R: 0 E: 0 K: 2 S: 8 H: 1 LOB: 2 BB: 1 P: 12	R: 0 E: 0 K: 0 S: 4 H: 1 LOB: 2 BB: 1 P: 8	R: 0 E: 0 K: 1 S: 6 H: 1 LOB: 1 BB: 0 P: 6	R: 5 E: 1 K: 0 S: 6 H: 2 LOB: 0 BB: 2 P: 14	R: 0 E: 0 K: 0 S: 3 H: 0 LOB: 0 BB: 0 P: 3	R: 0 E: 0 K: 0 S: 3 H: 0 LOB: 0 BB: 0 P: 3	R: 1 E: 0 K: 0 S: 5 H: 2 LOB: 1 BB: 0 P: 5	R: 1 E: 1 K: 0 S: 5 H: 2 LOB: 1 BB: 0 P: 5		1B: 6 2B: 1 3B: 1 HR: 1 SF: 1 SAC: 0 DP: 0 HBP: 0						

PITCHER		IP	WLS	BF	H	R	ER	SO	BB	IBB	HBP	BLK	WP	HR	S	P	ERA	WHIP
Tom Brewer, R ERA: 3.46	(1, 1)	6.0	L	28	5	5	2	3	4	0	0	0	1	1	30	46	3.00	1.500
Russ Meyer, R ERA: 5.4	(7, 1)	2.0		10	4	2	1	0	0	0	0	0	0	0	10	10	4.50	2.000

PITCHER	IP	WLS	BF	H	R	ER	SO	BB	IBB	HBP	BLK	WP	HR	S	P	ERA	WHIP

AB	32
R	7
H	9
RBI	5
BB	4
SO	3
LOB	20

livebaseballscorecards.com

Batter	1	2	3	4	5	6	7	8	9	AB	R	H	RBI	BB	SO	LOB
Frank Malzone, R (1, 5) OBP: 0.264, SLG: 0.357	0-0 2B		0-0 E3 G4-6-3		0-0 2B			0-0 ① 5-3		4	0	2	0	0	0	0
Billy Klaus, L (1, 6) OBP: 0.380, SLG: 0.189	0-0 ① F3		0-0 ① ② G4-6-3 1-2f		4-0 BB			0-0 ② F7		3	0	0	0	1	0	2
Gene Stephens, L (1, 7) OBP: 0.344, SLG: 0.414	0-0 ② G3		0-0 ③ F7		0-0 ③ F2			0-3 ③ K		4	0	0	0	0	1	3
Dick Gernert, R (1, 3) OBP: 0.338, SLG: 0.417	0-0 ③ F6			0-0 ① 6-3		0-0 ① 6-3			0-0 ① F6	4	0	0	0	0	0	1
Jackie Jensen, R (1, 9) OBP: 0.413, SLG: 0.500		0-0 ① L9		0-0 1B		0-0 ② F4			0-0 ② F4	4	0	1	0	0	0	0
Jim Piersall, R (1, 8) OBP: 0.231, SLG: 0.207		0-0 ② 6-3		0-0 ② L9		0-0 ③ L9			0-0 ③ F4	4	0	0	0	0	0	1
Ted Lepcio, R (1, 4)		4-0 1B BB		0-0 ③ 5-3			0-3 ① K			2	0	0	0	1	1	1
Sammy White, R (1, 2) OBP: 0.353, SLG: 0.273		0-0 1-2 1B			0-0 ① L9		4-0 L9-3 BB			2	0	1	0	1	0	0
Frank Sullivan, R (1, 1) Mickey Vernon, L (7, PH) Bob Chakales, R (7, 1) OBP: 0.143, SLG: 0.429		0-3 ③ K			0-3 ② K		0-0 ② ③ L9-3 1-2			2 1 0	0 0 0	0 0 0	0 0 0	0 0 0	2 0 0	2 1 0
Inning Stats	R: 0 E: 0 K: 0 S: 4 H: 1 LOB: 1 BB: 0 P: 4	R: 0 E: 0 K: 1 S: 6 H: 1 LOB: 2 BB: 1 P: 10	R: 0 E: 1 K: 0 S: 3 H: 0 LOB: 0 BB: 0 P: 3	R: 0 E: 0 K: 0 S: 4 H: 1 LOB: 1 BB: 0 P: 4	R: 0 E: 0 K: 1 S: 6 H: 1 LOB: 2 BB: 1 P: 10	R: 0 E: 0 K: 0 S: 3 H: 0 LOB: 0 BB: 0 P: 3	R: 0 E: 0 K: 1 S: 4 H: 0 LOB: 0 BB: 1 P: 8	R: 0 E: 0 K: 1 S: 5 H: 0 LOB: 0 BB: 0 P: 5	R: 0 E: 0 K: 0 S: 3 H: 0 LOB: 0 BB: 0 P: 3	1B: 2 2B: 3 3B: 0 HR: 0 SF: 0 SAC: 0 DP: 2 HBP: 0						

PITCHER	IP	WLS	BF	H	R	ER	SO	BB	IBB	HBP	BLK	WP	HR	S	P	ERA	WHIP
Paul Foytack, R (1, 1) ERA: 1.69	9.0	W	33	4	0	0	4	3	0	0	0	0	0	38	50	0.00	0.778

PITCHER	IP	WLS	BF	H	R	ER	SO	BB	IBB	HBP	BLK	WP	HR	S	P	ERA	WHIP

TOP

Boston Red Sox @ Detroit Tigers

Briggs Stadium, Detroit, MI

Fri May 03 1957, 4:33 AM EDT

Att. 2,810 - Unknown

livebaseballscorecards.com

AB	30
R	0
H	4
RBI	0
BB	3
SO	4
LOB	11

BOTTOM

Boston Red Sox @ Detroit Tigers

Briggs Stadium, Detroit, MI

Fri May 03 1957, 4:33 AM EDT

Att. 2,810 - Unknown

Batter	1	2	3	4	5	6	7	8	9	AB	R	H	RBI	BB	SO	LOB
Harvey Kuenn, R (1, 6) OBP: 0.309, SLG: 0.283	4-3		6-3		SF7 1-H 2-H 3B		6-3			4	1	1	2	0	0	0
Ron Samford, R (8, 6) OBP: 0.083, SLG: 0.083										0	0	0	0	0	0	0
Frank Bolling, R (1, 4) OBP: 0.351, SLG: 0.522	K		K		SF7 3-H		L6			3	0	0	1	0	2	0
Charlie Maxwell, L (1, 7) OBP: 0.396, SLG: 0.409	E3		K		F9			G6-4-3 HR 1B BB		3	1	0	0	1	1	0
Al Kaline, R (1, 9) OBP: 0.304, SLG: 0.371	L6			1-3-5 1B		E S 1B		1-2 G6-4-3 1B		4	0	3	0	0	0	1
Ray Boone, R (1, 3) OBP: 0.441, SLG: 0.412		5-3		K		F8		G6-4-3 1-2f 2-3		4	0	0	0	0	1	4
Bill Tuttle, R (1, 8) OBP: 0.377, SLG: 0.421		1B BB		1-3-5 1-2f		F9		HR BB		2	1	0	0	2	0	2
Frank House, L (1, 2) OBP: 0.356, SLG: 0.452		F9	6-3			S 1-3 IBB		1-H 3-H HR		3	1	1	3	1	0	1
Reno Bertoia, R (1, 5) OBP: 0.420, SLG: 0.447		1-3 1B	BB 3B 1B			L7 1-2		5-3		4	1	2	0	0	0	2
Paul Foytack, R (1, 1)		1-3	1-2 3B BB				K			2	1	0	0	1	1	2

livebaseballscorecards.com

AB	29
R	6
H	7
RBI	6
BB	5
SO	5
LOB	12

Inning Stats	1	2	3	4	5	6	7	8	9
	R: 0 E: 1 K: 1 S: 6 H: 0 LOB: 1 BB: 0 P: 6	R: 0 E: 0 K: 0 S: 4 H: 1 LOB: 2 BB: 1 P: 8	R: 0 E: 0 K: 2 S: 7 H: 0 LOB: 0 BB: 0 P: 7	R: 0 E: 0 K: 1 S: 5 H: 1 LOB: 0 BB: 0 P: 5	R: 3 E: 0 K: 0 S: 5 H: 2 LOB: 0 BB: 1 P: 9	R: 0 E: 0 K: 0 S: 4 H: 1 LOB: 2 BB: 1 P: 8	R: 0 E: 0 K: 1 S: 5 H: 0 LOB: 0 BB: 0 P: 5	R: 3 E: 0 K: 0 S: 4 H: 2 LOB: 0 BB: 2 P: 12	

1B: 5	SF: 1
2B: 1	SAC: 0
3B: 1	DP: 2
HR: 1	HBP: 0

WP: 0	PA: 35
PB: 0	
SB: 2	
CS: 0	

PITCHER	IP	WLS	BF	H	R	ER	SO	BB	IBB	HBP	BLK	WP	HR	S	P	ERA	WHIP
Frank Sullivan, R (1, 1) ERA: 2.61	6.0	L	26	5	3	3	4	2	1	0	0	0	0	31	43	4.50	1.167
Bob Chakales, R (7, 1) ERA: 5.4	2.0		9	2	3	3	1	2	0	0	0	0	1	9	17	13.50	2.000

PITCHER	IP	WLS	BF	H	R	ER	SO	BB	IBB	HBP	BLK	WP	HR	S	P	ERA	WHIP

Baltimore Orioles @ Detroit Tigers

Briggs Stadium, Detroit, MI

Sat May 04 1957, 7:05 PM EDT

Att. 20,493 - Unknown

TOP

livebaseballscorecards.com

Batter	1	2	3	4	5	6	7	8	9	AB	R	H	RBI	BB	SO	LOB
Billy Gardner, R (1, 4) OBP: 0.352, SLG: 0.412	BBBB 4-0 FC4-6 BB		x 0-0 FC5 2B		x 0-0 ③ 6-3		x 0-0 ③ FC5-4 1-2f			3	0	1	0	1	0	1
Bob Boyd, L (1, 3) OBP: 0.377, SLG: 0.426	x 0-0 ① FC4-6 1B 1-2f		BBBB 4-0 BB			x 0-0 L9 1B 1B		x 0-0 E6 FC4-6		3	0	1	0	1	0	1
Al Pilarcik, L (1, 9) OBP: 0.324, SLG: 0.375	x 0-0 G4-6-3 1-2 1B		x 0-0 ③ FC5 2-3f			x 0-0 1-2 1B		x 0-0 ① FC4-6 1-2f		4	0	2	0	0	0	3
Bob Nieman, R (1, 7) OBP: 0.379, SLG: 0.429	x 0-0 ②③ G4-6-3 1-2f			H 1-0 1B HBP		x 0-0 ① F8		x 0-0 ② L9		3	0	0	0	0	0	5
Gus Triandos, R (1, 2) OBP: 0.278, SLG: 0.471		SSS 0-3 ① K		SSS 0-3 ① K		x 0-0 ② L9 2-3		x 0-0 ③ F7		4	0	0	0	0	2	4
Dick Williams, R (1, 8) OBP: 0.318, SLG: 0.387		x 0-0 ② F3		x 0-0 G1-6-3 1-3 1B		SSS 0-3 ③ K			x 0-0 ① F8	4	0	1	0	0	1	2
George Kell, R (1, 5) OBP: 0.377, SLG: 0.418		x 0-0 ③ F5		x 0-0 ②③ G1-6-3 1-2f			x 0-0 ① 5-3		x 0-0 ② F7	4	0	0	0	0	0	2
Willy Miranda, S (1, 6) Carl Powis, R (7, PH) OBP: 0.327, SLG: 0.333 George Zuverink, R (7, 1) Wayne Causey, L (9, PH)		x 0-0 ① 1-3	SSS 0-3 ① K		SSS 0-3 ② K			x 0-0 ③ F2		2 1 0 1	0 0 0 0	0 0 0 0	0 0 0 0	0 1 0 0	1 0 0 0	0 0 0 0
Mike Fornieles, R (1, 1) OBP: 0.250, SLG: 0.250 Joe Ginsberg, L (7, PH) OBP: 0.396, SLG: 0.447 Jim Brideweser, R (7, PR) OBP: 0.429, SLG: 0.200 (7, 6)		x 0-0 ② L4	SSS 0-3 ② K		BBBB 4-0 FC5-4 BB					2 0 0	0 0 0	0 0 0	0 0 0	1 1 0	0 0 0	0 0 0

	AB	31
	R	0
	H	5
	RBI	0
	BB	3
	SO	6
	LOB	18

Inning Stats																																		
	R: 0	E: 0	K: 0	S: 3	H: 1	LOB: 1	BB: 1	P: 7	R: 0	E: 0	K: 1	S: 5	H: 0	LOB: 0	BB: 0	P: 5	R: 0	E: 0	K: 0	S: 4	H: 1	LOB: 2	BB: 1	P: 8	R: 0	E: 0	K: 1	S: 5	H: 1	LOB: 1	BB: 0	P: 6	R: 0	E: 0	K: 2	S: 7	H: 0	LOB: 0	BB: 0	P: 7
	R: 0	E: 0	K: 1	S: 7	H: 2	LOB: 2	BB: 0	P: 7	R: 0	E: 0	K: 1	S: 5	H: 0	LOB: 1	BB: 1	P: 9	R: 0	E: 1	K: 0	S: 4	H: 0	LOB: 1	BB: 0	P: 4	R: 0	E: 0	K: 0	S: 3	H: 0	LOB: 0	BB: 0	P: 3	1B: 4	2B: 1	3B: 0	HR: 0	SF: 0	SAC: 0	DP: 2	HBP: 1	WP: 0	PB: 0	SB: 0	CS: 0	PA: 35

PITCHER		IP	WLS	BF	H	R	ER	SO	BB	IBB	HBP	BLK	WP	HR	S	P	ERA	WHIP
Duke Maas, R ERA: 1.85	(1, 1)	9.0	W	35	5	0	0	6	3	0	1	0	0	0	43	56	0.00	0.889

PITCHER		IP	WLS	BF	H	R	ER	SO	BB	IBB	HBP	BLK	WP	HR	S	P	ERA	WHIP

Baltimore Orioles @ Detroit Tigers

Briggs Stadium, Detroit, MI

Sat May 04 1957, 7:05 PM EDT

Att. 20,493 - Unknown

BOTTOM

Batter	1	2	3	4	5	6	7	8	9	AB	R	H	RBI	BB	SO	LOB
Harvey Kuenn, R (1, 6) OBP: 0.322, SLG: 0.300	0-0 1B, 1B 1B	0-0 BB, 1-2 1B			0-0 ① F7		0-0 ① 1-6-3			4	1	2	0	0	0	0
Ron Samford, R (8, 6) OBP: 0.083, SLG: 0.083										0	0	0	0	0	0	0
Frank Bolling, R (1, 4) OBP: 0.358, SLG: 0.514	0-0 ① F5	B B B B, 4-0 1-2 2-3 BB			0-0 E6, FC4-6		0-0 FC3-6, 1B			3	0	1	0	1	0	1
Charlie Maxwell, L (1, 7) OBP: 0.386, SLG: 0.396	0-0 1B, 1-3 1B	S S S, 0-3 ③ K			0-0 ② FC4-6, 1B, 1-2f		0-0 ② FC3-6, 1B, 1-2f			4	0	1	0	0	1	5
Al Kaline, R (1, 9) OBP: 0.329, SLG: 0.394	0-0 G6-4-3, 1-3 3-H 1B		0-0 ① L9		0-0 1-2 1B		0-0 1-3 1B			4	0	3	1	0	0	0
Ray Boone, R (1, 3) OBP: 0.417, SLG: 0.382	0-0 ②③ G6-4-3 1-2f		0-0 ② 6-3		0-0 ③ 1-3		S S S, 0-3 ③ K			4	0	0	0	0	1	6
Bill Tuttle, R (1, 8) OBP: 0.384, SLG: 0.417		B B B B, 4-0 6-3, 1B BB	S S S, 0-3 ③ K			x 0-0 1-3, 1B 1B		x 0-0 ① 5-3		3	2	1	0	1	1	0
Frank House, L (1, 2) OBP: 0.327, SLG: 0.413		x 0-0 ① F8		x 0-0 ① F6		x 0-0 ① 1-3, 1-2		S S S, 0-3 ② K		4	0	0	0	0	1	2
Reno Bertoia, R (1, 5) OBP: 0.407, SLG: 0.431		x 0-0 ② 6-3, 1-2		x 0-0 ② 5-3		x 0-0 ② 2-H 1B		x 0-0 ③ 4-3		4	0	1	1	0	0	1
Duke Maas, R (1, 1) OBP: 0.200, SLG: 0.143		x 0-0 BB, 1B 2-H 1B		S S S, 0-3 ③ K		x 0-0 ③ F6				3	0	1	1	0	1	0
Inning Stats	R: 1 E: 0 K: 0 S: 5 H: 3 LOB: 1 BB: 0 P: 5	R: 1 E: 0 K: 1 S: 7 H: 2 LOB: 3 BB: 2 P: 15	R: 0 E: 0 K: 1 S: 5 H: 0 LOB: 0 BB: 0 P: 5	R: 0 E: 0 K: 1 S: 5 H: 0 LOB: 0 BB: 0 P: 5	R: 0 E: 1 K: 0 S: 5 H: 1 LOB: 2 BB: 0 P: 5	R: 1 E: 0 K: 0 S: 4 H: 2 LOB: 0 BB: 0 P: 4	R: 0 E: 0 K: 1 S: 7 H: 2 LOB: 2 BB: 0 P: 7	R: 0 E: 0 K: 1 S: 5 H: 0 LOB: 0 BB: 0 P: 5		1B: 10 2B: 0 3B: 0 HR: 0	SF: 0 SAC: 0 DP: 1 HBP: 0					

livebaseballscorecards.com

	AB	33
	R	3
	H	10
	RBI	3
	BB	2
	SO	5
	LOB	15

PITCHER		IP	WLS	BF	H	R	ER	SO	BB	IBB	HBP	BLK	WP	HR	S	P	ERA	WHIP
Mike Fornieles, R ERA: 2.08	(1, 1)	6.0	L	27	8	3	3	3	2	0	0	0	0	0	31	39	4.50	1.667
George Zuverink, R ERA: 2.25	(7, 1)	2.0		8	2	0	0	2	0	0	0	0	0	0	12	12	0.00	1.000

PITCHER	IP	WLS	BF	H	R	ER	SO	BB	IBB	HBP	BLK	WP	HR	S	P	ERA	WHIP

Batter	1	2	3	4	5	6	7	8	9	AB	R	H	RBI	BB	SO	LOB
Billy Gardner, R (1, 4) OBP: 0.333, SLG: 0.389	G3		F8			F4		L9		4	0	0	0	0	0	1
Bob Boyd, L (1, 3) OBP: 0.351, SLG: 0.392	6-3			L8		1-3			4-3	4	0	0	0	0	0	0
Al Pilarcik, L (1, 8) OBP: 0.317, SLG: 0.361	F2			1B, 1B, 1B		L9			5-3	4	1	1	0	0	0	0
Gus Triandos, R (1, 2) OBP: 0.364, SLG: 0.500		1B		1B, 1-3			5-3		BBBB, 4-0, FC4-6	3	0	2	0	1	0	0
George Kell, R (1, 5) OBP: 0.385, SLG: 0.424		L9		G5-4-3, 1-2, 3-H			1B		FC4-6, 1-2f	4	0	2	1	0	0	2
Carl Powis, R (1, 9) OBP: 0.308, SLG: 0.310		K		G5-4-3, 1-2f			F8			3	0	0	0	0	1	4
Dick Williams, R (1, 7) OBP: 0.304, SLG: 0.369		K			F8		K			3	0	0	0	0	2	2
Willy Miranda, S (1, 6) OBP: 0.352, SLG: 0.255			K		F8			G4-6-3, 1B		2	0	0	0	0	1	0
Joe Ginsberg, L (8, PH) OBP: 0.408, SLG: 0.462										1	0	1	0	0	0	0
Jim Brideweser, R (8, PR) (8, 6) OBP: 0.429, SLG: 0.200										0	0	0	0	0	0	0
Connie Johnson, R (1, 1)			L9		L9			G4-6-3, 1-2f		2	0	0	0	0	0	0
Bob Hale, L (8, PH) OBP: 0.182, SLG: 0.222										1	0	0	0	0	0	1
Sandy Consuegra, R (8, 1)										0	0	0	0	0	0	0
Inning Stats	R: 0 E: 0 K: 0 S: 3 H: 0 LOB: 0 BB: 0 P: 3	R: 0 E: 0 K: 2 S: 8 H: 1 LOB: 1 BB: 0 P: 8	R: 0 E: 0 K: 1 S: 5 H: 0 LOB: 0 BB: 0 P: 5	R: 1 E: 0 K: 0 S: 5 H: 3 LOB: 1 BB: 0 P: 5	R: 0 E: 0 K: 0 S: 3 H: 0 LOB: 0 BB: 0 P: 3	R: 0 E: 0 K: 0 S: 3 H: 0 LOB: 0 BB: 0 P: 3	R: 0 E: 0 K: 1 S: 6 H: 1 LOB: 1 BB: 0 P: 6	R: 0 E: 0 K: 0 S: 3 H: 1 LOB: 1 BB: 0 P: 3	R: 0 E: 0 K: 0 S: 3 H: 0 LOB: 1 BB: 1 P: 7	1B: 6 2B: 0 3B: 0 HR: 0 SF: 0 SAC: 0 DP: 2 HBP: 0						

PITCHER	IP	WLS	BF	H	R	ER	SO	BB	IBB	HBP	BLK	WP	HR	S	P	ERA	WHIP
Frank Lary, R (1, 1) ERA: 1.36	9.0	W	32	6	1	1	4	1	0	0	0	0	0	39	43	1.00	0.778

PITCHER	IP	WLS	BF	H	R	ER	SO	BB	IBB	HBP	BLK	WP	HR	S	P	ERA	WHIP

TOP

Baltimore Orioles @ Detroit Tigers

Briggs Stadium, Detroit, MI

Sun May 05 1957, 4:33 AM EDT

Att. 14,329 - Unknown

livebaseballscorecards.com

AB	31
R	1
H	6
RBI	1
BB	1
SO	4
LOB	10

WP: 0 PA: 32
PB: 0
SB: 0
CS: 0

Baltimore Orioles @ Detroit Tigers

Briggs Stadium, Detroit, MI

Sun May 05 1957, 4:33 AM EDT

Att. 14,329 - Unknown

BOTTOM

Batter	1	2	3	4	5	6	7	8	9	AB	R	H	RBI	BB	SO	LOB
Harvey Kuenn, R (1, 6) OBP: 0.349, SLG: 0.407	HR		F8 ①		2B		2B 1B 1B			4	2	3	1	0	0	0
Frank Bolling, R (1, 4) OBP: 0.365, SLG: 0.520	F8 ①		B B B B 4-0 BB		F4 ②		1-3 1B 2B			3	1	1	0	1	0	1
Charlie Maxwell, L (1, 7) OBP: 0.393, SLG: 0.404	1B 1B		F8 ②		3-1 ③		2-H 3-H FC6-4 1B			4	0	2	2	0	0	2
Al Kaline, R (1, 9) OBP: 0.325, SLG: 0.386	1-2 FC6-4 1B		L1-3 ③			L9 ①	1-2f FC6-4 ③			4	0	1	0	0	0	2
Ray Boone, R (1, 3) OBP: 0.408, SLG: 0.373	F4 ②			BB 1B		F8 ②		5-3 ①		4	0	1	0	0	0	2
Bill Tuttle, R (1, 8) OBP: 0.377, SLG: 0.422	1-2f FC6-4 ③			F8 ①		2B		6-3 ②		4	0	1	0	0	0	3
Frank House, L (1, 2) OBP: 0.321, SLG: 0.388		F9 ①		B B B 4-0 1-2 P7-6 BB		L1 ③		L9 ③		3	0	0	0	1	0	1
Reno Bertoia, R (1, 5) OBP: 0.386, SLG: 0.407		6-3 ②		P7-6 ②③ 1-2f			5-3 ①			3	0	0	0	0	0	2
Frank Lary, R (1, 1) OBP: 0.182, SLG: 0.182		S S S 0-3 K ③			4-3 ①		S S S 0-3 K ②			3	0	0	0	0	2	0
Inning Stats	R: 1 E: 0 K: 0 S: 6 H: 3 LOB: 2 BB: 0 P: 6	R: 0 E: 0 K: 1 S: 5 H: 0 LOB: 0 BB: 0 P: 5	R: 0 E: 0 K: 0 S: 3 H: 0 LOB: 1 BB: 1 P: 7	R: 0 E: 0 K: 0 S: 3 H: 1 LOB: 1 BB: 1 P: 7	R: 0 E: 0 K: 0 S: 4 H: 1 LOB: 1 BB: 0 P: 4	R: 0 E: 0 K: 0 S: 4 H: 1 LOB: 1 BB: 0 P: 4	R: 2 E: 0 K: 1 S: 8 H: 3 LOB: 1 BB: 0 P: 8	R: 0 E: 0 K: 0 S: 3 H: 0 LOB: 0 BB: 0 P: 3		1B: 5 2B: 4 3B: 0 HR: 1 SF: 0 SAC: 0 DP: 1 HBP: 0						

livebaseballscorecards.com

AB	32
R	3
H	9
RBI	3
BB	2
SO	2
LOB	13

WP: 0 PB: 0 SB: 0 CS: 0 PA: 34

PITCHER		IP	WLS	BF	H	R	ER	SO	BB	IBB	HBP	BLK	WP	HR	S	P	ERA	WHIP
Connie Johnson, R ERA: 4.56	(1, 1)	7.0	L	31	9	3	3	2	2	0	0	0	0	1	33	41	3.86	1.571
Sandy Consuegra, R ERA: 1.93	(8, 1)	1.0		3	0	0	0	0	0	0	0	0	0	0	3	3	0.00	0.000

PITCHER	IP	WLS	BF	H	R	ER	SO	BB	IBB	HBP	BLK	WP	HR	S	P	ERA	WHIP

Baltimore Orioles @ Detroit Tigers

Briggs Stadium, Detroit, MI

Mon May 06 1957, 4:33 AM EDT

Att. 3,939 - Unknown

TOP

livebaseballscorecards.com

Batter	1	2	3	4	5	6	7	8	9	10	11	12	13	AB	R	H	RBI	BB	SO	LOB
Billy Gardner, R (1, 4) OBP: 0.341, SLG: 0.385	BBBB 4-0 BB BB		x 0-0 1-2 3B 1B ①		x 0-0 5-3 ①		x 0-0 G6-4-3 ②③ 1-2f		x 0-0 1-3 BB 1B		SSS 0-3 K ③		x 0-0 F8 ③	6	1	2	0	1	1	2
Bob Boyd, L (1, 3) OBP: 0.365, SLG: 0.429	x 0-0 L8 ①		x 0-0 1-H 2-H SF9 3B		x 0-0 F8 ②			x 0-0 HBP 1B 1B 1B	BBBB 4-0 1-2 1-3 BB			x 0-0 L9 ①		5	2	2	2	1	0	1
Al Pilarcik, L (1, 9) OBP: 0.277, SLG: 0.317	x 0-0 F4 ②		x 0-0 3-H SF9 ①		x 0-0 L9 ③			x 0-0 F7 ①	x 0-0 1-2 2-3 1-3 ②			x 0-0 G3 ②		5	0	0	1	0	0	4
Bob Nieman, R (1, 7) OBP: 0.375, SLG: 0.459 Wayne Causey, L (13, 5) Tex Nelson, L (13, 7) OBP: 0.333, SLG: 0.600	BBBB 4-0 1-2 BB		SSS 0-3 K ②			x 0-0 HR		SSS 0-3 K ②	x 0-0 F4 ③			x 0-0 4-3 ③		5 0 0	1 0 0	1 0 0	1 0 0	2 0 0	3 0 0
Gus Triandos, R (1, 2) OBP: 0.429, SLG: 0.560	x 0-0 1-3 ③		x 0-0 1B			H 1-0 G6-4-3 HBP		x 0-0 1-2 HBP 1B		SSS 0-3 K ①			x 0-0 2B 2B	5	2	3	0	0	1	2
George Kell, R (1, 5) OBP: 0.377, SLG: 0.403 Jim Pyburn, R (8, PR) OBP: 0.143, SLG: 0.143 (8, 8)		SSS 0-3 K ①	x 0-0 F4 ③			SSS 0-3 K ①		H 1-0 1-2 2-3 1B HBP		SSS 0-3 K ②			x 0-0 F8 ①	3 2	0 0	0 0	0 0	0 1	2 1	2
Dick Williams, R (1, 8) OBP: 0.320, SLG: 0.371 (8, 5) (13, 7) (13, 5)	x 0-0 G4-3 1B			x 0-0 F8 ①		x 0-0 G6-4-3 ②③ 1-2f		x 0-0 1-3 2-H 3-H 1B		x 0-0 6-3 ③			i 4-0 2B IBB	5	1	2	2	1	0	1
Willy Miranda, S (1, 6) OBP: 0.339, SLG: 0.245 Joe Ginsberg, L (7, PH) OBP: 0.400, SLG: 0.450 Jim Brideweser, R (7, 6) OBP: 0.400, SLG: 0.375	x 0-0 G4-3 ②③ 1-2f			x 0-0 F8 ②	x 0-0 1-3 ①		SSS 0-3 K ③			x 0-0 1-3 ①			x 0-0 1-H 2-H 2B	2 1 3	0 0 0	0 0 1	0 0 2	0 0 1	0 0 2	1 0 0
Ray Moore, R (1, 1) OBP: 0.250, SLG: 0.500 Bob Hale, L (7, PH) OBP: 0.250, SLG: 0.300 George Zuverink, R (7, 1)			x 0-0 SSS 3B 1B 1B	SSS 0-3 K ③	x 0-0 G6-4-3 1B				x 0-0 F6 ①		SSS 0-3 K ②		x 0-0 F7 ②	2 1 3	1 0 0	1 1 0	0 0 0	0 0 1	1 0 1	0 0 1
Inning Stats	R: 0 E: 0 K: 0 S: 3 H: 0 LOB: 2 BB: 2 P: 11	R: 0 E: 0 K: 1 S: 5 H: 1 LOB: 0 BB: 0 P: 5	R: 3 E: 0 K: 1 S: 9 H: 4 LOB: 1 BB: 0 P: 9	R: 0 E: 0 K: 1 S: 5 H: 0 LOB: 0 BB: 0 P: 5	R: 0 E: 0 K: 0 S: 3 H: 0 LOB: 0 BB: 0 P: 3	R: 1 E: 0 K: 1 S: 5 H: 1 LOB: 0 BB: 0 P: 6	R: 0 E: 0 K: 0 S: 3 H: 1 LOB: 0 BB: 0 P: 3	R: 2 E: 0 K: 2 S: 10 H: 3 LOB: 2 BB: 0 P: 11	R: 0 E: 0 K: 0 S: 4 H: 1 LOB: 2 BB: 1 P: 8	R: 0 E: 0 K: 2 S: 7 H: 0 LOB: 0 BB: 0 P: 7	R: 0 E: 0 K: 2 S: 7 H: 0 LOB: 0 BB: 0 P: 7	R: 0 E: 0 K: 0 S: 3 H: 0 LOB: 0 BB: 0 P: 3	R: 2 E: 0 K: 0 S: 5 H: 2 LOB: 1 BB: 1 P: 9	1B: 9 2B: 2 3B: 1 HR: 1	SF: 1 SAC: 0 DP: 3 HBP: 2		WP: 0 PB: 0 SB: 0 CS: 0	PA: 55	

PITCHER		IP	WLS	BF	H	R	ER	SO	BB	IBB	HBP	BLK	WP	HR	S	P	ERA	WHIP
Don Lee, R ERA: 3.41	(1, 1)	6.1		27	7	4	4	4	2	0	1	0	0	1	32	41	5.68	1.421
Al Aber, L ERA: 3.86	(7, 1)	1.1		5	2	2	2	1	0	0	0	0	0	0	7	7	13.50	1.500
Steve Gromek, R ERA: 5.91	(8, 1)	0.2		6	2	0	0	1	1	0	1	0	0	0	6	11	0.00	4.500
Jim Bunning, R ERA: 2.87	(9, 1)	2.2		8	0	0	0	4	0	0	0	0	0	0	16	16	0.00	0.000
Jack Crimian, R ERA: 12.71	(12, 1)	2.0	L	9	2	2	2	0	0	1	0	0	0	0	8	12	9.00	1.000

PITCHER	IP	WLS	BF	H	R	ER	SO	BB	IBB	HBP	BLK	WP	HR	S	P	ERA	WHIP

AB	48
R	8
H	13
RBI	8
BB	4
SO	10
LOB	20

Batter	1	2	3	4	5	6	7	8	9	10	11	12	13	AB	R	H	RBI	BB	SO	LOB
Harvey Kuenn, R (1, 6) OBP: 0.368, SLG: 0.393	BBBB 4-0 S 1B BB	x 0-0 ② F6			x 0-0 SH 1B 1B 1-2 SF8-4		BBBB 4-0 FC4-6 BB		x 0-0 ① SH1-4 1-2		IIII 4-0 IBB		x 0-0 ③ F8	2	1	0	0	3	0	2
Frank Bolling, R (1, 4) OBP: 0.363, SLG: 0.506	x 0-0 ① 1-H 3B 1B	x 0-0 ③ F8			x 0-0 1-2 2-3 1B		x 0-0 ② FC4-6 1-2f FC5-4		x 0-0 ② F3		x 0-0 ③ F8			6	1	2	0	0	0	5
Charlie Maxwell, L (1, 7) OBP: 0.397, SLG: 0.396	x 0-0 ② F7		BBBB 4-0 FC1-6 BB		x 0-0 SF8-4 1-2 2-3 3-H 1B		x 0-0 ③ FC5-4 1-2f		x 0-0 ③ L3			x 0-0 ① F8		1	0	0	0	1	0	1
Karl Olson, R (3, PR) OBP: 0.250, SLG: 0.200 (4, 7)														2	0	1	1	0	0	1
Jack Dittmer, L (9, PH) OBP: 0.333, SLG: 0.333														1	0	0	0	0	0	1
Jim Small, L (10, 7) OBP: 0.333, SLG: 0.400														1	0	0	0	0	0	0
Al Kaline, R (1, 9) OBP: 0.325, SLG: 0.413	x 0-0 2-H 2B 3B	x 0-0 ① FC1-6 F5 1-2f			x 0-0 ① ② SF8-4 1-2 3-H			x 0-0 SH3 1B		x 0-0 ① L4-3		x 0-0 ② L6		5	1	2	2	0	0	1
Ray Boone, R (1, 3) OBP: 0.407, SLG: 0.355	BBBB 4-0 BB 2B BB	x 0-0 ② ③ F5 1-2			x 0-0 ③ 6-3			x 0-0 ① SH3 1-2		x 0-0 ② F4		BBBB 4-0 BB		3	1	0	0	2	0	2
Bill Tuttle, R (1, 8) OBP: 0.361, SLG: 0.391	BBBB 4-0 1-2 2B BB		x 0-0 ① F6			x 0-0 ① 6-3		x 0-0 ② F8		x 0-0 ③ 1-3		x 0-0 ③ F8		5	1	0	0	1	0	2
Frank House, L (1, 2) OBP: 0.345, SLG: 0.415	x 0-0 ③ 1-H 2-H 3-H 2B		x 0-0 ② L5			x 0-0 ② F8		IIII 4-0 IBB			x 0-0 4-3 SH3 1B		x 0-0 2B	4	0	2	3	1	0	0
Ron Samford, R (11, PR) OBP: 0.083, SLG: 0.083														0	0	0	0	0	0	0
Red Wilson, R (12, 2) OBP: 0.364, SLG: 0.389														1	0	1	0	0	0	0
Reno Bertoia, R (1, 5) OBP: 0.371, SLG: 0.407		x 0-0 2B									x 0-0 ① SH3 1-2		x 0-0 ① 6-3	5	0	1	0	0	0	3
Don Lee, R (1, 1) OBP: 0.200, SLG: 0.200	SSS 0-3 ① K				x 0-0 1B SH 1B 1B		x 0-0 ① 6-3		x 0-0 SH1-4 1B		x 0-0 ② 2-3 4-3		SSS 0-3 ② K	2	1	1	0	0	1	1
Al Aber, L (7, 1)														1	0	0	0	0	0	0
Steve Gromek, S (8, 1)														0	0	0	0	0	0	0
Jim Bunning, R (9, 1) OBP: 0.500, SLG: 0.500														1	0	1	0	0	0	0
Eddie Robinson, L (11, PH)														1	0	0	0	0	0	2
Jack Crimian, R (12, 1)														0	0	0	0	0	0	0
Earl Torgeson, L (13, PH)														1	0	0	0	0	1	1
Inning Stats	R: 4 E: 0 K: 0 S: 4 H: 3 LOB: 3 BB: 3 P: 16	R: 0 E: 0 K: 1 S: 6 H: 1 LOB: 1 BB: 0 P: 6	R: 0 E: 0 K: 0 S: 2 H: 0 LOB: 1 BB: 1 P: 6	R: 0 E: 0 K: 0 S: 3 H: 0 LOB: 0 BB: 0 P: 3	R: 2 E: 0 K: 0 S: 6 H: 3 LOB: 1 BB: 0 P: 6	R: 0 E: 0 K: 0 S: 3 H: 0 LOB: 0 BB: 0 P: 3	R: 0 E: 0 K: 0 S: 3 H: 0 LOB: 1 BB: 1 P: 7	R: 0 E: 0 K: 0 S: 4 H: 1 LOB: 2 BB: 1 P: 8	R: 0 E: 0 K: 0 S: 4 H: 1 LOB: 1 BB: 0 P: 4	R: 0 E: 0 K: 0 S: 3 H: 0 LOB: 0 BB: 0 P: 3	R: 0 E: 0 K: 0 S: 4 H: 1 LOB: 2 BB: 1 P: 8	R: 0 E: 0 K: 0 S: 3 H: 0 LOB: 1 BB: 1 P: 7	R: 0 E: 0 K: 1 S: 6 H: 1 LOB: 1 BB: 0 P: 6	1B: 7 2B: 4 3B: 1 HR: 0 SF: 1 SAC: 4 DP: 1 HBP: 0	WP: 0 PB: 0 SB: 1 CS: 0 PA: 55						

PITCHER		IP	WLS	BF	H	R	ER	SO	BB	IBB	HBP	BLK	WP	HR	S	P	ERA	WHIP
Ray Moore, R ERA: 6.75	(1, 1)	6.0		26	7	6	6	1	4	0	0	0	0	0	24	40	9.00	1.833
George Zuverink, R ERA: 1.2	(7, 1)	7.0	W	29	4	0	0	1	2	2	0	0	0	0	27	43	0.00	0.857

PITCHER	IP	WLS	BF	H	R	ER	SO	BB	IBB	HBP	BLK	WP	HR	S	P	ERA	WHIP

BOTTOM

Baltimore Orioles @ Detroit Tigers

Briggs Stadium, Detroit, MI

Mon May 06 1957, 4:33 AM EDT

Att. 3,939 - Unknown

livebaseballscorecards.com

AB	42
R	6
H	11
RBI	6
BB	8
SO	2
LOB	22

Batter	1	2	3	4	5	6	7	8	9	AB	R	H	RBI	BB	SO	LOB
Eddie Yost, R (1, 5) OBP: 0.454, SLG: 0.282	BBB 4-0 FC5-4 BB		BBB 4-0 SH1-3 1-2 BB		BBB 4-0 FC5-4 BB		SSS 0-3 ① K			1	0	0	0	3	1	1
Jerry Snyder, R (1, 6) OBP: 0.220, SLG: 0.256	x 0-0 ① FC5-4 1-3 1-2f		x 0-0 ① SH1-3 1-2 2-3		x 0-0 ③ FC5-4 1-2f		x 0-0 ② F7			3	0	0	0	0	0	3
Pete Runnels, L (1, 3) OBP: 0.361, SLG: 0.304	x 0-0 ② 1-3 1-2		x 0-0 ② SF8 3-H			x 0-0 ① 4-3	x 0-0 ③ F9			3	0	0	1	0	0	2
Roy Sievers, R (1, 7) OBP: 0.384, SLG: 0.581	x 0-0 ③ F8		x 0-0 ③ F8			BBB 4-0 2B BB		x 0-0 ① 6-3		3	1	0	0	1	0	2
Jim Lemon, R (1, 9) OBP: 0.352, SLG: 0.385		BBBB 4-0 CS BB BB		x 0-0 ① F8		x 0-0 1-H G1 2B		x 0-0 ② F8		3	1	1	1	1	0	0
Herb Plews, L (1, 4) OBP: 0.253, SLG: 0.265		x 0-0 ① F7		x 0-0 ② F7		BBB 4-0 G1 BB		x 0-0 ③ G3		3	0	0	0	1	0	1
Faye Throneberry, L (1, 8) OBP: 0.114, SLG: 0.031		BBB 4-0 1-2 BB		x 0-0 ③ 4-3		x 0-0 ② G1 1-2 3-H			SSS 0-3 ① K2-3	3	0	0	1	1	1	1
Lou Berberet, L (1, 2) OBP: 0.366, SLG: 0.333		SSS 0-3 ② ③ K 2-3			x 0-0 ① F5	x 0-0 ③ F8			x 0-0 ② P6	4	0	0	0	0	1	3
Ted Abernathy, R (1, 1) OBP: 0.400, SLG: 0.250			x 0-0 SH1-3 BB SF8 1B		x 0-0 ② F9		x 0-0 2B		x 0-0 ③ F7	2	1	1	0	0	0	0
Dick Brodowski, R (5, 1)										0	0	0	0	0	0	0
Julio Becquer, L (7, PH) OBP: 0.500, SLG: 0.667										1	0	1	0	0	0	0
Tex Clevenger, R (7, 1) OBP: 1.000, SLG: 1.000										0	0	0	0	0	0	0
Neil Chrisley, L (9, PH) OBP: 0.345, SLG: 0.400										1	0	0	0	0	0	0
Inning Stats	R: 0 E: 0 K: 0 S: 3 H: 0 LOB: 1 BB: 1 P: 7	R: 0 E: 0 K: 1 S: 4 H: 0 LOB: 2 BB: 2 P: 12	R: 1 E: 0 K: 0 S: 4 H: 1 LOB: 1 BB: 1 P: 8	R: 0 E: 0 K: 0 S: 3 H: 0 LOB: 0 BB: 0 P: 3	R: 0 E: 0 K: 0 S: 3 H: 0 LOB: 1 BB: 1 P: 7	R: 2 E: 0 K: 0 S: 4 H: 1 LOB: 1 BB: 2 P: 12	R: 0 E: 0 K: 1 S: 6 H: 1 LOB: 1 BB: 0 P: 6	R: 0 E: 0 K: 0 S: 3 H: 0 LOB: 0 BB: 0 P: 3	R: 0 E: 0 K: 1 S: 5 H: 0 LOB: 0 BB: 0 P: 5							

PITCHER		IP	W	L	S	BF	H	R	ER	SO	BB	IBB	HBP	BLK	WP	HR	P	ERA	WHIP
Paul Foytack, R ERA: 2.08	(1, 1)	9.0	W			36	3	3	3	3	7	0	0	0	0	0	63	3.00	1.111

PITCHER	IP	W	L	S	BF	H	R	ER	SO	BB	IBB	HBP	BLK	WP	HR	P	ERA	WHIP

TOP

Washington Senators @ Detroit Tigers

Briggs Stadium, Detroit, MI

Tue May 07 1957, 4:33 AM EDT

Att. 3,370 - Unknown

livebaseballscorecards.com

AB	27
R	3
H	3
RBI	3
BB	7
SO	3
LOB	13

1B: 1	SF: 1	WP: 0	PA: 36
2B: 3	SAC: 1	PB: 0	
3B: 0	DP: 1	SB: 0	
HR: 0	HBP: 0	CS: 1	

BOTTOM

Washington Senators @ Detroit Tigers

Briggs Stadium, Detroit, MI

Tue May 07 1957, 4:33 AM EDT

Att. 3,370 - Unknown

livebaseballscorecards.com

Batter	1	2	3	4	5	6	7	8	9	AB	R	H	RBI	BB	SO	LOB
Harvey Kuenn, R (1, 6) OBP: 0.375, SLG: 0.433	SSS 0-3 ① K		x 0-0 2-H 3B		x 0-0 ② F8		x 0-0 1B			4	0	2	1	0	1	1
Frank Bolling, R (1, 4) OBP: 0.358, SLG: 0.529	x 0-0 ② 6-3		x 0-0 ③ F3		x 0-0 2-H HR		x 0-0 ① F9			4	1	1	2	0	0	2
Charlie Maxwell, L (1, 7) OBP: 0.388, SLG: 0.375	x 0-0 ③ G3			x 0-0 ① F9	BBB 4-0 1B BB		SSS 0-3 ② K			3	0	0	0	1	1	1
Al Kaline, R (1, 9) OBP: 0.322, SLG: 0.405		x 0-0 ① L5		x 0-0 ② L5-3	x 0-0 1-2 1B		x 0-0 ③ F7			4	0	1	0	0	0	1
Ray Boone, R (1, 3) OBP: 0.393, SLG: 0.338 Earl Torgeson, L (6, 3) OBP: 0.333, SLG: 0.200		x 0-0 ② 5-3		x 0-0 ③ P4	x 0-0 ③ F8			x 0-0 ① 3-1		3 1	0 0	0 0	0 0	0 0	0 0	2 0
Bill Tuttle, R (1, 8) OBP: 0.368, SLG: 0.397		x 0-0 ③ 6-3			x 0-0 HR 1B	x 0-0 ① 1-3		x 0-0 1B		4	1	2	0	0	0	0
Frank House, L (1, 2) OBP: 0.355, SLG: 0.464			x 0-0 ① 4-3		x 0-0 1-H HR	BBB 4-0 BB		x 0-0 ② P5		3	1	1	2	1	0	1
Reno Bertoia, R (1, 5) OBP: 0.379, SLG: 0.413			x 0-0 3B SH2-4 1B		x 0-0 HR SH2-4 1B	x 0-0 ② P4		SSS 0-3 ③ K		4	2	2	0	0	1	2
Paul Foytack, R (1, 1)			x 0-0 ② SH2-4 1-2		x 0-0 ① SH2-4 1-2	x 0-0 ③ 5-3				1	0	0	0	0	0	1
Inning Stats	R: 0 E: 0 K: 1 S: 5 H: 0 LOB: 0 BB: 0 P: 5	R: 0 E: 0 K: 0 S: 3 H: 0 LOB: 0 BB: 0 P: 3	R: 1 E: 0 K: 0 S: 5 H: 2 LOB: 1 BB: 0 P: 5	R: 0 E: 0 K: 0 S: 3 H: 0 LOB: 0 BB: 0 P: 3	R: 4 E: 0 K: 0 S: 8 H: 5 LOB: 2 BB: 1 P: 12	R: 0 E: 0 K: 0 S: 3 H: 0 LOB: 1 BB: 1 P: 7	R: 0 E: 0 K: 1 S: 6 H: 1 LOB: 1 BB: 0 P: 6	R: 0 E: 0 K: 1 S: 6 H: 1 LOB: 1 BB: 0 P: 6		1B: 6 2B: 0 3B: 1 HR: 2 SF: 0 SAC: 2 DP: 0 HBP: 0						

AB	31
R	5
H	9
RBI	5
BB	2
SO	3
LOB	11

		WP: 0	PA: 35
		PB: 0	
		SB: 0	
		CS: 0	

PITCHER		IP	WLS	BF	H	R	ER	SO	BB	IBB	HBP	BLK	WP	HR	S	P	ERA	WHIP
Ted Abernathy, R ERA: 5.6	(1, 1)	4.2	L	22	7	5	5	1	1	0	0	0	0	2	23	27	9.64	1.714
Dick Brodowski, R ERA: 10.61	(5, 1)	1.1		5	0	0	0	0	1	0	0	0	0	0	4	8	0.00	0.750
Tex Clevenger, R ERA: 0.82	(7, 1)	2.0		8	2	0	0	2	0	0	0	0	0	0	12	12	0.00	1.000

PITCHER	IP	WLS	BF	H	R	ER	SO	BB	IBB	HBP	BLK	WP	HR	S	P	ERA	WHIP

Washington Senators @ Detroit Tigers

Briggs Stadium, Detroit, MI

Wed May 08 1957, 4:33 AM EDT

Att. 3,714 - Unknown

TOP

Batter	1	2	3	4	5	6	7	8	9	AB	R	H	RBI	BB	SO	LOB
Eddie Yost, R (1, 5) OBP: 0.451, SLG: 0.289	1B		1B	F9		K			5-3	5	1	2	0	0	1	2
Jerry Snyder, R (1, 6) OBP: 0.217, SLG: 0.250	F8		1B 1-2		1-3		5-3		P6	5	0	1	0	0	0	1
Roy Sievers, R (1, 7) OBP: 0.398, SLG: 0.589	1B 1-2		1B 1-3 2-H		1B 2B		F9			4	1	3	1	0	0	0
Pete Runnels, L (1, 3) OBP: 0.356, SLG: 0.301	F8		P6		2B 1-2		F8			4	1	1	0	0	0	4
Jim Lemon, R (1, 9) OBP: 0.348, SLG: 0.370	5-3		K		F3			BB G4-3		3	0	0	0	1	1	6
Herb Plews, L (1, 4) OBP: 0.266, SLG: 0.292		G3		1B 2B	2B 1-H 2-H			G4-3 1-2f		4	0	2	2	0	0	1
Whitey Herzog, L (1, 8) OBP: 0.327, SLG: 0.179		4-3		F7	P5			BB		3	0	0	0	1	0	2
Lou Berberet, L (1, 2) OBP: 0.356, SLG: 0.350		F5		2B 1-3		F7		K		4	0	1	0	0	1	1
Russ Kemmerer, R (1, 1)			K	K		K			K	2	0	0	0	0	2	2
Dick Hyde, R (5, 1)										0	0	0	0	0	0	0
Faye Throneberry, L (6, PH) OBP: 0.111, SLG: 0.030										1	0	0	0	0	1	0
Dick Brodowski, R (6, 1)										0	0	0	0	0	0	0
Garland Shifflett, R (8, 1)										0	0	0	0	0	0	0
Julio Becquer, L (9, PH) OBP: 0.471, SLG: 0.625										1	0	0	0	0	1	0
Inning Stats	R: 0 E: 0 K: 0 S: 5 H: 2 LOB: 2 BB: 0 P: 5	R: 0 E: 0 K: 0 S: 3 H: 0 LOB: 0 BB: 0 P: 3	R: 1 E: 0 K: 2 S: 10 H: 3 LOB: 2 BB: 0 P: 10	R: 0 E: 0 K: 1 S: 7 H: 2 LOB: 2 BB: 0 P: 7	R: 2 E: 0 K: 0 S: 6 H: 3 LOB: 1 BB: 0 P: 6	R: 0 E: 0 K: 2 S: 7 H: 0 LOB: 0 BB: 0 P: 7	R: 0 E: 0 K: 0 S: 3 H: 0 LOB: 0 BB: 0 P: 3	R: 0 E: 0 K: 1 S: 4 H: 0 LOB: 1 BB: 2 P: 12	R: 0 E: 0 K: 1 S: 5 H: 0 LOB: 0 BB: 0 P: 5	1B: 8 2B: 2 3B: 0 HR: 0 SF: 0 SAC: 0 DP: 1 HBP: 0						

	AB	36
	R	3
	H	10
	RBI	3
	BB	2
	SO	7
	LOB	19

WP: 0 PB: 0 SB: 0 CS: 0 PA: 38

livebaseballscorecards.com

PITCHER		IP	WLS	BF	H	R	ER	SO	BB	IBB	HBP	BLK	WP	HR	S	P	ERA	WHIP
Duke Maas, R ERA: 2.31	(1, 1)	5.0	W	25	10	3	3	3	0	0	0	0	0	0	31	31	5.40	2.000
Jim Bunning, R ERA: 2.29	(6, 1)	4.0	S	13	0	0	0	4	2	0	0	0	0	0	19	27	0.00	0.500

PITCHER	IP	WLS	BF	H	R	ER	SO	BB	IBB	HBP	BLK	WP	HR	S	P	ERA	WHIP

Batter	1	2	3	4	5	6	7	8	9	AB	R	H	RBI	BB	SO	LOB
Harvey Kuenn, R (1, 6) OBP: 0.416, SLG: 0.468	0-0 CS 1B		BBBB 4-0 E 1-2 BB		0-0 1B SF8 2B 1-3 2-H	BBBB 4-0 HR BB		BBBB 4-0 BB 3B BB		2	3	2	1	3	0	0
Frank Bolling, R (1, 4) OBP: 0.360, SLG: 0.517	SSS 0-3 ①② K 1-2		0-0 ③ L7 1-2		0-0 BB 1B 1B 2-3 3-H	0-0 ② F8		BBBB 4-0 3B 1-2 BB		4	2	1	1	1	1	3
Charlie Maxwell, L (1, 7) OBP: 0.394, SLG: 0.441 Karl Olson, R (7, 7) OBP: 0.235, SLG: 0.188	0-0 ③ F7			0-0 2B 4-3 1B	0-0 ① SF8 3-H	0-0 1-H HR		0-0 ① F3		3 1	2 0	2 0	3 0	0 0	0 0	0 2
Al Kaline, R (1, 9) OBP: 0.348, SLG: 0.451		BBBB 4-0 F8 S BB		0-0 4-3 1B 2B 1-3	BBBB 4-0 1B BB 1-2	0-0 ③ F7		0-0 1-H 2-H 3B		3	1	2	2	2	0	0
Ray Boone, R (1, 3) OBP: 0.391, SLG: 0.338 Earl Torgeson, L (5, PR) OBP: 0.357, SLG: 0.182 (6, 3)	0-0 ① F8 1-3		0-0 ① 4-3 2-3 3-H	0-0 1-3 2-H 1B		BBBB 4-0 1B E BB	0-0 ② P3			3 1	0 1	1 0	2 0	0 1	0 0	2 1
Bill Tuttle, R (1, 8) OBP: 0.370, SLG: 0.397	0-0 ② 4-3		0-0 L3-6-3 1B 3-H	0-0 ② L6		0-0 E 1-3 1B	0-0 ③ F9			5	0	2	1	0	0	5
Frank House, L (1, 2) OBP: 0.348, SLG: 0.441	0-0 ③ F8		0-0 ②③ L3-6-3 1-2	4-0 IBB		0-0 E4 G5-4-3 1-2 3-H				3	0	0	1	1	0	3
Reno Bertoia, R (1, 5) OBP: 0.386, SLG: 0.433		0-0 CS 1B	0-0 2B 2B 0-0 4-3			0-0 ① P6				4	1	2	0	0	0	5
Duke Maas, R (1, 1) OBP: 0.188, SLG: 0.133 Eddie Robinson, L (5, PH) Jim Small, L (5, PR) OBP: 0.333, SLG: 0.400 Jim Bunning, R (6, 1) OBP: 0.333, SLG: 0.333			SSS 0-3 ① K		BBBB 4-0 2B 1B BB	0-0 ① 5-3	0-0 ②③ G5-4-3 1-2f			1 0 0 2	0 0 1 0	0 0 0 0	0 0 0 0	1 1 0 0	0 0 0 0	1 0 0 2
Inning Stats	R: 0 H: 1 E: 0 LOB: 0 K: 1 BB: 0 S: 5 P: 5	R: 0 H: 0 E: 0 LOB: 1 K: 0 BB: 1 S: 3 P: 7	R: 0 H: 1 E: 1 LOB: 1 K: 1 BB: 1 S: 5 P: 9	R: 2 H: 3 E: 0 LOB: 0 K: 0 BB: 0 S: 5 P: 5	R: 4 H: 4 E: 0 LOB: 3 K: 0 BB: 3 S: 7 P: 19	R: 2 H: 1 E: 0 LOB: 0 K: 0 BB: 1 S: 4 P: 8	R: 1 H: 1 E: 1 LOB: 1 K: 0 BB: 1 S: 4 P: 8	R: 2 H: 1 E: 0 LOB: 1 K: 0 BB: 2 S: 4 P: 12		1B: 7 SF: 1 2B: 5 SAC: 0 3B: 1 DP: 3 HR: 1 HBP: 0						WP: 0 PA: 42 PB: 0 SB: 1 CS: 2

BOTTOM

Washington Senators @ Detroit Tigers

Briggs Stadium, Detroit, MI

Wed May 08 1957, 4:33 AM EDT

Att. 3,714 - Unknown

livebaseballscorecards.com

AB	32
R	11
H	12
RBI	11
BB	9
SO	2
LOB	24

PITCHER		IP	WLS	BF	H	R	ER	SO	BB	IBB	HBP	BLK	WP	HR	S	P	ERA	WHIP
Russ Kemmerer, R ERA: 11.32	(1, 1)	4.0	L	20	8	6	6	2	3	0	0	0	0	0	21	33	13.50	2.750
Dick Hyde, R ERA: 6.46	(5, 1)	1.0		6	1	0	0	0	1	1	0	0	0	0	4	12	0.00	2.000
Dick Brodowski, R ERA: 11.12	(6, 1)	2.0		10	2	3	3	0	2	0	0	0	0	1	8	16	13.50	2.000
Garland Shifflett, R ERA: 10.13	(8, 1)	1.0		6	1	2	2	0	2	0	0	0	0	0	4	12	18.00	3.000

PITCHER		IP	WLS	BF	H	R	ER	SO	BB	IBB	HBP	BLK	WP	HR	S	P	ERA	WHIP

Batter	1	2	3	4	5	6	7	8	9	AB	R	H	RBI	BB	SO	LOB
Eddie Yost, R (1, 5) OBP: 0.477, SLG: 0.325	FC5-4 1B		1B HR 1B	2-H 1B		CS 1B		1B IBB		4	1	4	1	1	0	0
Jerry Snyder, R (1, 6) OBP: 0.235, SLG: 0.265	FC5-4 FC5 1B 1-2f		1-2 HR 1B	F9		5-3 1-2		1-2 2-3 3-H 1B		5	1	2	1	0	0	3
Pete Runnels, L (1, 3) OBP: 0.349, SLG: 0.295	1-2 1B		L7	4-3		4-3		F7		5	0	1	0	0	0	5
Roy Sievers, R (1, 7) OBP: 0.407, SLG: 0.628 Faye Throneberry, L (9, PR) OBP: 0.111, SLG: 0.030 (9, 7)	P4		1-H 2-H HR	BBB 2B 6-3 BB		P4			3B 2B	4 0	2 1	2 0	3 0	1 0	0 0	2 0
Herb Plews, L (1, 4) OBP: 0.274, SLG: 0.303	FC5 2-3f		BBBB BB	6-3 1-3 2B		3-1			SSS K	4	0	1	0	1	1	3
Jim Lemon, R (1, 9) OBP: 0.351, SLG: 0.388		F8	SSS K	6-3 2-3 3-H				BBBB SH2-4 E 1B BB	2-H 1B 3B	4	2	1	2	1	1	2
Whitey Herzog, L (1, 8) OBP: 0.333, SLG: 0.186		F8		SH3-4 1B 1B	H HBP			E4 1B SH2-4 1-2	G3	4	1	1	0	0	0	3
Lou Berberet, L (1, 2) OBP: 0.340, SLG: 0.333		6-3		F8	SSS K			SSS K	FC6-4 3-H 1B	5	0	1	1	0	2	5
Camilo Pascual, R (1, 1) OBP: 0.091, SLG: 0.091			3-1	SH3-4 1-2		4-3		SH2-4 1-2 2-3	FC6-4 1-2f	3	0	0	0	0	0	2

TOP

Washington Senators @ Detroit Tigers

Briggs Stadium, Detroit, MI

Thu May 09 1957, 4:33 AM EDT

Att. 2,875 - Unknown

livebaseballscorecards.com

AB	38
R	8
H	13
RBI	8
BB	4
SO	4
LOB	25

Inning Stats	1	2	3	4	5	6	7	8	9
	R: 0 E: 0 K: 0 S: 5	R: 0 E: 0 K: 0 S: 3	R: 3 E: 0 K: 1 S: 8	R: 1 E: 0 K: 0 S: 5	R: 1 E: 0 K: 1 S: 6	R: 0 E: 0 K: 0 S: 3	R: 0 E: 0 K: 0 S: 3	R: 1 E: 1 K: 1 S: 7	R: 2 E: 0 K: 1 S: 8
	H: 2 LOB: 2 BB: 0 P: 5	H: 0 LOB: 0 BB: 0 P: 3	H: 3 LOB: 1 BB: 1 P: 12	H: 2 LOB: 1 BB: 0 P: 5	H: 1 LOB: 2 BB: 1 P: 11	H: 1 LOB: 0 BB: 0 P: 3	H: 0 LOB: 0 BB: 0 P: 3	H: 1 LOB: 3 BB: 2 P: 15	H: 3 LOB: 2 BB: 0 P: 8

| | | | |

BOTTOM

Batter	1	2	3	4	5	6	7	8	9	AB	R	H	RBI	BB	SO	LOB
Harvey Kuenn, R (1, 6) OBP: 0.415, SLG: 0.493	SSS 0-3 ① K		x 0-0 ① 4-3	x 0-0 ③ F7		x 0-0 WP 3-H 2B			x 0-0 1B SF8 2B	5	1	2	1	0	1	3
Frank Bolling, R (1, 4) OBP: 0.352, SLG: 0.500	SSS 0-3 ② K		SSS 0-3 ② K		x 0-0 ① F2	x 0-0 ③ 6-3 2-3			x 0-0 FC5-4 2-3 1B	5	0	1	0	0	2	1
Charlie Maxwell, L (1, 7) OBP: 0.382, SLG: 0.419	x 0-0 ③ P6		x 0-0 ③ 4-3		BBB 4-0 E 1B BB		x 0-0 ① 4-3		x 0-0 ② SF8 3-H	3	1	0	1	1	0	0
Al Kaline, R (1, 9) OBP: 0.340, SLG: 0.448		x 0-0 L5 FC6-2		x 0-0 G3 1B 2B	x 0-0 L5 1B 1-3		x 0-0 ② L6-3		x 0-0 ③ FC5-4 1-2f	5	1	1	0	0	0	2
Earl Torgeson, L (1, 3) OBP: 0.353, SLG: 0.214 Ron Samford, R (5, PR) OBP: 0.083, SLG: 0.083 Eddie Robinson, L (6, 3)	SSS 0-3 ① K			x 0-0 ① G3 2-3	x 0-0 G6-4-3 1-2 3-H 1B		x 0-0 ③ P6			3 0 1	0 0 0	1 0 0	1 0 0	0 0 0	1 0 0	2 0 0
Bill Tuttle, R (1, 8) OBP: 0.375, SLG: 0.402		x 0-0 ② FC6-2 1B 3-H 1B		x 0-0 ② 1B 1-3 3-H 1B	x 0-0 ② ③ G6-4-3 1-2f			x 0-0 G3-6-3 1B		4	1	2	1	0	0	3
Frank House, L (1, 2) OBP: 0.357, SLG: 0.460		x 0-0 1B 1-2 1B		x 0-0 ② 1-3 1-2		x 0-0 6-3 2B 2B		x 0-0 ① ② G3-6-3 1-2f		4	1	2	0	0	0	2
Reno Bertoia, R (1, 5) OBP: 0.392, SLG: 0.437		x 0-0 FC5-4 1-3 2-H 1B		x 0-0 BB 2-3 1B		x 0-0 ① 6-3 2-3		x 0-0 ③ F3		4	0	2	1	0	0	1
Frank Lary, R (1, 1) OBP: 0.231, SLG: 0.167 Jim Small, L (6, PH) OBP: 0.286, SLG: 0.333 Al Aber, L (7, 1) Jack Dittmer, L (9, PH) OBP: 0.250, SLG: 0.250		x 0-0 ③ FC5-4 1-2f	BBB 4-0 1-2 BB			SSS 0-3 ② K			x 0-0 ① 4-3	1 1 0 1	0 0 0 0	0 0 0 0	0 0 0 0	1 0 0 0	0 1 0 0	2 1 0 0
Inning Stats	R: 0 H: 0 E: 0 LOB: 0 K: 2 BB: 0 S: 7 P: 7	R: 1 H: 2 E: 1 LOB: 2 K: 1 BB: 0 S: 8 P: 8	R: 0 H: 0 E: 0 LOB: 0 K: 1 BB: 0 S: 5 P: 5	R: 1 H: 3 E: 0 LOB: 3 K: 0 BB: 1 S: 6 P: 10	R: 1 H: 1 E: 1 LOB: 2 K: 0 BB: 1 S: 4 P: 8	R: 1 H: 2 E: 0 LOB: 1 K: 1 BB: 0 S: 7 P: 7	R: 0 H: 0 E: 0 LOB: 0 K: 0 BB: 0 S: 3 P: 3	R: 0 H: 1 E: 0 LOB: 0 K: 0 BB: 0 S: 3 P: 3	R: 1 H: 2 E: 0 LOB: 1 K: 0 BB: 0 S: 5 P: 5	1B: 7 SF: 1 2B: 4 SAC: 0 3B: 0 DP: 2 HR: 0 HBP: 0						

PITCHER	IP	WLS	BF	H	R	ER	SO	BB	IBB	HBP	BLK	WP	HR	S	P	ERA	WHIP
Camilo Pascual, R (1, 1) ERA: 5.35	9.0	W	40	11	5	3	5	2	0	0	0	1	0	48	56	3.00	1.444

PITCHER	IP	WLS	BF	H	R	ER	SO	BB	IBB	HBP	BLK	WP	HR	S	P	ERA	WHIP

Washington Senators @ Detroit Tigers

Briggs Stadium, Detroit, MI

Thu May 09 1957, 4:33 AM EDT

Att. 2,875 - Unknown

AB	37
R	5
H	11
RBI	5
BB	2
SO	5
LOB	17

WP: 1 PA: 40
PB: 0
SB: 0
CS: 0

livebaseballscorecards.com

Batter	1	2	3	4	5	6	7	8	9	AB	R	H	RBI	BB	SO	LOB
Luis Aparicio, R (1, 6) OBP: 0.301, SLG: 0.256	4-3	F8		4-3	FC6-4 1-2f			G4-3-6 1B		5	0	1	0	0	0	4
Nellie Fox, L (1, 4) OBP: 0.419, SLG: 0.480	F5		HR		1B 1B	F7		P4		5	2	2	1	0	0	1
Minnie Minoso, R (1, 7) OBP: 0.360, SLG: 0.397	BB		6-3		1-3 1B	6-3		G4-3-6 1-2f		4	1	1	0	1	0	1
Larry Doby, L (1, 8) OBP: 0.337, SLG: 0.356	K		K		1B 4-3 1B 2-H 3-H	K			4-1	5	1	1	2	0	3	1
Sherm Lollar, R (1, 2) OBP: 0.274, SLG: 0.438		6-3 BB FC5-2 1B	BB 1B		4-3 1-2		1B 1B		1B	5	0	4	0	0	0	1
Jim Landis, R (1, 9) OBP: 0.420, SLG: 0.418		6-3 1-2 1B BB	1-2 BB		BB 2-3 1B		K		F5	3	2	1	0	2	1	2
Walt Dropo, R (1, 3) OBP: 0.269, SLG: 0.480 Ron Northey, L (5, PH) OBP: 0.308, SLG: 0.182 Fred Hatfield, L (5, PR) OBP: 0.200, SLG: 0.143 (5, 5)	6-3 1-2 2-3	K			1B 1-2 BB		1-3 1B		F8	2 0 2	0 0 0	0 0 1	0 0 0	0 1 0	1 0 0	4 0 1
Sammy Esposito, R (1, 5) OBP: 0.111, SLG: 0.111 Dave Philley, S (5, PH) OBP: 0.500, SLG: 0.333 (5, 3)	FC5-2 1B 3-H		F9		FC6-4 1-2 2-H 3-H 1B		P6			2 2	0 0	0 1	0 2	0 0	0 0	2 2
Billy Pierce, L (1, 1) OBP: 0.176, SLG: 0.235 Gerry Staley, R (9, 1) OBP: 0.400, SLG: 0.250	1-2 2-H 1B		K		K		G3			4 0	0 0	1 0	1 0	0 0	2 0	4 0
Inning Stats	R: 0 E: 0 K: 1 S: 5 H: 0 LOB: 1 BB: 1 P: 9	R: 1 E: 0 K: 0 S: 5 H: 2 LOB: 2 BB: 1 P: 9	R: 1 E: 0 K: 2 S: 9 H: 2 LOB: 2 BB: 1 P: 13	R: 0 E: 0 K: 1 S: 5 H: 0 LOB: 0 BB: 0 P: 5	R: 4 E: 0 K: 1 S: 10 H: 5 LOB: 2 BB: 1 P: 14	R: 0 E: 0 K: 1 S: 5 H: 0 LOB: 0 BB: 0 P: 5	R: 0 E: 0 K: 1 S: 7 H: 2 LOB: 2 BB: 0 P: 7	R: 0 E: 0 K: 0 S: 3 H: 1 LOB: 0 BB: 0 P: 3	R: 0 E: 0 K: 0 S: 4 H: 1 LOB: 1 BB: 0 P: 4	1B: 12 2B: 0 3B: 0 HR: 1 SF: 0 SAC: 0 DP: 1 HBP: 0						

PITCHER		IP	WLS	BF	H	R	ER	SO	BB	IBB	HBP	BLK	WP	HR	S	P	ERA	WHIP
Don Lee, R ERA: 4.59	(1, 1)	4.1	L	24	8	6	6	4	3	0	0	0	0	1	29	41	12.46	2.538
Jim Bunning, R ERA: 2.01	(5, 1)	2.2		12	3	0	0	3	1	0	0	0	0	0	17	21	0.00	1.500
Steve Gromek, R ERA: 4.97	(8, 1)	2.0		7	2	0	0	0	0	0	0	0	0	0	7	7	0.00	1.000

PITCHER	IP	WLS	BF	H	R	ER	SO	BB	IBB	HBP	BLK	WP	HR	S	P	ERA	WHIP

TOP

Chicago White Sox @ Detroit Tigers

Briggs Stadium, Detroit, MI

Fri May 10 1957, 7:05 PM EDT

Att. 26,884 - Unknown

livebaseballscorecards.com

AB	39
R	6
H	13
RBI	6
BB	4
SO	7
LOB	23

WP: 0 PB: 0 SB: 0 CS: 0 PA: 43

BOTTOM

Chicago White Sox @ Detroit Tigers

Briggs Stadium, Detroit, MI

Fri May 10 1957, 7:05 PM EDT

Att. 26,884 - Unknown

livebaseballscorecards.com

Batter	1	2	3	4	5	6	7	8	9	AB	R	H	RBI	BB	SO	LOB
Harvey Kuenn, R (1, 6) OBP: 0.414, SLG: 0.514	0-0 1B 2B	0-0 F9 2B		0-0 PO ③ 2-3	0-0 F9 ①		0-0 F2 ③		0-0 1-3 ③	5	1	2	0	0	0	2
Frank Bolling, R (1, 4) OBP: 0.349, SLG: 0.490	0-0 1B 1B 1B 2-H	0-0 F9 ② 2-3			0-3 K ② S S S			0-0 P4 ①		4	1	1	1	0	1	1
Charlie Maxwell, L (1, 7) OBP: 0.375, SLG: 0.409	0-0 SH2-4 1B 1B 1-3	0-0 3-1 ③			0-3 K ③ S S S			0-0 P6 ②		4	0	1	0	0	1	1
Al Kaline, R (1, 9) OBP: 0.337, SLG: 0.440	0-0 SH2-4 1B 1-2 3-H		0-0 L4-3 ①			0-0 F9 ①		0-0 F7 ③		4	0	1	1	0	0	0
Ray Boone, R (1, 3) OBP: 0.378, SLG: 0.324	0-0 SH2-4 ① 1-2 2-3		0-0 F7 ②			0-0 F8 ②			0-0 F8 ①	3	0	0	0	0	0	0
Bill Tuttle, R (1, 8) OBP: 0.380, SLG: 0.400	4-0 IBB		0-0 6-3 ③			0-0 F8 ③			0-0 1B 1B 1B	3	1	1	0	1	0	0
Red Wilson, R (1, 2) OBP: 0.385, SLG: 0.545	0-0 F5 ②			0-0 5-3 ①			0-0 HR		0-0 FC1-4 1B 1B 1-2	4	1	2	1	0	0	3
Reno Bertoia, R (1, 5) OBP: 0.385, SLG: 0.427	0-0 F3 ③			0-0 E9 PO SH1-4			0-0 F8 ①		0-0 FC1-4 1B 1-2 2-H	4	0	1	1	0	0	3
Don Lee, R (1, 1) OBP: 0.182, SLG: 0.182 Jim Bunning, R (5, 1) OBP: 0.333, SLG: 0.333 Jay Porter, R (7, PH) OBP: 0.538, SLG: 0.727 Steve Gromek, S (8, 1) Karl Olson, R (9, PH) OBP: 0.222, SLG: 0.176		0-0 P4 ①		0-0 SH1-4 ② 1-2			0-0 5-3 ②		0-0 FC1-4 ② 1-2f 2-3	1 0 1 0 1	0 0 0 0 0	0 0 0 0 0	0 0 0 0 0	0 0 0 0 0	0 0 0 0 0	0 0 0 0 2
Inning Stats	R: 2 E: 0 K: 0 S: 7 H: 4 LOB: 3 BB: 1 P: 11	R: 0 E: 0 K: 0 S: 4 H: 1 LOB: 1 BB: 0 P: 4	R: 0 E: 0 K: 0 S: 3 H: 0 LOB: 0 BB: 0 P: 3	R: 0 E: 1 K: 0 S: 3 H: 0 LOB: 0 BB: 0 P: 3	R: 0 E: 0 K: 2 S: 7 H: 0 LOB: 0 BB: 0 P: 7	R: 0 E: 0 K: 0 S: 3 H: 0 LOB: 0 BB: 0 P: 3	R: 1 E: 0 K: 0 S: 4 H: 1 LOB: 0 BB: 0 P: 4	R: 0 E: 0 K: 0 S: 3 H: 0 LOB: 0 BB: 0 P: 3	R: 1 E: 0 K: 0 S: 6 H: 3 LOB: 2 BB: 0 P: 6	1B: 6 2B: 2 3B: 0 HR: 1	SF: 0 SAC: 2 DP: 0 HBP: 0						

	AB	34
	R	4
	H	9
	RBI	4
	BB	1
	SO	2
	LOB	12

WP: 0 PB: 0 SB: 0 CS: 0 PA: 38

PITCHER		IP	WLS	BF	H	R	ER	SO	BB	IBB	HBP	BLK	WP	HR	S	P	ERA	WHIP
Billy Pierce, L ERA: 3.25	(1, 1)	8.2	W	36	9	4	4	2	0	1	0	0	0	1	39	43	4.15	1.038
Gerry Staley, R ERA: 1.8	(9, 1)	0.1	S	1	0	0	0	0	0	0	0	0	0	0	1	1	0.00	0.000

PITCHER	IP	WLS	BF	H	R	ER	SO	BB	IBB	HBP	BLK	WP	HR	S	P	ERA	WHIP

Chicago White Sox @ Detroit Tigers

Briggs Stadium, Detroit, MI

Sun May 12 1957, 4:33 AM EDT

Att. 14,694 - Unknown

livebaseballscorecards.com

Batter	1	2	3	4	5	6	7	8	9	AB	R	H	RBI	BB	SO	LOB
Luis Aparicio, R (1, 6) OBP: 0.286, SLG: 0.241	6-3	4-3			4-3		F8	K		5	0	0	0	0	1	2
Nellie Fox, L (1, 4) OBP: 0.440, SLG: 0.513	2B 1B		F8 BB 1B		2B		HBP HR 1B	F7		5	1	4	0	0	0	1
Minnie Minoso, R (1, 7) OBP: 0.374, SLG: 0.395	F9		CS 1-2 BB		1-3		1-2 HR HBP		L1-3 1B	3	1	1	0	1	0	2
Larry Doby, L (1, 8) OBP: 0.352, SLG: 0.462	1-3 2B		F8 2-3			HR	1-H 2-H HR		K	5	2	3	4	0	1	3
Sherm Lollar, R (1, 2) OBP: 0.256, SLG: 0.406	L7		6-3 1-2			K	5-3		L1-3 1-2	5	0	0	0	0	1	5
Jim Landis, R (1, 9) OBP: 0.425, SLG: 0.414		F3		K		BB 1B	S BB			3	0	1	0	1	1	0
Walt Dropo, R (1, 3) OBP: 0.267, SLG: 0.552		HR		F8		F3	F8 1-2			4	1	1	1	0	0	2
Fred Hatfield, L (1, 5) OBP: 0.263, SLG: 0.176		1B		P5		1-2 BB		F7		3	0	1	0	1	0	0
Jack Harshman, L (1, 1) OBP: 0.455, SLG: 0.625		K			K	5-3		1B		1	0	0	0	0	1	1
Bill Fischer, R (2, 1) OBP: 0.333, SLG: 0.333										3	0	1	0	0	1	2

Inning Stats	1	2	3	4	5	6	7	8	9	AB	R	H	RBI	BB	SO	LOB
	R: 0 E: 0 K: 0 S: 5	H: 2 LOB: 2 BB: 0 P: 5	R: 1 E: 0 K: 1 S: 7	H: 2 LOB: 1 BB: 0 P: 7	R: 0 E: 0 K: 0 S: 3	H: 1 LOB: 1 BB: 1 P: 7	R: 0 E: 0 K: 1 S: 5	H: 0 LOB: 0 BB: 0 P: 5	R: 0 E: 0 K: 1 S: 6	H: 1 LOB: 1 BB: 0 P: 6	R: 1 E: 0 K: 1 S: 7	H: 2 LOB: 2 BB: 1 P: 11	R: 3 E: 0 K: 0 S: 5	H: 2 LOB: 1 BB: 1 P: 10	R: 0 E: 0 K: 1 S: 6	H: 1 LOB: 1 BB: 0 P: 6	R: 0 E: 0 K: 1 S: 5	H: 1 LOB: 0 BB: 0 P: 5

1B: 7	SF: 0
2B: 3	SAC: 0
3B: 0	DP: 1
HR: 3	HBP: 1

WP: 0 PB: 0 SB: 1 CS: 1 PA: 41

PITCHER		IP	WLS	BF	H	R	ER	SO	BB	IBB	HBP	BLK	WP	HR	S	P	ERA	WHIP
Paul Foytack, R ERA: 2.92	(1, 1)	6.2	L	33	10	5	5	4	3	0	1	0	0	3	37	50	6.75	1.950
Jim Bunning, R ERA: 1.9	(7, 1)	1.1		5	1	0	0	1	0	0	0	0	0	0	7	7	0.00	0.750
Lou Sleater, L ERA:	(9, 1)	1.0		3	1	0	0	1	0	0	0	0	0	0	5	5	0.00	1.000

PITCHER	IP	WLS	BF	H	R	ER	SO	BB	IBB	HBP	BLK	WP	HR	S	P	ERA	WHIP

Batter	1	2	3	4	5	6	7	8	9	AB	R	H	RBI	BB	SO	LOB
Harvey Kuenn, R (1, 6) OBP: 0.407, SLG: 0.500	K 1B	G5-4-3 1-2f			6-3			F8		4	0	1	0	0	0	3
Frank Bolling, R (1, 4) OBP: 0.354, SLG: 0.500	F8		K			FC4-6 1B		2-H 2B		4	0	2	1	0	1	1
Charlie Maxwell, L (1, 7) OBP: 0.357, SLG: 0.386	K 1-2		P4			FC4-6 L5-4-3 1-2f		L1		4	0	0	0	0	1	3
Al Kaline, R (1, 9) OBP: 0.333, SLG: 0.432		1B 1B	L4			L5-4-3 1-2			L4	4	1	1	0	0	0	1
Ray Boone, R (1, 3) OBP: 0.383, SLG: 0.333		2-3 1-3 1B		G4-6-3 1B			F5		F9	4	1	2	0	0	0	0
Bill Tuttle, R (1, 8) OBP: 0.365, SLG: 0.382		2-3 1-2		G4-6-3 1-2f			5-3		F8	4	0	0	0	0	0	3
Frank House, L (1, 2) OBP: 0.356, SLG: 0.455		1B 1B 2-H 3-H		P5			4-3			3	1	1	2	0	0	0
Reno Bertoia, R (1, 5) OBP: 0.395, SLG: 0.436		1B 1-3			5-3			1-3 2B		3	1	2	0	0	0	0
Paul Foytack, R (1, 1) OBP: 0.250, SLG: 0.143		G5-4-3 1-2 3-H			F2			1-3 1-2		2	0	1	1	0	0	0
Jim Bunning, R (7, 1) OBP: 0.333, SLG: 0.333										0	0	0	0	0	0	0
Eddie Robinson, L (8, PH)										1	0	0	0	0	0	1
Lou Sleater, L (9, 1)										0	0	0	0	0	0	0
Inning Stats	R: 0 E: 0 K: 1 S: 5 H: 1 LOB: 0 BB: 0 P: 5	R: 3 E: 0 K: 0 S: 7 H: 5 LOB: 1 BB: 0 P: 7	R: 0 E: 0 K: 1 S: 5 H: 0 LOB: 0 BB: 0 P: 5	R: 0 E: 0 K: 0 S: 3 H: 1 LOB: 0 BB: 0 P: 3	R: 0 E: 0 K: 0 S: 3 H: 0 LOB: 0 BB: 0 P: 3	R: 0 E: 0 K: 0 S: 3 H: 1 LOB: 0 BB: 0 P: 3	R: 0 E: 0 K: 0 S: 3 H: 0 LOB: 0 BB: 0 P: 3	R: 1 E: 0 K: 0 S: 5 H: 2 LOB: 1 BB: 0 P: 5	R: 0 E: 0 K: 0 S: 3 H: 0 LOB: 0 BB: 0 P: 3	1B: 9 2B: 1 3B: 0 HR: 0	SF: 0 SAC: 0 DP: 3 HBP: 0						

PITCHER	IP	WLS	BF	H	R	ER	SO	BB	IBB	HBP	BLK	WP	HR	S	P	ERA	WHIP
Jack Harshman, L (1, 1) ERA: 5.0	1.1		9	6	3	3	1	0	0	0	0	0	0	11	11	20.25	4.500
Bill Fischer, R (2, 1) ERA: 1.04	7.2	W	24	4	1	1	1	0	0	0	0	0	0	26	26	1.17	0.522

PITCHER	IP	WLS	BF	H	R	ER	SO	BB	IBB	HBP	BLK	WP	HR	S	P	ERA	WHIP

BOTTOM

Chicago White Sox @ Detroit Tigers

Briggs Stadium, Detroit, MI

Sun May 12 1957, 4:33 AM EDT

Att. 14,694 - Unknown

livebaseballscorecards.com

AB	33
R	4
H	10
RBI	4
BB	0
SO	2
LOB	12

1B: 9	SF: 0	WP: 0	PA: 33		
2B: 1	SAC: 0	PB: 0			
3B: 0	DP: 3	SB: 0			
HR: 0	HBP: 0	CS: 0			

Batter	1	2	3	4	5	6	7	8	9	AB	R	H	RBI	BB	SO	LOB
Frank Bolling, R (1, 4) OBP: 0.342, SLG: 0.481	5-3		G5-4-3 1-2f			6-3		1-3		4	0	0	0	0	0	1
Harvey Kuenn, R (1, 6) OBP: 0.411, SLG: 0.513	F8		2B			1-3			G4-6-3 1B	4	0	2	0	0	0	0
Ron Samford, R (9, 6) OBP: 0.083, SLG: 0.083										0	0	0	0	0	0	0
Ray Boone, R (1, 3) OBP: 0.367, SLG: 0.316	1-3		P3			5-3			G4-6-3 1-2f	4	0	0	0	0	0	2
Al Kaline, R (1, 9) OBP: 0.321, SLG: 0.414		F8		L5-3			L4-3		L3	4	0	0	0	0	0	0
Reno Bertoia, R (1, 5) OBP: 0.405, SLG: 0.481		1B SF8 1B		3-1			HR			3	2	2	1	0	0	0
Frank House, L (1, 2) OBP: 0.355, SLG: 0.449		1-3 1B		P4			4-3			3	0	1	0	0	0	0
Bill Tuttle, R (1, 8) OBP: 0.355, SLG: 0.374		SF8 3-H			P4		6-3			2	0	0	1	0	0	0
Jim Small, L (1, 7) OBP: 0.200, SLG: 0.222		1-3			K			K		3	0	0	0	0	2	1
Charlie Maxwell, L (9, 7) OBP: 0.357, SLG: 0.386										0	0	0	0	0	0	0
Duke Maas, R (1, 1) OBP: 0.158, SLG: 0.111			E5 G5-4-3		5-3			5-3		3	0	0	0	0	0	0
Inning Stats	R: 0 E: 0 K: 0 S: 3 H: 0 LOB: 0 BB: 0 P: 3	R: 1 E: 0 K: 0 S: 5 H: 2 LOB: 1 BB: 0 P: 5	R: 0 E: 1 K: 0 S: 4 H: 1 LOB: 1 BB: 0 P: 4	R: 0 E: 0 K: 0 S: 3 H: 0 LOB: 0 BB: 0 P: 3	R: 0 E: 0 K: 1 S: 5 H: 0 LOB: 0 BB: 0 P: 5	R: 0 E: 0 K: 0 S: 3 H: 0 LOB: 0 BB: 0 P: 3	R: 1 E: 0 K: 0 S: 4 H: 1 LOB: 0 BB: 0 P: 4	R: 0 E: 0 K: 1 S: 5 H: 0 LOB: 0 BB: 0 P: 5	R: 0 E: 0 K: 0 S: 3 H: 1 LOB: 0 BB: 0 P: 3	1B: 3 2B: 1 3B: 0 HR: 1 SF: 1 SAC: 0 DP: 2 HBP: 0						

TOP

Detroit Tigers @ Boston Red Sox

Fenway Park, Boston, MA

Tue May 14 1957, 3:33 AM EDT

Att. 5,234 - Unknown

livebaseballscorecards.com

AB	30
R	2
H	5
RBI	2
BB	0
SO	2
LOB	4

WP: 0 PB: 0 SB: 0 CS: 0 PA: 31

PITCHER		IP	WLS	BF	H	R	ER	SO	BB	IBB	HBP	BLK	WP	HR	S	P	ERA	WHIP
Frank Sullivan, R ERA: 2.25	(1, 1)	8.0	L	28	4	2	2	2	0	0	0	0	0	1	32	32	2.25	0.500
Ike Delock, R ERA: 4.5	(9, 1)	1.0		3	1	0	0	0	0	0	0	0	0	0	3	3	0.00	1.000

PITCHER		IP	WLS	BF	H	R	ER	SO	BB	IBB	HBP	BLK	WP	HR	S	P	ERA	WHIP

Batter	1	2	3	4	5	6	7	8	9	AB	R	H	RBI	BB	SO	LOB
Jim Piersall, R (1, 8) OBP: 0.284, SLG: 0.253	6-3		5-3			F8		P4		4	0	0	0	0	0	1
Billy Klaus, L (1, 6) OBP: 0.350, SLG: 0.271	3-1			G4-6-3 1B		F8			4-3	4	0	1	0	0	0	0
Ted Williams, L (1, 7) OBP: 0.510, SLG: 0.803	K			G4-6-3 1-2f			1-3		4-3	4	0	0	0	0	1	1
Mickey Vernon, L (1, 3) OBP: 0.333, SLG: 0.222		K		1B			P6		1B	4	0	2	0	0	1	0
Jackie Jensen, R (1, 9) OBP: 0.375, SLG: 0.500		FC4-6 BB		1-3			FC5-4 1B		K	3	0	1	0	1	1	2
Frank Malzone, R (1, 5) OBP: 0.286, SLG: 0.355		FC4-6 S 1-2f			F2		FC5-4 1-2f			3	0	0	0	0	0	2
Ted Lepcio, R (1, 4) OBP: 0.333, SLG: 0.265		F5 1-2			K			K		3	0	0	0	0	2	1
Sammy White, R (1, 2) OBP: 0.300, SLG: 0.225			5-3		4-3			1-3		2	0	0	0	0	0	0
Billy Goodman, L (8, PH)										1	0	0	0	0	0	0
Pete Daley, R (9, 2)										0	0	0	0	0	0	0
Frank Sullivan, R (1, 1)			F9			K		1B		2	0	0	0	0	1	0
Gene Stephens, L (8, PH) OBP: 0.348, SLG: 0.415										1	0	1	0	0	0	0
Ike Delock, R (9, 1)										0	0	0	0	0	0	0
Inning Stats	R: 0 E: 0 K: 1 S: 5 H: 0 LOB: 0 BB: 0 P: 5	R: 0 E: 0 K: 1 S: 5 H: 0 LOB: 1 BB: 1 P: 9	R: 0 E: 0 K: 0 S: 3 H: 0 LOB: 0 BB: 0 P: 3	R: 0 E: 0 K: 0 S: 4 H: 2 LOB: 1 BB: 0 P: 4	R: 0 E: 0 K: 1 S: 5 H: 0 LOB: 0 BB: 0 P: 5	R: 0 E: 0 K: 1 S: 5 H: 0 LOB: 0 BB: 0 P: 5	R: 0 E: 0 K: 0 S: 4 H: 1 LOB: 1 BB: 0 P: 4	R: 0 E: 0 K: 1 S: 6 H: 1 LOB: 1 BB: 0 P: 6	R: 0 E: 0 K: 1 S: 6 H: 1 LOB: 1 BB: 0 P: 6	1B: 5 2B: 0 3B: 0 HR: 0 SF: 0 SAC: 0 DP: 1 HBP: 0							WP: 0 PB: 0 SB: 1 CS: 0 PA: 32

PITCHER	IP	WLS	BF	H	R	ER	SO	BB	IBB	HBP	BLK	WP	HR	S	P	ERA	WHIP
Duke Maas, R (1, 1) ERA: 1.88	9.0	W	32	5	0	0	6	1	0	0	0	0	0	43	47	0.00	0.667

PITCHER	IP	WLS	BF	H	R	ER	SO	BB	IBB	HBP	BLK	WP	HR	S	P	ERA	WHIP

BOTTOM

Detroit Tigers @ Boston Red Sox

Fenway Park, Boston, MA

Tue May 14 1957, 3:33 AM EDT

Att. 5,234 - Unknown

livebaseballscorecards.com

AB	31
R	0
H	5
RBI	0
BB	1
SO	6
LOB	7

Detroit Tigers @ Boston Red Sox

Fenway Park, Boston, MA

Wed May 15 1957, 3:33 AM EDT

Att. 5,622 - Unknown

livebaseballscorecards.com

TOP

Batter	1	2	3	4	5	6	7	8	9	AB	R	H	RBI	BB	SO	LOB
Frank Bolling, R (1, 4) OBP: 0.341, SLG: 0.468	F7		BB, 1B, 1B, BB	F8		K, 2-H, 1B	FC5-4, 1-2f		K	5	1	1	1	1	1	4
Harvey Kuenn, R (1, 6) OBP: 0.410, SLG: 0.500	K		BB, 1B, 1-2, BB, 1B	FC6-4, 1-2, BB		F8		6-3		4	1	1	0	1	1	2
Ray Boone, R (1, 3) OBP: 0.379, SLG: 0.381	HR		BB, BB, 1-2, 2-3, 1B	FC6-4, 1-2f		K, 1-2		2B		5	1	3	1	0	1	4
Al Kaline, R (1, 9) OBP: 0.316, SLG: 0.404	L5-3		F3		L6-3		E5, 1B, 1B	F7		5	1	1	0	0	0	4
Reno Bertoia, R (1, 5) OBP: 0.427, SLG: 0.488		1-3, SH1-3, 1B	BB, 1-2, 2-3, 3-H, BB		FC4, BB		F8, 2-H, 3B, 1B	1-3		3	1	2	2	2	0	1
Frank House, L (1, 2) OBP: 0.350, SLG: 0.431		SH1-3, 1-2	BB, 1-2, 2-3, 3-H, BB		P5		F8		4-3	3	0	0	1	1	0	2
Bill Tuttle, R (1, 8) OBP: 0.357, SLG: 0.396		1-3, 2-3	F8		FC4, 1-2f		1-H, 1B, 3B		1B	5	1	2	1	0	0	5
Karl Olson, R (1, 7) OBP: 0.217, SLG: 0.182		K	K			2B, 1B	K		F8	5	1	1	0	0	3	3
Frank Lary, R (1, 1) OBP: 0.267, SLG: 0.154 Don Lee, R (6, 1) OBP: 0.182, SLG: 0.182 Earl Torgeson, L (6, PH) OBP: 0.333, SLG: 0.333 Billy Hoeft, L (6, PH) Steve Gromek, S (6, 1) Jack Dittmer, L (7, PH) OBP: 0.400, SLG: 0.400 Lou Sleater, L (7, 1) Paul Foytack, R (7, 1) OBP: 0.000, SLG: 0.143 Charlie Maxwell, L (6, PH) OBP: 0.389, SLG: 0.294			1-3	BB		1-H, 1B, 2B	FC5-4, 3-H, 1B		1-3, 1B	1 0 0 0 1 0 0 0 0 0 0 0 0 0 1 0 1 1 0 0 0 0 1 0 0 0 0 0 0 0 0 0 0 0 0 1 0 1 1 0 0 0 0 0 0 0 0 0 0 0 0 0 0 0 0 0 1 0 1 0 0 0 0						
Inning Stats	R: 1 E: 0 K: 1 S: 6 H: 1 LOB: 0 BB: 0 P: 6	R: 0 E: 0 K: 1 S: 6 H: 1 LOB: 1 BB: 0 P: 6	R: 2 E: 0 K: 0 S: 5 H: 2 LOB: 3 BB: 3 P: 17	R: 0 E: 0 K: 1 S: 5 H: 0 LOB: 2 BB: 2 P: 13	R: 0 E: 0 K: 0 S: 3 H: 0 LOB: 1 BB: 1 P: 7	R: 2 E: 0 K: 1 S: 7 H: 3 LOB: 1 BB: 0 P: 7	R: 3 E: 1 K: 1 S: 9 H: 4 LOB: 1 BB: 0 P: 9	R: 0 E: 0 K: 0 S: 4 H: 1 LOB: 1 BB: 0 P: 4	R: 0 E: 0 K: 1 S: 7 H: 2 LOB: 2 BB: 0 P: 7	1B: 10 2B: 2 3B: 1 HR: 1 SF: 0 SAC: 1 DP: 0 HBP: 0						

AB	39
R	8
H	14
RBI	8
BB	6
SO	6
LOB	25

WP: 0 PB: 0 SB: 0 CS: 0 PA: 46

PITCHER		IP	WLS	BF	H	R	ER	SO	BB	IBB	HBP	BLK	WP	HR	S	P	ERA	WHIP
Dean Stone, L ERA: 5.79	(1, 1)	2.2		15	4	3	3	2	3	0	0	0	0	1	16	28	10.12	2.625
Bob Chakales, R ERA: 5.9	(3, 1)	3.2		19	6	5	5	2	3	0	0	0	0	0	20	32	12.27	2.455
George Susce, R ERA: 2.38	(7, 1)	2.2	W	12	4	0	0	2	0	0	0	0	0	0	16	16	0.00	1.500

PITCHER	IP	WLS	BF	H	R	ER	SO	BB	IBB	HBP	BLK	WP	HR	S	P	ERA	WHIP

BOTTOM

Detroit Tigers @ Boston Red Sox

Fenway Park, Boston, MA

Wed May 15 1957, 3:33 AM EDT

Att. 5,622 - Unknown

Batter	1	2	3	4	5	6	7	8	9	AB	R	H	RBI	BB	SO	LOB
Jim Piersall, R (1, 8) OBP: 0.307, SLG: 0.283	4-3		G3-6-3		1B BB	2B 2B	FC3-6			4	2	3	1	1	0	0
Billy Klaus, L (1, 6) OBP: 0.336, SLG: 0.257	F9		G3-6-3		F8	P4	L7			5	0	0	0	0	0	7
Ted Williams, L (1, 7) OBP: 0.505, SLG: 0.775	F2		F8		1B 1B	2B IBB	FC3-6			4	2	1	0	1	0	2
Gene Stephens, L (9, 7) OBP: 0.348, SLG: 0.415										0	0	0	0	0	0	0
Mickey Vernon, L (1, 3) OBP: 0.368, SLG: 0.290		BB HBP		F3	2B 1B	2B 2B		P5		4	3	2	4	0	0	0
Norm Zauchin, R (9, 3) OBP: 0.333, SLG: 0.333										0	0	0	0	0	0	0
Jackie Jensen, R (1, 9) OBP: 0.398, SLG: 0.537		1B BB		1B	2B	2B		K		4	1	3	3	1	1	0
Frank Malzone, R (1, 5) OBP: 0.299, SLG: 0.360		L4		1B	BB	P3		BB 1B		4	0	2	0	1	0	4
Ted Lepcio, R (1, 4) OBP: 0.362, SLG: 0.289		1B 1B		K	F8	1B 1B		BB		4	2	2	1	1	1	4
Sammy White, R (1, 2) OBP: 0.313, SLG: 0.243		1B		4-3		2B SH1-4	1B 1B	FC6		3	0	2	2	0	0	2
Billy Consolo, R (6, PR)										0	1	0	0	0	0	0
Pete Daley, R (7, 2) OBP: 0.250, SLG: 0.100										1	0	1	0	1	0	0
Dean Stone, L (1, 1)		K			F2	SH1-4	K	FC6		1	0	0	0	0	1	0
Bob Chakales, R (3, 1) OBP: 0.125, SLG: 0.375										1	0	0	0	0	0	0
George Susce, R (7, 1) OBP: 0.250, SLG: 0.250										2	0	0	0	0	1	5
Inning Stats	R: 0 E: 0 K: 0 S: 3 H: 0 LOB: 0 BB: 0 P: 3	R: 3 E: 0 K: 1 S: 6 H: 2 LOB: 0 BB: 1 P: 11	R: 0 E: 0 K: 0 S: 3 H: 1 LOB: 0 BB: 0 P: 3	R: 0 E: 0 K: 1 S: 7 H: 2 LOB: 2 BB: 0 P: 7	R: 3 E: 0 K: 0 S: 6 H: 3 LOB: 2 BB: 2 P: 14	R: 4 E: 0 K: 0 S: 7 H: 4 LOB: 2 BB: 1 P: 11	R: 1 E: 0 K: 1 S: 8 H: 3 LOB: 2 BB: 0 P: 8	R: 0 E: 0 K: 1 S: 6 H: 1 LOB: 3 BB: 2 P: 14		1B: 12 2B: 4 3B: 0 HR: 0 SF: 0 SAC: 1 DP: 1 HBP: 1						

livebaseballscorecards.com

AB	37
R	11
H	16
RBI	11
BB	6
SO	4
LOB	24

WP: 0 PA: 45
PB: 0
SB: 0
CS: 0

PITCHER		IP	WLS	BF	H	R	ER	SO	BB	IBB	HBP	BLK	WP	HR	S	P	ERA	WHIP
Frank Lary, R ERA: 3.3	(1, 1)	4.2	L	23	8	6	6	2	2	0	1	0	0	0	24	33	11.57	2.143
Don Lee, R ERA: 4.54	(5, 1)	0.1		2	0	0	0	0	1	0	0	0	0	0	1	5	0.00	3.000
Steve Gromek, R ERA: 7.24	(6, 1)	1.0		8	4	4	4	0	0	1	0	0	0	0	7	11	36.00	4.000
Lou Sleater, L ERA: 9.0	(7, 1)	0.0		2	2	1	1	0	0	0	0	0	0	0	2	2	∞	∞
Paul Foytack, R ERA: 2.77	(7, 1)	2.0		10	2	0	0	2	2	0	0	0	0	0	12	20	0.00	2.000

PITCHER	IP	WLS	BF	H	R	ER	SO	BB	IBB	HBP	BLK	WP	HR	S	P	ERA	WHIP

Batter	1	2	3	4	5	6	7	8	9	AB	R	H	RBI	BB	SO	LOB
Frank Bolling, R (1, 4) OBP: 0.346, SLG: 0.496	HR		P4			6-3		FC6-4 1B 2-3		4	1	2	1	0	0	1
Harvey Kuenn, R (1, 6) OBP: 0.404, SLG: 0.489	F8		6-3			1B		FC6-4 BB 1-2f 3-H		4	0	1	1	0	0	2
Ray Boone, R (1, 3) OBP: 0.374, SLG: 0.368	F9			F8		F8		BBBB 4-0 1-2 BB		3	0	0	0	1	0	1
Charlie Maxwell, L (1, 7) OBP: 0.360, SLG: 0.400	4-3			G3			FC1-5-6 2B	3-1		4	0	1	0	0	0	2
Reno Bertoia, R (1, 5) OBP: 0.430, SLG: 0.489		L1-6-3 1B		SSS 0-3 K			FC1-5-6 FC5-4 2-3		FC3-6 1B	4	0	2	0	0	1	1
Al Kaline, R (1, 9) OBP: 0.305, SLG: 0.389		L1-6-3 1-2			L5-3		F9		FC3-6 4-3 1-2f	4	0	0	0	0	0	3
Bill Tuttle, R (1, 8) OBP: 0.345, SLG: 0.380		6-3			F8		FC5-4 1-2f		4-3 1-2	4	0	0	0	0	0	2
Frank House, L (1, 2) OBP: 0.357, SLG: 0.427			G3		P5			1B SH1-4 FC6-4 1B	IBB	3	1	1	0	1	0	0
Jim Bunning, R (1, 1) OBP: 0.333, SLG: 0.444			2B			4-3		SSS SH1-4 1-2	K	3	0	1	0	0	1	2
Inning Stats	R: 1 H: 1 E: 0 LOB: 0 K: 0 BB: 0 S: 4 P: 4	R: 0 H: 1 E: 0 LOB: 0 K: 0 BB: 0 S: 3 P: 3	R: 0 H: 1 E: 0 LOB: 1 K: 0 BB: 0 S: 4 P: 4	R: 0 H: 0 E: 0 LOB: 0 K: 1 BB: 0 S: 5 P: 5	R: 0 H: 0 E: 0 LOB: 0 K: 0 BB: 0 S: 3 P: 3	R: 0 H: 1 E: 0 LOB: 1 K: 0 BB: 0 S: 4 P: 4	R: 0 H: 1 E: 0 LOB: 1 K: 0 BB: 0 S: 4 P: 4	R: 1 H: 2 E: 0 LOB: 2 K: 0 BB: 1 S: 5 P: 9	R: 0 H: 1 E: 0 LOB: 2 K: 1 BB: 1 S: 6 P: 10	1B: 5 SF: 0 2B: 2 SAC: 1 3B: 0 DP: 1 HR: 1 HBP: 0						

PITCHER		IP	WLS	BF	H	R	ER	SO	BB	IBB	HBP	BLK	WP	HR	S	P	ERA	WHIP
Bob Porterfield, R ERA: 2.7	(1, 1)	8.0	L	31	7	2	2	1	1	0	0	0	0	1	32	36	2.25	1.000
Ike Delock, R ERA: 4.26	(9, 1)	1.0		5	1	0	0	1	0	1	0	0	0	0	6	10	0.00	1.000

PITCHER	IP	WLS	BF	H	R	ER	SO	BB	IBB	HBP	BLK	WP	HR	S	P	ERA	WHIP

TOP

Detroit Tigers @ Boston Red Sox

Fenway Park, Boston, MA

Thu May 16 1957, 3:33 AM EDT

Att. 5,274 - Unknown

livebaseballscorecards.com

AB	33
R	2
H	8
RBI	2
BB	2
SO	2
LOB	14

1B: 5	SF: 0	WP: 0	PA: 36
2B: 2	SAC: 1	PB: 0	
3B: 0	DP: 1	SB: 0	
HR: 1	HBP: 0	CS: 0	

Detroit Tigers @ Boston Red Sox

Fenway Park, Boston, MA

Thu May 16 1957, 3:33 AM EDT

Att. 5,274 - Unknown

BOTTOM

Batter	1	2	3	4	5	6	7	8	9	AB	R	H	RBI	BB	SO	LOB
Jim Piersall, R (1, 8) OBP: 0.314, SLG: 0.291	S 1B		4-3			4-3 WP 1B		6-3		4	0	2	0	0	0	1
Billy Klaus, L (1, 6) OBP: 0.325, SLG: 0.248	F7		F2			4-3 1-3			F7	4	0	0	0	0	0	2
Ted Williams, L (1, 7) OBP: 0.495, SLG: 0.762	K			K		K			G3 1B 2B	4	1	1	0	0	3	2
Mickey Vernon, L (1, 3) OBP: 0.357, SLG: 0.265	BB 1-2			K			F9		G3 2-3	3	0	0	0	1	1	1
Jackie Jensen, R (1, 9) OBP: 0.392, SLG: 0.523	K			F8			F8		1B 3-H	4	0	1	1	0	1	2
Frank Malzone, R (1, 5) OBP: 0.289, SLG: 0.347		F8			P4		K		P6	4	0	0	0	0	1	1
Ted Lepcio, R (1, 4) OBP: 0.360, SLG: 0.275		L6			G6-4-3 BB			K		2	0	0	0	1	1	0
Sammy White, R (1, 2) OBP: 0.306, SLG: 0.237 Billy Goodman, L (8, PH) OBP: 0.250, SLG: 0.286 Pete Daley, R (9, 2) OBP: 0.250, SLG: 0.100		F9			G6-4-3 1-2f			2B		2 1 0	0 0 0	0 1 0	0 0 0	0 0 0	0 0 0	1 0 0
Bob Porterfield, R (1, 1) Gene Stephens, L (8, PH) OBP: 0.340, SLG: 0.405 Ike Delock, R (9, 1)			F7			5-3		K		2 1 0	0 0 0	0 0 0	0 0 0	0 1 0	0 1 0	0 1 0
Inning Stats	R: 0 E: 0 K: 2 S: 8 H: 1 LOB: 2 BB: 1 P: 12	R: 0 E: 0 K: 0 S: 3 H: 0 LOB: 0 BB: 0 P: 3	R: 0 E: 0 K: 0 S: 3 H: 0 LOB: 0 BB: 0 P: 3	R: 0 E: 0 K: 2 S: 7 H: 0 LOB: 0 BB: 0 P: 7	R: 0 E: 0 K: 0 S: 2 H: 0 LOB: 0 BB: 1 P: 6	R: 0 E: 0 K: 1 S: 6 H: 1 LOB: 1 BB: 0 P: 6	R: 0 E: 0 K: 1 S: 5 H: 0 LOB: 0 BB: 0 P: 5	R: 0 E: 0 K: 2 S: 8 H: 1 LOB: 1 BB: 0 P: 8	R: 1 E: 0 K: 0 S: 5 H: 2 LOB: 1 BB: 0 P: 5	1B: 3 2B: 2 3B: 0 HR: 0 SF: 0 SAC: 0 DP: 1 HBP: 0						

livebaseballscorecards.com

AB	31
R	1
H	5
RBI	1
BB	2
SO	8
LOB	11

WP: 1 PB: 0 SB: 1 CS: 0 PA: 33

PITCHER	IP	WLS	BF	H	R	ER	SO	BB	IBB	HBP	BLK	WP	HR	S	P	ERA	WHIP
Jim Bunning, R (1, 1) ERA: 1.65	9.0	W	33	5	1	1	8	2	0	0	0	1	0	47	55	1.00	0.778

PITCHER	IP	WLS	BF	H	R	ER	SO	BB	IBB	HBP	BLK	WP	HR	S	P	ERA	WHIP

Batter	1	2	3	4	5	6	7	8	9	AB	R	H	RBI	BB	SO	LOB
Frank Bolling, R (1, 4) OBP: 0.333, SLG: 0.475	K		5-3	6-3			5-3		FC1-5 E 1-2 2-3f	5	0	0	0	0	1	3
Harvey Kuenn, R (1, 6) OBP: 0.404, SLG: 0.484	6-3		1B 1B		FC4-6 1B		K		E6 1-2 2-3	5	0	2	0	0	1	2
Ray Boone, R (1, 3) OBP: 0.375, SLG: 0.370	1-3		1-2 1B		F8		1B		P6	5	0	2	0	0	0	4
Charlie Maxwell, L (1, 7) OBP: 0.351, SLG: 0.425		HR	F7		FC4-6 1-2f		4-3		K	5	1	1	1	0	1	7
Reno Bertoia, R (1, 5) OBP: 0.412, SLG: 0.467		F8	K		5-3			4-3		4	0	0	0	0	1	3
Al Kaline, R (1, 9) OBP: 0.320, SLG: 0.438		HR 1B		HR		2B		L1-3		4	2	3	1	0	0	0
Bill Tuttle, R (1, 8) OBP: 0.342, SLG: 0.404		1-H HR		F7		P6		5-3		4	1	1	2	0	0	1
Frank House, L (1, 2) OBP: 0.352, SLG: 0.418		L6		F2		3-1			FC1-5 E 1B	4	0	1	0	0	0	1
Billy Hoeft, L (1, 1)		4-3		BBB BB		4-3			E1 E FC1-5 1-2	3	0	0	0	1	0	2
Inning Stats	R: 0 H: 0 E: 0 LOB: 0 K: 1 BB: 0 S: 5 P: 5	R: 3 H: 3 E: 0 LOB: 0 K: 0 BB: 0 S: 6 P: 6	R: 0 H: 2 E: 0 LOB: 2 K: 1 BB: 0 S: 7 P: 7	R: 1 H: 1 E: 0 LOB: 1 K: 0 BB: 1 S: 4 P: 8	R: 0 H: 1 E: 0 LOB: 1 K: 0 BB: 0 S: 4 P: 4	R: 0 H: 1 E: 0 LOB: 1 K: 0 BB: 0 S: 4 P: 4	R: 0 H: 1 E: 0 LOB: 1 K: 1 BB: 0 S: 6 P: 6	R: 0 H: 0 E: 0 LOB: 0 K: 0 BB: 0 S: 3 P: 3	R: 0 H: 1 E: 2 LOB: 3 K: 1 BB: 0 S: 8 P: 8	1B: 6 SF: 0 2B: 1 SAC: 0 3B: 0 DP: 0 HR: 3 HBP: 0						

PITCHER		IP	WLS	BF	H	R	ER	SO	BB	IBB	HBP	BLK	WP	HR	S	P	ERA	WHIP
Johnny Kucks, R ERA: 2.36	(1, 1)	2.1	L	12	5	3	3	1	0	0	0	0	0	2	14	14	11.57	2.143
Art Ditmar, R ERA: 3.38	(3, 1)	4.2		19	4	1	1	2	1	0	0	0	0	1	22	26	1.93	1.071
Ralph Terry, R ERA:	(8, 1)	2.0		9	1	0	0	1	0	0	0	0	0	0	11	11	0.00	0.500

PITCHER	IP	WLS	BF	H	R	ER	SO	BB	IBB	HBP	BLK	WP	HR	S	P	ERA	WHIP

TOP

Detroit Tigers @ New York Yankees

Yankee Stadium, Bronx, NY

Fri May 17 1957, 7:05 PM EDT

Att. 33,210 - Unknown - 58 F

livebaseballscorecards.com

AB	39
R	4
H	10
RBI	4
BB	1
SO	4
LOB	23

WP: 0	PA: 40		
PB: 0			
SB: 0			
CS: 0			

BOTTOM

Detroit Tigers @ New York Yankees

Yankee Stadium, Bronx, NY

Fri May 17 1957, 7:05 PM EDT

Att. 33,210 - Unknown - 58 F

livebaseballscorecards.com

Batter	1	2	3	4	5	6	7	8	9	AB	R	H	RBI	BB	SO	LOB
Bobby Richardson, R (1, 4) OBP: 0.400, SLG: 0.448	FC6 1B		G6-4-3 1B		F7		F9			4	0	2	0	0	0	1
Gil McDougald, R (1, 6) OBP: 0.346, SLG: 0.442	K		G6-4-3 1-2f		F9			F8		4	0	0	0	0	1	2
Mickey Mantle, S (1, 8) OBP: 0.519, SLG: 0.642	F9		L7			K		1B		4	0	1	0	0	1	1
Yogi Berra, L (1, 2) OBP: 0.250, SLG: 0.333	FC6 1-2f			F8		F5		F9		4	0	0	0	0	0	2
Bill Skowron, R (1, 3) OBP: 0.311, SLG: 0.457		1B BB		1B 1B		6-3		2-3		3	0	1	0	1	0	1
Hank Bauer, R (1, 9) OBP: 0.320, SLG: 0.379		F7		1-3 1B			6-3 1B		L9	4	1	2	0	0	0	1
Elston Howard, R (1, 7) OBP: 0.286, SLG: 0.415		1-2 1B		P4			6-3 1-2		P4	4	0	1	0	0	0	3
Jerry Coleman, R (1, 5) OBP: 0.407, SLG: 0.391		F7		4-3			2-H 1B		P5	4	0	1	1	0	0	4
Johnny Kucks, R (1, 1) OBP: 0.250, SLG: 0.100		K			4-3		P4			1	0	0	0	0	1	2
Art Ditmar, R (3, 1)										1	0	0	0	0	0	0
Andy Carey, R (7, PH) OBP: 0.351, SLG: 0.440										1	0	0	0	0	0	1
Ralph Terry, R (8, 1)										0	0	0	0	0	0	0
Inning Stats	R: 0 H: 1 E: 0 LOB: 1 K: 1 BB: 0 S: 6 P: 6	R: 0 H: 1 E: 0 LOB: 2 K: 1 BB: 1 S: 6 P: 10	R: 0 H: 1 E: 0 LOB: 0 K: 0 BB: 0 S: 3 P: 3	R: 0 H: 2 E: 0 LOB: 2 K: 0 BB: 0 S: 5 P: 5	R: 0 H: 0 E: 0 LOB: 0 K: 0 BB: 0 S: 3 P: 3	R: 0 H: 0 E: 0 LOB: 0 K: 1 BB: 0 S: 5 P: 5	R: 1 H: 2 E: 0 LOB: 1 K: 0 BB: 0 S: 5 P: 5	R: 0 H: 1 E: 0 LOB: 1 K: 0 BB: 0 S: 4 P: 4	R: 0 H: 0 E: 0 LOB: 0 K: 0 BB: 0 S: 3 P: 3							

AB	34
R	1
H	8
RBI	1
BB	1
SO	3
LOB	18

1B: 8 SF: 0
2B: 0 SAC: 0
3B: 0 DP: 1
HR: 0 HBP: 0

WP: 0 PA: 35
PB: 0
SB: 0
CS: 0

PITCHER	IP	WLS	BF	H	R	ER	SO	BB	IBB	HBP	BLK	WP	HR	S	P	ERA	WHIP
Billy Hoeft, L (1, 1) ERA: 3.04	9.0	W	35	8	1	1	3	1	0	0	0	0	0	40	44	1.00	1.000

PITCHER	IP	WLS	BF	H	R	ER	SO	BB	IBB	HBP	BLK	WP	HR	S	P	ERA	WHIP

Detroit Tigers @ New York Yankees

Yankee Stadium, Bronx, NY

Sat May 18 1957, 3:33 AM EDT

Att. 19,891 - Overcast - 63 F

TOP

livebaseballscorecards.com

Batter	1	2	3	4	5	6	7	8	9	AB	R	H	RBI	BB	SO	LOB
Frank Bolling, R (1, 4) OBP: 0.328, SLG: 0.460	K		L5		F8		FC3-6 FC4-6 1-2f		BB 1-2 2-3	4	0	0	0	1	1	3
Harvey Kuenn, R (1, 6) OBP: 0.395, SLG: 0.464	BB		G4-6-3 1-2f		F8		FC4-6 PO 1-2f		L9	4	0	0	0	1	0	6
Ray Boone, R (1, 3) OBP: 0.376, SLG: 0.365	F9			BB 1B		1B	PO 1-2	P6	FC5 2-3f	4	0	1	0	1	0	4
Charlie Maxwell, L (1, 7) OBP: 0.347, SLG: 0.417	P4			F9		1B 1-3		F7		4	0	1	0	0	0	2
Reno Bertoia, R (1, 5) OBP: 0.406, SLG: 0.458		L8		1B 1-3	P4			P3		4	0	1	0	0	0	2
Al Kaline, R (1, 9) OBP: 0.325, SLG: 0.435		L5-3		BB	L8				PB 1B	3	1	1	0	1	0	2
Bill Tuttle, R (1, 8) OBP: 0.339, SLG: 0.398		1B	1-3		4-3				6-3 1-2	4	0	1	0	0	0	5
Frank House, L (1, 2) OBP: 0.363, SLG: 0.463 Red Wilson, R (7, 2) OBP: 0.407, SLG: 0.565		4-3			SH1-4		HR		BB S 2-H	3 1	1 0	2 1	1 1	0 0	0 0	1 0
Paul Foytack, R (1, 1) OBP: 0.400, SLG: 0.333 Al Aber, L (8, 1)			G4-6-3 1B		SH1-4 1-2		FC3-6 1B		FC5 BB 1-2	2 0	0 0	2 0	0 0	0 1	0 0	0 0

	AB	33
	R	2
	H	10
	RBI	2
	BB	5
	SO	1
	LOB	25

Inning Stats																				
	R: 0	H: 0	R: 0	H: 1	R: 0	H: 1	R: 0	H: 1	R: 0	H: 1	R: 0	H: 2	R: 1	H: 2	R: 0	H: 0	R: 1	H: 2	1B: 9	SF: 0	WP: 0	PA: 40
	E: 0	LOB: 1	E: 0	LOB: 1	E: 0	LOB: 0	E: 0	LOB: 2	E: 0	LOB: 1	E: 0	LOB: 2	E: 0	LOB: 0	E: 0	LOB: 0	E: 0	LOB: 3	2B: 0	SAC: 1	PB: 1	
	K: 1	BB: 1	K: 0	BB: 0	K: 0	BB: 0	K: 0	BB: 2	K: 0	BB: 0	K: 0	BB: 0	K: 0	BB: 0	K: 0	BB: 0	K: 0	BB: 2	3B: 0	DP: 1	SB: 1	
	S: 5	P: 9	S: 4	P: 4	S: 3	P: 3	S: 3	P: 11	S: 4	P: 4	S: 5	P: 5	S: 4	P: 4	S: 3	P: 3	S: 5	P: 13	HR: 1	HBP: 0	CS: 0	

PITCHER		IP	WLS	BF	H	R	ER	SO	BB	IBB	HBP	BLK	WP	HR	S	P	ERA	WHIP
Don Larsen, R ERA: 5.68	(1, 1)	8.1	L	36	10	2	2	1	4	0	0	0	0	1	34	50	2.16	1.680
Bob Grim, R ERA: 3.29	(9, 1)	0.2		3	0	0	0	0	1	0	0	0	0	0	2	6	0.00	1.500

PITCHER	IP	WLS	BF	H	R	ER	SO	BB	IBB	HBP	BLK	WP	HR	S	P	ERA	WHIP

Detroit Tigers @ New York Yankees

Yankee Stadium, Bronx, NY

Sat May 18 1957, 3:33 AM EDT

Att. 19,891 - Overcast - 63 F

livebaseballscorecards.com

BOTTOM

Batter	1	2	3	4	5	6	7	8	9	AB	R	H	RBI	BB	SO	LOB
Bobby Richardson, R (1, 4) OBP: 0.371, SLG: 0.412	0-0 FC4-6 1B	0-0 P6 ②			0-0 6-3 ①		0-0 E6 G4-6-3		0-0 5-3 ②	5	0	1	0	0	0	2
Joe Collins, L (1, 9) OBP: 0.095, SLG: 0.050	0-0 FC4-6 ① FC1-6 1-2f	0-0 FC4-6 ③ 1-2f			0-0 F2 ②		0-0 G4-6-3 ① ② 1-2f		0-0 F7 ③	4	0	0	0	0	0	4
Hank Bauer, R (8, 9) OBP: 0.317, SLG: 0.375										1	0	0	0	0	0	0
Mickey Mantle, S (1, 8) OBP: 0.509, SLG: 0.619	0-0 FC1-6 ② BB 1-2f		0-0 B1-3 ①		4-0 BB BB		0-3 K ③			3	0	0	0	1	1	1
Yogi Berra, L (1, 2) OBP: 0.268, SLG: 0.337	4-0 BB 1-2 BB		0-0 1-3 ②		4-0 BB 1-2 BB			0-0 F8 SH 1B		2	0	1	0	2	0	0
Enos Slaughter, L (1, 7) OBP: 0.357, SLG: 0.267	0-0 F7 ③		0-3 K ③		0-0 6-3 ③			0-0 SH F8 1-2		3	0	0	0	0	1	4
Bill Skowron, R (1, 3) OBP: 0.308, SLG: 0.459		0-0 1B 2B		0-3 K ①		0-0 F9 ①		0-0 F8 ① 1-2 2-3		4	1	1	0	0	1	2
Gil McDougald, R (1, 5) (9, 6) OBP: 0.370, SLG: 0.448		0-0 1B 1B		4-0 BB BB		1-0 S 1B HBP		4-0 G6-4-3 IBB		1	0	1	0	2	0	0
Tony Kubek, L (1, 6) OBP: 0.339, SLG: 0.412		0-0 F7 ①		4-0 G6-4-3 1-2 BB		0-0 5-3 1-2 1B		0-0 G6-4-3 ② ③ 1-2f		2	0	1	0	1	0	2
Andy Carey, R (8, PH) (9, 5) OBP: 0.345, SLG: 0.431										1	0	0	0	0	0	3
Don Larsen, R (1, 1) OBP: 0.333, SLG: 0.143		0-0 FC4-6 1-2 2-H 1B		0-0 G6-4-3 ② ③ 1-2f		0-0 5-3 ② ③ 1-2 2-3			0-0 1-3 ①	3	0	1	1	0	0	4
Bob Grim, R (9, 1)										0	0	0	0	0	0	0
Billy Martin, R (9, PH) OBP: 0.253, SLG: 0.375										1	0	0	0	0	0	0

Inning Stats	1	2	3	4	5	6	7	8	9
	R: 0 H: 1 E: 0 LOB: 2 K: 0 BB: 1 S: 4 P: 8	R: 1 H: 3 E: 0 LOB: 2 K: 0 BB: 0 S: 6 P: 6	R: 0 H: 0 E: 0 LOB: 0 K: 1 BB: 0 S: 5 P: 5	R: 0 H: 0 E: 0 LOB: 1 K: 1 BB: 2 S: 4 P: 12	R: 0 H: 0 E: 0 LOB: 2 K: 0 BB: 2 S: 3 P: 11	R: 0 H: 1 E: 0 LOB: 1 K: 0 BB: 0 S: 3 P: 4	R: 0 H: 0 E: 1 LOB: 0 K: 1 BB: 0 S: 5 P: 5	R: 0 H: 1 E: 0 LOB: 2 K: 0 BB: 1 S: 4 P: 8	R: 0 H: 0 E: 0 LOB: 0 K: 0 BB: 0 S: 3 P: 3

1B: 5	SF: 0
2B: 1	SAC: 1
3B: 0	DP: 3
HR: 0	HBP: 1

WP: 0	PA: 38
PB: 0	
SB: 1	
CS: 0	

AB	30
R	1
H	6
RBI	1
BB	6
SO	3
LOB	22

PITCHER		IP	WLS	BF	H	R	ER	SO	BB	IBB	HBP	BLK	WP	HR	S	P	ERA	WHIP
Paul Foytack, R ERA: 2.53	(1, 1)	7.1		34	6	1	1	3	5	1	1	0	0	0	33	58	1.23	1.500
Al Aber, L ERA: 3.86	(8, 1)	1.2	W	4	0	0	0	0	0	0	0	0	0	0	4	4	0.00	0.000

PITCHER	IP	WLS	BF	H	R	ER	SO	BB	IBB	HBP	BLK	WP	HR	S	P	ERA	WHIP

Batter	1	2	3	4	5	6	7	8	9	AB	R	H	RBI	BB	SO	LOB
Frank Bolling, R (1, 4) OBP: 0.324, SLG: 0.445	P6	K			1B BB		6-3		6-3	4	1	0	0	1	1	1
Harvey Kuenn, R (1, 6) OBP: 0.395, SLG: 0.461	5-3		L9		1B 1B 1B		FC6-4 1B		4-3	5	1	2	0	0	0	0
Ray Boone, R (1, 3) OBP: 0.377, SLG: 0.366	HR 1B		F9		1B 6-3-6 1B		FC6-4		6-3	5	2	2	1	0	0	1
Charlie Maxwell, L (1, 7) OBP: 0.373, SLG: 0.471	HR		FC6-4 1B		6-3-6 1B		BB			3	1	3	3	1	0	0
Reno Bertoia, R (1, 5) OBP: 0.400, SLG: 0.444	F8		FC6-4		6-3-6		BB			3	0	0	0	1	0	2
Al Kaline, R (1, 9) OBP: 0.323, SLG: 0.429		G6-4-3 1B		L4	F7		F9			4	0	1	0	0	0	3
Bill Tuttle, R (1, 8) OBP: 0.328, SLG: 0.384		G6-4-3		E4		5-3		K		4	0	0	0	0	1	1
Frank House, L (1, 2) OBP: 0.358, SLG: 0.447		BB		K		K		5-3		3	1	0	0	1	2	1
Duke Maas, R (1, 1) OBP: 0.174, SLG: 0.182		2B		1-3		F3		6-3		4	0	1	1	0	0	1
Inning Stats	R: 2 E: 0 K: 0 S: 5 H: 2 LOB: 0 BB: 0 P: 5	R: 1 E: 0 K: 1 S: 6 H: 2 LOB: 1 BB: 1 P: 10	R: 0 E: 0 K: 0 S: 4 H: 1 LOB: 1 BB: 0 P: 4	R: 0 E: 1 K: 1 S: 6 H: 0 LOB: 1 BB: 0 P: 6	R: 3 E: 0 K: 0 S: 5 H: 3 LOB: 0 BB: 1 P: 9	R: 0 E: 0 K: 1 S: 5 H: 0 LOB: 0 BB: 0 P: 5	R: 0 E: 0 K: 0 S: 4 H: 1 LOB: 3 BB: 2 P: 12	R: 0 E: 0 K: 1 S: 5 H: 0 LOB: 0 BB: 0 P: 5	R: 0 E: 0 K: 0 S: 3 H: 0 LOB: 0 BB: 0 P: 3	1B: 7 2B: 2 3B: 0 HR: 1 SF: 0 SAC: 0 DP: 2 HBP: 0						

PITCHER		IP	WLS	BF	H	R	ER	SO	BB	IBB	HBP	BLK	WP	HR	S	P	ERA	WHIP
Chuck Stobbs, L ERA: 7.71	(1, 1)	2.0	L	10	4	3	3	1	1	0	0	0	0	1	11	15	13.50	2.500
Russ Kemmerer, R ERA: 9.6	(3, 1)	4.0		17	4	3	3	2	1	0	0	0	0	0	20	24	6.75	1.250
Evelio Hernandez, R ERA: 3.38	(7, 1)	1.0		6	1	0	0	0	2	0	0	0	0	0	4	12	0.00	3.000
Dick Hyde, R ERA: 5.66	(8, 1)	2.0		6	0	0	0	1	0	0	0	0	0	0	8	8	0.00	0.000

PITCHER	IP	WLS	BF	H	R	ER	SO	BB	IBB	HBP	BLK	WP	HR	S	P	ERA	WHIP

TOP

Detroit Tigers @ Washington Senators

Griffith Stadium, Washington, DC

Sun May 19 1957, 3:33 AM EDT

Att. 3,239 - Unknown

livebaseballscorecards.com

AB	35
R	6
H	9
RBI	5
BB	4
SO	4
LOB	10

WP: 0 PB: 0 SB: 0 CS: 0 PA: 39

BOTTOM

Detroit Tigers @ Washington Senators

Griffith Stadium, Washington, DC

Sun May 19 1957, 3:33 AM EDT

Att. 3,239 - Unknown

livebaseballscorecards.com

Batter	1	2	3	4	5	6	7	8	9	AB	R	H	RBI	BB	SO	LOB
Eddie Yost, R (1, 5) OBP: 0.431, SLG: 0.306	K			F8		E5 FC6-4		F7		4	0	0	0	0	1	0
Bob Usher, R (1, 8) OBP: 0.130, SLG: 0.091	6-3			K		FC6-4 1B 1-2f		K		4	0	0	0	0	2	1
Pete Runnels, L (1, 3) OBP: 0.364, SLG: 0.296	4-3			F8		1-3 1B		1B		4	0	2	0	0	0	0
Roy Sievers, R (1, 7) OBP: 0.387, SLG: 0.584		F7			F8	P4		F7		4	0	0	0	0	0	3
Herb Plews, L (1, 4) OBP: 0.331, SLG: 0.398		G6-4-3 1B			E4 BB		2B 2B		F7	4	1	2	0	0	0	0
Jim Lemon, R (1, 9) OBP: 0.364, SLG: 0.420		G6-4-3 1-2f			4-0 1-2 BB		0-0 2-H 2B		K	3	0	1	1	1	1	1
Lou Berberet, L (1, 2) OBP: 0.314, SLG: 0.279			K		F7		F8		F7	4	0	0	0	0	1	3
Milt Bolling, R (1, 6) OBP: 0.174, SLG: 0.238			F9		K		F7			3	0	0	0	0	1	3
Chuck Stobbs, L (1, 1) OBP: 0.250, SLG: 0.182 Russ Kemmerer, R (3, 1) Whitey Herzog, L (6, PH) OBP: 0.306, SLG: 0.172 Evelio Hernandez, R (7, 1) Julio Becquer, L (7, PH) OBP: 0.348, SLG: 0.455 Dick Hyde, R (8, 1)			1-3			1-3	1-3			0 1 1 0 1 0	0 0 0 0 0 0	0 0 0 0 0 0	0 0 0 0 0 0	0 0 0 0 0 0	0 0 0 0 0 0	0 0 0 0 0 1
Inning Stats	R: 0 E: 0 K: 1 S: 5 H: 0 LOB: 0 BB: 0 P: 5	R: 0 E: 0 K: 0 S: 3 H: 1 LOB: 0 BB: 0 P: 3	R: 0 E: 0 K: 1 S: 5 H: 0 LOB: 0 BB: 0 P: 5	R: 0 E: 0 K: 1 S: 5 H: 0 LOB: 0 BB: 0 P: 5	R: 0 E: 1 K: 1 S: 6 H: 0 LOB: 2 BB: 1 P: 10	R: 0 E: 1 K: 0 S: 5 H: 1 LOB: 2 BB: 0 P: 5	R: 1 E: 0 K: 0 S: 5 H: 2 LOB: 1 BB: 0 P: 5	R: 0 E: 0 K: 1 S: 6 H: 1 LOB: 1 BB: 0 P: 6	R: 0 E: 0 K: 1 S: 5 H: 0 LOB: 0 BB: 0 P: 5	1B: 3 2B: 2 3B: 0 HR: 0	SF: 0 SAC: 0 DP: 1 HBP: 0					

	AB	33
	R	1
	H	5
	RBI	1
	BB	1
	SO	6
	LOB	12

WP: 0 PB: 0 SB: 0 CS: 0 PA: 34

PITCHER		IP	WLS	BF	H	R	ER	SO	BB	IBB	HBP	BLK	WP	HR	S	P	ERA	WHIP
Duke Maas, R ERA: 1.74	(1, 1)	9.0	W	34	5	1	1	6	1	0	0	0	0	0	45	49	1.00	0.667

PITCHER	IP	WLS	BF	H	R	ER	SO	BB	IBB	HBP	BLK	WP	HR	S	P	ERA	WHIP

Batter	1	2	3	4	5	6	7	8	9	AB	R	H	RBI	BB	SO	LOB
Frank Bolling, R (1, 4) OBP: 0.322, SLG: 0.435	0-0 ① 1-3		4-0 CS 1 BB		0-0 ② F9			0-0 ① 6-3		3	0	0	0	1	0	1
Harvey Kuenn, R (1, 6) OBP: 0.390, SLG: 0.462	0-0 1B 2B		0-0 ① F7		0-0 ③ 1-3			0-0 ② F9		4	1	1	0	0	0	2
Ray Boone, R (1, 3) OBP: 0.381, SLG: 0.365	0-0 2-H 1B		4-0 ② 1-2 BB			0-0 ① F2		0-0 E6		3	0	1	1	1	0	0
Charlie Maxwell, L (1, 7) OBP: 0.368, SLG: 0.456	0-0 ② F8		0-0 ③ 4-3			4-0 BB		0-0 P2		3	0	0	0	1	0	3
Reno Bertoia, R (1, 5) OBP: 0.385, SLG: 0.427	0-0 ③ F9			0-3 ① K		0-3 ② K			0-0 ① 5-3	4	0	0	0	0	2	2
Al Kaline, R (1, 9) OBP: 0.313, SLG: 0.415		0-0 ① L5-3		0-0 ② L6-3		0-0 ③ L4			0-0 ② L4	4	0	0	0	0	0	1
Bill Tuttle, R (1, 8) OBP: 0.326, SLG: 0.379		0-0 1B		0-0 ③ 5-3			0-0 ① 6-3		0-0 ③ 6-3	4	0	1	0	0	0	0
Frank House, L (1, 2) OBP: 0.347, SLG: 0.432		0-0 ② F3			0-0 ① G3		0-0 ② F5			3	0	0	0	0	0	1
Frank Lary, R (1, 1) OBP: 0.278, SLG: 0.188 Al Aber, L (9, 1)	0-3 ③ K				0-0 1B		0-3 ③ K			3 0	0 0	1 0	0 0	0 0	2 0	1 0
Inning Stats	R: 1 H: 2 E: 0 LOB: 1 K: 0 BB: 0 S: 5 P: 5	R: 0 H: 1 E: 0 LOB: 1 K: 1 BB: 0 S: 6 P: 6	R: 0 H: 0 E: 0 LOB: 1 K: 0 BB: 2 S: 2 P: 10	R: 0 H: 0 E: 0 LOB: 0 K: 1 BB: 0 S: 5 P: 5	R: 0 H: 1 E: 0 LOB: 1 K: 0 BB: 0 S: 4 P: 4	R: 0 H: 0 E: 0 LOB: 1 K: 1 BB: 1 S: 5 P: 9	R: 0 H: 0 E: 0 LOB: 0 K: 1 BB: 0 S: 5 P: 5	R: 0 H: 0 E: 1 LOB: 1 K: 0 BB: 0 S: 4 P: 4	R: 0 H: 0 E: 0 LOB: 0 K: 0 BB: 0 S: 3 P: 3	1B: 3 SF: 0 2B: 1 SAC: 0 3B: 0 DP: 0 HR: 0 HBP: 0						WP: 0 PA: 34 PB: 0 SB: 0 CS: 1	

PITCHER	IP	WLS	BF	H	R	ER	SO	BB	IBB	HBP	BLK	WP	HR	S	P	ERA	WHIP
Pedro Ramos, R (1, 1) ERA: 3.1	9.0	W	34	4	1	1	4	3	0	0	0	0	0	39	51	1.00	0.778

PITCHER	IP	WLS	BF	H	R	ER	SO	BB	IBB	HBP	BLK	WP	HR	S	P	ERA	WHIP

TOP

Detroit Tigers @ Washington Senators

Griffith Stadium, Washington, DC

Mon May 20 1957, 7:05 PM EDT

Att. 2,429 - Unknown

livebaseballscorecards.com

AB	31
R	1
H	4
RBI	1
BB	3
SO	4
LOB	11

BOTTOM

Detroit Tigers @ Washington Senators

Griffith Stadium, Washington, DC

Mon May 20 1957, 7:05 PM EDT

Att. 2,429 - Unknown

livebaseballscorecards.com

Batter	1	2	3	4	5	6	7	8	9	AB	R	H	RBI	BB	SO	LOB
Eddie Yost, R (1, 5) OBP: 0.426, SLG: 0.304	4-3		F9		P5			CS 1B		4	0	1	0	0	0	0
Whitey Herzog, L (1, 8) OBP: 0.316, SLG: 0.197	PB 1B 2B		4-3		CS BB			K		3	1	1	0	1	1	1
Pete Runnels, L (1, 3) OBP: 0.375, SLG: 0.305	F8		1B		CS	G6-3 BB			SH5-4 HBP 1B	3	1	2	0	1	0	1
Roy Sievers, R (1, 7) OBP: 0.390, SLG: 0.575	1B BB		F9			F9			1B SH5-4 HBP	2	0	0	0	1	0	2
Herb Plews, L (1, 4) OBP: 0.331, SLG: 0.396	1B			F7		G6-3			SH5-4	3	0	1	1	0	0	1
Jim Lemon, R (1, 9) OBP: 0.368, SLG: 0.417	K			4-3			G1-4-3 1B		1B IBB	3	0	1	0	1	1	2
Lou Berberet, L (1, 2) OBP: 0.315, SLG: 0.270 Ed Fitz Gerald, R (9, PH) OBP: 0.326, SLG: 0.308		F7		FC5-4 BB			F7		1B	2 1	0 0	0 1	0 1	1 0	0 0	1 0
Milt Bolling, R (1, 6) OBP: 0.154, SLG: 0.208		F8		FC5-4			G1-4-3			3	0	0	0	0	0	2
Pedro Ramos, S (1, 1) OBP: 0.111, SLG: 0.111		6-3			L8			K		3	0	0	0	0	1	0
Inning Stats	R: 1 H: 2 E: 0 LOB: 2 K: 1 BB: 1 S: 7 P: 11	R: 0 H: 0 E: 0 LOB: 0 K: 0 BB: 0 S: 3 P: 3	R: 0 H: 1 E: 0 LOB: 1 K: 0 BB: 0 S: 4 P: 4	R: 0 H: 0 E: 0 LOB: 1 K: 0 BB: 1 S: 3 P: 7	R: 0 H: 0 E: 0 LOB: 0 K: 0 BB: 1 S: 2 P: 6	R: 0 H: 0 E: 0 LOB: 0 K: 0 BB: 1 S: 2 P: 6	R: 0 H: 1 E: 0 LOB: 0 K: 0 BB: 0 S: 3 P: 3	R: 0 H: 1 E: 0 LOB: 1 K: 2 BB: 0 S: 7 P: 7	R: 1 H: 2 E: 0 LOB: 3 K: 0 BB: 1 S: 3 P: 8	1B: 6 SF: 0 2B: 2 SAC: 1 3B: 0 DP: 3 HR: 0 HBP: 1						WP: 0 PA: 35 PB: 1 SB: 0 CS: 2

	AB	27
	R	2
	H	7
	RBI	2
	BB	5
	SO	3
	LOB	10

PITCHER		IP	WLS	BF	H	R	ER	SO	BB	IBB	HBP	BLK	WP	HR	S	P	ERA	WHIP
Frank Lary, R (1, 1) ERA: 3.12		8.1	L	33	6	2	2	3	4	1	1	0	0	0	33	54	2.16	1.200
Al Aber, L (9, 1) ERA: 3.86		0.0		1	1	0	0	0	0	0	0	0	0	0	1	1	∞	∞

PITCHER	IP	WLS	BF	H	R	ER	SO	BB	IBB	HBP	BLK	WP	HR	S	P	ERA	WHIP

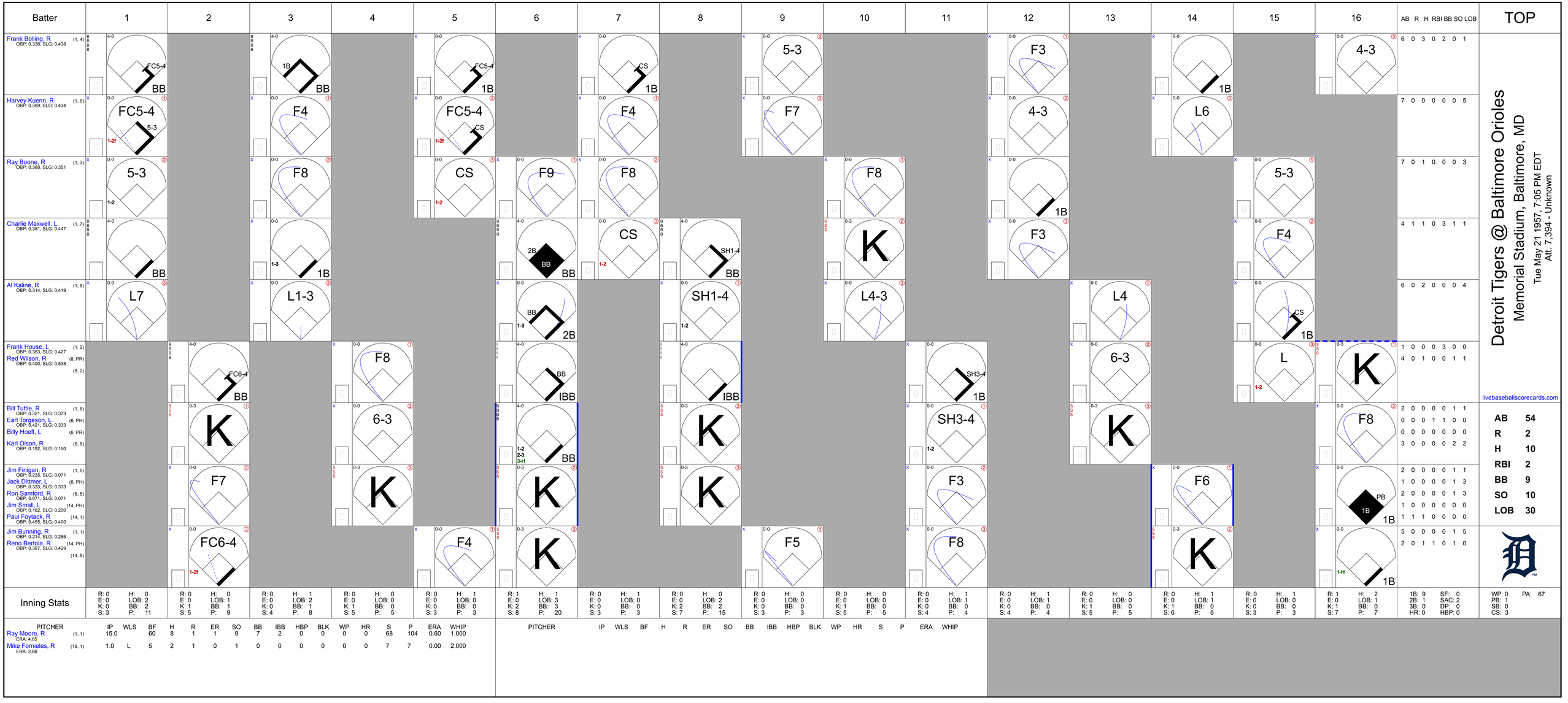
Batter
1
2
3
4
5
6
7
8
9
10
11
12
13
14
15
16
AB R H RBI BB SO LOB
TOP
Frank Bolling, R (1, 4) OBP: 0.338, SLG: 0.438
6 0 3 0 2 0 1
Harvey Kuenn, R (1, 6) OBP: 0.369, SLG: 0.434
7 0 0 0 0 0 5
Ray Boone, R (1, 3) OBP: 0.368, SLG: 0.351
7 0 1 0 0 0 3
Charlie Maxwell, L (1, 7) OBP: 0.381, SLG: 0.447
4 1 1 0 3 1 1
Al Kaline, R (1, 9) OBP: 0.314, SLG: 0.419
6 0 2 0 0 0 4
Frank House, L (1, 2) OBP: 0.363, SLG: 0.427
Red Wilson, R (8, PR) OBP: 0.400, SLG: 0.538 (8, 2)
1 0 0 0 3 0 0
4 0 1 0 0 1 1
Bill Tuttle, R (1, 8) OBP: 0.321, SLG: 0.373
Earl Torgeson, L (6, PH) OBP: 0.421, SLG: 0.333
Billy Hoeft, L (6, PR)
Karl Olson, R (6, 8) OBP: 0.192, SLG: 0.160
2 0 0 0 0 1 1
0 0 0 1 1 0 0
0 0 0 0 0 0 0
3 0 0 0 0 2 2
Jim Finigan, R (1, 5) OBP: 0.239, SLG: 0.071
Jack Dittmer, L (6, PH) OBP: 0.333, SLG: 0.333
Ron Samford, R (6, 5) OBP: 0.071, SLG: 0.071
Jim Small, L (14, PH) OBP: 0.192, SLG: 0.200
Paul Foytack, R (14, 1) OBP: 0.455, SLG: 0.400
2 0 0 0 0 1 1
1 0 0 0 0 1 3
2 0 0 0 0 1 3
1 0 0 0 0 0 0
1 1 1 0 0 0 0
Jim Bunning, R (1, 1) OBP: 0.214, SLG: 0.286
Reno Bertoia, R (14, PH) OBP: 0.387, SLG: 0.429 (14, 5)
5 0 0 0 0 1 5
2 0 1 1 0 1 0
Inning Stats
R: 0 E: 0 K: 0 S: 3 H: 0 LOB: 2 BB: 2 P: 11
R: 0 E: 0 K: 1 S: 5 H: 0 LOB: 1 BB: 1 P: 9
R: 0 E: 0 K: 0 S: 4 H: 1 LOB: 2 BB: 1 P: 8
R: 0 E: 0 K: 1 S: 5 H: 0 LOB: 0 BB: 0 P: 5
R: 0 E: 0 K: 0 S: 3 H: 1 LOB: 0 BB: 0 P: 3
R: 1 E: 0 K: 2 S: 8 H: 1 LOB: 3 BB: 3 P: 20
R: 0 E: 0 K: 0 S: 3 H: 1 LOB: 0 BB: 0 P: 3
R: 0 E: 0 K: 2 S: 7 H: 0 LOB: 2 BB: 2 P: 15
R: 0 E: 0 K: 0 S: 3 H: 0 LOB: 0 BB: 0 P: 3
R: 0 E: 0 K: 1 S: 5 H: 0 LOB: 0 BB: 0 P: 5
R: 0 E: 0 K: 0 S: 4 H: 1 LOB: 1 BB: 0 P: 4
R: 0 E: 0 K: 0 S: 4 H: 1 LOB: 1 BB: 0 P: 4
R: 0 E: 0 K: 1 S: 5 H: 0 LOB: 0 BB: 0 P: 5
R: 0 E: 0 K: 1 S: 6 H: 1 LOB: 1 BB: 0 P: 6
R: 0 E: 0 K: 0 S: 3 H: 1 LOB: 0 BB: 0 P: 3
R: 1 E: 0 K: 1 S: 7 H: 2 LOB: 1 BB: 0 P: 7
1B: 9 2B: 1 3B: 0 HR: 0 SF: 0 SAC: 2 DP: 0 HBP: 0
WP: 0 PB: 1 SB: 0 CS: 3 PA: 67
Detroit Tigers @ Baltimore Orioles
Memorial Stadium, Baltimore, MD
Tue May 21 1957, 7:05 PM EDT
Att. 7,394 - Unknown
livebaseballscorecards.com
AB 54
R 2
H 10
RBI 2
BB 9
SO 10
LOB 30
PITCHER IP WLS BF H R ER SO BB IBB HBP BLK WP HR S P ERA WHIP
Ray Moore, R (1, 1) ERA: 4.65 15.0 60 8 1 1 1 9 7 2 0 0 0 0 0 68 104 0.60 1.000
Mike Fornieles, R (16, 1) ERA: 3.86 1.0 L 5 2 1 0 1 0 0 0 0 0 0 7 7 0.00 2.000

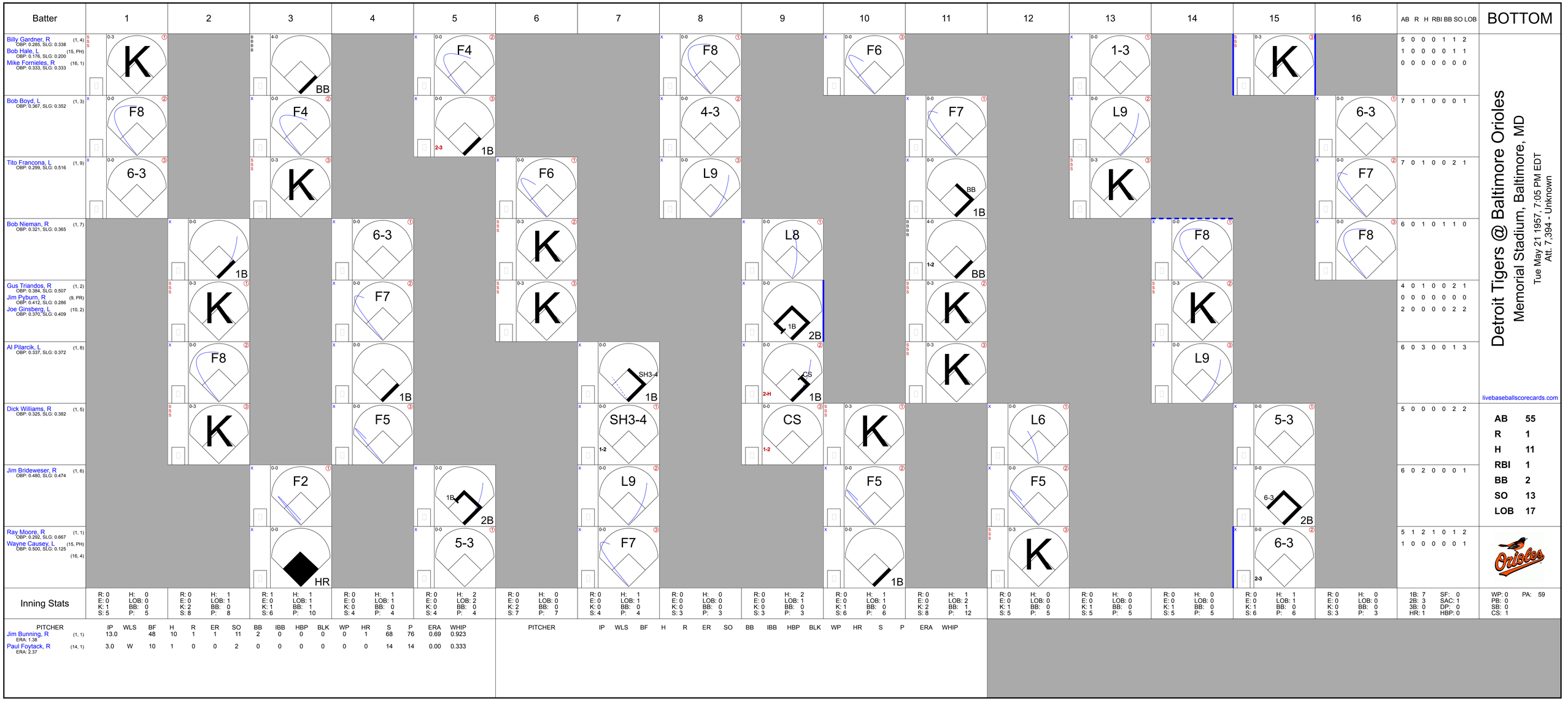
Batter
1
2
3
4
5
6
7
8
9
10
11
12
13
14
15
16
AB R H RBI BB SO LOB
BOTTOM
Billy Gardner, R (1, 4) OBP: 0.285, SLG: 0.338
Bob Hale, L (15, PH) OBP: 0.176, SLG: 0.200
Mike Fornieles, R (16, 1) OBP: 0.333, SLG: 0.333
Bob Boyd, L (1, 3) OBP: 0.367, SLG: 0.352
Tito Francona, L (1, 9) OBP: 0.299, SLG: 0.516
Bob Nieman, R (1, 7) OBP: 0.321, SLG: 0.365
Gus Triandos, R (1, 2) OBP: 0.384, SLG: 0.507
Jim Pyburn, R (9, PR) OBP: 0.412, SLG: 0.286
Joe Ginsberg, L (10, 2) OBP: 0.370, SLG: 0.409
Al Pilarcik, L (1, 8) OBP: 0.337, SLG: 0.372
Dick Williams, R (1, 5) OBP: 0.325, SLG: 0.382
Jim Brideweser, R (1, 6) OBP: 0.480, SLG: 0.474
Ray Moore, R (1, 1) OBP: 0.292, SLG: 0.667
Wayne Causey, L (15, PH) OBP: 0.500, SLG: 0.125 (16, 4)
Inning Stats
PITCHER IP WLS BF H R ER SO BB IBB HBP BLK WP HR S P ERA WHIP
Jim Bunning, R (1, 1) ERA: 1.38 13.0 48 10 1 1 1 11 2 0 0 0 0 1 68 76 0.69 0.923
Paul Foytack, R (14, 1) ERA: 2.37 3.0 W 10 1 0 0 2 0 0 0 0 0 0 14 14 0.00 0.333
PITCHER IP WLS BF H R ER SO BB IBB HBP BLK WP HR S P ERA WHIP
1B: 7 2B: 3 3B: 0 HR: 1
SF: 0 SAC: 1 DP: 0 HBP: 0
WP: 0 PB: 0 SB: 0 CS: 1
PA: 59
Detroit Tigers @ Baltimore Orioles
Memorial Stadium, Baltimore, MD
Tue May 21 1957, 7:05 PM EDT
Att. 7,394 - Unknown
livebaseballscorecards.com
AB 55
R 1
H 11
RBI 1
BB 2
SO 13
LOB 17

Batter	1	2	3	4	5	6	7	8	9	10	AB	R	H	RBI	BB	SO	LOB
Frank Bolling, R (1, 4) OBP: 0.327, SLG: 0.423	K		L3			F2		F8		FC3-6 1-2f	5	0	0	0	0	1	1
Harvey Kuenn, R (1, 6) OBP: 0.356, SLG: 0.415	6-3		5-3			4-3		6-3		F2	5	0	0	0	0	0	1
Ray Boone, R (1, 3) OBP: 0.380, SLG: 0.377	2B 2B		F7			BB 1B			SH5-3 6-3 2B		3	2	2	0	1	0	0
Charlie Maxwell, L (1, 7) OBP: 0.388, SLG: 0.464	2B 2-H 2B			6-3		1B 1-2			SH5-3 2-3		3	1	2	1	0	0	0
Al Kaline, R (1, 9) OBP: 0.319, SLG: 0.424	2B 2-H			F2		F2			6-3 IBB		3	0	1	1	1	0	2
Red Wilson, R (1, 2) OBP: 0.353, SLG: 0.467	F8			K			F4		6-3 1-2 3-H		4	0	0	1	0	1	2
Bill Tuttle, R (1, 8) OBP: 0.312, SLG: 0.361		F9			6-3		1-4-3		F7		4	0	0	0	0	0	1
Jim Finigan, R (1, 5) OBP: 0.200, SLG: 0.059 Jack Dittmer, L (10, PH) OBP: 0.429, SLG: 0.429 (10, 5)		5-3			K		5-3			FC3-6 1B	3 1	0 0	0 1	0 0	0 0	1 0	0 0
Billy Hoeft, L (1, 1) Frank Lary, R (9, 1) OBP: 0.263, SLG: 0.176 Al Aber, L (10, 1)		4-3			K			K		K	3 1 0	0 0 0	0 0 0	0 0 0	0 0 0	2 1 0	0 1 0
Inning Stats	R: 2 H: 3 E: 0 LOB: 1 K: 1 BB: 0 S: 8 P: 8	R: 0 H: 0 E: 0 LOB: 0 K: 0 BB: 0 S: 3 P: 3	R: 0 H: 0 E: 0 LOB: 0 K: 0 BB: 0 S: 3 P: 3	R: 0 H: 0 E: 0 LOB: 0 K: 1 BB: 0 S: 5 P: 5	R: 0 H: 0 E: 0 LOB: 0 K: 2 BB: 0 S: 7 P: 7	R: 0 H: 1 E: 0 LOB: 2 K: 0 BB: 1 S: 4 P: 8	R: 0 H: 0 E: 0 LOB: 0 K: 0 BB: 0 S: 3 P: 3	R: 0 H: 0 E: 0 LOB: 0 K: 1 BB: 0 S: 5 P: 5	R: 1 H: 1 E: 0 LOB: 1 K: 0 BB: 1 S: 4 P: 8	R: 0 H: 1 E: 0 LOB: 1 K: 1 BB: 0 S: 6 P: 6	1B: 2 SF: 0 2B: 4 SAC: 1 3B: 0 DP: 0 HR: 0 HBP: 0						

PITCHER		IP	WLS	BF	H	R	ER	SO	BB	IBB	HBP	BLK	WP	HR	S	P	ERA	WHIP
Art Ceccarelli, L ERA: 2.75	(1, 1)	9.0		34	5	3	3	5	1	1	0	0	0	0	42	50	3.00	0.667
George Zuverink, R ERA: 1.29	(10, 1)	1.0	W	4	1	0	0	1	0	0	0	0	0	0	6	6	0.00	1.000

PITCHER	IP	WLS	BF	H	R	ER	SO	BB	IBB	HBP	BLK	WP	HR	S	P	ERA	WHIP

TOP

Detroit Tigers @ Baltimore Orioles

Memorial Stadium, Baltimore, MD

Wed May 22 1957, 7:05 PM EDT

Att. 7,488 - Unknown

livebaseballscorecards.com

AB	35
R	3
H	6
RBI	3
BB	2
SO	6
LOB	8

PA: 38

WP: 0
PB: 0
SB: 0
CS: 0

Detroit Tigers @ Baltimore Orioles

Memorial Stadium, Baltimore, MD

Wed May 22 1957, 7:05 PM EDT

Att. 7,488 - Unknown

livebaseballscorecards.com

Batter	1	2	3	4	5	6	7	8	9	10	AB	R	H	RBI	BB	SO	LOB
Billy Gardner, R (1, 4) OBP: 0.289, SLG: 0.348	2B	FC6-4 1-2f			F5		6-3		1B 2-H		5	1	2	1	0	0	1
George Kell, R (1, 5) OBP: 0.370, SLG: 0.415	L9		BB		F7		F5		L9		4	0	0	0	1	0	2
Tito Francona, L (1, 9) OBP: 0.306, SLG: 0.492	K		K		BB		1-3			SH1-4 1B BB	3	1	0	0	2	2	2
Bob Nieman, R (1, 7) OBP: 0.319, SLG: 0.356	2B BB		F4		F8			L9		SH1-4 1-2	3	1	0	0	1	0	2
Gus Triandos, R (1, 2) OBP: 0.385, SLG: 0.506	2B 1-H 2-H		F3			5-3		K		1B IBB	4	0	1	2	1	1	1
Dick Williams, R (1, 3) OBP: 0.323, SLG: 0.386	L6			F8		2B		F5		1B 1-2 2-H	4	0	1	0	0	0	1
Al Pilarcik, L (10, PH) OBP: 0.344, SLG: 0.379											1	0	1	1	0	0	0
Jim Pyburn, R (1, 8) OBP: 0.429, SLG: 0.294		1B G5-4-3		L9		5-3			BB SH1-4 1B		3	1	1	0	1	0	1
Jim Brideweser, R (1, 6) OBP: 0.491, SLG: 0.475		G5-4-3 1-2f		1B		BB			SH1-4 1-2		2	0	1	0	1	0	1
Art Ceccarelli, R (1, 1)		BB FC6-4		K		L9			F7		2	0	0	0	1	1	3
Bob Boyd, L (9, PH) OBP: 0.364, SLG: 0.349											1	0	0	0	0	0	1
George Zuverink, R (10, 1)											0	0	0	0	0	0	0
Inning Stats	R: 2 E: 0 K: 1 S: 7 H: 2 LOB: 1 BB: 1 P: 11	R: 0 E: 0 K: 0 S: 3 H: 1 LOB: 1 BB: 1 P: 7	R: 0 E: 0 K: 1 S: 5 H: 0 LOB: 1 BB: 1 P: 9	R: 0 E: 0 K: 1 S: 6 H: 1 LOB: 1 BB: 0 P: 6	R: 0 E: 0 K: 0 S: 3 H: 0 LOB: 1 BB: 1 P: 7	R: 0 E: 0 K: 0 S: 4 H: 1 LOB: 2 BB: 1 P: 8	R: 0 E: 0 K: 0 S: 3 H: 0 LOB: 0 BB: 0 P: 3	R: 0 E: 0 K: 1 S: 5 H: 0 LOB: 0 BB: 0 P: 5	R: 1 E: 0 K: 0 S: 4 H: 1 LOB: 1 BB: 1 P: 8	R: 1 E: 0 K: 0 S: 2 H: 1 LOB: 2 BB: 2 P: 10	1B: 4 2B: 3 3B: 0 HR: 0 SF: 0 SAC: 2 DP: 1 HBP: 0						

PITCHER	IP	WLS	BF	H	R	ER	SO	BB	IBB	HBP	BLK	WP	HR	S	P	ERA	WHIP
Billy Hoeft, L (1, 1) ERA: 3.06	8.2		37	6	3	3	4	6	0	0	0	0	0	39	63	3.12	1.385
Frank Lary, R (9, 1) ERA: 3.25	0.2	L	4	0	1	1	0	1	1	0	0	0	0	2	10	13.50	1.500
Al Aber, L (10, 1) ERA: 3.86	0.0		1	1	0	0	0	0	0	0	0	0	0	1	1	∞	∞

PITCHER	IP	WLS	BF	H	R	ER	SO	BB	IBB	HBP	BLK	WP	HR	S	P	ERA	WHIP

AB	32
R	4
H	7
RBI	4
BB	8
SO	4
LOB	15

WP: 0 PB: 0 SB: 0 CS: 0 PA: 42

Detroit Tigers @ Kansas City Athletics

Municipal Stadium, Kansas City, MO

Sat May 25 1957, 8:05 PM EDT

Att. 14,745 - Unknown

TOP

livebaseballscorecards.com

Batter	1	2	3	4	5	6	7	8	9	AB	R	H	RBI	BB	SO	LOB
Harvey Kuenn, R (1, 6) OBP: 0.345, SLG: 0.402	F8		G5-4-3 1-2f			F8			5-3	4	0	0	0	0	0	2
Jack Dittmer, L (1, 5) OBP: 0.364, SLG: 0.455	1-3			4-3		G3			BB BB 2B	4	1	1	0	0	0	1
Ray Boone, R (1, 3) OBP: 0.376, SLG: 0.373	F8			5-3			P3		BB BB BB 1B	4	1	1	0	0	0	0
Charlie Maxwell, L (1, 7) OBP: 0.400, SLG: 0.500		HR		P4			1B		B B B 4-0 BB 1-2 2-3 BB	3	1	2	1	1	0	0
Al Kaline, R (1, 9) OBP: 0.311, SLG: 0.412		L5-3			L1-3		F7		L5	4	0	0	0	0	0	4
Frank Bolling, R (1, 4) OBP: 0.325, SLG: 0.414		1-3			P4		4-3		B B B B 4-0 BB 1-2 2-3 3-H BB	3	0	0	1	1	0	1
Bill Tuttle, R (1, 8) OBP: 0.310, SLG: 0.352		1-3			4-3			L9	B B B B 4-0 1-2 2-3 3-H BB	3	0	0	1	1	0	0
Red Wilson, R (1, 2) OBP: 0.324, SLG: 0.424			F8			F2		5-3	1-3	3	0	0	0	0	0	0
Earl Torgeson, L (9, PH) OBP: 0.400, SLG: 0.313										1	0	0	0	0	0	3
Paul Foytack, R (1, 1) OBP: 0.500, SLG: 0.462			G5-4-3 1B			1B		F3		3	0	2	0	0	0	0
Inning Stats	R: 0 E: 0 K: 0 S: 3 H: 0 LOB: 0 BB: 0 P: 3	R: 1 E: 0 K: 0 S: 4 H: 1 LOB: 0 BB: 0 P: 4	R: 0 E: 0 K: 0 S: 3 H: 1 LOB: 0 BB: 0 P: 3	R: 0 E: 0 K: 0 S: 3 H: 0 LOB: 0 BB: 0 P: 3	R: 0 E: 0 K: 0 S: 3 H: 0 LOB: 0 BB: 0 P: 3	R: 0 E: 0 K: 0 S: 4 H: 1 LOB: 1 BB: 0 P: 4	R: 0 E: 0 K: 0 S: 4 H: 1 LOB: 1 BB: 0 P: 4	R: 0 E: 0 K: 0 S: 3 H: 0 LOB: 0 BB: 0 P: 3	R: 2 E: 0 K: 0 S: 5 H: 2 LOB: 3 BB: 3 P: 17	1B: 4 2B: 1 3B: 0 HR: 1 SF: 0 SAC: 0 DP: 1 HBP: 0						

	AB	32
	R	3
	H	6
	RBI	3
	BB	3
	SO	0
	LOB	11

	WP: 0	PA: 35
	PB: 0	
	SB: 0	
	CS: 0	

PITCHER		IP	WLS	BF	H	R	ER	SO	BB	IBB	HBP	BLK	WP	HR	S	P	ERA	WHIP
Tom Morgan, R ERA: 4.01	(1, 1)	8.1	W	30	6	3	3	0	0	0	0	0	0	1	30	30	3.24	0.720
Virgil Trucks, R ERA: 2.76	(9, 1)	0.1		3	0	0	0	0	2	0	0	0	0	0	1	9	0.00	6.000
Ryne Duren, R ERA: 4.45	(9, 1)	0.1	S	2	0	0	0	0	1	0	0	0	0	0	1	5	0.00	3.000

PITCHER		IP	WLS	BF	H	R	ER	SO	BB	IBB	HBP	BLK	WP	HR	S	P	ERA	WHIP

Batter	1	2	3	4	5	6	7	8	9	AB	R	H	RBI	BB	SO	LOB
Vic Power, R (1, 3) OBP: 0.362, SLG: 0.494	5-3 ①		L4 ②			BB HR 1B 1-3		P3 ①		4	1	1	0	0	0	0
Bob Cerv, R (1, 8) OBP: 0.361, SLG: 0.567	BB 1B		L9 ③			SF7 ① 3-H		HR		3	1	2	2	0	0	0
Jim Pisoni, R (9, 8) OBP: 0.308, SLG: 0.363										0	0	0	0	0	0	0
Gus Zernial, R (1, 7) OBP: 0.323, SLG: 0.545	L5 ②			6-3 ①		BBBB HR BB 1-2		L7 ②		3	1	0	0	1	0	1
Harry Simpson, L (1, 9) OBP: 0.379, SLG: 0.574	BBBB 1-2 BB			SSS K ②		P6 ②		BBBB BB		2	0	0	0	2	1	2
Johnny Groth, R (8, PR) OBP: 0.125, SLG: 0.125										0	0	0	0	0	0	0
(9, 9)																
Lou Skizas, R (1, 5) OBP: 0.299, SLG: 0.494	F7 ③			F7 ③		HR 1-H 2-H		F7 ③		3	1	1	3	0	0	2
Milt Graff, L (8, 4) OBP: 0.232, SLG: 0.228										1	0	0	0	0	0	1
Hal Smith, R (1, 2) OBP: 0.303, SLG: 0.421		F7 ①			F2 ①	P3 ③				3	0	0	0	0	0	0
Billy Hunter, R (1, 4) OBP: 0.220, SLG: 0.319		SSS K ②			P5 ②		5-3 ①			3	0	0	0	0	1	0
(8, 5)																
Tom Morgan, R (1, 1) OBP: 0.111, SLG: 0.059	P3 ③				1-3 ③		F9 ②			3	0	0	0	0	0	0
Virgil Trucks, R (9, 1) OBP: 0.375, SLG: 0.375										0	0	0	0	0	0	0
Ryne Duren, R (9, 1) OBP: 0.111, SLG: 0.111										0	0	0	0	0	0	0
Joe Demaestri, R (1, 6) OBP: 0.390, SLG: 0.456			F8 ①			1B SF7 1B	F8 ③			3	1	1	0	0	0	0
Inning Stats	R: 0 H: 1 E: 0 LOB: 2 K: 0 BB: 1 S: 4 P: 8	R: 0 H: 0 E: 0 LOB: 0 K: 1 BB: 0 S: 5 P: 5	R: 0 H: 0 E: 0 LOB: 0 K: 0 BB: 0 S: 3 P: 3	R: 0 H: 0 E: 0 LOB: 0 K: 1 BB: 0 S: 5 P: 5	R: 0 H: 0 E: 0 LOB: 0 K: 0 BB: 0 S: 3 P: 3	R: 4 H: 3 E: 0 LOB: 0 K: 0 BB: 1 S: 6 P: 10	R: 0 H: 0 E: 0 LOB: 0 K: 0 BB: 0 S: 3 P: 3	R: 1 H: 1 E: 0 LOB: 1 K: 0 BB: 1 S: 4 P: 8		1B: 3 SF: 1 2B: 0 SAC: 0 3B: 0 DP: 0 HR: 2 HBP: 0						

PITCHER	IP	WLS	BF	H	R	ER	SO	BB	IBB	HBP	BLK	WP	HR	S	P	ERA	WHIP
Paul Foytack, R (1, 1) ERA: 2.83	8.0	L	32	5	5	5	2	3	0	0	0	0	2	33	45	5.62	1.000

PITCHER	IP	WLS	BF	H	R	ER	SO	BB	IBB	HBP	BLK	WP	HR	S	P	ERA	WHIP

BOTTOM

Detroit Tigers @ Kansas City Athletics

Municipal Stadium, Kansas City, MO

Sat May 25 1957, 8:05 PM EDT

Att. 14,745 - Unknown

livebaseballscorecards.com

AB	28
R	5
H	5
RBI	5
BB	3
SO	2
LOB	6

Batter	1	2	3	4	5	6	7	8	9	AB	R	H	RBI	BB	SO	LOB
Harvey Kuenn, R (1, 6) OBP: 0.336, SLG: 0.389	4-3		P6		F3			FC5-4 E 1-2f		4	0	0	0	0	0	3
Jack Dittmer, L (1, 5) OBP: 0.267, SLG: 0.333	4-3			F7		F9		E4 1-3		4	0	0	0	0	0	1
Frank Bolling, R (1, 4) OBP: 0.323, SLG: 0.409	1B			F9		6-3		K		4	0	1	0	0	1	2
Charlie Maxwell, L (1, 7) OBP: 0.387, SLG: 0.481	P6			K		F8			K	4	0	0	0	0	2	1
Ray Boone, R (1, 3) OBP: 0.372, SLG: 0.377		P3			1B 2B		F5		F3	4	1	1	0	0	0	0
Frank House, L (1, 2) OBP: 0.358, SLG: 0.413 Ron Samford, R (9, PR) OBP: 0.071, SLG: 0.071		P5			P4		4-3		BB	3 0	0 0	0 0	0 0	1 0	0 0	1 0
Bill Tuttle, R (1, 8) OBP: 0.301, SLG: 0.341		6-3			5-3		G1-6-3		P6	4	0	0	0	0	0	2
Jay Porter, R (1, 9) OBP: 0.563, SLG: 0.667			8-6-3		1B IBB			FC3-6 BB		1	0	0	0	2	0	0
Duke Maas, R (1, 1) OBP: 0.192, SLG: 0.200			F2		1-3 2-H 1B			FC3-6 FC5-4 1-2f		3	0	1	1	0	0	1
Inning Stats	R: 0 E: 0 K: 0 S: 4 H: 1 LOB: 1 BB: 0 P: 4	R: 0 E: 0 K: 0 S: 3 H: 0 LOB: 0 BB: 0 P: 3	R: 0 E: 0 K: 0 S: 3 H: 0 LOB: 0 BB: 0 P: 3	R: 0 E: 0 K: 1 S: 5 H: 0 LOB: 0 BB: 0 P: 5	R: 1 E: 0 K: 0 S: 5 H: 2 LOB: 2 BB: 1 P: 9	R: 0 E: 0 K: 0 S: 3 H: 0 LOB: 0 BB: 0 P: 3	R: 0 E: 0 K: 0 S: 3 H: 0 LOB: 0 BB: 0 P: 3	R: 0 E: 1 K: 1 S: 6 H: 0 LOB: 2 BB: 1 P: 10	R: 0 E: 0 K: 1 S: 5 H: 0 LOB: 1 BB: 1 P: 9	1B: 2 2B: 1 3B: 0 HR: 0 SF: 0 SAC: 0 DP: 0 HBP: 0						

PITCHER	IP	WLS	BF	H	R	ER	SO	BB	IBB	HBP	BLK	WP	HR	S	P	ERA	WHIP
Ned Garver, R (1, 1) ERA: 3.16	9.0	W	34	3	1	1	3	2	1	0	0	0	0	37	49	1.00	0.556

PITCHER	IP	WLS	BF	H	R	ER	SO	BB	IBB	HBP	BLK	WP	HR	S	P	ERA	WHIP

TOP

Detroit Tigers @ Kansas City Athletics

Municipal Stadium, Kansas City, MO

Sun May 26 1957, 4:33 AM EDT

Att. 14,093 - Unknown

livebaseballscorecards.com

AB	31
R	1
H	3
RBI	1
BB	3
SO	3
LOB	11

Detroit Tigers @ Kansas City Athletics

Municipal Stadium, Kansas City, MO

Sun May 26 1957, 4:33 AM EDT

Att. 14,093 - Unknown

BOTTOM

Batter	1	2	3	4	5	6	7	8	9	AB	R	H	RBI	BB	SO	LOB
Vic Power, R (1, 3) OBP: 0.347, SLG: 0.472	F7		4-3 1-2		F7			E3 BB 2-3		4	0	0	0	0	0	2
Bob Cerv, R (1, 8) OBP: 0.344, SLG: 0.540	F7		5-3			F9		SF7 3-H		3	0	0	0	0	0	1
Milt Graff, L (7, 4) OBP: 0.230, SLG: 0.228										0	0	0	1	0	0	0
Gus Zernial, R (1, 7) OBP: 0.336, SLG: 0.583	2B			F9		HR		BBB G4-6-3 1-2		3	1	2	1	1	0	0
Harry Simpson, L (1, 9) OBP: 0.368, SLG: 0.556	4-3			SSS K		P6		G4-6-3 1-2f		4	0	0	0	0	1	3
Johnny Groth, R (9, 9) OBP: 0.125, SLG: 0.125										0	0	0	0	0	0	0
Lou Skizas, R (1, 5) OBP: 0.300, SLG: 0.488		6-3		2B 1B		F8				3	1	1	0	0	0	0
Jim Pisoni, R (7, 8) OBP: 0.308, SLG: 0.363										0	0	0	0	0	0	0
Hal Smith, R (1, 2) OBP: 0.304, SLG: 0.429		4-3		1-H 2B			F8			3	0	1	1	0	0	0
Billy Hunter, R (1, 4) (7, 5) OBP: 0.208, SLG: 0.300		F9		F8			L8			3	0	0	0	0	0	1
Ned Garver, R (1, 1) OBP: 0.111, SLG: 0.059			SSS K		F7		SSS K			3	0	0	0	0	2	0
Joe Demaestri, R (1, 6) OBP: 0.398, SLG: 0.467			BBBB 4-3 BB		P5			E SF7 2B		2	1	1	0	1	0	0
Inning Stats	R: 0 E: 0 K: 0 S: 4 H: 1 LOB: 1 BB: 0 P: 4	R: 0 E: 0 K: 0 S: 3 H: 0 LOB: 0 BB: 0 P: 3	R: 0 E: 0 K: 1 S: 5 H: 0 LOB: 1 BB: 1 P: 9	R: 1 E: 0 K: 1 S: 7 H: 2 LOB: 1 BB: 0 P: 7	R: 0 E: 0 K: 0 S: 3 H: 0 LOB: 0 BB: 0 P: 3	R: 1 E: 0 K: 0 S: 4 H: 1 LOB: 0 BB: 0 P: 4	R: 0 E: 0 K: 1 S: 5 H: 0 LOB: 0 BB: 0 P: 5	R: 1 E: 1 K: 0 S: 4 H: 1 LOB: 1 BB: 1 P: 8		1B: 1 2B: 3 3B: 0 HR: 1 SF: 1 SAC: 0 DP: 1 HBP: 0						

PITCHER	IP	WLS	BF	H	R	ER	SO	BB	IBB	HBP	BLK	WP	HR	S	P	ERA	WHIP
Duke Maas, R (1, 1) ERA: 1.94	8.0	L	31	5	3	3	3	2	0	0	0	0	1	35	43	3.38	0.875

PITCHER	IP	WLS	BF	H	R	ER	SO	BB	IBB	HBP	BLK	WP	HR	S	P	ERA	WHIP

AB	28
R	3
H	5
RBI	3
BB	2
SO	3
LOB	7

livebaseballscorecards.com

Cleveland Indians @ Detroit Tigers

Briggs Stadium, Detroit, MI

Mon May 27 1957, 7:05 PM EDT

Att. 24,862 - Unknown

TOP

livebaseballscorecards.com

Batter	1	2	3	4	5	6	7	8	9	AB	R	H	RBI	BB	SO	LOB
Larry Raines, R (1, 5) OBP: 0.343, SLG: 0.375	K		3-1		WP 1-3 1B	1-2 2-H 1B		K		5	0	2	1	0	2	1
Gene Woodling, L (1, 7) OBP: 0.437, SLG: 0.440	L6		2-H 1B		1-3	F9		6-3		5	0	1	1	0	0	3
Al Smith, R (1, 8) OBP: 0.374, SLG: 0.331	BB		L4		FC5-4 WP BB		HR BB	K		2	1	0	0	3	1	1
Vic Wertz, L (1, 3) OBP: 0.471, SLG: 0.495	P5			HR	1-2 2-3 IBB		1-H HR		BB BB BB	3	2	2	3	2	0	1
Rocky Colavito, R (1, 9) OBP: 0.417, SLG: 0.451		BB CS		F7	FC5-4 2-3f		5-3		K	4	0	0	0	1	1	4
Bobby Avila, R (1, 4) OBP: 0.264, SLG: 0.253		5-3 1-2		1B		3-4-3 1B 1B	L5		BB 1-2 BB	4	1	2	0	1	0	1
Russ Nixon, L (1, 2) OBP: 0.267, SLG: 0.302		4-3		F7		F5	1B		K	4	0	1	0	0	0	2
Jim Hegan, R (7, PR) OBP: 0.274, SLG: 0.204										0	0	0	0	0	0	0
(7, 2)										1	0	0	0	0	1	2
Joe Altobelli, L (9, PH) OBP: 0.231, SLG: 0.182																
Chico Carrasquel, R (1, 6) OBP: 0.343, SLG: 0.333			K	F8		3-4-3 1-2	1-2 1B		BB 1-2 2-3 BB	2	0	0	0	0	1	1
Roger Maris, L (6, PH) OBP: 0.349, SLG: 0.538										1	0	0	0	0	0	1
George Strickland, R (6, 6) OBP: 0.304, SLG: 0.303										1	0	1	0	1	0	0
Mike Garcia, R (1, 1) OBP: 0.267, SLG: 0.154			3-1 1B BB		6-3	1B BB	F7		K	1	1	0	0	1	0	0
Cal McLish, S (5, 1)										0	0	0	0	1	0	0
Eddie Robinson, L (7, PH) OBP: 0.308, SLG: 0.227										1	0	0	0	0	0	2
Early Wynn, S (7, 1) OBP: 0.154, SLG: 0.045										0	0	0	0	0	0	0
Stan Pitula, R (8, 1)										0	0	0	0	0	0	0
Kenny Kuhn, L (9, PH) OBP: 0.182, SLG: 0.182										1	0	0	0	0	1	3
Inning Stats	R: 0 E: 0 K: 1 S: 5 H: 0 LOB: 1 BB: 1 P: 9	R: 0 E: 0 K: 0 S: 2 H: 0 LOB: 0 BB: 1 P: 6	R: 1 E: 0 K: 1 S: 6 H: 1 LOB: 1 BB: 1 P: 10	R: 1 E: 0 K: 0 S: 5 H: 2 LOB: 1 BB: 0 P: 5	R: 0 E: 0 K: 0 S: 4 H: 1 LOB: 3 BB: 2 P: 12	R: 1 E: 0 K: 0 S: 5 H: 2 LOB: 2 BB: 1 P: 9	R: 2 E: 0 K: 0 S: 6 H: 3 LOB: 2 BB: 1 P: 10	R: 0 E: 0 K: 2 S: 7 H: 0 LOB: 0 BB: 0 P: 7	R: 0 E: 0 K: 3 S: 9 H: 0 LOB: 3 BB: 3 P: 21	1B: 7 2B: 0 3B: 0 HR: 2 SF: 0 SAC: 0 DP: 0 HBP: 0	WP: 1 PB: 0 SB: 0 CS: 1 PA: 45					

	AB	35
	R	5
	H	9
	RBI	5
	BB	10
	SO	7
	LOB	22

PITCHER		IP	WLS	BF	H	R	ER	SO	BB	IBB	HBP	BLK	WP	HR	S	P	ERA	WHIP
Frank Lary, R ERA: 3.39	(1, 1)	5.2		28	6	3	3	2	5	1	0	0	1	1	26	50	4.76	1.941
Al Aber, L ERA: 4.8	(6, 1)	1.0		6	2	2	2	0	1	0	0	0	0	1	5	9	18.00	3.000
Paul Foytack, R ERA: 2.72	(7, 1)	2.1	W	11	1	0	0	5	3	0	0	0	0	0	18	30	0.00	1.714

PITCHER	IP	WLS	BF	H	R	ER	SO	BB	IBB	HBP	BLK	WP	HR	S	P	ERA	WHIP

Cleveland Indians @ Detroit Tigers

Briggs Stadium, Detroit, MI

Mon May 27 1957, 7:05 PM EDT

Att. 24,862 - Unknown

BOTTOM

Batter	1	2	3	4	5	6	7	8	9	AB	R	H	RBI	BB	SO	LOB
Harvey Kuenn, R (1, 6) OBP: 0.338, SLG: 0.389	0-0 S 2B 1B	0-0 2-H 1B			0-0 ① 5-3	0-0 ③ 6-3	0-0 ③ F9			5	1	2	1	0	0	2
Earl Torgeson, L (1, 3) OBP: 0.360, SLG: 0.333	0-0 ① P6 1-2	0-0 ③ 5-3			0-0 ② P5		0-0 ① P6	0-0 3B 2B		5	1	1	0	0	0	2
Charlie Maxwell, L (1, 7) OBP: 0.395, SLG: 0.509	0-0 2-H 2B		0-0 ① P4		BBBB 4-0 BB HR BB		0-0 ② P3	0-0 2-H SF9 3B		4	2	2	2	1	0	0
Al Kaline, R (1, 9) OBP: 0.320, SLG: 0.420	BBBB 4-0 BB		SSS 0-3 ② K		BBBB 4-0 1-2 HR BB		0-0 BB BB 2B	0-0 ① SF9 3-H		2	2	1	1	2	1	0
Ray Boone, R (1, 5) OBP: 0.380, SLG: 0.405	0-0 ② F9		0-0 1B		0-0 1-H 2-H HR		4-0 BB BB 1B IBB	0-0 ② F3		4	2	2	3	1	0	2
Frank House, L (1, 2) OBP: 0.358, SLG: 0.404 Red Wilson, R (7, 2) OBP: 0.333, SLG: 0.412	0-0 ③ F7		0-0 ③ F8		BBBB 4-0 BB		BBBB 4-0 1B BB 1B 1-2 2-3 BB	0-0 ③ F7		2 1	0 1	0 0	0 0	1 1	0 0	3 0
Bill Tuttle, R (1, 8) OBP: 0.300, SLG: 0.333		0-0 ① 6-3		0-0 ① 6-3	0-0 ③ P6		BBBB 4-0 1B 1B 1-2 2-3 3-H BB			3	1	0	1	1	0	1
Frank Bolling, R (1, 4) OBP: 0.327, SLG: 0.408		BBBB 4-0 SH4-1 1B BB		0-0 ② 1-3	SSS 0-3 ① K		0-0 1B 1-2 2-3 3-H 1B			3	1	1	1	1	1	0
Frank Lary, R (1, 1) OBP: 0.250, SLG: 0.167 Al Aber, L (6, 1) Paul Foytack, R (7, 1) OBP: 0.533, SLG: 0.500		0-0 ② SH4-1 1-2		0-0 ③ 6-3	SSS 0-3 ② K		0-0 1-3 2-H 3-H 1B			1 1 1	0 0 0	0 0 1	0 0 2	0 0 0	0 1 0	0 0 0
Inning Stats	R: 1 H: 2 E: 0 LOB: 2 K: 0 BB: 1 S: 5 P: 9	R: 1 H: 1 E: 0 LOB: 1 K: 0 BB: 1 S: 4 P: 8	R: 0 H: 1 E: 0 LOB: 1 K: 1 BB: 0 S: 6 P: 6	R: 0 H: 0 E: 0 LOB: 0 K: 0 BB: 0 S: 3 P: 3	R: 3 H: 1 E: 0 LOB: 1 K: 0 BB: 3 S: 4 P: 16	R: 0 H: 0 E: 0 LOB: 0 K: 2 BB: 0 S: 7 P: 7	R: 4 H: 3 E: 0 LOB: 2 K: 0 BB: 3 S: 6 P: 18	R: 2 H: 2 E: 0 LOB: 0 K: 0 BB: 0 S: 5 P: 5		1B: 5 SF: 1 2B: 3 SAC: 1 3B: 1 DP: 0 HR: 1 HBP: 0						

livebaseballscorecards.com

AB	32
R	11
H	10
RBI	11
BB	8
SO	3
LOB	10

WP: 0 PA: 42
PB: 0
SB: 1
CS: 0

PITCHER		IP	WLS	BF	H	R	ER	SO	BB	IBB	HBP	BLK	WP	HR	S	P	ERA	WHIP
Mike Garcia, R ERA: 3.62	(1, 1)	4.2		24	5	5	5	1	5	0	0	0	0	1	21	41	9.64	2.143
Cal McLish, R ERA: 3.27	(5, 1)	1.1		4	0	0	0	2	0	0	0	0	0	0	8	8	0.00	0.000
Early Wynn, R ERA: 4.01	(7, 1)	1.0	L	9	3	4	4	0	2	1	0	0	0	0	6	18	36.00	5.000
Stan Pitula, R ERA: 10.8	(8, 1)	1.0		5	2	2	2	0	0	0	0	0	0	0	5	5	18.00	2.000

PITCHER	IP	WLS	BF	H	R	ER	SO	BB	IBB	HBP	BLK	WP	HR	S	P	ERA	WHIP

Cleveland Indians @ Detroit Tigers

Briggs Stadium, Detroit, MI

Tue May 28 1957, 4:33 AM EDT

Att. 6,627 - Unknown

TOP

livebaseballscorecards.com

Batter	1	2	3	4	5	6	7	8	9	AB	R	H	RBI	BB	SO	LOB
Larry Raines, R (1, 5) OBP: 0.350, SLG: 0.378	5-3		G4-6-3 1-2f		F8		1-2 1B		L9 BB PO 1B	5	0	2	0	0	0	1
Al Smith, R (1, 8) OBP: 0.368, SLG: 0.320	F7		K		5-3		F9		1-2 BB	4	0	0	0	1	1	2
Vic Wertz, L (1, 3) OBP: 0.462, SLG: 0.482	K			FC4-6 1B FC 1B	L1			P5	L9 2-3	5	1	1	0	0	1	2
Ray Narleski, R (9, 1)										0	0	0	0	0	0	0
Rocky Colavito, R (1, 9) OBP: 0.435, SLG: 0.456		BB		FC4-6 1-2	BB			BB	PO 3-H	1	0	1	0	3	0	0
Roger Maris, L (1, 7) OBP: 0.344, SLG: 0.519		1-2 BB		FC4-6 FC 1B 1-2f 2-3	K	F7		K		3	1	0	0	1	2	4
Bobby Avila, R (1, 4) OBP: 0.253, SLG: 0.241		P4		FC 1B 1-2 3-H			L7	P4		4	0	0	1	0	0	5
Chico Carrasquel, R (1, 6) OBP: 0.340, SLG: 0.330		F7		FC5-4 1-3 2-H					E5 HR	4	1	1	1	0	0	2
Jim Hegan, R (1, 2) OBP: 0.262, SLG: 0.193		F7		FC5-4 1-2f			K		HR 1-H	3	0	0	0	0	1	3
Eddie Robinson, L (9, PH) OBP: 0.333, SLG: 0.391										1	1	1	2	0	0	0
Joe Altobelli, L (9, 3) OBP: 0.231, SLG: 0.182										0	0	0	0	0	0	0
Don Mossi, L (1, 1) OBP: 0.500, SLG: 0.500			G4-6-3 1B		L7		1B 1B		4-3	3	0	2	0	0	0	0
Gene Woodling, L (9, PH) OBP: 0.433, SLG: 0.435										1	0	0	0	0	0	0
Hal Naragon, L (9, 2) OBP: 0.321, SLG: 0.174										0	0	0	0	0	0	0

Inning Stats										
	R: 0	H: 0	R: 0	H: 0	R: 0	H: 1	R: 2	H: 3	R: 0	H: 0
	E: 0	LOB: 0	E: 0	LOB: 2	E: 0	LOB: 0	E: 0	LOB: 1	E: 0	LOB: 0
	K: 1	BB: 0	K: 0	BB: 2	K: 1	BB: 0	K: 0	BB: 0	K: 0	BB: 0
	S: 5	P: 5	S: 3	P: 11	S: 5	P: 5	S: 6	P: 6	S: 3	P: 3

Inning Stats										
	R: 0	H: 0	R: 0	H: 2	R: 0	H: 0	R: 2	H: 2	1B: 7	SF: 0
	E: 0	LOB: 1	E: 0	LOB: 2	E: 0	LOB: 1	E: 1	LOB: 1	2B: 0	SAC: 0
	K: 1	BB: 1	K: 1	BB: 0	K: 1	BB: 1	K: 0	BB: 1	3B: 0	DP: 1
	S: 5	P: 9	S: 7	P: 7	S: 5	P: 9	S: 5	P: 9	HR: 1	HBP: 0

	AB	34
	R	4
	H	8
	RBI	4
	BB	5
	SO	5
	LOB	19

	WP: 0	PA: 40
	PB: 0	
	SB: 0	
	CS: 0	

PITCHER		IP	WLS	BF	H	R	ER	SO	BB	IBB	HBP	BLK	WP	HR	S	P	ERA	WHIP
Billy Hoeft, L ERA: 3.09	(1, 1)	8.1	L	38	8	4	3	5	5	0	0	0	0	1	43	63	3.24	1.560
Lou Sleater, L ERA: 5.4	(9, 1)	0.2		1	0	0	0	0	0	0	0	0	0	0	1	1	0.00	0.000

PITCHER	IP	WLS	BF	H	R	ER	SO	BB	IBB	HBP	BLK	WP	HR	S	P	ERA	WHIP

Cleveland Indians @ Detroit Tigers

Briggs Stadium, Detroit, MI

Tue May 28 1957, 4:33 AM EDT

Att. 6,627 - Unknown

BOTTOM

Batter	1	2	3	4	5	6	7	8	9	AB	R	H	RBI	BB	SO	LOB
Harvey Kuenn, R (1, 6) OBP: 0.329, SLG: 0.378	F9		6-3			F9		4-3		4	0	0	0	0	0	0
Earl Torgeson, L (1, 3) OBP: 0.310, SLG: 0.280	K			K		F7		P4		4	0	0	0	0	2	0
Ray Boone, R (1, 5) OBP: 0.377, SLG: 0.423	1-3			HR		F7			5-3	4	1	1	1	0	0	0
Al Kaline, R (1, 9) OBP: 0.318, SLG: 0.415		L5		F7			F9		1B 1B 1B	4	0	1	0	0	0	0
Charlie Maxwell, L (1, 7) OBP: 0.391, SLG: 0.500 Jim Small, L (9, PR) OBP: 0.182, SLG: 0.200		3-1		1-3			P6		1-2 1B 1B	4 0	0 0	1 0	0 0	0 0	0 0	0 0
Red Wilson, R (1, 2) OBP: 0.357, SLG: 0.400 Frank House, L (9, PH) OBP: 0.364, SLG: 0.411	BBBB BB				5-3		BBBB HR BB		1-2 2-3 1B	1 1	1 0	0 1	0 0	2 0	0 0	0 0
Bill Tuttle, R (1, 8) OBP: 0.305, SLG: 0.360	5-3				E 1B		1-H HR		P6	4	1	2	2	0	0	4
Frank Bolling, R (1, 4) OBP: 0.320, SLG: 0.397			F3		L7 1-2		F8		F7	4	0	0	0	0	0	4
Billy Hoeft, L (1, 1) Lou Sleater, L (9, 1)			K		F7			L9		3 0	0 0	0 0	0 0	0 0	1 0	1 0
Inning Stats	R: 0 H: 0 E: 0 LOB: 0 K: 1 BB: 0 S: 5 P: 5	R: 0 H: 0 E: 0 LOB: 1 K: 0 BB: 1 S: 3 P: 7	R: 0 H: 0 E: 0 LOB: 0 K: 1 BB: 0 S: 5 P: 5	R: 1 H: 1 E: 0 LOB: 0 K: 1 BB: 0 S: 6 P: 6	R: 0 H: 1 E: 1 LOB: 1 K: 0 BB: 0 S: 4 P: 4	R: 0 H: 0 E: 0 LOB: 0 K: 0 BB: 0 S: 3 P: 3	R: 2 H: 1 E: 0 LOB: 0 K: 0 BB: 1 S: 4 P: 8	R: 0 H: 0 E: 0 LOB: 0 K: 0 BB: 0 S: 3 P: 3	R: 0 H: 3 E: 0 LOB: 3 K: 0 BB: 0 S: 6 P: 6	1B: 4 SF: 0 2B: 0 SAC: 0 3B: 0 DP: 0 HR: 2 HBP: 0						WP: 0 PA: 35 PB: 0 SB: 0 CS: 0	

livebaseballscorecards.com

	AB	33
	R	3
	H	6
	RBI	3
	BB	2
	SO	3
	LOB	9

PITCHER		IP	WLS	BF	H	R	ER	SO	BB	IBB	HBP	BLK	WP	HR	S	P	ERA	WHIP
Don Mossi, L ERA: 3.92	(1, 1)	8.0	W	29	3	3	3	3	2	0	0	0	0	2	33	41	3.38	0.625
Ray Narleski, R ERA: 0.32	(9, 1)	1.0	S	6	3	0	0	0	0	0	0	0	0	0	6	6	0.00	3.000

PITCHER		IP	WLS	BF	H	R	ER	SO	BB	IBB	HBP	BLK	WP	HR	S	P	ERA	WHIP

Batter	1	2	3	4	5	6	7	8	9	AB	R	H	RBI	BB	SO	LOB
Vic Power, R (1, 9) (8, 3) OBP: 0.360, SLG: 0.470	F9		F9			BB SH5-4 1-2 1B	F7			4	0	1	0	0	0	1
Bob Cerv, R (1, 8) OBP: 0.338, SLG: 0.567	F8			F8		SH5-4 1-2 2-3		HR		3	1	1	1	0	0	0
Gus Zernial, R (1, 7) OBP: 0.314, SLG: 0.535	P2			5-3		S S S K		F5		4	0	0	0	0	1	2
Irv Noren, L (1, 3) OBP: 0.280, SLG: 0.190 Johnny Groth, R (8, 9) OBP: 0.111, SLG: 0.111		P4		S S S K		H BB HBP		F8		3 0	0 0	0 0	0 0	0 0	1 0	0 0
Lou Skizas, R (1, 5) OBP: 0.297, SLG: 0.495		L8			5-3	B B B B 4-0 1-2 2-3 3-H BB		L6		3	0	0	1	1	0	0
Hal Smith, R (1, 2) OBP: 0.325, SLG: 0.505		HR			H 1-0 5-3 HBP	6-3			SH3-4 1B	3	1	2	1	0	0	3
Joe Demaestri, R (1, 6) OBP: 0.374, SLG: 0.433		S S S K			5-3 1-2		6-3		F9	4	0	0	0	0	1	2
Ryne Duren, R (1, 1) OBP: 0.083, SLG: 0.083 Virgil Trucks, R (7, 1) OBP: 0.375, SLG: 0.375 Rip Coleman, L (7, 1)			S S S K		S S S K		S S S K		SH3-4 1-2	3 0 0	0 0 0	0 0 0	0 0 0	0 0 0	3 0 0	1 0 0
Billy Hunter, R (1, 4) OBP: 0.226, SLG: 0.293			P2			H SH5-4 1B BB HBP	1B		L8	3	1	1	0	0	0	1
Inning Stats	R: 0 E: 0 K: 0 S: 3 H: 0 LOB: 0 BB: 0 P: 3	R: 1 E: 0 K: 1 S: 6 H: 1 LOB: 0 BB: 0 P: 6	R: 0 E: 0 K: 1 S: 5 H: 0 LOB: 0 BB: 0 P: 5	R: 0 E: 0 K: 1 S: 5 H: 0 LOB: 0 BB: 0 P: 5	R: 0 E: 0 K: 1 S: 5 H: 0 LOB: 1 BB: 0 P: 6	R: 1 E: 0 K: 1 S: 6 H: 1 LOB: 3 BB: 1 P: 12	R: 0 E: 0 K: 1 S: 6 H: 1 LOB: 1 BB: 0 P: 6	R: 1 E: 0 K: 0 S: 4 H: 1 LOB: 0 BB: 0 P: 4	R: 0 E: 0 K: 0 S: 4 H: 1 LOB: 1 BB: 0 P: 4	1B: 3 2B: 0 3B: 0 HR: 2	SF: 0 SAC: 2 DP: 0 HBP: 3			WP: 0 PB: 0 SB: 0 CS: 0	PA: 36		

PITCHER	IP	WLS	BF	H	R	ER	SO	BB	IBB	HBP	BLK	WP	HR	S	P	ERA	WHIP
Jim Bunning, R (1, 1) ERA: 1.65	9.0	W	36	5	3	3	6	1	0	3	0	0	2	44	51	3.00	0.667

PITCHER	IP	WLS	BF	H	R	ER	SO	BB	IBB	HBP	BLK	WP	HR	S	P	ERA	WHIP

TOP

Kansas City Athletics @ Detroit Tigers

Briggs Stadium, Detroit, MI

Wed May 29 1957, 4:33 AM EDT

Att. 3,784 - Unknown

livebaseballscorecards.com

AB	30
R	3
H	5
RBI	3
BB	1
SO	6
LOB	10

BOTTOM

Kansas City Athletics @ Detroit Tigers

Briggs Stadium, Detroit, MI

Wed May 29 1957, 4:33 AM EDT

Att. 3,784 - Unknown

livebaseballscorecards.com

Batter	1	2	3	4	5	6	7	8	9	AB	R	H	RBI	BB	SO	LOB
Harvey Kuenn, R (1, 6) OBP: 0.325, SLG: 0.371	G3		L8		F9		BB, 1-2, 2-H		FC6-4, 1-2f	5	2	1	1	0	0	4
Earl Torgeson, L (1, 3) OBP: 0.394, SLG: 0.280	CS, BB		BB, 1-2, 2-3			FC6-4, BB	2B, 1-2, 2-3, BB		1-H, 2B	0	0	0	0	4	0	0
Jay Porter, R (9, PH) OBP: 0.588, SLG: 0.769										1	0	1	1	0	0	0
Frank Bolling, R (1, 4) OBP: 0.318, SLG: 0.400	F8, 1-2		F9			FC6-4, 1-2f, 1B	1-3, 2-H, 3-H, 2B			4	0	1	2	0	0	5
Al Kaline, R (1, 9) OBP: 0.317, SLG: 0.407		K		F9		L6	L3, IBB			3	0	0	0	1	1	1
Charlie Maxwell, L (1, 7) OBP: 0.387, SLG: 0.491		F7		K		1-2, 1B	L3, 1-2			4	0	1	0	0	1	3
Frank House, L (1, 2) OBP: 0.351, SLG: 0.394		P6		4-3		L7		P5		4	0	0	0	0	0	2
Bill Tuttle, R (1, 8) OBP: 0.304, SLG: 0.357			F7		K		FC2-5, 1B	4-3		4	0	1	0	0	1	0
Jim Finigan, R (1, 5) OBP: 0.250, SLG: 0.100			BB, BB, BB		F3		1-2, 1B, FC2-5	5-3		3	1	1	0	1	0	0
Jim Bunning, R (1, 1) OBP: 0.333, SLG: 0.353			1-2, BB		1B		FC2-5, BB, 1B, 1-2, 2-3f		FC6-4, 1B	3	1	2	0	1	0	2
Inning Stats	R: 0 E: 0 K: 0 S: 2 H: 0 LOB: 0 BB: 1 P: 6	R: 0 E: 0 K: 1 S: 5 H: 0 LOB: 0 BB: 0 P: 5	R: 0 E: 0 K: 0 S: 3 H: 0 LOB: 3 BB: 3 P: 15	R: 0 E: 0 K: 1 S: 5 H: 0 LOB: 0 BB: 0 P: 5	R: 0 E: 0 K: 1 S: 6 H: 1 LOB: 1 BB: 0 P: 6	R: 0 E: 0 K: 0 S: 4 H: 1 LOB: 2 BB: 1 P: 8	R: 3 E: 0 K: 0 S: 6 H: 4 LOB: 2 BB: 2 P: 14	R: 0 E: 0 K: 0 S: 3 H: 0 LOB: 0 BB: 0 P: 3	R: 1 E: 0 K: 0 S: 3 H: 2 LOB: 1 BB: 0 P: 3	1B: 6 2B: 3 3B: 0 HR: 0	SF: 0 SAC: 0 DP: 1 HBP: 0						

AB	31
R	4
H	8
RBI	4
BB	7
SO	3
LOB	17

WP: 0 PB: 0 SB: 0 CS: 1 PA: 38

PITCHER		IP	WLS	BF	H	R	ER	SO	BB	IBB	HBP	BLK	WP	HR	S	P	ERA	WHIP
Ryne Duren, R ERA: 4.41	(1, 1)	6.1		28	5	3	3	3	5	0	0	0	0	0	29	49	4.26	1.579
Virgil Trucks, R ERA: 2.76	(7, 1)	0.0		3	1	0	0	0	1	1	0	0	0	0	1	9	∞	∞
Rip Coleman, L ERA: 4.06	(7, 1)	2.0	L	7	2	1	1	0	0	0	0	0	0	0	7	7	4.50	1.000

PITCHER	IP	WLS	BF	H	R	ER	SO	BB	IBB	HBP	BLK	WP	HR	S	P	ERA	WHIP

Batter	1	2	3	4	5	6	7	8	9	10	AB	R	H	RBI	BB	SO	LOB
Vic Power, R (1, 9) (8, 3) OBP: 0.353, SLG: 0.467	L1		5-3		F7		4-3 2B		5-3		5	0	1	0	0	0	0
Bob Cerv, R (1, 8) (8, 7) OBP: 0.342, SLG: 0.556	6-3		1B		HR 1B		4-3 2-3		K		5	1	2	0	0	1	1
Gus Zernial, R (1, 7) OBP: 0.313, SLG: 0.550	F9		P3		1-H HR		5-3			SH3 1B	4	1	1	2	0	0	2
Jim Pisoni, R (8, 8) OBP: 0.313, SLG: 0.349											1	0	1	0	0	0	0
Irv Noren, L (1, 3) OBP: 0.345, SLG: 0.280		1B SF8 1B		1B G4-3 1B	FC5-4 1B			K		SH3 1-2	4	2	3	0	0	1	0
Johnny Groth, R (8, 9) OBP: 0.111, SLG: 0.111											0	0	0	0	0	0	0
Lou Skizas, R (1, 5) OBP: 0.314, SLG: 0.516		1-3 1B		G4-3 1-3 1B	FC5-4 1-2f			2B		G1-4-3 IBB	4	0	3	0	0	0	1
Milt Graff, L (8, PR) (8, 4) OBP: 0.237, SLG: 0.235											0	0	0	0	0	0	0
Hector Lopez, R (10, PH) OBP: 0.293, SLG: 0.390											0	0	0	0	1	0	0
Clete Boyer, R (10, PR) (10, 4)											0	0	0	0	0	0	0
Hal Smith, R (1, 2) OBP: 0.311, SLG: 0.487		SF8 3-H		G4-3 1-2f 3-H		6-3		4-3		G1-4-3 1-2f	4	0	0	1	0	0	4
Joe Demaestri, R (1, 6) OBP: 0.370, SLG: 0.426		K		1B		K		F9			4	0	1	0	0	2	2
Tom Morgan, R (1, 1) OBP: 0.100, SLG: 0.053		K		F7		K				HR	2	0	0	0	0	1	2
Mickey McDermott, L (5, 1) OBP: 0.350, SLG: 0.400											2	1	1	1	0	1	0
Wally Burnette, R (9, 1) OBP: 0.231, SLG: 0.231											0	0	0	0	0	0	0
Billy Hunter, R (1, 4) (8, 5) OBP: 0.212, SLG: 0.274		K	1-3				L7		F7		4	0	0	0	0	1	0
Inning Stats	R: 0 E: 0 K: 0 S: 3 H: 0 LOB: 0 BB: 0 P: 3	R: 1 E: 0 K: 2 S: 9 H: 2 LOB: 1 BB: 0 P: 9	R: 0 E: 0 K: 1 S: 6 H: 1 LOB: 1 BB: 0 P: 6	R: 1 E: 0 K: 0 S: 5 H: 3 LOB: 1 BB: 0 P: 5	R: 2 E: 0 K: 0 S: 6 H: 3 LOB: 1 BB: 0 P: 6	R: 0 E: 0 K: 2 S: 7 H: 0 LOB: 0 BB: 0 P: 7	R: 0 E: 0 K: 0 S: 4 H: 1 LOB: 1 BB: 0 P: 4	R: 0 E: 0 K: 1 S: 6 H: 1 LOB: 1 BB: 0 P: 6	R: 1 E: 0 K: 1 S: 6 H: 1 LOB: 0 BB: 0 P: 6	R: 0 E: 0 K: 0 S: 3 H: 1 LOB: 2 BB: 1 P: 7	1B: 9 2B: 2 3B: 0 HR: 2	SF: 1 SAC: 1 DP: 2 HBP: 0						

PITCHER		IP	WLS	BF	H	R	ER	SO	BB	IBB	HBP	BLK	WP	HR	S	P	ERA	WHIP
Duke Maas, R ERA: 2.22	(1, 1)	8.0		34	11	4	4	6	0	0	0	0	0	1	46	46	4.50	1.375
Steve Gromek, R ERA: 7.36	(9, 1)	1.0		5	2	1	1	1	0	0	0	0	0	1	7	7	9.00	2.000
Lou Sleater, L ERA: 3.38	(10, 1)	1.0	W	3	0	0	0	0	0	1	0	0	0	0	2	6	0.00	0.000

PITCHER	IP	WLS	BF	H	R	ER	SO	BB	IBB	HBP	BLK	WP	HR	S	P	ERA	WHIP

TOP

Kansas City Athletics @ Detroit Tigers

Briggs Stadium, Detroit, MI

Thu May 30 1957, 4:33 AM EDT

Unknown

livebaseballscorecards.com

AB	39
R	5
H	13
RBI	4
BB	1
SO	7
LOB	12

1B: 9	SF: 1	WP: 0	PA: 42
2B: 2	SAC: 1	PB: 0	
3B: 0	DP: 2	SB: 0	
HR: 2	HBP: 0	CS: 0	

Batter	1	2	3	4	5	6	7	8	9	10	AB	R	H	RBI	BB	SO	LOB
Harvey Kuenn, R (1, 6) (10, 3) OBP: 0.333, SLG: 0.400	HR		1B		FC1-6 1B	F8		1-3			5	1	3	1	0	0	2
Earl Torgeson, L (1, 3) OBP: 0.378, SLG: 0.276	G3		FC4 1-3 1B		FC1-6 1-2f 2B 2-3	K			K		4	1	1	0	0	1	2
Reno Bertoia, R (9, PH) OBP: 0.384, SLG: 0.425											1	0	0	0	0	1	0
Jim Finigan, R (10, 5) OBP: 0.250, SLG: 0.100											0	0	0	0	0	0	0
Ray Boone, R (1, 5) OBP: 0.371, SLG: 0.410	F9		P4		2-3 1-2		K		1B 2B BB		4	0	0	0	1	1	3
Billy Hoeft, L (9, PR)											0	1	0	0	0	0	0
Ron Samford, R (10, 6) OBP: 0.071, SLG: 0.071											0	0	0	0	0	0	0
Al Kaline, R (1, 9) OBP: 0.325, SLG: 0.420	1B		FC4 1-2f		WP E 2B 2-H		L6		1B 2B 1-2		5	2	3	1	0	0	2
Charlie Maxwell, L (1, 7) OBP: 0.394, SLG: 0.500	L3			4-3 1B	E1 FC5 2-H		BB		2B 1-H 2-H		4	0	2	2	1	0	1
Frank House, L (1, 2) OBP: 0.353, SLG: 0.382		F9		L4	BB		L4		IBB		3	0	0	0	2	0	2
Bill Tuttle, R (1, 8) OBP: 0.301, SLG: 0.352		5-3		4-3 1-2 1B	FC5 2-3f			F7	P4		5	0	1	0	0	0	4
Frank Bolling, R (1, 4) OBP: 0.321, SLG: 0.402		6-3		4-3 1-2 2-3		2B		BB	F2		4	0	1	0	1	0	4
Duke Maas, R (1, 1) OBP: 0.172, SLG: 0.179			K	K		F2		F8		HR	3	0	0	0	0	2	3
Jay Porter, R (8, PH) OBP: 0.556, SLG: 0.714											1	0	0	0	0	0	1
Steve Gromek, S (9, 1)											0	0	0	0	0	0	0
Lou Sleater, L (10, 1) OBP: 1.000, SLG: 4.000											1	1	1	1	0	0	0
Inning Stats	R: 1 H: 2 E: 0 LOB: 1 K: 0 BB: 0 S: 5 P: 5	R: 0 H: 0 E: 0 LOB: 0 K: 0 BB: 0 S: 3 P: 3	R: 0 H: 2 E: 0 LOB: 2 K: 1 BB: 0 S: 7 P: 7	R: 0 H: 2 E: 0 LOB: 2 K: 1 BB: 0 S: 7 P: 7	R: 2 H: 2 E: 1 LOB: 2 K: 0 BB: 1 S: 6 P: 10	R: 0 H: 1 E: 0 LOB: 1 K: 1 BB: 0 S: 6 P: 6	R: 0 H: 0 E: 0 LOB: 1 K: 1 BB: 1 S: 5 P: 9	R: 0 H: 0 E: 0 LOB: 1 K: 0 BB: 1 S: 3 P: 7	R: 2 H: 2 E: 0 LOB: 2 K: 1 BB: 2 S: 7 P: 15	R: 1 H: 1 E: 0 LOB: 0 K: 0 BB: 0 S: 1 P: 1	1B: 7 SF: 0 2B: 3 SAC: 0 3B: 0 DP: 0 HR: 2 HBP: 0						

PITCHER		IP	WLS	BF	H	R	ER	SO	BB	IBB	HBP	BLK	WP	HR	S	P	ERA	WHIP
Tom Morgan, R ERA: 4.0	(1, 1)	4.2		23	8	3	2	2	0	0	0	0	1	1	27	27	3.86	1.714
Mickey McDermott, L ERA: 5.04	(5, 1)	3.2		17	2	2	2	3	4	0	0	0	0	0	19	35	4.91	1.636
Wally Burnette, R ERA: 3.31	(9, 1)	0.2	L	5	2	1	1	0	0	1	0	0	0	1	4	8	13.50	3.000

PITCHER	IP	WLS	BF	H	R	ER	SO	BB	IBB	HBP	BLK	WP	HR	S	P	ERA	WHIP

BOTTOM

Kansas City Athletics @ Detroit Tigers

Briggs Stadium, Detroit, MI

Thu May 30 1957, 4:33 AM EDT

Unknown

livebaseballscorecards.com

AB	40
R	6
H	12
RBI	5
BB	5
SO	5
LOB	24

WP: 1 PA: 45
PB: 0
SB: 0
CS: 0

Batter	1	2	3	4	5	6	7	8	9	AB	R	H	RBI	BB	SO	LOB
Vic Power, R (1, 9) OBP: 0.339, SLG: 0.445	1-3		F8		K			P2	FC5-4 1-2f	5	0	0	0	0	1	2
Bob Cerv, R (1, 8) OBP: 0.364, SLG: 0.579	BB 1B		4-3			F8 2B		1B		4	0	3	0	0	0	0
Jim Pisoni, R (8, PR) OBP: 0.313, SLG: 0.349										0	0	0	0	0	0	0
Jim Pisoni, R (8, 8)																
Gus Zernial, R (1, 7) OBP: 0.304, SLG: 0.533	F9		F7			F8 2-3		F3		4	0	0	0	0	0	3
Irv Noren, L (1, 3) OBP: 0.394, SLG: 0.333	FC6-4 1-2 BB			2B		P5			2B FC1-5 BB	2	0	1	0	2	0	1
Clete Boyer, R (9, PR)										0	0	0	0	0	0	0
Lou Skizas, R (1, 5) OBP: 0.312, SLG: 0.515	FC6-4 1-2f			F8		L7			WP 1-3 1B 2B	4	1	1	0	0	0	4
Tim Thompson, L (1, 2) OBP: 0.174, SLG: 0.178		SH5-4 1B		G1-6-3 IBB			F8		FC1-5 WP 1B 3-H	3	1	1	0	1	0	3
Joe Demaestri, R (1, 6) OBP: 0.369, SLG: 0.423		F9		G1-6-3 1-2f			B2-3 1B		1B 1-2 2-3 BB	3	0	1	0	0	0	3
Mickey McDermott, L (9, PH) OBP: 0.381, SLG: 0.400										0	0	0	0	1	0	0
Arnie Portocarrero, R (1, 1)		SH5-4 1-2			K		B2-3 1-2f		F5	2	0	0	0	0	1	1
Virgil Trucks, R (8, 1) OBP: 0.375, SLG: 0.375										0	0	0	0	0	0	0
Hal Smith, R (9, PH) OBP: 0.308, SLG: 0.482										1	0	0	0	0	0	3
Billy Hunter, R (1, 4) OBP: 0.214, SLG: 0.273		F8			6-3			L9	FC5-4 1-2 2-H 3-H 1B	4	0	1	2	0	0	1
Inning Stats	R: 0 H: 1 E: 0 LOB: 2 K: 0 BB: 1 S: 4 P: 8	R: 0 H: 1 E: 0 LOB: 1 K: 0 BB: 0 S: 4 P: 4	R: 0 H: 0 E: 0 LOB: 0 K: 0 BB: 0 S: 3 P: 3	R: 0 H: 1 E: 0 LOB: 1 K: 0 BB: 1 S: 3 P: 7	R: 0 H: 0 E: 0 LOB: 0 K: 2 BB: 0 S: 7 P: 7	R: 0 H: 1 E: 0 LOB: 1 K: 0 BB: 0 S: 4 P: 4	R: 0 H: 1 E: 0 LOB: 0 K: 0 BB: 0 S: 3 P: 3	R: 0 H: 1 E: 0 LOB: 1 K: 0 BB: 0 S: 4 P: 4	R: 2 H: 2 E: 0 LOB: 2 K: 0 BB: 2 S: 5 P: 13	1B: 5 SF: 0 2B: 4 SAC: 1 3B: 0 DP: 2 HR: 0 HBP: 0						

PITCHER	IP	WLS	BF	H	R	ER	SO	BB	IBB	HBP	BLK	WP	HR	S	P	ERA	WHIP
Paul Foytack, R (1, 1) ERA: 2.62	9.0	W	37	8	2	2	2	3	1	0	0	1	0	37	53	2.00	1.222

PITCHER	IP	WLS	BF	H	R	ER	SO	BB	IBB	HBP	BLK	WP	HR	S	P	ERA	WHIP

TOP

Kansas City Athletics @ Detroit Tigers

Briggs Stadium, Detroit, MI

Thu May 30 1957, 4:38 AM EDT

Att. 40,944 - Unknown

livebaseballscorecards.com

AB	32
R	2
H	8
RBI	2
BB	4
SO	2
LOB	21

WP: 1	PA: 37		
PB: 0			
SB: 0			
CS: 0			

Batter	1	2	3	4	5	6	7	8	9	AB	R	H	RBI	BB	SO	LOB
Harvey Kuenn, R (1, 6) OBP: 0.331, SLG: 0.396	F7		1B		F3		4-3			4	0	1	0	0	0	1
Earl Torgeson, L (1, 3) OBP: 0.366, SLG: 0.250	BB		F8		F8			K		3	0	0	0	1	1	1
Frank Bolling, R (1, 4) OBP: 0.330, SLG: 0.446	HBP, 1-3		F9			HR		HR		4	2	3	2	0	0	1
Al Kaline, R (1, 9) OBP: 0.329, SLG: 0.418	HBP, 1-2		L4			L6		E, 1B		3	1	1	0	0	0	1
Charlie Maxwell, L (1, 7) OBP: 0.390, SLG: 0.492	P6			F9		P4		E9, 5-3, 1-H		4	0	1	0	0	0	3
Red Wilson, R (1, 2) OBP: 0.348, SLG: 0.385	P6			1B		F9		5-3, 2-3		4	0	1	0	0	0	4
Jim Small, L (1, 8) OBP: 0.154, SLG: 0.167		K		K			SH1-4, 1B	2-3		2	0	0	0	0	2	1
Bill Tuttle, R (7, 8) OBP: 0.303, SLG: 0.354										2	0	1	0	0	0	1
Jim Finigan, R (1, 5) OBP: 0.231, SLG: 0.091		F2		6-3			SH1-4, 1-2			2	0	0	0	0	0	1
Paul Foytack, R (1, 1) OBP: 0.444, SLG: 0.412		5-3			5-3		F7			3	0	0	0	0	0	1
Inning Stats	R: 0 E: 0 K: 0 S: 4 H: 1 LOB: 3 BB: 1 P: 9	R: 0 E: 0 K: 1 S: 5 H: 0 LOB: 0 BB: 0 P: 5	R: 0 E: 0 K: 0 S: 4 H: 1 LOB: 1 BB: 0 P: 4	R: 0 E: 0 K: 1 S: 6 H: 1 LOB: 1 BB: 0 P: 6	R: 0 E: 0 K: 0 S: 3 H: 0 LOB: 0 BB: 0 P: 3	R: 1 E: 0 K: 0 S: 4 H: 1 LOB: 0 BB: 0 P: 4	R: 0 E: 0 K: 0 S: 4 H: 1 LOB: 1 BB: 0 P: 4	R: 2 E: 1 K: 1 S: 8 H: 3 LOB: 1 BB: 0 P: 8		1B: 6 2B: 0 3B: 0 HR: 2	SF: 0 SAC: 1 DP: 0 HBP: 1						

PITCHER	IP	WLS	BF	H	R	ER	SO	BB	IBB	HBP	BLK	WP	HR	S	P	ERA	WHIP
Arnie Portocarrero, R (1, 1) ERA: 2.57	7.1	L	32	8	3	2	3	1	0	1	0	0	2	36	41	2.46	1.227
Virgil Trucks, R (8, 1) ERA: 2.7	0.2		2	0	0	0	0	0	0	0	0	0	0	2	2	0.00	0.000

PITCHER	IP	WLS	BF	H	R	ER	SO	BB	IBB	HBP	BLK	WP	HR	S	P	ERA	WHIP

BOTTOM

Kansas City Athletics @ Detroit Tigers

Briggs Stadium, Detroit, MI

Thu May 30 1957, 4:38 AM EDT

Att. 40,944 - Unknown

livebaseballscorecards.com

AB	31
R	3
H	8
RBI	2
BB	1
SO	3
LOB	15

1B: 6	SF: 0	WP: 0	PA: 34
2B: 0	SAC: 1	PB: 0	
3B: 0	DP: 0	SB: 0	
HR: 2	HBP: 1	CS: 0	

Batter	1	2	3	4	5	6	7	8	9	AB	R	H	RBI	BB	SO	LOB
Harvey Kuenn, R (1, 6) OBP: 0.329, SLG: 0.392	0-0 5-3 1B		0-0 P3 ②			0-0 4-3 ①		0-0 F9 ②		4	0	1	0	0	0	0
Earl Torgeson, L (1, 3) OBP: 0.378, SLG: 0.257	0-0 5-3 ① 1-2		0-0 FC5-4 1B			BBBB 4-0 FC6-4 BB		0-0 4-3 ③		3	0	1	0	1	0	1
Frank Bolling, R (1, 4) OBP: 0.323, SLG: 0.436	0-0 L8 ②		0-0 FC5-4 ③ 1-2f			SSS 0-3 K ②			0-0 F9 ①	4	0	0	0	0	1	3
Al Kaline, R (1, 9) OBP: 0.322, SLG: 0.408	0-0 F8 ③			0-0 F8 ①		0-0 FC6-4 ③ 1-2f			0-0 F9 ②	4	0	0	0	0	0	2
Charlie Maxwell, L (1, 7) OBP: 0.387, SLG: 0.484		0-0 1B		0-0 F9 ②			0-0 L4 ①		0-0 F8 ③	4	0	1	0	0	0	0
Ray Boone, R (1, 5) OBP: 0.364, SLG: 0.401		0-0 F9 ①		0-0 F5 ③			SSS 0-3 K ②			3	0	0	0	0	1	1
Frank House, L (1, 2) OBP: 0.352, SLG: 0.381		0-0 F7 ②			0-0 F3 ①		0-0 1B			3	0	1	0	0	0	1
Bill Tuttle, R (1, 8) OBP: 0.298, SLG: 0.347		0-0 F9 ③			0-0 6-3 ②		0-0 F9 ③			3	0	0	0	0	0	2
Frank Lary, R (1, 1) OBP: 0.217, SLG: 0.143			0-0 6-3 ①		0-0 4-3 ③			0-0 F9 ①		3	0	0	0	0	0	0
Inning Stats	R: 0 H: 1 E: 0 LOB: 1 K: 0 BB: 0 S: 4 P: 4	R: 0 H: 1 E: 0 LOB: 1 K: 0 BB: 0 S: 4 P: 4	R: 0 H: 1 E: 0 LOB: 1 K: 0 BB: 0 S: 4 P: 4	R: 0 H: 0 E: 0 LOB: 0 K: 0 BB: 0 S: 3 P: 3	R: 0 H: 0 E: 0 LOB: 0 K: 0 BB: 0 S: 3 P: 3	R: 0 H: 0 E: 0 LOB: 1 K: 1 BB: 1 S: 5 P: 9	R: 0 H: 1 E: 0 LOB: 1 K: 1 BB: 0 S: 6 P: 6	R: 0 H: 0 E: 0 LOB: 0 K: 0 BB: 0 S: 3 P: 3	R: 0 H: 0 E: 0 LOB: 0 K: 0 BB: 0 S: 3 P: 3	1B: 4 SF: 0 2B: 0 SAC: 0 3B: 0 DP: 0 HR: 0 HBP: 0						WP: 0 PA: 32 PB: 0 SB: 0 CS: 0	

PITCHER	IP	WLS	BF	H	R	ER	SO	BB	IBB	HBP	BLK	WP	HR	S	P	ERA	WHIP
Bob Keegan, R (1, 1) ERA: 3.38	9.0	W	32	4	0	0	2	1	0	0	0	0	0	35	39	0.00	0.556

PITCHER	IP	WLS	BF	H	R	ER	SO	BB	IBB	HBP	BLK	WP	HR	S	P	ERA	WHIP

TOP

Detroit Tigers @ Chicago White Sox

Comiskey Park, Chicago, IL

Fri May 31 1957, 8:05 PM EDT

Att. 24,007 - Unknown

livebaseballscorecards.com

AB	31
R	0
H	4
RBI	0
BB	1
SO	2
LOB	10

Batter	1	2	3	4	5	6	7	8	9	AB	R	H	RBI	BB	SO	LOB
Luis Aparicio, R (1, 6) OBP: 0.254, SLG: 0.237	P4	L9			6-3			F3		4	0	0	0	0	0	2
Nellie Fox, L (1, 4) OBP: 0.424, SLG: 0.521	FC5-4, 1B		4-3, 2B		4-3			1B, 1-3, HR, 1B		4	1	3	0	0	0	0
Minnie Minoso, R (1, 7) OBP: 0.361, SLG: 0.396	FC5-4, 1-2f, HR		4-3, 2-3		F8			1-3, 1-2		4	1	0	0	0	0	3
Sherm Lollar, R (1, 2) OBP: 0.284, SLG: 0.389	1-H, HR		IBB			F8		BB, HR, 2-3, 1B		3	2	2	2	1	0	0
Dave Philley, S (1, 9) OBP: 0.407, SLG: 0.391	K		K			F9		BBBB, HR, 1-2, BB		3	1	0	0	1	2	2
Walt Dropo, R (1, 3) OBP: 0.236, SLG: 0.519		SH3, 1B, 1B	F9			5-3		1-H, 2-H, 3-H, HR		4	1	2	4	0	0	2
Jim Landis, R (1, 8) OBP: 0.353, SLG: 0.309		SH3, 1-2, 1B		1-3			F8	E5		4	0	1	0	0	0	0
Fred Hatfield, L (1, 5) OBP: 0.324, SLG: 0.148		SH3, 1-2, 2-3		P4			B2-3, 1B	F8		3	0	1	0	0	0	1
Bob Keegan, R (1, 1)		6-3		4-3			B2-3, 1-2f			3	0	0	0	0	0	3
Inning Stats	R: 2, E: 0, K: 1, S: 7; H: 2, LOB: 0, BB: 0, P: 7	R: 0, E: 0, K: 0, S: 5; H: 2, LOB: 2, BB: 0, P: 5	R: 0, E: 0, K: 1, S: 6; H: 1, LOB: 2, BB: 1, P: 10	R: 0, E: 0, K: 0, S: 3; H: 0, LOB: 0, BB: 0, P: 3	R: 0, E: 0, K: 0, S: 3; H: 0, LOB: 0, BB: 0, P: 3	R: 0, E: 0, K: 0, S: 3; H: 0, LOB: 0, BB: 0, P: 3	R: 0, E: 0, K: 0, S: 3; H: 1, LOB: 0, BB: 0, P: 3	R: 4, E: 1, K: 0, S: 7; H: 3, LOB: 1, BB: 1, P: 11		1B: 6, 2B: 2, 3B: 0, HR: 2	SF: 0, SAC: 1, DP: 1, HBP: 0					

PITCHER	IP	WLS	BF	H	R	ER	SO	BB	IBB	HBP	BLK	WP	HR	S	P	ERA	WHIP
Frank Lary, R (1, 1) ERA: 3.8	8.0	L	35	9	6	6	2	1	1	0	0	0	2	37	45	6.75	1.250

PITCHER	IP	WLS	BF	H	R	ER	SO	BB	IBB	HBP	BLK	WP	HR	S	P	ERA	WHIP

BOTTOM

Detroit Tigers @ Chicago White Sox

Comiskey Park, Chicago, IL

Fri May 31 1957, 8:05 PM EDT

Att. 24,007 - Unknown

livebaseballscorecards.com

AB	32
R	6
H	9
RBI	6
BB	2
SO	2
LOB	13

Detroit Tigers @ Chicago White Sox

Comiskey Park, Chicago, IL

Sat Jun 01 1957, 4:33 AM EDT

Att. 9,413 - Unknown

TOP

livebaseballscorecards.com

Batter	1	2	3	4	5	6	7	8	9	AB	R	H	RBI	BB	SO	LOB
Harvey Kuenn, R (1, 6) OBP: 0.331, SLG: 0.389	BBBB 4-0 3B BB	x 0-0 E6 S SF7		x 0-0 ①② G5-4-3 1-2f		x 0-0 ② 5-3			x 0-0 DI 4-3 1B	4	2	1	0	1	0	1
Earl Torgeson, L (1, 3) OBP: 0.400, SLG: 0.333	x 0-0 2B 1-H 3B	SSS 0-3 ① K 2-3		x 0-0 1B 1B 1B		BBBB 4-0 BB			x 0-0 ① 4-3 1-2	4	1	2	1	1	1	2
Frank Bolling, R (1, 4) OBP: 0.325, SLG: 0.432	x 0-0 ① F9	BBBB 4-0 BB		x 0-0 1B 1-2 1B		x 0-0 ③ 1-3			x 0-0 ② 1-3 2-3	4	0	1	0	1	0	3
Al Kaline, R (1, 9) OBP: 0.324, SLG: 0.416	x 0-0 2B 3-H 2B	x 0-0 ② SF7 3-H		x 0-0 1-2 2-3 1B			x 0-0 ① L5-3		x 0-0 ③ F5	4	1	2	2	0	0	1
Charlie Maxwell, L (1, 7) OBP: 0.383, SLG: 0.485	x 0-0 BB 2-H 2B	x 0-0 ③ F9		x 0-0 ③ F9			x 0-0 ② 1-3			4	0	1	1	0	0	4
Frank House, L (1, 2) OBP: 0.341, SLG: 0.367	x 0-0 ② F8		x 0-0 ① 3-1		x 0-0 ① F8		x 0-0 ③ F9			4	0	0	0	0	0	1
Reno Bertoia, R (1, 5) OBP: 0.379, SLG: 0.413	BBBB 4-0 BB BB		x 0-0 ② 5-3		x 0-0 ② 6-3			x 0-0 ① 5-3		3	0	0	0	1	0	0
Bill Tuttle, R (1, 8) OBP: 0.297, SLG: 0.340	BBBB 4-0 1-2 2-3 BB		x 0-0 ③ 1-3		x 0-0 ③ F7			x 0-0 ② 5-3		3	0	0	0	1	0	0
Billy Hoeft, L (1, 1)	x 0-0 ③ F2			x 0-0 G5-4-3 1B		SSS 0-3 ① K		x 0-0 ③ 3-1		1	0	0	0	0	0	3
Steve Gromek, S (2, 1)										0	0	0	0	0	0	0
Jack Dittmer, L (4, PH) OBP: 0.313, SLG: 0.375										1	0	1	0	0	0	0
Al Aber, L (4, 1)										1	0	0	0	0	1	0
Lou Sleater, L (6, 1) OBP: 0.500, SLG: 2.000										1	0	0	0	0	0	0
Inning Stats	R: 3 E: 0 K: 0 S: 6 H: 3 LOB: 3 BB: 3 P: 18	R: 1 E: 1 K: 1 S: 6 H: 0 LOB: 1 BB: 1 P: 10	R: 0 E: 0 K: 0 S: 3 H: 0 LOB: 0 BB: 0 P: 3	R: 0 E: 0 K: 0 S: 6 H: 4 LOB: 3 BB: 0 P: 6	R: 0 E: 0 K: 0 S: 3 H: 0 LOB: 0 BB: 0 P: 3	R: 0 E: 0 K: 1 S: 5 H: 0 LOB: 1 BB: 1 P: 9	R: 0 E: 0 K: 0 S: 3 H: 0 LOB: 0 BB: 0 P: 3	R: 0 E: 0 K: 0 S: 3 H: 0 LOB: 0 BB: 0 P: 3	R: 0 E: 0 K: 0 S: 4 H: 1 LOB: 1 BB: 0 P: 4	1B: 5 2B: 2 3B: 1 HR: 0 SF: 1 SAC: 0 DP: 1 HBP: 0						

	AB	34
	R	4
	H	8
	RBI	4
	BB	5
	SO	2
	LOB	15

WP: 0 PB: 0 SB: 1 CS: 0 PA: 40

PITCHER		IP	WLS	BF	H	R	ER	SO	BB	IBB	HBP	BLK	WP	HR	S	P	ERA	WHIP
Jim Wilson, R ERA: 2.62	(1, 1)	0.2		8	3	3	3	0	3	0	0	0	0	0	5	17	40.50	9.000
Jim Derrington, L ERA:	(1, 1)	1.1		6	0	1	0	1	1	0	0	0	0	0	7	11	0.00	0.750
Gerry Staley, R ERA: 1.33	(3, 1)	7.0	W	26	5	0	0	1	1	0	0	0	0	0	27	31	0.00	0.857

PITCHER	IP	WLS	BF	H	R	ER	SO	BB	IBB	HBP	BLK	WP	HR	S	P	ERA	WHIP

Batter	1	2	3	4	5	6	7	8	9	AB	R	H	RBI	BB	SO	LOB
Luis Aparicio, R (1, 6) OBP: 0.264, SLG: 0.244	B B B B 4-0 SH5-3 BB	x 0-0 ③ HBP 1-2 2-3 3-H 1B 1B	x 0-0 ③ F7			x 0-0 ② 6-3	x 0-0 E S 2B 1B			4	2	2	1	1	0	1
Nellie Fox, L (1, 4) OBP: 0.426, SLG: 0.517	x 0-0 ① SH5-3 1-2	H 1-0 1B 1-2 2-3 3-H 1B HBP		x 0-0 ① F8		x 0-0 1B 1B	x 0-0 E1 1-3 2B			3	3	1	1	0	0	1
Minnie Minoso, R (1, 7) OBP: 0.368, SLG: 0.409	S S S 0-3 ② K	x 0-0 1B 1-3 2-H 3-H 1B		x 0-0 ② 6-3		x 0-0 1B 1-2 1B	x 0-0 ③ 1-H 3-H 2B			5	1	3	4	0	1	1
Sherm Lollar, R (1, 2) OBP: 0.288, SLG: 0.389	x 0-0 ③ P6	x 0-0 G5-4-3 1-2 3-H 1B		x 0-0 ③ F7		x 0-0 1B 1-2 2-H 1B		x 0-0 ① F7		5	1	2	2	0	0	1
Walt Dropo, R (1, 3) OBP: 0.267, SLG: 0.525		x 0-0 1B 1B FC6-5 1B x 0-0 G5-4-3 1-2			x 0-0 1B	x 0-0 1B 1-2 2-H 1B		x 0-0 ② 6-3		5	1	3	1	0	0	2
Dave Philley, S (1, 9) OBP: 0.438, SLG: 0.429		x 0-0 FC6-5 1B 1-2 1B x 0-0 1-3 1B 1B	x 0-0 1-3 1B		x 0-0 ① P4	x 0-0 1B 1-2 2-H 1B		x 0-0 ③ 1-3		5	1	3	1	0	0	1
Jim Landis, R (1, 8) OBP: 0.350, SLG: 0.307		x 0-0 1B FC6-5 1-2 2-3 1B x 0-0 ① 1-3 1-2			S S S 0-3 ② K	x 0-0 ③ F2				4	1	1	0	0	1	4
Bubba Phillips, R (1, 5) OBP: 0.313, SLG: 0.393		x 0-0 ① FC6-5 1B 1B 1-2 HBP 2-3f 3-H x 0-0 SH5-3 2-H 1B			S S S 0-3 ③ K		x 0-0 ① 5-3			4	1	1	2	0	1	3
Jim Wilson, R (1, 1) OBP: 0.143, SLG: 0.053 Jim Derrington, L (1, 1) Earl Battey, R (2, PH) OBP: 0.227, SLG: 0.300 Gerry Staley, R (3, 1) OBP: 0.286, SLG: 0.167		x 0-0 HBP 1B 1-2 2-3 1B x 0-0 ② SH5-3 1-2				x 0-0 ① 4-3	x 0-0 ② 5-3			0 0 1 2	0 0 1 0	0 0 1 0	0 0 0 0	0 0 0 0	0 0 0 0	0 0 0 0
Inning Stats	R: 0 E: 0 K: 1 S: 5 H: 0 LOB: 1 BB: 1 P: 9	R: 6 E: 0 K: 0 S: 9 H: 7 LOB: 1 BB: 0 P: 10	R: 1 E: 0 K: 0 S: 5 H: 2 LOB: 1 BB: 0 P: 5	R: 0 E: 0 K: 0 S: 3 H: 0 LOB: 0 BB: 0 P: 3	R: 0 E: 0 K: 2 S: 8 H: 1 LOB: 1 BB: 0 P: 8	R: 3 E: 0 K: 0 S: 8 H: 5 LOB: 2 BB: 0 P: 8	R: 2 E: 1 K: 0 S: 5 H: 2 LOB: 1 BB: 0 P: 5	R: 0 E: 0 K: 0 S: 3 H: 0 LOB: 0 BB: 0 P: 3		1B: 16 2B: 1 3B: 0 HR: 0 SF: 0 SAC: 2 DP: 1 HBP: 1						

PITCHER		IP	WLS	BF	H	R	ER	SO	BB	IBB	HBP	BLK	WP	HR	S	P	ERA	WHIP
Billy Hoeft, L ERA: 4.2	(1, 1)	1.1	L	11	5	6	6	1	1	0	1	0	0	0	11	16	40.50	4.500
Steve Gromek, R ERA: 7.16	(2, 1)	1.2		8	4	1	1	0	0	0	0	0	0	0	8	8	5.40	2.400
Al Aber, L ERA: 5.6	(4, 1)	2.2		13	5	3	3	2	0	0	0	0	0	0	17	17	10.12	1.875
Lou Sleater, L ERA: 1.8	(6, 1)	2.1		10	3	2	0	0	0	0	0	0	0	0	10	10	0.00	1.286

PITCHER	IP	WLS	BF	H	R	ER	SO	BB	IBB	HBP	BLK	WP	HR	S	P	ERA	WHIP

BOTTOM

Detroit Tigers @ Chicago White Sox

Comiskey Park, Chicago, IL

Sat Jun 01 1957, 4:33 AM EDT

Att. 9,413 - Unknown

livebaseballscorecards.com

AB	38
R	12
H	17
RBI	12
BB	1
SO	3
LOB	14

Batter	1	2	3	4	5	6	7	8	9	AB	R	H	RBI	BB	SO	LOB
Harvey Kuenn, R (1, 6) OBP: 0.333, SLG: 0.389	5-3		1B 1B		G3 1-2		1B		P4	5	0	2	0	0	0	1
Earl Torgeson, L (1, 3) OBP: 0.382, SLG: 0.318	F8		G6-4-3 1-3 1B		K		4-3		4-3	5	0	1	0	0	1	2
Frank Bolling, R (1, 4) OBP: 0.323, SLG: 0.428	L5		G6-4-3 1-2f		5-3			CS 1B		4	0	1	0	0	0	3
Al Kaline, R (1, 9) OBP: 0.339, SLG: 0.436		S 1B 1B		WP 2B 1B		FC4-6 1B		4-3 1-2 1B 2B		4	3	4	0	0	0	0
Charlie Maxwell, L (1, 7) OBP: 0.373, SLG: 0.471		F8 1-2		K 1-2		FC4-6 1B 1-2f		4-3 2-3		4	0	0	0	0	1	4
Frank House, L (1, 2) OBP: 0.362, SLG: 0.393		2-H 1B		2-H 2B		G6-4-3 1-3 1B		1B IBB		3	0	3	2	1	0	0
Reno Bertoia, R (1, 5) OBP: 0.375, SLG: 0.407		K		P4		G6-4-3 1-2f		1-2 3-H 1B		4	0	1	1	0	1	4
Bill Tuttle, R (1, 8) OBP: 0.290, SLG: 0.331		5-3		6-3			1-3	F7		4	0	0	0	0	0	4
Jim Bunning, R (1, 1) OBP: 0.273, SLG: 0.286			K		E5 WP				5-3	4	0	0	0	0	1	0
Duke Maas, R (9, 1) OBP: 0.172, SLG: 0.179							5-3			0	0	0	0	0	0	0
Inning Stats	R: 0 E: 0 K: 0 S: 3 H: 0 LOB: 0 BB: 0 P: 3	R: 1 E: 0 K: 1 S: 7 H: 2 LOB: 1 BB: 0 P: 7	R: 0 E: 0 K: 1 S: 6 H: 2 LOB: 1 BB: 0 P: 6	R: 1 E: 0 K: 1 S: 7 H: 2 LOB: 1 BB: 0 P: 7	R: 0 E: 1 K: 1 S: 6 H: 0 LOB: 1 BB: 0 P: 6	R: 0 E: 0 K: 0 S: 4 H: 2 LOB: 1 BB: 0 P: 4	R: 0 E: 0 K: 0 S: 4 H: 1 LOB: 1 BB: 0 P: 4	R: 1 E: 0 K: 0 S: 5 H: 3 LOB: 2 BB: 1 P: 9	R: 0 E: 0 K: 0 S: 3 H: 0 LOB: 0 BB: 0 P: 3	1B: 10 2B: 2 3B: 0 HR: 0	SF: 0 SAC: 0 DP: 2 HBP: 0					

PITCHER		IP	WLS	BF	H	R	ER	SO	BB	IBB	HBP	BLK	WP	HR	S	P	ERA	WHIP
Bill Fischer, R ERA: 2.09	(1, 1)	8.0	L	35	12	3	3	4	0	1	0	0	2	0	42	46	3.38	1.500
Dixie Howell, R ERA: 2.25	(9, 1)	1.0		3	0	0	0	0	0	0	0	0	0	0	3	3	0.00	0.000

PITCHER	IP	WLS	BF	H	R	ER	SO	BB	IBB	HBP	BLK	WP	HR	S	P	ERA	WHIP

TOP

Detroit Tigers @ Chicago White Sox

Comiskey Park, Chicago, IL

Sun Jun 02 1957, 4:33 AM EDT

Unknown

livebaseballscorecards.com

AB	37
R	3
H	12
RBI	3
BB	1
SO	4
LOB	18

WP: 2 PA: 38
PB: 0
SB: 1
CS: 1

BOTTOM

Detroit Tigers @ Chicago White Sox

Comiskey Park, Chicago, IL

Sun Jun 02 1957, 4:33 AM EDT

Unknown

Batter	1	2	3	4	5	6	7	8	9	AB	R	H	RBI	BB	SO	LOB
Luis Aparicio, R (1, 6) OBP: 0.264, SLG: 0.244	L6		1-3 1B			1-3		F3	4-3	4	0	1	0	0	0	1
Walt Dropo, R (9, PH) OBP: 0.262, SLG: 0.517										1	0	0	0	0	0	2
Nellie Fox, L (1, 4) OBP: 0.428, SLG: 0.517	G6-3 1B		F9			1-3		1B 1B 1-2 1B		4	0	2	0	0	0	2
Minnie Minoso, R (1, 7) OBP: 0.366, SLG: 0.405	G6-3 1-2f			K		F9		1B 1-2 2-H 1B		4	0	1	1	0	1	1
Sherm Lollar, R (1, 2) OBP: 0.287, SLG: 0.385		6-3		F7			F9	1-2 2-3 1B		4	0	1	0	0	0	0
Jim Landis, R (8, PR) OBP: 0.350, SLG: 0.307										0	0	0	0	0	0	0
Earl Battey, R (9, 2) OBP: 0.227, SLG: 0.300										0	0	0	0	0	0	0
Larry Doby, L (1, 8) OBP: 0.357, SLG: 0.431		BBBB G4-6-3 BB		F7			2B	4-3		3	0	1	0	1	0	3
Dave Philley, S (1, 9) OBP: 0.417, SLG: 0.406		G4-6-3 1-2f	4-3			F7			1B 1B	4	0	1	0	0	0	2
Jim Rivera, L (1, 3) OBP: 0.310, SLG: 0.350			K	K		K	K		K	4	0	0	0	0	4	2
Bubba Phillips, R (1, 5) OBP: 0.330, SLG: 0.402			1B 1B	FC6-4 BB				5-3	1-2 1B	3	0	2	0	1	0	0
Bill Fischer, R (1, 1) OBP: 0.154, SLG: 0.167			K	FC6-4 1-2f				BBBB 1B 1B BB	P6	2	0	0	0	0	1	2
Ron Northey, L (8, PH) OBP: 0.400, SLG: 0.154										0	0	0	0	1	0	0
Sammy Esposito, R (8, PR) OBP: 0.071, SLG: 0.071										0	1	0	0	0	0	0
Dixie Howell, L (9, 1) OBP: 0.250, SLG: 0.500										0	0	0	0	0	0	0
Fred Hatfield, L (9, PH) OBP: 0.314, SLG: 0.143										1	0	0	0	0	0	2
Inning Stats	R: 0 E: 0 K: 0 S: 3 H: 1 LOB: 0 BB: 0 P: 3	R: 0 E: 0 K: 0 S: 2 H: 0 LOB: 0 BB: 1 P: 6	R: 0 E: 0 K: 2 S: 9 H: 2 LOB: 2 BB: 0 P: 9	R: 0 E: 0 K: 1 S: 5 H: 0 LOB: 0 BB: 0 P: 5	R: 0 E: 0 K: 1 S: 5 H: 0 LOB: 1 BB: 1 P: 9	R: 0 E: 0 K: 0 S: 3 H: 0 LOB: 0 BB: 0 P: 3	R: 0 E: 0 K: 1 S: 6 H: 1 LOB: 1 BB: 0 P: 6	R: 1 E: 0 K: 0 S: 6 H: 3 LOB: 3 BB: 1 P: 10	R: 0 E: 0 K: 1 S: 7 H: 2 LOB: 2 BB: 0 P: 7	1B: 8 2B: 1 3B: 0 HR: 0	SF: 0 SAC: 0 DP: 2 HBP: 0						

PITCHER	IP	WLS	BF	H	R	ER	SO	BB	IBB	HBP	BLK	WP	HR	S	P	ERA	WHIP
Jim Bunning, R (1, 1) ERA: 1.57	8.1	W	35	9	1	1	6	3	0	0	0	0	0	44	56	1.08	1.440
Duke Maas, R (9, 1) ERA: 2.2	0.2	S	2	0	0	0	0	0	0	0	0	0	0	2	2	0.00	0.000

PITCHER	IP	WLS	BF	H	R	ER	SO	BB	IBB	HBP	BLK	WP	HR	S	P	ERA	WHIP

livebaseballscorecards.com

AB	34
R	1
H	9
RBI	1
BB	3
SO	6
LOB	17

PA: 37

WP: 0 PB: 0 SB: 0 CS: 0

Detroit Tigers @ Chicago White Sox

Comiskey Park, Chicago, IL

Sun Jun 02 1957, 4:38 AM EDT

Att. 24,183 - Unknown

livebaseballscorecards.com

Batter	1	2	3	4	5	6	7	8	9	AB	R	H	RBI	BB	SO	LOB
Harvey Kuenn, R (1, 6) OBP: 0.326, SLG: 0.380	4-3		F3		P4		L4			4	0	0	0	0	0	2
Frank Bolling, R (1, 4) OBP: 0.324, SLG: 0.432	1B 2B		F9		SH5-3 1-2			F3		3	1	1	0	0	0	0
Ray Boone, R (1, 3) OBP: 0.361, SLG: 0.393	K		BB		F8			F7		3	0	0	0	1	1	2
Al Kaline, R (1, 8) OBP: 0.342, SLG: 0.435	2-H 1B		1-2 BB			F8		L9		3	0	1	1	1	0	0
Charlie Maxwell, L (1, 7) OBP: 0.370, SLG: 0.460	PO BB		F8			5-3		4-3		3	0	0	0	1	0	3
Jay Porter, R (1, 9) OBP: 0.455, SLG: 0.556	PO 1-2	P4		F4		P6			F7	4	0	0	0	0	0	0
Reno Bertoia, R (1, 5) OBP: 0.363, SLG: 0.393		K		K			F7		P3	4	0	0	0	0	2	0
Red Wilson, R (1, 2) OBP: 0.380, SLG: 0.429		BB		5-3			2B		1B	3	0	2	0	1	0	0
Paul Foytack, R (1, 1) OBP: 0.450, SLG: 0.389		6-3			SH5-3 BB		K		P4	1	0	0	0	1	0	1
Karl Olson, R (7, PH) OBP: 0.185, SLG: 0.154										1	0	0	0	0	1	1
Lou Sleater, L (7, 1) OBP: 0.500, SLG: 2.000										0	0	0	0	0	0	0
Jim Finigan, R (9, PH) OBP: 0.222, SLG: 0.087										1	0	0	0	0	0	1

	AB	30
	R	1
	H	4
	RBI	1
	BB	5
	SO	4
	LOB	10

Inning Stats	1	2	3	4	5	6	7	8	9	1B: 2 SF: 0	WP: 0 PA: 37
	R: 1 H: 2	R: 0 H: 0	R: 0 H: 0	R: 0 H: 0	R: 0 H: 0	R: 0 H: 0	R: 0 H: 1	R: 0 H: 0	R: 0 H: 1	2B: 2 SAC: 1	PB: 0
	E: 0 LOB: 1	E: 0 LOB: 1	E: 0 LOB: 2	E: 0 LOB: 0	E: 0 LOB: 1	E: 0 LOB: 0	E: 0 LOB: 1	E: 1 LOB: 1	E: 0 LOB: 1	3B: 0 DP: 0	SB: 0
	K: 1 BB: 1	K: 1 BB: 1	K: 0 BB: 2	K: 1 BB: 0	K: 0 BB: 1	K: 0 BB: 0	K: 1 BB: 0	K: 0 BB: 0	K: 0 BB: 0	HR: 0 HBP: 0	CS: 0
	S: 6 P: 10	S: 5 P: 9	S: 3 P: 11	S: 5 P: 5	S: 3 P: 7	S: 3 P: 3	S: 6 P: 6	S: 4 P: 4	S: 4 P: 4		

PITCHER		IP	WLS	BF	H	R	ER	SO	BB	IBB	HBP	BLK	WP	HR	S	P	ERA	WHIP
Jack Harshman, L ERA: 4.56	(1, 1)	9.0	W	36	4	1	1	4	5	0	0	0	0	0	39	59	1.00	1.000

PITCHER	IP	WLS	BF	H	R	ER	SO	BB	IBB	HBP	BLK	WP	HR	S	P	ERA	WHIP

Detroit Tigers @ Chicago White Sox

Comiskey Park, Chicago, IL

Sun Jun 02 1957, 4:38 AM EDT

Att. 24,183 - Unknown

BOTTOM

Batter	1	2	3	4	5	6	7	8	9	AB	R	H	RBI	BB	SO	LOB
Luis Aparicio, R (1, 6) OBP: 0.258, SLG: 0.240	F8	SF9 3-H		K		FC6-4 1-2f				3	0	0	1	0	1	3
Nellie Fox, L (1, 4) OBP: 0.435, SLG: 0.519	WP 1B	1-3 2-H			FC3-6 BB		4-3			3	1	2	1	1	0	0
Minnie Minoso, R (1, 7) OBP: 0.363, SLG: 0.401	WP 1-3	5-3			FC3-6 CS 1-2f		4-3			4	0	1	0	0	0	3
Larry Doby, L (1, 8) OBP: 0.349, SLG: 0.421 Jim Landis, R (6, 8) OBP: 0.348, SLG: 0.304	K	G3		3-1 1-2		4-3	F2			3 1	0 0	0 0	0 0	0 0	1 0	3 0
Dave Philley, S (1, 9) OBP: 0.375, SLG: 0.361	6-3 2-3 3-H	F2				4-3		K		4	0	0	0	0	1	1
Walt Dropo, R (1, 3) OBP: 0.292, SLG: 0.571		PB BB SF9 1B	6-3			HR		G5-4-3 BB		3	2	2	1	1	0	0
Earl Battey, R (1, 2) OBP: 0.269, SLG: 0.304		PB 1-2 1B BB		1B		K		G5-4-3 1-2f		3	1	1	0	1	1	1
Bubba Phillips, R (1, 5) OBP: 0.340, SLG: 0.404		1B 1-2 2-3 HBP		F3		1B				2	0	1	0	0	0	1
Jack Harshman, L (1, 1) OBP: 0.500, SLG: 0.750		F5		P6		FC6-4 1-3 1B				3	0	1	0	0	0	4
Inning Stats	R: 1 E: 0 K: 1 S: 7 H: 2 LOB: 1 BB: 0 P: 7	R: 2 E: 0 K: 0 S: 5 H: 2 LOB: 2 BB: 1 P: 10	R: 0 E: 0 K: 0 S: 3 H: 0 LOB: 0 BB: 0 P: 3	R: 0 E: 0 K: 1 S: 6 H: 1 LOB: 1 BB: 0 P: 6	R: 0 E: 0 K: 0 S: 2 H: 0 LOB: 0 BB: 1 P: 6	R: 1 E: 0 K: 1 S: 8 H: 3 LOB: 2 BB: 0 P: 8	R: 0 E: 0 K: 0 S: 3 H: 0 LOB: 0 BB: 0 P: 3	R: 0 E: 0 K: 1 S: 4 H: 0 LOB: 0 BB: 1 P: 8		1B: 7 2B: 0 3B: 0 HR: 1 SF: 1 SAC: 0 DP: 1 HBP: 1				WP: 1 PB: 1 SB: 0 CS: 1 PA: 34	

livebaseballscorecards.com

	AB	29
	R	4
	H	8
	RBI	3
	BB	3
	SO	4
	LOB	16

PITCHER		IP	WLS	BF	H	R	ER	SO	BB	IBB	HBP	BLK	WP	HR	S	P	ERA	WHIP
Paul Foytack, R ERA: 2.89	(1, 1)	6.0	L	28	8	4	4	3	2	0	1	0	1	1	31	40	6.00	1.667
Lou Sleater, L ERA: 1.29	(7, 1)	2.0		6	0	0	0	1	1	0	0	0	0	0	7	11	0.00	0.500

PITCHER	IP	WLS	BF	H	R	ER	SO	BB	IBB	HBP	BLK	WP	HR	S	P	ERA	WHIP

Washington Senators @ Detroit Tigers

Briggs Stadium, Detroit, MI

Tue Jun 04 1957, 7:05 PM EDT

Att. 15,568 - Unknown

TOP

Batter	1	2	3	4	5	6	7	8	9	AB	R	H	RBI	BB	SO	LOB
Eddie Yost, R (1, 5) OBP: 0.405, SLG: 0.333	F7		K		K		FC4 (1-2f)			4	0	0	0	0	2	2
Herb Plews, L (1, 4) OBP: 0.333, SLG: 0.382	6-3		E9 2B		6-3			G3		4	0	1	0	0	0	1
Pete Runnels, L (1, 3) OBP: 0.333, SLG: 0.269	1-3		K			K		G3		2	0	0	0	0	1	1
Julio Becquer, L (5, 3) OBP: 0.282, SLG: 0.342										2	0	0	0	0	1	0
Roy Sievers, R (1, 7) OBP: 0.390, SLG: 0.556		P5		K		F8		G3 FC5-4 1B		4	0	1	0	0	1	0
Bud Byerly, R (9, 1)										0	0	0	0	0	0	0
Jim Lemon, R (1, 9) OBP: 0.366, SLG: 0.509		HR		K		F8		FC5-4 (1-2f)		4	1	1	1	0	1	1
Lou Berberet, L (1, 2) OBP: 0.381, SLG: 0.389		K		F2			HR		4-3	1	0	0	0	0	1	0
Clint Courtney, L (2, 2) OBP: 0.467, SLG: 0.720										3	1	1	1	0	0	0
Bob Usher, R (1, 8) OBP: 0.297, SLG: 0.350		P3			BB 1B WP		4-3		4-3	3	1	0	0	1	0	0
Rocky Bridges, R (1, 6) OBP: 0.294, SLG: 0.304			HR		WP 1B (1-3)		F2		1-3	4	1	2	1	0	0	0
Tex Clevenger, R (1, 1) OBP: 0.333, SLG: 0.333										3	0	1	0	0	1	1
Whitey Herzog, L (9, 7) OBP: 0.326, SLG: 0.219		L8			K (1-2, 3-H)		FC4 1B			0	0	0	0	0	0	0
Inning Stats	R: 0 E: 0 K: 0 S: 3 H: 0 LOB: 0 BB: 0 P: 3	R: 1 E: 0 K: 1 S: 6 H: 1 LOB: 0 BB: 0 P: 6	R: 1 E: 1 K: 2 S: 9 H: 2 LOB: 1 BB: 0 P: 9	R: 0 E: 0 K: 2 S: 7 H: 0 LOB: 0 BB: 0 P: 7	R: 1 E: 0 K: 2 S: 8 H: 1 LOB: 1 BB: 1 P: 12	R: 0 E: 0 K: 1 S: 5 H: 0 LOB: 0 BB: 0 P: 5	R: 1 E: 0 K: 0 S: 5 H: 2 LOB: 1 BB: 0 P: 5	R: 0 E: 0 K: 0 S: 4 H: 1 LOB: 1 BB: 0 P: 4	R: 0 E: 0 K: 0 S: 3 H: 0 LOB: 0 BB: 0 P: 3	1B: 3 2B: 1 3B: 0 HR: 3	SF: 0 SAC: 0 DP: 0 HBP: 0						

PITCHER	IP	WLS	BF	H	R	ER	SO	BB	IBB	HBP	BLK	WP	HR	S	P	ERA	WHIP
Duke Maas, R (1, 1) ERA: 2.4	9.0	L	35	7	4	4	8	1	0	0	0	1	3	50	54	4.00	0.889

PITCHER	IP	WLS	BF	H	R	ER	SO	BB	IBB	HBP	BLK	WP	HR	S	P	ERA	WHIP

AB	34
R	4
H	7
RBI	3
BB	1
SO	8
LOB	6

1B: 3 2B: 1 3B: 0 HR: 3 SF: 0 SAC: 0 DP: 0 HBP: 0

WP: 1 PB: 0 SB: 0 CS: 0 PA: 35

livebaseballscorecards.com

Washington Senators @ Detroit Tigers

Briggs Stadium, Detroit, MI

Tue Jun 04 1957, 7:05 PM EDT

Att. 15,568 - Unknown

BOTTOM

Batter	1	2	3	4	5	6	7	8	9	AB	R	H	RBI	BB	SO	LOB
Harvey Kuenn, R (1, 6) OBP: 0.319, SLG: 0.371	4-3		L7		K		F9		SH3-4 1-2	4	0	0	0	0	1	0
Frank Bolling, R (1, 4) OBP: 0.321, SLG: 0.426	5-3		HR 1B		5-3		F7		P4	5	1	1	0	0	0	1
Ray Boone, R (1, 3) OBP: 0.368, SLG: 0.417	F9		1-H HR		BB FC6-4		1B FC6-4		P3	4	1	2	2	1	0	1
Al Kaline, R (1, 8) OBP: 0.340, SLG: 0.430		L5-3	1B		1-2f FC6-4		1-2f FC6-4			4	0	1	0	0	0	2
Charlie Maxwell, L (1, 7) OBP: 0.373, SLG: 0.458		2B BB	P4			L9		FC3-5 BB 1B		3	1	1	0	1	0	1
Frank House, L (1, 2) OBP: 0.366, SLG: 0.386 Jim Small, L (8, PR) OBP: 0.154, SLG: 0.167 Red Wilson, R (9, 2) OBP: 0.380, SLG: 0.429		F7		6-3 HBP		F8		CS FC3-5 1-2 BB		2 0 0	0 0 0	0 0 0	0 0 0	1 0 0	0 0 0	1 0 0
Jay Porter, R (1, 9) OBP: 0.462, SLG: 0.571		1-H 2B				FC5 1B BB		FC3-5 1-2 2-3f		3	0	1	1	1	1	3
Reno Bertoia, R (1, 5) OBP: 0.359, SLG: 0.388				1-2		1-2 1B		2-3		4	0	1	0	0	2	4
Duke Maas, R (1, 1) OBP: 0.156, SLG: 0.161 Earl Torgeson, L (9, PH) OBP: 0.393, SLG: 0.318						2-3f FC5			SH3-4 BB	3 0	0 0	0 0	0 0	0 1	2 0	3 0

Inning Stats	1	2	3	4	5	6	7	8	9
	R: 0 E: 0 K: 0 S: 3	H: 0 LOB: 0 BB: 0 P: 3	R: 1 E: 0 K: 1 S: 6	H: 1 LOB: 1 BB: 1 P: 10	R: 2 E: 0 K: 1 S: 8	H: 3 LOB: 1 BB: 0 P: 8	R: 0 E: 0 K: 2 S: 7	H: 0 LOB: 1 BB: 0 P: 8	R: 0 E: 0 K: 1 S: 5	H: 0 LOB: 1 BB: 1 P: 9
	R: 0 E: 0 K: 0 S: 4	H: 1 LOB: 2 BB: 1 P: 8	R: 0 E: 0 K: 0 S: 4	H: 1 LOB: 1 BB: 0 P: 4	R: 0 E: 0 K: 1 S: 5	H: 1 LOB: 2 BB: 1 P: 9	R: 0 E: 0 K: 0 S: 3	H: 0 LOB: 1 BB: 1 P: 7	1B: 5 2B: 2 3B: 0 HR: 1	SF: 0 SAC: 1 DP: 1 HBP: 1	WP: 0 PB: 0 SB: 0 CS: 1	PA: 39

PITCHER	IP	WLS	BF	H	R	ER	SO	BB	IBB	HBP	BLK	WP	HR	S	P	ERA	WHIP
Tex Clevenger, R (1, 1) ERA: 2.43	8.0	W	35	7	3	3	6	4	0	1	0	0	1	42	59	3.38	1.375
Bud Byerly, R (9, 1) ERA: 1.93	1.0	S	4	0	0	0	0	1	0	0	0	0	0	3	7	0.00	1.000

PITCHER	IP	WLS	BF	H	R	ER	SO	BB	IBB	HBP	BLK	WP	HR	S	P	ERA	WHIP

livebaseballscorecards.com

AB	32
R	3
H	7
RBI	3
BB	5
SO	6
LOB	16

Batter	1	2	3	4	5	6	7	8	9	10	11	AB	R	H	RBI	BB	SO	LOB
Eddie Yost, R (1, 5) OBP: 0.405, SLG: 0.352	HR		1B		5-3			F8		K		5	1	2	1	0	1	3
Herb Plews, L (1, 4) OBP: 0.330, SLG: 0.377	P6		FC3-6 E3 1-2f			L6			2B FC6-5-6-3 1B		L4	5	1	1	0	0	0	1
Clint Courtney, L (1, 2) OBP: 0.429, SLG: 0.667	4-3		E3 1-2			F2			FC6-5-6-3 1-3 2B		K	5	0	1	0	0	1	1
Roy Sievers, R (1, 7) OBP: 0.390, SLG: 0.546	2B BB			F9		P5			F5		1B BB	3	0	0	0	2	0	2
Jim Lemon, R (1, 9) OBP: 0.372, SLG: 0.517	1-3 2B			L3			CS 1B		FC6-5-6-3 2-3 3-H		1-3 1B	5	0	3	1	0	0	1
Pete Runnels, L (1, 3) OBP: 0.335, SLG: 0.275	4-3			P6			G5-4-3 1-2 BB			2B	F7	4	0	1	0	1	0	4
Bob Usher, R (1, 8) OBP: 0.284, SLG: 0.333		K			K					F8		3	0	0	0	0	2	1
Whitey Herzog, L (10, PH) OBP: 0.322, SLG: 0.216							G5-4-3 1-2f					1	0	0	0	0	0	1
(10, 8)																		
Rocky Bridges, R (1, 6) OBP: 0.309, SLG: 0.306		K			SH2-4 1B			F9		IBB		3	0	1	0	1	1	0
Russ Kemmerer, R (1, 1)												2	0	0	0	0	2	0
Camilo Pascual, R (9, 1) OBP: 0.105, SLG: 0.056		K			SH2-4 1-2			K		K		1	0	0	0	0	1	2

Inning Stats	1	2	3	4	5	6	7	8	9	10	11
	R: 1 H: 2 E: 0 LOB: 2 K: 0 BB: 1 S: 5 P: 9	R: 0 H: 0 E: 0 LOB: 0 K: 3 BB: 0 S: 9 P: 9	R: 0 H: 1 E: 1 LOB: 1 K: 0 BB: 0 S: 3 P: 3	R: 0 H: 0 E: 0 LOB: 0 K: 0 BB: 0 S: 3 P: 3	R: 0 H: 1 E: 0 LOB: 1 K: 1 BB: 0 S: 6 P: 6	R: 0 H: 0 E: 0 LOB: 0 K: 0 BB: 0 S: 3 P: 3	R: 0 H: 1 E: 0 LOB: 0 K: 0 BB: 1 S: 2 P: 6	R: 0 H: 0 E: 0 LOB: 0 K: 1 BB: 0 S: 5 P: 5	R: 1 H: 2 E: 0 LOB: 0 K: 0 BB: 0 S: 4 P: 4	R: 0 H: 1 E: 0 LOB: 2 K: 2 BB: 1 S: 8 P: 12	R: 0 H: 1 E: 0 LOB: 2 K: 1 BB: 1 S: 6 P: 10

PITCHER	IP	WLS	BF	H	R	ER	SO	BB	IBB	HBP	BLK	WP	HR	S	P	ERA	WHIP
Frank Lary, R (1, 1) ERA: 3.63	8.0		30	7	2	2	5	2	0	0	0	0	1	38	46	2.25	1.125
Paul Foytack, R (9, 1) ERA: 2.78	3.0	W	12	2	0	0	3	1	1	0	0	0	0	16	24	0.00	1.000

PITCHER	IP	WLS	BF	H	R	ER	SO	BB	IBB	HBP	BLK	WP	HR	S	P	ERA	WHIP

TOP

Washington Senators @ Detroit Tigers

Briggs Stadium, Detroit, MI

Wed Jun 05 1957, 4:33 AM EDT

Att. 3,448 - Overcast

livebaseballscorecards.com

AB	37
R	2
H	9
RBI	2
BB	4
SO	8
LOB	16

1B: 5	SF: 0	WP: 0	PA: 42
2B: 4	SAC: 1	PB: 0	
3B: 0	DP: 2	SB: 0	
HR: 1	HBP: 0	CS: 1	

Batter	1	2	3	4	5	6	7	8	9	10	11	AB	R	H	RBI	BB	SO	LOB
Frank Bolling, R (1, 4) OBP: 0.322, SLG: 0.425	G3-6-3 1B			FC4-6 1B		P4	F8			4-3		5	0	2	0	0	0	4
Charlie Maxwell, L (1, 7) OBP: 0.374, SLG: 0.476	G3-6-3 1-2f			FC4-6 FC6-4 1B 1-2f		WP 3-H 1B		HR		K		5	1	2	2	0	1	2
Ray Boone, R (1, 3) OBP: 0.364, SLG: 0.409	5-3			FC6-4 1-2 1B		K		F9			6-3	5	0	1	0	0	1	1
Al Kaline, R (1, 8) OBP: 0.337, SLG: 0.429 (8, 9)		F5		FC6-4 FC6-4 1-2f 2-3		F8 1-2		F7			1B 2B	5	1	1	0	0	0	3
Jay Porter, R (1, 9) OBP: 0.448, SLG: 0.542		F2		FC6-4 1-2f			1B 6-3 1B	6-3			2-H 1B	3	0	1	0	0	0	2
Bill Tuttle, R (7, PR) (8, 8) OBP: 0.292, SLG: 0.333												2	0	1	1	0	0	0
Harvey Kuenn, R (1, 6) OBP: 0.318, SLG: 0.368		F9		G4-6-3 1B			6-3 1-2		F6			4	0	1	0	0	0	1
Frank House, L (1, 2) OBP: 0.355, SLG: 0.373			F7	G4-6-3 1-2f			K		3-1			4	0	0	0	0	1	3
Jim Finigan, R (1, 5) OBP: 0.226, SLG: 0.077			5-3	6-3			1B BB		6-3			3	0	0	0	1	0	0
Frank Lary, R (1, 1) OBP: 0.269, SLG: 0.292			F9			1B 3B	1-2 2-3 1B			6-3		3	1	2	0	0	0	0
Paul Foytack, R (9, 1) OBP: 0.429, SLG: 0.368												1	0	0	0	0	0	0

Inning Stats	1	2	3	4	5	6	7	8	9	10	11
R:	0	0	0	2	1	1	0	1	0	0	1
E:	0	0	0	0	0	0	0	0	0	0	0
K:	0	0	0	0	0	1	1	0	0	1	0
S:	3	3	3	5	3	7	7	4	3	5	3
H:	1	0	0	2	1	2	2	1	0	0	2
LOB:	0	0	0	2	0	1	3	0	0	0	1
BB:	0	0	0	0	0	0	1	0	0	0	0
P:	3	3	3	5	3	7	11	4	3	5	3

PITCHER	IP	WLS	BF	H	R	ER	SO	BB	IBB	HBP	BLK	WP	HR	S	P	ERA	WHIP
Russ Kemmerer, R (1, 1) ERA: 6.21	8.0		32	9	2	2	2	1	0	0	0	1	1	35	39	2.25	1.250
Camilo Pascual, R (9, 1) ERA: 4.55	2.1	L	9	2	1	1	1	0	0	0	0	0	0	11	11	3.86	0.857

PITCHER	IP	WLS	BF	H	R	ER	SO	BB	IBB	HBP	BLK	WP	HR	S	P	ERA	WHIP

BOTTOM

Washington Senators @ Detroit Tigers

Briggs Stadium, Detroit, MI

Wed Jun 05 1957, 4:33 AM EDT

Att. 3,448 - Overcast

livebaseballscorecards.com

AB	40
R	3
H	11
RBI	3
BB	1
SO	3
LOB	16

1B:	8	SF:	0
2B:	1	SAC:	0
3B:	1	DP:	2
HR:	1	HBP:	0

WP: 1 PA: 41
PB: 0
SB: 0
CS: 0

Batter	1	2	3	4	5	6	7	8	9	AB	R	H	RBI	BB	SO	LOB
Eddie Yost, R (1, 5) OBP: 0.414, SLG: 0.360	B B B B 4-0 HR BB		B B B B 4-0 E 1B BB	x 0-0 ② F7			x 0-0 2B		B B B B 4-0 BB 1B BB	2	2	1	0	3	0	1
Herb Plews, L (1, 4) OBP: 0.326, SLG: 0.371	S S S 0-3 ① K		x 0-0 ② F8	S S S 0-3 ③ K			x 0-0 ① F7		x 0-0 BB 1-2 1B	5	0	1	0	0	2	4
Roy Sievers, R (1, 7) OBP: 0.386, SLG: 0.553	x 0-0 1-H HR		x 0-0 E4 1B 1-2		S S S 0-3 ① K		x 0-0 ② P4		x 0-0 ② F7	5	1	1	2	0	1	4
Jim Lemon, R (1, 9) OBP: 0.378, SLG: 0.514	x 0-0 ② F8		x 0-0 1-2 2-H 1B		x 0-0 ② F9		- - - - 4-0 IBB		B B B B 4-0 1-2 2-3 BB	3	0	1	1	2	0	0
Ed Fitz Gerald, R (1, 2) OBP: 0.281, SLG: 0.241	x 0-0 ③ 6-3		x 0-0 ③ 5-3		x 0-0 ③ 5-3		x 0-0 ③ F9		S S S 0-3 ③ K	5	0	0	0	0	1	7
Bob Usher, R (1, 8) OBP: 0.296, SLG: 0.358		x 0-0 ① P4		x 0-0 1B 1B 2B		x 0-0 1B		x 0-0 ① 4-3		4	1	2	0	0	0	0
Pete Runnels, L (1, 3) OBP: 0.333, SLG: 0.274		x 0-0 ② L7		x 0-0 1B 2-3 1B		x 0-0 ① F9		x 0-0 ② L6		4	1	1	0	0	0	1
Rocky Bridges, R (1, 6) OBP: 0.305, SLG: 0.302		x 0-0 ③ P6		x 0-0 1B 1-3 3-H 1B		x 0-0 ② P5		x 0-0 ③ F3		4	1	1	1	0	0	1
Pedro Ramos, S (1, 1) OBP: 0.138, SLG: 0.138			x 0-0 ① F9	x 0-0 ① E8 2-H 3-H 1B		S S S 0-3 ③ K2-3			x 0-0 ① 5-3	3	0	1	2	0	1	1
Bud Byerly, R (7, 1)										0	0	0	0	0	0	0
Jerry Snyder, R (9, PH) OBP: 0.188, SLG: 0.184										1	0	0	0	0	0	0
Inning Stats	R: 2 E: 0 K: 1 S: 6 H: 1 LOB: 0 BB: 1 P: 10	R: 0 E: 0 K: 0 S: 3 H: 0 LOB: 0 BB: 0 P: 3	R: 1 E: 1 K: 0 S: 5 H: 1 LOB: 2 BB: 1 P: 9	R: 3 E: 1 K: 1 S: 8 H: 4 LOB: 1 BB: 0 P: 8	R: 0 E: 0 K: 1 S: 5 H: 0 LOB: 0 BB: 0 P: 5	R: 0 E: 0 K: 1 S: 6 H: 1 LOB: 1 BB: 0 P: 6	R: 0 E: 0 K: 0 S: 4 H: 1 LOB: 2 BB: 1 P: 8	R: 0 E: 0 K: 0 S: 3 H: 0 LOB: 0 BB: 0 P: 3	R: 0 E: 0 K: 1 S: 6 H: 1 LOB: 3 BB: 2 P: 14	1B: 6 2B: 2 3B: 0 HR: 1 SF: 0 SAC: 0 DP: 0 HBP: 0	WP: 0 PB: 0 SB: 0 CS: 0 PA: 41					

TOP

Washington Senators @ Detroit Tigers

Briggs Stadium, Detroit, MI

Thu Jun 06 1957, 4:33 AM EDT

Att. 2,952 - Unknown

livebaseballscorecards.com

AB	36
R	6
H	9
RBI	6
BB	5
SO	5
LOB	19

PITCHER		IP	WLS	BF	H	R	ER	SO	BB	IBB	HBP	BLK	WP	HR	S	P	ERA	WHIP
Billy Hoeft, L ERA: 4.84	(1, 1)	3.1		18	6	6	5	1	2	0	0	0	0	1	18	26	13.50	2.400
Lou Sleater, L ERA: 0.71	(4, 1)	5.2	W	23	3	0	0	4	2	1	0	0	0	0	28	40	0.00	0.882

PITCHER	IP	WLS	BF	H	R	ER	SO	BB	IBB	HBP	BLK	WP	HR	S	P	ERA	WHIP

Batter	1	2	3	4	5	6	7	8	9	AB	R	H	RBI	BB	SO	LOB
Frank Bolling, R (1, 4) OBP: 0.321, SLG: 0.421	5-3	F2			G4-3, 1B		SH1-4, 1-2	FC4, 1-2f		4	0	1	0	0	0	1
Charlie Maxwell, L (1, 7) OBP: 0.366, SLG: 0.464	F3		L6		G4-3, 1-2f		3-1, 2-3			4	0	0	0	0	0	2
Ray Boone, R (1, 3) OBP: 0.356, SLG: 0.399	1-3		F3		6-3		E4, 1B, 3-H			4	0	0	0	0	0	0
Earl Torgeson, L (7, PR) OBP: 0.393, SLG: 0.318 (8, 3)										0	0	0	0	0	0	0
Al Kaline, R (1, 8) OBP: 0.340, SLG: 0.431 (8, 9)		FC4, 1B	L5-3			L7	FC6-4, 1-2, 1B			4	0	2	0	0	0	0
Jay Porter, R (1, 9) OBP: 0.424, SLG: 0.500		FC4, 1B, 1-2f, 2B		1-6-3, 1B		F7	FC6-4, 1-2f			4	1	1	0	0	0	3
Bill Tuttle, R (8, 8) OBP: 0.292, SLG: 0.333										0	0	0	0	0	0	0
Harvey Kuenn, R (1, 6) OBP: 0.316, SLG: 0.371		F8		1-6-3, 1-2		1B, 2B		6-3		4	1	1	0	0	0	2
Frank House, L (1, 2) OBP: 0.366, SLG: 0.410		1-3, 2B, 1B		F8		2-H, 1B		HR		4	2	3	2	0	0	1
Jim Finigan, R (1, 5) OBP: 0.257, SLG: 0.138		1-H, HR, 3-H, 2B		BBBB, BB		P4		F8		3	1	1	2	1	0	1
Billy Hoeft, L (1, 1) OBP: 0.111, SLG: 0.235		2-H, HR		1-3			3-1, SH1-4, E, 1B	FC4, 1B		1	1	1	2	0	0	0
Lou Sleater, L (4, 1) OBP: 0.600, SLG: 1.200										3	1	2	0	0	0	2
Inning Stats	R: 0, E: 0, K: 0, S: 3 H: 0, LOB: 0, BB: 0, P: 3	R: 4, E: 0, K: 0, S: 7 H: 4, LOB: 0, BB: 0, P: 7	R: 0, E: 0, K: 0, S: 3 H: 0, LOB: 0, BB: 0, P: 3	R: 0, E: 0, K: 0, S: 4 H: 1, LOB: 2, BB: 1, P: 8	R: 0, E: 0, K: 0, S: 3 H: 1, LOB: 0, BB: 0, P: 3	R: 1, E: 0, K: 0, S: 5 H: 2, LOB: 1, BB: 0, P: 5	R: 1, E: 1, K: 0, S: 6 H: 2, LOB: 2, BB: 0, P: 6	R: 1, E: 0, K: 0, S: 5 H: 2, LOB: 1, BB: 0, P: 5		1B: 8, 2B: 2, 3B: 0, HR: 2 SF: 0, SAC: 1, DP: 1, HBP: 0						

PITCHER		IP	WLS	BF	H	R	ER	SO	BB	IBB	HBP	BLK	WP	HR	S	P	ERA	WHIP
Pedro Ramos, R ERA: 4.08	(1, 1)	6.0		27	9	6	5	0	1	0	0	0	0	1	26	30	7.50	1.667
Bud Byerly, R ERA: 2.13	(7, 1)	2.0	L	10	3	1	1	0	0	0	0	0	0	1	10	10	4.50	1.500

PITCHER	IP	WLS	BF	H	R	ER	SO	BB	IBB	HBP	BLK	WP	HR	S	P	ERA	WHIP

BOTTOM

Washington Senators @ Detroit Tigers

Briggs Stadium, Detroit, MI

Thu Jun 06 1957, 4:33 AM EDT

Att. 2,952 - Unknown

AB	35
R	7
H	12
RBI	6
BB	1
SO	0
LOB	12

WP: 0	PB: 0	SB: 0	CS: 0
PA: 37			

livebaseballscorecards.com

New York Yankees @ Detroit Tigers

Briggs Stadium, Detroit, MI

Fri Jun 07 1957, 7:05 PM EDT

Att. 43,474 - Unknown - 52 F

livebaseballscorecards.com

TOP

Batter	1	2	3	4	5	6	7	8	9	AB	R	H	RBI	BB	SO	LOB
Hank Bauer, R (1, 9) OBP: 0.353, SLG: 0.446	0-3 ① K		0-0 CS 1B			4-0 BB 1B E BB	0-3 ③ K		0-0 F3	4	1	1	0	1	2	2
Gil McDougald, R (1, 6) OBP: 0.381, SLG: 0.461	0-3 ② K		0-3 ①② K 1-2			0-0 BB E 1-2 1B		0-0 ① 4-3		4	1	1	0	0	2	1
Mickey Mantle, S (1, 8) OBP: 0.512, SLG: 0.710	0-0 HR		0-0 ③ 4-3			4-0 E 1-2 2-3 BB		0-0 ② F8		3	1	1	1	1	0	0
Enos Slaughter, L (1, 7) OBP: 0.402, SLG: 0.397	0-0 ③ L8			0-0 ① G3		0-0 E3 1-3 2-H 3-H		4-0 BB		3	0	0	1	1	0	1
Bill Skowron, R (1, 3) OBP: 0.326, SLG: 0.500		0-0 ① F3		0-3 ② K		0-3 ① K		0-0 ③ F8		4	0	0	0	0	2	3
Elston Howard, R (1, 2) OBP: 0.310, SLG: 0.427		0-3 ② K		0-3 ③ K		0-3 ② K			0-0 4-3 1B 1B	4	0	1	0	0	3	2
Andy Carey, R (1, 5) OBP: 0.296, SLG: 0.388		0-0 1B 1B			0-3 ① K	0-0 ③ F7			0-0 4-3 1-2 1B	3	0	1	0	0	1	2
Joe Collins, L (9, PH) OBP: 0.289, SLG: 0.220										1	0	1	0	0	0	0
Bobby Richardson, R (1, 4) OBP: 0.328, SLG: 0.338		0-0 1-3 1B			0-0 ② 5-3		0-0 ① F8		0-3 ① K	3	0	1	0	0	0	0
Tony Kubek, L (9, PH) OBP: 0.298, SLG: 0.349										1	0	0	0	0	1	2
Don Larsen, R (1, 1) OBP: 0.188, SLG: 0.071		0-0 ③ L4			0-0 ③ P5		0-0 ② F7		0-0 ② 4-3 1-2 2-3	3	0	0	0	0	0	2
Bob Grim, R (7, 1)										0	0	0	0	0	0	0
Yogi Berra, L (9, PH) OBP: 0.287, SLG: 0.390										1	0	0	0	0	0	2
Inning Stats	R: 1 E: 0 K: 2 S: 8 H: 1 LOB: 0 BB: 0 P: 8	R: 0 E: 0 K: 1 S: 7 H: 2 LOB: 2 BB: 0 P: 7	R: 0 E: 0 K: 1 S: 5 H: 1 LOB: 0 BB: 0 P: 5	R: 0 E: 0 K: 2 S: 7 H: 0 LOB: 0 BB: 0 P: 7	R: 0 E: 0 K: 1 S: 5 H: 0 LOB: 0 BB: 0 P: 5	R: 2 E: 1 K: 2 S: 9 H: 1 LOB: 2 BB: 2 P: 17	R: 0 E: 0 K: 1 S: 5 H: 0 LOB: 0 BB: 0 P: 5	R: 0 E: 0 K: 0 S: 3 H: 0 LOB: 1 BB: 1 P: 7	R: 0 E: 0 K: 1 S: 7 H: 2 LOB: 2 BB: 0 P: 7	1B: 6 2B: 0 3B: 0 HR: 1 SF: 0 SAC: 0 DP: 0 HBP: 0						

PITCHER		IP	WLS	BF	H	R	ER	SO	BB	IBB	HBP	BLK	WP	HR	S	P	ERA	WHIP	PITCHER	IP	WLS	BF	H	R	ER	SO	BB	IBB	HBP	BLK	WP	HR	S	P	ERA	WHIP
Jim Bunning, R ERA: 1.67	(1, 1)	7.0	W	28	5	3	2	10	2	0	0	0	0	1	46	54	2.57	1.000																	
Frank Lary, R ERA: 3.54	(8, 1)	2.0	S	9	2	0	0	1	1	0	0	0	0	0	10	14	0.00	1.500																	

AB	34
R	3
H	7
RBI	2
BB	3
SO	11
LOB	17

WP: 0 PB: 0 SB: 0 CS: 1 PA: 37

Batter	1	2	3	4	5	6	7	8	9	AB	R	H	RBI	BB	SO	LOB
Frank Bolling, R (1, 4) OBP: 0.324, SLG: 0.423	P5		P6			PB 1B 1B	1B 2B 1-3 2-H 3-H 1B			4	2	2	2	0	0	1
Charlie Maxwell, L (1, 7) OBP: 0.363, SLG: 0.458	K		P6			F7 1-2	2B 1-3 3-H 1B			4	0	1	1	0	1	2
Ray Boone, R (1, 3) OBP: 0.359, SLG: 0.408 Frank Lary, R (8, 1) OBP: 0.269, SLG: 0.292	P6			6-3		FC6-4 2-H 1B	2B 1-H 3-H			4 0	0 0	2 0	2 0	0 0	0 0	0 0
Al Kaline, R (1, 8) OBP: 0.333, SLG: 0.422 (8, 9)		L4-3		F3		FC6-4 1-2f		L5-3		4	0	0	0	0	0	1
Jay Porter, R (1, 9) OBP: 0.444, SLG: 0.600 Bill Tuttle, R (8, 8) OBP: 0.291, SLG: 0.331	HR			G3			BB B B B B SH5-4 1B 1B	P4		2 1	2 0	1 0	1 0	1 0	0 0	0 0
Harvey Kuenn, R (1, 6) OBP: 0.325, SLG: 0.379	6-3				G4-6-3 1B		SH5-4 1-2 1B	1B 1B		4	1	3	0	0	0	0
Frank House, L (1, 2) OBP: 0.366, SLG: 0.408	P5				G4-6-3 1-2f		SH5-4 1-2 2-3	1-2 1B		3	0	1	0	0	0	1
Jim Finigan, R (1, 5) OBP: 0.243, SLG: 0.129 Jack Dittmer, L (7, PH) OBP: 0.353, SLG: 0.375 Ron Samford, R (8, 5) OBP: 0.067, SLG: 0.067		P4			1-3		1B 1B IBB	F7		2 0 1	0 1 0	0 0 0	0 0 0	0 1 0	0 0 0	0 0 2
Jim Bunning, R (1, 1) OBP: 0.292, SLG: 0.273 Earl Torgeson, L (7, PH) OBP: 0.386, SLG: 0.311 (8, 3)		BB B B B B				5-3	K			1 1	0 0	0 0	0 0	1 0	0 1	0 3
Inning Stats	R: 0 H: 0 E: 0 LOB: 0 K: 1 BB: 0 S: 5 P: 5	R: 1 H: 1 E: 0 LOB: 0 K: 0 BB: 0 S: 4 P: 4	R: 0 H: 0 E: 0 LOB: 1 K: 0 BB: 1 S: 3 P: 7	R: 0 H: 0 E: 0 LOB: 0 K: 0 BB: 0 S: 3 P: 3	R: 0 H: 1 E: 0 LOB: 0 K: 0 BB: 0 S: 3 P: 3	R: 1 H: 2 E: 0 LOB: 1 K: 0 BB: 0 S: 5 P: 5	R: 4 H: 4 E: 0 LOB: 2 K: 1 BB: 2 S: 8 P: 16	R: 0 H: 2 E: 0 LOB: 2 K: 0 BB: 0 S: 5 P: 5		1B: 8 SF: 0 2B: 1 SAC: 1 3B: 0 DP: 1 HR: 1 HBP: 0				WP: 0 PA: 35 PB: 1 SB: 0 CS: 0		

PITCHER		IP	WLS	BF	H	R	ER	SO	BB	IBB	HBP	BLK	WP	HR	S	P	ERA	WHIP
Don Larsen, R ERA: 5.29	(1, 1)	6.0	L	24	5	4	3	1	2	0	0	0	0	1	24	32	4.50	1.167
Bob Grim, R ERA: 3.47	(7, 1)	2.0		11	5	2	2	1	0	1	0	0	0	0	12	16	9.00	2.500

PITCHER	IP	WLS	BF	H	R	ER	SO	BB	IBB	HBP	BLK	WP	HR	S	P	ERA	WHIP

BOTTOM

New York Yankees @ Detroit Tigers

Briggs Stadium, Detroit, MI

Fri Jun 07 1957, 7:05 PM EDT

Att. 43,474 - Unknown - 52 F

AB	31
R	6
H	10
RBI	6
BB	3
SO	2
LOB	10

livebaseballscorecards.com

Batter	1	2	3	4	5	6	7	8	9	AB	R	H	RBI	BB	SO	LOB
Hank Bauer, R (1, 9) OBP: 0.361, SLG: 0.456	BBBB 4-0 FC6-4 BB		x 0-0 1B		x 0-0 ③ F8			x 0-0 HR 2B		3	1	2	0	1	0	1
Gil McDougald, R (1, 6) (6, 5) OBP: 0.372, SLG: 0.449	x 0-0 ① FC6-4 BB 1-2f		SSS 0-3 ② K			S S S 0-3 ① K		x 0-0 ① L4		4	0	0	0	0	2	3
Mickey Mantle, S (1, 8) OBP: 0.507, SLG: 0.696	BBBB 4-0 ② 1B BB 1-2		x 0-0 ③ F8			x 0-0 ② 4-3		x 0-0 ② P3		3	0	0	0	1	0	2
Joe Collins, L (1, 7) OBP: 0.306, SLG: 0.311	x 0-0 1-2 1B			x 0-0 ① P5		x 0-0 ③ P3		x 0-0 2-H HR		4	1	2	2	0	0	0
Bill Skowron, R (1, 3) OBP: 0.324, SLG: 0.494	x 0-0 ③ F9			x 0-0 ② 5-3			x 0-0 2B SF7 1B	S S S 0-3 ③ K		4	1	1	0	0	1	2
Elston Howard, R (1, 2) OBP: 0.308, SLG: 0.447		S S S 0-3 ① K		x 0-0 ③ 5-3			x 0-0 ① F8		x 0-0 HR	4	1	1	1	0	1	1
Andy Carey, R (1, 5) OBP: 0.292, SLG: 0.382		x 0-0 ② P4			S S S 0-3 ① K		x 0-0 1-3 2B		S S S 0-3 ① K	2	0	0	0	0	1	0
Tony Kubek, L (6, 6) OBP: 0.302, SLG: 0.364										2	0	1	0	0	1	0
Bobby Richardson, R (1, 4) OBP: 0.310, SLG: 0.324		x 0-0 ③ P5			x 0-0 ② F8		x 0-0 3-H SF7 ②		x 0-0 ② P6	3	0	0	1	0	0	0
Ralph Terry, R (1, 1) OBP: 0.400, SLG: 0.250 Tommy Byrne, L (3, 1) OBP: 0.300, SLG: 0.500 Al Cicotte, R (4, 1) OBP: 0.200, SLG: 0.400 Billy Martin, R (9, PH) OBP: 0.254, SLG: 0.333			x 0-0 ① 5-3		x 0-0 2B		x 0-0 ③ 6-3		x 0-0 ③ 5-3	1	0	0	0	0	0	0
										0	0	0	0	0	0	0
										2	0	1	0	0	0	1
										1	0	0	0	0	0	0

New York Yankees @ Detroit Tigers

Briggs Stadium, Detroit, MI

Sat Jun 08 1957, 4:33 AM EDT

Att. 27,065 - Sunny

TOP

livebaseballscorecards.com

AB	33
R	4
H	8
RBI	4
BB	2
SO	6
LOB	10

Inning Stats	1	2	3	4	5	6	7	8	9	1B	SF	PA
	R: 0 E: 0 K: 0 S: 3	R: 0 E: 0 K: 1 S: 5	R: 0 E: 0 K: 1 S: 6	R: 0 E: 0 K: 0 S: 3	R: 0 E: 0 K: 1 S: 6	R: 0 E: 0 K: 1 S: 5	R: 1 E: 0 K: 0 S: 5	R: 2 E: 0 K: 1 S: 7	R: 1 E: 0 K: 1 S: 6	3	1	36
	H: 1 LOB: 2 BB: 2 P: 11	H: 0 LOB: 0 BB: 0 P: 5	H: 1 LOB: 1 BB: 0 P: 6	H: 0 LOB: 0 BB: 0 P: 3	H: 1 LOB: 1 BB: 0 P: 6	H: 0 LOB: 0 BB: 0 P: 5	H: 2 LOB: 1 BB: 0 P: 5	H: 2 LOB: 0 BB: 0 P: 7	H: 1 LOB: 0 BB: 0 P: 6	2B: 3 3B: 0 HR: 2	SAC: 0 DP: 0 HBP: 0	WP: 0 PB: 0 SB: 0 CS: 0

PITCHER		IP	WLS	BF	H	R	ER	SO	BB	IBB	HBP	BLK	WP	HR	S	P	ERA	WHIP
Paul Foytack, R ERA: 2.91	(1, 1)	9.0	W	36	8	4	4	6	2	0	0	0	0	2	46	54	4.00	1.111

PITCHER		IP	WLS	BF	H	R	ER	SO	BB	IBB	HBP	BLK	WP	HR	S	P	ERA	WHIP

Batter	1	2	3	4	5	6	7	8	9	AB	R	H	RBI	BB	SO	LOB
Frank Bolling, R (1, 4) OBP: 0.326, SLG: 0.420	F7	2-H 1B		HR BB		P6		5-3		4	1	1	1	1	0	0
Charlie Maxwell, L (1, 7) OBP: 0.364, SLG: 0.472	1B 1B BB	F7		1-H HR		1-3		F7		4	2	1	2	1	0	1
Ray Boone, R (1, 3) OBP: 0.365, SLG: 0.410	1B 1-3 1B		FC1-4 1B	F9		BB		5-3		4	0	2	0	1	0	0
Al Kaline, R (1, 8) (8, 9) OBP: 0.332, SLG: 0.418	CS 1-3 3-H 1B		FC1-4 1B 1-2f	L6		L1-3				4	1	1	1	0	0	2
Jay Porter, R (1, 9) OBP: 0.475, SLG: 0.606 Bill Tuttle, R (8, 8) OBP: 0.291, SLG: 0.331	1-2 BB		1B 1-2 SH1-4 1B	1B			F8			3 0	1 0	2 0	0 0	1 0	0 0	0 0
Harvey Kuenn, R (1, 6) OBP: 0.328, SLG: 0.387	6-3		SH1-4 1-3 2-H 1B	F9			PB 1B 2B			4	1	2	1	0	0	3
Frank House, L (1, 2) OBP: 0.372, SLG: 0.414		SH1-4 1B 1B	SH1-4 1-2 3-H		4-3		5-3 2-H 1B			3	1	2	2	0	0	0
Jim Finigan, R (1, 5) OBP: 0.250, SLG: 0.121		SH1-4 1-2	FC4-6 BB		6-3		5-3 1-2			2	0	0	0	1	0	1
Paul Foytack, R (1, 1) OBP: 0.360, SLG: 0.304		1-3	FC4-6 1-2f		1-3		4-3			4	0	0	0	0	0	4
Inning Stats	R: 1 H: 2 E: 0 LOB: 2 K: 0 BB: 2 S: 4 P: 12	R: 1 H: 2 E: 0 LOB: 1 K: 0 BB: 0 S: 5 P: 5	R: 2 H: 3 E: 0 LOB: 2 K: 0 BB: 1 S: 6 P: 10	R: 2 H: 2 E: 0 LOB: 1 K: 0 BB: 1 S: 5 P: 9	R: 0 H: 0 E: 0 LOB: 0 K: 0 BB: 0 S: 3 P: 3	R: 0 H: 0 E: 0 LOB: 1 K: 0 BB: 1 S: 3 P: 7	R: 1 H: 2 E: 0 LOB: 1 K: 0 BB: 0 S: 5 P: 5	R: 0 H: 0 E: 0 LOB: 0 K: 0 BB: 0 S: 3 P: 3		1B: 9 SF: 0 2B: 1 SAC: 2 3B: 0 DP: 0 HR: 1 HBP: 0						

PITCHER		IP	WLS	BF	H	R	ER	SO	BB	IBB	HBP	BLK	WP	HR	S	P	ERA	WHIP
Ralph Terry, R ERA: 1.93	(1, 1)	2.1	L	15	7	4	4	0	2	0	0	0	0	0	13	21	15.43	3.857
Tommy Byrne, L ERA: 6.33	(3, 1)	0.2		5	1	2	2	0	2	0	0	0	0	1	3	11	27.00	4.500
Al Cicotte, R ERA: 4.15	(4, 1)	5.0		19	3	1	1	0	1	0	0	0	0	0	18	22	1.80	0.800

PITCHER	IP	WLS	BF	H	R	ER	SO	BB	IBB	HBP	BLK	WP	HR	S	P	ERA	WHIP

BOTTOM

New York Yankees @ Detroit Tigers

Briggs Stadium, Detroit, MI

Sat Jun 08 1957, 4:33 AM EDT

Att. 27,065 - Sunny

livebaseballscorecards.com

AB	32
R	7
H	11
RBI	7
BB	5
SO	0
LOB	11

Batter	1	2	3	4	5	6	7	8	9	AB	R	H	RBI	BB	SO	LOB
Hank Bauer, R (1, 9) OBP: 0.362, SLG: 0.468	5-6-3		F2		F2		HR 1-H	IBB		4	1	1	2	1	0	2
Billy Martin, R (1, 5) OBP: 0.248, SLG: 0.326	F6		K		K		1B BB	PO 2-3 3-H	K	3	0	0	0	0	2	2
Enos Slaughter, L (7, PH) OBP: 0.405, SLG: 0.400 (7, 7)										2	0	1	0	0	1	0
Mickey Mantle, S (1, 8) OBP: 0.505, SLG: 0.683	BB			4-3		F5	BB 1-2		E5 5-3	3	0	0	0	2	0	0
Joe Collins, L (1, 7) OBP: 0.288, SLG: 0.292	F7			F5		L8	K		5-3 1-2	3	0	0	0	0	0	1
Andy Carey, R (7, PH) OBP: 0.288, SLG: 0.376 (7, 5)										2	0	0	0	0	1	3
Gil McDougald, R (1, 6) OBP: 0.373, SLG: 0.444		L9		1B BB		L5		1B SF8 1B	5-3	4	1	1	0	1	0	1
Bill Skowron, R (1, 3) OBP: 0.333, SLG: 0.517		F2		1B 1-2			HR	SF8 PO 1-3 1B		4	2	3	1	0	0	0
Elston Howard, R (1, 2) OBP: 0.298, SLG: 0.432		K		5-3			L8	L9		4	0	0	0	0	1	4
Bobby Richardson, R (1, 4) OBP: 0.333, SLG: 0.352			SH1-3 2B		P6 1B		HR 1B	PO E IBB		3	1	2	0	1	0	0
Tom Sturdivant, L (1, 1) OBP: 0.273, SLG: 0.273			SH1-3 2-3		1B		P6	SF8 1-2 2-3 3-H		0	0	0	0	0	0	0
Art Ditmar, R (3, 1) OBP: 0.125, SLG: 0.125										1	0	1	0	0	0	0
Yogi Berra, L (7, PH) OBP: 0.285, SLG: 0.387										1	0	0	0	0	0	1
Bob Grim, R (7, 1)										0	0	0	0	0	0	0
Don Larsen, R (8, PH) OBP: 0.176, SLG: 0.071										0	0	0	1	0	0	0
Johnny Kucks, R (8, 1) OBP: 0.167, SLG: 0.048										0	0	0	0	0	0	0
Inning Stats	R: 0 E: 0 K: 0 S: 3 H: 0 LOB: 1 BB: 1 P: 7	R: 0 E: 0 K: 1 S: 5 H: 0 LOB: 0 BB: 0 P: 5	R: 0 E: 0 K: 1 S: 6 H: 1 LOB: 1 BB: 0 P: 6	R: 0 E: 0 K: 0 S: 4 H: 1 LOB: 2 BB: 1 P: 8	R: 0 E: 0 K: 1 S: 6 H: 1 LOB: 1 BB: 0 P: 6	R: 0 E: 0 K: 0 S: 3 H: 0 LOB: 0 BB: 0 P: 3	R: 3 E: 0 K: 1 S: 9 H: 4 LOB: 2 BB: 1 P: 13	R: 2 E: 1 K: 0 S: 4 H: 2 LOB: 1 BB: 2 P: 12	R: 0 E: 1 K: 1 S: 6 H: 0 LOB: 1 BB: 0 P: 6	1B: 6 2B: 1 3B: 0 HR: 2 SF: 1 SAC: 1 DP: 0 HBP: 0						

PITCHER	IP	WLS	BF	H	R	ER	SO	BB	IBB	HBP	BLK	WP	HR	S	P	ERA	WHIP
Duke Maas, R (1, 1) ERA: 2.52	6.2		30	7	3	3	3	3	0	0	0	0	2	33	45	4.05	1.500
Lou Sleater, L (7, 1) ERA: 1.8	2.1	L	11	2	2	2	2	0	2	0	0	0	0	13	21	7.71	0.857

PITCHER	IP	WLS	BF	H	R	ER	SO	BB	IBB	HBP	BLK	WP	HR	S	P	ERA	WHIP

TOP

New York Yankees @ Detroit Tigers

Briggs Stadium, Detroit, MI

Sun Jun 09 1957, 4:33 AM EDT

Att. 41,189 - Overcast

livebaseballscorecards.com

AB	34
R	5
H	9
RBI	4
BB	5
SO	5
LOB	14

WP: 0 PA: 42
PB: 0
SB: 0
CS: 0

New York Yankees @ Detroit Tigers

Briggs Stadium, Detroit, MI

Sun Jun 09 1957, 4:33 AM EDT

Att. 41,189 - Overcast

livebaseballscorecards.com

BOTTOM

Batter	1	2	3	4	5	6	7	8	9	AB	R	H	RBI	BB	SO	LOB
Frank Bolling, R (1, 4) OBP: 0.328, SLG: 0.443	WP 3B		HR	K		6-3			F8	5	2	2	1	0	1	2
Charlie Maxwell, L (1, 7) OBP: 0.360, SLG: 0.482	P2 3-H		HR		F8	4-3			F9	5	1	1	1	0	0	1
Ray Boone, R (1, 3) OBP: 0.368, SLG: 0.410	BB 1B		5-3		HR		1-3		K	0	0	0	0	1	0	0
Earl Torgeson, L (3, PH) OBP: 0.377, SLG: 0.367	(4, 3)									4	1	1	1	0	1	0
Al Kaline, R (1, 8) OBP: 0.340, SLG: 0.422	1-2 1B		F7		BB 1B		CS 1B			3	0	2	0	1	0	0
Jay Porter, R (1, 9) OBP: 0.488, SLG: 0.611	K		1B		1-3 1B		1-2 K			3	0	2	0	0	1	2
Bill Tuttle, R (7, 8) OBP: 0.289, SLG: 0.329										1	0	0	0	0	1	1
Harvey Kuenn, R (1, 6) OBP: 0.327, SLG: 0.381	F9		P4		P3			FC6-4 BB		3	0	0	0	1	0	5
Frank House, L (1, 2) OBP: 0.368, SLG: 0.409		CS 1B		P4	4-3			L8		4	0	1	0	0	0	3
Jim Finigan, R (1, 5) OBP: 0.279, SLG: 0.171		6-3 1-2		BB		2B		F9		2	0	1	0	1	0	1
Jack Dittmer, L (8, PH) OBP: 0.333, SLG: 0.353										1	0	0	0	0	0	1
Ron Samford, R (9, 5) OBP: 0.067, SLG: 0.067										0	0	0	0	0	0	0
Duke Maas, R (1, 1) OBP: 0.143, SLG: 0.147		K		K		F5		FC6-4 1-2f		3	0	0	0	0	2	2
Lou Sleater, L (7, 1) OBP: 0.500, SLG: 1.000										1	0	0	0	0	0	1
Inning Stats	R: 1 H: 2 E: 0 LOB: 2 K: 1 BB: 1 S: 7 P: 11		R: 0 H: 1 E: 0 LOB: 0 K: 1 BB: 0 S: 5 P: 5	R: 2 H: 3 E: 0 LOB: 1 K: 0 BB: 0 S: 7 P: 7	R: 0 H: 0 E: 0 LOB: 1 K: 2 BB: 1 S: 7 P: 11	R: 1 H: 2 E: 0 LOB: 2 K: 0 BB: 1 S: 5 P: 9	R: 0 H: 1 E: 0 LOB: 1 K: 0 BB: 0 S: 4 P: 4	R: 0 H: 1 E: 0 LOB: 1 K: 1 BB: 0 S: 5 P: 5	R: 0 H: 0 E: 0 LOB: 1 K: 0 BB: 1 S: 3 P: 7	R: 0 H: 0 E: 0 LOB: 0 K: 1 BB: 0 S: 5 P: 5							

AB	35
R	4
H	10
RBI	3
BB	4
SO	6
LOB	19

PITCHER		IP	WLS	BF	H	R	ER	SO	BB	IBB	HBP	BLK	WP	HR	S	P	ERA	WHIP
Tom Sturdivant, R ERA: 2.77	(1, 1)	2.0		11	5	3	3	2	1	0	0	0	1	2	14	18	13.50	3.000
Art Ditmar, R ERA: 2.68	(3, 1)	4.0		18	4	1	1	2	2	0	0	0	0	1	21	29	2.25	1.500
Bob Grim, R ERA: 3.33	(7, 1)	1.0	W	3	1	0	0	1	0	0	0	0	0	0	5	5	0.00	1.000
Johnny Kucks, R ERA: 3.13	(8, 1)	2.0	S	7	0	0	0	1	1	0	0	0	0	0	8	12	0.00	0.500

PITCHER	IP	WLS	BF	H	R	ER	SO	BB	IBB	HBP	BLK	WP	HR	S	P	ERA	WHIP

1B: 5	SF: 0	WP: 1	PA: 39
2B: 2	SAC: 0	PB: 0	
3B: 1	DP: 1	SB: 0	
HR: 3	HBP: 0	CS: 2	

Batter	1	2	3	4	5	6	7	8	9	AB	R	H	RBI	BB	SO	LOB
Hank Bauer, R (1, 9) OBP: 0.368, SLG: 0.497	S S S 0-3 ① K		B B B B 4-0 BB		x 0-0 ③ F7			x 0-0 1B 3B	x 0-0 1-H HR	4	2	2	2	1	1	1
Tony Kubek, L (1, 6) OBP: 0.297, SLG: 0.355	S S S 0-3 ② K		x 0-0 ③ 4-3			x 0-0 ① P6		x 0-0 BB BB 3-H 1B	x 0-0 ③ 4-3	5	0	1	1	0	1	1
Mickey Mantle, S (1, 8) OBP: 0.509, SLG: 0.701	x 0-0 PO 1B			x 0-0 ① G3		x 0-0 HR		B B B B 4-0 1-2 BB		3	1	2	1	1	0	0
Enos Slaughter, L (1, 7) OBP: 0.432, SLG: 0.418	0-0 ③ PO 1-2	x 0-0 FC1-5 1B 1B		B B B B 4-0 FC4-6 BB		x 0-0 1B		B B B B 4-0 G6-4-3 1-2 2-3 BB		2	0	2	0	2	0	0
Gil McDougald, R (1, 5) OBP: 0.370, SLG: 0.439		x 0-0 FC1-5 1-2 1B		x 0-0 ② P4		S S S 0-3 ② K		x 0-0 ① F9		4	0	1	0	0	1	5
Bill Skowron, R (1, 3) OBP: 0.326, SLG: 0.505		x 0-0 ① FC1-5 G6-4-3 1-2 2-3f		x 0-0 ③ FC4-6 1-2f		x 0-0 ③ 4-3		x 0-0 ② ③ G6-4-3 1-2f		4	0	0	0	0	0	7
Elston Howard, R (1, 2) OBP: 0.289, SLG: 0.418		x 0-0 ② ③ G6-4-3 1-2f			x 0-0 ① F2		x 0-0 ① 4-3		x 0-0 ① P6	4	0	0	0	0	0	2
Bobby Richardson, R (1, 4) OBP: 0.342, SLG: 0.360			S S S 0-3 ① K		x 0-0 ② F8		x 0-0 G6-4-3 1B		x 0-0 HR 1B	4	1	2	0	0	1	0
Bob Turley, R (1, 1) Don Larsen, R (3, 1) OBP: 0.211, SLG: 0.125 Ralph Terry, R (7, 1) OBP: 0.400, SLG: 0.250 Billy Martin, R (9, PH) OBP: 0.246, SLG: 0.324			S S S 0-3 ② K		x 0-0 1B		x 0-0 ② ③ G6-4-3 1-2f		x 0-0 ② F8	1 2 0 1	0 0 0 0	0 1 0 0	0 0 0 0	1 0 0 0	0 0 0 0	0 1 0 1
Inning Stats	R: 0 E: 0 K: 2 S: 7 H: 1 LOB: 0 BB: 0 P: 7	R: 0 E: 0 K: 0 S: 4 H: 2 LOB: 1 BB: 0 P: 4	R: 0 E: 0 K: 2 S: 7 H: 0 LOB: 1 BB: 1 P: 11	R: 0 E: 0 K: 0 S: 3 H: 0 LOB: 1 BB: 1 P: 7	R: 0 E: 0 K: 0 S: 4 H: 1 LOB: 1 BB: 0 P: 4	R: 1 E: 0 K: 1 S: 7 H: 2 LOB: 1 BB: 0 P: 7	R: 0 E: 0 K: 0 S: 3 H: 1 LOB: 0 BB: 0 P: 3	R: 1 E: 0 K: 0 S: 4 H: 2 LOB: 2 BB: 2 P: 12	R: 2 E: 0 K: 0 S: 5 H: 2 LOB: 0 BB: 0 P: 5	1B: 8 2B: 0 3B: 1 HR: 2	SF: 0 SAC: 0 DP: 3 HBP: 0					

PITCHER		IP	WLS	BF	H	R	ER	SO	BB	IBB	HBP	BLK	WP	HR	S	P	ERA	WHIP
Frank Lary, R ERA: 3.46	(1, 1)	7.0	W	30	9	2	2	5	3	0	0	0	0	1	37	49	2.57	1.714
Al Aber, L ERA: 5.95	(8, 1)	2.0	S	8	2	2	2	0	1	0	0	0	0	1	7	11	9.00	1.500

PITCHER	IP	WLS	BF	H	R	ER	SO	BB	IBB	HBP	BLK	WP	HR	S	P	ERA	WHIP

TOP

New York Yankees @ Detroit Tigers

Briggs Stadium, Detroit, MI

Mon Jun 10 1957, 4:33 AM EDT

Att. 17,644 - Unknown - 80 F

livebaseballscorecards.com

AB	34
R	4
H	11
RBI	4
BB	4
SO	5
LOB	18

WP: 0 PA: 39
PB: 0
SB: 0
CS: 0

Batter	1	2	3	4	5	6	7	8	9	AB	R	H	RBI	BB	SO	LOB
Frank Bolling, R (1, 4) OBP: 0.326, SLG: 0.444	5-3		E1 HR 1-2		P6		HR 2B			4	2	1	0	0	0	1
Charlie Maxwell, L (1, 7) OBP: 0.368, SLG: 0.521	BB		1-H 2-H HR		G3		2-H HR			3	2	2	5	1	0	0
Karl Olson, R (8, 7) OBP: 0.185, SLG: 0.154										0	0	0	0	0	0	0
Ray Boone, R (1, 3) OBP: 0.366, SLG: 0.406	F8		F9			HR 1B	F9			4	1	1	0	0	0	1
Earl Torgeson, L (8, 3) OBP: 0.377, SLG: 0.367										0	0	0	0	0	0	0
Al Kaline, R (1, 8) (8, 9) OBP: 0.338, SLG: 0.434	K		L6-3			1-H HR	F8			4	1	1	2	0	1	1
Jay Porter, R (1, 9) OBP: 0.457, SLG: 0.564		F3		5-3		L7		K		3	0	0	0	0	0	0
Bill Tuttle, R (8, 8) OBP: 0.287, SLG: 0.327										1	0	0	0	0	1	0
Harvey Kuenn, R (1, 6) OBP: 0.335, SLG: 0.401		K		CS 1B		HR		1B 1B BB		3	2	2	1	1	1	0
Frank House, L (1, 2) OBP: 0.372, SLG: 0.412		F8		1-2 1B		3-1		1B 1-2 1B		4	0	2	0	0	0	0
Jim Finigan, R (1, 5) OBP: 0.255, SLG: 0.154			K	F7		P5		P3		4	0	0	0	0	1	3
Frank Lary, R (1, 1) OBP: 0.250, SLG: 0.269			CI E HR		K		F9	1-3 2-H 1B		2	1	0	0	0	1	0
Al Aber, L (8, 1) OBP: 0.286, SLG: 0.167										1	0	1	1	0	0	0
Inning Stats	R: 0 E: 0 K: 1 S: 5 H: 0 LOB: 1 BB: 1 P: 9	R: 0 E: 0 K: 1 S: 5 H: 0 LOB: 0 BB: 0 P: 5	R: 3 E: 2 K: 1 S: 8 H: 1 LOB: 0 BB: 0 P: 8	R: 0 E: 0 K: 0 S: 4 H: 2 LOB: 1 BB: 0 P: 4	R: 0 E: 0 K: 1 S: 5 H: 0 LOB: 0 BB: 0 P: 5	R: 3 E: 0 K: 0 S: 6 H: 3 LOB: 0 BB: 0 P: 6	R: 2 E: 0 K: 0 S: 5 H: 2 LOB: 0 BB: 0 P: 5	R: 1 E: 0 K: 1 S: 6 H: 2 LOB: 2 BB: 1 P: 10		1B: 5 2B: 1 3B: 0 HR: 4 SF: 0 SAC: 0 DP: 0 HBP: 0						

PITCHER	IP	WLS	BF	H	R	ER	SO	BB	IBB	HBP	BLK	WP	HR	S	P	ERA	WHIP
Bob Turley, R (1, 1) ERA: 3.6	2.1	L	11	1	3	0	3	1	0	0	0	0	1	16	20	0.00	0.857
Don Larsen, R (3, 1) ERA: 5.5	3.2		15	5	3	3	1	0	0	0	0	0	2	17	17	7.36	1.364
Ralph Terry, R (7, 1) ERA: 3.05	2.0		10	4	3	3	1	1	0	0	0	0	1	11	15	13.50	2.500

PITCHER	IP	WLS	BF	H	R	ER	SO	BB	IBB	HBP	BLK	WP	HR	S	P	ERA	WHIP

BOTTOM

New York Yankees @ Detroit Tigers

Briggs Stadium, Detroit, MI

Mon Jun 10 1957, 4:33 AM EDT

Att. 17,644 - Unknown - 80 F

livebaseballscorecards.com

AB	33
R	9
H	10
RBI	9
BB	2
SO	5
LOB	6

WP: 0 PB: 0 SB: 0 CS: 1 PA: 36

Batter	1	2	3	4	5	6	7	8	9	AB	R	H	RBI	BB	SO	LOB
Billy Gardner, R (1, 4) OBP: 0.324, SLG: 0.389	S S S 0-3 ① K		x 0-0 ②③ G6-4-3 1-2f			x 0-0 ② F7		x 0-0 ② L9		4	0	0	0	0	1	2
Joe Durham, R (1, 8) OBP: 0.250, SLG: 0.250	S S S 0-3 ② K			x 0-0 ① F3		x 0-0 ③ F6		x 0-0 1B		4	0	1	0	0	1	0
Dick Williams, R (1, 5) OBP: 0.287, SLG: 0.329	x 0-0 ③ L8			x 0-0 ② F7			S S S 0-3 ① K	x 0-0 ③ F6		4	0	0	0	0	1	1
Bob Nieman, R (1, 7) OBP: 0.380, SLG: 0.448 Al Pilarcik, L (9, PR) OBP: 0.374, SLG: 0.410 (9, 9)		x 0-0 G4-6-3 1B		S S S 0-3 ③ K			x 0-0 1B 2B		B B B 4-0 S 1B BB	3 0	1 1	2 0	0 0	1 0	1 0	0 0
Gus Triandos, R (1, 2) OBP: 0.352, SLG: 0.459		x 0-0 ① F9			x 0-0 ① 6-3		x 0-0 2-H HR 1B		x 0-0 ① F5 1-2	4	1	1	1	0	0	2
Jim Pyburn, R (1, 9) OBP: 0.410, SLG: 0.355 (9, 7)		x 0-0 ②③ G4-6-3 1-2f			x 0-0 ② F5		x 0-0 1-H HR		S S S 0-3 ② K	4	1	1	2	0	1	3
Bob Boyd, L (1, 3) OBP: 0.419, SLG: 0.413			x 0-0 1B 1B		x 0-0 1B		x 0-0 ② 5-3		x 0-0 2-H 1B	4	0	3	1	0	0	0
Willy Miranda, S (1, 6) OBP: 0.303, SLG: 0.220			x 0-0 ① F9		x 0-0 ③ L8		x 0-0 ③ F8		x 0-0 ③ F3	4	0	0	0	0	0	3
Connie Johnson, R (1, 1) OBP: 0.133, SLG: 0.133			x 0-0 G6-4-3 1-2 1B			x 0-0 ① F3		x 0-0 ① 1-3		3	0	1	0	0	0	0
Inning Stats	R: 0 E: 0 K: 2 S: 7 H: 0 LOB: 0 BB: 0 P: 7	R: 0 E: 0 K: 0 S: 3 H: 1 LOB: 0 BB: 0 P: 3	R: 0 E: 0 K: 0 S: 4 H: 2 LOB: 0 BB: 0 P: 4	R: 0 E: 0 K: 1 S: 5 H: 0 LOB: 0 BB: 0 P: 5	R: 0 E: 0 K: 0 S: 4 H: 1 LOB: 1 BB: 0 P: 4	R: 0 E: 0 K: 0 S: 3 H: 0 LOB: 0 BB: 0 P: 3	R: 3 E: 0 K: 1 S: 8 H: 3 LOB: 0 BB: 0 P: 8	R: 0 E: 0 K: 0 S: 4 H: 1 LOB: 1 BB: 0 P: 4	R: 1 E: 0 K: 1 S: 6 H: 1 LOB: 1 BB: 1 P: 10	1B: 7 2B: 1 3B: 0 HR: 1	SF: 0 SAC: 0 DP: 2 HBP: 0						

PITCHER	IP	WLS	BF	H	R	ER	SO	BB	IBB	HBP	BLK	WP	HR	S	P	ERA	WHIP
Billy Hoeft, L (1, 1) ERA: 4.72	7.0	L	26	7	3	3	4	0	0	0	0	0	1	34	34	3.86	1.000
Lou Sleater, L (8, 1) ERA: 2.12	2.0		9	2	1	1	1	1	0	0	0	0	0	10	14	4.50	1.500

PITCHER	IP	WLS	BF	H	R	ER	SO	BB	IBB	HBP	BLK	WP	HR	S	P	ERA	WHIP

TOP

Baltimore Orioles @ Detroit Tigers

Briggs Stadium, Detroit, MI

Tue Jun 11 1957, 7:05 PM EDT

Att. 18,513 - Unknown

livebaseballscorecards.com

AB	34
R	4
H	9
RBI	4
BB	1
SO	5
LOB	11

WP: 0	PA: 35																
PB: 0																	
SB: 1																	
CS: 0																	

Baltimore Orioles @ Detroit Tigers

Briggs Stadium, Detroit, MI

Tue Jun 11 1957, 7:05 PM EDT

Att. 18,513 - Unknown

BOTTOM

Batter	1	2	3	4	5	6	7	8	9	AB	R	H	RBI	BB	SO	LOB
Frank Bolling, R (1, 4) OBP: 0.325, SLG: 0.440	6-3	F4			1B			F3		4	0	1	0	0	0	1
Charlie Maxwell, L (1, 7) OBP: 0.371, SLG: 0.538	HR		F6		1-3 1B			F8		4	1	2	1	0	0	0
Ray Boone, R (1, 3) OBP: 0.364, SLG: 0.402	2B FC6-2-5 1B		F8		5-3			5-3		4	0	1	0	0	0	2
Al Kaline, R (1, 8) (7, 9) OBP: 0.336, SLG: 0.435	1-3 2B		L6			L4			L6	4	0	1	0	0	0	0
Jay Porter, R (1, 9) OBP: 0.429, SLG: 0.524 Bill Tuttle, R (7, 8) OBP: 0.286, SLG: 0.325	K			1-3		6-3			5-3	3 1	0 0	0 0	0 0	0 0	1 0	2 0
Harvey Kuenn, R (1, 6) OBP: 0.333, SLG: 0.398	FC6-2-5 3-H			1-3		F9			1B	4	0	1	0	0	0	2
Frank House, L (1, 2) OBP: 0.375, SLG: 0.414		FC5-4 1B		K			G5-4-3 1B		3-1	4	0	2	0	0	1	1
Reno Bertoia, R (1, 5) OBP: 0.351, SLG: 0.379		FC5-4 1-2f			F6		G5-4-3 1-2f			3	0	0	0	0	0	2
Billy Hoeft, L (1, 1) OBP: 0.100, SLG: 0.211 Jack Dittmer, L (7, PH) OBP: 0.316, SLG: 0.333 Lou Sleater, L (8, 1) OBP: 0.500, SLG: 1.000		F8			4-3		G3			2 1 0	0 0 0	0 0 0	0 0 0	0 0 0	0 0 0	1 0 0
Inning Stats	R: 1 E: 0 K: 1 S: 8 H: 3 LOB: 2 BB: 0 P: 8	R: 0 E: 0 K: 0 S: 4 H: 1 LOB: 1 BB: 0 P: 4	R: 0 E: 0 K: 0 S: 3 H: 0 LOB: 0 BB: 0 P: 3	R: 0 E: 0 K: 1 S: 5 H: 0 LOB: 0 BB: 0 P: 5	R: 0 E: 0 K: 0 S: 5 H: 2 LOB: 2 BB: 0 P: 5	R: 0 E: 0 K: 0 S: 3 H: 0 LOB: 0 BB: 0 P: 3	R: 0 E: 0 K: 0 S: 3 H: 1 LOB: 0 BB: 0 P: 3	R: 0 E: 0 K: 0 S: 3 H: 0 LOB: 0 BB: 0 P: 3	R: 0 E: 0 K: 0 S: 4 H: 1 LOB: 1 BB: 0 P: 4	1B: 6 2B: 1 3B: 0 HR: 1	SF: 0 SAC: 0 DP: 1 HBP: 0						

livebaseballscorecards.com

AB	34
R	1
H	8
RBI	1
BB	0
SO	2
LOB	11

WP: 0 PB: 0 SB: 0 CS: 0 PA: 34

PITCHER	IP	WLS	BF	H	R	ER	SO	BB	IBB	HBP	BLK	WP	HR	S	P	ERA	WHIP
Connie Johnson, R (1, 1) ERA: 3.5	9.0	W	34	8	1	1	2	0	0	0	0	0	1	38	38	1.00	0.889

PITCHER	IP	WLS	BF	H	R	ER	SO	BB	IBB	HBP	BLK	WP	HR	S	P	ERA	WHIP

Baltimore Orioles @ Detroit Tigers

Briggs Stadium, Detroit, MI

Wed Jun 12 1957, 4:33 AM EDT

Att. 5,155 - Unknown

TOP

livebaseballscorecards.com

Batter	1	2	3	4	5	6	7	8	9	AB	R	H	RBI	BB	SO	LOB
Billy Gardner, R (1, 4) OBP: 0.319, SLG: 0.383	F7		L8		F7			L9		4	0	0	0	0	0	1
Bob Boyd, L (1, 3) OBP: 0.415, SLG: 0.429	F9		F4			HR		G3		4	1	1	1	0	0	0
Al Pilarcik, L (1, 9) OBP: 0.371, SLG: 0.406	CS, 1B		F7			L8			3-1	4	0	1	0	0	0	0
Bob Nieman, R (1, 7) OBP: 0.377, SLG: 0.460	CS 1-2	HR		F3		K			1-3	4	1	1	1	0	1	0
Gus Triandos, R (1, 2) OBP: 0.343, SLG: 0.447		L4		F7		K			K	4	0	0	0	0	2	0
Joe Durham, R (1, 8) OBP: 0.143, SLG: 0.143		5-3		6-3			K			3	0	0	0	0	1	0
Dick Williams, R (1, 5) OBP: 0.288, SLG: 0.329		1B, 1B			6-3		K			3	0	1	0	0	1	0
Willy Miranda, S (1, 6) OBP: 0.319, SLG: 0.242		1-2, 1B			1B		F8			3	0	2	0	0	0	0
Art Ceccarelli, R (1, 1)		L8			K			K		0	0	0	0	0	0	0
Bob Hale, L (2, PH) OBP: 0.286, SLG: 0.290										1	0	0	0	0	0	2
Mike Fornieles, R (2, 1) OBP: 0.278, SLG: 0.278										1	0	0	0	0	1	1
Joe Ginsberg, L (8, PH) OBP: 0.370, SLG: 0.429										1	0	0	0	0	1	0
Hal Brown, R (8, 1) OBP: 0.250, SLG: 0.231										0	0	0	0	0	0	0

Inning Stats	1	2	3	4	5	6	7	8	9
R	0	1	0	0	0	1	0	0	0
E	0	0	0	0	0	0	0	0	0
K	0	0	0	0	1	2	2	1	1
S	3	6	3	3	6	8	7	5	5
H	1	3	0	0	1	1	0	0	0
LOB	0	2	0	0	1	0	0	0	0
BB	0	0	0	0	0	0	0	0	0
P	3	6	3	3	6	8	7	5	5

1B	4
2B	0
3B	0
HR	2
SF	0
SAC	0
DP	0
HBP	0
WP	0
PB	0
SB	0
CS	1
PA	33

AB	32
R	2
H	6
RBI	2
BB	0
SO	7
LOB	4

PITCHER	IP	WLS	BF	H	R	ER	SO	BB	IBB	HBP	BLK	WP	HR	S	P	ERA	WHIP
Jim Bunning, R (1, 1) ERA: 1.71	9.0	W	32	6	2	2	7	0	0	0	0	0	2	46	46	2.00	0.667

PITCHER	IP	WLS	BF	H	R	ER	SO	BB	IBB	HBP	BLK	WP	HR	S	P	ERA	WHIP

Baltimore Orioles @ Detroit Tigers

Briggs Stadium, Detroit, MI

Wed Jun 12 1957, 4:33 AM EDT

Att. 5,155 - Unknown

BOTTOM

Batter	1	2	3	4	5	6	7	8	9	AB	R	H	RBI	BB	SO	LOB
Frank Bolling, R (1, 4) OBP: 0.320, SLG: 0.432	6-3	K			E5		F9			4	0	0	0	0	1	1
Charlie Maxwell, L (1, 7) OBP: 0.373, SLG: 0.534	2B 1B		BB FC6-4		F3		K			3	1	1	0	1	1	1
Ray Boone, R (1, 3) OBP: 0.356, SLG: 0.393	F3		FC6-4 1-2f		K		5-3			4	0	0	0	0	1	3
Al Kaline, R (1, 8) (7, 9) OBP: 0.339, SLG: 0.446	HR 1-H 2B		L4			4-3 2B		L8		4	2	2	1	0	0	1
Jay Porter, R (1, 9) OBP: 0.423, SLG: 0.578	HR 2-H		F9			4-3 2-3		F2		3	1	1	2	0	0	2
Bill Tuttle, R (7, 8) OBP: 0.284, SLG: 0.323										1	0	0	0	0	0	0
Harvey Kuenn, R (1, 6) OBP: 0.332, SLG: 0.395	L4			4-3		F8		1B		4	0	1	0	0	0	1
Red Wilson, R (1, 2) OBP: 0.407, SLG: 0.478		1B FC1-6		F7		2B 3-H		1B 1-2		4	0	3	1	0	0	0
Reno Bertoia, R (1, 5) OBP: 0.348, SLG: 0.370		F3		F6		IBB 4-0		K		3	0	0	0	1	1	3
Jim Bunning, R (1, 1) OBP: 0.259, SLG: 0.240		FC1-6 1-2f			6-3	K				3	0	0	0	0	1	3
Inning Stats	R: 3 H: 3 E: 0 LOB: 0 K: 0 BB: 0 S: 6 P: 6	R: 0 H: 1 E: 0 LOB: 1 K: 1 BB: 0 S: 6 P: 6	R: 0 H: 0 E: 0 LOB: 1 K: 0 BB: 1 S: 3 P: 7	R: 0 H: 0 E: 0 LOB: 0 K: 0 BB: 0 S: 3 P: 3	R: 0 H: 0 E: 1 LOB: 1 K: 1 BB: 0 S: 6 P: 6	R: 1 H: 2 E: 0 LOB: 2 K: 1 BB: 1 S: 7 P: 11	R: 0 H: 0 E: 0 LOB: 0 K: 1 BB: 0 S: 5 P: 5	R: 0 H: 2 E: 0 LOB: 2 K: 1 BB: 0 S: 7 P: 7		1B: 4 SF: 0 2B: 3 SAC: 0 3B: 0 DP: 0 HR: 1 HBP: 0						

AB	33
R	4
H	8
RBI	4
BB	2
SO	5
LOB	15

WP: 0 PA: 35
PB: 0
SB: 0
CS: 0

livebaseballscorecards.com

PITCHER		IP	WLS	BF	H	R	ER	SO	BB	IBB	HBP	BLK	WP	HR	S	P	ERA	WHIP
Art Ceccarelli, L ERA: 4.01	(1, 1)	1.0	L	6	3	3	3	0	0	0	0	0	0	1	6	6	27.00	3.000
Mike Fornieles, R ERA: 4.11	(2, 1)	6.0		24	3	1	1	4	1	1	0	0	0	0	30	38	1.50	0.667
Hal Brown, R ERA: 3.75	(8, 1)	1.0		5	2	0	0	1	0	0	0	0	0	0	7	7	0.00	2.000

PITCHER	IP	WLS	BF	H	R	ER	SO	BB	IBB	HBP	BLK	WP	HR	S	P	ERA	WHIP

Baltimore Orioles @ Detroit Tigers

Briggs Stadium, Detroit, MI

Thu Jun 13 1957, 4:33 AM EDT

Att. 4,485 - Unknown

TOP

livebaseballscorecards.com

Batter	1	2	3	4	5	6	7	8	9	AB	R	H	RBI	BB	SO	LOB
Billy Gardner, R (1, 4) OBP: 0.320, SLG: 0.378	0-0 ① 6-3		BBBB 4-0 1-2 BB		0-0 ② 6-3		BBBB 4-0 2B 4-3 BB		0-0 ③ F3	3	1	0	0	2	0	1
Bob Boyd, L (1, 3) OBP: 0.417, SLG: 0.433	0-0 ② F7		0-0 ③ F3		BBBB 4-0 BB BB		0-0 4-3 1-3 2B			3	0	1	0	1	0	2
Al Pilarcik, L (1, 9) OBP: 0.371, SLG: 0.400 Bob Nieman, R (7, PH) OBP: 0.376, SLG: 0.458 Jim Pyburn, R (7, 9) OBP: 0.410, SLG: 0.355	0-0 ③ 1-3			0-0 ① F3	BBBB 4-0 1-2 2-3 BB		0-0 ② 4-3 2-3 3-H			2 1 0	0 0 0	0 0 0	0 1 0	1 0 0	0 0 0	0 1 0
Gus Triandos, R (1, 2) OBP: 0.335, SLG: 0.436		SSS 0-3 ① K		0-0 ② F9	0-0 ③ 3-1		0-0 ③ F8			4	0	0	0	0	1	4
Joe Durham, R (1, 8) OBP: 0.273, SLG: 0.273		SSS 0-3 ② K		0-0 BB 1B		0-0 2B 1B		0-0 ① 1-3		4	0	2	0	0	1	0
Dick Williams, R (1, 7) OBP: 0.293, SLG: 0.335		0-0 ③ F6		BBBB 4-0 FC6-4 1-2 BB		0-0 ① 1-H FC4-2 2B		0-0 ② F5		3	0	1	0	1	0	0
Jim Brideweser, R (1, 5) OBP: 0.380, SLG: 0.350			0-0 ① L4	0-0 ③ FC6-4 1-2f		0-0 ② FC4-2 S 3-H		SSS 0-3 ③ K		4	0	0	0	0	1	3
Willy Miranda, S (1, 6) OBP: 0.301, SLG: 0.227			SSS 0-3 ② K		0-0 ① F9	0-0 ③ L8 1-2			0-0 ① F4	4	0	0	0	0	1	1
Ray Moore, R (1, 1) OBP: 0.243, SLG: 0.514 George Zuverink, R (8, 1) OBP: 0.222, SLG: 0.125 Bob Hale, L (9, PH) OBP: 0.278, SLG: 0.281			0-0 BB 1B		0-0 BB 2B		0-0 ① F7		0-0 ② F7	3 0 1	0 0 0	2 0 0	0 0 0	0 0 0	0 0 0	0 0 0
Inning Stats	R: 0 E: 0 K: 0 S: 3 H: 0 LOB: 0 BB: 0 P: 3	R: 0 E: 0 K: 2 S: 7 H: 0 LOB: 0 BB: 0 P: 7	R: 0 E: 0 K: 1 S: 6 H: 1 LOB: 2 BB: 1 P: 10	R: 0 E: 0 K: 0 S: 4 H: 1 LOB: 2 BB: 1 P: 8	R: 0 E: 0 K: 0 S: 4 H: 1 LOB: 3 BB: 2 P: 12	R: 0 E: 0 K: 0 S: 4 H: 2 LOB: 1 BB: 0 P: 4	R: 1 E: 0 K: 0 S: 4 H: 1 LOB: 1 BB: 1 P: 8	R: 0 E: 0 K: 1 S: 5 H: 0 LOB: 0 BB: 0 P: 5	R: 0 E: 0 K: 0 S: 3 H: 0 LOB: 0 BB: 0 P: 3	1B: 3 2B: 3 3B: 0 HR: 0 SF: 0 SAC: 0 DP: 0 HBP: 0						

	AB	32
	R	1
	H	6
	RBI	1
	BB	5
	SO	4
	LOB	12

WP: 0 PB: 0 SB: 1 CS: 0 PA: 37

PITCHER		IP	WLS	BF	H	R	ER	SO	BB	IBB	HBP	BLK	WP	HR	S	P	ERA	WHIP
Paul Foytack, R ERA: 2.81	(1, 1)	3.0		11	1	0	0	3	1	0	0	0	0	0	16	20	0.00	0.667
Steve Gromek, R ERA: 6.5	(4, 1)	1.2		9	2	0	0	0	2	0	0	0	0	0	7	15	0.00	2.400
John Tsitouris, R ERA: 5.4	(5, 1)	1.2	W	9	3	1	1	0	2	0	0	0	0	0	7	15	5.40	3.000
Lou Sleater, L ERA: 1.83	(7, 1)	2.2	S	8	0	0	0	1	0	0	0	0	0	0	10	10	0.00	0.000

PITCHER	IP	WLS	BF	H	R	ER	SO	BB	IBB	HBP	BLK	WP	HR	S	P	ERA	WHIP

Baltimore Orioles @ Detroit Tigers

Briggs Stadium, Detroit, MI

Thu Jun 13 1957, 4:33 AM EDT

Att. 4,485 - Unknown

BOTTOM

Batter	1	2	3	4	5	6	7	8	9	AB	R	H	RBI	BB	SO	LOB
Frank Bolling, R (1, 4) OBP: 0.319, SLG: 0.427	F3		G3-6-3 1-2f			4-3	BB			3	0	0	0	1	0	1
Charlie Maxwell, L (1, 7) OBP: 0.376, SLG: 0.548	BB			4-3		HR	K			3	1	1	1	1	1	1
Ray Boone, R (1, 3) OBP: 0.350, SLG: 0.384	F8			F8		F4		F7		4	0	0	0	0	0	1
Al Kaline, R (1, 8) (7, 9) OBP: 0.338, SLG: 0.440	L8			L8		2B BB		L4		3	1	0	0	1	0	1
Jay Porter, R (1, 9) OBP: 0.436, SLG: 0.604		G6-3 1B			F2	1-H 2B		6-3		3	0	2	1	0	0	0
Bill Tuttle, R (7, 8) OBP: 0.283, SLG: 0.321										1	0	0	0	0	0	0
Harvey Kuenn, R (1, 6) OBP: 0.336, SLG: 0.396		G6-3 1-2f			1-3 1B	BB				2	0	1	0	1	0	1
Frank House, L (1, 2) OBP: 0.368, SLG: 0.406		F3			1-3 1-2	F8				3	0	0	0	0	0	3
Reno Bertoia, R (1, 5) OBP: 0.348, SLG: 0.364			F3		IBB		F5			2	0	0	0	1	0	0
Paul Foytack, R (1, 1) OBP: 0.360, SLG: 0.304										0	0	0	0	0	0	0
Earl Torgeson, L (3, PH) OBP: 0.387, SLG: 0.380										1	0	1	0	0	0	0
Steve Gromek, S (4, 1)										0	0	0	0	0	0	0
John Tsitouris, R (5, 1)			G3-6-3 1B		K		4-3			1	0	0	0	0	1	2
Lou Sleater, L (7, 1) OBP: 0.429, SLG: 0.857										1	0	0	0	0	0	0
Inning Stats	R: 0 E: 0 K: 0 S: 3 H: 0 LOB: 1 BB: 1 P: 7	R: 0 E: 0 K: 0 S: 3 H: 1 LOB: 0 BB: 0 P: 3	R: 0 E: 0 K: 0 S: 3 H: 1 LOB: 0 BB: 0 P: 3	R: 0 E: 0 K: 0 S: 3 H: 0 LOB: 0 BB: 0 P: 3	R: 0 E: 0 K: 1 S: 6 H: 1 LOB: 2 BB: 1 P: 10	R: 2 E: 0 K: 0 S: 5 H: 2 LOB: 2 BB: 2 P: 13	R: 0 E: 0 K: 1 S: 5 H: 0 LOB: 1 BB: 1 P: 9	R: 0 E: 0 K: 0 S: 3 H: 0 LOB: 0 BB: 0 P: 3		1B: 3 2B: 1 3B: 0 HR: 1 SF: 0 SAC: 0 DP: 2 HBP: 0						

livebaseballscorecards.com

AB	27
R	2
H	5
RBI	2
BB	5
SO	2
LOB	10

WP: 0 PA: 32
PB: 0
SB: 0
CS: 0

PITCHER		IP	WLS	BF	H	R	ER	SO	BB	IBB	HBP	BLK	WP	HR	S	P	ERA	WHIP
Ray Moore, R ERA: 4.18	(1, 1)	7.0	L	29	5	2	2	2	4	1	0	0	0	1	28	48	2.57	1.286
George Zuverink, R ERA: 1.61	(8, 1)	1.0		3	0	0	0	0	0	0	0	0	0	0	3	3	0.00	0.000

PITCHER		IP	WLS	BF	H	R	ER	SO	BB	IBB	HBP	BLK	WP	HR	S	P	ERA	WHIP

Batter	1	2	3	4	5	6	7	8	9	AB	R	H	RBI	BB	SO	LOB
Jim Piersall, R (1, 8) OBP: 0.338, SLG: 0.366	0-0 2B 2B	0-0 E6 FC6		0-0 ③ 5-3			0-0 ② L9		0-0 ③ F8	5	1	1	0	0	0	2
Billy Klaus, L (1, 6) OBP: 0.351, SLG: 0.339	0-0 ① P4	0-0 ② F7			0-0 ① 6-3		0-0 ③ 6-3			4	0	0	0	0	0	3
Ted Williams, L (1, 7) OBP: 0.512, SLG: 0.747	BBBB 4-0 2B E BB	0-0 ③ FC6 1-2f			SSS 0-3 ② K			0-0 ① F7		3	1	0	0	1	1	2
Mickey Vernon, L (1, 3) OBP: 0.380, SLG: 0.483	0-0 E 1-3 2-H 2B		0-0 ① F7		0-0 ③ F2			0-0 1B 2B		4	2	2	1	0	0	0
Jackie Jensen, R (1, 9) OBP: 0.357, SLG: 0.439	SSS 0-3 ② K		0-0 ② 6-3			0-0 ① 5-3		0-0 ② F8		4	0	0	0	0	1	3
Frank Malzone, R (1, 5) OBP: 0.343, SLG: 0.395	0-0 E8 2-H 3-H 1B		0-0 ③ 5-3			0-0 6-3 1B		0-0 2-H 1B		4	0	3	3	0	0	0
Gene Mauch, R (1, 4) OBP: 0.341, SLG: 0.392	0-0 ③ F9			BBBB 4-0 FC6-4 BB		0-0 ② 6-3 1-2		0-0 ③ L9		3	0	0	0	1	0	3
Sammy White, R (1, 2) OBP: 0.258, SLG: 0.226 Norm Zauchin, R (9, PH) OBP: 0.348, SLG: 0.368		0-0 SH2-4 1B		0-0 ① FC6-4 SH1-4 1-2f		0-0 ③ 6-3			0-0 ① F9	3	0	1	0	0	0	2
										1	0	0	0	0	0	0
Frank Sullivan, R (1, 1) Rudy Minarcin, R (5, 1) Gene Stephens, L (7, PH) OBP: 0.286, SLG: 0.284 Bob Chakales, R (7, 1) OBP: 0.300, SLG: 0.500 Ike Delock, R (8, 1) Dick Gernert, R (9, PH) OBP: 0.375, SLG: 0.516		0-0 ① SH2-4 1-2		0-0 ② SH1-4 1-2			0-0 ① G3		0-0 ② F7	0	0	0	0	0	0	0
										0	0	0	0	0	0	0
										1	0	0	0	0	0	0
										0	0	0	0	0	0	0
										0	0	0	0	0	0	0
										1	0	0	0	0	0	0
Inning Stats	R: 3 H: 3 E: 1 LOB: 1 K: 1 BB: 1 S: 8 P: 12	R: 0 H: 1 E: 1 LOB: 2 K: 0 BB: 0 S: 5 P: 5	R: 0 H: 0 E: 0 LOB: 0 K: 0 BB: 0 S: 3 P: 3	R: 0 H: 0 E: 0 LOB: 1 K: 0 BB: 1 S: 3 P: 7	R: 0 H: 0 E: 0 LOB: 0 K: 1 BB: 0 S: 5 P: 5	R: 0 H: 1 E: 0 LOB: 1 K: 0 BB: 0 S: 4 P: 4	R: 0 H: 0 E: 0 LOB: 0 K: 0 BB: 0 S: 3 P: 3	R: 1 H: 2 E: 0 LOB: 1 K: 0 BB: 0 S: 5 P: 5	R: 0 H: 0 E: 0 LOB: 0 K: 0 BB: 0 S: 3 P: 3	1B: 4 SF: 0 2B: 3 SAC: 2 3B: 0 DP: 0 HR: 0 HBP: 0						

PITCHER	IP	WLS	BF	H	R	ER	SO	BB	IBB	HBP	BLK	WP	HR	S	P	ERA	WHIP
Duke Maas, R (1, 1) ERA: 2.65	9.0	W	37	7	4	4	2	2	0	0	0	0	0	39	47	4.00	1.000

PITCHER	IP	WLS	BF	H	R	ER	SO	BB	IBB	HBP	BLK	WP	HR	S	P	ERA	WHIP

TOP

Boston Red Sox @ Detroit Tigers

Briggs Stadium, Detroit, MI

Fri Jun 14 1957, 7:05 PM EDT

Att. 47,213 - Unknown

livebaseballscorecards.com

AB	33
R	4
H	7
RBI	4
BB	2
SO	2
LOB	15

WP: 0 PA: 37
PB: 0
SB: 0
CS: 0

BOTTOM

Boston Red Sox @ Detroit Tigers

Briggs Stadium, Detroit, MI

Fri Jun 14 1957, 7:05 PM EDT

Att. 47,213 - Unknown

Batter	1	2	3	4	5	6	7	8	9	AB	R	H	RBI	BB	SO	LOB
Frank Bolling, R (1, 4) OBP: 0.316, SLG: 0.422	F2		6-3	F3		5-3		L5-4, BB 1B		5	0	1	0	0	0	1
Charlie Maxwell, L (1, 7) OBP: 0.381, SLG: 0.544	BB		1B 1B 1B	4-3		WP IBB		F7		3	1	1	0	2	0	1
Ray Boone, R (1, 3) OBP: 0.355, SLG: 0.383	K		1B 1-3 1B		P6	1-2 2-3 BB		1-2 BB		3	0	1	0	2	1	1
Al Kaline, R (1, 8) (7, 9) OBP: 0.335, SLG: 0.434	F7		1-2 3-H 1B		L1	L5-3		2-3 L5-4		5	0	1	1	0	0	6
Jay Porter, R (1, 9) OBP: 0.431, SLG: 0.580 Bill Tuttle, R (7, 8) OBP: 0.281, SLG: 0.319		E6 FC3-6, E FC5-4	F2		BB BB		6-3			2 1	1 0	0 0	0 0	1 0	0 0	2 0
Harvey Kuenn, R (1, 6) OBP: 0.339, SLG: 0.410		E5 1-2 FC3-6	L9		1-2 BB		HR			3	1	1	1	1	0	3
Frank House, L (1, 2) OBP: 0.359, SLG: 0.395		FC3-6 1-2f 2-3 FC5-4		4-3	F5		L7			4	0	0	0	0	0	4
Reno Bertoia, R (1, 5) OBP: 0.359, SLG: 0.386		FC5-4 1-2f 3-H		HR 2B		WP 2B		HBP		3	1	2	1	0	0	1
Duke Maas, R (1, 1) OBP: 0.154, SLG: 0.237		K		HR 2-H		K		F4		4	1	1	2	0	2	3
Inning Stats	R: 0 E: 0 K: 1 S: 5 H: 0 LOB: 1 BB: 1 P: 9	R: 1 E: 2 K: 1 S: 7 H: 0 LOB: 1 BB: 0 P: 7	R: 1 E: 0 K: 0 S: 6 H: 3 LOB: 2 BB: 0 P: 6	R: 2 E: 0 K: 0 S: 5 H: 2 LOB: 0 BB: 0 P: 5	R: 0 E: 0 K: 0 S: 3 H: 0 LOB: 2 BB: 2 P: 11	R: 0 E: 0 K: 1 S: 6 H: 1 LOB: 3 BB: 2 P: 14	R: 1 E: 0 K: 0 S: 4 H: 1 LOB: 1 BB: 0 P: 5	R: 0 E: 0 K: 0 S: 3 H: 1 LOB: 1 BB: 1 P: 7								

livebaseballscorecards.com

AB	33
R	5
H	8
RBI	5
BB	6
SO	3
LOB	22

1B: 4 SF: 0
2B: 3 SAC: 0
3B: 0 DP: 1
HR: 2 HBP: 1

WP: 1 PA: 40
PB: 0
SB: 0
CS: 0

PITCHER		IP	WLS	BF	H	R	ER	SO	BB	IBB	HBP	BLK	WP	HR	S	P	ERA	WHIP
Frank Sullivan, R ERA: 3.25	(1, 1)	4.2	L	22	5	4	3	2	1	0	0	0	0	1	25	29	5.79	1.286
Rudy Minarcin, R ERA: 3.5	(5, 1)	1.1		9	1	0	0	1	3	1	0	0	1	0	7	23	0.00	3.000
Bob Chakales, R ERA: 7.36	(7, 1)	1.1		8	2	1	1	0	1	0	1	0	0	1	6	11	6.75	2.250
Ike Delock, R ERA: 4.1	(8, 1)	0.2		1	0	0	0	0	0	0	0	0	0	0	1	1	0.00	0.000

PITCHER	IP	WLS	BF	H	R	ER	SO	BB	IBB	HBP	BLK	WP	HR	S	P	ERA	WHIP

Batter	1	2	3	4	5	6	7	8	9	AB	R	H	RBI	BB	SO	LOB
Jim Piersall, R (1, 8) OBP: 0.335, SLG: 0.362	6-3		F9		G6-4-3 1-2f 2-3		1B 1-3 3-H		F9	5	0	1	1	0	0	3
Billy Klaus, L (1, 6) OBP: 0.349, SLG: 0.337	F7		1B		F7		F9			4	0	1	0	0	0	2
Ted Williams, L (1, 7) OBP: 0.511, SLG: 0.740	1B		P4			L6		G4-6-3 HBP		3	0	1	0	0	0	1
Gene Stephens, L (8, PR) OBP: 0.286, SLG: 0.284 (8, 7)										0	0	0	0	0	0	0
Mickey Vernon, L (1, 3) OBP: 0.375, SLG: 0.473	G3			1-3		1B 1B		G4-6-3 1-2f		4	0	1	0	0	0	2
Jackie Jensen, R (1, 9) OBP: 0.360, SLG: 0.437		F8		F8		G6-4-3 1-2 1B		BBBB S BB		3	0	1	0	1	0	0
Frank Malzone, R (1, 5) OBP: 0.346, SLG: 0.401		2B		1B		G6-4-3 1-2f		F7 1-2		4	0	2	0	0	0	3
Gene Mauch, R (1, 4) OBP: 0.345, SLG: 0.391		BBBB G6-4-3 BB		4-3			1B SH3-4 1B 1B		F9	3	1	1	0	1	0	1
Sammy White, R (1, 2) OBP: 0.261, SLG: 0.224	G6-4-3 1-2f				BBBB G6-4-3 1B BB		SH3-4 1-2		1B	1	0	0	0	1	0	2
Norm Zauchin, R (9, PH) OBP: 0.375, SLG: 0.400										1	0	1	0	0	0	0
Willard Nixon, L (1, 1) OBP: 0.308, SLG: 0.292			SSS K		G6-4-3 1-2 1B		1B 2-3 1B		SSS K	3	0	2	0	0	1	0
Dick Gernert, R (9, PH) OBP: 0.373, SLG: 0.512										1	0	0	0	0	1	1
Inning Stats	R: 0 E: 0 K: 0 S: 4 H: 1 LOB: 1 BB: 0 P: 4	R: 0 E: 0 K: 0 S: 3 H: 1 LOB: 1 BB: 1 P: 7	R: 0 E: 0 K: 1 S: 6 H: 1 LOB: 1 BB: 0 P: 6	R: 0 E: 0 K: 0 S: 4 H: 1 LOB: 1 BB: 0 P: 4	R: 0 E: 0 K: 0 S: 3 H: 1 LOB: 1 BB: 1 P: 7	R: 0 E: 0 K: 0 S: 4 H: 2 LOB: 1 BB: 0 P: 4	R: 1 E: 0 K: 0 S: 5 H: 3 LOB: 1 BB: 0 P: 5	R: 0 E: 0 K: 0 S: 2 H: 0 LOB: 2 BB: 1 P: 7	R: 0 E: 0 K: 1 S: 6 H: 1 LOB: 1 BB: 0 P: 6	1B: 10 2B: 1 3B: 0 HR: 0 SF: 0 SAC: 1 DP: 4 HBP: 1	WP: 0 PB: 0 SB: 1 CS: 0 PA: 37					

PITCHER	IP	WLS	BF	H	R	ER	SO	BB	IBB	HBP	BLK	WP	HR	S	P	ERA	WHIP
Frank Lary, R (1, 1) ERA: 3.22	9.0	W	37	11	1	1	2	3	0	1	0	0	0	37	50	1.00	1.556

PITCHER	IP	WLS	BF	H	R	ER	SO	BB	IBB	HBP	BLK	WP	HR	S	P	ERA	WHIP

TOP

Boston Red Sox @ Detroit Tigers

Briggs Stadium, Detroit, MI

Sat Jun 15 1957, 4:33 AM EDT

Att. 15,744 - Unknown

livebaseballscorecards.com

AB	32
R	1
H	11
RBI	1
BB	3
SO	2
LOB	15

Boston Red Sox @ Detroit Tigers

Briggs Stadium, Detroit, MI

Sat Jun 15 1957, 4:33 AM EDT

Att. 15,744 - Unknown

BOTTOM

Batter	1	2	3	4	5	6	7	8	9	AB	R	H	RBI	BB	SO	LOB
Frank Bolling, R (1, 4) OBP: 0.311, SLG: 0.415	5-3			F7		L5		L7		4	0	0	0	0	0	0
Charlie Maxwell, L (1, 7) OBP: 0.379, SLG: 0.538	4-3			FC3-6 1B		K		F5		4	0	1	0	0	1	0
Dave Philley, S (1, 3) OBP: 0.375, SLG: 0.387	L7			FC3-6 BB 1-2f			F8 1B 1B 1B	E S 1B 1B		4	2	2	0	0	0	1
Al Kaline, R (1, 8) (8, 9) OBP: 0.338, SLG: 0.430		L1-3		BBBB 1-2 BB			F9	BBBB 1B 1-3 BB		2	0	0	0	2	0	1
Jay Porter, R (1, 9) OBP: 0.426, SLG: 0.566 Bill Tuttle, R (8, 8) OBP: 0.285, SLG: 0.323		F8		F9			1B 1-2 1B	1B 1-3 3-H 1B		3 1	1 0	1 1	0 1	0 0	0 0	2 0
Harvey Kuenn, R (1, 6) OBP: 0.333, SLG: 0.402	6-3				F8		F8 2-3	F8		4	0	0	0	0	0	4
Frank House, L (1, 2) OBP: 0.359, SLG: 0.393		1-3			6-3		1B 1-2 3-H 1B			3	0	1	1	0	0	0
Reno Bertoia, R (1, 5) OBP: 0.359, SLG: 0.385		6-3			SSS K		1-2 2-H 1B			3	0	1	1	0	1	0
Frank Lary, R (1, 1) OBP: 0.226, SLG: 0.241		1-3				F3	6-3			3	0	0	0	0	0	2
Inning Stats	R: 0 H: 0 E: 0 LOB: 0 K: 0 BB: 0 S: 3 P: 3	R: 0 H: 0 E: 0 LOB: 0 K: 0 BB: 0 S: 3 P: 3	R: 0 H: 0 E: 0 LOB: 0 K: 0 BB: 0 S: 3 P: 3	R: 0 H: 1 E: 0 LOB: 2 K: 0 BB: 1 S: 4 P: 8	R: 0 H: 0 E: 0 LOB: 0 K: 1 BB: 0 S: 5 P: 5	R: 0 H: 0 E: 0 LOB: 0 K: 1 BB: 0 S: 5 P: 5	R: 2 H: 4 E: 0 LOB: 2 K: 0 BB: 0 S: 7 P: 7	R: 1 H: 2 E: 0 LOB: 2 K: 0 BB: 1 S: 5 P: 9		1B: 7 SF: 0 2B: 0 SAC: 0 3B: 0 DP: 0 HR: 0 HBP: 0						WP: 0 PA: 33 PB: 0 SB: 1 CS: 0

livebaseballscorecards.com

	AB	31
	R	3
	H	7
	RBI	3
	BB	2
	SO	2
	LOB	10

PITCHER	IP	WLS	BF	H	R	ER	SO	BB	IBB	HBP	BLK	WP	HR	S	P	ERA	WHIP
Willard Nixon, R (1, 1) ERA: 4.62	8.0	L	33	7	3	3	2	2	0	0	0	0	0	35	43	3.38	1.125

PITCHER	IP	WLS	BF	H	R	ER	SO	BB	IBB	HBP	BLK	WP	HR	S	P	ERA	WHIP

Batter	1	2	3	4	5	6	7	8	9	10	AB	R	H	RBI	BB	SO	LOB
Jim Piersall, R (1, 8) OBP: 0.329, SLG: 0.355	x 0-0 L4 ①		0-0 CS ③ 1-2	S S S 0-3 K ①		x 0-0 F5 ③			x 0-0 F7 ①		4	0	0	0	0	1	0
Billy Klaus, L (1, 6) OBP: 0.347, SLG: 0.351	x 0-0 6-3 ②			x 0-0 F7 ②			x 0-0 HR		x 0-0 F5 ②		4	1	1	1	0	0	0
Ted Williams, L (1, 7) OBP: 0.507, SLG: 0.729	x 0-0 4-3 ③			x 0-0 1B			S S S 0-3 K ①		x 0-0 G3 ③		4	0	1	0	0	1	0
Mickey Vernon, L (1, 3) OBP: 0.370, SLG: 0.458		B B B B 4-0 CS BB		x 0-0 F8 ③			x 0-0 3-1 ②			x 0-0 F3 ①	3	0	0	0	1	0	1
Jackie Jensen, R (1, 9) OBP: 0.358, SLG: 0.431		x 0-0 F7 ①② 1-2			B B B B 4-0 CS BB		S S S 0-3 K ③			x 0-0 F8 ②	3	0	0	0	1	1	1
Frank Malzone, R (1, 5) OBP: 0.344, SLG: 0.398		x 0-0 P6 ③			x 0-0 P4 ①			x 0-0 1B		x 0-0 F8 ③	4	0	1	0	0	0	1
Gene Mauch, R (1, 4) OBP: 0.339, SLG: 0.383			x 0-0 L8 ①		S S S 0-3 K ②③ 1-2			x 0-0 F9 ①			3	0	0	0	0	1	2
Sammy White, R (1, 2) OBP: 0.262, SLG: 0.221			B B B B 4-0 CS BB			x 0-0 P5 ①		S S S 0-3 K ②			2	0	0	0	1	1	1
Mike Fornieles, R (1, 1) OBP: 0.238, SLG: 0.238			x 0-0 F3 ②			x 0-0 6-3 ②		S S S 0-3 K ③			3	0	0	0	0	1	2
Inning Stats	R: 0 H: 0 E: 0 LOB: 0 K: 0 BB: 0 S: 3 P: 3	R: 0 H: 0 E: 0 LOB: 0 K: 0 BB: 1 S: 2 P: 6	R: 0 H: 0 E: 0 LOB: 0 K: 0 BB: 1 S: 2 P: 6	R: 0 H: 1 E: 0 LOB: 1 K: 1 BB: 0 S: 6 P: 6	R: 0 H: 0 E: 0 LOB: 0 K: 1 BB: 1 S: 4 P: 8	R: 0 H: 0 E: 0 LOB: 0 K: 0 BB: 0 S: 3 P: 3	R: 1 H: 1 E: 0 LOB: 0 K: 2 BB: 0 S: 8 P: 8	R: 0 H: 1 E: 0 LOB: 1 K: 2 BB: 0 S: 8 P: 8	R: 0 H: 0 E: 0 LOB: 0 K: 0 BB: 0 S: 3 P: 3	R: 0 H: 0 E: 0 LOB: 0 K: 0 BB: 0 S: 3 P: 3	1B: 2 SF: 0 2B: 0 SAC: 0 3B: 0 DP: 0 HR: 1 HBP: 0						WP: 0 PA: 34 PB: 0 SB: 0 CS: 3

PITCHER	IP	WLS	BF	H	R	ER	SO	BB	IBB	HBP	BLK	WP	HR	S	P	ERA	WHIP
Jim Bunning, R (1, 1) ERA: 1.62	10.0	W	33	3	1	1	6	3	0	0	0	0	1	42	54	0.90	0.600

PITCHER	IP	WLS	BF	H	R	ER	SO	BB	IBB	HBP	BLK	WP	HR	S	P	ERA	WHIP

TOP

Boston Red Sox @ Detroit Tigers

Briggs Stadium, Detroit, MI

Sun Jun 16 1957, 4:33 AM EDT

Att. 29,200 - Unknown

livebaseballscorecards.com

AB	30
R	1
H	3
RBI	1
BB	3
SO	6
LOB	8

Batter	1	2	3	4	5	6	7	8	9	10	AB	R	H	RBI	BB	SO	LOB
Frank Bolling, R (1, 4) OBP: 0.308, SLG: 0.409	K		SH 1-2		FC1-6 1-2f		6-3		SH5-3 1-2		3	0	0	0	0	1	1
Charlie Maxwell, L (1, 7) OBP: 0.384, SLG: 0.537	F9		BB 1-2 2-3		1B 1-2		K		BB IBB		4	0	2	0	1	1	0
Dave Philley, S (1, 3) OBP: 0.376, SLG: 0.385	6-3		SF7 3-H		K		1B		1-2 2-3 BB		3	0	1	1	1	1	2
Al Kaline, R (1, 8) (6, 9) OBP: 0.343, SLG: 0.431		6-3 1B	BB 1-2 2-3		1B 1-2 2-3		F8		L5		4	0	2	0	1	0	4
Jay Porter, R (1, 9) OBP: 0.406, SLG: 0.536 Bill Tuttle, R (6, 8) OBP: 0.282, SLG: 0.320		6-3 1-2	P3		K			P4		4-3	3 2	0 0	0 0	0 0	0 0	1 0	7 0
Harvey Kuenn, R (1, 6) OBP: 0.339, SLG: 0.418		G3-6-1 BB		4-3		CS 1B		L9		HR	4	1	2	1	1	0	0
Frank House, L (1, 2) OBP: 0.351, SLG: 0.383		G3-6-1 1-2f		F7		4-3 1-2		4-3			4	0	0	0	0	0	3
Reno Bertoia, R (1, 5) OBP: 0.362, SLG: 0.388			K	K		FC5-4 1B			BB SH5-3 1B		4	0	2	0	0	2	0
Jim Bunning, R (1, 1) OBP: 0.290, SLG: 0.276			1B SH SF7 1B		FC1-6 1B	FC5-4 1-2f			K		4	1	2	0	0	1	2
Inning Stats	R: 0 H: 0 E: 0 LOB: 0 K: 1 BB: 0 S: 5 P: 5	R: 0 H: 1 E: 0 LOB: 1 K: 0 BB: 1 S: 3 P: 7	R: 1 H: 2 E: 1 LOB: 3 K: 1 BB: 1 S: 8 P: 12	R: 0 H: 0 E: 0 LOB: 0 K: 1 BB: 0 S: 5 P: 5	R: 0 H: 3 E: 0 LOB: 3 K: 2 BB: 0 S: 10 P: 10	R: 0 H: 2 E: 0 LOB: 1 K: 0 BB: 0 S: 4 P: 4	R: 0 H: 1 E: 0 LOB: 1 K: 1 BB: 0 S: 6 P: 6	R: 0 H: 0 E: 0 LOB: 0 K: 0 BB: 0 S: 3 P: 3	R: 0 H: 1 E: 0 LOB: 3 K: 1 BB: 2 S: 6 P: 14	R: 1 H: 1 E: 0 LOB: 0 K: 0 BB: 0 S: 2 P: 2	1B: 10 SF: 1 2B: 0 SAC: 2 3B: 0 DP: 1 HR: 1 HBP: 0						

PITCHER	IP	WLS	BF	H	R	ER	SO	BB	IBB	HBP	BLK	WP	HR	S	P	ERA	WHIP
Mike Fornieles, R (1, 1) ERA: 3.66	9.1	L	42	11	2	1	7	3	1	0	0	0	1	52	68	0.96	1.500

PITCHER	IP	WLS	BF	H	R	ER	SO	BB	IBB	HBP	BLK	WP	HR	S	P	ERA	WHIP

BOTTOM

Boston Red Sox @ Detroit Tigers

Briggs Stadium, Detroit, MI

Sun Jun 16 1957, 4:33 AM EDT

Att. 29,200 - Unknown

livebaseballscorecards.com

AB	35
R	2
H	11
RBI	2
BB	4
SO	7
LOB	19

WP: 0	PA: 42		
PB: 0			
SB: 0			
CS: 1			

Batter	1	2	3	4	5	6	7	8	9	AB	R	H	RBI	BB	SO	LOB
Frank Bolling, R (1, 4) OBP: 0.307, SLG: 0.407	5-3		G6-4-3 1-2f		2B 1-2 1B			F8		4	0	1	0	0	0	1
Charlie Maxwell, L (1, 7) OBP: 0.386, SLG: 0.539	K			F8	1-3 2-H 2B			1-0 FC6-4 HBP		3	0	1	1	0	1	0
Dave Philley, S (1, 3) OBP: 0.371, SLG: 0.378	K			E 1B	6-3			FC6-4 1-2f 1B		4	0	1	0	0	1	3
Al Kaline, R (1, 8) (5, 9) OBP: 0.346, SLG: 0.432		L6-3		E3 1-3 1B		L5-3		1-2 1B		4	0	2	0	0	0	0
Jay Porter, R (1, 9) OBP: 0.409, SLG: 0.526		BB		K		K		1-3		1	0	0	0	1	1	2
Bill Tuttle, R (5, 8) OBP: 0.279, SLG: 0.316										2	0	0	0	0	1	2
Harvey Kuenn, R (1, 6) OBP: 0.338, SLG: 0.415		L9		5-3		6-3			L6-3 1B	4	0	1	0	0	0	3
Red Wilson, R (1, 2) OBP: 0.379, SLG: 0.440		K			4-3		1-3		L6-3 1-2	4	0	0	0	0	1	2
Reno Bertoia, R (1, 5) OBP: 0.366, SLG: 0.387			G6-4-3 1B		FC3-6 BB		F9		6-3	3	0	1	0	1	0	0
Billy Hoeft, L (1, 1) OBP: 0.087, SLG: 0.182			B3		FC3-6 1-2f 1B 2B		K			3	1	0	0	0	1	2
Inning Stats	R: 0 E: 0 K: 2 S: 7 H: 0 LOB: 0 BB: 0 P: 7	R: 0 E: 0 K: 1 S: 5 H: 0 LOB: 1 BB: 1 P: 9	R: 0 E: 0 K: 0 S: 3 H: 1 LOB: 0 BB: 0 P: 3	R: 0 E: 1 K: 1 S: 7 H: 2 LOB: 2 BB: 0 P: 7	R: 1 E: 0 K: 0 S: 5 H: 2 LOB: 2 BB: 1 P: 9	R: 0 E: 0 K: 1 S: 5 H: 0 LOB: 0 BB: 0 P: 5	R: 0 E: 0 K: 1 S: 5 H: 0 LOB: 0 BB: 0 P: 5	R: 0 E: 0 K: 0 S: 4 H: 1 LOB: 2 BB: 0 P: 5	R: 0 E: 0 K: 0 S: 3 H: 1 LOB: 0 BB: 0 P: 3	1B: 6 2B: 2 3B: 0 HR: 0 SF: 0 SAC: 0 DP: 2 HBP: 1	WP: 0 PB: 0 SB: 0 CS: 0 PA: 35					

TOP

Detroit Tigers @ New York Yankees

Yankee Stadium, Bronx, NY

Tue Jun 18 1957, 7:05 PM EDT

Att. 33,124 - Unknown - 79 F

livebaseballscorecards.com

AB	32
R	1
H	7
RBI	1
BB	2
SO	6
LOB	15

PITCHER	IP	WLS	BF	H	R	ER	SO	BB	IBB	HBP	BLK	WP	HR	S	P	ERA	WHIP
Bobby Shantz, L (1, 1) ERA: 1.87	9.0	W	35	7	1	1	6	2	0	1	0	0	0	44	53	1.00	1.000

PITCHER	IP	WLS	BF	H	R	ER	SO	BB	IBB	HBP	BLK	WP	HR	S	P	ERA	WHIP

Batter	1	2	3	4	5	6	7	8	9	AB	R	H	RBI	BB	SO	LOB
Bobby Richardson, R (1, 4) OBP: 0.339, SLG: 0.373	6-3		SF9 3-H		1B 3-H		1B			3	0	2	2	0	0	0
Gil McDougald, R (1, 6) OBP: 0.365, SLG: 0.451	6-3		K SSS		B1		K SSS			4	0	0	0	0	2	3
Mickey Mantle, S (1, 8) OBP: 0.528, SLG: 0.753	P6		K SSS		K SSS		P6			4	0	0	0	0	2	3
Bill Skowron, R (1, 3) OBP: 0.375, SLG: 0.577		F9		F2		E 1B		4-3 SH3-4 1B		4	0	2	0	0	0	0
Hank Bauer, R (1, 9) OBP: 0.356, SLG: 0.480		F7		PB BB B B B		F3		SH3-4 1-2		2	0	0	0	1	0	1
Yogi Berra, L (1, 2) OBP: 0.297, SLG: 0.373		FC5-4 BB B B B		F8 1-2		F7		4-3 2-3		3	0	0	0	1	0	3
Elston Howard, R (1, 7) OBP: 0.308, SLG: 0.415		FC5-4 1-2f		L7		E6 1-2		L9		4	0	0	0	0	0	4
Andy Carey, R (1, 5) OBP: 0.295, SLG: 0.400			1B SF9 2B		1B 3B	F8				3	2	2	0	0	0	2
Bobby Shantz, R (1, 1) OBP: 0.229, SLG: 0.188			2-3 1B		F9		1-3			3	0	1	0	0	0	1
Inning Stats	R: 0 H: 0 E: 0 LOB: 0 K: 0 BB: 0 S: 3 P: 3	R: 0 H: 0 E: 0 LOB: 1 K: 0 BB: 1 S: 3 P: 7	R: 1 H: 2 E: 0 LOB: 1 K: 2 BB: 0 S: 9 P: 9	R: 0 H: 0 E: 0 LOB: 1 K: 0 BB: 1 S: 3 P: 7	R: 1 H: 2 E: 0 LOB: 1 K: 1 BB: 0 S: 7 P: 7	R: 0 H: 1 E: 1 LOB: 2 K: 0 BB: 0 S: 5 P: 5	R: 0 H: 1 E: 0 LOB: 1 K: 1 BB: 0 S: 6 P: 6	R: 0 H: 1 E: 0 LOB: 1 K: 0 BB: 0 S: 4 P: 4		1B: 5 SF: 1 2B: 1 SAC: 1 3B: 1 DP: 0 HR: 0 HBP: 0						

PITCHER	IP	WLS	BF	H	R	ER	SO	BB	IBB	HBP	BLK	WP	HR	S	P	ERA	WHIP
Billy Hoeft, L (1, 1) ERA: 4.41	8.0	L	34	7	2	2	4	2	0	0	0	0	0	40	48	2.25	1.125

PITCHER	IP	WLS	BF	H	R	ER	SO	BB	IBB	HBP	BLK	WP	HR	S	P	ERA	WHIP

BOTTOM

Detroit Tigers @ New York Yankees

Yankee Stadium, Bronx, NY

Tue Jun 18 1957, 7:05 PM EDT

Att. 33,124 - Unknown - 79 F

livebaseballscorecards.com

AB	30
R	2
H	7
RBI	2
BB	2
SO	4
LOB	17

WP: 0 PA: 34
PB: 1
SB: 0
CS: 0

Batter	1	2	3	4	5	6	7	8	9	AB	R	H	RBI	BB	SO	LOB
Frank Bolling, R (1, 4) OBP: 0.306, SLG: 0.404	0-0 1B		0-3 K		0-0 P4			0-0 F8		4	0	1	0	0	1	2
Charlie Maxwell, L (1, 7) OBP: 0.379, SLG: 0.528	0-3 K		0-0 F8			0-0 F9		0-0 F8		4	0	0	0	0	1	2
Dave Philley, S (1, 3) OBP: 0.366, SLG: 0.372	0-0 G5-4-3 1B 1-2			0-0 6-3		0-0 6-3		0-0 4-3		4	0	1	0	0	0	0
Harvey Kuenn, R (1, 6) OBP: 0.336, SLG: 0.409	0-0 G5-4-3 1-2f			0-0 F5		4-0 1B BB			0-0 F8	3	0	0	0	1	0	2
Frank House, L (1, 2) OBP: 0.354, SLG: 0.405		0-0 G3		0-0 F3		0-0 1-3 1B			0-0 HR	4	1	2	1	0	0	0
Jay Porter, R (1, 9) OBP: 0.400, SLG: 0.508		0-0 5-3			0-0 2B 1B	0-0 P3			0-0 F7	4	1	1	0	0	0	2
Reno Bertoia, R (1, 5) OBP: 0.363, SLG: 0.379		0-0 6-3			0-3 K		0-3 K		4-0 1B BB	3	0	0	0	1	2	1
Bill Tuttle, R (1, 8) OBP: 0.289, SLG: 0.331			0-0 S 1B		0-0 1-H 2B		0-0 F7		0-0 1-2 1B	4	0	3	1	0	0	0
Duke Maas, R (1, 1) OBP: 0.146, SLG: 0.225			0-0 B3 1-2		0-0 P4		0-3 K		0-0 F3	2	0	0	0	0	0	2
Lou Sleater, L (6, 1) OBP: 0.375, SLG: 0.750										1	0	0	0	0	1	0
John Tsitouris, R (7, 1)										0	0	0	0	0	0	0
Steve Boros, R (9, PH)										1	0	0	0	0	0	2

TOP

Detroit Tigers @ New York Yankees

Yankee Stadium, Bronx, NY

Wed Jun 19 1957, 7:05 PM EDT

Att. 10,561 - Sunny - 89 F

livebaseballscorecards.com

AB	34
R	2
H	8
RBI	2
BB	2
SO	5
LOB	13

Inning Stats	1	2	3	4	5	6	7	8	9
	R: 0 E: 0 K: 1 S: 6	R: 0 E: 0 K: 0 S: 3	R: 0 E: 0 K: 1 S: 6	R: 0 E: 0 K: 0 S: 3	R: 1 E: 0 K: 1 S: 7	R: 0 E: 0 K: 0 S: 4	R: 0 E: 0 K: 2 S: 7	R: 0 E: 0 K: 0 S: 3	R: 1 E: 0 K: 0 S: 5
	H: 2 LOB: 1 BB: 0 P: 6	H: 0 LOB: 0 BB: 0 P: 3	H: 1 LOB: 1 BB: 0 P: 6	H: 0 LOB: 0 BB: 0 P: 3	H: 2 LOB: 1 BB: 0 P: 7	H: 1 LOB: 2 BB: 1 P: 8	H: 0 LOB: 0 BB: 0 P: 7	H: 0 LOB: 0 BB: 0 P: 3	H: 2 LOB: 2 BB: 1 P: 9

PITCHER		IP	WLS	BF	H	R	ER	SO	BB	IBB	HBP	BLK	WP	HR	S	P	ERA	WHIP	PITCHER	IP	WLS	BF	H	R	ER	SO	BB	IBB	HBP	BLK	WP	HR	S	P	ERA	WHIP
Tom Sturdivant, R ERA: 2.49	(1, 1)	9.0	W	36	8	2	2	5	2	0	0	0	0	1	44	52	2.00	1.111																	

1B: 6	SF: 0	WP: 0	PA: 36	1B: 1	SF: 0	WP: 0	PA: 0
2B: 1	SAC: 0	PB: 0		2B: 0	SAC: 0	PB: 0	
3B: 0	DP: 1	SB: 1		3B: 0	DP: 0	SB: 0	
HR: 1	HBP: 0	CS: 0		HR: 0	HBP: 0	CS: 0	

BOTTOM

Detroit Tigers @ New York Yankees

Yankee Stadium, Bronx, NY

Wed Jun 19 1957, 7:05 PM EDT
Att. 10,561 - Sunny - 89 F

Batter	1	2	3	4	5	6	7	8	9	AB	R	H	RBI	BB	SO	LOB
Bobby Richardson, R (1, 4) OBP: 0.336, SLG: 0.368	F8		SH1-4 1-2		E4 HR	G6-4-3 1-2f		1B 2B 1B		4	2	1	0	0	0	1
Gil McDougald, R (1, 6) OBP: 0.366, SLG: 0.475	F8		1-3		HR 1-H		2B 3B	K		5	2	2	2	0	1	2
Jerry Coleman, R (9, 6) OBP: 0.375, SLG: 0.357										0	0	0	0	0	0	0
Mickey Mantle, S (1, 8) OBP: 0.529, SLG: 0.754	K		1B 2-H 1B		K		HR 3-H 2B	2B 1-2 1B		5	3	3	2	0	2	0
Enos Slaughter, L (9, 7) OBP: 0.440, SLG: 0.435										0	0	0	0	0	0	0
Harry Simpson, L (1, 9) OBP: 0.338, SLG: 0.508		K	FC6-4 2-H 1B		F7		F7	K		3	0	1	1	0	1	0
Elston Howard, R (7, PH) OBP: 0.306, SLG: 0.412										1	0	0	0	0	0	1
Tony Kubek, L (8, 7) OBP: 0.292, SLG: 0.347										1	0	0	0	0	1	2
(9, 8)																
Bill Skowron, R (1, 3) OBP: 0.384, SLG: 0.585		BB PO 1B 1B	FC6-4 1-2f		E 1B		HR IBB	1-H 2-H 2B		4	1	3	2	1	0	1
Joe Collins, L (9, 3) OBP: 0.281, SLG: 0.283										0	0	0	0	0	0	0
Yogi Berra, L (1, 2) OBP: 0.299, SLG: 0.391		BB 1-2 1B		4-3	E3 1-3		1-H 2-H HR	F9		5	1	2	3	0	0	2
Hank Bauer, R (1, 7) OBP: 0.359, SLG: 0.478		P3		BB	6-3		1B 1B			3	0	1	0	1	0	4
(8, 9)																
Andy Carey, R (1, 5) OBP: 0.307, SLG: 0.406		BB 1-2 2-3		F9		FC1-6 1B	G6-4-3 1-2 1B			3	0	2	0	1	0	1
Tom Sturdivant, L (1, 1) OBP: 0.258, SLG: 0.233		PO 3-H	SH1-4 1B BB	F8		FC1-6 G6-4-3 1-2f	G6-4-3 1-2f			3	1	0	0	1	0	4
Inning Stats	R: 0 E: 0 K: 1 S: 5 H: 0 LOB: 0 BB: 0 P: 5	R: 0 E: 0 K: 1 S: 6 H: 2 LOB: 2 BB: 1 P: 10	R: 2 E: 0 K: 0 S: 5 H: 2 LOB: 1 BB: 1 P: 9	R: 0 E: 0 K: 0 S: 3 H: 0 LOB: 1 BB: 1 P: 7	R: 2 E: 2 K: 1 S: 9 H: 2 LOB: 2 BB: 0 P: 9	R: 0 E: 0 K: 0 S: 3 H: 1 LOB: 0 BB: 0 P: 3	R: 4 E: 0 K: 0 S: 7 H: 5 LOB: 1 BB: 1 P: 11	R: 2 E: 0 K: 2 S: 10 H: 3 LOB: 1 BB: 0 P: 10		1B: 10 2B: 2 3B: 1 HR: 2 SF: 0 SAC: 1 DP: 2 HBP: 0						

PITCHER	IP	WLS	BF	H	R	ER	SO	BB	IBB	HBP	BLK	WP	HR	S	P	ERA	WHIP
Duke Maas, R (1, 1) ERA: 2.79	5.0	L	25	6	4	3	3	3	0	0	0	0	1	28	40	5.40	1.800
Lou Sleater, L (6, 1) ERA: 3.43	1.1		8	4	4	4	0	0	1	0	0	0	1	7	11	27.00	3.000
John Tsitouris, R (7, 1) ERA: 8.1	1.2		9	5	2	2	2	0	0	0	0	0	0	13	13	10.80	3.000

PITCHER	IP	WLS	BF	H	R	ER	SO	BB	IBB	HBP	BLK	WP	HR	S	P	ERA	WHIP

livebaseballscorecards.com

AB	37
R	10
H	15
RBI	10
BB	4
SO	5
LOB	18

WP: 0 PA: 43
PB: 0
SB: 0
CS: 0

Detroit Tigers @ New York Yankees

Yankee Stadium, Bronx, NY

Thu Jun 20 1957, 3:33 AM EDT

Att. 10,169 - Unknown

TOP

livebaseballscorecards.com

Batter	1	2	3	4	5	6	7	8	9	AB	R	H	RBI	BB	SO	LOB
Harvey Kuenn, R (1, 6) OBP: 0.335, SLG: 0.406	F8		6-3		K			F9 HBP 1B		4	1	1	0	0	1	0
Bill Tuttle, R (1, 8) OBP: 0.288, SLG: 0.326	F9		K			K		1B 1-2 HBP		3	0	0	0	0	2	0
Charlie Maxwell, L (1, 7) OBP: 0.377, SLG: 0.523	K			2B 1B		F8		F9 2-3		4	0	1	0	0	1	2
Al Kaline, R (1, 9) OBP: 0.344, SLG: 0.429		L8		F7		F2		1-3 3-H 1B		4	0	1	1	0	0	1
Frank House, L (1, 2) OBP: 0.352, SLG: 0.401		F9		K			1B	F5		4	0	1	0	0	1	3
Dave Philley, S (1, 3) OBP: 0.371, SLG: 0.389		S BB 1B		1-3 2B			F5		L9	4	0	2	0	0	0	1
Reno Bertoia, R (1, 5) OBP: 0.363, SLG: 0.374		4-0 1-2 BB		K			P6		6-3	2	0	0	0	1	1	3
Ray Boone, R (9, PH) OBP: 0.354, SLG: 0.381										1	0	0	0	0	0	0
Frank Bolling, R (1, 4) OBP: 0.303, SLG: 0.399		K 2-3			6-3		1-3		P4	3	0	0	0	0	1	3
Jack Dittmer, L (9, PH) OBP: 0.300, SLG: 0.316										1	0	0	0	0	0	0
Frank Lary, R (1, 1) OBP: 0.212, SLG: 0.226			6-3		K			F8		2	0	0	0	0	1	0
Al Aber, L (7, 1) OBP: 0.286, SLG: 0.167										0	0	0	0	0	0	0
Jay Porter, R (8, PH) OBP: 0.394, SLG: 0.500										1	0	0	0	0	0	0
Don Lee, R (8, 1) OBP: 0.182, SLG: 0.182										0	0	0	0	0	0	0

	AB	33
	R	1
	H	6
	RBI	1
	BB	1
	SO	8
	LOB	13

Inning Stats	1	2	3	4	5	6	7	8	9
	R: 0 E: 0 K: 1 S: 5	H: 0 LOB: 0 BB: 0 P: 5	R: 0 E: 0 K: 1 S: 6	H: 1 LOB: 2 BB: 1 P: 10	R: 0 E: 0 K: 1 S: 5	H: 0 LOB: 0 BB: 0 P: 5	R: 0 E: 0 K: 2 S: 9	H: 2 LOB: 2 BB: 0 P: 9	R: 0 E: 0 K: 2 S: 7	H: 0 LOB: 0 BB: 0 P: 7	R: 0 E: 0 K: 1 S: 5	H: 0 LOB: 0 BB: 0 P: 5	R: 0 E: 0 K: 0 S: 4	H: 1 LOB: 1 BB: 0 P: 4	R: 1 E: 0 K: 0 S: 5	H: 2 LOB: 2 BB: 0 P: 6	R: 0 E: 0 K: 0 S: 3	H: 0 LOB: 0 BB: 0 P: 3

	1B: 5	SF: 0	WP: 0	PA: 35
	2B: 1	SAC: 0	PB: 0	
	3B: 0	DP: 0	SB: 1	
	HR: 0	HBP: 1	CS: 0	

PITCHER		IP	WLS	BF	H	R	ER	SO	BB	IBB	HBP	BLK	WP	HR	S	P	ERA	WHIP
Bob Turley, R ERA: 2.81	(1, 1)	9.0	W	35	6	1	1	8	1	0	1	0	0	0	49	54	1.00	0.778

PITCHER		IP	WLS	BF	H	R	ER	SO	BB	IBB	HBP	BLK	WP	HR	S	P	ERA	WHIP

Detroit Tigers @ New York Yankees

Yankee Stadium, Bronx, NY

Thu Jun 20 1957, 3:33 AM EDT

Att. 10,169 - Unknown

livebaseballscorecards.com

BOTTOM

Batter	1	2	3	4	5	6	7	8	9	AB	R	H	RBI	BB	SO	LOB
Bobby Richardson, R (1, 4) OBP: 0.341, SLG: 0.368	BBBB 4-0 SH1-3 BB		x 0-0 ① ② G6-4-3 1-2f		x 0-0 FC6 1-2 3-H 1B		x 0-0 ① P5			3	0	1	1	1	0	1
Enos Slaughter, L (1, 7)	x 0-0 ① SH1-3 1-2		x 0-0 ③ 4-3		x 0-0 ② FC6 IBB 1-2f 2-3		BBBB 4-0 FC5-4 E BB			2	1	0	0	1	0	2
Mickey Mantle, S (1, 8)	SSS 0-3 ② K			x 0-0 G4-6-3 1B	4-0 IBB 1-2		BBBB 4-0 FC5-4 1-2 BB			2	0	1	0	2	1	1
Harry Simpson, L (1, 9) Hank Bauer, R (7, PH) (8, 9) OBP: 0.333, SLG: 0.500 OBP: 0.357, SLG: 0.476	SSS 0-3 ③ K			x 0-0 ① ② SSS G4-6-3 1-2f	0-3 ③ K		x 0-0 ② FC5-4 E 1-2f 2-3			3 1	0 0	0 0	0 0	0 0	2 0	5 2
Bill Skowron, R (1, 3) OBP: 0.386, SLG: 0.588		x 0-0 ① F9		x 0-0 1B	x 0-0 1B 2B		x 0-0 E5 1-2 3-H			4	1	2	0	0	0	1
Yogi Berra, L (1, 2) OBP: 0.299, SLG: 0.388		x 0-0 1B		SSS 0-3 ③ K	x 0-0 ① P6		x 0-0 ③ L9			4	0	1	0	0	1	4
Gil McDougald, R (1, 6) OBP: 0.364, SLG: 0.471		x 0-0 ② F2			x 0-0 ① 1-3	x 0-0 5-3 2-H 1B		x 0-0 ① P3		4	0	1	1	0	0	1
Andy Carey, R (1, 5) OBP: 0.312, SLG: 0.404		x 0-0 ③ F8			BBBB 4-0 1B 1B BB	x 0-0 ② 5-3 1-2		x 0-0 CS 1B		3	1	1	0	1	0	2
Bob Turley, R (1, 1) OBP: 0.176, SLG: 0.125			x 0-0 G6-4-3 1B		x 0-0 FC6 1B 1-3 1B	x 0-0 ③ 6-3		x 0-0 ② ③ F2 1-2		4	0	2	0	0	0	2
Inning Stats	R: 0 H: 0 E: 0 LOB: 1 K: 2 BB: 1 S: 7 P: 11	R: 0 H: 1 E: 0 LOB: 1 K: 0 BB: 0 S: 4 P: 4	R: 0 H: 1 E: 0 LOB: 0 K: 0 BB: 0 S: 3 P: 3	R: 0 H: 2 E: 0 LOB: 1 K: 1 BB: 0 S: 6 P: 6	R: 1 H: 2 E: 0 LOB: 3 K: 1 BB: 2 S: 7 P: 15	R: 1 H: 2 E: 0 LOB: 1 K: 0 BB: 0 S: 5 P: 5	R: 1 H: 0 E: 1 LOB: 2 K: 0 BB: 2 S: 4 P: 12	R: 0 H: 1 E: 0 LOB: 0 K: 0 BB: 0 S: 3 P: 3		1B: 8 SF: 0 2B: 1 SAC: 1 3B: 0 DP: 2 HR: 0 HBP: 0						

AB	30
R	3
H	9
RBI	2
BB	5
SO	4
LOB	21

WP: 0 PA: 36
PB: 0
SB: 0
CS: 1

PITCHER		IP	WLS	BF	H	R	ER	SO	BB	IBB	HBP	BLK	WP	HR	S	P	ERA	WHIP
Frank Lary, R ERA: 3.19	(1, 1)	6.1	L	30	8	3	2	4	4	1	0	0	0	0	33	53	2.84	1.895
Al Aber, L ERA: 5.75	(7, 1)	0.2		3	0	0	0	0	0	0	0	0	0	0	3	3	0.00	0.000
Don Lee, R ERA: 4.41	(8, 1)	1.0		3	1	0	0	0	0	0	0	0	0	0	3	3	0.00	1.000

PITCHER	IP	WLS	BF	H	R	ER	SO	BB	IBB	HBP	BLK	WP	HR	S	P	ERA	WHIP

Detroit Tigers @ Baltimore Orioles

Memorial Stadium, Baltimore, MD

Fri Jun 21 1957, 7:05 PM EDT

Att. 19,044 - Unknown

TOP

Batter	1	2	3	4	5	6	7	8	9	AB	R	H	RBI	BB	SO	LOB
Harvey Kuenn, R (1, 6) OBP: 0.336, SLG: 0.410	4-3		F9		3B 2B (1-H, 2-H)		G6-3 1B		F8	5	1	2	2	0	0	1
Bill Tuttle, R (1, 8) OBP: 0.291, SLG: 0.339	F8			1B	PB 3B (2-H)		G6-3 (1-2f)		F8	5	1	2	1	0	0	1
Charlie Maxwell, L (1, 7) OBP: 0.373, SLG: 0.512	3-1			F7	BB PB BB		F9		5-3	4	0	0	0	1	0	1
Al Kaline, R (1, 9) OBP: 0.343, SLG: 0.424		L9		L8	BB BB (1-2, 3-H)			L6-3		3	0	0	0	1	0	1
Frank House, L (1, 2) OBP: 0.355, SLG: 0.400		F9		F7	FC6-4 BB (1-2, 2-3)			1B 1B		3	1	1	0	1	0	1
Dave Philley, S (1, 3) OBP: 0.366, SLG: 0.383		K			K; FC6-4 (1-2f)			1B 1B (1-2)		4	0	1	0	0	2	3
Jack Dittmer, L (1, 4) OBP: 0.304, SLG: 0.286			1-3		BB 2B BB	F7		1B (1-2, 2-H)		2	1	0	0	1	0	0
Frank Bolling, R (6, 4) OBP: 0.305, SLG: 0.402										1	0	1	1	0	0	0
Reno Bertoia, R (1, 5) OBP: 0.354, SLG: 0.364			F8		K	L8		F1		4	0	0	0	0	1	3
Jim Bunning, R (1, 1) OBP: 0.314, SLG: 0.281			1B		2B BB (1-2)	K		K		3	1	1	0	1	2	2
Don Lee, R (9, 1) OBP: 0.182, SLG: 0.182										0	0	0	0	0	0	0
Inning Stats	R: 0 E: 0 K: 0 S: 3 H: 0 LOB: 0 BB: 0 P: 3	R: 0 E: 0 K: 1 S: 5 H: 0 LOB: 0 BB: 0 P: 5	R: 0 E: 0 K: 0 S: 4 H: 1 LOB: 1 BB: 0 P: 4	R: 0 E: 0 K: 0 S: 4 H: 1 LOB: 1 BB: 0 P: 4	R: 4 E: 0 K: 2 S: 9 H: 2 LOB: 3 BB: 5 P: 29	R: 0 E: 0 K: 1 S: 5 H: 0 LOB: 0 BB: 0 P: 5	R: 0 E: 0 K: 0 S: 3 H: 1 LOB: 0 BB: 0 P: 3	R: 1 E: 0 K: 1 S: 8 H: 3 LOB: 2 BB: 0 P: 8	R: 0 E: 0 K: 0 S: 3 H: 0 LOB: 0 BB: 0 P: 3	1B: 6 2B: 1 3B: 1 HR: 0	SF: 0 SAC: 0 DP: 1 HBP: 0						

livebaseballscorecards.com

AB	34
R	5
H	8
RBI	4
BB	5
SO	5
LOB	13

WP: 0 PB: 1 SB: 0 CS: 0 PA: 39

PITCHER	IP	WLS	BF	H	R	ER	SO	BB	IBB	HBP	BLK	WP	HR	S	P	ERA	WHIP
Connie Johnson, R (1, 1) ERA: 3.69	4.2		22	4	4	4	3	4	0	0	0	0	0	24	40	7.71	1.714
Art Ceccarelli, L (5, 1) ERA: 4.14	2.1		8	1	0	0	1	1	0	0	0	0	0	9	13	0.00	0.857
Ken Lehman, L (8, 1) ERA: 1.17	2.0	W	9	3	1	1	1	0	0	0	0	0	0	11	11	4.50	1.500

PITCHER	IP	WLS	BF	H	R	ER	SO	BB	IBB	HBP	BLK	WP	HR	S	P	ERA	WHIP

Detroit Tigers @ Baltimore Orioles

Memorial Stadium, Baltimore, MD

Fri Jun 21 1957, 7:05 PM EDT

Att. 19,044 - Unknown

BOTTOM

Batter	1	2	3	4	5	6	7	8	9	AB	R	H	RBI	BB	SO	LOB
Billy Gardner, R (1, 4) OBP: 0.328, SLG: 0.375	F8		E9, SF8, 2-H, 1B		L9			1B	2-H, 1B	5	1	3	2	0	0	0
Bob Boyd, L (1, 3) OBP: 0.408, SLG: 0.449	L9, 2B		SF8, 3-H			F8		F4		3	0	1	1	0	0	1
Billy Goodman, L (1, 5) OBP: 0.261, SLG: 0.386	L9, 2-3		E6			G3		F2		4	0	0	0	0	0	2
Al Pilarcik, L (1, 9) OBP: 0.366, SLG: 0.372	6-3		F6			F3		L9		4	0	0	0	0	0	3
Jim Busby, R (1, 8) OBP: 0.257, SLG: 0.320		6-3		5-3			F2		2B, 1B	4	1	1	0	0	0	0
Joe Durham, R (1, 7) OBP: 0.286, SLG: 0.216		F8		L3			2B, SF9		1-3, 1B	4	2	2	0	0	0	0
Joe Ginsberg, L (1, 2) OBP: 0.366, SLG: 0.414 Jim Brideweser, R (7, PR) OBP: 0.386, SLG: 0.358 (8, 6) Bob Hale, L (9, PH) OBP: 0.275, SLG: 0.278 Hal Brown, R (9, PR) OBP: 0.250, SLG: 0.231		F6		4-3			SF9, 1-3		SH2-4, 1B, 2-H, 3-H	3 0 1 0	0 0 0 1	1 0 1 0	0 0 2 0	0 0 0 0	0 0 0 0	0 0 0 1
Willy Miranda, S (1, 6) OBP: 0.276, SLG: 0.233 Bob Nieman, R (7, PH) OBP: 0.372, SLG: 0.450 Gus Triandos, R (8, 2) OBP: 0.333, SLG: 0.425			E, SH3-4, 1B		F8		SF9, 2-3, 3-H		SH2-4, 1-2	2 0 0	1 0 0	1 0 0	0 1 0	0 0 0	0 0 0	0 0 0
Connie Johnson, R (1, 1) OBP: 0.118, SLG: 0.118 Art Ceccarelli, R (5, 1) Ken Lehman, L (7, PH) OBP: 0.500, SLG: 0.500 (8, 1)			SH3-4, 1-2		K		P6		L9	0 1 2	0 0 0	0 0 0	0 0 0	0 1 0	0 0 0	0 0 4
Inning Stats	R: 0 E: 0 K: 0 S: 4 H: 1 LOB: 1 BB: 0 P: 4	R: 0 E: 0 K: 0 S: 3 H: 0 LOB: 0 BB: 0 P: 3	R: 2 E: 2 K: 0 S: 6 H: 2 LOB: 1 BB: 0 P: 6	R: 0 E: 0 K: 0 S: 3 H: 0 LOB: 0 BB: 0 P: 3	R: 0 E: 0 K: 1 S: 5 H: 0 LOB: 0 BB: 0 P: 5	R: 0 E: 0 K: 0 S: 3 H: 0 LOB: 0 BB: 0 P: 3	R: 1 E: 0 K: 0 S: 5 H: 2 LOB: 2 BB: 0 P: 5	R: 0 E: 0 K: 0 S: 4 H: 1 LOB: 1 BB: 0 P: 4	R: 3 E: 0 K: 0 S: 6 H: 4 LOB: 1 BB: 0 P: 6	1B: 7 2B: 3 3B: 0 HR: 0	SF: 2 SAC: 2 DP: 0 HBP: 0					WP: 0 PB: 0 SB: 0 CS: 0	PA: 37

	AB	33
	R	6
	H	10
	RBI	6
	BB	0
	SO	1
	LOB	10

PITCHER		IP	WLS	BF	H	R	ER	SO	BB	IBB	HBP	BLK	WP	HR	S	P	ERA	WHIP
Jim Bunning, R ERA: 1.95	(1, 1)	8.0	L	34	9	6	5	1	0	0	0	0	0	0	36	36	5.62	1.125
Don Lee, R ERA: 4.33	(9, 1)	0.2		3	1	0	0	0	0	0	0	0	0	0	3	3	0.00	1.500

PITCHER	IP	WLS	BF	H	R	ER	SO	BB	IBB	HBP	BLK	WP	HR	S	P	ERA	WHIP

livebaseballscorecards.com

Batter	1	2	3	4	5	6	7	8	9	10	11	12	13	AB	R	H	RBI	BB	SO	LOB
Harvey Kuenn, R (1, 6) OBP: 0.332, SLG: 0.404	4-3		6-3			L3		L4		1B			F4	6	0	1	0	0	0	2
Bill Tuttle, R (1, 8) OBP: 0.292, SLG: 0.335	1B		K			G3			BB	G3			6-3	5	1	1	0	1	1	2
Charlie Maxwell, L (1, 7) (8, 9) OBP: 0.373, SLG: 0.514	K			FC6-4 1B		K			SH FC6-4 SH1-4 1-2		K		1B 2B	5	1	2	0	0	3	1
Al Kaline, R (1, 9) (8, 7) OBP: 0.340, SLG: 0.419	K			FC6-4 BB 1-2f			L8		SH1-4 1-2 2-3		L4-3		2-H 1B	5	0	1	1	0	1	2
Red Wilson, R (1, 2) OBP: 0.377, SLG: 0.423 Frank House, L (9, PH) (9, 2) OBP: 0.354, SLG: 0.395		F9		BB 1-2			F6		FC6-4 IBB		F5		F7	2 2	0 0	0 0	0 0	1 1	0 1	0 1
Dave Philley, S (1, 3) OBP: 0.358, SLG: 0.374		F9		FC4-6-3-5 1-2 2-3			K		FC6-4 1-2f 2-3 3-H			SH5-4 1B		5	0	1	1	0	1	4
Frank Bolling, R (1, 4) OBP: 0.301, SLG: 0.395		K			F8			F9	F8			SH5-4 1-2		4	0	0	0	0	1	2
Steve Boros, R (1, 5) OBP: 0.333, SLG: 0.200			SH5-4 1B		F9			BB SH2-6-4		6-3		F8		4	0	1	0	1	0	1
Paul Foytack, R (1, 1) OBP: 0.357, SLG: 0.308 Frank Lary, R (13, 1) OBP: 0.212, SLG: 0.226			SH5-4 1-2		4-3			SH2-6-4 1-2		4-3		2-H 1B		3 0	0 0	1 0	0 0	0 0	0 0	0 0
Inning Stats	R: 0 E: 0 K: 2 S: 8 H: 1 LOB: 1 BB: 0 P: 8	R: 0 E: 0 K: 1 S: 5 H: 0 LOB: 0 BB: 0 P: 5	R: 0 E: 0 K: 1 S: 6 H: 1 LOB: 1 BB: 0 P: 6	R: 0 E: 0 K: 0 S: 3 H: 1 LOB: 1 BB: 1 P: 7	R: 0 E: 0 K: 0 S: 3 H: 0 LOB: 0 BB: 0 P: 3	R: 0 E: 0 K: 1 S: 5 H: 0 LOB: 0 BB: 0 P: 5	R: 0 E: 0 K: 1 S: 5 H: 0 LOB: 0 BB: 0 P: 5	R: 0 E: 0 K: 0 S: 3 H: 0 LOB: 1 BB: 1 P: 7	R: 1 E: 1 K: 0 S: 4 H: 0 LOB: 2 BB: 2 P: 12	R: 0 E: 0 K: 0 S: 4 H: 1 LOB: 1 BB: 0 P: 4	R: 0 E: 0 K: 1 S: 5 H: 0 LOB: 0 BB: 0 P: 5	R: 0 E: 0 K: 0 S: 4 H: 2 LOB: 2 BB: 0 P: 4	R: 1 E: 0 K: 0 S: 5 H: 2 LOB: 1 BB: 0 P: 5	1B: 7 2B: 1 3B: 0 HR: 0	SF: 0 SAC: 5 DP: 1 HBP: 0	WP: 0 PB: 0 SB: 0 CS: 0	PA: 50			

PITCHER		IP	WLS	BF	H	R	ER	SO	BB	IBB	HBP	BLK	WP	HR	S	P	ERA	WHIP
Billy O'Dell, L ERA: 1.63	(1, 1)	8.0		30	3	1	0	6	3	0	0	0	0	0	39	51	0.00	0.750
George Zuverink, R ERA: 1.63	(9, 1)	5.0	L	20	5	1	1	1	0	1	0	0	0	0	21	25	1.80	1.000

PITCHER	IP	WLS	BF	H	R	ER	SO	BB	IBB	HBP	BLK	WP	HR	S	P	ERA	WHIP

TOP

Detroit Tigers @ Baltimore Orioles

Memorial Stadium, Baltimore, MD

Sat Jun 22 1957, 7:05 PM EDT

Att. 20,788 - Unknown

livebaseballscorecards.com

AB	41
R	2
H	8
RBI	2
BB	4
SO	7
LOB	15

Batter	1	2	3	4	5	6	7	8	9	10	11	12	13	AB	R	H	RBI	BB	SO	LOB
Billy Gardner, R (1, 4) OBP: 0.324, SLG: 0.370	L4		4-3			5-3		FC3-5 2-3f			5-3		BB, 1B	6	0	1	0	0	0	2
Bob Boyd, L (1, 3) OBP: 0.410, SLG: 0.442	5-3			BBBB, G3-6-3			6-3		BBBB, SH5-4		BBBB, SH1-3		F9	3	0	0	0	3	0	1
Billy Goodman, L (1, 5) OBP: 0.280, SLG: 0.383 (10, 7)	BBBB, BB			G3-6-3 1-2f			F6		SH5-4 1-2		SH1-3 1-2		BB 1-2	3	0	1	0	1	0	1
Al Pilarcik, L (1, 9) OBP: 0.370, SLG: 0.365	L8			F7			4-3		IBB		IBB		1-2 2-3, BB	3	0	0	0	3	0	1
Jim Busby, R (1, 8) OBP: 0.252, SLG: 0.339		5-3			F4			IHR	L7		K		1-3	6	1	1	1	0	1	7
Joe Durham, R (1, 7) OBP: 0.289, SLG: 0.225 Bob Nieman, R (9, PH) OBP: 0.370, SLG: 0.448 George Kell, R (10, 5) OBP: 0.345, SLG: 0.406		L9			L9			FC3-5, SH5-4, 1B	F8			G4-6-3, 1B		3 1 1	0 0 0	1 0 1	0 0 0	0 0 0	0 2 0	0 0 0
Joe Ginsberg, L (1, 2) OBP: 0.349, SLG: 0.392		L9			F8			SH5-4 1-2		4-3		G4-6-3 1-2f		4	0	0	0	0	0	1
Willy Miranda, S (1, 6) OBP: 0.270, SLG: 0.228 Bob Hale, L (8, PH) OBP: 0.293, SLG: 0.278 Jim Brideweser, R (8, PR) OBP: 0.380, SLG: 0.352 (9, 6)			F6			SSS, K		BBB, IBB		SSS, K		F3		2 0 2	0 0 0	0 0 0	0 0 0	1 1 0	0 0 1	0 0 0
Billy O'Dell, S (1, 1) OBP: 0.200, SLG: 0.200 George Zuverink, R (9, 1) OBP: 0.167, SLG: 0.091 Ken Lehman, L (13, PH) OBP: 0.429, SLG: 0.429			L9			SSS, K		SSS, K		6-3			SSS, K	3 1 1	0 0 0	0 0 0	0 0 0	0 0 1	2 0 0	2 0 0
Inning Stats	R: 0 E: 0 K: 0 S: 3 H: 0 LOB: 1 BB: 1 P: 7	R: 0 E: 0 K: 0 S: 3 H: 0 LOB: 0 BB: 0 P: 3	R: 0 E: 0 K: 0 S: 3 H: 0 LOB: 0 BB: 0 P: 3	R: 0 E: 0 K: 0 S: 2 H: 0 LOB: 0 BB: 1 P: 6	R: 0 E: 0 K: 0 S: 3 H: 0 LOB: 0 BB: 0 P: 3	R: 0 E: 0 K: 2 S: 7 H: 0 LOB: 0 BB: 0 P: 7	R: 0 E: 0 K: 0 S: 3 H: 0 LOB: 0 BB: 0 P: 3	R: 1 E: 0 K: 1 S: 7 H: 2 LOB: 2 BB: 1 P: 11	R: 0 E: 0 K: 0 S: 3 H: 0 LOB: 2 BB: 2 P: 11	R: 0 E: 0 K: 1 S: 5 H: 0 LOB: 0 BB: 0 P: 5	R: 0 E: 0 K: 1 S: 5 H: 0 LOB: 2 BB: 2 P: 13	R: 0 E: 0 K: 0 S: 3 H: 1 LOB: 0 BB: 0 P: 3	R: 0 E: 0 K: 1 S: 7 H: 2 LOB: 3 BB: 1 P: 11	1B: 4 2B: 0 3B: 0 HR: 1 SF: 0 SAC: 3 DP: 2 HBP: 0	WP: 0 PB: 0 SB: 0 CS: 0 PA: 50						

PITCHER	IP	WLS	BF	H	R	ER	SO	BB	IBB	HBP	BLK	WP	HR	S	P	ERA	WHIP
Paul Foytack, R (1, 1) ERA: 2.55	12.2	W	49	5	1	1	6	5	3	0	0	0	0	53	85	0.71	0.789
Frank Lary, R (13, 1) ERA: 3.18	0.1	S	1	0	0	0	0	0	0	0	0	0	0	1	1	0.00	0.000

PITCHER	IP	WLS	BF	H	R	ER	SO	BB	IBB	HBP	BLK	WP	HR	S	P	ERA	WHIP

BOTTOM

Detroit Tigers @ Baltimore Orioles

Memorial Stadium, Baltimore, MD

Sat Jun 22 1957, 7:05 PM EDT

Att. 20,788 - Unknown

livebaseballscorecards.com

AB	39
R	1
H	5
RBI	1
BB	8
SO	6
LOB	17

Detroit Tigers @ Baltimore Orioles

Memorial Stadium, Baltimore, MD

Sun Jun 23 1957, 3:33 AM EDT

Att. 9,454 - Unknown

TOP

Batter	1	2	3	4	5	6	7	8	9	AB	R	H	RBI	BB	SO	LOB
Harvey Kuenn, R (1, 6) OBP: 0.330, SLG: 0.397	BBBB 4-0 4-3 BB		x 0-0 ② F9	x 0-0 ③ FC5-4 1-2f			x 0-0 ① F8		x 0-0 ③ F7	4	0	0	0	1	0	2
Bill Tuttle, R (1, 8) OBP: 0.296, SLG: 0.335	SSS 0-3 ① K		BBBB 4-0 2B 1B BB		x 0-0 CS 1B		x 0-0 ② 6-3			3	1	1	0	1	1	1
Charlie Maxwell, L (1, 7) OBP: 0.371, SLG: 0.514	x 0-0 ② 4-3 1-2		x 0-0 1B 1-3 2-H 2B		x 0-0 ① F9		x 0-0 ③ F8			4	1	1	1	0	0	2
Al Kaline, R (1, 9) OBP: 0.338, SLG: 0.416	x 0-0 ③ L6-3		x 0-0 2-H 3-H 1B		x 0-0 ② L7			x 0-0 ① L6-3		4	0	1	2	0	0	2
Frank House, L (1, 2) OBP: 0.352, SLG: 0.388 Ron Samford, R (8, PR) OBP: 0.067, SLG: 0.067 Red Wilson, R (8, 2) OBP: 0.377, SLG: 0.423		x 0-0 ① F3	x 0-0 ③ G3		0-0 ③ CS 1-2	x 0-0 ① 4-3		BBBB 4-0 BB		3 0 0	0 0 0	0 0 0	0 0 0	1 0 0	0 0 0	1 0 0
Dave Philley, S (1, 3) OBP: 0.364, SLG: 0.379		x 0-0 ② 3-1		x 0-0 SH5-4 1B FC6-5 1B		x 0-0 E 1B		x 0-0 ② F2		4	1	2	0	0	0	1
Steve Boros, R (1, 5) OBP: 0.300, SLG: 0.222		x 0-0 ③ F3		x 0-0 FC6-5 SH5-4 1-2 1B		x 0-0 E6 1-2		SSS 0-3 ③ K		4	0	1	0	0	1	2
Frank Bolling, R (1, 4) OBP: 0.302, SLG: 0.394 Jack Dittmer, L (9, PH) OBP: 0.292, SLG: 0.273			BBBB 4-0 SH1-4 2B BB	x 0-0 ① SH5-4 1-2 2-3		x 0-0 ② F7			x 0-0 ① F5	1 1	1 0	0 0	0 0	1 0	0 0	2 0
Billy Hoeft, L (1, 1) OBP: 0.087, SLG: 0.182 Don Lee, R (3, 1) OBP: 0.167, SLG: 0.167 Al Aber, L (5, 1) OBP: 0.286, SLG: 0.167 Jay Porter, R (6, PH) OBP: 0.389, SLG: 0.492 Lou Sleater, L (6, 1) OBP: 0.333, SLG: 0.667			x 0-0 ① SH1-4 1-2	x 0-0 ② FC6-5 FC5-4 2-3 3-H		x 0-0 ③ F9			x 0-0 ② 1-3	0 1 0 1 1	0 0 0 0 0	0 1 0 0 0	0 0 0 0 0	0 0 0 0 0	0 0 0 0 0	0 1 0 2 0
Inning Stats	R: 0 E: 0 K: 1 S: 5 H: 0 LOB: 1 BB: 1 P: 9	R: 0 E: 0 K: 0 S: 3 H: 0 LOB: 0 BB: 0 P: 3	R: 3 E: 0 K: 0 S: 5 H: 2 LOB: 1 BB: 2 P: 13	R: 1 E: 0 K: 0 S: 5 H: 2 LOB: 1 BB: 0 P: 5	R: 0 E: 0 K: 0 S: 3 H: 1 LOB: 0 BB: 0 P: 3	R: 0 E: 1 K: 0 S: 5 H: 1 LOB: 2 BB: 0 P: 5	R: 0 E: 0 K: 0 S: 3 H: 0 LOB: 0 BB: 0 P: 3	R: 0 E: 0 K: 1 S: 5 H: 0 LOB: 1 BB: 1 P: 9	R: 0 E: 0 K: 0 S: 3 H: 0 LOB: 0 BB: 0 P: 3	1B: 5 2B: 1 3B: 0 HR: 0	SF: 0 SAC: 2 DP: 0 HBP: 0						

PITCHER	IP	WLS	BF	H	R	ER	SO	BB	IBB	HBP	BLK	WP	HR	S	P	ERA	WHIP
Ray Moore, R (1, 1) ERA: 4.01	9.0	W	37	6	4	4	2	4	0	0	0	0	0	37	53	4.00	1.111

PITCHER	IP	WLS	BF	H	R	ER	SO	BB	IBB	HBP	BLK	WP	HR	S	P	ERA	WHIP

AB	31
R	4
H	6
RBI	4
BB	4
SO	2
LOB	16

PA: 38

WP: 0 PB: 0 SB: 0 CS: 1

livebaseballscorecards.com

BOTTOM

Detroit Tigers @ Baltimore Orioles

Memorial Stadium, Baltimore, MD

Sun Jun 23 1957, 3:33 AM EDT

Att. 9,454 - Unknown

Batter	1	2	3	4	5	6	7	8	9	AB	R	H	RBI	BB	SO	LOB
Billy Gardner, R (1, 4) OBP: 0.322, SLG: 0.367	5-3		1B 2B 1B (2-3)	L9		FC1-6 (1-2f)		F2		5	1	1	0	0	0	3
Bob Boyd, L (1, 3) OBP: 0.410, SLG: 0.441	K		2B 1B 1B (1-2, 3-H)	FC4-6 (1-2f)		F8		1B		5	1	2	1	0	1	3
Jim Busby, R (1, 8) OBP: 0.267, SLG: 0.386	1B		1B 2B (1-3, 2-H)		HR	F7		F6		5	2	3	2	0	0	2
Gus Triandos, R (1, 2) OBP: 0.332, SLG: 0.418	F2		L6		BBBB SH1-4 1B BB		F3			3	0	0	0	1	0	3
George Kell, R (1, 5) OBP: 0.354, SLG: 0.411		5-3	1B (2-H, 3-H)		SH1-4 1B (1-2)		BBBB 1B BB			3	0	2	2	1	0	0
Joe Durham, R (1, 7) OBP: 0.271, SLG: 0.209		F7	F8		SH1-4 (1-2, 2-3)		F7			3	0	0	0	0	0	2
Al Pilarcik, L (1, 9) OBP: 0.373, SLG: 0.365		G3		BBBB CS BB	1-4-3		1B (1-2)			3	0	1	0	1	0	2
Willy Miranda, S (1, 6) OBP: 0.269, SLG: 0.229			5-3	1B (1-2)	6-3		F4			4	0	1	0	0	0	4
Ray Moore, R (1, 1) OBP: 0.279, SLG: 0.535			1B 1B 2B	FC4-6 (1-2)		FC1-6		SSS K		4	1	3	0	0	1	0
Inning Stats	R: 0 E: 0 K: 1 S: 6 / H: 1 LOB: 1 BB: 0 P: 6	R: 0 E: 0 K: 0 S: 3 / H: 0 LOB: 0 BB: 0 P: 3	R: 4 E: 0 K: 0 S: 8 / H: 5 LOB: 1 BB: 0 P: 8	R: 0 E: 0 K: 0 S: 4 / H: 2 LOB: 2 BB: 1 P: 8	R: 1 E: 0 K: 0 S: 5 / H: 2 LOB: 2 BB: 1 P: 9	R: 0 E: 0 K: 0 S: 4 / H: 1 LOB: 1 BB: 0 P: 4	R: 0 E: 0 K: 0 S: 4 / H: 1 LOB: 2 BB: 1 P: 8	R: 0 E: 0 K: 1 S: 6 / H: 1 LOB: 1 BB: 0 P: 6		1B: 10 2B: 2 3B: 0 HR: 1 / SF: 0 SAC: 1 DP: 0 HBP: 0						

livebaseballscorecards.com

AB	35
R	5
H	13
RBI	5
BB	3
SO	2
LOB	19

WP: 0 PB: 0 SB: 0 CS: 1 / PA: 39

PITCHER		IP	WLS	BF	H	R	ER	SO	BB	IBB	HBP	BLK	WP	HR	S	P	ERA	WHIP
Billy Hoeft, L (ERA: 4.8)	(1, 1)	2.1		12	5	4	4	1	0	0	0	0	0	0	14	14	15.43	2.143
Don Lee, R (ERA: 4.34)	(3, 1)	2.0	L	12	5	1	1	0	2	0	0	0	0	1	10	18	4.50	3.500
Al Aber, L (ERA: 5.57)	(5, 1)	0.2		2	0	0	0	0	0	0	0	0	0	0	2	2	0.00	0.000
Lou Sleater, L (ERA: 3.0)	(6, 1)	3.0		13	3	0	0	1	1	0	0	0	0	0	14	18	0.00	1.333

PITCHER	IP	WLS	BF	H	R	ER	SO	BB	IBB	HBP	BLK	WP	HR	S	P	ERA	WHIP

Detroit Tigers @ Baltimore Orioles

Memorial Stadium, Baltimore, MD

Mon Jun 24 1957, 7:05 PM EDT

Att. 10,932 - Unknown

TOP

livebaseballscorecards.com

Batter	1	2	3	4	5	6	7	8	9	AB	R	H	RBI	BB	SO	LOB
Harvey Kuenn, R (1, 6) OBP: 0.332, SLG: 0.399	E3 FC6-4 BB		1B		G3-6-1 1B			F4		4	0	2	0	0	0	0
Dave Philley, S (1, 3) OBP: 0.368, SLG: 0.387	1-2 FC6-4 BB		F8		G3-6-1 1-2f			2B		3	0	1	0	1	0	2
Bill Tuttle, R (1, 8) OBP: 0.295, SLG: 0.333	F5		F8			1B		5-3		4	0	1	0	0	0	4
Al Kaline, R (1, 9) OBP: 0.333, SLG: 0.409	FC6-4 1-2f 2-3		L4			L6		L4		4	0	0	0	0	0	5
Charlie Maxwell, L (1, 7) OBP: 0.365, SLG: 0.505	K			E6 FC1-6		K			K	4	0	0	0	0	3	3
Frank House, L (1, 2) OBP: 0.345, SLG: 0.379		4-3		FC1-6 1-2f		F4			F5	4	0	0	0	0	0	2
Steve Boros, R (1, 5) OBP: 0.214, SLG: 0.154		F4		K			5-3		5-3	4	0	0	0	0	1	1
Ron Samford, R (1, 4) OBP: 0.111, SLG: 0.111		1B		F8			6-3			3	0	1	0	0	0	1
Duke Maas, R (1, 1) OBP: 0.140, SLG: 0.214		K			K		F8			2	0	0	0	0	2	1
Reno Bertoia, R (7, PH) OBP: 0.352, SLG: 0.362										1	0	0	0	0	0	0
Al Aber, L (7, 1) OBP: 0.286, SLG: 0.167										0	0	0	0	0	0	0
Lou Sleater, L (8, 1) OBP: 0.333, SLG: 0.667										0	0	0	0	0	0	0

	AB	33
	R	0
	H	5
	RBI	0
	BB	1
	SO	6
	LOB	19

Inning Stats	1	2	3	4	5	6	7	8	9	1B: 4	SF: 0	WP: 0	PA: 34
	R: 0 E: 1 K: 1 S: 6	R: 0 E: 0 K: 1 S: 6	R: 0 E: 0 K: 0 S: 4	R: 0 E: 1 K: 1 S: 6	R: 0 E: 0 K: 1 S: 5	R: 0 E: 0 K: 1 S: 6	R: 0 E: 0 K: 0 S: 3	R: 0 E: 0 K: 0 S: 4	R: 0 E: 0 K: 1 S: 5	2B: 1 3B: 0 HR: 0	SAC: 0 DP: 1 HBP: 0	PB: 0 SB: 0 CS: 0	
	H: 0 LOB: 2 BB: 1 P: 10	H: 1 LOB: 1 BB: 0 P: 6	H: 1 LOB: 1 BB: 0 P: 4	H: 0 LOB: 1 BB: 0 P: 6	H: 1 LOB: 0 BB: 0 P: 5	H: 1 LOB: 1 BB: 0 P: 6	H: 0 LOB: 0 BB: 0 P: 3	H: 1 LOB: 1 BB: 0 P: 4	H: 0 LOB: 0 BB: 0 P: 5				

PITCHER		IP	WLS	BF	H	R	ER	SO	BB	IBB	HBP	BLK	WP	HR	S	P	ERA	WHIP
Hal Brown, R ERA: 3.75	(1, 1)	9.0	W	34	5	0	0	6	1	0	0	0	0	0	45	49	0.00	0.667

PITCHER		IP	WLS	BF	H	R	ER	SO	BB	IBB	HBP	BLK	WP	HR	S	P	ERA	WHIP

Detroit Tigers @ Baltimore Orioles

Memorial Stadium, Baltimore, MD

Mon Jun 24 1957, 7:05 PM EDT

Att. 10,932 - Unknown

BOTTOM

Batter	1	2	3	4	5	6	7	8	9	AB	R	H	RBI	BB	SO	LOB
Billy Gardner, R (1, 4) OBP: 0.325, SLG: 0.365	BBBB 4-0 G3 BB		x 0-0 ③ 6-3		x 0-0 ② F6		H 1-0 1B 1-2 G6-4-3 HBP			2	1	0	0	1	0	2
Bob Boyd, L (1, 3) OBP: 0.412, SLG: 0.442	x 0-0 ① G3 1-2			x 0-0 HR 1B	x 0-0 ③ 3-1		x 0-0 G6-4-3 1-3 2-H 1B			4	1	2	1	0	0	3
Billy Goodman, L (1, 5) OBP: 0.296, SLG: 0.451	SSS 0-3 ② K			x 0-0 1-H HR		x 0-0 1B 1B	x 0-0 ①② G6-4-3 1-2f 3-H			4	2	2	2	0	1	2
Al Pilarcik, L (1, 9) OBP: 0.375, SLG: 0.368	x 0-0 ③ L9			x 0-0 CS SH5-4 1B		x 0-0 1B 1-2 1B	x 0-0 ③ G3			4	0	2	0	0	0	1
Jim Busby, R (1, 8) OBP: 0.268, SLG: 0.385		x 0-0 ① F2		x 0-0 ① SH5-4 1-2		x 0-0 ① F7		x 0-0 1B SH1-4 SF8 1B		3	1	1	0	0	0	2
Joe Durham, R (1, 7) OBP: 0.275, SLG: 0.217		x 0-0 ② 5-3		x 0-0 ②③ F2 2-3		x 0-0 1-2 2-H 1B		x 0-0 ① SH1-4 1-2		3	0	1	1	0	0	1
Gus Triandos, R (1, 2) OBP: 0.335, SLG: 0.419	SSS 0-3 ③ K				x 0-0 1B 1B	x 0-0 ② L7		x 0-0 2-3 1B		4	0	2	0	0	1	2
Willy Miranda, S (1, 6) OBP: 0.269, SLG: 0.232			x 0-0 ① F8		x 0-0 1-2 1B	x 0-0 ③ F8		x 0-0 ② SF8 3-H		3	0	1	1	0	0	2
Hal Brown, R (1, 1) OBP: 0.250, SLG: 0.235			x 0-0 ② 1-3		SSS 0-3 ① K		x 0-0 HBP 1B 1B	x 0-0 ③ 5-3		4	1	1	0	0	1	3
Inning Stats	R: 0 H: 0 E: 0 LOB: 1 K: 1 BB: 1 S: 5 P: 9	R: 0 H: 0 E: 0 LOB: 0 K: 1 BB: 0 S: 5 P: 5	R: 0 H: 0 E: 0 LOB: 0 K: 0 BB: 0 S: 3 P: 3	R: 2 H: 3 E: 0 LOB: 0 K: 0 BB: 0 S: 5 P: 5	R: 0 H: 2 E: 0 LOB: 2 K: 1 BB: 0 S: 7 P: 7	R: 1 H: 3 E: 0 LOB: 2 K: 0 BB: 0 S: 6 P: 6	R: 2 H: 2 E: 0 LOB: 0 K: 0 BB: 0 S: 4 P: 5	R: 1 H: 2 E: 0 LOB: 1 K: 0 BB: 0 S: 5 P: 5		1B: 11 SF: 1 2B: 0 SAC: 2 3B: 0 DP: 1 HR: 1 HBP: 1						

livebaseballscorecards.com

AB	31
R	6
H	12
RBI	5
BB	1
SO	3
LOB	18

WP: 0 PA: 36
PB: 0
SB: 0
CS: 1

PITCHER		IP	WLS	BF	H	R	ER	SO	BB	IBB	HBP	BLK	WP	HR	S	P	ERA	WHIP
Duke Maas, R ERA: 2.88	(1, 1)	6.0	L	26	8	3	3	3	1	0	0	0	0	1	31	35	4.50	1.500
Al Aber, L ERA: 6.45	(7, 1)	1.1		8	4	3	3	0	0	0	1	0	0	0	7	8	20.25	3.000
Lou Sleater, L ERA: 2.92	(8, 1)	0.2		2	0	0	0	0	0	0	0	0	0	0	2	2	0.00	0.000

PITCHER	IP	WLS	BF	H	R	ER	SO	BB	IBB	HBP	BLK	WP	HR	S	P	ERA	WHIP

Batter	1	2	3	4	5	6	7	8	9	10	AB	R	H	RBI	BB	SO	LOB
Harvey Kuenn, R (1, 6) OBP: 0.327, SLG: 0.393	K		6-3			F8		P4		SH1-4 (1-2)	4	0	0	0	0	1	0
Dave Philley, S (1, 3) OBP: 0.353, SLG: 0.369	4-3			P6		3-1		G3		5-3	5	0	0	0	0	0	2
Bill Tuttle, R (1, 8) OBP: 0.302, SLG: 0.340	L7			1-3		1B			L6-3 1B (1B)	2B (2-H) 1B	5	2	3	1	0	0	0
Al Kaline, R (1, 9) OBP: 0.338, SLG: 0.423		3B		HR (BBBB)		L5-3			L6-3 (1-2)	2B (1-H) 2B	4	2	2	1	1	0	2
Charlie Maxwell, L (1, 7) OBP: 0.374, SLG: 0.534		K		HR (1-H)			HR		BB (BBBB)	IBB (IIII)	3	2	2	3	2	1	1
Red Wilson, R (1, 2) OBP: 0.379, SLG: 0.439		5-3		L6			K		1B (1-2 2-H)	2B (1-H 3-H)	5	0	2	2	0	1	1
Steve Boros, R (1, 5) OBP: 0.167, SLG: 0.118		4-3			5-3		6-3		P5		4	0	0	0	0	0	3
Ron Samford, R (1, 4) OBP: 0.143, SLG: 0.143 Frank House, L (9, PH) OBP: 0.343, SLG: 0.377 Frank Bolling, R (9, 4) OBP: 0.302, SLG: 0.394			G6-4-3 1B		K		K		L9		3 1 0	0 0 0	1 0 0	0 0 0	0 0 0	2 0 0	0 2 0
Frank Lary, R (1, 1) OBP: 0.206, SLG: 0.219 Steve Gromek, S (3, 1) Ray Boone, R (8, PH) OBP: 0.352, SLG: 0.379 Harry Byrd, R (8, 1) Jay Porter, R (10, PH) OBP: 0.397, SLG: 0.500 Reno Bertoia, R (10, PR) OBP: 0.352, SLG: 0.362 Lou Sleater, L (10, 1) OBP: 0.333, SLG: 0.667 Paul Foytack, R (10, 1) OBP: 0.357, SLG: 0.308			G6-4-3 (1-2f)		K		K			SH1-4 1B (1B)	1 1 1 0 1 0 0 0	0 0 0 0 0 1 0 0	0 0 0 0 0 0 0 0	0 0 0 0 0 0 0 0	0 0 0 0 0 0 0 0	0 1 1 0 0 0 0 0	1 0 0 0 0 0 0 0
Inning Stats	R: 0 E: 0 K: 1 S: 5 H: 0 LOB: 0 BB: 0 P: 5	R: 0 E: 0 K: 1 S: 6 H: 1 LOB: 1 BB: 0 P: 6	R: 0 E: 0 K: 0 S: 3 H: 1 LOB: 0 BB: 0 P: 3	R: 2 E: 0 K: 0 S: 4 H: 1 LOB: 0 BB: 1 P: 8	R: 0 E: 0 K: 2 S: 7 H: 0 LOB: 0 BB: 0 P: 7	R: 0 E: 0 K: 0 S: 4 H: 1 LOB: 1 BB: 0 P: 4	R: 1 E: 0 K: 2 S: 8 H: 1 LOB: 0 BB: 0 P: 8	R: 0 E: 0 K: 1 S: 5 H: 0 LOB: 0 BB: 0 P: 5	R: 1 E: 0 K: 0 S: 5 H: 2 LOB: 2 BB: 1 P: 9	R: 3 E: 0 K: 0 S: 6 H: 4 LOB: 3 BB: 1 P: 10	1B: 6 2B: 2 3B: 1 HR: 2	SF: 0 SAC: 1 DP: 1 HBP: 0	WP: 0 PB: 0 SB: 0 CS: 0	PA: 42				

TOP

Detroit Tigers @ Washington Senators

Griffith Stadium, Washington, DC

Tue Jun 25 1957, 7:05 PM EDT

Att. 3,963 - Unknown

livebaseballscorecards.com

AB	38
R	7
H	11
RBI	7
BB	3
SO	7
LOB	12

PITCHER		IP	WLS	BF	H	R	ER	SO	BB	IBB	HBP	BLK	WP	HR	S	P	ERA	WHIP
Pedro Ramos, R ERA: 4.65	(1, 1)	9.0		35	7	4	4	7	2	0	0	0	0	2	47	55	4.00	1.000
Tex Clevenger, R ERA: 2.94	(10, 1)	1.0	L	7	4	3	3	0	0	1	0	0	0	0	6	10	27.00	4.000

PITCHER	IP	WLS	BF	H	R	ER	SO	BB	IBB	HBP	BLK	WP	HR	S	P	ERA	WHIP

Batter	1	2	3	4	5	6	7	8	9	10	AB	R	H	RBI	BB	SO	LOB
Milt Bolling, R (1, 6) OBP: 0.224, SLG: 0.333 Herb Plews, L (9, PH) OBP: 0.319, SLG: 0.359 (10, 4)	0-0 3B 1B		0-0 1B 3B	0-3 K		0-3 K			0-3 K		4 1	2 0	2 0	0 0	0 0	2 1	3 1
Pete Runnels, L (1, 5) OBP: 0.343, SLG: 0.295	0-0 1-H SF8 3B		0-3 K 1-3	0-0 F7			0-0 F9 1		0-0 CS 3 1-2	0-0 1-3 1B	5	1	2	1	0	1	2
Roy Sievers, R (1, 3) OBP: 0.388, SLG: 0.557	0-0 5-3 1		0-0 BB 1B 1B 3-H 1B		0-0 6-3 1		0-0 P2 2			0-0 1-3 1 1-2	5	1	1	1	0	0	2
Jim Lemon, R (1, 9) OBP: 0.377, SLG: 0.518 Bob Usher, R (8, 9) OBP: 0.300, SLG: 0.346 Lou Berberet, L (10, PH) OBP: 0.338, SLG: 0.339	0-0 SF8 2 3-H		0-0 1B BB 1-2 1B		0-3 K 2		0-0 F8 3			0-0 F9 2	3 0 1	0 0 0	1 0 0	1 0 0	0 0 0	1 0 0	0 0 1
Clint Courtney, L (1, 2) OBP: 0.354, SLG: 0.466	0-0 4-3 3		B B B B 4-0 L4-6 1B 1-2 2-3 BB		0-0 F7 3			0-0 F7 1		0-3 K 3	4	0	0	0	1	1	1
Art Schult, R (1, 7) OBP: 0.328, SLG: 0.400		0-0 1B	0-0 1-2 2-3 3-H 1B			0-3 K 1		0-3 K 2			4	0	2	1	0	2	0
Faye Throneberry, L (1, 8) OBP: 0.190, SLG: 0.137		0-0 F7 1	0-0 L4-6 2 3 2-3			0-0 6-3 2		0-0 5-3 3			4	0	0	0	0	0	4
Rocky Bridges, R (1, 4) OBP: 0.344, SLG: 0.348 (10, 6)		0-0 F9 2		0-0 2B		B B B B 4-0 1B BB				0-0 F8 1	3	0	1	0	1	0	1
Pedro Ramos, S (1, 1) OBP: 0.154, SLG: 0.132 Julio Becquer, L (9, PH) OBP: 0.309, SLG: 0.358 Tex Clevenger, R (10, 1) OBP: 0.429, SLG: 0.417		0-3 K 3		0-0 B5 1		0-0 1-2 1B				0-0 CS 1B	3 1 0	0 0 0	1 1 0	0 0 0	0 0 0	1 0 0	2 0 0
Inning Stats	R: 2 H: 2 E: 0 LOB: 0 K: 0 BB: 0 S: 5 P: 5	R: 0 H: 1 E: 0 LOB: 1 K: 1 BB: 0 S: 6 P: 6	R: 2 H: 4 E: 0 LOB: 2 K: 1 BB: 1 S: 8 P: 12	R: 0 H: 1 E: 0 LOB: 1 K: 1 BB: 0 S: 6 P: 6	R: 0 H: 0 E: 0 LOB: 0 K: 1 BB: 0 S: 5 P: 5	R: 0 H: 1 E: 0 LOB: 2 K: 2 BB: 1 S: 8 P: 12	R: 0 H: 0 E: 0 LOB: 0 K: 0 BB: 0 S: 3 P: 3	R: 0 H: 0 E: 0 LOB: 0 K: 1 BB: 0 S: 5 P: 5	R: 0 H: 1 E: 0 LOB: 0 K: 1 BB: 0 S: 5 P: 5	R: 0 H: 1 E: 0 LOB: 1 K: 1 BB: 0 S: 6 P: 6	1B: 8 SF: 1 2B: 2 SAC: 0 3B: 2 DP: 1 HR: 0 HBP: 0						

PITCHER		IP	WLS	BF	H	R	ER	SO	BB	IBB	HBP	BLK	WP	HR	S	P	ERA	WHIP
Frank Lary, R ERA: 3.46	(1, 1)	2.1		15	7	4	4	2	1	0	0	0	0	0	18	22	15.43	3.429
Steve Gromek, R ERA: 5.16	(3, 1)	4.2		16	2	0	0	4	1	0	0	0	0	0	23	27	0.00	0.643
Harry Byrd, R ERA:	(8, 1)	2.0	W	6	1	0	0	2	0	0	0	0	0	0	10	10	0.00	0.500
Lou Sleater, L ERA: 2.92	(10, 1)	0.0		1	1	0	0	0	0	0	0	0	0	0	1	1	∞	∞
Paul Foytack, R ERA: 2.53	(10, 1)	1.0	S	3	0	0	0	1	0	0	0	0	0	0	5	5	0.00	0.000

PITCHER	IP	WLS	BF	H	R	ER	SO	BB	IBB	HBP	BLK	WP	HR	S	P	ERA	WHIP

BOTTOM

Detroit Tigers @ Washington Senators

Griffith Stadium, Washington, DC

Tue Jun 25 1957, 7:05 PM EDT

Att. 3,963 - Unknown

livebaseballscorecards.com

AB	38
R	4
H	11
RBI	4
BB	2
SO	9
LOB	17

WP: 0 PA: 42
PB: 0
SB: 0
CS: 1

Detroit Tigers @ Washington Senators

Griffith Stadium, Washington, DC

Wed Jun 26 1957, 7:05 PM EDT

Att. 4,061 - Unknown

livebaseballscorecards.com

Batter	1	2	3	4	5	6	7	8	9	AB	R	H	RBI	BB	SO	LOB
Harvey Kuenn, R (1, 6) OBP: 0.321, SLG: 0.385	5-3		F8			K	6-3		4-3	5	0	0	0	0	1	4
Steve Boros, R (1, 5) OBP: 0.182, SLG: 0.190	5-3		F8			2B		P5		4	0	1	0	0	0	2
Bill Tuttle, R (1, 8) OBP: 0.296, SLG: 0.333	5-3			F7		P4		5-3		4	0	0	0	0	0	1
Al Kaline, R (1, 9) OBP: 0.337, SLG: 0.420		F8		L1-3			2B 1B	L6 1B		4	2	1	0	0	0	0
Ray Boone, R (1, 3) OBP: 0.355, SLG: 0.387		F2		P4			1-H 1B 2B	2-H 1B		4	1	2	2	0	0	0
Red Wilson, R (1, 2) OBP: 0.357, SLG: 0.410		6-3			F5		F4	F8		4	0	0	0	0	0	2
Jay Porter, R (1, 7) OBP: 0.408, SLG: 0.507			FC1-5 1B 1B		F7		2-H 1B 1B		K	3	1	2	1	0	0	0
Charlie Maxwell, L (7, 7) OBP: 0.373, SLG: 0.532										1	0	0	0	0	1	0
Ron Samford, R (1, 4) OBP: 0.240, SLG: 0.320			1-2 FC1-5 1B		F3		2-H SH1-4 1B		3B	4	0	3	1	0	0	0
Jim Bunning, R (1, 1) OBP: 0.289, SLG: 0.257			FC1-5 1-2 2-3f			K	SH1-4 1-2		K	3	0	0	0	0	2	3

Inning Stats	1	2	3	4	5	6	7	8	9		
	R: 0 E: 0 K: 0 S: 3	H: 0 LOB: 0 BB: 0 P: 3	R: 0 E: 0 K: 0 S: 3	H: 0 LOB: 0 BB: 0 P: 3	R: 0 E: 0 K: 0 S: 3	H: 0 LOB: 0 BB: 0 P: 3	R: 0 E: 0 K: 0 S: 3	H: 0 LOB: 0 BB: 0 P: 3	R: 0 E: 0 K: 2 S: 8	H: 1 LOB: 1 BB: 0 P: 8	R: 3 E: 0 K: 0 S: 7	H: 4 LOB: 1 BB: 0 P: 7	R: 1 E: 1 K: 0 S: 5	H: 1 LOB: 1 BB: 0 P: 5	R: 0 E: 0 K: 2 S: 8	H: 1 LOB: 1 BB: 0 P: 8	1B: 6 2B: 2 3B: 1 HR: 0	SF: 0 SAC: 1 DP: 0 HBP: 0	WP: 0 PB: 0 SB: 0 CS: 0	PA: 37

PITCHER		IP	WLS	BF	H	R	ER	SO	BB	IBB	HBP	BLK	WP	HR	S	P	ERA	WHIP
Chuck Stobbs, L ERA: 7.85	(1, 1)	6.1	L	26	7	3	3	2	0	0	0	0	0	0	30	30	4.26	1.105
Bud Byerly, R ERA: 4.42	(7, 1)	1.2		7	1	1	0	0	0	0	0	0	0	0	7	7	0.00	0.600
Dick Hyde, R ERA: 4.89	(9, 1)	1.0		4	1	0	0	2	0	0	0	0	0	0	8	8	0.00	1.000

PITCHER	IP	WLS	BF	H	R	ER	SO	BB	IBB	HBP	BLK	WP	HR	S	P	ERA	WHIP

Batter	1	2	3	4	5	6	7	8	9	AB	R	H	RBI	BB	SO	LOB
Milt Bolling, R (1, 6) OBP: 0.226, SLG: 0.328	G6-4-3 1B		F9			F3		K		4	0	1	0	0	1	1
Pete Runnels, L (1, 5) OBP: 0.338, SLG: 0.290	F8		CS 1-2	F7		K		6-3		4	0	0	0	0	1	1
Roy Sievers, R (1, 7) OBP: 0.386, SLG: 0.552	G6-4-3 1-2f			F7			1B 1B		F7	4	0	1	0	0	0	1
Jim Lemon, R (1, 9) OBP: 0.372, SLG: 0.510		4-3		F8			F9		5-3	4	0	0	0	0	0	1
Julio Becquer, L (1, 3) OBP: 0.305, SLG: 0.386		4-3				SF8 3B	F7		F8	4	1	1	0	0	0	1
Lou Berberet, L (1, 2) OBP: 0.345, SLG: 0.347										3	0	2	0	0	0	1
Pedro Ramos, S (7, PR) OBP: 0.154, SLG: 0.132		1B				6-3	BB 1-3 1B			0	0	0	0	0	0	0
Jerry Snyder, R (8, 4) OBP: 0.183, SLG: 0.179										0	0	0	0	0	0	0
Faye Throneberry, L (1, 8) OBP: 0.195, SLG: 0.135		1-3				SF8 3-H	BB 1-2			1	0	0	1	1	0	1
Rocky Bridges, R (1, 4) OBP: 0.346, SLG: 0.350			CS 1B			F2	F9			2	0	1	0	0	0	0
Clint Courtney, L (7, PH) OBP: 0.349, SLG: 0.459										1	0	0	0	0	0	3
(8, 2)																
Chuck Stobbs, L (1, 1) OBP: 0.214, SLG: 0.222			F9			6-3		F7		2	0	0	0	0	0	1
Bud Byerly, R (7, 1) OBP: 0.125, SLG: 0.375										0	0	0	0	0	0	0
Herb Plews, L (8, PH) OBP: 0.317, SLG: 0.357										1	0	0	0	0	0	0
Dick Hyde, R (9, 1)										0	0	0	0	0	0	0
Inning Stats	R: 0 E: 0 K: 0 S: 3 — H: 1 LOB: 0 BB: 0 P: 3	R: 0 E: 0 K: 0 S: 4 — H: 1 LOB: 1 BB: 0 P: 4	R: 0 E: 0 K: 0 S: 3 — H: 1 LOB: 0 BB: 0 P: 3	R: 0 E: 0 K: 0 S: 3 — H: 0 LOB: 0 BB: 0 P: 3	R: 1 E: 0 K: 0 S: 4 — H: 1 LOB: 0 BB: 0 P: 4	R: 0 E: 0 K: 1 S: 5 — H: 0 LOB: 0 BB: 0 P: 5	R: 0 E: 0 K: 0 S: 5 — H: 2 LOB: 3 BB: 1 P: 9	R: 0 E: 0 K: 1 S: 5 — H: 0 LOB: 0 BB: 0 P: 5	R: 0 E: 0 K: 0 S: 3 — H: 0 LOB: 0 BB: 0 P: 3	1B: 5 2B: 0 3B: 1 HR: 0	SF: 1 SAC: 0 DP: 1 HBP: 0					

PITCHER		IP	WLS	BF	H	R	ER	SO	BB	IBB	HBP	BLK	WP	HR	S	P	ERA	WHIP
Jim Bunning, R ERA: 1.87	(1, 1)	9.0	W	32	6	1	1	2	1	0	0	0	0	0	35	39	1.00	0.778

PITCHER	IP	WLS	BF	H	R	ER	SO	BB	IBB	HBP	BLK	WP	HR	S	P	ERA	WHIP

BOTTOM

Detroit Tigers @ Washington Senators

Griffith Stadium, Washington, DC

Wed Jun 26 1957, 7:05 PM EDT

Att. 4,061 - Unknown

livebaseballscorecards.com

AB	30
R	1
H	6
RBI	1
BB	1
SO	2
LOB	11

Batter	1	2	3	4	5	6	7	8	9	AB	R	H	RBI	BB	SO	LOB
Harvey Kuenn, R (1, 6) OBP: 0.330, SLG: 0.391	FC4-6 1B		G6-4-3 1B		BB 1B	1B BB			1-3	4	0	3	0	1	0	0
Steve Boros, R (1, 5) OBP: 0.185, SLG: 0.192	K		G6-4-3 1-2f		F7	1-3 2-H 3-H 1B			K	5	0	1	2	0	2	3
Dave Philley, S (1, 3) OBP: 0.355, SLG: 0.360	FC4-6 1B 1-2f		2-3		1-2 BB	F8			FC6-4 BB	3	0	0	0	2	0	3
Al Kaline, R (1, 8) OBP: 0.335, SLG: 0.416	1-2 1B			F9	F7		F7		FC6-4 1-2f	5	0	1	0	0	0	3
Charlie Maxwell, L (1, 7) OBP: 0.371, SLG: 0.525	4-3			FC4-6 1B BB	K		F9			3	0	0	0	1	1	4
Red Wilson, R (1, 2) OBP: 0.370, SLG: 0.422		FC3-6 1B		FC4-6 1-2 1B		F7	P6			3	0	2	0	0	0	0
Tom Yewcic, R (6, 2)										1	0	0	0	0	0	0
Bobo Osborne, L (1, 9)		FC3-6 1-2f		FC4-6 BB 1-2f 2-3		2B 1B BB		4-3		3	1	0	0	1	0	3
Ron Samford, R (1, 4) OBP: 0.276, SLG: 0.357	K			BB		1-3 1B 2B		F8		3	1	1	0	1	1	1
Paul Foytack, R (1, 1) OBP: 0.345, SLG: 0.296		K		F7		5-3		4-3		1	0	0	0	0	1	1
Billy Hoeft, L (2, 1) OBP: 0.087, SLG: 0.182										0	0	0	0	0	0	0
Reno Bertoia, R (4, PH) OBP: 0.349, SLG: 0.359										1	0	0	0	0	0	3
Al Aber, L (4, 1) OBP: 0.286, SLG: 0.167										0	0	0	0	0	0	0
Jay Porter, R (6, PH) OBP: 0.403, SLG: 0.500										1	0	0	0	0	0	2
Lou Sleater, L (6, 1) OBP: 0.300, SLG: 0.600										1	0	0	0	0	0	0
Inning Stats	R: 0 H: 2 E: 0 LOB: 2 K: 1 BB: 0 S: 7 P: 7	R: 0 H: 1 E: 0 LOB: 1 K: 2 BB: 0 S: 8 P: 8	R: 0 H: 1 E: 0 LOB: 0 K: 0 BB: 0 S: 3 P: 3	R: 0 H: 1 E: 0 LOB: 3 K: 0 BB: 2 S: 4 P: 12	R: 0 H: 1 E: 0 LOB: 2 K: 1 BB: 1 S: 6 P: 10	R: 2 H: 2 E: 0 LOB: 2 K: 0 BB: 2 S: 5 P: 13	R: 0 H: 0 E: 0 LOB: 0 K: 0 BB: 0 S: 3 P: 3	R: 0 H: 0 E: 0 LOB: 0 K: 0 BB: 0 S: 3 P: 3	R: 0 H: 0 E: 0 LOB: 1 K: 1 BB: 1 S: 5 P: 9	1B: 7 SF: 0 2B: 1 SAC: 0 3B: 0 DP: 1 HR: 0 HBP: 0						

TOP

Detroit Tigers @ Washington Senators

Griffith Stadium, Washington, DC

Thu Jun 27 1957, 3:33 AM EDT

Att. 1,506 - Unknown

livebaseballscorecards.com

AB	34
R	2
H	8
RBI	2
BB	6
SO	5
LOB	23

WP: 0 PA: 40
PB: 0
SB: 0
CS: 0

PITCHER		IP	WLS	BF	H	R	ER	SO	BB	IBB	HBP	BLK	WP	HR	S	P	ERA	WHIP
Camilo Pascual, R ERA: 5.34	(1, 1)	5.2	W	29	8	2	2	4	5	0	0	0	0	0	32	52	3.18	2.294
Tex Clevenger, R ERA: 2.77	(6, 1)	3.1	S	11	0	0	0	1	1	0	0	0	0	0	12	16	0.00	0.300

Batter	1	2	3	4	5	6	7	8	9	AB	R	H	RBI	BB	SO	LOB
Milt Bolling, R (1, 6) OBP: 0.227, SLG: 0.323	5-3	FC3-6 2-H 1B		F7			F8			4	0	1	1	0	0	0
Pete Runnels, L (1, 5) OBP: 0.333, SLG: 0.285	6-3	FC3-6 FC6-4 1-2f		F7			K			4	0	0	0	0	1	1
Roy Sievers, R (1, 7) OBP: 0.385, SLG: 0.555	1B 3B	FC6-4 1-2f		F8			F9			4	1	1	0	0	0	1
Jim Lemon, R (1, 9) OBP: 0.377, SLG: 0.525	2B 3-H 1B		1B 1B 1B		1-4-3			HR		4	3	3	2	0	0	0
Clint Courtney, L (1, 2) OBP: 0.356, SLG: 0.474	1B 1-H 2B		1B 1-2 FC4-6 1B		4-3			G3		4	2	2	1	0	0	0
Julio Becquer, L (1, 3) OBP: 0.317, SLG: 0.393	2-H 1B		FC4-6 1-2 2-H 1B		1-3			E5 E S 2-4-2		4	0	2	2	0	0	0
Faye Throneberry, L (1, 8) OBP: 0.186, SLG: 0.128	4-3		FC4-6 1-2f 2-H			P3		K		4	0	0	0	0	1	3
Rocky Bridges, R (1, 4) OBP: 0.350, SLG: 0.350		SH3-4 1B 1B	F2			F7		1-3 BB		3	1	1	0	1	0	1
Camilo Pascual, R (1, 1) OBP: 0.083, SLG: 0.043 Tex Clevenger, R (6, 1) OBP: 0.400, SLG: 0.385		SH3-4 1-2	F9			K		2-4-2 3-H		1 1	0 0	0 0	0 0	0 0	0 1	1 0
Inning Stats	R: 3 E: 0 K: 0 S: 7 H: 4 LOB: 1 BB: 0 P: 7	R: 1 E: 0 K: 0 S: 5 H: 2 LOB: 1 BB: 0 P: 5	R: 2 E: 1 K: 0 S: 6 H: 3 LOB: 1 BB: 0 P: 6	R: 0 E: 0 K: 0 S: 3 H: 0 LOB: 0 BB: 0 P: 3	R: 0 E: 0 K: 0 S: 3 H: 0 LOB: 0 BB: 0 P: 3	R: 0 E: 0 K: 1 S: 5 H: 0 LOB: 0 BB: 0 P: 5	R: 0 E: 0 K: 1 S: 5 H: 0 LOB: 0 BB: 0 P: 5	R: 1 E: 1 K: 1 S: 6 H: 1 LOB: 2 BB: 1 P: 10		1B: 7 2B: 1 3B: 1 HR: 1 SF: 0 SAC: 1 DP: 0 HBP: 0						

PITCHER		IP	WLS	BF	H	R	ER	SO	BB	IBB	HBP	BLK	WP	HR	S	P	ERA	WHIP
Paul Foytack, R ERA: 2.84	(1, 1)	1.1	L	10	6	4	4	0	0	0	0	0	0	0	10	10	27.00	4.500
Billy Hoeft, L ERA: 4.81	(2, 1)	1.2		8	3	2	1	0	0	0	0	0	0	0	8	8	5.40	1.800
Al Aber, L ERA: 5.92	(4, 1)	2.0		6	0	0	0	0	0	0	0	0	0	0	6	6	0.00	0.000
Lou Sleater, L ERA: 2.93	(6, 1)	3.0		12	1	1	1	3	1	0	0	0	0	1	16	20	3.00	0.667

PITCHER	IP	WLS	BF	H	R	ER	SO	BB	IBB	HBP	BLK	WP	HR	S	P	ERA	WHIP

BOTTOM

Detroit Tigers @ Washington Senators

Griffith Stadium, Washington, DC

Thu Jun 27 1957, 3:33 AM EDT

Att. 1,506 - Unknown

livebaseballscorecards.com

AB	33
R	7
H	10
RBI	6
BB	1
SO	3
LOB	7

WP: 0 PA: 35
PB: 0
SB: 1
CS: 0

Detroit Tigers @ Boston Red Sox
Fenway Park, Boston, MA
Fri Jun 28 1957, 7:05 PM EDT
Att. 30,189 - Unknown

TOP

livebaseballscorecards.com

Batter	1	2	3	4	5	6	7	8	9	AB	R	H	RBI	BB	SO	LOB
Harvey Kuenn, R (1, 6) OBP: 0.325, SLG: 0.385	F9		F7			5-3		G5-4-3 (1-2f)		4	0	0	0	0	0	1
Charlie Maxwell, L (1, 7) OBP: 0.373, SLG: 0.542	HR		P3			2B		F7		4	1	2	1	0	0	0
Bill Tuttle, R (1, 8) OBP: 0.291, SLG: 0.327	K			F8		4-3			6-3	4	0	0	0	0	1	1
Al Kaline, R (1, 9) OBP: 0.333, SLG: 0.413	L6-3			L5			G3 1B		F8	4	0	1	0	0	0	0
Bobo Osborne, L (1, 3) OBP: 0.250, SLG: 0.143		3-1		K			G3 (1-2)		FC5-4 1B	4	0	1	0	0	1	1
Red Wilson, R (1, 2) OBP: 0.351, SLG: 0.397		5-3			F8		6-3		FC5-4 (1-2f)	4	0	0	0	0	0	2
Reno Bertoia, R (1, 5) OBP: 0.349, SLG: 0.359		1B			F8		6-3			3	0	1	0	0	0	1
Frank Bolling, R (1, 4) OBP: 0.302, SLG: 0.405		F9			1-3			HR		3	1	1	1	0	0	1
Duke Maas, R (1, 1)			K			1-3		G5-4-3 1B		2	0	0	0	0	1	0
Harry Byrd, R (6, 1)										0	0	0	0	0	0	0
Dave Philley, S (8, PH) OBP: 0.360, SLG: 0.365										1	0	1	0	0	0	0
Steve Gromek, S (8, 1)										0	0	0	0	0	0	0
Billy Hoeft, L (8, 1) OBP: 0.087, SLG: 0.182										0	0	0	0	0	0	0
Inning Stats	R: 1 E: 0 K: 1 S: 6 H: 1 LOB: 0 BB: 0 P: 6	R: 0 E: 0 K: 0 S: 4 H: 1 LOB: 1 BB: 0 P: 4	R: 0 E: 0 K: 1 S: 5 H: 0 LOB: 0 BB: 0 P: 5	R: 0 E: 0 K: 1 S: 5 H: 0 LOB: 0 BB: 0 P: 5	R: 0 E: 0 K: 0 S: 3 H: 0 LOB: 0 BB: 0 P: 3	R: 0 E: 0 K: 0 S: 4 H: 1 LOB: 1 BB: 0 P: 4	R: 0 E: 0 K: 0 S: 4 H: 1 LOB: 1 BB: 0 P: 4	R: 1 E: 0 K: 0 S: 4 H: 2 LOB: 0 BB: 0 P: 4	R: 0 E: 0 K: 0 S: 4 H: 1 LOB: 1 BB: 0 P: 4	1B: 4 2B: 1 3B: 0 HR: 2	SF: 0 SAC: 0 DP: 1 HBP: 0						

AB	33
R	2
H	7
RBI	2
BB	0
SO	3
LOB	7

WP: 0 PB: 0 SB: 0 CS: 0 PA: 33

PITCHER	IP	WLS	BF	H	R	ER	SO	BB	IBB	HBP	BLK	WP	HR	S	P	ERA	WHIP
Tom Brewer, R (1, 1) ERA: 3.11	9.0	W	33	7	2	2	3	0	0	0	0	0	2	39	39	2.00	0.778

PITCHER	IP	WLS	BF	H	R	ER	SO	BB	IBB	HBP	BLK	WP	HR	S	P	ERA	WHIP

Batter	1	2	3	4	5	6	7	8	9	AB	R	H	RBI	BB	SO	LOB
Jim Piersall, R (1, 8) OBP: 0.321, SLG: 0.381	F9		P3	F8		K		HR 1B		5	1	1	0	0	1	2
Billy Klaus, L (1, 6) OBP: 0.364, SLG: 0.424	F7		HR		G3 1B	PB 1B 2-H 1B		1-H 2-H HR		5	3	4	5	0	0	0
Ted Williams, L (1, 7) OBP: 0.487, SLG: 0.676 Gene Stephens, L (9, 7) OBP: 0.298, SLG: 0.356	3-1		1B 1B		F8	1B 1-H 1B		4-1		5 0	0 0	2 0	1 0	0 0	0 0	1 0
Mickey Vernon, L (1, 3) OBP: 0.399, SLG: 0.477 Norm Zauchin, R (8, PR) OBP: 0.417, SLG: 0.452 (9, 3)		BB BB	FC5-4 1-2 1B		G3 1-2	1B 1-2 1B		BB 1B		4 0	0 0	3 0	0 0	1 0	0 0	1 0
Jackie Jensen, R (1, 9) OBP: 0.389, SLG: 0.474		BB 1-2 BB	FC5-4 1-2f		F2	1-3		FC6-4 1-2 BB		3	0	0	0	2	0	5
Frank Malzone, R (1, 5) OBP: 0.362, SLG: 0.439		K		5-3		1B FC4-6 1B		F8	F8	5	1	1	0	0	1	4
Ted Lepcio, R (1, 4) OBP: 0.370, SLG: 0.455		P5		1B FC6-4 2B		FC4-6 1-2 1B		F7	FC6-4 1-2f	5	1	2	0	0	0	4
Pete Daley, R (1, 2) OBP: 0.265, SLG: 0.246		P4		FC6-4 2-3 1B		FC4-6 1-2f 2-H 2B		P6		4	1	1	0	0	0	3
Tom Brewer, R (1, 1) OBP: 0.200, SLG: 0.204			K	FC6-4 1-2f 3-H		1B 2-H 2B		HR 1B BB		3	2	1	2	1	1	1
Inning Stats	R: 0 E: 0 K: 0 S: 3 H: 0 LOB: 0 BB: 0 P: 3	R: 0 E: 0 K: 1 S: 5 H: 0 LOB: 2 BB: 2 P: 13	R: 1 E: 0 K: 1 S: 8 H: 3 LOB: 2 BB: 0 P: 8	R: 1 E: 0 K: 0 S: 5 H: 2 LOB: 1 BB: 0 P: 5	R: 0 E: 0 K: 0 S: 4 H: 1 LOB: 1 BB: 0 P: 4	R: 4 E: 1 K: 1 S: 11 H: 6 LOB: 2 BB: 0 P: 11	R: 0 E: 0 K: 0 S: 3 H: 0 LOB: 0 BB: 0 P: 3	R: 3 E: 0 K: 0 S: 6 H: 3 LOB: 2 BB: 2 P: 14		1B: 11 2B: 2 3B: 0 HR: 2 SF: 0 SAC: 0 DP: 0 HBP: 0						

BOTTOM

Detroit Tigers @ Boston Red Sox

Fenway Park, Boston, MA

Fri Jun 28 1957, 7:05 PM EDT

Att. 30,189 - Unknown

livebaseballscorecards.com

AB	39
R	9
H	15
RBI	8
BB	4
SO	3
LOB	21

PITCHER		IP	WLS	BF	H	R	ER	SO	BB	IBB	HBP	BLK	WP	HR	S	P	ERA	WHIP
Duke Maas, R ERA: 3.21	(1, 1)	5.2	L	29	10	6	6	3	2	0	0	0	0	1	33	41	9.53	2.118
Harry Byrd, R ERA:	(6, 1)	1.1		6	2	0	0	0	0	0	0	0	0	0	6	6	0.00	1.500
Steve Gromek, R ERA: 6.35	(8, 1)	0.0		3	2	3	3	0	1	0	0	0	0	1	2	6	∞	∞
Billy Hoeft, L ERA: 4.74	(8, 1)	1.0		5	1	0	0	0	1	0	0	0	0	0	4	8	0.00	2.000

PITCHER	IP	WLS	BF	H	R	ER	SO	BB	IBB	HBP	BLK	WP	HR	S	P	ERA	WHIP

WP: 0 PA: 43
PB: 1
SB: 0
CS: 0

Batter	1	2	3	4	5	6	7	8	9	AB	R	H	RBI	BB	SO	LOB
Harvey Kuenn, R (1, 6) (7, 5) OBP: 0.323, SLG: 0.381	F8	1B 1-3 2-H			1-3		G3		FC6-4 1-2f	5	0	1	1	0	0	1
Dave Philley, S (1, 9) OBP: 0.354, SLG: 0.358	6-3	F7			1B		P6		F9	5	0	1	0	0	0	3
Charlie Maxwell, L (1, 7) OBP: 0.371, SLG: 0.541	E5		F9		F7		2B			4	0	1	0	0	0	1
Al Kaline, R (1, 8) OBP: 0.332, SLG: 0.414	F7		F7			1B 2B	L5			4	1	1	0	0	0	2
Frank House, L (1, 2) OBP: 0.347, SLG: 0.376		E 1B 1B	F9			P6		B B B B FC4-6 BB		3	1	1	0	1	0	1
Bobo Osborne, L (1, 3) OBP: 0.250, SLG: 0.182		E3 1B 1-3 1B		6-3		1B SF9 2-H 1B		FC4-6 G5-4-3 1-2f		4	2	1	1	0	0	2
Frank Bolling, R (1, 4) OBP: 0.302, SLG: 0.402		P3		F7		SF9 1-3 1B		G5-4-3 1-2f		4	0	1	0	0	0	3
Reno Bertoia, R (1, 5) OBP: 0.349, SLG: 0.361 Ron Samford, R (7, 6) OBP: 0.300, SLG: 0.379		1B 1-2 3-H 1B		6-3		SF9 2-3 3-H			FC6-4 1B	2 1	0 0	1 1	2 0	0 0	0 0	0 0
Frank Lary, R (1, 1) OBP: 0.200, SLG: 0.212 Al Aber, L (3, 1) OBP: 0.286, SLG: 0.167 Jay Porter, R (5, PH) OBP: 0.397, SLG: 0.493 Lou Sleater, L (5, 1) OBP: 0.273, SLG: 0.545 Billy Hoeft, L (7, 1) OBP: 0.087, SLG: 0.182 Steve Boros, R (9, PH) OBP: 0.179, SLG: 0.185		F9			K	G3			K	1 0 1 1 0 1	0 0 0 0 0 0	0 0 0 0 0 0	0 0 1 0 0 1	0 0 0 0 0 0	0 0 1 0 0 1	2 0 0 1 0 1
Inning Stats	R: 0 E: 1 K: 0 S: 4 H: 0 LOB: 1 BB: 0 P: 4	R: 2 E: 1 K: 0 S: 7 H: 3 LOB: 2 BB: 0 P: 7	R: 0 E: 0 K: 0 S: 3 H: 0 LOB: 0 BB: 0 P: 3	R: 0 E: 0 K: 0 S: 3 H: 0 LOB: 0 BB: 0 P: 3	R: 0 E: 0 K: 1 S: 6 H: 1 LOB: 1 BB: 0 P: 6	R: 2 E: 0 K: 0 S: 6 H: 3 LOB: 1 BB: 0 P: 6	R: 0 E: 0 K: 0 S: 4 H: 1 LOB: 1 BB: 0 P: 4	R: 0 E: 0 K: 0 S: 2 H: 0 LOB: 0 BB: 1 P: 6	R: 0 E: 0 K: 1 S: 6 H: 1 LOB: 1 BB: 0 P: 6	1B: 7 2B: 2 3B: 0 HR: 0 SF: 1 SAC: 0 DP: 1 HBP: 0						WP: 0 PB: 0 SB: 0 CS: 0 PA: 38	

TOP

Detroit Tigers @ Boston Red Sox

Fenway Park, Boston, MA

Sat Jun 29 1957, 3:33 AM EDT

Att. 16,545 - Unknown

livebaseballscorecards.com

AB	36
R	4
H	9
RBI	4
BB	1
SO	2
LOB	17

PITCHER	IP	WLS	BF	H	R	ER	SO	BB	IBB	HBP	BLK	WP	HR	S	P	ERA	WHIP
Dave Sisler, R (1, 1) ERA: 4.18	9.0	W	38	9	4	3	2	1	0	0	0	0	0	41	45	3.00	1.111

PITCHER	IP	WLS	BF	H	R	ER	SO	BB	IBB	HBP	BLK	WP	HR	S	P	ERA	WHIP

Detroit Tigers @ Boston Red Sox

Fenway Park, Boston, MA

Sat Jun 29 1957, 3:33 AM EDT

Att. 16,545 - Unknown

Batter	1	2	3	4	5	6	7	8	9	AB	R	H	RBI	BB	SO	LOB
Jim Piersall, R (1, 8) OBP: 0.321, SLG: 0.384	0-0 1B 1B 1B 1B	0-0 4-3 1B 2B	0-0 ② P4		0-0 ① F8	0-0 ③ F9		0-0 ② F8		6	2	2	0	0	0	3
Billy Klaus, L (1, 6) OBP: 0.363, SLG: 0.424	0-0 ① P5	0-0 ② 4-3 2-3	BBBB 4-0 1-2 2-3 BB		0-0 2B		0-0 ① P4	0-0 ③ 6-3		5	0	1	0	1	0	2
Ted Williams, L (1, 7) OBP: 0.486, SLG: 0.668 Gene Stephens, L (8, 7) OBP: 0.298, SLG: 0.356	0-0 1B 1B 1-2 HR 1B	IIII 4-0 HBP 1B IBB	0-0 ③ 4-3		SSS 0-3 ② K2-3		0-0 ② F8			4 0	2 0	1 0	0 0	1 0	1 0	4 0
Mickey Vernon, L (1, 3) OBP: 0.412, SLG: 0.489 Norm Zauchin, R (7, PR) (8, 3) OBP: 0.417, SLG: 0.452	0-0 1B 1-2 2-3 HR 1B	H 1-0 1B 1-2 HBP		0-0 2B 2B	0-0 ③ 4-3		BBBB 4-0 BB 1B BB			3 0	2 1	2 0	0 0	1 0	0 0	1 0
Jackie Jensen, R (1, 9) OBP: 0.393, SLG: 0.474	0-0 1-2 2-3 3-H HR 1B	0-0 1-2 2-H 3-H 1B		0-0 ① P4		0-0 ① 5-3	BBBBB 4-0 BB 1B 1-2 BB			4	1	2	3	1	0	1
Frank Malzone, R (1, 5) OBP: 0.370, SLG: 0.458	0-0 1-H 2-H 3-H HR	0-0 ③ F9		0-0 1B 2-H 2B		BBBB 4-0 HR BB	0-0 BB 1-2 2-H 1B			4	3	3	6	1	0	2
Ted Lepcio, R (1, 4) OBP: 0.379, SLG: 0.482	0-0 ② L5		0-0 ① 6-3	0-0 2-H 1B		0-0 1-H HR	BBBB 4-0 FC6-4 1-2 2-3 BB			4	1	2	3	1	0	0
Pete Daley, R (1, 2) OBP: 0.260, SLG: 0.231	0-0 ③ 4-3		BBBB 4-0 BB SH BB	0-0 ② F4		0-0 ② 1-3	0-0 ③ FC6-4 1-2f			4	0	0	0	1	0	4
Dave Sisler, R (1, 1) OBP: 0.222, SLG: 0.176		0-0 ① F8	0-0 SH 1-2 BB	0-0 ③ F7		0-0 1B		0-0 ① 5-3		4	0	1	0	0	0	1
Inning Stats	R: 5 E: 0 K: 0 S: 8 H: 5 LOB: 0 BB: 0 P: 8	R: 2 E: 0 K: 0 S: 5 H: 2 LOB: 2 BB: 1 P: 10	R: 0 E: 1 K: 0 S: 4 H: 0 LOB: 3 BB: 2 P: 12	R: 2 E: 0 K: 0 S: 6 H: 3 LOB: 1 BB: 0 P: 6	R: 0 E: 0 K: 1 S: 6 H: 1 LOB: 1 BB: 0 P: 6	R: 2 E: 0 K: 0 S: 5 H: 2 LOB: 2 BB: 1 P: 9	R: 1 E: 0 K: 0 S: 4 H: 1 LOB: 3 BB: 3 P: 16	R: 0 E: 0 K: 0 S: 3 H: 0 LOB: 0 BB: 0 P: 3		1B: 8 2B: 4 3B: 0 HR: 2		SF: 0 SAC: 1 DP: 0 HBP: 1		WP: 0 PB: 0 SB: 0 CS: 0		PA: 47

livebaseballscorecards.com

AB	38
R	12
H	14
RBI	12
BB	7
SO	1
LOB	18

PITCHER		IP	WLS	BF	H	R	ER	SO	BB	IBB	HBP	BLK	WP	HR	S	P	ERA	WHIP
Frank Lary, R ERA: 3.98	(1, 1)	2.2	L	20	7	7	7	0	2	1	1	0	0	1	16	29	23.62	3.375
Al Aber, L ERA: 6.31	(3, 1)	1.1		7	3	2	2	0	0	0	0	0	0	0	7	7	13.50	2.250
Lou Sleater, L ERA: 3.34	(5, 1)	2.0		10	3	2	2	1	1	0	0	0	0	1	11	15	9.00	2.000
Billy Hoeft, L ERA: 4.73	(7, 1)	2.0		10	1	1	1	0	3	0	0	0	0	0	7	19	4.50	2.000

PITCHER	IP	WLS	BF	H	R	ER	SO	BB	IBB	HBP	BLK	WP	HR	S	P	ERA	WHIP

Batter	1	2	3	4	5	6	7	8	9	AB	R	H	RBI	BB	SO	LOB
Harvey Kuenn, R (1, 5) OBP: 0.321, SLG: 0.378	5-3		1-3 BB 1B	F2		F7			F9	5	1	1	0	0	0	3
Al Kaline, R (1, 8) OBP: 0.337, SLG: 0.411	S BB		1-3 1-2 1B BB		L5-3		L5-3		BB	2	1	0	0	3	0	0
Ray Boone, R (1, 3) OBP: 0.347, SLG: 0.377	K 1-2		1-3 1-2 2-3		K		K		P4	5	0	0	0	0	3	4
Charlie Maxwell, L (1, 7) OBP: 0.373, SLG: 0.543	K		1B IBB		F8		2B			3	0	1	0	1	1	1
Frank House, L (1, 2) OBP: 0.345, SLG: 0.374		3-1	1-3 2-H 3-H 1B			4-3	6-3			4	0	1	2	0	0	1
Bobo Osborne, L (1, 9) OBP: 0.313, SLG: 0.333		1B 1B	P6			1B 2B		K		4	1	2	0	0	1	2
Frank Bolling, R (1, 4) OBP: 0.304, SLG: 0.404		G3-6 1-3 1B		6-3		1B 2-H 1B		K		4	0	2	1	0	1	0
Ron Samford, R (1, 6) OBP: 0.265, SLG: 0.333		G3-6 1-2f		F8	K			4-3		4	0	0	0	0	1	3
Paul Foytack, R (1, 1) OBP: 0.375, SLG: 0.333			6-3	1B		1-2 1B			K	3	0	2	0	0	0	0
Duke Maas, R (7, 1) OBP: 0.133, SLG: 0.205										0	0	0	0	0	0	0
Harry Byrd, R (7, 1)										0	0	0	0	0	0	0
Steve Boros, R (9, PH) OBP: 0.172, SLG: 0.179										1	0	0	0	0	1	0
Inning Stats	R: 0 E: 0 K: 2 S: 7 H: 0 LOB: 1 BB: 1 P: 11	R: 0 E: 0 K: 0 S: 4 H: 2 LOB: 1 BB: 0 P: 4	R: 2 E: 0 K: 0 S: 5 H: 2 LOB: 2 BB: 2 P: 13	R: 0 E: 0 K: 0 S: 4 H: 1 LOB: 1 BB: 0 P: 4	R: 0 E: 0 K: 1 S: 5 H: 0 LOB: 0 BB: 0 P: 5	R: 1 E: 0 K: 1 S: 8 H: 3 LOB: 2 BB: 0 P: 8	R: 0 E: 0 K: 1 S: 6 H: 1 LOB: 1 BB: 0 P: 6	R: 0 E: 0 K: 2 S: 7 H: 0 LOB: 0 BB: 0 P: 7	R: 0 E: 0 K: 1 S: 5 H: 0 LOB: 1 BB: 1 P: 9	1B: 7 2B: 2 3B: 0 HR: 0 SF: 0 SAC: 0 DP: 1 HBP: 0	WP: 0 PB: 0 SB: 1 CS: 0 PA: 39					

PITCHER		IP	WLS	BF	H	R	ER	SO	BB	IBB	HBP	BLK	WP	HR	S	P	ERA	WHIP
Willard Nixon, R ERA: 4.54	(1, 1)	7.0	W	32	9	3	3	5	2	1	0	0	0	0	39	51	3.86	1.571
Ike Delock, R ERA: 4.3	(8, 1)	2.0	S	7	0	0	0	3	1	0	0	0	0	0	12	16	0.00	0.500

PITCHER	IP	WLS	BF	H	R	ER	SO	BB	IBB	HBP	BLK	WP	HR	S	P	ERA	WHIP

TOP

Detroit Tigers @ Boston Red Sox

Fenway Park, Boston, MA

Sun Jun 30 1957, 3:33 AM EDT

Att. 24,502 - Cloudy

livebaseballscorecards.com

AB	35
R	3
H	9
RBI	3
BB	4
SO	8
LOB	14

Detroit Tigers @ Boston Red Sox

Fenway Park, Boston, MA

Sun Jun 30 1957, 3:33 AM EDT

Att. 24,502 - Cloudy

BOTTOM

Batter	1	2	3	4	5	6	7	8	9	AB	R	H	RBI	BB	SO	LOB
Jim Piersall, R (1, 8) OBP: 0.319, SLG: 0.380	F8		F7		P4		HR S 1B	FC5-4 1-2f		5	1	1	0	0	0	2
Billy Klaus, L (1, 6) OBP: 0.360, SLG: 0.417	G3		F7		6-3		BBBB HR BB 1-2	F9		4	1	0	0	1	0	2
Ted Williams, L (1, 7) OBP: 0.489, SLG: 0.688	1B		HR 2B 1-3		F5		HR 1-H 2-H	F9		4	2	3	3	0	0	0
Ike Delock, R (8, 1)										1	0	0	0	0	0	1
Mickey Vernon, L (1, 3) OBP: 0.414, SLG: 0.481	6-3		BBBB HR BB			G3	BBBB 3B BB 2B			2	2	0	0	2	0	1
Norm Zauchin, R (9, 3) OBP: 0.417, SLG: 0.452										0	0	0	0	0	0	0
Jackie Jensen, R (1, 9) OBP: 0.394, SLG: 0.492		6-3	HR 1-H 2-H 3-H			SSS K	3B 2B 1-3			4	2	2	4	0	1	0
Frank Malzone, R (1, 5) OBP: 0.375, SLG: 0.467		1B	F8			BBBB FC6-4 BB	2B 3B 2-H 3-H			3	1	2	2	1	0	0
Ted Lepcio, R (1, 4) OBP: 0.375, SLG: 0.483		K	K			FC6-4 1-2f	2B 3-H			4	0	1	1	0	2	2
Pete Daley, R (1, 2) OBP: 0.247, SLG: 0.217		K	K				K P4			4	0	0	0	0	3	2
Willard Nixon, L (1, 1) OBP: 0.344, SLG: 0.310			2B HR 1B		3-1		L4	BBBB FC5-4 BB		2	1	1	0	0	0	0
Gene Mauch, R (7, PH) OBP: 0.331, SLG: 0.373										1	0	0	0	0	0	0
Gene Stephens, L (8, 7) OBP: 0.304, SLG: 0.356										0	0	0	0	1	0	0
Inning Stats	R: 0 H: 1 E: 0 LOB: 1 K: 0 BB: 0 S: 4 P: 4	R: 0 H: 1 E: 0 LOB: 1 K: 2 BB: 0 S: 8 P: 8	R: 4 H: 3 E: 0 LOB: 0 K: 0 BB: 1 S: 6 P: 10	R: 0 H: 0 E: 0 LOB: 0 K: 2 BB: 0 S: 7 P: 7	R: 0 H: 0 E: 0 LOB: 0 K: 0 BB: 0 S: 3 P: 3	R: 0 H: 0 E: 0 LOB: 1 K: 1 BB: 1 S: 5 P: 9	R: 6 H: 5 E: 0 LOB: 1 K: 1 BB: 2 S: 10 P: 18	R: 0 H: 0 E: 0 LOB: 1 K: 0 BB: 1 S: 3 P: 7		1B: 4 SF: 0 2B: 3 SAC: 0 3B: 1 DP: 0 HR: 2 HBP: 0						

livebaseballscorecards.com

AB	34
R	10
H	10
RBI	10
BB	5
SO	6
LOB	10

WP: 0 PA: 39
PB: 0
SB: 1
CS: 0

PITCHER		IP	WLS	BF	H	R	ER	SO	BB	IBB	HBP	BLK	WP	HR	S	P	ERA	WHIP
Paul Foytack, R ERA: 3.31	(1, 1)	6.2	L	31	7	8	8	6	4	0	0	0	0	2	39	55	10.80	1.650
Duke Maas, R ERA: 3.37	(7, 1)	0.0		3	3	2	2	0	0	0	0	0	0	0	3	3	∞	∞
Harry Byrd, R ERA:	(7, 1)	1.1		5	0	0	0	0	1	0	0	0	0	0	4	8	0.00	0.750

PITCHER	IP	WLS	BF	H	R	ER	SO	BB	IBB	HBP	BLK	WP	HR	S	P	ERA	WHIP

Batter	1	2	3	4	5	6	7	8	9	AB	R	H	RBI	BB	SO	LOB
Luis Aparicio, R (1, 6) OBP: 0.286, SLG: 0.278	K		K		1B		F9		G3 BB	4	0	1	0	1	2	0
Nellie Fox, L (1, 4) OBP: 0.408, SLG: 0.453	1B		5-3		1B		WP 1B		G3	5	0	3	0	0	0	1
Earl Torgeson, L (1, 3) OBP: 0.392, SLG: 0.349	F7		2B		P4		WP		K	5	0	2	0	0	1	4
Larry Doby, L (1, 8) OBP: 0.360, SLG: 0.465	K		F5		3-1		4-3		F4	5	0	0	0	0	1	7
Minnie Minoso, R (1, 7) OBP: 0.369, SLG: 0.451		2B 5-3 BB		HR		F9		BB		2	2	1	1	2	0	0
Jim Rivera, L (1, 9) OBP: 0.336, SLG: 0.477		K		K		F2		P4		4	0	0	0	0	2	2
Les Moss, R (1, 2) OBP: 0.439, SLG: 0.486		2B		5-3		BB		P4		3	0	1	0	1	0	1
Bubba Phillips, R (1, 5) OBP: 0.318, SLG: 0.384		5-3		6-3		P6		BB		3	0	0	1	1	0	2
Jim Wilson, R (1, 1) OBP: 0.244, SLG: 0.211 Jim Derrington, L (6, 1) Ron Northey, L (7, PH) OBP: 0.364, SLG: 0.130 Gerry Staley, R (7, 1) OBP: 0.222, SLG: 0.125 Walt Dropo, R (8, PH) OBP: 0.289, SLG: 0.449 Paul LaPalme, L (8, 1)		K			L9		F9		F8	2 0 1 0 1 0	0 0 0 0 0 0	0 0 0 0 0 0	0 0 0 0 0 0	0 0 0 0 0 0	1 0 0 0 0 0	1 0 0 0 2 0
Inning Stats	R: 0 E: 0 K: 2 S: 8 H: 1 LOB: 1 BB: 0 P: 8	R: 1 E: 0 K: 2 S: 8 H: 1 LOB: 1 BB: 1 P: 12	R: 0 E: 0 K: 1 S: 6 H: 1 LOB: 1 BB: 0 P: 6	R: 1 E: 0 K: 1 S: 6 H: 1 LOB: 0 BB: 0 P: 6	R: 0 E: 0 K: 0 S: 5 H: 2 LOB: 2 BB: 0 P: 5	R: 0 E: 0 K: 0 S: 3 H: 0 LOB: 1 BB: 1 P: 7	R: 0 E: 0 K: 0 S: 5 H: 2 LOB: 2 BB: 0 P: 5	R: 0 E: 0 K: 0 S: 3 H: 0 LOB: 2 BB: 2 P: 11	R: 0 E: 0 K: 1 S: 5 H: 0 LOB: 1 BB: 1 P: 9	1B: 5 2B: 2 3B: 0 HR: 1 SF: 0 SAC: 0 DP: 0 HBP: 0						

PITCHER	IP	WLS	BF	H	R	ER	SO	BB	IBB	HBP	BLK	WP	HR	S	P	ERA	WHIP
Jim Bunning, R (1, 1) ERA: 1.88	9.0	W	40	8	2	2	7	5	0	0	0	1	1	49	69	2.00	1.444

PITCHER	IP	WLS	BF	H	R	ER	SO	BB	IBB	HBP	BLK	WP	HR	S	P	ERA	WHIP

TOP

Chicago White Sox @ Detroit Tigers

Briggs Stadium, Detroit, MI

Mon Jul 01 1957, 7:05 PM EDT

Att. 40,933 - Unknown

livebaseballscorecards.com

AB	35
R	2
H	8
RBI	2
BB	5
SO	7
LOB	20

WP: 1 PB: 0 SB: 0 CS: 0 PA: 40

Batter	1	2	3	4	5	6	7	8	9	AB	R	H	RBI	BB	SO	LOB
Harvey Kuenn, R (1, 5) OBP: 0.322, SLG: 0.378	F8		G5-4-3 1B		F8	BB 1-3 3-H 1B		L4		5	0	2	1	0	0	0
Bill Tuttle, R (1, 8) OBP: 0.295, SLG: 0.327	HR 1B		G5-4-3 1-2f		5-3	BBB 4-0 1-2 BB				3	1	1	0	1	0	1
Charlie Maxwell, L (1, 7) OBP: 0.375, SLG: 0.553	1-H HR		BBBB 1B BB		P5	F8				3	1	1	2	1	0	3
Al Kaline, R (1, 9) OBP: 0.342, SLG: 0.428	L7		FC5-4 1-3 1B			HR	SH3-4 1B			4	1	3	1	0	0	0
Ray Boone, R (1, 3) OBP: 0.342, SLG: 0.371	5-3		FC5-4 1-2f			SSS K	SH3-4 1-2			3	0	0	0	0	1	2
Frank House, L (1, 2) OBP: 0.348, SLG: 0.373		1-3		F5		1B 1B	G6-4-3 IBB			3	1	1	0	1	0	0
Frank Bolling, R (1, 4) OBP: 0.304, SLG: 0.401		P5		4-3		1B 1-2 1B	G6-4-3 1-2f			4	1	1	0	0	0	2
Ron Samford, R (1, 6) OBP: 0.316, SLG: 0.361		1B		FC6-4 HBP		F8		G1-6-3 1B		3	0	2	0	0	0	2
Jim Bunning, R (1, 1) OBP: 0.286, SLG: 0.256		SSS K		FC6-4 1-2f		1B 1-3 2-H 1B		G1-6-3 1-2f		4	0	1	1	0	1	3
Inning Stats	R: 2 E: 0 K: 0 S: 5 H: 2 LOB: 0 BB: 0 P: 5	R: 0 E: 0 K: 1 S: 6 H: 1 LOB: 1 BB: 0 P: 6	R: 0 E: 0 K: 0 S: 4 H: 2 LOB: 2 BB: 1 P: 8	R: 0 E: 0 K: 0 S: 3 H: 0 LOB: 1 BB: 0 P: 4	R: 0 E: 0 K: 0 S: 3 H: 0 LOB: 0 BB: 0 P: 3	R: 3 E: 0 K: 1 S: 10 H: 5 LOB: 3 BB: 1 P: 14	R: 0 E: 0 K: 0 S: 3 H: 1 LOB: 1 BB: 1 P: 7	R: 0 E: 0 K: 0 S: 3 H: 1 LOB: 0 BB: 0 P: 3		1B: 10 2B: 0 3B: 0 HR: 2 SF: 0 SAC: 1 DP: 3 HBP: 1						

BOTTOM

Chicago White Sox @ Detroit Tigers

Briggs Stadium, Detroit, MI

Mon Jul 01 1957, 7:05 PM EDT

Att. 40,933 - Unknown

livebaseballscorecards.com

AB	32
R	5
H	12
RBI	5
BB	3
SO	2
LOB	13

1B: 10 SF: 0
2B: 0 SAC: 1
3B: 0 DP: 3
HR: 2 HBP: 1

WP: 0 PA: 37
PB: 0
SB: 0
CS: 0

PITCHER		IP	WLS	BF	H	R	ER	SO	BB	IBB	HBP	BLK	WP	HR	S	P	ERA	WHIP
Jim Wilson, R ERA: 3.23	(1, 1)	5.2	L	29	10	5	5	2	2	0	1	0	0	2	30	39	7.94	2.118
Jim Derrington, L ERA: 7.45	(6, 1)	0.1		1	0	0	0	0	0	0	0	0	0	0	1	1	0.00	0.000
Gerry Staley, R ERA: 2.42	(7, 1)	1.0		4	1	0	0	0	0	1	0	0	0	0	3	7	0.00	1.000
Paul LaPalme, L ERA: 1.29	(8, 1)	1.0		3	1	0	0	0	0	0	0	0	0	0	3	3	0.00	1.000

PITCHER	IP	WLS	BF	H	R	ER	SO	BB	IBB	HBP	BLK	WP	HR	S	P	ERA	WHIP

Batter	1	2	3	4	5	6	7	8	9	AB	R	H	RBI	BB	SO	LOB
Luis Aparicio, R (1, 6) OBP: 0.286, SLG: 0.278	S S S 0-3 ① **K**		x 0-0 ③ **4-3**			x 0-0 **4-3** 1B 1B		x 0-0 **F8**		4	1	1	0	0	1	1
Nellie Fox, L (1, 4) OBP: 0.403, SLG: 0.446	x 0-0 ② **L9**			x 0-0 ① **G3**		x 0-0 ① **4-3** 1-2		x 0-0 ② **F5**		4	0	0	0	0	0	2
Minnie Minoso, R (1, 7) OBP: 0.373, SLG: 0.463	x 0-0 **3B**			x 0-0 ② **F9**		x 0-0 1B 2-H 1B		x 0-0 1-2 **HR** 1B		4	1	3	1	0	0	0
Larry Doby, L (1, 8) OBP: 0.367, SLG: 0.487	x 0-0 ③ **6-3**			x 0-0 **1B**		x 0-0 ② 1-3 **1B**		x 0-0 1-H 2-H **HR**		4	1	3	3	0	0	1
Earl Torgeson, L (1, 3) OBP: 0.396, SLG: 0.349		B 4-0 B B B G5-4-3 **BB**		x 0-0 ③ **F8**		x 0-0 ③ **G3**		x 0-0 **1B**		3	0	1	0	1	0	2
Jim Rivera, L (1, 9) OBP: 0.330, SLG: 0.467		x 0-0 ① **P6**			x 0-0 ① **4-3**		x 0-0 ① **F9**	x 0-0 ③ **F9**		4	0	0	0	0	0	2
Les Moss, R (1, 2) OBP: 0.400, SLG: 0.436		x 0-0 ② ③ **G5-4-3** 1-2f			x 0-0 ② **6-3**		x 0-0 **E5** G6-3		x 0-0 ① **F2**	4	0	0	0	0	0	1
Bubba Phillips, R (1, 5) OBP: 0.313, SLG: 0.377			x 0-0 ① **F9**		x 0-0 **E6**		x 0-0 ② ③ **G6-3** 1-2f		x 0-0 ② **P3**	4	0	0	0	0	0	1
Billy Pierce, L (1, 1) OBP: 0.160, SLG: 0.180			x 0-0 ② **6-3**		x 0-0 ③ **F7**			x 0-0 1B HR 1B	x 0-0 ③ **P6**	4	1	1	0	0	0	1
Inning Stats	R: 0 E: 0 K: 1 S: 6 H: 1 LOB: 1 BB: 0 P: 6	R: 0 E: 0 K: 0 S: 2 H: 0 LOB: 0 BB: 1 P: 6	R: 0 E: 0 K: 0 S: 3 H: 0 LOB: 0 BB: 0 P: 3	R: 0 E: 0 K: 0 S: 4 H: 1 LOB: 1 BB: 0 P: 4	R: 0 E: 1 K: 0 S: 4 H: 0 LOB: 1 BB: 0 P: 4	R: 1 E: 0 K: 0 S: 5 H: 3 LOB: 1 BB: 0 P: 5	R: 0 E: 1 K: 0 S: 3 H: 0 LOB: 0 BB: 0 P: 3	R: 3 E: 0 K: 0 S: 7 H: 4 LOB: 1 BB: 0 P: 7	R: 0 E: 0 K: 0 S: 3 H: 0 LOB: 0 BB: 0 P: 3	1B: 7 2B: 0 3B: 1 HR: 1	SF: 0 SAC: 0 DP: 2 HBP: 0						

PITCHER	IP	WLS	BF	H	R	ER	SO	BB	IBB	HBP	BLK	WP	HR	S	P	ERA	WHIP
Frank Lary, R (1, 1) ERA: 3.98	9.0	L	36	9	4	4	1	1	0	0	0	0	1	37	41	4.00	1.111

PITCHER	IP	WLS	BF	H	R	ER	SO	BB	IBB	HBP	BLK	WP	HR	S	P	ERA	WHIP

TOP

Chicago White Sox @ Detroit Tigers

Briggs Stadium, Detroit, MI

Tue Jul 02 1957, 4:33 AM EDT

Att. 13,660 - Unknown

livebaseballscorecards.com

AB	35
R	4
H	9
RBI	4
BB	1
SO	1
LOB	11

1B: 7	SF: 0	WP: 0	PA: 36
2B: 0	SAC: 0	PB: 0	
3B: 1	DP: 2	SB: 0	
HR: 1	HBP: 0	CS: 0	

Chicago White Sox @ Detroit Tigers

Briggs Stadium, Detroit, MI

Tue Jul 02 1957, 4:33 AM EDT

Att. 13,660 - Unknown

livebaseballscorecards.com

BOTTOM

Batter	1	2	3	4	5	6	7	8	9	AB	R	H	RBI	BB	SO	LOB
Harvey Kuenn, R (1, 5) OBP: 0.324, SLG: 0.374	5-3		F5		BB		BB		F8	3	0	0	0	2	0	1
Bill Tuttle, R (1, 8) OBP: 0.290, SLG: 0.321	F8		FC6-5 2-3		5-3		F9			4	0	0	0	0	0	4
Charlie Maxwell, L (1, 7) OBP: 0.369, SLG: 0.544	L4		4-3			4-3	P6			4	0	0	0	0	0	3
Al Kaline, R (1, 9) OBP: 0.338, SLG: 0.421		L5-3		L6-3		L4		L3		4	0	0	0	0	0	0
Ray Boone, R (1, 3) OBP: 0.349, SLG: 0.376		F3		FC5-4 BB		1B		1B		3	0	2	0	1	0	0
Frank House, L (1, 2) OBP: 0.341, SLG: 0.365		E6		F9		1-3		F5		4	0	0	0	0	0	3
Frank Bolling, R (1, 4) OBP: 0.303, SLG: 0.410		F8		FC5-4 1-2f			HR	F9		4	1	1	1	0	0	3
Ron Samford, R (1, 6) OBP: 0.310, SLG: 0.350			E4		P4		SH5-3 1B		P4	4	1	1	0	0	0	0
Frank Lary, R (1, 1) OBP: 0.216, SLG: 0.229 Jay Porter, R (9, PH) OBP: 0.392, SLG: 0.486			E7 FC6-5 1-H 1B		K		SH5-3 1-2		K	2 1	0 0	1 0	1 0	0 0	1 1	0 0
Inning Stats	R: 0 E: 0 K: 0 S: 3 H: 0 LOB: 0 BB: 0 P: 3	R: 0 E: 1 K: 0 S: 4 H: 0 LOB: 1 BB: 0 P: 4	R: 1 E: 2 K: 0 S: 5 H: 1 LOB: 1 BB: 0 P: 5	R: 0 E: 0 K: 0 S: 3 H: 0 LOB: 1 BB: 1 P: 7	R: 0 E: 0 K: 1 S: 5 H: 0 LOB: 1 BB: 1 P: 9	R: 0 E: 0 K: 0 S: 4 H: 1 LOB: 1 BB: 0 P: 4	R: 1 E: 0 K: 0 S: 5 H: 2 LOB: 2 BB: 1 P: 9	R: 0 E: 0 K: 0 S: 4 H: 1 LOB: 1 BB: 0 P: 4	R: 0 E: 0 K: 1 S: 5 H: 0 LOB: 0 BB: 0 P: 5	1B: 4 2B: 0 3B: 0 HR: 1	SF: 0 SAC: 1 DP: 0 HBP: 0			WP: 0 PB: 0 SB: 1 CS: 0	PA: 37	

	AB	33
	R	2
	H	5
	RBI	2
	BB	3
	SO	2
	LOB	14

PITCHER	IP	WLS	BF	H	R	ER	SO	BB	IBB	HBP	BLK	WP	HR	S	P	ERA	WHIP
Billy Pierce, L (1, 1) ERA: 2.71	9.0	W	37	5	2	1	2	3	0	0	0	0	1	38	50	1.00	0.889

PITCHER	IP	WLS	BF	H	R	ER	SO	BB	IBB	HBP	BLK	WP	HR	S	P	ERA	WHIP

Batter	1	2	3	4	5	6	7	8	9	AB	R	H	RBI	BB	SO	LOB
Harvey Kuenn, R (1, 5) OBP: 0.329, SLG: 0.377	B B B B 4-0 FC4 BB		x 0-0 G6-3 1B		x 0-0 ③ 5-3			x 0-0 E 1B 1B		3	0	2	0	1	0	1
Bill Tuttle, R (1, 8) OBP: 0.289, SLG: 0.320	x 0-0 ① F9		x 0-0 ② ③ G6-3 1-2f			x 0-0 ① 6-3		x 0-0 1-2 FC6-4 1B		4	0	1	0	0	0	2
Charlie Maxwell, L (1, 7) OBP: 0.364, SLG: 0.535	S S S 0-3 ② K			x 0-0 ① P6		x 0-0 ② F9		x 0-0 ② 2-3 F9		4	0	0	0	0	1	3
Al Kaline, R (1, 9) OBP: 0.337, SLG: 0.417	x 0-0 ③ FC4 1-2f			B B B B 4-0 BB		x 0-0 ③ F5		x 0-0 ③ FC6-4 1-2f		3	0	0	0	1	0	3
Ray Boone, R (1, 3) OBP: 0.348, SLG: 0.378		S S S 0-3 ① K		x 0-0 ② F7			x 0-0 ① 5-3		x 0-0 2B	4	0	1	0	0	1	1
Red Wilson, R (1, 2) OBP: 0.333, SLG: 0.375		S S S 0-3 ② K		x 0-0 ③ F7			x 0-0 ② P3		x 0-0 ① F7	4	0	0	0	0	1	2
Frank Bolling, R (1, 4) OBP: 0.309, SLG: 0.417		x 0-0 1B			x 0-0 ① 6-3		x 0-0 2B		B B B B 4-0 L4-3 BB	3	0	2	0	1	0	0
Ron Samford, R (1, 6) OBP: 0.304, SLG: 0.326		x 0-0 ③ L9			B B B B 4-0 BB		x 0-0 ③ F9		x 0-0 ② ③ 1-2 L4-3	3	0	0	0	1	0	4
Duke Maas, R (1, 1) OBP: 0.128, SLG: 0.196 Al Aber, L (7, 1) OBP: 0.286, SLG: 0.167 Don Lee, R (7, 1) OBP: 0.167, SLG: 0.167 Dave Philley, S (8, PH) OBP: 0.351, SLG: 0.355 Lou Sleater, L (8, 1) OBP: 0.273, SLG: 0.545			x 0-0 ① F8		S S S 0-3 ② K			S S S 0-3 ① K		2 0 0 1 0	0 0 0 0 0	0 0 0 0 0	0 0 0 0 0	1 0 0 0 0	1 0 0 1 0	1 0 0 0 0
Inning Stats	R: 0 H: 0 E: 0 LOB: 1 K: 1 BB: 1 S: 5 P: 9	R: 0 H: 1 E: 0 LOB: 1 K: 2 BB: 0 S: 8 P: 8	R: 0 H: 1 E: 0 LOB: 0 K: 0 BB: 0 S: 3 P: 3	R: 0 H: 0 E: 0 LOB: 1 K: 0 BB: 1 S: 3 P: 7	R: 0 H: 0 E: 0 LOB: 1 K: 1 BB: 1 S: 5 P: 9	R: 0 H: 0 E: 0 LOB: 0 K: 0 BB: 0 S: 3 P: 3	R: 0 H: 1 E: 0 LOB: 1 K: 0 BB: 0 S: 4 P: 4	R: 0 H: 2 E: 1 LOB: 2 K: 1 BB: 0 S: 7 P: 7	R: 0 H: 1 E: 0 LOB: 1 K: 0 BB: 1 S: 3 P: 7	1B: 4 SF: 0 2B: 3 SAC: 0 3B: 0 DP: 2 HR: 0 HBP: 0						WP: 0 PA: 35 PB: 0 SB: 0 CS: 0

PITCHER	IP	WLS	BF	H	R	ER	SO	BB	IBB	HBP	BLK	WP	HR	S	P	ERA	WHIP
Don Mossi, L (1, 1) ERA: 2.87	9.0	W	35	6	0	0	5	4	0	0	0	0	0	41	57	0.00	1.111

PITCHER	IP	WLS	BF	H	R	ER	SO	BB	IBB	HBP	BLK	WP	HR	S	P	ERA	WHIP

TOP

Detroit Tigers @ Cleveland Indians

Cleveland Municipal Stadium, Cleveland, OH

Wed Jul 03 1957, 3:33 AM EDT

Att. 6,262 - Unknown

livebaseballscorecards.com

AB	31
R	0
H	6
RBI	0
BB	4
SO	5
LOB	17

Batter	1	2	3	4	5	6	7	8	9	AB	R	H	RBI	BB	SO	LOB
Al Smith, R (1, 5) OBP: 0.372, SLG: 0.383	BBB 4-0 SH5-3 BB		SSS 0-3 ① K		x 0-0 1B 1B 1B		SSS 0-3 ① K	x 0-0 ② F2		4	1	1	0	1	2	0
Bobby Avila, R (1, 4) OBP: 0.309, SLG: 0.348	x 0-0 ① SH5-3 1-2		x 0-0 1B FC5-4 1B		x 0-0 ① F7		BBBB 4-0 1B BB SF8 BB	x 0-0 ③ 4-3		3	2	1	0	1	0	1
Vic Wertz, L (1, 3) OBP: 0.421, SLG: 0.494	x 0-0 ② F6		x 0-0 FC5-4 BB 1-3 1B		x 0-0 L5-4 1B 1-3 1B		BBBB 4-0 BB 1B 1B 1-2 BB			3	1	2	0	1	0	1
Gene Woodling, L (1, 7) OBP: 0.426, SLG: 0.460	III 4-0 FC6-4 IBB		BBBB 4-0 FC5-4 1-2 BB		x 0-0 1-2 3-H 1B		x 0-0 BB 1B 1-2 2-3 1B			2	1	2	1	2	0	0
Dick Williams, R (1, 8) OBP: 0.314, SLG: 0.370	x 0-0 ③ FC6-4 1-2f		x 0-0 ② FC5-4 CS 1-2f 2-3 3-H		x 0-0 ② ③ L5-4 2-3		x 0-0 ② SF8 3-H			3	0	0	2	0	0	6
Joe Altobelli, L (1, 9) OBP: 0.304, SLG: 0.381 Rocky Colavito, R (7, PH) (8, 9) OBP: 0.371, SLG: 0.463		x 0-0 ① F3	x 0-0 ③ CS 1-2	x 0-0 ① F8		SSS 0-3 ① K	BBBB 4-0 1B 1-2 2-3 BB			3	0	0	0	0	1	0
										0	0	0	0	1	0	0
Russ Nixon, L (1, 2) OBP: 0.287, SLG: 0.329		x 0-0 ② F9		x 0-0 ② F7		x 0-0 ② F9	x 0-0 1-2 2-H 3-H 1B			4	0	1	2	0	0	0
Chico Carrasquel, R (1, 6) OBP: 0.342, SLG: 0.406		x 0-0 HR		x 0-0 FC6-4 1B		BBBB 4-0 BB	x 0-0 ③ L5			3	1	2	1	1	0	2
Don Mossi, L (1, 1) OBP: 0.286, SLG: 0.308		x 0-0 ③ F7		x 0-0 ③ FC6-4 1-2f		x 0-0 ③ L4		SSS 0-3 ① K		4	0	0	0	0	1	2
Inning Stats	R: 0 E: 0 K: 0 S: 3 H: 0 LOB: 2 BB: 2 P: 11	R: 1 E: 0 K: 0 S: 4 H: 1 LOB: 0 BB: 0 P: 4	R: 1 E: 0 K: 1 S: 6 H: 2 LOB: 1 BB: 1 P: 10	R: 0 E: 0 K: 0 S: 4 H: 1 LOB: 1 BB: 0 P: 4	R: 1 E: 0 K: 0 S: 5 H: 3 LOB: 1 BB: 0 P: 5	R: 0 E: 0 K: 1 S: 5 H: 0 LOB: 1 BB: 1 P: 9	R: 3 E: 0 K: 1 S: 7 H: 2 LOB: 2 BB: 3 P: 19	R: 0 E: 0 K: 1 S: 5 H: 0 LOB: 0 BB: 0 P: 5		1B: 8 2B: 1 3B: 0 HR: 1		SF: 1 SAC: 1 DP: 1 HBP: 0				

PITCHER		IP	WLS	BF	H	R	ER	SO	BB	IBB	HBP	BLK	WP	HR	S	P	ERA	WHIP
Duke Maas, R ERA: 3.56	(1, 1)	6.1	L	29	7	4	4	3	4	1	0	0	0	1	30	50	5.68	1.737
Al Aber, L ERA: 6.58	(7, 1)	0.1		3	1	0	0	0	1	0	0	0	0	0	2	6	0.00	6.000
Don Lee, R ERA: 4.3	(7, 1)	0.1		3	1	2	2	0	1	0	0	0	0	0	2	6	54.00	6.000
Lou Sleater, L ERA: 3.23	(8, 1)	1.0		3	0	0	0	1	0	0	0	0	0	0	5	5	0.00	0.000

PITCHER	IP	WLS	BF	H	R	ER	SO	BB	IBB	HBP	BLK	WP	HR	S	P	ERA	WHIP

BOTTOM

Detroit Tigers @ Cleveland Indians

Cleveland Municipal Stadium, Cleveland, OH

Wed Jul 03 1957, 3:33 AM EDT

Att. 6,262 - Unknown

livebaseballscorecards.com

AB	29
R	6
H	9
RBI	6
BB	7
SO	4
LOB	12

WP: 0 PB: 0 SB: 0 CS: 1 PA: 39

TOP

Detroit Tigers @ Cleveland Indians

Cleveland Municipal Stadium, Cleveland, OH

Thu Jul 04 1957, 3:33 AM EDT

Unknown

livebaseballscorecards.com

Batter	1	2	3	4	5	6	7	8	9	AB	R	H	RBI	BB	SO	LOB
Harvey Kuenn, R (1, 5) OBP: 0.325, SLG: 0.372	S S S 0-3 ① K		x 0-0 ③ 4-3		x 0-0 ③ F9			x 0-0 E3 FC4-6		4	0	0	0	0	1	0
Frank Bolling, R (1, 4) OBP: 0.308, SLG: 0.414	x 0-0 1B			x 0-0 ① F7		x 0-0 ① F2		x 0-0 ② FC4-6 1-2f		4	0	1	0	0	0	1
Charlie Maxwell, L (1, 7) OBP: 0.362, SLG: 0.528	x 0-0 ② F9			B B B B 4-0 1B PB BB		x 0-0 ② F9		S S S 0-3 ③ K		3	1	0	0	1	1	2
Al Kaline, R (1, 8) OBP: 0.335, SLG: 0.414	x 0-0 ③ F8			x 0-0 PB 1-3 1B		x 0-0 ③ F7			S S S 0-3 ① K	4	0	1	0	0	1	1
Ray Boone, R (1, 3) OBP: 0.342, SLG: 0.371		S S S 0-3 ① K		S S S 0-3 ② K			x 0-0 ① F9		x 0-0 ② 6-3	4	0	0	0	0	2	2
Bobo Osborne, L (1, 9) OBP: 0.300, SLG: 0.278		S S S 0-3 ② K		B B B B 4-0 1-2 3-H BB			x 0-0 ② F9		S S S 0-3 ③ K	3	0	0	0	1	2	0
Frank House, L (1, 2) OBP: 0.341, SLG: 0.365		x 0-0 ③ F8		x 0-0 ③ P2			x 0-0 1B			3	0	1	0	0	0	2
Ron Samford, R (1, 6) OBP: 0.286, SLG: 0.304			S S S 0-3 ① K		x 0-0 ① F8		x 0-0 ③ P6			3	0	0	0	0	1	1
Paul Foytack, R (1, 1) OBP: 0.353, SLG: 0.313 Reno Bertoia, R (8, PH) OBP: 0.347, SLG: 0.358 Harry Byrd, R (8, 1)			x 0-0 ② F9		S S S 0-3 ② K			x 0-0 ① F7		2 1 0	0 0 0	0 0 0	0 0 0	0 0 0	1 0 0	0 0 0

	AB	31
	R	1
	H	3
	RBI	0
	BB	2
	SO	9
	LOB	9

Inning Stats	1	2	3	4	5	6	7	8	9	1B: 3	SF: 0	WP: 0	PA: 33
	R: 0 H: 1 E: 0 LOB: 1 K: 1 BB: 0 S: 6 P: 6	R: 0 H: 0 E: 0 LOB: 0 K: 2 BB: 0 S: 7 P: 7	R: 0 H: 0 E: 0 LOB: 0 K: 1 BB: 0 S: 5 P: 5	R: 1 H: 1 E: 0 LOB: 2 K: 1 BB: 2 S: 6 P: 14	R: 0 H: 0 E: 0 LOB: 0 K: 1 BB: 0 S: 5 P: 5	R: 0 H: 0 E: 0 LOB: 0 K: 0 BB: 0 S: 3 P: 3	R: 0 H: 1 E: 0 LOB: 1 K: 0 BB: 0 S: 4 P: 4	R: 0 H: 0 E: 1 LOB: 1 K: 1 BB: 0 S: 6 P: 6	R: 0 H: 0 E: 0 LOB: 0 K: 2 BB: 0 S: 7 P: 7	2B: 0 SAC: 0	3B: 0 DP: 0	PB: 1	
										HR: 0	HBP: 0	SB: 0	
												CS: 0	

PITCHER		IP	WLS	BF	H	R	ER	SO	BB	IBB	HBP	BLK	WP	HR	S	P	ERA	WHIP
Early Wynn, R ERA: 4.13	(1, 1)	9.0	W	33	3	1	0	9	2	0	0	0	0	0	49	57	0.00	0.556

PITCHER		IP	WLS	BF	H	R	ER	SO	BB	IBB	HBP	BLK	WP	HR	S	P	ERA	WHIP

BOTTOM

Detroit Tigers @ Cleveland Indians

Cleveland Municipal Stadium, Cleveland, OH

Thu Jul 04 1957, 3:33 AM EDT

Unknown

livebaseballscorecards.com

Batter	1	2	3	4	5	6	7	8	9	AB	R	H	RBI	BB	SO	LOB
Al Smith, R (1, 5) OBP: 0.370, SLG: 0.378	F8		BB		F7		P4			3	0	0	0	1	0	0
Bobby Avila, R (1, 4) OBP: 0.313, SLG: 0.352	1B		K		4-3		1B			4	0	2	0	0	1	2
Vic Wertz, L (1, 3) OBP: 0.419, SLG: 0.488	K		F7		HR, BB		F7			3	1	0	0	1	1	4
Gene Woodling, L (1, 7) OBP: 0.428, SLG: 0.461	1B		4-3		HR		4-3			4	1	2	0	0	0	3
Rocky Colavito, R (1, 9) OBP: 0.369, SLG: 0.472	K			F7	HR			F8		4	1	1	3	0	1	2
Dick Williams, R (1, 8) OBP: 0.313, SLG: 0.368		F7		FC5-4, BB	P4			4-3		4	0	1	0	0	0	0
Chico Carrasquel, R (1, 6) OBP: 0.340, SLG: 0.400		6-3		FC5-4, BB		6-3		5-3		3	0	0	0	1	0	0
Dick Brown, R (1, 2) OBP: 0.207, SLG: 0.207 Hal Naragon, L (4, PH) OBP: 0.289, SLG: 0.215 Russ Nixon, L (5, 2) OBP: 0.284, SLG: 0.325		F7		FC5-4, FC6-4		F7				1 1 1	0 0 0	0 0 0	0 0 0	0 0 0	0 0 0	0 2 0
Early Wynn, S (1, 1) OBP: 0.167, SLG: 0.102			BB	FC6-4		K2-3				3	0	1	0	0	1	2
Inning Stats	R: 0 E: 0 K: 2 S: 9 H: 2 LOB: 2 BB: 0 P: 9	R: 0 E: 0 K: 0 S: 3 H: 0 LOB: 0 BB: 0 P: 3	R: 0 E: 0 K: 1 S: 6 H: 1 LOB: 2 BB: 1 P: 10	R: 0 E: 0 K: 0 S: 4 H: 1 LOB: 2 BB: 1 P: 8	R: 3 E: 0 K: 0 S: 5 H: 2 LOB: 0 BB: 1 P: 9	R: 0 E: 0 K: 1 S: 5 H: 0 LOB: 0 BB: 0 P: 5	R: 0 E: 0 K: 0 S: 4 H: 1 LOB: 1 BB: 0 P: 4	R: 0 E: 0 K: 0 S: 3 H: 0 LOB: 0 BB: 0 P: 3		1B: 6 2B: 0 3B: 0 HR: 1 SF: 0 SAC: 0 DP: 0 HBP: 0						

AB	31
R	3
H	7
RBI	3
BB	3
SO	4
LOB	15

WP: 0 PB: 0 SB: 0 CS: 0 PA: 34

PITCHER		IP	WLS	BF	H	R	ER	SO	BB	IBB	HBP	BLK	WP	HR	S	P	ERA	WHIP
Paul Foytack, R ERA: 3.35	(1, 1)	7.0	L	31	7	3	3	4	3	0	0	0	0	1	36	48	3.86	1.429
Harry Byrd, R ERA:	(8, 1)	1.0		3	0	0	0	0	0	0	0	0	0	0	3	3	0.00	0.000

PITCHER		IP	WLS	BF	H	R	ER	SO	BB	IBB	HBP	BLK	WP	HR	S	P	ERA	WHIP

Detroit Tigers @ Cleveland Indians

Cleveland Municipal Stadium, Cleveland, OH

Thu Jul 04 1957, 3:38 AM EDT

Att. 21,227 - Unknown

TOP

livebaseballscorecards.com

Batter	1	2	3	4	5	6	7	8	9	AB	R	H	RBI	BB	SO	LOB
Harvey Kuenn, R (1, 5) OBP: 0.323, SLG: 0.367	F3		P5		6-3			L8	IBB	4	0	0	0	1	0	0
Frank Bolling, R (1, 4) OBP: 0.310, SLG: 0.425	F9		F7			HR		2B 1B 1B	P5	5	2	2	1	0	0	2
Al Kaline, R (1, 9) OBP: 0.334, SLG: 0.415	L5 E			L6-3		L6-3		1-3 1B 2B		4	2	1	0	0	0	0
Charlie Maxwell, L (1, 7) OBP: 0.371, SLG: 0.532	E7 2-H 1B			BBBB 1B BB		BBBB BB		2-H 3-H 5-3 1B		2	0	2	3	2	0	0
Dave Philley, S (1, 3) OBP: 0.348, SLG: 0.352	SSS K			1-2 1B		F7		1-2 5-3		4	0	1	0	0	1	3
Red Wilson, R (1, 2) OBP: 0.318, SLG: 0.355		SSS K		F9		SSS K		F8		4	0	0	0	0	2	4
Bill Tuttle, R (1, 8) OBP: 0.289, SLG: 0.318		F8		F8			CS 1B		F8	4	0	1	0	0	0	2
Ron Samford, R (1, 6) OBP: 0.283, SLG: 0.286		6-3			P4		B5		BBBB SH2-4 BB	3	0	0	0	1	0	1
Billy Hoeft, L (1, 1) OBP: 0.080, SLG: 0.167 Ray Boone, R (7, PH) OBP: 0.340, SLG: 0.369 Harry Byrd, R (7, 1)			F9		SSS K		SSS K 1-2 2 3		SH2-4 1-2	2 1 0	0 0 0	0 0 0	0 0 0	0 0 0	1 1 0	0 1 0

	AB	33
	R	4
	H	7
	RBI	4
	BB	4
	SO	5
	LOB	13

Inning Stats										
	R: 1	H: 1	R: 0	H: 0	R: 0	H: 0	R: 0	H: 1	R: 0	H: 0
	E: 2	LOB: 1	E: 0	LOB: 0	E: 0	LOB: 0	E: 0	LOB: 2	E: 0	LOB: 0
	K: 1	BB: 0	K: 1	BB: 0	K: 0	BB: 0	K: 1	BB: 1	K: 1	BB: 0
	S: 7	P: 7	S: 5	P: 5	S: 3	P: 3	S: 4	P: 8	S: 5	P: 5

	R: 1	H: 1	R: 0	H: 1	R: 2	H: 3	R: 0	H: 0	1B: 5	SF: 0	WP: 0	PA: 38
	E: 0	LOB: 1	E: 0	LOB: 0	E: 0	LOB: 1	E: 0	LOB: 2	2B: 1	SAC: 1	PB: 0	
	K: 1	BB: 1	K: 1	BB: 0	K: 0	BB: 0	K: 0	BB: 2	3B: 0	DP: 0	SB: 0	
	S: 6	P: 10	S: 5	P: 5	S: 6	P: 6	S: 3	P: 11	HR: 1	HBP: 0	CS: 1	

PITCHER		IP	WLS	BF	H	R	ER	SO	BB	IBB	HBP	BLK	WP	HR	S	P	ERA	WHIP
Ray Narleski, R ERA: 2.68	(1, 1)	7.0		27	4	2	1	5	2	0	0	0	0	1	35	43	1.29	0.857
Bud Daley, L ERA: 4.57	(8, 1)	0.1	L	4	3	2	2	0	0	0	0	0	0	0	4	4	54.00	9.000
Mike Garcia, R ERA: 4.16	(8, 1)	1.2		7	0	0	0	0	1	1	0	0	0	0	5	13	0.00	0.600

PITCHER		IP	WLS	BF	H	R	ER	SO	BB	IBB	HBP	BLK	WP	HR	S	P	ERA	WHIP

Detroit Tigers @ Cleveland Indians

Cleveland Municipal Stadium, Cleveland, OH

Thu Jul 04 1957, 3:38 AM EDT

Att. 21,227 - Unknown

livebaseballscorecards.com

BOTTOM

Batter	1	2	3	4	5	6	7	8	9	AB	R	H	RBI	BB	SO	LOB
Al Smith, R (1, 5) OBP: 0.374, SLG: 0.381	SH4-3 FC4 2B		1B SF8 BB	E6 1-2			FC1-5 1-2 BB		FC6-4 1-2f	3	2	1	0	2	0	2
Bobby Avila, R (1, 4) OBP: 0.313, SLG: 0.352	SH4-3 2-3		1B 1-3 1B	P6			FC1-5 L4-3 1-2 2-3f			3	0	1	0	0	0	4
Vic Wertz, L (1, 3) OBP: 0.413, SLG: 0.480	FC4 2B 3-H		P6		K		L4-3 1-2			4	1	0	1	0	1	4
Rocky Colavito, R (1, 9) OBP: 0.367, SLG: 0.475	1-H 2B		SF8 3-H		F5			K		3	0	1	2	0	1	0
Dick Williams, R (1, 8) OBP: 0.311, SLG: 0.366	F7		1-3 1B		K			P5		4	0	1	0	0	1	1
Larry Raines, R (1, 7) OBP: 0.327, SLG: 0.378	F9		F9			L8		CS 1B		4	0	1	0	0	0	3
Chico Carrasquel, R (1, 6) OBP: 0.336, SLG: 0.394 Joe Altobelli, L (9, PH) OBP: 0.333, SLG: 0.409		5-3		F3		6-3		CS 1-2	FC6-4 1B	3 1	0 0	0 1	0 0	0 0	0 0	0 0
Dick Brown, R (1, 2) OBP: 0.219, SLG: 0.219 Gene Woodling, L (9, PH) OBP: 0.426, SLG: 0.458		F2		E 1B		F2			L9	3 1	0 0	1 0	0 0	0 0	0 0	0 1
Ray Narleski, R (1, 1) OBP: 0.143, SLG: 0.571 Hal Naragon, L (7, PH) OBP: 0.299, SLG: 0.227 Kenny Kuhn, L (7, PR) OBP: 0.182, SLG: 0.182 Bud Daley, L (8, 1) OBP: 0.364, SLG: 0.300 Mike Garcia, R (8, 1) OBP: 0.212, SLG: 0.133 Bob Lemon, L (9, PH) OBP: 0.086, SLG: 0.200		F8		K			FC1-5 WP 1B		F8	2 1 0 0 0 1	0 0 0 0 0 0	0 1 0 0 0 0	0 0 0 0 0 0	1 0 0 0 0 0	1 0 0 0 0 1	1 0 0 0 0 1
Inning Stats	R: 2 E: 0 K: 0 S: 6 H: 2 LOB: 1 BB: 0 P: 6	R: 0 E: 0 K: 0 S: 3 H: 0 LOB: 0 BB: 0 P: 3	R: 1 E: 0 K: 0 S: 5 H: 2 LOB: 2 BB: 1 P: 9	R: 0 E: 1 K: 1 S: 7 H: 1 LOB: 2 BB: 0 P: 7	R: 0 E: 0 K: 2 S: 7 H: 0 LOB: 0 BB: 0 P: 7	R: 0 E: 0 K: 0 S: 3 H: 0 LOB: 0 BB: 0 P: 3	R: 0 E: 0 K: 0 S: 3 H: 1 LOB: 2 BB: 1 P: 7	R: 0 E: 0 K: 1 S: 5 H: 1 LOB: 0 BB: 0 P: 5	R: 0 E: 0 K: 0 S: 4 H: 1 LOB: 1 BB: 0 P: 4	1B: 6 2B: 3 3B: 0 HR: 0 SF: 1 SAC: 1 DP: 1 HBP: 0						

	AB	33
	R	3
	H	8
	RBI	3
	BB	2
	SO	4
	LOB	17

PITCHER		IP	WLS	BF	H	R	ER	SO	BB	IBB	HBP	BLK	WP	HR	S	P	ERA	WHIP
Billy Hoeft, L ERA: 4.72	(1, 1)	6.0		26	5	3	3	3	1	0	0	0	0	0	31	35	4.50	1.000
Harry Byrd, R ERA:	(7, 1)	3.0	W	11	3	0	0	1	1	0	0	0	1	0	12	16	0.00	1.333

PITCHER	IP	WLS	BF	H	R	ER	SO	BB	IBB	HBP	BLK	WP	HR	S	P	ERA	WHIP

Batter	1	2	3	4	5	6	7	8	9	AB	R	H	RBI	BB	SO	LOB
Hector Lopez, R (1, 5) OBP: 0.373, SLG: 0.506	S S S 0-3 ① K			x 0-0 HR		x 0-0 ① 5-3		S S S 0-3 ② K		4	1	1	1	0	2	2
Joe Demaestri, R (1, 6) OBP: 0.325, SLG: 0.373	x 0-0 ② F8			S S S 0-3 ① K		x 0-0 ② L7		x 0-0 ③ 1-3		4	0	0	0	0	1	2
Gus Zernial, R (1, 7) OBP: 0.307, SLG: 0.511	x 0-0 ③ 5-3			x 0-0 HR		S S S 0-3 ③ K			x 0-0 ① F3	4	1	1	1	0	1	0
Irv Noren, L (1, 3) OBP: 0.305, SLG: 0.280		x 0-0 ① L9		x 0-0 ② F7			x 0-0 ① F7		x 0-0 ② F7	4	0	0	0	0	0	0
Lou Skizas, R (1, 9) OBP: 0.312, SLG: 0.474		x 0-0 ② F7		x 0-0 ③ 5-3			x 0-0 ② 5-3		x 0-0 1B 1B 1B	4	1	1	0	0	0	0
Tim Thompson, L (1, 2) OBP: 0.213, SLG: 0.354 Hal Smith, R (6, 2) OBP: 0.308, SLG: 0.509		S S S 0-3 ③ K			x 0-0 HR		x 0-0 ③ F9		x 0-0 1-2 1B 1B	2 2	1 0	1 1	1 0	0 0	1 0	0 0
Woodie Held, R (1, 8) OBP: 0.313, SLG: 0.459			x 0-0 ① F7		x 0-0 ① 6-3			S S S 0-3 ① K	x 0-0 1-2 2-H 1B	4	0	1	1	0	1	0
Billy Hunter, R (1, 4) OBP: 0.244, SLG: 0.309 Vic Power, R (9, PH) OBP: 0.308, SLG: 0.415			x 0-0 ② P4		x 0-0 ② P4			x 0-0 E5 1B 1B	x 0-0 ③ F9	3 1	0 0	1 0	0 0	0 0	0 0	0 2
Tom Gorman, R (1, 1) Virgil Trucks, R (4, 1) OBP: 0.250, SLG: 0.250 Bob Cerv, R (8, PH) OBP: 0.326, SLG: 0.503 Mickey McDermott, L (8, PR) OBP: 0.310, SLG: 0.435 Glenn Cox, R (8, 1)			S S S 0-3 ③ K		x 0-0 ③ F7			x 0-0 2-3 1B		1 1 1 0 0	0 0 0 0 0	0 0 1 0 0	0 0 0 0 0	0 0 0 0 0	1 0 0 0 0	0 0 0 0 0
Inning Stats	R: 0 E: 0 K: 1 S: 5 H: 0 LOB: 0 BB: 0 P: 5	R: 0 E: 0 K: 1 S: 5 H: 0 LOB: 0 BB: 0 P: 5	R: 0 E: 0 K: 1 S: 5 H: 0 LOB: 0 BB: 0 P: 5	R: 2 E: 0 K: 1 S: 7 H: 2 LOB: 0 BB: 0 P: 7	R: 1 E: 0 K: 0 S: 4 H: 1 LOB: 0 BB: 0 P: 4	R: 0 E: 0 K: 1 S: 5 H: 0 LOB: 0 BB: 0 P: 5	R: 0 E: 0 K: 0 S: 3 H: 0 LOB: 0 BB: 0 P: 3	R: 0 E: 1 K: 2 S: 9 H: 2 LOB: 2 BB: 0 P: 9	R: 1 E: 0 K: 0 S: 6 H: 3 LOB: 2 BB: 0 P: 6	1B: 5 2B: 0 3B: 0 HR: 3	SF: 0 SAC: 0 DP: 0 HBP: 0					

PITCHER	IP	WLS	BF	H	R	ER	SO	BB	IBB	HBP	BLK	WP	HR	S	P	ERA	WHIP
Jim Bunning, R (1, 1) ERA: 2.03	9.0	W	35	8	4	4	7	0	0	0	0	0	3	49	49	4.00	0.889

PITCHER	IP	WLS	BF	H	R	ER	SO	BB	IBB	HBP	BLK	WP	HR	S	P	ERA	WHIP

TOP

Kansas City Athletics @ Detroit Tigers

Briggs Stadium, Detroit, MI

Fri Jul 05 1957, 7:05 PM EDT

Att. 24,240 - Unknown

livebaseballscorecards.com

AB	35
R	4
H	8
RBI	4
BB	0
SO	7
LOB	6

PA: 35

WP: 0
PB: 0
SB: 0
CS: 0

Batter	1	2	3	4	5	6	7	8	9	AB	R	H	RBI	BB	SO	LOB
Harvey Kuenn, R (1, 5) OBP: 0.327, SLG: 0.372	4-3		HR BB		BB 1B 3-H	F8		2B 2-H		4	1	2	2	1	0	2
Frank Bolling, R (1, 4) OBP: 0.311, SLG: 0.433	P6		HR 1-H		L3 BB 1-2		K	F9		4	1	1	2	1	1	1
Al Kaline, R (1, 9) OBP: 0.333, SLG: 0.417	K		F5		L3 1-2		F8 1B 2B			4	1	1	0	0	1	2
Charlie Maxwell, L (1, 7) OBP: 0.376, SLG: 0.549		HR		CS BB		SH3-4 1B 2B	F8 2-3			3	2	2	1	1	0	1
Ray Boone, R (1, 3) OBP: 0.339, SLG: 0.367		5-3		K 1-2		E6 SH3-4 1B	1B 3-H			4	1	1	1	0	1	2
Frank House, L (1, 2) OBP: 0.341, SLG: 0.364		F7		1B		SH3-4 1-2 2-3	K			3	0	1	0	0	1	1
Bill Tuttle, R (1, 8) OBP: 0.288, SLG: 0.314		K		F8		1B FC5-2 IBB		1-3		3	0	0	0	1	1	1
Ron Samford, R (1, 6) OBP: 0.316, SLG: 0.346			5-3		1B 3B	FC5-2 1-3 2-H 3-H 1B		SH1-3 2B BB		3	2	2	2	1	0	0
Jim Bunning, R (1, 1) OBP: 0.267, SLG: 0.238			3-1		K	FC5-2 1-2 3-H		SH1-3 1-2		3	0	0	0	0	1	3
Inning Stats	R: 0 H: 0 E: 0 LOB: 0 K: 1 BB: 0 S: 5 P: 5	R: 1 H: 1 E: 0 LOB: 0 K: 1 BB: 0 S: 6 P: 6	R: 2 H: 1 E: 0 LOB: 0 K: 0 BB: 1 S: 4 P: 8	R: 0 H: 1 E: 0 LOB: 1 K: 1 BB: 1 S: 5 P: 9	R: 1 H: 2 E: 0 LOB: 1 K: 1 BB: 1 S: 6 P: 10	R: 2 H: 2 E: 1 LOB: 2 K: 0 BB: 1 S: 6 P: 10	R: 1 H: 2 E: 0 LOB: 1 K: 2 BB: 0 S: 9 P: 9	R: 1 H: 1 E: 0 LOB: 1 K: 0 BB: 1 S: 4 P: 8		1B: 4 SF: 0 2B: 4 SAC: 2 3B: 1 DP: 1 HR: 2 HBP: 0						

PITCHER		IP	WLS	BF	H	R	ER	SO	BB	IBB	HBP	BLK	WP	HR	S	P	ERA	WHIP
Tom Gorman, R ERA: 3.92	(1, 1)	3.0		12	2	3	3	2	1	0	0	0	0	2	15	19	9.00	1.000
Virgil Trucks, R ERA: 3.29	(4, 1)	4.0	L	21	7	4	3	4	2	1	0	0	0	0	26	38	6.75	2.250
Glenn Cox, R ERA: 13.5	(8, 1)	1.0		5	1	1	1	0	1	0	0	0	0	0	4	8	9.00	2.000

PITCHER	IP	WLS	BF	H	R	ER	SO	BB	IBB	HBP	BLK	WP	HR	S	P	ERA	WHIP

BOTTOM

Kansas City Athletics @ Detroit Tigers

Briggs Stadium, Detroit, MI

Fri Jul 05 1957, 7:05 PM EDT

Att. 24,240 - Unknown

livebaseballscorecards.com

AB	31
R	8
H	10
RBI	8
BB	5
SO	6
LOB	13

WP: 0 PA: 38
PB: 0
SB: 0
CS: 1

Kansas City Athletics @ Detroit Tigers

Briggs Stadium, Detroit, MI

Sat Jul 06 1957, 7:05 PM EDT

Att. 23,628 - Unknown

TOP

livebaseballscorecards.com

Batter	1	2	3	4	5	6	7	8	9	10	11	12	AB	R	H	RBI	BB	SO	LOB
Vic Power, R (1, 3) OBP: 0.305, SLG: 0.408	4-3		L7			6-3		F7		5-3		1B 1-2 2-H 1B	6	0	1	1	0	0	1
Hector Lopez, R (1, 5) (7, 4) OBP: 0.382, SLG: 0.505	6-3			K2-3		FC5-4 HBP BB		1B			FC5 BLK BB	1-3 2-H 1B	4	0	2	1	2	1	0
Gus Zernial, R (1, 7) OBP: 0.304, SLG: 0.500	K			F7		1-0 FC5-4 1-2 HBP		K			F7	P6	5	0	0	0	0	2	4
Lou Skizas, R (1, 9) (7, 5) OBP: 0.308, SLG: 0.470		F8		E 2B		FC5-4 1-2f 2-3			1-3		F8 1-2	F5	6	0	1	0	0	0	5
Tim Thompson, L (1, 2) OBP: 0.235, SLG: 0.398		G4-6-3 1B		E3 2-3			P6		HR		IBB		4	1	2	1	1	0	1
Woodie Held, R (1, 8) OBP: 0.319, SLG: 0.446		G4-6-3 1-2f		K			1B BB		G1-6-3 1B		FC5 2-3f		4	0	1	0	1	1	5
Joe Demaestri, R (1, 6) OBP: 0.331, SLG: 0.378			S 1B		6-3		G6-4-3 1-3 1B		G1-6-3 1-2f			FC1-5 1B 1B	5	0	3	0	0	0	1
Billy Hunter, R (1, 4) OBP: 0.240, SLG: 0.304 Irv Noren, L (7, PH) OBP: 0.301, SLG: 0.276 Johnny Groth, R (7, 9) OBP: 0.283, SLG: 0.214			6-3 1-2		F3		G6-4-3 1-2f			6-3		FC1-5 1-2 1B	2	0	0	0	0	0	1
													1	0	0	0	0	0	2
													2	1	1	0	0	0	0
Ralph Terry, R (1, 1) OBP: 0.176, SLG: 0.125 Tom Morgan, R (12, 1) OBP: 0.100, SLG: 0.069			1-3		F9			K		4-3		FC1-5 1B 1-2 1B 2-3f	5	1	0	0	0	1	3
													0	0	0	0	0	0	0
Inning Stats	R: 0 E: 0 K: 1 S: 5 H: 0 LOB: 0 BB: 0 P: 5	R: 0 E: 0 K: 0 S: 3 H: 1 LOB: 0 BB: 0 P: 3	R: 0 E: 0 K: 0 S: 4 H: 1 LOB: 1 BB: 0 P: 4	R: 0 E: 1 K: 2 S: 9 H: 1 LOB: 2 BB: 0 P: 9	R: 0 E: 0 K: 0 S: 3 H: 0 LOB: 0 BB: 0 P: 3	R: 0 E: 0 K: 0 S: 2 H: 0 LOB: 1 BB: 1 P: 7	R: 0 E: 0 K: 0 S: 3 H: 1 LOB: 1 BB: 1 P: 7	R: 0 E: 0 K: 2 S: 8 H: 1 LOB: 1 BB: 0 P: 8	R: 1 E: 0 K: 0 S: 4 H: 2 LOB: 0 BB: 0 P: 4	R: 0 E: 0 K: 0 S: 3 H: 0 LOB: 0 BB: 0 P: 3	R: 0 E: 0 K: 0 S: 3 H: 0 LOB: 2 BB: 2 P: 11	R: 2 E: 0 K: 0 S: 7 H: 4 LOB: 2 BB: 0 P: 7	1B: 9 2B: 1 3B: 0 HR: 1	SF: 0 SAC: 0 DP: 3 HBP: 1	WP: 0 PB: 0 SB: 1 CS: 0	PA: 49			

	AB	44
	R	3
	H	11
	RBI	3
	BB	4
	SO	5
	LOB	23

PITCHER		IP	WLS	BF	H	R	ER	SO	BB	IBB	HBP	BLK	WP	HR	S	P	ERA	WHIP
Frank Lary, R ERA: 3.84	(1, 1)	11.1	L	47	11	3	3	5	3	1	1	1	0	1	52	69	2.38	1.235
Harry Byrd, R ERA:	(12, 1)	0.2		2	0	0	0	0	0	0	0	0	0	0	2	2	0.00	0.000

PITCHER		IP	WLS	BF	H	R	ER	SO	BB	IBB	HBP	BLK	WP	HR	S	P	ERA	WHIP

Batter	1	2	3	4	5	6	7	8	9	10	11	12	AB	R	H	RBI	BB	SO	LOB
Harvey Kuenn, R (1, 5) OBP: 0.328, SLG: 0.370	0-0 CS 1B		0-0 P4-3 1B 1-2f		0-0 6-3			4-0 1B BB		0-3 K			4	0	1	0	1	1	1
Frank Bolling, R (1, 4) OBP: 0.313, SLG: 0.432	0-0 1B 1-2		0-3 K			0-0 5-3		0-0 1B 1-2			0-0 F6		5	0	2	0	0	1	0
Al Kaline, R (1, 9) OBP: 0.328, SLG: 0.410	0-0 L6			0-0 L4-3		0-0 F7		0-0 L8			0-3 K		5	0	0	0	0	1	3
Charlie Maxwell, L (1, 7) OBP: 0.373, SLG: 0.541	0-3 K			4-0 1B 1B BB		0-0 3-1		0-0 F7			0-0 F7		4	1	0	0	1	1	3
Ray Boone, R (1, 3) OBP: 0.340, SLG: 0.367		0-0 L7		0-0 1B 1-3 9-2 1B			0-0 P6		0-0 5-3			0-0 FC6-4 1B	5	0	2	0	0	0	0
Frank House, L (1, 2) OBP: 0.338, SLG: 0.360	0-0 F9			0-0 1B 1-3 3-H			0-0 4-3		0-3 K			0-0 F5	5	0	1	1	0	1	1
Bill Tuttle, R (1, 8) OBP: 0.291, SLG: 0.311 Bobo Osborne, L (12, PH) OBP: 0.286, SLG: 0.263	4-0 BB			0-0 9-2 3-Hf			4-0 BB		0-0 5-3			0-0 L8	2	0	0	0	2	0	2
													1	0	0	0	0	0	1
Ron Samford, R (1, 6) OBP: 0.295, SLG: 0.321 Jay Porter, R (12, PH) OBP: 0.388, SLG: 0.479	0-0 1-3				0-0 6-3		0-0 4-3			0-3 K		0-0 FC6-4 1-2f	4	0	0	0	0	1	2
													1	0	0	0	0	0	1
Frank Lary, R (1, 1) OBP: 0.220, SLG: 0.231 Harry Byrd, R (12, 1)			0-0 P4-3 1B		0-0 F8			0-3 K		0-0 F7			4	0	1	0	0	1	0
													0	0	0	0	0	0	0
Inning Stats	R: 0 E: 0 K: 1 S: 6 H: 2 LOB: 1 BB: 0 P: 6	R: 0 E: 0 K: 0 S: 3 H: 0 LOB: 1 BB: 1 P: 7	R: 0 E: 0 K: 1 S: 5 H: 1 LOB: 0 BB: 0 P: 5	R: 1 E: 0 K: 0 S: 4 H: 2 LOB: 1 BB: 1 P: 8	R: 0 E: 0 K: 0 S: 3 H: 0 LOB: 0 BB: 0 P: 3	R: 0 E: 0 K: 0 S: 3 H: 0 LOB: 0 BB: 0 P: 3	R: 0 E: 0 K: 0 S: 3 H: 0 LOB: 1 BB: 1 P: 7	R: 0 E: 0 K: 1 S: 6 H: 1 LOB: 2 BB: 1 P: 10	R: 0 E: 0 K: 1 S: 5 H: 0 LOB: 0 BB: 0 P: 5	R: 0 E: 0 K: 2 S: 7 H: 0 LOB: 0 BB: 0 P: 7	R: 0 E: 0 K: 1 S: 5 H: 0 LOB: 0 BB: 0 P: 5	R: 0 E: 0 K: 0 S: 4 H: 1 LOB: 1 BB: 0 P: 4	1B: 7 2B: 2 3B: 0 HR: 0 SF: 0 SAC: 0 DP: 2 HBP: 0						

PITCHER	IP	WLS	BF	H	R	ER	SO	BB	IBB	HBP	BLK	WP	HR	S	P	ERA	WHIP
Ralph Terry, R (1, 1) ERA: 2.7	11.0	W	41	7	1	1	7	4	0	0	0	0	0	51	67	0.82	1.000
Tom Morgan, R (12, 1) ERA: 4.3	1.0	S	3	0	0	0	0	0	0	0	0	0	0	3	3	0.00	0.000

PITCHER	IP	WLS	BF	H	R	ER	SO	BB	IBB	HBP	BLK	WP	HR	S	P	ERA	WHIP

BOTTOM

Kansas City Athletics @ Detroit Tigers

Briggs Stadium, Detroit, MI

Sat Jul 06 1957, 7:05 PM EDT

Att. 23,628 - Unknown

livebaseballscorecards.com

AB	40
R	1
H	7
RBI	1
BB	4
SO	7
LOB	14

PA: 44

WP: 0 PB: 0 SB: 0 CS: 1

Batter	1	2	3	4	5	6	7	8	9	AB	R	H	RBI	BB	SO	LOB
Vic Power, R (1, 3) OBP: 0.304, SLG: 0.405	L5			F9		1B		F8		4	0	1	0	0	0	1
Hector Lopez, R (1, 5) (8, 4) OBP: 0.384, SLG: 0.508	6-3			2B		F9		BB		3	0	1	0	1	0	1
Gus Zernial, R (1, 7) OBP: 0.299, SLG: 0.491	F8			F8		F8		F9		4	0	0	0	0	0	4
Lou Skizas, R (1, 9) (8, 5) OBP: 0.311, SLG: 0.468		K		L8			BB		HR 1B	3	1	1	0	1	1	1
Tim Thompson, L (1, 2) OBP: 0.236, SLG: 0.425		F9			6-3		F9		1-H HR	4	1	1	2	0	0	1
Woodie Held, R (1, 8) OBP: 0.316, SLG: 0.435		F7			FC5-4 1B		F8		F3	4	0	1	0	0	0	1
Joe Demaestri, R (1, 6) OBP: 0.329, SLG: 0.376			G4-6-3 1B		FC5-4 1-2f		F4		6-3	4	0	1	0	0	0	2
Billy Hunter, R (1, 4) Bob Cerv, R (8, PH) Johnny Groth, R (8, 9) OBP: 0.236, SLG: 0.298 OBP: 0.324, SLG: 0.500 OBP: 0.277, SLG: 0.209			G4-6-3 1-2f		L7			L6	6-3	2 1 1	0 0 0	0 0 0	0 0 0	0 0 0	0 0 0	2 0 0
Arnie Portocarrero, R (1, 1) OBP: 0.286, SLG: 0.231 Mickey McDermott, L (3, 1) OBP: 0.310, SLG: 0.435 Tom Gorman, R (4, 1) Bob Martyn, L (6, PH) OBP: 0.200, SLG: 0.176 Tom Morgan, R (6, 1) OBP: 0.100, SLG: 0.069 Irv Noren, L (8, PH) OBP: 0.310, SLG: 0.299 Jack Urban, R (8, 1) OBP: 0.111, SLG: 0.111			F8			K		2B		1 0 0 1 0 1 0	0 0 0 0 0 0 0	0 0 0 0 0 1 0	0 0 0 0 0 0 0	0 0 0 0 0 0 0	0 0 0 1 0 0 0	0 0 0 0 0 0 0
Inning Stats	R: 0 H: 0 E: 0 LOB: 0 K: 0 BB: 0 S: 3 P: 3	R: 0 H: 0 E: 0 LOB: 0 K: 1 BB: 0 S: 5 P: 5	R: 0 H: 1 E: 0 LOB: 0 K: 0 BB: 0 S: 3 P: 3	R: 0 H: 1 E: 0 LOB: 1 K: 0 BB: 0 S: 4 P: 4	R: 0 H: 1 E: 0 LOB: 1 K: 0 BB: 0 S: 4 P: 4	R: 0 H: 1 E: 0 LOB: 1 K: 1 BB: 0 S: 6 P: 6	R: 0 H: 0 E: 0 LOB: 1 K: 0 BB: 1 S: 3 P: 7	R: 0 H: 1 E: 0 LOB: 2 K: 0 BB: 1 S: 4 P: 8	R: 2 H: 2 E: 0 LOB: 0 K: 0 BB: 0 S: 5 P: 5	1B: 4 SF: 0 2B: 2 SAC: 0 3B: 0 DP: 1 HR: 1 HBP: 0						

PITCHER	IP	WLS	BF	H	R	ER	SO	BB	IBB	HBP	BLK	WP	HR	S	P	ERA	WHIP
Paul Foytack, R (1, 1) ERA: 3.25	9.0	W	35	7	2	2	2	2	0	0	0	0	1	37	45	2.00	1.000

PITCHER	IP	WLS	BF	H	R	ER	SO	BB	IBB	HBP	BLK	WP	HR	S	P	ERA	WHIP

TOP

Kansas City Athletics @ Detroit Tigers

Briggs Stadium, Detroit, MI

Sun Jul 07 1957, 4:33 AM EDT

Att. 11,004 - Unknown

livebaseballscorecards.com

AB	33
R	2
H	7
RBI	2
BB	2
SO	2
LOB	13

WP: 0	PA: 35
PB: 0	
SB: 0	
CS: 0	

Batter	1	2	3	4	5	6	7	8	9	AB	R	H	RBI	BB	SO	LOB
Harvey Kuenn, R (1, 5) OBP: 0.329, SLG: 0.372	F7	FC5-4 1-2f		BBBB G6-4-3 1-2 2-3 BB		2B 2B		1-3		4	1	1	0	1	0	2
Frank Bolling, R (1, 4) OBP: 0.317, SLG: 0.436	HR 1B		2B 2B	G6-4-3 1-2f		BBBB 2B BB		5-3		4	2	2	0	1	0	3
Al Kaline, R (1, 8) (5, 9) OBP: 0.333, SLG: 0.431	F8		2-H 2B		HR	1-3 2-H 2B				4	1	3	3	0	0	1
Charlie Maxwell, L (1, 7) OBP: 0.375, SLG: 0.550	1-H HR		F9		G3	G6-4-3 IBB				3	1	1	2	1	0	1
Ray Boone, R (1, 3) OBP: 0.335, SLG: 0.361	1-3		F8		4-3	G6-4-3 1-2f				4	0	0	0	0	0	4
Bobo Osborne, L (1, 9) OBP: 0.261, SLG: 0.238 Bill Tuttle, R (5, 8) OBP: 0.293, SLG: 0.313		3-1	4-3		1B 1B		5-3			2 2	0 0	0 1	0 0	0 0	0 0	1 0
Red Wilson, R (1, 2) OBP: 0.337, SLG: 0.359		BBBB 1B BB		BBBB BB 1B BB	1-2 1B		6-3			2	0	1	0	2	0	0
Ron Samford, R (1, 6) OBP: 0.292, SLG: 0.317	FC5-4 1-2 1B			SSS K	SSS K		5-3			4	0	1	0	0	2	3
Paul Foytack, R (1, 1) OBP: 0.342, SLG: 0.306		SSS K		BB 1-2 1B		4-3		SSS K		4	0	1	0	0	2	2
Inning Stats	R: 2 E: 0 K: 0 S: 5 H: 2 LOB: 0 BB: 0 P: 5	R: 0 E: 0 K: 1 S: 6 H: 1 LOB: 2 BB: 1 P: 10	R: 1 E: 0 K: 0 S: 5 H: 2 LOB: 1 BB: 0 P: 5	R: 0 E: 0 K: 1 S: 5 H: 1 LOB: 2 BB: 2 P: 13	R: 1 E: 0 K: 1 S: 8 H: 3 LOB: 2 BB: 0 P: 8	R: 1 E: 0 K: 0 S: 4 H: 2 LOB: 2 BB: 2 P: 12	R: 0 E: 0 K: 0 S: 3 H: 0 LOB: 0 BB: 0 P: 3	R: 0 E: 0 K: 1 S: 5 H: 0 LOB: 0 BB: 0 P: 5		1B: 5 2B: 4 3B: 0 HR: 2 SF: 0 SAC: 0 DP: 2 HBP: 0				WP: 0 PB: 0 SB: 0 CS: 0 PA: 38	

PITCHER		IP	WLS	BF	H	R	ER	SO	BB	IBB	HBP	BLK	WP	HR	S	P	ERA	WHIP
Arnie Portocarrero, R ERA: 3.64	(1, 1)	2.0	L	12	5	3	3	1	1	0	0	0	0	1	13	17	13.50	3.000
Mickey McDermott, L ERA: 5.95	(3, 1)	1.1		7	1	0	0	1	2	0	0	0	0	0	7	15	0.00	2.250
Tom Gorman, R ERA: 3.98	(4, 1)	1.2		7	3	1	1	1	0	0	0	0	0	1	9	9	5.40	1.800
Tom Morgan, R ERA: 4.3	(6, 1)	2.0		9	2	1	1	0	1	1	0	0	0	0	7	15	4.50	1.500
Jack Urban, R ERA: 3.34	(8, 1)	1.0		3	0	0	0	1	0	0	0	0	0	0	5	5	0.00	0.000

PITCHER	IP	WLS	BF	H	R	ER	SO	BB	IBB	HBP	BLK	WP	HR	S	P	ERA	WHIP

BOTTOM

Kansas City Athletics @ Detroit Tigers

Briggs Stadium, Detroit, MI

Sun Jul 07 1957, 4:33 AM EDT

Att. 11,004 - Unknown

livebaseballscorecards.com

AB	33
R	5
H	11
RBI	5
BB	5
SO	4
LOB	17

Boston Red Sox @ Detroit Tigers

Briggs Stadium, Detroit, MI

Thu Jul 11 1957, 4:33 AM EDT

Att. 7,150 - Overcast

TOP

livebaseballscorecards.com

Batter	1	2	3	4	5	6	7	8	9	10	AB	R	H	RBI	BB	SO	LOB
Jim Piersall, R (1, 8) OBP: 0.326, SLG: 0.376	F9	G6-4-3 1-2f 2-3 3-H		BB		5-3		F7		SF8 3-H	4	0	0	1	1	0	3
Billy Klaus, L (1, 6) OBP: 0.345, SLG: 0.401	F9	L7		1-2 BB		F8		F2		4-3	5	0	0	0	1	0	3
Ted Williams, L (1, 7) OBP: 0.475, SLG: 0.648 Rudy Minarcin, R (10, 1) Dean Stone, L (10, 1) Bob Chakales, R (10, 1) OBP: 0.300, SLG: 0.500	1B 2B		F8 1B 2B	F9			K		K		5 0 0 0	2 0 0 0	2 0 0 0	0 0 0 0	0 0 0 0	2 0 0 0	2 0 0 0
Mickey Vernon, L (1, 3) OBP: 0.408, SLG: 0.494 Norm Zauchin, R (9, PH) OBP: 0.405, SLG: 0.438 (9, 3)	2-H 1B		F8 2-3		G6-4-3 BB		K		F9		3 1	0 0	1 0	1 0	1 0	1 0	1 0
Jackie Jensen, R (1, 9) OBP: 0.401, SLG: 0.491	K		3-H 1B		G6-4-3 1-2f		1B		7-5-3		5	0	2	1	0	1	2
Frank Malzone, R (1, 5) OBP: 0.372, SLG: 0.466		1B BB 1B 1B	F2		HR 2B		1-3			E 1B BB	4	3	2	0	1	0	2
Billy Consolo, R (1, 4) OBP: 0.370, SLG: 0.468		1B 1B G6-4-3 1-2 BB	K		2-H HR			SH1-4 1B 1B		SH 1B SF8 1-3	3	4	2	2	1	1	1
Sammy White, R (1, 2) OBP: 0.285, SLG: 0.288	G6-4-3 1B 1-2 2-3 1B			F8	F5			SH1-4 1-2		F3	4	0	1	0	0	0	2
Mike Fornieles, R (1, 1) OBP: 0.257, SLG: 0.235 Ike Delock, R (6, 1) OBP: 0.286, SLG: 0.091 Gene Stephens, L (10, PH) OBP: 0.290, SLG: 0.336 (10, 7)	G6-4-3 1-2 2-3 3-H 1B			K		6-3		2-H 1B		1-3 3-H 1B	3 1 1	0 0 0	1 1 1	1 1 1	0 0 0	1 0 0	0 0 0
Inning Stats	R: 1 E: 0 K: 1 S: 7 H: 2 LOB: 1 BB: 0 P: 7	R: 2 E: 0 K: 0 S: 5 H: 3 LOB: 1 BB: 1 P: 9	R: 1 E: 0 K: 1 S: 7 H: 2 LOB: 1 BB: 0 P: 7	R: 0 E: 0 K: 1 S: 5 H: 0 LOB: 2 BB: 2 P: 13	R: 2 E: 0 K: 0 S: 4 H: 2 LOB: 0 BB: 1 P: 8	R: 0 E: 0 K: 0 S: 3 H: 0 LOB: 0 BB: 0 P: 3	R: 0 E: 0 K: 2 S: 8 H: 1 LOB: 1 BB: 0 P: 8	R: 1 E: 0 K: 0 S: 5 H: 2 LOB: 1 BB: 0 P: 5	R: 0 E: 0 K: 1 S: 5 H: 0 LOB: 0 BB: 0 P: 5	R: 2 E: 1 K: 0 S: 5 H: 1 LOB: 1 BB: 1 P: 9	1B: 9 2B: 3 3B: 0 HR: 1	SF: 1 SAC: 2 DP: 2 HBP: 0				WP: 0 PB: 0 SB: 0 CS: 0	PA: 47	

	AB	39
	R	9
	H	13
	RBI	8
	BB	5
	SO	6
	LOB	16

PITCHER	IP	WLS	BF	H	R	ER	SO	BB	IBB	HBP	BLK	WP	HR	S	P	ERA	WHIP
Frank Lary, R (1, 1) ERA: 4.06	2.0		12	6	4	4	1	1	0	0	0	0	0	13	17	18.00	3.500
Harry Byrd, R (3, 1) ERA: 1.35	4.0		17	3	2	2	2	3	0	0	0	0	1	18	30	4.50	1.500
Al Aber, L (7, 1) ERA: 6.43	2.0		9	3	1	1	2	0	0	0	0	0	0	13	13	4.50	1.500
Lou Sleater, L (9, 1) ERA: 3.41	1.0	L	5	0	2	1	1	1	0	0	0	0	0	6	10	9.00	1.000
Duke Maas, R (10, 1) ERA: 3.53	1.0		4	1	0	0	0	0	0	0	0	0	0	4	4	0.00	1.000

PITCHER	IP	WLS	BF	H	R	ER	SO	BB	IBB	HBP	BLK	WP	HR	S	P	ERA	WHIP

Boston Red Sox @ Detroit Tigers

Briggs Stadium, Detroit, MI

Thu Jul 11 1957, 4:33 AM EDT

Att. 7,150 - Overcast

livebaseballscorecards.com

Batter	1	2	3	4	5	6	7	8	9	10	AB	R	H	RBI	BB	SO	LOB
Harvey Kuenn, R (1, 5) (10, 6) OBP: 0.332, SLG: 0.373	5-3	BB, 1B, BB		BB, 1B		L3, 1B, 1B	4-3		P4		5	1	2	0	1	0	0
Frank Bolling, R (1, 4) OBP: 0.329, SLG: 0.444	F8, 1B, 1B, BB	1-2 3-H: BB, 1B		1-2: BB		1-2: L3, 1B, 1B		HR, 1B		FC1-5, 1B, 1B	4	3	4	1	2	0	0
Al Kaline, R (1, 8) (9, 9) OBP: 0.336, SLG: 0.430	1-2: 1B, 1B	1-2 2-3: BB		L4		1-2 2-3: L3		F9		1-2: FC1-5, 1B	5	0	2	0	1	0	5
Charlie Maxwell, L (1, 7) OBP: 0.371, SLG: 0.541	F8 2-3	6-3		K		2-H 3-H: 1B, 1B		K		1-2 2-3f: FC1-5, G6-4-3	6	1	1	2	0	2	10
Ray Boone, R (1, 3) OBP: 0.342, SLG: 0.382	1-2 3-H: 1B		F5		1B	1-2: 1B		1-H: HR		1-2f: G6-4-3	6	1	4	3	0	0	2
Dave Philley, S (1, 9) OBP: 0.350, SLG: 0.362 Bill Tuttle, R (8, PR) (9, 8) OBP: 0.293, SLG: 0.313	G3	4-3			K, 1-2 2-H: 1B			2B			5 0	0 0	2 0	1 0	0 0	1 0	3 0
Red Wilson, R (1, 2) OBP: 0.340, SLG: 0.354		PB, SH5-3, 1B, 1B	FC6-4, BB	P6	F7	F7		F8			4	1	1	0	1	0	4
Ron Samford, R (1, 6) OBP: 0.279, SLG: 0.302 Frank House, L (9, PH) OBP: 0.336, SLG: 0.358 Reno Bertoia, R (10, 5) OBP: 0.347, SLG: 0.358		1-2: SH5-3	1-2f: FC6-4	F7		F8			G3		3 1 0	0 0 0	0 0 0	0 0 0	0 0 0	0 0 0	2 0 0
Frank Lary, R (1, 1) OBP: 0.214, SLG: 0.225 Harry Byrd, R (3, 1) Bobo Osborne, L (6, PH) OBP: 0.250, SLG: 0.227 Al Aber, L (7, 1) OBP: 0.250, SLG: 0.143 Lou Sleater, L (9, 1) OBP: 0.250, SLG: 0.500 Duke Maas, R (10, 1) OBP: 0.128, SLG: 0.196		2-3: K		1-3		F8	K		F7		1 1 1 1 1 0	0 0 0 0 0 0	0 0 0 0 0 0	0 0 0 0 0 0	1 0 0 1 0 0	1 0 0 0 0 0	1 0 0 0 0 0
Inning Stats	R: 1 H: 2 E: 0 LOB: 2 K: 0 BB: 1 S: 5 P: 9	R: 1 H: 2 E: 0 LOB: 3 K: 1 BB: 2 S: 7 P: 15	R: 0 H: 0 E: 0 LOB: 1 K: 0 BB: 1 S: 3 P: 7	R: 0 H: 1 E: 0 LOB: 2 K: 1 BB: 1 S: 6 P: 10	R: 0 H: 1 E: 0 LOB: 1 K: 1 BB: 0 S: 6 P: 6	R: 3 H: 5 E: 0 LOB: 0 K: 0 BB: 0 S: 8 P: 8	R: 0 H: 0 E: 0 LOB: 0 K: 1 BB: 0 S: 5 P: 5	R: 2 H: 3 E: 0 LOB: 1 K: 1 BB: 0 S: 8 P: 8	R: 0 H: 0 E: 0 LOB: 0 K: 0 BB: 0 S: 3 P: 3	R: 0 H: 2 E: 0 LOB: 1 K: 0 BB: 0 S: 4 P: 4	1B: 14 SF: 0 2B: 1 SAC: 1 3B: 0 DP: 1 HR: 1 HBP: 0						

BOTTOM	
AB	44
R	7
H	16
RBI	7
BB	5
SO	5
LOB	27
WP: 0	PA: 50
PB: 1	
SB: 0	
CS: 0	

PITCHER		IP	WLS	BF	H	R	ER	SO	BB	IBB	HBP	BLK	WP	HR	S	P	ERA	WHIP
Mike Fornieles, R ERA: 3.44	(1, 1)	5.2		33	11	5	5	3	5	0	0	0	0	0	34	54	7.94	2.824
Ike Delock, R ERA: 4.07	(6, 1)	3.1	W	13	3	2	2	2	0	0	0	0	0	1	17	17	5.40	0.900
Rudy Minarcin, R ERA: 4.18	(10, 1)	0.0		2	2	0	0	0	0	0	0	0	0	0	2	2	∞	∞
Dean Stone, L ERA: 4.6	(10, 1)	0.1		1	0	0	0	0	0	0	0	0	0	0	1	1	0.00	0.000
Bob Chakales, R ERA: 6.51	(10, 1)	0.2	S	1	0	0	0	0	0	0	0	0	0	0	1	1	0.00	0.000

PITCHER	IP	WLS	BF	H	R	ER	SO	BB	IBB	HBP	BLK	WP	HR	S	P	ERA	WHIP

Batter	1	2	3	4	5	6	7	8	9	AB	R	H	RBI	BB	SO	LOB
Jim Piersall, R (1, 8) OBP: 0.327, SLG: 0.380	F5		6-3		2B		6-3		1B	5	0	2	0	0	0	0
Billy Klaus, L (1, 6) OBP: 0.342, SLG: 0.397	K		HR 1B		K			5-3	G3	5	1	1	0	0	2	3
Ted Williams, L (1, 7) OBP: 0.478, SLG: 0.672	HR		HR		IBB			F5		3	2	2	3	1	0	0
Mickey Vernon, L (1, 3) OBP: 0.410, SLG: 0.494	6-3		1B		P4			BB 1B		4	0	2	0	0	0	2
Jackie Jensen, R (1, 9) OBP: 0.399, SLG: 0.485		P3	L7			L8		BB		3	0	0	0	1	0	1
Frank Malzone, R (1, 5) OBP: 0.368, SLG: 0.460		K		P5		6-3		4-3		4	0	0	0	0	1	2
Billy Consolo, R (1, 4) OBP: 0.379, SLG: 0.460		BB		K		K			FC5-4 1B	3	0	1	0	1	2	0
Sammy White, R (1, 2) OBP: 0.280, SLG: 0.282		F9		F7			5-3		F2	4	0	0	0	0	0	2
Frank Sullivan, R (1, 1) OBP: 0.024, SLG: 0.024			5-3		K		F8		FC5-4	2	0	0	0	0	1	0
Gene Stephens, L (7, PH) OBP: 0.288, SLG: 0.333										1	0	0	0	0	0	0
Bob Porterfield, R (7, 1) OBP: 0.091, SLG: 0.100										0	0	0	0	0	0	0
Dick Gernert, R (9, PH) OBP: 0.371, SLG: 0.523										1	0	0	0	0	0	1

TOP

Boston Red Sox @ Detroit Tigers

Briggs Stadium, Detroit, MI

Fri Jul 12 1957, 7:05 PM EDT

Att. 31,406 - Overcast

livebaseballscorecards.com

AB	35
R	3
H	8
RBI	3
BB	3
SO	6
LOB	11

Inning Stats	1	2	3	4	5	6	7	8	9	1B	SF	WP	PA
	R: 1 E: 0 K: 1 S: 6	R: 0 E: 0 K: 1 S: 5	R: 2 E: 0 K: 0 S: 6	R: 0 E: 0 K: 1 S: 5	R: 0 E: 0 K: 2 S: 8	R: 0 E: 0 K: 1 S: 5	R: 0 E: 0 K: 0 S: 3	R: 0 E: 0 K: 0 S: 4	R: 0 E: 0 K: 0 S: 5	5	0	0	38
	H: 1 LOB: 0 BB: 0 P: 6	H: 0 LOB: 1 BB: 1 P: 9	H: 3 LOB: 1 BB: 0 P: 6	H: 0 LOB: 0 BB: 0 P: 5	H: 1 LOB: 2 BB: 1 P: 12	H: 0 LOB: 0 BB: 0 P: 5	H: 0 LOB: 0 BB: 0 P: 3	H: 1 LOB: 2 BB: 1 P: 8	H: 2 LOB: 2 BB: 0 P: 5	2B: 1 3B: 0 HR: 2	SAC: 0 DP: 0 HBP: 0	PB: 0 SB: 1 CS: 0	

PITCHER	IP	WLS	BF	H	R	ER	SO	BB	IBB	HBP	BLK	WP	HR	S	P	ERA	WHIP
Jim Bunning, R (1, 1) ERA: 2.1	9.0	W	38	8	3	3	6	2	1	0	0	0	2	47	59	3.00	1.111

PITCHER	IP	WLS	BF	H	R	ER	SO	BB	IBB	HBP	BLK	WP	HR	S	P	ERA	WHIP

Batter	1	2	3	4	5	6	7	8	9	AB	R	H	RBI	BB	SO	LOB
Harvey Kuenn, R (1, 5) OBP: 0.331, SLG: 0.371	K 1-2 1B			G5-4-3 1-2f		5-3				4	0	1	0	0	1	1
Reno Bertoia, R (1, 4) OBP: 0.345, SLG: 0.362	L4-3 2B 2B	F9		F7			F8			4	1	1	0	0	0	2
Al Kaline, R (1, 8) OBP: 0.335, SLG: 0.438 (8, 9)	L4-3 2-3		HR		K		L5-3			4	1	1	1	0	1	1
Charlie Maxwell, L (1, 7) OBP: 0.376, SLG: 0.539	2B BB		1B FC6-4 BB		3B BB		3-1			1	3	0	0	3	0	0
Ray Boone, R (1, 3) OBP: 0.352, SLG: 0.406	1-H 3-H 2B		FC6-4 1-3 1B		1-H 3B			1B 1B		4	0	4	3	0	0	0
Dave Philley, S (1, 9) OBP: 0.343, SLG: 0.353 Bill Tuttle, R (8, 8) OBP: 0.292, SLG: 0.312	6-3		FC6-4 FC6-4 1-2f 3-H		5-3			F4		3 1	0 0	0 0	1 0	0 0	0 0	3 1
Frank House, L (1, 2) OBP: 0.335, SLG: 0.356		G3	FC6-4 1-2f		4-3			G6-4-3 1-3 1B		4	0	1	0	0	0	2
Ron Samford, R (1, 6) OBP: 0.278, SLG: 0.299		1B 1B	F7			5-3		G6-4-3 1-2f		4	0	1	0	0	0	3
Jim Bunning, R (1, 1) OBP: 0.271, SLG: 0.244		K		G5-4-3 1B		K				3	0	1	0	0	2	1
Inning Stats	R: 2 E: 0 K: 1 S: 7 H: 2 LOB: 1 BB: 1 P: 11	R: 0 E: 0 K: 1 S: 7 H: 2 LOB: 2 BB: 0 P: 7	R: 2 E: 0 K: 0 S: 5 H: 2 LOB: 1 BB: 1 P: 9	R: 0 E: 0 K: 0 S: 3 H: 1 LOB: 0 BB: 0 P: 3	R: 1 E: 0 K: 1 S: 6 H: 1 LOB: 1 BB: 1 P: 10	R: 0 E: 0 K: 1 S: 5 H: 0 LOB: 0 BB: 0 P: 5	R: 0 E: 0 K: 0 S: 3 H: 0 LOB: 0 BB: 0 P: 3	R: 0 E: 0 K: 0 S: 4 H: 2 LOB: 1 BB: 0 P: 4		1B: 6 2B: 2 3B: 1 HR: 1	SF: 0 SAC: 0 DP: 2 HBP: 0						

BOTTOM

Boston Red Sox @ Detroit Tigers

Briggs Stadium, Detroit, MI

Fri Jul 12 1957, 7:05 PM EDT

Att. 31,406 - Overcast

livebaseballscorecards.com

AB	32
R	5
H	10
RBI	5
BB	3
SO	4
LOB	14

WP: 0 PB: 0 SB: 0 CS: 0 PA: 35

PITCHER		IP	WLS	BF	H	R	ER	SO	BB	IBB	HBP	BLK	WP	HR	S	P	ERA	WHIP
Frank Sullivan, R ERA: 2.82	(1, 1)	6.0	L	28	8	5	5	4	3	0	0	0	0	1	33	45	7.50	1.833
Bob Porterfield, R ERA: 3.74	(7, 1)	2.0		7	2	0	0	0	0	0	0	0	0	0	7	7	0.00	1.000

PITCHER	IP	WLS	BF	H	R	ER	SO	BB	IBB	HBP	BLK	WP	HR	S	P	ERA	WHIP

Batter	1	2	3	4	5	6	7	8	9	AB	R	H	RBI	BB	SO	LOB
Jim Piersall, R (1, 8) OBP: 0.328, SLG: 0.384	F9		SF8 1-2 2-H		2B 1B		P4		SH1-3 FC5-4 2B	4	2	2	1	0	0	0
Billy Klaus, L (1, 6) OBP: 0.344, SLG: 0.409	1-3		2-H 3B		F8 SF8 1-H 2B		F8		SH1-3 2-3	4	1	2	2	0	0	0
Ted Williams, L (1, 7) OBP: 0.483, SLG: 0.682 Gene Stephens, L (9, PR) OBP: 0.288, SLG: 0.333 (9, 7)	F9		BBBB BB		BBBB E BB		HR		IIII FC5-4 IBB	2 0	1 0	1 0	1 0	3 0	0 0	0 0
Mickey Vernon, L (1, 3) OBP: 0.407, SLG: 0.485 Norm Zauchin, R (9, PH) OBP: 0.395, SLG: 0.424 (9, 3)		BBBB G6-4-3 BB	G3		F8 2-3		SSS K		FC5-4 1-2f 3-H	3 1	0 0	0 0	0 1	1 0	1 0	4 1
Jackie Jensen, R (1, 9) OBP: 0.396, SLG: 0.480	G6-4-3 1-2f	F8	SF8 1-3 3-H					BBBB G5-4-3 BB	F8	3	0	0	1	1	0	2
Frank Malzone, R (1, 5) OBP: 0.364, SLG: 0.455	F9	F2	1-3					G5-4-3 1-2f		4	0	0	0	0	0	2
Billy Consolo, R (1, 4) OBP: 0.387, SLG: 0.463			SSS K	1B 1B		SSS K		PB 1B		4	0	2	0	0	2	0
Sammy White, R (1, 2) OBP: 0.288, SLG: 0.284			BBBB E 1B SF8 BB	1-3 1B		4-3		IIII 1-2 IBB		2	1	1	0	2	0	0
Tom Brewer, R (1, 1) OBP: 0.196, SLG: 0.200			E 1-2 3B 1B	SSS K		SSS K		SSS K		4	1	1	0	0	3	4
Inning Stats	R: 0 E: 0 K: 0 S: 3 H: 0 LOB: 0 BB: 0 P: 3	R: 0 E: 0 K: 0 S: 2 H: 0 LOB: 0 BB: 1 P: 6	R: 2 E: 1 K: 1 S: 7 H: 2 LOB: 2 BB: 2 P: 15	R: 0 E: 0 K: 1 S: 7 H: 2 LOB: 2 BB: 0 P: 7	R: 2 E: 1 K: 0 S: 5 H: 2 LOB: 1 BB: 1 P: 9	R: 0 E: 0 K: 2 S: 7 H: 0 LOB: 0 BB: 0 P: 7	R: 1 E: 0 K: 1 S: 6 H: 1 LOB: 0 BB: 0 P: 6	R: 0 E: 0 K: 1 S: 5 H: 1 LOB: 2 BB: 2 P: 13	R: 1 E: 0 K: 0 S: 4 H: 1 LOB: 1 BB: 1 P: 8	1B: 5 2B: 2 3B: 1 HR: 1 SF: 2 SAC: 1 DP: 2 HBP: 0						

PITCHER		IP	WLS	BF	H	R	ER	SO	BB	IBB	HBP	BLK	WP	HR	S	P	ERA	WHIP
Paul Foytack, R ERA: 3.38	(1, 1)	6.0	L	27	6	4	4	4	4	0	0	0	0	0	31	47	6.00	1.667
Lou Sleater, L ERA: 3.58	(7, 1)	1.0		4	1	1	1	1	0	0	0	0	0	1	6	6	9.00	1.000
Duke Maas, R ERA: 3.5	(8, 1)	1.0		5	1	0	0	1	1	1	0	0	0	0	5	13	0.00	2.000
Al Aber, L ERA: 6.52	(9, 1)	1.0		5	1	1	1	0	0	1	0	0	0	0	4	8	9.00	1.000

PITCHER	IP	WLS	BF	H	R	ER	SO	BB	IBB	HBP	BLK	WP	HR	S	P	ERA	WHIP

TOP

Boston Red Sox @ Detroit Tigers

Briggs Stadium, Detroit, MI

Sat Jul 13 1957, 4:33 AM EDT

Att. 11,140 - Unknown

livebaseballscorecards.com

AB	31
R	6
H	9
RBI	6
BB	7
SO	6
LOB	13

WP: 0 PA: 41
PB: 1
SB: 0
CS: 0

Boston Red Sox @ Detroit Tigers

Briggs Stadium, Detroit, MI

Sat Jul 13 1957, 4:33 AM EDT

Att. 11,140 - Unknown

BOTTOM

Batter	1	2	3	4	5	6	7	8	9	AB	R	H	RBI	BB	SO	LOB
Harvey Kuenn, R (1, 5) OBP: 0.330, SLG: 0.366	1-3	6-3		BBBB 4-0 FC5-4 BB		F7		F9		4	0	0	0	1	0	4
Frank Bolling, R (1, 4) OBP: 0.330, SLG: 0.443	1B		CS 1B	FC5-4 1-2f			F8		F7	5	0	2	0	0	0	3
Al Kaline, R (1, 8) OBP: 0.330, SLG: 0.431	F8		SSS 0-3 K 1-2		F9		F7		F8	5	0	0	0	0	1	2
Charlie Maxwell, L (1, 7) OBP: 0.376, SLG: 0.535	G3		F9		HBP 1B		BBBB 4-0 BB BB		F8	4	0	1	0	1	0	1
Ray Boone, R (1, 3) OBP: 0.358, SLG: 0.411		E 2B		F8	H 1-0 G4-6-3 1-2 HBP		BBBB 4-0 1-2 BB			2	1	1	0	1	0	0
Frank House, L (1, 2) OBP: 0.333, SLG: 0.354		E3 FC4-6 2-H		BB 1B 1B	G4-6-3 1-2f		F8			4	1	1	0	0	0	4
Bobo Osborne, L (1, 9) OBP: 0.250, SLG: 0.200		FC4-6 SH1-4 1B 1-2f		BBBB 4-0 SH2-3 1B 1-2 BB		SSS 0-3 K		4-3		3	0	0	0	1	1	1
Ron Samford, R (1, 6) OBP: 0.289, SLG: 0.310		SH1-4 1-2 1B		SH2-3 1-2 2-H 1B		1-3		6-3		4	0	2	1	0	0	0
Paul Foytack, R (1, 1) OBP: 0.342, SLG: 0.306 Dave Philley, S (6, PH) OBP: 0.347, SLG: 0.358 Lou Sleater, L (7, 1) OBP: 0.250, SLG: 0.500 Duke Maas, R (8, 1) OBP: 0.129, SLG: 0.196 Jay Porter, R (8, PH) OBP: 0.395, SLG: 0.479 Al Aber, L (9, 1) OBP: 0.250, SLG: 0.143		SH1-4 1-2 2-3		SH2-3 1-2 2-3		1B		BBBB 4-0 BB		0 1 0 0 0 0	0 0 0 0 0 0	0 1 0 0 1 0	0 0 0 0 0 0	0 0 0 0 0 0	0 0 0 0 0 0	0 0 0 0 0 0
Inning Stats	R: 0 E: 0 K: 0 S: 4 H: 1 LOB: 1 BB: 0 P: 4	R: 1 E: 1 K: 0 S: 6 H: 2 LOB: 2 BB: 0 P: 6	R: 0 E: 0 K: 1 S: 5 H: 1 LOB: 0 BB: 0 P: 5	R: 1 E: 0 K: 0 S: 5 H: 2 LOB: 3 BB: 2 P: 13	R: 0 E: 0 K: 0 S: 3 H: 1 LOB: 1 BB: 0 P: 4	R: 0 E: 0 K: 1 S: 6 H: 1 LOB: 1 BB: 0 P: 6	R: 0 E: 0 K: 0 S: 3 H: 0 LOB: 2 BB: 2 P: 11	R: 0 E: 0 K: 0 S: 3 H: 0 LOB: 1 BB: 1 P: 7	R: 0 E: 0 K: 0 S: 3 H: 0 LOB: 0 BB: 0 P: 3	1B: 7 2B: 2 3B: 0 HR: 0 SF: 0 SAC: 2 DP: 2 HBP: 1						

livebaseballscorecards.com

AB	32
R	2
H	8
RBI	1
BB	5
SO	2
LOB	15

WP: 0 PA: 40
PB: 0
SB: 0
CS: 1

PITCHER		IP	WLS	BF	H	R	ER	SO	BB	IBB	HBP	BLK	WP	HR	S	P	ERA	WHIP
Tom Brewer, R ERA: 3.56	(1, 1)	9.0	W	40	8	2	2	2	5	0	1	0	0	0	38	59	2.00	1.444

PITCHER	IP	WLS	BF	H	R	ER	SO	BB	IBB	HBP	BLK	WP	HR	S	P	ERA	WHIP

Batter	1	2	3	4	5	6	7	8	9	AB	R	H	RBI	BB	SO	LOB
Billy Gardner, R (1, 4) OBP: 0.358, SLG: 0.388	F6		F3	F8			FC6-4, 1B		1-3	5	0	1	0	0	0	2
Bob Boyd, L (1, 3) OBP: 0.395, SLG: 0.415	4-3		1-3		4-3		FC6-4 1-2f			4	0	0	0	0	0	1
Bill Wight, L (7, 1)										0	0	0	0	0	0	0
Jim Busby, R (1, 8) OBP: 0.265, SLG: 0.349	F9		BBBB, 1B, BB		L9		F7			3	0	0	0	1	0	1
Bob Nieman, R (1, 7) OBP: 0.365, SLG: 0.458		6-3	1-2, 1B		6-3			F9		4	0	1	0	0	0	0
Gus Triandos, R (1, 2) OBP: 0.341, SLG: 0.444		BB, 1B, 1B	L7			1-3		5-3		4	1	1	0	0	0	2
George Kell, R (1, 5) OBP: 0.348, SLG: 0.404		L7		HR		1B		5-3		4	1	2	1	0	0	1
Joe Durham, R (1, 9) OBP: 0.266, SLG: 0.200		BBBB, 1-2, 1B, BB	SSS, K			F8			5-3	3	0	0	0	1	1	1
Jim Brideweser, R (1, 6) OBP: 0.397, SLG: 0.392		1-2, 2-H, 1B	SH2-4, 1B			6-3			E5, SH5-3	4	0	2	1	0	0	1
Hal Brown, R (1, 1) OBP: 0.240, SLG: 0.227		F3	SH2-4 1-3				F7		SH5-3 1-2	1	0	0	0	0	0	2
Art Ceccarelli, R (5, 1)										0	0	0	0	0	0	0
Billy Goodman, L (7, PH) OBP: 0.298, SLG: 0.363 (7, 3)										1	0	0	0	0	0	0
Inning Stats	R: 0 E: 0 K: 0 S: 3 H: 0 LOB: 0 BB: 0 P: 3	R: 1 E: 0 K: 0 S: 5 H: 2 LOB: 2 BB: 1 P: 9	R: 0 E: 0 K: 0 S: 4 H: 1 LOB: 2 BB: 1 P: 8	R: 1 E: 0 K: 1 S: 7 H: 2 LOB: 1 BB: 0 P: 7	R: 0 E: 0 K: 0 S: 3 H: 0 LOB: 0 BB: 0 P: 3	R: 0 E: 0 K: 0 S: 4 H: 1 LOB: 1 BB: 0 P: 4	R: 0 E: 0 K: 0 S: 4 H: 1 LOB: 1 BB: 0 P: 4	R: 0 E: 0 K: 0 S: 3 H: 0 LOB: 0 BB: 0 P: 3	R: 0 E: 1 K: 0 S: 4 H: 0 LOB: 1 BB: 0 P: 4	1B: 6 2B: 0 3B: 0 HR: 1 SF: 0 SAC: 2 DP: 0 HBP: 0						

PITCHER	IP	WLS	BF	H	R	ER	SO	BB	IBB	HBP	BLK	WP	HR	S	P	ERA	WHIP
Billy Hoeft, L (1, 1) ERA: 4.43	9.0	W	37	7	2	2	1	2	0	0	0	0	1	37	45	2.00	1.000

PITCHER	IP	WLS	BF	H	R	ER	SO	BB	IBB	HBP	BLK	WP	HR	S	P	ERA	WHIP

TOP

Baltimore Orioles @ Detroit Tigers

Briggs Stadium, Detroit, MI

Sun Jul 14 1957, 4:33 AM EDT

Unknown

livebaseballscorecards.com

AB	33
R	2
H	7
RBI	2
BB	2
SO	1
LOB	11

WP: 0 PA: 37
PB: 0
SB: 0
CS: 0

Baltimore Orioles @ Detroit Tigers

Briggs Stadium, Detroit, MI

Sun Jul 14 1957, 4:33 AM EDT

Unknown

BOTTOM

Batter	1	2	3	4	5	6	7	8	9	AB	R	H	RBI	BB	SO	LOB
Harvey Kuenn, R (1, 5) OBP: 0.333, SLG: 0.370	6-3	4-3		CS 1B		G5-3 1B 1B		1B 1B 1B 1-2 3-H		5	0	3	1	0	0	0
Steve Boros, R (8, PR) OBP: 0.172, SLG: 0.179 (9, 5)										0	1	0	0	0	0	0
Frank Bolling, R (1, 4) OBP: 0.334, SLG: 0.446	1B 1B 1B	F8		F7		1-2 1B		1B E 1B 1-2 2-H		5	1	3	1	0	0	1
Reno Bertoia, R (8, PR) OBP: 0.345, SLG: 0.362 (9, 4)										0	1	0	0	0	0	0
Bill Tuttle, R (1, 8) OBP: 0.302, SLG: 0.322	1B SF8 1B 1-2		FC3-6 1B	CS 1-2	5-3 1B 1B	G5-3 2-3f		E 1B 1-3 2-H		5	2	4	1	0	0	2
Charlie Maxwell, L (1, 7) OBP: 0.373, SLG: 0.529	E 1B 1-3 2-H		FC3-6 FC6-4 1-2f		5-3 1-2		F4	E3 G5-4-3 1-2 3-H		5	0	1	2	0	0	3
Ray Boone, R (1, 3) OBP: 0.353, SLG: 0.406	SF8 3-H		F9		L7		L7	G5-4-3 1-2f		3	0	0	1	0	0	2
Jim Finigan, R (8, PH) OBP: 0.250, SLG: 0.150										1	0	0	0	0	0	2
Bobo Osborne, L (9, 3) OBP: 0.250, SLG: 0.200										0	0	0	0	0	0	0
Jay Porter, R (1, 9) OBP: 0.388, SLG: 0.467	E6 1-2		FC6-4 1-2f		WP 1B 2-H 1B		F9			4	0	1	1	0	0	2
Red Wilson, R (1, 2) OBP: 0.347, SLG: 0.360	6-3			WP HR 1B	WP 1-2 1B			5-3		4	1	2	0	0	0	2
Ron Samford, R (1, 6) OBP: 0.288, SLG: 0.297		6-3		4-3 1-2	F9 1-2 2-3			BBBB 1B 1B BB		3	1	0	0	1	0	3
Billy Hoeft, L (1, 1) OBP: 0.172, SLG: 0.464		HR		2-H HR		G3		1B 1B 1B 1-3		4	3	3	3	0	0	0
Inning Stats	R: 2 E: 1 K: 0 S: 7 H: 3 LOB: 2 BB: 0 P: 7	R: 1 E: 0 K: 0 S: 4 H: 1 LOB: 0 BB: 0 P: 4	R: 0 E: 0 K: 0 S: 4 H: 1 LOB: 1 BB: 0 P: 4	R: 2 E: 0 K: 0 S: 5 H: 3 LOB: 0 BB: 0 P: 5	R: 1 E: 0 K: 0 S: 6 H: 3 LOB: 2 BB: 0 P: 6	R: 0 E: 0 K: 0 S: 4 H: 2 LOB: 1 BB: 0 P: 4	R: 0 E: 0 K: 0 S: 3 H: 0 LOB: 0 BB: 0 P: 3	R: 4 E: 1 K: 0 S: 7 H: 4 LOB: 2 BB: 1 P: 11		1B: 15 2B: 0 3B: 0 HR: 2 SF: 1 SAC: 0 DP: 2 HBP: 0						

livebaseballscorecards.com

AB	39
R	10
H	17
RBI	10
BB	1
SO	0
LOB	17

WP: 2 PB: 0 SB: 0 CS: 1 PA: 42

PITCHER		IP	WLS	BF	H	R	ER	SO	BB	IBB	HBP	BLK	WP	HR	S	P	ERA	WHIP
Hal Brown, R ERA: 4.35	(1, 1)	4.0	L	21	9	6	6	0	0	0	0	0	1	2	21	21	13.50	2.250
Art Ceccarelli, L ERA: 4.29	(5, 1)	2.0		9	4	0	0	0	0	0	0	0	1	0	9	9	0.00	2.000
Bill Wight, L ERA: 4.09	(7, 1)	2.0		11	4	4	4	0	1	0	0	0	0	0	10	14	18.00	2.500

PITCHER	IP	WLS	BF	H	R	ER	SO	BB	IBB	HBP	BLK	WP	HR	S	P	ERA	WHIP

Baltimore Orioles @ Detroit Tigers

Briggs Stadium, Detroit, MI

Sun Jul 14 1957, 4:38 AM EDT

Att. 26,306 - Unknown

TOP

livebaseballscorecards.com

Batter	1	2	3	4	5	6	7	8	9	10	AB	R	H	RBI	BB	SO	LOB
Billy Gardner, R (1, 4) OBP: 0.355, SLG: 0.384	F5		E6 FC4	G3		5-3		BB BB 1B	L9		6	0	1	0	0	0	2
Bob Boyd, L (1, 3) OBP: 0.397, SLG: 0.415	BB 1B SF7-2-4-3 1B		FC4 1B HR 1-2f	F8		G4-6-3 1B		BBBB 4-0 1-2 BB		SSS 0-3 K	5	2	2	0	1	1	1
Billy Goodman, L (1, 5) OBP: 0.315, SLG: 0.373	SF7-2-4-3 BB 1-2 1B		4-3 HR 1-3 1B	1B 1B		G4-6-3 1-2f		BBBB 4-0 1-2 2-3 BB		SSS 0-3 K	5	1	3	0	1	1	1
Bob Nieman, R (1, 7) OBP: 0.366, SLG: 0.455	BBBB 4-0 SF7-2-4-3 1-2 2-3 BB		4-3 1-2	1-2 1B			F2	F9		F3	4	0	1	0	1	0	5
Joe Durham, R (8, 7) OBP: 0.263, SLG: 0.197											1	0	0	0	0	0	0
Joe Ginsberg, L (1, 2) OBP: 0.370, SLG: 0.419	SF7-2-4-3 1-1 2-3 3-H		2-H 3-H HR	F8			F8		SH1-4 1B FC4-6 1B		0	0	0	1	0	0	0
Gus Triandos, R (3, PH) OBP: 0.343, SLG: 0.457											4	2	2	3	0	0	2
(3, 2)																	
Al Pilarcik, L (1, 9) OBP: 0.394, SLG: 0.376		1B G6-4-3 1B	BBBB 2B BB		F7		BBBB BB		FC4-6 SH1-4 1-2 1B		3	1	2	0	2	0	0
Jim Busby, R (1, 8) OBP: 0.270, SLG: 0.358		G6-4-3 1-3 1B	1-3 2B		SSS 0-3 K		F4		SH1-4 1-2 2-3		4	0	2	0	0	1	1
Willy Miranda, S (1, 6) OBP: 0.239, SLG: 0.197		G6-4-3 1-2f 3-H	4-0 IBB		1B			F7	4-0 FC4-6 IBB		3	0	1	0	1	0	1
George Kell, R (9, PH) OBP: 0.351, SLG: 0.404											0	0	0	0	1	0	0
Jim Brideweser, R (9, 6) OBP: 0.397, SLG: 0.392											0	0	0	0	0	0	0
Billy Loes, R (1, 1) OBP: 0.122, SLG: 0.079		1-3	4-3		1-3			SSS 0-3 K	1-2f 2-3 3-H FC4-6		4	0	0	0	0	1	4
Tito Francona, L (9, PH) OBP: 0.303, SLG: 0.370											1	0	0	1	0	0	2
George Zuverink, R (9, 1) OBP: 0.143, SLG: 0.077											0	0	0	0	0	0	0
Inning Stats	R: 1 H: 2 E: 0 LOB: 1 K: 0 BB: 1 S: 4 P: 8	R: 1 H: 2 E: 0 LOB: 0 K: 0 BB: 0 S: 4 P: 4	R: 3 H: 3 E: 1 LOB: 3 K: 0 BB: 2 S: 7 P: 15	R: 0 H: 2 E: 0 LOB: 2 K: 0 BB: 0 S: 5 P: 5	R: 0 H: 1 E: 0 LOB: 1 K: 1 BB: 0 S: 6 P: 6	R: 0 H: 1 E: 0 LOB: 0 K: 0 BB: 0 S: 3 P: 3	R: 0 H: 0 E: 0 LOB: 1 K: 0 BB: 1 S: 3 P: 7	R: 0 H: 1 E: 0 LOB: 3 K: 1 BB: 2 S: 6 P: 14	R: 1 H: 2 E: 0 LOB: 2 K: 0 BB: 1 S: 5 P: 9	R: 0 H: 0 E: 0 LOB: 0 K: 2 BB: 0 S: 7 P: 7	1B: 12 SF: 1 2B: 2 SAC: 1 3B: 0 DP: 3 HR: 1 HBP: 0						

	AB	40
	R	6
	H	14
	RBI	5
	BB	7
	SO	4
	LOB	19

WP: 0 PA: 49
PB: 0
SB: 0
CS: 0

PITCHER		IP	WLS	BF	H	R	ER	SO	BB	IBB	HBP	BLK	WP	HR	S	P	ERA	WHIP
Don Lee, R ERA: 4.66	(1, 1)	1.0		7	4	2	2	0	1	0	0	0	0	0	6	10	18.00	5.000
Al Aber, L ERA: 6.16	(2, 1)	1.2		8	2	3	0	0	1	0	0	0	0	1	7	11	0.00	1.800
Duke Maas, R ERA: 3.38	(3, 1)	4.1		19	5	0	0	1	1	1	0	0	0	0	19	27	0.00	1.385
Harry Byrd, R ERA: 1.84	(8, 1)	1.1		10	3	1	1	1	2	1	0	0	0	0	9	21	6.75	3.750
Lou Sleater, L ERA: 3.41	(9, 1)	1.2	W	5	0	0	0	2	0	0	0	0	0	0	9	9	0.00	0.000

PITCHER	IP	WLS	BF	H	R	ER	SO	BB	IBB	HBP	BLK	WP	HR	S	P	ERA	WHIP

Batter	1	2	3	4	5	6	7	8	9	10	AB	R	H	RBI	BB	SO	LOB
Harvey Kuenn, R (1, 5) (8, 6) OBP: 0.334, SLG: 0.380	0-0 2B 1B 1B	0-0 ②③ L4-3 1-2			0-0 ② 6-3		0-0 1-H HR		0-0 ② F5		5	2	2	2	0	0	4
Frank Bolling, R (1, 4) OBP: 0.332, SLG: 0.445	0-0 ① F8		0-0 1B 2B		0-0 ③ F7		0-0 ③ F6		0-0 ③ F2		5	0	1	0	0	0	3
Bill Tuttle, R (1, 8) OBP: 0.307, SLG: 0.328	0-0 1-2 2B 1B		0-0 G6-4-3 2-3 1B			0-0 ① L9		0-0 ① 4-3		0-0 G2-6-4 1B	5	1	3	0	0	0	0
Charlie Maxwell, L (1, 7) OBP: 0.374, SLG: 0.534	0-0 1-H 2-H SF7 2B		0-0 ① F4			0-0 ② 3-1		0-0 ② 2B		0-0 ①② G2-6-4 1-2f	5	1	2	2	0	0	3
Ray Boone, R (1, 3) OBP: 0.354, SLG: 0.408	0-0 ② SF7 3-H		0-0 ②③ G6-4-3 1-2f			0-0 1B		0-0 ③ F6		0-0 E 1B 1B	4	1	2	1	0	0	2
Jay Porter, R (1, 9) OBP: 0.375, SLG: 0.449 Al Kaline, R (9, 9) OBP: 0.331, SLG: 0.431	S S S 0-3 ③ K			X 0-0 ① F5		S S S 0-3 ③ K			X 0-0 SH1-4 2B 1B	X 0-0 L6 1B 1-2	3 2	0 1	0 1	0 1	0 0	2 0	1 1
Red Wilson, R (1, 2) OBP: 0.363, SLG: 0.364		H 1-0 1B HBP		X 0-0 ② F8			H 1-0 HR HBP		X 0-0 ① SH1-4 1-2	X 0-0 1-2 2-H 1B	2	1	1	1	0	0	0
Ron Samford, R (1, 6) OBP: 0.293, SLG: 0.303 Dave Philley, S (7, PH) OBP: 0.345, SLG: 0.356 Reno Bertoia, R (8, 5) OBP: 0.348, SLG: 0.372		X 0-0 1-3 L4-3 1B		X 0-0 ③ F8			X 0-0 ① F7		X 0-0 2-H 2B		2 1 1	0 0 0	1 0 1	0 0 1	0 0 0	0 1 0	0 1 0
Don Lee, R (1, 1) OBP: 0.167, SLG: 0.167 Al Aber, L (2, 1) OBP: 0.222, SLG: 0.125 Duke Maas, R (3, 1) OBP: 0.125, SLG: 0.191 Frank House, L (7, PH) OBP: 0.332, SLG: 0.352 Harry Byrd, R (8, 1) OBP: 0.308, SLG: 0.500 Lou Sleater, L (9, 1) OBP: 0.308, SLG: 0.500	S S S 0-3 ① K		S S S 0-3 ① K				S S S 0-3 ② K		I I I 4-0 IBB		0 1 1 1 0 0	0 0 0 0 0 0	0 0 0 0 0 0	0 0 0 0 0 0	0 0 0 0 0 0	0 0 0 1 0 0	0 2 0 1 0 0
Inning Stats	R: 3 E: 0 K: 1 S: 8 H: 3 LOB: 0 BB: 0 P: 8	R: 0 E: 0 K: 1 S: 5 H: 1 LOB: 1 BB: 0 P: 6	R: 0 E: 0 K: 0 S: 4 H: 2 LOB: 1 BB: 0 P: 4	R: 0 E: 0 K: 0 S: 3 H: 0 LOB: 0 BB: 0 P: 3	R: 0 E: 0 K: 0 S: 5 H: 0 LOB: 0 BB: 0 P: 5	R: 0 E: 0 K: 1 S: 6 H: 1 LOB: 1 BB: 0 P: 6	R: 2 E: 0 K: 1 S: 6 H: 1 LOB: 0 BB: 0 P: 7	R: 0 E: 0 K: 0 S: 3 H: 1 LOB: 0 BB: 0 P: 3	R: 1 E: 0 K: 0 S: 5 H: 2 LOB: 2 BB: 1 P: 9	R: 1 E: 1 K: 0 S: 5 H: 3 LOB: 2 BB: 0 P: 5	1B: 9 2B: 5 3B: 0 HR: 1	SF: 1 SAC: 1 DP: 3 HBP: 2						

PITCHER		IP	WLS	BF	H	R	ER	SO	BB	IBB	HBP	BLK	WP	HR	S	P	ERA	WHIP
Billy Loes, R ERA: 3.11	(1, 1)	8.0		32	9	5	5	5	0	0	2	0	0	1	40	42	5.62	1.125
George Zuverink, R ERA: 2.2	(9, 1)	1.2	L	11	5	2	1	0	0	1	0	0	0	0	10	14	5.40	3.000

PITCHER	IP	WLS	BF	H	R	ER	SO	BB	IBB	HBP	BLK	WP	HR	S	P	ERA	WHIP

BOTTOM

Baltimore Orioles @ Detroit Tigers

Briggs Stadium, Detroit, MI

Sun Jul 14 1957, 4:38 AM EDT

Att. 26,306 - Unknown

livebaseballscorecards.com

AB	38
R	7
H	14
RBI	7
BB	1
SO	5
LOB	18

1B: 9	SF: 1	WP: 0	PA: 43
2B: 5	SAC: 1	PB: 0	
3B: 0	DP: 3	SB: 0	
HR: 1	HBP: 2	CS: 0	

Batter	1	2	3	4	5	6	7	8	9	10	AB	R	H	RBI	BB	SO	LOB
Tony Kubek, L (1, 5) (5, 6) OBP: 0.339, SLG: 0.411	1-3		5-3 1-2		L4		1-H HR		2-H 1B	F8	6	1	2	2	0	0	1
Gil McDougald, R (1, 6) OBP: 0.377, SLG: 0.473 Jerry Coleman, R (5, 5) OBP: 0.341, SLG: 0.378	4-3		K SSS		HBP H		3B		F8	4-3	2 3	0 0	0 1	0 0	0 0	1 0	1 1
Mickey Mantle, S (1, 8) OBP: 0.525, SLG: 0.693	F7			1B 1B BB BBB	K SSS		1-3			1B 1B BB BBB	3	2	0	0	2	1	2
Yogi Berra, L (1, 2) OBP: 0.311, SLG: 0.423		L7		SH2-3 1B 6-3 1-2 1B		F9		1B BB BBB		F7	4	1	1	0	1	0	1
Hank Bauer, R (1, 9) OBP: 0.339, SLG: 0.449		E5 6-3 1B		SH2-3 1-2 2-H 1B		6-3		G5-4-3 1-2 1B		1B 1B 1-2 1B	5	1	4	1	0	0	0
Harry Simpson, L (1, 3) OBP: 0.343, SLG: 0.489		6-3 2-3		SH2-3 1-2 2-3		K SSS		K SSS		1B 1B 1-3 2-H 1B	4	1	1	1	0	2	3
Elston Howard, R (1, 7) OBP: 0.268, SLG: 0.366 Enos Slaughter, L (10, PH) (10, 7) OBP: 0.388, SLG: 0.371		6-3		6-3 3-H			4-3	G5-4-3 1-2f		1B HR 1-3 3-H 1B	4 1	0 1	0 1	1 1	0 0	0 0	4 0
Bobby Richardson, R (1, 4) OBP: 0.284, SLG: 0.321			5-3 1B	F8			1-3		SH3 1B 1B	HR 1-2 3-H 1B	5	1	3	1	0	0	1
Johnny Kucks, R (1, 1) OBP: 0.209, SLG: 0.128 Bob Grim, R (9, 1) Art Ditmar, R (9, 1) OBP: 0.130, SLG: 0.130 Tommy Byrne, L (9, 1) OBP: 0.261, SLG: 0.591			K SSS		K SSS		HR 1B		SH3 1-2	HR 1-H 2-H HR	3 0 0 1	1 0 0 1	1 0 0 1	0 0 0 3	0 0 0 0	2 0 0 0	1 0 0 0
Inning Stats	R: 0 E: 0 K: 0 S: 3 H: 0 LOB: 0 BB: 0 P: 3	R: 0 E: 1 K: 0 S: 4 H: 1 LOB: 1 BB: 0 P: 4	R: 0 E: 0 K: 2 S: 8 H: 1 LOB: 1 BB: 0 P: 8	R: 2 E: 0 K: 0 S: 5 H: 2 LOB: 1 BB: 1 P: 9	R: 0 E: 0 K: 2 S: 7 H: 0 LOB: 1 BB: 0 P: 8	R: 0 E: 0 K: 1 S: 5 H: 0 LOB: 0 BB: 0 P: 5	R: 2 E: 0 K: 0 S: 6 H: 3 LOB: 1 BB: 0 P: 6	R: 0 E: 0 K: 1 S: 5 H: 1 LOB: 1 BB: 1 P: 9	R: 0 E: 0 K: 0 S: 4 H: 2 LOB: 1 BB: 0 P: 4	R: 6 E: 0 K: 0 S: 8 H: 5 LOB: 0 BB: 1 P: 12	1B: 12 2B: 0 3B: 1 HR: 2	SF: 0 SAC: 2 DP: 1 HBP: 1						

PITCHER		IP	WLS	BF	H	R	ER	SO	BB	IBB	HBP	BLK	WP	HR	S	P	ERA	WHIP
Frank Lary, R ERA: 4.12	(1, 1)	7.0		30	7	4	4	5	1	0	1	0	0	1	38	43	5.14	1.143
Lou Sleater, L ERA: 3.22	(8, 1)	2.0		8	3	0	0	1	1	0	0	0	0	0	9	13	0.00	2.000
Paul Foytack, R ERA: 3.57	(10, 1)	0.1	L	4	2	3	3	0	1	0	0	0	0	0	3	7	81.00	9.000
Al Aber, L ERA: 6.89	(10, 1)	0.2		5	3	3	3	0	0	0	0	0	0	1	5	5	40.50	4.500

PITCHER	IP	WLS	BF	H	R	ER	SO	BB	IBB	HBP	BLK	WP	HR	S	P	ERA	WHIP

TOP

New York Yankees @ Detroit Tigers

Briggs Stadium, Detroit, MI

Tue Jul 16 1957, 7:05 PM EDT

Att. 43,737 - Unknown

livebaseballscorecards.com

AB	41
R	10
H	15
RBI	10
BB	3
SO	6
LOB	15

1B: 12	SF: 0	WP: 0	PA: 47
2B: 0	SAC: 2	PB: 0	
3B: 1	DP: 1	SB: 0	
HR: 2	HBP: 1	CS: 0	

Batter	1	2	3	4	5	6	7	8	9	10	AB	R	H	RBI	BB	SO	LOB
Harvey Kuenn, R (1, 5) OBP: 0.330, SLG: 0.374	6-3		1-3		P6		P6		P6		5	0	0	0	0	0	5
Frank Bolling, R (1, 4) OBP: 0.333, SLG: 0.442	FC1-4, 1B		6-3			K		4-3	1B, BB 1-2 2-3		4	0	1	0	1	1	0
Bill Tuttle, R (1, 8) OBP: 0.305, SLG: 0.325	FC1-4 1-2f			P4		1-3		6-3	1B 1-3 2-H 3-H		5	0	1	2	0	0	1
Charlie Maxwell, L (1, 7) OBP: 0.371, SLG: 0.528	L4			K		F5		1B	K		5	0	1	0	0	2	3
Ray Boone, R (1, 3) OBP: 0.361, SLG: 0.408		BB, FC6		BB			HBP, FC4-6	K		K	0	0	0	0	2	0	0
Bobo Osborne, L (7, PR) OBP: 0.233, SLG: 0.185											2	0	0	0	0	2	1
(8, 3)																	
Jay Porter, R (1, 9) OBP: 0.363, SLG: 0.432		FC6 1-2f, SH1-3		K			FC4-6 1-2f 2B		F8	F9	3	1	0	0	0	1	3
Reno Bertoia, R (8, 6) OBP: 0.344, SLG: 0.367											2	0	0	0	0	0	0
Red Wilson, R (1, 2) OBP: 0.387, SLG: 0.389		SH1-3 1-2			BB, FC6-4		1B 2-H 2B		1B 1B	BB	2	1	2	1	2	0	0
Ron Samford, R (1, 6) OBP: 0.286, SLG: 0.295		K			FC6-4 1-2f		P6		BB, 1B 1-2 1B	5-3	2	0	0	0	0	1	2
Dave Philley, S (7, PH) OBP: 0.342, SLG: 0.353											1	0	0	0	0	0	2
Lou Skizas, L (8, 1) OBP: 0.308, SLG: 0.500											0	0	0	0	0	0	0
Frank House, L (9, PH) OBP: 0.335, SLG: 0.355											1	0	1	0	0	0	0
Billy Hoeft, L (9, PR) OBP: 0.172, SLG: 0.464											0	1	0	0	0	0	0
Paul Foytack, R (10, 1) OBP: 0.342, SLG: 0.306											0	0	0	0	0	0	0
Al Aber, L (10, 1) OBP: 0.222, SLG: 0.125											0	0	0	0	0	0	0
Steve Boros, R (10, PH) OBP: 0.167, SLG: 0.172											1	0	0	0	0	0	1
Frank Lary, R (1, 1) OBP: 0.205, SLG: 0.214			K		F8						2	0	0	0	0	1	1
Al Kaline, R (7, PH) OBP: 0.335, SLG: 0.435							2-3, 1B		1-2 2-H BB, 1B, 1B		2	1	2	1	0	0	0
(8, 9)																	
Inning Stats	R: 0 H: 1 E: 0 LOB: 1 K: 0 BB: 0 S: 4 P: 4	R: 0 H: 0 E: 0 LOB: 1 K: 1 BB: 1 S: 5 P: 9	R: 0 H: 0 E: 0 LOB: 0 K: 1 BB: 0 S: 5 P: 5	R: 0 H: 0 E: 0 LOB: 1 K: 2 BB: 1 S: 7 P: 11	R: 0 H: 0 E: 0 LOB: 1 K: 0 BB: 1 S: 3 P: 7	R: 0 H: 0 E: 0 LOB: 0 K: 1 BB: 0 S: 5 P: 5	R: 1 H: 2 E: 1 LOB: 2 K: 0 BB: 0 S: 5 P: 6	R: 0 H: 1 E: 0 LOB: 1 K: 1 BB: 0 S: 6 P: 6	R: 3 H: 4 E: 0 LOB: 2 K: 1 BB: 1 S: 9 P: 13	R: 0 H: 0 E: 0 LOB: 1 K: 1 BB: 1 S: 5 P: 9	1B: 7 SF: 0 2B: 1 SAC: 1 3B: 0 DP: 0 HR: 0 HBP: 1						

PITCHER		IP	WLS	BF	H	R	ER	SO	BB	IBB	HBP	BLK	WP	HR	S	P	ERA	WHIP
Johnny Kucks, R ERA: 3.55	(1, 1)	8.1		36	7	4	4	6	3	0	1	0	0	0	44	57	4.32	1.200
Bob Grim, R ERA: 2.97	(9, 1)	0.1		2	0	0	0	0	1	0	0	0	0	0	1	5	0.00	3.000
Art Ditmar, R ERA: 2.59	(9, 1)	0.0		1	1	0	0	0	0	0	0	0	0	0	1	1	∞	∞
Tommy Byrne, L ERA: 3.57	(9, 1)	1.1	W	5	0	0	0	2	1	0	0	0	0	0	8	12	0.00	0.750

PITCHER	IP	WLS	BF	H	R	ER	SO	BB	IBB	HBP	BLK	WP	HR	S	P	ERA	WHIP

BOTTOM

New York Yankees @ Detroit Tigers

Briggs Stadium, Detroit, MI

Tue Jul 16 1957, 7:05 PM EDT

Att. 43,737 - Unknown

livebaseballscorecards.com

AB	37
R	4
H	8
RBI	4
BB	5
SO	8
LOB	19

WP: 0 PA: 44
PB: 0
SB: 0
CS: 0

Batter	1	2	3	4	5	6	7	8	9	AB	R	H	RBI	BB	SO	LOB
Tony Kubek, L (1, 6) OBP: 0.341, SLG: 0.407	H 1-0 S HBP		x 0-0 P6 ③	x 0-0 F5 ③		x 0-0 1-2 1B			x 0-0 6-3 ①	4	0	1	0	0	0	3
Jerry Coleman, R (1, 5) OBP: 0.348, SLG: 0.476	x 0-0 F9 ① 1-2			x 0-0 HR	x 0-0 1B SF9 2B	S S S 0-3 K ③			x 0-0 F2 ②	5	2	2	1	0	1	3
Mickey Mantle, S (1, 8) OBP: 0.521, SLG: 0.683	x 0-0 P6 ②			B B B B 4-0 2B 1B BB	x 0-0 F5 ①		x 0-0 F5 ①		S S S 0-3 K ③	4	1	0	0	1	1	2
Yogi Berra, L (1, 2) OBP: 0.313, SLG: 0.435	x 0-0 P6 ③			x 0-0 F9 ①	x 0-0 2-3 1B		x 0-0 HR			4	1	2	1	0	0	2
Harry Simpson, L (1, 3) OBP: 0.342, SLG: 0.491		x 0-0 F7 ①		x 0-0 1B 1-3 E 2B	x 0-0 SF9 ② 3-H		x 0-0 3-1 ②			3	1	1	1	0	0	0
Hank Bauer, R (1, 9) OBP: 0.337, SLG: 0.447		x 0-0 L6-3 1B		S S S 0-3 K ②	x 0-0 P3 ③		x 0-0 F5 ③			4	0	1	0	0	1	3
Elston Howard, R (1, 7) OBP: 0.267, SLG: 0.361		x 0-0 ② ③ L6-3 1-2		B B B B 4-0 E BB		x 0-0 L8 ①		x 0-0 L3 ①		3	0	0	0	1	0	1
Bobby Richardson, R (1, 4) OBP: 0.284, SLG: 0.319			x 0-0 4-3 ①	x 0-0 E4 1-3 2-H 3-H 1B		x 0-0 6-3 ②		x 0-0 6-3 ②		4	0	1	1	0	0	0
Bob Turley, R (1, 1) OBP: 0.258, SLG: 0.115			S S S 0-3 K ②	B B B 4-0 BB		H 1-0 1B HBP		S S S 0-3 K ③		2	0	0	0	1	2	0
Inning Stats	R: 0 E: 0 K: 0 S: 3 H: 0 LOB: 1 BB: 0 P: 4	R: 0 E: 0 K: 0 S: 3 H: 1 LOB: 0 BB: 0 P: 3	R: 0 E: 0 K: 1 S: 5 H: 0 LOB: 0 BB: 0 P: 5	R: 3 E: 1 K: 1 S: 8 H: 3 LOB: 3 BB: 3 P: 20	R: 1 E: 0 K: 0 S: 5 H: 2 LOB: 1 BB: 0 P: 5	R: 0 E: 0 K: 1 S: 6 H: 1 LOB: 2 BB: 0 P: 7	R: 1 E: 0 K: 0 S: 4 H: 1 LOB: 0 BB: 0 P: 4	R: 0 E: 0 K: 1 S: 5 H: 0 LOB: 0 BB: 0 P: 5	R: 0 E: 0 K: 1 S: 5 H: 0 LOB: 0 BB: 0 P: 5	1B: 4 2B: 3 3B: 0 HR: 2	SF: 1 SAC: 0 DP: 1 HBP: 2						

PITCHER	IP	WLS	BF	H	R	ER	SO	BB	IBB	HBP	BLK	WP	HR	S	P	ERA	WHIP
Jim Bunning, R (1, 1) ERA: 2.25	7.0	L	33	8	5	4	3	3	0	2	0	0	2	34	48	5.14	1.571
Duke Maas, R (8, 1) ERA: 3.33	2.0		6	0	0	0	2	0	0	0	0	0	0	10	10	0.00	0.000

PITCHER	IP	WLS	BF	H	R	ER	SO	BB	IBB	HBP	BLK	WP	HR	S	P	ERA	WHIP

New York Yankees @ Detroit Tigers

Briggs Stadium, Detroit, MI

Wed Jul 17 1957, 7:05 PM EDT

Att. 40,715 - Unknown

TOP

livebaseballscorecards.com

AB	33
R	5
H	8
RBI	4
BB	3
SO	5
LOB	14

1B: 4	SF: 1	WP: 0	PA: 39
2B: 3	SAC: 0	PB: 0	
3B: 0	DP: 1	SB: 1	
HR: 2	HBP: 2	CS: 0	

Batter	1	2	3	4	5	6	7	8	9	AB	R	H	RBI	BB	SO	LOB
Harvey Kuenn, R (1, 5) OBP: 0.329, SLG: 0.372	S S S 0-3 ① K		x 0-0 ① 1-3		x 0-0 1B			x 0-0 ① F3		4	0	1	0	0	1	0
Frank Bolling, R (1, 4) OBP: 0.332, SLG: 0.440	x 0-0 ② F3		x 0-0 ② F8		x 0-0 ③ F8			x 0-0 G6-4-3 1B		4	0	1	0	0	0	1
Bill Tuttle, R (1, 8) OBP: 0.304, SLG: 0.321	B B B B 4-0 BB		x 0-0 ③ 5-3			x 0-0 ① 4-3		x 0-0 ②③ G6-4-3 1-2f		3	0	0	0	1	0	1
Charlie Maxwell, L (1, 7) OBP: 0.373, SLG: 0.538	x 0-0 ③ L8			x 0-0 FC6-4 1B		x 0-0 HR			S S S 0-3 ① K	4	1	2	1	0	1	1
Al Kaline, R (1, 9) OBP: 0.334, SLG: 0.431		x 0-0 ① L7		x 0-0 ① FC6-4 1-2f		B B B B 4-0 G4-6-3 BB			x 0-0 ② F7	3	0	0	0	1	0	1
Dave Philley, S (1, 3) OBP: 0.347, SLG: 0.364		x 0-0 G3 2B		x 0-0 ② F7		x 0-0 ②③ G4-6-3 1-2f			x 0-0 S 1B	4	0	2	0	0	0	2
Red Wilson, R (1, 2) OBP: 0.391, SLG: 0.380		B B B B 4-0 G3 BB		x 0-0 ③ F7			x 0-0 ① 1-3		B B B B 4-0 1-2 BB	2	0	0	0	2	0	1
Ron Samford, R (1, 6) OBP: 0.279, SLG: 0.288 Frank House, L (7, PH) OBP: 0.333, SLG: 0.354 Steve Boros, R (8, 6) OBP: 0.161, SLG: 0.167		x 0-0 ② G3 1-2 2-3			x 0-0 ① L8		S S S 0-3 ② K		x 0-0 ③ F7	2 1 1	0 0 0	0 0 0	0 0 0	0 1 0	0 0 0	2 0 2
Jim Bunning, R (1, 1) OBP: 0.260, SLG: 0.234 Reno Bertoia, R (7, PH) OBP: 0.343, SLG: 0.365 Duke Maas, R (8, 1) OBP: 0.125, SLG: 0.191		S S S 0-3 ③ K			S S S 0-3 ② K		S S S 0-3 ③ K			2 1 0	0 0 0	0 0 0	0 0 0	0 0 0	2 1 0	2 0 0
Inning Stats	R: 0 H: 0 E: 0 LOB: 1 K: 1 BB: 1 S: 5 P: 9	R: 0 H: 1 E: 0 LOB: 2 K: 1 BB: 1 S: 6 P: 10	R: 0 H: 0 E: 0 LOB: 0 K: 0 BB: 0 S: 3 P: 3	R: 0 H: 1 E: 0 LOB: 1 K: 0 BB: 0 S: 4 P: 4	R: 0 H: 1 E: 0 LOB: 1 K: 1 BB: 0 S: 6 P: 6	R: 1 H: 1 E: 0 LOB: 0 K: 0 BB: 1 S: 3 P: 7	R: 0 H: 0 E: 0 LOB: 0 K: 2 BB: 0 S: 7 P: 7	R: 0 H: 1 E: 0 LOB: 0 K: 0 BB: 0 S: 3 P: 3	R: 0 H: 1 E: 0 LOB: 2 K: 1 BB: 1 S: 6 P: 10	1B: 4 SF: 0 2B: 1 SAC: 0 3B: 0 DP: 2 HR: 1 HBP: 0					WP: 0 PA: 35 PB: 0 SB: 1 CS: 0		

PITCHER	IP	WLS	BF	H	R	ER	SO	BB	IBB	HBP	BLK	WP	HR	S	P	ERA	WHIP
Bob Turley, R (1, 1) ERA: 2.35	9.0	W	35	6	1	1	6	4	0	0	0	0	1	43	59	1.00	1.111

PITCHER	IP	WLS	BF	H	R	ER	SO	BB	IBB	HBP	BLK	WP	HR	S	P	ERA	WHIP

BOTTOM

New York Yankees @ Detroit Tigers

Briggs Stadium, Detroit, MI

Wed Jul 17 1957, 7:05 PM EDT

Att. 40,715 - Unknown

livebaseballscorecards.com

AB	31
R	1
H	6
RBI	1
BB	4
SO	6
LOB	13

Batter	1	2	3	4	5	6	7	8	9	AB	R	H	RBI	BB	SO	LOB
Elston Howard, R (1, 7) OBP: 0.266, SLG: 0.362	SH1-3 2B		F9		6-3			F9	K	5	0	1	0	0	1	2
Jerry Coleman, R (1, 5) OBP: 0.347, SLG: 0.467	SH1-3 2-3		F8			F9		BB 1B 1B		3	1	1	0	0	0	1
Mickey Mantle, S (1, 8) OBP: 0.524, SLG: 0.682	BB FC5-4 BB		P4			FC3-6 1B		1B 2B BB 1-2		2	1	1	0	2	0	1
Yogi Berra, L (1, 2) OBP: 0.312, SLG: 0.432	P4			4-3		FC3-6 1-2f		2B 1B 1-3 2-H		4	1	1	1	0	0	3
Hank Bauer, R (1, 9) OBP: 0.336, SLG: 0.447	FC5-4 1-2f			F8		K		2B 1-H 3-H		4	0	1	2	0	1	3
Harry Simpson, L (1, 3) OBP: 0.340, SLG: 0.485		4-3		BB			K	1-3		3	0	0	0	1	1	1
Don Larsen, R (1, 1) OBP: 0.324, SLG: 0.345		F8		K			L9		5-3	2	0	0	0	0	1	1
Art Ditmar, R (6, 1) OBP: 0.130, SLG: 0.130										0	0	0	0	0	0	0
Enos Slaughter, L (7, PH) OBP: 0.385, SLG: 0.368										1	0	0	0	0	0	0
Al Cicotte, R (7, 1) OBP: 0.200, SLG: 0.300										0	0	0	0	0	0	0
Bob Grim, R (8, 1)										1	0	0	0	0	0	0
Tony Kubek, L (1, 6) OBP: 0.339, SLG: 0.404		F7			K		6-3		1B	4	0	1	0	0	1	0
Bobby Richardson, R (1, 4) OBP: 0.283, SLG: 0.315			BB		P4			6-3	F9	3	0	0	0	1	0	1
Inning Stats	R: 0 E: 0 K: 0 S: 4 H: 1 LOB: 2 BB: 1 P: 8	R: 0 E: 0 K: 0 S: 3 H: 0 LOB: 0 BB: 0 P: 3	R: 0 E: 0 K: 0 S: 3 H: 0 LOB: 1 BB: 1 P: 7	R: 0 E: 0 K: 1 S: 5 H: 0 LOB: 1 BB: 1 P: 9	R: 0 E: 0 K: 1 S: 5 H: 0 LOB: 0 BB: 0 P: 5	R: 0 E: 0 K: 1 S: 6 H: 1 LOB: 1 BB: 0 P: 6	R: 0 E: 0 K: 1 S: 5 H: 0 LOB: 0 BB: 0 P: 5	R: 3 E: 0 K: 0 S: 6 H: 3 LOB: 1 BB: 1 P: 10	R: 0 E: 0 K: 1 S: 6 H: 1 LOB: 1 BB: 0 P: 6	1B: 4 2B: 2 3B: 0 HR: 0	SF: 0 SAC: 1 DP: 0 HBP: 0						

TOP

New York Yankees @ Detroit Tigers

Briggs Stadium, Detroit, MI

Thu Jul 18 1957, 4:33 AM EDT

Att. 21,552 - Unknown

livebaseballscorecards.com

AB	32
R	3
H	6
RBI	3
BB	4
SO	5
LOB	13

PITCHER		IP	WLS	BF	H	R	ER	SO	BB	IBB	HBP	BLK	WP	HR	S	P	ERA	WHIP
Billy Hoeft, L ERA: 4.35	(1, 1)	7.2	L	32	5	3	3	4	4	0	0	0	0	0	36	52	3.52	1.174
Lou Sleater, L ERA: 3.19	(8, 1)	0.1		1	0	0	0	0	0	0	0	0	0	0	1	1	0.00	0.000
Duke Maas, R ERA: 3.31	(9, 1)	1.0		4	1	0	0	1	0	0	0	0	0	0	6	6	0.00	1.000

PITCHER	IP	WLS	BF	H	R	ER	SO	BB	IBB	HBP	BLK	WP	HR	S	P	ERA	WHIP

Batter	1	2	3	4	5	6	7	8	9	AB	R	H	RBI	BB	SO	LOB
Harvey Kuenn, R (1, 6) OBP: 0.327, SLG: 0.370	F9			E6 CS	1-2 2-3 1B	P4		K2-3		5	0	1	0	0	1	5
Frank Bolling, R (1, 4) OBP: 0.336, SLG: 0.441	G6-4-3 BB			WP 1-2 1B	K		S 1B		5-3	4	0	2	0	1	1	3
Bill Tuttle, R (1, 8) OBP: 0.299, SLG: 0.315	G6-4-3 1-2f			F8 1-2		P5	F3 1-2		F9	5	0	0	0	0	0	3
Charlie Maxwell, L (1, 7) OBP: 0.376, SLG: 0.534		G6-4-3 BB		BB		1B 1B BB	F5		1-3	2	1	0	0	3	0	1
Ray Boone, R (1, 3) OBP: 0.359, SLG: 0.405		G6-4-3 1-2f		F3		BB 1-3 1B 1B	6-3			4	1	1	0	0	0	4
Al Kaline, R (1, 9) OBP: 0.336, SLG: 0.430		F8			F2	BB 1B 1-2 BB		S 1B 1B		3	0	1	0	1	0	0
Reno Bertoia, R (1, 5) OBP: 0.346, SLG: 0.368			P5		4-3	BB 1-2 2-H 3-H 1B		S 1-2 1B		4	0	2	2	0	0	0
Red Wilson, R (1, 2) OBP: 0.386, SLG: 0.368			K		1B 1B BB	F9		P5 1-2 2-3		3	0	0	0	1	1	4
Billy Hoeft, L (1, 1) OBP: 0.219, SLG: 0.467 Lou Sleater, L (8, 1) OBP: 0.308, SLG: 0.500 Dave Philley, S (8, PH) OBP: 0.344, SLG: 0.362 Duke Maas, R (9, 1) OBP: 0.125, SLG: 0.191			K		1B 1-2	BB 1-2 2-3		L5		2 0 1 0	0 0 0 0	1 0 0 0	0 0 0 0	1 0 0 0	1 0 0 0	0 0 2 0
Inning Stats	R: 0 E: 0 K: 0 S: 2 H: 0 LOB: 0 BB: 1 P: 6	R: 0 E: 0 K: 0 S: 2 H: 0 LOB: 0 BB: 1 P: 6	R: 0 E: 0 K: 2 S: 7 H: 0 LOB: 0 BB: 0 P: 7	R: 0 E: 1 K: 0 S: 4 H: 1 LOB: 2 BB: 1 P: 8	R: 0 E: 0 K: 1 S: 7 H: 2 LOB: 3 BB: 1 P: 11	R: 2 E: 0 K: 0 S: 5 H: 2 LOB: 3 BB: 3 P: 17	R: 0 E: 0 K: 0 S: 4 H: 1 LOB: 1 BB: 0 P: 4	R: 0 E: 0 K: 1 S: 7 H: 2 LOB: 2 BB: 0 P: 7	R: 0 E: 0 K: 0 S: 3 H: 0 LOB: 0 BB: 0 P: 3	1B: 8 2B: 0 3B: 0 HR: 0	SF: 0 SAC: 0 DP: 2 HBP: 0						

PITCHER		IP	WLS	BF	H	R	ER	SO	BB	IBB	HBP	BLK	WP	HR	S	P	ERA	WHIP
Don Larsen, R ERA: 3.75	(1, 1)	5.2		27	5	2	2	3	7	0	0	0	1	0	26	54	3.18	2.118
Art Ditmar, R ERA: 2.58	(6, 1)	0.1		1	0	0	0	0	0	0	0	0	0	0	1	1	0.00	0.000
Al Cicotte, R ERA: 4.33	(7, 1)	1.0	W	6	3	0	0	0	0	0	0	0	0	0	6	6	0.00	3.000
Bob Grim, R ERA: 2.82	(8, 1)	2.0	S	6	0	0	0	1	0	0	0	0	0	0	8	8	0.00	0.000

PITCHER	IP	WLS	BF	H	R	ER	SO	BB	IBB	HBP	BLK	WP	HR	S	P	ERA	WHIP

BOTTOM

New York Yankees @ Detroit Tigers

Briggs Stadium, Detroit, MI

Thu Jul 18 1957, 4:33 AM EDT

Att. 21,552 - Unknown

livebaseballscorecards.com

AB	33
R	2
H	8
RBI	2
BB	7
SO	4
LOB	22

WP: 1 PA: 40
PB: 0
SB: 3
CS: 1

Batter	1	2	3	4	5	6	7	8	9	AB	R	H	RBI	BB	SO	LOB
Milt Bolling, R (1, 4) OBP: 0.294, SLG: 0.373	S S S 0-3 ① K		x 0-0 ①② G4-6-3 1-2f 2-3		x 0-0 ③ F3		x 0-0 ③ FC6-4 1-2f			4	0	0	0	0	1	5
Pete Runnels, L (1, 5) OBP: 0.318, SLG: 0.278	x 0-0 ② F7		x 0-0 ③ F7			x 0-0 ① F8		x 0-0 L3-6 E 1B		4	0	1	0	0	0	1
Jim Lemon, R (1, 9) OBP: 0.374, SLG: 0.503	S S S 0-3 ③ K			x 0-0 ① F9		x 0-0 E5 1B 1B		x 0-0 ①② L3-6 1-3		4	1	1	0	0	1	1
Roy Sievers, R (1, 7) OBP: 0.384, SLG: 0.560		x 0-0 ① F8		S S S 0-3 ② K		x 0-0 ② F3		x 0-0 FC5 1B 1B		4	0	1	0	0	1	1
Clint Courtney, L (1, 2) OBP: 0.349, SLG: 0.417		x 0-0 ② P4		S S S 0-3 ③ K		x 0-0 2-H 1B		x 0-0 1-2 1B		4	0	2	1	0	1	0
Art Schult, R (1, 3) OBP: 0.381, SLG: 0.435		x 0-0 2B			x 0-0 1B 1B	x 0-0 ③ F7		x 0-0 ③ FC5 2-3f		4	0	2	0	0	0	3
Faye Throneberry, L (1, 8) OBP: 0.236, SLG: 0.267		S S S 0-3 ③ K			x 0-0 ① F7		x 0-0 ① P6		x 0-0 ① 4-3	4	0	0	0	0	1	2
Rocky Bridges, R (1, 6) OBP: 0.321, SLG: 0.318			B B B B 4-0 G4-6-3 BB BB		x 0-0 1-2 1B		B B B B 4-0 FC6-4 BB		x 0-0 ② F7	2	0	1	0	2	0	0
Pedro Ramos, S (1, 1) OBP: 0.224, SLG: 0.191 Lou Berberet, L (5, PH) OBP: 0.346, SLG: 0.385 Dick Hyde, R (5, 1) OBP: 0.167, SLG: 0.167 Julio Becquer, L (7, PH) OBP: 0.306, SLG: 0.396 Jim Heise, R (7, 1) Herb Plews, L (9, PH) OBP: 0.327, SLG: 0.377			B B B B 4-0 1-2 G4-6-3 BB		S S S 0-3 ② K		S S S 0-3 ② K		x 0-0 ③ 4-3	0 1 0 1 0 1	0 0 0 0 0 0	0 0 0 0 0 0	0 0 0 0 0 0	1 0 0 0 0 0	0 1 0 1 0 0	0 2 0 1 0 0
Inning Stats	R: 0 E: 0 K: 2 S: 7 H: 0 LOB: 0 BB: 0 P: 7	R: 0 E: 0 K: 1 S: 6 H: 1 LOB: 1 BB: 0 P: 6	R: 0 E: 0 K: 0 S: 2 H: 0 LOB: 1 BB: 2 P: 10	R: 0 E: 0 K: 2 S: 7 H: 0 LOB: 0 BB: 0 P: 7	R: 0 E: 0 K: 1 S: 7 H: 2 LOB: 2 BB: 0 P: 7	R: 1 E: 1 K: 0 S: 5 H: 2 LOB: 1 BB: 0 P: 5	R: 0 E: 0 K: 1 S: 5 H: 0 LOB: 1 BB: 1 P: 9	R: 0 E: 1 K: 0 S: 5 H: 3 LOB: 2 BB: 0 P: 5	R: 0 E: 0 K: 0 S: 3 H: 0 LOB: 0 BB: 0 P: 3	1B: 7 2B: 2 3B: 0 HR: 0 SF: 0 SAC: 0 DP: 2 HBP: 0						

PITCHER		IP	WLS	BF	H	R	ER	SO	BB	IBB	HBP	BLK	WP	HR	S	P	ERA	WHIP
Paul Foytack, R ERA: 3.38	(1, 1)	7.2	W	32	8	1	0	7	3	0	0	0	0	0	43	55	0.00	1.435
Harry Byrd, R ERA: 1.69	(8, 1)	1.1	S	4	0	0	0	0	0	0	0	0	0	0	4	4	0.00	0.000

PITCHER	IP	WLS	BF	H	R	ER	SO	BB	IBB	HBP	BLK	WP	HR	S	P	ERA	WHIP

TOP

Washington Senators @ Detroit Tigers

Briggs Stadium, Detroit, MI

Fri Jul 19 1957, 7:05 PM EDT

Att. 13,768 - Unknown

livebaseballscorecards.com

AB	33
R	1
H	8
RBI	1
BB	3
SO	7
LOB	16

PA: 36

WP: 0
PB: 0
SB: 0
CS: 0

Batter	1	2	3	4	5	6	7	8	9	AB	R	H	RBI	BB	SO	LOB
Harvey Kuenn, R (1, 6) OBP: 0.326, SLG: 0.368	F8	G5-4-3 1-3 3-H 1B			4-3		F9			4	0	1	1	0	0	0
Frank Bolling, R (1, 4) OBP: 0.335, SLG: 0.437	F7	G5-4-3 1-2f			BB			5-3		3	0	0	0	1	0	2
Reno Bertoia, R (1, 5) OBP: 0.344, SLG: 0.377	S 3B		5-3		P4			P6		4	1	1	0	0	0	1
Charlie Maxwell, L (1, 7) OBP: 0.380, SLG: 0.536	S BB		G6-4-3 1B		F7			1B		3	0	2	0	1	0	1
Ray Boone, R (1, 3) OBP: 0.354, SLG: 0.398	5-3 1-2 3-H		G6-4-3 1-2f			F7		F5		4	0	0	0	0	0	3
Al Kaline, R (1, 9) OBP: 0.333, SLG: 0.426		F2		F7		L6-3				3	0	0	0	0	0	0
Frank House, L (1, 2) OBP: 0.338, SLG: 0.369		1B 1B BB		HR		F2				2	2	1	1	1	0	0
Bill Tuttle, R (1, 8) OBP: 0.303, SLG: 0.319		1B 1B 1-3 1B		G6-4-3 1B			5-3			3	1	2	0	0	0	0
Paul Foytack, R (1, 1) OBP: 0.341, SLG: 0.308 Harry Byrd, R (8, 1)		1B 1-3 3-H 1B		G6-4-3 1-2f			4-3			3 0	0 0	1 0	1 0	0 0	0 0	1 0
Inning Stats	R: 1 E: 0 K: 0 S: 4 H: 1 LOB: 1 BB: 1 P: 8	R: 2 E: 0 K: 0 S: 5 H: 3 LOB: 1 BB: 1 P: 9	R: 0 E: 0 K: 0 S: 3 H: 1 LOB: 0 BB: 0 P: 3	R: 1 E: 0 K: 0 S: 4 H: 2 LOB: 0 BB: 0 P: 4	R: 0 E: 0 K: 0 S: 3 H: 0 LOB: 1 BB: 1 P: 7	R: 0 E: 0 K: 0 S: 3 H: 0 LOB: 0 BB: 0 P: 3	R: 0 E: 0 K: 0 S: 3 H: 0 LOB: 0 BB: 0 P: 3	R: 0 E: 0 K: 0 S: 4 H: 1 LOB: 1 BB: 0 P: 4		1B: 6 2B: 0 3B: 1 HR: 1 SF: 0 SAC: 0 DP: 3 HBP: 0						

PITCHER		IP	WLS	BF	H	R	ER	SO	BB	IBB	HBP	BLK	WP	HR	S	P	ERA	WHIP
Pedro Ramos, R ERA: 4.94	(1, 1)	4.0	L	18	7	4	4	0	2	0	0	0	0	1	16	24	9.00	2.250
Dick Hyde, R ERA: 4.1	(5, 1)	2.0		7	0	0	0	0	1	0	0	0	0	0	6	10	0.00	0.500
Jim Heise, R ERA: 8.15	(7, 1)	2.0		7	1	0	0	0	0	0	0	0	0	0	7	7	0.00	0.500

PITCHER	IP	WLS	BF	H	R	ER	SO	BB	IBB	HBP	BLK	WP	HR	S	P	ERA	WHIP

BOTTOM

Washington Senators @ Detroit Tigers

Briggs Stadium, Detroit, MI

Fri Jul 19 1957, 7:05 PM EDT

Att. 13,768 - Unknown

livebaseballscorecards.com

AB	29
R	4
H	8
RBI	3
BB	3
SO	0
LOB	8

WP: 0 PA: 32
PB: 0
SB: 2
CS: 0

Washington Senators @ Detroit Tigers

Briggs Stadium, Detroit, MI

Sat Jul 20 1957, 4:33 AM EDT

Att. 5,830 - Unknown

TOP

livebaseballscorecards.com

Batter	1	2	3	4	5	6	7	8	9	AB	R	H	RBI	BB	SO	LOB
Milt Bolling, R (1, 4) OBP: 0.295, SLG: 0.372	G4-6-3 1B		5-3			F8	SF8 1-2 2-3 3-H			3	0	1	0	0	0	0
Herb Plews, L (7, PH) OBP: 0.326, SLG: 0.377 (7, 4)										0	0	0	1	0	0	0
Pete Runnels, L (1, 5) OBP: 0.320, SLG: 0.278	G4-6-3 1-2f		BB			HR 1B	F9			3	1	1	0	1	0	4
Jim Lemon, R (1, 9) OBP: 0.375, SLG: 0.510	HR		F8			K		G6-4-3 BB		3	1	1	1	1	1	2
Roy Sievers, R (1, 7) OBP: 0.385, SLG: 0.569	K			G4-6-3 1B		HR 1-H		K		4	1	2	2	0	2	1
Art Schult, R (1, 3) OBP: 0.369, SLG: 0.420		5-3		F9		K		G6-4-3 1-2f		4	0	0	0	0	1	2
Lou Berberet, L (1, 2) OBP: 0.344, SLG: 0.388		F8		G4-6-3 1-2f			FC1-5-6-1 2B		6-3	4	0	1	0	0	0	1
Rocky Bridges, R (1, 6) OBP: 0.315, SLG: 0.311		E6			F8		FC1-5-6-1 BB SF8 2-3		5-3	4	1	0	0	0	0	1
Bob Usher, R (1, 8) OBP: 0.303, SLG: 0.327		K			F8		SF8 BB BB		K	3	0	0	0	1	2	1
Russ Kemmerer, R (1, 1) OBP: 0.083, SLG: 0.174			1-4-3		K		SF8 1-2 2-3 BB			2	0	0	0	0	1	0
Clint Courtney, L (7, PH) OBP: 0.354, SLG: 0.417										0	0	0	0	1	0	0
Jerry Schoonmaker, R (7, PR)										0	0	0	0	0	0	0
Bud Byerly, R (7, 1) OBP: 0.100, SLG: 0.300										0	0	0	0	0	0	0

	AB	30
	R	4
	H	6
	RBI	4
	BB	4
	SO	7
	LOB	12

Inning Stats	1	2	3	4	5	6	7	8	9
	R: 1 E: 0 K: 1 S: 6	H: 2 LOB: 0 BB: 0 P: 6	R: 0 E: 1 K: 1 S: 6	H: 0 LOB: 1 BB: 0 P: 6	R: 0 E: 0 K: 0 S: 3	H: 0 LOB: 1 BB: 1 P: 7	R: 0 E: 0 K: 0 S: 3	H: 1 LOB: 0 BB: 0 P: 3	R: 0 E: 0 K: 1 S: 5	H: 0 LOB: 0 BB: 0 P: 5	R: 2 E: 0 K: 2 S: 9	H: 2 LOB: 0 BB: 0 P: 9	R: 1 E: 0 K: 0 S: 4	H: 1 LOB: 3 BB: 2 P: 12	R: 0 E: 0 K: 1 S: 4	H: 0 LOB: 0 BB: 1 P: 8	R: 0 E: 0 K: 1 S: 5	H: 0 LOB: 0 BB: 0 P: 5

	1B: 3	SF: 1
	2B: 1	SAC: 0
	3B: 0	DP: 3
	HR: 2	HBP: 0

	WP: 0	PA: 35
	PB: 0	
	SB: 0	
	CS: 0	

PITCHER		IP	WLS	BF	H	R	ER	SO	BB	IBB	HBP	BLK	WP	HR	S	P	ERA	WHIP
Frank Lary, R ERA: 4.19	(1, 1)	6.1	L	27	6	4	4	5	3	0	0	0	0	2	34	46	5.68	1.421
Harry Byrd, R ERA: 1.62	(7, 1)	0.2		2	0	0	0	0	0	0	0	0	0	0	2	2	0.00	0.000
Duke Maas, R ERA: 3.26	(8, 1)	2.0		6	0	0	0	2	1	0	0	0	0	0	9	13	0.00	0.500

PITCHER	IP	WLS	BF	H	R	ER	SO	BB	IBB	HBP	BLK	WP	HR	S	P	ERA	WHIP

BOTTOM

Washington Senators @ Detroit Tigers

Briggs Stadium, Detroit, MI

Sat Jul 20 1957, 4:33 AM EDT

Att. 5,830 - Unknown

livebaseballscorecards.com

Batter	1	2	3	4	5	6	7	8	9	AB	R	H	RBI	BB	SO	LOB
Harvey Kuenn, R (1, 6) OBP: 0.328, SLG: 0.370	G6-4-3 1B		F9 ②			3-4-3 1B 2B 1B		6-3 ①		4	1	2	0	0	0	1
Frank Bolling, R (1, 4) OBP: 0.334, SLG: 0.435	K ①		P6 ③			K ①		G6-4-3 1B		4	0	1	0	0	2	3
Reno Bertoia, R (1, 5) OBP: 0.342, SLG: 0.374	G6-4-3 ②③ 1-2f			G3 ①		3-4-3 1-2 2B 1B		G6-4-3 ②③ 1-2f		4	1	1	0	0	0	2
Charlie Maxwell, L (1, 7) OBP: 0.376, SLG: 0.528		K ①		F8 ②		3-4-3 ② 1-2 2-3			P4 ①	4	0	0	0	0	1	2
Ray Boone, R (1, 3) OBP: 0.360, SLG: 0.406 Steve Boros, R (9, PR) OBP: 0.161, SLG: 0.167		F8 ②		BB		2-H 3-H 2B			1B	3 0	0 0	2 0	2 0	1 0	0 0	0 0
Al Kaline, R (1, 9) OBP: 0.332, SLG: 0.422		CS BB		K ③		K ③			L5 ②	3	0	0	0	1	2	3
Frank House, L (1, 2) OBP: 0.340, SLG: 0.372		L ③ 1-2	E8 E 1B		G6-4-3 1B		F3 ①		1-3 ③	5	1	2	0	0	0	2
Bill Tuttle, R (1, 8) OBP: 0.300, SLG: 0.315			FC4 2-H		G6-4-3 ①② 1-2f		6-3 ②			3	0	0	0	0	0	1
Frank Lary, R (1, 1) OBP: 0.196, SLG: 0.205 Harry Byrd, R (7, 1) Dave Philley, S (7, PH) OBP: 0.342, SLG: 0.359 Duke Maas, R (8, 1) OBP: 0.125, SLG: 0.191			L8 ①		F9 ③		P6 ③			2 0 1 0	0 0 0 0	0 0 0 0	0 0 0 0	0 0 0 0	0 0 0 0	1 0 0 0
Inning Stats	R: 0 E: 0 K: 1 S: 5 H: 1 LOB: 0 BB: 0 P: 5	R: 0 E: 0 K: 1 S: 4 H: 0 LOB: 0 BB: 1 P: 8	R: 1 E: 2 K: 0 S: 5 H: 1 LOB: 1 BB: 0 P: 5	R: 0 E: 0 K: 1 S: 5 H: 0 LOB: 1 BB: 1 P: 9	R: 0 E: 0 K: 0 S: 3 H: 1 LOB: 0 BB: 0 P: 3	R: 2 E: 0 K: 2 S: 10 H: 3 LOB: 1 BB: 0 P: 10	R: 0 E: 0 K: 0 S: 3 H: 0 LOB: 0 BB: 0 P: 3	R: 0 E: 0 K: 0 S: 3 H: 1 LOB: 0 BB: 0 P: 3	R: 0 E: 0 K: 0 S: 4 H: 1 LOB: 1 BB: 0 P: 4	1B: 7 2B: 1 3B: 0 HR: 0	SF: 0 SAC: 0 DP: 3 HBP: 0						

	AB	33
	R	3
	H	8
	RBI	2
	BB	2
	SO	5
	LOB	15

WP: 0 PB: 0 SB: 0 CS: 1 PA: 35

PITCHER		IP	WLS	BF	H	R	ER	SO	BB	IBB	HBP	BLK	WP	HR	S	P	ERA	WHIP
Russ Kemmerer, R ERA: 5.11	(1, 1)	6.0	W	25	6	3	2	5	2	0	0	0	0	0	32	40	3.00	1.333
Bud Byerly, R ERA: 3.67	(7, 1)	3.0	S	10	2	0	0	0	0	0	0	0	0	0	10	10	0.00	0.667

PITCHER	IP	WLS	BF	H	R	ER	SO	BB	IBB	HBP	BLK	WP	HR	S	P	ERA	WHIP

Washington Senators @ Detroit Tigers

Briggs Stadium, Detroit, MI

Sun Jul 21 1957, 4:33 AM EDT

Att. 8,189 - Unknown

TOP

livebaseballscorecards.com

Batter	1	2	3	4	5	6	7	8	9	10	AB	R	H	RBI	BB	SO	LOB
Milt Bolling, R (1, 4) OBP: 0.306, SLG: 0.376	HBP, 1B		HR, 1B		BB		L6 ②		6-3 ③		4	1	2	0	1	0	0
Pete Runnels, L (1, 5) OBP: 0.319, SLG: 0.288	P6 ①		1-H, HR		F2 ②		F8 ③			F5 ①	4	1	1	2	0	0	2
Herb Plews, L (9, 5) OBP: 0.325, SLG: 0.375											1	0	0	0	0	0	0
Jim Lemon, R (1, 9) OBP: 0.373, SLG: 0.504	1-2, G5-4-3, HBP		6-3 ②		F9 ③			F9 ①		F8 ②	4	0	0	0	0	0	1
Roy Sievers, R (1, 7) OBP: 0.384, SLG: 0.564	G5-4-3 ②③, 1-2f		BB, FC5-4			5-3 ①		5-3 ②		K2-3 ③	3	0	0	0	1	0	2
Jerry Schoonmaker, R (9, 7)											1	0	0	0	0	1	0
Art Schult, R (1, 3) OBP: 0.357, SLG: 0.405		F2 ①	FC5-4 ③, 1-2f			6-3 ②		6-3 ③			4	0	0	0	0	0	1
Lou Berberet, L (1, 2) OBP: 0.347, SLG: 0.387		F2 ②		4-3 ①		BB, 1B			BB, HR		3	1	1	0	1	0	0
Rocky Bridges, R (1, 6) OBP: 0.319, SLG: 0.327		HR		5-3 ②		1-2, BB			F9 ①		3	1	1	1	1	0	1
Bob Usher, R (1, 8) OBP: 0.296, SLG: 0.320		G3 ③		K ③		F8 ③			F5 ②		4	0	0	0	0	1	3
Tex Clevenger, R (1, 1) OBP: 0.333, SLG: 0.278			K ①		K ①		3-1 ①		1-H, HR		2	0	0	0	0	2	0
Julio Becquer, L (7, PH) OBP: 0.304, SLG: 0.393											1	0	0	0	0	0	0
Pedro Ramos, S (7, 1) OBP: 0.224, SLG: 0.191											0	0	0	0	0	0	0
Clint Courtney, L (9, PH) OBP: 0.359, SLG: 0.448											1	1	1	2	0	0	0
Bud Byerly, R (9, 1) OBP: 0.100, SLG: 0.300											0	0	0	0	0	0	0
Russ Kemmerer, R (9, 1) OBP: 0.083, SLG: 0.174											0	0	0	0	0	0	0
Jim Heise, R (10, 1)											0	0	0	0	0	0	0

Inning Stats										
	R: 0	H: 1	R: 1	H: 1	R: 2	H: 2	R: 0	H: 0	R: 0	H: 0
	E: 0	LOB: 1	E: 0	LOB: 0	E: 0	LOB: 1	E: 0	LOB: 0	E: 0	LOB: 1
	K: 0	BB: 0	K: 0	BB: 0	K: 1	BB: 1	K: 1	BB: 0	K: 1	BB: 1
	S: 3	P: 4	S: 4	P: 4	S: 7	P: 11	S: 5	P: 5	S: 5	P: 9

Inning Stats										
	R: 0	H: 1	R: 0	H: 0	R: 0	H: 0	R: 2	H: 1	R: 0	H: 0
	E: 0	LOB: 2	E: 0	LOB: 0	E: 0	LOB: 0	E: 0	LOB: 1	E: 0	LOB: 0
	K: 0	BB: 1	K: 0	BB: 0	K: 0	BB: 0	K: 0	BB: 1	K: 1	BB: 0
	S: 4	P: 8	S: 3	P: 3	S: 3	P: 3	S: 4	P: 8	S: 5	P: 5

PITCHER		IP	WLS	BF	H	R	ER	SO	BB	IBB	HBP	BLK	WP	HR	S	P	ERA	WHIP
Jim Bunning, R ERA: 2.42	(1, 1)	9.0		37	6	5	5	3	4	0	1	0	0	3	38	55	5.00	1.111
Harry Byrd, R ERA: 1.53	(10, 1)	1.0	W	3	0	0	0	1	0	0	0	0	0	0	5	5	0.00	0.000

PITCHER	IP	WLS	BF	H	R	ER	SO	BB	IBB	HBP	BLK	WP	HR	S	P	ERA	WHIP

AB	35
R	5
H	6
RBI	5
BB	4
SO	4
LOB	10

1B: 3	SF: 0	WP: 0	PA: 40
2B: 0	SAC: 0	PB: 0	
3B: 0	DP: 1	SB: 0	
HR: 3	HBP: 1	CS: 0	

Batter	1	2	3	4	5	6	7	8	9	10	AB	R	H	RBI	BB	SO	LOB
Harvey Kuenn, R (1, 6) OBP: 0.329, SLG: 0.367	BBBB 4-0 PB BB	SSS 0-3 ② K		x 0-0 ③ F9			x 0-0 ①② G4-6-3 1-2f		BBBB 4-0 E 1B BB		3	0	0	0	2	1	4
Frank Bolling, R (1, 4) OBP: 0.330, SLG: 0.428	x 0-0 ① F3	SSS 0-3 ③ K			x 0-0 ① F8		x 0-0 ③ F8		x 0-0 ② F8 2-3		5	0	0	0	0	1	5
Reno Bertoia, R (1, 5) OBP: 0.343, SLG: 0.386	x 0-0 ② F3		x 0-0 3B		x 0-0 ② 5-3			x 0-0 ① L6	x 0-0 E5 1-3 3-H 1B		5	0	2	1	0	0	1
Charlie Maxwell, L (1, 7) OBP: 0.376, SLG: 0.523	x 0-0 ③ P6 1-2		SSS 0-3 ① K		BBBB 4-0 BB			BBBB 4-0 G6-4-3 BB	x 0-0 ③ F8		3	0	0	0	2	1	5
Ray Boone, R (1, 3) OBP: 0.361, SLG: 0.406 Ron Samford, R (10, PR) OBP: 0.279, SLG: 0.288		x 0-0 2B 1B	SSS 0-3 ② K		x 0-0 ③ F8			x 0-0 ②③ G6-4-3 1-2f		x 0-0 BB SH1-3 BB 1B	5 0	1 1	2 0	0 0	1 0	3 0	3 0
Al Kaline, R (1, 9) OBP: 0.337, SLG: 0.429		x 0-0 1B 1-H 1B 2B	x 0-0 ③ L5			x 0-0 G5-4-3 1B			x 0-0 1B FC4-6 1B	x 0-0 ① SH1-3 1-2	4	2	3	1	0	0	1
Frank House, L (1, 2) OBP: 0.347, SLG: 0.376 Steve Boros, R (9, PR) OBP: 0.161, SLG: 0.167 Red Wilson, R (10, 2) OBP: 0.391, SLG: 0.368		x 0-0 1B 2-3 1B		BBBB 4-0 BB		x 0-0 ① P4			x 0-0 BB 1-3 E 1B	BBBB 4-0 BB BB	3 0 0	0 1 0	2 0 0	0 0 0	1 0 1	0 0 0	1 0 0
Bill Tuttle, R (1, 8) OBP: 0.305, SLG: 0.316		x 0-0 1-2 3-H 1B		x 0-0 ① F8		x 0-0 ②③ G5-4-3 1-2f			BBBB 4-0 FC4-6 1-2 BB	BBBB 4-0 BB 1-2 2-3 BB	3	0	1	1	2	0	2
Jim Bunning, R (1, 1) OBP: 0.264, SLG: 0.240 Dave Philley, S (9, PH) OBP: 0.340, SLG: 0.357 Billy Hoeft, L (9, PR) OBP: 0.219, SLG: 0.467 Harry Byrd, R (10, 1) Jay Porter, R (10, PH) OBP: 0.370, SLG: 0.432		x 0-0 ① L9	SSS 0-3 ② K				x 0-0 G4-6-3 1B		x 0-0 ① FC4-6 F8 1B 1-2f 2-H 3-H	BBBB 4-0 BB 1-2 2-3 3-H BB	3 1 0 0 0	0 0 1 0 0	1 0 0 0 1	0 1 0 0 1	1 0 0 0 1	3 1 0 0 0	3 1 0 0 0
Inning Stats	R: 0 E: 0 K: 0 S: 3 H: 0 LOB: 1 BB: 1 P: 7	R: 2 E: 0 K: 2 S: 11 H: 4 LOB: 2 BB: 0 P: 11	R: 0 E: 0 K: 2 S: 8 H: 1 LOB: 1 BB: 0 P: 8	R: 0 E: 0 K: 1 S: 5 H: 0 LOB: 1 BB: 1 P: 9	R: 0 E: 0 K: 0 S: 3 H: 0 LOB: 1 BB: 1 P: 7	R: 0 E: 0 K: 0 S: 3 H: 1 LOB: 0 BB: 0 P: 3	R: 0 E: 0 K: 0 S: 3 H: 1 LOB: 0 BB: 0 P: 3	R: 0 E: 0 K: 0 S: 2 H: 0 LOB: 0 BB: 1 P: 6	R: 3 E: 2 K: 0 S: 6 H: 3 LOB: 3 BB: 2 P: 14	R: 1 E: 0 K: 0 S: 2 H: 1 LOB: 3 BB: 3 P: 14	1B: 9 2B: 1 3B: 1 HR: 0	SF: 0 SAC: 1 DP: 3 HBP: 0	WP: 0 PB: 1 SB: 0 CS: 0	PA: 45				

PITCHER	IP	WLS	BF	H	R	ER	SO	BB	IBB	HBP	BLK	WP	HR	S	P	ERA	WHIP
Tex Clevenger, R (1, 1) ERA: 4.13	6.0		26	6	2	2	5	3	0	0	0	0	0	33	45	3.00	1.500
Pedro Ramos, R (7, 1) ERA: 4.87	2.0		6	1	0	0	0	1	0	0	0	0	0	5	9	0.00	1.000
Bud Byerly, R (9, 1) ERA: 4.15	0.0		3	2	3	3	0	1	0	0	0	0	0	2	6	∞	∞
Russ Kemmerer, R (9, 1) ERA: 5.06	1.0		5	1	0	0	0	1	0	0	0	0	0	4	8	0.00	2.000
Jim Heise, R (10, 1) ERA: 8.5	0.1	L	5	1	1	1	0	3	0	0	0	0	0	2	14	27.00	12.000

PITCHER	IP	WLS	BF	H	R	ER	SO	BB	IBB	HBP	BLK	WP	HR	S	P	ERA	WHIP

BOTTOM

Washington Senators @ Detroit Tigers

Briggs Stadium, Detroit, MI

Sun Jul 21 1957, 4:33 AM EDT

Att. 8,189 - Unknown

livebaseballscorecards.com

AB	35
R	6
H	11
RBI	5
BB	9
SO	5
LOB	26

Batter	1	2	3	4	5	6	7	8	9	AB	R	H	RBI	BB	SO	LOB
Harvey Kuenn, R (1, 6) OBP: 0.330, SLG: 0.364	BBBB 4-0 SH3-4 1B FC6-4 BB	x 0-0 ③ 4-3		SSS 0-3 ②③ K 2-3		I I 4-0 G4-6-3 IBB		x 0-0 E4 1B CS		3	1	0	0	2	1	1
Bill Tuttle, R (1, 8) OBP: 0.310, SLG: 0.325	x 0-0 FC6-4 SH3-4 1-2 1B 1B	x 0-0 6-3 2B 2B	x 0-0 ① 6-3	x 0-0 ②③ G4-6-3 1-2f	x 0-0 1-3 1B		x 0-0 1-3 1B			5	2	3	0	0	0	3
Reno Bertoia, R (1, 5) OBP: 0.337, SLG: 0.378	x 0-0 ① SH3-4 1-2 2-3	x 0-0 ① 6-3 2-3	x 0-0 ② F4		x 0-0 ① 6-3	x 0-0 CS 3-H	x 0-0 ① 5-3			4	0	0	0	0	0	1
Charlie Maxwell, L (1, 7) OBP: 0.377, SLG: 0.523	BBBB 4-0 FC6-4 BB	x 0-0 3-H 2B	SSS 0-3 ③ K		x 0-0 ② F9		SSS 0-3 ② K			4	0	1	1	1	2	0
Ray Boone, R (1, 3) OBP: 0.368, SLG: 0.415	x 0-0 ② FC6-4 1B 1-2f 2-3 3-H	BBBB 4-0 BB	x 0-0 BB E 2B	x 0-0 1B 1B	x 0-0 FC5-4 1B					4	1	3	1	1	0	2
Al Kaline, R (1, 9) OBP: 0.338, SLG: 0.429	x 0-0 1-2 3-H 1B	SSS 0-3 ② K	x 0-0 ① L6-3	x 0-0 1-3 1B	x 0-0 1-2f FC5-4					5	0	2	1	0	1	4
Red Wilson, R (1, 2) OBP: 0.387, SLG: 0.357	x 0-0 ③ 4-3	x 0-0 ③ F7	BBBB 4-0 BB E BB	x 0-0 ③ 6-3						3	1	0	0	1	0	6
Frank Bolling, R (1, 4) OBP: 0.332, SLG: 0.426		x 0-0 ① 5-3		BBBB 4-0 CS SH1-4 BB	BBBB 4-0 E 1-2 2-3 BB			x 0-0 ① F8		2	0	0	0	2	0	0
Billy Hoeft, L (1, 1) OBP: 0.200, SLG: 0.424 Harry Byrd, R (9, 1)		x 0-0 ② L8		x 0-0 ① SH1-4 1-2	x 0-0 E1 1-3 2-H 3-H			SSS 0-3 ② K		3 0	0 0	0 0	0 0	1 0	1 0	1 0
Inning Stats	R: 2 E: 0 K: 0 S: 5 H: 2 LOB: 2 BB: 2 P: 13	R: 0 E: 0 K: 0 S: 3 H: 0 LOB: 0 BB: 0 P: 3	R: 1 E: 0 K: 1 S: 7 H: 2 LOB: 2 BB: 1 P: 11	R: 0 E: 0 K: 1 S: 4 H: 0 LOB: 1 BB: 1 P: 8	R: 0 E: 0 K: 1 S: 5 H: 0 LOB: 0 BB: 0 P: 5	R: 2 E: 1 K: 0 S: 4 H: 1 LOB: 2 BB: 3 P: 16	R: 0 E: 0 K: 0 S: 5 H: 2 LOB: 2 BB: 0 P: 5	R: 0 E: 1 K: 1 S: 6 H: 1 LOB: 1 BB: 0 P: 6	R: 0 E: 0 K: 1 S: 6 H: 1 LOB: 1 BB: 0 P: 6	1B: 6 2B: 4 3B: 0 HR: 0 SF: 0 SAC: 2 DP: 2 HBP: 0						

TOP

Detroit Tigers @ Baltimore Orioles

Memorial Stadium, Baltimore, MD

Tue Jul 23 1957, 7:05 PM EDT

Att. 21,070 - Unknown

livebaseballscorecards.com

AB	33
R	5
H	9
RBI	3
BB	7
SO	5
LOB	18

WP: 0 PA: 43
PB: 0
SB: 0
CS: 2

PITCHER		IP	WLS	BF	H	R	ER	SO	BB	IBB	HBP	BLK	WP	HR	S	P	ERA	WHIP
Billy O'Dell, L ERA: 2.6	(1, 1)	3.0	L	16	4	3	3	1	3	0	0	0	0	0	15	27	9.00	2.333
Art Ceccarelli, L ERA: 4.06	(4, 1)	2.1		11	1	2	0	2	3	0	0	0	0	0	12	24	0.00	1.714
George Zuverink, R ERA: 2.17	(6, 1)	2.2		11	3	0	0	1	0	1	0	0	0	0	12	16	0.00	1.125
Bill Wight, L ERA: 4.0	(9, 1)	1.0		4	1	0	0	1	0	0	0	0	0	0	6	6	0.00	1.000

PITCHER	IP	WLS	BF	H	R	ER	SO	BB	IBB	HBP	BLK	WP	HR	S	P	ERA	WHIP

Batter	1	2	3	4	5	6	7	8	9	AB	R	H	RBI	BB	SO	LOB
Billy Gardner, R (1, 6) OBP: 0.346, SLG: 0.371	BBBB 4-0 1B BB	x 0-0 FC6-4 ② FC6-4 1-2f 2-3 3-H		SSS 0-3 K ①		x 0-0 G5-4-3 ②③ 1-2f			x 0-0 F2 ②	4	0	0	1	1	1	4
Billy Goodman, L (1, 4) OBP: 0.321, SLG: 0.374	x 0-0 F7 ①	x 0-0 FC6-4 ③ 1-2f		x 0-0 4-3 ②			x 0-0 6-3 ①		BBBB 4-0 1-2 BB	4	0	0	0	1	0	3
George Kell, R (1, 5) OBP: 0.332, SLG: 0.392 Al Pilarcik, L (9, PH) OBP: 0.382, SLG: 0.370	SSS 0-3 K ②		x 0-0 5-3 ①	x 0-0 5-3 ③			x 0-0 6-3 ②		x 0-0 F2 ③	4 1	0 0	0 0	0 0	0 0	1 0	1 2
Bob Nieman, R (1, 7) OBP: 0.367, SLG: 0.451	x 0-0 1-2 1B		SSS 0-3 K ②		x 0-0 6-3 ①		x 0-0 6-3 ③			4	0	1	0	0	1	0
Gus Triandos, R (1, 2) OBP: 0.336, SLG: 0.448	SSS 0-3 K ③		x 0-0 HR		SSS 0-3 K ②			x 0-0 5-3 ①		4	1	1	1	0	2	2
Jim Busby, R (1, 8) OBP: 0.278, SLG: 0.358		x 0-0 L9 ①	x 0-0 BB S 1B		x 0-0 1B			x 0-0 F8 ②		4	0	2	0	0	0	0
Bob Boyd, L (1, 3) OBP: 0.407, SLG: 0.433 George Zuverink, R (6, 1) OBP: 0.133, SLG: 0.071 Jim Brideweser, R (8, PH) OBP: 0.392, SLG: 0.385 Bill Wight, L (9, 1)		x 0-0 SH FC6-4 2B	BBBB 4-0 BB 1-2 BB		x 0-0 G3 ③			x 0-0 L8 ③		2 0 1 0	1 0 0 0	1 0 0 0	0 0 0 0	1 0 0 0	0 0 0 0	1 0 0 0
Joe Durham, R (1, 9) OBP: 0.282, SLG: 0.203		BBBB 4-0 FC6-4 SH BB	BBBB 4-0 1-2 2-3 BB			x 0-0 L9 ①			x 0-0 BB 1B	2	0	1	0	2	0	0
Billy O'Dell, S (1, 1) OBP: 0.133, SLG: 0.133 Brooks Robinson, R (3, PH) OBP: 0.222, SLG: 0.269 Art Ceccarelli, R (4, 1) Tito Francona, L (6, 3) OBP: 0.309, SLG: 0.394		x 0-0 SH FC6-4 1-2 2-3	x 0-0 F3 ③			x 0-0 G5-4-3 1B			x 0-0 F7 ①	0 1 0 2	0 0 0 0	0 0 0 1	0 3 0 1	0 0 0 0	0 0 0 0	0 0 0 1
Inning Stats	R: 0 E: 0 K: 2 S: 8 H: 1 LOB: 2 BB: 1 P: 12	R: 1 E: 1 K: 0 S: 5 H: 1 LOB: 2 BB: 1 P: 9	R: 1 E: 0 K: 1 S: 7 H: 2 LOB: 3 BB: 2 P: 15	R: 0 E: 0 K: 1 S: 5 H: 0 LOB: 0 BB: 0 P: 5	R: 0 E: 0 K: 1 S: 6 H: 1 LOB: 1 BB: 0 P: 6	R: 0 E: 0 K: 0 S: 3 H: 1 LOB: 0 BB: 0 P: 3	R: 0 E: 0 K: 0 S: 3 H: 0 LOB: 0 BB: 0 P: 3	R: 0 E: 0 K: 0 S: 3 H: 0 LOB: 0 BB: 0 P: 3	R: 0 E: 0 K: 0 S: 4 H: 1 LOB: 2 BB: 1 P: 8	1B: 5 2B: 1 3B: 0 HR: 1	SF: 0 SAC: 1 DP: 1 HBP: 0						

PITCHER		IP	WLS	BF	H	R	ER	SO	BB	IBB	HBP	BLK	WP	HR	S	P	ERA	WHIP
Billy Hoeft, L ERA: 4.07	(1, 1)	8.2	W	38	7	2	1	5	5	0	0	0	0	1	43	63	1.04	1.385
Harry Byrd, R ERA: 1.5	(9, 1)	0.1	S	1	0	0	0	0	0	0	0	0	0	0	1	1	0.00	0.000

PITCHER	IP	WLS	BF	H	R	ER	SO	BB	IBB	HBP	BLK	WP	HR	S	P	ERA	WHIP

BOTTOM

Detroit Tigers @ Baltimore Orioles

Memorial Stadium, Baltimore, MD

Tue Jul 23 1957, 7:05 PM EDT

Att. 21,070 - Unknown

livebaseballscorecards.com

AB	33
R	2
H	7
RBI	2
BB	5
SO	5
LOB	17

Batter	1	2	3	4	5	6	7	8	9	AB	R	H	RBI	BB	SO	LOB
Harvey Kuenn, R (1, 6) OBP: 0.328, SLG: 0.361	4-3			5-3	FC4-6 1-2f		FC6-4 1B 1-2 2-H 1B		K	5	1	1	1	0	1	2
Bill Tuttle, R (1, 8) OBP: 0.308, SLG: 0.322	K			F9		L4	FC6-4 1-2 2-3 1B		F2	5	0	1	0	0	1	0
Reno Bertoia, R (1, 5) OBP: 0.333, SLG: 0.378	6-3			1B 2B		K	FC6-4 1B 1-2f 2-3 3-H		F7	5	1	1	1	0	1	2
Charlie Maxwell, L (1, 7) OBP: 0.381, SLG: 0.526		3-1		2-H 1B		S 1B	1-2 3-H 1B			4	0	3	2	0	0	0
Ray Boone, R (1, 3) OBP: 0.363, SLG: 0.408		K		F9		F3 1-2	F7			4	0	0	0	0	1	4
Al Kaline, R (1, 9) OBP: 0.340, SLG: 0.429		CS 1B			K		FC1-6 1B	L6-3		4	0	2	0	0	1	0
Frank House, L (1, 2) OBP: 0.349, SLG: 0.378		L 1-2	K		FC6-4 1B 1B		FC1-6 1B 1-2f 1B	FC6-4 1B		5	1	2	0	0	1	2
Frank Bolling, R (1, 4) OBP: 0.333, SLG: 0.427			K	FC6-4 1-2 1B			1B 1-3 1B 1B	FC6-4 1-2f		4	1	2	0	0	1	1
Paul Foytack, R (1, 1) OBP: 0.333, SLG: 0.302			6-3	FC6-4 FC4-6 1-2f 2-3			1B 1B FC6-4 1-2 3-H 1B	K		4	1	1	1	0	1	3
Inning Stats	R: 0 E: 0 K: 1 S: 5 H: 0 LOB: 0 BB: 0 P: 5	R: 0 E: 0 K: 1 S: 5 H: 1 LOB: 0 BB: 0 P: 5	R: 0 E: 0 K: 2 S: 7 H: 0 LOB: 0 BB: 0 P: 7	R: 1 E: 0 K: 0 S: 5 H: 2 LOB: 1 BB: 0 P: 5	R: 0 E: 0 K: 1 S: 7 H: 2 LOB: 2 BB: 0 P: 7	R: 0 E: 0 K: 1 S: 6 H: 1 LOB: 1 BB: 0 P: 6	R: 4 E: 0 K: 0 S: 9 H: 6 LOB: 2 BB: 0 P: 9	R: 0 E: 0 K: 1 S: 6 H: 1 LOB: 1 BB: 0 P: 6	R: 0 E: 0 K: 1 S: 5 H: 0 LOB: 0 BB: 0 P: 5	1B: 12 2B: 1 3B: 0 HR: 0 SF: 0 SAC: 0 DP: 0 HBP: 0						

PITCHER		IP	WLS	BF	H	R	ER	SO	BB	IBB	HBP	BLK	WP	HR	S	P	ERA	WHIP
Billy Loes, R ERA: 3.2	(1, 1)	7.0	L	33	12	5	5	6	0	0	0	0	0	0	44	44	6.43	1.714
Bill Wight, L ERA: 3.95	(8, 1)	1.0		4	1	0	0	1	0	0	0	0	0	0	6	6	0.00	1.000
Jerry Walker, R ERA: 18.0	(9, 1)	1.0		3	0	0	0	1	0	0	0	0	0	0	5	5	0.00	0.000

PITCHER	IP	WLS	BF	H	R	ER	SO	BB	IBB	HBP	BLK	WP	HR	S	P	ERA	WHIP

TOP

Detroit Tigers @ Baltimore Orioles

Memorial Stadium, Baltimore, MD

Wed Jul 24 1957, 7:05 PM EDT

Att. 11,417 - Unknown

livebaseballscorecards.com

AB	40
R	5
H	13
RBI	5
BB	0
SO	8
LOB	14

WP: 0	PA: 40		
PB: 0			
SB: 1			
CS: 1			

BOTTOM

Detroit Tigers @ Baltimore Orioles

Memorial Stadium, Baltimore, MD

Wed Jul 24 1957, 7:05 PM EDT

Att. 11,417 - Unknown

livebaseballscorecards.com

Batter	1	2	3	4	5	6	7	8	9	AB	R	H	RBI	BB	SO	LOB
Billy Gardner, R (1, 6) OBP: 0.343, SLG: 0.367	F8		K			4-3		G3 1-2 2-3		4	0	0	0	0	1	3
Bob Boyd, L (1, 3) OBP: 0.402, SLG: 0.428	F2		L9			F6		F8		4	0	0	0	0	0	3
Billy Goodman, L (1, 4) OBP: 0.319, SLG: 0.371	F6			F2			E8		1B	4	0	1	0	0	0	0
Tito Francona, L (1, 7) OBP: 0.302, SLG: 0.385		K		F5			F6		F6	4	0	0	0	0	1	2
Al Pilarcik, L (1, 9) OBP: 0.377, SLG: 0.364		6-3		G3			L9		K	4	0	0	0	0	1	2
Joe Ginsberg, L (1, 2) OBP: 0.375, SLG: 0.443		F8			F8		F4		L9	4	0	0	0	0	0	2
Jim Busby, R (1, 8) OBP: 0.283, SLG: 0.362			S 2B 1B		K			G3 BB 1B		3	1	2	0	0	1	0
Brooks Robinson, R (1, 5) OBP: 0.267, SLG: 0.321			1-H 2B		2-3			BBBB 4-0 G3 1-2 BB		2	0	1	1	1	0	0
Billy Loes, R (1, 1) OBP: 0.130, SLG: 0.093			K			6-3		F6		2	0	0	0	0	1	1
Bill Wight, L (8, 1)										0	0	0	0	0	0	0
Bob Hale, L (8, PH) OBP: 0.271, SLG: 0.256										1	0	0	0	0	0	2
Jerry Walker, S (9, 1)										0	0	0	0	0	0	0
Inning Stats	R: 0 E: 0 K: 0 S: 3 H: 0 LOB: 0 BB: 0 P: 3	R: 0 E: 0 K: 1 S: 5 H: 0 LOB: 0 BB: 0 P: 5	R: 1 E: 0 K: 2 S: 9 H: 2 LOB: 1 BB: 0 P: 9	R: 0 E: 0 K: 0 S: 3 H: 0 LOB: 0 BB: 0 P: 3	R: 0 E: 0 K: 1 S: 5 H: 0 LOB: 0 BB: 0 P: 5	R: 0 E: 0 K: 0 S: 3 H: 0 LOB: 0 BB: 0 P: 3	R: 0 E: 1 K: 0 S: 4 H: 0 LOB: 1 BB: 0 P: 4	R: 0 E: 0 K: 0 S: 4 H: 1 LOB: 2 BB: 1 P: 8	R: 0 E: 0 K: 1 S: 6 H: 1 LOB: 1 BB: 0 P: 6	1B: 3 2B: 1 3B: 0 HR: 0 SF: 0 SAC: 0 DP: 0 HBP: 0			WP: 0 PB: 0 SB: 1 CS: 0	PA: 33		

	AB	32
	R	1
	H	4
	RBI	1
	BB	1
	SO	5
	LOB	15

PITCHER	IP	WLS	BF	H	R	ER	SO	BB	IBB	HBP	BLK	WP	HR	S	P	ERA	WHIP
Paul Foytack, R (1, 1) ERA: 3.23	9.0	W	33	4	1	1	5	1	0	0	0	0	0	42	46	1.00	0.556

PITCHER	IP	WLS	BF	H	R	ER	SO	BB	IBB	HBP	BLK	WP	HR	S	P	ERA	WHIP

Batter	1	2	3	4	5	6	7	8	9	AB	R	H	RBI	BB	SO	LOB
Harvey Kuenn, R (1, 6) OBP: 0.328, SLG: 0.360	S S S 0-3 ① K		x 0-0 1B			x 0-0 ② F8			x 0-0 ① F9	4	0	1	0	0	1	0
Bill Tuttle, R (1, 8) OBP: 0.310, SLG: 0.322	B B B B 4-0 FC6-4 BB		x 0-0 ③ F4			S S S 0-3 ③ K			x 0-0 1B 1B 1B	3	0	1	0	1	1	1
Reno Bertoia, R (1, 5) OBP: 0.332, SLG: 0.376	x 0-0 ② FC6-4 1-2f			x 0-0 ① F3			S S S 0-3 ① K		x 0-0 1B 1-2 1B	4	0	1	0	0	1	1
Charlie Maxwell, L (1, 7) OBP: 0.385, SLG: 0.526	S S S 0-3 ③ K			B B B B 4-0 CS BB			B B B B 4-0 FC6-4 BB		x 0-0 ② 1B 1-2 2-3	2	0	1	0	2	1	1
Ray Boone, R (1, 3) OBP: 0.358, SLG: 0.402		x 0-0 ① 5-3		x 0-0 ② ③ F5 1-2			x 0-0 ② F9		x 0-0 ③ 5-3	4	0	0	0	0	0	4
Al Kaline, R (1, 9) OBP: 0.340, SLG: 0.429		x 0-0 CS 1B			x 0-0 ① L7		x 0-0 ③ FC6-4 1-2f			3	0	1	0	0	0	1
Frank House, L (1, 2) OBP: 0.345, SLG: 0.373		x 0-0 ② ③ P4 1-2			x 0-0 ② F2			x 0-0 ① 1-3		3	0	0	0	0	0	1
Frank Bolling, R (1, 4) OBP: 0.331, SLG: 0.423			S S S 0-3 ① K		x 0-0 ③ L4			x 0-0 ② F9		3	0	0	0	0	1	0
Frank Lary, R (1, 1) OBP: 0.191, SLG: 0.200			S S S 0-3 ② K			x 0-0 ① 4-3		x 0-0 ③ F7		1	0	0	0	0	1	0
Jim Small, L (6, PH) OBP: 0.143, SLG: 0.154										1	0	0	0	0	0	0
Lou Sleater, L (6, 1) OBP: 0.308, SLG: 0.500										0	0	0	0	0	0	0
Dave Philley, S (8, PH) OBP: 0.338, SLG: 0.354										1	0	0	0	0	0	0
Steve Gromek, S (8, 1)										0	0	0	0	0	0	0
Inning Stats	R: 0 E: 0 K: 2 S: 7 H: 0 LOB: 1 BB: 1 P: 11	R: 0 E: 0 K: 0 S: 3 H: 1 LOB: 0 BB: 0 P: 3	R: 0 E: 0 K: 2 S: 8 H: 1 LOB: 1 BB: 0 P: 8	R: 0 E: 0 K: 0 S: 2 H: 0 LOB: 0 BB: 1 P: 6	R: 0 E: 0 K: 0 S: 3 H: 0 LOB: 0 BB: 0 P: 3	R: 0 E: 0 K: 1 S: 5 H: 0 LOB: 0 BB: 0 P: 5	R: 0 E: 0 K: 1 S: 5 H: 0 LOB: 1 BB: 1 P: 9	R: 0 E: 0 K: 0 S: 3 H: 0 LOB: 0 BB: 0 P: 3	R: 0 E: 0 K: 0 S: 5 H: 3 LOB: 2 BB: 0 P: 5	1B: 5 2B: 0 3B: 0 HR: 0 SF: 0 SAC: 0 DP: 0 HBP: 0						

PITCHER		IP	WLS	BF	H	R	ER	SO	BB	IBB	HBP	BLK	WP	HR	S	P	ERA	WHIP
Connie Johnson, R ERA: 3.49	(1, 1)	9.0	W	32	5	0	0	6	3	0	0	0	0	0	41	53	0.00	0.889

PITCHER	IP	WLS	BF	H	R	ER	SO	BB	IBB	HBP	BLK	WP	HR	S	P	ERA	WHIP

TOP

Detroit Tigers @ Baltimore Orioles

Memorial Stadium, Baltimore, MD

Thu Jul 25 1957, 3:33 AM EDT

Att. 7,011 - Unknown

livebaseballscorecards.com

AB	29
R	0
H	5
RBI	0
BB	3
SO	6
LOB	9

WP: 0 PA: 32
PB: 0
SB: 0
CS: 2

Detroit Tigers @ Baltimore Orioles

Memorial Stadium, Baltimore, MD

Thu Jul 25 1957, 3:33 AM EDT

Att. 7,011 - Unknown

BOTTOM

Batter	1	2	3	4	5	6	7	8	9	AB	R	H	RBI	BB	SO	LOB
Billy Gardner, R (1, 4) OBP: 0.344, SLG: 0.371	FC2-5 HBP 1B	6-3			WP 1B 2B	K				4	1	2	0	0	1	2
Bob Boyd, L (1, 3) OBP: 0.406, SLG: 0.428	1-2 FC2-5 1B HBP		L4		HBP 1B SF7 2-H 1B		G3-6-3 BB			2	2	1	1	1	0	0
Billy Goodman, L (1, 5) OBP: 0.323, SLG: 0.381	1-2 2-3f FC2-5 1B		4-3 2B		HBP 1-2 1B		1-2f G3-6-3			4	0	2	0	0	0	3
Brooks Robinson, R (8, 5) OBP: 0.267, SLG: 0.321										0	0	0	0	0	0	0
Tito Francona, L (1, 7) OBP: 0.301, SLG: 0.378	F8		4-3 2-3		1-2 2-3 HBP		E4			3	0	0	0	0	0	3
Gus Triandos, R (1, 2) OBP: 0.334, SLG: 0.446	1-2 2-H 1B		F7		SF7 3-H		F4			3	0	1	2	0	0	2
Al Pilarcik, L (1, 9) OBP: 0.372, SLG: 0.358	F7			K	L9			4-3		4	0	0	0	0	1	4
Jim Busby, R (1, 8) OBP: 0.278, SLG: 0.356		F8		F8		5-3		F8		4	0	0	0	0	0	0
Willy Miranda, S (1, 6) OBP: 0.235, SLG: 0.205		1B FC1-6		4-3		SH2-3 1B		F8		4	0	2	0	0	0	0
Connie Johnson, R (1, 1) OBP: 0.120, SLG: 0.120		1-2f FC1-6			K	1-2 SH2-3				2	0	0	0	0	1	1
Inning Stats	R: 1 H: 2 E: 0 LOB: 2 K: 0 BB: 0 S: 5 P: 6	R: 0 H: 1 E: 0 LOB: 1 K: 0 BB: 0 S: 4 P: 4	R: 0 H: 1 E: 0 LOB: 1 K: 0 BB: 0 S: 4 P: 4	R: 0 H: 0 E: 0 LOB: 0 K: 1 BB: 0 S: 5 P: 5	R: 2 H: 3 E: 0 LOB: 2 K: 1 BB: 0 S: 8 P: 9	R: 0 H: 1 E: 0 LOB: 1 K: 1 BB: 0 S: 6 P: 6	R: 0 H: 0 E: 1 LOB: 1 K: 0 BB: 1 S: 3 P: 7	R: 0 H: 0 E: 0 LOB: 0 K: 0 BB: 0 S: 3 P: 3		1B: 6 SF: 1 2B: 2 SAC: 1 3B: 0 DP: 1 HR: 0 HBP: 2						

livebaseballscorecards.com

AB	30
R	3
H	8
RBI	3
BB	1
SO	3
LOB	15

WP: 1 PA: 35
PB: 0
SB: 0
CS: 0

PITCHER		IP	WLS	BF	H	R	ER	SO	BB	IBB	HBP	BLK	WP	HR	S	P	ERA	WHIP
Frank Lary, R ERA: 4.23	(1, 1)	5.0	L	24	7	3	3	2	0	0	2	0	1	0	26	28	5.40	1.400
Lou Sleater, L ERA: 3.03	(6, 1)	2.0		8	1	0	0	1	1	0	0	0	0	0	9	13	0.00	1.000
Steve Gromek, R ERA: 6.08	(8, 1)	1.0		3	0	0	0	0	0	0	0	0	0	0	3	3	0.00	0.000

PITCHER	IP	WLS	BF	H	R	ER	SO	BB	IBB	HBP	BLK	WP	HR	S	P	ERA	WHIP

Batter	1	2	3	4	5	6	7	8	9	AB	R	H	RBI	BB	SO	LOB
Harvey Kuenn, R (1, 6) OBP: 0.323, SLG: 0.355	F9		FC4-6 1B SF9 1-2f 3-H		4-3		B3		L6	5	1	0	1	0	0	3
Bill Tuttle, R (1, 8) OBP: 0.315, SLG: 0.332	L6-4-3 BB		1B 1-3 1B		1B 3B		L7		K	4	1	2	0	1	1	2
Al Kaline, R (1, 9) OBP: 0.341, SLG: 0.429 Jim Small, L (8, 9) OBP: 0.133, SLG: 0.143	L6-4-3 1-2		SF9 3-H		WP 3-H 1B		BB		K	2 1	0 0	1 0	2 0	1 0	0 1	1 2
Charlie Maxwell, L (1, 7) OBP: 0.390, SLG: 0.527 Dave Philley, S (6, 7) OBP: 0.335, SLG: 0.352		BB HBP	1-3 1B		1-2 BB		F9			1 1	0 0	1 0	0 0	1 0	0 0	0 1
Ray Boone, R (1, 3) OBP: 0.354, SLG: 0.396		K	F7		K			5-3		4	0	0	0	0	2	5
Frank House, L (1, 2) OBP: 0.347, SLG: 0.370		1-2 BB		3-1		5-3 BB		F8		2	0	0	0	2	0	0
Reno Bertoia, R (1, 5) OBP: 0.330, SLG: 0.370		K		L3 HBP		K		L5		3	0	0	0	0	2	2
Frank Bolling, R (1, 4) OBP: 0.332, SLG: 0.420			SH S FC4-6 BB	1-2		5-3 1-2			E BB	2	1	0	0	2	0	2
Jim Bunning, R (1, 1) OBP: 0.250, SLG: 0.226			SH FC4-6 1-3		P4	6-3			E1 1-3	3	0	0	0	0	0	2
Inning Stats	R: 0 E: 0 K: 0 S: 2 H: 0 LOB: 0 BB: 1 P: 6	R: 0 E: 0 K: 2 S: 6 H: 0 LOB: 1 BB: 1 P: 11	R: 2 E: 0 K: 0 S: 6 H: 2 LOB: 2 BB: 1 P: 10	R: 0 E: 0 K: 0 S: 2 H: 0 LOB: 0 BB: 0 P: 3	R: 1 E: 0 K: 1 S: 7 H: 2 LOB: 2 BB: 1 P: 11	R: 0 E: 0 K: 1 S: 5 H: 0 LOB: 1 BB: 1 P: 9	R: 0 E: 0 K: 0 S: 3 H: 0 LOB: 1 BB: 1 P: 7	R: 0 E: 0 K: 0 S: 3 H: 0 LOB: 0 BB: 0 P: 3	R: 0 E: 1 K: 2 S: 8 H: 0 LOB: 2 BB: 1 P: 12	1B: 3 2B: 1 3B: 1 HR: 0 SF: 1 SAC: 1 DP: 2 HBP: 2	WP: 1 PB: 0 SB: 1 CS: 0 PA: 39					

PITCHER	IP	WLS	BF	H	R	ER	SO	BB	IBB	HBP	BLK	WP	HR	S	P	ERA	WHIP
Bob Turley, R (1, 1) ERA: 2.49	8.0	L	34	4	3	3	4	6	0	2	0	1	0	34	60	3.38	1.250
Tommy Byrne, L (9, 1) ERA: 4.3	1.0		5	0	0	0	2	1	0	0	0	0	0	8	12	0.00	1.000

PITCHER	IP	WLS	BF	H	R	ER	SO	BB	IBB	HBP	BLK	WP	HR	S	P	ERA	WHIP

TOP

Detroit Tigers @ New York Yankees

Yankee Stadium, Bronx, NY

Fri Jul 26 1957, 7:05 PM EDT

Att. 31,812 - Unknown - 77 F

livebaseballscorecards.com

AB	28
R	3
H	4
RBI	3
BB	7
SO	6
LOB	20

Detroit Tigers @ New York Yankees

Yankee Stadium, Bronx, NY

Fri Jul 26 1957, 7:05 PM EDT

Att. 31,812 - Unknown - 77 F

BOTTOM

Batter	1	2	3	4	5	6	7	8	9	AB	R	H	RBI	BB	SO	LOB
Tony Kubek, L (1, 6) OBP: 0.341, SLG: 0.402	P6		FC6-4 BB			1-3		4-3		3	0	0	0	1	0	0
Gil McDougald, R (1, 4) OBP: 0.377, SLG: 0.475	F8		FC6-4			L5			L7	4	0	0	0	0	0	2
Mickey Mantle, S (1, 8) OBP: 0.522, SLG: 0.699	P4			F2		K			HR	4	1	1	1	0	1	0
Yogi Berra, L (1, 2) OBP: 0.302, SLG: 0.421		4-3		3-1			SF8 3B		G3	4	1	1	0	0	0	0
Bill Skowron, R (1, 3) OBP: 0.367, SLG: 0.542		K		P3			SF8 3-H		F8	3	0	0	1	0	1	0
Jerry Lumpe, L (1, 5)		K			4-3		6-3			3	0	0	0	0	1	0
Hank Bauer, R (1, 9) OBP: 0.328, SLG: 0.426			K		F7		L8			3	0	0	0	0	1	0
Elston Howard, R (1, 7) OBP: 0.266, SLG: 0.381			F8		BB			1-3		1	0	0	0	1	0	0
Enos Slaughter, L (8, PH) OBP: 0.380, SLG: 0.357 (9, 7)										1	0	0	0	0	0	0
Bob Turley, R (1, 1) OBP: 0.273, SLG: 0.111			BB BB		L7			4-3		1	0	0	0	1	0	1
Joe Collins, L (8, PH) OBP: 0.295, SLG: 0.253										1	0	0	0	0	0	0
Tommy Byrne, L (9, 1) OBP: 0.222, SLG: 0.500										0	0	0	0	0	0	0
Inning Stats	R: 0 E: 0 K: 0 S: 3 H: 0 LOB: 0 BB: 0 P: 3	R: 0 E: 0 K: 2 S: 7 H: 0 LOB: 0 BB: 0 P: 7	R: 0 E: 0 K: 1 S: 5 H: 0 LOB: 2 BB: 2 P: 13	R: 0 E: 0 K: 0 S: 3 H: 0 LOB: 0 BB: 0 P: 3	R: 0 E: 0 K: 0 S: 3 H: 0 LOB: 1 BB: 1 P: 7	R: 0 E: 0 K: 1 S: 5 H: 0 LOB: 0 BB: 0 P: 5	R: 1 E: 0 K: 0 S: 4 H: 1 LOB: 0 BB: 0 P: 4	R: 0 E: 0 K: 0 S: 3 H: 0 LOB: 0 BB: 0 P: 3	R: 1 E: 0 K: 0 S: 4 H: 1 LOB: 0 BB: 0 P: 4	1B: 0 2B: 0 3B: 1 HR: 1 SF: 1 SAC: 0 DP: 0 HBP: 0						

livebaseballscorecards.com

AB	28
R	2
H	2
RBI	2
BB	3
SO	4
LOB	3

WP: 0 PA: 32
PB: 0
SB: 0
CS: 0

PITCHER		IP	WLS	BF	H	R	ER	SO	BB	IBB	HBP	BLK	WP	HR	S	P	ERA	WHIP
Jim Bunning, R ERA: 2.39	(1, 1)	9.0	W	32	2	2	2	4	3	0	0	0	0	1	37	49	2.00	0.556

PITCHER	IP	WLS	BF	H	R	ER	SO	BB	IBB	HBP	BLK	WP	HR	S	P	ERA	WHIP

Batter	1	2	3	4	5	6	7	8	9	AB	R	H	RBI	BB	SO	LOB
Harvey Kuenn, R (1, 6) OBP: 0.323, SLG: 0.354	P6			5-3			FC1-6, 1B	6-3		4	0	1	0	0	0	1
Bill Tuttle, R (1, 8) OBP: 0.314, SLG: 0.331	F8			K			FC1-6, 1B, 1-2f, HR		G4-6-3, 1B	4	1	1	0	0	1	1
Jim Small, L (1, 9) OBP: 0.211, SLG: 0.222	CS, 1B			G3			1-2, HR, 1B		G4-6-3, 1-2f	4	1	2	0	0	0	1
Dave Philley, S (1, 7) OBP: 0.327, SLG: 0.342	CS, 1-2	1-5-3			4-3		F7		F7	4	0	0	0	0	0	2
Ray Boone, R (1, 3) OBP: 0.354, SLG: 0.407		6-3			F2		1-H, 2-H, HR			3	1	1	3	0	0	0
Frank House, L (1, 2) OBP: 0.344, SLG: 0.365		F9			F5		L9			3	0	0	0	0	0	0
Reno Bertoia, R (1, 5) OBP: 0.326, SLG: 0.365			F8			K		1-3		3	0	0	0	0	1	0
Frank Bolling, R (1, 4) OBP: 0.332, SLG: 0.420			5-3			P4		SH3-4, 1B		3	0	1	0	0	0	0
Duke Maas, R (1, 1) OBP: 0.120, SLG: 0.184			P4			L4		SH3-4, 1-2		2	0	0	0	0	0	0
Frank Lary, R (8, 1) OBP: 0.191, SLG: 0.200										0	0	0	0	0	0	0
Lou Sleater, L (8, 1) OBP: 0.308, SLG: 0.500										0	0	0	0	0	0	0
Harry Byrd, R (9, 1)										0	0	0	0	0	0	0
Al Aber, L (9, 1) OBP: 0.222, SLG: 0.125										0	0	0	0	0	0	0
Inning Stats	R: 0 E: 0 K: 0 S: 3 H: 1 LOB: 0 BB: 0 P: 3	R: 0 E: 0 K: 0 S: 3 H: 0 LOB: 0 BB: 0 P: 3	R: 0 E: 0 K: 0 S: 3 H: 0 LOB: 0 BB: 0 P: 3	R: 0 E: 0 K: 1 S: 5 H: 0 LOB: 0 BB: 0 P: 5	R: 0 E: 0 K: 0 S: 3 H: 0 LOB: 0 BB: 0 P: 3	R: 0 E: 0 K: 1 S: 5 H: 0 LOB: 0 BB: 0 P: 5	R: 3 E: 0 K: 0 S: 6 H: 3 LOB: 0 BB: 0 P: 6	R: 0 E: 0 K: 0 S: 4 H: 1 LOB: 1 BB: 0 P: 4	R: 0 E: 0 K: 0 S: 3 H: 1 LOB: 0 BB: 0 P: 3	1B: 5 2B: 0 3B: 0 HR: 1 SF: 0 SAC: 1 DP: 1 HBP: 0						

PITCHER		IP	WLS	BF	H	R	ER	SO	BB	IBB	HBP	BLK	WP	HR	S	P	ERA	WHIP
Tom Sturdivant, R ERA: 3.06	(1, 1)	8.0		28	5	3	3	2	0	0	0	0	0	1	32	32	3.38	0.625
Bob Grim, R ERA: 2.44	(9, 1)	1.0	W	3	1	0	0	0	0	0	0	0	0	0	3	3	0.00	1.000

PITCHER		IP	WLS	BF	H	R	ER	SO	BB	IBB	HBP	BLK	WP	HR	S	P	ERA	WHIP

TOP

Detroit Tigers @ New York Yankees

Yankee Stadium, Bronx, NY

Sat Jul 27 1957, 3:33 AM EDT

Att. 44,184 - Unknown - 76 F

livebaseballscorecards.com

AB	30
R	3
H	6
RBI	3
BB	0
SO	2
LOB	5

Batter	1	2	3	4	5	6	7	8	9	AB	R	H	RBI	BB	SO	LOB
Tony Kubek, L (1, 5) OBP: 0.339, SLG: 0.399	6-3		F7			SH2-3 1-2		F5	1-2 3-H 1B	4	0	1	1	0	0	2
Gil McDougald, R (1, 6) OBP: 0.376, SLG: 0.472	5-3			K		1-3		1B 4-3 1B 1-3 2-H 1B		4	1	1	1	0	1	1
Mickey Mantle, S (1, 8) OBP: 0.521, SLG: 0.696	S 1B			4-3		IBB		4-3 1-2 3-H		3	0	1	1	1	0	1
Bill Skowron, R (1, 3) OBP: 0.366, SLG: 0.538	L8 1-2			F9		P3		1B 2-3 1B		4	0	1	0	0	0	3
Harry Simpson, L (1, 7) OBP: 0.337, SLG: 0.472		6-3			F7		6-3	1-2 3-H 1B		4	0	1	1	0	0	0
Yogi Berra, L (1, 2) OBP: 0.304, SLG: 0.420	B B B B 4-0 G6-4-3 BB				4-3		L4-3 1B	4-3		3	0	1	0	1	0	2
Hank Bauer, R (1, 9) OBP: 0.327, SLG: 0.424		G6-4-3 1-2f			E7 1B		L4-3 1-2		L7	4	0	1	0	0	0	2
Bobby Richardson, R (1, 4) OBP: 0.274, SLG: 0.304 Enos Slaughter, L (8, PH) OBP: 0.385, SLG: 0.357 Jerry Coleman, R (9, 4) OBP: 0.403, SLG: 0.485			5-3		S S S K			B B B B 4-0 1B 1B BB	1B 3B	2 0 1	0 1 1	0 0 1	0 0 1	0 1 0	1 0 0	1 0 0
Tom Sturdivant, L (1, 1) OBP: 0.250, SLG: 0.214 Joe Collins, L (8, PH) OBP: 0.302, SLG: 0.262 Jerry Lumpe, L (8, PR) Bob Grim, R (9, 1) Elston Howard, R (9, PH) OBP: 0.269, SLG: 0.381 Bobby Shantz, R (9, PR) OBP: 0.229, SLG: 0.205			5-3			SH2-3 1B		1B 1-2 4-3 1B	1B IBB	2 1 0 0 0 0	0 0 1 0 0 0	1 1 0 0 0 0	0 0 0 0 0 0	0 0 0 0 1 0	0 0 0 0 0 0	0 0 0 0 0 0
Inning Stats	R: 0 H: 1 E: 0 LOB: 1 K: 0 BB: 0 S: 4 P: 4	R: 0 H: 0 E: 0 LOB: 0 K: 0 BB: 1 S: 2 P: 6	R: 0 H: 0 E: 0 LOB: 0 K: 0 BB: 0 S: 3 P: 3	R: 0 H: 0 E: 0 LOB: 0 K: 1 BB: 0 S: 5 P: 5	R: 0 H: 1 E: 1 LOB: 1 K: 1 BB: 0 S: 6 P: 6	R: 0 H: 1 E: 0 LOB: 2 K: 0 BB: 1 S: 4 P: 8	R: 0 H: 1 E: 0 LOB: 0 K: 0 BB: 0 S: 3 P: 3	R: 3 H: 4 E: 0 LOB: 2 K: 0 BB: 1 S: 7 P: 11	R: 1 H: 2 E: 0 LOB: 2 K: 0 BB: 1 S: 3 P: 7	1B: 9 2B: 1 3B: 1 HR: 0	SF: 0 SAC: 1 DP: 2 HBP: 0					

PITCHER		IP	WLS	BF	H	R	ER	SO	BB	IBB	HBP	BLK	WP	HR	S	P	ERA	WHIP
Duke Maas, R ERA: 3.22	(1, 1)	7.0		27	5	2	2	2	2	1	0	0	0	0	28	40	2.57	1.000
Frank Lary, R ERA: 4.27	(8, 1)	0.2		5	3	1	1	0	0	0	0	0	0	0	5	5	13.50	4.500
Lou Sleater, L ERA: 3.0	(8, 1)	0.1		1	0	0	0	0	0	0	0	0	0	0	1	1	0.00	0.000
Harry Byrd, R ERA: 1.96	(9, 1)	0.1	L	3	1	1	1	0	0	1	0	0	0	0	2	6	27.00	3.000
Al Aber, L ERA: 6.89	(9, 1)	0.0		1	1	0	0	0	0	0	0	0	0	0	1	1	∞	∞

PITCHER	IP	WLS	BF	H	R	ER	SO	BB	IBB	HBP	BLK	WP	HR	S	P	ERA	WHIP

BOTTOM

Detroit Tigers @ New York Yankees

Yankee Stadium, Bronx, NY

Sat Jul 27 1957, 3:33 AM EDT
Att. 44,184 - Unknown - 76 F

livebaseballscorecards.com

AB	32
R	4
H	10
RBI	4
BB	4
SO	2
LOB	12

WP: 0 PA: 37
PB: 0
SB: 1
CS: 0

Batter	1	2	3	4	5	6	7	8	9	AB	R	H	RBI	BB	SO	LOB
Harvey Kuenn, R (1, 6) OBP: 0.326, SLG: 0.356	1-3		BBB 4-0 E 2B 1-2 BB	6-3			S 1B		G6-4-3 1B	4	1	2	0	1	0	0
Ron Samford, R (9, 6) OBP: 0.279, SLG: 0.288										0	0	0	0	0	0	0
Bill Tuttle, R (1, 8) OBP: 0.319, SLG: 0.331	BBBB 4-0 E 1B BB		BBBB 4-0 2B 1-2 2-3 BB	0-0 CS 1B			0-0 F8 1-2		0-0 G6-4-3 1-2f	3	2	1	0	2	0	2
Jim Small, L (1, 7) OBP: 0.200, SLG: 0.211	SSS 0-3 K		0-0 3-1 1B 1-H 2-H 3-H 2B	0-0 CS 1-2	0-0 5-3		0-0 F9			1	0	0	0	0	1	1
Jay Porter, R (3, PH) OBP: 0.368, SLG: 0.440										3	1	1	3	0	0	1
Dave Philley, S (1, 9) OBP: 0.325, SLG: 0.340	0-0 E7 1-H 1B		0-0 3-1 2-3		0-0 5-3		SSS 0-3 K			4	0	1	0	0	1	2
Ray Boone, R (1, 3) OBP: 0.355, SLG: 0.408	0-0 F8		0-0 3-H 1B		0-0 1B			SSS 0-3 K		4	0	2	1	0	1	1
Red Wilson, R (1, 2) OBP: 0.390, SLG: 0.363		0-0 G6-4-3 1B	0-0 F5		SSS 0-3 K			0-0 CS 1B		4	0	2	0	0	1	2
Reno Bertoia, R (1, 5) OBP: 0.323, SLG: 0.361		0-0 P6	SSS 0-3 K			0-0 6-3		0-0 1-2 1B		2	0	0	0	0	1	2
Jim Finigan, R (6, PH) OBP: 0.260, SLG: 0.167										2	0	1	0	0	0	0
(6, 5)																
Frank Bolling, R (1, 4) OBP: 0.332, SLG: 0.426		0-0 G6-4-3 1-2f		0-0 HR		0-0 F9		0-0 P5		4	1	1	1	0	0	2
Paul Foytack, R (1, 1) OBP: 0.333, SLG: 0.289			BBBB 4-0 E BB 2B BB	0-0 3-1		SSS 0-3 K			0-0 F4	2	1	0	0	1	1	0
Lou Sleater, L (7, 1) OBP: 0.286, SLG: 0.462										1	0	0	0	0	0	0

Inning Stats	1	2	3	4	5	6	7	8	9	1B	SF	WP	PA
R	1	0	4	1	0	0	0	0	0	9	0	0	39
H	1	1	2	2	1	1	0	1	1	2B 1	SAC 0	PB 0	
E	1	0	1	0	0	0	0	0	0	3B 0	DP 2	SB 1	
LOB	1	0	1	0	1	0	1	1	0	HR 1	HBP 0	CS 2	
K	1	0	1	0	0	1	0	0	0				
BB	1	0	3	0	0	0	0	0	0				
S	6	3	7	4	6	5	6	6	3				
P	10	3	19	4	6	5	6	6	3				

PITCHER		IP	WLS	BF	H	R	ER	SO	BB	IBB	HBP	BLK	WP	HR	S	P	ERA	WHIP
Don Larsen, R ERA: 4.02	(1, 1)	2.0	L	11	2	4	3	1	4	0	0	0	0	0	9	25	13.50	3.000
Tommy Byrne, L ERA: 4.12	(3, 1)	7.0		27	9	2	2	5	0	0	0	0	0	1	37	37	2.57	1.286

PITCHER		IP	WLS	BF	H	R	ER	SO	BB	IBB	HBP	BLK	WP	HR	S	P	ERA	WHIP

TOP

Detroit Tigers @ New York Yankees

Yankee Stadium, Bronx, NY

Sun Jul 28 1957, 3:33 AM EDT

Overcast - 72 F

livebaseballscorecards.com

AB	34
R	6
H	11
RBI	5
BB	4
SO	6
LOB	13

BOTTOM

Detroit Tigers @ New York Yankees

Yankee Stadium, Bronx, NY

Sun Jul 28 1957, 3:33 AM EDT

Overcast - 72 F

Batter	1	2	3	4	5	6	7	8	9	AB	R	H	RBI	BB	SO	LOB
Tony Kubek, L (1, 5) (5, 6) OBP: 0.341, SLG: 0.409	0-0 SH1-3 1B 1B		0-0 4-3 ①		0-0 F9 ② 2-3		0-0 E 1-H 3B		0-0 4-3 ②	5	2	2	1	0	0	2
Gil McDougald, R (1, 6) OBP: 0.375, SLG: 0.471	0-0 SH1-3 ① 1-2		0-0 4-3 ②		0-0 1-2 3-H 1B		0-0 E1 PB 3-H 1B		0-0 F9 ③	1	0	0	0	0	0	0
Jerry Lumpe, L (5, 5) OBP: 0.333, SLG: 0.333										2	0	2	2	0	0	0
Elston Howard, R (9, PH) OBP: 0.268, SLG: 0.379										1	0	0	0	0	0	0
Mickey Mantle, S (1, 8) OBP: 0.521, SLG: 0.692	0-0 CS 2-H 1B		0-3 K ③		0-0 F8 ③		4-0 PB IBB			3	0	1	1	1	1	2
Bill Skowron, R (1, 3) OBP: 0.364, SLG: 0.532	0-3 K ② ③ 1-2			0-3 K ①		0-0 P3 ①	4-0 1-2 2-3 IBB			3	0	0	0	1	2	1
Yogi Berra, L (1, 2) OBP: 0.303, SLG: 0.416		4-0 E SF7 BB		0-0 F7 ②		0-0 4-3 ②	0-0 P6 ③			3	1	0	0	1	0	3
Harry Simpson, L (1, 7) OBP: 0.332, SLG: 0.465		0-3 K ①		0-0 P4 ③		0-0 1-3 ③		0-3 K ①		4	0	0	0	0	2	1
Hank Bauer, R (1, 9) OBP: 0.326, SLG: 0.422		0-0 E5 1-3			0-0 1-3 ①		0-0 1-3 ①	0-3 K ②		1	0	0	0	0	0	1
Enos Slaughter, L (5, 9) OBP: 0.377, SLG: 0.348										3	0	0	0	0	1	0
Bobby Richardson, R (1, 4) OBP: 0.274, SLG: 0.305		0-0 SF7 ② 3-H			0-0 E5 F9 BB 1B		0-0 3B 1B	0-0 5-3 ③		3	2	1	1	0	0	0
Don Larsen, R (1, 1) OBP: 0.324, SLG: 0.323		0-0 4-3 ③			4-0 1B 1-2 BB		0-3 K ②		0-0 6-3 ①	1	0	0	0	0	0	1
Tommy Byrne, L (3, 1) OBP: 0.241, SLG: 0.481										1	0	0	0	1	1	1
Jerry Coleman, R (9, PH) OBP: 0.397, SLG: 0.478										1	0	0	0	0	0	0
Inning Stats	R: 1 E: 0 K: 1 S: 6 H: 2 LOB: 1 BB: 0 P: 6	R: 1 E: 1 K: 1 S: 6 H: 0 LOB: 1 BB: 1 P: 10	R: 0 E: 0 K: 1 S: 5 H: 0 LOB: 0 BB: 0 P: 5	R: 0 E: 0 K: 1 S: 5 H: 0 LOB: 0 BB: 0 P: 5	R: 1 E: 1 K: 0 S: 5 H: 1 LOB: 2 BB: 1 P: 9	R: 0 E: 0 K: 0 S: 3 H: 0 LOB: 0 BB: 0 P: 3	R: 2 E: 1 K: 1 S: 8 H: 3 LOB: 3 BB: 2 P: 16	R: 0 E: 0 K: 2 S: 7 H: 0 LOB: 0 BB: 0 P: 7	R: 0 E: 0 K: 0 S: 3 H: 0 LOB: 0 BB: 0 P: 3	1B: 5 2B: 1 3B: 1 HR: 0	SF: 1 SAC: 1 DP: 1 HBP: 0						

livebaseballscorecards.com

AB	32
R	5
H	6
RBI	5
BB	4
SO	7
LOB	12

WP: 0 PB: 1 SB: 0 CS: 1 PA: 38

PITCHER		IP	WLS	BF	H	R	ER	SO	BB	IBB	HBP	BLK	WP	HR	S	P	ERA	WHIP
Paul Foytack, R ERA: 3.27	(1, 1)	6.2	W	31	6	5	3	5	2	2	0	0	0	0	37	53	4.05	1.200
Lou Sleater, L ERA: 2.83	(7, 1)	2.1	S	7	0	0	0	2	0	0	0	0	0	0	11	11	0.00	0.000

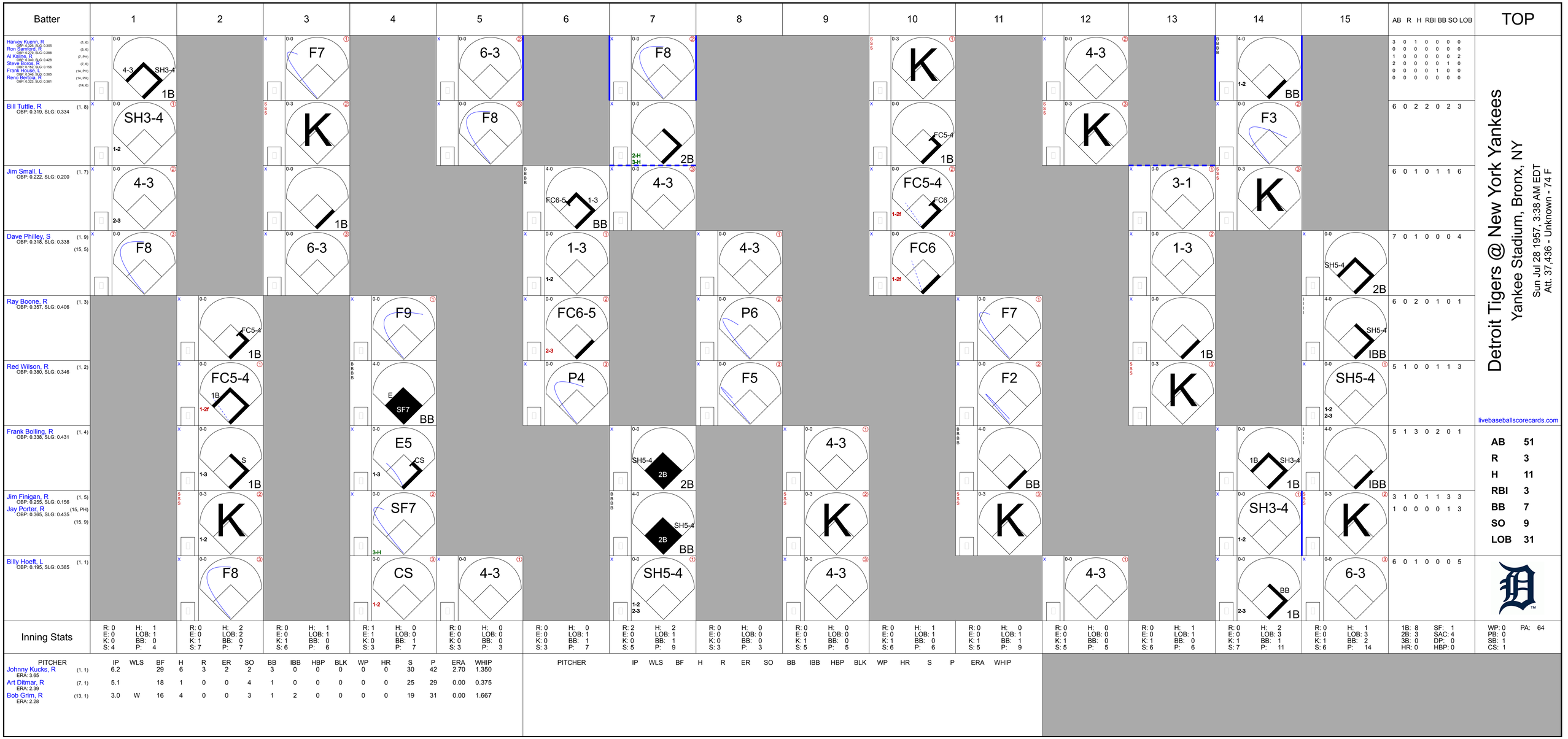
Batter
1
2
3
4
5
6
7
8
9
10
11
12
13
14
15
AB R H RBI BB SO LOB
TOP
Harvey Kuenn, R
OBP: 0.336, SLG: 0.355
Ron Samford, R
OBP: 0.279, SLG: 0.288
Al Kaline, L
OBP: 0.345, SLG: 0.428
Steve Boros, R
OBP: 0.152, SLG: 0.156
Frank House, L
OBP: 0.346, SLG: 0.365
Remo Bertoia, R
OBP: 0.323, SLG: 0.361
Bill Tuttle, R
OBP: 0.319, SLG: 0.334
Jim Small, L
OBP: 0.222, SLG: 0.200
Dave Philley, S
OBP: 0.318, SLG: 0.338
Ray Boone, R
OBP: 0.357, SLG: 0.406
Red Wilson, R
OBP: 0.380, SLG: 0.346
Frank Bolling, R
OBP: 0.338, SLG: 0.431
Jim Finigan, R
OBP: 0.255, SLG: 0.156
Jay Porter, R
OBP: 0.365, SLG: 0.435
Billy Hoeft, L
OBP: 0.195, SLG: 0.385
Detroit Tigers @ New York Yankees
Yankee Stadium, Bronx, NY
Sun Jul 28 1957, 3:38 AM EDT
Att. 37,436 - Unknown - 74 F
livebaseballscorecards.com
AB 51
R 3
H 11
RBI 3
BB 7
SO 9
LOB 31
Inning Stats
PITCHER
IP WLS BF H R ER SO BB IBB HBP BLK WP HR S P ERA WHIP
Johnny Kucks, R
ERA: 3.65
Art Ditmar, R
ERA: 2.39
Bob Grim, R
ERA: 2.28
1B: 8 SF: 1
2B: 3 SAC: 4
3B: 0 DP: 0
HR: 0 HBP: 0
WP: 0 PA: 64
PB: 0
SB: 1
CS: 1

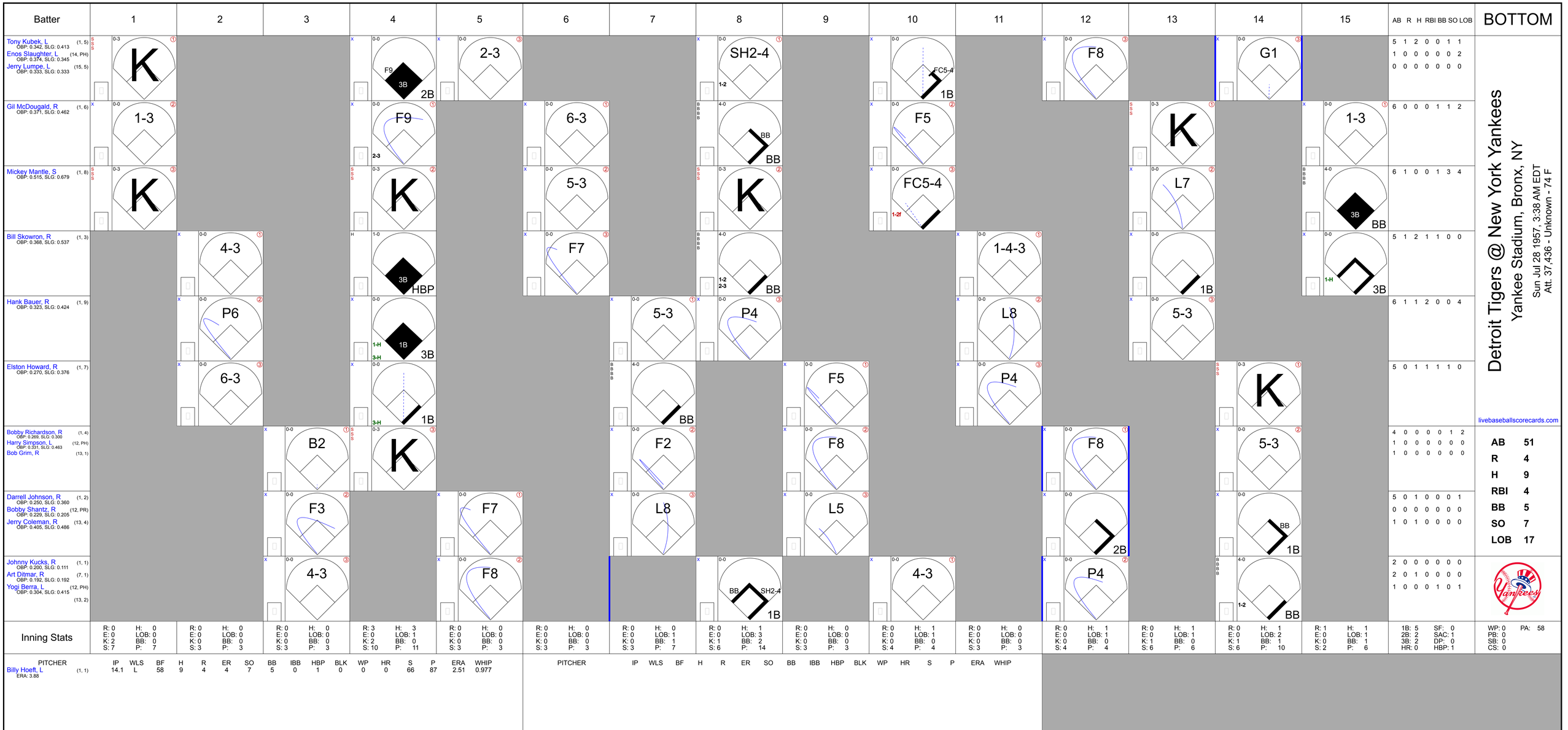
Batter
1
2
3
4
5
6
7
8
9
10
11
12
13
14
15
AB R H RBI BB SO LOB
BOTTOM
Tony Kubek, L (1, 5)
OBP: 0.342, SLG: 0.413
Enos Slaughter, L (14, PH)
OBP: 0.374, SLG: 0.345
Jerry Lumpe, L (15, 5)
OBP: 0.333, SLG: 0.333
K
F9
3B
2B
2-3
SH2-4
1-2
FC5-4
1B
F8
G1
5 1 2 0 0 1 1
1 0 0 0 0 0 2
0 0 0 0 0 0 0
Gil McDougald, R (1, 6)
OBP: 0.371, SLG: 0.462
1-3
F9
2-3
6-3
F5
K
1-3
BB
6 0 0 0 1 1 2
Mickey Mantle, S (1, 8)
OBP: 0.515, SLG: 0.679
K
K
5-3
K
FC5-4
1-2f
L7
3B
BB
6 1 0 0 1 3 4
Bill Skowron, R (1, 3)
OBP: 0.368, SLG: 0.537
4-3
3B
HBP
F7
1-2
2-3
BB
1-4-3
1B
1-H
3B
5 1 2 1 1 0 0
Hank Bauer, R (1, 9)
OBP: 0.323, SLG: 0.424
P6
1-H
3-H
1B
3B
5-3
P4
L8
5-3
6 1 1 2 0 0 4
Elston Howard, R (1, 7)
OBP: 0.270, SLG: 0.376
6-3
3-H
1B
F5
P4
K
5 0 1 1 1 1 0
Bobby Richardson, R (1, 4)
OBP: 0.269, SLG: 0.300
Harry Simpson, L (12, PH)
OBP: 0.351, SLG: 0.463
Bob Grim, R (13, 1)
B2
K
F2
F8
F8
5-3
4 0 0 0 0 1 2
1 0 0 0 0 0 0
1 0 0 0 0 0 0
Darrell Johnson, R (1, 2)
OBP: 0.250, SLG: 0.360
Bobby Shantz, R (12, PR)
OBP: 0.229, SLG: 0.205
Jerry Coleman, R (13, 4)
OBP: 0.405, SLG: 0.486
F3
F7
L8
L5
2B
BB
1B
5 0 1 0 0 0 1
0 0 0 0 0 0 0
1 0 1 0 0 0 0
Johnny Kucks, R (1, 1)
OBP: 0.200, SLG: 0.111
Art Ditmar, R (7, 1)
OBP: 0.192, SLG: 0.192
Yogi Berra, L (12, PH)
OBP: 0.304, SLG: 0.415
(13, 2)
4-3
F8
BB
SH2-4
1B
4-3
P4
BB
1-2
BB
2 0 0 0 0 0 0
2 0 1 0 0 0 0
1 0 0 0 1 0 1
Inning Stats
R: 0 H: 0
E: 0 LOB: 0
K: 2 BB: 0
S: 7 P: 7
R: 0 H: 0
E: 0 LOB: 0
K: 0 BB: 0
S: 3 P: 3
R: 0 H: 0
E: 0 LOB: 0
K: 0 BB: 0
S: 3 P: 3
R: 3 H: 3
E: 0 LOB: 1
K: 2 BB: 0
S: 10 P: 11
R: 0 H: 0
E: 0 LOB: 0
K: 0 BB: 0
S: 3 P: 3
R: 0 H: 0
E: 0 LOB: 0
K: 0 BB: 1
S: 3 P: 7
R: 0 H: 1
E: 0 LOB: 3
K: 1 BB: 2
S: 6 P: 14
R: 0 H: 0
E: 0 LOB: 0
K: 0 BB: 0
S: 3 P: 3
R: 0 H: 1
E: 0 LOB: 1
K: 0 BB: 0
S: 4 P: 4
R: 0 H: 0
E: 0 LOB: 0
K: 0 BB: 0
S: 3 P: 3
R: 0 H: 1
E: 0 LOB: 1
K: 0 BB: 0
S: 4 P: 4
R: 0 H: 1
E: 0 LOB: 1
K: 1 BB: 0
S: 6 P: 6
R: 0 H: 1
E: 0 LOB: 2
K: 1 BB: 1
S: 6 P: 10
R: 1 H: 1
E: 0 LOB: 1
K: 0 BB: 1
S: 2 P: 6
1B: 5 SF: 0
2B: 2 SAC: 1
3B: 2 DP: 0
HR: 0 HBP: 1
WP: 0 PA: 58
PB: 0
SB: 0
CS: 0
PITCHER IP WLS BF H R ER SO BB IBB HBP BLK WP HR S P ERA WHIP
Billy Hoeft, L (1, 1)
ERA: 3.88
14.1 L 58 9 4 4 7 5 0 1 0 0 0 66 87 2.51 0.977
PITCHER IP WLS BF H R ER SO BB IBB HBP BLK WP HR S P ERA WHIP
Detroit Tigers @ New York Yankees
Yankee Stadium, Bronx, NY
Sun Jul 28 1957, 3:38 AM EDT
Att. 37,436 - Unknown - 74 F
livebaseballscorecards.com
AB 51
R 4
H 9
RBI 4
BB 5
SO 7
LOB 17

Batter	1	2	3	4	5	6	7	8	9	AB	R	H	RBI	BB	SO	LOB
Harvey Kuenn, R (1, 6) OBP: 0.325, SLG: 0.354	F9			G6-4-3 1B		F9			F8	4	0	1	0	0	0	1
Bill Tuttle, R (1, 8) OBP: 0.315, SLG: 0.330	6-3			G6-4-3 1-2f		FC4 1-2f			P3	4	0	0	0	0	0	2
Jay Porter, R (1, 7) OBP: 0.350, SLG: 0.416	F8			K			F8		F2	4	0	0	0	0	1	0
Dave Philley, S (1, 9) OBP: 0.312, SLG: 0.331		2-3			4-3		6-3			3	0	0	0	0	0	0
Ray Boone, R (1, 3) OBP: 0.354, SLG: 0.402		F9			F8		K			3	0	0	0	0	1	0
Red Wilson, R (1, 2) OBP: 0.379, SLG: 0.345		5-3			1B			K		3	0	1	0	0	1	0
Frank Bolling, R (1, 4) OBP: 0.336, SLG: 0.428			F9		G3			4-3		3	0	0	0	0	0	1
Jim Finigan, R (1, 5) OBP: 0.276, SLG: 0.188			F9			FC4 1B		1B		3	0	2	0	0	0	0
Frank Lary, R (1, 1) OBP: 0.184, SLG: 0.191			1-3			F8		F8		2	0	0	0	0	0	1
Al Kaline, R (8, PH) OBP: 0.339, SLG: 0.427										1	0	0	0	0	0	1
Harry Byrd, R (8, 1)										0	0	0	0	0	0	0
Inning Stats	R: 0 H: 0 E: 0 LOB: 0 K: 0 BB: 0 S: 3 P: 3	R: 0 H: 0 E: 0 LOB: 0 K: 0 BB: 0 S: 3 P: 3	R: 0 H: 0 E: 0 LOB: 0 K: 0 BB: 0 S: 3 P: 3	R: 0 H: 1 E: 0 LOB: 0 K: 1 BB: 0 S: 5 P: 5	R: 0 H: 1 E: 0 LOB: 1 K: 0 BB: 0 S: 4 P: 4	R: 0 H: 1 E: 0 LOB: 1 K: 0 BB: 0 S: 4 P: 4	R: 0 H: 0 E: 0 LOB: 0 K: 1 BB: 0 S: 5 P: 5	R: 0 H: 1 E: 0 LOB: 1 K: 1 BB: 0 S: 6 P: 6	R: 0 H: 0 E: 0 LOB: 0 K: 0 BB: 0 S: 3 P: 3	1B: 4 SF: 0 2B: 0 SAC: 0 3B: 0 DP: 1 HR: 0 HBP: 0						

TOP

Detroit Tigers @ Boston Red Sox

Fenway Park, Boston, MA

Tue Jul 30 1957, 7:05 PM EDT

Att. 26,817 - Unknown

livebaseballscorecards.com

AB	30
R	0
H	4
RBI	0
BB	0
SO	3
LOB	6

WP: 0 PA: 30
PB: 0
SB: 0
CS: 0

PITCHER	IP	WLS	BF	H	R	ER	SO	BB	IBB	HBP	BLK	WP	HR	S	P	ERA	WHIP
Bob Porterfield, R (1, 1) ERA: 3.05	9.0	W	30	4	0	0	3	0	0	0	0	0	0	36	36	0.00	0.444

Batter	1	2	3	4	5	6	7	8	9	AB	R	H	RBI	BB	SO	LOB
Jim Piersall, R (1, 8) OBP: 0.336, SLG: 0.396	0-0 1B 1B 1B	0-0 P6 ③			0-0 P4 ②		S S S 0-3 K ③			4	1	1	0	0	1	1
Frank Malzone, R (1, 5) OBP: 0.342, SLG: 0.418	0-0 L5 ①		0-0 F7 ①		0-0 5-3 ③			0-0 F9 ①		4	0	0	0	0	0	1
Ted Williams, L (1, 7) OBP: 0.514, SLG: 0.744 Gene Stephens, L (8, PR) OBP: 0.289, SLG: 0.319 (9, 7)	0-0 1B 1-3 1B		0-0 4-3 2B			0-0 E4 E FC5-2-5		0-0 HR 1B		4 0	0 1	3 0	0 0	0 0	0 0	0 0
Jackie Jensen, R (1, 9) OBP: 0.382, SLG: 0.466	0-0 G6-4-3 1-2 3-H 1B		0-0 4-3 ② 2-3			0-0 E5 FC5-2-5 2-3		0-0 1-H HR		4	1	2	3	0	0	2
Norm Zauchin, R (1, 3) OBP: 0.338, SLG: 0.397	0-0 G6-4-3 ② ③ 1-2f		0-0 P3 ③			0-0 FC5-2-5 ① FC6-4 1-2 3-H		0-0 1B		4	0	1	0	0	0	5
Ted Lepcio, R (1, 4) OBP: 0.333, SLG: 0.414		0-0 F8 ①		0-0 5-3 ①		0-0 P4 ②		S S S 0-3 K ②		4	0	0	0	0	1	3
Billy Consolo, R (1, 6) OBP: 0.368, SLG: 0.402		0-0 E 1B 1B		0-0 6-3 ②		0-0 FC6-4 ③ 1-2f		S S S 0-3 K ③		4	1	1	0	0	1	3
Sammy White, R (1, 2) OBP: 0.279, SLG: 0.277		0-0 1-H 1B		0-0 4-3 ③			0-0 6-3 ①			3	0	1	1	0	0	0
Bob Porterfield, R (1, 1) OBP: 0.211, SLG: 0.176		S S S 0-3 K ②		S S S 0-3 K ①			0-0 4-3 ②			3	0	0	0	0	2	1
Inning Stats	R: 1 E: 0 K: 0 S: 5 H: 3 LOB: 1 BB: 0 P: 5	R: 1 E: 1 K: 1 S: 7 H: 2 LOB: 1 BB: 0 P: 7	R: 0 E: 0 K: 0 S: 4 H: 1 LOB: 1 BB: 0 P: 4	R: 0 E: 0 K: 0 S: 3 H: 0 LOB: 0 BB: 0 P: 3	R: 0 E: 0 K: 1 S: 5 H: 0 LOB: 0 BB: 0 P: 5	R: 0 E: 2 K: 0 S: 5 H: 0 LOB: 2 BB: 0 P: 5	R: 0 E: 0 K: 1 S: 5 H: 0 LOB: 0 BB: 0 P: 5	R: 2 E: 0 K: 2 S: 10 H: 3 LOB: 1 BB: 0 P: 10		1B: 7 2B: 1 3B: 0 HR: 1	SF: 0 SAC: 0 DP: 1 HBP: 0					

PITCHER	IP	WLS	BF	H	R	ER	SO	BB	IBB	HBP	BLK	WP	HR	S	P	ERA	WHIP
Frank Lary, R (1, 1) ERA: 4.14	7.0	L	28	6	2	1	3	0	0	0	0	0	0	34	34	1.29	0.857
Harry Byrd, R (8, 1) ERA: 2.79	1.0		6	3	2	2	2	0	0	0	0	0	1	10	10	18.00	3.000

PITCHER	IP	WLS	BF	H	R	ER	SO	BB	IBB	HBP	BLK	WP	HR	S	P	ERA	WHIP

Detroit Tigers @ Boston Red Sox

Fenway Park, Boston, MA

Tue Jul 30 1957, 7:05 PM EDT

Att. 26,817 - Unknown

BOTTOM

livebaseballscorecards.com

AB	34
R	4
H	9
RBI	4
BB	0
SO	5
LOB	16

1B: 7	SF: 0	WP: 0	PA: 34
2B: 1	SAC: 0	PB: 0	
3B: 0	DP: 1	SB: 0	
HR: 1	HBP: 0	CS: 0	

Batter	1	2	3	4	5	6	7	8	9	AB	R	H	RBI	BB	SO	LOB
Harvey Kuenn, R (1, 6) OBP: 0.326, SLG: 0.358	6-3			4-3	2B 1-3 2B		2B 1B		F8	5	1	2	0	0	0	0
Bill Tuttle, R (1, 8) OBP: 0.313, SLG: 0.331	K			F8	4-3		1-3 2B		F2	5	0	1	0	0	1	2
Frank Bolling, R (1, 4) OBP: 0.337, SLG: 0.430	5-3			E 1B 1B	2B 2-H 3-H 2B		6-3		F9	5	2	2	2	0	0	2
Al Kaline, R (1, 7) OBP: 0.341, SLG: 0.430		L6-3		E 1-2 1B	2-H 2B		K			4	0	2	1	0	1	2
Ray Boone, R (1, 3) OBP: 0.352, SLG: 0.400		6-3		E3 1-2 2-H	F8			FC4-6 1B		4	0	1	0	0	0	2
Frank House, L (1, 2) OBP: 0.341, SLG: 0.359		F9		K		F9		FC4-6 1-2f FC2-5		4	0	0	0	0	1	3
Dave Philley, S (1, 9) OBP: 0.316, SLG: 0.353			4-3		HR	CS 1B		FC2-5 3-H		4	1	2	1	0	0	1
Jim Finigan, R (1, 5) OBP: 0.274, SLG: 0.176			K	6-3	K 1-2			IBB		3	0	0	0	1	2	1
Jim Bunning, R (1, 1) OBP: 0.250, SLG: 0.228			4-3	2B 2B 1B			K	K		4	1	1	0	0	2	2
Harry Byrd, R (8, 1)										0	0	0	0	0	0	0

TOP

Detroit Tigers @ Boston Red Sox

Fenway Park, Boston, MA

Wed Jul 31 1957, 3:33 AM EDT
Att. 15,154 - Unknown

livebaseballscorecards.com

AB	38
R	5
H	11
RBI	4
BB	1
SO	7
LOB	15

Inning Stats	1	2	3	4	5	6	7	8	9
	R: 0 E: 0 K: 1 S: 5	R: 0 E: 0 K: 0 S: 3	R: 0 E: 0 K: 1 S: 5	R: 1 E: 1 K: 1 S: 8	R: 4 E: 0 K: 0 S: 8	R: 0 E: 0 K: 1 S: 5	R: 0 E: 0 K: 2 S: 9	R: 0 E: 1 K: 1 S: 6	R: 0 E: 0 K: 0 S: 3
	H: 0 LOB: 0 BB: 0 P: 5	H: 0 LOB: 0 BB: 0 P: 3	H: 0 LOB: 0 BB: 0 P: 5	H: 2 LOB: 2 BB: 0 P: 8	H: 5 LOB: 1 BB: 0 P: 8	H: 1 LOB: 0 BB: 0 P: 5	H: 2 LOB: 2 BB: 0 P: 9	H: 1 LOB: 2 BB: 1 P: 10	H: 0 LOB: 0 BB: 0 P: 3

1B: 6	SF: 0
2B: 4	SAC: 0
3B: 0	DP: 0
HR: 1	HBP: 0

WP: 0	PA: 39
PB: 0	
SB: 0	
CS: 1	

PITCHER		IP	WLS	BF	H	R	ER	SO	BB	IBB	HBP	BLK	WP	HR	S	P	ERA	WHIP
Willard Nixon, R ERA: 3.89	(1, 1)	6.1	L	29	10	5	4	5	0	0	0	0	0	1	39	39	5.68	1.579
Rudy Minarcin, R ERA: 4.23	(7, 1)	0.2		2	0	0	0	1	0	0	0	0	0	0	4	4	0.00	0.000
George Susce, R ERA: 3.29	(8, 1)	1.0		5	1	0	0	1	0	1	0	0	0	0	6	10	0.00	1.000
Ike Delock, R ERA: 3.95	(9, 1)	1.0		3	0	0	0	0	0	0	0	0	0	0	3	3	0.00	0.000

PITCHER	IP	WLS	BF	H	R	ER	SO	BB	IBB	HBP	BLK	WP	HR	S	P	ERA	WHIP

Detroit Tigers @ Boston Red Sox

Fenway Park, Boston, MA

Wed Jul 31 1957, 3:33 AM EDT

Att. 15,154 - Unknown

livebaseballscorecards.com

BOTTOM

Batter	1	2	3	4	5	6	7	8	9	AB	R	H	RBI	BB	SO	LOB
Jim Piersall, R (1, 8) OBP: 0.336, SLG: 0.394	F8		SH3-4 1-2	F8			2B 1B	G5-4-3 1-2f		4	0	1	0	0	0	4
Frank Malzone, R (1, 5) OBP: 0.340, SLG: 0.415	4-3 1B		F7		F7		P6		6-3	5	0	1	0	0	0	2
Ted Williams, L (1, 7) OBP: 0.515, SLG: 0.744	4-3 1-2		IBB		BB		2B 1-3		4-3	3	0	1	0	2	0	1
Jackie Jensen, R (1, 9) OBP: 0.378, SLG: 0.459	P4		F8		F7		F8		F8	5	0	0	0	0	0	6
Norm Zauchin, R (1, 3) OBP: 0.347, SLG: 0.403		FC6-4 1B		K	4-3			FC4-6 1B		4	0	2	0	0	1	1
Ted Lepcio, R (1, 4) OBP: 0.332, SLG: 0.427		F8		HR		F7		FC4-6 BB BB 1B 1-2f		4	2	1	1	0	0	2
Billy Consolo, R (1, 6) OBP: 0.372, SLG: 0.400		FC6-4 1-2f		6-3 1B		4-3		1B BB 1-2 BB		3	1	1	0	1	0	1
Sammy White, R (1, 2) OBP: 0.276, SLG: 0.274		5-3		6-3 1-2		K		1B 1-2 2-3 BB		3	0	0	0	0	1	2
Gene Stephens, L (8, PH) OBP: 0.294, SLG: 0.319										0	0	0	0	1	0	0
Pete Daley, R (9, 2) OBP: 0.261, SLG: 0.241										0	0	0	0	0	0	0
Willard Nixon, L (1, 1) OBP: 0.386, SLG: 0.350			SH3-4 1B	2-H 1B			P2	G5-4-3 1-2 2-3 3-H 1B		2	0	2	1	0	0	0
Rudy Minarcin, R (7, 1)										0	0	0	0	0	0	0
Mickey Vernon, L (7, PH) OBP: 0.369, SLG: 0.425										1	0	0	0	0	0	0
George Susce, R (8, 1) OBP: 0.167, SLG: 0.118										0	0	0	0	0	0	0
Dick Gernert, R (8, PH) OBP: 0.372, SLG: 0.515										1	0	1	1	0	0	0
Tom Brewer, R (8, PR) OBP: 0.194, SLG: 0.197										0	0	0	0	0	0	0
Ike Delock, R (9, 1) OBP: 0.235, SLG: 0.071										0	0	0	0	0	0	0

Inning Stats	1	2	3	4	5	6	7	8	9
	R: 0 E: 0 K: 0 S: 4	R: 0 E: 1 K: 0 S: 4	R: 0 E: 0 K: 0 S: 4	R: 2 E: 0 K: 1 S: 8	R: 0 E: 0 K: 0 S: 3	R: 0 E: 0 K: 1 S: 5	R: 0 E: 0 K: 0 S: 5	R: 1 E: 0 K: 0 S: 4	R: 0 E: 0 K: 0 S: 3
	H: 1 LOB: 1 BB: 0 P: 4	H: 1 LOB: 1 BB: 0 P: 4	H: 1 LOB: 2 BB: 1 P: 8	H: 3 LOB: 1 BB: 0 P: 8	H: 0 LOB: 1 BB: 1 P: 7	H: 0 LOB: 0 BB: 0 P: 5	H: 2 LOB: 2 BB: 0 P: 5	H: 2 LOB: 3 BB: 2 P: 12	H: 0 LOB: 0 BB: 0 P: 3

	AB	35
	R	3
	H	10
	RBI	3
	BB	4
	SO	2
	LOB	19

	1B: 8	SF: 0	WP: 0	PA: 40
	2B: 1	SAC: 1	PB: 0	
	3B: 0	DP: 1	SB: 0	
	HR: 1	HBP: 0	CS: 0	

PITCHER		IP	WLS	BF	H	R	ER	SO	BB	IBB	HBP	BLK	WP	HR	S	P	ERA	WHIP
Jim Bunning, R ERA: 2.45	(1, 1)	7.1	W	34	9	3	3	2	2	1	0	0	0	1	35	47	3.68	1.500
Harry Byrd, R ERA: 2.57	(8, 1)	1.2	S	6	1	0	0	0	1	0	0	0	0	0	5	9	0.00	1.200

PITCHER	IP	WLS	BF	H	R	ER	SO	BB	IBB	HBP	BLK	WP	HR	S	P	ERA	WHIP

Batter	1	2	3	4	5	6	7	8	9	AB	R	H	RBI	BB	SO	LOB
Harvey Kuenn, R (1, 6) OBP: 0.325, SLG: 0.358	F9 1B 2B	E6 FC6-4 1-2		F8	5-3			F2		5	1	1	0	0	0	2
Bill Tuttle, R (1, 8) OBP: 0.315, SLG: 0.332	F9 2-3	FC6-4 1-2f 2-3		K	FC6-4 3-H 1B				1-3 3-1 2B 1B	5	1	2	1	0	1	3
Frank Bolling, R (1, 4) OBP: 0.337, SLG: 0.427	BB 1B	K			SH2-3 BB	FC6-4 1-2f			3-1 1-2	3	0	0	0	2	1	4
Al Kaline, R (1, 7) OBP: 0.338, SLG: 0.427	F9		L6 FC6-4 E		SH2-3 1-2		L2-3		1-3 2-3	3	0	0	0	0	0	2
Johnny Groth, R (7, 7) OBP: 0.328, SLG: 0.250										1	0	0	0	0	0	1
Ray Boone, R (1, 3) OBP: 0.356, SLG: 0.405	1-3 3-H 1B		L7		5-3		FC4-6 BB		2B 3-H 2B	4	1	2	2	1	0	2
Frank House, L (1, 2) OBP: 0.338, SLG: 0.360	L4		E4 FC6-4 1-2		F2		FC4-6 1-2f		1B 2-H 2B	5	1	1	1	0	0	5
Dave Philley, S (1, 9) OBP: 0.324, SLG: 0.366		1B SF7 2B	FC6-4 1-2f 2-3			2B SF8 1B	L8		2-H 1B	5	2	3	1	0	0	3
Jim Finigan, R (1, 5) OBP: 0.284, SLG: 0.214		FC6-4 E 2-3 1B	F9			SF8 1-3 1B 2B		L6	P6	5	1	2	0	0	0	3
Duke Maas, R (1, 1) OBP: 0.111, SLG: 0.176		SF7 3-H		6-3		SF8 2-3 3-H		K		2	0	0	2	0	1	0
Harry Byrd, R (9, 1)										0	0	0	0	0	0	0
Frank Lary, R (9, 1) OBP: 0.184, SLG: 0.191										0	0	0	0	0	0	0
Inning Stats	R: 1 H: 2 E: 0 LOB: 2 K: 0 BB: 1 S: 5 P: 9	R: 1 H: 2 E: 1 LOB: 2 K: 1 BB: 0 S: 8 P: 8	R: 0 H: 0 E: 2 LOB: 2 K: 0 BB: 0 S: 5 P: 5	R: 0 H: 0 E: 0 LOB: 0 K: 1 BB: 0 S: 5 P: 5	R: 0 H: 0 E: 0 LOB: 1 K: 0 BB: 1 S: 3 P: 7	R: 2 H: 3 E: 0 LOB: 1 K: 0 BB: 0 S: 6 P: 6	R: 0 H: 0 E: 0 LOB: 1 K: 0 BB: 1 S: 3 P: 7	R: 0 H: 0 E: 0 LOB: 0 K: 1 BB: 0 S: 5 P: 5	R: 3 H: 4 E: 0 LOB: 1 K: 0 BB: 0 S: 7 P: 7	1B: 6 SF: 2 2B: 5 SAC: 1 3B: 0 DP: 0 HR: 0 HBP: 0						

PITCHER	IP	WLS	BF	H	R	ER	SO	BB	IBB	HBP	BLK	WP	HR	S	P	ERA	WHIP
Mike Fornieles, R (1, 1) ERA: 3.47	6.0	L	30	7	4	4	2	2	0	0	0	0	0	32	40	6.00	1.500
Rudy Minarcin, R (7, 1) ERA: 4.7	3.0		14	4	3	3	1	1	0	0	0	0	0	15	19	9.00	1.667

PITCHER	IP	WLS	BF	H	R	ER	SO	BB	IBB	HBP	BLK	WP	HR	S	P	ERA	WHIP

Detroit Tigers @ Boston Red Sox

Fenway Park, Boston, MA

Thu Aug 01 1957, 3:33 AM EDT

Att. 9,302 - Unknown

TOP

livebaseballscorecards.com

AB	38
R	7
H	11
RBI	7
BB	3
SO	3
LOB	25

WP: 0 PA: 44
PB: 0
SB: 0
CS: 0

BOTTOM

Detroit Tigers @ Boston Red Sox

Fenway Park, Boston, MA

Thu Aug 01 1957, 3:33 AM EDT

Att. 9,302 - Unknown

Batter	1	2	3	4	5	6	7	8	9	AB	R	H	RBI	BB	SO	LOB
Jim Piersall, R (1, 8) OBP: 0.334, SLG: 0.392	P3		P4		1B		F7		E6 HR 2-3 3-H	5	1	1	1	0	0	1
Frank Malzone, R (1, 5) OBP: 0.346, SLG: 0.428	4-3		FC3-6 1B		1-3 1B		1B		1-H HR 3-H	5	1	4	3	0	0	0
Ted Williams, L (1, 7) OBP: 0.514, SLG: 0.737	BB		FC3-6 2B 1-2f		F8		F9		G5-4-3 1B	4	0	1	0	1	0	3
Jackie Jensen, R (1, 9) OBP: 0.378, SLG: 0.461	K		2B 1-3			6-3	P6		G5-4-3 1B 1-2	5	0	2	0	0	1	2
Norm Zauchin, R (1, 3) OBP: 0.338, SLG: 0.389		6-3	K			E 1B		4-3	G5-4-3 1-2f 2-3	5	1	1	0	0	1	4
Ted Lepcio, R (1, 4) OBP: 0.324, SLG: 0.416	K			F5		E6 4-3 1B 1-2		K	K	5	0	0	0	0	3	2
Billy Consolo, R (1, 6) OBP: 0.376, SLG: 0.403	1B		K			4-3 1-2 2-H		F8		4	0	2	1	0	1	0
Sammy White, R (1, 2) OBP: 0.278, SLG: 0.276	1-3		1-3			4-3 1-2 2-3			2B E	2	0	1	0	0	0	0
Gene Stephens, L (6, PH) OBP: 0.292, SLG: 0.317										1	0	0	0	0	0	2
Pete Daley, R (7, 2) OBP: 0.270, SLG: 0.250										1	1	1	0	0	0	0
Mike Fornieles, R (1, 1) OBP: 0.244, SLG: 0.225	P6				F7	1-3			E HR 1-3	2	0	0	0	0	0	2
Mickey Vernon, L (6, PH) OBP: 0.367, SLG: 0.423										1	0	0	0	0	0	2
Rudy Minarcin, R (7, 1)										0	0	0	0	0	0	0
Dick Gernert, R (9, PH) OBP: 0.375, SLG: 0.524										1	1	1	0	0	0	0
Inning Stats	R: 0 E: 0 K: 1 S: 5 H: 0 LOB: 1 BB: 1 P: 9	R: 0 E: 0 K: 1 S: 7 H: 2 LOB: 2 BB: 0 P: 7	R: 0 E: 0 K: 1 S: 7 H: 2 LOB: 2 BB: 0 P: 7	R: 0 E: 0 K: 1 S: 5 H: 0 LOB: 0 BB: 0 P: 5	R: 0 E: 0 K: 0 S: 4 H: 2 LOB: 1 BB: 0 P: 4	R: 1 E: 1 K: 0 S: 6 H: 2 LOB: 2 BB: 0 P: 6	R: 0 E: 0 K: 0 S: 4 H: 1 LOB: 1 BB: 0 P: 4	R: 0 E: 0 K: 1 S: 5 H: 0 LOB: 0 BB: 0 P: 5	R: 4 E: 1 K: 1 S: 10 H: 5 LOB: 1 BB: 0 P: 10	1B: 11 2B: 2 3B: 0 HR: 1 SF: 0 SAC: 0 DP: 1 HBP: 0							

PITCHER		IP	WLS	BF	H	R	ER	SO	BB	IBB	HBP	BLK	WP	HR	S	P	ERA	WHIP
Duke Maas, R ERA: 3.23	(1, 1)	8.0	W	38	12	5	3	5	1	0	0	0	0	1	47	51	3.38	1.625
Harry Byrd, R ERA: 2.57	(9, 1)	0.0		2	2	0	0	0	0	0	0	0	0	0	2	2	∞	∞
Frank Lary, R ERA: 4.11	(9, 1)	1.0	S	2	0	0	0	1	0	0	0	0	0	0	4	4	0.00	0.000

PITCHER	IP	WLS	BF	H	R	ER	SO	BB	IBB	HBP	BLK	WP	HR	S	P	ERA	WHIP

livebaseballscorecards.com

AB	41
R	5
H	14
RBI	5
BB	1
SO	6
LOB	18

WP: 0 PB: 0 SB: 0 CS: 0 PA: 42

Detroit Tigers @ Washington Senators

Griffith Stadium, Washington, DC

Fri Aug 02 1957, 7:05 PM EDT

Att. 4,693 - Unknown

TOP

livebaseballscorecards.com

Batter	1	2	3	4	5	6	7	8	9	AB	R	H	RBI	BB	SO	LOB
Harvey Kuenn, R (1, 6) OBP: 0.322, SLG: 0.354	F2	K			F9			6-3		4	0	0	0	0	1	2
Bill Tuttle, R (1, 8) OBP: 0.314, SLG: 0.338	3B		6-3		K			6-3		4	0	1	0	0	1	0
Frank Bolling, R (1, 4) OBP: 0.337, SLG: 0.425	L4		5-3		K			CS 1B		4	0	1	0	0	1	1
Al Kaline, R (1, 9) OBP: 0.335, SLG: 0.422	F2		F8			F8		CS 1-2	L5-3	4	0	0	0	0	0	1
Ray Boone, R (1, 3) OBP: 0.355, SLG: 0.401		F3		F9		F9			BBBB G4-6-3 BB	3	0	0	0	1	0	0
Frank House, L (1, 2) OBP: 0.341, SLG: 0.362		E9 1B 1B		G3 1B		F5			G4-6-3 1-2f	4	1	2	0	0	0	1
Dave Philley, S (1, 7) OBP: 0.324, SLG: 0.366		E 1B 2-H		G3 1-2			K			3	0	1	1	0	1	1
Jim Finigan, R (1, 5) OBP: 0.286, SLG: 0.207		E3 1-3		IBB			6-3			2	0	0	0	1	0	1
Paul Foytack, R (1, 1) OBP: 0.314, SLG: 0.271		K		K			1-3			3	0	0	0	0	2	4

	AB	31
	R	1
	H	5
	RBI	1
	BB	2
	SO	6
	LOB	11

Inning Stats	1	2	3	4	5	6	7	8	9
	R: 0 E: 0 K: 0 S: 4	H: 1 LOB: 1 BB: 0 P: 4	R: 1 E: 2 K: 2 S: 10	H: 2 LOB: 2 BB: 0 P: 10	R: 0 E: 0 K: 0 S: 3	H: 0 LOB: 0 BB: 0 P: 3	R: 0 E: 0 K: 1 S: 6	H: 1 LOB: 2 BB: 1 P: 10	R: 0 E: 0 K: 2 S: 7	H: 0 LOB: 0 BB: 0 P: 7	R: 0 E: 0 K: 0 S: 3	H: 0 LOB: 0 BB: 0 P: 3	R: 0 E: 0 K: 1 S: 5	H: 0 LOB: 0 BB: 0 P: 5	R: 0 E: 0 K: 0 S: 3	H: 1 LOB: 0 BB: 0 P: 3	R: 0 E: 0 K: 0 S: 2	H: 0 LOB: 0 BB: 1 P: 6

	1B	4	SF	0	WP	0	PA	34
	2B	0	SAC	0	PB	0		
	3B	1	DP	1	SB	0		
	HR	0	HBP	0	CS	1		

PITCHER	IP	WLS	BF	H	R	ER	SO	BB	IBB	HBP	BLK	WP	HR	S	P	ERA	WHIP
Camilo Pascual, R (1, 1) ERA: 4.13	9.0	W	33	5	1	0	6	1	1	0	0	0	0	43	51	0.00	0.667

PITCHER	IP	WLS	BF	H	R	ER	SO	BB	IBB	HBP	BLK	WP	HR	S	P	ERA	WHIP

Batter	1	2	3	4	5	6	7	8	9	AB	R	H	RBI	BB	SO	LOB
Eddie Yost, R (1, 5) OBP: 0.401, SLG: 0.369	F9		L3 1-2			FC6-4 1B		6-3		4	0	1	0	0	0	1
Faye Throneberry, L (1, 8) OBP: 0.274, SLG: 0.318	K		K			K		K		4	0	0	0	0	4	1
Jim Lemon, R (1, 9) OBP: 0.357, SLG: 0.491	4-3			K		K		K		4	0	0	0	0	3	1
Roy Sievers, R (1, 7) OBP: 0.387, SLG: 0.595		HR		BB		FC6-4 1-2f			F8	3	1	1	1	1	0	1
Lou Berberet, L (1, 2) OBP: 0.338, SLG: 0.400		F8		L7			1-3		1B 2B	4	0	1	0	0	0	1
Pedro Ramos, S (9, PR) OBP: 0.222, SLG: 0.192										0	1	0	0	0	0	0
Art Schult, R (1, 3) OBP: 0.310, SLG: 0.347		5-3		F8			E5 6-3		4-3	4	0	0	0	0	0	2
Milt Bolling, R (1, 4) OBP: 0.309, SLG: 0.358			F8				6-3 1-2		1B IBB	3	0	1	0	0	0	1
Clint Courtney, L (9, PH) OBP: 0.372, SLG: 0.459		2B								0	0	0	0	1	0	0
Rocky Bridges, R (1, 6) OBP: 0.299, SLG: 0.296		6-3		K			IBB		1-2 2-H 1B	2	0	0	0	1	1	1
Julio Becquer, L (9, PH) OBP: 0.304, SLG: 0.383										1	0	1	1	0	0	0
Camilo Pascual, R (1, 1) OBP: 0.167, SLG: 0.125			L3 1B	4-3			4-3			3	0	1	0	0	0	2
Inning Stats	R: 0 H: 0 E: 0 LOB: 0 K: 1 BB: 0 S: 5 P: 5	R: 1 H: 2 E: 0 LOB: 1 K: 0 BB: 0 S: 5 P: 5	R: 0 H: 1 E: 0 LOB: 0 K: 1 BB: 0 S: 5 P: 5	R: 0 H: 0 E: 0 LOB: 1 K: 1 BB: 1 S: 5 P: 9	R: 0 H: 0 E: 0 LOB: 0 K: 1 BB: 0 S: 5 P: 5	R: 0 H: 1 E: 0 LOB: 1 K: 2 BB: 0 S: 8 P: 8	R: 0 H: 0 E: 1 LOB: 2 K: 0 BB: 1 S: 4 P: 8	R: 0 H: 0 E: 0 LOB: 0 K: 2 BB: 0 S: 7 P: 7	R: 1 H: 2 E: 0 LOB: 2 K: 0 BB: 1 S: 4 P: 8	1B: 3 SF: 0 2B: 3 SAC: 0 3B: 0 DP: 1 HR: 1 HBP: 0						

PITCHER	IP	WLS	BF	H	R	ER	SO	BB	IBB	HBP	BLK	WP	HR	S	P	ERA	WHIP
Paul Foytack, R (1, 1) ERA: 3.21	8.2	L	35	6	2	2	8	1	2	0	0	0	1	48	60	2.08	0.808

PITCHER	IP	WLS	BF	H	R	ER	SO	BB	IBB	HBP	BLK	WP	HR	S	P	ERA	WHIP

BOTTOM

Detroit Tigers @ Washington Senators

Griffith Stadium, Washington, DC

Fri Aug 02 1957, 7:05 PM EDT

Att. 4,693 - Unknown

livebaseballscorecards.com

AB	32
R	2
H	6
RBI	2
BB	3
SO	8
LOB	11

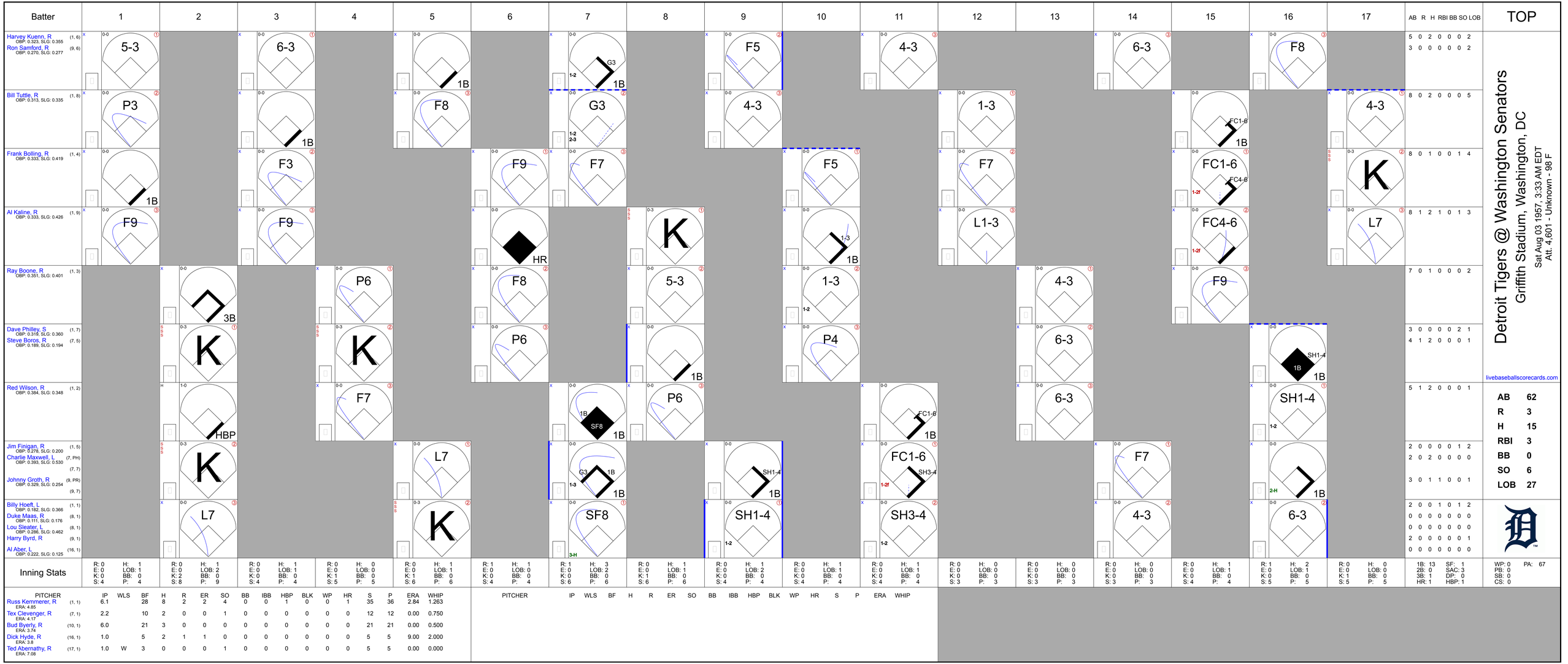
Batter
1
2
3
4
5
6
7
8
9
10
11
12
13
14
15
16
17
AB R H RBI BB SO LOB
TOP
Harvey Kuenn, R (1, 6) OBP: 0.323, SLG: 0.355
Ron Samford, R (9, 6) OBP: 0.270, SLG: 0.277
Bill Tuttle, R (1, 8) OBP: 0.313, SLG: 0.335
Frank Bolling, R (1, 4) OBP: 0.333, SLG: 0.419
Al Kaline, R (1, 9) OBP: 0.333, SLG: 0.426
Ray Boone, R (1, 3) OBP: 0.351, SLG: 0.401
Dave Philley, S (1, 7) OBP: 0.319, SLG: 0.360
Steve Boros, R (7, 5) OBP: 0.189, SLG: 0.194
Red Wilson, R (1, 2) OBP: 0.384, SLG: 0.348
Jim Finigan, R (1, 5) OBP: 0.278, SLG: 0.200
Charlie Maxwell, L (7, PH) OBP: 0.393, SLG: 0.530 (7, 7)
Johnny Groth, R (9, PR) OBP: 0.329, SLG: 0.254 (9, 7)
Billy Hoeft, L (1, 1) OBP: 0.182, SLG: 0.366
Duke Maas, R (8, 1) OBP: 0.111, SLG: 0.176
Lou Sleater, L (8, 1) OBP: 0.286, SLG: 0.462
Harry Byrd, R (9, 1)
Al Aber, L (16, 1) OBP: 0.222, SLG: 0.125
5-3
6-3
1B
P3
F8
F3
F9
HR
F7
G3
F5
4-3
1-3
FC1-6
FC4-6
L1-3
K
L7
3B
P6
P4
HBP
SF8
SH1-4
SH3-4
F7
6-3
1-2
1-3
2-3
2-H
3-H
5 0 2 0 0 0 2
3 0 0 0 0 0 2
8 0 2 0 0 0 5
8 0 1 0 0 1 4
8 1 2 1 0 1 3
7 0 1 0 0 0 2
3 0 0 0 0 2 1
4 1 2 0 0 0 1
5 1 2 0 0 0 1
2 0 0 0 0 1 2
2 0 2 0 0 0 0
3 0 1 1 0 0 1
2 0 0 1 0 1 2
0 0 0 0 0 0 0
0 0 0 0 0 0 0
2 0 0 0 0 0 1
0 0 0 0 0 0 0
Detroit Tigers @ Washington Senators
Griffith Stadium, Washington, DC
Sat Aug 03 1957, 3:33 AM EDT
Att. 4,601 - Unknown - 98 F
livebaseballscorecards.com
AB 62
R 3
H 15
RBI 3
BB 0
SO 6
LOB 27
Inning Stats
R: 0 E: 0 K: 0 S: 4 H: 1 LOB: 1 BB: 0 P: 4
R: 0 E: 0 K: 2 S: 8 H: 1 LOB: 2 BB: 0 P: 9
R: 0 E: 0 K: 0 S: 4 H: 1 LOB: 1 BB: 0 P: 4
R: 0 E: 0 K: 1 S: 5 H: 0 LOB: 0 BB: 0 P: 5
R: 0 E: 0 K: 1 S: 6 H: 1 LOB: 1 BB: 0 P: 6
R: 1 E: 0 K: 0 S: 4 H: 1 LOB: 0 BB: 0 P: 4
R: 1 E: 0 K: 0 S: 6 H: 3 LOB: 2 BB: 0 P: 6
R: 0 E: 0 K: 1 S: 6 H: 1 LOB: 1 BB: 0 P: 6
R: 0 E: 0 K: 0 S: 4 H: 1 LOB: 2 BB: 0 P: 4
R: 0 E: 0 K: 0 S: 4 H: 1 LOB: 1 BB: 0 P: 4
R: 0 E: 0 K: 0 S: 4 H: 1 LOB: 1 BB: 0 P: 4
R: 0 E: 0 K: 0 S: 3 H: 0 LOB: 0 BB: 0 P: 3
R: 0 E: 0 K: 0 S: 3 H: 0 LOB: 0 BB: 0 P: 3
R: 0 E: 0 K: 0 S: 3 H: 0 LOB: 0 BB: 0 P: 3
R: 0 E: 0 K: 0 S: 4 H: 1 LOB: 1 BB: 0 P: 4
R: 1 E: 0 K: 0 S: 5 H: 2 LOB: 1 BB: 0 P: 5
R: 0 E: 0 K: 1 S: 5 H: 0 LOB: 0 BB: 0 P: 5
1B: 13 2B: 0 3B: 1 HR: 1 SF: 1 SAC: 3 DP: 0 HBP: 1
WP: 0 PB: 0 SB: 0 CS: 0 PA: 67
PITCHER IP WLS BF H R ER SO BB IBB HBP BLK WP HR S P ERA WHIP
Russ Kemmerer, R (1, 1) ERA: 4.85 6.1 28 8 2 2 4 0 0 1 0 0 0 1 35 36 2.84 1.263
Tex Clevenger, R (7, 1) ERA: 4.17 2.2 10 2 0 0 1 0 0 0 0 0 0 0 12 12 0.00 0.750
Bud Byerly, R (10, 1) ERA: 3.74 6.0 21 3 0 0 0 0 0 0 0 0 0 0 21 21 0.00 0.500
Dick Hyde, R (16, 1) ERA: 3.8 1.0 5 2 1 1 0 0 0 0 0 0 0 0 5 5 9.00 2.000
Ted Abernathy, R (17, 1) ERA: 7.08 1.0 W 3 0 0 0 1 0 0 0 0 0 0 0 5 5 0.00 0.000
PITCHER IP WLS BF H R ER SO BB IBB HBP BLK WP HR S P ERA WHIP

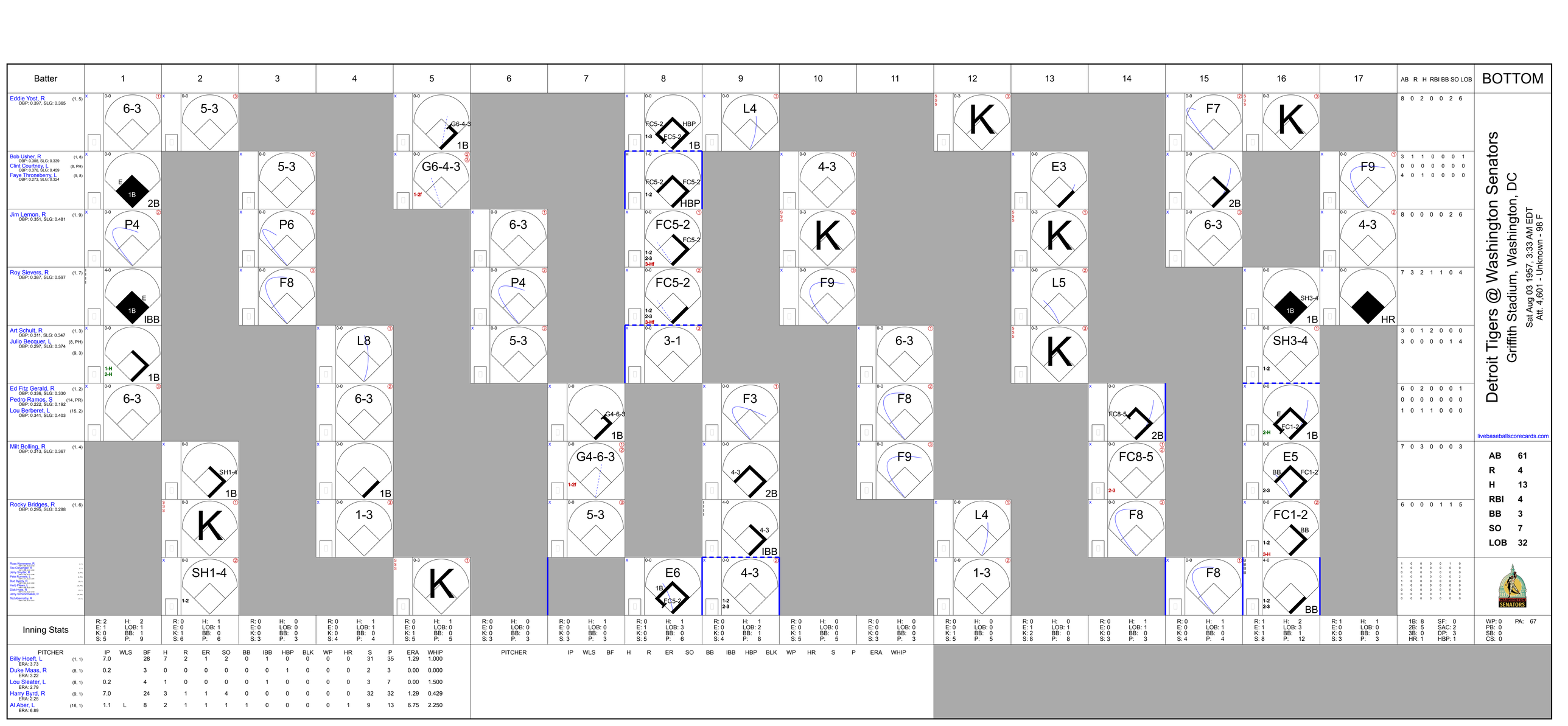

Detroit Tigers @ Washington Senators

Griffith Stadium, Washington, DC

Sat Aug 03 1957, 3:33 AM EDT
Att. 4,601 - Unknown - 98 F

livebaseballscorecards.com

Batter	1	2	3	4	5	6	7	8	9	10	11	12	13	14	15	16	17	AB R H RBI BB SO LOB
Eddie Yost, R (1, 5) OBP: 0.397, SLG: 0.365	6-3	5-3			G6-4-3 1B			FC5-2 HBP 1-3 FC5-2 1B	L4			K			F7	K		8 0 2 0 0 2 6
Bob Usher, R (1, 8) OBP: 0.308, SLG: 0.339; Clint Courtney, L (8, PH) OBP: 0.376, SLG: 0.459; Faye Throneberry, L (9, 8) OBP: 0.273, SLG: 0.324	E 1B 2B		5-3		G6-4-3 1-2f			FC5-2 FC5-2 1-2 HBP		4-3			E3		2B		F9	3 1 1 0 0 0 1 0 0 0 0 0 0 0 4 0 1 0 0 0 0
Jim Lemon, R (1, 9) OBP: 0.351, SLG: 0.481	P4		P6			6-3		FC5-2 FC5-2 1-2 2-3 3-Hf		K			K		6-3		4-3	8 0 0 0 0 2 6
Roy Sievers, R (1, 7) OBP: 0.387, SLG: 0.597	E 1B IBB		F8			P4		FC5-2 1-2 2-3 3-Hf		F9			L5			SH3-4 1B 1B	HR	7 3 2 1 1 0 4
Art Schult, R (1, 3) OBP: 0.311, SLG: 0.347; Julio Becquer, L (8, PH) OBP: 0.297, SLG: 0.374 (9, 3)	1-H 2-H 1B			L8		5-3		3-1			6-3		K			SH3-4 1-2		3 0 1 2 0 0 0 3 0 0 0 0 1 4
Ed Fitz Gerald, R (1, 2) OBP: 0.336, SLG: 0.330; Pedro Ramos, S (14, PR) OBP: 0.222, SLG: 0.192; Lou Berberet, L (15, 2) OBP: 0.341, SLG: 0.403	6-3			6-3			G4-6-3 1B		F3		F8			FC8-5 2B		E FC1-2 2-H 1B		6 0 2 0 0 0 1 0 0 0 0 0 0 0 1 0 1 1 0 0 0
Milt Bolling, R (1, 4) OBP: 0.313, SLG: 0.367		SH1-4 1B		1B			G4-6-3 1-2f		4-3 2B		F9			FC8-5 2-3		E5 BB FC1-2 2-3		7 0 3 0 0 0 3
Rocky Bridges, R (1, 6) OBP: 0.295, SLG: 0.288		K		1-3			5-3		4-3 IBB			L4		F8		FC1-2 BB 1-2 3-H		6 0 0 0 1 1 5
Russ Kemmerer, R (2, 5) Tex Clevenger, R (2, 6) Jerry Snyder, R (2, 7) Pete Runnels, L (2, 8) Bud Byerly, R (2, 9) Herb Plews, L (2, 10) Dick Hyde, R (2, 11) Jerry Schoonmaker, R (2, 12) Ted Abernathy, R (2, 13)		SH1-4 1-2			K			E6 1B FC5-2	4-3 1-2 2-3			1-3			F8	BB		1 0 0 0 0 1 0 1 0 0 0 0 0 0 0 0 0 0 0 0 0 1 0 0 0 0 0 0 1 0 0 0 0 0 0 1 0 0 0 0 0 0 0 0 0 0 0 0 0 0 0 0 0 1 0 0 0 0 0 0 0 0 0
Inning Stats	R: 2 H: 2 E: 1 LOB: 1 K: 0 BB: 1 S: 5 P: 9	R: 0 H: 1 E: 0 LOB: 1 K: 1 BB: 0 S: 6 P: 6	R: 0 H: 0 E: 0 LOB: 0 K: 0 BB: 0 S: 3 P: 3	R: 0 H: 1 E: 0 LOB: 1 K: 0 BB: 0 S: 4 P: 4	R: 0 H: 1 E: 0 LOB: 0 K: 1 BB: 0 S: 5 P: 5	R: 0 H: 0 E: 0 LOB: 0 K: 0 BB: 0 S: 3 P: 3	R: 0 H: 1 E: 0 LOB: 0 K: 0 BB: 0 S: 3 P: 3	R: 0 H: 1 E: 1 LOB: 3 K: 0 BB: 0 S: 5 P: 6	R: 0 H: 1 E: 0 LOB: 2 K: 0 BB: 1 S: 4 P: 8	R: 0 H: 0 E: 0 LOB: 0 K: 1 BB: 0 S: 5 P: 5	R: 0 H: 0 E: 0 LOB: 0 K: 0 BB: 0 S: 3 P: 3	R: 0 H: 0 E: 0 LOB: 0 K: 1 BB: 0 S: 5 P: 5	R: 0 H: 0 E: 1 LOB: 1 K: 2 BB: 0 S: 8 P: 8	R: 0 H: 1 E: 0 LOB: 1 K: 0 BB: 0 S: 3 P: 3	R: 0 H: 1 E: 0 LOB: 1 K: 0 BB: 0 S: 4 P: 4	R: 1 H: 2 E: 1 LOB: 3 K: 1 BB: 1 S: 8 P: 12	R: 1 H: 1 E: 0 LOB: 0 K: 0 BB: 0 S: 3 P: 3	1B: 8 SF: 0 2B: 5 SAC: 2 3B: 0 DP: 3 HR: 1 HBP: 1	WP: 0 PA: 67 PB: 0 SB: 0 CS: 0

PITCHER	IP	WLS	BF	H	R	ER	SO	BB	IBB	HBP	BLK	WP	HR	S	P	ERA	WHIP
Billy Hoeft, L (1, 1) ERA: 3.73	7.0		28	7	2	1	2	0	1	0	0	0	0	31	35	1.29	1.000
Duke Maas, R (8, 1) ERA: 3.22	0.2		3	0	0	0	0	0	0	1	0	0	0	2	3	0.00	0.000
Lou Sleater, L (8, 1) ERA: 2.79	0.2		4	1	0	0	0	0	1	0	0	0	0	3	7	0.00	1.500
Harry Byrd, R (9, 1) ERA: 2.25	7.0		24	3	1	1	4	0	0	0	0	0	0	32	32	1.29	0.429
Al Aber, L (16, 1) ERA: 6.89	1.1	L	8	2	1	1	1	1	0	0	0	0	1	9	13	6.75	2.250

PITCHER	IP	WLS	BF	H	R	ER	SO	BB	IBB	HBP	BLK	WP	HR	S	P	ERA	WHIP

Detroit Tigers @ Washington Senators

Griffith Stadium, Washington, DC

Sun Aug 04 1957, 3:33 AM EDT

Att. 6,484 - Unknown

TOP

livebaseballscorecards.com

Batter	1	2	3	4	5	6	7	8	9	AB	R	H	RBI	BB	SO	LOB
Harvey Kuenn, R (1, 6) OBP: 0.322, SLG: 0.354	6-3		F7		6-3			1B		4	0	1	0	0	0	0
Frank Bolling, R (1, 4) OBP: 0.329, SLG: 0.414	5-3		F2			1-3		F9		4	0	0	0	0	0	1
Ray Boone, R (1, 3) OBP: 0.355, SLG: 0.417	BB			G3 L4-3 2B		HR		K		3	2	2	1	1	1	1
Charlie Maxwell, L (1, 7) OBP: 0.393, SLG: 0.528	1-3 1B			G3 2-3		F9		FC6-4 1-2 1B		3	0	1	0	0	0	1
Jim Small, L (6, 7) OBP: 0.250, SLG: 0.231										1	0	1	0	0	0	0
Al Kaline, R (1, 9) OBP: 0.333, SLG: 0.432	L4			L4-3 3-H		HR		FC6-4 1-2f		4	1	1	2	0	0	4
Frank House, L (1, 2) OBP: 0.336, SLG: 0.356		6-3		F8		F2			F8	4	0	0	0	0	0	0
Bill Tuttle, R (1, 8) OBP: 0.315, SLG: 0.347		G6-4-3 1B			HR		6-3		P4	4	1	2	1	0	0	0
Steve Boros, R (1, 5) OBP: 0.171, SLG: 0.175		G6-4-3 1-2f			P6		5-3		6-3	4	0	0	0	0	0	1
Frank Lary, R (1, 1) OBP: 0.180, SLG: 0.188			F9		4-3		K			1	0	0	0	0	0	0
Lou Sleater, L (3, 1) OBP: 0.267, SLG: 0.429										1	0	0	0	0	0	0
Reno Bertoia, R (7, PH) OBP: 0.321, SLG: 0.359										1	0	0	0	0	1	0
Paul Foytack, R (7, 1) OBP: 0.314, SLG: 0.271										0	0	0	0	0	0	0
Duke Maas, R (8, 1) OBP: 0.111, SLG: 0.176										0	0	0	0	0	0	0

	AB	34
	R	4
	H	8
	RBI	4
	BB	1
	SO	2
	LOB	8

Inning Stats	1	2	3	4	5	6	7	8	9
	R: 0 E: 0 K: 0 S: 4	H: 1 LOB: 2 BB: 1 P: 8	R: 0 E: 0 K: 0 S: 3	H: 1 LOB: 0 BB: 0 P: 3	R: 0 E: 0 K: 0 S: 3	H: 0 LOB: 0 BB: 0 P: 3	R: 1 E: 0 K: 0 S: 4	H: 1 LOB: 0 BB: 0 P: 4	R: 1 E: 0 K: 0 S: 4	H: 1 LOB: 0 BB: 0 P: 4	R: 2 E: 0 K: 0 S: 5	H: 2 LOB: 0 BB: 0 P: 5	R: 0 E: 0 K: 1 S: 5	H: 0 LOB: 0 BB: 0 P: 5	R: 0 E: 0 K: 1 S: 7	H: 2 LOB: 2 BB: 0 P: 7	R: 0 E: 0 K: 0 S: 3	H: 0 LOB: 0 BB: 0 P: 3

1B: 4	SF: 0	WP: 0	PA: 35
2B: 1	SAC: 0	PB: 0	
3B: 0	DP: 1	SB: 0	
HR: 3	HBP: 0	CS: 0	

PITCHER		IP	WLS	BF	H	R	ER	SO	BB	IBB	HBP	BLK	WP	HR	S	P	ERA	WHIP
Pedro Ramos, R ERA: 4.87	(1, 1)	6.0	W	24	6	4	4	0	1	0	0	0	0	3	23	27	6.00	1.167
Tex Clevenger, R ERA: 4.03	(7, 1)	3.0	S	11	2	0	0	2	0	0	0	0	0	0	15	15	0.00	0.667

PITCHER	IP	WLS	BF	H	R	ER	SO	BB	IBB	HBP	BLK	WP	HR	S	P	ERA	WHIP

Batter	1	2	3	4	5	6	7	8	9	AB	R	H	RBI	BB	SO	LOB
Eddie Yost, R (1, 5) OBP: 0.401, SLG: 0.388	F7		4-3	HR		BB		1-H 3B		4	1	2	2	1	0	0
Milt Bolling, R (1, 4) OBP: 0.310, SLG: 0.378	5-3		HR	F8		F2		P5		5	1	1	1	0	0	2
Roy Sievers, R (1, 7) OBP: 0.385, SLG: 0.592	6-3		K	P4			1B 1B	F8		5	0	1	0	0	1	1
Clint Courtney, L (1, 2) OBP: 0.379, SLG: 0.460		P4	1B	F9			1-2 1B			4	0	2	0	0	0	0
Jim Lemon, R (1, 9) OBP: 0.350, SLG: 0.477		G3	K	1B BB			F3			3	0	0	0	1	1	3
Art Schult, R (1, 3) OBP: 0.315, SLG: 0.351		6-3		HR 1B	1-2 1B		K			4	1	2	0	0	1	2
Faye Throneberry, L (1, 8) OBP: 0.273, SLG: 0.321			1B HR 1B	F5	F9		F2			4	1	1	0	0	0	5
Rocky Bridges, R (1, 6) OBP: 0.298, SLG: 0.304			1-2 HR 1B	1-H HR		F8		6-3		4	2	2	2	0	0	0
Pedro Ramos, S (1, 1) OBP: 0.232, SLG: 0.259			1-H 2-H HR	L9		F7		E3 3B		2	1	1	3	0	0	0
Jerry Snyder, R (6, PH) OBP: 0.187, SLG: 0.184										1	0	0	0	0	0	0
Tex Clevenger, R (7, 1) OBP: 0.280, SLG: 0.238										1	1	0	0	0	0	0
Inning Stats	R: 0 E: 0 K: 0 S: 3 H: 0 LOB: 0 BB: 0 P: 3	R: 0 E: 0 K: 0 S: 3 H: 0 LOB: 0 BB: 0 P: 3	R: 4 E: 0 K: 2 S: 12 H: 5 LOB: 1 BB: 0 P: 12	R: 3 E: 0 K: 0 S: 6 H: 3 LOB: 0 BB: 0 P: 6	R: 0 E: 0 K: 0 S: 4 H: 1 LOB: 2 BB: 1 P: 8	R: 0 E: 0 K: 0 S: 3 H: 0 LOB: 1 BB: 1 P: 7	R: 0 E: 0 K: 1 S: 7 H: 2 LOB: 2 BB: 0 P: 7	R: 1 E: 1 K: 0 S: 5 H: 1 LOB: 1 BB: 0 P: 5		1B: 7 2B: 0 3B: 1 HR: 4	SF: 0 SAC: 0 DP: 0 HBP: 0						

PITCHER		IP	WLS	BF	H	R	ER	SO	BB	IBB	HBP	BLK	WP	HR	S	P	ERA	WHIP
Frank Lary, R ERA: 4.27	(1, 1)	2.2	L	13	5	4	4	1	0	0	0	0	0	2	15	15	13.50	1.875
Lou Sleater, L ERA: 3.18	(3, 1)	3.1		16	4	3	3	1	2	0	0	0	0	2	16	24	8.10	1.800
Paul Foytack, R ERA: 3.19	(7, 1)	1.0		5	2	0	0	1	0	0	0	0	0	0	7	7	0.00	2.000
Duke Maas, R ERA: 3.19	(8, 1)	1.0		5	1	1	0	0	0	0	0	0	0	0	5	5	0.00	1.000

PITCHER	IP	WLS	BF	H	R	ER	SO	BB	IBB	HBP	BLK	WP	HR	S	P	ERA	WHIP

BOTTOM

Detroit Tigers @ Washington Senators

Griffith Stadium, Washington, DC

Sun Aug 04 1957, 3:33 AM EDT

Att. 6,484 - Unknown

livebaseballscorecards.com

AB	37
R	8
H	12
RBI	8
BB	2
SO	3
LOB	13

WP: 0 PB: 0 SB: 0 CS: 0 PA: 39

Batter	1	2	3	4	5	6	7	8	9	AB	R	H	RBI	BB	SO	LOB
Larry Raines, R (1, 5) OBP: 0.324, SLG: 0.365	SSS 0-3 ① K		x 0-0 ① 6-3		x 0-0 ③ L5			x 0-0 G4-6-3 1B		4	0	1	0	0	1	1
Bobby Avila, R (1, 4) OBP: 0.341, SLG: 0.376 George Strickland, R (8, 4) OBP: 0.300, SLG: 0.311	x 0-0 ② 5-3		x 0-0 ② F5			SSS 0-3 ① K		x 0-0 ①② G4-6-3 1-2f		4 0	0 0	0 0	0 0	0 0	1 0	1 0
Gene Woodling, L (1, 7) OBP: 0.419, SLG: 0.524 Al Smith, R (8, PR) OBP: 0.352, SLG: 0.370 (8, 7)	x 0-0 ③ F7		x 0-0 ③ F9			x 0-0 HR		BBBB 4-0 BB		3 0	1 0	1 0	1 0	1 0	0 0	0 0
Vic Wertz, L (1, 3) OBP: 0.389, SLG: 0.494 Joe Altobelli, L (8, 3) OBP: 0.250, SLG: 0.277		BBBB 4-0 HR BB		SSS 0-3 ① K		x 0-0 HR		x 0-0 ③ F8		3 0	2 0	1 0	1 0	1 0	1 0	1 0
Roger Maris, L (1, 8) OBP: 0.351, SLG: 0.426		x 0-0 1-H HR		SSS 0-3 ② K		x 0-0 ② F2			x 0-0 G3 SH1-4 1B 1B	4	2	2	2	0	1	0
Joe Caffie, L (1, 9) OBP: 0.125, SLG: 0.125		x 0-0 ① F5		x 0-0 ③ F8		x 0-0 ③ P4			x 0-0 ① SH1-4 1-2	3	0	0	0	0	0	0
Hal Naragon, L (1, 2) OBP: 0.289, SLG: 0.224		SSS 0-3 ② K			x 0-0 4-3 SH5-3 1B		x 0-0 ① 4-3		x 0-0 ② G3 2-3	4	0	1	0	0	1	1
Chico Carrasquel, R (1, 6) OBP: 0.349, SLG: 0.380		H 1-0 HBP			x 0-0 ① SH5-3 1-2		x 0-0 ② 4-3		x 0-0 3-H 1B	2	0	1	1	0	0	0
Don Mossi, L (1, 1) OBP: 0.244, SLG: 0.244		SSS 0-3 ③ K			x 0-0 ② 4-3 2-3		SSS 0-3 ③ K		x 0-0 ③ F7	4	0	0	0	0	2	3

Inning Stats	1	2	3	4	5	6	7	8	9
	R: 0 E: 0 K: 1 S: 5	R: 2 E: 0 K: 2 S: 8	R: 0 E: 0 K: 0 S: 3	R: 0 E: 0 K: 2 S: 7	R: 0 E: 0 K: 0 S: 4	R: 2 E: 0 K: 1 S: 7	R: 0 E: 0 K: 1 S: 5	R: 0 E: 0 K: 0 S: 3	R: 1 E: 0 K: 0 S: 5
	H: 0 LOB: 0 BB: 0 P: 5	H: 1 LOB: 1 BB: 1 P: 13	H: 0 LOB: 0 BB: 0 P: 3	H: 0 LOB: 0 BB: 0 P: 7	H: 1 LOB: 1 BB: 0 P: 4	H: 2 LOB: 0 BB: 0 P: 7	H: 0 LOB: 0 BB: 0 P: 5	H: 1 LOB: 1 BB: 1 P: 7	H: 2 LOB: 1 BB: 0 P: 5

	1B: 4	SF: 0
	2B: 0	SAC: 2
	3B: 0	DP: 1
	HR: 3	HBP: 1

	WP: 0	PA: 36
	PB: 0	
	SB: 0	
	CS: 0	

PITCHER		IP	WLS	BF	H	R	ER	SO	BB	IBB	HBP	BLK	WP	HR	S	P	ERA	WHIP
Jim Bunning, R ERA: 2.57	(1, 1)	6.0	L	24	4	4	4	6	1	0	1	0	0	3	34	39	6.00	0.833
Lou Sleater, L ERA: 3.11	(7, 1)	1.0		3	0	0	0	1	0	0	0	0	0	0	5	5	0.00	0.000
Harry Byrd, R ERA: 2.4	(8, 1)	2.0		9	3	1	1	0	1	0	0	0	0	0	8	12	4.50	2.000

PITCHER	IP	WLS	BF	H	R	ER	SO	BB	IBB	HBP	BLK	WP	HR	S	P	ERA	WHIP

TOP

Cleveland Indians @ Detroit Tigers

Briggs Stadium, Detroit, MI

Tue Aug 06 1957, 7:05 PM EDT

Att. 36,802 - Unknown

livebaseballscorecards.com

AB	31
R	5
H	7
RBI	5
BB	2
SO	7
LOB	7

Cleveland Indians @ Detroit Tigers

Briggs Stadium, Detroit, MI

Tue Aug 06 1957, 7:05 PM EDT

Att. 36,802 - Unknown

livebaseballscorecards.com

BOTTOM

Batter	1	2	3	4	5	6	7	8	9	AB	R	H	RBI	BB	SO	LOB
Harvey Kuenn, R (1, 6) OBP: 0.319, SLG: 0.350	4-3		5-3			F8		F8		4	0	0	0	0	0	0
Frank Bolling, R (1, 4) OBP: 0.329, SLG: 0.413	E6 1B			K		K		6-3		4	0	1	0	0	2	0
Johnny Groth, R (1, 7) OBP: 0.324, SLG: 0.269	K			F3		2B		P5		4	0	1	0	0	1	1
Al Kaline, R (1, 9) OBP: 0.334, SLG: 0.436	K			1B		L7			2B	4	0	2	0	0	1	2
Ray Boone, R (1, 3) OBP: 0.354, SLG: 0.415		F9		F8			2B 6-3 1B		F8	4	1	1	0	0	0	2
Red Wilson, R (1, 2) OBP: 0.380, SLG: 0.353		F8			L5		1-3 2B		6-3	4	0	1	0	0	0	1
Bill Tuttle, R (1, 8) OBP: 0.314, SLG: 0.346		4-3			1B 1B		6-3 3-H		P3	4	0	1	1	0	0	2
Reno Bertoia, R (1, 5) OBP: 0.321, SLG: 0.359			P4		G4-6-3 1-3 1B		P4			3	0	1	0	0	0	1
Jim Bunning, R (1, 1) OBP: 0.242, SLG: 0.220			6-3		G4-6-3 1-2f		F8			2	0	0	0	0	0	2
Lou Sleater, L (7, 1) OBP: 0.267, SLG: 0.429										0	0	0	0	0	0	0
Jay Porter, R (7, PH) OBP: 0.347, SLG: 0.411										1	0	0	0	0	0	1
Harry Byrd, R (8, 1)										0	0	0	0	0	0	0
Inning Stats	R: 0 E: 1 K: 2 S: 8 H: 1 LOB: 1 BB: 0 P: 8	R: 0 E: 0 K: 0 S: 3 H: 0 LOB: 0 BB: 0 P: 3	R: 0 E: 0 K: 0 S: 3 H: 0 LOB: 0 BB: 0 P: 3	R: 0 E: 0 K: 1 S: 6 H: 1 LOB: 1 BB: 0 P: 6	R: 0 E: 0 K: 0 S: 4 H: 2 LOB: 1 BB: 0 P: 4	R: 0 E: 0 K: 1 S: 6 H: 1 LOB: 1 BB: 0 P: 6	R: 1 E: 0 K: 0 S: 5 H: 2 LOB: 1 BB: 0 P: 5	R: 0 E: 0 K: 0 S: 3 H: 0 LOB: 0 BB: 0 P: 3	R: 0 E: 0 K: 0 S: 4 H: 1 LOB: 1 BB: 0 P: 4	1B: 5 2B: 3 3B: 0 HR: 0	SF: 0 SAC: 0 DP: 1 HBP: 0						

	AB	34
	R	1
	H	8
	RBI	1
	BB	0
	SO	4
	LOB	12

PITCHER	IP	WLS	BF	H	R	ER	SO	BB	IBB	HBP	BLK	WP	HR	S	P	ERA	WHIP
Don Mossi, L (1, 1) ERA: 3.77	9.0	W	34	8	1	1	4	0	0	0	0	0	0	42	42	1.00	0.889

PITCHER	IP	WLS	BF	H	R	ER	SO	BB	IBB	HBP	BLK	WP	HR	S	P	ERA	WHIP

Batter	1	2	3	4	5	6	7	8	9	AB	R	H	RBI	BB	SO	LOB
Larry Raines, R (1, 5) OBP: 0.319, SLG: 0.360	F8		6-3			K		SH1-3		3	0	0	0	0	1	0
Bobby Avila, R (1, 4) OBP: 0.336, SLG: 0.371	K		5-3			6-3		F5		4	0	0	0	0	1	1
Gene Woodling, L (1, 7) OBP: 0.420, SLG: 0.522	BB			K			1B SF8		F9	3	1	1	0	1	1	0
Vic Wertz, L (1, 3) OBP: 0.393, SLG: 0.497	1B			K			1B		HBP 1B	4	0	3	0	0	1	0
Joe Caffie, L (9, PR) OBP: 0.125, SLG: 0.125										0	0	0	0	0	0	0
Rocky Colavito, R (1, 9) OBP: 0.356, SLG: 0.477	F7			F2			F7		HBP 1B	4	0	1	0	0	0	4
Joe Altobelli, L (9, PR) OBP: 0.250, SLG: 0.277										0	0	0	0	0	0	0
Al Smith, R (1, 8) OBP: 0.349, SLG: 0.368		K			F5		SF8 3-H		F7	3	0	0	1	0	1	2
Chico Carrasquel, R (1, 6) OBP: 0.348, SLG: 0.376		6-3			5-3		K		1-2 2-3 HBP	3	0	0	0	0	1	1
Jim Hegan, R (1, 2) OBP: 0.276, SLG: 0.298		L6			1-3			K	K	3	0	0	0	0	1	0
Russ Nixon, L (9, PH) OBP: 0.322, SLG: 0.345										1	0	0	0	0	1	3
Johnny Gray, R (1, 1)			K			K				0	0	0	0	0	0	0
Cal McLish, S (1, 1) OBP: 0.269, SLG: 0.273										2	0	0	0	0	2	0
Dick Williams, R (8, PH) OBP: 0.305, SLG: 0.368								SH1-3 1B		1	0	1	0	0	0	0
Bud Daley, L (8, 1) OBP: 0.308, SLG: 0.250										0	0	0	0	0	0	0
Inning Stats	R: 0 E: 0 K: 1 S: 6 H: 1 LOB: 2 BB: 1 P: 10	R: 0 E: 0 K: 1 S: 5 H: 0 LOB: 0 BB: 0 P: 5	R: 0 E: 0 K: 1 S: 5 H: 0 LOB: 0 BB: 0 P: 5	R: 0 E: 0 K: 2 S: 7 H: 0 LOB: 0 BB: 0 P: 7	R: 0 E: 0 K: 0 S: 3 H: 0 LOB: 0 BB: 0 P: 3	R: 0 E: 0 K: 2 S: 7 H: 0 LOB: 0 BB: 0 P: 7	R: 1 E: 0 K: 1 S: 7 H: 2 LOB: 1 BB: 0 P: 7	R: 0 E: 0 K: 1 S: 6 H: 1 LOB: 1 BB: 0 P: 6	R: 0 E: 0 K: 1 S: 7 H: 2 LOB: 3 BB: 0 P: 8	1B: 6 2B: 0 3B: 0 HR: 0 SF: 1 SAC: 1 DP: 0 HBP: 1	WP: 0 PB: 0 SB: 0 CS: 0 PA: 35					

PITCHER	IP	WLS	BF	H	R	ER	SO	BB	IBB	HBP	BLK	WP	HR	S	P	ERA	WHIP
Billy Hoeft, L (1, 1) ERA: 3.55	9.0	W	35	6	1	1	10	1	0	1	0	0	0	53	58	1.00	0.778

PITCHER	IP	WLS	BF	H	R	ER	SO	BB	IBB	HBP	BLK	WP	HR	S	P	ERA	WHIP

TOP

Cleveland Indians @ Detroit Tigers

Briggs Stadium, Detroit, MI

Wed Aug 07 1957, 4:33 AM EDT

Att. 11,974 - Unknown

livebaseballscorecards.com

AB	31
R	1
H	6
RBI	1
BB	1
SO	10
LOB	11

Batter	1	2	3	4	5	6	7	8	9	AB	R	H	RBI	BB	SO	LOB
Bill Tuttle, R (1, 8) OBP: 0.316, SLG: 0.345	BBBB 4-0 2B 2B BB	x 0-0 1B 2-H 1B		x 0-0 ③ F8			x 0-0 ② 5-3			3	1	1	1	1	0	0
Jim Small, L (1, 7) OBP: 0.290, SLG: 0.310	x 0-0 2B 1B 1-3 2B	x 0-0 L5-4-3 1-3 1B			x 0-0 ① G3		x 0-0 ③ 6-3			3	1	2	0	0	0	0
Johnny Groth, R (7, 7) OBP: 0.320, SLG: 0.265										1	0	0	0	0	0	0
Ray Boone, R (1, 3) OBP: 0.356, SLG: 0.417	x 0-0 1B 2-3 3-H 2B	x 0-0 ① P6			x 0-0 ② F8			BBBB 4-0 L5-4-3 BB		3	1	1	1	1	0	2
Al Kaline, R (1, 9) OBP: 0.336, SLG: 0.437	x 0-0 FC6-4 2-H 3-H 1B	x 0-0 ②③ L5-4-3 1-2			x 0-0 1B			x 0-0 ①② L5-4-3 1-2		4	0	2	2	0	0	3
Harvey Kuenn, R (1, 6) OBP: 0.316, SLG: 0.347	x 0-0 ① FC6-4 BB 1-2f		x 0-0 ① P6		x 0-0 ③ 5-3			x 0-0 ③ F7		4	0	0	0	0	0	2
Frank Bolling, R (1, 4) OBP: 0.329, SLG: 0.411	BBBB 4-0 1-2 BB		x 0-0 ② P6			x 0-0 ① 4-3				2	0	0	0	1	0	0
Red Wilson, R (1, 2) OBP: 0.372, SLG: 0.344	x 0-0 ② F2		SSS 0-3 ③ K			x 0-0 ② 6-3				3	0	0	0	0	1	2
Reno Bertoia, R (1, 5) OBP: 0.317, SLG: 0.354	x 0-0 ③ F8			x 0-0 E5 G4-6-3		x 0-0 ③ 4-3				3	0	0	0	0	0	2
Billy Hoeft, L (1, 1) OBP: 0.191, SLG: 0.386		x 0-0 1B 2B		x 0-0 ①② G4-6-3 1-2f			x 0-0 ① G3			3	1	1	0	0	0	1
Inning Stats	R: 3 E: 0 K: 0 S: 6 H: 3 LOB: 2 BB: 2 P: 14	R: 1 E: 0 K: 0 S: 5 H: 3 LOB: 1 BB: 0 P: 5	R: 0 E: 0 K: 1 S: 5 H: 0 LOB: 0 BB: 0 P: 5	R: 0 E: 1 K: 0 S: 3 H: 0 LOB: 0 BB: 0 P: 3	R: 0 E: 0 K: 0 S: 4 H: 1 LOB: 1 BB: 0 P: 4	R: 0 E: 0 K: 0 S: 3 H: 0 LOB: 0 BB: 0 P: 3	R: 0 E: 0 K: 0 S: 3 H: 0 LOB: 0 BB: 0 P: 3	R: 0 E: 0 K: 0 S: 2 H: 0 LOB: 0 BB: 1 P: 6		1B: 4 2B: 3 3B: 0 HR: 0	SF: 0 SAC: 0 DP: 3 HBP: 0					

PITCHER		IP	WLS	BF	H	R	ER	SO	BB	IBB	HBP	BLK	WP	HR	S	P	ERA	WHIP
Johnny Gray, R ERA: 2.7	(1, 1)	0.1	L	6	3	3	3	0	2	0	0	0	0	0	4	12	81.00	15.000
Cal McLish, R ERA: 3.14	(1, 1)	6.2		23	4	1	1	1	0	0	0	0	0	0	25	25	1.35	0.600
Bud Daley, L ERA: 3.9	(8, 1)	1.0		3	0	0	0	0	1	0	0	0	0	0	2	6	0.00	1.000

PITCHER	IP	WLS	BF	H	R	ER	SO	BB	IBB	HBP	BLK	WP	HR	S	P	ERA	WHIP

BOTTOM

Cleveland Indians @ Detroit Tigers

Briggs Stadium, Detroit, MI

Wed Aug 07 1957, 4:33 AM EDT

Att. 11,974 - Unknown

livebaseballscorecards.com

AB	29
R	4
H	7
RBI	4
BB	3
SO	1
LOB	12

1B: 4 2B: 3 3B: 0 HR: 0 SF: 0 SAC: 0 DP: 3 HBP: 0

WP: 0 PB: 0 SB: 0 CS: 0 PA: 32

Cleveland Indians @ Detroit Tigers

Briggs Stadium, Detroit, MI

Thu Aug 08 1957, 4:33 AM EDT

Att. 9,460 - Unknown

TOP

livebaseballscorecards.com

Batter	1	2	3	4	5	6	7	8	9	AB	R	H	RBI	BB	SO	LOB
Larry Raines, R (1, 5) OBP: 0.320, SLG: 0.356	BBBB 4-0 BB, SF8, 1B, BB		x 0-0 ① F8		SSS 0-3 ① K		x 0-0 E6, F8, SH1-4	BBBB 4-0 1-2, 2-3, BB		2	1	0	0	1	1	0
Al Smith, R (7, PH) (7, 5) (9, 7) OBP: 0.350, SLG: 0.367										1	0	0	0	1	0	0
Bobby Avila, R (1, 4) OBP: 0.335, SLG: 0.369	x 0-0 SF8, BB, 1-2, 1B		x 0-0 ② F9		x 0-0 ② F7		x 0-0 ① SH1-4, 1-2	x 0-0 ③ P4		4	0	1	0	0	0	3
Gene Woodling, L (1, 7) OBP: 0.422, SLG: 0.522	BBBB 4-0 SF8, 1-2, 2-3, BB		x 0-0 1B		x 0-0 1B		x 0-0 ② F8, 2-3		x 0-0 ① F9	4	0	2	0	1	0	1
Joe Altobelli, L (9, 3) OBP: 0.250, SLG: 0.277										0	0	0	0	0	0	0
Vic Wertz, L (1, 3) OBP: 0.390, SLG: 0.503	x 0-0 ① SF8, 1-2, 2-3, 3-H		x 0-0 ③ L7		x 0-0 ③ F8		x 0-0 ③ L3		x 0-0 HR	4	1	1	2	0	0	3
George Strickland, R (9, 5) OBP: 0.300, SLG: 0.311										0	0	0	0	0	0	0
Roger Maris, L (1, 8) OBP: 0.355, SLG: 0.433	x 0-0 ② F2			x 0-0 4-3, 2B		x 0-0 S, 1B		x 0-0 SH3-4, 1B, 1B	x 0-0 ② 4-3	5	1	3	0	0	0	2
Rocky Colavito, R (1, 9) OBP: 0.353, SLG: 0.472	x 0-0 ③ 5-3			x 0-0 ① 5-3		x 0-0 ① F7, 1-2		x 0-0 ① SH3-4, 1-2	x 0-0 ③ P5	4	0	0	0	0	0	4
Hal Naragon, L (1, 2) OBP: 0.307, SLG: 0.239		x 0-0 L3, 1B		x 0-0 ② 4-3, 2-3		BBBB 4-0 BB		x 0-0 BB, 2-H, 1B		3	0	2	1	1	0	1
Chico Carrasquel, R (1, 6) OBP: 0.350, SLG: 0.373		x 0-0 ① ② L3, 1-2		BBBB 4-0 BB		x 0-0 ② F7		BBBB 4-0 BB, BB		2	0	0	0	2	0	3
Ray Narleski, R (1, 1) OBP: 0.125, SLG: 0.250		SSS 0-3 ③ K		x 0-0 ③ L4		SSS 0-3 ③ K		SSS 0-3 ② K		4	0	0	0	0	3	6

| | | | | | | | | | |

Cleveland Indians @ Detroit Tigers

Briggs Stadium, Detroit, MI

Thu Aug 08 1957, 4:33 AM EDT

Att. 9,460 - Unknown

livebaseballscorecards.com

BOTTOM

Batter	1	2	3	4	5	6	7	8	9	AB	R	H	RBI	BB	SO	LOB
Bill Tuttle, R (1, 8) OBP: 0.318, SLG: 0.345	BBBB 4-0 FC6 BB		x 0-0 1B		SSS 0-3 ② K		SSS 0-3 ② K			3	0	1	0	1	2	2
Jim Small, L (1, 9) OBP: 0.257, SLG: 0.273	x 0-0 ① FC6 1B 1-2f		x 0-0 ② P6		x 0-0 ③ F5		x 0-0 ③ FC4-6 1-2f			4	0	0	0	0	0	4
Ray Boone, R (1, 3) OBP: 0.354, SLG: 0.415	x 0-0 1-2 1B		x 0-0 ③ F8			x 0-0 ① F9		x 0-0 ① 6-3		4	0	1	0	0	0	1
Charlie Maxwell, L (1, 7) OBP: 0.388, SLG: 0.522	SSS 0-3 ② K			SSS 0-3 ① K		x 0-0 ② 4-3		x 0-0 ② 4-3		4	0	0	0	0	2	2
Harvey Kuenn, R (1, 6) OBP: 0.318, SLG: 0.351	x 0-0 ③ F8			x 0-0 ② F8		x 0-0 2B		x 0-0 FC6-4 1B		4	0	2	0	0	0	2
Frank Bolling, R (1, 4) OBP: 0.328, SLG: 0.408		x 0-0 ① F8		x 0-0 ③ P3		BBBB 4-0 BB		x 0-0 ③ FC6-4 1-2f		3	0	0	0	1	0	1
Red Wilson, R (1, 2) OBP: 0.365, SLG: 0.336 Al Kaline, R (9, PH) OBP: 0.335, SLG: 0.435		x 0-0 ② L8			x 0-0 ① F9	x 0-0 ③ F5			x 0-0 ① L6	3	0	0	0	0	0	2
										1	0	0	0	0	0	0
Reno Bertoia, R (1, 5) OBP: 0.316, SLG: 0.366		SSS 0-3 ③ K			x 0-0 HR		x 0-0 ① 7-4-3		x 0-0 ② F9	4	1	1	1	0	1	0
Duke Maas, R (1, 1) OBP: 0.140, SLG: 0.189 Harry Byrd, R (8, 1) Dave Philley, S (9, PH) OBP: 0.317, SLG: 0.358			SSS 0-3 ① K		x 0-0 1B		BBBB 4-0 FC4-6 BB		x 0-0 ③ 6-3	2	0	1	0	1	1	0
										0	0	0	0	0	0	0
										1	0	0	0	0	0	0

Inning Stats										
	R: 0 E: 0 K: 1 S: 6	H: 1 LOB: 2 BB: 1 P: 10	R: 0 E: 0 K: 1 S: 5	H: 0 LOB: 0 BB: 0 P: 5	R: 0 E: 0 K: 1 S: 6	H: 1 LOB: 1 BB: 0 P: 6	R: 0 E: 0 K: 1 S: 5	H: 0 LOB: 0 BB: 0 P: 5	R: 1 E: 0 K: 1 S: 7	H: 2 LOB: 1 BB: 0 P: 7
	R: 0 E: 0 K: 0 S: 4	H: 1 LOB: 2 BB: 1 P: 8	R: 0 E: 0 K: 1 S: 5	H: 0 LOB: 1 BB: 1 P: 9	R: 0 E: 0 K: 0 S: 4	H: 1 LOB: 1 BB: 0 P: 4	R: 0 E: 0 K: 0 S: 3	H: 0 LOB: 0 BB: 0 P: 3		

	1B: 4	SF: 0	WP: 0	PA: 36
	2B: 1	SAC: 0	PB: 0	
	3B: 0	DP: 0	SB: 0	
	HR: 1	HBP: 0	CS: 0	

PITCHER		IP	WLS	BF	H	R	ER	SO	BB	IBB	HBP	BLK	WP	HR	S	P	ERA	WHIP
Ray Narleski, R ERA: 2.25	(1, 1)	9.0	W	36	6	1	1	6	3	0	0	0	0	1	45	57	1.00	1.000

PITCHER		IP	WLS	BF	H	R	ER	SO	BB	IBB	HBP	BLK	WP	HR	S	P	ERA	WHIP

AB	33
R	1
H	6
RBI	1
BB	3
SO	6
LOB	14

Batter	1	2	3	4	5	6	7	8	9	10	11	AB	R	H	RBI	BB	SO	LOB
Bill Tuttle, R (1, 8) OBP: 0.318, SLG: 0.343	F9		G3		1B		FC2-6 1B 1-2f		4-3		1B IBB	5	0	1	0	1	0	3
Harvey Kuenn, R (1, 6) OBP: 0.319, SLG: 0.352 Ron Samford, R (9, 6) OBP: 0.270, SLG: 0.277 Dave Philley, S (11, PH) OBP: 0.321, SLG: 0.361 Billy Hoeft, L (11, PR) OBP: 0.191, SLG: 0.386 Jim Finigan, R (11, 5) OBP: 0.278, SLG: 0.200	E4 2B 1B		1-3		P5		1-3 1B		F7		1-3 2-H FC5-4 1B	5 0 1 0 0	1 0 0 0 0	2 0 1 0 0	0 0 1 0 0	0 0 1 0 0	0 0 0 0 0	3 0 0 0 0
Ray Boone, R (1, 3) OBP: 0.351, SLG: 0.414	2-H 2B		K		F8		F3			F9	FC5-4 1-2f	6	0	1	1	0	1	4
Charlie Maxwell, L (1, 7) OBP: 0.390, SLG: 0.521 Johnny Groth, R (8, 7) OBP: 0.329, SLG: 0.290	K			2B 1B	F5			L5-4-3 1B		2B		4 1	1 0	2 1	0 0	0 0	1 0	1 0
Al Kaline, R (1, 9) OBP: 0.336, SLG: 0.436	L6			1-H 2B	F7			L5-4-3 1-2		G4-3 IBB		4	0	1	1	1	0	2
Frank Bolling, R (1, 4) OBP: 0.327, SLG: 0.405		E6 6-3		5-3	S 1B			P4		G4-3 1-2f		5	1	1	0	0	0	3
Red Wilson, R (1, 2) OBP: 0.373, SLG: 0.341		6-3 1-2		K	1B CS 1-H 1B				SH2-4 1B		S 1B BB	4	1	2	1	1	2	
Reno Bertoia, R (1, 5) OBP: 0.318, SLG: 0.367 (11, 6)	F9			4-3	1-3 1B				SH2-4 1-2 1B		F7 1-2	5	0	2	0	0	0	3
Paul Foytack, R (1, 1) OBP: 0.315, SLG: 0.260 Lou Sleater, L (9, 1) OBP: 0.250, SLG: 0.400	1-3				K	CS 3-H	FC2-6 BB		SH2-4 1-2 2-3		1-3	2 1	0 0	0 0	0 0	1 0	1 0	1 1
Inning Stats	R: 1 E: 1 K: 1 S: 7 H: 2 LOB: 1 BB: 0 P: 7	R: 0 E: 1 K: 0 S: 4 H: 0 LOB: 1 BB: 0 P: 4	R: 0 E: 0 K: 1 S: 5 H: 0 LOB: 0 BB: 0 P: 5	R: 1 E: 0 K: 1 S: 7 H: 2 LOB: 1 BB: 0 P: 7	R: 0 E: 0 K: 1 S: 6 H: 1 LOB: 1 BB: 0 P: 6	R: 1 E: 0 K: 0 S: 5 H: 3 LOB: 1 BB: 0 P: 5	R: 0 E: 0 K: 0 S: 3 H: 1 LOB: 1 BB: 1 P: 7	R: 0 E: 0 K: 0 S: 3 H: 1 LOB: 0 BB: 0 P: 3	R: 0 E: 0 K: 0 S: 5 H: 2 LOB: 2 BB: 0 P: 5	R: 0 E: 0 K: 0 S: 3 H: 1 LOB: 1 BB: 1 P: 7	R: 1 E: 0 K: 0 S: 4 H: 1 LOB: 2 BB: 2 P: 12	1B: 11 2B: 3 3B: 0 HR: 0 SF: 0 SAC: 1 DP: 2 HBP: 0			WP: 0 PB: 0 SB: 2 CS: 1 PA: 49		

PITCHER	IP	WLS	BF	H	R	ER	SO	BB	IBB	HBP	BLK	WP	HR	S	P	ERA	WHIP
Dick Donovan, R (1, 1) ERA: 3.06	9.0		38	12	3	2	4	1	0	0	0	0	0	45	49	2.00	1.444
Dixie Howell, R (10, 1) ERA: 3.59	1.1		6	1	1	1	0	1	1	0	0	0	0	4	12	6.75	1.500
Gerry Staley, R (11, 1) ERA: 2.04	0.2	W	4	1	0	0	0	0	1	0	0	0	0	3	7	0.00	1.500

PITCHER	IP	WLS	BF	H	R	ER	SO	BB	IBB	HBP	BLK	WP	HR	S	P	ERA	WHIP

TOP

Detroit Tigers @ Chicago White Sox

Comiskey Park, Chicago, IL

Fri Aug 09 1957, 4:33 AM EDT

Att. 7,938 - Unknown

livebaseballscorecards.com

AB	43
R	4
H	14
RBI	4
BB	4
SO	4
LOB	23

Batter	1	2	3	4	5	6	7	8	9	10	11	AB	R	H	RBI	BB	SO	LOB
Luis Aparicio, R (1, 6) OBP: 0.308, SLG: 0.313	6-3		FC5-4 1-2 1B		BB 1B BB		4-3 WP 1B BB		SH1-4 1-2		SH3-4 1-2	2	1	1	0	2	0	0
Nellie Fox, L (1, 4) OBP: 0.405, SLG: 0.411	P6		FC5-4 1-2f 2-3		BB 1-2 1B		4-3 1-3		2-H 1B		3-4-3 2-H 1B 1B	6	1	3	2	0	0	3
Earl Torgeson, L (1, 3) OBP: 0.421, SLG: 0.468	K		L7		1-2 2-3 BB		P4		K		3-4-3 1-2	5	0	0	0	1	2	5
Minnie Minoso, R (1, 7) OBP: 0.393, SLG: 0.456		F9		F8	P4		3-H 1B		K		1B IBB	5	0	1	1	1	1	4
Larry Doby, L (1, 8) OBP: 0.388, SLG: 0.491		BB		FC5-4 BB		1B G6-4-3 2B	K			FC1-5 SH BB	1-2 2-H 1B	3	1	2	1	3	1	1
Jim Rivera, L (1, 9) OBP: 0.346, SLG: 0.473		F8		F9		G6-4-3 2-3 1B		P5		SH FC1-5 1-2		4	0	1	0	0	0	2
Sherm Lollar, R (1, 2) OBP: 0.298, SLG: 0.363		F2		FC5-4 1-2f		G6-4-3 1-2f 3-H		4-3		FC1-5 G5-4-3 1-2 2-3f		5	0	0	0	0	0	5
Bubba Phillips, R (1, 5) OBP: 0.310, SLG: 0.355			K		6-3		BB	F7		G5-4-3 1-2f		4	0	0	0	1	1	2
Dick Donovan, L (1, 1) OBP: 0.158, SLG: 0.180						F8			PB SH1-4 1B HBP		WP SH3-4 1B 1B	2	0	0	0	1	1	1
Fred Hatfield, L (9, PH) OBP: 0.394, SLG: 0.203												0	0	0	0	0	0	0
Ted Beard, L (9, PR)												0	1	0	0	0	0	0
Dixie Howell, L (10, 1) OBP: 0.227, SLG: 0.500												0	0	0	0	0	0	0
Gerry Staley, R (11, 1) OBP: 0.154, SLG: 0.083												0	0	0	0	0	0	0
Walt Dropo, R (11, PH) OBP: 0.284, SLG: 0.417												1	0	1	0	0	0	0
Sammy Esposito, R (11, PR) OBP: 0.329, SLG: 0.248			FC5-4 1B BB		K							0	1	0	0	0	0	0
Inning Stats	R: 0 H: 0 E: 0 LOB: 0 K: 1 BB: 0 S: 5 P: 5	R: 0 H: 0 E: 0 LOB: 1 K: 0 BB: 1 S: 3 P: 7	R: 0 H: 1 E: 0 LOB: 2 K: 1 BB: 1 S: 6 P: 10	R: 0 H: 0 E: 0 LOB: 1 K: 0 BB: 1 S: 3 P: 7	R: 0 H: 1 E: 0 LOB: 3 K: 1 BB: 2 S: 6 P: 14	R: 1 H: 2 E: 0 LOB: 1 K: 0 BB: 1 S: 4 P: 8	R: 1 H: 1 E: 0 LOB: 1 K: 1 BB: 1 S: 6 P: 10	R: 0 H: 0 E: 0 LOB: 0 K: 0 BB: 0 S: 3 P: 3	R: 1 H: 1 E: 0 LOB: 1 K: 2 BB: 0 S: 8 P: 9	R: 0 H: 0 E: 0 LOB: 1 K: 0 BB: 1 S: 3 P: 7	R: 2 H: 3 E: 0 LOB: 2 K: 0 BB: 1 S: 5 P: 9	1B: 8 SF: 0 2B: 1 SAC: 3 3B: 0 DP: 2 HR: 0 HBP: 1						

PITCHER		IP	WLS	BF	H	R	ER	SO	BB	IBB	HBP	BLK	WP	HR	S	P	ERA	WHIP
Paul Foytack, R ERA: 3.14	(1, 1)	8.1		38	6	3	2	4	7	0	1	0	1	0	38	67	2.16	1.560
Lou Sleater, L ERA: 3.33	(9, 1)	2.1	L	12	3	2	2	2	1	1	0	0	1	0	14	22	7.71	1.714

PITCHER	IP	WLS	BF	H	R	ER	SO	BB	IBB	HBP	BLK	WP	HR	S	P	ERA	WHIP

BOTTOM

Detroit Tigers @ Chicago White Sox

Comiskey Park, Chicago, IL

Fri Aug 09 1957, 4:33 AM EDT

Att. 7,938 - Unknown

livebaseballscorecards.com

AB	37
R	5
H	9
RBI	4
BB	9
SO	6
LOB	23

WP: 2 PA: 50
PB: 1
SB: 0
CS: 0

Batter	1	2	3	4	5	6	7	8	9	AB	R	H	RBI	BB	SO	LOB
Bill Tuttle, R (1, 8) OBP: 0.322, SLG: 0.348	BBBB 4-0 L4-3 E BB		x 0-0 ③ L9			x 0-0 2B		x 0-0 ② 1-3	x 0-0 2-H 1B	4	0	2	1	1	0	1
Harvey Kuenn, R (1, 6) OBP: 0.318, SLG: 0.350	x 0-0 E1 L4-3 1-2			x 0-0 ① F9		x 0-0 ② F9		x 0-0 FC5-4 1B	x 0-0 ③ L9	5	0	1	0	0	0	3
Jay Porter, R (1, 3) OBP: 0.333, SLG: 0.394	x 0-0 ①②③ L4-3 1-2 2-3			SSS 0-3 ② K		x 0-0 ③ 6-3		x 0-0 ③ FC5-4 1-2f		4	0	0	0	0	1	4
Charlie Maxwell, L (1, 7) OBP: 0.386, SLG: 0.515		x 0-0 ① 4-3		x 0-0 ③ 4-1			x 0-0 ① 4-3		x 0-0 ① F2	4	0	0	0	0	0	0
Al Kaline, R (1, 9) OBP: 0.337, SLG: 0.435		x 0-0 ② L5-3			x 0-0 L6 4-3		x 0-0 G6-4-3 1B		H 1-0 BB BB 1B HBP	3	0	1	0	0	0	0
Jim Small, L (9, PR) OBP: 0.257, SLG: 0.273 (9, 9)										0	1	0	0	0	0	0
Frank Bolling, R (1, 4) OBP: 0.324, SLG: 0.402		SSS 0-3 ③ K			x 0-0 ① 4-3 2-3		x 0-0 ②③ G6-4-3 1-2f		BBBB 4-0 BB 1B 1-2 BB	3	0	0	0	0	1	2
Dave Philley, S (9, PH) OBP: 0.325, SLG: 0.361										0	0	0	0	1	0	0
Billy Hoeft, L (9, PR) OBP: 0.191, SLG: 0.386										0	1	0	0	0	0	0
Ron Samford, R (9, 4) OBP: 0.270, SLG: 0.277										0	0	0	0	0	0	0
Red Wilson, R (1, 2) OBP: 0.376, SLG: 0.336			SSS 0-3 ① K		x 0-0 ② 4-3			BBBB 4-0 HR BB	BBBB 4-0 1B 1-2 2-3 SF7 BB	2	2	0	0	2	1	1
Reno Bertoia, R (1, 5) OBP: 0.321, SLG: 0.382			x 0-0 ② P4		x 0-0 ③ 5-3			x 0-0 1-H HR	x 0-0 1-3 2-H 3-H 1B	4	2	2	4	0	0	1
Frank Lary, R (1, 1) OBP: 0.192, SLG: 0.184			BBBB 4-0 BB			x 0-0 ① 5-3		x 0-0 ① 1-3	x 0-0 ② SF7 3-H	1	0	0	0	1	0	0
Johnny Groth, R (8, PH) OBP: 0.325, SLG: 0.286										1	0	0	0	0	0	0
Harry Byrd, R (8, 1)										0	0	0	0	0	0	0
Ray Boone, R (9, PH) OBP: 0.350, SLG: 0.414										0	0	0	1	0	0	0
Duke Maas, R (9, 1) OBP: 0.140, SLG: 0.189										0	0	0	0	0	0	0
Inning Stats	R: 0 E: 1 K: 0 S: 2 H: 0 LOB: 0 BB: 1 P: 6	R: 0 E: 0 K: 1 S: 5 H: 0 LOB: 0 BB: 0 P: 5	R: 0 E: 0 K: 1 S: 5 H: 0 LOB: 1 BB: 1 P: 9	R: 0 E: 0 K: 1 S: 5 H: 0 LOB: 0 BB: 0 P: 5	R: 0 E: 1 K: 0 S: 4 H: 0 LOB: 1 BB: 0 P: 4	R: 0 E: 0 K: 0 S: 4 H: 1 LOB: 1 BB: 0 P: 4	R: 0 E: 0 K: 0 S: 3 H: 1 LOB: 0 BB: 0 P: 3	R: 2 E: 0 K: 0 S: 5 H: 2 LOB: 1 BB: 1 P: 9	R: 4 E: 0 K: 0 S: 5 H: 2 LOB: 1 BB: 2 P: 14	1B: 4 2B: 1 3B: 1 HR: 1 SF: 1 SAC: 0 DP: 1 HBP: 1	WP: 0 PB: 0 SB: 0 CS: 0 PA: 38					

PITCHER		IP	WLS	BF	H	R	ER	SO	BB	IBB	HBP	BLK	WP	HR	S	P	ERA	WHIP
Jim Derrington, L ERA: 3.86	(1, 1)	7.0		26	3	2	2	3	3	0	0	0	0	1	29	41	2.57	0.857
Billy Pierce, L ERA: 2.78	(8, 1)	1.2	L	11	3	4	4	0	2	0	1	0	0	0	8	17	21.60	3.000
Bill Fischer, R ERA: 4.41	(9, 1)	0.1		1	0	0	0	0	0	0	0	0	0	0	1	1	0.00	0.000

PITCHER	IP	WLS	BF	H	R	ER	SO	BB	IBB	HBP	BLK	WP	HR	S	P	ERA	WHIP

TOP

Detroit Tigers @ Chicago White Sox

Comiskey Park, Chicago, IL

Sat Aug 10 1957, 8:05 PM EDT

Att. 31,470 - Unknown

AB	31
R	6
H	6
RBI	6
BB	5
SO	3
LOB	12

livebaseballscorecards.com

Batter	1	2	3	4	5	6	7	8	9	AB	R	H	RBI	BB	SO	LOB
Luis Aparicio, R (1, 6) OBP: 0.306, SLG: 0.315	5-3		SF8 2-3 3-H		2B		F3		K	4	0	1	1	0	1	1
Nellie Fox, L (1, 4) OBP: 0.402, SLG: 0.407	6-3		L8		1-3			4-3	BB	4	0	0	0	1	0	2
Sammy Esposito, R (9, PR) OBP: 0.329, SLG: 0.248										0	0	0	0	0	0	0
Earl Torgeson, L (1, 3) OBP: 0.416, SLG: 0.462	F7			1-3		4-3		5-3 1B 1B	F3	5	1	1	0	0	0	1
Minnie Minoso, R (1, 7) OBP: 0.391, SLG: 0.454		5-3		P4		4-3 S 1B		5-3 1-2		4	0	1	0	0	0	1
Larry Doby, L (1, 8) OBP: 0.386, SLG: 0.488		K		K		4-3 1-3		HBP 1B 2-H 1B		4	0	1	1	0	2	1
Jim Rivera, L (1, 9) OBP: 0.348, SLG: 0.473		6-3			HR 1B	3-1		HBP 1-2 1B		4	1	2	0	0	0	1
Sherm Lollar, R (1, 2) OBP: 0.302, SLG: 0.363			SH3-4 HBP SF8 1B		K		L6	1-2 2-3 HBP		3	1	1	0	0	1	1
Bubba Phillips, R (1, 5) OBP: 0.316, SLG: 0.371			E SH3-4 1-2 HBP		1-H HR		4-3 1B	F7		3	1	2	2	0	0	3
Jim Derrington, L (1, 1) Billy Pierce, L (8, 1) OBP: 0.151, SLG: 0.153 Bill Fischer, R (9, 1) OBP: 0.100, SLG: 0.105 Fred Hatfield, L (9, PH) OBP: 0.359, SLG: 0.200			SH3-4 1-2 2-3		4-3		4-3 1-2		5-3	2 0 0 1	0 0 0 0	0 0 0 0	0 0 0 0	0 0 0 0	0 0 0 0	1 0 0 0
Inning Stats	R: 0 H: 0 E: 0 LOB: 0 K: 0 BB: 0 S: 3 P: 3	R: 0 H: 0 E: 0 LOB: 0 K: 1 BB: 0 S: 5 P: 5	R: 1 H: 1 E: 1 LOB: 1 K: 0 BB: 0 S: 4 P: 5	R: 0 H: 0 E: 0 LOB: 0 K: 1 BB: 0 S: 5 P: 5	R: 2 H: 3 E: 0 LOB: 1 K: 1 BB: 0 S: 8 P: 8	R: 0 H: 1 E: 0 LOB: 1 K: 0 BB: 0 S: 4 P: 4	R: 0 H: 1 E: 0 LOB: 1 K: 0 BB: 0 S: 4 P: 4	R: 1 H: 3 E: 0 LOB: 3 K: 0 BB: 0 S: 6 P: 7	R: 0 H: 0 E: 0 LOB: 1 K: 1 BB: 1 S: 5 P: 9	1B: 7 SF: 1 2B: 1 SAC: 1 3B: 0 DP: 0 HR: 1 HBP: 2						WP: 0 PA: 39 PB: 0 SB: 1 CS: 0	

PITCHER		IP	WLS	BF	H	R	ER	SO	BB	IBB	HBP	BLK	WP	HR	S	P	ERA	WHIP
Frank Lary, R ERA: 4.25	(1, 1)	7.0		28	6	3	3	3	0	0	1	0	0	1	33	34	3.86	0.857
Harry Byrd, R ERA: 2.78	(8, 1)	1.0	W	7	3	1	1	0	0	0	1	0	0	0	6	7	9.00	3.000
Duke Maas, R ERA: 3.13	(9, 1)	1.0	S	4	0	0	0	1	1	0	0	0	0	0	5	9	0.00	1.000

PITCHER	IP	WLS	BF	H	R	ER	SO	BB	IBB	HBP	BLK	WP	HR	S	P	ERA	WHIP

BOTTOM

Detroit Tigers @ Chicago White Sox

Comiskey Park, Chicago, IL

Sat Aug 10 1957, 8:05 PM EDT

Att. 31,470 - Unknown

livebaseballscorecards.com

AB	34
R	4
H	9
RBI	4
BB	1
SO	4
LOB	12

Batter	1	2	3	4	5	6	7	8	9	AB	R	H	RBI	BB	SO	LOB
Bill Tuttle, R (1, 8) OBP: 0.328, SLG: 0.355	E FC5 1B 1B	SH1-3 1-2		6-3 2B		1B		BBB 1B BB	6-3	4	2	3	0	1	0	2
Harvey Kuenn, R (1, 6) OBP: 0.316, SLG: 0.348 Jim Finigan, R (9, 4) OBP: 0.278, SLG: 0.200	FC5 1B 1-3 1B	4-3 2-3		6-3 2-3		F9		1B 1-3 1B		5 0	2 0	1 0	0 0	0 0	0 0	4 0
Jay Porter, R (1, 3) OBP: 0.345, SLG: 0.398	1B SF8 1-2 3-H 1B	BBB WP BB		5-3		5-3		2-H 3-H 1B		4	1	2	3	1	0	2
Charlie Maxwell, L (1, 7) OBP: 0.383, SLG: 0.510 Johnny Groth, R (8, 7) OBP: 0.325, SLG: 0.286	1B E 1-3 2-H 1B	G3 1-2 3-H		3-1			F5	SSS K		5 0	1 0	1 0	1 0	0 0	1 0	3 0
Al Kaline, R (1, 9) OBP: 0.338, SLG: 0.444	SF8 3-H	HR			L5-3		1B 1B	F7		4	1	2	2	0	0	1
Frank House, L (1, 2) OBP: 0.333, SLG: 0.353	P6	5-3			F9		1-3 1B		G3	5	0	1	0	0	0	1
Reno Bertoia, R (1, 5) OBP: 0.327, SLG: 0.396	E8 1-H 1B	2B			2B		P4		F7	5	0	3	0	0	0	2
Ron Samford, R (1, 4) OBP: 0.266, SLG: 0.273 (9, 6)	P6	SSS K			SSS K		5-3		1B 1B	5	0	1	0	0	2	5
Jim Bunning, R (1, 1) OBP: 0.254, SLG: 0.222 Duke Maas, R (9, 1) OBP: 0.140, SLG: 0.189		BBB 4-3 SH1-3 WP BB	SSS K			P6		F7	1-3 1B	4 0	1 0	1 0	0 0	1 0	1 0	1 0

TOP

Detroit Tigers @ Chicago White Sox

Comiskey Park, Chicago, IL

Sun Aug 11 1957, 4:33 AM EDT

Unknown

livebaseballscorecards.com

AB	41
R	8
H	15
RBI	6
BB	3
SO	4
LOB	21

Inning Stats	1	2	3	4	5	6	7	8	9	1B: 11	SF: 1	WP: 1	PA: 46
	R: 4 E: 2 K: 0 S: 8 H: 4 LOB: 1 BB: 0 P: 8	R: 1 E: 0 K: 0 S: 3 H: 0 LOB: 1 BB: 2 P: 11	R: 1 E: 0 K: 2 S: 9 H: 2 LOB: 0 BB: 0 P: 9	R: 0 E: 0 K: 0 S: 4 H: 1 LOB: 1 BB: 0 P: 4	R: 0 E: 0 K: 1 S: 6 H: 1 LOB: 1 BB: 0 P: 6	R: 0 E: 0 K: 0 S: 4 H: 1 LOB: 1 BB: 0 P: 4	R: 0 E: 0 K: 0 S: 5 H: 2 LOB: 2 BB: 0 P: 5	R: 2 E: 0 K: 1 S: 7 H: 2 LOB: 1 BB: 1 P: 11	R: 0 E: 0 K: 0 S: 5 H: 2 LOB: 2 BB: 0 P: 5	2B: 3 3B: 0 HR: 1	SAC: 1 DP: 0 HBP: 0	PB: 0 SB: 0 CS: 0	

PITCHER		IP	WLS	BF	H	R	ER	SO	BB	IBB	HBP	BLK	WP	HR	S	P	ERA	WHIP
Bob Keegan, R ERA: 3.8	(1, 1)	0.2	L	7	4	4	2	0	0	0	0	0	0	0	7	7	27.00	6.000
Dixie Howell, R ERA: 3.78	(1, 1)	2.1		12	3	2	2	2	2	0	0	0	1	1	14	22	7.71	2.143
Bill Fischer, R ERA: 4.22	(4, 1)	3.0		11	2	0	0	1	0	0	0	0	0	0	13	13	0.00	0.667
Jim Hughes, R ERA: 9.0	(7, 1)	2.0		11	4	2	2	1	1	0	0	0	0	0	12	16	9.00	2.500
Paul LaPalme, L ERA: 3.08	(9, 1)	1.0		5	2	0	0	0	0	0	0	0	0	0	5	5	0.00	2.000

PITCHER	IP	WLS	BF	H	R	ER	SO	BB	IBB	HBP	BLK	WP	HR	S	P	ERA	WHIP

Detroit Tigers @ Chicago White Sox

Comiskey Park, Chicago, IL

Sun Aug 11 1957, 4:33 AM EDT

Unknown

livebaseballscorecards.com

BOTTOM

Batter	1	2	3	4	5	6	7	8	9	AB	R	H	RBI	BB	SO	LOB
Luis Aparicio, R (1, 6) OBP: 0.305, SLG: 0.314	6-3		K		P4		F7		G6-4-3 1B	5	0	1	0	0	1	0
Nellie Fox, L (1, 4) OBP: 0.404, SLG: 0.411	L7		1B SF7 1B		2B		F9 1B		G6-4-3 1-2f	5	1	3	0	0	0	1
Earl Torgeson, L (1, 3) OBP: 0.420, SLG: 0.465	K		2B 1-3 1B		L8		1-2 1B		E BB 1B	5	1	3	0	0	1	1
Minnie Minoso, R (1, 7) OBP: 0.389, SLG: 0.450		E3 1B	SF7 3-H		F7		F9 2-3		E 1-2 1B BB	3	2	0	1	1	0	3
Larry Doby, L (1, 8) OBP: 0.389, SLG: 0.493		FC5-4 2-H 1B	2B 1-3			1B	P6		E4 1B 1-2 2-3	5	1	3	1	0	0	4
Jim Rivera, L (1, 9) OBP: 0.346, SLG: 0.468		K	P4			F5		K	1B 1-2 2-H 3-H 1B	5	0	1	2	0	2	4
Sherm Lollar, R (1, 2) OBP: 0.308, SLG: 0.365		FC5-4 BB 1-2f		F7		FC6-4 1-2 1B		BB	1-3 2-H 1B	4	0	2	1	1	0	1
Bubba Phillips, R (1, 5) OBP: 0.314, SLG: 0.365		BB 1-2		F7		FC6-4 1-2f		K	K	4	0	0	0	1	2	5
Bob Keegan, R (1, 1) OBP: 0.179, SLG: 0.080		4-3		F8		F8		P4		0	0	0	0	0	0	0
Dixie Howell, L (1, 1) OBP: 0.217, SLG: 0.476										1	0	0	0	0	0	2
Bill Fischer, R (4, 1) OBP: 0.095, SLG: 0.100										1	0	0	0	0	0	0
Walt Dropo, R (6, PH) OBP: 0.263, SLG: 0.415										1	0	0	0	0	0	2
Jim Hughes, R (7, 1)										0	0	0	0	0	0	0
Fred Hatfield, L (8, PH) OBP: 0.354, SLG: 0.197										1	0	0	0	0	0	1
Paul LaPalme, L (9, 1) OBP: 0.600, SLG: 0.333										0	0	0	0	0	0	0

Inning Stats	1	2	3	4	5	6	7	8	9	1B: 11	SF: 1	WP: 0	PA: 44
R:	0	1	1	0	0	0	0	0	3	2B: 2	SAC: 0	PB: 0	
E:	0	1	0	0	0	0	0	0	1	3B: 0	DP: 1	SB: 0	
K:	1	1	1		0	2	0	2	1	HR: 0	HBP: 0	CS: 0	
S:	5	7	8		3	5	5	7	9				
H:	0	1	3		0	2	2	0	4				
LOB:	0	2	2		0	2	2	1	2				
BB:	0	1	0		0	0	0	1	1				
P:	5	11	8		4	5	5	11	13				

PITCHER		IP	WLS	BF	H	R	ER	SO	BB	IBB	HBP	BLK	WP	HR	S	P	ERA	WHIP
Jim Bunning, R ERA: 2.5	(1, 1)	8.2	W	42	12	5	1	5	3	0	0	0	0	0	49	61	1.04	1.731
Duke Maas, R ERA: 3.13	(9, 1)	0.1	S	2	1	0	0	1	0	0	0	0	0	0	4	4	0.00	3.000

PITCHER	IP	WLS	BF	H	R	ER	SO	BB	IBB	HBP	BLK	WP	HR	S	P	ERA	WHIP

AB	40
R	5
H	13
RBI	5
BB	3
SO	6
LOB	24

Detroit Tigers @ Chicago White Sox

Comiskey Park, Chicago, IL

Sun Aug 11 1957, 8:05 PM EDT

Att. 25,220 - Unknown

TOP

livebaseballscorecards.com

Batter	1	2	3	4	5	6	7	8	9	AB	R	H	RBI	BB	SO	LOB
Bill Tuttle, R (1, 8) OBP: 0.326, SLG: 0.353	G3		1B G3 1B		5-3		5-3		P4	5	1	1	0	0	0	0
Harvey Kuenn, R (1, 6) OBP: 0.317, SLG: 0.356	5-3		G3 BB 1-3 1B		F8		HR		1-3	5	1	2	1	0	0	0
Jay Porter, R (1, 3) OBP: 0.357, SLG: 0.412	1B 1B		BBBB 4-0 G3 1-2 BB		2B		4-3		SSS K	4	0	2	0	1	1	0
Charlie Maxwell, L (1, 7) OBP: 0.382, SLG: 0.507	FC6-4 1-2 1B		G3 1-2 2-3 3-H		SSS K		4-3			4	0	1	1	0	1	3
Al Kaline, R (1, 9) OBP: 0.337, SLG: 0.440	FC6-4 1-2f		IIII IBB			L6-3		L6-3		3	0	0	0	1	0	2
Red Wilson, R (1, 2) OBP: 0.373, SLG: 0.333		SSS K	L7			BB 1B		F7		4	0	1	0	0	1	3
Reno Bertoia, R (1, 5) OBP: 0.325, SLG: 0.393		F8		5-3		F7		1B 1B		4	0	1	0	0	0	1
Ron Samford, R (1, 4) OBP: 0.276, SLG: 0.275		4-3		1-3		BBBB 4-0 1-2 BB		1-2 1B		3	0	1	0	1	0	0
Billy Hoeft, L (1, 1) OBP: 0.191, SLG: 0.386			P3 SSS	K		4-3		6-3		0	0	0	0	0	0	0
Bob Shaw, R (1, 1)										2	0	0	0	0	1	0
Harry Byrd, R (4, 1)										0	0	0	0	0	0	0
Jim Small, L (6, PH) OBP: 0.250, SLG: 0.265										1	0	0	0	0	0	2
Al Aber, L (6, 1) OBP: 0.222, SLG: 0.125										0	0	0	0	0	0	0
Dave Philley, S (8, PH) OBP: 0.323, SLG: 0.359										1	0	0	0	0	0	2
Lou Sleater, L (8, 1) OBP: 0.250, SLG: 0.400										0	0	0	0	0	0	0

	AB	36
	R	2
	H	9
	RBI	2
	BB	3
	SO	4
	LOB	13

Inning Stats	1	2	3	4	5	6	7	8	9
	R: 0 H: 2 E: 0 LOB: 2 K: 0 BB: 0 S: 5 P: 5	R: 0 H: 0 E: 0 LOB: 0 K: 1 BB: 0 S: 5 P: 5	R: 1 H: 2 E: 0 LOB: 3 K: 0 BB: 2 S: 5 P: 13	R: 0 H: 0 E: 0 LOB: 0 K: 1 BB: 0 S: 5 P: 5	R: 0 H: 1 E: 0 LOB: 1 K: 1 BB: 0 S: 6 P: 6	R: 0 H: 1 E: 0 LOB: 2 K: 0 BB: 1 S: 4 P: 8	R: 1 H: 1 E: 0 LOB: 0 K: 0 BB: 0 S: 4 P: 4	R: 0 H: 2 E: 0 LOB: 2 K: 0 BB: 0 S: 5 P: 5	R: 0 H: 0 E: 0 LOB: 0 K: 1 BB: 0 S: 5 P: 5

1B: 7 SF: 0 WP: 0 PA: 39
2B: 1 SAC: 0 PB: 0
3B: 0 DP: 0 SB: 0
HR: 1 HBP: 0 CS: 0

PITCHER	IP	WLS	BF	H	R	ER	SO	BB	IBB	HBP	BLK	WP	HR	S	P	ERA	WHIP
Jim Wilson, R (1, 1) ERA: 3.01	9.0	W	39	9	2	2	4	2	1	0	0	0	1	44	56	2.00	1.222

PITCHER	IP	WLS	BF	H	R	ER	SO	BB	IBB	HBP	BLK	WP	HR	S	P	ERA	WHIP

Batter	1	2	3	4	5	6	7	8	9	AB	R	H	RBI	BB	SO	LOB
Luis Aparicio, R (1, 6) OBP: 0.304, SLG: 0.315	BB G6-4-3 2B	K		F7	K		5-3			5	1	1	0	0	2	2
Nellie Fox, L (1, 4) OBP: 0.410, SLG: 0.418	G6-4-3 BB 1B BB		BB HR 1B	E 1B 2B		1B 4-3 1B	BB			3	4	3	1	2	0	0
Sammy Esposito, R (7, PR) OBP: 0.329, SLG: 0.248 (8, 4)										0	0	0	0	0	0	0
Minnie Minoso, R (1, 7) OBP: 0.391, SLG: 0.449	G6-4-3 1-2 2-3 BB		HR 1-2 BB	E6 1B 2-3		4-3 2B 1-3 1B	K			3	2	1	0	2	1	2
Walt Dropo, R (1, 3) OBP: 0.286, SLG: 0.431	G6-4-3 1-2f 2-3 3-H		HR 1-H 2-H	1B 1-2 3-H		L6		6-3		5	1	2	4	0	0	4
Larry Doby, L (1, 8) OBP: 0.387, SLG: 0.490	1B 3-H 1B	4-3	K			4-3 1-2 3-H		E8 PB 1B		4	0	1	2	0	1	3
Ted Beard, L (7, 8) OBP: 0.200, SLG: 0.040										1	1	1	0	0	0	0
Bubba Phillips, R (1, 5) OBP: 0.319, SLG: 0.381	1-2 1B	F2			SF8 3B	2-H 2B		K 3-H		5	1	3	1	0	1	0
Jim Rivera, L (1, 9) OBP: 0.347, SLG: 0.465	4-3	3-1			SH3 BB	1B		F7		4	0	1	0	1	0	2
Les Moss, R (1, 2) OBP: 0.369, SLG: 0.345		4-3		SH3-4 2B 1B	SF8 3-H	5-3				3	1	1	1	0	0	2
Jim Wilson, R (1, 1) OBP: 0.219, SLG: 0.186		4-3		SH3-4 1-2	SH3 1-2		P4			2	0	0	0	0	0	0
Inning Stats	R: 2 E: 0 K: 0 S: 5 H: 3 LOB: 2 BB: 2 P: 13	R: 0 E: 0 K: 1 S: 5 H: 0 LOB: 0 BB: 0 P: 5	R: 3 E: 0 K: 0 S: 5 H: 2 LOB: 0 BB: 1 P: 9	R: 2 E: 1 K: 1 S: 9 H: 3 LOB: 2 BB: 0 P: 9	R: 1 E: 0 K: 1 S: 6 H: 1 LOB: 1 BB: 1 P: 10	R: 2 E: 0 K: 0 S: 7 H: 4 LOB: 2 BB: 0 P: 7	R: 0 E: 0 K: 1 S: 5 H: 0 LOB: 1 BB: 1 P: 9	R: 1 E: 1 K: 1 S: 6 H: 1 LOB: 0 BB: 0 P: 6								

BOTTOM

Detroit Tigers @ Chicago White Sox

Comiskey Park, Chicago, IL

Sun Aug 11 1957, 8:05 PM EDT

Att. 25,220 - Unknown

AB	35
R	11
H	14
RBI	9
BB	5
SO	5
LOB	15

1B: 9	SF: 1	WP: 0	PA: 43
2B: 3	SAC: 2	PB: 1	
3B: 1	DP: 1	SB: 0	
HR: 1	HBP: 0	CS: 0	

livebaseballscorecards.com

PITCHER		IP	WLS	BF	H	R	ER	SO	BB	IBB	HBP	BLK	WP	HR	S	P	ERA	WHIP
Billy Hoeft, L ERA: 3.66	(1, 1)	0.2	L	6	3	2	2	0	2	0	0	0	0	0	4	12	27.00	7.500
Bob Shaw, R ERA: 12.0	(1, 1)	3.0		16	5	5	4	1	1	0	0	0	0	1	17	21	12.00	2.000
Harry Byrd, R ERA: 2.94	(4, 1)	1.1		6	1	1	1	2	1	0	0	0	0	0	9	13	6.75	1.500
Al Aber, L ERA: 7.01	(6, 1)	2.0		11	4	2	2	1	1	0	0	0	0	0	12	16	9.00	2.500
Lou Sleater, L ERA: 3.26	(8, 1)	1.0		4	1	1	0	1	0	0	0	0	0	0	6	6	0.00	1.000

PITCHER	IP	WLS	BF	H	R	ER	SO	BB	IBB	HBP	BLK	WP	HR	S	P	ERA	WHIP

Batter	1	2	3	4	5	6	7	8	9	AB	R	H	RBI	BB	SO	LOB
Bill Tuttle, R (1, 8) OBP: 0.322, SLG: 0.348	S S S 0-3 ① K		x 0-0 ① F9		x 0-0 ① F7		x 0-0 ② 5-3 1-3		x 0-0 ③ 6-3	5	0	0	0	0	1	1
Harvey Kuenn, R (1, 6) OBP: 0.321, SLG: 0.359	x 0-0 ② F9		x 0-0 1B		x 0-0 G6-4-3 1B		x 0-0 3-H 1B			4	0	3	1	0	0	0
Ray Boone, R (1, 3) OBP: 0.349, SLG: 0.410	B B B B 4-0 BB		S S S 0-3 ② K		x 0-0 ② ③ G6-4-3 1-2f		x 0-0 ③ F8			3	0	0	0	1	1	3
Charlie Maxwell, L (1, 7) OBP: 0.381, SLG: 0.507	x 0-0 ③ G3		x 0-0 ③ P4			x 0-0 ① L3		x 0-0 2B		4	0	1	0	0	0	2
Al Kaline, R (1, 9) OBP: 0.341, SLG: 0.457		x 0-0 HR		B B B B 4-0 1B BB		x 0-0 HR		x 0-0 ① L1-3		3	2	2	2	1	0	1
Reno Bertoia, R (1, 5) OBP: 0.320, SLG: 0.387		x 0-0 ① P6		x 0-0 ① F9		x 0-0 ② P2		x 0-0 ② 5-3		4	0	0	0	0	0	2
Frank House, L (1, 2) OBP: 0.329, SLG: 0.347		x 0-0 ② F9		x 0-0 ② P5		x 0-0 ③ 3-1		x 0-0 ③ F5		4	0	0	0	0	0	2
Frank Bolling, R (1, 4) OBP: 0.328, SLG: 0.402		B B B B 4-0 BB		x 0-0 1-2 1B			B B B B 4-0 5-3 1B BB		x 0-0 ① F8	2	1	1	0	2	0	0
Paul Foytack, R (1, 1) OBP: 0.298, SLG: 0.245 Harry Byrd, R (8, 1)		x 0-0 ③ F8		x 0-0 ③ F9			S S S 0-3 ① K		x 0-0 ② 6-3	3 1	0 0	0 0	0 0	0 0	1 0	4 0
Inning Stats	R: 0 H: 0 E: 0 LOB: 1 K: 1 BB: 1 S: 5 P: 9	R: 1 H: 1 E: 0 LOB: 1 K: 0 BB: 1 S: 4 P: 8	R: 0 H: 1 E: 0 LOB: 1 K: 1 BB: 0 S: 6 P: 6	R: 0 H: 1 E: 0 LOB: 2 K: 0 BB: 1 S: 4 P: 8	R: 0 H: 1 E: 0 LOB: 0 K: 0 BB: 0 S: 3 P: 3	R: 1 H: 1 E: 0 LOB: 0 K: 0 BB: 0 S: 4 P: 4	R: 1 H: 1 E: 0 LOB: 1 K: 1 BB: 1 S: 6 P: 10	R: 0 H: 1 E: 0 LOB: 1 K: 0 BB: 0 S: 4 P: 4	R: 0 H: 0 E: 0 LOB: 0 K: 0 BB: 0 S: 3 P: 3	1B: 4 SF: 0 2B: 1 SAC: 0 3B: 0 DP: 1 HR: 2 HBP: 0						

PITCHER		IP	WLS	BF	H	R	ER	SO	BB	IBB	HBP	BLK	WP	HR	S	P	ERA	WHIP
Arnie Portocarrero, R ERA: 4.14	(1, 1)	7.0	L	30	6	3	3	3	4	0	0	0	0	2	32	48	3.86	1.429
Virgil Trucks, R ERA: 2.71	(8, 1)	2.0		7	1	0	0	0	0	0	0	0	0	0	7	7	0.00	0.500

PITCHER		IP	WLS	BF	H	R	ER	SO	BB	IBB	HBP	BLK	WP	HR	S	P	ERA	WHIP

TOP

Detroit Tigers @ Kansas City Athletics

Municipal Stadium, Kansas City, MO

Tue Aug 13 1957, 4:33 AM EDT
Att. 6,216 - Unknown - 95 F

livebaseballscorecards.com

AB	33
R	3
H	7
RBI	3
BB	4
SO	3
LOB	15

WP: 0	PA: 37		
PB: 0			
SB: 0			
CS: 0			

Batter	1	2	3	4	5	6	7	8	9	AB	R	H	RBI	BB	SO	LOB
Vic Power, R (1, 3) OBP: 0.294, SLG: 0.389	WP, FC6-4-2, 1B	FC6-4, 1-2f			P3		FC4-6, E, 1-2f		5-3	5	0	1	0	0	0	4
Billy Hunter, R (1, 6) OBP: 0.249, SLG: 0.318	K, 1-2	F5			F6		E5, 1-2			4	0	0	0	0	1	2
Gus Zernial, R (1, 7) OBP: 0.307, SLG: 0.498	FC6-4-2, BB	G3, 1B			1B		P4			3	0	2	0	1	0	2
Lou Skizas, R (1, 9) OBP: 0.297, SLG: 0.449	FC6-4-2, 1-2, 2-H	G3, 1-2			F8			HR		4	1	1	1	0	0	4
Billy Martin, R (1, 4) OBP: 0.293, SLG: 0.402		K	F9		F3			P4		4	0	0	0	0	1	1
Woodie Held, R (1, 8) OBP: 0.324, SLG: 0.510		K		F8	K			G3		4	0	0	0	0	2	0
Hal Smith, R (1, 2) OBP: 0.310, SLG: 0.495		BB, BB, 1B		2B	1-3			F9		4	0	2	0	0	0	0
Hector Lopez, R (1, 5) OBP: 0.359, SLG: 0.446		BB, 1-2, BB		K			5-3		F9	3	0	0	0	1	1	1
Arnie Portocarrero, R (1, 1) OBP: 0.261, SLG: 0.150 Mickey McDermott, L (7, PH) OBP: 0.378, SLG: 0.526 Virgil Trucks, R (8, 1) OBP: 0.185, SLG: 0.154 Irv Noren, L (9, PH) OBP: 0.283, SLG: 0.313		FC6-4, 1-2, 2-3, BB		F3			FC4-6, BB		4-3	1 0 0 1	0 0 0 0	0 0 0 0	0 0 0 0	1 1 0 0	0 0 0 0	1 0 0 0
Inning Stats	R: 0 E: 0 K: 1 S: 5 H: 1 LOB: 1 BB: 1 P: 9	R: 0 E: 0 K: 2 S: 8 H: 1 LOB: 3 BB: 2 P: 16	R: 0 E: 0 K: 0 S: 4 H: 1 LOB: 1 BB: 0 P: 4	R: 0 E: 0 K: 1 S: 6 H: 1 LOB: 1 BB: 0 P: 6	R: 0 E: 0 K: 0 S: 4 H: 1 LOB: 1 BB: 0 P: 4	R: 0 E: 0 K: 1 S: 5 H: 0 LOB: 0 BB: 0 P: 5	R: 0 E: 1 K: 0 S: 4 H: 0 LOB: 2 BB: 1 P: 8	R: 1 E: 0 K: 0 S: 4 H: 1 LOB: 0 BB: 0 P: 4	R: 0 E: 0 K: 0 S: 3 H: 0 LOB: 0 BB: 0 P: 3	1B: 4 2B: 2 3B: 0 HR: 1	SF: 0 SAC: 0 DP: 1 HBP: 0			WP: 1 PB: 0 SB: 0 CS: 0	PA: 37		

PITCHER		IP	WLS	BF	H	R	ER	SO	BB	IBB	HBP	BLK	WP	HR	S	P	ERA	WHIP
Paul Foytack, R ERA: 3.07	(1, 1)	7.0	W	31	6	1	1	5	4	0	0	0	1	1	37	53	1.29	1.429
Harry Byrd, R ERA: 2.78	(8, 1)	2.0	S	6	0	0	0	0	0	0	0	0	0	0	6	6	0.00	0.000

PITCHER	IP	WLS	BF	H	R	ER	SO	BB	IBB	HBP	BLK	WP	HR	S	P	ERA	WHIP

BOTTOM

Detroit Tigers @ Kansas City Athletics

Municipal Stadium, Kansas City, MO

Tue Aug 13 1957, 4:33 AM EDT
Att. 6,216 - Unknown - 95 F

livebaseballscorecards.com

AB	33
R	1
H	6
RBI	1
BB	4
SO	5
LOB	15

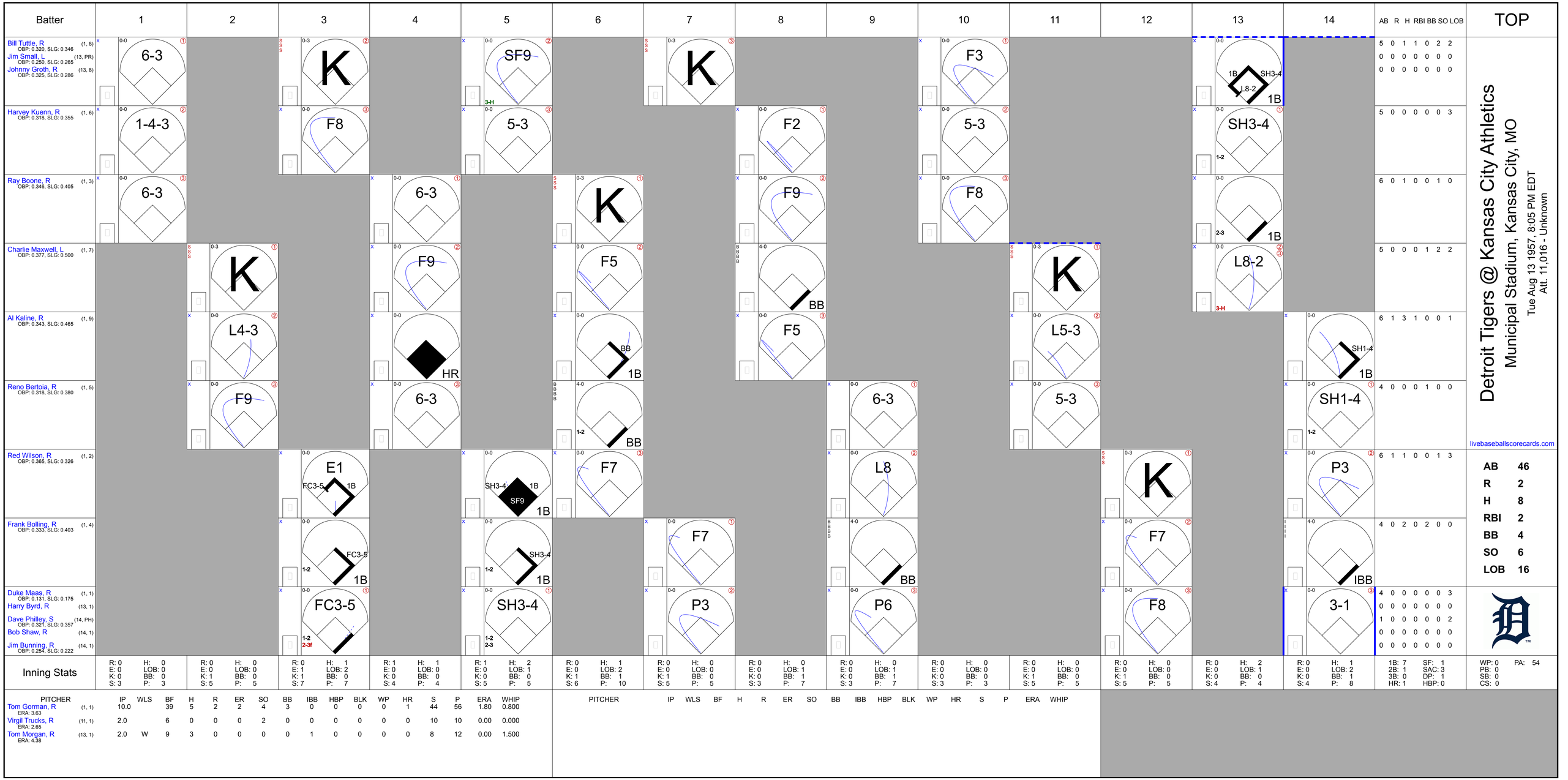
Batter
1
2
3
4
5
6
7
8
9
10
11
12
13
14
AB R H RBI BB SO LOB
TOP
Bill Tuttle, R (1, 8) OBP: 0.320, SLG: 0.346
Jim Small, L (13, PR) OBP: 0.250, SLG: 0.265
Johnny Groth, R (13, 8) OBP: 0.325, SLG: 0.286
6-3
K
SF9
3-H
K
F3
1B SH3-4 L8-2 1B
5 0 1 1 0 2 2
0 0 0 0 0 0 0
0 0 0 0 0 0 0
Harvey Kuenn, R (1, 6) OBP: 0.318, SLG: 0.355
1-4-3
F8
5-3
F2
5-3
SH3-4 1-2
5 0 0 0 0 0 3
Ray Boone, R (1, 3) OBP: 0.346, SLG: 0.405
6-3
6-3
K
F9
F8
2-3 1B
6 0 1 0 0 1 0
Charlie Maxwell, L (1, 7) OBP: 0.377, SLG: 0.500
K
F9
F5
BB
K
L8-2 3-H
5 0 0 0 1 2 2
Al Kaline, R (1, 9) OBP: 0.343, SLG: 0.465
L4-3
HR
BB 1B
F5
L5-3
SH1-4 1B
6 1 3 1 0 0 1
Reno Bertoia, R (1, 5) OBP: 0.318, SLG: 0.380
F9
6-3
1-2 BB
6-3
5-3
SH1-4 1-2
4 0 0 0 1 0 0
Red Wilson, R (1, 2) OBP: 0.365, SLG: 0.326
E1 FC3-5 1B
SH3-4 SF9 1B
F7
L8
K
P3
6 1 1 0 0 1 3
Frank Bolling, R (1, 4) OBP: 0.333, SLG: 0.403
FC3-5 1-2 1B
SH3-4 1-2 1B
F7
BB
F7
IBB
4 0 2 0 2 0 0
Duke Maas, R (1, 1) OBP: 0.131, SLG: 0.175
Harry Byrd, R (13, 1)
Dave Philley, S (14, PH) OBP: 0.321, SLG: 0.357
Bob Shaw, R (14, 1)
Jim Bunning, R (14, 1) OBP: 0.254, SLG: 0.222
FC3-5 1-2 2-3f
SH3-4 1-2 2-3
P3
P6
F8
3-1
4 0 0 0 0 0 3
0 0 0 0 0 0 0
1 0 0 0 0 0 2
0 0 0 0 0 0 0
0 0 0 0 0 0 0
Inning Stats
R: 0 E: 0 K: 0 S: 3 H: 0 LOB: 0 BB: 0 P: 3
R: 0 E: 0 K: 1 S: 5 H: 0 LOB: 0 BB: 0 P: 5
R: 0 E: 1 K: 1 S: 7 H: 1 LOB: 2 BB: 0 P: 7
R: 1 E: 0 K: 0 S: 4 H: 1 LOB: 0 BB: 0 P: 4
R: 1 E: 0 K: 0 S: 5 H: 2 LOB: 1 BB: 0 P: 5
R: 0 E: 0 K: 1 S: 6 H: 1 LOB: 2 BB: 1 P: 10
R: 0 E: 0 K: 1 S: 5 H: 0 LOB: 0 BB: 0 P: 5
R: 0 E: 0 K: 0 S: 3 H: 0 LOB: 1 BB: 1 P: 7
R: 0 E: 0 K: 0 S: 3 H: 0 LOB: 1 BB: 1 P: 7
R: 0 E: 0 K: 0 S: 3 H: 0 LOB: 0 BB: 0 P: 3
R: 0 E: 0 K: 1 S: 5 H: 0 LOB: 0 BB: 0 P: 5
R: 0 E: 0 K: 1 S: 5 H: 0 LOB: 0 BB: 0 P: 5
R: 0 E: 0 K: 0 S: 4 H: 2 LOB: 1 BB: 0 P: 4
R: 0 E: 0 K: 0 S: 4 H: 1 LOB: 2 BB: 1 P: 8
1B: 7 2B: 1 3B: 0 HR: 1
SF: 1 SAC: 3 DP: 1 HBP: 0
WP: 0 PB: 0 SB: 0 CS: 0
PA: 54
PITCHER IP WLS BF H R ER SO BB IBB HBP BLK WP HR S P ERA WHIP
Tom Gorman, R (1, 1) ERA: 3.63 10.0 39 5 2 2 4 3 0 0 0 0 1 44 56 1.80 0.800
Virgil Trucks, R (11, 1) ERA: 2.65 2.0 6 0 0 0 2 0 0 0 0 0 0 10 10 0.00 0.000
Tom Morgan, R (13, 1) ERA: 4.38 2.0 W 9 3 0 0 0 0 1 0 0 0 0 8 12 0.00 1.500
PITCHER IP WLS BF H R ER SO BB IBB HBP BLK WP HR S P ERA WHIP
Detroit Tigers @ Kansas City Athletics
Municipal Stadium, Kansas City, MO
Tue Aug 13 1957, 8:05 PM EDT
Att. 11,016 - Unknown
livebaseballscorecards.com
AB 46
R 2
H 8
RBI 2
BB 4
SO 6
LOB 16

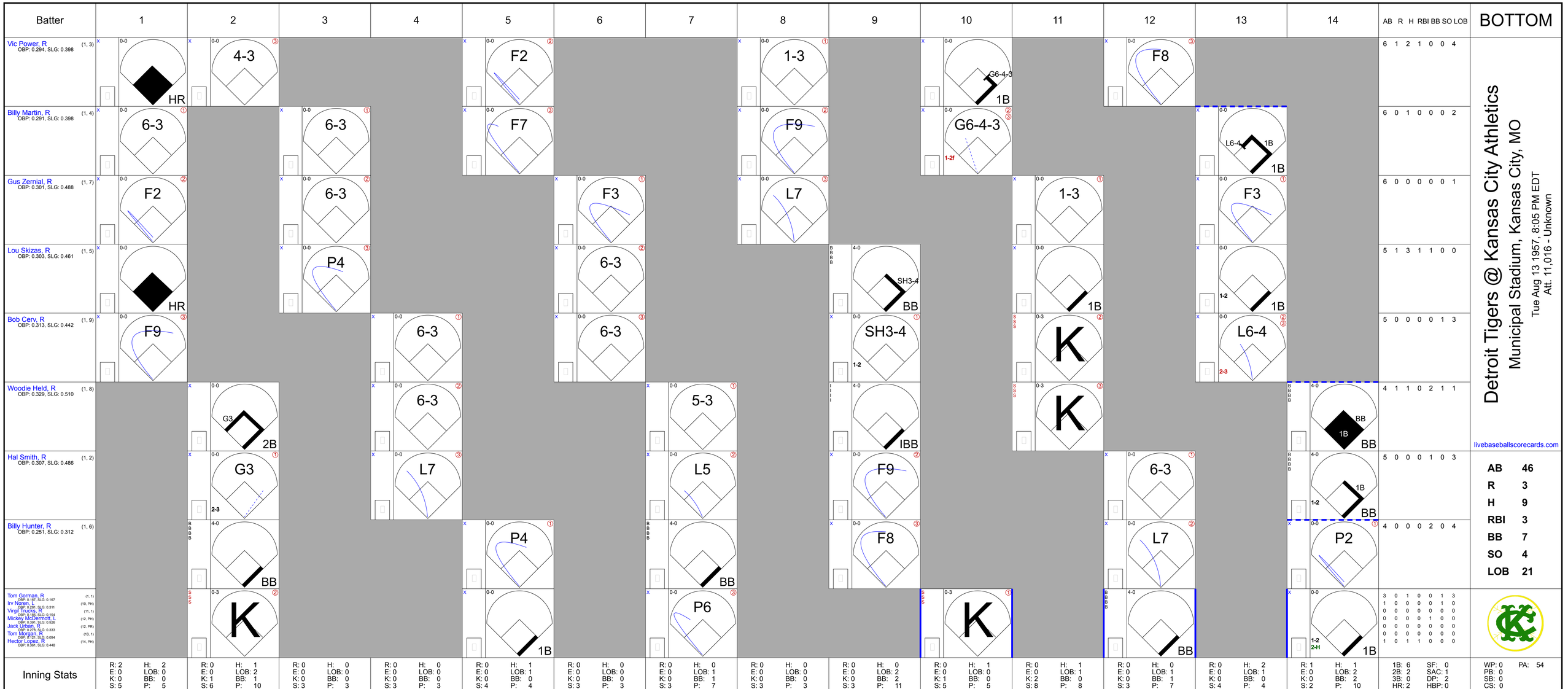
Batter
1
2
3
4
5
6
7
8
9
10
11
12
13
14
AB R H RBI BB SO LOB
BOTTOM
Vic Power, R (1, 3) OBP: 0.294, SLG: 0.398
HR
4-3
F2
1-3
G6-4-3
1B
F8
6 1 2 1 0 0 4
Billy Martin, R (1, 4) OBP: 0.291, SLG: 0.398
6-3
6-3
F7
F9
G6-4-3
1-2f
L6-4
1B
1B
6 0 1 0 0 0 2
Gus Zernial, R (1, 7) OBP: 0.301, SLG: 0.488
F2
6-3
F3
L7
1-3
F3
6 0 0 0 0 0 1
Lou Skizas, R (1, 5) OBP: 0.303, SLG: 0.461
HR
P4
6-3
SH3-4
BB
1B
1-2
1B
5 1 3 1 1 0 0
Bob Cerv, R (1, 9) OBP: 0.313, SLG: 0.442
F9
6-3
6-3
SH3-4
1-2
K
L6-4
2-3
5 0 0 0 0 1 3
Woodie Held, R (1, 8) OBP: 0.329, SLG: 0.510
G3
2B
6-3
5-3
IBB
K
BB
1B
BB
4 1 1 0 2 1 1
Hal Smith, R (1, 2) OBP: 0.307, SLG: 0.486
G3
2-3
L7
L5
F9
6-3
1B
1-2
BB
5 0 0 0 1 0 3
Billy Hunter, R (1, 6) OBP: 0.251, SLG: 0.312
BB
P4
BB
F8
L7
P2
4 0 0 0 2 0 4
Tom Gorman, R (1, 1) OBP: 0.167, SLG: 0.167
Irv Noren, L (10, PH) OBP: 0.281, SLG: 0.311
Virgil Trucks, R (11,) OBP: 0.000, SLG: 0.154
Mickey McDermott, L (12, PH) OBP: 0.091, SLG: 0.526
Jack Urban, R (12, PR) OBP: 0.278, SLG: 0.333
Tom Morgan, R (13,) OBP: 0.121, SLG: 0.094
Hector Lopez, R (14, PH) OBP: 0.361, SLG: 0.448
K
P6
K
K
BB
1B
1-2
2-H
1B
3 0 1 0 0 1 3
1 0 0 0 0 1 0
0 0 0 0 0 0 0
0 0 0 0 1 0 0
0 0 0 0 0 0 0
0 0 0 0 0 0 0
1 0 1 1 0 0 0
Inning Stats
R: 2 E: 0 K: 0 S: 5
H: 2 LOB: 0 BB: 0 P: 5
R: 0 E: 0 K: 1 S: 6
H: 1 LOB: 2 BB: 1 P: 10
R: 0 E: 0 K: 0 S: 3
H: 0 LOB: 0 BB: 0 P: 3
R: 0 E: 0 K: 0 S: 3
H: 0 LOB: 0 BB: 0 P: 3
R: 0 E: 0 K: 0 S: 4
H: 1 LOB: 1 BB: 0 P: 4
R: 0 E: 0 K: 0 S: 3
H: 0 LOB: 0 BB: 0 P: 3
R: 0 E: 0 K: 0 S: 3
H: 0 LOB: 1 BB: 1 P: 7
R: 0 E: 0 K: 0 S: 3
H: 0 LOB: 0 BB: 0 P: 3
R: 0 E: 0 K: 0 S: 3
H: 0 LOB: 2 BB: 2 P: 11
R: 0 E: 0 K: 1 S: 5
H: 1 LOB: 0 BB: 0 P: 5
R: 0 E: 0 K: 2 S: 8
H: 1 LOB: 1 BB: 0 P: 8
R: 0 E: 0 K: 0 S: 3
H: 0 LOB: 1 BB: 1 P: 7
R: 0 E: 0 K: 0 S: 4
H: 2 LOB: 1 BB: 0 P: 4
R: 1 E: 0 K: 0 S: 2
H: 1 LOB: 2 BB: 2 P: 10
1B: 6 2B: 2 3B: 0 HR: 2
SF: 0 SAC: 1 DP: 2 HBP: 0
WP: 0 PB: 0 SB: 0 CS: 0
PA: 54
PITCHER IP WLS BF H R ER SO BB IBB HBP BLK WP HR S P ERA WHIP
Duke Maas, R (1, 1) ERA: 3.01 12.0 46 6 2 2 4 4 1 0 0 0 2 49 69 1.50 0.833
Harry Byrd, R (13, 1) ERA: 2.7 1.0 4 2 0 0 0 0 0 0 0 0 0 4 4 0.00 2.000
Bob Shaw, R (14, 1) ERA: 15.0 0.0 L 2 0 1 1 0 2 0 0 0 0 0 0 8 ∞ ∞
Jim Bunning, R (14, 1) ERA: 2.5 0.1 2 1 0 0 0 0 0 0 0 0 0 2 2 0.00 3.000
PITCHER IP WLS BF H R ER SO BB IBB HBP BLK WP HR S P ERA WHIP
Detroit Tigers @ Kansas City Athletics
Municipal Stadium, Kansas City, MO
Tue Aug 13 1957, 8:05 PM EDT
Att. 11,016 - Unknown
livebaseballscorecards.com
AB 46
R 3
H 9
RBI 3
BB 7
SO 4
LOB 21

Detroit Tigers @ Kansas City Athletics

Municipal Stadium, Kansas City, MO

Wed Aug 14 1957, 8:05 PM EDT

Att. 10,262 - Unknown

TOP

livebaseballscorecards.com

Batter	1	2	3	4	5	6	7	8	9	AB	R	H	RBI	BB	SO	LOB
Johnny Groth, R (1, 8) OBP: 0.317, SLG: 0.280	P3		K	FC1-6, 4-3 1-2f		5-3		G5-3, E 3-H 1B		5	0	1	1	0	1	2
Harvey Kuenn, R (1, 6) OBP: 0.318, SLG: 0.358	1-3		FC4-6, E, 1B 1B	4-3 1-2		1B 2-H 2B		E1 1-2		5	2	2	1	0	0	2
Ron Samford, R (8, PR) OBP: 0.276, SLG: 0.275 (8, 6)										0	0	0	0	0	0	0
Ray Boone, R (1, 3) OBP: 0.350, SLG: 0.407	BB S 2B		FC4-6 1-2 1B	F5		1B 2-H		G5-3 2-3f		4	1	2	1	1	0	3
Charlie Maxwell, L (1, 7) OBP: 0.378, SLG: 0.500	2B 1-H		FC4-6, E 1B 1-2f 2-3		K	6-3			BB 6-3, E	4	1	1	1	1	1	3
Al Kaline, R (1, 9) OBP: 0.344, SLG: 0.472	L6-3		L6 1B 1-2 3-H		HR		G3-6-3 1B		L5 6-3 1-2	5	1	2	1	0	0	3
Frank House, L (1, 2) OBP: 0.327, SLG: 0.345		F7	HBP 1-3 2-H 1B		P3		G3-6-3 1-2f		K	5	0	1	1	0	1	3
Reno Bertoia, R (1, 5) OBP: 0.316, SLG: 0.374		6-3	HBP 1-2		5-3		P3		6-3 1-2 2-3	4	0	0	0	0	0	2
Jim Finigan, R (9, 5) OBP: 0.278, SLG: 0.200										0	0	0	0	0	0	0
Frank Bolling, R (1, 4) OBP: 0.333, SLG: 0.406		E5	F8			2B 2B		E7 SH1-4 1B 1B	F8	5	2	2	0	0	0	5
Frank Lary, R (1, 1) OBP: 0.200, SLG: 0.192		K		FC1-6 1B		K		SH1-4 2-3		3	0	1	0	0	2	2

AB	40
R	7
H	12
RBI	6
BB	2
SO	5
LOB	25

Inning Stats																								
	R: 1	H: 1	R: 0	H: 0	R: 2	H: 3	R: 0	H: 1	R: 1	H: 1	R: 2	H: 3	R: 0	H: 1	R: 1	H: 2	R: 0	H: 0	1B: 8	SF: 0	WP: 0	PA: 44		
	E: 0	LOB: 1	E: 1	LOB: 1	E: 1	LOB: 3	E: 0	LOB: 1	E: 0	LOB: 0	E: 0	LOB: 1	E: 0	LOB: 0	E: 2	LOB: 1	E: 1	LOB: 2	2B: 3	SAC: 1	PB: 0			
	K: 0	BB: 1	K: 1	BB: 0	K: 1	BB: 0	K: 0	BB: 0	K: 1	BB: 0	K: 1	BB: 0	K: 0	BB: 0	K: 0	BB: 0	K: 1	BB: 1	3B: 0	DP: 2	SB: 1			
	S: 4	P: 8	S: 6	P: 6	S: 9	P: 10	S: 4	P: 4	S: 6	P: 6	S: 8	P: 8	S: 3	P: 3	S: 5	P: 5	S: 6	P: 10	HR: 1	HBP: 1	CS: 0			

PITCHER		IP	WLS	BF	H	R	ER	SO	BB	IBB	HBP	BLK	WP	HR	S	P	ERA	WHIP
Ralph Terry, R ERA: 3.4	(1, 1)	5.2	L	29	8	6	4	4	1	0	1	0	0	1	35	40	6.35	1.588
Wally Burnette, R ERA: 4.68	(6, 1)	1.1		5	2	0	0	0	0	0	0	0	0	0	5	5	0.00	1.500
Mickey McDermott, L ERA: 5.58	(8, 1)	2.0		10	2	1	0	1	1	0	0	0	0	0	11	15	0.00	1.500

PITCHER		IP	WLS	BF	H	R	ER	SO	BB	IBB	HBP	BLK	WP	HR	S	P	ERA	WHIP

Detroit Tigers @ Kansas City Athletics

Municipal Stadium, Kansas City, MO

Wed Aug 14 1957, 8:05 PM EDT

Att. 10,262 - Unknown

Batter	1	2	3	4	5	6	7	8	9	AB	R	H	RBI	BB	SO	LOB
Vic Power, R (1, 3) OBP: 0.291, SLG: 0.393	E5 WP		6-3		F2		6-3			4	0	0	0	0	0	0
Billy Martin, R (1, 4) OBP: 0.287, SLG: 0.393	P6		K		5-3		L6			4	0	0	0	0	1	1
Gus Zernial, R (1, 7) OBP: 0.307, SLG: 0.490	FC6-4 2-3 BB			1B 1B 1B	1B			F9		3	1	2	0	1	0	0
Lou Skizas, R (1, 5) OBP: 0.302, SLG: 0.459	P6			1B 1-2 1B 1B		K		K		1	0	0	0	0	0	2
Hector Lopez, R (2, 5) OBP: 0.361, SLG: 0.447										3	1	1	0	0	2	0
Bob Cerv, R (1, 9) OBP: 0.312, SLG: 0.439	FC6-4 1-2f			1B 1-3 2-H 1B		6-3		6-3		4	0	1	1	0	0	2
Woodie Held, R (1, 8) OBP: 0.328, SLG: 0.505		F8		K		5-3			G6-4-3 1B	4	0	1	0	0	1	2
Hal Smith, R (1, 2) OBP: 0.310, SLG: 0.486		K		1-3 3-H 1B			FC6-4 1B		G6-4-3 1-2f	4	0	2	1	0	1	1
Billy Hunter, R (1, 6) OBP: 0.247, SLG: 0.305		6-3		F8			FC6-4 1-2f HR		5-3	4	1	0	0	0	0	3
Ralph Terry, R (1, 1) OBP: 0.152, SLG: 0.125			F9	F8			1-H HR			2	0	0	0	0	0	2
Wally Burnette, R (6, 1) OBP: 0.217, SLG: 0.217										0	0	0	0	0	0	0
Mickey McDermott, L (7, PH) OBP: 0.404, SLG: 0.615										1	1	1	2	0	0	0
(8, 1)																

Inning Stats	1	2	3	4	5	6	7	8	9	1B	SF	WP	PA
	R: 0 H: 0 E: 1 LOB: 2 K: 0 BB: 1 S: 4 P: 8	R: 0 H: 0 E: 0 LOB: 0 K: 1 BB: 0 S: 5 P: 5	R: 0 H: 0 E: 0 LOB: 0 K: 1 BB: 0 S: 5 P: 5	R: 2 H: 4 E: 0 LOB: 2 K: 1 BB: 0 S: 9 P: 9	R: 0 H: 1 E: 0 LOB: 1 K: 0 BB: 0 S: 3 P: 3	R: 0 H: 0 E: 0 LOB: 0 K: 1 BB: 0 S: 5 P: 5	R: 2 H: 2 E: 0 LOB: 0 K: 0 BB: 0 S: 5 P: 5	R: 0 H: 0 E: 0 LOB: 0 K: 1 BB: 0 S: 5 P: 5	R: 0 H: 1 E: 0 LOB: 0 K: 0 BB: 0 S: 3 P: 3	1B: 7 2B: 0 3B: 0 HR: 1	SF: 0 SAC: 0 DP: 1 HBP: 0	WP: 1 PB: 0 SB: 0 CS: 0	PA: 35

PITCHER	IP	WLS	BF	H	R	ER	SO	BB	IBB	HBP	BLK	WP	HR	S	P	ERA	WHIP
Frank Lary, R (1, 1) ERA: 4.24	9.0	W	35	8	4	4	5	1	0	0	0	1	1	44	48	4.00	1.000

PITCHER	IP	WLS	BF	H	R	ER	SO	BB	IBB	HBP	BLK	WP	HR	S	P	ERA	WHIP

BOTTOM

livebaseballscorecards.com

AB	34
R	4
H	8
RBI	4
BB	1
SO	5
LOB	13

Batter	1	2	3	4	5	6	7	8	9	AB	R	H	RBI	BB	SO	LOB
Johnny Groth, R (1, 8) OBP: 0.322, SLG: 0.313	6-3 6-3 2B		F8		FC5-6-4 1B 1-2f		1-H 2B		P6	5	1	2	1	0	0	4
Harvey Kuenn, R (1, 6) OBP: 0.319, SLG: 0.358	6-3 2-3		G4-6-3 1B 1-2		1-2 1B		6-3		6-3	5	0	2	0	0	0	4
Ray Boone, R (1, 3) OBP: 0.349, SLG: 0.405	6-3 3-H		G4-6-3 1-2f		L8			1B 1B		4	0	1	1	0	0	4
Charlie Maxwell, L (1, 7) OBP: 0.374, SLG: 0.494	P4			E1 FC6-4		F5		F7		4	0	0	0	0	0	1
Al Kaline, R (1, 9) OBP: 0.343, SLG: 0.470		F3		FC6-4 1-2f		F8		1-2 1B		4	0	1	0	0	0	1
Frank House, L (1, 2) OBP: 0.326, SLG: 0.343		1B		L8		L3		K		4	0	1	0	0	1	2
Reno Bertoia, R (1, 5) OBP: 0.312, SLG: 0.369		K		K			K		2B 1B	3	0	0	0	0	3	2
Jay Porter, R (9, PH) OBP: 0.362, SLG: 0.417										1	0	1	0	0	0	0
Frank Bolling, R (1, 4) OBP: 0.333, SLG: 0.407		F7			6-3		F9		1-3 2B	4	0	1	0	0	0	1
Jim Bunning, R (1, 1) OBP: 0.265, SLG: 0.222 Jim Small, L (5, PH) OBP: 0.270, SLG: 0.286 Bob Shaw, R (5, 1) Dave Philley, S (7, PH) OBP: 0.320, SLG: 0.355 Lou Sleater, L (7, 1) OBP: 0.250, SLG: 0.400 Bill Tuttle, R (9, PH) OBP: 0.319, SLG: 0.345			BBBB 4-0 1B BB		FC5-6-4 1B		E6 2B		P8	0 1 0 1 0 1	0 0 0 1 0 0	0 1 0 0 0 0	0 0 0 0 0 0	1 0 0 0 0 0	0 0 0 0 0 0	0 0 0 0 0 2
Inning Stats	R: 1 E: 0 K: 0 S: 4 H: 1 LOB: 0 BB: 0 P: 4	R: 0 E: 0 K: 1 S: 6 H: 1 LOB: 1 BB: 0 P: 6	R: 0 E: 0 K: 0 S: 3 H: 1 LOB: 1 BB: 1 P: 7	R: 0 E: 1 K: 1 S: 6 H: 0 LOB: 1 BB: 0 P: 6	R: 0 E: 0 K: 0 S: 5 H: 2 LOB: 2 BB: 0 P: 5	R: 0 E: 0 K: 0 S: 3 H: 0 LOB: 0 BB: 0 P: 3	R: 1 E: 1 K: 1 S: 7 H: 1 LOB: 1 BB: 0 P: 7	R: 0 E: 0 K: 1 S: 6 H: 2 LOB: 1 BB: 0 P: 6	R: 0 E: 0 K: 0 S: 5 H: 2 LOB: 2 BB: 0 P: 5	1B: 7 2B: 3 3B: 0 HR: 0	SF: 0 SAC: 0 DP: 1 HBP: 0					

TOP

Detroit Tigers @ Kansas City Athletics

Municipal Stadium, Kansas City, MO

Thu Aug 15 1957, 4:33 AM EDT

Att. 4,882 - Unknown - 100 F

livebaseballscorecards.com

AB	37
R	2
H	10
RBI	2
BB	1
SO	4
LOB	21

WP: 0 PB: 0 SB: 0 CS: 0 PA: 38

PITCHER		IP	WLS	BF	H	R	ER	SO	BB	IBB	HBP	BLK	WP	HR	S	P	ERA	WHIP
Jack Urban, R ERA: 2.88	(1, 1)	8.0	W	35	10	2	1	4	1	0	0	0	0	0	42	46	1.12	1.375
Tom Morgan, R ERA: 4.35	(9, 1)	1.0	S	3	0	0	0	0	0	0	0	0	0	0	3	3	0.00	0.000

PITCHER	IP	WLS	BF	H	R	ER	SO	BB	IBB	HBP	BLK	WP	HR	S	P	ERA	WHIP

Batter	1	2	3	4	5	6	7	8	9	AB	R	H	RBI	BB	SO	LOB
Vic Power, R (1, 3) OBP: 0.295, SLG: 0.397	B B B B 4-0 3B BB	x 0-0 ② 6-3		x 0-0 2B 2B		x 0-0 ② F7		x 0-0 1B		4	2	2	0	1	0	0
Billy Hunter, R (1, 6) OBP: 0.254, SLG: 0.327	x 0-0 1-H 6-3 3B	x 0-0 FC6-4 1B		x 0-0 2-H 2B		x 0-0 ③ P4		x 0-0 ③ 5-3		5	1	3	2	0	0	1
Gus Zernial, R (1, 7) OBP: 0.303, SLG: 0.483 Bob Martyn, L (8, 7) OBP: 0.250, SLG: 0.234	x 0-0 ① F7	x 0-0 ③ FC6-4 1-2f		x 0-0 ③ F8			x 0-0 ① F7			4 0	0 0	0 0	0 0	0 0	0 0	3 0
Bob Cerv, R (1, 9) OBP: 0.311, SLG: 0.437	x 0-0 ② 6-3 3-H		x 0-0 1B		x 0-0 ① G3		x 0-0 ② 6-3			4	0	1	1	0	0	0
Billy Martin, R (1, 4) OBP: 0.290, SLG: 0.403	x 0-0 HR 1B	x 0-0 ① F9		x 0-0 ② F7			x 0-0 HR			4	2	2	1	0	0	1
Woodie Held, R (1, 8) OBP: 0.331, SLG: 0.517	x 0-0 1-H HR	x 0-0 ② F5		B B B 4-0 1B BB			x 0-0 ③ F7			3	1	1	2	1	0	1
Hal Smith, R (1, 2) OBP: 0.313, SLG: 0.485	B B B B 4-0 BB		x 0-0 ③ P3		x 0-0 1-3 1B			x 0-0 ① 5-3		3	0	1	0	1	0	1
Hector Lopez, R (1, 5) OBP: 0.359, SLG: 0.455	x 0-0 ③ F2			x 0-0 ① 3-1	x 0-0 ③ F9			x 0-0 HR		4	1	1	1	0	0	3
Jack Urban, R (1, 1) OBP: 0.227, SLG: 0.273 Tom Morgan, R (9, 1) OBP: 0.121, SLG: 0.094		x 0-0 ① F7		S S S 0-3 ② K		x 0-0 ① F9		S S S 0-3 ② K		4 0	0 0	0 0	0 0	0 0	2 0	0 0
Inning Stats	R: 4 H: 3 E: 0 LOB: 1 K: 0 BB: 2 S: 6 P: 14	R: 0 H: 1 E: 0 LOB: 1 K: 0 BB: 0 S: 4 P: 4	R: 0 H: 1 E: 0 LOB: 1 K: 0 BB: 0 S: 4 P: 4	R: 1 H: 2 E: 0 LOB: 1 K: 1 BB: 0 S: 7 P: 7	R: 0 H: 1 E: 0 LOB: 2 K: 0 BB: 1 S: 4 P: 8	R: 0 H: 0 E: 0 LOB: 0 K: 0 BB: 0 S: 3 P: 3	R: 1 H: 1 E: 0 LOB: 0 K: 0 BB: 0 S: 4 P: 4	R: 1 H: 2 E: 0 LOB: 1 K: 1 BB: 0 S: 7 P: 7		1B: 5 SF: 0 2B: 2 SAC: 0 3B: 1 DP: 0 HR: 3 HBP: 0						

PITCHER		IP	WLS	BF	H	R	ER	SO	BB	IBB	HBP	BLK	WP	HR	S	P	ERA	WHIP
Jim Bunning, R ERA: 2.69	(1, 1)	4.0	L	21	7	5	5	1	2	0	0	0	0	1	21	29	11.25	2.250
Bob Shaw, R ERA: 9.0	(5, 1)	2.0		8	1	0	0	0	1	0	0	0	0	0	7	11	0.00	1.000
Lou Sleater, L ERA: 3.48	(7, 1)	2.0		9	3	2	2	1	0	0	0	0	0	2	11	11	9.00	1.500

PITCHER	IP	WLS	BF	H	R	ER	SO	BB	IBB	HBP	BLK	WP	HR	S	P	ERA	WHIP

BOTTOM

Detroit Tigers @ Kansas City Athletics

Municipal Stadium, Kansas City, MO

Thu Aug 15 1957, 4:33 AM EDT
Att. 4,882 - Unknown - 100 F

livebaseballscorecards.com

AB	35
R	7
H	11
RBI	7
BB	3
SO	2
LOB	10

WP: 0 PA: 38
PB: 0
SB: 0
CS: 0

Batter	1	2	3	4	5	6	7	8	9	AB	R	H	RBI	BB	SO	LOB
Luis Aparicio, R (1, 6) OBP: 0.307, SLG: 0.316	WP SH5-3 1B 1B	BBB 4-0 BB			1-3		SH1-3 1-2 2-3		2B	3	1	2	0	1	0	0
Nellie Fox, L (1, 4) OBP: 0.399, SLG: 0.403	SH5-3 1-2	5-3			6-3		L1-5 3-H		L3	4	0	0	0	0	0	5
Earl Torgeson, L (1, 3) OBP: 0.415, SLG: 0.451	BBBB 4-0 1B 2-3 BB		G3		G3			SSS 0-3 K	L3	4	0	0	0	1	1	1
Minnie Minoso, R (1, 7) OBP: 0.398, SLG: 0.457	1-2 3-H 1B		P6			1B		1B 1B		4	1	3	1	0	0	0
Larry Doby, L (1, 8) OBP: 0.385, SLG: 0.486	SSS K		SSS K			F2		SSS K		4	0	0	0	0	3	4
Sherm Lollar, R (1, 2) OBP: 0.316, SLG: 0.375	F7			F7		F8		1-3 1B		4	0	1	0	0	0	3
Jim Rivera, L (1, 9) OBP: 0.356, SLG: 0.498		2B		1B		3-1		1-2 3-H FC6-4 1B		4	0	3	1	0	0	1
Bubba Phillips, R (1, 5) OBP: 0.328, SLG: 0.385		F7		G4-3 1-3 1B			SH1-3 BB L1-5 1B	1-2f FC6-4		4	0	2	0	0	0	3
Jim Wilson, R (1, 1) OBP: 0.215, SLG: 0.183 Bob Keegan, R (3, 1) OBP: 0.179, SLG: 0.080 Walt Dropo, R (4, PH) OBP: 0.287, SLG: 0.444 Bill Fischer, R (4, 1) OBP: 0.095, SLG: 0.100 Sammy Esposito, R (7, PH) OBP: 0.331, SLG: 0.246 Jim Hughes, R (7, 1) Les Moss, R (9, PH) OBP: 0.364, SLG: 0.339		F9		G4-3 1-2f			BBBB 4-0 SH1-3 1-2 BB	SSS 0-3 K		1 0 1 0 0 0 1	0 0 0 0 0 0 0	0 0 0 0 0 0 0	0 0 0 0 1 0 0	0 0 0 0 0 0 1	0 0 2 0 0 0 0	1 0 0 0 0 0 0
Inning Stats	R: 1 E: 0 K: 1 S: 7 H: 2 LOB: 2 BB: 1 P: 11	R: 0 E: 0 K: 0 S: 4 H: 1 LOB: 2 BB: 1 P: 8	R: 0 E: 0 K: 1 S: 5 H: 0 LOB: 0 BB: 0 P: 5	R: 0 E: 0 K: 0 S: 4 H: 2 LOB: 1 BB: 0 P: 4	R: 0 E: 0 K: 0 S: 3 H: 0 LOB: 0 BB: 0 P: 3	R: 0 E: 0 K: 0 S: 4 H: 1 LOB: 1 BB: 0 P: 4	R: 0 E: 0 K: 0 S: 3 H: 1 LOB: 1 BB: 1 P: 7	R: 1 E: 0 K: 2 S: 10 H: 3 LOB: 2 BB: 0 P: 10	R: 0 E: 0 K: 1 S: 6 H: 1 LOB: 1 BB: 0 P: 6	1B: 9 2B: 3 3B: 0 HR: 0	SF: 0 SAC: 2 DP: 2 HBP: 0						

PITCHER	IP	WLS	BF	H	R	ER	SO	BB	IBB	HBP	BLK	WP	HR	S	P	ERA	WHIP
Billy Hoeft, L (1, 1) ERA: 3.56	9.0	W	39	11	2	2	5	3	0	0	0	1	0	46	58	2.00	1.556

PITCHER	IP	WLS	BF	H	R	ER	SO	BB	IBB	HBP	BLK	WP	HR	S	P	ERA	WHIP

TOP

Chicago White Sox @ Detroit Tigers

Briggs Stadium, Detroit, MI

Fri Aug 16 1957, 7:05 PM EDT

Att. 37,445 - Unknown

livebaseballscorecards.com

AB	34
R	2
H	11
RBI	2
BB	3
SO	5
LOB	20

BOTTOM

Batter	1	2	3	4	5	6	7	8	9	AB	R	H	RBI	BB	SO	LOB
Frank Bolling, R (1, 4) OBP: 0.329, SLG: 0.402	5-3	F8	F9			F7		5-3		5	0	0	0	0	0	4
Harvey Kuenn, R (1, 6) OBP: 0.322, SLG: 0.363	1B		HR	6-3		FC6-4 2-H		4-3		5	1	3	1	0	0	0
Ray Boone, R (1, 3) OBP: 0.350, SLG: 0.414	BB 1-3		HR 2-H	F9		FC6-4 1-2f				4	1	2	2	0	0	1
Charlie Maxwell, L (1, 7) OBP: 0.375, SLG: 0.501	P6		HR	4-3			BBBB 1B			3	2	1	1	1	0	2
Al Kaline, R (1, 9) OBP: 0.342, SLG: 0.466	BB 1-2		K		L5-3		F8			3	0	0	0	1	1	1
Frank House, L (1, 2) OBP: 0.328, SLG: 0.346	F7		1B		4-3		1B 1-3			4	1	2	0	0	0	3
Johnny Groth, R (1, 8) OBP: 0.319, SLG: 0.310		6-3	1-3 1-3		F3		F9			4	0	1	0	0	0	2
Jim Finigan, R (1, 5) OBP: 0.316, SLG: 0.250			1-3 1-2 3-H			SH2-4	1-3 3-H			4	1	4	2	0	0	0
Billy Hoeft, L (1, 1) OBP: 0.180, SLG: 0.362		F9	1-3 1-2 2-3			SH2-4 1-2		F8		3	0	0	0	0	0	3
Inning Stats	R: 0 E: 0 K: 0 S: 5 H: 2 LOB: 3 BB: 1 P: 9	R: 0 E: 0 K: 0 S: 4 H: 1 LOB: 1 BB: 0 P: 4	R: 4 E: 0 K: 1 S: 11 H: 6 LOB: 2 BB: 0 P: 11	R: 0 E: 0 K: 0 S: 3 H: 0 LOB: 0 BB: 0 P: 3	R: 0 E: 0 K: 0 S: 3 H: 0 LOB: 0 BB: 0 P: 3	R: 1 E: 0 K: 0 S: 5 H: 2 LOB: 1 BB: 0 P: 5	R: 1 E: 0 K: 0 S: 4 H: 2 LOB: 2 BB: 1 P: 8	R: 0 E: 0 K: 0 S: 3 H: 0 LOB: 0 BB: 0 P: 3								

PITCHER		IP	WLS	BF	H	R	ER	SO	BB	IBB	HBP	BLK	WP	HR	S	P	ERA	WHIP
Jim Wilson, R ERA: 3.18	(1, 1)	2.1	L	15	7	4	4	1	1	0	0	0	0	2	16	20	15.43	3.429
Bob Keegan, R ERA: 3.77	(3, 1)	0.2		4	2	0	0	0	0	0	0	0	0	0	4	4	0.00	3.000
Bill Fischer, R ERA: 4.17	(4, 1)	3.0		11	2	1	1	0	0	0	0	0	0	0	11	11	3.00	0.667
Jim Hughes, R ERA: 6.75	(7, 1)	2.0		8	2	1	1	0	1	0	0	0	0	0	7	11	4.50	1.500

PITCHER	IP	WLS	BF	H	R	ER	SO	BB	IBB	HBP	BLK	WP	HR	S	P	ERA	WHIP

Chicago White Sox @ Detroit Tigers

Briggs Stadium, Detroit, MI

Fri Aug 16 1957, 7:05 PM EDT

Att. 37,445 - Unknown

livebaseballscorecards.com

AB	35
R	6
H	13
RBI	6
BB	2
SO	1
LOB	16

1B: 10	SF: 0	WP: 0	PA: 38
2B: 1	SAC: 1	PB: 0	
3B: 0	DP: 0	SB: 0	
HR: 2	HBP: 0	CS: 0	

Chicago White Sox @ Detroit Tigers

Briggs Stadium, Detroit, MI

Sat Aug 17 1957, 4:33 AM EDT

Att. 15,529 - Unknown

TOP

livebaseballscorecards.com

Batter	1	2	3	4	5	6	7	8	9	10	AB	R	H	RBI	BB	SO	LOB
Luis Aparicio, R (1, 6) OBP: 0.307, SLG: 0.315	0-0 1B 1B HR 1B	4-0 CS 1B 1B BB		0-0 ① F8		0-0 ③ P4		0-0 ① F7		0-0 ② 5-3 1-2	5	2	1	0	1	0	3
Nellie Fox, L (1, 4) OBP: 0.402, SLG: 0.405	0-0 1B 1-2 HR 1B	0-0 CS 1-2 1B		0-0 ② P3			0-0 HR 1B	0-0 ② 4-3		4-0 IBB	5	2	3	0	1	0	1
Earl Torgeson, L (1, 3) OBP: 0.422, SLG: 0.472	0-0 HR 1-2 2-3 1B	0-0 ② S 1-2 2-H 1B		0-0 ③ F9			0-0 1-H HR	0-0 BLK 1B		SSS 0-3 ③ K	5	2	4	3	0	0	1
Walt Dropo, R (10, PH) OBP: 0.286, SLG: 0.441 (10, 3)											1	0	0	0	0	1	2
Minnie Minoso, R (1, 7) OBP: 0.400, SLG: 0.463	0-0 1-H 2-H 3-H HR	BBBB 4-0 1-2 BB			0-0 ① 5-3		H 1-0 BB 1B HBP	0-0 ③ 5-3 1-2			3	2	1	4	1	0	1
Larry Doby, L (1, 8) OBP: 0.382, SLG: 0.480	0-0 ① 4-3	0-0 ③ G3			SSS 0-3 ② K		BBBB 4-0 1B 1-2 BB		0-0 ① F7		4	0	0	0	1	1	2
Jim Rivera, L (1, 9) OBP: 0.351, SLG: 0.490	SSS 0-3 ② K		0-0 ① L9		0-0 ③ F2		SSS 0-3 ① K		0-0 ② F8		5	0	0	0	0	2	2
Sherm Lollar, R (1, 2) OBP: 0.313, SLG: 0.371	0-0 1B		0-0 ② L5			0-0 ① L5	0-0 ② P3		0-0 ③ F8		5	0	1	0	0	0	2
Bubba Phillips, R (1, 5) OBP: 0.326, SLG: 0.382	0-0 ③ F7		0-0 ③ F9			0-0 ② F7	0-0 1-3 2-H 1B			SSS 0-3 ① K	5	0	1	1	0	1	1
Jim Derrington, L (1, 1)		SSS 0-3 ① K									1	0	0	0	0	1	0
Gerry Staley, R (3, 1) OBP: 0.143, SLG: 0.077											1	0	0	0	0	0	0
Bill Fischer, R (5, 1) OBP: 0.130, SLG: 0.136											2	0	1	0	0	0	2
Jim Hughes, R (9, 1)											0	0	0	0	0	0	0
Paul LaPalme, L (9, 1) OBP: 0.667, SLG: 0.500				0-0 E4		0-0 1B	0-0 ③ F7			0-0 5-3 1B	1	0	1	0	0	0	0

Inning Stats																								
	R: 4	H: 5	R: 1	H: 2	R: 0	H: 0	R: 0	H: 0	R: 0	H: 1	R: 3	H: 3	R: 0	H: 1	R: 0	H: 0	R: 0	H: 1	1B: 11	SF: 0	WP: 0	PA: 48
	E: 0	LOB: 1	E: 0	LOB: 2	E: 0	LOB: 0	E: 1	LOB: 1	E: 0	LOB: 0	E: 0	LOB: 1	E: 0	LOB: 1	E: 0	LOB: 0	E: 0	LOB: 2	2B: 0	SAC: 0	PB: 0	
	K: 1	BB: 0	K: 1	BB: 2	K: 0	BB: 0	K: 0	BB: 0	K: 1	BB: 0	K: 0	BB: 1	K: 0	BB: 0	K: 0	BB: 0	K: 2	BB: 1	3B: 0	DP: 0	SB: 1	
	S: 10	P: 10	S: 6	P: 14	S: 3	P: 3	S: 4	P: 4	S: 5	P: 5	S: 8	P: 13	S: 4	P: 4	S: 3	P: 3	S: 8	P: 12	HR: 2	HBP: 1	CS: 2	

PITCHER		IP	WLS	BF	H	R	ER	SO	BB	IBB	HBP	BLK	WP	HR	S	P	ERA	WHIP
Harry Byrd, R ERA: 3.68	(1, 1)	0.0		4	4	4	4	0	0	0	0	0	0	1	4	4	∞	∞
Lou Sleater, L ERA: 3.72	(1, 1)	6.1		29	6	4	4	4	3	0	1	0	0	1	33	46	5.68	1.421
Jim Bunning, R ERA: 2.65	(7, 1)	2.2		10	2	0	0	0	0	0	0	1	0	0	10	10	0.00	0.750
Bob Shaw, R ERA: 7.94	(10, 1)	0.2		4	1	0	0	1	0	1	0	0	0	0	5	9	0.00	1.500
Al Aber, L ERA: 6.94	(10, 1)	0.1	W	1	0	0	0	1	0	0	0	0	0	0	3	3	0.00	0.000

PITCHER	IP	WLS	BF	H	R	ER	SO	BB	IBB	HBP	BLK	WP	HR	S	P	ERA	WHIP

AB	43
R	8
H	13
RBI	8
BB	4
SO	6
LOB	17

Batter	1	2	3	4	5	6	7	8	9	10	AB	R	H	RBI	BB	SO	LOB
Frank Bolling, R (1, 4) OBP: 0.329, SLG: 0.402	5-3	2B		BBBB FC5 1B BB		5-3	G4-6-3 1-2f		SSS K		5	0	1	0	1	1	5
Harvey Kuenn, R (1, 6) OBP: 0.322, SLG: 0.365	2B	F3		1-2 1B		4-3		L8	5-3		6	0	2	0	0	0	4
Ray Boone, R (1, 3) OBP: 0.348, SLG: 0.410	5-3		6-3	FC5 2-3f		BB 1B 1B		F8		5-3	6	1	1	0	0	0	3
Al Kaline, R (1, 9) OBP: 0.342, SLG: 0.463	L6-3		SSS K		1B G3 1B 1B	BBBB 1B 1-2 BB		L5-3		SSS K	5	1	1	0	1	2	1
Charlie Maxwell, L (1, 7) OBP: 0.379, SLG: 0.507		F2	1B		G3 1-2	1-3 2-H 1B			1B 1B 1B	1B 2B	6	2	4	1	0	0	1
Red Wilson, R (1, 2) OBP: 0.368, SLG: 0.331 Dave Philley, S (9, PH) OBP: 0.323, SLG: 0.359 Billy Hoeft, L (9, PR) OBP: 0.180, SLG: 0.362 Bob Shaw, R (10, 1) Al Aber, L (10, 1) OBP: 0.222, SLG: 0.125 Bill Tuttle, R (10, PH) OBP: 0.321, SLG: 0.345		BB HR 1B	5-3		1B 2-3 1B	P4			1B 1-3 1B 1B	BBBB 1B BB	4 1 0 0 0 0	1 0 1 0 0 0	2 1 0 0 0 0	0 0 0 0 0 1	0 0 0 0 0 0	0 0 0 0 0 0	3 0 0 0 0 0
Johnny Groth, R (1, 8) OBP: 0.361, SLG: 0.348	BBBB 1-2 HR BB			1B WP G6-4-3 1B	1-2 3-H 1B	1B 1B			1B 1-3 3-H 1B	1-2 2-H 1B	5	2	5	3	1	0	0
Jim Finigan, R (1, 5) OBP: 0.333, SLG: 0.275		P4		1-3 G6-4-3 1B	F8	1-2 G4-6-3 1B			5-3 1-3 3-H 1B		5	0	3	1	0	0	4
Harry Byrd, R (1, 1) Lou Sleater, L (1, 1) OBP: 0.263, SLG: 0.556 Jim Bunning, R (7, 1) OBP: 0.287, SLG: 0.219 Frank House, L (9, PH) OBP: 0.328, SLG: 0.346 Jay Porter, R (9, PH) OBP: 0.359, SLG: 0.413 (10, 2)	1-H 2-H HR			1-2f G6-4-3 3-H	SSS SSS K	SSS K			5-3 1-2		0 3 1 0 1	0 1 0 0 0	0 1 0 0 0	0 3 0 0 0	0 0 1 0 0	0 1 0 0 0	0 3 2 0 2
Inning Stats	R: 0 H: 1 E: 0 LOB: 1 K: 0 BB: 0 S: 4 P: 4	R: 3 H: 3 E: 0 LOB: 1 K: 0 BB: 1 S: 6 P: 10	R: 0 H: 1 E: 0 LOB: 1 K: 1 BB: 0 S: 6 P: 6	R: 1 H: 3 E: 0 LOB: 2 K: 0 BB: 1 S: 5 P: 9	R: 1 H: 3 E: 0 LOB: 2 K: 1 BB: 0 S: 8 P: 8	R: 1 H: 2 E: 0 LOB: 2 K: 0 BB: 1 S: 5 P: 9	R: 0 H: 2 E: 0 LOB: 1 K: 1 BB: 0 S: 6 P: 6	R: 0 H: 0 E: 0 LOB: 0 K: 0 BB: 0 S: 3 P: 3	R: 2 H: 4 E: 0 LOB: 3 K: 1 BB: 0 S: 9 P: 9	R: 1 H: 2 E: 0 LOB: 2 K: 1 BB: 1 S: 6 P: 10	1B: 17 SF: 0 2B: 3 SAC: 0 3B: 0 DP: 2 HR: 1 HBP: 0						

PITCHER		IP	WLS	BF	H	R	ER	SO	BB	IBB	HBP	BLK	WP	HR	S	P	ERA	WHIP
Jim Derrington, L ERA: 4.55	(1, 1)	2.0		11	4	3	3	0	1	0	0	0	0	1	10	14	13.50	2.500
Gerry Staley, R ERA: 2.11	(3, 1)	2.1		14	7	2	2	1	1	0	0	0	1	0	15	19	7.71	3.429
Bill Fischer, R ERA: 4.32	(5, 1)	3.2		17	6	3	3	2	1	0	0	0	0	0	20	24	7.36	1.909
Jim Hughes, R ERA: 6.75	(9, 1)	0.0		2	2	0	0	0	0	0	0	0	0	0	2	2	∞	∞
Paul LaPalme, L ERA: 3.18	(9, 1)	1.2	L	8	2	1	1	2	1	0	0	0	0	0	11	15	5.40	1.800

PITCHER	IP	WLS	BF	H	R	ER	SO	BB	IBB	HBP	BLK	WP	HR	S	P	ERA	WHIP

BOTTOM

Chicago White Sox @ Detroit Tigers

Briggs Stadium, Detroit, MI

Sat Aug 17 1957, 4:33 AM EDT
Att. 15,529 - Unknown

livebaseballscorecards.com

AB	48
R	9
H	21
RBI	8
BB	4
SO	5
LOB	28

WP: 1 PA: 52
PB: 0
SB: 0
CS: 0

Batter	1	2	3	4	5	6	7	8	9	AB	R	H	RBI	BB	SO	LOB
Luis Aparicio, R (1, 6) OBP: 0.304, SLG: 0.312	x 0-0 ① L1		x 0-0 ③ 4-3		x 0-0 ③ FC5-4 1-2f		x 0-0 ③ 4-3			4	0	0	0	0	0	2
Nellie Fox, L (1, 4) OBP: 0.405, SLG: 0.414	x 0-0 ② 3-1			x 0-0 6-3 BB 1B		x 0-0 HR		B B B B 4-0 BB		3	1	2	1	1	0	0
Earl Torgeson, L (1, 3) OBP: 0.416, SLG: 0.464	S S S 0-3 ③ K			x 0-0 ① F5		x 0-0 ① 3-1		x 0-0 ① F9		4	0	0	0	0	1	2
Minnie Minoso, R (1, 7) OBP: 0.398, SLG: 0.460		x 0-0 ① 5-3		B B B 4-0 6-3 1-2 BB		x 0-0 ② F8		x 0-0 ② F9		3	0	0	0	1	0	1
Larry Doby, L (1, 8) OBP: 0.384, SLG: 0.477		B B B B 4-0 FC4-6 BB		x 0-0 ② 6-3 1-2 2-3		H 1-0 FC4-6 HBP		x 0-0 ③ F8		2	0	0	0	1	0	3
Jim Rivera, L (1, 9) OBP: 0.350, SLG: 0.487		x 0-0 ② P4		x 0-0 ③ 4-3		x 0-0 ③ FC4-6 1-2f			x 0-0 G6-4-3 1B	4	0	1	0	0	0	4
Bubba Phillips, R (1, 5) OBP: 0.322, SLG: 0.377		x 0-0 ③ FC4-6 1-2f			x 0-0 ① L7		x 0-0 ① L7		x 0-0 ① ② G6-4-3 1-2f	4	0	0	0	0	0	2
Les Moss, R (1, 2) OBP: 0.370, SLG: 0.342 Sherm Lollar, R (8, 2) OBP: 0.312, SLG: 0.370			x 0-0 ① F8		B B B B 4-0 FC5-4 BB		x 0-0 1B		x 0-0 ③ P5	2 1	0 0	1 0	0 0	1 0	0 0	0 0
Billy Pierce, L (1, 1) OBP: 0.139, SLG: 0.141			x 0-0 ② 1-3		x 0-0 ② F8		x 0-0 ② L7			3	0	0	0	0	0	2
Inning Stats	R: 0 H: 0 E: 0 LOB: 0 K: 1 BB: 0 S: 5 P: 5	R: 0 H: 0 E: 0 LOB: 0 K: 0 BB: 1 S: 3 P: 7	R: 0 H: 0 E: 0 LOB: 0 K: 0 BB: 0 S: 3 P: 3	R: 0 H: 1 E: 0 LOB: 2 K: 0 BB: 1 S: 4 P: 8	R: 0 H: 0 E: 0 LOB: 1 K: 0 BB: 1 S: 3 P: 7	R: 1 H: 1 E: 0 LOB: 1 K: 0 BB: 0 S: 4 P: 5	R: 0 H: 1 E: 0 LOB: 1 K: 0 BB: 0 S: 4 P: 4	R: 0 H: 0 E: 0 LOB: 1 K: 0 BB: 1 S: 3 P: 7	R: 0 H: 1 E: 0 LOB: 0 K: 0 BB: 0 S: 3 P: 3	1B: 3 SF: 0 2B: 0 SAC: 0 3B: 0 DP: 1 HR: 1 HBP: 1						

TOP

Chicago White Sox @ Detroit Tigers

Briggs Stadium, Detroit, MI

Sun Aug 18 1957, 4:33 AM EDT

Unknown

livebaseballscorecards.com

AB	30
R	1
H	4
RBI	1
BB	4
SO	1
LOB	16

PITCHER		IP	WLS	BF	H	R	ER	SO	BB	IBB	HBP	BLK	WP	HR	S	P	ERA	WHIP
Frank Lary, R ERA: 4.08	(1, 1)	9.0	W	35	4	1	1	1	4	0	1	0	0	1	32	49	1.00	0.889

PITCHER		IP	WLS	BF	H	R	ER	SO	BB	IBB	HBP	BLK	WP	HR	S	P	ERA	WHIP

BOTTOM

Chicago White Sox @ Detroit Tigers

Briggs Stadium, Detroit, MI

Sun Aug 18 1957, 4:33 AM EDT

Unknown

livebaseballscorecards.com

Batter	1	2	3	4	5	6	7	8	9	AB	R	H	RBI	BB	SO	LOB
Frank Bolling, R (1, 4) OBP: 0.332, SLG: 0.410	HR		P4		G1-2-3 1-2 2-3 1B	5-3		BB		4	1	2	1	1	0	2
Harvey Kuenn, R (1, 6) OBP: 0.323, SLG: 0.365	K		1B		G1-2-3 1-2 2-3 3-Hf		HR 1B	F9		5	1	2	0	0	1	5
Ray Boone, R (1, 3) OBP: 0.347, SLG: 0.417	F8		F9		F4		1-H HR			4	1	1	2	0	0	3
Al Kaline, R (1, 9) OBP: 0.341, SLG: 0.461	1B 1B		K			L4	F8			4	0	1	0	0	1	1
Charlie Maxwell, L (1, 7) OBP: 0.381, SLG: 0.507	1-3 1B			4-3		2B 1B	G3			4	1	2	0	0	0	0
Johnny Groth, R (1, 8) OBP: 0.356, SLG: 0.355	K			F8		1-3 1B 2B	F2			4	1	1	0	0	1	2
Red Wilson, R (1, 2) OBP: 0.366, SLG: 0.324		P4		F7		E 1B IBB		5-3		3	0	0	0	1	0	0
Jim Finigan, R (1, 5) OBP: 0.341, SLG: 0.288		P6			1B SH G1-2-3 1B	P6		WP 1B		4	0	2	0	0	0	3
Frank Lary, R (1, 1) OBP: 0.207, SLG: 0.200		1-3			SH G1-2-3 1B 1-2	E9 1-3 2-H 3-H 1B		F2 1-2		3	0	1	2	0	0	1
Inning Stats	R: 1 H: 3 E: 0 LOB: 2 K: 2 BB: 0 S: 10 P: 10	R: 0 H: 0 E: 0 LOB: 0 K: 0 BB: 0 S: 3 P: 3	R: 0 H: 1 E: 0 LOB: 1 K: 1 BB: 0 S: 6 P: 6	R: 0 H: 0 E: 0 LOB: 0 K: 0 BB: 0 S: 3 P: 3	R: 0 H: 2 E: 1 LOB: 2 K: 0 BB: 0 S: 5 P: 5	R: 2 H: 3 E: 1 LOB: 2 K: 0 BB: 1 S: 6 P: 10	R: 2 H: 2 E: 0 LOB: 0 K: 0 BB: 0 S: 5 P: 5	R: 0 H: 1 E: 0 LOB: 2 K: 0 BB: 1 S: 4 P: 8		1B: 9 SF: 0 2B: 1 SAC: 1 3B: 0 DP: 1 HR: 2 HBP: 0						

	AB	35
	R	5
	H	12
	RBI	5
	BB	2
	SO	3
	LOB	17

WP: 1 PA: 38
PB: 0
SB: 0
CS: 0

PITCHER	IP	WLS	BF	H	R	ER	SO	BB	IBB	HBP	BLK	WP	HR	S	P	ERA	WHIP
Billy Pierce, L (1, 1) ERA: 3.02	8.0	L	38	12	5	5	3	1	1	0	0	1	2	42	50	5.62	1.625

Batter	1	2	3	4	5	6	7	8	9	AB	R	H	RBI	BB	SO	LOB
Ted Beard, L (1, 9) OBP: 0.200, SLG: 0.034	F8		G3		G3		BBBB 4-0 CS BB		G3-6 1-2f	4	0	0	0	1	0	1
Nellie Fox, L (1, 4) OBP: 0.405, SLG: 0.416	4-3		BBBB 4-0 E SF7 1B BB		PB 3B		P4 1-2		F9	4	2	1	0	1	0	1
Earl Torgeson, L (1, 3) OBP: 0.421, SLG: 0.464	G3		E8 1-3 1B		BBBB 4-0 3-H BB		BBBB 4-0 BB			2	0	1	0	2	0	0
Minnie Minoso, R (1, 7) OBP: 0.395, SLG: 0.457		4-3	SF7 3-H		P4		F9			3	0	0	1	0	0	2
Larry Doby, L (1, 8) OBP: 0.382, SLG: 0.474		1B 1B 1B	F8		F7			G3		4	1	1	0	0	0	2
Fred Hatfield, L (1, 5) OBP: 0.366, SLG: 0.234		1-3 1B 1-3 1B		2B		F5		SSS 0-3 K		3	0	2	0	0	0	0
Sammy Esposito, R (8, PH) OBP: 0.329, SLG: 0.244 (8, 5)										1	0	0	0	0	1	0
Sherm Lollar, R (1, 2) OBP: 0.315, SLG: 0.384		1-3 1-2 3-H 1B		6-3		6-3		HR		4	1	2	2	0	0	1
Luis Aparicio, R (1, 6) OBP: 0.304, SLG: 0.310		1-3 1-2 2-3		F8		BBBB 4-0 S BB		5-3		3	0	0	0	1	0	3
Dick Donovan, L (1, 1) OBP: 0.167, SLG: 0.221		L7	SSS 0-3 K			F9 1-2			BBBB 4-0 G3-6 BB	3	0	0	0	1	1	4
Inning Stats	R: 0 H: 0 E: 0 LOB: 0 K: 0 BB: 0 S: 3 P: 3	R: 1 H: 3 E: 0 LOB: 2 K: 0 BB: 0 S: 6 P: 6	R: 1 H: 1 E: 1 LOB: 1 K: 0 BB: 1 S: 4 P: 8	R: 0 H: 1 E: 0 LOB: 1 K: 1 BB: 0 S: 6 P: 6	R: 1 H: 1 E: 0 LOB: 1 K: 0 BB: 1 S: 4 P: 8	R: 0 H: 0 E: 0 LOB: 1 K: 0 BB: 1 S: 3 P: 7	R: 0 H: 0 E: 0 LOB: 1 K: 0 BB: 2 S: 2 P: 10	R: 1 H: 1 E: 0 LOB: 0 K: 1 BB: 0 S: 6 P: 6	R: 0 H: 0 E: 0 LOB: 0 K: 0 BB: 1 S: 2 P: 6	1B: 4 SF: 1 2B: 1 SAC: 0 3B: 1 DP: 1 HR: 1 HBP: 0						WP: 0 PA: 38 PB: 1 SB: 1 CS: 1	

TOP

Chicago White Sox @ Detroit Tigers

Briggs Stadium, Detroit, MI

Sun Aug 18 1957, 4:38 AM EDT

Att. 35,507 - Unknown

livebaseballscorecards.com

AB	31
R	4
H	7
RBI	3
BB	6
SO	2
LOB	14

PITCHER		IP	WLS	BF	H	R	ER	SO	BB	IBB	HBP	BLK	WP	HR	S	P	ERA	WHIP
Duke Maas, R ERA: 2.98	(1, 1)	5.0	L	23	6	3	1	1	2	0	0	0	0	0	23	31	1.80	1.600
Harry Byrd, R ERA: 3.49	(6, 1)	2.0		8	0	0	0	0	3	0	0	0	0	0	5	17	0.00	1.500
Al Aber, L ERA: 6.81	(8, 1)	2.0		7	1	1	1	1	1	0	0	0	0	1	8	12	4.50	1.000

PITCHER		IP	WLS	BF	H	R	ER	SO	BB	IBB	HBP	BLK	WP	HR	S	P	ERA	WHIP

Chicago White Sox @ Detroit Tigers

Briggs Stadium, Detroit, MI

Sun Aug 18 1957, 4:38 AM EDT

Att. 35,507 - Unknown

BOTTOM

Batter	1	2	3	4	5	6	7	8	9	AB	R	H	RBI	BB	SO	LOB
Frank Bolling, R (1, 4) OBP: 0.333, SLG: 0.410	F3		1B		FC9-6, 1B 1-2		L6			4	0	2	0	0	0	0
Harvey Kuenn, R (1, 6) OBP: 0.320, SLG: 0.362	F9		P6		FC9-6, FC6-4 1-2f 2-3			5-3		4	0	0	0	0	0	3
Ray Boone, R (1, 3) OBP: 0.343, SLG: 0.413	1-3		F2		SF8 3-H			6-3		3	0	0	1	0	0	1
Al Kaline, R (1, 9) OBP: 0.340, SLG: 0.459		E7, FC3-6, 1B		L5-3	FC6-4 1-2f			F9		4	0	1	0	0	0	1
Charlie Maxwell, L (1, 7) OBP: 0.379, SLG: 0.504		K		1B		3-1			4-3	4	0	1	0	0	1	1
Johnny Groth, R (1, 8) OBP: 0.363, SLG: 0.355		FC3-6, HBP		F9		1-3			1B	0	0	0	0	0	0	0
Bill Tuttle, R (2, PR) (3, 8) OBP: 0.321, SLG: 0.345										3	0	1	0	0	0	1
Frank House, L (1, 2) OBP: 0.327, SLG: 0.344		FC3-6, FC6-4 1-2f 2-3		1-2, 1B		4-3			F7	4	0	1	0	0	0	3
Jim Finigan, R (1, 5) OBP: 0.337, SLG: 0.286		FC6-4 1-2f		P3			6-3		1-2, 1B	4	0	1	0	0	0	4
Duke Maas, R (1, 1) OBP: 0.129, SLG: 0.172			K		FC9-6, 1B, SF8		6-3		F9	1	0	0	0	0	1	0
Jim Small, L (5, PH) OBP: 0.286, SLG: 0.306										1	1	1	0	0	0	0
Harry Byrd, R (6, 1)										0	0	0	0	0	0	0
Dave Philley, S (7, PH) OBP: 0.321, SLG: 0.357										1	0	0	0	0	0	0
Al Aber, L (8, 1) OBP: 0.222, SLG: 0.125										0	0	0	0	0	0	0
Jay Porter, R (9, PH) OBP: 0.356, SLG: 0.410										1	0	0	0	0	0	2

Inning Stats	1	2	3	4	5	6	7	8	9
	R: 0 H: 0 E: 0 LOB: 0 K: 0 BB: 0 S: 3 P: 3	R: 0 H: 1 E: 1 LOB: 2 K: 1 BB: 0 S: 6 P: 7	R: 0 H: 1 E: 0 LOB: 1 K: 1 BB: 0 S: 6 P: 6	R: 0 H: 2 E: 0 LOB: 2 K: 0 BB: 0 S: 5 P: 5	R: 1 H: 2 E: 0 LOB: 1 K: 0 BB: 0 S: 5 P: 5	R: 0 H: 0 E: 0 LOB: 0 K: 0 BB: 0 S: 3 P: 3	R: 0 H: 0 E: 0 LOB: 0 K: 0 BB: 0 S: 3 P: 3	R: 0 H: 0 E: 0 LOB: 0 K: 0 BB: 0 S: 3 P: 3	R: 0 H: 2 E: 0 LOB: 2 K: 0 BB: 0 S: 5 P: 5

1B: 8 SF: 1
2B: 0 SAC: 0
3B: 0 DP: 0
HR: 0 HBP: 1

WP: 0 PA: 36
PB: 0
SB: 0
CS: 0

livebaseballscorecards.com

	AB	34
	R	1
	H	8
	RBI	1
	BB	0
	SO	2
	LOB	16

PITCHER	IP	WLS	BF	H	R	ER	SO	BB	IBB	HBP	BLK	WP	HR	S	P	ERA	WHIP
Dick Donovan, R (1, 1) ERA: 2.84	9.0	W	36	8	1	1	2	0	0	1	0	0	0	39	40	1.00	0.889

PITCHER	IP	WLS	BF	H	R	ER	SO	BB	IBB	HBP	BLK	WP	HR	S	P	ERA	WHIP

Baltimore Orioles @ Detroit Tigers

Briggs Stadium, Detroit, MI

Tue Aug 20 1957, 7:05 PM EDT

Att. 17,266 - Unknown

livebaseballscorecards.com

Batter	1	2	3	4	5	6	7	8	9	AB	R	H	RBI	BB	SO	LOB
Billy Gardner, R (1, 4) OBP: 0.346, SLG: 0.374	E5 1B 1B	FC5-4 1-2f			F7		F4			4	1	0	0	0	0	3
Bob Boyd, L (1, 3) OBP: 0.388, SLG: 0.415	F4		F7		L9			F3		4	0	0	0	0	0	2
Billy Goodman, L (1, 5) OBP: 0.324, SLG: 0.381	1B 1-3 1B		F5		4-3			4-3		4	0	1	0	0	0	1
Tito Francona, L (1, 9) OBP: 0.322, SLG: 0.381	1-2 3-H 1B		1B			F8		1B		4	0	3	1	0	0	0
Bob Nieman, R (1, 7) OBP: 0.358, SLG: 0.447	K		K			K		K		4	0	0	0	0	4	4
Gus Triandos, R (1, 2) OBP: 0.310, SLG: 0.410	K			F8		K			F6	4	0	0	0	0	2	2
Al Pilarcik, L (1, 8) OBP: 0.357, SLG: 0.352		K		G3			2B		K2-3	4	0	1	0	0	2	0
Willy Miranda, S (1, 6) OBP: 0.245, SLG: 0.207		K		F5			F6		K	3	0	0	0	0	1	1
Frank Zupo, L (9, PH) OBP: 0.250, SLG: 0.250										1	0	0	0	0	1	0
Hal Brown, R (1, 1) OBP: 0.237, SLG: 0.286		FC5-4 1B			1B		F6			2	0	2	0	0	0	0
Joe Ginsberg, L (7, PH) OBP: 0.347, SLG: 0.388										1	0	0	0	0	0	1
Art Ceccarelli, R (7, 1)										0	0	0	0	0	0	0

TOP	
AB	35
R	1
H	7
RBI	1
BB	0
SO	10
LOB	14

Inning Stats	1	2	3	4	5	6	7	8	9		
	R: 1 E: 1 K: 2 S: 10	R: 0 E: 0 K: 2 S: 8	R: 0 E: 0 K: 1 S: 6	R: 0 E: 0 K: 0 S: 3	R: 0 E: 0 K: 0 S: 4	R: 0 E: 0 K: 2 S: 7	R: 0 E: 0 K: 0 S: 4	R: 0 E: 0 K: 1 S: 6	R: 0 E: 0 K: 2 S: 7	1B: 6 2B: 1 3B: 0 HR: 0	SF: 0 SAC: 0 DP: 0 HBP: 0
	H: 2 LOB: 2 BB: 0 P: 10	H: 1 LOB: 1 BB: 0 P: 8	H: 1 LOB: 1 BB: 0 P: 6	H: 0 LOB: 0 BB: 0 P: 3	H: 1 LOB: 1 BB: 0 P: 4	H: 0 LOB: 0 BB: 0 P: 7	H: 1 LOB: 1 BB: 0 P: 4	H: 1 LOB: 1 BB: 0 P: 6	H: 0 LOB: 0 BB: 0 P: 7	WP: 0 PB: 0 SB: 0 CS: 0	PA: 35

PITCHER		IP	WLS	BF	H	R	ER	SO	BB	IBB	HBP	BLK	WP	HR	S	P	ERA	WHIP
Jim Bunning, R (1, 1) ERA: 2.53		9.0	W	35	7	1	0	10	0	0	0	0	0	0	55	55	0.00	0.778

PITCHER	IP	WLS	BF	H	R	ER	SO	BB	IBB	HBP	BLK	WP	HR	S	P	ERA	WHIP

Batter	1	2	3	4	5	6	7	8	9	AB	R	H	RBI	BB	SO	LOB
Frank Bolling, R (1, 4) OBP: 0.333, SLG: 0.409	5-3		3B 1B		K		F2			4	1	1	0	0	1	1
Harvey Kuenn, R (1, 6) OBP: 0.324, SLG: 0.372	HR 2B		1-H 3B 3B		6-3			L5-4-3 1B		4	2	3	1	0	0	0
Ray Boone, R (1, 3) OBP: 0.345, SLG: 0.428	2-H HR		1B 3-H 3B		F4			F7		4	2	2	3	0	0	1
Al Kaline, R (1, 9) OBP: 0.340, SLG: 0.457	K		4-3 3-H 1B			L6-3		L5-4-3 1-2		4	0	1	1	0	1	1
Charlie Maxwell, L (1, 7) OBP: 0.377, SLG: 0.500	K		4-3 1-2			K				3	0	0	0	0	2	1
Frank House, L (1, 2) OBP: 0.324, SLG: 0.341		G3	4-3			F8				3	0	0	0	0	0	1
Bill Tuttle, R (1, 8) OBP: 0.319, SLG: 0.342		F4		6-3			4-3			3	0	0	0	0	0	0
Jim Finigan, R (1, 5) OBP: 0.326, SLG: 0.275		6-3		F3			F7			3	0	0	0	0	0	0
Jim Bunning, R (1, 1) OBP: 0.250, SLG: 0.209			6-3	K			E3			3	0	0	0	0	1	0
Inning Stats	R: 2 E: 0 K: 2 S: 9 H: 2 LOB: 0 BB: 0 P: 9	R: 0 E: 0 K: 0 S: 3 H: 0 LOB: 0 BB: 0 P: 3	R: 3 E: 0 K: 0 S: 7 H: 4 LOB: 1 BB: 0 P: 7	R: 0 E: 0 K: 1 S: 5 H: 0 LOB: 0 BB: 0 P: 5	R: 0 E: 0 K: 1 S: 5 H: 0 LOB: 0 BB: 0 P: 5	R: 0 E: 0 K: 1 S: 5 H: 0 LOB: 0 BB: 0 P: 5	R: 0 E: 1 K: 0 S: 4 H: 0 LOB: 1 BB: 0 P: 4	R: 0 E: 0 K: 0 S: 3 H: 1 LOB: 0 BB: 0 P: 3		1B: 3 2B: 1 3B: 2 HR: 1	SF: 0 SAC: 0 DP: 1 HBP: 0				WP: 0 PB: 0 SB: 0 CS: 0	PA: 31

PITCHER		IP	WLS	BF	H	R	ER	SO	BB	IBB	HBP	BLK	WP	HR	S	P	ERA	WHIP
Hal Brown, R ERA: 4.29	(1, 1)	6.0	L	24	6	5	5	5	0	0	0	0	0	1	34	34	7.50	1.000
Art Ceccarelli, L ERA: 4.42	(7, 1)	2.0		7	1	0	0	0	0	0	0	0	0	0	7	7	0.00	0.500

PITCHER	IP	WLS	BF	H	R	ER	SO	BB	IBB	HBP	BLK	WP	HR	S	P	ERA	WHIP

BOTTOM

Baltimore Orioles @ Detroit Tigers

Briggs Stadium, Detroit, MI

Tue Aug 20 1957, 7:05 PM EDT

Att. 17,266 - Unknown

livebaseballscorecards.com

AB	31
R	5
H	7
RBI	5
BB	0
SO	5
LOB	5

Baltimore Orioles @ Detroit Tigers

Briggs Stadium, Detroit, MI

Wed Aug 21 1957, 4:33 AM EDT

Att. 6,839 - Unknown

TOP

livebaseballscorecards.com

Batter	1	2	3	4	5	6	7	8	9	AB	R	H	RBI	BB	SO	LOB
Billy Gardner, R (1, 4) OBP: 0.346, SLG: 0.378	L4 K 2B 1B 2B K									5	1	2	0	0	2	2
George Kell, R (1, 3) OBP: 0.332, SLG: 0.394	HR 1B FC1-5 1B 6-3 F4 F4									5	1	2	0	0	0	2
Bob Nieman, R (1, 7) OBP: 0.359, SLG: 0.446 Jim Busby, R (8, 8) OBP: 0.275, SLG: 0.335	HR 1B FC1-5 1B K F7 6-3									5 0	2 0	2 0	0 0	0 0	1 0	1 0
Gus Triandos, R (1, 2) OBP: 0.312, SLG: 0.408	L9 FC1-5 1B K 1B BB									4	0	1	1	1	1	4
Joe Durham, R (1, 9) OBP: 0.280, SLG: 0.346 (8, 7)	HR L8 HR K K									5	2	2	3	0	2	4
Brooks Robinson, R (1, 5) OBP: 0.219, SLG: 0.269	5-3 1B HR BB SH1-3 SF7 1B 5-3									4	2	2	1	1	0	0
Al Pilarcik, L (1, 8) OBP: 0.361, SLG: 0.363 (8, 9)	SH1-4 BB F7 HR SH1-3 1B G3									4	1	2	3	1	0	2
Willy Miranda, S (1, 6) OBP: 0.250, SLG: 0.213	SH1-4 4-3 1B SH1-3 1B									3	0	2	0	0	0	0
Ray Moore, R (1, 1) OBP: 0.219, SLG: 0.375 Ken Lehman, L (9, 1) OBP: 0.278, SLG: 0.200	F3 F6 F8 SF7 F8									4 0	0 0	0 0	1 0	0 0	0 0	3 0
Inning Stats	R: 3 E: 0 K: 0 S: 6 H: 3 LOB: 0 BB: 0 P: 6	R: 0 E: 0 K: 1 S: 5 H: 0 LOB: 1 BB: 1 P: 9	R: 1 E: 0 K: 0 S: 6 H: 3 LOB: 2 BB: 0 P: 6	R: 0 E: 0 K: 0 S: 4 H: 1 LOB: 1 BB: 0 P: 4	R: 3 E: 0 K: 2 S: 10 H: 3 LOB: 1 BB: 1 P: 14	R: 1 E: 0 K: 1 S: 7 H: 2 LOB: 1 BB: 0 P: 7	R: 1 E: 0 K: 1 S: 7 H: 2 LOB: 1 BB: 0 P: 7	R: 0 E: 0 K: 1 S: 5 H: 0 LOB: 1 BB: 1 P: 9	R: 0 E: 0 K: 0 S: 4 H: 1 LOB: 1 BB: 0 P: 4	1B: 11 2B: 2 3B: 0 HR: 2 SF: 1 SAC: 2 DP: 0 HBP: 0						

	AB	39
	R	9
	H	15
	RBI	9
	BB	3
	SO	6
	LOB	18

WP: 0 PA: 45
PB: 0
SB: 1
CS: 0

PITCHER		IP	WLS	BF	H	R	ER	SO	BB	IBB	HBP	BLK	WP	HR	S	P	ERA	WHIP
Billy Hoeft, L ERA: 3.73	(1, 1)	3.0	L	16	6	4	4	1	1	0	0	0	0	1	17	21	12.00	2.333
Bob Shaw, R ERA: 9.39	(4, 1)	2.0		11	4	3	3	2	1	0	0	0	0	1	14	18	13.50	2.500
Lou Sleater, L ERA: 3.77	(6, 1)	4.0		18	5	2	2	3	1	0	0	0	0	0	23	27	4.50	1.500

PITCHER	IP	WLS	BF	H	R	ER	SO	BB	IBB	HBP	BLK	WP	HR	S	P	ERA	WHIP

BOTTOM

Baltimore Orioles @ Detroit Tigers

Briggs Stadium, Detroit, MI

Wed Aug 21 1957, 4:33 AM EDT

Att. 6,839 - Unknown

Batter	1	2	3	4	5	6	7	8	9	AB	R	H	RBI	BB	SO	LOB
Frank Bolling, R (1, 4) OBP: 0.331, SLG: 0.409	5-3		FC1-4 L4-3 1-2f			5-3	2B		L7	5	0	1	0	0	0	2
Harvey Kuenn, R (1, 6) OBP: 0.325, SLG: 0.373	WP 1B		L4-3 1-2			1B	6-3			4	0	2	0	0	0	2
Steve Boros, R (8, 6) OBP: 0.171, SLG: 0.175										0	0	0	0	0	0	0
Ray Boone, R (1, 3) OBP: 0.342, SLG: 0.425	K 1-2			6-3		F4		K		3	0	0	0	0	1	2
Dave Philley, S (8, 3) OBP: 0.320, SLG: 0.355										1	0	0	0	0	1	0
Al Kaline, R (1, 9) OBP: 0.337, SLG: 0.453	L4-3			L7		K		L5-3		4	0	0	0	0	1	2
Charlie Maxwell, L (1, 7) OBP: 0.380, SLG: 0.500		BLK 1B		BB			F5	BB		2	0	1	0	2	0	0
Frank House, L (1, 2) OBP: 0.322, SLG: 0.338		F7 1-2		F7			F8	F7		2	0	0	0	0	0	2
Jay Porter, R (7, 2) OBP: 0.350, SLG: 0.402										2	0	0	0	0	0	1
Johnny Groth, R (1, 8) OBP: 0.368, SLG: 0.354		6-3			6-3		1B HR		BB	3	1	1	0	1	0	1
Jim Finigan, R (1, 5) OBP: 0.323, SLG: 0.274		F9			4-3		1-2 HR 1B		L9	4	1	1	0	0	0	2
Billy Hoeft, L (1, 1) OBP: 0.196, SLG: 0.362			FC1-4 BB		L7		1-H 2-H HR		F4	0	0	0	0	1	0	0
Bob Shaw, R (4, 1)										0	0	0	0	0	0	0
Jim Small, L (5, PH) OBP: 0.282, SLG: 0.297										1	0	0	0	0	0	0
Lou Sleater, L (6, 1) OBP: 0.300, SLG: 0.737										1	1	1	3	0	0	0
Reno Bertoia, R (9, PH) OBP: 0.311, SLG: 0.368										1	0	0	0	0	0	1
Inning Stats	R: 0 E: 0 K: 1 S: 6 H: 1 LOB: 1 BB: 0 P: 6	R: 0 E: 0 K: 0 S: 4 H: 1 LOB: 1 BB: 0 P: 4	R: 0 E: 0 K: 0 S: 2 H: 0 LOB: 0 BB: 1 P: 6	R: 0 E: 0 K: 0 S: 3 H: 0 LOB: 1 BB: 1 P: 7	R: 0 E: 0 K: 0 S: 3 H: 0 LOB: 0 BB: 0 P: 3	R: 0 E: 0 K: 1 S: 6 H: 1 LOB: 1 BB: 0 P: 6	R: 3 E: 0 K: 0 S: 7 H: 4 LOB: 1 BB: 0 P: 7	R: 0 E: 0 K: 1 S: 5 H: 0 LOB: 1 BB: 1 P: 9	R: 0 E: 0 K: 0 S: 3 H: 0 LOB: 1 BB: 1 P: 7	1B: 5 2B: 2 3B: 0 HR: 1	SF: 0 SAC: 0 DP: 1 HBP: 0						

livebaseballscorecards.com

AB	33
R	3
H	7
RBI	3
BB	4
SO	3
LOB	15

WP: 1 PB: 0 SB: 0 CS: 0 PA: 37

PITCHER		IP	WLS	BF	H	R	ER	SO	BB	IBB	HBP	BLK	WP	HR	S	P	ERA	WHIP
Ray Moore, R ERA: 3.47	(1, 1)	8.0	W	34	7	3	3	3	4	0	0	1	1	1	36	52	3.38	1.375
Ken Lehman, L ERA: 2.48	(9, 1)	1.0	S	3	0	0	0	0	0	0	0	0	0	0	3	3	0.00	0.000

PITCHER	IP	WLS	BF	H	R	ER	SO	BB	IBB	HBP	BLK	WP	HR	S	P	ERA	WHIP

Baltimore Orioles @ Detroit Tigers

Briggs Stadium, Detroit, MI

Thu Aug 22 1957, 4:33 AM EDT

Att. 5,378 - Unknown

livebaseballscorecards.com

Batter	1	2	3	4	5	6	7	8	9	AB	R	H	RBI	BB	SO	LOB
Billy Gardner, R (1, 4) OBP: 0.344, SLG: 0.375	4-3			G3		F8			K	4	0	0	0	0	1	0
Bob Boyd, L (1, 3) OBP: 0.387, SLG: 0.413	1-3			1B 1B 1B		F7			4-1	4	0	1	0	0	0	0
Billy Goodman, L (1, 5) OBP: 0.324, SLG: 0.380	L1			1B 1-2			K			3	0	1	0	0	1	0
Tito Francona, L (1, 9) OBP: 0.322, SLG: 0.380		1-3		G1-6-3 1-2 2-3			F7			3	0	1	0	0	0	0
Bob Nieman, R (1, 7) OBP: 0.356, SLG: 0.442		K2-3		G1-6-3 1-2f			6-3			3	0	0	0	0	1	3
Al Pilarcik, L (1, 8) OBP: 0.360, SLG: 0.363		4-3			4-3			G4-6-3 1B		3	0	1	0	0	0	0
Gus Triandos, R (1, 2) OBP: 0.309, SLG: 0.405			4-3		L5			L9		3	0	0	0	0	0	1
Willy Miranda, S (1, 6) OBP: 0.248, SLG: 0.211			4-3		F8			G4-6-3 1-2f		2	0	0	0	0	0	0
Joe Ginsberg, L (8, PH) OBP: 0.344, SLG: 0.385										1	0	0	0	0	0	1
Jim Brideweser, R (8, 6) OBP: 0.390, SLG: 0.379										0	0	0	0	0	0	0
Billy O'Dell, S (1, 1) OBP: 0.160, SLG: 0.160			4-3			F4			4-3	1	0	0	0	0	0	0
George Zuverink, R (4, 1) OBP: 0.200, SLG: 0.059										1	0	0	0	0	0	0
Joe Durham, R (9, PH) OBP: 0.277, SLG: 0.343										1	0	0	0	0	0	0

Inning Stats	1	2	3	4	5	6	7	8	9
R	0	0	0	0	0	0	0	0	0
E	0	0	0	0	0	0	0	0	0
K	0	1	0	0	0	0	1	0	1
S	3	5	3	5	3	3	5	3	5
H	0	0	0	3	0	0	0	1	0
LOB	0	0	0	2	0	0	0	0	0
BB	0	0	0	0	0	0	0	0	0
P	3	5	3	5	3	3	5	3	5

1B	4	SF	0
2B	0	SAC	0
3B	0	DP	2
HR	0	HBP	0

WP	0	PA	29
PB	0		
SB	0		
CS	0		

	AB	29
	R	0
	H	4
	RBI	0
	BB	0
	SO	3
	LOB	5

PITCHER	IP	W/L/S	BF	H	R	ER	SO	BB	IBB	HBP	BLK	WP	HR	S	P	ERA	WHIP
Frank Lary, R (1, 1) ERA: 3.88	9.0	W	29	4	0	0	3	0	0	0	0	0	0	35	35	0.00	0.444

PITCHER	IP	W/L/S	BF	H	R	ER	SO	BB	IBB	HBP	BLK	WP	HR	S	P	ERA	WHIP

Baltimore Orioles @ Detroit Tigers

Briggs Stadium, Detroit, MI

Thu Aug 22 1957, 4:33 AM EDT

Att. 5,378 - Unknown

BOTTOM

Batter	1	2	3	4	5	6	7	8	9	AB	R	H	RBI	BB	SO	LOB
Frank Bolling, R (1, 4) OBP: 0.328, SLG: 0.404	F2		F4		6-3		F7	L5		5	0	0	0	0	0	3
Harvey Kuenn, R (1, 6) OBP: 0.326, SLG: 0.374	PB BB 1B		L8		F9		1B			4	0	2	0	0	0	0
Ray Boone, R (1, 3) OBP: 0.346, SLG: 0.427	PB BB			FC5 1B 1B	FC4 1B		K			3	0	2	0	1	1	2
Al Kaline, R (1, 9) OBP: 0.338, SLG: 0.453	K			E FC5 1B	FC4			SH1-4 S 1B 1B		4	2	2	0	0	1	3
Charlie Maxwell, L (1, 7) OBP: 0.379, SLG: 0.496	K			FC5 2B		4-3		SH1-4 1B BB		3	2	0	0	1	1	3
Johnny Groth, R (1, 8) OBP: 0.367, SLG: 0.364		F3		2-H 2B		L7		SH1-4		3	0	1	1	0	0	0
Red Wilson, R (1, 2) OBP: 0.363, SLG: 0.318		F8		L8		6-3		1B IBB		3	0	0	0	1	0	1
Jim Finigan, R (1, 5) OBP: 0.340, SLG: 0.279		F7		BB			1B BB	1-3 2-H 3-H 1B		2	0	1	2	2	0	0
Frank Lary, R (1, 1) OBP: 0.194, SLG: 0.186			K	6-3			F8	F4		4	0	0	0	0	1	5
Inning Stats	R: 0 H: 1 E: 0 LOB: 2 K: 2 BB: 1 S: 8 P: 12	R: 0 H: 0 E: 0 LOB: 0 K: 0 BB: 0 S: 3 P: 3	R: 0 H: 0 E: 0 LOB: 0 K: 1 BB: 0 S: 5 P: 5	R: 2 H: 3 E: 1 LOB: 2 K: 0 BB: 1 S: 6 P: 10	R: 0 H: 1 E: 0 LOB: 1 K: 0 BB: 0 S: 4 P: 4	R: 0 H: 0 E: 0 LOB: 0 K: 0 BB: 0 S: 3 P: 3	R: 0 H: 1 E: 0 LOB: 2 K: 1 BB: 1 S: 6 P: 10	R: 2 H: 2 E: 0 LOB: 2 K: 0 BB: 2 S: 5 P: 13		1B: 7 SF: 0 2B: 1 SAC: 1 3B: 0 DP: 0 HR: 0 HBP: 0						

livebaseballscorecards.com

	AB	31
	R	4
	H	8
	RBI	3
	BB	5
	SO	4
	LOB	17

WP: 0 PB: 1 SB: 1 CS: 0 PA: 37

PITCHER		IP	WLS	BF	H	R	ER	SO	BB	IBB	HBP	BLK	WP	HR	S	P	ERA	WHIP
Billy O'Dell, L ERA: 2.69	(1, 1)	3.2	L	16	4	2	2	3	1	0	0	0	0	0	21	25	4.91	1.364
George Zuverink, R ERA: 2.34	(4, 1)	4.1		21	4	2	2	1	3	1	0	0	0	0	19	35	4.15	1.615

PITCHER	IP	WLS	BF	H	R	ER	SO	BB	IBB	HBP	BLK	WP	HR	S	P	ERA	WHIP

Batter	1	2	3	4	5	6	7	8	9	AB	R	H	RBI	BB	SO	LOB
Eddie Yost, R (1, 5) OBP: 0.404, SLG: 0.419	4-3			5-3	F7			5-3		4	0	0	0	0	0	1
Herb Plews, L (1, 4) OBP: 0.338, SLG: 0.383	F7			1B HR 1B		G1-4-3 1B		4-3		4	1	2	0	0	0	0
Roy Sievers, R (1, 7) OBP: 0.383, SLG: 0.578	P4			1-3 HR 1B		G1-4-3 1-2f		F2		4	1	1	0	0	0	1
Clint Courtney, L (1, 2) OBP: 0.366, SLG: 0.468		1B		2-H 3-H HR		4-3			HR	4	2	3	4	0	0	0
Jim Lemon, R (1, 9) OBP: 0.349, SLG: 0.464		F8		S S S K			1B		S S S K	4	0	1	0	0	2	0
Art Schult, R (1, 3) OBP: 0.330, SLG: 0.390		P4		S S S K			P3		5-3	4	0	0	0	0	1	1
Bob Usher, R (1, 8) OBP: 0.332, SLG: 0.372			F7		F7		1-2 1B		1B	4	0	2	0	0	0	0
Rocky Bridges, R (1, 6) OBP: 0.298, SLG: 0.298			6-3		1B		F9		1-2 1B	4	0	2	0	0	0	2
Pedro Ramos, S (1, 1) OBP: 0.194, SLG: 0.215			L5	S S S K			4-3		3-1	2	0	0	0	0	1	1
Julio Becquer, L (7, PH) OBP: 0.287, SLG: 0.359										1	0	0	0	0	0	2
Joe Black, R (7, 1)										0	0	0	0	0	0	0
Lou Berberet, L (9, PH) OBP: 0.348, SLG: 0.392										1	0	0	0	0	0	2
Inning Stats	R: 0 E: 0 K: 0 S: 3 H: 0 LOB: 0 BB: 0 P: 3	R: 0 E: 0 K: 0 S: 3 H: 1 LOB: 0 BB: 0 P: 3	R: 0 E: 0 K: 0 S: 3 H: 0 LOB: 0 BB: 0 P: 3	R: 3 E: 0 K: 2 S: 10 H: 3 LOB: 0 BB: 0 P: 10	R: 0 E: 0 K: 1 S: 6 H: 1 LOB: 1 BB: 0 P: 6	R: 0 E: 0 K: 0 S: 3 H: 1 LOB: 0 BB: 0 P: 3	R: 0 E: 0 K: 0 S: 5 H: 2 LOB: 2 BB: 0 P: 5	R: 0 E: 0 K: 0 S: 3 H: 0 LOB: 0 BB: 0 P: 3	R: 1 E: 0 K: 1 S: 8 H: 3 LOB: 2 BB: 0 P: 8	1B: 9 2B: 0 3B: 0 HR: 2 SF: 0 SAC: 0 DP: 1 HBP: 0						

PITCHER	IP	WLS	BF	H	R	ER	SO	BB	IBB	HBP	BLK	WP	HR	S	P	ERA	WHIP
Duke Maas, R (1, 1) ERA: 3.03	9.0	W	36	11	4	4	4	0	0	0	0	0	2	44	44	4.00	1.222

PITCHER	IP	WLS	BF	H	R	ER	SO	BB	IBB	HBP	BLK	WP	HR	S	P	ERA	WHIP

TOP

Washington Senators @ Detroit Tigers

Briggs Stadium, Detroit, MI

Fri Aug 23 1957, 7:05 PM EDT

Att. 14,204 - Unknown

livebaseballscorecards.com

AB	36
R	4
H	11
RBI	4
BB	0
SO	4
LOB	10

WP: 0 PB: 0 SB: 0 CS: 0 PA: 36

BOTTOM

Washington Senators @ Detroit Tigers

Briggs Stadium, Detroit, MI

Fri Aug 23 1957, 7:05 PM EDT

Att. 14,204 - Unknown

livebaseballscorecards.com

Batter	1	2	3	4	5	6	7	8	9	AB	R	H	RBI	BB	SO	LOB
Frank Bolling, R (1, 4) OBP: 0.331, SLG: 0.407 Ron Samford, R (9, 4) OBP: 0.276, SLG: 0.275	BBBB 4-0 BB	x 0-0 ③ P2		x 0-0 1B 1B 1B	x 0-0 ③ 6-3			x 0-0 HR 2B		4 0	2 0	2 0	0 0	1 0	0 0	2 0
Harvey Kuenn, R (1, 6) OBP: 0.327, SLG: 0.374 Steve Boros, R (9, 6) OBP: 0.171, SLG: 0.175	x 0-0 ① F9		x 0-0 E 1B	x 0-0 1B 1-2 2-3 HR 1B		x 0-0 ① F9		x 0-0 E6 HR		5 0	3 0	2 0	0 0	0 0	0 0	2 0
Ray Boone, R (1, 3) OBP: 0.342, SLG: 0.421	x 0-0 ② P4		x 0-0 ① F8	SSS 0-3 ② K		x 0-0 ② 6-3		x 0-0 ① P3		5	0	0	0	0	1	7
Al Kaline, R (1, 9) OBP: 0.339, SLG: 0.459 Jim Small, L (9, 9) OBP: 0.282, SLG: 0.297	x 0-0 ③ F7		x 0-0 ② L6	x 0-0 1-2 2-H 3-H HR 1B		SSS 0-3 ③ K		x 0-0 1-H 2-H HR		5 0	2 0	2 0	5 0	0 0	1 0	2 0
Charlie Maxwell, L (1, 7) OBP: 0.379, SLG: 0.501		BBBB 4-0 2B BB	x 0-0 E4 1-H 1B	x 0-0 1-H 2-H HR			x 0-0 ① SSS F8	0-3 ② K		4	3	1	3	1	1	0
Johnny Groth, R (1, 8) OBP: 0.377, SLG: 0.385		x 0-0 4-3 1-H 1B 2B	x 0-0 2-H 1B	x 0-0 ③ 1-3			x 0-0 ② 5-3	x 0-0 1B 1B		5	1	3	2	0	0	0
Frank House, L (1, 2) OBP: 0.326, SLG: 0.343		x 0-0 ① 4-3 2-3	x 0-0 ③ 5-3		x 0-0 1-3 1B		x 0-0 3B 1B	x 0-0 1-2 1B		5	1	3	0	0	0	2
Jim Finigan, R (1, 5) OBP: 0.352, SLG: 0.319		x 0-0 SH3-4 3-H 1B		x 0-0 1B SH2-3 1B 1B	x 0-0 ① 1-3 1-2		x 0-0 1-H 3B	x 0-0 ③ F7		5	1	3	2	0	0	3
Duke Maas, R (1, 1) OBP: 0.125, SLG: 0.167		x 0-0 ② SH3-4 1-2		x 0-0 ① SH2-3 1-2	x 0-0 ② 4-3		x 0-0 ③ 6-3			2	0	0	0	0	0	2
Inning Stats	R: 0 E: 0 K: 0 S: 3 H: 0 LOB: 1 BB: 1 P: 7	R: 2 E: 0 K: 0 S: 5 H: 2 LOB: 1 BB: 1 P: 9	R: 2 E: 1 K: 0 S: 6 H: 2 LOB: 1 BB: 0 P: 6	R: 5 E: 0 K: 1 S: 10 H: 5 LOB: 0 BB: 0 P: 10	R: 0 E: 0 K: 0 S: 4 H: 1 LOB: 1 BB: 0 P: 4	R: 0 E: 0 K: 1 S: 5 H: 0 LOB: 0 BB: 0 P: 5	R: 1 E: 0 K: 0 S: 5 H: 2 LOB: 1 BB: 0 P: 5	R: 3 E: 1 K: 1 S: 10 H: 4 LOB: 2 BB: 0 P: 10		1B: 11 2B: 2 3B: 1 HR: 2 SF: 0 SAC: 2 DP: 0 HBP: 0						

	AB	40
	R	13
	H	16
	RBI	12
	BB	2
	SO	3
	LOB	20

WP: 0 PA: 44
PB: 0
SB: 0
CS: 0

PITCHER		IP	WLS	BF	H	R	ER	SO	BB	IBB	HBP	BLK	WP	HR	S	P	ERA	WHIP
Pedro Ramos, R ERA: 4.81	(1, 1)	6.0	L	31	10	9	7	2	2	0	0	0	0	1	33	41	10.50	2.000
Joe Black, R ERA: 4.91	(7, 1)	2.0		13	6	4	3	1	0	0	0	0	0	1	15	15	13.50	3.000

PITCHER	IP	WLS	BF	H	R	ER	SO	BB	IBB	HBP	BLK	WP	HR	S	P	ERA	WHIP

Batter	1	2	3	4	5	6	7	8	9	AB	R	H	RBI	BB	SO	LOB
Eddie Yost, R (1, 5) OBP: 0.401, SLG: 0.414	6-3		L3 HBP		F5		F8		F9	4	0	0	0	0	0	2
Bob Usher, R (1, 8) OBP: 0.333, SLG: 0.372	L4		F2		F7		1B		1B 2-H	5	0	2	1	0	0	2
Pete Runnels, L (1, 3) OBP: 0.305, SLG: 0.285	F7		L3 1-2			F2	F8		BB 1-3	5	0	1	0	0	0	2
Roy Sievers, R (1, 7) OBP: 0.387, SLG: 0.578		F7 1B 1B 1B		P4		BLK 1B 1B		HBP	BB 1-2	3	2	2	0	1	0	0
Lou Berberet, L (1, 2) OBP: 0.353, SLG: 0.408		F8 1B 1-2 1B		HR		1B SF7 1-2 IBB		F9	F8	4	3	2	1	1	0	4
Art Schult, R (1, 9) OBP: 0.329, SLG: 0.387		F7 2-3		K		SF7 1-3 2-H 1B		P3		4	0	1	1	0	1	3
Milt Bolling, R (1, 4) OBP: 0.289, SLG: 0.349		F8 1-2		K		SF7 1-2 3-H		F9		3	0	0	1	0	1	3
Rocky Bridges, R (1, 6) OBP: 0.303, SLG: 0.301		1B 2-H 3-H			SH2-4 1B	5-3			SH1-4 1B BB	3	1	2	2	1	0	1
Tex Clevenger, R (1, 1) OBP: 0.276, SLG: 0.240		5-3			SH2-4 1-2		F8		SH1-4 1-2	2	0	0	0	0	0	1
Inning Stats	R: 0 E: 0 K: 0 S: 3 H: 0 LOB: 0 BB: 0 P: 3	R: 2 E: 0 K: 0 S: 6 H: 3 LOB: 1 BB: 0 P: 6	R: 0 E: 0 K: 0 S: 2 H: 0 LOB: 0 BB: 0 P: 3	R: 1 E: 0 K: 2 S: 8 H: 1 LOB: 0 BB: 0 P: 8	R: 0 E: 0 K: 0 S: 4 H: 1 LOB: 1 BB: 0 P: 4	R: 2 E: 0 K: 0 S: 5 H: 2 LOB: 1 BB: 1 P: 9	R: 0 E: 0 K: 0 S: 4 H: 1 LOB: 1 BB: 0 P: 4	R: 0 E: 0 K: 0 S: 3 H: 0 LOB: 1 BB: 0 P: 4	R: 1 E: 0 K: 0 S: 5 H: 2 LOB: 3 BB: 2 P: 13	1B: 9 2B: 1 3B: 0 HR: 1	SF: 1 SAC: 2 DP: 1 HBP: 2						

PITCHER	IP	WLS	BF	H	R	ER	SO	BB	IBB	HBP	BLK	WP	HR	S	P	ERA	WHIP
Jim Bunning, R (1, 1) ERA: 2.65	8.0	L	34	8	5	5	2	0	1	2	1	0	1	35	41	5.62	1.000
Harry Byrd, R (9, 1) ERA: 3.63	1.0		7	2	1	1	0	2	0	0	0	0	0	5	13	9.00	4.000

PITCHER	IP	WLS	BF	H	R	ER	SO	BB	IBB	HBP	BLK	WP	HR	S	P	ERA	WHIP

TOP

Washington Senators @ Detroit Tigers

Briggs Stadium, Detroit, MI

Sat Aug 24 1957, 4:33 AM EDT

Att. 3,072 - Unknown

livebaseballscorecards.com

AB	33
R	6
H	10
RBI	6
BB	3
SO	2
LOB	18

1B: 9 SF: 1
2B: 1 SAC: 2
3B: 0 DP: 1
HR: 1 HBP: 2

WP: 0 PA: 41
PB: 0
SB: 0
CS: 0

Batter	1	2	3	4	5	6	7	8	9	AB	R	H	RBI	BB	SO	LOB
Frank Bolling, R (1, 4) OBP: 0.330, SLG: 0.406	S S S 0-3 K ①			x 0-0 1B 1B 1B ②	x 0-0 P4 ②			x 0-0 F7 ①		4	1	1	0	0	1	3
Harvey Kuenn, R (1, 6) OBP: 0.326, SLG: 0.373	x 0-0 F9 ②			x 0-0 1B 1-2 1B ③	x 0-0 P4 ③			x 0-0 F9 ②		4	0	1	0	0	0	3
Ray Boone, R (1, 3) OBP: 0.339, SLG: 0.416	S S S 0-3 K ③			x 0-0 F7 ①		x 0-0 4-3 ①		x 0-0 F8 ③		4	0	0	0	0	1	3
Al Kaline, R (1, 9) OBP: 0.340, SLG: 0.460		x 0-0 L5 ①		x 0-0 1-2 2-H 1B		x 0-0 L6-3 ②			x 0-0 E6 2B 1B	4	1	2	1	0	0	0
Charlie Maxwell, L (1, 7) OBP: 0.376, SLG: 0.496		S S S 0-3 K ②		S S S 0-3 K ②		S S S 0-3 K ③			x 0-0 F7 ①	4	0	0	0	0	3	3
Johnny Groth, R (1, 8) OBP: 0.373, SLG: 0.389		x 0-0 F8 ③		S S S 0-3 K ③			x 0-0 F8 ①		x 0-0 1B 2-H 4-3 2B	4	1	1	1	0	1	2
Frank House, L (1, 2) OBP: 0.325, SLG: 0.341			x 0-0 4-3 ①		x 0-0 F9 ①		x 0-0 P6 ②		x 0-0 2-3 4-3 1B	4	0	1	0	0	0	0
Jim Finigan, R (1, 5) OBP: 0.358, SLG: 0.319			x 0-0 G1-6-3 1B		B B B B 4-0 1B BB		x 0-0 4-3 ③		x 0-0 1-2 3-H 4-3 ②	3	0	1	1	1	0	1
Jim Bunning, R (1, 1) OBP: 0.257, SLG: 0.217 Dave Philley, S (8, PH) OBP: 0.323, SLG: 0.358 Harry Byrd, R (9, 1) Jim Small, L (9, PH) OBP: 0.275, SLG: 0.289			x 0-0 G1-6-3 1-2f ② ③		x 0-0 1-2 1B			x 0-0 1B	x 0-0 1-5-3 ③	2 1 0 1	0 0 0 0	1 1 0 0	0 0 0 0	0 0 0 0	0 0 0 0	1 0 0 1
Inning Stats	R: 0 H: 0 E: 0 LOB: 0 K: 2 BB: 0 S: 7 P: 7	R: 0 H: 0 E: 0 LOB: 0 K: 1 BB: 0 S: 5 P: 5	R: 0 H: 1 E: 0 LOB: 0 K: 0 BB: 0 S: 3 P: 3	R: 1 H: 3 E: 0 LOB: 2 K: 2 BB: 0 S: 10 P: 10	R: 0 H: 1 E: 0 LOB: 2 K: 0 BB: 1 S: 4 P: 8	R: 0 H: 0 E: 0 LOB: 0 K: 1 BB: 0 S: 5 P: 5	R: 0 H: 0 E: 0 LOB: 0 K: 0 BB: 0 S: 3 P: 3	R: 0 H: 1 E: 0 LOB: 1 K: 0 BB: 0 S: 4 P: 4	R: 2 H: 3 E: 1 LOB: 1 K: 0 BB: 0 S: 6 P: 6	1B: 8 SF: 0 2B: 1 SAC: 0 3B: 0 DP: 1 HR: 0 HBP: 0						WP: 0 PA: 36 PB: 0 SB: 0 CS: 0	

PITCHER	IP	WLS	BF	H	R	ER	SO	BB	IBB	HBP	BLK	WP	HR	S	P	ERA	WHIP
Tex Clevenger, R (1, 1) ERA: 4.2	9.0	W	36	9	3	3	6	1	0	0	0	0	0	47	51	3.00	1.111

PITCHER	IP	WLS	BF	H	R	ER	SO	BB	IBB	HBP	BLK	WP	HR	S	P	ERA	WHIP

BOTTOM

Washington Senators @ Detroit Tigers

Briggs Stadium, Detroit, MI

Sat Aug 24 1957, 4:33 AM EDT

Att. 3,072 - Unknown

livebaseballscorecards.com

AB	35
R	3
H	9
RBI	3
BB	1
SO	6
LOB	17

Batter	1	2	3	4	5	6	7	8	9	AB	R	H	RBI	BB	SO	LOB
Hank Bauer, R (1, 9) OBP: 0.319, SLG: 0.442	HR		5-3		G6-4-3 1B		F7			4	1	2	1	0	0	0
Gil McDougald, R (1, 4) OBP: 0.375, SLG: 0.484	G6-4-3 1B		K BB 1B		G6-4-3 1-2f			5-3		4	1	1	0	0	1	1
Mickey Mantle, S (1, 8) OBP: 0.527, SLG: 0.687	F9		1B BB 1-2			4-3 1B		G6-4-3 1B		3	0	2	0	1	0	1
Bill Skowron, R (1, 3) OBP: 0.357, SLG: 0.486	G6-4-3 1-2f		1B 1-3 2-H			4-3 1-2 1B		G6-4-3 1-2f		4	0	2	1	0	0	2
Yogi Berra, L (1, 2) OBP: 0.313, SLG: 0.417		1B	4-3			4-3 1-2 2-3			G3	4	0	1	0	0	0	4
Harry Simpson, L (1, 7) OBP: 0.315, SLG: 0.434		K		6-3		K			E5 G5-4-3	4	0	0	0	0	2	3
Andy Carey, R (1, 5) OBP: 0.314, SLG: 0.396		K		5-3		6-3			G5-4-3 1-2f	4	0	0	0	0	1	4
Tony Kubek, L (1, 6) OBP: 0.340, SLG: 0.383		F8		K			6-3			3	0	0	0	0	1	1
Bob Turley, R (1, 1) OBP: 0.208, SLG: 0.067			K		P3		F8			1	0	0	0	0	1	0
Al Cicotte, R (4, 1) OBP: 0.200, SLG: 0.267										2	0	0	0	0	0	0

TOP

New York Yankees @ Detroit Tigers

Briggs Stadium, Detroit, MI

Sun Aug 25 1957, 4:33 AM EDT

Att. 37,157 - Unknown

livebaseballscorecards.com

AB	33
R	2
H	8
RBI	2
BB	1
SO	6
LOB	16

Inning Stats	1	2	3	4	5	6	7	8	9
	R: 1 E: 0 K: 0 S: 4	H: 2 LOB: 0 BB: 0 P: 4	R: 0 E: 0 K: 2 S: 8	H: 1 LOB: 1 BB: 0 P: 8	R: 1 E: 0 K: 2 S: 9	H: 1 LOB: 2 BB: 1 P: 13	R: 0 E: 0 K: 1 S: 5	H: 0 LOB: 0 BB: 0 P: 5	R: 0 E: 0 K: 0 S: 3	H: 1 LOB: 0 BB: 0 P: 3	R: 0 E: 0 K: 1 S: 7	H: 2 LOB: 2 BB: 0 P: 7	R: 0 E: 0 K: 0 S: 3	H: 0 LOB: 0 BB: 0 P: 3	R: 0 E: 0 K: 3 S: 3	H: 1 LOB: 0 BB: 0 P: 3	R: 0 E: 1 K: 0 S: 3	H: 0 LOB: 0 BB: 0 P: 3

| | | | | | | | | | |

New York Yankees @ Detroit Tigers

Briggs Stadium, Detroit, MI

Sun Aug 25 1957, 4:33 AM EDT

Att. 37,157 - Unknown

livebaseballscorecards.com

BOTTOM

Batter	1	2	3	4	5	6	7	8	9	AB	R	H	RBI	BB	SO	LOB
Frank Bolling, R (1, 4) OBP: 0.329, SLG: 0.403	6-3	F7			HR BB		K			3	1	0	0	1	1	1
Harvey Kuenn, R (1, 6) OBP: 0.324, SLG: 0.370	K		F9		F8		F7			4	0	0	0	0	1	1
Ray Boone, R (1, 3) OBP: 0.338, SLG: 0.413	P5		HR BB		K		6-3			3	1	0	0	1	1	1
Al Kaline, R (1, 9) OBP: 0.345, SLG: 0.478		WP, BB 2B 1B	1-H HR		1-H HR			G6-3 1B		4	3	4	4	0	0	0
Charlie Maxwell, L (1, 7) OBP: 0.377, SLG: 0.494		WP 1-2 2B BB	K		FC5-4 BB			G6-3 1-2f		2	1	0	0	2	1	1
Johnny Groth, R (1, 8) OBP: 0.369, SLG: 0.384		P4	F8		FC5-4 1-2f			1B		4	0	1	0	0	0	3
Red Wilson, R (1, 2) OBP: 0.363, SLG: 0.318		P4		CS 1B		F7				3	0	1	0	0	0	2
Jim Finigan, R (1, 5) OBP: 0.366, SLG: 0.323		1-2 2-3 2B BB		G4-6-3 1-2 1B		F8				2	1	1	0	1	0	0
Billy Hoeft, L (1, 1) OBP: 0.204, SLG: 0.380		1-H 2-H 3-H 2B		G4-6-3 1-2f		K				3	0	1	3	0	1	1
Inning Stats	R: 0 E: 0 K: 1 S: 5 H: 0 LOB: 0 BB: 0 P: 5	R: 3 E: 0 K: 0 S: 5 H: 2 LOB: 1 BB: 2 P: 13	R: 2 E: 0 K: 1 S: 6 H: 1 LOB: 0 BB: 1 P: 10	R: 0 E: 0 K: 0 S: 3 H: 2 LOB: 0 BB: 0 P: 3	R: 2 E: 0 K: 1 S: 6 H: 1 LOB: 1 BB: 2 P: 14	R: 0 E: 0 K: 1 S: 5 H: 0 LOB: 0 BB: 0 P: 5	R: 0 E: 0 K: 1 S: 5 H: 0 LOB: 0 BB: 0 P: 5	R: 0 E: 0 K: 0 S: 3 H: 2 LOB: 1 BB: 0 P: 3		1B: 5 2B: 1 3B: 0 HR: 2 SF: 0 SAC: 0 DP: 2 HBP: 0						

	AB	28
	R	7
	H	8
	RBI	7
	BB	5
	SO	5
	LOB	10

WP: 1 PA: 33
PB: 0
SB: 0
CS: 1

PITCHER		IP	WLS	BF	H	R	ER	SO	BB	IBB	HBP	BLK	WP	HR	S	P	ERA	WHIP
Bob Turley, R ERA: 2.38	(1, 1)	3.0	L	15	3	5	5	2	3	0	0	0	1	1	16	28	15.00	2.000
Al Cicotte, R ERA: 3.4	(4, 1)	5.0		18	5	2	2	3	2	0	0	0	0	1	22	30	3.60	1.400

PITCHER	IP	WLS	BF	H	R	ER	SO	BB	IBB	HBP	BLK	WP	HR	S	P	ERA	WHIP

New York Yankees @ Detroit Tigers

Briggs Stadium, Detroit, MI

Mon Aug 26 1957, 4:33 AM EDT

Att. 23,550 - Unknown

TOP

livebaseballscorecards.com

Batter	1	2	3	4	5	6	7	8	9	AB	R	H	RBI	BB	SO	LOB
Tony Kubek, L (1, 6) OBP: 0.336, SLG: 0.379	4-3		1-3		F9			F8		4	0	0	0	0	0	1
Enos Slaughter, L (1, 7) OBP: 0.394, SLG: 0.408	HR, BB		5-3			G4-6-3, 1B		4-3		3	1	1	0	1	0	0
Mickey Mantle, S (1, 8) OBP: 0.527, SLG: 0.692	1-H, HR		K			G4-6-3, 1-2f		1B		4	1	2	2	0	1	1
Yogi Berra, L (1, 2) OBP: 0.315, SLG: 0.418	L9			3-1		1B		1-2, 1B		4	0	2	0	0	0	0
Harry Simpson, L (1, 9) OBP: 0.315, SLG: 0.432	3-1			1-3		1-3, 1B		F8		4	0	1	0	0	0	2
Gil McDougald, R (1, 4) OBP: 0.374, SLG: 0.482		1B		F9		K			5-3	4	0	1	0	0	1	2
Joe Collins, L (1, 3) OBP: 0.313, SLG: 0.252		F7			4-3		F8		P4	4	0	0	0	0	0	1
Jerry Lumpe, L (1, 5) OBP: 0.382, SLG: 0.455		K			SH3-4, 1B		F7		E6	4	0	1	0	0	1	1
Tommy Byrne, L (1, 1) OBP: 0.265, SLG: 0.452		5-3			SH3-4, 1-2		4-3		5-3	0	0	0	0	0	0	0
Johnny Kucks, R (1, 1) OBP: 0.183, SLG: 0.109										2	0	0	0	0	0	1
Bill Skowron, R (9, PH) OBP: 0.356, SLG: 0.485										1	0	0	0	0	0	1

	AB	34
	R	2
	H	8
	RBI	2
	BB	1
	SO	3
	LOB	10

Inning Stats									
	R: 2 E: 0 K: 0 S: 4	H: 1 LOB: 0 BB: 1 P: 8	R: 0 E: 0 K: 1 S: 6	H: 1 LOB: 1 BB: 0 P: 6	R: 0 E: 0 K: 1 S: 5	H: 0 LOB: 0 BB: 0 P: 5	R: 0 E: 0 K: 0 S: 3	H: 0 LOB: 0 BB: 0 P: 3	R: 0 E: 0 K: 0 S: 4	H: 1 LOB: 1 BB: 0 P: 4
	R: 0 E: 0 K: 1 S: 7	H: 3 LOB: 2 BB: 0 P: 7	R: 0 E: 0 K: 0 S: 3	H: 0 LOB: 0 BB: 0 P: 3	R: 0 E: 0 K: 0 S: 5	H: 2 LOB: 2 BB: 0 P: 5	R: 0 E: 1 K: 0 S: 4	H: 0 LOB: 1 BB: 0 P: 4	1B: 7 2B: 0 3B: 0 HR: 1	SF: 0 SAC: 1 DP: 1 HBP: 0
	WP: 0 PB: 0 SB: 0 CS: 0	PA: 36								

PITCHER	IP	WLS	BF	H	R	ER	SO	BB	IBB	HBP	BLK	WP	HR	S	P	ERA	WHIP
Frank Lary, R (1, 1) ERA: 3.8	9.0	W	36	8	2	2	3	1	0	0	0	0	1	41	45	2.00	1.000

PITCHER	IP	WLS	BF	H	R	ER	SO	BB	IBB	HBP	BLK	WP	HR	S	P	ERA	WHIP

New York Yankees @ Detroit Tigers

Briggs Stadium, Detroit, MI

Mon Aug 26 1957, 4:33 AM EDT

Att. 23,550 - Unknown

livebaseballscorecards.com

BOTTOM

Batter	1	2	3	4	5	6	7	8	9	AB	R	H	RBI	BB	SO	LOB
Frank Bolling, R (1, 4) OBP: 0.333, SLG: 0.405	H 1-0 BB HR HBP	x 0-0 1B 1-3 1B			x 0-0 1B SH1-4 SF9 1B		x 0-0 ① F8			3	2	2	0	0	0	0
Harvey Kuenn, R (1, 6) OBP: 0.326, SLG: 0.371	B B B B 4-0 1-2 HR BB	x 0-0 G4-3 1-3 3-H 1B			x 0-0 ① SH1-4 1-2		x 0-0 ② 5-3			2	1	1	1	1	0	0
Ray Boone, R (1, 3) OBP: 0.337, SLG: 0.410	x 0-0 ① F8	x 0-0 ②③ G4-3 1-2f			B B B 4-0 1B BB		x 0-0 ③ 6-3			3	0	0	0	1	0	4
Al Kaline, R (1, 9) OBP: 0.347, SLG: 0.485	x 0-0 1-H 2-H HR		x 0-0 ① L5-3		x 0-0 FC4 1-2 2-3 1B			x 0-0 ① L3-1		4	1	2	3	0	0	0
Charlie Maxwell, L (1, 7) OBP: 0.376, SLG: 0.491	B B B B 4-0 BB		x 0-0 ② L4		x 0-0 ② SF9 3-H			x 0-0 ② 4-3		2	0	0	1	1	0	0
Johnny Groth, R (1, 8) OBP: 0.365, SLG: 0.379	x 0-0 ② P4		S S S 0-3 ③ K		x 0-0 ③ FC4 1-2f			x 0-0 1B 1B		4	0	1	0	0	1	3
Red Wilson, R (1, 2) OBP: 0.360, SLG: 0.316	x 0-0 ③ 1-3			x 0-0 ① 5-3		x 0-0 ① P3		x 0-0 FC4 1-3 1B		4	0	1	0	0	0	1
Jim Finigan, R (1, 5) OBP: 0.362, SLG: 0.313		B B B B 4-0 FC1-6 BB		x 0-0 E6 G5-4-3		x 0-0 ② F7		x 0-0 ③ FC4 1-2f		3	0	0	0	1	0	2
Frank Lary, R (1, 1) OBP: 0.185, SLG: 0.177		x 0-0 ① FC1-6 1B 1-2f 1B		x 0-0 ②③ G5-4-3 1-2f		S S S 0-3 ③ K				3	1	0	0	0	1	2
Inning Stats	R: 3 H: 1 E: 0 LOB: 1 K: 0 BB: 2 S: 4 P: 13	R: 1 H: 2 E: 0 LOB: 1 K: 0 BB: 1 S: 4 P: 8	R: 0 H: 0 E: 0 LOB: 0 K: 1 BB: 0 S: 5 P: 5	R: 0 H: 0 E: 1 LOB: 0 K: 0 BB: 0 S: 3 P: 3	R: 1 H: 2 E: 0 LOB: 2 K: 0 BB: 1 S: 5 P: 9	R: 0 H: 0 E: 0 LOB: 0 K: 1 BB: 0 S: 5 P: 5	R: 0 H: 0 E: 0 LOB: 0 K: 0 BB: 0 S: 3 P: 3	R: 0 H: 2 E: 0 LOB: 2 K: 0 BB: 0 S: 5 P: 5		1B: 6 SF: 1 2B: 0 SAC: 1 3B: 0 DP: 2 HR: 1 HBP: 1						

	AB	28
	R	5
	H	7
	RBI	5
	BB	4
	SO	2
	LOB	12

PITCHER		IP	WLS	BF	H	R	ER	SO	BB	IBB	HBP	BLK	WP	HR	S	P	ERA	WHIP
Tommy Byrne, L ERA: 4.46	(1, 1)	0.1	L	5	1	3	3	0	2	0	1	0	0	1	2	11	81.00	9.000
Johnny Kucks, R ERA: 3.45	(1, 1)	7.2		30	6	2	2	2	2	0	0	0	0	0	32	40	2.35	1.043

PITCHER	IP	WLS	BF	H	R	ER	SO	BB	IBB	HBP	BLK	WP	HR	S	P	ERA	WHIP

Boston Red Sox @ Detroit Tigers

Briggs Stadium, Detroit, MI

Tue Aug 27 1957, 7:05 PM EDT

Att. 34,797 - Unknown - 60 F

livebaseballscorecards.com

TOP

Batter	1	2	3	4	5	6	7	8	9	10	11	AB	R	H	RBI	BB	SO	LOB
Jim Piersall, R (1, 8) OBP: 0.326, SLG: 0.400	P6	L7		F9			BB, 1B	HR		6-3		6	2	2	1	0	0	4
Billy Klaus, L (1, 6) OBP: 0.340, SLG: 0.394	BB, 1B		F8		HR		F3	F8		P6		5	1	1	0	1	0	1
Ted Williams, L (1, 7) OBP: 0.510, SLG: 0.699	1B		1-3		HR		HBP, 1B		K		PB, SH1-4, 1B, BB	4	2	2	2	2	1	0
Frank Malzone, R (1, 5) OBP: 0.330, SLG: 0.422	F2		P6		6-3		P4		2B, 1B		SH1-4	5	0	1	0	0	0	4
Jackie Jensen, R (1, 9) OBP: 0.375, SLG: 0.456	P6			FC5-4, 1B, E, BB	L5		HBP, 1B		2B		PB, 1B, IBB	4	2	2	1	2	0	2
Norm Zauchin, R (1, 3) OBP: 0.343, SLG: 0.396		K		FC5-4	F8		HBP		F7		BB, 1B	3	0	1	0	0	1	0
Billy Consolo, R (7, PR) OBP: 0.348, SLG: 0.339												0	0	0	0	0	0	0
Dick Gernert, R (7, 3) OBP: 0.357, SLG: 0.469												2	0	1	2	0	0	2
Ted Lepcio, R (1, 4) OBP: 0.337, SLG: 0.427		1B, 2B		P5		F9	K		BB		K	5	0	1	0	1	2	6
Pete Daley, R (1, 2) OBP: 0.280, SLG: 0.313	P4			FC5-4, E		F2		P3	P6		BB	3	0	0	0	0	0	3
Mickey Vernon, L (8, PH) OBP: 0.354, SLG: 0.397												1	0	0	0	0	0	0
Sammy White, R (8, 2) OBP: 0.275, SLG: 0.281												1	0	0	0	1	0	3
Mike Fornieles, R (1, 1) OBP: 0.235, SLG: 0.204	1B			E6		1-3		P5		K	F2	3	0	1	0	0	0	1
Gene Stephens, L (8, PH) OBP: 0.316, SLG: 0.398												1	0	0	0	0	0	0
Ike Delock, R (8, 1) OBP: 0.190, SLG: 0.056												2	0	0	0	0	1	2
Inning Stats	R: 0 E: 0 K: 0 S: 4 H: 1 LOB: 2 BB: 1 P: 8	R: 0 E: 0 K: 1 S: 7 H: 2 LOB: 2 BB: 0 P: 7	R: 0 E: 0 K: 0 S: 3 H: 0 LOB: 0 BB: 0 P: 3	R: 1 E: 1 K: 0 S: 5 H: 1 LOB: 2 BB: 1 P: 9	R: 2 E: 0 K: 0 S: 5 H: 2 LOB: 0 BB: 0 P: 5	R: 0 E: 0 K: 0 S: 3 H: 0 LOB: 0 BB: 0 P: 3	R: 1 E: 0 K: 1 S: 7 H: 2 LOB: 3 BB: 1 P: 12	R: 1 E: 0 K: 0 S: 4 H: 1 LOB: 0 BB: 0 P: 4	R: 0 E: 0 K: 1 S: 7 H: 2 LOB: 3 BB: 1 P: 11	R: 0 E: 0 K: 1 S: 5 H: 0 LOB: 0 BB: 0 P: 5	R: 2 E: 0 K: 1 S: 6 H: 1 LOB: 2 BB: 3 P: 18							

	AB	45
	R	7
	H	12
	RBI	6
	BB	7
	SO	5
	LOB	28

	1B: 8	SF: 0	WP: 0	PA: 54
	2B: 2	SAC: 1	PB: 1	
	3B: 0	DP: 0	SB: 0	
	HR: 2	HBP: 1	CS: 0	

PITCHER		IP	WLS	BF	H	R	ER	SO	BB	IBB	HBP	BLK	WP	HR	S	P	ERA	WHIP
Paul Foytack, R ERA: 3.08	(1, 1)	5.0		24	6	3	2	1	2	0	0	0	0	1	24	32	3.60	1.600
Harry Byrd, R ERA: 3.8	(6, 1)	3.0		14	3	2	2	1	1	0	1	0	0	1	14	19	6.00	1.333
Lou Sleater, L ERA: 3.75	(9, 1)	0.1		3	2	0	0	1	0	0	0	0	0	0	5	5	0.00	6.000
Duke Maas, R ERA: 3.03	(9, 1)	2.2	L	13	1	2	1	2	3	1	0	0	0	0	13	29	3.38	1.500

PITCHER	IP	WLS	BF	H	R	ER	SO	BB	IBB	HBP	BLK	WP	HR	S	P	ERA	WHIP

Boston Red Sox @ Detroit Tigers

Briggs Stadium, Detroit, MI

Tue Aug 27 1957, 7:05 PM EDT

Att. 34,797 - Unknown - 60 F

BOTTOM

livebaseballscorecards.com

Batter	1	2	3	4	5	6	7	8	9	10	11	AB	R	H	RBI	BB	SO	LOB
Jim Finigan, R (1, 4) OBP: 0.369, SLG: 0.317	F9	FC5-4 1B		1B 1B 2-H 3-H		F5			BBBB FC2-6 BB		F3	5	0	2	2	1	0	2
Harvey Kuenn, R (1, 6) OBP: 0.325, SLG: 0.369	HBP E 2B 1B	FC5-4 1-2f		F8		CS 1-2	F7		FC2-6 1-2f			5	1	1	0	0	0	3
Ray Boone, R (1, 3) OBP: 0.336, SLG: 0.407	P4		5-3	1-2 1B			F9		F8			5	0	1	0	0	0	2
Al Kaline, R (1, 9) OBP: 0.345, SLG: 0.480	L5 HBP 1-2 2B		K	F7			BBBB BB			L4-3		4	1	0	0	1	1	3
Charlie Maxwell, L (1, 7) OBP: 0.376, SLG: 0.489	1-2 2-3 2B HBP		1B		K		K			F2		4	1	1	0	0	2	1
Johnny Groth, R (1, 8) OBP: 0.359, SLG: 0.380	1-H 2-H 3-H E3 2B		4-3		P4	F3				4-3		5	0	1	3	0	0	1
Frank House, L (1, 2) OBP: 0.323, SLG: 0.339	E3 2-H			SH1-4 1B 1B 1B	4-3	K					F8	5	1	1	0	0	1	1
Reno Bertoia, R (1, 5) OBP: 0.314, SLG: 0.370		6-3		1-2 SH1-4 1B 1B		CS 1B						4	1	2	0	0	1	0
Dave Philley, S (11, PH) OBP: 0.327, SLG: 0.362							K				DI 1B	1	0	1	0	0	0	0
Paul Foytack, R (1, 1) OBP: 0.293, SLG: 0.241												1	0	0	0	0	0	0
Harry Byrd, R (6, 1)		1-3		SH1-4 1-2 2-3		K			K		K 1-2	1	0	0	0	0	1	1
Lou Sleater, L (9, 1) OBP: 0.300, SLG: 0.737												0	0	0	0	0	0	0
Duke Maas, R (9, 1) OBP: 0.123, SLG: 0.164												1	0	0	0	0	1	0
Jim Small, L (11, PH) OBP: 0.268, SLG: 0.282												1	0	0	0	0	1	1

Inning Stats												
	R: 3 E: 2 K: 0 S: 6	H: 2 LOB: 2 BB: 0 P: 7	R: 0 E: 0 K: 0 S: 4	H: 1 LOB: 1 BB: 0 P: 4	R: 0 E: 0 K: 1 S: 6	H: 1 LOB: 1 BB: 0 P: 6	R: 2 E: 0 K: 0 S: 7	H: 4 LOB: 2 BB: 0 P: 7	R: 0 E: 0 K: 1 S: 5	H: 0 LOB: 0 BB: 0 P: 5	R: 0 E: 0 K: 1 S: 5	H: 1 LOB: 0 BB: 0 P: 5
	R: 0 E: 0 K: 1 S: 5	H: 0 LOB: 1 BB: 1 P: 9	R: 0 E: 0 K: 2 S: 7	H: 0 LOB: 0 BB: 0 P: 7	R: 0 E: 0 K: 1 S: 5	H: 0 LOB: 1 BB: 1 P: 9	R: 0 E: 0 K: 0 S: 3	H: 0 LOB: 0 BB: 0 P: 3	R: 0 E: 0 K: 1 S: 6	H: 1 LOB: 1 BB: 0 P: 6	1B: 9 2B: 1 3B: 0 HR: 0	SF: 0 SAC: 1 DP: 0 HBP: 1	WP: 0 PB: 0 SB: 0 CS: 1	PA: 47

PITCHER	IP	WLS	BF	H	R	ER	SO	BB	IBB	HBP	BLK	WP	HR	S	P	ERA	WHIP
Mike Fornieles, R (1, 1) ERA: 3.53	7.0		32	9	5	2	4	1	0	1	0	0	0	38	43	2.57	1.429
Ike Delock, R (8, 1) ERA: 4.24	4.0	W	14	1	0	0	4	1	0	0	0	0	0	21	25	0.00	0.500

PITCHER	IP	WLS	BF	H	R	ER	SO	BB	IBB	HBP	BLK	WP	HR	S	P	ERA	WHIP

AB	42
R	5
H	10
RBI	5
BB	2
SO	8
LOB	15

Batter	1	2	3	4	5	6	7	8	9	AB	R	H	RBI	BB	SO	LOB
Jim Piersall, R (1, 8) OBP: 0.328, SLG: 0.398	P6		BB CS			5-3			P4	3	0	0	0	1	0	0
Billy Klaus, L (1, 6) OBP: 0.339, SLG: 0.393	6-3		CS 1-2	FC6-4 1B		F9			4-3	4	0	1	0	0	0	0
Ted Williams, L (1, 7) OBP: 0.510, SLG: 0.704	BB			K			HR		4-3	3	1	1	1	1	1	1
Gene Stephens, L (9, 7) OBP: 0.316, SLG: 0.398										0	0	0	0	0	0	0
Frank Malzone, R (1, 5) OBP: 0.328, SLG: 0.419	K			F9			F8			3	0	0	0	0	1	2
Jackie Jensen, R (1, 9) OBP: 0.373, SLG: 0.452		6-3		FC6-4 1-2f			F3			3	0	0	0	0	0	1
Dick Gernert, R (1, 3) OBP: 0.357, SLG: 0.465		K2-3			BB G6-4-3		P3			2	0	0	0	1	1	0
Ted Lepcio, R (1, 4) OBP: 0.333, SLG: 0.422		K			G6-4-3 1-2f			K		3	0	0	0	0	2	1
Pete Daley, R (1, 2) OBP: 0.273, SLG: 0.305			K		F8			F7		3	0	0	0	0	1	0
Frank Sullivan, R (1, 1) OBP: 0.147, SLG: 0.152			F3			K		F8		3	0	0	0	0	1	0
Inning Stats	R: 0 E: 0 K: 1 S: 5 H: 0 LOB: 1 BB: 1 P: 9	R: 0 E: 0 K: 2 S: 7 H: 0 LOB: 0 BB: 0 P: 7	R: 0 E: 0 K: 1 S: 4 H: 0 LOB: 0 BB: 1 P: 8	R: 0 E: 0 K: 1 S: 6 H: 1 LOB: 1 BB: 0 P: 6	R: 0 E: 0 K: 0 S: 2 H: 0 LOB: 0 BB: 1 P: 6	R: 0 E: 0 K: 1 S: 5 H: 0 LOB: 0 BB: 0 P: 5	R: 1 E: 0 K: 0 S: 4 H: 1 LOB: 0 BB: 0 P: 4	R: 0 E: 0 K: 1 S: 5 H: 0 LOB: 0 BB: 0 P: 5	R: 0 E: 0 K: 0 S: 3 H: 0 LOB: 0 BB: 0 P: 3	1B: 1 2B: 0 3B: 0 HR: 1 SF: 0 SAC: 0 DP: 1 HBP: 0	WP: 0 PB: 0 SB: 0 CS: 1 PA: 31					

PITCHER		IP	WLS	BF	H	R	ER	SO	BB	IBB	HBP	BLK	WP	HR	S	P	ERA	WHIP
Jim Bunning, R ERA: 2.59	(1, 1)	8.0	L	27	2	1	1	7	3	0	0	0	0	1	38	50	1.12	0.625
Billy Hoeft, L ERA: 3.55	(9, 1)	1.0		3	0	0	0	0	0	0	0	0	0	0	3	3	0.00	0.000

PITCHER		IP	WLS	BF	H	R	ER	SO	BB	IBB	HBP	BLK	WP	HR	S	P	ERA	WHIP

TOP

Boston Red Sox @ Detroit Tigers

Briggs Stadium, Detroit, MI

Wed Aug 28 1957, 4:33 AM EDT

Att. 8,308 - Unknown

livebaseballscorecards.com

AB	27
R	1
H	2
RBI	1
BB	3
SO	7
LOB	5

Boston Red Sox @ Detroit Tigers

Briggs Stadium, Detroit, MI

Wed Aug 28 1957, 4:33 AM EDT

Att. 8,308 - Unknown

BOTTOM

Batter	1	2	3	4	5	6	7	8	9	AB	R	H	RBI	BB	SO	LOB
Jim Finigan, R (1, 4) OBP: 0.357, SLG: 0.306	S S S 0-3 ① K		x 0-0 ② 5-3			x 0-0 ② 1-3		x 0-0 ②③ G5-6-3 1-2f		4	0	0	0	0	1	2
Harvey Kuenn, R (1, 6) OBP: 0.324, SLG: 0.370	x 0-0 ② 6-3		x 0-0 ③ L8			x 0-0 2B			S S S 0-3 ① K	4	0	1	0	0	1	0
Ray Boone, R (1, 3) OBP: 0.337, SLG: 0.408 Bill Tuttle, R (9, PR) OBP: 0.319, SLG: 0.342	x 0-0 FC5-4 1B			x 0-0 ① 6-3		x 0-0 ③ F8			x 0-0 1B 1B	4 0	0 0	2 0	0 0	0 0	0 0	1 0
Al Kaline, R (1, 9) OBP: 0.346, SLG: 0.481	x 0-0 ③ FC5-4 1-2f			x 0-0 ② L1-3			x 0-0 L3 1B		x 0-0 ② 1B 1-3 1B	4	0	2	0	0	0	1
Charlie Maxwell, L (1, 7) OBP: 0.375, SLG: 0.486		x 0-0 ① 4-3		x 0-0 ③ F8			x 0-0 ①② L3 1-2		x 0-0 1-3 1B	4	0	1	0	0	0	1
Johnny Groth, R (1, 8) OBP: 0.356, SLG: 0.384		x 0-0 2B			x 0-0 ① F8		x 0-0 ③ G3		x 0-0 ③ F9	4	0	1	0	0	0	2
Frank House, L (1, 2) OBP: 0.323, SLG: 0.339		x 0-0 ② F7			x 0-0 G1-6-3 1B			x 0-0 ① 6-3		3	0	1	0	0	0	1
Reno Bertoia, R (1, 5) OBP: 0.314, SLG: 0.370		x 0-0 ③ F3			x 0-0 ②③ G1-6-3 1-2f			x 0-0 1B 1B		3	0	1	0	0	0	2
Jim Bunning, R (1, 1) OBP: 0.250, SLG: 0.211 Dave Philley, S (8, PH) OBP: 0.330, SLG: 0.365 Billy Hoeft, L (9, 1) OBP: 0.204, SLG: 0.380			S S S 0-3 ① K			x 0-0 ① 6-3		x 0-0 1-3 G5-6-3 1B		2 1 0	0 0 0	0 1 0	0 0 0	0 0 0	1 0 0	0 0 0
Inning Stats	R: 0 H: 1 E: 0 LOB: 1 K: 1 BB: 0 S: 6 P: 6	R: 0 H: 1 E: 0 LOB: 1 K: 0 BB: 0 S: 4 P: 4	R: 0 H: 0 E: 0 LOB: 0 K: 1 BB: 0 S: 5 P: 5	R: 0 H: 0 E: 0 LOB: 0 K: 0 BB: 0 S: 3 P: 3	R: 0 H: 1 E: 0 LOB: 0 K: 0 BB: 0 S: 3 P: 3	R: 0 H: 1 E: 0 LOB: 1 K: 0 BB: 0 S: 4 P: 4	R: 0 H: 1 E: 0 LOB: 0 K: 0 BB: 0 S: 3 P: 3	R: 0 H: 2 E: 0 LOB: 1 K: 0 BB: 0 S: 4 P: 4	R: 0 H: 3 E: 0 LOB: 2 K: 1 BB: 0 S: 7 P: 7	1B: 8 2B: 3 3B: 0 HR: 0	SF: 0 SAC: 0 DP: 3 HBP: 0						

livebaseballscorecards.com

AB	33
R	0
H	10
RBI	0
BB	0
SO	3
LOB	10

PITCHER	IP	WLS	BF	H	R	ER	SO	BB	IBB	HBP	BLK	WP	HR	S	P	ERA	WHIP
Frank Sullivan, R (1, 1) ERA: 2.82	9.0	W	33	10	0	0	3	0	0	0	0	0	0	39	39	0.00	1.111

PITCHER	IP	WLS	BF	H	R	ER	SO	BB	IBB	HBP	BLK	WP	HR	S	P	ERA	WHIP

WP: 0 PB: 0 SB: 0 CS: 0 PA: 33

Boston Red Sox @ Detroit Tigers

Briggs Stadium, Detroit, MI

Thu Aug 29 1957, 4:33 AM EDT

Att. 7,504 - Unknown

TOP

Batter	1	2	3	4	5	6	7	8	9	AB	R	H	RBI	BB	SO	LOB
Jim Piersall, R (1, 8) OBP: 0.329, SLG: 0.398	1-3		BB 1B 1B		F8		SH1-4 1-2		CS BB 1B BB	3	1	1	0	1	0	2
Billy Klaus, L (1, 6) OBP: 0.342, SLG: 0.394	F8		BB 1-2 1B		BB 1-2 3-H 1B		FC4-6 BB 2B BB		F9	4	1	2	1	1	0	1
Ted Williams, L (1, 7) OBP: 0.513, SLG: 0.702 Gene Stephens, L (9, PR) (9, 7) OBP: 0.316, SLG: 0.398	4-3		1-2 2-3 BB		1-2 2-3 BB		FC4-6 1-2 2-3 BB		CS 1-2 BB	1 0	0 0	0 0	0 0	4 0	0 0	0 0
Frank Malzone, R (1, 5) OBP: 0.327, SLG: 0.418		L8	F8		SF7 3-H		FC4-6 1-2f 2-3 3-H 2B		1-2 2-H 1B	4	1	1	3	0	0	5
Jackie Jensen, R (1, 9) OBP: 0.371, SLG: 0.452		F8		F3	K		1-H 3-H 2B		F8	5	0	1	2	0	1	3
Dick Gernert, R (1, 3) OBP: 0.356, SLG: 0.461		1B		5-3		F8	6-3			4	0	1	0	0	0	1
Ted Lepcio, R (1, 4) OBP: 0.333, SLG: 0.418 Gene Mauch, R (7, 4) OBP: 0.331, SLG: 0.365		F5	K	K		G6-3 HBP		G6-3 BB		2 0	0 0	0 0	0 0	0 1	1 0	1 0
Pete Daley, R (1, 2) OBP: 0.273, SLG: 0.298			K	1B 1B BB	G6-3 1-2f				F8	3	1	0	0	1	1	2
Tom Brewer, R (1, 1) OBP: 0.212, SLG: 0.214			K		BB 1B 1-3 SF7 1B		BB SH1-4 FC4-6 1B		G6-3 1-2f	4	2	2	0	0	1	1
Inning Stats	R: 0 H: 0 E: 0 LOB: 0 K: 0 BB: 0 S: 3 P: 3	R: 0 H: 1 E: 0 LOB: 1 K: 0 BB: 0 S: 4 P: 4	R: 0 H: 2 E: 0 LOB: 3 K: 2 BB: 1 S: 9 P: 13	R: 0 H: 0 E: 0 LOB: 0 K: 1 BB: 0 S: 5 P: 5	R: 2 H: 2 E: 0 LOB: 2 K: 1 BB: 2 S: 7 P: 15	R: 0 H: 0 E: 0 LOB: 0 K: 0 BB: 0 S: 2 P: 3	R: 3 H: 2 E: 0 LOB: 1 K: 0 BB: 2 S: 5 P: 13	R: 0 H: 0 E: 0 LOB: 0 K: 0 BB: 1 S: 2 P: 6	R: 1 H: 1 E: 0 LOB: 1 K: 0 BB: 2 S: 3 P: 11	1B: 7 SF: 1 2B: 1 SAC: 1 3B: 0 DP: 2 HR: 0 HBP: 1						

	AB	R	H	RBI	BB	SO	LOB
	30	**6**	**8**	**6**	**8**	**4**	**16**

WP: 0 PB: 0 SB: 0 CS: 2 PA: 41

livebaseballscorecards.com

PITCHER	IP	WLS	BF	H	R	ER	SO	BB	IBB	HBP	BLK	WP	HR	S	P	ERA	WHIP
Duke Maas, R (1, 1) ERA: 3.03	6.0	L	26	5	2	2	4	3	0	1	0	0	0	30	43	3.00	1.333
Harry Byrd, R (7, 1) ERA: 4.19	0.1		3	1	2	2	0	1	0	0	0	0	0	2	6	54.00	6.000
Lou Sleater, L (7, 1) ERA: 3.88	0.1		3	1	1	1	0	1	0	0	0	0	0	2	6	27.00	6.000
Bob Shaw, R (7, 1) ERA: 8.0	1.1		4	0	0	0	0	1	0	0	0	0	0	3	7	0.00	0.750
Jim Stump, R (9, 1) ERA: 9.0	1.0		5	1	1	1	0	2	0	0	0	0	0	3	11	9.00	3.000

PITCHER	IP	WLS	BF	H	R	ER	SO	BB	IBB	HBP	BLK	WP	HR	S	P	ERA	WHIP

Boston Red Sox @ Detroit Tigers

Briggs Stadium, Detroit, MI

Thu Aug 29 1957, 4:33 AM EDT

Att. 7,504 - Unknown

BOTTOM

Batter	1	2	3	4	5	6	7	8	9	AB	R	H	RBI	BB	SO	LOB
Frank Bolling, R (1, 4) OBP: 0.332, SLG: 0.406	L7		F5			K		2B (1-3, 2-H)		4	0	1	1	0	1	1
Harvey Kuenn, R (1, 6) OBP: 0.322, SLG: 0.367	F9		1-3			6-3		F9		4	0	0	0	0	0	3
Ray Boone, R (1, 3) OBP: 0.339, SLG: 0.408	BB			L6-4-3 1B			F8	6-3		3	0	1	0	1	0	2
Al Kaline, R (1, 9) OBP: 0.344, SLG: 0.476	L6-3			L6-4-3 (1-2)			L5-3		L4	4	0	0	0	0	0	2
Charlie Maxwell, L (1, 7) OBP: 0.374, SLG: 0.484		G3		K			1B		F8	4	0	1	0	0	1	0
Johnny Groth, R (1, 8) OBP: 0.353, SLG: 0.380		1-3			G5-4-3 1B		4-3		F8	4	0	1	0	0	0	1
Frank House, L (1, 2) OBP: 0.323, SLG: 0.339		4-3			K			1B 2B 1B		3	1	1	0	0	1	1
Jim Finigan, R (1, 5) OBP: 0.349, SLG: 0.297			K		G5-4-3 (1-2f)			F5		3	0	0	0	0	1	2
Duke Maas, R (1, 1) OBP: 0.136, SLG: 0.164			BB			F7		2B (1-2) 1B		0	0	0	0	1	0	0
Jim Small, L (6, PH) OBP: 0.262, SLG: 0.275										1	0	0	0	0	0	0
Harry Byrd, R (7, 1)										0	0	0	0	0	0	0
Lou Sleater, L (7, 1) OBP: 0.300, SLG: 0.737										0	0	0	0	0	0	0
Bob Shaw, R (7, 1)										0	0	0	0	0	0	0
Dave Philley, S (8, PH) OBP: 0.333, SLG: 0.368										1	0	1	0	0	0	0
Jim Stump, R (9, 1)										0	0	0	0	0	0	0
Inning Stats	R: 0 E: 0 K: 0 S: 3 H: 0 LOB: 1 BB: 1 P: 7	R: 0 E: 0 K: 0 S: 3 H: 0 LOB: 0 BB: 0 P: 3	R: 0 E: 0 K: 1 S: 5 H: 0 LOB: 1 BB: 1 P: 9	R: 0 E: 0 K: 1 S: 5 H: 1 LOB: 0 BB: 0 P: 5	R: 0 E: 0 K: 1 S: 5 H: 1 LOB: 0 BB: 0 P: 5	R: 0 E: 0 K: 1 S: 5 H: 0 LOB: 0 BB: 0 P: 5	R: 0 E: 0 K: 0 S: 4 H: 1 LOB: 1 BB: 0 P: 4	R: 1 E: 0 K: 0 S: 6 H: 3 LOB: 2 BB: 0 P: 6	R: 0 E: 0 K: 0 S: 3 H: 0 LOB: 0 BB: 0 P: 3	1B: 5 2B: 1 3B: 0 HR: 0	SF: 0 SAC: 0 DP: 2 HBP: 0						

	AB	31
	R	1
	H	6
	RBI	1
	BB	2
	SO	4
	LOB	12

WP: 0 PB: 0 SB: 0 CS: 0 PA: 33

livebaseballscorecards.com

PITCHER		IP	WLS	BF	H	R	ER	SO	BB	IBB	HBP	BLK	WP	HR	S	P	ERA	WHIP
Tom Brewer, R (1, 1) ERA: 3.44		9.0	W	33	6	1	1	4	2	0	0	0	0	0	39	47	1.00	0.889

PITCHER	IP	WLS	BF	H	R	ER	SO	BB	IBB	HBP	BLK	WP	HR	S	P	ERA	WHIP

Detroit Tigers @ Cleveland Indians

Cleveland Municipal Stadium, Cleveland, OH

Fri Aug 30 1957, 7:05 PM EDT

Att. 8,211 - Unknown

livebaseballscorecards.com

TOP

Batter	1	2	3	4	5	6	7	8	9	10	AB	R	H	RBI	BB	SO	LOB
Frank Bolling, R (1, 4) OBP: 0.331, SLG: 0.403	P4		FC5-4 1-2f		G6-4-3 1-2f			6-3		H 1-0 FC5 1-2 HBP	4	0	0	0	0	0	2
Harvey Kuenn, R (1, 6) OBP: 0.319, SLG: 0.363	1-3			E6 BB E		P4			F7	FC5 FC4-6 1-2 2-3f	5	1	0	0	0	0	2
Dave Philley, S (1, 3) OBP: 0.330, SLG: 0.364	3-1			F5		L5-4-3 1B			4-3	FC4-6 1-2f	5	0	1	0	0	0	3
Al Kaline, R (1, 9) OBP: 0.341, SLG: 0.472		L6-3		F5		L5-4-3 1-2			L6 HR		4	1	0	0	0	0	2
Charlie Maxwell, L (1, 7) OBP: 0.377, SLG: 0.491		F9		E BB 1-2			G6-4-3 BB		HR 2-H		2	2	1	2	2	0	0
Johnny Groth, R (1, 8) OBP: 0.343, SLG: 0.368		F9		E5 1-H 2-H			G6-4-3 1-2f		4-3		4	0	0	0	0	0	1
Frank House, L (1, 2) OBP: 0.322, SLG: 0.338			K	G3			L3			SH1-4 1B 1B	4	0	1	0	0	1	1
Jim Small, L (10, PR) OBP: 0.262, SLG: 0.275											0	1	0	0	0	0	0
Red Wilson, R (10, 2) OBP: 0.360, SLG: 0.316											0	0	0	0	0	0	0
Jim Finigan, R (1, 5) OBP: 0.341, SLG: 0.289			F8		L4			4-3		SH1-4 1-2	3	0	0	0	0	0	0
Billy Hoeft, L (1, 1) OBP: 0.224, SLG: 0.377			FC5-4 BB		E3 G6-4-3			G3		FC5 HBP 2-H 1B	3	0	1	1	1	0	0
Jim Bunning, R (10, 1) OBP: 0.250, SLG: 0.211											0	0	0	0	0	0	0

	AB	34
	R	5
	H	4
	RBI	3
	BB	3
	SO	1
	LOB	11

Inning Stats	1	2	3	4	5	6	7	8	9	10	1B: 3	SF: 0	WP: 0	PA: 39
R:	0	0	0	2	0	0	0	0	2	1	2B: 0	SAC: 1	PB: 0	
E:	0	0	0	2	1	0	0	0	0	0	3B: 0	DP: 3	SB: 0	
K:	0	0	1	0	0	0	0	0	0	0	HR: 1	HBP: 1	CS: 0	
S:	3	3	5	5	3	3	2	3	5	5				
H:	0	0	0	0	0	1	0	0	1	2				
LOB:	0	0	1	1	0	0	0	0	0	2				
BB:	0	0	1	1	0	0	1	0	0	0				
P:	3	3	9	9	3	3	6	3	5	6				

PITCHER	IP	WLS	BF	H	R	ER	SO	BB	IBB	HBP	BLK	WP	HR	S	P	ERA	WHIP
Cal McLish, R (1, 1) ERA: 2.99	9.1		36	4	5	1	1	3	0	0	0	0	1	35	47	0.96	0.750
Vito Valentinetti, R (10, 1) ERA: 1.98	0.2	W	3	0	0	0	0	0	0	1	0	0	0	2	3	0.00	0.000

PITCHER	IP	WLS	BF	H	R	ER	SO	BB	IBB	HBP	BLK	WP	HR	S	P	ERA	WHIP

Batter	1	2	3	4	5	6	7	8	9	10	AB	R	H	RBI	BB	SO	LOB
Larry Raines, R (1, 5) OBP: 0.322, SLG: 0.353	S 1B 1B	P4		K			P4			SH1-4 1B 1B	5	2	2	0	0	1	2
Bobby Avila, R (1, 4) OBP: 0.336, SLG: 0.366	F7 1-2	F3	L5				G3			SH1-4 1-2	4	0	0	0	0	0	2
Gene Woodling, L (1, 7) OBP: 0.427, SLG: 0.543	1B SF8 2-H 1B	4-3	K					1B		F8	5	1	2	1	0	1	1
Vic Wertz, L (1, 3) OBP: 0.374, SLG: 0.471	3B 1-3 1B	FC5-4 BB	F9					K		BB 2B 2-H 1B	4	2	2	1	1	1	1
Rocky Colavito, R (1, 9) OBP: 0.351, SLG: 0.468	SF8 3-H	FC5-4 1-2f				F5		K		2B 1-2 BB	3	0	0	1	1	1	2
Al Smith, R (1, 8) OBP: 0.342, SLG: 0.367	3B 1-H			1B SF7 BB		F2		P4		1-3 2-H 2B	4	1	2	2	1	0	1
Chico Carrasquel, R (1, 6) OBP: 0.352, SLG: 0.382	5-3			SF7 1-3 FC6-2 1B		L7			6-3		4	0	1	0	0	0	1
Jim Hegan, R (1, 2) OBP: 0.292, SLG: 0.350		F7		SF7 2-3 3-H				SH5-4 BB	F2		2	0	0	1	1	0	0
Cal McLish, S (1, 1) OBP: 0.297, SLG: 0.258 Vito Valentinetti, R (10, 1)		K		FC6-2 3-H				SH5-4 1-2	K		3 0	0 0	0 0	0 0	0 0	2 0	1 0
Inning Stats	R: 3 H: 4 E: 0 LOB: 1 K: 0 BB: 0 S: 7 P: 7	R: 0 H: 0 E: 0 LOB: 0 K: 1 BB: 0 S: 5 P: 5	R: 0 H: 0 E: 0 LOB: 1 K: 0 BB: 1 S: 3 P: 7	R: 1 H: 1 E: 0 LOB: 1 K: 1 BB: 1 S: 6 P: 10	R: 0 H: 0 E: 0 LOB: 0 K: 1 BB: 0 S: 5 P: 5	R: 0 H: 0 E: 0 LOB: 0 K: 0 BB: 0 S: 3 P: 3	R: 0 H: 0 E: 0 LOB: 1 K: 0 BB: 1 S: 3 P: 7	R: 0 H: 1 E: 0 LOB: 1 K: 2 BB: 0 S: 8 P: 8	R: 0 H: 0 E: 0 LOB: 0 K: 1 BB: 0 S: 5 P: 5	R: 2 H: 3 E: 0 LOB: 2 K: 0 BB: 1 S: 5 P: 9	1B: 7 SF: 2 2B: 1 SAC: 2 3B: 1 DP: 0 HR: 0 HBP: 0						

PITCHER	IP	WLS	BF	H	R	ER	SO	BB	IBB	HBP	BLK	WP	HR	S	P	ERA	WHIP
Billy Hoeft, L (1, 1) ERA: 3.67	9.2	L	40	8	6	6	6	3	0	0	0	0	0	49	61	5.59	1.138
Jim Bunning, R (10, 1) ERA: 2.59	0.0		2	1	0	0	0	1	0	0	0	0	0	1	5	∞	∞

PITCHER	IP	WLS	BF	H	R	ER	SO	BB	IBB	HBP	BLK	WP	HR	S	P	ERA	WHIP

BOTTOM

Detroit Tigers @ Cleveland Indians

Cleveland Municipal Stadium, Cleveland, OH

Fri Aug 30 1957, 7:05 PM EDT
Att. 8,211 - Unknown

livebaseballscorecards.com

AB	34
R	6
H	9
RBI	6
BB	4
SO	6
LOB	11

WP: 0	PA: 42		
PB: 0			
SB: 1			
CS: 0			

Batter	1	2	3	4	5	6	7	8	9	10	AB	R	H	RBI	BB	SO	LOB
Harvey Kuenn, R (1, 6) OBP: 0.319, SLG: 0.366	0-0 1B FC5-4 2B		0-0 ① L4		0-0 SH1-4 1B 1B		0-0 ① P6	0-0 ② L9		0-0 ② SF9 3-H	5	2	2	1	0	0	2
Dave Philley, S (1, 3) OBP: 0.335, SLG: 0.368	0-0 ① F2		0-0 1B		0-0 1B SH1-4 1-2 1B 1B		0-0 ② 4-3	0-0 FC6-4 1-3 2-H 1B		0-0 ③ F7	6	1	3	1	0	0	1
Bill Tuttle, R (1, 8) OBP: 0.320, SLG: 0.344	0-0 FC5-4 2-3 1B		S S S 0-3 ② K		0-0 ① SH1-4 1-2 2-3		0-0 HR 1B	0-0 ③ FC6-4 1-2f			4	1	2	0	0	1	3
Al Kaline, R (1, 9) OBP: 0.342, SLG: 0.478 (10, 7)	0-0 ② FC5-4 1-2f 3-H		0-0 ③ L6		0-0 1B 2-3 3-H 1B		0-0 1-H HR		S S S 0-3 ① K		5	1	2	4	0	1	2
Charlie Maxwell, L (1, 7) OBP: 0.379, SLG: 0.500 (10, 9)	0-0 ③ F5			0-0 ① P5	0-0 G3-6-3 1-3 3-H 1B		0-0 1B		0-0 HR		5	1	3	2	0	0	1
Frank House, L (1, 2) OBP: 0.318, SLG: 0.332		0-0 ① F2		0-0 ② F5	0-0 ② ③ G3-6-3 1-2f		S S S 0-3 ③ K		0-0 ② F2		5	0	0	0	0	1	3
Frank Bolling, R (1, 4) OBP: 0.330, SLG: 0.402		0-0 ② F7		0-0 2B		0-0 ① F9		S S S 0-3 ① K	0-0 ③ F2		5	0	1	0	0	1	0
Reno Bertoia, R (1, 5) OBP: 0.323, SLG: 0.377		0-0 FC5-4 1B	B B B B 4-0 BB			0-0 ② F9		B B B B 4-0 BB 1B		0-0 SH1-4 SF9 2B	3	2	2	0	2	0	0
Frank Lary, R (1, 1) OBP: 0.170, SLG: 0.172 Harry Byrd, R (5, 1) Ray Boone, R (8, PH) OBP: 0.340, SLG: 0.408 Steve Boros, R (8, PR) OBP: 0.171, SLG: 0.175 Jim Stump, R (8, 1) Lou Sleater, L (10, 1) OBP: 0.300, SLG: 0.737 Duke Maas, R (10, 1) OBP: 0.136, SLG: 0.164		0-0 ③ FC5-4 1-2f		S S S 0-3 ③ K		S S S 0-3 ③ K		B B B B 4-0 1B BB 1-2		0-0 ① SH1-4 2-3	2 0 0 0 0 1 3 1 0 0 0 0 1 0 0 0 0 0 1 0 0 0 0 0 0 0 0 0 0 0 0 0 0 0 0 0 0 0 0 0 0 0 0 0 0 0 0 0 0						
Inning Stats	R: 1 E: 0 K: 0 S: 5 H: 2 LOB: 1 BB: 0 P: 5	R: 0 E: 0 K: 0 S: 4 H: 1 LOB: 1 BB: 0 P: 4	R: 0 E: 0 K: 1 S: 6 H: 1 LOB: 1 BB: 0 P: 6	R: 0 E: 0 K: 1 S: 6 H: 1 LOB: 2 BB: 1 P: 10	R: 2 E: 0 K: 0 S: 6 H: 4 LOB: 1 BB: 0 P: 6	R: 0 E: 0 K: 1 S: 5 H: 0 LOB: 0 BB: 0 P: 5	R: 2 E: 0 K: 1 S: 8 H: 3 LOB: 1 BB: 0 P: 8	R: 1 E: 0 K: 1 S: 6 H: 1 LOB: 2 BB: 2 P: 14	R: 1 E: 0 K: 1 S: 6 H: 1 LOB: 0 BB: 0 P: 6	R: 1 E: 0 K: 0 S: 4 H: 1 LOB: 0 BB: 0 P: 4	1B: 10 2B: 3 3B: 0 HR: 2 SF: 1 SAC: 2 DP: 1 HBP: 0						

PITCHER		IP	WLS	BF	H	R	ER	SO	BB	IBB	HBP	BLK	WP	HR	S	P	ERA	WHIP
Early Wynn, R ERA: 4.33	(1, 1)	7.2		38	13	6	6	5	3	0	0	0	0	1	45	57	7.04	2.087
Vito Valentinetti, R ERA: 2.81	(8, 1)	2.1	L	9	2	2	2	1	0	0	0	0	0	1	11	11	7.71	0.857

PITCHER	IP	WLS	BF	H	R	ER	SO	BB	IBB	HBP	BLK	WP	HR	S	P	ERA	WHIP

TOP

Detroit Tigers @ Cleveland Indians

Cleveland Municipal Stadium, Cleveland, OH

Sat Aug 31 1957, 7:05 PM EDT

Att. 7,886 - Unknown

livebaseballscorecards.com

AB	41
R	8
H	15
RBI	8
BB	3
SO	6
LOB	15

WP: 0	PA: 47		
PB: 0			
SB: 0			
CS: 0			

Detroit Tigers @ Cleveland Indians

Cleveland Municipal Stadium, Cleveland, OH

Sat Aug 31 1957, 7:05 PM EDT

Att. 7,886 - Unknown

livebaseballscorecards.com

BOTTOM

Batter	1	2	3	4	5	6	7	8	9	10	AB	R	H	RBI	BB	SO	LOB
Larry Raines, R (1, 5) OBP: 0.324, SLG: 0.354 George Strickland, R (9, 5) OBP: 0.313, SLG: 0.313	4-3		4-3 SH1-4 1B		FC6 FC1-5 2B 1B 1-2	FC1-6 1-2f		E4 SH3-4 2B	F8		5 1	2 0	2 0	0 0	0 0	0 0	1 1
Bobby Avila, R (1, 4) OBP: 0.335, SLG: 0.363	F8		SH1-4 1-2		FC1-5 FC6 1-2 2-3f	F5		SH3-4 1-2		BBBB 4-0 SH3-4 BB	3	0	0	0	1	0	3
Gene Woodling, L (1, 7) OBP: 0.427, SLG: 0.548	HR		4-3 2-3		FC6 BB 2B 1-2f 2-3	6-3		4-0 2B IBB		SH3-4 1-2	4	2	1	1	1	0	4
Vic Wertz, L (1, 3) OBP: 0.375, SLG: 0.473	G3		SSS K		BBBB 4-0 1-2 2B BB		1B 1-4-3 1B	1-3 2-H 2B		F5	5	1	2	1	1	1	2
Rocky Colavito, R (1, 9) OBP: 0.351, SLG: 0.471		6-3		4-3 2B	1B 1-H 2-H 3-H 1B 2B		SSS K	6-3		SSS K	6	1	2	3	0	2	4
Al Smith, R (1, 8) OBP: 0.342, SLG: 0.366		BBBB 4-0 S 1B BB		4-3 2-3	1B 2-3 1B		1-4-3 1-2	1-3			4	1	1	0	1	0	4
Chico Carrasquel, R (1, 6) OBP: 0.355, SLG: 0.382	SSS K 1-2			G6-4-3 IBB	1B 1-3 3-H 1B		BBBB 4-0 1B BB		F8		3	0	1	1	2	1	1
Jim Hegan, R (1, 2) OBP: 0.296, SLG: 0.352	2-H 1B			G6-4-3 1-2f	F8		1-2 2-3 1B		F9		5	0	2	1	0	0	4
Early Wynn, S (1, 1) OBP: 0.213, SLG: 0.115 Vito Valentinetti, R (8, 1) OBP: 0.500, SLG: 0.333	SSS K				FC1-5 1B 1B	BBBB 4-0 FC1-6 BB	P6		1B		3 1	0 0	1 1	0 0	1 0	1 0	4 0
Inning Stats	R: 1 H: 1 E: 0 LOB: 0 K: 0 BB: 0 S: 4 P: 4	R: 1 H: 1 E: 0 LOB: 1 K: 2 BB: 1 S: 8 P: 12	R: 0 H: 1 E: 0 LOB: 1 K: 1 BB: 0 S: 6 P: 6	R: 0 H: 1 E: 0 LOB: 1 K: 0 BB: 1 S: 3 P: 7	R: 4 H: 5 E: 0 LOB: 2 K: 0 BB: 1 S: 8 P: 12	R: 0 H: 0 E: 0 LOB: 1 K: 0 BB: 1 S: 3 P: 7	R: 0 H: 2 E: 0 LOB: 3 K: 1 BB: 1 S: 7 P: 11	R: 1 H: 1 E: 1 LOB: 2 K: 0 BB: 1 S: 5 P: 9	R: 0 H: 1 E: 0 LOB: 1 K: 0 BB: 0 S: 4 P: 4	R: 0 H: 0 E: 0 LOB: 1 K: 1 BB: 1 S: 5 P: 9	1B: 9 SF: 0 2B: 3 SAC: 3 3B: 0 DP: 1 HR: 1 HBP: 0						

	AB	40
	R	7
	H	13
	RBI	7
	BB	7
	SO	5
	LOB	28

WP: 0 PA: 50
PB: 0
SB: 1
CS: 0

PITCHER		IP	WLS	BF	H	R	ER	SO	BB	IBB	HBP	BLK	WP	HR	S	P	ERA	WHIP
Frank Lary, R ERA: 3.98	(1, 1)	4.2		25	9	6	6	3	2	1	0	0	0	1	28	40	11.57	2.357
Harry Byrd, R ERA: 3.97	(5, 1)	2.1		11	2	0	0	1	2	0	0	0	0	0	11	19	0.00	1.714
Jim Stump, R ERA: 2.7	(8, 1)	2.1	W	12	2	1	0	0	1	1	0	0	0	0	10	18	0.00	1.286
Lou Sleater, L ERA: 3.86	(10, 1)	0.1		1	0	0	0	0	0	0	0	0	0	0	1	1	0.00	0.000
Duke Maas, R ERA: 3.03	(10, 1)	0.1	S	1	0	0	0	1	0	0	0	0	0	0	3	3	0.00	0.000

PITCHER	IP	WLS	BF	H	R	ER	SO	BB	IBB	HBP	BLK	WP	HR	S	P	ERA	WHIP

Detroit Tigers @ Cleveland Indians

Cleveland Municipal Stadium, Cleveland, OH

Sun Sep 01 1957, 3:33 AM EDT

Att. 8,462 - Unknown

livebaseballscorecards.com

Batter	1	2	3	4	5	6	7	8	9	AB	R	H	RBI	BB	SO	LOB
Harvey Kuenn, R (1, 6) OBP: 0.319, SLG: 0.365	5-3		F7			K		HR 1B 1-2		4	1	1	0	0	1	0
Dave Philley, S (1, 3) OBP: 0.333, SLG: 0.380	F3		F2			5-3		HR 1-H 2-H		4	1	1	3	0	0	0
Bill Tuttle, R (1, 8) OBP: 0.320, SLG: 0.343	F9			F8			HR 1B	K		4	1	1	0	0	1	0
Al Kaline, R (1, 9) OBP: 0.343, SLG: 0.484		4-3 WP 2B 1B		L6-3			HR 1-H	K		4	2	2	2	0	1	0
Charlie Maxwell, L (1, 7) OBP: 0.376, SLG: 0.495		4-3 1-3		K			P2	6-3		4	0	0	0	0	1	1
Jay Porter, R (1, 2) OBP: 0.363, SLG: 0.409		6-3			P5-3 1B		1B		BB	3	0	2	0	1	0	1
Frank Bolling, R (1, 4) OBP: 0.331, SLG: 0.404		2B 3-H			P5-3 1-2f		P6		G6-4-3 BB 1-2	3	0	1	1	1	0	2
Reno Bertoia, R (1, 5) OBP: 0.319, SLG: 0.373 Jim Finigan, R (8, 5) OBP: 0.338, SLG: 0.287		F5			P5		F7		K	3 1	0 0	0 0	0 0	0 0	0 1	2 2
Jim Bunning, R (1, 1) OBP: 0.238, SLG: 0.200			F9			K		E6 1B HR	G6-4-3 1-2f	4	1	0	0	0	1	2
Inning Stats	R: 0 E: 0 K: 0 S: 3 H: 0 LOB: 0 BB: 0 P: 3	R: 1 E: 0 K: 0 S: 5 H: 2 LOB: 1 BB: 0 P: 5	R: 0 E: 0 K: 0 S: 3 H: 0 LOB: 0 BB: 0 P: 3	R: 0 E: 0 K: 1 S: 5 H: 0 LOB: 0 BB: 0 P: 5	R: 0 E: 0 K: 0 S: 3 H: 1 LOB: 0 BB: 0 P: 3	R: 0 E: 0 K: 2 S: 7 H: 0 LOB: 0 BB: 0 P: 7	R: 2 E: 0 K: 0 S: 6 H: 3 LOB: 1 BB: 0 P: 6	R: 3 E: 1 K: 2 S: 10 H: 2 LOB: 0 BB: 0 P: 10	R: 0 E: 0 K: 1 S: 4 H: 0 LOB: 1 BB: 2 P: 12	1B: 5 2B: 2 3B: 0 HR: 2 SF: 0 SAC: 0 DP: 2 HBP: 0						

	AB	34
	R	6
	H	8
	RBI	6
	BB	2
	SO	6
	LOB	10

WP: 1 PB: 0 SB: 0 CS: 0 PA: 36

PITCHER		IP	WLS	BF	H	R	ER	SO	BB	IBB	HBP	BLK	WP	HR	S	P	ERA	WHIP
Ray Narleski, R ERA: 3.11	(1, 1)	7.0	L	26	6	3	3	3	0	0	0	0	1	1	32	32	3.86	0.857
Dick Tomanek, L ERA: 5.81	(8, 1)	2.0		10	2	3	2	3	2	0	0	0	0	1	14	22	9.00	2.000

PITCHER		IP	WLS	BF	H	R	ER	SO	BB	IBB	HBP	BLK	WP	HR	S	P	ERA	WHIP

Detroit Tigers @ Cleveland Indians

Cleveland Municipal Stadium, Cleveland, OH

Sun Sep 01 1957, 3:33 AM EDT

Att. 8,462 - Unknown

livebaseballscorecards.com

BOTTOM

Batter	1	2	3	4	5	6	7	8	9	AB	R	H	RBI	BB	SO	LOB
Larry Raines, R (1, 5) OBP: 0.319, SLG: 0.348	6-3		6-3		F9		F2			4	0	0	0	0	0	0
Bobby Avila, R (1, 4) OBP: 0.334, SLG: 0.360	F5		BB		E5			5-3		3	0	0	0	1	0	0
Gene Woodling, L (1, 7) OBP: 0.423, SLG: 0.542	E4		F9		K			L9		4	0	0	0	0	1	2
Vic Wertz, L (1, 3) OBP: 0.375, SLG: 0.477	G3		P5			HR		F8		4	1	1	1	0	0	2
Rocky Colavito, R (1, 9) OBP: 0.348, SLG: 0.467		L6		6-3		K			5-3	4	0	0	0	0	1	0
Al Smith, R (1, 8) OBP: 0.343, SLG: 0.365		F8		BB FC4-6		HBP G4-6-3			F8	2	0	0	0	1	0	0
Chico Carrasquel, R (1, 6) OBP: 0.354, SLG: 0.380		1B 1B		FC4-6 FC6-4 1-2f		G4-6-3 1-2f			K	4	0	1	0	0	1	2
Jim Hegan, R (1, 2) OBP: 0.298, SLG: 0.354		1-3 1B		FC6-4 1-2f			F8			2	0	1	0	0	0	1
Hal Naragon, L (7, PH) OBP: 0.328, SLG: 0.286										1	0	0	0	0	0	0
(8, 2)																
Ray Narleski, R (1, 1) OBP: 0.152, SLG: 0.219	2-3				5-3		P6			2	0	0	0	0	0	2
Joe Caffie, L (7, PH) OBP: 0.318, SLG: 0.405										1	0	0	0	0	0	0
Dick Tomanek, L (8, 1) OBP: 0.250, SLG: 0.333										0	0	0	0	0	0	0
Inning Stats	R: 0 E: 1 K: 0 S: 4 H: 0 LOB: 1 BB: 0 P: 4	R: 0 E: 0 K: 0 S: 5 H: 2 LOB: 2 BB: 0 P: 5	R: 0 E: 0 K: 0 S: 3 H: 0 LOB: 1 BB: 1 P: 7	R: 0 E: 0 K: 0 S: 3 H: 0 LOB: 1 BB: 1 P: 7	R: 0 E: 1 K: 1 S: 6 H: 0 LOB: 1 BB: 0 P: 6	R: 1 E: 0 K: 1 S: 5 H: 1 LOB: 0 BB: 0 P: 6	R: 0 E: 0 K: 0 S: 3 H: 0 LOB: 0 BB: 0 P: 3	R: 0 E: 0 K: 0 S: 3 H: 0 LOB: 0 BB: 0 P: 3	R: 0 E: 0 K: 1 S: 5 H: 0 LOB: 0 BB: 0 P: 5	1B: 2 2B: 0 3B: 0 HR: 1	SF: 0 SAC: 0 DP: 1 HBP: 1						

	AB	31
	R	1
	H	3
	RBI	1
	BB	2
	SO	3
	LOB	9

PITCHER		IP	WLS	BF	H	R	ER	SO	BB	IBB	HBP	BLK	WP	HR	S	P	ERA	WHIP
Jim Bunning, R ERA: 2.52	(1, 1)	9.0	W	34	3	1	1	3	2	0	1	0	0	1	37	46	1.00	0.556

PITCHER	IP	WLS	BF	H	R	ER	SO	BB	IBB	HBP	BLK	WP	HR	S	P	ERA	WHIP

Batter	1	2	3	4	5	6	7	8	9	AB	R	H	RBI	BB	SO	LOB
Luis Aparicio, R (1, 6) OBP: 0.310, SLG: 0.307	BB BB 3-1 1B	F9 ②		S 1B		BBB 4-0 1-2 3B BB		0-0 L9-3 1B		4	2	3	0	1	0	1
Nellie Fox, L (1, 4) OBP: 0.410, SLG: 0.421	BBBB 4-0 3-1 BB 1-2 HR BB	BBBB 4-0 1-2 BB		0-0 F8 ① 1-2		0-0 1-H 2-H 3B		0-0 ① ② L9-3 1-2		3	1	1	2	2	0	2
Earl Torgeson, L (1, 3) OBP: 0.406, SLG: 0.436	BBBB 4-0 3-1 1-2 2-3 HR BB	0-0 ③ G3		0-0 ② P4		0-0 ① 4-3		BBBB 4-0 BB BB BB		3	1	0	0	2	0	4
Larry Doby, L (1, 8) OBP: 0.385, SLG: 0.479	0-0 ① 3-1 1-2 2-3 3-H	0-0 ① 4-3		0-0 ③ 1-4-3		BBBB 4-0 G6-4-3 BB		BBBB 4-0 BB 1-2 BB		3	0	0	1	2	0	3
Minnie Minoso, R (1, 7) OBP: 0.398, SLG: 0.450	0-0 2-H 3-H HR	0-0 ② 5-3			0-0 ① F9	0-0 ② ③ G6-4-3 1-2f		BBBB 4-0 1-2 2-3 BB		4	1	1	3	1	0	2
Jim Rivera, L (1, 9) OBP: 0.332, SLG: 0.458	0-0 ② L7	0-0 1B 3B			0-0 ② 6-3		0-0 ① F8	0-0 ③ F8		5	1	1	0	0	0	3
Sherm Lollar, R (1, 2) OBP: 0.344, SLG: 0.407	0-0 ③ F7		BBBB 4-0 1B BB		0-0 2B		0-0 HR		0-0 ① P5	4	1	2	1	1	0	0
Fred Hatfield, L (1, 5) OBP: 0.321, SLG: 0.222 Sammy Esposito, R (7, 5) OBP: 0.331, SLG: 0.237		SSS 0-3 ① K	0-0 FC6 1-2 3-H 1B		SSS 0-3 ③ K		0-0 ② F7		SSS 0-3 ② K	4 1	0 0	1 0	1 0	0 0	2 1	1 0
Billy Pierce, L (1, 1) OBP: 0.169, SLG: 0.161 Gerry Staley, R (6, 1) OBP: 0.143, SLG: 0.053		0-0 BB 1B	0-0 ③ FC6 1-2f			0-0 BB 3B 1B	0-0 ③ 4-3		0-0 ③ F9	3 2	1 0	2 0	0 0	0 0	0 0	2 0
Inning Stats	R: 4 E: 0 K: 0 S: 5 H: 2 LOB: 0 BB: 2 P: 13	R: 0 E: 0 K: 1 S: 6 H: 1 LOB: 2 BB: 1 P: 10	R: 1 E: 0 K: 0 S: 5 H: 2 LOB: 2 BB: 1 P: 9	R: 0 E: 0 K: 0 S: 4 H: 1 LOB: 1 BB: 0 P: 4	R: 0 E: 0 K: 1 S: 6 H: 1 LOB: 1 BB: 0 P: 6	R: 2 E: 0 K: 0 S: 4 H: 2 LOB: 1 BB: 2 P: 12	R: 1 E: 0 K: 0 S: 4 H: 1 LOB: 0 BB: 0 P: 4	R: 0 E: 0 K: 0 S: 3 H: 1 LOB: 3 BB: 3 P: 15	R: 0 E: 0 K: 1 S: 5 H: 0 LOB: 0 BB: 0 P: 5	1B: 6 2B: 2 3B: 2 HR: 2	SF: 0 SAC: 0 DP: 2 HBP: 0						

PITCHER	IP	WLS	BF	H	R	ER	SO	BB	IBB	HBP	BLK	WP	HR	S	P	ERA	WHIP
Duke Maas, R (1, 1) ERA: 3.21	0.1	L	5	2	4	4	0	2	0	0	0	0	1	3	11	108.00	12.000
Jim Stump, R (1, 1) ERA: 2.57	3.2		17	4	1	1	1	2	0	0	0	0	0	17	25	2.46	1.636
Lou Sleater, L (5, 1) ERA: 4.06	1.1		9	3	2	2	1	2	0	0	0	0	0	9	17	13.50	3.750
Bob Shaw, R (6, 1) ERA: 7.45	0.2		1	0	0	0	0	0	0	0	0	0	0	1	1	0.00	0.000
Harry Byrd, R (7, 1) ERA: 3.91	3.0		13	2	1	1	1	3	0	0	0	0	1	12	24	3.00	1.667

PITCHER	IP	WLS	BF	H	R	ER	SO	BB	IBB	HBP	BLK	WP	HR	S	P	ERA	WHIP

Chicago White Sox @ Detroit Tigers

Briggs Stadium, Detroit, MI

Mon Sep 02 1957, 4:33 AM EDT

Unknown

TOP

livebaseballscorecards.com

AB	36
R	8
H	11
RBI	8
BB	9
SO	3
LOB	18

WP: 0 PB: 0 SB: 1 CS: 0 PA: 45

BOTTOM

Chicago White Sox @ Detroit Tigers

Briggs Stadium, Detroit, MI

Mon Sep 02 1957, 4:33 AM EDT

Unknown

livebaseballscorecards.com

Batter	1	2	3	4	5	6	7	8	9	AB	R	H	RBI	BB	SO	LOB
Harvey Kuenn, R (1, 6) OBP: 0.316, SLG: 0.361	L8	P6		F7		FC5-2 FC4 3-H		5-3		5	0	0	0	0	0	7
Bill Tuttle, R (1, 8) OBP: 0.318, SLG: 0.341	FC5-4 1B		5-3		L7	FC4 1-2f			5-3	5	0	1	0	0	0	2
Ray Boone, R (1, 3) OBP: 0.341, SLG: 0.408	F8		1B		1B		F7		6-3	5	0	2	0	0	0	1
Al Kaline, R (1, 9) OBP: 0.340, SLG: 0.479	FC5-4 1-2f		K		L6		L5-3		L6-3	5	0	0	0	0	1	3
Charlie Maxwell, L (1, 7) OBP: 0.377, SLG: 0.500		1B 3B	P5		P4		1B			4	1	2	0	0	0	2
Jay Porter, R (1, 2) OBP: 0.367, SLG: 0.412		F8 1B 1B 3-H	F9		2B 2B		K			4	1	2	1	0	1	1
Frank Bolling, R (1, 4) OBP: 0.334, SLG: 0.413		1-2 1B	3B		2B 1-3 FC5-2	2B		L8		4	0	3	0	0	0	0
Reno Bertoia, R (1, 5) OBP: 0.322, SLG: 0.378		F8 2-3	K		2-3 3-H	2B		2-3	1B	4	0	2	1	0	1	3
Duke Maas, R (1, 1) OBP: 0.136, SLG: 0.164 Jim Stump, R (1, 1) Johnny Groth, R (4, PH) OBP: 0.347, SLG: 0.368 Lou Sleater, L (5, 1) OBP: 0.300, SLG: 0.737 Bob Shaw, R (6, 1) Dave Philley, S (6, PH) OBP: 0.352, SLG: 0.379 Harry Byrd, R (7, 1)		K	BB		K		K	2-3 1-2		0 1 0 0 0 1 1	0 0 0 0 0 0 0	0 0 0 0 0 1 0	0 0 0 0 0 0 0	0 1 0 0 0 0 0	0 0 1 0 0 1 0	0 2 0 0 0 2 1
Inning Stats	R: 0 E: 0 K: 0 S: 4 H: 1 LOB: 1 BB: 0 P: 4	R: 1 E: 0 K: 1 S: 8 H: 3 LOB: 2 BB: 0 P: 8	R: 0 E: 0 K: 1 S: 6 H: 1 LOB: 1 BB: 0 P: 6	R: 0 E: 0 K: 1 S: 6 H: 1 LOB: 2 BB: 1 P: 10	R: 0 E: 0 K: 0 S: 4 H: 1 LOB: 1 BB: 0 P: 4	R: 1 E: 0 K: 1 S: 8 H: 3 LOB: 2 BB: 0 P: 8	R: 0 E: 0 K: 1 S: 6 H: 1 LOB: 1 BB: 0 P: 6	R: 0 E: 0 K: 0 S: 4 H: 1 LOB: 1 BB: 0 P: 4	R: 0 E: 0 K: 0 S: 3 H: 0 LOB: 0 BB: 0 P: 3	1B: 8 2B: 2 3B: 2 HR: 0	SF: 0 SAC: 0 DP: 0 HBP: 0						

AB	39
R	2
H	12
RBI	2
BB	1
SO	5
LOB	24

PITCHER		IP	WLS	BF	H	R	ER	SO	BB	IBB	HBP	BLK	WP	HR	S	P	ERA	WHIP
Billy Pierce, L ERA: 3.04	(1, 1)	5.1	W	27	10	2	2	4	1	0	0	0	0	0	34	38	3.38	2.062
Gerry Staley, R ERA: 1.85	(6, 1)	3.2	S	13	2	0	0	1	0	0	0	0	0	0	15	15	0.00	0.545

PITCHER	IP	WLS	BF	H	R	ER	SO	BB	IBB	HBP	BLK	WP	HR	S	P	ERA	WHIP

Batter	1	2	3	4	5	6	7	8	9	AB	R	H	RBI	BB	SO	LOB
Luis Aparicio, R (1, 6) OBP: 0.308, SLG: 0.304	F4		F8		P6		1-3		5-3 1-2	5	0	0	0	0	0	6
Nellie Fox, L (1, 4) OBP: 0.410, SLG: 0.423	1-4-3		FC4-6 1-2f		1B 2-3 3-H		6-3 2-3 3-H		2B 2-H	5	0	2	3	0	0	2
Minnie Minoso, R (1, 7) OBP: 0.398, SLG: 0.448	K			P6	HBP		1B 3-H		6-3	2	0	0	0	0	1	0
Jim Derrington, L (5, 1)										0	0	0	0	0	0	0
Ted Beard, L (7, PH) OBP: 0.250, SLG: 0.108										1	0	1	1	0	0	0
Gerry Staley, R (7, 1) OBP: 0.143, SLG: 0.053										0	0	0	0	0	0	0
Bubba Phillips, R (9, PH) OBP: 0.325, SLG: 0.374										1	0	0	0	0	0	1
Larry Doby, L (1, 8) OBP: 0.384, SLG: 0.479		2B 3-1		L4	F9		K			4	0	1	0	0	1	4
Sherm Lollar, R (1, 2) OBP: 0.343, SLG: 0.403		L9		BB		6-3		5-3		3	0	0	0	1	0	1
Jim Rivera, L (1, 9) OBP: 0.328, SLG: 0.453		3-1 2-3		4-3		3-1		4-3		4	0	0	0	0	0	2
(5, 7)																
Walt Dropo, R (1, 3) OBP: 0.291, SLG: 0.426		K			1B 3-1 1B	5-3		F7		4	1	1	0	0	1	1
Fred Hatfield, L (1, 5) OBP: 0.327, SLG: 0.234			K		1B 1B 3-1 1-2		1B 2B 6-3		G3	4	1	2	0	0	1	0
Dick Donovan, L (1, 1) OBP: 0.210, SLG: 0.230										1	0	1	0	0	0	0
Earl Torgeson, L (5, PH) OBP: 0.408, SLG: 0.442			FC4-6 1B		3-1 1-2 2-3		2B 6-3 1-3		BLK 2B 1B	3	2	2	0	0	0	2
(5, 9)																
Inning Stats	R: 0 E: 0 K: 1 S: 5 H: 0 LOB: 0 BB: 0 P: 5	R: 0 E: 0 K: 1 S: 6 H: 1 LOB: 1 BB: 0 P: 6	R: 0 E: 0 K: 1 S: 6 H: 1 LOB: 1 BB: 0 P: 6	R: 0 E: 0 K: 0 S: 3 H: 0 LOB: 1 BB: 1 P: 7	R: 1 E: 0 K: 0 S: 6 H: 3 LOB: 3 BB: 0 P: 7	R: 0 E: 0 K: 0 S: 3 H: 0 LOB: 0 BB: 0 P: 3	R: 2 E: 0 K: 1 S: 8 H: 3 LOB: 1 BB: 0 P: 8	R: 0 E: 0 K: 0 S: 3 H: 0 LOB: 0 BB: 0 P: 3	R: 1 E: 0 K: 0 S: 5 H: 2 LOB: 1 BB: 0 P: 5	1B: 7 2B: 3 3B: 0 HR: 0 SF: 0 SAC: 0 DP: 0 HBP: 1						

PITCHER	IP	WLS	BF	H	R	ER	SO	BB	IBB	HBP	BLK	WP	HR	S	P	ERA	WHIP
Frank Lary, R (1, 1) ERA: 3.98	9.0	W	39	10	4	4	4	1	0	1	1	0	0	45	50	4.00	1.222

PITCHER	IP	WLS	BF	H	R	ER	SO	BB	IBB	HBP	BLK	WP	HR	S	P	ERA	WHIP

TOP

Chicago White Sox @ Detroit Tigers

Briggs Stadium, Detroit, MI

Mon Sep 02 1957, 4:38 AM EDT

Att. 28,606 - Unknown

livebaseballscorecards.com

AB	37
R	4
H	10
RBI	4
BB	1
SO	4
LOB	19

PA: 39

WP: 0
PB: 0
SB: 0
CS: 0

BOTTOM

Chicago White Sox @ Detroit Tigers

Briggs Stadium, Detroit, MI

Mon Sep 02 1957, 4:38 AM EDT

Att. 28,606 - Unknown

Batter	1	2	3	4	5	6	7	8	9	AB	R	H	RBI	BB	SO	LOB
Frank Bolling, R (1, 4) OBP: 0.335, SLG: 0.414	FC4-6 1B	1B		F9			F7			4	0	2	0	0	0	0
Dave Philley, S (1, 3) OBP: 0.326, SLG: 0.371	FC4-6 1B HR 1-2f	K			4-3		6-3			4	1	0	0	0	1	2
Johnny Groth, R (1, 8) OBP: 0.345, SLG: 0.365	HR 1B 1-3		P6		6-3		F6			4	1	1	0	0	0	0
Bill Tuttle, R (8, 8) OBP: 0.318, SLG: 0.341										0	0	0	0	0	0	0
Al Kaline, R (1, 9) OBP: 0.341, SLG: 0.485	HR 1-H 3-H		F7		1B CS BB BBBB			L5-3		3	1	1	3	1	0	0
Charlie Maxwell, L (1, 7) OBP: 0.380, SLG: 0.504	3-1		2B		1B 1-3			G4-3-6 BB BBBB		3	0	2	0	1	0	0
Frank House, L (1, 2) OBP: 0.317, SLG: 0.334	F7		L8		L 3-H	2B		G4-3-6 1-2f		5	0	1	0	0	0	4
Harvey Kuenn, R (1, 6) OBP: 0.316, SLG: 0.367		HR		4-3		P4				3	1	1	1	0	0	1
Reno Bertoia, R (1, 5) OBP: 0.322, SLG: 0.389		L6		HR		F2				3	1	1	1	0	0	1
Frank Lary, R (1, 1) OBP: 0.171, SLG: 0.164		K		K		5-3				3	0	0	0	0	2	1
Inning Stats	R: 3 H: 3 E: 0 LOB: 0 K: 0 BB: 0 S: 6 P: 6	R: 1 H: 2 E: 0 LOB: 1 K: 2 BB: 0 S: 9 P: 9	R: 0 H: 1 E: 0 LOB: 1 K: 0 BB: 0 S: 4 P: 4	R: 1 H: 1 E: 0 LOB: 0 K: 1 BB: 0 S: 6 P: 6	R: 0 H: 1 E: 0 LOB: 1 K: 0 BB: 1 S: 3 P: 7	R: 0 H: 1 E: 0 LOB: 1 K: 0 BB: 0 S: 4 P: 4	R: 0 H: 0 E: 0 LOB: 0 K: 0 BB: 0 S: 3 P: 3	R: 0 H: 0 E: 0 LOB: 0 K: 0 BB: 1 S: 2 P: 6		1B: 4 SF: 0 2B: 2 SAC: 0 3B: 0 DP: 1 HR: 3 HBP: 0						

livebaseballscorecards.com

AB	32
R	5
H	9
RBI	5
BB	2
SO	3
LOB	9

WP: 0 PA: 34
PB: 0
SB: 0
CS: 1

PITCHER		IP	WLS	BF	H	R	ER	SO	BB	IBB	HBP	BLK	WP	HR	S	P	ERA	WHIP
Dick Donovan, R ERA: 2.86	(1, 1)	4.0	L	19	7	5	5	3	0	0	0	0	0	3	25	25	11.25	1.750
Jim Derrington, L ERA: 4.78	(5, 1)	2.0		9	2	0	0	0	1	0	0	0	0	0	7	11	0.00	1.500
Gerry Staley, R ERA: 1.81	(7, 1)	2.0		6	0	0	0	0	1	0	0	0	0	0	5	9	0.00	0.500

PITCHER	IP	WLS	BF	H	R	ER	SO	BB	IBB	HBP	BLK	WP	HR	S	P	ERA	WHIP

Batter	1	2	3	4	5	6	7	8	9	10	11	AB	R	H	RBI	BB	SO	LOB
Luis Aparicio, R (1, 6) OBP: 0.307, SLG: 0.305	5-3		P4		5-3			P4		2B		5	0	1	0	0	0	1
Nellie Fox, L (1, 4) OBP: 0.409, SLG: 0.421	6-3		L5			L8		FC6-4 1-2 1B		L7		5	0	1	0	0	0	1
Minnie Minoso, R (1, 7) OBP: 0.396, SLG: 0.444	F8		5-3			6-3 1B HBP		FC6-4 1-2f 2-3		P4		4	0	0	0	0	0	3
Sherm Lollar, R (1, 2) OBP: 0.344, SLG: 0.403		P6		1B		6-3 1-2		F8			G5-4-3 1B	5	0	2	0	0	0	3
Larry Doby, L (1, 8) OBP: 0.384, SLG: 0.486		HR		F7		2-H 1B			4-3		F5	5	1	2	1	0	0	2
Walt Dropo, R (1, 3) OBP: 0.289, SLG: 0.435		6-3		K			L7		HR		G5-4-3 1-2f	5	1	1	1	0	1	2
Bubba Phillips, R (1, 9) OBP: 0.324, SLG: 0.372		E 1B		F7			6-3		P6			4	0	1	0	0	0	1
Sammy Esposito, R (1, 5) OBP: 0.324, SLG: 0.231		E6 1-2			F2		P5		K			4	0	0	0	0	1	1
Bob Keegan, R (1, 1) OBP: 0.200, SLG: 0.111		K			4-3			FC6-4 1B BB		4-3		2	0	0	0	1	1	2
Gerry Staley, R (9, 1) OBP: 0.136, SLG: 0.050												1	0	0	0	0	0	0
Inning Stats	R: 0 E: 0 K: 0 S: 3 H: 0 LOB: 0 BB: 0 P: 3	R: 1 E: 1 K: 1 S: 8 H: 2 LOB: 2 BB: 0 P: 8	R: 0 E: 0 K: 0 S: 3 H: 0 LOB: 0 BB: 0 P: 3	R: 0 E: 0 K: 1 S: 6 H: 1 LOB: 1 BB: 0 P: 6	R: 0 E: 0 K: 0 S: 3 H: 0 LOB: 0 BB: 0 P: 3	R: 0 E: 0 K: 0 S: 3 H: 1 LOB: 2 BB: 0 P: 4	R: 0 E: 0 K: 0 S: 3 H: 0 LOB: 0 BB: 0 P: 3	R: 0 E: 0 K: 0 S: 4 H: 1 LOB: 2 BB: 1 P: 8	R: 1 E: 0 K: 1 S: 6 H: 1 LOB: 0 BB: 0 P: 6	R: 0 E: 0 K: 0 S: 4 H: 1 LOB: 1 BB: 0 P: 4	R: 0 E: 0 K: 0 S: 3 H: 1 LOB: 0 BB: 0 P: 3							

PITCHER	IP	WLS	BF	H	R	ER	SO	BB	IBB	HBP	BLK	WP	HR	S	P	ERA	WHIP
Billy Hoeft, L (1, 1) ERA: 3.54	11.0	W	42	8	2	2	3	1	0	1	0	0	2	46	51	1.64	0.818

PITCHER	IP	WLS	BF	H	R	ER	SO	BB	IBB	HBP	BLK	WP	HR	S	P	ERA	WHIP

Chicago White Sox @ Detroit Tigers

Briggs Stadium, Detroit, MI

Tue Sep 03 1957, 4:33 AM EDT

Att. 4,287 - Unknown

TOP

livebaseballscorecards.com

AB	40
R	2
H	8
RBI	2
BB	1
SO	3
LOB	16

1B: 5	SF: 0	WP: 0	PA: 42
2B: 1	SAC: 0	PB: 0	
3B: 0	DP: 1	SB: 0	
HR: 2	HBP: 1	CS: 0	

Batter	1	2	3	4	5	6	7	8	9	10	11	AB	R	H	RBI	BB	SO	LOB
Frank Bolling, R (1, 4) OBP: 0.334, SLG: 0.414	4-3 1B	5-3			F2		F8			5-3		5	1	1	0	0	0	1
Dave Philley, S (1, 3) OBP: 0.319, SLG: 0.363	F8		F8		G3			P4		4-3		5	0	0	0	0	0	1
Johnny Groth, R (1, 8) OBP: 0.349, SLG: 0.369	4-3 2-3		6-3			F8 BB 1B		CS 1B		5-3		4	0	2	0	0	0	1
Bill Tuttle, R (8, PR) OBP: 0.318, SLG: 0.340 (9, 8)												1	0	0	0	0	0	0
Al Kaline, R (1, 9) OBP: 0.341, SLG: 0.490	BB 1B 3-H		L6-3			F8		L5			HR	5	1	2	2	0	0	2
Charlie Maxwell, L (1, 7) OBP: 0.385, SLG: 0.505	BB 1-2			FC1-6 1B		BB 1-2		CS 1-2	SH1-4 1B BB			1	1	1	0	3	0	0
Jay Porter, R (1, 2) OBP: 0.359, SLG: 0.402	F8			FC1-6 1-2f		F8 2-3			SH1-4 1-2			3	0	0	0	0	0	5
Harvey Kuenn, R (1, 6) OBP: 0.317, SLG: 0.369		2B		G6-4-3 BB		F3			F8			3	0	1	0	1	0	3
Reno Bertoia, R (1, 5) OBP: 0.318, SLG: 0.385		1-3		G6-4-3 1-2f			5-3		2-H 1B			3	0	0	0	0	0	3
Ray Boone, R (9, PH) OBP: 0.342, SLG: 0.409												1	0	1	1	0	0	0
Jim Finigan, R (10, 5) OBP: 0.338, SLG: 0.287												0	0	0	0	0	0	0
Billy Hoeft, L (1, 1) OBP: 0.210, SLG: 0.351		K			F8		3-1		P5			4	0	0	0	0	1	2
Inning Stats	R: 1 E: 0 K: 0 S: 5 H: 2 LOB: 2 BB: 1 P: 9	R: 0 E: 0 K: 1 S: 6 H: 1 LOB: 1 BB: 0 P: 6	R: 0 E: 0 K: 0 S: 3 H: 0 LOB: 0 BB: 0 P: 3	R: 0 E: 1 K: 0 S: 3 H: 1 LOB: 1 BB: 1 P: 7	R: 0 E: 0 K: 0 S: 3 H: 0 LOB: 0 BB: 0 P: 3	R: 0 E: 0 K: 0 S: 4 H: 1 LOB: 2 BB: 1 P: 8	R: 0 E: 0 K: 0 S: 3 H: 0 LOB: 0 BB: 0 P: 3	R: 0 E: 0 K: 0 S: 3 H: 1 LOB: 1 BB: 0 P: 3	R: 1 E: 0 K: 0 S: 4 H: 1 LOB: 1 BB: 1 P: 8	R: 0 E: 0 K: 0 S: 3 H: 0 LOB: 0 BB: 0 P: 3	R: 1 E: 0 K: 0 S: 1 H: 1 LOB: 0 BB: 0 P: 1	1B: 5 2B: 2 3B: 0 HR: 1	SF: 0 SAC: 1 DP: 1 HBP: 0					

PITCHER		IP	WLS	BF	H	R	ER	SO	BB	IBB	HBP	BLK	WP	HR	S	P	ERA	WHIP
Bob Keegan, R ERA: 3.26	(1, 1)	8.0		32	6	2	2	1	4	0	0	0	0	0	30	46	2.25	1.250
Gerry Staley, R ERA: 1.87	(9, 1)	2.0	L	8	2	1	1	0	0	0	0	0	0	1	8	8	4.50	1.000

PITCHER	IP	WLS	BF	H	R	ER	SO	BB	IBB	HBP	BLK	WP	HR	S	P	ERA	WHIP

Chicago White Sox @ Detroit Tigers

Briggs Stadium, Detroit, MI

Tue Sep 03 1957, 4:33 AM EDT

Att. 4,287 - Unknown

BOTTOM

livebaseballscorecards.com

AB	35
R	3
H	8
RBI	3
BB	4
SO	1
LOB	18

1B: 5	SF: 0	WP: 0	PA: 41
2B: 2	SAC: 1	PB: 0	
3B: 0	DP: 1	SB: 0	
HR: 1	HBP: 0	CS: 1	

Cleveland Indians @ Detroit Tigers

Briggs Stadium, Detroit, MI

Fri Sep 06 1957, 7:05 PM EDT

Att. 21,810 - Unknown

TOP

livebaseballscorecards.com

Batter	1	2	3	4	5	6	7	8	9	AB	R	H	RBI	BB	SO	LOB
Larry Raines, R (1, 5) OBP: 0.322, SLG: 0.349	5-3	P6			K		1-3			4	0	0	0	0	1	4
Bobby Avila, R (1, 4) OBP: 0.331, SLG: 0.362	5-3		F2		E6 2-3		F5			4	0	0	0	0	0	1
Gene Woodling, L (1, 7) OBP: 0.413, SLG: 0.531	K		F7		L3			P4		4	0	0	0	0	1	2
Vic Wertz, L (1, 3) OBP: 0.377, SLG: 0.482		BB 1B 1B 1B	K			F8		F8		4	1	1	0	0	1	0
Al Smith, R (1, 9) OBP: 0.349, SLG: 0.374		1B BB 1-2 1B		4-3-2 S 1B		F9 3B		K		4	1	3	0	0	1	0
Roger Maris, L (1, 8) OBP: 0.340, SLG: 0.395		1B 1-2 2-3 BB		P1 1-2		F9 3-H			F7	3	0	0	1	1	0	1
Russ Nixon, L (1, 2) OBP: 0.313, SLG: 0.329		F2		4-3-2 2-3f		1B			2B	4	0	2	0	0	0	4
Chico Carrasquel, R (1, 6) OBP: 0.351, SLG: 0.377		1-2 2-3 3-H 1B			E SH1-3 1B	6-3			K	4	0	2	1	0	1	2
Early Wynn, S (1, 1) OBP: 0.211, SLG: 0.114		K			SH1-3 1-2		4-3		L4	1	0	0	0	0	1	3
Joe Caffie, L (7, PH) OBP: 0.311, SLG: 0.395										1	0	0	0	0	0	0
Vito Valentinetti, R (7, 1) OBP: 0.500, SLG: 0.333										0	0	0	0	0	0	0
Hal Naragon, L (9, PH) OBP: 0.331, SLG: 0.284										1	0	0	0	0	0	1

	AB	34
	R	2
	H	8
	RBI	2
	BB	1
	SO	6
	LOB	18

Inning Stats	1	2	3	4	5	6	7	8	9
	R: 0 E: 0 K: 1 S: 5	H: 0 LOB: 0 BB: 0 P: 5	R: 1 E: 0 K: 1 S: 8	H: 3 LOB: 3 BB: 1 P: 12	R: 0 E: 0 K: 1 S: 5	H: 0 LOB: 0 BB: 0 P: 5	R: 0 E: 0 K: 0 S: 3	H: 1 LOB: 0 BB: 0 P: 3	R: 0 E: 1 K: 1 S: 7	H: 1 LOB: 2 BB: 0 P: 7	R: 1 E: 0 K: 0 S: 5	H: 2 LOB: 1 BB: 0 P: 5	R: 0 E: 0 K: 0 S: 3	H: 0 LOB: 0 BB: 0 P: 3	R: 0 E: 0 K: 1 S: 5	H: 0 LOB: 0 BB: 0 P: 5	R: 0 E: 0 K: 1 S: 6	H: 1 LOB: 1 BB: 0 P: 6

	1B: 6	SF: 0	WP: 0	PA: 36
	2B: 2	SAC: 1	PB: 0	
	3B: 1	DP: 1	SB: 1	
	HR: 0	HBP: 0	CS: 0	

PITCHER	IP	WLS	BF	H	R	ER	SO	BB	IBB	HBP	BLK	WP	HR	S	P	ERA	WHIP
Jim Bunning, R (1, 1) ERA: 2.5	9.0	W	36	8	2	2	6	1	0	0	0	0	0	47	51	2.00	1.000

PITCHER	IP	WLS	BF	H	R	ER	SO	BB	IBB	HBP	BLK	WP	HR	S	P	ERA	WHIP

Cleveland Indians @ Detroit Tigers

Briggs Stadium, Detroit, MI

Fri Sep 06 1957, 7:05 PM EDT

Att. 21,810 - Unknown

BOTTOM

Batter	1	2	3	4	5	6	7	8	9	AB	R	H	RBI	BB	SO	LOB
Frank Bolling, R (1, 4) OBP: 0.335, SLG: 0.412	S S S 0-3 ① K		x 0-0 ① F5	x 0-0 CS 1B 3-H		x 0-0 ② 6-3		B B B B 4-0 1-2 BB		4	0	1	1	1	1	2
Johnny Groth, R (1, 8) OBP: 0.340, SLG: 0.361 Bill Tuttle, R (8, 8) OBP: 0.317, SLG: 0.339	S S S 0-3 ② K		x 0-0 ② SF8 3-H 0-0 ③ CS 1-2		x 0-0 ① 4-3	x 0-0 ③ 1-3		x 0-0 ③ F3		3 1	0 0	0 0	1 0	0 0	1 0	1 2
Ray Boone, R (1, 3) OBP: 0.346, SLG: 0.409	B B B B 4-0 BB FC5-4		x 0-0 2B 1B		x 0-0 ② 4-3		B B B B 4-0 BB FC5-4			2	0	1	0	2	0	0
Al Kaline, R (1, 9) OBP: 0.341, SLG: 0.490	x 0-0 ③ FC5-4 1-2f		x 0-0 1-3 2B		x 0-0 ③ F2		x 0-0 ① FC5-4 S 1-2f			4	0	1	0	0	0	2
Charlie Maxwell, L (1, 7) OBP: 0.386, SLG: 0.502		S S S 0-3 ① K	I I I I 4-0 FC5-4 IBB			B B B B 4-0 1B BB	x 0-0 ② P2 1-2			2	0	0	0	2	1	1
Jay Porter, R (1, 2) OBP: 0.356, SLG: 0.397		S S S 0-3 ② K	x 0-0 ③ FC5-4 1-2f			x 0-0 ① BB BB E 1-3 1B	x 0-0 ③ 4-3			4	1	1	0	0	1	4
Harvey Kuenn, R (1, 6) OBP: 0.320, SLG: 0.372		x 0-0 2B	x 0-0 5-3 SH1-4 1B 1B			B B B B 4-0 E BB E 1-2 BB		x 0-0 ① F9		3	2	2	0	1	0	0
Reno Bertoia, R (1, 5) OBP: 0.319, SLG: 0.382		S S S 0-3 ③ K	x 0-0 ① SH1-4 1-2			B B B B 4-0 E E 1-2 2-3 BB		x 0-0 ② 3-1		2	1	0	0	1	1	1
Jim Bunning, R (1, 1) OBP: 0.250, SLG: 0.241			x 0-0 SF8 3B	x 0-0 ② 5-3 2-3		x 0-0 E6 1-H 2-H 3-H		x 0-0 BB 1B		4	1	2	1	0	0	1
Inning Stats	R: 0 H: 0 E: 0 LOB: 1 K: 2 BB: 1 S: 7 P: 11	R: 0 H: 1 E: 0 LOB: 1 K: 3 BB: 0 S: 10 P: 10	R: 1 H: 3 E: 0 LOB: 3 K: 0 BB: 1 S: 6 P: 10	R: 1 H: 2 E: 0 LOB: 0 K: 0 BB: 0 S: 4 P: 4	R: 0 H: 0 E: 0 LOB: 0 K: 0 BB: 0 S: 3 P: 3	R: 3 H: 1 E: 1 LOB: 1 K: 0 BB: 3 S: 4 P: 16	R: 0 H: 0 E: 0 LOB: 1 K: 0 BB: 1 S: 3 P: 7	R: 0 H: 1 E: 0 LOB: 2 K: 0 BB: 1 S: 4 P: 8		1B: 5 SF: 1 2B: 2 SAC: 1 3B: 1 DP: 0 HR: 0 HBP: 0						

livebaseballscorecards.com

AB	29
R	5
H	8
RBI	3
BB	7
SO	5
LOB	14

PITCHER	IP	WLS	BF	H	R	ER	SO	BB	IBB	HBP	BLK	WP	HR	S	P	ERA	WHIP
Early Wynn, R (1, 1) ERA: 4.33	6.0	L	29	7	5	3	5	4	1	0	0	0	0	34	54	4.50	1.833
Vito Valentinetti, R (7, 1) ERA: 3.72	2.0		9	1	0	0	0	2	0	0	0	0	0	7	15	0.00	1.500

PITCHER	IP	WLS	BF	H	R	ER	SO	BB	IBB	HBP	BLK	WP	HR	S	P	ERA	WHIP

Cleveland Indians @ Detroit Tigers

Briggs Stadium, Detroit, MI

Sat Sep 07 1957, 4:33 AM EDT

Att. 9,111 - Unknown

TOP

livebaseballscorecards.com

Batter	1	2	3	4	5	6	7	8	9	AB	R	H	RBI	BB	SO	LOB
Dick Williams, R (1, 5) OBP: 0.310, SLG: 0.370	0-0 2B 1B	0-0 L4		0-0 6-3		0-3 K			0-0 CS 1B	5	1	2	0	0	1	2
Bobby Avila, R (1, 4) OBP: 0.332, SLG: 0.363	0-0 1-H 4-3 2B	0-0 P4			4-0 4-3 PB G3 BB		0-0 F8		0-3 1-2 K	4	2	1	1	1	1	2
Gene Woodling, L (1, 7) OBP: 0.410, SLG: 0.525	0-0 4-3 3-H		0-0 F8		0-0 4-3 1-3		0-0 F9			4	0	0	1	0	0	1
Vic Wertz, L (1, 3) OBP: 0.376, SLG: 0.482	0-0 F8		0-0 2B		0-0 G3 3-H		0-0 F9			4	0	1	1	0	0	0
Rocky Colavito, R (1, 9) OBP: 0.347, SLG: 0.462	0-0 F7		0-0 F7		0-0 BB 1B			0-0 FC4-6 1B		4	0	2	0	0	0	1
Roger Maris, L (1, 8) OBP: 0.342, SLG: 0.394		0-0 1B 2B 1B	0-0 4-3		4-0 1-2 BB			0-0 FC4-6 1-2f		3	1	1	0	1	0	2
Russ Nixon, L (1, 2) OBP: 0.317, SLG: 0.333		0-0 1-2 2B 1B		0-0 6-3 1B	0-0 3-1			0-0 F8		4	1	2	0	0	0	3
George Strickland, R (1, 6) OBP: 0.306, SLG: 0.305		0-0 F2		0-0 6-3 1-2		0-0 F7		0-0 F7		4	0	0	0	0	0	4
Mike Garcia, R (1, 1) OBP: 0.167, SLG: 0.159 Don Mossi, L (8, 1) OBP: 0.241, SLG: 0.240 Ray Narleski, R (8, 1) OBP: 0.147, SLG: 0.212		0-0 1-H 2-H 2B		0-0 6-3		0-3 K			0-0 F7	3 0 1	0 0 0	1 0 0	2 0 0	0 0 0	1 0 0	1 0 0

	AB	36
	R	5
	H	10
	RBI	5
	BB	2
	SO	3
	LOB	16

Inning Stats	1	2	3	4	5	6	7	8	9	1B: 7	SF: 0	WP: 0	PA: 38
	R: 2 E: 0 K: 0 S: 5	R: 2 E: 0 K: 0 S: 6	R: 0 E: 0 K: 0 S: 4	R: 0 E: 0 K: 0 S: 4	R: 1 E: 0 K: 0 S: 4	R: 0 E: 0 K: 2 S: 7	R: 0 E: 0 K: 0 S: 3	R: 0 E: 0 K: 0 S: 4	R: 0 E: 0 K: 1 S: 5	2B: 3	SAC: 0	PB: 1	
	H: 2 LOB: 0 BB: 0 P: 5	H: 3 LOB: 1 BB: 0 P: 6	H: 1 LOB: 0 BB: 0 P: 4	H: 1 LOB: 1 BB: 0 P: 4	H: 1 LOB: 2 BB: 2 P: 12	H: 0 LOB: 0 BB: 0 P: 7	H: 0 LOB: 0 BB: 0 P: 3	H: 1 LOB: 1 BB: 0 P: 4	H: 1 LOB: 0 BB: 0 P: 5	3B: 0	DP: 0	SB: 0	
										HR: 0	HBP: 0	CS: 1	

PITCHER		IP	WLS	BF	H	R	ER	SO	BB	IBB	HBP	BLK	WP	HR	S	P	ERA	WHIP
Frank Lary, R ERA: 4.12	(1, 1)	1.1	L	9	5	4	4	0	0	0	0	0	0	0	9	9	27.00	3.750
Jim Stump, R ERA: 2.53	(2, 1)	3.2		16	3	1	1	0	2	0	0	0	0	0	14	22	2.46	1.364
Lou Sleater, L ERA: 3.93	(6, 1)	2.0		6	0	0	0	2	0	0	0	0	0	0	10	10	0.00	0.000
Paul Foytack, R ERA: 3.05	(8, 1)	2.0		7	2	0	0	1	0	0	0	0	0	0	9	9	0.00	1.000

PITCHER		IP	WLS	BF	H	R	ER	SO	BB	IBB	HBP	BLK	WP	HR	S	P	ERA	WHIP

Cleveland Indians @ Detroit Tigers

Briggs Stadium, Detroit, MI

Sat Sep 07 1957, 4:33 AM EDT

Att. 9,111 - Unknown

BOTTOM

Batter	1	2	3	4	5	6	7	8	9	AB	R	H	RBI	BB	SO	LOB
Frank Bolling, R (1, 4) OBP: 0.333, SLG: 0.410	G5-4-3 1B		FC6-4 1-2f		P6		5-3		F8	5	0	1	0	0	0	5
Johnny Groth, R (1, 8) OBP: 0.335, SLG: 0.356	F8			L6-4-3 BB 1B	FC6 1-2f		5-3		5-3	5	0	1	0	0	0	5
Ray Boone, R (1, 3) OBP: 0.347, SLG: 0.409	G5-4-3 1-2f			BBBB L6-4-3 1-2 BB		F8		2B 1B		3	1	1	0	1	0	1
Al Kaline, R (1, 9) OBP: 0.340, SLG: 0.487		BBBB G4-6-3 BB		L6-4-3 1-2 2-3		L5		F5		3	0	0	0	1	0	3
Charlie Maxwell, L (1, 7) OBP: 0.385, SLG: 0.502		G4-6-3 1-2f		4-3		F8		1-H 2B		4	1	1	1	0	0	2
Jay Porter, R (1, 2) OBP: 0.353, SLG: 0.393		SSS K			FC4 1B		FC5-4 1B	SSS K		1	0	0	0	0	1	0
Frank House, L (4, 2)										3	0	2	0	0	1	1
Harvey Kuenn, R (1, 6) OBP: 0.320, SLG: 0.373			F9		P6		FC5-4 E 1-2f 2B	2-H 2B		4	1	1	1	0	0	2
Reno Bertoia, R (1, 5) OBP: 0.318, SLG: 0.380			SSS K		E 1-2 1B		E5 1-3 2B	F9		1	0	0	0	0	1	0
Jim Finigan, R (5, 5) OBP: 0.338, SLG: 0.288										3	1	1	0	0	0	2
Frank Lary, R (1, 1) OBP: 0.171, SLG: 0.164			FC6-4 1B		FC4 FC6 1-2 2-3		2-H 3-H 2B		F3	0	0	0	0	0	0	0
Jim Stump, R (2, 1) OBP: 0.500, SLG: 0.500										1	0	1	0	0	0	0
Lou Sleater, L (5, PH) OBP: 0.286, SLG: 0.700										1	0	0	0	0	0	2
(6, 1)																
Dave Philley, S (7, PH) OBP: 0.322, SLG: 0.370										1	0	1	2	0	0	0
Paul Foytack, R (8, 1) OBP: 0.200, SLG: 0.241										0	0	0	0	0	0	0
Bill Tuttle, R (9, PH) OBP: 0.316, SLG: 0.339										1	0	0	0	0	0	0
Inning Stats	R: 0 E: 0 K: 0 S: 3 H: 1 LOB: 0 BB: 0 P: 3	R: 0 E: 0 K: 1 S: 4 H: 0 LOB: 0 BB: 1 P: 8	R: 0 E: 0 K: 1 S: 6 H: 1 LOB: 1 BB: 0 P: 6	R: 0 E: 0 K: 0 S: 3 H: 1 LOB: 1 BB: 1 P: 7	R: 0 E: 1 K: 0 S: 6 H: 2 LOB: 3 BB: 0 P: 6	R: 0 E: 0 K: 0 S: 3 H: 0 LOB: 0 BB: 0 P: 3	R: 2 E: 1 K: 0 S: 6 H: 2 LOB: 1 BB: 0 P: 6	R: 2 E: 0 K: 1 S: 8 H: 3 LOB: 1 BB: 0 P: 8	R: 0 E: 0 K: 0 S: 3 H: 0 LOB: 0 BB: 0 P: 3	1B: 7 2B: 3 3B: 0 HR: 0	SF: 0 SAC: 0 DP: 3 HBP: 0						

livebaseballscorecards.com

AB	36
R	4
H	10
RBI	4
BB	2
SO	3
LOB	23

WP: 0 PB: 0 SB: 0 CS: 0 PA: 38

PITCHER		IP	WLS	BF	H	R	ER	SO	BB	IBB	HBP	BLK	WP	HR	S	P	ERA	WHIP
Mike Garcia, R ERA: 3.87	(1, 1)	7.1	W	32	9	4	3	2	2	0	0	0	0	0	34	42	3.68	1.500
Don Mossi, L ERA: 4.16	(8, 1)	0.1		2	1	0	0	1	0	0	0	0	0	0	4	4	0.00	3.000
Ray Narleski, R ERA: 3.08	(8, 1)	1.1	S	4	0	0	0	0	0	0	0	0	0	0	4	4	0.00	0.000

PITCHER	IP	WLS	BF	H	R	ER	SO	BB	IBB	HBP	BLK	WP	HR	S	P	ERA	WHIP

Batter	1	2	3	4	5	6	7	8	9	AB	R	H	RBI	BB	SO	LOB
Dick Williams, R (1, 5) OBP: 0.312, SLG: 0.372	0-0 4-3 S 1B		0-0 6-3 ②		0-0 1B 1-2 1B		0-0 L6 ③			4	0	2	0	0	0	1
Bobby Avila, R (1, 4) OBP: 0.331, SLG: 0.362	0-0 F8 ①		0-0 P3 ③		0-0 1-2 2-H 1B ③			0-0 F3 ①		4	0	1	0	0	0	1
Gene Woodling, L (1, 7) OBP: 0.413, SLG: 0.534	B B B B 4-0 4-3 1-2 BB			0-0 4-3 ①		0-0 1B		0-0 HR		3	1	2	1	1	0	0
Vic Wertz, L (1, 3) OBP: 0.374, SLG: 0.478	0-0 4-3 ② 1-2 2-3			0-0 3-1 ②		0-0 F8 ①		0-0 3-1 ②		4	0	0	0	0	0	3
Rocky Colavito, R (1, 9) OBP: 0.346, SLG: 0.459	S S S 0-3 K ③			B B B B 4-0 BB		S S S 0-3 K ②		0-0 P4 ③		3	0	0	0	1	2	3
Roger Maris, L (1, 8) OBP: 0.339, SLG: 0.390 Larry Raines, R (9, PH) OBP: 0.321, SLG: 0.347		0-0 F8 ①		S S S 0-3 K ③		S S S 0-3 K ③			0-0 5-3 ①	3 1	0 0	0 0	0 0	0 0	2 0	2 0
George Strickland, R (1, 6) OBP: 0.311, SLG: 0.305		0-0 4-3 ②			0-0 6-3 ①		B B B B 4-0 BB		0-0 FC1-4 1B	3	0	1	0	1	0	0
Jim Hegan, R (1, 2) OBP: 0.291, SLG: 0.345		0-0 L5 ③			0-0 5-3 ②		S S S 0-3 K ①		0-0 FC1-4 ② 1-2f	4	0	0	0	0	1	2
Cal McLish, S (1, 1) OBP: 0.295, SLG: 0.342 Hank Aguirre, R (8, 1) Chico Carrasquel, R (9, PH) OBP: 0.350, SLG: 0.376			S S S 0-3 K ①		0-0 1B 1B 1B		S S S 0-3 K ②		0-0 L5 ③	3 0 1	0 0 0	1 0 0	0 0 0	0 0 0	2 0 0	1 0 1
Inning Stats	R: 0 H: 1 E: 0 LOB: 2 K: 1 BB: 1 S: 6 P: 10	R: 0 H: 0 E: 0 LOB: 0 K: 0 BB: 0 S: 3 P: 3	R: 0 H: 0 E: 0 LOB: 0 K: 1 BB: 0 S: 5 P: 5	R: 0 H: 0 E: 0 LOB: 1 K: 1 BB: 1 S: 5 P: 9	R: 0 H: 3 E: 0 LOB: 2 K: 0 BB: 0 S: 5 P: 5	R: 0 H: 1 E: 0 LOB: 1 K: 2 BB: 0 S: 8 P: 8	R: 0 H: 0 E: 0 LOB: 1 K: 2 BB: 1 S: 7 P: 11	R: 1 H: 1 E: 0 LOB: 0 K: 0 BB: 0 S: 4 P: 4	R: 0 H: 1 E: 0 LOB: 1 K: 0 BB: 0 S: 4 P: 4	1B: 6 SF: 0 2B: 0 SAC: 0 3B: 0 DP: 0 HR: 1 HBP: 0						WP: 0 PA: 36 PB: 0 SB: 1 CS: 0	

PITCHER	IP	WLS	BF	H	R	ER	SO	BB	IBB	HBP	BLK	WP	HR	S	P	ERA	WHIP
Billy Hoeft, L (1, 1) ERA: 3.42	9.0	W	36	7	1	1	7	3	0	0	0	0	1	47	59	1.00	1.111

PITCHER	IP	WLS	BF	H	R	ER	SO	BB	IBB	HBP	BLK	WP	HR	S	P	ERA	WHIP

TOP

Cleveland Indians @ Detroit Tigers

Briggs Stadium, Detroit, MI

Sun Sep 08 1957, 4:33 AM EDT

Att. 13,218 - Unknown

livebaseballscorecards.com

AB	33
R	1
H	7
RBI	1
BB	3
SO	7
LOB	14

Batter	1	2	3	4	5	6	7	8	9	AB	R	H	RBI	BB	SO	LOB
Jim Finigan, R (1, 5) OBP: 0.336, SLG: 0.287	1B 5-3 1B 1B	6-3			F3		F9			4	1	1	0	0	0	1
Bill Tuttle, R (1, 8) OBP: 0.313, SLG: 0.335	5-3 1-2		K		5-3			P5		4	0	0	0	0	1	1
Ray Boone, R (1, 3) OBP: 0.348, SLG: 0.410	1B 1B WP 1B 2-3		FC6-4 1B		3-1			1B 1B 1B		1	0	1	0	0	0	0
Dave Philley, S (1, PR) (2, 3) OBP: 0.326, SLG: 0.374										3	2	2	0	0	0	0
Al Kaline, R (1, 9) OBP: 0.341, SLG: 0.487	WP 1B 1B 1-2 3-H		FC6-4 1B 1-2f			L4		1B 1-3		4	0	2	1	0	0	1
Charlie Maxwell, L (1, 7) OBP: 0.388, SLG: 0.505	WP 1-2 2-3		1-3			K		G1-6-3 1-2 3-H		4	0	3	1	0	1	0
Harvey Kuenn, R (1, 6) OBP: 0.319, SLG: 0.371	G6-4-3 IBB 1-2 2-3 3-H		5-3			5-3		G1-6-3 1-2f		3	0	0	0	1	0	4
Red Wilson, R (1, 2) OBP: 0.354, SLG: 0.311	G6-4-3 1-2f			6-3			6-3			3	0	0	0	0	0	3
Frank Bolling, R (1, 4) OBP: 0.332, SLG: 0.408		F7		L4			6-3			3	0	0	0	0	0	0
Billy Hoeft, L (1, 1) OBP: 0.215, SLG: 0.339		K		G3			BB			2	0	0	0	1	1	0
Inning Stats	R: 2 H: 4 E: 0 LOB: 3 K: 0 BB: 1 S: 6 P: 10	R: 0 H: 0 E: 0 LOB: 0 K: 1 BB: 0 S: 5 P: 5	R: 0 H: 2 E: 0 LOB: 2 K: 1 BB: 0 S: 7 P: 7	R: 0 H: 0 E: 0 LOB: 0 K: 0 BB: 0 S: 3 P: 3	R: 0 H: 0 E: 0 LOB: 0 K: 0 BB: 0 S: 3 P: 3	R: 0 H: 0 E: 0 LOB: 0 K: 1 BB: 0 S: 5 P: 5	R: 0 H: 0 E: 0 LOB: 1 K: 0 BB: 1 S: 3 P: 7	R: 1 H: 3 E: 0 LOB: 1 K: 0 BB: 0 S: 5 P: 5		1B: 9 SF: 0 2B: 0 SAC: 0 3B: 0 DP: 2 HR: 0 HBP: 0						

PITCHER		IP	WLS	BF	H	R	ER	SO	BB	IBB	HBP	BLK	WP	HR	S	P	ERA	WHIP
Cal McLish, R ERA: 2.85	(1, 1)	7.1	L	31	8	3	3	3	1	1	0	0	1	0	35	43	3.68	1.227
Hank Aguirre, L ERA: 7.71	(8, 1)	0.2		2	1	0	0	0	0	0	0	0	0	0	2	2	0.00	1.500

PITCHER	IP	WLS	BF	H	R	ER	SO	BB	IBB	HBP	BLK	WP	HR	S	P	ERA	WHIP

BOTTOM

Cleveland Indians @ Detroit Tigers

Briggs Stadium, Detroit, MI

Sun Sep 08 1957, 4:33 AM EDT

Att. 13,218 - Unknown

livebaseballscorecards.com

AB	31
R	3
H	9
RBI	2
BB	2
SO	3
LOB	10

Batter	1	2	3	4	5	6	7	8	9	AB	R	H	RBI	BB	SO	LOB
Jim Finigan, R (1, 5) OBP: 0.338, SLG: 0.291	FC6-4 1B		F7		6-3 1B		6-3		F7	5	0	2	0	0	0	0
Bill Tuttle, R (1, 8) OBP: 0.310, SLG: 0.332	K		6-3		6-3 1-2		5-3			4	0	0	0	0	1	2
Ray Boone, R (1, 3) OBP: 0.348, SLG: 0.409	F8			FC6-4 1B	F7			5-3		4	0	1	0	0	0	2
Al Kaline, R (1, 9) OBP: 0.341, SLG: 0.491	FC6-4 1-2f			FC6-4 1B 1B 1-2f		L6-3		HR		4	2	1	1	0	0	2
Charlie Maxwell, L (1, 7) OBP: 0.385, SLG: 0.500		K		K		4-3		4-3		4	0	0	0	0	2	1
Harvey Kuenn, R (1, 6) OBP: 0.322, SLG: 0.374		F8		FC5 1B 1-3 1B		HBP 1B		1B		4	0	3	0	0	0	0
Jay Porter, R (1, 2) OBP: 0.357, SLG: 0.392		6-3		1-2 3-H 1B		H 1-0 FC6-4 1-2 HBP		6-3		3	0	1	1	0	0	1
Frank Bolling, R (1, 4) OBP: 0.329, SLG: 0.405			6-3	FC5 2-3f		FC6-4 1-2f			P6	4	0	0	0	0	0	4
Jim Bunning, R (1, 1) OBP: 0.250, SLG: 0.277			HR		6-3		5-3		K	4	1	1	1	0	1	0
Inning Stats	R: 0 E: 0 K: 1 S: 6 H: 1 LOB: 1 BB: 0 P: 6	R: 0 E: 0 K: 1 S: 5 H: 0 LOB: 0 BB: 0 P: 5	R: 1 E: 0 K: 0 S: 4 H: 1 LOB: 0 BB: 0 P: 4	R: 1 E: 0 K: 1 S: 8 H: 3 LOB: 2 BB: 0 P: 8	R: 0 E: 0 K: 0 S: 4 H: 1 LOB: 1 BB: 0 P: 4	R: 0 E: 0 K: 0 S: 4 H: 1 LOB: 2 BB: 0 P: 5	R: 0 E: 0 K: 0 S: 3 H: 0 LOB: 0 BB: 0 P: 3	R: 1 E: 0 K: 0 S: 5 H: 2 LOB: 1 BB: 0 P: 5	R: 0 E: 0 K: 1 S: 5 H: 0 LOB: 0 BB: 0 P: 5	1B: 7 2B: 0 3B: 0 HR: 2	SF: 0 SAC: 0 DP: 0 HBP: 1						

TOP

Detroit Tigers @ Washington Senators

Griffith Stadium, Washington, DC

Wed Sep 11 1957, 7:05 PM EDT

Unknown

livebaseballscorecards.com

AB	36
R	3
H	9
RBI	3
BB	0
SO	4
LOB	12

WP: 0 PB: 0 SB: 0 CS: 0 PA: 37

PITCHER		IP	WLS	BF	H	R	ER	SO	BB	IBB	HBP	BLK	WP	HR	S	P	ERA	WHIP
Camilo Pascual, R ERA: 3.81	(1, 1)	7.0	L	29	7	2	2	3	0	0	1	0	0	1	34	35	2.57	1.000
Bud Byerly, R ERA: 3.24	(8, 1)	2.0		8	2	1	1	1	0	0	0	0	0	1	10	10	4.50	1.000

PITCHER	IP	WLS	BF	H	R	ER	SO	BB	IBB	HBP	BLK	WP	HR	S	P	ERA	WHIP

BOTTOM

Detroit Tigers @ Washington Senators

Griffith Stadium, Washington, DC

Wed Sep 11 1957, 7:05 PM EDT

Unknown

livebaseballscorecards.com

Batter	1	2	3	4	5	6	7	8	9	AB	R	H	RBI	BB	SO	LOB
Eddie Yost, R (1, 5) OBP: 0.385, SLG: 0.391	CS 1B		F2 ①		6-3 ③			4-3 1B		4	0	2	0	0	0	0
Milt Bolling, R (1, 4) Herb Plews, L (8, PH) (9, 4) OBP: 0.284, SLG: 0.335 OBP: 0.332, SLG: 0.372	K 1-2 ①②		P6 ②			F7 ①		F9 ①		3 1	0 0	0 0	0 0	0 0	1 0	1 1
Roy Sievers, R (1, 7) OBP: 0.393, SLG: 0.581	1B		K ③			K ②		4-3 1B 1-2		4	0	2	0	0	2	0
Neil Chrisley, L (1, 9) OBP: 0.314, SLG: 0.355	G3 ③			F8 ①		HBP 1B		4-3 ② 1-2 2-3		4	0	1	0	0	0	3
Lou Berberet, L (1, 2) OBP: 0.356, SLG: 0.412		F9 ①		F8 ②		HBP 1-2		F8 ③		3	0	0	0	0	0	2
Pete Runnels, L (1, 3) OBP: 0.305, SLG: 0.284		F7 ②		1B		K			1-3 ①	4	0	1	0	0	1	2
Faye Throneberry, L (1, 8) OBP: 0.265, SLG: 0.309		1B 2B		K ③			F8 ①		4-3 ②	4	0	1	0	0	1	1
Rocky Bridges, R (1, 6) Clint Courtney, L (9, PH) OBP: 0.302, SLG: 0.302 OBP: 0.349, SLG: 0.435		1B BB			6-3 ①		K		4-3 ③	2 1	0 0	0 0	0 0	1 0	1 0	0 0
Camilo Pascual, R (1, 1) Julio Becquer, L (7, PH) Bud Byerly, R (8, 1) OBP: 0.180, SLG: 0.128 OBP: 0.279, SLG: 0.348 OBP: 0.067, SLG: 0.200		1-2 2-H 1B			6-3 ②		F7 ③			2 1 0	0 0 0	1 0 0	0 0 0	0 0 0	0 0 0	0 0 0
Inning Stats	R: 0 E: 0 K: 1 S: 6 H: 2 LOB: 1 BB: 0 P: 6	R: 0 E: 0 K: 0 S: 4 H: 2 LOB: 2 BB: 1 P: 8	R: 0 E: 0 K: 1 S: 5 H: 0 LOB: 0 BB: 0 P: 5	R: 0 E: 0 K: 1 S: 6 H: 1 LOB: 1 BB: 0 P: 6	R: 0 E: 0 K: 0 S: 3 H: 0 LOB: 0 BB: 0 P: 3	R: 0 E: 0 K: 2 S: 8 H: 1 LOB: 2 BB: 0 P: 9	R: 0 E: 0 K: 1 S: 5 H: 0 LOB: 0 BB: 0 P: 5	R: 0 E: 0 K: 0 S: 5 H: 2 LOB: 2 BB: 0 P: 5	R: 0 E: 0 K: 0 S: 3 H: 0 LOB: 0 BB: 0 P: 3	1B: 7 2B: 2 3B: 0 HR: 0	SF: 0 SAC: 0 DP: 1 HBP: 1						

	AB	33
	R	0
	H	8
	RBI	0
	BB	1
	SO	6
	LOB	10

WP: 0 PB: 0 SB: 0 CS: 1 PA: 35

PITCHER	IP	WLS	BF	H	R	ER	SO	BB	IBB	HBP	BLK	WP	HR	S	P	ERA	WHIP
Jim Bunning, R (1, 1) ERA: 2.41	9.0	W	35	8	0	0	6	1	0	1	0	0	0	45	50	0.00	1.000

PITCHER	IP	WLS	BF	H	R	ER	SO	BB	IBB	HBP	BLK	WP	HR	S	P	ERA	WHIP

Detroit Tigers @ Washington Senators

Griffith Stadium, Washington, DC

Wed Sep 11 1957, 7:05 PM EDT

Att. 3,923 - Unknown

TOP

livebaseballscorecards.com

Batter	1	2	3	4	5	6	7	8	9	AB	R	H	RBI	BB	SO	LOB
Jim Finigan, R (1, 5) OBP: 0.336, SLG: 0.285 George Thomas, R (8, PH) (8, 5)	S S S 0-3 ① K			S S S 0-3 ① K		B B B 4-0 6-3 2B BB	x 0-0 ① 1-3 2-3	S S S 0-3 ② K		3 1 0 0 1 2 1 1 0 0 0 0 1 0						
Johnny Groth, R (1, 8) OBP: 0.331, SLG: 0.351	x 0-0 ② 3-4-1			S S S 0-3 ② K		x 0-0 ② 6-3 1-2 2-3	x 0-0 2B 3-H 1B	x 0-0 ③ 4-3		5 1 1 1 0 1 2						
Ray Boone, R (1, 3) OBP: 0.349, SLG: 0.414 Dave Philley, S (7, 3) OBP: 0.329, SLG: 0.382	x 0-0 ③ 6-3			S S S 0-3 ③ K		x 0-0 2-H 3-H 2B	x 0-0 1-H 1B 2B		x 0-0 6-3 1B 2B	4 1 2 3 0 1 0 1 1 1 0 0 0 0						
Al Kaline, R (1, 9) OBP: 0.342, SLG: 0.490 Jim Small, L (7, 9) OBP: 0.256, SLG: 0.268		x 0-0 ① F9			x 0-0 ① L1-3	B B B 4-0 FC6 BB	x 0-0 1B SF9 1B		x 0-0 ① 6-3 2-3	3 1 1 0 1 0 0 1 0 0 0 0 0 1						
Charlie Maxwell, L (1, 7) OBP: 0.387, SLG: 0.501		x 0-0 ② F5			x 0-0 1B	x 0-0 ③ FC6 1-2f	x 0-0 1-3 2-H HR 1B		x 0-0 FC4-6 3-H 1B	5 1 3 2 0 0 2						
Harvey Kuenn, R (1, 6) OBP: 0.323, SLG: 0.379 Steve Boros, R (7, 6) OBP: 0.167, SLG: 0.171		x 0-0 CS 1B			x 0-0 ② F9		x 0-0 1B 3B 0-0 SF9 3-H		S S S 0-3 ② K	3 1 2 1 0 0 1 1 0 0 0 0 1 1						
Frank House, L (1, 2) OBP: 0.321, SLG: 0.348		x 0-0 ③ CS 1-2	x 0-0 ① G3		x 0-0 ③ F8		x 0-0 SH BB E 1B 3-H 0-0 1-H HR		x 0-0 ③ FC4-6 1-2f	5 2 2 3 0 0 2						
Frank Bolling, R (1, 4) OBP: 0.330, SLG: 0.404 Ron Samford, R (7, 4) OBP: 0.276, SLG: 0.275			x 0-0 ② F7			x 0-0 6-3 SH1-4 2B 1B	x 4-0 E 1-2 E BB 0-0 1-3			3 2 1 0 1 0 0 0 0 0 0 0 0 0						
Frank Lary, R (1, 1) OBP: 0.167, SLG: 0.159			S S S 0-3 ③ K			x 0-0 ① SH1-4 1-2	x 0-0 SH 1-3 1-H 2-H 1B	x 0-0 ① 4-3		2 1 0 0 0 1 0						
Inning Stats	R: 0 E: 0 K: 1 S: 5 H: 0 LOB: 0 BB: 0 P: 5	R: 0 E: 0 K: 0 S: 3 H: 1 LOB: 0 BB: 0 P: 3	R: 0 E: 0 K: 1 S: 5 H: 0 LOB: 0 BB: 0 P: 5	R: 0 E: 0 K: 3 S: 9 H: 0 LOB: 0 BB: 0 P: 9	R: 0 E: 0 K: 0 S: 4 H: 1 LOB: 1 BB: 0 P: 4	R: 2 E: 0 K: 0 S: 5 H: 2 LOB: 2 BB: 2 P: 13	R: 9 E: 1 K: 0 S: 11 H: 7 LOB: 0 BB: 1 P: 15	R: 0 E: 0 K: 1 S: 5 H: 0 LOB: 0 BB: 0 P: 5	R: 1 E: 0 K: 1 S: 7 H: 2 LOB: 1 BB: 0 P: 7	1B: 8 2B: 3 3B: 1 HR: 1 SF: 1 SAC: 2 DP: 0 HBP: 0	WP: 0 PB: 0 SB: 0 CS: 1 PA: 44					

	AB	37
	R	12
	H	13
	RBI	10
	BB	3
	SO	7
	LOB	10

PITCHER		IP	WLS	BF	H	R	ER	SO	BB	IBB	HBP	BLK	WP	HR	S	P	ERA	WHIP
Pedro Ramos, R ERA: 4.76	(1, 1)	5.2	L	22	4	2	2	5	2	0	0	0	0	0	30	38	3.18	1.059
Tex Clevenger, R ERA: 4.4	(6, 1)	0.2		8	4	6	6	0	1	0	0	0	0	0	7	11	81.00	7.500
Joe Black, R ERA: 7.11	(7, 1)	0.2		5	3	3	3	0	0	0	0	0	0	1	5	5	40.50	4.500
Ted Abernathy, R ERA: 7.0	(8, 1)	2.0		8	2	1	1	2	0	0	0	0	0	0	12	12	4.50	1.000

PITCHER	IP	WLS	BF	H	R	ER	SO	BB	IBB	HBP	BLK	WP	HR	S	P	ERA	WHIP

Detroit Tigers @ Washington Senators

Griffith Stadium, Washington, DC

Wed Sep 11 1957, 7:05 PM EDT

Att. 3,923 - Unknown

BOTTOM

Batter	1	2	3	4	5	6	7	8	9	AB	R	H	RBI	BB	SO	LOB
Eddie Yost, R (1, 5) OBP: 0.384, SLG: 0.389	F9		K		1B 3-H 1B		P3			4	0	1	1	0	1	0
Pete Runnels, L (1, 3) OBP: 0.305, SLG: 0.284	1-3			3-1	1-3 1B			P2		4	0	1	0	0	0	0
Roy Sievers, R (1, 7) OBP: 0.394, SLG: 0.581 Jerry Schoonmaker, R (9, 7)	1B			BB 1B 1B	K			E5 3-1		4 0	1 0	2 0	0 0	0 0	1 0	2 0
Clint Courtney, L (1, 2) OBP: 0.352, SLG: 0.437	4-3			BB 1-2 1B		1B		3-1 3-H		4	0	2	1	0	0	1
Neil Chrisley, L (1, 9) OBP: 0.308, SLG: 0.324		F9		G4-6-3 1-2 2-3 BB		F7		F2		3	0	0	0	1	0	1
Faye Throneberry, L (1, 8) OBP: 0.265, SLG: 0.308		K		G4-6-3 1-2f		K			FC6-4 1B	4	0	1	0	0	2	4
Herb Plews, L (1, 4) OBP: 0.331, SLG: 0.368		5-3			F8 SH3-4 1B BB	4-3		FC6-4 FC4-6 1-2f		3	1	0	0	1	0	2
Rocky Bridges, R (1, 6) OBP: 0.300, SLG: 0.300 Jerry Snyder, R (9, 6) OBP: 0.177, SLG: 0.174			4-3		SH3-4 1-2		5-3	FC4-6 FC4-6 1-2f		2 1	0 0	0 0	0 0	0 0	0 0	0 1
Pedro Ramos, S (1, 1) OBP: 0.197, SLG: 0.216 Tex Clevenger, R (6, 1) OBP: 0.268, SLG: 0.214 Joe Black, R (7, 1) Julio Becquer, L (7, PH) OBP: 0.277, SLG: 0.346 Ted Abernathy, R (8, 1) OBP: 0.231, SLG: 0.208 Art Schult, R (9, PH) OBP: 0.313, SLG: 0.364			4-3		F8		K	FC6-4		2 0 0 1 0 1	0 0 0 0 0 0	0 0 0 0 0 0	0 0 0 1 0 0	0 0 0 0 0 0	0 0 0 1 0 0	1 0 0 0 0 1
Inning Stats	R: 0 E: 0 K: 0 S: 4 H: 1 LOB: 1 BB: 0 P: 4	R: 0 E: 0 K: 1 S: 5 H: 0 LOB: 0 BB: 0 P: 5	R: 0 E: 0 K: 1 S: 5 H: 0 LOB: 0 BB: 0 P: 5	R: 0 E: 0 K: 0 S: 4 H: 2 LOB: 2 BB: 1 P: 8	R: 1 E: 0 K: 1 S: 7 H: 2 LOB: 2 BB: 1 P: 11	R: 0 E: 0 K: 1 S: 6 H: 1 LOB: 1 BB: 0 P: 6	R: 0 E: 0 K: 1 S: 5 H: 0 LOB: 0 BB: 0 P: 5	R: 1 E: 1 K: 0 S: 4 H: 0 LOB: 0 BB: 0 P: 4	R: 0 E: 0 K: 0 S: 4 H: 1 LOB: 1 BB: 0 P: 4	1B: 7 2B: 0 3B: 0 HR: 0	SF: 0 SAC: 1 DP: 1 HBP: 0			WP: 0 PB: 0 SB: 0 CS: 0	PA: 36		

PITCHER	IP	WLS	BF	H	R	ER	SO	BB	IBB	HBP	BLK	WP	HR	S	P	ERA	WHIP
Frank Lary, R (1, 1) ERA: 4.04	9.0	W	36	7	2	2	5	2	0	0	0	0	0	44	52	2.00	1.000

PITCHER	IP	WLS	BF	H	R	ER	SO	BB	IBB	HBP	BLK	WP	HR	S	P	ERA	WHIP

livebaseballscorecards.com

Batter	1	2	3	4	5	6	7	8	9	AB	R	H	RBI	BB	SO	LOB
Jim Finigan, R (1, 5) OBP: 0.338, SLG: 0.284	F7		1B		FC6-4 1-2 2-3 BB		F2	K		4	0	1	0	1	1	0
Johnny Groth, R (1, 8) OBP: 0.333, SLG: 0.344	4-3		F9		FC6-4 BB 1B 1-2f 2-3		FC6 WP E BB	BB		3	2	0	0	2	0	3
Ray Boone, R (1, 3) OBP: 0.349, SLG: 0.420	6-3			HR	1B 1B 1-2 BB		L7 1-2	4-3		4	2	1	1	1	0	2
Al Kaline, R (1, 9) OBP: 0.344, SLG: 0.490		FC3-6 1B		F7	1B 1-3 2-H 3-H 1B		FC6 E IBB		L5-3	4	1	2	2	1	0	0
Charlie Maxwell, L (1, 7) OBP: 0.387, SLG: 0.500		FC3-6 1-2f		F9	FC6-4 1-3 3-H 1B		FC6 E 1-2 2-3		1B 1B	5	1	2	1	0	0	3
Harvey Kuenn, R (1, 6) OBP: 0.324, SLG: 0.379 Ron Samford, R (9, 6) OBP: 0.276, SLG: 0.275		F5		1B	FC6-4 1-2f		E9 1-H 2-H 3-H		G6-4-3 1-2 1B	5 0	0 0	2 0	0 0	0 0	0 0	3 0
Jay Porter, R (1, 2) OBP: 0.345, SLG: 0.377	K		F7		F8	5-3			G6-4-3 1-2f	5	0	0	0	0	1	5
Frank Bolling, R (1, 4) OBP: 0.332, SLG: 0.413		K		CS 2B	F8			HR		4	1	2	1	0	1	0
Duke Maas, R (1, 1) OBP: 0.129, SLG: 0.154 Harry Byrd, R (8, 1)		K		E4 FC6-4 CS 1B	K			K		4 0	1 0	0 0	0 0	0 0	3 0	1 0
Inning Stats	R: 0 E: 0 K: 0 S: 3 H: 0 LOB: 0 BB: 0 P: 3	R: 0 E: 0 K: 1 S: 6 H: 1 LOB: 1 BB: 0 P: 6	R: 0 E: 0 K: 2 S: 8 H: 1 LOB: 1 BB: 0 P: 8	R: 1 E: 0 K: 0 S: 5 H: 2 LOB: 1 BB: 0 P: 5	R: 3 E: 1 K: 0 S: 6 H: 3 LOB: 2 BB: 2 P: 14	R: 0 E: 0 K: 1 S: 5 H: 0 LOB: 0 BB: 0 P: 5	R: 3 E: 1 K: 0 S: 5 H: 0 LOB: 1 BB: 2 P: 13	R: 1 E: 0 K: 2 S: 8 H: 1 LOB: 1 BB: 1 P: 12	R: 0 E: 0 K: 0 S: 4 H: 2 LOB: 1 BB: 0 P: 4	1B: 7 2B: 1 3B: 0 HR: 2 SF: 0 SAC: 0 DP: 1 HBP: 0						

PITCHER		IP	WLS	BF	H	R	ER	SO	BB	IBB	HBP	BLK	WP	HR	S	P	ERA	WHIP
Chuck Stobbs, L ERA: 5.32	(1, 1)	7.0	L	34	7	7	1	4	3	1	0	0	1	1	38	54	1.29	1.429
Ted Abernathy, R ERA: 7.02	(8, 1)	1.0		5	1	1	1	2	1	0	0	0	0	1	8	12	9.00	2.000
Tex Clevenger, R ERA: 4.36	(9, 1)	1.0		4	2	0	0	0	0	0	0	0	0	0	4	4	0.00	2.000

PITCHER	IP	WLS	BF	H	R	ER	SO	BB	IBB	HBP	BLK	WP	HR	S	P	ERA	WHIP

TOP

Detroit Tigers @ Washington Senators

Griffith Stadium, Washington, DC

Thu Sep 12 1957, 7:05 PM EDT

Att. 1,019 - Unknown

livebaseballscorecards.com

AB	38
R	8
H	10
RBI	5
BB	5
SO	6
LOB	17

Detroit Tigers @ Washington Senators

Griffith Stadium, Washington, DC

Thu Sep 12 1957, 7:05 PM EDT

Att. 1,019 - Unknown

livebaseballscorecards.com

BOTTOM

Batter	1	2	3	4	5	6	7	8	9	AB	R	H	RBI	BB	SO	LOB
Eddie Yost, R (1, 5) OBP: 0.384, SLG: 0.389	1-3	1B 1B 1-2 2-3		K			G3 1B 1B 1-2	F8		5	0	2	0	0	1	2
Herb Plews, L (1, 4) OBP: 0.332, SLG: 0.370	FC6-4 1B 1B	SF8 3-H		P3			G3 1-2 2-H 1B		F7	4	0	2	2	0	0	1
Roy Sievers, R (1, 7) OBP: 0.394, SLG: 0.579	FC6-4 1-2 1B	1B 1-3 2-H 1B			F8		F8		K	5	0	2	1	0	1	2
Clint Courtney, L (1, 2) OBP: 0.344, SLG: 0.426	FC6-4 1-2f 2-3	F7			F7		G3 1-2 2-3		P6	5	0	0	0	0	0	6
Neil Chrisley, L (1, 9) OBP: 0.279, SLG: 0.289	4-3		6-3		K		K			4	0	0	0	0	2	4
Pete Runnels, L (1, 3) OBP: 0.304, SLG: 0.286		F7	4-3			G3		1B 2B		4	1	1	0	0	0	0
Faye Throneberry, L (1, 8) OBP: 0.270, SLG: 0.308		B B B 4-0 E 1B BB	4-3			F9		G3 4-3 2-H 1B		3	1	1	1	1	0	0
Rocky Bridges, R (1, 6) OBP: 0.300, SLG: 0.299		E6 1B 1B 1-3 SF8		SH1-4 1B		F9		4-3 1-2		4	1	1	0	0	0	2
Chuck Stobbs, L (1, 1) OBP: 0.216, SLG: 0.260		1B 1B 1-2 3-H		SH1-4 1-2			E6 1B 1B	G3 2-3		1	1	1	1	0	0	0
Julio Becquer, L (7, PH) OBP: 0.275, SLG: 0.344										1	1	0	0	0	0	0
Ted Abernathy, R (8, 1) OBP: 0.231, SLG: 0.208										0	0	0	0	0	0	0
Lou Berberet, L (8, PH) OBP: 0.354, SLG: 0.410										1	0	0	0	0	0	1
Tex Clevenger, R (9, 1) OBP: 0.250, SLG: 0.214										0	0	0	0	0	0	0

Inning Stats	1	2	3	4	5	6	7	8	9
	R: 0 E: 0 K: 0 S: 5	H: 2 LOB: 2 BB: 0 P: 5	R: 3 E: 1 K: 0 S: 7	H: 3 LOB: 2 BB: 1 P: 11	R: 0 E: 0 K: 0 S: 3	H: 0 LOB: 0 BB: 0 P: 3	R: 0 E: 0 K: 1 S: 6	H: 1 LOB: 1 BB: 0 P: 6	R: 0 E: 0 K: 1 S: 5	H: 0 LOB: 0 BB: 0 P: 5	R: 0 E: 0 K: 0 S: 3	H: 0 LOB: 0 BB: 0 P: 3	R: 1 E: 1 K: 1 S: 8	H: 2 LOB: 2 BB: 0 P: 8	R: 1 E: 0 K: 0 S: 5	H: 2 LOB: 1 BB: 0 P: 5	R: 0 E: 0 K: 1 S: 5	H: 0 LOB: 0 BB: 0 P: 5

	AB	37
	R	5
	H	10
	RBI	5
	BB	1
	SO	4
	LOB	18

	1B: 9	SF: 1	WP: 0	PA: 40
	2B: 1	SAC: 1	PB: 0	
	3B: 0	DP: 0	SB: 0	
	HR: 0	HBP: 0	CS: 0	

PITCHER		IP	WLS	BF	H	R	ER	SO	BB	IBB	HBP	BLK	WP	HR	S	P	ERA	WHIP
Duke Maas, R ERA: 3.14	(1, 1)	7.0	W	34	10	5	1	3	1	0	0	0	0	0	39	43	1.29	1.571
Harry Byrd, R ERA: 3.75	(8, 1)	2.0	S	6	0	0	0	1	0	0	0	0	0	0	8	8	0.00	0.000

PITCHER	IP	WLS	BF	H	R	ER	SO	BB	IBB	HBP	BLK	WP	HR	S	P	ERA	WHIP

Batter	1	2	3	4	5	6	7	8	9	AB	R	H	RBI	BB	SO	LOB
Jim Finigan, R (1, 5) OBP: 0.335, SLG: 0.283	5-3			5-3		1B 1-2 1B		F8		4	0	1	0	0	0	1
Bill Tuttle, R (1, 8) OBP: 0.307, SLG: 0.328	K			6-3		F4			K	4	0	0	0	0	2	2
Ray Boone, R (1, 3) OBP: 0.351, SLG: 0.421	F7			6-3		1B 1-3 2-H			1B	4	0	2	1	0	0	0
Al Kaline, R (1, 9) OBP: 0.345, SLG: 0.489		L5-3			BB G6-3		L5-3		L6-3 1-2	3	0	1	0	1	0	0
Charlie Maxwell, L (1, 7) OBP: 0.384, SLG: 0.496		F5			G6-3 1-2f		F8		L6-3 1-2	4	0	0	0	0	0	3
Harvey Kuenn, R (1, 6) OBP: 0.324, SLG: 0.379		6-3			1B		F7			3	0	1	0	0	0	0
Jay Porter, R (1, 2) OBP: 0.338, SLG: 0.368			F9		L5			F2		3	0	0	0	0	0	1
Frank Bolling, R (1, 4) OBP: 0.332, SLG: 0.411			6-3			BB 1B 1B		5-3		2	1	0	0	1	0	0
Billy Hoeft, L (1, 1) OBP: 0.212, SLG: 0.333			F7			F7		1B		1	0	0	0	0	0	0
Jim Stump, R (4, 1) OBP: 0.500, SLG: 0.500										0	0	0	0	0	0	0
Reno Bertoia, R (6, PH) OBP: 0.316, SLG: 0.379										1	0	0	0	0	0	1
Joe Presko, R (6, 1)										0	0	0	0	0	0	0
Dave Philley, S (8, PH) OBP: 0.332, SLG: 0.385										1	0	1	0	0	0	0
Harry Byrd, R (8, 1)										0	0	0	0	0	0	0
Inning Stats	R: 0 E: 0 K: 1 S: 5 H: 0 LOB: 0 BB: 0 P: 5	R: 0 E: 0 K: 0 S: 3 H: 0 LOB: 0 BB: 0 P: 3	R: 0 E: 0 K: 0 S: 3 H: 0 LOB: 0 BB: 0 P: 3	R: 0 E: 0 K: 0 S: 3 H: 0 LOB: 0 BB: 0 P: 3	R: 0 E: 0 K: 0 S: 3 H: 1 LOB: 1 BB: 1 P: 7	R: 1 E: 0 K: 0 S: 4 H: 2 LOB: 2 BB: 1 P: 8	R: 0 E: 0 K: 0 S: 3 H: 0 LOB: 0 BB: 0 P: 3	R: 0 E: 0 K: 0 S: 4 H: 1 LOB: 1 BB: 0 P: 4	R: 0 E: 0 K: 1 S: 6 H: 2 LOB: 1 BB: 0 P: 6	1B: 6 2B: 1 3B: 0 HR: 0 SF: 0 SAC: 0 DP: 2 HBP: 0						

TOP

Detroit Tigers @ Baltimore Orioles

Memorial Stadium, Baltimore, MD

Sat Sep 14 1957, 3:33 AM EDT

Unknown

livebaseballscorecards.com

AB	30
R	1
H	6
RBI	1
BB	2
SO	2
LOB	8

WP: 0 PB: 0 SB: 0 CS: 0 PA: 32

PITCHER	IP	W/L/S	BF	H	R	ER	SO	BB	IBB	HBP	BLK	WP	HR	S	P	ERA	WHIP
Billy O'Dell, L (1, 1) ERA: 2.89	9.0	W	32	6	1	1	2	2	0	0	0	0	0	34	42	1.00	0.889

PITCHER	IP	W/L/S	BF	H	R	ER	SO	BB	IBB	HBP	BLK	WP	HR	S	P	ERA	WHIP

Detroit Tigers @ Baltimore Orioles

Memorial Stadium, Baltimore, MD

Sat Sep 14 1957, 3:33 AM EDT

Unknown

livebaseballscorecards.com

BOTTOM

Batter	1	2	3	4	5	6	7	8	9	AB	R	H	RBI	BB	SO	LOB
Billy Gardner, R (1, 4) OBP: 0.329, SLG: 0.361	CS 1B		SF8 2-3 3-H	1-3			FC6-4 HBP			2	0	1	1	0	0	2
Jim Busby, R (1, 8) OBP: 0.280, SLG: 0.327	K		1-2 3-H 1B		F8		FC6-4 1-2f			4	0	1	1	0	1	2
George Kell, R (1, 3) OBP: 0.352, SLG: 0.413 Bob Boyd, L (6, 3) OBP: 0.379, SLG: 0.400	F8		F8		6-3			F8		3 1	0 0	0 0	0 0	0 0	0 0	3 0
Bob Nieman, R (1, 7) OBP: 0.349, SLG: 0.426 Al Pilarcik, L (9, 9) OBP: 0.351, SLG: 0.386	CS 1-2	G6-4-3 1B	F8		F7			F8		4 0	0 0	1 0	0 0	0 0	0 0	2 0
Joe Durham, R (1, 9) OBP: 0.260, SLG: 0.301 (9, 7)		F2		4-6-3 1B		K		1-3		4	1	1	0	0	1	1
Gus Triandos, R (1, 2) OBP: 0.315, SLG: 0.431		G6-4-3 1-2f		4-6-3 1-2		K				3	0	0	0	0	1	2
Brooks Robinson, R (1, 5) OBP: 0.234, SLG: 0.256			SH 1B SF8 BB	SH2-4 1B 2-H 1B		5-3				2	1	1	1	1	0	0
Willy Miranda, S (1, 6) OBP: 0.253, SLG: 0.212			SF8 SH 1-2 1B 1B	SH2-4 1-2 1B			F8			3	1	2	0	0	0	0
Billy O'Dell, S (1, 1) OBP: 0.133, SLG: 0.133			SH 1-2 2-3 1B	SH2-4 1-2 2-3			G3			1	0	0	0	0	0	0
Inning Stats	R: 0 E: 0 K: 1 S: 5 H: 1 LOB: 0 BB: 0 P: 5	R: 0 E: 0 K: 0 S: 3 H: 1 LOB: 0 BB: 0 P: 3	R: 2 E: 0 K: 0 S: 6 H: 2 LOB: 2 BB: 1 P: 10	R: 1 E: 0 K: 0 S: 6 H: 3 LOB: 2 BB: 0 P: 6	R: 0 E: 0 K: 0 S: 3 H: 0 LOB: 0 BB: 0 P: 3	R: 0 E: 0 K: 2 S: 7 H: 0 LOB: 0 BB: 0 P: 7	R: 0 E: 0 K: 0 S: 3 H: 0 LOB: 1 BB: 0 P: 4	R: 0 E: 0 K: 0 S: 3 H: 0 LOB: 0 BB: 0 P: 3		1B: 7 2B: 0 3B: 0 HR: 0 SF: 1 SAC: 2 DP: 1 HBP: 1						

	AB	27
	R	3
	H	7
	RBI	3
	BB	1
	SO	3
	LOB	12

WP: 0 PA: 33
PB: 0
SB: 0
CS: 1

PITCHER		IP	WLS	BF	H	R	ER	SO	BB	IBB	HBP	BLK	WP	HR	S	P	ERA	WHIP
Billy Hoeft, L ERA: 3.5	(1, 1)	3.1	L	16	6	3	3	1	1	0	0	0	0	0	17	21	8.10	2.100
Jim Stump, R ERA: 2.19	(4, 1)	1.2		6	1	0	0	0	0	0	0	0	0	0	6	6	0.00	0.600
Joe Presko, R ERA:	(6, 1)	2.0		7	0	0	0	2	0	0	1	0	0	0	10	11	0.00	0.000
Harry Byrd, R ERA: 3.68	(8, 1)	1.0		3	0	0	0	0	0	0	0	0	0	0	3	3	0.00	0.000

PITCHER		IP	WLS	BF	H	R	ER	SO	BB	IBB	HBP	BLK	WP	HR	S	P	ERA	WHIP

Batter	1	2	3	4	5	6	7	8	9	AB	R	H	RBI	BB	SO	LOB
Bill Tuttle, R (1, 8) OBP: 0.311, SLG: 0.331	F4		CS 1B 2-H 3-H			SH5-4 1B		FC6-4 BB BBB		3	0	2	2	1	0	0
Frank Bolling, R (1, 4) OBP: 0.330, SLG: 0.409	K SSS		K SSS 1-2			SH5-4 1-2		FC6-4 1-2f		3	0	0	0	0	2	2
Ray Boone, R (1, 3) OBP: 0.352, SLG: 0.422	K SSS			L6-4-3 1B		F7			SH 1B E 1B	4	1	2	0	0	1	1
Al Kaline, R (1, 9) OBP: 0.344, SLG: 0.488		L5-3		L6-4-3 1-2		L5-3			E 2B 1B 1-2	4	1	1	0	0	0	2
Charlie Maxwell, L (1, 7) OBP: 0.382, SLG: 0.492 Johnny Groth, R (9, 7) OBP: 0.333, SLG: 0.344		K SSS	K SSS				6-3		SH 2B G1-2-3 1-2 2-H	3 0	0 0	0 0	0 0	0 0	2 0	0 0
Harvey Kuenn, R (1, 6) OBP: 0.325, SLG: 0.381		5-3			CS 1B 1B		5-3		G1-2-3 2B 1-3 2-H	4	0	2	1	0	0	0
Frank House, L (1, 2) OBP: 0.326, SLG: 0.349			2B 1B BB BBBB		1-2 1B		K SSS		G1-2-3 IBB IIII	2	1	1	0	2	1	0
Reno Bertoia, R (1, 5) OBP: 0.316, SLG: 0.381 Jim Finigan, R (9, 5) OBP: 0.335, SLG: 0.283			1B 2B 1-3		F4			F9	G1-2-3 1-2 2-3 3-Hf	4 0	1 0	1 0	0 0	0 0	0 0	5 0
Paul Foytack, R (1, 1) OBP: 0.283, SLG: 0.232 Harry Byrd, R (7, 1) Jim Small, L (8, PH) OBP: 0.250, SLG: 0.262 Joe Presko, R (8, 1)			K SSS		K SSS 2-3			F7	F8	2 0 1 1	0 0 0 0	0 0 0 0	0 0 0 0	2 0 0 0	4 0 0 2	4 0 0 2
Inning Stats	R: 0 E: 0 K: 2 S: 7 H: 0 LOB: 0 BB: 0 P: 7	R: 0 E: 0 K: 1 S: 5 H: 0 LOB: 0 BB: 0 P: 5	R: 2 E: 0 K: 2 S: 8 H: 2 LOB: 1 BB: 1 P: 12	R: 0 E: 0 K: 1 S: 5 H: 1 LOB: 0 BB: 0 P: 5	R: 0 E: 0 K: 1 S: 6 H: 2 LOB: 1 BB: 0 P: 6	R: 0 E: 0 K: 0 S: 4 H: 1 LOB: 1 BB: 0 P: 4	R: 0 E: 0 K: 1 S: 5 H: 0 LOB: 0 BB: 0 P: 5	R: 0 E: 0 K: 0 S: 3 H: 0 LOB: 1 BB: 1 P: 7	R: 2 E: 1 K: 0 S: 6 H: 3 LOB: 2 BB: 1 P: 10	1B: 7 2B: 3 3B: 0 HR: 0 SF: 0 SAC: 2 DP: 3 HBP: 0						

PITCHER		IP	WLS	BF	H	R	ER	SO	BB	IBB	HBP	BLK	WP	HR	S	P	ERA	WHIP
Connie Johnson, R ERA: 3.23	(1, 1)	8.0	L	31	8	4	4	8	2	0	0	0	0	0	45	53	4.50	1.250
Ken Lehman, L ERA: 2.67	(9, 1)	0.0		1	0	0	0	0	0	0	0	0	0	0	1	1	∞	∞
Billy Loes, R ERA: 3.25	(9, 1)	1.0		4	1	0	0	0	0	1	0	0	0	0	3	7	0.00	1.000

PITCHER	IP	WLS	BF	H	R	ER	SO	BB	IBB	HBP	BLK	WP	HR	S	P	ERA	WHIP

TOP

Detroit Tigers @ Baltimore Orioles

Memorial Stadium, Baltimore, MD

Sat Sep 14 1957, 3:38 AM EDT

Att. 9,868 - Unknown

livebaseballscorecards.com

AB	31
R	4
H	9
RBI	3
BB	3
SO	8
LOB	16

WP: 0 PB: 0 SB: 0 CS: 2 PA: 36

Detroit Tigers @ Baltimore Orioles

Memorial Stadium, Baltimore, MD

Sat Sep 14 1957, 3:38 AM EDT

Att. 9,868 - Unknown

BOTTOM

Batter	1	2	3	4	5	6	7	8	9	AB	R	H	RBI	BB	SO	LOB
Billy Gardner, R (1, 4) OBP: 0.327, SLG: 0.358	F6		F7		4-3		E5		F8	5	0	0	0	0	0	0
Bob Boyd, L (1, 3) OBP: 0.377, SLG: 0.398	4-3		1B 1B		L9		L9		F6	5	1	1	0	0	0	1
Billy Goodman, L (1, 5) OBP: 0.326, SLG: 0.376 Brooks Robinson, R (9, 5) OBP: 0.234, SLG: 0.256	6-3		1B 1-3 1B			F8	F6			4 0	0 0	1 0	0 0	0 0	0 0	1 0
Bob Nieman, R (1, 7) OBP: 0.353, SLG: 0.427		BBBB SH5-4 1B BB	1-3 3-H 1B			BBBB 2B SF9 BB	F6			2	1	1	1	2	0	1
Al Pilarcik, L (1, 9) OBP: 0.352, SLG: 0.390		SH5-4 1-2 1B	4-3			SF9 1-3 1B 2B		F7		4	1	2	0	0	0	2
Jim Busby, R (1, 8) OBP: 0.277, SLG: 0.325		SH5-4 1-2 2-3		SSS K		SF9 2-3 3-H		5-3		2	0	0	1	0	1	0
Joe Ginsberg, L (1, 2) OBP: 0.333, SLG: 0.364		F3		6-3		BBBB 1B BB		1B		3	0	1	0	1	0	2
Willy Miranda, S (1, 6) OBP: 0.253, SLG: 0.213		F6		L9		1-2 3-H 1B		F7		4	0	1	1	0	0	3
Connie Johnson, R (1, 1) OBP: 0.146, SLG: 0.146 Ken Lehman, L (9, 1) OBP: 0.292, SLG: 0.200 Joe Durham, R (9, 7) OBP: 0.259, SLG: 0.299 Billy Loes, R (9, 1) OBP: 0.135, SLG: 0.102			F6		6-3	SSS K			F3	3 0 1 0	0 0 0 0	0 0 0 0	0 0 0 0	1 0 0 0	2 0 0 0	
Inning Stats	R: 0 E: 0 K: 0 S: 3 H: 0 LOB: 0 BB: 0 P: 3	R: 0 E: 0 K: 0 S: 4 H: 1 LOB: 2 BB: 1 P: 8	R: 1 E: 0 K: 0 S: 6 H: 3 LOB: 2 BB: 0 P: 6	R: 0 E: 0 K: 1 S: 5 H: 0 LOB: 0 BB: 0 P: 5	R: 0 E: 0 K: 0 S: 3 H: 0 LOB: 0 BB: 0 P: 3	R: 2 E: 0 K: 1 S: 7 H: 2 LOB: 2 BB: 2 P: 15	R: 0 E: 1 K: 0 S: 4 H: 0 LOB: 1 BB: 0 P: 4	R: 0 E: 0 K: 0 S: 4 H: 1 LOB: 1 BB: 0 P: 4	R: 0 E: 0 K: 0 S: 3 H: 0 LOB: 0 BB: 0 P: 3	1B: 6 2B: 1 3B: 0 HR: 0 SF: 1 SAC: 1 DP: 0 HBP: 0						

PITCHER	IP	WLS	BF	H	R	ER	SO	BB	IBB	HBP	BLK	WP	HR	S	P	ERA	WHIP
Paul Foytack, R (1, 1) ERA: 3.09	6.0		27	6	3	3	2	3	0	0	0	0	0	28	40	4.50	1.500
Harry Byrd, R (7, 1) ERA: 3.61	1.0		4	0	0	0	0	0	0	0	0	0	0	4	4	0.00	0.000
Joe Presko, R (8, 1) ERA:	2.0	W	7	1	0	0	0	0	0	0	0	0	0	7	7	0.00	0.500

PITCHER	IP	WLS	BF	H	R	ER	SO	BB	IBB	HBP	BLK	WP	HR	S	P	ERA	WHIP

livebaseballscorecards.com

AB	33
R	3
H	7
RBI	3
BB	3
SO	2
LOB	12

PA: 38

WP: 0 PB: 0 SB: 0 CS: 0

Batter	1	2	3	4	5	6	7	8	9	AB	R	H	RBI	BB	SO	LOB
Bill Tuttle, R (1, 8) OBP: 0.310, SLG: 0.329	6-3		1B (2-H)		5-3	P3			E6 CS 1B (2-H)	5	0	1	1	0	0	2
Frank Bolling, R (1, 4) OBP: 0.330, SLG: 0.412	F9		3B (2B)		K (S S S)		F9		1B (1-2)	5	1	2	0	0	1	0
Ray Boone, R (1, 3) OBP: 0.352, SLG: 0.424	1B		2B (3-H)		G6-3		K (S S S)		K (S S S) 2-3	5	0	2	1	0	2	2
Al Kaline, R (1, 9) OBP: 0.344, SLG: 0.486	K (S S S)		L5-3			E6 2B 1B	F8			4	1	1	0	0	1	2
Charlie Maxwell, L (1, 7) OBP: 0.383, SLG: 0.495		K (S S S)		BB 2B 1B		1B 2B (2-H)		K (S S S)		4	2	2	1	0	2	0
Harvey Kuenn, R (1, 6) OBP: 0.325, SLG: 0.379		5-3		2B 1B BB (1-2) (B B B B)		K SH1-3 1B (S S S)		F9		3	1	0	0	1	1	1
Frank House, L (1, 2) OBP: 0.328, SLG: 0.354		4-3		1B 2B (1-3 2-H)		SH1-3 (1-2 2-H) 1B		P6		4	0	2	2	0	0	0
Jim Finigan, R (1, 5) OBP: 0.342, SLG: 0.291			6-3	G6-4-3 (2-H 3-H) 1B		SH1-3 (1-2 2-3)			SH1-4 E 1B	3	1	2	1	0	0	0
Jim Bunning, R (1, 1) OBP: 0.253, SLG: 0.291			1B 2B	G6-4-3 (1-2f)		K (S S S)			SH1-4 (1-2)	3	1	1	0	0	1	3
Inning Stats	R: 0 E: 0 K: 1 S: 6 H: 1 LOB: 1 BB: 0 P: 6	R: 0 E: 0 K: 1 S: 5 H: 0 LOB: 0 BB: 0 P: 5	R: 2 E: 0 K: 0 S: 6 H: 4 LOB: 1 BB: 0 P: 6	R: 2 E: 0 K: 0 S: 4 H: 3 LOB: 0 BB: 1 P: 8	R: 0 E: 0 K: 1 S: 5 H: 0 LOB: 0 BB: 0 P: 5	R: 2 E: 1 K: 2 S: 11 H: 3 LOB: 2 BB: 0 P: 11	R: 0 E: 0 K: 1 S: 5 H: 0 LOB: 0 BB: 0 P: 5	R: 0 E: 0 K: 1 S: 5 H: 0 LOB: 0 BB: 0 P: 5	R: 1 E: 1 K: 1 S: 7 H: 2 LOB: 2 BB: 0 P: 7	1B: 8 2B: 5 3B: 1 HR: 0 SF: 0 SAC: 2 DP: 2 HBP: 0							

TOP

Detroit Tigers @ Boston Red Sox

Fenway Park, Boston, MA

Sun Sep 15 1957, 3:33 AM EDT

Unknown

livebaseballscorecards.com

AB	36
R	7
H	13
RBI	6
BB	1
SO	8
LOB	10

WP: 0 PB: 1 SB: 0 CS: 1 PA: 39

PITCHER	IP	WLS	BF	H	R	ER	SO	BB	IBB	HBP	BLK	WP	HR	S	P	ERA	WHIP
Willard Nixon, R (1, 1) ERA: 3.61	5.0	L	25	11	6	6	4	1	0	0	0	0	0	32	36	10.80	2.400
Murray Wall, R (6, 1) ERA: 4.02	4.0		14	2	1	0	4	0	0	0	0	0	0	22	22	0.00	0.500

PITCHER	IP	WLS	BF	H	R	ER	SO	BB	IBB	HBP	BLK	WP	HR	S	P	ERA	WHIP

Detroit Tigers @ Boston Red Sox

Fenway Park, Boston, MA

Sun Sep 15 1957, 3:33 AM EDT

Unknown

BOTTOM

Batter	1	2	3	4	5	6	7	8	9	AB	R	H	RBI	BB	SO	LOB
Jim Piersall, R (1, 8) OBP: 0.330, SLG: 0.409	4-0 BB		0-0 6-3 ②			0-0 E5 WP G3 1B		0-3 K ①	0-0 F8 ③	4	1	0	0	1	1	2
Billy Klaus, L (1, 6) OBP: 0.337, SLG: 0.386	0-3 K ①		0-0 P5 ③			0-0 G3 ① 1-2		0-0 BB 1B		4	0	1	0	0	1	2
Marty Keough, L (1, 9)	0-0 F8 ②			0-0 B1 ①		0-3 K ② 2-3		4-0 BB 1-2		3	0	0	0	1	1	2
Frank Malzone, R (1, 5) OBP: 0.325, SLG: 0.420	0-0 F8 ③			0-0 5-3 ②		0-0 FC5-4 1B 3-H		0-3 K ②		4	0	1	1	0	1	3
Jackie Jensen, R (1, 7) OBP: 0.367, SLG: 0.459		0-0 5-3 ①		0-3 K ③		0-0 FC5-4 ③ 1-2f		0-0 P6 ③		4	0	0	0	0	1	3
Dick Gernert, R (1, 3) OBP: 0.339, SLG: 0.455		0-0 1B			4-0 6-3 BB		0-3 K ①		0-0 F8 ①	3	0	1	0	1	1	0
Ken Aspromonte, R (1, 4) OBP: 0.435, SLG: 0.389		0-0 F8 ②			0-0 6-3 ① 1-2		0-0 1B		4-0 1B BB	3	0	1	0	1	0	2
Pete Daley, R (1, 2) OBP: 0.282, SLG: 0.329		0-0 F3 ③			0-3 K ②		0-3 K ②		0-0 1B 1-2	4	0	1	0	0	2	3
Willard Nixon, L (1, 1) OBP: 0.373, SLG: 0.333			0-0 P6 ①		0-0 4-3 ③		0-3 K ③		0-0 P6 ②	2	0	0	0	0	0	1
Murray Wall, R (6, 1) OBP: 0.333, SLG: 0.333										1	0	0	0	0	1	1
Mickey Vernon, L (9, PH) OBP: 0.346, SLG: 0.378										1	0	0	0	0	0	2

	AB	33
	R	1
	H	5
	RBI	1
	BB	4
	SO	9
	LOB	21

livebaseballscorecards.com

Inning Stats	1	2	3	4	5	6	7	8	9
	R: 0 H: 0 E: 0 LOB: 1 K: 1 BB: 1 S: 5 P: 9	R: 0 H: 1 E: 0 LOB: 1 K: 0 BB: 0 S: 4 P: 4	R: 0 H: 0 E: 0 LOB: 0 K: 0 BB: 0 S: 3 P: 3	R: 0 H: 0 E: 0 LOB: 0 K: 1 BB: 0 S: 5 P: 5	R: 0 H: 0 E: 0 LOB: 1 K: 1 BB: 1 S: 5 P: 9	R: 1 H: 1 E: 1 LOB: 1 K: 1 BB: 0 S: 7 P: 7	R: 0 H: 1 E: 0 LOB: 1 K: 3 BB: 0 S: 10 P: 10	R: 0 H: 1 E: 0 LOB: 2 K: 2 BB: 1 S: 8 P: 12	R: 0 H: 1 E: 0 LOB: 2 K: 0 BB: 1 S: 4 P: 8

1B: 5 SF: 0
2B: 0 SAC: 0
3B: 0 DP: 0
HR: 0 HBP: 0

WP: 1 PA: 37
PB: 0
SB: 0
CS: 0

PITCHER	IP	WLS	BF	H	R	ER	SO	BB	IBB	HBP	BLK	WP	HR	S	P	ERA	WHIP
Jim Bunning, R (1, 1) ERA: 2.32	9.0	W	37	5	1	0	9	4	0	0	0	1	0	51	67	0.00	1.000

PITCHER	IP	WLS	BF	H	R	ER	SO	BB	IBB	HBP	BLK	WP	HR	S	P	ERA	WHIP

Detroit Tigers @ Boston Red Sox

Fenway Park, Boston, MA

Sun Sep 15 1957, 3:38 AM EDT

Att. 27,834 - Unknown

TOP

livebaseballscorecards.com

Batter	1	2	3	4	5	6	7	8	9	AB	R	H	RBI	BB	SO	LOB
Bill Tuttle, R (1, 8) OBP: 0.313, SLG: 0.329	BBBB 4-0 1B HR BB	BBB 4-0 1B BB		x 0-0 BB 2-H 1B		x 0-0 ③ 1-3			x 0-0 ① 4-3	3	1	1	1	2	0	0
Frank Bolling, R (1, 4) OBP: 0.333, SLG: 0.414	x 0-0 1-2 HR 1B	x 0-0 ② 1-3 1B		x 0-0 ② P4			x 0-0 ① F8		x 0-0 2B 1B	5	1	3	0	0	0	1
Ray Boone, R (1, 3) OBP: 0.357, SLG: 0.428	x 0-0 ① F8	BBBB 4-0 BB		BBBB 4-0 1-2 BB			x 0-0 L3 1B		x 0-0 1-3 2B	3	0	2	0	2	0	2
Al Kaline, R (1, 9) OBP: 0.343, SLG: 0.489	x 0-0 1-H 2-H HR	x 0-0 ③ F7		x 0-0 ③ F7			x 0-0 ② L3 1-2		x 0-0 ② L5-3	5	1	1	3	0	0	7
Charlie Maxwell, L (1, 7) OBP: 0.381, SLG: 0.490	x 0-0 ② F8	x 0-0 ① F8			SSS 0-3 ① K		BBBB 4-0 BB		x 0-0 ③ 3-1	4	0	0	0	1	1	2
Harvey Kuenn, R (1, 6) OBP: 0.326, SLG: 0.382	x 0-0 2B	SSS 0-3 ② K			x 0-0 G4-6-3 1B		x 0-0 ③ P4			4	0	2	0	0	1	2
Frank House, L (1, 2) OBP: 0.327, SLG: 0.350	BBBB 4-0 FC5-4 BB	x 0-0 ③ G3			x 0-0 ②③ G4-6-3 1-2f			x 0-0 ① 3-1		3	0	0	0	1	0	1
Jim Finigan, R (1, 5) OBP: 0.339, SLG: 0.290	x 0-0 ③ FC5-4 1-2f			x 0-0 SH1-4 1B 1B		x 0-0 ① 5-3		x 0-0 ② 4-3		4	1	1	0	0	0	2
Frank Lary, R (1, 1) OBP: 0.162, SLG: 0.155 Duke Maas, R (7, 1) OBP: 0.127, SLG: 0.152		SSS 0-3 ① K		x 0-0 ① SH1-4 1-2		x 0-0 ② F8		x 0-0 ③ 5-3		2 1	0 0	0 0	0 0	0 0	1 0	0 0
Inning Stats	R: 3 E: 0 K: 0 S: 6 H: 3 LOB: 2 BB: 2 P: 14	R: 0 E: 0 K: 1 S: 5 H: 1 LOB: 2 BB: 2 P: 13	R: 0 E: 0 K: 1 S: 5 H: 0 LOB: 0 BB: 0 P: 5	R: 1 E: 0 K: 0 S: 5 H: 2 LOB: 2 BB: 1 P: 9	R: 0 E: 0 K: 1 S: 5 H: 1 LOB: 0 BB: 0 P: 5	R: 0 E: 0 K: 0 S: 3 H: 0 LOB: 0 BB: 0 P: 3	R: 0 E: 0 K: 0 S: 4 H: 1 LOB: 2 BB: 1 P: 8	R: 0 E: 0 K: 0 S: 3 H: 0 LOB: 0 BB: 0 P: 3	R: 0 E: 0 K: 0 S: 5 H: 2 LOB: 2 BB: 0 P: 5	1B: 7 2B: 2 3B: 0 HR: 1 SF: 0 SAC: 1 DP: 1 HBP: 0						

	AB	34
	R	4
	H	10
	RBI	4
	BB	6
	SO	3
	LOB	17

		PITCHER	IP	WLS	BF	H	R	ER	SO	BB	IBB	HBP	BLK	WP	HR	S	P	ERA	WHIP
Tom Brewer, R ERA: 3.56	(1, 1)		6.0	L	28	7	4	4	3	5	0	0	0	0	1	29	49	6.00	2.000
Dave Sisler, R ERA: 4.72	(7, 1)		1.0		5	1	0	0	0	1	0	0	0	0	0	4	8	0.00	2.000
Frank Sullivan, R ERA: 2.82	(8, 1)		2.0		8	2	0	0	0	0	0	0	0	0	0	8	8	0.00	1.000

PITCHER	IP	WLS	BF	H	R	ER	SO	BB	IBB	HBP	BLK	WP	HR	S	P	ERA	WHIP

BOTTOM

Detroit Tigers @ Boston Red Sox

Fenway Park, Boston, MA

Sun Sep 15 1957, 3:38 AM EDT

Att. 27,834 - Unknown

Batter	1	2	3	4	5	6	7	8	9	AB	R	H	RBI	BB	SO	LOB
Jim Piersall, R (1, 8) OBP: 0.328, SLG: 0.406	6-3		F3			F8		K		4	0	0	0	0	1	0
Billy Klaus, L (1, 6) OBP: 0.335, SLG: 0.382	F7			K		L7		F9		4	0	0	0	0	1	0
Mickey Vernon, L (1, 3) OBP: 0.345, SLG: 0.388	4-3			HR			F2	P6		4	1	1	1	0	0	0
Frank Malzone, R (1, 5) OBP: 0.326, SLG: 0.419		G5-4-3 1B		6-3			1-3		G4-3 BB	3	0	1	0	1	0	0
Jackie Jensen, R (1, 9) OBP: 0.366, SLG: 0.459		G5-4-3 1-2f		6-3			HR 2B		G4-3 1-2f	4	1	1	0	0	0	2
Dick Gernert, R (1, 7) OBP: 0.340, SLG: 0.466		1B		F8			2-H HR		F8	4	1	2	2	0	0	0
Ken Aspromonte, R (1, 4) OBP: 0.429, SLG: 0.368		F9		F9			BB BB			2	0	0	0	1	0	1
Sammy White, R (1, 2) OBP: 0.273, SLG: 0.285			F2	F7			1-2 FC4-6 BB			2	0	0	0	1	0	0
Tom Brewer, R (1, 1) OBP: 0.217, SLG: 0.220			4-3			4-3	FC4-6 1-2f			1	0	0	0	0	0	0
Marty Keough, L (6, PH)										1	0	0	0	0	0	0
Dave Sisler, R (7, 1) OBP: 0.233, SLG: 0.175										0	0	0	0	0	0	0
Willard Nixon, L (7, PH) OBP: 0.368, SLG: 0.329										1	0	0	0	0	0	2
Frank Sullivan, R (8, 1) OBP: 0.171, SLG: 0.176										0	0	0	0	0	0	0
Inning Stats	R: 0 E: 0 K: 0 S: 3 H: 0 LOB: 0 BB: 0 P: 3	R: 0 E: 0 K: 0 S: 4 H: 2 LOB: 1 BB: 0 P: 4	R: 0 E: 0 K: 0 S: 3 H: 0 LOB: 0 BB: 0 P: 3	R: 1 E: 0 K: 1 S: 6 H: 1 LOB: 0 BB: 0 P: 6	R: 0 E: 0 K: 0 S: 3 H: 0 LOB: 0 BB: 0 P: 3	R: 0 E: 0 K: 0 S: 3 H: 0 LOB: 0 BB: 0 P: 3	R: 2 E: 0 K: 0 S: 5 H: 2 LOB: 2 BB: 2 P: 13	R: 0 E: 0 K: 1 S: 5 H: 0 LOB: 0 BB: 0 P: 5	R: 0 E: 0 K: 0 S: 2 H: 0 LOB: 0 BB: 1 P: 6							

	AB	30
	R	3
	H	5
	RBI	3
	BB	3
	SO	2
	LOB	5

1B: 2 SF: 0 WP: 0 PA: 33
2B: 1 SAC: 0 PB: 0
3B: 0 DP: 2 SB: 0
HR: 2 HBP: 0 CS: 0

livebaseballscorecards.com

PITCHER		IP	WLS	BF	H	R	ER	SO	BB	IBB	HBP	BLK	WP	HR	S	P	ERA	WHIP
Frank Lary, R ERA: 4.04	(1, 1)	6.2	W	26	5	3	3	1	2	0	0	0	0	2	26	34	4.05	1.050
Duke Maas, R ERA: 3.1	(7, 1)	2.1	S	7	0	0	0	1	1	0	0	0	0	0	8	12	0.00	0.429

PITCHER	IP	WLS	BF	H	R	ER	SO	BB	IBB	HBP	BLK	WP	HR	S	P	ERA	WHIP

Batter	1	2	3	4	5	6	7	8	9	AB	R	H	RBI	BB	SO	LOB
Bill Tuttle, R (1, 8) OBP: 0.313, SLG: 0.328	G4-6-3 1B		6-3		P6		F9			4	0	1	0	0	0	2
Frank Bolling, R (1, 4) OBP: 0.331, SLG: 0.411	G4-6-3 1-2f		F8			1-3		5-3		4	0	0	0	0	0	1
Ray Boone, R (1, 3) OBP: 0.354, SLG: 0.424	P4			L6		P3		5-3		4	0	0	0	0	0	0
Al Kaline, R (1, 9) OBP: 0.345, SLG: 0.493		6-3 BB HBP		1B 3B		BBBB BB		F9		2	1	1	0	1	0	0
Charlie Maxwell, L (1, 7) OBP: 0.382, SLG: 0.489		BBBB 6-3 1-2 BB		FC5-4 3-H 1B		1-3			F5	3	0	1	1	1	0	1
Harvey Kuenn, R (1, 6) OBP: 0.325, SLG: 0.381		6-3 1-2 2-3		FC5-4 S 1-2f			FC5-4 1B		P5	4	0	1	0	0	0	3
Jay Porter, R (1, 2) OBP: 0.329, SLG: 0.358		SSS K		1-3 1-2			FC5-4 FC4-6 WP 1-2f		1-3	4	0	0	0	0	1	4
Jim Finigan, R (1, 5) OBP: 0.339, SLG: 0.286		F8	5-3				BBBB FC4-6 1-2 BB			2	0	0	0	1	0	2
Billy Hoeft, L (1, 1) OBP: 0.203, SLG: 0.317 Joe Presko, R (8, 1)			6-3	4-3			FC4-6 1-2f 2-3			3 0	0 0	0 0	0 0	0 0	0 0	2 0
Inning Stats	R: 0 E: 0 K: 0 S: 3	H: 1 LOB: 0 BB: 0 P: 3	R: 0 E: 0 K: 1 S: 5	H: 0 LOB: 2 BB: 1 P: 10	R: 0 E: 0 K: 0 S: 3	H: 0 LOB: 0 BB: 0 P: 3	R: 1 E: 0 K: 0 S: 5	H: 2 LOB: 1 BB: 0 P: 5	R: 0 E: 0 K: 0 S: 3	H: 0 LOB: 0 BB: 0 P: 3	R: 0 E: 0 K: 0 S: 3	H: 0 LOB: 1 BB: 1 P: 7	R: 0 E: 0 K: 0 S: 4	H: 1 LOB: 2 BB: 1 P: 8	R: 0 E: 0 K: 0 S: 3	H: 0 LOB: 0 BB: 0 P: 3	R: 0 E: 0 K: 0 S: 3	H: 0 LOB: 0 BB: 0 P: 3	1B: 3 2B: 0 3B: 1 HR: 0	SF: 0 SAC: 0 DP: 1 HBP: 1	WP: 1 PB: 0 SB: 1 CS: 0	PA: 34

PITCHER		IP	WLS	BF	H	R	ER	SO	BB	IBB	HBP	BLK	WP	HR	S	P	ERA	WHIP
Bobby Shantz, L ERA: 2.5	(1, 1)	9.0	W	34	4	1	1	1	3	0	1	0	1	0	32	45	1.00	0.778

PITCHER	IP	WLS	BF	H	R	ER	SO	BB	IBB	HBP	BLK	WP	HR	S	P	ERA	WHIP

TOP

Detroit Tigers @ New York Yankees

Yankee Stadium, Bronx, NY

Tue Sep 17 1957, 3:33 AM EDT

Att. 5,353 - Unknown - 72 F

livebaseballscorecards.com

AB	30
R	1
H	4
RBI	1
BB	3
SO	1
LOB	15

Batter	1	2	3	4	5	6	7	8	9	AB	R	H	RBI	BB	SO	LOB
Hank Bauer, R (1, 9) OBP: 0.320, SLG: 0.455	E6 G6-4-3		FC5-4 FC6-4 1-2f		BB			HR F8		4	1	1	1	1	0	2
Andy Carey, R (1, 5) OBP: 0.312, SLG: 0.394	G6-4-3 1-2f		FC6-4 1-2f		F2			SH1-4 1B BB		3	1	0	0	1	0	4
Gil McDougald, R (1, 6) OBP: 0.365, SLG: 0.451	F9			F7		CS 1B		SH1-4 1-2		3	0	1	0	0	0	0
Mickey Mantle, S (1, 8) OBP: 0.512, SLG: 0.672		5-3		F8		K 1-2		1B 1B IBB		3	1	0	0	1	1	1
Elston Howard, R (1, 2) OBP: 0.292, SLG: 0.390		HR		1B		5-3		1B 1B 1-2 2-H 1B		4	2	3	2	0	0	1
Harry Simpson, L (1, 3) OBP: 0.314, SLG: 0.437		K		K		1-3		E 1B E 1-2 2-H 1B		4	1	1	1	0	2	2
Tony Kubek, L (1, 7) OBP: 0.336, SLG: 0.382		F8			K	K2-4-2 1B		E2 E 1-3 2-H 1B		4	1	2	1	0	1	0
Bobby Richardson, R (1, 4) OBP: 0.285, SLG: 0.311			1-3		2B	K2-4-2 1-2f		P6		4	0	1	0	0	1	3
Bobby Shantz, R (1, 1) OBP: 0.286, SLG: 0.236			E6 FC5-4		K	F5		E8 2-H 3-H 1B		4	0	1	2	0	1	1
Inning Stats	R: 0 E: 1 K: 0 S: 3 H: 0 LOB: 0 BB: 0 P: 3	R: 1 E: 0 K: 1 S: 6 H: 1 LOB: 0 BB: 0 P: 6	R: 0 E: 1 K: 0 S: 4 H: 0 LOB: 1 BB: 0 P: 4	R: 0 E: 0 K: 1 S: 6 H: 1 LOB: 1 BB: 0 P: 6	R: 0 E: 0 K: 2 S: 8 H: 1 LOB: 2 BB: 1 P: 12	R: 0 E: 0 K: 1 S: 6 H: 1 LOB: 1 BB: 0 P: 6	R: 0 E: 0 K: 1 S: 5 H: 1 LOB: 0 BB: 0 P: 5	R: 6 E: 2 K: 0 S: 8 H: 5 LOB: 1 BB: 2 P: 16		1B: 7 2B: 2 3B: 0 HR: 2 SF: 0 SAC: 1 DP: 2 HBP: 0						

PITCHER		IP	WLS	BF	H	R	ER	SO	BB	IBB	HBP	BLK	WP	HR	S	P	ERA	WHIP
Billy Hoeft, L ERA: 3.65	(1, 1)	7.1	L	33	8	6	6	6	2	1	0	0	0	2	42	54	7.36	1.364
Joe Presko, R ERA:	(8, 1)	0.2		4	2	1	0	0	0	0	0	0	0	0	4	4	0.00	3.000

PITCHER	IP	WLS	BF	H	R	ER	SO	BB	IBB	HBP	BLK	WP	HR	S	P	ERA	WHIP

Detroit Tigers @ New York Yankees

Yankee Stadium, Bronx, NY

Tue Sep 17 1957, 3:33 AM EDT

Att. 5,353 - Unknown - 72 F

BOTTOM

livebaseballscorecards.com

AB	33
R	7
H	10
RBI	7
BB	3
SO	6
LOB	14

PA: 37

WP: 0 PB: 0 SB: 0 CS: 1

Batter	1	2	3	4	5	6	7	8	9	AB	R	H	RBI	BB	SO	LOB
Bill Tuttle, R (1, 8) OBP: 0.309, SLG: 0.325	S S S 0-3 ① K		x 0-0 ② F8		x 0-0 ② F9		x 0-0 ② 4-3		S S S 0-3 ① K	5	0	0	0	0	2	0
Reno Bertoia, R (1, 5) OBP: 0.324, SLG: 0.387	x 0-0 ② P4		x 0-0 2B		x 0-0 FC4 1B		B B B B 4-0 1B BB		B B B B 4-0 G4-6-3 BB	3	0	2	0	2	0	0
Ray Boone, R (1, 3) OBP: 0.352, SLG: 0.421	x 0-0 ③ 5-3		x 0-0 ③ P6		x 0-0 ③ FC4 1-2f		x 0-0 FC6-4 1-2 1B		x 0-0 ②③ G4-6-3 1-2f	5	0	1	0	0	0	3
Al Kaline, R (1, 9) OBP: 0.346, SLG: 0.493		x 0-0 1B 1B 1B		x 0-0 E6 SF8 1B		x 0-0 ① F7	x 0-0 ③ FC6-4 1-2f			4	2	2	0	0	0	2
Charlie Maxwell, L (1, 7) OBP: 0.383, SLG: 0.496		x 0-0 ① F7		x 0-0 S 1B		x 0-0 ② 1-4-3		x 0-0 HR		4	1	2	1	0	0	1
Harvey Kuenn, R (1, 6) OBP: 0.325, SLG: 0.380		x 0-0 1B 1-2 1B		x 0-0 ① F2		x 0-0 E6 1B		x 0-0 ① P5		4	0	1	0	0	0	2
Frank House, L (1, 2) OBP: 0.332, SLG: 0.354 Jim Small, L (8, PR) OBP: 0.250, SLG: 0.262 Red Wilson, R (8, 2) OBP: 0.354, SLG: 0.311		x 0-0 G6-4-3 1-2 2-H 1B		x 0-0 ② SF8 3-H		x 0-0 FC6-4 1-3 1B		B B B 4-0 BB		2	0	2	2	1	0	0
										0	0	0	0	0	0	0
										0	0	0	0	0	0	0
Frank Bolling, R (1, 4) OBP: 0.329, SLG: 0.409 Bill Taylor, L (8, PH) Ron Samford, R (8, 4) OBP: 0.276, SLG: 0.275		x 0-0 ②③ G6-4-3 1-2f		x 0-0 ③ P6 1-2		x 0-0 ③ FC6-4 1-2f		S S S 0-3 ② K		3	0	0	0	0	0	5
										1	0	0	0	0	1	1
										0	0	0	0	0	0	0
Duke Maas, R (1, 1) OBP: 0.123, SLG: 0.147 Lou Sleater, L (6, 1) OBP: 0.273, SLG: 0.667 Dave Philley, S (8, PH) OBP: 0.330, SLG: 0.383 Harry Byrd, R (8, 1)			x 0-0 ① P2		x 0-0 ① 2-3		x 0-0 ① 4-3	S S S 0-3 ③ K		2	0	0	0	0	0	0
										1	0	0	0	0	0	0
										1	0	0	0	0	1	1
										0	0	0	0	0	0	0
Inning Stats	R: 0 E: 0 K: 1 S: 5 H: 0 LOB: 0 BB: 0 P: 5	R: 1 E: 0 K: 0 S: 5 H: 3 LOB: 1 BB: 0 P: 5	R: 0 E: 0 K: 0 S: 4 H: 1 LOB: 1 BB: 0 P: 4	R: 1 E: 1 K: 0 S: 5 H: 2 LOB: 1 BB: 0 P: 5	R: 0 E: 0 K: 0 S: 4 H: 1 LOB: 1 BB: 0 P: 4	R: 0 E: 1 K: 0 S: 5 H: 1 LOB: 2 BB: 0 P: 5	R: 0 E: 0 K: 0 S: 4 H: 1 LOB: 2 BB: 1 P: 8	R: 1 E: 0 K: 2 S: 8 H: 1 LOB: 1 BB: 1 P: 12	R: 0 E: 0 K: 1 S: 4 H: 0 LOB: 0 BB: 1 P: 8	1B: 8 2B: 1 3B: 0 HR: 1		SF: 1 SAC: 0 DP: 2 HBP: 0		WP: 0 PB: 0 SB: 1 CS: 0		PA: 39	

PITCHER		IP	WLS	BF	H	R	ER	SO	BB	IBB	HBP	BLK	WP	HR	S	P	ERA	WHIP
Sal Maglie, R ERA: 2.7	(1, 1)	7.1	W	34	10	3	2	1	2	0	0	0	0	1	34	42	2.46	1.636
Bob Turley, R ERA: 2.42	(8, 1)	1.2	S	5	0	0	0	3	1	0	0	0	0	0	10	14	0.00	0.600

PITCHER	IP	WLS	BF	H	R	ER	SO	BB	IBB	HBP	BLK	WP	HR	S	P	ERA	WHIP

TOP

Detroit Tigers @ New York Yankees

Yankee Stadium, Bronx, NY

Wed Sep 18 1957, 3:33 AM EDT

Att. 6,502 - Unknown - 70 F

livebaseballscorecards.com

AB	35
R	3
H	10
RBI	3
BB	3
SO	4
LOB	15

Batter	1	2	3	4	5	6	7	8	9	AB	R	H	RBI	BB	SO	LOB
Hank Bauer, R (1, 9) OBP: 0.320, SLG: 0.453	F8		L7		F7		E BB 1B			4	0	1	0	0	0	1
Gil McDougald, R (1, 6) OBP: 0.367, SLG: 0.451	1B		HR 1B BB		P4		E 1-2 BB			2	1	1	0	2	0	1
Mickey Mantle, S (1, 8) OBP: 0.511, SLG: 0.669	P5		HR 1-2 1B		K		E5 1-2 2-3			4	1	1	0	0	1	4
Yogi Berra, L (1, 2) OBP: 0.324, SLG: 0.428	4-3		HR 1-H 2-H			HR	F8			4	2	2	4	0	0	4
Harry Simpson, L (1, 3) OBP: 0.314, SLG: 0.437		1-5-3	F7			B2-6 2B		4-3		4	0	1	0	0	0	0
Tony Kubek, L (1, 7) OBP: 0.333, SLG: 0.378		F5		L3		B2-6 2-3f		4-3		4	0	0	0	0	0	1
Jerry Lumpe, L (1, 5) OBP: 0.398, SLG: 0.474		FC5-4 1B		4-3	K			BB		3	0	1	0	1	1	0
Bobby Richardson, R (1, 4) OBP: 0.281, SLG: 0.307		FC5-4 1-2f		F7			F2	5-3		4	0	0	0	0	0	2
Sal Maglie, R (1, 1) OBP: 0.081, SLG: 0.081 Bob Turley, R (8, 1) OBP: 0.210, SLG: 0.075			4-3	1B			K			3 0	0 0	1 0	0 0	0 0	1 0	0 0
Inning Stats	R: 0 H: 1 E: 0 LOB: 1 K: 0 BB: 0 S: 4 P: 4	R: 0 H: 1 E: 0 LOB: 1 K: 0 BB: 0 S: 4 P: 4	R: 3 H: 2 E: 0 LOB: 0 K: 0 BB: 1 S: 5 P: 9	R: 0 H: 0 E: 0 LOB: 0 K: 0 BB: 0 S: 3 P: 3	R: 0 H: 1 E: 0 LOB: 1 K: 1 BB: 0 S: 6 P: 6	R: 1 H: 2 E: 0 LOB: 0 K: 1 BB: 0 S: 6 P: 6	R: 0 H: 1 E: 1 LOB: 3 K: 1 BB: 1 S: 7 P: 11	R: 0 H: 0 E: 0 LOB: 1 K: 0 BB: 1 S: 3 P: 7		1B: 5 SF: 0 2B: 2 SAC: 0 3B: 0 DP: 1 HR: 2 HBP: 0						

PITCHER		IP	WLS	BF	H	R	ER	SO	BB	IBB	HBP	BLK	WP	HR	S	P	ERA	WHIP
Duke Maas, R ERA: 3.2	(1, 1)	5.0	L	23	7	4	4	1	1	0	0	0	0	2	24	28	7.20	1.600
Lou Sleater, L ERA: 3.82	(6, 1)	2.0		8	1	0	0	2	1	0	0	0	0	0	11	15	0.00	1.000
Harry Byrd, R ERA: 3.54	(8, 1)	1.0		4	0	0	0	0	1	0	0	0	0	0	3	7	0.00	1.000

PITCHER	IP	WLS	BF	H	R	ER	SO	BB	IBB	HBP	BLK	WP	HR	S	P	ERA	WHIP

BOTTOM

Detroit Tigers @ New York Yankees

Yankee Stadium, Bronx, NY

Wed Sep 18 1957, 3:33 AM EDT
Att. 6,502 - Unknown - 70 F

livebaseballscorecards.com

AB	32
R	4
H	8
RBI	4
BB	3
SO	3
LOB	13

WP: 0 PA: 35
PB: 0
SB: 0
CS: 0

Batter	1	2	3	4	5	6	7	8	9	AB	R	H	RBI	BB	SO	LOB
Frank Bolling, R (1, 4) OBP: 0.327, SLG: 0.406	5-3		K			F9	FC6-4 1-2f			4	0	0	0	0	1	1
Reno Bertoia, R (1, 5) OBP: 0.326, SLG: 0.389	6-3			P6		2B 1B		CS BB 1B		4	1	2	0	0	0	0
Ray Boone, R (1, 3) OBP: 0.354, SLG: 0.423	6-3			1-3		1-H 2B		BBBB 1-2 CS BB		3	0	1	1	1	0	0
Al Kaline, R (1, 9) OBP: 0.344, SLG: 0.489		F5		L6		L5-3		SSS K		4	0	0	0	0	1	3
Bill Taylor, L (1, 7) OBP: 0.200, SLG: 0.214		1B			F9		2B 2B	F8 1-2 2-3		4	1	2	0	0	0	2
Harvey Kuenn, R (1, 6) OBP: 0.324, SLG: 0.381		F9			6-3		2-H 1B 2B		4-3	4	1	1	1	0	0	1
Frank House, L (1, 2) OBP: 0.332, SLG: 0.355		F7			1B		P6		F8 2B	2	0	1	0	0	0	1
Harry Byrd, R (6, 1)										0	0	0	0	0	0	0
Dave Philley, S (7, PH) OBP: 0.329, SLG: 0.381										1	0	0	0	0	0	1
Joe Presko, R (7, 1)										0	0	0	0	0	0	0
Bill Tuttle, R (9, PH) OBP: 0.311, SLG: 0.329										1	0	1	0	0	0	0
Johnny Groth, R (1, 8) OBP: 0.331, SLG: 0.342			F9		P6		FC6-4 2-H 1B		F8 2-3	4	0	1	1	0	0	2
Jim Bunning, R (1, 1) OBP: 0.250, SLG: 0.287			6-3			SSS K	P6		F9	1	0	0	0	0	0	0
Chuck Daniel, R (3, 1)										0	0	0	0	0	0	0
Jay Porter, R (6, PH) OBP: 0.323, SLG: 0.350										3	0	0	0	0	1	2
(6, 2)																
Inning Stats	R: 0 E: 0 K: 0 S: 3 H: 0 LOB: 0 BB: 0 P: 3	R: 0 E: 0 K: 0 S: 4 H: 1 LOB: 1 BB: 0 P: 4	R: 0 E: 0 K: 1 S: 5 H: 0 LOB: 0 BB: 0 P: 5	R: 0 E: 0 K: 0 S: 3 H: 0 LOB: 0 BB: 0 P: 3	R: 0 E: 0 K: 0 S: 4 H: 1 LOB: 1 BB: 0 P: 4	R: 1 E: 0 K: 1 S: 7 H: 2 LOB: 1 BB: 0 P: 7	R: 2 E: 0 K: 0 S: 6 H: 3 LOB: 1 BB: 0 P: 6	R: 0 E: 0 K: 1 S: 5 H: 1 LOB: 1 BB: 1 P: 9	R: 0 E: 0 K: 0 S: 4 H: 1 LOB: 1 BB: 0 P: 4	1B: 5 2B: 4 3B: 0 HR: 0 SF: 0 SAC: 0 DP: 0 HBP: 0						

PITCHER		IP	WLS	BF	H	R	ER	SO	BB	IBB	HBP	BLK	WP	HR	S	P	ERA	WHIP
Jack Urban, R ERA: 3.1	(1, 1)	6.1	W	26	7	3	3	2	0	0	0	0	0	0	30	30	4.26	1.105
Tom Morgan, R ERA: 4.73	(7, 1)	2.2	S	10	2	0	0	1	1	0	0	0	0	0	11	15	0.00	1.125

PITCHER	IP	WLS	BF	H	R	ER	SO	BB	IBB	HBP	BLK	WP	HR	S	P	ERA	WHIP

TOP

Detroit Tigers @ Kansas City Athletics

Municipal Stadium, Kansas City, MO

Sat Sep 21 1957, 8:05 PM EDT

Att. 6,738 - Unknown

livebaseballscorecards.com

AB	35
R	3
H	9
RBI	3
BB	1
SO	3
LOB	13

Batter	1	2	3	4	5	6	7	8	9	AB	R	H	RBI	BB	SO	LOB
Vic Power, R (1, 3) OBP: 0.282, SLG: 0.367	P6		F9		5-3		FC3-6 BB			3	0	0	0	1	0	1
Joe Demaestri, R (1, 6) OBP: 0.281, SLG: 0.363	K		HR 1-H		2B HR		FC3-6 1B 1-2f			4	2	2	2	0	1	1
Gus Zernial, R (1, 7) OBP: 0.288, SLG: 0.463	K		HR		HR 2-H		F8			4	2	2	3	0	1	1
Woodie Held, R (1, 8) OBP: 0.322, SLG: 0.469		BB	1B WP 3B		F8		1B 1-2			3	1	2	0	1	0	0
Bob Martyn, L (1, 9) OBP: 0.290, SLG: 0.366		F8	3B 1-H		K		F8			4	0	1	1	0	1	3
Hector Lopez, R (1, 5) OBP: 0.356, SLG: 0.449		K	5-3			K		SH2-3 1B		4	0	1	0	0	2	2
Hal Smith, R (1, 2) OBP: 0.335, SLG: 0.499		F9		CS 1B		FC6-4 1B		SH2-3 1-2		3	0	2	0	0	0	1
Billy Hunter, R (1, 4) OBP: 0.261, SLG: 0.332			L6	K 1-2		F7		K		4	0	0	0	0	2	3
Jack Urban, R (1, 1) OBP: 0.300, SLG: 0.289			HR 1B	4-3		FC6-4 1-2f		F9		3	1	1	0	0	0	1
Tom Morgan, R (7, 1) OBP: 0.118, SLG: 0.091										1	0	0	0	0	0	1
Inning Stats	R: 0 E: 0 K: 2 S: 7 H: 0 LOB: 0 BB: 0 P: 7	R: 0 E: 0 K: 1 S: 5 H: 0 LOB: 1 BB: 1 P: 9	R: 4 E: 0 K: 0 S: 8 H: 5 LOB: 1 BB: 0 P: 8	R: 0 E: 0 K: 1 S: 5 H: 1 LOB: 0 BB: 0 P: 5	R: 2 E: 0 K: 1 S: 7 H: 2 LOB: 0 BB: 0 P: 7	R: 0 E: 0 K: 1 S: 6 H: 1 LOB: 1 BB: 0 P: 6	R: 0 E: 0 K: 0 S: 4 H: 1 LOB: 2 BB: 1 P: 8	R: 0 E: 0 K: 1 S: 6 H: 1 LOB: 1 BB: 0 P: 6		1B: 6 2B: 1 3B: 1 HR: 3 SF: 0 SAC: 1 DP: 0 HBP: 0						

PITCHER		IP	WLS	BF	H	R	ER	SO	BB	IBB	HBP	BLK	WP	HR	S	P	ERA	WHIP
Jim Bunning, R ERA: 2.44	(1, 1)	2.2	L	14	5	4	4	3	1	0	0	0	1	2	19	23	13.50	2.250
Chuck Daniel, R ERA: 7.71	(3, 1)	2.1		9	3	2	2	2	0	0	0	0	0	1	13	13	7.71	1.286
Harry Byrd, R ERA: 3.48	(6, 1)	1.0		4	1	0	0	1	0	0	0	0	0	0	6	6	0.00	1.000
Joe Presko, R ERA:	(7, 1)	2.0		9	2	0	0	1	1	0	0	0	0	0	10	14	0.00	1.500

PITCHER	IP	WLS	BF	H	R	ER	SO	BB	IBB	HBP	BLK	WP	HR	S	P	ERA	WHIP

BOTTOM

Detroit Tigers @ Kansas City Athletics

Municipal Stadium, Kansas City, MO

Sat Sep 21 1957, 8:05 PM EDT

Att. 6,738 - Unknown

livebaseballscorecards.com

AB	33
R	6
H	11
RBI	6
BB	2
SO	7
LOB	14

WP: 1 PA: 36
PB: 0
SB: 0
CS: 1

Batter	1	2	3	4	5	6	7	8	9	AB	R	H	RBI	BB	SO	LOB
Bill Tuttle, R (1, 8) OBP: 0.314, SLG: 0.330	F9 BB 1B		1B 1B BB		5-3		BB 1B 3-H		F9	4	1	2	1	1	0	0
Reno Bertoia, R (1, 5) OBP: 0.327, SLG: 0.387	K		1B 1-2 1B		K		1-2 BB		F8	4	0	1	0	1	2	1
Ray Boone, R (1, 3) OBP: 0.354, SLG: 0.420	1-2 BB		F8		5-3		P6		1-2 BB	3	0	0	0	2	0	4
Al Kaline, R (1, 9) OBP: 0.343, SLG: 0.486	F9 2-3		1-3 2-H 1B			F5	L3		F9	5	0	1	1	0	0	5
Bill Taylor, L (1, 7) OBP: 0.263, SLG: 0.278	4-3		K			FC6-4 1B		5-4-3 1B		4	0	2	0	0	1	4
Steve Boros, R (8, PR) OBP: 0.167, SLG: 0.171										0	0	0	0	0	0	0
Johnny Groth, R (8, 7) OBP: 0.331, SLG: 0.342										0	0	0	0	0	0	0
Harvey Kuenn, R (1, 6) OBP: 0.324, SLG: 0.380		FC6-4 1B		6-3		FC6-4 1-2f FC6		5-4-3 1-2		4	0	1	0	0	0	2
Red Wilson, R (1, 2) OBP: 0.352, SLG: 0.327		FC6-4 G6-4-3 1-2f		HR		FC6 1-2f		F5		4	1	1	1	0	0	4
Frank Bolling, R (1, 4) OBP: 0.328, SLG: 0.409		G6-4-3 1-2f		K			1B 3B	IBB		3	1	1	0	1	1	1
Paul Foytack, R (1, 1) OBP: 0.266, SLG: 0.217			K	K			G3	K		4	0	0	0	0	3	3
Lou Sleater, L (8, 1) OBP: 0.273, SLG: 0.667										0	0	0	0	0	0	0
Harry Byrd, R (8, 1)										0	0	0	0	0	0	0

Inning Stats										
	R: 0 E: 0 K: 1 S: 6	H: 1 LOB: 2 BB: 1 P: 10	R: 0 E: 0 K: 0 S: 3	H: 1 LOB: 0 BB: 0 P: 3	R: 1 E: 0 K: 2 S: 9	H: 2 LOB: 2 BB: 1 P: 13	R: 1 E: 0 K: 2 S: 8	H: 1 LOB: 0 BB: 0 P: 8	R: 0 E: 0 K: 1 S: 5	H: 0 LOB: 0 BB: 0 P: 5
	R: 0 E: 0 K: 0 S: 4	H: 1 LOB: 1 BB: 0 P: 4	R: 1 E: 0 K: 0 S: 5	H: 2 LOB: 2 BB: 1 P: 9	R: 0 E: 0 K: 1 S: 6	H: 1 LOB: 2 BB: 1 P: 10	R: 0 E: 0 K: 0 S: 3	H: 0 LOB: 1 BB: 1 P: 7	1B: 7 2B: 0 3B: 1 HR: 1	SF: 0 SAC: 0 DP: 1 HBP: 0

PITCHER		IP	WLS	BF	H	R	ER	SO	BB	IBB	HBP	BLK	WP	HR	S	P	ERA	WHIP
Ralph Terry, R ERA: 3.35	(1, 1)	7.0		31	8	3	3	6	3	0	0	0	0	1	40	52	3.86	1.571
Virgil Trucks, R ERA: 2.77	(8, 1)	2.0	W	9	1	0	0	1	1	1	0	0	0	0	9	17	0.00	1.000

PITCHER		IP	WLS	BF	H	R	ER	SO	BB	IBB	HBP	BLK	WP	HR	S	P	ERA	WHIP

TOP

Detroit Tigers @ Kansas City Athletics

Municipal Stadium, Kansas City, MO

Sun Sep 22 1957, 4:33 AM EDT

Unknown

livebaseballscorecards.com

AB	35
R	3
H	9
RBI	3
BB	5
SO	7
LOB	24

PA: 40

WP: 0 PB: 0 SB: 0 CS: 0

Detroit Tigers @ Kansas City Athletics

Municipal Stadium, Kansas City, MO

Sun Sep 22 1957, 4:33 AM EDT

Unknown

livebaseballscorecards.com

BOTTOM

Batter	1	2	3	4	5	6	7	8	9	AB	R	H	RBI	BB	SO	LOB
Vic Power, R (1, 3) OBP: 0.288, SLG: 0.369	BBBB 4-0 WP 1B BB		BBBB 4-0 3B BB		x 0-0 1B		x 0-0 ③ L9		x 0-0 BB 1B 1B	3	2	2	0	2	0	1
Joe Demaestri, R (1, 6) OBP: 0.285, SLG: 0.371	x 0-0 WP 1-2 1B		x 0-0 ② L7		x 0-0 ③ 4-3			x 0-0 HR	BBBB 4-0 1B 1-2 BB	4	1	2	1	1	0	2
Gus Zernial, R (1, 7) OBP: 0.294, SLG: 0.471	x 0-0 ① F7		x 0-0 1-H 3B			x 0-0 CS 1B		BBBB 4-0 SH 4-3 BB	x 0-0 1-2 2-H 1B	4	1	3	2	1	0	2
Woodie Held, R (1, 8) OBP: 0.319, SLG: 0.465	x 0-0 ② F9 1-2 2-3		x 0-0 ③ 6-3			SSS 0-3 ① K		x 0-0 SH 1B E 1-3		3	0	0	0	0	1	4
Bob Martyn, L (1, 9) OBP: 0.288, SLG: 0.356	x 0-0 ③ G3			x 0-0 ① 4-3		BBBB 4-0 ② FC6-4 1-2 BB		x 0-0 ① 4-3 1-2 3-H		3	0	0	0	1	0	3
Hector Lopez, R (1, 5) OBP: 0.355, SLG: 0.447		x 0-0 ① F8		x 0-0 ② 6-3		x 0-0 ③ FC6-4 1-2f		x 0-0 2-3 1B		4	0	1	0	0	0	1
Hal Smith, R (1, 2) OBP: 0.332, SLG: 0.493		x 0-0 ② F5		x 0-0 ③ F9			x 0-0 ① F8	x 0-0 ② P4		4	0	0	0	0	0	2
Billy Hunter, R (1, 4) OBP: 0.260, SLG: 0.330		x 0-0 ③ F2			x 0-0 ① F3		BBBB 4-0 FC5-4 BB	x 0-0 ③ L9		2	0	0	0	0	0	0
Bob Cery, R (7, PH) OBP: 0.314, SLG: 0.415										0	0	0	0	1	0	0
Milt Graff, L (8, 4) OBP: 0.250, SLG: 0.221										1	0	0	0	0	0	2
Ralph Terry, R (1, 1) OBP: 0.174, SLG: 0.156			x 0-0 ① F2		x 0-0 ② F5		x 0-0 ② FC5-4 1-2f		x 0-0 ① P6	2	0	0	0	0	0	0
Lou Skizas, R (7, PH) OBP: 0.297, SLG: 0.434										1	0	0	0	0	0	1
Virgil Trucks, R (8, 1) OBP: 0.179, SLG: 0.148										1	0	0	0	0	0	0
Inning Stats	R: 0 H: 1 E: 0 LOB: 2 K: 0 BB: 1 S: 4 P: 8	R: 0 H: 0 E: 0 LOB: 0 K: 0 BB: 0 S: 3 P: 3	R: 1 H: 1 E: 0 LOB: 1 K: 0 BB: 1 S: 4 P: 8	R: 0 H: 0 E: 0 LOB: 0 K: 0 BB: 0 S: 3 P: 3	R: 0 H: 1 E: 0 LOB: 1 K: 0 BB: 0 S: 4 P: 4	R: 0 H: 1 E: 0 LOB: 1 K: 1 BB: 1 S: 5 P: 9	R: 0 H: 0 E: 0 LOB: 1 K: 0 BB: 1 S: 3 P: 7	R: 2 H: 2 E: 2 LOB: 2 K: 0 BB: 1 S: 6 P: 10	R: 1 H: 2 E: 0 LOB: 2 K: 0 BB: 1 S: 3 P: 7							

	AB	32
	R	4
	H	8
	RBI	3
	BB	6
	SO	1
	LOB	18

1B: 6 SF: 0
2B: 0 SAC: 1
3B: 1 DP: 0
HR: 1 HBP: 0

WP: 1 PA: 39
PB: 0
SB: 0
CS: 1

PITCHER		IP	WLS	BF	H	R	ER	SO	BB	IBB	HBP	BLK	WP	HR	S	P	ERA	WHIP
Paul Foytack, R ERA: 3.12	(1, 1)	7.0		31	5	3	3	1	5	0	0	0	1	1	28	48	3.86	1.429
Lou Sleater, L ERA: 3.8	(8, 1)	0.1		1	0	0	0	0	0	0	0	0	0	0	1	1	0.00	0.000
Harry Byrd, R ERA: 3.58	(8, 1)	1.0	L	7	3	1	1	0	1	0	0	0	0	0	6	10	9.00	4.000

PITCHER	IP	WLS	BF	H	R	ER	SO	BB	IBB	HBP	BLK	WP	HR	S	P	ERA	WHIP

Batter	1	2	3	4	5	6	7	8	9	AB	R	H	RBI	BB	SO	LOB
Bill Tuttle, R (1, 8) OBP: 0.313, SLG: 0.329	L1		2-H 1B			5-3		E6		4	0	1	1	0	0	0
Reno Bertoia, R (1, 5) OBP: 0.326, SLG: 0.383	K		F5			WP BB		F9		3	0	0	0	1	1	2
Dave Philley, S (1, 3) OBP: 0.332, SLG: 0.381	E4			F9		1-2 BB			1B	3	0	1	0	1	0	0
Charlie Maxwell, L (1, 9) OBP: 0.380, SLG: 0.492		F2		P6		3-1			K	4	0	0	0	0	1	3
Bill Taylor, L (1, 7) OBP: 0.217, SLG: 0.227		F9		1-3			F8		F9	4	0	0	0	0	0	1
Harvey Kuenn, R (1, 6) OBP: 0.322, SLG: 0.378		F2			P6		F7		F7	4	0	0	0	0	0	1
Frank House, L (1, 2) OBP: 0.332, SLG: 0.353			SH1-3 1B BB		3-1		L3			2	1	0	0	1	0	0
Frank Bolling, R (1, 4) OBP: 0.327, SLG: 0.408 Ray Boone, R (8, PH) OBP: 0.353, SLG: 0.419 Ron Samford, R (8, 4) OBP: 0.276, SLG: 0.275			K		F7			F3		2 1 0	0 0 0	0 0 0	0 0 0	0 0 0	1 0 0	1 0 0
Duke Maas, R (1, 1) OBP: 0.122, SLG: 0.145 Al Kaline, R (8, PH) OBP: 0.342, SLG: 0.485 Joe Presko, R (8, 1)			SH1-3 1-2			6-3		F7		1 1 0	0 0 0	0 0 0	0 0 0	0 0 0	0 0 0	0 0 0
Inning Stats	R: 0 E: 1 K: 1 S: 5 H: 0 LOB: 1 BB: 0 P: 5	R: 0 E: 0 K: 0 S: 3 H: 0 LOB: 0 BB: 0 P: 3	R: 1 E: 0 K: 1 S: 6 H: 1 LOB: 1 BB: 1 P: 10	R: 0 E: 0 K: 0 S: 3 H: 0 LOB: 0 BB: 0 P: 3	R: 0 E: 0 K: 0 S: 3 H: 0 LOB: 0 BB: 0 P: 3	R: 0 E: 0 K: 0 S: 3 H: 0 LOB: 2 BB: 2 P: 11	R: 0 E: 0 K: 0 S: 3 H: 0 LOB: 0 BB: 0 P: 3	R: 0 E: 1 K: 0 S: 4 H: 0 LOB: 1 BB: 0 P: 4	R: 0 E: 0 K: 1 S: 6 H: 1 LOB: 1 BB: 0 P: 6	1B: 2 2B: 0 3B: 0 HR: 0	SF: 0 SAC: 1 DP: 0 HBP: 0						

PITCHER	IP	WLS	BF	H	R	ER	SO	BB	IBB	HBP	BLK	WP	HR	S	P	ERA	WHIP
Ned Garver, R (1, 1) ERA: 3.84	9.0	W	33	2	1	1	3	3	0	0	0	1	0	36	48	1.00	0.556

PITCHER	IP	WLS	BF	H	R	ER	SO	BB	IBB	HBP	BLK	WP	HR	S	P	ERA	WHIP

TOP

Detroit Tigers @ Kansas City Athletics

Municipal Stadium, Kansas City, MO

Sun Sep 22 1957, 4:38 AM EDT

Att. 14,384 - Unknown

livebaseballscorecards.com

AB	29
R	1
H	2
RBI	1
BB	3
SO	3
LOB	8

1B: 2	SF: 0	WP: 1	PA: 33
2B: 0	SAC: 1	PB: 0	
3B: 0	DP: 0	SB: 0	
HR: 0	HBP: 0	CS: 0	

Batter	1	2	3	4	5	6	7	8	9	AB	R	H	RBI	BB	SO	LOB
Vic Power, R (1, 3) OBP: 0.288, SLG: 0.368	3-1		1B 1-3 1B		P3			F8		4	0	1	0	0	0	0
Joe Demaestri, R (1, 6) OBP: 0.284, SLG: 0.368	1-4-3		P4			5-3		BBBB G6-3 BB		3	0	0	0	1	0	2
Gus Zernial, R (1, 7) OBP: 0.293, SLG: 0.469	L4		1-2 3-H 1B			F8		G6-3 1-2f		4	0	1	1	0	0	1
Woodie Held, R (1, 8) OBP: 0.317, SLG: 0.460		F7 SSS	K			5-3				3	0	0	0	0	1	2
Bob Martyn, L (1, 9) OBP: 0.289, SLG: 0.355		1-3		SSS K			SH2-4 2B 1B			3	1	1	0	0	1	0
Hector Lopez, R (1, 5) OBP: 0.353, SLG: 0.444		E6		1-3			SH2-4 1-2			2	0	0	0	0	0	0
Tim Thompson, L (1, 2) OBP: 0.252, SLG: 0.326		3-1		P4			6-3 2-H 2B			3	0	1	1	0	0	1
Milt Graff, L (1, 4) OBP: 0.245, SLG: 0.216			4-3	4-3			6-3 2-3			3	0	0	0	0	0	1
Ned Garver, R (1, 1) OBP: 0.245, SLG: 0.205			1B 1B 1B	SSS K			F2			3	1	1	0	0	1	1
Inning Stats	R: 0 E: 0 K: 0 S: 3 H: 0 LOB: 0 BB: 0 P: 3	R: 0 E: 1 K: 0 S: 4 H: 0 LOB: 1 BB: 0 P: 4	R: 1 E: 0 K: 1 S: 8 H: 3 LOB: 2 BB: 0 P: 8	R: 0 E: 0 K: 1 S: 5 H: 0 LOB: 0 BB: 0 P: 5	R: 0 E: 0 K: 1 S: 5 H: 0 LOB: 0 BB: 0 P: 5	R: 0 E: 0 K: 0 S: 3 H: 0 LOB: 0 BB: 0 P: 3	R: 1 E: 0 K: 0 S: 5 H: 2 LOB: 1 BB: 0 P: 5	R: 0 E: 0 K: 0 S: 2 H: 0 LOB: 0 BB: 1 P: 6		1B: 4 2B: 1 3B: 0 HR: 0 SF: 0 SAC: 1 DP: 1 HBP: 0				WP: 0 PB: 0 SB: 0 CS: 0 PA: 30	

PITCHER		IP	WLS	BF	H	R	ER	SO	BB	IBB	HBP	BLK	WP	HR	S	P	ERA	WHIP
Duke Maas, R ERA: 3.18	(1, 1)	7.0	L	27	5	2	2	3	0	0	0	0	0	0	33	33	2.57	0.714
Joe Presko, R ERA:	(8, 1)	1.0		3	0	0	0	0	1	0	0	0	0	0	2	6	0.00	1.000

PITCHER	IP	WLS	BF	H	R	ER	SO	BB	IBB	HBP	BLK	WP	HR	S	P	ERA	WHIP

BOTTOM

Detroit Tigers @ Kansas City Athletics

Municipal Stadium, Kansas City, MO

Sun Sep 22 1957, 4:38 AM EDT

Att. 14,384 - Unknown

livebaseballscorecards.com

AB	28
R	2
H	5
RBI	2
BB	1
SO	3
LOB	8

Detroit Tigers @ Cleveland Indians

Cleveland Municipal Stadium, Cleveland, OH

Mon Sep 23 1957, 7:05 PM EDT

Att. 3,021 - Unknown

TOP

livebaseballscorecards.com

Batter	1	2	3	4	5	6	7	8	9	10	11	AB	R	H	RBI	BB	SO	LOB
Bill Tuttle, R (1, 8) OBP: 0.312, SLG: 0.329	PB WP 2B		6-3 ①	5-3 ③		6-3 ③		K ③			6-3 ①	6	1	1	0	0	1	1
Jim Finigan, R (1, 5) OBP: 0.345, SLG: 0.289	L3 ①		E 2B BB		E5 S 5-3 E		2B 1B		F3 ①		6-3 1B	5	3	2	0	1	0	1
Ray Boone, R (1, 3) OBP: 0.351, SLG: 0.418	P5 ② 2-H		FC4 2B 1-2		5-3 ① 1-2		WP 1-H 2B		F5 ②		6-3 ② 1-2	6	0	1	1	0	0	3
Al Kaline, R (1, 9) OBP: 0.347, SLG: 0.489 (11, 7)	S BB		1-3 2-H 2B		E9 S 2-H 1B		K ①		1B		BB	4	0	3	2	2	1	1
Charlie Maxwell, L (1, 7) OBP: 0.380, SLG: 0.487 (11, 9)	K ③ 1-2		IBB		2-3 BB		P6 2-3		F8 1-2		K ③	4	0	0	0	2	2	5
Harvey Kuenn, R (1, 6) OBP: 0.321, SLG: 0.376		K ①	L5 ②		P3 ②		F8 ③			6-3 SH3-4 1B		5	0	1	0	0	1	6
Frank House, L (1, 2) OBP: 0.329, SLG: 0.349		G3 ②	F8 ③		P4 ③			5-3 ①		SH3-4 ① 1-2		4	0	0	0	0	0	5
Frank Bolling, R (1, 4) OBP: 0.326, SLG: 0.405		WP BB		K ①		1-3 ①		F8 ②		6-3 ② 2-3		4	0	0	0	1	1	1
Jim Bunning, R (1, 1)		K ③ 1-2		K ②		1-3 ②		1B		K ③		4	0	1	0	0	2	1
Bill Taylor, L (10, PH) OBP: 0.208, SLG: 0.217												1	0	0	0	0	1	1
Joe Presko, R (10, 1)												0	0	0	0	0	0	0
Inning Stats	R: 1 E: 0 K: 1 S: 6 / H: 1 LOB: 1 BB: 1 P: 10	R: 0 E: 0 K: 2 S: 7 / H: 0 LOB: 1 BB: 1 P: 11	R: 1 E: 1 K: 0 S: 5 / H: 1 LOB: 3 BB: 2 P: 13	R: 0 E: 0 K: 2 S: 7 / H: 0 LOB: 0 BB: 0 P: 7	R: 1 E: 2 K: 0 S: 5 / H: 1 LOB: 2 BB: 1 P: 9	R: 0 E: 0 K: 0 S: 3 / H: 0 LOB: 0 BB: 0 P: 3	R: 1 E: 0 K: 1 S: 7 / H: 2 LOB: 1 BB: 0 P: 7	R: 0 E: 0 K: 1 S: 6 / H: 1 LOB: 1 BB: 0 P: 6	R: 0 E: 0 K: 0 S: 4 / H: 1 LOB: 1 BB: 0 P: 4	R: 0 E: 0 K: 1 S: 6 / H: 1 LOB: 1 BB: 0 P: 6	R: 0 E: 0 K: 1 S: 6 / H: 1 LOB: 2 BB: 1 P: 10							

PITCHER	IP	WLS	BF	H	R	ER	SO	BB	IBB	HBP	BLK	WP	HR	S	P	ERA	WHIP
Cal McLish, R (1, 1) ERA: 2.8	11.0	W	50	9	4	1	9	5	1	0	0	3	0	62	86	0.82	1.273

PITCHER	IP	WLS	BF	H	R	ER	SO	BB	IBB	HBP	BLK	WP	HR	S	P	ERA	WHIP

AB	43
R	4
H	9
RBI	3
BB	6
SO	9
LOB	25

1B: 6	SF: 0	WP: 3	PA: 50
2B: 3	SAC: 1	PB: 1	
3B: 0	DP: 0	SB: 4	
HR: 0	HBP: 0	CS: 0	

Detroit Tigers @ Cleveland Indians

Cleveland Municipal Stadium, Cleveland, OH

Mon Sep 23 1957, 7:05 PM EDT

Att. 3,021 - Unknown

livebaseballscorecards.com

BOTTOM

Batter	1	2	3	4	5	6	7	8	9	10	11	AB	R	H	RBI	BB	SO	LOB
Joe Caffie, L (1, 7) OBP: 0.304, SLG: 0.420	6-3		G3		F7		P6		F7			5	0	0	0	0	0	2
Dick Williams, R (1, 5) OBP: 0.306, SLG: 0.363	E5 FC1-6		F8		L8		F7			F5		5	0	0	0	0	0	2
Joe Altobelli, L (1, 3) OBP: 0.244, SLG: 0.268	FC1-6 1-2f		K			K		F3		4-3		5	0	0	0	0	2	1
Rocky Colavito, R (1, 9) OBP: 0.346, SLG: 0.465	F3			F3		HR		F7		6-3		5	1	1	1	0	0	1
Billy Harrell, R (1, 6) OBP: 0.300, SLG: 0.368		K		6-3		6-3		S BB			SH3-4 1B BB	3	1	0	0	2	1	0
Roger Maris, L (1, 8) OBP: 0.343, SLG: 0.399	P3	F5				HR		1-2 IBB			SH3-4 1-2	3	1	1	1	1	0	0
Dick Brown, R (1, 2) OBP: 0.297, SLG: 0.400	1B 2B				HR	K		6-3			2-H 1B	5	2	3	2	0	1	2
Kenny Kuhn, L (1, 4) OBP: 0.238, SLG: 0.200	2-H 1B				K		SH5-4 1B		1-3			4	0	2	1	0	1	0
Cal McLish, S (1, 1) OBP: 0.306, SLG: 0.333		K			1B		SH5-4 1-2		K			3	0	1	0	0	2	1
Inning Stats	R: 0 E: 1 K: 0 S: 4 H: 0 LOB: 1 BB: 0 P: 4	R: 1 E: 0 K: 2 S: 9 H: 2 LOB: 1 BB: 0 P: 9	R: 0 E: 0 K: 1 S: 5 H: 0 LOB: 0 BB: 0 P: 5	R: 0 E: 0 K: 0 S: 3 H: 0 LOB: 0 BB: 0 P: 3	R: 1 E: 0 K: 1 S: 7 H: 2 LOB: 1 BB: 0 P: 7	R: 2 E: 0 K: 2 S: 9 H: 2 LOB: 0 BB: 0 P: 9	R: 0 E: 0 K: 0 S: 4 H: 1 LOB: 1 BB: 0 P: 4	R: 0 E: 0 K: 0 S: 3 H: 0 LOB: 0 BB: 2 P: 11	R: 0 E: 0 K: 1 S: 5 H: 0 LOB: 0 BB: 0 P: 5	R: 0 E: 0 K: 0 S: 3 H: 0 LOB: 0 BB: 0 P: 3	R: 1 E: 0 K: 0 S: 2 H: 1 LOB: 1 BB: 1 P: 6	1B: 4 2B: 1 3B: 0 HR: 3 SF: 0 SAC: 2 DP: 0 HBP: 0						

PITCHER		IP	WLS	BF	H	R	ER	SO	BB	IBB	HBP	BLK	WP	HR	S	P	ERA	WHIP
Jim Bunning, R ERA: 2.5	(1, 1)	9.0		37	7	4	4	7	1	1	0	0	0	3	49	57	4.00	0.889
Joe Presko, R ERA: 1.0	(10, 1)	1.1	L	6	1	1	1	0	1	0	0	0	0	0	5	9	6.75	1.500

PITCHER	IP	WLS	BF	H	R	ER	SO	BB	IBB	HBP	BLK	WP	HR	S	P	ERA	WHIP

AB	38
R	5
H	8
RBI	5
BB	3
SO	7
LOB	9

WP: 0 PB: 0 SB: 1 CS: 0 PA: 43

Batter	1	2	3	4	5	6	7	8	9	AB	R	H	RBI	BB	SO	LOB
Bill Tuttle, R (1, 8) OBP: 0.313, SLG: 0.327	6-3		BB 1B 1B BB	1-3		K			FC5-4 BB	3	1	0	0	2	1	0
Jim Finigan, R (1, 5) OBP: 0.346, SLG: 0.288	4-1		BB 1B 1-2 2-3 1B		6-3 1B BB		4-3		FC5-4 CS 1-2f	4	2	1	0	1	0	1
Harvey Kuenn, R (1, 6) OBP: 0.323, SLG: 0.377	1B		BB 1B 1-2 2-3 3-H BB		6-3 1-2		F8		1B 1-2 1B	4	0	2	1	1	0	1
Al Kaline, R (1, 9) OBP: 0.348, SLG: 0.488	L6-3		BB 1-2 2-H 3-H 1B		L5-3		K		1-2 1B	5	0	2	2	0	1	2
Ray Boone, R (1, 3) OBP: 0.352, SLG: 0.418 Dave Philley, S (9, 3) OBP: 0.332, SLG: 0.381		K	K		2-H 1B			6-3 1B	6-3	5 0	0 0	2 0	1 0	0 0	2 0	4 0
Charlie Maxwell, L (1, 7) OBP: 0.379, SLG: 0.484 Johnny Groth, R (8, 7) OBP: 0.331, SLG: 0.342		F7	1-2 2-3 BB		3-1			P5		3 0	0 0	0 0	0 0	1 0	0 0	2 0
Red Wilson, R (1, 2) OBP: 0.350, SLG: 0.343		6-3	1-3			HR		6-3 1-2		4	1	1	1	0	0	4
Frank Bolling, R (1, 4) OBP: 0.327, SLG: 0.403			1B SH2-4 BB BB	L6		P3		BB		2	1	0	0	2	0	0
Billy Hoeft, L (1, 1) OBP: 0.194, SLG: 0.303			SH2-4 1-2	F5		1-3		K		3	0	0	0	0	1	2
Inning Stats	R: 0 E: 0 K: 0 S: 4 H: 1 LOB: 1 BB: 0 P: 4	R: 0 E: 0 K: 1 S: 5 H: 0 LOB: 0 BB: 0 P: 5	R: 3 E: 0 K: 1 S: 7 H: 2 LOB: 3 BB: 4 P: 23	R: 0 E: 0 K: 0 S: 3 H: 0 LOB: 0 BB: 0 P: 3	R: 1 E: 0 K: 0 S: 4 H: 1 LOB: 1 BB: 1 P: 8	R: 1 E: 0 K: 1 S: 6 H: 1 LOB: 0 BB: 0 P: 6	R: 0 E: 0 K: 1 S: 5 H: 0 LOB: 0 BB: 0 P: 5	R: 0 E: 0 K: 1 S: 6 H: 1 LOB: 2 BB: 1 P: 10	R: 0 E: 0 K: 0 S: 4 H: 2 LOB: 2 BB: 1 P: 8	1B: 7 2B: 0 3B: 0 HR: 1 SF: 0 SAC: 1 DP: 0 HBP: 0	WP: 0 PB: 0 SB: 0 CS: 1 PA: 41					

TOP

Detroit Tigers @ Chicago White Sox

Comiskey Park, Chicago, IL

Wed Sep 25 1957, 8:05 PM EDT

Att. 7,166 - Unknown

livebaseballscorecards.com

AB	33
R	5
H	8
RBI	5
BB	7
SO	5
LOB	16

PITCHER		IP	WLS	BF	H	R	ER	SO	BB	IBB	HBP	BLK	WP	HR	S	P	ERA	WHIP
Jim Derrington, L ERA: 5.09	(1, 1)	2.1	L	13	3	3	3	1	3	0	0	0	0	0	12	24	11.57	2.571
Dixie Howell, R ERA: 3.34	(3, 1)	2.2		11	1	1	1	1	2	0	0	0	0	0	11	19	3.38	1.125
Jim McDonald, R ERA: 2.21	(6, 1)	3.0		12	2	1	1	3	1	0	0	0	0	1	17	21	3.00	1.000
Stover McIlwain, R ERA:	(9, 1)	1.0		5	2	0	0	0	1	0	0	0	0	0	4	8	0.00	3.000

PITCHER	IP	WLS	BF	H	R	ER	SO	BB	IBB	HBP	BLK	WP	HR	S	P	ERA	WHIP

BOTTOM

Detroit Tigers @ Chicago White Sox

Comiskey Park, Chicago, IL

Wed Sep 25 1957, 8:05 PM EDT

Att. 7,166 - Unknown

livebaseballscorecards.com

Batter	1	2	3	4	5	6	7	8	9	AB	R	H	RBI	BB	SO	LOB
Ted Beard, L (1, 9) OBP: 0.354, SLG: 0.219	F9		K		L6			G6-4-3 1B (2-3)		4	0	1	0	0	1	2
Nellie Fox, L (1, 4) OBP: 0.403, SLG: 0.414	6-3			3-1		F8		G6-4-3 (1-2f)		4	0	0	0	0	0	2
Minnie Minoso, R (1, 7) OBP: 0.404, SLG: 0.456	S BB			2B		6-3			P4	3	0	1	0	1	0	0
Ron Jackson, R (1, 3) OBP: 0.383, SLG: 0.574	K (1-2)			6-3		K			E9 1B	4	0	1	0	0	2	2
Earl Battey, R (1, 2) OBP: 0.245, SLG: 0.353		1-3		K			5-3		K	4	0	0	0	0	2	2
Bubba Phillips, R (1, 5) OBP: 0.328, SLG: 0.380		F7			F7		5-3		5-3	4	0	0	0	0	0	1
Jim Landis, R (1, 8) OBP: 0.332, SLG: 0.297		F7			K		P4			3	0	0	0	0	1	0
Sammy Esposito, R (1, 6) OBP: 0.323, SLG: 0.237			K		BB 1B			F9		2	0	0	0	1	1	0
Jim Derrington, L (1, 1) Dixie Howell, L (3, 1) OBP: 0.241, SLG: 0.630 Walt Dropo, R (5, PH) OBP: 0.303, SLG: 0.445 Jim McDonald, R (6, 1) Sherm Lollar, R (8, PH) OBP: 0.343, SLG: 0.394 Jim Rivera, L (8, PR) OBP: 0.326, SLG: 0.443 Stover McIlwain, R (9, 1)			K		1B (1-2)			2B		0 1 1 0 1 0 0	0 0 0 0 0 0 0	0 0 1 0 1 0 0	0 0 0 0 0 0 0	0 1 0 0 0 0 0	0 0 0 0 0 0 0	0 0 0 0 0 0 0
Inning Stats	R: 0 E: 0 K: 1 S: 5 H: 0 LOB: 1 BB: 1 P: 9	R: 0 E: 0 K: 0 S: 3 H: 0 LOB: 0 BB: 0 P: 3	R: 0 E: 0 K: 3 S: 9 H: 0 LOB: 0 BB: 0 P: 9	R: 0 E: 0 K: 1 S: 6 H: 1 LOB: 1 BB: 0 P: 6	R: 0 E: 0 K: 1 S: 6 H: 1 LOB: 2 BB: 1 P: 10	R: 0 E: 0 K: 1 S: 5 H: 0 LOB: 0 BB: 0 P: 5	R: 0 E: 0 K: 0 S: 3 H: 0 LOB: 0 BB: 0 P: 3	R: 0 E: 0 K: 0 S: 4 H: 2 LOB: 1 BB: 0 P: 4	R: 0 E: 1 K: 1 S: 6 H: 1 LOB: 1 BB: 0 P: 6	1B: 3 2B: 2 3B: 0 HR: 0	SF: 0 SAC: 0 DP: 1 HBP: 0					

	AB	31
	R	0
	H	5
	RBI	0
	BB	2
	SO	8
	LOB	9

PITCHER	IP	WLS	BF	H	R	ER	SO	BB	IBB	HBP	BLK	WP	HR	S	P	ERA	WHIP
Billy Hoeft, L (1, 1) ERA: 3.49	9.0	W	33	5	0	0	8	2	0	0	0	0	0	47	55	0.00	0.778

PITCHER	IP	WLS	BF	H	R	ER	SO	BB	IBB	HBP	BLK	WP	HR	S	P	ERA	WHIP

WP: 0 PB: 0 SB: 1 CS: 0 PA: 33

Detroit Tigers @ Chicago White Sox

Comiskey Park, Chicago, IL

Thu Sep 26 1957, 4:33 AM EDT

Att. 957 - Unknown

TOP

livebaseballscorecards.com

Batter	1	2	3	4	5	6	7	8	9	AB	R	H	RBI	BB	SO	LOB
Bill Tuttle, R (1, 8) OBP: 0.314, SLG: 0.329	0-0 1B G4-6-3 1B	0-0 ③ 2-H 1B			0-0 ① 5-3		S S S 0-3 ②③ K 1-2			4	1	2	0	0	1	1
Jim Finigan, R (1, 5) OBP: 0.344, SLG: 0.288	0-0 G4-6-3 1-3 1B		0-0 ① F8		0-0 ② 1-3			0-0 ① 6-3		4	0	1	0	0	0	0
Harvey Kuenn, R (1, 6) OBP: 0.323, SLG: 0.379	0-0 ①② G4-6-3 1-2f 3-H		0-0 ② 6-3		0-0 3B			0-0 ② 6-3		4	0	1	0	0	0	1
Al Kaline, R (1, 9) OBP: 0.345, SLG: 0.485	0-0 ③ L6-3		0-0 ③ L6		0-0 ③ F8			0-0 ③ L6-3		4	0	0	0	0	0	1
Bill Taylor, L (1, 7) OBP: 0.222, SLG: 0.269 Johnny Groth, R (8, 7) OBP: 0.335, SLG: 0.342		0-0 3B 2B		0-0 ① F8		0-0 ① F7			B B B B 4-0 G6-4-3 BB	3 0	1 0	1 0	0 0	0 1	0 0	0 0
Dave Philley, S (1, 3) OBP: 0.331, SLG: 0.387		0-0 1B 2-H 3B		0-0 ② 4-3		0-0 ② 1-3			0-0 ①② G6-4-3 1-2f	4	1	1	1	0	0	1
Red Wilson, R (1, 2) OBP: 0.348, SLG: 0.337		0-0 ① 6-3		B B B 4-0 1B BB		0-0 ③ 5-3			0-0 ③ F8	3	0	0	0	1	0	1
Frank Bolling, R (1, 4) OBP: 0.329, SLG: 0.405		0-0 SH1-3 1B 3-H 1B		0-0 1-2 1B			0-0 ① 6-3			3	0	2	1	0	0	0
Paul Foytack, R (1, 1) OBP: 0.273, SLG: 0.226 Lou Sleater, L (7, 1) OBP: 0.273, SLG: 0.667 Duke Maas, R (8, 1) OBP: 0.122, SLG: 0.145		0-0 ② SH1-3 1-2		0-0 ③ 1-3			0-0 CS 1B			2 0 0	0 0 0	1 0 0	0 0 0	0 0 0	0 0 0	2 0 0
Inning Stats	R: 1 E: 0 K: 0 S: 4 H: 2 LOB: 0 BB: 0 P: 4	R: 2 E: 0 K: 0 S: 6 H: 4 LOB: 2 BB: 0 P: 6	R: 0 E: 0 K: 0 S: 3 H: 0 LOB: 0 BB: 0 P: 3	R: 0 E: 0 K: 0 S: 4 H: 1 LOB: 2 BB: 1 P: 8	R: 0 E: 0 K: 0 S: 4 H: 1 LOB: 1 BB: 0 P: 4	R: 0 E: 0 K: 0 S: 3 H: 0 LOB: 0 BB: 0 P: 3	R: 0 E: 0 K: 1 S: 5 H: 1 LOB: 1 BB: 0 P: 5	R: 0 E: 0 K: 0 S: 3 H: 0 LOB: 0 BB: 0 P: 3	R: 0 E: 0 K: 0 S: 2 H: 0 LOB: 0 BB: 1 P: 6	1B: 6 2B: 2 3B: 2 HR: 0	SF: 0 SAC: 1 DP: 3 HBP: 0						

AB	31
R	3
H	9
RBI	2
BB	2
SO	1
LOB	7

WP: 0 PB: 0 SB: 0 CS: 1 PA: 34

PITCHER		IP	WLS	BF	H	R	ER	SO	BB	IBB	HBP	BLK	WP	HR	S	P	ERA	WHIP
Bill Fischer, R ERA: 3.48	(1, 1)	7.0	L	28	9	3	3	1	1	0	0	0	0	0	29	33	3.86	1.429
Don Rudolph, L ERA: 2.45	(8, 1)	2.0		6	0	0	0	0	1	0	0	0	0	0	5	9	0.00	0.500

PITCHER	IP	WLS	BF	H	R	ER	SO	BB	IBB	HBP	BLK	WP	HR	S	P	ERA	WHIP

Batter	1	2	3	4	5	6	7	8	9	AB	R	H	RBI	BB	SO	LOB
Ted Beard, L (1, 9) OBP: 0.354, SLG: 0.212	F8		BB			6-3	F4			2	0	0	0	1	0	0
Sherm Lollar, R (7, PH) OBP: 0.342, SLG: 0.393										1	0	0	0	0	0	2
Jim Rivera, L (8, 9) OBP: 0.326, SLG: 0.443										0	0	0	0	0	0	0
Nellie Fox, L (1, 4) OBP: 0.402, SLG: 0.413	F8		F9			1B	F5			4	0	1	0	0	0	3
Minnie Minoso, R (1, 7) OBP: 0.403, SLG: 0.454	L9			K		K		CS 1B		4	0	1	0	0	2	1
Walt Dropo, R (1, 3) OBP: 0.302, SLG: 0.441		1B		5-3		F5		F8		4	0	1	0	0	0	2
Earl Battey, R (1, 2) OBP: 0.246, SLG: 0.349		K		K			FC3-6 1B	K 1-2		4	0	1	0	0	3	2
Bubba Phillips, R (1, 5) OBP: 0.328, SLG: 0.379		F8			F7		FC3-6 BB 1B 1-2f 1B		4-3 SH5-4 1B	4	1	1	0	0	0	2
Jim Landis, R (1, 8) OBP: 0.332, SLG: 0.298		F9			F8		BB 1-2 1B		SH5-4 1-2	3	1	1	0	0	0	1
Sammy Esposito, R (1, 6) OBP: 0.324, SLG: 0.234			1-3		E5 FC6-4		1B 1-2 2-3 BB		4-3 2-3	2	0	0	0	1	0	0
Larry Doby, L (9, PH) OBP: 0.373, SLG: 0.464										1	0	0	0	0	0	1
Bill Fischer, R (1, 1) OBP: 0.146, SLG: 0.150			5-3		FC6-4 1-2f		1-3 2-H 3-H 1B		F8	2	0	0	0	0	0	1
Earl Torgeson, L (7, PH) OBP: 0.405, SLG: 0.431										1	0	1	2	0	0	0
Don Rudolph, L (8, 1) OBP: 0.500, SLG: 1.000										0	0	0	0	0	0	0
Fred Hatfield, L (9, PH) OBP: 0.311, SLG: 0.228										1	0	0	0	0	0	1
Inning Stats	R: 0 E: 0 K: 0 S: 3 H: 0 LOB: 0 BB: 0 P: 3	R: 0 E: 0 K: 1 S: 6 H: 1 LOB: 1 BB: 0 P: 6	R: 0 E: 0 K: 0 S: 3 H: 0 LOB: 1 BB: 1 P: 7	R: 0 E: 0 K: 2 S: 7 H: 0 LOB: 0 BB: 0 P: 7	R: 0 E: 1 K: 0 S: 4 H: 0 LOB: 1 BB: 0 P: 4	R: 0 E: 0 K: 1 S: 6 H: 1 LOB: 1 BB: 0 P: 6	R: 2 E: 0 K: 0 S: 6 H: 3 LOB: 2 BB: 1 P: 10	R: 0 E: 0 K: 1 S: 5 H: 1 LOB: 1 BB: 0 P: 5	R: 0 E: 0 K: 0 S: 4 H: 1 LOB: 1 BB: 0 P: 4	1B: 7 2B: 1 3B: 0 HR: 0 SF: 0 SAC: 1 DP: 1 HBP: 0						

PITCHER		IP	WLS	BF	H	R	ER	SO	BB	IBB	HBP	BLK	WP	HR	S	P	ERA	WHIP
Paul Foytack, R ERA: 3.11	(1, 1)	6.1	W	27	5	2	2	4	2	0	0	0	0	0	33	41	2.84	1.105
Lou Sleater, L ERA: 3.76	(7, 1)	0.2		3	1	0	0	0	0	0	0	0	0	0	3	3	0.00	1.500
Duke Maas, R ERA: 3.15	(8, 1)	2.0	S	6	1	0	0	1	0	0	0	0	0	0	8	8	0.00	0.500

PITCHER	IP	WLS	BF	H	R	ER	SO	BB	IBB	HBP	BLK	WP	HR	S	P	ERA	WHIP

BOTTOM

Detroit Tigers @ Chicago White Sox

Comiskey Park, Chicago, IL

Thu Sep 26 1957, 4:33 AM EDT

Att. 957 - Unknown

livebaseballscorecards.com

AB	33
R	2
H	7
RBI	2
BB	2
SO	5
LOB	16

Batter	1	2	3	4	5	6	7	8	9	AB	R	H	RBI	BB	SO	LOB
Vic Power, R (1, 3) OBP: 0.293, SLG: 0.389	5-3	FC5-4 1-2f		1-H 2-H HR		6-3		SH3-4 1-2		4	1	1	3	0	0	2
Milt Graff, L (1, 4) OBP: 0.252, SLG: 0.228	L3		1B G3 2B	CS 1B			E6 1B E	4-3 2-3		5	2	2	0	0	0	1
Gus Zernial, R (1, 7) OBP: 0.292, SLG: 0.468	S S S K		F8	P3			F3	F8		5	0	0	0	0	1	4
Woodie Held, R (1, 8) OBP: 0.318, SLG: 0.476		S S S K	G3 2-3 1B	CS 1-2	6-3		F7		SH1-4 1B SF8 1B	5	1	2	0	0	1	1
Bob Martyn, L (1, 9) OBP: 0.321, SLG: 0.374		B B B B 1B 2B BB	G3 1-2 3-H		F8		E 1-3 1B		SH1-4 1-2 1B 1B	4	1	2	1	1	0	1
Billy Martin, R (1, 5) OBP: 0.285, SLG: 0.387		2B 1-2 1B 1B	4-3		F8		E4 1-3 3-H 1B		SH1-4 1-2 2-3	4	1	2	1	0	0	1
Tim Thompson, L (1, 2) OBP: 0.263, SLG: 0.341		1B 1-3 2-H 2B		1B HR 1B		F5	4-0 IBB		1B IBB	3	2	2	1	2	0	0
Billy Hunter, R (1, 6) OBP: 0.261, SLG: 0.325		S S S K		S S S K		B B B B SH3-4 BB	F7		SF8 3-H	3	0	0	1	1	2	6
Jack Urban, R (1, 1) OBP: 0.317, SLG: 0.308 Wally Burnette, R (3, 1) OBP: 0.273, SLG: 0.250		FC5-4 2-H 3-H 1B		HR 1-2 1B		SH3-4 1-2		4-3 SH3-4 1B	1-2 2-H 1B	1 3	0 1	1 3	2 0	0 0	0 0	0 0
Inning Stats	R: 0 E: 0 K: 1 S: 5 H: 0 LOB: 0 BB: 0 P: 5	R: 3 E: 0 K: 2 S: 10 H: 3 LOB: 1 BB: 1 P: 14	R: 1 E: 0 K: 0 S: 5 H: 2 LOB: 1 BB: 0 P: 5	R: 3 E: 0 K: 1 S: 8 H: 4 LOB: 0 BB: 0 P: 8	R: 0 E: 0 K: 0 S: 3 H: 0 LOB: 0 BB: 0 P: 3	R: 0 E: 0 K: 0 S: 3 H: 0 LOB: 1 BB: 1 P: 7	R: 1 E: 2 K: 0 S: 6 H: 2 LOB: 3 BB: 1 P: 10	R: 0 E: 0 K: 0 S: 4 H: 1 LOB: 1 BB: 0 P: 4	R: 1 E: 0 K: 0 S: 5 H: 3 LOB: 2 BB: 1 P: 9	1B: 12 2B: 2 3B: 0 HR: 1 SF: 1 SAC: 3 DP: 0 HBP: 0						

PITCHER	IP	WLS	BF	H	R	ER	SO	BB	IBB	HBP	BLK	WP	HR	S	P	ERA	WHIP
Jim Bunning, R (1, 1) ERA: 2.7	3.1		19	8	7	7	4	1	0	0	0	0	1	26	30	18.90	2.700
Harry Byrd, R (4, 1) ERA: 3.36	3.2	L	16	3	1	0	0	1	1	0	0	0	0	14	22	0.00	1.091
Joe Presko, R (8, 1) ERA: 1.64	2.0		10	4	1	1	0	0	1	0	0	0	0	9	13	4.50	2.000

PITCHER	IP	WLS	BF	H	R	ER	SO	BB	IBB	HBP	BLK	WP	HR	S	P	ERA	WHIP

TOP

Kansas City Athletics @ Detroit Tigers

Briggs Stadium, Detroit, MI

Fri Sep 27 1957, 7:05 PM EDT

Att. 8,520 - Unknown

livebaseballscorecards.com

AB	37
R	9
H	15
RBI	9
BB	4
SO	4
LOB	16

1B: 12 SF: 1
2B: 2 SAC: 3
3B: 0 DP: 0
HR: 1 HBP: 0

WP: 0 PA: 46
PB: 0
SB: 0
CS: 1

Batter	1	2	3	4	5	6	7	8	9	AB	R	H	RBI	BB	SO	LOB
Bill Tuttle, R (1, 8)	6-3	3B 1B (2-H)		E FC4-6 2B		4-3	F9			5	2	2	1	0	0	2
OBP: 0.315, SLG: 0.332																
Joe Presko, R (8, 1)										0	0	0	0	0	0	0
Jim Finigan, R (1, 5)	1B 1B	1B 3B (1-H)		FC4-6 E BB (BBB)		6-3		4-3		4	0	2	1	1	0	0
OBP: 0.351, SLG: 0.305																
Harvey Kuenn, R (1, 6)	1-2 1B	F9		K (SSS)		1B 1B		E6 PB		5	0	2	0	0	1	3
OBP: 0.323, SLG: 0.379																
Al Kaline, R (1, 9)	F7		L6-3	L6 FC4-6 (1-2, 2-3)		1-2 1B		L6-3 (1-2)		5	0	1	0	0	0	5
OBP: 0.344, SLG: 0.482																
Bill Taylor, L (1, 7)	G1		HR	FC4-6 (1-2f, 2-3, 3-H)		6-3		1-3		4	1	1	2	0	0	6
OBP: 0.226, SLG: 0.367																
Johnny Groth, R (7, 7) (8, 8)										1	0	0	0	0	0	1
OBP: 0.333, SLG: 0.340																
Dave Philley, S (1, 3)	6-3	3B 1B	F7				F3	4-3		5	1	1	0	0	0	2
OBP: 0.328, SLG: 0.383																
Red Wilson, R (1, 2)	1B 6-3 1B	1-H PB 3B			6-3		P4		K (SSS)	4	2	2	1	0	0	0
OBP: 0.351, SLG: 0.352																
Frank House, L (9, PH)										1	0	0	0	0	1	0
OBP: 0.328, SLG: 0.348																
Frank Bolling, R (1, 4)	6-3 1B 1-3 1B	K (SSS) 3-H			5-3		1B 1B		P4	5	1	2	0	0	1	0
OBP: 0.329, SLG: 0.405																
Jim Bunning, R (1, 1)	6-3 1-2 3-H	1-3			4-3		1-3 1B			2	0	0	1	0	0	1
OBP: 0.245, SLG: 0.280																
Harry Byrd, R (4, 1)										1	0	0	0	0	0	0
Charlie Maxwell, L (7, PH) (8, 7)										1	0	1	0	0	0	0
OBP: 0.380, SLG: 0.485																
Inning Stats	R: 0 E: 0 K: 0 S: 5 H: 2 LOB: 2 BB: 0 P: 5	R: 3 E: 0 K: 0 S: 7 H: 4 LOB: 1 BB: 0 P: 7	R: 3 E: 0 K: 1 S: 8 H: 3 LOB: 0 BB: 0 P: 8	R: 1 E: 1 K: 1 S: 7 H: 1 LOB: 2 BB: 1 P: 11	R: 0 E: 0 K: 0 S: 3 H: 0 LOB: 0 BB: 0 P: 3	R: 0 E: 0 K: 0 S: 5 H: 2 LOB: 2 BB: 0 P: 5	R: 0 E: 0 K: 0 S: 5 H: 2 LOB: 2 BB: 0 P: 5	R: 0 E: 1 K: 0 S: 4 H: 0 LOB: 1 BB: 0 P: 4	R: 0 E: 0 K: 1 S: 5 H: 0 LOB: 0 BB: 0 P: 5	1B: 10 2B: 1 3B: 2 HR: 1 SF: 0 SAC: 0 DP: 0 HBP: 0							

PITCHER		IP	WLS	BF	H	R	ER	SO	BB	IBB	HBP	BLK	WP	HR	S	P	ERA	WHIP
Jack Urban, R (1, 1)		2.1		16	9	6	5	0	0	0	0	0	0	1	16	16	19.29	3.857
ERA: 3.39																		
Wally Burnette, R (3, 1)		6.2	W	28	5	1	0	3	1	0	0	0	0	0	33	37	0.00	0.900
ERA: 4.3																		

PITCHER	IP	WLS	BF	H	R	ER	SO	BB	IBB	HBP	BLK	WP	HR	S	P	ERA	WHIP

BOTTOM

Kansas City Athletics @ Detroit Tigers

Briggs Stadium, Detroit, MI

Fri Sep 27 1957, 7:05 PM EDT

Att. 8,520 - Unknown

livebaseballscorecards.com

AB	43
R	7
H	14
RBI	6
BB	1
SO	3
LOB	20

Batter	1	2	3	4	5	6	7	8	9	10	11	12	13	AB	R	H	RBI	BB	SO	LOB
Vic Power, R (1, 3) OBP: 0.291, SLG: 0.387	G3		1B		F8		P4			F2			5-3	6	0	1	0	0	0	0
Milt Graff, L (1, 4) OBP: 0.254, SLG: 0.232	K		G6-4-3 1-2		F8		K			1-3			HR	6	1	2	0	0	2	0
Gus Zernial, R (1, 7) OBP: 0.292, SLG: 0.476	2B		G6-4-3 1-2f		F2			L3		F2			HR 1-H	6	2	2	2	0	0	2
Woodie Held, R (1, 8) OBP: 0.321, SLG: 0.477	2B 2-H			5-3		1B G3 BB		FC6-4 BB			K		K	4	0	1	1	2	2	0
Bob Martyn, L (1, 9) OBP: 0.321, SLG: 0.367	4-3			WP 1B		G3 1-2		FC6-4 1-2f			K		BB	5	1	1	0	1	1	3
Billy Martin, R (1, 5) (9, 6) OBP: 0.285, SLG: 0.384		F9		1B SF8 1-2 BB		S 2-3 1B		F9			F9		F8	5	1	1	0	1	0	2
Hal Smith, R (1, 2) OBP: 0.332, SLG: 0.489		K		1B 1-3 2-H		K 1-2			P3			K		5	0	1	1	0	3	2
Billy Hunter, R (1, 6) OBP: 0.259, SLG: 0.323		K		SF8 3-H		K			3-1			K		2	0	0	1	0	2	2
Tim Thompson, L (9, PH) OBP: 0.262, SLG: 0.339														1	0	0	0	0	0	0
Virgil Trucks, R (9, 1) OBP: 0.172, SLG: 0.143														0	0	0	0	0	0	0
Bob Cerv, R (12, PH) OBP: 0.313, SLG: 0.422														1	0	0	0	0	1	0
Jack Urban, R (12, 1) OBP: 0.317, SLG: 0.308														0	0	0	0	0	0	0
Arnie Portocarrero, R (1, 1) OBP: 0.194, SLG: 0.107			6-3		K		K		K			5-3		3	0	0	0	0	2	1
Tom Morgan, R (8, 1) OBP: 0.118, SLG: 0.091														0	0	0	0	0	0	0
George Brunet, R (8, 1)														0	0	0	0	0	0	0
Hector Lopez, R (9, PH) OBP: 0.355, SLG: 0.447														2	0	0	0	0	1	0
(9, 5)																				
Inning Stats	R: 1 E: 0 K: 1 S: 7 H: 2 LOB: 1 BB: 0 P: 7	R: 0 E: 0 K: 2 S: 7 H: 0 LOB: 0 BB: 0 P: 7	R: 0 E: 0 K: 0 S: 4 H: 2 LOB: 1 BB: 0 P: 4	R: 2 E: 0 K: 1 S: 7 H: 2 LOB: 1 BB: 1 P: 11	R: 0 E: 0 K: 0 S: 3 H: 0 LOB: 0 BB: 0 P: 3	R: 0 E: 0 K: 2 S: 8 H: 1 LOB: 2 BB: 1 P: 12	R: 0 E: 0 K: 2 S: 7 H: 0 LOB: 0 BB: 0 P: 7	R: 0 E: 0 K: 0 S: 3 H: 0 LOB: 1 BB: 1 P: 7	R: 0 E: 0 K: 1 S: 5 H: 0 LOB: 0 BB: 0 P: 5	R: 0 E: 0 K: 0 S: 3 H: 0 LOB: 0 BB: 0 P: 3	R: 0 E: 0 K: 2 S: 7 H: 0 LOB: 0 BB: 0 P: 7	R: 0 E: 0 K: 2 S: 7 H: 0 LOB: 0 BB: 0 P: 7	R: 2 E: 0 K: 1 S: 7 H: 2 LOB: 1 BB: 1 P: 11	1B: 6 2B: 2 3B: 0 HR: 1 SF: 1 SAC: 0 DP: 1 HBP: 0						

PITCHER		IP	WLS	BF	H	R	ER	SO	BB	IBB	HBP	BLK	WP	HR	S	P	ERA	WHIP
Frank Lary, R ERA: 4.01	(1, 1)	8.0		33	7	3	3	8	3	0	0	0	1	0	46	58	3.38	1.250
Jim Stump, R ERA: 2.03	(9, 1)	1.0		3	0	0	0	1	0	0	0	0	0	0	5	5	0.00	0.000
Paul Foytack, R ERA: 3.14	(10, 1)	4.0	L	15	2	2	2	5	1	0	0	0	0	1	24	28	4.50	0.750

PITCHER	IP	WLS	BF	H	R	ER	SO	BB	IBB	HBP	BLK	WP	HR	S	P	ERA	WHIP

TOP

Kansas City Athletics @ Detroit Tigers

Briggs Stadium, Detroit, MI

Sat Sep 28 1957, 7:05 PM EDT

Att. 4,415 - Unknown

livebaseballscorecards.com

AB	46
R	5
H	9
RBI	5
BB	4
SO	14
LOB	12

Kansas City Athletics @ Detroit Tigers

Briggs Stadium, Detroit, MI

Sat Sep 28 1957, 7:05 PM EDT

Att. 4,415 - Unknown

livebaseballscorecards.com

BOTTOM

Batter	1	2	3	4	5	6	7	8	9	10	11	12	13	AB	R	H	RBI	BB	SO	LOB
Bill Tuttle, R (1, 8) OBP: 0.317, SLG: 0.330	5-3		BB			1-3		BB	IBB			4-3		3	1	0	0	3	0	0
Jim Finigan, R (1, 5) OBP: 0.351, SLG: 0.306	F8		F8			F9		E	FC4-2			FC5-4		6	1	2	1	0	0	4
Harvey Kuenn, R (1, 6) OBP: 0.325, SLG: 0.380	1B			FC5-4		L5		E	1-3			P6		5	0	2	1	1	0	4
Al Kaline, R (1, 9) OBP: 0.342, SLG: 0.479	F8			FC5-4			1B	L5	F7			FC5-4		6	0	1	0	0	0	4
Charlie Maxwell, L (1, 7) OBP: 0.376, SLG: 0.480		K		K			P3	K	3-1				F8	6	0	0	0	0	3	4
Dave Philley, S (1, 3) OBP: 0.324, SLG: 0.375		4-3	BB				F7	FC4	4-3				4-3	5	0	0	0	1	0	3
Frank House, L (1, 2) OBP: 0.326, SLG: 0.345		F9	F7				3-1		4-3	F8			FC6	6	0	1	0	0	0	2
Frank Bolling, R (1, 4) OBP: 0.328, SLG: 0.406			P6		K			F7	FC4-2	F9			FC6	6	0	1	0	0	1	2
Frank Lary, R (1, 1) OBP: 0.108, SLG: 0.151			F7		4-3			BB	IBB	F9				2	0	0	0	0	0	1
Bill Taylor, L (8, PH) OBP: 0.250, SLG: 0.387								1B						1	1	1	0	0	0	0
Jim Stump, R (9, 1) OBP: 0.500, SLG: 0.500														0	0	0	0	0	0	0
Ray Boone, R (9, PH) OBP: 0.353, SLG: 0.418														0	0	0	1	0	0	0
Steve Boros, R (9, PR) OBP: 0.167, SLG: 0.171														0	0	0	0	0	0	0
Paul Foytack, R (10, 1) OBP: 0.269, SLG: 0.222														1	0	0	0	0	0	0
Inning Stats	R: 0 E: 0 K: 0 S: 4 H: 1 LOB: 1 BB: 0 P: 4	R: 0 E: 0 K: 1 S: 5 H: 0 LOB: 0 BB: 0 P: 5	R: 0 E: 0 K: 0 S: 3 H: 0 LOB: 1 BB: 1 P: 7	R: 0 E: 0 K: 1 S: 4 H: 0 LOB: 1 BB: 1 P: 8	R: 0 E: 0 K: 1 S: 5 H: 0 LOB: 1 BB: 1 P: 9	R: 0 E: 0 K: 0 S: 3 H: 0 LOB: 0 BB: 0 P: 3	R: 0 E: 0 K: 0 S: 4 H: 1 LOB: 1 BB: 0 P: 4	R: 3 E: 1 K: 1 S: 9 H: 3 LOB: 2 BB: 1 P: 13	R: 0 E: 0 K: 0 S: 4 H: 1 LOB: 3 BB: 2 P: 12	R: 0 E: 0 K: 0 S: 3 H: 0 LOB: 0 BB: 0 P: 3	R: 0 E: 0 K: 0 S: 3 H: 0 LOB: 0 BB: 0 P: 3	R: 0 E: 0 K: 0 S: 4 H: 1 LOB: 1 BB: 0 P: 4	R: 0 E: 0 K: 0 S: 4 H: 1 LOB: 1 BB: 0 P: 4	1B: 7 2B: 1 3B: 1 HR: 0 SF: 0 SAC: 0 DP: 1 HBP: 0	WP: 0 PB: 0 SB: 0 CS: 1 PA: 53							

PITCHER		IP	WLS	BF	H	R	ER	SO	BB	IBB	HBP	BLK	WP	HR	S	P	ERA	WHIP
Arnie Portocarrero, R ERA: 3.92	(1, 1)	7.1		29	4	3	2	3	4	0	0	0	0	0	31	47	2.46	1.091
Tom Morgan, R ERA: 4.64	(8, 1)	0.0		2	1	0	0	0	0	0	0	0	0	0	2	2	∞	∞
George Brunet, L ERA: 5.79	(8, 1)	0.2		2	0	0	0	1	0	0	0	0	0	0	4	4	0.00	0.000
Virgil Trucks, R ERA: 3.03	(9, 1)	3.0		12	1	0	0	0	0	2	0	0	0	0	10	18	0.00	0.333
Jack Urban, R ERA: 3.34	(12, 1)	2.0	W	8	2	0	0	0	0	0	0	0	0	0	8	8	0.00	1.000

PITCHER	IP	WLS	BF	H	R	ER	SO	BB	IBB	HBP	BLK	WP	HR	S	P	ERA	WHIP

AB	47
R	3
H	8
RBI	2
BB	6
SO	4
LOB	24

Kansas City Athletics @ Detroit Tigers

Briggs Stadium, Detroit, MI

Sun Sep 29 1957, 4:33 AM EDT

Att. 6,917 - Unknown

TOP

livebaseballscorecards.com

Batter	1	2	3	4	5	6	7	8	9	AB	R	H	RBI	BB	SO	LOB
Vic Power, R (1, 3) OBP: 0.291, SLG: 0.385	L3		2B 6-3 1B 1-2	G6-4-3 1-2f			K			4	1	1	0	0	1	1
Milt Graff, L (1, 4) OBP: 0.260, SLG: 0.245	E6 1B		HR 2B 1-3 2-H	G3			4-3			4	1	2	1	0	0	0
Gus Zernial, R (1, 7) OBP: 0.290, SLG: 0.471	K		6-3 3-H		K			5-3		4	0	0	1	0	2	2
Woodie Held, R (1, 8) OBP: 0.320, SLG: 0.483	P4		HR 2-H		1-3			6-3		4	1	1	2	0	0	1
Billy Martin, R (1, 6) OBP: 0.285, SLG: 0.383		F9	1B 1B		3-1			F3		4	0	1	0	0	0	0
Hector Lopez, R (1, 5) OBP: 0.354, SLG: 0.448		G3 2B	F8			F3			F9	4	0	1	0	0	0	1
Bob Martyn, L (1, 9) OBP: 0.322, SLG: 0.366		G3 2-3	1B 1-2			G3			P4	3	0	1	0	0	0	1
Bob Cerv, R (9, PH) OBP: 0.312, SLG: 0.420										1	0	0	0	0	0	0
Hal Smith, R (1, 2) OBP: 0.328, SLG: 0.483		1-3	P4			K			K	4	0	0	0	0	2	3
Tom Gorman, R (1, 1) OBP: 0.147, SLG: 0.121			1B 2B 1B	G6-4-3 BB			K			1	1	1	0	1	0	0
Ralph Terry, R (6, 1) OBP: 0.170, SLG: 0.152										0	0	0	0	0	0	0
Lou Skizas, R (7, PH) OBP: 0.295, SLG: 0.431										1	0	0	0	0	1	0
George Brunet, R (7, 1)										0	0	0	0	0	0	0

AB	34
R	4
H	8
RBI	4
BB	1
SO	6
LOB	9

Inning Stats	1	2	3	4	5	6	7	8	9
	R: 0 E: 1 K: 1 S: 6	R: 0 E: 0 K: 0 S: 4	R: 4 E: 0 K: 0 S: 9	R: 0 E: 0 K: 0 S: 2	R: 0 E: 0 K: 1 S: 5	R: 0 E: 0 K: 1 S: 5	R: 0 E: 0 K: 2 S: 7	R: 0 E: 0 K: 0 S: 3	R: 0 E: 0 K: 1 S: 5
	H: 1 LOB: 1 BB: 0 P: 6	H: 1 LOB: 1 BB: 0 P: 4	H: 6 LOB: 2 BB: 0 P: 9	H: 0 LOB: 0 BB: 1 P: 6	H: 0 LOB: 0 BB: 0 P: 5	H: 0 LOB: 0 BB: 0 P: 5	H: 0 LOB: 0 BB: 0 P: 7	H: 0 LOB: 0 BB: 0 P: 3	H: 0 LOB: 0 BB: 0 P: 5

1B: 5	SF: 0	WP: 0	PA: 35
2B: 2	SAC: 0	PB: 0	
3B: 0	DP: 1	SB: 0	
HR: 1	HBP: 0	CS: 0	

PITCHER	IP	WLS	BF	H	R	ER	SO	BB	IBB	HBP	BLK	WP	HR	S	P	ERA	WHIP
Duke Maas, R (1, 1) ERA: 3.28	2.1		13	6	4	4	1	0	0	0	0	0	1	15	15	15.43	2.571
Jim Bunning, R (3, 1) ERA: 2.67	3.2	W	13	2	0	0	2	1	0	0	0	0	0	16	20	0.00	0.818
Billy Hoeft, L (7, 1) ERA: 3.43	3.0	S	9	0	0	0	3	0	0	0	0	0	0	15	15	0.00	0.000

PITCHER	IP	WLS	BF	H	R	ER	SO	BB	IBB	HBP	BLK	WP	HR	S	P	ERA	WHIP

Batter	1	2	3	4	5	6	7	8	9	AB	R	H	RBI	BB	SO	LOB
Bill Tuttle, R (1, 8) OBP: 0.316, SLG: 0.328	1-3	1B 1B		F3		F8		1-3 1-2		5	0	1	0	0	0	3
Jim Finigan, R (1, 5) OBP: 0.357, SLG: 0.316	6-3	1-2 1B		1-H 2B		P6		BBBB 1B BB		4	0	2	1	1	0	1
Harvey Kuenn, R (1, 6) OBP: 0.327, SLG: 0.388	E 2B	F7		F9		1-H HR		1-3 2-H 1B		5	2	3	3	0	0	3
Al Kaline, R (1, 9) OBP: 0.343, SLG: 0.478	E5 2B 2-H 1B	F8		FC5-4 1B		F9		L1-3		5	1	2	0	0	0	3
Charlie Maxwell, L (1, 7) OBP: 0.377, SLG: 0.482	1B 2-H 2B	FC6-4 1B		FC5-4 1B 1-2f			F9			4	0	2	1	0	0	1
Johnny Groth, R (9, 7) OBP: 0.333, SLG: 0.340										0	0	0	0	0	0	0
Dave Philley, S (1, 3) OBP: 0.327, SLG: 0.377	FC6-4 2-3 1B	FC6-4 FC5-4 1-2f		G6-4-3 1-2 1B			5-3			4	0	2	0	0	0	1
Red Wilson, R (1, 2) OBP: 0.344, SLG: 0.344	FC6-4 1-2f	FC5-4 1-2f		G6-4-3 1-2f			F7			4	0	0	0	0	0	5
Frank Bolling, R (1, 4) OBP: 0.327, SLG: 0.405		F8		P2		WP 1B 1B		F8		4	1	1	0	0	0	0
Duke Maas, R (1, 1) OBP: 0.120, SLG: 0.143		SSS K		2B 1B		1-H HR 1B		BLK 1B 1B		1	0	0	0	0	1	0
Jim Bunning, R (3, 1) OBP: 0.253, SLG: 0.287										1	1	1	0	0	0	0
Bill Taylor, L (6, PH) OBP: 0.273, SLG: 0.406										1	0	1	1	0	0	0
Steve Boros, R (6, PR) OBP: 0.167, SLG: 0.171										0	1	0	0	0	0	0
Billy Hoeft, L (7, 1) OBP: 0.205, SLG: 0.313										1	1	1	0	0	0	0
Inning Stats	R: 2 E: 1 K: 0 S: 7 H: 4 LOB: 2 BB: 0 P: 7	R: 0 E: 0 K: 1 S: 7 H: 2 LOB: 2 BB: 0 P: 7	R: 0 E: 0 K: 0 S: 4 H: 1 LOB: 1 BB: 0 P: 4	R: 1 E: 0 K: 0 S: 5 H: 2 LOB: 1 BB: 0 P: 5	R: 0 E: 0 K: 0 S: 4 H: 2 LOB: 1 BB: 0 P: 4	R: 3 E: 0 K: 0 S: 6 H: 3 LOB: 1 BB: 0 P: 6	R: 0 E: 0 K: 0 S: 3 H: 0 LOB: 0 BB: 0 P: 3	R: 1 E: 0 K: 0 S: 5 H: 2 LOB: 2 BB: 1 P: 9		1B: 12 2B: 3 3B: 0 HR: 1 SF: 0 SAC: 0 DP: 1 HBP: 0						

PITCHER		IP	WLS	BF	H	R	ER	SO	BB	IBB	HBP	BLK	WP	HR	S	P	ERA	WHIP
Tom Gorman, R ERA: 3.83	(1, 1)	5.0		26	12	4	4	1	0	0	0	0	0	0	28	28	7.20	2.400
Ralph Terry, R ERA: 3.33	(6, 1)	1.0	L	5	2	2	2	0	0	0	0	0	1	1	5	5	18.00	2.000
George Brunet, L ERA: 5.56	(7, 1)	2.0		9	2	1	1	0	1	0	0	1	0	0	8	12	4.50	1.500

PITCHER	IP	WLS	BF	H	R	ER	SO	BB	IBB	HBP	BLK	WP	HR	S	P	ERA	WHIP

BOTTOM

Kansas City Athletics @ Detroit Tigers

Briggs Stadium, Detroit, MI

Sun Sep 29 1957, 4:33 AM EDT

Att. 6,917 - Unknown

livebaseballscorecards.com

AB	39
R	7
H	16
RBI	6
BB	1
SO	1
LOB	17

WP: 1 PA: 40
PB: 0
SB: 0
CS: 0