

Detroit Tigers - 1958

Batter	1	2	3	4	5	6	7	8	9	AB	R	H	RBI	BB	SO	LOB	TOP								
Frank Bolling, R OBP: 0.697, SLG: 1.000 (1, 4)	5-3		FC6-4 1B			1B SH5-3 1B		1B	1B 1-H 2-H HR	5	1	4	3	0	0	0									
Billy Martin, R OBP: 0.333, SLG: 0.333 (1, 6)	4-3		FC6-4 1-2			SH5-3 1-2		1B	1B	4	0	2	0	0	0	1									
Harvey Kuenn, R OBP: 0.500, SLG: 0.800 (1, 8)	5-3			F9		1B		1B FC6-4	F9	5	0	2	0	0	0	1									
Al Kaline, R (1, 9)		L7		L7		L9		F4		4	0	0	0	0	0	4									
Ray Boone, R OBP: 0.625, SLG: 1.000 (1, 3)		F3		6-3				1B SF7	FC6-4	4	1	1	0	0	0	2									
Charlie Maxwell, L OBP: 0.750, SLG: 1.500 Johnny Groth, R (9, 7)		HR			K			1B	1B HR	4	2	3	1	0	1	0									
Reno Bertoia, R (1, 5)		F4		4-3		SF7		L6		3	0	0	1	0	0	1									
Jim Hegan, R OBP: 0.167, SLG: 0.167 Gail Harris, L (7, PH)				6-3		6-3		HR		2	0	0	0	0	0	0									
Tim Thompson, L OBP: 1.000, SLG: 1.000 (7, 2)			F5	6-3			F6	HR	1B	1	0	0	0	0	0	1									
Tom Morgan, R Vito Valentini, R Bob Taylor, L Bob Shaw, R Gus Zeman, R Hank Aguirre, L George Spencer, R Lou Stepan, R ERA: 13.5			K		K		K	F4		1	0	0	0	0	0	0									
Inning Stats	R: 0 E: 0 K: 0 S: 3	H: 0 LOB: 0 BB: 0 P: 3	R: 1 E: 0 K: 0 S: 4	H: 1 LOB: 0 BB: 0 P: 4	R: 0 E: 0 K: 1 S: 6	H: 1 LOB: 1 BB: 0 P: 6	R: 0 E: 0 K: 0 S: 3	H: 0 LOB: 0 BB: 0 P: 3	R: 0 E: 0 K: 1 S: 5	H: 0 LOB: 0 BB: 0 P: 5	R: 0 E: 0 K: 1 S: 7	H: 2 LOB: 2 BB: 0 P: 7	R: 1 E: 0 K: 1 S: 7	H: 2 LOB: 1 BB: 0 P: 7	R: 0 E: 0 K: 0 S: 5	H: 3 LOB: 2 BB: 0 P: 5	R: 3 E: 0 K: 0 S: 7	H: 4 LOB: 1 BB: 0 P: 7	1B: 11 2B: 0 3B: 0 HR: 2	SF: 1 SAC: 1 DP: 0 HBP: 0	WP: 0 PB: 0 SB: 0 CS: 0	PA: 39			
PITCHER	IP WLS BF H R ER SO BB IBB HBP BLK WP HR S P ERA WHIP	8.2 L 38 13 5 5 4 0 0 0 0 0 2 46 46 5.19 1.500	0.1 1 0 0 0 0 0 0 0 0 0 0 0 1 1 0.00 0.000																						

Detroit Tigers @ Chicago White Sox
 Comeriskey Park, Chicago, IL
 Wed Apr 16 1958, 4:33 AM EST
 Att: 5,524 - Unknown

AB	37
R	5
H	13
RBI	5
BB	0
SO	4
LOB	13



Batter	1	2	3	4	5	6	7	8	9	AB	R	H	RBI	BB	SO	LOB	BOTTOM							
Luis Aparicio, R OBP: 0.125, SLG: 0.125 Jim Rivera, L (9, PH)	F8	F4		FC6-4 1-2			FC6-4 1B		F8	4	0	1	0	0	0	2								
Nellie Fox, L OBP: 0.333, SLG: 0.333 (1, 4)	E 1B	1B		6-3		FC6-4 FC6-4		4-3		5	1	2	0	0	0	2								
Billy Goodman, L OBP: 0.500, SLG: 0.429 (1, 5)	E5 1B	1B		5-3		K				4	0	1	0	0	1	3								
Sherm Lollar, R OBP: 0.625, SLG: 1.375 (1, 2)	G4-6-3 1B			HR		FC6-4				4	1	3	2	0	0	2								
Tito Francona, L OBP: 0.125, SLG: 0.125 (1, 9)	G4-6-3		G4-6-3	1-3				4-3		4	0	0	0	0	0	3								
Earl Torgeson, L (1, 3)		FC6-4 BB		F8		G6-3 BB		4-3		2	0	0	0	2	0	0								
Al Smith, R OBP: 0.125, SLG: 0.125 Ted Beard, L (8, PR) (9, 7)		FC6-4 HR		5-3		F2		1B		4	1	1	0	0	0	2								
Bubba Phillips, R OBP: 0.375, SLG: 0.875 (1, 8)		HR		FC6-4 1B		G6-3		6-3		4	1	2	2	0	0	2								
Dick Donovan, L (1, 1) Ray Moore, R (9, 1) Don Mueller, L (9, PH)		1B BB		K		FC6-4 1B BB		F5		1	0	0	0	2	1	1								
Inning Stats	R: 1 E: 1 K: 0 S: 5	H: 2 LOB: 1 BB: 0 P: 5	R: 2 E: 0 K: 0 S: 5	H: 3 LOB: 2 BB: 2 P: 13	R: 0 E: 0 K: 1 S: 6	H: 1 LOB: 0 BB: 0 P: 6	R: 0 E: 0 K: 0 S: 4	H: 1 LOB: 0 BB: 0 P: 4	R: 0 E: 0 K: 1 S: 2	H: 0 LOB: 2 BB: 1 P: 6	R: 0 E: 0 K: 1 S: 6	H: 1 LOB: 2 BB: 1 P: 10	R: 0 E: 0 K: 0 S: 4	H: 1 LOB: 2 BB: 0 P: 4	R: 0 E: 0 K: 0 S: 3	H: 0 LOB: 0 BB: 0 P: 3	1B: 8 2B: 0 3B: 0 HR: 2	SF: 0 SAC: 0 DP: 3 HBP: 0	WP: 0 PB: 0 SB: 1 CS: 0	PA: 38				
PITCHER	IP WLS BF H R ER SO BB IBB HBP BLK WP HR S P ERA WHIP	2.0 13 10 2 1 1 1 0 0 0 0 0 1 12 12 3.00 0.667	3.0 10 2 1 1 1 0 0 0 0 0 0 1 2 6 0.00 1.000	0.2 4 1 0 0 1 1 0 0 0 0 0 0 5 9 0.00 3.000	1.1 W 5 1 0 0 0 0 0 0 0 0 0 5 5 0.00 0.750																			

Detroit Tigers @ Chicago White Sox
 Comeriskey Park, Chicago, IL
 Wed Apr 16 1958, 4:33 AM EST
 Att: 5,524 - Unknown

AB	34
R	4
H	10
RBI	4
BB	4
SO	2
LOB	17



Batter	1	2	3	4	5	6	7	8	9	AB	R	H	RBI	BB	SO	LOB	TOP			
Frank Bolling, R OBP: 0.643, SLG: 0.923 (1, 4)										4	1	2	0	1	1	3				
Billy Martin, R OBP: 0.286, SLG: 0.286 (1, 6)										5	0	1	0	0	1	3				
Harvey Kuenn, R OBP: 0.533, SLG: 0.867 (1, 8)										5	0	3	1	0	0	1				
Al Kaline, R OBP: 0.077, SLG: 0.077 (1, 9)										5	0	1	0	0	1	3				
Ray Boone, R OBP: 0.385, SLG: 0.583 (1, 3)										5	0	0	0	0	0	4				
Charlie Maxwell, L OBP: 0.625, SLG: 1.000 Johnny Groth, R (8, 7)										3	0	1	0	1	0	0				
Reno Bertoia, R OBP: 0.167, SLG: 0.400 (1, 5)										3	2	1	1	1	0	1				
Jim Hegan, R OBP: 0.400, SLG: 0.333 (1, 2)										3	0	2	1	1	0	2				
Frank Lary, R George Spencer, R Gail Harris, L Joe Presko, R (1, 1) (6, 1) (8, PH) (8, 1)										2	0	0	0	0	1	2				
Inning Stats	R: 1 E: 0 K: 2 S: 9	H: 2 LOB: 1 P: 9	R: 1 E: 0 K: 0 S: 4	H: 1 LOB: 2 BB: 2 P: 12	R: 0 E: 0 K: 0 S: 3	H: 0 LOB: 0 BB: 0 P: 3	R: 0 E: 0 K: 1 S: 6	H: 1 LOB: 1 BB: 0 P: 6	R: 0 E: 0 K: 0 S: 4	H: 1 LOB: 1 BB: 1 P: 4	R: 0 E: 0 K: 0 S: 5	H: 3 LOB: 2 BB: 0 P: 5	R: 0 E: 0 K: 1 S: 6	H: 1 LOB: 3 BB: 1 P: 10	R: 0 E: 0 K: 0 S: 4	H: 1 LOB: 1 BB: 0 P: 4	1B: 7 2B: 3 3B: 0 HR: 1	SF: 0 SAC: 1 DP: 0 HBP: 0	WP: 0 PB: 0 SB: 1 CS: 0	PA: 41
PITCHER	IP WLS BF H R ER SO BB IBB HBP BLK WP HR S P ERA WHIP																			
Early Wynn, R ERA: 4.05 Gerry Staley, R ERA:	(1, 1) 6.2 W 31 9 3 3 3 3 3 0 0 0 0 1 1 34 46 4.05 1.800																			
(7, 1) 2.1 S 10 2 0 0 1 1 0 0 0 0 0 0 11 15 0.00 1.286																				

Detroit Tigers @ Chicago White Sox
 Comiskey Park, Chicago, IL
 Thu Apr 17 1958, 4:33 AM EST
 Att. 4,426 - Unknown

AB	36
R	3
H	11
RBI	3
BB	4
SO	4
LOB	21



Batter	1	2	3	4	5	6	7	8	9	AB	R	H	RBI	BB	SO	LOB	BOTTOM			
Luis Aparicio, R OBP: 0.167, SLG: 0.250 (1, 6)										4	1	1	0	0	0	0				
Nellie Fox, L OBP: 0.308, SLG: 0.308 (1, 4)										4	0	1	1	0	0	0				
Billy Goodman, L OBP: 0.333, SLG: 0.273 (1, 5)										4	0	0	0	0	0	1				
Sherm Lollar, R OBP: 0.583, SLG: 1.091 (1, 2)										3	1	1	0	1	0	0				
Ron Jackson, R Earl Torgeson, L (1, 3) (8, 3)										1	1	0	0	2	0	0				
Tito Francona, L OBP: 0.333, SLG: 0.333 (1, 9)										4	1	3	0	0	0	2				
Al Smith, R Ted Beard, L OBP: 0.250, SLG: 0.250 (1, 7) (9, 7)										4	0	2	2	0	0	4				
Bubba Phillips, R OBP: 0.364, SLG: 0.727 (1, 8)										3	0	1	1	0	0	1				
Early Wynn, S Gerry Staley, R (1, 1) (7, 1)										3	0	0	0	0	0	3				
Inning Stats	R: 0 E: 0 K: 0 S: 3	H: 0 LOB: 0 BB: 0 P: 3	R: 2 E: 0 K: 0 S: 5	H: 2 LOB: 1 BB: 1 P: 9	R: 0 E: 0 K: 0 S: 3	H: 0 LOB: 0 BB: 0 P: 3	R: 0 E: 0 K: 0 S: 3	H: 1 LOB: 1 BB: 1 P: 7	R: 1 E: 0 K: 0 S: 5	H: 2 LOB: 1 BB: 0 P: 5	R: 1 E: 0 K: 0 S: 6	H: 3 LOB: 2 BB: 0 P: 6	R: 0 E: 0 K: 0 S: 3	H: 0 LOB: 0 BB: 0 P: 3	R: 0 E: 0 K: 0 S: 3	H: 1 LOB: 1 BB: 1 P: 7	1B: 8 2B: 2 3B: 0 HR: 0	SF: 0 SAC: 0 DP: 2 HBP: 0	WP: 0 PB: 0 SB: 0 CS: 0	PA: 34
PITCHER	IP WLS BF H R ER SO BB IBB HBP BLK WP HR S P ERA WHIP																			
Frank Lary, R ERA: 6.35 George Spencer, R ERA: Joe Presko, R ERA:	(1, 1) 5.2 L 26 8 4 4 0 0 2 0 0 0 0 0 0 4 4 6.35 1.765																			
(6, 1) 1.1 4 0 0 0 0 0 0 0 0 0 0 0 4 4 0.00 0.000																				
(8, 1) 1.0 4 1 0 0 0 1 0 0 0 0 0 0 3 7 0.00 2.000																				

Detroit Tigers @ Chicago White Sox
 Comiskey Park, Chicago, IL
 Thu Apr 17 1958, 4:33 AM EST
 Att. 4,426 - Unknown

AB	31
R	4
H	9
RBI	4
BB	3
SO	0
LOB	12



Batter	1	2	3	4	5	6	7	8	9	AB	R	H	RBI	BB	SO	LOB	TOP			
Chico Carrasquel, R OBP: 0.319, SLG: 0.333 (1, 6)	G3		K			F2		CI 1B		3	0	0	0	0	1	0	Cleveland Indians @ Detroit Tigers Briggs Stadium, Detroit, MI Sat Apr 19 1958, 3:33 AM EST Att: 11,007 - Unknown			
Bobby Avila, R OBP: 0.250, SLG: 0.182 (1, 5) (5, 4)	F8		L8			6-3		1B		4	0	1	1	0	0	0				
Minnie Minoso, R OBP: 0.318, SLG: 0.250 (1, 7)	HBP			5-3		L9		F8		3	0	0	0	0	2					
Rocky Colavito, R OBP: 0.357, SLG: 0.385 (1, 3)	F7			1-3		6-3		K		4	0	0	0	0	1	3				
Roger Maris, L OBP: 0.318, SLG: 0.429 (1, 9)	F2			L9		L9		4-3		4	0	0	0	0	0	0				
Gary Geiger, L OBP: 0.429, SLG: 0.300 (1, 8)	K					1B		1B		2	0	1	0	2	1	0				
Russ Nixon, L OBP: 0.316, SLG: 0.316 (1, 2)	1B					1B		F7		4	0	2	0	0	0	2				
Billy Moran, R OBP: 0.375, SLG: 0.375 Chuck Churn, R Dick Tomanek, L Bob Lemon, L Mickey Vernon, L (9, PH) Don Mossi, L Cal McLish, S Preston Ward, L OBP: 0.571, SLG: 0.500 (5, 5)	F8					K		1B		2	0	0	0	0	1	3				
										0	0	0	0	0	0	0				
										1	0	0	0	0	1	0				
										1	0	1	0	0	0	0				
										3	1	1	0	0	1	4				
										1	0	0	0	0	1	0				
										0	0	0	0	0	0	0				
										3	1	1	0	0	1	4				
Inning Stats	R: 0 E: 0 K: 0 S: 3	H: 0 LOB: 1 BB: 0 P: 4	R: 0 E: 0 K: 1 S: 6	H: 1 LOB: 1 BB: 0 P: 6	R: 0 E: 0 K: 2 S: 7	H: 0 LOB: 0 BB: 0 P: 7	R: 0 E: 0 K: 0 S: 3	H: 0 LOB: 0 BB: 0 P: 3	R: 0 E: 0 K: 1 S: 6	H: 2 LOB: 1 BB: 0 P: 6	R: 0 E: 0 K: 0 S: 3	H: 0 LOB: 0 BB: 1 P: 7	R: 0 E: 1 K: 2 S: 10	H: 2 LOB: 2 BB: 0 P: 10	R: 0 E: 0 K: 1 S: 6	H: 1 LOB: 2 BB: 1 P: 10	1B: 6 2B: 0 3B: 0 HR: 0	SF: 0 SAC: 0 DP: 1 HBP: 1	WP: 0 PB: 0 SB: 0 CS: 0	PA: 36
PITCHER Paul Foytack, R ERA:	IP: 9.0 WLS: W BF: 36 H: 6 R: 1 ER: 0 SO: 7 BB: 2 IBB: 0 HBP: 1 BLK: 0 WP: 0 HR: 0 S: 47 P: 56 ERA: 0.00 WHIP: 0.889															PITCHER IP: WLS: BF: H: R: ER: SO: BB: IBB: HBP: BLK: WP: HR: S: P: ERA: WHIP:				

Batter	1	2	3	4	5	6	7	8	9	AB	R	H	RBI	BB	SO	LOB	BOTTOM	
Frank Bolling, R OBP: 0.708, SLG: 0.842 (1, 4)	F9 1B		6-3	1B HR	1B					4	1	3	0	1	0	0	Cleveland Indians @ Detroit Tigers Briggs Stadium, Detroit, MI Sat Apr 19 1958, 3:33 AM EST Att: 11,007 - Unknown	
Billy Martin, R OBP: 0.384, SLG: 0.364 Mitt Bolling, R (5, 6)	1B		1B	1B	1B					3	2	3	0	0	0	0		
Harvey Kuenn, R OBP: 0.458, SLG: 0.792 (1, 8)	F9		1B	1B	1B					5	2	3	3	0	0	2		
Al Kaline, R OBP: 0.227, SLG: 0.381 Johnny Groth, R (8, PR) (9, 9)	L6-4-3 1B		1B	1B	1B					5	1	2	1	0	0	3		
										0	1	0	0	0	0	0		
Ray Boone, R OBP: 0.450, SLG: 0.529 Gail Harris, L OBP: 0.250, SLG: 0.500 (6, 3)	F8		E7	1B	1B					3	1	2	1	0	0	0		
Gus Zernial, R OBP: 0.143, SLG: 0.429 Charlie Maxwell, L OBP: 0.545, SLG: 0.800 (1, 7) (4, 7)	F6		5-3	1B	1B					2	0	0	0	0	0	1		
Reno Bertoia, R OBP: 0.286, SLG: 0.474 (1, 5)	F6		5-3	1B	1B					2	0	1	1	0	0	3		
										5	1	3	1	0	0	3		
Red Wilson, R (1, 2)	E6		5-3	1B	1B					5	0	0	0	0	0	5		
Paul Foytack, R OBP: 0.250, SLG: 0.250 (1, 1)	4-3		6-3	1B	1B					4	0	1	1	0	0	2		
Inning Stats	R: 0 E: 0 K: 0 S: 4	H: 2 LOB: 1 BB: 0 P: 4	R: 3 E: 1 K: 0 S: 7	H: 4 LOB: 1 BB: 0 P: 7	R: 3 E: 0 K: 0 S: 6	H: 3 LOB: 0 BB: 0 P: 6	R: 2 E: 1 K: 0 S: 7	H: 4 LOB: 2 BB: 0 P: 7	R: 0 E: 0 K: 0 S: 5	H: 2 LOB: 2 BB: 1 P: 5	R: 0 E: 0 K: 0 S: 3	H: 0 LOB: 1 BB: 1 P: 7	R: 1 E: 0 K: 0 S: 6	H: 3 LOB: 3 BB: 0 P: 6	1B: 15 2B: 3 3B: 0 HR: 1	SF: 0 SAC: 0 DP: 1 HBP: 0	WP: 0 PB: 0 SB: 0 CS: 0	PA: 44
PITCHER Don Mossi, L ERA: 7.71 Cal McLish, R ERA: 9.64 Chuck Churn, R ERA: 6.35 Dick Tomanek, L ERA: 9.0 Bob Lemon, R ERA: 3.86	IP: 2.1 WLS: L BF: 14 H: 7 R: 3 ER: 3 SO: 3 BB: 0 IBB: 0 HBP: 0 BLK: 0 WP: 0 HR: 1 S: 8 P: 8 ERA: 16.20 WHIP: 1.800															PITCHER IP: WLS: BF: H: R: ER: SO: BB: IBB: HBP: BLK: WP: HR: S: P: ERA: WHIP:		

Batter	1	2	3	4	5	6	7	8	9	AB	R	H	RBI	BB	SO	LOB	TOP											
Chico Carrasquel, R OBP: 0.299, SLG: 0.308 (1, 6)	0-0 5-3	0-0 F8						0-0 F6	0-0 B5-3	5	0	1	0	0	0	5	<p>Cleveland Indians @ Detroit Tigers</p> <p>Briggs Stadium, Detroit, MI</p> <p>Sun Apr 20 1958, 3:33 AM EST</p> <p>Att: 19,063 - Unknown</p>											
Bobby Avila, R OBP: 0.200, SLG: 0.143 Preston Ward, L (8, PH) OBP: 0.500, SLG: 0.429 Billy Harrell, R (8, 5)	0-0 F3		0-0 6-3					0-3 K		3	0	0	0	0	0	1												
Minnie Minoso, R OBP: 0.346, SLG: 0.391 (1, 7)	0-0 6-3		0-0 F3					0-0 HR		3	1	1	1	1	0	0												
Roger Maris, L OBP: 0.308, SLG: 0.520 (1, 9)		0-0 HR	0-0 F2					0-0 F3		4	1	1	1	0	0	0												
Russ Nixon, L OBP: 0.316, SLG: 0.316 Dick Brown, R OBP: 0.500, SLG: 1.000 (1, 2)		1-0 BB 1B HBP		0-0 1-3				0-0 6-3		0	0	0	0	0	0	0												
Rocky Colavito, R OBP: 0.500, SLG: 0.667 Carroll Hardy, R (9, PR)	0-0 HBP			0-0 HR				4-0 CS BB		2	1	2	1	2	0	0												
Mickey Vernon, L OBP: 0.600, SLG: 0.625 (9, 3)	0-0 1B							0-0 FC4-6 BB		0	0	0	0	0	0	0												
Gary Geiger, L OBP: 0.333, SLG: 0.214 (1, 8)	0-0 F6			0-0 L9				0-0 CS L9		4	0	0	0	0	0	3												
Billy Moran, R OBP: 0.333, SLG: 0.333 (1, 4)	0-0 F8			0-0 F7				0-0 1-3		4	0	1	0	0	0	2												
Ray Narleski, R Herb Score, L OBP: 0.400, SLG: 0.250 (9, 1)	4-0 1-2 2-3 BB			0-0 4-3				0-3 K		3	0	0	0	1	1	2												
Inning Stats	R: 0 E: 0 K: 0 S: 3	H: 0 LOB: 0 BB: 0 P: 3	R: 1 E: 0 K: 0 S: 5	H: 2 LOB: 3 BB: 1 P: 10	R: 0 E: 0 K: 0 S: 3	H: 0 LOB: 0 BB: 0 P: 3	R: 1 E: 0 K: 0 S: 4	H: 1 LOB: 0 BB: 0 P: 4	R: 0 E: 0 K: 0 S: 3	H: 0 LOB: 0 BB: 1 P: 7	R: 0 E: 0 K: 0 S: 2	H: 0 LOB: 0 BB: 1 P: 6	R: 0 E: 0 K: 0 S: 3	H: 0 LOB: 0 BB: 0 P: 3	R: 1 E: 0 K: 1 S: 6	H: 1 LOB: 0 BB: 0 P: 6		R: 1 E: 0 K: 1 S: 7	H: 2 LOB: 2 BB: 1 P: 11	1B: 3 2B: 0 3B: 0 HR: 4	SF: 0 SAC: 0 DP: 0 HBP: 1	WP: 0 PA: 39 PB: 0 SB: 0 CS: 1						
PITCHER	IP	WLS	BF	H	R	ER	SO	BB	IBB	HBP	BLK	WP	HR	S	P	ERA		WHIP	PITCHER									
Jim Bunning, R ERA: 2.12	8.0	L	33	6	4	4	1	4	0	1	0	0	4	30	47	4.50		1.250										
George Spencer, R ERA:	1.0		4	1	0	0	1	0	0	0	0	0	0	6	6	0.00		1.000										

AB 32
R 4
H 7
RBI 4
BB 4
SO 2
LOB 13



Batter	1	2	3	4	5	6	7	8	9	AB	R	H	RBI	BB	SO	LOB	BOTTOM											
Frank Bolling, R OBP: 0.621, SLG: 0.696 (1, 4)	4-0 1B BB		0-0 F9					0-3 K	0-0 F3	4	0	0	0	1	1	3	<p>Cleveland Indians @ Detroit Tigers</p> <p>Briggs Stadium, Detroit, MI</p> <p>Sun Apr 20 1958, 3:33 AM EST</p> <p>Att: 19,063 - Unknown</p>											
Billy Martin, R OBP: 0.308, SLG: 0.308 (1, 6)	0-0 F8		0-0 F8					0-0 F6		4	0	0	0	0	0	2												
Harvey Kuenn, R OBP: 0.429, SLG: 0.704 (1, 8)	0-0 L6		0-0 F7					4-0 HR BB		3	1	0	0	1	0	1												
Al Kaline, R OBP: 0.269, SLG: 0.375 (1, 9)	0-0 1-3 1B			4-0 E 1B BB				0-0 L7		3	0	1	0	1	0	1												
Ray Boone, R OBP: 0.417, SLG: 0.619 (1, 3)	0-0 6-3			0-0 F8				0-0 1-H HR		4	1	1	2	0	1	3												
Charlie Maxwell, L OBP: 0.467, SLG: 0.643 (1, 7)		0-3 K		0-0 E9 1B				0-0 F3		4	0	1	0	0	1	0												
Reno Bertoia, R OBP: 0.333, SLG: 0.500 Gail Harris, L (9, PH) OBP: 0.400, SLG: 0.600 Billy Hoelt, L (9, PR)	0-0 BB 1B			0-0 G6-4-3 1B				0-0 F6		3	0	2	0	0	0	2												
Tim Thompson, L OBP: 0.800, SLG: 0.500 Johnny Groth, R (9, PR)	4-0 G5-4-3 BB			0-0 G6-4-3 1B				4-0 FC5-4 BB 1B		1	0	0	0	3	0	1												
Jim Bunning, R OBP: 0.286, SLG: 0.571 George Spencer, R (9, 1)	0-0 G5-4-3			0-0 FC2-6 BB				0-0 F4		0	0	0	0	0	0	0												
Bill Taylor, L (9, PH) Gus Zernial, R (9, PH) Red Wilson, R (9, PR)	0-0 1-2 2-3 BB			0-0 FC2-6 FC6-4				0-3 K		3	0	0	0	0	1	3												
Inning Stats	R: 0 E: 0 K: 0 S: 4	H: 1 LOB: 2 BB: 1 P: 8	R: 0 E: 0 K: 1 S: 5	H: 1 LOB: 1 BB: 1 P: 9	R: 0 E: 0 K: 0 S: 3	H: 0 LOB: 0 BB: 0 P: 3	R: 0 E: 1 K: 0 S: 3	H: 1 LOB: 1 BB: 1 P: 7	R: 0 E: 0 K: 0 S: 3	H: 0 LOB: 1 BB: 1 P: 7	R: 2 E: 0 K: 0 S: 5	H: 2 LOB: 1 BB: 1 P: 9	R: 0 E: 0 K: 2 S: 7	H: 0 LOB: 0 BB: 0 P: 7	R: 0 E: 0 K: 1 S: 5	H: 0 LOB: 0 BB: 0 P: 5		R: 0 E: 0 K: 0 S: 4	H: 1 LOB: 2 BB: 1 P: 8	1B: 5 2B: 0 3B: 0 HR: 1	SF: 0 SAC: 0 DP: 2 HBP: 0	WP: 0 PA: 37 PB: 0 SB: 0 CS: 0						
PITCHER	IP	WLS	BF	H	R	ER	SO	BB	IBB	HBP	BLK	WP	HR	S	P	ERA		WHIP	PITCHER									
Ray Narleski, R ERA: 6.48	8.1	W	35	6	2	2	4	6	0	0	0	0	1	37	61	2.16		1.440										
Herb Score, L ERA: 4.97	0.2	S	2	0	0	0	0	0	0	0	0	0	0	2	2	0.00		0.000										

AB 31
R 2
H 6
RBI 2
BB 6
SO 4
LOB 18



Batter	1	2	3	4	5	6	7	8	9	AB	R	H	RBI	BB	SO	LOB	TOP					
Luis Aparicio, R OBP: 0.222, SLG: 0.407	1-3		F7		L9		FC1-6		F3	5	0	0	0	0	0	2						
Nelle Fox, L OBP: 0.481, SLG: 0.542	2B		4-3			HBP BB HBP BB	3-1		F8	4	1	1	0	1	0	1						
Earl Torgeson, L	F7			K		HBP BB HBP BB				2	0	0	0	2	1	1						
Sherm Lollar, R OBP: 0.550, SLG: 0.813	BB			1B		HBP BB HBP BB	F8			2	0	1	0	1	0	2						
Tito Francona, L OBP: 0.333, SLG: 0.208 Jim Rivera, L	F6			K				L9		4	0	0	0	0	2	6						
Al Smith, R OBP: 0.333, SLG: 0.348 Ted Beard, L		5-3		F8						4	0	1	0	0	1	4						
Bubba Phillips, R OBP: 0.292, SLG: 0.571		5-3			F8		FC6-4 HBP		5-3	3	0	0	1	0	0	1						
Jim Landis, R OBP: 0.444, SLG: 0.857		F6			1-3 BB		FC6-4		F8	3	0	0	0	1	0	4						
Dick Donovan, L Ray Moore, R			4-3		1-3				4-3	3	0	0	0	1	0	1						
Inning Stats	R: 0 E: 0 K: 0 S: 4	H: 1 LOB: 2 BB: 1 P: 8	R: 0 E: 0 K: 0 S: 3	H: 0 LOB: 0 BB: 0 P: 3	R: 0 E: 0 K: 0 S: 3	H: 0 LOB: 0 BB: 0 P: 3	R: 0 E: 0 K: 2 S: 8	H: 1 LOB: 1 BB: 0 P: 8	R: 0 E: 0 K: 0 S: 3	H: 0 LOB: 1 BB: 1 P: 7	R: 1 E: 0 K: 2 S: 7	H: 0 LOB: 3 BB: 2 P: 17	R: 0 E: 0 K: 0 S: 3	H: 0 LOB: 2 BB: 2 P: 11	R: 0 E: 0 K: 0 S: 4	H: 1 LOB: 1 BB: 0 P: 4	R: 0 E: 0 K: 0 S: 3	H: 0 LOB: 0 BB: 0 P: 3	1B: 1 2B: 2 3B: 0 HR: 0	SF: 0 SAC: 0 DP: 0 HBP: 2	WP: 0 PB: 0 CS: 0	PA: 38
PITCHER	IP	WLS	BF	H	R	ER	SO	BB	IBB	HBP	BLK	WP	HR	S	P	ERA	WHIP					
Frank Lary, R ERA: 3.25	(1, 1)	8.0	35	3	1	1	4	6	0	2	0	0	0	35	61	1.12	1.125					
Vito Valentinetti, R ERA: 1.69	(9, 1)	1.0	W	3	0	0	0	0	0	0	0	0	0	3	3	0.00	0.000					

Chicago White Sox @ Detroit Tigers
 Briggs Stadium, Detroit, MI
 Mon Apr 21 1958, 3:33 AM EST
 Att: 5,334 - Unknown

AB 30
 R 1
 H 3
 RBI 1
 BB 6
 SO 4
 LOB 22



Batter	1	2	3	4	5	6	7	8	9	AB	R	H	RBI	BB	SO	LOB	BOTTOM				
Frank Bolling, R OBP: 0.545, SLG: 0.593	F8		F8		5-3			F7		4	0	0	0	0	0	1					
Billy Martin, R OBP: 0.300, SLG: 0.300	L5-3 BB 1B		5-3		5-3			F7		4	0	1	0	0	0	1					
Harvey Kuenn, R OBP: 0.500, SLG: 0.733	1-2 BB			4-3 1B		L5-4-3 1B		1B		3	0	3	0	1	0	0					
Al Kaline, R OBP: 0.300, SLG: 0.393	L5-3 2-3			1-2 1B		L5-4-3 1-2		1B		4	0	2	1	0	0	3					
Ray Boone, R OBP: 0.357, SLG: 0.520		6-3		4-3 1-2 2-3		F8		F4		4	0	0	0	0	0	4					
Charlie Maxwell, L OBP: 0.474, SLG: 0.647 Johnny Groth, R		6-3			FC6-4 IBB		4-3		1B 2B	3	0	1	0	1	0	0					
Reno Bertoia, R OBP: 0.333, SLG: 0.458 Mickey McDermott, L OBP: 1.000, SLG: 1.000			BB		K		F9		1B 2H	2	0	0	0	1	1	3					
Jim Hegan, R OBP: 0.294, SLG: 0.200			BB		FC6-4		6-3			3	0	0	0	0	1	4					
Frank Lary, R					L8					2	0	0	0	0	0	0					
Bill Taylor, L OBP: 0.500, SLG: 0.500 Billy Hoelt, L Vito Valentinetti, R					F8			1B 1B		1	0	1	0	0	0	0					
Inning Stats	R: 0 E: 0 K: 0 S: 3	H: 1 LOB: 1 BB: 1 P: 7	R: 0 E: 0 K: 1 S: 5	H: 0 LOB: 1 BB: 1 P: 9	R: 0 E: 0 K: 0 S: 3	H: 0 LOB: 0 BB: 0 P: 3	R: 0 E: 0 K: 1 S: 7	H: 2 LOB: 3 BB: 1 P: 11	R: 0 E: 0 K: 0 S: 3	H: 0 LOB: 0 BB: 0 P: 3	R: 0 E: 0 K: 0 S: 3	H: 1 LOB: 0 BB: 0 P: 3	R: 0 E: 0 K: 0 S: 6	H: 3 LOB: 2 BB: 0 P: 6	R: 1 E: 0 K: 0 S: 2	H: 2 LOB: 2 BB: 0 P: 2	1B: 8 2B: 1 3B: 0 HR: 0	SF: 0 SAC: 0 DP: 2 HBP: 0	WP: 0 PB: 0 CS: 0	PA: 34	
PITCHER	IP	WLS	BF	H	R	ER	SO	BB	IBB	HBP	BLK	WP	HR	S	P	ERA	WHIP				
Dick Donovan, R ERA: 3.78 Ray Moore, R ERA:	(1, 1)	8.0	L	33	8	2	2	2	0	0	0	0	0	34	46	2.25	1.250				
	(9, 1)	0.0		1	1	0	0	0	0	0	0	0	0	1	1	∞	∞				

Chicago White Sox @ Detroit Tigers
 Briggs Stadium, Detroit, MI
 Mon Apr 21 1958, 3:33 AM EST
 Att: 5,334 - Unknown

AB 31
 R 2
 H 9
 RBI 2
 BB 3
 SO 2
 LOB 16



Batter	1	2	3	4	5	6	7	8	9	AB	R	H	RBI	BB	SO	LOB	TOP			
Luis Aparicio, R OBP: 0.281, SLG: 0.500 (1, 6)	B5-3		1B 3B		1B		F4		BB 1B	5	1	3	0	0	0	0	Chicago White Sox @ Detroit Tigers Briggs Stadium, Detroit, MI Tue Apr 22 1958, 3:33 AM EST Att: 6,688 - Unknown			
Nellie Fox, L OBP: 0.500, SLG: 0.536 (1, 4)	G3		FC6-4 1B		F6		1B		BB 1B	4	0	2	1	1	0	2				
Al Smith, R OBP: 0.276, SLG: 0.286 (1, 7)	K		FC6-4 1-2		F4		F5		F8	5	0	0	0	0	1	7				
Sherm Lollar, R OBP: 0.500, SLG: 0.750 (1, 2)		2B		6-3	F3				K	4	0	1	0	0	1	2				
Ron Jackson, R OBP: 0.385, SLG: 0.636 (1, 3)	K			F3		K		L5		4	0	0	0	0	2	1				
Tito Francona, L OBP: 0.241, SLG: 0.185 (1, 9)	K			BB BB	4-3			3-1		3	0	0	0	1	1	1				
Bubba Phillips, R OBP: 0.286, SLG: 0.500 (1, 5)	F2			1-2 BB	6-3			5-3		3	0	0	0	1	0	1				
Jim Landis, R OBP: 0.385, SLG: 0.909 (1, 8)			F8	5-3			HR	F7		4	1	1	1	0	0	2				
Early Wynn, S Ray Moore, R Walt Dropo, R Ted Beard, L (9, PH)	K						F8	BB 1B	1B	0	0	0	0	0	0	0				
Inning Stats	R: 0 E: 0 K: 1 S: 5	H: 0 LOB: 0 BB: 0 P: 5	R: 0 E: 0 K: 2 S: 8	H: 1 LOB: 1 BB: 0 P: 8	R: 1 E: 0 K: 1 S: 7	H: 2 LOB: 1 BB: 0 P: 7	R: 0 E: 0 K: 0 S: 3	H: 0 LOB: 2 BB: 0 P: 11	R: 0 E: 0 K: 1 S: 5	H: 2 LOB: 0 BB: 0 P: 5	R: 1 E: 0 K: 0 S: 5	H: 2 LOB: 1 BB: 0 P: 5	R: 0 E: 0 K: 1 S: 5	H: 0 LOB: 0 BB: 0 P: 5	R: 0 E: 0 K: 0 S: 5	H: 2 LOB: 0 BB: 1 P: 9		1B: 5 2B: 2 3B: 1 HR: 1	SF: 0 SAC: 0 DP: 0 HBP: 0	WP: 0 PB: 0 CS: 0
PITCHER Billy Hoelt, L ERA: 3.86 (1, 1)	IP: 9.0 WLS: W BF: 39 H: 9 R: 2 ER: 2 SO: 6 BB: 3 IBB: 0 HBP: 0 BLK: 0 WP: 0 HR: 1 S: 48 P: 60 ERA: 2.00 WHIP: 1.333																			

Batter	1	2	3	4	5	6	7	8	9	AB	R	H	RBI	BB	SO	LOB	BOTTOM
Frank Bolling, R OBP: 0.514, SLG: 0.533 (1, 4)	K	K		F9			2B BB			3	1	0	0	1	2	2	Chicago White Sox @ Detroit Tigers Briggs Stadium, Detroit, MI Tue Apr 22 1958, 3:33 AM EST Att: 6,688 - Unknown
Billy Martin, R OBP: 0.333, SLG: 0.394 (1, 6)	1B 2B	SH1-4		6-3		WP 3B 2B				3	2	2	2	0	0	0	
Harvey Kuenn, R OBP: 0.500, SLG: 0.765 (1, 8)	1B HR	5-3		F9		3B				4	1	2	1	0	0	1	
Al Kaline, R Johnny Groth, R (6, 9)	HR 1B		L5-3		L8		6-3			3	1	1	1	0	0	0	
Ray Boone, R Gail Harris, L (9, 3)	F9			6-3				3-1 BLK SF8 BB		2	1	0	0	2	0	2	
Charlie Maxwell, L OBP: 0.435, SLG: 0.714 (1, 7)	HR		F7		F8			3-1		4	1	1	3	0	0	2	
Reno Bertoia, R OBP: 0.290, SLG: 0.407 (1, 5)	E3		5-3		K			SF8		3	0	0	1	0	1	1	
Jim Hegan, R OBP: 0.286, SLG: 0.263 (1, 2)	CS	1B SH1-4 2B		5-3			F7	F8		4	1	1	0	0	0	0	
Billy Hoelt, L OBP: 0.250, SLG: 0.250 (1, 1)		SH1-4 1B		K			L6			3	0	1	0	0	1	0	
Inning Stats	R: 4 E: 1 K: 1 S: 9	H: 4 LOB: 0 BB: 0 P: 9	R: 1 E: 0 K: 1 S: 7	H: 2 LOB: 1 BB: 0 P: 7	R: 0 E: 0 K: 0 S: 3	H: 0 LOB: 1 BB: 1 P: 7	R: 0 E: 0 K: 1 S: 5	H: 0 LOB: 0 BB: 0 P: 5	R: 2 E: 0 K: 0 S: 5	H: 2 LOB: 1 BB: 1 P: 9	R: 1 E: 0 K: 0 S: 3	H: 0 LOB: 0 BB: 1 P: 7	1B: 3 2B: 3 3B: 1 HR: 1	SF: 1 SAC: 1 DP: 0 HBP: 0	WP: 1 PB: 0 CS: 1	PA: 36	
PITCHER Early Wynn, R Ray Moore, R ERA: 3.24 (2, 1)	IP: 1.0 WLS: L BF: 26 H: 2 R: 3 ER: 3 SO: 3 BB: 3 IBB: 0 HBP: 0 BLK: 1 WP: 1 HR: 0 S: 11 P: 41 ERA: 3.86 WHIP: 6.000																

Batter	1	2	3	4	5	6	7	8	9	AB	R	H	RBI	BB	SO	LOB	TOP					
Frank Bolling, R OBP: 0.488, SLG: 0.500 (1, 4)	6-3		BB 1B 1B	L6		F7		FC5-2 SH5-4 1-2	E6	6	1	2	1	0	0	0						
Billy Martin, R OBP: 0.378, SLG: 0.459 Mitt Bolling, R (6, 6)	2B		1B BB 1B		BB BB PB	K		SH5-4	K	4	2	3	0	0	1	0						
Harvey Kuenn, R OBP: 0.512, SLG: 0.757 (1, 8)	6-3		1B 1-2 2-3		F7		L4-3 BLK	FC5-2 IBB		3	2	1	0	2	0	2						
Al Kaline, R OBP: 0.316, SLG: 0.371 (1, 9)	L5-3		1B 1-2 2-3 3-H		PB BB BB		L4-3	FC5-2		4	0	1	1	1	0	5						
Ray Boone, R OBP: 0.378, SLG: 0.452 (1, 3)		F3	F8		PB BB		1B	F9		4	0	1	0	1	0	6						
Charlie Maxwell, L OBP: 0.429, SLG: 0.654 (1, 7)	3-1		1B 1-3 2-H 3-H		F5		3-H 1B	F2	FC5-4 1B	5	0	2	2	0	0	4						
Reno Bertoia, R OBP: 0.306, SLG: 0.387 (1, 5)	F7		F8		1-2 2-3 3-H BB		1B		FC5-4 1B	4	1	1	0	1	0	3						
Jim Hegan, R OBP: 0.308, SLG: 0.304 (1, 2)			SH2-4 1B BB		F4		K	F8		4	2	1	0	1	1	5						
Paul Foytack, R OBP: 0.250, SLG: 0.250 (1, 1)			SH2-4		4-3		4-3		SH5-4 FC5-2 1B	4	0	1	0	0	1	2						
Inning Stats	R: 0 E: 0 K: 0 S: 4	H: 1 LOB: 1 BB: 0 P: 4	R: 0 E: 0 K: 0 S: 3	H: 0 LOB: 0 BB: 0 P: 3	R: 4 E: 0 K: 0 S: 7	H: 4 LOB: 2 BB: 2 P: 15	R: 0 E: 0 K: 0 S: 3	H: 0 LOB: 0 BB: 0 P: 3	R: 1 E: 0 K: 1 S: 6	H: 1 LOB: 3 BB: 3 P: 18	R: 0 E: 0 K: 0 S: 5	H: 0 LOB: 0 BB: 0 P: 5	R: 1 E: 0 K: 0 S: 6	H: 3 LOB: 2 BB: 0 P: 6	R: 0 E: 0 K: 0 S: 5	H: 2 LOB: 3 BB: 1 P: 9	R: 2 E: 1 K: 2 S: 10	H: 2 LOB: 1 BB: 0 P: 10	1B: 10 2B: 3 3B: 0 HR: 0	SF: 0 SAC: 2 DP: 0 HBP: 0	WP: 0 PB: 1 SB: 0 CS: 0	PA: 47
PITCHER	IP WLS BF H R ER SO BB IBB HBP BLK WP HR S P ERA WHIP																					
Duke Maas, R ERA: 5.4 (1, 1)	3.0 L 16 5 4 4 0 2 0 0 0 0 0 0 0 5 14 22 12.00 2.333																					
Glenn Cox, R ERA: 9.92 (4, 1)	1.1 7 1 1 1 0 2 0 0 0 0 0 0 0 5 13 6.75 2.250																					
Walt Craddock, L ERA: (5, 1)	1.2 6 0 0 0 2 1 0 0 0 0 0 0 0 9 13 0.00 0.600																					
Carl Duser, L ERA: 4.5 (7, 1)	2.0 12 5 1 1 0 0 1 0 1 0 0 0 11 15 4.50 2.500																					
Virgil Trucks, R ERA: 4.5 (9, 1)	1.0 6 2 2 0 2 0 0 0 0 0 0 0 10 10 0.00 2.000																					

Detroit Tigers @ Kansas City Athletics
 Municipal Stadium, Kansas City, MO
 Wed Apr 23 1958, 7:05 PM EST
 Att: 12,012 - Unknown

AB 39
 R 8
 H 13
 RBI 4
 BB 6
 SO 4
 LOB 28



Batter	1	2	3	4	5	6	7	8	9	AB	R	H	RBI	BB	SO	LOB	BOTTOM					
Mike Baxes, R OBP: 0.421, SLG: 0.394 (1, 4)	CS 1B			4-3		G4-6-3 1B			5-3	4	0	2	0	0	0	0						
Bill Tuttle, R OBP: 0.457, SLG: 0.500 (1, 9)	F8			F8		G4-6-3 1-2 2-3			L9	4	0	0	0	0	0	3						
Hector Lopez, R OBP: 0.389, SLG: 0.433 (1, 5)	K			4-3		6-3			HR	4	1	1	1	0	1	2						
Vic Power, R OBP: 0.265, SLG: 0.290 (1, 3)		CS 1B				5-3 1B			4-3	4	0	2	0	0	0	0						
Bob Cerv, R OBP: 0.455, SLG: 0.897 (1, 7)	K					5-3			G6-4-3 BB	2	0	0	0	1	1	2						
Woodie Held, R OBP: 0.303, SLG: 0.357 (1, 8)	F8					F8			G6-4-3	3	0	0	0	0	0	2						
Harry Chiti, R OBP: 0.421, SLG: 0.375 (1, 2)				F8		F3			F5	3	0	0	0	0	0	1						
Billy Hunter, R OBP: 0.313, SLG: 0.643 (1, 6)				F8		F8			F7	2	1	0	0	1	0	0						
Duke Maas, R OBP: 0.250, SLG: 0.250 Bob Martin, R OBP: 0.209, SLG: 0.500 Glenn Cox, R (4, 1)				F8		G4-6-3 1B			F8	0	0	0	0	0	0	0						
Walt Craddock, R Joe Demaestri, R OBP: 0.428, SLG: 0.438 Carl Duser, L (7, 1)						G4-6-3 1B				0	0	0	0	0	0	0						
Frank House, L OBP: 0.221, SLG: 0.417 Virgil Trucks, R (9, 1)						1-2 1B				1	0	0	0	0	0	0						
Inning Stats	R: 0 E: 0 K: 1 S: 5	H: 1 LOB: 0 BB: 0 P: 5	R: 0 E: 0 K: 1 S: 5	H: 1 LOB: 0 BB: 0 P: 5	R: 0 E: 0 K: 0 S: 3	H: 0 LOB: 0 BB: 0 P: 3	R: 0 E: 0 K: 0 S: 3	H: 0 LOB: 0 BB: 0 P: 3	R: 0 E: 0 K: 0 S: 4	H: 1 LOB: 1 BB: 0 P: 4	R: 1 E: 0 K: 0 S: 4	H: 2 LOB: 1 BB: 1 P: 8	R: 0 E: 0 K: 0 S: 2	H: 0 LOB: 0 BB: 1 P: 6	R: 0 E: 0 K: 0 S: 3	H: 0 LOB: 0 BB: 0 P: 3	R: 1 E: 0 K: 0 S: 4	H: 1 LOB: 0 BB: 0 P: 4	1B: 5 2B: 1 3B: 0 HR: 1	SF: 0 SAC: 0 DP: 3 HBP: 0	WP: 0 PB: 0 SB: 0 CS: 2	PA: 31
PITCHER	IP WLS BF H R ER SO BB IBB HBP BLK WP HR S P ERA WHIP																					
Paul Foytack, R ERA: 1.0 (1, 1)	9.0 W 31 6 2 2 2 2 0 0 0 0 0 1 33 41 2.00 0.889																					

Detroit Tigers @ Kansas City Athletics
 Municipal Stadium, Kansas City, MO
 Wed Apr 23 1958, 7:05 PM EST
 Att: 12,012 - Unknown

AB 29
 R 2
 H 6
 RBI 1
 BB 2
 SO 2
 LOB 10



Batter	1	2	3	4	5	6	7	8	9	AB	R	H	RBI	BB	SO	LOB	TOP					
Frank Bolling, R OBP: 0.468, SLG: 0.475	F3		F2		FC5-4					4	0	1	1	0	0	2						
Milt Bolling, R OBP: 0.250, SLG: 0.286	FC6-5		FC4				F7			3	0	1	0	1	0	3						
Harvey Kuenn, R OBP: 0.467, SLG: 0.683	FC6-5			F8		K	F9			4	0	0	0	0	1	4						
Al Kaline, R OBP: 0.293, SLG: 0.342	L5		L4-3		L7		F4			3	0	0	0	0	0	2						
Lou Skizas, R OBP: 0.500, SLG: 0.600										1	0	0	0	0	0	0						
Ray Boone, R OBP: 0.390, SLG: 0.441		F8		L4						3	0	1	0	1	0	0						
Charlie Maxwell, L OBP: 0.406, SLG: 0.586		F7				FC5-4		G6-4-3		3	1	0	0	1	0	3						
Reno Bertoia, R OBP: 0.300, SLG: 0.371		F8					F5		F2	4	0	1	0	0	0	0						
Jim Hegan, R OBP: 0.267, SLG: 0.259			F6		L5-3		E6		F5	4	1	0	0	0	0	2						
Bob Shaw, R OBP: 1.000, SLG: 1.000									F4	2	0	2	1	0	0	0						
Vito Valentineti, R OBP: 0.500, SLG: 0.667										0	0	0	0	0	0	0						
Gail Harris, L OBP: 0.500, SLG: 0.667										1	0	1	0	0	0	0						
Joe Presko, R OBP: 0.111, SLG: 0.333										0	0	0	0	0	0	0						
Gus Zemiad, R OBP: 0.111, SLG: 0.333										1	0	0	0	0	0	0						
Inning Stats	R: 0 E: 0 K: 0 S: 4	H: 1 LOB: 1 BB: 0 P: 4	R: 0 E: 0 K: 0 S: 3	H: 0 LOB: 0 BB: 0 P: 3	R: 0 E: 0 K: 0 S: 4	H: 1 LOB: 1 BB: 0 P: 4	R: 0 E: 0 K: 0 S: 3	H: 0 LOB: 0 BB: 0 P: 3	R: 2 E: 0 K: 1 S: 4	H: 2 LOB: 1 BB: 1 P: 8	R: 0 E: 0 K: 1 S: 5	H: 0 LOB: 2 BB: 2 P: 13	R: 1 E: 1 K: 0 S: 6	H: 2 LOB: 2 BB: 0 P: 6	R: 0 E: 0 K: 0 S: 3	H: 1 LOB: 0 BB: 0 P: 3	R: 0 E: 0 K: 0 S: 3	H: 0 LOB: 0 BB: 0 P: 3	1B: 6 2B: 2 3B: 0 HR: 0	SF: 0 SAC: 0 DP: 2 HBP: 0	WP: 0 PB: 0 SB: 0 CS: 0	PA: 36
PITCHER	IP WLS BF H R ER SO BB IBB HBP BLK WP HR S P ERA WHIP																					
Wally Burnette, R ERA: 1.13	(1, 1) 6.1 W 28 6 2 1 1 3 0 0 0 0 0 0 27 39 1.42 1.421																					
Tom Gorman, R ERA: 2.35	(7, 1) 2.2 S 8 1 0 0 0 0 0 0 0 0 0 0 8 8 0.00 0.375																					

Detroit Tigers @ Kansas City Athletics
Municipal Stadium, Kansas City, MO
Thu Apr 24 1958, 4:33 AM EST
Att: 4,598 - Unknown


AB	33
R	2
H	7
RBI	2
BB	3
SO	1
LOB	16



Batter	1	2	3	4	5	6	7	8	9	AB	R	H	RBI	BB	SO	LOB	BOTTOM			
Mike Baxes, R OBP: 0.442, SLG: 0.421	SH1-3	F7			5-3					5	1	3	2	0	0	2				
Bill Tuttle, R OBP: 0.475, SLG: 0.548	5-3	FC5-4			2B					3	3	1	0	2	1	4				
Hector Lopez, R OBP: 0.375, SLG: 0.455	SH1-3		F8		2B		SF9	F8		3	1	1	1	0	0	2				
Vic Power, R OBP: 0.289, SLG: 0.343	5-3		1-3		F8					4	0	2	3	0	0	1				
Bob Cerv, R OBP: 0.432, SLG: 0.848			5-3		F8		F8			4	0	1	1	0	0	2				
Woodie Held, R OBP: 0.270, SLG: 0.313	K				6-3		F5			4	0	0	0	0	2	3				
Frank House, L OBP: 0.294, SLG: 0.438		F3		L9		SH1-4		1B		4	2	2	0	0	0	0				
Joe Demaestri, R OBP: 0.450, SLG: 0.450		E6				F8				4	0	2	0	0	0	1				
Wally Burnette, R ERA: 6.75										2	0	0	0	0	1	2				
Tom Gorman, R ERA: 4.5		E1				SH1-4				1	0	0	0	0	1	2				
Inning Stats	R: 2 E: 0 K: 1 S: 7	H: 2 LOB: 1 BB: 1 P: 11	R: 0 E: 2 K: 0 S: 5	H: 0 LOB: 2 BB: 0 P: 5	R: 0 E: 0 K: 2 S: 8	H: 1 LOB: 1 BB: 0 P: 8	R: 0 E: 0 K: 2 S: 8	H: 1 LOB: 1 BB: 0 P: 8	R: 2 E: 0 K: 0 S: 5	H: 2 LOB: 1 BB: 1 P: 9	R: 1 E: 0 K: 0 S: 4	H: 2 LOB: 1 BB: 0 P: 4	R: 1 E: 0 K: 0 S: 5	H: 2 LOB: 1 BB: 0 P: 5	R: 1 E: 0 K: 2 S: 10	H: 3 LOB: 3 BB: 0 P: 10	1B: 8 2B: 3 3B: 1 HR: 0	SF: 1 SAC: 2 DP: 0 HBP: 0	WP: 0 PB: 0 SB: 0 CS: 0	PA: 39
PITCHER	IP WLS BF H R ER SO BB IBB HBP BLK WP HR S P ERA WHIP																			
Bob Shaw, R ERA: 6.75	(1, 1) 4.1 L 22 5 4 4 3 2 0 0 0 0 0 0 26 34 8.31 1.615																			
Vito Valentineti, R ERA: 2.57	(5, 1) 1.2 6 2 1 1 0 0 0 0 0 0 0 6 6 5.40 1.200																			
Joe Presko, R ERA: 4.5	(7, 1) 2.0 11 5 2 2 2 0 0 0 0 0 0 15 15 9.00 2.500																			

Detroit Tigers @ Kansas City Athletics
Municipal Stadium, Kansas City, MO
Thu Apr 24 1958, 4:33 AM EST
Att: 4,598 - Unknown

AB	34
R	7
H	12
RBI	7
BB	2
SO	5
LOB	19



Batter	1	2	3	4	5	6	7	8	9	AB	R	H	RBI	BB	SO	LOB	TOP			
Frank Bolling, R OBP: 0.431, SLG: 0.432 (1, 4)	F5		5-3			F8		6-3		4	0	0	0	0	0	1	Detroit Tigers @ Cleveland Indians Cleveland Municipal Stadium, Cleveland, OH Fri Apr 25 1958, 6:05 PM EST Att: 7,523 - Unknown			
Milt Bolling, R OBP: 0.333, SLG: 0.300 (1, 6)	F7			2B L4-3 1B		2B BB		6-3		3	2	1	0	1	0	0				
Harvey Kuenn, R OBP: 0.469, SLG: 0.711 (1, 8)	F9			L4-3 1-3 2B		1-H 2B		F8		4	0	2	1	0	0	0				
Al Kaline, R OBP: 0.279, SLG: 0.325 Bill Taylor, L OBP: 0.250, SLG: 0.250 (5, 9)	L7			L4-3		K		1-3		2	0	0	1	0	0	1				
Ray Boone, R OBP: 0.372, SLG: 0.417 Gail Harris, L OBP: 0.625, SLG: 0.714 (5, 3)	1-3			2-3 3-H		BB		1B 1B		2	0	0	0	0	0	1				
Charlie Maxwell, L OBP: 0.389, SLG: 0.545 (1, 7)	5-3			K		F5		G6-4-3 1-2 1B		4	0	1	0	0	1	3				
Lou Skizas, R OBP: 0.300, SLG: 0.333 (1, 5)			G3			F2		G6-4-3 1-2		4	0	0	0	0	0	2				
Jim Hegan, R OBP: 0.290, SLG: 0.321 Tim Thompson, L OBP: 0.251, SLG: 0.250 (5, PH) (5, 2)				2B		F8		K		1	0	1	0	0	0	0				
Jim Bunning, R OBP: 0.250, SLG: 0.500 Mickey McDermott, L OBP: 1.000, SLG: 1.000 Hank Aguirre, R Johnny Groth, R Joe Presko, R (7, PH) (7, 1)	F4					K		F8		1	0	0	0	0	0	1				
Inning Stats	R: 0 E: 0 K: 0 S: 3	H: 0 LOB: 0 BB: 0 P: 3	R: 0 E: 0 K: 0 S: 3	H: 0 LOB: 0 BB: 0 P: 3	R: 0 E: 0 K: 0 S: 4	H: 1 LOB: 1 BB: 0 P: 4	R: 1 E: 0 K: 1 S: 7	H: 2 LOB: 1 BB: 0 P: 7	R: 0 E: 0 K: 1 S: 5	H: 0 LOB: 0 BB: 2 P: 5	R: 0 E: 0 K: 1 S: 5	H: 0 LOB: 0 BB: 0 P: 5	R: 0 E: 0 K: 0 S: 3	H: 2 LOB: 1 BB: 0 P: 4	R: 0 E: 0 K: 0 S: 4	H: 2 LOB: 1 BB: 0 P: 4		1B: 3 2B: 3 3B: 0 HR: 0	SF: 0 SAC: 0 DP: 1 HBP: 0	WP: 0 PB: 0 SB: 0 CS: 0
PITCHER Ray Narleski, R ERA: 5.12 (1, 1)	IP: 9.0 WLS: W BF: 34 H: 6 R: 2 ER: 2 SO: 4 BB: 2 IBB: 0 HBP: 0 BLK: 0 WP: 0 HR: 0 S: 40 P: 48 ERA: 2.00 WHIP: 0.889											PITCHER	IP: 9.0 WLS: W BF: 34 H: 6 R: 2 ER: 2 SO: 4 BB: 2 IBB: 0 HBP: 0 BLK: 0 WP: 0 HR: 0 S: 40 P: 48 ERA: 2.00 WHIP: 0.889							

Batter	1	2	3	4	5	6	7	8	9	AB	R	H	RBI	BB	SO	LOB	BOTTOM			
Roger Maris, L OBP: 0.354, SLG: 0.488 (1, 9)	FC4-6 1B		BB HR BB 1B	2B 1B IBB	1B SF8 BB		F9			3	3	2	0	2	0	0	Detroit Tigers @ Cleveland Indians Cleveland Municipal Stadium, Cleveland, OH Fri Apr 25 1958, 6:05 PM EST Att: 7,523 - Unknown			
Bobby Avila, R OBP: 0.290, SLG: 0.429 Billy Harrell, R OBP: 0.222, SLG: 0.333 (4, FR) (5, 5)	K		HR BB	1-3 2-H 3-H 2B	1-3 HBP 1B		1B 2B			2	1	1	2	1	1	1				
Minnie Minoso, R OBP: 0.396, SLG: 0.488 (1, 7)	FC4-6 1-2		HR BB	2-H 3-H 1B	1-2 HBP 1B		1B			3	2	2	3	1	0	1				
Mickey Vernon, L OBP: 0.500, SLG: 0.714 (1, 3)	L9		HR BB	1-2 2-3 1B	SF8		K			3	2	1	5	1	1	1				
Gary Geiger, L OBP: 0.353, SLG: 0.222 (1, 8)			HR BB	4-3	1B K		K			4	0	1	0	1	2	2				
Chico Carasquel, R OBP: 0.340, SLG: 0.409 (1, 6)	K		6-3	FC5-4 1B			G4-6-3 1B			5	0	2	2	0	1	1				
Russ Nixon, L OBP: 0.355, SLG: 0.452 (1, 2)	K			SH 1B	L9		G4-6-3 1-2			5	1	2	0	0	1	4				
Billy Moran, R OBP: 0.194, SLG: 0.226 (1, 4)	G3			SH FC5-4	E5		F8			4	1	0	0	0	4					
Ray Narleski, R (1, 1)			K	SH5-4 1-2 2-3	5-3		4-3			3	0	0	0	0	1	1				
Inning Stats	R: 0 E: 1 K: 1 S: 6	H: 1 LOB: 1 BB: 0 P: 6	R: 0 E: 0 K: 2 S: 7	H: 0 LOB: 1 BB: 1 P: 11	R: 4 E: 0 K: 1 S: 7	H: 2 LOB: 0 BB: 2 P: 15	R: 6 E: 0 K: 0 S: 9	H: 5 LOB: 2 BB: 2 P: 17	R: 1 E: 0 K: 1 S: 6	H: 1 LOB: 2 BB: 1 P: 11	R: 0 E: 1 K: 0 S: 4	H: 1 LOB: 1 BB: 0 P: 4	R: 1 E: 0 K: 1 S: 6	H: 2 LOB: 0 BB: 0 P: 6	R: 0 E: 0 K: 1 S: 6	H: 1 LOB: 1 BB: 0 P: 6		1B: 10 2B: 2 3B: 0 HR: 1	SF: 1 SAC: 2 DP: 1 HBP: 1	WP: 0 PB: 1 SB: 0 CS: 0
PITCHER Jim Bunning, R ERA: 5.37 Mickey McDermott, L Hank Aguirre, L Joe Presko, R (7, 1)	IP: 3.1 WLS: L BF: 20 H: 8 R: 8 ER: 8 SO: 4 BB: 3 IBB: 1 HBP: 0 BLK: 0 WP: 0 HR: 1 S: 24 P: 40 ERA: 21.60 WHIP: 2.400											PITCHER	IP: 3.1 WLS: L BF: 20 H: 8 R: 8 ER: 8 SO: 4 BB: 3 IBB: 1 HBP: 0 BLK: 0 WP: 0 HR: 1 S: 24 P: 40 ERA: 21.60 WHIP: 2.400							

Batter	1	2	3	4	5	6	7	8	9	AB	R	H	RBI	BB	SO	LOB	TOP					
Frank Bolling, R OBP: 0.400, SLG: 0.396 (1, 4)	L7		G5-4-3		F4			5-3		4	0	0	0	0	0	3						
Milt Bolling, R OBP: 0.250, SLG: 0.214 (1, 6)	K			5-3		5-3		K		4	0	0	0	0	2	0						
Harvey Kuenn, R OBP: 0.472, SLG: 0.694 (1, 8)	6-3			K			L6-4-3 1B			4	0	2	0	0	1	0						
Al Kaline, R OBP: 0.255, SLG: 0.295 (1, 9)		L8		L8		L6-4-3 1-2		L7		4	0	0	0	0	2							
Ray Boone, R OBP: 0.383, SLG: 0.462 (1, 3)						SF8 3B		F4		3	1	1	0	1	1	1						
Charlie Maxwell, L OBP: 0.350, SLG: 0.500 (1, 7)		F7			SF8			4-3		3	0	0	1	0	2							
Reno Bertoia, R OBP: 0.302, SLG: 0.351 (1, 5)		4-3			1B HBP			E3		2	0	0	0	0	1							
Jim Hegan, R OBP: 0.294, SLG: 0.323 (1, 2)			K					F3		3	0	1	0	0	1							
Frank Lary, R (1, 1)										0	0	0	0	1	0	0						
Bill Taylor, L OBP: 0.200, SLG: 0.200 (5, PH)										1	0	0	0	0	2							
George Spencer, R (5, 1)										0	0	0	0	0	0	0						
Gail Harris, L OBP: 0.556, SLG: 0.625 (8, PH)										1	0	0	0	0	0	0						
Vito Valentineti, R (8, 1)										0	0	0	0	0	0	0						
Inning Stats	R: 0 E: 0 K: 1 S: 5	H: 0 LOB: 0 BB: 0 P: 5	R: 0 E: 0 K: 0 S: 3	H: 0 LOB: 1 BB: 1 P: 7	R: 0 E: 0 K: 1 S: 4	H: 0 LOB: 0 BB: 1 P: 8	R: 0 E: 0 K: 1 S: 5	H: 0 LOB: 0 BB: 0 P: 5	R: 1 E: 0 K: 0 S: 5	H: 2 LOB: 2 BB: 0 P: 6	R: 0 E: 0 K: 1 S: 6	H: 0 LOB: 1 BB: 0 P: 6	R: 0 E: 1 K: 1 S: 6	H: 0 LOB: 1 BB: 0 P: 6	R: 0 E: 0 K: 1 S: 5	H: 0 LOB: 0 BB: 0 P: 5	R: 0 E: 0 K: 0 S: 4	H: 1 LOB: 1 BB: 0 P: 4	1B: 3 2B: 0 3B: 1 HR: 0	SF: 1 SAC: 0 DP: 2 HBP: 1	WP: 0 PB: 0 SB: 0 CS: 0	PA: 33
PITCHER Mudcat Grant, R ERA: 2.16 (1, 1)	IP: 9.0 WLS: W BF: 33 H: 4 R: 1 ER: 1 SO: 5 BB: 2 IBB: 0 HBP: 1 BLK: 0 WP: 0 HR: 0 S: 40 P: 49 ERA: 1.00 WHIP: 0.667															PITCHER						

Detroit Tigers @ Cleveland Indians
Cleveland Municipal Stadium, Cleveland, OH
Sat Apr 26 1958, 3:33 AM EST
Att: 3,778 - Unknown

AB	29
R	1
H	4
RBI	1
BB	2
SO	5
LOB	12



Batter	1	2	3	4	5	6	7	8	9	AB	R	H	RBI	BB	SO	LOB	BOTTOM			
Roger Maris, L OBP: 0.365, SLG: 0.489 (1, 9)	3-1	F8								4	0	2	0	0	0	0				
Gary Geiger, L OBP: 0.342, SLG: 0.200 (1, 8)	1B E BB	K		1-3			B1			3	1	0	0	1	1	2				
Minnie Minoso, R OBP: 0.404, SLG: 0.478 (1, 7)	E 1-2 1B		F7		6-3		G4-6-3 BB			3	1	1	0	1	0	0				
Mickey Vernon, L OBP: 0.500, SLG: 0.722 (1, 3)	E3 1B 1B		4-3 1B	2B	F5		G4-6-3			4	2	2	1	0	2					
Russ Nixon, L OBP: 0.343, SLG: 0.429 (1, 2)	FC6-4 1B		4-3		1-3			K		4	0	1	1	0	1	1				
Chico Carrasquel, R OBP: 0.353, SLG: 0.417 (1, 6)	FC6-4 1B					F4		6-3		4	0	2	2	0	0					
Billy Harrell, R OBP: 0.154, SLG: 0.231 (1, 5)	FC6-4 1B		K			K		F8		4	0	0	0	2	3					
Billy Moran, R OBP: 0.206, SLG: 0.265 (1, 4)	F8			1-3						3	0	1	0	0	2					
Mudcat Grant, R (1, 1)		F8		F7		F3				3	0	0	0	0	1					
Inning Stats	R: 3 E: 1 K: 0 S: 7	H: 4 LOB: 2 BB: 1 P: 11	R: 0 E: 0 K: 1 S: 5	H: 0 LOB: 0 BB: 0 P: 5	R: 1 E: 0 K: 1 S: 7	H: 2 LOB: 1 BB: 0 P: 7	R: 0 E: 0 K: 0 S: 4	H: 1 LOB: 1 BB: 0 P: 4	R: 0 E: 0 K: 1 S: 6	H: 1 LOB: 0 BB: 0 P: 6	R: 0 E: 0 K: 1 S: 3	H: 1 LOB: 1 BB: 1 P: 7	R: 0 E: 0 K: 1 S: 5	H: 0 LOB: 0 BB: 0 P: 5	R: 0 E: 0 K: 1 S: 5	H: 0 LOB: 0 BB: 0 P: 5	1B: 7 2B: 2 3B: 0 HR: 0	SF: 0 SAC: 0 DP: 1 HBP: 0	WP: 1 PB: 0 SB: 1 CS: 0	PA: 34
PITCHER Frank Lary, R ERA: 4.08 George Spencer, R ERA: Vito Valentineti, R ERA: 2.25	IP: 4.0 WLS: L BF: 20 H: 7 R: 4 ER: 3 SO: 2 BB: 1 IBB: 0 HBP: 0 BLK: 0 WP: 1 HR: 0 S: 23 P: 27 ERA: 6.75 WHIP: 2.000															PITCHER				

Detroit Tigers @ Cleveland Indians
Cleveland Municipal Stadium, Cleveland, OH
Sat Apr 26 1958, 3:33 AM EST
Att: 3,778 - Unknown

AB	32
R	4
H	9
RBI	4
BB	2
SO	4
LOB	11



Batter	1	2	3	4	5	6	7	8	9	AB	R	H	RBI	BB	SO	LOB	TOP			
Frank Bolling, R (1.4) OBP: 0.375, SLG: 0.375	5-3		1-3			5-3			SF8 2B 1B	4	1	1	0	0	0	0	Detroit Tigers @ New York Yankees Yankee Stadium, Bronx, NY Tue Apr 29 1958, 3:33 AM EDT Att: 5,140 - Unknown			
Milt Bolling, R (1.6) OBP: 0.320, SLG: 0.348	K			K		G6-4-3 1B			1-3 2B	4	0	2	0	0	2	0				
Harvey Kuenn, R (1.8) OBP: 0.435, SLG: 0.643	5-3			F9		G6-4-3 1-2			SF8	3	0	0	1	0	0	1				
Gus Zernial, R (1.7) OBP: 0.375, SLG: 0.533		FC1-5 L6-3 BB				L6-4-3 1B			6-3	3	0	2	0	1	0	1				
Al Kaline, R (1.9) OBP: 0.241, SLG: 0.275	L6-3 1-2			K		L6-4-3 1-2			L7	4	0	0	0	0	1	4				
Ray Boone, R (1.3) OBP: 0.360, SLG: 0.429	FC1-5 2-3				K				F8	3	0	0	0	0	1	1				
Reno Bertoia, R (1.5) OBP: 0.314, SLG: 0.356	1-3								4-3	3	0	1	0	0	0	1				
Jim Hegan, R (1.2) OBP: 0.270, SLG: 0.294			K		K				K	3	0	0	0	0	3	1				
Paul Foytack, R (1.1) OBP: 0.222, SLG: 0.222			4-3		1-3				F5	1	0	0	0	0	0	0				
Bob Shaw, R (4.1) OBP: 0.667, SLG: 0.667										1	0	0	0	0	0	1				
Lou Skizas, R (8. PH) OBP: 0.333, SLG: 0.300										1	0	0	0	0	0	0				
Hank Aguirre, R (8.1) OBP: 0.300, SLG: 0.300										0	0	0	0	0	0	0				
Inning Stats	R: 0 E: 0 K: 1 S: 5	H: 0 LOB: 0 BB: 0 P: 5	R: 0 E: 0 K: 0 S: 3	H: 0 LOB: 1 BB: 1 P: 7	R: 0 E: 0 K: 1 S: 5	H: 0 LOB: 0 BB: 0 P: 5	R: 0 E: 0 K: 2 S: 8	H: 1 LOB: 1 BB: 0 P: 8	R: 0 E: 0 K: 0 S: 3	H: 1 LOB: 0 BB: 0 P: 3	R: 0 E: 0 K: 0 S: 3	H: 1 LOB: 0 BB: 0 P: 3	R: 0 E: 0 K: 1 S: 5	H: 0 LOB: 0 BB: 0 P: 5	R: 1 E: 0 K: 0 S: 5	H: 2 LOB: 1 BB: 0 P: 5	1B: 4 2B: 2 3B: 0 HR: 0	SF: 1 SAC: 0 DP: 2 HBP: 0	WP: 0 PB: 0 SB: 0 CS: 0	PA: 32
PITCHER Bobby Shantz, L (1.1) ERA: 2.04	IP: 9.0 WLS: W BF: 32 H: 6 R: 1 ER: 1 SO: 7 BB: 1 IBB: 0 HBP: 0 BLK: 0 WP: 0 HR: 0 S: 45 P: 49 ERA: 1.00 WHIP: 0.778																			

Batter	1	2	3	4	5	6	7	8	9	AB	R	H	RBI	BB	SO	LOB	BOTTOM			
Hank Bauer, R (1.9) OBP: 0.315, SLG: 0.375	FC3-6 1B	L6		1B 2H		F6				4	0	2	1	1	0	2	Detroit Tigers @ New York Yankees Yankee Stadium, Bronx, NY Tue Apr 29 1958, 3:33 AM EDT Att: 5,140 - Unknown			
Norm Siebern, L (1.7) OBP: 0.418, SLG: 0.520	FC3-6 1-2		K	1-3 1B			CS 1B		K	5	0	2	0	0	2	2				
Mickey Mantle, S (1.8) OBP: 0.440, SLG: 0.436	K			F8			K			4	1	1	0	0	2	4				
Bobby Del Greco, R (9.8) OBP: 0.400, SLG: 0.250	K		HR 1B				K			0	0	0	0	0	0	0				
Yogi Berra, L (1.2) OBP: 0.260, SLG: 0.378	4-3		L9		L9		HR			4	1	1	1	0	0	2				
Bill Skowron, R (1.3) OBP: 0.400, SLG: 0.617		HR		1-H HR			1B BB			3	2	3	3	1	0	0				
Gil McDougald, R (1.6) OBP: 0.431, SLG: 0.565	F3		F6		K		1-2 1B			4	0	1	0	0	1	1				
Andy Carey, R (1.5) OBP: 0.256, SLG: 0.486	K			K	1-3		F6			4	0	0	0	0	2	3				
Bobby Richardson, R (1.4) OBP: 0.255, SLG: 0.304		1B PB 1B		F8		F3		F4		4	0	1	0	0	0	0				
Bobby Shantz, R (1.1) OBP: 0.429, SLG: 0.500		1-3 1B			1B 2B	F5		6-3		4	1	2	0	0	0	0				
Inning Stats	R: 0 E: 0 K: 1 S: 6	H: 1 LOB: 1 BB: 0 P: 6	R: 1 E: 0 K: 1 S: 8	H: 3 LOB: 2 BB: 0 P: 8	R: 2 E: 0 K: 1 S: 7	H: 2 LOB: 0 BB: 0 P: 7	R: 1 E: 0 K: 1 S: 8	H: 3 LOB: 2 BB: 0 P: 8	R: 0 E: 0 K: 0 S: 3	H: 0 LOB: 0 BB: 0 P: 3	R: 1 E: 0 K: 1 S: 8	H: 4 LOB: 2 BB: 0 P: 8	R: 0 E: 0 K: 1 S: 5	H: 0 LOB: 1 BB: 1 P: 9	R: 0 E: 0 K: 1 S: 5	H: 0 LOB: 1 BB: 1 P: 9	1B: 9 2B: 2 3B: 0 HR: 3	SF: 0 SAC: 0 DP: 1 HBP: 0	WP: 0 PB: 1 SB: 0 CS: 1	PA: 38
PITCHER Paul Foytack, R (1.1) ERA: 2.49	IP: 3.2 WLS: L BF: 20 H: 9 R: 4 ER: 4 SO: 4 BB: 0 IBB: 0 HBP: 0 BLK: 0 WP: 0 HR: 2 S: 28 P: 28 ERA: 9.82 WHIP: 2.455																			
Bob Shaw, R (4.1) ERA: 5.4	IP: 3.1 WLS: L BF: 14 H: 4 R: 1 ER: 1 SO: 2 BB: 1 IBB: 0 HBP: 0 BLK: 0 WP: 0 HR: 1 S: 17 P: 21 ERA: 2.70 WHIP: 1.500																			
Hank Aguirre, L (8.1) ERA: 2.08	IP: 1.0 WLS: L BF: 4 H: 0 R: 0 ER: 0 SO: 1 BB: 1 IBB: 0 HBP: 0 BLK: 0 WP: 0 HR: 0 S: 5 P: 9 ERA: 0.00 WHIP: 1.000																			

Batter	1	2	3	4	5	6	7	8	9	AB	R	H	RBI	BB	SO	LOB	TOP				
Frank Bolling, R (1.4) OBP: 0.371, SLG: 0.393	SH1-3 1-4-3 2B	FC6-4 1B			K	SF8	5-3		5-3								5 1 2 2 0 1 2				
Reno Bertoia, R (1.6) OBP: 0.291, SLG: 0.327	SH1-3 2-3	FC6-4 1-2			F7	FC6-4 1-2		E5 2B									4 1 0 0 0 0 4				
Harvey Kuenn, R (1.8) OBP: 0.433, SLG: 0.639	1-4-3 3-H				5-3			F7									5 0 2 1 0 0 1				
Gus Zernial, R (1.7) OBP: 0.368, SLG: 0.500 Johnny Groth, R (6.7)	FC6-4 1B				F3			FC1-6 1B									3 0 1 0 0 0 1 1 2 0 0 1 0 1				
Al Kaline, R (1.9) OBP: 0.271, SLG: 0.339	FC6-4 1-2				L6-3			1B E									5 3 3 1 0 0 1				
Gail Harris, L (1.3) OBP: 0.279, SLG: 0.647					F4			1B E									5 1 2 2 0 0 2				
Lou Skizas, R (1.5) OBP: 0.471, SLG: 0.462					3-1			F6									3 2 2 0 2 0 0				
Red Wilson, R (1.2) OBP: 0.308, SLG: 0.100								6-3									4 0 1 2 1 0 4				
Frank Lary, R (1.1) OBP: 0.222, SLG: 0.125					1-3			L6									4 0 1 1 0 2 3				
					SH2-3 1B			E1 FC6-4													
					K			1B													
Inning Stats	R: 1 E: 0 K: 0 S: 5	H: 2 LOB: 1 BB: 0 P: 5	R: 1 E: 0 K: 0 S: 5	H: 2 LOB: 2 BB: 1 P: 9	R: 0 E: 0 K: 0 S: 3	H: 0 LOB: 0 BB: 0 P: 3	R: 0 E: 0 K: 1 S: 6	H: 1 LOB: 1 BB: 0 P: 6	R: 0 E: 0 K: 1 S: 6	H: 1 LOB: 1 BB: 0 P: 6	R: 0 E: 0 K: 0 S: 6	H: 2 LOB: 2 BB: 1 P: 10	R: 3 E: 0 K: 0 S: 7	H: 4 LOB: 2 BB: 1 P: 11	R: 3 E: 1 K: 0 S: 5	H: 2 LOB: 0 BB: 0 P: 9	R: 0 E: 0 K: 1 S: 5	H: 0 LOB: 0 BB: 0 P: 5	1B: 9 2B: 5 3B: 0 HR: 0	SF: 1 SAC: 2 DP: 0 HBP: 0	WP: 0 PA: 46 PB: 0 SB: 0 CS: 0
PITCHER	IP WLS BF H R ER SO BB IBB HBP BLK WP HR S P ERA WHIP																				
Whitey Ford, L (1.1) ERA: 2.05	7.0 L 37 12 7 5 2 2 2 1 0 0 0 0 0 38 50 6.43 2.000																				
Art Ditmar, R (8.1) ERA: 4.91	1.0 6 2 3 2 0 1 0 0 0 0 0 0 5 9 18.00 3.000																				
Bob Grim, R (9.1) ERA: 2.7	1.0 3 0 0 0 1 0 0 0 0 0 0 0 5 5 0.00 0.000																				

Detroit Tigers @ New York Yankees
Yankee Stadium, Bronx, NY
Wed Apr 30 1958, 3:33 AM EDT
Att: 7,191 - Unknown

AB 39
R 10
H 14
RBI 9
BB 4
SO 3
LOB 19



Batter	1	2	3	4	5	6	7	8	9	AB	R	H	RBI	BB	SO	LOB	BOTTOM				
Hank Bauer, R (1.9) OBP: 0.316, SLG: 0.392 Marv Throneberry, L (8. PH) (9.9)	6-3				6-3			L6									3 0 1 1 0 0 0 1 0 0 0 0 0 0				
Norm Siebern, L (1.7) OBP: 0.400, SLG: 0.464	K				L4			BB									3 0 0 0 1 2 1				
Mickey Mantle, S (1.8) OBP: 0.426, SLG: 0.442	6-3				K2-3			4-3									4 0 1 0 0 1 2				
Yogi Berra, L (1.2) OBP: 0.241, SLG: 0.347					3-1			F8									4 0 0 0 0 0 1				
Bill Skowron, R (1.3) OBP: 0.407, SLG: 0.608					6-3			6-3									4 0 2 0 0 1 1				
Gil McDougald, R (1.6) OBP: 0.436, SLG: 0.560					L8			G6-4-3 1B									4 0 2 0 0 0 2				
Andy Carey, R (1.5) OBP: 0.236, SLG: 0.450					F8			L9									3 0 0 0 0 0 3				
Bobby Richardson, R (1.4) OBP: 0.243, SLG: 0.292 Enos Slaughter, L (7. PH) Fritz Brickell, R (8.4)					6-3			G6-4-3									2 0 0 0 0 0 0 1 0 0 0 0 0 1 0 0 0 0 0 0 0				
Whitey Ford, L (1.1) OBP: 0.333, SLG: 0.286 Art Ditmar, R (8.1) Harry Simpson, L (8. PH) Bob Grim, R (9.1)					2B			K									2 1 1 0 0 1 0 0 0 0 0 0 0 0 1 0 0 0 0 1 0 0 0 0 0 0 0 0				
Inning Stats	R: 0 E: 0 K: 1 S: 5	H: 0 LOB: 0 BB: 0 P: 5	R: 0 E: 0 K: 1 S: 6	H: 1 LOB: 1 BB: 0 P: 6	R: 1 E: 0 K: 1 S: 7	H: 2 LOB: 1 BB: 0 P: 7	R: 0 E: 0 K: 0 S: 4	H: 1 LOB: 1 BB: 0 P: 4	R: 0 E: 0 K: 1 S: 5	H: 0 LOB: 0 BB: 0 P: 5	R: 0 E: 0 K: 1 S: 6	H: 1 LOB: 1 BB: 0 P: 6	R: 0 E: 0 K: 0 S: 3	H: 1 LOB: 0 BB: 0 P: 3	R: 0 E: 0 K: 1 S: 5	H: 0 LOB: 1 BB: 1 P: 9	R: 0 E: 0 K: 0 S: 3	H: 1 LOB: 0 BB: 0 P: 3	1B: 4 2B: 3 3B: 0 HR: 0	SF: 0 SAC: 0 DP: 2 HBP: 0	WP: 0 PA: 33 PB: 1 SB: 0 CS: 0
PITCHER	IP WLS BF H R ER SO BB IBB HBP BLK WP HR S P ERA WHIP																				
Frank Lary, R (1.1) ERA: 3.04	9.0 W 33 7 1 1 6 1 0 0 0 0 0 0 44 48 1.00 0.889																				

Detroit Tigers @ New York Yankees
Yankee Stadium, Bronx, NY
Wed Apr 30 1958, 3:33 AM EDT
Att: 7,191 - Unknown


AB 32
R 1
H 7
RBI 1
BB 1
SO 6
LOB 11



Batter	1	2	3	4	5	6	7	8	9	AB	R	H	RBI	BB	SO	LOB	TOP			
Frank Bolling, R (1.4) OBP: 0.391, SLG: 0.369	5-3		F7			F3		5-3		4	0	0	0	0	0	1				
Reno Bertoia, R (1.6) OBP: 0.305, SLG: 0.340	F3		1B			F8			1B	4	0	2	0	0	0	0				
Harvey Kuenn, R (1.8) OBP: 0.408, SLG: 0.600	L8		K			5-3			F7	4	0	0	0	0	1	2				
Gus Zernial, R (1.7) OBP: 0.391, SLG: 0.500		FC5-4 1B		L5				L1		4	0	2	0	0	0	0				
Al Kaline, R (1.9) OBP: 0.270, SLG: 0.333		K		1B				L4		4	0	1	0	0	1	3				
Ray Boone, R (1.3) OBP: 0.333, SLG: 0.391		FC5-4 1B		5-3-6-4-6				5-3		4	0	0	0	0	0	4				
Lou Skizas, R (1.5) OBP: 0.450, SLG: 0.438		1B				L3		5-3		3	0	1	0	0	0	0				
Red Wilson, R (1.2) OBP: 0.267, SLG: 0.083 (8, PH)										2	0	0	0	0	0	2				
Charlie Maxwell, L (8, PH) OBP: 0.349, SLG: 0.487						6-3				1	0	1	0	0	0	0				
Charlie Lau, L (8.2)										0	0	0	0	0	0	0				
Jim Bunning, R (1.1) OBP: 0.200, SLG: 0.400										2	0	0	0	0	1	0				
Gail Harris, L (8, PH) OBP: 0.350, SLG: 0.611						4-3				1	0	0	0	0	1	1				
George Spencer, R (8.1)										0	0	0	0	0	0	0				
Tom Morgan, R (8.1)										0	0	0	0	0	0	0				
Inning Stats	R: 0 E: 0 K: 0 S: 3	H: 0 LOB: 0 BB: 0 P: 3	R: 0 E: 0 K: 1 S: 7	H: 2 LOB: 2 BB: 0 P: 7	R: 0 E: 0 K: 2 S: 8	H: 1 LOB: 1 BB: 0 P: 8	R: 0 E: 0 K: 0 S: 3	H: 1 LOB: 0 BB: 0 P: 3	R: 0 E: 0 K: 0 S: 3	H: 0 LOB: 0 BB: 0 P: 3	R: 0 E: 0 K: 0 S: 3	H: 0 LOB: 0 BB: 0 P: 3	R: 0 E: 0 K: 1 S: 6	H: 1 LOB: 1 BB: 0 P: 6	R: 0 E: 0 K: 0 S: 5	H: 2 LOB: 2 BB: 0 P: 5	1B: 7 2B: 1 3B: 0 HR: 0	SF: 0 SAC: 0 DP: 1 HBP: 0	WP: 0 PB: 0 SB: 2 CS: 0	PA: 33
PITCHER Dave Sisler, R (1.1) ERA: 4.23	IP: 9.0 WLS: W BF: 33 H: 7 R: 0 ER: 0 SO: 4 BB: 0 IBB: 0 HBP: 0 BLK: 0 WP: 0 HR: 0 S: 41 P: 41 ERA: 0.00 WHIP: 0.778																			

Detroit Tigers @ Boston Red Sox
Fenway Park, Boston, MA
Fri May 02 1958, 3:33 AM EDT
Att: 5,653 - Unknown


AB 33
R 0
H 7
RBI 0
BB 0
SO 4
LOB 13



Batter	1	2	3	4	5	6	7	8	9	AB	R	H	RBI	BB	SO	LOB	BOTTOM	
Don Buddin, R (1.6) OBP: 0.463, SLG: 0.360	F5		K			6-3	E6 1B			5	0	1	0	0	1	3		
Pete Runnels, L (1.4) OBP: 0.441, SLG: 0.417	6-3		2B					1B		4	0	3	2	0	0	0		
Ted Williams, L (1.7) OBP: 0.429, SLG: 0.410										3	0	0	0	1	0	2		
Marty Keough, L (9.9) OBP: 0.267, SLG: 0.333			1-3			F4		L7		0	0	0	0	0	0	0		
Dick Gemert, R (1.3) OBP: 0.455, SLG: 0.412		FC5-4 1B				K				3	1	0	0	1	2	2		
Gene Stephens, L (1.9) OBP: 0.276, SLG: 0.231 (9.7)										4	1	1	0	0	1	0		
Frank Malzone, R (1.5) OBP: 0.290, SLG: 0.344										3	2	1	1	1	0	0		
Sammy White, R (1.2) OBP: 0.333, SLG: 0.457										3	1	1	0	0	0	0		
Pete Daley, R (8.2) OBP: 0.417, SLG: 0.222										0	0	0	0	1	0	0		
Jim Piersall, R (1.8) OBP: 0.300, SLG: 0.358										3	1	2	2	1	0	0		
Dave Sisler, R (1.1) OBP: 0.444, SLG: 0.375										3	0	0	0	0	2	5		
Inning Stats	R: 0 E: 0 K: 0 S: 3	H: 0 LOB: 1 BB: 1 P: 7	R: 0 E: 0 K: 0 S: 3	H: 0 LOB: 0 BB: 0 P: 3	R: 1 E: 0 K: 1 S: 6	H: 1 LOB: 1 BB: 1 P: 10	R: 0 E: 0 K: 1 S: 5	H: 0 LOB: 0 BB: 0 P: 5	R: 0 E: 0 K: 1 S: 6	H: 1 LOB: 1 BB: 0 P: 6	R: 2 E: 1 K: 2 S: 10	H: 3 LOB: 2 BB: 1 P: 14	R: 3 E: 0 K: 1 S: 8	H: 4 LOB: 2 BB: 2 P: 16	1B: 7 2B: 2 3B: 0 HR: 0	SF: 0 SAC: 1 DP: 0 HBP: 0	WP: 0 PB: 0 SB: 0 CS: 0	PA: 37
PITCHER Jim Bunning, R (1.1) ERA: 4.28	IP: 7.0 WLS: L BF: 29 H: 5 R: 3 ER: 1 SO: 5 BB: 3 IBB: 0 HBP: 0 BLK: 0 WP: 0 HR: 0 S: 36 P: 48 ERA: 1.29 WHIP: 1.143																	
George Spencer, R (8.1) ERA: 3.86	0.1	6	3	3	3	0	2	0	0	0	0	4	12	81.00	15.000			
Tom Morgan, R (8.1) ERA: 9.84	0.2	2	1	0	0	1	0	0	0	0	0	4	4	0.00	1.500			

Detroit Tigers @ Boston Red Sox
Fenway Park, Boston, MA
Fri May 02 1958, 3:33 AM EDT
Att: 5,653 - Unknown

AB 31
R 6
H 9
RBI 5
BB 5
SO 6
LOB 12



Batter	1	2	3	4	5	6	7	8	9	AB	R	H	RBI	BB	SO	LOB	TOP								
Frank Bolling, R OBP: 0.354, SLG: 0.371	0-0 5-3 1B	0-0 1-2 2-H 1B			0-0 1-3		0-0 FC3-6 1B		0-0 F7	5	0	2	1	0	0	1									
Billy Martin, R OBP: 0.381, SLG: 0.452	0-3 K	0-0 P4			0-0 L7		0-0 1-2 1B		0-0 G6-3 1B	5	0	2	0	0	1	3									
Harvey Kuenn, R OBP: 0.382, SLG: 0.557	0-0 5-3		0-0 F8		0-0 F7		0-3 K		0-0 G6-3	5	0	0	0	0	1	4									
Al Kaline, R OBP: 0.284, SLG: 0.323	4-0 BB		0-0 L8		0-0 L6		4-0 1B BB			2	1	0	0	2	0	0									
Charlie Maxwell, L OBP: 0.362, SLG: 0.488	0-0 6-3		0-0 E1		0-0 1B		0-0 1-3 7-2 1B			4	0	2	0	0	0	2									
Gail Harris, L OBP: 0.458, SLG: 0.500		0-0 4-3	0-0 F8		0-3 K		0-0 P6			4	0	0	0	0	1	4									
Reno Bertoia, R OBP: 0.302, SLG: 0.333		0-0 6-3		0-3 K		0-0 4-3		0-0 1-3 3-H 1B		4	0	1	1	0	1	1									
Jim Hegan, R OBP: 0.282, SLG: 0.296	4-0 BB		0-3 K		0-3 K		0-3 K		0-0 7-2	1	1	0	0	1	1	0									
Mickey McDermott, L OBP: 0.500, SLG: 0.500		4-0 BB 1B								1	0	0	0	0	1	0									
Charlie Lau, L										1	0	0	0	0	0	2									
Paul Foytack, R OBP: 0.222, SLG: 0.222		4-0 BB		0-0 6-3						0	0	0	0	0	0	0									
Hank Aguirre, R										1	0	0	0	1	0	0									
Bill Taylor, L OBP: 0.333, SLG: 0.333										1	0	0	0	0	0	0									
Bob Shaw, R										0	0	0	0	0	0	0									
Vito Valentineti, R										0	0	0	0	0	0	0									
Joe Presko, R										0	0	0	0	0	0	0									
Gus Zernial, R OBP: 0.417, SLG: 0.652		4-0 1-2 BB								1	1	1	1	0	0	0									
Inning Stats	R: 0 E: 0 K: 1 S: 6	H: 1 LOB: 2 BB: 1 P: 10	R: 1 E: 0 K: 0 S: 4	H: 1 LOB: 2 BB: 2 P: 12	R: 0 E: 1 K: 0 S: 4	H: 0 LOB: 1 BB: 0 P: 4	R: 0 E: 0 K: 2 S: 7	H: 0 LOB: 0 BB: 0 P: 7	R: 0 E: 0 K: 0 S: 3	H: 0 LOB: 0 BB: 0 P: 3	R: 0 E: 0 K: 1 S: 6	H: 1 LOB: 1 BB: 0 P: 6	R: 0 E: 0 K: 2 S: 9	H: 2 LOB: 2 BB: 0 P: 9	R: 1 E: 0 K: 0 S: 4	H: 2 LOB: 1 BB: 1 P: 8	R: 1 E: 0 K: 0 S: 4	H: 2 LOB: 0 BB: 0 P: 4	1B: 8 2B: 1 3B: 0 HR: 1	SF: 0 SAC: 0 DP: 2 HBP: 0	WP: 0 PB: 0 SB: 0 CS: 0	PA: 39			
PITCHER	IP	WLS	BF	H	R	ER	SO	BB	IBB	HBP	BLK	WP	HR	S	P	ERA	WHIP								
Mitt Pappas, R ERA: 1.56	7.0	W	30	5	1	1	6	3	0	0	0	0	0	39	51	1.29	1.143								
Ken Lehman, L ERA: 13.5	0.1		3	1	1	1	0	1	0	0	0	0	0	2	6	27.00	6.000								
George Zuverink, R ERA: 3.48	1.2	S	6	3	1	1	0	0	0	0	0	0	1	6	6	5.40	1.800								

Detroit Tigers @ Baltimore Orioles
Memorial Stadium, Baltimore, MD
Sun May 04 1958, 3:33 AM EDT
Unknown

AB 35
R 3
H 9
RBI 3
BB 4
SO 6
LOB 17



Batter	1	2	3	4	5	6	7	8	9	AB	R	H	RBI	BB	SO	LOB	BOTTOM								
Billy Gardner, R OBP: 0.239, SLG: 0.281	0-0 4-3	0-0 5-3			0-0 6-3			0-0 4-3		4	0	0	0	0	0	0									
Al Pilarcik, L OBP: 0.344, SLG: 0.377	0-0 HR		0-0 1B		0-3 K		0-0 K	0-0 HR		4	2	3	1	0	1	0									
Gene Woodling, L OBP: 0.404, SLG: 0.429	0-0 1B		0-0 P6		0-0 F8		4-0 BB			3	1	1	2	1	0	1									
Jim Busby, R OBP: 0.273, SLG: 0.111	1-H HR						0-0 1B	0-0 BB		0	0	0	0	0	0	0									
Bob Nieman, R OBP: 0.395, SLG: 0.314	0-0 1B		0-0 1B		0-0 F3		0-0 1B			3	1	2	0	0	0	0									
Lenny Green, L OBP: 0.316, SLG: 0.389	1B SF8		1-2 G6-4-3 1B		0-0 6-3		1-2 1B			1	0	1	0	0	0	0									
Jim Marshall, L OBP: 0.296, SLG: 0.440	0-0 S		0-0 G6-4-3		0-0 6-3		0-0 P4			1	0	1	0	0	0	0									
Dick Williams, R OBP: 0.333, SLG: 0.310										2	0	0	0	0	0	2									
Bob Boyd, L OBP: 0.067, SLG: 0.067	1-3 1B		1-2 1B							1	0	0	0	0	0	2									
Joe Ginsberg, L OBP: 0.308, SLG: 0.111	0-0 SF8			4-0 BB	0-0 P5		0-0 F3			2	0	0	1	1	0	2									
Brooks Robinson, R OBP: 0.424, SLG: 0.560	0-0 F8			0-0 G5-4-3			0-0 F3			3	0	0	0	0	0	2									
Willy Miranda, S OBP: 0.222, SLG: 0.333		0-0 F8		0-0 2B			0-3 K			3	0	1	0	0	1	0									
Mitt Pappas, R		0-3 K		0-3 K			0-3 K			2	0	0	0	0	2	1									
Bert Hamric, L										1	0	0	0	0	1	0									
Ken Lehman, L										0	0	0	0	0	0	0									
George Zuverink, R										0	0	0	0	0	0	0									
Inning Stats	R: 3 E: 0 K: 0 S: 7	H: 4 LOB: 1 BB: 0 P: 7	R: 0 E: 0 K: 1 S: 5	H: 0 LOB: 0 BB: 0 P: 5	R: 0 E: 0 K: 1 S: 4	H: 2 LOB: 1 BB: 0 P: 4	R: 0 E: 0 K: 1 S: 5	H: 1 LOB: 1 BB: 1 P: 9	R: 0 E: 0 K: 0 S: 3	H: 0 LOB: 0 BB: 0 P: 3	R: 0 E: 0 K: 2 S: 7	H: 0 LOB: 0 BB: 0 P: 7	R: 1 E: 0 K: 0 S: 5	H: 2 LOB: 2 BB: 1 P: 9	R: 1 E: 0 K: 0 S: 5	H: 2 LOB: 0 BB: 1 P: 9	1B: 6 2B: 1 3B: 0 HR: 2	SF: 1 SAC: 0 DP: 2 HBP: 0	WP: 0 PB: 0 SB: 1 CS: 0	PA: 33					
PITCHER	IP	WLS	BF	H	R	ER	SO	BB	IBB	HBP	BLK	WP	HR	S	P	ERA	WHIP								
Paul Foytack, R ERA: 3.63	0.2	L	6	4	3	3	0	0	0	0	0	0	0	6	6	40.50	6.000								
Hank Aguirre, L ERA: 0.93	5.1		18	3	0	0	3	1	0	0	0	0	0	23	27	0.00	0.750								
Vito Valentineti, R ERA: 2.95	1.1		7	2	1	1	2	1	0	0	0	0	1	10	14	6.75	2.250								
Joe Presko, R ERA: 3.52	0.2		2	0	0	0	0	0	0	0	0	0	0	2	2	0.00	0.000								

Detroit Tigers @ Baltimore Orioles
Memorial Stadium, Baltimore, MD
Sun May 04 1958, 3:33 AM EDT
Unknown

AB 30
R 4
H 9
RBI 4
BB 2
SO 5
LOB 10




Batter	1	2	3	4	5	6	7	8	9	AB	R	H	RBI	BB	SO	LOB	TOP			
Frank Bolling, R (1,4) OBP: 0.348, SLG: 0.356	F3		G4-3 BB		5-3			P6		3	0	0	0	1	0	1	Detroit Tigers @ Baltimore Orioles Memorial Stadium, Baltimore, MD Sun May 04 1958, 7:05 PM EDT Att: 22,746 - Unknown			
Billy Martin, R (1,6) OBP: 0.370, SLG: 0.435 Mitt Bolling, R (8,6) OBP: 0.320, SLG: 0.348	P4		G4-3			FC1-4 1B		1-3		4	0	1	0	0	0	2				
Harvey Kuenn, R (1,8) OBP: 0.388, SLG: 0.548						L7		F8		3	0	1	0	1	0	1				
Al Kaline, R (1,9) OBP: 0.268, SLG: 0.303	L3				L7	FC1-4 2B		F3		4	0	0	0	0	0	3				
Gus Zernial, R (1,7) OBP: 0.407, SLG: 0.654 Charlie Maxwell, L (6, PR) OBP: 0.354, SLG: 0.477		6-3			F7			F8		3	0	1	0	0	0	1				
Ray Boone, R (1,3) OBP: 0.310, SLG: 0.360		5-3			K			E6		4	0	0	0	0	1	3				
Reno Bertoia, R (1,5) OBP: 0.313, SLG: 0.350		K				FC1-4 BB		F8		3	0	1	0	1	1	0				
Red Wilson, R (1,2) OBP: 0.235, SLG: 0.071 Johnny Groth, R (7, PH) Jim Hegan, R (7,2) OBP: 0.275, SLG: 0.278					F7	FC1-4		F8		2	0	0	0	0	0	1				
Billy Hoelt, L (1,1) OBP: 0.364, SLG: 0.364 Lou Skizas, R (7, PH) George Spencer, R (7,1) OBP: 0.429, SLG: 0.412						K		5-3		2	0	1	0	0	1	1				
Inning Stats	R: 0 E: 0 K: 0 S: 3	H: 0 LOB: 1 BB: 1 P: 7	R: 0 E: 0 K: 1 S: 5	H: 0 LOB: 0 BB: 0 P: 5	R: 0 E: 0 K: 0 S: 3	H: 1 LOB: 1 BB: 1 P: 7	R: 0 E: 0 K: 1 S: 6	H: 1 LOB: 1 BB: 0 P: 6	R: 0 E: 0 K: 1 S: 5	H: 0 LOB: 2 BB: 0 P: 5	R: 0 E: 0 K: 0 S: 3	H: 0 LOB: 0 BB: 0 P: 3	R: 0 E: 0 K: 0 S: 3	H: 0 LOB: 0 BB: 0 P: 3	R: 0 E: 1 K: 0 S: 5	H: 1 LOB: 2 BB: 0 P: 5		1B: 3 2B: 2 3B: 0 HR: 0	SF: 0 SAC: 0 DP: 1 HBP: 0	WP: 0 PB: 0 SB: 1 CS: 0
PITCHER Jack Harshman, L (1,1) ERA: 1.0	IP: 9.0 WLS: W BF: 35 H: 5 R: 0 ER: 0 SO: 3 BB: 3 IBB: 0 HBP: 0 BLK: 0 WP: 0 HR: 0 S: 38 P: 50 ERA: 0.00 WHIP: 0.889															PITCHER				

Batter	1	2	3	4	5	6	7	8	9	AB	R	H	RBI	BB	SO	LOB	BOTTOM	
Billy Gardner, R (1,4) OBP: 0.236, SLG: 0.275	1B SF7	P4			4-3		4-3	P5		5	1	1	0	0	0	1	Detroit Tigers @ Baltimore Orioles Memorial Stadium, Baltimore, MD Sun May 04 1958, 7:05 PM EDT Att: 22,746 - Unknown	
Al Pilarcik, L (1,9) OBP: 0.338, SLG: 0.368	F8		4-3		4-3		2B E	1B		4	1	1	0	0	0	1		
Bob Nieman, R (1,7) OBP: 0.426, SLG: 0.410 Lenny Green, L (7, PR) OBP: 0.316, SLG: 0.389			K				E8	2B		4	0	3	0	0	1	0		
Gus Triandos, R (1,2) OBP: 0.356, SLG: 0.500	SF7				F7			BB		1	0	0	1	2	0	1		
Dick Williams, R (1,3) OBP: 0.306, SLG: 0.281 Jim Marshall, L (7, PH) OBP: 0.286, SLG: 0.423	F8				F9		K	K		3	0	0	0	0	1	2		
Brooks Robinson, R (1,5) OBP: 0.444, SLG: 0.574		HR					5-3	F9		4	1	3	0	0	0	2		
Jim Busby, R (1,8) OBP: 0.308, SLG: 0.318		HR			P6		5-3	SH1-3 1B		4	1	2	2	0	0	2		
Willy Miranda, S (1,6) OBP: 0.250, SLG: 0.273		P6			F8			SH1-3		2	0	0	0	1	0	1		
Jack Harshman, L (1,1)		K			K		P4	K		4	0	0	0	0	3	4		
Inning Stats	R: 1 E: 0 K: 0 S: 5	H: 2 LOB: 1 BB: 0 P: 5	R: 2 E: 0 K: 1 S: 7	H: 2 LOB: 0 BB: 0 P: 7	R: 0 E: 0 K: 1 S: 5	H: 0 LOB: 1 BB: 1 P: 9	R: 0 E: 0 K: 1 S: 6	H: 1 LOB: 1 BB: 0 P: 6	R: 0 E: 0 K: 0 S: 4	H: 1 LOB: 2 BB: 0 P: 4	R: 0 E: 1 K: 1 S: 7	H: 2 LOB: 2 BB: 1 P: 11	R: 0 E: 0 K: 1 S: 6	H: 1 LOB: 1 BB: 0 P: 6	1B: 7 2B: 2 3B: 0 HR: 1	SF: 1 SAC: 1 DP: 0 HBP: 0		WP: 0 PB: 0 SB: 0 CS: 0
PITCHER Billy Hoelt, L (1,1) ERA: 4.56 George Spencer, R (7,1) ERA: 3.0	IP: 6.0 WLS: L BF: 27 H: 7 R: 3 ER: 3 SO: 4 BB: 1 IBB: 0 HBP: 0 BLK: 0 WP: 0 HR: 1 S: 33 P: 41 ERA: 4.50 WHIP: 1.333															PITCHER		

Batter	1	2	3	4	5	6	7	8	9	AB	R	H	RBI	BB	SO	LOB	TOP				
Frank Bolling, R OBP: 0.330, SLG: 0.333 (1, 4)	6-3	F7		5-3			F8		6-3	5	0	0	0	0	0	0					
Billy Martin, R OBP: 0.360, SLG: 0.460 (1, 6)	F8	K			5-3					4	0	1	0	0	1	0					
Harvey Kuenn, R OBP: 0.393, SLG: 0.539 (1, 8)	1B BB			5-3		FC3-6 1B	P4			3	1	1	0	1	0	1					
Charlie Maxwell, L OBP: 0.365, SLG: 0.468 (1, 7)	1B HR 1B			BB BB		FC3-6 1B 1-2	K			3	1	1	0	1	1	2					
Gail Harris, L OBP: 0.464, SLG: 0.500 (1, 3)	BB HR 1B			P4					4-3	4	1	2	1	0	0	1					
Al Kaline, R OBP: 0.293, SLG: 0.324 (1, 9)	HR BB					L6-3			L6-4 2B	2	1	1	0	2	0	2					
Reno Bertoia, R OBP: 0.324, SLG: 0.406 (1, 5)	HR			6-3			G6-4-3 1B		L6-4 2B	4	1	2	4	0	0	3					
Jim Hegan, R OBP: 0.250, SLG: 0.250 (1, 2)	K			F7			G6-4-3 1-2		F7	4	0	0	0	0	1	1					
Frank Lary, R OBP: 0.154, SLG: 0.083 (1, 1)		K		F6			2-3		K	4	0	0	0	0	2	0					
Inning Stats	R: 5 E: 0 K: 1 S: 8	H: 3 LOB: 0 BB: 2 P: 16	R: 0 E: 0 K: 2 S: 7	H: 0 LOB: 0 BB: 0 P: 7	R: 0 E: 0 K: 0 S: 3	H: 0 LOB: 0 BB: 2 P: 11	R: 0 E: 0 K: 0 S: 3	H: 0 LOB: 0 BB: 0 P: 3	R: 0 E: 0 K: 0 S: 5	H: 2 LOB: 2 BB: 0 P: 5	R: 0 E: 0 K: 1 S: 6	H: 1 LOB: 1 BB: 0 P: 6	R: 0 E: 0 K: 0 S: 3	H: 1 LOB: 0 BB: 0 P: 3	R: 0 E: 0 K: 1 S: 5	H: 0 LOB: 0 BB: 5 P: 5	1B: 5 2B: 2 3B: 1 HR: 1	SF: 0 SAC: 0 DP: 2 HBP: 0	WP: 0 PB: 0 SB: 0 CS: 0	PA: 37	
PITCHER	IP	WLS	BF	H	R	ER	SO	BB	IBB	HBP	BLK	WP	HR	S	P	ERA	WHIP				
Camilo Pascual, R ERA: 4.09 (1, 1)	6.0	L	27	6	5	5	3	4	0	0	0	0	1	29	45	7.50	1.667				
Chuck Stobbs, L ERA: 4.91 (7, 1)	2.0		7	2	0	0	1	0	0	0	0	0	0	9	9	0.00	1.000				
Russ Kemmerer, R ERA: 3.24 (9, 1)	1.0		3	0	0	0	1	0	0	0	0	0	0	5	5	0.00	0.000				

Detroit Tigers @ Washington Senators
 Griffith Stadium, Washington, DC
 Wed May 07 1958, 3:33 AM EDT
 Unknown


AB	33
R	5
H	8
RBI	5
BB	4
SO	5
LOB	10



Batter	1	2	3	4	5	6	7	8	9	AB	R	H	RBI	BB	SO	LOB	BOTTOM					
Eddie Yost, R OBP: 0.373, SLG: 0.300 (1, 5)	FC6-4 BB 1B	F7			5-3	K			HR	5	1	2	1	0	1	5						
Albie Pearson, L OBP: 0.480, SLG: 0.404 (1, 8)	K			G6-4-3 1B	1-3		G4-6-3 BB 1B		BB 1B	5	0	3	0	0	1	1						
Roy Sievers, R OBP: 0.366, SLG: 0.483 (1, 7)	FC6-4 BB			G6-4-3 1-2			G4-6-3 BB		L9	3	0	1	0	2	0	2						
Clint Courtney, L OBP: 0.351, SLG: 0.380 (1, 2)	FC6-4 1-2 2-3			F7		P6	G4-6-3 1-2 2-3		K	5	0	0	0	0	1	6						
Norm Zauchin, R OBP: 0.393, SLG: 0.453 (1, 3)	L9			1-3		5-3	K		BB	4	0	0	0	1	1	3						
Jim Lemon, R OBP: 0.305, SLG: 0.333 (1, 9)		4-3			1B 1B	1B 1B		G6-4-3 BB	K	4	0	2	0	1	1	2						
Rocky Bridges, R OBP: 0.414, SLG: 0.408 (1, 6)		1B BB			P5	1B 1B		G6-4-3 1-2		3	0	1	0	1	0	2						
Ken Aspromonte, R OBP: 0.333, SLG: 0.269 (1, 4)						K				4	0	3	0	0	1	2						
Camilo Pascual, R OBP: 0.200, SLG: 0.200 (1, 1)										2	0	0	0	0	1	4						
Neil Chrisley, L OBP: 0.267, SLG: 0.214 (6, PH)		K			6-3					1	0	1	0	0	0	0						
Chuck Stobbs, L (7, 1)										0	0	0	0	0	0	0						
Herb Plews, L OBP: 0.133, SLG: 0.133 (8, PH)										0	0	0	0	0	1	1						
Russ Kemmerer, R (9, 1)										0	0	0	0	0	0	0						
Inning Stats	R: 0 E: 0 K: 1 S: 6	H: 1 LOB: 2 BB: 1 P: 10	R: 0 E: 0 K: 1 S: 6	H: 1 LOB: 2 BB: 1 P: 10	R: 0 E: 0 K: 0 S: 3	H: 1 LOB: 0 BB: 0 P: 3	R: 0 E: 0 K: 0 S: 5	H: 2 LOB: 2 BB: 0 P: 5	R: 0 E: 0 K: 0 S: 4	H: 1 LOB: 1 BB: 0 P: 4	R: 0 E: 0 K: 2 S: 10	H: 3 LOB: 3 BB: 0 P: 10	R: 0 E: 0 K: 1 S: 5	H: 1 LOB: 1 BB: 1 P: 9	R: 0 E: 0 K: 1 S: 5	H: 1 LOB: 2 BB: 1 P: 9	R: 1 E: 0 K: 2 S: 9	H: 2 LOB: 2 BB: 1 P: 13	1B: 11 2B: 1 3B: 0 HR: 1	SF: 0 SAC: 0 DP: 3 HBP: 0	WP: 0 PB: 0 SB: 0 CS: 0	PA: 42
PITCHER	IP	WLS	BF	H	R	ER	SO	BB	IBB	HBP	BLK	WP	HR	S	P	ERA	WHIP					
Frank Lary, R ERA: 2.52 (1, 1)	9.0	W	42	13	1	1	8	5	0	0	0	0	1	53	73	1.00	2.000					

Detroit Tigers @ Washington Senators
 Griffith Stadium, Washington, DC
 Wed May 07 1958, 3:33 AM EDT
 Unknown

AB	37
R	1
H	13
RBI	1
BB	5
SO	8
LOB	28



Batter	1	2	3	4	5	6	7	8	9	AB	R	H	RBI	BB	SO	LOB	TOP			
Frank Bolling, R OBP: 0.312, SLG: 0.313 (1, 4)	1-3		P4		G6-4-3			F7	F7	5	0	0	0	0	0	3				
Billy Martin, R OBP: 0.340, SLG: 0.434 Mitt Bolling, R OBP: 0.346, SLG: 0.348 (1, 6) (6, 6)	K			F9	5-3			G6-4-3 BB		3	0	0	0	0	1	0				
Harvey Kuenn, R OBP: 0.386, SLG: 0.519 (1, 8)	F8			BB 1B BB		F7		G6-4-3 1-2		3	1	0	0	1	0	1				
Charlie Maxwell, L OBP: 0.357, SLG: 0.451 (1, 7)		G3		1B BB 1B		K		6-3		4	0	1	0	0	1	0				
Gail Harris, L OBP: 0.438, SLG: 0.467 (1, 3)	K			P5		G3		1B 3B 1B		4	1	1	0	0	1	2				
Al Kaline, R OBP: 0.304, SLG: 0.324 (1, 9)	K			1B BB		K		1-2 3B 1B		3	1	1	0	1	2	0				
Reno Bertoia, R OBP: 0.320, SLG: 0.397 (1, 5)			F9			6-3		K		4	0	1	1	0	1	2				
Charlie Lau, L OBP: 0.400, SLG: 0.750 (1, 2)			F6		K			1B 3B		3	1	1	2	1	1	3				
Jim Bunning, R Joe Presko, R Lou Skizas, R Tom Morgan, R Vito Valentineti, R Mickey McDermott, L Hank Aguirre, R Bill Taylor, L (1, 1) (2, 1) (5, PH) (5, 1) (5, 1) (5, 1) (5, 1) (5, PH) (5, PH)										0	0	0	0	0	0	0				
Inning Stats	R: 0 E: 0 K: 1 S: 5	H: 0 LOB: 0 BB: 0 P: 5	R: 0 E: 0 K: 2 S: 7	H: 0 LOB: 0 BB: 0 P: 7	R: 0 E: 0 K: 0 S: 3	H: 0 LOB: 1 BB: 1 P: 7	R: 1 E: 0 K: 1 S: 7	H: 2 LOB: 3 BB: 2 P: 15	R: 0 E: 0 K: 0 S: 3	H: 1 LOB: 0 BB: 0 P: 3	R: 0 E: 0 K: 1 S: 5	H: 0 LOB: 1 BB: 1 P: 9	R: 0 E: 0 K: 0 S: 2	H: 0 LOB: 0 BB: 1 P: 6	R: 3 E: 0 K: 1 S: 9	H: 4 LOB: 1 BB: 0 P: 9	1B: 6 2B: 0 3B: 1 HR: 0	SF: 0 SAC: 0 DP: 2 HBP: 0	WP: 0 PB: 0 SB: 0 CS: 0	PA: 37
PITCHER Hal Griggs, R ERA: 5.27 (1, 1)	IP: 9.0 WLS: W BF: 37 H: 7 R: 4 ER: 4 SO: 7 BB: 5 IBB: 0 HBP: 0 BLK: 0 WP: 0 HR: 0 S: 46 P: 66 ERA: 4.00 WHIP: 1.333																			

Detroit Tigers @ Washington Senators
 Griffith Stadium, Washington, DC
 Wed May 07 1958, 3:38 AM EDT
 Att: 2,615 - Unknown


AB 32
 R 4
 H 7
 RBI 4
 BB 5
 SO 7
 LOB 12



Batter	1	2	3	4	5	6	7	8	9	AB	R	H	RBI	BB	SO	LOB	BOTTOM			
Eddie Yost, R OBP: 0.375, SLG: 0.297 (1, 5)	SH5-3 BB	K		K	5-3					4	0	1	1	1	2	4				
Albie Pearson, L OBP: 0.446, SLG: 0.411 (1, 8)	SH5-3 1-2	5-3			E 2B	F8	L9			4	1	1	0	0	0	4				
Roy Sievers, R OBP: 0.368, SLG: 0.492 (1, 7)	F2		6-3		E3 2B 1B	G3-6-3 1B		1B G1-4-3 2B		5	2	2	0	0	0	2				
Clint Courtney, L OBP: 0.371, SLG: 0.436 (1, 2)	4-3		3B 2B		1B 2B	G3-6-3 1-2		G1-4-3 1B		5	2	3	1	0	0	2				
Norm Zauchin, R OBP: 0.409, SLG: 0.446 (1, 3)		BB 1B BB	K		FC1-4 1B		E WP 1B BB	G1-4-3 1-2 3H		3	2	1	2	2	1	2				
Jim Lemon, R OBP: 0.317, SLG: 0.382 Whitey Herzog, L (8, 9)		BB 1B			FC1-4 1B E		F8	K		4	2	2	1	0	0	2				
Rocky Bridges, R OBP: 0.419, SLG: 0.404 (1, 6)		BB 1B BB	6-3		E 2B 1B		P2			3	1	1	0	1	0	2				
Ken Aspromonte, R OBP: 0.353, SLG: 0.300 (1, 4)					FC3-6 1B		E6 1B			4	1	2	2	0	0	2				
Hal Griggs, R OBP: 0.500, SLG: 1.000 (1, 1)	F2			FC3-6 CS			1B			4	0	2	2	0	0	3				
Inning Stats	R: 0 E: 0 K: 0 S: 3	H: 0 LOB: 1 BB: 1 P: 7	R: 2 E: 0 K: 1 S: 7	H: 2 LOB: 2 BB: 2 P: 15	R: 1 E: 0 K: 1 S: 7	H: 2 LOB: 1 BB: 0 P: 7	R: 0 E: 0 K: 1 S: 5	H: 1 LOB: 1 BB: 0 P: 5	R: 5 E: 2 K: 0 S: 9	H: 5 LOB: 1 BB: 0 P: 9	R: 0 E: 0 K: 0 S: 3	H: 1 LOB: 0 BB: 0 P: 3	R: 2 E: 1 K: 0 S: 6	H: 2 LOB: 2 BB: 1 P: 10	R: 1 E: 0 K: 1 S: 6	H: 2 LOB: 0 BB: 0 P: 6	1B: 9 2B: 6 3B: 1 HR: 0	SF: 0 SAC: 1 DP: 3 HBP: 0	WP: 1 PB: 0 SB: 0 CS: 1	PA: 42
PITCHER Hank Aguirre, L ERA: 1.69 (8, 1)	IP: 1.0 WLS: L BF: 8 H: 2 R: 1 ER: 1 SO: 1 BB: 0 IBB: 0 HBP: 0 BLK: 0 WP: 0 HR: 0 S: 6 P: 4 ERA: 9.00 WHIP: 2.000																			

Detroit Tigers @ Washington Senators
 Griffith Stadium, Washington, DC
 Wed May 07 1958, 3:38 AM EDT
 Att: 2,615 - Unknown

AB 37
 R 11
 H 15
 RBI 9
 BB 4
 SO 4
 LOB 23



Batter	1	2	3	4	5	6	7	8	9	AB	R	H	RBI	BB	SO	LOB	TOP					
Frank Bolling, R (1.4) OBP: 0.306, SLG: 0.307	F7	F9			1-3		FC6-4 1B		4-3	5	0	1	0	0	0	2						
Billy Martin, R (1.6) OBP: 0.345, SLG: 0.448	1B		F7				FC6-4 1B		5-3	5	0	2	0	0	0	3						
Harvey Kuenn, R (1.8) OBP: 0.391, SLG: 0.518			F3		F9					4	0	2	0	0	0	1						
Charlie Maxwell, L (1.7) OBP: 0.367, SLG: 0.434			K			L9 BB 1B BB			4-3	2	1	0	0	2	1	2						
Gail Harris, L (1.3) OBP: 0.444, SLG: 0.438	K			PB BB		1B 1-2 BB		F9		2	0	0	0	2	1	3						
Al Kaline, R (1.9) OBP: 0.289, SLG: 0.307	L1-3			L8		L9		K2-3		4	0	0	0	0	1	6						
Reno Bertoia, R (1.5) OBP: 0.329, SLG: 0.394		K		G6-4-3 BB		G5-4-3 1B		G3		3	0	1	1	1	1	0						
Jim Hegan, R (1.2) OBP: 0.234, SLG: 0.233		F2		G6-4-3		G5-4-3				3	0	0	0	0	0	4						
Gus Zernial, R (9, PH) OBP: 0.429, SLG: 0.667										1	0	1	0	0	0	0						
Mitt Bolling, R (9, FR) OBP: 0.346, SLG: 0.348										0	0	0	0	0	0	0						
Bob Shaw, R (1.1) OBP: 0.600, SLG: 0.500					1-3					1	0	0	0	1	0	0						
George Spencer, R (6, 1)										0	0	0	0	0	0	0						
Bill Taylor, L (7, PH) OBP: 0.375, SLG: 0.375										1	0	0	0	0	0	0						
Vito Valentinetti, R (7, 1)										0	0	0	0	0	0	0						
Lou Skizas, R (9, PH) OBP: 0.435, SLG: 0.421										1	0	0	0	0	0	1						
Inning Stats	R: 0 E: 0 K: 1 S: 7	H: 2 LOB: 3 BB: 1 P: 11	R: 0 E: 0 K: 1 S: 5	H: 0 LOB: 1 BB: 1 P: 9	R: 0 E: 0 K: 1 S: 5	H: 0 LOB: 0 BB: 0 P: 5	R: 0 E: 0 K: 0 S: 2	H: 0 LOB: 1 BB: 2 P: 10	R: 0 E: 0 K: 0 S: 4	H: 1 LOB: 1 BB: 0 P: 4	R: 1 E: 0 K: 0 S: 3	H: 1 LOB: 2 BB: 2 P: 11	R: 0 E: 0 K: 0 S: 5	H: 2 LOB: 0 BB: 0 P: 5	R: 0 E: 0 K: 1 S: 5	H: 0 LOB: 0 BB: 0 P: 5	R: 0 E: 0 K: 0 S: 4	H: 1 LOB: 2 BB: 0 P: 4	1B: 6 2B: 1 3B: 0 HR: 0	SF: 0 SAC: 0 DP: 2 HBP: 0	WP: 0 PB: 1 SB: 0 CS: 0	PA: 38
PITCHER	IP WLS BF H R ER SO BB IBB HBP BLK WP HR S P ERA WHIP																					
Ralph Lumentl, L (1.1) ERA: 5.4	5.1 W 25 4 1 1 3 6 0 0 0 0 0 0 25 49 1.69 1.875																					
Dick Hyde, R (6.1) ERA: 1.23	3.2 S 13 3 0 0 1 0 0 0 0 0 0 0 15 15 0.00 0.818																					

Detroit Tigers @ Washington Senators
 Griffith Stadium, Washington, DC
 Thu May 08 1958, 3:33 AM EDT
 Att: 2,210 - Unknown


AB	32
R	1
H	7
RBI	1
BB	6
SO	4
LOB	22




Batter	1	2	3	4	5	6	7	8	9	AB	R	H	RBI	BB	SO	LOB	BOTTOM	
Eddie Yost, R (1.5) OBP: 0.397, SLG: 0.279	1-3			L5	L9					4	0	0	0	0	1	3		
Albie Pearson, L (1.8) OBP: 0.437, SLG: 0.400	G3			4-3		2B SF8 1B				4	1	1	0	0	1	1		
Roy Sievers, R (1.7) OBP: 0.363, SLG: 0.493	F7			5-3		1B 2B				4	1	1	0	0	0	0		
Clint Courtney, L (1.2) OBP: 0.348, SLG: 0.414		L3			P6	SF8		F8		3	0	0	1	0	0	1		
Jim Lemon, R (1.9) OBP: 0.328, SLG: 0.390		K			1B 2B 1B	S 1B		K		4	1	2	1	0	2	1		
Norm Zauchin, R (1.3) OBP: 0.414, SLG: 0.450		F8			2B 1B	K		1B		4	1	2	0	0	1	1		
Rocky Bridges, R (1.6) OBP: 0.409, SLG: 0.411				4-3	1H 2H 2B	G3		P3		4	0	1	2	0	0	3		
Ken Aspromonte, R (1.4) OBP: 0.378, SLG: 0.313				K						2	0	1	0	1	1	0		
Ralph Lumentl, L (1.1) OBP: 0.250, SLG: 0.250				4-3						2	0	1	0	0	0	0		
Dick Hyde, R (6.1)					1-2 1B			K		1	0	0	0	0	1	1		
Inning Stats	R: 0 E: 0 K: 0 S: 3	H: 0 LOB: 0 BB: 0 P: 3	R: 0 E: 0 K: 1 S: 5	H: 0 LOB: 0 BB: 0 P: 5	R: 0 E: 0 K: 0 S: 3	H: 0 LOB: 0 BB: 0 P: 3	R: 2 E: 0 K: 0 S: 6	H: 4 LOB: 2 BB: 1 P: 10	R: 2 E: 0 K: 1 S: 8	H: 3 LOB: 1 BB: 0 P: 8	R: 0 E: 0 K: 3 S: 10	H: 1 LOB: 1 BB: 0 P: 10	R: 0 E: 1 K: 1 S: 7	H: 1 LOB: 2 BB: 0 P: 7	1B: 7 2B: 2 3B: 0 HR: 0	SF: 1 SAC: 0 DP: 0 HBP: 0	WP: 0 PB: 0 SB: 1 CS: 0	PA: 34
PITCHER	IP WLS BF H R ER SO BB IBB HBP BLK WP HR S P ERA WHIP																	
Bob Shaw, R (1.1) ERA: 6.0	5.0 L 21 6 4 4 2 1 0 0 0 0 0 0 24 28 7.20 1.400																	
George Spencer, R (6.1) ERA: 2.7	1.0 4 1 0 0 1 0 0 0 0 0 0 6 6 0.00 1.000																	
Vito Valentinetti, R (7.1) ERA: 2.25	2.0 9 2 0 0 4 0 0 0 0 0 0 17 17 0.00 1.000																	

Detroit Tigers @ Washington Senators
 Griffith Stadium, Washington, DC
 Thu May 08 1958, 3:33 AM EDT
 Att: 2,210 - Unknown

AB	32
R	4
H	9
RBI	4
BB	1
SO	7
LOB	11




Batter	1	2	3	4	5	6	7	8	9	AB	R	H	RBI	BB	SO	LOB	TOP					
Mike Baxes, R OBP: 0.389, SLG: 0.365 (1, 4)	F7		F8 E 2B		5-3			5-3		4	1	1	0	0	0	0	Kansas City Athletics @ Detroit Tigers Briggs Stadium, Detroit, MI Fri May 09 1958, 7:05 PM EDT Att: 19,571 - Unknown					
Bill Tuttle, R OBP: 0.395, SLG: 0.361 (1, 9)	1B		BB		6-3			4-3		3	0	1	0	1	0	0						
Hector Lopez, R OBP: 0.316, SLG: 0.403 (1, 5)	L9		F8 2-3		6-3			6-3		4	0	0	0	0	0	3						
Vic Power, R OBP: 0.257, SLG: 0.290 (1, 3)	4-3		E6 1-2 3-H			G6-4-3 BB			L8	3	0	0	0	1	0	2						
Bob Cerv, R OBP: 0.444, SLG: 0.839 (1, 7)		BB	F4			F5			BB	2	0	0	0	2	0	3						
Woodie Held, R OBP: 0.350, SLG: 0.353 (1, 8)	F8			G3-6-3 1B		G6-4-3 1-2			BB	4	0	1	0	0	1	3						
Frank House, L OBP: 0.270, SLG: 0.333 (1, 2)	F5			1-2			G4-6-3 1B		4-3	4	0	1	0	0	0	3						
Joe Demaestri, R OBP: 0.327, SLG: 0.298 (1, 6)	K			BB		G4-6-3 1-2				2	0	0	0	1	1	2						
Ned Garver, R OBP: 0.154, SLG: 0.083 Virgil Trucks, R (8, 1)			F3	K			L9			3	0	0	0	0	1	1						
										0	0	0	0	0	0	0						
Inning Stats	R: 0 E: 0 K: 0 S: 4	H: 1 LOB: 1 BB: 4	R: 0 E: 0 K: 1 S: 5	H: 0 LOB: 1 BB: 1 P: 9	R: 1 E: 1 K: 0 S: 5	H: 1 LOB: 2 BB: 1 P: 9	R: 0 E: 0 K: 1 S: 5	H: 1 LOB: 1 BB: 1 P: 9	R: 0 E: 0 K: 0 S: 3	H: 0 LOB: 0 BB: 0 P: 3	R: 0 E: 0 K: 0 S: 2	H: 0 LOB: 0 BB: 1 P: 6	R: 0 E: 0 K: 0 S: 3	H: 1 LOB: 0 BB: 0 P: 3	R: 0 E: 0 K: 0 S: 3	H: 0 LOB: 0 BB: 0 P: 3	R: 0 E: 0 K: 1 S: 5	H: 0 LOB: 1 BB: 1 P: 9	1B: 3 2B: 1 3B: 0 HR: 0	SF: 0 SAC: 0 DP: 3 HBP: 0	WP: 0 PB: 0 SB: 0 CS: 0	PA: 34
PITCHER Paul Foytack, R ERA: 2.59 (1, 1)	IP: 9.0 WLS: W BF: 34 H: 4 R: 1 ER: 0 SO: 3 BB: 5 IBB: 0 HBP: 0 BLK: 0 WP: 0 HR: 0 S: 35 P: 55 ERA: 0.00 WHIP: 1.000																	PITCHER				

Batter	1	2	3	4	5	6	7	8	9	AB	R	H	RBI	BB	SO	LOB	BOTTOM					
Frank Bolling, R OBP: 0.301, SLG: 0.301 (1, 4)	F8	FC1-4 1-2			B1-3			FC2-5 1-2 2-3F		5	0	1	0	0	0	3	Kansas City Athletics @ Detroit Tigers Briggs Stadium, Detroit, MI Fri May 09 1958, 7:05 PM EDT Att: 19,571 - Unknown					
Billy Martin, R OBP: 0.333, SLG: 0.444 (1, 6)	K	K			2B		G6-4-3 1-2	K		5	0	1	0	0	3	5						
Harvey Kuenn, R OBP: 0.396, SLG: 0.523 (1, 8)	BB HR BB				5-3			2B 2B		3	2	1	0	1	0	1						
Charlie Maxwell, L OBP: 0.359, SLG: 0.411 (1, 7)	HR BB				F5			F7		3	1	0	0	1	0	2						
Ray Boone, R OBP: 0.323, SLG: 0.444 (1, 3)	HR				F8		K2-3	1B 2B		4	2	2	4	0	1	0						
Al Kaline, R OBP: 0.322, SLG: 0.359 (1, 9)	1B CS 1B				3B		CS 1B	1B IBB		3	1	3	0	1	0	0						
Reno Bertoia, R OBP: 0.337, SLG: 0.400 (1, 5)	1B				6-3		F4	1B E 1B		4	1	2	1	0	0	2						
Jim Hegan, R OBP: 0.255, SLG: 0.255 (1, 2)	L 3-H	K			F5		L 1-2	1B SH1-4 FC2-5 E 1B		6	0	2	1	0	1	4						
Paul Foytack, R OBP: 0.250, SLG: 0.250 (1, 1)		FC1-4 1B			1-3		SH1-4 1-2	E1 FC2-5		3	0	1	1	0	0	2						
										1B: 8 2B: 3 3B: 1 HR: 1	SF: 0 SAC: 1 DP: 1 HBP: 0	WP: 0 PB: 0 SB: 1 CS: 2	PA: 40									
Inning Stats	R: 3 E: 0 K: 1 S: 7	H: 3 LOB: 1 BB: 2 P: 15	R: 0 E: 0 K: 2 S: 8	H: 1 LOB: 0 BB: 0 P: 8	R: 0 E: 0 K: 0 S: 3	H: 1 LOB: 0 BB: 0 P: 3	R: 0 E: 0 K: 0 S: 4	H: 1 LOB: 1 BB: 0 P: 4	R: 0 E: 0 K: 1 S: 5	H: 2 LOB: 1 BB: 0 P: 5	R: 0 E: 0 K: 0 S: 4	H: 2 LOB: 1 BB: 0 P: 4	R: 4 E: 1 K: 1 S: 10	H: 4 LOB: 2 BB: 1 P: 14	R: 0 E: 0 K: 0 S: 3	H: 0 LOB: 0 BB: 0 P: 3	R: 0 E: 0 K: 0 S: 3	H: 0 LOB: 0 BB: 0 P: 3	1B: 8 2B: 3 3B: 1 HR: 1	SF: 0 SAC: 1 DP: 1 HBP: 0	WP: 0 PB: 0 SB: 1 CS: 2	PA: 40
PITCHER Ned Garver, R ERA: 4.26 Virgil Trucks, R ERA: 1.17 (8, 1)	IP: 7.1 WLS: L BF: 36 H: 12 R: 7 ER: 7 SO: 4 BB: 2 IBB: 1 HBP: 0 BLK: 0 WP: 0 HR: 1 S: 39 P: 51 ERA: 8.59 WHIP: 1.909																	PITCHER				

Batter	1	2	3	4	5	6	7	8	9	AB	R	H	RBI	BB	SO	LOB	TOP			
Mike Baxes, R OBP: 0.377, SLG: 0.343	4-0 BB G5-4-3		0-0 F5		0-0 L9		0-0 F7		0-0 FC5-4	4	0	0	0	1	0	5	Kansas City Athletics @ Detroit Tigers Briggs Stadium, Detroit, MI Sat May 10 1958, 4:33 AM EDT Att: 7,405 - Unknown			
Bill Tuttle, R OBP: 0.375, SLG: 0.338	0-0 G5-4-3		0-3 K		0-3 K			0-0 6-3		4	0	0	0	0	2	3				
Hector Lopez, R OBP: 0.313, SLG: 0.394	0-0 1B			0-0 4-3	0-0 L9			0-0 F7		4	0	1	0	0	0	1				
Vic Power, R OBP: 0.244, SLG: 0.274	0-0 F7			0-3 K HR		0-0 E6 1B		0-0 6-3		4	1	0	0	0	1	1				
Bob Cerv, R OBP: 0.447, SLG: 0.862		0-3 K		0-0 HR		0-3 K		4-0 SH2-4 1B BB		3	1	1	2	1	2	1				
Woodie Held, R OBP: 0.359, SLG: 0.364	0-0 F7		0-0 F8		0-0 F8		0-0 G6-4-3 1B	0-0 SH2-4 1B		4	0	2	0	0	0	0				
Harry Chiti, R OBP: 0.346, SLG: 0.391	0-0 L9				0-0 3B		0-0 G6-4-3 1B	0-0 SH2-4		3	0	1	0	0	0	2				
Joe Demaestri, R OBP: 0.308, SLG: 0.280			0-0 E6 SH1-4		0-0 F2			4-0 FC5-4 IBB		3	0	0	0	0	1	1				
Hal Smith, R OBP: 0.444, SLG: 0.769										0	0	0	0	1	0	0				
Billy Hunter, R OBP: 0.292, SLG: 0.450										0	0	0	0	0	0	0				
Ralph Terry, R OBP: 0.167, SLG: 0.167			0-0 SH1-4				0-0 4-3		0-3 K	2	0	1	0	0	0	0				
Dave Melton, R									0-3 K	1	0	0	0	0	1	3				
Inning Stats	R: 0 E: 0 K: 0 S: 3	H: 1 LOB: 1 BB: 1 P: 7	R: 0 E: 0 K: 1 S: 5	H: 0 LOB: 0 BB: 0 P: 5	R: 0 E: 1 K: 1 S: 6	H: 0 LOB: 1 BB: 0 P: 6	R: 2 E: 0 K: 1 S: 8	H: 2 LOB: 1 BB: 0 P: 8	R: 0 E: 0 K: 1 S: 6	H: 1 LOB: 1 BB: 0 P: 6	R: 0 E: 0 K: 1 S: 5	H: 0 LOB: 0 BB: 0 P: 5	R: 0 E: 0 K: 0 S: 3	H: 0 LOB: 0 BB: 0 P: 3	R: 0 E: 0 K: 1 S: 6	H: 1 LOB: 3 BB: 2 P: 14	1B: 4 2B: 0 3B: 1 HR: 1	SF: 0 SAC: 2 DP: 2 HBP: 0	WP: 0 PB: 1 SB: 0 CS: 0	PA: 37
PITCHER Billy Hoelt, L ERA: 3.83	IP: 9.0 WLS: W BF: 37 H: 6 R: 2 ER: 1 SO: 7 BB: 2 IBB: 1 HBP: 0 BLK: 0 WP: 0 HR: 1 S: 48 P: 60 ERA: 1.00 WHIP: 0.889																			

AB	32
R	2
H	6
RBI	2
BB	3
SO	7
LOB	17




Batter	1	2	3	4	5	6	7	8	9	AB	R	H	RBI	BB	SO	LOB	BOTTOM			
Frank Bolling, R OBP: 0.290, SLG: 0.292	0-0 F8		0-0 SF8			0-0 G3		0-0 F7		3	0	0	1	0	0	0	Kansas City Athletics @ Detroit Tigers Briggs Stadium, Detroit, MI Sat May 10 1958, 4:33 AM EDT Att: 7,405 - Unknown			
Billy Martin, R OBP: 0.328, SLG: 0.433	0-0 5-3		0-0 F7			0-0 6-3		0-0 1B		4	0	1	0	0	0	0				
Harvey Kuenn, R OBP: 0.400, SLG: 0.522	0-0 6-3			0-0 4-3 1B		0-0 CS 1B		0-0 F9		4	1	2	0	0	0	1				
Charlie Maxwell, L OBP: 0.358, SLG: 0.407		0-0 4-3		0-0 4-3		0-0 CS	0-0 FC5-4 1B			3	0	1	0	0	0	1				
Ray Boone, R OBP: 0.338, SLG: 0.509		0-0 HR		0-0 1B		0-0 FC5-4 BB		0-0 5-3 BB		3	1	2	2	0	0	1				
Al Kaline, R OBP: 0.333, SLG: 0.354		0-0 L6-3		0-0 CS BB		0-0 5-3 BB		0-0 5-3 BB		1	0	0	0	2	0	0				
Reno Bertoia, R OBP: 0.326, SLG: 0.385	0-0 F9			0-0 L	0-0 L7		0-0 5-3			4	0	0	0	0	0	3				
Jim Hegan, R OBP: 0.241, SLG: 0.240			0-0 5-3		0-3 K		0-0 F5			3	0	0	0	0	1	2				
Billy Hoelt, L OBP: 0.357, SLG: 0.500			0-0 SF8		0-0 F5			0-0 G3		3	1	1	0	0	0	0				
Inning Stats	R: 0 E: 0 K: 0 S: 3	H: 0 LOB: 0 BB: 0 P: 3	R: 1 E: 0 K: 0 S: 4	H: 1 LOB: 0 BB: 0 P: 4	R: 1 E: 0 K: 0 S: 4	H: 1 LOB: 0 BB: 0 P: 4	R: 1 E: 0 K: 0 S: 3	H: 2 LOB: 0 BB: 1 P: 7	R: 0 E: 0 K: 1 S: 5	H: 0 LOB: 0 BB: 0 P: 5	R: 0 E: 0 K: 0 S: 3	H: 1 LOB: 2 BB: 1 P: 8	R: 0 E: 0 K: 0 S: 4	H: 1 LOB: 2 BB: 0 P: 4	R: 0 E: 0 K: 0 S: 4	H: 1 LOB: 1 BB: 0 P: 4		1B: 5 2B: 0 3B: 1 HR: 1	SF: 1 SAC: 0 DP: 0 HBP: 0	WP: 0 PB: 0 SB: 0 CS: 2
PITCHER Ralph Terry, R ERA: 4.15	IP: 8.0 WLS: L BF: 31 H: 7 R: 3 ER: 3 SO: 1 BB: 2 IBB: 0 HBP: 0 BLK: 0 WP: 0 HR: 1 S: 30 P: 38 ERA: 3.38 WHIP: 1.125																			



Batter	1	2	3	4	5	6	7	8	9	AB	R	H	RBI	BB	SO	LOB	TOP								
Mike Baxes, R OBP: 0.358, SLG: 0.324 (1, 4)	4-3		K		F5		F6			4	0	0	0	0	1	0	Kansas City Athletics @ Detroit Tigers Briggs Stadium, Detroit, MI Sun May 11 1958, 4:33 AM EDT Att: 12,518 - Unknown								
Bill Tuttle, R OBP: 0.369, SLG: 0.324 (1, 9)	F8		FC5-4 BB		1-3		6-3			3	0	0	0	1	0										
Hector Lopez, R OBP: 0.321, SLG: 0.400 (1, 5)	F8		FC5-4 1-2		1B					4	0	2	0	0	0	1									
Vic Power, R OBP: 0.268, SLG: 0.312 (1, 3)		1B 5-3 1B		E 2B	1-2 1B			G6-4-3 1-2		4	2	3	0	0	0	1									
Bob Cerv, R OBP: 0.450, SLG: 0.884 (1, 7)	F8		FC6-2 2H 1B		6-3			HR		4	1	2	2	0	0	3									
Woodie Held, R OBP: 0.353, SLG: 0.356 (1, 8)	5-3 1B		K					4-3		4	0	1	0	0	1	1									
Hal Smith, R OBP: 0.364, SLG: 0.588 (1, 2)	5-3 1-2 3H 1B		FC6-2 1B 3H		4-3			L9		4	0	0	1	0	0	2									
Joe Demaestri, R OBP: 0.304, SLG: 0.278 (1, 6)	F7		1-2 1B		K			L9		4	0	1	0	0	1	1									
Jack Urban, R OBP: 0.111, SLG: 0.111 (1, 1)			6-3		L5					3	0	0	0	0	0	2									
Tom Gorman, R OBP: 0.333, SLG: 0.333 (8, 1)								F8		0	0	0	0	0	0	0									
Frank House, L OBP: 0.263, SLG: 0.324 (9, PH)										1	0	0	0	0	0	0									
Inning Stats	R: 0 E: 0 K: 0 S: 3	H: 0 LOB: 0 BB: 0 P: 3	R: 1 E: 0 K: 0 S: 5	H: 2 LOB: 1 BB: 0 P: 5	R: 0 E: 0 K: 1 S: 5	H: 0 LOB: 1 BB: 1 P: 9	R: 1 E: 1 K: 1 S: 8	H: 3 LOB: 2 BB: 0 P: 8	R: 0 E: 0 K: 0 S: 5	H: 0 LOB: 0 BB: 0 P: 5	R: 0 E: 0 K: 0 S: 3	H: 0 LOB: 0 BB: 0 P: 3	R: 1 E: 0 K: 0 S: 4	H: 2 LOB: 0 BB: 0 P: 4	R: 0 E: 0 K: 0 S: 3	H: 0 LOB: 0 BB: 0 P: 3	1B: 7 2B: 1 3B: 0 HR: 1	SF: 0 SAC: 0 DP: 1 HBP: 0	WP: 0 PB: 0 SB: 0 CS: 0	PA: 36					
PITCHER	IP	WLS	BF	H	R	ER	SO	BB	IBB	HBP	BLK	WP	HR	S	P	ERA	WHIP								
Jim Bunning, R ERA: 4.75 (1, 1)	2.0		8	2	1	1	0	0	0	0	0	0	0	8	8	4.50	1.000								
Bob Shaw, R ERA: 5.14 (3, 1)	6.0	W	25	7	2	2	3	1	0	0	0	0	1	30	34	3.00	1.333								
Paul Foytack, R ERA: 2.51 (9, 1)	1.0	S	3	0	0	0	0	0	0	0	0	0	0	3	3	0.00	0.000								

AB 35
R 3
H 9
RBI 3
BB 1
SO 3
LOB 11



Batter	1	2	3	4	5	6	7	8	9	AB	R	H	RBI	BB	SO	LOB	BOTTOM								
Frank Bolling, R OBP: 0.295, SLG: 0.290 (1, 4)	F2		5-3		F3					4	1	1	1	1	0	0	Kansas City Athletics @ Detroit Tigers Briggs Stadium, Detroit, MI Sun May 11 1958, 4:33 AM EDT Att: 12,518 - Unknown								
Billy Martin, R OBP: 0.319, SLG: 0.458 (1, 6)	F8		G3		L4					5	1	1	3	0	0	3									
Harvey Kuenn, R OBP: 0.400, SLG: 0.516 (1, 8)	5-3									5	2	2	0	0	0	0									
Charlie Maxwell, L OBP: 0.380, SLG: 0.500 (1, 7)		HR								3	3	2	2	1	0	0									
Ray Boone, R OBP: 0.324, SLG: 0.492 (1, 3)	6-3									2	0	0	1	0	0	0									
Al Kaline, R OBP: 0.351, SLG: 0.358 (1, 9)										2	1	1	0	2	0	0									
Reno Bertoia, R OBP: 0.322, SLG: 0.375 (1, 5)	F8									2	0	0	1	1	0	2									
Jim Hegan, R OBP: 0.259, SLG: 0.259 (1, 2)	K									4	1	2	2	0	2	2									
Jim Bunning, R OBP: 0.200, SLG: 0.400 (1, 1)										0	0	0	0	0	0	0									
Bob Shaw, R OBP: 0.500, SLG: 0.429 (3, 1)										3	0	1	0	0	0	0									
Gail Harris, L OBP: 0.459, SLG: 0.455 (6, PH)										1	1	1	0	0	0	0									
Paul Foytack, R OBP: 0.250, SLG: 0.250 (9, 1)										0	0	0	0	0	0	0									
Inning Stats	R: 0 E: 0 K: 0 S: 3	H: 0 LOB: 0 BB: 0 P: 3	R: 1 E: 0 K: 1 S: 6	H: 1 LOB: 1 BB: 1 P: 10	R: 0 E: 0 K: 0 S: 3	H: 0 LOB: 0 BB: 0 P: 3	R: 2 E: 0 K: 1 S: 7	H: 2 LOB: 1 BB: 1 P: 11	R: 0 E: 0 K: 0 S: 3	H: 0 LOB: 0 BB: 0 P: 3	R: 0 E: 0 K: 0 S: 5	H: 3 LOB: 3 BB: 1 P: 9	R: 7 E: 0 K: 0 S: 8	H: 5 LOB: 2 BB: 2 P: 16	R: 0 E: 0 K: 0 S: 3	H: 0 LOB: 0 BB: 0 P: 3	1B: 8 2B: 0 3B: 1 HR: 2	SF: 2 SAC: 1 DP: 1 HBP: 0	WP: 0 PB: 0 SB: 1 CS: 0	PA: 39					
PITCHER	IP	WLS	BF	H	R	ER	SO	BB	IBB	HBP	BLK	WP	HR	S	P	ERA	WHIP								
Jack Urban, R ERA: 5.06 (1, 1)	7.2	L	36	9	8	8	2	4	1	0	0	0	1	35	55	9.39	1.696								
Tom Gorman, R ERA: 4.76 (8, 1)	0.1		3	2	2	2	0	0	0	0	0	0	1	3	3	54.00	6.000								

AB 31
R 10
H 11
RBI 10
BB 5
SO 2
LOB 7



Batter	1	2	3	4	5	6	7	8	9	AB	R	H	RBI	BB	SO	LOB	TOP				
Roger Maris, L OBP: 0.338, SLG: 0.469 (1, 8)			FC3-6 		F6 		4-3 			4	1	1	1	0	0	2	Cleveland Indians @ Detroit Tigers Briggs Stadium, Detroit, MI Tue May 13 1958, 7:05 PM EDT Att: 23,455 - Unknown				
Bobby Avila, R OBP: 0.397, SLG: 0.485 (1, 4)	F4 		5-3 		6-3 			BB 1B 		4	0	1	0	0	0	1					
Preston Ward, L OBP: 0.425, SLG: 0.486 (1, 5)	F8 		G3 			BB 3-4-3 		F8 		3	0	0	0	1	0	2					
Mickey Vernon, L OBP: 0.400, SLG: 0.564 (1, 3)	K 			1B 		3-4-3 		F8 		4	0	1	0	0	1	2					
Minnie Minoso, R OBP: 0.349, SLG: 0.362 (1, 7)		L4 		1B 		F6 		BB 		3	0	1	0	1	0	1					
Russ Nixon, L OBP: 0.326, SLG: 0.386 (1, 2)	4-3 			F7 		3-1 		1-3 		4	0	0	0	0	0	5					
Rocky Colavito, R OBP: 0.408, SLG: 0.460 (1, 9)	FC6-4 1B 			F4 			5-3 	F8 		4	0	1	0	0	0	2					
Chico Carrasquel, R OBP: 0.269, SLG: 0.330 (1, 6)	FC6-4 			F8 			F4 	5-3 		4	0	0	0	0	0	3					
Mudcat Grant, R OBP: 0.133, SLG: 0.133 (4, 1)					K 			5-3 		1	0	1	0	0	0	0					
Cal McLish, S (4, 1)										0	0	0	0	0	0	0					
Carol Hardy, R OBP: 0.445, SLG: 0.387 (5, PH)										0	0	0	0	0	0	0					
Mike Garcia, R (5, PH)										0	0	0	0	0	0	0					
Gary Geiger, L OBP: 0.332, SLG: 0.250 (7, PH)										0	0	0	0	0	0	0					
Dick Tomaneck, L (7, 1)										0	0	0	0	0	0	0					
Billy Moran, R OBP: 0.160, SLG: 0.195 (9, PH)										1	0	0	0	0	0	0					
Inning Stats	R: 1 E: 0 K: 1 S: 6	H: 1 LOB: 0 BB: 0 P: 6	R: 0 E: 0 K: 0 S: 4	H: 1 LOB: 1 BB: 0 P: 4	R: 0 E: 0 K: 0 S: 4	H: 1 LOB: 1 BB: 0 P: 4	R: 0 E: 0 K: 0 S: 5	H: 2 LOB: 2 BB: 0 P: 5	R: 0 E: 0 K: 1 S: 5	H: 0 LOB: 0 BB: 0 P: 5	R: 0 E: 0 K: 0 S: 3	H: 0 LOB: 1 BB: 1 P: 7	R: 0 E: 0 K: 0 S: 4	H: 1 LOB: 1 BB: 0 P: 4	R: 0 E: 0 K: 0 S: 4	H: 1 LOB: 2 BB: 1 P: 8	R: 0 E: 0 K: 0 S: 3	H: 0 LOB: 0 BB: 0 P: 3	1B: 6 2B: 0 3B: 0 HR: 1	SF: 0 SAC: 0 DP: 0 HBP: 0	WP: 0 PA: 36 PB: 0 SB: 1 CS: 0
PITCHER Frank Lary, R ERA: 2.22 (1, 1)	IP: 9.0 WLS: W BF: 36 H: 7 R: 1 ER: 1 SO: 2 BB: 2 IBB: 0 HBP: 0 BLK: 0 WP: 0 HR: 1 S: 38 P: 46 ERA: 1.00 WHIP: 1.000															PITCHER					

Batter	1	2	3	4	5	6	7	8	9	AB	R	H	RBI	BB	SO	LOB	BOTTOM		
Frank Bolling, R OBP: 0.316, SLG: 0.308 (1, 4)	K 		G4-3 	BB 		2B 1B 		HR 1B 		4	2	3	1	1	1	0	Cleveland Indians @ Detroit Tigers Briggs Stadium, Detroit, MI Tue May 13 1958, 7:05 PM EDT Att: 23,455 - Unknown		
Billy Martin, R OBP: 0.316, SLG: 0.461 (1, 6)	F8 		G4-3 	F3 		2B 		K 		4	0	1	1	0	0	4			
Mitt Bolling, R OBP: 0.333, SLG: 0.333 (8, 6)										1	0	0	0	0	1	1			
Harvey Kuenn, R OBP: 0.404, SLG: 0.520 (1, 8)	5-3 			1B 2B 	HR BB 		F7 		HR 		3	2	1	0	1	0			
Lou Skizas, R OBP: 0.458, SLG: 0.600 (8, 7)										1	1	1	2	0	0	0			
Charlie Maxwell, L OBP: 0.392, SLG: 0.554 (7, PH)		F5 		2B 1B 	HR 						3	2	2	3	0	0			
Johnny Groth, R OBP: 0.333, SLG: 0.250 (8, 8)							L7 SF9 1B 	WP 1B 		2	1	2	0	0	0	0			
Ray Boone, R OBP: 0.338, SLG: 0.516 (1, 3)				2B 1B 	HR 						3	1	2	1	0	0			
Gail Harris, L OBP: 0.462, SLG: 0.457 (6, 3)	L6-4-3 1B 			L6-3 SF9 2B 	6-3 				F9 		2	0	1	0	0	0			
Al Kaline, R OBP: 0.337, SLG: 0.341 (1, 9)		L6-4-3 		L6-3 	L9 		L7 				4	0	0	0	0	4			
Reno Bertoia, R OBP: 0.309, SLG: 0.366 (1, 5)			F9 	SF9 	G3 		SF9 				2	0	0	2	0	0			
Jim Hegan, R OBP: 0.274, SLG: 0.293 (1, 2)			BB 1B 	BB 2B 			F6 	F3 		4	2	2	0	0	0	1			
Frank Lary, R OBP: 0.235, SLG: 0.200 (1, 1)			BB 1B 	BB 2B 			1-3 	K 		3	0	1	1	1	1	0			
Inning Stats	R: 0 E: 0 K: 1 S: 5	H: 0 LOB: 0 BB: 0 P: 5	R: 0 E: 0 K: 0 S: 3	H: 1 LOB: 0 BB: 0 P: 3	R: 1 E: 0 K: 0 S: 4	H: 2 LOB: 1 BB: 1 P: 8	R: 4 E: 0 K: 0 S: 8	H: 5 LOB: 2 BB: 1 P: 12	R: 2 E: 0 K: 0 S: 4	H: 1 LOB: 0 BB: 1 P: 8	R: 1 E: 0 K: 0 S: 5	H: 2 LOB: 1 BB: 0 P: 5	R: 1 E: 0 K: 0 S: 5	H: 2 LOB: 1 BB: 0 P: 5	R: 2 E: 0 K: 2 S: 10	H: 3 LOB: 1 BB: 0 P: 10	1B: 9 2B: 5 3B: 0 HR: 2	SF: 2 SAC: 0 DP: 2 HBP: 0	WP: 1 PA: 41 PB: 0 SB: 0 CS: 0
PITCHER Mudcat Grant, R ERA: 3.51 (1, 1)	IP: 3.2 WLS: L BF: 17 H: 7 R: 5 ER: 5 SO: 1 BB: 1 IBB: 0 HBP: 0 BLK: 0 WP: 0 HR: 0 S: 18 P: 22 ERA: 12.27 WHIP: 2.182															PITCHER			
Cal McLish, R ERA: 4.28 (4, 1)	0.1 3 1 0 0 0 1 0 0 0 0 0 0 2 6 0.00 6.000																		
Mike Garcia, R ERA: 7.94 (5, 1)	2.0 10 3 3 3 0 1 0 0 0 0 1 9 13 13.50 2.000																		
Dick Tomaneck, L ERA: 6.62 (7, 1)	2.0 11 5 3 3 2 0 0 0 0 0 1 1 15 15 13.50 2.500																		


Batter	1	2	3	4	5	6	7	8	9	AB	R	H	RBI	BB	SO	LOB	TOP					
Roger Maris, L OBP: 0.342, SLG: 0.551 (1, 8)	F7		K		F8			HR	HR	5	2	2	4	0	1	1	Cleveland Indians @ Detroit Tigers Briggs Stadium, Detroit, MI Wed May 14 1958, 4:33 AM EDT Att: 6,517 - Unknown					
Bobby Avila, R OBP: 0.373, SLG: 0.452 (1, 4)	L9		K		L9			L9	F7	5	0	0	0	0	1	3						
Preston Ward, L OBP: 0.400, SLG: 0.524 Mike Garcia, R (9, 1)	HR		F8			K		F6	F2	5	1	1	1	0	1	2						
Dick Tomaneck, L (9, 1)										0	0	0	0	0	0	0						
Mudcat Grant, R OBP: 0.133, SLG: 0.133 (9, 1)										0	0	0	0	0	0	0						
Mickey Vernon, L OBP: 0.391, SLG: 0.542 (1, 3)	4-3					K		L3		4	0	1	0	0	1	0						
Minnie Minoso, R OBP: 0.354, SLG: 0.361 (1, 7)										3	2	1	0	1	0	1						
Rocky Colavito, R OBP: 0.425, SLG: 0.453 Carroll Hardy, R OBP: 0.343, SLG: 0.367 (9, 8)										1	0	0	0	3	0	0						
Dick Brown, R OBP: 0.425, SLG: 0.600 Billy Harrell, R OBP: 0.235, SLG: 0.265 (9, PR)										0	1	0	0	0	0	0						
Chico Carrasquel, R OBP: 0.260, SLG: 0.319 (1, 6)										3	0	0	1	0	0	3						
Hoyt Wilhelm, R Bob Kelly, R Russ Nixon, L Don Ferrarese, R Gary Sogard, L Cal McLish, R Don Mossi, L Larry Doby, L Ray Foytack, R (1, 1)										1	0	0	0	0	0	1						
Inning Stats	R: 1 E: 0 K: 0 S: 4	H: 1 LOB: 0 BB: 0 P: 4	R: 1 E: 0 K: 1 S: 6	H: 1 LOB: 1 BB: 1 P: 10	R: 0 E: 0 K: 2 S: 7	H: 0 LOB: 0 BB: 0 P: 7	R: 0 E: 0 K: 0 S: 3	H: 1 LOB: 1 BB: 1 P: 7	R: 0 E: 0 K: 0 S: 4	H: 0 LOB: 0 BB: 0 P: 4	R: 0 E: 0 K: 2 S: 7	H: 0 LOB: 0 BB: 0 P: 7	R: 0 E: 0 K: 0 S: 3	H: 0 LOB: 0 BB: 0 P: 3	R: 2 E: 0 K: 0 S: 5	H: 2 LOB: 0 BB: 0 P: 5	R: 5 E: 0 K: 0 S: 6	H: 3 LOB: 2 BB: 2 P: 14	1B: 4 2B: 2 3B: 0 HR: 3	SF: 0 SAC: 1 DP: 1 HBP: 0	WP: 0 PB: 0 SB: 2 CS: 0	PA: 39
PITCHER	IP WLS BF H R ER SO BB IBB HBP BLK WP HR S P ERA WHIP																					
Paul Foytack, R ERA: 3.35 (1, 1)	8.0	33	6	6	6	5	4	0	0	0	0	0	0	2	39	55	6.75	1.250				
Tom Morgan, R ERA: 13.5 (9, 1)	0.1	L	2	1	0	0	0	0	0	0	0	0	0	0	2	2	0.00	3.000				
Hank Aguirre, L ERA: 3.18 (9, 1)	0.2		4	2	3	3	0	0	0	0	0	0	0	1	4	4	40.50	3.000				

Batter	1	2	3	4	5	6	7	8	9	AB	R	H	RBI	BB	SO	LOB	BOTTOM					
Frank Bolling, R OBP: 0.328, SLG: 0.315 (1, 4)	6-3		1B		F4					4	2	2	0	1	0	0	Cleveland Indians @ Detroit Tigers Briggs Stadium, Detroit, MI Wed May 14 1958, 4:33 AM EDT Att: 6,517 - Unknown					
Billy Martin, R OBP: 0.309, SLG: 0.444 (1, 6)	5-3		1B		F9					5	1	1	0	0	0	3						
Harvey Kuenn, R OBP: 0.421, SLG: 0.544 (1, 8)	K		1B							5	2	4	0	0	1	0						
Charlie Maxwell, L OBP: 0.392, SLG: 0.536 (1, 7)			1B							4	1	1	2	1	0	6						
Ray Boone, R OBP: 0.342, SLG: 0.492 (1, 3)			1B							3	1	0	0	2	0	1						
Al Kaline, R OBP: 0.343, SLG: 0.375 (1, 9)			1B							3	1	1	3	1	0	0						
Reno Bertoia, R OBP: 0.309, SLG: 0.365 (1, 5)			1B							3	0	1	0	0	1	0						
Jim Hegan, R OBP: 0.288, SLG: 0.283 (1, 2)			1B							2	0	0	0	2	0	1						
Paul Foytack, R OBP: 0.200, SLG: 0.200 Tom Morgan, R Hank Aguirre, R (9, 1)			1B							3	0	0	0	0	3	3						
Inning Stats	R: 0 E: 0 K: 1 S: 5	H: 0 LOB: 0 BB: 0 P: 5	R: 3 E: 0 K: 1 S: 6	H: 1 LOB: 2 BB: 2 P: 14	R: 3 E: 0 K: 0 S: 6	H: 4 LOB: 0 BB: 0 P: 6	R: 0 E: 0 K: 1 S: 5	H: 1 LOB: 0 BB: 0 P: 5	R: 0 E: 0 K: 0 S: 4	H: 0 LOB: 0 BB: 0 P: 4	R: 0 E: 0 K: 1 S: 5	H: 0 LOB: 3 BB: 2 P: 5	R: 0 E: 0 K: 0 S: 4	H: 1 LOB: 2 BB: 2 P: 12	R: 0 E: 0 K: 1 S: 4	H: 0 LOB: 2 BB: 3 P: 16		R: 2 E: 1 K: 0 S: 5	H: 2 LOB: 1 BB: 0 P: 5	1B: 8 2B: 1 3B: 0 HR: 1	SF: 0 SAC: 2 DP: 2 HBP: 0	WP: 0 PB: 1 SB: 0 CS: 1
PITCHER	IP WLS BF H R ER SO BB IBB HBP BLK WP HR S P ERA WHIP																					
Hoyt Wilhelm, R ERA: 4.5 (1, 1)	2.0	13	5	6	6	2	0	0	0	0	0	0	0	0	7	7	0.00	0.500				
Bob Kelly, R ERA: 3.07 (3, 1)	2.0	5	1	0	0	1	0	0	0	0	0	0	0	0	1	1	0.00	0.000				
Don Ferrarese, L ERA: 3.86 (5, 1)	3.0	13	2	0	0	1	2	0	0	0	0	0	0	13	21	0.00	1.333					
Cal McLish, R ERA: 4.26 Don Mossi, L ERA: 2.19 (8, 1)	0.0	2	0	0	0	0	2	0	0	0	0	0	0	0	8	∞	∞	∞				
Don Mossi, L ERA: 2.19 (8, 1)	1.0	W	3	0	0	0	1	0	1	0	0	0	0	4	8	0.00	0.000					
PITCHER	IP WLS BF H R ER SO BB IBB HBP BLK WP HR S P ERA WHIP																					
Mike Garcia, R ERA: 7.5 (9, 1)	0.1		3	2	2	0	0	0	0	0	0	0	0	0	0	0	0.00	6.000				
Dick Tomaneck, L ERA: 6.5 (9, 1)	0.1	S	1	0	0	0	0	0	0	0	0	0	0	0	1	1	0.00	0.000				
Mudcat Grant, R ERA: 3.48 (9, 1)	0.1	S	1	0	0	0	0	0	0	0	0	0	0	0	1	1	0.00	0.000				

Batter	1	2	3	4	5	6	7	8	9	AB	R	H	RBI	BB	SO	LOB	TOP			
Frank Bolling, R (1.4) OBP: 0.353, SLG: 0.412	4-0 BB		0-0 F8 2B			0-0 2-3		0-0 HR		3	1	2	2	1	0	0				
Billy Martin, R (1.6) OBP: 0.274, SLG: 0.389	0-0 F2		0-0 F8			0-0 F7		0-0 F8		4	0	0	0	0	0	2				
Harvey Kuenn, R (1.8) OBP: 0.433, SLG: 0.570	0-0 F2		0-0 L1			0-3 K		0-0 5-3		4	0	0	0	0	1	2				
Al Kaline, R (1.9) OBP: 0.333, SLG: 0.364	0-0 F4			0-0 L7				4-0 1B 2B		3	1	1	0	1	0	1				
Charlie Maxwell, L (1.3) OBP: 0.391, SLG: 0.494		0-0 F6		0-0 4-3				0-0 F8		4	0	1	1	0	0	1				
Gus Zernial, R (1.7) OBP: 0.351, SLG: 0.514		0-0 F3		0-0 5-3				0-0 F8		4	0	0	0	0	0	1				
Johnny Groth, R (9.7) OBP: 0.300, SLG: 0.222										0	0	0	0	0	0	0				
Reno Bertoia, R (1.5) OBP: 0.315, SLG: 0.358		0-0 F8			0-0 F3			0-0 F8		4	0	2	0	0	0	0				
Red Wilson, R (1.2) OBP: 0.238, SLG: 0.167			0-0 SH1-3 2B		0-0 6-3			0-0 F4		4	1	1	0	0	0	3				
Frank Lary, R (1.1) OBP: 0.200, SLG: 0.167			0-0 SH1-3		0-0 6-3			0-3 K		3	0	0	0	0	1	3				
Inning Stats	R: 0 E: 0 K: 0 S: 3	H: 0 LOB: 1 BB: 1 P: 7	R: 0 E: 0 K: 0 S: 3	H: 0 LOB: 0 BB: 0 P: 3	R: 1 E: 0 K: 0 S: 5	H: 2 LOB: 1 BB: 0 P: 5	R: 0 E: 0 K: 0 S: 3	H: 0 LOB: 0 BB: 0 P: 3	R: 0 E: 0 K: 1 S: 5	H: 0 LOB: 0 BB: 0 P: 5	R: 1 E: 0 K: 0 S: 6	H: 3 LOB: 2 BB: 0 P: 6	R: 1 E: 0 K: 0 S: 4	H: 1 LOB: 1 BB: 1 P: 8	R: 0 E: 0 K: 1 S: 6	H: 1 LOB: 1 BB: 0 P: 6	1B: 3 2B: 3 HR: 1	SF: 0 SAC: 1 DP: 0 HBP: 0	WP: 0 PB: 0 SB: 0 CS: 0	PA: 36
PITCHER Jack Urban, R (1.1) ERA: 4.45	IP: 9.0 WLS: W BF: 36 H: 7 R: 3 ER: 3 SO: 2 BB: 2 IBB: 0 HBP: 0 BLK: 0 WP: 0 HR: 1 S: 38 P: 46 ERA: 3.00 WHIP: 1.000															PITCHER				

Detroit Tigers @ Kansas City Athletics
Municipal Stadium, Kansas City, MO
Sat May 17 1958, 8:05 PM EDT
Att: 13,857 - Unknown


AB 33
R 3
H 7
RBI 3
BB 2
SO 2
LOB 13



Batter	1	2	3	4	5	6	7	8	9	AB	R	H	RBI	BB	SO	LOB	BOTTOM					
Mike Baxes, R (1.4) OBP: 0.302, SLG: 0.263	0-0 6-3			0-0 L7		0-0 SH3		0-3 K		3	0	0	0	0	1	1						
Bill Tuttle, R (1.9) OBP: 0.358, SLG: 0.322	0-0 4-3			0-0 5-3		0-3 K		0-0 G6-4-3		4	0	0	0	0	1	2						
Hector Lopez, R (1.5) OBP: 0.312, SLG: 0.392	0-0 4-3			0-0 HR		0-3 K				3	2	1	1	1	1	1						
Vic Power, R (1.3) OBP: 0.283, SLG: 0.406		0-0 4-3		0-0 HR				0-0 SH2-4 1B		3	2	2	1	0	0	0						
Bob Cerv, R (1.7) OBP: 0.422, SLG: 0.789		0-0 F4		0-3 K				0-0 SH2-4 1B		3	0	1	0	0	1	0						
Bob Martyn, L (8.7) OBP: 0.421, SLG: 0.471								0-0 1B		1	0	1	1	0	0	0						
Woodie Held, R (1.8) OBP: 0.341, SLG: 0.372		0-3 K			0-0 5-3			0-0 SH2-4 1B		2	0	0	0	0	1	0						
Frank House, L (1.2) OBP: 0.250, SLG: 0.280			0-0 4-3		0-0 F3			0-0 IBB		2	0	0	0	1	0	0						
Joe Demaestri, R (1.6) OBP: 0.253, SLG: 0.274			0-0 6-3		0-0 6-3			0-0 SH2-3-2		2	0	0	1	0	0	0						
Jack Urban, R (1.1) OBP: 0.250, SLG: 0.250			0-3 K			0-0 SH3 1B				3	0	2	0	0	1	0						
Inning Stats	R: 0 E: 0 K: 0 S: 3	H: 0 LOB: 0 BB: 0 P: 3	R: 0 E: 0 K: 1 S: 5	H: 0 LOB: 0 BB: 0 P: 5	R: 0 E: 0 K: 1 S: 5	H: 0 LOB: 0 BB: 0 P: 5	R: 2 E: 0 K: 1 S: 7	H: 2 LOB: 0 BB: 0 P: 7	R: 0 E: 0 K: 0 S: 3	H: 0 LOB: 0 BB: 0 P: 3	R: 0 E: 0 K: 2 S: 8	H: 1 LOB: 1 BB: 0 P: 8	R: 1 E: 0 K: 0 S: 4	H: 2 LOB: 1 BB: 1 P: 8	R: 0 E: 0 K: 1 S: 5	H: 1 LOB: 0 BB: 0 P: 5	R: 1 E: 0 K: 0 S: 2	H: 1 LOB: 1 BB: 1 P: 6	1B: 5 2B: 1 3B: 0 HR: 2	SF: 0 SAC: 4 DP: 2 HBP: 0	WP: 0 PB: 0 SB: 0 CS: 0	PA: 32
PITCHER Frank Lary, R (1.1) ERA: 2.55	IP: 8.1 WLS: L BF: 32 H: 7 R: 4 ER: 4 SO: 6 BB: 1 IBB: 1 HBP: 0 BLK: 0 WP: 0 HR: 2 S: 42 P: 50 ERA: 4.32 WHIP: 0.960															PITCHER						

Detroit Tigers @ Kansas City Athletics
Municipal Stadium, Kansas City, MO
Sat May 17 1958, 8:05 PM EDT
Att: 13,857 - Unknown


AB 26
R 4
H 7
RBI 4
BB 2
SO 6
LOB 4



Batter	1	2	3	4	5	6	7	8	9	AB	R	H	RBI	BB	SO	LOB	TOP					
Frank Bolling, R (1,4) OBP: 0.343, SLG: 0.398	F5			F7			5-3		4-3	4	0	0	0	0	0	1						
Billy Martin, R (1,6) OBP: 0.285, SLG: 0.378	4-3			6-3			K			3	0	0	0	0	1	0						
Harvey Kuenn, R (1,8) OBP: 0.423, SLG: 0.556	F9			L5			6-3			3	0	0	0	0	0	0						
Al Kaline, R (1,9) OBP: 0.325, SLG: 0.353		L7			L6-3			L6-3		3	0	0	0	0	0	0						
Charlie Maxwell, L (1,3) OBP: 0.389, SLG: 0.488	F9				G5-4-3 1B			F3		3	0	1	0	0	0	0						
Gus Zernial, R (1,7) OBP: 0.325, SLG: 0.474	F8				G5-4-3 1-2			F7		3	0	0	0	0	0	1						
Reno Bertoia, R (1,5) OBP: 0.306, SLG: 0.347			F8			5-3			L1-6	3	0	0	0	0	0	0						
Red Wilson, R (1,2) OBP: 0.217, SLG: 0.150				K					F3	2	0	0	0	0	2	0						
Lou Skizas, R (9, PH) OBP: 0.407, SLG: 0.522						K				1	0	0	0	0	0	0						
Paul Foytack, R (1,1) OBP: 0.176, SLG: 0.176										2	0	0	0	0	1	0						
Charlie Lau, L (9, PH) OBP: 0.375, SLG: 0.857				6-3			K			1	0	1	0	0	0	0						
Inning Stats	R: 0 E: 0 K: 0 S: 3	H: 0 LOB: 0 BB: 0 P: 3	R: 0 E: 0 K: 0 S: 3	H: 0 LOB: 0 BB: 0 P: 3	R: 0 E: 0 K: 1 S: 5	H: 0 LOB: 0 BB: 0 P: 5	R: 0 E: 0 K: 0 S: 3	H: 0 LOB: 0 BB: 0 P: 3	R: 0 E: 0 K: 0 S: 3	H: 1 LOB: 0 BB: 0 P: 3	R: 0 E: 0 K: 2 S: 7	H: 0 LOB: 0 BB: 0 P: 7	R: 0 E: 0 K: 0 S: 5	H: 0 LOB: 0 BB: 0 P: 5	R: 0 E: 0 K: 0 S: 3	H: 0 LOB: 0 BB: 0 P: 3	R: 0 E: 0 K: 0 S: 4	H: 1 LOB: 1 BB: 0 P: 4	1B: 1 2B: 0 3B: 1 HR: 0	SF: 0 SAC: 0 DP: 1 HBP: 0	WP: 0 PB: 0 SB: 0 CS: 0	PA: 28
PITCHER Duke Maas, R (1,1) ERA: 3.45	IP: 9.0 WLS: W BF: 28 H: 2 R: 0 ER: 0 SO: 4 BB: 0 IBB: 0 HBP: 0 BLK: 0 WP: 0 HR: 0 S: 36 P: 36 ERA: 0.00 WHIP: 0.222																					

Detroit Tigers @ Kansas City Athletics
Municipal Stadium, Kansas City, MO
Sun May 18 1958, 4:33 AM EDT
Att: 12,475 - Unknown


AB 28
R 0
H 2
RBI 0
BB 0
SO 4
LOB 2



Batter	1	2	3	4	5	6	7	8	9	AB	R	H	RBI	BB	SO	LOB	BOTTOM			
Mike Baxes, R (1,4) OBP: 0.291, SLG: 0.253	K		4-3			F3		L9		4	0	0	0	0	1	1				
Bob Martyn, L (1,7) OBP: 0.364, SLG: 0.400	K		L9			K				3	0	0	0	0	2	0				
Hector Lopez, R (1,5) OBP: 0.304, SLG: 0.380	F7			5-3		E5 SH1-4				3	0	0	0	0	0	0				
Vic Power, R (1,3) OBP: 0.287, SLG: 0.417		E5 2B		5-3		SH1-4				2	1	1	0	0	0	0				
Bill Tuttle, R (1,9) OBP: 0.348, SLG: 0.312		6-3		6-3		L7				3	0	0	0	0	0	1				
Woodie Held, R (1,8) OBP: 0.341, SLG: 0.363		4-0 2B BB		6-3		F7				2	1	0	0	1	0	1				
Frank House, L (1,2) OBP: 0.255, SLG: 0.302		1-H 2B		L9		L4				3	0	1	1	0	0	0				
Joe Demaestri, R (1,6) OBP: 0.256, SLG: 0.289		F4		F6						3	0	1	0	0	0	0				
Duke Maas, R (1,1) OBP: 0.111, SLG: 0.111			F4		L3			K		3	0	0	0	0	1	1				
Inning Stats	R: 0 E: 0 K: 2 S: 7	H: 2 LOB: 0 BB: 1 P: 8	R: 2 E: 1 K: 0 S: 4	H: 2 LOB: 0 BB: 1 P: 8	R: 0 E: 0 K: 0 S: 3	H: 0 LOB: 0 BB: 0 P: 3	R: 0 E: 0 K: 0 S: 3	H: 0 LOB: 0 BB: 0 P: 3	R: 0 E: 0 K: 1 S: 5	H: 0 LOB: 0 BB: 0 P: 5	R: 0 E: 1 K: 0 S: 4	H: 0 LOB: 1 BB: 0 P: 4	R: 0 E: 0 K: 1 S: 6	H: 1 LOB: 1 BB: 0 P: 6	R: 0 E: 0 K: 1 S: 6	H: 1 LOB: 0 BB: 0 P: 6	1B: 0 2B: 3 3B: 0 HR: 0	SF: 0 SAC: 1 DP: 0 HBP: 0	WP: 0 PB: 0 SB: 0 CS: 0	PA: 28
PITCHER Paul Foytack, R (1,1) ERA: 3.28	IP: 8.0 WLS: L BF: 28 H: 3 R: 2 ER: 1 SO: 4 BB: 1 IBB: 0 HBP: 0 BLK: 0 WP: 0 HR: 0 S: 35 P: 39 ERA: 1.12 WHIP: 0.500																			

Detroit Tigers @ Kansas City Athletics
Municipal Stadium, Kansas City, MO
Sun May 18 1958, 4:33 AM EDT
Att: 12,475 - Unknown

AB 26
R 2
H 3
RBI 1
BB 1
SO 4
LOB 4

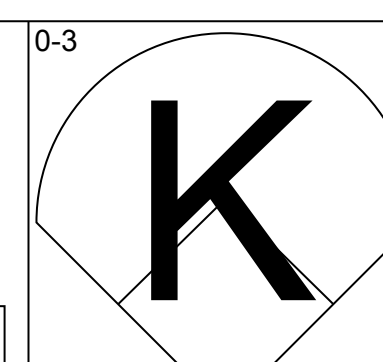
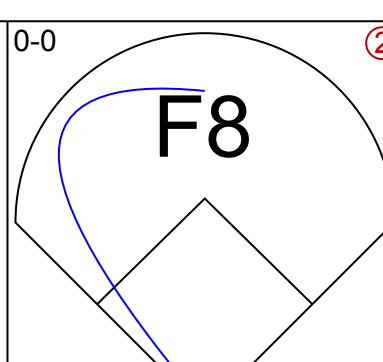
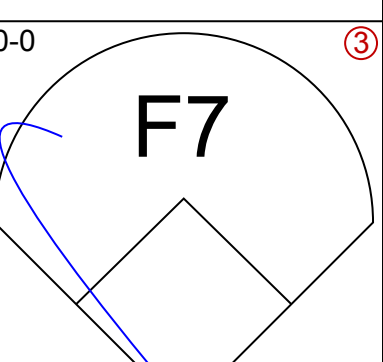
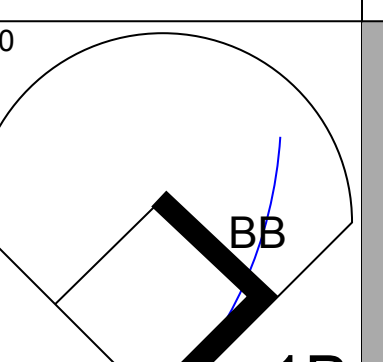
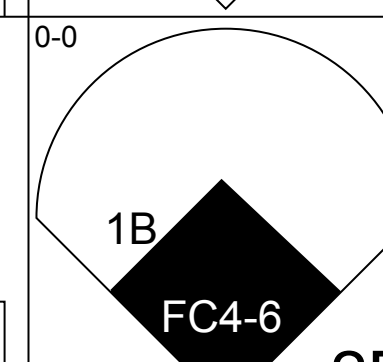
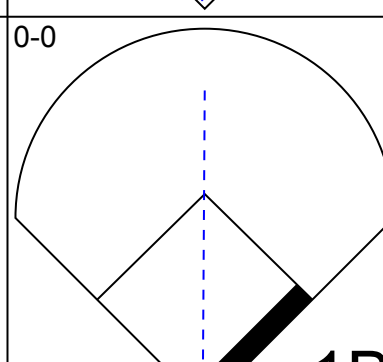
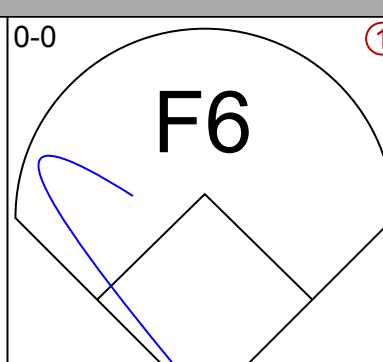
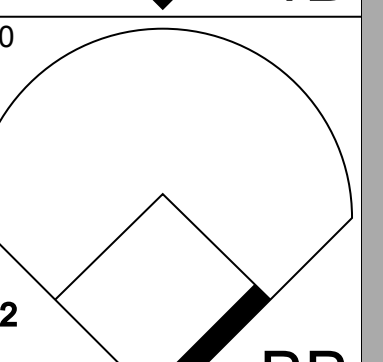
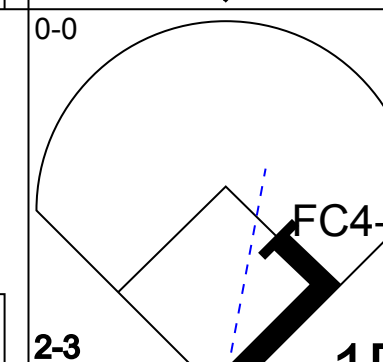
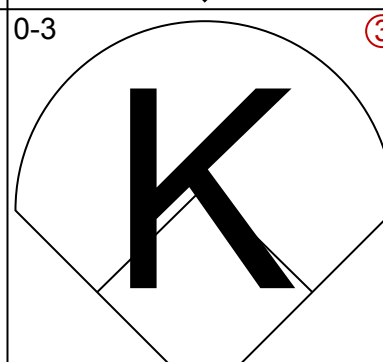
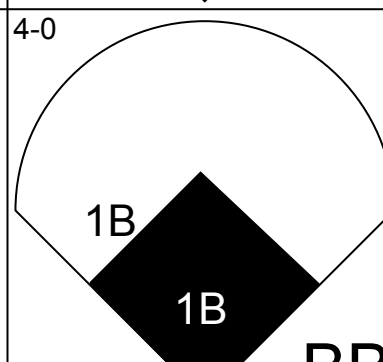
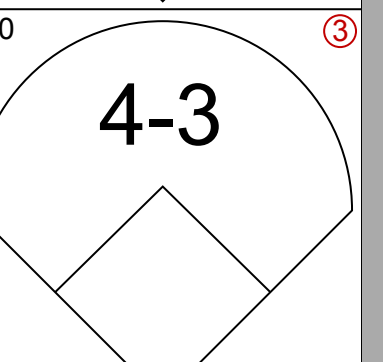
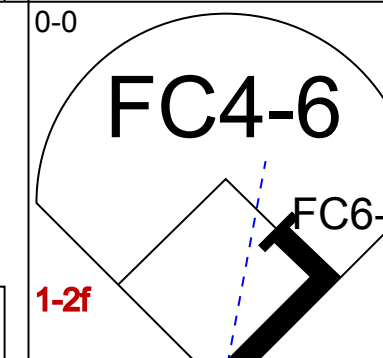
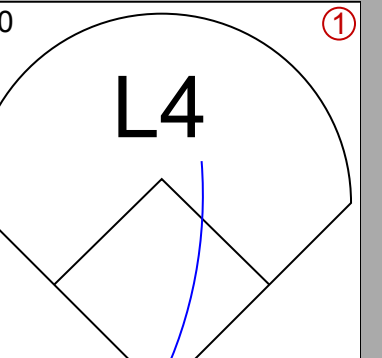
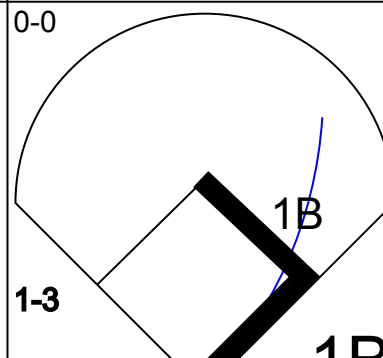
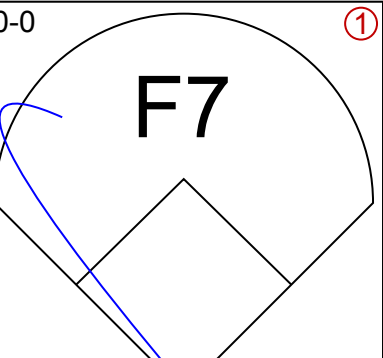
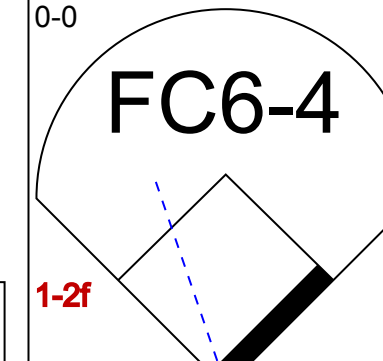
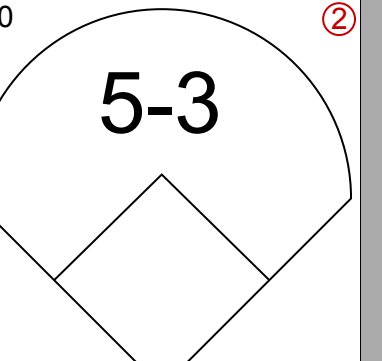
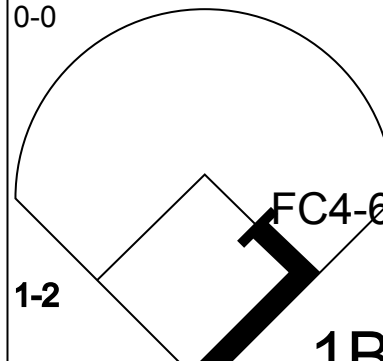

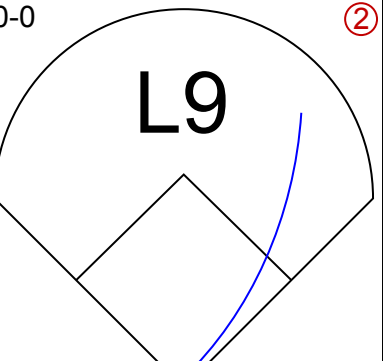
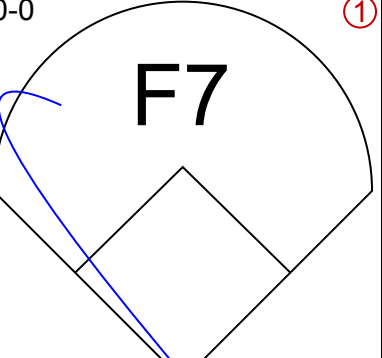
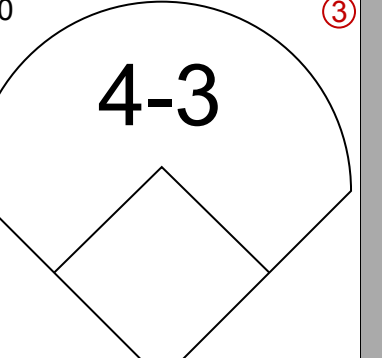
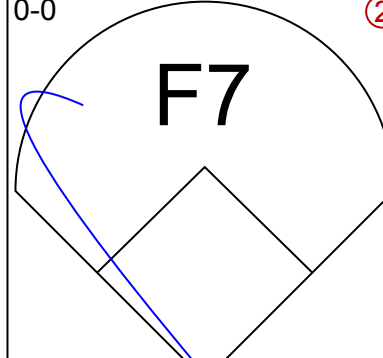
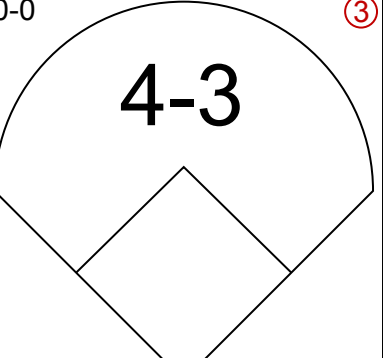
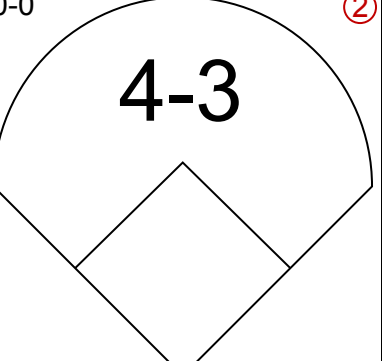
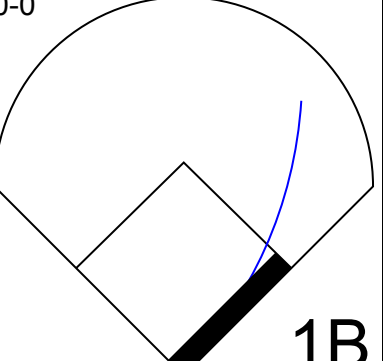
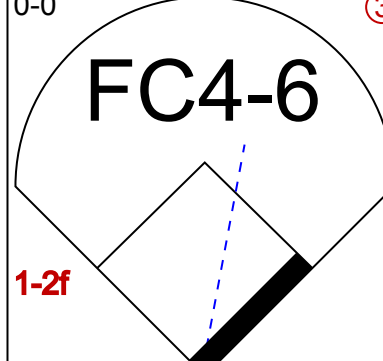

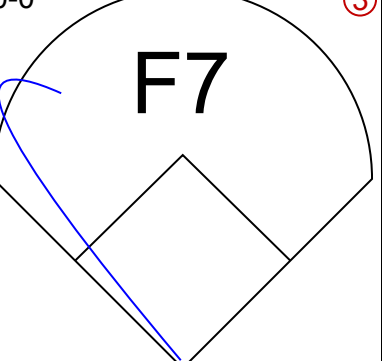
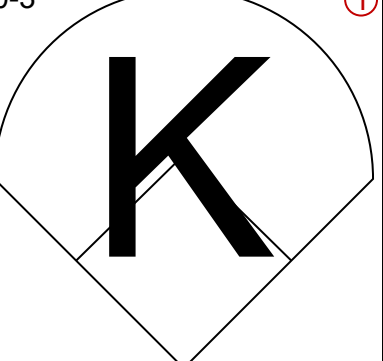
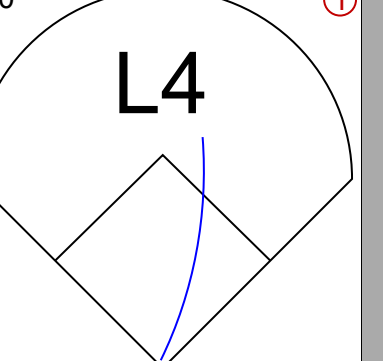


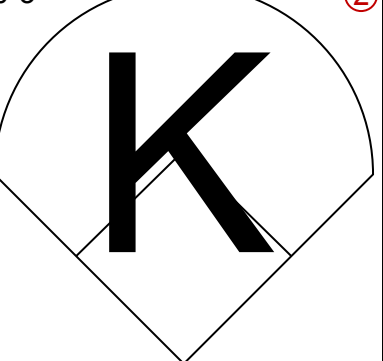




Batter	1	2	3	4	5	6	7	8	9	AB	R	H	RBI	BB	SO	LOB	TOP					
Hank Bauer, R (1.9) OBP: 0.293, SLG: 0.393	5-3		1-3						4-3	3	1	0	1	1	0	0	New York Yankees @ Detroit Tigers Briggs Stadium, Detroit, MI Thu May 22 1958, 4:33 AM EDT Att: 8,059 - Unknown					
Yogi Berra, L (1.2) OBP: 0.255, SLG: 0.333	F6			4-3		G3	K		1B	5	0	1	0	0	1	3						
Tony Kubek, L (1.6) OBP: 0.356, SLG: 0.386						E7			K	5	0	2	0	0	1	1						
Mickey Mantle, S (1.8) OBP: 0.407, SLG: 0.522	4-3			G4-6-3		1B				3	0	1	0	1	0	2						
Gil McDougald, R (1.4) OBP: 0.433, SLG: 0.564						1-3				3	0	1	0	1	0	3						
Jerry Lumpe, L (1.5) OBP: 0.324, SLG: 0.333						B1-3			E5	3	1	0	0	1	0	3						
Norm Siebern, L (1.7) OBP: 0.313, SLG: 0.370						4-3			4-3	3	0	0	0	0	0	2						
Mary Throneberry, L (1.3) OBP: 0.300, SLG: 0.486						K				4	3	2	1	0	1	1						
Bobby Shantz, R (1.1) OBP: 0.400, SLG: 0.385										1	0	0	0	0	0	0						
Bob Grim, R (6.1)										0	0	0	0	0	0	0						
Harry Simpson, L (7, PH) OBP: 0.308, SLG: 0.364										1	0	1	1	0	0	0						
Ryne Duren, R (7.1) ERA: 2.41										1	0	0	0	0	1	0						
Inning Stats	R: 0 E: 0 K: 0 S: 4	H: 1 LOB: 1 BB: 0 P: 4	R: 0 E: 0 K: 0 S: 3	H: 1 LOB: 0 BB: 0 P: 3	R: 0 E: 0 K: 1 S: 5	H: 0 LOB: 0 BB: 0 P: 5	R: 0 E: 0 K: 0 S: 3	H: 1 LOB: 0 BB: 0 P: 3	R: 0 E: 0 K: 0 S: 2	H: 0 LOB: 0 BB: 1 P: 6	R: 2 E: 1 K: 0 S: 6	H: 2 LOB: 2 BB: 1 P: 10	R: 2 E: 1 K: 1 S: 7	H: 1 LOB: 1 BB: 1 P: 11	R: 0 E: 1 K: 0 S: 4	H: 0 LOB: 2 BB: 1 P: 8	R: 1 E: 0 K: 2 S: 9	H: 2 LOB: 1 BB: 0 P: 9	1B: 6 2B: 2 3B: 0 HR: 1	SF: 1 SAC: 2 DP: 3 HBP: 0	WP: 0 PB: 0 SB: 0 CS: 0	PA: 39
PITCHER	IP WLS BF H R ER SO BB IBB HBP BLK WP HR S P ERA WHIP																					
Paul Foytack, R (1.1) ERA: 3.1	8.2 L 38 8 5 2 3 4 0 0 0 0 0 1 40 56 2.08 1.385																					
Hank Aguirre, L (9.1) ERA: 2.41	0.1 1 0 0 0 1 0 0 0 0 0 0 0 3 3 0.00 0.000																					

Batter	1	2	3	4	5	6	7	8	9	AB	R	H	RBI	BB	SO	LOB	BOTTOM					
Frank Bolling, R (1.4) OBP: 0.335, SLG: 0.382	F9	F4		FC6-4					K	5	0	1	2	0	1	4	New York Yankees @ Detroit Tigers Briggs Stadium, Detroit, MI Thu May 22 1958, 4:33 AM EDT Att: 8,059 - Unknown					
Reno Bertoia, R (1.5) OBP: 0.306, SLG: 0.378									K	5	0	1	0	0	1	3						
Harvey Kuenn, R (1.8) OBP: 0.406, SLG: 0.520									F9	5	0	0	0	0	1	1						
Al Kaline, R (1.9) OBP: 0.317, SLG: 0.342										4	0	2	0	0	0	0						
Charlie Maxwell, L (1.3) OBP: 0.374, SLG: 0.446										4	0	0	0	0	1	3						
Johnny Groth, R (1.7) OBP: 0.389, SLG: 0.471										3	1	2	0	0	0	0						
Gail Harris, L (7.3) OBP: 0.447, SLG: 0.500										1	0	0	0	0	0	0						
Billy Martin, R (1.6) OBP: 0.291, SLG: 0.409										4	1	2	0	0	1	1						
Jim Hegan, R (1.2) OBP: 0.250, SLG: 0.243										3	0	0	0	0	0	4						
Gus Zernial, R (8, PH) OBP: 0.326, SLG: 0.537										1	1	1	1	0	0	0						
Red Wilson, R (9.2) OBP: 0.208, SLG: 0.143										0	0	0	0	0	0	0						
Paul Foytack, R (1.1) OBP: 0.286, SLG: 0.263										2	1	1	1	2	1	0						
Hank Aguirre, R (9.1) OBP: 0.500, SLG: 0.667										0	0	0	0	0	0	0						
Inning Stats	R: 0 E: 0 K: 0 S: 5	H: 2 LOB: 2 BB: 0 P: 5	R: 0 E: 0 K: 0 S: 4	H: 1 LOB: 1 BB: 1 P: 8	R: 0 E: 0 K: 0 S: 4	H: 1 LOB: 1 BB: 0 P: 4	R: 1 E: 0 K: 0 S: 5	H: 2 LOB: 2 BB: 1 P: 9	R: 0 E: 0 K: 1 S: 5	H: 0 LOB: 0 BB: 0 P: 5	R: 2 E: 0 K: 0 S: 6	H: 3 LOB: 1 BB: 0 P: 6	R: 0 E: 0 K: 1 S: 5	H: 0 LOB: 0 BB: 0 P: 5	R: 1 E: 0 K: 2 S: 8	H: 1 LOB: 0 BB: 0 P: 8	R: 0 E: 0 K: 2 S: 7	H: 0 LOB: 0 BB: 0 P: 7	1B: 6 2B: 3 3B: 0 HR: 1	SF: 0 SAC: 0 DP: 0 HBP: 0	WP: 0 PB: 0 SB: 0 CS: 0	PA: 39
PITCHER	IP WLS BF H R ER SO BB IBB HBP BLK WP HR S P ERA WHIP																					
Bobby Shantz, L (1.1) ERA: 3.43	5.2 3 28 9 3 3 1 2 0 0 0 0 0 28 36 4.76 1.941																					
Bob Grim, R (6.1) ERA: 1.93	0.1 1 0 0 0 0 0 0 0 0 0 0 0 1 1 0.00 0.000																					
Ryne Duren, R (7.1) ERA: 1.42	3.0 W 10 1 1 1 5 0 0 0 0 0 0 1 20 20 3.00 0.333																					

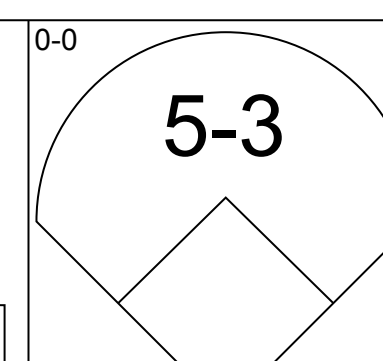
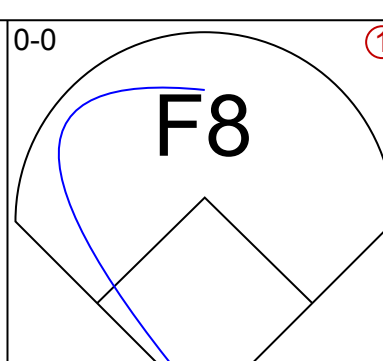
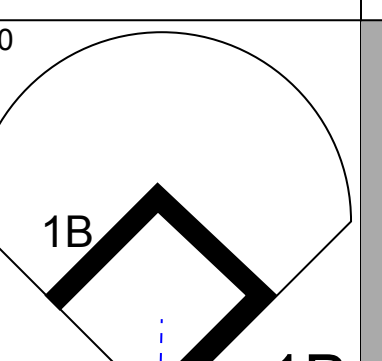
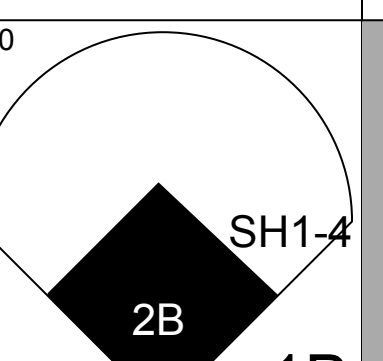
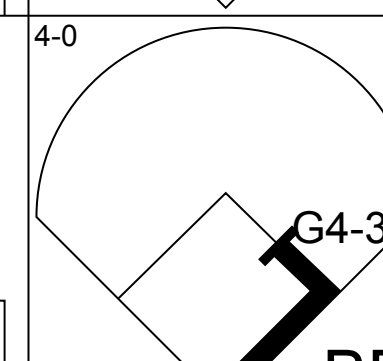
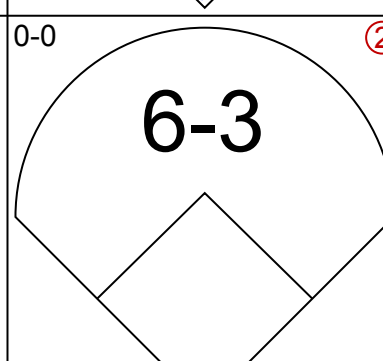
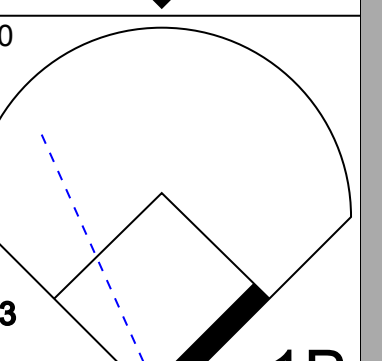
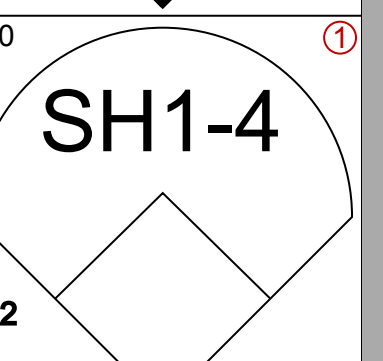
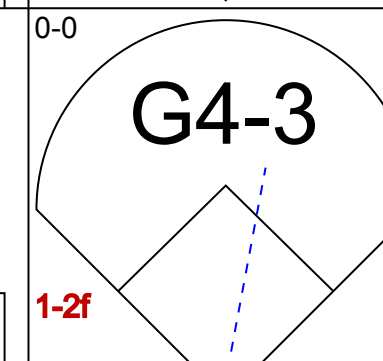
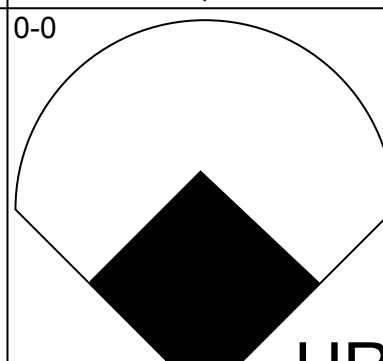
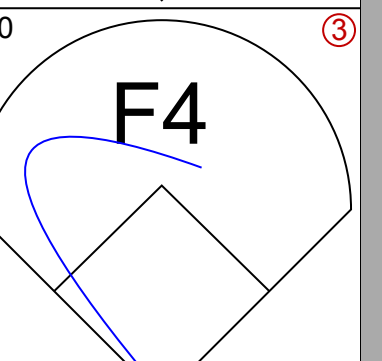
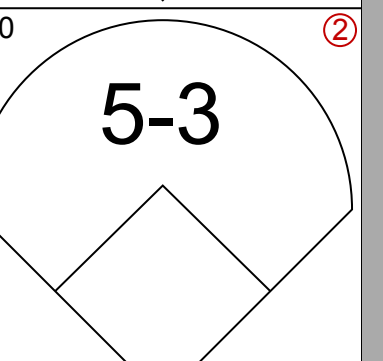
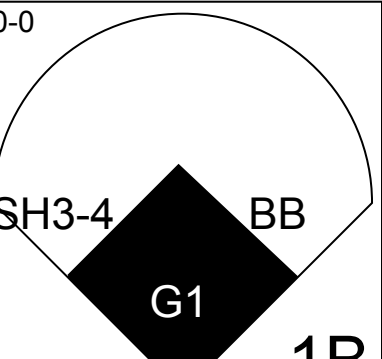
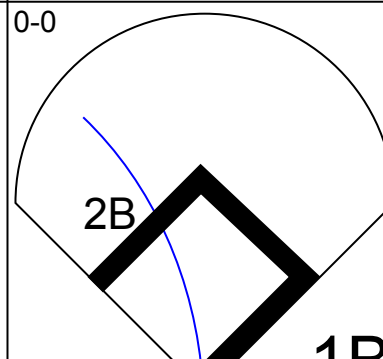
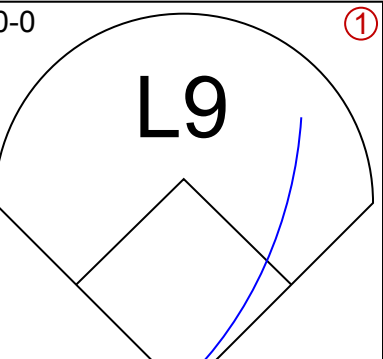
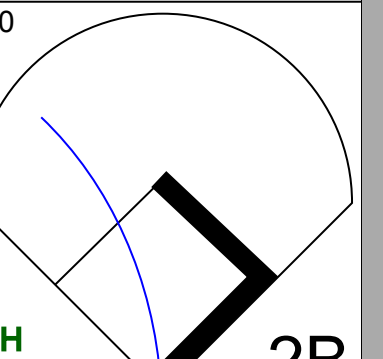
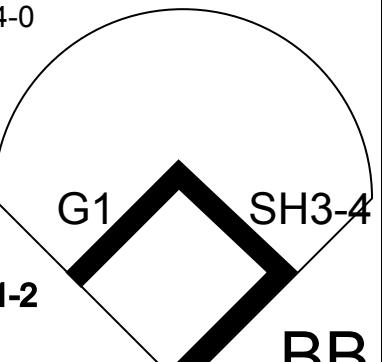
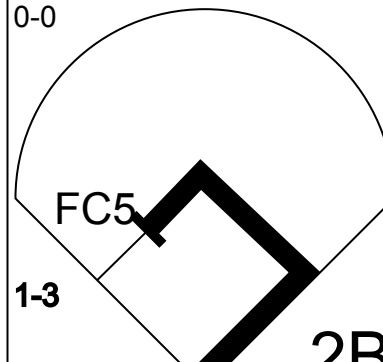
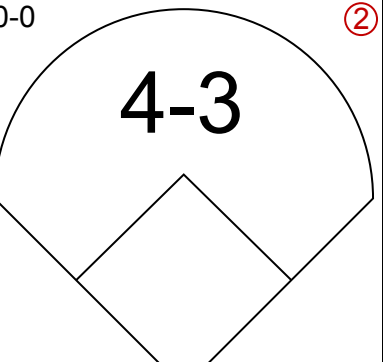
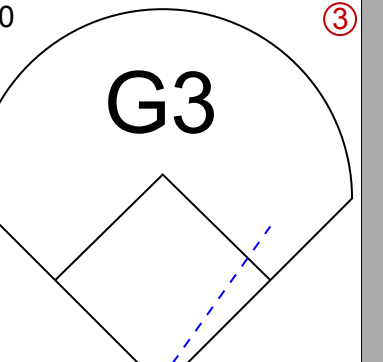
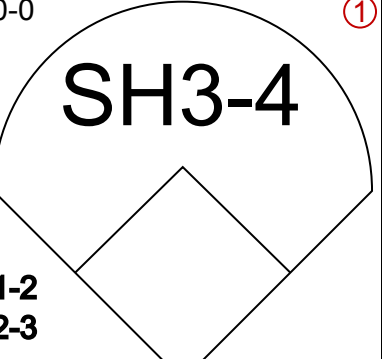
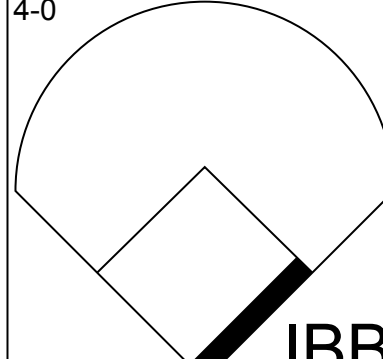
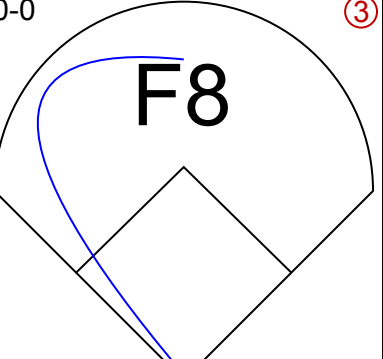
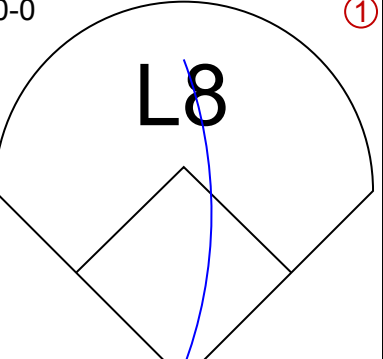
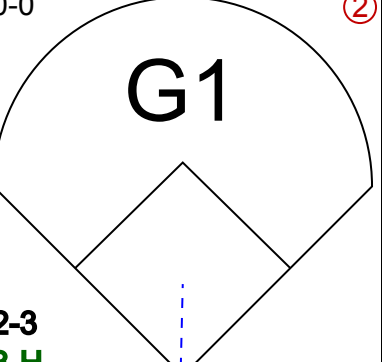
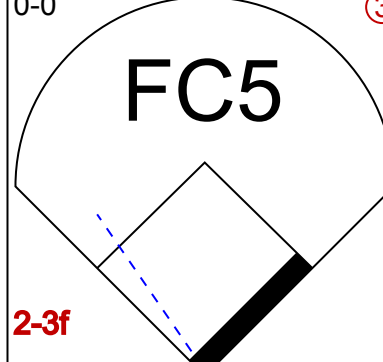
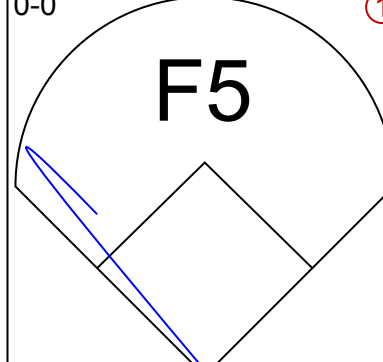
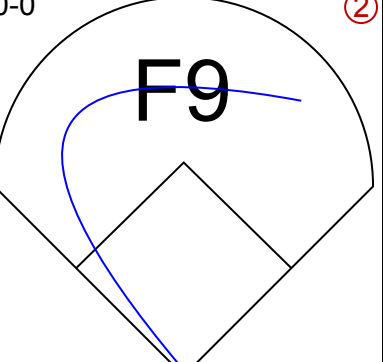
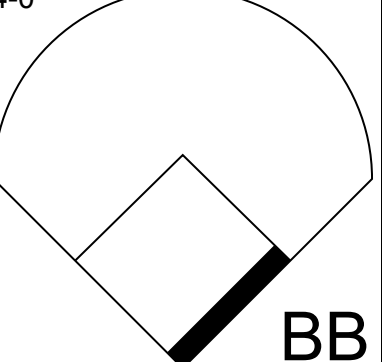

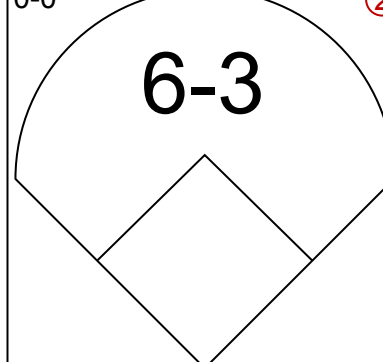
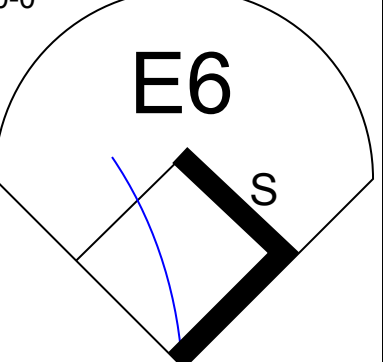
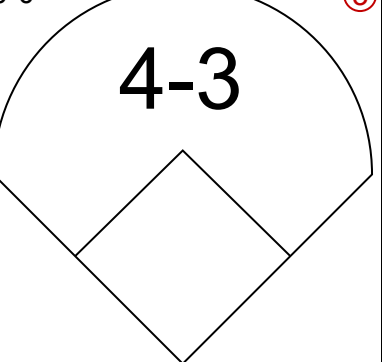
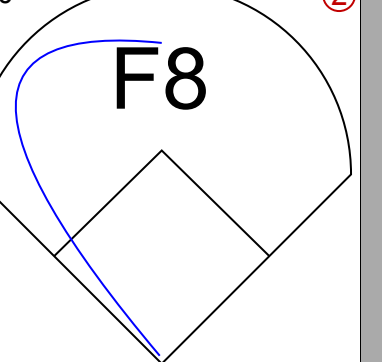
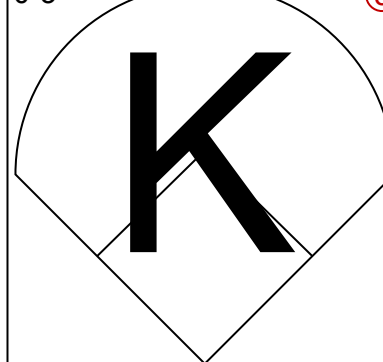
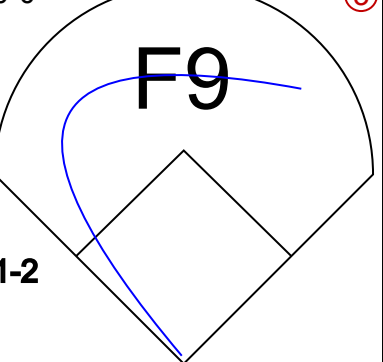
Batter	1	2	3	4	5	6	7	8	9	AB	R	H	RBI	BB	SO	LOB	TOP			
Tony Kubek, L (1,6) OBP: 0.344, SLG: 0.387	L9	L7		2B		F8		K		5	0	1	0	0	1	4	New York Yankees @ Detroit Tigers Briggs Stadium, Detroit, MI Fri May 23 1958, 7:05 PM EDT Att: 39,563 - Unknown			
Yogi Berra, L (1,2) OBP: 0.292, SLG: 0.357	F7		L9	F8			L9	HR		5	1	1	2	0	0	1				
Hank Bauer, R (1,9) OBP: 0.308, SLG: 0.391	HR		HR	BB	4-3		BB	K		3	2	1	0	2	1	0				
Mickey Mantle, S (1,8) OBP: 0.425, SLG: 0.521	HR		HR	BB		F7	BB			2	2	1	0	3	0	0				
Gil McDougald, R (1,4) OBP: 0.431, SLG: 0.586	HR		L9			K	BB			5	1	2	3	0	1	3				
Elston Howard, R (1,7) OBP: 0.395, SLG: 0.647	L9		HR			4-3		K		5	1	1	3	0	1	4				
Andy Carey, R (1,5) OBP: 0.247, SLG: 0.409		K	5-3			SH5-4	BB	F7		4	0	0	0	1	1	4				
Mary Thronberry, L (1,3) OBP: 0.318, SLG: 0.475		1B				K	SH5-4	HR	E3	3	1	1	0	1	1	0				
Bob Turley, R (1,1) OBP: 0.167, SLG: 0.261	K					K	SH5-4	SH3		2	0	0	0	0	2	1				
Inning Stats	R: 3 E: 0 K: 0 S: 6	H: 3 LOB: 0 BB: 0 P: 6	R: 0 E: 0 K: 2 S: 8	H: 1 LOB: 1 BB: 0 P: 8	R: 3 E: 0 K: 0 S: 4	H: 1 LOB: 0 BB: 2 P: 12	R: 0 E: 0 K: 2 S: 8	H: 1 LOB: 1 BB: 0 P: 8	R: 0 E: 0 K: 1 S: 5	H: 0 LOB: 0 BB: 0 P: 5	R: 0 E: 0 K: 1 S: 6	H: 1 LOB: 3 BB: 2 P: 14	R: 2 E: 1 K: 2 S: 9	H: 1 LOB: 0 BB: 1 P: 9	R: 0 E: 0 K: 0 S: 3	H: 0 LOB: 1 BB: 1 P: 7	1B: 4 2B: 1 3B: 0 HR: 3	SF: 0 SAC: 2 DP: 0 HBP: 0	WP: 0 PB: 0 SB: 0 CS: 0	PA: 43
PITCHER	IP WLS BF H R ER SO BB IBB HBP BLK WP HR S P ERA WHIP																			
Billy Hoelt, L (1,1) ERA: 5.23	2.2 L 15 5 6 6 2 2 0 0 0 0 0 2 17 25 20.25 2.625																			
Tom Morgan, R (3,1) ERA: 6.59	2.1 8 1 0 0 3 0 0 0 0 0 0 0 14 14 0.00 0.429																			
Bob Shaw, R (6,1) ERA: 5.26	1.1 8 0 0 0 0 4 0 0 0 0 0 0 4 20 0.00 3.000																			
George Susce, R (7,1) ERA: 11.81	1.2 8 2 2 0 3 0 0 0 0 0 0 1 14 14 0.00 1.200																			
Lou Sleater, L (9,1) ERA: 6.75	1.0 4 0 0 0 0 1 0 0 0 0 0 0 3 7 0.00 1.000																			

Batter	1	2	3	4	5	6	7	8	9	AB	R	H	RBI	BB	SO	LOB	BOTTOM					
Frank Bolling, R (1,4) OBP: 0.340, SLG: 0.377	K		F7							2	0	0	0	2	1	0	New York Yankees @ Detroit Tigers Briggs Stadium, Detroit, MI Fri May 23 1958, 7:05 PM EDT Att: 39,563 - Unknown					
Reno Bertoia, R (1,5) OBP: 0.305, SLG: 0.374	F3			1B		F8		F6		4	0	1	0	0	0	5						
Harvey Kuenn, R (1,8) OBP: 0.401, SLG: 0.508		BB		F5			K	G5-3		3	0	0	0	1	1	3						
Al Kaline, R (1,9) OBP: 0.315, SLG: 0.339	F2			F7		L4-3			1B	4	1	1	0	0	0	2						
Ray Boone, R (1,3) OBP: 0.325, SLG: 0.458		F9		F9		6-3			1B	4	0	1	0	0	0	1						
Charlie Maxwell, L (1,7) OBP: 0.369, SLG: 0.438		F8			L9		F7		1B	4	0	1	0	0	0	0						
Billy Martin, R (1,6) OBP: 0.289, SLG: 0.407		F8			BB	1B	5-3		SF7	3	0	1	1	0	0	0						
Red Wilson, R (1,2) OBP: 0.214, SLG: 0.160			F5			BB	1B	FC5-2		4	0	1	0	0	0	2						
Inning Stats	R: 0 E: 0 K: 1 S: 5	H: 0 LOB: 1 BB: 1 P: 9	R: 0 E: 0 K: 0 S: 3	H: 0 LOB: 0 BB: 0 P: 3	R: 0 E: 0 K: 0 S: 3	H: 0 LOB: 0 BB: 0 P: 3	R: 0 E: 0 K: 0 S: 4	H: 1 LOB: 1 BB: 0 P: 4	R: 0 E: 0 K: 0 S: 5	H: 2 LOB: 3 BB: 1 P: 9	R: 0 E: 0 K: 1 S: 5	H: 0 LOB: 0 BB: 0 P: 5	R: 0 E: 0 K: 0 S: 3	H: 0 LOB: 1 BB: 0 P: 3	R: 0 E: 0 K: 0 S: 2	H: 0 LOB: 2 BB: 2 P: 10	R: 1 E: 0 K: 0 S: 6	H: 3 LOB: 2 BB: 0 P: 6	1B: 6 2B: 0 3B: 0 HR: 0	SF: 1 SAC: 0 DP: 1 HBP: 0	WP: 0 PB: 0 SB: 0 CS: 0	PA: 36
PITCHER	IP WLS BF H R ER SO BB IBB HBP BLK WP HR S P ERA WHIP																					
Bob Turley, R (1,1) ERA: 0.86	9.0 W 36 6 1 1 2 4 0 0 0 0 0 0 36 52 1.00 1.111																					

Batter	1	2	3	4	5	6	7	8	9	AB	R	H	RBI	BB	SO	LOB	TOP		
Hank Bauer, R (1, 9) OBP: 0.305, SLG: 0.387 Norm Siebern, L (2, 7) OBP: 0.314, SLG: 0.368										1	0	0	0	0	1	0	New York Yankees @ Detroit Tigers Briggs Stadium, Detroit, MI Sat May 24 1958, 4:33 AM EDT Att: 18,535 - Unknown		
Yogi Berra, L (1, 2) OBP: 0.270, SLG: 0.376										3	1	2	0	1	0	0			
Tony Kubek, L (1, 6) OBP: 0.353, SLG: 0.385										3	1	1	0	1	1	3			
Mickey Mantle, S (1, 8) OBP: 0.419, SLG: 0.510										4	0	1	1	0	0	1			
Gil McDougald, R (1, 4) OBP: 0.425, SLG: 0.573										4	0	1	1	0	0	1			
Jerry Lumpe, L (1, 5) OBP: 0.293, SLG: 0.297										4	0	0	0	0	0	2			
Harry Simpson, L (1, 7) OBP: 0.294, SLG: 0.333										4	0	1	0	0	0	2			
Mary Throneberry, L (1, 3) OBP: 0.292, SLG: 0.432										4	0	0	0	0	1	1			
Sal Maglie, R (1, 1) OBP: 0.143, SLG: 0.571 Art Ditmar, R (8, 1) Elston Howard, R (9, PH) OBP: 0.385, SLG: 0.629										3	0	0	0	0	3	1			
Inning Stats	R: 1 E: 0 K: 1 S: 7	H: 2 LOB: 1 BB: 0 P: 7	R: 0 E: 0 K: 0 S: 3	H: 0 LOB: 0 BB: 0 P: 3	R: 0 E: 0 K: 2 S: 8	H: 1 LOB: 1 BB: 0 P: 8	R: 0 E: 0 K: 0 S: 3	H: 0 LOB: 0 BB: 0 P: 3	R: 0 E: 0 K: 2 S: 8	H: 1 LOB: 2 BB: 1 P: 9	R: 0 E: 0 K: 1 S: 6	H: 1 LOB: 2 BB: 1 P: 10	R: 0 E: 0 K: 0 S: 3	H: 0 LOB: 0 BB: 0 P: 3	R: 0 E: 0 K: 0 S: 3	H: 0 LOB: 0 BB: 0 P: 3		1B: 6 2B: 1 3B: 0 HR: 0	SF: 0 SAC: 0 DP: 0 HBP: 0
PITCHER Frank Lary, R (1, 1) ERA: 2.76	IP: 9.0 WLS: W BF: 36 H: 7 R: 2 ER: 2 SO: 6 BB: 2 IBB: 0 HBP: 0 BLK: 0 WP: 0 HR: 0 S: 46 P: 54 ERA: 2.00 WHIP: 1.000															PITCHER			

AB 34
R 2
H 7
RBI 2
BB 2
SO 6
LOB 12



Batter	1	2	3	4	5	6	7	8	9	AB	R	H	RBI	BB	SO	LOB	BOTTOM		
Frank Bolling, R (1, 4) OBP: 0.344, SLG: 0.380										4	1	2	0	0	0	0	New York Yankees @ Detroit Tigers Briggs Stadium, Detroit, MI Sat May 24 1958, 4:33 AM EDT Att: 18,535 - Unknown		
Billy Martin, R (1, 6) OBP: 0.299, SLG: 0.409										2	0	1	0	1	0	0			
Harvey Kuenn, R (1, 8) OBP: 0.397, SLG: 0.522										4	1	1	1	0	0	4			
Al Kaline, R (1, 9) OBP: 0.328, SLG: 0.361										4	1	3	1	0	0	0			
Charlie Maxwell, L (1, 7) OBP: 0.374, SLG: 0.444										3	0	1	0	1	0	1			
Ray Boone, R (1, 3) OBP: 0.326, SLG: 0.446										2	0	0	0	1	0	0			
Reno Bertoia, R (1, 5) OBP: 0.295, SLG: 0.361										4	0	0	1	0	0	4			
Red Wilson, R (1, 2) OBP: 0.219, SLG: 0.143										3	0	0	0	1	1	0			
Frank Lary, R (1, 1) OBP: 0.160, SLG: 0.130										4	0	0	0	0	1	3			
Inning Stats	R: 0 E: 0 K: 0 S: 2	H: 0 LOB: 1 BB: 1 P: 6	R: 1 E: 0 K: 0 S: 4	H: 1 LOB: 2 BB: 2 P: 12	R: 1 E: 0 K: 0 S: 6	H: 3 LOB: 3 BB: 1 P: 10	R: 0 E: 0 K: 1 S: 7	H: 2 LOB: 0 BB: 0 P: 7	R: 0 E: 0 K: 0 S: 3	H: 0 LOB: 0 BB: 0 P: 3	R: 0 E: 0 K: 1 S: 5	H: 0 LOB: 0 BB: 0 P: 5	R: 1 E: 0 K: 0 S: 5	H: 2 LOB: 1 BB: 0 P: 5	R: 0 E: 1 K: 0 S: 4	H: 0 LOB: 1 BB: 0 P: 4		1B: 5 2B: 2 3B: 0 HR: 1	SF: 0 SAC: 2 DP: 1 HBP: 0
PITCHER Sal Maglie, R (1, 1) ERA: 3.0 Art Ditmar, R (8, 1) ERA: 2.89	IP: 7.0 WLS: L BF: 32 H: 8 R: 3 ER: 3 SO: 2 BB: 3 IBB: 1 HBP: 0 BLK: 0 WP: 0 HR: 1 S: 32 P: 48 ERA: 3.86 WHIP: 1.571															PITCHER			



Batter	1	2	3	4	5	6	7	8	9	AB	R	H	RBI	BB	SO	LOB	TOP								
Albie Pearson, L OBP: 0.371, SLG: 0.314										4	1	1	0	0	0	2	Washington Senators @ Detroit Tigers Briggs Stadium, Detroit, MI Sun May 25 1958, 4:33 AM EDT Unknown								
Herb Plews, L OBP: 0.304, SLG: 0.386										3	1	1	1	1	0	2									
Neil Chrisley, L OBP: 0.279, SLG: 0.466 Eddie Yost, R OBP: 0.336, SLG: 0.261										3	0	1	1	0	0	1									
Clint Courtney, L OBP: 0.314, SLG: 0.308										2	0	0	0	1	0	1									
Jim Lemon, R OBP: 0.324, SLG: 0.361										4	0	1	0	0	2	2									
Julio Becquer, L OBP: 0.219, SLG: 0.250										4	0	1	0	0	0	2									
Rocky Bridges, R OBP: 0.378, SLG: 0.395										4	0	2	0	0	0	3									
Ken Aspromonte, R OBP: 0.313, SLG: 0.326										3	0	0	0	1	1	2									
Russ Kemmerer, R OBP: 0.188, SLG: 0.071 Dick Hyde, R OBP: 0.375, SLG: 0.348										3	0	1	0	0	0	2									
Inning Stats	R: 1 E: 0 K: 1 S: 6	H: 2 LOB: 1 BB: 1 P: 10	R: 0 E: 0 K: 0 S: 5	H: 2 LOB: 2 BB: 0 P: 5	R: 1 E: 0 K: 0 S: 5	H: 2 LOB: 0 BB: 0 P: 6	R: 0 E: 0 K: 1 S: 5	H: 0 LOB: 0 BB: 0 P: 5	R: 0 E: 0 K: 1 S: 5	H: 1 LOB: 1 BB: 1 P: 9	R: 0 E: 1 K: 0 S: 3	H: 0 LOB: 0 BB: 0 P: 3	R: 0 E: 0 K: 0 S: 3	H: 0 LOB: 0 BB: 0 P: 3	R: 0 E: 0 K: 0 S: 3	H: 1 LOB: 0 BB: 0 P: 3		1B: 6 2B: 1 3B: 0 HR: 1	SF: 0 SAC: 0 DP: 3 HBP: 1	WP: 0 PB: 0 SB: 0 CS: 0	PA: 36				
PITCHER	IP WLS BF H R ER SO BB IBB HBP BLK WP HR S P ERA WHIP																								
Jim Bunning, R ERA: 4.46	(1, 1)	6.0 W 28	7 2 2 3	3 0 1 0	0 0 0 0	0 0 0 0	0 0 0 0	0 0 8 8	0.00 0.333																
Billy Hoelt, L ERA: 4.87	(7, 1)	3.0 S 8	1 0 0 0	0 0 0 0	0 0 0 0	0 0 0 0	0 0 8 8	0.00 0.333																	

Batter	1	2	3	4	5	6	7	8	9	AB	R	H	RBI	BB	SO	LOB	BOTTOM						
Frank Bolling, R OBP: 0.391, SLG: 0.404										4	3	2	2	1	0	1	Washington Senators @ Detroit Tigers Briggs Stadium, Detroit, MI Sun May 25 1958, 4:33 AM EDT Unknown						
Billy Martin, R OBP: 0.289, SLG: 0.398										3	0	0	1	0	1	2							
Harvey Kuenn, R OBP: 0.410, SLG: 0.540										3	1	2	1	2	1	0							
Al Kaline, R OBP: 0.338, SLG: 0.366										4	0	2	0	1	0	2							
Charlie Maxwell, L OBP: 0.367, SLG: 0.427										4	1	0	2	1	2	3							
Ray Boone, R OBP: 0.322, SLG: 0.436										4	0	1	0	0	1	4							
Reno Bertoia, R OBP: 0.294, SLG: 0.358										4	0	1	0	0	1	4							
Red Wilson, R OBP: 0.306, SLG: 0.233										2	1	2	1	2	0	0							
Jim Bunning, R OBP: 0.194, SLG: 0.308 Billy Hoelt, L OBP: 0.400, SLG: 0.533										3	0	0	0	0	2	4							
Inning Stats	R: 0 E: 0 K: 0 S: 3	H: 0 LOB: 1 BB: 1 P: 7	R: 0 E: 0 K: 1 S: 5	H: 1 LOB: 0 BB: 0 P: 5	R: 0 E: 0 K: 1 S: 5	H: 0 LOB: 1 BB: 1 P: 9	R: 2 E: 0 K: 0 S: 7	H: 4 LOB: 2 BB: 0 P: 7	R: 1 E: 0 K: 2 S: 9	H: 2 LOB: 1 BB: 0 P: 9	R: 0 E: 0 K: 2 S: 8	H: 1 LOB: 1 BB: 0 P: 8	R: 1 E: 0 K: 0 S: 4	H: 1 LOB: 3 BB: 3 P: 16	R: 3 E: 0 K: 2 S: 9	H: 2 LOB: 1 BB: 2 P: 17		1B: 6 2B: 5 3B: 1 HR: 0	SF: 1 SAC: 1 DP: 1 HBP: 0	WP: 0 PB: 0 SB: 1 CS: 1	PA: 41		
PITCHER	IP WLS BF H R ER SO BB IBB HBP BLK WP HR S P ERA WHIP																						
Russ Kemmerer, R ERA: 4.03	(1, 1)	6.1 L 32	9 4 4 6	2 0 0 0	0 0 0 0	0 0 11 19	16.20 2.400																
Dick Hyde, R ERA: 2.52	(7, 1)	1.2 9	2 3 3 2	2 0 0 0	0 0 0 0	0 0 11 19	16.20 2.400																

Batter	1	2	3	4	5	6	7	8	9	AB	R	H	RBI	BB	SO	LOB	TOP		
Albie Pearson, L OBP: 0.372, SLG: 0.318										5	0	2	0	0	0	2	Washington Senators @ Detroit Tigers Briggs Stadium, Detroit, MI Sun May 25 1958, 4:38 AM EDT Att: 19,145 - Unknown		
Herb Plews, L OBP: 0.333, SLG: 0.383										3	2	1	0	2	0	3			
Rocky Bridges, R OBP: 0.386, SLG: 0.407										4	0	2	2	1	0	2			
Jim Lemon, R OBP: 0.312, SLG: 0.346										5	0	0	0	0	3	7			
Eddie Yost, R OBP: 0.333, SLG: 0.254										3	0	0	0	1	1	3			
Ken Aspromonte, R OBP: 0.320, SLG: 0.333										4	0	2	1	0	0	0			
Julio Becquer, L OBP: 0.222, SLG: 0.278										4	0	1	0	0	0	3			
Steve Korcheck, R OBP: 0.067, SLG: 0.067										4	0	0	0	0	1	1			
Al Cicotte, R OBP: 0.500, SLG: 0.500										2	0	1	0	0	0	0			
Tex Clevenger, R OBP: 0.667, SLG: 0.500										0	0	0	0	0	0	0			
Roy Stevers, R OBP: 0.375, SLG: 0.483										1	0	0	0	0	0	2			
Ralph Lumenti, L OBP: 0.333, SLG: 0.333										0	0	0	0	0	0	0			
Ed Fitz Gerald, R OBP: 0.400, SLG: 0.348										0	1	0	0	1	0	0			
Inning Stats	R: 0 E: 0 K: 1 S: 6	H: 1 LOB: 2 BB: 1 P: 10	R: 0 E: 0 K: 0 S: 3	H: 1 LOB: 0 BB: 0 P: 3	R: 1 E: 0 K: 1 S: 7	H: 2 LOB: 1 BB: 0 P: 7	R: 0 E: 0 K: 0 S: 3	H: 0 LOB: 0 BB: 0 P: 3	R: 0 E: 0 K: 1 S: 5	H: 1 LOB: 0 BB: 0 P: 5	R: 0 E: 0 K: 0 S: 3	H: 0 LOB: 1 BB: 1 P: 7	R: 0 E: 1 K: 0 S: 5	H: 1 LOB: 2 BB: 0 P: 5	R: 1 E: 0 K: 1 S: 7	H: 2 LOB: 2 BB: 1 P: 11	1B: 7 2B: 2 3B: 0 HR: 0	SF: 0 SAC: 0 DP: 1 HBP: 0	WP: 0 PA: 40
PITCHER	IP: 8.2 WLS: W BF: 39 ERA: 2.63	H: 9 R: 3 ER: 3 SO: 4	H: 0 R: 0 ER: 0 SO: 1	H: 1 R: 0 ER: 0 SO: 1	H: 2 R: 0 ER: 0 SO: 3	H: 0 R: 0 ER: 0 SO: 3	H: 0 R: 0 ER: 0 SO: 3	H: 0 R: 0 ER: 0 SO: 3	H: 1 R: 0 ER: 0 SO: 3	H: 1 R: 0 ER: 0 SO: 3	H: 0 R: 0 ER: 0 SO: 3	H: 1 R: 0 ER: 0 SO: 3	H: 2 R: 0 ER: 0 SO: 3	H: 2 R: 0 ER: 0 SO: 3	H: 2 R: 0 ER: 0 SO: 3	H: 1 R: 0 ER: 0 SO: 3	ERA: 3.12 WHIP: 1.615	ERA: 0.00 WHIP: 0.000	

Batter	1	2	3	4	5	6	7	8	9	AB	R	H	RBI	BB	SO	LOB	BOTTOM		
Frank Bolling, R OBP: 0.349, SLG: 0.400										4	1	1	0	0	1	1	Washington Senators @ Detroit Tigers Briggs Stadium, Detroit, MI Sun May 25 1958, 4:38 AM EDT Att: 19,145 - Unknown		
Billy Martin, R OBP: 0.298, SLG: 0.430										3	1	2	2	0	1	0			
Harvey Kuenn, R OBP: 0.406, SLG: 0.532										4	0	1	1	0	0	1			
Al Kaline, R OBP: 0.350, SLG: 0.405										3	2	2	1	1	0	1			
Charlie Maxwell, L OBP: 0.371, SLG: 0.430										4	1	2	1	0	2	1			
Gail Harris, L OBP: 0.423, SLG: 0.457										3	0	0	0	1	0	1			
Reno Bertoia, R OBP: 0.286, SLG: 0.346										4	0	0	0	0	2	3			
Jim Hegan, R OBP: 0.266, SLG: 0.274										3	1	2	1	0	0	0			
Hank Aquirre, R OBP: 0.286, SLG: 0.333										3	0	0	0	0	1	2			
Vito Valentineti, R ERA: 2.19										0	0	0	0	0	0	0			
Inning Stats	R: 1 E: 0 K: 1 S: 6	H: 1 LOB: 1 BB: 1 P: 10	R: 0 E: 0 K: 0 S: 3	H: 0 LOB: 0 BB: 0 P: 3	R: 0 E: 0 K: 2 S: 7	H: 0 LOB: 0 BB: 0 P: 7	R: 1 E: 0 K: 0 S: 4	H: 2 LOB: 1 BB: 1 P: 8	R: 1 E: 0 K: 0 S: 5	H: 2 LOB: 1 BB: 0 P: 5	R: 2 E: 0 K: 2 S: 10	H: 3 LOB: 1 BB: 0 P: 10	R: 1 E: 0 K: 0 S: 4	H: 2 LOB: 0 BB: 0 P: 4	R: 0 E: 0 K: 2 S: 7	H: 0 LOB: 0 BB: 0 P: 7	1B: 6 2B: 2 3B: 0 HR: 2	SF: 0 SAC: 1 DP: 1 HBP: 0	WP: 3 PA: 34
PITCHER	IP: 5.0 WLS: L BF: 23 ERA: 7.88	H: 7 R: 5 ER: 4 SO: 3	H: 0 R: 0 ER: 0 SO: 2	H: 0 R: 0 ER: 0 SO: 2	H: 0 R: 0 ER: 0 SO: 2	H: 0 R: 0 ER: 0 SO: 2	H: 2 R: 0 ER: 0 SO: 8	H: 2 R: 0 ER: 0 SO: 8	H: 2 R: 0 ER: 0 SO: 8	H: 2 R: 0 ER: 0 SO: 8	H: 3 R: 0 ER: 0 SO: 11	H: 3 R: 0 ER: 0 SO: 11	H: 2 R: 0 ER: 0 SO: 11	H: 2 R: 0 ER: 0 SO: 11	H: 2 R: 0 ER: 0 SO: 11	H: 1 R: 0 ER: 0 SO: 11	ERA: 1.800 WHIP: 1.000	ERA: 4.50 WHIP: 1.000	

Batter	1	2	3	4	5	6	7	8	9	AB	R	H	RBI	BB	SO	LOB	TOP				
Don Buddin, R OBP: 0.387, SLG: 0.353 Marty Keough, L OBP: 0.300, SLG: 0.450 Murray Wall, R (8, 1)	F7		FC6-4		5-3			F7		3	0	0	0	0	0	3	Boston Red Sox @ Detroit Tigers Briggs Stadium, Detroit, MI Tue May 27 1958, 7:05 PM EDT Att: 17,224 - Unknown				
Jim Piersall, R OBP: 0.360, SLG: 0.381	K			K		5-6-3 BB		K		3	0	0	0	1	3	0					
Ted Williams, L OBP: 0.410, SLG: 0.431	F8			HR		5-6-3		1-3		4	1	1	1	0	0	1					
Dick Gernert, R OBP: 0.393, SLG: 0.533		5-3		K		F7		5-3 2B		4	1	1	0	0	1	1					
Frank Matzone, R OBP: 0.318, SLG: 0.335		G5-4-3 BB		K		F6		5-3		3	0	0	0	1	1	2					
Jackie Jensen, R OBP: 0.444, SLG: 0.570	G5-4-3							2B		2	0	0	0	2	0	1					
Lou Berberet, L OBP: 0.390, SLG: 0.277 Bill Renna, R OBP: 0.250, SLG: 0.545 Billy Consolo, R OBP: 0.200, SLG: 0.156			CS 1B BB					1-3 2H 2B		1	0	0	0	2	0	0					
Ted Lepcio, R OBP: 0.333, SLG: 0.571 Gene Stephens, L OBP: 0.259, SLG: 0.188			FC6-4 1B		K			K		3	0	1	0	0	2	2					
Tom Brewer, R OBP: 0.176, SLG: 0.235 Billy Klaus, L OBP: 0.357, SLG: 0.273 (8, 6)			K		K			F5		2	0	0	0	0	2	4					
										1	0	0	0	0	0	0					
Inning Stats	R: 0 E: 0 K: 1 S: 5	H: 0 LOB: 0 BB: 0 P: 5	R: 0 E: 0 K: 0 S: 2	H: 0 LOB: 0 BB: 1 P: 6	R: 0 E: 0 K: 1 S: 5	H: 1 LOB: 1 BB: 1 P: 9	R: 1 E: 0 K: 3 S: 10	H: 1 LOB: 0 BB: 0 P: 10	R: 0 E: 0 K: 2 S: 7	H: 0 LOB: 2 BB: 2 P: 15	R: 0 E: 0 K: 1 S: 5	H: 0 LOB: 0 BB: 0 P: 5	R: 0 E: 0 K: 1 S: 5	H: 0 LOB: 0 BB: 0 P: 5	R: 1 E: 0 K: 1 S: 7	H: 2 LOB: 2 BB: 1 P: 11	1B: 2 2B: 1 3B: 0 HR: 1	SF: 0 SAC: 0 DP: 1 HBP: 0	WP: 0 PB: 0 SB: 0 CS: 1	PA: 35	
PITCHER	IP WLS BF H R ER SO BB IBB HBP BLK WP HR S P ERA WHIP	IP WLS BF H R ER SO BB IBB HBP BLK WP HR S P ERA WHIP	IP WLS BF H R ER SO BB IBB HBP BLK WP HR S P ERA WHIP	IP WLS BF H R ER SO BB IBB HBP BLK WP HR S P ERA WHIP	IP WLS BF H R ER SO BB IBB HBP BLK WP HR S P ERA WHIP	IP WLS BF H R ER SO BB IBB HBP BLK WP HR S P ERA WHIP	IP WLS BF H R ER SO BB IBB HBP BLK WP HR S P ERA WHIP	IP WLS BF H R ER SO BB IBB HBP BLK WP HR S P ERA WHIP	IP WLS BF H R ER SO BB IBB HBP BLK WP HR S P ERA WHIP	IP WLS BF H R ER SO BB IBB HBP BLK WP HR S P ERA WHIP	IP WLS BF H R ER SO BB IBB HBP BLK WP HR S P ERA WHIP	IP WLS BF H R ER SO BB IBB HBP BLK WP HR S P ERA WHIP	IP WLS BF H R ER SO BB IBB HBP BLK WP HR S P ERA WHIP	IP WLS BF H R ER SO BB IBB HBP BLK WP HR S P ERA WHIP	IP WLS BF H R ER SO BB IBB HBP BLK WP HR S P ERA WHIP	IP WLS BF H R ER SO BB IBB HBP BLK WP HR S P ERA WHIP	IP WLS BF H R ER SO BB IBB HBP BLK WP HR S P ERA WHIP	IP WLS BF H R ER SO BB IBB HBP BLK WP HR S P ERA WHIP	IP WLS BF H R ER SO BB IBB HBP BLK WP HR S P ERA WHIP	IP WLS BF H R ER SO BB IBB HBP BLK WP HR S P ERA WHIP	IP WLS BF H R ER SO BB IBB HBP BLK WP HR S P ERA WHIP

AB	29
R	2
H	4
RBI	2
BB	6
SO	10
LOB	16



Batter	1	2	3	4	5	6	7	8	9	AB	R	H	RBI	BB	SO	LOB	BOTTOM				
Frank Bolling, R OBP: 0.341, SLG: 0.390	K		6-3			5-3	5-3			4	0	0	0	0	1	0	Boston Red Sox @ Detroit Tigers Briggs Stadium, Detroit, MI Tue May 27 1958, 7:05 PM EDT Att: 17,224 - Unknown				
Billy Martin, R OBP: 0.305, SLG: 0.427	2B BB		F9			BB 1B		F8		3	2	1	0	1	0	0					
Harvey Kuenn, R OBP: 0.409, SLG: 0.545	1H 2B			CS 2B		E5 1B HBP		F8		4	1	2	1	0	0	1					
Charlie Maxwell, L OBP: 0.375, SLG: 0.427	F8			F7		HBP 1B		1B		3	0	1	0	1	0	2					
Bob Hazle, L OBP: 0.304, SLG: 0.186 Al Kaline, R OBP: 0.354, SLG: 0.409	L7			1-3		1-2 2-3 3H 1B		1B		3	0	1	1	0	0	1					
Ray Boone, R OBP: 0.319, SLG: 0.420		4-3			1-3			F8		3	0	0	1	0	0	2					
Reno Bertoia, R OBP: 0.280, SLG: 0.338		4-3			F3	4-3				3	0	0	0	0	0	3					
Red Wilson, R OBP: 0.282, SLG: 0.212		5-3			L6			F9		3	0	0	0	0	0	0					
Paul Foytack, R OBP: 0.250, SLG: 0.227 Billy Hoelt, L OBP: 0.400, SLG: 0.533 Vito Valentineti, R (9, 1)			1-3			K		F9		3	0	0	0	0	1	0					
										0	0	0	0	0	0	0					
Inning Stats	R: 1 E: 0 K: 1 S: 6	H: 1 LOB: 1 BB: 1 P: 10	R: 0 E: 0 K: 0 S: 3	H: 0 LOB: 0 BB: 0 P: 3	R: 0 E: 0 K: 0 S: 3	H: 0 LOB: 0 BB: 0 P: 3	R: 0 E: 0 K: 0 S: 3	H: 1 LOB: 0 BB: 0 P: 3	R: 0 E: 0 K: 1 S: 8	H: 2 LOB: 3 BB: 1 P: 13	R: 0 E: 0 K: 0 S: 3	H: 0 LOB: 0 BB: 0 P: 3	R: 0 E: 0 K: 0 S: 5	H: 2 LOB: 2 BB: 0 P: 5	1B: 4 2B: 2 3B: 0 HR: 0	SF: 0 SAC: 0 DP: 0 HBP: 1	WP: 0 PB: 0 SB: 0 CS: 1	PA: 33			
PITCHER	IP WLS BF H R ER SO BB IBB HBP BLK WP HR S P ERA WHIP	IP WLS BF H R ER SO BB IBB HBP BLK WP HR S P ERA WHIP	IP WLS BF H R ER SO BB IBB HBP BLK WP HR S P ERA WHIP	IP WLS BF H R ER SO BB IBB HBP BLK WP HR S P ERA WHIP	IP WLS BF H R ER SO BB IBB HBP BLK WP HR S P ERA WHIP	IP WLS BF H R ER SO BB IBB HBP BLK WP HR S P ERA WHIP	IP WLS BF H R ER SO BB IBB HBP BLK WP HR S P ERA WHIP	IP WLS BF H R ER SO BB IBB HBP BLK WP HR S P ERA WHIP	IP WLS BF H R ER SO BB IBB HBP BLK WP HR S P ERA WHIP	IP WLS BF H R ER SO BB IBB HBP BLK WP HR S P ERA WHIP	IP WLS BF H R ER SO BB IBB HBP BLK WP HR S P ERA WHIP	IP WLS BF H R ER SO BB IBB HBP BLK WP HR S P ERA WHIP	IP WLS BF H R ER SO BB IBB HBP BLK WP HR S P ERA WHIP	IP WLS BF H R ER SO BB IBB HBP BLK WP HR S P ERA WHIP	IP WLS BF H R ER SO BB IBB HBP BLK WP HR S P ERA WHIP	IP WLS BF H R ER SO BB IBB HBP BLK WP HR S P ERA WHIP	IP WLS BF H R ER SO BB IBB HBP BLK WP HR S P ERA WHIP	IP WLS BF H R ER SO BB IBB HBP BLK WP HR S P ERA WHIP	IP WLS BF H R ER SO BB IBB HBP BLK WP HR S P ERA WHIP	IP WLS BF H R ER SO BB IBB HBP BLK WP HR S P ERA WHIP	IP WLS BF H R ER SO BB IBB HBP BLK WP HR S P ERA WHIP



Batter	1	2	3	4	5	6	7	8	9	AB	R	H	RBI	BB	SO	LOB	TOP			
Don Buddin, R OBP: 0.380, SLG: 0.345	F8	K			5-3		BB		1B	3	0	0	0	0	1	0	Boston Red Sox @ Detroit Tigers Briggs Stadium, Detroit, MI Wed May 28 1958, 4:33 AM EDT Att: 5,787 - Unknown			
Pete Runnels, L OBP: 0.416, SLG: 0.387										0	0	0	0	1	0	0				
Billy Klaus, L OBP: 0.400, SLG: 0.333										1	0	1	0	0	0	0				
Jim Piersall, R OBP: 0.355, SLG: 0.374	1B		F8			K	6-3		L9	5	1	1	0	0	1	5				
Ted Williams, L OBP: 0.413, SLG: 0.434	1B		F6			FC6-4		K		4	0	2	0	0	1	0				
Dick Gernert, R OBP: 0.389, SLG: 0.523	K		F5			FC6-4				4	0	1	0	0	1	3				
Frank Matzone, R OBP: 0.316, SLG: 0.333				5-3					F7	4	0	1	1	0	0	2				
Jackie Jensen, R OBP: 0.433, SLG: 0.553	F8			F7					F4	4	0	0	0	0	0	3				
Lou Berberet, L OBP: 0.397, SLG: 0.353		HR		G3					4-1	4	1	2	1	0	0	0				
Ted Lepcio, R OBP: 0.321, SLG: 0.520		F6			5-3				1B	4	0	1	0	0	0	1				
Willard Nixon, L OBP: 0.357, SLG: 0.429		4-3			L8				K	4	0	1	0	0	1	1				
Inning Stats	R: 1 E: 0 K: 1 S: 8	H: 3 LOB: 2 BB: 0 P: 8	R: 1 E: 0 K: 1 S: 6	H: 1 LOB: 0 BB: 0 P: 6	R: 0 E: 0 K: 0 S: 3	H: 0 LOB: 0 BB: 0 P: 3	R: 0 E: 0 K: 0 S: 3	H: 0 LOB: 0 BB: 0 P: 3	R: 0 E: 0 K: 1 S: 6	H: 1 LOB: 1 BB: 0 P: 6	R: 0 E: 0 K: 0 S: 5	H: 2 LOB: 3 BB: 1 P: 9	R: 0 E: 0 K: 1 S: 6	H: 1 LOB: 1 BB: 0 P: 6	R: 0 E: 0 K: 1 S: 7	H: 2 LOB: 2 BB: 0 P: 7	1B: 9 2B: 0 3B: 0 HR: 1	SF: 0 SAC: 0 DP: 0 HBP: 0	WP: 0 PB: 0 SB: 0 CS: 0	PA: 38
PITCHER Frank Lary, R ERA: 2.66	IP: 9.0 WLS: W BF: 38 H: 10 R: 2 ER: 2 SO: 5 BB: 1 IBB: 0 HBP: 0 BLK: 0 WP: 0 HR: 1 S: 47 P: 51 ERA: 2.00 WHIP: 1.222															PITCHER				

AB	37
R	2
H	10
RBI	2
BB	1
SO	5
LOB	15



Batter	1	2	3	4	5	6	7	8	9	AB	R	H	RBI	BB	SO	LOB	BOTTOM			
Frank Bolling, R OBP: 0.344, SLG: 0.392	F2						E6			4	0	2	0	0	0	1	Boston Red Sox @ Detroit Tigers Briggs Stadium, Detroit, MI Wed May 28 1958, 4:33 AM EDT Att: 5,787 - Unknown			
Billy Martin, R OBP: 0.303, SLG: 0.422	F4		FC5-4				K			4	0	1	2	0	1	3				
Harvey Kuenn, R OBP: 0.399, SLG: 0.530	F8		FC5-4		5-3		F8			4	0	0	0	0	0	2				
Al Kaline, R OBP: 0.351, SLG: 0.412		2B		L7			L5-3		L7	4	0	1	0	0	0	0				
Charlie Maxwell, L OBP: 0.364, SLG: 0.412		L6		F9			4-3		F2	4	0	0	0	0	0	1				
Bob Hazle, L OBP: 0.301, SLG: 0.206		F7			F8		1-3		FC1-5	4	0	1	0	0	0	1				
Reno Bertoia, R OBP: 0.286, SLG: 0.338		F7							FC1-5	3	1	1	0	1	0	2				
Red Wilson, R OBP: 0.268, SLG: 0.200					L7		SH1-4			2	1	0	0	0	0	1				
Gail Harris, L OBP: 0.434, SLG: 0.532					FC6-4		SH1-4		HR	1	1	1	2	0	0	0				
Frank Lary, R OBP: 0.179, SLG: 0.154				1-3			L3			3	1	1	0	0	0	1				
Inning Stats	R: 0 E: 0 K: 0 S: 3	H: 0 LOB: 0 BB: 0 P: 3	R: 0 E: 0 K: 0 S: 4	H: 1 LOB: 1 BB: 0 P: 4	R: 0 E: 0 K: 0 S: 4	H: 1 LOB: 1 BB: 0 P: 4	R: 0 E: 0 K: 0 S: 3	H: 0 LOB: 0 BB: 0 P: 3	R: 0 E: 0 K: 1 S: 7	H: 1 LOB: 2 BB: 0 P: 7	R: 0 E: 0 K: 0 S: 3	H: 0 LOB: 0 BB: 0 P: 3	R: 0 E: 0 K: 0 S: 3	H: 2 LOB: 2 BB: 0 P: 3	R: 2 E: 0 K: 0 S: 3	H: 2 LOB: 2 BB: 0 P: 3	1B: 5 2B: 2 3B: 0 HR: 1	SF: 0 SAC: 1 DP: 0 HBP: 0	WP: 0 PB: 0 SB: 0 CS: 0	PA: 35
PITCHER Willard Nixon, R ERA: 4.79	IP: 8.1 WLS: L BF: 35 H: 8 R: 4 ER: 4 SO: 1 BB: 1 IBB: 0 HBP: 0 BLK: 0 WP: 0 HR: 1 S: 36 P: 40 ERA: 4.32 WHIP: 1.080															PITCHER				



Batter	1	2	3	4	5	6	7	8	9	AB	R	H	RBI	BB	SO	LOB	TOP					
Luis Aparicio, R (1,6) OBP: 0.298, SLG: 0.344	F2		L9	6-3			F8		L9	5	0	0	0	0	0	1						
Nelle Fox, L (1,4) OBP: 0.416, SLG: 0.400	4-3		HR			4-3	3-1		1B	5	2	2	0	0	0	0						
Earl Torgeson, L (1,3) OBP: 0.375, SLG: 0.317										4	2	2	3	0	2	0						
Walt Dropo, R (9, PH) OBP: 0.325, SLG: 0.444										1	0	1	0	0	0	0						
Jim Rivera, L (9, FR) OBP: 0.346, SLG: 0.377	HR		HR						1B	0	0	0	0	0	0	0						
Sherm Lollar, R (1,2) OBP: 0.460, SLG: 0.518	HR		5-3						1B	5	1	2	2	0	0	0						
Tito Francona, L (1,9) OBP: 0.349, SLG: 0.385										5	0	3	0	0	1	2						
Bob Keegan, R (9, 1)										0	0	0	0	0	0	0						
Ray Moore, R (9, 1) OBP: 0.333, SLG: 0.667	1B									0	0	0	0	0	0	0						
Al Smith, R (1,7) OBP: 0.320, SLG: 0.353	F5									4	0	2	0	0	0	2						
Bubba Phillips, R (1,5) OBP: 0.300, SLG: 0.353			F8							4	1	2	0	0	0	2						
Jim Landis, R (1,8) OBP: 0.255, SLG: 0.320										4	0	1	1	0	1	4						
Dick Donovan, L (1, 1) OBP: 0.391, SLG: 0.067										1	0	0	0	0	1	0						
Bill Fischer, R (3, 1) OBP: 0.167, SLG: 0.333										2	0	0	0	0	0	3						
Gerry Staley, R (7, 1)										0	0	0	0	0	0	0						
Ron Jackson, R (9, PH) OBP: 0.357, SLG: 0.514										1	0	0	0	0	0	0						
Inning Stats	R: 2 E: 0 K: 0 S: 6	H: 3 LOB: 1 BB: 0 P: 6	R: 0 E: 0 K: 2 S: 7	H: 0 LOB: 0 BB: 0 P: 7	R: 2 E: 0 K: 1 S: 7	H: 2 LOB: 1 BB: 0 P: 7	R: 1 E: 0 K: 0 S: 5	H: 3 LOB: 1 BB: 0 P: 5	R: 0 E: 0 K: 1 S: 5	H: 0 LOB: 0 BB: 0 P: 5	R: 0 E: 0 K: 1 S: 5	H: 3 LOB: 2 BB: 0 P: 5	R: 0 E: 0 K: 1 S: 5	H: 0 LOB: 0 BB: 0 P: 5	R: 0 E: 0 K: 0 S: 5	H: 1 LOB: 2 BB: 0 P: 5	R: 1 E: 0 K: 0 S: 6	H: 3 LOB: 2 BB: 0 P: 6	1B: 12 2B: 0 3B: 0 HR: 3	SF: 0 SAC: 0 DP: 0 HBP: 0	WP: 0 PB: 0 SB: 0 CS: 1	PA: 41
PITCHER	IP WLS BF H R ER SO BB IBB HBP BLK WP HR S P ERA WHIP																					
Jim Bunning, R (1, 1) ERA: 5.22	3.1	16	7	5	5	3	0	0	0	0	0	0	0	3	22	22	13.50	2.100				
Tom Morgan, R (4, 1) ERA: 6.28	4.1		1	0	0	0	0	0	0	0	0	0	0	0	3	3	0.00	1.500				
Billy Hoelt, L (5, 1) ERA: 4.59	4.2	L	20	6	1	1	2	0	0	0	0	0	0	24	24	1.93	1.286					
Vito Valentineti, R (9, 1) ERA: 2.08	0.1		2	1	0	0	0	0	0	0	0	0	0	2	2	0.00	3.000					

Chicago White Sox @ Detroit Tigers
Briggs Stadium, Detroit, MI
Fri May 30 1958, 4:33 AM EDT
Unknown

AB 41
R 6
H 15
RBI 6
BB 0
SO 5
LOB 14



Batter	1	2	3	4	5	6	7	8	9	AB	R	H	RBI	BB	SO	LOB	BOTTOM					
Frank Bolling, R (1,4) OBP: 0.346, SLG: 0.393	F7		1B	F3					L7-4-3	5	1	2	0	0	0	2						
Billy Martin, R (1,6) OBP: 0.309, SLG: 0.424	1B		SH1-3	PO	5-3		FC1-6			4	2	2	0	0	0	1						
Harvey Kuenn, R (1,8) OBP: 0.401, SLG: 0.529	1B		4-3	5-3						4	1	2	1	0	1	1						
Al Kaline, R (1,9) OBP: 0.351, SLG: 0.410	F4		SH1-3	L5-3						3	0	1	0	0	0	2						
Charlie Maxwell, L (1,3) OBP: 0.360, SLG: 0.407	1B		4-3							4	0	1	2	0	1	2						
Bob Hazle, L (1,7) OBP: 0.303, SLG: 0.227	1B		2-3							3	0	1	1	0	0	2						
Gail Harris, L (8, PH) OBP: 0.426, SLG: 0.521	4-3		2B							1	0	0	0	0	1	1						
Reno Bertoia, R (1,5) OBP: 0.276, SLG: 0.328			L8							4	0	0	0	0	1	2						
Red Wilson, R (1,2) OBP: 0.295, SLG: 0.297			6-3							2	1	1	1	1	0	0						
Lou Skizas, R (9, PH) OBP: 0.382, SLG: 0.448										1	0	1	0	0	0	0						
Jim Bunning, R (1, 1) ERA: 5.22	2.0		12	4	4	0	0	0	0	0	0	0	0	0	0	0						
Tom Morgan, R (4, 1) ERA: 6.28	4.1									1	0	0	0	0	0	0						
Gus Zernial, R (4, PH) ERA: 5.0	1.2	W	6	1	0	0	2	0	0	10	10	0.00	0.600									
Billy Hoelt, L (5, 1) ERA: 4.59	4.2	S	20	6	1	1	2	0	0	24	24	1.93	1.286									
Vito Valentineti, R (9, 1) ERA: 2.08	0.1		2	1	0	0	0	0	0	2	2	0.00	3.000									
Ray Moore, R (9, 1) ERA: 2.89	0.2		1	0	0	0	0	0	0	1	1	0.00	0.000									
Inning Stats	R: 1 E: 0 K: 0 S: 6	H: 3 LOB: 2 BB: 0 P: 6	R: 0 E: 0 K: 0 S: 3	H: 0 LOB: 0 BB: 0 P: 3	R: 3 E: 0 K: 1 S: 9	H: 4 LOB: 1 BB: 0 P: 9	R: 0 E: 0 K: 1 S: 4	H: 0 LOB: 0 BB: 1 P: 8	R: 0 E: 0 K: 1 S: 3	H: 0 LOB: 0 BB: 0 P: 3	R: 0 E: 0 K: 1 S: 5	H: 0 LOB: 0 BB: 0 P: 5	R: 1 E: 0 K: 1 S: 7	H: 2 LOB: 1 BB: 0 P: 7	R: 0 E: 0 K: 1 S: 6	H: 1 LOB: 1 BB: 0 P: 6	R: 0 E: 0 K: 0 S: 3	H: 1 LOB: 0 BB: 0 P: 3	1B: 9 2B: 2 3B: 0 HR: 1	SF: 0 SAC: 1 DP: 1 HBP: 0	WP: 0 PB: 1 SB: 0 CS: 0	PA: 38
PITCHER	IP WLS BF H R ER SO BB IBB HBP BLK WP HR S P ERA WHIP																					
Dick Donovan, R (1, 1) ERA: 3.92	4.1		16	3	1	1	3	1	0	0	0	0	0	1	21	25	2.08	0.923				
Bill Fischer, R (3, 1) ERA: 5.0	1.2	W	6	1	0	0	2	0	0	10	10	0.00	0.600									
Gerry Staley, R (7, 1) ERA: 2.23	4.1																					
Bob Keegan, R (9, 1) ERA: 3.88	0.1		2	1	0	0	0	0	0	2	2	0.00	3.000									
Ray Moore, R (9, 1) ERA: 2.89	0.2		1	0	0	0	0	0	0	1	1	0.00	0.000									

Chicago White Sox @ Detroit Tigers
Briggs Stadium, Detroit, MI
Fri May 30 1958, 4:33 AM EDT
Unknown

AB 35
R 5
H 11
RBI 5
BB 1
SO 5
LOB 15



Batter	1	2	3	4	5	6	7	8	9	AB	R	H	RBI	BB	SO	LOB	TOP					
Luis Aparicio, R (1,6) OBP: 0.304, SLG: 0.344 Ron Jackson, R (7, PH) OBP: 0.353, SLG: 0.507 Tom Qualters, R (7, 1)	0-0 F8		0-0 L9		0-0 L9		0-3 K			3	0	0	0	0	0	2						
Nelle Fox, L (1,4) OBP: 0.406, SLG: 0.390	0-0 F4		0-0 FC6-4			0-0 E4		0-0 F7		4	0	0	0	0	0	1						
Earl Torgeson, L (1,3) OBP: 0.344, SLG: 0.283	0-3 K		0-0 3-1			0-0 F4		0-0 L9		4	0	0	0	0	1	2						
Sherm Lollar, R (1,2) OBP: 0.447, SLG: 0.500		0-0 F8		0-0 L5		0-3 K		0-0 F8		4	0	0	0	0	1	1						
Tito Francona, L (1,9) OBP: 0.340, SLG: 0.384 (7, 7)		0-0 3-1		0-0 6-3		0-0 L9			0-0 2B	4	0	1	0	0	0	1						
Al Smith, R (1,7) OBP: 0.327, SLG: 0.357 (7, 8)		4-0 1B BB		0-0 5-3			0-0 5-3		0-0 L9	3	0	0	0	1	0	1						
Bubba Phillips, R (1,5) OBP: 0.304, SLG: 0.355		0-0 1B		0-0 5-3 1B		0-0 1B		0-0 6-3		4	0	3	0	0	0	1						
Jim Landis, R (1,8) OBP: 0.257, SLG: 0.311 (7, PH) Jim Rivera, L (7, 9) OBP: 0.337, SLG: 0.366 (7, 9)		0-3 K		0-0 5-3		0-0 5-3		0-0 F4		2	0	0	0	0	1	3						
Early Wynn, S (1,1) OBP: 0.360, SLG: 0.300 (7, PH) Don Mueller, L (7, PH) OBP: 0.286, SLG: 0.357 Sammy Esposito, R (7, 6) OBP: 0.235, SLG: 0.188			0-0 FC6-4 1B		0-3 K		0-0 1-2 1B		0-0 F5	2	0	1	0	0	1	1						
Inning Stats	R: 0 E: 0 K: 1 S: 5	H: 0 LOB: 0 BB: 0 P: 5	R: 0 E: 0 K: 1 S: 6	H: 1 LOB: 2 BB: 1 P: 10	R: 0 E: 0 K: 0 S: 4	H: 1 LOB: 1 BB: 0 P: 4	R: 0 E: 0 K: 0 S: 3	H: 0 LOB: 0 BB: 0 P: 3	R: 0 E: 0 K: 1 S: 6	H: 1 LOB: 1 BB: 0 P: 6	R: 0 E: 1 K: 1 S: 6	H: 0 LOB: 1 BB: 0 P: 6	R: 0 E: 0 K: 1 S: 7	H: 2 LOB: 2 BB: 0 P: 7	R: 0 E: 0 K: 0 S: 3	H: 0 LOB: 0 BB: 0 P: 3	R: 0 E: 0 K: 0 S: 4	H: 1 LOB: 1 BB: 0 P: 4	1B: 5 2B: 1 3B: 0 HR: 0	SF: 0 SAC: 0 DP: 0 HBP: 0	WP: 0 PB: 0 CS: 0	PA: 35
PITCHER Paul Foytack, R (1,1) ERA: 2.62	IP: 9.0 WLS: W BF: 35 H: 6 R: 0 ER: 0 SO: 5 BB: 1 IBB: 0 HBP: 0 BLK: 0 WP: 0 HR: 0 S: 44 P: 48 ERA: 0.00 WHIP: 0.778																					

Chicago White Sox @ Detroit Tigers
Briggs Stadium, Detroit, MI
Sat May 31 1958, 7:05 PM EDT
Att: 29,623 - Unknown

AB	34
R	0
H	6
RBI	0
BB	1
SO	5
LOB	17



Batter	1	2	3	4	5	6	7	8	9	AB	R	H	RBI	BB	SO	LOB	BOTTOM			
Frank Bolling, R (1,4) OBP: 0.340, SLG: 0.384	0-0 SH1-4 1B SF8			0-0 F4		0-0 FC4-6		0-0 6-3		5	1	2	1	0	0	3				
Billy Martin, R (1,6) OBP: 0.303, SLG: 0.411	0-0 SH1-4 1B	0-0 6-3			0-0 L8 FC3-2 1B		0-0 F6		0-0 E5	5	0	2	0	0	0	2				
Harvey Kuenn, R (1,8) OBP: 0.400, SLG: 0.525	0-0 SH1-4		0-3 K2-3		4-0 FC3-2 1B		0-0 E 2-3 1B		0-0 F7	3	0	1	0	1	1	1				
Al Kaline, R (1,9) OBP: 0.340, SLG: 0.418	0-0 SF8		0-0 L1-3		0-0 L8		0-0 L6			3	0	0	1	0	0	3				
Charlie Maxwell, L (1,3) OBP: 0.357, SLG: 0.397	0-0 3-H 4-0 IBB		0-0 F6		0-0 FC3-2		0-0 2-3			3	0	0	0	1	0	3				
Bob Hazle, L (1,7) OBP: 0.313, SLG: 0.221 (9, 7) Johnny Groth, R (9, 7) OBP: 0.389, SLG: 0.471	0-0 F5			4-0 L9-3 1B	0-0 F4		4-0 E BB			2	0	0	0	2	0	4				
Reno Bertoia, R (1,5) OBP: 0.276, SLG: 0.324		4-0 4-3 1B S BB		0-0 L9-3		0-0 F8		0-0 E6		3	1	0	0	1	0	3				
Red Wilson, R (1,2) OBP: 0.313, SLG: 0.390		0-3 K		0-0 1B		0-0 HR		0-0 F9		4	1	2	1	0	1	4				
Paul Foytack, R (1,1) OBP: 0.286, SLG: 0.269		0-0 4-3		0-0 1B		0-0 FC4-6 1B		0-0 6-3		4	0	2	0	0	0	1				
Inning Stats	R: 1 E: 0 K: 0 S: 5	H: 2 LOB: 2 BB: 1 P: 9	R: 1 E: 0 K: 1 S: 6	H: 1 LOB: 1 BB: 1 P: 10	R: 0 E: 0 K: 1 S: 5	H: 0 LOB: 0 BB: 0 P: 5	R: 0 E: 0 K: 0 S: 4	H: 2 LOB: 2 BB: 1 P: 8	R: 0 E: 0 K: 0 S: 4	H: 1 LOB: 3 BB: 1 P: 9	R: 1 E: 0 K: 0 S: 5	H: 2 LOB: 1 BB: 0 P: 5	R: 0 E: 1 K: 0 S: 5	H: 1 LOB: 3 BB: 1 P: 9	R: 0 E: 1 K: 0 S: 4	H: 0 LOB: 1 BB: 0 P: 4	1B: 8 2B: 1 3B: 0 HR: 1	SF: 1 SAC: 1 DP: 1 HBP: 0	WP: 0 PB: 0 CS: 0	PA: 39
PITCHER Early Wynn, R (1,1) ERA: 3.46 Tom Qualters, R (7, 1) ERA: 1.5	IP: 6.0 WLS: L BF: 29 H: 8 R: 3 ER: 3 SO: 2 BB: 3 IBB: 1 HBP: 0 BLK: 0 WP: 0 HR: 1 S: 29 P: 45 ERA: 4.50 WHIP: 1.833																			

Chicago White Sox @ Detroit Tigers
Briggs Stadium, Detroit, MI
Sat May 31 1958, 7:05 PM EDT
Att: 29,623 - Unknown

AB	32
R	3
H	9
RBI	3
BB	5
SO	2
LOB	24



Batter	1	2	3	4	5	6	7	8	9	AB	R	H	RBI	BB	SO	LOB	TOP		
Frank Bowling, R OBP: 0.338, SLG: 0.381 (1, 4)										4	0	1	0	0	0	0	Detroit Tigers @ Baltimore Orioles Memorial Stadium, Baltimore, MD Tue Jun 03 1958, 7:05 PM EDT Att: 33,992 - Unknown		
Billy Martin, R OBP: 0.302, SLG: 0.407 (1, 6)										4	0	1	0	0	0	0			
Harvey Kuenn, R OBP: 0.402, SLG: 0.524 (1, 8)										4	0	2	0	0	0	2			
Al Kaline, R OBP: 0.337, SLG: 0.414 (1, 9)										4	0	1	0	0	0	2			
Charlie Maxwell, L OBP: 0.350, SLG: 0.387 (1, 3)										3	0	0	0	0	0	1			
Bob Hazle, L OBP: 0.313, SLG: 0.225 (1, 7)										3	0	1	0	0	1	0			
Reno Bertoia, R OBP: 0.275, SLG: 0.319 Ray Boone, R OBP: 0.330, SLG: 0.430 Mitt Bolling, R OBP: 0.321, SLG: 0.320 (7, PH)										2	0	0	0	0	1	0			
Red Wilson, R OBP: 0.300, SLG: 0.372 Gus Zernial, R OBP: 0.327, SLG: 0.500 George Susce, R (8, PH)										2	0	0	0	0	0	0			
Jim Bunning, R OBP: 0.138, SLG: 0.287 Lou Lickas, R OBP: 0.301, SLG: 0.419 Tom Morgan, R (5, PH)										1	0	0	0	0	1	0			
Billy Hoelt, L OBP: 0.305, SLG: 0.500 Charlie Lau, L OBP: 0.308, SLG: 0.545 (8, PH)										1	0	0	0	0	1	0			
Inning Stats	R: 0 E: 0 K: 0 S: 4	H: 1 LOB: 1 BB: 0 P: 4	R: 0 E: 0 K: 2 S: 7	H: 0 LOB: 0 BB: 0 P: 7	R: 0 E: 0 K: 1 S: 5	H: 0 LOB: 0 BB: 0 P: 5	R: 0 E: 0 K: 0 S: 3	H: 0 LOB: 0 BB: 0 P: 3	R: 0 E: 0 K: 0 S: 5	H: 2 LOB: 2 BB: 0 P: 5	R: 0 E: 0 K: 0 S: 4	H: 2 LOB: 1 BB: 0 P: 4	R: 0 E: 0 K: 1 S: 5	H: 0 LOB: 0 BB: 0 P: 5	R: 0 E: 0 K: 0 S: 3	H: 1 LOB: 0 BB: 0 P: 3	1B: 6 2B: 0 3B: 0 HR: 0	SF: 0 SAC: 0 DP: 2 HBP: 0	WP: 0 PA: 31 PB: 0 SB: 0 CS: 0
PITCHER	IP WLS BF H R ER SO BB IBB HBP BLK WP HR S P ERA WHIP	9.0 W 31 6 0 0 4 0 0 0 0 0 0 39 39 0.00 0.667																	

Batter	1	2	3	4	5	6	7	8	9	AB	R	H	RBI	BB	SO	LOB	BOTTOM		
Billy Gardner, R OBP: 0.276, SLG: 0.318 (1, 4)										4	0	2	0	0	0	0	Detroit Tigers @ Baltimore Orioles Memorial Stadium, Baltimore, MD Tue Jun 03 1958, 7:05 PM EDT Att: 33,992 - Unknown		
Al Pilarcik, L OBP: 0.313, SLG: 0.284 (1, 9)										3	0	2	0	0	0	0			
Gene Woodling, L OBP: 0.409, SLG: 0.386 Jim Busby, R OBP: 0.281, SLG: 0.353 (1, 7)										4	0	2	1	0	1	3			
Gus Triandos, R OBP: 0.357, SLG: 0.488 (1, 2)										4	0	0	0	0	2	6			
Brooks Robinson, R OBP: 0.358, SLG: 0.441 (1, 5)										4	0	0	0	0	0	0			
Jim Marshall, L OBP: 0.311, SLG: 0.380 (1, 3)										4	1	1	0	0	1	0			
Lenny Green, L OBP: 0.286, SLG: 0.305 (8, 7)										4	0	2	0	0	1	1			
Foster Castleman, R OBP: 0.286, SLG: 0.314 (1, 6)										2	0	1	1	0	0	1			
Arnie Portocarrero, R OBP: 0.250, SLG: 0.287 (1, 1)										3	1	0	0	0	1	2			
Inning Stats	R: 0 E: 0 K: 0 S: 4	H: 1 LOB: 1 BB: 0 P: 4	R: 1 E: 0 K: 2 S: 9	H: 2 LOB: 1 BB: 0 P: 9	R: 0 E: 0 K: 1 S: 5	H: 0 LOB: 0 BB: 0 P: 5	R: 1 E: 0 K: 0 S: 4	H: 2 LOB: 2 BB: 0 P: 6	R: 0 E: 0 K: 0 S: 4	H: 1 LOB: 1 BB: 0 P: 4	R: 0 E: 0 K: 1 S: 7	H: 2 LOB: 2 BB: 0 P: 7	R: 0 E: 0 K: 0 S: 3	H: 1 LOB: 0 BB: 0 P: 3	R: 0 E: 0 K: 0 S: 3	H: 0 LOB: 0 BB: 0 P: 3		1B: 8 2B: 2 3B: 0 HR: 0	SF: 0 SAC: 0 DP: 0 HBP: 2
PITCHER	IP WLS BF H R ER SO BB IBB HBP BLK WP HR S P ERA WHIP	5.0 L 22 6 2 2 5 0 0 0 0 0 0 7 7 0.00 2.250																	

Batter	1	2	3	4	5	6	7	8	9	AB	R	H	RBI	BB	SO	LOB	TOP								
Frank Bolling, R OBP: 0.337, SLG: 0.378 (1, 4)	F8		G6-3 1B			6-3		P5		4	0	1	0	0	0	1									
Billy Martin, R OBP: 0.294, SLG: 0.396 (1, 6)	F7		G6-3 1-2			5-3		E4 4-3 1B		4	0	0	0	0	0	1									
Harvey Kuenn, R OBP: 0.401, SLG: 0.539 George Susce, R (7, 1)	6-3		F8					F7		3	1	1	1	0	0	0									
Bob Hazle, L OBP: 0.310, SLG: 0.222 (9, FH)										0	0	0	0	0	0	0									
										1	0	0	0	0	0	1									
Al Kaline, R OBP: 0.341, SLG: 0.416 (1, 9)						B3				4	1	2	0	0	1	0									
Charlie Maxwell, L OBP: 0.347, SLG: 0.383 (1, 7)						4-1				4	1	1	0	0	0	2									
Gail Harris, L OBP: 0.421, SLG: 0.569 Ray Boone, R OBP: 0.327, SLG: 0.425 (9, FH)						K				3	1	1	3	0	1	0									
										1	0	0	0	0	0	2									
Lou Skizas, R OBP: 0.342, SLG: 0.394 Reno Bertoia, R OBP: 0.273, SLG: 0.317 (6, 5)										2	0	0	0	0	0	0									
										1	0	0	0	0	1	0									
Jim Hegan, R OBP: 0.250, SLG: 0.256 Gus Zernial, R OBP: 0.340, SLG: 0.511 Billy Hoelt, L OBP: 0.375, SLG: 0.500 Red Wilson, R OBP: 0.300, SLG: 0.372 (8, 2)										2	0	0	0	0	0	0									
										1	0	1	0	0	0	0									
										0	0	0	0	0	0	0									
										0	0	0	0	0	0	0									
Frank Lary, R OBP: 0.167, SLG: 0.143 Johnny Groth, R OBP: 0.368, SLG: 0.444 (7, 8)										2	0	0	0	0	2	0									
										1	0	0	0	0	0	1									
Inning Stats	R: 0 E: 0 K: 0 S: 3	H: 0 LOB: 0 BB: 0 P: 3	R: 3 E: 0 K: 1 S: 8	H: 3 LOB: 0 BB: 0 P: 8	R: 0 E: 0 K: 1 S: 3	H: 1 LOB: 0 BB: 0 P: 3	R: 0 E: 0 K: 1 S: 5	H: 0 LOB: 0 BB: 0 P: 5	R: 0 E: 0 K: 1 S: 5	H: 0 LOB: 0 BB: 0 P: 5	R: 1 E: 0 K: 1 S: 6	H: 1 LOB: 0 BB: 0 P: 6	R: 0 E: 0 K: 1 S: 5	H: 0 LOB: 0 BB: 0 P: 5	R: 0 E: 0 K: 0 S: 3	H: 1 LOB: 1 BB: 0 P: 3	R: 0 E: 1 K: 0 S: 5	H: 1 LOB: 2 BB: 0 P: 5	1B: 5 2B: 0 3B: 0 HR: 2	SF: 0 SAC: 0 DP: 2 HBP: 0	WP: 0 PB: 0 SB: 0 CS: 0	PA: 33			
PITCHER	IP	WLS	BF	H	R	ER	SO	BB	IBB	HBP	BLK	WP	HR	S	P	ERA	WHIP								
Connie Johnson, R ERA: 4.27 (1, 1)	3.0		12	4	3	3	1	0	0	0	0	0	1	14	14	9.00	1.333								
Ken Lehman, L ERA: 3.53 (4, 1)	3.0		10	1	1	1	3	0	0	0	0	0	1	16	16	3.00	0.333								
George Zuverink, R ERA: 2.49 (7, 1)	2.1	W	9	2	0	0	1	0	0	0	0	0	0	11	11	0.00	0.857								
Jack Harshman, L ERA: 2.38 (9, 1)	0.2	S	2	0	0	0	0	0	0	0	0	0	0	2	2	0.00	0.000								

Detroit Tigers @ Baltimore Orioles
Memorial Stadium, Baltimore, MD
Wed Jun 04 1958, 7:05 PM EDT
Att: 10,426 - Unknown

AB 33
R 4
H 7
RBI 4
BB 0
SO 5
LOB 8





Batter	1	2	3	4	5	6	7	8	9	AB	R	H	RBI	BB	SO	LOB	BOTTOM								
Billy Gardner, R OBP: 0.276, SLG: 0.316 (5, 6)	E4 G4-6-3					4-3				4	0	1	0	0	1	1									
Al Pilarcik, L OBP: 0.311, SLG: 0.283 (1, 9)	G4-6-3 1-2									4	1	1	0	0	0	2									
Gene Woodling, L OBP: 0.412, SLG: 0.385 Jim Busby, R OBP: 0.281, SLG: 0.353 (1, 7)										3	1	1	0	1	1	2									
										0	0	0	0	0	0	0									
Gus Triandos, R OBP: 0.361, SLG: 0.512 (1, 2)										4	1	2	3	0	0	1									
Brooks Robinson, R OBP: 0.356, SLG: 0.436 (5, 4)										4	1	1	0	0	0	1									
Jim Marshall, L OBP: 0.309, SLG: 0.386 (1, 3)										4	1	1	0	0	0	0									
Lenny Green, L OBP: 0.299, SLG: 0.317 (9, 7)										4	1	2	0	0	1	2									
Willy Miranda, S OBP: 0.176, SLG: 0.182 Bob Boyd, L OBP: 0.241, SLG: 0.288 Dick Williams, R OBP: 0.305, SLG: 0.345 (9, 4)										1	0	0	0	0	0	1									
										1	0	1	2	0	0	0									
										2	0	1	0	0	0	0									
Connie Johnson, R OBP: 0.286, SLG: 0.306 Lou Skizas, R OBP: 0.333, SLG: 1.333 Ken Lehman, L (4, 1)										0	0	0	0	0	0	0									
										1	0	0	0	0	0	1									
										1	0	0	0	0	1	1									
										1	0	0	0	0	1	1									
										1	0	0	0	0	0	0									
										0	0	0	0	0	0	0									
Inning Stats	R: 0 E: 1 K: 0 S: 3	H: 0 LOB: 1 BB: 1 P: 7	R: 0 E: 0 K: 0 S: 4	H: 1 LOB: 1 BB: 0 P: 4	R: 0 E: 0 K: 2 S: 4	H: 1 LOB: 1 BB: 0 P: 4	R: 2 E: 0 K: 2 S: 10	H: 3 LOB: 1 BB: 0 P: 10	R: 1 E: 1 K: 1 S: 7	H: 2 LOB: 1 BB: 0 P: 7	R: 1 E: 1 K: 1 S: 7	H: 2 LOB: 1 BB: 0 P: 7	R: 2 E: 0 K: 0 S: 5	H: 2 LOB: 0 BB: 0 P: 5	R: 0 E: 0 K: 0 S: 3	H: 0 LOB: 0 BB: 0 P: 3	1B: 9 2B: 1 3B: 0 HR: 1	SF: 0 SAC: 0 DP: 1 HBP: 0	WP: 0 PB: 1 SB: 0 CS: 0	PA: 36					
PITCHER	IP	WLS	BF	H	R	ER	SO	BB	IBB	HBP	BLK	WP	HR	S	P	ERA	WHIP								
Frank Lary, R ERA: 2.9 (1, 1)	6.1	L	31	11	6	4	4	1	0	0	0	0	1	38	42	5.68	1.895								
George Susce, R ERA: 6.1 (7, 1)	1.2		5	0	0	0	0	0	0	0	0	0	0	5	5	0.00	0.000								

Detroit Tigers @ Baltimore Orioles
Memorial Stadium, Baltimore, MD
Wed Jun 04 1958, 7:05 PM EDT
Att: 10,426 - Unknown

AB 35
R 6
H 11
RBI 5
BB 1
SO 4
LOB 12



Batter	1	2	3	4	5	6	7	8	9	AB	R	H	RBI	BB	SO	LOB	TOP														
Frank Bolling, R OBP: 0.327, SLG: 0.361 (1, 4)	F8		5-3		K	5-3			FC1-6 1B	5	0	1	1	0	1	2	<p>Detroit Tigers @ Washington Senators Griffith Stadium, Washington, DC</p> <p>Sat Jun 07 1958, 3:33 AM EDT Att: 6,804 - Unknown</p> <p>livebaseballscorecards.com</p> <table border="0"> <tr><td>AB</td><td>38</td></tr> <tr><td>R</td><td>3</td></tr> <tr><td>H</td><td>12</td></tr> <tr><td>RBI</td><td>3</td></tr> <tr><td>BB</td><td>2</td></tr> <tr><td>SO</td><td>6</td></tr> <tr><td>LOB</td><td>23</td></tr> </table> 	AB	38	R	3	H	12	RBI	3	BB	2	SO	6	LOB	23
AB	38																														
R	3																														
H	12																														
RBI	3																														
BB	2																														
SO	6																														
LOB	23																														
Billy Martin, R OBP: 0.307, SLG: 0.404 (1, 6)	F3					F9			FC1-6 1B	4	0	1	0	1	0	2															
Gus Zernial, R OBP: 0.414, SLG: 0.508 Bob Hazle, L OBP: 0.318, SLG: 0.233 (1, 7) (7, 9)	5-3		F6		F2				1-4-3 1B	4	0	0	0	0	0	3															
Al Kaline, R OBP: 0.346, SLG: 0.429 (1, 9) (4, 8)		FC6-5 2B			L9				L1-4-3 1B	5	0	2	0	0	0	3															
Gail Harris, L OBP: 0.418, SLG: 0.559 (1, 3)	F6				FC4-6 1B					4	1	1	0	0	1	2															
Ozzie Virgil, R OBP: 0.222, SLG: 0.333 (1, 5)	FC6-5				BB 1B					4	0	1	0	0	1	2															
Johnny Groth, R OBP: 0.414, SLG: 0.538 Tom Morgan, R (4, 1)	K									1	0	0	0	1	1	1															
Ray Boone, R OBP: 0.340, SLG: 0.500 Herb Moford, R (6, 1)										0	0	0	0	0	0	0															
Vito Valentineti, R (9, 1)										0	0	0	0	0	0	0															
Red Wilson, R OBP: 0.339, SLG: 0.436 (1, 2)					F2					4	1	3	0	0	0	3															
Jim Bunning, R OBP: 0.125, SLG: 0.250 Charlie Maxwell, L OBP: 0.351, SLG: 0.394 (4, PH) (7, 7)	F8									1	0	0	0	0	0	1															
					4-3					3	0	1	0	0	1	4															
Inning Stats	R: 0 E: 0 K: 0 S: 3	H: 0 LOB: 0 BB: 0 P: 3	R: 0 E: 0 K: 1 S: 6	H: 1 LOB: 1 BB: 0 P: 6	R: 0 E: 0 K: 0 S: 4	H: 1 LOB: 2 BB: 1 P: 8	R: 0 E: 0 K: 0 S: 5	H: 2 LOB: 3 BB: 1 P: 9	R: 0 E: 0 K: 1 S: 6	H: 1 LOB: 1 BB: 0 P: 6	R: 3 E: 0 K: 1 S: 9	H: 4 LOB: 1 BB: 0 P: 9	R: 0 E: 0 K: 1 S: 5	H: 0 LOB: 0 BB: 0 P: 5	R: 0 E: 0 K: 2 S: 8	H: 1 LOB: 1 BB: 0 P: 8	R: 0 E: 0 K: 0 S: 4	H: 2 LOB: 1 BB: 0 P: 4	1B: 8 2B: 3 3B: 0 HR: 1	SF: 0 SAC: 0 DP: 1 HBP: 0	WP: 0 PB: 0 SB: 0 CS: 0	PA: 40									
PITCHER	IP	WLS	BF	H	R	ER	SO	BB	IBB	HBP	BLK	WP	HR	S	P	ERA	WHIP														
Russ Kemmerer, R ERA: 4.46 (1, 1)	5.1		26	8	3	3	3	2	0	0	0	0	1	30	38	5.06	1.875														
Tex Clevenger, R ERA: 3.46 (6, 1)	3.2	W	14	4	0	0	3	0	0	0	0	0	0	20	20	0.00	1.091														

Batter	1	2	3	4	5	6	7	8	9	AB	R	H	RBI	BB	SO	LOB	BOTTOM														
Herb Plews, L OBP: 0.345, SLG: 0.443 (1, 5)	1B FC3-6	F8		F7						5	1	2	1	0	0	0	<p>Detroit Tigers @ Washington Senators Griffith Stadium, Washington, DC</p> <p>Sat Jun 07 1958, 3:33 AM EDT Att: 6,804 - Unknown</p> <p>livebaseballscorecards.com</p> <table border="0"> <tr><td>AB</td><td>30</td></tr> <tr><td>R</td><td>4</td></tr> <tr><td>H</td><td>7</td></tr> <tr><td>RBI</td><td>4</td></tr> <tr><td>BB</td><td>6</td></tr> <tr><td>SO</td><td>6</td></tr> <tr><td>LOB</td><td>8</td></tr> </table> 	AB	30	R	4	H	7	RBI	4	BB	6	SO	6	LOB	8
AB	30																														
R	4																														
H	7																														
RBI	4																														
BB	6																														
SO	6																														
LOB	8																														
Albie Pearson, L OBP: 0.351, SLG: 0.313 (1, 8)	1B FC3-6	F6		3-1						4	0	1	0	0	0	0															
Roy Sievers, R OBP: 0.370, SLG: 0.549 (1, 7)	FC3-6 2B					K				4	2	1	2	0	2	1															
Clint Courtney, L OBP: 0.330, SLG: 0.303 (1, 2)	WP 2B					4-3				3	0	1	1	1	0	0															
Jim Lemon, R OBP: 0.307, SLG: 0.394 (1, 9)	K					6-3				4	0	0	0	0	1	2															
Rocky Bridges, R OBP: 0.378, SLG: 0.414 (1, 6)	WP BB									3	1	2	0	1	0	0															
Ken Aspromonte, R OBP: 0.329, SLG: 0.357 (1, 4)	1-2 2-3 BB					5-3				1	0	0	0	2	0	0															
Julio Becquer, L OBP: 0.244, SLG: 0.233 (1, 3)	F6					4-3				3	0	0	0	1	1	5															
Russ Kemmerer, R ERA: 5.28 Tex Clevenger, R OBP: 0.500, SLG: 0.800 Neil Christley, L OBP: 0.297, SLG: 0.418 (1, 1) (6, 1) (9, PH)	K									2	0	0	0	0	1	0															
						F9				1	0	0	0	0	1	0															
										0	0	0	0	1	0	0															
Inning Stats	R: 2 E: 1 K: 1 S: 8	H: 3 LOB: 3 BB: 2 P: 16	R: 0 E: 0 K: 1 S: 5	H: 0 LOB: 0 BB: 0 P: 5	R: 1 E: 0 K: 1 S: 6	H: 2 LOB: 2 BB: 2 P: 14	R: 0 E: 0 K: 0 S: 3	H: 0 LOB: 0 BB: 0 P: 3	R: 0 E: 0 K: 0 S: 5	H: 0 LOB: 0 BB: 0 P: 5	R: 0 E: 0 K: 1 S: 5	H: 0 LOB: 0 BB: 0 P: 5	R: 0 E: 0 K: 1 S: 5	H: 0 LOB: 0 BB: 0 P: 5	R: 0 E: 0 K: 0 S: 3	H: 2 LOB: 2 BB: 2 P: 11	1B: 4 2B: 2 3B: 0 HR: 1	SF: 0 SAC: 1 DP: 0 HBP: 0	WP: 1 PB: 0 SB: 0 CS: 1	PA: 37											
PITCHER	IP	WLS	BF	H	R	ER	SO	BB	IBB	HBP	BLK	WP	HR	S	P	ERA	WHIP														
Jim Bunning, R ERA: 5.28 (1, 1)	3.0		17	5	3	3	3	4	0	0	0	0	0	8	8	9.00	3.000														
Tom Morgan, R ERA: 5.09 (4, 1)	2.0		6	0	0	0	1	0	0	0	0	0	0	8	8	0.00	0.000														
Herb Moford, R ERA: 2.7 (6, 1)	3.1	L	12	1	1	1	2	0	1	0	0	0	0	15	19	2.70	0.300														
Vito Valentineti, R ERA: 2.08 (9, 1)	0.0		2	1	0	0	0	1	0	0	0	0	0	1	5	*	*														

Batter	1	2	3	4	5	6	7	8	9	AB	R	H	RBI	BB	SO	LOB	TOP					
Frank Bolling, R (1.4)	5-3		FC4-6	2B		1-3			F7	4	1	1	1	1	0	1						
Ozzie Virgil, R (1.5)	1B		FC4-6	2B			L6		2B	4	0	2	2	1	0	2						
Al Kaline, R (1.8)	F3		1B	L4-3			F2		2B	5	0	2	1	0	0	2						
Gus Zernial, R (1.7)	F8		K		6-3		K		K	5	0	0	0	0	3	5						
Ray Boone, R (1.3)		F3			F8					3	0	1	0	1	0	0						
Charlie Maxwell, L (1.9)	4-3	4-3			F6				F8	4	0	0	0	0	0	4						
Billy Martin, R (1.6)	K			F4		F8			5-3	4	0	0	0	0	1	1						
Jim Hegan, R (1.2)			1B	1B	2B	1B			6-3	3	2	2	0	1	0	1						
Paul Foytack, R (1.1)			FC4-6	1B		F8			3-1	1	1	1	0	0	0	0						
Jim Bunning, R (3.1)										0	0	0	0	0	0	0						
Reno Bertoia, R (4.1)										0	0	0	0	0	1	1						
Tom Morgan, R (4.1)										0	0	0	0	0	0	0						
Bob Hazle, L (6.1)										0	0	0	0	0	0	1						
Vito Valentineti, R (6.1)										0	0	0	0	0	0	0						
Gail Harris, L (9.1)										1	0	0	0	0	0	0						
Inning Stats	R: 0 E: 0 K: 0 S: 4	H: 1 LOB: 1 BB: 0 P: 4	R: 0 E: 0 K: 1 S: 5	H: 0 LOB: 0 BB: 0 P: 5	R: 2 E: 0 K: 1 S: 9	H: 4 LOB: 3 BB: 1 P: 13	R: 2 E: 0 K: 1 S: 7	H: 2 LOB: 1 BB: 1 P: 11	R: 0 E: 0 K: 0 S: 3	H: 0 LOB: 0 BB: 0 P: 3	R: 0 E: 0 K: 0 S: 3	H: 0 LOB: 0 BB: 0 P: 7	R: 0 E: 0 K: 1 S: 5	H: 0 LOB: 0 BB: 0 P: 5	R: 0 E: 0 K: 0 S: 4	H: 1 LOB: 1 BB: 0 P: 4	R: 0 E: 0 K: 1 S: 6	H: 1 LOB: 2 BB: 1 P: 10	1B: 6 2B: 3 3B: 0 HR: 0	SF: 0 SAC: 0 DP: 0 HBP: 0	WP: 0 PB: 0 SB: 0 CS: 0	PA: 40
PITCHER	IP WLS BF H R ER SO BB IBB HBP BLK WP HR S P ERA WHIP																					
Frank Sullivan, R (1.1)	9.0 W 40 9 4 4 5 4 0 0 0 0 0 0 46 62 4.00 1.444																					

Detroit Tigers @ Boston Red Sox
Fenway Park, Boston, MA
Mon Jun 09 1958, 7:05 PM EDT
Att: 18,473 - Unknown

AB 36
R 4
H 9
RBI 4
BB 4
SO 5
LOB 18



Batter	1	2	3	4	5	6	7	8	9	AB	R	H	RBI	BB	SO	LOB	BOTTOM	
Don Buddin, R (1.6)	1B	FC5-4	1B		5-3			F2		4	2	1	1	1	0	1		
Pete Runnels, L (1.4)	L8	G3	1B			1-3		BB		4	0	1	2	1	0	2		
Ted Williams, L (1.7)	2B		1B			4-3		BB		3	2	1	0	2	0	1		
Gene Stephens, L (9.7)	1B		4-3					BB		0	0	0	0	0	0	0		
Dick Gemert, R (1.3)	1B		K	K		L8		L8		5	0	1	1	0	2	3		
Frank Matzone, R (1.5)	1B		HR	5-3				F6		4	2	3	1	0	0	2		
Jackie Jensen, R (1.9)	1B		HR	1B	5-3			2B		4	1	3	4	0	0	1		
Lou Berberet, L (1.2)	K		F9	F5		F7				4	0	0	0	0	1	4		
Jim Piersall, R (1.8)		6-3	2B		F9			6-3		3	1	0	0	1	0	1		
Frank Sullivan, R (1.1)		FC5-4	2B	1B	K			4-3		3	1	1	0	1	1	1		
Inning Stats	R: 2 E: 0 K: 1 S: 8	H: 4 LOB: 2 BB: 1 P: 12	R: 0 E: 0 K: 0 S: 4	H: 1 LOB: 1 BB: 0 P: 4	R: 6 E: 0 K: 1 S: 9	H: 4 LOB: 1 BB: 3 P: 21	R: 0 E: 0 K: 1 S: 6	H: 1 LOB: 1 BB: 0 P: 6	R: 0 E: 0 K: 0 S: 3	H: 0 LOB: 0 BB: 0 P: 3	R: 1 E: 0 K: 0 S: 4	H: 1 LOB: 1 BB: 0 P: 5	R: 0 E: 0 K: 0 S: 3	H: 0 LOB: 2 BB: 2 P: 11	1B: 7 2B: 3 3B: 0 HR: 1	SF: 0 SAC: 0 DP: 0 HBP: 1	WP: 0 PB: 0 SB: 0 CS: 0	PA: 41
PITCHER	IP WLS BF H R ER SO BB IBB HBP BLK WP HR S P ERA WHIP																	
Paul Foytack, R (1.1)	2.2 L 18 7 7 7 2 4 0 0 0 0 0 0 18 34 23.62 4.125																	
Jim Bunning, R (3.1)	0.1 3 2 1 1 0 0 0 0 0 0 0 0 3 3 27.00 6.000																	
Tom Morgan, R (4.1)	2.0 7 1 0 0 2 0 0 0 0 0 0 0 11 11 0.00 0.500																	
Vito Valentineti, R (6.1)	3.0 13 1 1 1 0 2 0 0 1 0 0 0 0 10 19 3.00 1.000																	

Detroit Tigers @ Boston Red Sox
Fenway Park, Boston, MA
Mon Jun 09 1958, 7:05 PM EDT
Att: 18,473 - Unknown


AB 34
R 9
H 11
RBI 9
BB 6
SO 4
LOB 16



Batter	1	2	3	4	5	6	7	8	9	AB	R	H	RBI	BB	SO	LOB	TOP					
Johnny Groth, R OBP: 0.333, SLG: 0.405 (1, 8)										5	0	1	0	0	0	1						
Ozzie Virgil, R OBP: 0.303, SLG: 0.469 (1, 5)										5	1	2	1	0	0	1						
Al Kaline, R OBP: 0.348, SLG: 0.429 (1, 9)										4	1	2	0	0	0	2						
Ray Boone, R OBP: 0.323, SLG: 0.450 Billy Hoelt, L OBP: 0.400, SLG: 0.632 Red Wilson, R OBP: 0.362, SLG: 0.443 (1, 3)										3	0	0	1	1	1	1						
Frank Bolling, R OBP: 0.340, SLG: 0.376 (1, 4)										3	0	1	0	1	0	2						
Charlie Maxwell, L OBP: 0.353, SLG: 0.384 (1, 7)										3	0	0	0	1	0	3						
Billy Martin, R OBP: 0.316, SLG: 0.444 (1, 6)										3	0	1	0	1	0	3						
Jim Hegan, R OBP: 0.284, SLG: 0.287 Gail Harris, L OBP: 0.405, SLG: 0.532 (1, 2)										3	0	0	0	0	2	2						
Paul Foytack, R OBP: 0.333, SLG: 0.296 Hank Aguirre, R OBP: 0.271, SLG: 0.250 Bob Hazen, L OBP: 0.346, SLG: 0.225 Tom Morgan, R Gus Zernial, R Vito Valentineti, R Reno Bertoia, R (1, 1)										0	0	0	0	1	0	0						
Inning Stats	R: 0 E: 0 K: 0 S: 3	H: 0 LOB: 0 BB: 0 P: 3	R: 0 E: 0 K: 0 S: 3	H: 0 LOB: 1 BB: 1 P: 7	R: 0 E: 0 K: 1 S: 5	H: 0 LOB: 1 BB: 1 P: 9	R: 0 E: 0 K: 1 S: 6	H: 1 LOB: 2 BB: 1 P: 10	R: 0 E: 0 K: 0 S: 5	H: 0 LOB: 0 BB: 0 P: 5	R: 2 E: 0 K: 0 S: 7	H: 4 LOB: 2 BB: 0 P: 7	R: 0 E: 0 K: 1 S: 6	H: 2 LOB: 1 BB: 0 P: 6	R: 0 E: 0 K: 0 S: 3	H: 0 LOB: 2 BB: 2 P: 11	R: 0 E: 0 K: 0 S: 3	H: 0 LOB: 0 BB: 0 P: 3	1B: 5 2B: 1 3B: 0 HR: 1	SF: 0 SAC: 0 DP: 1 HBP: 0	WP: 0 PB: 0 SB: 0 CS: 0	PA: 38
PITCHER	IP WLS BF H R ER SO BB IBB HBP BLK WP HR S P ERA WHIP																					
Dave Sisler, R ERA: 3.95 Ike Delock, R ERA: 1.15 (1, 1)	5.1 W 23 4 2 2 3 3 0 0 0 0 0 1 26 38 3.38 1.312																					
(6, 1)	3.2 S 15 3 0 0 1 2 0 0 0 0 0 0 15 23 0.00 1.364																					

Detroit Tigers @ Boston Red Sox
Fenway Park, Boston, MA
Thu Jun 12 1958, 3:33 AM EDT
Att: 5,168 - Unknown


AB 33
R 2
H 7
RBI 2
BB 5
SO 4
LOB 17



Batter	1	2	3	4	5	6	7	8	9	AB	R	H	RBI	BB	SO	LOB	BOTTOM			
Don Buddin, R OBP: 0.373, SLG: 0.362 (1, 6)										4	1	2	0	0	0	2				
Pete Runnels, L OBP: 0.388, SLG: 0.350 (1, 4)										4	0	1	0	0	0	3				
Ted Williams, L OBP: 0.446, SLG: 0.447 Gene Stephens, L OBP: 0.265, SLG: 0.246 (1, 7)										4	1	1	0	0	0	3				
Dick Gemert, R OBP: 0.377, SLG: 0.531 (1, 3)										3	0	0	1	1	0	1				
Frank Matzone, R OBP: 0.353, SLG: 0.407 (1, 5)										3	0	1	1	1	0	0				
Jackie Jensen, R OBP: 0.416, SLG: 0.584 (1, 9)										4	1	1	1	0	0	3				
Sammy White, R OBP: 0.313, SLG: 0.490 (1, 2)										4	1	4	0	0	0	0				
Jim Piersall, R OBP: 0.329, SLG: 0.353 (1, 8)										3	0	0	0	0	0	3				
Dave Sisler, R OBP: 0.304, SLG: 0.333 Ike Delock, R ERA: 1.15 (1, 1)										2	0	1	1	0	0	1				
(6, 1)										1	0	0	0	0	1	1				
Inning Stats	R: 2 E: 0 K: 0 S: 6	H: 3 LOB: 1 BB: 0 P: 6	R: 0 E: 0 K: 0 S: 4	H: 1 LOB: 1 BB: 0 P: 4	R: 0 E: 0 K: 0 S: 3	H: 0 LOB: 2 BB: 2 P: 11	R: 1 E: 0 K: 0 S: 6	H: 3 LOB: 2 BB: 0 P: 6	R: 0 E: 0 K: 0 S: 3	H: 0 LOB: 0 BB: 0 P: 3	R: 0 E: 0 K: 0 S: 4	H: 1 LOB: 1 BB: 0 P: 4	R: 0 E: 0 K: 0 S: 3	H: 1 LOB: 0 BB: 0 P: 3	R: 1 E: 0 K: 1 S: 7	H: 2 LOB: 1 BB: 0 P: 7	1B: 7 2B: 4 3B: 0 HR: 1	SF: 0 SAC: 2 DP: 1 HBP: 0	WP: 0 PB: 0 SB: 0 CS: 0	PA: 36
PITCHER	IP WLS BF H R ER SO BB IBB HBP BLK WP HR S P ERA WHIP																			
Paul Foytack, R ERA: 3.83 Hank Aguirre, L ERA: 2.57 Tom Morgan, R ERA: 4.5 Vito Valentineti, R ERA: 2.5 (1, 1)	3.1 L 19 7 3 3 0 0 2 0 0 0 0 0 0 17 25 8.10 2.700																			
(4, 1)	0.2 2 0 0 0 0 0 0 0 0 0 0 0 2 2 0.00 0.000																			
(5, 1)	2.0 7 1 0 0 0 0 0 0 0 0 0 0 7 7 0.00 0.500																			
(7, 1)	2.0 8 3 1 1 1 0 0 0 0 0 1 10 10 4.50 1.500																			

Detroit Tigers @ Boston Red Sox
Fenway Park, Boston, MA
Thu Jun 12 1958, 3:33 AM EDT
Att: 5,168 - Unknown


AB 32
R 4
H 11
RBI 4
BB 2
SO 1
LOB 17



Batter	1	2	3	4	5	6	7	8	9	AB	R	H	RBI	BB	SO	LOB	TOP								
Johnny Groth, R (1, 8) OBP: 0.340, SLG: 0.489	1-3		L7			E6 3B		1B 3B	K	5	2	2	0	0	1	0									
Ozzie Virgil, R (1, 5) OBP: 0.324, SLG: 0.500	5-3					F6		2B 1B		4	2	2	1	0	0	0									
Al Kaline, R (1, 9) OBP: 0.351, SLG: 0.436	L4-3					K		2B		4	0	2	2	0	1	0									
Ray Boone, R (1, 3) OBP: 0.323, SLG: 0.447		4-3						SH		3	0	1	0	0	0	1									
Reno Bertola, R (7, PR) OBP: 0.296, SLG: 0.307			G6-4-3					SH		0	0	0	0	0	0	0									
Gail Harris, L (7, 3) OBP: 0.408, SLG: 0.532			1-2					L4-3		0	0	0	0	0	0	0									
Frank Bolling, R (1, 4) OBP: 0.343, SLG: 0.379								L4-3		4	0	2	0	0	0	2									
Charlie Maxwell, L (1, 7) OBP: 0.350, SLG: 0.377								BB		3	0	0	0	1	2	3									
Billy Martin, R (1, 6) OBP: 0.309, SLG: 0.435								F5		4	0	0	0	0	0	5									
Red Wilson, R (1, 2) OBP: 0.356, SLG: 0.422			5-3							3	0	0	0	1	0	0									
Billy Hoelt, L (1, 1) OBP: 0.348, SLG: 0.545										3	0	0	0	0	3	3									
Herb Motford, R (8, 1)										1	0	0	0	0	0	0									
Hank Aguirre, R (9, 1) OBP: 0.231, SLG: 0.250										0	0	0	0	0	0	0									
Inning Stats	R: 0 E: 0 K: 0 S: 3	H: 0 LOB: 0 BB: 0 P: 3	R: 0 E: 0 K: 1 S: 6	H: 1 LOB: 1 BB: 0 P: 6	R: 0 E: 0 K: 1 S: 5	H: 0 LOB: 0 BB: 0 P: 5	R: 1 E: 0 K: 0 S: 4	H: 2 LOB: 0 BB: 0 P: 4	R: 0 E: 0 K: 1 S: 5	H: 0 LOB: 0 BB: 0 P: 5	R: 1 E: 1 K: 2 S: 8	H: 1 LOB: 0 BB: 0 P: 8	R: 0 E: 0 K: 1 S: 7	H: 2 LOB: 3 BB: 1 P: 11	R: 2 E: 0 K: 0 S: 6	H: 3 LOB: 2 BB: 1 P: 10	R: 0 E: 0 K: 1 S: 5	H: 0 LOB: 0 BB: 0 P: 5	1B: 5 2B: 3 3B: 2 HR: 0	SF: 0 SAC: 1 DP: 2 HBP: 0	WP: 0 PB: 0 SB: 0 CS: 0	PA: 37			
PITCHER	IP	WLS	BF	H	R	ER	SO	BB	IBB	HBP	BLK	WP	HR	S	P	ERA	WHIP								
Bobby Shantz, L (1, 1) ERA: 3.61	7.0	L	31	9	4	3	6	0	1	0	0	0	0	42	46	3.86	1.286								
Bob Grim, R (8, 1) ERA: 5.28	2.0		6	0	0	0	1	1	0	0	0	0	0	7	11	0.00	0.500								

Detroit Tigers @ New York Yankees
Yankee Stadium, Bronx, NY
Fri Jun 13 1958, 7:05 PM EDT
Att: 35,660 - Unknown


AB 34
R 4
H 9
RBI 3
BB 2
SO 7
LOB 14



Batter	1	2	3	4	5	6	7	8	9	AB	R	H	RBI	BB	SO	LOB	BOTTOM								
Hank Bauer, R (1, 9) OBP: 0.322, SLG: 0.440	K							L4		4	0	1	0	1	1	1									
Tony Kubek, L (1, 6) OBP: 0.310, SLG: 0.346	G3							BB		5	0	2	0	0	0	5									
Mickey Mantle, S (1, 8) OBP: 0.423, SLG: 0.557	F3							1B		3	1	1	1	1	0	1									
Gil McDougald, R (1, 4) OBP: 0.408, SLG: 0.465		F7						BB		4	0	0	0	0	1	3									
Bill Skowron, R (1, 3) OBP: 0.356, SLG: 0.514		F4						BB		3	1	1	0	1	0	0									
Yogi Berra, L (1, 2) OBP: 0.278, SLG: 0.411								BB		3	0	0	0	1	0	2									
Andy Carey, R (1, 5) OBP: 0.366, SLG: 0.520								BB		3	0	1	1	1	0	0									
Elston Howard, R (1, 7) OBP: 0.361, SLG: 0.557								BB		3	0	1	0	0	1	1									
Bobby Richardson, R (7, PR) OBP: 0.245, SLG: 0.297								BB		0	0	0	0	0	0	0									
Norm Siebern, L (8, 7) OBP: 0.310, SLG: 0.330								BB		0	0	0	0	0	0	0									
Enos Slaughter, L (9, PH) OBP: 0.400, SLG: 0.585								BB		1	0	0	0	0	0	2									
Bobby Shantz, R (1, 1) OBP: 0.409, SLG: 0.500								BB		3	0	1	0	0	1	2									
Bob Grim, R (8, 1)								BB		0	0	0	0	0	0	0									
Harry Simpson, L (9, PH) OBP: 0.316, SLG: 0.300								BB		1	0	0	0	0	0	2									
Inning Stats	R: 0 E: 0 K: 1 S: 5	H: 0 LOB: 0 BB: 0 P: 5	R: 0 E: 0 K: 0 S: 3	H: 0 LOB: 0 BB: 0 P: 3	R: 0 E: 0 K: 1 S: 5	H: 0 LOB: 2 BB: 2 P: 13	R: 1 E: 0 K: 1 S: 6	H: 1 LOB: 0 BB: 0 P: 6	R: 0 E: 0 K: 0 S: 4	H: 1 LOB: 1 BB: 0 P: 8	R: 0 E: 0 K: 1 S: 5	H: 1 LOB: 1 BB: 0 P: 5	R: 0 E: 0 K: 0 S: 3	H: 1 LOB: 1 BB: 1 P: 7	R: 0 E: 0 K: 0 S: 6	H: 3 LOB: 3 BB: 1 P: 10	R: 1 E: 0 K: 0 S: 6	H: 3 LOB: 3 BB: 1 P: 10	1B: 6 2B: 2 3B: 0 HR: 1	SF: 0 SAC: 0 DP: 2 HBP: 0	WP: 0 PB: 0 SB: 0 CS: 1	PA: 38			
PITCHER	IP	WLS	BF	H	R	ER	SO	BB	IBB	HBP	BLK	WP	HR	S	P	ERA	WHIP								
Billy Hoelt, L (1, 1) ERA: 3.82	7.1	W	30	5	1	1	4	4	0	0	0	0	0	34	50	1.23	1.227								
Herb Motford, R (8, 1) ERA: 4.15	0.2		4	2	1	1	0	1	0	0	0	0	0	3	7	13.50	4.500								
Hank Aguirre, L (9, 1) ERA: 2.51	1.0	S	4	1	0	0	0	0	0	0	0	0	0	4	4	0.00	1.000								

Detroit Tigers @ New York Yankees
Yankee Stadium, Bronx, NY
Fri Jun 13 1958, 7:05 PM EDT
Att: 35,660 - Unknown

AB 33
R 2
H 8
RBI 2
BB 5
SO 4
LOB 19



Batter	1	2	3	4	5	6	7	8	9	AB	R	H	RBI	BB	SO	LOB	TOP	
Johnny Groth, R <small>OBP: 0.345, SLG: 0.471</small> 										4	0	1	0	1	0	2		
Ozzie Virgil, R <small>OBP: 0.286, SLG: 0.439</small> 										5	0	0	0	0	1	3		
Al Kaline, R <small>OBP: 0.362, SLG: 0.466</small> 										5	2	4	1	0	0	0		
Charlie Maxwell, L <small>OBP: 0.357, SLG: 0.380</small> 										4	0	2	0	1	0	3		
Frank Bolling, R <small>OBP: 0.340, SLG: 0.374</small> 										5	0	1	2	0	1	4		
Gail Harris, L <small>OBP: 0.395, SLG: 0.507</small> 										5	1	1	0	0	1	4		
Billy Martin, R <small>OBP: 0.308, SLG: 0.431</small> 										4	1	1	0	0	1	0		
Charlie Lau, L <small>OBP: 0.278, SLG: 0.400</small> Jim Hegan, R <small>OBP: 0.284, SLG: 0.287</small> 										3	0	0	0	0	1	2		
George Susce, R <small>OBP: 0.200, SLG: 0.400</small> Tom Morgan, R <small>OBP: 0.312, SLG: 0.225</small> Bob Hazle, L <small>OBP: 0.266, SLG: 0.307</small> Reno Bertoia, R <small>OBP: 0.331, SLG: 0.250</small> Hank Aguirre, R <small>OBP: 0.331, SLG: 0.250</small> 										3	0	1	2	0	0	1		
Inning Stats R: 0 H: 1 E: 0 LOB: 2 K: 0 BB: 1 S: 4 R: 0 H: 0 E: 0 LOB: 1 K: 0 BB: 0 S: 3 R: 0 H: 1 E: 0 LOB: 1 K: 1 BB: 0 S: 6 R: 2 H: 3 E: 0 LOB: 1 K: 0 BB: 0 S: 6 R: 0 H: 1 E: 1 LOB: 2 K: 0 BB: 0 S: 5 R: 0 H: 0 E: 0 LOB: 0 K: 0 BB: 0 S: 3 R: 1 H: 3 E: 0 LOB: 1 K: 1 BB: 0 S: 7 R: 0 H: 0 E: 0 LOB: 0 K: 3 BB: 0 S: 9 R: 2 H: 2 E: 0 LOB: 2 K: 0 BB: 2 S: 5 1B: 8 2B: 2 3B: 0 HR: 1 SF: 0 SAC: 0 DP: 1 HBP: 1 WP: 0 PA: 42 PB: 0 SB: 0 CS: 0																		
PITCHER Johnny Kucks, R <small>ERA: 2.96</small> Bob Grim, R <small>ERA: 5.51</small> Ryne Duren, R <small>ERA: 1.35</small>	IP WLS BF H R ER SO BB IBB HBP BLK WP HR S P ERA WHIP 7.0 32 9 3 3 2 1 0 1 0 0 1 34 39 3.86 1.429 1.0 4 0 1 1 3 1 0 0 0 0 0 9 13 9.00 1.000 1.0 L 6 2 1 1 0 1 0 0 0 0 0 5 9 9.00 3.000																	
Batter Hank Bauer, R <small>OBP: 0.325, SLG: 0.439</small> 										5	0	2	0	0	0	1		
Tony Kubek, L <small>OBP: 0.302, SLG: 0.337</small> 										4	0	0	0	0	1	3		
Mickey Mantle, S <small>OBP: 0.425, SLG: 0.551</small> 										2	1	0	0	2	1	1		
Gil McDougald, R <small>OBP: 0.415, SLG: 0.481</small> 										3	1	2	0	1	0	1		
Bill Skowron, R <small>OBP: 0.346, SLG: 0.500</small> 										4	1	0	0	0	0	5		
Yogi Berra, L <small>OBP: 0.277, SLG: 0.424</small> 										4	1	1	3	0	0	4		
Andy Carey, R <small>OBP: 0.361, SLG: 0.512</small> Jerry Lumpe, L <small>OBP: 0.301, SLG: 0.292</small> 										2	0	0	0	0	1	2		
Norm Siebern, L <small>OBP: 0.325, SLG: 0.346</small> 										4	0	3	1	0	0	0		
Johnny Kucks, R <small>OBP: 0.111, SLG: 0.118</small> Enos Slaughter, L <small>OBP: 0.391, SLG: 0.571</small> Bob Grim, R <small>OBP: 0.301, SLG: 0.292</small> Ryne Duren, R <small>OBP: 0.450, SLG: 0.750</small> 										1	0	0	0	0	0	1		
Inning Stats R: 0 H: 1 E: 0 LOB: 1 K: 1 BB: 0 S: 6 R: 1 H: 1 E: 2 LOB: 1 K: 1 BB: 0 S: 7 R: 0 H: 1 E: 0 LOB: 0 K: 1 BB: 0 S: 5 R: 0 H: 1 E: 0 LOB: 1 K: 0 BB: 0 S: 4 R: 0 H: 1 E: 0 LOB: 1 K: 0 BB: 0 S: 4 R: 0 H: 0 E: 0 LOB: 2 K: 0 BB: 2 S: 3 R: 0 H: 1 E: 0 LOB: 0 K: 0 BB: 0 S: 3 R: 3 H: 2 E: 0 LOB: 0 K: 0 BB: 1 S: 5 R: 0 H: 0 E: 0 LOB: 0 K: 1 BB: 0 S: 5 1B: 5 2B: 3 3B: 0 HR: 1 SF: 0 SAC: 1 DP: 2 HBP: 0 WP: 0 PA: 37 PB: 0 SB: 0 CS: 0																		
PITCHER George Susce, R <small>ERA: 3.8</small> Tom Morgan, R <small>ERA: 4.79</small> Hank Aguirre, L <small>ERA: 2.45</small>	IP WLS BF H R ER SO BB IBB HBP BLK WP HR S P ERA WHIP 7.1 31 7 3 2 3 3 0 0 0 0 1 33 46 2.46 1.364 0.2 3 1 1 1 0 0 0 0 0 0 1 3 3 13.50 1.500 1.0 W 3 0 0 0 1 0 0 0 0 0 0 5 5 0.00 0.000																	

Detroit Tigers @ New York Yankees
 Yankee Stadium, Bronx, NY
 Sat Jun 14 1958, 3:33 AM EDT
 Att: 24,710 - Unknown

AB	38
R	5
H	11
RBI	5
BB	3
SO	5
LOB	19



Detroit Tigers @ New York Yankees
 Yankee Stadium, Bronx, NY
 Sat Jun 14 1958, 3:33 AM EDT
 Att: 24,710 - Unknown

AB	33
R	4
H	8
RBI	4
BB	3
SO	4
LOB	21



Batter	1	2	3	4	5	6	7	8	9	AB	R	H	RBI	BB	SO	LOB	TOP			
Frank Bolling, R OBP: 0.349, SLG: 0.378 (1,4)	F2		FC1-4 1B		4-0 BB		FC6-4 1B BB		1B	3	0	2	0	2	0	0	Detroit Tigers @ New York Yankees Yankee Stadium, Bronx, NY Sun Jun 15 1958, 3:33 AM EDT Unknown			
Ozzie Virgil, R OBP: 0.298, SLG: 0.435 (1,5)	F7		FC1-4 1-2f		FC5 2-3f		FC6-4 1B		1B	5	0	2	1	0	0	3				
Harvey Kuenn, R OBP: 0.391, SLG: 0.523 (1,8)	E6 BB		K			F6	FC6-4		K	5	0	0	1	0	2	5				
Charlie Maxwell, L OBP: 0.355, SLG: 0.373 (1,7)				L9		F9	4-3			3	0	0	0	1	0	2				
Al Kaline, R OBP: 0.359, SLG: 0.462 (1,9)	L8			L9					K	4	0	1	0	0	1	2				
Gail Harris, L OBP: 0.375, SLG: 0.479 (1,3)		F2		F6		K			5-3	4	0	0	0	0	1	1				
Billy Martin, R OBP: 0.302, SLG: 0.422 (1,6)		F8			6-3		L5		5-3	4	0	0	0	0	0	0				
Red Wilson, R OBP: 0.364, SLG: 0.426 (1,2)		F5				FC6-4 1B	BB SH 1B		F2	4	1	2	0	0	0	0				
Frank Lary, R OBP: 0.189, SLG: 0.171 (1,1)			K		FC6-4 FC5 BB		SH 1B BB FC6-4		K	3	1	0	0	0	2	1				
Inning Stats	R: 0 E: 1 K: 0 S: 4	H: 0 LOB: 2 BB: 1 P: 8	R: 0 E: 0 K: 0 S: 3	H: 0 LOB: 0 BB: 0 P: 3	R: 0 E: 0 K: 2 S: 8	H: 1 LOB: 1 BB: 0 P: 8	R: 0 E: 0 K: 0 S: 3	H: 0 LOB: 0 BB: 0 P: 3	R: 0 E: 0 K: 1 S: 6	H: 1 LOB: 2 BB: 0 P: 6	R: 2 E: 0 K: 0 S: 6	H: 2 LOB: 2 BB: 1 P: 10	R: 0 E: 0 K: 1 S: 5	H: 0 LOB: 0 BB: 0 P: 5	R: 0 E: 0 K: 2 S: 9	H: 2 LOB: 2 BB: 0 P: 9	1B: 7 2B: 0 3B: 0 HR: 0	SF: 0 SAC: 1 DP: 0 HBP: 0	WP: 0 PB: 0 SB: 1 CS: 0	PA: 39
PITCHER	IP WLS BF H R ER SO BB IBB HBP BLK WP HR S P ERA WHIP	7.0 L 31 5 2 2 3 3 0 0 0 0 0 0 34 46 2.57 1.143	2.0 8 2 0 0 3 0 0 0 0 0 0 0 14 14 0.00 1.000																	

Batter	1	2	3	4	5	6	7	8	9	AB	R	H	RBI	BB	SO	LOB	BOTTOM					
Hank Bauer, R OBP: 0.325, SLG: 0.433 (1,9)	L8		G6-4-3 1-2f			BB BB			4-3	2	0	0	0	1	0	2	Detroit Tigers @ New York Yankees Yankee Stadium, Bronx, NY Sun Jun 15 1958, 3:33 AM EDT Unknown					
Enos Slaughter, L OBP: 0.383, SLG: 0.558 (8, PH)										1	0	0	0	0	0	0						
Tony Kubek, L OBP: 0.295, SLG: 0.329 (1,6)	4-3			E4 5-3		F7			3-1	4	0	0	0	0	0	1						
Mickey Mantle, S OBP: 0.426, SLG: 0.547 (1,8)	L7			K					BB 1B	3	0	1	0	1	1	1						
Gil McDougald, R OBP: 0.412, SLG: 0.472 (1,4)		K		5-3		6-3			FC5-4 BB	3	0	0	0	1	1	3						
Bill Skowron, R OBP: 0.338, SLG: 0.486 (1,3)		5-3		1-3					FC5-4	4	0	0	0	0	1	3						
Yogi Berra, L OBP: 0.272, SLG: 0.415 (1,2)		K			1-3		F5		F8	4	0	0	0	0	1	0						
Andy Carey, R OBP: 0.367, SLG: 0.511 (1,5)										2	0	1	0	1	0	0						
Jerry Lumpe, L OBP: 0.297, SLG: 0.288 (9, PH)				1B 1B		F8	1B BB		F7	1	0	0	0	0	0	0						
Norm Siebern, L OBP: 0.322, SLG: 0.343 (1,7)				K		4-3			F5	4	0	1	0	0	1	1						
Don Larsen, R OBP: 0.435, SLG: 0.684 (1,1)										3	0	1	0	0	1	2						
Art Ditmar, R OBP: 0.200, SLG: 0.200 (8,1)				G6-4-3 1-3		F7	K			0	0	0	0	0	0	0						
Inning Stats	R: 0 E: 0 K: 0 S: 3	H: 0 LOB: 0 BB: 0 P: 3	R: 0 E: 0 K: 2 S: 7	H: 0 LOB: 0 BB: 0 P: 7	R: 0 E: 0 K: 1 S: 6	H: 2 LOB: 1 BB: 0 P: 6	R: 0 E: 1 K: 1 S: 6	H: 0 LOB: 1 BB: 0 P: 6	R: 0 E: 0 K: 0 S: 3	H: 0 LOB: 0 BB: 0 P: 3	R: 0 E: 0 K: 0 S: 3	H: 0 LOB: 2 BB: 2 P: 11	R: 0 E: 0 K: 2 S: 8	H: 1 LOB: 2 BB: 1 P: 12	R: 0 E: 0 K: 0 S: 4	H: 1 LOB: 2 BB: 1 P: 8	R: 0 E: 0 K: 0 S: 3	H: 0 LOB: 0 BB: 0 P: 3	1B: 4 2B: 0 3B: 0 HR: 0	SF: 0 SAC: 0 DP: 1 HBP: 0	WP: 0 PB: 0 SB: 0 CS: 0	PA: 35
PITCHER	IP WLS BF H R ER SO BB IBB HBP BLK WP HR S P ERA WHIP	9.0 W 35 4 0 0 6 4 0 0 0 0 0 43 59 0.00 0.889																				

Batter	1	2	3	4	5	6	7	8	9	AB	R	H	RBI	BB	SO	LOB	TOP						
Frank Bolling, R OBP: 0.354, SLG: 0.385	L3		CS 1B		FC6-4 HBP	F4			2B	4	0	2	0	0	0	1							
Ozzie Virgil, R OBP: 0.288, SLG: 0.400	K		K		FC6-4 1B		F6		BB	4	0	0	0	1	2	3							
Harvey Kuenn, R OBP: 0.395, SLG: 0.531 Johnny Groth, R OBP: 0.333, SLG: 0.453	2B			1-3	1B		F7		K	3	0	2	1	0	0	0							
Charlie Maxwell, L OBP: 0.353, SLG: 0.366	FC6-4 BB			K	4-3		4-3			3	0	0	0	1	1	2							
Al Kaline, R OBP: 0.362, SLG: 0.460	FC6-4			HBP BB		3B 1B		L5-3		3	1	1	0	1	0	2							
Gail Harris, L OBP: 0.381, SLG: 0.500		K		1-2 HBP		SF8 3B		4-3		3	1	1	1	0	1	0							
Billy Martin, R OBP: 0.296, SLG: 0.415	K		K		K	SF8		F7		3	0	0	1	0	2	2							
Jim Hegan, R OBP: 0.273, SLG: 0.275	K				K	F8		5-3		4	0	0	0	0	2	0							
Jim Bunning, R OBP: 0.217, SLG: 0.273			K		FC6-4 HBP 1B	1B		F4		3	1	1	0	1	1	0							
Inning Stats	R: 0 E: 0 K: 1 S: 6	H: 1 LOB: 2 BB: 1 P: 10	R: 0 E: 0 K: 3 S: 9	H: 0 LOB: 0 BB: 0 P: 9	R: 0 E: 0 K: 2 S: 7	H: 1 LOB: 0 BB: 0 P: 7	R: 0 E: 0 K: 2 S: 7	H: 0 LOB: 2 BB: 1 P: 12	R: 1 E: 0 K: 1 S: 7	H: 2 LOB: 1 BB: 0 P: 8	R: 2 E: 0 K: 0 S: 5	H: 2 LOB: 1 BB: 1 P: 9	R: 0 E: 0 K: 0 S: 3	H: 0 LOB: 0 BB: 0 P: 3	R: 0 E: 0 K: 0 S: 3	H: 0 LOB: 0 BB: 0 P: 3	R: 0 E: 0 K: 1 S: 6	H: 1 LOB: 2 BB: 1 P: 10	1B: 4 2B: 2 3B: 1 HR: 0	SF: 1 SAC: 0 DP: 0 HBP: 2	WP: 0 PB: 0 SB: 0 CS: 1	PA: 39	
PITCHER	IP	WLS	BF	H	R	ER	SO	BB	IBB	HBP	BLK	WP	HR	S	P	ERA	WHIP						
Bob Turley, R ERA: 2.21	(1, 1)	8.0	L	34	6	3	3	9	3	0	2	0	0	0	47	61	3.38	1.125					
Tom Sturdivant, R ERA: 5.61	(9, 1)	1.0		5	1	0	0	1	1	0	0	0	0	0	6	10	0.00	2.000					

Detroit Tigers @ New York Yankees
Yankee Stadium, Bronx, NY
Sun Jun 15 1958, 3:38 AM EDT
Att: 34,817 - Unknown

AB 32
R 3
H 7
RBI 3
BB 4
SO 10
LOB 12



Batter	1	2	3	4	5	6	7	8	9	AB	R	H	RBI	BB	SO	LOB	BOTTOM						
Hank Bauer, R OBP: 0.319, SLG: 0.424 Enos Slaughter, L OBP: 0.396, SLG: 0.568	L5		K		K			G6-4-3 1B		3	0	0	0	0	2	1							
Jerry Lumpe, L OBP: 0.308, SLG: 0.300	1B		1-2 1B		4-3			G6-4-3		4	0	2	0	0	0	1							
Mickey Mantle, S OBP: 0.419, SLG: 0.535	K		K			K		F5		4	0	0	0	0	3	3							
Bill Skowron, R OBP: 0.335, SLG: 0.480	1-3 1B		F8			5-3		F7		4	0	1	0	0	0	2							
Gil McDougald, R OBP: 0.403, SLG: 0.461	L9			K		L9		K		4	0	0	0	0	2	2							
Elston Howard, R OBP: 0.351, SLG: 0.540		L9		L9		F8				3	0	0	0	0	0	0							
Tony Kubek, L OBP: 0.296, SLG: 0.329	F8			1B		1-3				3	0	1	0	0	0	0							
Norm Siebern, L OBP: 0.315, SLG: 0.333	L9			L9		4-3				3	0	0	0	0	0	1							
Bob Turley, R OBP: 0.154, SLG: 0.167 Harry Simpson, L OBP: 0.310, SLG: 0.294 Tom Sturdivant, L OBP: 0.400, SLG: 0.250			4-0 BB		K			F7		1	0	0	0	1	1	0							
Inning Stats	R: 0 E: 0 K: 1 S: 7	H: 2 LOB: 2 BB: 0 P: 7	R: 0 E: 0 K: 0 S: 3	H: 0 LOB: 0 BB: 0 P: 3	R: 0 E: 0 K: 2 S: 8	H: 1 LOB: 2 BB: 1 P: 12	R: 0 E: 0 K: 1 S: 6	H: 1 LOB: 1 BB: 0 P: 6	R: 0 E: 0 K: 2 S: 7	H: 0 LOB: 0 BB: 0 P: 7	R: 0 E: 0 K: 1 S: 5	H: 0 LOB: 0 BB: 0 P: 5	R: 0 E: 0 K: 0 S: 3	H: 0 LOB: 0 BB: 0 P: 3	R: 0 E: 0 K: 0 S: 3	H: 1 LOB: 0 BB: 0 P: 3	R: 0 E: 0 K: 1 S: 5	H: 0 LOB: 0 BB: 0 P: 5	1B: 5 2B: 0 3B: 0 HR: 0	SF: 0 SAC: 0 DP: 1 HBP: 0	WP: 0 PB: 0 SB: 0 CS: 0	PA: 32	
PITCHER	IP	WLS	BF	H	R	ER	SO	BB	IBB	HBP	BLK	WP	HR	S	P	ERA	WHIP						
Jim Bunning, R ERA: 4.25	(1, 1)	9.0	W	32	5	0	0	8	1	0	0	0	0	0	47	51	0.00	0.667					

Detroit Tigers @ New York Yankees
Yankee Stadium, Bronx, NY
Sun Jun 15 1958, 3:38 AM EDT
Att: 34,817 - Unknown

AB 31
R 0
H 5
RBI 0
BB 1
SO 8
LOB 10




Batter	1	2	3	4	5	6	7	8	9	AB	R	H	RBI	BB	SO	LOB	TOP					
Eddie Yost, R OBP: 0.342, SLG: 0.243 (1, 5)	6-3			4-3		SF8		G6-4-3		3	0	0	1	0	0	1	Washington Senators @ Detroit Tigers Briggs Stadium, Detroit, MI Tue Jun 17 1958, 7:05 PM EDT Att: 29,794 - Unknown					
Albie Pearson, L OBP: 0.329, SLG: 0.299 (1, 8)	4-3			F7		G3		3-1		4	0	0	0	0	0	0						
Rocky Bridges, R OBP: 0.379, SLG: 0.416 (1, 6)	K			1B						4	1	2	0	0	1	0						
Roy Sievers, R OBP: 0.356, SLG: 0.531 (1, 7)		4-3		L7						4	0	1	0	0	0	1						
Jim Lemon, R OBP: 0.314, SLG: 0.436 (1, 9)	K									3	0	1	1	1	1	0						
Norm Zauchin, R OBP: 0.371, SLG: 0.411 Ossie Alvarez, R OBP: 0.211, SLG: 0.118 (5, 5)	K									2	0	0	0	0	1	1						
Ken Aspromonte, R OBP: 0.303, SLG: 0.321 (1, 4)										3	0	0	0	0	0	3						
Clint Courtney, L OBP: 0.316, SLG: 0.273 Steve Korcheck, R OBP: 0.105, SLG: 0.158 (4, 2)				3-1						1	0	0	0	0	0	0						
Pedro Ramos, S OBP: 0.206, SLG: 0.235 Al Cicotte, R OBP: 0.200, SLG: 0.200 (3, 1)				K						1	0	0	0	0	1	0						
Inning Stats	R: 0 E: 0 K: 1 S: 5	H: 0 LOB: 0 BB: 0 P: 5	R: 0 E: 0 K: 2 S: 7	H: 0 LOB: 0 BB: 0 P: 7	R: 0 E: 0 K: 1 S: 5	H: 0 LOB: 0 BB: 0 P: 5	R: 0 E: 0 K: 0 S: 4	H: 1 LOB: 1 BB: 0 P: 4	R: 0 E: 1 K: 0 S: 2	H: 0 LOB: 0 BB: 1 P: 6	R: 1 E: 1 K: 1 S: 6	H: 1 LOB: 0 BB: 0 P: 6	R: 1 E: 0 K: 0 S: 8	H: 3 LOB: 2 BB: 0 P: 8	R: 0 E: 0 K: 0 S: 3	H: 1 LOB: 0 BB: 0 P: 3		R: 0 E: 0 K: 0 S: 3	H: 0 LOB: 0 BB: 0 P: 3	1B: 5 2B: 1 3B: 0 HR: 0	SF: 1 SAC: 0 DP: 2 HBP: 0	WP: 0 PB: 0 SB: 0 CS: 0
PITCHER Billy Hoelt, L ERA: 3.48 (1, 1)	IP: 9.0 WLS: W BF: 32	H: 6 R: 2 ER: 1 SO: 6	BB: 1 IBB: 0 HBP: 0 BLK: 0	WP: 0 HR: 0 S: 43 P: 47	ERA: 1.00 WHIP: 0.778											ERA: 1.00 WHIP: 0.778						

Batter	1	2	3	4	5	6	7	8	9	AB	R	H	RBI	BB	SO	LOB	BOTTOM			
Frank Bolling, R OBP: 0.361, SLG: 0.405 (1, 4)	HR	2-3	1B							6	3	4	2	0	1	4	Washington Senators @ Detroit Tigers Briggs Stadium, Detroit, MI Tue Jun 17 1958, 7:05 PM EDT Att: 29,794 - Unknown			
Ozzie Virgil, R OBP: 0.351, SLG: 0.473 (1, 5)	G3		1B							5	1	5	0	0	0	0				
Harvey Kuenn, R OBP: 0.395, SLG: 0.533 (1, 8)	K		L5							5	0	2	2	0	1	4				
Charlie Maxwell, L OBP: 0.359, SLG: 0.361 (1, 7)	G3									2	1	0	0	3	0	2				
Al Kaline, R OBP: 0.358, SLG: 0.468 (1, 9)	L8									5	1	1	3	0	1	8				
Gail Harris, L OBP: 0.382, SLG: 0.487 (1, 3)		F8	1B							4	1	1	0	1	0	0				
Billy Martin, R OBP: 0.298, SLG: 0.415 (1, 6)	K		1B							5	1	2	0	0	1	1				
Red Wilson, R OBP: 0.366, SLG: 0.417 (1, 2)	E6		1B							4	1	1	0	0	0	1				
Billy Hoelt, L OBP: 0.393, SLG: 0.520 (1, 1)										3	0	1	2	2	0	1				
Inning Stats	R: 1 E: 0 K: 1 S: 7	H: 2 LOB: 1 BB: 0 P: 7	R: 0 E: 1 K: 1 S: 6	H: 0 LOB: 2 BB: 1 P: 10	R: 7 E: 0 K: 0 S: 9	H: 7 LOB: 3 BB: 3 P: 22	R: 0 E: 0 K: 0 S: 3	H: 1 LOB: 0 BB: 0 P: 3	R: 0 E: 0 K: 0 S: 7	H: 2 LOB: 3 BB: 1 P: 11	R: 0 E: 0 K: 0 S: 4	H: 1 LOB: 1 BB: 0 P: 4	R: 1 E: 0 K: 0 S: 5	H: 3 LOB: 1 BB: 0 P: 5	R: 0 E: 0 K: 1 S: 6	H: 1 LOB: 2 BB: 1 P: 10		1B: 13 2B: 2 3B: 0 HR: 2	SF: 0 SAC: 0 DP: 0 HBP: 1	WP: 0 PB: 0 SB: 0 CS: 1
PITCHER Pedro Ramos, R ERA: 4.2 Al Cicotte, R ERA: 4.82 (3, 1)	IP: 2.2 WLS: L BF: 19	H: 7 R: 8 ER: 8 SO: 2	BB: 3 IBB: 0 HBP: 1 BLK: 0	WP: 0 HR: 2 S: 19 P: 32	ERA: 27.00 WHIP: 3.750											ERA: 1.69 WHIP: 2.438				


Batter	1	2	3	4	5	6	7	8	9	AB	R	H	RBI	BB	SO	LOB	TOP			
Albie Pearson, L OBP: 0.335, SLG: 0.318 (1, 8)	G3		1-2 BB		6-3		2H 1B 2B		1-H 3B	4	1	2	2	1	0	0	Washington Senators @ Detroit Tigers Briggs Stadium, Detroit, MI Thu Jun 19 1958, 4:33 AM EDT Att: 6,603 - Unknown			
Herb Plews, L OBP: 0.331, SLG: 0.431 Ed Fitz Gerald, R OBP: 0.448, SLG: 0.385 Ossie Alvarez, R OBP: 0.200, SLG: 0.111 (7, PH) (7, PR) (7, 4)	F7		F8		L8		2-H 1B		K	3	0	0	0	0	0	2				
Neil Chrisley, L OBP: 0.336, SLG: 0.474 (1, 7)	K		K			FC4-6 BB			3-1	3	0	0	0	1	2	3				
Roy Sievers, R OBP: 0.350, SLG: 0.519 (1, 3)		4-3		F3		F8			6-3	4	0	0	0	0	1					
Clint Courtney, L OBP: 0.319, SLG: 0.290 (1, 2)		HR		1B BB		FC4-6			L7	3	1	1	1	1	0	1				
Rocky Bridges, R OBP: 0.377, SLG: 0.413 (1, 6)	K			1-3 1B		F4			4-3	4	0	1	0	0	1	1				
Jim Lemon, R OBP: 0.309, SLG: 0.428 (1, 9)	K			K			F8		6-3	4	0	0	0	0	2	2				
Eddie Yost, R OBP: 0.340, SLG: 0.238 (1, 5)			F7	F8			SH2-4 2B BB		K	3	1	0	0	1	1	2				
Russ Kemmerer, R OBP: 0.194, SLG: 0.138 Dick Hyde, R (9, 1)			BB 1B		K		SH2-4		3B 1B	3	1	2	0	0	1	0				
Inning Stats	R: 0 E: 0 K: 1 S: 5	H: 0 LOB: 0 BB: 0 P: 5	R: 1 E: 0 K: 2 S: 8	H: 1 LOB: 0 BB: 0 P: 8	R: 0 E: 0 K: 1 S: 6	H: 1 LOB: 2 BB: 1 P: 10	R: 0 E: 0 K: 1 S: 6	H: 0 LOB: 0 BB: 0 P: 5	R: 0 E: 0 K: 0 S: 3	H: 0 LOB: 1 BB: 1 P: 7	R: 2 E: 0 K: 0 S: 5	H: 2 LOB: 1 BB: 1 P: 9	R: 0 E: 0 K: 0 S: 3	H: 0 LOB: 0 BB: 0 P: 3	R: 1 E: 0 K: 2 S: 9	H: 2 LOB: 1 BB: 0 P: 9	1B: 4 2B: 1 3B: 1 HR: 1	SF: 0 SAC: 1 DP: 0 HBP: 0	WP: 0 PB: 0 SB: 0 CS: 0	PA: 38
PITCHER	IP WLS BF H R ER SO BB IBB HBP BLK WP HR S P ERA WHIP																			
Paul Foytack, R ERA: 3.84 Hank Aguirre, L ERA: 2.39 Herb Moford, R ERA: 5.06 (1, 1) (7, 1) (9, 1)	6.2 L 28 4 3 3 6 4 0 0 0 0 0 1 36 52 4.05 1.200																			

Batter	1	2	3	4	5	6	7	8	9	AB	R	H	RBI	BB	SO	LOB	BOTTOM			
Frank Bolling, R OBP: 0.359, SLG: 0.403 (1, 4)	K		F9			F8			G1-6-3 1B	4	0	1	0	0	1	0	Washington Senators @ Detroit Tigers Briggs Stadium, Detroit, MI Thu Jun 19 1958, 4:33 AM EDT Att: 6,603 - Unknown			
Ozzie Virgil, R OBP: 0.344, SLG: 0.458 (1, 5)	6-3			2B SF8 1B		4-3			G1-6-3 1B	4	1	1	0	0	0	1				
Harvey Kuenn, R OBP: 0.397, SLG: 0.543 (1, 8)	F7			1-3 2B		F7			F 2B	4	1	2	0	0	0	0				
Charlie Maxwell, L OBP: 0.352, SLG: 0.353 (1, 7)		F8		F7		F6			E3 1B 1B	4	1	0	0	0	0	2				
Al Katine, R OBP: 0.357, SLG: 0.466 (1, 9)		L9		SF8		L4-3			1B 1B	3	0	1	1	0	0	0				
Gail Harris, L OBP: 0.387, SLG: 0.488 (1, 3)				3-H	F8	G3			1-2 3-H 1B	4	0	2	1	0	0	1				
Billy Martin, R OBP: 0.292, SLG: 0.407 (1, 6)		F7			F7				F2 5-3	4	0	0	0	0	0	3				
Jim Hegan, R OBP: 0.267, SLG: 0.269 Tito Francona, L OBP: 0.329, SLG: 0.333 Red Wilson, R OBP: 0.366, SLG: 0.417 (1, 2) (8, PH) (9, 2)			K		6-3				6-3	2	0	0	0	0	1	0				
Paul Foytack, R OBP: 0.313, SLG: 0.276 Hank Aguirre, R OBP: 0.231, SLG: 0.250 Bob Hazle, L OBP: 0.308, SLG: 0.222 Herb Moford, R (9, 1)			6-3		K				4-3	2	0	0	0	0	0	0				
Inning Stats	R: 0 E: 0 K: 1 S: 5	H: 0 LOB: 0 BB: 0 P: 5	R: 0 E: 0 K: 0 S: 4	H: 1 LOB: 1 BB: 0 P: 4	R: 0 E: 0 K: 1 S: 5	H: 0 LOB: 0 BB: 0 P: 5	R: 1 E: 0 K: 0 S: 5	H: 2 LOB: 1 BB: 0 P: 5	R: 0 E: 0 K: 1 S: 5	H: 0 LOB: 0 BB: 0 P: 5	R: 0 E: 0 K: 0 S: 3	H: 0 LOB: 0 BB: 0 P: 3	R: 0 E: 0 K: 0 S: 3	H: 0 LOB: 0 BB: 0 P: 3	R: 2 E: 1 K: 0 S: 7	H: 4 LOB: 2 BB: 0 P: 7	1B: 5 2B: 2 3B: 0 HR: 0	SF: 1 SAC: 0 DP: 1 HBP: 0	WP: 0 PB: 0 SB: 0 CS: 0	PA: 34
PITCHER	IP WLS BF H R ER SO BB IBB HBP BLK WP HR S P ERA WHIP																			
Russ Kemmerer, R ERA: 3.91 Dick Hyde, R ERA: 1.82 (1, 1) (9, 1)	8.2 W 30 5 2 1 0 0 0 0 0 0 0 0 0 36 36 1.04 0.577																			

AB 33
 R 4
 H 7
 RBI 4
 BB 4
 SO 8
 LOB 13



AB 33
 R 3
 H 7
 RBI 2
 BB 0
 SO 3
 LOB 7



Batter	1	2	3	4	5	6	7	8	9	AB	R	H	RBI	BB	SO	LOB	TOP
Enos Slaughter, L (1, 7) OBP: 0.415, SLG: 0.545	4-0 SH1-3 S BB		0-0 L4			0-0 F7		4-0 BB		2	0	0	0	2	0	0	New York Yankees @ Detroit Tigers Briggs Stadium, Detroit, MI Fri Jun 20 1958, 7:05 PM EDT Att: 53,168 - Unknown
Gil McDougald, R (1, 4) OBP: 0.395, SLG: 0.444	0-3 K			0-3 K		0-0 1B		0-0 L9		4	0	1	0	0	2	2	
Mickey Mantle, S (1, 8) OBP: 0.418, SLG: 0.515	0-0 SH1-3 2-3			0-3 K		0-3 K		0-3 K		3	0	0	0	0	3	2	
Yogi Berra, L (1, 2) OBP: 0.271, SLG: 0.424	0-0 4-3			0-0 HR		0-3 K		0-0 L7		4	1	1	1	0	1	3	
Bill Skowron, R (1, 3) OBP: 0.320, SLG: 0.467		0-0 F8		0-0 5-3			0-0 2B 1B		0-0 F7	4	0	1	0	0	0	0	
Elston Howard, R (1, 9) OBP: 0.355, SLG: 0.584		0-3 K			0-3 K		0-3 K		0-0 L9	4	0	0	0	0	3	1	
Andy Carey, R (1, 5) OBP: 0.366, SLG: 0.524		0-3 K			0-0 F2		0-0 F7		0-0 F2	4	0	0	0	0	1	1	
Tony Kubek, L (1, 6) OBP: 0.306, SLG: 0.339			0-3 K		0-0 1B		0-0 1-3 2B			3	0	2	0	0	1	0	
Bob Turley, R (1, 1) OBP: 0.146, SLG: 0.158			0-3 K		0-3 K					2	0	0	0	0	2	1	
Jerry Lumpe, L (7, PH) OBP: 0.304, SLG: 0.296										1	0	0	0	0	1	2	
Virgil Trucks, R (7, 1) OBP: 0.409, SLG: 0.500										0	0	0	0	0	0	0	
Bobby Shantz, R (7, 1) OBP: 0.409, SLG: 0.500										0	0	0	0	0	0	0	
Inning Stats	R: 0 E: 0 K: 1 S: 5	H: 0 LOB: 1 BB: 1 P: 9	R: 0 E: 0 K: 2 S: 7	H: 0 LOB: 0 BB: 0 P: 7	R: 0 E: 0 K: 2 S: 7	H: 0 LOB: 0 BB: 0 P: 7	R: 1 E: 0 K: 2 S: 8	H: 1 LOB: 1 BB: 0 P: 8	R: 0 E: 0 K: 2 S: 8	H: 2 LOB: 2 BB: 0 P: 9	R: 0 E: 0 K: 1 S: 5	H: 0 LOB: 1 BB: 1 P: 9	R: 0 E: 0 K: 0 S: 3	H: 0 LOB: 0 BB: 0 P: 3	1B: 3 2B: 1 3B: 0 HR: 1	SF: 0 SAC: 1 DP: 0 HBP: 0	WP: 0 PA: 34 PB: 0 SB: 1 CS: 0
PITCHER Jim Bunning, R (1, 1) ERA: 3.86	IP: 9.0 WLS: W BF: 34 H: 5 R: 1 ER: 1 SO: 14 BB: 2 IBB: 0 HBP: 0 BLK: 0 WP: 0 HR: 1 S: 60 P: 68 ERA: 1.00 WHIP: 0.778																

Batter	1	2	3	4	5	6	7	8	9	AB	R	H	RBI	BB	SO	LOB	BOTTOM		
Frank Bolling, R (1, 4) OBP: 0.356, SLG: 0.402	0-0 5-3		0-3 K			0-0 1B 2B	0-0 FC3-5 3B	0-0 4-3		5	2	1	0	0	1	3	New York Yankees @ Detroit Tigers Briggs Stadium, Detroit, MI Fri Jun 20 1958, 7:05 PM EDT Att: 53,168 - Unknown		
Ozzie Virgil, R (1, 5) OBP: 0.354, SLG: 0.484	0-0 F8			0-0 F6		4-0 1B 2B BB	0-0 1B 3B			3	2	1	2	1	0	0			
Harvey Kuenn, R (1, 8) OBP: 0.394, SLG: 0.535	0-0 6-3			0-0 5-3		0-3 K	4-0 1B S BB			3	1	0	0	1	1	2			
Charlie Maxwell, L (1, 7) OBP: 0.350, SLG: 0.351		0-0 F4		0-0 4-3		0-0 2B 1B	0-3 K			4	1	1	1	0	1	2			
Al Kaline, R (1, 9) OBP: 0.363, SLG: 0.479		0-0 L4			0-0 WP 2B	0-0 1-1 2-H 2B	4-0 1B IBB			3	0	2	2	1	0	0			
Gail Harris, L (1, 3) OBP: 0.385, SLG: 0.476		0-0 F2			0-0 F9	4-0 G6-4-3 BB	0-0 1B			2	0	0	0	1	0	1			
Gus Zernial, R (7, PH) OBP: 0.314, SLG: 0.522										1	0	1	2	0	0	0			
Johnny Groth, R (7, PR) OBP: 0.333, SLG: 0.453										0	0	0	0	0	0	0			
Billy Martin, R (1, 6) OBP: 0.296, SLG: 0.403			4-0 BB		4-0 2-3 BB	0-0 G6-4-3 1-2	0-0 4-3			2	0	0	0	2	0	4			
Red Wilson, R (1, 2) OBP: 0.360, SLG: 0.400			0-0 F6		0-0 F3		4-0 FC3-5 SH BB	0-0 6-3		3	0	0	0	1	0	3			
Jim Bunning, R (1, 1) OBP: 0.192, SLG: 0.240			0-0 B2		0-0 L6		0-0 SH FC3-5 3B	0-3 K		3	1	0	0	0	1	3			
Inning Stats	R: 0 E: 0 K: 0 S: 3	H: 0 LOB: 0 BB: 0 P: 3	R: 0 E: 0 K: 0 S: 3	H: 0 LOB: 0 BB: 0 P: 3	R: 0 E: 0 K: 1 S: 5	H: 0 LOB: 1 BB: 1 P: 9	R: 0 E: 0 K: 0 S: 3	H: 0 LOB: 0 BB: 0 P: 3	R: 0 E: 0 K: 0 S: 4	H: 1 LOB: 2 BB: 1 P: 8	R: 3 E: 0 K: 1 S: 7	H: 3 LOB: 1 BB: 2 P: 15	R: 4 E: 0 K: 1 S: 8	H: 2 LOB: 2 BB: 3 P: 20	R: 0 E: 0 K: 1 S: 5	H: 0 LOB: 0 BB: 0 P: 5	1B: 2 2B: 3 3B: 1 HR: 0	SF: 0 SAC: 1 DP: 1 HBP: 0	WP: 1 PA: 37 PB: 0 SB: 1 CS: 0
PITCHER Bob Turley, R (1, 1) ERA: 2.33	IP: 6.0 WLS: L BF: 25 H: 4 R: 3 ER: 3 SO: 2 BB: 4 IBB: 0 HBP: 0 BLK: 0 WP: 0 HR: 0 S: 25 P: 41 ERA: 4.50 WHIP: 1.333																		
Virgil Trucks, R (7, 1) ERA: 3.63	0.1 5 1 4 4 0 2 0 0 0 0 0 3 11 108.00 9.000																		
Bobby Shantz, L (7, 1) ERA: 3.52	1.2 7 1 0 0 2 0 1 0 0 0 0 10 14 0.00 0.600																		



Batter	1	2	3	4	5	6	7	8	9	AB	R	H	RBI	BB	SO	LOB	TOP			
Hank Bauer, R (1,9) OBP: 0.326, SLG: 0.457	F4		F8					K		4	0	1	0	0	1	1				
Tony Kubek, L (1,6) OBP: 0.305, SLG: 0.337	1-3			6-3				K		4	0	1	0	0	1	2				
Mickey Mantle, S (1,8) OBP: 0.419, SLG: 0.512	F8			G4-6-3 HBP						3	0	1	0	0	0	1				
Yogi Berra, L (1,2) OBP: 0.266, SLG: 0.415		4-3		G4-6-3 1-2				K		4	0	0	0	0	1	2				
Bill Skowron, R (1,3) OBP: 0.313, SLG: 0.457	F8									4	0	0	0	0	0	1				
Gil McDougald, R (1,4) OBP: 0.338, SLG: 0.443					5-3					3	0	1	0	0	0	0				
Andy Carey, R (1,5) OBP: 0.359, SLG: 0.514					1-3					3	0	0	0	0	0	1				
Norm Siebern, L (1,7) OBP: 0.323, SLG: 0.342			F8							3	0	2	0	0	0	0				
Duke Maas, R (1,1) OBP: 0.200, SLG: 0.263			F8							2	0	0	0	0	0	1				
Enos Slaughter, L (8, PH) OBP: 0.409, SLG: 0.536			F8			FC3-6 1B		F8		1	0	0	0	0	0	1				
Ryne Duren, R (8, 1)						1-2 1B				0	0	0	0	0	0	0				
Inning Stats	R: 0 E: 0 K: 0 S: 3	H: 0 LOB: 0 BB: 0 P: 3	R: 0 E: 0 K: 0 S: 4	H: 1 LOB: 1 BB: 0 P: 4	R: 0 E: 0 K: 0 S: 3	H: 0 LOB: 0 BB: 0 P: 3	R: 0 E: 0 K: 0 S: 2	H: 0 LOB: 0 BB: 0 P: 3	R: 0 E: 0 K: 1 S: 7	H: 3 LOB: 2 BB: 0 P: 7	R: 0 E: 0 K: 0 S: 3	H: 0 LOB: 0 BB: 0 P: 3	R: 0 E: 0 K: 1 S: 6	H: 1 LOB: 1 BB: 0 P: 6	R: 0 E: 0 K: 1 S: 6	H: 1 LOB: 1 BB: 0 P: 6	1B: 6 2B: 0 3B: 0 HR: 0	SF: 0 SAC: 0 DP: 1 HBP: 1	WP: 0 PB: 0 SB: 0 CS: 0	PA: 32
PITCHER Frank Lary, R (1,1) ERA: 2.14	IP: 9.0 WLS: W BF: 32 H: 6 R: 0 ER: 0 SO: 3 BB: 0 IBB: 0 HBP: 1 BLK: 0 WP: 0 HR: 0 S: 37 P: 38 ERA: 0.00 WHIP: 0.667															PITCHER				

New York Yankees @ Detroit Tigers
Briggs Stadium, Detroit, MI
Sat Jun 21 1958, 4:33 AM EDT
Att: 27,919 - Unknown

AB 31
R 0
H 6
RBI 0
BB 0
SO 3
LOB 10





Batter	1	2	3	4	5	6	7	8	9	AB	R	H	RBI	BB	SO	LOB	BOTTOM	
Frank Bolling, R (1,4) OBP: 0.391, SLG: 0.396	5-3		K					F5		4	0	0	0	0	1	2		
Ozzie Virgil, R (1,5) OBP: 0.338, SLG: 0.462	F9		L5					CS		3	0	0	0	0	0	1		
Harvey Kuenn, R (1,8) OBP: 0.389, SLG: 0.526	F9									3	0	0	0	0	0	0		
Charlie Maxwell, L (1,7) OBP: 0.345, SLG: 0.345		F7								3	0	0	0	0	1	0		
Johnny Groth, R (8,7) OBP: 0.333, SLG: 0.453										0	0	0	0	0	0	0		
Al Kaline, R (1,9) OBP: 0.371, SLG: 0.498										2	1	2	1	1	0	0		
Gail Harris, L (1,3) OBP: 0.384, SLG: 0.471										3	0	1	0	0	0	1		
Billy Martin, R (1,6) OBP: 0.292, SLG: 0.397										3	0	0	0	0	1	3		
Red Wilson, R (1,2) OBP: 0.371, SLG: 0.403										2	0	1	0	1	0	0		
Frank Lary, R (1,1) OBP: 0.175, SLG: 0.158										3	0	0	0	0	0	2		
Inning Stats	R: 0 E: 0 K: 0 S: 3	H: 2 LOB: 1 BB: 0 P: 4	R: 0 E: 1 K: 1 S: 6	H: 0 LOB: 1 BB: 0 P: 6	R: 1 E: 0 K: 0 S: 4	H: 1 LOB: 0 BB: 0 P: 4	R: 0 E: 0 K: 0 S: 3	H: 1 LOB: 0 BB: 0 P: 3	R: 0 E: 0 K: 2 S: 7	H: 0 LOB: 1 BB: 1 P: 11	R: 0 E: 0 K: 0 S: 2	H: 0 LOB: 0 BB: 1 P: 6	R: 0 E: 0 K: 0 S: 2	H: 0 LOB: 0 BB: 1 P: 6	1B: 3 2B: 0 3B: 0 HR: 1	SF: 0 SAC: 0 DP: 2 HBP: 0	WP: 0 PB: 0 SB: 0 CS: 1	PA: 29
PITCHER Duke Maas, R (1,1) ERA: 3.61	IP: 7.0 WLS: L BF: 25 H: 4 R: 1 ER: 1 SO: 3 BB: 1 IBB: 0 HBP: 0 BLK: 0 WP: 0 HR: 1 S: 30 P: 34 ERA: 1.29 WHIP: 0.714															PITCHER		
Ryne Duren, R (8, 1) ERA: 1.2	IP: 1.0 WLS: 3 BF: 3 H: 0 R: 0 ER: 0 SO: 0 BB: 1 IBB: 0 HBP: 0 BLK: 0 WP: 0 HR: 0 S: 2 P: 6 ERA: 0.00 WHIP: 1.000															PITCHER		

New York Yankees @ Detroit Tigers
Briggs Stadium, Detroit, MI
Sat Jun 21 1958, 4:33 AM EDT
Att: 27,919 - Unknown

AB 26
R 1
H 4
RBI 1
BB 2
SO 3
LOB 9



Batter	1	2	3	4	5	6	7	8	9	AB	R	H	RBI	BB	SO	LOB	TOP					
Hank Bauer, R (1, 9) OBP: 0.326, SLG: 0.458	E1		K			F6		2B	2B	6	3	2	2	0	1	2	New York Yankees @ Detroit Tigers Briggs Stadium, Detroit, MI Sun Jun 22 1958, 4:33 AM EDT Att: 46,300 - Unknown					
Yogi Berra, L (1, 2) OBP: 0.286, SLG: 0.415	L4				3-1			2B	5-3	5	1	1	0	1	0	4						
Gil McDougald, R (1, 4) OBP: 0.406, SLG: 0.460	HBP BB	4-3			F4			1B	2B	6	3	4	3	0	0	1						
Mickey Mantle, S (1, 8) Norm Siebern, L (8, 8) OBP: 0.326, SLG: 0.348	BB HBP	4-3						FC5-4	E	3	1	1	1	2	0	1						
Bill Skowron, R (1, 3) OBP: 0.309, SLG: 0.444	BB	5-3			1-3			HR	E6	5	2	0	1	0	0	4						
Eliot Howard, R (1, 7) OBP: 0.362, SLG: 0.610	2B	4-3			B1-3			HR	5-3	5	2	2	3	1	0	3						
Andy Carey, R (1, 5) OBP: 0.355, SLG: 0.510	1B		K		K			6-3		5	0	1	2	0	3	1						
Tony Kubek, L (1, 6) OBP: 0.317, SLG: 0.345	E3		PB		G3			SH1-3	SH3-4	4	3	3	1	1	0	0						
Don Larsen, R (1, 1) OBP: 0.423, SLG: 0.682	E		K		F7			SH1-3	SH3-4	3	0	1	1	0	1	1						
Inning Stats	R: 6 E: 3 K: 0 S: 8	H: 4 LOB: 2 BB: 2 P: 17	R: 0 E: 0 K: 0 S: 4	H: 1 LOB: 1 BB: 0 P: 4	R: 0 E: 0 K: 3 S: 10	H: 1 LOB: 1 BB: 0 P: 10	R: 0 E: 0 K: 0 S: 3	H: 0 LOB: 1 BB: 1 P: 7	R: 0 E: 0 K: 1 S: 5	H: 0 LOB: 0 BB: 0 P: 5	R: 0 E: 0 K: 0 S: 3	H: 0 LOB: 1 BB: 1 P: 7	R: 0 E: 0 K: 1 S: 6	H: 1 LOB: 1 BB: 0 P: 6	R: 6 E: 0 K: 0 S: 9	H: 6 LOB: 0 BB: 0 P: 9		R: 3 E: 1 K: 0 S: 7	H: 3 LOB: 2 BB: 1 P: 11	1B: 8 2B: 7 3B: 0 HR: 1	SF: 0 SAC: 2 DP: 0 HBP: 1	WP: 1 PB: 1 SB: 1 CS: 0
PITCHER	IP WLS BF H R ER SO BB IBB HBP BLK WP HR S P ERA WHIP																					
Billy Hoelt, L (1, 1) ERA: 3.94	0.1 L 6 1 5 4 0 0 2 0 0 0 0 0 0 3 12 108.00 9.000																					
Tom Morgan, R (1, 1) ERA: 4.7	0.1 3 3 1 0 0 0 0 0 0 0 0 0 3 3 0.00 9.000																					
Herb Moford, R (1, 1) ERA: 5.25	6.2 30 7 4 4 5 2 0 0 0 0 1 0 38 46 5.40 1.350																					
Vito Valentineti, R (8, 1) ERA: 3.38	0.2 4 2 2 2 0 0 0 0 0 0 0 1 4 4 27.00 3.000																					
Bill Fischer, R (9, 1) ERA: 6.99	1.0 8 3 3 2 0 1 0 0 0 0 0 0 7 11 18.00 4.000																					
AB																	43					
R																	15					
H																	16					
RBI																	14					
BB																	5					
SO																	5					
LOB																	17					
																						
Inning Stats	R: 0 E: 0 K: 0 S: 3	H: 0 LOB: 2 BB: 1 P: 11	R: 0 E: 0 K: 1 S: 6	H: 1 LOB: 1 BB: 0 P: 6	R: 0 E: 0 K: 0 S: 3	H: 0 LOB: 0 BB: 0 P: 3	R: 0 E: 0 K: 1 S: 5	H: 0 LOB: 0 BB: 0 P: 5	R: 0 E: 0 K: 0 S: 3	H: 0 LOB: 0 BB: 0 P: 3	R: 0 E: 0 K: 0 S: 3	H: 0 LOB: 0 BB: 0 P: 3	R: 0 E: 0 K: 1 S: 4	H: 1 LOB: 1 BB: 0 P: 4	R: 0 E: 0 K: 0 S: 5	H: 0 LOB: 1 BB: 1 P: 9	R: 0 E: 0 K: 0 S: 3	H: 0 LOB: 0 BB: 0 P: 3	1B: 2 2B: 0 3B: 0 HR: 0	SF: 0 SAC: 0 DP: 0 HBP: 0	WP: 0 PB: 0 SB: 0 CS: 0	PA: 32
PITCHER	IP WLS BF H R ER SO BB IBB HBP BLK WP HR S P ERA WHIP																					
Don Larsen, R (1, 1) ERA: 1.83	9.0 W 32 2 0 0 3 3 0 0 0 0 0 0 35 47 0.00 0.556																					
AB																	29					
R																	0					
H																	2					
RBI																	0					
BB																	3					
SO																	3					
LOB																	11					
																						

Batter	1	2	3	4	5	6	7	8	9	AB	R	H	RBI	BB	SO	LOB	TOP					
Dick Williams, R (1,8) OBP: 0.338, SLG: 0.339										4	0	1	0	0	0	2	Baltimore Orioles @ Detroit Tigers Briggs Stadium, Detroit, MI Mon Jun 23 1958, 4:33 AM EDT Att: 3,615 - Unknown					
Al Pilarcik, L (1,9) OBP: 0.290, SLG: 0.284										4	0	1	0	0	0	0						
Gene Woodling, L (1,7) OBP: 0.362, SLG: 0.364										4	0	0	0	0	1	2						
Gus Triandos, R (1,2) OBP: 0.357, SLG: 0.534										4	1	2	1	0	0	2						
Jim Marshall, L (1,3) OBP: 0.294, SLG: 0.352										3	0	0	0	1	0	0						
Brooks Robinson, R (1,5) OBP: 0.318, SLG: 0.374										4	0	1	0	0	0	2						
Foster Castleman, R (1,6) OBP: 0.262, SLG: 0.313										3	0	1	0	0	0	1						
Billy Gardner, R (1,4) OBP: 0.267, SLG: 0.302										3	0	1	0	0	0	1						
Arnie Portocarrero, R (1,1) OBP: 0.227, SLG: 0.238										2	0	0	0	0	2	2						
Bob Boyd, L (8, PH) OBP: 0.210, SLG: 0.256										1	0	0	0	0	0	0						
Connie Johnson, R (8, 1) OBP: 0.390, SLG: 0.368										0	0	0	0	0	0	0						
Ken Lehman, L (8, 1)										0	0	0	0	0	0	0						
Inning Stats	R: 0 E: 0 K: 0 S: 4	H: 2 LOB: 1 BB: 0 P: 4	R: 0 E: 0 K: 0 S: 4	H: 1 LOB: 1 BB: 0 P: 4	R: 0 E: 0 K: 1 S: 5	H: 0 LOB: 0 BB: 0 P: 5	R: 0 E: 0 K: 0 S: 3	H: 0 LOB: 0 BB: 0 P: 3	R: 0 E: 0 K: 1 S: 7	H: 2 LOB: 2 BB: 0 P: 7	R: 1 E: 0 K: 1 S: 6	H: 1 LOB: 0 BB: 0 P: 6	R: 0 E: 0 K: 0 S: 3	H: 0 LOB: 0 BB: 0 P: 3	R: 0 E: 0 K: 0 S: 3	H: 0 LOB: 0 BB: 0 P: 3	R: 0 E: 0 K: 0 S: 3	H: 1 LOB: 1 BB: 1 P: 7	1B: 6 2B: 0 3B: 0 HR: 1	SF: 0 SAC: 0 DP: 2 HBP: 0	WP: 0 PB: 0 SB: 0 CS: 0	PA: 33
PITCHER George Susce, R (1,1) ERA: 3.03	IP: 9.0 WLS: W BF: 33 H: 7 R: 1 ER: 1 SO: 3 BB: 1 IBB: 0 HBP: 0 BLK: 0 WP: 0 HR: 1 S: 38 P: 42 ERA: 1.00 WHIP: 0.889											PITCHER	IP: WLS: BF: H: R: ER: SO: BB: IBB: HBP: BLK: WP: HR: S: P: ERA: WHIP:									

Batter	1	2	3	4	5	6	7	8	9	AB	R	H	RBI	BB	SO	LOB	BOTTOM					
Frank Bolling, R (1,4) OBP: 0.345, SLG: 0.385										4	0	0	0	0	0	3	Baltimore Orioles @ Detroit Tigers Briggs Stadium, Detroit, MI Mon Jun 23 1958, 4:33 AM EDT Att: 3,615 - Unknown					
Ozzie Virgil, R (1,5) OBP: 0.329, SLG: 0.431										4	1	1	0	0	1	0						
Harvey Kuenn, R (1,8) OBP: 0.379, SLG: 0.510										4	0	1	0	0	0	1						
Tito Francona, L (1,7) OBP: 0.324, SLG: 0.323										4	0	0	0	0	2	3						
Johnny Groth, R (9,7) OBP: 0.333, SLG: 0.453										0	0	0	0	0	0	0						
Al Kaline, R (1,9) OBP: 0.363, SLG: 0.495										3	1	1	1	0	1	0						
Gail Harris, L (1,3) OBP: 0.381, SLG: 0.495										3	1	1	1	0	0	1						
Gus Zernial, R (8, PH) OBP: 0.310, SLG: 0.515										1	0	0	0	0	1	1						
Charlie Maxwell, L (9,3) OBP: 0.336, SLG: 0.337										0	0	0	0	0	0	0						
Billy Martin, R (1,6) OBP: 0.301, SLG: 0.400										3	0	2	0	1	0	0						
Red Wilson, R (1,2) OBP: 0.398, SLG: 0.432										4	0	4	0	0	0	0						
George Susce, R (1,1) OBP: 0.125, SLG: 0.250										3	0	0	0	0	2	6						
Inning Stats	R: 0 E: 1 K: 1 S: 6	H: 0 LOB: 1 BB: 0 P: 6	R: 1 E: 0 K: 2 S: 9	H: 2 LOB: 2 BB: 1 P: 13	R: 1 E: 0 K: 1 S: 7	H: 2 LOB: 1 BB: 0 P: 7	R: 0 E: 0 K: 0 S: 4	H: 1 LOB: 1 BB: 0 P: 4	R: 0 E: 0 K: 1 S: 5	H: 0 LOB: 0 BB: 0 P: 5	R: 0 E: 0 K: 1 S: 7	H: 2 LOB: 2 BB: 0 P: 7	R: 0 E: 0 K: 0 S: 3	H: 0 LOB: 0 BB: 0 P: 3	R: 1 E: 0 K: 1 S: 8	H: 3 LOB: 2 BB: 0 P: 8	R: 1 E: 0 K: 1 S: 8	H: 3 LOB: 2 BB: 0 P: 8	1B: 8 2B: 0 3B: 1 HR: 1	SF: 1 SAC: 1 DP: 0 HBP: 0	WP: 0 PB: 1 SB: 0 CS: 0	PA: 36
PITCHER Arnie Portocarrero, R (1,1) ERA: 2.55	IP: 7.0 WLS: L BF: 30 H: 7 R: 2 ER: 2 SO: 6 BB: 1 IBB: 0 HBP: 0 BLK: 0 WP: 0 HR: 1 S: 41 P: 45 ERA: 2.57 WHIP: 1.143											PITCHER	IP: WLS: BF: H: R: ER: SO: BB: IBB: HBP: BLK: WP: HR: S: P: ERA: WHIP:									
Connie Johnson, R (8, 1) ERA: 3.74	0.1	2	1	1	1	0	0	0	0	0	0	2	2	27.00	3.000							
Ken Lehman, L (8, 1) ERA: 3.48	0.2	4	2	0	0	1	0	0	0	0	0	6	6	0.00	3.000							



Batter	1	2	3	4	5	6	7	8	9	AB	R	H	RBI	BB	SO	LOB	TOP			
Dick Williams, R OBP: 0.336, SLG: 0.336 (1, 5)	6-3		G3 1B		L5			FC6-4		4	0	1	0	0	0	1	<p>Baltimore Orioles @ Detroit Tigers Briggs Stadium, Detroit, MI Tue Jun 24 1958, 4:33 AM EDT Att: 20,022 - Unknown</p>			
Bob Boyd, L OBP: 0.212, SLG: 0.256 (1, 3)	1B		G3			P4		4-3		4	0	1	0	0	0	2				
Gene Woodling, L OBP: 0.360, SLG: 0.361 (1, 7)	1B		L9			F9		L9		4	0	1	0	0	0	1				
Gus Triandos, R OBP: 0.352, SLG: 0.527 George Zuverink, R OBP: 0.333, SLG: 0.690 Jim Marshall, L OBP: 0.293, SLG: 0.349 (1, 2)	P4		K			F9		K		3	0	0	0	0	1	3				
Al Pilarcik, L OBP: 0.289, SLG: 0.284 (1, 9)	1-3			K				F8		4	0	1	0	0	1	2				
Lenny Green, L OBP: 0.286, SLG: 0.282 (1, 8)		BB		4-3				F5		2	0	0	0	1	0	1				
Foster Castleman, R OBP: 0.264, SLG: 0.306 (1, 6)		BB		K				G6-4-3		2	0	0	0	1	1	1				
Billy Gardner, R OBP: 0.266, SLG: 0.301 Brooks Robinson, R OBP: 0.320, SLG: 0.376 (1, 4)	L9-4-3				1-3			FC3-6 1B		1	0	0	0	0	0	2				
Mitt Pappas, R OBP: 0.133, SLG: 0.200 Joe Ginsberg, L OBP: 0.308, SLG: 0.167 (5, 5)	1-2				5-3			FC3-6 FC6-4		2	0	1	0	0	0	1				
Inning Stats	R: 0 E: 0 K: 0 S: 5	H: 2 LOB: 2 BB: 0 P: 5	R: 0 E: 0 K: 1 S: 4	H: 0 LOB: 1 BB: 2 P: 12	R: 0 E: 0 K: 1 S: 6	H: 1 LOB: 1 BB: 0 P: 6	R: 0 E: 0 K: 2 S: 7	H: 0 LOB: 0 BB: 0 P: 7	R: 0 E: 0 K: 0 S: 3	H: 0 LOB: 0 BB: 0 P: 3	R: 0 E: 0 K: 0 S: 3	H: 1 LOB: 0 BB: 0 P: 3	R: 0 E: 0 K: 0 S: 4	H: 1 LOB: 1 BB: 0 P: 4	R: 0 E: 0 K: 1 S: 5	H: 0 LOB: 0 BB: 0 P: 5		1B: 5 2B: 1 3B: 0 HR: 0	SF: 0 SAC: 0 DP: 2 HBP: 0	WP: 0 PB: 0 SB: 0 CS: 0
PITCHER Paul Foytack, R ERA: 3.49 (1, 1)	IP: 9.0 WLS: W BF: 32	H: 5 R: 0 ER: 0 SO: 5	BB: 2 IBB: 0 HBP: 0 BLK: 0	WP: 0 HR: 0 S: 40 P: 48	ERA: 0.00 WHIP: 0.778	PITCHER										IP: 9.0 WLS: W BF: 32	H: 5 R: 0 ER: 0 SO: 5	BB: 2 IBB: 0 HBP: 0 BLK: 0	WP: 0 HR: 0 S: 40 P: 48	ERA: 0.00 WHIP: 0.778

AB	30
R	0
H	5
RBI	0
BB	2
SO	5
LOB	15



Batter	1	2	3	4	5	6	7	8	9	AB	R	H	RBI	BB	SO	LOB	BOTTOM			
Frank Bolling, R OBP: 0.340, SLG: 0.379 (1, 4)	L6		L9		F3	F2				4	0	0	0	0	0	2	<p>Baltimore Orioles @ Detroit Tigers Briggs Stadium, Detroit, MI Tue Jun 24 1958, 4:33 AM EDT Att: 20,022 - Unknown</p>			
Ozzie Virgil, R OBP: 0.338, SLG: 0.434 (1, 5)	1B		L6		1B			F8		4	1	2	1	0	0	0				
Harvey Kuenn, R OBP: 0.377, SLG: 0.505 (1, 8)	K			K	2B 1B			L5		4	1	1	1	0	2	1				
Tito Francona, L OBP: 0.329, SLG: 0.331 (1, 7)	K			WP BB	1B 2B			G3		3	1	1	0	1	1	1				
Al Kaline, R OBP: 0.365, SLG: 0.493 (1, 9)	L4-3			BB	1B 2B			L5		3	0	1	2	1	0	0				
Gail Harris, L OBP: 0.376, SLG: 0.515 (1, 3)	HR			BB	1B			K		4	1	1	1	0	1	3				
Billy Martin, R OBP: 0.300, SLG: 0.397 (1, 6)	1-3				P5			6-3		4	0	1	0	0	0	2				
Red Wilson, R OBP: 0.396, SLG: 0.429 (1, 2)	K				1B 1B			F7		3	1	1	0	0	1	1				
Paul Foytack, R OBP: 0.303, SLG: 0.267 (1, 1)	4-3				SH1-4 1B			SH1-3		1	0	0	0	0	0	0				
Inning Stats	R: 0 E: 0 K: 2 S: 8	H: 1 LOB: 1 BB: 0 P: 8	R: 1 E: 0 K: 1 S: 6	H: 1 LOB: 0 BB: 0 P: 6	R: 0 E: 0 K: 0 S: 3	H: 0 LOB: 0 BB: 0 P: 3	R: 0 E: 0 K: 1 S: 5	H: 0 LOB: 2 BB: 2 P: 13	R: 4 E: 0 K: 0 S: 8	H: 5 LOB: 1 BB: 0 P: 8	R: 0 E: 0 K: 0 S: 4	H: 1 LOB: 1 BB: 0 P: 4	R: 0 E: 0 K: 0 S: 3	H: 0 LOB: 0 BB: 0 P: 3	R: 0 E: 0 K: 1 S: 5	H: 0 LOB: 0 BB: 0 P: 5		1B: 6 2B: 1 3B: 0 HR: 1	SF: 0 SAC: 2 DP: 0 HBP: 0	WP: 1 PB: 0 SB: 0 CS: 0
PITCHER Mitt Pappas, R ERA: 2.59 George Zuverink, R ERA: 2.65 (1, 1)	IP: 5.0 WLS: L BF: 24	H: 7 R: 5 ER: 5 SO: 4	BB: 2 IBB: 0 HBP: 0 BLK: 0	WP: 1 HR: 1 S: 30 P: 38	ERA: 9.00 WHIP: 1.800	PITCHER										IP: 5.0 WLS: L BF: 24	H: 7 R: 5 ER: 5 SO: 4	BB: 2 IBB: 0 HBP: 0 BLK: 0	WP: 1 HR: 1 S: 30 P: 38	ERA: 9.00 WHIP: 1.800

AB	30
R	5
H	8
RBI	5
BB	2
SO	5
LOB	10



Batter	1	2	3	4	5	6	7	8	9	AB	R	H	RBI	BB	SO	LOB	TOP				
Marty Keough, L (1, 8) OBP: 0.300, SLG: 0.429	4-0 HR BB	0-0 CS 1B	0-0 3-1		0-0 3-1			0-0 B5		3	1	1	0	1	0	0					
Pete Runnels, L (1, 4) OBP: 0.396, SLG: 0.386	0-0 3-1	0-0 CS 1-2	0-0 4-3			0-0 F8 2B		0-0 F8		4	0	1	0	0	0	1					
Ted Williams, L (1, 7) OBP: 0.431, SLG: 0.490	0-0 HR 2H		0-0 G3			0-0 F8 2-3		0-0 G3		4	1	1	2	0	0	1					
Frank Maltzone, R (1, 5) OBP: 0.361, SLG: 0.432	0-0 HR 1B		0-0 4-3			0-0 6-3			0-0 F6	4	1	1	0	0	0	1					
Jackie Jensen, R (1, 9) OBP: 0.409, SLG: 0.608	0-0 HR 1H			0-0 F2		0-0 F6			0-0 FC6-4 1B	4	1	2	2	0	0	1					
Dick Gemert, R (1, 3) OBP: 0.380, SLG: 0.498	0-0 F7			0-3 K			0-0 6-3		0-0 FC6-4 BB	4	0	0	0	0	1	1					
Lou Berberet, L (1, 2) OBP: 0.367, SLG: 0.337	0-3 K				0-3 K				4-0 BB	3	0	1	0	1	2	0					
Billy Conzolo, R (9, PR) OBP: 0.194, SLG: 0.152									1-2 BB	0	0	0	0	0	0	0					
Don Buddin, R (1, 6) OBP: 0.355, SLG: 0.367		0-0 4-3			0-3 K				0-3 K	3	0	0	0	0	1	1					
Gene Stephens, L (9, PH) OBP: 0.276, SLG: 0.304									1-2 K	1	0	0	0	0	1	2					
Tom Brewer, R (1, 1) OBP: 0.135, SLG: 0.143		0-0 6-3								3	0	0	0	0	1	1					
Murray Wall, R (7, 1)										0	0	0	0	0	0	0					
Leo Kiely, L (7, 1)										0	0	0	0	0	0	0					
Mike Fomiele, R (7, 1) OBP: 0.227, SLG: 0.227										0	0	0	0	0	0	0					
Inning Stats	R: 4 E: 0 K: 1 S: 8	H: 3 LOB: 0 BB: 1 P: 12	R: 0 E: 0 K: 0 S: 3	H: 1 LOB: 0 BB: 0 P: 3	R: 0 E: 0 K: 0 S: 3	H: 0 LOB: 0 BB: 0 P: 3	R: 0 E: 0 K: 2 S: 7	H: 0 LOB: 0 BB: 0 P: 7	R: 0 E: 0 K: 1 S: 5	H: 1 LOB: 1 BB: 0 P: 5	R: 0 E: 0 K: 1 S: 6	H: 1 LOB: 1 BB: 0 P: 6	R: 0 E: 0 K: 0 S: 3	H: 0 LOB: 0 BB: 1 P: 3	R: 0 E: 0 K: 1 S: 6	H: 1 LOB: 2 BB: 1 P: 10	1B: 4 2B: 1 3B: 0 HR: 2	SF: 0 SAC: 0 DP: 0 HBP: 0	WP: 0 PB: 0 SB: 0 CS: 1	PA: 36	
PITCHER	IP WLS BF H R ER SO BB IBB HBP BLK WP HR S P ERA WHIP	0.1 0 5 3 4 4 0 1 0 0 0 0 2 4 8 108.00 12.000	0.0 0 0 0 0 0 0 0 0 0 0 0 0 0 0 ∞ ∞	1.0 1 4 1 0 0 0 0 0 0 0 0 4 4 0.00 1.000	3.0 W 12 2 0 0 2 1 0 0 0 0 0 15 19 0.00 1.000																

Boston Red Sox @ Detroit Tigers
Briggs Stadium, Detroit, MI
Fri Jun 27 1958, 7:05 PM EDT
Att: 33,756 - Unknown

AB 33
R 4
H 7
RBI 4
BB 2
SO 6
LOB 9



Batter	1	2	3	4	5	6	7	8	9	AB	R	H	RBI	BB	SO	LOB	BOTTOM			
Frank Bolling, R (1, 4) OBP: 0.343, SLG: 0.383	0-0 G5-4-3 1B		0-3 K			4-0 FC5-4 BB			0-0 F7	4	1	2	0	1	1	3				
Ozzie Virgil, R (1, 5) OBP: 0.303, SLG: 0.388	0-0 G5-4-3 1-2 2-3		0-0 F3			0-0 FC5-4		0-0 F8	0-0 5-3	5	0	0	1	0	0	4				
Harvey Kuenn, R (1, 8) OBP: 0.371, SLG: 0.502	0-0 2B		0-0 5-3			0-0 K		0-0 1B 2B	0-0 F8	5	1	2	1	0	1	2				
Gail Harris, L (1, 3) OBP: 0.381, SLG: 0.514	4-0 FC4-6 BB			0-0 F7		0-0 F7		0-0 FC9-2 1B	0-0 2B WP 1B	4	1	2	1	1	0	0				
Al Kaline, R (1, 9) OBP: 0.372, SLG: 0.509	0-0 FC4-6 1-2			0-0 L1-4-3				4-0 FC9-2 1B BB	0-0 WP 2B	4	2	2	1	1	0	2				
Charlie Maxwell, L (1, 7) OBP: 0.333, SLG: 0.332		0-0 4-3			0-0 4-3			4-0 FC9-2 1B BB	4-0 WP 2B	3	0	0	0	0	0	0				
Johnny Groth, R (7, PH) OBP: 0.381, SLG: 0.482								1-2 2-3 3H BB	2-3 3H BB	0	1	0	0	2	0	0				
Billy Martin, R (1, 6) OBP: 0.298, SLG: 0.397		0-0 1-3				0-0 F9		0-0 FC9-2 BB 1B	0-0 K	5	0	1	0	0	1	5				
Red Wilson, R (1, 2) OBP: 0.398, SLG: 0.416		4-0 BB				4-0 E1 BB FC5-4		4-0 BB 1B		2	1	1	2	2	0	0				
Frank Lary, R (1, 1) OBP: 0.175, SLG: 0.158		0-3 K				4-0 FC5-4 BB		4-0 3-1		0	0	0	0	0	0	0				
George Sauer, R (1, 1) OBP: 0.111, SLG: 0.222										1	0	0	0	0	1	1				
Bob Frazier, L (5, PH) OBP: 0.313, SLG: 0.220										0	0	0	0	0	0	0				
Tom Morgan, R (8, 1)										0	0	0	0	0	0	0				
Tito Francona, L (5, PH) OBP: 0.327, SLG: 0.328										1	0	0	0	0	0	2				
Bill Fischer, L (7, 1) OBP: 0.220, SLG: 0.220										0	0	0	0	1	0	0				
Inning Stats	R: 0 E: 0 K: 0 S: 4	H: 2 LOB: 2 BB: 1 P: 8	R: 0 E: 0 K: 1 S: 5	H: 0 LOB: 1 BB: 1 P: 9	R: 0 E: 0 K: 1 S: 5	H: 0 LOB: 0 BB: 0 P: 5	R: 0 E: 0 K: 0 S: 3	H: 0 LOB: 0 BB: 0 P: 3	R: 1 E: 1 K: 1 S: 6	H: 0 LOB: 2 BB: 2 P: 14	R: 1 E: 0 K: 0 S: 5	H: 2 LOB: 3 BB: 1 P: 9	R: 4 E: 0 K: 0 S: 7	H: 4 LOB: 3 BB: 3 P: 19	R: 1 E: 0 K: 1 S: 7	H: 2 LOB: 2 BB: 1 P: 11	1B: 5 2B: 4 3B: 0 HR: 1	SF: 0 SAC: 0 DP: 1 HBP: 0	WP: 1 PB: 0 SB: 0 CS: 0	PA: 43
PITCHER	IP WLS BF H R ER SO BB IBB HBP BLK WP HR S P ERA WHIP	6.1 L 2 1 0 0 0 1 0 0 1 0 0 1 5 ∞ ∞	0.0 0 0 0 0 0 0 0 0 0 0 0 0 0 0 ∞ ∞	0.1 4 1 2 2 0 2 0 0 0 0 0 2 10 54.00 9.000	1.1 7 2 1 1 1 1 0 0 0 1 0 0 8 12 6.75 2.250															

Boston Red Sox @ Detroit Tigers
Briggs Stadium, Detroit, MI
Fri Jun 27 1958, 7:05 PM EDT
Att: 33,756 - Unknown

AB 34
R 7
H 10
RBI 6
BB 9
SO 4
LOB 19




Batter	1	2	3	4	5	6	7	8	9	AB	R	H	RBI	BB	SO	LOB	TOP			
Marty Keough, L OBP: 0.304, SLG: 0.413	0-3 K		0-0 2B		0-3 K	0-0 F6		0-0 F7		5	1	1	0	0	2	4	Boston Red Sox @ Detroit Tigers Briggs Stadium, Detroit, MI Sun Jun 29 1958, 4:33 AM EDT Att: 18,466 - Unknown			
Pete Runnels, L OBP: 0.398, SLG: 0.393	0-0 F7		0-0 1B		0-0 F8		0-0 FC5-6	0-0 1B		5	2	3	2	0	0	0				
Ted Williams, L Sammy White, R OBP: 0.502, SLG: 0.388	4-0 BB		0-0 L9		0-0 2B	0-0 FC5-6	0-0 FC3-6	0-0 1B		4	2	2	3	1	0	2				
Frank Malzone, R OBP: 0.358, SLG: 0.429	0-0 2-3		0-0 1B		0-0 HR	0-0 FC3-6	0-0 BB	0-0 5-3		0	0	0	0	0	0	0				
Jackie Jensen, R OBP: 0.412, SLG: 0.638	4-0 5-3		0-0 L7		0-0 HR	0-0 BB		0-3 K		3	1	1	3	2	1	1				
Dick Gernert, R OBP: 0.353, SLG: 0.484	0-3 K				0-0 6-3		0-0 L9			5	0	1	0	0	1	3				
Lou Berberet, L Tom Brewer, R Gene Stephens, L OBP: 0.330, SLG: 0.143, SLG: 0.342	0-0 5-3				0-3 K		0-0 F8			4	0	1	0	0	1	2				
Don Buddin, R OBP: 0.356, SLG: 0.364	0-0 L9				0-0 F6		0-0 1B			5	1	2	0	0	0	1				
Frank Sullivan, R Mike Fomiele, R OBP: 0.219, SLG: 0.200, OBP: 0.227, SLG: 0.227	0-0 F8		0-0 F8		0-0 F8	0-0 B1		0-0 FC2-5		4	1	0	0	0	0	4				
Inning Stats	R: 0 E: 0 K: 1 S: 5	H: 0 LOB: 1 BB: 1 P: 9	R: 0 E: 0 K: 1 S: 5	H: 0 LOB: 1 BB: 1 P: 9	R: 2 E: 0 K: 0 S: 6	H: 3 LOB: 1 BB: 0 P: 6	R: 0 E: 0 K: 1 S: 5	H: 0 LOB: 0 BB: 0 P: 5	R: 0 E: 0 K: 0 S: 8	H: 0 LOB: 2 BB: 0 P: 8	R: 0 E: 0 K: 0 S: 4	H: 1 LOB: 2 BB: 1 P: 8	R: 4 E: 0 K: 0 S: 7	H: 4 LOB: 1 BB: 0 P: 7	R: 1 E: 0 K: 1 S: 6	H: 1 LOB: 0 BB: 0 P: 6		1B: 8 2B: 3 3B: 0 HR: 3	SF: 0 SAC: 0 DP: 0 HBP: 0	WP: 0 PB: 0 SB: 0 CS: 0
PITCHER	IP WLS BF H R ER SO BB IBB HBP BLK WP HR S P ERA WHIP																			
Paul Foytack, R ERA: 3.76	(1, 1) 5.0 23 6 5 5 4 2 0 0 0 0 0 1 29 37 9.00 1.600																			
Tom Morgan, R ERA: 4.0	(6, 1) 1.0 5 2 0 0 0 0 0 0 0 0 0 0 5 5 0.00 2.000																			
Hank Aguirre, L ERA: 2.28	(7, 1) 1.0 5 1 0 0 0 1 0 0 0 0 0 0 4 8 0.00 2.000																			
Bill Fischer, R ERA: 7.23	(8, 1) 2.0 L 11 5 5 5 1 0 0 0 0 0 0 2 13 13 22.50 2.500																			

Batter	1	2	3	4	5	6	7	8	9	AB	R	H	RBI	BB	SO	LOB	BOTTOM			
Frank Bolling, R OBP: 0.350, SLG: 0.385	0-0 5-3		0-0 1B		0-0 6-3		0-0 1B		0-0 FC5-4	5	0	3	0	0	0	1	Boston Red Sox @ Detroit Tigers Briggs Stadium, Detroit, MI Sun Jun 29 1958, 4:33 AM EDT Att: 18,466 - Unknown			
Ozzie Virgil, R Gus Zernial, R OBP: 0.273, SLG: 0.347, OBP: 0.297, SLG: 0.493	0-0 1-4-3		0-0 G4-6-3		0-0 F9		0-0 1-3		0-3 K	4	0	0	0	0	2	2				
Harvey Kuenn, R OBP: 0.374, SLG: 0.502	0-0 F7		0-0 F9		0-0 F6		0-0 F7	0-0 FC5-4		5	0	0	0	0	0	2				
Gail Harris, L OBP: 0.391, SLG: 0.513		0-0 L6-3		0-0 1B	0-0 F9		0-0 F9			4	2	2	0	0	0	0				
Al Kaline, R OBP: 0.367, SLG: 0.510		0-0 L6-3		0-0 SH	0-0 L6-3		0-0 L5-3			3	1	0	0	0	0	1				
Charlie Maxwell, L OBP: 0.339, SLG: 0.356		0-0 2B		0-0 1B	0-0 F7		0-0 3-1			4	2	3	1	0	0	0				
Billy Martin, R OBP: 0.295, SLG: 0.391		0-0 5-3		0-0 F5	0-0 F6		0-0 3-1			4	0	0	1	0	0	4				
Red Wilson, R OBP: 0.378, SLG: 0.392		0-0 F4		0-0 F2	0-0 5-3		0-0 E2			4	1	1	0	0	0	4				
Paul Foytack, R Tom Morgan, R Hank Aguirre, R Tito Francona, L Bill Fischer, R Bob Hazle, L OBP: 0.340, SLG: 0.513, OBP: 0.295, SLG: 0.394, OBP: 0.295, SLG: 0.288, OBP: 0.320, SLG: 0.229	(1, 1) 0.2 S 3 1 0 0 1 0 0 0 0 0 0 0 5 5 0.00 1.500																			
Inning Stats	R: 0 E: 0 K: 0 S: 3	H: 2 LOB: 1 BB: 0 P: 3	R: 1 E: 0 K: 0 S: 4	H: 2 LOB: 0 BB: 0 P: 4	R: 3 E: 1 K: 0 S: 7	H: 3 LOB: 1 BB: 0 P: 7	R: 0 E: 0 K: 0 S: 3	H: 0 LOB: 0 BB: 0 P: 3	R: 0 E: 0 K: 0 S: 4	H: 0 LOB: 1 BB: 0 P: 4	R: 0 E: 0 K: 0 S: 3	H: 0 LOB: 0 BB: 0 P: 3	R: 0 E: 0 K: 1 S: 9	H: 4 LOB: 2 BB: 0 P: 9	R: 2 E: 1 K: 1 S: 9	H: 4 LOB: 2 BB: 0 P: 9		1B: 10 2B: 1 3B: 1 HR: 0	SF: 0 SAC: 1 DP: 1 HBP: 0	WP: 0 PB: 0 SB: 0 CS: 0
PITCHER	IP WLS BF H R ER SO BB IBB HBP BLK WP HR S P ERA WHIP																			
Frank Sullivan, R ERA: 3.49	(1, 1) 0.2 S 3 1 0 0 1 0 0 0 0 0 0 0 5 5 0.00 1.500																			
Mike Fomiele, R ERA: 5.99	(9, 1) 0.2 S 3 1 0 0 1 0 0 0 0 0 0 0 5 5 0.00 1.500																			

Batter	1	2	3	4	5	6	7	8	9	AB	R	H	RBI	BB	SO	LOB	TOP								
Bill Tuttle, R OBP: 0.348, SLG: 0.358 (1, 8)										5	1	1	0	0	1	7	Kansas City Athletics @ Detroit Tigers Briggs Stadium, Detroit, MI Mon Jun 30 1958, 4:33 AM EDT Att: 6,200 - Unknown								
Roger Maris, L OBP: 0.297, SLG: 0.408 (1, 9)										5	0	1	0	0	0	3									
Preston Ward, L OBP: 0.354, SLG: 0.452 (1, 5)										4	0	0	1	0	1	0									
Bob Cerv, R OBP: 0.386, SLG: 0.633 (1, 7)										5	1	2	1	0	1	1									
Whitney Herzog, L OBP: 0.275, SLG: 0.147 (9, 7)										0	0	0	0	0	0	0									
Hector Lopez, R OBP: 0.332, SLG: 0.419 (1, 4)										5	2	2	0	0	0	1									
Harry Simpson, L OBP: 0.384, SLG: 0.443 (1, 3)										4	2	3	1	0	0	1									
Frank House, L OBP: 0.320, SLG: 0.320 (1, 2)										1	0	0	0	0	0	1									
Harry Chiti, R OBP: 0.322, SLG: 0.433 (4, PR)										2	0	1	0	0	0	1									
Joe Demaestri, R OBP: 0.262, SLG: 0.281 (1, 6)										3	0	3	2	0	0	0									
Jack Urban, R OBP: 0.250, SLG: 0.226 (1, 1)										2	0	0	0	0	0	3									
Bob Martyn, L OBP: 0.359, SLG: 0.431 (6, PH)										1	0	0	0	0	1	1									
Tom Gorman, R OBP: 0.111, SLG: 0.111 (6, 1)										1	0	0	0	0	0	2									
Murry Dickson, R OBP: 0.286, SLG: 0.368 (9, 1)										0	0	0	0	0	0	0									
Inning Stats	R: 1 E: 0 K: 0 S: 4	H: 2 LOB: 0 BB: 0 P: 4	R: 1 E: 1 K: 0 S: 6	H: 2 LOB: 2 BB: 0 P: 6	R: 0 E: 0 K: 0 S: 3	H: 0 LOB: 0 BB: 0 P: 3	R: 2 E: 0 K: 1 S: 8	H: 3 LOB: 3 BB: 0 P: 9	R: 0 E: 0 K: 1 S: 5	H: 0 LOB: 0 BB: 0 P: 5	R: 1 E: 0 K: 1 S: 7	H: 2 LOB: 1 BB: 0 P: 7	R: 0 E: 0 K: 1 S: 6	H: 1 LOB: 1 BB: 0 P: 6	R: 0 E: 0 K: 0 S: 5	H: 2 LOB: 2 BB: 0 P: 5	R: 1 E: 0 K: 0 S: 4	H: 1 LOB: 0 BB: 0 P: 4	1B: 10 2B: 2 3B: 0 HR: 2	SF: 1 SAC: 1 DP: 1 HBP: 1	WP: 0 PB: 0 SB: 2 CS: 0	PA: 41			
PITCHER	IP	WLS	BF	H	R	ER	SO	BB	IBB	HBP	BLK	WP	HR	S	P	ERA	WHIP								
George Susce, R ERA: 3.12 (1, 1)	3.0		17	7	4	3	0	0	0	1	0	0	0	16	17	9.00	2.333								
Herb Moford, R ERA: 4.86 (4, 1)	3.0		11	2	1	1	3	0	0	0	0	0	1	17	17	3.00	0.667								
Billy Hoelt, L ERA: 3.87 (7, 1)	3.0	W	13	4	1	1	1	0	0	0	0	0	1	15	15	3.00	1.333								

AB	38
R	6
H	13
RBI	5
BB	0
SO	4
LOB	21




Batter	1	2	3	4	5	6	7	8	9	AB	R	H	RBI	BB	SO	LOB	BOTTOM									
Frank Bolling, R OBP: 0.358, SLG: 0.397 (1, 4)										4	2	3	0	1	0	1	Kansas City Athletics @ Detroit Tigers Briggs Stadium, Detroit, MI Mon Jun 30 1958, 4:33 AM EDT Att: 6,200 - Unknown									
Ozzie Virgil, R OBP: 0.279, SLG: 0.360 (1, 5)										5	1	2	1	0	0	3										
Reno Bertioia, R OBP: 0.271, SLG: 0.307 (9, PR)										0	1	0	0	0	0	0										
Harvey Kuenn, R OBP: 0.367, SLG: 0.491 (1, 8)										5	0	0	1	0	0	2										
Gail Harris, L OBP: 0.386, SLG: 0.521 (1, 3)										4	0	1	0	0	0	0										
Al Kaline, R OBP: 0.362, SLG: 0.502 (1, 9)										4	0	0	0	0	0	1										
Charlie Maxwell, L OBP: 0.347, SLG: 0.369 (1, 7)										4	1	3	0	0	1	0										
Billy Martin, R OBP: 0.300, SLG: 0.394 (1, 6)										3	1	2	0	0	0	1										
Red Wilson, R OBP: 0.386, SLG: 0.400 (1, 2)										3	0	2	1	0	0	1										
Tito Francona, L OBP: 0.327, SLG: 0.329 (9, PH)										1	1	1	0	0	0	0										
George Susce, R OBP: 0.100, SLG: 0.200 (1, 1)										1	0	0	0	0	0	2										
Herb Moford, R OBP: 0.316, SLG: 0.226 (4, 1)										1	0	0	0	0	1	2										
Bob Hazle, L OBP: 0.316, SLG: 0.226 (6, PH)										1	0	0	0	0	1	1										
Billy Hoelt, L OBP: 0.393, SLG: 0.520 (7, 1)										0	0	0	0	0	0	0										
Gus Zernial, R OBP: 0.293, SLG: 0.486 (9, PH)										1	0	0	0	0	0	1										
Inning Stats	R: 2 E: 1 K: 0 S: 5	H: 2 LOB: 2 BB: 1 P: 11	R: 1 E: 0 K: 1 S: 7	H: 2 LOB: 1 BB: 0 P: 11	R: 0 E: 0 K: 0 S: 3	H: 0 LOB: 0 BB: 0 P: 3	R: 1 E: 1 K: 1 S: 7	H: 3 LOB: 1 BB: 0 P: 7	R: 0 E: 0 K: 0 S: 4	H: 1 LOB: 1 BB: 0 P: 4	R: 0 E: 0 K: 1 S: 6	H: 1 LOB: 1 BB: 0 P: 6	R: 0 E: 0 K: 0 S: 3	H: 1 LOB: 0 BB: 0 P: 3	R: 0 E: 0 K: 0 S: 4	H: 1 LOB: 1 BB: 0 P: 4	R: 3 E: 1 K: 0 S: 5	H: 3 LOB: 1 BB: 0 P: 5	1B: 9 2B: 6 3B: 1 HR: 0	SF: 0 SAC: 1 DP: 2 HBP: 0	WP: 1 PB: 0 SB: 3 CS: 2	PA: 39				
PITCHER	IP	WLS	BF	H	R	ER	SO	BB	IBB	HBP	BLK	WP	HR	S	P	ERA	WHIP									
Jack Urban, R ERA: 5.62 (1, 1)	5.0		23	8	4	3	2	1	0	0	0	0	1	0	17	17	2.70	1.800								
Tom Gorman, R ERA: 3.61 (6, 1)	3.1	L	15	6	3	1	1	0	0	0	0	0	0	0	1	1	2.70	1.800								
Murry Dickson, R ERA: 2.82 (9, 1)	0.0		1	0	0	0	0	0	0	0	0	0	0	0	1	1	∞	∞								

AB	37
R	7
H	14
RBI	3
BB	1
SO	3
LOB	15



Batter	1	2	3	4	5	6	7	8	9	AB	R	H	RBI	BB	SO	LOB	TOP										
Bill Tuttle, R OBP: 0.347, SLG: 0.357 (1, 8)	0-3 K		0-3 K				0-0 1B FC1-2 1B			4	0	1	0	0	2	1	Kansas City Athletics @ Detroit Tigers Briggs Stadium, Detroit, MI Tue Jul 01 1958, 7:05 PM EDT Att: 23,546 - Unknown										
Roger Maris, L OBP: 0.297, SLG: 0.405 (1, 9)	0-3 K		0-0 3-1				0-0 FC1-2 1B 1B			4	1	1	0	0	1	1											
Preston Ward, L OBP: 0.352, SLG: 0.448 (1, 5)	0-3 K			0-0 3-1			0-0 FC1-2 1B 1B			4	1	1	0	0	1	0											
Bob Cerv, R OBP: 0.384, SLG: 0.639 Whitney Herzog, L OBP: 0.275, SLG: 0.147 (8, 7)		0-0 6-3		0-0 HR			0-0 FC1-2 1B 1B		0-3 K	4	2	1	1	0	1	3											
Hector Lopez, R OBP: 0.331, SLG: 0.417 (1, 4)		0-0 F8		0-0 G3			0-0 S 1B 1B		0-0 F5	4	1	1	2	0	0	0											
Harry Simpson, L OBP: 0.360, SLG: 0.436 (1, 3)		0-0 1B		0-0 F7			0-3 K		0-0 L7	4	0	1	0	0	1	2											
Harry Chiti, R OBP: 0.320, SLG: 0.426 (1, 2)		0-0 F3			0-0 5-3		0-0 1B		0-0 1-3	4	0	1	2	0	0	1											
Joe Demaestri, R OBP: 0.257, SLG: 0.275 (1, 6)			0-0 6-3		0-3 K		0-0 F7		0-0 6-3	4	0	0	0	0	1	1											
Ned Garver, R OBP: 0.143, SLG: 0.146 (1, 1)			0-0 1B		0-0 4-3				0-0 B5-3	3	0	1	0	0	0	0											
Inning Stats	R: 0 E: 0 K: 3 S: 9	H: 0 LOB: 0 BB: 0 P: 9	R: 0 E: 0 K: 0 S: 4	H: 1 LOB: 1 BB: 0 P: 4	R: 0 E: 1 K: 1 S: 6	H: 1 LOB: 1 BB: 0 P: 6	R: 1 E: 0 K: 0 S: 4	H: 1 LOB: 0 BB: 0 P: 4	R: 0 E: 0 K: 1 S: 5	H: 0 LOB: 0 BB: 0 P: 5	R: 4 E: 0 K: 1 S: 10	H: 5 LOB: 1 BB: 0 P: 10	R: 0 E: 0 K: 0 S: 3	H: 0 LOB: 0 BB: 0 P: 3	R: 0 E: 0 K: 0 S: 5	H: 0 LOB: 0 BB: 0 P: 5		R: 0 E: 0 K: 0 S: 3	H: 0 LOB: 0 BB: 0 P: 3	1B: 7 2B: 0 3B: 0 HR: 1	SF: 0 SAC: 0 DP: 0 HBP: 0	WP: 0 PB: 0 SB: 2 CS: 0	PA: 35				
PITCHER	IP	WLS	BF	H	R	ER	SO	BB	IBB	HBP	BLK	WP	HR	S	P	ERA	WHIP										
Frank Lary, R ERA: 2.69 (1, 1)	5.1	L	23	7	5	5	5	0	0	0	0	0	1	33	33	8.44	1.312										
Herm Wehmeier, R ERA: 6.5 (6, 1)	2.2		9	1	0	0	2	0	0	0	0	0	0	13	13	0.00	0.375										
Bill Fischer, R ERA: 7.06 (9, 1)	1.0		3	0	0	0	0	0	0	0	0	0	0	3	3	0.00	0.000										

AB	35
R	5
H	8
RBI	5
BB	0
SO	7
LOB	9



Batter	1	2	3	4	5	6	7	8	9	AB	R	H	RBI	BB	SO	LOB	BOTTOM										
Frank Bolling, R OBP: 0.353, SLG: 0.391 (1, 4)	0-0 1-3		0-0 F4					0-0 L7		4	0	0	0	0	0	0	Kansas City Athletics @ Detroit Tigers Briggs Stadium, Detroit, MI Tue Jul 01 1958, 7:05 PM EDT Att: 23,546 - Unknown										
Ozzie Virgil, R OBP: 0.296, SLG: 0.375 (1, 5)	0-0 6-3 1B		0-0 5-3				0-0 1B			4	0	3	0	0	0	0											
Harvey Kuenn, R OBP: 0.365, SLG: 0.487 (1, 8)	0-0 6-3 1-2			0-0 6-3			0-3 K		0-0 1-3 1B	4	0	1	0	0	1	2											
Gail Harris, L OBP: 0.375, SLG: 0.504 (1, 3)	0-0 1-3			0-3 K			0-0 G3		0-0 F8	4	0	0	0	0	1	4											
Al Kaline, R OBP: 0.360, SLG: 0.496 (1, 9)		4-0 FC6-4 BB		0-0 L7				0-0 L8		3	0	0	0	1	0	0											
Tito Francona, L OBP: 0.319, SLG: 0.319 (1, 7)		0-0 F8			0-0 L3			0-0 F7		4	0	0	0	0	1	1											
Billy Martin, R OBP: 0.295, SLG: 0.388 (1, 6)		0-3 K			0-0 5-3			0-0 F7		4	0	0	0	0	1	1											
Red Wilson, R OBP: 0.385, SLG: 0.392 (1, 2)		0-0 FC6-4 1-2			4-0 BB			0-0 F9		2	0	0	0	1	0	1											
Frank Lary, R OBP: 0.167, SLG: 0.150 Herm Wehmeier, R OBP: 0.167, SLG: 0.333 Bob Hazle, L OBP: 0.323, SLG: 0.271 Bill Fischer, R OBP: 0.250, SLG: 0.286 (8, PH) (9, 1)			0-0 6-3		0-3 K			0-0 HR		2	0	0	0	0	1	1											
Inning Stats	R: 0 E: 0 K: 0 S: 4	H: 1 LOB: 1 BB: 0 P: 4	R: 0 E: 0 K: 1 S: 5	H: 0 LOB: 1 BB: 1 P: 9	R: 0 E: 0 K: 1 S: 3	H: 0 LOB: 0 BB: 0 P: 3	R: 0 E: 0 K: 1 S: 5	H: 0 LOB: 0 BB: 0 P: 5	R: 0 E: 0 K: 1 S: 6	H: 1 LOB: 1 BB: 0 P: 6	R: 0 E: 0 K: 0 S: 3	H: 0 LOB: 0 BB: 0 P: 3	R: 1 E: 0 K: 0 S: 6	H: 3 LOB: 3 BB: 0 P: 6	R: 0 E: 0 K: 1 S: 5	H: 0 LOB: 0 BB: 0 P: 5		R: 0 E: 0 K: 0 S: 5	H: 0 LOB: 0 BB: 0 P: 5	1B: 4 2B: 0 3B: 0 HR: 1	SF: 0 SAC: 0 DP: 0 HBP: 0	WP: 0 PB: 0 SB: 0 CS: 0	PA: 34				
PITCHER	IP	WLS	BF	H	R	ER	SO	BB	IBB	HBP	BLK	WP	HR	S	P	ERA	WHIP										
Ned Garver, R ERA: 3.36 (1, 1)	9.0	W	34	5	1	1	5	2	0	0	0	0	1	42	50	1.00	0.778										



Batter	1	2	3	4	5	6	7	8	9	AB	R	H	RBI	BB	SO	LOB	TOP					
Harvey Kuenn, R OBP: 0.363, SLG: 0.481 (1, 8)										4	0	1	0	0	0	4	Detroit Tigers @ Cleveland Indians Cleveland Municipal Stadium, Cleveland, OH Fri Jul 04 1958, 3:33 AM EDT Unknown					
Ozzie Virgil, R OBP: 0.319, SLG: 0.393 (1, 5)										4	0	3	0	0	0	1						
Al Kaline, R OBP: 0.364, SLG: 0.498 (1, 9)										3	0	1	0	1	0	2						
Gail Harris, L OBP: 0.361, SLG: 0.504 (1, 3)										4	0	0	0	0	1	5						
Charlie Maxwell, L OBP: 0.345, SLG: 0.366 (1, 7)										4	1	1	0	0	0	2						
Frank Bolling, R OBP: 0.348, SLG: 0.384 (1, 4)										4	0	0	0	0	1	1						
Billy Martin, R OBP: 0.297, SLG: 0.387 (1, 6)										4	0	1	1	0	1	0						
Jim Hegan, R OBP: 0.264, SLG: 0.265 (1, 2)										3	0	1	0	0	1	1						
Tito Francona, L OBP: 0.317, SLG: 0.317 (9, PH)										1	0	0	0	0	0	0						
Paul Foytack, R OBP: 0.361, SLG: 0.333 (3, 1)										1	0	1	0	0	0	0						
George Susce, R OBP: 0.182, SLG: 0.273 (6, 1)										1	0	1	0	0	0	0						
Tom Morgan, R (7, PH)										0	0	0	0	0	0	0						
Bob Hazle, L OBP: 0.330, SLG: 0.271 (7, PH)										0	0	0	0	1	0	0						
Billy Hoelt, L OBP: 0.393, SLG: 0.520 (7, 1)										0	0	0	0	0	0	0						
Inning Stats	R: 0 E: 0 K: 0 S: 3	H: 1 LOB: 0 BB: 0 P: 3	R: 1 E: 0 K: 1 S: 7	H: 2 LOB: 1 BB: 0 P: 7	R: 0 E: 0 K: 0 S: 4	H: 2 LOB: 2 BB: 1 P: 8	R: 0 E: 0 K: 1 S: 5	H: 0 LOB: 0 BB: 0 P: 5	R: 0 E: 0 K: 0 S: 3	H: 1 LOB: 0 BB: 0 P: 3	R: 0 E: 0 K: 0 S: 4	H: 2 LOB: 1 BB: 0 P: 4	R: 0 E: 0 K: 0 S: 4	H: 1 LOB: 2 BB: 1 P: 8	R: 0 E: 0 K: 1 S: 6	H: 1 LOB: 0 BB: 0 P: 6		R: 0 E: 0 K: 1 S: 5	H: 0 LOB: 0 BB: 0 P: 5	1B: 10 2B: 0 3B: 0 HR: 0	SF: 0 SAC: 0 DP: 4 HBP: 0	WP: 0 PB: 0 SB: 0 CS: 0
PITCHER Cal McLish, R ERA: 3.35 (1, 1)	IP: 9.0 WLS: W BF: 35 H: 10 R: 1 ER: 1 SO: 4 BB: 2 IBB: 0 HBP: 0 BLK: 0 WP: 0 HR: 0 S: 41 P: 49 ERA: 1.00 WHIP: 1.333																	PITCHER				

Batter	1	2	3	4	5	6	7	8	9	AB	R	H	RBI	BB	SO	LOB	BOTTOM									
Billy Moran, R OBP: 0.218, SLG: 0.255 (1, 6) (9, 4)										5	0	1	0	0	0	2	Detroit Tigers @ Cleveland Indians Cleveland Municipal Stadium, Cleveland, OH Fri Jul 04 1958, 3:33 AM EDT Unknown									
Bobby Avila, R OBP: 0.345, SLG: 0.417 (1, 4) (9, 6)										4	2	1	0	1	0	2										
Billy Hunter, R OBP: 0.236, SLG: 0.265 (9, 6)										0	0	0	0	0	0	0										
Vic Power, R OBP: 0.344, SLG: 0.510 (1, 5)										4	2	3	0	0	0	0										
Larry Doby, L OBP: 0.357, SLG: 0.600 (7, PR)										4	2	4	4	0	0	0										
Woodie Held, R OBP: 0.291, SLG: 0.313 (8, 7) (8, 7)										0	0	0	0	0	0	0										
Mickey Vernon, L OBP: 0.390, SLG: 0.489 (1, 3)										2	0	0	0	1	0	3										
Rocky Colavito, R OBP: 0.394, SLG: 0.532 (1, 9)										4	0	1	2	0	1	4										
Russ Nixon, L OBP: 0.296, SLG: 0.416 (1, 2)										3	0	0	0	0	0	2										
Dick Brown, R OBP: 0.290, SLG: 0.386 (7, PH) (8, 2)										1	0	0	0	0	0	2										
Carroll Hardy, R OBP: 0.309, SLG: 0.340 (1, 8)										4	0	1	0	0	2	0										
Cal McLish, S OBP: 0.360, SLG: 0.059 (1, 1)										4	0	0	0	0	0	1										
Inning Stats	R: 3 E: 0 K: 0 S: 5	H: 2 LOB: 1 BB: 1 P: 10	R: 0 E: 0 K: 0 S: 3	H: 0 LOB: 0 BB: 0 P: 3	R: 1 E: 0 K: 1 S: 7	H: 3 LOB: 1 BB: 0 P: 7	R: 0 E: 0 K: 0 S: 4	H: 1 LOB: 1 BB: 0 P: 4	R: 2 E: 0 K: 0 S: 6	H: 3 LOB: 1 BB: 0 P: 6	R: 0 E: 0 K: 1 S: 6	H: 1 LOB: 1 BB: 0 P: 6	R: 0 E: 1 K: 0 S: 4	H: 1 LOB: 2 BB: 1 P: 8	R: 0 E: 1 K: 1 S: 6	H: 0 LOB: 1 BB: 0 P: 6		1B: 8 2B: 2 3B: 0 HR: 1	SF: 0 SAC: 0 DP: 0 HBP: 1	WP: 0 PB: 0 SB: 0 CS: 0	PA: 38					
PITCHER Paul Foytack, R ERA: 4.02 (1, 1)	IP: 2.1 WLS: L BF: 13 H: 5 R: 4 ER: 4 SO: 4 BB: 1 IBB: 0 HBP: 0 BLK: 0 WP: 0 HR: 1 S: 11 P: 16 ERA: 15.43 WHIP: 2.571																	PITCHER								
George Susce, R ERA: 3.35 (3, 1)	2.2 4	2 2	2 1	0 0	0 0	0 0	0 0	0 0	14 14	6.75 1.500																
Tom Morgan, R ERA: 3.86 (6, 1)	1.0 4	1 0	0 0	1 1	0 0	0 0	0 0	0 0	6 6	0.00 1.000																
Billy Hoelt, L ERA: 3.78 (7, 1)	2.0 9	1 0	0 0	1 1	1 0	0 0	0 0	0 0	10 14	0.00 1.000																

Batter	1	2	3	4	5	6	7	8	9	AB	R	H	RBI	BB	SO	LOB	TOP									
Harvey Kuenn, R OBP: 0.371, SLG: 0.483	F3		BB			2B 1B BB	1-2 1B		1-2 2-3 1B	3	1	2	0	2	0	0	Detroit Tigers @ Cleveland Indians Cleveland Municipal Stadium, Cleveland, OH Fri Jul 04, 1958, 3:38 AM EDT Att: 18,523 - Unknown									
Ozzie Virgil, R OBP: 0.314, SLG: 0.397	5-3		F5			1B	FC5		SF8	4	0	1	1	0	0	3										
Al Kaline, R OBP: 0.368, SLG: 0.500	1B								L9	5	0	3	1	0	1	2										
Gail Harris, L OBP: 0.351, SLG: 0.489	K									4	0	0	0	0	1	4										
Charlie Maxwell, L OBP: 0.340, SLG: 0.361 Johnny Groth, R OBP: 0.379, SLG: 0.475	F5									3	0	0	0	0	0	2										
Frank Bolling, R OBP: 0.343, SLG: 0.379	6-3									1	0	0	0	0	0	1										
Billy Martin, R OBP: 0.297, SLG: 0.397	B1-3									4	1	1	1	0	2	0										
Jim Hegan, R OBP: 0.263, SLG: 0.264			5-3							4	1	1	0	0	0	0										
Herm Wehmeier, R OBP: 0.222, SLG: 0.250 Gus Zernial, R OBP: 0.303, SLG: 0.493 Mitt Bolling, R OBP: 0.344, SLG: 0.296 Hank Aquirre, R OBP: 0.231, SLG: 0.250	5-3									2	0	0	0	1	0	0										
Inning Stats	R: 0 E: 0 K: 1 S: 6	H: 1 LOB: 1 BB: 0 P: 6	R: 0 E: 0 K: 0 S: 3	H: 0 LOB: 0 BB: 0 P: 3	R: 0 E: 0 K: 0 S: 3	H: 0 LOB: 1 BB: 1 P: 7	R: 0 E: 0 K: 1 S: 5	H: 0 LOB: 0 BB: 0 P: 5	R: 0 E: 0 K: 1 S: 5	H: 0 LOB: 0 BB: 0 P: 5	R: 1 E: 0 K: 0 S: 5	H: 2 LOB: 2 BB: 1 P: 9	R: 1 E: 0 K: 0 S: 5	H: 2 LOB: 2 BB: 1 P: 9	R: 0 E: 0 K: 0 S: 4	H: 1 LOB: 1 BB: 0 P: 4		R: 1 E: 0 K: 1 S: 8	H: 3 LOB: 2 BB: 0 P: 8	1B: 7 2B: 1 3B: 0 HR: 1	SF: 1 SAC: 0 DP: 0 HBP: 0	WP: 0 PB: 0 SB: 0 CS: 0	PA: 39			
PITCHER	IP	WLS	BF	H	R	ER	SO	BB	IBB	HBP	BLK	WP	HR	S	P	ERA	WHIP									
Mudcat Grant, R ERA: 3.81	(1, 1)	7.0	L	29	5	2	2	3	3	0	0	0	0	1	32	44	2.57	1.143								
Don Mossi, L ERA: 3.13	(8, 1)	2.0		10	4	1	1	1	0	0	0	0	0	0	12	12	4.50	2.000								

Batter	1	2	3	4	5	6	7	8	9	AB	R	H	RBI	BB	SO	LOB	BOTTOM								
Billy Hunter, R OBP: 0.238, SLG: 0.267 Gary Geiger, L OBP: 0.315, SLG: 0.255 Billy Moran, R OBP: 0.218, SLG: 0.255	F8		1-3						1-3	3	0	1	0	0	0	0	Detroit Tigers @ Cleveland Indians Cleveland Municipal Stadium, Cleveland, OH Fri Jul 04, 1958, 3:38 AM EDT Att: 18,523 - Unknown								
Bobby Avila, R OBP: 0.339, SLG: 0.409	6-3		6-3						L8	4	0	0	0	0	0	1									
Vic Power, R OBP: 0.343, SLG: 0.506	PO 1B		F5						F7	4	0	1	0	0	0	0									
Larry Doby, L OBP: 0.367, SLG: 0.585	PO									3	1	1	0	1	1	0									
Mickey Vernon, L OBP: 0.389, SLG: 0.492 Billy Harrell, R OBP: 0.296, SLG: 0.367										3	0	1	1	0	0	1									
Jay Porter, R OBP: 0.306, SLG: 0.455										1	0	0	0	0	0	0									
Jay Porter, R OBP: 0.306, SLG: 0.455										4	0	0	0	0	0	2									
Rocky Colavito, R OBP: 0.392, SLG: 0.527										4	0	1	0	0	0	2									
Woodie Held, R OBP: 0.282, SLG: 0.314										3	0	1	0	0	0	2									
Mudcat Grant, R OBP: 0.128, SLG: 0.158 Minnie Minoso, R OBP: 0.366, SLG: 0.464 Don Mossi, L OBP: 0.053, SLG: 0.056										2	0	0	0	0	2	2									
Inning Stats	R: 0 E: 0 K: 0 S: 3	H: 1 LOB: 0 BB: 0 P: 3	R: 1 E: 0 K: 1 S: 8	H: 3 LOB: 2 BB: 0 P: 8	R: 0 E: 0 K: 0 S: 3	H: 0 LOB: 0 BB: 0 P: 3	R: 0 E: 0 K: 0 S: 3	H: 0 LOB: 1 BB: 1 P: 7	R: 0 E: 0 K: 1 S: 6	H: 1 LOB: 1 BB: 0 P: 6	R: 0 E: 0 K: 0 S: 3	H: 0 LOB: 0 BB: 0 P: 3	R: 0 E: 1 K: 0 S: 4	H: 1 LOB: 1 BB: 0 P: 4	R: 0 E: 0 K: 0 S: 3	H: 0 LOB: 0 BB: 0 P: 3	R: 0 E: 1 K: 1 S: 6	H: 0 LOB: 1 BB: 0 P: 6	1B: 5 2B: 1 3B: 0 HR: 0	SF: 0 SAC: 0 DP: 0 HBP: 0	WP: 0 PB: 0 SB: 0 CS: 0	PA: 35			
PITCHER	IP	WLS	BF	H	R	ER	SO	BB	IBB	HBP	BLK	WP	HR	S	P	ERA	WHIP								
Herm Wehmeier, R ERA: 4.85	(1, 1)	8.0	W	30	6	1	2	0	0	0	0	0	0	33	37	1.12	0.875								
Hank Aquirre, L ERA: 2.23	(9, 1)	1.0	S	4	0	0	0	1	0	0	0	0	0	6	6	0.00	0.000								

Batter	1	2	3	4	5	6	7	8	9	AB	R	H	RBI	BB	SO	LOB	TOP				
Harvey Kuenn, R OBP: 0.369, SLG: 0.480 (1, 8)	0-0 FC3-6 1B		0-0 F4		0-0 5-3			0-0 F7		4	0	1	0	0	0	0					
Ozzie Virgil, R OBP: 0.312, SLG: 0.392 (1, 5)	0-0 FC3-6 1B		0-0 6-3			0-0 F4		0-0 1B		4	1	1	0	0	0	1					
Al Kaline, R OBP: 0.363, SLG: 0.492 (1, 9)	0-0 L9		0-0 F2			0-0 L4		0-0 L9		4	0	0	0	0	0	2					
Gail Harris, L OBP: 0.349, SLG: 0.478 (1, 3)	4-0 1B 1-2 BB			0-3 K		0-0 F9		0-0 F9		3	0	0	0	1	1	0					
Johnny Groth, R OBP: 0.386, SLG: 0.476 (1, 7)	0-0 1B		0-0 FC6-4 1B			0-0 F7		0-0 4-3		4	0	2	1	0	0	0					
Frank Bolling, R OBP: 0.342, SLG: 0.377 (1, 4)		0-0 SH3-4 1B		0-0 FC6-4 1B		0-0 F8		0-0 F9		4	0	1	0	0	0	1					
Billy Martin, R OBP: 0.298, SLG: 0.398 (1, 6)		0-0 SH3-4 1-2		0-0 L6			0-0 1B			2	0	1	0	0	0	1					
Jim Hegan, R OBP: 0.256, SLG: 0.257 (1, 2)		0-0 L8		0-3 K		0-0 F6				3	0	0	0	0	1	2					
Frank Lary, R OBP: 0.183, SLG: 0.146 (1, 1)		0-0 F9		0-0 5-3			0-0 F8			1	0	0	0	0	0	1					
Tom Morgan, R OBP: 0.355, SLG: 0.286 (5, PH)										0	0	0	0	0	0	0					
Milt Bolling, R OBP: 0.269, SLG: 0.286 (5, 1)										0	0	0	0	0	0	0					
Herb Motford, R OBP: 0.269, SLG: 0.286 (5, 1)										0	0	0	0	0	0	0					
Bill Fischer, R OBP: 0.269, SLG: 0.286 (7, 1)										0	0	0	0	0	0	0					
Reno Bertoia, R OBP: 0.269, SLG: 0.286 (8, PH)										1	0	0	0	0	0	0					
Billy Hoelt, L OBP: 0.303, SLG: 0.520 (8, 1)										0	0	0	0	0	0	0					
Inning Stats	R: 1 E: 0 K: 0 S: 4	H: 2 LOB: 2 BB: 1 P: 8	R: 0 E: 0 K: 0 S: 4	H: 1 LOB: 1 BB: 0 P: 4	R: 0 E: 0 K: 0 S: 3	H: 0 LOB: 0 BB: 0 P: 3	R: 0 E: 0 K: 1 S: 6	H: 1 LOB: 1 BB: 0 P: 6	R: 0 E: 0 K: 1 S: 5	H: 0 LOB: 0 BB: 0 P: 5	R: 0 E: 0 K: 0 S: 3	H: 0 LOB: 0 BB: 0 P: 3	R: 0 E: 0 K: 0 S: 4	H: 1 LOB: 1 BB: 0 P: 4	R: 0 E: 0 K: 0 S: 4	H: 1 LOB: 0 BB: 0 P: 4	R: 0 E: 0 K: 0 S: 3	H: 0 LOB: 0 BB: 0 P: 3	1B: 6 2B: 0 3B: 0 HR: 0	SF: 0 SAC: 1 DP: 0 HBP: 0	WP: 0 PA: 33 FB: 0 SB: 0 CS: 0
PITCHER Billy Pierce, L ERA: 2.65 (1, 1)	IP: 9.0 WLS: W BF: 33 H: 6 R: 1 ER: 1 SO: 2 BB: 1 IBB: 0 HBP: 0 BLK: 0 WP: 0 HR: 0 S: 36 P: 40 ERA: 1.00 WHIP: 0.778															PITCHER					

Detroit Tigers @ Chicago White Sox
Comiskey Park, Chicago, IL
Sat Jul 05 1958, 8:05 PM EDT
Att: 23,025 - Unknown

AB	31
R	1
H	6
RBI	1
BB	1
SO	2
LOB	8



Batter	1	2	3	4	5	6	7	8	9	AB	R	H	RBI	BB	SO	LOB	BOTTOM		
Billy Goodman, L OBP: 0.356, SLG: 0.374 (1, 5)	4-0 FC5-4 BB	4-0 HBP 1B BB		0-0 4-3			4-0 1B BB	4-0 3B BB		1	1	0	0	3	0	0			
Sammy Esposito, R OBP: 0.269, SLG: 0.136 (7, PR)		1-2 2-3 BB								0	2	0	0	1	0	0			
Nellie Fox, L OBP: 0.398, SLG: 0.384 (1, 4)	0-0 FC5-4 HBP	1-0 1B PO HBP			4-0 L9 SH5-3 BB		0-0 1B BB	0-0 WP 3B		3	2	2	3	1	0	1			
Jim Landis, R OBP: 0.357, SLG: 0.479 (1, 8)	1-0 HBP	0-0 1-3 2-3 3-H 1B		0-0 SH5-3		0-0 1-2	0-0 G6-4-3 1B	0-0 F8		3	0	2	3	0	0	0			
Ray Boone, R OBP: 0.332, SLG: 0.463 (1, 3)	0-0 L9	0-0 PO	0-0 F7		0-0 L9		0-0 1-2 2-H 1B			4	0	1	1	0	0	3			
Sherm Lollar, R OBP: 0.394, SLG: 0.450 (1, 2)	0-0 F8		0-0 L9		0-0 F7		0-0 G6-4-3			4	0	0	0	0	0	5			
Don Mueller, L OBP: 0.383, SLG: 0.393 (1, 9)		0-0 1B FC5-2 1B	0-0 1B		0-0 L9		0-0 F6			4	0	2	0	0	0	2			
Jim Rivera, L OBP: 0.283, SLG: 0.364 (1, 7)		0-0 F7	0-0 F5			0-0 F5		4-0 4-3 3B BB		3	1	0	0	1	0	2			
Luis Aparicio, R OBP: 0.321, SLG: 0.337 (1, 6)		0-0 BB FC5-2 HBP 1B		0-0 1-3		0-0 1B		0-0 F4		4	1	2	0	0	0	1			
Billy Pierce, L OBP: 0.239, SLG: 0.250 (1, 1)		0-0 FC5-2 HBP BB 1B		0-0 4-3		0-0 F7		0-0 4-3		4	1	0	0	0	0	4			
Inning Stats	R: 0 E: 0 K: 0 S: 3	H: 0 LOB: 2 BB: 1 P: 8	R: 3 E: 0 K: 0 S: 5	H: 3 LOB: 1 BB: 1 P: 10	R: 0 E: 0 K: 0 S: 4	H: 1 LOB: 1 BB: 0 P: 4	R: 0 E: 0 K: 0 S: 3	H: 0 LOB: 0 BB: 0 P: 3	R: 0 E: 0 K: 0 S: 3	H: 0 LOB: 1 BB: 1 P: 7	R: 0 E: 0 K: 0 S: 4	H: 1 LOB: 1 BB: 0 P: 4	R: 2 E: 0 K: 0 S: 5	H: 3 LOB: 2 BB: 1 P: 9	R: 3 E: 0 K: 0 S: 4	H: 1 LOB: 0 BB: 2 P: 12	1B: 8 2B: 0 3B: 1 HR: 0	SF: 0 SAC: 1 DP: 1 HBP: 2	WP: 1 PA: 40 FB: 0 SB: 1 CS: 0
PITCHER Frank Lary, R ERA: 2.88 (1, 1)	IP: 1.2 WLS: L BF: 12 H: 3 R: 3 ER: 3 SO: 3 BB: 2 IBB: 0 HBP: 0 BLK: 0 WP: 0 HR: 0 S: 8 P: 18 ERA: 16.20 WHIP: 3.000															PITCHER			
Tom Morgan, R ERA: 3.56 (2, 1)	2.1 7 1 0 0 0 0 0 0 0 0 0 7 7 0.00 0.429																		
Herb Motford, R ERA: 5.3 (5, 1)	2.0 12 4 2 2 0 2 0 0 0 0 0 10 18 9.00 3.000																		
Bill Fischer, R ERA: 6.5 (7, 1)	1.0 2 0 0 0 0 0 0 0 0 0 0 2 2 0.00 0.000																		
Billy Hoelt, L ERA: 4.05 (8, 1)	1.0 6 1 3 3 0 2 0 0 0 0 1 0 4 12 27.00 3.000																		

Detroit Tigers @ Chicago White Sox
Comiskey Park, Chicago, IL
Sat Jul 05 1958, 8:05 PM EDT
Att: 23,025 - Unknown

AB	30
R	8
H	9
RBI	7
BB	6
SO	0
LOB	18




Batter	1	2	3	4	5	6	7	8	9	AB	R	H	RBI	BB	SO	LOB	TOP					
Harvey Kuenn, R (1, 8) OBP: 0.371, SLG: 0.484										4	0	2	0	0	0	1	Detroit Tigers @ Chicago White Sox Comiskey Park, Chicago, IL Sun Jul 06 1958, 4:33 AM EDT Att: 12,144 - Unknown					
Ozzie Virgil, R (1, 5) OBP: 0.305, SLG: 0.382										3	0	0	0	0	0	2						
Al Kaline, R (1, 9) OBP: 0.368, SLG: 0.492										2	0	1	0	2	0	1						
Gail Harris, L (1, 3) OBP: 0.346, SLG: 0.468										3	0	0	0	1	0	3						
Charlie Maxwell, L (1, 7) OBP: 0.335, SLG: 0.354										4	1	0	0	0	0	5						
Johnny Groth, R (9, 7) OBP: 0.386, SLG: 0.476										0	0	0	0	0	0	0						
Frank Bolling, R (1, 4) OBP: 0.347, SLG: 0.385										4	1	3	1	0	0	0						
Billy Martin, R (1, 6) OBP: 0.297, SLG: 0.395										4	0	1	1	0	1	2						
Jim Hegan, R (1, 2) OBP: 0.250, SLG: 0.250										3	0	0	0	0	0	2						
Jim Bunning, R (1, 1) OBP: 0.208, SLG: 0.242										2	0	0	0	0	0	1						
Inning Stats	R: 0 E: 0 K: 0 S: 4	H: 2 LOB: 2 BB: 1 P: 8	R: 0 E: 0 K: 0 S: 3	H: 1 LOB: 0 BB: 0 P: 3	R: 0 E: 0 K: 0 S: 3	H: 0 LOB: 0 BB: 0 P: 3	R: 2 E: 0 K: 0 S: 4	H: 2 LOB: 0 BB: 1 P: 8	R: 0 E: 1 K: 0 S: 4	H: 0 LOB: 1 BB: 0 P: 4	R: 0 E: 0 K: 0 S: 2	H: 0 LOB: 0 BB: 1 P: 6	R: 0 E: 0 K: 1 S: 6	H: 1 LOB: 1 BB: 0 P: 6	R: 0 E: 0 K: 0 S: 4	H: 1 LOB: 0 BB: 0 P: 4	R: 0 E: 0 K: 0 S: 3	H: 0 LOB: 0 BB: 0 P: 3	1B: 5 2B: 2 3B: 0 HR: 0	SF: 0 SAC: 0 DP: 3 HBP: 0	WP: 0 PB: 0 SB: 0 CS: 0	PA: 35
PITCHER Dick Donovan, R (1, 1) ERA: 4.31	IP: 9.0 WLS: L BF: 34	H: 7 R: 2 ER: 2 SO: 1	BB: 3 IBB: 0 HBP: 0 BLK: 0	WP: 0 HR: 0 S: 33 P: 45	ERA: 2.00 WHIP: 1.111	PITCHER														IP: WLS: BF: H: R: ER: SO: BB: IBB: HBP: BLK: WP: HR: S: P: ERA: WHIP		

Batter	1	2	3	4	5	6	7	8	9	AB	R	H	RBI	BB	SO	LOB	BOTTOM					
Billy Goodman, L (1, 5) OBP: 0.360, SLG: 0.373										3	0	1	0	1	0	0	Detroit Tigers @ Chicago White Sox Comiskey Park, Chicago, IL Sun Jul 06 1958, 4:33 AM EDT Att: 12,144 - Unknown					
Nellie Fox, L (1, 4) OBP: 0.398, SLG: 0.384										3	0	1	0	0	0	1						
Jim Landis, R (1, 8) OBP: 0.352, SLG: 0.471										4	0	0	0	0	2	2						
Ray Boone, R (1, 3) OBP: 0.325, SLG: 0.453										4	0	0	0	0	0	2						
Sherm Lollar, R (1, 2) OBP: 0.392, SLG: 0.444										3	0	0	0	1	0	0						
Don Mueller, L (1, 9) OBP: 0.391, SLG: 0.400										4	0	2	0	0	0	1						
Jim Rivera, L (9, FR) OBP: 0.283, SLG: 0.364										0	1	0	0	0	0	0						
Norm Cash, L (1, 7) OBP: 0.250, SLG: 0.250										3	0	1	0	0	0	0						
Earl Torgeson, L (9, PH) OBP: 0.357, SLG: 0.438										1	0	1	1	0	0	0						
Luis Aparicio, R (1, 6) OBP: 0.317, SLG: 0.332										4	0	0	0	0	1	4						
Dick Donovan, L (1, 1) OBP: 0.282, SLG: 0.097										3	0	0	0	0	2	2						
Inning Stats	R: 0 E: 0 K: 1 S: 6	H: 1 LOB: 1 BB: 0 P: 6	R: 0 E: 0 K: 1 S: 7	H: 2 LOB: 2 BB: 0 P: 7	R: 0 E: 0 K: 0 S: 4	H: 1 LOB: 1 BB: 0 P: 4	R: 0 E: 0 K: 0 S: 3	H: 0 LOB: 0 BB: 0 P: 3	R: 0 E: 0 K: 0 S: 3	H: 0 LOB: 1 BB: 1 P: 7	R: 0 E: 0 K: 1 S: 5	H: 0 LOB: 1 BB: 1 P: 9	R: 0 E: 0 K: 1 S: 5	H: 0 LOB: 0 BB: 0 P: 5	R: 0 E: 0 K: 0 S: 3	H: 0 LOB: 0 BB: 0 P: 3	R: 1 E: 0 K: 1 S: 7	H: 2 LOB: 2 BB: 0 P: 7	1B: 5 2B: 1 3B: 0 HR: 0	SF: 0 SAC: 1 DP: 0 HBP: 0	WP: 0 PB: 0 SB: 1 CS: 0	PA: 35
PITCHER Jim Bunning, R (1, 1) ERA: 3.39	IP: 9.0 WLS: W BF: 35	H: 6 R: 1 ER: 1 SO: 5	BB: 2 IBB: 0 HBP: 0 BLK: 0	WP: 0 HR: 0 S: 43 P: 51	ERA: 1.00 WHIP: 0.889	PITCHER														IP: WLS: BF: H: R: ER: SO: BB: IBB: HBP: BLK: WP: HR: S: P: ERA: WHIP		

Batter	1	2	3	4	5	6	7	8	9	AB	R	H	RBI	BB	SO	LOB	TOP										
Harvey Kuenn, R OBP: 0.372, SLG: 0.482 (1, 8)	F6		L1-6-3 1B		1-3		F5										5 0 2 1 0 0 1										
Ozzie Virgil, R OBP: 0.301, SLG: 0.375 (1, 5)	6-3		F9				F5										5 0 1 1 0 1 3										
Al Kaline, R OBP: 0.369, SLG: 0.489 (1, 9)	1B		L1-6-3				L9										4 0 1 0 1 1 3										
Gail Harris, L OBP: 0.350, SLG: 0.490 (1, 3)	1B																4 1 2 1 0 0 2										
Charlie Maxwell, L OBP: 0.333, SLG: 0.352 (1, 7)	6-3																4 0 1 0 0 0 4										
Frank Bolling, R OBP: 0.343, SLG: 0.380 (1, 4)																	4 0 0 0 0 3 2										
Billy Martin, R OBP: 0.300, SLG: 0.397 (1, 6)																	4 1 2 0 0 0 1										
Jim Hegan, R OBP: 0.244, SLG: 0.243 (9, PH)																	3 0 0 0 0 0 3										
Bob Hazle, L OBP: 0.327, SLG: 0.267 (9, PH)																	1 0 0 0 0 1 1										
Frank Lary, R OBP: 0.174, SLG: 0.159 (9, PH)																	3 1 1 0 0 0 2										
Tito Francona, L OBP: 0.321, SLG: 0.322 (9, PH)																	1 0 1 0 0 0 0										
Inning Stats	R: 0 E: 0 K: 0 S: 5	H: 2 LOB: 2 BB: 0 P: 5	R: 0 E: 0 K: 1 S: 6	H: 1 LOB: 1 BB: 0 P: 6	R: 0 E: 0 K: 1 S: 3	H: 1 LOB: 0 BB: 0 P: 3	R: 1 E: 0 K: 1 S: 7	H: 2 LOB: 1 BB: 0 P: 7	R: 1 E: 0 K: 0 S: 5	H: 2 LOB: 2 BB: 1 P: 9	R: 0 E: 1 K: 1 S: 6	H: 0 LOB: 1 BB: 0 P: 6	R: 0 E: 0 K: 0 S: 3	H: 0 LOB: 0 BB: 0 P: 3	R: 0 E: 1 K: 3 S: 12	H: 0 LOB: 0 BB: 0 P: 12	R: 1 E: 0 K: 3 S: 12	H: 3 LOB: 2 BB: 0 P: 12	1B: 10 2B: 0 3B: 0 HR: 1	SF: 0 SAC: 0 DP: 2 HBP: 0	WP: 0 PB: 0 SB: 1 CS: 0	PA: 39					
PITCHER	IP	WLS	BF	H	R	ER	SO	BB	IBB	HBP	BLK	WP	HR	S	P	ERA	WHIP										
Pedro Ramos, R ERA: 3.88 (1, 1)	8.1	W	37	11	3	3	4	1	0	0	0	0	1	44	48	3.24	1.440										
Dick Hyde, R ERA: 1.61 (9, 1)	0.2	S	2	0	0	0	2	0	0	0	0	0	0	6	6	0.00	0.000										

Detroit Tigers @ Washington Senators
Griffith Stadium, Washington, DC
Thu Jul 10 1958, 7:05 PM EDT
Att: 3,518 - Unknown


AB 38
R 3
H 11
RBI 3
BB 1
SO 6
LOB 22



Batter	1	2	3	4	5	6	7	8	9	AB	R	H	RBI	BB	SO	LOB	BOTTOM										
Albie Pearson, L OBP: 0.363, SLG: 0.359 (1, 8)	G4-6-3 1B		HR 2B		F5		L9										4 1 2 0 0 0 0										
Herb Plews, L OBP: 0.335, SLG: 0.393 (8, 5)	G4-6-3 1-2		6-3		4-3		K										4 0 0 0 0 1 2										
Eddie Yost, R OBP: 0.326, SLG: 0.225 (1, 3)	F6																0 0 0 0 0 0 0										
Roy Sievers, R OBP: 0.353, SLG: 0.556 (1, 2)																	4 2 2 2 0 1 0										
Clint Courtney, L OBP: 0.324, SLG: 0.318 (1, 2)																	4 1 2 2 0 0 0										
Jim Lemon, R OBP: 0.337, SLG: 0.495 (1, 9)																	4 1 2 1 0 0 0										
Rocky Bridges, R OBP: 0.358, SLG: 0.406 (2, FR)																	0 0 0 0 0 0 0										
Ken Aspromonte, R OBP: 0.316, SLG: 0.317 (3, 4)																	3 0 1 0 0 0 0										
Neil Chrisley, L OBP: 0.300, SLG: 0.422 (1, 7)																	3 0 1 0 0 0 3										
Ossie Alvarez, R OBP: 0.267, SLG: 0.185 (3, 6)																	3 0 0 0 0 0 4										
Pedro Ramos, S OBP: 0.184, SLG: 0.204 (9, 1)																	3 0 0 0 0 1 0										
Dick Hyde, R (9, 1)																	0 0 0 0 0 0 0										
Inning Stats	R: 0 E: 0 K: 0 S: 3	H: 1 LOB: 0 BB: 0 P: 3	R: 0 E: 0 K: 0 S: 4	H: 1 LOB: 2 BB: 0 P: 5	R: 2 E: 0 K: 0 S: 5	H: 2 LOB: 0 BB: 0 P: 5	R: 0 E: 0 K: 0 S: 4	H: 1 LOB: 1 BB: 0 P: 4	R: 0 E: 0 K: 0 S: 3	H: 0 LOB: 0 BB: 0 P: 3	R: 2 E: 0 K: 2 S: 6	H: 3 LOB: 1 BB: 0 P: 6	R: 0 E: 0 K: 2 S: 7	H: 0 LOB: 0 BB: 0 P: 7	R: 0 E: 0 K: 1 S: 6	H: 2 LOB: 0 BB: 0 P: 6	R: 1 E: 0 K: 3 S: 6	H: 2 LOB: 0 BB: 0 P: 6	1B: 6 2B: 1 3B: 0 HR: 3	SF: 0 SAC: 0 DP: 1 HBP: 1	WP: 0 PB: 0 SB: 0 CS: 0	PA: 33					
PITCHER	IP	WLS	BF	H	R	ER	SO	BB	IBB	HBP	BLK	WP	HR	S	P	ERA	WHIP										
Frank Lary, R ERA: 3.06 (1, 1)	8.0	L	33	10	5	5	3	0	0	1	0	0	3	38	39	5.62	1.250										

Detroit Tigers @ Washington Senators
Griffith Stadium, Washington, DC
Thu Jul 10 1958, 7:05 PM EDT
Att: 3,518 - Unknown

AB 32
R 5
H 10
RBI 5
BB 0
SO 3
LOB 9



Batter	1	2	3	4	5	6	7	8	9	AB	R	H	RBI	BB	SO	LOB	TOP							
Harvey Kuenn, R OBP: 0.369, SLG: 0.477 (1, 8)										5	1	1	0	0	0	4	Detroit Tigers @ Washington Senators Griffith Stadium, Washington, DC Fri Jul 11 1958, 7:05 PM EDT Att: 1,804 - Unknown							
Billy Martin, R OBP: 0.302, SLG: 0.397 (1, 6)										5	1	2	0	0	0	1								
Al Kaline, R OBP: 0.366, SLG: 0.487 (1, 9)										5	1	1	1	0	0	2								
Gail Harris, L OBP: 0.352, SLG: 0.490 (1, 3)										4	0	2	1	0	0	1								
Tito Francona, L OBP: 0.329, SLG: 0.333 (1, 7)										4	2	2	1	1	0	1								
Frank Bolling, R OBP: 0.350, SLG: 0.385 (1, 4)										4	0	3	1	1	0	3								
Ozzie Virgil, R OBP: 0.297, SLG: 0.376 (1, 5)										5	0	1	1	0	1	5								
Red Wilson, R OBP: 0.393, SLG: 0.390 (1, 2)										3	0	1	0	2	1	1								
Jim Bunning, R OBP: 0.189, SLG: 0.222 Bill Fischer, R OBP: 0.222, SLG: 0.250 Hank Aguirre, R OBP: 0.231, SLG: 0.250 (1, 1) (7, 1) (9, 1)										3	0	0	0	0	1	4								
										1	0	0	0	0	0	2								
										0	0	0	0	0	0	0								
Inning Stats	R: 4 E: 2 K: 1 S: 11	H: 4 LOB: 3 BB: 1 P: 15	R: 0 E: 0 K: 0 S: 3	H: 0 LOB: 0 BB: 0 P: 3	R: 1 E: 0 K: 1 S: 7	H: 2 LOB: 1 BB: 0 P: 7	R: 0 E: 0 K: 0 S: 5	H: 2 LOB: 3 BB: 1 P: 9	R: 0 E: 0 K: 0 S: 4	H: 1 LOB: 1 BB: 0 P: 4	R: 0 E: 0 K: 0 S: 5	H: 2 LOB: 3 BB: 1 P: 9	R: 0 E: 0 K: 1 S: 5	H: 0 LOB: 0 BB: 0 P: 5	R: 0 E: 0 K: 0 S: 4	H: 1 LOB: 1 BB: 0 P: 4	R: 0 E: 1 K: 0 S: 3	H: 1 LOB: 1 BB: 1 P: 7	1B: 10 2B: 3 3B: 0 HR: 0	SF: 1 SAC: 1 DP: 1 HBP: 0	WP: 0 PB: 0 SB: 0 CS: 1	PA: 45		
PITCHER	IP WLS BF H R ER SO BB IBB HBP BLK WP HR S P ERA WHIP																							
Russ Kemmerer, R ERA: 4.27 (1, 1)	7.0	37	11	5	2	3	2	1	0	0	0	0	0	0	40	52	2.57	1.857						
Tex Clevenger, R ERA: 4.97 (8, 1)	1.0	4	1	0	0	0	0	0	0	0	0	0	0	4	4	0.00	1.000							
Dick Hyde, R ERA: 1.78 (9, 1)	1.0	W	4	1	0	0	0	1	0	0	0	0	0	3	7	0.00	2.000							

Batter	1	2	3	4	5	6	7	8	9	AB	R	H	RBI	BB	SO	LOB	BOTTOM						
Eddie Yost, R OBP: 0.326, SLG: 0.226 (1, 5)										4	2	1	0	1	1	3	Detroit Tigers @ Washington Senators Griffith Stadium, Washington, DC Fri Jul 11 1958, 7:05 PM EDT Att: 1,804 - Unknown						
Albie Pearson, L OBP: 0.383, SLG: 0.360 (1, 8)										5	1	2	0	0	0	4							
Roy Sievers, R OBP: 0.357, SLG: 0.557 (1, 3)										5	2	3	1	0	2	2							
Clint Courtney, L OBP: 0.330, SLG: 0.322 (1, 2)										3	0	2	1	0	0	0							
Jim Lemon, R OBP: 0.334, SLG: 0.489 (1, 9)										3	0	0	1	1	2	3							
Herb Plews, L OBP: 0.326, SLG: 0.382 (1, 4)										5	0	0	1	0	3	6							
Neil Chrisley, L OBP: 0.299, SLG: 0.424 Ed Fitz Gerald, R OBP: 0.362, SLG: 0.349 (1, 7) (9, PH)										4	0	1	1	0	1	0							
Ossie Alvarez, R OBP: 0.294, SLG: 0.258 (1, 6)										4	0	2	0	0	0	2							
Russ Kemmerer, R OBP: 0.167, SLG: 0.125 Faye Throneberry, L OBP: 0.229, SLG: 0.311 Tex Clevenger, R OBP: 0.229, SLG: 0.333 Julio Becquer, L OBP: 0.244, SLG: 0.235 Dick Hyde, R (1, 1) (7, PH) (8, PH) (9, 1)										2	0	1	0	0	1	1							
										1	1	1	0	0	0	0							
										0	0	0	0	0	0	0							
										1	0	1	0	0	0	0							
										0	0	0	0	0	0	0							
Inning Stats	R: 1 E: 0 K: 1 S: 6	H: 2 LOB: 1 BB: 1 P: 10	R: 0 E: 0 K: 2 S: 8	H: 1 LOB: 0 BB: 0 P: 8	R: 0 E: 0 K: 1 S: 5	H: 0 LOB: 0 BB: 0 P: 5	R: 0 E: 0 K: 2 S: 7	H: 0 LOB: 0 BB: 0 P: 7	R: 0 E: 0 K: 1 S: 7	H: 2 LOB: 2 BB: 0 P: 7	R: 1 E: 0 K: 2 S: 10	H: 3 LOB: 2 BB: 0 P: 10	R: 2 E: 0 K: 0 S: 6	H: 3 LOB: 2 BB: 0 P: 7	R: 0 E: 0 K: 1 S: 6	H: 1 LOB: 1 BB: 0 P: 6	R: 2 E: 0 K: 0 S: 5	H: 3 LOB: 2 BB: 1 P: 9	1B: 13 2B: 2 3B: 0 HR: 0	SF: 1 SAC: 1 DP: 0 HBP: 1	WP: 0 PB: 0 SB: 0 CS: 0	PA: 43	
PITCHER	IP WLS BF H R ER SO BB IBB HBP BLK WP HR S P ERA WHIP																						
Jim Bunning, R ERA: 3.53 (1, 1)	6.1	L	31	3	2	2	1	0	1	0	0	0	0	12	16	7.71	1.286						
Bill Fischer, R ERA: 6.94 (7, 1)	2.1	L	11	3	2	2	1	0	1	0	0	0	0	1	1	∞	∞						
Hank Aguirre, L ERA: 2.23 (9, 1)	0.0	1	1	0	0	0	0	0	0	0	0	0	0	1	1	∞	∞						

Batter	1	2	3	4	5	6	7	8	9	AB	R	H	RBI	BB	SO	LOB	TOP											
Harvey Kuenn, R OBP: 0.372, SLG: 0.477	F9		1B		SH1-3					2	0	1	0	1	0	0	Detroit Tigers @ Washington Senators Griffith Stadium, Washington, DC Sat Jul 12 1958, 3:33 AM EDT Att: 3,504 - Unknown											
Billy Martin, R OBP: 0.301, SLG: 0.399	WP		F2		F2		B1			4	0	1	0	0	0	5												
Al Kaline, R OBP: 0.365, SLG: 0.484	L7		L9				L8			4	0	1	1	0	0	4												
Gail Harris, L OBP: 0.349, SLG: 0.484	F5			G3	FC5	BB	CS	K		4	0	1	1	0	1	1												
Tito Francona, L OBP: 0.333, SLG: 0.329		F9		F8						2	0	0	0	2	0	0												
Frank Bolling, R OBP: 0.346, SLG: 0.380		F2		4-3	FC5			G4-6-3		4	0	0	0	0	0	4												
Ozzie Virgil, R OBP: 0.298, SLG: 0.397		L7								3	1	1	1	0	0	0												
Red Wilson, R OBP: 0.408, SLG: 0.396				WP	SH1-3	BB				1	1	1	0	2	0	0												
Herm Wehmeier, R OBP: 0.222, SLG: 0.250										0	0	0	0	0	0	0												
Milt Bolling, R OBP: 0.324, SLG: 0.276				F8						1	0	0	0	0	0	1												
Tom Morgan, R OBP: 0.200, SLG: 0.200										2	1	1	0	0	1	1												
Billy Hoelt, L OBP: 0.393, SLG: 0.520										0	0	0	0	0	0	0												
Inning Stats	R: 0 E: 0 K: 0 S: 4	H: 1 LOB: 1 BB: 0 P: 4	R: 0 E: 0 K: 0 S: 3	H: 0 LOB: 0 BB: 0 P: 3	R: 0 E: 0 K: 0 S: 4	H: 1 LOB: 2 BB: 1 P: 8	R: 0 E: 0 K: 0 S: 3	H: 0 LOB: 0 BB: 0 P: 3	R: 3 E: 0 K: 0 S: 7	H: 4 LOB: 3 BB: 2 P: 15	R: 0 E: 0 K: 1 S: 5	H: 1 LOB: 1 BB: 0 P: 5	R: 0 E: 0 K: 0 S: 2	H: 0 LOB: 0 BB: 1 P: 6	R: 0 E: 0 K: 1 S: 4	H: 0 LOB: 0 BB: 1 P: 8	1B: 5 2B: 2 3B: 0 HR: 1	SF: 0 SAC: 1 DP: 2 HBP: 0	WP: 2 PB: 0 SB: 0 CS: 1	PA: 34								
PITCHER	IP	WLS	BF	H	R	ER	SO	BB	IBB	HBP	BLK	WP	HR	S	P	ERA	WHIP											
Hal Griggs, R ERA: 3.51	(1, 1)	4.2	L	22	6	3	3	0	2	0	0	0	2	1	20	28	5.79	1.714										
Vito Valentini, R ERA: 3.69	(5, 1)	2.1		8	1	0	0	1	2	0	0	0	0	0	8	16	0.00	1.286										
Tex Clevenger, R ERA: 4.9	(8, 1)	1.0		3	0	0	0	1	1	0	0	0	0	0	4	8	0.00	1.000										

Batter	1	2	3	4	5	6	7	8	9	AB	R	H	RBI	BB	SO	LOB	BOTTOM											
Eddie Yost, R OBP: 0.330, SLG: 0.232	FC1-2			4-3			L7			4	0	2	1	0	0	1	Detroit Tigers @ Washington Senators Griffith Stadium, Washington, DC Sat Jul 12 1958, 3:33 AM EDT Att: 3,504 - Unknown											
Albie Pearson, L OBP: 0.389, SLG: 0.363	FC1-2	BB			1-3			FC3-6		3	0	2	0	1	0	0												
Roy Sievers, R OBP: 0.356, SLG: 0.551	FC1-2				5-3			K		3	0	0	0	1	1	3												
Clint Courtney, L OBP: 0.329, SLG: 0.321	FC1-2				F5			FC3-6		4	0	1	0	0	0	4												
Jim Lemon, R OBP: 0.333, SLG: 0.486	K							K		4	0	1	0	0	3	4												
Neil Chrisley, L OBP: 0.293, SLG: 0.415	4-3									3	0	0	0	0	0	4												
Ed Fitz Gerald, R OBP: 0.375, SLG: 0.364				G4-6-3						1	0	1	0	0	0	0												
Ken Aspromonte, R OBP: 0.319, SLG: 0.317										3	0	1	0	1	1	3												
Ossie Alvarez, R OBP: 0.306, SLG: 0.273					SH1-3					2	1	1	0	0	0	0												
Hal Griggs, R OBP: 0.138, SLG: 0.250										2	0	0	0	0	1	2												
Vito Valentini, R OBP: 0.333, SLG: 0.333										0	0	0	0	0	0	0												
Faye Throneberry, L OBP: 0.234, SLG: 0.334										1	0	0	0	0	0	0												
Tex Clevenger, R OBP: 0.231, SLG: 0.333										0	0	0	0	0	0	0												
Inning Stats	R: 0 E: 0 K: 1 S: 7	H: 2 LOB: 3 BB: 1 P: 11	R: 1 E: 0 K: 0 S: 4	H: 2 LOB: 2 BB: 2 P: 12	R: 0 E: 0 K: 1 S: 5	H: 1 LOB: 0 BB: 0 P: 5	R: 0 E: 0 K: 1 S: 6	H: 1 LOB: 1 BB: 0 P: 6	R: 0 E: 0 K: 0 S: 3	H: 0 LOB: 0 BB: 0 P: 3	R: 0 E: 0 K: 1 S: 5	H: 0 LOB: 0 BB: 0 P: 5	R: 0 E: 0 K: 2 S: 10	H: 3 LOB: 3 BB: 0 P: 10	R: 0 E: 0 K: 2 S: 10	H: 0 LOB: 0 BB: 0 P: 10	1B: 9 2B: 0 3B: 0 HR: 0	SF: 0 SAC: 1 DP: 1 HBP: 0	WP: 0 PB: 0 SB: 1 CS: 0	PA: 34								
PITCHER	IP	WLS	BF	H	R	ER	SO	BB	IBB	HBP	BLK	WP	HR	S	P	ERA	WHIP											
Herm Wehmeier, R ERA: 4.82	(1, 1)	2.0		12	4	1	1	1	3	0	0	0	0	0	11	23	4.50	3.500										
Tom Morgan, R ERA: 3.09	(3, 1)	5.0	W	16	2	0	0	3	0	0	0	0	0	22	22	0.00	0.400											
Billy Hoelt, L ERA: 4.0	(8, 1)	1.0	S	6	3	0	0	2	0	0	0	0	0	10	10	0.00	3.000											

Batter	1	2	3	4	5	6	7	8	9	AB	R	H	RBI	BB	SO	LOB	TOP								
Harvey Kuenn, R (1, 8) OBP: 0.372, SLG: 0.473	4-0 BB HBP BB 6-3	0-0 L8			0-0 G4-3	0-0 6-3		0-0 G6-4-3 1B		4	1	1	0	1	0	3	Detroit Tigers @ Baltimore Orioles Memorial Stadium, Baltimore, MD Sun Jul 13 1958, 3:33 AM EDT Unknown								
Billy Martin, R (1, 6) OBP: 0.303, SLG: 0.399	0-0 6-3		0-3 K			0-0 1B HR 1B	0-0 FC6-4 1B	0-0 G6-4-3		5	1	2	0	0	1	3									
Al Kaline, R (1, 9) OBP: 0.367, SLG: 0.484	1-0 HBP BB HBP		0-0 3-1			0-0 1B HR 1B	0-0 FC6-4 2B SF8		0-0 K	0	0	0	0	0	0	0									
Bob Hazle, L (1, PR) OBP: 0.324, SLG: 0.267									0-0 K	4	2	1	0	0	1	1									
Gail Harris, L (1, 3) OBP: 0.351, SLG: 0.506	0-0 F8		0-0 3-1			0-0 1B HR 1B	0-0 2B		0-0 E6 G4-6-3	5	1	2	3	0	0	2									
Tito Francona, L (1, 7) OBP: 0.341, SLG: 0.329	4-0 HBP BB 1-2 2-3			0-0 4-3		0-0 1B 1B	0-0 IBB		0-0 G4-6-3	3	1	1	0	2	0	1									
Frank Bolling, R (1, 4) OBP: 0.347, SLG: 0.379	1-0 HBP			4-0 BB G3-6-3 BB		0-0 F8	0-0 SF8			1	0	0	2	1	0	1									
Ozzie Virgil, R (1, 5) OBP: 0.290, SLG: 0.386	0-0 F6			0-0 G3-6-3		0-0 F8	0-0 F1			4	0	0	0	0	0	7									
Red Wilson, R (1, 2) OBP: 0.411, SLG: 0.400		0-0 1-3			0-0 G4-3 1B	0-0 1B WP 1B		0-0 6-3		4	0	2	0	0	0	0									
Paul Foytack, R (1, 1) OBP: 0.375, SLG: 0.351		0-0 1-3			0-0 F8	0-0 WP 1B		0-0 1B		4	0	2	1	0	0	1									
Hank Aguirre, R (8, 1) OBP: 0.231, SLG: 0.250										0	0	0	0	0	0	0									
Bill Fischer, R (9, 1) OBP: 0.222, SLG: 0.250										0	0	0	0	0	0	0									
Johnny Groth, R (9, 7) OBP: 0.386, SLG: 0.476										0	0	0	0	0	0	0									
Inning Stats	R: 1 E: 0 K: 0 S: 3	H: 0 LOB: 3 BB: 2 P: 13	R: 0 E: 0 K: 0 S: 3	H: 0 LOB: 0 BB: 0 P: 3	R: 0 E: 0 K: 1 S: 5	H: 0 LOB: 0 BB: 0 P: 5	R: 0 E: 0 K: 0 S: 2	H: 0 LOB: 0 BB: 1 P: 6	R: 0 E: 0 K: 0 S: 3	H: 1 LOB: 0 BB: 0 P: 3	R: 4 E: 0 K: 0 S: 9	H: 6 LOB: 2 BB: 0 P: 9	R: 1 E: 0 K: 0 S: 5	H: 2 LOB: 2 BB: 1 P: 9	R: 0 E: 0 K: 0 S: 4	H: 2 LOB: 1 BB: 0 P: 4	R: 0 E: 1 K: 1 S: 5	H: 0 LOB: 0 BB: 0 P: 5	1B: 9 2B: 1 3B: 0 HR: 1	SF: 1 SAC: 0 DP: 4 HBP: 2	WP: 1 PB: 0 SB: 0 CS: 0	PA: 41			
PITCHER	IP WLS BF H R ER SO BB IBB HBP BLK WP HR S P ERA WHIP	5.0 L 23 5 5 5 1 3 0 2 0 0 1 20 34 9.00 1.600	3.0 15 6 1 1 0 0 1 0 0 1 0 14 18 3.00 2.000	1.0 3 0 0 0 1 0 0 0 0 0 0 5 5 0.00 0.000																					

Batter	1	2	3	4	5	6	7	8	9	AB	R	H	RBI	BB	SO	LOB	BOTTOM							
Bob Boyd, L (1, 3) OBP: 0.296, SLG: 0.401	0-0 2B 1B 6-3	0-0 1B 1B 6-3	0-0 3-1			0-0 G3		0-0 1B 1B		5	2	3	0	0	0	3	Detroit Tigers @ Baltimore Orioles Memorial Stadium, Baltimore, MD Sun Jul 13 1958, 3:33 AM EDT Unknown							
Al Pilarcik, L (1, 9) OBP: 0.304, SLG: 0.309	0-0 F7	0-0 6-3		0-0 PB 1B		0-0 F7		0-0 1B 1B		5	0	2	1	0	0	3								
Gene Woodling, L (1, 7) OBP: 0.390, SLG: 0.398	0-0 6-3			0-0 F4		0-0 F8		0-0 FC6-4 1B		5	0	2	2	0	0	2								
Foster Castelman, R (9, 6) OBP: 0.264, SLG: 0.278	1-2 2-3 3-H	0-0 S 1B		1-2 F4				1-3 2-H 1B		0	0	0	0	0	0	0								
Dick Williams, R (1, 8) OBP: 0.365, SLG: 0.368	0-0 2H 1B 2B	0-0 K		0-0 F4		0-0 4-3		0-0 FC6-4		5	1	1	1	0	1	5								
Ken Lehman, L (9, 1) OBP: 0.269, SLG: 0.306		1-2 K						1-2 1B		0	0	0	0	0	0	0								
Joe Ginsberg, L (1, 2) OBP: 0.380, SLG: 0.237	0-0 BB 1B		0-0 1B 1B		0-0 F8		0-0 L3		0-0 5-3 SH1-4 1B	4	0	2	1	0	0	1								
Gus Triandos, R (9, PH) OBP: 0.333, SLG: 0.477	2-H 1B		0-0 1B 1B							1	0	1	0	0	0	0								
Jim Busby, R (9, PR) OBP: 0.269, SLG: 0.306										0	0	0	0	0	0	0								
Brooks Robinson, R (1, 5) OBP: 0.321, SLG: 0.366	4-0 FC6 BB		0-0 1B 1B		0-0 4-3 SH3-4 1B		0-0 5-3		0-0 SH1-4	3	0	2	0	1	0	0								
Billy Gardner, R (1, 4) OBP: 0.265, SLG: 0.311	0-0 FC6		0-0 F5		0-0 SH3-4		0-0 4-3		0-0 5-3	4	0	0	0	0	0	6								
Willy Miranda, S (1, 6) OBP: 0.202, SLG: 0.170		0-0 F9		0-0 4-3				0-0 F7		3	0	1	0	0	0	1								
Bob Nieman, R (9, PH) OBP: 0.442, SLG: 0.550			1-2 2-3 1B		2-3 1B					2	0	0	0	0	0	2								
Charlie Beamon, R (1, 1) OBP: 0.302, SLG: 0.364	4-0 6-3 1B BB		0-3 K		0-3 K			0-0 1B 1B		2	1	0	0	1	2	4								
Billy Loes, R (6, 1)										0	0	0	0	0	0	0								
Jim Marshall, L (9, PH) OBP: 0.302, SLG: 0.364										1	1	1	0	0	0	0								
Inning Stats	R: 2 E: 0 K: 0 S: 6	H: 3 LOB: 2 BB: 1 P: 10	R: 1 E: 0 K: 1 S: 7	H: 2 LOB: 1 BB: 1 P: 11	R: 0 E: 0 K: 1 S: 8	H: 3 LOB: 3 BB: 0 P: 8	R: 0 E: 0 K: 0 S: 4	H: 1 LOB: 1 BB: 0 P: 4	R: 0 E: 0 K: 0 S: 6	H: 1 LOB: 1 BB: 0 P: 6	R: 0 E: 0 K: 0 S: 3	H: 0 LOB: 0 BB: 0 P: 3	R: 0 E: 0 K: 0 S: 3	H: 0 LOB: 0 BB: 0 P: 3	R: 2 E: 0 K: 0 S: 7	H: 4 LOB: 2 BB: 0 P: 7	R: 0 E: 0 K: 0 S: 4	H: 1 LOB: 2 BB: 0 P: 4	1B: 14 2B: 1 3B: 0 HR: 0	SF: 0 SAC: 2 DP: 0 HBP: 0	WP: 0 PB: 1 SB: 1 CS: 0	PA: 44		
PITCHER	IP WLS BF H R ER SO BB IBB HBP BLK WP HR S P ERA WHIP	7.2 W 38 13 3 5 3 2 0 0 0 0 0 42 50 5.87 1.957	0.1 3 2 0 0 0 0 0 0 0 0 0 3 3 0.00 6.000	1.0 S 3 0 0 0 0 0 0 0 0 0 3 3 0.00 0.000																				



Batter	1	2	3	4	5	6	7	8	9	AB	R	H	RBI	BB	SO	LOB	TOP				
Frank Bolling, R (1,4) OBP: 0.348, SLG: 0.382	0-3 K	0-0 SF7		0-0 L6			0-0 F9 2B		4-0 SH2-3 BB	3	1	1	1	1	1	1					
Billy Martin, R (1,6) OBP: 0.299, SLG: 0.393	0-3 K	0-0 F9			0-0 F3		0-0 F9		0-0 SH2-3	4	0	0	0	0	1	3					
Harvey Kuenn, R (1,8) OBP: 0.376, SLG: 0.476				0-0 L4		0-0 1B	0-0 SF9		4-0 IBB	3	0	2	1	1	0	0					
Gus Zernial, R (1,7) OBP: 0.313, SLG: 0.494	0-3 K			0-0 F2		0-0 1B	0-0 1B		0-0 SF7	4	0	2	0	0	1	1					
Tito Francona, L (7,9) OBP: 0.341, SLG: 0.329					0-0 F4				0-0 1-3	0	0	0	0	0	0	0					
Reno Bertioia, R (9,PH) OBP: 0.267, SLG: 0.305	0-3 K								0-0 1-3	0	0	0	1	0	0	0					
Charlie Maxwell, L (9,7) OBP: 0.333, SLG: 0.352					0-0 1-3		0-0 F8		0-0 1-3	5	0	0	0	0	0	5					
Johnny Groth, R (1,9) OBP: 0.360, SLG: 0.441																					
Gail Harris, L (1,3) OBP: 0.348, SLG: 0.500					0-0 G3		0-0 4-3		0-0 4-3	4	1	1	0	0	0	2					
Ozzie Virgil, R (1,5) OBP: 0.295, SLG: 0.403							0-0 F9		0-0 5-3	4	2	2	0	0	0	0					
Jim Hegan, R (1,2) OBP: 0.244, SLG: 0.237							0-0 F3		0-3 K	3	0	0	0	1	1	1					
George Susce, R (1,1) OBP: 0.333, SLG: 0.308									1-0 SH2-3 BB HBP	2	0	1	1	1	1	0					
Milt Bolling, R (9,PR) OBP: 0.324, SLG: 0.276										0	1	0	0	0	0	0					
Hank Aguirre, R (9,1) OBP: 0.231, SLG: 0.250										0	0	0	0	0	0	0					
Bill Fischer, R (9,1) OBP: 0.222, SLG: 0.250										0	0	0	0	0	0	0					
Inning Stats	R: 0 E: 0 K: 3 S: 10	H: 1 LOB: 1 BB: 0 P: 10	R: 2 E: 0 K: 0 S: 5	H: 2 LOB: 2 BB: 2 P: 13	R: 0 E: 0 K: 0 S: 3	H: 0 LOB: 0 BB: 0 P: 3	R: 1 E: 0 K: 0 S: 5	H: 2 LOB: 1 BB: 0 P: 5	R: 0 E: 0 K: 0 S: 5	H: 0 LOB: 0 BB: 0 P: 5	R: 1 E: 0 K: 0 S: 5	H: 2 LOB: 1 BB: 0 P: 5	R: 0 E: 0 K: 1 S: 5	H: 0 LOB: 0 BB: 0 P: 5	R: 1 E: 0 K: 0 S: 3	H: 0 LOB: 2 BB: 2 P: 12	1B: 6 2B: 3 3B: 0 HR: 0	SF: 3 SAC: 1 DP: 0 HBP: 1	WP: 0 PB: 1 SB: 0 CS: 0	PA: 41	
PITCHER	IP WLS BF H R ER SO BB IBB HBP BLK WP HR S P ERA WHIP	IP WLS BF H R ER SO BB IBB HBP BLK WP HR S P ERA WHIP	IP WLS BF H R ER SO BB IBB HBP BLK WP HR S P ERA WHIP	IP WLS BF H R ER SO BB IBB HBP BLK WP HR S P ERA WHIP	IP WLS BF H R ER SO BB IBB HBP BLK WP HR S P ERA WHIP	IP WLS BF H R ER SO BB IBB HBP BLK WP HR S P ERA WHIP	IP WLS BF H R ER SO BB IBB HBP BLK WP HR S P ERA WHIP	IP WLS BF H R ER SO BB IBB HBP BLK WP HR S P ERA WHIP	IP WLS BF H R ER SO BB IBB HBP BLK WP HR S P ERA WHIP	IP WLS BF H R ER SO BB IBB HBP BLK WP HR S P ERA WHIP	IP WLS BF H R ER SO BB IBB HBP BLK WP HR S P ERA WHIP	IP WLS BF H R ER SO BB IBB HBP BLK WP HR S P ERA WHIP	IP WLS BF H R ER SO BB IBB HBP BLK WP HR S P ERA WHIP	IP WLS BF H R ER SO BB IBB HBP BLK WP HR S P ERA WHIP	IP WLS BF H R ER SO BB IBB HBP BLK WP HR S P ERA WHIP	IP WLS BF H R ER SO BB IBB HBP BLK WP HR S P ERA WHIP	IP WLS BF H R ER SO BB IBB HBP BLK WP HR S P ERA WHIP	IP WLS BF H R ER SO BB IBB HBP BLK WP HR S P ERA WHIP	IP WLS BF H R ER SO BB IBB HBP BLK WP HR S P ERA WHIP	IP WLS BF H R ER SO BB IBB HBP BLK WP HR S P ERA WHIP	IP WLS BF H R ER SO BB IBB HBP BLK WP HR S P ERA WHIP

Detroit Tigers @ Baltimore Orioles
 Memorial Stadium, Baltimore, MD
 Sun Jul 13 1958, 3:38 AM EDT
 Att: 13,708 - Unknown

AB 32
 R 5
 H 9
 RBI 4
 BB 4
 SO 5
 LOB 13



Batter	1	2	3	4	5	6	7	8	9	AB	R	H	RBI	BB	SO	LOB	BOTTOM					
Billy Gardner, R (1,4) OBP: 0.270, SLG: 0.322	0-0 3B 2B	0-0 F5			0-0 F3		0-0 2B		0-0 FC3-5 BB 1B	5	1	3	1	0	0	0						
Bob Boyd, L (1,3) OBP: 0.294, SLG: 0.410					0-0 F6		0-0 F8		4-0 BB 1B	4	1	1	1	0	0	1						
George Zuverink, R (8,1) OBP: 0.300, SLG: 0.444									0-0 1-2 BB	0	0	0	0	0	0	0						
Ken Lehman, L (9,1) OBP: 0.392, SLG: 0.237									0-0 1-2 2-3 BB	0	0	0	0	1	0	0						
Lenny Green, L (9,PR) OBP: 0.300, SLG: 0.278									0-0 FC3-5	4	0	1	1	0	0	3						
Dick Williams, R (1,8) OBP: 0.361, SLG: 0.366	0-0 SF9				0-0 F9			0-0 5-3	0-0 FC3-5	4	0	1	1	0	0	3						
Bob Nieman, R (1,7) OBP: 0.444, SLG: 0.540	4-0 1B BB				0-0 F7		0-3 K		4-0 BB	2	0	0	0	2	1	1						
Jim Busby, R (9,8) OBP: 0.269, SLG: 0.306									0-0 S BB	0	0	0	0	0	0	0						
Gus Triandos, R (1,2) OBP: 0.332, SLG: 0.472	0-0 F5				0-0 FC6-4		4-0 G4-6-3 BB		0-0 F8	3	0	0	0	1	0	3						
Al Pilarcik, L (1,9) OBP: 0.304, SLG: 0.308					0-0 1-3		0-0 G4-6-3		0-0 F8	4	0	1	0	0	0	3						
Brooks Robinson, R (1,5) OBP: 0.323, SLG: 0.368	0-0 F8								0-0 F8	4	1	2	0	0	0	2						
Willy Miranda, S (1,6) OBP: 0.208, SLG: 0.178					0-0 F5		0-0 F9		0-3 K	2	0	1	0	0	0	1						
Gene Woodling, L (7,PH) OBP: 0.387, SLG: 0.394									0-0 K	2	0	0	0	0	1	1						
Billy O'Dell, S (1,1) OBP: 0.159, SLG: 0.195									4-0 BB 1B	2	0	0	0	0	1	2						
Jim Marshall, L (7,PH) OBP: 0.361, SLG: 0.361					0-0 G2-6-4		0-0 4-3		0-0 BB 1B	1	0	0	0	0	0	1						
Foster Castelman, R (9,PH) OBP: 0.269, SLG: 0.278									0-0 BB	0	0	0	0	1	0	0						
Inning Stats	R: 2 E: 0 K: 0 S: 6	H: 3 LOB: 2 BB: 1 P: 10	R: 0 E: 0 K: 0 S: 3	H: 1 LOB: 0 BB: 0 P: 3	R: 0 E: 0 K: 0 S: 4	H: 1 LOB: 1 BB: 0 P: 4	R: 0 E: 0 K: 1 S: 6	H: 1 LOB: 1 BB: 0 P: 6	R: 0 E: 0 K: 0 S: 3	H: 0 LOB: 0 BB: 0 P: 3	R: 0 E: 0 K: 1 S: 4	H: 0 LOB: 0 BB: 1 P: 8	R: 1 E: 0 K: 0 S: 5	H: 2 LOB: 1 BB: 0 P: 5	R: 0 E: 0 K: 0 S: 3	H: 0 LOB: 2 BB: 1 P: 7	R: 0 E: 0 K: 1 S: 6	H: 1 LOB: 3 BB: 2 P: 14	1B: 6 2B: 2 3B: 1 HR: 0	SF: 1 SAC: 0 DP: 2 HBP: 0	WP: 0 PB: 0 SB: 1 CS: 0	PA: 39
PITCHER	IP WLS BF H R ER SO BB IBB HBP BLK WP HR S P ERA WHIP	IP WLS BF H R ER SO BB IBB HBP BLK WP HR S P ERA WHIP	IP WLS BF H R ER SO BB IBB HBP BLK WP HR S P ERA WHIP	IP WLS BF H R ER SO BB IBB HBP BLK WP HR S P ERA WHIP	IP WLS BF H R ER SO BB IBB HBP BLK WP HR S P ERA WHIP	IP WLS BF H R ER SO BB IBB HBP BLK WP HR S P ERA WHIP	IP WLS BF H R ER SO BB IBB HBP BLK WP HR S P ERA WHIP	IP WLS BF H R ER SO BB IBB HBP BLK WP HR S P ERA WHIP	IP WLS BF H R ER SO BB IBB HBP BLK WP HR S P ERA WHIP	IP WLS BF H R ER SO BB IBB HBP BLK WP HR S P ERA WHIP	IP WLS BF H R ER SO BB IBB HBP BLK WP HR S P ERA WHIP	IP WLS BF H R ER SO BB IBB HBP BLK WP HR S P ERA WHIP	IP WLS BF H R ER SO BB IBB HBP BLK WP HR S P ERA WHIP	IP WLS BF H R ER SO BB IBB HBP BLK WP HR S P ERA WHIP	IP WLS BF H R ER SO BB IBB HBP BLK WP HR S P ERA WHIP	IP WLS BF H R ER SO BB IBB HBP BLK WP HR S P ERA WHIP	IP WLS BF H R ER SO BB IBB HBP BLK WP HR S P ERA WHIP	IP WLS BF H R ER SO BB IBB HBP BLK WP HR S P ERA WHIP	IP WLS BF H R ER SO BB IBB HBP BLK WP HR S P ERA WHIP	IP WLS BF H R ER SO BB IBB HBP BLK WP HR S P ERA WHIP	IP WLS BF H R ER SO BB IBB HBP BLK WP HR S P ERA WHIP	

Detroit Tigers @ Baltimore Orioles
 Memorial Stadium, Baltimore, MD
 Sun Jul 13 1958, 3:38 AM EDT
 Att: 13,708 - Unknown

AB 33
 R 3
 H 9
 RBI 3
 BB 5
 SO 3
 LOB 18



Batter	1	2	3	4	5	6	7	8	9	AB	R	H	RBI	BB	SO	LOB	TOP			
Frank Bolling, R (1.4) OBP: 0.350, SLG: 0.383	0-0 4-3 1B		0-0 F8		0-0 1-2 1B			0-3 K		4	1	2	0	0	1	0	Detroit Tigers @ Baltimore Orioles Memorial Stadium, Baltimore, MD Mon Jul 14 1958, 3:33 AM EDT Att: 2,742 - Unknown			
Billy Martin, R (1.6) OBP: 0.298, SLG: 0.394	0-0 6-3		0-0 2B		0-0 F6		0-0 6-3		4	0	1	0	0	0	3					
Harvey Kuenn, R (1.8) OBP: 0.375, SLG: 0.476	0-0 4-3		0-3 K		0-0 F9		0-0 2B		4	0	1	0	0	1	4					
Gail Harris, L (1.3) OBP: 0.346, SLG: 0.494	0-0 1B		0-0 3-1		0-0 F9		0-0 G3		4	0	1	1	0	0	2					
Tito Francona, L (1.9) OBP: 0.333, SLG: 0.321	0-3 K		0-0 F8		0-0 F4		0-0 F9		4	0	0	0	0	1	1					
Ozzie Virgil, R (1.5) OBP: 0.289, SLG: 0.395		0-3 K		0-3 K		0-0 4-3		0-0 F5		3	0	0	0	0	2	0				
Charlie Maxwell, L (9, PH) OBP: 0.332, SLG: 0.350		0-3 K						0-0 F5		1	0	0	0	0	0	0				
Bob Hazle, L (1.7) OBP: 0.321, SLG: 0.266		0-0 1B		0-3 K				0-3 K		4	0	1	0	0	3	0				
Red Wilson, R (1.2) OBP: 0.409, SLG: 0.398		0-0 F5				0-0 FC1-6 1B		0-0 5-3		3	0	1	0	0	0	1				
Herb Moford, R (1.1)		0-0 4-3			0-0 FC1-6 1B		0-0 1-3		3	0	0	0	0	0	2					
Inning Stats	R: 1 E: 0 K: 1 S: 7	H: 2 LOB: 1 BB: 0 P: 7	R: 0 E: 0 K: 1 S: 6	H: 1 LOB: 1 BB: 0 P: 6	R: 0 E: 0 K: 1 S: 6	H: 1 LOB: 0 BB: 0 P: 6	R: 0 E: 0 K: 0 S: 5	H: 2 LOB: 2 BB: 0 P: 5	R: 0 E: 0 K: 1 S: 3	H: 0 LOB: 0 BB: 0 P: 3	R: 0 E: 0 K: 1 S: 5	H: 0 LOB: 0 BB: 0 P: 5	R: 0 E: 0 K: 1 S: 6	H: 1 LOB: 1 BB: 0 P: 6	R: 0 E: 0 K: 1 S: 5	H: 0 LOB: 0 BB: 0 P: 5	1B: 5 2B: 2 3B: 0 HR: 0	SF: 0 SAC: 0 DP: 0 HBP: 0	WP: 0 PB: 0 SB: 1 CS: 0	PA: 34
PITCHER Hal Brown, R (1.1) ERA: 2.88	IP: 9.0 WLS: W BF: 34 H: 7 R: 1 ER: 1 SO: 8 BB: 0 IBB: 0 HBP: 0 BLK: 0 WP: 0 HR: 0 S: 50 P: 50 ERA: 1.00 WHIP: 0.778															PITCHER				

Batter	1	2	3	4	5	6	7	8	9	AB	R	H	RBI	BB	SO	LOB	BOTTOM			
Bob Boyd, L (1.3) OBP: 0.305, SLG: 0.440	0-0 1B 2B		0-0 B1-3			4-0 G4-6-3 BB		0-0 HR		3	2	2	1	1	0	0	Detroit Tigers @ Baltimore Orioles Memorial Stadium, Baltimore, MD Mon Jul 14 1958, 3:33 AM EDT Att: 2,742 - Unknown			
Gene Woodling, L (1.9) OBP: 0.385, SLG: 0.392	0-0 G1-4-3 1B		0-0 L3			0-0 G4-6-3		0-3 K		4	0	1	1	0	1	1				
Lenny Green, L (9, 7) OBP: 0.300, SLG: 0.278	0-0 2H 1B		0-0 L3			0-0 1-2		0-0 K		0	0	0	0	0	0	0				
Bob Nieman, R (1.7) OBP: 0.438, SLG: 0.538	0-3 K				0-0 5-3			0-0 G3		4	0	1	0	0	1	1				
Al Pizarcik, L (9, 9) OBP: 0.304, SLG: 0.308	0-0 K				0-0 5-3			0-0 G3		0	0	0	0	0	0	0				
Gus Triandos, R (1.2) OBP: 0.332, SLG: 0.470	0-0 G1-4-3				0-0 G6-4-3 1B			0-0 2B		3	0	1	0	0	0	2				
Dick Williams, R (1.8) OBP: 0.356, SLG: 0.360		0-0 F9			0-0 G6-4-3			0-0 E6		3	0	0	0	0	0	1				
Jim Busby, R (9, 8) OBP: 0.269, SLG: 0.306		0-0 F9			0-0 G6-4-3			0-0 E6		0	0	0	0	0	0	0				
Brooks Robinson, R (1.5) OBP: 0.320, SLG: 0.364		0-0 F2			0-0 F3			0-3 K		3	0	0	0	0	1	1				
Billy Gardner, R (1.4) OBP: 0.273, SLG: 0.323		4-0 BB			0-0 F3			0-0 F8		2	0	1	0	1	0	1				
Willy Miranda, S (1.6) OBP: 0.202, SLG: 0.172		0-0 F7			0-0 6-3			0-0 F7		3	0	0	0	0	0	3				
Hal Brown, R (1.1) OBP: 0.273, SLG: 0.364			0-0 F7		0-3 K			0-0 F2		3	0	0	0	0	1	1				
Inning Stats	R: 1 E: 0 K: 1 S: 6	H: 2 LOB: 0 BB: 0 P: 6	R: 0 E: 0 K: 0 S: 3	H: 0 LOB: 1 BB: 1 P: 7	R: 0 E: 0 K: 0 S: 3	H: 0 LOB: 0 BB: 0 P: 3	R: 0 E: 0 K: 0 S: 3	H: 1 LOB: 0 BB: 0 P: 3	R: 0 E: 0 K: 1 S: 6	H: 1 LOB: 1 BB: 0 P: 6	R: 0 E: 0 K: 0 S: 3	H: 1 LOB: 1 BB: 1 P: 7	R: 0 E: 1 K: 1 S: 6	H: 0 LOB: 1 BB: 0 P: 6	R: 1 E: 0 K: 1 S: 6	H: 1 LOB: 0 BB: 0 P: 6	1B: 3 2B: 2 3B: 0 HR: 1	SF: 0 SAC: 0 DP: 3 HBP: 0	WP: 0 PB: 0 SB: 0 CS: 0	PA: 30
PITCHER Herb Moford, R (1.1) ERA: 4.39	IP: 8.0 WLS: L BF: 30 H: 6 R: 2 ER: 2 SO: 4 BB: 2 IBB: 0 HBP: 0 BLK: 0 WP: 0 HR: 1 S: 36 P: 44 ERA: 2.25 WHIP: 1.000															PITCHER				

AB 34
R 1
H 7
RBI 1
BB 0
SO 8
LOB 13



AB 28
R 2
H 6
RBI 2
BB 2
SO 4
LOB 11



Batter	1	2	3	4	5	6	7	8	9	AB	R	H	RBI	BB	SO	LOB	TOP					
Harvey Kuenn, R OBP: 0.375, SLG: 0.473										4	1	1	0	1	0	4	<p>Detroit Tigers @ New York Yankees Yankee Stadium, Bronx, NY Tue Jul 15 1958, 3:33 AM EDT Att: 16,614 - Unknown</p> <p>livebaseballscores.com</p> <p>AB 36 R 12 H 13 RBI 12 BB 5 SO 3 LOB 17</p>					
Billy Martin, R OBP: 0.288, SLG: 0.396										4	1	1	0	0	0	3						
Al Kaline, R OBP: 0.371, SLG: 0.491										2	3	1	3	2	1	0						
Tito Francona, L OBP: 0.337, SLG: 0.321										0	1	0	0	1	0	0						
Gail Harris, L OBP: 0.353, SLG: 0.520										5	2	3	4	0	0	2						
Charlie Maxwell, L OBP: 0.333, SLG: 0.350										3	0	1	3	1	2	1						
Frank Bolling, R OBP: 0.348, SLG: 0.382											4	0	1	0	0	0		1				
Mitt Bolling, R OBP: 0.314, SLG: 0.267											1	0	0	0	0	2						
Ozzie Virgil, R OBP: 0.299, SLG: 0.401										5	2	3	1	0	0	1						
Red Wilson, R OBP: 0.409, SLG: 0.398										5	1	2	1	0	0	2						
Frank Lary, R OBP: 0.163, SLG: 0.149											3	1	0	0	0	0	1					
Hank Aguirre, R OBP: 0.231, SLG: 0.250											0	0	0	0	0	0	0					
Inning Stats	R: 2 E: 0 K: 0 S: 5	H: 2 LOB: 1 BB: 1 P: 9	R: 4 E: 0 K: 1 S: 10	H: 4 LOB: 1 BB: 0 P: 10	R: 1 E: 0 K: 0 S: 5	H: 2 LOB: 1 BB: 0 P: 5	R: 2 E: 0 K: 0 S: 5	H: 2 LOB: 1 BB: 1 P: 9	R: 0 E: 0 K: 1 S: 2	H: 0 LOB: 0 BB: 1 P: 6	R: 0 E: 0 K: 1 S: 5	H: 0 LOB: 0 BB: 0 P: 5	R: 0 E: 0 K: 1 S: 5	H: 0 LOB: 0 BB: 0 P: 5	R: 0 E: 0 K: 0 S: 3	H: 0 LOB: 0 BB: 0 P: 3	R: 3 E: 0 K: 0 S: 5	H: 3 LOB: 1 BB: 2 P: 13	1B: 9 2B: 1 3B: 3 HR: 0	SF: 1 SAC: 2 DP: 1 HBP: 0	WP: 0 PB: 0 SB: 1 CS: 1	PA: 45
PITCHER	IP WLS BF H R ER SO BB IBB HBP BLK WP HR S P ERA WHIP																					
Zach Monroe, R ERA: 3.71	(1, 1) 2.0 L 14 6 6 6 1 1 0 0 0 0 0 0 15 19 27.00 3.500																					
Virgil Trucks, R ERA: 4.53	(3, 1) 5.0 20 4 3 3 2 2 0 0 0 0 0 0 22 30 5.40 1.200																					
Tom Sturdivant, R ERA: 4.97	(8, 1) 1.0 3 0 0 0 0 0 0 0 0 0 0 0 2 3 0.00 0.000																					
Johnny Kucks, R ERA: 3.61	(9, 1) 1.0 7 3 3 3 0 2 0 0 0 0 0 0 5 13 27.00 5.000																					

Batter	1	2	3	4	5	6	7	8	9	AB	R	H	RBI	BB	SO	LOB	BOTTOM					
Hank Bauer, R OBP: 0.339, SLG: 0.473											3	0	1	0	0	0	0					
Mary Throneberry, L OBP: 0.325, SLG: 0.438											5	0	0	0	0	1	2					
Tony Kubek, L OBP: 0.308, SLG: 0.333											5	0	0	0	0	1	2					
Mickey Mantle, S OBP: 0.412, SLG: 0.557											5	1	2	1	0	0	1					
Bill Skowron, R OBP: 0.334, SLG: 0.456											5	1	1	0	0	1	2					
Norm Siebern, L OBP: 0.364, SLG: 0.435										2	0	0	0	2	0	0						
Gil McDougald, R OBP: 0.370, SLG: 0.384										2	0	0	0	0	0	1						
Jerry Lumpe, L OBP: 0.327, SLG: 0.344										1	1	0	0	1	0	2						
Elston Howard, R OBP: 0.407, SLG: 0.620										4	0	4	1	0	0	0						
Andy Carey, R OBP: 0.365, SLG: 0.542										1	0	0	0	0	0	1						
Bobby Richardson, R OBP: 0.224, SLG: 0.270										2	1	0	1	0	0	3						
Zach Monroe, R ERA: 3.71	(1, 1) 2.0 L 14 6 6 6 1 1 0 0 0 0 0 0 15 19 27.00 3.500																					
Enos Slaughter, L OBP: 0.415, SLG: 0.500	(2, PH) 0.0 0 0 0 0 0 0 0 0 0 0 0 0 0 0 0 0 0																					
Virgil Trucks, R ERA: 4.53	(3, 1) 5.0 20 4 3 3 2 2 0 0 0 0 0 0 22 30 5.40 1.200																					
Don Larsen, R OBP: 0.346, SLG: 0.714	(7, PH) 0.0 0 0 0 0 0 0 0 0 0 0 0 0 0 0 0 0 0																					
Tom Sturdivant, R ERA: 4.97	(8, 1) 1.0 3 0 0 0 0 0 0 0 0 0 0 0 2 3 0.00 0.000																					
Yogi Berra, L OBP: 0.326, SLG: 0.440	(8, PH) 0.0 0 0 0 0 0 0 0 0 0 0 0 0 0 0 0 0 0																					
Johnny Kucks, R ERA: 3.61	(9, 1) 1.0 7 3 3 3 0 2 0 0 0 0 0 0 5 13 27.00 5.000																					
Inning Stats	R: 0 E: 0 K: 0 S: 4	H: 1 LOB: 1 BB: 0 P: 4	R: 0 E: 0 K: 1 S: 6	H: 1 LOB: 2 BB: 0 P: 7	R: 0 E: 0 K: 0 S: 4	H: 1 LOB: 1 BB: 0 P: 4	R: 0 E: 0 K: 0 S: 3	H: 1 LOB: 1 BB: 1 P: 7	R: 0 E: 0 K: 1 S: 5	H: 0 LOB: 0 BB: 0 P: 5	R: 0 E: 0 K: 0 S: 3	H: 0 LOB: 0 BB: 0 P: 3	R: 2 E: 0 K: 0 S: 5	H: 2 LOB: 1 BB: 1 P: 9	R: 2 E: 0 K: 0 S: 6	H: 3 LOB: 2 BB: 1 P: 10	R: 1 E: 0 K: 2 S: 8	H: 1 LOB: 0 BB: 0 P: 8	1B: 6 2B: 1 3B: 1 HR: 2	SF: 0 SAC: 0 DP: 1 HBP: 1	WP: 0 PB: 0 SB: 0 CS: 0	PA: 40
PITCHER	IP WLS BF H R ER SO BB IBB HBP BLK WP HR S P ERA WHIP																					
Frank Lary, R ERA: 3.15	(1, 1) 7.2 W 35 9 4 4 2 3 0 0 0 0 0 0 1 35 48 6.75 0.750																					
Hank Aguirre, L ERA: 2.31	(8, 1) 1.1 S 5 1 1 1 2 0 0 0 0 0 0 1 9 9 6.75 0.750																					

Batter	1	2	3	4	5	6	7	8	9	AB	R	H	RBI	BB	SO	LOB	TOP			
Harvey Kuenn, R (1, 8) OBP: 0.373, SLG: 0.470	0-3 K ①		0-0 L9-8 ②			0-0 1B ①			0-0 L4 ①	4	0	1	0	0	1	0	Detroit Tigers @ New York Yankees Yankee Stadium, Bronx, NY Wed Jul 16 1958, 7:05 PM EDT Att: 31,432 - Unknown			
Billy Martin, R (1, 6) OBP: 0.294, SLG: 0.390	0-3 K ②		0-0 F8 ③			0-3 K ①			0-0 6-3 ②	4	0	0	0	0	2	1				
Al Kaline, R (1, 9) OBP: 0.367, SLG: 0.484	0-0 L6-3 ③			0-0 F7 ①		0-3 K ②			0-0 L7 ③	4	0	0	0	0	1	1				
Gail Harris, L (1, 3) OBP: 0.353, SLG: 0.514		0-0 F3 ①		4-0 BB ②		0-0 F9 ①				2	0	0	0	1	0	0				
Charlie Maxwell, L (1, 7) OBP: 0.337, SLG: 0.352		4-0 HR BB ②		0-3 K ③		0-0 G5-4-3 ②				2	1	1	0	1	1	1				
Frank Bolling, R (1, 4) OBP: 0.348, SLG: 0.390		0-0 HR ①			0-3 K ①		0-0 G5-4-3 ③			3	1	1	2	0	1	1				
Ozzie Virgil, R (1, 5) OBP: 0.294, SLG: 0.394		0-0 4-3 ②			0-3 K ②				0-0 5-3 ①	3	0	0	0	0	1	0				
Red Wilson, R (1, 2) OBP: 0.407, SLG: 0.392		0-0 F8 ③			4-0 BB ③				0-0 F7 ②	2	0	0	0	1	0	0				
Jim Bunning, R (1, 1) OBP: 0.178, SLG: 0.211			0-3 K ①						0-0 F3 ③	2	0	0	0	0	2	1				
Bob Hazle, L (8, PH) OBP: 0.319, SLG: 0.263					0-3 K ③					1	0	0	0	0	0	0				
Bill Fischer, R (8, 1) OBP: 0.222, SLG: 0.250										0	0	0	0	0	0	0				
Inning Stats	R: 0 E: 0 K: 2 S: 7	H: 0 LOB: 0 BB: 0 P: 7	R: 2 E: 0 K: 0 S: 4	H: 1 LOB: 0 BB: 1 P: 8	R: 0 E: 0 K: 1 S: 5	H: 0 LOB: 0 BB: 0 P: 5	R: 0 E: 0 K: 3 S: 4	H: 0 LOB: 1 BB: 1 P: 8	R: 0 E: 0 K: 3 S: 9	H: 0 LOB: 1 BB: 0 P: 13	R: 0 E: 0 K: 2 S: 7	H: 1 LOB: 1 BB: 0 P: 7	R: 0 E: 0 K: 0 S: 3	H: 1 LOB: 0 BB: 0 P: 3	R: 0 E: 0 K: 0 S: 3	H: 0 LOB: 0 BB: 0 P: 3	1B: 2 2B: 2 3B: 0 HR: 1	SF: 0 SAC: 0 DP: 3 HBP: 0	WP: 0 PB: 0 SB: 0 CS: 2	PA: 30
PITCHER Bob Turley, R (1, 1) ERA: 2.42	IP: 9.0 WLS: W BF: 30 H: 3 R: 2 ER: 2 SO: 9 BB: 3 IBB: 0 HBP: 0 BLK: 0 WP: 0 HR: 1 S: 45 P: 57 ERA: 2.00 WHIP: 0.667															PITCHER				

Batter	1	2	3	4	5	6	7	8	9	AB	R	H	RBI	BB	SO	LOB	BOTTOM			
Hank Bauer, R (1, 9) OBP: 0.338, SLG: 0.470	0-0 1B ①		0-0 L9 ②		0-0 F3 ①		0-3 K ①			4	0	1	0	0	1	0	Detroit Tigers @ New York Yankees Yankee Stadium, Bronx, NY Wed Jul 16 1958, 7:05 PM EDT Att: 31,432 - Unknown			
Tony Kubek, L (1, 6) OBP: 0.304, SLG: 0.329	0-0 F6 ①		0-0 F3 ③		0-0 L9 ②		0-0 F7 ②			4	0	0	0	0	0	1				
Mickey Mantle, S (1, 8) OBP: 0.413, SLG: 0.553	0-3 K ②			4-0 HR BB ②	4-0 BB ②		0-3 K ③			2	1	0	0	2	2	1				
Bill Skowron, R (1, 3) OBP: 0.330, SLG: 0.449	0-3 K ③			0-0 F8 ①	0-0 L9 ③				0-0 6-3 ①	4	0	0	0	0	1	3				
Norm Siebern, L (1, 7) OBP: 0.366, SLG: 0.436		0-0 3-1 ①		0-0 HR 1B ③		0-3 K ①			0-0 CS 1B ②	4	1	2	0	0	1	0				
Gil McDougald, R (1, 4) OBP: 0.372, SLG: 0.384	0-3 K ②			0-0 F2 ②		4-0 1B BB ②			0-0 1-2 1B ②	3	0	1	0	1	1	2				
Jerry Lumpe, L (1, 5) OBP: 0.343, SLG: 0.392	0-0 1B ③			0-0 HR ①		0-0 1-2 1B ②			0-0 F7 ③	4	1	3	3	0	0	1				
Elston Howard, R (1, 2) OBP: 0.406, SLG: 0.621	0-3 K ③			0-0 2B ③		0-3 K ②				3	0	1	0	0	2	3				
Bob Turley, R (1, 1) OBP: 0.161, SLG: 0.212			0-3 K ①		0-0 F8 ③		0-3 K ③			3	0	0	0	0	2	3				
Inning Stats	R: 0 E: 0 K: 2 S: 8	H: 1 LOB: 1 BB: 0 P: 8	R: 0 E: 0 K: 2 S: 8	H: 1 LOB: 1 BB: 0 P: 8	R: 0 E: 0 K: 1 S: 5	H: 0 LOB: 0 BB: 0 P: 5	R: 3 E: 0 K: 0 S: 6	H: 3 LOB: 1 BB: 1 P: 10	R: 0 E: 0 K: 0 S: 3	H: 0 LOB: 1 BB: 1 P: 7	R: 0 E: 0 K: 3 S: 10	H: 1 LOB: 2 BB: 1 P: 14	R: 0 E: 0 K: 2 S: 7	H: 0 LOB: 0 BB: 0 P: 7	R: 0 E: 0 K: 0 S: 4	H: 2 LOB: 1 BB: 0 P: 4		1B: 6 2B: 1 3B: 0 HR: 1	SF: 0 SAC: 0 DP: 0 HBP: 0	WP: 0 PB: 0 SB: 0 CS: 1
PITCHER Jim Bunning, R (1, 1) ERA: 3.55	IP: 7.0 WLS: L BF: 30 H: 6 R: 3 ER: 3 SO: 10 BB: 3 IBB: 0 HBP: 0 BLK: 0 WP: 0 HR: 1 S: 47 P: 59 ERA: 3.86 WHIP: 1.286															PITCHER				
Bill Fischer, R (8, 1) ERA: 6.61	IP: 1.0 WLS: L BF: 4 H: 2 R: 0 ER: 0 SO: 0 BB: 0 IBB: 0 HBP: 0 BLK: 0 WP: 0 HR: 0 S: 4 P: 4 ERA: 0.00 WHIP: 2.000															PITCHER				


Batter	1	2	3	4	5	6	7	8	9	AB	R	H	RBI	BB	SO	LOB	TOP			
Harvey Kuenn, R OBP: 0.375, SLG: 0.470										4	0	2	0	0	0	0	Detroit Tigers @ New York Yankees Yankee Stadium, Bronx, NY Thu Jul 17 1958, 3:33 AM EDT Att: 16,144 - Unknown			
Billy Martin, R OBP: 0.290, SLG: 0.385										4	0	0	0	0	0	3				
Al Kaline, R OBP: 0.362, SLG: 0.477										4	0	0	0	0	0	0				
Gail Harris, L OBP: 0.356, SLG: 0.520										4	0	2	0	0	0	0				
Charlie Maxwell, L OBP: 0.336, SLG: 0.350										4	1	1	0	0	1	2				
Frank Bolling, R OBP: 0.350, SLG: 0.399										3	1	1	2	1	0	1				
Ozzie Virgil, R OBP: 0.288, SLG: 0.386										3	0	0	0	0	1	1				
Red Wilson, R OBP: 0.406, SLG: 0.385										2	0	0	0	1	0	1				
Billy Hoelt, L OBP: 0.367, SLG: 0.481										2	0	0	0	0	1	1				
Herb Motford, R (6, 1)										0	0	0	0	0	0	0				
Tom Morgan, R OBP: 0.200, SLG: 0.200										0	0	0	0	0	0	0				
Bob Hazle, L (8, PH)										1	0	0	0	0	1	0				
Hank Aguirre, R OBP: 0.331, SLG: 0.250										0	0	0	0	0	0	0				
Inning Stats	R: 0 E: 0 K: 0 S: 3	H: 0 LOB: 0 BB: 0 P: 3	R: 0 E: 0 K: 1 S: 5	H: 0 LOB: 0 BB: 0 P: 5	R: 0 E: 0 K: 0 S: 4	H: 1 LOB: 2 BB: 1 P: 8	R: 2 E: 0 K: 1 S: 7	H: 2 LOB: 0 BB: 0 P: 7	R: 0 E: 0 K: 1 S: 6	H: 1 LOB: 1 BB: 0 P: 6	R: 0 E: 0 K: 0 S: 3	H: 0 LOB: 0 BB: 1 P: 3	R: 0 E: 0 K: 1 S: 5	H: 0 LOB: 0 BB: 0 P: 5	R: 0 E: 0 K: 0 S: 4	H: 1 LOB: 1 BB: 0 P: 4	1B: 4 2B: 1 3B: 0 HR: 1	SF: 0 SAC: 0 DP: 2 HBP: 0	WP: 0 PB: 0 SB: 0 CS: 0	PA: 33
PITCHER	IP WLS BF H R ER SO BB IBB HBP BLK WP HR S P ERA WHIP																			
Art Ditmar, R ERA: 2.39	(1, 1)	6.0 W 23 5 2 2 3 1 0 0 0 0 1 28 32 3.00 1.000																		
Ryne Duren, R ERA: 1.13	(7, 1)	3.0 S 10 1 0 0 1 1 0 0 0 0 0 0 11 15 0.00 0.667																		

Batter	1	2	3	4	5	6	7	8	9	AB	R	H	RBI	BB	SO	LOB	BOTTOM			
Hank Bauer, R OBP: 0.344, SLG: 0.482										4	0	3	2	0	0	0	Detroit Tigers @ New York Yankees Yankee Stadium, Bronx, NY Thu Jul 17 1958, 3:33 AM EDT Att: 16,144 - Unknown			
Gil McDougald, R OBP: 0.397, SLG: 0.378										4	0	0	0	0	2	4				
Mickey Mantle, S OBP: 0.417, SLG: 0.553										2	0	1	0	2	0	0				
Bill Skowron, R OBP: 0.326, SLG: 0.442										4	0	0	0	0	1	5				
Elston Howard, R OBP: 0.408, SLG: 0.636										4	2	2	1	0	2	0				
Jerry Lumpe, L OBP: 0.348, SLG: 0.390										3	1	1	0	1	1	0				
Norm Siebern, L OBP: 0.364, SLG: 0.438										4	1	1	1	0	0	1				
Tony Kubek, L OBP: 0.303, SLG: 0.325										3	0	0	0	1	1	3				
Art Ditmar, R OBP: 0.429, SLG: 0.368										1	0	0	0	1	0	1				
Don Larsen, R OBP: 0.394, SLG: 0.690										1	0	0	0	0	0	2				
Ryne Duren, R OBP: 0.111, SLG: 0.111										1	0	0	0	0	0	1				
Inning Stats	R: 0 E: 0 K: 0 S: 3	H: 1 LOB: 1 BB: 1 P: 7	R: 1 E: 0 K: 1 S: 6	H: 1 LOB: 1 BB: 1 P: 10	R: 0 E: 0 K: 1 S: 5	H: 0 LOB: 0 BB: 1 P: 9	R: 0 E: 0 K: 1 S: 5	H: 0 LOB: 0 BB: 0 P: 5	R: 0 E: 0 K: 2 S: 9	H: 2 LOB: 3 BB: 1 P: 13	R: 3 E: 0 K: 0 S: 7	H: 4 LOB: 1 BB: 0 P: 7	R: 0 E: 0 K: 1 S: 5	H: 0 LOB: 0 BB: 0 P: 5	R: 0 E: 0 K: 1 S: 5	H: 0 LOB: 1 BB: 1 P: 9	1B: 5 2B: 1 3B: 1 HR: 1	SF: 0 SAC: 0 DP: 1 HBP: 0	WP: 0 PB: 0 SB: 0 CS: 0	PA: 36
PITCHER	IP WLS BF H R ER SO BB IBB HBP BLK WP HR S P ERA WHIP																			
Billy Hoelt, L ERA: 4.16	(1, 1)	5.1 L 26 7 4 4 4 5 4 0 0 0 0 0 32 48 6.75 2.062																		
Herb Motford, R ERA: 4.29	(6, 1)	0.2 3 1 0 0 0 0 0 0 0 0 0 0 3 3 0.00 1.500																		
Tom Morgan, R ERA: 2.97	(7, 1)	1.0 3 0 0 0 0 1 0 0 0 0 0 0 5 5 0.00 0.000																		
Hank Aguirre, L ERA: 2.26	(8, 1)	1.0 4 0 0 0 0 1 1 0 0 0 0 0 5 9 0.00 1.000																		

Batter	1	2	3	4	5	6	7	8	9	10	11	12	AB	R	H	RBI	BB	SO	LOB	TOP									
Harvey Kuenn, R OBP: 0.375, SLG: 0.473 (1.8)	L4-3 SH1-3 1B		G6-4-3 BB		F8		HR		F8			FC3-6 2B	5	2	2	1	1	0	1										
Billy Martin, R OBP: 0.297, SLG: 0.392 (1.6)	SH1-3		G6-4-3		1B		K			F8		2B	5	0	2	1	0	1	1										
Al Kaline, R OBP: 0.368, SLG: 0.485 (1.9)	L4-3			L7	1B				F9 SF7 2B	L5-3		2B	5	1	2	0	1	0	1										
Gail Harris, L OBP: 0.356, SLG: 0.516 (1.3)	K			1B	F1				F9	6-3		3-1	6	1	1	0	0	1	6										
Gus Zernial, R OBP: 0.303, SLG: 0.482 (1.7)		F8				1-3			SF7		F8		3	0	1	1	0	0	0										
Johnny Groh, R OBP: 0.355, SLG: 0.435 (8.7)				1B									1	0	0	0	0	0	0										
Frank Bolling, R OBP: 0.351, SLG: 0.399 (1.4)		F9		1B	FC5-4 1B				F6		6-3		5	0	2	1	0	0	0										
Ozzie Virgil, R OBP: 0.263, SLG: 0.389 (1.5)				K							5-3		5	1	1	1	0	3	3										
Jim Hegan, R OBP: 0.242, SLG: 0.260 (1.2)		HR			K																								
Frank Lary, R OBP: 0.170, SLG: 0.157 (1.1)																													
Hank Aguirre, R OBP: 0.267, SLG: 0.286 (9.1)												FC3-6 1B	4	0	1	0	0	1	0										
Inning Stats	R: 0 E: 0 K: 1 S: 6	H: 1 LOB: 1 BB: 0 P: 6	R: 1 E: 0 K: 0 S: 4	H: 1 LOB: 0 BB: 4	R: 0 E: 0 K: 0 S: 2	H: 1 LOB: 0 BB: 1 P: 6	R: 1 E: 0 K: 1 S: 8	H: 3 LOB: 2 BB: 0 P: 8	R: 0 E: 0 K: 1 S: 7	H: 2 LOB: 2 BB: 0 P: 7	R: 0 E: 0 K: 1 S: 5	H: 1 LOB: 0 BB: 0 P: 5	R: 1 E: 0 K: 1 S: 6	H: 1 LOB: 0 BB: 0 P: 4	R: 1 E: 0 K: 1 S: 6	H: 1 LOB: 0 BB: 0 P: 6	R: 0 E: 0 K: 0 S: 3	H: 0 LOB: 0 BB: 0 P: 3	R: 0 E: 0 K: 0 S: 3	H: 0 LOB: 0 BB: 0 P: 3	R: 1 E: 0 K: 0 S: 5	H: 2 LOB: 2 BB: 1 P: 9	1B: 9 2B: 2 3B: 0 HR: 3	SF: 1 SAC: 1 DP: 1 HBP: 0	WP: 0 PB: 0 SB: 0 CS: 1	PA: 49			
PITCHER	IP WLS BF H R ER SO BB IBB HBP BLK WP HR S P ERA WHIP	35 8.1 12 5 5 6 0 0 0 0 0 0 3 46 2 2 0.00 0.000	12 5 0 0 0 0 0 0 0 0 0 0 0 2 2 0.00 0.000	12 2 1 1 0 0 0 1 0 0 0 0 0 11 15 3.00 0.667																									

Detroit Tigers @ Boston Red Sox
Fenway Park, Boston, MA
Sat Jul 19 1958, 3:33 AM EDT
Alt. 12.842 - Unknown


AB	45
R	6
H	14
RBI	6
BB	2
SO	6
LOB	14



Batter	1	2	3	4	5	6	7	8	9	10	11	12	AB	R	H	RBI	BB	SO	LOB	BOTTOM									
Gene Stephens, L OBP: 0.303, SLG: 0.404 (1.8)	6-3				L3								5	0	1	0	0	0	1										
Jim Piersall, R OBP: 0.318, SLG: 0.384 (12. PH)		L9					G3					SH1-4 HR 1B	1	1	1	0	0	0	0										
Pete Runnels, L OBP: 0.436, SLG: 0.439 (1.4)	3-1			6-3			L9					SH1-4	5	0	2	1	0	0	0										
Ted Williams, L OBP: 0.443, SLG: 0.541 (1.7)	2B			1-3					4-3			G3	6	2	2	2	0	1	3										
Frank Malzone, R OBP: 0.358, SLG: 0.434 (1.5)	2B			6-3						6-3		4-3	5	0	1	1	0	1	1										
Jackie Jensen, R OBP: 0.417, SLG: 0.627 (1.9)	K				4-3							F8	5	0	0	0	0	2	1										
Dick Gernert, R OBP: 0.347, SLG: 0.451 (1.3)					F3					6-3		K	4	1	1	0	1	1	0										
Sammy White, R OBP: 0.311, SLG: 0.435 (1.2)		1B											5	2	3	2	0	0	1										
Billy Conzolo, R OBP: 0.203, SLG: 0.204 (1.6)		1B											3	0	1	1	0	0	2										
Billy Klaus, L OBP: 0.234, SLG: 0.233 (9. PH)		1B											2	0	0	0	0	0	0										
Dave Sieler, R OBP: 0.255, SLG: 0.344 (1.1)													2	0	0	0	0	1	1										
Bud Byerly, R OBP: 0.360, SLG: 0.301 (9. PH)		SH1-4			1-3								0	0	0	0	0	0	0										
Marty Keough, L OBP: 0.294, SLG: 0.356 (9. PR)													0	1	0	0	0	0	0										
Leo Kiely, L OBP: 0.287, SLG: 0.286 (10.1)													1	0	0	0	0	0	0										
Inning Stats	R: 1 E: 0 K: 1 S: 7	H: 2 LOB: 1 BB: 0 P: 7	R: 1 E: 0 K: 0 S: 5	H: 2 LOB: 1 BB: 0 P: 5	R: 0 E: 0 K: 0 S: 5	H: 0 LOB: 0 BB: 0 P: 3	R: 1 E: 0 K: 0 S: 5	H: 2 LOB: 1 BB: 0 P: 6	R: 0 E: 0 K: 2 S: 8	H: 1 LOB: 1 BB: 0 P: 8	R: 0 E: 0 K: 0 S: 3	H: 0 LOB: 0 BB: 1 P: 7	R: 0 E: 0 K: 1 S: 5	H: 0 LOB: 0 BB: 0 P: 5	R: 2 E: 0 K: 0 S: 6	H: 3 LOB: 2 BB: 0 P: 7	R: 0 E: 0 K: 1 S: 5	H: 0 LOB: 0 BB: 0 P: 5	R: 0 E: 0 K: 0 S: 3	H: 0 LOB: 0 BB: 0 P: 3	R: 0 E: 0 K: 0 S: 3	H: 0 LOB: 0 BB: 0 P: 3	R: 2 E: 0 K: 0 S: 3	H: 2 LOB: 0 BB: 0 P: 3	1B: 5 2B: 4 3B: 1 HR: 2	SF: 0 SAC: 2 DP: 0 HBP: 1	WP: 0 PB: 0 SB: 0 CS: 0	PA: 48	
PITCHER	IP WLS BF H R ER SO BB IBB HBP BLK WP HR S P ERA WHIP	38 10 5 5 5 1 0 0 0 0 0 0 1 46 51 5.19 1.269	10 2 2 2 1 0 0 0 0 0 0 0 1 12 12 6.75 0.750																										

Detroit Tigers @ Boston Red Sox
Fenway Park, Boston, MA
Sat Jul 19 1958, 3:33 AM EDT
Alt. 12.842 - Unknown

AB	44
R	7
H	12
RBI	7
BB	1
SO	6
LOB	10



Batter	1	2	3	4	5	6	7	8	9	AB	R	H	RBI	BB	SO	LOB	TOP			
Harvey Kuenn, R (1, 8) OBP: 0.373, SLG: 0.472	1-3		WP 1B	L6		FC1-5 1B		F9		5	0	1	0	0	0	4				
Billy Martin, R (1, 6) OBP: 0.298, SLG: 0.390	1B		F8		L3			5-3		5	0	2	0	0	0	1				
Al Kaline, R (1, 9) OBP: 0.362, SLG: 0.484	L9		L3		HR			L5		5	1	1	1	0	0	4				
Gail Harris, L (1, 3) OBP: 0.352, SLG: 0.515	1B		K		4-3			F3		4	0	1	0	0	1	1				
Gus Zernial, R (1, 7) OBP: 0.320, SLG: 0.505	F9				2B 1B			F8		4	1	2	0	0	0	2				
Frank Bolling, R (1, 4) OBP: 0.349, SLG: 0.397		6-3			BB 2B			5-3		3	0	1	0	1	0	0				
Ozzie Virgil, R (1, 5) OBP: 0.282, SLG: 0.383	F8				BB 1B			F6		4	0	1	1	0	0	2				
Jim Hegan, R (1, 2) OBP: 0.250, SLG: 0.262					L6 BB			K		3	0	1	0	1	1	0				
George Susce, R (1, 1) OBP: 0.313, SLG: 0.286	F8				F6			K		0	0	0	0	0	0	0				
Bob Hazle, L (4, PH) OBP: 0.313, SLG: 0.258					SH1-3			K		1	0	0	0	0	0	3				
Herb Moford, R (4, 1) OBP: 0.367, SLG: 0.481					F6			K		1	0	0	0	0	1	0				
Billy Hoelt, L (8, 1) OBP: 0.367, SLG: 0.481										0	0	0	0	0	0	0				
Inning Stats	R: 0 E: 0 K: 0 S: 5	H: 2 LOB: 2 BB: 0 P: 5	R: 0 E: 0 K: 0 S: 4	H: 1 LOB: 1 BB: 0 P: 4	R: 0 E: 0 K: 1 S: 6	H: 1 LOB: 1 BB: 0 P: 6	R: 1 E: 0 K: 0 S: 5	H: 3 LOB: 2 BB: 1 P: 9	R: 1 E: 0 K: 0 S: 5	H: 2 LOB: 2 BB: 0 P: 9	R: 0 E: 1 K: 0 S: 3	H: 0 LOB: 0 BB: 0 P: 3	R: 0 E: 0 K: 2 S: 7	H: 0 LOB: 0 BB: 0 P: 7	R: 0 E: 0 K: 0 S: 3	H: 0 LOB: 0 BB: 0 P: 3	1B: 7 2B: 2 3B: 0 HR: 1	SF: 0 SAC: 1 DP: 0 HBP: 0	WP: 1 PB: 0 SB: 0 CS: 0	PA: 39
PITCHER Ike Delock, R (1, 1) ERA: 1.94	IP: 9.0 WLS: W BF: 39 H: 10 R: 2 ER: 2 SO: 3 BB: 1 IBB: 1 HBP: 0 BLK: 0 WP: 1 HR: 1 S: 43 P: 51 ERA: 2.00 WHIP: 1.222															PITCHER				

Detroit Tigers @ Boston Red Sox
Fenway Park, Boston, MA
Sun Jul 20 1958, 3:38 AM EDT
Att: 29,529 - Unknown

AB 35
R 2
H 10
RBI 2
BB 2
SO 3
LOB 17



Batter	1	2	3	4	5	6	7	8	9	AB	R	H	RBI	BB	SO	LOB	BOTTOM			
Jim Piersall, R (1, 8) OBP: 0.320, SLG: 0.384	6-3		FC3-2 1B		F4		2B 1B	K		5	1	2	0	0	1	2				
Gene Stephens, L (1, 7) OBP: 0.313, SLG: 0.404			FC3-2 1B		K		2B			3	1	1	0	1	1	2				
Frank Malzone, R (1, 5) OBP: 0.356, SLG: 0.430	F8		1B		5-3			SH5-4 1B BB		3	1	1	1	1	0	1				
Jackie Jensen, R (1, 9) OBP: 0.418, SLG: 0.623	F8		1B					SH5-4		3	0	2	1	0	0	1				
Dick Gernert, R (1, 3) OBP: 0.345, SLG: 0.445			FC5-4 1B		F5		5-3	1B IBB		3	1	1	0	1	0	3				
Sammy White, R (1, 2) OBP: 0.309, SLG: 0.430			K		L8		F3	BB 1B		4	1	1	1	0	1	4				
Ted Lepcio, R (1, 4) OBP: 0.281, SLG: 0.429	FC5-4				L7		F4	1B BB		3	0	0	0	0	0	2				
Ted Williams, L (8, PH) OBP: 0.439, SLG: 0.532										0	0	0	0	1	0	0				
Billy Klaus, L (8, PR) OBP: 0.231, SLG: 0.230										0	0	0	0	0	0	0				
Billy Consolo, R (1, 6) OBP: 0.197, SLG: 0.197	L9				K		1-3	1B		4	0	1	2	0	1	1				
Ike Delock, R (1, 1) OBP: 0.087, SLG: 0.045					5-3		F6	F4		4	0	1	0	0	0	2				
Inning Stats	R: 0 E: 0 K: 0 S: 3	H: 0 LOB: 1 BB: 1 P: 7	R: 0 E: 0 K: 1 S: 6	H: 1 LOB: 1 BB: 0 P: 6	R: 2 E: 0 K: 0 S: 7	H: 4 LOB: 2 BB: 0 P: 7	R: 0 E: 0 K: 1 S: 5	H: 0 LOB: 0 BB: 0 P: 5	R: 0 E: 0 K: 0 S: 4	H: 1 LOB: 1 BB: 0 P: 4	R: 0 E: 0 K: 0 S: 4	H: 2 LOB: 2 BB: 0 P: 4	R: 3 E: 0 K: 1 S: 7	H: 2 LOB: 2 BB: 3 P: 19	R: 0 E: 0 K: 1 S: 7	H: 0 LOB: 0 BB: 0 P: 19	1B: 9 2B: 1 3B: 0 HR: 0	SF: 0 SAC: 1 DP: 0 HBP: 0	WP: 0 PB: 0 SB: 0 CS: 0	PA: 37
PITCHER George Susce, R (1, 1) ERA: 3.5	IP: 3.0 WLS: L BF: 15 H: 4 R: 3 ER: 3 SO: 2 BB: 1 IBB: 0 HBP: 0 BLK: 0 WP: 0 HR: 0 S: 16 P: 20 ERA: 6.00 WHIP: 2.000															PITCHER				
Herb Moford, R (4, 1) ERA: 4.68	4.1 L 18 4 3 3 2 1 1 0 0 0 0 0 20 28 6.23 1.154																			
Billy Hoelt, L (8, 1) ERA: 4.13	0.2 4 1 0 0 1 1 0 0 0 0 0 5 9 0.00 3.000																			

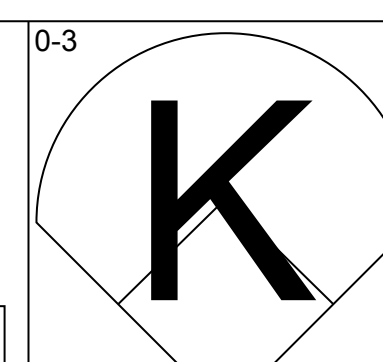
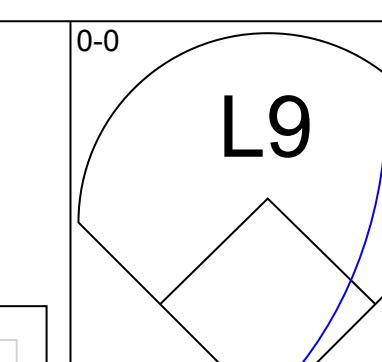
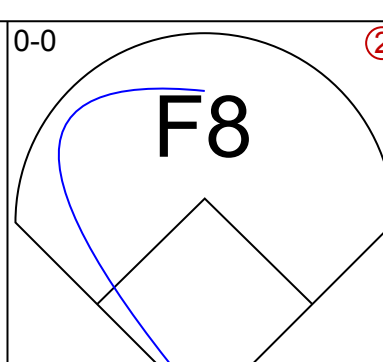
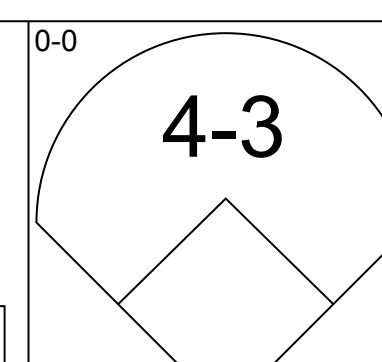
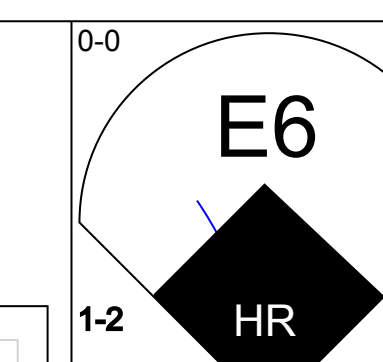
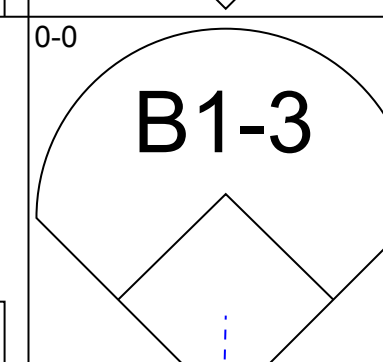
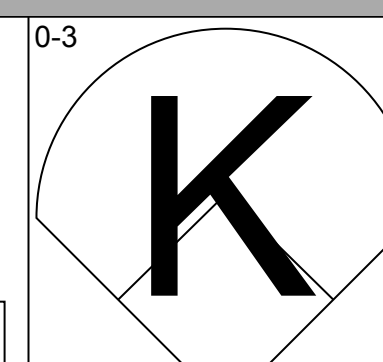
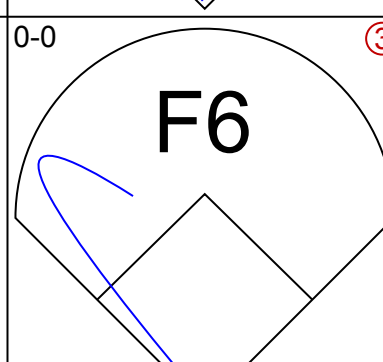
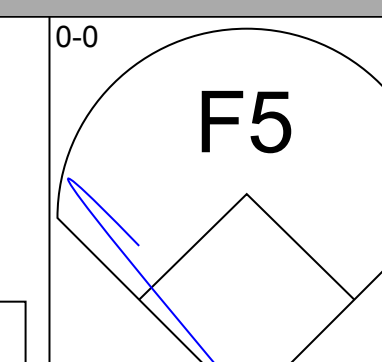
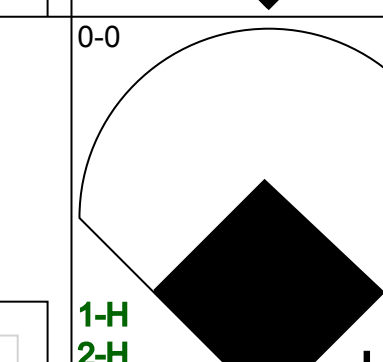
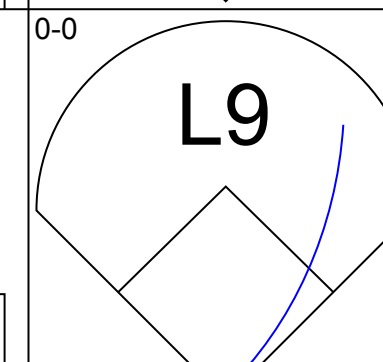
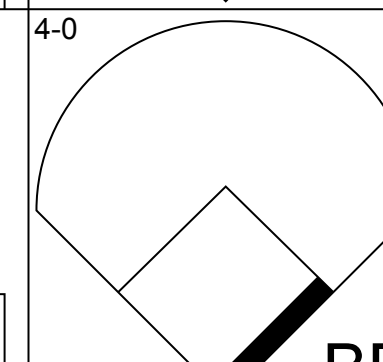
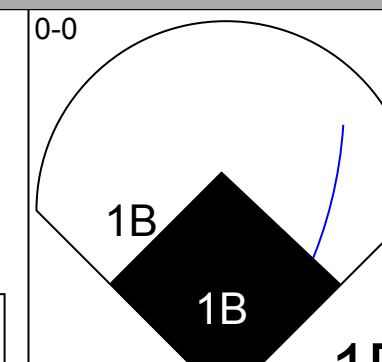
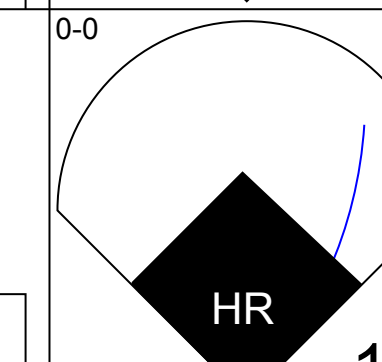
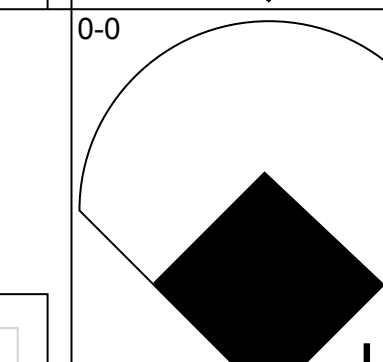
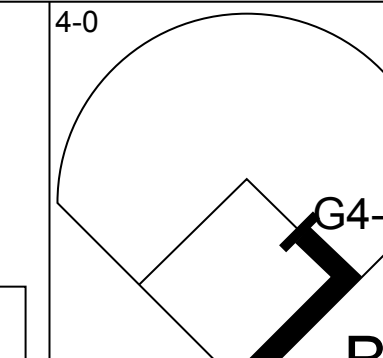
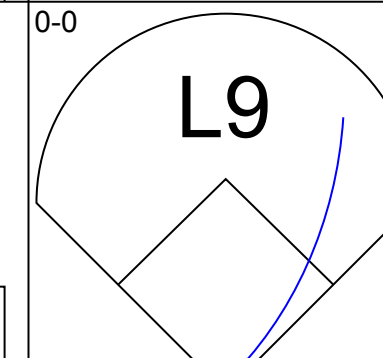
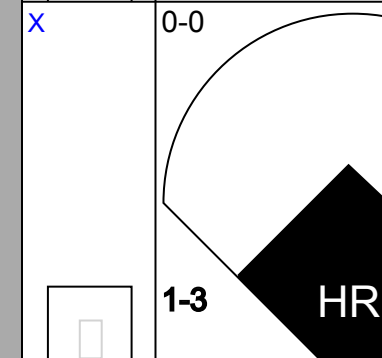
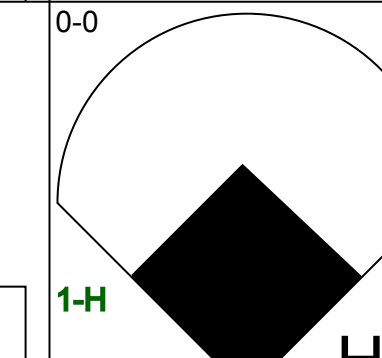
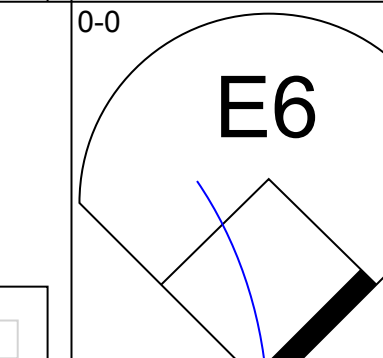
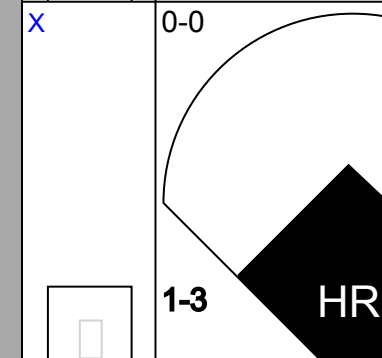
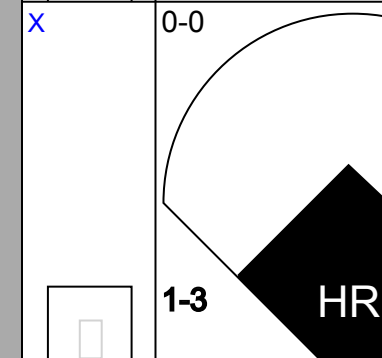
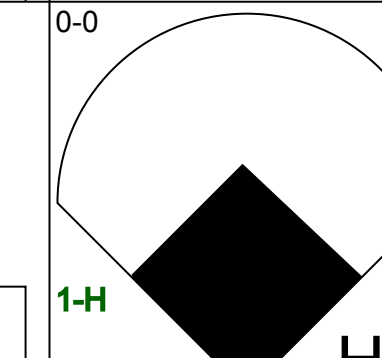
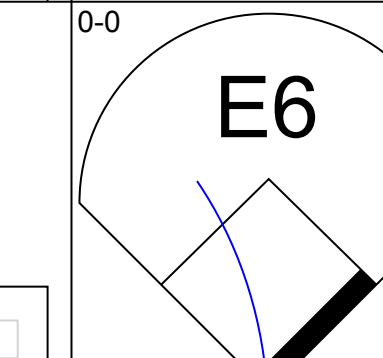
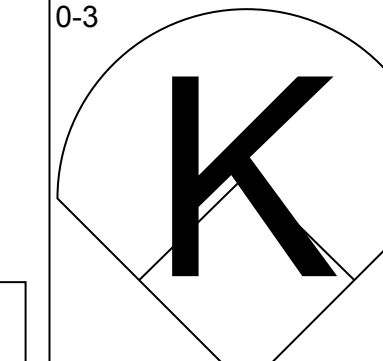
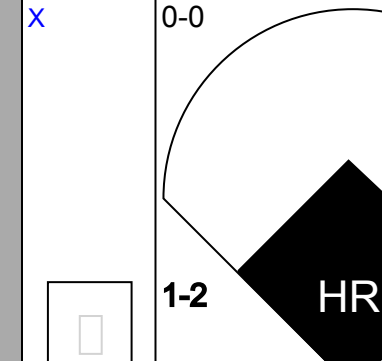
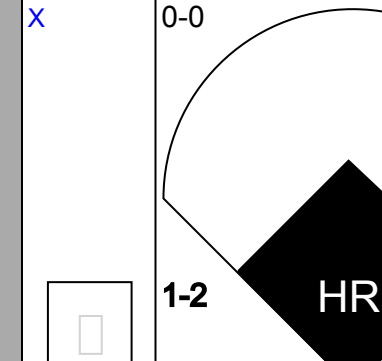
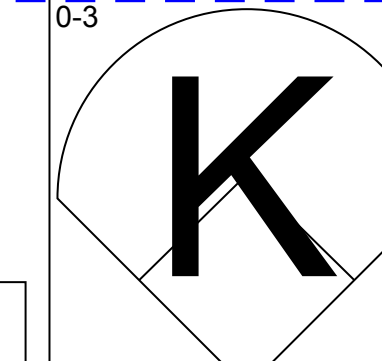
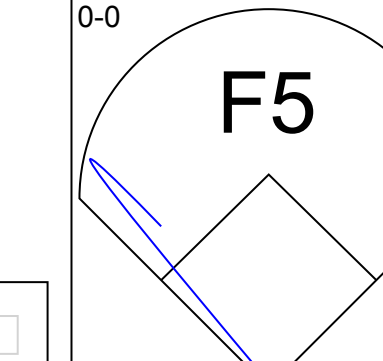
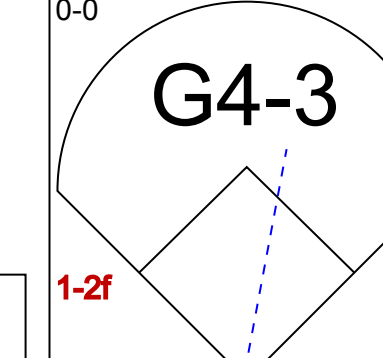
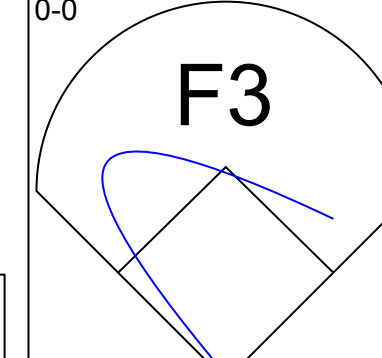
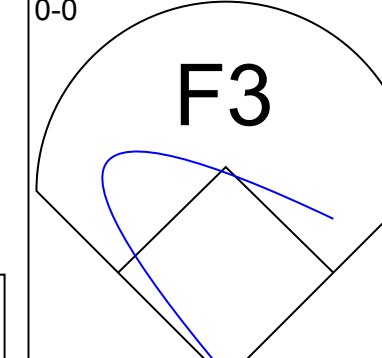
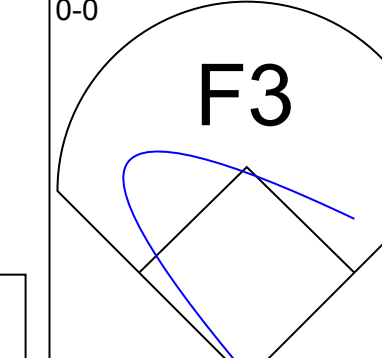
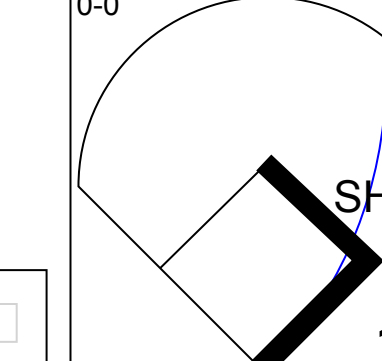
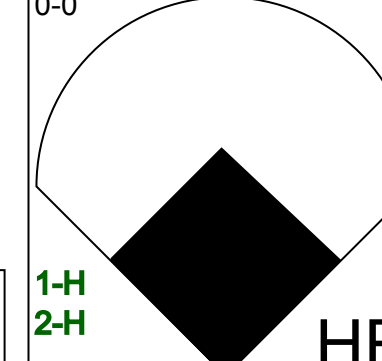
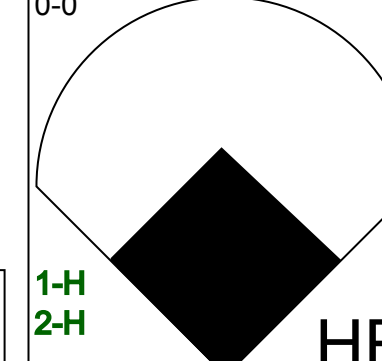
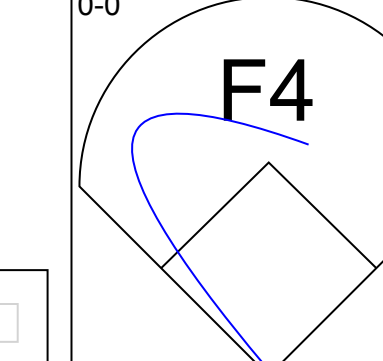
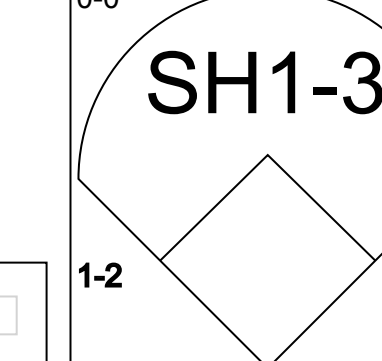
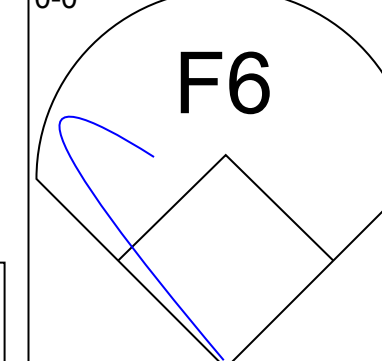
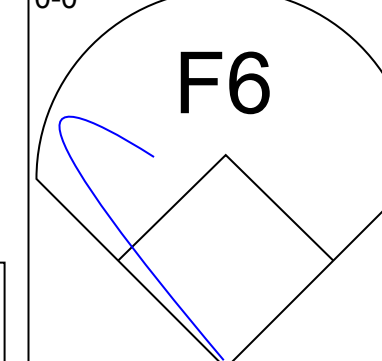
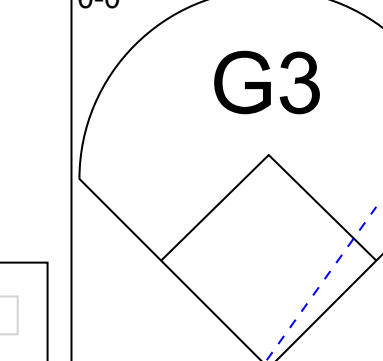
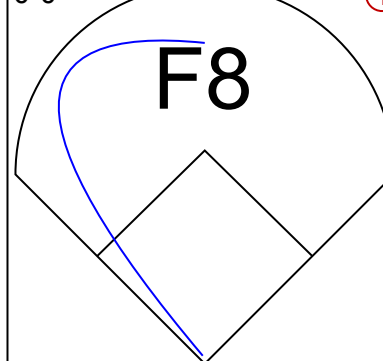
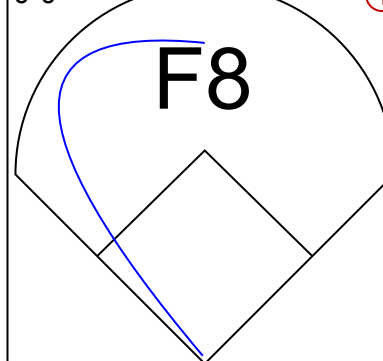
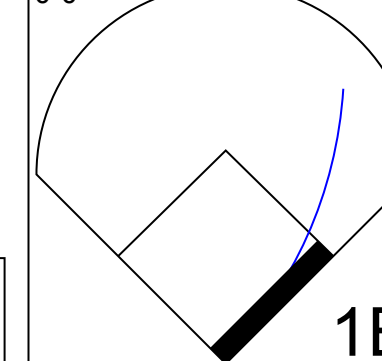
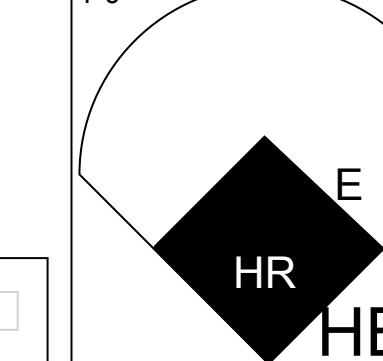
Detroit Tigers @ Boston Red Sox
Fenway Park, Boston, MA
Sun Jul 20 1958, 3:38 AM EDT
Att: 29,529 - Unknown

AB 32
R 5
H 10
RBI 5
BB 4
SO 4
LOB 18



Batter	1	2	3	4	5	6	7	8	9	AB R H RBI BB SO LOB	TOP											
Jerry Lumpe, L (1.5) OBP: 0.371, SLG: 0.449										6 3 3 1 0 0 1	New York Yankees @ Detroit Tigers Briggs Stadium, Detroit, MI Wed Jul 23 1958, 7:05 PM EDT Att: 39,644 - Unknown											
Gil McDougald, R (1.4) OBP: 0.365, SLG: 0.382									2 2 0 2 1 0 2													
Mickey Mantle, S (1.8) OBP: 0.419, SLG: 0.560									4 3 3 4 1 1 0													
Yogi Berra, L (1.9) OBP: 0.312, SLG: 0.474									5 2 3 4 0 1 1													
Norm Siebern, L (1.7) OBP: 0.389, SLG: 0.481									5 2 2 2 0 0 1													
Elston Howard, R (1.2) OBP: 0.406, SLG: 0.597									5 1 3 0 0 0 0													
Mary Throneberry, L (1.3) OBP: 0.330, SLG: 0.427									3 1 1 1 1 0 2													
Tony Kubek, L (1.6) OBP: 0.296, SLG: 0.318									5 1 0 0 0 1 4													
Art Ditmar, R (1.1) OBP: 0.462, SLG: 0.417									5 1 3 2 0 0 2													
Johnny Kucks, R (9.1) OBP: 0.167, SLG: 0.143									0 0 0 0 0 0 0													
Inning Stats	R: 1 E: 0 K: 1 S: 5	H: 1 LOB: 1 BB: 1 P: 9	R: 0 E: 0 K: 0 S: 3	H: 1 LOB: 0 BB: 0 P: 3	R: 3 E: 0 K: 1 S: 9	H: 4 LOB: 1 BB: 0 P: 9	R: 0 E: 0 K: 0 S: 4	H: 1 LOB: 0 BB: 0 P: 4	R: 0 E: 0 K: 0 S: 5	H: 0 LOB: 0 BB: 0 P: 5	R: 0 E: 0 K: 0 S: 3	H: 0 LOB: 0 BB: 0 P: 3	R: 6 E: 0 K: 0 S: 8	H: 5 LOB: 0 BB: 1 P: 12	R: 0 E: 0 K: 0 S: 3	H: 1 LOB: 0 BB: 0 P: 3	R: 6 E: 1 K: 0 S: 9	H: 5 LOB: 1 BB: 1 P: 13	1B: 12 2B: 3 3B: 1 HR: 3	SF: 3 SAC: 0 DP: 3 HBP: 0	WP: 1 PB: 1 SB: 0 CS: 0	PA: 46
PITCHER	IP WLS BF H R ER SO BB IBB HBP BLK WP HR S P ERA WHIP											IP WLS BF H R ER SO BB IBB HBP BLK WP HR S P ERA WHIP										
Frank Lary, R (1.1) ERA: 3.38	6.0 L 24 7 4 4 3 1 0 0 0 0 0 0 29 33 6.00 1.333																					
Hank Aguirre, L (7.1) ERA: 3.35	1.0 9 5 6 6 0 1 0 0 0 0 1 1 8 12 54.00 6.000																					
Bill Fischer, R (8.1) ERA: 7.55	1.1 8 4 4 4 0 1 0 0 0 0 0 2 7 11 27.00 3.750																					
Herm Wehmeier, R (9.1) ERA: 4.71	0.2 5 2 2 0 0 0 0 0 0 0 0 0 5 5 0.00 3.000																					

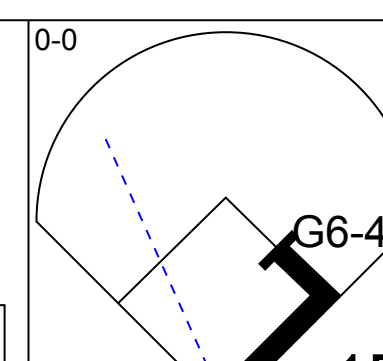
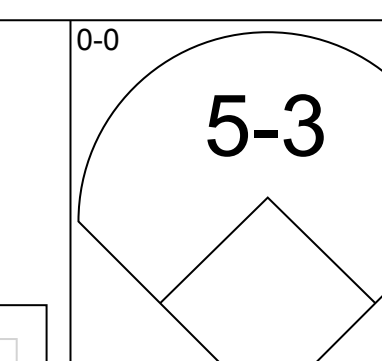
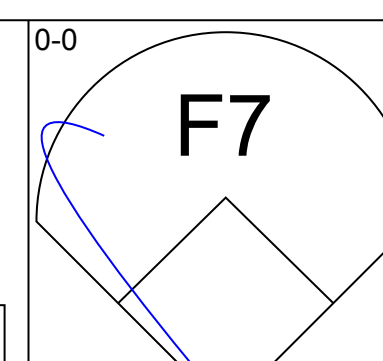
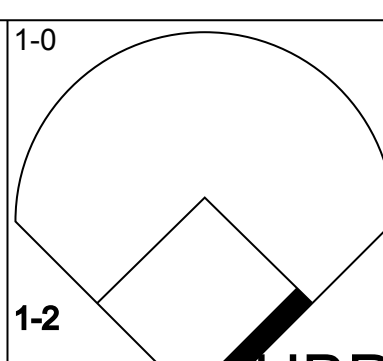
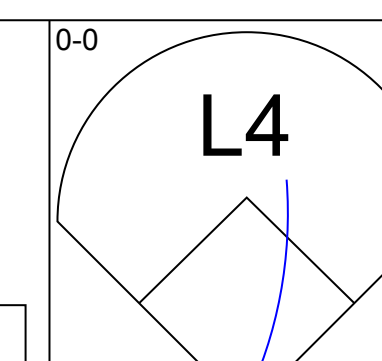
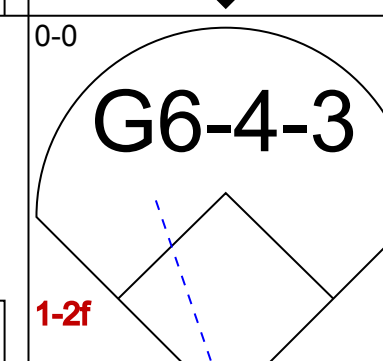
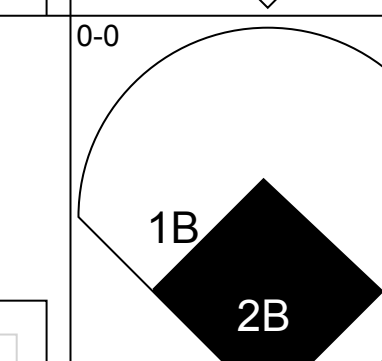
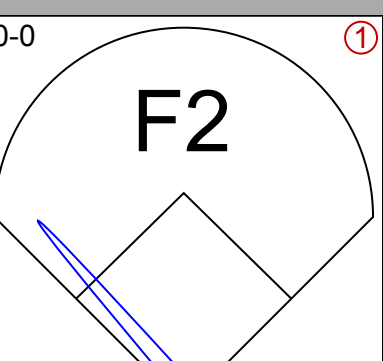
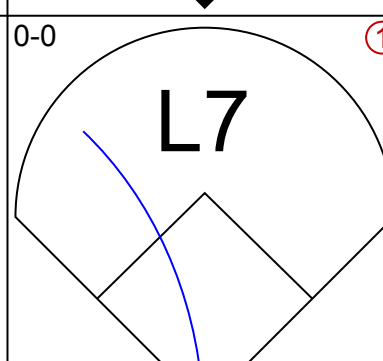
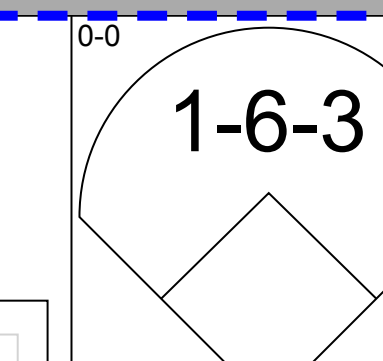

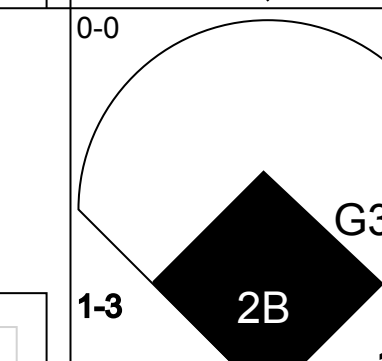
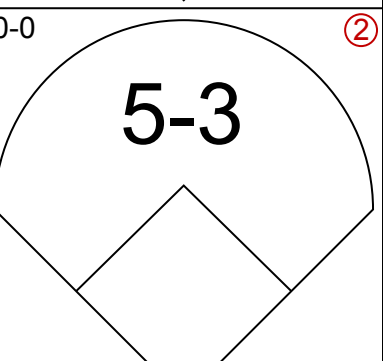
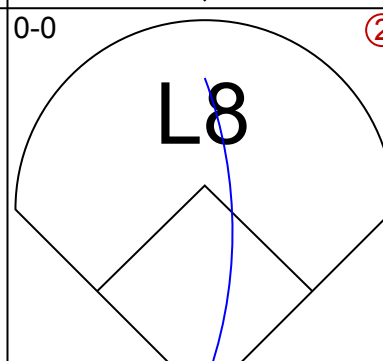
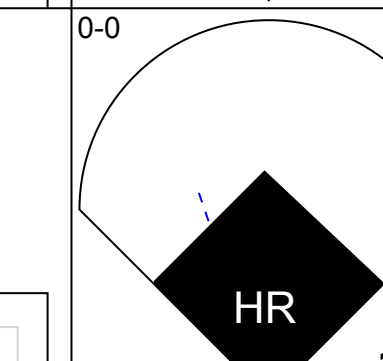

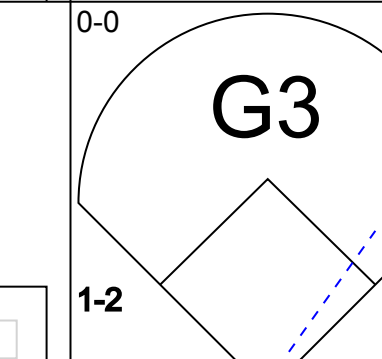
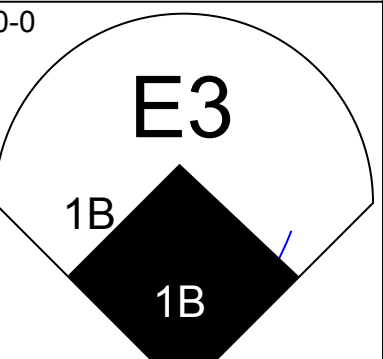
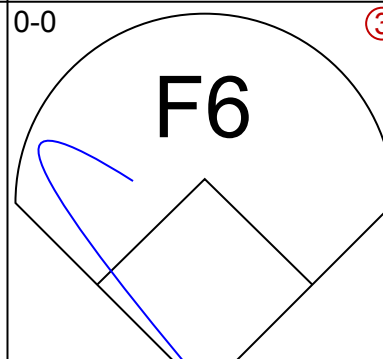
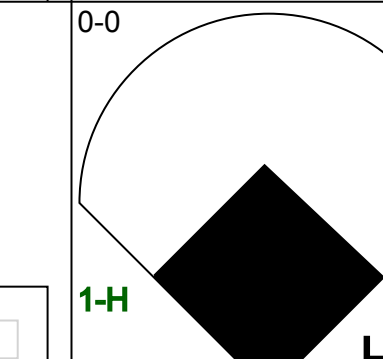
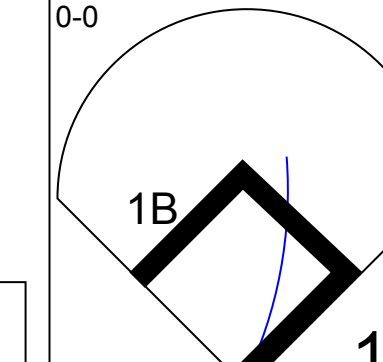
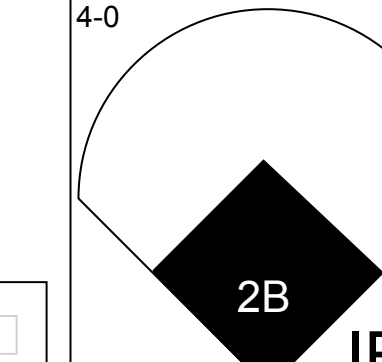
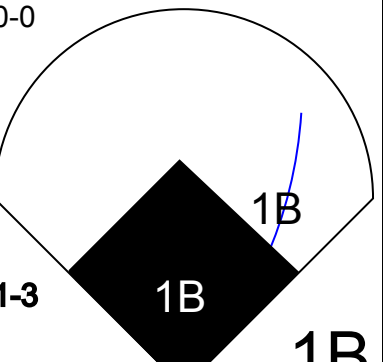
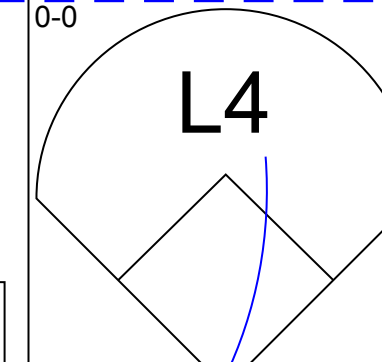
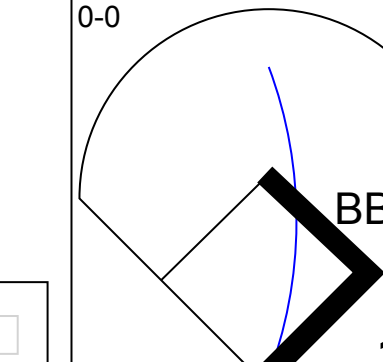
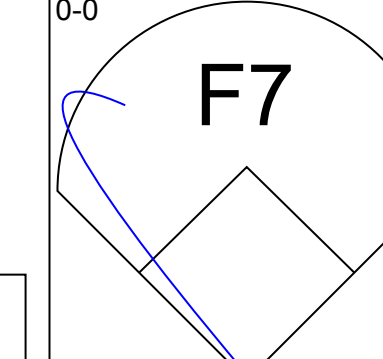
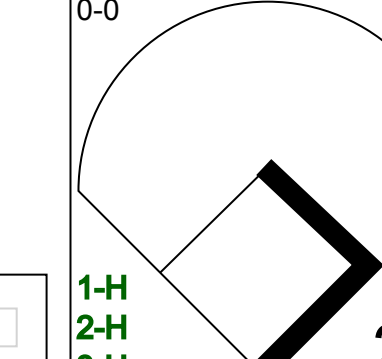
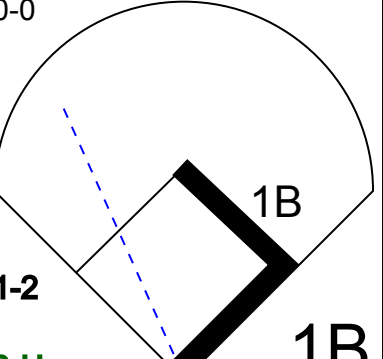
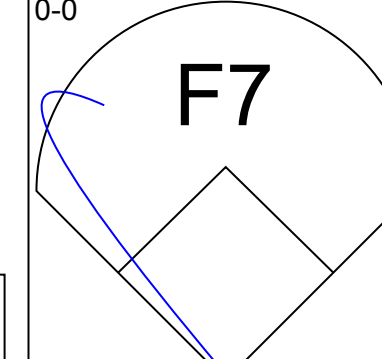
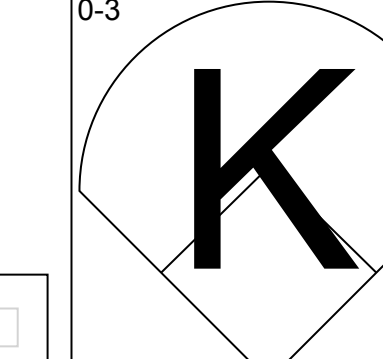
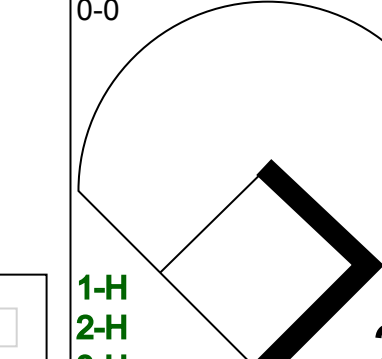
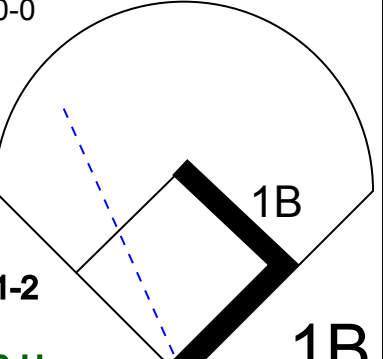
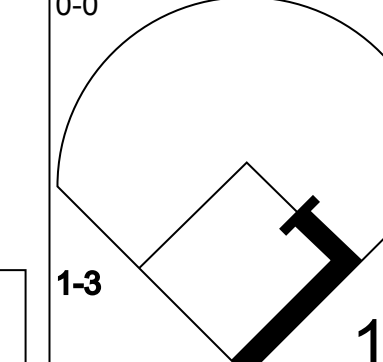
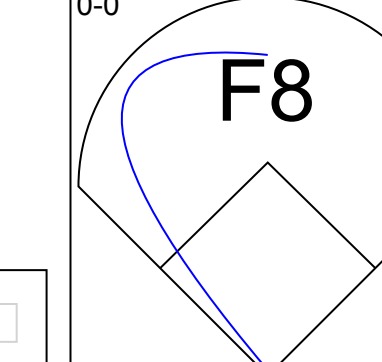
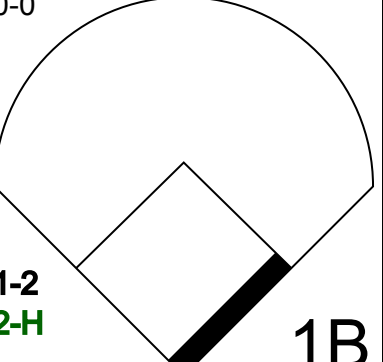
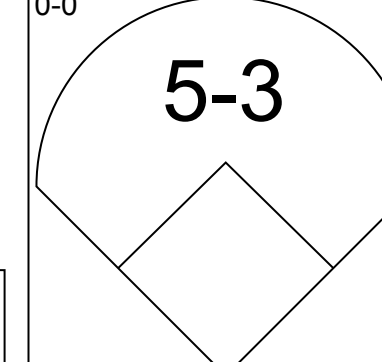
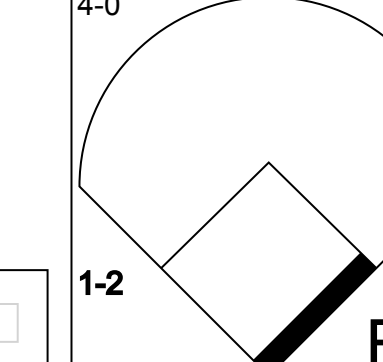
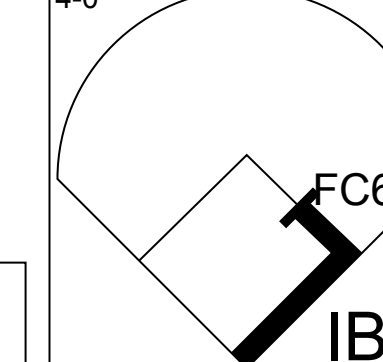
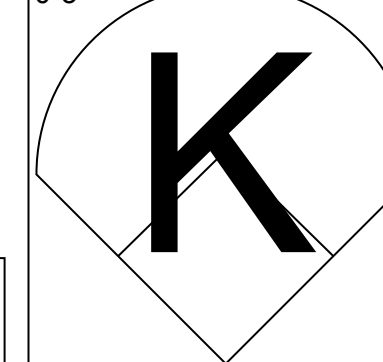
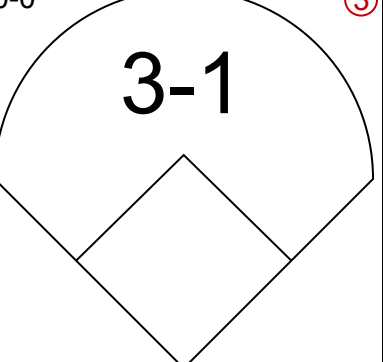
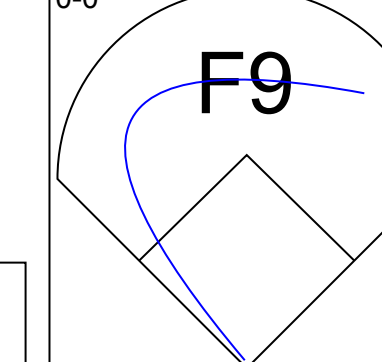
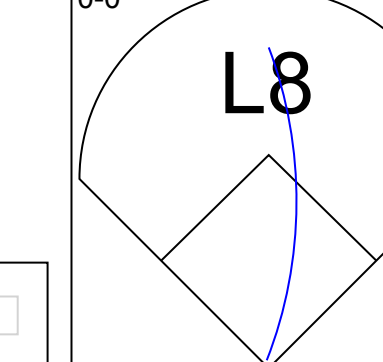
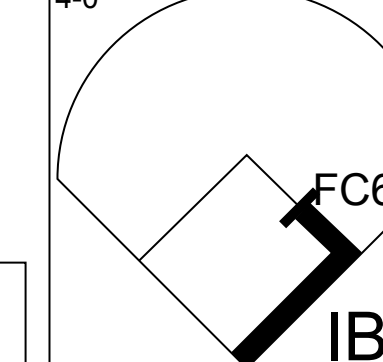
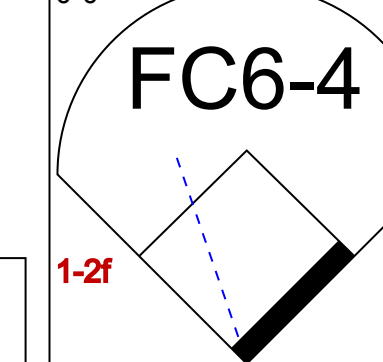
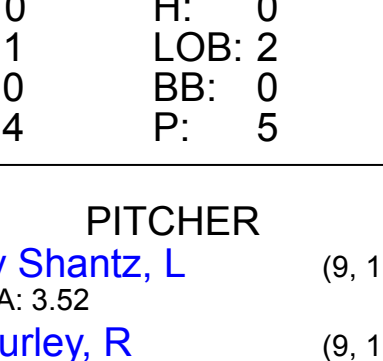
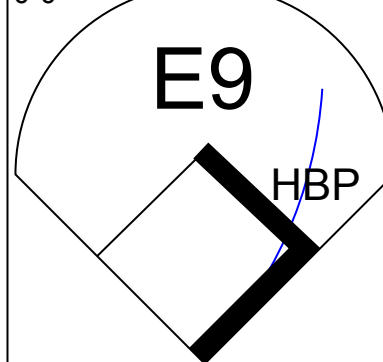
Batter	1	2	3	4	5	6	7	8	9	AB R H RBI BB SO LOB	BOTTOM											
Harvey Kuenn, R (1.8) OBP: 0.370, SLG: 0.465										4 1 1 0 0 0 2	New York Yankees @ Detroit Tigers Briggs Stadium, Detroit, MI Wed Jul 23 1958, 7:05 PM EDT Att: 39,644 - Unknown											
Billy Martin, R (1.6) OBP: 0.299, SLG: 0.386									4 1 1 0 0 0 0													
Al Kaline, R (1.9) OBP: 0.362, SLG: 0.481									4 1 3 2 0 0 0													
Gail Harris, L (1.3) OBP: 0.339, SLG: 0.495									4 0 0 0 0 0 4													
Gus Zernial, R (1.7) OBP: 0.324, SLG: 0.530									3 0 0 0 1 2 1													
Frank Bolling, R (1.4) OBP: 0.345, SLG: 0.393									4 0 0 0 0 0 3													
Red Wilson, R (1.2) OBP: 0.404, SLG: 0.385									4 0 2 2 0 1 0													
Ozzie Virgil, R (1.5) OBP: 0.280, SLG: 0.370									3 0 0 0 1 0 3													
Frank Lary, R (1.1) OBP: 0.167, SLG: 0.154									1 0 0 0 0 0 1													
Bob Fischer, L (6. PH) OBP: 0.316, SLG: 0.203									1 0 0 0 0 0 1													
Hank Aguirre, R (7.1) OBP: 0.316, SLG: 0.203									0 0 0 0 0 0 0													
Bill Fischer, R (8.1) OBP: 0.227, SLG: 0.296									0 0 0 0 0 0 0													
Herm Wehmeier, R (9.1) OBP: 0.227, SLG: 0.296									0 0 0 0 0 0 0													
Tito Francona, L (9. PH) OBP: 0.341, SLG: 0.321									1 1 1 0 0 0 0													
Inning Stats	R: 0 E: 0 K: 0 S: 3	H: 0 LOB: 0 BB: 0 P: 3	R: 0 E: 0 K: 0 S: 3	H: 0 LOB: 0 BB: 0 P: 3	R: 0 E: 0 K: 0 S: 4	H: 1 LOB: 1 BB: 0 P: 4	R: 0 E: 0 K: 0 S: 3	H: 1 LOB: 0 BB: 0 P: 3	R: 0 E: 0 K: 1 S: 5	H: 0 LOB: 0 BB: 0 P: 5	R: 0 E: 0 K: 0 S: 2	H: 0 LOB: 0 BB: 1 P: 6	R: 0 E: 0 K: 1 S: 6	H: 1 LOB: 1 BB: 0 P: 6	R: 0 E: 0 K: 1 S: 5	H: 0 LOB: 0 BB: 0 P: 5	R: 4 E: 0 K: 0 S: 8	H: 5 LOB: 2 BB: 1 P: 12	1B: 8 2B: 0 3B: 0 HR: 0	SF: 0 SAC: 0 DP: 2 HBP: 0	WP: 0 PB: 0 SB: 0 CS: 0	PA: 35
PITCHER	IP WLS BF H R ER SO BB IBB HBP BLK WP HR S P ERA WHIP											IP WLS BF H R ER SO BB IBB HBP BLK WP HR S P ERA WHIP										
Art Ditmar, R (1.1) ERA: 2.61	8.1 W 32 7 4 4 3 2 0 0 0 0 0 0 36 44 4.32 1.080																					
Johnny Kucks, R (9.1) ERA: 3.99	0.2 S 3 1 0 0 0 0 0 0 0 0 0 0 3 3 0.00 1.500																					

Batter	1	2	3	4	5	6	7	8	9	AB	R	H	RBI	BB	SO	LOB	TOP					
Jerry Lumpe, L OBP: 0.359, SLG: 0.432										5	1	0	0	0	1	3						
Gil McDougald, R OBP: 0.362, SLG: 0.389										5	1	1	3	0	1	0						
Mickey Mantle, S OBP: 0.424, SLG: 0.572										4	3	3	1	1	0	0						
Yogi Berra, L OBP: 0.318, SLG: 0.487										3	2	2	2	1	0	1						
Hank Bauer, R OBP: 0.339, SLG: 0.464										1	0	0	0	0	0	1						
Norm Siebern, L OBP: 0.385, SLG: 0.475										5	1	1	1	0	2	3						
Elston Howard, R OBP: 0.398, SLG: 0.585										4	0	0	0	0	0	3						
Marv Throneberry, L OBP: 0.337, SLG: 0.465										4	1	2	3	0	0	0						
Tony Kubek, L OBP: 0.294, SLG: 0.315										3	0	0	0	0	1	0						
Don Larsen, R Zach Monroney, R Bill Skowron, R Vince Trivette, R Erick Steinlager, L Ryne Duren, R Bobby Shantz, R Johnny Kucks, R Johnny Shantz, R Bob Turley, R										1	0	0	0	0	0	1						
Inning Stats	R: 0 E: 0 K: 1 S: 5	H: 0 LOB: 0 BB: 0 P: 5	R: 0 E: 0 K: 1 S: 4	H: 0 LOB: 0 BB: 1 P: 8	R: 0 E: 0 K: 0 S: 4	H: 1 LOB: 1 BB: 0 P: 4	R: 0 E: 0 K: 1 S: 5	H: 0 LOB: 1 BB: 1 P: 9	R: 0 E: 0 K: 1 S: 5	H: 0 LOB: 0 BB: 0 P: 5	R: 0 E: 0 K: 0 S: 3	H: 0 LOB: 0 BB: 0 P: 3	R: 4 E: 0 K: 0 S: 8	H: 5 LOB: 1 BB: 0 P: 8	R: 2 E: 0 K: 1 S: 7	H: 2 LOB: 0 BB: 0 P: 7	R: 4 E: 2 K: 0 S: 7	H: 2 LOB: 1 BB: 0 P: 8	1B: 6 2B: 0 3B: 0 HR: 4	SF: 0 SAC: 1 DP: 1 HBP: 1	WP: 0 PB: 0 SB: 0 CS: 0	PA: 41
PITCHER	IP WLS BF H R ER SO BB IBB HBP BLK WP HR S P ERA WHIP																					
Jim Bunning, R ERA: 3.52	(1, 1) 7.1 L 31 8 6 6 4 2 0 0 0 0 0 2 37 45 7.36 1.364																					
Hank Aguirre, L ERA: 3.32	(8, 1) 0.2 2 0 0 0 1 0 0 0 0 0 0 4 4 0.00 0.000																					
Paul Foytack, R ERA: 4.55	(9, 1) 1.0 8 2 4 0 0 0 0 0 1 0 0 2 7 8 0.00 2.000																					

New York Yankees @ Detroit Tigers
Briggs Stadium, Detroit, MI
Thu Jul 24 1958, 4:33 AM EDT
Att: 25,805 - Unknown

AB 37
R 10
H 10
RBI 10
BB 2
SO 5
LOB 12



Batter	1	2	3	4	5	6	7	8	9	AB	R	H	RBI	BB	SO	LOB	BOTTOM			
Frank Bolling, R OBP: 0.346, SLG: 0.392										4	0	1	0	0	0	0				
Billy Martin, R OBP: 0.298, SLG: 0.383										5	1	1	0	0	0	3				
Harvey Kuenn, R OBP: 0.373, SLG: 0.465										4	2	2	0	1	0	2				
Gail Harris, L OBP: 0.336, SLG: 0.502										5	2	1	2	0	0	5				
Al Kaline, R OBP: 0.368, SLG: 0.484										4	2	3	0	1	0	0				
Tito Francona, L OBP: 0.344, SLG: 0.341										4	0	2	4	0	0	1				
Gus Zernial, R OBP: 0.321, SLG: 0.525										1	0	0	0	0	1	1				
Red Wilson, R OBP: 0.410, SLG: 0.388										4	0	2	1	1	0	1				
Reno Bertoia, R OBP: 0.266, SLG: 0.297										3	0	0	0	1	0	2				
Bob Hazle, L OBP: 0.315, SLG: 0.260										1	0	0	0	0	0	2				
Jim Bunning, R OBP: 0.178, SLG: 0.205										3	0	0	0	0	1	2				
Hank Aguirre, R OBP: 0.267, SLG: 0.286										0	0	0	0	0	0	0				
Charlie Maxwell, L OBP: 0.335, SLG: 0.348										1	0	0	0	0	1	0				
Paul Foytack, R OBP: 0.390, SLG: 0.368										0	0	0	0	0	0	0				
Inning Stats	R: 0 E: 0 K: 0 S: 3	H: 1 LOB: 1 BB: 1 P: 7	R: 0 E: 0 K: 0 S: 4	H: 2 LOB: 2 BB: 1 P: 8	R: 3 E: 0 K: 0 S: 6	H: 3 LOB: 1 BB: 1 P: 10	R: 0 E: 0 K: 1 S: 5	H: 0 LOB: 0 BB: 0 P: 5	R: 2 E: 1 K: 0 S: 7	H: 3 LOB: 2 BB: 0 P: 7	R: 0 E: 0 K: 0 S: 3	H: 0 LOB: 0 BB: 0 P: 3	R: 0 E: 0 K: 1 S: 5	H: 0 LOB: 0 BB: 0 P: 5	R: 2 E: 0 K: 1 S: 8	H: 3 LOB: 2 BB: 1 P: 12	1B: 10 2B: 1 3B: 0 HR: 1	SF: 0 SAC: 0 DP: 1 HBP: 1	WP: 0 PB: 0 SB: 0 CS: 0	PA: 44
PITCHER	IP WLS BF H R ER SO BB IBB HBP BLK WP HR S P ERA WHIP																			
Don Larsen, R ERA: 2.84	(1, 1) 3.0 16 6 3 3 0 1 2 0 0 0 0 13 25 9.00 2.333																			
Zach Monroney, R ERA: 3.32	(4, 1) 2.0 10 3 2 0 1 0 0 0 0 0 0 12 12 0.00 1.500																			
Virgil Trucks, R ERA: 4.5	(6, 1) 1.0 5 0 0 0 0 0 0 0 1 0 0 0 4 5 0.00 0.000																			
Ryne Duren, R ERA: 1.5	(7, 1) 2.0 W 6 0 0 0 1 0 0 0 0 0 0 8 8 0.00 0.000																			
Johnny Kucks, R ERA: 3.78	(9, 1) 0.1 4 3 2 2 0 0 0 0 0 0 1 4 4 54.00 9.000																			
Bobby Shantz, L ERA: 3.52	(9, 1) 0.1 1 0 0 0 0 0 0 0 0 0 0 0 0 0.00 0.000																			
Bob Turley, R ERA: 2.6	(9, 1) 0.1 S 1 0 0 0 0 0 0 0 0 0 0 0 0 0.00 0.000																			

New York Yankees @ Detroit Tigers
Briggs Stadium, Detroit, MI
Thu Jul 24 1958, 4:33 AM EDT
Att: 25,805 - Unknown

AB 39
R 7
H 12
RBI 7
BB 4
SO 3
LOB 19



Batter	1	2	3	4	5	6	7	8	9	AB	R	H	RBI	BB	SO	LOB	TOP			
Eddie Yost, R OBP: 0.338, SLG: 0.274 (1, 5)										3	0	1	0	0	0	1	Washington Senators @ Detroit Tigers Briggs Stadium, Detroit, MI Sat Jul 26 1958, 4:33 AM EDT Att: 6,413 - Unknown livebaseballscorecards.com			
Albie Pearson, L OBP: 0.359, SLG: 0.348 (1, 8)										4	0	1	1	0	1	3				
Julio Becquer, L OBP: 0.270, SLG: 0.258 (1, 3)										4	0	2	0	0	0	1				
Roy Sievers, R OBP: 0.360, SLG: 0.568 (1, 7)										4	0	0	0	0	1	3				
Neil Chrisley, L OBP: 0.272, SLG: 0.383 (1, 9)										4	0	0	0	0	0	1				
Ed Fitz Gerald, R OBP: 0.382, SLG: 0.387 (1, 2)										2	0	0	0	0	1	0				
Hal Griggs, R OBP: 0.114, SLG: 0.208 (5, 1)										0	0	0	0	0	0	0				
Faye Throneberry, L OBP: 0.231, SLG: 0.306 (7, PH)										1	0	0	0	0	1	0				
Vito Valentineti, R OBP: 0.200, SLG: 0.200 (7, 1)										0	0	0	0	0	0	0				
Jim Lemon, R OBP: 0.313, SLG: 0.467 (9, PH)										1	0	0	0	0	1	1				
Ossie Alvarez, R OBP: 0.302, SLG: 0.270 (1, 6)										3	0	1	0	0	1	0				
Ken Aspromonte, R OBP: 0.310, SLG: 0.335 (1, 4)										1	0	0	0	0	1	0				
Herb Plews, L OBP: 0.308, SLG: 0.356 (5, PH)										2	0	0	0	0	0	1				
John Romonosky, R OBP: 0.286, SLG: 1.000 (1, 1)										1	1	1	0	0	0	0				
Clint Courtney, L OBP: 0.327, SLG: 0.308 (5, PH)										1	0	0	0	1	0	0				
Inning Stats	R: 0 E: 0 K: 0 S: 3	H: 1 LOB: 1 BB: 0 P: 4	R: 0 E: 0 K: 1 S: 5	H: 0 LOB: 0 BB: 0 P: 5	R: 1 E: 0 K: 1 S: 7	H: 2 LOB: 1 BB: 0 P: 7	R: 0 E: 0 K: 0 S: 3	H: 0 LOB: 0 BB: 0 P: 3	R: 0 E: 0 K: 1 S: 6	H: 1 LOB: 2 BB: 1 P: 10	R: 0 E: 0 K: 1 S: 5	H: 1 LOB: 0 BB: 0 P: 5	R: 0 E: 0 K: 1 S: 5	H: 0 LOB: 0 BB: 0 P: 5	R: 0 E: 0 K: 2 S: 8	H: 1 LOB: 1 BB: 0 P: 8	1B: 5 2B: 0 3B: 1 HR: 0	SF: 0 SAC: 0 DP: 2 HBP: 1	WP: 0 PB: 1 SB: 0 CS: 0	PA: 33
PITCHER Herb Moford, R ERA: 3.89 (1, 1)	IP: 9.0 WLS: W BF: 33 H: 6 R: 1 ER: 1 SO: 7 BB: 1 IBB: 0 HBP: 1 BLK: 0 WP: 0 HR: 0 S: 45 P: 50 ERA: 1.00 WHIP: 0.778																			

Batter	1	2	3	4	5	6	7	8	9	AB	R	H	RBI	BB	SO	LOB	BOTTOM			
Frank Bolling, R OBP: 0.349, SLG: 0.396 (1, 4)										4	1	2	0	1	0	2	Washington Senators @ Detroit Tigers Briggs Stadium, Detroit, MI Sat Jul 26 1958, 4:33 AM EDT Att: 6,413 - Unknown livebaseballscorecards.com			
Billy Martin, R OBP: 0.299, SLG: 0.385 (1, 6)										4	1	1	0	0	1	3				
Mitt Bolling, R OBP: 0.306, SLG: 0.258 (8, 6)										1	0	0	0	0	0	0				
Harvey Kuenn, R OBP: 0.375, SLG: 0.467 (1, 8)										5	1	3	1	0	0	0				
Gail Harris, L OBP: 0.336, SLG: 0.500 (1, 3)										4	1	0	0	1	1	3				
Al Kaline, R OBP: 0.371, SLG: 0.497 (1, 9)										4	2	3	3	0	0	0				
Tito Francona, L OBP: 0.340, SLG: 0.333 (1, 7)										3	1	0	0	1	1	2				
Red Wilson, R OBP: 0.414, SLG: 0.490 (1, 2)										2	1	1	1	1	0	0				
Ozzie Virgil, R OBP: 0.285, SLG: 0.380 (1, 5)										3	0	1	2	1	0	1				
Herb Moford, R OBP: 0.071, SLG: 0.071 (1, 1)										4	1	1	1	0	2	3				
Inning Stats	R: 1 E: 0 K: 2 S: 10	H: 3 LOB: 2 BB: 0 P: 10	R: 3 E: 1 K: 0 S: 7	H: 4 LOB: 1 BB: 0 P: 7	R: 0 E: 0 K: 1 S: 5	H: 0 LOB: 2 BB: 2 P: 13	R: 0 E: 0 K: 0 S: 2	H: 0 LOB: 0 BB: 1 P: 6	R: 1 E: 0 K: 0 S: 4	H: 1 LOB: 0 BB: 0 P: 4	R: 0 E: 0 K: 1 S: 6	H: 1 LOB: 1 BB: 0 P: 6	R: 4 E: 0 K: 1 S: 8	H: 3 LOB: 1 BB: 2 P: 16	R: 0 E: 0 K: 0 S: 3	H: 0 LOB: 0 BB: 0 P: 3	1B: 6 2B: 5 3B: 1 HR: 1	SF: 1 SAC: 0 DP: 1 HBP: 0	WP: 0 PB: 0 SB: 3 CS: 0	PA: 40
PITCHER John Romonosky, R ERA: 5.4 (1, 1)	IP: 4.0 WLS: L BF: 21 H: 7 R: 4 ER: 3 SO: 3 BB: 2 IBB: 0 HBP: 0 BLK: 0 WP: 0 HR: 1 S: 24 P: 36 ERA: 6.75 WHIP: 2.250																			
Hal Griggs, R ERA: 8.31 (5, 1)	2.0	8	2	1	1	1	0	0	0	0	1	10	10	4.50	1.000					
Vito Valentineti, R ERA: 4.53 (7, 1)	2.0	11	3	4	4	1	1	1	0	0	0	11	19	18.00	2.000					

Batter	1	2	3	4	5	6	7	8	9	AB R H RBI BB SO LOB	TOP											
Ossie Alvarez, R OBP: 0.286, SLG: 0.255 (1, 6)	F9	E7 SF7 1B		K			E5 CS		B2	5 1 1 1 0 1 2	Washington Senators @ Detroit Tigers Briggs Stadium, Detroit, MI Sun Jul 27 1958, 4:38 AM EDT Att: 13,759 - Unknown											
Albie Pearson, L OBP: 0.360, SLG: 0.355 (1, 8)	FC5-4 1B	SF7		K					1-3	4 0 2 1 0 1 2												
Roy Sievers, R OBP: 0.362, SLG: 0.568 (1, 7)	F7	F2			F9				F3	4 0 0 0 0 0 2												
Jim Lemon, R OBP: 0.309, SLG: 0.468 (1, 9)	FC5-4 1-2		5-3		K				HR	4 1 1 1 0 1 1												
Norm Zauchin, R OBP: 0.342, SLG: 0.445 (1, 3)		2B 1B BB	F8		K				F2	3 1 0 0 1 1 0												
Eddie Yost, R OBP: 0.349, SLG: 0.297 (1, 5)		1-3 1B				CS 1B			K	4 1 3 0 0 1 0												
Bobby Malkmus, R OBP: 0.239, SLG: 0.266 (1, 4)		1-3 2B	1-3 1B		K	1-2 1B			5-3	4 0 0 0 0 2 4												
Steve Korcheck, R OBP: 0.107, SLG: 0.111 (1, 2)		4-0 1B IBB		5-3		F8			F8	3 1 0 0 1 0 0												
Pedro Ramos, S OBP: 0.228, SLG: 0.246 (1, 1)		1-2 2-H 3-H 1B					K			4 1 3 2 0 1 0												
Inning Stats	R: 0 E: 0 K: 0 S: 4	H: 1 LOB: 1 BB: 0 P: 4	R: 5 E: 1 K: 0 S: 6	H: 3 LOB: 0 BB: 2 P: 14	R: 0 E: 0 K: 1 S: 6	H: 1 LOB: 1 BB: 0 P: 6	R: 0 E: 0 K: 2 S: 8	H: 1 LOB: 0 BB: 0 P: 8	R: 0 E: 0 K: 1 S: 7	H: 0 LOB: 0 BB: 0 P: 7	R: 0 E: 0 K: 1 S: 5	H: 1 LOB: 0 BB: 0 P: 5	R: 0 E: 1 K: 1 S: 6	H: 1 LOB: 1 BB: 0 P: 6	R: 1 E: 0 K: 1 S: 6	H: 1 LOB: 0 BB: 0 P: 6	R: 0 E: 0 K: 0 S: 4	H: 1 LOB: 1 BB: 0 P: 4	1B: 8 2B: 2 3B: 0 HR: 1	SF: 1 SAC: 0 DP: 1 HBP: 0	WP: 0 PB: 0 SB: 0 CS: 2	PA: 38
PITCHER	IP WLS BF H R ER SO BB IBB HBP BLK WP HR S P ERA WHIP											PITCHER	IP WLS BF H R ER SO BB IBB HBP BLK WP HR S P ERA WHIP									
Hank Aguirre, L ERA: 4.01 (1, 1)	1.1 L 10 4 5 4 0 1 1 0 0 0 0 0 8 16 27.00 3.750																					
Paul Foytack, R ERA: 4.34 (2, 1)	4.2 16 3 0 0 6 0 0 0 0 0 0 1 28 28 0.00 0.643																					
Tom Morgan, R ERA: 3.02 (7, 1)	2.0 8 2 1 1 2 0 0 0 0 0 0 1 12 12 4.50 1.000																					
Bill Fischer, R ERA: 7.28 (9, 1)	1.0 4 1 0 0 0 0 0 0 0 0 0 0 4 4 0.00 1.000																					

Batter	1	2	3	4	5	6	7	8	9	AB R H RBI BB SO LOB	BOTTOM											
Johnny Groth, R OBP: 0.350, SLG: 0.425 (1, 9)	L5			5-3					4-3	4 0 1 0 0 0 0	Washington Senators @ Detroit Tigers Briggs Stadium, Detroit, MI Sun Jul 27 1958, 4:38 AM EDT Att: 13,759 - Unknown											
Billy Martin, R OBP: 0.292, SLG: 0.376 (1, 6)	F4			F9		1B			4-3	4 0 0 0 0 0 1												
Harvey Kuenn, R OBP: 0.377, SLG: 0.468 (1, 8)	5-3					F7			4-3	4 0 1 0 0 0 1												
Gail Harris, L OBP: 0.337, SLG: 0.498 (1, 3)		3-1		4-3			F8		L3	4 0 0 0 0 0 1												
Frank Bolling, R OBP: 0.345, SLG: 0.390 (1, 4)		5-3				1B	F9		L5	4 0 1 0 0 0 0												
Charlie Maxwell, L OBP: 0.331, SLG: 0.348 (1, 7)		3-1		F7					2B	3 0 1 0 0 0 1												
Ozzie Virgil, R OBP: 0.276, SLG: 0.368 (1, 5)			5-3		F8				L9	3 0 0 0 0 0 2												
Jim Hegan, R OBP: 0.248, SLG: 0.260 (1, 2)			F2		K				F6	2 0 0 0 0 1 1												
Red Wilson, R OBP: 0.405, SLG: 0.389 (8, PH) (9, 2)									HR	1 0 0 0 0 0 0												
Hank Aguirre, R OBP: 0.287, SLG: 0.286 (2, 1) Paul Foytack, R OBP: 0.391, SLG: 0.359 (6, PH) Tito Francona, L OBP: 0.332, SLG: 0.354 (7, 1) Tom Morgan, R OBP: 0.302, SLG: 0.467 (8, PH) Bob Hazle, L OBP: 0.327, SLG: 0.303 (9, 1) Bill Fischer, R OBP: 0.222, SLG: 0.250			F9		K				HR	0 0 0 0 0 0 0												
Inning Stats	R: 0 E: 0 K: 0 S: 3	H: 0 LOB: 0 BB: 0 P: 3	R: 0 E: 0 K: 0 S: 3	H: 0 LOB: 0 BB: 0 P: 3	R: 0 E: 0 K: 0 S: 3	H: 0 LOB: 0 BB: 0 P: 3	R: 0 E: 0 K: 0 S: 4	H: 1 LOB: 1 BB: 0 P: 4	R: 0 E: 0 K: 1 S: 6	H: 1 LOB: 1 BB: 0 P: 6	R: 0 E: 0 K: 1 S: 6	H: 1 LOB: 1 BB: 0 P: 6	R: 0 E: 0 K: 0 S: 4	H: 1 LOB: 1 BB: 0 P: 4	R: 1 E: 0 K: 0 S: 4	H: 1 LOB: 0 BB: 0 P: 4	R: 0 E: 0 K: 0 S: 3	H: 0 LOB: 0 BB: 0 P: 3	1B: 3 2B: 1 3B: 0 HR: 1	SF: 0 SAC: 0 DP: 0 HBP: 0	WP: 0 PB: 0 SB: 0 CS: 0	PA: 32
PITCHER	IP WLS BF H R ER SO BB IBB HBP BLK WP HR S P ERA WHIP											PITCHER	IP WLS BF H R ER SO BB IBB HBP BLK WP HR S P ERA WHIP									
Pedro Ramos, R ERA: 3.91 (1, 1)	9.0 W 32 5 1 1 2 0 0 0 0 0 0 1 36 36 1.00 0.556																					



Batter	1	2	3	4	5	6	7	8	9	AB	R	H	RBI	BB	SO	LOB	TOP										
Jim Piersall, R (1, 8) Gene Stephens, L (9, 8) OBP: 0.323, SLG: 0.397 OBP: 0.295, SLG: 0.377	E5 G4-6-3		1B		1B SF7		1-3		K	5	1	2	2	0	1	1											
Pete Runnels, L (1, 4) OBP: 0.423, SLG: 0.432	F2		L9		1B BB		1B		1B	5	0	3	1	0	0	3											
Ted Williams, L (1, 7) OBP: 0.440, SLG: 0.523	G4-6-3 1-2			1-3	BB		F7		BB	3	0	0	0	2	0	2											
Frank Maltzone, R (1, 5) OBP: 0.351, SLG: 0.427		1-3		F8	SF7		1-3		F7	4	0	0	1	0	0	4											
Jackie Jensen, R (1, 9) OBP: 0.417, SLG: 0.622	F8			WP	BB				F4	3	0	1	0	1	0	0											
Dick Gemert, R (1, 3) OBP: 0.341, SLG: 0.428	F5			F3	G6-4-3				F8	4	0	0	0	0	0	4											
Sammy White, R (1, 2) OBP: 0.316, SLG: 0.412			5-3		1B		6-3		F3	4	1	1	0	0	0	0											
Don Buddin, R (1, 6) OBP: 0.360, SLG: 0.372			1B		1B		G3		G3	4	1	2	0	0	0	0											
Dave Sisler, R (1, 1) Murray Wall, R (6, 1) Mike Fornieles, R (7, 1) Marty Keough, L (9, PH) Leo Kiely, L (9, 1) OBP: 0.278, SLG: 0.353 OBP: 0.095, SLG: 0.095 OBP: 0.231, SLG: 0.231 OBP: 0.291, SLG: 0.359			SH1-4		1B		K		1B	2	1	1	0	0	1	0											
Inning Stats	R: 0 E: 1 K: 0 S: 3	H: 0 LOB: 0 BB: 0 P: 3	R: 0 E: 0 K: 0 S: 3	H: 0 LOB: 0 BB: 0 P: 3	R: 0 E: 0 K: 0 S: 5	H: 2 LOB: 2 BB: 0 P: 5	R: 0 E: 0 K: 0 S: 4	H: 1 LOB: 1 BB: 0 P: 4	R: 4 E: 0 K: 1 S: 7	H: 5 LOB: 2 BB: 2 P: 15	R: 0 E: 0 K: 0 S: 5	H: 0 LOB: 0 BB: 0 P: 5	R: 0 E: 0 K: 0 S: 4	H: 1 LOB: 1 BB: 0 P: 4	R: 0 E: 0 K: 0 S: 3	H: 0 LOB: 0 BB: 0 P: 3	R: 0 E: 0 K: 1 S: 7	H: 2 LOB: 3 BB: 1 P: 11	1B: 11 2B: 0 3B: 0 HR: 0	SF: 1 SAC: 1 DP: 2 HBP: 0	WP: 1 PA: 40 PB: 0 SB: 0 CS: 0						
PITCHER	IP	WLS	BF	H	R	ER	SO	BB	IBB	HBP	BLK	WP	HR	S	P	ERA	WHIP										
Al Cicotte, R (1, 1) ERA: 5.34	4.0		19	7	4	4	0	0	0	0	0	1	0	19	19	9.00	1.750										
Hank Aguirre, L (5, 1) ERA: 3.99	0.1		3	1	0	0	0	1	0	0	0	0	0	2	6	0.00	6.000										
Herb Moford, R (5, 1) ERA: 3.65	2.2		9	1	0	0	1	1	0	0	0	0	0	10	14	0.00	0.750										
Bill Fischer, R (8, 1) ERA: 7.02	2.0	W	9	2	0	0	1	1	0	0	0	0	0	10	14	0.00	1.500										

Boston Red Sox @ Detroit Tigers
Briggs Stadium, Detroit, MI
Mon Jul 28 1958, 4:33 AM EDT
Att.: 4,993 - Unknown

AB 35
R 4
H 11
RBI 4
BB 3
SO 2
LOB 14



Batter	1	2	3	4	5	6	7	8	9	AB	R	H	RBI	BB	SO	LOB	BOTTOM										
Frank Bolling, R (1, 4) OBP: 0.342, SLG: 0.386	F8		F8		F8		FC5-2		SH2-4	4	1	0	0	0	0	2											
Billy Martin, R (1, 6) OBP: 0.291, SLG: 0.374	6-3		B5-3		5-3		1B		FC6-4	5	1	1	1	0	0	2											
Harvey Kuenn, R (1, 8) OBP: 0.380, SLG: 0.467	G3		FC6-4		1B		2B		F6	3	1	1	0	2	0	2											
Al Kaline, R (1, 9) OBP: 0.375, SLG: 0.502		1B	FC6-4		1B		G3		BB	5	1	4	2	0	0	1											
Charlie Maxwell, L (1, 3) OBP: 0.332, SLG: 0.343		K			G6-3		G3		4-3	3	0	0	1	2	1	4											
Johnny Groth, R (1, 7) OBP: 0.357, SLG: 0.421		1B			G6-3		L4-3		6-3	3	0	1	0	1	0	1											
Charlie Lau, L (1, 2) OBP: 0.318, SLG: 0.389		1B			BB		L4-3		L8	3	0	1	1	1	0	2											
Reno Bertoia, R (1, 5) OBP: 0.261, SLG: 0.291		F3			F8		FC5-2		6-3	4	0	1	0	0	0	3											
Al Cicotte, R (1, 1) Hank Aguirre, R (5, 1) Herb Moford, R (5, 1) Gail Harris, L (7, PH) Billy Hoelt, L (8, 1) Bill Fischer, R (8, 1) Gus Zernial, R (9, PH) Milt Bolling, R (9, PH) OBP: 0.182, SLG: 0.182 OBP: 0.287, SLG: 0.286 OBP: 0.291, SLG: 0.359 OBP: 0.087, SLG: 0.087 OBP: 0.350, SLG: 0.500 OBP: 0.454, SLG: 0.454 OBP: 0.250, SLG: 0.250 OBP: 0.324, SLG: 0.524 OBP: 0.336, SLG: 0.258		F7			K		FC5-2		FC6-4	1	0	0	0	0	0	2											
Inning Stats	R: 0 E: 0 K: 0 S: 3	H: 0 LOB: 0 BB: 0 P: 3	R: 1 E: 0 K: 1 S: 8	H: 3 LOB: 2 BB: 0 P: 8	R: 0 E: 0 K: 0 S: 4	H: 1 LOB: 1 BB: 0 P: 4	R: 0 E: 0 K: 0 S: 2	H: 0 LOB: 1 BB: 2 P: 10	R: 0 E: 0 K: 1 S: 5	H: 0 LOB: 0 BB: 0 P: 5	R: 1 E: 0 K: 0 S: 3	H: 1 LOB: 1 BB: 2 P: 11	R: 2 E: 0 K: 0 S: 7	H: 4 LOB: 2 BB: 0 P: 7	R: 0 E: 0 K: 0 S: 3	H: 0 LOB: 0 BB: 0 P: 3	R: 1 E: 0 K: 0 S: 4	H: 2 LOB: 3 BB: 2 P: 12	1B: 10 2B: 2 3B: 0 HR: 0	SF: 0 SAC: 1 DP: 2 HBP: 0	WP: 0 PA: 41 PB: 0 SB: 1 CS: 0						
PITCHER	IP	WLS	BF	H	R	ER	SO	BB	IBB	HBP	BLK	WP	HR	S	P	ERA	WHIP										
Dave Sisler, R (1, 1) ERA: 4.42	5.0		22	5	2	2	2	3	0	0	0	0	0	23	35	3.60	1.600										
Murray Wall, R (6, 1) ERA: 3.66	1.0		5	2	2	2	0	1	0	0	0	0	0	4	8	18.00	3.000										
Mike Fornieles, R (7, 1) ERA: 5.23	2.0		8	2	0	0	0	0	0	0	0	0	0	8	8	0.00	1.000										
Leo Kiely, L (9, 1) ERA: 3.12	0.2	L	6	2	1	1	0	2	0	0	0	0	0	4	12	13.50	6.000										

Boston Red Sox @ Detroit Tigers
Briggs Stadium, Detroit, MI
Mon Jul 28 1958, 4:33 AM EDT
Att.: 4,993 - Unknown

AB 34
R 5
H 11
RBI 5
BB 6
SO 2
LOB 19



Batter	1	2	3	4	5	6	7	8	9	10	11	AB	R	H	RBI	BB	SO	LOB	TOP			
Marty Keough, L OBP: 0.300, SLG: 0.366 Ted Lepcio, R OBP: 0.306, SLG: 0.489	K		HR 1B		BB 1B		K		FC2-5 SH 1B		HR 1B	4	1	2	0	0	2	0				
Pete Runnels, L OBP: 0.425, SLG: 0.433 Dick Gerner, R OBP: 0.341, SLG: 0.426	F6		HR BB		L5		1B WP 1B		SH 1B FC2-5		HR 1B	4	3	2	0	1	0	1				
Ted Williams, L OBP: 0.444, SLG: 0.545 Jim Piersall, R OBP: 0.323, SLG: 0.397	F4		HR		BB BB		WP 2B 1B		F5		HR	5	3	3	7	1	0	2				
Frank Malzone, R OBP: 0.348, SLG: 0.422		F6	F5		L9		2B BB		FC2-5 1B		K	5	1	0	0	1	1	4				
Jackie Jensen, R OBP: 0.421, SLG: 0.625	K			S PB 1B	1-2 2-3 BB		1-1 2-H 2-H 2B		1-2 2-3 1B		F8	5	1	3	2	1	1	0				
Gene Stephens, L OBP: 0.235, SLG: 0.364	L9			K	K		L9		F4		K	6	0	0	0	0	3	7				
Lou Berberet, L OBP: 0.385, SLG: 0.293			G3-6 BB	1-3 1B		K		4-3		G3		4	0	1	1	1	1	0				
Billy Klaus, L OBP: 0.205, SLG: 0.203			G3-6	1-3		F8		L9		F3		5	0	0	0	0	0	2				
Frank Sullivan, R OBP: 0.190, SLG: 0.154 Ted Bowsfield, R OBP: 0.333, SLG: 0.333 Tom Brewer, R OBP: 0.192, SLG: 0.200			BB HR 1B	K		K		F8		L9		0	0	0	0	0	0	0				
Inning Stats	R: 0 E: 0 K: 1 S: 5	H: 0 LOB: 0 BB: 0 P: 5	R: 0 E: 0 K: 1 S: 5	H: 0 LOB: 0 BB: 0 P: 5	R: 4 E: 0 K: 0 S: 5	H: 3 LOB: 0 BB: 2 P: 13	R: 1 E: 0 K: 2 S: 9	H: 2 LOB: 1 BB: 0 P: 9	R: 0 E: 0 K: 1 S: 6	H: 0 LOB: 0 BB: 0 P: 7	R: 3 E: 0 K: 1 S: 7	H: 3 LOB: 0 BB: 1 P: 11	R: 0 E: 0 K: 0 S: 3	H: 0 LOB: 0 BB: 0 P: 3	R: 0 E: 0 K: 0 S: 3	H: 0 LOB: 0 BB: 0 P: 3	R: 3 E: 0 K: 2 S: 10	H: 3 LOB: 0 BB: 0 P: 10	1B: 11 2B: 1 3B: 0 HR: 2	SF: 0 SAC: 1 DP: 1 HBP: 0	WP: 1 PB: 1 SB: 1 CS: 0	PA: 51
PITCHER	IP ERA	WLS 3.7	BF 16	H 5	R 5	ER 4	SO 3	BB 2	IBB 0	HBP 0	BLK 0	WP 0	HR 0	S 20	P 28	ERA 10.80	WHIP 2.100					
Bill Fischer, R ERA: 7.36	IP ERA	WLS 1.0	BF 6	H 3	R 3	ER 3	SO 2	BB 0	IBB 0	HBP 0	BLK 0	WP 0	HR 1	S 10	P 10	ERA 27.00	WHIP 3.000					

Boston Red Sox @ Detroit Tigers
Briggs Stadium, Detroit, MI
Tue Jul 29 1958, 7:05 PM EDT
Att: 2,270 - Unknown

AB 45
R 11
H 14
RBI 10
BB 5
SO 10
LOB 17



Batter	1	2	3	4	5	6	7	8	9	10	11	AB	R	H	RBI	BB	SO	LOB	BOTTOM					
Frank Bolling, R OBP: 0.342, SLG: 0.388	HR 1B	2B			F7		F7	F9			5-3	6	1	2	0	0	0	1						
Billy Martin, R OBP: 0.289, SLG: 0.379	HR	4-3			5-3		E6 SF8	F8			4-3	6	2	1	2	0	0	3						
Harvey Kuenn, R OBP: 0.380, SLG: 0.464	FC5-4 1B		L7		F8		E7 SF8 2B 1B		L5		F8	6	1	2	0	0	0	0						
Gail Harris, L OBP: 0.337, SLG: 0.500	K		G3			L9 2B	SF8		4-3			4	1	1	1	0	1	1						
Al Kaline, R OBP: 0.372, SLG: 0.500	FC5-4 HR		L6-3		L9	L9	2-3 3-H 2B		L5-3			5	1	1	1	0	0	2						
Charlie Maxwell, L OBP: 0.337, SLG: 0.359 Johnny Groh, R OBP: 0.365, SLG: 0.442							F8				SH2-4 1B	1	1	1	2	1	0	0						
Bob Hazle, L OBP: 0.325, SLG: 0.305	HR				BB		3-H 2B				SH2-4 1B	2	0	1	0	0	0	1						
Charlie Lau, L OBP: 0.292, SLG: 0.350 Red Wilson, R OBP: 0.406, SLG: 0.404	K				K		F5		1B 3B		SH2-4	2	1	1	0	0	0	1						
Reno Bertoia, R OBP: 0.262, SLG: 0.287 Tito Francona, L OBP: 0.330, SLG: 0.322 Hank Aquirre, R OBP: 0.287, SLG: 0.286 Tom Morgan, R OBP: 0.143, SLG: 0.143 Bill Fischer, R OBP: 0.222, SLG: 0.250		5-3			F9			4-3		K		2	0	0	0	1	0	1						
Jim Bunning, R ERA: 3.72 Ted Bowsfield, L ERA: 0.82 Tom Brewer, R ERA: 3.66	IP ERA	WLS 6.0	BF 26	H 5	R 4	ER 3	SO 3	BB 1	IBB 0	HBP 0	BLK 0	WP 0	HR 0	S 28	P 38	ERA 1.50	WHIP 1.000							
Bill Fischer, R ERA: 7.36	IP ERA	WLS 4.1	BF 16	H 3	R 1	ER 1	SO 1	BB 0	IBB 0	HBP 0	BLK 0	WP 0	HR 0	S 18	P 18	ERA 2.08	WHIP 0.692							
Inning Stats	R: 4 E: 0 K: 2 S: 11	H: 4 LOB: 0 BB: 0 P: 11	R: 0 E: 0 K: 0 S: 4	H: 1 LOB: 1 BB: 0 P: 4	R: 0 E: 0 K: 0 S: 3	H: 0 LOB: 0 BB: 0 P: 3	R: 0 E: 0 K: 0 S: 3	H: 0 LOB: 0 BB: 0 P: 3	R: 0 E: 0 K: 0 S: 5	H: 2 LOB: 2 BB: 1 P: 9	R: 2 E: 0 K: 0 S: 6	H: 2 LOB: 1 BB: 0 P: 6	R: 1 E: 0 K: 0 S: 5	H: 0 LOB: 0 BB: 0 P: 5	R: 0 E: 0 K: 0 S: 3	H: 0 LOB: 0 BB: 0 P: 3	R: 0 E: 0 K: 1 S: 6	H: 1 LOB: 1 BB: 0 P: 6	R: 0 E: 0 K: 0 S: 3	H: 0 LOB: 0 BB: 0 P: 3	1B: 5 2B: 4 3B: 1 HR: 2	SF: 1 SAC: 1 DP: 0 HBP: 0	WP: 0 PB: 1 SB: 0 CS: 0	PA: 48
PITCHER	IP ERA	WLS 0.2	BF 6	H 4	R 3	ER 4	SO 1	BB 0	IBB 0	HBP 0	BLK 0	WP 0	HR 0	S 8	P 8	ERA 54.00	WHIP 6.000							

Boston Red Sox @ Detroit Tigers
Briggs Stadium, Detroit, MI
Tue Jul 29 1958, 7:05 PM EDT
Att: 2,270 - Unknown

AB 44
R 8
H 12
RBI 8
BB 2
SO 5
LOB 17



Batter	1	2	3	4	5	6	7	8	9	AB	R	H	RBI	BB	SO	LOB	TOP			
Marty Keough, L OBP: 0.298, SLG: 0.360	F8		BB 1B		L9		G3			4	0	1	0	0	0	1	Boston Red Sox @ Detroit Tigers Briggs Stadium, Detroit, MI Wed Jul 30 1958, 4:33 AM EDT Att: 6,334 - Unknown			
Pete Runnels, L OBP: 0.424, SLG: 0.434			F2			G3		F7	4	0	1	0	0	0	1					
Ted Williams, L OBP: 0.444, SLG: 0.541						4-3		F4	2	0	0	0	2	0	0					
Frank Malzone, R OBP: 0.347, SLG: 0.420	G6-4-3							G3	3	4	0	1	0	0	1	4				
Jackie Jensen, R OBP: 0.416, SLG: 0.617					F4		F5			4	0	0	0	0	0	1				
Gene Stephens, L OBP: 0.295, SLG: 0.396		1B			F6					4	1	3	1	0	0	0				
Sammy White, R OBP: 0.314, SLG: 0.409		1B			K		L8			4	0	1	0	0	1	1				
Don Buddin, R OBP: 0.355, SLG: 0.367							5-3			4	0	0	0	0	2	3				
Ike Delock, R OBP: 0.107, SLG: 0.038			K							2	0	0	0	1	2	0				
Inning Stats	R: 0 E: 0 K: 0 S: 3	H: 1 LOB: 1 BB: 1 P: 7	R: 0 E: 0 K: 1 S: 6	H: 2 LOB: 2 BB: 0 P: 6	R: 0 E: 0 K: 2 S: 8	H: 1 LOB: 2 BB: 1 P: 12	R: 0 E: 0 K: 1 S: 5	H: 0 LOB: 0 BB: 0 P: 5	R: 0 E: 0 K: 0 S: 4	H: 1 LOB: 1 BB: 0 P: 4	R: 1 E: 0 K: 0 S: 4	H: 1 LOB: 1 BB: 1 P: 8	R: 0 E: 0 K: 0 S: 3	H: 0 LOB: 0 BB: 0 P: 3	R: 0 E: 0 K: 1 S: 6	H: 1 LOB: 1 BB: 0 P: 6	1B: 4 2B: 3 3B: 0 HR: 1	SF: 0 SAC: 0 DP: 2 HBP: 0	WP: 0 PB: 0 SB: 0 CS: 1	PA: 35
PITCHER George Susce, R ERA: 3.14	IP: 0.0	WLS: W	BF: 0	H: 0	R: 0	ER: 0	SO: 0	BB: 0	IBB: 0	HBP: 0	BLK: 0	WP: 0	HR: 0	S: 0	P: 0	ERA: ∞	WHIP: ∞			

Batter	1	2	3	4	5	6	7	8	9	AB	R	H	RBI	BB	SO	LOB	BOTTOM			
Harvey Kuenn, R OBP: 0.381, SLG: 0.465	L4		BB 1B				F9			4	0	2	0	0	0	2	Boston Red Sox @ Detroit Tigers Briggs Stadium, Detroit, MI Wed Jul 30 1958, 4:33 AM EDT Att: 6,334 - Unknown			
Billy Martin, R OBP: 0.288, SLG: 0.377			1B			1B		6-3	1	4	0	1	1	0	0	1				
Al Kaline, R OBP: 0.374, SLG: 0.504			1B							3	1	1	0	1	0	0				
Gail Harris, L OBP: 0.336, SLG: 0.494	K		G4-6-3					G3	3	3	0	0	0	1	1	4				
Charlie Maxwell, L OBP: 0.332, SLG: 0.353					L5					4	0	0	1	0	2	1				
Johnny Groth, R OBP: 0.365, SLG: 0.442						K		G3	2	0	0	0	0	0	0	0				
Frank Bolling, R OBP: 0.341, SLG: 0.389		F4			1-3			F7	1	4	0	1	0	0	0	1				
Charlie Lau, L OBP: 0.259, SLG: 0.304										3	0	0	0	0	1	1				
Coot Veal, R OBP: 0.667, SLG: 0.667										3	1	2	0	0	0	0				
George Susce, R OBP: 0.238, SLG: 0.211			SH1-3							2	0	0	0	0	0	2				
Inning Stats	R: 0 E: 2 K: 1 S: 6	H: 0 LOB: 1 BB: 0 P: 6	R: 0 E: 0 K: 1 S: 5	H: 0 LOB: 0 BB: 0 P: 5	R: 1 E: 0 K: 0 S: 5	H: 3 LOB: 2 BB: 1 P: 9	R: 0 E: 0 K: 1 S: 5	H: 0 LOB: 0 BB: 0 P: 5	R: 0 E: 0 K: 0 S: 4	H: 1 LOB: 1 BB: 0 P: 4	R: 0 E: 0 K: 1 S: 5	H: 0 LOB: 2 BB: 0 P: 5	R: 0 E: 0 K: 0 S: 4	H: 2 LOB: 2 BB: 0 P: 5	R: 1 E: 0 K: 0 S: 4	H: 1 LOB: 1 BB: 1 P: 8	1B: 5 2B: 1 3B: 1 HR: 0	SF: 0 SAC: 1 DP: 1 HBP: 0	WP: 0 PB: 0 SB: 0 CS: 0	PA: 33
PITCHER Ike Delock, R ERA: 2.64	IP: 8.0	WLS: L	BF: 33	H: 7	R: 2	ER: 2	SO: 4	BB: 1	IBB: 1	HBP: 0	BLK: 0	WP: 0	HR: 0	S: 39	P: 47	ERA: 2.25	WHIP: 1.000			

Batter	1	2	3	4	5	6	7	8	9	AB	R	H	RBI	BB	SO	LOB	TOP			
Gene Stephens, L (1, 8) OBP: 0.294, SLG: 0.410	0-0 HR		0-0 E3 G4-6-3		0-0 F6		0-3 K			4	1	1	1	0	1	3	Boston Red Sox @ Detroit Tigers Briggs Stadium, Detroit, MI Thu Jul 31 1958, 4:33 AM EDT Att: 4,458 - Unknown			
Pete Runnels, L (1, 4) OBP: 0.422, SLG: 0.431	0-0 6-3		0-0 G4-6-3 1-2			0-0 SH3-4 BB SF7 1B	0-0 L9			4	1	1	0	0	0	2				
Ted Williams, L (1, 7) OBP: 0.442, SLG: 0.536	0-3 K			0-0 4-3		4-0 SH3-4 BB 1-2		0-0 F9		3	0	0	0	1	1	0				
Frank Malzone, R (1, 5) OBP: 0.345, SLG: 0.417	0-3 K			0-0 4-3		0-0 SH3-4 1-2 2-3		0-0 4-3		3	0	0	0	0	1	0				
Jackie Jensen, R (1, 9) OBP: 0.417, SLG: 0.614		4-0 WP BB		0-0 L8		4-0 FC6 IBB		0-0 6-3		2	0	0	0	2	0	0				
Dick Gernert, R (1, 3) OBP: 0.340, SLG: 0.425		0-0 F8 1-2			4-0 FC3-6 BB	0-0 SF7		0-3 K		2	0	0	1	1	1	1				
Sammy White, R (1, 2) Marty Keough, L (9, PH) OBP: 0.295, SLG: 0.356	0-0 F3				0-3 K	0-0 FC6 1-2		0-3 K		3	0	0	0	0	1	4				
Don Buddin, R (1, 6) Lou Berberet, L (9, PH) OBP: 0.353, SLG: 0.291	0-0 L8				0-0 FC3-6 1B 1-2		0-0 F6		0-0 4-3	3	0	0	0	0	0	2				
Bill Monbouquette, R (1, 1) OBP: 0.333, SLG: 0.333			0-0 4-3		0-0 1B 1-3		0-0 1B			3	0	2	0	0	0	0				
Inning Stats	R: 1 E: 0 K: 2 S: 8	H: 1 LOB: 0 BB: 0 P: 8	R: 0 E: 0 K: 0 S: 3	H: 0 LOB: 1 BB: 1 P: 7	R: 0 E: 1 K: 0 S: 3	H: 0 LOB: 0 BB: 0 P: 3	R: 0 E: 0 K: 0 S: 3	H: 1 LOB: 2 BB: 1 P: 10	R: 1 E: 0 K: 1 S: 4	H: 1 LOB: 2 BB: 2 P: 12	R: 0 E: 0 K: 1 S: 6	H: 1 LOB: 1 BB: 0 P: 6	R: 0 E: 0 K: 2 S: 3	H: 0 LOB: 0 BB: 0 P: 3	R: 0 E: 0 K: 2 S: 7	H: 0 LOB: 0 BB: 0 P: 7		1B: 3 2B: 0 3B: 0 HR: 1	SF: 1 SAC: 1 DP: 1 HBP: 0	WP: 1 PB: 0 SB: 0 CS: 0
PITCHER Frank Lary, R (1, 1) ERA: 3.35	IP: 9.0 WLS: W BF: 35 H: 4 R: 2 ER: 2 SO: 6 BB: 3 IBB: 1 HBP: 0 BLK: 0 WP: 1 HR: 1 S: 43 P: 59 ERA: 2.00 WHIP: 0.778															PITCHER				

Batter	1	2	3	4	5	6	7	8	9	AB	R	H	RBI	BB	SO	LOB	BOTTOM			
Harvey Kuenn, R (1, 8) OBP: 0.377, SLG: 0.460	0-0 6-3		0-0 F3		0-0 F9		0-0 F9 1-2			4	0	0	0	0	0	2	Boston Red Sox @ Detroit Tigers Briggs Stadium, Detroit, MI Thu Jul 31 1958, 4:33 AM EDT Att: 4,458 - Unknown			
Billy Martin, R (1, 5) OBP: 0.291, SLG: 0.380	0-3 K			4-0 2B BB	0-0 F6			0-0 L4-3 2B		3	2	1	0	1	1	0				
Al Kaline, R (1, 9) OBP: 0.375, SLG: 0.506	0-0 L8			0-0 1B 2B	4-0 BB			0-0 L4-3		3	1	1	1	1	0	1				
Gail Harris, L (1, 3) OBP: 0.339, SLG: 0.491		0-0 F9		0-0 2B 1B	0-0 F7			4-0 2B IBB		3	0	1	1	1	0	1				
Charlie Maxwell, L (1, 7) Johnny Groth, R (9, 7) OBP: 0.365, SLG: 0.442	0-3 K			0-0 1-3 2B		0-0 F7		0-0 F2		4	0	1	0	0	1	2				
Frank Bolling, R (1, 4) OBP: 0.340, SLG: 0.390	0-0 F8			0-0 F5		0-0 F7		0-0 FC5 1-3 3-H 4-0 2B		4	0	1	1	0	0	2				
Charlie Lau, L (1, 2) OBP: 0.323, SLG: 0.292			4-0 BB	4-0 IBB		0-0 F9		0-0 IBB		1	0	0	0	3	0	0				
Coot Veal, R (1, 6) OBP: 0.429, SLG: 0.429			0-0 F4	0-0 F2			0-0 CS 1B	0-0 FC5 2-3		4	0	1	0	0	0	7				
Frank Lary, R (1, 1) OBP: 0.155, SLG: 0.143			0-0 F7	0-0 1-3			0-3 K			3	0	0	0	0	1	5				
Inning Stats	R: 0 E: 0 K: 1 S: 5	H: 0 LOB: 0 BB: 0 P: 5	R: 0 E: 0 K: 1 S: 5	H: 0 LOB: 0 BB: 0 P: 5	R: 0 E: 0 K: 0 S: 3	H: 0 LOB: 1 BB: 1 P: 7	R: 2 E: 0 K: 0 S: 6	H: 3 LOB: 3 BB: 2 P: 14	R: 0 E: 0 K: 0 S: 3	H: 0 LOB: 1 BB: 1 P: 7	R: 0 E: 0 K: 0 S: 3	H: 0 LOB: 0 BB: 0 P: 3	R: 0 E: 0 K: 1 S: 5	H: 1 LOB: 0 BB: 0 P: 5	R: 1 E: 0 K: 0 S: 5	H: 2 LOB: 2 BB: 2 P: 13		1B: 2 2B: 4 3B: 0 HR: 0	SF: 0 SAC: 0 DP: 0 HBP: 0	WP: 0 PB: 0 SB: 0 CS: 1
PITCHER Bill Monbouquette, R (1, 1) ERA: 4.0	IP: 8.0 WLS: L BF: 35 H: 6 R: 3 ER: 3 SO: 3 BB: 3 IBB: 3 HBP: 0 BLK: 0 WP: 0 HR: 0 S: 35 P: 59 ERA: 3.38 WHIP: 1.125															PITCHER				

Batter	1	2	3	4	5	6	7	8	9	AB	R	H	RBI	BB	SO	LOB	TOP		
Bob Boyd, L OBP: 0.342, SLG: 0.467 (1, 3)										4	0	2	0	0	0	0			
Al Pilarcik, L OBP: 0.306, SLG: 0.307 (1, 8)										4	1	1	0	0	0	2			
Bob Nieman, R OBP: 0.423, SLG: 0.586 (1, 7)										4	0	1	1	0	1	2			
Gene Woodling, L OBP: 0.387, SLG: 0.402 (1, 9)										4	0	0	0	0	1	3			
Joe Ginsberg, L OBP: 0.351, SLG: 0.333 (1, 2)										2	0	0	0	0	0	0			
Brooks Robinson, R OBP: 0.310, SLG: 0.352 (1, 5)										3	0	0	0	0	0	1			
Billy Gardner, R OBP: 0.277, SLG: 0.316 (1, 4)										3	0	1	0	0	1	0			
Willy Miranda, S OBP: 0.296, SLG: 0.172 (1, 6)										2	0	0	0	0	0	1			
Jim Marshall, L OBP: 0.286, SLG: 0.341 (8, PH)										1	0	0	0	0	1	0			
Foster Castleman, R OBP: 0.270, SLG: 0.269 (8, 6)										0	0	0	0	0	0	0			
Jack Harshman, L OBP: 0.349, SLG: 0.462 (1, 1)										3	0	0	0	0	0	1			
Inning Stats	R: 0 E: 0 K: 0 S: 4	H: 1 LOB: 1 BB: 0 P: 4	R: 0 E: 0 K: 1 S: 5	H: 0 LOB: 0 BB: 0 P: 5	R: 0 E: 0 K: 0 S: 3	H: 0 LOB: 0 BB: 0 P: 3	R: 1 E: 0 K: 0 S: 4	H: 2 LOB: 0 BB: 0 P: 4	R: 0 E: 0 K: 0 S: 4	H: 1 LOB: 1 BB: 0 P: 4	R: 0 E: 0 K: 1 S: 6	H: 0 LOB: 0 BB: 0 P: 3	R: 0 E: 0 K: 1 S: 5	H: 0 LOB: 0 BB: 0 P: 5	R: 0 E: 0 K: 1 S: 5	H: 0 LOB: 0 BB: 0 P: 5	1B: 4 2B: 1 3B: 0 HR: 0	SF: 0 SAC: 0 DP: 1 HBP: 1	WP: 0 PA: 31 PB: 0 SB: 0 CS: 1
PITCHER Herb Moford, R ERA: 3.21 (1, 1)	IP: 9.0 WLS: W BF: 31	H: 5 R: 1 ER: 1 SO: 4	BB: 0 IBB: 0 HBP: 1 BLK: 0	WP: 0 HR: 0 S: 38 P: 39	ERA: 1.00 WHIP: 0.556	PITCHER	IP: 9.0 WLS: W BF: 31	H: 5 R: 1 ER: 1 SO: 4	BB: 0 IBB: 0 HBP: 1 BLK: 0	WP: 0 HR: 0 S: 38 P: 39	ERA: 1.00 WHIP: 0.556	PITCHER	IP: 9.0 WLS: W BF: 31	H: 5 R: 1 ER: 1 SO: 4	BB: 0 IBB: 0 HBP: 1 BLK: 0	WP: 0 HR: 0 S: 38 P: 39	ERA: 1.00 WHIP: 0.556		

Baltimore Orioles @ Detroit Tigers
Briggs Stadium, Detroit, MI
Fri Aug 01 1958, 7:05 PM EDT
Att: 18,312 - Unknown

AB	30
R	1
H	5
RBI	1
BB	0
SO	4
LOB	10





Batter	1	2	3	4	5	6	7	8	9	AB	R	H	RBI	BB	SO	LOB	BOTTOM		
Harvey Kuenn, R OBP: 0.378, SLG: 0.460 (1, 8)										4	0	2	0	0	0	0			
Billy Martin, R OBP: 0.288, SLG: 0.375 (1, 5)										4	1	0	0	0	1	2			
Al Kaline, R OBP: 0.379, SLG: 0.510 (1, 9)										3	1	2	0	1	1	0			
Gail Harris, L OBP: 0.337, SLG: 0.502 (1, 3)										3	1	1	3	0	0	1			
Johnny Groth, R OBP: 0.360, SLG: 0.432 (1, 7)										4	0	1	0	0	1	1			
Frank Bolling, R OBP: 0.338, SLG: 0.387 (1, 4)										3	0	0	0	0	0	1			
Red Wilson, R OBP: 0.404, SLG: 0.493 (1, 2)										3	0	1	0	0	1	0			
Coot Veal, R OBP: 0.400, SLG: 0.500 (1, 6)										3	0	1	0	0	2	0			
Herb Moford, R OBP: 0.056, SLG: 0.056 (1, 1)										3	0	0	0	0	1	2			
Inning Stats	R: 2 E: 0 K: 1 S: 8	H: 3 LOB: 1 BB: 0 P: 8	R: 0 E: 0 K: 2 S: 7	H: 0 LOB: 0 BB: 0 P: 7	R: 0 E: 0 K: 0 S: 3	H: 0 LOB: 1 BB: 1 P: 7	R: 0 E: 0 K: 0 S: 5	H: 2 LOB: 2 BB: 0 P: 5	R: 0 E: 0 K: 1 S: 5	H: 1 LOB: 0 BB: 0 P: 5	R: 0 E: 0 K: 2 S: 7	H: 0 LOB: 0 BB: 0 P: 7	R: 1 E: 0 K: 0 S: 5	H: 2 LOB: 1 BB: 0 P: 5	R: 0 E: 0 K: 0 S: 5	H: 0 LOB: 0 BB: 0 P: 5	1B: 5 2B: 3 3B: 0 HR: 1	SF: 1 SAC: 0 DP: 1 HBP: 0	WP: 0 PA: 32 PB: 0 SB: 0 CS: 0
PITCHER Jack Harshman, L ERA: 2.82 (1, 1)	IP: 8.0 WLS: L BF: 32	H: 8 R: 3 ER: 3 SO: 7	BB: 1 IBB: 0 HBP: 0 BLK: 0	WP: 0 HR: 1 S: 45 P: 49	ERA: 3.38 WHIP: 1.125	PITCHER	IP: 8.0 WLS: L BF: 32	H: 8 R: 3 ER: 3 SO: 7	BB: 1 IBB: 0 HBP: 0 BLK: 0	WP: 0 HR: 1 S: 45 P: 49	ERA: 3.38 WHIP: 1.125	PITCHER	IP: 8.0 WLS: L BF: 32	H: 8 R: 3 ER: 3 SO: 7	BB: 1 IBB: 0 HBP: 0 BLK: 0	WP: 0 HR: 1 S: 45 P: 49	ERA: 3.38 WHIP: 1.125		


Baltimore Orioles @ Detroit Tigers
Briggs Stadium, Detroit, MI
Fri Aug 01 1958, 7:05 PM EDT
Att: 18,312 - Unknown


AB	30
R	3
H	8
RBI	3
BB	1
SO	7
LOB	7



Batter	1	2	3	4	5	6	7	8	9	AB	R	H	RBI	BB	SO	LOB	TOP				
Dick Williams, R OBP: 0.342, SLG: 0.344	(1.5) X 5-3		X 0-0 F8	X 0-0 FC6-4		X 0-3 K		X 0-0	X 0-0	5	0	1	0	0	1	3	<p>Baltimore Orioles @ Detroit Tigers Briggs Stadium, Detroit, MI Sat Aug 02 1958, 4:33 AM EDT Att: 7,566 - Unknown</p> <p>livebaseballscorecards.com</p> <p>AB 37 R 7 H 11 RBI 7 BB 3 SO 3 LOB 15</p> 				
Bob Boyd, L OBP: 0.339, SLG: 0.461	(1.3) X E4		X 0-0	X 0-0 CS		X 0-0 F4		X 0-0	X 0-0 4-3	5	1	1	1	0	0	3					
Bob Nieman, R OBP: 0.422, SLG: 0.587	(1.7) S K		X 0-0	X 0-0		X 0-0		X 0-0	X 0-0 F4	5	2	2	0	0	1	2					
Gene Woodling, L OBP: 0.385, SLG: 0.398	(1.9) X L9		X 4-0	X 0-0		X 0-0		X 0-0	X 0-0	3	1	0	0	1	0	2					
Jim Busby, R OBP: 0.391, SLG: 0.309	(7.8)		X 1-2	X 0-0		X 0-0		X 0-0	X 0-0	0	0	0	0	0	0	0					
Joe Ginsberg, L OBP: 0.347, SLG: 0.328	(9. PH)		X 1-2	X 0-0		X 0-0		X 0-0	X 0-0	1	0	0	0	0	0	1					
Gus Triandos, R OBP: 0.330, SLG: 0.478	(1.2)		X 0-0	X 0-0		X 0-0		X 0-0	X 0-0	4	1	2	5	0	0	0					
Al Pilarcik, L OBP: 0.306, SLG: 0.313	(1.8) (7.9)		X 0-0	X 0-0		X 0-0		X 0-0	X 0-0	4	0	2	0	0	0	1					
Billy Gardner, R OBP: 0.315	(1.4)		X 0-0	X 0-0		X 0-0		X 0-0	X 0-0	2	0	0	0	1	0	1					
Jack Harshman, L OBP: 0.344, SLG: 0.453	(6. PH)		X 0-0	X 0-0		X 0-0		X 0-0	X 0-0	1	0	0	0	0	0	1					
Brooks Robinson, R OBP: 0.310, SLG: 0.352	(8.4)		X 0-0	X 0-0		X 0-0		X 0-0	X 0-0	0	0	0	0	0	0	0					
Willy Miranda, S OBP: 0.299, SLG: 0.198	(1.6)		X 0-0	X 0-0		X 0-0		X 0-0	X 0-0	3	1	1	1	0	0	1					
Jim Marshall, L OBP: 0.284, SLG: 0.339	(6. PH)		X 0-0	X 0-0		X 0-0		X 0-0	X 0-0	1	0	0	0	0	0	0					
Foster Castleman, R OBP: 0.270, SLG: 0.289	(8.6)		X 0-0	X 0-0		X 0-0		X 0-0	X 0-0	0	0	0	0	0	0	0					
Billy O'Dell, S OBP: 0.197, SLG: 0.188	(1.1)		X 0-0	X 0-0		X 0-0		X 0-0	X 0-0	0	0	0	0	0	0	0					
Billy Loes, R OBP: 0.111, SLG: 0.080	(2.1)		X 0-0	X 0-0		X 0-0		X 0-0	X 0-0	3	0	2	0	0	1	0					
George Zuverink, R OBP: 0.300, SLG: 0.444	(8.1)		X 0-0	X 0-0		X 0-0		X 0-0	X 0-0	0	0	0	0	0	0	0					
Joe Taylor, R OBP: 0.357, SLG: 0.542	(9. PH)		X 0-0	X 0-0		X 0-0		X 0-0	X 0-0	0	1	0	0	1	0	0					
Inning Stats	R: 0 E: 1 K: 1 S: 6	H: 0 LOB: 1 BB: 0 P: 6	R: 0 E: 0 K: 0 S: 3	H: 0 LOB: 0 BB: 0 P: 3	R: 5 E: 0 K: 1 S: 10	H: 5 LOB: 1 BB: 1 P: 14	R: 0 E: 0 K: 0 S: 3	H: 1 LOB: 0 BB: 0 P: 3	R: 1 E: 0 K: 0 S: 5	H: 2 LOB: 1 BB: 0 P: 5	R: 0 E: 0 K: 1 S: 6	H: 1 LOB: 2 BB: 1 P: 10	R: 0 E: 0 K: 0 S: 3	H: 0 LOB: 0 BB: 0 P: 3	R: 0 E: 0 K: 0 S: 3	H: 1 LOB: 1 BB: 1 P: 3	R: 1 E: 0 K: 0 S: 4	H: 1 LOB: 1 BB: 1 P: 8	1B: 6 2B: 3 3B: 0 HR: 2	SF: 0 SAC: 0 DP: 1 HBP: 0	WP: 0 PA: 41 PB: 0 SB: 0 CS: 1
PITCHER	IP WLS BF H R ER SO BB IBB HBP BLK WP HR S P ERA WHIP																				
Jim Bunning, R ERA: 3.96	(1.1)	2.2	W	15	5	5	5	2	1	0	0	0	0	0	0	2	18	22	16.88	2.250	
Al Cicotte, R ERA: 5.95	(3.1)	5.1	L	22	6	2	2	1	2	0	0	0	0	0	0	22	30	3.38	1.500		
Hank Aguirre, L ERA: 3.94	(9.1)	0.1	S	1	0	0	0	0	0	0	0	0	0	0	1	1	0.00	0.000			
George Susce, R ERA: 3.11	(9.1)	0.2	S	2	0	0	0	0	0	0	0	0	0	0	2	2	0.00	0.000			

Batter	1	2	3	4	5	6	7	8	9	AB	R	H	RBI	BB	SO	LOB	BOTTOM	
Harvey Kuenn, R OBP: 0.381, SLG: 0.462	(1.8) X L9 BLK 6-3	X 0-0	X 0-0	X 0-0	X 0-0	X 0-0	X 0-0	X 0-0	X 0-0	5	1	3	2	0	0	0	<p>Baltimore Orioles @ Detroit Tigers Briggs Stadium, Detroit, MI Sat Aug 02 1958, 4:33 AM EDT Att: 7,566 - Unknown</p> <p>livebaseballscorecards.com</p> <p>AB 35 R 8 H 12 RBI 7 BB 1 SO 3 LOB 11</p> 	
Billy Martin, R OBP: 0.286, SLG: 0.373	(1.5) X 6-3	X 0-0	X 0-0	X 0-0	X 0-0	X 0-0	X 0-0	X 0-0	X 0-0	5	0	1	0	0	0	5		
Al Kaline, R OBP: 0.375, SLG: 0.506	(1.9) X L9	X 0-0	X 0-0	X 0-0	X 0-0	X 0-0	X 0-0	X 0-0	X 0-0	3	0	0	1	0	0	2		
Gail Harris, L OBP: 0.340, SLG: 0.504	(1.3) X 1B	X 0-0	X 0-0	X 0-0	X 0-0	X 0-0	X 0-0	X 0-0	X 0-0	3	2	1	0	0	1	1		
Johnny Groth, R OBP: 0.359, SLG: 0.429	(1.7) X 1B	X 0-0	X 0-0	X 0-0	X 0-0	X 0-0	X 0-0	X 0-0	X 0-0	3	0	1	1	0	1	0		
Charlie Maxwell, L OBP: 0.333, SLG: 0.355	(7. PH) (8.7)	X 0-0	X 0-0	X 0-0	X 0-0	X 0-0	X 0-0	X 0-0	X 0-0	0	1	0	0	1	0	0		
Frank Bolling, R OBP: 0.337, SLG: 0.393	(1.4) X F4	X 0-0	X 0-0	X 0-0	X 0-0	X 0-0	X 0-0	X 0-0	X 0-0	4	1	1	3	0	0	1		
Red Wilson, R OBP: 0.407, SLG: 0.495	(1.2)	X 0-0	X 0-0	X 0-0	X 0-0	X 0-0	X 0-0	X 0-0	X 0-0	4	1	2	0	0	0	1		
Coot Veal, R OBP: 0.357, SLG: 0.429	(1.6)	X 0-0	X 0-0	X 0-0	X 0-0	X 0-0	X 0-0	X 0-0	X 0-0	4	1	1	0	0	0	1		
Jim Bunning, R OBP: 0.191, SLG: 0.217	(1.1)	X 0-0	X 0-0	X 0-0	X 0-0	X 0-0	X 0-0	X 0-0	X 0-0	1	1	1	0	0	0	0		
Al Cicotte, R OBP: 0.214, SLG: 0.214	(3.1)	X 0-0	X 0-0	X 0-0	X 0-0	X 0-0	X 0-0	X 0-0	X 0-0	3	0	1	0	0	1	0		
Hank Aguirre, R OBP: 0.267, SLG: 0.286	(9.1)	X 0-0	X 0-0	X 0-0	X 0-0	X 0-0	X 0-0	X 0-0	X 0-0	0	0	0	0	0	0	0		
George Susce, R OBP: 0.238, SLG: 0.211	(9.1)	X 0-0	X 0-0	X 0-0	X 0-0	X 0-0	X 0-0	X 0-0	X 0-0	0	0	0	0	0	0	0		
Inning Stats	R: 2 E: 0 K: 0 S: 6	H: 3 LOB: 1 BB: 0 P: 6	R: 3 E: 0 K: 0 S: 7	H: 4 LOB: 1 BB: 0 P: 7	R: 0 E: 0 K: 1 S: 6	H: 1 LOB: 1 BB: 0 P: 6	R: 0 E: 0 K: 1 S: 6	H: 1 LOB: 1 BB: 0 P: 6	R: 0 E: 0 K: 0 S: 3	H: 0 LOB: 0 BB: 0 P: 3	R: 3 E: 0 K: 0 S: 4	H: 1 LOB: 1 BB: 1 P: 9	R: 0 E: 0 K: 0 S: 4	H: 2 LOB: 1 BB: 0 P: 4	1B: 10 2B: 1 3B: 0 HR: 1	SF: 1 SAC: 0 DP: 1 HBP: 1		WP: 0 PA: 38 PB: 0 SB: 0 CS: 0
PITCHER	IP WLS BF H R ER SO BB IBB HBP BLK WP HR S P ERA WHIP																	
Billy O'Dell, L ERA: 3.26	(1.1)	1.0	L	10	7	5	5	0	0	0	0	1	0	0	10	10	45.00	7.000
Billy Loes, R ERA: 4.09	(2.1)	6.0	L	24	3	3	3	3	1	0	1	28	33	4.50	0.667			
George Zuverink, R ERA: 3.56	(8.1)	1.0	S	4	2	0	0	0	0	0	0	4	4	0.00	2.000			


Batter	1	2	3	4	5	6	7	8	9	AB	R	H	RBI	BB	SO	LOB	TOP					
Dick Williams, R (1, 5) OBP: 0.344, SLG: 0.348	4-0 BB		0-0 F8		0-0 F8 1B		0-3 K			3	1	1	1	1	1	1	<p>Baltimore Orioles @ Detroit Tigers Briggs Stadium, Detroit, MI Sun Aug 03 1958, 4:33 AM EDT Unknown</p> <p>AB 34 R 2 H 8 RBI 2 BB 2 SO 5 LOB 11</p> 					
Bob Boyd, L (1, 3) OBP: 0.337, SLG: 0.455	0-0 G3-6-3		4-0 1B BB		0-0 F8		0-0 5-3			3	0	0	0	1	0	2						
Bob Nieman, R (1, 7) OBP: 0.424, SLG: 0.585	0-0 4-3		0-0 1B		0-0 1B			0-0 L5		4	0	2	1	0	0	0						
Gene Woodling, L (1, 9) OBP: 0.380, SLG: 0.392		0-0 G3	0-0 F7		0-0 F7			0-0 3-1		4	0	0	0	0	0	4						
Jim Busby, R (8, 8) OBP: 0.291, SLG: 0.309									0-0 0	0	0	0	0	0	0	0						
Gus Triandos, R (1, 2) OBP: 0.327, SLG: 0.473		0-0 F8		0-0 4-3		0-0 F8			0-0 0	3	0	0	0	0	0	0						
Joe Ginsberg, L (6, 2) OBP: 0.355, SLG: 0.339								0-0 1B		1	0	1	0	0	0	0						
Al Pilarcik, L (1, 8) OBP: 0.307, SLG: 0.312		0-0 1B		0-0 L8		0-0 5-3		0-0 4-3		4	0	1	0	0	0	1						
Billy Gardner, R (1, 4) OBP: 0.278, SLG: 0.315				0-0 F3		0-3 K			0-3 K	3	0	1	0	0	1	1						
Joe Taylor, R (9, PH) OBP: 0.345, SLG: 0.520										1	0	0	0	0	1	0						
Willy Miranda, S (1, 6) OBP: 0.211, SLG: 0.201			0-0 F8		0-0 2B 1B		0-0 F8		0-3 K	3	1	1	0	0	0	1						
Jack Harshman, L (9, PH) OBP: 0.338, SLG: 0.444										1	0	0	0	0	1	0						
Mitt Pappas, R (1, 1) OBP: 0.207, SLG: 0.379					0-0 F5		0-3 K		0-0 6-3	1	0	1	0	0	0	0						
Jim Marshall, L (5, PH) OBP: 0.283, SLG: 0.337										1	0	0	0	0	0	1						
Ken Lehman, L (5, 1) OBP: 0.309, SLG: 0.351			1B BB 1B							1	0	0	0	0	1	0						
Brooks Robinson, R (9, PH) OBP: 0.309, SLG: 0.351										1	0	0	0	0	0	0						
Inning Stats	R: 0 E: 0 K: 0 S: 2	H: 0 LOB: 0 BB: 1 P: 6	R: 0 E: 0 K: 0 S: 4	H: 1 LOB: 1 BB: 0 P: 4	R: 0 E: 0 K: 0 S: 5	H: 2 LOB: 3 BB: 1 P: 9	R: 0 E: 0 K: 1 S: 5	H: 0 LOB: 0 BB: 0 P: 5	R: 2 E: 0 K: 0 S: 6	H: 3 LOB: 1 BB: 0 P: 6	R: 0 E: 0 K: 0 S: 4	H: 1 LOB: 1 BB: 0 P: 4	R: 0 E: 0 K: 2 S: 7	H: 0 LOB: 0 BB: 0 P: 7	R: 0 E: 0 K: 0 S: 4	H: 1 LOB: 1 BB: 0 P: 4	R: 0 E: 0 K: 2 S: 7	H: 0 LOB: 0 BB: 0 P: 7	1B: 7 2B: 1 3B: 0 HR: 0	SF: 0 SAC: 0 DP: 1 HBP: 0	WP: 0 PB: 0 SB: 0 CS: 0	PA: 36
PITCHER Paul Foytack, R (1, 1) ERA: 4.2	IP: 9.0 WLS: W BF: 36 H: 8 R: 2 ER: 2 SO: 5 BB: 2 IBB: 0 HBP: 0 BLK: 0 WP: 0 HR: 0 S: 44 P: 52 ERA: 2.00 WHIP: 1.111															PITCHER	IP: 9.0 WLS: W BF: 36 H: 8 R: 2 ER: 2 SO: 5 BB: 2 IBB: 0 HBP: 0 BLK: 0 WP: 0 HR: 0 S: 44 P: 52 ERA: 2.00 WHIP: 1.111					

Batter	1	2	3	4	5	6	7	8	9	AB	R	H	RBI	BB	SO	LOB	BOTTOM				
Harvey Kuenn, R (1, 8) OBP: 0.382, SLG: 0.464	0-0 F3		4-0 1B BB		0-0 6-3		0-0 2B			3	1	1	0	1	0	0	<p>Baltimore Orioles @ Detroit Tigers Briggs Stadium, Detroit, MI Sun Aug 03 1958, 4:33 AM EDT Unknown</p> <p>AB 32 R 3 H 9 RBI 2 BB 2 SO 9 LOB 14</p> 				
Billy Martin, R (1, 5) OBP: 0.289, SLG: 0.374	0-0 3B 1B		0-0 1B WP 1B		0-0 F9		0-0 6-3			4	2	2	0	0	0	1					
Al Kaline, R (1, 9) OBP: 0.374, SLG: 0.503	0-0 L8		0-0 WP 1-3 3-H 1B		0-0 F2			0-0 L4-3		4	0	1	1	0	0	1					
Gail Harris, L (1, 3) OBP: 0.338, SLG: 0.508	0-0 1-H 3B		0-3 K		0-3 K		0-3 K		0-3 K	4	0	1	1	0	3	1					
Charlie Maxwell, L (1, 7) OBP: 0.331, SLG: 0.352	0-0 4-3		0-3 K		0-0 K		0-0 1B		0-0 BB 1B	2	0	0	0	0	1	2					
Johnny Groth, R (6, PH) OBP: 0.372, SLG: 0.442										2	0	2	0	0	0	0					
Frank Bolling, R (1, 4) OBP: 0.338, SLG: 0.393		0-0 1B	0-0 6-3		0-3 K		0-3 K		4-0 1-2 BB	3	0	1	0	1	1	2					
Charlie Lau, L (1, 2) OBP: 0.294, SLG: 0.259		0-0 F8		0-3 K		0-3 K		0-0 F3		3	0	0	0	0	2	2					
Gus Zernial, R (6, PH) OBP: 0.327, SLG: 0.524										1	0	0	0	0	0	2					
Red Wilson, R (9, 2) OBP: 0.407, SLG: 0.405										0	0	0	0	0	0	0					
Coot Veal, R (1, 6) OBP: 0.353, SLG: 0.412		0-3 K		0-0 G6-4-3 1B				0-0 L5		3	0	1	0	0	1	1					
Paul Foytack, R (1, 1) OBP: 0.356, SLG: 0.333		0-3 K		0-0 G6-4-3				0-0 6-3		3	0	0	0	0	1	2					
Inning Stats	R: 1 E: 0 K: 0 S: 5	H: 2 LOB: 1 BB: 0 P: 5	R: 0 E: 0 K: 2 S: 8	H: 1 LOB: 0 BB: 0 P: 8	R: 2 E: 0 K: 2 S: 9	H: 2 LOB: 1 BB: 1 P: 13	R: 0 E: 0 K: 1 S: 5	H: 1 LOB: 0 BB: 0 P: 5	R: 0 E: 0 K: 0 S: 3	H: 0 LOB: 0 BB: 0 P: 3	R: 0 E: 0 K: 3 S: 10	H: 1 LOB: 1 BB: 0 P: 10	R: 0 E: 0 K: 0 S: 4	H: 1 LOB: 1 BB: 0 P: 4	R: 0 E: 0 K: 1 S: 6	H: 1 LOB: 2 BB: 1 P: 10		1B: 7 2B: 1 3B: 1 HR: 0	SF: 0 SAC: 0 DP: 1 HBP: 0	WP: 2 PB: 0 SB: 0 CS: 0	PA: 34
PITCHER Mitt Pappas, R (1, 1) ERA: 3.96	IP: 4.0 WLS: L BF: 18 H: 6 R: 3 ER: 3 SO: 5 BB: 1 IBB: 0 HBP: 0 BLK: 0 WP: 0 HR: 0 S: 27 P: 31 ERA: 6.75 WHIP: 1.750															PITCHER Ken Lehman, L (5, 1) ERA: 2.91		IP: 4.0 WLS: L BF: 16 H: 3 R: 0 ER: 0 SO: 4 BB: 1 IBB: 0 HBP: 0 BLK: 0 WP: 0 HR: 0 S: 23 P: 27 ERA: 0.00 WHIP: 1.000			

Batter	1	2	3	4	5	6	7	8	9	AB	R	H	RBI	BB	SO	LOB	TOP				
Dick Williams, R (1, 3) OBP: 0.343, SLG: 0.346			5-3 (1)			F7 (1)		L9 (3)		4	1	1	0	0	0	0					
Jim Busby, R (1, 8) OBP: 0.281, SLG: 0.307			6-3 (2)			5-3 (2)				4	0	1	0	0	0	1					
Joe Taylor, R (1, 9) OBP: 0.364, SLG: 0.517			K (3)						F7 (1)	4	0	2	0	0	1	1					
Bob Nieman, R (1, 7) OBP: 0.425, SLG: 0.584						F7 (1)				2	0	1	1	0	0	0					
Al Pilarcik, L (5, 7) OBP: 0.306, SLG: 0.313						K (3)				2	0	1	0	0	1	1					
Brooks Robinson, R (1, 5) OBP: 0.306, SLG: 0.347						F3 (2)				4	0	0	0	0	0	4					
Billy Gardner, R (1, 4) OBP: 0.276, SLG: 0.315									F7 (1)	3	0	1	0	0	0	0					
Joe Ginsberg, L (1, 2) OBP: 0.354, SLG: 0.338						1-3 (1)				3	0	1	0	0	0	0					
Willy Miranda, S (1, 6) OBP: 0.208, SLG: 0.199						L9 (2)				2	0	0	0	0	1	1					
Gene Woodling, L (8, PH) OBP: 0.379, SLG: 0.391										1	0	0	0	0	1	0					
Foster Castleman, R (8, 6) OBP: 0.270, SLG: 0.269										0	0	0	0	0	0	0					
Hal Brown, R (1, 1) OBP: 0.188, SLG: 0.250										2	0	0	0	0	0	1					
Bob Boyd, L (8, PH) OBP: 0.336, SLG: 0.453										1	0	0	0	0	0	0					
Charlie Beamon, R (8, 1)										0	0	0	0	0	0	0					
Inning Stats	R: 1 E: 0 K: 0 S: 5	H: 3 LOB: 1 BB: 0 P: 5	R: 0 E: 0 K: 1 S: 6	H: 1 LOB: 1 BB: 0 P: 6	R: 0 E: 0 K: 1 S: 5	H: 0 LOB: 0 BB: 0 P: 5	R: 0 E: 0 K: 0 S: 3	H: 1 LOB: 0 BB: 0 P: 3	R: 0 E: 0 K: 0 S: 3	H: 0 LOB: 0 BB: 0 P: 3	R: 0 E: 0 K: 1 S: 6	H: 1 LOB: 1 BB: 0 P: 6	R: 0 E: 0 K: 0 S: 3	H: 0 LOB: 0 BB: 0 P: 3	R: 0 E: 0 K: 1 S: 5	H: 0 LOB: 0 BB: 0 P: 5	R: 0 E: 0 K: 0 S: 4	H: 2 LOB: 1 BB: 0 P: 4	1B: 8 2B: 0 3B: 0 HR: 0	SF: 0 SAC: 0 DP: 2 HBP: 0	WP: 0 PA: 33 PB: 0 SB: 0 CS: 1
PITCHER Billy Hoelt, L (1, 1) ERA: 4.1	IP: 9.0 WLS: W BF: 32 H: 8 R: 1 ER: 1 SO: 4 BB: 0 IBB: 0 HBP: 0 BLK: 0 WP: 0 HR: 0 S: 40 P: 40 ERA: 1.00 WHIP: 0.889											PITCHER	IP: 9.0 WLS: W BF: 32 H: 8 R: 1 ER: 1 SO: 4 BB: 0 IBB: 0 HBP: 0 BLK: 0 WP: 0 HR: 0 S: 40 P: 40 ERA: 1.00 WHIP: 0.889								

Baltimore Orioles @ Detroit Tigers
Briggs Stadium, Detroit, MI
Sun Aug 03 1958, 4:38 AM EDT
Att: 17,229 - Unknown


AB 32
R 1
H 8
RBI 1
BB 0
SO 4
LOB 9



Batter	1	2	3	4	5	6	7	8	9	AB	R	H	RBI	BB	SO	LOB	BOTTOM		
Harvey Kuenn, R (1, 8) OBP: 0.385, SLG: 0.472			F2 (2)							4	1	2	2	1	0	0			
Billy Martin, R (1, 5) OBP: 0.293, SLG: 0.376										4	1	2	0	1	0	3			
Al Kaline, R (1, 9) OBP: 0.373, SLG: 0.503										4	0	1	1	0	0	4			
Gail Harris, L (1, 3) OBP: 0.337, SLG: 0.502										3	0	0	0	1	0	1			
Charlie Maxwell, L (1, 7) OBP: 0.333, SLG: 0.364										3	1	1	1	1	0	1			
Johnny Groth, R (8, 7) OBP: 0.372, SLG: 0.442										0	0	0	0	0	0	0			
Frank Bolling, R (1, 4) OBP: 0.340, SLG: 0.395										3	0	1	0	1	0	3			
Red Wilson, R (1, 2) OBP: 0.398, SLG: 0.395										4	0	0	0	0	1	3			
Coot Veal, R (1, 6) OBP: 0.333, SLG: 0.381										4	1	1	0	0	1	1			
Billy Hoelt, L (1, 1) OBP: 0.324, SLG: 0.412										4	0	1	0	0	2	0			
Inning Stats	R: 1 E: 0 K: 0 S: 5	H: 2 LOB: 1 BB: 0 P: 5	R: 0 E: 0 K: 0 S: 2	H: 0 LOB: 0 BB: 1 P: 6	R: 0 E: 0 K: 1 S: 6	H: 1 LOB: 1 BB: 0 P: 6	R: 1 E: 0 K: 0 S: 5	H: 2 LOB: 1 BB: 0 P: 5	R: 1 E: 0 K: 1 S: 8	H: 3 LOB: 2 BB: 0 P: 8	R: 0 E: 1 K: 0 S: 4	H: 0 LOB: 1 BB: 0 P: 4	R: 0 E: 0 K: 1 S: 5	H: 0 LOB: 1 BB: 1 P: 9	R: 0 E: 0 K: 1 S: 5	H: 0 LOB: 1 BB: 1 P: 9	1B: 5 2B: 2 3B: 0 HR: 2	SF: 0 SAC: 0 DP: 1 HBP: 0	WP: 0 PA: 38 PB: 1 SB: 0 CS: 0
PITCHER Hal Brown, R (1, 1) ERA: 3.22	IP: 7.0 WLS: L BF: 34 H: 9 R: 4 ER: 4 SO: 3 BB: 4 IBB: 0 HBP: 0 BLK: 0 WP: 0 HR: 2 S: 36 P: 52 ERA: 5.14 WHIP: 1.857											PITCHER Charlie Beamon, R (8, 1) ERA: 4.75	IP: 1.0 WLS: L BF: 4 H: 0 R: 0 ER: 0 SO: 1 BB: 1 IBB: 0 HBP: 0 BLK: 0 WP: 0 HR: 0 S: 5 P: 9 ERA: 0.00 WHIP: 1.000						

Baltimore Orioles @ Detroit Tigers
Briggs Stadium, Detroit, MI
Sun Aug 03 1958, 4:38 AM EDT
Att: 17,229 - Unknown

AB 33
R 4
H 9
RBI 4
BB 5
SO 4
LOB 16



Batter	1	2	3	4	5	6	7	8	9	AB	R	H	RBI	BB	SO	LOB	TOP								
Bobby Avila, R OBP: 0.348, SLG: 0.386 (1, 4)	F7		L9	PO BB		6-3			4-0 BB 1B BB	3	0	0	0	2	0	1									
Mickey Vernon, L OBP: 0.387, SLG: 0.479 (1, 3)	G6-4-3 BB		HR				F7		0-0 1-2 1B	4	1	2	2	1	0	1									
Vic Power, R OBP: 0.337, SLG: 0.481 (1, 5)	G6-4-3 1-2		1B 2B	PO	G3		L9		0-0 F4	5	1	1	0	0	0	2									
Russ Nixon, L OBP: 0.327, SLG: 0.459 (1, 2)		BLK E 1B	1B 2H 1B				F6			3	2	2	1	1	0	0									
Minnie Minoso, R OBP: 0.371, SLG: 0.460 (1, 7)	F3		1B SF9 1B				K		0-0 F8	4	1	1	0	0	1	2									
Larry Doby, L OBP: 0.359, SLG: 0.517 Woodie Held, R OBP: 0.293, SLG: 0.348 (8, 8)	E9 2H 1B		WP SF9 1B				1B		0-0 6-3	4	0	3	1	0	0	0									
Rocky Colavito, R OBP: 0.375, SLG: 0.554 (1, 9)	K		SF9 1-2 3H				F7			3	0	1	1	0	1	3									
Billy Hunter, R OBP: 0.255, SLG: 0.271 (1, 6)	K		1-3 2-3				4-3		0-0 K	4	0	0	0	0	2	3									
Cal McLish, S OBP: 0.294, SLG: 0.077 (1, 1)			HR BB				K		0-0 6-3	3	1	0	0	1	2	0									
Inning Stats	R: 0 E: 0 K: 0 S: 2	H: 0 LOB: 0 BB: 1 P: 6	R: 1 E: 1 K: 2 S: 9	H: 2 LOB: 1 BB: 0 P: 9	R: 5 E: 0 K: 0 S: 8	H: 5 LOB: 1 BB: 1 P: 12	R: 0 E: 0 K: 1 S: 4	H: 0 LOB: 0 BB: 1 P: 8	R: 0 E: 0 K: 1 S: 6	H: 1 LOB: 2 BB: 1 P: 10	R: 0 E: 0 K: 0 S: 5	H: 0 LOB: 0 BB: 0 P: 5	R: 0 E: 0 K: 0 S: 3	H: 0 LOB: 0 BB: 0 P: 3	R: 0 E: 0 K: 1 S: 6	H: 1 LOB: 1 BB: 0 P: 6	R: 0 E: 0 K: 0 S: 3	H: 1 LOB: 1 BB: 1 P: 7	1B: 8 2B: 1 3B: 0 HR: 1	SF: 1 SAC: 0 DP: 1 HBP: 0	WP: 1 PB: 0 SB: 0 CS: 0	PA: 40			
PITCHER	IP	WLS	BF	H	R	ER	SO	BB	IBB	HBP	BLK	WP	HR	S	P	ERA	WHIP								
George Susce, R ERA: 3.62 (1, 1)	2.1	L	14	6	6	5	2	2	0	0	1	0	1	16	24	19.29	3.429								
Al Cicotte, R ERA: 4.4 (3, 1)	5.2		21	3	0	0	4	2	0	0	0	1	0	27	35	0.00	0.882								
Bill Fischer, R ERA: 7.24 (9, 1)	1.0		4	1	0	0	0	1	0	0	0	0	0	3	7	0.00	2.000								

Cleveland Indians @ Detroit Tigers
Briggs Stadium, Detroit, MI
Tue Aug 05 1958, 7:05 PM EDT
Att: 24,923 - Unknown

AB 33
R 6
H 10
RBI 5
BB 5
SO 6
LOB 12



Batter	1	2	3	4	5	6	7	8	9	AB	R	H	RBI	BB	SO	LOB	BOTTOM								
Harvey Kuenn, R OBP: 0.384, SLG: 0.470 (1, 8)	F7		G5-4-3 1-2			FC1-4 1B		FC5-4 1-2		4	0	1	0	0	0	2									
Billy Martin, R OBP: 0.292, SLG: 0.374 (1, 5)	5-3			5-3		FC1-4 L6-3			0-0 G4-6-3 1B	4	0	1	0	0	0	1									
Al Kaline, R OBP: 0.374, SLG: 0.503 (1, 9)	L6-3 1B			L6-3		L6-3			0-0 G4-6-3 1B	4	0	2	0	0	0	1									
Gail Harris, L OBP: 0.332, SLG: 0.494 (1, 3)	F9			K			4-3		0-0 G4-6-3 1-2 2-3	4	0	0	0	0	1	3									
Charlie Maxwell, L OBP: 0.339, SLG: 0.380 (1, 7)		G6-4-3 1B			HR		4-3		4-0 BB BB	3	1	2	1	1	0	0									
Frank Bolling, R OBP: 0.337, SLG: 0.391 (1, 4)	G6-4-3 1-2			6-3		5-3			0-0 F8	4	0	0	0	0	0	3									
Red Wilson, R OBP: 0.392, SLG: 0.388 (1, 2)	F2						F6			3	0	0	0	0	0	0									
Coot Veal, R OBP: 0.417, SLG: 0.409 (1, 6)			G5-4-3 BB						4-0 FC6-4 BB	1	0	1	0	2	0	0									
George Susce, R OBP: 0.238, SLG: 0.211 (1, 1)									0-0 FC6-4 FC5-4	0	0	0	0	0	0	0									
Al Cicotte, R OBP: 0.188, SLG: 0.188 (3, 1)										2	0	0	0	0	1	2									
Bob Hazle, L OBP: 0.322, SLG: 0.302 (6, PH)										1	0	0	0	0	0	1									
Bill Fischer, R OBP: 0.222, SLG: 0.250 (9, 1)										0	0	0	0	0	0	0									
Inning Stats	R: 0 E: 0 K: 0 S: 4	H: 1 LOB: 1 BB: 0 P: 4	R: 0 E: 0 K: 0 S: 3	H: 1 LOB: 0 BB: 0 P: 3	R: 0 E: 0 K: 1 S: 4	H: 0 LOB: 0 BB: 1 P: 8	R: 0 E: 0 K: 1 S: 5	H: 0 LOB: 0 BB: 0 P: 5	R: 1 E: 0 K: 0 S: 5	H: 2 LOB: 1 BB: 0 P: 5	R: 0 E: 0 K: 0 S: 3	H: 1 LOB: 0 BB: 0 P: 3	R: 0 E: 0 K: 0 S: 3	H: 0 LOB: 1 BB: 1 P: 7	R: 0 E: 0 K: 0 S: 4	H: 2 LOB: 2 BB: 1 P: 8	1B: 6 2B: 1 3B: 0 HR: 1	SF: 0 SAC: 0 DP: 4 HBP: 0	WP: 0 PB: 0 SB: 0 CS: 0	PA: 33					
PITCHER	IP	WLS	BF	H	R	ER	SO	BB	IBB	HBP	BLK	WP	HR	S	P	ERA	WHIP								
Cal McLish, R ERA: 2.8 (1, 1)	9.0	W	33	7	1	1	2	3	0	0	0	0	1	34	46	1.00	1.111								

Cleveland Indians @ Detroit Tigers
Briggs Stadium, Detroit, MI
Tue Aug 05 1958, 7:05 PM EDT
Att: 24,923 - Unknown


AB 30
R 1
H 7
RBI 1
BB 3
SO 2
LOB 13



Batter	1	2	3	4	5	6	7	8	9	AB	R	H	RBI	BB	SO	LOB	TOP			
Luis Aparicio, R OBP: 0.311, SLG: 0.340 (1, 6)	0-0 3-1		0-3 K	0-0 1B		0-0 1B		0-0 FC4-6		5	0	2	0	0	1	1				
Nelle Fox, L OBP: 0.372, SLG: 0.366 (1, 4)	0-0 F6		0-0 4-3		0-0 L9	0-0 FC5		0-0 4-3		5	0	0	0	0	0	3				
Jim Landis, R OBP: 0.354, SLG: 0.453 (1, 8)	0-0 1B		4-0 BB		0-0 F2		0-0 1B		0-0 1-3	4	0	2	0	1	0	0				
Sherm Lollar, R OBP: 0.386, SLG: 0.473 (1, 2)	0-0 6-3		4-0 BB		0-0 F2		0-0 F2		0-0 1B	4	0	2	0	1	0	2				
Sammy Eposito, R OBP: 0.357, SLG: 0.257 (9, PR)			1-2 BB		0-0 2B				0-0 1B	0	0	0	0	0	0	0				
Ray Boone, R OBP: 0.316, SLG: 0.429 (1, 3)		0-0 E5	0-0 F8		0-0 L9		0-0 G4-6-3 1B		0-3 K	5	0	1	0	0	1	4				
Billy Goodman, L OBP: 0.383, SLG: 0.400 (1, 5)		0-0 F5		0-0 6-3		0-3 K	0-0 G4-6-3		0-3 K	5	0	0	0	0	2	4				
Jim Rivera, L OBP: 0.291, SLG: 0.391 (1, 7)		0-3 K 1B		0-0 E 6-3 1B		0-0 HR		0-0 1B		4	2	3	1	0	1	0				
Al Smith, R OBP: 0.320, SLG: 0.393 (1, 9)		0-0 1B		0-0 6-3		0-3 K		0-0 1B		4	0	2	1	0	1	1				
Early Wynn, S OBP: 0.291, SLG: 0.229 (8, PH)	0-0 5-3			0-0 E5		0-0 FC5 1B		0-0 FC4-6 1B		3	0	1	0	0	0	3				
Earl Torgeson, L OBP: 0.400, SLG: 0.423 (8, PH)										1	0	1	0	0	0	0				
Turk Lown, R OBP: 0.250, SLG: 0.250 (8, 1)										0	0	0	0	0	0	0				
Inning Stats	R: 0 E: 0 K: 0 S: 4	H: 1 LOB: 1 BB: 0 P: 4	R: 0 E: 1 K: 1 S: 7	H: 0 LOB: 2 BB: 0 P: 7	R: 0 E: 0 K: 1 S: 5	H: 2 LOB: 2 BB: 0 P: 5	R: 0 E: 1 K: 0 S: 4	H: 1 LOB: 1 BB: 0 P: 4	R: 1 E: 0 K: 2 S: 10	H: 3 LOB: 2 BB: 0 P: 10	R: 0 E: 0 K: 0 S: 4	H: 2 LOB: 1 BB: 0 P: 4	R: 1 E: 0 K: 0 S: 5	H: 3 LOB: 1 BB: 0 P: 5	R: 0 E: 0 K: 2 S: 8	H: 1 LOB: 1 BB: 0 P: 8	1B: 11 2B: 1 3B: 1 HR: 1	SF: 0 SAC: 0 DP: 1 HBP: 0	WP: 0 PB: 1 SB: 1 CS: 1	PA: 42
PITCHER Frank Lary, R ERA: 3.28 (1, 1)	IP: 9.0 WLS: W BF: 42	H: 14 R: 2 ER: 2 SO: 6	BB: 2 IBB: 0 HBP: 0 BLK: 0	WP: 0 HR: 1 S: 52 P: 60	ERA: 2.00 WHIP: 1.778	PITCHER														

Chicago White Sox @ Detroit Tigers
Briggs Stadium, Detroit, MI
Fri Aug 08 1958, 7:05 PM EDT
Att: 25,480 - Unknown


AB 40
R 2
H 14
RBI 2
BB 2
SO 6
LOB 18



Batter	1	2	3	4	5	6	7	8	9	AB	R	H	RBI	BB	SO	LOB	BOTTOM			
Harvey Kuenn, R OBP: 0.385, SLG: 0.469 (1, 8)	0-0 S E 1B		0-0 F8		0-0 F9			4-0 SH3 1B BB		3	2	1	0	1	0	1				
Billy Martin, R OBP: 0.293, SLG: 0.372 (1, 5)	0-3 K 1-H		4-0 1B BB		0-0 F7			0-0 SH3		2	1	0	0	1	1	0				
Al Kaline, R OBP: 0.375, SLG: 0.503 (1, 9)	0-0 L7		0-0 1B 1B		0-0 L6-3			0-0 FC4-6 1B		4	1	2	2	0	0	0				
Gail Harris, L OBP: 0.331, SLG: 0.490 (1, 3)	0-3 K2-3		0-0 1B 1B		0-0 G3			0-0 FC4-6 2B		4	1	1	1	0	1	1				
Charlie Maxwell, L OBP: 0.341, SLG: 0.386 (1, 7)		0-0 1-3	0-0 1B		0-3 K			0-0 1B		4	0	2	2	0	1	0				
Johnny Groth, R OBP: 0.372, SLG: 0.442 (9, 7)			1-3 3-H 1B		0-0 F7			0-0 F5		0	0	0	0	0	0	0				
Frank Bolling, R OBP: 0.334, SLG: 0.387 (1, 4)		0-0 F7	0-0 F4		0-0 F7			0-0 F5		4	0	0	0	0	0	3				
Red Wilson, R OBP: 0.391, SLG: 0.387 (1, 2)		0-3 K		0-0 1-3				0-0 L7-3 1B		3	0	1	0	0	1	0				
Coot Veal, R OBP: 0.407, SLG: 0.375 (1, 6)			4-0 SH1-4 1B BB		0-0 L5			0-0 L7-3		2	1	0	0	1	0	1				
Frank Lary, R OBP: 0.150, SLG: 0.138 (1, 1)			0-0 SH1-4		0-0 F6			0-0 1-3		2	0	0	0	0	0	0				
Inning Stats	R: 1 E: 0 K: 2 S: 8	H: 1 LOB: 0 BB: 0 P: 8	R: 0 E: 0 K: 1 S: 5	H: 0 LOB: 0 BB: 0 P: 5	R: 3 E: 0 K: 0 S: 6	H: 3 LOB: 2 BB: 2 P: 14	R: 0 E: 0 K: 0 S: 3	H: 0 LOB: 0 BB: 0 P: 3	R: 0 E: 0 K: 1 S: 5	H: 0 LOB: 0 BB: 0 P: 5	R: 0 E: 0 K: 0 S: 3	H: 1 LOB: 0 BB: 0 P: 3	R: 2 E: 0 K: 0 S: 5	H: 2 LOB: 1 BB: 1 P: 9	R: 6 E: 0 K: 0 S: 8	H: 7 LOB: 1 BB: 1 P: 9	1B: 6 2B: 2 3B: 0 HR: 0	SF: 0 SAC: 2 DP: 1 HBP: 0	WP: 0 PB: 0 SB: 0 CS: 0	PA: 33
PITCHER Early Wynn, R ERA: 4.63 (1, 1)	IP: 7.0 WLS: L BF: 27	H: 5 R: 4 ER: 3 SO: 4	BB: 2 IBB: 0 HBP: 0 BLK: 0	WP: 0 HR: 0 S: 33 P: 41	ERA: 3.86 WHIP: 1.000	PITCHER														
Turk Lown, R ERA: 4.32 (8, 1)	IP: 1.0 WLS: L BF: 6	H: 2 R: 2 ER: 2 SO: 0	BB: 1 IBB: 0 HBP: 0 BLK: 0	WP: 0 HR: 0 S: 5 P: 9	ERA: 18.00 WHIP: 3.000	PITCHER														

Chicago White Sox @ Detroit Tigers
Briggs Stadium, Detroit, MI
Fri Aug 08 1958, 7:05 PM EDT
Att: 25,480 - Unknown

AB 28
R 6
H 7
RBI 5
BB 3
SO 4
LOB 6



Batter	1	2	3	4	5	6	7	8	9	AB	R	H	RBI	BB	SO	LOB	TOP				
Luis Aparicio, R OBP: 0.312, SLG: 0.341 (1, 6)	L9		F8			HR BB 1B			L9	5	1	2	2	0	0	0	Chicago White Sox @ Detroit Tigers Briggs Stadium, Detroit, MI Sat Aug 09 1958, 4:33 AM EDT Att: 10,689 - Unknown				
Nellie Fox, L OBP: 0.372, SLG: 0.365 (1, 4)	1B BB		3-1			L9		F8	1B	4	2	1	0	1	0	3					
Jim Landis, R OBP: 0.352, SLG: 0.448 (1, 8)	K		5-3			HR BB			F7	4	1	0	0	1	2	2					
Sherm Lollar, R OBP: 0.389, SLG: 0.485 (1, 2)	1B					HR			1B	5	1	3	6	0	1	0					
Earl Torgeson, L OBP: 0.394, SLG: 0.422 (1, 3)	K					G3			K	5	0	1	0	0	2	2					
Billy Goodman, L OBP: 0.382, SLG: 0.398 Sammy Esposito, R OBP: 0.357, SLG: 0.257 (1, 5) (7, 5)			4-3			F7			F8	4	0	1	0	0	0	1					
Jim Rivera, L OBP: 0.295, SLG: 0.390 (1, 7)			F6			FC1-6 1B				3	2	1	0	1	0	1					
Al Smith, R OBP: 0.324, SLG: 0.403 (1, 9)						BB 1B HR BB			K	3	2	2	1	1	1	1					
Dick Donovan, L OBP: 0.254, SLG: 0.130 (1, 1)	L9					F3			4-3	4	0	0	0	0	0	4					
Inning Stats	R: 1 E: 0 K: 2 S: 8	H: 1 LOB: 1 BB: 1 P: 12	R: 0 E: 0 K: 0 S: 4	H: 1 LOB: 1 BB: 0 P: 4	R: 0 E: 0 K: 0 S: 3	H: 0 LOB: 0 BB: 0 P: 3	R: 0 E: 0 K: 0 S: 3	H: 0 LOB: 0 BB: 0 P: 3	R: 5 E: 0 K: 0 S: 5	H: 2 LOB: 2 BB: 3 P: 17	R: 2 E: 0 K: 2 S: 6	H: 3 LOB: 1 BB: 0 P: 6	R: 0 E: 0 K: 2 S: 8	H: 1 LOB: 1 BB: 0 P: 8	R: 0 E: 0 K: 1 S: 5	H: 1 LOB: 0 BB: 0 P: 5		R: 1 E: 0 K: 1 S: 7	H: 2 LOB: 1 BB: 0 P: 7	1B: 7 2B: 2 3B: 1 HR: 1	SF: 0 SAC: 0 DP: 0 HBP: 0
PITCHER	IP WLS BF H R ER SO BB IBB HBP BLK WP HR S P ERA WHIP	IP WLS BF H R ER SO BB IBB HBP BLK WP HR S P ERA WHIP															IP WLS BF H R ER SO BB IBB HBP BLK WP HR S P ERA WHIP				
Herb Moford, R ERA: 3.88 (1, 1)	4.2 L 22 4 6 6 2 4 0 0 0 0 1 22 38 11.57 1.714																				
Hank Aguirre, L ERA: 4.15 (5, 1)	1.1 7 3 2 2 0 0 0 0 0 0 0 0 7 7 13.50 2.250																				
Bill Fischer, R ERA: 7.04 (7, 1)	3.0 12 4 1 1 4 0 0 0 0 0 0 0 20 20 3.00 1.333																				

Batter	1	2	3	4	5	6	7	8	9	AB	R	H	RBI	BB	SO	LOB	BOTTOM				
Harvey Kuenn, R OBP: 0.380, SLG: 0.463 (1, 8)	6-3		F9						F4	5	0	0	0	0	0	1	Chicago White Sox @ Detroit Tigers Briggs Stadium, Detroit, MI Sat Aug 09 1958, 4:33 AM EDT Att: 10,689 - Unknown				
Billy Martin, R OBP: 0.297, SLG: 0.373 (1, 5)	1-3		FC6-4 1B						1B	5	0	2	0	0	0	0					
Al Kaline, R OBP: 0.378, SLG: 0.507 (1, 9)	1B		FC6-4						1B	5	1	3	0	0	0	2					
Gail Harris, L OBP: 0.336, SLG: 0.502 (1, 3)	F2								K	4	1	2	1	1	1	3					
Charlie Maxwell, L OBP: 0.340, SLG: 0.384 (1, 7)									F2	4	0	1	1	0	1	1					
Frank Bolling, R OBP: 0.333, SLG: 0.386 (1, 4)	K								FC5-4 1B	4	1	1	0	0	1	3					
Red Wilson, R OBP: 0.393, SLG: 0.390 (1, 2)	K								1B	4	0	2	0	0	1	0					
Coot Veal, R OBP: 0.400, SLG: 0.370 Bob Hazle, L OBP: 0.320, SLG: 0.299 Reno Bertoia, R OBP: 0.262, SLG: 0.287 (1, 6) (6, PH) (9, 6)			5-3						F8	3	0	1	1	0	0	1					
Herb Moford, R OBP: 0.050, SLG: 0.050 Hank Aguirre, R OBP: 0.287, SLG: 0.286 Tito Francona, L OBP: 0.328, SLG: 0.320 Bill Fischer, R OBP: 0.222, SLG: 0.250 Gus Zernial, R OBP: 0.324, SLG: 0.519 (1, 1) (5, 1) (6, PH) (7, 1) (9, PH)			E3						K	2	0	0	0	0	0	1					
Inning Stats	R: 0 E: 0 K: 0 S: 4	H: 1 LOB: 0 BB: 0 P: 4	R: 0 E: 0 K: 3 S: 9	H: 0 LOB: 0 BB: 0 P: 9	R: 0 E: 1 K: 0 S: 5	H: 1 LOB: 2 BB: 0 P: 5	R: 2 E: 0 K: 0 S: 6	H: 3 LOB: 1 BB: 0 P: 6	R: 1 E: 0 K: 0 S: 5	H: 2 LOB: 2 BB: 1 P: 9	R: 0 E: 0 K: 0 S: 3	H: 1 LOB: 0 BB: 0 P: 3	R: 0 E: 0 K: 0 S: 3	H: 0 LOB: 0 BB: 0 P: 3	R: 0 E: 0 K: 0 S: 5	H: 2 LOB: 2 BB: 0 P: 5		R: 0 E: 0 K: 2 S: 9	H: 2 LOB: 2 BB: 0 P: 9	1B: 10 2B: 1 3B: 0 HR: 1	SF: 0 SAC: 0 DP: 1 HBP: 0
PITCHER	IP WLS BF H R ER SO BB IBB HBP BLK WP HR S P ERA WHIP	IP WLS BF H R ER SO BB IBB HBP BLK WP HR S P ERA WHIP															IP WLS BF H R ER SO BB IBB HBP BLK WP HR S P ERA WHIP				
Dick Donovan, R ERA: 3.32 (1, 1)	9.0 W 40 12 3 3 5 1 0 0 0 0 1 49 53 3.00 1.444																				

Batter	1	2	3	4	5	6	7	8	9	AB	R	H	RBI	BB	SO	LOB	TOP			
Luis Aparicio, R (1, 6) OBP: 0.311, SLG: 0.339										5	0	1	0	0	1	3				
Nelle Fox, L (1, 4) OBP: 0.370, SLG: 0.363										5	0	1	0	0	0	2				
Jim Landis, R (1, 8) OBP: 0.350, SLG: 0.445										5	0	1	0	0	1	3				
Sherm Lollar, R (1, 2) OBP: 0.385, SLG: 0.479										4	0	0	0	0	1	4				
Earl Torgeson, L (1, 3) OBP: 0.402, SLG: 0.423										2	2	1	0	2	0	1				
Ray Boone, R (8, 3) OBP: 0.316, SLG: 0.429										0	0	0	0	0	0	0				
Billy Goodman, L (1, 5) OBP: 0.383, SLG: 0.399										4	2	2	0	0	0	1				
Sammy Esposito, R (8, PR) OBP: 0.357, SLG: 0.257										0	0	0	0	0	0	0				
Jim Rivera, L (1, 7) OBP: 0.298, SLG: 0.407										3	1	2	4	0	0	0				
Don Mueller, L (1, 9) OBP: 0.299, SLG: 0.281										3	0	1	1	1	0	2				
Ray Moore, R (1, 1) OBP: 0.256, SLG: 0.368										4	0	1	0	0	1	5				
Early Wynn, S (8, 1) OBP: 0.291, SLG: 0.229										0	0	0	0	0	0	0				
Inning Stats	R: 0 E: 0 K: 2 S: 7	H: 0 LOB: 0 BB: 0 P: 7	R: 2 E: 0 K: 1 S: 9	H: 4 LOB: 2 BB: 0 P: 9	R: 0 E: 0 K: 1 S: 5	H: 1 LOB: 0 BB: 0 P: 5	R: 2 E: 0 K: 0 S: 4	H: 1 LOB: 1 BB: 2 P: 12	R: 0 E: 1 K: 0 S: 3	H: 0 LOB: 0 BB: 0 P: 3	R: 0 E: 0 K: 0 S: 5	H: 2 LOB: 2 BB: 0 P: 5	R: 1 E: 0 K: 0 S: 4	H: 1 LOB: 2 BB: 1 P: 8	R: 0 E: 0 K: 0 S: 3	H: 0 LOB: 0 BB: 0 P: 3	1B: 9 2B: 0 3B: 0 HR: 1	SF: 1 SAC: 0 DP: 0 HBP: 0	WP: 0 PB: 0 SB: 0 CS: 1	PA: 39
PITCHER	IP WLS BF H R ER SO BB IBB HBP BLK WP HR S P ERA WHIP																			
Paul Foytack, R (1, 1) ERA: 4.36	3.1 L 16 6 4 0 4 1 0 0 0 0 0 1 23 27 10.80 2.100																			
Hank Aguirre, L (4, 1) ERA: 3.98	2.2 10 1 0 0 0 1 0 0 0 0 0 0 9 13 0.00 0.750																			
Al Cicotte, R (7, 1) ERA: 4.5	1.0 7 3 1 1 0 1 0 0 0 0 0 0 6 10 9.00 4.000																			
Bill Fischer, R (8, 1) ERA: 6.93	1.0 3 0 0 0 0 0 0 0 0 0 0 0 3 3 0.00 0.000																			
Tom Morgan, R (9, 1) ERA: 2.85	1.0 3 0 0 0 0 0 0 0 0 0 0 0 3 3 0.00 0.000																			

Chicago White Sox @ Detroit Tigers
Briggs Stadium, Detroit, MI
Sun Aug 10 1958, 4:33 AM EDT
Unknown

AB	35
R	5
H	10
RBI	5
BB	3
SO	4
LOB	21



Batter	1	2	3	4	5	6	7	8	9	AB	R	H	RBI	BB	SO	LOB	BOTTOM					
Harvey Kuenn, R (1, 8) OBP: 0.381, SLG: 0.463										4	0	2	0	0	0	0						
Billy Martin, R (1, 5) OBP: 0.291, SLG: 0.370										3	0	0	1	0	0	1						
Al Kaline, R (1, 9) OBP: 0.374, SLG: 0.501										4	0	0	0	0	0	2						
Gail Harris, L (1, 3) OBP: 0.332, SLG: 0.496										3	0	0	0	0	0	0						
Charlie Maxwell, L (1, 7) OBP: 0.337, SLG: 0.379										3	0	0	0	0	0	0						
Frank Bolling, R (1, 4) OBP: 0.331, SLG: 0.383										3	0	0	0	0	0	0						
Charlie Lau, L (1, 2) OBP: 0.297, SLG: 0.267										3	1	1	0	0	0	0						
Coot Veal, R (1, 6) OBP: 0.364, SLG: 0.333										3	0	0	0	0	2	1						
Paul Foytack, R (1, 1) ERA: 4.36										1	0	0	0	0	0	0						
Hank Aguirre, L (4, 1) ERA: 3.98										0	0	0	0	0	0	0						
Tito Francona, L (6, PH) OBP: 0.267, SLG: 0.286										0	1	0	0	0	1	0						
Al Cicotte, R (7, 1) ERA: 4.5										0	0	0	0	0	0	0						
Bill Fischer, R (8, 1) ERA: 6.93										0	0	0	0	0	0	0						
Gus Zernial, R (8, PH) OBP: 0.321, SLG: 0.250										1	0	0	0	0	1	0						
Tom Morgan, R (9, 1) ERA: 2.85										0	0	0	0	0	0	0						
Inning Stats	R: 0 E: 0 K: 0 S: 3	H: 0 LOB: 0 BB: 0 P: 3	R: 0 E: 0 K: 0 S: 3	H: 0 LOB: 0 BB: 0 P: 3	R: 0 E: 0 K: 0 S: 3	H: 0 LOB: 0 BB: 0 P: 3	R: 0 E: 0 K: 0 S: 3	H: 1 LOB: 0 BB: 0 P: 3	R: 0 E: 0 K: 0 S: 3	H: 0 LOB: 0 BB: 0 P: 3	R: 2 E: 0 K: 1 S: 7	H: 2 LOB: 1 BB: 1 P: 11	R: 0 E: 0 K: 0 S: 3	H: 0 LOB: 0 BB: 0 P: 3	R: 0 E: 0 K: 2 S: 7	H: 0 LOB: 0 BB: 0 P: 7	R: 0 E: 0 K: 0 S: 3	H: 0 LOB: 0 BB: 0 P: 3	1B: 3 2B: 0 3B: 0 HR: 0	SF: 1 SAC: 0 DP: 1 HBP: 0	WP: 0 PB: 0 SB: 0 CS: 0	PA: 30
PITCHER	IP WLS BF H R ER SO BB IBB HBP BLK WP HR S P ERA WHIP																					
Ray Moore, R (1, 1) ERA: 2.83	7.0 W 24 3 2 2 1 1 0 0 0 0 0 0 25 29 2.57 0.571																					
Early Wynn, R (8, 1) ERA: 4.57	2.0 S 6 0 0 0 2 0 0 0 0 0 0 0 10 10 0.00 0.000																					

Chicago White Sox @ Detroit Tigers
Briggs Stadium, Detroit, MI
Sun Aug 10 1958, 4:33 AM EDT
Unknown

AB	28
R	2
H	3
RBI	1
BB	1
SO	3
LOB	4



Batter	1	2	3	4	5	6	7	8	9	AB	R	H	RBI	BB	SO	LOB	TOP					
Bill Tuttle, R OBP: 0.333, SLG: 0.353 Bob Martyn, L OBP: 0.351, SLG: 0.423	L6		K														3 0 1 0 0 1 0 1 0 1 0 0 0 0					
Roger Maris, L OBP: 0.311, SLG: 0.446 Tom Gorman, R OBP: 0.091, SLG: 0.091	1-3			1B BB BB	K			F2									3 0 0 0 0 1 1 2 0 0 0 0 0 0 0					
Preston Ward, L OBP: 0.344, SLG: 0.402	K			1B BB 1-2				L9									3 0 0 0 0 1 1 1					
Bob Cerv, R OBP: 0.375, SLG: 0.615		5-3 1B		K				F8									4 0 1 0 0 2 2					
Hector Lopez, R OBP: 0.313, SLG: 0.376	5-4-3			F4				5-3									4 1 1 0 0 0 3					
Hal Smith, R OBP: 0.309, SLG: 0.415	5-3			1B 1-2 2-3				L9									4 0 1 0 0 0 2					
Frank House, L OBP: 0.298, SLG: 0.380	K			G3				F4									4 1 1 2 0 1 4					
Joe Demaestri, R OBP: 0.247, SLG: 0.294 Whitey Herzog, L OBP: 0.336, SLG: 0.266			1-3		F4			6-3									3 0 0 0 0 0 0 0 0 0 0 0 1 0 0					
Bob Grim, R Ray Herbert, R Harry Simpson, L Harry Chiti, R			K		K			F4									2 0 0 0 0 2 0 0 0 0 0 0 0 0 1 0 0 0 0 0 0 1 0 0 0 0 0 1					
Inning Stats	R: 0 E: 0 K: 1 S: 5	H: 0 LOB: 0 BB: 0 P: 5	R: 0 E: 0 K: 1 S: 6	H: 1 LOB: 1 BB: 0 P: 6	R: 0 E: 0 K: 2 S: 7	H: 0 LOB: 0 BB: 0 P: 7	R: 0 E: 0 K: 1 S: 6	H: 1 LOB: 3 BB: 2 P: 14	R: 0 E: 0 K: 2 S: 8	H: 1 LOB: 1 BB: 0 P: 8	R: 0 E: 0 K: 1 S: 5	H: 0 LOB: 0 BB: 0 P: 5	R: 0 E: 0 K: 0 S: 3	H: 0 LOB: 0 BB: 0 P: 3	R: 0 E: 0 K: 0 S: 4	H: 1 LOB: 1 BB: 0 P: 4	R: 2 E: 0 K: 0 S: 5	H: 2 LOB: 1 BB: 1 P: 9	1B: 4 2B: 1 3B: 0 HR: 1	SF: 0 SAC: 0 DP: 0 HBP: 0	WP: 0 PB: 0 SB: 0 CS: 0	PA: 36
PITCHER	IP WLS BF H R ER SO BB IBB HBP BLK WP HR S P ERA WHIP																					
Jim Bunning, R ERA: 3.85 Hank Aguirre, L ERA: 3.96	(1, 1) (9, 1)	8.2 W 35 6 2 2 8 3 0 0 0 0 0 1 48 60 2.08 1.038																				

Kansas City Athletics @ Detroit Tigers
Briggs Stadium, Detroit, MI
Mon Aug 11 1958, 4:33 AM EDT
Att: 7,107 - Unknown

AB 33
R 2
H 6
RBI 2
BB 3
SO 8
LOB 15



Batter	1	2	3	4	5	6	7	8	9	AB	R	H	RBI	BB	SO	LOB	BOTTOM			
Harvey Kuenn, R OBP: 0.377, SLG: 0.456	F8		5-3	F4		F4											4 0 0 0 0 0 3			
Reno Bertoia, R OBP: 0.282, SLG: 0.286	K		5-3		5-3			K									4 0 0 0 0 2 1			
Al Kaline, R OBP: 0.366, SLG: 0.490	L6-3			L5-3	L4			L9									4 0 0 0 0 0 0			
Gail Harris, L OBP: 0.334, SLG: 0.491		FC4-6 1B		4-3	1B 1B			F6									4 0 2 0 0 0 0			
Charlie Maxwell, L Johnny Groth, R		FC4-6 1B		1B BB	1B BB			F4									3 1 1 0 1 0 1 0 0 0 0 0 0 0			
Frank Bolling, R OBP: 0.337, SLG: 0.387		G6-3 1B		1B 1B	1B BB			F4									3 1 2 0 1 0 0			
Charlie Lau, L OBP: 0.293, SLG: 0.265		G6-3		1B 1B	F1			L7									4 1 1 1 0 0 5			
Coot Veal, R OBP: 0.410, SLG: 0.371				SH2-4 1B	1B 1B			F7									3 0 2 1 0 0 0			
Jim Bunning, R Hank Aguirre, R				SH2-4	1B			4-3									2 0 1 1 0 0 0 0 0 0 0 0 0 0			
Inning Stats	R: 0 E: 0 K: 1 S: 5	H: 0 LOB: 0 BB: 0 P: 5	R: 0 E: 0 K: 0 S: 4	H: 2 LOB: 1 BB: 0 P: 4	R: 0 E: 0 K: 0 S: 4	H: 1 LOB: 1 BB: 0 P: 4	R: 3 E: 0 K: 0 S: 7	H: 4 LOB: 2 BB: 1 P: 11	R: 0 E: 0 K: 0 S: 5	H: 2 LOB: 3 BB: 1 P: 9	R: 0 E: 0 K: 1 S: 5	H: 0 LOB: 0 BB: 0 P: 5	R: 0 E: 0 K: 0 S: 3	H: 0 LOB: 0 BB: 0 P: 3	R: 0 E: 0 K: 0 S: 3	H: 0 LOB: 0 BB: 0 P: 3	1B: 9 2B: 0 3B: 0 HR: 0	SF: 0 SAC: 1 DP: 1 HBP: 0	WP: 0 PB: 0 SB: 0 CS: 0	PA: 34
PITCHER	IP WLS BF H R ER SO BB IBB HBP BLK WP HR S P ERA WHIP																			
Bob Grim, R Ray Herbert, R Tom Gorman, R	(1, 1) (5, 1) (8, 1)	4.2 L 23 9 3 3 1 1 0 0 0 0 0 0 9 13 0.00 0.429																		
Tom Gorman, R ERA: 3.96	(8, 1)	1.0 3 0 0 0 0 0 0 0 0 0 0 3 3 0.00 0.000																		

Kansas City Athletics @ Detroit Tigers
Briggs Stadium, Detroit, MI
Mon Aug 11 1958, 4:33 AM EDT
Att: 7,107 - Unknown

AB 31
R 3
H 9
RBI 3
BB 2
SO 2
LOB 10



Batter	1	2	3	4	5	6	7	8	9	AB	R	H	RBI	BB	SO	LOB	TOP					
Bill Tuttle, R OBP: 0.333, SLG: 0.355 (1, 8)										4	1	1	0	1	0	2	Kansas City Athletics @ Detroit Tigers Briggs Stadium, Detroit, MI Tue Aug 12 1958, 7:05 PM EDT Att: 19,509 - Unknown					
Whitey Herzog, L OBP: 0.342, SLG: 0.265 (1, 3)										4	0	1	1	1	0	1						
Hector Lopez, R OBP: 0.312, SLG: 0.376 (1, 4)										5	0	1	0	0	1	5						
Roger Maris, L OBP: 0.310, SLG: 0.443 (1, 9)										5	0	1	1	0	1	2						
Hal Smith, R OBP: 0.308, SLG: 0.411 (1, 5)										4	1	1	0	0	1	1						
Bob Martin, L OBP: 0.354, SLG: 0.438 (1, 7)										4	1	2	0	0	0	0						
Harry Chiti, R OBP: 0.292, SLG: 0.391 (1, 2)										4	3	3	1	0	1	2						
Joe Demaestri, R OBP: 0.226, SLG: 0.292 (5, PH)										2	0	0	0	0	1	2						
Harry Simpson, L OBP: 0.192, SLG: 0.303 (5, PH)										0	0	0	0	0	1	0						
Ralph Terry, R OBP: 0.222, SLG: 0.167 (5, PH)										0	0	0	0	0	0	0						
Dick Tomaneck, L OBP: 0.222, SLG: 0.350 (5, PH)										0	0	0	0	0	0	0						
Frank House, L OBP: 0.222, SLG: 0.383 (5, PH)										1	0	1	1	0	0	0						
Mike Gavens, L OBP: 0.283, SLG: 0.259 (5, PH)										0	0	1	1	0	0	0						
Ray Herbert, R OBP: 0.287, SLG: 0.222 (5, PH)										0	0	0	0	0	0	0						
Jack Urban, R OBP: 0.226, SLG: 0.184 (3, 1)										1	0	0	0	0	1	2						
Tom Gorman, R OBP: 0.183, SLG: 0.083 (5, PH)										1	0	0	0	0	1	0						
Preston Ward, L OBP: 0.184, SLG: 0.452 (5, PH)										0	0	0	0	0	0	0						
Bob Curry, R OBP: 0.184, SLG: 0.184 (5, PH)										1	0	1	2	0	0	0						
Chico Carrasquel, R OBP: 0.255, SLG: 0.319 (5, PH)										1	0	0	0	0	0	1						
Inning Stats	R: 1 E: 0 K: 1 S: 7	H: 2 LOB: 1 BB: 0 P: 7	R: 1 E: 0 K: 1 S: 7	H: 2 LOB: 3 BB: 2 P: 15	R: 0 E: 0 K: 1 S: 5	H: 0 LOB: 0 BB: 0 P: 5	R: 1 E: 0 K: 2 S: 8	H: 1 LOB: 0 BB: 0 P: 8	R: 0 E: 0 K: 0 S: 3	H: 1 LOB: 0 BB: 0 P: 3	R: 2 E: 0 K: 1 S: 7	H: 3 LOB: 2 BB: 1 P: 11	R: 0 E: 0 K: 1 S: 5	H: 0 LOB: 0 BB: 0 P: 5	R: 1 E: 0 K: 0 S: 5	H: 2 LOB: 1 BB: 0 P: 5	R: 0 E: 0 K: 0 S: 4	H: 1 LOB: 1 BB: 0 P: 4	1B: 6 2B: 5 3B: 0 HR: 1	SF: 0 SAC: 0 DP: 1 HBP: 0	WP: 0 PB: 0 SB: 0 CS: 1	PA: 41
PITCHER	IP WLS BF H R ER SO BB IBB HBP BLK WP HR S P ERA WHIP																					
Frank Lary, R ERA: 3.35 (1, 1)	1.2	11	4	2	2	2	2	2	0	0	0	0	0	0	13	21	10.80	3.600				
Al Cicotte, R ERA: 4.72 (2, 1)	3.2	15	4	3	3	4	0	1	0	0	0	1	22	26	7.36	1.091						
Hank Aquirre, L ERA: 3.92 (6, 1)	0.2	2	1	0	0	0	0	0	0	0	0	2	2	2	0.00	1.500						
Tom Morgan, R ERA: 2.81 (7, 1)	3.0	W 12	3	1	1	1	1	0	0	0	0	0	14	14	3.00	1.000						

Batter	1	2	3	4	5	6	7	8	9	AB	R	H	RBI	BB	SO	LOB	BOTTOM			
Harvey Kuenn, R OBP: 0.380, SLG: 0.461 (1, 8)										5	0	3	1	0	0	2	Kansas City Athletics @ Detroit Tigers Briggs Stadium, Detroit, MI Tue Aug 12 1958, 7:05 PM EDT Att: 19,509 - Unknown			
Reno Bertoia, R OBP: 0.270, SLG: 0.307 (1, 5)										4	1	2	1	1	0	2				
Al Kaline, R OBP: 0.364, SLG: 0.488 (1, 9)										5	1	1	0	0	0	4				
Gail Harris, L OBP: 0.337, SLG: 0.502 (1, 3)										4	2	2	2	0	1	2				
Charlie Maxwell, L OBP: 0.341, SLG: 0.387 (7, PH)										2	1	0	0	1	1	3				
Johnny Groth, R OBP: 0.371, SLG: 0.432 (8, 7)										1	0	0	0	0	1	0				
Frank Bolling, R OBP: 0.340, SLG: 0.394 (1, 4)										4	2	3	1	0	0	0				
Charlie Lau, L OBP: 0.267, SLG: 0.237 (1, 2)										4	0	0	1	0	1	3				
Coot Veal, R OBP: 0.419, SLG: 0.368 (1, 6)										3	0	1	1	1	2	1				
Frank Lary, R OBP: 0.150, SLG: 0.138 (1, 1)										0	0	0	0	0	0	0				
Al Cicotte, R OBP: 0.167, SLG: 0.167 (2, 1)										2	0	0	0	0	0	2				
Hank Aquirre, R OBP: 0.267, SLG: 0.286 (6, 1)										0	0	0	0	0	0	0				
Tito Francona, L OBP: 0.333, SLG: 0.319 (6, PH)										0	0	0	0	1	0	0				
Tom Morgan, R OBP: 0.125, SLG: 0.125 (7, 1)										1	0	0	0	1	1	0				
Inning Stats	R: 0 E: 0 K: 1 S: 6	H: 1 LOB: 2 BB: 1 P: 10	R: 1 E: 0 K: 0 S: 5	H: 2 LOB: 1 BB: 0 P: 5	R: 2 E: 0 K: 1 S: 8	H: 3 LOB: 1 BB: 0 P: 8	R: 0 E: 0 K: 0 S: 2	H: 0 LOB: 0 BB: 1 P: 6	R: 0 E: 0 K: 0 S: 3	H: 0 LOB: 0 BB: 0 P: 3	R: 2 E: 0 K: 1 S: 7	H: 2 LOB: 2 BB: 2 P: 15	R: 2 E: 0 K: 2 S: 9	H: 2 LOB: 0 BB: 0 P: 9	R: 0 E: 0 K: 2 S: 9	H: 2 LOB: 2 BB: 0 P: 9	1B: 7 2B: 2 3B: 1 HR: 2	SF: 0 SAC: 0 DP: 1 HBP: 0	WP: 0 PB: 0 SB: 0 CS: 0	PA: 39
PITCHER	IP WLS BF H R ER SO BB IBB HBP BLK WP HR S P ERA WHIP																			
Jack Urban, R ERA: 5.63 (1, 1)	2.2	15	6	3	3	2	1	0	0	0	0	0	6	10	0.00	0.429				
Tom Gorman, R ERA: 3.62 (3, 1)	2.1	7	0	0	0	0	1	0	0	0	0	6	10	0.00	0.429					
Ralph Terry, R ERA: 3.98 (6, 1)	0.2	6	2	2	2	1	2	0	0	0	0	6	14	27.00	6.000					
Dick Tomaneck, L ERA: 4.29 (6, 1)	1.1	L 6	2	2	2	2	0	0	0	0	1	10	10	13.50	1.500					
Ray Herbert, R ERA: 4.17 (8, 1)	1.0	5	2	0	0	2	0	0	0	0	0	9	9	0.00	2.000					

Batter	1	2	3	4	5	6	7	8	9	AB	R	H	RBI	BB	SO	LOB	TOP										
Harvey Kuenn, R OBP: 0.390, SLG: 0.460 (1, 8)	F9			F5	1B 2B	1B			1-3	5	1	2	1	0	0	0	Detroit Tigers @ Cleveland Indians Cleveland Municipal Stadium, Cleveland, OH Wed Aug 13 1958, 7:05 PM EDT Unknown livebaseballscorecards.com										
Reno Bertola, R OBP: 0.273, SLG: 0.306 (1, 5)	K			2B	2B	1B			6-3	4	1	1	1	1	1	2											
Al Kaline, R OBP: 0.362, SLG: 0.487 (1, 9)	L3			L3	2B				L4	5	0	1	1	0	0	1											
Gail Harris, L OBP: 0.339, SLG: 0.505 (1, 3)		F9			4-3					4	0	2	1	0	0	2											
Charlie Maxwell, L OBP: 0.340, SLG: 0.385 (1, 7)		6-3			4-3					4	0	1	0	0	0	3											
Frank Bolling, R OBP: 0.339, SLG: 0.393 (1, 4)					1-3					4	1	1	0	0	0	3											
Charlie Lau, L OBP: 0.265, SLG: 0.238 (1, 2)				F7	E 1B	1B			F9	4	1	1	0	0	1	0											
Coot Veal, R OBP: 0.404, SLG: 0.357 (1, 6)				F9	1B E	1B			F9	4	1	1	1	0	0	0											
Paul Foytack, R OBP: 0.360, SLG: 0.326 (1, 1)				K	S 1B	1B			F8	3	1	1	1	1	1	0											
Inning Stats	R: 0 E: 0 K: 1 S: 5	H: 0 LOB: 0 BB: 0 P: 5	R: 0 E: 0 K: 0 S: 3	H: 0 LOB: 0 BB: 0 P: 3	R: 0 E: 0 K: 1 S: 5	H: 0 LOB: 0 BB: 0 P: 5	R: 1 E: 0 K: 0 S: 4	H: 1 LOB: 1 BB: 1 P: 8	R: 5 E: 1 K: 0 S: 10	H: 7 LOB: 2 BB: 0 P: 10	R: 0 E: 0 K: 1 S: 6	H: 1 LOB: 2 BB: 1 P: 10	R: 0 E: 0 K: 0 S: 4	H: 2 LOB: 0 BB: 0 P: 4	R: 0 E: 0 K: 0 S: 3	H: 0 LOB: 0 BB: 0 P: 3	R: 0 E: 0 K: 0 S: 3	H: 0 LOB: 0 BB: 0 P: 3	1B: 9 2B: 2 3B: 0 HR: 0	SF: 0 SAC: 0 DP: 0 HBP: 0	WP: 0 PB: 0 SB: 1 CS: 0	PA: 39					
PITCHER	IP	WLS	BF	H	R	ER	SO	BB	IBB	HBP	BLK	WP	HR	S	P	ERA	WHIP										
Gary Bell, R ERA: 3.55 (1, 1)	4.0	L	20	7	6	6	2	1	0	0	0	0	0	23	27	13.50	2.000										
Don Mossi, L ERA: 4.2 (5, 1)	3.0		13	4	0	0	1	1	0	0	0	0	0	14	18	0.00	1.667										
Ray Narleski, R ERA: 4.3 (8, 1)	2.0		6	0	0	0	0	0	0	0	0	0	0	6	6	0.00	0.000										

Batter	1	2	3	4	5	6	7	8	9	AB	R	H	RBI	BB	SO	LOB	BOTTOM										
Bobby Avila, R OBP: 0.351, SLG: 0.391 (1, 4)	1B 2B									5	1	2	0	0	0	1	Detroit Tigers @ Cleveland Indians Cleveland Municipal Stadium, Cleveland, OH Wed Aug 13 1958, 7:05 PM EDT Unknown livebaseballscorecards.com										
Mickey Vernon, L OBP: 0.384, SLG: 0.479 (1, 3)	F9									5	0	0	0	0	2	3											
Vic Power, R OBP: 0.334, SLG: 0.475 (1, 5)	1B CS									4	0	1	1	0	0	2											
Russ Nixon, L OBP: 0.332, SLG: 0.450 (1, 2)	1B									4	0	2	0	0	0	0											
Minnie Minoso, R OBP: 0.376, SLG: 0.480 (1, 7)	K									4	0	1	0	0	1	2											
Larry Doby, L OBP: 0.360, SLG: 0.518 (1, 8)										4	0	2	0	0	0	2											
Rocky Colavito, R OBP: 0.373, SLG: 0.541 (1, 9)	F5									3	0	1	0	1	0	1											
Billy Hunter, R OBP: 0.244, SLG: 0.267 (6, PH)										2	0	0	0	0	0	3											
Vic Wertz, L OBP: 0.429, SLG: 0.200 (7, PH)	1-3									1	0	0	0	0	0	2											
Billy Moran, R OBP: 0.230, SLG: 0.260 (7, PH)										0	0	0	0	0	0	0											
Woodie Held, R OBP: 0.294, SLG: 0.345 (9, PH)										1	0	0	0	0	0	0											
Gary Bell, R OBP: 0.118, SLG: 0.032 (5, 1)	F3									1	0	0	0	0	0	1											
Don Mossi, L OBP: 0.091, SLG: 0.095 (7, PH)										1	0	0	0	0	1	0											
Gary Geiger, L OBP: 0.315, SLG: 0.267 (8, 1)										1	0	1	0	0	0	0											
Ray Narleski, R OBP: 0.259, SLG: 0.220 (9, PH)										0	0	0	0	0	0	0											
Jay Porter, R OBP: 0.304, SLG: 0.400 (9, PH)										1	1	1	1	0	0	0											
Inning Stats	R: 1 E: 0 K: 1 S: 7	H: 3 LOB: 2 BB: 0 P: 7	R: 0 E: 0 K: 0 S: 4	H: 1 LOB: 0 BB: 0 P: 4	R: 0 E: 0 K: 1 S: 5	H: 0 LOB: 0 BB: 0 P: 5	R: 0 E: 0 K: 0 S: 5	H: 3 LOB: 2 BB: 0 P: 5	R: 0 E: 0 K: 0 S: 6	H: 0 LOB: 1 BB: 0 P: 6	R: 0 E: 0 K: 0 S: 4	H: 1 LOB: 2 BB: 1 P: 8	R: 0 E: 0 K: 1 S: 6	H: 1 LOB: 0 BB: 0 P: 6	R: 0 E: 0 K: 0 S: 3	H: 0 LOB: 0 BB: 0 P: 3	R: 0 E: 0 K: 0 S: 5	H: 2 LOB: 1 BB: 0 P: 5	1B: 9 2B: 3 3B: 0 HR: 1	SF: 0 SAC: 0 DP: 2 HBP: 0	WP: 0 PB: 0 SB: 0 CS: 1	PA: 38					
PITCHER	IP	WLS	BF	H	R	ER	SO	BB	IBB	HBP	BLK	WP	HR	S	P	ERA	WHIP										
Paul Foytack, R ERA: 4.21 (1, 1)	9.0	W	38	11	2	2	4	1	0	0	0	0	1	45	49	2.00	1.333										

Batter	1	2	3	4	5	6	7	8	9	AB	R	H	RBI	BB	SO	LOB	TOP																			
Harvey Kuenn, R (1, 8) OBP: 0.376, SLG: 0.454	K		K		L8		F3		L5	5	0	0	0	0	2	3	Detroit Tigers @ Cleveland Indians Cleveland Municipal Stadium, Cleveland, OH Wed Aug 13 1958, 7:05 PM EDT Att: 14,351 - Unknown																			
Reno Bertoia, R (1, 5) OBP: 0.273, SLG: 0.305	F8			HR	F8		F5			4	1	1	0	0	0	2																				
Al Kaline, R (1, 9) OBP: 0.359, SLG: 0.482	K			L6		L7		L1-3		4	0	0	0	0	1	1																				
Gail Harris, L (1, 3) OBP: 0.341, SLG: 0.514	K			HR		4-3				3	1	1	2	1	1	1																				
Charlie Maxwell, L (1, 7) OBP: 0.342, SLG: 0.386 Johnny Groth, R (8, 7) OBP: 0.371, SLG: 0.432										4	0	2	0	0	0	1																				
Frank Bolling, R (1, 4) OBP: 0.335, SLG: 0.392										0	0	0	0	0	0	0																				
Red Wilson, R (1, 2) OBP: 0.400, SLG: 0.388										4	1	1	0	0	1	3																				
Coot Veal, R (1, 6) OBP: 0.373, SLG: 0.333										2	0	1	0	2	0	0																				
Herb Moford, R (1, 1) OBP: 0.083, SLG: 0.043										3	0	0	1	0	0	3																				
Inning Stats	R: 0 E: 0 K: 3 S: 10	H: 0 LOB: 1 BB: 0 P: 10	R: 0 E: 0 K: 0 S: 3	H: 1 LOB: 0 BB: 0 P: 3	R: 0 E: 0 K: 1 S: 5	H: 0 LOB: 0 BB: 0 P: 5	R: 2 E: 0 K: 0 S: 6	H: 3 LOB: 2 BB: 1 P: 10	R: 0 E: 0 K: 0 S: 3	H: 0 LOB: 0 BB: 0 P: 3	R: 1 E: 0 K: 0 S: 5	H: 2 LOB: 2 BB: 1 P: 9	R: 0 E: 0 K: 1 S: 5	H: 0 LOB: 1 BB: 1 P: 9	R: 0 E: 0 K: 0 S: 3	H: 0 LOB: 1 BB: 1 P: 7		1B: 5 2B: 1 3B: 0 HR: 1	SF: 1 SAC: 0 DP: 1 HBP: 0	WP: 0 PB: 2 SB: 1 CS: 0	PA: 37															
PITCHER	IP	WLS	BF	H	R	ER	SO	BB	IBB	HBP	BLK	WP	HR	S	P	ERA	WHIP	PITCHER		IP	WLS	BF	H	R	ER	SO	BB	IBB	HBP	BLK	WP	HR	S	P	ERA	WHIP
Hoyt Wilhelm, R (1, 1) ERA: 2.3	6.0	L	25	6	3	3	4	1	0	0	0	0	1	32	36	4.50	1.167			6.0	L	25	6	3	3	4	1	0	0	0	0	1	3	36	4.50	1.167
Rocky Colavito, R (7, 1) ERA:	3.0		12	0	0	0	1	3	0	0	1	0	0	11	23	0.00	1.000			3.0		12	0	0	0	1	3	0	0	1	0	0	11	23	0.00	1.000

Batter	1	2	3	4	5	6	7	8	9	AB	R	H	RBI	BB	SO	LOB	BOTTOM																			
Woodie Held, R (1, 5) OBP: 0.289, SLG: 0.338	4-3		K		L9			L9		4	0	0	0	0	1	1	Detroit Tigers @ Cleveland Indians Cleveland Municipal Stadium, Cleveland, OH Wed Aug 13 1958, 7:05 PM EDT Att: 14,351 - Unknown																			
Bobby Avila, R (1, 4) OBP: 0.353, SLG: 0.389			L9							2	0	0	0	1	0	0																				
Vic Power, R (1, 3) OBP: 0.333, SLG: 0.480										4	1	1	1	0	0	2																				
Russ Nixon, L (1, 2) OBP: 0.329, SLG: 0.445 Dick Brown, R (7, 2) OBP: 0.314, SLG: 0.390 Jay Porter, R (8, PH) OBP: 0.300, SLG: 0.394										3	0	0	0	0	0	1																				
Minnie Minoso, R (1, 7) OBP: 0.375, SLG: 0.477										0	0	0	0	0	0	0																				
Larry Doby, L (1, 8) OBP: 0.357, SLG: 0.507										1	0	0	0	0	1	1																				
Rocky Colavito, R (1, 9) OBP: 0.374, SLG: 0.549										4	0	2	1	0	1	1																				
Billy Harrell, R (1, 6) OBP: 0.277, SLG: 0.359 Vic Wertz, L (7, PH) OBP: 0.375, SLG: 0.167 Billy Hunter, R (8, 6) OBP: 0.244, SLG: 0.267										2	0	0	0	0	0	2																				
Hoyt Wilhelm, R (1, 1) OBP: 0.150, SLG: 0.105 Rocky Colavito, R (7, 1) OBP: 0.374, SLG: 0.549 Gary Geiger, L (7, 9) OBP: 0.313, SLG: 0.266										1	0	0	0	0	1	1																				
Inning Stats	R: 0 E: 0 K: 0 S: 3	H: 0 LOB: 1 BB: 0 P: 4	R: 0 E: 0 K: 0 S: 3	H: 0 LOB: 1 BB: 1 P: 7	R: 0 E: 0 K: 1 S: 5	H: 0 LOB: 0 BB: 0 P: 5	R: 1 E: 0 K: 0 S: 4	H: 1 LOB: 0 BB: 0 P: 4	R: 0 E: 0 K: 0 S: 4	H: 1 LOB: 1 BB: 0 P: 4	R: 0 E: 0 K: 0 S: 3	H: 0 LOB: 0 BB: 0 P: 3	R: 1 E: 0 K: 1 S: 6	H: 1 LOB: 1 BB: 1 P: 10	R: 0 E: 0 K: 1 S: 5	H: 0 LOB: 1 BB: 1 P: 9		R: 0 E: 0 K: 1 S: 5	H: 0 LOB: 0 BB: 0 P: 5	1B: 0 2B: 1 3B: 1 HR: 1	SF: 0 SAC: 0 DP: 0 HBP: 1	WP: 1 PB: 0 SB: 1 CS: 0	PA: 34													
PITCHER	IP	WLS	BF	H	R	ER	SO	BB	IBB	HBP	BLK	WP	HR	S	P	ERA	WHIP	PITCHER		IP	WLS	BF	H	R	ER	SO	BB	IBB	HBP	BLK	WP	HR	S	P	ERA	WHIP
Herb Moford, R (1, 1) ERA: 3.63	9.0	W	34	3	2	2	4	3	0	1	0	1	1	38	51	2.00	0.667			9.0	W	34	3	2	2	4	3	0	1	0	1	1	38	2.00	0.667	

Batter	1	2	3	4	5	6	7	8	9	AB	R	H	RBI	BB	SO	LOB	TOP								
Harvey Kuenn, R OBP: 0.375, SLG: 0.458 (1, 8)										5	0	1	0	0	0	3									
Reno Bertoia, R OBP: 0.279, SLG: 0.306 (1, 5)										5	1	2	0	0	1	1									
Al Kaline, R OBP: 0.360, SLG: 0.479 (1, 9)										4	3	1	0	1	0	2									
Gail Harris, L OBP: 0.341, SLG: 0.509 (1, 3)										5	0	2	0	0	2	3									
Charlie Maxwell, L OBP: 0.343, SLG: 0.384 (1, 7)										3	0	1	0	1	1	4									
Frank Bolling, R OBP: 0.339, SLG: 0.398 (1, 4)										3	1	2	5	0	1	1									
Red Wilson, R OBP: 0.397, SLG: 0.381 (1, 2)										3	0	0	0	1	0	4									
Coot Veal, R OBP: 0.383, SLG: 0.352 (1, 6)									4	0	1	0	0	1	0										
Billy Hoelt, L OBP: 0.325, SLG: 0.389 (1, 1)									0	0	0	0	1	0	0										
George Susce, R OBP: 0.217, SLG: 0.190 (3, 1)									1	0	0	0	0	0	0										
Bob Hazle, L OBP: 0.317, SLG: 0.296 (6, PH)									1	0	0	0	1	0											
Bill Fischer, R OBP: 0.222, SLG: 0.250 (6, 1)									0	0	0	0	0	0	0										
Al Cicotte, R OBP: 0.190, SLG: 0.190 (7, 1)									1	0	0	0	1	0											
Inning Stats	R: 0 E: 0 K: 2 S: 8	H: 1 LOB: 1 BB: 0 P: 8	R: 0 E: 0 K: 1 S: 6	H: 2 LOB: 3 BB: 2 P: 14	R: 3 E: 0 K: 1 S: 8	H: 3 LOB: 0 BB: 0 P: 8	R: 0 E: 0 K: 0 S: 3	H: 0 LOB: 0 BB: 0 P: 3	R: 1 E: 0 K: 0 S: 4	H: 1 LOB: 2 BB: 2 P: 12	R: 0 E: 0 K: 1 S: 5	H: 0 LOB: 0 BB: 0 P: 5	R: 1 E: 0 K: 0 S: 6	H: 3 LOB: 2 BB: 0 P: 6	R: 0 E: 0 K: 2 S: 7	H: 0 LOB: 0 BB: 0 P: 7	R: 0 E: 0 K: 1 S: 5	H: 0 LOB: 0 BB: 0 P: 5	1B: 9 2B: 1 3B: 0 HR: 1	SF: 1 SAC: 0 DP: 1 HBP: 0	WP: 0 PB: 0 SB: 0 CS: 1	PA: 40			
PITCHER	IP	WLS	BF	H	R	ER	SO	BB	IBB	HBP	BLK	WP	HR	S	P	ERA	WHIP								
Ralph Terry, R ERA: 4.08 (1, 1)	3.0		16	6	3	3	4	2	0	0	0	0	1	22	30	9.00	2.667								
Murry Dickson, R ERA: 3.35 (4, 1)	3.2	W	17	4	2	2	1	2	0	0	0	0	0	17	25	4.91	1.636								
Tom Gorman, R ERA: 3.65 (7, 1)	2.1	S	7	0	0	0	3	0	0	0	0	0	0	13	13	0.00	0.000								

Detroit Tigers @ Kansas City Athletics
Municipal Stadium, Kansas City, MO
Fri Aug 15 1958, 8:05 PM EDT
Att: 10,460 - Unknown


AB	35
R	5
H	10
RBI	5
BB	4
SO	8
LOB	18



Batter	1	2	3	4	5	6	7	8	9	AB	R	H	RBI	BB	SO	LOB	BOTTOM								
Bill Tuttle, R OBP: 0.335, SLG: 0.356 (1, 8)										3	3	1	2	2	0	0									
Roger Maris, L OBP: 0.310, SLG: 0.453 (1, 9)										4	4	3	2	1	1	0									
Hector Lopez, R OBP: 0.314, SLG: 0.375 (1, 4)										4	1	2	2	1	1	0									
Bob Cerv, R OBP: 0.375, SLG: 0.615 (7, 7)										4	0	1	1	0	2	2									
Whitey Herzog, L OBP: 0.341, SLG: 0.260 (8, 7)										1	1	1	1	0	0	0									
Hal Smith, R OBP: 0.295, SLG: 0.383 (1, 5)										3	1	0	1	1	1	3									
Harry Simpson, L OBP: 0.330, SLG: 0.393 (1, 3)										4	0	1	1	0	0	0									
Harry Chiti, R OBP: 0.295, SLG: 0.389 (1, 2)										3	1	2	1	0	0	0									
Joe Demaestri, R OBP: 0.242, SLG: 0.284 (1, 6)										4	1	1	0	0	2	3									
Ralph Terry, R OBP: 0.163, SLG: 0.167 (1, 1)										0	0	0	0	0	0	0									
Chico Carrasquel, R OBP: 0.304, SLG: 0.317 (3, PH)										1	0	0	0	1	2										
Murry Dickson, R OBP: 0.314, SLG: 0.364 (4, 1)										2	0	0	0	1	1										
Tom Gorman, R OBP: 0.077, SLG: 0.077 (7, 1)										1	0	0	0	1	0										
Inning Stats	R: 0 E: 0 K: 2 S: 7	H: 0 LOB: 0 BB: 0 P: 7	R: 0 E: 0 K: 1 S: 5	H: 0 LOB: 0 BB: 0 P: 5	R: 4 E: 0 K: 2 S: 12	H: 5 LOB: 1 BB: 0 P: 12	R: 0 E: 0 K: 2 S: 8	H: 1 LOB: 1 BB: 0 P: 8	R: 3 E: 1 K: 1 S: 7	H: 2 LOB: 0 BB: 1 P: 11	R: 0 E: 0 K: 1 S: 5	H: 0 LOB: 0 BB: 0 P: 5	R: 4 E: 0 K: 0 S: 6	H: 3 LOB: 2 BB: 2 P: 14	R: 1 E: 0 K: 1 S: 6	H: 1 LOB: 2 BB: 2 P: 14	R: 0 E: 0 K: 1 S: 5	H: 0 LOB: 0 BB: 0 P: 5	1B: 9 2B: 1 3B: 1 HR: 1	SF: 2 SAC: 0 DP: 0 HBP: 0	WP: 1 PB: 1 SB: 1 CS: 0	PA: 41			
PITCHER	IP	WLS	BF	H	R	ER	SO	BB	IBB	HBP	BLK	WP	HR	S	P	ERA	WHIP								
Billy Hoelt, L ERA: 4.31 (1, 1)	2.1		11	4	4	4	4	0	0	0	0	1	19	19	15.43	1.714									
George Susce, R ERA: 3.89 (3, 1)	2.2	L	13	4	3	2	4	1	0	0	0	1	0	20	24	6.75	1.875								
Bill Fischer, R ERA: 7.23 (6, 1)	1.1		9	3	4	4	1	2	0	0	0	0	0	9	17	27.00	3.750								
Al Cicotte, R ERA: 4.42 (7, 1)	1.2		8	1	1	1	1	2	0	0	0	0	0	8	16	5.40	1.800								

Detroit Tigers @ Kansas City Athletics
Municipal Stadium, Kansas City, MO
Fri Aug 15 1958, 8:05 PM EDT
Att: 10,460 - Unknown

AB	34
R	12
H	12
RBI	11
BB	5
SO	10
LOB	11




Batter	1	2	3	4	5	6	7	8	9	AB	R	H	RBI	BB	SO	LOB	TOP														
Harvey Kuenn, R (1.8) OBP: 0.376, SLG: 0.459										5	1	2	0	0	0	1	Detroit Tigers @ Kansas City Athletics Municipal Stadium, Kansas City, MO Sat Aug 16 1958, 8:05 PM EDT Att: 11,713 - Unknown														
Coot Veal, R (1.6) OBP: 0.385, SLG: 0.362										4	0	1	0	1	0	1															
Frank Bolling, R (1.4) OBP: 0.337, SLG: 0.399										4	1	1	1	0	0	2															
Gail Harris, L (1.3) OBP: 0.342, SLG: 0.507										5	1	2	1	0	2	3															
Al Kaline, R (1.9) OBP: 0.359, SLG: 0.477										4	0	1	0	0	1	2															
Charlie Maxwell, L (1.7) OBP: 0.348, SLG: 0.400										4	3	3	1	0	0	1															
Reno Bertoia, R (1.5) OBP: 0.274, SLG: 0.300										4	0	0	0	0	2	3															
Charlie Lau, L (1.2) OBP: 0.259, SLG: 0.240										3	1	1	1	0	0	0															
Jim Bunning, R (1.1) OBP: 0.198, SLG: 0.220										2	0	0	0	0	0	1															
Hank Aguirre, R (5.1) OBP: 0.267, SLG: 0.286										0	0	0	0	0	0	0															
Tito Francona, L (6, PH) OBP: 0.333, SLG: 0.319										0	0	0	0	0	0	0															
Johnny Groth, R (6, PH) OBP: 0.373, SLG: 0.430										1	0	1	2	0	0	0															
Frank Lary, R (6.1) OBP: 0.145, SLG: 0.133										1	0	0	0	0	1	0															
Inning Stats	R: 1 E: 0 K: 2 S: 9	H: 2 LOB: 1 BB: 0 P: 9	R: 1 E: 0 K: 0 S: 4	H: 1 LOB: 0 BB: 0 P: 4	R: 0 E: 0 K: 0 S: 4	H: 1 LOB: 1 BB: 0 P: 4	R: 1 E: 0 K: 1 S: 7	H: 2 LOB: 1 BB: 0 P: 7	R: 0 E: 0 K: 0 S: 3	H: 0 LOB: 0 BB: 0 P: 3	R: 3 E: 0 K: 1 S: 8	H: 4 LOB: 1 BB: 0 P: 9	R: 1 E: 0 K: 0 S: 5	H: 2 LOB: 1 BB: 0 P: 5	R: 0 E: 0 K: 1 S: 5	H: 0 LOB: 0 BB: 1 P: 5	R: 0 E: 0 K: 1 S: 5	H: 0 LOB: 1 BB: 1 P: 9	1B: 7 2B: 4 3B: 0 HR: 1	SF: 1 SAC: 0 DP: 0 HBP: 1	WP: 1 PB: 0 SB: 0 CS: 0	PA: 40									
PITCHER	IP WLS BF H R ER SO BB IBB HBP BLK WP HR S P ERA WHIP																														
Jack Urban, R (1.1) ERA: 5.83	5.2	26	9	6	6	4	0	0	0	1	0	33	34	9.53	1.588																
Dick Tomaneck, L (6.1) ERA: 4.32	0.2	5	3	1	1	0	0	0	0	1	0	5	5	13.50	4.500																
Ray Herbert, R (7.1) ERA: 4.12	2.2	W	9	0	0	0	2	1	0	0	0	12	16	0.00	0.375																

Batter	1	2	3	4	5	6	7	8	9	AB	R	H	RBI	BB	SO	LOB	BOTTOM														
Bill Tuttle, R (1.8) OBP: 0.338, SLG: 0.361										5	3	3	0	0	0	0	Detroit Tigers @ Kansas City Athletics Municipal Stadium, Kansas City, MO Sat Aug 16 1958, 8:05 PM EDT Att: 11,713 - Unknown														
Preston Ward, L (1.3) OBP: 0.343, SLG: 0.399										5	2	2	0	0	1	1															
Hector Lopez, R (1.4) OBP: 0.318, SLG: 0.378										2	2	2	2	1	0	0															
Roger Maris, L (1.9) OBP: 0.312, SLG: 0.459										4	1	2	3	0	0	2															
Harry Simpson, L (1.7) OBP: 0.324, SLG: 0.385										4	0	0	1	0	0	3															
Whitey Herzog, L (8.7) OBP: 0.341, SLG: 0.260										0	0	0	0	0	0	0															
Hal Smith, R (1.5) OBP: 0.289, SLG: 0.374										4	0	0	0	0	1	1															
Harry Chiti, R (1.2) OBP: 0.294, SLG: 0.386										4	0	1	0	0	1	2															
Joe Demaestri, R (1.6) OBP: 0.242, SLG: 0.282										3	0	0	0	1	0	2															
Jack Urban, R (1.1) OBP: 0.195, SLG: 0.175										2	0	0	0	0	1	2															
Dick Tomaneck, L (6.1) ERA: 3.88										1	0	0	0	0	0	1															
Ray Herbert, R (7.1) ERA: 3.46										1	0	0	0	0	0	0															
Inning Stats	R: 2 E: 0 K: 0 S: 5	H: 2 LOB: 0 BB: 0 P: 5	R: 0 E: 0 K: 1 S: 5	H: 0 LOB: 0 BB: 0 P: 5	R: 0 E: 0 K: 0 S: 3	H: 0 LOB: 0 BB: 0 P: 3	R: 2 E: 1 K: 1 S: 7	H: 2 LOB: 2 BB: 2 P: 15	R: 1 E: 0 K: 0 S: 5	H: 2 LOB: 1 BB: 0 P: 5	R: 0 E: 0 K: 1 S: 6	H: 0 LOB: 1 BB: 0 P: 6	R: 3 E: 1 K: 0 S: 8	H: 4 LOB: 2 BB: 0 P: 8	R: 0 E: 0 K: 1 S: 5	H: 0 LOB: 0 BB: 0 P: 5	R: 0 E: 0 K: 1 S: 5	H: 0 LOB: 0 BB: 0 P: 9	1B: 7 2B: 3 3B: 0 HR: 0	SF: 1 SAC: 0 DP: 0 HBP: 0	WP: 1 PB: 0 SB: 0 CS: 0	PA: 38									
PITCHER	IP WLS BF H R ER SO BB IBB HBP BLK WP HR S P ERA WHIP																														
Jim Bunning, R (1.1) ERA: 4.04	4.1	21	6	5	5	2	2	0	0	1	0	23	31	10.38	1.846																
Hank Aguirre, L (5.1) ERA: 3.88	0.2	2	0	0	0	0	0	0	0	0	0	2	2	0.00	0.000																
Frank Lary, R (6.1) ERA: 3.46	3.0	L	15	4	3	3	2	0	0	0	0	19	19	9.00	1.333																

AB	37
R	7
H	12
RBI	6
BB	1
SO	6
LOB	14



AB	35
R	8
H	10
RBI	6
BB	2
SO	4
LOB	14



Batter	1	2	3	4	5	6	7	8	9	AB	R	H	RBI	BB	SO	LOB	TOP			
Harvey Kuenn, R (1.8) OBP: 0.374, SLG: 0.460	L7		4-3 1B 2B		F8			F9		4	1	1	0	0	0	0	Detroit Tigers @ Kansas City Athletics Municipal Stadium, Kansas City, MO Sun Aug 17 1958, 4:33 AM EDT Att: 14,766 - Unknown livebaseballscorecards.com			
Coot Veal, R (1.6) OBP: 0.377, SLG: 0.355	6-3		4-3		5-3			1B		4	0	1	0	0	0	1				
Frank Bolling, R (1.4) OBP: 0.339, SLG: 0.399	BB		1B		F8			F2		3	0	1	1	1	0	1				
Gail Harris, L (1.3) OBP: 0.337, SLG: 0.500	4-3		F7		F9			F5		4	0	0	0	0	0	3				
Al Kaline, R (1.9) OBP: 0.356, SLG: 0.472		L5-3	L1-3		L4			F7		4	0	0	0	0	0	1				
Charlie Maxwell, L (1.7) OBP: 0.346, SLG: 0.401		2B		E3 G6-4-3 HBP		K		4-3		4	0	1	0	0	1	0				
Reno Bertoia, R (1.5) OBP: 0.278, SLG: 0.297		BB		G6-4-3 HBP		K		6-3		2	0	0	0	1	1	0				
Red Wilson, R (1.2) OBP: 0.392, SLG: 0.375	F5		G6-4-3		4-1					3	0	0	0	0	0	4				
Paul Foytack, R (1.1) OBP: 0.340, SLG: 0.306	L4		K		K					3	0	0	0	0	2	3				
Inning Stats	R: 0 E: 0 K: 0 S: 3	H: 0 LOB: 1 BB: 1 P: 7	R: 0 E: 0 K: 0 S: 4	H: 1 LOB: 2 BB: 1 P: 8	R: 1 E: 0 K: 0 S: 5	H: 2 LOB: 1 BB: 0 P: 5	R: 0 E: 1 K: 1 S: 5	H: 0 LOB: 1 BB: 0 P: 6	R: 0 E: 0 K: 0 S: 5	H: 0 LOB: 0 BB: 0 P: 3	R: 0 E: 0 K: 2 S: 7	H: 0 LOB: 0 BB: 0 P: 7	R: 0 E: 0 K: 0 S: 4	H: 1 LOB: 1 BB: 0 P: 4	R: 0 E: 0 K: 0 S: 3	H: 0 LOB: 0 BB: 0 P: 3	1B: 2 2B: 2 3B: 0 HR: 0	SF: 0 SAC: 0 DP: 1 HBP: 1	WP: 0 PB: 0 SB: 0 CS: 0	PA: 34
PITCHER Bob Grim, R (1.1) ERA: 4.18	IP: 9.0 WLS: W BF: 34 H: 4 R: 1 ER: 1 SO: 4 BB: 2 IBB: 0 HBP: 1 BLK: 0 WP: 0 HR: 0 S: 39 P: 48 ERA: 1.00 WHIP: 0.667															PITCHER				

Batter	1	2	3	4	5	6	7	8	9	AB	R	H	RBI	BB	SO	LOB	BOTTOM			
Bill Tuttle, R (1.8) OBP: 0.337, SLG: 0.360	F7			CS 1B		FC6-4		F8		4	0	1	0	0	0	1	Detroit Tigers @ Kansas City Athletics Municipal Stadium, Kansas City, MO Sun Aug 17 1958, 4:33 AM EDT Att: 14,766 - Unknown livebaseballscorecards.com			
Preston Ward, L (1.3) OBP: 0.342, SLG: 0.401	F5			F8			L9	2B		4	0	1	0	0	0	1				
Hector Lopez, R (1.4) OBP: 0.317, SLG: 0.384	L9			1-3			HR	6-3		4	1	1	1	0	0	2				
Roger Maris, L (1.9) OBP: 0.310, SLG: 0.455		L9			4-3		L9			3	0	0	0	0	0	0				
Harry Simpson, L (1.7) OBP: 0.325, SLG: 0.381		6-3			F7		1B HR BB			2	1	0	0	1	0	0				
Whitey Herzog, L (8.7) OBP: 0.341, SLG: 0.260							HR BB			0	0	0	0	0	0	0				
Hal Smith, R (1.5) OBP: 0.290, SLG: 0.374		4-3			K		HR 1B			3	1	1	0	0	1	0				
Harry Chiti, R (1.2) OBP: 0.295, SLG: 0.402			K			L9	HR			3	1	1	3	0	1	0				
Joe Demaestri, R (1.6) OBP: 0.240, SLG: 0.279			F4			6-3	K			3	0	0	0	0	1	0				
Bob Grim, R (1.1) OBP: 0.133, SLG: 0.071			K			FC6-4 1B		4-3		3	0	1	0	0	1	0				
Inning Stats	R: 0 E: 0 K: 0 S: 3	H: 0 LOB: 0 BB: 0 P: 3	R: 0 E: 0 K: 2 S: 7	H: 0 LOB: 0 BB: 0 P: 7	R: 0 E: 0 K: 0 S: 3	H: 1 LOB: 0 BB: 0 P: 3	R: 0 E: 0 K: 0 S: 4	H: 1 LOB: 1 BB: 0 P: 4	R: 4 E: 0 K: 1 S: 8	H: 3 LOB: 1 BB: 1 P: 12	R: 0 E: 0 K: 0 S: 4	H: 1 LOB: 1 BB: 0 P: 4	R: 0 E: 0 K: 0 S: 4	H: 0 LOB: 0 BB: 0 P: 4	R: 0 E: 0 K: 0 S: 3	H: 0 LOB: 0 BB: 0 P: 3	1B: 3 2B: 1 3B: 0 HR: 2	SF: 0 SAC: 0 DP: 0 HBP: 0	WP: 0 PB: 0 SB: 0 CS: 1	PA: 30
PITCHER Paul Foytack, R (1.1) ERA: 4.23	IP: 8.0 WLS: L BF: 30 H: 6 R: 4 ER: 4 SO: 4 BB: 1 IBB: 0 HBP: 0 BLK: 0 WP: 0 HR: 2 S: 37 P: 41 ERA: 4.50 WHIP: 0.875															PITCHER				

Batter	1	2	3	4	5	6	7	8	9	AB	R	H	RBI	BB	SO	LOB	TOP								
Harvey Kuenn, R OBP: 0.373, SLG: 0.457	6-3		F8		6-3				1-3	5	0	1	0	0	0	0									
Coot Veal, R OBP: 0.397, SLG: 0.394										4	1	3	0	0	1	1									
Frank Bolling, R OBP: 0.340, SLG: 0.398										3	0	1	0	1	1	2									
Gail Harris, L OBP: 0.336, SLG: 0.495										3	0	0	0	0	1	3									
Charlie Maxwell, L OBP: 0.348, SLG: 0.399										2	0	0	0	2	0	2									
Billy Martin, R OBP: 0.292, SLG: 0.373										3	0	1	1	0	1	2									
Johnny Groth, R OBP: 0.315, SLG: 0.294										2	0	0	0	0	2	1									
Tito Francona, L OBP: 0.330, SLG: 0.315										2	0	0	0	0	1	4									
Red Wilson, R OBP: 0.384, SLG: 0.367										4	0	0	0	0	0	0									
Herb Moford, R OBP: 0.077, SLG: 0.040										2	0	0	0	0	1	0									
Bob Hazle, L OBP: 0.315, SLG: 0.294										1	0	0	0	0	0	0									
Tom Morgan, R OBP: 0.222, SLG: 0.222										0	0	0	0	0	0	0									
Charlie Lau, L OBP: 0.264, SLG: 0.235										1	0	0	0	0	1	0									
Inning Stats	R: 0 E: 0 K: 1 S: 6	H: 1 LOB: 2 BB: 0 P: 7	R: 0 E: 0 K: 1 S: 5	H: 0 LOB: 0 BB: 0 P: 5	R: 0 E: 0 K: 1 S: 6	H: 1 LOB: 1 BB: 0 P: 6	R: 0 E: 0 K: 1 S: 6	H: 1 LOB: 1 BB: 0 P: 6	R: 0 E: 0 K: 0 S: 3	H: 0 LOB: 0 BB: 0 P: 3	R: 1 E: 0 K: 2 S: 9	H: 2 LOB: 2 BB: 1 P: 13	R: 0 E: 0 K: 1 S: 6	H: 1 LOB: 1 BB: 0 P: 6	R: 0 E: 0 K: 1 S: 5	H: 0 LOB: 2 BB: 2 P: 13	R: 0 E: 0 K: 1 S: 5	H: 0 LOB: 0 BB: 0 P: 5	1B: 4 2B: 2 3B: 0 HR: 0	SF: 1 SAC: 0 DP: 0 HBP: 1	WP: 1 PB: 0 SB: 0 CS: 0	PA: 37			
PITCHER	IP	WLS	BF	H	R	ER	SO	BB	IBB	HBP	BLK	WP	HR	S	P	ERA	WHIP								
Camilo Pascual, R ERA: 3.38	7.0	W	30	6	1	1	7	2	0	1	0	1	0	41	50	1.29	1.143								
Dick Hyde, R ERA: 2.01	2.0	S	7	0	0	0	2	1	0	0	0	0	0	10	14	0.00	0.500								

Detroit Tigers @ Washington Senators
Griffith Stadium, Washington, DC
Tue Aug 19 1958, 7:05 PM EDT
Att: 10,970 - Unknown


AB	32
R	1
H	6
RBI	1
BB	3
SO	9
LOB	15



Batter	1	2	3	4	5	6	7	8	9	AB	R	H	RBI	BB	SO	LOB	BOTTOM								
Eddie Yost, R OBP: 0.359, SLG: 0.326										3	1	0	0	1	1	0									
Albie Pearson, L OBP: 0.356, SLG: 0.355										3	0	0	0	1	0	0									
Roy Sievers, R OBP: 0.381, SLG: 0.600										4	1	4	2	0	0	0									
Clint Courtney, L OBP: 0.323, SLG: 0.321										4	0	0	0	0	0	2									
Jim Lemon, R OBP: 0.310, SLG: 0.496										4	1	2	0	0	0	0									
Neil Chrissy, L OBP: 0.272, SLG: 0.370										0	0	0	0	0	0	0									
Julio Becquer, L OBP: 0.273, SLG: 0.266										4	0	1	1	0	1	1									
Rocky Bridges, R OBP: 0.355, SLG: 0.491										3	0	0	0	1	0	2									
Bobby Malkmus, R OBP: 0.239, SLG: 0.254										0	0	0	0	0	0	0									
Ossie Alvarez, R OBP: 0.271, SLG: 0.236										2	0	1	0	1	0	0									
Camilo Pascual, R OBP: 0.190, SLG: 0.262										3	0	0	0	0	0	4									
Dick Hyde, R										0	0	0	0	0	0	0									
Inning Stats	R: 1 E: 0 K: 1 S: 6	H: 1 LOB: 0 BB: 0 P: 6	R: 0 E: 0 K: 0 S: 4	H: 1 LOB: 2 BB: 1 P: 8	R: 0 E: 0 K: 0 S: 4	H: 1 LOB: 1 BB: 0 P: 4	R: 0 E: 0 K: 0 S: 3	H: 0 LOB: 0 BB: 0 P: 3	R: 1 E: 0 K: 0 S: 3	H: 1 LOB: 2 BB: 2 P: 11	R: 1 E: 1 K: 0 S: 5	H: 2 LOB: 2 BB: 1 P: 9	R: 0 E: 0 K: 0 S: 4	H: 1 LOB: 1 BB: 0 P: 4	R: 0 E: 0 K: 1 S: 5	H: 1 LOB: 0 BB: 0 P: 5	1B: 6 2B: 1 3B: 0 HR: 1	SF: 0 SAC: 0 DP: 1 HBP: 0	WP: 0 PB: 0 SB: 0 CS: 0	PA: 34					
PITCHER	IP	WLS	BF	H	R	ER	SO	BB	IBB	HBP	BLK	WP	HR	S	P	ERA	WHIP								
Herb Moford, R ERA: 3.7	6.0	L	27	6	3	3	1	4	0	0	0	0	1	25	41	4.50	1.667								
Tom Morgan, R ERA: 3.2	2.0		7	2	0	0	1	0	0	0	0	0	0	9	9	0.00	1.000								

Detroit Tigers @ Washington Senators
Griffith Stadium, Washington, DC
Tue Aug 19 1958, 7:05 PM EDT
Att: 10,970 - Unknown

AB	30
R	3
H	8
RBI	3
BB	4
SO	2
LOB	9



Batter	1	2	3	4	5	6	7	8	9	AB	R	H	RBI	BB	SO	LOB	TOP					
Harvey Kuenn, R OBP: 0.375, SLG: 0.456 (1, 8)	F8	2B 1-3 1B			F4	4-0 IBB		4-0 IBB		3	0	1	0	2	0	0	Detroit Tigers @ Washington Senators Griffith Stadium, Washington, DC Wed Aug 20 1958, 7:05 PM EDT Att: 6,508 - Unknown					
Coot Veal, R OBP: 0.397, SLG: 0.408 (1, 6)	FC6-4 1B	1-3 2B			F9	F7		L5		5	0	2	1	0	0	5						
Frank Bolling, R OBP: 0.338, SLG: 0.395 (1, 4)	FC6-4 BB 1-2 HR	6-3			4-0 1B HR BB			F9		4	2	0	0	1	0	3						
Gail Harris, L OBP: 0.340, SLG: 0.502 (1, 3)	4-0 HR BB				F8			0-3 K		4	2	2	0	1	1	0						
Al Kaline, R OBP: 0.356, SLG: 0.486 (1, 9)	0-0 HR				L8	1-3 HR 1B		0-0 L8		5	2	2	6	0	0	1						
Billy Martin, R OBP: 0.388, SLG: 0.368 (1, 5)	0-0 F9				0-0 K			0-0 F9		5	0	0	0	0	1	1						
Charlie Maxwell, L OBP: 0.347, SLG: 0.397 (1, 7)		0-3 K			0-0 G3			0-0 E4 FC6-4		4	0	1	0	0	1	0						
Red Wilson, R OBP: 0.386, SLG: 0.375 (1, 2)		0-0 1B 2B 1B			0-3 K			0-0 FC6-4 SH1-4 1-2		4	1	2	0	0	1	1						
Frank Lary, R OBP: 0.138, SLG: 0.127 (1, 1)		0-0 F5			0-0 4-3			0-0 SH1-4 1-2		3	0	0	0	0	0	3						
Inning Stats	R: 3 E: 0 K: 0 S: 5	H: 2 LOB: 0 BB: 1 P: 9	R: 1 E: 0 K: 1 S: 8	H: 3 LOB: 2 BB: 0 P: 8	R: 0 E: 0 K: 1 S: 5	H: 0 LOB: 0 BB: 0 P: 5	R: 0 E: 0 K: 1 S: 5	H: 0 LOB: 0 BB: 0 P: 5	R: 3 E: 0 K: 0 S: 5	H: 2 LOB: 0 BB: 1 P: 9	R: 0 E: 1 K: 0 S: 4	H: 0 LOB: 2 BB: 1 P: 8	R: 0 E: 0 K: 1 S: 5	H: 0 LOB: 0 BB: 0 P: 5	R: 0 E: 0 K: 0 S: 5	H: 2 LOB: 3 BB: 1 P: 9	R: 0 E: 0 K: 0 S: 4	H: 1 LOB: 1 BB: 0 P: 4	1B: 5 2B: 2 3B: 1 HR: 2	SF: 0 SAC: 1 DP: 0 HBP: 0	WP: 0 PB: 0 SB: 0 CS: 0	PA: 42
PITCHER	IP WLS BF H R ER SO BB IBB HBP BLK WP HR S P ERA WHIP	IP WLS BF H R ER SO BB IBB HBP BLK WP HR S P ERA WHIP															IP WLS BF H R ER SO BB IBB HBP BLK WP HR S P ERA WHIP					
Pedro Ramos, R ERA: 4.24 (1, 1)	5.0 L 24 7 7 7 3 2 0 0 0 0 2 28 36 12.60 1.800																					
John Romonosky, R ERA: 6.69 (6, 1)	4.0 18 3 0 0 1 0 2 0 0 0 0 0 18 26 0.00 0.750																					
Batter	1	2	3	4	5	6	7	8	9	AB	R	H	RBI	BB	SO	LOB	BOTTOM					
Eddie Yost, R OBP: 0.356, SLG: 0.323 (1, 5)	5-3		5-3	K					0-0	3	0	0	0	0	1	1	Detroit Tigers @ Washington Senators Griffith Stadium, Washington, DC Wed Aug 20 1958, 7:05 PM EDT Att: 6,508 - Unknown					
Ken Aspromonte, R OBP: 0.301, SLG: 0.323 (6, 5)									0-0 1B	2	0	1	0	0	0	0						
Albie Pearson, L OBP: 0.354, SLG: 0.353 (1, 8)	0-3 K		0-0 E3 G3 1B		0-0 4-3				0-0 G3	3	1	0	0	0	1	0						
Faye Throneberry, L OBP: 0.246, SLG: 0.316 (6, 8)										2	0	0	0	0	0	1						
Roy Sievers, R OBP: 0.385, SLG: 0.600 (1, 7)	1-0 HBP		0-0 1B G3 1B		4-0 BB BB				0-0 F6	2	0	1	0	1	0	0						
Clint Courtney, L OBP: 0.325, SLG: 0.321 (1, 2)	0-0 F7		0-0 G3		4-0 1-2 BB				0-0 1B 1B	3	0	1	0	1	0	3						
Jim Lemon, R OBP: 0.312, SLG: 0.496 (1, 9)			0-0 1B 1B		0-3 K				0-3 K	4	0	2	1	0	2	3						
Julio Becquer, L OBP: 0.272, SLG: 0.266 (1, 3)			0-3 K		0-0 L7				0-0 G6-4-3 1B	4	0	1	0	0	1	5						
Rocky Bridges, R OBP: 0.354, SLG: 0.399 (3, 6)			0-0 1B		0-0 6-3				0-0 F8 G6-4-3 1-2	4	0	1	0	0	0	2						
Ossie Alvarez, R OBP: 0.271, SLG: 0.236 (1, 6)			0-3 K		0-0 FC4 1B				0-0 F7	0	0	0	0	0	0	0						
Herb Plews, L OBP: 0.306, SLG: 0.337 (2, PH) (3, 4)									0-0 F8	4	0	1	0	0	1	2						
Pedro Ramos, S OBP: 0.250, SLG: 0.268 (1, 1)			0-3 K		0-0 FC4				0-0 4-3	2	0	0	0	0	1	3						
John Romonosky, R OBP: 0.300, SLG: 0.800 (6, 1)										1	0	0	0	0	1	0						
Neil Christley, L OBP: 0.271, SLG: 0.368 (9, PH)										1	0	0	0	0	0	0						
Inning Stats	R: 0 E: 0 K: 1 S: 5	H: 0 LOB: 1 BB: 0 P: 6	R: 0 E: 0 K: 3 S: 11	H: 2 LOB: 2 BB: 0 P: 11	R: 1 E: 1 K: 0 S: 6	H: 2 LOB: 2 BB: 0 P: 6	R: 0 E: 0 K: 1 S: 6	H: 1 LOB: 1 BB: 0 P: 6	R: 0 E: 0 K: 1 S: 5	H: 0 LOB: 2 BB: 2 P: 13	R: 0 E: 0 K: 1 S: 5	H: 0 LOB: 0 BB: 0 P: 5	R: 0 E: 0 K: 0 S: 3	H: 0 LOB: 0 BB: 0 P: 3	R: 0 E: 0 K: 1 S: 6	H: 2 LOB: 1 BB: 0 P: 6	R: 0 E: 0 K: 0 S: 4	H: 1 LOB: 1 BB: 0 P: 4	1B: 8 2B: 0 3B: 0 HR: 0	SF: 0 SAC: 0 DP: 1 HBP: 1	WP: 0 PB: 0 SB: 0 CS: 0	PA: 38
PITCHER	IP WLS BF H R ER SO BB IBB HBP BLK WP HR S P ERA WHIP	IP WLS BF H R ER SO BB IBB HBP BLK WP HR S P ERA WHIP															IP WLS BF H R ER SO BB IBB HBP BLK WP HR S P ERA WHIP					
Frank Lary, R ERA: 3.3 (1, 1)	9.0 W 38 8 1 0 8 2 0 1 0 0 0 51 60 0.00 1.111																					

Batter	1	2	3	4	5	6	7	8	9	AB	R	H	RBI	BB	SO	LOB	TOP			
Harvey Kuenn, R OBP: 0.379, SLG: 0.456	(1, 8)			(4, 0)	(4, 0)		(0, 0)		(0, 0)	2	2	1	0	3	0	0				
Cool Veal, R OBP: 0.398, SLG: 0.427	(1, 6)			(4, 0)	(0, 0)		(0, 0)		(0, 0)	4	1	1	1	1	0	1				
Frank Bolling, R OBP: 0.339, SLG: 0.397	(1, 4)			(0, 3)	(0, 0)		(0, 3)		(0, 0)	5	0	2	1	0	2	3				
Gail Harris, L OBP: 0.336, SLG: 0.495	(1, 3)			(0, 3)	(0, 0)					4	0	0	0	0	3	4				
Al Kaline, R OBP: 0.355, SLG: 0.483				(0, 0)	(0, 3)				(0, 0)	4	0	1	0	0	1	2				
Billy Martin, R OBP: 0.288, SLG: 0.367				(0, 0)					(0, 0)	4	1	1	0	0	1	1				
Johnny Groth, R OBP: 0.429				(0, 0)						3	1	2	0	0	0	0				
Charlie Maxwell, L OBP: 0.346, SLG: 0.395	(8, PH)			(1, 3)						1	0	0	0	0	1	0				
Red Wilson, R OBP: 0.388, SLG: 0.383	(1, 2)			(0, 0)					(0, 0)	4	1	2	2	0	0	0				
Billy Hoelt, L OBP: 0.317, SLG: 0.378	(1, 1)			(1, 2)					(0, 0)	1	0	0	0	0	0	2				
George Susce, R OBP: 0.200, SLG: 0.174	(3, 1)			(0, 0)						2	0	0	0	0	2	1				
Hank Aguirre, R OBP: 0.267, SLG: 0.286	(7, 1)			(0, 0)						0	0	0	0	0	0	0				
Bob Hazle, L OBP: 0.312, SLG: 0.291	(8, PH)			(0, 0)						1	0	0	0	0	0	0				
Tom Morgan, R OBP: 0.222, SLG: 0.222	(8, 1)			(0, 0)						0	0	0	0	0	0	0				
Inning Stats	R: 0 E: 0 K: 1 S: 5	H: 1 LOB: 1 BB: 1 P: 9	R: 1 E: 0 K: 0 S: 5	H: 3 LOB: 1 BB: 0 P: 5	R: 0 E: 0 K: 3 S: 9	H: 0 LOB: 2 BB: 2 P: 17	R: 4 E: 1 K: 1 S: 9	H: 3 LOB: 1 BB: 1 P: 13	R: 0 E: 0 K: 1 S: 5	H: 1 LOB: 0 BB: 0 P: 5	R: 1 E: 0 K: 2 S: 9	H: 2 LOB: 1 BB: 0 P: 9	R: 0 E: 0 K: 1 S: 5	H: 0 LOB: 0 BB: 0 P: 5	R: 0 E: 0 K: 1 S: 3	H: 0 LOB: 0 BB: 0 P: 3	1B: 7 2B: 2 3B: 1 HR: 0	SF: 0 SAC: 0 DP: 2 HBP: 0	WP: 0 PB: 0 SB: 0 CS: 1	PA: 39
PITCHER	IP WLS BF H R ER SO BB IBB HBP BLK WP HR S P ERA WHIP																			
Billy O'Dell, L ERA: 2.93	(1, 1) 4.0 22 7 5 2 5 4 0 0 0 0 0 0 28 44 4.50 2.750																			
Milt Pappes, R ERA: 4.31	(5, 1) 2.0 8 3 1 1 3 0 0 0 0 0 0 0 14 14 4.50 1.500																			
Charlie Beamon, R ERA: 4.58	(7, 1) 1.0 W 3 0 0 0 1 0 0 0 0 0 0 0 5 5 0.00 0.000																			
Billy Loes, R ERA: 3.83	(8, 1) 2.0 S 6 0 0 0 1 0 0 0 0 0 0 0 8 8 0.00 0.000																			

Detroit Tigers @ Baltimore Orioles
Memorial Stadium, Baltimore, MD
Thu Aug 21 1958, 7:05 PM EDT
Att: 10,039 - Unknown

AB 35
R 6
H 10
RBI 4
BB 4
SO 10
LOB 14

Batter	1	2	3	4	5	6	7	8	9	AB	R	H	RBI	BB	SO	LOB	BOTTOM			
Jim Busby, R OBP: 0.296, SLG: 0.304	(1, 8)			(0, 0)	(0, 0)				(0, 0)	(0, 0)	5	1	1	0	0	0				
Dick Williams, R OBP: 0.346, SLG: 0.363	(1, 3)			(0, 0)					(4, 0)	(0, 3)	3	2	1	0	1	1				
Joe Taylor, R OBP: 0.329, SLG: 0.420	(1, 9)			(0, 0)					(0, 0)		2	1	2	2	0	0				
Bob Boyd, L OBP: 0.340, SLG: 0.443	(4, 3)			(0, 0)					(0, 0)		2	1	2	0	0	0				
Bob Nieman, R OBP: 0.418, SLG: 0.597	(1, 7)			(4, 0)					(0, 0)		3	1	1	1	1	2				
Gus Triandos, R OBP: 0.337, SLG: 0.484	(1, 2)			(4, 0)					(0, 0)		2	1	1	3	2	0				
Brooks Robinson, R OBP: 0.300, SLG: 0.330	(1, 5)			(0, 3)					(0, 0)		1	0	0	0	1	0				
Gene Woodling, L OBP: 0.392, SLG: 0.434	(3, PH)			(0, 3)						3	0	1	0	0	1	4				
Billy Gardner, R OBP: 0.274, SLG: 0.305	(1, 4)			(0, 0)					(0, 0)	(0, 0)	4	0	0	0	0	1				
Willy Miranda, S OBP: 0.242, SLG: 0.239	(1, 6)			(0, 0)					(0, 3)	(0, 0)	2	0	1	0	0	0				
Al Pizarro, L OBP: 0.307, SLG: 0.306	(8, PH)			(0, 0)					(0, 0)		1	0	0	0	0	1				
Foster Castleman, R OBP: 0.259, SLG: 0.247	(7, 6)			(0, 0)					(0, 0)		1	0	0	0	0	1				
Billy O'Dell, S OBP: 0.145, SLG: 0.155	(1, 1)			(0, 3)					(0, 0)		1	0	0	0	0	1				
Jim Marshall OBP: 0.276, SLG: 0.346	(4, PH)			(0, 0)					(0, 0)		1	0	0	0	0	0				
Milt Pappes OBP: 0.276, SLG: 0.346	(5, 1)			(0, 0)					(0, 0)		1	0	0	0	0	0				
Jack Harshman OBP: 0.186, SLG: 0.344	(6, PH)			(0, 0)					(0, 0)		1	0	0	0	0	0				
Charlie Beamon, R OBP: 0.312, SLG: 0.291	(7, 1)			(0, 0)					(0, 0)		1	0	0	0	0	0				
Billy Loes, R OBP: 0.103, SLG: 0.074	(8, 1)			(0, 0)					(0, 0)		1	0	0	0	0	0				
Inning Stats	R: 1 E: 0 K: 1 S: 7	H: 2 LOB: 1 BB: 0 P: 7	R: 0 E: 0 K: 2 S: 8	H: 1 LOB: 1 BB: 0 P: 8	R: 2 E: 0 K: 2 S: 9	H: 2 LOB: 2 BB: 2 P: 17	R: 0 E: 0 K: 0 S: 3	H: 0 LOB: 0 BB: 0 P: 3	R: 0 E: 0 K: 0 S: 4	H: 1 LOB: 2 BB: 1 P: 8	R: 0 E: 0 K: 1 S: 5	H: 0 LOB: 0 BB: 0 P: 5	R: 4 E: 0 K: 0 S: 7	H: 4 LOB: 1 BB: 1 P: 11	R: 0 E: 0 K: 1 S: 5	H: 0 LOB: 0 BB: 0 P: 5	1B: 6 2B: 3 3B: 0 HR: 1	SF: 0 SAC: 1 DP: 0 HBP: 0	WP: 1 PB: 0 SB: 0 CS: 0	PA: 38
PITCHER	IP WLS BF H R ER SO BB IBB HBP BLK WP HR S P ERA WHIP																			
Billy Hoelt, L ERA: 4.45	(1, 1) 2.1 14 4 4 4 3 2 0 0 0 0 1 1 22 30 9.00 1.500																			
George Susce, R ERA: 4.1	(3, 1) 4.0 L 18 4 4 4 3 2 0 0 0 0 1 1 22 30 9.00 1.500																			
Hank Aguirre, L ERA: 3.84	(7, 1) 0.2 3 1 0 0 0 0 0 0 0 0 0 0 3 3 0.00 1.500																			
Tom Morgan, R ERA: 3.14	(8, 1) 1.0 3 0 0 0 1 0 0 0 0 0 0 0 5 5 0.00 0.000																			


Detroit Tigers @ Baltimore Orioles
Memorial Stadium, Baltimore, MD
Thu Aug 21 1958, 7:05 PM EDT
Att: 10,039 - Unknown

AB 33
R 7
H 10
RBI 6
BB 4
SO 7
LOB 12

Batter	1	2	3	4	5	6	7	8	9	AB	R	H	RBI	BB	SO	LOB	TOP		
Harvey Kuenn, R (1, 8) OBP: 0.380, SLG: 0.453	L5			G6-4-3					6-3	3	0	0	0	2	0	1			
Coot Veal, R (1, 6) OBP: 0.391, SLG: 0.418 Gus Zernial, R (9, PH) OBP: 0.330, SLG: 0.518	5-3	F6				L5			K	4	0	1	0	0	0	6			
Frank Bolling, R (1, 4) OBP: 0.338, SLG: 0.395	E5	F4							6-3	5	1	1	0	0	0	3			
Gail Harris, L (1, 3) OBP: 0.388, SLG: 0.495										4	0	2	0	0	0	2			
Al Kaline, R (1, 9) OBP: 0.355, SLG: 0.481										4	0	1	1	0	1	2			
Charlie Maxwell, L (1, 7) OBP: 0.348, SLG: 0.395 Reno Bertioia, R (8, PR) OBP: 0.278, SLG: 0.297 Hank Aguirre, R (8, 1) OBP: 0.297, SLG: 0.286	4-3									3	0	1	0	1	0	2			
Billy Martin, R (1, 5) OBP: 0.285, SLG: 0.363										4	0	0	0	0	0	2			
Red Wilson, R (1, 2) OBP: 0.399, SLG: 0.400										4	0	4	0	0	0	0			
Jim Bunning, R (1, 1) OBP: 0.222, SLG: 0.245 Bob Hazle, L (8, PH) OBP: 0.312, SLG: 0.291 Johnny Groth, R (8, 7) OBP: 0.370, SLG: 0.424										3	0	2	0	0	0	1			
Inning Stats	R: 1 E: 1 K: 0 S: 6	H: 2 LOB: 2 BB: 0 P: 6	R: 0 E: 0 K: 0 S: 5	H: 2 LOB: 3 BB: 1 P: 9	R: 0 E: 0 K: 0 S: 3	H: 1 LOB: 1 BB: 1 P: 7	R: 0 E: 0 K: 0 S: 3	H: 1 LOB: 0 BB: 0 P: 3	R: 0 E: 0 K: 1 S: 6	H: 2 LOB: 1 BB: 0 P: 6	R: 0 E: 0 K: 0 S: 3	H: 0 LOB: 0 BB: 0 P: 3	R: 0 E: 0 K: 0 S: 4	H: 2 LOB: 2 BB: 0 P: 4	R: 0 E: 0 K: 1 S: 5	H: 0 LOB: 0 BB: 0 P: 5	1B: 11 2B: 2 3B: 0 HR: 0	SF: 0 SAC: 0 DP: 4 HBP: 0	WP: 0 PA: 39 PB: 0 SB: 0 CS: 0
PITCHER	IP WLS BF H R ER SO BB IBB HBP BLK WP HR S P ERA WHIP																		
Connie Johnson, R (1, 1) ERA: 3.19	7.1 W 35 12 1 0 1 3 0 0 0 0 0 0 34 46 0.00 2.045																		
Jack Harshman, L (8, 1) ERA: 2.73	1.2 S 4 0 0 0 1 0 0 0 0 0 0 0 6 6 0.00 0.000																		

Detroit Tigers @ Baltimore Orioles
Memorial Stadium, Baltimore, MD
 Fri Aug 22 1958, 7:05 PM EDT
 Att: 11,179 - Unknown


AB 36
 R 1
 H 12
 RBI 1
 BB 3
 SO 2
 LOB 21



Batter	1	2	3	4	5	6	7	8	9	AB	R	H	RBI	BB	SO	LOB	BOTTOM		
Dick Williams, R (1, 8) OBP: 0.342, SLG: 0.358	L7									4	0	0	0	0	1	1			
Bob Boyd, L (1, 3) OBP: 0.342, SLG: 0.447										4	1	2	0	0	0	0			
Gene Woodling, L (1, 9) OBP: 0.393, SLG: 0.442 Al Pilarcik, L (9, 9) OBP: 0.307, SLG: 0.306	3-1									3	1	1	1	0	0	1			
Bob Nieman, R (1, 7) OBP: 0.415, SLG: 0.595 Jim Busby, R (9, 8) OBP: 0.296, SLG: 0.304	5-3									4	0	1	1	0	1	1			
Gus Triandos, R (1, 2) OBP: 0.335, SLG: 0.480										3	0	0	0	0	0	2			
Brooks Robinson, R (1, 5) OBP: 0.298, SLG: 0.327										3	0	0	0	0	1	2			
Billy Gardner, R (1, 4) OBP: 0.274, SLG: 0.303										2	0	0	0	1	1	0			
Willy Miranda, S (1, 6) OBP: 0.238, SLG: 0.235										3	0	0	0	0	0	3			
Connie Johnson, R (1, 1) OBP: 0.273, SLG: 0.267 Jack Harshman, L (8, 1) OBP: 0.305, SLG: 0.362										3	0	1	0	0	1	0			
Inning Stats	R: 0 E: 0 K: 0 S: 4	H: 1 LOB: 1 BB: 0 P: 4	R: 0 E: 0 K: 0 S: 3	H: 0 LOB: 0 BB: 0 P: 3	R: 0 E: 0 K: 1 S: 5	H: 0 LOB: 0 BB: 0 P: 5	R: 1 E: 0 K: 0 S: 5	H: 2 LOB: 3 BB: 1 P: 10	R: 0 E: 0 K: 1 S: 5	H: 0 LOB: 0 BB: 0 P: 5	R: 1 E: 0 K: 2 S: 8	H: 1 LOB: 0 BB: 0 P: 8	R: 0 E: 0 K: 1 S: 6	H: 1 LOB: 1 BB: 0 P: 6	R: 0 E: 0 K: 0 S: 3	H: 0 LOB: 0 BB: 0 P: 3	1B: 2 2B: 2 3B: 0 HR: 1	SF: 0 SAC: 0 DP: 0 HBP: 1	WP: 0 PA: 31 PB: 0 SB: 0 CS: 0
PITCHER	IP WLS BF H R ER SO BB IBB HBP BLK WP HR S P ERA WHIP																		
Jim Bunning, R (1, 1) ERA: 3.97	7.0 L 28 5 2 2 5 0 0 0 0 0 0 1 36 41 2.57 0.714																		
Hank Aguirre, L (8, 1) ERA: 3.79	1.0 3 0 0 0 0 0 0 0 0 0 0 0 3 3 0.00 0.000																		

Detroit Tigers @ Baltimore Orioles
Memorial Stadium, Baltimore, MD
 Fri Aug 22 1958, 7:05 PM EDT
 Att: 11,179 - Unknown


AB 29
 R 2
 H 5
 RBI 2
 BB 1
 SO 5
 LOB 10



Batter	1	2	3	4	5	6	7	8	9	AB	R	H	RBI	BB	SO	LOB	TOP					
Harvey Kuenn, R OBP: 0.380, SLG: 0.452 (1, 8)										5	1	2	0	0	0	2						
Cool Veal, R OBP: 0.380, SLG: 0.405 (1, 6)										5	0	1	1	0	0	3						
Frank Bolling, R OBP: 0.336, SLG: 0.393 (1, 4)										5	0	1	0	0	0	4						
Gail Harris, L OBP: 0.337, SLG: 0.492 (1, 3)										4	1	1	1	0	0	1						
Al Kaline, R OBP: 0.354, SLG: 0.481 (1, 9)										4	1	1	0	0	0	1						
Charlie Maxwell, L OBP: 0.348, SLG: 0.394 Johnny Groth, R OBP: 0.367, SLG: 0.420 (8, PH) (8, 7)										3	0	1	2	0	0	1						
Billy Martin, R OBP: 0.287, SLG: 0.366 (1, 5)										3	1	1	0	1	0	0						
Red Wilson, R OBP: 0.397, SLG: 0.399 (1, 2)										3	1	1	1	0	0	2						
Paul Foytack, R OBP: 0.345, SLG: 0.314 Al Cicotte, R OBP: 0.217, SLG: 0.217 (5, 1)										2	0	1	0	0	0	0						
Inning Stats	R: 3 E: 1 K: 0 S: 7	H: 4 LOB: 2 BB: 1 P: 11	R: 0 E: 0 K: 0 S: 3	H: 0 LOB: 0 BB: 0 P: 3	R: 0 E: 0 K: 0 S: 4	H: 1 LOB: 1 BB: 0 P: 4	R: 1 E: 0 K: 0 S: 6	H: 3 LOB: 2 BB: 0 P: 6	R: 0 E: 0 K: 0 S: 3	H: 0 LOB: 0 BB: 0 P: 3	R: 0 E: 0 K: 0 S: 5	H: 2 LOB: 2 BB: 0 P: 5	R: 0 E: 0 K: 0 S: 3	H: 0 LOB: 0 BB: 0 P: 3	R: 1 E: 1 K: 1 S: 6	H: 1 LOB: 0 BB: 0 P: 6	R: 0 E: 0 K: 0 S: 3	H: 0 LOB: 0 BB: 0 P: 3	1B: 9 2B: 2 3B: 0 HR: 0	SF: 1 SAC: 0 DP: 1 HBP: 0	WP: 0 PB: 0 SB: 1 CS: 0	PA: 39
PITCHER	IP WLS BF H R ER SO BB IBB HBP BLK WP HR S P ERA WHIP																					
Amie Portocarrero, R ERA: 2.97 (1, 1)	5.0 L 24 8 4 1 0 1 0 0 0 0 0 0 23 27 1.80 1.800																					
Charlie Beamon, R ERA: 4.35 (8, 1)	2.0 8 2 0 0 0 0 0 0 0 0 0 0 8 8 0.00 1.000																					
Ken Lehman, L ERA: 3.02 (8, 1)	2.0 7 1 1 0 1 0 0 0 0 0 0 0 9 9 0.00 0.500																					

Detroit Tigers @ Baltimore Orioles
Memorial Stadium, Baltimore, MD
Sat Aug 23 1958, 3:33 AM EDT
Att: 9,172 - Unknown


AB 37
R 5
H 11
RBI 5
BB 1
SO 1
LOB 14



Batter	1	2	3	4	5	6	7	8	9	AB	R	H	RBI	BB	SO	LOB	BOTTOM					
Dick Williams, R OBP: 0.341, SLG: 0.357 (1, 8)										4	0	1	1	0	0	1						
Bob Boyd, L OBP: 0.344, SLG: 0.447 (1, 3)										4	0	2	0	0	0	2						
Bob Nieman, R OBP: 0.413, SLG: 0.588 (1, 7)										3	0	0	0	1	0	2						
Gus Triandos, R OBP: 0.332, SLG: 0.475 (1, 2)										4	0	0	0	0	1	5						
Al Pilarcik, L OBP: 0.303, SLG: 0.302 (1, 9)										4	0	0	0	0	0	1						
Brooks Robinson, R OBP: 0.297, SLG: 0.327 (1, 5)										4	0	1	0	0	0	0						
Billy Gardner, R OBP: 0.276, SLG: 0.305 (1, 4)										4	1	2	0	0	1	0						
Willy Miranda, S OBP: 0.244, SLG: 0.237 (1, 6)										3	0	1	0	1	0	2						
Amie Portocarrero, R OBP: 0.196, SLG: 0.204 Gene Woodling, L OBP: 0.362, SLG: 0.440 Charlie Beamon, R OBP: 0.317, SLG: 0.336 Joe Ginsberg, L OBP: 0.271, SLG: 0.271 Ken Lehman, L OBP: 0.330, SLG: 0.429 (1, 1) (5, PH) (5, 1) (7, PH) (8, 1) (8, PH)										1	0	0	0	0	0	2						
Inning Stats	R: 0 E: 0 K: 1 S: 6	H: 1 LOB: 1 BB: 0 P: 6	R: 0 E: 0 K: 0 S: 5	H: 2 LOB: 2 BB: 0 P: 5	R: 0 E: 0 K: 0 S: 3	H: 0 LOB: 0 BB: 0 P: 3	R: 0 E: 0 K: 0 S: 3	H: 0 LOB: 0 BB: 0 P: 3	R: 1 E: 0 K: 0 S: 6	H: 3 LOB: 3 BB: 1 P: 10	R: 0 E: 0 K: 1 S: 5	H: 0 LOB: 0 BB: 0 P: 5	R: 0 E: 0 K: 0 S: 2	H: 0 LOB: 0 BB: 1 P: 6	R: 0 E: 0 K: 0 S: 4	H: 1 LOB: 1 BB: 0 P: 4	R: 0 E: 0 K: 0 S: 3	H: 1 LOB: 2 BB: 1 P: 7	1B: 8 2B: 0 3B: 0 HR: 0	SF: 0 SAC: 0 DP: 1 HBP: 0	WP: 0 PB: 0 SB: 0 CS: 0	PA: 36
PITCHER	IP WLS BF H R ER SO BB IBB HBP BLK WP HR S P ERA WHIP																					
Paul Foytack, R ERA: 4.16 (1, 1)	4.2 21 2 0 0 1 1 0 0 0 0 0 0 15 23 0.00 0.923																					
Al Cicotte, R ERA: 4.08 (5, 1)	4.1 W 15 2 0 0 1 2 0 0 0 0 0 0 15 23 0.00 0.923																					

Detroit Tigers @ Baltimore Orioles
Memorial Stadium, Baltimore, MD
Sat Aug 23 1958, 3:33 AM EDT
Att: 9,172 - Unknown


AB 33
R 1
H 8
RBI 1
BB 3
SO 2
LOB 17



Batter	1	2	3	4	5	6	7	8	9	AB	R	H	RBI	BB	SO	LOB	TOP					
Harvey Kuenn, R OBP: 0.380, SLG: 0.450 (1, 8)										5	0	2	1	0	0	0						
Cool Veal, R OBP: 0.376, SLG: 0.402 (1, 6)										4	1	2	0	0	0	2						
Frank Bolling, R OBP: 0.333, SLG: 0.388 (1, 4)										4	0	0	0	0	2	3						
Gail Harris, L OBP: 0.331, SLG: 0.485 (1, 3)										3	0	0	1	0	2	2						
Al Kaline, R OBP: 0.351, SLG: 0.477 (1, 9)										4	0	1	0	0	1	3						
Johnny Groth, R OBP: 0.354, SLG: 0.404 (1, 7)										4	0	0	0	0	1	1						
Billy Martin, R OBP: 0.288, SLG: 0.363 (1, 5)										3	1	0	0	1	0	1						
Red Wilson, R OBP: 0.403, SLG: 0.408 (1, 2)										3	0	2	0	1	0	0						
Herb Moford, R OBP: 0.067, SLG: 0.034 (1, 1)										4	0	0	0	0	1	4						
Inning Stats	R: 0 E: 0 K: 2 S: 9	H: 2 LOB: 2 BB: 0 P: 9	R: 1 E: 0 K: 0 S: 5	H: 2 LOB: 1 BB: 1 P: 9	R: 0 E: 0 K: 1 S: 5	H: 0 LOB: 0 BB: 0 P: 5	R: 0 E: 0 K: 0 S: 3	H: 0 LOB: 1 BB: 1 P: 7	R: 1 E: 1 K: 1 S: 7	H: 1 LOB: 1 BB: 0 P: 7	R: 0 E: 0 K: 0 S: 6	H: 1 LOB: 1 BB: 0 P: 6	R: 0 E: 0 K: 1 S: 6	H: 0 LOB: 0 BB: 0 P: 3	R: 0 E: 0 K: 1 S: 6	H: 1 LOB: 1 BB: 0 P: 6	R: 0 E: 0 K: 1 S: 5	H: 0 LOB: 0 BB: 0 P: 5	1B: 6 2B: 1 3B: 0 HR: 0	SF: 1 SAC: 0 DP: 0 HBP: 0	WP: 0 PB: 0 SB: 0 CS: 0	PA: 37
PITCHER Bobby Shantz, L ERA: 3.58 (1, 1)	IP: 9.0 WLS: W BF: 37 H: 7 R: 2 ER: 1 SO: 7 BB: 2 IBB: 0 HBP: 0 BLK: 0 WP: 0 HR: 0 S: 49 P: 57 ERA: 1.00 WHIP: 1.000															PITCHER	IP: 9.0 WLS: W BF: 37 H: 7 R: 2 ER: 1 SO: 7 BB: 2 IBB: 0 HBP: 0 BLK: 0 WP: 0 HR: 0 S: 49 P: 57 ERA: 1.00 WHIP: 1.000					

Detroit Tigers @ New York Yankees
Yankee Stadium, Bronx, NY
Sun Aug 24 1958, 3:38 AM EDT
Att: 40,700 - Unknown


AB	34
R	2
H	7
RBI	2
BB	2
SO	7
LOB	16



Batter	1	2	3	4	5	6	7	8	9	AB	R	H	RBI	BB	SO	LOB	BOTTOM			
Hank Bauer, R OBP: 0.329, SLG: 0.438 (1, 9)										0	0	0	0	0	0	0				
Gil McDougald, R OBP: 0.327, SLG: 0.369 (2, 4)										3	0	0	0	0	0	0				
Tony Kubek, L OBP: 0.304, SLG: 0.316 (1, 6)										3	0	0	0	0	0	1				
Mickey Mantle, S OBP: 0.443, SLG: 0.604 (1, 8)										3	1	1	0	1	1	1				
Yogi Berra, L OBP: 0.318, SLG: 0.475 (1, 2)										4	1	1	1	0	0	2				
Bill Skowron, R OBP: 0.332, SLG: 0.472 (1, 3)										4	0	1	0	0	1	1				
Norm Siebern, L OBP: 0.391, SLG: 0.465 (1, 7)										2	1	1	1	2	0	0				
Andy Carey, R OBP: 0.356, SLG: 0.487 (1, 5)										1	0	0	1	1	0	0				
Bobby Richardson, R OBP: 0.231, SLG: 0.266 (1, 4)										0	0	0	0	0	0	0				
Enos Slaughter OBP: 0.421, SLG: 0.481 (1, PH) (2, 9)										3	0	0	0	0	0	4				
Bobby Shantz, R OBP: 0.323, SLG: 0.357 (1, 1)										3	0	0	0	0	3	1				
Inning Stats	R: 2 E: 1 K: 0 S: 5	H: 3 LOB: 3 BB: 2 P: 14	R: 0 E: 0 K: 1 S: 5	H: 0 LOB: 0 BB: 0 P: 5	R: 0 E: 0 K: 1 S: 5	H: 0 LOB: 0 BB: 0 P: 5	R: 0 E: 0 K: 1 S: 5	H: 0 LOB: 1 BB: 1 P: 9	R: 0 E: 0 K: 0 S: 3	H: 0 LOB: 0 BB: 0 P: 4	R: 0 E: 0 K: 1 S: 5	H: 0 LOB: 0 BB: 0 P: 5	R: 0 E: 0 K: 1 S: 3	H: 0 LOB: 1 BB: 1 P: 7	R: 1 E: 0 K: 0 S: 1	H: 1 LOB: 0 BB: 0 P: 1	1B: 2 2B: 1 3B: 0 HR: 1	SF: 0 SAC: 1 DP: 1 HBP: 2	WP: 0 PB: 0 SB: 0 CS: 0	PA: 33
PITCHER Herb Moford, R ERA: 3.67 (1, 1)	IP: 8.0 WLS: L BF: 33 H: 4 R: 3 ER: 3 SO: 5 BB: 3 IBB: 1 HBP: 2 BLK: 0 WP: 0 HR: 1 S: 37 P: 55 ERA: 3.38 WHIP: 0.875															PITCHER	IP: 8.0 WLS: L BF: 33 H: 4 R: 3 ER: 3 SO: 5 BB: 3 IBB: 1 HBP: 2 BLK: 0 WP: 0 HR: 1 S: 37 P: 55 ERA: 3.38 WHIP: 0.875			

Detroit Tigers @ New York Yankees
Yankee Stadium, Bronx, NY
Sun Aug 24 1958, 3:38 AM EDT
Att: 40,700 - Unknown

AB	26
R	3
H	4
RBI	3
BB	4
SO	5
LOB	10




Batter	1	2	3	4	5	6	7	8	9	AB	R	H	RBI	BB	SO	LOB	TOP			
Harvey Kuenn, R (1, 8) OBP: 0.383, SLG: 0.455										4	1	3	0	0	0	0	Detroit Tigers @ Boston Red Sox Fenway Park, Boston, MA Wed Aug 27 1958, 3:33 AM EDT Att: 11,946 - Unknown			
Coot Veal, R (1, 6) OBP: 0.371, SLG: 0.396										4	1	1	0	0	0	2				
Frank Bolling, R (1, 4) OBP: 0.332, SLG: 0.385										3	0	0	0	1	0	1				
Gail Harris, L (1, 3) OBP: 0.331, SLG: 0.482										4	0	1	2	0	2	0				
Gus Zernial, R (1, 7) OBP: 0.319, SLG: 0.500										4	0	0	0	0	0	2				
Billy Martin, R (1, 5) OBP: 0.288, SLG: 0.361										3	0	0	0	0	1	1				
Johnny Groth, R (1, 9) OBP: 0.353, SLG: 0.402										3	0	1	0	0	1	0				
Red Wilson, R (1, 2) OBP: 0.399, SLG: 0.404										2	0	0	0	0	1	2				
Charlie Lau, L (6, 2) OBP: 0.281, SLG: 0.255										1	0	0	0	0	0	0				
Jim Bunning, R (1, 1) OBP: 0.214, SLG: 0.236										2	0	0	0	0	1	0				
Charlie Maxwell, L (8, PH) OBP: 0.353, SLG: 0.407										1	0	0	0	0	0	0				
Al Cicotte, R (8, 1) OBP: 0.217, SLG: 0.217										0	0	0	0	0	0	0				
Inning Stats	R: 2 E: 0 K: 0 S: 5	H: 3 LOB: 1 BB: 1 P: 9	R: 0 E: 0 K: 2 S: 7	H: 0 LOB: 0 BB: 0 P: 7	R: 0 E: 0 K: 1 S: 3	H: 1 LOB: 2 BB: 0 P: 7	R: 0 E: 0 K: 1 S: 5	H: 1 LOB: 0 BB: 0 P: 5	R: 0 E: 0 K: 0 S: 3	H: 0 LOB: 0 BB: 0 P: 3	R: 0 E: 0 K: 0 S: 3	H: 0 LOB: 0 BB: 0 P: 3	R: 0 E: 0 K: 0 S: 4	H: 1 LOB: 1 BB: 0 P: 4	R: 0 E: 0 K: 2 S: 7	H: 0 LOB: 0 BB: 0 P: 7	1B: 5 2B: 1 3B: 0 HR: 0	SF: 0 SAC: 0 DP: 2 HBP: 1	WP: 0 PB: 0 SB: 1 CS: 0	PA: 33
PITCHER Tom Brewer, R (1, 1) ERA: 3.84	IP: 9.0 WLS: W BF: 33	H: 6 R: 2 ER: 2 SO: 6	BB: 1 IBB: 0 HBP: 1 BLK: 0	WP: 0 HR: 0 S: 43 P: 48	ERA: 2.00 WHIP: 0.778	PITCHER										IP: 9.0 WLS: W BF: 33	H: 6 R: 2 ER: 2 SO: 6	BB: 1 IBB: 0 HBP: 1 BLK: 0	WP: 0 HR: 0 S: 43 P: 48	ERA: 2.00 WHIP: 0.778

Batter	1	2	3	4	5	6	7	8	9	AB	R	H	RBI	BB	SO	LOB	BOTTOM			
Don Buddin, R (1, 6) OBP: 0.344, SLG: 0.368										4	0	0	0	0	3	0	Detroit Tigers @ Boston Red Sox Fenway Park, Boston, MA Wed Aug 27 1958, 3:33 AM EDT Att: 11,946 - Unknown			
Pete Runnels, L (1, 4) OBP: 0.427, SLG: 0.436										2	0	1	0	2	0	0				
Gene Stephens, L (1, 7) OBP: 0.282, SLG: 0.379										4	0	0	0	0	1	3				
Frank Maltzone, R (1, 5) OBP: 0.353, SLG: 0.437										3	1	2	0	1	0	0				
Jackie Jensen, R (1, 9) OBP: 0.419, SLG: 0.603										4	2	2	0	0	1	3				
Dick Gemert, R (1, 3) OBP: 0.338, SLG: 0.433										4	0	0	1	0	1	3				
Jim Piersall, R (1, 8) OBP: 0.318, SLG: 0.388										2	0	1	2	0	0	0				
Sammy White, R (1, 2) OBP: 0.300, SLG: 0.367										3	0	0	0	0	0	2				
Tom Brewer, R (1, 1) OBP: 0.239, SLG: 0.239										3	0	0	0	0	3	1				
Inning Stats	R: 0 E: 0 K: 1 S: 6	H: 1 LOB: 2 BB: 1 P: 10	R: 0 E: 0 K: 0 S: 3	H: 0 LOB: 0 BB: 0 P: 3	R: 0 E: 0 K: 3 S: 9	H: 0 LOB: 1 BB: 1 P: 13	R: 1 E: 0 K: 1 S: 7	H: 2 LOB: 1 BB: 0 P: 7	R: 0 E: 0 K: 2 S: 7	H: 0 LOB: 1 BB: 1 P: 11	R: 2 E: 0 K: 1 S: 8	H: 2 LOB: 1 BB: 0 P: 8	R: 0 E: 0 K: 0 S: 3	H: 0 LOB: 0 BB: 0 P: 3	R: 0 E: 0 K: 1 S: 5	H: 1 LOB: 0 BB: 0 P: 5		1B: 4 2B: 2 3B: 0 HR: 0	SF: 1 SAC: 0 DP: 1 HBP: 0	WP: 1 PB: 0 SB: 1 CS: 0
PITCHER Jim Bunning, R (1, 1) ERA: 3.97	IP: 7.0 WLS: L BF: 30	H: 5 R: 3 ER: 3 SO: 8	BB: 3 IBB: 0 HBP: 0 BLK: 0	WP: 1 HR: 0 S: 43 P: 55	ERA: 3.86 WHIP: 1.143	PITCHER										IP: 7.0 WLS: L BF: 30	H: 5 R: 3 ER: 3 SO: 8	BB: 3 IBB: 0 HBP: 0 BLK: 0	WP: 1 HR: 0 S: 43 P: 55	ERA: 3.86 WHIP: 1.143
PITCHER Al Cicotte, R (8, 1) ERA: 4.01	IP: 1.0 WLS: 3 BF: 1	H: 0 R: 0 ER: 0 SO: 1	BB: 0 IBB: 0 HBP: 0 BLK: 0	WP: 0 HR: 0 S: 5 P: 5	ERA: 0.00 WHIP: 1.000	PITCHER										IP: 1.0 WLS: 3 BF: 1	H: 0 R: 0 ER: 0 SO: 1	BB: 0 IBB: 0 HBP: 0 BLK: 0	WP: 0 HR: 0 S: 5 P: 5	ERA: 0.00 WHIP: 1.000

Batter	1	2	3	4	5	6	7	8	9	AB	R	H	RBI	BB	SO	LOB	TOP										
Harvey Kuenn, R OBP: 0.385, SLG: 0.459 (1, 8)	0-0 4-3 ①		0-0 FC4-6 1B		0-0 F9		0-0 FC3-5 2B		0-0 4-1 SH3 1B	5	0	3	0	0	0	0											
Cool Veal, R OBP: 0.367, SLG: 0.400 (1, 6)	0-0 F3		0-0 F6		0-0 2B 2B		0-0 FC3-5 4-3 1B		0-0 SH3 1-2	4	2	1	0	0	0	2											
Frank Bolling, R OBP: 0.335, SLG: 0.385 (1, 4)	0-0 HR 1B		0-0 F8		4-0 2B BB		0-0 4-3 1-2		1-0 4-1 HBP	3	2	1	0	1	0	2											
Gail Harris, L OBP: 0.334, SLG: 0.494 (1, 3)	0-0 HR		0-0 FC4-6 1-2		0-0 HR 2B		4-0 1B BB		0-0 4-1 1-2 2-3	4	2	2	4	1	0	3											
Charlie Maxwell, L OBP: 0.354, SLG: 0.417 (1, 7)	0-0 G3				0-0 F8		0-0 HR 2B		0-0 3-1	5	1	2	3	0	0	2											
Billy Martin, R OBP: 0.287, SLG: 0.358 (1, 5)		4-0 BB BB	0-0 6-3 BB		0-3 K		0-0 6-3		0-0 G1	3	0	0	0	1	1	2											
Tito Francona, L OBP: 0.338, SLG: 0.321 (1, 9)		0-0 6-3 1-3		4-0 BB BB		0-0 G6-4-3 1B		0-0 G4-6-3 1B		3	0	2	0	1	0	1											
Red Wilson, R OBP: 0.393, SLG: 0.396 (1, 2)		0-3 K		0-0 F8		0-0 G6-4-3 1-2		0-0 G4-6-3 1-2		4	0	0	0	0	1	4											
Paul Foytack, R OBP: 0.322, SLG: 0.291 (1, 1)		0-3 K			0-3 K		0-0 1-3		0-0 3-1	4	0	0	0	0	2	1											
Inning Stats	R: 2 E: 0 K: 0 S: 5	H: 2 LOB: 0 BB: 0 P: 5	R: 0 E: 0 K: 2 S: 7	H: 0 LOB: 1 BB: 1 P: 11	R: 0 E: 0 K: 1 S: 4	H: 1 LOB: 1 BB: 0 P: 4	R: 0 E: 0 K: 1 S: 5	H: 0 LOB: 1 BB: 1 P: 9	R: 4 E: 0 K: 1 S: 8	H: 3 LOB: 0 BB: 1 P: 12	R: 0 E: 0 K: 0 S: 3	H: 1 LOB: 0 BB: 0 P: 3	R: 1 E: 0 K: 0 S: 5	H: 2 LOB: 2 BB: 1 P: 9	R: 0 E: 0 K: 0 S: 3	H: 1 LOB: 2 BB: 0 P: 3	R: 0 E: 0 K: 0 S: 4	H: 1 LOB: 2 BB: 0 P: 5	1B: 6 2B: 3 3B: 0 HR: 2	SF: 0 SAC: 1 DP: 2 HBP: 1	WP: 0 PB: 0 SB: 0 CS: 0	PA: 41					
PITCHER	IP	WLS	BF	H	R	ER	SO	BB	IBB	HBP	BLK	WP	HR	S	P	ERA	WHIP										
Ike Delock, R ERA: 3.15 (1, 1)	5.0	L	24	6	6	6	4	3	0	0	0	0	2	29	41	10.80	1.800										
Mike Fomieses, R ERA: 5.1 (6, 1)	1.2		7	2	1	1	0	1	0	0	0	0	0	6	10	5.40	1.800										
Ted Bowsfield, L ERA: 3.5 (7, 1)	1.1		5	2	0	0	0	0	0	0	0	0	0	5	5	0.00	1.500										
Bud Byerly, R ERA: 4.3 (9, 1)	1.0		5	1	0	0	0	0	0	1	0	0	0	4	5	0.00	1.000										

Detroit Tigers @ Boston Red Sox
Fenway Park, Boston, MA
Wed Aug 27 1958, 7:05 PM EDT
Att: 17,258 - Unknown


AB 35
R 7
H 11
RBI 7
BB 4
SO 4
LOB 17



Batter	1	2	3	4	5	6	7	8	9	AB	R	H	RBI	BB	SO	LOB	BOTTOM										
Don Buddin, R OBP: 0.345, SLG: 0.369 (1, 6)	0-0 1B		0-3 K		0-0 5-3			0-0 G5-4-3 1B		4	0	2	0	0	1	2											
Pete Runnels, L OBP: 0.426, SLG: 0.437 (1, 4)	0-0 F8		0-3 K			0-0 WP 4-3 2B		0-0 G5-4-3 1-2		4	1	1	0	0	1	3											
Gene Stephens, L OBP: 0.285, SLG: 0.395 (1, 7)	0-3 K			0-0 HR		0-0 4-3		0-0 2B 1B		4	1	2	2	0	1	1											
Frank Maltzone, R OBP: 0.352, SLG: 0.437 (1, 5)	0-0 L3			0-0 F3		0-0 5-3		0-0 1-3 2B		4	0	1	0	0	0	1											
Jackie Jensen, R OBP: 0.417, SLG: 0.599 (1, 9)		0-0 F9		0-0 4-3		0-3 K		0-0 G14-6-3 BB		3	0	0	0	1	1	0											
Dick Gemert, R OBP: 0.335, SLG: 0.429 (1, 3)		0-0 1-5-3		0-0 6-3			0-0 F8	0-0 F2		4	0	0	0	0	0	3											
Jim Piersall, R OBP: 0.315, SLG: 0.383 (1, 8)		0-0 5-3			0-0 F8		0-0 F9	0-0 G1-4-6-3 1-2		4	0	0	0	0	0	3											
Pete Daley, R OBP: 0.500, SLG: 0.474 (1, 2)			0-0 SH1-4 1B		0-0 1B		0-3 K			3	0	2	0	0	1	0											
Ike Delock, R OBP: 0.328, SLG: 0.083 (5, PH)			0-0 SH1-4		0-0 F7			0-0 F2		0	0	0	0	0	0	0											
Bill Fomieses, R OBP: 0.316, SLG: 0.303 (6, 1)										1	0	0	0	0	0	1											
Mike Fomieses, R OBP: 0.274, SLG: 0.214 (6, 1)										0	0	0	0	0	0	0											
Ted Bowsfield, R OBP: 0.292, SLG: 0.154 (7, 1)										0	0	0	0	0	0	0											
Marty Keough, L OBP: 0.282, SLG: 0.154 (8, PH)										1	0	0	0	0	0	0											
Bud Byerly, R OBP: 0.322, SLG: 0.321 (9, 1)										0	0	0	0	0	0	0											
Inning Stats	R: 0 E: 0 K: 1 S: 6	H: 1 LOB: 0 BB: 0 P: 6	R: 0 E: 0 K: 0 S: 3	H: 0 LOB: 0 BB: 0 P: 3	R: 0 E: 0 K: 2 S: 8	H: 1 LOB: 1 BB: 0 P: 8	R: 0 E: 0 K: 0 S: 4	H: 1 LOB: 0 BB: 0 P: 4	R: 0 E: 0 K: 1 S: 6	H: 1 LOB: 0 BB: 0 P: 6	R: 1 E: 0 K: 1 S: 5	H: 0 LOB: 0 BB: 0 P: 5	R: 0 E: 0 K: 0 S: 3	H: 1 LOB: 0 BB: 0 P: 3	R: 0 E: 0 K: 0 S: 4	H: 2 LOB: 2 BB: 1 P: 8	1B: 5 2B: 2 3B: 0 HR: 1	SF: 0 SAC: 1 DP: 2 HBP: 0	WP: 1 PB: 0 SB: 0 CS: 0	PA: 34							
PITCHER	IP	WLS	BF	H	R	ER	SO	BB	IBB	HBP	BLK	WP	HR	S	P	ERA	WHIP										
Paul Foytack, R ERA: 4.05 (1, 1)	9.0	W	34	8	2	2	5	1	0	0	0	1	1	43	47	2.00	1.000										

Detroit Tigers @ Boston Red Sox
Fenway Park, Boston, MA
Wed Aug 27 1958, 7:05 PM EDT
Att: 17,258 - Unknown


AB 32
R 2
H 8
RBI 2
BB 1
SO 5
LOB 14



Batter	1	2	3	4	5	6	7	8	9	AB	R	H	RBI	BB	SO	LOB	TOP				
Harvey Kuenn, R OBP: 0.382, SLG: 0.455 (1, 8)	0-0 1-3		0-0 L6			0-0 F6		0-0 6-3		4	0	0	0	0	0	0					
Coot Veal, R OBP: 0.357, SLG: 0.388 Charlie Lau, L OBP: 0.277, SLG: 0.250 (1, 6) (9, PH)	0-0 F5			0-0 F6		0-0 5-3		0-3 K		3	0	0	0	0	0	0					
Frank Bolling, R OBP: 0.334, SLG: 0.384 (1, 4)	0-3 K			0-0 1-3		0-0 1B		0-0 F8		4	0	1	0	0	1	0					
Gail Harris, L OBP: 0.333, SLG: 0.490 (1, 3)		0-0 F8		4-0 BB		0-0 F9		0-0 6-3		3	0	0	0	1	0	1					
Charlie Maxwell, L OBP: 0.354, SLG: 0.416 (1, 7)		0-0 FC4-6 1B		0-0 G3			0-0 F6			3	0	1	0	0	0	1					
Billy Martin, R OBP: 0.288, SLG: 0.358 (1, 5)		0-0 FC4-6 1B			0-0 1B S 1B		0-0 F1			3	0	1	0	0	0	1					
Tito Francona, L OBP: 0.333, SLG: 0.316 (1, 9)		0-3 K		0-3 K		0-3 K				3	0	0	0	0	3	2					
Red Wilson, R OBP: 0.392, SLG: 0.395 (1, 2)			0-0 F5		0-0 G4-6-3 1B		0-0 F7			3	0	1	0	0	0	0					
Herb Moford, R OBP: 0.063, SLG: 0.032 Billy Hoelt, L OBP: 0.317, SLG: 0.378 Bob Hazle, L OBP: 0.310, SLG: 0.288 George Susce, R OBP: 0.200, SLG: 0.174 (1, 1) (7, 1) (8, PH) (8, 1)			0-0 L1		0-0 G4-6-3 1B		0-3 K			2	0	0	0	0	0	2					
Inning Stats	R: 0 E: 0 K: 1 S: 5	H: 0 LOB: 0 BB: 0 P: 5	R: 0 E: 0 K: 1 S: 6	H: 1 LOB: 1 BB: 0 P: 6	R: 0 E: 0 K: 0 S: 3	H: 0 LOB: 0 BB: 0 P: 3	R: 0 E: 0 K: 0 S: 3	H: 0 LOB: 1 BB: 1 P: 7	R: 0 E: 0 K: 1 S: 6	H: 2 LOB: 1 BB: 0 P: 6	R: 0 E: 0 K: 0 S: 4	H: 1 LOB: 0 BB: 0 P: 4	R: 0 E: 0 K: 1 S: 5	H: 0 LOB: 0 BB: 0 P: 5	R: 0 E: 0 K: 1 S: 5	H: 0 LOB: 0 BB: 0 P: 5	1B: 4 2B: 0 3B: 0 HR: 0	SF: 0 SAC: 0 DP: 1 HBP: 0	WP: 0 PB: 0 SB: 2 CS: 0	PA: 31	
PITCHER Dick Donovan, R ERA: 3.17 (1, 1)	IP 9.0	WLS W	BF 31	H 4	R 0	ER 0	SO 6	BB 1	IBB 0	HBP 0	BLK 0	WP 0	HR 0	S 42	P 46	ERA 0.00	WHIP 0.556				

Detroit Tigers @ Chicago White Sox
Comiskey Park, Chicago, IL
Fri Aug 29 1958, 8:05 PM EDT
Att: 17,993 - Unknown


AB 30
R 0
H 4
RBI 0
BB 1
SO 6
LOB 7



Batter	1	2	3	4	5	6	7	8	9	AB	R	H	RBI	BB	SO	LOB	BOTTOM				
Luis Aparicio, R OBP: 0.306, SLG: 0.348 (1, 6)	0-0 S SF6 2B		0-0 1-3			0-0 F9		0-0 G3		4	1	1	0	0	0	0					
Nellie Fox, L OBP: 0.372, SLG: 0.364 (1, 4)	0-0 6-3		0-0 1-3			0-0 4-3		0-0 L4		4	0	0	0	0	0	1					
Jim Landis, R OBP: 0.351, SLG: 0.449 (1, 8)	4-0 S S BB		0-0 F3			0-0 F8		0-0 F9		3	0	0	0	1	0	0					
Sherm Lollar, R OBP: 0.377, SLG: 0.472 (1, 2)	0-0 SF6 1-2 2H			0-0 6-3			0-0 SH3-4 1B			2	1	1	1	0	0	0					
Ray Boone, R OBP: 0.313, SLG: 0.421 (1, 3)	0-3 K 2-3			0-0 F2		0-0 SH3-4 1-2		0-0 SH3-4 1B		2	0	0	0	0	1	1					
Billy Goodman, L OBP: 0.290, SLG: 0.378 Sammy Esposito, R OBP: 0.380, SLG: 0.268 (1, 5) (7, PR) (8, 5)		0-0 G3		0-0 3-1			0-0 1B 4-3 1B			3	0	1	1	0	0	0					
Don Mueller, L OBP: 0.290, SLG: 0.283 Al Smith, R OBP: 0.320, SLG: 0.379 (1, 9) (7, PR) (8, 9)		0-0 1B			0-0 F9		0-0 4-3 1B			3	0	2	0	0	0	0					
Jim Rivera, L OBP: 0.289, SLG: 0.395 Bubba Phillips, R OBP: 0.316, SLG: 0.368 (1, 7) (7, PH) (8, 7)		0-0 F9			0-0 F8		0-0 4-3 1-2			2	0	0	0	0	0	1					
Dick Donovan, L OBP: 0.227, SLG: 0.108 (1, 1)		0-3 K			0-0 4-3		0-3 K			3	0	0	0	0	2	3					
Inning Stats	R: 1 E: 0 K: 1 S: 6	H: 1 LOB: 1 BB: 1 P: 10	R: 0 E: 0 K: 1 S: 6	H: 1 LOB: 0 BB: 0 P: 6	R: 0 E: 0 K: 0 S: 3	H: 0 LOB: 0 BB: 0 P: 3	R: 0 E: 0 K: 0 S: 3	H: 0 LOB: 0 BB: 0 P: 3	R: 0 E: 0 K: 0 S: 3	H: 3 LOB: 2 BB: 0 P: 8	R: 0 E: 0 K: 0 S: 3	H: 0 LOB: 0 BB: 0 P: 3	1B: 4 2B: 1 3B: 0 HR: 0	SF: 1 SAC: 1 DP: 0 HBP: 0	WP: 0 PB: 0 SB: 3 CS: 0	PA: 30					
PITCHER Herb Moford, R ERA: 3.71 (1, 1)	IP 6.1	WLS L	BF 25	H 5	R 3	ER 3	SO 2	BB 1	IBB 0	HBP 0	BLK 0	WP 0	HR 0	S 28	P 32	ERA 4.26	WHIP 0.947				
Billy Hoelt, L ERA: 4.53 (7, 1)	0.2		2	0	0	0	1	0	0	0	0	0	0	4	4	0.00	0.000				
George Susce, R ERA: 4.05 (8, 1)	1.0		3	0	0	0	0	0	0	0	0	0	0	3	3	0.00	0.000				

Detroit Tigers @ Chicago White Sox
Comiskey Park, Chicago, IL
Fri Aug 29 1958, 8:05 PM EDT
Att: 17,993 - Unknown


AB 27
R 3
H 5
RBI 3
BB 1
SO 3
LOB 7



Batter	1	2	3	4	5	6	7	8	9	AB	R	H	RBI	BB	SO	LOB	TOP									
Harvey Kuenn, R OBP: 0.381, SLG: 0.453 Johnny Groth, R OBP: 0.359, SLG: 0.407 (8, FH) (8, 8)	0-0 4-3	0-0 6-3			0-0 F7		0-0 CS 1B	0-0 1B		4	0	1	0	0	0	0	0									
Cool Veal, R OBP: 0.350, SLG: 0.380 (1, 6)	0-3 K	0-0 F8			0-0 L3		0-0 BB 1B	0-3 K		5	1	1	0	0	2	2										
Al Kaline, R OBP: 0.352, SLG: 0.475 (1, 9)	4-0 BB 2B BB		0-3 K		0-0 L6-3		0-0 BB 1B		0-0 L6-3	4	1	1	0	1	1	0										
Gail Harris, L OBP: 0.334, SLG: 0.485 (1, 3)	4-0 BB 2B BB		0-0 F6		0-0 E4 1B 1B		4-0 BB 1B		0-3 K	3	2	0	0	2	1	0										
Charlie Maxwell, L OBP: 0.362, SLG: 0.420 (1, 7)	4-0 BB 2B BB		0-0 1B		0-0 1B 1B		4-0 BB 1B		4-0 BB	2	1	2	1	3	0	0										
Frank Bolling, R OBP: 0.335, SLG: 0.386 (1, 4)	0-0 1B 2B		0-0 F4		0-0 L4-3 1B		0-0 F7		0-0 F6	5	0	2	4	0	0	5										
Billy Martin, R OBP: 0.285, SLG: 0.355 (1, 5)	0-0 4-3		0-3 K		0-0 L4-3 1B			0-0 6-3		4	0	0	0	0	1	3	AB 36									
Red Wilson, R OBP: 0.386, SLG: 0.388 (1, 2)		0-0 L7	0-3 K		0-0 6-3			0-0 F7		4	0	0	0	0	1	1	R 6									
Frank Lary, R OBP: 0.164, SLG: 0.197 (1, 1)		0-0 HR	0-0 F9				0-0 CS 1B	0-0 1B		4	1	3	1	0	0	0	H 11									
Inning Stats	R: 3 E: 0 K: 1 S: 6	H: 1 LOB: 1 BB: 3 P: 18	R: 1 E: 0 K: 0 S: 4	H: 1 LOB: 0 BB: 0 P: 4	R: 0 E: 0 K: 1 S: 6	H: 1 LOB: 1 BB: 0 P: 6	R: 0 E: 0 K: 2 S: 7	H: 0 LOB: 0 BB: 0 P: 7	R: 0 E: 0 K: 0 S: 3	H: 0 LOB: 0 BB: 0 P: 3	R: 1 E: 1 K: 0 S: 5	H: 2 LOB: 1 BB: 0 P: 5	R: 1 E: 0 K: 0 S: 5	H: 4 LOB: 3 BB: 2 P: 13	R: 0 E: 0 K: 1 S: 7	H: 2 LOB: 2 BB: 1 P: 7	R: 0 E: 0 K: 1 S: 5	H: 0 LOB: 1 BB: 1 P: 9	1B: 9 2B: 2 3B: 0 HR: 1	SF: 0 SAC: 0 DP: 1 HBP: 0	WP: 0 PB: 0 SB: 0 CS: 2	PA: 42				
PITCHER	IP WLS BF H R ER SO BB IBB HBP BLK WP HR S P ERA WHIP	IP WLS BF H R ER SO BB IBB HBP BLK WP HR S P ERA WHIP	IP WLS BF H R ER SO BB IBB HBP BLK WP HR S P ERA WHIP	IP WLS BF H R ER SO BB IBB HBP BLK WP HR S P ERA WHIP	IP WLS BF H R ER SO BB IBB HBP BLK WP HR S P ERA WHIP	IP WLS BF H R ER SO BB IBB HBP BLK WP HR S P ERA WHIP	IP WLS BF H R ER SO BB IBB HBP BLK WP HR S P ERA WHIP	IP WLS BF H R ER SO BB IBB HBP BLK WP HR S P ERA WHIP	IP WLS BF H R ER SO BB IBB HBP BLK WP HR S P ERA WHIP	IP WLS BF H R ER SO BB IBB HBP BLK WP HR S P ERA WHIP	IP WLS BF H R ER SO BB IBB HBP BLK WP HR S P ERA WHIP	IP WLS BF H R ER SO BB IBB HBP BLK WP HR S P ERA WHIP	IP WLS BF H R ER SO BB IBB HBP BLK WP HR S P ERA WHIP	IP WLS BF H R ER SO BB IBB HBP BLK WP HR S P ERA WHIP	IP WLS BF H R ER SO BB IBB HBP BLK WP HR S P ERA WHIP	IP WLS BF H R ER SO BB IBB HBP BLK WP HR S P ERA WHIP	IP WLS BF H R ER SO BB IBB HBP BLK WP HR S P ERA WHIP	IP WLS BF H R ER SO BB IBB HBP BLK WP HR S P ERA WHIP	IP WLS BF H R ER SO BB IBB HBP BLK WP HR S P ERA WHIP	IP WLS BF H R ER SO BB IBB HBP BLK WP HR S P ERA WHIP	IP WLS BF H R ER SO BB IBB HBP BLK WP HR S P ERA WHIP	IP WLS BF H R ER SO BB IBB HBP BLK WP HR S P ERA WHIP	IP WLS BF H R ER SO BB IBB HBP BLK WP HR S P ERA WHIP	IP WLS BF H R ER SO BB IBB HBP BLK WP HR S P ERA WHIP	IP WLS BF H R ER SO BB IBB HBP BLK WP HR S P ERA WHIP	
Luis Aparicio, R OBP: 0.307, SLG: 0.350 (1, 6)	0-0 G6-4-3 1B		0-0 F8		0-0 2B		0-0 1-3		0-0 L1	5	0	2	0	0	0	2	AB 36									
Nellie Fox, L OBP: 0.373, SLG: 0.367 (1, 4)	0-0 G6-4-3 1B		0-0 L5		0-0 1B 2B			0-0 2B		4	1	2	0	0	0	2	R 6									
Earl Torgeson, L OBP: 0.403, SLG: 0.414 (1, 3)	0-3 K		0-0 2B 4-3 1B		0-0 E G3 1B		0-0 K		0-3 K	4	2	2	0	0	2	1	H 11									
Sherm Lollar, R OBP: 0.376, SLG: 0.473 (1, 2)		0-0 L9	0-0 4-3 3-H 2B		0-0 E3 4-3 G3 1B		0-0 F7		0-0 F7	4	0	1	1	0	0	2	RBI 6									
Billy Goodman, L OBP: 0.368, SLG: 0.374 (1, 5)		0-0 F7	0-0 F8		0-0 G3		0-0 L6		0-0 L6	4	0	0	1	0	0	4	BB 6									
Don Mueller, L OBP: 0.296, SLG: 0.289 (1, 9)		0-0 1B	0-0 4-3		0-0 4-3		0-0 FC5-4 1B		0-0 FC5-4 1B	4	0	2	1	0	0	2	SO 6									
Jim Landis, R OBP: 0.348, SLG: 0.445 (1, 8)		0-0 F4	0-0 L4		0-0 F8		0-0 FC5-4 1B		0-0 FC5-4 1B	4	0	0	0	0	0	4	LOB 11									
Jim Rivera, L OBP: 0.285, SLG: 0.389 (1, 7)		0-0 F2	0-0 F8		0-0 G3		0-0 F8		0-0 F8	4	0	0	0	0	0	1	AB 37									
Ray Moore, R OBP: 0.244, SLG: 0.326 Bubba Phillips, R OBP: 0.317, SLG: 0.396 Barry Latman, R OBP: 0.143, SLG: 0.143 Tom Qualters, R OBP: 0.143, SLG: 0.143 Gerry Staley, R OBP: 0.302, SLG: 0.420 Ray Boone, R OBP: 0.223, SLG: 0.333 Turk Lowm, R OBP: 0.333, SLG: 0.460 Earl Battey, R OBP: 0.333, SLG: 0.460	0-0 4-3		0-0 4-3		0-0 3-1		0-0 K		0-0 1B	0	0	0	0	0	0	0	R 3									
Inning Stats	R: 0 E: 0 K: 1 S: 5	H: 1 LOB: 0 BB: 0 P: 5	R: 0 E: 0 K: 0 S: 4	H: 1 LOB: 0 BB: 0 P: 4	R: 0 E: 0 K: 0 S: 3	H: 0 LOB: 0 BB: 0 P: 3	R: 2 E: 0 K: 0 S: 6	H: 3 LOB: 1 BB: 0 P: 6	R: 0 E: 0 K: 0 S: 4	H: 1 LOB: 1 BB: 0 P: 4	R: 1 E: 1 K: 0 S: 5	H: 1 LOB: 1 BB: 0 P: 5	R: 0 E: 0 K: 1 S: 5	H: 0 LOB: 0 BB: 0 P: 5	R: 0 E: 0 K: 1 S: 6	H: 1 LOB: 1 BB: 0 P: 6	R: 0 E: 0 K: 0 S: 5	H: 2 LOB: 2 BB: 2 P: 5	R: 0 E: 0 K: 0 S: 5	H: 0 LOB: 2 BB: 0 P: 5	1B: 7 2B: 3 3B: 0 HR: 0	SF: 0 SAC: 0 DP: 1 HBP: 0	WP: 0 PB: 0 SB: 0 CS: 0	PA: 37		
PITCHER	IP WLS BF H R ER SO BB IBB HBP BLK WP HR S P ERA WHIP	IP WLS BF H R ER SO BB IBB HBP BLK WP HR S P ERA WHIP	IP WLS BF H R ER SO BB IBB HBP BLK WP HR S P ERA WHIP	IP WLS BF H R ER SO BB IBB HBP BLK WP HR S P ERA WHIP	IP WLS BF H R ER SO BB IBB HBP BLK WP HR S P ERA WHIP	IP WLS BF H R ER SO BB IBB HBP BLK WP HR S P ERA WHIP	IP WLS BF H R ER SO BB IBB HBP BLK WP HR S P ERA WHIP	IP WLS BF H R ER SO BB IBB HBP BLK WP HR S P ERA WHIP	IP WLS BF H R ER SO BB IBB HBP BLK WP HR S P ERA WHIP	IP WLS BF H R ER SO BB IBB HBP BLK WP HR S P ERA WHIP	IP WLS BF H R ER SO BB IBB HBP BLK WP HR S P ERA WHIP	IP WLS BF H R ER SO BB IBB HBP BLK WP HR S P ERA WHIP	IP WLS BF H R ER SO BB IBB HBP BLK WP HR S P ERA WHIP	IP WLS BF H R ER SO BB IBB HBP BLK WP HR S P ERA WHIP	IP WLS BF H R ER SO BB IBB HBP BLK WP HR S P ERA WHIP	IP WLS BF H R ER SO BB IBB HBP BLK WP HR S P ERA WHIP	IP WLS BF H R ER SO BB IBB HBP BLK WP HR S P ERA WHIP	IP WLS BF H R ER SO BB IBB HBP BLK WP HR S P ERA WHIP	IP WLS BF H R ER SO BB IBB HBP BLK WP HR S P ERA WHIP	IP WLS BF H R ER SO BB IBB HBP BLK WP HR S P ERA WHIP	IP WLS BF H R ER SO BB IBB HBP BLK WP HR S P ERA WHIP	IP WLS BF H R ER SO BB IBB HBP BLK WP HR S P ERA WHIP	IP WLS BF H R ER SO BB IBB HBP BLK WP HR S P ERA WHIP	IP WLS BF H R ER SO BB IBB HBP BLK WP HR S P ERA WHIP	IP WLS BF H R ER SO BB IBB HBP BLK WP HR S P ERA WHIP	IP WLS BF H R ER SO BB IBB HBP BLK WP HR S P ERA WHIP


Detroit Tigers @ Chicago White Sox
Comiskey Park, Chicago, IL
Sat Aug 30 1958, 4:33 AM EDT
Att: 8,040 - Unknown

AB 36
R 6
H 11
RBI 6
BB 6
SO 6
LOB 11



Detroit Tigers @ Chicago White Sox
Comiskey Park, Chicago, IL
Sat Aug 30 1958, 4:33 AM EDT
Att: 8,040 - Unknown


AB 37
R 3
H 10
RBI 3
BB 0
SO 3
LOB 18



Batter	1	2	3	4	5	6	7	8	9	AB	R	H	RBI	BB	SO	LOB	TOP			
Johnny Groth, R OBP: 0.355, SLG: 0.402 (1, 8)	F2		1B			4-3		4-3		4	0	1	0	0	0	1				
Coot Veal, R OBP: 0.342, SLG: 0.369 (1, 6)	F7		F6			K				3	0	0	0	0	1	1				
Harvey Kuenn, R OBP: 0.383, SLG: 0.454 (9, PH)									1B	1	0	1	0	0	0	0				
Al Kaline, R OBP: 0.349, SLG: 0.471 (1, 9)	K			L6		L8			L8	4	0	0	0	0	1	1				
Gail Harris, L OBP: 0.333, SLG: 0.481 (1, 3)		BB		F8			F5		F9	3	0	0	0	1	0	2				
Charlie Maxwell, L OBP: 0.358, SLG: 0.414 (1, 7)	F5			4-3			F9		F9	4	0	0	0	0	0	3				
Frank Bolling, R OBP: 0.333, SLG: 0.384 (1, 4)	K			F8			6-3			3	0	0	0	0	1	2				
Billy Martin, R OBP: 0.283, SLG: 0.352 (1, 5)	4-3				5-3			6-3		3	0	0	0	0	0	1				
Red Wilson, R OBP: 0.385, SLG: 0.385 (1, 2)			K		L6			BB		2	0	0	0	1	1	0				
Jim Bunning, R OBP: 0.207, SLG: 0.228 (1, 1)			K		K			K		2	0	0	0	0	2	0				
Tito Francona, L OBP: 0.332, SLG: 0.314 (8, PH)										1	0	0	0	0	1	1				
George Susce, R OBP: 0.200, SLG: 0.174 (8, 1)								K		0	0	0	0	0	0	0				
Inning Stats	R: 0 E: 0 K: 1 S: 5	H: 0 LOB: 0 BB: 0 P: 5	R: 0 E: 0 K: 1 S: 5	H: 0 LOB: 1 BB: 1 P: 9	R: 0 E: 0 K: 2 S: 8	H: 1 LOB: 1 BB: 0 P: 8	R: 0 E: 1 K: 0 S: 4	H: 0 LOB: 0 BB: 0 P: 4	R: 0 E: 0 K: 1 S: 5	H: 0 LOB: 0 BB: 0 P: 5	R: 0 E: 0 K: 0 S: 3	H: 0 LOB: 0 BB: 0 P: 3	R: 0 E: 0 K: 1 S: 5	H: 0 LOB: 1 BB: 0 P: 9	R: 0 E: 0 K: 0 S: 4	H: 1 LOB: 1 BB: 0 P: 4	1B: 2 2B: 0 3B: 0 HR: 0	SF: 0 SAC: 0 DP: 0 HBP: 0	WP: 0 PB: 0 SB: 1 CS: 0	PA: 32
PITCHER Early Wynn, R ERA: 4.28 (1, 1)	IP: 9.0 WLS: W BF: 32 H: 2 R: 0 ER: 0 SO: 7 BB: 2 IBB: 0 HBP: 0 BLK: 0 WP: 0 HR: 0 S: 44 P: 52 ERA: 0.00 WHIP: 0.444															PITCHER				

Detroit Tigers @ Chicago White Sox
 Comiskey Park, Chicago, IL
 Sun Aug 31 1958, 4:33 AM EDT
 Att: 11,362 - Unknown


AB	30
R	0
H	2
RBI	0
BB	2
SO	7
LOB	12



Batter	1	2	3	4	5	6	7	8	9	AB	R	H	RBI	BB	SO	LOB	BOTTOM			
Luis Aparicio, R OBP: 0.307, SLG: 0.348 (1, 6)	K	FC6-4		1-3		1-3				3	0	0	0	1	1	1				
Nellie Fox, L OBP: 0.372, SLG: 0.366 (1, 4)	1B	FC6-4		F8		F8				4	1	1	0	0	0	3				
Jim Landis, R OBP: 0.351, SLG: 0.449 (1, 8)	1B	1B	F8	1B	2B		5-3			3	2	2	0	0	0	0				
Ray Boone, R OBP: 0.314, SLG: 0.421 (1, 3)			F8			F8				4	0	2	1	0	0	1				
Earl Torgeson, L OBP: 0.403, SLG: 0.414 (8, 3)	1B				1B					0	0	0	0	0	0	0				
Billy Goodman, L OBP: 0.364, SLG: 0.370 (1, 5)	SF7		F2		L4		L9			3	0	0	1	0	0	3				
Sammy Esposito, R OBP: 0.380, SLG: 0.268 (8, 5)										0	0	0	0	0	0	0				
Don Mueller, L OBP: 0.284, SLG: 0.283 (1, 9)	F7		1B		F8			F7		3	0	0	0	1	0	3				
Al Smith, R OBP: 0.320, SLG: 0.379 (9, 9)			1B							0	0	0	0	0	0	0				
Earl Batley, R OBP: 0.331, SLG: 0.454 (1, 2)		L8		F2				F2		4	0	1	1	0	0	2				
Bubba Phillips, R OBP: 0.316, SLG: 0.364 (1, 7)		F5	F7					4-3		4	0	1	0	0	0	2				
Early Wynn, S OBP: 0.310, SLG: 0.242 (1, 1)		BB		K		K				3	0	1	0	0	2	1				
Inning Stats	R: 2 E: 0 K: 1 S: 8	H: 3 LOB: 1 BB: 0 P: 8	R: 0 E: 0 K: 0 S: 4	H: 1 LOB: 2 BB: 1 P: 8	R: 1 E: 0 K: 0 S: 4	H: 1 LOB: 2 BB: 1 P: 9	R: 0 E: 0 K: 1 S: 5	H: 0 LOB: 0 BB: 0 P: 5	R: 0 E: 0 K: 1 S: 6	H: 1 LOB: 1 BB: 0 P: 6	R: 0 E: 0 K: 0 S: 3	H: 0 LOB: 0 BB: 0 P: 3	R: 0 E: 0 K: 0 S: 3	H: 0 LOB: 0 BB: 0 P: 3	R: 0 E: 0 K: 0 S: 3	H: 0 LOB: 0 BB: 0 P: 3	1B: 7 2B: 1 3B: 0 HR: 0	SF: 1 SAC: 0 DP: 0 HBP: 1	WP: 0 PB: 0 SB: 1 CS: 0	PA: 35
PITCHER Jim Bunning, R ERA: 3.96 (1, 1)	IP: 7.0 WLS: L BF: 32 H: 8 R: 3 ER: 3 SO: 3 BB: 1 IBB: 1 HBP: 1 BLK: 0 WP: 0 HR: 0 S: 35 P: 44 ERA: 3.86 WHIP: 1.286															PITCHER				
PITCHER George Susce, R ERA: 4.0 (8, 1)	IP: 1.0 WLS: L BF: 3 H: 0 R: 0 ER: 0 SO: 0 BB: 0 IBB: 0 HBP: 0 BLK: 0 WP: 0 HR: 0 S: 3 P: 3 ERA: 0.00 WHIP: 0.000															PITCHER				

Detroit Tigers @ Chicago White Sox
 Comiskey Park, Chicago, IL
 Sun Aug 31 1958, 4:33 AM EDT
 Att: 11,362 - Unknown

AB	31
R	3
H	8
RBI	3
BB	2
SO	3
LOB	16



Batter	1	2	3	4	5	6	7	8	9	AB	R	H	RBI	BB	SO	LOB	TOP					
Johnny Groth, R OBP: 0.357, SLG: 0.397 (1, 8)										4	2	1	0	1	1	1						
Cool Veal, R OBP: 0.341, SLG: 0.363 (1, 6)										2	1	0	0	1	0	1						
Al Kaline, R OBP: 0.348, SLG: 0.469 (1, 9)										4	1	1	1	0	0	2						
Gail Harris, L OBP: 0.332, SLG: 0.478 (1, 3)										4	1	1	1	0	1	2						
Charlie Maxwell, L OBP: 0.363, SLG: 0.420 (1, 7)										3	1	2	1	1	0	0						
Frank Bolling, R OBP: 0.332, SLG: 0.383 (1, 4)										4	1	1	2	0	1	2						
Billy Martin, R OBP: 0.285, SLG: 0.355 (1, 5)										3	0	1	2	1	0	1						
Charlie Lau, L OBP: 0.275, SLG: 0.250 (1, 2)										4	0	1	0	0	1	1						
Al Cicotte, R OBP: 0.185, SLG: 0.185 (1, 1)										4	0	0	0	0	2	1						
Billy Hoelt, L OBP: 0.317, SLG: 0.378 (9, 1)										0	0	0	0	0	0	0						
Inning Stats	R: 2 E: 0 K: 0 S: 5	H: 2 LOB: 1 BB: 1 P: 9	R: 0 E: 1 K: 1 S: 6	H: 1 LOB: 1 BB: 0 P: 6	R: 0 E: 0 K: 0 S: 2	H: 0 LOB: 0 BB: 1 P: 6	R: 0 E: 0 K: 1 S: 5	H: 0 LOB: 1 BB: 1 P: 9	R: 5 E: 1 K: 1 S: 10	H: 5 LOB: 0 BB: 0 P: 10	R: 0 E: 0 K: 0 S: 5	H: 0 LOB: 0 BB: 0 P: 5	R: 0 E: 0 K: 0 S: 3	H: 0 LOB: 0 BB: 0 P: 3	R: 0 E: 0 K: 0 S: 2	H: 0 LOB: 0 BB: 1 P: 6	R: 0 E: 0 K: 2 S: 7	H: 0 LOB: 0 BB: 0 P: 7	1B: 6 2B: 2 3B: 0 HR: 0	SF: 0 SAC: 1 DP: 1 HBP: 0	WP: 0 PB: 0 SB: 0 CS: 0	PA: 38
PITCHER	IP WLS BF H R ER SO BB IBB HBP BLK WP HR S P ERA WHIP																					
Bob Davis, R ERA: 7.0 (1, 1)	4.2 L 24 7 7 7 3 3 0 0 0 0 0 0 0 27 39 13.50 2.143																					
Walt Craddock, L ERA: 5.4 (5, 1)	0.1 1 1 0 0 0 0 0 0 0 0 0 0 0 1 1 0.00 3.000																					
Bud Daley, L ERA: 4.21 (6, 1)	2.0 6 0 0 0 1 0 0 0 0 0 0 0 0 8 8 0.00 0.000																					
Dick Tomaneck, L ERA: 4.85 (8, 1)	2.0 6 0 0 0 2 1 0 0 0 0 0 0 0 9 13 0.00 0.500																					

Detroit Tigers @ Kansas City Athletics
 Municipal Stadium, Kansas City, MO
 Mon Sep 01 1958, 4:33 AM EDT
 Att: 11,779 - Unknown


AB	32
R	7
H	8
RBI	7
BB	4
SO	6
LOB	11



Batter	1	2	3	4	5	6	7	8	9	AB	R	H	RBI	BB	SO	LOB	BOTTOM			
Bob Martyn, L OBP: 0.339, SLG: 0.413 (1, 9)										5	0	3	0	0	0	2				
Whitey Herzog, L OBP: 0.350, SLG: 0.308 Chico Carrasquel, R OBP: 0.303, SLG: 0.313 (9, PH)										3	0	1	1	1	1	2				
Hector Lopez, R OBP: 0.324, SLG: 0.401 (1, 4)										5	0	0	0	0	1	6				
Roger Maris, L OBP: 0.301, SLG: 0.443 (1, 8)										4	1	2	0	0	0	0				
Preston Ward, L OBP: 0.339, SLG: 0.399 (1, 3)										2	1	0	0	1	0	1				
Hal Smith, R OBP: 0.307, SLG: 0.379 (1, 5)										2	0	1	2	1	1	1				
Harry Chiti, R OBP: 0.317, SLG: 0.406 (1, 2)										4	0	0	0	0	1	3				
Joe Demaestri, R OBP: 0.246, SLG: 0.283 Frank House, L OBP: 0.307, SLG: 0.398 (9, PH)										3	0	0	0	0	0	1				
Bob Davis, R Walt Craddock, L Harry Simpson, L Bud Daley, L Bill Tuttle, R Dick Tomaneck, L Bob Cerv, R (1, 1) (5, 1) (9, PH) (8, 1) (7, PH) (8, 1) (9, PH)										1	0	0	0	0	0	0				
Inning Stats	R: 0 E: 0 K: 1 S: 5	H: 1 LOB: 0 BB: 0 P: 5	R: 0 E: 0 K: 0 S: 3	H: 0 LOB: 1 BB: 1 P: 7	R: 0 E: 0 K: 0 S: 4	H: 1 LOB: 2 BB: 1 P: 8	R: 1 E: 0 K: 0 S: 4	H: 1 LOB: 0 BB: 0 P: 4	R: 1 E: 0 K: 1 S: 7	H: 2 LOB: 1 BB: 0 P: 7	R: 1 E: 0 K: 0 S: 4	H: 1 LOB: 1 BB: 1 P: 8	R: 0 E: 0 K: 2 S: 8	H: 1 LOB: 1 BB: 0 P: 8	R: 0 E: 0 K: 1 S: 7	H: 3 LOB: 1 BB: 0 P: 7	1B: 7 2B: 4 3B: 0 HR: 0	SF: 1 SAC: 1 DP: 1 HBP: 0	WP: 1 PB: 1 SB: 0 CS: 0	PA: 39
PITCHER	IP WLS BF H R ER SO BB IBB HBP BLK WP HR S P ERA WHIP																			
Al Cicotte, R ERA: 4.05 (1, 1)	8.1 W 37 10 4 4 0 0 3 0 0 0 0 0 0 2 2 4.32 1.560																			
Billy Hoelt, L ERA: 4.4 (9, 1)	0.2 S 2 1 0 0 0 0 0 0 0 0 0 0 0 2 2 0.00 1.500																			

Detroit Tigers @ Kansas City Athletics
 Municipal Stadium, Kansas City, MO
 Mon Sep 01 1958, 4:33 AM EDT
 Att: 11,779 - Unknown

AB	34
R	4
H	11
RBI	4
BB	3
SO	5
LOB	17




Batter	1	2	3	4	5	6	7	8	9	AB	R	H	RBI	BB	SO	LOB	TOP										
Johnny Groth, R OBP: 0.366, SLG: 0.425 (1, 8)										4	1	2	1	1	0	1	Detroit Tigers @ Kansas City Athletics Municipal Stadium, Kansas City, MO Mon Sep 01 1958, 4:38 AM EDT Att: 8,264 - Unknown										
Coot Veal, R OBP: 0.347, SLG: 0.347 (1, 6)										5	0	0	0	0	0	2											
Al Kaline, R OBP: 0.347, SLG: 0.467 (1, 9)										4	2	1	0	0	0	1											
Gail Harris, L OBP: 0.334, SLG: 0.484 (1, 3)										4	0	2	2	0	0	1											
Charlie Maxwell, L OBP: 0.361, SLG: 0.418 (1, 7)										4	0	1	0	0	0	2											
Frank Bolling, R OBP: 0.333, SLG: 0.395 (1, 4)										4	2	2	2	0	0	1											
Billy Martin, R OBP: 0.283, SLG: 0.351 (1, 5)										4	0	0	0	0	1	1											
Red Wilson, R OBP: 0.383, SLG: 0.379 (1, 2)										3	0	0	0	1	1	0											
Paul Foytack, R OBP: 0.317, SLG: 0.276 (1, 1)										3	0	0	0	1	2	1											
Inning Stats	R: 1 E: 0 K: 0 S: 4	H: 1 LOB: 1 BB: 1 P: 8	R: 0 E: 0 K: 2 S: 7	H: 0 LOB: 1 BB: 1 P: 11	R: 0 E: 0 K: 0 S: 4	H: 1 LOB: 1 BB: 0 P: 4	R: 1 E: 0 K: 1 S: 6	H: 1 LOB: 0 BB: 0 P: 6	R: 2 E: 1 K: 0 S: 6	H: 2 LOB: 1 BB: 0 P: 6	R: 1 E: 0 K: 0 S: 4	H: 1 LOB: 1 BB: 1 P: 8	R: 0 E: 0 K: 0 S: 3	H: 0 LOB: 0 BB: 0 P: 3	R: 0 E: 0 K: 0 S: 3	H: 1 LOB: 0 BB: 0 P: 3	R: 0 E: 0 K: 1 S: 6	H: 1 LOB: 1 BB: 0 P: 6	1B: 3 2B: 3 3B: 0 HR: 3	SF: 0 SAC: 0 DP: 1 HBP: 0	WP: 0 PB: 0 SB: 0 CS: 0	PA: 38					
PITCHER	IP	WLS	BF	H	R	ER	SO	BB	IBB	HBP	BLK	WP	HR	S	P	ERA	WHIP										
Jack Urban, R ERA: 5.85 (1, 1)	4.2	L	22	5	4	3	3	2	0	0	0	0	2	26	34	5.79	1.500										
Bud Daley, L ERA: 4.12 (5, 1)	3.1		12	2	1	1	0	1	0	0	0	0	1	11	15	2.70	0.900										
Ned Garver, R ERA: 4.15 (9, 1)	1.0		4	1	0	0	1	0	0	0	0	0	0	6	6	0.00	1.000										

Batter	1	2	3	4	5	6	7	8	9	AB	R	H	RBI	BB	SO	LOB	BOTTOM										
Bob Martyn, L OBP: 0.338, SLG: 0.407 (1, 9)										3	0	0	0	1	1	1	Detroit Tigers @ Kansas City Athletics Municipal Stadium, Kansas City, MO Mon Sep 01 1958, 4:38 AM EDT Att: 8,264 - Unknown										
Whitey Herzog, L OBP: 0.342, SLG: 0.295 (1, 7)										4	0	0	0	0	0	1											
Hector Lopez, R OBP: 0.323, SLG: 0.404 (1, 4)										4	1	1	0	0	1	1											
Roger Maris, L OBP: 0.300, SLG: 0.442 (1, 8)										3	0	1	1	0	1	0											
Preston Ward, L OBP: 0.339, SLG: 0.399 (1, 3)										3	0	1	0	0	1	0											
Hal Smith, R OBP: 0.307, SLG: 0.382 (1, 5)										3	0	1	0	0	0	1											
Frank House, L OBP: 0.302, SLG: 0.392 (1, 2)										3	0	0	0	0	0	2											
Chico Carrasquel, R OBP: 0.303, SLG: 0.311 (1, 6)										2	0	0	0	1	0	1											
Jack Urban, R OBP: 0.170, SLG: 0.152 (1, 1)										1	0	0	0	0	0	0											
Bud Daley, L OBP: 0.143, SLG: 0.214 (5, 1)										1	0	0	0	0	0	1											
Harry Simpson, L OBP: 0.337, SLG: 0.386 (6, PH)										1	0	0	0	0	0	1											
Ned Garver, R OBP: 0.227, SLG: 0.213 (9, 1)										0	0	0	0	0	0	0											
Inning Stats	R: 0 E: 0 K: 0 S: 2	H: 0 LOB: 0 BB: 1 P: 6	R: 0 E: 0 K: 0 S: 4	H: 1 LOB: 1 BB: 0 P: 4	R: 0 E: 0 K: 0 S: 3	H: 0 LOB: 0 BB: 0 P: 3	R: 1 E: 0 K: 1 S: 6	H: 1 LOB: 0 BB: 0 P: 6	R: 0 E: 0 K: 0 S: 4	H: 1 LOB: 1 BB: 0 P: 4	R: 0 E: 0 K: 0 S: 3	H: 0 LOB: 0 BB: 0 P: 3	R: 0 E: 0 K: 0 S: 3	H: 1 LOB: 0 BB: 0 P: 3	R: 0 E: 0 K: 1 S: 5	H: 0 LOB: 1 BB: 1 P: 9	R: 0 E: 0 K: 2 S: 7	H: 0 LOB: 0 BB: 0 P: 7	1B: 2 2B: 1 3B: 1 HR: 0	SF: 1 SAC: 0 DP: 0 HBP: 0	WP: 0 PB: 0 SB: 0 CS: 1	PA: 32					
PITCHER	IP	WLS	BF	H	R	ER	SO	BB	IBB	HBP	BLK	WP	HR	S	P	ERA	WHIP										
Paul Foytack, R ERA: 3.89 (1, 1)	9.0	W	31	4	1	1	4	2	0	0	0	0	0	37	45	1.00	0.667										

AB 35
R 5
H 8
RBI 5
BB 3
SO 4
LOB 10




AB 28
R 1
H 4
RBI 1
BB 2
SO 4
LOB 9



Batter	1	2	3	4	5	6	7	8	9	AB	R	H	RBI	BB	SO	LOB	TOP				
Johnny Groth, R OBP: 0.353, SLG: 0.408 (1, 8)	6-3	4-3		F4			F9		L7	5	0	0	0	0	0	1					
Cool Veal, R OBP: 0.331, SLG: 0.350 (1, 6)	E		F2		F9				F3	5	1	2	0	0	0	0					
Al Kaline, R OBP: 0.352, SLG: 0.474 (1, 9)	E6						L1-3		S	4	2	3	1	1	0	1					
Gail Harris, L OBP: 0.338, SLG: 0.494 (1, 3)			F8		F3					5	1	3	2	0	0	2					
Charlie Maxwell, L OBP: 0.358, SLG: 0.413 (1, 7)	FC4-6		F7		F8				1-3	4	0	0	0	0	0	3					
Frank Bolling, R OBP: 0.334, SLG: 0.399 (1, 4)				E6		F4				3	2	1	0	1	0	0					
Billy Martin, R OBP: 0.282, SLG: 0.350 (1, 5)	FC6-4		F8		F2					4	0	1	1	0	0	3					
Red Wilson, R OBP: 0.381, SLG: 0.377 (1, 2)		K				F5			F8	4	0	1	1	0	1	1					
Herb Moford, R OBP: 0.057, SLG: 0.029 (1, 1)		L4					F2		1-3	3	0	0	0	0	0	1					
Inning Stats	R: 2 E: 1 K: 0 S: 6	H: 3 LOB: 2 BB: 1 P: 10	R: 0 E: 0 K: 1 S: 5	H: 0 LOB: 0 BB: 0 P: 5	R: 0 E: 0 K: 0 S: 3	H: 0 LOB: 1 BB: 1 P: 7	R: 1 E: 1 K: 0 S: 5	H: 1 LOB: 1 BB: 0 P: 5	R: 0 E: 0 K: 0 S: 4	H: 0 LOB: 0 BB: 0 P: 3	R: 0 E: 0 K: 0 S: 4	H: 1 LOB: 0 BB: 0 P: 4	R: 2 E: 0 K: 0 S: 6	H: 3 LOB: 1 BB: 0 P: 6	R: 1 E: 0 K: 0 S: 4	H: 2 LOB: 1 BB: 0 P: 4	1B: 8 2B: 0 3B: 2 HR: 1	SF: 0 SAC: 1 DP: 0 HBP: 0	WP: 0 PB: 1 SB: 1 CS: 0	PA: 40	
PITCHER	IP	WLS	BF	H	R	ER	SO	BB	IBB	HBP	BLK	WP	HR	S	P	ERA	WHIP				
Bob Grim, R ERA: 4.15 (1, 1)	8.0	L	36	9	5	4	1	2	0	0	0	0	1	36	44	4.50	1.375				
Bob Davis, R ERA: 7.07 (9, 1)	1.0		4	2	1	1	0	0	0	0	0	0	0	4	4	9.00	2.000				

Detroit Tigers @ Kansas City Athletics
 Municipal Stadium, Kansas City, MO
 Tue Sep 02 1958, 4:33 AM EDT
 Att: 2,655 - Unknown


AB	37
R	6
H	11
RBI	5
BB	2
SO	1
LOB	12



Batter	1	2	3	4	5	6	7	8	9	AB	R	H	RBI	BB	SO	LOB	BOTTOM				
Bob Martyn, L OBP: 0.336, SLG: 0.402 (1, 9)	F5			K		F7			FC4-6	3	0	0	0	1	1	1					
Roger Maris, L OBP: 0.298, SLG: 0.439 (1, 8)	4-3			K			F4		FC4-6	4	0	0	0	0	1	1					
Hector Lopez, R OBP: 0.321, SLG: 0.400 (1, 4)	F3			F2			L5		G5-4-3	4	0	0	0	0	0	1					
Bob Cerv, R OBP: 0.374, SLG: 0.596 (1, 7)			F8		L9					3	1	1	1	0	0	0					
Preston Ward, L OBP: 0.336, SLG: 0.395 (1, 3)				K		1-3			F7	3	0	0	0	0	1	0					
Hal Smith, R OBP: 0.307, SLG: 0.379 (1, 5)				K		1-3				2	0	0	0	1	1	0					
Harry Chiti, R OBP: 0.317, SLG: 0.410 (1, 2)			F4						L8	3	0	1	0	0	0	1					
Chico Carrasquel, R OBP: 0.302, SLG: 0.308 (1, 6)										2	0	0	0	0	0	1					
Harry Simpson, L OBP: 0.336, SLG: 0.385 (8, PH)			6-3							1	0	0	0	0	0	1					
Joe Demaestri, R OBP: 0.246, SLG: 0.283 (9, 6)										0	0	0	0	0	0	0					
Bob Grim, R OBP: 0.190, SLG: 0.150 (1, 1)										2	0	0	0	0	1	1					
Whitey Herzog, L OBP: 0.339, SLG: 0.292 (8, PH)										1	0	0	0	0	0	1					
Bob Davis, R (9, 1)										0	0	0	0	0	0	0					
Inning Stats	R: 0 E: 0 K: 0 S: 3	H: 0 LOB: 0 BB: 0 P: 3	R: 0 E: 0 K: 2 S: 7	H: 0 LOB: 0 BB: 0 P: 7	R: 0 E: 0 K: 1 S: 5	H: 0 LOB: 0 BB: 0 P: 5	R: 0 E: 0 K: 2 S: 7	H: 0 LOB: 0 BB: 0 P: 7	R: 0 E: 0 K: 0 S: 3	H: 1 LOB: 1 BB: 0 P: 4	R: 1 E: 0 K: 0 S: 4	H: 1 LOB: 0 BB: 0 P: 4	R: 0 E: 0 K: 0 S: 3	H: 0 LOB: 1 BB: 1 P: 7	R: 0 E: 0 K: 0 S: 2	H: 0 LOB: 0 BB: 1 P: 6	1B: 0 2B: 1 3B: 0 HR: 1	SF: 0 SAC: 0 DP: 1 HBP: 0	WP: 0 PB: 0 SB: 0 CS: 0	PA: 30	
PITCHER	IP	WLS	BF	H	R	ER	SO	BB	IBB	HBP	BLK	WP	HR	S	P	ERA	WHIP				
Herb Moford, R ERA: 3.46 (1, 1)	9.0	W	30	2	1	1	5	2	0	0	0	0	1	38	46	1.00	0.444				

Detroit Tigers @ Kansas City Athletics
 Municipal Stadium, Kansas City, MO
 Tue Sep 02 1958, 4:33 AM EDT
 Att: 2,655 - Unknown

AB	28
R	1
H	2
RBI	1
BB	2
SO	5
LOB	8



Batter	1	2	3	4	5	6	7	8	9	AB	R	H	RBI	BB	SO	LOB	TOP				
Jim Landis, R (1, 8) OBP: 0.350, SLG: 0.441	F8			G4-6-3 BB		FC6-4			K	3	0	0	0	1	1	1	Chicago White Sox @ Detroit Tigers Briggs Stadium, Detroit, MI Wed Sep 03 1958, 7:05 PM EDT Att: 13,303 - Unknown livebaseballscorecards.com				
Nelle Fox, L (1, 4) OBP: 0.367, SLG: 0.359	F8		G4-6-3				4-3		F8	4	0	0	0	0	0	1					
Billy Goodman, L (1, 5) OBP: 0.366, SLG: 0.375 Bubba Phillips, R (6, 5) OBP: 0.312, SLG: 0.358	6-3			F7			WP 2B 1B		F5	3	1	1	0	0	0	0					
Sherm Lollar, R (1, 2) OBP: 0.369, SLG: 0.464		K			1-3					3	0	1	1	0	1	0					
Ray Boone, R (1, 3) OBP: 0.307, SLG: 0.410 Earl Torgeson, L (9, 3) OBP: 0.405, SLG: 0.413		L9			5-3					3	0	0	0	0	0	1					
Don Mueller, L (1, 9) OBP: 0.300, SLG: 0.289 Al Smith, R (9, 9) OBP: 0.324, SLG: 0.383					4-3					0	0	0	0	0	0	0					
Jim Rivera, L (1, 7) OBP: 0.281, SLG: 0.384				F4		K			K	3	0	0	0	0	2	0					
Sammy Esposito, R (1, 6) OBP: 0.339, SLG: 0.224				6-3		FC6-4 BB			6-3	2	0	0	0	1	0	0					
Dick Donovan, L (1, 1) OBP: 0.218, SLG: 0.103				K		F7			4-3	3	0	0	0	0	1	1					
Inning Stats	R: 0 E: 0 K: 0 S: 3	H: 0 LOB: 0 BB: 0 P: 3	R: 0 E: 0 K: 1 S: 5	H: 0 LOB: 0 BB: 0 P: 5	R: 0 E: 0 K: 1 S: 5	H: 0 LOB: 0 BB: 0 P: 5	R: 0 E: 0 K: 0 S: 2	H: 0 LOB: 0 BB: 1 P: 6	R: 0 E: 0 K: 0 S: 3	H: 0 LOB: 0 BB: 0 P: 3	R: 1 E: 0 K: 0 S: 5	H: 2 LOB: 1 BB: 0 P: 5	R: 0 E: 0 K: 1 S: 5	H: 0 LOB: 0 BB: 0 P: 5	R: 0 E: 0 K: 1 S: 5	H: 0 LOB: 0 BB: 0 P: 5		1B: 1 2B: 1 3B: 0 HR: 0	SF: 0 SAC: 0 DP: 1 HBP: 0	WP: 1 PB: 0 CS: 0	PA: 30
PITCHER Frank Lary, R (1, 1) ERA: 3.09	IP: 9.0 WLS: L BF: 30	H: 2 R: 1 ER: 1 SO: 5	BB: 2 IBB: 0 HBP: 0 BLK: 0	WP: 1 HR: 0 S: 38 P: 46	ERA: 1.00 WHIP: 0.444	PITCHER											IP: 9.0 WLS: W BF: 34	H: 5 R: 0 ER: 0 SO: 5	BB: 1 IBB: 1 HBP: 0 BLK: 0	WP: 0 HR: 0 S: 42 P: 50	ERA: 0.00 WHIP: 0.667

AB	28
R	1
H	2
RBI	1
BB	2
SO	5
LOB	5



Batter	1	2	3	4	5	6	7	8	9	AB	R	H	RBI	BB	SO	LOB	BOTTOM				
Harvey Kuenn, R (1, 8) OBP: 0.382, SLG: 0.454	6-3 2B		6-3		2-3		5-3			4	0	1	0	0	0	2	Chicago White Sox @ Detroit Tigers Briggs Stadium, Detroit, MI Wed Sep 03 1958, 7:05 PM EDT Att: 13,303 - Unknown livebaseballscorecards.com				
Cool Veal, R (1, 6) OBP: 0.321, SLG: 0.339	6-3		E4			B1-3			6-3	4	0	0	0	0	1						
Al Kaline, R (1, 9) OBP: 0.351, SLG: 0.474	L6		K						L8	4	0	1	0	0	1	2					
Gail Harris, L (1, 3) OBP: 0.337, SLG: 0.490	4-0 BB			K		F7			4-3	3	0	0	0	1	1	1					
Charlie Maxwell, L (1, 7) OBP: 0.359, SLG: 0.412	F6			F2						3	0	1	0	1	0	2					
Frank Bolling, R (1, 4) OBP: 0.332, SLG: 0.396			F4		5-3		5-3			4	0	0	0	0	1	2					
Billy Martin, R (1, 5) OBP: 0.283, SLG: 0.350 Gus Zernial, R (9, PH) OBP: 0.317, SLG: 0.496			F4							3	0	1	0	0	0	0					
Red Wilson, R (1, 2) OBP: 0.382, SLG: 0.383			F7							2	0	1	0	0	0	0					
Frank Lary, R (1, 1) OBP: 0.158, SLG: 0.189			6-3							3	0	0	0	0	1	2					
Inning Stats	R: 0 E: 0 K: 0 S: 4	H: 1 LOB: 2 BB: 1 P: 8	R: 0 E: 0 K: 0 S: 3	H: 0 LOB: 0 BB: 0 P: 3	R: 0 E: 1 K: 1 S: 6	H: 0 LOB: 1 BB: 0 P: 6	R: 0 E: 0 K: 1 S: 5	H: 0 LOB: 0 BB: 0 P: 5	R: 0 E: 0 K: 1 S: 6	H: 1 LOB: 1 BB: 0 P: 6	R: 0 E: 0 K: 0 S: 4	H: 1 LOB: 2 BB: 1 P: 8	R: 0 E: 0 K: 0 S: 4	H: 1 LOB: 1 BB: 0 P: 4	R: 0 E: 0 K: 2 S: 7	H: 0 LOB: 0 BB: 0 P: 7		1B: 2 2B: 3 3B: 0 HR: 0	SF: 0 SAC: 1 DP: 0 HBP: 0	WP: 0 PB: 0 CS: 0	PA: 34
PITCHER Dick Donovan, R (1, 1) ERA: 3.03	IP: 9.0 WLS: W BF: 34	H: 5 R: 0 ER: 0 SO: 5	BB: 1 IBB: 1 HBP: 0 BLK: 0	WP: 0 HR: 0 S: 42 P: 50	ERA: 0.00 WHIP: 0.667	PITCHER											IP: 9.0 WLS: W BF: 34	H: 5 R: 0 ER: 0 SO: 5	BB: 1 IBB: 1 HBP: 0 BLK: 0	WP: 0 HR: 0 S: 42 P: 50	ERA: 0.00 WHIP: 0.667

AB	31
R	0
H	5
RBI	0
BB	2
SO	5
LOB	12



Batter	1	2	3	4	5	6	7	8	9	AB	R	H	RBI	BB	SO	LOB	TOP								
Jim Landis, R OBP: 0.347, SLG: 0.438 (1, 8)	F2			K		5-3	F8			4	0	0	0	0	1	2									
Nelle Fox, L OBP: 0.366, SLG: 0.358 (1, 4)	4-3			L9		1B			K	4	0	1	0	0	1	0									
Billy Goodman, L OBP: 0.365, SLG: 0.373 (1, 5)	F8			F9		1B			6-3	4	0	1	0	0	0	0									
Sherm Lollar, R OBP: 0.368, SLG: 0.462 (1, 2)		5-3			1B	SF7	1B		F7	4	1	1	0	0	0	2									
Earl Torgeson, L OBP: 0.412, SLG: 0.447 (1, 3)		3-1			1B	2B	1B		4-3	4	3	3	1	0	0	0									
Don Mueller, L OBP: 0.299, SLG: 0.284 (1, 9)		L4			F4				4-3	3	0	0	0	1	0	3									
Al Smith, R OBP: 0.323, SLG: 0.383 (1, 7)			L7		SF7		F8			3	0	1	2	0	0	1									
Sammy Esposito, R OBP: 0.333, SLG: 0.245 (1, 6)			F8			2B	F8		L9	4	0	1	1	0	0	2									
Ray Moore, R Ron Jackson, R Barry Latman, R Tom Qualters, R Bob Shaw, R Turk Lown, R Gerry Staley, R Earl Batty, R			K2-3		K				K	8	0	0	0	0	0	0									
Inning Stats	R: 0 E: 0 K: 0 S: 3	H: 0 LOB: 0 BB: 0 P: 3	R: 0 E: 0 K: 0 S: 3	H: 0 LOB: 0 BB: 0 P: 3	R: 0 E: 0 K: 1 S: 5	H: 0 LOB: 0 BB: 0 P: 5	R: 0 E: 0 K: 1 S: 5	H: 0 LOB: 0 BB: 0 P: 5	R: 2 E: 0 K: 1 S: 8	H: 3 LOB: 1 BB: 0 P: 8	R: 0 E: 0 K: 0 S: 4	H: 2 LOB: 1 BB: 0 P: 4	R: 1 E: 0 K: 0 S: 4	H: 1 LOB: 2 BB: 0 P: 12	R: 0 E: 0 K: 1 S: 5	H: 0 LOB: 0 BB: 0 P: 5	R: 1 E: 0 K: 1 S: 7	H: 2 LOB: 1 BB: 0 P: 7	1B: 5 2B: 2 3B: 0 HR: 1	SF: 1 SAC: 0 DP: 1 HBP: 0	WP: 0 PB: 0 SB: 0 CS: 0	PA: 36			
PITCHER	IP	WLS	BF	H	R	ER	SO	BB	IBB	HBP	BLK	WP	HR	S	P	ERA	WHIP								
Jim Bunning, R ERA: 3.96 (1, 1)	7.0	W	28	6	3	3	3	2	0	0	0	0	1	32	40	3.86	1.143								
Hank Aguirre, L ERA: 3.8 (8, 1)	2.0	S	8	2	1	1	2	0	0	0	0	0	0	12	12	4.50	1.000								

Chicago White Sox @ Detroit Tigers
Briggs Stadium, Detroit, MI
Thu Sep 04 1958, 4:33 AM EDT
Att: 3,461 - Unknown

AB 33
R 4
H 8
RBI 4
BB 2
SO 5
LOB 12



Batter	1	2	3	4	5	6	7	8	9	AB	R	H	RBI	BB	SO	LOB	BOTTOM								
Harvey Kuenn, R OBP: 0.380, SLG: 0.452 (1, 8)	F4	FC4-6		L4-3			6-3			5	0	1	2	0	0	3									
Cool Veal, R OBP: 0.319, SLG: 0.336 Reno Bertoia, R OBP: 0.276, SLG: 0.296 (1, 6) (8, 6)		F8			1-3	6-3		6-3		4	1	1	0	0	0	3									
Al Kaline, R OBP: 0.353, SLG: 0.475 (1, 9)	E9			E	FC3		L6-3	L7		5	2	3	0	0	0	0									
Gail Harris, L OBP: 0.337, SLG: 0.497 (1, 3)		F8		FC3		G4-6-3		4-3		5	2	2	2	0	0	2									
Charlie Maxwell, L OBP: 0.363, SLG: 0.420 (1, 7)				SF8						3	1	3	2	0	0	0									
Frank Bolling, R OBP: 0.333, SLG: 0.395 (1, 4)	F8			K						3	2	1	0	1	1	2									
Billy Martin, R OBP: 0.285, SLG: 0.352 (1, 5)	E2			F3						4	2	2	0	0	0	3									
Red Wilson, R OBP: 0.387, SLG: 0.388 (1, 2)	F8									2	1	1	2	2	0	1									
Jim Bunning, R OBP: 0.213, SLG: 0.233 Tito Francona, L OBP: 0.335, SLG: 0.318 Hank Aguirre, R OBP: 0.267, SLG: 0.286 (1, 1) (7, PH) (8, 1)										3	0	1	0	0	2	4									
Inning Stats	R: 4 E: 2 K: 0 S: 8	H: 5 LOB: 1 BB: 0 P: 8	R: 0 E: 0 K: 0 S: 3	H: 1 LOB: 0 BB: 0 P: 3	R: 1 E: 1 K: 1 S: 7	H: 1 LOB: 1 BB: 0 P: 7	R: 0 E: 0 K: 1 S: 4	H: 0 LOB: 1 BB: 1 P: 8	R: 0 E: 0 K: 0 S: 3	H: 1 LOB: 0 BB: 0 P: 3	R: 2 E: 0 K: 1 S: 8	H: 4 LOB: 2 BB: 1 P: 12	R: 4 E: 1 K: 0 S: 7	H: 4 LOB: 1 BB: 1 P: 11	R: 0 E: 0 K: 0 S: 3	H: 0 LOB: 0 BB: 0 P: 3	1B: 13 2B: 3 3B: 0 HR: 1	SF: 1 SAC: 0 DP: 2 HBP: 0	WP: 0 PB: 1 SB: 0 CS: 1	PA: 40					
PITCHER	IP	WLS	BF	H	R	ER	SO	BB	IBB	HBP	BLK	WP	HR	S	P	ERA	WHIP								
Ray Moore, R ERA: 3.64 (1, 1)	2.0	L	11	6	4	3	0	0	0	0	0	0	0	11	11	13.50	3.000								
Barry Latman, R ERA: 1.07 (3, 1)	2.0		8	1	1	0	2	1	0	0	0	0	0	11	15	0.00	1.000								
Tom Qualters, R ERA: 4.09 (5, 1)	1.2		9	5	2	2	1	0	1	0	0	0	0	10	14	10.80	3.000								
Bob Shaw, R ERA: 5.03 (6, 1)	0.1		1	0	0	0	0	0	0	0	0	0	0	1	1	0.00	0.000								
Turk Lown, R ERA: 4.83 (7, 1)	0.1		4	2	3	3	0	1	0	0	0	0	0	3	7	81.00	9.000								
PITCHER	IP	WLS	BF	H	R	ER	SO	BB	IBB	HBP	BLK	WP	HR	S	P	ERA	WHIP								
Gerry Staley, R ERA: 3.16 (7, 1)	1.2		7	2	1	1	0	0	0	0	0	0	0	7	7	5.40	1.200								

Chicago White Sox @ Detroit Tigers
Briggs Stadium, Detroit, MI
Thu Sep 04 1958, 4:33 AM EDT
Att: 3,461 - Unknown

AB 36
R 11
H 16
RBI 9
BB 3
SO 3
LOB 18



Batter	1	2	3	4	5	6	7	8	9	AB	R	H	RBI	BB	SO	LOB	TOP			
Bill Tuttle, R OBP: 0.327, SLG: 0.348 (1, 8)	5-3		5-3		SF8		F8			3	0	1	0	0	1		Kansas City Athletics @ Detroit Tigers Briggs Stadium, Detroit, MI Fri Sep 05 1958, 4:33 AM EDT Att: 1,883 - Unknown			
Roger Maris, L OBP: 0.299, SLG: 0.442 (1, 9)	F5			FC6-4 1B	K		F8		4	0	1	0	0	1	2					
Hector Lopez, R OBP: 0.319, SLG: 0.400 (1, 4)	L9			F8		F8		K	4	0	0	0	0	1	1					
Bob Cerv, R OBP: 0.377, SLG: 0.596 (1, 7)		BB		FC6-4 1-2		K			3	0	1	0	1	1	1					
Preston Ward, L OBP: 0.335, SLG: 0.390 (1, 3)	L9			G3				1B	3	0	0	0	1	0	3					
Hal Smith, R OBP: 0.311, SLG: 0.389 (1, 5)	F8				BB SF8 1B	K			4	1	2	0	0	1	2					
Harry Chiti, R OBP: 0.307, SLG: 0.395 (1, 2)	K				SF8 BB 1-2 1B		K		4	0	1	0	0	2	2					
Joe Demaestri, R OBP: 0.244, SLG: 0.279 (1, 6)					F8			5-3	2	0	0	0	1	1	2					
Frank House, L OBP: 0.300, SLG: 0.389 (9, PH)				K				BB	1	0	0	0	0	0	1					
Ned Garver, R OBP: 0.235, SLG: 0.210 (1, 1)				F8				4-3	1	0	0	0	1	0	0					
Bob Martyn, L OBP: 0.335, SLG: 0.400 (7, PH)									1	0	0	0	0	1	1					
Jack Urban, R OBP: 0.170, SLG: 0.152 (7, 1)									0	0	0	0	0	0	0					
Harry Simpson, L OBP: 0.333, SLG: 0.381 (9, PH)					1-2 2-3 BB				1	0	0	0	0	0	1					
Inning Stats	R: 0 E: 0 K: 0 S: 3	H: 0 LOB: 0 BB: 0 P: 3	R: 0 E: 0 K: 1 S: 5	H: 0 LOB: 1 BB: 1 P: 9	R: 0 E: 0 K: 1 S: 5	H: 0 LOB: 0 BB: 0 P: 5	R: 0 E: 0 K: 0 S: 4	H: 1 LOB: 1 BB: 0 P: 4	R: 1 E: 0 K: 1 S: 7	H: 2 LOB: 2 BB: 1 P: 11	R: 0 E: 0 K: 2 S: 7	H: 0 LOB: 1 BB: 1 P: 11	R: 0 E: 0 K: 1 S: 6	H: 1 LOB: 1 BB: 0 P: 6	R: 0 E: 0 K: 0 S: 4	H: 1 LOB: 1 BB: 0 P: 4	1B: 5 2B: 0 3B: 0 HR: 0	SF: 1 SAC: 0 DP: 0 HBP: 0	WP: 0 PB: 0 SB: 0 CS: 0	PA: 36
PITCHER Paul Foytack, R ERA: 3.75 (1, 1)	IP: 9.0 WLS: W BF: 36 H: 5 R: 1 ER: 1 SO: 8 BB: 4 IBB: 0 HBP: 0 BLK: 0 WP: 0 HR: 0 S: 48 P: 64 ERA: 1.00 WHIP: 1.000															PITCHER				

AB	31
R	1
H	5
RBI	1
BB	4
SO	8
LOB	17



Batter	1	2	3	4	5	6	7	8	9	AB	R	H	RBI	BB	SO	LOB	BOTTOM	
Harvey Kuenn, R OBP: 0.379, SLG: 0.450 (1, 8)	5-3	1-4-3			FC3-6 1B		4-3			4	0	1	0	0	0	0	Kansas City Athletics @ Detroit Tigers Briggs Stadium, Detroit, MI Fri Sep 05 1958, 4:33 AM EDT Att: 1,883 - Unknown	
Cool Veal, R OBP: 0.310, SLG: 0.326 (1, 6)	F7	F6			FC3-6 FC1-4		F8		4	0	0	0	0	0	1			
Al Kaline, R OBP: 0.355, SLG: 0.482 (1, 9)				F3	FC1-4			BB 1B	4	2	2	1	0	0	1			
Gail Harris, L OBP: 0.339, SLG: 0.496 (1, 3)		BB 2B 1B		F8	F7			1B BB	3	1	1	0	1	0	1			
Charlie Maxwell, L OBP: 0.365, SLG: 0.419 (1, 7)				F8					3	1	1	1	1	0	0			
Johnny Groth, R OBP: 0.353, SLG: 0.408 (8, PR) (9, 7)		BB						G6-4-3 1B	0	0	0	0	0	0	0			
Frank Bolling, R OBP: 0.333, SLG: 0.396 (1, 4)				F5				L9	4	0	1	2	0	0	2			
Billy Martin, R OBP: 0.284, SLG: 0.349 (1, 5)					F7			G6-4-3 1-2	3	0	0	0	1	0	2			
Red Wilson, R OBP: 0.387, SLG: 0.387 (1, 2)									3	0	1	0	0	0	3			
Paul Foytack, R OBP: 0.303, SLG: 0.262 (1, 1)		4-3			1-3			K	3	0	0	0	0	1	1			
Inning Stats	R: 3 E: 0 K: 0 S: 6	H: 3 LOB: 2 BB: 2 P: 14	R: 0 E: 0 K: 0 S: 3	H: 0 LOB: 0 BB: 0 P: 3	R: 0 E: 0 K: 0 S: 3	H: 0 LOB: 0 BB: 0 P: 3	R: 0 E: 0 K: 0 S: 4	H: 1 LOB: 1 BB: 0 P: 4	R: 0 E: 0 K: 0 S: 4	H: 0 LOB: 0 BB: 0 P: 4	R: 0 E: 0 K: 1 S: 5	H: 0 LOB: 0 BB: 0 P: 5	R: 0 E: 0 K: 0 S: 4	H: 2 LOB: 2 BB: 1 P: 8	1B: 5 2B: 1 3B: 0 HR: 1	SF: 0 SAC: 0 DP: 1 HBP: 0	WP: 0 PB: 0 SB: 1 CS: 0	PA: 34
PITCHER Ned Garver, R ERA: 4.16 (7, 1)	IP: 6.0 WLS: L BF: 26 H: 5 R: 3 ER: 3 SO: 3 BB: 2 IBB: 0 HBP: 0 BLK: 0 WP: 0 HR: 1 S: 24 P: 32 ERA: 4.50 WHIP: 1.167															PITCHER		
PITCHER Jack Urban, R ERA: 5.83 (7, 1)	IP: 2.0 WLS: L BF: 8 H: 2 R: 1 ER: 1 SO: 1 BB: 1 IBB: 0 HBP: 0 BLK: 0 WP: 0 HR: 0 S: 9 P: 13 ERA: 4.50 WHIP: 1.500															PITCHER		



Batter	1	2	3	4	5	6	7	8	9	AB	R	H	RBI	BB	SO	LOB	TOP					
Bill Tuttle, R OBP: 0.326, SLG: 0.345 (1, 8)										4	1	0	0	1	0	1	Kansas City Athletics @ Detroit Tigers Briggs Stadium, Detroit, MI Sat Sep 06 1958, 4:33 AM EDT Att: 5,756 - Unknown					
Roger Maris, L OBP: 0.302, SLG: 0.451 (1, 9)										5	3	3	1	0	0	1						
Hector Lopez, R OBP: 0.321, SLG: 0.408 (1, 4)										5	1	3	2	0	0	1						
Bob Cerv, R OBP: 0.377, SLG: 0.593 (1, 7)										4	0	1	1	0	1	2						
Preston Ward, L OBP: 0.336, SLG: 0.388 (1, 3)										4	0	1	0	1	1	4						
Hal Smith, R OBP: 0.313, SLG: 0.388 (1, 5)										3	0	1	2	1	1	3						
Harry Chiti, R OBP: 0.302, SLG: 0.388 (1, 2)										4	0	0	0	0	0	4						
Joe Demaestri, R OBP: 0.242, SLG: 0.276 (1, 6)										4	0	0	0	0	1	2						
Bob Grim, R OBP: 0.208, SLG: 0.174 (1, 1)										3	1	1	0	0	0	1						
Jack Urban, R OBP: 0.170, SLG: 0.152 (7, 1)										0	0	0	0	0	0	0						
Ralph Terry, R OBP: 0.188, SLG: 0.177 (7, 1)										1	0	0	0	0	0	0						
Inning Stats	R: 1 E: 0 K: 0 S: 4	H: 1 LOB: 2 BB: 2 P: 12	R: 0 E: 0 K: 0 S: 3	H: 0 LOB: 0 BB: 0 P: 3	R: 1 E: 0 K: 0 S: 5	H: 2 LOB: 1 BB: 0 P: 5	R: 0 E: 0 K: 1 S: 5	H: 0 LOB: 1 BB: 1 P: 9	R: 2 E: 0 K: 1 S: 8	H: 3 LOB: 2 BB: 0 P: 9	R: 0 E: 0 K: 1 S: 6	H: 1 LOB: 1 BB: 0 P: 6	R: 0 E: 0 K: 0 S: 3	H: 0 LOB: 0 BB: 0 P: 3	R: 0 E: 0 K: 1 S: 5	H: 0 LOB: 0 BB: 0 P: 5	1B: 6 2B: 2 3B: 1 HR: 1	SF: 0 SAC: 0 DP: 0 HBP: 1	WP: 0 PB: 0 SB: 1 CS: 0	PA: 41		
PITCHER	IP WLS BF H R ER SO BB IBB HBP BLK WP HR S P ERA WHIP	4.1 L 22 5 4 4 1 3 0 0 0 0 0 11 11 8.31 1.846	1.2 9 4 2 2 1 0 0 0 0 0 0 6 6 10.80 2.400	1.0 4 1 0 0 1 0 0 0 0 0 0 8 8 0.00 1.000	2.0 6 0 0 0 1 0 0 0 0 0 0 8 8 0.00 0.000																	
Herb Moford, R ERA: 3.67 (1, 1)																						
Al Cicotte, R ERA: 4.21 (5, 1)																						
Bill Fischer, R ERA: 7.12 (7, 1)																						
Tom Morgan, R ERA: 3.03 (8, 1)																						
Batter	1	2	3	4	5	6	7	8	9	AB	R	H	RBI	BB	SO	LOB	BOTTOM					
Harvey Kuenn, R OBP: 0.375, SLG: 0.445 (1, 8)										5	0	0	0	0	0	4	Kansas City Athletics @ Detroit Tigers Briggs Stadium, Detroit, MI Sat Sep 06 1958, 4:33 AM EDT Att: 5,756 - Unknown					
Cool Veal, R OBP: 0.309, SLG: 0.331 (1, 6)										4	0	1	0	0	1	1						
Al Kaline, R OBP: 0.359, SLG: 0.483 (1, 9)										1	0	1	0	3	0	0						
Gail Harris, L OBP: 0.336, SLG: 0.491 (1, 3)										4	0	0	0	0	0	5						
Charlie Maxwell, L OBP: 0.363, SLG: 0.420 (1, 7)										4	1	1	0	0	0	2						
Frank Bolling, R OBP: 0.332, SLG: 0.395 (1, 4)										4	1	1	0	0	1	0						
Billy Martin, R OBP: 0.284, SLG: 0.349 (1, 5)										3	0	1	1	0	0	0						
Red Wilson, R OBP: 0.388, SLG: 0.389 (1, 2)										4	0	2	0	0	1	1						
Herb Moford, R OBP: 0.295, SLG: 0.020 (1, 1)																						
Al Cicotte, R OBP: 0.189, SLG: 0.185 (5, 1)																						
Bob Maris, L OBP: 0.307, SLG: 0.295 (6, PH)																						
Bill Fischer, R OBP: 0.222, SLG: 0.295 (7, 1)																						
Tito Francona, L OBP: 0.308, SLG: 0.321 (7, PH)																						
Tom Morgan, R OBP: 0.222, SLG: 0.222 (8, 1)																						
Gus Zernial, R OBP: 0.222, SLG: 0.500 (9, PH)																						
Reno Bertoia, R OBP: 0.276, SLG: 0.295 (9, PH)																						
Inning Stats	R: 0 E: 0 K: 1 S: 5	H: 0 LOB: 0 BB: 1 P: 9	R: 0 E: 0 K: 0 S: 3	H: 0 LOB: 0 BB: 0 P: 3	R: 0 E: 0 K: 0 S: 4	H: 1 LOB: 1 BB: 0 P: 4	R: 0 E: 0 K: 0 S: 2	H: 0 LOB: 0 BB: 1 P: 6	R: 0 E: 0 K: 1 S: 5	H: 0 LOB: 0 BB: 0 P: 5	R: 0 E: 0 K: 1 S: 6	H: 1 LOB: 2 BB: 1 P: 10	R: 2 E: 0 K: 0 S: 6	H: 4 LOB: 1 BB: 0 P: 6	R: 0 E: 0 K: 0 S: 4	H: 1 LOB: 1 BB: 0 P: 4	R: 0 E: 0 K: 1 S: 7	H: 2 LOB: 2 BB: 0 P: 7	1B: 7 2B: 3 3B: 0 HR: 0	SF: 1 SAC: 0 DP: 1 HBP: 0	WP: 1 PB: 0 SB: 0 CS: 0	PA: 37
PITCHER	IP WLS BF H R ER SO BB IBB HBP BLK WP HR S P ERA WHIP	6.0 W 24 4 2 2 3 4 2 2 3 0 0 0 27 39 3.00 1.167	0.2 3 2 0 0 0 0 0 0 0 0 1 0 3 3 0.00 3.000	2.1 S 10 3 0 0 1 0 0 0 0 0 0 0 12 12 0.00 1.286																		
Bob Grim, R ERA: 4.09 (1, 1)																						
Jack Urban, R ERA: 5.8 (7, 1)																						
Ralph Terry, R ERA: 3.89 (7, 1)																						

Batter	1	2	3	4	5	6	7	8	9	AB	R	H	RBI	BB	SO	LOB	TOP								
Bill Tuttle, R OBP: 0.327, SLG: 0.345 (1, 8)										5	0	2	1	0	1	0									
Roger Maris, L OBP: 0.301, SLG: 0.451 (1, 9)										5	0	1	0	0	1	3									
Hector Lopez, R OBP: 0.323, SLG: 0.408 (1, 4)										3	1	1	0	1	0	0									
Bob Cerv, R OBP: 0.378, SLG: 0.591 (1, 7)										3	1	1	0	1	0	1									
Preston Ward, L OBP: 0.338, SLG: 0.388 (1, 3)										3	1	1	1	1	1	1									
Hal Smith, R OBP: 0.312, SLG: 0.386 (1, 5)										4	0	1	1	0	0	2									
Harry Chiti, R OBP: 0.299, SLG: 0.383 (1, 2)										3	0	0	0	0	0	3									
Joe Demaestri, R OBP: 0.240, SLG: 0.274 (1, 6)										4	0	0	0	0	0	4									
Ray Herbert, R OBP: 0.250, SLG: 0.209 (9, PH)										3	0	0	0	0	2	0									
Whitey Herzog, L OBP: 0.339, SLG: 0.292 (9, PH)										0	0	0	0	0	0	0									
Chico Carrasquel, R OBP: 0.300, SLG: 0.306 (9, PH)										1	0	0	0	0	1	3									
Ned Garver, R OBP: 0.235, SLG: 0.210 (9, 1)										0	0	0	0	0	0	0									
Inning Stats	R: 0 E: 0 K: 0 S: 4	H: 1 LOB: 1 BB: 0 P: 4	R: 0 E: 0 K: 0 S: 3	H: 0 LOB: 1 BB: 1 P: 7	R: 0 E: 0 K: 2 S: 7	H: 0 LOB: 0 BB: 0 P: 7	R: 0 E: 0 K: 1 S: 6	H: 1 LOB: 2 BB: 1 P: 10	R: 0 E: 0 K: 1 S: 5	H: 0 LOB: 0 BB: 0 P: 5	R: 0 E: 0 K: 0 S: 3	H: 0 LOB: 0 BB: 0 P: 3	R: 0 E: 0 K: 0 S: 3	H: 0 LOB: 0 BB: 0 P: 3	R: 0 E: 0 K: 0 S: 4	H: 2 LOB: 2 BB: 0 P: 4	R: 3 E: 0 K: 2 S: 12	H: 3 LOB: 3 BB: 1 P: 16	1B: 6 2B: 1 3B: 0 HR: 0	SF: 0 SAC: 1 DP: 0 HBP: 0	WP: 0 PB: 0 SB: 0 CS: 0	PA: 38			
PITCHER	IP	WLS	BF	H	R	ER	SO	BB	IBB	HBP	BLK	WP	HR	S	P	ERA	WHIP								
Frank Lary, R ERA: 3.1 (1, 1)	8.0	L	32	6	3	3	4	3	0	0	0	0	0	37	49	3.38	1.125								
George Susce, R ERA: 3.99 (9, 1)	0.1		3	0	0	0	0	0	0	0	0	0	0	3	3	0.00	0.000								
Billy Hoelt, L ERA: 4.38 (9, 1)	0.2		3	1	0	0	2	0	0	0	0	0	0	7	7	0.00	1.500								

Kansas City Athletics @ Detroit Tigers
Briggs Stadium, Detroit, MI
Sun Sep 07 1958, 4:33 AM EDT
Att: 6,089 - Unknown

AB 34
R 3
H 7
RBI 3
BB 3
SO 6
LOB 17



Batter	1	2	3	4	5	6	7	8	9	AB	R	H	RBI	BB	SO	LOB	BOTTOM								
Harvey Kuenn, R OBP: 0.372, SLG: 0.442 (1, 8)										4	0	0	0	0	1	2									
Cool Veal, R OBP: 0.303, SLG: 0.324 (1, 6)										3	0	0	0	0	0	2									
Tito Francona, L OBP: 0.336, SLG: 0.320 (9, PH)										1	0	0	0	0	0	0									
Al Kaline, R OBP: 0.359, SLG: 0.480 (1, 9)										3	0	0	0	1	1	0									
Gail Harris, L OBP: 0.333, SLG: 0.485 (1, 3)										4	0	0	0	0	1	1									
Charlie Maxwell, L OBP: 0.361, SLG: 0.417 (1, 7)										3	0	0	0	0	1	0									
Johnny Groth, R OBP: 0.353, SLG: 0.408 (9, 7)										0	0	0	0	0	0	0									
Gus Zerniat, R OBP: 0.320, SLG: 0.496 (9, PH)										1	0	0	0	0	0	1									
Frank Bolling, R OBP: 0.332, SLG: 0.395 (1, 4)										3	0	1	0	0	1	0									
Billy Martin, R OBP: 0.284, SLG: 0.349 (1, 5)										3	1	1	0	0	0	1									
Red Wilson, R OBP: 0.391, SLG: 0.402 (1, 2)										2	1	1	2	1	0	0									
Frank Lary, R OBP: 0.165, SLG: 0.195 (1, 1)										3	0	1	0	0	0	0									
George Susce, R OBP: 0.200, SLG: 0.174 (9, 1)										0	0	0	0	0	0	0									
Billy Hoelt, L OBP: 0.317, SLG: 0.378 (9, 1)										0	0	0	0	0	0	0									
Inning Stats	R: 0 E: 0 K: 1 S: 5	H: 0 LOB: 0 BB: 0 P: 5	R: 0 E: 0 K: 0 S: 4	H: 1 LOB: 1 BB: 0 P: 4	R: 0 E: 0 K: 1 S: 5	H: 0 LOB: 0 BB: 0 P: 5	R: 0 E: 0 K: 1 S: 5	H: 0 LOB: 0 BB: 0 P: 5	R: 0 E: 0 K: 0 S: 3	H: 1 LOB: 1 BB: 1 P: 7	R: 0 E: 0 K: 1 S: 5	H: 0 LOB: 0 BB: 0 P: 5	R: 0 E: 0 K: 0 S: 5	H: 2 LOB: 2 BB: 0 P: 5	R: 0 E: 0 K: 0 S: 3	H: 0 LOB: 1 BB: 1 P: 7	1B: 3 2B: 0 3B: 0 HR: 1	SF: 0 SAC: 0 DP: 1 HBP: 0	WP: 0 PB: 0 SB: 0 CS: 0	PA: 32					
PITCHER	IP	WLS	BF	H	R	ER	SO	BB	IBB	HBP	BLK	WP	HR	S	P	ERA	WHIP								
Ray Herbert, R ERA: 3.67 (1, 1)	8.0	W	28	4	2	2	5	1	0	0	0	0	0	37	41	2.25	0.625								
Ned Garver, R ERA: 4.13 (9, 1)	1.0	S	4	0	0	0	0	1	0	0	0	0	0	3	7	0.00	1.000								

Kansas City Athletics @ Detroit Tigers
Briggs Stadium, Detroit, MI
Sun Sep 07 1958, 4:33 AM EDT
Att: 6,089 - Unknown

AB 30
R 2
H 4
RBI 2
BB 2
SO 5
LOB 7



Batter	1	2	3	4	5	6	7	8	9	AB	R	H	RBI	BB	SO	LOB	TOP					
Eddie Yost, R OBP: 0.344, SLG: 0.303 Joe Albanese, R (8, 1)	F7		5-3			F2		F8		4	0	0	0	0	0	3						
Herb Plews, L OBP: 0.296, SLG: 0.337 (1, 4)	G3			F7		F8			HR	4	1	1	1	0	0	0						
Albie Pearson, L OBP: 0.357, SLG: 0.364 (1, 8)	6-3			L9			F2		F6	4	0	0	0	0	0	0						
Roy Sievers, R OBP: 0.366, SLG: 0.560 Neil Chrisley, L OBP: 0.274, SLG: 0.358 (8, 5)		1-3		F3			F6		F5	2	0	0	0	0	0	0						
Clint Courtney, L OBP: 0.324, SLG: 0.326 (1, 2)	F5						K		F2	4	0	1	0	0	1	0						
Norm Zauchin, R OBP: 0.319, SLG: 0.426 (1, 3)	K								6-3	3	0	0	0	0	2	1						
Rocky Bridges, R OBP: 0.331, SLG: 0.368 (1, 6)			F5		L8				4-3	3	0	0	0	0	0	1						
Faye Throneberry, L OBP: 0.256, SLG: 0.307 (1, 9)					F7				WP 1B BB	1	0	0	0	2	0	1						
Hal Griggs, R OBP: 0.116, SLG: 0.195 John Romonosky, R OBP: 0.300, SLG: 0.600 Ken Aspinwall, R OBP: 0.226, SLG: 0.318 Jim Constable, L OBP: 0.291, SLG: 0.374 Julio Becquer, L OBP: 0.182, SLG: 0.272 (8, 7)				K		F5			WP 1B	1	0	0	0	0	1	1						
Inning Stats	R: 0 E: 0 K: 0 S: 3	H: 0 LOB: 0 BB: 0 P: 3	R: 0 E: 0 K: 1 S: 5	H: 0 LOB: 0 BB: 0 P: 5	R: 0 E: 0 K: 1 S: 5	H: 0 LOB: 1 BB: 1 P: 9	R: 0 E: 0 K: 0 S: 3	H: 0 LOB: 0 BB: 0 P: 3	R: 0 E: 0 K: 1 S: 6	H: 1 LOB: 1 BB: 0 P: 6	R: 0 E: 0 K: 0 S: 3	H: 0 LOB: 0 BB: 0 P: 3	R: 0 E: 0 K: 1 S: 5	H: 0 LOB: 0 BB: 0 P: 5	R: 0 E: 0 K: 0 S: 4	H: 1 LOB: 2 BB: 1 P: 8	R: 1 E: 0 K: 0 S: 4	H: 1 LOB: 0 BB: 0 P: 4	1B: 1 2B: 1 3B: 0 HR: 1	SF: 0 SAC: 0 DP: 0 HBP: 0	WP: 1 PB: 0 SB: 0 CS: 0	PA: 32
PITCHER Jim Bunning, R ERA: 3.82 (1, 1)	IP: 9.0 WLS: W BF: 32 H: 3 R: 1 ER: 1 SO: 4 BB: 2 IBB: 0 HBP: 0 BLK: 0 WP: 1 HR: 1 S: 38 P: 46 ERA: 1.00 WHIP: 0.556															PITCHER						

Washington Senators @ Detroit Tigers
Briggs Stadium, Detroit, MI
Tue Sep 09 1958, 7:05 PM EDT
Att: 3,644 - Unknown

AB	30
R	1
H	3
RBI	1
BB	2
SO	4
LOB	7



Batter	1	2	3	4	5	6	7	8	9	AB	R	H	RBI	BB	SO	LOB	BOTTOM			
Harvey Kuenn, R OBP: 0.371, SLG: 0.439 (1, 8)	F3		BB 1B	5-3		4-3		F7		5	1	1	0	0	0	2				
Cool Veal, R OBP: 0.314, SLG: 0.338 (1, 6)	1B WP		1B 4-3 BB		G3		1B 4-3 2B			3	3	2	0	1	0	0				
Al Kaline, R OBP: 0.363, SLG: 0.484 (1, 9)	1B WP		1B 4-3 1B		1B		4-3 1B			4	1	4	2	0	0	0				
Gail Harris, L OBP: 0.329, SLG: 0.480 (1, 3)	K		4-3 1B		F8		4-3 1B			4	0	0	2	0	1	4				
Charlie Maxwell, L OBP: 0.360, SLG: 0.415 (1, 7)	5-3		L4-3 1B		F9		L6			4	0	1	1	0	0	3				
Frank Bolling, R OBP: 0.332, SLG: 0.393 (1, 4)		5-3	L4-3 1B			6-3			BB	3	0	0	0	1	0	1				
Billy Martin, R OBP: 0.284, SLG: 0.348 (1, 5)	F7			K		WP 2B 1B		F3		4	1	1	0	0	1	2				
Red Wilson, R OBP: 0.389, SLG: 0.404 (1, 2)	4-3			K		G3 1B 2B		F8		4	0	1	1	0	1	0				
Jim Bunning, R OBP: 0.231, SLG: 0.238 (1, 1)			BB 1B BB			G3		K		3	1	1	0	1	1	1				
Inning Stats	R: 1 E: 0 K: 1 S: 7	H: 2 LOB: 1 BB: 0 P: 7	R: 0 E: 0 K: 0 S: 3	H: 0 LOB: 0 BB: 0 P: 3	R: 4 E: 0 K: 0 S: 5	H: 3 LOB: 0 BB: 2 P: 13	R: 0 E: 0 K: 2 S: 8	H: 1 LOB: 1 BB: 0 P: 8	R: 0 E: 0 K: 0 S: 4	H: 1 LOB: 1 BB: 0 P: 4	R: 1 E: 0 K: 0 S: 5	H: 2 LOB: 1 BB: 0 P: 5	R: 1 E: 0 K: 0 S: 5	H: 2 LOB: 2 BB: 1 P: 9	R: 0 E: 0 K: 1 S: 5	H: 0 LOB: 0 BB: 0 P: 5	1B: 9 2B: 3 3B: 0 HR: 0	SF: 0 SAC: 0 DP: 1 HBP: 0	WP: 2 PB: 0 SB: 0 CS: 0	PA: 37
PITCHER Hal Griggs, R ERA: 5.53 John Romonosky, R ERA: 6.0 Jim Constable, L ERA: 6.86 Joe Albanese, R ERA: 4.5	IP: 2.1 WLS: L BF: 14 H: 5 R: 5 ER: 5 SO: 1 BB: 2 IBB: 0 HBP: 0 BLK: 0 WP: 1 HR: 0 S: 14 P: 22 ERA: 19.29 WHIP: 3.000															PITCHER				

Washington Senators @ Detroit Tigers
Briggs Stadium, Detroit, MI
Tue Sep 09 1958, 7:05 PM EDT
Att: 3,644 - Unknown

AB	34
R	7
H	11
RBI	6
BB	3
SO	4
LOB	13



Batter	1	2	3	4	5	6	7	8	9	AB	R	H	RBI	BB	SO	LOB	TOP					
Eddie Yost, R OBP: 0.347, SLG: 0.306 (1, 5)	F7		E BB			E 2B	BB		F6	3	1	1	0	2	0	0	Washington Senators @ Detroit Tigers Briggs Stadium, Detroit, MI Wed Sep 10 1958, 4:33 AM EDT Att: 1,712 - Unknown					
Herb Plews, L OBP: 0.295, SLG: 0.334 Ossie Alvarez, R OBP: 0.269, SLG: 0.226 (1, 4) (9, 4)	3-1		E4			FC3-6 BB	K			3	0	0	0	1	1	2						
Albie Pearson, L OBP: 0.355, SLG: 0.361 (1, 8)	1-3		F8			FC3-6 2B 1-2 2-H			4-3	4	1	0	0	0	3							
Roy Sievers, R OBP: 0.367, SLG: 0.561 (1, 7)		6-3		F6		2B			4-3	3	2	1	0	1	0	0						
Clint Courtney, L OBP: 0.325, SLG: 0.337 (1, 2)	F5			F5		2B			BB	4	1	2	4	0	0	0						
Jim Lemon, R OBP: 0.311, SLG: 0.475 Neil Christley, L OBP: 0.274, SLG: 0.358 (1, 9) (8, 9)				1-3		2B			HR	4	0	1	0	0	0	1						
Norm Zauchin, R OBP: 0.315, SLG: 0.420 (1, 3)						F8			4-3	0	0	0	0	0	0	0						
Rocky Bridges, R OBP: 0.327, SLG: 0.364 (1, 6)			6-3			L9			F7	4	0	0	0	0	1	2						
Russ Kemmerer, R OBP: 0.179, SLG: 0.154 Faye Throneberry, L OBP: 0.253, SLG: 0.303 Tex Clevenger, R OBP: 0.217, SLG: 0.238 (1, 1) (7, PH) (7, 1)			1-3			K			K	2	0	0	0	0	1	0						
						K			K	1	0	0	0	0	1	0						
						K			K	1	0	0	0	0	1	0						
Inning Stats	R: 0 E: 0 K: 0 S: 3	H: 0 LOB: 0 BB: 0 P: 3	R: 0 E: 0 K: 0 S: 4	H: 1 LOB: 1 BB: 0 P: 4	R: 0 E: 1 K: 0 S: 4	H: 0 LOB: 2 BB: 1 P: 8	R: 0 E: 0 K: 0 S: 3	H: 0 LOB: 0 BB: 0 P: 3	R: 0 E: 0 K: 3 S: 9	H: 0 LOB: 0 BB: 0 P: 9	R: 3 E: 1 K: 0 S: 6	H: 3 LOB: 1 BB: 1 P: 10	R: 0 E: 0 K: 2 S: 7	H: 0 LOB: 1 BB: 1 P: 11	R: 2 E: 0 K: 0 S: 4	H: 1 LOB: 0 BB: 1 P: 8	R: 0 E: 0 K: 2 S: 7	H: 0 LOB: 0 BB: 0 P: 7	1B: 0 2B: 4 3B: 0 HR: 1	SF: 0 SAC: 0 DP: 0 HBP: 0	WP: 0 PB: 0 SB: 0 CS: 0	PA: 37
PITCHER Paul Foytack, R ERA: 3.81 (1, 1)	IP: 9.0 WLS: L BF: 37 H: 5 R: 5 ER: 5 SO: 7 BB: 4 IBB: 0 HBP: 0 BLK: 0 WP: 0 HR: 1 S: 47 P: 63 ERA: 5.00 WHIP: 1.000															PITCHER						

Batter	1	2	3	4	5	6	7	8	9	AB	R	H	RBI	BB	SO	LOB	BOTTOM	
Harvey Kuenn, R OBP: 0.370, SLG: 0.438 (1, 8)	F7		G3				1-3			4	0	1	0	0	0	0	Washington Senators @ Detroit Tigers Briggs Stadium, Detroit, MI Wed Sep 10 1958, 4:33 AM EDT Att: 1,712 - Unknown	
Cool Veal, R OBP: 0.319, SLG: 0.338 (1, 6)	6-3		BB HR BB 1B			K			G4-6-3 BB	3	1	1	0	1	1			
Al Kaline, R OBP: 0.366, SLG: 0.486 (1, 9)			BB HR BB 1B			G4-6-3 1B			L8	3	1	2	0	1	0			
Gail Harris, L OBP: 0.331, SLG: 0.479 (1, 3)			BB HR BB			G4-6-3			G4-6-3	3	1	1	0	1	0			
Charlie Maxwell, L OBP: 0.359, SLG: 0.421 (1, 7)	L7		1-H 2-H 3-H HR			G3			K	4	1	1	4	0	1			
Frank Bolling, R OBP: 0.329, SLG: 0.390 (1, 4)			6-3			F3			F9	4	0	0	0	0	1			
Billy Martin, R OBP: 0.282, SLG: 0.346 Tito Francona, L OBP: 0.339, SLG: 0.320 (1, 5) (9, PH)						F8			BB	3	0	0	0	0	1			
Red Wilson, R OBP: 0.384, SLG: 0.398 (1, 2)						F4			4-3	4	0	0	0	0	1			
Paul Foytack, R OBP: 0.290, SLG: 0.250 (1, 1)						4-3				3	0	0	0	0	1			
Inning Stats	R: 0 E: 0 K: 0 S: 5	H: 2 LOB: 2 BB: 0 P: 5	R: 0 E: 0 K: 2 S: 7	H: 0 LOB: 0 BB: 0 P: 7	R: 4 E: 0 K: 1 S: 7	H: 2 LOB: 0 BB: 2 P: 15	R: 0 E: 0 K: 0 S: 3	H: 0 LOB: 0 BB: 0 P: 3	R: 0 E: 0 K: 0 S: 3	H: 0 LOB: 0 BB: 0 P: 3	R: 0 E: 0 K: 0 S: 2	H: 0 LOB: 0 BB: 1 P: 6	R: 0 E: 0 K: 1 S: 5	H: 0 LOB: 1 BB: 1 P: 9	1B: 5 2B: 0 3B: 0 HR: 1	SF: 0 SAC: 0 DP: 2 HBP: 0		WP: 0 PB: 0 SB: 0 CS: 0
PITCHER Russ Kemmerer, R ERA: 4.6 Tex Clevenger, R ERA: 4.07 (1, 1) (7, 1)	IP: 6.0 WLS: W BF: 25 H: 6 R: 4 ER: 4 SO: 4 BB: 2 IBB: 0 HBP: 0 BLK: 0 WP: 0 HR: 1 S: 31 P: 39 ERA: 6.00 WHIP: 1.333															PITCHER		




Batter	1	2	3	4	5	6	7	8	9	AB	R	H	RBI	BB	SO	LOB	TOP					
Willie Tasby, R OBP: 0.643, SLG: 0.900 (1, 8)										2	0	0	0	2	2	0	Baltimore Orioles @ Detroit Tigers Briggs Stadium, Detroit, MI Fri Sep 12 1958, 7:05 PM EDT Att: 11,178 - Unknown livebaseballscorecards.com					
Bob Boyd, L OBP: 0.344, SLG: 0.435 (1, 3)	4-3						4-3			4	0	1	0	0	0	1						
Gene Woodling, L OBP: 0.376, SLG: 0.423 (1, 9)							F3			4	0	2	1	0	0	1						
Bob Nieman, R OBP: 0.405, SLG: 0.559 (1, 7)	FC6-4		FC5-2		L9					4	0	0	0	0	0	5						
Gus Triandos, R OBP: 0.335, SLG: 0.465 (1, 2)			5-3				5-3			4	0	1	0	0	0	3						
Hal Brown, R OBP: 0.192, SLG: 0.200 Brooks Robinson, R OBP: 0.297, SLG: 0.314 (1, 5)	G1-6-3				L9		L9			0	0	0	0	0	0	0						
Billy Gardner, R OBP: 0.289, SLG: 0.298 Dick Williams, R OBP: 0.340, SLG: 0.356 (9, PH)	6-3				L4					3	0	1	0	0	0	0						
Willy Miranda, S OBP: 0.245, SLG: 0.233 Al Pilarcik, L OBP: 0.311, SLG: 0.306 (9, PH)			F7							3	0	2	0	0	0	0						
Hoyt Wilhelm, R OBP: 0.148, SLG: 0.115 Bob Hale, L OBP: 0.500, SLG: 0.444 (9, PH)					G3				G4-6-3	3	1	1	0	0	1	3						
Inning Stats	R: 0 E: 0 K: 1 S: 6	H: 1 LOB: 1 BB: 0 P: 6	R: 0 E: 0 K: 0 S: 3	H: 1 LOB: 0 BB: 0 P: 3	R: 1 E: 0 K: 0 S: 6	H: 3 LOB: 3 BB: 1 P: 10	R: 0 E: 0 K: 0 S: 4	H: 1 LOB: 1 BB: 0 P: 4	R: 0 E: 0 K: 0 S: 3	H: 0 LOB: 1 BB: 1 P: 7	R: 0 E: 0 K: 1 S: 7	H: 2 LOB: 2 BB: 0 P: 7	R: 0 E: 0 K: 1 S: 5	H: 0 LOB: 0 BB: 0 P: 5	R: 0 E: 0 K: 0 S: 3	H: 0 LOB: 0 BB: 0 P: 3		R: 0 E: 0 K: 0 S: 2	H: 0 LOB: 0 BB: 0 P: 6	1B: 8 2B: 0 3B: 0 HR: 0	SF: 0 SAC: 0 DP: 2 HBP: 0	WP: 0 PB: 0 SB: 0 CS: 0
PITCHER Frank Lary, R ERA: 3.02 (1, 1)	IP: 9.0 WLS: W BF: 36 H: 8 R: 1 ER: 1 SO: 3 BB: 3 IBB: 0 HBP: 0 BLK: 0 WP: 0 HR: 0 S: 39 P: 51 ERA: 1.00 WHIP: 1.222																					

Batter	1	2	3	4	5	6	7	8	9	AB	R	H	RBI	BB	SO	LOB	BOTTOM			
Harvey Kuenn, R OBP: 0.368, SLG: 0.434 (1, 8)					5-3					4	0	1	1	0	1	2	Baltimore Orioles @ Detroit Tigers Briggs Stadium, Detroit, MI Fri Sep 12 1958, 7:05 PM EDT Att: 11,178 - Unknown livebaseballscorecards.com			
Cool Veal, R OBP: 0.315, SLG: 0.346 (1, 6)	F8		G5-4-3				F6			4	0	0	0	0	1	3				
Al Kaline, R OBP: 0.366, SLG: 0.490 (1, 9)					L5-3		L5-3			4	1	1	2	0	1	0				
Gail Harris, L OBP: 0.329, SLG: 0.477 (1, 3)			F9				F3			3	0	0	0	1	0	0				
Charlie Maxwell, L OBP: 0.357, SLG: 0.418 Steve Boros, R (7, PR) Johnny Groth, R OBP: 0.353, SLG: 0.408 (8, 7)			G5-4-3							2	0	1	0	1	1	1				
Frank Bolling, R OBP: 0.328, SLG: 0.386 (1, 4)		G5-4-3			F8		SH2-4			0	0	0	0	0	0	0				
Reno Bertoia, R OBP: 0.281, SLG: 0.305 (1, 5)			FC3-5							3	0	1	0	0	1	2				
Red Wilson, R OBP: 0.381, SLG: 0.390 (1, 2)					1-3		F7			2	1	0	0	0	0	2				
Frank Lary, R OBP: 0.183, SLG: 0.238 (1, 1)			FC3-5							3	1	2	0	0	0	2				
Inning Stats	R: 0 E: 0 K: 2 S: 7	H: 0 LOB: 0 BB: 0 P: 7	R: 0 E: 0 K: 0 S: 2	H: 0 LOB: 0 BB: 1 P: 6	R: 1 E: 0 K: 0 S: 4	H: 2 LOB: 1 BB: 0 P: 5	R: 0 E: 0 K: 1 S: 5	H: 0 LOB: 1 BB: 1 P: 9	R: 0 E: 0 K: 1 S: 6	H: 1 LOB: 1 BB: 0 P: 6	R: 0 E: 0 K: 0 S: 3	H: 0 LOB: 0 BB: 0 P: 3	R: 0 E: 0 K: 0 S: 4	H: 1 LOB: 2 BB: 0 P: 4	R: 2 E: 0 K: 1 S: 7	H: 2 LOB: 2 BB: 0 P: 7		1B: 3 2B: 1 3B: 1 HR: 1	SF: 0 SAC: 1 DP: 2 HBP: 1	WP: 0 PB: 0 SB: 0 CS: 0
PITCHER Hoyt Wilhelm, R ERA: 2.56 (1, 1)	IP: 8.0 WLS: L BF: 31 H: 6 R: 3 ER: 3 SO: 5 BB: 2 IBB: 0 HBP: 1 BLK: 0 WP: 0 HR: 1 S: 38 P: 47 ERA: 3.38 WHIP: 1.000																			


Batter	1	2	3	4	5	6	7	8	9	AB	R	H	RBI	BB	SO	LOB	TOP			
Billy Klaus, L OBP: 0.209, SLG: 0.244 (1, 6)	0-3 K		0-3 K						0-0 HR	4	1	1	1	0	2	1	Boston Red Sox @ Detroit Tigers Briggs Stadium, Detroit, MI Sun Sep 14 1958, 4:33 AM EDT Unknown			
Pete Runnels, L OBP: 0.416, SLG: 0.428 (1, 3)	0-0 F8			0-0 F9-3 1B		0-0 3-1			0-3 K	4	0	1	0	0	1	0				
Ted Williams, L OBP: 0.448, SLG: 0.543 (1, 7)	0-0 4-3			0-0 F9-3 1-2		0-0 G3			0-0 F2	4	0	0	0	0	0	1				
Frank Malzone, R OBP: 0.338, SLG: 0.415 (1, 5)		0-0 F7		0-0 2B			0-0 6-3		0-0 F8	4	0	1	0	0	0	0				
Lou Berberet, L OBP: 0.353, SLG: 0.315 (1, 2)		0-0 4-3		4-0 FC6-4 BB			0-0 F2			2	0	0	0	1	0	0				
Gene Stephens, L OBP: 0.284, SLG: 0.370 (1, 8)		0-3 K		0-0 FC6-4 1-2			0-0 G3			3	0	0	0	0	1	2				
Jackie Jensen, R OBP: 0.398, SLG: 0.549 (1, 9)			4-0 BB		0-0 L9			0-0 F5		2	0	0	0	1	0	0				
Ted Lepcio, R OBP: 0.275, SLG: 0.372 (1, 4)			0-3 K		0-0 F7			0-3 K		3	0	0	0	0	2	1				
Frank Sullivan, R OBP: 0.224, SLG: 0.177 Marty Keough, L OBP: 0.256, SLG: 0.299 Mike Fomieleles, R OBP: 0.207, SLG: 0.207 Bill Renna, R OBP: 0.348, SLG: 0.537 Jerry Casale, R OBP: 0.348, SLG: 0.537 (1, 1) (3, PH) (3, 1) (8, PH) (8, 1)			0-3 K		0-0 6-3			0-3 K		0	0	0	0	0	0	0				
Inning Stats	R: 0 E: 0 K: 1 S: 5	H: 0 LOB: 0 BB: 0 P: 5	R: 0 E: 0 K: 1 S: 5	H: 0 LOB: 0 BB: 0 P: 5	R: 0 E: 0 K: 3 S: 9	H: 0 LOB: 1 BB: 1 P: 13	R: 0 E: 0 K: 0 S: 4	H: 2 LOB: 2 BB: 1 P: 8	R: 0 E: 0 K: 0 S: 3	H: 0 LOB: 0 BB: 0 P: 3	R: 0 E: 0 K: 0 S: 3	H: 0 LOB: 0 BB: 0 P: 3	R: 0 E: 0 K: 2 S: 7	H: 0 LOB: 0 BB: 0 P: 7	R: 1 E: 0 K: 1 S: 6	H: 1 LOB: 0 BB: 0 P: 6		1B: 1 2B: 2 3B: 0 HR: 1	SF: 0 SAC: 0 DP: 1 HBP: 0	WP: 0 PB: 0 SB: 0 CS: 0
PITCHER Paul Foytack, R ERA: 3.69 (1, 1)	IP: 9.0 WLS: W BF: 31 H: 3 R: 1 ER: 1 SO: 8 BB: 2 IBB: 0 HBP: 0 BLK: 0 WP: 0 HR: 1 S: 45 P: 53 ERA: 1.00 WHIP: 0.556															PITCHER IP: WLS: BF: H: R: ER: SO: BB: IBB: HBP: BLK: WP: HR: S: P: ERA: WHIP				

AB 29
R 1
H 3
RBI 1
BB 2
SO 8
LOB 6



Batter	1	2	3	4	5	6	7	8	9	AB	R	H	RBI	BB	SO	LOB	BOTTOM			
Harvey Kuenn, R OBP: 0.368, SLG: 0.439 Johnny Groth, R OBP: 0.353, SLG: 0.408 (1, 8) (9, 8)	0-0 4-3	0-0 WP 1B			0-0 FC5-4 SH 2B	0-3 K		0-3 K		5 0	1 0	1 0	1 0	1 0	2 0	2 0	Boston Red Sox @ Detroit Tigers Briggs Stadium, Detroit, MI Sun Sep 14 1958, 4:33 AM EDT Unknown			
Cool Veal, R OBP: 0.322, SLG: 0.358 (1, 6)	0-0 L2-3 2B	0-0 4-3 1-2			0-0 SH 2B		0-0 F8 1B	0-0 5-3		4	1	2	0	0	0	2				
Al Kaline, R OBP: 0.365, SLG: 0.488 (1, 9)	0-0 L2-3 2-3		0-0 L6		0-0 2H 3H 1B	0-3 K		0-3 K		4	1	1	2	0	1	2				
Gail Harris, L OBP: 0.333, SLG: 0.494 (1, 3)	0-0 3-1		0-0 F9		0-0 BB 1B		0-0 F8 1B		0-0 F8 1B	4	0	2	1	0	0	1				
Charlie Maxwell, L OBP: 0.360, SLG: 0.424 (1, 7)		0-0 2B 3B	0-3 K		4-0 1-2 BB		0-0 F8 1-2 2-3		0-0 F8 1-2 2-3	3	1	1	0	1	1	2				
Frank Bolling, R OBP: 0.325, SLG: 0.391 (1, 4)		0-0 4-3 2B		0-0 F8	0-0 F7		4-0 BB		4-0 BB	3	1	1	1	1	0	2				
Reno Bertoia, R OBP: 0.280, SLG: 0.304 (1, 5)		0-0 4-3 2-3		0-0 G3	0-0 F9		0-0 F3		0-0 F3	4	0	0	0	0	0	6				
Red Wilson, R OBP: 0.385, SLG: 0.397 (1, 2)		0-3 K		0-0 6-3		0-0 5-3		0-0 2B		4	0	1	0	0	1	1				
Paul Foytack, R OBP: 0.301, SLG: 0.279 (1, 1)		0-0 3H 1B 2B		0-0 FC5-4 1B		0-0 6-3		0-0 B1		4	1	2	1	0	0	1				
Inning Stats	R: 0 E: 0 K: 0 S: 4	H: 1 LOB: 1 BB: 0 P: 4	R: 3 E: 0 K: 1 S: 9	H: 4 LOB: 1 BB: 0 P: 9	R: 0 E: 0 K: 1 S: 5	H: 0 LOB: 0 BB: 0 P: 5	R: 0 E: 0 K: 0 S: 3	H: 0 LOB: 0 BB: 0 P: 3	R: 3 E: 1 K: 0 S: 7	H: 3 LOB: 2 BB: 1 P: 11	R: 0 E: 0 K: 1 S: 5	H: 0 LOB: 0 BB: 0 P: 5	R: 0 E: 0 K: 1 S: 7	H: 2 LOB: 3 BB: 1 P: 11	R: 0 E: 0 K: 1 S: 6	H: 1 LOB: 1 BB: 0 P: 6		1B: 5 2B: 5 3B: 1 HR: 0	SF: 0 SAC: 1 DP: 0 HBP: 0	WP: 1 PB: 0 SB: 0 CS: 0
PITCHER Frank Sullivan, R ERA: 3.88 Mike Fomieleles, R ERA: 5.05 Jerry Casale, R ERA: (1, 1) (3, 1) (8, 1)	IP: 2.0 WLS: L BF: 11 H: 5 R: 3 ER: 3 SO: 3 BB: 0 IBB: 0 HBP: 0 BLK: 0 WP: 1 HR: 0 S: 13 P: 13 ERA: 13.50 WHIP: 2.500															PITCHER IP: WLS: BF: H: R: ER: SO: BB: IBB: HBP: BLK: WP: HR: S: P: ERA: WHIP				

AB 35
R 6
H 11
RBI 6
BB 2
SO 5
LOB 19



Batter	1	2	3	4	5	6	7	8	9	AB	R	H	RBI	BB	SO	LOB	TOP																					
Don Buddin, R OBP: 0.339, SLG: 0.364 (1, 6)	L9		F5		L9		1B 2B		FC6-4	5	1	1	0	0	0	3	Boston Red Sox @ Detroit Tigers Briggs Stadium, Detroit, MI Sun Sep 14 1958, 4:38 AM EDT Att: 27,541 - Unknown																					
Pete Runnels, L OBP: 0.418, SLG: 0.429 (1, 3)	FC6-4 BB			K		1B 2B	1B			3	1	2	1	1	1	0																						
Frank Malzone, R OBP: 0.338, SLG: 0.414 (1, 5)	K			F8		1B 2B	F6			4	1	1	0	0	1	2																						
Jackie Jensen, R OBP: 0.398, SLG: 0.550 (1, 9)	FC6-4					1B 2B			F8	3	0	1	2	1	0	1																						
Bill Renna, R OBP: 0.320, SLG: 0.489 (1, 7)		F2		K		F5			5-3	4	0	0	0	0	1	2																						
Jim Piersall, R OBP: 0.305, SLG: 0.363 (1, 8)	K				E 1B	K			F5	4	0	1	0	0	2	1																						
Ted Lepcio, R OBP: 0.283, SLG: 0.378 (1, 4)	K				E1 1-3	K			FC6-4 1B	4	0	2	0	0	2	1																						
Sammy White, R OBP: 0.304, SLG: 0.375 Billy Klaus, L OBP: 0.207, SLG: 0.241 (9, PH)	4-3				F4		K		L9	3	0	0	0	0	1	2																						
Tom Brewer, R OBP: 0.225, SLG: 0.234 (5, PH) Ted Williams, L OBP: 0.447, SLG: 0.541 (5, PH) Murray Wall, R OBP: 0.107, SLG: 0.107 (6, L) Leo Kiely, L (7, PH) Billy Conzolo, R OBP: 0.102, SLG: 0.103 (7, L) Jerry Casale, R (9, PH) Gene Stephens, L (9, PH)	L9				L9		F8		L9	1	0	0	0	0	0	0																						
Inning Stats	R: 0 E: 0 K: 1 S: 5	H: 0 LOB: 1 BB: 1 P: 9	R: 0 E: 0 K: 2 S: 7	H: 0 LOB: 0 BB: 0 P: 7	R: 0 E: 0 K: 0 S: 3	H: 0 LOB: 0 BB: 0 P: 3	R: 0 E: 0 K: 2 S: 7	H: 0 LOB: 1 BB: 1 P: 11	R: 0 E: 0 K: 0 S: 5	H: 2 LOB: 2 BB: 0 P: 5	R: 2 E: 0 K: 2 S: 10	H: 3 LOB: 1 BB: 0 P: 10	R: 1 E: 0 K: 1 S: 7	H: 2 LOB: 1 BB: 0 P: 7	R: 0 E: 0 K: 0 S: 3	H: 0 LOB: 0 BB: 0 P: 3		R: 0 E: 0 K: 0 S: 4	H: 1 LOB: 1 BB: 0 P: 4	1B: 6 2B: 2 3B: 0 HR: 0	SF: 0 SAC: 0 DP: 0 HBP: 0	WP: 0 PB: 0 SB: 0 CS: 0	PA: 37															
PITCHER	IP	WLS	BF	H	R	ER	SO	BB	IBB	HBP	BLK	WP	HR	S	P	ERA	WHIP	PITCHER		IP	WLS	BF	H	R	ER	SO	BB	IBB	HBP	BLK	WP	HR	S	P	ERA	WHIP		
Billy Hoelt, L ERA: 4.35 Tom Morgan, R ERA: 2.93	(1, 1)	7.0	W	30	7	3	3	8	2	0	0	0	0	0	44	52	3.86	1.286			(8, 1)	2.0	S	7	1	0	0	0	0	0	0	0	0	0	7	7	0.00	0.500

AB 35
R 3
H 8
RBI 3
BB 2
SO 8
LOB 16



Batter	1	2	3	4	5	6	7	8	9	AB	R	H	RBI	BB	SO	LOB	BOTTOM																				
Harvey Kuenn, R OBP: 0.368, SLG: 0.438 (1, 8)	G6-4-3 1B		G6-3		1-3	1B BB		K		4	1	1	0	1	1	2	Boston Red Sox @ Detroit Tigers Briggs Stadium, Detroit, MI Sun Sep 14 1958, 4:38 AM EDT Att: 27,541 - Unknown																				
Cool Veal, R OBP: 0.330, SLG: 0.361 (1, 6)	G6-4-3		1B		E HR	1B 1B		F2		4	2	2	1	0	0	1																					
Al Kaline, R OBP: 0.368, SLG: 0.490 (1, 9)	1B		1B		L6 HR	1B				4	2	3	1	0	0	1																					
Gail Harris, L OBP: 0.335, SLG: 0.501 (1, 3)	F7		E8 HR		HR	G3				4	2	2	4	0	0	3																					
Charlie Maxwell, L OBP: 0.364, SLG: 0.432 (1, 7)	F7		HR		1B BB			BLK BB		2	1	1	2	2	0	0																					
Frank Bolling, R OBP: 0.325, SLG: 0.389 (1, 4)	6-3		5-3		F8			G6-4-3 BB		3	0	0	0	1	0	1																					
Reno Bertoia, R OBP: 0.279, SLG: 0.303 (1, 5)	F9				L5			F9		4	0	1	0	0	0	2																					
Red Wilson, R OBP: 0.383, SLG: 0.395 (1, 2)			G6-3 1B		5-3			1-3 G6-4-3		4	1	1	0	0	0	2																					
Billy Hoelt, L OBP: 0.318, SLG: 0.359 Tom Morgan, R OBP: 0.200, SLG: 0.200 (8, 1)	G6-3 BB		1B		K			F5		2	0	0	0	1	1	0																					
Inning Stats	R: 0 E: 0 K: 0 S: 4	H: 2 LOB: 1 BB: 0 P: 4	R: 0 E: 0 K: 0 S: 3	H: 0 LOB: 0 BB: 0 P: 3	R: 5 E: 1 K: 0 S: 7	H: 5 LOB: 0 BB: 1 P: 11	R: 0 E: 0 K: 1 S: 5	H: 0 LOB: 0 BB: 0 P: 5	R: 3 E: 1 K: 0 S: 5	H: 2 LOB: 2 BB: 1 P: 10	R: 1 E: 0 K: 0 S: 5	H: 2 LOB: 1 BB: 1 P: 9	R: 0 E: 0 K: 0 S: 2	H: 0 LOB: 1 BB: 2 P: 10	R: 0 E: 0 K: 2 S: 7	H: 0 LOB: 0 BB: 0 P: 7		1B: 9 2B: 0 3B: 0 HR: 2	SF: 0 SAC: 0 DP: 3 HBP: 1	WP: 0 PB: 0 SB: 0 CS: 0	PA: 38																
PITCHER	IP	WLS	BF	H	R	ER	SO	BB	IBB	HBP	BLK	WP	HR	S	P	ERA	WHIP	PITCHER		IP	WLS	BF	H	R	ER	SO	BB	IBB	HBP	BLK	WP	HR	S	P	ERA	WHIP	
Tom Brewer, R ERA: 3.67 Murray Wall, R ERA: 3.79 Leo Kiely, L ERA: 2.96 Jerry Casale, R ERA:	(1, 1)	4.0	L	18	7	5	5	1	1	0	0	0	0	1	19	23	11.25	2.000			(5, 1)	1.2	12	4	4	3	0	2	0	1	0	0	1	9	18	16.20	3.600
	(6, 1)	0.1	1	0	0	0	0	0	0	0	0	0	0	0	1	1	0.00	0.000			(6, 1)	0.1	1	0	0	0	0	0	0	0	0	1	1	0.00	0.000		
	(7, 1)	2.0	7	0	0	0	2	2	0	0	1	0	0	0	9	17	0.00	1.000			(7, 1)	2.0	7	0	0	0	2	2	0	0	1	0	0	9	17	0.00	1.000


AB 32
R 9
H 11
RBI 8
BB 5
SO 3
LOB 12




Batter	1	2	3	4	5	6	7	8	9	AB	R	H	RBI	BB	SO	LOB	TOP			
Tony Kubek, L (1,6) OBP: 0.300, SLG: 0.324	5-3			BB E 1B	4-3			G1		4	1	1	0	0	0	1	New York Yankees @ Detroit Tigers Briggs Stadium, Detroit, MI Tue Sep 16 1958, 4:33 AM EDT Att: 8,168 - Unknown			
Hank Bauer, R (1,9) OBP: 0.320, SLG: 0.422	6-3			F8		FC4-6 BB		L8		3	0	0	0	1	0	1				
Mickey Mantle, S (1,8) OBP: 0.442, SLG: 0.590	F7			FC6-4 BB 1-2		FC4-6 S 1-2		K		3	0	0	0	1	1	1				
Elston Howard, R (1,2)		4-3		FC6-4 BB 1-2 2H		K		L8		4	0	0	0	0	1	2				
Norm Siebern, L (1,7)		3-1		4-3		K		6-3		4	0	0	0	0	1	2				
Jerry Lumpe, L (1,5) OBP: 0.314, SLG: 0.367		1-3			1B SF8		4-3			3	1	1	0	0	0	0				
Mary Throneberry, L (1,3) OBP: 0.311, SLG: 0.374			L9		1B CS		F8			3	0	1	0	0	0	0				
Bobby Richardson, R (1,4) OBP: 0.255, SLG: 0.276			1-6-3		SF8		L5			2	0	0	1	0	0	0				
Ryne Duren, R (1,1) OBP: 0.313, SLG: 0.083			K		3H 4-0			L6		1	0	0	0	1	1	0				
Zach Monroe, R (6,1) OBP: 0.116, SLG: 0.176					1-2					0	0	0	0	0	0	0				
Enos Slaughter, L (6,PH) OBP: 0.416, SLG: 0.456										1	0	0	0	0	0	0				
Bobby Shantz, R (8,1) OBP: 0.289, SLG: 0.314										0	0	0	0	0	0	0				
Inning Stats	R: 0 E: 0 K: 0 S: 3	H: 0 LOB: 0 BB: 0 P: 3	R: 0 E: 0 K: 0 S: 3	H: 0 LOB: 0 BB: 0 P: 3	R: 0 E: 0 K: 1 S: 5	H: 0 LOB: 0 BB: 0 P: 5	R: 1 E: 1 K: 0 S: 4	H: 1 LOB: 1 BB: 1 P: 8	R: 1 E: 0 K: 0 S: 4	H: 2 LOB: 1 BB: 1 P: 8	R: 0 E: 0 K: 2 S: 7	H: 0 LOB: 0 BB: 1 P: 11	R: 0 E: 0 K: 0 S: 3	H: 0 LOB: 0 BB: 0 P: 3	R: 0 E: 0 K: 1 S: 5	H: 0 LOB: 0 BB: 0 P: 5	1B: 3 2B: 0 3B: 0 HR: 0	SF: 1 SAC: 0 DP: 0 HBP: 0	WP: 0 PB: 0 SB: 1 CS: 1	PA: 32
PITCHER Frank Lary, R (1,1) ERA: 2.95	IP: 9.0 WLS: W BF: 32 H: 3 R: 2 ER: 1 SO: 4 BB: 3 IBB: 0 HBP: 0 BLK: 0 WP: 0 HR: 0 S: 37 P: 49 ERA: 1.00 WHIP: 0.667																			

Batter	1	2	3	4	5	6	7	8	9	AB	R	H	RBI	BB	SO	LOB	BOTTOM			
Johnny Groth, R (1,8) OBP: 0.353, SLG: 0.402	L8					SH1-3 BB E	2B			2	1	0	0	1	0	2	New York Yankees @ Detroit Tigers Briggs Stadium, Detroit, MI Tue Sep 16 1958, 4:33 AM EDT Att: 8,168 - Unknown			
Tito Francona, L (7,PH) OBP: 0.345, SLG: 0.323			F3			IBB				0	0	0	0	1	0	0				
Cool Veal, R (1,6) OBP: 0.326, SLG: 0.357			FC6-2-3							2	0	0	0	0	0	2				
Gus Zernial, R (7,PH) OBP: 0.331, SLG: 0.513	4-3									1	0	1	2	0	0	0				
Steve Boros, R (7,PR) OBP: 0.282, SLG: 0.346										0	0	0	0	0	0	0				
Billy Martin, R (8,5) OBP: 0.282, SLG: 0.346										0	0	0	0	0	0	0				
Al Kaline, R (1,9) OBP: 0.367, SLG: 0.488	K				L4	E6 2H	F5			4	0	1	0	0	1	2				
Gail Harris, L (1,3) OBP: 0.334, SLG: 0.501					F2	L9	4-3			4	0	1	0	0	0	3				
Charlie Maxwell, L (1,7) OBP: 0.365, SLG: 0.432			F7			FC4-6 BB		F7		3	0	1	0	1	0	1				
Frank Bolling, R (1,4) OBP: 0.326, SLG: 0.386			K		F3	FC4-6		K		4	0	0	0	0	2	4				
Reno Bertoia, R (1,5) OBP: 0.287, SLG: 0.305			K			FC4-6 BB 1-2		K		2	2	1	0	2	1	1				
Red Wilson, R (1,2) OBP: 0.384, SLG: 0.396					E 1B FC6-3	G4-6-3 BB	SH5-4 2B BB	E 1B		4	1	2	0	0	0	1				
Frank Lary, R (1,1) OBP: 0.188, SLG: 0.241			E8 1-3			K	SH5-4 1B	5-3		3	0	1	0	0	1	1				
Inning Stats	R: 0 E: 0 K: 1 S: 5	H: 1 LOB: 1 BB: 0 P: 8	R: 0 E: 0 K: 2 S: 8	H: 1 LOB: 1 BB: 0 P: 8	R: 0 E: 1 K: 0 S: 4	H: 2 LOB: 1 BB: 0 P: 4	R: 0 E: 0 K: 0 S: 4	H: 1 LOB: 1 BB: 0 P: 4	R: 0 E: 0 K: 1 S: 4	H: 0 LOB: 0 BB: 1 P: 8	R: 1 E: 1 K: 0 S: 4	H: 1 LOB: 2 BB: 2 P: 12	R: 2 E: 0 K: 0 S: 5	H: 2 LOB: 2 BB: 2 P: 13	R: 1 E: 1 K: 1 S: 7	H: 1 LOB: 1 BB: 0 P: 7	1B: 6 2B: 3 3B: 0 HR: 0	SF: 0 SAC: 2 DP: 2 HBP: 0	WP: 1 PB: 0 SB: 1 CS: 0	PA: 36
PITCHER Ryne Duren, R (1,1) ERA: 2.04	IP: 5.0 WLS: L BF: 18 H: 4 R: 0 ER: 0 SO: 4 BB: 1 IBB: 0 HBP: 0 BLK: 0 WP: 0 HR: 0 S: 25 P: 29 ERA: 0.00 WHIP: 1.000																			
Zach Monroe, R (6,1) ERA: 3.16	IP: 2.0 WLS: L BF: 13 H: 3 R: 3 ER: 3 SO: 0 BB: 3 IBB: 1 HBP: 0 BLK: 0 WP: 0 HR: 0 S: 9 P: 25 ERA: 13.50 WHIP: 3.000																			
Bobby Shantz, L (8,1) ERA: 3.39	IP: 1.0 WLS: 5 BF: 1 H: 1 R: 1 ER: 0 SO: 1 BB: 0 IBB: 0 HBP: 0 BLK: 0 WP: 0 HR: 0 S: 7 P: 7 ERA: 0.00 WHIP: 1.000																			

AB 28
R 2
H 3
RBI 1
BB 3
SO 4
LOB 7



AB 29
R 4
H 8
RBI 2
BB 5
SO 5
LOB 17



Batter	1	2	3	4	5	6	7	8	9	AB	R	H	RBI	BB	SO	LOB	TOP			
Tony Kubek, L (1,6) OBP: 0.300, SLG: 0.323	5-3		F4		G3					4	0	1	0	0	0	1	New York Yankees @ Detroit Tigers Briggs Stadium, Detroit, MI Wed Sep 17 1958, 4:33 AM EDT Att: 2,973 - Unknown			
Jerry Lumpe, L (1,5) OBP: 0.317, SLG: 0.363	G3 BB		F8		BB		F8			2	0	0	0	2	0					
Mickey Mantle, S (1,8) OBP: 0.441, SLG: 0.593	G3 1-2		HR		K		F4			4	1	1	2	0	1	3				
Yogi Berra, L (1,9) OBP: 0.325, SLG: 0.484	BB		1B		F2			G3		3	0	1	0	1	0	1				
Elston Howard, R (1,2) OBP: 0.354, SLG: 0.494	K		1B		6-3			K		4	0	1	0	0	2	2				
Norm Siebern, L (1,7) OBP: 0.392, SLG: 0.456		K	4-3		FC3-6 1B			F8		4	0	1	0	0	1	2				
Mary Throneberry, L (1,3) OBP: 0.310, SLG: 0.370	1B			L9		FC3-6 1-2		K		4	0	1	0	0	1	1				
Bobby Richardson, R (1,4) OBP: 0.289, SLG: 0.270	F4			5-3		L4		K		3	0	0	0	0	0	1				
Enos Slaughter, L (9, PH) OBP: 0.415, SLG: 0.452										1	0	0	0	0	1	0				
Bob Turley, R (1,1) OBP: 0.176, SLG: 0.198										3	1	1	0	0	1	0				
Art Ditmar, R (8,1) OBP: 0.250, SLG: 0.256										0	0	0	0	0	0	0				
Gil McDougald, R (9, PH) OBP: 0.331, SLG: 0.378			HR 1B		K			K		1	0	0	0	0	1	0				
Inning Stats	R: 0 E: 0 K: 1 S: 5	H: 0 LOB: 2 BB: 2 P: 13	R: 0 E: 0 K: 1 S: 5	H: 1 LOB: 0 BB: 0 P: 5	R: 2 E: 0 K: 0 S: 7	H: 4 LOB: 2 BB: 0 P: 7	R: 0 E: 0 K: 1 S: 5	H: 0 LOB: 0 BB: 0 P: 5	R: 0 E: 0 K: 1 S: 4	H: 1 LOB: 1 BB: 0 P: 4	R: 0 E: 0 K: 0 S: 4	H: 1 LOB: 1 BB: 0 P: 4	R: 0 E: 0 K: 1 S: 5	H: 0 LOB: 0 BB: 0 P: 5	R: 0 E: 0 K: 3 S: 9	H: 0 LOB: 0 BB: 0 P: 9	1B: 6 2B: 0 3B: 0 HR: 1	SF: 0 SAC: 0 DP: 0 HBP: 0	WP: 0 PB: 0 SB: 0 CS: 0	PA: 36
PITCHER Jim Bunning, R (1,1) ERA: 3.65	IP: 9.0 WLS: W BF: 36 H: 7 R: 2 ER: 2 SO: 8 BB: 3 IBB: 0 HBP: 0 BLK: 0 WP: 0 HR: 1 S: 49 P: 61 ERA: 2.00 WHIP: 1.11															PITCHER				

Batter	1	2	3	4	5	6	7	8	9	AB	R	H	RBI	BB	SO	LOB	BOTTOM			
Johnny Groth, R (1,8) OBP: 0.357, SLG: 0.408	K	6-3			5 2B			2B BB		3	1	1	0	1	1	1	New York Yankees @ Detroit Tigers Briggs Stadium, Detroit, MI Wed Sep 17 1958, 4:33 AM EDT Att: 2,973 - Unknown			
Cool Veal, R (1,6) OBP: 0.324, SLG: 0.360	F3		K		5 2-3f			1B 2B		4	1	1	1	0	1	1				
Al Kaline, R (1,9) OBP: 0.370, SLG: 0.487	BB		G3 BB		G4-6-3 BB			L8		1	0	0	0	3	0	1				
Gail Harris, L (1,3) OBP: 0.333, SLG: 0.498	K		G3		G4-6-3 1-2			1B BB		3	0	0	0	1	1	3				
Charlie Maxwell, L (1,7) OBP: 0.362, SLG: 0.427		F8	F8		K			F5		4	0	0	0	0	1	3				
Frank Bolling, R (1,4) OBP: 0.328, SLG: 0.387		HR 1B		F5			5-3	1-2 2-H 1B		4	1	2	1	0	0	0				
Reno Bertoia, R (1,5) OBP: 0.290, SLG: 0.335		HR		K			HR	K		4	2	2	3	0	2	2				
Red Wilson, R (1,2) OBP: 0.384, SLG: 0.393		BB		F5			5-3			2	0	0	0	1	0	0				
Jim Bunning, R (1,1) OBP: 0.208, SLG: 0.214	K				5-3			K		3	0	0	0	0	2	1				
Inning Stats	R: 0 E: 0 K: 2 S: 7	H: 0 LOB: 1 BB: 1 P: 11	R: 2 E: 0 K: 1 S: 7	H: 2 LOB: 1 BB: 1 P: 11	R: 0 E: 0 K: 1 S: 5	H: 0 LOB: 0 BB: 1 P: 9	R: 0 E: 0 K: 1 S: 5	H: 0 LOB: 0 BB: 0 P: 5	R: 0 E: 0 K: 1 S: 3	H: 1 LOB: 0 BB: 0 P: 3	R: 0 E: 0 K: 1 S: 4	H: 0 LOB: 0 BB: 1 P: 8	R: 1 E: 0 K: 1 S: 6	H: 1 LOB: 0 BB: 0 P: 6	R: 2 E: 0 K: 1 S: 7	H: 2 LOB: 2 BB: 2 P: 15		1B: 2 2B: 3 3B: 0 HR: 2	SF: 0 SAC: 0 DP: 2 HBP: 0	WP: 0 PB: 0 SB: 1 CS: 0
PITCHER Bob Turley, R (1,1) ERA: 2.75	IP: 7.2 WLS: L BF: 33 H: 6 R: 5 ER: 5 SO: 7 BB: 6 IBB: 0 HBP: 0 BLK: 0 WP: 0 HR: 2 S: 41 P: 65 ERA: 5.87 WHIP: 1.565															PITCHER				
Art Ditmar, R (8,1) ERA: 3.24	IP: 0.1 WLS: 1 BF: 1 H: 0 R: 0 ER: 0 SO: 1 BB: 0 IBB: 0 HBP: 0 BLK: 0 WP: 0 HR: 0 S: 3 P: 3 ERA: 0.00 WHIP: 0.000															PITCHER				

Batter	1	2	3	4	5	6	7	8	9	AB	R	H	RBI	BB	SO	LOB	TOP			
Bobby Avila, R OBP: 0.352, SLG: 0.365 (1,4)										3	0	1	0	0	0	1	Cleveland Indians @ Detroit Tigers Briggs Stadium, Detroit, MI Fri Sep 19 1958, 4:33 AM EDT Att: 3,281 - Unknown			
Vic Power, R OBP: 0.334, SLG: 0.491 (1,3)										3	0	0	0	1	0	4				
Larry Doby, L OBP: 0.362, SLG: 0.509 (1,8)										4	0	1	1	0	0	2				
Minnie Minoso, R OBP: 0.382, SLG: 0.480 (1,7)										3	0	0	0	1	0	2				
Rocky Colavito, R OBP: 0.399, SLG: 0.611 (1,9)										3	1	0	0	1	2	1				
Russ Nixon, L OBP: 0.321, SLG: 0.439 (1,2)										4	0	1	0	0	0	1				
Randy Jackson, R OBP: 0.243, SLG: 0.343 (1,5)										4	0	1	1	0	1	1				
Billy Harrell, R OBP: 0.276, SLG: 0.333 (9,5)										0	0	0	0	0	0	0				
Billy Hunter, R OBP: 0.252, SLG: 0.273 (1,6)										2	0	0	0	1	1	2				
Cal McLish, S OBP: 0.253, SLG: 0.098 (1,1)										2	0	0	0	0	0	1				
Mickey Vernon, L OBP: 0.370, SLG: 0.437 (8, PH)										0	0	0	0	1	0	0				
Larry Raines, R OBP: 0.276, SLG: 0.333 (8, PR)										0	1	0	0	0	0	0				
Mudcat Grant, R OBP: 0.104, SLG: 0.123 (8,1)										0	0	0	0	0	0	0				
Inning Stats	R: 0 E: 0 K: 0 S: 3	H: 1 LOB: 0 BB: 0 P: 3	R: 1 E: 0 K: 1 S: 6	H: 2 LOB: 2 BB: 1 P: 10	R: 0 E: 0 K: 0 S: 3	H: 0 LOB: 1 BB: 1 P: 7	R: 0 E: 0 K: 0 S: 3	H: 0 LOB: 0 BB: 0 P: 5	R: 0 E: 0 K: 1 S: 5	H: 0 LOB: 0 BB: 0 P: 5	R: 0 E: 0 K: 0 S: 5	H: 0 LOB: 0 BB: 0 P: 5	R: 1 E: 0 K: 0 S: 4	H: 1 LOB: 2 BB: 1 P: 8	R: 0 E: 0 K: 1 S: 5	H: 0 LOB: 0 BB: 0 P: 5	1B: 4 2B: 1 3B: 0 HR: 0	SF: 0 SAC: 1 DP: 2 HBP: 0	WP: 0 PB: 0 SB: 0 CS: 1	PA: 34
PITCHER Paul Foytack, R ERA: 3.62 (1,1)	IP: 9.0 WLS: L BF: 34 H: 4 R: 2 ER: 2 SO: 4 BB: 5 IBB: 0 HBP: 0 BLK: 0 WP: 0 HR: 0 S: 37 P: 57 ERA: 2.00 WHIP: 1.000															PITCHER				

Batter	1	2	3	4	5	6	7	8	9	AB	R	H	RBI	BB	SO	LOB	BOTTOM			
Harvey Kuenn, R OBP: 0.370, SLG: 0.446 (1,8)										4	1	2	1	1	1	2	Cleveland Indians @ Detroit Tigers Briggs Stadium, Detroit, MI Fri Sep 19 1958, 4:33 AM EDT Att: 3,281 - Unknown			
Cool Veal, R OBP: 0.321, SLG: 0.352 (1,6)										4	0	0	0	1	0	6				
Al Kaline, R OBP: 0.367, SLG: 0.482 (1,9)										5	0	0	0	0	2	5				
Gail Harris, L OBP: 0.336, SLG: 0.498 (1,3)										4	0	2	0	1	0	1				
Charlie Maxwell, L OBP: 0.363, SLG: 0.426 (1,7)										3	0	1	0	1	0	2				
Johnny Groth, R OBP: 0.357, SLG: 0.408 (7, PR)										0	0	0	0	0	0	0				
Billy Martin, R OBP: 0.282, SLG: 0.345 (9, PH)										1	0	0	0	0	1	0				
Frank Bolling, R OBP: 0.325, SLG: 0.384 (1,4)										5	0	0	0	0	1	5				
Reno Bertoia, R OBP: 0.233, SLG: 0.342 (1,5)										4	0	2	0	0	0	2				
Gus Zernial, R OBP: 0.336, SLG: 0.513 (9, PH)										4	0	2	0	1	1	4				
Steve Boros, R OBP: 0.336, SLG: 0.513 (9, PR)										0	0	0	0	0	0	0				
Red Wilson, R OBP: 0.387, SLG: 0.395 (1,2)										4	0	2	0	1	1	4				
Paul Foytack, R OBP: 0.303, SLG: 0.271 (1,1)										2	0	0	0	1	0	3				
Inning Stats	R: 0 E: 0 K: 1 S: 6	H: 1 LOB: 3 BB: 2 P: 14	R: 0 E: 0 K: 0 S: 4	H: 1 LOB: 2 BB: 1 P: 8	R: 0 E: 0 K: 0 S: 6	H: 1 LOB: 0 BB: 0 P: 6	R: 0 E: 0 K: 0 S: 3	H: 1 LOB: 0 BB: 0 P: 3	R: 0 E: 0 K: 0 S: 5	H: 2 LOB: 3 BB: 1 P: 9	R: 0 E: 0 K: 0 S: 5	H: 2 LOB: 3 BB: 1 P: 9	R: 0 E: 0 K: 1 S: 5	H: 0 LOB: 1 BB: 1 P: 9	R: 0 E: 0 K: 3 S: 9	H: 0 LOB: 1 BB: 1 P: 13	1B: 6 2B: 2 3B: 0 HR: 1	SF: 0 SAC: 1 DP: 1 HBP: 0	WP: 0 PB: 0 SB: 0 CS: 0	PA: 44
PITCHER Cal McLish, R ERA: 3.0 (1,1)	IP: 7.0 WLS: W BF: 36 H: 9 R: 1 ER: 1 SO: 1 BB: 3 IBB: 2 HBP: 0 BLK: 0 WP: 1 HR: 1 S: 35 P: 55 ERA: 1.29 WHIP: 1.714															PITCHER				
Mudcat Grant, R ERA: 3.77 (8,1)	IP: 2.0 WLS: S BF: 8 H: 0 R: 0 ER: 0 SO: 4 BB: 2 IBB: 0 HBP: 0 BLK: 0 WP: 0 HR: 0 S: 14 P: 22 ERA: 0.00 WHIP: 1.000															PITCHER				

AB 28
R 2
H 4
RBI 2
BB 5
SO 4
LOB 15



AB 36
R 1
H 9
RBI 1
BB 7
SO 6
LOB 30



Batter	1	2	3	4	5	6	7	8	9	AB	R	H	RBI	BB	SO	LOB	TOP		
Bobby Avila, R OBP: 0.351, SLG: 0.362 (1, 4)	F5		F4			L7		CS		3	0	0	0	1	0	0	Cleveland Indians @ Detroit Tigers Briggs Stadium, Detroit, MI Sat Sep 20 1958, 4:33 AM EDT Unknown		
Vic Power, R OBP: 0.333, SLG: 0.489 (1, 5) (9, 3)	6-3			F7				F7		4	0	1	0	0	0	1			
Larry Doby, L OBP: 0.360, SLG: 0.504 (1, 8)	F8			4-3		F4				4	0	1	0	0	0	1			
Minnie Minoso, R OBP: 0.383, SLG: 0.479 (1, 7)		FC6 HBP		K				F3		3	0	1	0	0	1	2			
Rocky Colavito, R OBP: 0.398, SLG: 0.607 (1, 9)		L7				F8		F3		3	1	0	0	0	0	2			
Mickey Vernon, L OBP: 0.332, SLG: 0.442 (7, PH)																			
Billy Hunter, R OBP: 0.255, SLG: 0.273 (9, PH)																			
Hal Naper, R OBP: 0.200, SLG: 0.200 (9, PH)																			
Billy Mott, R OBP: 0.262, SLG: 0.283 (9, 6)																			
Russ Nixon, L OBP: 0.320, SLG: 0.436 (1, 2)		FC6				4-3		L6		3	0	0	0	1	0	4			
Woodie Held, R OBP: 0.275, SLG: 0.303 (1, 6)				F4						2	0	0	0	0	0	1			
Vic Wertz, L OBP: 0.357, SLG: 0.541 (7, PH)						5-3		6-3		2	0	0	1	0	0	4			
Morrie Martin, L (9, 1)										0	0	0	0	0	0	0			
Mudcat Grant, R OBP: 0.104, SLG: 0.123 (9, 1)										0	0	0	0	0	0	0			
Don Ferrarese, R OBP: 0.167, SLG: 0.130 (9, PH)										2	0	0	0	0	0	0			
Gary Schirer, L OBP: 0.174, SLG: 0.174 (9, PH)										1	0	0	0	0	0	0			
Hal Woodeshick, R OBP: 0.174, SLG: 0.174 (9, PH)										1	0	0	0	0	0	0			
Randy Jackson, R OBP: 0.174, SLG: 0.174 (9, PH)										1	0	1	0	0	0	0			
Billy Hamell, R OBP: 0.176, SLG: 0.333 (9, 5)										0	0	0	0	0	0	0			
Inning Stats	R: 0 E: 0 K: 0 S: 3	H: 0 LOB: 0 BB: 0 P: 3	R: 0 E: 0 K: 1 S: 5	H: 0 LOB: 1 BB: 0 P: 6	R: 0 E: 0 K: 1 S: 3	H: 0 LOB: 0 BB: 0 P: 3	R: 0 E: 0 K: 1 S: 5	H: 0 LOB: 0 BB: 0 P: 5	R: 0 E: 0 K: 0 S: 4	H: 1 LOB: 1 BB: 0 P: 4	R: 0 E: 0 K: 0 S: 4	H: 2 LOB: 2 BB: 1 P: 8	R: 0 E: 0 K: 0 S: 4	H: 1 LOB: 2 BB: 1 P: 8	R: 2 E: 0 K: 0 S: 4	H: 2 LOB: 1 BB: 0 P: 5	1B: 6 2B: 1 3B: 0 HR: 0	SF: 0 SAC: 0 DP: 1 HBP: 2	WP: 0 PA: 37 PB: 0 SB: 0 CS: 1
PITCHER Frank Lary, R ERA: 2.91 (1, 1)	IP: 9.0 WLS: L BF: 36 H: 7 R: 2 ER: 2 SO: 2 BB: 1 IBB: 1 HBP: 2 BLK: 0 WP: 0 HR: 0 S: 36 P: 46 ERA: 2.00 WHIP: 0.889															PITCHER			

AB 32
R 2
H 7
RBI 2
BB 2
SO 2
LOB 16




Batter	1	2	3	4	5	6	7	8	9	AB	R	H	RBI	BB	SO	LOB	BOTTOM				
Harvey Kuenn, R OBP: 0.374, SLG: 0.446 (1, 8)	L5-3 1B		1B BB		F4					2	0	1	0	3	0	1	Cleveland Indians @ Detroit Tigers Briggs Stadium, Detroit, MI Sat Sep 20 1958, 4:33 AM EDT Unknown				
Cool Veal, R OBP: 0.315, SLG: 0.344 (1, 6)	L5-3 1B		K		G5-4-3					4	0	0	0	0	1	5					
Billy Martin, R OBP: 0.281, SLG: 0.345 (9, PH)	L5-3 1B									1	0	0	0	0	1	3					
Al Kaline, R OBP: 0.368, SLG: 0.483 (1, 9)	1B 1B		1-3 1B		L5-3			L4		4	1	2	0	0	0	0					
Gail Harris, L OBP: 0.335, SLG: 0.495 (1, 3)	1B 1B		F7		K			L8		4	0	1	0	0	1	2					
Johnny Groth, R OBP: 0.361, SLG: 0.410 (1, 7)	1-3 3-H 1B		5-3					F8		4	0	2	1	0	0	2					
Frank Bolling, R OBP: 0.324, SLG: 0.383 (1, 4)	F9				F8			F2		4	0	1	0	0	0	3					
Reno Bertoia, R OBP: 0.294, SLG: 0.342 (1, 5)			5-3		F2			SH1-4 1B		3	0	1	0	0	0	0					
Red Wilson, R OBP: 0.385, SLG: 0.392 (1, 2)								SH2-4 1B		2	0	0	0	0	0	0					
Charlie Lau, L OBP: 0.271, SLG: 0.246 (5, 2)										1	0	0	0	0	0	1					
Gus Zernial, R OBP: 0.336, SLG: 0.513 (9, PH)										0	0	0	0	0	0	0					
Charlie Maxwell, L OBP: 0.364, SLG: 0.426 (9, PH)										0	0	0	0	1	0	0					
Steve Boros, R (9, PR)										0	0	0	0	0	0	0					
Frank Lary, R OBP: 0.195, SLG: 0.238 (1, 1)										1	0	0	0	1	0	0					
Tito Francona, L OBP: 0.344, SLG: 0.321 (9, PH)										1	0	0	0	0	0	2					
Inning Stats	R: 1 E: 0 K: 0 S: 6	H: 4 LOB: 2 BB: 0 P: 6	R: 0 E: 0 K: 0 S: 3	H: 0 LOB: 0 BB: 0 P: 3	R: 0 E: 0 K: 1 S: 6	H: 1 LOB: 2 BB: 1 P: 10	R: 0 E: 0 K: 0 S: 3	H: 0 LOB: 0 BB: 0 P: 3	R: 0 E: 0 K: 0 S: 2	H: 0 LOB: 0 BB: 1 P: 6	R: 0 E: 0 K: 1 S: 6	H: 1 LOB: 1 BB: 0 P: 6	R: 0 E: 0 K: 0 S: 4	H: 1 LOB: 2 BB: 1 P: 8	R: 0 E: 0 K: 0 S: 3	H: 0 LOB: 0 BB: 0 P: 3		R: 0 E: 0 K: 1 S: 6	H: 1 LOB: 3 BB: 2 P: 14	1B: 8 2B: 1 3B: 0 HR: 0	SF: 0 SAC: 2 DP: 2 HBP: 0
PITCHER Don Ferrarese, L ERA: 3.55 (1, 1)	IP: 7.0 WLS: W BF: 29 H: 7 R: 1 ER: 1 SO: 2 BB: 2 IBB: 1 HBP: 0 BLK: 0 WP: 0 HR: 0 S: 30 P: 42 ERA: 1.29 WHIP: 1.286															PITCHER					
Hal Woodeshick, L ERA: 3.92 (8, 1)	1.0 W	3	0	0	0	0	0	0	0	0	0	3	3	0.00	0.000						
Morrie Martin, L ERA: 3.92 (9, 1)	0.1	2	1	0	0	0	0	0	0	0	2	2	0.00	3.000							
Mudcat Grant, R ERA: 3.76 (9, 1)	0.2	S	4	0	0	0	1	1	1	0	0	4	12	0.00	1.500						



Batter	1	2	3	4	5	6	7	8	9	AB	R	H	RBI	BB	SO	LOB	TOP		
Billy Harrell, R OBP: 0.271, SLG: 0.328 (1, 6)	0-0 6-3		0-0 F8		0-0 1-3		0-3 K			4	0	0	0	0	1	2			
Bobby Avila, R OBP: 0.353, SLG: 0.363 (1, 4)	0-0 1B			0-0 F7		0-0 1B		0-0 F7		4	0	2	0	0	0	0			
Vic Power, R OBP: 0.333, SLG: 0.493 (1, 3)	0-0 L9			0-0 HR		0-0 4-3		0-0 L9		4	1	1	1	0	0	3			
Minnie Minoso, R OBP: 0.381, SLG: 0.476 (1, 7)	0-3 K			0-0 E5 1B		0-0 L9		0-3 K		4	0	0	0	0	2	1			
Rocky Colavito, R OBP: 0.397, SLG: 0.604 (1, 9)		0-0 1-3		0-0 1B		0-3 K		0-0 L7		4	0	1	0	0	1	0			
Larry Doby, L OBP: 0.355, SLG: 0.496 (1, 8)	0-0 F8			0-3 K		0-0 F7		0-0 4-3		4	0	0	0	0	1	2			
Randy Jackson, R OBP: 0.242, SLG: 0.338 (1, 5)	0-0 6-3			0-0 L9			0-0 6-3		0-3 K	4	0	0	0	0	1	2			
Dick Brown, R OBP: 0.301, SLG: 0.387 (1, 2)			0-0 F7		0-0 2B		0-0 L9			3	0	1	0	0	0	0			
Gary Bell, R OBP: 0.273, SLG: 0.240 (1, 1)			0-0 6-3		0-0 L8		4-0 BB			1	0	0	0	0	0	0			
Dick Brodowski, R OBP: 0.277, SLG: 0.303 (3, 1)										0	0	0	0	0	0	0			
Larry Raines, R OBP: 0.358, SLG: 0.407 (5, PH)										1	0	0	0	0	0	1			
Morrie Martin, L OBP: 0.374, SLG: 0.374 (5, 1)										0	0	0	0	0	0	0			
Woodie Held, R OBP: 0.277, SLG: 0.303 (7, PH)										0	0	0	0	0	1	0			
Don Mossi, L OBP: 0.171, SLG: 0.115 (7, 1)										0	0	0	0	0	0	0			
Inning Stats	R: 0 E: 0 K: 1 S: 6	H: 1 LOB: 1 BB: 0 P: 6	R: 0 E: 0 K: 0 S: 3	H: 0 LOB: 0 BB: 0 P: 3	R: 0 E: 0 K: 0 S: 3	H: 0 LOB: 0 BB: 0 P: 3	R: 1 E: 1 K: 1 S: 8	H: 2 LOB: 2 BB: 0 P: 8	R: 0 E: 0 K: 0 S: 5	H: 0 LOB: 0 BB: 0 P: 5	R: 0 E: 0 K: 1 S: 5	H: 0 LOB: 1 BB: 1 P: 9	R: 0 E: 0 K: 1 S: 5	H: 0 LOB: 0 BB: 0 P: 5	R: 0 E: 0 K: 1 S: 5	H: 0 LOB: 0 BB: 0 P: 5	1B: 3 2B: 1 3B: 0 HR: 1	SF: 0 SAC: 0 DP: 0 HBP: 0	WP: 0 PA: 34
PITCHER Billy Hoelt, L ERA: 4.13 (1, 1)	IP: 9.0 WLS: W BF: 34 H: 5 R: 1 ER: 1 SO: 6 BB: 1 IBB: 0 HBP: 0 BLK: 0 WP: 0 HR: 1 S: 45 P: 49 ERA: 1.00 WHIP: 0.667																		

Cleveland Indians @ Detroit Tigers
Briggs Stadium, Detroit, MI
Sat Sep 20 1958, 4:38 AM EDT
Att: 11,779 - Unknown


AB 33
R 1
H 5
RBI 1
BB 1
SO 6
LOB 11



Batter	1	2	3	4	5	6	7	8	9	AB	R	H	RBI	BB	SO	LOB	BOTTOM		
Harvey Kuenn, R OBP: 0.375, SLG: 0.446 (1, 8)	0-0 F3		0-0 WP 1B	0-0 G4-6-3 1B		0-0 F2				4	1	2	0	0	0	2			
Cool Veal, R OBP: 0.313, SLG: 0.339 (1, 6)	0-0 F5		4-0 F8 1B BB	0-0 G4-6-3 1-2		0-0 5-3				3	1	0	0	1	0	4			
Al Kaline, R OBP: 0.370, SLG: 0.484 (1, 9)	4-0 BB		0-0 1B BB	0-0 G3-1 1B		0-0 L7				3	1	2	1	1	0	0			
Gail Harris, L OBP: 0.333, SLG: 0.491 (1, 3)	0-0 6-3		0-0 F8	0-0 G3-1 1-2		0-0 4-1				4	0	0	0	0	0	4			
Charlie Maxwell, L OBP: 0.366, SLG: 0.425 (1, 7)		0-3 K	4-0 1B	4-0 FC4-6 BB		0-3 K2-3				1	0	0	0	2	1	0			
Johnny Groth, R OBP: 0.358, SLG: 0.407 (7, PH)			1-2 BB							1	0	0	0	0	1	0			
Frank Bolling, R OBP: 0.324, SLG: 0.382 (1, 4)	0-0 F2		0-0 1B	0-0 FC4-6		0-0 1-3				4	0	1	2	0	0	1			
Reno Bertoia, R OBP: 0.289, SLG: 0.336 (1, 5)	0-3 K		0-3 K			0-0 F3		0-0 6-3		4	0	0	0	0	2	2			
Charlie Lau, L OBP: 0.297, SLG: 0.242 (1, 2)			4-0 1B WP BB	4-0 1B BB		4-0 1B BB		0-0 F7		1	1	0	0	3	0	0			
Billy Hoelt, L OBP: 0.319, SLG: 0.357 (1, 1)			0-0 F8	0-0 F3		0-0 1B				3	0	1	0	0	0	2			
Inning Stats	R: 0 E: 0 K: 0 S: 3	H: 0 LOB: 0 BB: 1 P: 7	R: 0 E: 0 K: 2 S: 7	H: 0 LOB: 0 BB: 0 P: 7	R: 4 E: 0 K: 1 S: 8	H: 3 LOB: 2 BB: 3 P: 20	R: 0 E: 0 K: 0 S: 3	H: 1 LOB: 1 BB: 1 P: 7	R: 0 E: 0 K: 0 S: 4	H: 1 LOB: 2 BB: 1 P: 8	R: 0 E: 0 K: 1 S: 5	H: 0 LOB: 0 BB: 0 P: 5	R: 0 E: 0 K: 0 S: 3	H: 0 LOB: 0 BB: 0 P: 3	R: 0 E: 0 K: 0 S: 3	H: 0 LOB: 0 BB: 0 P: 3	1B: 6 2B: 0 3B: 0 HR: 0	SF: 0 SAC: 0 DP: 2 HBP: 0	WP: 1 PA: 35
PITCHER Gary Bell, R ERA: 3.21 (1, 1)	IP: 2.2 WLS: L BF: 15 H: 3 R: 4 ER: 4 SO: 2 BB: 4 IBB: 0 HBP: 0 BLK: 0 WP: 0 HR: 0 S: 15 P: 31 ERA: 13.50 WHIP: 2.625																		
Dick Brodowski, R ERA: 3.74 (3, 1)	IP: 1.1 WLS: L BF: 5 H: 1 R: 0 ER: 0 SO: 1 BB: 1 IBB: 0 HBP: 0 BLK: 0 WP: 0 HR: 0 S: 6 P: 10 ERA: 0.00 WHIP: 1.500																		
Morrie Martin, L ERA: 3.74 (5, 1)	IP: 2.0 WLS: L BF: 9 H: 2 R: 0 ER: 0 SO: 0 BB: 2 IBB: 0 HBP: 0 BLK: 0 WP: 0 HR: 0 S: 7 P: 15 ERA: 0.00 WHIP: 2.000																		
Don Mossi, L ERA: 3.82 (7, 1)	IP: 2.0 WLS: L BF: 6 H: 0 R: 0 ER: 0 SO: 1 BB: 0 IBB: 0 HBP: 0 BLK: 0 WP: 0 HR: 0 S: 8 P: 8 ERA: 0.00 WHIP: 0.000																		

Cleveland Indians @ Detroit Tigers
Briggs Stadium, Detroit, MI
Sat Sep 20 1958, 4:38 AM EDT
Att: 11,779 - Unknown

AB 28
R 4
H 6
RBI 3
BB 7
SO 4
LOB 15



Batter	1	2	3	4	5	6	7	8	9	AB	R	H	RBI	BB	SO	LOB	TOP										
Bobby Avila, R OBP: 0.352, SLG: 0.365 (1, 4)	6-3		L4			6-3 2B	6-3			4	0	1	0	0	0	1	Cleveland Indians @ Detroit Tigers Briggs Stadium, Detroit, MI Sun Sep 21 1958, 4:33 AM EDT Att: 11,628 - Unknown										
Gary Geiger, L OBP: 0.333, SLG: 0.275 (1, 9)	5-3 HR BB		1B BB			K	L9			2	1	0	0	2	1	2											
Mickey Vernon, L OBP: 0.373, SLG: 0.441 (1, 3)	5-3		G6-4-3 1B			6-3		1-0 CS HBP		3	0	1	0	0	2												
Vic Power, R OBP: 0.331, SLG: 0.489 (1, 5)	E5 HR		G6-4-3 1B			L4		F5		4	1	0	0	0	5												
Minnie Minoso, R OBP: 0.381, SLG: 0.481 (1, 7)				1-0 1B HBP		F8		K		3	1	1	3	0	1	0											
Gary Bell, R OBP: 0.273, SLG: 0.240 (8, 1)	1-H 2-H HR									0	0	0	0	0	0	0											
Larry Doby, L OBP: 0.353, SLG: 0.492 (1, 8)	F5			0-0 CS 1B		K			0-0 5-3	4	0	1	0	0	1	0											
Russ Nixon, L OBP: 0.319, SLG: 0.432 (1, 2)		F2		4-0 E IBB		L1			0-0 L9	3	0	0	0	1	0	0											
Billy Moran, R OBP: 0.262, SLG: 0.280 (1, 6)		F6		0-0 E5				4-0 6-3 BB	0-0 F8	3	0	0	0	1	0	2											
Ray Narleski, R OBP: 0.259, SLG: 0.222 (1, 1)				1-2 2-3		K				2	0	0	0	0	2	2											
Mudcat Grant, R OBP: 0.103, SLG: 0.121 (6, 1)										1	0	0	0	0	1	1											
Woodie Held, R OBP: 0.277, SLG: 0.303 (8, 7)										0	0	0	0	0	0	0											
Inning Stats	R: 3 E: 1 K: 0 S: 5	H: 1 LOB: 0 BB: 1 P: 9	R: 0 E: 0 K: 1 S: 5	H: 0 LOB: 0 BB: 0 P: 5	R: 0 E: 0 K: 1 S: 3	H: 1 LOB: 1 BB: 1 P: 7	R: 0 E: 1 K: 1 S: 5	H: 1 LOB: 2 BB: 1 P: 10	R: 0 E: 0 K: 1 S: 6	H: 0 LOB: 0 BB: 0 P: 6	R: 0 E: 0 K: 1 S: 5	H: 0 LOB: 1 BB: 1 P: 9	R: 0 E: 0 K: 1 S: 4	H: 0 LOB: 0 BB: 0 P: 5	R: 0 E: 0 K: 0 S: 3	H: 0 LOB: 0 BB: 0 P: 3	1B: 2 2B: 1 3B: 0 HR: 1	SF: 0 SAC: 0 DP: 1 HBP: 2	WP: 0 PB: 0 SB: 0 CS: 2	PA: 35							
PITCHER	IP	WLS	BF	H	R	ER	SO	BB	IBB	HBP	BLK	WP	HR	S	P	ERA	WHIP										
Jim Bunning, R ERA: 3.57 (1, 1)	5.0	L	22	4	3	0	3	2	1	1	0	0	1	24	37	0.00	1.200										
Al Cicotte, R ERA: 4.05 (6, 1)	1.0		3	0	0	0	1	0	0	0	0	0	0	5	5	0.00	0.000										
Herb Moford, R ERA: 3.57 (7, 1)	3.0		10	0	0	0	2	1	0	1	0	0	0	12	17	0.00	0.333										

Batter	1	2	3	4	5	6	7	8	9	AB	R	H	RBI	BB	SO	LOB	BOTTOM										
Harvey Kuenn, R OBP: 0.375, SLG: 0.446 (1, 8)	BB 1B 1B		4-3			L5-3 1B	L9		1-3	5	0	2	0	0	0	3	Cleveland Indians @ Detroit Tigers Briggs Stadium, Detroit, MI Sun Sep 21 1958, 4:33 AM EDT Att: 11,628 - Unknown										
Cool Veal, R OBP: 0.312, SLG: 0.337 (1, 6)	K		F8			1-2 1B	6-3			4	0	1	0	0	1	1											
Al Kaline, R OBP: 0.369, SLG: 0.482 (1, 9)	K		1B			L5-3 2-3	L4			4	0	1	0	0	1	3											
Gail Harris, L OBP: 0.332, SLG: 0.488 (1, 3)	BB 1B		F7			F7	G3			4	0	1	0	0	0	1											
Charlie Maxwell, L OBP: 0.367, SLG: 0.423 (1, 7)	1-2 2-3 BB					K	1B 2B BB		K	2	1	0	0	2	2	0											
Frank Bolling, R OBP: 0.325, SLG: 0.383 (1, 4)	F8					BB 1B	1-3 2B 1B		1-3	4	0	2	0	0	0	3											
Reno Bertoia, R OBP: 0.291, SLG: 0.211 (1, 5)			K						F2	1	0	0	0	1	1	0											
Tito Francona, L OBP: 0.347, SLG: 0.330 (6, PH)										1	0	1	1	0	0	0											
Billy Martin, R OBP: 0.281, SLG: 0.344 (7, 5)						G4-6-3 BB	1-3 3-H 2B			1	0	0	0	0	0	0											
Charlie Lau, L OBP: 0.295, SLG: 0.231 (1, 2)		F2				G4-6-3	BB		F8	3	0	0	0	1	0	2											
Jim Bunning, R OBP: 0.226, SLG: 0.211 (5, PH)									F5	1	0	0	0	0	1	0											
Bob Fick, L OBP: 0.200, SLG: 0.283 (5, PH)										1	0	0	0	0	0	0											
Al Cicotte, R OBP: 0.185, SLG: 0.185 (6, PH)										0	0	0	0	0	0	0											
Gus Zernial, R OBP: 0.185, SLG: 0.185 (6, PH)										1	0	0	0	0	1	3											
Herb Moford, R OBP: 0.190, SLG: 0.128 (7, 1)										0	0	0	0	0	0	0											
Bobo Osborne, L OBP: 0.190, SLG: 0.128 (6, PH)										1	0	0	0	0	0	0											
Inning Stats	R: 0 E: 0 K: 2 S: 9	H: 2 LOB: 3 BB: 1 P: 13	R: 0 E: 0 K: 2 S: 7	H: 0 LOB: 0 BB: 0 P: 7	R: 0 E: 0 K: 1 S: 4	H: 1 LOB: 1 BB: 0 P: 4	R: 0 E: 0 K: 1 S: 5	H: 1 LOB: 1 BB: 1 P: 9	R: 0 E: 0 K: 1 S: 6	H: 2 LOB: 1 BB: 0 P: 6	R: 1 E: 0 K: 1 S: 7	H: 2 LOB: 3 BB: 2 P: 15	R: 0 E: 0 K: 0 S: 3	H: 0 LOB: 0 BB: 0 P: 3	R: 0 E: 0 K: 1 S: 5	H: 0 LOB: 0 BB: 0 P: 5	R: 0 E: 0 K: 0 S: 3	H: 0 LOB: 0 BB: 0 P: 3	1B: 7 2B: 1 3B: 0 HR: 0	SF: 0 SAC: 0 DP: 2 HBP: 0	WP: 0 PB: 0 SB: 0 CS: 0	PA: 37					
PITCHER	IP	WLS	BF	H	R	ER	SO	BB	IBB	HBP	BLK	WP	HR	S	P	ERA	WHIP										
Ray Narleski, R ERA: 4.07 (1, 1)	5.1	W	25	8	1	1	6	3	0	0	0	0	0	34	46	1.69	2.062										
Mudcat Grant, R ERA: 3.73 (6, 1)	1.2		6	0	0	0	1	1	0	0	0	0	0	7	11	0.00	0.600										
Gary Bell, R ERA: 3.17 (8, 1)	2.0	S	6	0	0	0	1	0	0	0	0	0	0	8	8	0.00	0.000										

Batter	1	2	3	4	5	6	7	8	9	AB	R	H	RBI	BB	SO	LOB	TOP			
Harvey Kuenn, R OBP: 0.374, SLG: 0.444 (1, 8)										5	0	1	0	0	1	1	Detroit Tigers @ Chicago White Sox Comiskey Park, Chicago, IL Tue Sep 23 1958, 8:05 PM EDT Att: 6,723 - Unknown			
Frank Bolling, R OBP: 0.324, SLG: 0.386 (1, 4)										5	1	1	1	0	0	3				
Al Kaline, R OBP: 0.371, SLG: 0.481 (1, 9)										3	0	1	0	2	0	0				
Gail Harris, L OBP: 0.331, SLG: 0.485 (1, 3)										5	0	1	0	0	0	5				
Charlie Maxwell, L OBP: 0.366, SLG: 0.420 Johnny Groth, R OBP: 0.358, SLG: 0.407 (8, 7)										3	0	0	0	1	0	1				
Billy Martin, R OBP: 0.282, SLG: 0.345 (1, 5)										4	1	2	0	0	0	3				
Charlie Lau, L OBP: 0.293, SLG: 0.221 (1, 2)										3	1	0	0	1	0	2				
Coot Veal, R OBP: 0.317, SLG: 0.339 (1, 6)										2	0	1	1	1	0	2				
Paul Foytack, R OBP: 0.304, SLG: 0.274 (1, 1)										3	0	1	1	0	1	2				
Inning Stats	R: 0 E: 0 K: 0 S: 3	H: 0 LOB: 0 BB: 0 P: 3	R: 0 E: 0 K: 0 S: 4	H: 1 LOB: 1 BB: 0 P: 4	R: 0 E: 0 K: 0 S: 3	H: 0 LOB: 0 BB: 0 P: 7	R: 0 E: 0 K: 0 S: 3	H: 0 LOB: 0 BB: 0 P: 3	R: 0 E: 0 K: 0 S: 4	H: 1 LOB: 1 BB: 0 P: 7	R: 1 E: 0 K: 1 S: 7	H: 2 LOB: 1 BB: 0 P: 7	R: 1 E: 0 K: 1 S: 6	H: 1 LOB: 2 BB: 2 P: 14	R: 1 E: 1 K: 0 S: 6	H: 2 LOB: 3 BB: 1 P: 10		1B: 7 2B: 0 3B: 0 HR: 1	SF: 0 SAC: 2 DP: 1 HBP: 0	WP: 0 PB: 0 SB: 1 CS: 0
PITCHER	IP WLS BF H R ER SO BB IBB HBP BLK WP HR S P ERA WHIP																			
Early Wynn, R ERA: 4.25 (1, 1)	8.0 L 33 6 2 2 2 3 1 0 0 0 0 1 33 49 2.25 1.125																			
Turk Lown, R ERA: 4.31 (9, 1)	0.2 6 2 1 0 0 1 0 0 0 0 0 0 5 9 0.00 4.500																			
Don Rudolph, L ERA: 3.0 (9, 1)	0.1 1 0 0 0 0 0 0 0 0 0 0 0 0 1 1 0.00 0.000																			

Batter	1	2	3	4	5	6	7	8	9	AB	R	H	RBI	BB	SO	LOB	BOTTOM	
Luis Aparicio, R OBP: 0.308, SLG: 0.344 Ray Boone, R OBP: 0.306, SLG: 0.408 Sammy Esposito, R OBP: 0.346, SLG: 0.273 (8, 6)										3	0	1	0	0	0	0	Detroit Tigers @ Chicago White Sox Comiskey Park, Chicago, IL Tue Sep 23 1958, 8:05 PM EDT Att: 6,723 - Unknown	
Nellie Fox, L OBP: 0.357, SLG: 0.352 (1, 4)										4	0	1	0	0	0	3		
Billy Goodman, L OBP: 0.358, SLG: 0.363 (1, 5)										4	0	0	0	0	0	1		
Sherm Lollar, R OBP: 0.367, SLG: 0.456 (1, 2)										4	0	0	0	0	1	0		
Earl Torgeson, L OBP: 0.422, SLG: 0.478 (1, 3)										4	0	0	0	0	0	0		
Al Smith, R OBP: 0.323, SLG: 0.396 (1, 9)										3	0	0	0	0	1	0		
Johnny Callison, L OBP: 0.320, SLG: 0.468 (1, 7)										3	1	1	0	0	0	0		
Bubba Phillips, R OBP: 0.308, SLG: 0.364 (1, 8)										3	0	1	1	0	0	0		
Early Wynn, S OBP: 0.289, SLG: 0.219 Don Mueller, L OBP: 0.295, SLG: 0.280 Turk Lown, R OBP: 0.300, SLG: 0.300 Don Rudolph, L (9, 1)										2	0	0	0	0	2	1		
Inning Stats	R: 0 E: 0 K: 0 S: 3	H: 0 LOB: 0 BB: 0 P: 3	R: 0 E: 0 K: 0 S: 3	H: 0 LOB: 0 BB: 0 P: 3	R: 0 E: 0 K: 1 S: 7	H: 2 LOB: 2 BB: 0 P: 7	R: 0 E: 0 K: 0 S: 3	H: 0 LOB: 0 BB: 0 P: 3	R: 0 E: 0 K: 2 S: 7	H: 0 LOB: 0 BB: 0 P: 7	R: 1 E: 0 K: 0 S: 5	H: 1 LOB: 1 BB: 0 P: 5	R: 0 E: 0 K: 0 S: 3	H: 0 LOB: 0 BB: 0 P: 3	1B: 3 2B: 0 3B: 1 HR: 0	SF: 0 SAC: 1 DP: 0 HBP: 0		WP: 0 PB: 0 SB: 0 CS: 0
PITCHER	IP WLS BF H R ER SO BB IBB HBP BLK WP HR S P ERA WHIP																	
Paul Foytack, R ERA: 3.51 (1, 1)	9.0 W 32 4 1 1 4 0 0 0 0 0 0 0 40 40 1.00 0.444																	

Batter	1	2	3	4	5	6	7	8	9	10	AB	R	H	RBI	BB	SO	LOB	TOP	
Harvey Kuenn, R OBP: 0.372, SLG: 0.441 (1, 8)	F7		L7-6-3		3-1			FC5 SH1-4 1B	F9		5	0	1	0	0	0	4	Detroit Tigers @ Chicago White Sox Comiskey Park, Chicago, IL Wed Sep 24 1958, 4:33 AM EDT Att: 1,565 - Unknown	
Red Wilson, R OBP: 0.383, SLG: 0.390 (1, 2)	F8			6-3		G3		SH1-4 1-2	FC4 1-3 2-H 1B		4	0	1	1	0	0	0		
Al Kaline, R OBP: 0.372, SLG: 0.479 (1, 9)	1B			L9		L4		FC5 BB	FC4 1-2		4	0	1	0	1	0	2		
Gail Harris, L OBP: 0.331, SLG: 0.486 (1, 3)	F8			1B		2B		L8		L8	5	0	2	0	0	0	3		
Johnny Groth, R OBP: 0.353, SLG: 0.400 (1, 7)		F4		K		1-3		FC5 1-2 2-3		CS 1B	5	0	1	0	0	1	4		
Frank Bolling, R OBP: 0.325, SLG: 0.386 (1, 4)		1-3				1B 4-3 1B		F2		F4	5	2	2	0	0	0	4		
Billy Martin, R OBP: 0.286, SLG: 0.349 (1, 5)		F7				1B 4-3 1B				SH1-4 1B 1B	4	1	3	0	0	0	0		
Coot Veal, R OBP: 0.313, SLG: 0.333 (1, 6)			F8			4-3		G6-3 1-2		SH1-4	3	0	0	1	0	0	2		
Frank Lary, R OBP: 0.200, SLG: 0.241 (1, 1)						6-3		4-3 3-H			3	0	1	0	0	0	1		
Gus Zernial, R OBP: 0.359, SLG: 0.508 (9, PH)								4-3 3-H			0	0	0	0	1	0	0		
Reno Bertoia, R OBP: 0.291, SLG: 0.335 (9, PR)										1B BB	0	0	0	0	0	0	0		
Tom Morgan, R OBP: 0.200, SLG: 0.200 (9, 1)											0	0	0	0	0	0	0		
Inning Stats	R: 0 E: 0 K: 0 S: 4	H: 1 LOB: 1 BB: 0 P: 4	R: 0 E: 0 K: 0 S: 3	H: 0 LOB: 0 BB: 0 P: 3	R: 0 E: 0 K: 1 S: 6	H: 1 LOB: 1 BB: 0 P: 6	R: 1 E: 0 K: 0 S: 5	H: 2 LOB: 1 BB: 0 P: 5	R: 0 E: 0 K: 0 S: 4	H: 1 LOB: 1 BB: 0 P: 4	R: 1 E: 0 K: 0 S: 5	H: 2 LOB: 3 BB: 1 P: 9	R: 1 E: 0 K: 0 S: 5	H: 2 LOB: 2 BB: 1 P: 9	R: 0 E: 0 K: 0 S: 3	H: 1 LOB: 0 BB: 0 P: 3	1B: 11 2B: 2 3B: 0 HR: 0	SF: 0 SAC: 2 DP: 2 HBP: 0	WP: 0 PA: 42 PB: 0 SB: 0 CS: 1
PITCHER	IP 8.2	WLS 38	BF 11	H 3	R 3	ER 3	SO 1	BB 2	IBB 0	HBP 0	BLK 0	WP 0	HR 0	S 38	P 46	ERA 3.12	WHIP 1.500		
Billy Pierce, L ERA: 2.68 (1, 1)	0.1	1	0	0	0	0	0	0	0	0	0	0	0	1	1	0.00	0.000		
Ray Moore, R ERA: 3.82 (9, 1)	1.0	W	3	1	0	0	0	0	0	0	0	0	0	3	3	0.00	1.000		
Don Rudolph, L ERA: 2.57 (10, 1)																			

AB	38
R	3
H	12
RBI	2
BB	2
SO	1
LOB	20



Batter	1	2	3	4	5	6	7	8	9	10	AB	R	H	RBI	BB	SO	LOB	BOTTOM	
Al Smith, R OBP: 0.323, SLG: 0.396 (1, 9)	G3 4-3 1B		L9		K			G4-6-3 1-2 1B		K	5	0	2	0	0	2	0	Detroit Tigers @ Chicago White Sox Comiskey Park, Chicago, IL Wed Sep 24 1958, 4:33 AM EDT Att: 1,565 - Unknown	
Nellie Fox, L OBP: 0.356, SLG: 0.351 (1, 4)	4-3 1-2		FC6 1B		6-3		G4-6-3 1-2		F8		5	0	1	0	0	0	3		
Billy Goodman, L OBP: 0.359, SLG: 0.360 (1, 5)	G3		FC6		F5			4-3			4	0	0	0	0	0	2		
Jim Landis, R OBP: 0.349, SLG: 0.435 (9, 8)	2-3		1-2							1B 3B	1	1	1	0	0	0	0		
Sherm Lollar, R OBP: 0.367, SLG: 0.454 (1, 2)	F7		F7			F5		1B BB		1B	4	1	1	1	1	0	3		
Earl Torgeson, L OBP: 0.415, SLG: 0.466 (1, 3)		F8	4-3			G3		F6			4	0	0	0	0	0	3		
Bubba Phillips, R OBP: 0.311, SLG: 0.366 (1, 8) (9, 5)		1B 1B			4-3		F7		1B 1-3	1B	4	1	2	0	0	0	0		
Johnny Callison, L OBP: 0.352, SLG: 0.490 (1, 7)		1B 1-3			F7			SH3-4 E 1B	1-3 3-H 1B		4	1	3	1	0	0	0		
Luis Aparicio, R OBP: 0.309, SLG: 0.345 (1, 6)								SH3-4	L9		1	0	1	1	0	0	0		
Sammy Esposito, R OBP: 0.350, SLG: 0.269 (4, 6)		1-3 3-H 1B				BB					1	0	0	0	1	0	2		
Billy Pierce, L OBP: 0.250, SLG: 0.241 (1, 1)											3	0	1	0	0	1	2		
Ray Moore, R OBP: 0.259, SLG: 0.318 (9, 1)											0	0	0	0	0	0	0		
Ray Boone, R OBP: 0.305, SLG: 0.407 (9, PH)											1	0	0	0	0	0	0		
Don Rudolph, L (10, 1)											0	0	0	0	0	0	0		
Inning Stats	R: 0 E: 0 K: 0 S: 4	H: 3 LOB: 3 BB: 0 P: 5	R: 1 E: 0 K: 0 S: 5	H: 3 LOB: 2 BB: 0 P: 5	R: 0 E: 0 K: 1 S: 5	H: 0 LOB: 1 BB: 1 P: 9	R: 0 E: 0 K: 1 S: 5	H: 0 LOB: 0 BB: 0 P: 3	R: 1 E: 1 K: 0 S: 5	H: 3 LOB: 1 BB: 0 P: 5	R: 1 E: 0 K: 0 S: 5	H: 2 LOB: 2 BB: 1 P: 9	R: 0 E: 0 K: 1 S: 5	H: 0 LOB: 0 BB: 0 P: 5	R: 1 E: 0 K: 0 S: 2	H: 2 LOB: 1 BB: 0 P: 2	1B: 11 2B: 0 3B: 1 HR: 0	SF: 0 SAC: 1 DP: 1 HBP: 0	WP: 0 PA: 40 PB: 0 SB: 0 CS: 0
PITCHER	IP 8.0	WLS 35	BF 10	H 3	R 3	ER 3	SO 2	BB 2	IBB 0	HBP 0	BLK 0	WP 0	HR 0	S 37	P 45	ERA 3.38	WHIP 1.500		
Frank Lary, R ERA: 2.63 (1, 1)	1.0	L	5	2	1	1	1	0	0	0	0	0	0	7	7	9.00	2.000		
Tom Morgan, R ERA: 3.03 (9, 1)																			

AB	37
R	4
H	12
RBI	3
BB	2
SO	3
LOB	15



Batter	1	2	3	4	5	6	7	8	9	AB	R	H	RBI	BB	SO	LOB	TOP			
Frank Bolling, R (1, 4) OBP: 0.327, SLG: 0.388	E8 G4-6-3	6-3		SF8 1B		HBP 1B		G3 1B		5	1	3	0	0	0	1	Detroit Tigers @ Chicago White Sox Comiskey Park, Chicago, IL Thu Sep 25 1958, 4:33 AM EDT Att: 709 - Unknown			
Harvey Kuenn, R (1, 8) OBP: 0.371, SLG: 0.440	G4-6-3	FC5-4 1B		SF8		F9		G3		4	0	1	2	0	0	4				
Al Kaline, R (1, 9) OBP: 0.374, SLG: 0.482 Johnny Groth, R (6, PR) OBP: 0.351, SLG: 0.397 (6, 9)	WP 2B	FC5-4		2H 1B		1-2 HBP		F9		3	0	2	1	0	0	1				
Gail Harris, L (1, 3) OBP: 0.332, SLG: 0.491	2-3 BB			F3		4-3		F6		4	1	1	1	1	0	4				
Billy Martin, R (1, 5) OBP: 0.285, SLG: 0.347	5-3			F8		CS 1B		G3		5	0	1	0	0	0	2				
Charlie Maxwell, L (1, 7) OBP: 0.369, SLG: 0.426		K		1B		K		SF7 3B		4	1	2	0	1	2	1				
Red Wilson, R (1, 2) OBP: 0.389, SLG: 0.388		2B 1B		1-3		6-3		SF7		4	1	1	1	0	0	2				
Coot Veal, R (1, 6) OBP: 0.312, SLG: 0.337		E 2B		E6 1B SF8		F2		L9		4	2	1	0	0	0	0				
Jim Bunning, R (1, 1) OBP: 0.221, SLG: 0.216	E6 1B 6-3			K		HBP 1B BB		F3		3	1	1	1	1	1	1				
Inning Stats	R: 0 E: 1 K: 0 S: 4	H: 1 LOB: 2 BB: 1 P: 8	R: 3 E: 1 K: 1 S: 9	H: 4 LOB: 1 BB: 0 P: 9	R: 0 E: 0 K: 0 S: 4	H: 1 LOB: 1 BB: 0 P: 4	R: 2 E: 1 K: 1 S: 8	H: 2 LOB: 1 BB: 0 P: 8	R: 0 E: 0 K: 0 S: 5	H: 1 LOB: 0 BB: 0 P: 5	R: 1 E: 0 K: 0 S: 4	H: 1 LOB: 0 BB: 0 P: 4	R: 0 E: 0 K: 0 S: 4	H: 1 LOB: 0 BB: 0 P: 4	R: 1 E: 0 K: 0 S: 3	H: 1 LOB: 0 BB: 1 P: 7		1B: 9 2B: 4 3B: 1 HR: 1	SF: 2 SAC: 0 DP: 3 HBP: 1	WP: 1 PB: 0 SB: 0 CS: 1
PITCHER	IP WLS BF H R ER SO BB IBB HBP BLK WP HR S P ERA WHIP																			
Dick Donovan, R (1, 1) ERA: 3.01	4.0 L 22 8 5 3 2 1 0 0 0 0 1 0 25 29 6.75 2.250																			
Hal Trosky, R (5, 1) ERA:	1.0 3 1 0 0 1 0 0 0 0 0 0 0 5 5 0.00 1.000																			
Bob Shaw, R (6, 1) ERA: 4.93	3.0 14 3 1 1 0 1 0 0 1 0 0 0 12 17 3.00 1.333																			
Tom Qualters, R (9, 1) ERA: 4.2	1.0 4 1 1 1 0 1 0 0 0 0 0 1 3 7 9.00 2.000																			
Batter	1	2	3	4	5	6	7	8	9	AB	R	H	RBI	BB	SO	LOB	BOTTOM			
Jim McAnany, R (1, 9) OBP: 0.357, SLG: 0.352	K		K			K		F4		4	0	0	0	0	3	1	Detroit Tigers @ Chicago White Sox Comiskey Park, Chicago, IL Thu Sep 25 1958, 4:33 AM EDT Att: 709 - Unknown			
Nellie Fox, L (1, 4) OBP: 0.357, SLG: 0.352	HBP 1B				F8		F8		1-2 1B	4	0	2	0	0	0	0				
Billy Goodman, L (1, 5) OBP: 0.354, SLG: 0.357	G5-4-3 HBP			4-3		F7		F6		3	0	0	0	0	0	2				
Earl Batley, R (1, 2) OBP: 0.323, SLG: 0.422	G5-4-3			F8		F8		F7		4	0	0	0	0	0	2				
Ron Jackson, R (1, 3) OBP: 0.331, SLG: 0.421		K				HR		G3		3	1	1	1	1	1	0				
Bubba Phillips, R (1, 8) OBP: 0.313, SLG: 0.372		L9				1B		FC6-4 BB		4	0	2	0	0	0	1				
Johnny Callison, L (1, 7) OBP: 0.345, SLG: 0.473		L9				1B		K		4	0	1	0	0	1	2				
Sammy Esposito, R (1, 6) OBP: 0.349, SLG: 0.261				F2		F5		1B BB		2	0	0	0	1	0	2				
Dick Donovan, L (1, 1) OBP: 0.228, SLG: 0.113 Hal Trosky, R (5, 1) ERA: Ray Boone, R (5, PR) OBP: 0.345, SLG: 0.406 Bob Shaw, R (6, 1) OBP: 0.356, SLG: 0.443 John Romano, R (8, PR) OBP: 0.351, SLG: 0.397 (6, 9) Tom Qualters, R (9, 1) ERA: 4.2				F5		G6-4-3		F4		1	0	0	0	0	0	0				
Inning Stats	R: 0 E: 0 K: 1 S: 5	H: 1 LOB: 1 BB: 0 P: 6	R: 0 E: 0 K: 1 S: 5	H: 0 LOB: 0 BB: 0 P: 5	R: 0 E: 0 K: 1 S: 5	H: 0 LOB: 0 BB: 0 P: 5	R: 0 E: 0 K: 0 S: 3	H: 0 LOB: 0 BB: 0 P: 3	R: 1 E: 0 K: 0 S: 5	H: 3 LOB: 1 BB: 0 P: 5	R: 0 E: 0 K: 1 S: 5	H: 0 LOB: 1 BB: 0 P: 5	R: 0 E: 0 K: 0 S: 4	H: 1 LOB: 2 BB: 1 P: 8	R: 0 E: 0 K: 0 S: 4	H: 1 LOB: 1 BB: 0 P: 4		1B: 4 2B: 1 3B: 0 HR: 1	SF: 0 SAC: 0 DP: 2 HBP: 1	WP: 0 PB: 0 SB: 0 CS: 0
PITCHER	IP WLS BF H R ER SO BB IBB HBP BLK WP HR S P ERA WHIP																			
Jim Bunning, R (1, 1) ERA: 3.46	9.0 W 34 6 1 1 5 2 0 1 0 0 0 1 41 50 1.00 0.889																			

Batter	1	2	3	4	5	6	7	8	9	AB	R	H	RBI	BB	SO	LOB	TOP			
Frank Bolling, R (1.4) OBP: 0.327, SLG: 0.393	L7		2B		HR		F6		F5	5	2	1	0	0	1		Detroit Tigers @ Cleveland Indians Cleveland Municipal Stadium, Cleveland, OH Fri Sep 26 1958, 7:05 PM EDT Att: 6,623 - Unknown			
Harvey Kuenn, R (1.8) OBP: 0.372, SLG: 0.442	5-3		2B		1B		K			4	1	2	2	0	1	0				
Gus Zernial, R (1.7) OBP: 0.346, SLG: 0.512 Charlie Maxwell, L (6.7) OBP: 0.368, SLG: 0.425	1B		K		1B		K			3	0	2	0	0	1	1				
Gail Harris, L (1.3) OBP: 0.331, SLG: 0.489	K		K		1B					4	0	1	1	0	3	2				
Billy Martin, R (1.5) OBP: 0.283, SLG: 0.344		G3		E5	G3				F2	4	0	0	0	0	0	2				
Johnny Groth, R (1.9) OBP: 0.342, SLG: 0.386	L5			G6-3			6-3		F4	4	0	0	0	0	0	1				
Red Wilson, R (1.2) OBP: 0.379, SLG: 0.386	5-3			F9			FC6-4		K	4	0	1	0	0	1	0				
Coot Veal, R (1.6) OBP: 0.311, SLG: 0.332			6-3		F7	FC6-4	FC6-4		SH3-4	3	0	0	0	1	0	1				
Billy Hoelt, L (1.1) OBP: 0.327, SLG: 0.364 Herb Motford, R (5.1) OBP: 0.053, SLG: 0.027			2B	1B	F7	FC6-4	FC6-4		SH3-4	2	1	1	0	0	0	0				
			1B	1B	F7	FC6-4	FC6-4		SH3-4	1	0	0	0	0	0	1				
Inning Stats	R: 0 E: 0 K: 1 S: 6	H: 1 LOB: 1 BB: 0 P: 6	R: 0 E: 0 K: 0 S: 3	H: 0 LOB: 0 BB: 0 P: 3	R: 2 E: 0 K: 2 S: 10	H: 3 LOB: 1 BB: 0 P: 10	R: 0 E: 1 K: 0 S: 3	H: 0 LOB: 0 BB: 0 P: 3	R: 2 E: 0 K: 0 S: 7	H: 4 LOB: 2 BB: 0 P: 7	R: 0 E: 0 K: 0 S: 4	H: 1 LOB: 0 BB: 0 P: 4	R: 0 E: 0 K: 1 S: 5	H: 0 LOB: 0 BB: 0 P: 5	R: 0 E: 0 K: 1 S: 5	H: 0 LOB: 1 BB: 1 P: 9	1B: 7 2B: 1 3B: 0 HR: 1	SF: 0 SAC: 1 DP: 1 HBP: 0	WP: 0 PB: 0 SB: 0 CS: 0	PA: 37
PITCHER	IP WLS BF H R ER SO BB IBB HBP BLK WP HR S P ERA WHIP																			
Don Ferrarese, L (1.1) ERA: 3.71	6.0	27	9	4	4	3	0	0	0	0	0	1	33	33	6.00	1.500				
Dick Brodowski, R (7.1) ERA:	3.0	W 10	0	0	0	4	1	0	0	0	0	0	17	21	0.00	0.333				

Batter	1	2	3	4	5	6	7	8	9	AB	R	H	RBI	BB	SO	LOB	BOTTOM					
Bobby Avila, R (1.4) OBP: 0.353, SLG: 0.371	F7	K			F4	BB			2B	3	1	0	0	2	1	0	Detroit Tigers @ Cleveland Indians Cleveland Municipal Stadium, Cleveland, OH Fri Sep 26 1958, 7:05 PM EDT Att: 6,623 - Unknown					
Vic Power, R (1.3) OBP: 0.330, SLG: 0.491	5-3		L3		F8	F7			1B	5	0	1	0	0	0	2						
Minnie Minoso, R (1.7) OBP: 0.383, SLG: 0.487	1B		5-3		HR				1B	3	2	2	0	1	0	0						
Rocky Colavito, R (1.9) OBP: 0.402, SLG: 0.614	BB	1B	F6		HR				1B	4	1	2	3	1	1	1						
Randy Jackson, R (1.5) OBP: 0.255, SLG: 0.370	BB	1B	F9		1B				F6	4	0	2	1	0	0	0						
Woodie Held, R (1.8) OBP: 0.276, SLG: 0.309 Larry Doby, L (5. PH) OBP: 0.354, SLG: 0.504	BB	1B	F7		F7				HR	1	0	0	0	1	0	0						
Dick Brown, R (1.2) OBP: 0.384, SLG: 0.387 Larry Raines, R (6. PR)	F7								6-3	3	0	2	0	0	0	3						
Russ Nixon, L (7.2) OBP: 0.319, SLG: 0.438			2B	1B	CS	1B			6-3	1	0	0	0	0	0	0						
Billy Hunter, R (1.6) OBP: 0.257, SLG: 0.282 Hal Naragon, L (8. PH) OBP: 0.375, SLG: 0.625 Billy Moran, R (9.6) OBP: 0.262, SLG: 0.280		F7			2B				L9	3	0	2	0	0	0	0						
Don Ferrarese, R (1.1) OBP: 0.148, SLG: 0.115 Mickey Vernon, L (6. PH) OBP: 0.373, SLG: 0.441 Dick Brodowski, R (7.1) ERA:	F9		F8			K			F6	2	0	0	0	0	0	2						
										1	0	0	0	0	1	2						
										1	0	0	0	0	0	0						
Inning Stats	R: 1 E: 0 K: 0 S: 5	H: 2 LOB: 3 BB: 2 P: 13	R: 0 E: 0 K: 1 S: 5	H: 0 LOB: 0 BB: 0 P: 5	R: 0 E: 0 K: 0 S: 3	H: 0 LOB: 0 BB: 0 P: 3	R: 0 E: 0 K: 0 S: 5	H: 2 LOB: 2 BB: 0 P: 5	R: 2 E: 0 K: 0 S: 6	H: 3 LOB: 1 BB: 0 P: 6	R: 0 E: 0 K: 1 S: 4	H: 2 LOB: 1 BB: 1 P: 10	R: 0 E: 0 K: 1 S: 4	H: 0 LOB: 0 BB: 0 P: 5	R: 1 E: 0 K: 0 S: 4	H: 1 LOB: 0 BB: 0 P: 4	R: 1 E: 0 K: 0 S: 2	H: 2 LOB: 3 BB: 2 P: 10	1B: 7 2B: 2 3B: 1 HR: 2	SF: 0 SAC: 0 DP: 0 HBP: 1	WP: 0 PB: 0 SB: 0 CS: 2	PA: 40
PITCHER	IP WLS BF H R ER SO BB IBB HBP BLK WP HR S P ERA WHIP																					
Billy Hoelt, L (1.1) ERA: 4.18	4.2	23	7	3	3	1	2	1	1	0	0	1	23	31	5.79	1.929						
Herb Motford, R (5.1) ERA: 3.62	3.1	L 17	5	2	2	2	2	1	1	0	0	1	17	30	5.40	2.100						

AB 35
R 4
H 9
RBI 4
BB 1
SO 7
LOB 9



AB 34
R 5
H 12
RBI 5
BB 5
SO 3
LOB 11



Batter	1	2	3	4	5	6	7	8	9	AB	R	H	RBI	BB	SO	LOB	TOP					
Frank Bolling, R (1,4) OBP: 0.327, SLG: 0.392	5-3			6-3		F7		BB 3B 1B		4	1	1	1	0	0	0						
Harvey Kuenn, R (1,8) OBP: 0.373, SLG: 0.442	L9-3 1B			L7			6-3	BB 3B		3	1	1	0	1	0	0						
Al Kaline, R (1,9) OBP: 0.373, SLG: 0.484	L9-3 1-2			L8			L8	BB 3B		4	0	1	3	0	0	1						
Gail Harris, L (1,3) OBP: 0.331, SLG: 0.485		F9			5-3			BB FC6-4		3	0	0	0	1	0	0						
Charlie Maxwell, L (1,7) OBP: 0.370, SLG: 0.425		F2				FC6-4 1B		BB FC6-4		2	0	1	0	1	0	0						
Johnny Groth, R (8, PR) OBP: 0.340, SLG: 0.384									FC6-4	1	1	0	0	0	0	2						
Billy Martin, R (1,5) OBP: 0.281, SLG: 0.342					FC6-4 1-2			SH3 1-2	6-3	3	0	0	0	0	0	1						
Red Wilson, R (1,2) OBP: 0.377, SLG: 0.384				6-3		5-3			5-3	4	0	1	0	0	0	3						
Coot Veal, R (1,6) OBP: 0.308, SLG: 0.328																						
Gus Zernial, R (8, PH) OBP: 0.351, SLG: 0.516						F3				2	0	0	0	0	0	0						
Reno Bertoia, R (8, PR) OBP: 0.290, SLG: 0.333									F8	1	0	1	1	0	0	0						
Paul Foytack, R (1,1) OBP: 0.296, SLG: 0.267										1	1	0	0	0	0	1						
Tito Francona, L (8, PH) OBP: 0.350, SLG: 0.330										0	1	0	0	1	0	0						
Frank Lary, R (8,1) OBP: 0.198, SLG: 0.239				K		4-3			1-3	1	0	0	0	0	0	1						
Inning Stats	R: 0 E: 0 K: 0 S: 3	H: 1 LOB: 0 BB: 0 P: 3	R: 0 E: 0 K: 0 S: 3	H: 0 LOB: 0 BB: 0 P: 3	R: 0 E: 0 K: 1 S: 5	H: 0 LOB: 0 BB: 0 P: 5	R: 0 E: 0 K: 0 S: 3	H: 0 LOB: 0 BB: 0 P: 3	R: 0 E: 0 K: 0 S: 4	H: 1 LOB: 1 BB: 0 P: 4	R: 0 E: 0 K: 0 S: 3	H: 0 LOB: 0 BB: 0 P: 3	R: 0 E: 0 K: 0 S: 3	H: 0 LOB: 0 BB: 0 P: 3	R: 5 E: 0 K: 0 S: 6	H: 3 LOB: 2 BB: 4 P: 22	R: 0 E: 0 K: 0 S: 4	H: 1 LOB: 1 BB: 0 P: 4	1B: 5 2B: 1 3B: 1 HR: 0	SF: 0 SAC: 1 DP: 1 HBP: 0	WP: 0 PB: 0 SB: 1 CS: 0	PA: 36
PITCHER	IP WLS BF H R ER SO BB IBB HBP BLK WP HR S P ERA WHIP																					
Cal McLish, R (1,1) ERA: 2.99	7.2 L 28 4 4 4 1 2 0 0 0 0 0 0 28 36 4.70 0.783																					
Mudcat Grant, R (8,1) ERA: 3.84	0.0 3 1 1 1 0 2 0 0 0 0 0 0 1 9 ∞ ∞																					
Hal Woodeshick, L (8,1) ERA: 3.64	1.1 5 1 0 0 0 0 0 0 0 0 0 0 5 5 0.00 0.750																					

Detroit Tigers @ Cleveland Indians
Cleveland Municipal Stadium, Cleveland, OH
Sat Sep 27 1958, 3:33 AM EDT
Att: 3,652 - Unknown

AB	31
R	5
H	6
RBI	5
BB	4
SO	1
LOB	9



Batter	1	2	3	4	5	6	7	8	9	AB	R	H	RBI	BB	SO	LOB	BOTTOM					
Bobby Avila, R (1,4) OBP: 0.350, SLG: 0.368	F5			6-3	K					3	0	0	0	0	1	0						
Vic Wertz, L (7, PH) OBP: 0.341, SLG: 0.513										1	0	0	0	0	1	2						
Billy Moran, R (8,4) OBP: 0.262, SLG: 0.280										0	0	0	0	0	0	0						
Russ Nixon, L (1,2) OBP: 0.316, SLG: 0.435	6-3			6-3		3-1		G5-3 1B		4	0	1	0	0	0	0						
Vic Power, R (1,3) OBP: 0.333, SLG: 0.491	F8			1B 2B BB		4-3 1B		G5-3 1B		3	1	2	0	1	0	0						
Minnie Minoso, R (1,7) OBP: 0.382, SLG: 0.486		6-3		2B 1B		4-3		G5-3 1-2 2-3		4	0	1	0	0	0	3						
Rocky Colavito, R (1,9) OBP: 0.402, SLG: 0.614		F6		1-3 2-H 2B				L3		3	0	1	1	1	0	1						
Larry Doby, L (1,8) OBP: 0.353, SLG: 0.498		4-3				F7			4-3	3	0	0	0	1	0	2						
Randy Jackson, R (1,5) OBP: 0.256, SLG: 0.365										2	0	0	0	1	1	3						
Billy Harrell, R (7, PR) OBP: 0.271, SLG: 0.328										0	0	0	0	0	0	0						
Mickey Vernon, L (9, PH) OBP: 0.372, SLG: 0.439								SH5-3 BB		1	0	0	0	0	0	0						
Billy Hunter, R (1,6) OBP: 0.254, SLG: 0.278										3	0	0	0	0	1	1						
Hal Naragon, L (9, PH) OBP: 0.353, SLG: 0.556										1	0	0	0	0	0	0						
Cal McLish, S (1,1) OBP: 0.244, SLG: 0.094										2	0	0	0	0	1	0						
Mudcat Grant, R (8,1) OBP: 0.103, SLG: 0.121										0	0	0	0	0	0	0						
Hal Woodeshick, R (8,1) OBP: 0.167, SLG: 0.167										0	0	0	0	0	0	0						
Inning Stats	R: 0 E: 0 K: 0 S: 3	H: 0 LOB: 0 BB: 0 P: 3	R: 0 E: 0 K: 0 S: 3	H: 0 LOB: 0 BB: 0 P: 3	R: 0 E: 0 K: 2 S: 7	H: 0 LOB: 0 BB: 0 P: 7	R: 1 E: 0 K: 0 S: 5	H: 2 LOB: 2 BB: 2 P: 13	R: 0 E: 0 K: 0 S: 7	H: 0 LOB: 0 BB: 0 P: 7	R: 0 E: 0 K: 0 S: 4	H: 1 LOB: 2 BB: 1 P: 8	R: 0 E: 0 K: 1 S: 5	H: 0 LOB: 2 BB: 1 P: 9	R: 0 E: 0 K: 0 S: 4	H: 2 LOB: 1 BB: 0 P: 4	R: 0 E: 0 K: 0 S: 3	H: 0 LOB: 0 BB: 0 P: 3	1B: 4 2B: 1 3B: 0 HR: 0	SF: 0 SAC: 1 DP: 1 HBP: 0	WP: 0 PB: 0 SB: 0 CS: 0	PA: 35
PITCHER	IP WLS BF H R ER SO BB IBB HBP BLK WP HR S P ERA WHIP																					
Paul Foytack, R (1,1) ERA: 3.44	7.0 W 28 3 1 1 0 3 3 0 0 0 0 0 7 7 1.29 0.857																					
Frank Lary, R (8,1) ERA: 2.6	2.0 S 7 2 0 0 0 0 0 0 0 0 0 0 7 7 0.00 1.000																					

Detroit Tigers @ Cleveland Indians
Cleveland Municipal Stadium, Cleveland, OH
Sat Sep 27 1958, 3:33 AM EDT
Att: 3,652 - Unknown

AB	30
R	1
H	5
RBI	1
BB	4
SO	5
LOB	12



Batter	1	2	3	4	5	6	7	8	9	AB	R	H	RBI	BB	SO	LOB	TOP		
Frank Bolling, R (1, 4) OBP: 0.328, SLG: 0.392	4-0 P4-3 BB		0-0 1B		0-3 K			0-0 L6		3	0	1	0	1	1	0	Detroit Tigers @ Cleveland Indians Cleveland Municipal Stadium, Cleveland, OH Sun Sep 28 1958, 3:33 AM EDT Att: 7,798 - Unknown		
Harvey Kuenn, R (1, 8) OBP: 0.373, SLG: 0.442	0-0 P4-3 1-2		0-0 1B			0-0 HR 1B		0-0 F7		4	1	2	0	0	0	1			
Al Kaline, R (1, 9) OBP: 0.374, SLG: 0.490	0-0		0-0					0-0 L4-3		4	1	2	2	0	0	2			
Johnny Groth, R (8, 9) OBP: 0.340, SLG: 0.384	0-0 1B		0-0 L8			0-0 HR		0-0		0	0	0	0	0	0	0			
Gail Harris, L (1, 3) OBP: 0.328, SLG: 0.481	0-0 F2			0-0 F2		0-0 3-1			0-0 F7	4	0	0	0	0	0	1			
Charlie Maxwell, L (1, 7) OBP: 0.369, SLG: 0.426		0-3 K		0-0 F8		0-0 F9		0-0	0-0	4	0	1	0	0	1	0			
Billy Martin, R (1, 5) OBP: 0.279, SLG: 0.339		0-0 6-3		0-0 E6		0-0 F5		0-3 K		4	0	0	0	0	1	1			
Red Wilson, R (1, 2) OBP: 0.373, SLG: 0.379		0-0 F4		0-0 F9			0-0 F8		0-0 F8	4	0	0	0	0	0	2			
Coot Veal, R (1, 6) OBP: 0.304, SLG: 0.324			0-0 F8		0-0 F7		0-0 F8			3	0	0	0	0	0	0			
Jim Bunning, R (1, 1) Al Ciolek, R (4, 1) Bob Frazier, L (5, PH) Tom Morgan, R (5, 1) Hank Aguirre, L (5, 1) George Susce, R (6, 1) Bobo Osborne, L (7, PH) Don Lee, R (7, 1)			0-0 L8		0-0 F8		0-0 F4			1	0	0	0	0	0	0			
Inning Stats	R: 0 E: 0 K: 0 S: 3	H: 1 LOB: 1 BB: 1 P: 7	R: 0 E: 0 K: 1 S: 5	H: 0 LOB: 0 BB: 0 P: 5	R: 0 E: 0 K: 0 S: 5	H: 2 LOB: 2 BB: 0 P: 5	R: 0 E: 1 K: 0 S: 4	H: 0 LOB: 1 BB: 0 P: 4	R: 0 E: 0 K: 1 S: 5	H: 0 LOB: 0 BB: 0 P: 5	R: 2 E: 0 K: 0 S: 5	H: 2 LOB: 0 BB: 0 P: 5	R: 0 E: 0 K: 0 S: 3	H: 0 LOB: 0 BB: 0 P: 3	R: 0 E: 0 K: 1 S: 6	H: 1 LOB: 1 BB: 0 P: 6	1B: 4 2B: 2 3B: 0 HR: 1	SF: 0 SAC: 0 DP: 1 HBP: 0	WP: 0 PA: 34 PB: 0 SB: 0 CS: 0
PITCHER Gary Bell, R (1, 1) ERA: 3.21	IP: 9.0 WLS: W BF: 34 H: 6 R: 2 ER: 2 SO: 3 BB: 1 IBB: 0 HBP: 0 BLK: 0 WP: 0 HR: 1 S: 39 P: 43 ERA: 2.00 WHIP: 0.778																		

Batter	1	2	3	4	5	6	7	8	9	AB	R	H	RBI	BB	SO	LOB	BOTTOM		
Bobby Avila, R (1, 4) OBP: 0.349, SLG: 0.365	0-0 F4		0-0 4-3		0-0 F7 FC4-6 1B	0-0 4-3		0-0 F4		5	1	1	0	0	0	2	Detroit Tigers @ Cleveland Indians Cleveland Municipal Stadium, Cleveland, OH Sun Sep 28 1958, 3:33 AM EDT Att: 7,798 - Unknown		
Vic Power, R (1, 5) OBP: 0.332, SLG: 0.490	0-0 F4		0-0 F7		0-0 FC4-6 F7 1B		0-0 L7			4	0	1	0	0	0	0			
Minnie Minoso, R (1, 7) OBP: 0.383, SLG: 0.484	0-0 L9			4-0 FC3-6 BB	0-0 F7		1-0 HR HBP			2	1	0	0	1	0	2			
Rocky Colavito, R (1, 9) OBP: 0.405, SLG: 0.620		4-0 1B BB		0-0 F4	4-0 FC4-6 IBB		0-0 HR			2	2	1	2	2	0	1			
Larry Doby, L (1, 8) OBP: 0.348, SLG: 0.490		0-0 F7		0-0 FC3-6 1B	0-0 FC4-6 1-2 2-3 3-H		0-0 4-3			4	1	0	1	0	0	4			
Vic Wertz, L (1, 3) OBP: 0.354, SLG: 0.512		0-0		0-0 FC3-6 1B	0-0 4-3			0-0 F6		4	1	2	0	0	0	2			
Billy Harrell, R (8, 5) OBP: 0.271, SLG: 0.328		1-3 1B		1-3 1B	0-0 4-3					0	0	0	0	0	0	0			
Russ Nixon, L (1, 2) OBP: 0.322, SLG: 0.439		0-0		0-0 G6-4-3 1B	0-0 1B			0-0 F7		4	0	3	2	0	0	0			
Woodie Held, R (1, 6) OBP: 0.281, SLG: 0.309		0-0 G6-4-3		0-0 1B	0-0 1B		0-3 K	4-0 S BB		3	0	1	1	1	1	3			
Gary Bell, R (1, 1) OBP: 0.262, SLG: 0.268			0-0 6-3		0-0 5-3		0-0 5-3	1-2 BB		4	0	0	0	0	0	4			
Inning Stats	R: 0 E: 0 K: 0 S: 3	H: 0 LOB: 0 BB: 0 P: 3	R: 1 E: 0 K: 0 S: 4	H: 2 LOB: 1 BB: 1 P: 8	R: 0 E: 0 K: 0 S: 3	H: 0 LOB: 0 BB: 0 P: 3	R: 2 E: 0 K: 0 S: 6	H: 3 LOB: 2 BB: 1 P: 10	R: 1 E: 0 K: 0 S: 5	H: 2 LOB: 1 BB: 1 P: 9	R: 0 E: 0 K: 1 S: 6	H: 1 LOB: 1 BB: 0 P: 6	R: 2 E: 0 K: 0 S: 4	H: 1 LOB: 0 BB: 0 P: 5	R: 0 E: 0 K: 0 S: 3	H: 0 LOB: 1 BB: 1 P: 7	1B: 8 2B: 0 3B: 0 HR: 1	SF: 0 SAC: 0 DP: 1 HBP: 1	WP: 0 PA: 37 PB: 1 SB: 1 CS: 0
PITCHER Jim Bunning, R (1, 1) ERA: 3.52 Al Ciolek, R (4, 1) ERA: 4.04 Tom Morgan, R (5, 1) ERA: 3.16 Hank Aguirre, L (5, 1) ERA: 3.75 George Susce, R (6, 1) ERA: 3.04	IP: 3.2 WLS: L BF: 16 H: 4 R: 3 ER: 3 SO: 3 BB: 2 IBB: 0 HBP: 0 BLK: 0 WP: 0 HR: 0 S: 14 P: 22 ERA: 7.36 WHIP: 1.636																		
PITCHER Don Lee, R (7, 1) ERA: 9.0	IP: 2.0 WLS: 9 BF: 9 H: 1 R: 2 ER: 2 SO: 0 BB: 1 IBB: 0 HBP: 1 BLK: 0 WP: 0 HR: 1 S: 7 P: 12 ERA: 9.00 WHIP: 1.000																		