

# Detroit Tigers - 1959





Batter	1	2	3	4	5	6	7	8	9	AB	R	H	RBI	BB	SO	LOB	TOP					
Luis Aparicio, R OBP: 0.286, SLG: 0.500										5	1	1	0	0	1	2						
Nelle Fox, L OBP: 0.436, SLG: 0.688										4	0	0	0	0	0	3						
Jim Landis, R OBP: 0.375, SLG: 0.643										4	2	1	0	0	1	1						
Sherm Lollar, R OBP: 0.533, SLG: 0.933										4	1	2	2	0	0	1						
Norm Cash, L OBP: 0.417, SLG: 0.600										4	1	1	2	0	0	2						
Al Smith, R OBP: 0.333, SLG: 0.250										3	0	2	1	0	1	1						
Johnny Callison, L OBP: 0.333, SLG: 0.250										4	0	0	0	0	0	4						
Bubba Phillips, R OBP: 0.133, SLG: 0.133										4	0	1	0	0	0	0						
Dick Donovan, L OBP: 0.133, SLG: 0.133										1	0	0	0	1	1	0						
Rudy Arias, L OBP: 0.133, SLG: 0.133										0	0	0	0	0	0	0						
Turk Lown, R OBP: 0.133, SLG: 0.133										0	0	0	0	0	0	0						
Don Rudolph, L OBP: 0.133, SLG: 0.133										0	0	0	0	0	0	0						
Bob Shaw, R OBP: 0.133, SLG: 0.133										1	0	0	0	0	0	0						
<b>Inning Stats</b>	R: 3 E: 0 K: 1 S: 9	H: 4 LOB: 1 BB: 0 P: 9	R: 0 E: 0 K: 1 S: 5	H: 0 LOB: 0 BB: 0 P: 5	R: 0 E: 0 K: 0 S: 3	H: 0 LOB: 0 BB: 0 P: 3	R: 0 E: 0 K: 0 S: 3	H: 1 LOB: 0 BB: 0 P: 3	R: 0 E: 0 K: 0 S: 4	H: 1 LOB: 1 BB: 0 P: 4	R: 1 E: 0 K: 1 S: 7	H: 2 LOB: 1 BB: 0 P: 7	R: 0 E: 0 K: 1 S: 5	H: 0 LOB: 1 BB: 1 P: 9	R: 1 E: 2 K: 0 S: 5	H: 0 LOB: 1 BB: 0 P: 5	R: 0 E: 0 K: 0 S: 3	H: 0 LOB: 0 BB: 0 P: 3	1B: 6 2B: 0 3B: 1 HR: 1	SF: 1 SAC: 1 DP: 1 HBP: 0	WP: 0 PB: 0 CS: 0	PA: 37
<b>PITCHER</b>	IP WLS BF H R ER SO BB IBB HBP BLK WP HR S P ERA WHIP	7.0 L 29 8 4 4 4 1 0 0 0 0 1 36 40 5.14 1.286	1.0 5 0 1 0 0 0 0 0 0 0 0 5 5 0.00 0.000	1.0 3 0 0 0 0 0 0 0 0 0 0 3 3 0.00 0.000											IP WLS BF H R ER SO BB IBB HBP BLK WP HR S P ERA WHIP							
Frank Lary, R ERA: 5.14																						
Tom Morgan, R ERA:																						
George Susce, R ERA:																						

Chicago White Sox @ Detroit Tigers  
Briggs Stadium, Detroit, MI  
Sun Apr 12 1959, 3:33 AM EST  
Att: 11,228 - Unknown

AB	34
R	5
H	8
RBI	5
BB	1
SO	4
LOB	14



Batter	1	2	3	4	5	6	7	8	9	AB	R	H	RBI	BB	SO	LOB	BOTTOM			
Eddie Yost, R OBP: 0.375, SLG: 0.643										4	2	2	1	0	0	3				
Harvey Kuenn, R OBP: 0.250, SLG: 0.313										4	0	1	2	0	1	0				
Al Kaline, R OBP: 0.375, SLG: 0.571										4	0	1	0	1	1	1				
Gail Harris, L OBP: 0.250, SLG: 0.143										5	0	0	0	0	1	4				
Charlie Maxwell, L OBP: 0.400, SLG: 1.000										3	0	0	0	0	1	0				
Gus Zernial, R OBP: 0.500, SLG: 1.000										1	0	0	0	0	0	3				
Johnny Groth, R OBP: 0.500, SLG: 1.000										0	0	0	0	0	0	0				
Neil Christley, L OBP: 0.500, SLG: 1.000										1	0	0	0	0	0	1				
Frank Bolling, R OBP: 0.267, SLG: 0.214										4	0	2	0	0	0	0				
Rocky Bridges, R OBP: 0.571, SLG: 0.500										3	0	1	0	1	0	1				
Lou Berberet, L OBP: 0.444, SLG: 0.167										2	0	0	0	2	1	1				
Osste Alvarez, R OBP: 0.444, SLG: 0.167										0	0	0	0	0	0	0				
George Susce, R OBP: 0.444, SLG: 0.167										0	0	0	0	0	0	0				
Frank Lary, R OBP: 0.500, SLG: 0.500										2	1	1	0	0	0	3				
Bobo Osborne, L OBP: 0.500, SLG: 0.500										0	0	0	0	1	0	0				
Tom Morgan, R OBP: 0.500, SLG: 1.000										0	0	0	0	0	0	0				
Larry Doby, L OBP: 0.500, SLG: 1.000										0	0	0	0	1	0	0				
Red Wilson, R OBP: 0.500, SLG: 1.000										0	0	0	0	0	0	0				
<b>Inning Stats</b>	R: 0 E: 0 K: 1 S: 5	H: 0 LOB: 0 BB: 0 P: 5	R: 0 E: 0 K: 0 S: 3	H: 0 LOB: 0 BB: 0 P: 3	R: 2 E: 0 K: 1 S: 8	H: 3 LOB: 1 BB: 0 P: 8	R: 0 E: 0 K: 1 S: 7	H: 2 LOB: 3 BB: 1 P: 11	R: 1 E: 0 K: 0 S: 4	H: 1 LOB: 1 BB: 0 P: 4	R: 0 E: 0 K: 1 S: 6	H: 0 LOB: 2 BB: 2 P: 14	R: 0 E: 0 K: 0 S: 2	H: 0 LOB: 2 BB: 3 P: 14	R: 0 E: 0 K: 1 S: 6	H: 1 LOB: 1 BB: 0 P: 6	1B: 6 2B: 1 3B: 0 HR: 1	SF: 0 SAC: 2 DP: 1 HBP: 0	WP: 0 PB: 0 CS: 0	PA: 41
<b>PITCHER</b>	IP WLS BF H R ER SO BB IBB HBP BLK WP HR S P ERA WHIP	6.1 W 30 8 0 3 3 2 1 0 0 0 0 1 33 45 4.26 1.421	0.2 2 0 0 0 1 0 0 0 0 0 0 4 4 0.00 0.000	0.1 3 0 0 0 0 2 0 0 0 0 0 1 9 0.00 6.000	0.0 1 0 0 0 0 1 0 0 0 0 0 0 4 ∞ ∞	1.2 S 5 1 0 0 1 0 0 0 0 0 0 7 7 0.00 0.600											IP WLS BF H R ER SO BB IBB HBP BLK WP HR S P ERA WHIP			
Dick Donovan, R ERA: 4.26																				
Rudy Arias, L ERA:																				
Turk Lown, R ERA:																				
Don Rudolph, L ERA:																				
Bob Shaw, R ERA:																				

Chicago White Sox @ Detroit Tigers  
Briggs Stadium, Detroit, MI  
Sun Apr 12 1959, 3:33 AM EST  
Att: 11,228 - Unknown


AB	33
R	3
H	8
RBI	3
BB	6
SO	5
LOB	17



Batter	1	2	3	4	5	6	7	8	9	AB	R	H	RBI	BB	SO	LOB	TOP		
<b>Eddie Yost, R</b> OBP: 0.350, SLG: 0.529 (1, 5)										3	0	0	0	1	0	1			
<b>Rocky Bridges, R</b> OBP: 0.556, SLG: 0.500 (1, 6)										4	0	2	0	0	0	0			
<b>Harvey Kuenn, R</b> OBP: 0.200, SLG: 0.250 (1, 8)										4	0	0	0	0	1	3			
<b>Gail Harris, L</b> OBP: 0.250, SLG: 0.333 (1, 3)										4	1	1	1	0	1	3			
<b>Al Kaline, R</b> OBP: 0.350, SLG: 0.500 (1, 9)										4	0	1	0	0	0	2			
<b>Frank Bolling, R</b> OBP: 0.211, SLG: 0.167 (1, 4)										4	0	0	0	0	1	2			
<b>Johnny Groth, R</b> OBP: 0.400, SLG: 0.600 (1, 7)										3	0	1	0	0	1	0			
<b>Red Wilson, R</b> (1, 2)										3	0	0	0	0	2	1			
<b>Jim Bunning, R</b> Jerry Davie, R Ossie Alvarez, R Tom Morgan, R Gus Zernial, R George Susce, R Ray Narjeski, R (1, 1) (5, 1) (6, Ph) (6, 1) (8, Ph) (8, 1) (8, 1)										1	0	0	0	0	1	0			
<b>Inning Stats</b>	R: 0 E: 0 K: 2 S: 8	H: 1 LOB: 2 BB: 1 P: 12	R: 0 E: 0 K: 2 S: 7	H: 0 LOB: 0 BB: 0 P: 7	R: 0 E: 0 K: 1 S: 5	H: 0 LOB: 0 BB: 0 P: 5	R: 0 E: 0 K: 0 S: 3	H: 0 LOB: 0 BB: 0 P: 3	R: 0 E: 0 K: 1 S: 5	H: 0 LOB: 0 BB: 0 P: 5	R: 1 E: 0 K: 1 S: 6	H: 1 LOB: 0 BB: 0 P: 6	R: 0 E: 0 K: 2 S: 8	H: 1 LOB: 1 BB: 0 P: 8	R: 0 E: 1 K: 0 S: 5	H: 2 LOB: 2 BB: 0 P: 5	1B: 4 2B: 0 3B: 0 HR: 1	SF: 0 SAC: 0 DP: 0 HBP: 0	WP: 0 PA: 33 PB: 0 SB: 0 CS: 0
<b>PITCHER</b> <b>Herb Score, L</b> ERA: 1.0 (1, 1)	IP: 9.0 WLS: W BF: 33 H: 5 R: 1 ER: 1 SO: 9 BB: 1 IBB: 0 HBP: 0 BLK: 0 WP: 0 HR: 1 S: 50 P: 54 ERA: 1.00 WHIP: 0.667											<b>PITCHER</b>	IP: 9.0 WLS: W BF: 33 H: 5 R: 1 ER: 1 SO: 9 BB: 1 IBB: 0 HBP: 0 BLK: 0 WP: 0 HR: 1 S: 50 P: 54 ERA: 1.00 WHIP: 0.667						

**Detroit Tigers @ Cleveland Indians**  
Cleveland Municipal Stadium, Cleveland, OH  
Tue Apr 14 1959, 6:05 PM EST  
Att: 33,098 - Unknown


AB 32  
R 1  
H 5  
RBI 1  
BB 1  
SO 9  
LOB 13



Batter	1	2	3	4	5	6	7	8	9	AB	R	H	RBI	BB	SO	LOB	BOTTOM		
<b>Jim Piersall, R</b> OBP: 0.397, SLG: 0.385 (1, 8)										4	0	0	0	1	2	1			
<b>Billy Martin, R</b> OBP: 0.143, SLG: 0.077 (1, 4)										5	0	0	0	0	0	2			
<b>Minnie Minoso, R</b> OBP: 0.385, SLG: 0.545 (1, 7)										2	2	1	1	1	0	0			
<b>Rocky Colavito, R</b> OBP: 0.462, SLG: 0.500 (1, 9)										3	1	1	0	1	0	1			
<b>Russ Nixon, L</b> OBP: 0.333, SLG: 0.273 (1, 2)										2	1	1	0	1	1	1			
<b>Vic Power, R</b> OBP: 0.462, SLG: 0.300 (1, 3)										3	1	0	0	1	0	3			
<b>Woodie Held, R</b> OBP: 0.154, SLG: 0.615 (1, 5)										4	2	2	6	0	1	2			
<b>George Strickland, R</b> OBP: 0.583, SLG: 1.000 (1, 6)										3	1	1	1	1	2	2			
<b>Herb Score, L</b> OBP: 0.250, SLG: 0.250 (1, 1)										4	0	1	0	0	0	1			
<b>Inning Stats</b>	R: 0 E: 0 K: 0 S: 3	H: 0 LOB: 0 BB: 0 P: 3	R: 0 E: 0 K: 2 S: 8	H: 1 LOB: 2 BB: 1 P: 12	R: 0 E: 0 K: 0 S: 3	H: 0 LOB: 0 BB: 0 P: 3	R: 4 E: 0 K: 1 S: 9	H: 4 LOB: 1 BB: 1 P: 13	R: 0 E: 0 K: 1 S: 5	H: 0 LOB: 0 BB: 0 P: 5	R: 0 E: 0 K: 1 S: 5	H: 0 LOB: 0 BB: 0 P: 5	R: 0 E: 0 K: 0 S: 5	H: 2 LOB: 3 BB: 3 P: 18	R: 4 E: 0 K: 0 S: 5	H: 2 LOB: 2 BB: 3 P: 18	1B: 3 2B: 0 3B: 0 HR: 4	SF: 0 SAC: 1 DP: 0 HBP: 1	WP: 0 PA: 38 PB: 0 SB: 0 CS: 0
<b>PITCHER</b> <b>Jim Bunning, R</b> ERA: 7.56 Jerry Davie, R Tom Morgan, R George Susce, R Ray Narjeski, R (1, 1) (5, 1) (6, 1) (8, 1) (8, 1)	IP: 4.0 WLS: L BF: 19 H: 4 R: 4 ER: 4 SO: 3 BB: 2 IBB: 0 HBP: 0 BLK: 0 WP: 0 HR: 3 S: 23 P: 31 ERA: 9.00 WHIP: 1.750											<b>PITCHER</b>	IP: 4.0 WLS: L BF: 19 H: 4 R: 4 ER: 4 SO: 3 BB: 2 IBB: 0 HBP: 0 BLK: 0 WP: 0 HR: 3 S: 23 P: 31 ERA: 9.00 WHIP: 1.750						

**Detroit Tigers @ Cleveland Indians**  
Cleveland Municipal Stadium, Cleveland, OH  
Tue Apr 14 1959, 6:05 PM EST  
Att: 33,098 - Unknown

AB 30  
R 8  
H 7  
RBI 8  
BB 6  
SO 6  
LOB 13



Batter	1	2	3	4	5	6	7	8	9	10	AB	R	H	RBI	BB	SO	LOB	TOP			
Eddie Yost, R OBP: 0.320, SLG: 0.455 (1.5)	2-3		F8			K		3B 1B		6-3	5	1	1	0	0	1	1	<b>Detroit Tigers @ Cleveland Indians</b> Cleveland Municipal Stadium, Cleveland, OH Wed Apr 15 1959, 3:33 AM EST Att: 3,424 - Unknown <a href="http://livebaseballscorecards.com">livebaseballscorecards.com</a>			
Harvey Kuenn, R OBP: 0.200, SLG: 0.240 (1.8)	6-3		L5			6-3		F7			5	0	1	0	0	0	2				
Larry Doby, L OBP: 0.286, SLG: 0.417 (1.7)	K					3-1		WP 2B		L9	5	0	2	1	0	1	1				
Gail Harris, L OBP: 0.208, SLG: 0.273 (1.3)		4-3		4-3		4-3		4-3			4	0	0	0	0	0	2				
Al Kaline, R OBP: 0.417, SLG: 0.524 (1.9)		4-3 BB		L6-3				E8 1B			3	0	2	0	1	0	0				
Rocky Bridges, R OBP: 0.500, SLG: 0.450 (1.6)		4-3				P5		G3 1B			4	0	1	0	0	0	2				
Frank Bolling, R OBP: 0.174, SLG: 0.136 (1.4)						6-3		P3			4	0	0	0	0	0	4				
Lou Berberet, L OBP: 0.385, SLG: 0.200 (1.2)			F7					4-3		G3-6-3	4	0	1	0	0	0	3				
Paul Foytack, R OBP: 0.250, SLG: 0.250 Charlie Maxwell, L OBP: 0.333, SLG: 0.833 Ray Narleski, R OBP: 0.833, SLG: 0.833 (8.1)						K		4-3		4-3	2	0	1	0	0	1	1				
											1	0	0	0	0	0	0				
											1	0	0	0	0	0	0				
<b>Inning Stats</b>	R: 0 E: 0 K: 1 S: 5	H: 0 LOB: 0 BB: 0 P: 5	R: 0 E: 0 K: 0 S: 3	H: 0 LOB: 1 BB: 1 P: 7	R: 0 E: 0 K: 0 S: 4	H: 1 LOB: 1 BB: 0 P: 4	R: 0 E: 0 K: 1 S: 3	H: 0 LOB: 0 BB: 0 P: 3	R: 0 E: 0 K: 1 S: 6	H: 1 LOB: 1 BB: 0 P: 6	R: 0 E: 0 K: 0 S: 4	H: 1 LOB: 1 BB: 0 P: 4	R: 1 E: 0 K: 0 S: 5	H: 2 LOB: 1 BB: 0 P: 5	R: 0 E: 1 K: 0 S: 4	H: 2 LOB: 1 BB: 0 P: 4	R: 0 E: 0 K: 0 S: 4	H: 1 LOB: 1 BB: 0 P: 4	1B: 7 2B: 1 3B: 1 HR: 0	SF: 0 SAC: 0 DP: 1 HBP: 0	WP: 1 PA: 39 PB: 0 SB: 0 CS: 0
<b>PITCHER</b> Cal McLish, R ERA: 0.9 (1.1)	IP 10.0	WLS W 39	BF H 9	R ER 1 3	SO BB 1 1	IBB HBP 0 0	BLK WP 1	HR S 0 44	P ERA 48 0.90	WHIP 1.000											

Batter	1	2	3	4	5	6	7	8	9	10	AB	R	H	RBI	BB	SO	LOB	BOTTOM		
Jim Piersall, R OBP: 0.278, SLG: 0.294 (1.8)	F8		F3			L9		5-3			4	0	0	0	0	0	1	<b>Detroit Tigers @ Cleveland Indians</b> Cleveland Municipal Stadium, Cleveland, OH Wed Apr 15 1959, 3:33 AM EST Att: 3,424 - Unknown <a href="http://livebaseballscorecards.com">livebaseballscorecards.com</a>		
Billy Martin, R OBP: 0.111, SLG: 0.059 (1.4)	K		F7			1-3				L9	4	0	0	0	0	1	1			
Minnie Minoso, R OBP: 0.353, SLG: 0.467 (1.7)	5-3					P4				4-3	4	1	1	0	0	0	0			
Rocky Colavito, R OBP: 0.471, SLG: 0.500 (1.9)		G4-6-3 BB 1B				G5-4-3 1B		6-3		K	4	0	2	0	0	1	0			
Russ Nixon, L OBP: 0.313, SLG: 0.214 (1.2)		G4-6-3 BB				G5-4-3		P6		6-3	3	0	0	0	1	0	1			
Vic Power, R OBP: 0.412, SLG: 0.429 (1.3)		G4-6-3				1-3				5-3	4	0	1	0	0	0	2			
Woodie Held, R OBP: 0.176, SLG: 0.706 (1.5)		1-2 2-3				1-3		3B		1-3	4	1	1	1	0	1	2			
George Strickland, R OBP: 0.533, SLG: 0.857 (1.6)						5-3					4	1	1	1	0	1	2			
											3	0	1	0	0	1	0			
											2	0	0	0	0	0	0			
<b>Inning Stats</b>	R: 0 E: 0 K: 1 S: 5	H: 0 LOB: 0 BB: 0 P: 5	R: 0 E: 0 K: 1 S: 5	H: 1 LOB: 1 BB: 1 P: 9	R: 0 E: 0 K: 0 S: 4	H: 1 LOB: 1 BB: 0 P: 4	R: 1 E: 0 K: 0 S: 4	H: 2 LOB: 0 BB: 0 P: 4	R: 0 E: 0 K: 0 S: 3	H: 0 LOB: 0 BB: 0 P: 3	R: 0 E: 0 K: 1 S: 5	H: 0 LOB: 0 BB: 0 P: 5	R: 0 E: 0 K: 1 S: 5	H: 0 LOB: 0 BB: 0 P: 5	R: 1 E: 0 K: 0 S: 3	H: 1 LOB: 0 BB: 0 P: 3	1B: 4 2B: 0 3B: 1 HR: 1	SF: 0 SAC: 1 DP: 2 HBP: 0	WP: 0 PA: 34 PB: 0 SB: 0 CS: 0	
<b>PITCHER</b> Paul Foytack, R ERA: 2.77 Ray Narleski, R ERA: 5.4 (8.1)	IP 7.0	WLS L 25	BF H 9	R ER 1 1	SO BB 1 0	IBB HBP 0 0	BLK WP 0 0	HR S 0 28	P ERA 13 1.29	WHIP 0.857										

Batter	1	2	3	4	5	6	7	8	9	AB	R	H	RBI	BB	SO	LOB	TOP																		
<b>Eddie Yost, R</b> OBP: 0.333, SLG: 0.556 (1, 5)										5	1	2	2	0	0	4	<b>Detroit Tigers @ Chicago White Sox</b> Comiskey Park, Chicago, IL Fri Apr 17 1959, 4:33 AM EST Atr: 2,656 - Overcast																		
<b>Harvey Kuenn, R</b> OBP: 0.300, SLG: 0.345 (1, 8)										4	1	3	0	1	0	0																			
<b>Larry Doby, L</b> OBP: 0.222, SLG: 0.313 (1, 7)										4	0	0	0	0	2	3																			
<b>Johnny Groth, R</b> OBP: 0.500, SLG: 0.667 (9, PH)										1	0	1	0	0	0	0																			
<b>Gail Harris, L</b> OBP: 0.207, SLG: 0.231 (1, 3)										4	1	0	1	1	1	4																			
<b>Bobo Osborne, L</b> (9, PR)										0	0	0	0	0	0	0																			
<b>Al Kaline, R</b> OBP: 0.448, SLG: 0.654 (1, 9)										5	1	3	1	0	0	2																			
<b>Rocky Bridges, R</b> OBP: 0.424, SLG: 0.400 (1, 6)										5	0	1	1	0	0	3																			
<b>Frank Bolling, R</b> OBP: 0.185, SLG: 0.154 (1, 4)										4	0	1	0	0	0	1																			
<b>Lou Berberet, L</b> OBP: 0.471, SLG: 0.308 (8, PR)										3	1	2	0	1	1	2																			
<b>Ossie Alvarez, R</b> (8, PR)										0	0	0	0	0	0	0																			
<b>Red Wilson, R</b> (8, 2)										0	0	0	0	0	0	0																			
<b>Frank Lary, R</b> OBP: 0.400, SLG: 0.400 (1, 1)										3	0	1	0	0	0	3																			
<b>Tom Morgan, R</b> OBP: 1.000, SLG: 1.000 (6, 1)										0	0	0	0	0	0	0																			
<b>Gus Zernial, R</b> (8, PH)										1	0	0	0	0	0	2																			
<b>Ray Narleski, R</b> (8, 1)										0	0	0	0	0	0	0																			
<b>Inning Stats</b>	R: 0 E: 0 K: 0 S: 3	H: 0 LOB: 0 BB: 0 P: 3	R: 1 E: 0 K: 1 S: 7	H: 2 LOB: 2 BB: 1 P: 11	R: 0 E: 0 K: 1 S: 6	H: 2 LOB: 1 BB: 0 P: 6	R: 0 E: 0 K: 0 S: 3	H: 1 LOB: 0 BB: 0 P: 3	R: 2 E: 0 K: 1 S: 7	H: 2 LOB: 2 BB: 1 P: 11	R: 1 E: 0 K: 0 S: 5	H: 2 LOB: 2 BB: 1 P: 9	R: 0 E: 0 K: 1 S: 6	H: 1 LOB: 1 BB: 0 P: 6	R: 0 E: 0 K: 0 S: 5	H: 2 LOB: 2 BB: 0 P: 5	R: 1 E: 0 K: 0 S: 5	H: 2 LOB: 1 BB: 0 P: 5	1B: 11 2B: 1 3B: 0 HR: 2	SF: 0 SAC: 0 DP: 1 HBP: 0	WP: 0 PB: 0 CS: 0	PA: 42													
<b>PITCHER</b>	IP WLS BF H R ER SO BB IBB HBP BLK WP HR S P ERA WHIP																																		
<b>Dick Donovan, R</b> ERA: 5.25 (1, 1)	5.2	W	27	9	4	4	3	3	0	0	0	0	0	0	2	30	42	6.35	2.118																
<b>Rudy Arias, L</b> ERA: 1.59 (6, 1)	2.2	W	13	5	1	1	1	0	0	0	0	0	0	0	0	15	15	3.38	1.875																
<b>Turk Lown, R</b> ERA: (9, 1)	0.2	S	2	0	0	0	0	0	0	0	0	0	0	0	0	2	2	0.00	0.000																

Batter	1	2	3	4	5	6	7	8	9	AB	R	H	RBI	BB	SO	LOB	BOTTOM																	
<b>Luis Aparicio, R</b> OBP: 0.367, SLG: 0.552 (1, 6)										2	0	0	0	1	0	1	<b>Detroit Tigers @ Chicago White Sox</b> Comiskey Park, Chicago, IL Fri Apr 17 1959, 4:33 AM EST Atr: 2,656 - Overcast																	
<b>Billy Goodman, L</b> OBP: 0.250, SLG: 0.250 (7, PH)										1	0	0	0	0	0	0																		
<b>Sammy Esposito, R</b> OBP: 0.333, SLG: 0.333 (8, 6)										0	0	0	0	0	0	0																		
<b>Nellie Fox, L</b> OBP: 0.424, SLG: 0.563 (1, 4)										4	0	1	0	0	0	1																		
<b>Jim Landis, R</b> OBP: 0.455, SLG: 0.538 (1, 8)										3	3	2	0	1	1	1																		
<b>Sherm Lollar, R</b> OBP: 0.344, SLG: 0.500 (1, 2)										3	1	0	0	1	1	2																		
<b>Norm Cash, L</b> OBP: 0.379, SLG: 0.478 (1, 3)										2	2	1	3	1	0	0																		
<b>Al Smith, R</b> OBP: 0.226, SLG: 0.179 (1, 9)										4	0	0	0	0	1	4																		
<b>Johnny Callison, L</b> OBP: 0.200, SLG: 0.048 (1, 7)										2	0	0	0	0	0	0																		
<b>Earl Torgeson, L</b> OBP: 0.333, SLG: 0.200 (6, PH)										1	0	1	1	0	0	0																		
<b>Jim Rivera, L</b> OBP: 1.000, SLG: 2.500 (6, PR) (7, 7)										1	0	1	2	0	0	0																		
<b>Bubba Phillips, R</b> OBP: 0.200, SLG: 0.207 (1, 5)										4	0	0	0	0	1	3																		
<b>Dick Donovan, L</b> OBP: 0.500, SLG: 0.667 (1, 1)										2	0	1	0	0	1	0																		
<b>Rudy Arias, L</b> (6, 1)										1	0	0	0	0	1	0																		
<b>Turk Lown, R</b> (9, 1)										0	0	0	0	0	0	0																		
<b>Inning Stats</b>	R: 0 E: 0 K: 1 S: 5	H: 1 LOB: 1 BB: 0 P: 5	R: 0 E: 0 K: 0 S: 3	H: 0 LOB: 0 BB: 0 P: 3	R: 0 E: 0 K: 0 S: 4	H: 1 LOB: 1 BB: 0 P: 4	R: 3 E: 0 K: 0 S: 5	H: 2 LOB: 0 BB: 1 P: 9	R: 0 E: 0 K: 1 S: 5	H: 0 LOB: 2 BB: 0 P: 6	R: 0 E: 0 K: 1 S: 5	H: 0 LOB: 0 BB: 0 P: 5	R: 2 E: 0 K: 3 S: 10	H: 1 LOB: 1 BB: 2 P: 18	R: 0 E: 0 K: 0 S: 10	H: 1 LOB: 1 BB: 2 P: 18	1B: 3 2B: 4 3B: 0 HR: 1	SF: 0 SAC: 0 DP: 1 HBP: 1	WP: 0 PB: 0 CS: 1	PA: 35														
<b>PITCHER</b>	IP WLS BF H R ER SO BB IBB HBP BLK WP HR S P ERA WHIP																																	
<b>Frank Lary, R</b> ERA: 5.68 (1, 1)	5.2		25	6	4	4	2	2	0	1	0	0	0	0	26	35	6.35	1.412																
<b>Tom Morgan, R</b> ERA: (6, 1)	1.1		4	0	0	0	1	0	0	0	0	0	0	0	6	6	0.00	0.000																
<b>Ray Narleski, R</b> ERA: 7.04 (8, 1)	1.0	L	6	1	2	2	3	1	1	0	0	0	0	0	10	18	18.00	2.000																



Batter	1	2	3	4	5	6	7	8	9	AB	R	H	RBI	BB	SO	LOB	TOP			
Eddie Yost, R OBP: 0.371, SLG: 0.633 (1, 5)	F9		E 1B BB		E S BB		HR		F7	3	2	1	2	2	0	0	<b>Detroit Tigers @ Chicago White Sox</b> Comiskey Park, Chicago, IL Sat Apr 18 1959, 4:33 AM EST Att: 7,159 - Unknown			
Bobo Osborne, L (1, 3)	G3		E3 1B 1-2 2-3		F5 1-3		1B BB G1-2-3 BB		K	4	0	0	0	1	1	3				
Harvey Kuenn, R OBP: 0.314, SLG: 0.344 (1, 8)	6-3		SF9		1-3		1B BB		E6 1B	3	1	1	1	1	0	1				
Al Kaline, R OBP: 0.529, SLG: 0.700 (1, 9)										4	0	4	1	1	0	0				
Charlie Maxwell, L OBP: 0.200, SLG: 0.500 Johnny Groth, R OBP: 0.571, SLG: 0.714 (1, 7) (8, 7)										4	0	0	0	0	1	7				
Rocky Bridges, R OBP: 0.418, SLG: 0.379 (1, 6)										4	0	1	0	0	1	1				
Frank Bolling, R OBP: 0.226, SLG: 0.200 (1, 4)										4	0	2	0	0	1	2				
Lou Berberet, L OBP: 0.524, SLG: 0.375 (1, 2)										3	2	2	0	1	0	0				
Billy Hoelt, L Tom Morgan, R OBP: 0.500, SLG: 0.500 (1, 1) (7, 1)										1	0	0	0	0	0	0				
										1	0	0	0	0	0	2				
<b>Inning Stats</b>	R: 0 E: 0 K: 0 S: 3	H: 0 LOB: 0 BB: 0 P: 3	R: 0 E: 0 K: 1 S: 6	H: 2 LOB: 1 BB: 0 P: 6	R: 2 E: 1 K: 0 S: 5	H: 1 LOB: 2 BB: 2 P: 13	R: 0 E: 0 K: 0 S: 3	H: 1 LOB: 0 BB: 0 P: 3	R: 0 E: 0 K: 2 S: 8	H: 1 LOB: 1 BB: 0 P: 8	R: 2 E: 0 K: 0 S: 5	H: 3 LOB: 2 BB: 2 P: 13	R: 0 E: 0 K: 0 S: 4	H: 2 LOB: 2 BB: 0 P: 4	R: 1 E: 1 K: 1 S: 6	H: 2 LOB: 2 BB: 1 P: 10	1B: 11 2B: 1 3B: 0 HR: 1	SF: 1 SAC: 2 DP: 2 HBP: 0	WP: 0 PB: 0 SB: 2 CS: 1	PA: 41
<b>PITCHER</b>	IP WLS BF H R ER SO	IP WLS BF H R ER SO	IP WLS BF H R ER SO	IP WLS BF H R ER SO	IP WLS BF H R ER SO	IP WLS BF H R ER SO	IP WLS BF H R ER SO	IP WLS BF H R ER SO	IP WLS BF H R ER SO	IP WLS BF H R ER SO	IP WLS BF H R ER SO	IP WLS BF H R ER SO	IP WLS BF H R ER SO	IP WLS BF H R ER SO	IP WLS BF H R ER SO	IP WLS BF H R ER SO	ERA WHIP	ERA WHIP		
Ray Moore, R ERA: 5.4 (1, 1)	6.1 L	30 7	4 4	2 2	3 3	5 0	0 0	0 0	0 0	0 0	0 0	0 0	0 0	0 0	2 2	0.00 1.500				
Bob Shaw, R ERA: (7, 1)	0.2	2	1	0	0	0	0	0	0	0	0	0	0	0	4	0.00 2.000				
Don Rudolph, L ERA: (8, 1)	1.0	4	2	0	0	0	0	0	0	0	0	0	0	4	0.00 2.000					
Gerry Staley, R ERA: (9, 1)	1.0	5	2	1	0	1	0	1	0	0	0	0	0	6	10 0.00 2.000					

Batter	1	2	3	4	5	6	7	8	9	AB	R	H	RBI	BB	SO	LOB	BOTTOM					
Al Smith, R OBP: 0.229, SLG: 0.188 (1, 9)	5-3						F7		5-3	4	0	1	0	0	0	1	<b>Detroit Tigers @ Chicago White Sox</b> Comiskey Park, Chicago, IL Sat Apr 18 1959, 4:33 AM EST Att: 7,159 - Unknown					
Nellie Fox, L OBP: 0.405, SLG: 0.528 (1, 4)	4-3						4-3		G5-3 BB 1B	4	0	1	0	0	0	1						
Jim Landis, R OBP: 0.432, SLG: 0.500 (1, 8)	L9								F6	4	0	1	0	0	0	1						
Ray Boone, R OBP: 0.667, SLG: 0.333 (8, PR)										1	0	0	0	3	0	1						
Jim Rivera, L OBP: 1.000, SLG: 2.500 Ron Jackson, R (9, 3)										0	0	0	0	0	0	0						
Lou Skizas, R (1, 7)										0	0	0	0	0	0	0						
John Romano, R (1, 2)										3	1	0	0	1	1	4						
Don Mueller, L OBP: 0.500, SLG: 0.500 (8, PH)										2	1	0	0	1	0	2						
Bubba Phillips, R OBP: 0.176, SLG: 0.182 (1, 5)										1	0	0	0	0	0	0						
Sammy Esposito, R OBP: 0.200, SLG: 0.200 Earl Torgerson, L OBP: 0.266, SLG: 0.167 Don Rudolph, L Gerry Staley, R Norm Cash, L OBP: 0.400, SLG: 0.500 Ray Moore, R Bob Shaw, R Billy Goodman, L OBP: 0.400, SLG: 0.400 Luis Aparicio, R OBP: 0.355, SLG: 0.533 (1, 6) (7, PH) (8, 1) (9, 1) (9, PH) (1, 1) (7, 1) (7, PH) (7, PR) (8, 6)										2	0	0	0	0	0	0						
										1	0	0	1	0	0	1						
										0	0	0	0	0	0	0						
										0	0	0	0	0	0	0						
										1	0	1	0	0	0	0						
										1	0	0	0	0	1							
<b>Inning Stats</b>	R: 0 E: 0 K: 0 S: 3	H: 0 LOB: 0 BB: 0 P: 3	R: 0 E: 0 K: 1 S: 5	H: 0 LOB: 1 BB: 1 P: 9	R: 0 E: 0 K: 1 S: 6	H: 1 LOB: 1 BB: 0 P: 6	R: 0 E: 0 K: 0 S: 3	H: 0 LOB: 1 BB: 1 P: 7	R: 0 E: 0 K: 0 S: 3	H: 0 LOB: 0 BB: 0 P: 3	R: 0 E: 0 K: 0 S: 4	H: 1 LOB: 1 BB: 0 P: 4	R: 2 E: 0 K: 0 S: 4	H: 1 LOB: 1 BB: 2 P: 12	R: 0 E: 0 K: 0 S: 3	H: 1 LOB: 1 BB: 1 P: 7	R: 0 E: 0 K: 0 S: 4	H: 1 LOB: 1 BB: 0 P: 4	1B: 5 2B: 0 3B: 0 HR: 0	SF: 0 SAC: 0 DP: 1 HBP: 0	WP: 0 PB: 0 SB: 0 CS: 0	PA: 36
<b>PITCHER</b>	IP WLS BF H R ER SO	IP WLS BF H R ER SO	IP WLS BF H R ER SO	IP WLS BF H R ER SO	IP WLS BF H R ER SO	IP WLS BF H R ER SO	IP WLS BF H R ER SO	IP WLS BF H R ER SO	IP WLS BF H R ER SO	IP WLS BF H R ER SO	IP WLS BF H R ER SO	IP WLS BF H R ER SO	IP WLS BF H R ER SO	IP WLS BF H R ER SO	IP WLS BF H R ER SO	IP WLS BF H R ER SO	ERA WHIP	ERA WHIP				
Billy Hoelt, L ERA: 3.0 (1, 1)	6.0 W	24 3	2 0	2 0	2 0	4 1	0 0	0 0	0 0	0	0	0	0	0	0	0						
Tom Morgan, R ERA: (7, 1)	3.0 S	12 3	0 0	0 0	0 0	1 0	0 0	0 0	0 0	0	0	11	15	0.00 1.333								



Batter	1	2	3	4	5	6	7	8	9	AB	R	H	RBI	BB	SO	LOB	TOP					
Jim Piersall, R OBP: 0.370, SLG: 0.360 (1, 8)										5	3	3	0	1	0	1						
Vic Power, R OBP: 0.500, SLG: 0.806 (1, 3)										6	2	3	4	0	0	2						
Minnie Minoso, R OBP: 0.378, SLG: 0.588 (1, 7)										6	2	5	6	0	0	0						
Rocky Colavito, R OBP: 0.361, SLG: 0.441 (1, 9)										5	0	0	0	1	0	3						
Russ Nixon, L OBP: 0.304, SLG: 0.200 Dick Brown, R (9, PH) (9, 2)										4	0	1	0	1	0	0						
Woodie Held, R OBP: 0.343, SLG: 0.750 (1, 5)										4	2	1	0	1	2	4						
George Strickland, R OBP: 0.515, SLG: 0.852 (1, 6)										4	2	1	2	2	2	6						
Billy Martin, R OBP: 0.143, SLG: 0.212 (1, 4)										5	0	1	0	0	0	3						
Cal McLish, S OBP: 0.286, SLG: 0.333 (1, 1)										4	3	1	2	1	1	2						
<b>Inning Stats</b>	R: 5 E: 0 K: 0 S: 7	H: 4 LOB: 0 BB: 1 P: 11	R: 0 E: 0 K: 1 S: 5	H: 0 LOB: 0 BB: 0 P: 5	R: 0 E: 0 K: 1 S: 7	H: 2 LOB: 2 BB: 1 P: 7	R: 1 E: 1 K: 0 S: 5	H: 2 LOB: 2 BB: 1 P: 9	R: 0 E: 0 K: 0 S: 3	H: 0 LOB: 1 BB: 1 P: 7	R: 2 E: 1 K: 0 S: 5	H: 1 LOB: 0 BB: 0 P: 5	R: 5 E: 0 K: 0 S: 6	H: 3 LOB: 1 BB: 2 P: 15	R: 0 E: 0 K: 1 S: 6	H: 1 LOB: 2 BB: 1 P: 10	R: 1 E: 0 K: 3 S: 12	H: 3 LOB: 3 BB: 1 P: 16	1B: 11 2B: 1 3B: 0 HR: 4	SF: 0 SAC: 0 DP: 0 HBP: 1	WP: 0 PB: 0 SB: 0 CS: 0	PA: 52
<b>PITCHER</b>	IP: 0.2 WLS: L BF: 7 H: 4 R: 5 ER: 5 SO: 0 BB: 1 IBB: 0 HBP: 0 BLK: 0 WP: 0 HR: 2 S: 6 P: 10 ERA: 67.50 WHIP: 7.500	IP: 5.1 WLS: 24 BF: 5 H: 3 R: 1 ER: 2 SO: 2 BB: 0 IBB: 0 HBP: 0 BLK: 0 WP: 1 HR: 26 S: 34 P: 13 ERA: 1.69 WHIP: 1.312	IP: 0.2 WLS: 7 BF: 2 H: 5 R: 5 ER: 0 SO: 2 BB: 0 IBB: 1 HBP: 0 BLK: 0 WP: 0 HR: 1 S: 4 P: 13 ERA: 67.50 WHIP: 6.000	IP: 1.1 WLS: 7 BF: 2 H: 0 R: 0 ER: 0 SO: 1 BB: 0 IBB: 0 HBP: 0 BLK: 0 WP: 0 HR: 8 S: 12 P: 12 ERA: 0.00 WHIP: 2.250	IP: 0.0 WLS: 4 BF: 3 H: 1 R: 1 ER: 1 SO: 0 BB: 0 IBB: 0 HBP: 0 BLK: 0 WP: 0 HR: 3 S: 7 P: 7 ERA: ∞ WHIP: ∞	<b>PITCHER</b>	IP: 1.0 WLS: 3 BF: 0 H: 0 R: 0 ER: 0 SO: 3 BB: 0 IBB: 0 HBP: 0 BLK: 0 WP: 0 HR: 0 S: 9 P: 9 ERA: 0.00 WHIP: 0.000															
Eddie Yost, R OBP: 0.333, SLG: 0.559 (1, 5)										4	0	0	0	0	0	3						
Bobo Osborne, L OBP: 0.394, SLG: 0.250 (1, 3)										4	0	1	1	0	0	2						
Harvey Kuenn, R OBP: 0.308, SLG: 0.333 (1, 8)										4	0	1	0	0	0	1						
Al Kaline, R OBP: 0.500, SLG: 0.647 (1, 9)										4	0	1	0	0	1	1						
Charlie Maxwell, L OBP: 0.214, SLG: 0.429 (1, 7)										4	0	1	0	0	1	0						
Rocky Bridges, R OBP: 0.394, SLG: 0.355 Neil Chrissy, L (7, PH) Coot Veal, R (8, 6)										2	0	0	0	0	0	1						
Frank Bolling, R OBP: 0.235, SLG: 0.212 (1, 4)										3	0	1	0	0	1	0						
Lou Berberet, L OBP: 0.542, SLG: 0.389 (1, 2)										2	1	1	0	1	0	1						
Paul Foytack, R OBP: 0.286, SLG: 0.250 Jerry Davie, R George Susce, R Pete Burnside, R Gail Harris, L Hank Aguirre, R Don Mossi, L										0	0	0	0	0	0	0						
<b>Inning Stats</b>	R: 0 E: 0 K: 0 S: 3	H: 0 LOB: 0 BB: 0 P: 3	R: 0 E: 0 K: 0 S: 3	H: 1 LOB: 0 BB: 0 P: 3	R: 0 E: 0 K: 1 S: 5	H: 0 LOB: 2 BB: 2 P: 13	R: 0 E: 0 K: 0 S: 4	H: 1 LOB: 1 BB: 0 P: 4	R: 0 E: 0 K: 1 S: 5	H: 1 LOB: 0 BB: 0 P: 5	R: 0 E: 0 K: 0 S: 4	H: 1 LOB: 1 BB: 0 P: 4	R: 0 E: 0 K: 1 S: 5	H: 0 LOB: 0 BB: 0 P: 5	R: 1 E: 1 K: 1 S: 7	H: 2 LOB: 1 BB: 0 P: 7	R: 0 E: 0 K: 2 S: 7	H: 0 LOB: 0 BB: 0 P: 7	1B: 5 2B: 1 3B: 0 HR: 0	SF: 0 SAC: 0 DP: 1 HBP: 0	WP: 0 PB: 0 SB: 0 CS: 0	PA: 33
<b>PITCHER</b>	IP: 9.0 WLS: W BF: 33 H: 6 R: 1 ER: 0 SO: 6 BB: 2 IBB: 0 HBP: 0 BLK: 0 WP: 0 HR: 0 S: 43 P: 51 ERA: 0.00 WHIP: 0.889	IP: 1.1 WLS: 9 BF: 6 H: 1 R: 0 ER: 0 SO: 0 BB: 0 IBB: 0 HBP: 0 BLK: 0 WP: 0 HR: 0 S: 5 P: 5 ERA: 0.47	IP: 1.0 WLS: 3 BF: 0 H: 0 R: 0 ER: 0 SO: 3 BB: 0 IBB: 0 HBP: 0 BLK: 0 WP: 0 HR: 0 S: 9 P: 9 ERA: 0.00 WHIP: 0.000																			

Cleveland Indians @ Detroit Tigers  
Briggs Stadium, Detroit, MI  
Tue Apr 21 1959, 6:05 PM EST  
Att: 12,935 - Unknown

AB	44
R	14
H	16
RBI	14
BB	7
SO	6
LOB	24



Cleveland Indians @ Detroit Tigers  
Briggs Stadium, Detroit, MI  
Tue Apr 21 1959, 6:05 PM EST  
Att: 12,935 - Unknown

AB	31
R	1
H	6
RBI	1
BB	2
SO	6
LOB	10



Batter	1	2	3	4	5	6	7	8	9	AB	R	H	RBI	BB	SO	LOB	TOP								
Jim Piersall, R OBP: 0.375, SLG: 0.467 (1, 8)	1-3		1B			L9		F8		5	1	2	4	0	0	2	<b>Cleveland Indians @ Detroit Tigers</b> Briggs Stadium, Detroit, MI Wed Apr 22 1959, 3:33 AM EST Att: 3,253 - Unknown								
Vic Power, R OBP: 0.488, SLG: 0.750 (1, 3)	2-3		L9			E4		1B		5	1	2	0	0	0	2									
Minnie Minoso, R OBP: 0.381, SLG: 0.564 (1, 7)	F7		F3			P3		HR		5	1	2	0	0	0	3									
Rocky Colavito, R OBP: 0.366, SLG: 0.513 (1, 9)		5-3	K					HR		5	1	2	3	0	1	4									
Hal Naragon, L OBP: 0.500, SLG: 0.692 (1, 2)	4-3				P3	1-3		HR		5	2	2	0	0	0	2									
George Strickland, R OBP: 0.447, SLG: 0.742 (1, 6)	K				K			L9		4	0	0	1	0	3	1									
Gene Leek, R OBP: 0.600, SLG: 1.250 (1, 5)			SH		L9			HR		4	2	2	2	1	0	0									
Billy Martin, R OBP: 0.150, SLG: 0.211 (1, 4)			SH		4-3	F2		5-3		5	1	1	0	0	0	1									
Gary Bell, R OBP: 0.286, SLG: 0.286 (1, 1)			SH		HR			K		4	1	2	0	0	2	0	<b>C</b>								
<b>Inning Stats</b>	R: 0 E: 0 K: 0 S: 3	H: 0 LOB: 0 BB: 0 P: 3	R: 0 E: 0 K: 1 S: 5	H: 0 LOB: 0 BB: 0 P: 5	R: 2 E: 0 K: 1 S: 8	H: 2 LOB: 2 BB: 1 P: 12	R: 0 E: 0 K: 1 S: 5	H: 0 LOB: 0 BB: 0 P: 5	R: 2 E: 1 K: 0 S: 7	H: 3 LOB: 2 BB: 0 P: 7	R: 0 E: 0 K: 1 S: 7	H: 2 LOB: 2 BB: 0 P: 7	R: 4 E: 0 K: 0 S: 7	H: 4 LOB: 0 BB: 0 P: 7	R: 0 E: 0 K: 1 S: 7	H: 2 LOB: 2 BB: 0 P: 7		R: 2 E: 0 K: 1 S: 7	H: 2 LOB: 0 BB: 0 P: 7	1B: 10 2B: 1 3B: 1 HR: 3	SF: 1 SAC: 1 DP: 0 HBP: 0	WP: 0 PB: 0 SB: 0 CS: 0	PA: 45		
<b>PITCHER</b>	IP	WLS	BF	H	R	ER	SO	BB	IBB	HBP	BLK	WP	HR	S	P	ERA	WHIP								
Frank Lary, R ERA: 7.23 (1, 1)	6.0	L	31	10	7	7	4	1	0	0	0	0	2	38	42	10.50	1.833								
Tom Morgan, R ERA: 9.94 (7, 1)	1.0		4	1	1	1	0	0	0	0	0	0	0	4	4	9.00	1.000								
George Susce, R ERA: 12.86 (8, 1)	2.0		10	4	2	2	2	0	0	0	0	0	1	14	14	9.00	2.000								

Batter	1	2	3	4	5	6	7	8	9	AB	R	H	RBI	BB	SO	LOB	BOTTOM								
Eddie Yost, R OBP: 0.349, SLG: 0.541 (1, 5)	P6		1B					K		3	0	1	0	1	1	1	<b>Cleveland Indians @ Detroit Tigers</b> Briggs Stadium, Detroit, MI Wed Apr 22 1959, 3:33 AM EST Att: 3,253 - Unknown								
Harvey Kuenn, R OBP: 0.302, SLG: 0.325 (1, 8)	4-3		1B					6-3		4	0	1	0	0	0	1									
Larry Doby, L OBP: 0.227, SLG: 0.263 (1, 7)	F8		F8					K		3	0	0	0	1	1	2									
Al Kaline, R OBP: 0.476, SLG: 0.605 (1, 9)		L5-3	L4-3					HR		4	0	1	0	0	0	3									
Gail Harris, L OBP: 0.235, SLG: 0.355 (1, 3)					3-1			P6		4	1	2	1	0	0	1									
Rocky Bridges, R OBP: 0.405, SLG: 0.353 (1, 6)		P6			L3			FC6-4		3	0	1	0	1	0	1									
Frank Bolling, R OBP: 0.237, SLG: 0.216 (1, 4)					L3			FC6-4		4	0	1	0	0	0	2									
Red Wilson, R Charlie Lau, L (7, PH) (8, 2)		6-3						K		2	0	0	0	0	1	1									
Frank Lary, R OBP: 0.286, SLG: 0.286 (1, 1)								K		2	0	0	0	0	1	0									
Tom Morgan, R OBP: 0.500, SLG: 0.500 (7, 1)								K		0	0	0	0	0	0	0									
Bobo Osborne, L OBP: 0.417, SLG: 0.250 (7, PH)								K		0	0	0	0	1	0	0									
George Susce, R OBP: 0.417, SLG: 0.250 (8, 1)								K		0	0	0	0	0	0	0									
<b>Inning Stats</b>	R: 0 E: 0 K: 0 S: 3	H: 0 LOB: 0 BB: 0 P: 3	R: 1 E: 0 K: 0 S: 5	H: 2 LOB: 1 BB: 0 P: 5	R: 0 E: 0 K: 0 S: 5	H: 2 LOB: 0 BB: 0 P: 5	R: 0 E: 0 K: 0 S: 2	H: 0 LOB: 0 BB: 1 P: 6	R: 0 E: 0 K: 2 S: 7	H: 0 LOB: 1 BB: 1 P: 11	R: 0 E: 0 K: 0 S: 3	H: 1 LOB: 1 BB: 1 P: 7	R: 0 E: 0 K: 2 S: 7	H: 0 LOB: 1 BB: 1 P: 11	R: 0 E: 0 K: 1 S: 6	H: 1 LOB: 1 BB: 0 P: 6	R: 0 E: 0 K: 1 S: 5	H: 1 LOB: 0 BB: 0 P: 5	1B: 6 2B: 1 3B: 0 HR: 1	SF: 0 SAC: 0 DP: 3 HBP: 0	WP: 0 PB: 0 SB: 1 CS: 0	PA: 35			
<b>PITCHER</b>	IP	WLS	BF	H	R	ER	SO	BB	IBB	HBP	BLK	WP	HR	S	P	ERA	WHIP								
Gary Bell, R ERA: 2.96 (1, 1)	9.0	W	35	7	1	1	6	4	0	0	0	0	1	43	59	1.00	1.222								



Batter	1	2	3	4	5	6	7	8	9	AB	R	H	RBI	BB	SO	LOB	TOP			
<b>Eddie Yost, R</b> OBP: 0.340, SLG: 0.455 (1, 5)										4	0	0	0	1	3	0				
<b>Frank Bolling, R</b> OBP: 0.234, SLG: 0.217 (1, 4)										5	0	1	0	0	2	3				
<b>Harvey Kuenn, R</b> OBP: 0.396, SLG: 0.396 (1, 8)										3	1	3	0	2	0	0				
<b>Gail Harris, L</b> OBP: 0.250, SLG: 0.400 (1, 3)										5	0	1	1	0	1	5				
<b>Al Kaline, R</b> OBP: 0.471, SLG: 0.565 (1, 9)										3	0	1	0	1	0	1				
<b>Rocky Bridges, R</b> OBP: 0.413, SLG: 0.341 (1, 6)										2	0	0	0	2	1	2				
<b>Neil Chrissy, L</b> OBP: 0.222, SLG: 0.250 (1, 7)										4	0	1	0	0	0	6				
<b>Red Wilson, R</b> (1, 2)										4	0	0	0	0	1	2				
<b>Billy Hoelt, L</b> OBP: 0.333, SLG: 0.333 (4, 1)										2	0	1	0	0	0	0				
<b>Tom Morgan, R</b> OBP: 0.500, SLG: 0.500 (4, 1)										0	0	0	0	0	0	0				
<b>Don Mossi, L</b> OBP: 0.250, SLG: 0.250 (6, PH)										0	0	0	0	0	0	0				
<b>Bobo Osborne, R</b> OBP: 0.250, SLG: 0.250 (6, PH)										0	0	0	0	0	0	0				
<b>George Susce, R</b> OBP: 0.250, SLG: 0.250 (6, PH)										0	0	0	0	0	0	0				
<b>Charlie Maxwell, L</b> OBP: 0.250, SLG: 0.250 (6, PH)										0	0	0	0	0	0	0				
<b>Inning Stats</b>	R: 1 E: 0 K: 1 S: 6	H: 1 LOB: 3 BB: 3 P: 18	R: 0 E: 0 K: 0 S: 3	H: 0 LOB: 0 BB: 0 P: 3	R: 0 E: 0 K: 1 S: 6	H: 1 LOB: 1 BB: 0 P: 6	R: 0 E: 0 K: 2 S: 8	H: 1 LOB: 2 BB: 2 P: 16	R: 0 E: 0 K: 1 S: 7	H: 2 LOB: 7 BB: 0 P: 7	R: 0 E: 0 K: 0 S: 5	H: 0 LOB: 0 BB: 0 P: 5	R: 0 E: 0 K: 0 S: 3	H: 1 LOB: 1 BB: 0 P: 3	R: 0 E: 0 K: 1 S: 6	H: 1 LOB: 2 BB: 1 P: 10	1B: 6 2B: 1 3B: 1 HR: 0	SF: 0 SAC: 0 DP: 1 HBP: 0	WP: 0 PB: 0 SB: 1 CS: 0	PA: 40
<b>PITCHER</b> <b>Ralph Terry, R</b> ERA: 4.24 (1, 1)	IP: 9.0 WLS: W BF: 40 H: 8 R: 1 ER: 1 SO: 8 BB: 6 IBB: 0 HBP: 0 BLK: 0 WP: 0 HR: 0 S: 50 P: 74 ERA: 1.00 WHIP: 1.556															<b>PITCHER</b>				

**Detroit Tigers @ Kansas City Athletics**  
Municipal Stadium, Kansas City, MO  
Fri Apr 24 1959, 7:05 PM EST  
Att: 8,727 - Unknown


AB 34  
R 1  
H 8  
RBI 1  
BB 6  
SO 8  
LOB 19



Batter	1	2	3	4	5	6	7	8	9	AB	R	H	RBI	BB	SO	LOB	BOTTOM			
<b>Bill Tuttle, R</b> OBP: 0.368, SLG: 0.452 (1, 8)										3	1	0	0	1	0	1				
<b>Dick Williams, R</b> OBP: 0.304, SLG: 0.500 (1, 3)										4	2	2	0	0	0	2				
<b>Hector Lopez, R</b> OBP: 0.298, SLG: 0.467 (1, 4)										4	2	2	0	0	1	1				
<b>Roger Maris, L</b> OBP: 0.313, SLG: 0.533 (1, 9)										4	2	2	2	0	1	1				
<b>Bob Cerv, R</b> OBP: 0.405, SLG: 0.559 (1, 7)										4	1	3	4	0	0	0				
<b>Hal Smith, R</b> OBP: 0.283, SLG: 0.231 (1, 5)										3	1	0	0	1	0	2				
<b>Frank House, L</b> OBP: 0.378, SLG: 0.545 (1, 2)										4	1	1	2	0	1	1				
<b>Joe Demaestri, R</b> OBP: 0.265, SLG: 0.233 (1, 6)										4	0	1	0	0	0	0				
<b>Ralph Terry, R</b> OBP: 0.167, SLG: 0.167 (1, 1)										4	0	1	0	0	0	1				
<b>Inning Stats</b>	R: 0 E: 0 K: 0 S: 2	H: 0 LOB: 0 BB: 0 P: 3	R: 0 E: 0 K: 0 S: 3	H: 0 LOB: 0 BB: 0 P: 3	R: 0 E: 0 K: 0 S: 4	H: 1 LOB: 1 BB: 0 P: 4	R: 6 E: 1 K: 0 S: 8	H: 6 LOB: 0 BB: 1 P: 12	R: 1 E: 0 K: 2 S: 9	H: 2 LOB: 1 BB: 0 P: 9	R: 0 E: 0 K: 0 S: 3	H: 0 LOB: 0 BB: 0 P: 3	R: 3 E: 0 K: 1 S: 8	H: 3 LOB: 1 BB: 1 P: 12	R: 0 E: 0 K: 0 S: 3	H: 0 LOB: 0 BB: 0 P: 3	1B: 7 2B: 6 3B: 0 HR: 0	SF: 0 SAC: 0 DP: 2 HBP: 1	WP: 0 PB: 0 SB: 0 CS: 0	PA: 37
<b>PITCHER</b> <b>Billy Hoelt, L</b> ERA: 5.0 (1, 1)	IP: 3.0 WLS: L BF: 13 H: 4 R: 3 ER: 3 SO: 0 BB: 0 IBB: 0 HBP: 0 BLK: 0 WP: 0 HR: 0 S: 12 P: 13 ERA: 9.00 WHIP: 1.333															<b>PITCHER</b>				
<b>Tom Morgan, R</b> ERA: 2.31 (4, 1)	0.0 0 2 1 0 0 0 1 0 0 0 0 0 0 1 5 ∞ ∞																			
<b>Don Mossi, L</b> ERA: 5.0 (4, 1)	2.0 9 4 4 4 2 0 0 0 0 1 0 0 0 13 13 18.00 2.000																			
<b>George Susce, R</b> ERA: 11.7 (6, 1)	3.0 13 3 3 3 3 1 1 0 0 0 0 0 0 14 18 9.00 1.333																			

**Detroit Tigers @ Kansas City Athletics**  
Municipal Stadium, Kansas City, MO  
Fri Apr 24 1959, 7:05 PM EST  
Att: 8,727 - Unknown

AB 34  
R 10  
H 12  
RBI 8  
BB 2  
SO 3  
LOB 9



Batter	1	2	3	4	5	6	7	8	9	AB	R	H	RBI	BB	SO	LOB	TOP			
<b>Eddie Yost, R</b> OBP: 0.362, SLG: 0.479 (1, 5)										4	1	2	0	1	0	2				
<b>Rocky Bridges, R</b> OBP: 0.412, SLG: 0.348 (1, 6)										5	1	2	0	0	1	1				
<b>Harvey Kuenn, R</b> OBP: 0.379, SLG: 0.385 (1, 8)										4	1	1	1	0	1	3				
<b>Gail Harris, L</b> OBP: 0.265, SLG: 0.386 (1, 3)										4	1	1	0	0	0	2				
<b>Al Kaline, R</b> OBP: 0.464, SLG: 0.549 (1, 9)										5	1	2	2	0	0	0				
<b>Larry Doby, L</b> OBP: 0.296, SLG: 0.318 (1, 7)										2	2	1	0	2	0	2				
<b>Gus Zernial, R</b> OBP: 0.200, SLG: 0.200 (9, PH)										1	0	1	1	0	0	0				
<b>Ossie Alvarez, R</b> OBP: 0.500, SLG: 0.500 (9, PR)										0	0	0	0	0	0	0				
<b>Frank Bolling, R</b> OBP: 0.250, SLG: 0.275 (1, 4)										5	0	2	3	0	0	4				
<b>Lou Berberet, L</b> OBP: 0.531, SLG: 0.348 (1, 2)										4	0	1	0	0	1	2				
<b>Johnny Groth, R</b> OBP: 0.500, SLG: 0.625 (9, PH)										1	0	0	0	0	0	1				
<b>Paul Foytack, R</b> OBP: 0.200, SLG: 0.200 (1, 1)										1	0	0	0	0	0	0				
<b>Jerry Davie, R</b> OBP: 0.200, SLG: 0.200 (3, 1)										0	0	0	0	0	0	0				
<b>Neil Chrstley, L</b> OBP: 0.200, SLG: 0.222 (5, PH)										0	0	0	0	0	0	0				
<b>Pete Burnside, R</b> OBP: 0.200, SLG: 0.222 (5, 1)										0	0	0	0	0	0	0				
<b>Bobo Osborne, L</b> OBP: 0.200, SLG: 0.182 (7, PH)										0	0	0	0	0	0	0				
<b>Tom Morgan, R</b> OBP: 0.200, SLG: 0.200 (7, 1)										0	0	0	0	0	0	0				
<b>Charlie Maxwell, L</b> OBP: 0.200, SLG: 0.200 (8, PH)										1	0	0	0	0	0	2				
<b>Hank Aguirre, R</b> OBP: 0.200, SLG: 0.200 (8, 1)										0	0	0	0	0	0	0				
<b>Inning Stats</b>	R: 2 E: 0 K: 0 S: 7	H: 4 LOB: 2 BB: 0 P: 7	R: 0 E: 0 K: 1 S: 5	H: 0 LOB: 0 BB: 0 P: 5	R: 0 E: 0 K: 1 S: 5	H: 0 LOB: 0 BB: 0 P: 5	R: 0 E: 0 K: 0 S: 3	H: 0 LOB: 1 BB: 1 P: 7	R: 0 E: 0 K: 0 S: 4	H: 1 LOB: 1 BB: 1 P: 8	R: 0 E: 0 K: 0 S: 5	H: 2 LOB: 2 BB: 0 P: 5	R: 1 E: 0 K: 0 S: 6	H: 3 LOB: 2 BB: 0 P: 6	R: 3 E: 0 K: 1 S: 8	H: 3 LOB: 1 BB: 0 P: 9	1B: 10 2B: 2 3B: 1 HR: 0	SF: 1 SAC: 0 DP: 0 HBP: 1	WP: 0 PB: 0 SB: 0 CS: 0	PA: 44
<b>PITCHER</b>	IP WLS BF H R ER SO BB IBB HBP BLK WP HR S P ERA WHIP																			
<b>Ned Garver, R</b> ERA: 3.58 (1, 1)	7.1 W 35 10 4 4 2 3 0 0 0 0 0 36 48 4.91 1.773																			
<b>Tom Gorman, R</b> ERA: 15.0 (8, 1)	1.0 6 2 3 3 1 0 0 1 0 0 0 7 8 27.00 2.000																			
<b>Dick Tomaneck, L</b> ERA: 16.2 (9, 1)	0.2 S 3 1 0 0 0 0 0 0 0 0 0 3 3 0.00 1.500																			

Detroit Tigers @ Kansas City Athletics  
Municipal Stadium, Kansas City, MO  
Sat Apr 25 1959, 7:05 PM EST  
Att: 9,499 - Unknown


AB	39
R	7
H	13
RBI	7
BB	3
SO	3
LOB	19



Batter	1	2	3	4	5	6	7	8	9	AB	R	H	RBI	BB	SO	LOB	BOTTOM			
<b>Bill Tuttle, R</b> OBP: 0.372, SLG: 0.472 (1, 8)										5	0	2	1	0	0	1				
<b>Dick Williams, R</b> OBP: 0.286, SLG: 0.444 (1, 3)										5	0	1	0	0	0	3				
<b>Hector Lopez, R</b> OBP: 0.288, SLG: 0.429 (1, 4)										4	1	0	0	1	2	2				
<b>Roger Maris, L</b> OBP: 0.377, SLG: 0.563 (1, 9)										3	3	3	0	2	0	0				
<b>Bob Cerv, R</b> OBP: 0.404, SLG: 0.615 (1, 7)										5	1	2	3	0	2	4				
<b>Hal Smith, R</b> OBP: 0.294, SLG: 0.273 (1, 5)										5	1	2	2	0	0	1				
<b>Frank House, L</b> OBP: 0.381, SLG: 0.568 (1, 2)										4	1	1	0	0	0	4				
<b>Joe Demaestri, R</b> OBP: 0.289, SLG: 0.273 (1, 6)										3	1	1	1	1	0	3				
<b>Ned Garver, R</b> OBP: 0.364, SLG: 0.300 (1, 1)										3	0	1	1	1	0	2				
<b>Tom Gorman, R</b> ERA: 15.0 (8, 1)										0	0	0	0	0	0	0				
<b>Dick Tomaneck, L</b> ERA: 16.2 (9, 1)										0	0	0	0	0	0	0				
<b>Inning Stats</b>	R: 0 E: 0 K: 0 S: 3	H: 0 LOB: 0 BB: 0 P: 3	R: 3 E: 0 K: 1 S: 9	H: 4 LOB: 1 BB: 0 P: 9	R: 3 E: 0 K: 0 S: 5	H: 2 LOB: 2 BB: 2 P: 14	R: 0 E: 0 K: 1 S: 7	H: 2 LOB: 2 BB: 0 P: 7	R: 1 E: 0 K: 0 S: 5	H: 2 LOB: 2 BB: 1 P: 9	R: 1 E: 1 K: 1 S: 7	H: 2 LOB: 2 BB: 1 P: 11	R: 0 E: 0 K: 0 S: 4	H: 1 LOB: 1 BB: 0 P: 4	R: 0 E: 0 K: 1 S: 5	H: 0 LOB: 1 BB: 1 P: 9	1B: 8 2B: 3 3B: 1 HR: 1	SF: 0 SAC: 0 DP: 0 HBP: 1	WP: 0 PB: 0 SB: 1 CS: 0	PA: 43
<b>PITCHER</b>	IP WLS BF H R ER SO BB IBB HBP BLK WP HR S P ERA WHIP																			
<b>Paul Foytack, R</b> ERA: 8.44 (1, 1)	2.1 L 14 6 6 6 1 1 0 0 0 0 0 9 14 0.00 1.800																			
<b>Jerry Davie, R</b> ERA: 1.0 (3, 1)	1.2 9 2 0 0 1 1 0 1 0 0 0 9 14 0.00 1.800																			
<b>Pete Burnside, L</b> ERA: 5.06 (5, 1)	2.0 12 4 2 2 1 2 0 0 0 0 0 0 12 20 9.00 3.000																			
<b>Tom Morgan, R</b> ERA: 2.13 (7, 1)	1.0 4 1 0 0 0 0 0 0 0 0 0 4 4 0.00 1.000																			
<b>Hank Aguirre, L</b> ERA: 9.0 (8, 1)	1.0 4 0 0 0 1 1 0 0 0 0 0 5 9 0.00 1.000																			

Detroit Tigers @ Kansas City Athletics  
Municipal Stadium, Kansas City, MO  
Sat Apr 25 1959, 7:05 PM EST  
Att: 9,499 - Unknown

AB	37
R	8
H	13
RBI	8
BB	5
SO	4
LOB	20




Batter	1	2	3	4	5	6	7	8	9	AB	R	H	RBI	BB	SO	LOB	TOP																	
Eddie Yost, R OBP: 0.365, SLG: 0.462 (1, 5)										4	0	1	0	1	0	5	<b>Detroit Tigers @ Kansas City Athletics</b> Municipal Stadium, Kansas City, MO Sun Apr 26 1959, 4:33 AM EDT Att: 7,430 - Unknown																	
Frank Bolling, R OBP: 0.263, SLG: 0.273 (1, 4)										4	1	1	0	1	0	4																		
Harvey Kuenn, R OBP: 0.413, SLG: 0.439 (1, 8)										5	2	4	1	0	1	1																		
Gail Harris, L OBP: 0.241, SLG: 0.347 (1, 3)										5	0	0	0	0	3	6																		
Al Kaline, R OBP: 0.459, SLG: 0.536 (1, 9)										5	0	2	1	0	0	2																		
Larry Doby, L OBP: 0.344, SLG: 0.370 Ossie Alvarez, R OBP: 0.500, SLG: 0.500 (9, PR)										5	0	3	0	0	0	4																		
Rocky Bridges, R OBP: 0.446, SLG: 0.400 (1, 6)										4	0	3	0	1	0	1																		
Lou Berberet, L OBP: 0.472, SLG: 0.296 Johnny Groth, R OBP: 0.556, SLG: 0.625 (9, PH)										4	0	0	0	0	0	7																		
Jim Bunning, R OBP: 0.287, SLG: 0.250 Charlie Mize, L OBP: 0.279, SLG: 0.350 Billy Hoelsch, L OBP: 0.333, SLG: 0.333 Jerry Davis, R OBP: 0.167, SLG: 0.167 Gus Zernial, R OBP: 0.000, SLG: 0.000 Tom Morgan, R OBP: 0.000, SLG: 0.000 Red Wilson, R OBP: 0.000, SLG: 0.000 (9, PH)										2	0	1	0	0	0	0																		
<b>Inning Stats</b>	R: 1 E: 0 K: 0 S: 5	H: 2 LOB: 1 BB: 0 P: 5	R: 0 E: 0 K: 0 S: 3	H: 1 LOB: 0 BB: 0 P: 3	R: 0 E: 0 K: 0 S: 3	H: 1 LOB: 0 BB: 0 P: 3	R: 1 E: 1 K: 0 S: 5	H: 2 LOB: 2 BB: 1 P: 9	R: 0 E: 0 K: 2 S: 6	H: 3 LOB: 3 BB: 0 P: 6	R: 0 E: 0 K: 2 S: 9	H: 2 LOB: 2 BB: 0 P: 9	R: 0 E: 0 K: 1 S: 6	H: 1 LOB: 2 BB: 1 P: 10	R: 1 E: 0 K: 2 S: 10	H: 3 LOB: 3 BB: 1 P: 14		1B: 14 2B: 4 3B: 0 HR: 0	SF: 0 SAC: 0 DP: 4 HBP: 0	WP: 0 PB: 0 SB: 0 CS: 0	PA: 45													
<b>PITCHER</b>	IP WLS BF H R ER SO BB IBB HBP BLK WP HR S P ERA WHIP																																	
Bob Grim, R ERA: 3.0 Bud Daley, L ERA: 4.75	(1, 1) (9, 1)	8.2 S	W 2	43 0	16 0	3 0	2 0	5 1	3 1	0 0	0 0	0 0	0 0	0 0	0 3	62 7	2.08 0.00	2.192 3.000																

AB	41
R	3
H	16
RBI	3
BB	4
SO	6
LOB	34



Batter	1	2	3	4	5	6	7	8	9	AB	R	H	RBI	BB	SO	LOB	BOTTOM															
Bill Tuttle, R OBP: 0.340, SLG: 0.425 (1, 8)										4	0	0	0	0	1	3	<b>Detroit Tigers @ Kansas City Athletics</b> Municipal Stadium, Kansas City, MO Sun Apr 26 1959, 4:33 AM EDT Att: 7,430 - Unknown															
Dick Williams, R OBP: 0.281, SLG: 0.419 (1, 3)										4	1	1	0	0	0	0																
Hector Lopez, R OBP: 0.321, SLG: 0.462 (1, 4)										3	1	2	0	1	1	0																
Roger Maris, L OBP: 0.368, SLG: 0.529 (1, 9)										3	1	0	0	0	0	4																
Bob Cerv, R OBP: 0.412, SLG: 0.674 (1, 7)										4	1	2	3	0	1	2																
Hal Smith, R OBP: 0.291, SLG: 0.271 (1, 5)										4	0	1	0	0	0	2																
Frank House, L OBP: 0.413, SLG: 0.585 (1, 2)										4	0	3	1	0	0	0																
Joe Demaestri, R OBP: 0.262, SLG: 0.243 (1, 6)										4	0	0	0	0	1	5																
Bob Grim, R OBP: 0.167, SLG: 0.400 Bud Daley, L ERA: 1.98										3	0	0	0	0	1	5																
<b>Inning Stats</b>	R: 0 E: 0 K: 1 S: 5	H: 0 LOB: 0 BB: 0 P: 5	R: 1 E: 0 K: 1 S: 7	H: 2 LOB: 2 BB: 0 P: 8	R: 3 E: 0 K: 1 S: 8	H: 3 LOB: 0 BB: 0 P: 8	R: 0 E: 0 K: 0 S: 4	H: 1 LOB: 1 BB: 0 P: 4	R: 0 E: 0 K: 1 S: 6	H: 1 LOB: 1 BB: 0 P: 6	R: 0 E: 0 K: 1 S: 7	H: 2 LOB: 2 BB: 0 P: 7	R: 0 E: 0 K: 0 S: 3	H: 0 LOB: 1 BB: 1 P: 7	R: 0 E: 0 K: 0 S: 3	H: 0 LOB: 0 BB: 0 P: 3		1B: 7 2B: 1 3B: 0 HR: 1	SF: 0 SAC: 0 DP: 0 HBP: 1	WP: 0 PB: 0 SB: 0 CS: 0	PA: 35											
<b>PITCHER</b>	IP WLS BF H R ER SO BB IBB HBP BLK WP HR S P ERA WHIP																															
Jim Bunning, R ERA: 8.16 Jerry Davis, R ERA: 0.92 Tom Morgan, R ERA: 1.98	(1, 1) (6, 1) (8, 1)	5.0 2.0 1.0	L 9 3	23 2 0	4 0 0	4 0 0	0 1 0	0 0 0	0 0 0	0 0 0	0 0 0	0 0 0	0 10 3	14 14 3	0.00 0.00 0.00	1.400 1.500 0.000																

AB	33
R	4
H	9
RBI	4
BB	1
SO	5
LOB	21





Batter	1	2	3	4	5	6	7	8	9	AB	R	H	RBI	BB	SO	LOB	TOP								
<b>Reno Bertoia, R</b> OBP: 0.383, SLG: 0.520 (1, 4)										6	2	2	0	0	2	3	<b>Washington Senators @ Detroit Tigers</b> Briggs Stadium, Detroit, MI Thu Apr 30 1959, 4:33 AM EDT Att. 1,467 - Unknown								
<b>Bob Allison, R</b> OBP: 0.347, SLG: 0.449 (1, 8)										4	0	0	0	1	0	2									
<b>Roy Sievers, R</b> OBP: 0.327, SLG: 0.419 (1, 7)										5	1	3	1	0	1	0									
<b>Jim Lemon, R</b> OBP: 0.420, SLG: 0.727 (1, 9)										5	1	3	0	0	1	3									
<b>Harmon Killebrew, R</b> OBP: 0.333, SLG: 0.407 (1, 5)										4	2	2	3	1	0	3									
<b>Norm Zauchin, R</b> OBP: 0.296, SLG: 0.431 (1, 3)										5	1	2	2	0	1	5									
<b>Jay Porter, R</b> OBP: 0.379, SLG: 0.280 (1, 2)										4	0	1	0	1	0	0									
<b>Ron Samford, R</b> OBP: 0.286, SLG: 0.407 (1, 6)										5	1	2	2	0	0	2									
<b>Bill Fischer, R</b> OBP: 0.273, SLG: 0.273 (1, 1)										4	1	2	0	0	0	2									
<b>Inning Stats</b>	R: 1 E: 0 K: 1 S: 6	H: 2 LOB: 2 BB: 2 P: 14	R: 0 E: 0 K: 0 S: 3	H: 0 LOB: 0 BB: 0 P: 3	R: 0 E: 0 K: 1 S: 5	H: 0 LOB: 0 BB: 0 P: 5	R: 2 E: 0 K: 0 S: 5	H: 2 LOB: 0 BB: 0 P: 5	R: 5 E: 0 K: 1 S: 11	H: 6 LOB: 2 BB: 1 P: 15	R: 0 E: 0 K: 0 S: 5	H: 2 LOB: 2 BB: 0 P: 5	R: 0 E: 0 K: 1 S: 7	H: 2 LOB: 2 BB: 0 P: 7	R: 0 E: 0 K: 1 S: 6	H: 1 LOB: 1 BB: 0 P: 6	R: 1 E: 1 K: 0 S: 5	H: 2 LOB: 1 BB: 0 P: 5	1B: 15 2B: 1 3B: 0 HR: 1	SF: 0 SAC: 1 DP: 1 HBP: 0	WP: 0 PB: 0 SB: 0 CS: 0	PA: 46			
<b>PITCHER</b>	IP	WLS	BF	H	R	ER	SO	BB	IBB	HBP	BLK	WP	HR	S	P	ERA	WHIP								
<b>Paul Foytack, R</b> ERA: 9.74 (1, 1)	4.1	L	22	8	7	7	2	2	0	0	0	0	1	24	32	14.54	2.308								
<b>Tom Morgan, R</b> ERA: 2.51 (5, 1)	0.2	5	2	1	1	1	1	1	0	0	0	0	0	6	10	13.50	4.500								
<b>George Susce, R</b> ERA: 9.0 (6, 1)	3.0	14	5	0	0	2	0	0	0	0	0	0	0	18	18	0.00	1.667								
<b>Pete Burnside, L</b> ERA: 4.26 (9, 1)	1.0	5	2	1	0	0	0	0	0	0	0	0	0	5	5	0.00	2.000								

Batter	1	2	3	4	5	6	7	8	9	AB	R	H	RBI	BB	SO	LOB	BOTTOM								
<b>Eddie Yost, R</b> OBP: 0.371, SLG: 0.491 (1, 5)										3	1	1	1	1	0	0	<b>Washington Senators @ Detroit Tigers</b> Briggs Stadium, Detroit, MI Thu Apr 30 1959, 4:33 AM EDT Att. 1,467 - Unknown								
<b>Bobo Osborne, L</b> OBP: 0.394, SLG: 0.444 (1, 3)										4	0	0	0	0	1	2									
<b>Harvey Kuenn, R</b> OBP: 0.420, SLG: 0.484 (1, 8)										2	0	0	0	0	1	0									
<b>Johnny Groth, R</b> OBP: 0.500, SLG: 0.556 (8, 9)										1	0	0	0	0	0	0									
<b>Al Kaline, R</b> OBP: 0.441, SLG: 0.571 (1, 9) (8, 8)										4	0	0	0	0	0	2									
<b>Larry Doby, L</b> OBP: 0.410, SLG: 0.455 (1, 7)										4	0	3	0	0	0	0									
<b>Rocky Bridges, R</b> OBP: 0.419, SLG: 0.393 (1, 6)										3	0	0	0	0	0	3									
<b>Frank Bolling, R</b> OBP: 0.270, SLG: 0.279 (1, 4)										3	0	1	0	0	0	1									
<b>Lou Berberet, L</b> OBP: 0.429, SLG: 0.273 (1, 2)										3	0	1	0	0	0	1									
<b>Paul Foytack, R</b> OBP: 0.187, SLG: 0.187 (5, 1)										1	0	0	0	0	0	0									
<b>Tom Morgan, R</b> OBP: 0.200, SLG: 0.500 (5, 1)										0	0	0	0	0	0	0									
<b>Neil Christy, R</b> OBP: 0.182, SLG: 0.200 (6, 1)										1	0	0	0	0	0	2									
<b>George Susce, R</b> OBP: 0.182, SLG: 0.200 (6, 1)										0	0	0	0	0	0	0									
<b>Gail Harris, L</b> OBP: 0.336, SLG: 0.340 (8, 1)										1	0	0	0	0	0	0									
<b>Pete Burnside, R</b> (9, 1)										0	0	0	0	0	0	0									
<b>Inning Stats</b>	R: 0 E: 0 K: 1 S: 5	H: 0 LOB: 0 BB: 0 P: 5	R: 0 E: 0 K: 0 S: 3	H: 1 LOB: 0 BB: 0 P: 3	R: 0 E: 0 K: 0 S: 3	H: 1 LOB: 0 BB: 0 P: 3	R: 1 E: 0 K: 0 S: 4	H: 1 LOB: 0 BB: 0 P: 4	R: 0 E: 0 K: 0 S: 5	H: 2 LOB: 2 BB: 0 P: 5	R: 0 E: 0 K: 0 S: 2	H: 0 LOB: 1 BB: 1 P: 7	R: 0 E: 0 K: 0 S: 3	H: 1 LOB: 0 BB: 0 P: 3	R: 0 E: 1 K: 1 S: 6	H: 0 LOB: 1 BB: 0 P: 6	R: 0 E: 0 K: 0 S: 3	H: 0 LOB: 0 BB: 0 P: 3	1B: 5 2B: 1 3B: 0 HR: 1	SF: 0 SAC: 0 DP: 3 HBP: 1	WP: 0 PB: 0 SB: 0 CS: 0	PA: 33			
<b>PITCHER</b>	IP	WLS	BF	H	R	ER	SO	BB	IBB	HBP	BLK	WP	HR	S	P	ERA	WHIP								
<b>Bill Fischer, R</b> ERA: 1.06 (1, 1)	9.0	W	32	6	1	1	2	1	0	1	0	0	1	34	39	1.00	0.778								

AB	42
R	9
H	17
RBI	8
BB	3
SO	5
LOB	20






Batter	1	2	3	4	5	6	7	8	9	10	AB	R	H	RBI	BB	SO	LOB		
<b>Reno Bertola, R</b> OBP: 0.384, SLG: 0.513 (1,4)	L5											5	0	2	0	0	0	1	
<b>Bob Allison, R</b> OBP: 0.325, SLG: 0.419 (1,8)	6-3											5	0	0	0	0	3	5	
<b>Roy Slevers, R</b> OBP: 0.315, SLG: 0.396 (1,7)	K											5	1	1	0	0	2	2	
<b>Jim Lemon, R</b> OBP: 0.400, SLG: 0.667 (1,9)		F5										4	1	0	0	1	1	1	
<b>Hamon Killebrew, R</b> OBP: 0.391, SLG: 0.528 (1,5)												4	2	2	2	1	0	2	
<b>Norm Zaichin, R</b> OBP: 0.284, SLG: 0.412 (8, PH)												3	0	0	0	0	1	2	
<b>Julio Becquer, L</b> OBP: 0.143, SLG: 0.143 (8, 3)	F5											2	0	0	0	0	0	2	
<b>Jay Porter, R</b> OBP: 0.364, SLG: 0.276 (1,2)												4	0	1	1	0	0	1	
<b>Ron Samford, R</b> OBP: 0.281, SLG: 0.387 (1,6)												4	0	1	0	0	0	0	
<b>Camilo Pascual, R</b> OBP: 0.444, SLG: 0.375 (1,1)												3	0	2	0	1	1	2	
<b>Inning Stats</b>	R: 0 E: 0 K: 1 S: 5	H: 0 LOB: 0 BB: 0 P: 4	R: 1 E: 0 K: 0 S: 4	H: 1 LOB: 0 BB: 0 P: 8	R: 0 E: 0 K: 1 S: 7	H: 2 LOB: 2 BB: 0 P: 7	R: 0 E: 0 K: 1 S: 6	H: 0 LOB: 0 BB: 0 P: 7	R: 0 E: 0 K: 2 S: 5	H: 2 LOB: 2 BB: 0 P: 5	R: 1 E: 2 K: 0 S: 5	H: 1 LOB: 1 BB: 0 P: 5	R: 0 E: 0 K: 1 S: 5	H: 0 LOB: 0 BB: 1 P: 9	R: 1 E: 0 K: 1 S: 6	H: 1 LOB: 0 BB: 0 P: 6	1B: 7 2B: 0 3B: 0 HR: 2	SF: 0 SAC: 0 DP: 2 HBP: 0	
<b>PITCHER</b> <b>Jim Bunning, R</b> ERA: 5.92 (1,1)	IP: 10.0 WLS: L BF: 42 H: 9 R: 4 ER: 3 SO: 8 BB: 3 IBB: 0 HBP: 0 BLK: 0 WP: 0 HR: 2 S: 55 P: 67 ERA: 2.70 WHIP: 1.200																		

**Washington Senators @ Detroit Tigers**  
Briggs Stadium, Detroit, MI  
Fri May 01 1959, 4:33 AM EDT  
Att: 1,863 - Unknown

AB	39
R	4
H	9
RBI	3
BB	3
SO	8
LOB	18




WP: 0	PA: 42
PB: 0	
SB: 0	
CS: 0	

Batter	1	2	3	4	5	6	7	8	9	10	AB	R	H	RBI	BB	SO	LOB			
<b>Eddie Yost, R</b> OBP: 0.378, SLG: 0.557 (1,5)	HR											4	1	2	1	0	1	2		
<b>Bobo Osborne, L</b> OBP: 0.370, SLG: 0.409 (1,3)	1B											4	1	1	0	1	1	3		
<b>Al Kaline, R</b> OBP: 0.425, SLG: 0.544 (1,8)	1B											5	0	1	0	0	0	2		
<b>Larry Doby, L</b> OBP: 0.364, SLG: 0.395 (1,7)	4-3											5	0	0	0	0	0	4		
<b>Rocky Bridges, R</b> OBP: 0.403, SLG: 0.373 (1,6)	SF7											3	0	0	1	1	1	0		
<b>Coot Veal, R</b> (10, PR)												0	0	0	0	0	0	0		
<b>Johnny Groth, R</b> OBP: 0.500, SLG: 0.583 (1,9)	HBP											3	1	1	0	1	0	0		
<b>Charlie Maxwell, L</b> OBP: 0.227, SLG: 0.333 (10, PH)	BB											1	0	0	0	0	1	1		
<b>Frank Bolling, R</b> OBP: 0.284, SLG: 0.281 (1,4)	FC6-4											3	0	1	0	0	1	0		
<b>Red Wilson, R</b> OBP: 0.056, SLG: 0.056 (1,2)	FC6-4											4	0	1	1	0	0	3		
<b>Jim Bunning, R</b> OBP: 0.288, SLG: 0.286 (1,1)												3	0	1	0	0	0	0		
<b>Inning Stats</b>	R: 2 E: 0 K: 0 S: 6	H: 3 LOB: 3 BB: 1 P: 11	R: 0 E: 0 K: 0 S: 4	H: 1 LOB: 2 BB: 1 P: 8	R: 0 E: 0 K: 1 S: 5	H: 0 LOB: 0 BB: 0 P: 5	R: 0 E: 0 K: 0 S: 4	H: 1 LOB: 1 BB: 0 P: 4	R: 0 E: 0 K: 1 S: 5	H: 0 LOB: 0 BB: 0 P: 5	R: 1 E: 0 K: 1 S: 8	H: 3 LOB: 2 BB: 0 P: 8	R: 0 E: 0 K: 0 S: 3	H: 0 LOB: 0 BB: 0 P: 3	R: 0 E: 0 K: 1 S: 5	H: 0 LOB: 0 BB: 0 P: 5	R: 0 E: 0 K: 1 S: 5	H: 0 LOB: 1 BB: 1 P: 9	1B: 5 2B: 2 3B: 0 HR: 1	SF: 1 SAC: 2 DP: 0 HBP: 1
<b>PITCHER</b> <b>Camilo Pascual, R</b> ERA: 4.03 (1,1)	IP: 10.0 WLS: W BF: 42 H: 8 R: 3 ER: 3 SO: 5 BB: 3 IBB: 0 HBP: 1 BLK: 0 WP: 0 HR: 1 S: 48 P: 61 ERA: 2.70 WHIP: 1.100																			

**Washington Senators @ Detroit Tigers**  
Briggs Stadium, Detroit, MI  
Fri May 01 1959, 4:33 AM EDT  
Att: 1,863 - Unknown

AB	35
R	3
H	8
RBI	3
BB	3
SO	5
LOB	15




WP: 0	PA: 42
PB: 0	
SB: 1	
CS: 0	

Batter	1	2	3	4	5	6	7	8	9	AB	R	H	RBI	BB	SO	LOB	TOP								
<b>Reno Bertoia, R</b> OBP: 0.391, SLG: 0.518 (1, 4)										5	0	3	2	0	2	0	<b>Washington Senators @ Detroit Tigers</b> Briggs Stadium, Detroit, MI Sat May 02 1959, 4:33 AM EDT Att: 4,771 - Unknown								
<b>Bob Allison, R</b> OBP: 0.326, SLG: 0.413 (1, 8)										6	3	2	1	0	2	3									
<b>Roy Sievers, R</b> OBP: 0.350, SLG: 0.509 (1, 7)										5	3	3	2	1	0	1									
<b>Jim Lemon, R</b> OBP: 0.393, SLG: 0.704 (1, 9)										6	2	2	5	0	1	2									
<b>Harmon Killebrew, R</b> OBP: 0.380, SLG: 0.606 (1, 5)										3	2	2	3	0	0	0									
<b>Norm Zaichin, R</b> OBP: 0.291, SLG: 0.394 (1, 3)										3	1	0	0	1	0	1									
<b>Jay Porter, R</b> OBP: 0.368, SLG: 0.324 (1, 2)										5	1	2	0	0	0	3									
<b>Ron Samford, R</b> OBP: 0.351, SLG: 0.543 (1, 6)										4	3	3	1	1	1	0									
<b>Russ Kemmerer, R</b> OBP: 0.188, SLG: 0.200 (1, 1)										5	0	0	0	0	2	7									
<b>Inning Stats</b>	R: 3 E: 0 K: 0 S: 6	H: 3 LOB: 0 BB: 0 P: 6	R: 1 E: 0 K: 1 S: 7	H: 2 LOB: 1 BB: 0 P: 7	R: 0 E: 0 K: 0 S: 3	H: 0 LOB: 0 BB: 0 P: 3	R: 6 E: 0 K: 1 S: 9	H: 4 LOB: 2 BB: 2 P: 19	R: 2 E: 1 K: 1 S: 8	H: 3 LOB: 1 BB: 0 P: 8	R: 0 E: 0 K: 0 S: 2	H: 0 LOB: 0 BB: 0 P: 3	R: 0 E: 0 K: 3 S: 9	H: 0 LOB: 0 BB: 0 P: 9	R: 3 E: 1 K: 0 S: 7	H: 4 LOB: 2 BB: 1 P: 11	R: 0 E: 0 K: 2 S: 8	H: 1 LOB: 1 BB: 0 P: 8	1B: 7 2B: 5 3B: 0 HR: 5	SF: 1 SAC: 0 DP: 2 HBP: 3	WP: 0 PB: 0 SB: 0 CS: 0	PA: 49			
<b>PITCHER</b>	IP	WLS	BF	H	R	ER	SO	BB	IBB	HBP	BLK	WP	HR	S	P	ERA	WHIP								
<b>Jerry Davie, R</b> ERA: 3.46 (1, 1)	2.0	L	11	5	4	4	1	0	0	0	0	0	2	13	13	18.00	2.500								
<b>Ray Narjeski, R</b> ERA: 13.5 (3, 1)	1.2		11	4	6	6	1	2	0	0	0	0	1	11	19	32.40	3.600								
<b>Tom Morgan, R</b> ERA: 3.06 (4, 1)	3.1		15	3	2	2	4	0	0	3	0	0	1	20	23	5.40	0.900								
<b>George Susce, R</b> ERA: 10.13 (8, 1)	0.1		6	4	3	2	0	0	0	0	0	0	1	6	6	54.00	12.000								
<b>Hank Aguirre, L</b> ERA: 3.39 (8, 1)	1.2		6	1	0	0	2	1	0	0	0	0	0	9	13	0.00	1.200								
<b>Batter</b>	<b>1</b>	<b>2</b>	<b>3</b>	<b>4</b>	<b>5</b>	<b>6</b>	<b>7</b>	<b>8</b>	<b>9</b>	<b>AB</b>	<b>R</b>	<b>H</b>	<b>RBI</b>	<b>BB</b>	<b>SO</b>	<b>LOB</b>	<b>BOTTOM</b>								
<b>Eddie Yost, R</b> OBP: 0.385, SLG: 0.563 (1, 5)										3	0	1	0	1	1	0	<b>Washington Senators @ Detroit Tigers</b> Briggs Stadium, Detroit, MI Sat May 02 1959, 4:33 AM EDT Att: 4,771 - Unknown								
<b>Bobo Osborne, L</b> OBP: 0.323, SLG: 0.346 (1, 9)										4	0	0	0	0	1	4									
<b>Al Kaline, R</b> OBP: 0.429, SLG: 0.556 (1, 8)										4	1	2	0	0	0	0									
<b>Gail Harris, L</b> OBP: 0.237, SLG: 0.352 (1, 3)										4	1	1	0	0	0	2									
<b>Larry Doby, L</b> OBP: 0.354, SLG: 0.390 (1, 7)										3	1	1	1	0	0	0									
<b>Rocky Bridges, R</b> OBP: 0.408, SLG: 0.371 (1, 6)										3	0	1	0	1	0	0									
<b>Frank Bolling, R</b> OBP: 0.268, SLG: 0.265 (1, 4)										4	0	0	0	0	1	4									
<b>Charlie Lau, L</b> OBP: 0.167, SLG: 0.167 (1, 2)										4	0	1	0	0	0	2									
<b>Jerry Davie, R</b> ERA: 3.46 (1, 1)										0	0	0	0	0	0	0									
<b>Neil Christley, L</b> OBP: 0.167, SLG: 0.200 (2, PH)										0	0	0	0	0	0	0									
<b>Ray Narjeski, R</b> ERA: 13.5 (3, 1)										0	0	0	0	0	0	0									
<b>Tom Morgan, R</b> ERA: 3.06 (4, 1)										1	0	0	0	0	0	0									
<b>Red Wilson, R</b> OBP: 0.193, SLG: 0.293 (7, PH)										1	0	0	0	0	0	0									
<b>George Susce, R</b> (8, 1)										0	0	0	0	0	0	0									
<b>Hank Aguirre, R</b> (8, 1)										0	0	0	0	0	0	0									
<b>Charlie Maxwell, L</b> OBP: 0.237, SLG: 0.318 (8, PH)										1	0	0	0	0	0	1									
<b>Inning Stats</b>	R: 0 E: 0 K: 2 S: 7	H: 0 LOB: 0 BB: 0 P: 7	R: 2 E: 1 K: 0 S: 6	H: 2 LOB: 3 BB: 2 P: 14	R: 1 E: 0 K: 0 S: 5	H: 2 LOB: 1 BB: 0 P: 5	R: 0 E: 0 K: 0 S: 3	H: 0 LOB: 0 BB: 0 P: 3	R: 0 E: 0 K: 0 S: 3	H: 1 LOB: 0 BB: 0 P: 3	R: 0 E: 0 K: 0 S: 4	H: 0 LOB: 0 BB: 0 P: 4	R: 0 E: 0 K: 0 S: 3	H: 0 LOB: 0 BB: 0 P: 3	R: 0 E: 0 K: 1 S: 6	H: 1 LOB: 1 BB: 0 P: 6	1B: 4 2B: 3 3B: 0 HR: 0	SF: 2 SAC: 0 DP: 1 HBP: 0	WP: 0 PB: 0 SB: 0 CS: 0	PA: 36					
<b>PITCHER</b>	IP	WLS	BF	H	R	ER	SO	BB	IBB	HBP	BLK	WP	HR	S	P	ERA	WHIP								
<b>Russ Kemmerer, R</b> ERA: 3.15 (1, 1)	9.0	W	36	7	3	1	3	2	0	0	0	0	0	40	48	1.00	1.000								

Batter	1	2	3	4	5	6	7	8	9	AB	R	H	RBI	BB	SO	LOB	TOP		
Jerry Lumpe, L OBP: 0.235, SLG: 0.188 (1, 5)	0-0 4-3	0-0 6-3			0-0 4-3			0-0 4-3		4	0	0	0	0	0	1			
Gil McDougald, R OBP: 0.378, SLG: 0.308 (1, 4)	0-0 F4		0-0 6-3		0-0 L8			0-3 K		4	0	0	0	0	1	0			
Yogi Berra, L OBP: 0.327, SLG: 0.277 (1, 2)	0-0 1B		0-0 3-1		0-0 SH3-4 1B			0-0 FC6-4 1B		4	0	3	0	0	0	0			
Bill Skowron, R OBP: 0.377, SLG: 0.638 (1, 3)	0-0 1-3		0-0 F4		0-0 SH3-4 1-2			0-0 FC6-4 1-2		3	0	0	0	0	0	2			
Norm Siebern, L OBP: 0.342, SLG: 0.456 (1, 7)		0-3 K		0-0 3-1 2B		0-0 L8		0-0 BB 1B		4	0	2	0	0	1	1			
Elston Howard, R OBP: 0.333, SLG: 0.423 (1, 9)	0-0 6-3		0-3 K		0-0 5-3			0-0 L8		4	0	0	0	0	1	3			
Tony Kubek, L OBP: 0.260, SLG: 0.265 (1, 8)	0-0 1B E		0-0 3-1 2-3		0-0 4-3			0-0 F7		4	1	1	0	0	0	2			
Bobby Richardson, R OBP: 0.273, SLG: 0.302 (1, 6)	0-0 1B E		0-0 6-3		0-0 CS 1B			4-0 BB		3	1	2	0	0	0	1			
Mickey Mantle, S OBP: 0.377, SLG: 0.483 (9, PH)	1-2 1B E		0-0 6-3		0-0 L8			0-0 L8		0	0	0	0	1	0	0			
Bob Turley, R OBP: 0.167, SLG: 0.091 (1, 1)	0-0 L8				0-0 6-3			0-0 L8		1	0	0	0	0	0	0			
Don Larsen, R OBP: 0.400, SLG: 0.250 (3, 1)	1-1 2-H									2	0	0	0	0	0	1			
Enos Slaughter, L OBP: 0.222, SLG: 0.556 (9, PH)	1-1 2-H									1	0	0	0	0	0	2			
<b>Inning Stats</b>	R: 0 E: 0 K: 0 S: 4	H: 1 LOB: 1 BB: 0 P: 4	R: 2 E: 1 K: 1 S: 8	H: 2 LOB: 1 BB: 0 P: 8	R: 0 E: 0 K: 1 S: 3	H: 0 LOB: 0 BB: 0 P: 3	R: 0 E: 0 K: 1 S: 6	H: 1 LOB: 1 BB: 0 P: 6	R: 0 E: 0 K: 0 S: 3	H: 1 LOB: 0 BB: 0 P: 4	R: 0 E: 0 K: 0 S: 3	H: 1 LOB: 0 BB: 0 P: 3	R: 0 E: 0 K: 1 S: 6	H: 1 LOB: 1 BB: 1 P: 6	R: 0 E: 0 K: 0 S: 4	H: 1 LOB: 2 BB: 1 P: 8	1B: 7 2B: 1 3B: 0 HR: 0	SF: 0 SAC: 1 DP: 0 HBP: 0	WP: 0 PA: 36 PB: 0 SB: 0 CS: 1
<b>PITCHER</b> Frank Lary, R ERA: 4.41 (1, 1)	IP: 9.0 WLS: W BF: 36 H: 8 R: 2 ER: 0 SO: 3 BB: 1 IBB: 0 HBP: 0 BLK: 0 WP: 0 HR: 0 S: 41 P: 45 ERA: 0.00 WHIP: 1.000															<b>PITCHER</b>			

New York Yankees @ Detroit Tigers  
Briggs Stadium, Detroit, MI  
Sun May 03 1959, 4:33 AM EDT  
Cloudy - 70 F


AB 34  
R 2  
H 8  
RBI 0  
BB 1  
SO 3  
LOB 13




Batter	1	2	3	4	5	6	7	8	9	AB	R	H	RBI	BB	SO	LOB	BOTTOM
Eddie Yost, R OBP: 0.402, SLG: 0.554 (1, 5)	4-0 BB 1B	0-0 F8		4-0 BB		4-0 G4-6-3 BB				1	1	0	0	3	0	0	
Bobo Osborne, L OBP: 0.314, SLG: 0.310 (1, 3)	4-0 1B 1-2 BB	0-0 G3		0-0 F9		0-0 G4-6-3 1-2				3	0	0	0	1	0	4	
Charlie Maxwell, L OBP: 0.259, SLG: 0.462 (1, 7)	0-0 1-3 2-H 1B		0-0 4-3	0-3 K				0-0 HR		4	1	2	2	0	1	2	
Al Kaline, R OBP: 0.420, SLG: 0.553 (1, 8)	0-0 L4-3 1-2		0-0 1B 2B		0-3 K			0-0 L6-3		4	1	1	0	0	1	2	
Larry Doby, L OBP: 0.346, SLG: 0.364 (1, 9)	4-0 BB BB		0-3 K		0-0 4-1			0-0 4-3		3	0	0	0	1	1	1	
Johnny Groth, R OBP: 0.500, SLG: 0.583 (8, 9)	0-0 BB BB		0-0 K		0-0 4-3			0-0 4-3		0	0	0	0	0	0	0	
Rocky Bridges, R OBP: 0.427, SLG: 0.385 (1, 6)	4-0 1-2 BB		0-0 1B		0-0 1B			0-0 5-3		3	0	2	1	1	0	0	
Lou Berberet, L OBP: 0.391, SLG: 0.243 (1, 2)	0-0 F8		0-0 4-3		0-0 G3			0-0 F8		4	0	0	0	0	0	5	
Frank Bolling, R OBP: 0.280, SLG: 0.319 (1, 4)		0-0 HR		0-0 SH1-4 1B		0-0 F9		0-0 F8		4	1	2	1	0	0	0	
Frank Lary, R OBP: 0.231, SLG: 0.385 (1, 1)		0-3 K		0-0 SH1-4 1-2		0-0 3B		0-0 F8		3	0	1	0	0	1	0	
<b>Inning Stats</b>	R: 1 E: 0 K: 0 S: 3	H: 1 LOB: 3 BB: 4 P: 19	R: 1 E: 0 K: 1 S: 6	H: 1 LOB: 0 BB: 0 P: 6	R: 1 E: 0 K: 1 S: 7	H: 2 LOB: 1 BB: 0 P: 7	R: 0 E: 0 K: 1 S: 6	H: 1 LOB: 2 BB: 1 P: 10	R: 0 E: 0 K: 0 S: 3	H: 1 LOB: 1 BB: 1 P: 7	R: 1 E: 0 K: 0 S: 4	H: 1 LOB: 0 BB: 0 P: 4	R: 0 E: 0 K: 0 S: 3	H: 0 LOB: 0 BB: 0 P: 3	1B: 4 2B: 2 3B: 1 HR: 2	SF: 0 SAC: 1 DP: 2 HBP: 0	WP: 0 PA: 36 PB: 0 SB: 0 CS: 0
<b>PITCHER</b> Bob Turley, R ERA: 3.15 Don Larsen, R ERA: 3.5 (3, 1)	IP: 2.2 WLS: L BF: 15 H: 4 R: 3 ER: 3 SO: 2 BB: 4 IBB: 0 HBP: 0 BLK: 0 WP: 0 HR: 1 S: 15 P: 31 ERA: 10.12 WHIP: 3.000															<b>PITCHER</b>	

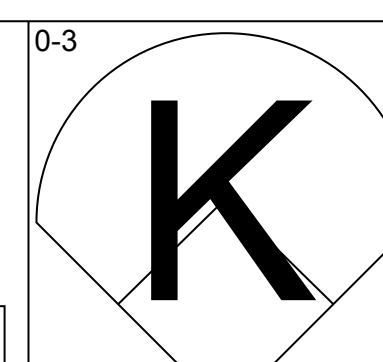
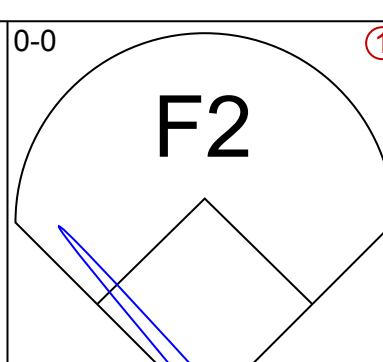
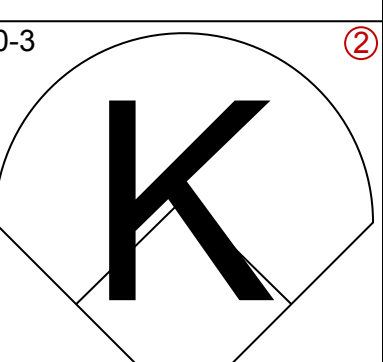
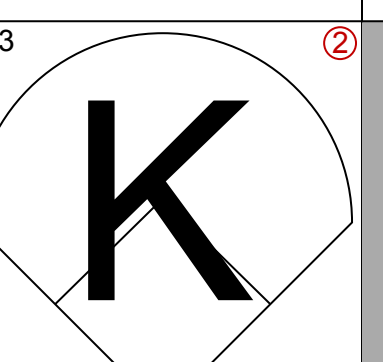
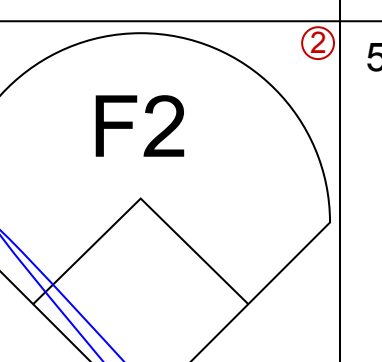
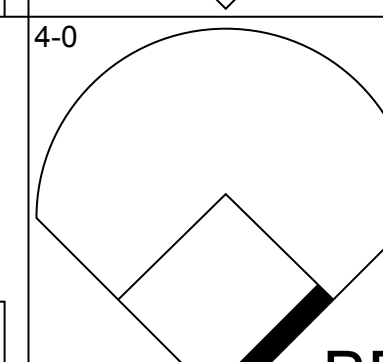
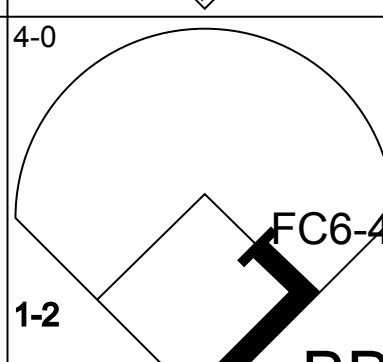
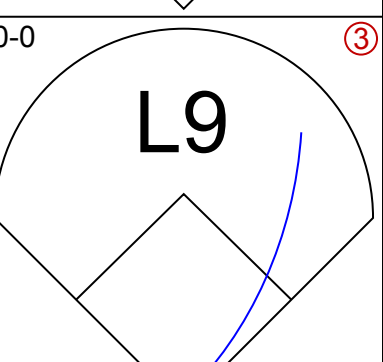
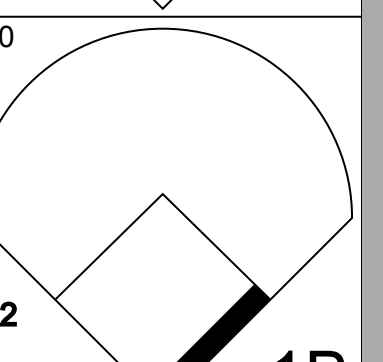
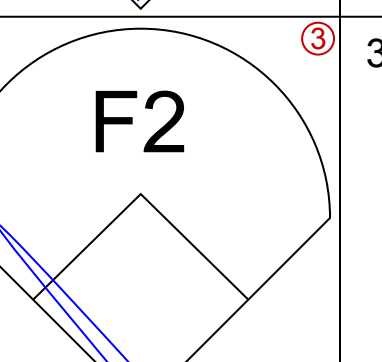
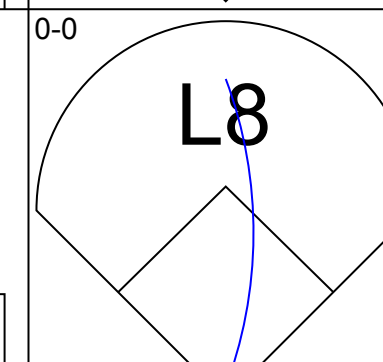
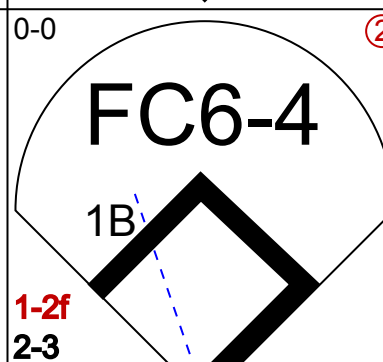
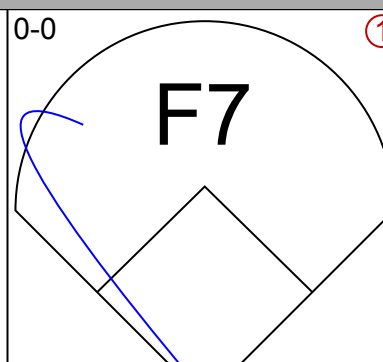
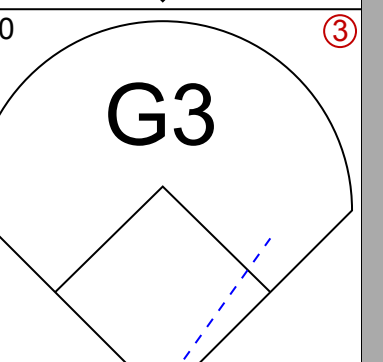
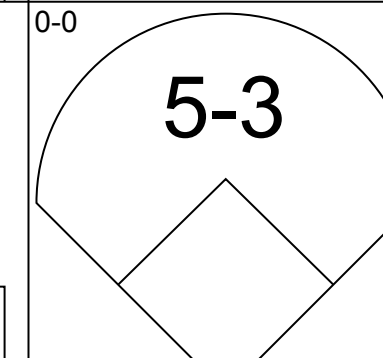
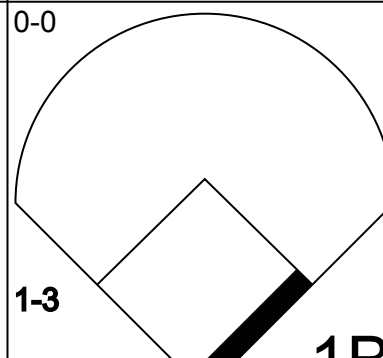
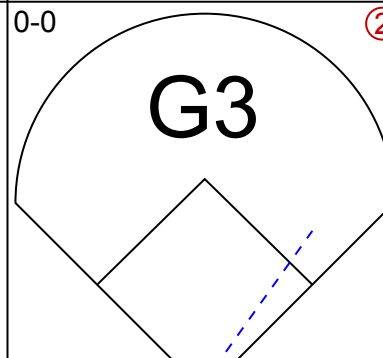
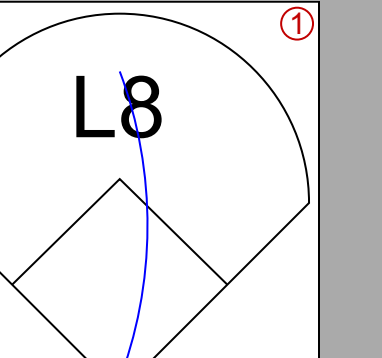
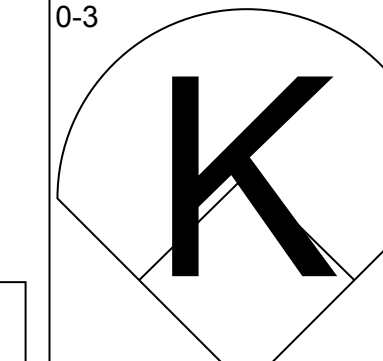
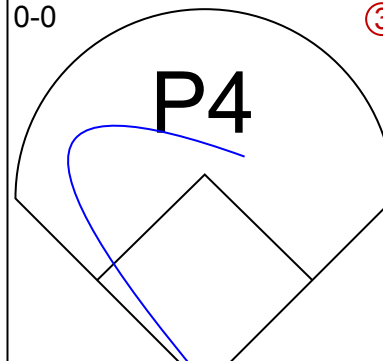
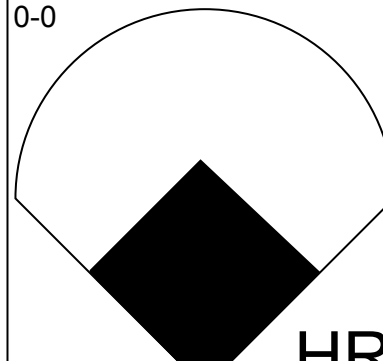
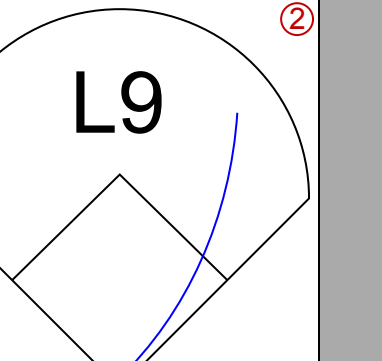
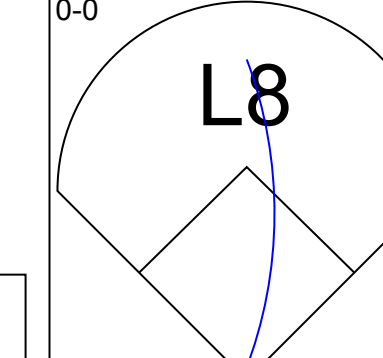
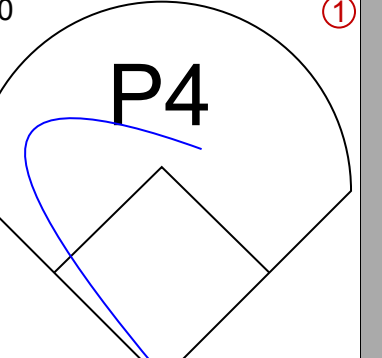
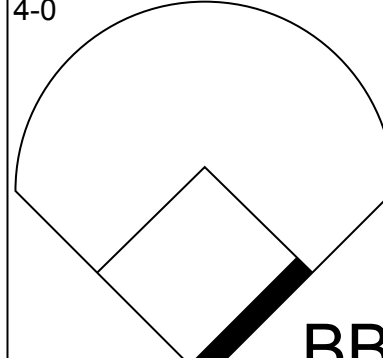
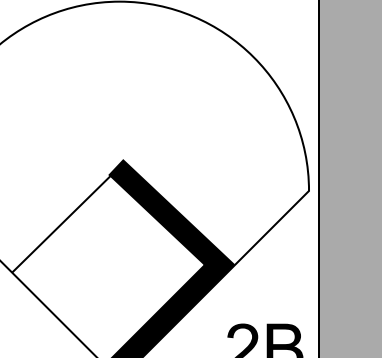
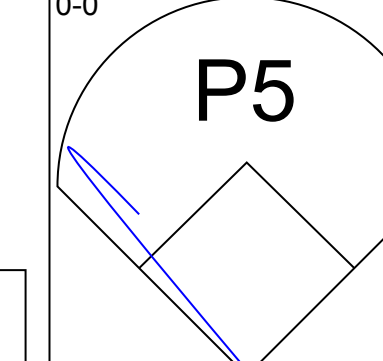
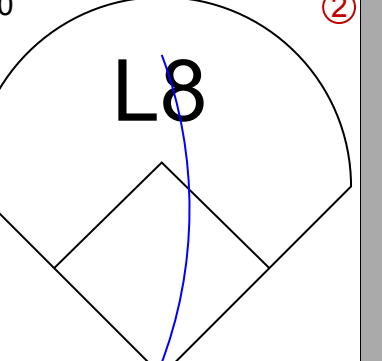
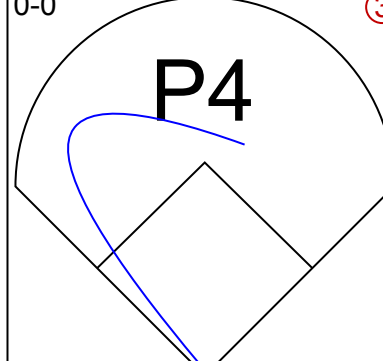
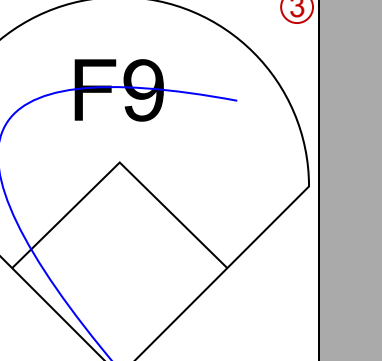
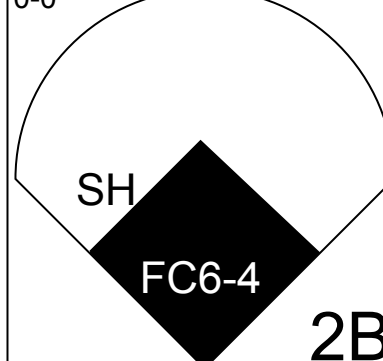
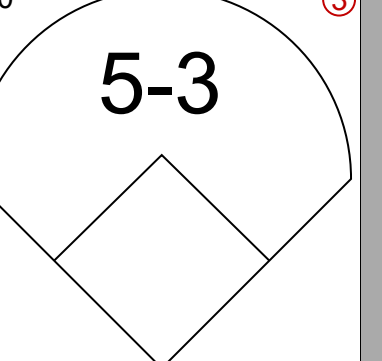
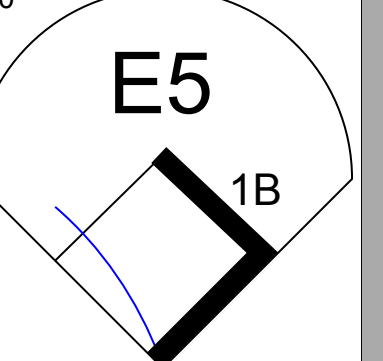
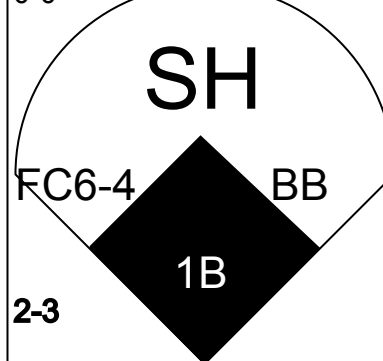
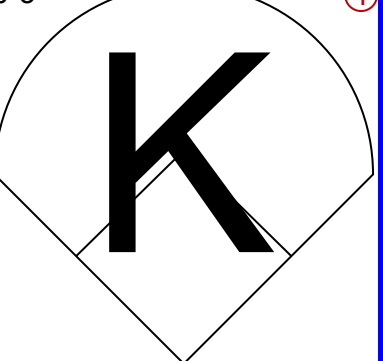
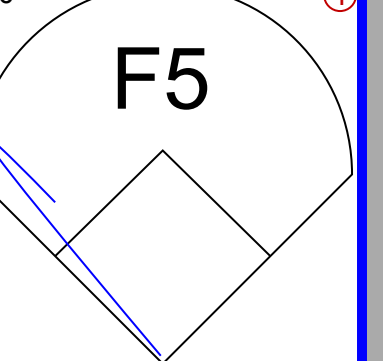
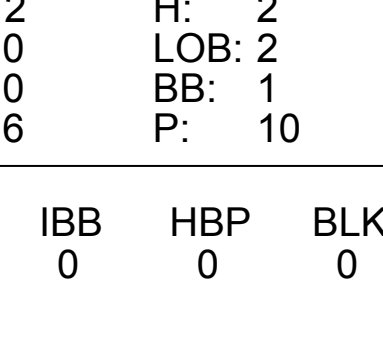
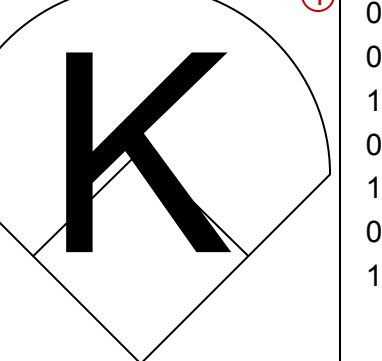

New York Yankees @ Detroit Tigers  
Briggs Stadium, Detroit, MI  
Sun May 03 1959, 4:33 AM EDT  
Cloudy - 70 F

AB 29  
R 4  
H 8  
RBI 4  
BB 6  
SO 4  
LOB 14



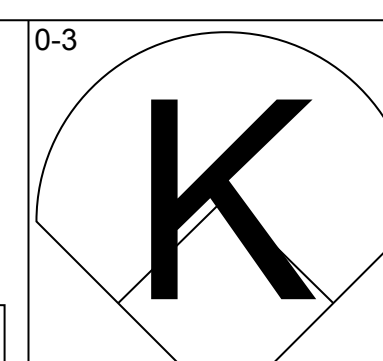
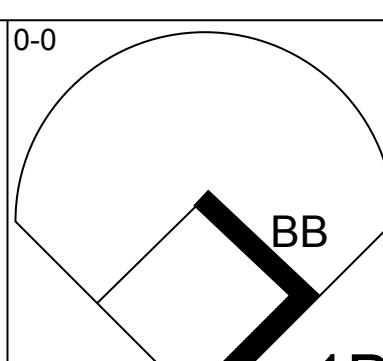
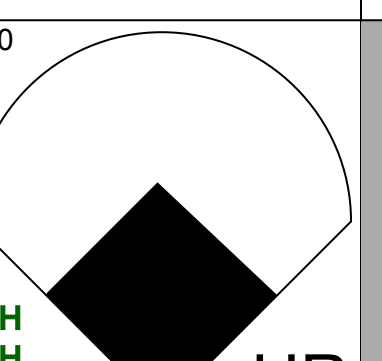
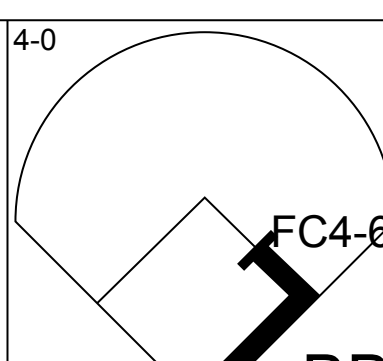
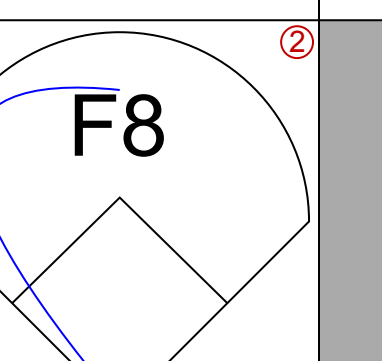
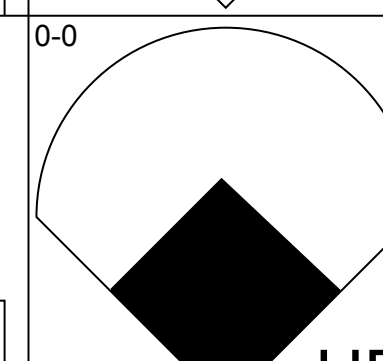
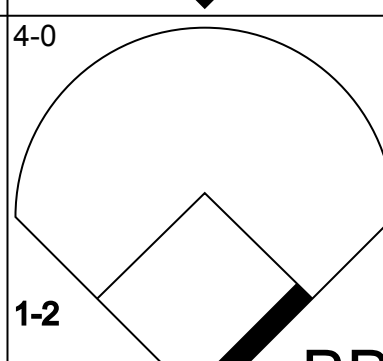
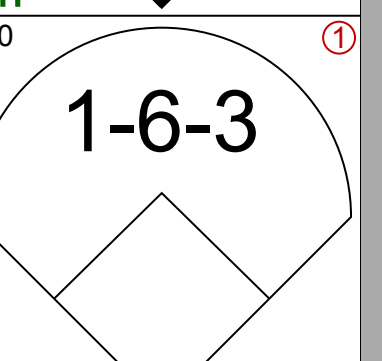
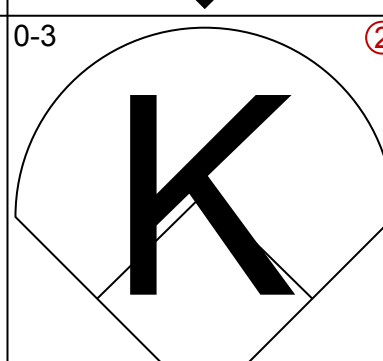
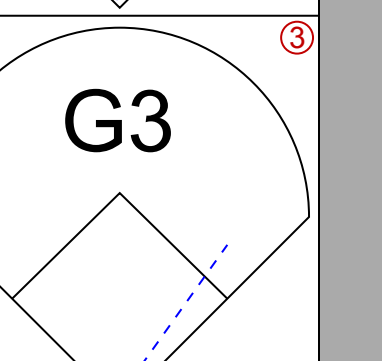
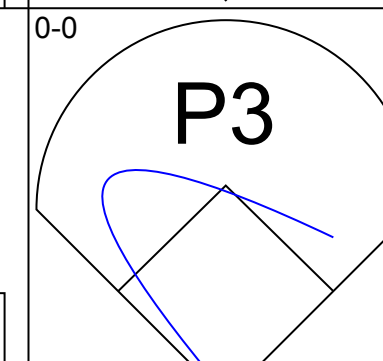
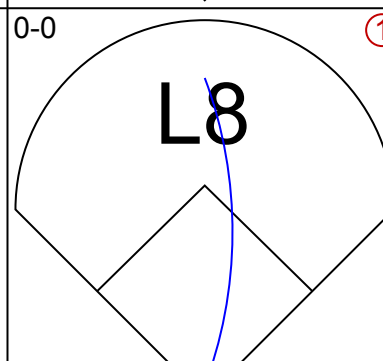
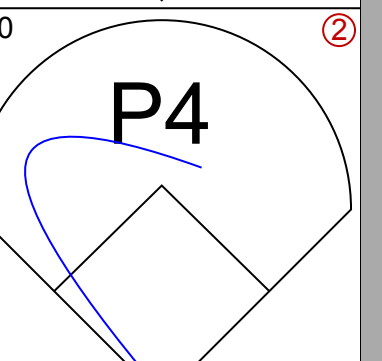
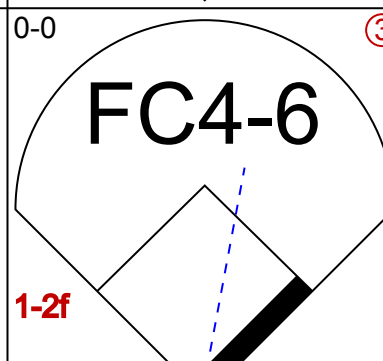
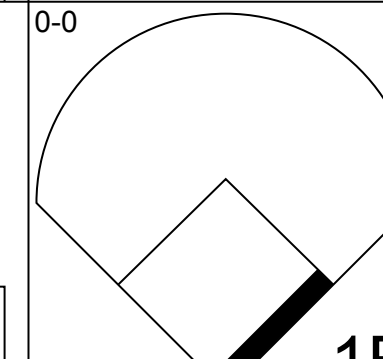
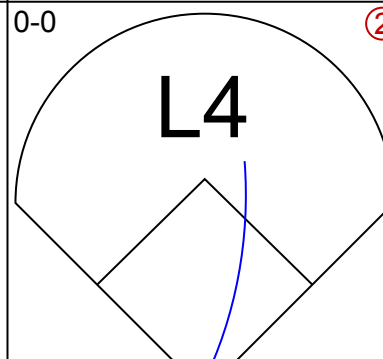
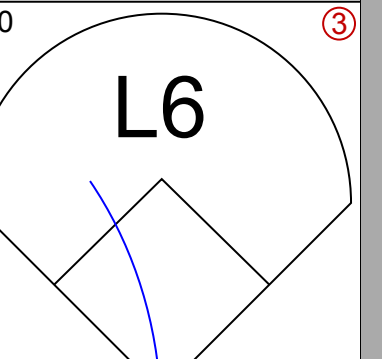
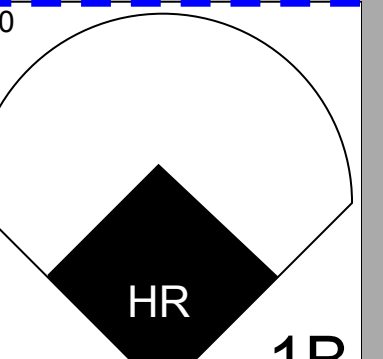
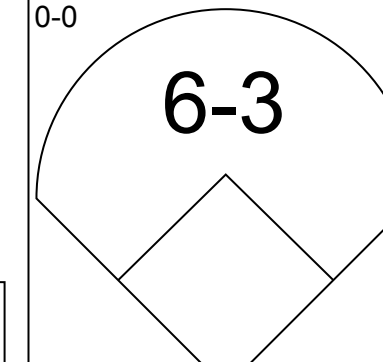
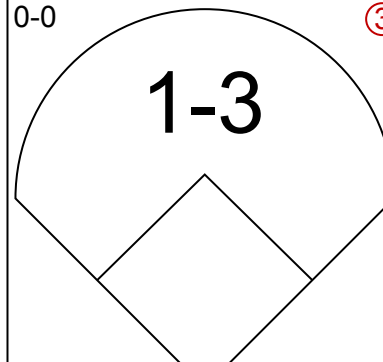
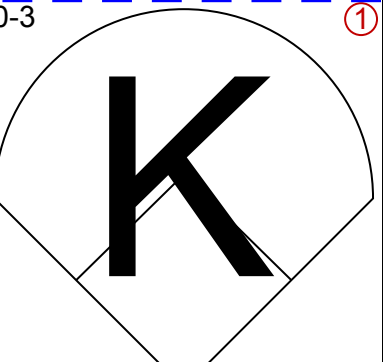
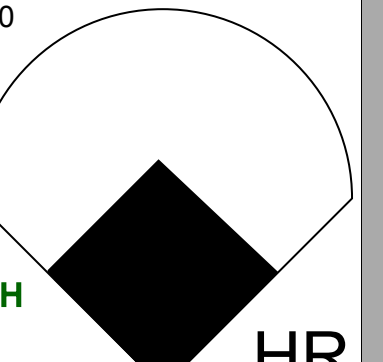
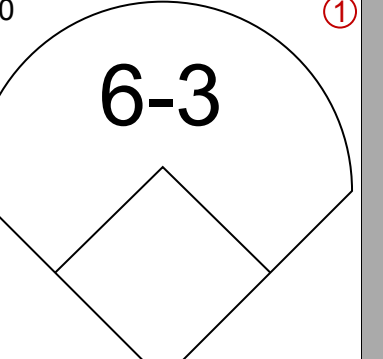
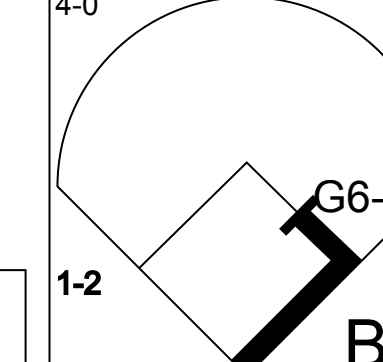
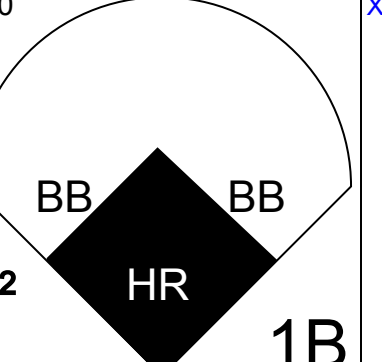
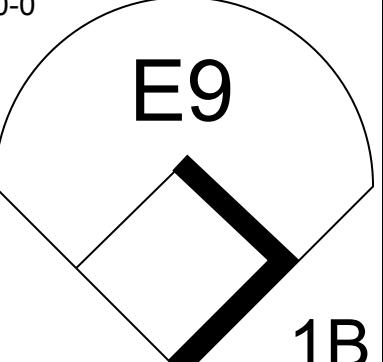
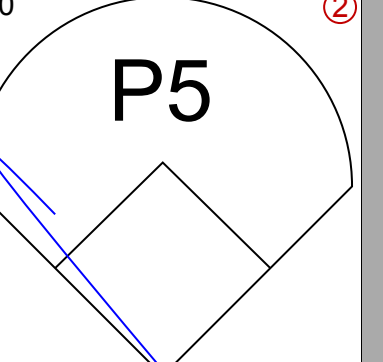
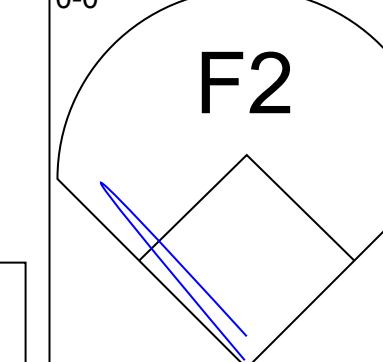
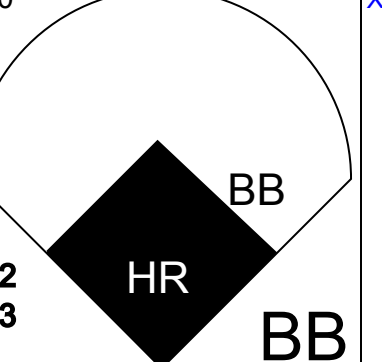
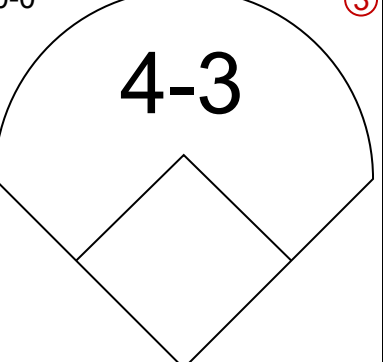
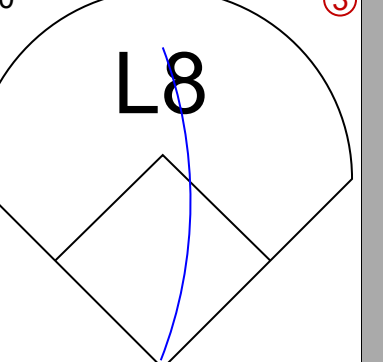
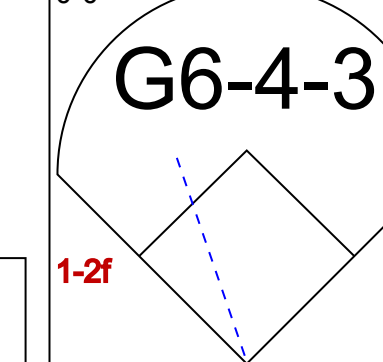
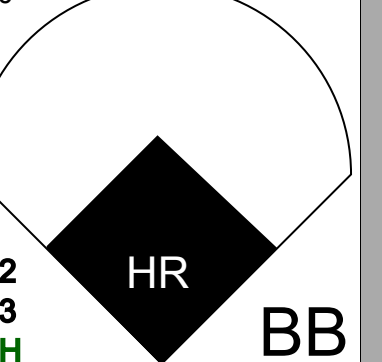


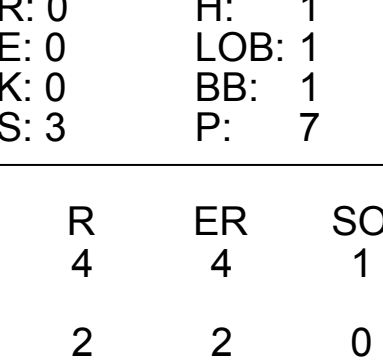
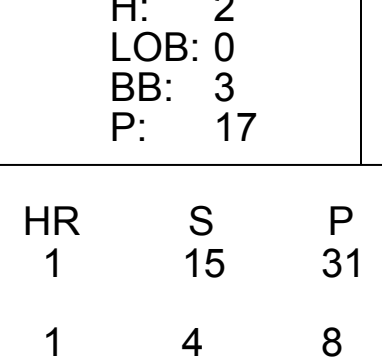
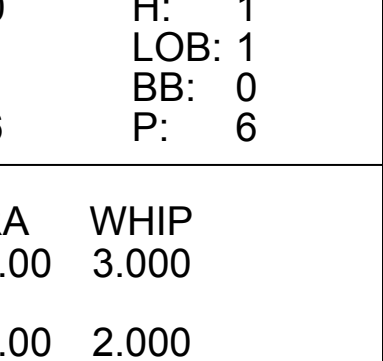
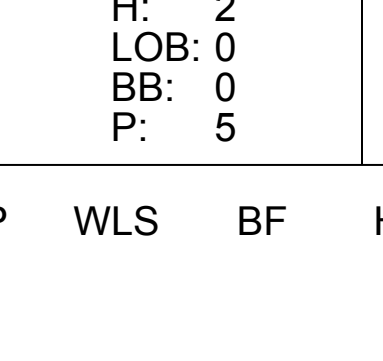
Batter	1	2	3	4	5	6	7	8	9	AB	R	H	RBI	BB	SO	LOB	TOP										
<b>Clete Boyer, R</b> OBP: 0.100, SLG: 0.100 (1, 5)	F9		F9		5-3		FC5-4 2H 1B			4	0	1	1	0	0	0	<b>New York Yankees @ Detroit Tigers</b> Briggs Stadium, Detroit, MI Sun May 03 1959, 4:38 AM EDT Att: 43,438 - Unknown - 70 F										
<b>Gil McDougald, R</b> OBP: 0.397, SLG: 0.302 (1, 4)	4-3			FC6-4 BB WP 1B		6-3	FC5-4 1-2			4	1	1	0	0	0	1											
<b>Hank Bauer, R</b> OBP: 0.354, SLG: 0.418 (1, 9)	K			FC6-4 BB 1-2		F9		F5		3	0	0	0	1	1	0											
<b>Bill Skowron, R</b> OBP: 0.383, SLG: 0.630 (1, 3)		F9		FC6-4 WP 1-2 2-3		E 1B		G5-4-3 1B		4	0	2	0	0	0	2											
<b>Elston Howard, R</b> OBP: 0.310, SLG: 0.393 (1, 2)	5-3		5-3	5-3 1-2		E5 1-2		G5-4-3 1B 1-2		4	0	0	0	0	0	3											
<b>Norm Siebern, L</b> OBP: 0.338, SLG: 0.444 (1, 7) (4, 8)			E4 1B			K			K	4	0	1	0	0	2	3											
<b>Tony Kubek, L</b> OBP: 0.255, SLG: 0.260 (1, 8)							1-3			1	0	0	0	0	1	1											
<b>Don Larsen, R</b> OBP: 0.364, SLG: 0.222 (4, PH)	K									1	0	0	0	0	1	2											
<b>Enos Slaughter, L</b> OBP: 0.273, SLG: 0.545 (4, 7)										2	0	1	0	0	0	0											
<b>Bobby Richardson, R</b> OBP: 0.271, SLG: 0.299 (1, 6)			L8			F2		F7		4	0	1	0	0	0	0											
<b>Duke Maas, R</b> Johnny Kucks, R Mary Throneberry, L Jim Coates, R Andy Carey, R Zach Monroe, R Yogi Berra, L (1, 1) (1, 1) (5, PH) (5, 1) (7, PH) (7, 1) (9, PH)			K			L9		1B 2B		0	0	0	0	0	0	0											
<b>Inning Stats</b>	R: 0 E: 0 K: 1 S: 5	H: 0 LOB: 0 BB: 0 P: 5	R: 0 E: 0 K: 1 S: 6	H: 1 LOB: 1 BB: 0 P: 6	R: 0 E: 0 K: 1 S: 5	H: 0 LOB: 0 BB: 0 P: 5	R: 1 E: 1 K: 1 S: 7	H: 1 LOB: 2 BB: 1 P: 11	R: 0 E: 0 K: 0 S: 3	H: 0 LOB: 0 BB: 0 P: 3	R: 0 E: 1 K: 1 S: 7	H: 1 LOB: 2 BB: 0 P: 7	R: 1 E: 0 K: 0 S: 5	H: 2 LOB: 1 BB: 0 P: 5	R: 0 E: 0 K: 0 S: 3	H: 1 LOB: 0 BB: 0 P: 3		R: 0 E: 0 K: 1 S: 6	H: 2 LOB: 1 BB: 0 P: 6	1B: 7 2B: 2 3B: 0 HR: 0	SF: 0 SAC: 0 DP: 2 HBP: 0	WP: 1 PB: 0 SB: 0 CS: 0	PA: 36				
<b>PITCHER</b> Don Mossi, L ERA: 3.5 (1, 1)	IP	WLS	BF	H	R	ER	SO	BB	IBB	HBP	BLK	WP	HR	S	P	ERA	WHIP										
	9.0	W	36	8	2	2	6	1	0	0	0	1	0	47	51	2.00	1.000										

Batter	1	2	3	4	5	6	7	8	9	AB	R	H	RBI	BB	SO	LOB	BOTTOM										
<b>Eddie Yost, R</b> OBP: 0.402, SLG: 0.580 (1, 5)	HR	K		FC4-6 1B 1-2 HR		K				4	2	1	1	1	2	1	<b>New York Yankees @ Detroit Tigers</b> Briggs Stadium, Detroit, MI Sun May 03 1959, 4:38 AM EDT Att: 43,438 - Unknown - 70 F										
<b>Bobo Osborne, L</b> OBP: 0.325, SLG: 0.324 (1, 3)	HR	3-1		HR 1B			3-1	4-3		5	2	2	0	0	0	3											
<b>Charlie Maxwell, L</b> OBP: 0.355, SLG: 0.828 (1, 7)	HR			HR 1-2 3H				HR		3	3	3	6	1	0	0											
<b>Al Kaline, R</b> OBP: 0.400, SLG: 0.525 (1, 8)	L5	L9		L4			L7			4	0	0	0	0	0	1											
<b>Larry Doby, L</b> Johnny Groth, R OBP: 0.339, SLG: 0.340 OBP: 0.500, SLG: 0.583 (1, 9) (8, 9)	1B BB			1-3		F6		K		3	1	0	0	1	1	0											
<b>Rocky Bridges, R</b> OBP: 0.418, SLG: 0.377 (1, 6)	1B		L8		L3			5-3		4	0	1	0	0	0	0											
<b>Red Wilson, R</b> OBP: 0.130, SLG: 0.130 (1, 2)	1B		5-3		F8			BB BB 1B		4	0	2	1	0	0	0											
<b>Frank Bolling, R</b> OBP: 0.266, SLG: 0.303 (1, 4)	F9			6-3		6-3		F8		4	0	0	0	0	0	3											
<b>Don Mossi, L</b> OBP: 0.400, SLG: 0.250 (1, 1)	5-3			FC4-6 1B		K		BB 1-2 BB		3	0	1	0	1	1	2											
<b>Inning Stats</b>	R: 4 E: 0 K: 0 S: 8	H: 5 LOB: 2 BB: 1 P: 12	R: 0 E: 0 K: 1 S: 5	H: 0 LOB: 1 BB: 1 P: 9	R: 0 E: 0 K: 0 S: 3	H: 0 LOB: 0 BB: 0 P: 3	R: 3 E: 0 K: 0 S: 6	H: 3 LOB: 0 BB: 0 P: 6	R: 0 E: 0 K: 0 S: 3	H: 0 LOB: 0 BB: 0 P: 3	R: 0 E: 2 K: 2 S: 7	H: 0 LOB: 0 BB: 0 P: 7	R: 1 E: 0 K: 1 S: 6	H: 1 LOB: 0 BB: 0 P: 6	R: 0 E: 0 K: 0 S: 4	H: 1 LOB: 3 BB: 2 P: 12		1B: 6 2B: 0 3B: 0 HR: 4	SF: 0 SAC: 0 DP: 0 HBP: 0	WP: 0 PB: 0 SB: 0 CS: 0	PA: 38						
<b>PITCHER</b> Duke Maas, R Johnny Kucks, R Jim Coates, R Zach Monroe, R ERA: 5.49 ERA: 6.52 ERA: 2.57 ERA: 5.4 (1, 1) (1, 1) (5, 1) (7, 1)	IP	WLS	BF	H	R	ER	SO	BB	IBB	HBP	BLK	WP	HR	S	P	ERA	WHIP										
	0.1	L	5	3	4	4	0	1	0	0	0	0	1	18	22	7.36	1.636										

Batter	1	2	3	4	5	6	7	8	9	AB	R	H	RBI	BB	SO	LOB	TOP					
Don Buddin, R OBP: 0.337, SLG: 0.268 (1, 6)										5	0	0	0	0	3	4	<b>Boston Red Sox @ Detroit Tigers</b> Briggs Stadium, Detroit, MI Tue May 05 1959, 4:33 AM EDT Att: 21,100 - Unknown					
Marty Keough, L OBP: 0.316, SLG: 0.368 (1, 8)										3	0	1	0	2	0	1						
Pete Runnels, L OBP: 0.444, SLG: 0.439 (1, 4)										4	0	0	1	0	0	5						
Jackie Jensen, R OBP: 0.413, SLG: 0.606 (1, 9)										4	0	1	1	0	0	1						
Frank Matzone, R OBP: 0.342, SLG: 0.548 (1, 5)										4	1	1	1	0	1	2						
Dick Gemert, R OBP: 0.397, SLG: 0.451 (1, 3)										3	0	1	0	1	0	0						
Gary Geiger, L OBP: 0.205, SLG: 0.184 (1, 7)										4	0	0	0	0	0	2						
Sammy White, R OBP: 0.404, SLG: 0.438 (1, 2)										4	1	2	0	0	0	0						
Jerry Casale, R OBP: 0.286, SLG: 0.667 (4, 1)										0	1	0	0	0	0	0						
Herb Motford, R OBP: 0.354, SLG: 0.364 (5, PH)										1	0	0	0	0	0	0						
Bill Renna, R OBP: 0.163, SLG: 0.133 (7, 1)										0	0	0	0	0	0	1						
Leo Kiely, L OBP: 0.133, SLG: 0.133 (7, 1)										1	0	0	0	0	0	1						
Billy Consolo, R (9, PH)										1	0	0	0	0	1	1						
<b>Inning Stats</b>	R: 0 E: 0 K: 1 S: 5	H: 0 LOB: 1 BB: 1 P: 9	R: 0 E: 0 K: 1 S: 5	H: 0 LOB: 0 BB: 0 P: 5	R: 2 E: 0 K: 0 S: 6	H: 2 LOB: 2 BB: 1 P: 10	R: 0 E: 0 K: 0 S: 3	H: 0 LOB: 0 BB: 0 P: 3	R: 0 E: 0 K: 2 S: 7	H: 0 LOB: 0 BB: 0 P: 7	R: 1 E: 0 K: 0 S: 4	H: 1 LOB: 1 BB: 1 P: 8	R: 0 E: 1 K: 1 S: 7	H: 1 LOB: 2 BB: 0 P: 7	R: 0 E: 0 K: 0 S: 4	H: 1 LOB: 1 BB: 0 P: 4	R: 0 E: 0 K: 1 S: 6	H: 1 LOB: 1 BB: 0 P: 6	1B: 3 2B: 2 3B: 0 HR: 1	SF: 0 SAC: 1 DP: 0 HBP: 0	WP: 0 PB: 0 SB: 0 CS: 0	PA: 38
<b>PITCHER</b> Jim Bunning, R ERA: 5.13 (1, 1)	IP: 9.0 WLS: W BF: 38 H: 6 R: 3 ER: 3 SO: 6 BB: 3 IBB: 0 HBP: 0 BLK: 0 WP: 0 HR: 1 S: 47 P: 59 ERA: 3.00 WHIP: 1.000															<b>PITCHER</b>						

AB	34
R	3
H	6
RBI	3
BB	3
SO	6
LOB	17



Batter	1	2	3	4	5	6	7	8	9	AB	R	H	RBI	BB	SO	LOB	BOTTOM			
Ted Lepcio, R OBP: 0.500, SLG: 1.000 (1, 5)										4	1	2	4	1	1	0	<b>Boston Red Sox @ Detroit Tigers</b> Briggs Stadium, Detroit, MI Tue May 05 1959, 4:33 AM EDT Att: 21,100 - Unknown			
Bobo Osborne, L OBP: 0.333, SLG: 0.395 (1, 3)										4	1	1	1	1	1	1				
Charlie Maxwell, L OBP: 0.314, SLG: 0.727 (1, 7)										4	0	0	0	0	0	3				
Al Kaline, R OBP: 0.404, SLG: 0.524 (1, 8)										4	1	2	0	0	0	2				
Larry Doby, L OBP: 0.322, SLG: 0.320 (1, 9)										3	0	0	0	0	1	3				
Johnny Groth, R OBP: 0.533, SLG: 0.846 (7, PH) (8, 9)										1	1	1	2	0	0	0				
Rocky Bridges, R OBP: 0.422, SLG: 0.375 (1, 6)										3	1	1	0	1	0	0				
Lou Berberet, L OBP: 0.420, SLG: 0.275 (1, 2)										3	1	2	0	1	0	0				
Frank Bolling, R OBP: 0.265, SLG: 0.291 (1, 4)										3	1	0	0	1	0	3				
Jim Bunning, R OBP: 0.273, SLG: 0.200 (1, 1)										3	1	0	0	1	0	3				
<b>Inning Stats</b>	R: 1 E: 0 K: 1 S: 7	H: 2 LOB: 1 BB: 0 P: 7	R: 0 E: 0 K: 0 S: 3	H: 1 LOB: 1 BB: 1 P: 7	R: 0 E: 0 K: 0 S: 4	H: 1 LOB: 2 BB: 1 P: 8	R: 0 E: 0 K: 0 S: 5	H: 2 LOB: 0 BB: 3 P: 17	R: 0 E: 1 K: 1 S: 6	H: 1 LOB: 1 BB: 0 P: 6	R: 0 E: 0 K: 1 S: 5	H: 0 LOB: 1 BB: 1 P: 9	R: 2 E: 0 K: 0 S: 5	H: 2 LOB: 0 BB: 0 P: 5	R: 0 E: 0 K: 0 S: 3	H: 0 LOB: 0 BB: 0 P: 3	1B: 6 2B: 0 3B: 0 HR: 3	SF: 0 SAC: 0 DP: 1 HBP: 0	WP: 1 PB: 0 SB: 0 CS: 0	PA: 38
<b>PITCHER</b> Jerry Casale, R ERA: 5.25 (1, 1)	IP: 3.0 WLS: L BF: 17 H: 5 R: 4 ER: 4 SO: 1 BB: 4 IBB: 0 HBP: 0 BLK: 0 WP: 1 HR: 1 S: 15 P: 31 ERA: 12.00 WHIP: 3.000															<b>PITCHER</b>				
Herb Motford, R ERA: 11.92 (4, 1)	IP: 1.0 WLS: L BF: 5 H: 2 R: 2 ER: 2 SO: 0 BB: 1 IBB: 0 HBP: 0 BLK: 0 WP: 0 HR: 4 S: 4 P: 8 ERA: 18.00 WHIP: 2.000																			
Ted Bowsfield, L ERA: 18.0 (5, 1)	IP: 2.0 WLS: L BF: 8 H: 1 R: 0 ER: 0 SO: 2 BB: 1 IBB: 0 HBP: 0 BLK: 0 WP: 0 HR: 11 S: 11 P: 15 ERA: 0.00 WHIP: 1.000																			
Leo Kiely, L ERA: 4.35 (7, 1)	IP: 2.0 WLS: L BF: 8 H: 2 R: 2 ER: 2 SO: 0 BB: 0 IBB: 0 HBP: 0 BLK: 0 WP: 0 HR: 8 S: 8 P: 8 ERA: 9.00 WHIP: 1.000																			

AB	32
R	8
H	9
RBI	8
BB	6
SO	3
LOB	14



Batter	1	2	3	4	5	6	7	8	9	AB	R	H	RBI	BB	SO	LOB	TOP																					
Don Buddin, R OBP: 0.337, SLG: 0.263 (1, 6)	L8		5-3			L8	L8			5	1	1	1	1	0	0																						
Marty Keough, L OBP: 0.357, SLG: 0.583 (1, 8)	L8			4-3		HR	1B			5	2	2	1	1	0	1																						
Pete Runnels, L OBP: 0.437, SLG: 0.431 (1, 4)	5-3			5-3		WP	1B			6	2	2	1	0	0	4																						
Jackie Jensen, R OBP: 0.419, SLG: 0.629 (1, 9)		F7		F7		HR	1B		5-3	4	3	1	2	2	0	0																						
Frank Matzone, R OBP: 0.354, SLG: 0.577 (1, 5)	6-3				HR	6-3	L7			5	2	2	3	1	0	1																						
Dick Gemert, R OBP: 0.420, SLG: 0.536 (1, 3)					P3		HR		G6-4-3	5	3	3	4	1	0	1																						
Gary Geiger, L OBP: 0.273, SLG: 0.419 (1, 7)	L8					1B	2B			5	3	4	4	0	0	1																						
Sammy White, R OBP: 0.421, SLG: 0.442 (1, 2)			F7		P4					4	1	2	1	1	0	1																						
Tom Brewer, R OBP: 0.154, SLG: 0.154 Frank Baumann, L OBP: 0.250, SLG: 0.250 (4, 1)			6-3		K	FC4-6	K			1	0	0	0	0	0	0																						
<b>Inning Stats</b>	R: 0 E: 0 K: 0 S: 3	H: 0 LOB: 0 BB: 0 P: 3	R: 0 E: 0 K: 0 S: 4	H: 1 LOB: 1 BB: 0 P: 4	R: 0 E: 0 K: 0 S: 3	H: 0 LOB: 0 BB: 0 P: 3	R: 0 E: 0 K: 0 S: 3	H: 0 LOB: 0 BB: 0 P: 3	R: 1 E: 0 K: 1 S: 7	H: 2 LOB: 1 BB: 0 P: 7	R: 5 E: 0 K: 0 S: 8	H: 5 LOB: 1 BB: 1 P: 12	R: 5 E: 0 K: 1 S: 10	H: 5 LOB: 1 BB: 1 P: 14	R: 6 E: 0 K: 0 S: 8	H: 5 LOB: 3 BB: 4 P: 24	R: 0 E: 0 K: 0 S: 2	H: 0 LOB: 0 BB: 1 P: 6	1B: 9 2B: 2 3B: 1 HR: 6	SF: 0 SAC: 0 DP: 1 HBP: 0	WP: 2 PA: 51																	
<b>PITCHER</b>	IP	WLS	BF	H	R	ER	SO	BB	IBB	HBP	BLK	WP	HR	S	P	ERA	WHIP	<b>PITCHER</b>				IP	WLS	BF	H	R	ER	SO	BB	IBB	HBP	BLK	WP	HR	S	P	ERA	WHIP
Paul Foytack, R ERA: 9.35 (1, 1)	5.2	L	24	6	5	5	1	1	0	0	0	1	3	25	29	7.94	1.235																					
Tom Morgan, R ERA: 4.91 (6, 1)	0.2		7	5	4	4	0	0	0	0	0	0	1	7	7	54.00	7.500																					
George Susce, R ERA: 12.89 (7, 1)	1.1		11	4	6	6	1	3	0	0	0	0	1	10	22	40.50	5.250																					
Pete Burnside, L ERA: 8.75 (8, 1)	0.1		6	3	2	2	0	2	0	0	0	1	1	4	12	54.00	15.000																					
Dave Sisler, R ERA: 5.87 (9, 1)	0.0		0	0	0	0	0	0	0	0	0	0	0	0	0	∞	∞																					

**Boston Red Sox @ Detroit Tigers**  
Briggs Stadium, Detroit, MI  
Wed May 06 1959, 4:33 AM EDT  
Att: 4,854 - Unknown

AB 44  
R 17  
H 18  
RBI 17  
BB 7  
SO 2  
LOB 12



Batter	1	2	3	4	5	6	7	8	9	AB	R	H	RBI	BB	SO	LOB	BOTTOM																					
Ted Lepcio, R OBP: 0.462, SLG: 0.727 (1, 5)				6-3					1-3	4	0	1	0	1	1	0																						
Bobo Osborne, L OBP: 0.320, SLG: 0.372 (1, 3)										5	0	1	0	0	2	4																						
Charlie Maxwell, L OBP: 0.375, SLG: 0.757 (1, 7)										4	2	3	0	1	1	0																						
Al Kaline, R OBP: 0.413, SLG: 0.598 (1, 8)										3	2	2	4	0	0	0																						
Eddie Yost, R OBP: 0.398, SLG: 0.571 (7, PH) Gus Zernial, R OBP: 0.143, SLG: 0.143 (8, 9)										1	0	0	0	0	0	1																						
Larry Doby, L OBP: 0.311, SLG: 0.308 Johnny Groth, R OBP: 0.556, SLG: 0.613 (6, 9) (8, 8)										2	0	0	0	0	1	0																						
Rocky Bridges, R OBP: 0.414, SLG: 0.368 (1, 6)										4	0	1	0	0	0	2																						
Lou Berberet, L OBP: 0.444, SLG: 0.386 (1, 2)										4	1	3	2	0	1	0																						
Frank Bolling, R OBP: 0.253, SLG: 0.277 (1, 4)										4	0	0	0	0	0	3																						
Paul Foytack, R OBP: 0.125, SLG: 0.125 (6, 1) Tom Morgan, R OBP: 0.250, SLG: 0.250 (7, 1) George Susce, R OBP: 0.143, SLG: 0.143 (8, PH) Harvey Kuenn, R OBP: 0.500, SLG: 0.500 (9, 1)										2	0	0	0	0	1	2																						
<b>Inning Stats</b>	R: 2 E: 0 K: 1 S: 7	H: 3 LOB: 0 BB: 0 P: 7	R: 0 E: 0 K: 1 S: 7	H: 2 LOB: 3 BB: 1 P: 11	R: 2 E: 0 K: 0 S: 6	H: 3 LOB: 1 BB: 0 P: 6	R: 0 E: 0 K: 1 S: 5	H: 0 LOB: 0 BB: 0 P: 5	R: 0 E: 0 K: 1 S: 5	H: 1 LOB: 1 BB: 0 P: 6	R: 0 E: 0 K: 1 S: 5	H: 0 LOB: 0 BB: 0 P: 5	R: 0 E: 0 K: 2 S: 7	H: 0 LOB: 1 BB: 1 P: 11	R: 2 E: 0 K: 0 S: 5	H: 2 LOB: 0 BB: 0 P: 5	R: 0 E: 0 K: 0 S: 5	H: 2 LOB: 2 BB: 0 P: 5	1B: 9 2B: 1 3B: 0 HR: 3	SF: 0 SAC: 0 DP: 0 HBP: 0	WP: 1 PA: 41																	
<b>PITCHER</b>	IP	WLS	BF	H	R	ER	SO	BB	IBB	HBP	BLK	WP	HR	S	P	ERA	WHIP	<b>PITCHER</b>				IP	WLS	BF	H	R	ER	SO	BB	IBB	HBP	BLK	WP	HR	S	P	ERA	WHIP
Tom Brewer, R ERA: 3.31 (1, 1)	3.0		17	8	4	4	2	1	0	0	0	0	1	20	24	12.00	3.000																					
Frank Baumann, L ERA: 7.0 (4, 1)	6.0	W	24	5	2	2	5	1	0	0	0	0	1	33	37	3.00	1.000																					

**Boston Red Sox @ Detroit Tigers**  
Briggs Stadium, Detroit, MI  
Wed May 06 1959, 4:33 AM EDT  
Att: 4,854 - Unknown

AB 39  
R 6  
H 13  
RBI 6  
BB 2  
SO 7  
LOB 16



Batter	1	2	3	4	5	6	7	8	9	AB	R	H	RBI	BB	SO	LOB	TOP					
Don Buddin, R (1.6) OBP: 0.333, SLG: 0.263										4	0	1	0	0	0	2	<b>Boston Red Sox @ Detroit Tigers</b> Briggs Stadium, Detroit, MI Thu May 07 1959, 4:33 AM EDT Att: 4,215 - Unknown					
Marty Keough, L (1.8) OBP: 0.375, SLG: 0.571										4	0	2	0	0	0	1						
Pete Runnels, L (1.4) OBP: 0.440, SLG: 0.440									3	0	1	0	1	0	2							
Jackie Jensen, R (1.9) OBP: 0.400, SLG: 0.595										4	0	0	0	0	1	3						
Frank Matzone, R (1.5) OBP: 0.360, SLG: 0.573										4	1	2	0	0	2	1						
Dick Gernert, R (1.3) OBP: 0.425, SLG: 0.533										4	0	2	0	0	0	1						
Gary Geiger, L (1.7) OBP: 0.271, SLG: 0.391										3	0	0	0	1	1	2						
Sammy White, R (1.2) OBP: 0.400, SLG: 0.426									2	0	0	1	0	0	0							
Ike Delock, R (1.1) (8, PH)										2	0	0	0	0	1	2						
Jim Busby, R (8, PH) Leo Kiely, L (8, 1)										1	0	0	0	0	0	0						
										0	0	0	0	0	0	0						
<b>Inning Stats</b>	R: 0 E: 0 K: 0 S: 3	H: 1 LOB: 0 BB: 0 P: 3	R: 0 E: 1 K: 0 S: 4	H: 2 LOB: 2 BB: 0 P: 4	R: 0 E: 0 K: 0 S: 3	H: 0 LOB: 0 BB: 0 P: 3	R: 0 E: 0 K: 1 S: 5	H: 1 LOB: 0 BB: 0 P: 5	R: 1 E: 0 K: 2 S: 9	H: 1 LOB: 2 BB: 1 P: 13	R: 0 E: 0 K: 1 S: 6	H: 1 LOB: 0 BB: 0 P: 6	R: 0 E: 0 K: 1 S: 5	H: 0 LOB: 0 BB: 0 P: 5	R: 0 E: 0 K: 0 S: 4	H: 1 LOB: 2 BB: 0 P: 8	R: 0 E: 0 K: 0 S: 3	H: 1 LOB: 0 BB: 0 P: 3	1B: 7 2B: 1 3B: 0 HR: 0	SF: 1 SAC: 0 DP: 4 HBP: 0	WP: 0 PB: 1 SB: 0 CS: 0	PA: 34
<b>PITCHER</b> Frank Lary, R (1.1) ERA: 3.46	IP: 9.0 WLS: W BF: 34 H: 8 R: 1 ER: 0 SO: 5 BB: 2 IBB: 0 HBP: 0 BLK: 0 WP: 0 HR: 0 S: 42 P: 50 ERA: 0.00 WHIP: 1.111															<b>PITCHER</b>						

AB	31
R	1
H	8
RBI	1
BB	2
SO	5
LOB	14




Batter	1	2	3	4	5	6	7	8	9	AB	R	H	RBI	BB	SO	LOB	BOTTOM	
Ted Lepcio, R (1.5) OBP: 0.471, SLG: 0.667										4	1	2	0	0	0	1	<b>Boston Red Sox @ Detroit Tigers</b> Briggs Stadium, Detroit, MI Thu May 07 1959, 4:33 AM EDT Att: 4,215 - Unknown	
Bobo Osborne, L (1.3) OBP: 0.315, SLG: 0.362										4	1	1	0	0	1	1		
Charlie Maxwell, L (1.7) OBP: 0.372, SLG: 0.725										3	1	1	0	0	0	1		
Al Kaline, R (1.8) OBP: 0.406, SLG: 0.578										3	0	0	1	1	0	4		
Larry Doby, L (1.9) Johnny Groth, R (8, 9) OBP: 0.526, SLG: 0.765										3	0	1	2	0	0	1		
Rocky Bridges, R (1.6) OBP: 0.400, SLG: 0.354										3	0	0	0	0	0	2		
Lou Berberet, L (1.2) OBP: 0.421, SLG: 0.362										3	0	0	0	0	0	0		
Frank Bolling, R (1.4) OBP: 0.244, SLG: 0.267										3	0	0	0	0	0	0		
Frank Lary, R (1.1) OBP: 0.250, SLG: 0.375										3	0	1	0	0	1	0		
<b>Inning Stats</b>	R: 0 E: 0 K: 0 S: 4	H: 1 LOB: 1 BB: 0 P: 4	R: 0 E: 0 K: 0 S: 3	H: 0 LOB: 0 BB: 0 P: 3	R: 0 E: 0 K: 1 S: 7	H: 2 LOB: 1 BB: 0 P: 7	R: 0 E: 0 K: 1 S: 5	H: 0 LOB: 0 BB: 0 P: 5	R: 2 E: 1 K: 0 S: 6	H: 2 LOB: 1 BB: 0 P: 6	R: 0 E: 0 K: 0 S: 4	H: 1 LOB: 1 BB: 0 P: 4	R: 0 E: 0 K: 0 S: 3	H: 0 LOB: 1 BB: 1 P: 7	1B: 6 2B: 0 3B: 0 HR: 0	SF: 0 SAC: 1 DP: 0 HBP: 0		WP: 1 PB: 0 SB: 1 CS: 0
<b>PITCHER</b> Ike Delock, R (1.1) ERA: 2.61 Leo Kiely, L (8, 1) ERA: 3.97	IP: 7.0 WLS: L BF: 28 H: 6 R: 3 ER: 2 SO: 2 BB: 3 IBB: 3 HBP: 2 BLK: 2 WP: 1 HR: 0 S: 32 P: 32 ERA: 2.57 WHIP: 0.857															<b>PITCHER</b>		

AB	30
R	3
H	6
RBI	3
BB	1
SO	2
LOB	11



Batter	1	2	3	4	5	6	7	8	9	AB	R	H	RBI	BB	SO	LOB	TOP																			
<b>Bill Tuttle, R</b> OBP: 0.394, SLG: 0.450 (1, 8)	4-0 BB		0-0 1B		0-0 1B		0-0 5-3			3	1	2	0	1	0	0	<b>Kansas City Athletics @ Detroit Tigers</b> Briggs Stadium, Detroit, MI Fri May 08 1959, 7:05 PM EDT Att: 16,176 - Unknown																			
<b>Dick Williams, R</b> OBP: 0.232, SLG: 0.353 (1, 5)	0-0 F9		0-0 P4		0-0 P3			0-3 K		4	0	0	0	0	1	2																				
<b>Ray Boone, R</b> OBP: 0.362, SLG: 0.360 <b>Kent Hadley, L</b> OBP: 0.303, SLG: 0.419 (7, 3)	0-0 F3		0-0 1B		0-0 E6			0-3 K		3	2	1	0	0	0	1																				
<b>Roger Maris, L</b> OBP: 0.400, SLG: 0.556 (1, 9)	0-0 L8		0-0 1B		0-0 G3			0-0 G3		4	1	1	1	0	0	2																				
<b>Bob Cerv, R</b> OBP: 0.337, SLG: 0.571 (1, 7)		0-3 K		0-0 3B		0-0 SF9			0-3 K	3	0	1	3	0	2	0																				
<b>Hal Smith, R</b> OBP: 0.319, SLG: 0.313 (1, 2)		0-0 F9			0-0 F9			0-0 1B		4	0	1	0	0	0	0																				
<b>Hector Lopez, R</b> OBP: 0.320, SLG: 0.440 (1, 4)		4-0 BB			0-0 1B		0-0 5-3			3	0	1	0	1	0	1																				
<b>Joe Demaestri, R</b> OBP: 0.304, SLG: 0.423 (1, 6)		0-3 K			0-0 G1-6-3			0-3 K		3	0	0	0	0	2	2																				
<b>Ray Herbert, R</b> OBP: 0.300, SLG: 0.222 (1, 1)					0-0 L8			0-0 5-3		3	0	0	0	0	0	0																				
<b>Inning Stats</b>	R: 0 E: 0 K: 0 S: 3	H: 0 LOB: 1 BB: 1 P: 7	R: 0 E: 0 K: 2 S: 7	H: 0 LOB: 1 BB: 1 P: 11	R: 3 E: 0 K: 0 S: 6	H: 4 LOB: 1 BB: 0 P: 6	R: 0 E: 0 K: 0 S: 3	H: 1 LOB: 0 BB: 0 P: 3	R: 0 E: 0 K: 0 S: 5	H: 1 LOB: 1 BB: 0 P: 5	R: 0 E: 0 K: 1 S: 5	H: 0 LOB: 0 BB: 0 P: 5	R: 0 E: 0 K: 2 S: 7	H: 0 LOB: 0 BB: 0 P: 7	R: 0 E: 0 K: 1 S: 5	H: 0 LOB: 0 BB: 0 P: 5		1B: 6 2B: 0 3B: 1 HR: 0	SF: 1 SAC: 0 DP: 1 HBP: 0	WP: 1 PB: 0 SB: 1 CS: 0	PA: 34															
<b>PITCHER</b>	IP	WLS	BF	H	R	ER	SO	BB	IBB	HBP	BLK	WP	HR	S	P	ERA	WHIP	<b>PITCHER</b>		IP	WLS	BF	H	R	ER	SO	BB	IBB	HBP	BLK	WP	HR	S	P	ERA	WHIP
<b>Don Mossi, L</b> ERA: 3.6 (1, 1)	7.0		28	7	4	3	3	2	0	0	0	1	0	32	40	3.86	1.286																			
<b>Ray Narleski, R</b> ERA: 11.48 (8, 1)	2.0	W	6	0	0	0	3	0	0	0	0	0	0	12	12	0.00	0.000																			

AB	31
R	4
H	7
RBI	4
BB	2
SO	6
LOB	8



Batter	1	2	3	4	5	6	7	8	9	AB	R	H	RBI	BB	SO	LOB	BOTTOM																			
<b>Ted Lepcio, R</b> OBP: 0.381, SLG: 0.526 (1, 5)	0-0 1-3		0-0 6-3		0-3 K		0-0 3-1			4	0	0	0	0	1	1	<b>Kansas City Athletics @ Detroit Tigers</b> Briggs Stadium, Detroit, MI Fri May 08 1959, 7:05 PM EDT Att: 16,176 - Unknown																			
<b>Bobo Osborne, L</b> OBP: 0.310, SLG: 0.340 (1, 3)	4-0 1B		0-0 G3		0-0 5-1			0-0 F2		3	1	0	0	1	0	1																				
<b>Charlie Maxwell, L</b> OBP: 0.340, SLG: 0.659 (1, 7)	0-3 K		0-0 F7			0-0 G3		0-0 5-1		4	0	0	0	0	1	1																				
<b>Al Kaline, R</b> OBP: 0.400, SLG: 0.564 (1, 8)	0-0 1B			0-0 L4-3		0-0 L1-3		0-3 K		4	0	1	0	0	1	0																				
<b>Harvey Kuenn, R</b> OBP: 0.432, SLG: 0.485 (1, 9)	0-0 1B			0-0 F2		4-0 1B			0-0 1B	3	1	2	1	1	0	0																				
<b>Rocky Bridges, R</b> OBP: 0.398, SLG: 0.354 <b>Gail Harris, L</b> OBP: 0.233, SLG: 0.345 (8, PH)	0-0 P3			0-3 K			0-0 1B		0-0 F2	3	0	1	0	0	1	2																				
<b>Lou Berberet, L</b> OBP: 0.426, SLG: 0.431 <b>Coot Veal, R</b> (9, PR)		0-0 2-3			0-0 HR		0-0 F7		0-0 1B	4	1	2	1	0	0	2																				
<b>Frank Bolling, R</b> OBP: 0.245, SLG: 0.289 (1, 4)		0-0 4-3			0-0 E6		0-0 F8		0-0 E4	4	1	1	2	0	0	0																				
<b>Don Mossi, L</b> OBP: 0.286, SLG: 0.167 <b>Neil Chrissley, L</b> OBP: 0.154, SLG: 0.182 <b>Ray Narleski, R</b> (8, 1)		0-3 K			0-0 FC5-6		0-0 F7			2	0	0	0	0	1	1																				
<b>Inning Stats</b>	R: 1 E: 0 K: 1 S: 7	H: 2 LOB: 2 BB: 1 P: 11	R: 0 E: 0 K: 1 S: 5	H: 0 LOB: 0 BB: 0 P: 5	R: 0 E: 0 K: 1 S: 5	H: 0 LOB: 0 BB: 0 P: 5	R: 0 E: 0 K: 0 S: 4	H: 1 LOB: 2 BB: 1 P: 8	R: 0 E: 0 K: 1 S: 5	H: 0 LOB: 0 BB: 0 P: 5	R: 0 E: 0 K: 1 S: 5	H: 0 LOB: 0 BB: 0 P: 5	R: 3 E: 1 K: 0 S: 4	H: 3 LOB: 1 BB: 0 P: 4	1B: 5 2B: 0 3B: 1 HR: 1	SF: 0 SAC: 0 DP: 0 HBP: 0		WP: 0 PB: 0 SB: 0 CS: 0	PA: 35																	
<b>PITCHER</b>	IP	WLS	BF	H	R	ER	SO	BB	IBB	HBP	BLK	WP	HR	S	P	ERA	WHIP	<b>PITCHER</b>		IP	WLS	BF	H	R	ER	SO	BB	IBB	HBP	BLK	WP	HR	S	P	ERA	WHIP
<b>Ray Herbert, R</b> ERA: 4.76 (1, 1)	8.1	L	35	7	5	4	5	2	0	0	0	0	1	43	51	4.32	1.080																			






Batter	1	2	3	4	5	6	7	8	9	AB	R	H	RBI	BB	SO	LOB	TOP					
<b>Bill Tuttle, R</b> OBP: 0.408, SLG: 0.477 (1, 8)	F2						F7			5	0	3	3	0	0	0	<b>Kansas City Athletics @ Detroit Tigers</b> Briggs Stadium, Detroit, MI Sat May 09 1959, 4:33 AM EDT Att: 6,691 - Unknown					
<b>Wayne Terwilliger, R</b> OBP: 0.394, SLG: 0.500 (1, 4)	HR						5-3		F3	5	1	1	1	0	1	3						
<b>Preston Ward, L</b> OBP: 0.214, SLG: 0.308 (1, 3)	1B			4-3			F7			4	0	1	0	0	1	1						
<b>Roger Maris, L</b> OBP: 0.394, SLG: 0.543 (1, 9)	1B			E1			F9			4	0	1	0	0	0	1						
<b>Bob Cerv, R</b> OBP: 0.333, SLG: 0.556 (1, 7)	K			K					G3	4	0	1	0	0	2	2						
<b>Hal Smith, R</b> OBP: 0.329, SLG: 0.338 (1, 5)										4	1	2	0	0	1	1						
<b>Harry Chiti, R</b> OBP: 0.167, SLG: 0.091 (1, 2)										4	0	0	0	0	2	3						
<b>Joe Demaestri, R</b> OBP: 0.309, SLG: 0.417 (6, PH)										1	1	0	0	1	1	0						
<b>Whitey Herzog, L</b> OBP: 0.523, SLG: 0.618 (6, PH)										1	0	0	0	0	1	2						
<b>Tom Carroll, R</b> OBP: 0.167, SLG: 0.167 (6, PH)										0	0	0	0	0	0	0						
<b>Hector Lopez, R</b> OBP: 0.317, SLG: 0.435 (9, PH)										1	0	0	0	0	0	0						
<b>Bob Grim, R</b> OBP: 0.143, SLG: 0.333 (1, 1)										0	0	0	0	0	0	0						
<b>Rip Coleman, L</b> (3, 1)										1	0	0	0	0	1	0						
<b>Kent Hadley, L</b> OBP: 0.294, SLG: 0.406 (6, PH)										1	0	0	0	0	1	2						
<b>Tom Gorman, R</b> (6, 1)										0	0	0	0	0	0	0						
<b>Ray Boone, R</b> OBP: 0.400, SLG: 0.423 (9, PH)										1	1	1	0	0	0	0						
<b>Inning Stats</b>	R: 1 E: 0 K: 1 S: 7	H: 3 LOB: 1 BB: 0 P: 7	R: 2 E: 0 K: 1 S: 7	H: 2 LOB: 1 BB: 1 P: 11	R: 0 E: 1 K: 1 S: 6	H: 0 LOB: 0 BB: 0 P: 6	R: 0 E: 0 K: 2 S: 7	H: 0 LOB: 0 BB: 0 P: 7	R: 0 E: 0 K: 1 S: 6	H: 1 LOB: 1 BB: 0 P: 6	R: 0 E: 0 K: 3 S: 11	H: 2 LOB: 2 BB: 0 P: 11	R: 0 E: 0 K: 1 S: 5	H: 0 LOB: 0 BB: 0 P: 5	R: 0 E: 0 K: 1 S: 5	H: 0 LOB: 0 BB: 0 P: 5	R: 1 E: 0 K: 0 S: 5	H: 2 LOB: 1 BB: 0 P: 5	1B: 6 2B: 3 3B: 0 HR: 1	SF: 0 SAC: 1 DP: 0 HBP: 0	WP: 0 PB: 0 SB: 0 CS: 0	PA: 38
<b>PITCHER</b> <b>Jim Bunning, R</b> ERA: 4.89 (1, 1)	IP: 9.0 WLS: W BF: 38 H: 10 R: 4 ER: 4 SO: 11 BB: 1 IBB: 0 HBP: 0 BLK: 0 WP: 0 HR: 1 S: 59 P: 63 ERA: 4.00 WHIP: 1.222															<b>PITCHER</b>						

Batter	1	2	3	4	5	6	7	8	9	AB	R	H	RBI	BB	SO	LOB	BOTTOM			
<b>Ted Lepcio, R</b> OBP: 0.346, SLG: 0.435 (1, 5)	F7						F3			4	0	0	0	1	2	6	<b>Kansas City Athletics @ Detroit Tigers</b> Briggs Stadium, Detroit, MI Sat May 09 1959, 4:33 AM EDT Att: 6,691 - Unknown			
<b>Bobo Osborne, L</b> OBP: 0.317, SLG: 0.364 (1, 3)	F5						4-3			5	1	2	0	0	0	3				
<b>Charlie Maxwell, L</b> OBP: 0.327, SLG: 0.604 (1, 7)	F3						F2			4	0	0	0	1	0	2				
<b>Al Kaline, R</b> OBP: 0.400, SLG: 0.586 (1, 8)							L7			5	2	2	1	0	0	4				
<b>Harvey Kuenn, R</b> OBP: 0.436, SLG: 0.514 (1, 9)							6-3			4	2	2	1	0	0	1				
<b>Rocky Bridges, R</b> OBP: 0.392, SLG: 0.353 (1, 6)							K			4	1	1	2	0	1	1				
<b>Coot Veal, R</b> (8, 6)										0	0	0	0	0	0	0				
<b>Lou Berberet, L</b> OBP: 0.431, SLG: 0.426 (1, 2)										3	1	1	1	1	0	2				
<b>Frank Bolling, R</b> OBP: 0.265, SLG: 0.293 (1, 4)										2	0	1	0	1	0	1				
<b>Jim Bunning, R</b> OBP: 0.214, SLG: 0.154 (1, 1)										3	0	0	0	0	1	4				
<b>Inning Stats</b>	R: 0 E: 0 K: 0 S: 3	H: 0 LOB: 0 BB: 0 P: 3	R: 3 E: 0 K: 1 S: 8	H: 3 LOB: 1 BB: 1 P: 12	R: 4 E: 3 K: 1 S: 10	H: 2 LOB: 3 BB: 1 P: 15	R: 0 E: 0 K: 0 S: 3	H: 1 LOB: 0 BB: 0 P: 3	R: 0 E: 0 K: 0 S: 4	H: 1 LOB: 2 BB: 1 P: 8	R: 0 E: 0 K: 0 S: 3	H: 0 LOB: 0 BB: 0 P: 3	R: 0 E: 0 K: 1 S: 6	H: 1 LOB: 1 BB: 0 P: 6	R: 0 E: 0 K: 1 S: 6	H: 1 LOB: 2 BB: 1 P: 10	1B: 6 2B: 1 3B: 1 HR: 1	SF: 1 SAC: 1 DP: 0 HBP: 1	WP: 0 PB: 1 SB: 0 CS: 1	PA: 41
<b>PITCHER</b> <b>Bob Grim, R</b> ERA: 4.46 (1, 1)	IP: 2.1 WLS: L BF: 14 H: 5 R: 6 ER: 4 SO: 1 BB: 2 IBB: 0 HBP: 0 BLK: 0 WP: 0 HR: 1 S: 14 P: 22 ERA: 15.43 WHIP: 3.000															<b>PITCHER</b>				
<b>Rip Coleman, L</b> ERA: 3.69 (3, 1)	2.2 15 2 1 0 1 1 0 1 0 0 0 14 19 0.00 1.125																			
<b>Tom Gorman, R</b> ERA: 7.88 (6, 1)	3.0 12 2 0 0 2 1 0 0 0 0 0 15 19 0.00 1.000																			

Batter	1	2	3	4	5	6	7	8	9	AB	R	H	RBI	BB	SO	LOB	TOP					
Bill Tuttle, R OBP: 0.407, SLG: 0.478 (1, 8)	0-0 6-3	4-0 IBB			0-0 FC6-5 2B		0-0 6-3		0-0 F9	4	0	1	0	1	0	0	<b>Kansas City Athletics @ Detroit Tigers</b> Briggs Stadium, Detroit, MI Sun May 10 1959, 4:33 AM EDT Att: 9,783 - Unknown					
Wayne Tenwigler, R OBP: 0.398, SLG: 0.636 (1, 4)	0-0 HR	0-0 SF7			0-0 L8		0-0 HR	0-0 BB	4-0 BB	3	2	2	1	1	0	1						
Hal Smith, R OBP: 0.321, SLG: 0.319 (1, 5)	0-0 F9	0-0 G1			0-0 FC6-5 2-3		1-0 HR	0-0 HBP	0-0 F9	4	1	0	0	0	0	5						
Roger Maris, L OBP: 0.398, SLG: 0.602 (1, 9)	0-0 HR				0-0 L8			0-0 HR		4	2	2	5	0	0	1						
Bob Cerv, R OBP: 0.340, SLG: 0.556 Whitely Herzog, L OBP: 0.489, SLG: 0.568 (1, 7)	1-0 HBP				0-0 F7		0-0 6-3	0-3 K	0-3 K	0	0	0	0	0	0	0						
Preston Ward, L OBP: 0.222, SLG: 0.250 (1, 3)	0-0 F9				0-0 L4		0-3 K	4-0 BB		3	0	0	0	1	1	1						
Harry Chiti, R OBP: 0.188, SLG: 0.133 (1, 2)		0-0 2B SF7 1B			0-3 K		0-0 F3	0-0 F4		4	1	1	0	0	1	1						
Joe Demaestri, R OBP: 0.310, SLG: 0.427 Ray Boone, R OBP: 0.389, SLG: 0.407 Tom Carroll, R OBP: 0.167, SLG: 0.167 (8, 6)		0-0 1-3 2B			0-0 F3		0-0 5-3	0-3 K		3	0	1	0	0	0	0						
Ralph Terry, R OBP: 0.188, SLG: 0.188 Bud Daley, L OBP: 0.333, SLG: 0.333 Kent Hensley, L OBP: 0.228, SLG: 0.394 Russ Meyer, L OBP: 0.133, SLG: 0.133 Murry Dickson, R OBP: 0.133, SLG: 0.133 Hector Lopez, R OBP: 0.133, SLG: 0.133 (7, 1)		0-0 1-3			0-3 K		0-3 K		0-3 K	2	0	0	0	0	1	2						
<b>Inning Stats</b>	R: 2 E: 0 K: 0 S: 5	H: 2 LOB: 1 BB: 0 P: 6	R: 1 E: 0 K: 0 S: 5	H: 2 LOB: 2 BB: 1 P: 9	R: 0 E: 0 K: 0 S: 3	H: 0 LOB: 0 BB: 0 P: 3	R: 0 E: 0 K: 2 S: 7	H: 0 LOB: 0 BB: 0 P: 7	R: 0 E: 0 K: 1 S: 4	H: 1 LOB: 1 BB: 0 P: 4	R: 0 E: 0 K: 1 S: 5	H: 0 LOB: 0 BB: 0 P: 5	R: 0 E: 0 K: 1 S: 5	H: 0 LOB: 0 BB: 0 P: 5	R: 3 E: 0 K: 2 S: 9	H: 2 LOB: 1 BB: 1 P: 14		R: 0 E: 0 K: 1 S: 5	H: 0 LOB: 1 BB: 1 P: 9	1B: 2 2B: 3 3B: 0 HR: 2	SF: 1 SAC: 0 DP: 0 HBP: 2	WP: 0 PB: 0 SB: 0 CS: 0
<b>PITCHER</b>	IP WLS BF H R ER SO BB IBB HBP BLK WP HR S P ERA WHIP	7.0 W 31 7 6 6 4 0 1 2 0 0 2 36 42 7.71 1.000	2.0 S 8 0 0 0 3 2 0 0 0 0 0 12 20 0.00 1.000	<b>PITCHER</b>																		

AB	33
R	6
H	7
RBI	6
BB	3
SO	7
LOB	12




Batter	1	2	3	4	5	6	7	8	9	AB	R	H	RBI	BB	SO	LOB	BOTTOM				
Eddie Yost, R OBP: 0.424, SLG: 0.583 (1, 5)	0-0 G4-6-3 1B		4-0 HR		0-0 E 1B WP		4-0 L9-3 BB			2	2	2	0	2	0	0	<b>Kansas City Athletics @ Detroit Tigers</b> Briggs Stadium, Detroit, MI Sun May 10 1959, 4:33 AM EDT Att: 9,783 - Unknown				
Bobo Osborne, L OBP: 0.313, SLG: 0.356 (1, 3)	0-0 G4-6-3 1-2		0-3 K		0-0 WP 1B		0-0 F8			4	0	1	1	0	1	4					
Charlie Maxwell, L OBP: 0.321, SLG: 0.635 (1, 7)	0-3 K		0-0 1-3 2H HR		0-0 K		0-0 L9-3 1-2			4	1	1	3	0	2	2					
Al Kaline, R OBP: 0.394, SLG: 0.583 (1, 8)		0-0 FC1-4-5 2B	0-0 L4-3		0-0 L4-3		0-0 L1-3			4	0	1	0	0	0	2					
Harvey Kuenn, R OBP: 0.439, SLG: 0.514 (1, 9)		0-0 FC1-4-5-6 2-3		0-0 G6-4-3 1B		0-0 F9		0-0 1B		4	0	2	0	0	0	3					
Rocky Bridges, R OBP: 0.398, SLG: 0.382 Coot Veal, R (9, 6)		0-0 F8		0-0 G6-4-3 1-2		0-0 HR		0-0 F9		4	1	1	1	0	0	3					
Lou Berberet, L OBP: 0.420, SLG: 0.466 (1, 2)	0-0 1-3			0-0 HR		0-0 6-3		0-0 F8		4	1	1	1	0	0	2					
Ted Lepcio, R OBP: 0.345, SLG: 0.462 (1, 4)			0-0 HR		0-3 K		0-0 6-3			3	1	1	0	0	1	0					
Paul Foytack, R OBP: 0.182, SLG: 0.100 Ray Narleski, R (8, 1)			0-3 K		4-0 1B WP 1B BB		0-0 F8			2	1	0	0	1	1	1					
<b>Inning Stats</b>	R: 0 E: 0 K: 1 S: 5	H: 1 LOB: 0 BB: 0 P: 5	R: 0 E: 0 K: 0 S: 4	H: 1 LOB: 1 BB: 0 P: 4	R: 3 E: 0 K: 2 S: 9	H: 2 LOB: 0 BB: 1 P: 13	R: 1 E: 0 K: 1 S: 6	H: 2 LOB: 0 BB: 0 P: 6	R: 2 E: 1 K: 1 S: 7	H: 2 LOB: 2 BB: 1 P: 11	R: 1 E: 0 K: 0 S: 4	H: 1 LOB: 0 BB: 0 P: 4	R: 0 E: 0 K: 0 S: 2	H: 0 LOB: 0 BB: 1 P: 6	R: 0 E: 0 K: 0 S: 4	H: 1 LOB: 1 BB: 0 P: 4		1B: 5 2B: 3 3B: 0 HR: 3	SF: 0 SAC: 0 DP: 3 HBP: 0	WP: 2 PB: 0 SB: 0 CS: 0	PA: 34
<b>PITCHER</b>	IP WLS BF H R ER SO BB IBB HBP BLK WP HR S P ERA WHIP	4.0 L 18 6 5 5 4 0 0 0 0 0 2 1 11 11 4.50 1.500	2.0 9 3 2 1 1 0 0 0 0 0 2 1 11 11 4.50 1.500	1.1 4 0 0 0 0 1 0 0 0 0 0 0 3 7 0.00 0.750	0.2 3 1 0 0 0 0 0 0 0 0 0 0 3 3 0.00 1.500	<b>PITCHER</b>															



Batter	1	2	3	4	5	6	7	8	9	AB	R	H	RBI	BB	SO	LOB	TOP																
Eddie Yost, R OBP: 0.427, SLG: 0.579 (1, 5)										4	1	2	0	0	1	2	<b>Detroit Tigers @ Washington Senators</b> Griffith Stadium, Washington, DC Tue May 12 1959, 7:05 PM EDT Att: 4,234 - Unknown																
Bobo Osborne, L OBP: 0.310, SLG: 0.365 (1, 3)										4	1	1	1	0	0	1																	
Charlie Maxwell, L OBP: 0.317, SLG: 0.607 (1, 7)										4	0	1	0	0	1	2																	
Al Kaline, R OBP: 0.389, SLG: 0.570 (1, 8)										4	0	1	1	0	0	1																	
Harvey Kuenn, R OBP: 0.430, SLG: 0.500 (1, 9)										5	0	1	0	0	0	2																	
Rocky Bridges, R OBP: 0.375, SLG: 0.370 Gail Harris, L OBP: 0.230, SLG: 0.339 (1, 6)										3	1	0	0	0	1	2																	
Lou Berberet, L OBP: 0.425, SLG: 0.484 (1, 2)										4	0	2	1	0	1	0																	
Ted Lepcio, R OBP: 0.344, SLG: 0.552 (1, 4)										3	1	1	1	0	0	2																	
Frank Lary, R OBP: 0.211, SLG: 0.316 Dave Sisler, R OBP: 0.500, SLG: 0.500 Ray Narleski, R (7, 1)										3	0	0	0	0	0	2																	
<b>Inning Stats</b>	R: 2 E: 0 K: 0 S: 6	H: 3 LOB: 1 BB: 0 P: 6	R: 0 E: 0 K: 0 S: 3	H: 1 LOB: 0 BB: 0 P: 3	R: 0 E: 0 K: 1 S: 5	H: 0 LOB: 0 BB: 0 P: 5	R: 1 E: 0 K: 0 S: 4	H: 1 LOB: 0 BB: 0 P: 4	R: 0 E: 0 K: 0 S: 3	H: 1 LOB: 0 BB: 0 P: 3	R: 1 E: 1 K: 1 S: 8	H: 2 LOB: 2 BB: 0 P: 8	R: 0 E: 0 K: 1 S: 5	H: 0 LOB: 0 BB: 0 P: 7	R: 0 E: 0 K: 2 S: 7	H: 0 LOB: 0 BB: 0 P: 7		1B: 6 2B: 2 3B: 0 HR: 1	SF: 0 SAC: 0 DP: 2 HBP: 0	WP: 0 PB: 0 SB: 0 CS: 1	PA: 35												
<b>PITCHER</b>	IP WLS BF H R ER SO BB IBB HBP BLK WP HR S P ERA WHIP																																
Bill Fischer, R ERA: 1.76 Tex Clevenger, R ERA: 2.45	(1, 1) (8, 1)	7.0 S	29 6	9 0	4 0	4 0	2 3	0 0	0 0	0 0	0 0	0 0	0 0	1 12	32 12	32 0.00	1.286 0.000																

Batter	1	2	3	4	5	6	7	8	9	AB	R	H	RBI	BB	SO	LOB	BOTTOM																
Albie Pearson, L OBP: 0.345, SLG: 0.174 (1, 9)										3	2	1	0	1	0	1	<b>Detroit Tigers @ Washington Senators</b> Griffith Stadium, Washington, DC Tue May 12 1959, 7:05 PM EDT Att: 4,234 - Unknown																
Bob Allison, R OBP: 0.352, SLG: 0.529 (1, 8)										3	1	2	2	0	0	1																	
Harmon Killebrew, R OBP: 0.393, SLG: 0.660 (1, 5)										4	2	2	5	0	0	1																	
Jim Lemon, R OBP: 0.379, SLG: 0.600 Tex Clevenger, R OBP: 1.000, SLG: 2.000 (1, 7)										4	0	1	0	0	0	2																	
Julio Becquer, L OBP: 0.196, SLG: 0.227 (1, 3)										4	0	0	0	0	1	1																	
Reno Bertoia, R OBP: 0.326, SLG: 0.415 (1, 4)										4	0	1	0	0	2	1																	
Jay Porter, R OBP: 0.295, SLG: 0.268 (1, 2)										4	1	1	0	0	1	0																	
Ron Samford, R OBP: 0.308, SLG: 0.397 Herb Plavs, L OBP: 0.308, SLG: 0.308 Faye Throneberry, L OBP: 0.212, SLG: 0.167 (1, 6)										2	0	0	0	0	0	1																	
Bill Fischer, R OBP: 0.308, SLG: 0.250 Roy Sievers, R OBP: 0.355, SLG: 0.500 John Romonosky, R OBP: 1.000, SLG: 1.000 Jose Valdivielso, R OBP: 1.000, SLG: 1.000 (1, 1)										1	0	0	0	1	1	0																	
<b>Inning Stats</b>	R: 0 E: 0 K: 0 S: 4	H: 1 LOB: 1 BB: 0 P: 4	R: 0 E: 0 K: 2 S: 7	H: 0 LOB: 0 BB: 0 P: 7	R: 0 E: 0 K: 0 S: 3	H: 0 LOB: 1 BB: 1 P: 7	R: 0 E: 0 K: 0 S: 4	H: 1 LOB: 1 BB: 0 P: 4	R: 0 E: 1 K: 1 S: 5	H: 0 LOB: 0 BB: 0 P: 5	R: 3 E: 0 K: 1 S: 8	H: 4 LOB: 0 BB: 0 P: 8	R: 4 E: 0 K: 0 S: 5	H: 2 LOB: 1 BB: 2 P: 13	R: 0 E: 0 K: 1 S: 5	H: 0 LOB: 0 BB: 0 P: 5		1B: 2 2B: 3 3B: 1 HR: 2	SF: 1 SAC: 0 DP: 1 HBP: 0	WP: 0 PB: 0 SB: 0 CS: 1	PA: 35												
<b>PITCHER</b>	IP WLS BF H R ER SO BB IBB HBP BLK WP HR S P ERA WHIP																																
Frank Lary, R ERA: 3.78 Dave Sisler, R ERA: 7.88 Ray Narleski, R ERA: 9.53	(1, 1) (7, 1) (7, 1)	6.0 L	25 3	7 0	4 0	4 0	4 0	0 2	0 0	0 0	0 0	0 0	0 0	0 1	9 9	6.00 0.000	1.333 6.000																






Batter	1	2	3	4	5	6	7	8	9	AB	R	H	RBI	BB	SO	LOB	TOP								
<b>Eddie Yost, R</b> OBP: 0.406, SLG: 0.565 (1, 5)	5-3		K		F3		F8		F8	5	0	0	0	0	1	2									
<b>Bobo Osborne, L</b> OBP: 0.300, SLG: 0.347 (1, 3)	K			FC6-4 1B		K		F7		4	0	1	0	0	2	0									
<b>Charlie Maxwell, L</b> OBP: 0.319, SLG: 0.563 (1, 7)	4-3			FC6-4 1B		1B		F5		4	0	2	0	0	0	0									
<b>Al Kaline, R</b> OBP: 0.385, SLG: 0.574 (1, 8)		L6 G6-4-3		F3		L8		1B		4	0	1	0	0	0	3									
<b>Harvey Kuenn, R</b> OBP: 0.432, SLG: 0.506 (1, 9)		G6-4-3 1-2†		FC6-4 FC5-4		FC4-6 1B		BB		4	0	2	0	0	0	3									
<b>Rocky Bridges, R</b> OBP: 0.375, SLG: 0.364 (8, PH)		F8		FC5-4 1-2†		FC4-6 1-2†		BB		3	0	0	0	0	0	4									
<b>Neil Chrisley, L</b> OBP: 0.214, SLG: 0.182 (8, 6)										0	0	0	0	1	0	0									
<b>Coot Veal, R</b> (8, 6)										0	0	0	0	0	0	0									
<b>Lou Berberet, L</b> OBP: 0.432, SLG: 0.529 (1, 2)			FC6-4 1B		K		HR	K		4	1	2	1	0	2	3									
<b>Frank Bolling, R</b> OBP: 0.274, SLG: 0.303 (1, 4)			FC6-4 SH2-3		FC1-6 1B		1-3		5-3	4	0	1	0	0	0	1									
<b>Don Mossi, L</b> OBP: 0.200, SLG: 0.111 (1, 1)			SH2-3		FC1-6 1-2†		K2-3		K	3	0	0	0	0	2	1									
<b>Inning Stats</b>	R: 0 E: 0 K: 1 S: 5	H: 0 LOB: 0 BB: 0 P: 5	R: 0 E: 1 K: 0 S: 3	H: 0 LOB: 0 BB: 0 P: 3	R: 0 E: 0 K: 1 S: 6	H: 1 LOB: 1 BB: 0 P: 6	R: 0 E: 0 K: 0 S: 5	H: 2 LOB: 2 BB: 0 P: 5	R: 0 E: 0 K: 1 S: 6	H: 1 LOB: 1 BB: 0 P: 6	R: 0 E: 0 K: 1 S: 7	H: 2 LOB: 2 BB: 0 P: 7	R: 1 E: 0 K: 1 S: 6	H: 1 LOB: 0 BB: 0 P: 6	R: 0 E: 0 K: 1 S: 7	H: 2 LOB: 3 BB: 1 P: 11	R: 0 E: 0 K: 1 S: 5	H: 0 LOB: 0 BB: 0 P: 5	1B: 8 2B: 0 3B: 0 HR: 1	SF: 0 SAC: 1 DP: 1 HBP: 0	WP: 0 PB: 0 SB: 0 CS: 0	PA: 37			
<b>PITCHER</b>	IP	WLS	BF	H	R	ER	SO	BB	IBB	HBP	BLK	WP	HR	S	P	ERA	WHIP								
<b>Jerry Walker, R</b> ERA: 1.62 (1, 1)	7.2		32	9	1	1	5	0	0	0	0	0	1	42	42	1.17	1.174								
<b>Billy Loes, R</b> ERA: 1.26 (8, 1)	1.1	W	5	0	0	0	2	1	0	0	0	0	0	8	12	0.00	0.750								

**Detroit Tigers @ Baltimore Orioles**  
**Memorial Stadium, Baltimore, MD**  
 Fri May 15 1959, 7:05 PM EDT  
 Att: 6,781 - Unknown


AB 35  
 R 1  
 H 9  
 RBI 1  
 BB 1  
 SO 7  
 LOB 17



Batter	1	2	3	4	5	6	7	8	9	AB	R	H	RBI	BB	SO	LOB	BOTTOM								
<b>Willie Tasby, R</b> OBP: 0.376, SLG: 0.416 (1, 8)	5-3		K			K		L8		4	0	0	0	0	2	1									
<b>Bob Boyd, L</b> OBP: 0.311, SLG: 0.347 (1, 3)	F2			F2		4-3		HR		4	1	1	0	0	0	1									
<b>Bob Nieman, R</b> OBP: 0.402, SLG: 0.551 (1, 7)	6-3			P4		P4		HR		4	1	1	2	0	0	0									
<b>Gus Triandos, R</b> OBP: 0.402, SLG: 0.541 (1, 2)		1B BB		K		1B BB				1	0	0	0	2	1	0									
<b>Gene Woodling, L</b> OBP: 0.378, SLG: 0.414 (1, 9)		G5-4-3 1B		L8		F2				3	0	1	0	0	0	1									
<b>Jim Finigan, R</b> OBP: 0.333, SLG: 0.367 (1, 5)		P4		6-3		P4				3	0	1	0	0	0	2									
<b>Billy Loes, R</b> (8, 1)						1B				0	0	0	0	0	0	0									
<b>Chico Carrasquel, R</b> OBP: 0.262, SLG: 0.300 (1, 6)		G5-4-3 1-2†		6-3		G1				3	0	0	0	0	0	4									
<b>Billy Gardner, R</b> OBP: 0.282, SLG: 0.375 (1, 4)				F7		FC1-6 1B		4-3		3	0	1	0	0	0	0									
<b>Jerry Walker, S</b> OBP: 0.071, SLG: 0.071 (1, 1)				F3		FC1-6 S		L5		2	0	0	0	0	0	1									
<b>Bobby Avila, R</b> OBP: 0.279, SLG: 0.205 (8, 5)										1	0	0	0	0	0	0									
<b>Inning Stats</b>	R: 0 E: 0 K: 0 S: 3	H: 0 LOB: 0 BB: 0 P: 3	R: 0 E: 0 K: 0 S: 3	H: 1 LOB: 1 BB: 1 P: 7	R: 0 E: 0 K: 1 S: 5	H: 0 LOB: 0 BB: 0 P: 5	R: 0 E: 0 K: 1 S: 5	H: 0 LOB: 0 BB: 0 P: 5	R: 0 E: 0 K: 1 S: 6	H: 1 LOB: 1 BB: 0 P: 6	R: 0 E: 0 K: 0 S: 4	H: 1 LOB: 2 BB: 1 P: 8	R: 0 E: 0 K: 0 S: 3	H: 0 LOB: 0 BB: 0 P: 3	R: 2 E: 0 K: 0 S: 2	H: 2 LOB: 0 BB: 0 P: 2	1B: 4 2B: 0 3B: 0 HR: 1	SF: 0 SAC: 0 DP: 1 HBP: 0	WP: 0 PB: 0 SB: 1 CS: 0	PA: 30					
<b>PITCHER</b>	IP	WLS	BF	H	R	ER	SO	BB	IBB	HBP	BLK	WP	HR	S	P	ERA	WHIP								
<b>Don Mossi, L</b> ERA: 3.27 (1, 1)	8.0	L	30	5	2	2	3	2	0	0	0	0	1	34	42	2.25	0.875								

**Detroit Tigers @ Baltimore Orioles**  
**Memorial Stadium, Baltimore, MD**  
 Fri May 15 1959, 7:05 PM EDT  
 Att: 6,781 - Unknown

AB 28  
 R 2  
 H 5  
 RBI 2  
 BB 2  
 SO 3  
 LOB 10



Batter	1	2	3	4	5	6	7	8	9	AB	R	H	RBI	BB	SO	LOB	TOP					
Eddie Yost, R OBP: 0.391, SLG: 0.545 (1, 5)	1-3		6-3		SF8			5-3		3	0	1	0	0	1		<b>Detroit Tigers @ Baltimore Orioles</b> <b>Memorial Stadium, Baltimore, MD</b> Sat May 16 1959, 3:33 AM EDT Att: 7,674 - Unknown					
Bobo Osborne, L OBP: 0.310, SLG: 0.347 (1, 3)	K		P6		3-H			G3 HBP		3	0	1	0	0	1							
Charlie Maxwell, L OBP: 0.315, SLG: 0.544 (1, 7)	1-3			F2				G3		4	0	1	0	0	0	1						
Al Kaline, R OBP: 0.389, SLG: 0.571 (1, 8)		L6-3		1B				L8		4	0	2	0	0	0	1						
Harvey Kuenn, R OBP: 0.434, SLG: 0.516 (1, 9)				F7				F3		4	0	2	0	0	0	1						
Lou Berberet, L OBP: 0.412, SLG: 0.500 (1, 2)				1B				4-3		4	0	0	0	0	0	3						
Rocky Bridges, R OBP: 0.371, SLG: 0.359 (1, 6)								5-3		4	1	1	0	0	0	1						
Frank Bolling, R OBP: 0.284, SLG: 0.324 (1, 4)										3	0	2	0	0	0	0						
Frank Lary, R OBP: 0.200, SLG: 0.300 (7, PH)										1	0	0	0	0	1	1						
Neil Chrisley, L OBP: 0.206, SLG: 0.167 (7, 1)										1	0	0	0	0	1	0						
Tom Morgan, R OBP: 0.250, SLG: 0.250 (7, 1)										0	0	0	0	0	0	0						
<b>Inning Stats</b>	R: 0 E: 0 K: 1 S: 5	H: 0 LOB: 0 BB: 0 P: 5	R: 0 E: 0 K: 0 S: 4	H: 1 LOB: 1 BB: 0 P: 4	R: 0 E: 0 K: 1 S: 6	H: 1 LOB: 1 BB: 0 P: 6	R: 0 E: 0 K: 0 S: 4	H: 1 LOB: 1 BB: 0 P: 4	R: 1 E: 0 K: 0 S: 5	H: 3 LOB: 2 BB: 0 P: 5	R: 0 E: 0 K: 1 S: 4	H: 3 LOB: 0 BB: 0 P: 4	R: 0 E: 0 K: 1 S: 5	H: 0 LOB: 0 BB: 0 P: 5	R: 0 E: 0 K: 0 S: 3	H: 0 LOB: 1 BB: 0 P: 4	R: 0 E: 0 K: 0 S: 3	H: 0 LOB: 0 BB: 0 P: 3	1B: 7 2B: 2 3B: 0 HR: 0	SF: 1 SAC: 1 DP: 0 HBP: 1	WP: 0 PB: 0 SB: 0 CS: 1	PA: 34
<b>PITCHER</b> Hoyt Wilhelm, R ERA: 1.49 (1, 1)	IP: 9.0 WLS: W BF: 34 H: 9 R: 1 ER: 1 SO: 3 BB: 0 IBB: 0 HBP: 1 BLK: 0 WP: 0 HR: 0 S: 39 P: 40 ERA: 1.00 WHIP: 1.000															<b>PITCHER</b> Hoyt Wilhelm, R ERA: 1.49 (1, 1)	IP: 9.0 WLS: W BF: 34 H: 9 R: 1 ER: 1 SO: 3 BB: 0 IBB: 0 HBP: 1 BLK: 0 WP: 0 HR: 0 S: 39 P: 40 ERA: 1.00 WHIP: 1.000					

Batter	1	2	3	4	5	6	7	8	9	AB	R	H	RBI	BB	SO	LOB	BOTTOM			
Willie Tasby, R OBP: 0.380, SLG: 0.431 (1, 8)	F9		5-3		1B					3	0	1	3	1	0	0	<b>Detroit Tigers @ Baltimore Orioles</b> <b>Memorial Stadium, Baltimore, MD</b> Sat May 16 1959, 3:33 AM EDT Att: 7,674 - Unknown			
Bob Boyd, L OBP: 0.308, SLG: 0.343 (1, 3)	F7		P6		BB			5-3		4	0	1	1	0	0	1				
Gene Woodling, L OBP: 0.384, SLG: 0.432 (7, PR)										4	0	2	0	0	0	2				
Al Pilarcik, L OBP: 0.273, SLG: 0.381 (8, 9)			3-1		G3			L8 SF8		0	1	0	0	0	0	0				
Bob Nieman, R OBP: 0.395, SLG: 0.534 (8, 7)	4-3				F7			L8		4	1	1	0	0	0	2				
Lenny Green, L OBP: 0.348, SLG: 0.429 (8, 7)										0	0	0	0	0	0	0				
Gus Triandos, R OBP: 0.400, SLG: 0.539 (1, 2)					L8			SF8		2	1	1	1	0	0	0				
Billy Klaus, L OBP: 0.286, SLG: 0.256 (1, 5)										3	0	1	0	0	1	1				
Chico Carrasquel, R OBP: 0.261, SLG: 0.297 (1, 6)					6-3					4	0	1	0	0	1	4				
Billy Gardner, R OBP: 0.292, SLG: 0.373 (1, 4)										3	2	1	0	1	0	3				
Hoyt Wilhelm, R OBP: 0.105, SLG: 0.056 (1, 1)					4-3			4-3		3	1	0	1	1	1	3				
<b>Inning Stats</b>	R: 0 E: 0 K: 0 S: 4	H: 1 LOB: 1 BB: 0 P: 4	R: 0 E: 0 K: 1 S: 7	H: 2 LOB: 2 BB: 0 P: 7	R: 0 E: 0 K: 0 S: 3	H: 0 LOB: 0 BB: 0 P: 3	R: 0 E: 0 K: 1 S: 5	H: 0 LOB: 0 BB: 0 P: 5	R: 1 E: 0 K: 0 S: 5	H: 2 LOB: 2 BB: 1 P: 9	R: 4 E: 1 K: 1 S: 8	H: 2 LOB: 1 BB: 2 P: 16	R: 1 E: 0 K: 0 S: 4	H: 1 LOB: 1 BB: 0 P: 4	R: 0 E: 0 K: 0 S: 3	H: 1 LOB: 0 BB: 0 P: 3	1B: 7 2B: 1 3B: 1 HR: 0	SF: 1 SAC: 2 DP: 0 HBP: 0	WP: 0 PB: 0 SB: 0 CS: 1	PA: 36
<b>PITCHER</b> Frank Lary, R ERA: 3.52 (7, 1)	IP: 6.0 WLS: L BF: 29 H: 7 R: 5 ER: 1 SO: 3 BB: 2 IBB: 1 HBP: 0 BLK: 0 WP: 0 HR: 0 S: 32 P: 44 ERA: 1.50 WHIP: 1.500															<b>PITCHER</b> Tom Morgan, R ERA: 4.87 (7, 1)	IP: 2.0 WLS: 7 BF: 2 H: 2 R: 1 ER: 1 SO: 0 BB: 0 IBB: 0 HBP: 0 BLK: 0 WP: 0 HR: 0 S: 7 P: 7 ERA: 4.50 WHIP: 1.000			

Batter	1	2	3	4	5	6	7	8	9	AB	R	H	RBI	BB	SO	LOB	TOP			
<b>Eddie Yost, R</b> OBP: 0.409, SLG: 0.544 (1, 5)	F9		1B FC6-4 BB		1-2 1B		FC6-4 BB		BB BB	2	1	1	0	3	0	0	<b>Detroit Tigers @ Boston Red Sox</b> Fenway Park, Boston, MA Sun May 17 1959, 3:33 AM EDT Att: 17,180 - Unknown			
<b>Bobo Osborne, L</b> OBP: 0.393, SLG: 0.338 (1, 3)	1-3		FC6-4 1B		F3		FC6-4 G3		F9	5	0	1	0	0	0	4				
<b>Charlie Maxwell, L</b> OBP: 0.333, SLG: 0.535 (1, 7)	BB BB		FC6-4 1B		F2		G3		BB BB	3	0	1	0	2	0	3				
<b>Al Kaline, R</b> OBP: 0.382, SLG: 0.553 (1, 8)	1-2 BB		FC6-4 FC6-4		L8		L5-3		L9	4	0	0	1	1	0	7				
<b>Harvey Kuenn, R</b> OBP: 0.431, SLG: 0.511 <b>Johnny Groth, R</b> OBP: 0.500, SLG: 0.722 (6, PR) (6, 9)	5-3		FC6-4						6-3	3	0	1	0	0	0	4				
<b>Lou Berberet, L</b> OBP: 0.393, SLG: 0.474 (1, 2)		G3			G3		4-3 1B		P6	4	0	0	0	0	0	1				
<b>Rocky Bridges, R</b> OBP: 0.375, SLG: 0.358 (1, 6)		6-3			F9		BB		1B	3	0	1	0	1	0	0				
<b>Frank Bolling, R</b> OBP: 0.274, SLG: 0.311 (1, 4)		K			6-3		P3		F9	4	0	0	0	0	1	3				
<b>Paul Foytack, R</b> OBP: 0.182, SLG: 0.100 (3, PH) <b>Ted Liguori, R</b> OBP: 0.333, SLG: 0.533 (3, 1) <b>Jerry Davis, R</b> OBP: 0.289, SLG: 0.500 (6, PR) <b>Gus Zernial, R</b> OBP: 0.500, SLG: 0.722 (6, 9) <b>Dave Sisler, R</b> OBP: 0.500, SLG: 0.500 (6, 1) <b>Gail Harris, L</b> OBP: 0.520, SLG: 0.333 (6, 9)			5-3				1B 1B		K	0	0	0	0	0	0	0				
<b>Inning Stats</b>	R: 0 E: 0 K: 0 S: 3	H: 0 LOB: 2 BB: 2 P: 11	R: 0 E: 0 K: 1 S: 5	H: 0 LOB: 0 BB: 5 P: 6	R: 1 E: 0 K: 0 S: 5	H: 2 LOB: 2 BB: 1 P: 9	R: 0 E: 0 K: 0 S: 3	H: 0 LOB: 0 BB: 0 P: 3	R: 0 E: 0 K: 1 S: 6	H: 1 LOB: 2 BB: 1 P: 10	R: 0 E: 0 K: 0 S: 3	H: 0 LOB: 1 BB: 1 P: 7	R: 0 E: 0 K: 0 S: 4	H: 1 LOB: 1 BB: 0 P: 4	R: 0 E: 0 K: 0 S: 3	H: 0 LOB: 2 BB: 2 P: 11		1B: 6 2B: 0 3B: 0 HR: 0	SF: 0 SAC: 0 DP: 0 HBP: 0	WP: 0 PB: 0 SB: 0 CS: 0
<b>PITCHER</b> <b>Ike Delock, R</b> ERA: 2.45 (1, 1)	IP: 9.0 WLS: W BF: 40 H: 6 R: 1 ER: 1 SO: 2 BB: 7 IBB: 0 HBP: 0 BLK: 0 WP: 0 HR: 0 S: 37 P: 65 ERA: 1.00 WHIP: 1.444															<b>PITCHER</b>				

Batter	1	2	3	4	5	6	7	8	9	AB	R	H	RBI	BB	SO	LOB	BOTTOM			
<b>Marty Keough, L</b> OBP: 0.333, SLG: 0.475 (1, 8)	4-3	E4 3B	K			FC4-6 BB		FC6 BB		5	2	1	3	1	1	6	<b>Detroit Tigers @ Boston Red Sox</b> Fenway Park, Boston, MA Sun May 17 1959, 3:33 AM EDT Att: 17,180 - Unknown			
<b>Pete Runnels, L</b> OBP: 0.448, SLG: 0.535 (1, 4)	2B	SF8 3B			6-3	BB BB		FC6		4	1	2	3	2	0	1				
<b>Ted Williams, L</b> OBP: 0.214, SLG: 0.045 <b>Gary Geiger, L</b> OBP: 0.281, SLG: 0.377 (7, 7)	K	SF8			1-3 BB	BB		F7		2	0	0	1	2	1	4				
<b>Frank Maltzone, R</b> OBP: 0.346, SLG: 0.525 (1, 5)	F7	6-3			L8			6-3		4	0	0	0	1	0	3				
<b>Jackie Jensen, R</b> OBP: 0.381, SLG: 0.550 (1, 9)		BB 1B BB	K		1-3	1B BB		L8		3	2	0	0	2	1	2				
<b>Dick Gemert, R</b> OBP: 0.419, SLG: 0.531 (1, 3)		1B BB	HR		IBB	1B		1B		4	3	4	1	1	0	0				
<b>Pete Daley, R</b> OBP: 0.382, SLG: 0.357 (1, 2)		E 1B BB	K		K	FC4-6 2B		L6		4	1	1	1	1	2	4				
<b>Don Buddin, R</b> OBP: 0.324, SLG: 0.336 (1, 6)		E 3B 1B			L7	6-3		F7		5	1	2	1	0	0	2				
<b>Ike Delock, R</b> OBP: 0.150, SLG: 0.056 (1, 1)	K				5-3	FC4-6 BB		6-3		4	0	1	0	1	1	3				
<b>Inning Stats</b>	R: 0 E: 0 K: 1 S: 6	H: 1 LOB: 1 BB: 0 P: 6	R: 6 E: 1 K: 1 S: 9	H: 3 LOB: 0 BB: 2 P: 17	R: 1 E: 0 K: 3 S: 12	H: 3 LOB: 0 BB: 0 P: 12	R: 0 E: 0 K: 1 S: 5	H: 0 LOB: 3 BB: 3 P: 17	R: 1 E: 0 K: 0 S: 4	H: 1 LOB: 2 BB: 2 P: 12	R: 2 E: 0 K: 0 S: 5	H: 2 LOB: 3 BB: 3 P: 17	R: 0 E: 0 K: 0 S: 4	H: 1 LOB: 1 BB: 0 P: 4	R: 0 E: 0 K: 0 S: 3	H: 0 LOB: 1 BB: 1 P: 7		1B: 6 2B: 2 3B: 1 HR: 2	SF: 1 SAC: 0 DP: 0 HBP: 0	WP: 0 PB: 0 SB: 0 CS: 0
<b>PITCHER</b> <b>Paul Foytack, R</b> ERA: 9.51 (3, 1) <b>Jerry Davis, R</b> ERA: 3.94 (6, 1) <b>Dave Sisler, R</b> ERA: 7.36 (6, 1)	IP: 2.0 WLS: L BF: 13 H: 4 R: 6 ER: 4 SO: 2 BB: 2 IBB: 0 HBP: 0 BLK: 0 WP: 0 HR: 0 S: 15 P: 23 ERA: 18.00 WHIP: 3.000															<b>PITCHER</b>				

AB	33
R	1
H	6
RBI	1
BB	7
SO	2
LOB	24



AB	35
R	10
H	11
RBI	10
BB	11
SO	6
LOB	25



Batter	1	2	3	4	5	6	7	8	9	AB	R	H	RBI	BB	SO	LOB	TOP					
<b>Eddie Yost, R</b> OBP: 0.430, SLG: 0.574 (1, 5)										4	2	3	2	1	0	1	<b>Detroit Tigers @ Boston Red Sox</b> Fenway Park, Boston, MA Mon May 18 1959, 3:33 AM EDT Att: 3,028 - Unknown					
<b>Johnny Groth, R</b> OBP: 0.480, SLG: 0.696 (1, 9)										5	0	2	0	0	0	4						
<b>Charlie Maxwell, L</b> OBP: 0.333, SLG: 0.553 (1, 7)										5	2	1	3	1	1	6						
<b>Al Kaline, R</b> OBP: 0.387, SLG: 0.578 (1, 8)										5	1	2	3	1	0	2						
<b>Gail Harris, L</b> OBP: 0.293, SLG: 0.311 (1, 3)										4	0	0	0	2	1	1						
<b>Rocky Bridges, R</b> OBP: 0.395, SLG: 0.357 (1, 6)										6	0	1	0	0	2	4						
<b>Lou Berberet, L</b> OBP: 0.394, SLG: 0.457 (1, 2)										3	2	0	0	2	0	4						
<b>Frank Bolling, R</b> OBP: 0.297, SLG: 0.355 (1, 4)										4	5	3	1	1	0	1						
<b>Jim Bunning, R</b> OBP: 0.318, SLG: 0.524 (1, 1)										4	2	4	5	0	0	0						
<b>Inning Stats</b>	R: 2 E: 0 K: 1 S: 7	H: 2 LOB: 2 BB: 2 P: 15	R: 1 E: 0 K: 1 S: 8	H: 3 LOB: 2 BB: 0 P: 8	R: 3 E: 0 K: 1 S: 7	H: 2 LOB: 3 BB: 3 P: 19	R: 0 E: 0 K: 1 S: 5	H: 0 LOB: 0 BB: 0 P: 5	R: 1 E: 0 K: 0 S: 4	H: 1 LOB: 1 BB: 1 P: 8	R: 1 E: 0 K: 0 S: 5	H: 2 LOB: 1 BB: 0 P: 5	R: 4 E: 0 K: 0 S: 6	H: 3 LOB: 1 BB: 1 P: 11	R: 2 E: 0 K: 0 S: 5	H: 3 LOB: 1 BB: 1 P: 9	R: 0 E: 0 K: 0 S: 3	H: 0 LOB: 0 BB: 0 P: 3	1B: 6 2B: 5 3B: 1 HR: 4	SF: 0 SAC: 2 DP: 1 HBP: 1	WP: 0 PB: 0 SB: 0 CS: 0	PA: 51
<b>PITCHER</b>	IP WLS BF H R ER SO BB IBB HBP BLK WP HR S P ERA WHIP																					
<b>Frank Sullivan, R</b> ERA: 5.16 (1, 1)	1.1 L 11 5 3 3 1 2 0 0 0 0 0 0 11 19 20.25 5.250																					
<b>Frank Baumann, L</b> ERA: 7.43 (2, 1)	4.2 25 7 7 7 3 4 0 0 0 0 0 3 27 43 13.50 2.357																					
<b>Mike Fornieles, R</b> ERA: 5.65 (7, 1)	1.0 6 1 2 2 0 1 0 0 1 0 0 0 1 4 9 18.00 2.000																					
<b>Ted Bowsfield, L</b> ERA: 15.0 (8, 1)	2.0 9 3 2 2 0 1 0 0 0 0 0 0 8 12 9.00 2.000																					


Batter	1	2	3	4	5	6	7	8	9	AB	R	H	RBI	BB	SO	LOB	BOTTOM					
<b>Marty Keough, L</b> OBP: 0.333, SLG: 0.475 (1, 8)										0	0	0	0	0	0	0	<b>Detroit Tigers @ Boston Red Sox</b> Fenway Park, Boston, MA Mon May 18 1959, 3:33 AM EDT Att: 3,028 - Unknown					
<b>Gary Geiger, L</b> OBP: 0.275, SLG: 0.354 (1, FH)										4	0	0	0	1	0	1						
<b>Pete Runnels, L</b> OBP: 0.448, SLG: 0.534 (1, 4)										4	1	1	0	1	0	3						
<b>Ted Williams, L</b> OBP: 0.250, SLG: 0.154 (1, 7)									4	0	2	0	0	0	0	1						
<b>Bill Renna, R</b> OBP: 0.269, SLG: 0.095 (6, PR)									0	0	0	0	0	0	0	0						
<b>Frank Maltzone, R</b> OBP: 0.351, SLG: 0.524 (1, 5)									4	0	2	1	0	0	0	1						
<b>Jackie Jensen, R</b> OBP: 0.370, SLG: 0.531 (1, 9)										4	0	0	0	0	1	5						
<b>Dick Gemert, R</b> OBP: 0.421, SLG: 0.525 (1, 3)									3	0	1	0	1	1	3							
<b>Pete Daley, R</b> OBP: 0.342, SLG: 0.313 (1, 2)									4	0	0	0	0	0	6							
<b>Don Buddin, R</b> OBP: 0.329, SLG: 0.361 (1, 6)										3	1	1	1	1	1	0						
<b>Frank Sullivan, R</b> OBP: 0.286, SLG: 0.250 (2, 1)										0	0	0	0	0	0	0						
<b>Frank Baumgartner, R</b> OBP: 0.225, SLG: 0.444 (7, 1)										2	0	0	0	0	2	1						
<b>Mike Fornieles, R</b> OBP: 0.333, SLG: 0.333 (7, 1)										0	0	0	0	0	0	0						
<b>Jim Busby, R</b> OBP: 0.286, SLG: 0.289 (8, 1)										1	0	0	0	0	0	0						
<b>Ted Bowsfield, R</b> ERA: 15.0 (8, 1)										0	0	0	0	0	0	0						
<b>Billy Consoletti, R</b> (8, PH)										0	0	0	0	1	0	0						
<b>Inning Stats</b>	R: 1 E: 0 K: 0 S: 4	H: 1 LOB: 1 BB: 1 P: 8	R: 0 E: 0 K: 1 S: 5	H: 0 LOB: 0 BB: 0 P: 5	R: 0 E: 0 K: 1 S: 6	H: 1 LOB: 1 BB: 0 P: 6	R: 0 E: 0 K: 0 S: 3	H: 0 LOB: 1 BB: 1 P: 7	R: 0 E: 0 K: 1 S: 5	H: 0 LOB: 1 BB: 1 P: 9	R: 0 E: 0 K: 1 S: 7	H: 2 LOB: 2 BB: 0 P: 7	R: 1 E: 0 K: 0 S: 4	H: 1 LOB: 0 BB: 0 P: 4	R: 0 E: 0 K: 1 S: 7	H: 2 LOB: 3 BB: 0 P: 7	R: 0 E: 0 K: 0 S: 2	H: 0 LOB: 1 BB: 2 P: 10	1B: 4 2B: 2 3B: 0 HR: 1	SF: 0 SAC: 0 DP: 1 HBP: 0	WP: 0 PB: 0 SB: 0 CS: 0	PA: 38
<b>PITCHER</b>	IP WLS BF H R ER SO BB IBB HBP BLK WP HR S P ERA WHIP																					
<b>Jim Bunning, R</b> ERA: 4.03 (1, 1)	9.0 W 38 7 2 2 5 5 0 0 0 0 0 1 43 63 2.00 1.333																					



Batter	1	2	3	4	5	6	7	8	9	AB	R	H	RBI	BB	SO	LOB	TOP										
<b>Eddie Yost, R</b> OBP: 0.437, SLG: 0.571 (1, 5)	0-0 BB WP SF8 1B	0-0 SH5-3 FC1-2 1B	0-3 K		1-0 BB HBP			0-3 K		4	1	2	0	0	2	1											
<b>Harvey Kuenn, R</b> OBP: 0.430, SLG: 0.495 (1, 9)	4-0 BB 1B	0-0 FC3 FC1-2 SH5-3 1B		0-0 5-3	4-0 BB			0-0 F6		3	1	0	0	2	0	1											
<b>Charlie Maxwell, L</b> OBP: 0.330, SLG: 0.538 (1, 7)	0-3 K	0-0 SH5-3 1-2 2-3		0-0 4-1 BB 1B	0-0 F9			0-0 L8		4	1	1	0	0	1	4											
<b>Al Kaline, R</b> OBP: 0.394, SLG: 0.569 (1, 8)	4-0 1B 1-2 2-3 BB	4-0 FC5 FC1-2 BB		4-0 4-1 1B BB	0-0 L8			0-0 L6-3		2	2	0	0	3	0	0											
<b>Gail Harris, L</b> OBP: 0.219, SLG: 0.292 (1, 3)	0-0 SF8	0-0 FC1-2 1-2 2-3		0-0 4-1	0-0 F5			0-0 4-3		4	0	0	1	0	0	5											
<b>Rocky Bridges, R</b> OBP: 0.396, SLG: 0.359 (1, 6)	0-0 1B 1-3 2-H	0-0 FC5 2-3f		0-0 FC6-4 1B	0-0 6-3			0-3 K		5	1	2	3	0	1	3											
<b>Red Wilson, R</b> OBP: 0.185, SLG: 0.185 (1, 2)	0-0 2B 1-2 3-H 1B		0-0 1B	0-0 FC6-4 1-2f	0-0 L5					4	0	2	1	0	0	1											
<b>Frank Bolling, R</b> OBP: 0.295, SLG: 0.360 (1, 4)	0-0 1-3 2-H 2B		0-0 F2		0-0 6-3			0-0 F7		4	0	1	1	0	0	1											
<b>Don Mossi, L</b> OBP: 0.143, SLG: 0.077 (1, 1)	0-3 K		0-3 K		0-0 F7			0-0 6-3		4	0	0	0	0	2	3											
<b>Inning Stats</b>	R: 4 E: 0 K: 2 S: 11	H: 4 LOB: 2 BB: 2 P: 19	R: 0 E: 1 K: 0 S: 5	H: 1 LOB: 3 BB: 1 P: 9	R: 0 E: 0 K: 2 S: 8	H: 1 LOB: 1 BB: 0 P: 8	R: 2 E: 0 K: 0 S: 5	H: 2 LOB: 1 BB: 1 P: 9	R: 0 E: 0 K: 0 S: 3	H: 0 LOB: 2 BB: 0 P: 8	R: 0 E: 0 K: 0 S: 3	H: 0 LOB: 0 BB: 0 P: 3	R: 0 E: 0 K: 1 S: 5	H: 0 LOB: 0 BB: 0 P: 5	R: 0 E: 0 K: 1 S: 5	H: 0 LOB: 0 BB: 0 P: 5	R: 0 E: 0 K: 1 S: 5	H: 0 LOB: 0 BB: 0 P: 5	1B: 7 2B: 1 3B: 0 HR: 0	SF: 1 SAC: 1 DP: 0 HBP: 1	WP: 1 PB: 0 SB: 0 CS: 0	PA: 42					
<b>PITCHER</b>	IP	WLS	BF	H	R	ER	SO	BB	IBB	HBP	BLK	WP	HR	S	P	ERA	WHIP										
<b>Whitey Ford, L</b> ERA: 2.94 (1, 1)	0.2	L	8	4	4	4	1	2	0	0	0	1	0	8	16	54.00	9.000										
<b>Art Ditmar, R</b> ERA: 3.63 (1, 1)	5.1		25	4	2	2	3	3	0	1	0	0	0	27	40	3.38	1.312										
<b>Tom Sturdivant, R</b> ERA: 5.48 (7, 1)	3.0		9	0	0	0	2	0	0	0	0	0	0	13	13	0.00	0.000										

**Detroit Tigers @ New York Yankees**  
Yankee Stadium, Bronx, NY  
Tue May 19 1959, 7:05 PM EDT  
Att. 19,057 - Cloudy


AB 34  
R 6  
H 8  
RBI 6  
BB 5  
SO 6  
LOB 19

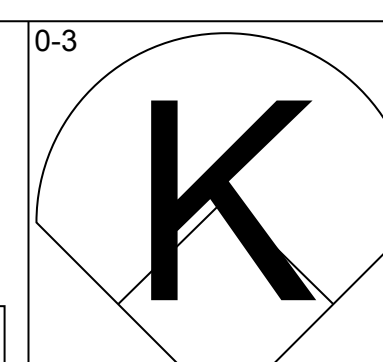
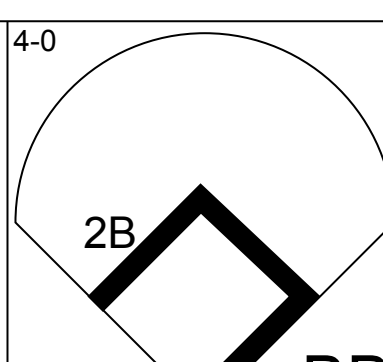
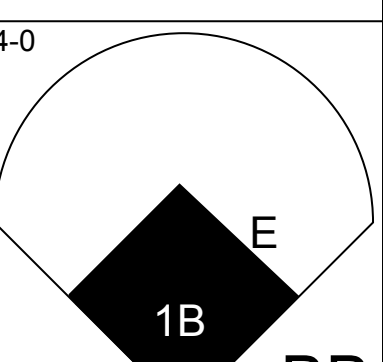
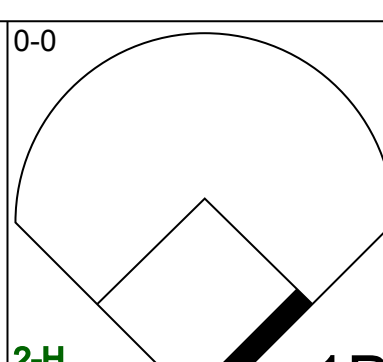
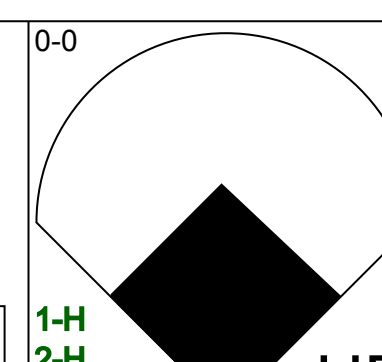
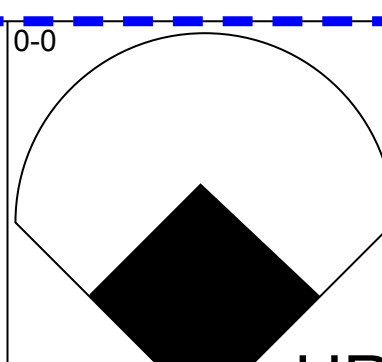
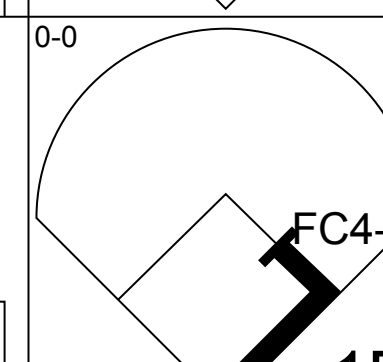
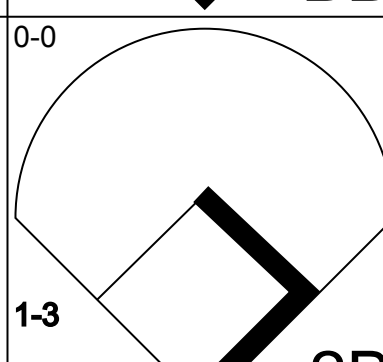
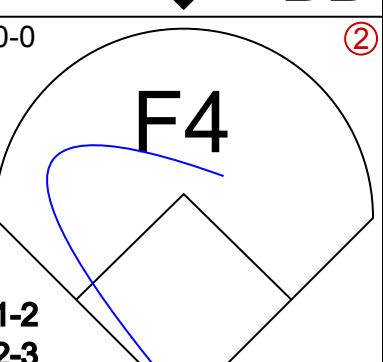
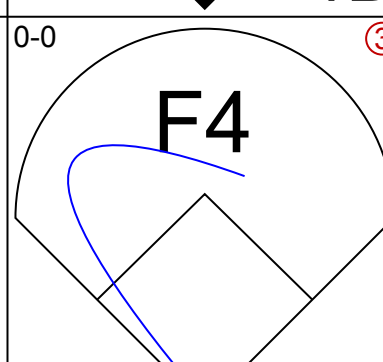
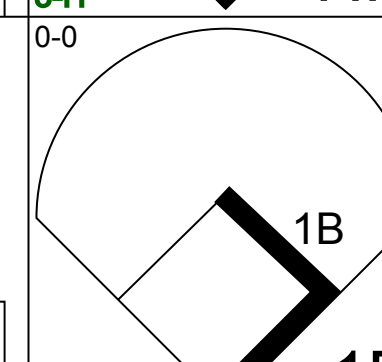
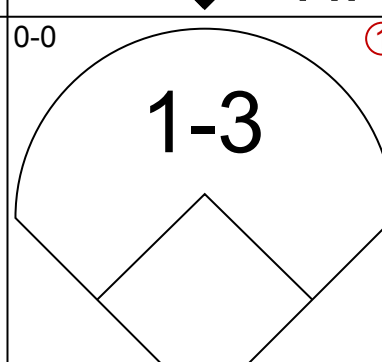
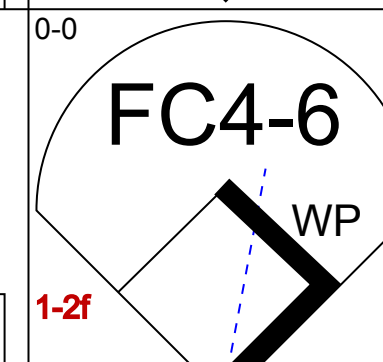
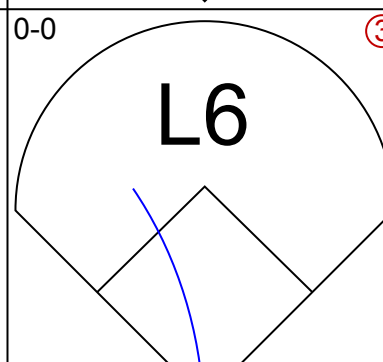
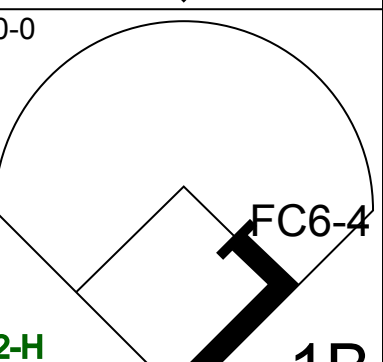
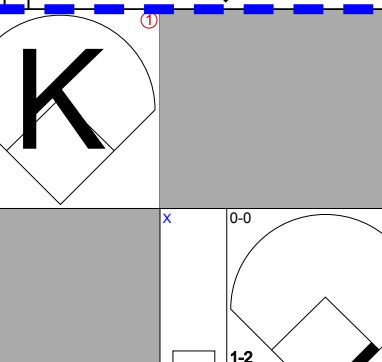
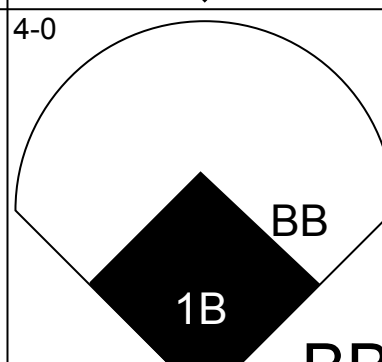
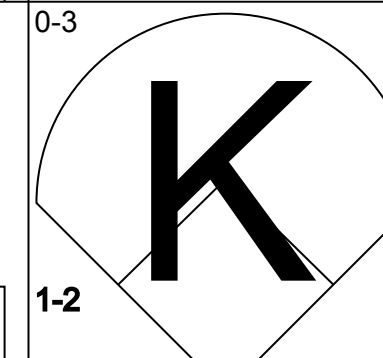
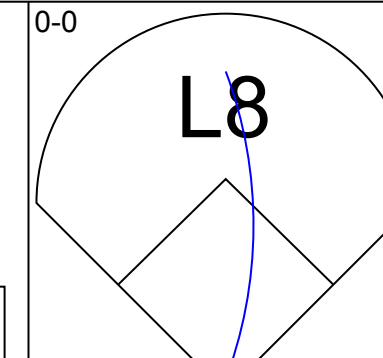
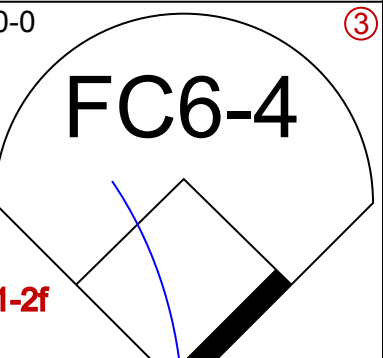
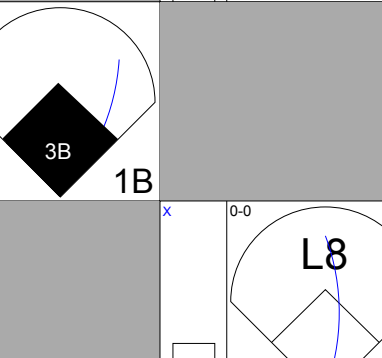
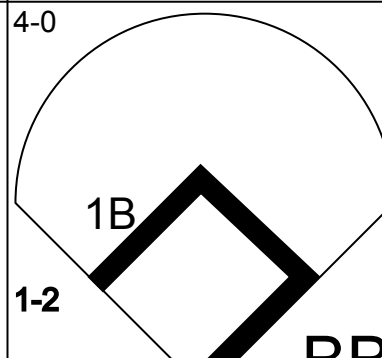
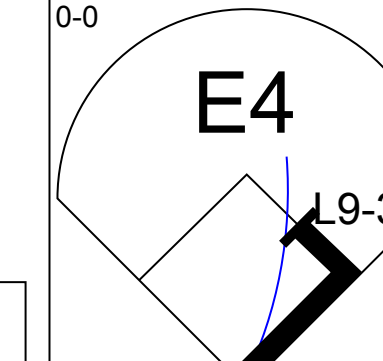
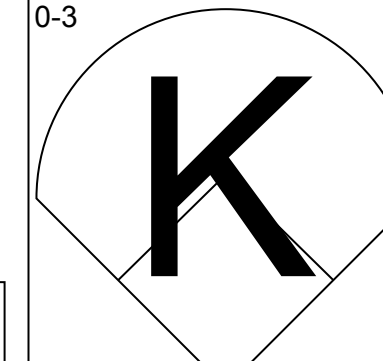
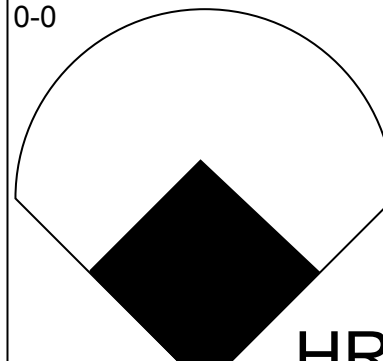
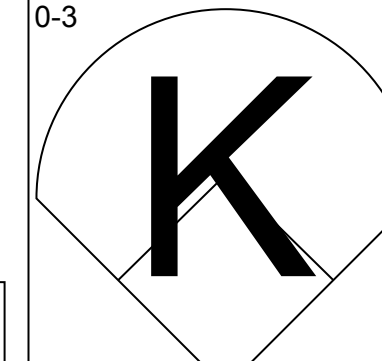
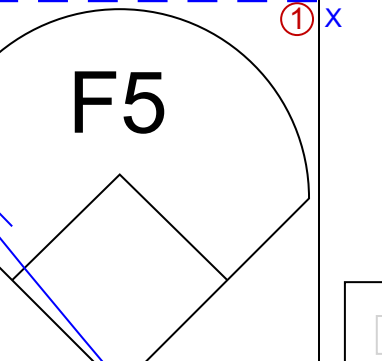
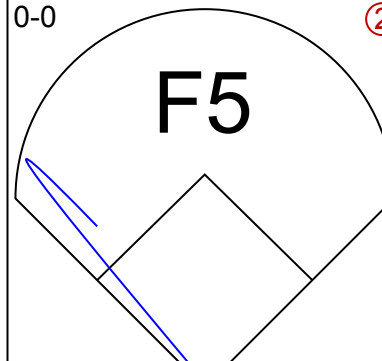
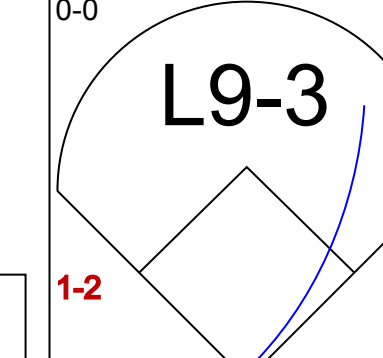
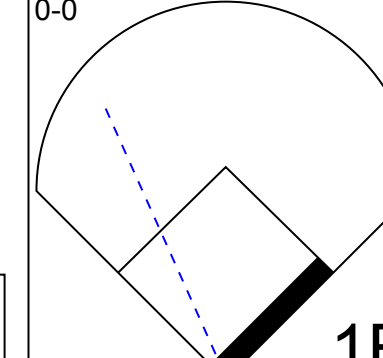
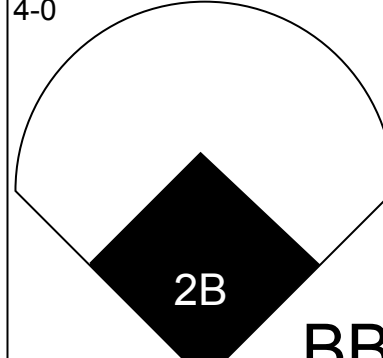
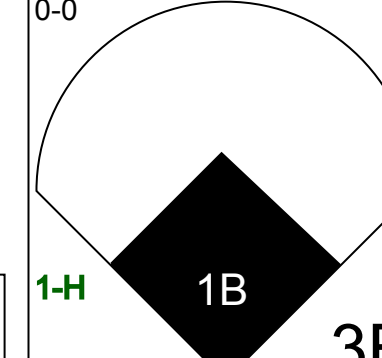
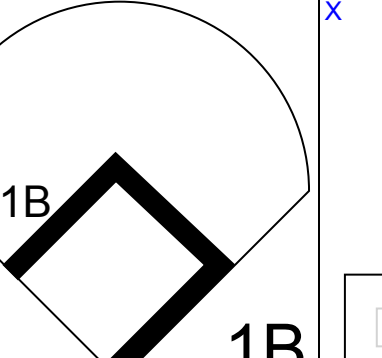
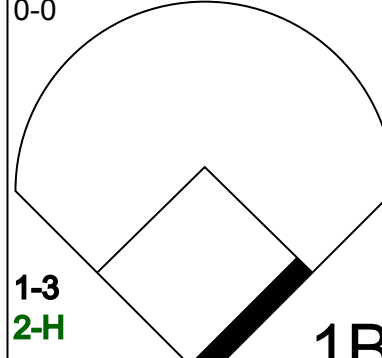
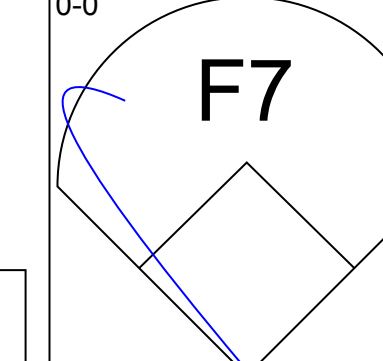
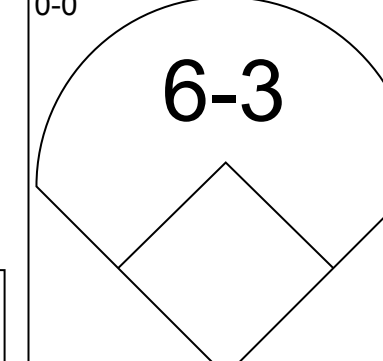
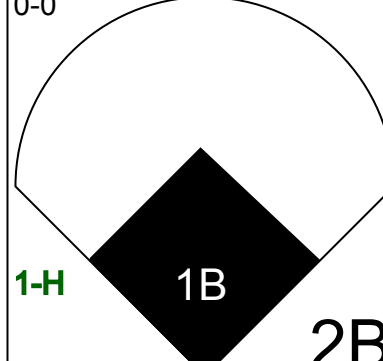
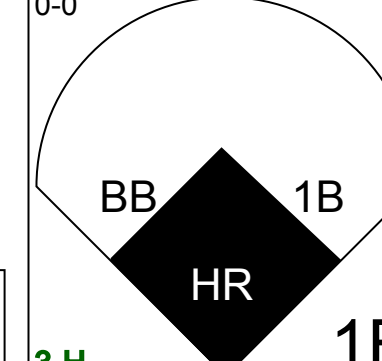
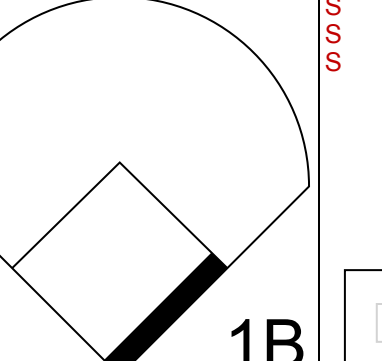
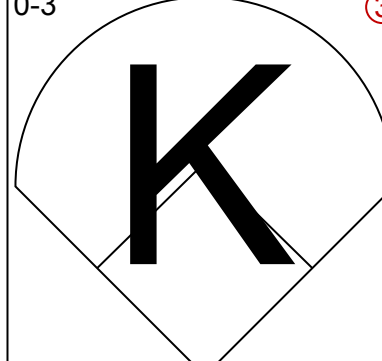
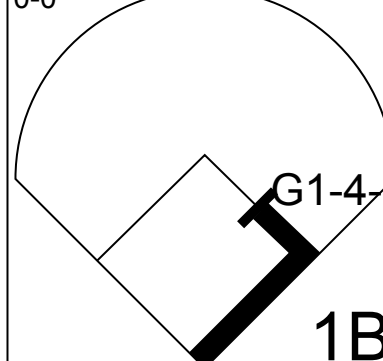
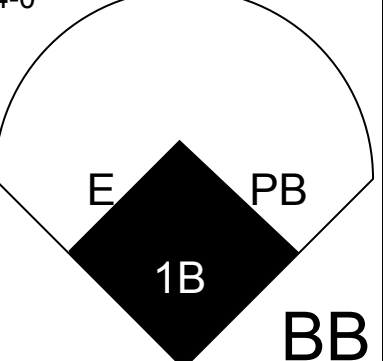
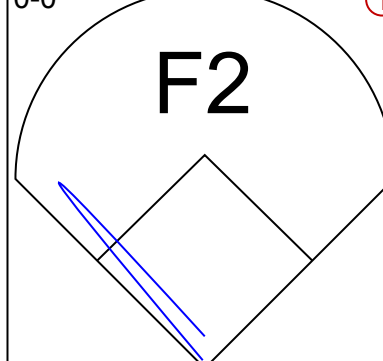
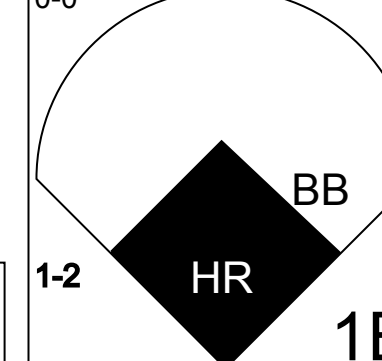
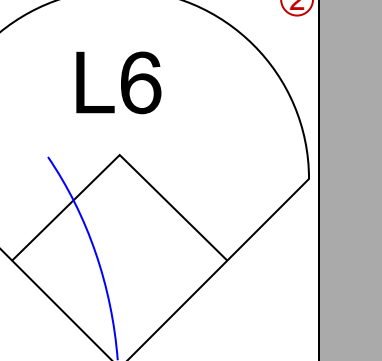
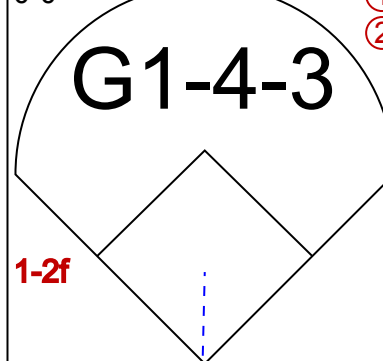
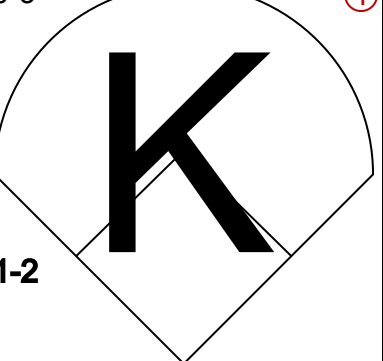

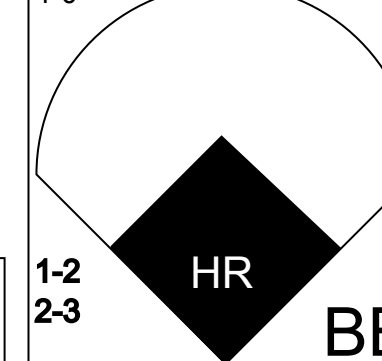
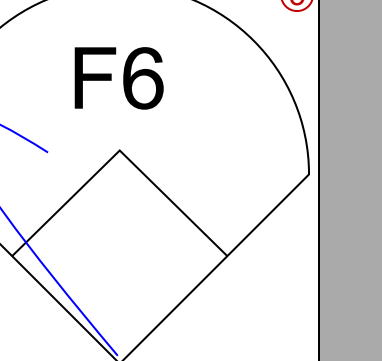


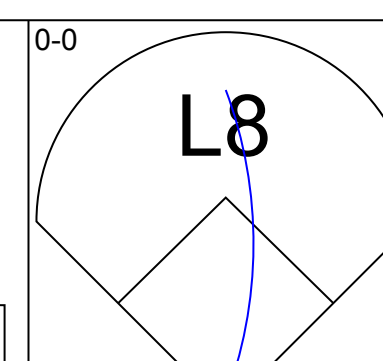
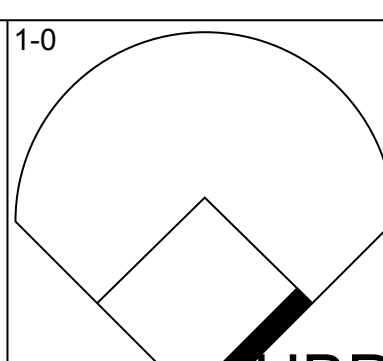
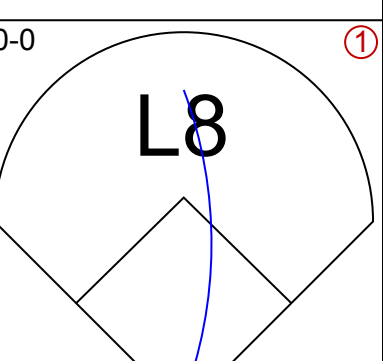
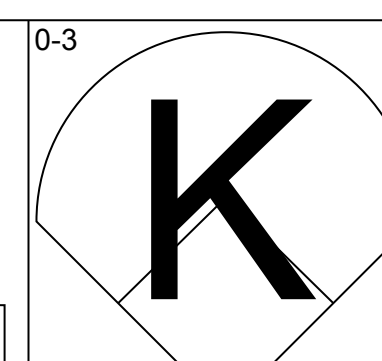
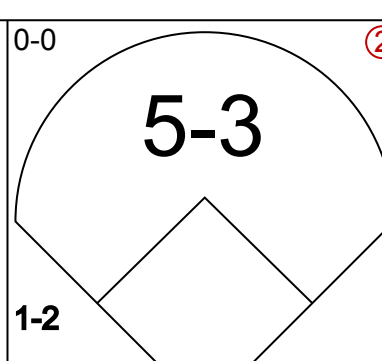
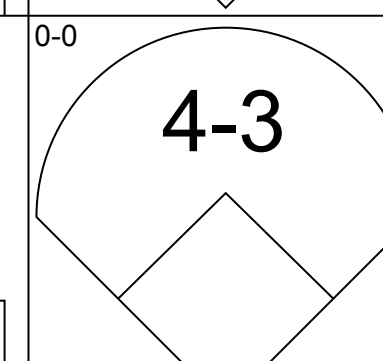
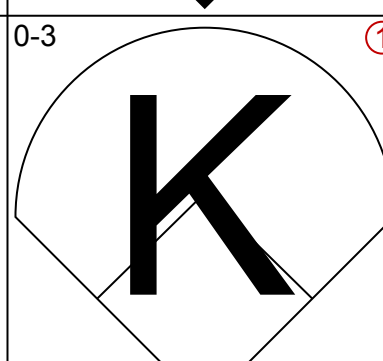
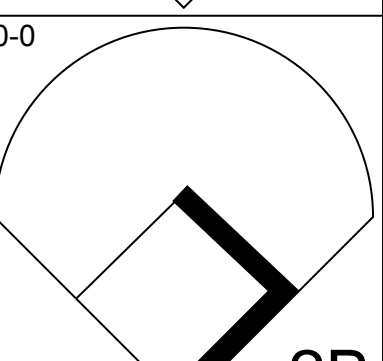
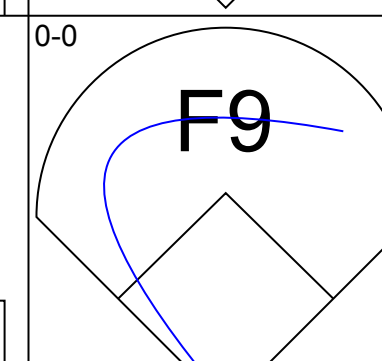
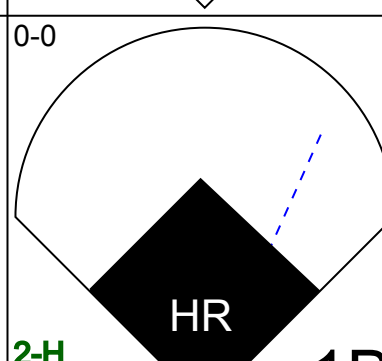
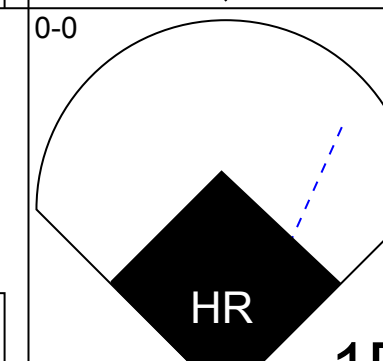
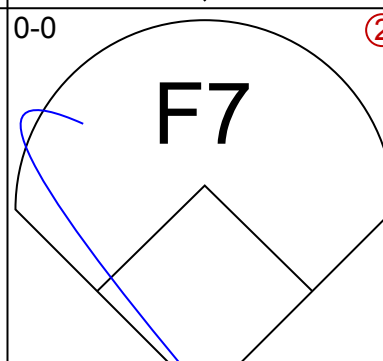
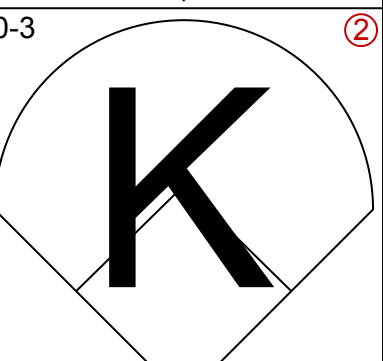
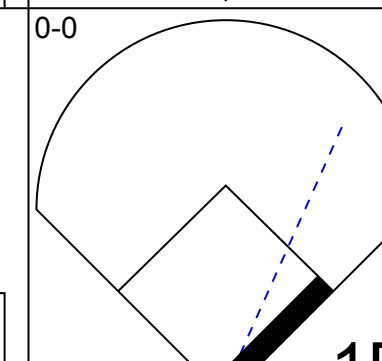
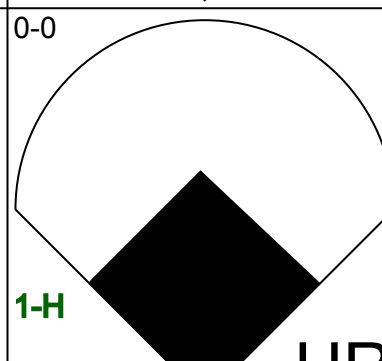
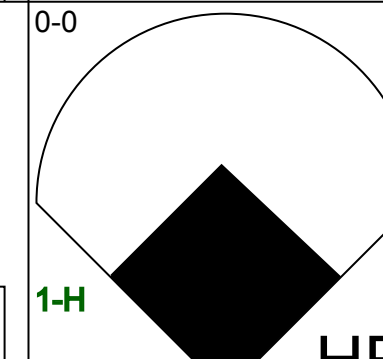
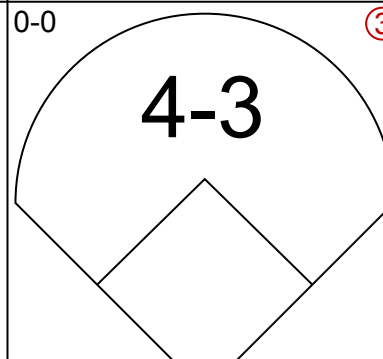
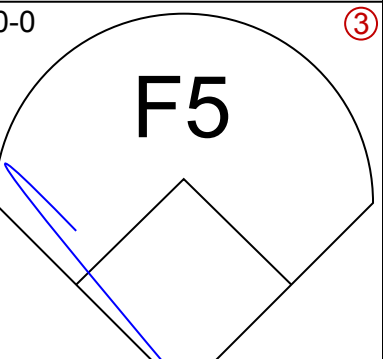
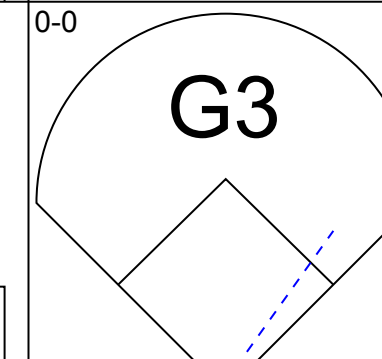
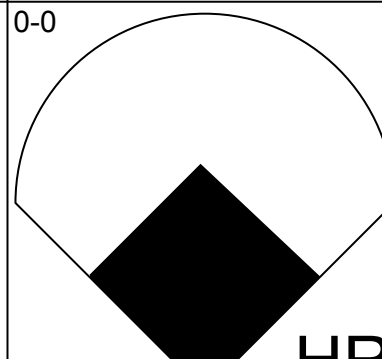
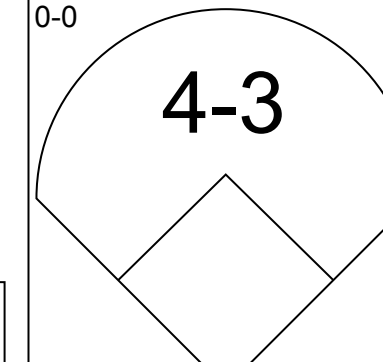
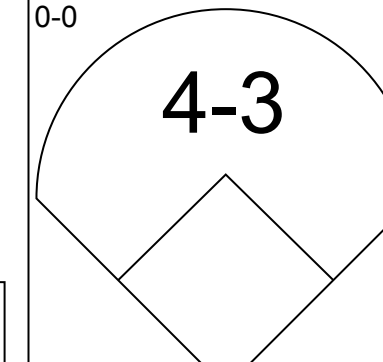
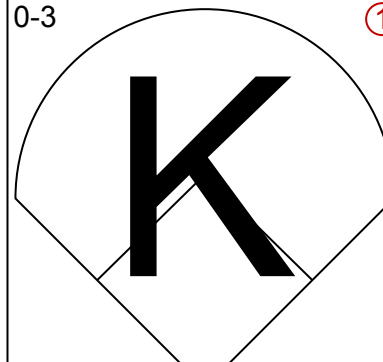
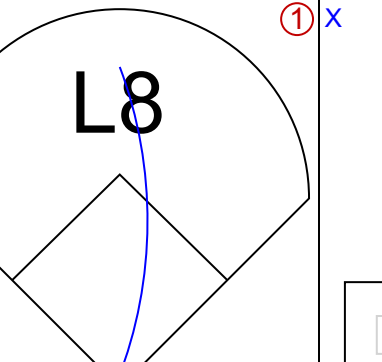
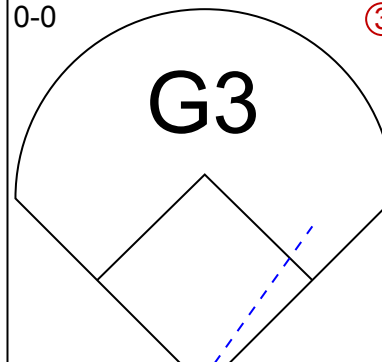
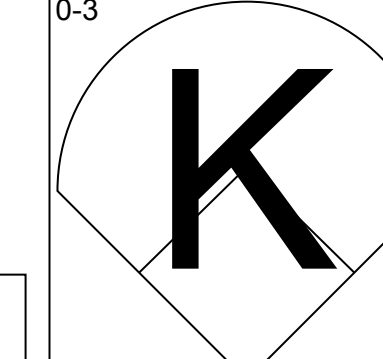
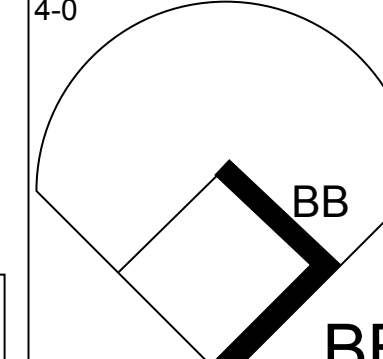
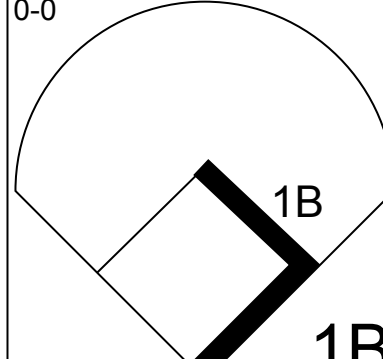
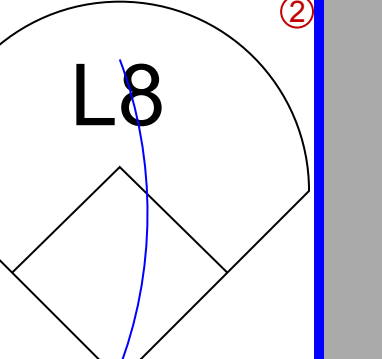
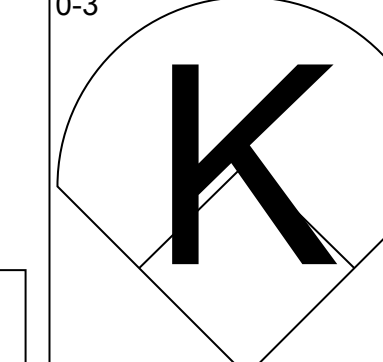
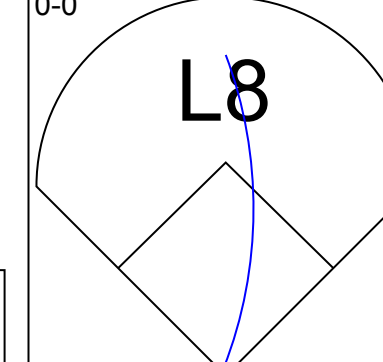
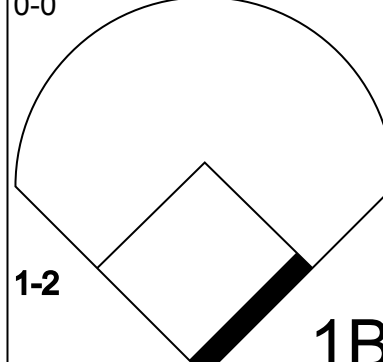
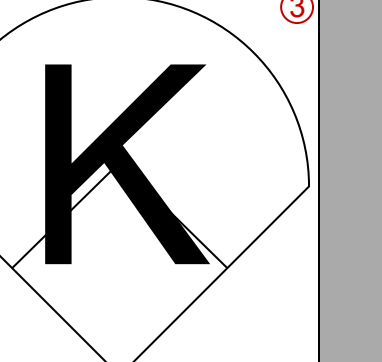
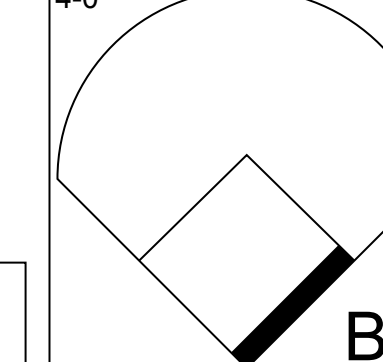
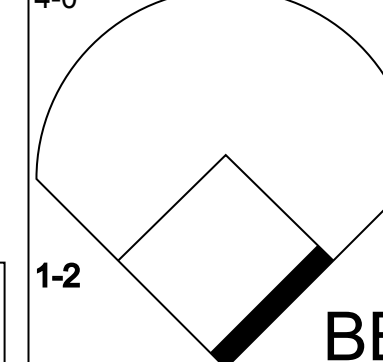
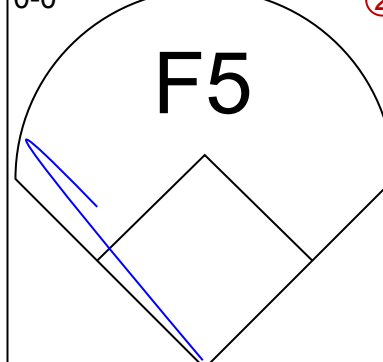
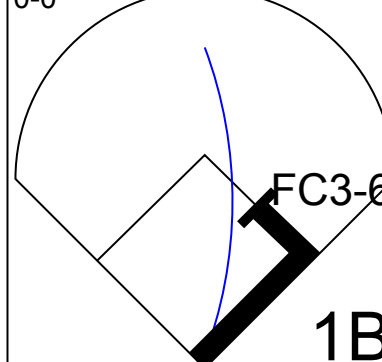
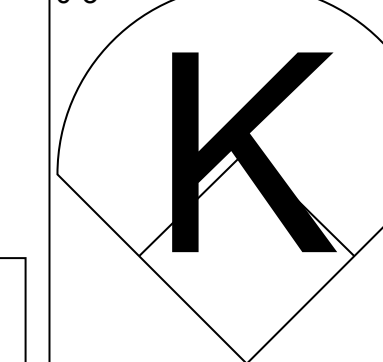
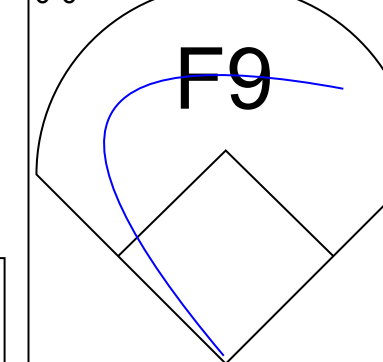
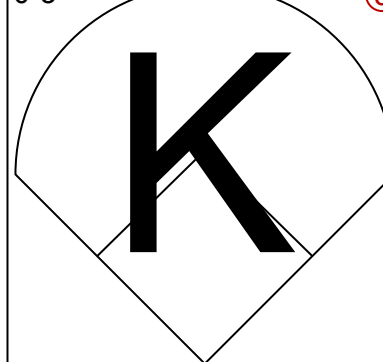
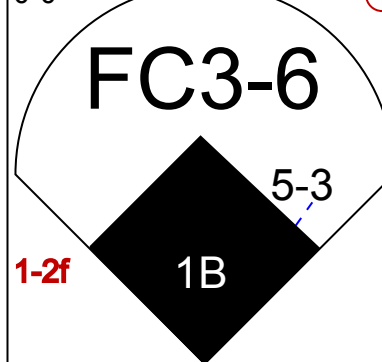
Batter	1	2	3	4	5	6	7	8	9	AB	R	H	RBI	BB	SO	LOB	BOTTOM										
<b>Clete Boyer, R</b> OBP: 0.200, SLG: 0.158 (1, 5)	0-0 1B	0-0 6-3			0-0 1-3			0-3 K	0-0 F7	5	0	1	0	0	1	1											
<b>Gil McDougald, R</b> OBP: 0.307, SLG: 0.293 (1, 4)	0-0 1B		0-0 L8		0-0 F4			0-0 5-3	0-0 L8	5	0	1	0	0	0	1											
<b>Mickey Mantle, S</b> OBP: 0.360, SLG: 0.463 (1, 8)	0-0 L7		0-0 5-3		0-0 L8			0-0 1B	0-0 FC6-4 1-2f	5	0	1	0	0	0	3											
<b>Elston Howard, R</b> OBP: 0.283, SLG: 0.347 (1, 3)	0-0 F9		0-0 1B		0-0 F9			0-0 F4		4	0	1	0	0	0	3											
<b>Yogi Berra, L</b> OBP: 0.337, SLG: 0.361 (1, 2)	0-0 4-3		0-0 1B		0-0 3-1			4-0 BB		3	0	1	0	1	0	2											
<b>Hank Bauer, R</b> OBP: 0.333, SLG: 0.347 (1, 9)		0-0 1B 2B	0-0 F7		4-0 1B BB			0-0 L8		3	2	1	0	1	0	3											
<b>Norm Siebern, L</b> OBP: 0.325, SLG: 0.431 (1, 7)		0-0 1B		0-0 FC1-6 1B				0-0 F7		4	1	3	1	0	0	1											
<b>Tony Kubek, L</b> OBP: 0.283, SLG: 0.393 (1, 6)		0-0 1B		0-0 FC1-6 1B				0-0 L4		4	0	2	2	0	0	2											
<b>Whitey Ford, L</b> OBP: 0.286, SLG: 0.176 (1, 1)		0-3 K		0-0 G6-4-3				0-0 F9		0	0	0	0	0	0	0											
<b>Art Ditmar, R</b> OBP: 0.214, SLG: 0.231 (1, 1)										2	0	0	0	0	1	2											
<b>Bill Skowron, R</b> OBP: 0.366, SLG: 0.583 (6, PH)										1	0	0	0	0	0	2											
<b>Tom Sturdivant, L</b> (7, 1)										0	0	0	0	0	0	0											
<b>Andy Carey, R</b> OBP: 0.275, SLG: 0.270 (9, PH)										1	0	1	0	0	0	0											
<b>Inning Stats</b>	R: 0 E: 0 K: 0 S: 5	H: 2 LOB: 2 BB: 0 P: 5	R: 2 E: 0 K: 1 S: 7	H: 3 LOB: 0 BB: 0 P: 7	R: 0 E: 0 K: 0 S: 5	H: 2 LOB: 2 BB: 0 P: 5	R: 0 E: 0 K: 0 S: 3	H: 1 LOB: 0 BB: 0 P: 3	R: 0 E: 0 K: 0 S: 3	H: 0 LOB: 0 BB: 0 P: 3	R: 1 E: 0 K: 0 S: 5	H: 2 LOB: 2 BB: 1 P: 9	R: 0 E: 0 K: 1 S: 6	H: 1 LOB: 1 BB: 0 P: 6	R: 0 E: 0 K: 0 S: 3	H: 0 LOB: 1 BB: 1 P: 7	R: 0 E: 0 K: 0 S: 4	H: 1 LOB: 1 BB: 0 P: 4	R: 0 E: 0 K: 0 S: 4	H: 1 LOB: 1 BB: 0 P: 4	1B: 11 2B: 2 3B: 0 HR: 0	SF: 0 SAC: 0 DP: 2 HBP: 0	WP: 0 PB: 0 SB: 1 CS: 1	PA: 39			
<b>PITCHER</b>	IP	WLS	BF	H	R	ER	SO	BB	IBB	HBP	BLK	WP	HR	S	P	ERA	WHIP										
<b>Don Mossi, L</b> ERA: 3.21 (1, 1)	9.0	W	39	12	3	3	2	2	0	0	0	0	0	41	49	3.00	1.556										

**Detroit Tigers @ New York Yankees**  
Yankee Stadium, Bronx, NY  
Tue May 19 1959, 7:05 PM EDT  
Att. 19,057 - Cloudy

AB 37  
R 3  
H 12  
RBI 3  
BB 2  
SO 2  
LOB 20



Batter	1	2	3	4	5	6	7	8	9	AB	R	H	RBI	BB	SO	LOB	TOP					
<b>Eddie Yost, R</b> OBP: 0.455, SLG: 0.637 (1, 5)										4	3	6	2	1	0		<b>Detroit Tigers @ New York Yankees</b> Yankee Stadium, Bronx, NY Wed May 20 1959, 3:33 AM EDT Att: 12,775 - Unknown - 84 F					
<b>Harvey Kuenn, R</b> OBP: 0.434, SLG: 0.595 (1, 9)										6	0	3	0	0	0	3						
<b>Charlie Maxwell, L</b> OBP: 0.340, SLG: 0.529 (1, 7)										5	1	2	2	1	1	3						
<b>Al Kaline, R</b> OBP: 0.392, SLG: 0.556 (1, 8)										5	1	1	0	1	1	4						
<b>Gail Harris, L</b> OBP: 0.215, SLG: 0.324 (1, 3)										6	1	1	1	0	2	3						
<b>Rocky Bridges, R</b> OBP: 0.378, SLG: 0.383 <b>Coot Veal, R</b> OBP: 0.667, SLG: 0.667 (7, 6)										3	2	2	1	1	0	1						
<b>Red Wilson, R</b> OBP: 0.242, SLG: 0.273 (1, 2)										6	2	3	2	0	1	3						
<b>Frank Bolling, R</b> OBP: 0.307, SLG: 0.364 (1, 4)										4	2	2	0	1	0	3						
<b>Frank Lary, R</b> OBP: 0.200, SLG: 0.250 (1, 1)										4	1	0	0	1	2	5						
<b>Inning Stats</b>	R: 0 E: 0 K: 2 S: 8	H: 1 LOB: 1 BB: 0 P: 8	R: 0 E: 1 K: 0 S: 3	H: 0 LOB: 0 BB: 0 P: 3	R: 0 E: 0 K: 0 S: 4	H: 2 LOB: 2 BB: 1 P: 8	R: 0 E: 0 K: 1 S: 6	H: 1 LOB: 1 BB: 0 P: 6	R: 2 E: 1 K: 1 S: 6	H: 1 LOB: 1 BB: 2 P: 14	R: 3 E: 0 K: 1 S: 8	H: 3 LOB: 1 BB: 1 P: 12	R: 6 E: 0 K: 2 S: 14	H: 7 LOB: 2 BB: 1 P: 18	R: 0 E: 0 K: 0 S: 5	H: 2 LOB: 2 BB: 0 P: 5		R: 2 E: 0 K: 1 S: 7	H: 2 LOB: 2 BB: 2 P: 15	1B: 13 2B: 3 3B: 1 HR: 3	SF: 0 SAC: 0 DP: 2 HBP: 0	WP: 1 PB: 1 SB: 0 CS: 0
<b>PITCHER</b>	IP	WLS	BF	H	R	ER	SO	BB	IBB	HBP	BLK	WP	HR	S	P	ERA	WHIP					
<b>Bobby Shantz, L</b> ERA: 3.86 (1, 1)	5.0	L	25	7	5	4	4	4	0	0	0	1	1	29	45	7.20	2.200					
<b>Jim Coates, R</b> ERA: 3.0 (6, 1)	1.0		4	1	0	0	1	0	0	0	0	0	0	6	6	0.00	1.000					
<b>Duke Maas, R</b> ERA: 6.0 (7, 1)	1.0		11	7	6	6	2	1	0	0	0	0	1	14	18	54.00	8.000					
<b>Tom Sturdivant, R</b> ERA: 5.24 (8, 1)	1.0		5	2	0	0	0	0	0	0	0	0	0	5	5	0.00	2.000					
<b>Johnny Kucks, R</b> ERA: 9.19 (9, 1)	1.0		7	2	2	2	1	2	0	0	0	0	1	7	15	18.00	4.000					


Batter	1	2	3	4	5	6	7	8	9	AB	R	H	RBI	BB	SO	LOB	BOTTOM				
<b>Gil McDougald, R</b> OBP: 0.302, SLG: 0.281 (1, 4)										4	0	0	0	0	1	1	<b>Detroit Tigers @ New York Yankees</b> Yankee Stadium, Bronx, NY Wed May 20 1959, 3:33 AM EDT Att: 12,775 - Unknown - 84 F				
<b>Tony Kubek, L</b> OBP: 0.289, SLG: 0.404 (1, 6)										5	1	2	1	0	1	1					
<b>Mickey Mantle, S</b> OBP: 0.371, SLG: 0.500 (1, 8)										5	2	3	2	0	1	2					
<b>Yogi Berra, L</b> OBP: 0.340, SLG: 0.432 (7, 2)										5	2	2	3	0	0	3					
<b>Norm Siebern, L</b> OBP: 0.311, SLG: 0.412 (1, 7)										5	0	0	0	0	1	0					
<b>Johnny Blanchard, L</b> OBP: 0.155, SLG: 0.165 <b>Bobby Richardson, R</b> OBP: 0.278, SLG: 0.350 <b>Duke Maas, R</b> OBP: 0.278, SLG: 0.350 <b>Tom Sturdivant, L</b> OBP: 0.278, SLG: 0.350 <b>Elston Howard, R</b> OBP: 0.285, SLG: 0.344 <b>Johnny Kucks, R</b> OBP: 0.278, SLG: 0.350 (6, PH)										2	0	1	0	1	1	0					
<b>Jerry Lumpe, L</b> OBP: 0.318, SLG: 0.211 (1, 5)										4	0	1	0	0	2	1					
<b>Mary Throneberry, L</b> OBP: 0.263, SLG: 0.125 (1, 3)										2	0	1	0	2	0	2					
<b>Bobby Shantz, R</b> (1, 1)										2	0	0	0	0	1	3					
<b>Enos Slaughter, L</b> OBP: 0.321, SLG: 0.333 (6, PH)										2	1	0	0	0	1	3					
<b>Inning Stats</b>	R: 2 E: 0 K: 0 S: 5	H: 2 LOB: 0 BB: 0 P: 5	R: 0 E: 0 K: 3 S: 9	H: 0 LOB: 1 BB: 1 P: 13	R: 0 E: 0 K: 1 S: 5	H: 0 LOB: 1 BB: 0 P: 6	R: 0 E: 0 K: 0 S: 3	H: 0 LOB: 2 BB: 2 P: 11	R: 0 E: 0 K: 2 S: 9	H: 2 LOB: 2 BB: 0 P: 9	R: 0 E: 0 K: 1 S: 6	H: 1 LOB: 0 BB: 0 P: 6	R: 0 E: 0 K: 1 S: 5	H: 0 LOB: 0 BB: 0 P: 5	R: 4 E: 0 K: 0 S: 7	H: 4 LOB: 0 BB: 0 P: 7	1B: 6 2B: 1 3B: 0 HR: 3	SF: 0 SAC: 0 DP: 0 HBP: 1	WP: 0 PB: 0 SB: 0 CS: 0	PA: 41	
<b>PITCHER</b>	IP	WLS	BF	H	R	ER	SO	BB	IBB	HBP	BLK	WP	HR	S	P	ERA	WHIP				
<b>Frank Lary, R</b> ERA: 3.88 (1, 1)	9.0	W	41	10	6	6	9	3	0	1	0	0	3	55	68	6.00	1.444				



Batter	1	2	3	4	5	6	7	8	9	AB	R	H	RBI	BB	SO	LOB	TOP			
Eddie Yost, R OBP: 0.441, SLG: 0.613 (1, 5)	F7		6-3			5-3		K		4	0	0	0	0	1	2				
Harvey Kuenn, R OBP: 0.418, SLG: 0.486 (1, 9)	L3		F5			4-3			F8	4	0	0	0	0	0	0				
Charlie Maxwell, L OBP: 0.337, SLG: 0.517 (1, 7)	3-1			FC5-4 1B		K			3-1	4	0	1	0	0	1	0				
Al Kaline, R OBP: 0.388, SLG: 0.547 (1, 8)		L8		FC5-4 FC4-6 1-2		L9		WP HBP 1B		4	0	1	0	0	0	1				
Gail Harris, L OBP: 0.229, SLG: 0.324 (1, 3)				FC4-6 1-2		4-3				3	0	1	0	0	0	1				
Coot Veal, R OBP: 0.667, SLG: 0.667 (9, PR)		BB 1B							WP HBP	0	0	0	0	0	0	0				
Rocky Bridges, R OBP: 0.377, SLG: 0.377 (1, 6)				1-6-3		F8			F8	2	0	0	0	1	1					
Bobo Osborne, L OBP: 0.300, SLG: 0.333 (9, PH)		BB 1-2							1-2 2-3	1	0	0	0	0	2					
Lou Berberet, L OBP: 0.392, SLG: 0.452 (1, 2)						K				3	0	1	0	0	2					
Ted Lepcio, R OBP: 0.333, SLG: 0.533 (8, PR)		K						G3 SH5-3 1B		0	0	0	0	0	0					
Red Wilson, R OBP: 0.242, SLG: 0.273 (8, 2)										0	0	0	0	0	0					
Frank Bolling, R OBP: 0.302, SLG: 0.358 (1, 4)						1-3		SH5-3		2	0	0	0	0	2					
Paul Foytack, R OBP: 0.154, SLG: 0.083 (1, 1)									1-2											
Neil Chrissy, L OBP: 0.186, SLG: 0.154 (8, PH)						6-3		G3		2	0	0	0	0	1					
Ray Narleski, R (8, 1)								2-3		0	0	0	0	0	0					
<b>Inning Stats</b>	R: 0 E: 0 K: 0 S: 3	H: 0 LOB: 0 BB: 0 P: 3	R: 0 E: 0 K: 1 S: 6	H: 1 LOB: 2 BB: 1 P: 10	R: 0 E: 0 K: 1 S: 5	H: 0 LOB: 0 BB: 0 P: 5	R: 0 E: 0 K: 0 S: 4	H: 1 LOB: 1 BB: 0 P: 4	R: 0 E: 0 K: 1 S: 5	H: 0 LOB: 0 BB: 0 P: 5	R: 0 E: 0 K: 0 S: 3	H: 0 LOB: 0 BB: 0 P: 3	R: 0 E: 0 K: 1 S: 6	H: 1 LOB: 2 BB: 0 P: 6	R: 0 E: 0 K: 0 S: 4	H: 1 LOB: 3 BB: 0 P: 5	1B: 4 2B: 0 3B: 0 HR: 0	SF: 0 SAC: 1 DP: 0 HBP: 1	WP: 1 PB: 0 SB: 0 CS: 0	PA: 33
<b>PITCHER</b> Gary Bell, R ERA: 3.04 (1, 1)	IP: 9.0 WLS: W BF: 33 H: 4 R: 0 ER: 0 SO: 5 BB: 1 IBB: 0 HBP: 1 BLK: 0 WP: 1 HR: 0 S: 41 P: 46 ERA: 0.00 WHIP: 0.556															<b>PITCHER</b>	IP: 9.0 WLS: W BF: 33 H: 4 R: 0 ER: 0 SO: 5 BB: 1 IBB: 0 HBP: 1 BLK: 0 WP: 1 HR: 0 S: 41 P: 46 ERA: 0.00 WHIP: 0.556			

Detroit Tigers @ Cleveland Indians  
Cleveland Municipal Stadium, Cleveland, OH  
Fri May 22 1959, 7:05 PM EDT  
Att: 24,317 - Unknown


AB 30  
R 0  
H 4  
RBI 0  
BB 1  
SO 5  
LOB 12



Batter	1	2	3	4	5	6	7	8	9	AB	R	H	RBI	BB	SO	LOB	BOTTOM			
Jim Piersall, R OBP: 0.316, SLG: 0.357 (1, 8)	F9			F7		6-3				3	0	0	0	0	0					
Granny Hamner, R OBP: 0.310, SLG: 0.418 (1, 6)	4-3			F7			K			3	0	0	0	0	1					
Vic Power, R OBP: 0.342, SLG: 0.493 (1, 3)	6-3			L8			2B			3	1	1	0	0	0					
Rocky Colavito, R OBP: 0.404, SLG: 0.682 (1, 9)					E6 4-3		F7			3	0	0	0	0	1					
Minnie Minoso, R OBP: 0.356, SLG: 0.443 (1, 7)		P4			4-3					3	0	1	1	0	1					
Woodie Held, R OBP: 0.333, SLG: 0.490 (1, 5)					2-3		2B 2H			3	0	0	0	0	2					
Hal Naragon, L OBP: 0.333, SLG: 0.452 (1, 2)				4-3					P1	3	0	0	0	0	1					
Ray Webster, R OBP: 0.176, SLG: 0.313 (1, 4)					L9				6-3	3	0	0	0	0	0					
Gary Bell, R OBP: 0.250, SLG: 0.200 (1, 1)					5-3				F3	3	0	0	0	0	0					
<b>Inning Stats</b>	R: 0 E: 0 K: 0 S: 3	H: 0 LOB: 0 BB: 0 P: 3	R: 0 E: 0 K: 0 S: 3	H: 0 LOB: 0 BB: 0 P: 3	R: 0 E: 0 K: 0 S: 3	H: 0 LOB: 0 BB: 0 P: 3	R: 0 E: 0 K: 2 S: 8	H: 0 LOB: 1 BB: 0 P: 8	R: 0 E: 0 K: 0 S: 3	H: 0 LOB: 0 BB: 0 P: 3	R: 1 E: 0 K: 1 S: 7	H: 2 LOB: 1 BB: 0 P: 7	R: 0 E: 0 K: 0 S: 3	H: 0 LOB: 0 BB: 0 P: 3	R: 0 E: 0 K: 0 S: 3	H: 0 LOB: 0 BB: 0 P: 3	1B: 0 2B: 2 3B: 0 HR: 0	SF: 0 SAC: 0 DP: 0 HBP: 0	WP: 0 PB: 0 SB: 0 CS: 0	PA: 27
<b>PITCHER</b> Paul Foytack, R ERA: 8.14 (1, 1)	IP: 7.0 WLS: L BF: 24 H: 2 R: 1 ER: 1 SO: 3 BB: 0 IBB: 0 HBP: 0 BLK: 0 WP: 0 HR: 0 S: 30 P: 30 ERA: 1.29 WHIP: 0.286															<b>PITCHER</b>	IP: 7.0 WLS: L BF: 24 H: 2 R: 1 ER: 1 SO: 3 BB: 0 IBB: 0 HBP: 0 BLK: 0 WP: 0 HR: 0 S: 30 P: 30 ERA: 1.29 WHIP: 0.286			
Ray Narleski, R ERA: 9.0 (8, 1)	IP: 1.0 WLS: L BF: 3 H: 0 R: 0 ER: 0 SO: 0 BB: 0 IBB: 0 HBP: 0 BLK: 0 WP: 0 HR: 0 S: 3 P: 3 ERA: 0.00 WHIP: 0.000															<b>PITCHER</b>	IP: 1.0 WLS: L BF: 3 H: 0 R: 0 ER: 0 SO: 0 BB: 0 IBB: 0 HBP: 0 BLK: 0 WP: 0 HR: 0 S: 3 P: 3 ERA: 0.00 WHIP: 0.000			

Detroit Tigers @ Cleveland Indians  
Cleveland Municipal Stadium, Cleveland, OH  
Fri May 22 1959, 7:05 PM EDT  
Att: 24,317 - Unknown

AB 27  
R 1  
H 2  
RBI 1  
BB 0  
SO 3  
LOB 5



Batter	1	2	3	4	5	6	7	8	9	AB R H RBI BB SO LOB	TOP											
<b>Eddie Yost, R</b> OBP: 0.440, SLG: 0.596 (1, 5)	0-3 K		4-0 BB		0-0 4-3		0-0 P6		4-0 1B BB	3 0 0 0 2 1 0	<b>Detroit Tigers @ Cleveland Indians</b> Cleveland Municipal Stadium, Cleveland, OH Sat May 23 1959, 3:33 AM EDT Att: 5,864 - Unknown											
<b>Harvey Kuenn, R</b> OBP: 0.418, SLG: 0.477 (1, 9)	0-0 L1		0-0 F3		0-0 P6		4-0 L8-4 HBP BB		0-0 1-3 1B	4 0 1 0 1 0 1												
<b>Charlie Maxwell, L</b> OBP: 0.350, SLG: 0.511 (1, 7)	0-0 P3			4-0 1B BB		0-0 HR 1B	1-0 1-2 HBP		0-0 L4	3 1 1 0 1 0 2												
<b>Al Kaline, R</b> OBP: 0.385, SLG: 0.559 (1, 8)		0-0 L5		0-0 L8		0-0 1-H HR	0-0 L8-4			4 1 1 2 0 0 3												
<b>Gail Harris, L</b> OBP: 0.241, SLG: 0.333 (1, 3)		0-0 F3		0-0 1-2 1B		0-0 HR 1B	0-3 K			4 1 2 0 0 1 0												
<b>Rocky Bridges, R</b> OBP: 0.373, SLG: 0.397 (1, 6)		0-0 F5		0-0 F8		0-0 1-H HR	0-0 5-3			4 1 1 2 0 0 2												
<b>Lou Berberet, L</b> OBP: 0.386, SLG: 0.477 (1, 2)			0-0 HR	0-0 G3		0-0 P4	0-0 4-3			4 1 1 1 0 0 2												
<b>Frank Bolling, R</b> OBP: 0.301, SLG: 0.379 (1, 4)			0-0 6-3		0-0 HR	0-0 F3			0-0 F8	4 1 1 1 0 0 0												
<b>Jim Bunning, R</b> OBP: 0.269, SLG: 0.440 (1, 1)			0-0 6-3		0-0 1-3	0-3 K			0-0 6-3	4 0 0 0 0 1 0												
<b>Inning Stats</b>	R: 0 E: 0 K: 1 S: 5	H: 0 LOB: 0 BB: 0 P: 5	R: 0 E: 0 K: 0 S: 3	H: 0 LOB: 0 BB: 0 P: 3	R: 1 E: 0 K: 0 S: 4	H: 1 LOB: 1 BB: 1 P: 8	R: 0 E: 0 K: 0 S: 4	H: 1 LOB: 0 BB: 0 P: 8	R: 1 E: 0 K: 0 S: 4	H: 1 LOB: 0 BB: 0 P: 4	R: 4 E: 0 K: 1 S: 9	H: 4 LOB: 0 BB: 0 P: 9	R: 0 E: 0 K: 0 S: 2	H: 0 LOB: 1 BB: 1 P: 7	R: 0 E: 0 K: 1 S: 5	H: 0 LOB: 0 BB: 0 P: 5	R: 0 E: 0 K: 0 S: 4	H: 1 LOB: 2 BB: 1 P: 8	1B: 4 2B: 1 3B: 0 HR: 4	SF: 0 SAC: 0 DP: 1 HBP: 1	WP: 0 PB: 0 SB: 0 CS: 0	PA: 39
<b>PITCHER</b>	IP WLS BF H R ER SO BB IBB HBP BLK WP HR S P ERA WHIP											<b>PITCHER</b>	IP WLS BF H R ER SO BB IBB HBP BLK WP HR S P ERA WHIP									
<b>Cal McLish, R</b> ERA: 2.96 (1, 1)	5.0 L 24 7 6 6 1 2 0 0 0 0 0 4 24 32 10.80 1.800																					
<b>Bud Podbielan, R</b> ERA: (6, 1)	1.0 3 0 0 0 1 0 0 0 0 0 0 5 5 0.00 0.000																					
<b>Al Cicotte, R</b> ERA: 5.14 (7, 1)	2.0 7 0 0 0 1 1 0 0 1 0 0 7 12 0.00 0.500																					
<b>Dick Brodowski, R</b> ERA: 1.1 (9, 1)	1.0 5 1 0 0 0 1 0 0 0 0 0 4 8 0.00 2.000																					

Batter	1	2	3	4	5	6	7	8	9	AB R H RBI BB SO LOB	BOTTOM									
<b>Jim Piersall, R</b> OBP: 0.314, SLG: 0.362 (1, 8)	0-0 F9		0-0 P4			0-0 F9			0-0 2B 2B	4 1 1 0 0 0 0	<b>Detroit Tigers @ Cleveland Indians</b> Cleveland Municipal Stadium, Cleveland, OH Sat May 23 1959, 3:33 AM EDT Att: 5,864 - Unknown									
<b>Granny Hamner, R</b> OBP: 0.314, SLG: 0.420 (1, 6)	0-0 F9			0-0 1B		0-0 HR			0-3 K	2 0 1 0 0 0 0										
<b>Jim Baxes, R</b> OBP: 0.400, SLG: 0.600 (7, PH) (8, 5)									0-0 K	2 1 1 1 0 1 1										
<b>Vic Power, R</b> OBP: 0.346, SLG: 0.500 (1, 3)	0-0 5-3			0-0 CS 1B		0-0 P5			0-0 2-H HR 2B	4 1 2 1 0 0 0										
<b>Rocky Colavito, R</b> OBP: 0.393, SLG: 0.662 (1, 9)		0-0 F7		0-3 K		0-3 K			0-0 F3	4 0 0 0 0 2 2										
<b>Minnie Minoso, R</b> OBP: 0.367, SLG: 0.466 (1, 7)		4-0 BB			0-0 F6		4-0 BB		0-0 2-H HR	2 1 1 2 2 0 0										
<b>Woodie Held, R</b> OBP: 0.322, SLG: 0.472 (1, 5) (8, 6)		0-0 P3			0-0 F7		0-0 4-3		0-3 K	4 0 0 0 0 1 2										
<b>Russ Nixon, L</b> OBP: 0.247, SLG: 0.227 (1, 2)					0-0 4-3			0-3 K		2 0 0 0 0 0 1										
<b>Carroll Hardy, R</b> OBP: 0.150, SLG: 0.105 (6, PH)										1 0 0 0 0 1 0										
<b>Billy Martin, R</b> OBP: 0.283, SLG: 0.390 (9, 4)										0 0 0 0 0 0 0										
<b>Ray Webster, R</b> OBP: 0.158, SLG: 0.278 (1, 4)										2 0 0 0 0 0 0										
<b>Tito Francona, L</b> OBP: 0.231, SLG: 0.500 (8, PH)										1 0 0 0 0 0 0										
<b>Dick Brodowski, R</b> OBP: 0.200, SLG: 0.200 (9, 1)										0 0 0 0 0 0 0										
<b>Cal McLish, S</b> OBP: 0.281, SLG: 0.238 (1, 1)										1 0 0 0 0 1 0										
<b>Bud Podbielan, R</b> ERA: (6, 1)										0 0 0 0 0 0 0										
<b>Jim Bolger, R</b> ERA: (6, PH)										1 0 0 0 0 0 0										
<b>Al Cicotte, R</b> ERA: (7, 1)										0 0 0 0 0 0 0										
<b>Hal Naragon, L</b> OBP: 0.224, SLG: 0.438 (8, PH) (9, 2)										1 0 0 0 0 0 0										
<b>Inning Stats</b>	R: 0 E: 0 K: 0 S: 3	H: 0 LOB: 0 BB: 0 P: 3	R: 0 E: 0 K: 0 S: 3	H: 0 LOB: 1 BB: 1 P: 7	R: 0 E: 0 K: 1 S: 5	H: 0 LOB: 0 BB: 0 P: 5	R: 0 E: 0 K: 1 S: 5	H: 2 LOB: 1 BB: 0 P: 5	R: 0 E: 0 K: 0 S: 3	H: 0 LOB: 0 BB: 0 P: 3	R: 0 E: 0 K: 0 S: 6	H: 0 LOB: 0 BB: 0 P: 10	R: 0 E: 0 K: 1 S: 5	H: 0 LOB: 0 BB: 0 P: 5	R: 3 E: 0 K: 2 S: 10	H: 3 LOB: 0 BB: 0 P: 10	1B: 2 2B: 3 3B: 0 HR: 2	SF: 0 SAC: 0 DP: 1 HBP: 0	WP: 0 PB: 0 SB: 0 CS: 1	PA: 33
<b>PITCHER</b>	IP WLS BF H R ER SO BB IBB HBP BLK WP HR S P ERA WHIP											<b>PITCHER</b>	IP WLS BF H R ER SO BB IBB HBP BLK WP HR S P ERA WHIP							
<b>Jim Bunning, R</b> ERA: 4.02 (1, 1)	9.0 W 33 6 4 4 6 2 0 0 0 0 0 2 43 51 4.00 0.889																			



Batter	1	2	3	4	5	6	7	8	9	AB	R	H	RBI	BB	SO	LOB	TOP			
<b>Eddie Yost, R</b> OBP: 0.438, SLG: 0.580 (1, 5)	4-0 BB WP BB	0-0 F9			0-0 5-3		0-0 F8		4-0 1B BB	3	0	0	0	2	0	2	<b>Detroit Tigers @ Cleveland Indians</b> Cleveland Municipal Stadium, Cleveland, OH Sun May 24 1959, 3:33 AM EDT Unknown			
<b>Harvey Kuenn, R</b> OBP: 0.425, SLG: 0.483 (1, 9)	0-3 K	0-0			0-3 K		0-0		0-0 1B 1-2 2-H	5	0	3	2	0	2	1				
<b>Charlie Maxwell, L</b> OBP: 0.333, SLG: 0.485 (1, 7)	0-3 K	0-0 4-3			0-0 L8		0-0 F7		0-0 F9	5	0	0	0	0	1	6				
<b>Al Kaline, R</b> OBP: 0.388, SLG: 0.555 (1, 8)	4-0 BB BB			0-0 L8		0-0 BB 1B		0-3 K		3	0	1	0	1	1	0				
<b>Gail Harris, L</b> OBP: 0.242, SLG: 0.321 (1, 3)	4-0			0-0 F8		0-0 F9		0-0 1-3		3	0	0	0	1	0	1				
<b>Rocky Bridges, R</b> OBP: 0.370, SLG: 0.388 (1, 6)	0-3 K			0-0 6-3		4-0 1-2 BB		0-0 P4		3	0	0	0	1	1	3				
<b>Red Wilson, R</b> OBP: 0.243, SLG: 0.250 (1, 2)		4-0 BB 1B BB		0-0 5-3		0-0 F2		0-0 P6		3	1	0	0	1	0	2				
<b>Frank Bolling, R</b> OBP: 0.299, SLG: 0.370 (1, 4)		4-0 1B 1-2 BB		0-0 F8		0-3 K		0-3 K		3	0	0	0	1	2	2				
<b>Don Mossi, L</b> OBP: 0.118, SLG: 0.063 (1, 1)		0-3 K		0-3 K				0-0 E7 1B		3	0	0	0	0	3	2				
<b>Gus Zernial, R</b> OBP: 0.222, SLG: 0.222 (9, PH)										1	0	1	0	0	0	0				
<b>Coot Veal, R</b> OBP: 0.667, SLG: 0.667 (9, PR)										0	1	0	0	0	0	0				
<b>Ray Narleski, R</b> (9, 1)										0	0	0	0	0	0	0				
<b>Inning Stats</b>	R: 0 E: 0 K: 3 S: 9	H: 0 LOB: 3 BB: 3 P: 21	R: 1 E: 0 K: 1 S: 6	H: 1 LOB: 2 BB: 2 P: 14	R: 0 E: 0 K: 0 S: 3	H: 0 LOB: 0 BB: 0 P: 3	R: 0 E: 0 K: 1 S: 5	H: 0 LOB: 0 BB: 0 P: 5	R: 0 E: 0 K: 1 S: 5	H: 1 LOB: 2 BB: 1 P: 10	R: 0 E: 0 K: 1 S: 6	H: 1 LOB: 1 BB: 0 P: 6	R: 0 E: 0 K: 1 S: 5	H: 0 LOB: 0 BB: 0 P: 5	R: 1 E: 1 K: 1 S: 7	H: 2 LOB: 2 BB: 1 P: 11	1B: 5 2B: 0 3B: 0 HR: 0	SF: 0 SAC: 0 DP: 0 HBP: 0	WP: 1 PB: 0 SB: 0 CS: 0	PA: 39
<b>PITCHER</b> <b>Herb Score, L</b> ERA: 3.65 (1, 1)	IP: 9.0 WLS: W BF: 39 H: 5 R: 2 ER: 2 SO: 10 BB: 7 IBB: 0 HBP: 0 BLK: 0 WP: 1 HR: 0 S: 52 P: 80 ERA: 2.00 WHIP: 1.333															<b>PITCHER</b>				

Batter	1	2	3	4	5	6	7	8	9	AB	R	H	RBI	BB	SO	LOB	BOTTOM			
<b>Jim Piersall, R</b> OBP: 0.324, SLG: 0.373 (1, 8)	0-0 BB 1B		0-0 6-3	0-0 1-3			0-0 2B		4-0 1B 1-2 BB	4	0	2	0	1	0	2	<b>Detroit Tigers @ Cleveland Indians</b> Cleveland Municipal Stadium, Cleveland, OH Sun May 24 1959, 3:33 AM EDT Unknown			
<b>Granny Hamner, R</b> OBP: 0.330, SLG: 0.435 (1, 6)	4-0 1-2 BB BB		0-0 2B		0-0 L8		0-0 F7		0-0 1-2 2-H 1B	4	1	2	1	1	0	1				
<b>Minnie Minoso, R</b> OBP: 0.370, SLG: 0.471 (1, 7)	4-0 1-2 BB		0-0 2B		0-0 F3		0-0 F9			3	1	1	1	1	0	1				
<b>Rocky Colavito, R</b> OBP: 0.396, SLG: 0.655 (1, 9)	0-0 G5-4-3 1-2		0-0 2B		4-0 BB					3	0	1	0	1	0	2				
<b>Vic Power, R</b> OBP: 0.338, SLG: 0.486 (1, 3)		0-0 6-3	0-0 L8		0-0 P6		0-0 1-6-3 1B		0-0 1-2 1-6-3	4	0	0	0	0	0	3				
<b>Jim Baxes, R</b> OBP: 0.409, SLG: 0.590 (1, 5)		0-0 1B		0-0 1B		0-0 F2		0-0 P6		4	0	2	0	0	0	1				
<b>Hal Naragon, L</b> OBP: 0.341, SLG: 0.444 (1, 2)		0-0 L8		0-0 1B		0-0 G1-6-3 1B		0-0 P5		4	0	2	0	0	0	2				
<b>Billy Martin, R</b> OBP: 0.274, SLG: 0.376 (1, 4)		0-0 1-3		0-3 K		0-0 G1-6-3		0-0 P6		4	0	0	0	0	1	4				
<b>Herb Score, L</b> OBP: 0.095, SLG: 0.095 (1, 1)			0-3 K		0-3 K			4-0 BB 1B		3	0	0	0	0	3	2				
<b>Tito Francona, L</b> OBP: 0.286, SLG: 0.500 (9, PH)										0	0	0	0	1	0	0				
<b>Carroll Hardy, R</b> OBP: 0.150, SLG: 0.105 (9, PR)										0	1	0	0	0	0	0				
<b>Inning Stats</b>	R: 0 E: 0 K: 0 S: 2	H: 1 LOB: 1 BB: 2 P: 10	R: 0 E: 0 K: 0 S: 4	H: 1 LOB: 0 BB: 0 P: 4	R: 2 E: 1 K: 1 S: 8	H: 2 LOB: 1 BB: 0 P: 8	R: 0 E: 0 K: 2 S: 9	H: 2 LOB: 2 BB: 0 P: 9	R: 0 E: 0 K: 0 S: 3	H: 1 LOB: 0 BB: 0 P: 3	R: 0 E: 0 K: 1 S: 6	H: 1 LOB: 1 BB: 0 P: 6	R: 0 E: 0 K: 0 S: 4	H: 1 LOB: 1 BB: 0 P: 4	R: 1 E: 0 K: 0 S: 2	H: 1 LOB: 2 BB: 2 P: 10	1B: 7 2B: 3 3B: 0 HR: 0	SF: 0 SAC: 0 DP: 2 HBP: 0	WP: 0 PB: 0 SB: 0 CS: 0	PA: 38
<b>PITCHER</b> <b>Don Mossi, L</b> ERA: 2.88 (1, 1)	IP: 8.0 WLS: L BF: 34 H: 9 R: 2 ER: 1 SO: 4 BB: 3 IBB: 0 HBP: 0 BLK: 0 WP: 0 HR: 0 S: 39 P: 51 ERA: 1.12 WHIP: 1.500															<b>PITCHER</b>				
<b>Ray Narleski, R</b> ERA: 9.33 (9, 1)	0.1 L 4 1 1 1 0 2 0 0 0 0 0 0 2 10 27.00 9.000															<b>PITCHER</b>				

Batter	1	2	3	4	5	6	7	8	9	AB	R	H	RBI	BB	SO	LOB	TOP								
<b>Eddie Yost, R</b> OBP: 0.437, SLG: 0.569 (1, 5)	F3		2B 1B		S E BB		F8		P6	4	2	1	0	1	0	1	<b>Detroit Tigers @ Cleveland Indians</b> Cleveland Municipal Stadium, Cleveland, OH Sun May 24 1959, 3:38 AM EDT Att: 22,735 - Unknown								
<b>Harvey Kuenn, R</b> OBP: 0.435, SLG: 0.500 (1, 9)	G3		2B 2B		S S 1B					4	2	3	1	0	0	0									
<b>Charlie Maxwell, L</b> OBP: 0.330, SLG: 0.485 (1, 7)	K				K		K		K	4	0	1	2	0	3	1									
<b>Al Kaline, R</b> OBP: 0.390, SLG: 0.567 (1, 8)			L7		K				G4-6-3 1B	4	0	2	0	0	1	1									
<b>Gail Harris, L</b> OBP: 0.242, SLG: 0.318 (1, 3)	G3		F8						P5	4	1	1	0	0	0	3									
<b>Lou Berberet, L</b> OBP: 0.381, SLG: 0.467 (1, 2)	1-3				4-3				G4-6-3 1B	4	0	1	0	0	0	2									
<b>Rocky Bridges, R</b> OBP: 0.362, SLG: 0.379 (1, 6)					4-3					3	0	0	1	0	0	1									
<b>Coot Veal, R</b> OBP: 0.667, SLG: 0.667 (9, 6)	4-3				4-3				6-3	0	0	0	0	0	0	0									
<b>Frank Bolling, R</b> OBP: 0.291, SLG: 0.359 (1, 4)			K		F8				6-3	4	0	0	0	0	1	1									
<b>Frank Lary, R</b> OBP: 0.207, SLG: 0.250 (1, 1)										4	1	1	0	0	1	0									
<b>Dave Sisler, R</b> OBP: 0.500, SLG: 0.500 (9, 1)			1B 2B 1B		K				E4	0	0	0	0	0	0	0									
<b>Inning Stats</b>	R: 0 E: 0 K: 1 S: 5	H: 0 LOB: 0 BB: 0 P: 5	R: 0 E: 0 K: 0 S: 4	H: 1 LOB: 1 BB: 0 P: 4	R: 3 E: 0 K: 1 S: 9	H: 4 LOB: 1 BB: 0 P: 9	R: 0 E: 0 K: 0 S: 3	H: 0 LOB: 0 BB: 0 P: 3	R: 2 E: 1 K: 3 S: 10	H: 1 LOB: 0 BB: 1 P: 14	R: 1 E: 0 K: 0 S: 4	H: 2 LOB: 0 BB: 0 P: 4	R: 0 E: 0 K: 1 S: 6	H: 1 LOB: 1 BB: 0 P: 6	R: 0 E: 0 K: 0 S: 3	H: 1 LOB: 0 BB: 0 P: 3	R: 0 E: 1 K: 0 S: 4	H: 0 LOB: 1 BB: 0 P: 4	1B: 7 2B: 2 3B: 1 HR: 0	SF: 0 SAC: 1 DP: 1 HBP: 0	WP: 0 PB: 0 SB: 3 CS: 1	PA: 37			
<b>PITCHER</b>	IP	WLS	BF	H	R	ER	SO	BB	IBB	HBP	BLK	WP	HR	S	P	ERA	WHIP								
<b>Mike Garcia, R</b> ERA: 2.57 (1, 1)	5.0	L	22	6	5	3	5	1	0	0	0	0	0	31	35	5.40	1.400								
<b>Bud Podbielan, R</b> ERA: 2.25 (6, 1)	3.0		11	4	1	1	1	0	0	0	0	0	0	13	13	3.00	1.333								
<b>Al Cicotte, R</b> ERA: 4.5 (9, 1)	1.0		4	0	0	0	0	0	0	0	0	0	0	4	4	0.00	0.000								

AB	35
R	6
H	10
RBI	4
BB	1
SO	6
LOB	10



Batter	1	2	3	4	5	6	7	8	9	AB	R	H	RBI	BB	SO	LOB	BOTTOM								
<b>Jim Piersall, R</b> OBP: 0.315, SLG: 0.362 (1, 8)	F3		6-3			L8		K		4	0	0	0	0	1	3	<b>Detroit Tigers @ Cleveland Indians</b> Cleveland Municipal Stadium, Cleveland, OH Sun May 24 1959, 3:38 AM EDT Att: 22,735 - Unknown								
<b>Vic Power, R</b> OBP: 0.335, SLG: 0.480 (1, 3)	P6				2B 1B	K		1-3		4	1	1	0	0	1	2									
<b>Minnie Minoso, R</b> OBP: 0.373, SLG: 0.479 (1, 7)	K				1H E 2B	6-3			1B SF7 1B	4	2	2	1	0	1	0									
<b>Rocky Colavito, R</b> OBP: 0.392, SLG: 0.643 (1, 9)			K		F7			6-3		4	0	1	0	0	1	0									
<b>Jim Baxes, R</b> OBP: 0.417, SLG: 0.581 (1, 5)					2H K			6-3		4	0	2	0	0	1	0									
<b>Russ Nixon, L</b> OBP: 0.236, SLG: 0.220 (1, 2)			G6-4-3 1B		K			6-3		4	0	2	0	0	1	0									
<b>Woody Held, R</b> OBP: 0.328, SLG: 0.473 (1, 6)					F9			K		3	0	0	1	0	1	1									
<b>Ray Webster, R</b> OBP: 0.136, SLG: 0.238 (1, 4)						6-3			L8	4	0	2	0	0	0	2									
<b>Granny Hamner, R</b> OBP: 0.326, SLG: 0.430 (9, PH)					5-3 1B			P4		3	0	0	0	0	0	2									
<b>Mike Garcia, R</b> OBP: 0.333, SLG: 0.500 (9, PH)					1-2 K			P4		1	0	0	0	0	0	2									
<b>Mike Garcia, R</b> OBP: 0.333, SLG: 0.500 (9, PH)					K			P5		1	0	0	0	0	0	0									
<b>Tito Francona, L</b> OBP: 0.333, SLG: 0.500 (8, PH)										0	0	0	0	0	0	0									
<b>Al Cicotte, R</b> OBP: 0.333, SLG: 0.500 (9, 1)										0	0	0	0	0	0	0									
<b>Inning Stats</b>	R: 0 E: 0 K: 1 S: 5	H: 0 LOB: 0 BB: 0 P: 5	R: 0 E: 0 K: 1 S: 5	H: 1 LOB: 0 BB: 0 P: 5	R: 0 E: 0 K: 1 S: 6	H: 1 LOB: 0 BB: 0 P: 6	R: 2 E: 1 K: 1 S: 7	H: 2 LOB: 0 BB: 0 P: 7	R: 0 E: 0 K: 0 S: 3	H: 0 LOB: 0 BB: 0 P: 3	R: 0 E: 0 K: 1 S: 5	H: 0 LOB: 0 BB: 0 P: 5	R: 0 E: 0 K: 1 S: 5	H: 0 LOB: 0 BB: 0 P: 5	R: 0 E: 0 K: 1 S: 6	H: 1 LOB: 2 BB: 0 P: 7	R: 1 E: 0 K: 0 S: 6	H: 3 LOB: 2 BB: 0 P: 6	1B: 7 2B: 1 3B: 0 HR: 0	SF: 1 SAC: 0 DP: 1 HBP: 1	WP: 0 PB: 0 SB: 0 CS: 0	PA: 35			
<b>PITCHER</b>	IP	WLS	BF	H	R	ER	SO	BB	IBB	HBP	BLK	WP	HR	S	P	ERA	WHIP								
<b>Frank Lary, R</b> ERA: 3.69 (1, 1)	8.0		32	8	3	2	7	0	0	1	0	0	0	45	46	2.25	1.000								
<b>Dave Sisler, R</b> ERA: 6.75 (9, 1)	1.0	S	3	0	0	0	0	0	0	0	0	0	0	3	3	0.00	0.000								


AB	33
R	3
H	8
RBI	2
BB	0
SO	7
LOB	13



Batter	1	2	3	4	5	6	7	8	9	AB	R	H	RBI	BB	SO	LOB	TOP								
<b>Eddie Yost, R</b> OBP: 0.426, SLG: 0.550 (1, 5)	K			L9		F7	P5			4	0	0	0	0	1	1									
<b>Harvey Kuenn, R</b> OBP: 0.422, SLG: 0.484 (1, 9)	1-3			F7		F7		P4		4	0	0	0	0	0	0									
<b>Charlie Maxwell, L</b> OBP: 0.328, SLG: 0.476 (1, 7)	K			G3		K		1B		4	0	1	0	0	2	0									
<b>Al Kaline, R</b> OBP: 0.387, SLG: 0.556 (1, 8)		L6-3			L8		6-3 1B	K		3	1	0	0	1	1	1									
<b>Red Wilson, R</b> OBP: 0.268, SLG: 0.275 (1, 2)		4-3			BB FC5-4 1B		6-3			4	1	2	0	0	0	1									
<b>Rocky Bridges, R</b> OBP: 0.395, SLG: 0.375 (1, 6)																									
<b>Coot Veal, R</b> OBP: 0.667, SLG: 0.667 (8, 6)		F3			FC5 FC5-4 BB 1-2		HR 1B	L6		4	1	1	1	0	0	3									
<b>Gail Harris, L</b> OBP: 0.253, SLG: 0.352 (1, 3)				3-1		FC5-4 1-2 2-3 BB			F9	3	1	1	2	1	0	0									
<b>Frank Bolling, R</b> OBP: 0.283, SLG: 0.348 (1, 4)				F7		FC5-4 1-2 2-3 3-H		6-3		4	0	0	1	0	1	2									
<b>Jerry Davie, R</b> OBP: 0.429, SLG: 0.333 (1, 1)				K		L9				4	0	1	0	0	1	2									
<b>Ray Narleski, R</b> (9, 1)								1B	5-3	0	0	0	0	0	0	0									
<b>Inning Stats</b>	R: 0 E: 0 K: 2 S: 7	H: 0 LOB: 0 BB: 0 P: 7	R: 0 E: 0 K: 0 S: 3	H: 0 LOB: 0 BB: 0 P: 3	R: 0 E: 0 K: 1 S: 5	H: 0 LOB: 0 BB: 0 P: 5	R: 0 E: 0 K: 0 S: 3	H: 0 LOB: 0 BB: 0 P: 3	R: 1 E: 1 K: 0 S: 5	H: 1 LOB: 2 BB: 1 P: 9	R: 0 E: 0 K: 1 S: 5	H: 0 LOB: 0 BB: 0 P: 5	R: 3 E: 0 K: 1 S: 8	H: 3 LOB: 1 BB: 1 P: 12	R: 0 E: 0 K: 1 S: 7	H: 2 LOB: 2 BB: 0 P: 7	R: 0 E: 0 K: 0 S: 3	H: 0 LOB: 0 BB: 0 P: 3	1B: 5 2B: 0 3B: 0 HR: 1	SF: 0 SAC: 0 DP: 0 HBP: 0	WP: 0 PB: 0 SB: 0 CS: 0	PA: 36			
<b>PITCHER</b>	IP	WLS	BF	H	R	ER	SO	BB	IBB	HBP	BLK	WP	HR	S	P	ERA	WHIP								
<b>Rip Coleman, L</b> ERA: 3.74 (1, 1)	7.0	L	28	4	4	3	5	2	0	0	0	0	1	36	44	3.86	0.857								
<b>Tom Gorman, R</b> ERA: 6.3 (8, 1)	2.0		8	2	0	0	1	0	0	0	0	0	0	10	10	0.00	1.000								

**Detroit Tigers @ Kansas City Athletics**  
Municipal Stadium, Kansas City, MO  
Mon May 25 1959, 8:05 PM EDT  
Att: 8,766 - Unknown

**AB 34**  
**R 4**  
**H 6**  
**RBI 4**  
**BB 2**  
**SO 6**  
**LOB 10**




**livebaseballscorecards.com**

Batter	1	2	3	4	5	6	7	8	9	AB	R	H	RBI	BB	SO	LOB	BOTTOM								
<b>Bill Tuttle, R</b> OBP: 0.393, SLG: 0.419 (1, 8)	F9		4-3 BB		5-3		6-3		K	4	0	0	0	1	1	3									
<b>Whitey Herzog, L</b> OBP: 0.463, SLG: 0.452 (1, 9)			FC6-4 1B		4-3		K		G3	5	0	1	0	0	1	3									
<b>Preston Ward, L</b> OBP: 0.244, SLG: 0.308 (1, 3)	K			3-1		F7		4-3		4	0	0	0	0	1	2									
<b>Bob Cerv, R</b> OBP: 0.338, SLG: 0.492 (1, 7)	FC6-4 1-2			5-3			1B			3	0	1	0	1	0	1									
<b>Hector Lopez, R</b> OBP: 0.329, SLG: 0.533 (1, 4)		6-3			HR		L8		F7	4	1	1	1	0	0	2									
<b>Dick Williams, R</b> OBP: 0.299, SLG: 0.474 (1, 5)				K						4	2	3	0	0	1	0									
<b>Frank House, L</b> OBP: 0.347, SLG: 0.435 (1, 2)					6-3				L8	4	0	1	0	0	0	2									
<b>Joe Demaestri, R</b> OBP: 0.363, SLG: 0.373 (1, 6)										2	0	0	0	0	1	1									
<b>Kent Hadley, L</b> OBP: 0.308, SLG: 0.472 (7, PH)										1	0	0	0	0	0	2									
<b>Tom Carroll, R</b> OBP: 0.143 (8, 6)										0	0	0	0	0	0	0									
<b>Harry Chitt, R</b> OBP: 0.222, SLG: 0.294 (9, PH)										1	0	1	1	0	0	0									
<b>Wayne Terwilliger, R</b> OBP: 0.211, SLG: 0.412 (8, PR)										0	0	0	0	0	0	0									
<b>Rip Coleman, L</b> (1, 1)										2	0	0	0	0	0	0									
<b>Ray Boone, R</b> OBP: 0.444, SLG: 0.462 (7, PH)										1	0	0	1	0	0	1									
<b>Tom Gorman, R</b> (8, 1)										0	0	0	0	0	0	0									
<b>Hal Smith, R</b> OBP: 0.316, SLG: 0.291 (9, PH)										0	0	0	0	1	0	0									
<b>Inning Stats</b>	R: 0 E: 0 K: 1 S: 6	H: 1 LOB: 1 BB: 0 P: 6	R: 0 E: 0 K: 1 S: 6	H: 1 LOB: 0 BB: 0 P: 6	R: 0 E: 0 K: 0 S: 3	H: 0 LOB: 1 BB: 1 P: 7	R: 1 E: 0 K: 1 S: 6	H: 1 LOB: 0 BB: 0 P: 6	R: 0 E: 0 K: 1 S: 6	H: 1 LOB: 1 BB: 0 P: 6	R: 0 E: 0 K: 0 S: 5	H: 2 LOB: 1 BB: 0 P: 5	R: 0 E: 0 K: 0 S: 3	H: 0 LOB: 1 BB: 1 P: 7	R: 1 E: 0 K: 1 S: 7	H: 2 LOB: 2 BB: 1 P: 11	1B: 6 2B: 0 3B: 1 HR: 1	SF: 0 SAC: 0 DP: 0 HBP: 0	WP: 0 PB: 1 SB: 0 CS: 0	PA: 38					
<b>PITCHER</b>	IP	WLS	BF	H	R	ER	SO	BB	IBB	HBP	BLK	WP	HR	S	P	ERA	WHIP								
<b>Jerry Davie, R</b> ERA: 3.33 (1, 1)	8.1	W	35	8	3	2	4	2	0	0	0	0	1	41	49	2.16	1.200								
<b>Ray Narleski, R</b> ERA: 9.0 (9, 1)	0.2	S	3	0	0	0	1	1	0	0	0	0	0	4	8	0.00	1.500								

**Detroit Tigers @ Kansas City Athletics**  
Municipal Stadium, Kansas City, MO  
Mon May 25 1959, 8:05 PM EDT  
Att: 8,766 - Unknown

**AB 35**  
**R 3**  
**H 8**  
**RBI 3**  
**BB 3**  
**SO 5**  
**LOB 17**



**livebaseballscorecards.com**





Batter	1	2	3	4	5	6	7	8	9	AB	R	H	RBI	BB	SO	LOB	TOP										
<b>Eddie Yost, R</b> OBP: 0.427, SLG: 0.535 (1, 5)										4	1	1	0	0	1	1	<b>Detroit Tigers @ Chicago White Sox</b> Comiskey Park, Chicago, IL Fri May 29 1959, 4:33 AM EDT Att: 4,114 - Unknown										
<b>Harvey Kuenn, R</b> OBP: 0.410, SLG: 0.462 (1, 9)										4	1	1	0	0	0	1											
<b>Charlie Maxwell, L</b> OBP: 0.320, SLG: 0.482 (1, 7)										3	0	0	1	0	0	0											
<b>Al Kaline, R</b> OBP: 0.401, SLG: 0.586 (1, 8)										4	1	3	1	0	0	0											
<b>Gail Harris, L</b> OBP: 0.241, SLG: 0.330 (1, 3)										4	0	0	0	0	0	2											
<b>Lou Berberet, L</b> OBP: 0.386, SLG: 0.505 (1, 2)										4	1	2	1	0	0	1											
<b>Rocky Bridges, R</b> OBP: 0.358, SLG: 0.386 (9, 6)										4	0	1	0	0	0	1											
<b>Frank Bolling, R</b> OBP: 0.279, SLG: 0.340 (1, 4)										4	0	1	0	0	1	1											
<b>Don Mossi, L</b> OBP: 0.100, SLG: 0.053 (1, 1)										3	0	0	0	0	0	1											
<b>Inning Stats</b>	R: 0 E: 0 K: 1 S: 5	H: 0 LOB: 0 BB: 0 P: 5	R: 0 E: 0 K: 0 S: 4	H: 1 LOB: 1 BB: 0 P: 4	R: 0 E: 0 K: 0 S: 4	H: 1 LOB: 1 BB: 0 P: 4	R: 2 E: 0 K: 0 S: 5	H: 2 LOB: 0 BB: 0 P: 5	R: 0 E: 0 K: 0 S: 3	H: 0 LOB: 0 BB: 0 P: 3	R: 0 E: 1 K: 0 S: 4	H: 1 LOB: 1 BB: 0 P: 4	R: 0 E: 0 K: 0 S: 4	H: 1 LOB: 1 BB: 0 P: 4	R: 2 E: 1 K: 0 S: 6	H: 3 LOB: 1 BB: 0 P: 6		R: 0 E: 0 K: 1 S: 5	H: 0 LOB: 0 BB: 0 P: 5	1B: 6 2B: 1 3B: 0 HR: 2	SF: 1 SAC: 1 DP: 0 HBP: 0	WP: 0 PB: 0 CS: 0	PA: 36				
<b>PITCHER</b>	IP	WLS	BF	H	R	ER	SO	BB	IBB	HBP	BLK	WP	HR	S	P	ERA	WHIP										
<b>Bob Shaw, R</b> ERA: 2.22 (1, 1)	7.1	L	31	9	4	4	1	0	0	0	0	0	2	33	33	4.91	1.227										
<b>Rudy Arias, L</b> ERA: 4.67 (8, 1)	1.2		5	0	0	0	1	0	0	0	0	0	0	7	7	0.00	0.000										

Batter	1	2	3	4	5	6	7	8	9	AB	R	H	RBI	BB	SO	LOB	BOTTOM										
<b>Luis Aparicio, R</b> OBP: 0.379, SLG: 0.395 (1, 6)										4	0	1	0	0	0	2	<b>Detroit Tigers @ Chicago White Sox</b> Comiskey Park, Chicago, IL Fri May 29 1959, 4:33 AM EDT Att: 4,114 - Unknown										
<b>Nellie Fox, L</b> OBP: 0.438, SLG: 0.449 (1, 4)										4	0	0	0	0	0	1											
<b>Jim Landis, R</b> OBP: 0.328, SLG: 0.338 (1, 8)										4	0	0	0	0	0	1											
<b>Sherm Lollar, R</b> OBP: 0.357, SLG: 0.483 (1, 2)										4	0	0	0	0	0	1											
<b>Del Ennis, R</b> OBP: 0.290, SLG: 0.362 (1, 7)										4	0	1	0	0	0	0											
<b>Johnny Callison, L</b> OBP: 0.283, SLG: 0.265 (9, PR)										0	0	0	0	0	0	0											
<b>Al Smith, R</b> OBP: 0.314, SLG: 0.333 (1, 9)										3	1	1	0	1	0	1											
<b>Earl Torgeson, L</b> OBP: 0.411, SLG: 0.438 (1, 3)										3	0	0	0	0	2	2											
<b>John Romano, R</b> OBP: 0.500, SLG: 0.818 (9, PH)										1	0	1	0	0	0	0											
<b>Bubba Phillips, R</b> OBP: 0.359, SLG: 0.403 (1, 5)										3	0	1	1	1	0	4											
<b>Bob Shaw, R</b> OBP: 0.211, SLG: 0.118 (1, 1)										2	0	0	0	1	0	1											
<b>Rudy Arias, L</b> (8, 1)										0	0	0	0	0	0	0											
<b>Inning Stats</b>	R: 0 E: 0 K: 0 S: 4	H: 1 LOB: 1 BB: 0 P: 4	R: 1 E: 0 K: 0 S: 5	H: 2 LOB: 2 BB: 1 P: 9	R: 0 E: 0 K: 1 S: 5	H: 0 LOB: 0 BB: 1 P: 9	R: 0 E: 0 K: 0 S: 3	H: 0 LOB: 0 BB: 0 P: 3	R: 0 E: 0 K: 1 S: 5	H: 0 LOB: 1 BB: 1 P: 9	R: 0 E: 0 K: 0 S: 3	H: 0 LOB: 0 BB: 0 P: 3	R: 0 E: 0 K: 0 S: 3	H: 0 LOB: 0 BB: 0 P: 3	R: 0 E: 0 K: 0 S: 5	H: 2 LOB: 3 BB: 0 P: 5	R: 0 E: 0 K: 0 S: 5	H: 0 LOB: 0 BB: 0 P: 5	1B: 3 2B: 2 3B: 0 HR: 0	SF: 0 SAC: 0 DP: 0 HBP: 0	WP: 0 PB: 0 CS: 0	PA: 35					
<b>PITCHER</b>	IP	WLS	BF	H	R	ER	SO	BB	IBB	HBP	BLK	WP	HR	S	P	ERA	WHIP										
<b>Don Mossi, L</b> ERA: 2.59 (1, 1)	9.0	W	35	5	1	1	2	3	0	0	0	0	0	36	48	1.00	0.889										

Batter	1	2	3	4	5	6	7	8	9	AB	R	H	RBI	BB	SO	LOB	TOP										
<b>Eddie Yost, R</b> OBP: 0.423, SLG: 0.527 (1, 5)										4	0	1	0	0	0	0	<b>Detroit Tigers @ Chicago White Sox</b> Comiskey Park, Chicago, IL Sat May 30 1959, 4:33 AM EDT Unknown										
<b>Harvey Kuenn, R</b> OBP: 0.416, SLG: 0.463 (1, 9)									4	0	2	0	1	0	0												
<b>Charlie Maxwell, L</b> OBP: 0.315, SLG: 0.487 (1, 7)									5	1	1	0	0	1	6												
<b>Al Kaline, R</b> OBP: 0.396, SLG: 0.575 (1, 8)									5	0	1	1	0	1	6												
<b>Red Wilson, R</b> OBP: 0.267, SLG: 0.273 (1, 2)									4	1	1	0	0	0	1												
<b>Rocky Bridges, R</b> OBP: 0.367, SLG: 0.403 <b>Coot Veal, R</b> OBP: 0.667, SLG: 0.667 (8, 6)									4	1	3	0	0	0	0												
<b>Gail Harris, L</b> OBP: 0.259, SLG: 0.370 (1, 3)									3	1	2	3	0	0	0												
<b>Frank Bolling, R</b> OBP: 0.276, SLG: 0.338 (1, 4)									4	0	1	0	0	0	3												
<b>Frank Lary, R</b> OBP: 0.188, SLG: 0.226 (1, 1)									3	0	0	0	0	1	2												
<b>Inning Stats</b>	R: 0 E: 0 K: 0 S: 3	H: 0 LOB: 0 BB: 0 P: 3	R: 3 E: 0 K: 1 S: 8	H: 3 LOB: 0 BB: 0 P: 8	R: 0 E: 0 K: 0 S: 4	H: 1 LOB: 1 BB: 0 P: 4	R: 0 E: 0 K: 0 S: 4	H: 1 LOB: 2 BB: 0 P: 5	R: 1 E: 0 K: 0 S: 5	H: 2 LOB: 1 BB: 0 P: 5	R: 0 E: 0 K: 0 S: 3	H: 2 LOB: 0 BB: 0 P: 3	R: 0 E: 0 K: 1 S: 7	H: 2 LOB: 0 BB: 0 P: 7	R: 0 E: 0 K: 0 S: 3	H: 0 LOB: 0 BB: 0 P: 3		R: 0 E: 0 K: 1 S: 7	H: 1 LOB: 3 BB: 1 P: 11	1B: 9 2B: 2 3B: 1 HR: 1	SF: 0 SAC: 2 DP: 1 HBP: 1	WP: 0 PB: 0 CS: 0	PA: 40				
<b>PITCHER</b>	IP	WLS	BF	H	R	ER	SO	BB	IBB	HBP	BLK	WP	HR	S	P	ERA	WHIP										
<b>Billy Pierce, L</b> ERA: 4.02 (1, 1)	5.0	L	23	7	4	4	1	0	0	0	0	0	1	24	25	7.20	1.400										
<b>Ray Moore, R</b> ERA: 3.77 (6, 1)	1.0		3	2	0	0	0	0	0	0	0	0	0	3	3	0.00	2.000										
<b>Barry Latman, R</b> ERA: 8.46 (7, 1)	1.0		5	2	0	0	1	0	0	0	0	0	0	7	7	0.00	2.000										
<b>Gerry Staley, R</b> ERA: 0.85 (8, 1)	1.1		7	1	0	0	0	1	0	0	0	0	0	6	10	0.00	1.500										
<b>Rudy Arias, L</b> ERA: 4.5 (9, 1)	0.2		2	0	0	0	1	0	0	0	0	0	0	4	4	0.00	0.000										

Batter	1	2	3	4	5	6	7	8	9	AB	R	H	RBI	BB	SO	LOB	BOTTOM										
<b>Luis Aparicio, R</b> OBP: 0.373, SLG: 0.388 (1, 6)										3	0	0	1	0	0	1	<b>Detroit Tigers @ Chicago White Sox</b> Comiskey Park, Chicago, IL Sat May 30 1959, 4:33 AM EDT Unknown										
<b>Nellie Fox, L</b> OBP: 0.434, SLG: 0.444 (1, 4)										4	0	1	1	0	0	1											
<b>Jim Landis, R</b> OBP: 0.326, SLG: 0.331 (1, 8)										3	0	0	0	1	0	2											
<b>Sherm Lollar, R</b> OBP: 0.355, SLG: 0.477 (1, 2)										4	0	1	0	0	0	4											
<b>Larry Doby, L</b> OBP: 0.286, SLG: 0.293 (1, 9)										4	0	2	0	0	0	0											
<b>Earl Torgeson, L</b> OBP: 0.394, SLG: 0.416 (1, 3)										4	0	0	0	0	1	2											
<b>Johnny Callison, L</b> OBP: 0.281, SLG: 0.283 (1, 7)										4	0	1	0	0	2	1											
<b>Bubba Phillips, R</b> OBP: 0.363, SLG: 0.406 (1, 5)										4	2	2	0	0	0	1											
<b>Billy Pierce, L</b> OBP: 0.333, SLG: 0.406 (5, PH) <b>Billy Goodman, L</b> OBP: 0.367, SLG: 0.314 (8, 1) <b>Ray Moore, R</b> ERA: 3.77 (7, 1) <b>Barry Latman, R</b> ERA: 8.46 (7, PH) <b>Harry Simpson, L</b> OBP: 0.312, SLG: 0.333 <b>Gerry Staley, R</b> <b>Rudy Arias, L</b> (8, 1)										1	0	1	0	0	0	0											
<b>Inning Stats</b>	R: 0 E: 0 K: 0 S: 3	H: 0 LOB: 0 BB: 0 P: 3	R: 0 E: 0 K: 0 S: 4	H: 2 LOB: 1 BB: 0 P: 4	R: 1 E: 0 K: 0 S: 6	H: 3 LOB: 2 BB: 0 P: 6	R: 0 E: 0 K: 1 S: 5	H: 0 LOB: 0 BB: 0 P: 5	R: 0 E: 0 K: 0 S: 4	H: 2 LOB: 1 BB: 0 P: 4	R: 0 E: 0 K: 0 S: 3	H: 0 LOB: 0 BB: 0 P: 3	R: 0 E: 0 K: 2 S: 7	H: 0 LOB: 0 BB: 0 P: 7	R: 0 E: 0 K: 0 S: 3	H: 0 LOB: 0 BB: 0 P: 3		R: 0 E: 0 K: 2 S: 7	H: 0 LOB: 0 BB: 0 P: 7	1B: 8 2B: 1 3B: 0 HR: 0	SF: 0 SAC: 1 DP: 1 HBP: 0	WP: 1 PB: 0 CS: 0	PA: 35				
<b>PITCHER</b>	IP	WLS	BF	H	R	ER	SO	BB	IBB	HBP	BLK	WP	HR	S	P	ERA	WHIP										
<b>Frank Lary, R</b> ERA: 3.5 (1, 1)	9.0	W	35	9	2	2	3	1	0	0	0	1	0	40	44	2.00	1.111										

Batter	1	2	3	4	5	6	7	8	9	AB	R	H	RBI	BB	SO	LOB	TOP																					
<b>Eddie Yost, R</b> OBP: 0.434, SLG: 0.537 (1, 5)	0-0 SH1-3 BB 1B		0-0 1-2 1B		0-0 F8	0-0 1-2 3-H 1B		0-0 1-2 1B		5	0	4	1	0	0	0	<b>Detroit Tigers @ Chicago White Sox</b> Comiskey Park, Chicago, IL Sat May 30 1959, 4:38 AM EDT Att: 23,621 - Unknown																					
<b>Harvey Kuenn, R</b> OBP: 0.499, SLG: 0.450 (1, 9)	4-0 SH1-3 BB		0-0 F4		0-0 E6 2B 1B	0-0 F8		0-0 4-3		4	1	0	0	1	0	6																						
<b>Charlie Maxwell, L</b> OBP: 0.313, SLG: 0.488 (1, 7)	0-0 SH1-3		0-0 F6		0-0 1B 2B	0-0 3-1		0-0 F4		4	1	1	0	0	0	4																						
<b>Al Kaline, R</b> OBP: 0.385, SLG: 0.558 (1, 8)	0-0 L8		0-0 L8		0-0 L5-3		0-0 L5-3		0-0 L5-3		5	0	0	0	0	6																						
<b>Gail Harris, L</b> OBP: 0.265, SLG: 0.371 (1, 3)	0-0 4-3			0-0 FC4-6 1B	0-0 2-H 3-H 1B		0-3 K		0-0 G3		5	0	2	2	0	1		2																				
<b>Lou Berberet, L</b> OBP: 0.373, SLG: 0.486 (1, 2)		0-0 4-1		0-0 FC4-6 HBP	0-0 F4		0-0 4-3				4	0	0	0	0	2																						
<b>Rocky Bridges, R</b> OBP: 0.371, SLG: 0.401 <b>Coot Veal, R</b> OBP: 0.667, SLG: 0.667 (8, 6)		0-0 F8		1-0 1-2 HBP		0-0 1B 1B		0-3 K		3	1	1	0	0	1	0																						
<b>Frank Bolling, R</b> OBP: 0.276, SLG: 0.331 (1, 4)		0-0 5-3		0-0 F2		0-0 F7		4-0 FC6-4 BB		3	0	0	0	1	0	3																						
<b>Jim Bunning, R</b> OBP: 0.300, SLG: 0.429 <b>Tom Morgan, R</b> OBP: 0.333, SLG: 0.833 (8, 1)			4-0 1B BB	0-0 F9		0-0 1B 1B		0-0 FC6-4 1B		3	0	1	0	1	0	3																						
<b>Inning Stats</b>	R: 0 E: 0 K: 0 S: 4	H: 1 LOB: 2 BB: 1 P: 8	R: 0 E: 0 K: 0 S: 3	H: 0 LOB: 0 BB: 0 P: 3	R: 0 E: 0 K: 0 S: 4	H: 1 LOB: 2 BB: 1 P: 8	R: 0 E: 0 K: 0 S: 4	H: 1 LOB: 2 BB: 0 P: 5	R: 2 E: 1 K: 0 S: 6	H: 2 LOB: 1 BB: 0 P: 6	R: 1 E: 0 K: 0 S: 6	H: 3 LOB: 2 BB: 0 P: 6	R: 0 E: 0 K: 1 S: 5	H: 0 LOB: 0 BB: 1 P: 5	R: 0 E: 0 K: 1 S: 6	H: 1 LOB: 2 BB: 1 P: 10	R: 0 E: 0 K: 0 S: 3	H: 0 LOB: 0 BB: 0 P: 3	1B: 8 2B: 1 3B: 0 HR: 0	SF: 0 SAC: 1 DP: 0 HBP: 1	WP: 0 PB: 0 SB: 0 CS: 0	PA: 41																
<b>PITCHER</b>	IP	WLS	BF	H	R	ER	SO	BB	IBB	HBP	BLK	WP	HR	S	P	ERA	WHIP	<b>PITCHER</b>				IP	WLS	BF	H	R	ER	SO	BB	IBB	HBP	BLK	WP	HR	S	P	ERA	WHIP
<b>Dick Donovan, R</b> ERA: 3.71 <b>Turk Lown, R</b> ERA: 3.0 (1, 1)	7.0		33	8	3	1	1	2	0	1	0	0	0	32	41	1.29	1.429																					
<b>(8, 1)</b>	2.0	W	8	1	0	0	1	1	0	0	0	0	0	9	13	0.00	1.000																					

AB	36
R	3
H	9
RBI	3
BB	3
SO	2
LOB	26



Batter	1	2	3	4	5	6	7	8	9	AB	R	H	RBI	BB	SO	LOB	BOTTOM																					
<b>Luis Aparicio, R</b> OBP: 0.368, SLG: 0.382 (1, 6)	0-0 6-3		0-0 L8		0-0 1-3 1B		0-0 5-3		0-0 1-3		5	0	1	1	0	0	1																					
<b>Nellie Fox, L</b> OBP: 0.428, SLG: 0.443 (1, 4)	0-0 L8		0-0 F9		0-0 L8		0-0 L3		0-0 BLK 1B		5	1	1	1	0	0	2																					
<b>Norm Cash, L</b> OBP: 0.323, SLG: 0.346 (1, 3)	0-0 F7			0-0 L3		0-3 K		0-0 1B WP 1B	4-0 2-3 IBB		4	1	1	0	1	1	0																					
<b>John Romano, R</b> OBP: 0.412, SLG: 0.625 (1, 2)		0-0 6-3		0-0 5-3		0-0 6-3		0-3 K	0-0 1-2 3-H 1B		5	0	1	1	0	1	1																					
<b>Larry Doby, L</b> OBP: 0.295, SLG: 0.304 (9, 8)		0-0 E6		0-0 1B		0-0 1B		0-0 L8		4	0	2	0	0	0	0	1																					
<b>Johnny Callison, L</b> OBP: 0.309, SLG: 0.304 (1, 7)		4-0 BB		0-0 F3		0-0 1B		0-0 WP BB 1B		3	0	2	0	1	0	1																						
<b>Bubba Phillips, R</b> OBP: 0.362, SLG: 0.404 (8, 8)		0-0 F2			0-0 1B		0-0 F6		4-0 WP BB		3	0	1	0	0	0	4																					
<b>Earl Torgeson, L</b> OBP: 0.400, SLG: 0.416 (8, PH)					0-0 1B			0-0 WP BB		0	0	0	0	1	0	0																						
<b>Al Smith, R</b> OBP: 0.314, SLG: 0.333 (9, 9)					0-0 1B			1-2 BB		0	0	0	0	0	0	0																						
<b>Jim Landis, R</b> OBP: 0.323, SLG: 0.327 <b>Billy Goodman, L</b> OBP: 0.372, SLG: 0.297 (8, 5)			0-3 K		0-0 F6		0-0 3-1		0-0 4-3		2	0	0	0	0	1	3																					
<b>Dick Donovan, L</b> OBP: 0.182, SLG: 0.333 <b>Harry Simpson, L</b> OBP: 0.333, SLG: 0.440 <b>Turk Lown, R</b> (8, PH)				0-3 K		0-0 L8		0-0 5-3 3B		2	0	0	0	0	0	1	1																					
<b>Sherm Lollar, R</b> OBP: 0.358, SLG: 0.487 <b>Jim Rivera, L</b> OBP: 0.357, SLG: 0.520 (9, PH)						0-0 L8		0-0 2B 2B		1	1	1	0	0	0	0	0																					
<b>Inning Stats</b>	R: 0 E: 0 K: 0 S: 3	H: 0 LOB: 0 BB: 0 P: 3	R: 0 E: 1 K: 1 S: 6	H: 0 LOB: 2 BB: 1 P: 10	R: 0 E: 0 K: 1 S: 5	H: 0 LOB: 0 BB: 0 P: 5	R: 0 E: 0 K: 0 S: 4	H: 1 LOB: 1 BB: 0 P: 4	R: 0 E: 0 K: 0 S: 5	H: 2 LOB: 2 BB: 0 P: 5	R: 0 E: 0 K: 1 S: 7	H: 2 LOB: 2 BB: 0 P: 7	R: 1 E: 0 K: 0 S: 4	H: 1 LOB: 0 BB: 0 P: 4	R: 1 E: 0 K: 1 S: 7	H: 2 LOB: 3 BB: 1 P: 11	R: 2 E: 0 K: 0 S: 4	H: 3 LOB: 2 BB: 1 P: 8	1B: 8 2B: 2 3B: 1 HR: 0	SF: 0 SAC: 0 DP: 0 HBP: 0	WP: 1 PB: 0 SB: 1 CS: 0	PA: 40																
<b>PITCHER</b>	IP	WLS	BF	H	R	ER	SO	BB	IBB	HBP	BLK	WP	HR	S	P	ERA	WHIP	<b>PITCHER</b>				IP	WLS	BF	H	R	ER	SO	BB	IBB	HBP	BLK	WP	HR	S	P	ERA	WHIP
<b>Jim Bunning, R</b> ERA: 3.86 <b>Tom Morgan, R</b> ERA: 4.89 (1, 1)	7.2		34	8	2	2	4	2	0	0	0	0	0	40	48	2.35	1.304																					
<b>(8, 1)</b>	0.2	L	6	3	2	2	0	0	1	0	1	1	0	5	9	27.00	4.500																					

AB	37
R	4
H	11
RBI	3
BB	3
SO	4
LOB	16



Batter	1	2	3	4	5	6	7	8	9	AB	R	H	RBI	BB	SO	LOB	TOP			
Jim Piersall, R OBP: 0.314, SLG: 0.353	0-0 1-3	0-0 1B			0-0 6-3		0-0 L5			4	0	1	0	0	0	0				
Vic Power, R OBP: 0.324, SLG: 0.451	4-0 2B	0-0 G3-6-3-4 1B			0-0 F9		0-0 F9			3	1	0	0	1	0	1				
Minnie Minoso, R OBP: 0.372, SLG: 0.469	0-0 1B			0-3 K		1-0 HBP		0-0 F7		3	1	1	0	0	1	0				
Rocky Colavito, R OBP: 0.366, SLG: 0.590	0-0 BB			0-0 L8		0-0 4-3		0-0 P6		4	1	1	2	0	0	1				
Ed Fitz Gerald, R OBP: 0.287, SLG: 0.321	1-0 HBP			0-0 L9				0-0 L8		3	0	0	0	0	0	0				
Jim Baxes, R OBP: 0.336, SLG: 0.441	4-0 BB			0-3 K		0-0 L8		0-0 P5		3	0	0	0	1	1	0				
Woodie Held, R OBP: 0.324, SLG: 0.458	0-0 SF8			0-0 F9		0-0 1-3		0-3 K		3	0	0	1	0	1	0				
Billy Martin, R OBP: 0.269, SLG: 0.376	0-0 P5			0-0 HR				0-0 P5		3	1	1	1	0	0	2				
Don Ferrarese, R OBP: 0.333, SLG: 0.556 (7, PH)		0-3 K		0-3 K				0-0 L8		2	0	0	0	0	2	0				
Tito Francona, L OBP: 0.389, SLG: 0.462 (7, 1)										1	0	0	0	0	0	0				
Mike Garcia, R OBP: 0.500, SLG: 0.500 (9, 1)										0	0	0	0	0	0	0				
Jim Perry, S OBP: 0.500, SLG: 0.500										0	0	0	0	0	0	0				
<b>Inning Stats</b>	R: 3 E: 0 K: 0 S: 5	H: 2 LOB: 2 BB: 2 P: 14	R: 0 E: 0 K: 1 S: 5	H: 1 LOB: 0 BB: 0 P: 5	R: 0 E: 0 K: 1 S: 5	H: 0 LOB: 0 BB: 0 P: 5	R: 1 E: 0 K: 2 S: 8	H: 1 LOB: 0 BB: 0 P: 8	R: 0 E: 0 K: 0 S: 3	H: 0 LOB: 1 BB: 0 P: 3	R: 0 E: 0 K: 0 S: 3	H: 0 LOB: 0 BB: 0 P: 3	R: 0 E: 0 K: 1 S: 5	H: 0 LOB: 0 BB: 0 P: 5	R: 0 E: 0 K: 1 S: 5	H: 0 LOB: 0 BB: 0 P: 5	1B: 2 2B: 1 3B: 0 HR: 1	SF: 1 SAC: 0 DP: 1 HBP: 2	WP: 0 PB: 0 SB: 1 CS: 0	PA: 34
<b>PITCHER</b> Jerry Davie, R ERA: 3.51	IP: 9.0 WLS: W BF: 34 H: 4 R: 4 ER: 4 SO: 5 BB: 2 IBB: 0 HBP: 2 BLK: 0 WP: 0 HR: 1 S: 40 P: 50 ERA: 4.00 WHIP: 0.667															<b>PITCHER</b>	IP: 9.0 WLS: W BF: 34 H: 4 R: 4 ER: 4 SO: 5 BB: 2 IBB: 0 HBP: 2 BLK: 0 WP: 0 HR: 1 S: 40 P: 50 ERA: 4.00 WHIP: 0.667			

Cleveland Indians @ Detroit Tigers  
Briggs Stadium, Detroit, MI  
Sun May 31 1959, 4:33 AM EDT  
Att: 27,706 - Unknown

AB	29
R	4
H	4
RBI	4
BB	2
SO	5
LOB	4

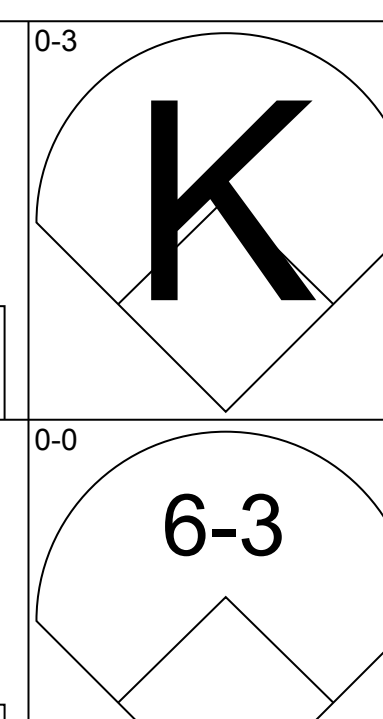
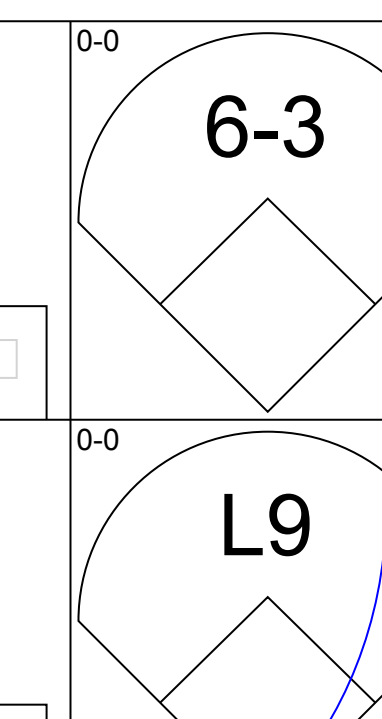
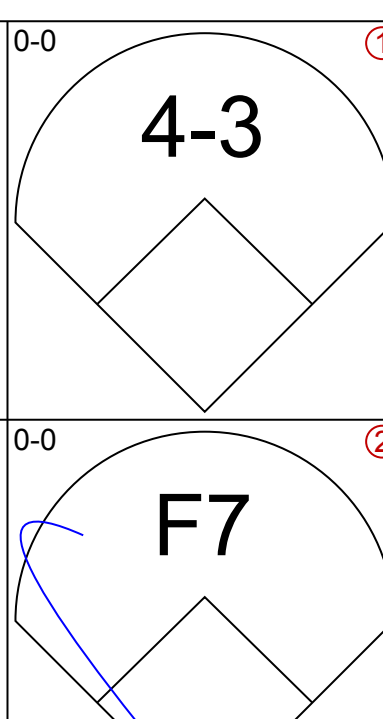
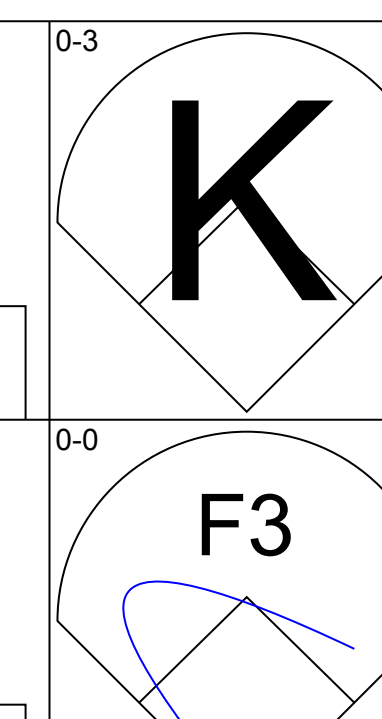
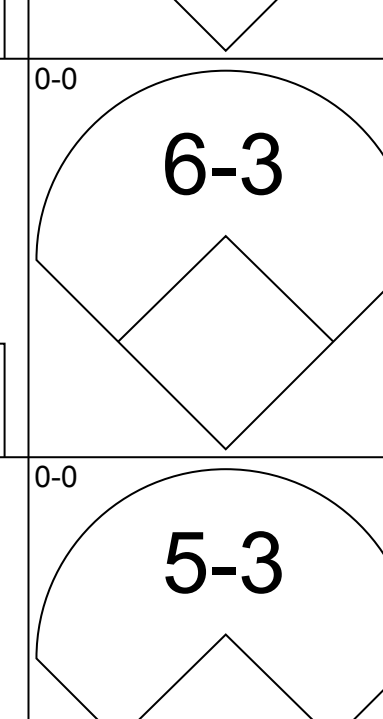
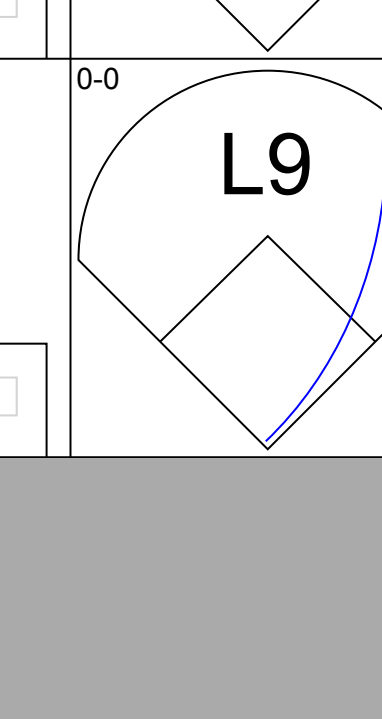
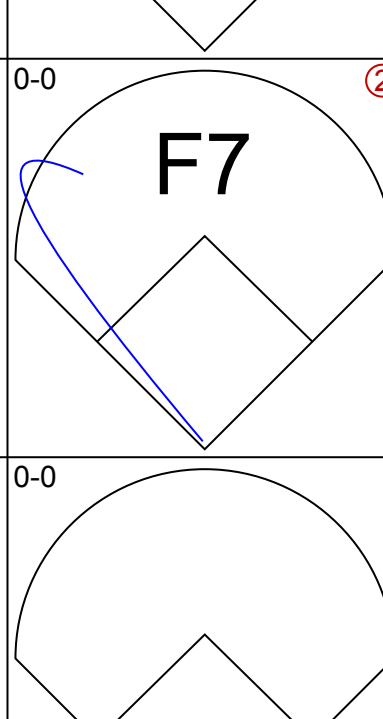
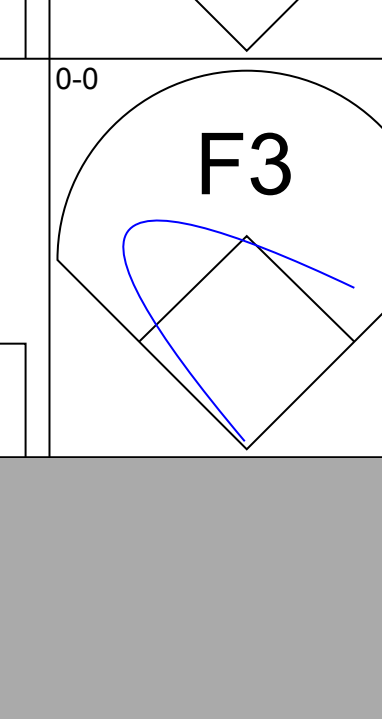
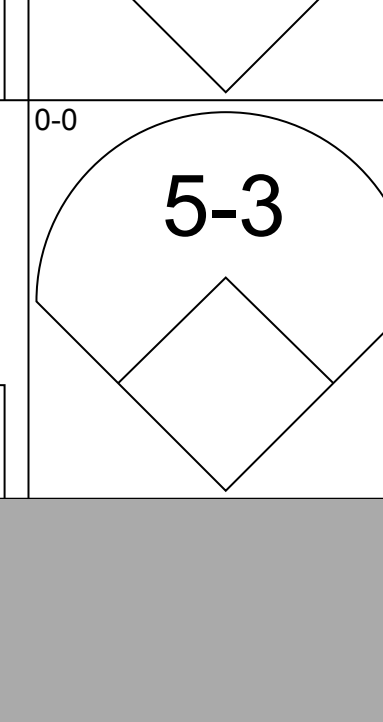
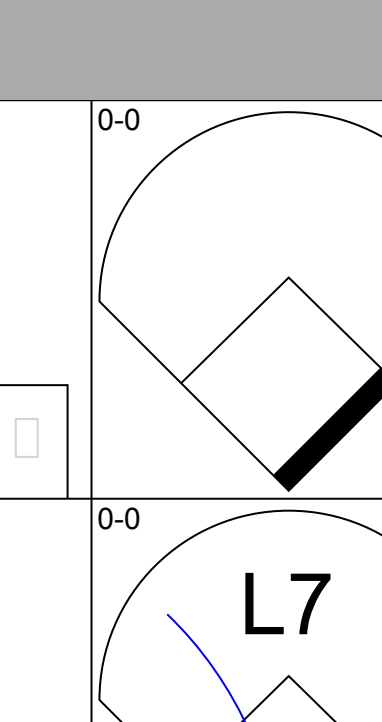
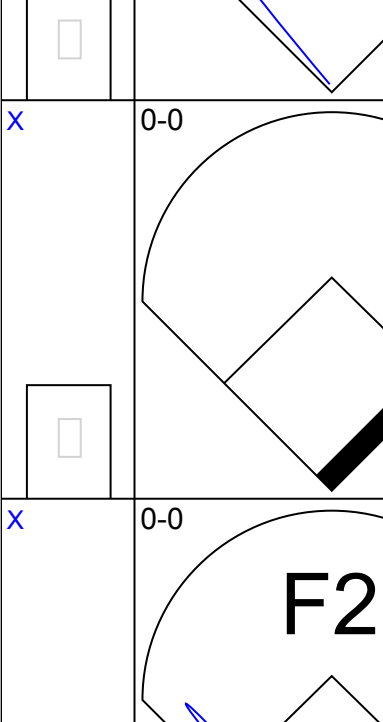
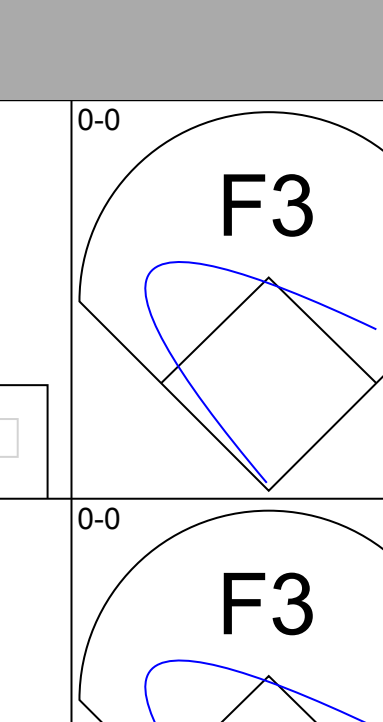
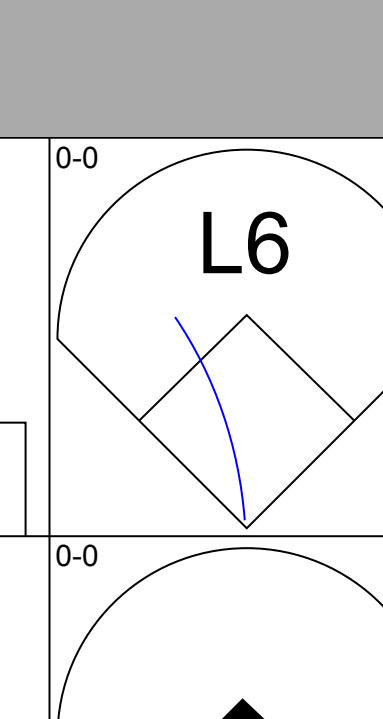
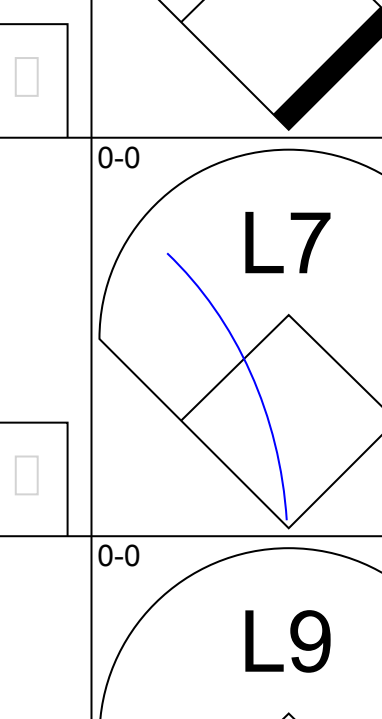
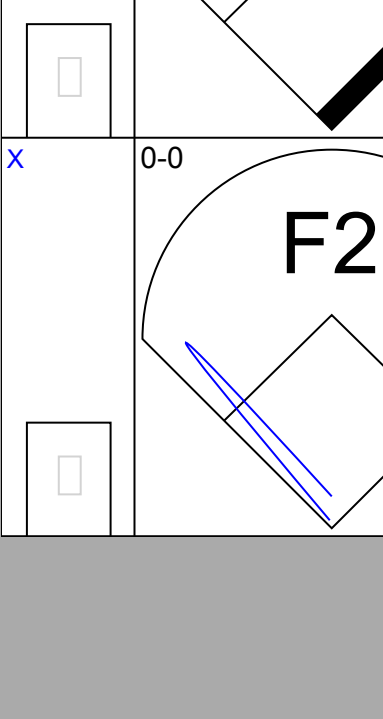
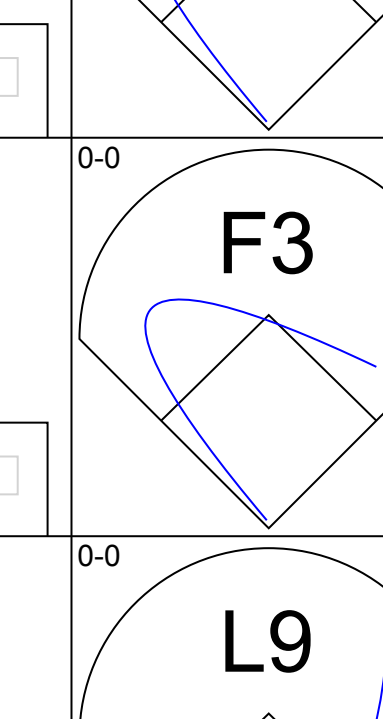
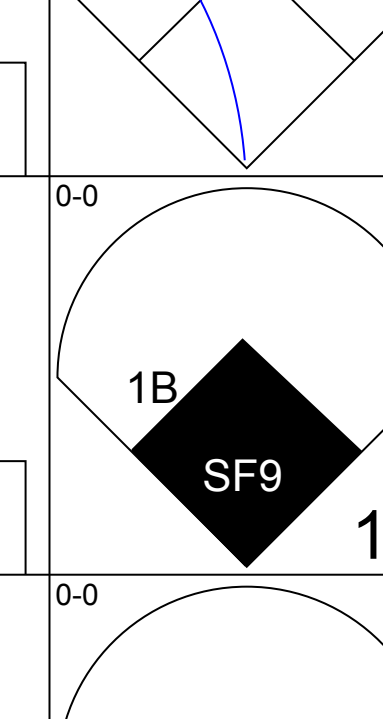
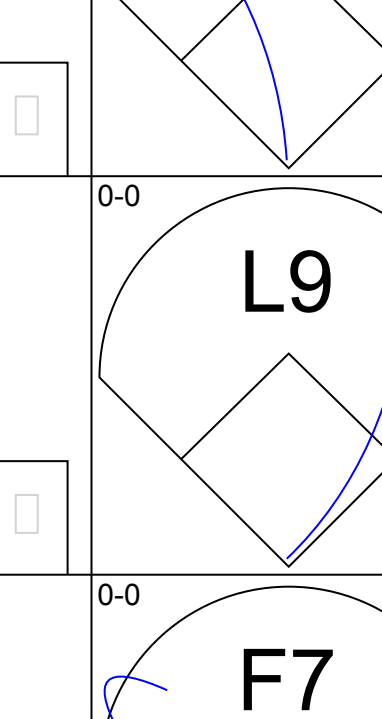
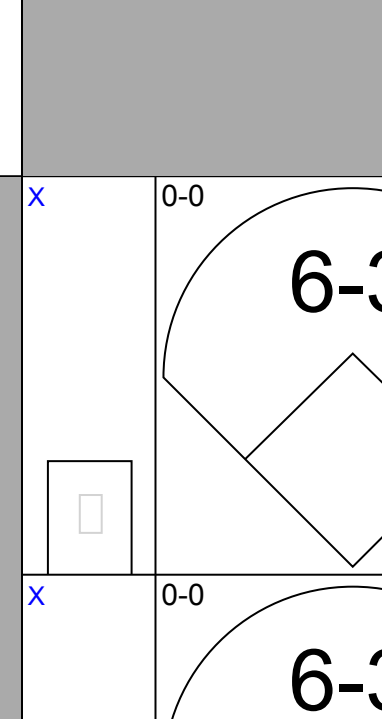
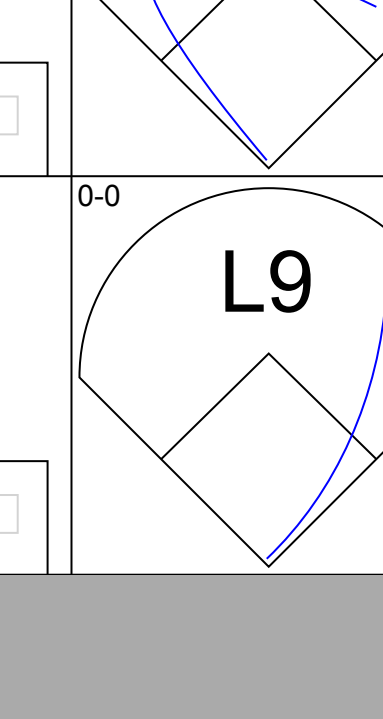
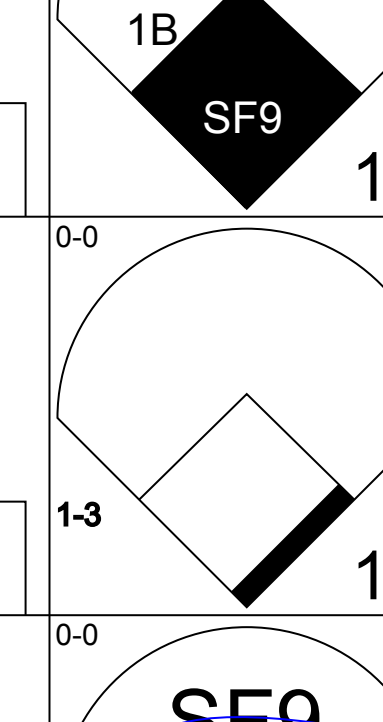
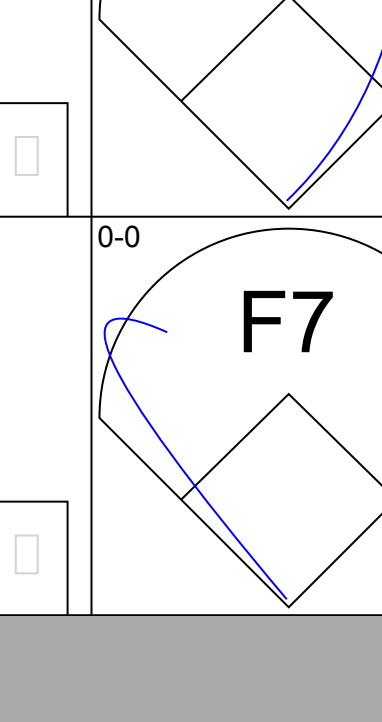
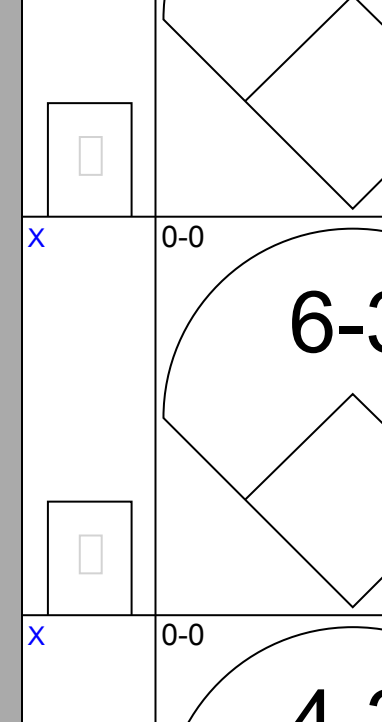
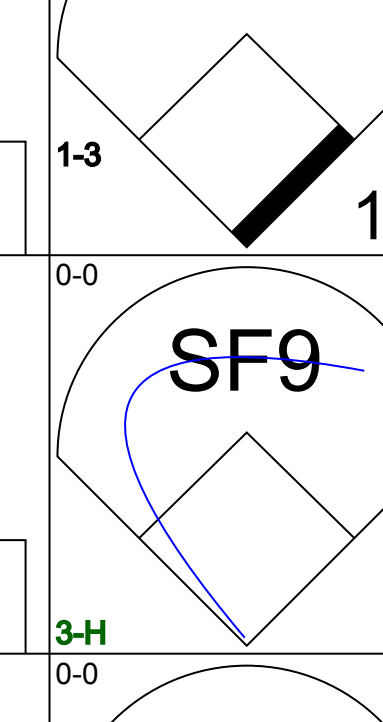
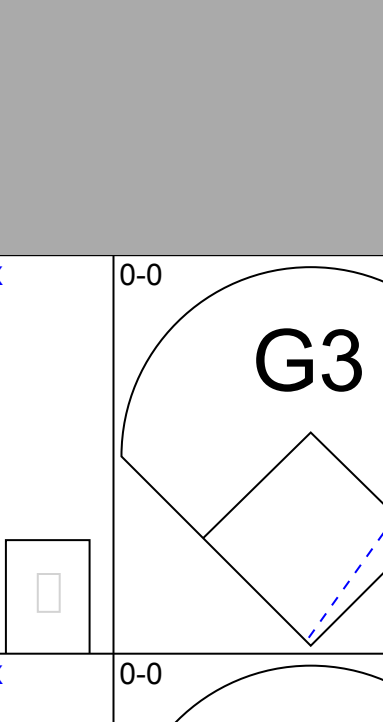
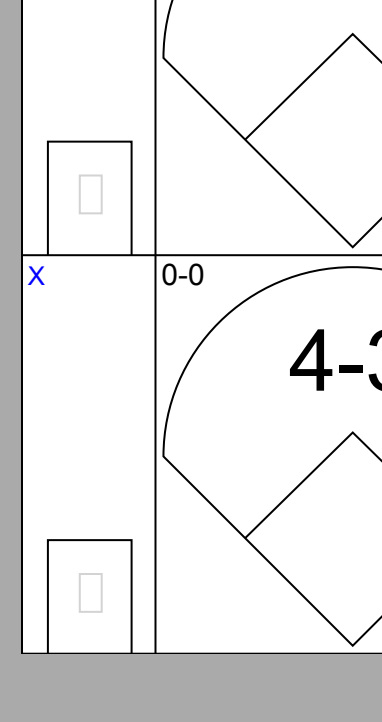
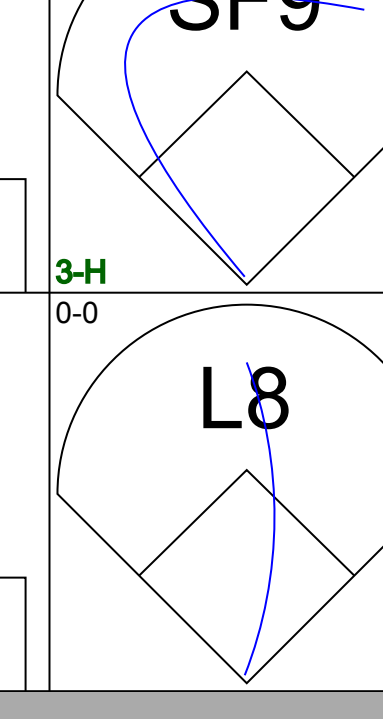
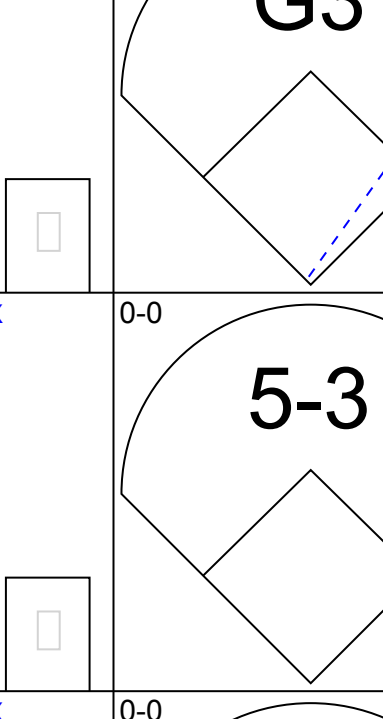
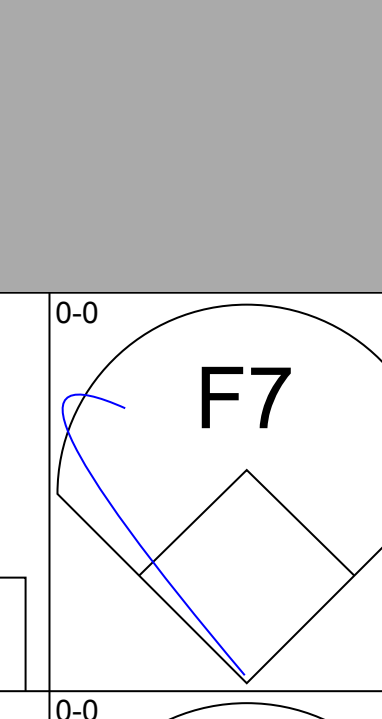
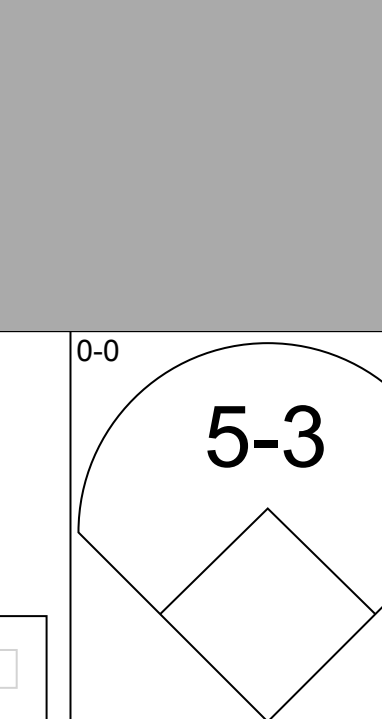
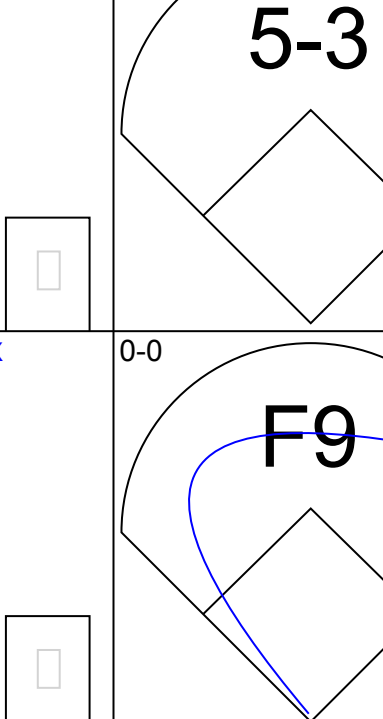
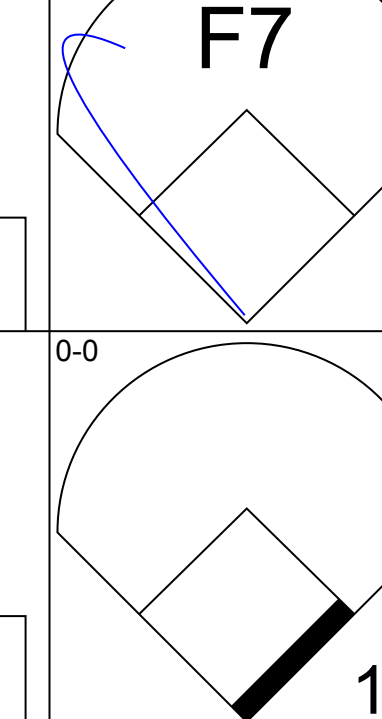


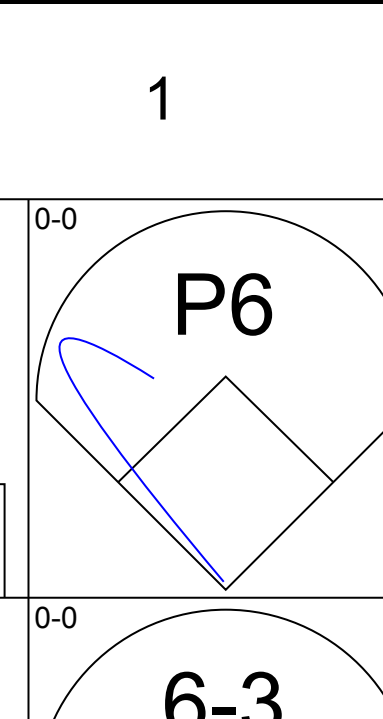
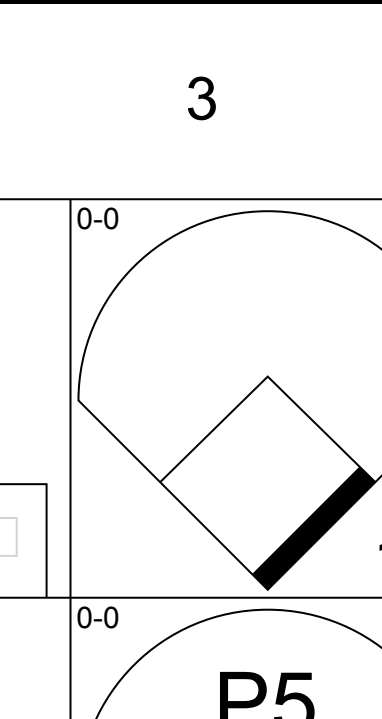
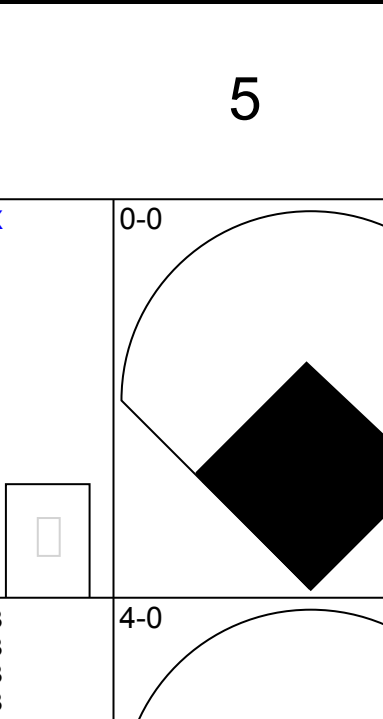
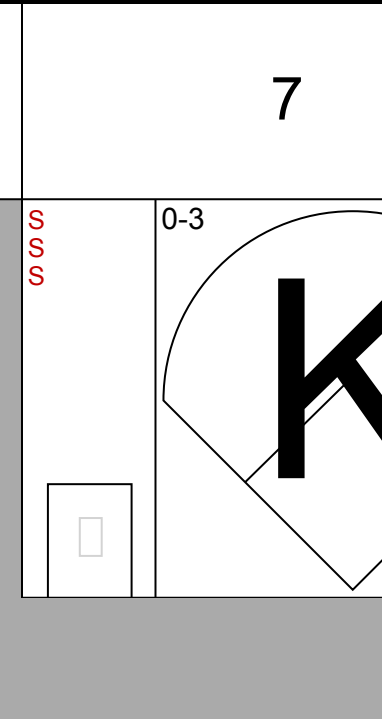
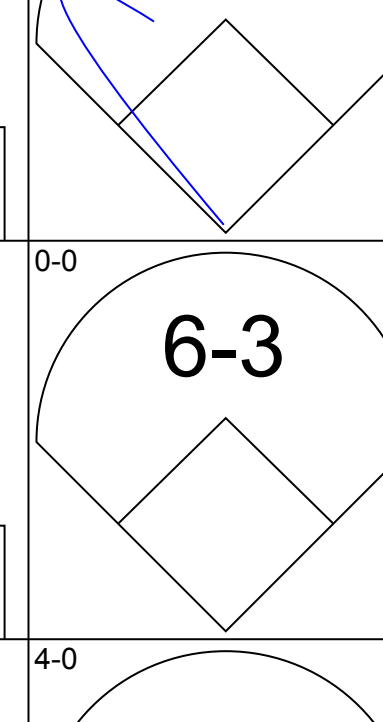
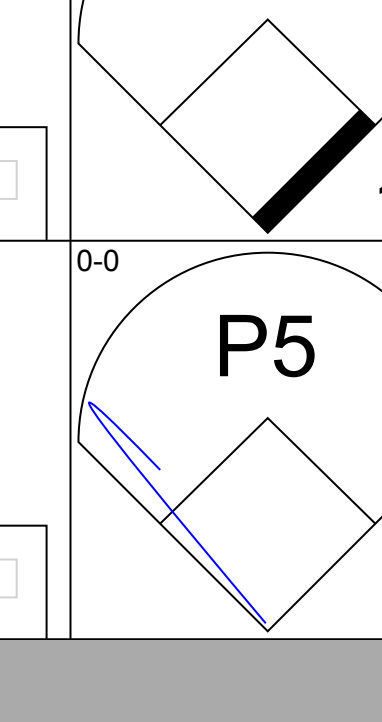
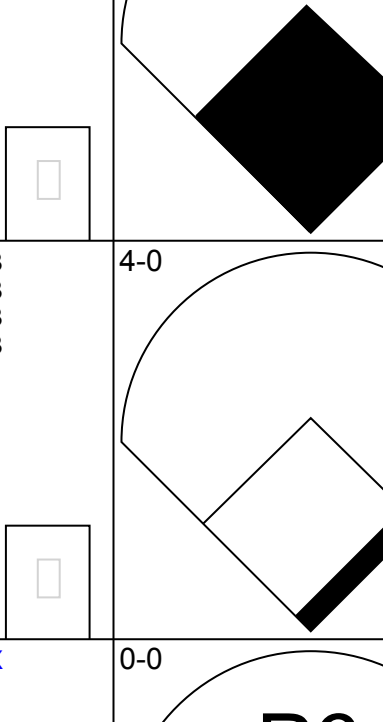
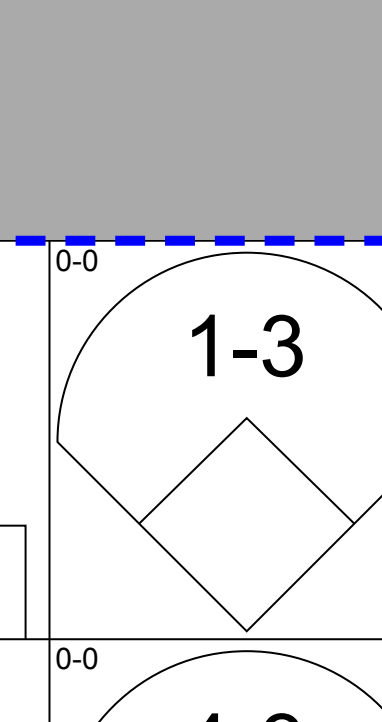
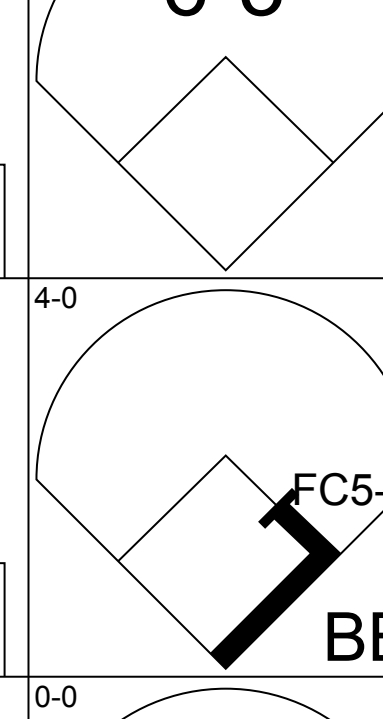
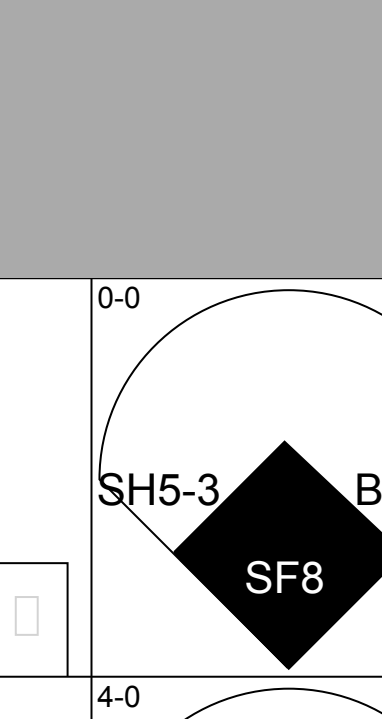
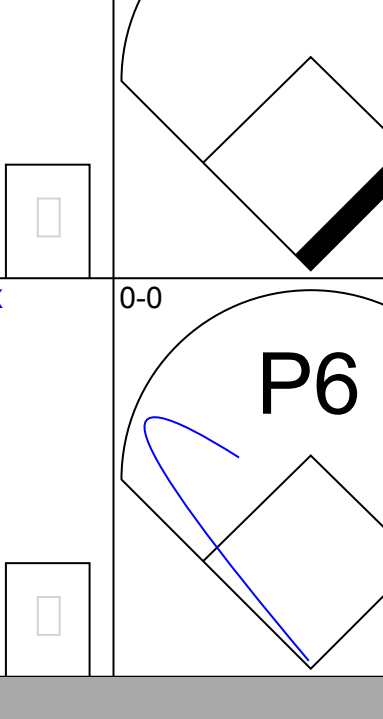
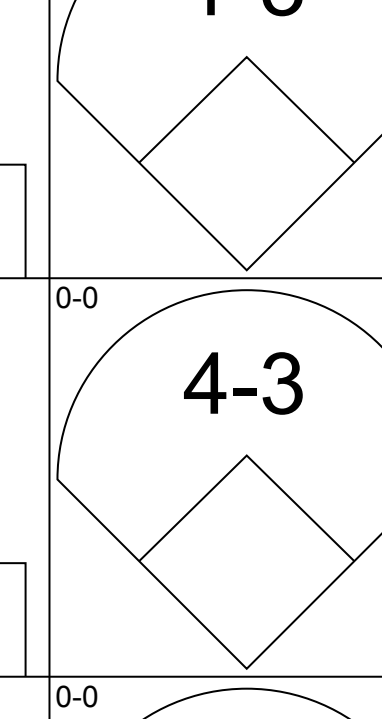
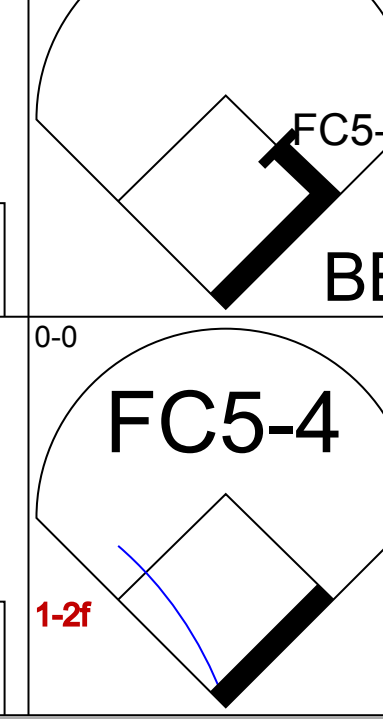
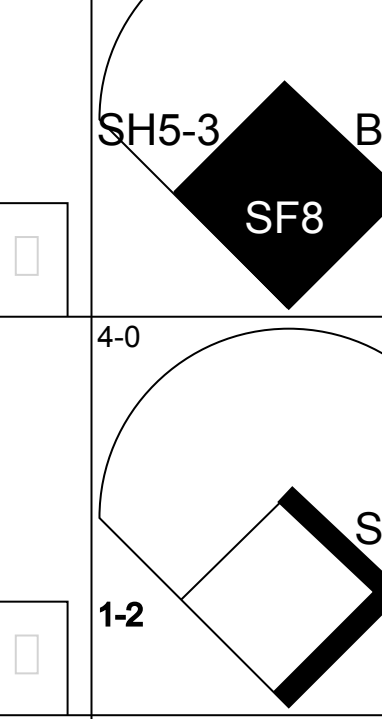
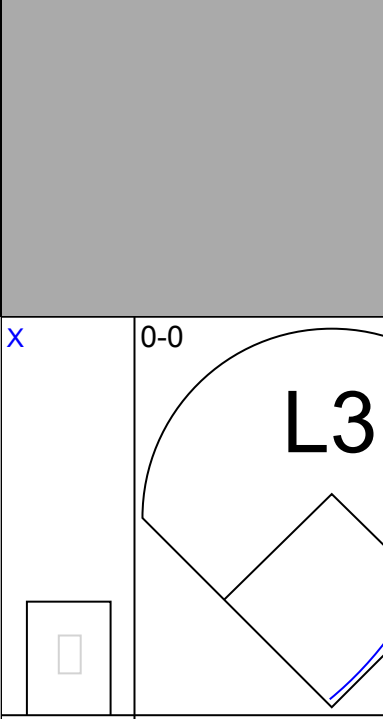
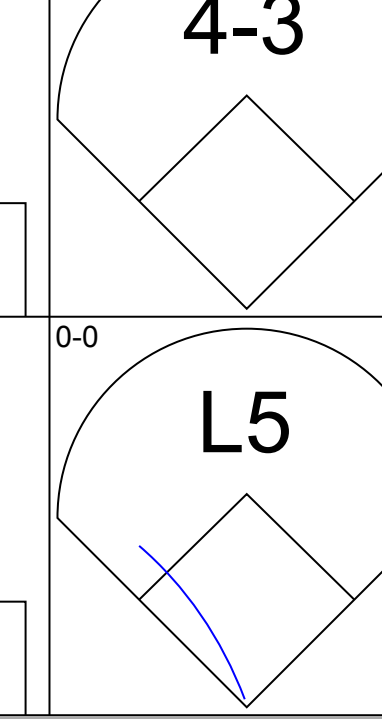
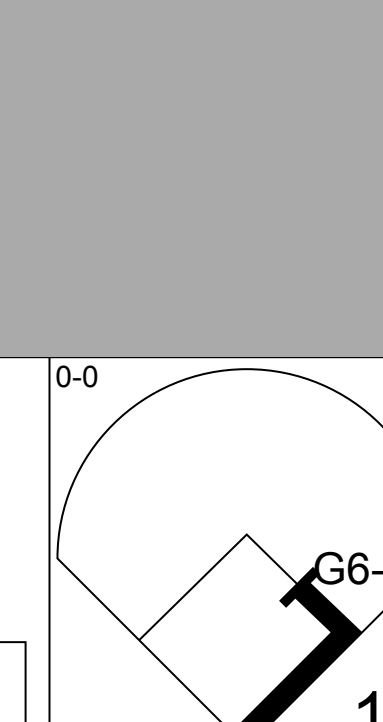
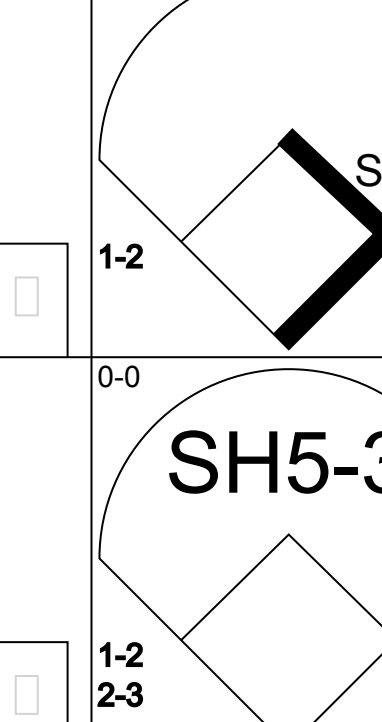
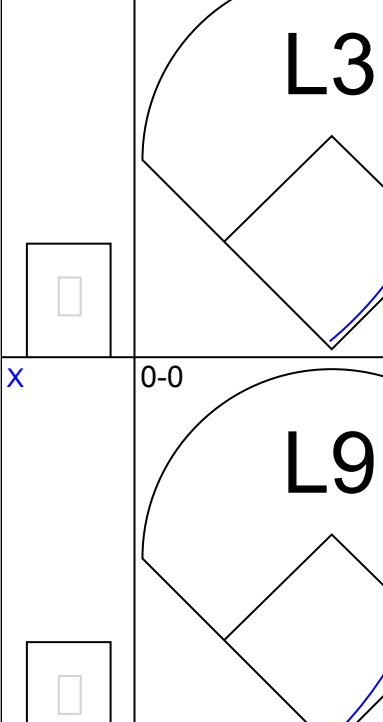
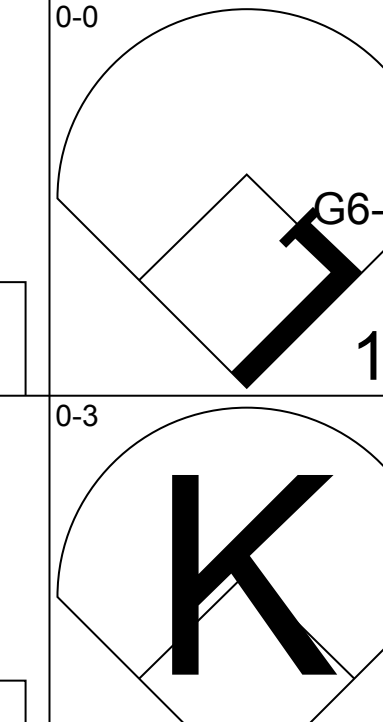
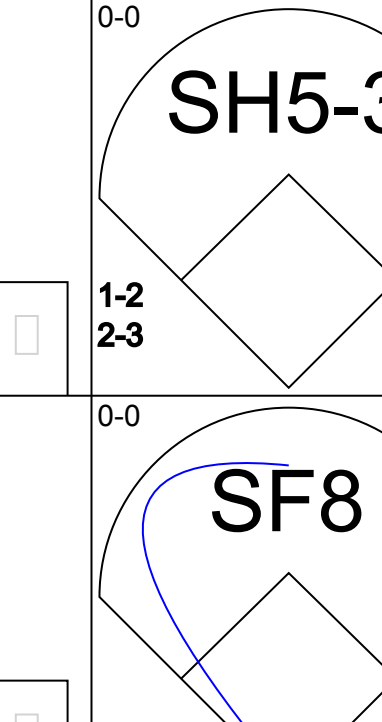
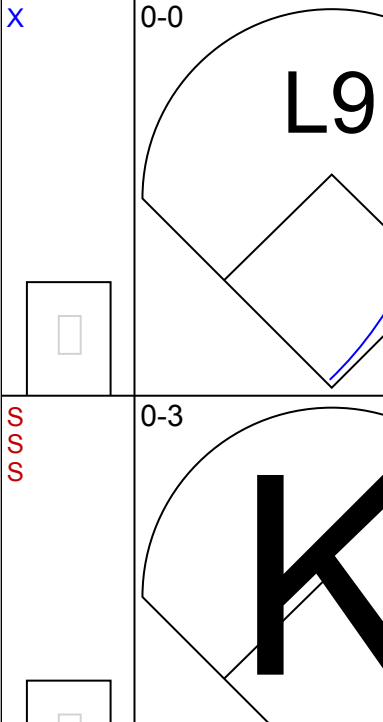
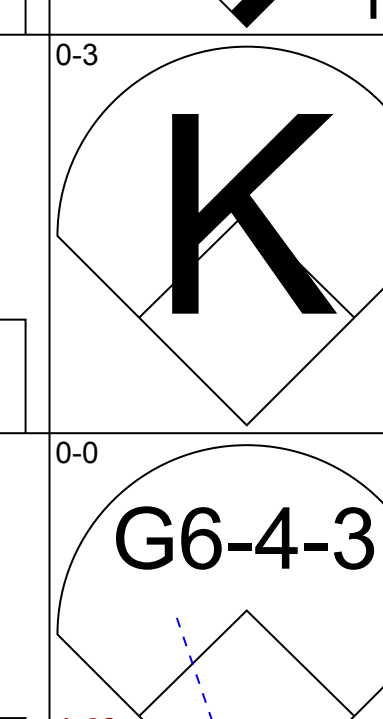
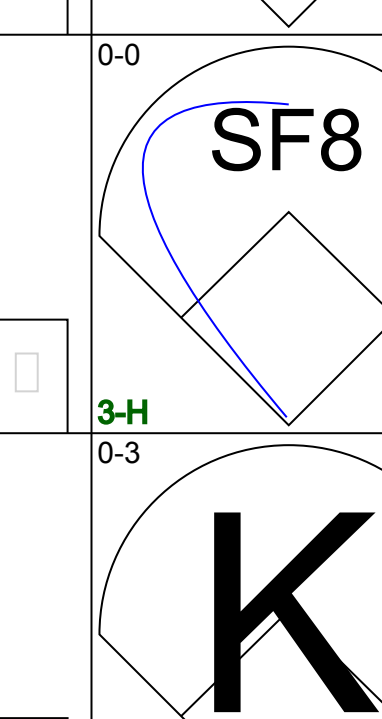
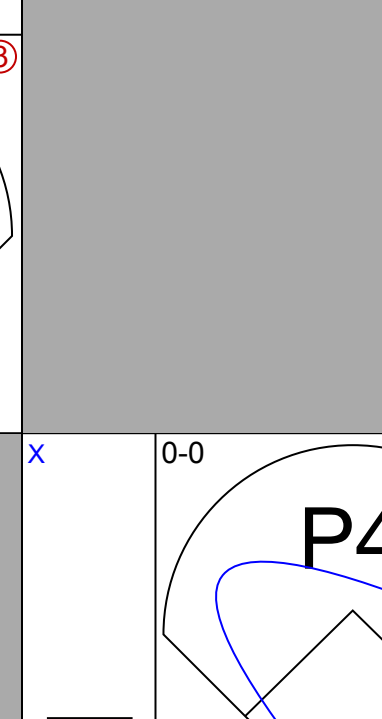


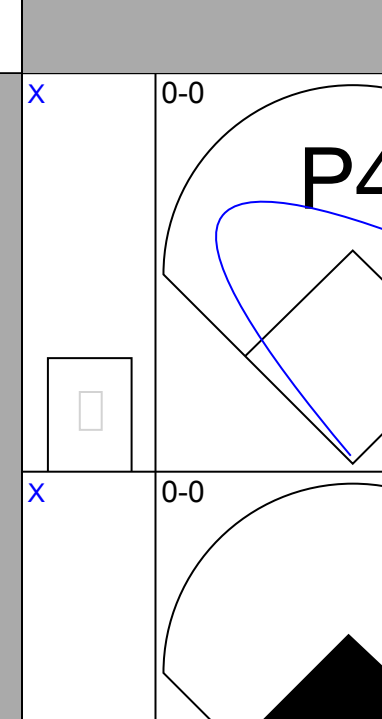
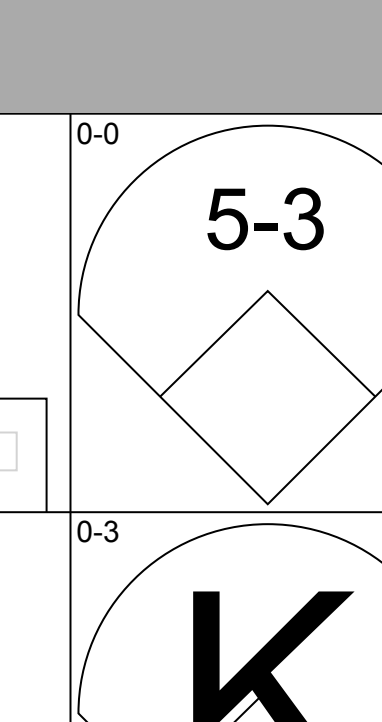
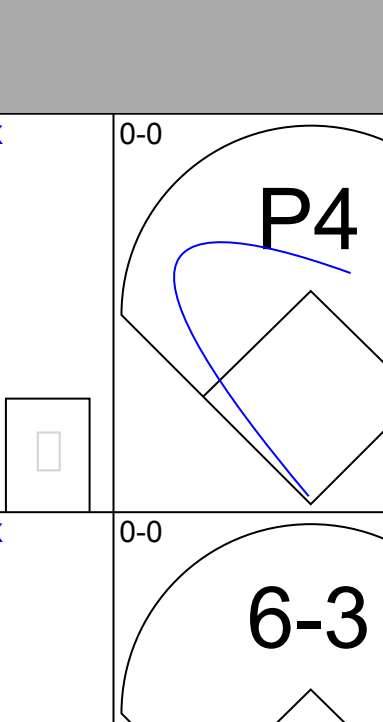
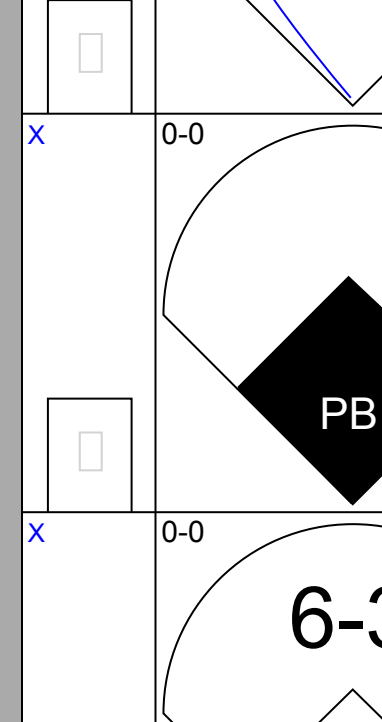
Batter	1	2	3	4	5	6	7	8	9	AB	R	H	RBI	BB	SO	LOB	BOTTOM			
Eddie Yost, R OBP: 0.435, SLG: 0.532	4-0 BB	0-0 G5-3 1B	0-3 K			0-3 K2-3			0-0 SH1-4	3	1	1	0	1	2	2				
Harvey Kuenn, R OBP: 0.403, SLG: 0.438	0-3 K	0-0 G5-3 1B			0-0 P4		0-0 L7		4-0 HR	4	1	0	0	1	1	3				
Charlie Maxwell, L OBP: 0.317, SLG: 0.504	4-0 BB	0-0 F9			0-0 P4		0-0 1-3		0-0 HR	4	2	1	3	1	0	1				
Al Kaline, R OBP: 0.393, SLG: 0.557	4-0 BB		0-0 SH5-3 1B	0-0 L7			4-0 BB			2	1	1	0	2	0	0				
Red Wilson, R OBP: 0.286, SLG: 0.277	4-0 BB		0-0 SH5-3 1B		0-0 1-3		0-0 P6			3	1	1	1	1	0	1				
Rocky Bridges, R OBP: 0.372, SLG: 0.399	4-0 BB		0-0 SH5-3 1B		0-0 F7			0-0 4-3		1	0	0	1	1	0	0				
Bobo Osborne, L OBP: 0.297, SLG: 0.329 (8, PH)			0-0 SH5-3		0-0 F9			0-0 6-3		1	0	0	0	0	0	0				
Coot Veal, R OBP: 0.667, SLG: 0.667 (9, 6)	1-2 2-3 3-H		1-2 2-3		0-0 F9			0-0 6-3		4	0	0	0	0	2	5				
Gail Harris, L OBP: 0.256, SLG: 0.358	0-3 K		0-3 K		0-0 F9			0-0 6-3		4	0	0	0	0	2	5				
Frank Bolling, R OBP: 0.277, SLG: 0.325	0-0 4-3		4-0 1B		0-0 F8			0-0 F9		3	0	0	0	1	0	3				
Jerry Davie, R OBP: 0.545, SLG: 0.444		4-0 G5-3 1B	0-0 1B		0-0 F3			0-0 SH1-4 HR		3	1	2	2	1	0	0				
<b>Inning Stats</b>	R: 2 E: 0 K: 2 S: 7	H: 0 LOB: 3 BB: 5 P: 27	R: 0 E: 0 K: 0 S: 3	H: 1 LOB: 1 BB: 1 P: 7	R: 2 E: 0 K: 2 S: 10	H: 3 LOB: 2 BB: 1 P: 14	R: 0 E: 0 K: 0 S: 3	H: 0 LOB: 0 BB: 0 P: 3	R: 0 E: 0 K: 1 S: 5	H: 0 LOB: 0 BB: 0 P: 5	R: 0 E: 0 K: 0 S: 3	H: 0 LOB: 1 BB: 1 P: 7	R: 0 E: 0 K: 0 S: 3	H: 0 LOB: 0 BB: 0 P: 3	R: 3 E: 0 K: 0 S: 3	H: 2 LOB: 0 BB: 1 P: 7	1B: 5 2B: 0 3B: 0 HR: 1	SF: 0 SAC: 2 DP: 1 HBP: 0	WP: 0 PB: 0 SB: 0 CS: 0	PA: 39
<b>PITCHER</b> Don Ferrarese, L ERA: 3.75 Mike Garcia, R ERA: 2.59 Jim Perry, R ERA: 4.95	IP: 6.0 WLS: L BF: 28 H: 4 R: 4 ER: 4 SO: 5 BB: 6 IBB: 0 HBP: 0 BLK: 0 WP: 0 HR: 0 S: 31 P: 59 ERA: 6.00 WHIP: 1.667															<b>PITCHER</b>	IP: 6.0 WLS: L BF: 28 H: 4 R: 4 ER: 4 SO: 5 BB: 6 IBB: 0 HBP: 0 BLK: 0 WP: 0 HR: 0 S: 31 P: 59 ERA: 6.00 WHIP: 1.667			

Cleveland Indians @ Detroit Tigers  
Briggs Stadium, Detroit, MI  
Sun May 31 1959, 4:33 AM EDT  
Att: 27,706 - Unknown

AB	28
R	7
H	6
RBI	7
BB	9
SO	5
LOB	15




Batter	1	2	3	4	5	6	7	8	9	AB	R	H	RBI	BB	SO	LOB	TOP
Jim Piersall, R (1, 8) OBP: 0.306, SLG: 0.344										4	0	0	0	0	2	1	<b>Cleveland Indians @ Detroit Tigers</b> Briggs Stadium, Detroit, MI Mon Jun 01 1959, 4:33 AM EDT Att: 6,470 - Unknown
Granny Hamner, R (1, 5) OBP: 0.303, SLG: 0.398										4	0	0	0	0	0	1	
Minnie Minoso, R (1, 7) OBP: 0.374, SLG: 0.470										4	0	2	0	0	0	0	
Rocky Colavito, R (1, 9) OBP: 0.358, SLG: 0.576										4	0	0	0	0	2		
Vic Power, R (1, 3) OBP: 0.323, SLG: 0.446										4	1	1	0	0	0	1	
Woodie Held, R (1, 6) OBP: 0.324, SLG: 0.455										3	0	1	0	0	0	1	
Russ Nixon, L (1, 2) OBP: 0.239, SLG: 0.216										2	0	0	1	0	0	0	
Billy Martin, R (1, 4) OBP: 0.285, SLG: 0.370 Ed Fitz Gerald, R (8, PH) OBP: 0.284, SLG: 0.317 George Strickland, R (8, 4) OBP: 0.307, SLG: 0.441										2	0	0	0	0	0	0	
Gary Bell, R (1, 1) OBP: 0.200, SLG: 0.158 Tito Francona, L (8, PH) OBP: 0.421, SLG: 0.500 Dick Brodowski, R (8, 1) OBP: 0.200, SLG: 0.200										2	0	0	0	0	0	0	
<b>Inning Stats</b>	R: 0 E: 0 K: 1 S: 5	H: 0 LOB: 0 BB: 0 P: 5	R: 1 E: 0 K: 0 S: 5	H: 2 LOB: 1 BB: 0 P: 5	R: 0 E: 0 K: 0 S: 3	H: 0 LOB: 0 BB: 0 P: 3	R: 0 E: 0 K: 0 S: 4	H: 1 LOB: 1 BB: 0 P: 4	R: 0 E: 0 K: 0 S: 3	H: 0 LOB: 0 BB: 0 P: 3	R: 0 E: 0 K: 0 S: 6	H: 1 LOB: 1 BB: 0 P: 6	R: 0 E: 0 K: 0 S: 3	H: 0 LOB: 0 BB: 0 P: 3	1B: 5 2B: 0 3B: 0 HR: 0	SF: 1 SAC: 0 DP: 0 HBP: 0	
<b>PITCHER</b> Paul Foytack, R (1, 1) ERA: 6.95	IP: 9.0 WLS: W BF: 32 H: 5 R: 1 ER: 1 SO: 2 BB: 0 IBB: 0 HBP: 0 BLK: 0 WP: 0 HR: 0 S: 36 P: 36 ERA: 1.00 WHIP: 0.556																

Batter	1	2	3	4	5	6	7	8	9	AB	R	H	RBI	BB	SO	LOB	BOTTOM		
Eddie Yost, R (1, 5) OBP: 0.436, SLG: 0.552										4	1	2	1	0	1	0	<b>Cleveland Indians @ Detroit Tigers</b> Briggs Stadium, Detroit, MI Mon Jun 01 1959, 4:33 AM EDT Att: 6,470 - Unknown		
Harvey Kuenn, R (1, 9) OBP: 0.399, SLG: 0.429										3	0	0	0	1	0	1			
Charlie Maxwell, L (1, 7) OBP: 0.322, SLG: 0.500										3	1	1	0	1	0	1			
Al Kaline, R (1, 8) OBP: 0.390, SLG: 0.548										3	0	0	0	1	0	1			
Gail Harris, L (1, 3) OBP: 0.260, SLG: 0.360									2	0	1	0	0	0	0				
Lou Berberet, L (1, 2) OBP: 0.384, SLG: 0.477									2	0	0	1	0	2	1				
Rocky Bridges, R (1, 6) OBP: 0.366, SLG: 0.391 Coot Veal, R (8, 6) OBP: 0.667, SLG: 0.667										3	0	0	0	0	1	2			
Frank Bolling, R (1, 4) OBP: 0.278, SLG: 0.338										3	1	1	0	0	0	0			
Paul Foytack, R (1, 1) OBP: 0.105, SLG: 0.056										3	0	0	0	0	1	0			
<b>Inning Stats</b>	R: 0 E: 0 K: 0 S: 3	H: 0 LOB: 1 BB: 1 P: 7	R: 0 E: 0 K: 1 S: 5	H: 1 LOB: 0 BB: 0 P: 5	R: 0 E: 0 K: 1 S: 6	H: 1 LOB: 1 BB: 0 P: 6	R: 1 E: 0 K: 1 S: 6	H: 1 LOB: 1 BB: 1 P: 10	R: 1 E: 0 K: 0 S: 4	H: 1 LOB: 1 BB: 1 P: 8	R: 0 E: 0 K: 1 S: 5	H: 0 LOB: 0 BB: 0 P: 5	R: 1 E: 0 K: 1 S: 6	H: 1 LOB: 0 BB: 0 P: 6	R: 0 E: 0 K: 0 S: 3	H: 0 LOB: 0 BB: 0 P: 3		1B: 3 2B: 0 3B: 1 HR: 1	SF: 1 SAC: 1 DP: 1 HBP: 0
<b>PITCHER</b> Gary Bell, R (1, 1) ERA: 3.42 Dick Brodowski, R (8, 1) ERA: 2.25	IP: 7.0 WLS: L BF: 28 H: 5 R: 3 ER: 3 SO: 5 BB: 3 IBB: 0 HBP: 0 BLK: 0 WP: 0 HR: 1 S: 35 P: 47 ERA: 3.86 WHIP: 1.143																		

Batter	1	2	3	4	5	6	7	8	9	AB	R	H	RBI	BB	SO	LOB	TOP		
Hank Bauer, R (1, 7) OBP: 0.353, SLG: 0.379	F7			FC6-4 1B		F3			2B	4	0	2	0	0	0	0	<p>New York Yankees @ Detroit Tigers</p> <p>Briggs Stadium, Detroit, MI</p> <p>Tue Jun 02 1959, 7:05 PM EDT</p> <p>Att: 42,268 - Unknown</p>		
Gil McDougald, R (1, 4) OBP: 0.301, SLG: 0.298	F5			FC6-4 FC5-4 1-2		5-3			F4	4	0	0	0	0	0	2			
Yogi Berra, L (1, 9) OBP: 0.338, SLG: 0.423	K			L8				F4	L8	4	0	0	0	0	1	2			
Mickey Mantle, S (1, 8) OBP: 0.429, SLG: 0.571		6-3		FC5-4 1-2				6-3		3	0	0	0	0	0	1			
Bill Skowron, R (1, 3) OBP: 0.303, SLG: 0.523	F3				F5			F7		3	0	0	0	0	0	0			
Hector Lopez, R (1, 5) OBP: 0.329, SLG: 0.533	K				PO 1B			4-3		3	0	1	0	0	1	0			
Elston Howard, R (1, 2) OBP: 0.290, SLG: 0.412			L8		1-2 1B			L8		3	0	1	0	0	0	0			
Tony Kubek, L (1, 6) OBP: 0.286, SLG: 0.376			L8		L8			K		3	0	0	0	0	1	2			
Duke Maas, R (1, 1) ERA: 2.25			K		PO 2-3		4-3		K	1	0	0	0	0	1	0			
Eric Slaughter, L (5, 1) OBP: 0.315, SLG: 0.286										0	0	0	0	0	0	0			
Bobby Shantz, R (5, 1) OBP: 0.315, SLG: 0.363										0	0	0	0	0	0	0			
Norm Siebern, L (6, 1) OBP: 0.295, SLG: 0.363										0	0	0	0	0	0	0			
Jim Coates, R (6, 1) OBP: 0.287, SLG: 0.310										0	0	0	0	0	1	0			
Andy Carey, R (6, 1)										0	0	0	0	0	1	0			
<b>Inning Stats</b>	R: 0 E: 0 K: 1 S: 5	H: 0 LOB: 0 BB: 0 P: 5	R: 0 E: 0 K: 1 S: 5	H: 0 LOB: 0 BB: 0 P: 5	R: 0 E: 0 K: 1 S: 5	H: 0 LOB: 1 BB: 0 P: 5	R: 0 E: 0 K: 0 S: 4	H: 1 LOB: 1 BB: 0 P: 4	R: 0 E: 0 K: 0 S: 4	H: 2 LOB: 1 BB: 0 P: 4	R: 0 E: 0 K: 0 S: 3	H: 0 LOB: 0 BB: 0 P: 3	R: 0 E: 0 K: 1 S: 5	H: 0 LOB: 1 BB: 0 P: 6	R: 0 E: 0 K: 1 S: 6	H: 1 LOB: 1 BB: 0 P: 6	1B: 3 2B: 1 3B: 0 HR: 0	SF: 0 SAC: 0 DP: 0 HBP: 0	WP: 0 PA: 31 PB: 0 SB: 0 CS: 0
<b>PITCHER</b> Don Mossi, L (1, 1) ERA: 2.25	IP: 9.0 WLS: W BF: 30 H: 4 R: 0 ER: 0 SO: 5 BB: 0 IBB: 0 HBP: 0 BLK: 0 WP: 0 HR: 0 S: 40 P: 40 ERA: 0.00 WHIP: 0.444																		


Batter	1	2	3	4	5	6	7	8	9	AB	R	H	RBI	BB	SO	LOB	BOTTOM		
Eddie Yost, R (1, 5) OBP: 0.432, SLG: 0.544	6-3	K			6-3			1B S 1B		4	0	1	0	0	1	1	<p>New York Yankees @ Detroit Tigers</p> <p>Briggs Stadium, Detroit, MI</p> <p>Tue Jun 02 1959, 7:05 PM EDT</p> <p>Att: 42,268 - Unknown</p>		
Harvey Kuenn, R (1, 9) OBP: 0.395, SLG: 0.424	F3		E3 L9 BB SF8		F4			E 1B		4	1	1	0	0	0	0			
Charlie Maxwell, L (1, 7) OBP: 0.327, SLG: 0.492	PB HBP BB		1-2 BB		1-3			E3 1-2		2	0	0	0	2	0	2			
Al Kaline, R (1, 8) OBP: 0.387, SLG: 0.539	1-2 HBP		L9		L6-3			L8		3	0	0	0	0	0	5			
Gail Harris, L (1, 3) OBP: 0.252, SLG: 0.351	3-1		SF8		F4			F5		3	0	0	1	0	0	5			
Lou Berberet, L (1, 2) OBP: 0.360, SLG: 0.464		FC4-6 BB	1-3		1-3			F7		3	0	0	0	1	0	4			
Rocky Bridges, R (1, 6) OBP: 0.360, SLG: 0.384		FC4-6 1B SF8		K				F9		3	1	0	0	0	1	1			
Frank Bolling, R (1, 4) OBP: 0.279, SLG: 0.338				K				F8		3	0	1	0	0	1	0			
Don Mossi, L (1, 1) OBP: 0.087, SLG: 0.048		SF8		K				K		2	0	0	1	0	2	0			
<b>Inning Stats</b>	R: 0 E: 0 K: 0 S: 3	H: 0 LOB: 2 BB: 1 P: 8	R: 1 E: 0 K: 1 S: 6	H: 1 LOB: 1 BB: 1 P: 10	R: 1 E: 1 K: 0 S: 4	H: 0 LOB: 1 BB: 1 P: 8	R: 0 E: 0 K: 3 S: 9	H: 0 LOB: 0 BB: 0 P: 9	R: 0 E: 0 K: 0 S: 3	H: 0 LOB: 0 BB: 0 P: 3	R: 0 E: 0 K: 1 S: 5	H: 0 LOB: 0 BB: 0 P: 3	R: 0 E: 1 K: 0 S: 6	H: 2 LOB: 3 BB: 0 P: 6	R: 0 E: 0 K: 0 S: 6	H: 0 LOB: 0 BB: 0 P: 6		1B: 3 2B: 0 3B: 0 HR: 0	SF: 2 SAC: 0 DP: 0 HBP: 1
<b>PITCHER</b> Duke Maas, R (1, 1) ERA: 4.61	IP: 4.0 WLS: L BF: 18 H: 1 R: 2 ER: 1 SO: 4 BB: 3 IBB: 0 HBP: 1 BLK: 0 WP: 0 HR: 0 S: 22 P: 35 ERA: 2.25 WHIP: 1.000																		
Bobby Shantz, L (5, 1) ERA: 6.23	IP: 1.0 WLS: 3 BF: 0 H: 0 R: 0 ER: 0 SO: 0 BB: 0 IBB: 0 HBP: 0 BLK: 0 WP: 0 HR: 0 S: 3 P: 3 ERA: 0.00 WHIP: 0.000																		
Jim Coates, R (6, 1) ERA: 1.93	IP: 3.0 WLS: 12 BF: 2 H: 0 R: 0 ER: 0 SO: 1 BB: 0 IBB: 0 HBP: 0 BLK: 0 WP: 0 HR: 0 S: 14 P: 14 ERA: 0.00 WHIP: 0.667																		



Batter	1	2	3	4	5	6	7	8	9	AB	R	H	RBI	BB	SO	LOB	TOP					
<b>Gil McDougald, R</b> OBP: 0.304, SLG: 0.308 (1, 4)	L8		4-3 HR 2B	CS 1B		F4		K		5	1	2	0	0	1	0						
<b>Tony Kubek, L</b> OBP: 0.283, SLG: 0.370 (1, 6)	K2-3		4-3	L8					L7	5	0	1	0	0	1	2						
<b>Mickey Mantle, S</b> OBP: 0.434, SLG: 0.587 (1, 8)	K		4-0 HR BB	1-2 BB		F7			HR	3	2	1	1	2	1	1						
<b>Yogi Berra, L</b> OBP: 0.333, SLG: 0.438 (1, 2)		F5	4-3 HR	4-3		F4			F4	5	1	1	3	0	0	2						
<b>Bill Skowron, R</b> OBP: 0.306, SLG: 0.526 (1, 3)		3-1 1B	1B 2B			L7			6-3	5	1	2	0	0	0	0						
<b>Hector Lopez, R</b> OBP: 0.333, SLG: 0.532 (1, 5)	3-1 1B		WP 2H 1B	HBP 1B		1B			6-3	4	0	2	1	0	0	1						
<b>Norm Siebern, L</b> OBP: 0.324, SLG: 0.362 (1, 7)	4-3		1-2 WP 1B	HBP 1B		1B			L8	3	0	1	0	0	0	1						
<b>Johnny Blanchard, L</b> OBP: 0.353, SLG: 0.533 (1, 9)			HR			L8			5-3	2	1	1	1	1	0	2						
<b>Hank Bauer, R</b> OBP: 0.350, SLG: 0.376 (7, 9)			BB							1	0	0	0	0	0	0						
<b>Ralph Terry, R</b> OBP: 0.136, SLG: 0.136 (1, 1)			L9							3	0	0	0	0	0	5						
<b>Bobby Shantz, R</b> (5, 1)						G3			6-3	0	0	0	0	0	0	0						
<b>Ryne Duren, R</b> (7, 1)			1-3							1	0	0	0	0	0	0						
<b>Inning Stats</b>	R: 0 E: 0 K: 2 S: 7	H: 0 LOB: 0 BB: 0 P: 7	R: 0 E: 0 K: 0 S: 4	H: 1 LOB: 1 BB: 0 P: 4	R: 5 E: 0 K: 0 S: 8	H: 5 LOB: 3 BB: 2 P: 17	R: 0 E: 0 K: 0 S: 3	H: 1 LOB: 1 BB: 1 P: 7	R: 0 E: 0 K: 0 S: 5	H: 2 LOB: 2 BB: 0 P: 5	R: 0 E: 0 K: 0 S: 4	H: 1 LOB: 1 BB: 0 P: 4	R: 0 E: 0 K: 0 S: 3	H: 0 LOB: 0 BB: 0 P: 3	R: 0 E: 0 K: 1 S: 5	H: 0 LOB: 0 BB: 0 P: 5	R: 1 E: 0 K: 0 S: 4	H: 1 LOB: 0 BB: 0 P: 4	1B: 6 2B: 2 3B: 0 HR: 3	SF: 0 SAC: 0 DP: 0 HBP: 1	WP: 1 PB: 0 SB: 0 CS: 1	PA: 41
<b>PITCHER</b>	IP WLS BF H R ER SO BB IBB HBP BLK WP HR S P ERA WHIP																					
<b>Frank Lary, R</b> ERA: 3.94 (1, 1)	2.2	16	6	5	5	2	1	0	1	0	0	0	2	18	23	16.88	2.625					
<b>Tom Morgan, R</b> ERA: 4.13 (3, 1)	4.1	18	4	0	0	0	2	0	0	0	1	0	16	24	0.00	1.385						
<b>Dave Sisler, R</b> ERA: 6.23 (8, 1)	1.0	3	0	0	0	1	0	0	0	0	0	0	5	5	0.00	0.000						
<b>Ray Narleski, R</b> ERA: 9.0 (9, 1)	1.0	L 4	1	1	1	0	0	0	0	0	1	4	4	9.00	1.000							

**New York Yankees @ Detroit Tigers**  
Briggs Stadium, Detroit, MI  
Wed Jun 03 1959, 7:05 PM EDT  
Att: 43,146 - Unknown - 70 F


AB	37
R	6
H	11
RBI	6
BB	3
SO	3
LOB	14



Batter	1	2	3	4	5	6	7	8	9	AB	R	H	RBI	BB	SO	LOB	BOTTOM					
<b>Eddie Yost, R</b> OBP: 0.437, SLG: 0.547 (1, 5)	BB 1B BB		4-3		HR 2B		BB 1B SF9 BB		F8	3	3	1	0	2	0	0						
<b>Harvey Kuenn, R</b> OBP: 0.390, SLG: 0.417 (1, 9)	L6		K		5-3		SF9 BB 1B		4-3	5	0	1	0	0	1	2						
<b>Charlie Maxwell, L</b> OBP: 0.336, SLG: 0.511 (1, 7)	1B 1-2 BB		K		2H HR		1-2 2-3 BB		K	3	1	1	2	2	2	0						
<b>Al Kaline, R</b> OBP: 0.394, SLG: 0.546 (1, 8)	1-2 2H 1B			6-3 1B	1B		SF9			3	1	3	2	0	0	0						
<b>Gail Harris, L</b> OBP: 0.244, SLG: 0.339 (1, 3)	L3		G3	G3		L8				4	0	0	0	0	0	6						
<b>Lou Berberet, L</b> OBP: 0.357, SLG: 0.456 (1, 2)	K		6-3		L9		FC3-6 1B			4	0	1	1	0	1	2						
<b>Rocky Bridges, R</b> OBP: 0.357, SLG: 0.387 (1, 6)		F8		1B 2B		F2		FC3-6		4	0	1	0	0	0	1						
<b>Frank Bolling, R</b> OBP: 0.278, SLG: 0.335 (1, 4)		L9		2H 1B		F9		F9		4	0	1	0	0	0	1						
<b>Frank Lary, R</b> OBP: 0.382, SLG: 0.219 (3, 1)		F8				K				1	0	0	0	0	0	0						
<b>Tom Morgan, R</b> OBP: 0.296, SLG: 0.714 (7, 9)										1	0	0	0	0	1	0						
<b>Johnny Croft, R</b> OBP: 0.442, SLG: 0.867 (8, 1)										0	0	0	0	0	0	0						
<b>Dave Sisler, R</b> OBP: 0.362, SLG: 0.500 (8, 9)										1	0	0	0	0	0	1						
<b>Bobo Osborne, L</b> OBP: 0.301, SLG: 0.325 (9, 1)										0	0	0	0	0	0	0						
<b>Ray Narleski, R</b> (9, 1)										0	0	0	0	0	0	0						
<b>Inning Stats</b>	R: 1 E: 0 K: 1 S: 6	H: 1 LOB: 2 BB: 2 P: 14	R: 0 E: 0 K: 0 S: 3	H: 0 LOB: 0 BB: 0 P: 3	R: 0 E: 0 K: 2 S: 7	H: 0 LOB: 0 BB: 0 P: 7	R: 1 E: 1 K: 0 S: 5	H: 3 LOB: 2 BB: 0 P: 5	R: 2 E: 0 K: 1 S: 8	H: 3 LOB: 1 BB: 0 P: 8	R: 0 E: 0 K: 0 S: 3	H: 0 LOB: 0 BB: 0 P: 3	R: 1 E: 0 K: 1 S: 6	H: 1 LOB: 2 BB: 2 P: 14	R: 0 E: 0 K: 0 S: 4	H: 1 LOB: 1 BB: 0 P: 4	R: 0 E: 0 K: 1 S: 5	H: 0 LOB: 0 BB: 0 P: 5	1B: 6 2B: 2 3B: 0 HR: 1	SF: 1 SAC: 0 DP: 0 HBP: 0	WP: 0 PB: 0 SB: 0 CS: 0	PA: 39
<b>PITCHER</b>	IP WLS BF H R ER SO BB IBB HBP BLK WP HR S P ERA WHIP																					
<b>Ralph Terry, R</b> ERA: 5.12 (1, 1)	4.2	21	6	4	3	4	2	0	0	0	0	0	0	27	35	5.79	1.714					
<b>Bobby Shantz, L</b> ERA: 5.15 (5, 1)	1.2	7	1	1	1	1	1	0	0	0	0	0	8	12	5.40	1.200						
<b>Ryne Duren, R</b> ERA: 1.8 (7, 1)	2.2	W 11	2	0	0	1	1	0	0	0	0	0	12	16	0.00	1.125						

**New York Yankees @ Detroit Tigers**  
Briggs Stadium, Detroit, MI  
Wed Jun 03 1959, 7:05 PM EDT  
Att: 43,146 - Unknown - 70 F

AB	34
R	5
H	9
RBI	5
BB	4
SO	6
LOB	13









Batter	1	2	3	4	5	6	7	8	9	AB	R	H	RBI	BB	SO	LOB	TOP										
<b>Reno Bertioia, R</b> OBP: 0.303, SLG: 0.390 (1.4)	3-1		E5 1B PB	K		L8		1B BB		4	1	0	0	1	1	0	<b>Washington Senators @ Detroit Tigers</b> Briggs Stadium, Detroit, MI Fri Jun 05 1959, 7:05 PM EDT Att: 27,537 - Unknown										
<b>Faye Throneberry, L</b> OBP: 0.330, SLG: 0.341 (1.9)	HR HBP		L8	HR 1B		1B 1B		L8		4	2	2	0	0	0	2											
<b>Bob Allison, R</b> OBP: 0.350, SLG: 0.551 (1.8)	HR		PB FC1-2 1B	HR		1B		1B		5	2	5	4	0	0	0											
<b>Harmon Killebrew, R</b> OBP: 0.365, SLG: 0.617 (1.5)	3B		BB FC1-2 BB	K		P6		K		4	1	1	0	1	2	4											
<b>Julio Becquer, L</b> OBP: 0.259, SLG: 0.315 (1.3)	FC6-5-2		BB FC1-2 BB			4-3		4-3		5	0	0	0	0	0	5											
<b>Jim Lemon, R</b> OBP: 0.362, SLG: 0.543 (1.7)	L8		BB			FC4-6 1B		5-3		4	0	1	0	1	1	1											
<b>Lenny Green, L</b> OBP: 0.250, SLG: 0.294 (9.7)			BB			1B		K		0	0	0	0	0	0	0											
<b>Hal Naragon, L</b> OBP: 0.342, SLG: 0.394 (1.2)		4-3	BB	FC4-6 1B		BB		6-3		3	0	0	1	2	0	1											
<b>Ron Samford, R</b> OBP: 0.289, SLG: 0.401 (1.6)		6-3	BB			BB		G6-4-3		4	0	1	0	0	0	4											
<b>Camilo Pascual, R</b> OBP: 0.258, SLG: 0.233 (1.1)						1B		G6-4-3																			
<b>Camilo Pascual, R</b> OBP: 0.258, SLG: 0.233 (1.1)	3-1			K		4-3		L8		4	0	0	0	0	1	2											
<b>Inning Stats</b>	R: 2 E: 0 K: 0 S: 5	H: 2 LOB: 1 BB: 0 P: 6	R: 0 E: 0 K: 0 S: 3	H: 0 LOB: 0 BB: 0 P: 3	R: 2 E: 1 K: 0 S: 5	H: 1 LOB: 3 BB: 3 P: 17	R: 2 E: 0 K: 3 S: 11	H: 2 LOB: 0 BB: 0 P: 11	R: 0 E: 0 K: 0 S: 5	H: 2 LOB: 2 BB: 0 P: 5	R: 0 E: 0 K: 0 S: 2	H: 0 LOB: 0 BB: 1 P: 6	R: 0 E: 0 K: 1 S: 6	H: 1 LOB: 2 BB: 1 P: 10	R: 0 E: 0 K: 1 S: 5	H: 0 LOB: 0 BB: 0 P: 5	1B: 7 2B: 0 3B: 1 HR: 2	SF: 0 SAC: 0 DP: 1 HBP: 1	WP: 0 PB: 2 SB: 1 CS: 0	PA: 43							
<b>PITCHER</b>	IP	WLS	BF	H	R	ER	SO	BB	IBB	HBP	BLK	WP	HR	S	P	ERA	WHIP										
<b>Jerry Davie, R</b> ERA: 3.75 (1.1)	2.2		16	3	4	2	0	3	0	1	0	0	1	12	25	6.75	2.250										
<b>Tom Morgan, R</b> ERA: 4.23 (3.1)	3.1		16	6	2	2	3	0	0	0	0	0	1	22	22	5.40	1.800										
<b>Dave Sisler, R</b> ERA: 5.06 (7.1)	3.0	W	11	1	0	0	2	2	0	0	0	0	0	13	21	0.00	1.000										

Batter	1	2	3	4	5	6	7	8	9	AB	R	H	RBI	BB	SO	LOB	BOTTOM										
<b>Eddie Yost, R</b> OBP: 0.440, SLG: 0.541 (1.5)	F7	BB 1B		FC3-6 PB 2B		P6		SH5-4 1B		4	2	2	0	1	0	0	<b>Washington Senators @ Detroit Tigers</b> Briggs Stadium, Detroit, MI Fri Jun 05 1959, 7:05 PM EDT Att: 27,537 - Unknown										
<b>Harvey Kuenn, R</b> OBP: 0.400, SLG: 0.429 (1.9)	F8	BB 1B		FC3-6 BB		S 1B		SH5-4		3	0	2	2	1	0	0											
<b>Charlie Maxwell, L</b> OBP: 0.335, SLG: 0.507 (1.7)	F5	FC6-4 BB		FC3-6 PB		K		1B IBB		3	0	0	0	2	1	3											
<b>Al Kaline, R</b> OBP: 0.392, SLG: 0.534 (1.8)		BB 1B		L5-3		L7		1B		5	1	2	1	0	0	4											
<b>Gail Harris, L</b> OBP: 0.245, SLG: 0.352 (1.3)		FC6-4				F7		K		3	2	1	1	1	1	0											
<b>Lou Berberet, L</b> OBP: 0.353, SLG: 0.444 (1.2)		E3 BB FC		G1-6-3 BB		4-3		K		3	1	0	0	1	1	1											
<b>Rocky Bridges, R</b> OBP: 0.353, SLG: 0.380 (1.6)		FC BB		G1-6-3				K		4	1	1	1	0	1	2											
<b>Coot Veal, R</b> OBP: 0.667, SLG: 0.667 (9.6)		FC BB								0	0	0	0	0	0	0											
<b>Frank Bolling, R</b> OBP: 0.283, SLG: 0.351 (1.4)				K		5-3		F3		4	0	0	0	0	2	3											
<b>Jerry Davie, R</b> OBP: 0.500, SLG: 0.400 (1.1)								K		1	0	0	0	0	1	2											
<b>Tom Morgan, R</b> OBP: 0.250, SLG: 0.625 (3.1)										1	0	0	0	0	0	0											
<b>Neil Christley, L</b> OBP: 0.176, SLG: 0.143 (6. PH)										1	0	0	0	0	0	0											
<b>Dave Sisler, R</b> OBP: 0.333, SLG: 0.333 (7.1)										1	0	0	0	0	1	0											
<b>Inning Stats</b>	R: 0 E: 0 K: 0 S: 3	H: 0 LOB: 0 BB: 0 P: 3	R: 4 E: 1 K: 2 S: 11	H: 2 LOB: 3 BB: 3 P: 23	R: 1 E: 0 K: 1 S: 5	H: 1 LOB: 0 BB: 1 P: 9	R: 1 E: 0 K: 0 S: 4	H: 1 LOB: 1 BB: 1 P: 8	R: 0 E: 0 K: 0 S: 6	H: 1 LOB: 1 BB: 0 P: 6	R: 0 E: 0 K: 2 S: 7	H: 0 LOB: 0 BB: 0 P: 7	R: 0 E: 0 K: 2 S: 7	H: 0 LOB: 2 BB: 0 P: 7	R: 1 E: 0 K: 0 S: 3	H: 2 LOB: 1 BB: 1 P: 7	1B: 6 2B: 1 3B: 0 HR: 1	SF: 0 SAC: 1 DP: 1 HBP: 0	WP: 0 PB: 1 SB: 1 CS: 0	PA: 40							
<b>PITCHER</b>	IP	WLS	BF	H	R	ER	SO	BB	IBB	HBP	BLK	WP	HR	S	P	ERA	WHIP										
<b>Camilo Pascual, R</b> ERA: 2.82 (1.1)	8.1	L	40	8	7	3	8	5	1	0	0	0	1	50	74	3.24	1.560										



Batter	1	2	3	4	5	6	7	8	9	AB	R	H	RBI	BB	SO	LOB	TOP			
Faye Throneberry, L (1.9)	4-3		4-3			1B		HR		4	1	2	1	0	0	0	Washington Senators @ Detroit Tigers Briggs Stadium, Detroit, MI Sat Jun 06 1959, 4:33 AM EDT Att: 11,064 - Unknown  livebaseballscores.com  AB 33 R 1 H 6 RBI 1 BB 1 SO 1 LOB 10  			
Bob Allison, R (1.8)	F7			2-3		K		1B		4	0	1	0	0	1	1				
Harmon Killebrew, R (1.5)	E5			BB		5-3		1-4-3		3	0	0	0	1	0	2				
Roy Sievers, R (1.3)	P4			F9			P6		F7	4	0	0	0	0	2					
Jim Lemon, R (1.7)		L8		F3			6-3		FC3-6 1B	4	0	1	0	0	0	1				
Hal Naragon, L (1.2)		6-3			G3-6-3 1B		FC6-4 1B		FC3-6 FC6-4 1-2	4	0	2	0	0	0	1				
Reno Bertoia, R (1.4)		L6			G3-6-3 1-2		FC6-4 1-2		FC6-4 1-2	4	0	0	0	0	0	3				
Ron Samford, R (1.6)			P6					F7		2	0	0	0	0	0	0				
Julio Becquer, L (8. PH)										1	0	0	0	0	0	0				
Jose Valdivieso, R (8.6)										0	0	0	0	0	0	0				
Russ Kemmerer, R (1.1)										2	0	0	0	0	0	0				
Herb Plews, L (8. PH)										1	0	0	0	0	0	0				
Tex Clevenger, R (8.1)										0	0	0	0	0	0	0				
Chuck Stobbs, L (8.1)										0	0	0	0	0	0	0				
<b>Inning Stats</b>	R: 0 E: 1 K: 0 S: 4	H: 0 LOB: 1 BB: 0 P: 4	R: 0 E: 0 K: 0 S: 3	H: 0 LOB: 0 BB: 0 P: 3	R: 0 E: 0 K: 0 S: 3	H: 0 LOB: 0 BB: 1 P: 3	R: 0 E: 0 K: 0 S: 3	H: 1 LOB: 1 BB: 0 P: 7	R: 0 E: 0 K: 1 S: 6	H: 1 LOB: 1 BB: 0 P: 6	R: 0 E: 0 K: 0 S: 4	H: 1 LOB: 1 BB: 0 P: 4	R: 1 E: 0 K: 0 S: 5	H: 2 LOB: 1 BB: 0 P: 5	R: 0 E: 0 K: 0 S: 4	H: 1 LOB: 1 BB: 0 P: 4	1B: 5 2B: 0 3B: 0 HR: 1	SF: 0 SAC: 0 DP: 1 HBP: 0	WP: 0 PB: 0 SB: 1 CS: 0	PA: 34
<b>PITCHER</b> Paul Foytack, R (1.1) ERA: 6.14	IP: 9.0 WLS: W BF: 34 H: 6 R: 1 ER: 1 SO: 1 BB: 1 IBB: 0 HBP: 0 BLK: 0 WP: 0 HR: 1 S: 35 P: 39 ERA: 1.00 WHIP: 0.778															<b>PITCHER</b>				

Batter	1	2	3	4	5	6	7	8	9	AB	R	H	RBI	BB	SO	LOB	BOTTOM				
Eddie Yost, R (1.5)	5-3		F9			K		2B 1B		4	1	1	0	0	1	0	Washington Senators @ Detroit Tigers Briggs Stadium, Detroit, MI Sat Jun 06 1959, 4:33 AM EDT Att: 11,064 - Unknown  livebaseballscores.com  AB 31 R 4 H 7 RBI 4 BB 1 SO 5 LOB 6  				
Harvey Kuenn, R (1.9)				G3		6-3		1B 2B		4	1	2	2	0	0	0					
Charlie Maxwell, L (1.7)				K		4-3		BB 1B		4	0	1	1	0	1	1					
Al Kaline, R (1.8)				L4-3		F7		2-H BB		3	0	0	0	1	1	1					
Gail Harris, L (1.3)			L9			F9		3-1 K		4	0	0	0	0	1	2					
Lou Berberet, L (1.2)			3-1			E 3B		G3		3	1	1	0	0	0	0					
Rocky Bridges, R (1.6)										2	0	1	1	0	0	0					
Bobo Osborne, L (8. PH)										1	0	0	0	0	1	0					
Coot Veal, R (9.6)										0	0	0	0	0	0	0					
Frank Bolling, R (1.4)						6-3				3	0	0	0	0	0	1					
Paul Foytack, R (1.1)						F8				3	1	1	0	0	0	1					
<b>Inning Stats</b>	R: 0 E: 0 K: 1 S: 6	H: 1 LOB: 1 BB: 0 P: 6	R: 0 E: 0 K: 0 S: 3	H: 0 LOB: 0 BB: 0 P: 3	R: 0 E: 0 K: 0 S: 3	H: 0 LOB: 0 BB: 0 P: 3	R: 0 E: 0 K: 0 S: 3	H: 0 LOB: 0 BB: 0 P: 3	R: 1 E: 1 K: 0 S: 5	H: 2 LOB: 1 BB: 0 P: 5	R: 0 E: 0 K: 1 S: 5	H: 0 LOB: 0 BB: 0 P: 5	R: 0 E: 0 K: 1 S: 5	H: 0 LOB: 0 BB: 0 P: 5	R: 3 E: 0 K: 2 S: 11	H: 4 LOB: 2 BB: 1 P: 15		1B: 4 2B: 1 3B: 2 HR: 0	SF: 0 SAC: 0 DP: 0 HBP: 0	WP: 0 PB: 0 SB: 0 CS: 0	PA: 32
<b>PITCHER</b> Russ Kemmerer, R (1.1) ERA: 4.22	IP: 7.0 WLS: L BF: 24 H: 3 R: 1 ER: 1 SO: 1 BB: 0 IBB: 0 HBP: 0 BLK: 0 WP: 0 HR: 0 S: 30 P: 30 ERA: 1.29 WHIP: 0.429															<b>PITCHER</b>					
<b>PITCHER</b> Tex Clevenger, R (8.1) ERA: 4.29	IP: 0.2 WLS: L BF: 7 H: 4 R: 3 ER: 3 SO: 1 BB: 1 IBB: 0 HBP: 0 BLK: 0 WP: 0 HR: 0 S: 8 P: 12 ERA: 40.50 WHIP: 7.500															<b>PITCHER</b>					
<b>PITCHER</b> Chuck Stobbs, L (8.1) ERA: 3.6	IP: 0.1 WLS: 1 BF: 0 H: 0 R: 0 ER: 0 SO: 1 BB: 0 IBB: 0 HBP: 0 BLK: 0 WP: 0 HR: 0 S: 3 P: 3 ERA: 0.00 WHIP: 0.000															<b>PITCHER</b>					




Batter	1	2	3	4	5	6	7	8	9	AB	R	H	RBI	BB	SO	LOB	TOP								
<b>Eddie Yost, R</b> OBP: 0.441, SLG: 0.576 (1, 5)	0-3 K		0-0 1B		0-0 1B	1-3 1B	5-3	0-0 BB		5	1	3	1	0	1	1	<b>Detroit Tigers @ Boston Red Sox</b> Fenway Park, Boston, MA Mon Jun 08 1959, 7:05 PM EDT Att: 17,119 - Unknown								
<b>Harvey Kuenn, R</b> OBP: 0.409, SLG: 0.451 (1, 9)	4-0 G4-6-3 BB		0-0 1B		0-0 2B	2-3		4-0 BB		3	0	2	0	2	0	2									
<b>Charlie Maxwell, L</b> OBP: 0.333, SLG: 0.503 (1, 7)	0-0 G4-6-3		0-0 L3		0-0 1B		0-3 K	0-0 4-3		4	0	0	0	1	1	6									
<b>Al Kaline, R</b> OBP: 0.396, SLG: 0.540 (1, 8)		0-0 1B FC6-5	0-3 K		0-0 1B		4-0 IBB		0-0 HR	4	2	3	3	1	1	1									
<b>Gail Harris, L</b> OBP: 0.233, SLG: 0.331 (1, 3)		0-0 1B		0-3 K	0-0 L9		0-3 K		0-0 3-1	3	0	1	0	0	1	2									
<b>Gus Zernial, R</b> OBP: 0.162, SLG: 0.182 (7, PH)		0-0 1B		0-0 K	0-0 L9		0-3 K		0-0 3-1	1	0	0	0	0	1	2									
<b>Bobo Osborne, L</b> OBP: 0.287, SLG: 0.318 (7, 3)		0-0 1B		0-0 K	0-0 L9		0-3 K		0-0 3-1	1	0	0	0	0	0	0									
<b>Lou Berberet, L</b> OBP: 0.359, SLG: 0.453 (1, 2)		0-0 F7		0-0 F8		0-0 1B	0-3 K		0-0 2B	5	1	2	0	0	1	4									
<b>Rocky Bridges, R</b> OBP: 0.353, SLG: 0.385 (1, 6)		0-0 FC6-5		0-0 P4		0-0 1B		0-0 BB		5	0	3	1	0	0	1									
<b>Frank Bolling, R</b> OBP: 0.303, SLG: 0.363 (1, 4)		0-0 BB		0-0 P4		0-0 1B		0-0 BB		2	2	2	0	3	0	0									
<b>Jim Bunning, R</b> OBP: 0.250, SLG: 0.353 (1, 1)	0-3 K		0-3 K		0-3 K	0-3 K	0-0 G4-6-3	0-0 6-3	0-0 G5-2-3	5	0	0	0	0	2	10									
<b>Inning Stats</b>	R: 0 E: 0 K: 1 S: 4	H: 0 LOB: 0 BB: 1 P: 8	R: 1 E: 0 K: 1 S: 7	H: 2 LOB: 2 BB: 1 P: 11	R: 0 E: 0 K: 1 S: 6	H: 2 LOB: 1 BB: 0 P: 6	R: 0 E: 0 K: 1 S: 5	H: 0 LOB: 0 BB: 0 P: 5	R: 2 E: 0 K: 1 S: 8	H: 3 LOB: 2 BB: 1 P: 12	R: 1 E: 0 K: 0 S: 5	H: 3 LOB: 1 BB: 0 P: 5	R: 0 E: 0 K: 3 S: 10	H: 1 LOB: 2 BB: 1 P: 14	R: 1 E: 0 K: 0 S: 4	H: 2 LOB: 2 BB: 2 P: 12	R: 1 E: 0 K: 0 S: 5	H: 3 LOB: 2 BB: 1 P: 9	1B: 12 2B: 4 3B: 0 HR: 1	SF: 0 SAC: 0 DP: 4 HBP: 0	WP: 0 PB: 0 SB: 0 CS: 0	PA: 45			
<b>PITCHER</b>	IP	WLS	BF	H	R	ER	SO	BB	IBB	HBP	BLK	WP	HR	S	P	ERA	WHIP								
<b>Tom Brewer, R</b> ERA: 3.33 (1, 1)	5.0		23	7	3	3	5	3	0	0	0	0	0	30	42	5.40	2.000								
<b>Bill Monbouquette, R</b> ERA: 5.91 (6, 1)	1.0	L	6	4	1	1	0	0	0	0	0	0	0	6	6	9.00	4.000								
<b>Leo Kiely, L</b> ERA: 3.54 (7, 1)	3.0		16	5	2	2	3	3	1	0	0	0	1	18	34	6.00	2.667								

Batter	1	2	3	4	5	6	7	8	9	AB	R	H	RBI	BB	SO	LOB	BOTTOM								
<b>Don Buddin, R</b> OBP: 0.349, SLG: 0.357 (1, 6)	0-0 5-3		0-0 5-3		0-0 1B			0-0 1B		4	1	2	2	0	0	1	<b>Detroit Tigers @ Boston Red Sox</b> Fenway Park, Boston, MA Mon Jun 08 1959, 7:05 PM EDT Att: 17,119 - Unknown								
<b>Pete Runnels, L</b> OBP: 0.423, SLG: 0.497 (1, 4)	0-0 L7			0-0 1B	0-0 1B			0-0 F9		4	0	2	1	0	0	1									
<b>Ted Williams, L</b> OBP: 0.308, SLG: 0.259 (1, 7)	0-0 5-3			0-0 L9	0-0 F9			0-0 F9		4	0	0	0	0	0	3									
<b>Vic Wertz, L</b> OBP: 0.314, SLG: 0.450 (1, 3)		0-3 K		0-3 K		0-0 L8		0-0 F5		4	0	0	0	0	2	2									
<b>Jackie Jensen, R</b> OBP: 0.368, SLG: 0.527 (1, 9)		0-3 K		0-0 L8		0-3 K		0-0 P4		4	0	0	0	0	2	1									
<b>Frank Malzone, R</b> OBP: 0.342, SLG: 0.472 (1, 5)		0-0 6-3			0-0 F7	0-0 5-3		0-0 P6		4	0	0	0	0	0	0									
<b>Gary Geiger, L</b> OBP: 0.292, SLG: 0.412 (1, 8)			0-0 P4		0-0 2B		0-0 5-3		0-3 K	4	1	1	0	0	1	0									
<b>Pete Daley, R</b> OBP: 0.319, SLG: 0.306 (1, 2)				0-0 2B		0-0 F7		0-3 K		3	0	1	0	0	1	1									
<b>Tom Brewer, R</b> OBP: 0.115, SLG: 0.080 (1, 1)			0-3 K		4-0 2B		0-0 3-1			1	0	0	0	0	1	1									
<b>Marty Keough, L</b> OBP: 0.352, SLG: 0.468 (5, PH)					0-0 K					0	1	0	0	1	0	0									
<b>Bill Monbouquette, R</b> OBP: 0.111, SLG: 0.111 (6, 1)					0-0 K					0	0	0	0	0	0	0									
<b>Leo Kiely, L</b> (7, 1)					1-2 2B					1	0	0	0	0	0	0									
<b>Inning Stats</b>	R: 0 E: 0 K: 0 S: 3	H: 0 LOB: 0 BB: 0 P: 3	R: 0 E: 0 K: 2 S: 7	H: 0 LOB: 0 BB: 0 P: 7	R: 0 E: 0 K: 1 S: 6	H: 1 LOB: 1 BB: 0 P: 6	R: 0 E: 0 K: 1 S: 6	H: 1 LOB: 1 BB: 0 P: 6	R: 3 E: 0 K: 0 S: 6	H: 3 LOB: 1 BB: 1 P: 10	R: 0 E: 0 K: 1 S: 5	H: 0 LOB: 0 BB: 0 P: 5	R: 0 E: 0 K: 1 S: 5	H: 0 LOB: 0 BB: 0 P: 5	R: 0 E: 0 K: 0 S: 4	H: 1 LOB: 1 BB: 0 P: 4	R: 0 E: 0 K: 1 S: 5	H: 0 LOB: 0 BB: 0 P: 5	1B: 4 2B: 2 3B: 0 HR: 0	SF: 0 SAC: 0 DP: 0 HBP: 0	WP: 0 PB: 0 SB: 0 CS: 0	PA: 34			
<b>PITCHER</b>	IP	WLS	BF	H	R	ER	SO	BB	IBB	HBP	BLK	WP	HR	S	P	ERA	WHIP								
<b>Jim Bunning, R</b> ERA: 4.35 (1, 1)	9.0	W	34	6	3	3	7	1	0	0	0	0	0	47	51	3.00	0.778								

Batter	1	2	3	4	5	6	7	8	9	AB	R	H	RBI	BB	SO	LOB	TOP					
Eddie Yost, R OBP: 0.433, SLG: 0.563 (1, 5)										4	0	0	0	0	1	2						
Harvey Kuenn, R OBP: 0.411, SLG: 0.455 (1, 9)										3	1	1	0	1	0	0						
Charlie Maxwell, L OBP: 0.331, SLG: 0.516 (1, 7)										4	1	1	2	0	1	1						
Al Kaline, R OBP: 0.393, SLG: 0.539 (1, 8)										4	0	1	0	0	1	1						
Gail Harris, L OBP: 0.227, SLG: 0.321 (1, 3)										4	0	0	0	0	2	1						
Lou Berberet, L OBP: 0.358, SLG: 0.450 (1, 2)										3	0	1	0	0	0	0						
Rocky Bridges, R OBP: 0.348, SLG: 0.378 (1, 6)										3	0	0	0	0	0	1						
Frank Bolling, R OBP: 0.298, SLG: 0.357 (1, 4)										3	0	0	0	0	0	0						
Jerry Davie, R OBP: 0.500, SLG: 0.400 Pete Burnside, R (1, 1)										0	0	0	0	0	0	0						
Bobo Osborne, L OBP: 0.295, SLG: 0.318 Barney Schultz, R (8, 1)										1	0	0	0	1	1	0						
										0	0	0	0	1	0	0						
										0	0	0	0	0	0	0						
<b>Inning Stats</b>	R: 0 E: 0 K: 0 S: 3	H: 0 LOB: 0 BB: 0 P: 3	R: 0 E: 0 K: 0 S: 4	H: 1 LOB: 1 BB: 0 P: 4	R: 0 E: 0 K: 0 S: 2	H: 0 LOB: 0 BB: 1 P: 6	R: 2 E: 0 K: 2 S: 9	H: 2 LOB: 0 BB: 0 P: 9	R: 0 E: 0 K: 1 S: 5	H: 0 LOB: 0 BB: 0 P: 5	R: 0 E: 0 K: 0 S: 7	H: 0 LOB: 1 BB: 1 P: 11	R: 0 E: 0 K: 0 S: 3	H: 0 LOB: 0 BB: 0 P: 3	R: 0 E: 0 K: 0 S: 2	H: 0 LOB: 0 BB: 1 P: 6	R: 0 E: 0 K: 1 S: 6	H: 1 LOB: 1 BB: 0 P: 6	1B: 1 2B: 3 3B: 0 HR: 1	SF: 0 SAC: 0 DP: 2 HBP: 0	WP: 0 PB: 0 SB: 1 CS: 0	PA: 32
<b>PITCHER</b> Jerry Casale, R ERA: 4.1 (1, 1)	IP: 9.0 WLS: W BF: 32 H: 4 R: 2 ER: 2 SO: 6 BB: 3 IBB: 0 HBP: 0 BLK: 0 WP: 0 HR: 1 S: 41 P: 53 ERA: 2.00 WHIP: 0.778															<b>PITCHER</b>						

Detroit Tigers @ Boston Red Sox  
Fenway Park, Boston, MA  
Tue Jun 09 1959, 7:05 PM EDT  
Att: 14,573 - Unknown


AB	29
R	2
H	4
RBI	2
BB	3
SO	6
LOB	6



Batter	1	2	3	4	5	6	7	8	9	AB	R	H	RBI	BB	SO	LOB	BOTTOM			
Billy Consono, R OBP: 0.273, SLG: 0.200 (1, 6)										4	1	1	0	0	1	3				
Pete Runnels, L OBP: 0.428, SLG: 0.502 (1, 4)										4	1	3	0	0	0	1				
Ted Williams, L OBP: 0.298, SLG: 0.250 Marty Keough, L OBP: 0.352, SLG: 0.468 (8, 8)										3	0	0	1	0	2	4				
Vic Wertz, L OBP: 0.322, SLG: 0.452 Jim Busby, R OBP: 0.314, SLG: 0.420 Dick Gemert, R OBP: 0.403, SLG: 0.481 (7, PR)										4	1	2	0	0	0	1				
Jackie Jensen, R OBP: 0.370, SLG: 0.524 (1, 9)										3	1	1	1	1	0	2				
Frank Malzone, R OBP: 0.336, SLG: 0.463 (1, 5)										4	0	0	0	0	1	4				
Gary Geiger, L OBP: 0.291, SLG: 0.406 (8, 7)										4	1	1	0	0	2	2				
Pete Daley, R OBP: 0.306, SLG: 0.292 (1, 2)										4	0	0	0	0	1	2				
Jerry Casale, R OBP: 0.250, SLG: 0.353 (1, 1)										2	0	1	2	2	0	0				
<b>Inning Stats</b>	R: 5 E: 1 K: 0 S: 10	H: 6 LOB: 2 BB: 0 P: 10	R: 0 E: 0 K: 0 S: 4	H: 1 LOB: 0 BB: 0 P: 4	R: 0 E: 0 K: 2 S: 7	H: 0 LOB: 0 BB: 0 P: 7	R: 0 E: 0 K: 1 S: 5	H: 0 LOB: 1 BB: 1 P: 9	R: 0 E: 0 K: 1 S: 5	H: 0 LOB: 1 BB: 1 P: 9	R: 0 E: 0 K: 2 S: 8	H: 1 LOB: 2 BB: 1 P: 12	R: 0 E: 0 K: 1 S: 6	H: 1 LOB: 1 BB: 0 P: 6	R: 0 E: 0 K: 0 S: 3	H: 0 LOB: 0 BB: 0 P: 3	1B: 8 2B: 1 3B: 0 HR: 0	SF: 1 SAC: 1 DP: 0 HBP: 0	WP: 0 PB: 0 SB: 1 CS: 0	PA: 37
<b>PITCHER</b> Jerry Davie, R ERA: 4.17 Pete Burnside, L ERA: 5.0 Barney Schultz, R ERA: (1, 1)	IP: 0.2 WLS: L BF: 9 H: 6 R: 5 ER: 2 SO: 0 BB: 0 IBB: 0 HBP: 0 BLK: 0 WP: 0 HR: 0 S: 36 P: 48 ERA: 0.00 WHIP: 9.000															<b>PITCHER</b>				

Detroit Tigers @ Boston Red Sox  
Fenway Park, Boston, MA  
Tue Jun 09 1959, 7:05 PM EDT  
Att: 14,573 - Unknown

AB	32
R	5
H	9
RBI	4
BB	3
SO	7
LOB	19





Batter	1	2	3	4	5	6	7	8	9	AB	R	H	RBI	BB	SO	LOB	TOP				
<b>Eddie Yost, R</b> OBP: 0.424, SLG: 0.538 (1, 5)	F2		G4-6-3 BB		K		1B BB	L6	4-3	4	1	0	0	2	1	3					
<b>Harvey Kuenn, R</b> OBP: 0.415, SLG: 0.454 (1, 9)	BB		K		1B		F8		BB FC9-6 BB	3	0	1	0	2	1	2					
<b>Charlie Maxwell, L</b> OBP: 0.330, SLG: 0.500 (1, 7)	F8		G4-6-3 1-2		1B		1B 2B		FC9-6 WP HR	5	2	2	0	0	0	3					
<b>Al Kaline, R</b> OBP: 0.406, SLG: 0.569 (1, 8)	L8			1B	L9		2B		HR	5	2	3	3	0	0	3					
<b>Red Wilson, R</b> OBP: 0.310, SLG: 0.339 (1, 2)		F9		P6		E 5-3 2B	1H 2H		HR	5	2	3	2	0	0	1					
<b>Rocky Bridges, R</b> OBP: 0.394, SLG: 0.407 (1, 6)	F8									5	1	3	0	0	0	1					
<b>Coot Veal, R</b> OBP: 0.667, SLG: 0.667 (9, 6)				1B		E9 5-3 FC5-4 1B	5-3			0	0	0	0	0	0	0					
<b>Bobo Osborne, L</b> OBP: 0.301, SLG: 0.348 (1, 3)		E6		F3		5-3		F8	1B	5	0	1	3	0	0	3					
<b>Frank Bolling, R</b> OBP: 0.296, SLG: 0.351 (1, 4)				G3		2-3 3H	FC5-4	5-3	1B	4	0	1	0	1	0	3					
<b>Ray Narleski, R</b> OBP: 0.125, SLG: 0.375 (1, 1)		F9			6-3			5-3	3B	5	0	1	0	0	1	4					
<b>Inning Stats</b>	R: 0 E: 0 K: 0 S: 3	H: 0 LOB: 1 BB: 1 P: 7	R: 0 E: 1 K: 0 S: 4	H: 0 LOB: 2 BB: 1 P: 8	R: 0 E: 0 K: 1 S: 4	H: 2 LOB: 2 BB: 0 P: 5	R: 0 E: 0 K: 0 S: 5	H: 2 LOB: 2 BB: 0 P: 5	R: 1 E: 1 K: 0 S: 4	H: 2 LOB: 0 BB: 0 P: 4	R: 3 E: 0 K: 0 S: 6	H: 3 LOB: 1 BB: 1 P: 10	R: 0 E: 0 K: 0 S: 4	H: 1 LOB: 0 BB: 0 P: 4	R: 4 E: 0 K: 1 S: 10	H: 5 LOB: 2 BB: 1 P: 14	1B: 10 2B: 4 3B: 1 HR: 1	SF: 0 SAC: 0 DP: 2 HBP: 0	WP: 1 PB: 0 SB: 0 CS: 0	PA: 46	
<b>PITCHER</b>	IP	WLS	BF	H	R	ER	SO	BB	IBB	HBP	BLK	WP	HR	S	P	ERA	WHIP				
<b>Ted Wills, L</b> ERA: 5.2 (1, 1)	8.1	L	43	14	8	8	2	5	0	0	0	1	1	42	62	8.64	2.280				
<b>Mike Fomieleles, R</b> ERA: 5.4 (9, 1)	0.2		3	1	0	0	1	0	0	0	0	0	0	5	5	0.00	1.500				

**Detroit Tigers @ Boston Red Sox**  
Fenway Park, Boston, MA  
Thu Jun 11 1959, 3:33 AM EDT  
Att: 3,248 - Unknown

AB 41  
R 8  
H 15  
RBI 8  
BB 5  
SO 3  
LOB 23



Batter	1	2	3	4	5	6	7	8	9	AB	R	H	RBI	BB	SO	LOB	BOTTOM				
<b>Don Buddin, R</b> OBP: 0.343, SLG: 0.350 (1, 6)	P3		P5		F9			K		4	0	0	0	0	1	2					
<b>Gary Geiger, L</b> OBP: 0.286, SLG: 0.412 (1, 8)	L8		FC6 1-2			K		L3 BB		3	0	0	0	1	1	1					
<b>Ted Williams, L</b> OBP: 0.291, SLG: 0.278 (1, 7)	K			F9		HR		L3 1-2		4	1	1	1	0	1	1					
<b>Vic Wertz, L</b> OBP: 0.333, SLG: 0.457 (1, 3)		L8		P6		1B		1-3		4	0	1	0	0	0	0					
<b>Jackie Jensen, R</b> OBP: 0.369, SLG: 0.513 (1, 9)				FC6-4 BB		L8		4-3		3	0	1	0	1	0	1					
<b>Frank Malzone, R</b> OBP: 0.336, SLG: 0.462 (1, 5)		F5		FC6-4 1-2		K		P6		4	0	0	0	0	1	3					
<b>Bobby Avila, R</b> OBP: 0.213, SLG: 0.158 (1, 4)		L8			5-3			5-3		3	0	0	0	0	0	1					
<b>Sammy White, R</b> OBP: 0.304, SLG: 0.288 (1, 2)					5-3		G3 1B	F2		3	0	1	0	0	0	0					
<b>Ted Wills, L</b> OBP: 0.222, SLG: 0.333 (1, 1)										3	0	1	0	0	0	1					
<b>Mike Fomieleles, R</b> OBP: 0.200, SLG: 0.200 (9, 1)				FC6 1B				4-3		0	0	0	0	0	0	0					
<b>Inning Stats</b>	R: 0 E: 0 K: 1 S: 5	H: 1 LOB: 1 BB: 0 P: 4	R: 0 E: 0 K: 0 S: 4	H: 1 LOB: 1 BB: 0 P: 4	R: 0 E: 0 K: 0 S: 3	H: 0 LOB: 1 BB: 1 P: 7	R: 0 E: 0 K: 0 S: 4	H: 1 LOB: 1 BB: 0 P: 4	R: 1 E: 0 K: 2 S: 9	H: 2 LOB: 1 BB: 0 P: 9	R: 0 E: 0 K: 0 S: 3	H: 0 LOB: 0 BB: 0 P: 3	R: 0 E: 0 K: 1 S: 4	H: 0 LOB: 0 BB: 1 P: 8	R: 0 E: 0 K: 0 S: 3	H: 0 LOB: 0 BB: 0 P: 3	1B: 4 2B: 1 3B: 0 HR: 1	SF: 0 SAC: 0 DP: 1 HBP: 0	WP: 0 PB: 0 SB: 0 CS: 0	PA: 33	
<b>PITCHER</b>	IP	WLS	BF	H	R	ER	SO	BB	IBB	HBP	BLK	WP	HR	S	P	ERA	WHIP				
<b>Ray Narleski, R</b> ERA: 6.29 (1, 1)	9.0	W	33	5	1	1	4	2	0	0	0	0	1	39	47	1.00	0.778				

**Detroit Tigers @ Boston Red Sox**  
Fenway Park, Boston, MA  
Thu Jun 11 1959, 3:33 AM EDT  
Att: 3,248 - Unknown

AB 31  
R 1  
H 5  
RBI 1  
BB 2  
SO 4  
LOB 10



Batter	1	2	3	4	5	6	7	8	9	AB	R	H	RBI	BB	SO	LOB	TOP			
<b>Eddie Yost, R</b> OBP: 0.421, SLG: 0.529 (1, 5)										3	1	0	0	1	1	2				
<b>Harvey Kuenn, R</b> OBP: 0.412, SLG: 0.449 (1, 9)										4	0	1	0	0	0	1				
<b>Charlie Maxwell, L</b> OBP: 0.328, SLG: 0.500 (1, 7)										4	0	1	1	0	1	1				
<b>Al Kaline, R</b> OBP: 0.399, SLG: 0.559 (1, 8)										4	0	0	0	0	0	2				
<b>Bobo Osborne, L</b> OBP: 0.299, SLG: 0.344 (1, 3)										4	1	1	0	0	1	1				
<b>Lou Berberet, L</b> OBP: 0.344, SLG: 0.432 (1, 2)										4	1	1	0	0	0	0				
<b>Rocky Bridges, R</b> OBP: 0.372, SLG: 0.411 (1, 6)										3	0	2	1	1	0	0				
<b>Coot Veal, R</b> OBP: 0.667, SLG: 0.667 (9, 6)										0	0	0	0	0	0	0				
<b>Frank Bolling, R</b> OBP: 0.292, SLG: 0.344 (1, 4)										4	0	0	0	0	1	3				
<b>Don Mossi, L</b> OBP: 0.115, SLG: 0.083 (1, 1)										3	0	1	0	0	0	0				
<b>Inning Stats</b>	R: 0 E: 0 K: 0 S: 4	H: 1 LOB: 1 BB: 0 P: 4	R: 2 E: 0 K: 0 S: 5	H: 3 LOB: 0 BB: 0 P: 5	R: 1 E: 0 K: 1 S: 6	H: 1 LOB: 1 BB: 1 P: 10	R: 0 E: 0 K: 0 S: 3	H: 0 LOB: 0 BB: 0 P: 3	R: 0 E: 0 K: 0 S: 3	H: 0 LOB: 0 BB: 0 P: 3	R: 0 E: 0 K: 2 S: 8	H: 1 LOB: 2 BB: 1 P: 12	R: 0 E: 0 K: 1 S: 5	H: 0 LOB: 0 BB: 0 P: 5	R: 0 E: 0 K: 0 S: 4	H: 1 LOB: 1 BB: 0 P: 4	1B: 6 2B: 1 3B: 0 HR: 0	SF: 0 SAC: 0 DP: 1 HBP: 0	WP: 0 PB: 0 SB: 1 CS: 0	PA: 35
<b>PITCHER</b>	IP	WLS	BF	H	R	ER	SO	BB	IBB	HBP	BLK	WP	HR	S	P	ERA	WHIP			
<b>Jim Bronstad, R</b> ERA: 2.89 (1, 1)	7.0	L	28	6	3	3	3	2	0	0	0	0	0	32	40	3.86	1.143			
<b>Ryne Duren, R</b> ERA: 1.32 (8, 1)	2.0		7	1	0	0	1	0	0	0	0	0	0	9	9	0.00	0.500			

**Detroit Tigers @ New York Yankees**  
Yankee Stadium, Bronx, NY  
Fri Jun 12 1959, 7:05 PM EDT  
Att: 41,891 - Overcast - 70 F

**AB 33**  
**R 3**  
**H 7**  
**RBI 2**  
**BB 2**  
**SO 4**  
**LOB 10**



Batter	1	2	3	4	5	6	7	8	9	AB	R	H	RBI	BB	SO	LOB	BOTTOM					
<b>Jim Pisoni, R</b> OBP: 0.233, SLG: 0.214 (1, 7)										4	0	1	0	0	1	0						
<b>Gil McDougald, R</b> OBP: 0.297, SLG: 0.330 (1, 4)										4	0	1	0	0	0	1						
<b>Mickey Mantle, S</b> OBP: 0.427, SLG: 0.556 (1, 8)										4	0	1	0	0	0	1						
<b>Hector Lopez, R</b> OBP: 0.364, SLG: 0.563 (1, 5)										3	1	0	0	1	0	2						
<b>Yogi Berra, L</b> OBP: 0.337, SLG: 0.446 (1, 2)										3	0	1	0	1	0	0						
<b>Bill Skowron, R</b> OBP: 0.302, SLG: 0.457 (1, 3)										4	0	2	1	0	1	0						
<b>Elston Howard, R</b> OBP: 0.292, SLG: 0.461 (1, 9)										3	0	0	0	0	0	4						
<b>Tony Kubek, L</b> OBP: 0.295, SLG: 0.380 (1, 6)										2	0	0	0	0	1	2						
<b>Norm Siebern, L</b> OBP: 0.343, SLG: 0.406 (7, PH)										1	0	0	0	0	0	2						
<b>Bobby Richardson, R</b> OBP: 0.276, SLG: 0.289 (8, 6)										0	0	0	0	0	0	0						
<b>Jim Bronstad, R</b> ERA: 2.89 (1, 1)										2	0	0	0	0	2	2						
<b>Enos Slaughter, L</b> OBP: 0.302, SLG: 0.333 (7, PH)										1	0	0	0	0	0	2						
<b>Ryne Duren, R</b> ERA: 1.32 (8, 1)										0	0	0	0	0	0	0						
<b>Inning Stats</b>	R: 0 E: 0 K: 0 S: 3	H: 0 LOB: 0 BB: 0 P: 3	R: 1 E: 0 K: 1 S: 6	H: 1 LOB: 2 BB: 2 P: 14	R: 0 E: 0 K: 1 S: 3	H: 1 LOB: 0 BB: 0 P: 3	R: 0 E: 0 K: 1 S: 5	H: 0 LOB: 0 BB: 0 P: 5	R: 0 E: 0 K: 2 S: 7	H: 0 LOB: 0 BB: 0 P: 7	R: 0 E: 0 K: 0 S: 4	H: 2 LOB: 1 BB: 0 P: 4	R: 0 E: 0 K: 0 S: 5	H: 2 LOB: 2 BB: 0 P: 5	R: 0 E: 0 K: 1 S: 5	H: 0 LOB: 0 BB: 0 P: 5	R: 0 E: 0 K: 0 S: 3	H: 0 LOB: 0 BB: 0 P: 3	1B: 6 2B: 2 3B: 0 HR: 0	SF: 0 SAC: 0 DP: 2 HBP: 0	WP: 0 PB: 0 SB: 0 CS: 0	PA: 33
<b>PITCHER</b>	IP	WLS	BF	H	R	ER	SO	BB	IBB	HBP	BLK	WP	HR	S	P	ERA	WHIP					
<b>Don Mossi, L</b> ERA: 2.36 (1, 1)	9.0	W	33	6	1	1	5	2	0	0	0	0	0	41	49	1.00	0.889					

**Detroit Tigers @ New York Yankees**  
Yankee Stadium, Bronx, NY  
Fri Jun 12 1959, 7:05 PM EDT  
Att: 41,891 - Overcast - 70 F

**AB 31**  
**R 1**  
**H 6**  
**RBI 1**  
**BB 2**  
**SO 5**  
**LOB 16**





Batter	1	2	3	4	5	6	7	8	9	AB	R	H	RBI	BB	SO	LOB	TOP					
<b>Eddie Yost, R</b> OBP: 0.418, SLG: 0.524 (1, 5)	0-0 5-3		0-0 1B		0-0 4-3		0-0 5-3			4	0	1	0	0	0	1	<b>Detroit Tigers @ New York Yankees</b> Yankee Stadium, Bronx, NY Sat Jun 13 1959, 3:33 AM EDT Att: 23,232 - Overcast - 80 F					
<b>Harvey Kuenn, R</b> OBP: 0.405, SLG: 0.440 (1, 9)	0-0 4-3		0-0 F8		0-0 L8		0-0 L7			4	0	0	0	0	0	2						
<b>Charlie Maxwell, L</b> OBP: 0.332, SLG: 0.515 (1, 7)	0-3 K		0-0 4-3			4-0 FC6-4 BB SF8 BB		0-0 HR		3	2	1	1	1	1	1						
<b>Al Kaline, R</b> OBP: 0.409, SLG: 0.563 (1, 8)		0-0 HR 1B		4-0 FC5 1B BB		4-0 FC6-4 1-2 BB		0-0 G4-6-3 1B		2	1	2	0	2	0	0						
<b>Bobo Osborne, L</b> OBP: 0.306, SLG: 0.350 (1, 3)	0-0 F7		0-0 1B		0-0 FC6-4		0-0 G4-6-3 1B			4	0	2	0	0	0	3						
<b>Lou Berberet, L</b> OBP: 0.342, SLG: 0.451 (1, 2)	0-0 HR		0-0 L7		0-0 SF8		0-0 G4-6-3			3	1	1	3	0	0	4						
<b>Rocky Bridges, R</b> OBP: 0.365, SLG: 0.403 (1, 6)	0-0 F5		0-0 F6		0-0 F8		0-0 6-3			4	0	0	0	0	0	4						
<b>Frank Bolling, R</b> OBP: 0.293, SLG: 0.340 (1, 4)	0-0 F8		0-0 FC5			4-0 WP BB				2	0	0	0	1	0	2						
<b>Jim Bunning, R</b> OBP: 0.243, SLG: 0.343 (5, PH)			0-0 F8		0-0 L3		0-3 K			1	0	0	0	0	0	0						
<b>Neil Chrisley, L</b> OBP: 0.156, SLG: 0.125 (7, PH)										1	0	0	0	0	0	0						
<b>Pete Burnside, R</b> (5, PH)										0	0	0	0	0	0	0						
<b>Gail Harris, L</b> OBP: 0.222, SLG: 0.313 (7, PH)										1	0	0	0	0	1	1						
<b>Tom Morgan, R</b> OBP: 0.250, SLG: 0.625 (7, 1)										0	0	0	0	0	0	0						
<b>Inning Stats</b>	R: 0 E: 0 K: 1 S: 5	H: 0 LOB: 0 BB: 0 P: 5	R: 2 E: 0 K: 0 S: 5	H: 2 LOB: 0 BB: 0 P: 5	R: 0 E: 0 K: 0 S: 4	H: 1 LOB: 2 BB: 0 P: 4	R: 0 E: 0 K: 0 S: 4	H: 1 LOB: 2 BB: 1 P: 8	R: 0 E: 0 K: 0 S: 3	H: 0 LOB: 1 BB: 2 P: 11	R: 0 E: 0 K: 1 S: 5	H: 0 LOB: 1 BB: 1 P: 9	R: 1 E: 0 K: 0 S: 3	H: 3 LOB: 1 BB: 0 P: 5				WP: 1 PA: 34				
<b>PITCHER</b>	IP	WLS	BF	H	R	ER	SO	BB	IBB	HBP	BLK	WP	HR	S	P	ERA	WHIP				ERA	WHIP
<b>Don Larsen, R</b> ERA: 2.56 (1, 1)	6.0	W	26	4	3	3	1	4	0	0	0	0	1	24	40	4.50	1.333					
<b>Art Ditmar, R</b> ERA: 3.18 (7, 1)	2.0	S	8	3	1	1	1	0	0	0	0	1	1	10	10	4.50	1.500					

Batter	1	2	3	4	5	6	7	8	9	AB	R	H	RBI	BB	SO	LOB	BOTTOM					
<b>Mary Thronberry, L</b> OBP: 0.321, SLG: 0.426 (1, 9)	0-0 4-3		0-0 HR		0-0 4-1		0-3 K			4	1	1	1	0	1	0	<b>Detroit Tigers @ New York Yankees</b> Yankee Stadium, Bronx, NY Sat Jun 13 1959, 3:33 AM EDT Att: 23,232 - Overcast - 80 F					
<b>Norm Siebern, L</b> OBP: 0.343, SLG: 0.404 (1, 7)	0-0 HR		0-0 L8		0-0 4-3		0-3 K			3	1	1	0	0	0	0						
<b>Jim Pisoni, R</b> OBP: 0.226, SLG: 0.207 (7, 7)	0-0 HR 1B		0-0 L8		0-0 4-3		0-3 K			1	0	0	0	0	1	0						
<b>Mickey Mantle, S</b> OBP: 0.432, SLG: 0.575 (1, 8)	0-0 HR		4-0 G3 S BB		0-0 FC6-4 1B		0-3 K			3	1	2	2	1	1	0						
<b>Yogi Berra, L</b> OBP: 0.330, SLG: 0.435 (1, 2)	0-0 F4		0-0 G3		0-0 F4		0-0 4-3			4	0	0	0	0	0	2						
<b>Hector Lopez, R</b> OBP: 0.358, SLG: 0.554 (1, 5)	0-3 K		0-0 F9		0-0 FC6-4		0-0 5-3			3	0	0	0	0	1	2						
<b>Bobby Richardson, R</b> OBP: 0.272, SLG: 0.269 (8, 5)	0-0 K		0-0 F9		0-0 FC6-4		0-0 5-3			1	0	0	0	0	0	0						
<b>Bill Skowron, R</b> OBP: 0.306, SLG: 0.464 (1, 3)	0-3 K		0-0 HR 1B		0-0 HR 2B		0-0 L4			4	2	2	0	0	1	0						
<b>Gil McDougald, R</b> OBP: 0.302, SLG: 0.335 (1, 4)	0-0 FC5-4 1B		0-0 L8		0-0 G4-6-3 1B		0-0 L4			3	0	2	1	0	0	1						
<b>Tony Kubek, L</b> OBP: 0.296, SLG: 0.396 (1, 6)	0-0 F5		0-0 HR		0-3 K		0-0 L4			3	1	1	2	0	1	2						
<b>Don Larsen, R</b> OBP: 0.500, SLG: 0.440 (1, 1)	0-0 FC5-4		0-0 F5		0-0 G4-6-3		0-0 L4			3	0	0	0	0	0	2						
<b>Art Ditmar, R</b> OBP: 0.138, SLG: 0.143 (7, 1)	0-0 FC5-4		0-0 F5		0-0 G4-6-3		0-0 L4			0	0	0	0	0	0	0						
<b>Inning Stats</b>	R: 2 E: 0 K: 1 S: 7	H: 2 LOB: 0 BB: 0 P: 7	R: 0 E: 0 K: 1 S: 6	H: 1 LOB: 1 BB: 0 P: 6	R: 1 E: 0 K: 0 S: 4	H: 1 LOB: 1 BB: 1 P: 8	R: 2 E: 0 K: 0 S: 5	H: 2 LOB: 0 BB: 0 P: 5	R: 0 E: 0 K: 0 S: 4	H: 1 LOB: 1 BB: 0 P: 4	R: 1 E: 0 K: 3 S: 9	H: 2 LOB: 0 BB: 0 P: 6	R: 0 E: 0 K: 0 S: 3	H: 0 LOB: 0 BB: 0 P: 3				WP: 0 PA: 33				
<b>PITCHER</b>	IP	WLS	BF	H	R	ER	SO	BB	IBB	HBP	BLK	WP	HR	S	P	ERA	WHIP				ERA	WHIP
<b>Jim Bunning, R</b> ERA: 4.65 (5, 1)	2.0	L	8	3	1	1	1	0	0	0	0	0	0	10	10	4.50	1.500					
<b>Pete Burnside, L</b> ERA: 4.95 (7, 1)	2.0		6	0	0	0	3	0	0	0	0	0	0	12	12	0.00	0.000					


Batter	1	2	3	4	5	6	7	8	9	AB	R	H	RBI	BB	SO	LOB	TOP			
<b>Eddie Yost, R</b> OBP: 0.415, SLG: 0.518 (1.5)	L8		K			F7		1B HR		4	1	1	0	0	1	0	<b>Detroit Tigers @ New York Yankees</b> Yankee Stadium, Bronx, NY Sun Jun 14 1959, 3:33 AM EDT Overcast			
<b>Harvey Kuenn, R</b> OBP: 0.406, SLG: 0.441 (1.9)	L4				F8	G4-6-3 1B		1B HR		4	1	2	0	0	0	0				
<b>Charlie Maxwell, L</b> OBP: 0.330, SLG: 0.526 (1.7)	4-3				4-3	G4-6-3 1-2		1B HR		4	1	1	3	0	0	1				
<b>Al Kaline, R</b> OBP: 0.410, SLG: 0.566 (1.8)		4-3 2B			L5			L7		4	0	2	0	0	0	0				
<b>Red Wilson, R</b> OBP: 0.306, SLG: 0.333 (1.2)		4-3 2-3			1-3	G6-4-3 1B		6-3		4	0	1	0	0	0	2				
<b>Rocky Bridges, R</b> OBP: 0.358, SLG: 0.395 (1.6)										4	0	0	0	0	1	3				
<b>Coot Veal, R</b> OBP: 0.667, SLG: 0.667 (9.6)		K								0	0	0	0	0	0	0				
<b>Bobo Osborne, L</b> OBP: 0.301, SLG: 0.343 (1.3)										2	0	0	0	0	0	1				
<b>Gus Zernial, R</b> OBP: 0.167, SLG: 0.167 (7. PH)										1	0	0	0	0	0	2				
<b>Gail Harris, L</b> OBP: 0.220, SLG: 0.310 (7.3)										1	0	0	0	0	0	0				
<b>Frank Bolling, R</b> OBP: 0.294, SLG: 0.337 (1.4)										2	0	0	0	1	0	0				
<b>Frank Lary, R</b> OBP: 0.171, SLG: 0.206 (1.1)										2	0	0	0	0	1	1				
<b>Johnny Groth, R</b> OBP: 0.429, SLG: 0.615 (8. PH)										1	0	0	0	0	1	0				
<b>Pete Burnside, R</b> OBP: 0.333, SLG: 0.333 (9.1)										0	0	0	0	0	0	0				
<b>Dave Sisler, R</b> OBP: 0.333, SLG: 0.333 (9.1)										0	0	0	0	0	0	0				
<b>Inning Stats</b>	R: 0 E: 0 K: 0 S: 3	H: 0 LOB: 0 BB: 0 P: 3	R: 0 E: 0 K: 1 S: 6	H: 1 LOB: 1 BB: 0 P: 6	R: 0 E: 0 K: 2 S: 7	H: 0 LOB: 0 BB: 0 P: 7	R: 0 E: 1 K: 0 S: 4	H: 0 LOB: 1 BB: 0 P: 4	R: 0 E: 0 K: 0 S: 3	H: 1 LOB: 0 BB: 0 P: 3	R: 0 E: 0 K: 0 S: 4	H: 2 LOB: 1 BB: 0 P: 4	R: 3 E: 0 K: 1 S: 8	H: 3 LOB: 0 BB: 0 P: 8	R: 0 E: 0 K: 0 S: 3	H: 0 LOB: 0 BB: 0 P: 3	1B: 5 2B: 1 3B: 0 HR: 1	SF: 0 SAC: 0 DP: 2 HBP: 0	WP: 0 PB: 0 SB: 0 CS: 0	PA: 34
<b>PITCHER</b> <b>Whitey Ford, L</b> ERA: 2.95 (1.1)	IP: 9.0 WLS: L BF: 34 H: 7 R: 3 ER: 3 SO: 4 BB: 1 IBB: 0 HBP: 0 BLK: 0 WP: 0 HR: 1 S: 41 P: 45 ERA: 3.00 WHIP: 0.889																			

Batter	1	2	3	4	5	6	7	8	9	AB	R	H	RBI	BB	SO	LOB	BOTTOM			
<b>Mary Thronberry, L</b> OBP: 0.316, SLG: 0.412 (1.9)										4	0	1	0	0	1	0	<b>Detroit Tigers @ New York Yankees</b> Yankee Stadium, Bronx, NY Sun Jun 14 1959, 3:33 AM EDT Overcast			
<b>Jim Pisoni, R</b> OBP: 0.220, SLG: 0.207 (8.9)	K		E 1B			F9		1-3		0	0	0	0	0	0	0				
<b>Norm Siebern, L</b> OBP: 0.341, SLG: 0.401 (1.7)	G3		E 1B			K		4-3		4	0	1	0	0	1	0				
<b>Mickey Mantle, S</b> OBP: 0.425, SLG: 0.562 (1.8)	L8		E3 FC6-4			K		6-3		4	0	0	0	0	1	2				
<b>Yogi Berra, L</b> OBP: 0.328, SLG: 0.430 (1.2)		5-3 PB 1B	K			G3		L9		4	1	1	0	0	1	3				
<b>Bill Skowron, R</b> OBP: 0.305, SLG: 0.475 (1.3)		F9 1-2	FC6-4 1-2			HR		5-3		4	1	1	1	0	0	4				
<b>Hector Lopez, R</b> OBP: 0.358, SLG: 0.549 (1.5)										2	0	0	0	1	0	1				
<b>Bobby Richardson, R</b> OBP: 0.280, SLG: 0.295 (7.5)		5-3 2-3				F7		BB		1	0	1	0	0	0	0				
<b>Gil McDougald, R</b> OBP: 0.301, SLG: 0.333 (1.4)										4	0	1	1	0	0	2				
<b>Tony Kubek, L</b> OBP: 0.290, SLG: 0.387 (1.6)		3-H 1B				G3		L8		4	0	0	0	0	0	2				
<b>Whitey Ford, L</b> OBP: 0.324, SLG: 0.406 (1.1)										3	0	0	0	0	2	0				
<b>Inning Stats</b>	R: 0 E: 0 K: 1 S: 5	H: 0 LOB: 0 BB: 0 P: 5	R: 1 E: 0 K: 0 S: 5	H: 2 LOB: 1 BB: 0 P: 5	R: 0 E: 1 K: 2 S: 10	H: 2 LOB: 3 BB: 0 P: 10	R: 0 E: 0 K: 0 S: 3	H: 0 LOB: 0 BB: 0 P: 3	R: 0 E: 0 K: 1 S: 5	H: 1 LOB: 1 BB: 1 P: 10	R: 0 E: 0 K: 1 S: 5	H: 0 LOB: 0 BB: 0 P: 5	R: 0 E: 0 K: 0 S: 3	H: 0 LOB: 0 BB: 0 P: 3	R: 0 E: 0 K: 0 S: 4	H: 1 LOB: 1 BB: 0 P: 4	1B: 5 2B: 0 3B: 0 HR: 1	SF: 0 SAC: 0 DP: 0 HBP: 0	WP: 0 PB: 1 SB: 0 CS: 0	PA: 35
<b>PITCHER</b> <b>Frank Lary, R</b> ERA: 3.73 (1.1)	IP: 7.0 WLS: W BF: 28 H: 5 R: 2 ER: 1 SO: 6 BB: 1 IBB: 0 HBP: 0 BLK: 0 WP: 0 HR: 1 S: 39 P: 43 ERA: 1.29 WHIP: 0.857																			
<b>Pete Burnside, L</b> ERA: 4.64 (8.1)	1.1 S 2																			
<b>Dave Sisler, R</b> ERA: 3.98 (9.1)	0.2 S 2																			

Batter	1	2	3	4	5	6	7	8	9	AB	R	H	RBI	BB	SO	LOB	TOP							
<b>Eddie Yost, R</b> OBP: 0.415, SLG: 0.515 (1, 5)										5	1	2	0	0	0	0								
<b>Harvey Kuenn, R</b> OBP: 0.415, SLG: 0.465 (1, 9)										5	3	4	1	0	0	1								
<b>Charlie Maxwell, L</b> OBP: 0.337, SLG: 0.533 (1, 7)										5	1	3	1	0	1	1								
<b>Al Kaline, R</b> OBP: 0.414, SLG: 0.574 (1, 8)											4	3	3	3	0	2								
<b>Bobo Osborne, L</b> OBP: 0.297, SLG: 0.336 (1, 3)											5	0	1	0	0	1	5							
<b>Lou Berberet, L</b> OBP: 0.337, SLG: 0.438 (1, 2)												4	0	0	0	1	0	2						
<b>Rocky Bridges, R</b> OBP: 0.361, SLG: 0.407 (1, 6)												4	0	2	2	0	1	0						
<b>Coot Veal, R</b> OBP: 0.500, SLG: 0.500 (7, 6)												1	0	0	0	0	0	0						
<b>Frank Bolling, R</b> OBP: 0.297, SLG: 0.333 (1, 4)											2	0	0	0	2	0	1							
<b>Paul Foytack, R</b> OBP: 0.107, SLG: 0.074 (1, 1)											4	0	0	0	0	0	3							
<b>Inning Stats</b>	R: 4 E: 0 K: 1 S: 9	H: 5 LOB: 2 BB: 2 P: 17	R: 0 E: 0 K: 0 S: 5	H: 2 LOB: 2 BB: 0 P: 5	R: 0 E: 0 K: 1 S: 5	H: 0 LOB: 1 BB: 1 P: 9	R: 1 E: 0 K: 0 S: 5	H: 2 LOB: 1 BB: 0 P: 5	R: 0 E: 0 K: 1 S: 6	H: 1 LOB: 1 BB: 0 P: 6	R: 1 E: 0 K: 0 S: 5	H: 2 LOB: 1 BB: 0 P: 5	R: 1 E: 0 K: 0 S: 4	H: 1 LOB: 0 BB: 0 P: 4	R: 1 E: 0 K: 0 S: 4	H: 2 LOB: 0 BB: 0 P: 4	R: 1 E: 0 K: 0 S: 4	H: 2 LOB: 0 BB: 0 P: 4	1B: 11 2B: 2 3B: 1 HR: 1	SF: 1 SAC: 0 DP: 1 HBP: 0	WP: 0 PB: 0 SB: 0 CS: 0	PA: 43		
<b>PITCHER</b>	IP WLS BF H R ER SO BB IBB HBP BLK WP HR S P ERA WHIP	IP WLS BF H R ER SO BB IBB HBP BLK WP HR S P ERA WHIP																						
<b>Duke Maas, R</b> ERA: 4.91 (1, 1)	0.1 L 6 4 4 4 1	4.2 20 5 1 1 1 2	2.0 9 3 1 1 1 0	2.0 8 3 2 2 0 0	0.1 L 6 4 4 4 1	4.2 20 5 1 1 1 2	2.0 9 3 1 1 1 0	2.0 8 3 2 2 0 0	0.1 L 6 4 4 4 1	4.2 20 5 1 1 1 2	2.0 9 3 1 1 1 0	2.0 8 3 2 2 0 0	0.1 L 6 4 4 4 1	4.2 20 5 1 1 1 2	2.0 9 3 1 1 1 0	2.0 8 3 2 2 0 0	0.1 L 6 4 4 4 1	4.2 20 5 1 1 1 2	2.0 9 3 1 1 1 0	2.0 8 3 2 2 0 0	0.1 L 6 4 4 4 1	4.2 20 5 1 1 1 2	2.0 9 3 1 1 1 0	2.0 8 3 2 2 0 0
<b>Ralph Terry, R</b> ERA: 4.5 (1, 1)	4.2 20 5 1 1 1 2	2.0 9 3 1 1 1 0	2.0 8 3 2 2 0 0	0.1 L 6 4 4 4 1	4.2 20 5 1 1 1 2	2.0 9 3 1 1 1 0	2.0 8 3 2 2 0 0	0.1 L 6 4 4 4 1	4.2 20 5 1 1 1 2	2.0 9 3 1 1 1 0	2.0 8 3 2 2 0 0	0.1 L 6 4 4 4 1	4.2 20 5 1 1 1 2	2.0 9 3 1 1 1 0	2.0 8 3 2 2 0 0	0.1 L 6 4 4 4 1	4.2 20 5 1 1 1 2	2.0 9 3 1 1 1 0	2.0 8 3 2 2 0 0	0.1 L 6 4 4 4 1	4.2 20 5 1 1 1 2	2.0 9 3 1 1 1 0	2.0 8 3 2 2 0 0	0.1 L 6 4 4 4 1
<b>Jim Coates, R</b> ERA: 3.25 (6, 1)	2.0 9 3 1 1 1 0	2.0 8 3 2 2 0 0	0.1 L 6 4 4 4 1	4.2 20 5 1 1 1 2	2.0 9 3 1 1 1 0	2.0 8 3 2 2 0 0	0.1 L 6 4 4 4 1	4.2 20 5 1 1 1 2	2.0 9 3 1 1 1 0	2.0 8 3 2 2 0 0	0.1 L 6 4 4 4 1	4.2 20 5 1 1 1 2	2.0 9 3 1 1 1 0	2.0 8 3 2 2 0 0	0.1 L 6 4 4 4 1	4.2 20 5 1 1 1 2	2.0 9 3 1 1 1 0	2.0 8 3 2 2 0 0	0.1 L 6 4 4 4 1	4.2 20 5 1 1 1 2	2.0 9 3 1 1 1 0	2.0 8 3 2 2 0 0	0.1 L 6 4 4 4 1	4.2 20 5 1 1 1 2
<b>Bobby Shantz, L</b> ERA: 6.0 (8, 1)	2.0 8 3 2 2 0 0	0.1 L 6 4 4 4 1	4.2 20 5 1 1 1 2	2.0 9 3 1 1 1 0	2.0 8 3 2 2 0 0	0.1 L 6 4 4 4 1	4.2 20 5 1 1 1 2	2.0 9 3 1 1 1 0	2.0 8 3 2 2 0 0	0.1 L 6 4 4 4 1	4.2 20 5 1 1 1 2	2.0 9 3 1 1 1 0	2.0 8 3 2 2 0 0	0.1 L 6 4 4 4 1	4.2 20 5 1 1 1 2	2.0 9 3 1 1 1 0	2.0 8 3 2 2 0 0	0.1 L 6 4 4 4 1	4.2 20 5 1 1 1 2	2.0 9 3 1 1 1 0	2.0 8 3 2 2 0 0	0.1 L 6 4 4 4 1	4.2 20 5 1 1 1 2	
<b>Batter</b>	1	2	3	4	5	6	7	8	9	AB	R	H	RBI	BB	SO	LOB	BOTTOM							
<b>Mary Throneberry, L</b> OBP: 0.311, SLG: 0.389 (1, 9)										3	0	0	0	1	1	1								
<b>Bobby Shantz, R</b> (8, 1)										0	0	0	0	0	0	0								
<b>Norm Siebern, L</b> OBP: 0.340, SLG: 0.398 (1, 7)										4	0	1	0	0	0	1								
<b>Mickey Mantle, S</b> OBP: 0.430, SLG: 0.566 (1, 8)										4	1	3	0	0	1	2								
<b>Hector Lopez, R</b> OBP: 0.352, SLG: 0.538 (1, 5)										4	0	0	0	0	0	3								
<b>Bill Skowron, R</b> OBP: 0.313, SLG: 0.497 (1, 3)										4	1	3	2	0	1	0								
<b>Elston Howard, R</b> OBP: 0.291, SLG: 0.462 (1, 2)										4	0	1	0	0	0	1								
<b>Bobby Richardson, R</b> OBP: 0.267, SLG: 0.260 (1, 4)										4	0	0	0	0	0	2								
<b>Tony Kubek, L</b> OBP: 0.289, SLG: 0.385 (1, 6)										4	0	1	0	0	1	0								
<b>Duke Maas, R</b> OBP: 0.118, SLG: 0.063 (1, 1)										0	0	0	0	0	0	0								
<b>Ralph Terry, R</b> OBP: 0.189, SLG: 0.160 (1, 1)										1	0	0	0	0	0	0								
<b>Enos Slaughter, R</b> OBP: 0.226, SLG: 0.324 (5, PH)										1	0	0	0	0	0	1								
<b>Jim Coates, R</b> (8, 1)										0	0	0	0	0	0	0								
<b>Johnny Blanchard, L</b> OBP: 0.348, SLG: 0.436 (7, PH)										1	0	0	0	0	0	0								
<b>Inning Stats</b>	R: 0 E: 0 K: 0 S: 4	H: 1 LOB: 1 BB: 0 P: 4	R: 0 E: 0 K: 1 S: 5	H: 1 LOB: 0 BB: 0 P: 5	R: 0 E: 0 K: 1 S: 6	H: 1 LOB: 2 BB: 1 P: 10	R: 0 E: 0 K: 0 S: 4	H: 1 LOB: 1 BB: 0 P: 4	R: 0 E: 0 K: 1 S: 6	H: 1 LOB: 1 BB: 0 P: 6	R: 2 E: 0 K: 0 S: 5	H: 2 LOB: 0 BB: 0 P: 5	R: 0 E: 0 K: 1 S: 5	H: 0 LOB: 0 BB: 0 P: 5	R: 0 E: 0 K: 0 S: 4	H: 2 LOB: 2 BB: 0 P: 4	R: 0 E: 0 K: 0 S: 3	H: 0 LOB: 0 BB: 0 P: 3	R: 0 E: 0 K: 0 S: 3	H: 0 LOB: 0 BB: 0 P: 3	1B: 7 2B: 2 3B: 0 HR: 1	SF: 0 SAC: 0 DP: 1 HBP: 0	WP: 0 PB: 0 SB: 0 CS: 0	PA: 35
<b>PITCHER</b>	IP WLS BF H R ER SO BB IBB HBP BLK WP HR S P ERA WHIP	IP WLS BF H R ER SO BB IBB HBP BLK WP HR S P ERA WHIP																						
<b>Paul Foytack, R</b> ERA: 5.96 (1, 1)	9.0 W 35 9 2 2 4	9.0 W 35 9 2 2 4	9.0 W 35 9 2 2 4	9.0 W 35 9 2 2 4	9.0 W 35 9 2 2 4	9.0 W 35 9 2 2 4	9.0 W 35 9 2 2 4	9.0 W 35 9 2 2 4	9.0 W 35 9 2 2 4	9.0 W 35 9 2 2 4	9.0 W 35 9 2 2 4	9.0 W 35 9 2 2 4	9.0 W 35 9 2 2 4	9.0 W 35 9 2 2 4	9.0 W 35 9 2 2 4	9.0 W 35 9 2 2 4	9.0 W 35 9 2 2 4	9.0 W 35 9 2 2 4	9.0 W 35 9 2 2 4	9.0 W 35 9 2 2 4	9.0 W 35 9 2 2 4	9.0 W 35 9 2 2 4	9.0 W 35 9 2 2 4	9.0 W 35 9 2 2 4


**Detroit Tigers @ New York Yankees**  
Yankee Stadium, Bronx, NY  
Sun Jun 14 1959, 3:38 AM EDT  
Att: 50,183 - Sunny - 65 F

AB 39  
R 8  
H 15  
RBI 7  
BB 3  
SO 3  
LOB 15



**Detroit Tigers @ New York Yankees**  
Yankee Stadium, Bronx, NY  
Sun Jun 14 1959, 3:38 AM EDT  
Att: 50,183 - Sunny - 65 F

AB 34  
R 2  
H 9  
RBI 2  
BB 1  
SO 4  
LOB 11



Batter	1	2	3	4	5	6	7	8	9	AB	R	H	RBI	BB	SO	LOB	TOP											
Eddie Yost, R OBP: 0.410, SLG: 0.507 (1, 5)	5-3		K2-3				F8	F5		5	1	1	0	0	1	4	<b>Detroit Tigers @ Baltimore Orioles</b> <b>Memorial Stadium, Baltimore, MD</b> Mon Jun 15 1959, 7:05 PM EDT Att: 17,308 - Unknown											
Harvey Kuenn, R OBP: 0.424, SLG: 0.490 (1, 9)	F7								FC1-4 BB	4	2	3	2	1	0	0												
Charlie Maxwell, L OBP: 0.333, SLG: 0.525 (1, 7)	K								F9	3	0	0	1	0	1	2												
Al Kaline, R OBP: 0.414, SLG: 0.570 (1, 8)		L5-3							FC1-4 1B	5	2	2	1	0	0	2												
Bobo Osborne, L OBP: 0.301, SLG: 0.339 (1, 3)	F7									5	0	2	1	0	0	3												
Lou Berberet, L OBP: 0.327, SLG: 0.424 (1, 2)	P2								L3	5	0	0	0	0	0	2												
Rocky Bridges, R OBP: 0.359, SLG: 0.401 Coot Veal, R OBP: 0.500, SLG: 0.500 (8, 6)			F8							3	0	0	0	1	1	1												
Frank Bolling, R OBP: 0.310, SLG: 0.348 (1, 4)										3	1	3	0	1	0	0												
Ray Narleski, R OBP: 0.100, SLG: 0.300 Dave Sisler, R OBP: 0.333, SLG: 0.333 (8, 1)			SH1-4 1B							2	0	0	0	0	0	3												
										0	0	0	0	0	0	0												
<b>Inning Stats</b>	R: 0 E: 0 K: 1 S: 5	H: 0 LOB: 0 BB: 0 P: 5	R: 0 E: 0 K: 0 S: 3	H: 0 LOB: 0 BB: 0 P: 3	R: 0 E: 0 K: 1 S: 6	H: 1 LOB: 1 BB: 0 P: 6	R: 0 E: 0 K: 0 S: 4	H: 1 LOB: 1 BB: 0 P: 4	R: 0 E: 0 K: 0 S: 3	H: 0 LOB: 1 BB: 1 P: 7	R: 3 E: 0 K: 1 S: 9	H: 4 LOB: 1 BB: 0 P: 9	R: 2 E: 0 K: 0 S: 6	H: 3 LOB: 2 BB: 0 P: 7	R: 0 E: 0 K: 0 S: 4	H: 1 LOB: 2 BB: 1 P: 8	R: 1 E: 1 K: 0 S: 4	H: 1 LOB: 1 BB: 1 P: 8	1B: 8 2B: 2 3B: 0 HR: 1	SF: 1 SAC: 2 DP: 0 HBP: 1	WP: 0 PB: 1 SB: 0 CS: 0	PA: 42						
<b>PITCHER</b>	IP	WLS	BF	H	R	ER	SO	BB	IBB	HBP	BLK	WP	HR	S	P	ERA	WHIP											
Hoyt Wilhelm, R ERA: 1.39 (1, 1)	6.2	L	30	8	5	5	3	1	0	1	0	0	0	1	34	39	6.75	1.350										
Ernie Johnson, R ERA: 1.97 (7, 1)	1.1		7	2	0	0	0	1	0	0	0	0	0	6	10	0.00	2.250											
George Zuverink, R ERA: 4.85 (9, 1)	0.0		1	0	1	0	0	1	0	0	0	0	0	0	4	∞	∞											
Billy Loes, R ERA: 2.05 (9, 1)	1.0		4	1	0	0	0	0	0	0	0	0	0	4	4	0.00	1.000											

Batter	1	2	3	4	5	6	7	8	9	AB	R	H	RBI	BB	SO	LOB	BOTTOM										
Albie Pearson, L OBP: 0.345, SLG: 0.248 (1, 8)	4-3		F9							5	2	2	1	0	0	1	<b>Detroit Tigers @ Baltimore Orioles</b> <b>Memorial Stadium, Baltimore, MD</b> Mon Jun 15 1959, 7:05 PM EDT Att: 17,308 - Unknown										
Al Pilarcik, L OBP: 0.366, SLG: 0.433 (1, 9)	E6 G3		4-3							4	1	1	0	0	0	0											
Billy Klaus, L OBP: 0.351, SLG: 0.327 (1, 5)	G3		K							3	0	1	3	1	1	1											
Gene Woodling, L OBP: 0.405, SLG: 0.544 (1, 7)	3-1									4	0	1	0	1	0	3											
Bob Boyd, L OBP: 0.269, SLG: 0.295 (1, 3)		5-3								5	0	3	0	0	0	0											
Chico Carrasquel, R OBP: 0.292, SLG: 0.302 (1, 6)										5	0	1	0	0	0	6											
Joe Ginsberg, L OBP: 0.311, SLG: 0.278 (1, 2)										4	1	3	0	1	0	2											
Billy Gardner, R OBP: 0.297, SLG: 0.311 Whitney Lockman, L OBP: 0.299, SLG: 0.281 (8, PH) (9, 4)										2	0	0	0	1	0	3											
Hoyt Wilhelm, R OBP: 0.114, SLG: 0.031 Ernie Johnson, R OBP: 0.500, SLG: 0.500 Bob Hale, L OBP: 0.171, SLG: 0.220 George Zuverink, R (9, 1) Billy Loes, R (9, 1)										2	0	0	0	0	1	5											
										0	0	0	0	0	0	0											
<b>Inning Stats</b>	R: 0 E: 1 K: 0 S: 4	H: 0 LOB: 1 BB: 0 P: 4	R: 0 E: 0 K: 0 S: 5	H: 2 LOB: 2 BB: 0 P: 5	R: 0 E: 0 K: 1 S: 5	H: 0 LOB: 0 BB: 0 P: 5	R: 0 E: 0 K: 1 S: 7	H: 2 LOB: 3 BB: 1 P: 11	R: 1 E: 0 K: 0 S: 5	H: 2 LOB: 2 BB: 1 P: 9	R: 0 E: 0 K: 0 S: 4	H: 1 LOB: 1 BB: 0 P: 4	R: 0 E: 0 K: 0 S: 4	H: 1 LOB: 2 BB: 1 P: 8	R: 3 E: 0 K: 0 S: 7	H: 4 LOB: 1 BB: 0 P: 7	R: 0 E: 0 K: 0 S: 3	H: 0 LOB: 1 BB: 1 P: 7	1B: 10 2B: 2 3B: 0 HR: 0	SF: 1 SAC: 2 DP: 0 HBP: 0	WP: 0 PB: 0 SB: 0 CS: 0	PA: 44					
<b>PITCHER</b>	IP	WLS	BF	H	R	ER	SO	BB	IBB	HBP	BLK	WP	HR	S	P	ERA	WHIP										
Ray Narleski, R ERA: 6.0 (1, 1)	7.2	W	38	11	4	4	2	2	1	0	0	0	0	39	51	4.70	1.696										
Dave Sisler, R ERA: 3.74 (8, 1)	1.1	S	6	1	0	0	0	1	0	0	0	0	0	5	9	0.00	1.500										







Batter	1	2	3	4	5	6	7	8	9	AB	R	H	RBI	BB	SO	LOB	TOP								
<b>Eddie Yost, R</b> OBP: 0.413, SLG: 0.491 (1, 5)	0-0 6-3		0-0 F9			0-0 2B 1B	0-0 2B 1B		0-0 1B	5	2	3	2	0	0	1									
<b>Bobo Osborne, L</b> OBP: 0.295, SLG: 0.341 (1, 3)	0-0 4-3			0-3 K		0-0 1B 2B	0-0 E 2B		0-3 K	5	2	2	3	0	2	1									
<b>Harvey Kuenn, R</b> OBP: 0.418, SLG: 0.480 (1, 9)	0-0 5-3			0-0 6-3		0-0 1B	0-0 E4 1B		0-0 F9	5	0	2	1	0	0	1									
<b>Charlie Maxwell, L</b> OBP: 0.329, SLG: 0.497 (1, 7)		0-0 F5		0-0 L4		0-3 K	4-0 BB		0-0 1B	4	0	1	0	1	1	1									
<b>Lou Berberet, L</b> OBP: 0.324, SLG: 0.416 (1, 2)		0-0 F8				0-0 F7	1-2 BB		0-0 6-3	4	1	0	0	1	0	4									
<b>Johnny Groth, R</b> OBP: 0.342, SLG: 0.472 (1, 8)		0-3 K				0-0 4-3	0-0 SH 1B		0-0 4-3	3	1	0	0	0	1	0									
<b>Rocky Bridges, R</b> OBP: 0.358, SLG: 0.402 (1, 6)			0-0 F9		0-0 6-3		0-0 1B 2B		0-0 2B	4	1	2	0	0	0	0									
<b>Frank Bolling, R</b> OBP: 0.315, SLG: 0.352 (1, 4)			0-0 1B			0-3 K	0-0 F8 1B		0-0 F8 2B	4	0	1	0	0	1	4									
<b>Frank Lary, R</b> OBP: 0.162, SLG: 0.194 (1, 1)			0-0 F8			0-0 1-3	0-0 F5		0-3 K	2	0	0	0	0	0	1									
<b>Neil Chrisley, L</b> OBP: 0.136, SLG: 0.105 (7, PH)										1	0	0	0	0	0	3									
<b>Dave Sisler, R</b> OBP: 0.250, SLG: 0.250 (7, 1)										1	0	0	0	0	1	1									
<b>Inning Stats</b>	R: 0 E: 0 K: 0 S: 3	H: 0 LOB: 0 BB: 0 P: 3	R: 0 E: 0 K: 1 S: 5	H: 0 LOB: 0 BB: 0 P: 5	R: 0 E: 0 K: 1 S: 4	H: 1 LOB: 1 BB: 0 P: 4	R: 0 E: 0 K: 1 S: 5	H: 0 LOB: 0 BB: 0 P: 5	R: 0 E: 0 K: 0 S: 3	H: 0 LOB: 0 BB: 0 P: 3	R: 2 E: 0 K: 2 S: 10	H: 3 LOB: 1 BB: 0 P: 10	R: 5 E: 1 K: 0 S: 8	H: 4 LOB: 2 BB: 2 P: 16	R: 0 E: 0 K: 1 S: 6	H: 1 LOB: 1 BB: 0 P: 6	R: 0 E: 0 K: 1 S: 7	H: 2 LOB: 2 BB: 0 P: 7	1B: 8 2B: 3 HR: 0	SF: 0 SAC: 1 DP: 0 HBP: 0	WP: 0 PB: 0 SB: 0 CS: 0	PA: 41			
<b>PITCHER</b>	IP	WLS	BF	H	R	ER	SO	BB	IBB	HBP	BLK	WP	HR	S	P	ERA	WHIP								
<b>Hal Griggs, R</b> ERA: 4.53 (1, 1)	6.2	L	31	8	7	6	4	2	0	0	0	0	0	37	45	8.10	1.500								
<b>Chuck Stobbs, L</b> ERA: 3.51 (7, 1)	0.1		1	0	0	0	0	0	0	0	0	0	0	1	1	0.00	0.000								
<b>Hal Woodeshick, L</b> ERA: 7.56 (8, 1)	2.0		9	3	0	0	2	0	0	0	0	0	0	13	13	0.00	1.500								

**Detroit Tigers @ Washington Senators**  
 Griffith Stadium, Washington, DC  
 Sat Jun 20 1959, 3:33 AM EDT  
 Att: 8,687 - Unknown

AB	38
R	7
H	11
RBI	6
BB	2
SO	6
LOB	17



Batter	1	2	3	4	5	6	7	8	9	AB	R	H	RBI	BB	SO	LOB	BOTTOM								
<b>Faye Throneberry, L</b> OBP: 0.383, SLG: 0.429 (1, 9)	0-0 1-3		0-0 1B SF7		0-0 4-3		4-0 2B BB			3	2	1	0	1	0	0									
<b>Bob Allison, R</b> OBP: 0.341, SLG: 0.554 (1, 8)	0-0 5-3		0-0 SF7 BB		0-0 CS		0-0 FC6-5 2B			4	0	3	2	0	0	0									
<b>Harmon Killebrew, R</b> OBP: 0.381, SLG: 0.623 (1, 5)	4-0 FC6-4 BB		4-0 1-2 BB		0-0 P6		0-0 FC6-5			2	0	0	0	2	0	2									
<b>Roy Sievers, R</b> OBP: 0.302, SLG: 0.424 (1, 3)	0-0 FC6-4		0-3 K		0-0 CS		0-0 F8		0-0 P3	4	0	0	0	0	1	4									
<b>Jim Lemon, R</b> OBP: 0.349, SLG: 0.565 (1, 7)		0-3 K	0-0 SF7		0-0 F8		0-3 K			3	0	0	1	0	2	0									
<b>Clint Courtney, L</b> OBP: 0.405, SLG: 0.378 (1, 2)		0-0 F7	0-0 F9			0-0 6-3		0-0 F8		4	0	0	0	0	0	2									
<b>Reno Bertoia, R</b> OBP: 0.313, SLG: 0.392 (1, 4)		4-0 2B BB		0-0 1-3			0-0 FC4-6 1B		0-0 F8	3	1	1	0	1	0	0									
<b>Ron Samford, R</b> OBP: 0.291, SLG: 0.395 (1, 6)		0-0 1B		0-0 5-3			0-0 F9		0-0 P4	4	0	1	1	0	0	1									
<b>Hal Griggs, R</b> ERA: 3.68 (7, 1)		0-3 K		0-3 K			0-0 FC4-6 BB		0-0 1-6-3	2	0	0	0	0	2	1									
<b>Chuck Stobbs, L</b> ERA: 3.96 (7, 1)										1	1	0	0	0	0	1									
<b>Julio Becquer, L</b> OBP: 0.248, SLG: 0.308 (8, PH)										1	0	0	0	0	0	0									
<b>Inning Stats</b>	R: 0 E: 0 K: 0 S: 3	H: 0 LOB: 1 BB: 1 P: 7	R: 1 E: 0 K: 2 S: 8	H: 1 LOB: 1 BB: 1 P: 12	R: 1 E: 0 K: 1 S: 7	H: 2 LOB: 2 BB: 1 P: 11	R: 0 E: 0 K: 1 S: 5	H: 0 LOB: 0 BB: 0 P: 5	R: 0 E: 0 K: 0 S: 3	H: 1 LOB: 0 BB: 0 P: 3	R: 2 E: 0 K: 0 S: 5	H: 2 LOB: 1 BB: 1 P: 9	R: 0 E: 0 K: 1 S: 5	H: 0 LOB: 0 BB: 0 P: 5	R: 0 E: 0 K: 0 S: 3	H: 0 LOB: 0 BB: 0 P: 3	1B: 4 2B: 2 HR: 0	SF: 1 SAC: 0 DP: 0 HBP: 0	WP: 0 PB: 0 SB: 0 CS: 1	PA: 37					
<b>PITCHER</b>	IP	WLS	BF	H	R	ER	SO	BB	IBB	HBP	BLK	WP	HR	S	P	ERA	WHIP								
<b>Frank Lary, R</b> ERA: 3.68 (1, 1)	6.0	W	24	4	2	2	4	3	0	0	0	0	0	29	41	3.00	1.167								
<b>Dave Sisler, R</b> ERA: 3.96 (7, 1)	3.0	S	12	2	2	2	1	1	0	0	0	0	0	13	17	6.00	1.000								

**Detroit Tigers @ Washington Senators**  
 Griffith Stadium, Washington, DC  
 Sat Jun 20 1959, 3:33 AM EDT  
 Att: 8,687 - Unknown

AB	31
R	4
H	6
RBI	4
BB	4
SO	5
LOB	11






Batter	1	2	3	4	5	6	7	8	9	AB	R	H	RBI	BB	SO	LOB	TOP										
<b>Eddie Yost, R</b> OBP: 0.407, SLG: 0.482 (1, 5)										4	0	0	0	0	1	1	<b>Detroit Tigers @ Washington Senators</b> Griffith Stadium, Washington, DC Sun Jun 21 1959, 3:33 AM EDT Unknown										
<b>Bobo Osborne, L</b> OBP: 0.298, SLG: 0.331 (1, 3)										4	0	0	0	0	3	1											
<b>Harvey Kuenn, R</b> OBP: 0.419, SLG: 0.485 (1, 9)										4	0	2	0	0	1	0											
<b>Charlie Maxwell, L</b> OBP: 0.332, SLG: 0.498 (1, 7)										4	1	2	0	0	0	1											
<b>Lou Berberet, L</b> OBP: 0.318, SLG: 0.406 (1, 2)										4	0	0	0	0	1	3											
<b>Johnny Groth, R</b> OBP: 0.357, SLG: 0.500 (1, 8)										4	1	2	0	0	0	0											
<b>Rocky Bridges, R</b> OBP: 0.352, SLG: 0.396 (1, 6)										3	0	0	1	0	1	1											
<b>Frank Bolling, R</b> OBP: 0.314, SLG: 0.363 (1, 4)										4	1	1	2	0	1	1											
<b>Jim Bunning, R</b> OBP: 0.262, SLG: 0.350 (1, 1)										3	0	1	0	0	1	1											
<b>Barney Schultz, R</b> OBP: 1.000, SLG: 1.000 (8, 1)										0	0	0	0	0	0	0											
<b>Inning Stats</b>	R: 0 E: 0 K: 1 S: 5	H: 0 LOB: 0 BB: 0 P: 5	R: 3 E: 0 K: 0 S: 6	H: 3 LOB: 0 BB: 0 P: 6	R: 0 E: 0 K: 3 S: 11	H: 2 LOB: 2 BB: 0 P: 11	R: 0 E: 0 K: 2 S: 8	H: 1 LOB: 1 BB: 0 P: 8	R: 0 E: 0 K: 0 S: 3	H: 0 LOB: 0 BB: 0 P: 3	R: 0 E: 0 K: 0 S: 4	H: 1 LOB: 1 BB: 0 P: 4	R: 0 E: 0 K: 1 S: 5	H: 0 LOB: 0 BB: 0 P: 5	R: 0 E: 0 K: 1 S: 5	H: 0 LOB: 0 BB: 0 P: 5		1B: 5 2B: 2 3B: 0 HR: 1	SF: 1 SAC: 0 DP: 0 HBP: 0	WP: 0 PB: 0 SB: 0 CS: 0	PA: 35						
<b>PITCHER</b>	IP	WLS	BF	H	R	ER	SO	BB	IBB	HBP	BLK	WP	HR	S	P	ERA	WHIP										
<b>Camilo Pascual, R</b> ERA: 2.81 (1, 1)	8.0		32	8	3	3	8	0	0	0	0	0	1	48	48	3.38	1.000										
<b>Tex Clevenger, R</b> ERA: 5.66 (9, 1)	1.0	W	3	0	0	0	1	0	0	0	0	0	0	5	5	0.00	0.000										

Batter	1	2	3	4	5	6	7	8	9	AB	R	H	RBI	BB	SO	LOB	BOTTOM										
<b>Reno Bertoia, R</b> OBP: 0.315, SLG: 0.389 (1, 4)										4	1	1	0	1	0	1	<b>Detroit Tigers @ Washington Senators</b> Griffith Stadium, Washington, DC Sun Jun 21 1959, 3:33 AM EDT Unknown										
<b>Faye Throneberry, L</b> OBP: 0.396, SLG: 0.438 (1, 9)										4	1	3	1	1	1	0											
<b>Harmon Killebrew, R</b> OBP: 0.385, SLG: 0.618 (1, 5)										2	0	0	0	3	0	3											
<b>Bob Allison, R</b> OBP: 0.336, SLG: 0.545 (1, 8)										4	0	0	0	0	3	7											
<b>Jim Lemon, R</b> OBP: 0.347, SLG: 0.560 (1, 7)										4	0	1	2	0	1	1											
<b>Roy Sievers, R</b> OBP: 0.294, SLG: 0.411 (1, 3)										4	0	0	0	0	1	2											
<b>Hal Naragon, L</b> OBP: 0.323, SLG: 0.374 (1, 2)										4	0	1	0	0	0	0											
<b>Jose Valdivielso, R</b> OBP: 0.364, SLG: 0.364 (1, 6)										4	0	1	0	0	1	1											
<b>Camilo Pascual, R</b> OBP: 0.256, SLG: 0.263 (1, 1)										2	0	1	0	0	1	0											
<b>Clint Courtney, L</b> OBP: 0.419, SLG: 0.378 (8, PH)										0	0	0	0	1	0	0											
<b>John Romonosky, R</b> OBP: 0.222, SLG: 0.444 (8, PR)										0	1	0	0	0	0	0											
<b>Tex Clevenger, R</b> OBP: 0.143, SLG: 0.333 (9, 1)										0	0	0	0	0	0	0											
<b>Julio Becquer, L</b> OBP: 0.246, SLG: 0.305 (9, PH)										1	1	0	0	0	0	1											
<b>Inning Stats</b>	R: 0 E: 0 K: 1 S: 5	H: 0 LOB: 1 BB: 1 P: 9	R: 0 E: 1 K: 2 S: 8	H: 1 LOB: 1 BB: 0 P: 8	R: 0 E: 0 K: 2 S: 8	H: 1 LOB: 2 BB: 1 P: 12	R: 0 E: 0 K: 1 S: 5	H: 0 LOB: 0 BB: 0 P: 5	R: 0 E: 0 K: 0 S: 3	H: 0 LOB: 0 BB: 0 P: 3	R: 0 E: 0 K: 1 S: 5	H: 0 LOB: 0 BB: 1 P: 9	R: 0 E: 0 K: 0 S: 3	H: 0 LOB: 0 BB: 0 P: 3	R: 3 E: 0 K: 1 S: 7	H: 3 LOB: 1 BB: 2 P: 15	R: 1 E: 1 K: 0 S: 5	H: 2 LOB: 3 BB: 1 P: 9	1B: 8 2B: 1 3B: 0 HR: 0	SF: 0 SAC: 0 DP: 2 HBP: 0	WP: 0 PB: 0 SB: 1 CS: 0	PA: 39					
<b>PITCHER</b>	IP	WLS	BF	H	R	ER	SO	BB	IBB	HBP	BLK	WP	HR	S	P	ERA	WHIP										
<b>Jim Bunning, R</b> ERA: 4.54 (1, 1)	7.0		29	5	3	3	7	4	0	0	0	0	0	39	55	3.86	1.286										
<b>Barney Schultz, R</b> ERA: 2.7 (8, 1)	1.2	L	10	3	1	0	1	2	0	0	0	0	0	10	18	0.00	3.000										

Batter	1	2	3	4	5	6	7	8	9	AB	R	H	RBI	BB	SO	LOB	TOP			
Ted Lepcio, R OBP: 0.359, SLG: 0.528 (1, 5)	0-0 2B 1B		0-0 5-3		0-0 G1-4-3			0-0 1B 2B 1B	0-0 P6	5	1	2	0	0	0	1				
Bobo Osborne, L OBP: 0.295, SLG: 0.333 (1, 3)	0-0 1-3 2B		0-0 1-3			0-0 F8		0-0 F7	0-0 P6	5	0	1	0	0	0	1				
Harvey Kuenn, R OBP: 0.416, SLG: 0.494 (1, 9)	0-0 F2		0-0 HR			0-0 F7		0-0 F7		4	1	1	1	1	0	3				
Charlie Maxwell, L OBP: 0.335, SLG: 0.495 (1, 7)	0-0 P6		0-0 F8			4-0 BB		0-0 2B 1B		3	1	1	0	1	0	2				
Johnny Groth, R OBP: 0.348, SLG: 0.500 (1, 8)	0-0 F9			0-0 P3		0-0 E4		0-0 1B 2B		4	1	1	2	0	0	3				
Red Wilson, R OBP: 0.303, SLG: 0.328 (1, 2)		0-0 F8		0-0 P4		0-0 F8		0-0 FC6-4 1B		4	0	1	1	0	0	2				
Rocky Bridges, R OBP: 0.348, SLG: 0.391 (1, 6)		0-0 F5		0-0 P3			0-0 6-3	0-0 FC6-4		3	0	0	0	0	0	0				
Coot Veal, R OBP: 0.600, SLG: 0.600 (7, 6)										0	0	0	0	0	0	0				
Gus Zernial, R OBP: 0.143, SLG: 0.143 (8, PH)										1	0	0	0	0	0	1				
Eddie Yost, R OBP: 0.407, SLG: 0.482 (8, 5)										0	0	0	0	0	0	0				
Frank Bolling, R OBP: 0.317, SLG: 0.363 (1, 4)		1-0 HBP			0-0 G1-4-3 1B		0-0 6-3		0-0 F8	3	0	1	0	0	0	0				
Ray Narleski, R OBP: 0.091, SLG: 0.273 (1, 1)					0-0 F7		0-0 4-3			1	0	0	0	0	0	1				
Neil Chrisley, L OBP: 0.130, SLG: 0.100 (5, PH)										1	0	0	0	0	0	1				
Pete Burnside, R (5, 1)										1	0	0	0	0	0	0				
Gail Harris, L OBP: 0.222, SLG: 0.331 (8, PH)									HR	1	1	1	1	0	0	0				
<b>Inning Stats</b>	R: 0 E: 0 K: 0 S: 5	H: 2 LOB: 2 BB: 0 P: 5	R: 0 E: 0 K: 0 S: 3	H: 0 LOB: 1 BB: 0 P: 4	R: 1 E: 0 K: 0 S: 4	H: 1 LOB: 0 BB: 0 P: 4	R: 0 E: 0 K: 0 S: 3	H: 0 LOB: 0 BB: 0 P: 3	R: 0 E: 1 K: 0 S: 4	H: 0 LOB: 2 BB: 1 P: 8	R: 0 E: 0 K: 0 S: 3	H: 0 LOB: 0 BB: 0 P: 3	R: 0 E: 0 K: 0 S: 7	H: 4 LOB: 1 BB: 0 P: 7	R: 1 E: 0 K: 0 S: 4	H: 1 LOB: 0 BB: 0 P: 4	1B: 5 2B: 2 3B: 0 HR: 2	SF: 0 SAC: 0 DP: 1 HBP: 1	WP: 0 PB: 0 SB: 0 CS: 0	PA: 38
<b>PITCHER</b> Pedro Ramos, R ERA: 4.25 (1, 1)	IP: 9.0 WLS: W BF: 38 H: 9 R: 5 ER: 5 SO: 0 BB: 1 IBB: 0 HBP: 1 BLK: 0 WP: 0 HR: 2 S: 36 P: 41 ERA: 5.00 WHIP: 1.111															<b>PITCHER</b>	IP: 9.0 WLS: W BF: 38 H: 9 R: 5 ER: 5 SO: 0 BB: 1 IBB: 0 HBP: 1 BLK: 0 WP: 0 HR: 2 S: 36 P: 41 ERA: 5.00 WHIP: 1.111			

Detroit Tigers @ Washington Senators  
Griffith Stadium, Washington, DC  
Sun Jun 21 1959, 3:38 AM EDT  
Att: 18,667 - Unknown


AB 36  
R 5  
H 9  
RBI 5  
BB 1  
SO 0  
LOB 15



Batter	1	2	3	4	5	6	7	8	9	AB	R	H	RBI	BB	SO	LOB	BOTTOM			
Reno Bertoia, R OBP: 0.321, SLG: 0.390 (1, 4)	4-0 PB BB		0-0 CS 1B	0-0 F7		4-0 BB				2	0	1	0	2	0	2				
Faye Throneberry, L OBP: 0.392, SLG: 0.433 (1, 9)	0-3 K 1-2		0-3 K 1-2	0-0 1B		0-0 P6				4	1	1	2	0	2	3				
Harmon Killebrew, R OBP: 0.383, SLG: 0.611 (1, 5)	0-0 F3		0-3 K	2-H 3-H 0-0 FC5-4 1B			0-3 K			4	0	1	1	0	2	1				
Jim Lemon, R OBP: 0.349, SLG: 0.555 (1, 7)	4-0 BB			HR BB		0-0 5-3				2	1	0	0	2	0	1				
Lenny Green, L OBP: 0.233, SLG: 0.268 (9, 7)	FC6-4 BB			FC5-4			0-0 5-3			0	0	0	0	0	0	0				
Bob Allison, R OBP: 0.335, SLG: 0.552 (1, 8)	0-0 FC6-4 1-2			1-H HR	0-0 5-3		0-3 K			4	1	1	2	0	1	2				
Roy Sievers, R OBP: 0.299, SLG: 0.432 (1, 3)		4-0 BB		0-0 3-1	0-0 F8			0-0 HR		3	1	1	1	1	0	0				
Clint Courtney, L OBP: 0.404, SLG: 0.366 (1, 2)		0-0 F7		0-0 1B	0-0 F9			0-0 4-3		4	1	1	0	0	0	1				
Ron Samford, R OBP: 0.290, SLG: 0.392 (1, 6)		0-3 K		0-0 E 1B		0-3 K		0-0 1-3		4	1	1	0	0	2	1				
Pedro Ramos, S OBP: 0.265, SLG: 0.290 (1, 1)		0-3 K		0-0 E3 1B		0-0 5-3		0-3 K		4	1	0	0	0	2	2				
<b>Inning Stats</b>	R: 0 E: 0 K: 1 S: 5	H: 0 LOB: 2 BB: 2 P: 13	R: 0 E: 0 K: 2 S: 7	H: 0 LOB: 1 BB: 1 P: 11	R: 0 E: 0 K: 2 S: 7	H: 1 LOB: 0 BB: 0 P: 7	R: 0 E: 1 K: 0 S: 9	H: 5 LOB: 1 BB: 1 P: 13	R: 0 E: 0 K: 0 S: 3	H: 0 LOB: 0 BB: 0 P: 3	R: 0 E: 0 K: 1 S: 5	H: 0 LOB: 1 BB: 1 P: 9	R: 0 E: 0 K: 2 S: 7	H: 0 LOB: 0 BB: 0 P: 7	R: 1 E: 0 K: 1 S: 6	H: 1 LOB: 0 BB: 0 P: 6	1B: 5 2B: 1 3B: 0 HR: 2	SF: 0 SAC: 0 DP: 1 HBP: 0	WP: 0 PB: 1 SB: 0 CS: 1	PA: 36
<b>PITCHER</b> Ray Narleski, R ERA: 5.87 Pete Burnside, L ERA: 4.25 (1, 1)	IP: 4.0 WLS: L BF: 22 H: 6 R: 6 ER: 2 SO: 5 BB: 4 IBB: 0 HBP: 0 BLK: 0 WP: 0 HR: 1 S: 28 P: 44 ERA: 4.50 WHIP: 2.500															<b>PITCHER</b>	IP: 4.0 WLS: L BF: 22 H: 6 R: 6 ER: 2 SO: 5 BB: 4 IBB: 0 HBP: 0 BLK: 0 WP: 0 HR: 1 S: 28 P: 44 ERA: 4.50 WHIP: 2.500			

Detroit Tigers @ Washington Senators  
Griffith Stadium, Washington, DC  
Sun Jun 21 1959, 3:38 AM EDT  
Att: 18,667 - Unknown

AB 31  
R 7  
H 7  
RBI 6  
BB 5  
SO 9  
LOB 13



Batter	1	2	3	4	5	6	7	8	9	AB	R	H	RBI	BB	SO	LOB	TOP			
Don Buddin, R OBP: 0.350, SLG: 0.338 (1, 6)	F7	F7			P5		F6		K	5	0	0	0	0	1	1	<b>Boston Red Sox @ Detroit Tigers</b> Briggs Stadium, Detroit, MI Tue Jun 23 1959, 7:05 PM EDT Att: 40,085 - Unknown			
Pete Runnels, L OBP: 0.435, SLG: 0.483 (1, 4)	BB 1B		1B G4-6-3		F7		F9		BB HR BB	3	3	1	0	2	0	1				
Ted Williams, L OBP: 0.323, SLG: 0.321 Gary Geiger, L OBP: 0.278, SLG: 0.381 (8, 7)	1B 2B BB		1B G4-6-3		F5			HR	HR BB	3	2	2	1	1	0	0				
Jackie Jensen, R OBP: 0.384, SLG: 0.526 (1, 9)	2B 1B		G4-6-3		FC5-4 1B		P4		HR	5	2	3	4	0	0	1				
Frank Matzone, R OBP: 0.338, SLG: 0.478 (1, 5)	1B 2B		F8		FC5-4 1B		HR	K	K	5	2	3	0	1	1					
Dick Gamert, R OBP: 0.404, SLG: 0.465 (1, 3)	1B			L7		1B		K		4	0	2	1	0	1	0				
Marty Keough, L OBP: 0.343, SLG: 0.468 (1, 8)	1B			F8		F8		1B		4	0	2	0	0	0	2				
Pete Daley, R OBP: 0.302, SLG: 0.322 (1, 2)	CS	P6		F7			SH3 1B	5-3		4	0	1	0	0	0	1				
Ike Delock, R OBP: 0.114, SLG: 0.152 (1, 1)		K			F8		SH3	K		3	0	0	0	0	2	0				
<b>Inning Stats</b>	R: 4 E: 0 K: 0 S: 5	H: 4 LOB: 0 BB: 2 P: 13	R: 0 E: 0 K: 1 S: 5	H: 0 LOB: 0 BB: 0 P: 5	R: 1 E: 0 K: 0 S: 4	H: 2 LOB: 0 BB: 0 P: 4	R: 0 E: 0 K: 0 S: 3	H: 0 LOB: 0 BB: 0 P: 3	R: 0 E: 0 K: 0 S: 3	H: 2 LOB: 2 BB: 0 P: 5	R: 0 E: 0 K: 1 S: 4	H: 1 LOB: 1 BB: 0 P: 4	R: 2 E: 0 K: 1 S: 8	H: 3 LOB: 1 BB: 0 P: 8	R: 3 E: 0 K: 3 S: 10	H: 1 LOB: 0 BB: 2 P: 18		1B: 9 2B: 1 3B: 0 HR: 3	SF: 0 SAC: 1 DP: 1 HBP: 0	WP: 0 PB: 0 SB: 0 CS: 1
<b>PITCHER</b>	IP WLS BF H R ER SO BB IBB HBP BLK WP HR S P ERA WHIP	IP WLS BF H R ER SO BB IBB HBP BLK WP HR S P ERA WHIP																		
Paul Foytack, R ERA: 6.19 (1, 1)	0.2	6	3	4	4	0	2	0	0	0	0	0	0	0	0	12	54.00	7.500		
Tom Morgan, R ERA: 3.51 (1, 1)	6.1	23	6	1	1	1	0	0	0	0	0	0	0	0	25	25	1.42	0.947		
Dave Sisler, R ERA: 5.2 (8, 1)	0.0	0	0	0	0	0	0	0	0	0	0	0	0	0	0	0	∞	∞		

Batter	1	2	3	4	5	6	7	8	9	AB	R	H	RBI	BB	SO	LOB	BOTTOM			
Eddie Yost, R OBP: 0.404, SLG: 0.474 (1, 5)	K	K		4-3					1-3	4	0	0	0	1	2	2	<b>Boston Red Sox @ Detroit Tigers</b> Briggs Stadium, Detroit, MI Tue Jun 23 1959, 7:05 PM EDT Att: 40,085 - Unknown			
Bobo Osborne, L OBP: 0.282, SLG: 0.324 (1, 3)	1B 2B BB		E4 E	G3			BB K		L9	4	2	0	0	1	1	2				
Harvey Kuenn, R OBP: 0.418, SLG: 0.498 (1, 9)	2B 1B		E6 4-1 2B		F8		K			4	1	2	1	0	1	1				
Charlie Maxwell, L OBP: 0.342, SLG: 0.502 (1, 7)	2B		4-1 E BB		4-3			G3 1B		3	1	2	1	1	0	0				
Lou Berberet, L OBP: 0.311, SLG: 0.397 (1, 2)	K		4-1		G3			G3		4	0	0	1	0	1	4				
Johnny Groth, R OBP: 0.320, SLG: 0.458 (1, 8)	F7		E4				K	P4		4	0	0	0	0	1	3				
Rocky Bridges, R OBP: 0.324, SLG: 0.386 Gail Harris, L OBP: 0.221, SLG: 0.329 Coot Veal, R OBP: 0.600, SLG: 0.600 (8, PH) (9, 6)		6-3		F8			6-3	6-3		3	0	0	0	0	0	1				
Frank Bolling, R OBP: 0.316, SLG: 0.365 (1, 4)		E5		F9			5-3		1-3 2B	4	0	1	0	0	0	1				
Paul Foytack, R OBP: 0.129, SLG: 0.069 Tom Morgan, R OBP: 0.200, SLG: 0.500 Ted Lepcio, R OBP: 0.350, SLG: 0.514 Dave Sisler, R OBP: 0.250, SLG: 0.250 Gus Zernial, R OBP: 0.133, SLG: 0.133 (1, 1) (1, 1) (7, PH) (8, 1) (9, PH)		K					5-3		F7	0	0	0	0	0	0	0				
<b>Inning Stats</b>	R: 1 E: 0 K: 2 S: 9	H: 2 LOB: 2 BB: 1 P: 13	R: 0 E: 1 K: 2 S: 8	H: 0 LOB: 1 BB: 0 P: 8	R: 3 E: 3 K: 0 S: 6	H: 1 LOB: 1 BB: 1 P: 10	R: 0 E: 0 K: 1 S: 5	H: 0 LOB: 0 BB: 0 P: 5	R: 0 E: 0 K: 1 S: 7	H: 0 LOB: 1 BB: 1 P: 11	R: 0 E: 0 K: 0 S: 4	H: 1 LOB: 1 BB: 0 P: 4	R: 0 E: 0 K: 0 S: 4	H: 1 LOB: 1 BB: 0 P: 4	R: 0 E: 0 K: 0 S: 4	H: 1 LOB: 1 BB: 0 P: 4		1B: 2 2B: 3 3B: 0 HR: 0	SF: 0 SAC: 0 DP: 0 HBP: 0	WP: 0 PB: 0 SB: 0 CS: 0
<b>PITCHER</b>	IP WLS BF H R ER SO BB IBB HBP BLK WP HR S P ERA WHIP	IP WLS BF H R ER SO BB IBB HBP BLK WP HR S P ERA WHIP																		
Ike Delock, R ERA: 3.05 (1, 1)	9.0	38	5	4	1	8	3	0	0	0	0	0	0	0	51	63	1.00	0.889		

Batter	1	2	3	4	5	6	7	8	9	AB	R	H	RBI	BB	SO	LOB	TOP								
<b>Don Buddin, R</b> (1, 6) OBP: 0.358, SLG: 0.349	4-0 BB G4-6-3		0-0 1-3			0-0 1B SF9	0-0 1B 1-3 2-H		0-0 G3	4	1	3	1	1	0	0	<b>Boston Red Sox @ Detroit Tigers</b> Briggs Stadium, Detroit, MI Wed Jun 24 1959, 4:33 AM EDT Att: 9,327 - Unknown								
<b>Pete Runnels, L</b> (1, 4) OBP: 0.438, SLG: 0.486	0-0 G4-6-3 1-2		0-0 1-3			0-0 1B 2-3	0-0 1B 1-2		0-0 1B	5	0	3	1	0	0	3									
<b>Ted Williams, L</b> (1, 7) OBP: 0.314, SLG: 0.313	0-0 6-3		0-0 3-1			0-0 SF9	0-0 L1		0-3 K	3	0	0	1	0	0	4									
<b>Gary Geiger, L</b> (7, 7) OBP: 0.276, SLG: 0.378						0-0 SF9			0-3 K	1	0	0	0	0	1	1									
<b>Jackie Jensen, R</b> (1, 9) OBP: 0.384, SLG: 0.519		4-0 BB G5-4-3		0-0 5-3		0-0 P4		4-0 FC5-4 BB	0-0 G3	3	0	0	0	2	0	2									
<b>Frank Matzone, R</b> (1, 5) OBP: 0.337, SLG: 0.475		0-0 BB G5-4-3		0-0 4-3		0-0 P3		0-0 FC5-4 BB SF8		4	1	1	0	0	0	2									
<b>Dick Gemert, R</b> (1, 3) OBP: 0.401, SLG: 0.460		0-0 BB G5-4-3		0-0 4-3			0-0 P4	0-0 PB 1B		4	0	1	0	0	0	2									
<b>Jim Busby, R</b> (1, 8) OBP: 0.283, SLG: 0.379		0-0 5-3		0-0 1-3		0-0 BB 1B		0-0 SF8		3	1	1	1	0	0	1									
<b>Pete Daley, R</b> (1, 2) OBP: 0.308, SLG: 0.322			0-0 SH 1B		0-0 L7		0-0 F3	4-0 IBB		3	0	1	0	1	0	1									
<b>Jack Harshman, L</b> (1, 1) OBP: 0.313, SLG: 0.385			0-0 SH 1B		0-0 L8		4-0 BB 1B	0-0 6-3		1	1	0	0	1	0	0									
<b>Mike Fomiele, R</b> (7, 1) OBP: 0.167, SLG: 0.167			1-2 1B						0-0 6-3	1	0	0	0	0	0	2									
<b>Inning Stats</b>	R: 0 E: 0 K: 0 S: 2	H: 0 LOB: 0 BB: 1 P: 6	R: 0 E: 0 K: 0 S: 3	H: 1 LOB: 1 BB: 1 P: 7	R: 0 E: 1 K: 0 S: 5	H: 2 LOB: 2 BB: 0 P: 5	R: 0 E: 0 K: 0 S: 3	H: 0 LOB: 0 BB: 0 P: 3	R: 0 E: 0 K: 0 S: 3	H: 0 LOB: 0 BB: 0 P: 3	R: 1 E: 0 K: 0 S: 5	H: 2 LOB: 1 BB: 0 P: 5	R: 2 E: 0 K: 0 S: 6	H: 3 LOB: 2 BB: 1 P: 10	R: 1 E: 0 K: 0 S: 4	H: 1 LOB: 2 BB: 2 P: 12	R: 0 E: 0 K: 1 S: 6	H: 1 LOB: 1 BB: 0 P: 6	1B: 9 2B: 1 3B: 0 HR: 0	SF: 2 SAC: 1 DP: 2 HBP: 0	WP: 0 PB: 1 SB: 0 CS: 0	PA: 40			
<b>PITCHER</b>	IP	WLS	BF	H	R	ER	SO	BB	IBB	HBP	BLK	WP	HR	S	P	ERA	WHIP								
<b>Don Mossi, L</b> (1, 1) ERA: 2.76	7.0	L	30	8	3	3	0	3	0	0	0	0	0	27	39	3.86	1.571								
<b>Barney Schultz, R</b> (8, 1) ERA: 2.08	2.0	S	10	2	1	0	1	1	1	0	0	0	0	10	18	0.00	1.500								

Batter	1	2	3	4	5	6	7	8	9	AB	R	H	RBI	BB	SO	LOB	BOTTOM								
<b>Eddie Yost, R</b> (1, 5) OBP: 0.401, SLG: 0.474	0-0 F3		0-0 F9		0-0 5-3		0-0 2B 1-H 2-H			4	0	1	2	0	0	0	<b>Boston Red Sox @ Detroit Tigers</b> Briggs Stadium, Detroit, MI Wed Jun 24 1959, 4:33 AM EDT Att: 9,327 - Unknown								
<b>Harvey Kuenn, R</b> (1, 9) OBP: 0.415, SLG: 0.494	0-3 K				0-0 3-1		0-0 5-3			4	0	1	0	0	1	1									
<b>Charlie Maxwell, L</b> (1, 7) OBP: 0.336, SLG: 0.493	0-0 6-3		0-3 K			0-0 G3	0-0 F8			4	0	0	0	0	1	2									
<b>Al Kaline, R</b> (1, 8) OBP: 0.405, SLG: 0.554		4-0 FC5-6 BB	0-0 L7		0-0 L8		0-0 L3			3	0	0	0	1	0	1									
<b>Red Wilson, R</b> (1, 2) OBP: 0.314, SLG: 0.353		0-0 FC5-6 BB E		0-0 P3 2B		0-0 1B		0-0 6-3		4	0	2	0	0	0	1									
<b>Bobo Osborne, L</b> (1, 3) OBP: 0.275, SLG: 0.315		0-3 K		0-3 K		0-0 P4		0-0 G3		4	0	0	0	0	2	3									
<b>Rocky Bridges, R</b> (1, 6) OBP: 0.340, SLG: 0.381		0-0 E5 BB		0-0 P3		0-0 P3		0-3 K		3	0	0	0	0	0	2									
<b>Gail Harris, L</b> (9, PH) OBP: 0.220, SLG: 0.327		1-2 BB		2-3				0-0 K		1	0	0	0	0	1	0									
<b>Frank Bolling, R</b> (1, 4) OBP: 0.319, SLG: 0.365		4-0 BB		0-0 F2		0-0 BB 2B 1B		0-0 F7		3	1	1	0	1	0	1									
<b>Don Mossi, L</b> (1, 1) OBP: 0.129, SLG: 0.103		0-0 F5		0-0 4-3		4-0 BB 2B		0-3 K		2	0	0	0	0	0	3									
<b>Ted Lepcio, R</b> (7, PH) OBP: 0.366, SLG: 0.514										0	1	0	0	1	0	0									
<b>Barney Schultz, R</b> (8, 1) OBP: 1.000, SLG: 1.000										0	0	0	0	0	0	0									
<b>Lou Berberet, L</b> (9, PH) OBP: 0.310, SLG: 0.394										1	0	0	0	0	1	0									
<b>Inning Stats</b>	R: 0 E: 0 K: 1 S: 5	H: 0 LOB: 0 BB: 0 P: 5	R: 0 E: 1 K: 1 S: 6	H: 0 LOB: 3 BB: 2 P: 14	R: 0 E: 0 K: 1 S: 6	H: 1 LOB: 1 BB: 0 P: 6	R: 0 E: 0 K: 1 S: 6	H: 1 LOB: 1 BB: 0 P: 6	R: 0 E: 0 K: 0 S: 3	H: 0 LOB: 0 BB: 0 P: 3	R: 0 E: 0 K: 0 S: 4	H: 1 LOB: 1 BB: 0 P: 4	R: 2 E: 0 K: 0 S: 5	H: 2 LOB: 1 BB: 1 P: 9	R: 0 E: 0 K: 0 S: 3	H: 0 LOB: 0 BB: 0 P: 3	R: 0 E: 0 K: 2 S: 7	H: 0 LOB: 0 BB: 0 P: 7	1B: 3 2B: 2 3B: 0 HR: 0	SF: 0 SAC: 0 DP: 0 HBP: 0	WP: 0 PB: 0 SB: 0 CS: 0	PA: 36			
<b>PITCHER</b>	IP	WLS	BF	H	R	ER	SO	BB	IBB	HBP	BLK	WP	HR	S	P	ERA	WHIP								
<b>Jack Harshman, L</b> (1, 1) ERA: 5.68	6.1	W	28	5	2	2	4	3	0	0	0	0	0	33	45	2.84	1.263								
<b>Mike Fomiele, R</b> (7, 1) ERA: 4.29	2.2	S	8	0	0	0	2	0	0	0	0	0	0	12	12	0.00	0.000								

Batter	1	2	3	4	5	6	7	8	9	AB	R	H	RBI	BB	SO	LOB	TOP					
Don Buddin, R (1, 6) OBP: 0.362, SLG: 0.348										3	1	1	0	1	0	1	<b>Boston Red Sox @ Detroit Tigers</b> Briggs Stadium, Detroit, MI Thu Jun 25 1959, 4:33 AM EDT Att: 10,144 - Unknown					
Pete Runnels, L (1, 4) OBP: 0.437, SLG: 0.484										5	0	2	0	0	1	3						
Ted Williams, L (1, 7) OBP: 0.317, SLG: 0.310										4	1	1	1	1	0	2						
Jackie Jensen, R (1, 9) OBP: 0.381, SLG: 0.513										5	0	1	0	0	0	5						
Frank Matzone, R (1, 5) OBP: 0.339, SLG: 0.475										4	0	2	1	0	0	2						
Dick Gernert, R (1, 3) OBP: 0.403, SLG: 0.482										4	1	2	2	0	1	3						
Marty Keough, L (1, 8) OBP: 0.339, SLG: 0.490										4	1	1	1	0	0	3						
Pete Daley, R (1, 2) OBP: 0.301, SLG: 0.315									3	0	0	0	0	0	2	0						
Gene Stephens, L (8, PH) OBP: 0.291, SLG: 0.300									1	0	0	0	0	0	0	0						
Sammy White, R (8, 2) OBP: 0.294, SLG: 0.278									0	0	0	0	0	0	0	0						
Tom Brewer, R (1, 1) ERA: 3.45									1	0	0	0	0	0	0	0						
Herb Pennock, L (4, PH) ERA: 2.81, SLG: 0.209									1	0	0	0	0	0	0	0						
Frank Baumann, L (4, 1) ERA: 5.4									0	0	0	0	0	0	0	0						
Bill Monbouquette, R (6, 1) ERA: 5.73									0	0	0	0	0	0	0	0						
Leo Kiely, L (7, PH) ERA: 3.38									1	1	1	0	0	0	0	0						
Vic Wertz, L (8, PH) ERA: 6.25									1	0	0	0	0	0	0	0						
Murray Wall, R (8, 1) ERA: 3.38									0	0	0	0	0	0	0	0						
<b>Inning Stats</b>	R: 2 E: 0 K: 1 S: 7	H: 2 LOB: 2 BB: 1 P: 12	R: 0 E: 0 K: 1 S: 5	H: 0 LOB: 0 BB: 0 P: 5	R: 0 E: 0 K: 0 S: 5	H: 2 LOB: 2 BB: 0 P: 5	R: 0 E: 0 K: 2 S: 7	H: 0 LOB: 0 BB: 0 P: 7	R: 0 E: 0 K: 0 S: 2	H: 0 LOB: 0 BB: 1 P: 6	R: 0 E: 0 K: 1 S: 6	H: 1 LOB: 1 BB: 0 P: 6	R: 1 E: 0 K: 0 S: 6	H: 3 LOB: 2 BB: 0 P: 6	R: 2 E: 0 K: 0 S: 5	H: 2 LOB: 0 BB: 0 P: 5	R: 0 E: 0 K: 0 S: 4	H: 1 LOB: 1 BB: 0 P: 4	1B: 8 2B: 1 3B: 0 HR: 2	SF: 0 SAC: 0 DP: 1 HBP: 1	WP: 0 PB: 0 SB: 0 CS: 0	PA: 40
<b>PITCHER</b>	IP WLS BF H R ER SO BB IBB HBP BLK WP HR S P ERA WHIP																					
Jim Bunning, R (1, 1) ERA: 4.64	7.1 W 34 10 5 5 5 2 0 0 1 0 0 2 41 50 6.14 1.636																					
Tom Morgan, R (8, 1) ERA: 3.38	1.2 S 6 1 0 0 0 0 0 0 0 0 0 0 6 6 0.00 0.600																					

AB	37
R	5
H	11
RBI	5
BB	2
SO	5
LOB	19



Batter	1	2	3	4	5	6	7	8	9	AB	R	H	RBI	BB	SO	LOB	BOTTOM			
Eddie Yost, R (1, 5) OBP: 0.408, SLG: 0.474										2	2	1	0	3	0	0	<b>Boston Red Sox @ Detroit Tigers</b> Briggs Stadium, Detroit, MI Thu Jun 25 1959, 4:33 AM EDT Att: 10,144 - Unknown			
Harvey Kuenn, R (1, 9) OBP: 0.419, SLG: 0.496										3	2	1	1	2	0	3				
Charlie Maxwell, L (1, 7) OBP: 0.337, SLG: 0.488										4	1	1	0	1	0	5				
Al Kaline, R (1, 8) OBP: 0.405, SLG: 0.563										5	2	2	3	0	0	5				
Lou Berberet, L (1, 2) OBP: 0.312, SLG: 0.394										5	0	2	1	0	1	4				
Gail Harris, L (1, 3) OBP: 0.225, SLG: 0.325										4	1	1	0	1	0	1				
Rocky Bridges, R (1, 6) OBP: 0.340, SLG: 0.393										3	1	1	4	0	0	0				
Frank Bolling, R (1, 4) OBP: 0.322, SLG: 0.362										2	0	0	0	2	0	0				
Jim Bunning, R (1, 1) OBP: 0.267, SLG: 0.333										2	0	0	0	1	1	5				
Tom Morgan, R (8, 1) OBP: 0.273, SLG: 0.818										1	1	1	1	0	0	0				
<b>Inning Stats</b>	R: 0 E: 0 K: 0 S: 2	H: 0 LOB: 0 BB: 1 P: 6	R: 1 E: 0 K: 0 S: 5	H: 3 LOB: 2 BB: 1 P: 9	R: 5 E: 0 K: 0 S: 6	H: 3 LOB: 0 BB: 2 P: 14	R: 0 E: 0 K: 0 S: 4	H: 1 LOB: 2 BB: 1 P: 8	R: 0 E: 0 K: 1 S: 6	H: 0 LOB: 0 BB: 1 P: 10	R: 1 E: 0 K: 1 S: 5	H: 1 LOB: 2 BB: 2 P: 13	R: 0 E: 0 K: 0 S: 3	H: 0 LOB: 0 BB: 0 P: 3	R: 3 E: 1 K: 0 S: 5	H: 2 LOB: 1 BB: 2 P: 13	1B: 6 2B: 2 3B: 0 HR: 3	SF: 0 SAC: 1 DP: 3 HBP: 0	WP: 0 PB: 0 SB: 0 CS: 1	PA: 42
<b>PITCHER</b>	IP WLS BF H R ER SO BB IBB HBP BLK WP HR S P ERA WHIP																			
Tom Brewer, R (1, 1) ERA: 3.45	3.0 L 17 6 6 6 0 3 1 0 0 0 0 0 13 29 18.00 3.000																			
Frank Baumann, L (4, 1) ERA: 5.4	2.0 13 2 1 1 1 4 0 0 0 0 0 0 11 27 4.50 3.000																			
Bill Monbouquette, R (6, 1) ERA: 5.73	1.0 2 0 0 0 0 1 0 0 0 0 0 0 4 4 0.00 0.000																			
Leo Kiely, L (7, 1) ERA: 3.38	1.0 3 0 0 0 0 0 0 0 0 0 0 0 3 3 0.00 0.000																			
Murray Wall, R (8, 1) ERA: 3.38	1.0 7 2 3 3 0 2 0 0 0 0 0 1 5 13 27.00 4.000																			

AB	31
R	10
H	10
RBI	10
BB	10
SO	2
LOB	23



Batter	1	2	3	4	5	6	7	8	9	AB	R	H	RBI	BB	SO	LOB	TOP								
Willie Tasby, R OBP: 0.348, SLG: 0.408 (1, 8)										5	2	2	3	0	2	1	<b>Baltimore Orioles @ Detroit Tigers</b> Briggs Stadium, Detroit, MI Fri Jun 26 1959, 4:33 AM EDT Unknown								
Billy Klaus, L OBP: 0.397, SLG: 0.292 Jim Finigan, R OBP: 0.304, SLG: 0.304 (1, 5) (8, 5)										3	3	1	0	2	0	1									
Gene Woodling, L OBP: 0.406, SLG: 0.533 Al Pilarcik, L OBP: 0.371, SLG: 0.430 (1, 9) (8, 9)										3	1	0	1	2	0	1									
Bob Nieman, R OBP: 0.356, SLG: 0.482 Albie Pearson, L OBP: 0.326, SLG: 0.235 (1, 7) (8, 7)										5	2	4	5	0	0	2									
Walt Dropo, R OBP: 0.222, SLG: 0.271 (1, 3)										4	0	1	0	1	0	6									
Joe Ginsberg, L OBP: 0.310, SLG: 0.274 (1, 2)										4	1	0	0	1	0	4									
Billy Gardner, R OBP: 0.286, SLG: 0.332 (1, 4)										5	2	1	2	0	1	1									
Willy Miranda, S OBP: 0.181, SLG: 0.176 (1, 6)										4	1	1	0	1	1	1									
Billy O'Dell, S OBP: 0.167, SLG: 0.214 Jack Fisher, R (9, 1)										4	0	0	0	0	1	4									
<b>Inning Stats</b>	R: 2 E: 1 K: 0 S: 5	H: 2 LOB: 1 BB: 1 P: 9	R: 1 E: 2 K: 0 S: 5	H: 0 LOB: 1 BB: 0 P: 5	R: 1 E: 0 K: 0 S: 5	H: 2 LOB: 1 BB: 0 P: 5	R: 0 E: 0 K: 2 S: 7	H: 0 LOB: 0 BB: 0 P: 7	R: 8 E: 1 K: 1 S: 10	H: 4 LOB: 2 BB: 5 P: 30	R: 0 E: 0 K: 0 S: 3	H: 0 LOB: 0 BB: 0 P: 3	R: 0 E: 0 K: 1 S: 5	H: 1 LOB: 2 BB: 1 P: 5	R: 0 E: 0 K: 0 S: 3	H: 1 LOB: 2 BB: 1 P: 7	R: 0 E: 0 K: 1 S: 5	H: 1 LOB: 0 BB: 0 P: 5	1B: 7 2B: 2 3B: 0 HR: 1	SF: 0 SAC: 0 DP: 3 HBP: 0	WP: 0 PB: 1 SB: 0 CS: 0	PA: 45			
<b>PITCHER</b>	IP WLS BF H R ER SO BB IBB HBP BLK WP HR S P ERA WHIP	IP WLS BF H R ER SO BB IBB HBP BLK WP HR S P ERA WHIP	IP WLS BF H R ER SO BB IBB HBP BLK WP HR S P ERA WHIP	IP WLS BF H R ER SO BB IBB HBP BLK WP HR S P ERA WHIP	IP WLS BF H R ER SO BB IBB HBP BLK WP HR S P ERA WHIP	IP WLS BF H R ER SO BB IBB HBP BLK WP HR S P ERA WHIP	IP WLS BF H R ER SO BB IBB HBP BLK WP HR S P ERA WHIP	IP WLS BF H R ER SO BB IBB HBP BLK WP HR S P ERA WHIP	IP WLS BF H R ER SO BB IBB HBP BLK WP HR S P ERA WHIP	IP WLS BF H R ER SO BB IBB HBP BLK WP HR S P ERA WHIP	IP WLS BF H R ER SO BB IBB HBP BLK WP HR S P ERA WHIP	IP WLS BF H R ER SO BB IBB HBP BLK WP HR S P ERA WHIP	IP WLS BF H R ER SO BB IBB HBP BLK WP HR S P ERA WHIP	IP WLS BF H R ER SO BB IBB HBP BLK WP HR S P ERA WHIP	IP WLS BF H R ER SO BB IBB HBP BLK WP HR S P ERA WHIP	IP WLS BF H R ER SO BB IBB HBP BLK WP HR S P ERA WHIP	IP WLS BF H R ER SO BB IBB HBP BLK WP HR S P ERA WHIP	IP WLS BF H R ER SO BB IBB HBP BLK WP HR S P ERA WHIP	IP WLS BF H R ER SO BB IBB HBP BLK WP HR S P ERA WHIP	IP WLS BF H R ER SO BB IBB HBP BLK WP HR S P ERA WHIP	IP WLS BF H R ER SO BB IBB HBP BLK WP HR S P ERA WHIP	IP WLS BF H R ER SO BB IBB HBP BLK WP HR S P ERA WHIP	IP WLS BF H R ER SO BB IBB HBP BLK WP HR S P ERA WHIP	IP WLS BF H R ER SO BB IBB HBP BLK WP HR S P ERA WHIP	IP WLS BF H R ER SO BB IBB HBP BLK WP HR S P ERA WHIP

AB	37
R	12
H	10
RBI	11
BB	7
SO	5
LOB	21



Batter	1	2	3	4	5	6	7	8	9	AB	R	H	RBI	BB	SO	LOB	BOTTOM							
Eddie Yost, R OBP: 0.406, SLG: 0.468 Barney Schultz, R OBP: 1.000, SLG: 1.000 Johnny Groth, R OBP: 0.333, SLG: 0.510 (1, 5) (8, 1) (9, PH)										3	0	0	0	1	0	2	<b>Baltimore Orioles @ Detroit Tigers</b> Briggs Stadium, Detroit, MI Fri Jun 26 1959, 4:33 AM EDT Unknown							
Harvey Kuenn, R OBP: 0.415, SLG: 0.498 (1, 9)										5	1	1	1	0	1	1								
Charlie Maxwell, L OBP: 0.339, SLG: 0.498 (1, 7)										4	1	1	2	1	0	0								
Al Kaline, R OBP: 0.401, SLG: 0.567 (1, 8)										5	1	1	1	0	0	2								
Red Wilson, R OBP: 0.324, SLG: 0.389 Lou Berberet, L OBP: 0.315, SLG: 0.394 (1, 2) (9, PH)										4	0	2	0	0	0	2								
Gail Harris, L OBP: 0.218, SLG: 0.314 (1, 3)										5	0	0	0	0	2	3								
Rocky Bridges, R OBP: 0.338, SLG: 0.391 (1, 6)										4	1	1	0	0	0	1								
Frank Bolling, R OBP: 0.321, SLG: 0.357 (1, 4)										3	0	0	0	1	0	1								
Ray Narleski, R OBP: 0.154, SLG: 0.308 Pete Burnside, R (1, 1) (5, 1)										2	0	1	0	0	0	2								
Gus Zernial, R OBP: 0.188, SLG: 0.375 Ted Lepcio, R OBP: 0.381, SLG: 0.526 (7, PH) (8, 5)										1	1	1	1	0	0	0								
<b>Inning Stats</b>	R: 0 E: 0 K: 0 S: 3	H: 0 LOB: 0 BB: 0 P: 3	R: 1 E: 0 K: 0 S: 5	H: 2 LOB: 2 BB: 1 P: 9	R: 0 E: 0 K: 1 S: 5	H: 0 LOB: 2 BB: 2 P: 13	R: 0 E: 1 K: 0 S: 5	H: 1 LOB: 2 BB: 0 P: 5	R: 0 E: 0 K: 1 S: 5	H: 0 LOB: 0 BB: 0 P: 3	R: 0 E: 0 K: 1 S: 5	H: 0 LOB: 0 BB: 0 P: 5	R: 1 E: 0 K: 0 S: 4	H: 1 LOB: 0 BB: 0 P: 4	R: 0 E: 0 K: 0 S: 4	H: 1 LOB: 1 BB: 0 P: 4	R: 5 E: 0 K: 1 S: 10	H: 5 LOB: 1 BB: 1 P: 14	1B: 3 2B: 2 3B: 2 HR: 3	SF: 0 SAC: 0 DP: 0 HBP: 0	WP: 0 PB: 0 SB: 1 CS: 0	PA: 42		
<b>PITCHER</b>	IP WLS BF H R ER SO BB IBB HBP BLK WP HR S P ERA WHIP	IP WLS BF H R ER SO BB IBB HBP BLK WP HR S P ERA WHIP	IP WLS BF H R ER SO BB IBB HBP BLK WP HR S P ERA WHIP	IP WLS BF H R ER SO BB IBB HBP BLK WP HR S P ERA WHIP	IP WLS BF H R ER SO BB IBB HBP BLK WP HR S P ERA WHIP	IP WLS BF H R ER SO BB IBB HBP BLK WP HR S P ERA WHIP	IP WLS BF H R ER SO BB IBB HBP BLK WP HR S P ERA WHIP	IP WLS BF H R ER SO BB IBB HBP BLK WP HR S P ERA WHIP	IP WLS BF H R ER SO BB IBB HBP BLK WP HR S P ERA WHIP	IP WLS BF H R ER SO BB IBB HBP BLK WP HR S P ERA WHIP	IP WLS BF H R ER SO BB IBB HBP BLK WP HR S P ERA WHIP	IP WLS BF H R ER SO BB IBB HBP BLK WP HR S P ERA WHIP	IP WLS BF H R ER SO BB IBB HBP BLK WP HR S P ERA WHIP	IP WLS BF H R ER SO BB IBB HBP BLK WP HR S P ERA WHIP	IP WLS BF H R ER SO BB IBB HBP BLK WP HR S P ERA WHIP	IP WLS BF H R ER SO BB IBB HBP BLK WP HR S P ERA WHIP	IP WLS BF H R ER SO BB IBB HBP BLK WP HR S P ERA WHIP	IP WLS BF H R ER SO BB IBB HBP BLK WP HR S P ERA WHIP	IP WLS BF H R ER SO BB IBB HBP BLK WP HR S P ERA WHIP	IP WLS BF H R ER SO BB IBB HBP BLK WP HR S P ERA WHIP	IP WLS BF H R ER SO BB IBB HBP BLK WP HR S P ERA WHIP	IP WLS BF H R ER SO BB IBB HBP BLK WP HR S P ERA WHIP	IP WLS BF H R ER SO BB IBB HBP BLK WP HR S P ERA WHIP	IP WLS BF H R ER SO BB IBB HBP BLK WP HR S P ERA WHIP





Batter	1	2	3	4	5	6	7	8	9	AB	R	H	RBI	BB	SO	LOB	TOP
Willie Tasby, R OBP: 0.345, SLG: 0.413 (1, 8)	0-0 6-3	0-0 6-3		0-3 K			0-0 L8		0-0 FC5-4-2	5	0	0	0	0	1	4	
Billy Klaus, L OBP: 0.367, SLG: 0.304 (1, 5)	0-0 6-3		0-0 1B		0-0 1B		0-0 1B		4-0 BB	4	1	3	0	1	0	0	
Gene Woodling, L OBP: 0.401, SLG: 0.527 Albie Pearson, L OBP: 0.333, SLG: 0.235 (7, 9)	0-0 2B		0-0 F7		0-0 G6-4-3		0-0 P5		4-0 FC6-4	4	0	2	0	0	0	2	
Bob Nieman, R OBP: 0.342, SLG: 0.460 (1, 7)	0-0 F7		0-0 F3		0-0 F9		0-0 F9		0-0 FC6-4	5	0	0	0	0	0	8	
Gus Triandos, R OBP: 0.398, SLG: 0.578 Joe Ginsberg, L OBP: 0.306, SLG: 0.270 (7, 2)		4-0 1B	0-0 1B		0-0 G6-4-3				0-0 6-3	2	1	1	0	1	0	2	
Walt Dropo, R OBP: 0.242, SLG: 0.304 (1, 3)		0-0 2B	0-0 1B		0-0 1-3		0-0 5-3		0-0 5-3	4	0	2	1	0	0	0	
Billy Gardner, R OBP: 0.285, SLG: 0.329 (1, 4)		0-0 L8	0-3 K				0-3 K		0-0 4-3	4	0	0	0	0	2	4	
Willy Miranda, S OBP: 0.205, SLG: 0.205 (1, 6)		0-0 2B		0-0 F5			4-0 BB		0-0 1B	3	0	2	1	1	0	0	
Billy Hoelt, L OBP: 0.250, SLG: 0.250 (1, 1) Ernie Johnson, R OBP: 0.333, SLG: 0.333 (3, 1) Amie Portocarrero, R OBP: 0.381, SLG: 0.440 (9, PH)		0-3 K		0-0 5-3			0-0 F3		0-0 1B	1	0	0	0	0	1	2	
<b>Inning Stats</b>	R: 0 E: 0 K: 0 S: 4	H: 1 LOB: 1 BB: 0 P: 4	R: 1 E: 0 K: 1 S: 7	H: 2 LOB: 2 BB: 1 P: 11	R: 1 E: 0 K: 1 S: 8	H: 3 LOB: 0 BB: 0 P: 8	R: 0 E: 0 K: 1 S: 5	H: 0 LOB: 1 BB: 0 P: 5	R: 0 E: 0 K: 1 S: 4	H: 2 LOB: 1 BB: 0 P: 4	R: 0 E: 0 K: 0 S: 3	H: 0 LOB: 0 BB: 0 P: 3	R: 0 E: 0 K: 0 S: 4	H: 2 LOB: 3 BB: 2 P: 12	1B: 9 2B: 3 3B: 0 HR: 0	SF: 0 SAC: 0 DP: 2 HBP: 0	WP: 0 PA: 40 PB: 0 SB: 0 CS: 0
<b>PITCHER</b> Paul Foytack, R ERA: 5.81 (1, 1)	IP: 9.0 WLS: W BF: 40 H: 11 R: 2 ER: 2 SO: 4 BB: 4 IBB: 0 HBP: 0 BLK: 0 WP: 0 HR: 0 S: 44 P: 60 ERA: 2.00 WHIP: 1.667																

Baltimore Orioles @ Detroit Tigers  
Briggs Stadium, Detroit, MI  
Sat Jun 27 1959, 4:33 AM EDT  
Att: 10,856 - Unknown

AB	36
R	2
H	11
RBI	2
BB	4
SO	4
LOB	23



Batter	1	2	3	4	5	6	7	8	9	AB	R	H	RBI	BB	SO	LOB	BOTTOM		
Eddie Yost, R OBP: 0.404, SLG: 0.459 (1, 5)	0-0 F2		0-3 K		0-0 6-3		4-0 BB		0-0 P5	4	2	1	1	1	1	2			
Harvey Kuenn, R OBP: 0.412, SLG: 0.500 (1, 9)	0-0 F7		0-0 4-3		0-0 6-3		0-0 F7		0-0 F7	5	1	1	0	0	0	2			
Charlie Maxwell, L OBP: 0.335, SLG: 0.491 (1, 7)	0-3 K		0-0 4-3		0-0 HR		0-0 F7		0-3 K	5	1	1	1	0	2	2			
Al Kaline, R OBP: 0.406, SLG: 0.575 (1, 8)		0-0 HR	4-0 1B		0-0 HR		4-0 HR		0-0 L9	3	4	2	2	2	0	0			
Gus Zernial, R OBP: 0.238, SLG: 0.667 (1, 3)		0-0 HR	0-3 K		0-0 G3		0-0 HR		0-0 HR	4	2	2	5	0	1	2			
Red Wilson, R OBP: 0.355, SLG: 0.453 (1, 2)		4-0 1B	0-0 1B		0-0 HR		0-0 HR		0-0 FC5-4	3	1	3	3	1	0	0			
Rocky Bridges, R OBP: 0.336, SLG: 0.386 (1, 6)		0-0 P4	0-0 P4		0-0 1B		0-0 1B		0-0 FC5-4	4	0	1	0	0	0	3			
Ted Lepcio, R OBP: 0.347, SLG: 0.467 (1, 4)		0-0 F9		0-0 SH1-4			0-0 P3		0-0 P3	4	1	1	0	0	1	2			
Paul Foytack, R OBP: 0.147, SLG: 0.094 (1, 1)		0-0 1B		0-0 SH1-4			0-0 5-3		0-0 5-3	3	0	1	0	0	0	1			
<b>Inning Stats</b>	R: 0 E: 0 K: 1 S: 5	H: 0 LOB: 0 BB: 0 P: 5	R: 2 E: 0 K: 1 S: 8	H: 3 LOB: 1 BB: 1 P: 12	R: 2 E: 0 K: 1 S: 7	H: 2 LOB: 1 BB: 1 P: 11	R: 4 E: 0 K: 0 S: 7	H: 4 LOB: 0 BB: 0 P: 7	R: 1 E: 0 K: 1 S: 6	H: 2 LOB: 0 BB: 0 P: 6	R: 3 E: 0 K: 0 S: 5	H: 2 LOB: 1 BB: 2 P: 13	R: 0 E: 0 K: 1 S: 3	H: 0 LOB: 0 BB: 0 P: 3	R: 0 E: 0 K: 1 S: 5	H: 0 LOB: 0 BB: 0 P: 5	1B: 8 2B: 2 3B: 0 HR: 4	SF: 0 SAC: 1 DP: 1 HBP: 0	WP: 1 PA: 40 PB: 0 SB: 0 CS: 0
<b>PITCHER</b> Billy Hoelt, L ERA: 5.36 (1, 1) Ernie Johnson, R ERA: 3.12 (3, 1) Amie Portocarrero, R ERA: 9.43 (5, 1)	IP: 2.1 WLS: L BF: 13 H: 4 R: 4 ER: 4 SO: 2 BB: 2 IBB: 0 HBP: 0 BLK: 0 WP: 1 HR: 1 S: 15 P: 23 ERA: 15.43 WHIP: 2.571																		

Baltimore Orioles @ Detroit Tigers  
Briggs Stadium, Detroit, MI  
Sat Jun 27 1959, 4:33 AM EDT  
Att: 10,856 - Unknown

AB	35
R	12
H	13
RBI	12
BB	4
SO	5
LOB	14





Batter	1	2	3	4	5	6	7	8	9	AB	R	H	RBI	BB	SO	LOB	TOP			
Willie Tasby, R OBP: 0.343, SLG: 0.411 (1, 8)										4	0	1	0	0	0	2	<b>Baltimore Orioles @ Detroit Tigers</b> Briggs Stadium, Detroit, MI Sun Jun 28 1959, 4:33 AM EDT Att: 17,910 - Unknown			
Gene Woodling, L OBP: 0.398, SLG: 0.519 (1, 9)										3	0	0	0	1	0	1				
Bob Nieman, R OBP: 0.340, SLG: 0.455 (1, 7)										4	0	1	0	0	0	1				
Gus Triandos, R OBP: 0.396, SLG: 0.577 (1, 2)										4	0	1	0	0	0	1				
Walt Dropo, R OBP: 0.227, SLG: 0.283 (1, 3)										4	0	0	0	0	1	3				
Jim Finigan, R OBP: 0.299, SLG: 0.308 (1, 5)										4	2	1	0	0	0	0				
Billy Gardner, R OBP: 0.290, SLG: 0.338 (1, 4)										3	0	2	0	0	0	0				
Jack Fisher, R OBP: 0.333, SLG: 0.111 (6, 1)										0	0	0	0	0	0	0				
Joe Taylor, R OBP: 0.333, SLG: 0.111 (9, FH)										0	0	0	0	1	0	0				
Willy Miranda, S OBP: 0.203, SLG: 0.203 (1, 6)										1	0	0	1	0	0	1				
Chico Carrasquel, R OBP: 0.293, SLG: 0.337 (4, FH)										3	0	0	1	0	0	2				
Mitt Pappas, R OBP: 0.161, SLG: 0.133 (1, 1)										2	0	0	0	0	1	2				
Billy Klaus, L OBP: 0.363, SLG: 0.300 (6, 4)										2	0	0	0	0	0	1				
<b>Inning Stats</b>	R: 0 E: 0 K: 1 S: 6	H: 1 LOB: 2 BB: 1 P: 10	R: 1 E: 1 K: 0 S: 5	H: 1 LOB: 1 BB: 0 P: 5	R: 0 E: 0 K: 0 S: 4	H: 1 LOB: 1 BB: 0 P: 4	R: 1 E: 0 K: 1 S: 7	H: 2 LOB: 1 BB: 0 P: 7	R: 0 E: 0 K: 0 S: 3	H: 0 LOB: 0 BB: 0 P: 3	R: 0 E: 0 K: 0 S: 3	H: 0 LOB: 1 BB: 0 P: 3	R: 0 E: 0 K: 0 S: 3	H: 0 LOB: 0 BB: 0 P: 3	R: 0 E: 0 K: 0 S: 3	H: 0 LOB: 1 BB: 1 P: 7	1B: 3 2B: 3 3B: 0 HR: 0	SF: 0 SAC: 0 DP: 0 HBP: 0	WP: 0 PB: 0 SB: 0 CS: 0	PA: 36
<b>PITCHER</b> Don Mossi, L ERA: 2.6 (1, 1)	IP: 9.0 WLS: W BF: 36 H: 6 R: 2 ER: 1 SO: 2 BB: 2 IBB: 0 HBP: 0 BLK: 0 WP: 0 HR: 0 S: 38 P: 46 ERA: 1.00 WHIP: 0.889																			


Batter	1	2	3	4	5	6	7	8	9	AB	R	H	RBI	BB	SO	LOB	BOTTOM			
Eddie Yost, R OBP: 0.397, SLG: 0.450 (1, 5)										5	0	0	0	0	0	1	<b>Baltimore Orioles @ Detroit Tigers</b> Briggs Stadium, Detroit, MI Sun Jun 28 1959, 4:33 AM EDT Att: 17,910 - Unknown			
Harvey Kuenn, R OBP: 0.413, SLG: 0.502 (1, 9)										3	2	1	0	1	0	1				
Charlie Maxwell, L OBP: 0.333, SLG: 0.500 (1, 7)										4	1	1	2	0	0	1				
Al Kaline, R OBP: 0.404, SLG: 0.569 (1, 8)										3	0	0	0	1	0	0				
Gus Zernial, R OBP: 0.240, SLG: 0.600 (1, 3)										4	0	1	0	0	1	1				
Lou Berberet, L OBP: 0.318, SLG: 0.396 (1, 2)										3	2	2	0	1	1	1				
Rocky Bridges, R OBP: 0.342, SLG: 0.392 (1, 6)										4	1	3	1	0	0	2				
Ted Lepcio, R OBP: 0.340, SLG: 0.449 (1, 4)										4	1	1	1	0	0	3				
Don Mossi, L OBP: 0.143, SLG: 0.152 (1, 1)										4	0	1	2	0	1	2				
<b>Inning Stats</b>	R: 0 E: 0 K: 0 S: 3	H: 0 LOB: 0 BB: 0 P: 3	R: 1 E: 0 K: 0 S: 5	H: 2 LOB: 1 BB: 0 P: 5	R: 2 E: 0 K: 0 S: 4	H: 1 LOB: 0 BB: 1 P: 8	R: 0 E: 0 K: 1 S: 7	H: 2 LOB: 2 BB: 0 P: 7	R: 1 E: 0 K: 0 S: 4	H: 1 LOB: 0 BB: 0 P: 4	R: 3 E: 0 K: 0 S: 6	H: 3 LOB: 1 BB: 1 P: 10	R: 0 E: 0 K: 1 S: 6	H: 1 LOB: 2 BB: 1 P: 10	R: 0 E: 0 K: 1 S: 5	H: 0 LOB: 0 BB: 0 P: 5		1B: 6 2B: 3 3B: 0 HR: 1	SF: 0 SAC: 0 DP: 0 HBP: 0	WP: 1 PB: 0 SB: 0 CS: 0
<b>PITCHER</b> Mitt Pappas, R ERA: 4.48 Jack Fisher, R ERA: 3.24 (6, 1)	IP: 5.1 WLS: L BF: 27 H: 9 R: 7 ER: 7 SO: 1 BB: 2 IBB: 0 HBP: 0 BLK: 0 WP: 1 HR: 1 S: 27 P: 35 ERA: 11.81 WHIP: 2.062																			

AB	34
R	2
H	6
RBI	2
BB	2
SO	2
LOB	14



Batter	1	2	3	4	5	6	7	8	9	10	AB	R	H	RBI	BB	SO	LOB	TOP	
Jerry Lumpe, L OBP: 0.344, SLG: 0.333 (1, 6)	F5				L7			F9			5	1	2	1	1	0	2	<b>Kansas City Athletics @ Detroit Tigers</b> Briggs Stadium, Detroit, MI Mon Jun 29 1959, 4:33 AM EDT Att: 5,114 - Unknown	
Dick Williams, R OBP: 0.323, SLG: 0.467 (1, 9) (9, 4)	6-3		SF8		1-3			K			4	1	0	1	0	1	3		
Kent Hadley, L OBP: 0.309, SLG: 0.490 (1, 3)	K		P4								5	2	3	2	0	1	1		
Roger Maris, L OBP: 0.368, SLG: 0.579 (1, 8)					3-1			F8			5	1	2	0	0	0	1		
Bob Cerv, R OBP: 0.323, SLG: 0.444 (1, 7)					4-3			G1-4-3			5	1	2	1	0	0	2		
Frank House, L OBP: 0.329, SLG: 0.376 (1, 2)					6-3						5	0	1	0	0	1	2		
Hal Smith, R OBP: 0.375, SLG: 0.372 (1, 5)											3	0	1	0	0	2	1		
Preston Ward, L OBP: 0.229, SLG: 0.267 (9, PH)											0	0	0	0	1	0	0		
Zeke Bonilla, R OBP: 0.318, SLG: 0.305 (9, 9)											1	1	0	1	0	0	2		
Wayne Terwilliger, R OBP: 0.242, SLG: 0.310 (9, PH)											2	1	1	0	1	0	0		
Ray Boone, R OBP: 0.413, SLG: 0.438 (9, 5)											2	1	1	1	0	1	2		
Bud Daley, L OBP: 0.395, SLG: 0.389 (10, 1)											4	1	1	1	0	0	1		
Ned Garver, R OBP: 0.395, SLG: 0.528 (10, 1)											0	0	0	0	0	0	0		
<b>Inning Stats</b>	R: 0 E: 0 K: 1 S: 5	H: 0 LOB: 0 BB: 0 P: 5	R: 0 E: 0 K: 1 S: 6	H: 1 LOB: 1 BB: 0 P: 6	R: 1 E: 0 K: 0 S: 4	H: 1 LOB: 1 BB: 1 P: 8	R: 0 E: 0 K: 0 S: 3	H: 0 LOB: 0 BB: 0 P: 3	R: 0 E: 0 K: 2 S: 7	H: 0 LOB: 0 BB: 0 P: 7	R: 0 E: 0 K: 1 S: 5	H: 0 LOB: 0 BB: 0 P: 5	R: 1 E: 0 K: 1 S: 7	H: 2 LOB: 2 BB: 1 P: 11	R: 8 E: 2 K: 0 S: 11	H: 6 LOB: 1 BB: 1 P: 15	1B: 11 2B: 2 3B: 0 HR: 1	SF: 1 SAC: 2 DP: 1 HBP: 0	WP: 0 PA: 47 PB: 0 SB: 0 CS: 1
<b>PITCHER</b>	IP WLS BF H R ER SO ERA WHIP	IP WLS BF H R ER SO ERA WHIP	IP WLS BF H R ER SO ERA WHIP	IP WLS BF H R ER SO ERA WHIP	IP WLS BF H R ER SO ERA WHIP	IP WLS BF H R ER SO ERA WHIP	IP WLS BF H R ER SO ERA WHIP	IP WLS BF H R ER SO ERA WHIP	IP WLS BF H R ER SO ERA WHIP	IP WLS BF H R ER SO ERA WHIP	IP WLS BF H R ER SO ERA WHIP	IP WLS BF H R ER SO ERA WHIP	IP WLS BF H R ER SO ERA WHIP	IP WLS BF H R ER SO ERA WHIP	IP WLS BF H R ER SO ERA WHIP	IP WLS BF H R ER SO ERA WHIP	IP WLS BF H R ER SO ERA WHIP	IP WLS BF H R ER SO ERA WHIP	
Jim Bunning, R ERA: 4.63 (1, 1)	2.1	10	2	1	1	2	BB: 1	IBB: 0	HBP: 0	BLK: 0	WP: 0	HR: 0	S: 13	P: 17	3.86	1.286			
Tom Morgan, R ERA: 3.1 (3, 1)	6.2	25	6	1	1	4	BB: 0	IBB: 1	HBP: 0	BLK: 0	WP: 0	HR: 1	S: 32	P: 36	1.35	0.900			
Barney Schultz, R ERA: 2.53 (10, 1)	0.0	L	2	0	2	0	BB: 1	IBB: 0	HBP: 0	BLK: 0	WP: 0	HR: 0	S: 1	P: 5	∞	∞			
Bob Smith, L ERA: 4.02 (10, 1)	0.0	5	4	2	1	0	BB: 0	IBB: 0	HBP: 0	BLK: 0	WP: 0	HR: 0	S: 5	P: 5	∞	∞			
Dave Sisler, R ERA: 5.02 (10, 1)	1.0	5	2	4	0	0	BB: 0	IBB: 0	HBP: 0	BLK: 0	WP: 0	HR: 0	S: 5	P: 5	0.00	2.000			

AB	41
R	10
H	14
RBI	8
BB	3
SO	6
LOB	17



Batter	1	2	3	4	5	6	7	8	9	10	AB	R	H	RBI	BB	SO	LOB	BOTTOM	
Eddie Yost, R OBP: 0.394, SLG: 0.443 (1, 5)	P5		K		5-3						4	0	0	0	1	1	0	<b>Kansas City Athletics @ Detroit Tigers</b> Briggs Stadium, Detroit, MI Mon Jun 29 1959, 4:33 AM EDT Att: 5,114 - Unknown	
Harvey Kuenn, R OBP: 0.416, SLG: 0.502 (1, 9)	2B BB		L9								4	1	2	0	1	0	0		
Charlie Maxwell, L OBP: 0.335, SLG: 0.496 (1, 7)	K										4	0	1	0	1	2	2		
Gus Zernial, R OBP: 0.300, SLG: 0.667 (1, 3)											5	1	3	1	0	0	4		
Red Wilson, R OBP: 0.349, SLG: 0.463 (1, 2)	F2		P5								5	0	1	0	0	0	4		
Johnny Groth, R OBP: 0.375, SLG: 0.547 (1, 8)											4	1	3	0	1	0	1		
Rocky Bridges, R OBP: 0.339, SLG: 0.388 (1, 6)											5	0	1	1	0	0	4		
Ted Lepcio, R OBP: 0.362, SLG: 0.453 (1, 4)											4	0	2	1	1	2	2		
Jim Bunning, R OBP: 0.357, SLG: 0.328 (3, 1)											1	0	0	0	0	0	2		
Tom Morgan, R OBP: 0.414, SLG: 0.443 (10, 1)											3	0	0	0	0	1	2		
Barney Schultz, R OBP: 0.314, SLG: 0.343 (10, 1)											0	0	0	0	0	0	0		
Bob Smith, L OBP: 0.300, SLG: 1.000 (10, 1)											0	0	0	0	0	0	0		
Dave Sisler, R OBP: 0.390, SLG: 0.290 (10, PH)											0	0	0	0	0	0	0		
Gail Harris, L OBP: 0.316, SLG: 0.317 (10, PH)											1	0	0	0	0	0	2		
<b>Inning Stats</b>	R: 1 E: 0 K: 1 S: 6	H: 1 LOB: 1 BB: 1 P: 10	R: 0 E: 0 K: 0 S: 3	H: 1 LOB: 1 BB: 1 P: 7	R: 0 E: 0 K: 1 S: 7	H: 2 LOB: 2 BB: 0 P: 7	R: 1 E: 0 K: 0 S: 4	H: 2 LOB: 0 BB: 0 P: 4	R: 0 E: 0 K: 1 S: 6	H: 1 LOB: 3 BB: 2 P: 14	R: 0 E: 0 K: 1 S: 6	H: 1 LOB: 2 BB: 1 P: 10	R: 0 E: 0 K: 0 S: 3	H: 0 LOB: 0 BB: 0 P: 3	R: 1 E: 0 K: 1 S: 8	H: 3 LOB: 2 BB: 0 P: 8	1B: 9 2B: 4 3B: 1 HR: 0	SF: 0 SAC: 0 DP: 1 HBP: 0	WP: 0 PA: 46 PB: 0 SB: 1 CS: 1
<b>PITCHER</b>	IP WLS BF H R ER SO ERA WHIP	IP WLS BF H R ER SO ERA WHIP	IP WLS BF H R ER SO ERA WHIP	IP WLS BF H R ER SO ERA WHIP	IP WLS BF H R ER SO ERA WHIP	IP WLS BF H R ER SO ERA WHIP	IP WLS BF H R ER SO ERA WHIP	IP WLS BF H R ER SO ERA WHIP	IP WLS BF H R ER SO ERA WHIP	IP WLS BF H R ER SO ERA WHIP	IP WLS BF H R ER SO ERA WHIP	IP WLS BF H R ER SO ERA WHIP	IP WLS BF H R ER SO ERA WHIP	IP WLS BF H R ER SO ERA WHIP	IP WLS BF H R ER SO ERA WHIP	IP WLS BF H R ER SO ERA WHIP	IP WLS BF H R ER SO ERA WHIP	IP WLS BF H R ER SO ERA WHIP	
Bud Daley, L ERA: 2.64 (1, 1)	9.1	W	42	12	3	3	5	BB: 4	IBB: 1	HBP: 0	BLK: 0	WP: 0	HR: 0	S: 47	P: 67	2.89	1.714		
Ned Garver, R ERA: 2.86 (10, 1)	0.2	S	3	1	0	0	1	BB: 0	IBB: 0	HBP: 0	BLK: 0	WP: 0	HR: 0	S: 5	P: 5	0.00	1.500		




Batter	1	2	3	4	5	6	7	8	9	AB	R	H	RBI	BB	SO	LOB	TOP		
Jerry Lumpe, L OBP: 0.347, SLG: 0.343 (1, 6)	0-3 K		0-0 2B			0-0 F7			0-0 FC4-6 1B	4	0	2	0	0	1	0	<b>Kansas City Athletics @ Detroit Tigers</b> Briggs Stadium, Detroit, MI Tue Jun 30 1959, 7:05 PM EDT Att: 17,948 - Unknown		
Dick Williams, R OBP: 0.322, SLG: 0.463 (1, 9) (8, 4)	0-0 6-3		0-0 P4			0-0 6-3			0-0 FC4-6 1B	4	0	1	0	0	0	1			
Kent Hadley, L OBP: 0.298, SLG: 0.472 (1, 3)	0-0 4-3			0-0 4-3		0-3 K			0-3 K	4	0	0	0	0	2	2			
Roger Maris, L OBP: 0.360, SLG: 0.564 (1, 8)		0-0 F9		0-0 F9		0-0 F8			0-0 FC4-6 FC6-4 1B	4	0	0	0	0	0	2			
Bob Cerv, R OBP: 0.322, SLG: 0.441 (1, 7)		0-3 K		0-0 1B		0-3 K			0-0 FC6-4 1B	4	0	1	0	0	2	2			
Frank House, L OBP: 0.329, SLG: 0.375 (1, 2)		0-0 1B		0-0 F5		0-0 F8				3	0	1	0	0	0	1			
Hal Smith, R OBP: 0.371, SLG: 0.367 Ray Boone, R OBP: 0.410, SLG: 0.431 (8, PH) (8, 5)	0-0 4-3			0-0 6-3				0-3 K		2	0	0	0	0	0	1			
Wayne Terwilliger, R OBP: 0.229, SLG: 0.290 Zeke Bonilla, R OBP: 0.313, SLG: 0.300 (8, PH) (8, 9)			0-0 L7		0-0 F8			0-0 4-3		2	0	0	0	0	0	0			
Rip Coleman, L OBP: 0.056, SLG: 0.056 Murry Dickson, R OBP: 0.333, SLG: 0.333 John Tsitouris, R OBP: 0.226, SLG: 0.263 Preston Ward, L OBP: 0.226, SLG: 0.263 Tom Sturdivant, L OBP: 0.226, SLG: 0.263 (1, 1) (2, 1) (3, 1) (8, PH) (8, 1)			0-0 1-3		0-0 K			0-0 L8		0	0	0	0	0	0	0			
<b>Inning Stats</b>	R: 0 E: 0 K: 1 S: 5	H: 0 LOB: 0 BB: 0 P: 5	R: 0 E: 0 K: 1 S: 6	H: 1 LOB: 1 BB: 0 P: 6	R: 0 E: 0 K: 0 S: 4	H: 1 LOB: 1 BB: 0 P: 4	R: 0 E: 0 K: 0 S: 4	H: 1 LOB: 0 BB: 0 P: 5	R: 0 E: 0 K: 1 S: 5	H: 0 LOB: 0 BB: 0 P: 5	R: 0 E: 0 K: 1 S: 5	H: 0 LOB: 0 BB: 0 P: 5	R: 0 E: 0 K: 1 S: 7	H: 2 LOB: 2 BB: 0 P: 7	1B: 4 2B: 1 3B: 0 HR: 0	SF: 0 SAC: 0 DP: 0 HBP: 0		WP: 0 PB: 0 SB: 0 CS: 0	PA: 32
<b>PITCHER</b> Frank Lary, R ERA: 3.31 (1, 1)	IP: 9.0 WLS: W BF: 32 H: 5 R: 0 ER: 0 SO: 7 BB: 0 IBB: 0 HBP: 0 BLK: 0 WP: 0 HR: 0 S: 46 P: 46 ERA: 0.00 WHIP: 0.556											<b>PITCHER</b>	IP: 9.0 WLS: W BF: 32 H: 5 R: 0 ER: 0 SO: 7 BB: 0 IBB: 0 HBP: 0 BLK: 0 WP: 0 HR: 0 S: 46 P: 46 ERA: 0.00 WHIP: 0.556						

Batter	1	2	3	4	5	6	7	8	9	AB	R	H	RBI	BB	SO	LOB	BOTTOM		
Eddie Yost, R OBP: 0.396, SLG: 0.439 (1, 5)	0-3 K	0-0 F8		4-0 BB		4-0 1B BB				2	0	0	0	2	1	2	<b>Kansas City Athletics @ Detroit Tigers</b> Briggs Stadium, Detroit, MI Tue Jun 30 1959, 7:05 PM EDT Att: 17,948 - Unknown		
Harvey Kuenn, R OBP: 0.414, SLG: 0.498 (1, 9)	0-0 P3	0-0 F8		0-3 K		0-0 1B				4	0	1	0	0	1	4			
Charlie Maxwell, L OBP: 0.337, SLG: 0.506 (1, 7)	0-0 HR		4-0 SH5-4 1B BB	0-3 K		0-0 F9				3	2	1	1	1	1	4			
Gus Zernial, R OBP: 0.265, SLG: 0.588 (1, 3)	0-0 P4		0-0 E5 1B SH5-4		0-0 6-3			0-0 F3		4	0	0	0	0	0	1			
Red Wilson, R OBP: 0.349, SLG: 0.458 (1, 2)		0-0 SH BB 1B	0-0 SH5-4		0-0 4-3			0-0 P4		3	1	1	0	0	0	0			
Johnny Groth, R OBP: 0.400, SLG: 0.554 (1, 8)		4-0 SH BB 1B	0-0 G6-4-3 1B		0-0 1B			0-0 6-3		3	1	2	1	1	0	0			
Rocky Bridges, R OBP: 0.336, SLG: 0.384 (1, 6)		0-0 SH SH2-4 1B 1H 2H	0-0 G6-4-3 1B		0-0 1-3			0-0 P6		3	0	0	0	0	0	3			
Ted Lepcio, R OBP: 0.371, SLG: 0.456 (1, 4)		0-0 SH2-4 1B		0-0 SH2-4 1B		0-3 K		0-3 K		4	0	2	0	0	2	0			
Frank Lary, R OBP: 0.146, SLG: 0.175 (1, 1)		0-0 SH2-4		0-0 SH2-4 1B		0-0 4-3		0-3 K		2	0	0	0	0	1	0			
<b>Inning Stats</b>	R: 1 E: 0 K: 1 S: 6	H: 1 LOB: 0 BB: 0 P: 6	R: 2 E: 1 K: 0 S: 6	H: 2 LOB: 2 BB: 1 P: 10	R: 1 E: 1 K: 0 S: 4	H: 1 LOB: 1 BB: 1 P: 8	R: 0 E: 0 K: 2 S: 8	H: 1 LOB: 2 BB: 1 P: 12	R: 0 E: 0 K: 1 S: 6	H: 1 LOB: 1 BB: 1 P: 10	R: 0 E: 0 K: 0 S: 3	H: 0 LOB: 0 BB: 0 P: 3	R: 0 E: 0 K: 2 S: 7	H: 0 LOB: 0 BB: 0 P: 7	1B: 6 2B: 0 3B: 0 HR: 1	SF: 0 SAC: 4 DP: 1 HBP: 0		WP: 0 PB: 0 SB: 0 CS: 0	PA: 36
<b>PITCHER</b> Rip Coleman, L ERA: 3.62 Murry Dickson, R ERA: 4.5 John Tsitouris, R ERA: 2.45 Tom Sturdivant, R ERA: 4.41 (1, 1) (2, 1) (3, 1) (8, 1)	IP: 1.0 WLS: L BF: 8 H: 3 R: 3 ER: 2 SO: 1 BB: 1 IBB: 0 HBP: 0 BLK: 0 WP: 0 HR: 1 S: 9 P: 13 ERA: 18.00 WHIP: 4.000											<b>PITCHER</b>	IP: 1.0 WLS: L BF: 8 H: 3 R: 3 ER: 2 SO: 1 BB: 1 IBB: 0 HBP: 0 BLK: 0 WP: 0 HR: 1 S: 9 P: 13 ERA: 18.00 WHIP: 4.000						

Batter	1	2	3	4	5	6	7	8	9	AB	R	H	RBI	BB	SO	LOB	TOP			
Jerry Lumpe, L OBP: 0.350, SLG: 0.358 (1, 6)										4	2	2	0	0	1	0	<b>Kansas City Athletics @ Detroit Tigers</b> Briggs Stadium, Detroit, MI Wed Jul 01 1959, 4:33 AM EDT Att: 6,189 - Cloudy			
Dick Williams, R OBP: 0.316, SLG: 0.455 (1, 9)										4	0	0	0	0	0	2				
Kent Hadley, L OBP: 0.297, SLG: 0.495 (1, 3)										3	1	1	3	0	1	0				
Roger Maris, L OBP: 0.352, SLG: 0.551 (1, 8)										4	0	0	0	0	0	0				
Bob Cerv, R OBP: 0.325, SLG: 0.454 (1, 7)										3	1	1	1	1	1	0				
Frank House, L OBP: 0.327, SLG: 0.373 Tom Sturdivant, L (9, PR)										4	0	1	0	0	0	1				
Hal Smith, R OBP: 0.374, SLG: 0.367 (1, 5)										3	0	1	0	1	1	2				
Wayne Terwilliger, R OBP: 0.216, SLG: 0.273 Ray Boone, R OBP: 0.415, SLG: 0.431 Joe Demaestri, R OBP: 0.317, SLG: 0.430 (1, 4)										2	0	0	0	0	0	2				
Ned Garver, R OBP: 0.375, SLG: 0.500 Johnny Kucks, R (7, 1)										0	0	0	0	0	0	0				
Preston Ward, L OBP: 0.224, SLG: 0.260 Bob Grim, R OBP: 0.182, SLG: 0.300 (8, PH)										1	0	0	0	0	0	2				
<b>Inning Stats</b>	R: 1 E: 0 K: 0 S: 4	H: 1 LOB: 0 BB: 0 P: 4	R: 0 E: 0 K: 0 S: 3	H: 0 LOB: 1 BB: 1 P: 7	R: 0 E: 0 K: 0 S: 3	H: 0 LOB: 0 BB: 0 P: 3	R: 0 E: 0 K: 0 S: 2	H: 0 LOB: 0 BB: 1 P: 6	R: 0 E: 0 K: 1 S: 5	H: 0 LOB: 0 BB: 0 P: 5	R: 0 E: 0 K: 2 S: 7	H: 0 LOB: 0 BB: 0 P: 7	R: 0 E: 0 K: 0 S: 3	H: 1 LOB: 1 BB: 1 P: 7	R: 3 E: 0 K: 1 S: 9	H: 4 LOB: 1 BB: 0 P: 9	1B: 3 2B: 0 3B: 1 HR: 2	SF: 1 SAC: 0 DP: 1 HBP: 0	WP: 0 PB: 0 SB: 1 CS: 1	PA: 34
<b>PITCHER</b>	IP WLS BF H R ER SO BB IBB HBP BLK WP HR S P ERA WHIP																			
Paul Foytack, R ERA: 5.67 (1, 1)	8.2 W 32 5 4 4 3 3 0 0 0 0 2 35 47 4.15 0.923																			
Ray Narleski, R ERA: 6.04 (9, 1)	0.1 S 2 1 0 0 1 0 0 0 0 0 0 4 4 0.00 3.000																			

AB	30
R	4
H	6
RBI	4
BB	3
SO	4
LOB	9



Batter	1	2	3	4	5	6	7	8	9	AB	R	H	RBI	BB	SO	LOB	BOTTOM			
Eddie Yost, R OBP: 0.397, SLG: 0.440 (1, 5)										4	1	2	1	0	0	0	<b>Kansas City Athletics @ Detroit Tigers</b> Briggs Stadium, Detroit, MI Wed Jul 01 1959, 4:33 AM EDT Att: 6,189 - Cloudy			
Harvey Kuenn, R OBP: 0.412, SLG: 0.498 (1, 9)										4	1	1	1	0	0	1				
Charlie Maxwell, L OBP: 0.339, SLG: 0.506 (1, 7)										4	1	2	0	0	0	0				
Gus Zernial, R OBP: 0.289, SLG: 0.568 Bobo Osborne, L OBP: 0.275, SLG: 0.315 (1, 3)										3	0	1	1	1	0	0				
Red Wilson, R OBP: 0.344, SLG: 0.448 (1, 2)										4	0	1	0	0	0	3				
Johnny Groth, R OBP: 0.400, SLG: 0.554 Neil Chrisley, L OBP: 0.148, SLG: 0.250 (1, 8)										0	0	0	0	0	0	0				
Rocky Bridges, R OBP: 0.341, SLG: 0.390 (1, 6)										4	1	3	0	0	0	0				
Ted Lepcio, R OBP: 0.348, SLG: 0.426 (1, 4)										4	0	0	0	0	1	3				
Paul Foytack, R OBP: 0.135, SLG: 0.086 Ray Narleski, R OBP: 0.154, SLG: 0.308 (1, 1)										3	0	0	0	0	0	2				
<b>Inning Stats</b>	R: 0 E: 0 K: 0 S: 4	H: 1 LOB: 2 BB: 1 P: 8	R: 0 E: 0 K: 0 S: 4	H: 1 LOB: 0 BB: 0 P: 4	R: 0 E: 0 K: 0 S: 3	H: 0 LOB: 0 BB: 0 P: 3	R: 1 E: 0 K: 1 S: 7	H: 2 LOB: 1 BB: 0 P: 7	R: 0 E: 0 K: 0 S: 3	H: 1 LOB: 0 BB: 0 P: 3	R: 0 E: 0 K: 0 S: 4	H: 1 LOB: 1 BB: 0 P: 4	R: 4 E: 1 K: 0 S: 8	H: 5 LOB: 1 BB: 0 P: 8	R: 0 E: 0 K: 0 S: 3	H: 0 LOB: 0 BB: 0 P: 3		1B: 9 2B: 1 3B: 0 HR: 1	SF: 0 SAC: 0 DP: 1 HBP: 0	WP: 0 PB: 0 SB: 0 CS: 0
<b>PITCHER</b>	IP WLS BF H R ER SO BB IBB HBP BLK WP HR S P ERA WHIP																			
Ned Garver, R ERA: 2.94 (1, 1)	6.2 L 28 8 3 3 1 0 0 0 0 0 0 1 29 33 4.05 1.350																			
Johnny Kucks, R ERA: 6.61 (7, 1)	0.1 4 3 2 1 0 0 0 0 0 0 0 4 4 27.00 9.000																			
Bob Grim, R ERA: 3.84 (8, 1)	1.0 3 0 0 0 0 0 0 0 0 0 0 3 3 0.00 0.000																			

AB	34
R	5
H	11
RBI	4
BB	1
SO	1
LOB	10



Batter	1	2	3	4	5	6	7	8	9	AB	R	H	RBI	BB	SO	LOB	TOP								
Luis Aparicio, R (1, 6) OBP: 0.346, SLG: 0.365	6-3		F8		G3		5-3		FC4-6 1B BB	5	1	0	0	0	0	1									
Nellie Fox, L (1, 4) OBP: 0.407, SLG: 0.442	FC5-4 1B		F8				FC4-6 1B		BB HR 1B	5	1	4	0	0	0	0									
Jim Landis, R (1, 8) OBP: 0.336, SLG: 0.341	FC5-4 1-2		F8				FC4-6 1B		BB HR 1B	4	2	1	0	1	0	2									
Sherm Lollar, R (1, 3) OBP: 0.351, SLG: 0.457	K				5-3		1B 1B		F8 HR BB	4	2	1	1	1	1	3									
Al Smith, R (1, 9) OBP: 0.317, SLG: 0.368		F2					1B 1-2 3-H		P6 HR	5	1	3	5	0	0	0									
Bubba Phillips, R (1, 5) OBP: 0.337, SLG: 0.389		5-3					1-3 2-H		1-1 2-H 3-H	4	0	2	1	0	0	1									
Earl Torgeson, L (9, PH) OBP: 0.383, SLG: 0.416							FC6-4 1B		K	1	0	0	0	0	1	0									
Earl Batley, R (1, 2) OBP: 0.326, SLG: 0.368							P5		L7 1B	5	0	1	0	0	0	4									
Jim McAnany, R (1, 7) OBP: 0.250, SLG: 0.375							6-3		L7	4	0	1	0	0	0	3									
Bob Shaw, R (1, 1) OBP: 0.183, SLG: 0.133							F8		6-3	1	0	0	0	0	1	2									
Billy Goodman, L (5, PH) OBP: 0.291, SLG: 0.239										1	0	0	0	0	0	0									
Ray Moore, L (5, 1) OBP: 0.077, SLG: 0.077										0	0	0	0	0	0	0									
John Romano, R (7, PH) OBP: 0.389, SLG: 0.442										1	0	0	0	0	0	0									
Rudy Arias, L (7, 1) OBP: 0.306, SLG: 0.335										0	0	0	0	0	0	0									
Turk Lown, R (8, 1) OBP: 0.306, SLG: 0.335										0	0	0	0	1	0	0									
Sammy Esposito, R (9, PH)										0	0	0	0	1	0	0									
<b>Inning Stats</b>	R: 0 E: 0 K: 1 S: 6	H: 1 LOB: 1 BB: 0 P: 6	R: 0 E: 0 K: 1 S: 7	H: 2 LOB: 2 BB: 0 P: 7	R: 0 E: 0 K: 0 S: 3	H: 0 LOB: 0 BB: 0 P: 3	R: 0 E: 0 K: 0 S: 4	H: 1 LOB: 1 BB: 0 P: 4	R: 0 E: 0 K: 0 S: 3	H: 0 LOB: 0 BB: 0 P: 3	R: 2 E: 0 K: 0 S: 7	H: 4 LOB: 2 BB: 0 P: 7	R: 0 E: 0 K: 0 S: 4	H: 1 LOB: 2 BB: 1 P: 8	R: 0 E: 0 K: 0 S: 4	H: 1 LOB: 1 BB: 0 P: 4	R: 5 E: 0 K: 1 S: 8	H: 3 LOB: 0 BB: 2 P: 16	1B: 11 2B: 1 3B: 0 HR: 1	SF: 0 SAC: 0 DP: 0 HBP: 0	WP: 0 PB: 0 CS: 0	PA: 43			
<b>PITCHER</b>	IP WLS BF H R ER SO BB IBB HBP BLK WP HR S P ERA WHIP	8.1 W 41 13 7 7 2 3 0 0 0 0 1 42 54 7.56 1.920	0.2 S 2 0 0 0 1 0 0 0 0 0 0 4 4 0.00 0.000																						

Chicago White Sox @ Detroit Tigers  
Briggs Stadium, Detroit, MI  
Thu Jul 02 1959, 7:05 PM EDT  
Att: 29,312 - Unknown

AB 40  
R 7  
H 13  
RBI 7  
BB 3  
SO 3  
LOB 16



Batter	1	2	3	4	5	6	7	8	9	AB	R	H	RBI	BB	SO	LOB	BOTTOM							
Eddie Yost, R (1, 5) OBP: 0.397, SLG: 0.435	F7	FC6-4 1-2		FC5-4 BB		5-3		BB HR BB		3	1	0	0	2	0	2								
Harvey Kuenn, R (1, 8) OBP: 0.412, SLG: 0.502	6-3		SF9 3B	FC5-4 1-2		F9		HR BB		4	2	1	0	1	0	1								
Charlie Maxwell, L (1, 7) OBP: 0.344, SLG: 0.516	BB BB		HR BB	F2				HR		3	2	1	4	2	0	1								
Gus Zernial, R (1, 3) OBP: 0.310, SLG: 0.550	4-0					6-3		BB E 1B		3	0	1	0	1	1	2								
Bobo Osborne, L (7, PR) OBP: 0.290, SLG: 0.315	1-2 BB		K					G6-4-3 BB		0	1	0	0	1	0	0								
Red Wilson, R (1, 2) OBP: 0.347, SLG: 0.444	F7		SF9			5-3 1B		FC3-6 BB		3	1	1	1	1	0	3								
Neil Christley, L (1, 9) OBP: 0.161, SLG: 0.357			4-1			5-3		FC3-6 1-2 2-H		4	1	1	2	0	0	2								
Rocky Bridges, R (1, 6) OBP: 0.344, SLG: 0.391			6-3					F8		4	0	2	1	0	0	2								
Ted Lepcio, R (1, 4) OBP: 0.358, SLG: 0.435										1	0	1	0	0	0	0								
Cool Veal, R (2, PR) OBP: 0.375, SLG: 0.375										3	0	0	0	0	0	2								
Don Mossi, L (1, 1) OBP: 0.154, SLG: 0.162										4	1	1	0	0	1	1								
Dave Sisler, R (9, 1) OBP: 0.250, SLG: 0.250			E3 FC6-4 1-2					BB HR 1B		0	0	0	0	0	0	0								
<b>Inning Stats</b>	R: 0 E: 0 K: 0 S: 3	H: 0 LOB: 2 BB: 2 P: 11	R: 0 E: 1 K: 0 S: 5	H: 1 LOB: 2 BB: 0 P: 5	R: 3 E: 0 K: 1 S: 8	H: 3 LOB: 1 BB: 1 P: 12	R: 0 E: 0 K: 1 S: 5	H: 0 LOB: 1 BB: 1 P: 9	R: 1 E: 0 K: 0 S: 5	H: 2 LOB: 1 BB: 0 P: 5	R: 0 E: 0 K: 0 S: 3	H: 0 LOB: 0 BB: 0 P: 3	R: 1 E: 1 K: 0 S: 4	H: 1 LOB: 2 BB: 1 P: 8	R: 4 E: 0 K: 0 S: 4	H: 2 LOB: 0 BB: 3 P: 16	1B: 6 2B: 0 3B: 1 HR: 2	SF: 1 SAC: 0 DP: 1 HBP: 0	WP: 0 PB: 0 CS: 0	PA: 41				
<b>PITCHER</b>	IP WLS BF H R ER SO BB IBB HBP BLK WP HR S P ERA WHIP	4.0 L 21 4 3 3 2 4 0 0 0 0 0 8 8 6.75 2.000	2.0 8 2 1 1 0 0 0 0 0 0 0 0 8 8 4.50 1.000	1.1 9 2 4 3 0 3 0 0 0 0 0 0 6 18 20.25 3.750	0.2 3 1 1 1 0 1 0 0 0 0 0 1 2 6 13.50 3.000																			

Chicago White Sox @ Detroit Tigers  
Briggs Stadium, Detroit, MI  
Thu Jul 02 1959, 7:05 PM EDT  
Att: 29,312 - Unknown

AB 32  
R 9  
H 9  
RBI 8  
BB 8  
SO 2  
LOB 16





Batter	1	2	3	4	5	6	7	8	9	AB	R	H	RBI	BB	SO	LOB	TOP								
George Strickland, R OBP: 0.355, SLG: 0.392	F8		2-3		E SF8 BB		L6		FC5 1B	4	1	1	0	1	0	2									
Vic Power, R OBP: 0.346, SLG: 0.466	6-3		1-3		E5 SF8 1B		6-3		1B	5	1	2	1	0	0	2									
Minnie Minoso, R OBP: 0.369, SLG: 0.493	HR				F9 SF8		F7		FC5	4	1	1	2	0	0	3									
Tito Francona, L OBP: 0.408, SLG: 0.624	4-3				F9 E3				FC5	4	1	1	0	0	0	0									
Rocky Colavito, R OBP: 0.356, SLG: 0.568					L5 E3				FC5	4	1	1	1	0	1	1									
Jim Baxes, R OBP: 0.321, SLG: 0.475					F7 2B				FC5	4	0	1	1	0	1	0									
Dick Brown, R OBP: 0.330, SLG: 0.388					F8 2B				FC5	3	0	0	0	0	1	1									
Woodie Held, R OBP: 0.331, SLG: 0.476					F8 2B				FC5	2	1	0	0	1	0	2									
Cal McLish, S OBP: 0.214, SLG: 0.225					P4 2B				FC5	4	0	1	0	0	2	2									
<b>Inning Stats</b>	R: 1 E: 0 K: 0 S: 4	H: 1 LOB: 0 BB: 0 P: 4	R: 0 E: 0 K: 0 S: 3	H: 0 LOB: 0 BB: 0 P: 3	R: 0 E: 0 K: 0 S: 3	H: 0 LOB: 1 BB: 1 P: 7	R: 2 E: 0 K: 0 S: 6	H: 3 LOB: 1 BB: 0 P: 6	R: 2 E: 2 K: 1 S: 9	H: 1 LOB: 1 BB: 1 P: 13	R: 0 E: 0 K: 1 S: 4	H: 0 LOB: 0 BB: 0 P: 5	R: 0 E: 0 K: 0 S: 4	H: 1 LOB: 1 BB: 0 P: 4	R: 0 E: 0 K: 0 S: 3	H: 0 LOB: 0 BB: 0 P: 3	R: 1 E: 0 K: 2 S: 9	H: 2 LOB: 2 BB: 0 P: 10	1B: 3 2B: 4 3B: 0 HR: 1	SF: 1 SAC: 0 DP: 1 HBP: 2	WP: 0 PB: 0 SB: 0 CS: 0	PA: 39			
<b>PITCHER</b>	IP	WLS	BF	H	R	ER	SO	BB	IBB	HBP	BLK	WP	HR	S	P	ERA	WHIP								
Frank Lary, R ERA: 3.32	8.0	L	33	6	5	3	3	2	0	1	0	0	1	36	45	3.38	1.000								
Barney Schultz, R ERA: 3.09	1.0		6	2	1	1	2	0	0	1	0	0	0	9	10	9.00	2.000								

Cleveland Indians @ Detroit Tigers  
Briggs Stadium, Detroit, MI  
Sat Jul 04 1959, 4:33 AM EDT  
Unknown

AB 34  
R 6  
H 8  
RBI 5  
BB 2  
SO 5  
LOB 13



Batter	1	2	3	4	5	6	7	8	9	AB	R	H	RBI	BB	SO	LOB	BOTTOM								
Eddie Yost, R OBP: 0.395, SLG: 0.428	K				4-3				1-3	4	0	1	0	0	1	0									
Harvey Kuenn, R OBP: 0.418, SLG: 0.507	K				2B				1B	4	0	3	1	0	1	0									
Charlie Maxwell, L OBP: 0.340, SLG: 0.502	F8				F9				FC5-4	3	0	0	0	1	1	2									
Gus Zernial, R OBP: 0.275, SLG: 0.531					F7				BB	4	0	0	0	0	2	4									
Red Wilson, R OBP: 0.337, SLG: 0.455					F8				FC5-4	4	0	0	0	0	1	3									
Neil Christley, L OBP: 0.173, SLG: 0.294					3-1				E6	3	0	0	0	0	0	0									
Rocky Bridges, R OBP: 0.336, SLG: 0.381					F7				G1-4-3	3	0	0	0	0	0	2									
Coot Veal, R OBP: 0.333, SLG: 0.286					6-3				G6-4-3	3	0	0	0	0	0	0									
Frank Lary, R OBP: 0.163, SLG: 0.190					F9				F8	2	1	1	0	0	0	0									
Gail Harris, L OBP: 0.217, SLG: 0.315									1B	1	0	0	0	0	0	0									
Barney Schultz, R OBP: 1.000, SLG: 1.000									1B	0	0	0	0	0	0	0									
<b>Inning Stats</b>	R: 0 E: 0 K: 2 S: 7	H: 0 LOB: 0 BB: 0 P: 7	R: 0 E: 0 K: 2 S: 7	H: 0 LOB: 0 BB: 0 P: 7	R: 0 E: 0 K: 0 S: 3	H: 0 LOB: 0 BB: 0 P: 3	R: 0 E: 0 K: 0 S: 4	H: 1 LOB: 1 BB: 0 P: 4	R: 0 E: 0 K: 0 S: 2	H: 0 LOB: 0 BB: 0 P: 3	R: 1 E: 0 K: 1 S: 8	H: 3 LOB: 3 BB: 1 P: 12	R: 0 E: 1 K: 0 S: 3	H: 0 LOB: 0 BB: 0 P: 3	R: 0 E: 0 K: 1 S: 6	H: 1 LOB: 1 BB: 0 P: 6	R: 0 E: 0 K: 0 S: 3	H: 0 LOB: 0 BB: 0 P: 3	1B: 4 2B: 1 3B: 0 HR: 0	SF: 0 SAC: 0 DP: 2 HBP: 1	WP: 0 PB: 0 SB: 0 CS: 0	PA: 33			
<b>PITCHER</b>	IP	WLS	BF	H	R	ER	SO	BB	IBB	HBP	BLK	WP	HR	S	P	ERA	WHIP								
Cal McLish, R ERA: 2.88	9.0	W	33	5	1	1	6	1	0	1	0	0	0	43	48	1.00	0.667								

Cleveland Indians @ Detroit Tigers  
Briggs Stadium, Detroit, MI  
Sat Jul 04 1959, 4:33 AM EDT  
Unknown

AB 31  
R 1  
H 5  
RBI 1  
BB 1  
SO 6  
LOB 11







Batter	1	2	3	4	5	6	7	8	9	10	AB	R	H	RBI	BB	SO	LOB	TOP			
George Strickland, R OBP: 0.359, SLG: 0.394 (1, 6)											5	1	2	0	0	0	1	<b>Cleveland Indians @ Detroit Tigers</b> Briggs Stadium, Detroit, MI Sun Jul 05 1959, 4:33 AM EDT Att: 16,676 - Unknown			
Vic Power, R OBP: 0.344, SLG: 0.461 (1, 3)											5	1	2	0	0	1					
Minnie Minoso, R OBP: 0.370, SLG: 0.490 (1, 7)											5	1	2	0	0	2					
Tito Francona, L OBP: 0.440, SLG: 0.661 (1, 8)											4	1	4	0	1	0					
Rocky Colavito, R OBP: 0.356, SLG: 0.571 (1, 9)											5	0	1	1	0	1	6				
Granny Hamner, R OBP: 0.267, SLG: 0.363 (1, 5)											4	0	0	0	0	4					
Jim Baxes, R OBP: 0.305, SLG: 0.473 (1, 4)											4	0	0	0	0	1					
Dick Brown, R OBP: 0.333, SLG: 0.424 (1, 2)											4	1	2	1	0	0					
Mike Garcia, R (1, 1)											3	0	0	0	0	1					
Herb Score, L OBP: 0.073, SLG: 0.075 (7, 1)											0	0	0	0	0	0					
Elmer Valo, L OBP: 0.250, SLG: 0.333 (9, PH)											1	0	0	0	0	0					
Gary Bell, R OBP: 0.154, SLG: 0.108 (9, 1)											0	0	0	0	0	0					
<b>Inning Stats</b>	R: 0 E: 0 K: 0 S: 3	H: 1 LOB: 0 BB: 0 P: 3	R: 1 E: 0 K: 0 S: 4	H: 2 LOB: 0 BB: 0 P: 4	R: 1 E: 0 K: 0 S: 5	H: 2 LOB: 1 BB: 0 P: 5	R: 0 E: 0 K: 1 S: 5	H: 0 LOB: 0 BB: 0 P: 5	R: 1 E: 1 K: 0 S: 4	H: 2 LOB: 1 BB: 1 P: 8	R: 0 E: 0 K: 1 S: 5	H: 1 LOB: 1 BB: 0 P: 6	R: 1 E: 0 K: 1 S: 7	H: 2 LOB: 1 BB: 0 P: 7	R: 0 E: 0 K: 0 S: 3	H: 0 LOB: 0 BB: 0 P: 3	R: 1 E: 1 K: 0 S: 5	H: 2 LOB: 1 BB: 0 P: 5	1B: 11 2B: 1 3B: 0 HR: 1	SF: 0 SAC: 0 DP: 3 HBP: 0	WP: 0 PA: 42
<b>PITCHER</b>	IP WLS BF H R ER SO BB IBB HBP BLK WP HR S P ERA WHIP	Paul Foytack, R ERA: 5.54 (1, 1)	7.1 L 31 11 4 3 4 0 0 0 0 0 0 0 0 3.68 1.500	Tom Morgan, R ERA: 3.15 (8, 1)	2.0 L 9 2 1 1 0 0 0 0 0 0 0 0 9 4.50 1.000	Jim Bunning, R ERA: 4.71 (10, 1)	0.2 W 1 0 0 0 0 0 0 0 0 0 0 0 1 0.00 0.000	<b>PITCHER</b>	IP WLS BF H R ER SO BB IBB HBP BLK WP HR S P ERA WHIP	Paul Foytack, R ERA: 5.54 (1, 1)	7.1 L 31 11 4 3 4 0 0 0 0 0 0 0 0 3.68 1.500	Tom Morgan, R ERA: 3.15 (8, 1)	2.0 L 9 2 1 1 0 0 0 0 0 0 0 0 9 4.50 1.000	Jim Bunning, R ERA: 4.71 (10, 1)	0.2 W 1 0 0 0 0 0 0 0 0 0 0 0 1 0.00 0.000						


Batter	1	2	3	4	5	6	7	8	9	10	AB	R	H	RBI	BB	SO	LOB	BOTTOM			
Eddie Yost, R OBP: 0.406, SLG: 0.434 (1, 5)											2	1	1	0	3	0					
Harvey Kuenn, R OBP: 0.415, SLG: 0.500 (1, 8)											5	0	1	1	0	1	3				
Charlie Maxwell, L OBP: 0.344, SLG: 0.506 (1, 7)											4	0	1	0	1	1	2				
Lou Berberet, L OBP: 0.311, SLG: 0.389 (1, 2)											5	0	0	0	0	3					
Neil Christley, L OBP: 0.190, SLG: 0.316 (1, 9)											5	0	0	0	0	2					
Bobo Osborne, L OBP: 0.287, SLG: 0.316 (1, 3)											3	1	2	0	1	0					
Rocky Bridges, R OBP: 0.338, SLG: 0.382 (1, 4)											4	1	1	0	0	2					
Coot Veal, R OBP: 0.400, SLG: 0.348 (1, 6)											4	1	2	2	0	1					
Paul Foytack, R OBP: 0.128, SLG: 0.081 ERA: 3.18 (1, 1)											2	0	0	0	0	1					
Tom Morgan, R OBP: 0.250, SLG: 0.625 ERA: 4.07 (8, 1)											1	0	0	0	0	0					
Jim Bunning, R OBP: 0.245, SLG: 0.304 (10, 1)											0	0	0	0	0	0					
<b>Inning Stats</b>	R: 0 E: 0 K: 1 S: 6	H: 1 LOB: 1 BB: 0 P: 6	R: 0 E: 0 K: 0 S: 4	H: 1 LOB: 1 BB: 0 P: 4	R: 0 E: 0 K: 0 S: 4	H: 1 LOB: 1 BB: 0 P: 4	R: 2 E: 0 K: 0 S: 5	H: 2 LOB: 1 BB: 1 P: 9	R: 0 E: 0 K: 1 S: 5	H: 0 LOB: 0 BB: 0 P: 5	R: 2 E: 0 K: 0 S: 4	H: 2 LOB: 1 BB: 2 P: 12	R: 0 E: 0 K: 1 S: 5	H: 1 LOB: 0 BB: 0 P: 5	R: 0 E: 0 K: 0 S: 3	H: 0 LOB: 1 BB: 1 P: 7	R: 0 E: 0 K: 0 S: 3	H: 0 LOB: 0 BB: 0 P: 3	1B: 7 2B: 1 3B: 0 HR: 0	SF: 0 SAC: 1 DP: 1 HBP: 0	WP: 1 PA: 41
<b>PITCHER</b>	IP WLS BF H R ER SO BB IBB HBP BLK WP HR S P ERA WHIP	Mike Garcia, R ERA: 3.18 (1, 1)	6.2 W 29 7 4 4 3 3 0 0 0 0 0 0 6 5.40 1.500	Herb Score, L ERA: 4.07 (7, 1)	1.1 L 5 1 0 0 1 0 0 0 0 0 0 0 6 0.00 1.500	Gary Bell, R ERA: 4.09 (9, 1)	2.0 W 7 0 0 0 0 1 0 0 0 0 0 6 0.00 0.500	<b>PITCHER</b>	IP WLS BF H R ER SO BB IBB HBP BLK WP HR S P ERA WHIP	Mike Garcia, R ERA: 3.18 (1, 1)	6.2 W 29 7 4 4 3 3 0 0 0 0 0 0 6 5.40 1.500	Herb Score, L ERA: 4.07 (7, 1)	1.1 L 5 1 0 0 1 0 0 0 0 0 0 6 0.00 1.500	Gary Bell, R ERA: 4.09 (9, 1)	2.0 W 7 0 0 0 0 1 0 0 0 0 0 6 0.00 0.500						





Batter	1	2	3	4	5	6	7	8	9	AB	R	H	RBI	BB	SO	LOB	TOP																	
<b>Eddie Yost, R</b> OBP: 0.408, SLG: 0.432 (1, 5)										3	2	2	0	2	1	0	<b>Detroit Tigers @ Kansas City Athletics</b> Municipal Stadium, Kansas City, MO Fri Jul 10 1959, 8:05 PM EDT Att: 14,766 - Unknown																	
<b>Harvey Kuenn, R</b> OBP: 0.408, SLG: 0.487 (1, 9)										5	0	0	0	0	0	6																		
<b>Charlie Maxwell, L</b> OBP: 0.340, SLG: 0.493 (1, 7)										4	0	1	0	1	0	1																		
<b>Al Kaline, R</b> OBP: 0.397, SLG: 0.553 (1, 8)										4	0	0	0	1	0	2																		
<b>Red Wilson, R</b> OBP: 0.351, SLG: 0.463 (1, 2)										4	1	2	1	0	0	1																		
<b>Gus Zernial, R</b> OBP: 0.273, SLG: 0.460 (1, 3)										4	0	1	1	0	0	4																		
<b>Bobo Osborne, L</b> OBP: 0.284, SLG: 0.314 (7, 3)										1	0	0	0	0	0	1																		
<b>Rocky Bridges, R</b> OBP: 0.336, SLG: 0.386 (1, 6)										4	1	2	0	0	0	1																		
<b>Ted Lepcio, R</b> OBP: 0.372, SLG: 0.472 (1, 4)										4	1	2	2	0	1	0																		
<b>Jim Bunning, R</b> OBP: 0.245, SLG: 0.300 (1, 1)										4	0	1	0	0	1	1																		
<b>Inning Stats</b>	R: 1 E: 0 K: 0 S: 5	H: 2 LOB: 2 BB: 1 P: 9	R: 0 E: 0 K: 0 S: 4	H: 2 LOB: 2 BB: 1 P: 8	R: 1 E: 0 K: 0 S: 5	H: 2 LOB: 1 BB: 0 P: 5	R: 0 E: 0 K: 2 S: 7	H: 0 LOB: 0 BB: 0 P: 7	R: 0 E: 0 K: 0 S: 3	H: 0 LOB: 0 BB: 0 P: 3	R: 2 E: 0 K: 0 S: 5	H: 2 LOB: 0 BB: 0 P: 5	R: 1 E: 1 K: 0 S: 3	H: 0 LOB: 2 BB: 2 P: 12	R: 0 E: 0 K: 1 S: 7	H: 2 LOB: 2 BB: 0 P: 7	R: 0 E: 0 K: 0 S: 4	H: 1 LOB: 1 BB: 0 P: 4	1B: 6 2B: 4 3B: 0 HR: 1	SF: 0 SAC: 0 DP: 0 HBP: 1	WP: 1 PB: 0 SB: 0 CS: 0	PA: 42												
<b>PITCHER</b>	IP WLS BF H R ER SO BB IBB HBP BLK WP HR S P ERA WHIP																																	
<b>Howie Reed, R</b> ERA: 6.08 (1, 1)	5.0	22	6	2	2	2	2	2	0	0	0	0	1	0	24	32	3.60	1.600																
<b>Bob Grim, R</b> ERA: 4.33 (6, 1)	2.0	L 11	2	3	2	0	2	0	1	0	0	0	1	8	17	9.00	2.000																	
<b>Murry Dickson, R</b> ERA: 4.0 (8, 1)	2.0	9	3	0	0	1	0	0	0	0	0	0	0	11	11	0.00	1.500																	

Batter	1	2	3	4	5	6	7	8	9	AB	R	H	RBI	BB	SO	LOB	BOTTOM															
<b>Bill Tuttle, R</b> OBP: 0.349, SLG: 0.377 (1, 8)										4	1	2	0	0	1	0	<b>Detroit Tigers @ Kansas City Athletics</b> Municipal Stadium, Kansas City, MO Fri Jul 10 1959, 8:05 PM EDT Att: 14,766 - Unknown															
<b>Jerry Lumpe, L</b> OBP: 0.336, SLG: 0.357 (1, 4)										4	1	1	2	0	1	2																
<b>Kent Hadley, L</b> OBP: 0.288, SLG: 0.445 (1, 3)										4	0	1	0	0	2	0																
<b>Roger Maris, L</b> OBP: 0.366, SLG: 0.544 (1, 9)										3	0	2	0	1	0	0																
<b>Bob Cerv, R</b> OBP: 0.328, SLG: 0.475 (1, 7)										4	0	0	0	0	1	4																
<b>Frank House, L</b> OBP: 0.316, SLG: 0.355 (1, 2)										4	0	0	0	0	0	3																
<b>Hal Smith, R</b> OBP: 0.378, SLG: 0.378 (1, 5)										2	0	1	0	1	1	0																
<b>Preston Ward, L</b> OBP: 0.218, SLG: 0.253 (9, PH)										1	0	0	0	0	0	0																
<b>Joe Demaestri, R</b> OBP: 0.305, SLG: 0.409 (1, 6)										3	0	0	0	0	1	4																
<b>Dick Williams, R</b> OBP: 0.313, SLG: 0.457 (9, PH)										1	0	0	0	0	0	0																
<b>Howie Reed, R</b> ERA: 6.08 (1, 1)										1	0	0	0	0	0	0																
<b>Wayne Terwilliger, R</b> OBP: 0.231, SLG: 0.285 (6, PH)										1	0	0	0	0	1	1																
<b>Bob Grim, R</b> OBP: 0.302, SLG: 0.300 (6, 1)										0	0	0	0	0	0	0																
<b>Zeke Bella, R</b> OBP: 0.304, SLG: 0.290 (7, PH)										1	0	0	0	0	0	0																
<b>Murry Dickson, R</b> OBP: 0.333, SLG: 0.333 (8, 1)										0	0	0	0	0	0	0																
<b>Inning Stats</b>	R: 0 E: 0 K: 2 S: 7	H: 0 LOB: 0 BB: 0 P: 7	R: 0 E: 0 K: 1 S: 5	H: 0 LOB: 0 BB: 0 P: 5	R: 0 E: 0 K: 1 S: 5	H: 0 LOB: 0 BB: 0 P: 5	R: 2 E: 0 K: 1 S: 7	H: 2 LOB: 1 BB: 1 P: 11	R: 0 E: 0 K: 3 S: 11	H: 2 LOB: 2 BB: 0 P: 11	R: 0 E: 0 K: 0 S: 5	H: 2 LOB: 3 BB: 1 P: 9	R: 0 E: 0 K: 0 S: 3	H: 0 LOB: 0 BB: 0 P: 3	R: 0 E: 0 K: 0 S: 3	H: 1 LOB: 0 BB: 0 P: 3	R: 0 E: 0 K: 0 S: 3	H: 0 LOB: 0 BB: 0 P: 3	1B: 6 2B: 0 3B: 0 HR: 1	SF: 0 SAC: 0 DP: 1 HBP: 0	WP: 0 PB: 0 SB: 0 CS: 0	PA: 35										
<b>PITCHER</b>	IP WLS BF H R ER SO BB IBB HBP BLK WP HR S P ERA WHIP																															
<b>Jim Bunning, R</b> ERA: 4.52 (1, 1)	9.0	W 35	7	2	2	8	2	0	0	0	0	1	49	57	2.00	1.000																



Batter	1	2	3	4	5	6	7	8	9	AB	R	H	RBI	BB	SO	LOB	TOP								
<b>Eddie Yost, R</b> OBP: 0.413, SLG: 0.432 (1, 5)	F9		1B		1B	HR		BB		2	2	1	0	3	0	0	<b>Detroit Tigers @ Cleveland Indians</b> Cleveland Municipal Stadium, Cleveland, OH Sat Jul 11 1959, 7:05 PM EDT Att: 29,895 - Unknown								
<b>Harvey Kuenn, R</b> OBP: 0.414, SLG: 0.490 (1, 9)	CS		1B		HR			F3		4	1	3	0	1	0	2									
<b>Charlie Maxwell, L</b> OBP: 0.341, SLG: 0.502 (1, 7)	F8		BB		1B			F2		5	1	2	4	0	1	5									
<b>Al Kaline, R</b> OBP: 0.403, SLG: 0.567 (1, 8)	CS		HR		BB			BB		4	1	3	1	1	0	0									
<b>Red Wilson, R</b> OBP: 0.336, SLG: 0.442 (1, 2)		6-3			5-3			P4		5	0	0	0	0	1	5									
<b>Gus Zernial, R</b> OBP: 0.271, SLG: 0.493 (1, 3)		5-3			HR			L8		4	1	1	1	0	1	1									
<b>Bobo Osborne, L</b> OBP: 0.282, SLG: 0.312 (7, 3)					K					1	0	0	0	0	0	1									
<b>Rocky Bridges, R</b> OBP: 0.308, SLG: 0.382 (9, PH)		6-3			L3			SH3		3	1	0	0	1	0	1									
<b>Lou Berberet, L</b> OBP: 0.308, SLG: 0.381 (9, PH)					5-3			E		0	0	0	0	1	0	0									
<b>Coot Veal, R</b> OBP: 0.400, SLG: 0.348 (9, PR)								BB		0	0	0	0	0	0	0									
<b>Ted Lepcio, R</b> OBP: 0.354, SLG: 0.447 (1, 4)			5-3		F8			SH3		4	0	0	0	0	1	2									
<b>Don Mossi, L</b> OBP: 0.150, SLG: 0.158 (1, 1)					F7			K		1	0	0	0	0	1	0									
<b>Neil Chrissy, L</b> OBP: 0.176, SLG: 0.311 (4, PH)								E4		1	0	0	0	0	0	0									
<b>Pete Burnside, R</b> OBP: 0.219, SLG: 0.315 (8, PH)					F7			1B		1	0	0	0	1	0	0									
<b>Gail Harris, L</b> OBP: 0.250, SLG: 0.250 (8, 1)								2H		0	0	0	0	0	0	0									
<b>Inning Stats</b>	R: 0 E: 0 K: 0 S: 3	H: 1 LOB: 0 BB: 0 P: 3	R: 1 E: 0 K: 0 S: 4	H: 1 LOB: 0 BB: 0 P: 4	R: 1 E: 0 K: 2 S: 10	H: 3 LOB: 3 BB: 1 P: 14	R: 1 E: 0 K: 0 S: 4	H: 1 LOB: 0 BB: 0 P: 4	R: 3 E: 0 K: 1 S: 8	H: 3 LOB: 1 BB: 1 P: 12	R: 0 E: 0 K: 2 S: 7	H: 0 LOB: 2 BB: 2 P: 15	R: 0 E: 0 K: 0 S: 3	H: 0 LOB: 0 BB: 0 P: 3	R: 1 E: 1 K: 0 S: 4	H: 1 LOB: 2 BB: 1 P: 12	R: 0 E: 0 K: 1 S: 6	H: 1 LOB: 2 BB: 1 P: 10	1B: 8 2B: 0 3B: 0 HR: 3	SF: 0 SAC: 1 DP: 0 HBP: 0	WP: 0 PB: 0 SB: 0 CS: 1	PA: 45			
<b>PITCHER</b>	IP	WLS	BF	H	R	ER	SO	BB	IBB	HBP	BLK	WP	HR	S	P	ERA	WHIP								
<b>Mike Garcia, R</b> ERA: 3.35 (1, 1)	2.2		12	5	2	2	1	0	0	0	0	0	1	14	14	6.75	1.875								
<b>Mudcat Grant, R</b> ERA: 4.06 (3, 1)	4.2		25	5	5	5	4	6	0	0	0	0	2	27	51	9.64	2.357								
<b>Jim Perry, R</b> ERA: 3.72 (8, 1)	0.2	W	2	0	0	0	0	0	0	0	0	0	0	2	2	0.00	0.000								
<b>Gary Bell, R</b> ERA: 4.01 (9, 1)	1.0	S	5	1	0	0	1	1	0	0	0	0	0	6	10	0.00	2.000								

Batter	1	2	3	4	5	6	7	8	9	AB	R	H	RBI	BB	SO	LOB	BOTTOM								
<b>George Strickland, R</b> OBP: 0.355, SLG: 0.384 (1, 5)	K		F7		1B			FC6-4		5	1	1	0	0	1	2	<b>Detroit Tigers @ Cleveland Indians</b> Cleveland Municipal Stadium, Cleveland, OH Sat Jul 11 1959, 7:05 PM EDT Att: 29,895 - Unknown								
<b>Vic Power, R</b> OBP: 0.346, SLG: 0.461 (1, 3)	L1		3-1		L8			S		5	0	2	1	0	0	1									
<b>Minnie Minoso, R</b> OBP: 0.370, SLG: 0.482 (1, 7)	PO		HR		L8			F9		5	1	2	0	0	0	2									
<b>Tito Francona, L</b> OBP: 0.448, SLG: 0.647 (1, 8)	PO		1B		F7			FC6-4		4	1	1	0	0	1	2									
<b>Rocky Colavito, R</b> OBP: 0.363, SLG: 0.588 (1, 9)		1B			HR			E4		4	2	3	3	0	0	1									
<b>Woodie Held, R</b> OBP: 0.330, SLG: 0.467 (1, 6)		P3			E6			FC6-4		4	0	1	0	0	0	4									
<b>Jim Baxes, R</b> OBP: 0.308, SLG: 0.484 (1, 4)		1B			K			5-3		4	1	1	0	0	1	2									
<b>Dick Brown, R</b> OBP: 0.321, SLG: 0.400 (1, 2)					K			F7		3	1	1	1	0	1	0									
<b>Russ Nixon, L</b> OBP: 0.220, SLG: 0.183 (8, PH)								BB		0	0	0	0	1	0	0									
<b>Billy Martin, R</b> OBP: 0.274, SLG: 0.377 (8, PR)								E		0	1	0	0	0	0	0									
<b>Ed Fitz Gerald, R</b> OBP: 0.282, SLG: 0.287 (9, 2)								BB		0	0	0	0	0	0	0									
<b>Mike Garcia, R</b> OBP: 0.077, SLG: 0.077 (1, 1)								E		1	0	1	2	0	0	0									
<b>Mudcat Grant, R</b> OBP: 0.118, SLG: 0.206 (3, 1)								FC6-4		2	0	0	0	0	1	0									
<b>Jim Perry, S</b> OBP: 0.500, SLG: 0.500 (8, 1)								BB		0	0	0	0	0	0	0									
<b>Elmer Valo, L</b> OBP: 0.400, SLG: 0.333 (8, PH)								BB		0	0	0	0	1	0	0									
<b>Gary Bell, R</b> OBP: 0.175, SLG: 0.132 (9, 1)								1B		0	0	0	0	0	0	0									
<b>Inning Stats</b>	R: 0 E: 0 K: 1 S: 5	H: 1 LOB: 0 BB: 0 P: 5	R: 3 E: 1 K: 0 S: 7	H: 5 LOB: 1 BB: 0 P: 7	R: 2 E: 1 K: 2 S: 10	H: 2 LOB: 1 BB: 0 P: 10	R: 0 E: 0 K: 2 S: 8	H: 1 LOB: 1 BB: 0 P: 8	R: 1 E: 0 K: 0 S: 5	H: 2 LOB: 1 BB: 0 P: 5	R: 0 E: 0 K: 0 S: 3	H: 0 LOB: 0 BB: 0 P: 3	R: 0 E: 1 K: 0 S: 5	H: 1 LOB: 2 BB: 0 P: 5	R: 2 E: 1 K: 0 S: 4	H: 1 LOB: 2 BB: 2 P: 12	1B: 11 2B: 0 3B: 0 HR: 2	SF: 0 SAC: 0 DP: 0 HBP: 0	WP: 0 PB: 0 SB: 1 CS: 0	PA: 40					
<b>PITCHER</b>	IP	WLS	BF	H	R	ER	SO	BB	IBB	HBP	BLK	WP	HR	S	P	ERA	WHIP								
<b>Don Mossi, L</b> ERA: 3.29 (1, 1)	3.0		16	8	5	5	3	0	0	0	0	0	1	22	22	15.00	2.667								
<b>Pete Burnside, L</b> ERA: 3.55 (4, 1)	4.0		17	4	1	1	2	0	0	0	0	0	1	21	21	2.25	1.000								
<b>Dave Sisler, R</b> ERA: 6.0 (8, 1)	1.0	L	6	1	2	1	0	2	0	0	0	0	0	4	12	9.00	3.000								

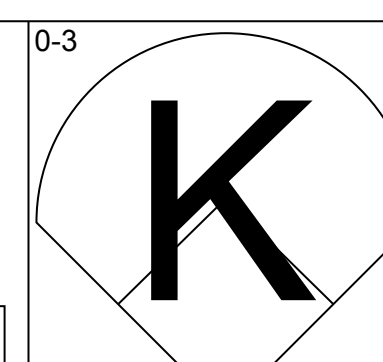
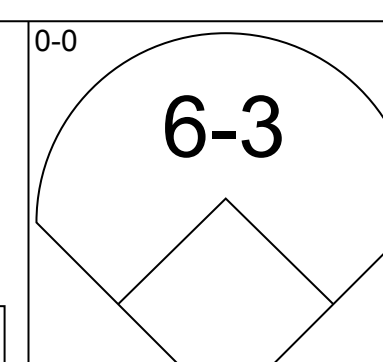
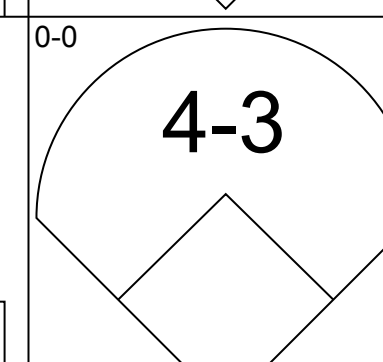
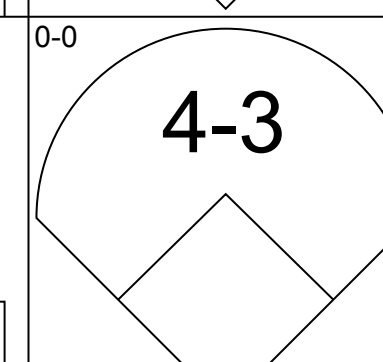
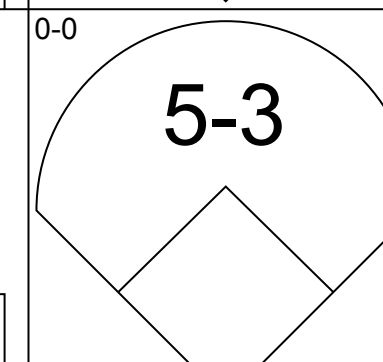
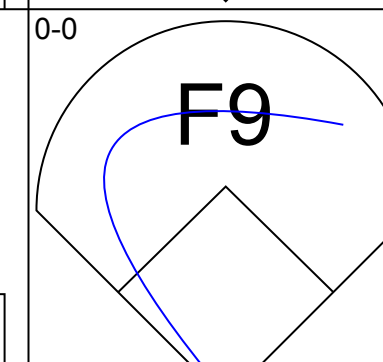
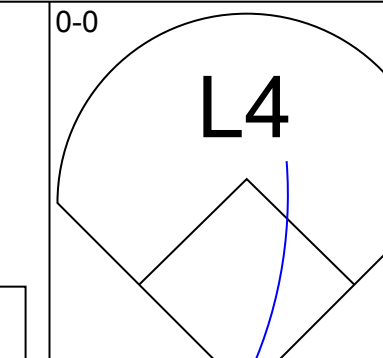
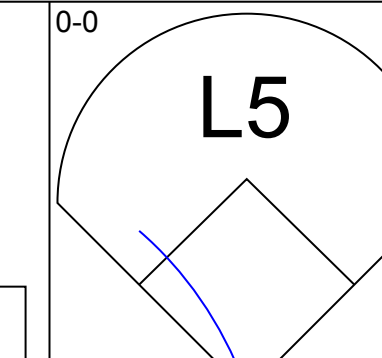
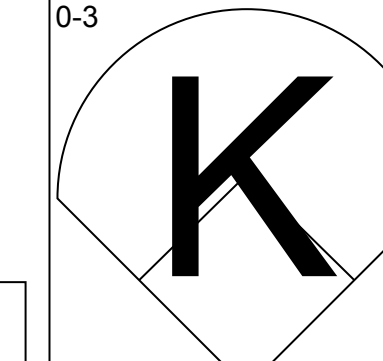
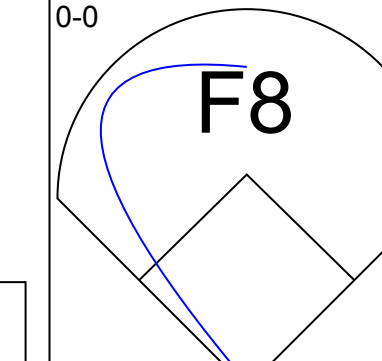
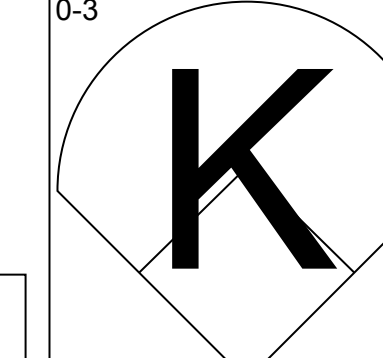
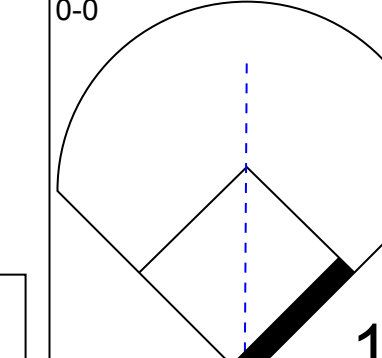
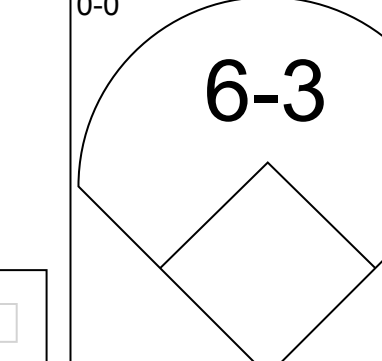
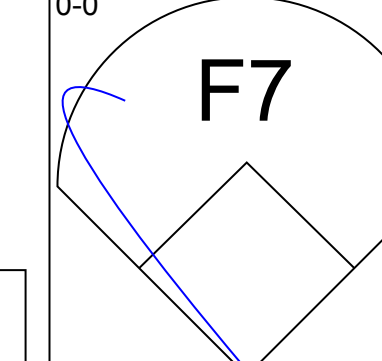
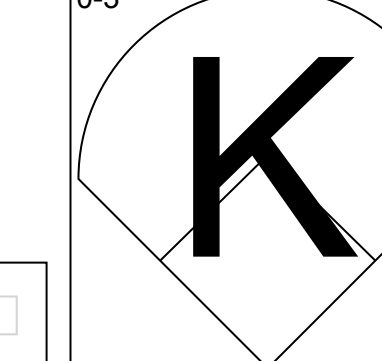
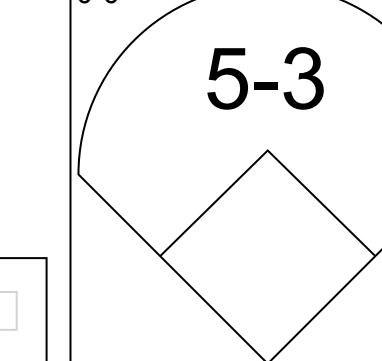


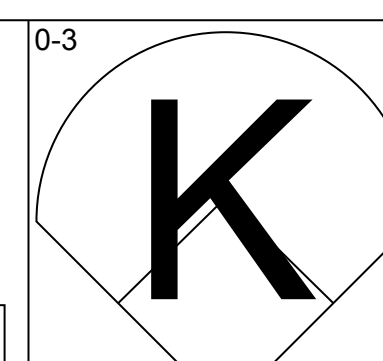
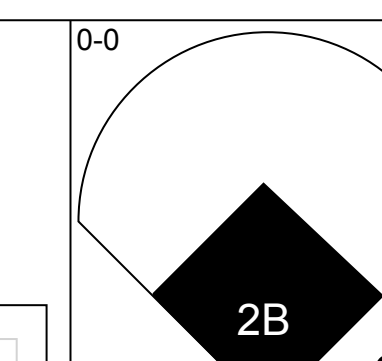
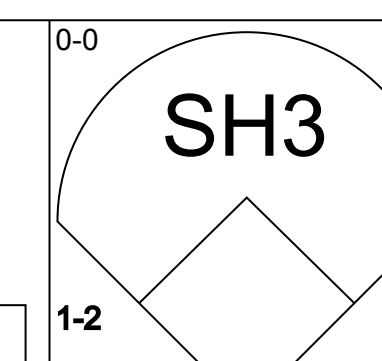
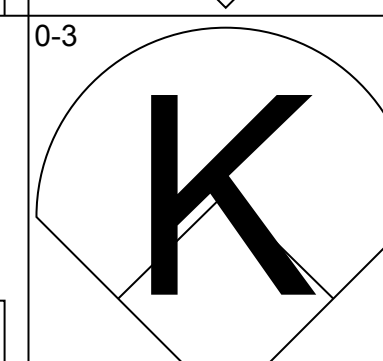
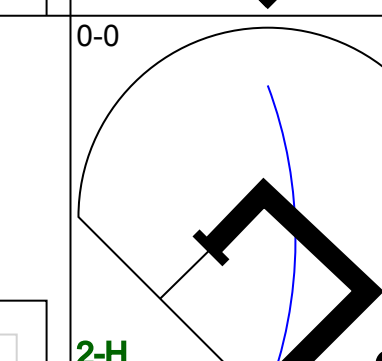
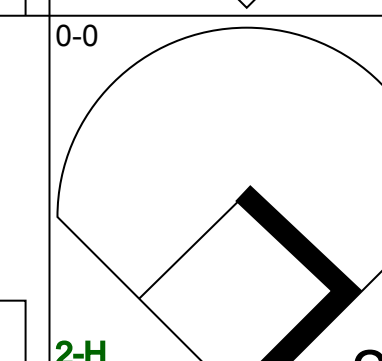
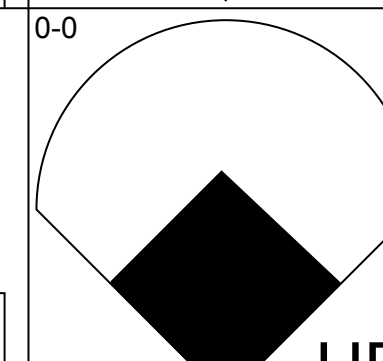
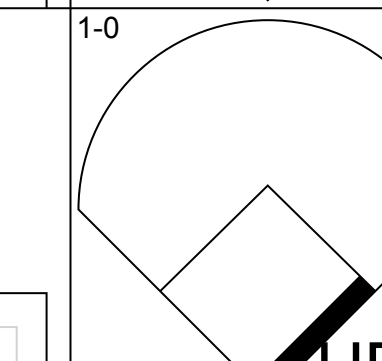
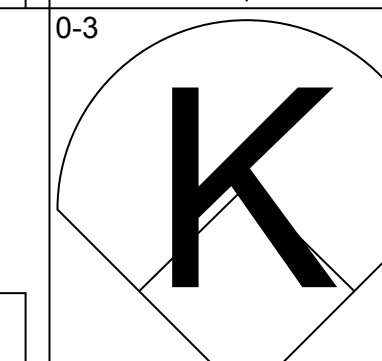
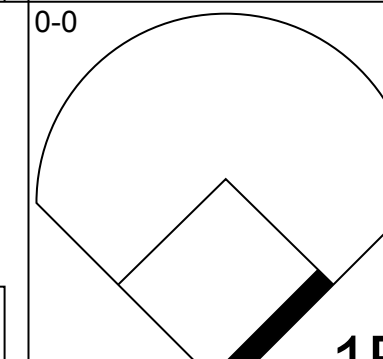
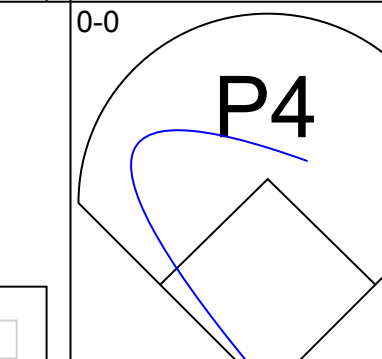
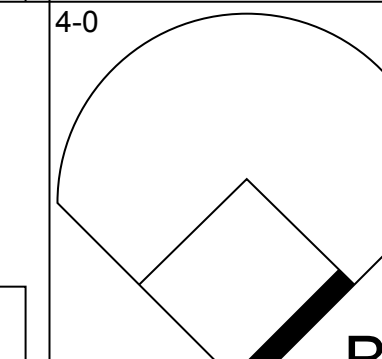
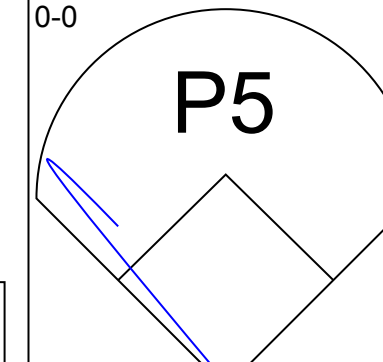
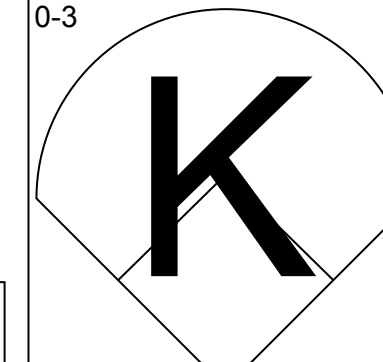
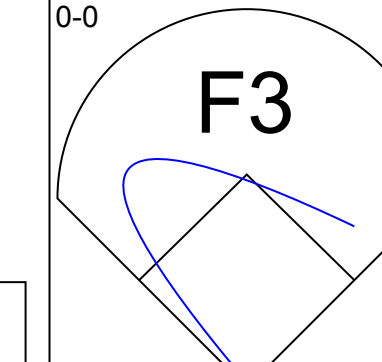
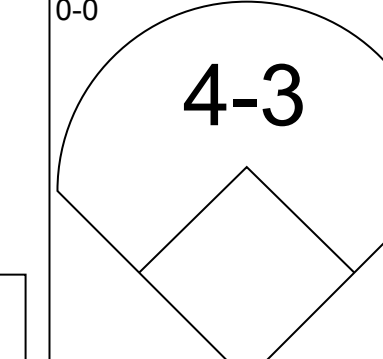
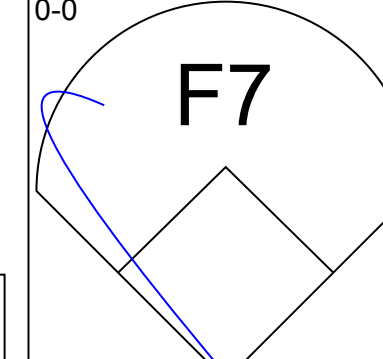
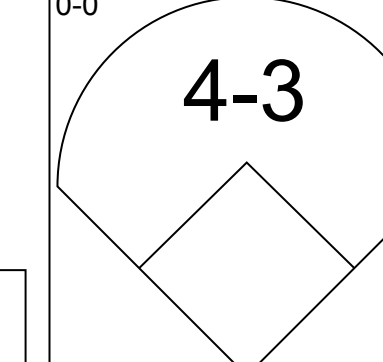
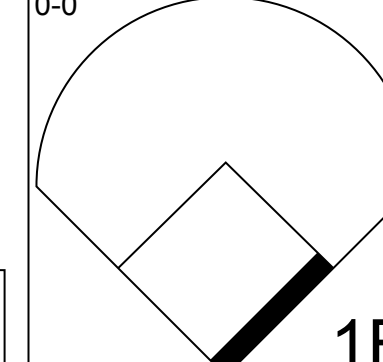
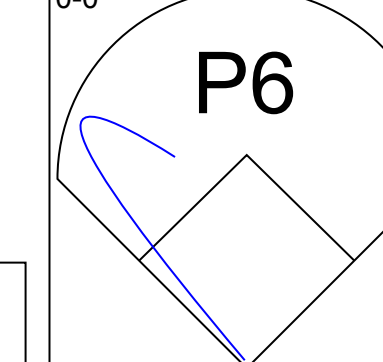
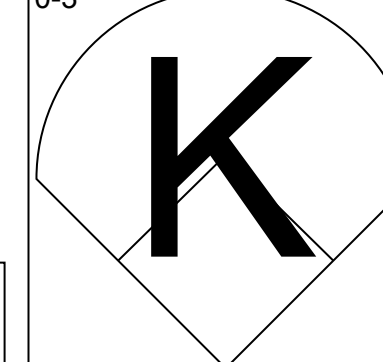
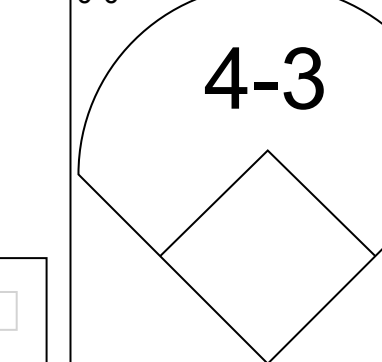
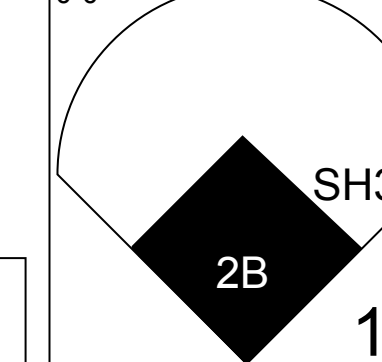


Batter	1	2	3	4	5	6	7	8	9	AB	R	H	RBI	BB	SO	LOB	TOP					
<b>Eddie Yost, R</b> OBP: 0.415, SLG: 0.422 (1, 5)	F9		P4		HBP		FC6-4 HBP		K	3	0	0	0	0	1	1	<b>Detroit Tigers @ Washington Senators</b> Griffith Stadium, Washington, DC Tue Jul 14 1959, 7:05 PM EDT Att: 4,560 - Unknown					
<b>Harvey Kuenn, R</b> OBP: 0.413, SLG: 0.500 (1, 9)	BB				SF8		FC6-4		P4	3	0	1	1	1	0	3						
<b>Johnny Groth, R</b> OBP: 0.409, SLG: 0.550 (1, 7)	BB		2B		3H 6-3		1-2 2-3		F8	4	0	1	0	1	1	5						
<b>Al Kaline, R</b> OBP: 0.394, SLG: 0.550 (1, 8)	L6-4-3				L6-3		L4		L3	5	1	1	0	0	0	4						
<b>Red Wilson, R</b> OBP: 0.346, SLG: 0.462 (1, 2)		S			5-3		PB HBP		1B	3	0	2	0	0	0	0						
<b>Gus Zernial, R</b> OBP: 0.299, SLG: 0.455 (1, 3)		F7			6-3		6-3		SF7	3	0	0	1	0	0	2						
<b>Rocky Bridges, R</b> OBP: 0.328, SLG: 0.373 (6, PH)							6-3		K	3	0	0	0	0	2	2						
<b>Bobo Osborne, L</b> OBP: 0.285, SLG: 0.314 (8, PH)									K	1	0	0	0	0	1	1						
<b>Coot Veal, R</b> OBP: 0.400, SLG: 0.348 (8, 6)									K	0	0	0	0	0	0	0						
<b>Frank Bolling, R</b> OBP: 0.325, SLG: 0.357 (1, 4)		F8					HBP SF8		E5	4	1	1	0	0	0	2						
<b>Frank Lary, R</b> OBP: 0.149, SLG: 0.174 (5, PH)									L4	1	0	0	0	0	0	0						
<b>Gail Harris, L</b> OBP: 0.222, SLG: 0.316 (5, PH)										1	0	1	0	0	0	0						
<b>Barney Schultz, R</b> OBP: 0.100, SLG: 1.000 (7, PH)										0	0	0	0	0	0	0						
<b>Neil Christley, R</b> OBP: 0.350, SLG: 0.398 (7, PH)										1	0	0	0	0	0	1						
<b>Dave Sisler, R</b> OBP: 0.350, SLG: 0.250 (7, PH)										0	0	0	0	0	0	0						
<b>Ted Lepcio, R</b> OBP: 0.301, SLG: 0.490 (8, PH)									2B	1	0	1	0	0	0	0						
<b>Inning Stats</b>	R: 0 E: 0 K: 0 S: 2	H: 0 LOB: 1 BB: 2 P: 10	R: 0 E: 0 K: 1 S: 6	H: 1 LOB: 1 BB: 0 P: 6	R: 0 E: 0 K: 0 S: 4	H: 1 LOB: 0 BB: 0 P: 4	R: 0 E: 0 K: 0 S: 3	H: 0 LOB: 0 BB: 0 P: 3	R: 1 E: 0 K: 2 S: 9	H: 2 LOB: 2 BB: 0 P: 10	R: 0 E: 0 K: 0 S: 3	H: 0 LOB: 1 BB: 0 P: 4	R: 0 E: 1 K: 0 S: 4	H: 0 LOB: 0 BB: 0 P: 5	R: 1 E: 0 K: 1 S: 7	H: 2 LOB: 1 BB: 0 P: 7	R: 0 E: 0 K: 1 S: 7	H: 2 LOB: 2 BB: 0 P: 7	1B: 5 2B: 3 3B: 0 HR: 0	SF: 2 SAC: 0 DP: 1 HBP: 3	WP: 0 PB: 1 SB: 1 CS: 0	PA: 40
<b>PITCHER</b> <b>Pedro Ramos, R</b> ERA: 4.14 (1, 1)	IP: 9.0 WLS: W BF: 40 H: 8 R: 2 ER: 2 SO: 5 BB: 2 IBB: 0 HBP: 3 BLK: 0 WP: 0 HR: 0 S: 45 P: 56 ERA: 2.00 WHIP: 1.111															<b>PITCHER</b>						

Batter	1	2	3	4	5	6	7	8	9	AB	R	H	RBI	BB	SO	LOB	BOTTOM			
<b>Ken Aspromonte, R</b> OBP: 0.328, SLG: 0.301 (1, 4)	1-3		1-3	K						3	0	0	0	1	1	1	<b>Detroit Tigers @ Washington Senators</b> Griffith Stadium, Washington, DC Tue Jul 14 1959, 7:05 PM EDT Att: 4,560 - Unknown			
<b>Bob Allison, R</b> OBP: 0.342, SLG: 0.574 (1, 8)	BB						K		SH1-4	3	1	2	1	0	1	0				
<b>Harmon Killebrew, R</b> OBP: 0.394, SLG: 0.625 (1, 5)	1B		HR						SH1-4	1	0	0	0	3	1	0				
<b>Roy Sievers, R</b> OBP: 0.313, SLG: 0.452 (1, 3)	BB		K						G6-4-3	4	1	1	1	0	1	6				
<b>Jim Lemon, R</b> OBP: 0.338, SLG: 0.538 (1, 7)									G6-4-3	1	0	0	0	0	0	0				
<b>Lenny Green, L</b> OBP: 0.275, SLG: 0.327 (9, 7)									IBB	3	0	0	0	0	0	0				
<b>Faye Throneberry, L</b> OBP: 0.373, SLG: 0.429 (1, 9)									6-3	3	0	0	0	1	2	3				
<b>Hal Naragon, L</b> OBP: 0.289, SLG: 0.333 (1, 2)									K	0	0	0	0	0	0	0				
<b>Billy Consolo, R</b> OBP: 0.301, SLG: 0.284 (1, 6)									L6	4	1	1	1	0	0	0				
<b>Pedro Ramos, S</b> OBP: 0.250, SLG: 0.250 (1, 1)									F7	3	0	1	1	0	0	0				
<b>Inning Stats</b>	R: 0 E: 0 K: 2 S: 8	H: 1 LOB: 2 BB: 1 P: 12	R: 0 E: 0 K: 1 S: 5	H: 0 LOB: 0 BB: 0 P: 5	R: 1 E: 0 K: 2 S: 8	H: 1 LOB: 0 BB: 0 P: 8	R: 3 E: 0 K: 2 S: 10	H: 3 LOB: 1 BB: 1 P: 14	R: 0 E: 0 K: 2 S: 7	H: 0 LOB: 1 BB: 1 P: 11	R: 0 E: 0 K: 0 S: 3	H: 0 LOB: 0 BB: 0 P: 3	R: 0 E: 0 K: 0 S: 2	H: 0 LOB: 2 BB: 3 P: 14	R: 0 E: 0 K: 0 S: 3	H: 0 LOB: 0 BB: 0 P: 3	1B: 1 2B: 0 3B: 2 HR: 2	SF: 0 SAC: 1 DP: 1 HBP: 0	WP: 0 PB: 0 SB: 0 CS: 0	PA: 34
<b>PITCHER</b> <b>Frank Lary, R</b> ERA: 3.6 (1, 1)	IP: 4.0 WLS: L BF: 19 H: 5 R: 4 ER: 4 SO: 7 BB: 2 IBB: 0 HBP: 0 BLK: 0 WP: 0 HR: 2 S: 31 P: 39 ERA: 9.00 WHIP: 1.750															<b>PITCHER</b>				
<b>Barney Schultz, R</b> ERA: 2.07 (5, 1)	2.0	7	0	0	0	2	1	0	0	0	0	10	14	0.00	0.500					
<b>Dave Sisler, R</b> ERA: 5.66 (7, 1)	2.0	8	0	0	0	0	2	1	0	0	0	5	17	0.00	1.000					



Batter	1	2	3	4	5	6	7	8	9	AB	R	H	RBI	BB	SO	LOB	TOP		
<b>Eddie Yost, R</b> OBP: 0.413, SLG: 0.419 (1, 5)										2	0	0	0	0	1	0	<b>Detroit Tigers @ Washington Senators</b> Griffith Stadium, Washington, DC Wed Jul 15 1959, 7:05 PM EDT Att: 7,715 - Unknown <a href="http://livebaseballscorecards.com">livebaseballscorecards.com</a>		
<b>Harvey Kuenn, R</b> OBP: 0.411, SLG: 0.497 (1, 9)										2	0	0	0	0	0	0			
<b>Johnny Groth, R</b> OBP: 0.397, SLG: 0.532 (1, 7)										2	0	0	0	0	0	0			
<b>Al Kaline, R</b> OBP: 0.392, SLG: 0.546 (1, 8)										2	0	0	0	0	0	0			
<b>Lou Berberet, L</b> OBP: 0.305, SLG: 0.372 (1, 2)										2	0	0	0	0	1	0			
<b>Gus Zernial, R</b> OBP: 0.285, SLG: 0.456 (1, 3)										2	0	1	0	0	1	0			
<b>Rocky Bridges, R</b> OBP: 0.326, SLG: 0.371 (1, 6)										2	0	0	0	0	1	0			
<b>Ted Lepcio, R</b> OBP: 0.357, SLG: 0.449 (1, 4)										1	0	0	0	0	1	0			
<b>Jim Bunning, R</b> OBP: 0.241, SLG: 0.294 (1, 1)										1	0	0	0	0	0	0			
<b>Inning Stats</b>	R: 0 E: 0 K: 1 S: 5	H: 0 LOB: 0 BB: 0 P: 5	R: 0 E: 0 K: 2 S: 7	H: 0 LOB: 0 BB: 0 P: 7	R: 0 E: 0 K: 1 S: 5	H: 0 LOB: 0 BB: 0 P: 5	R: 0 E: 0 K: 0 S: 3	H: 0 LOB: 0 BB: 0 P: 3	R: 0 E: 0 K: 0 S: 4	H: 1 LOB: 1 BB: 0 P: 4							1B: 1 2B: 0 3B: 0 HR: 0	SF: 0 SAC: 0 DP: 0 HBP: 0	WP: 0 PA: 16 PB: 0 SB: 0 CS: 0
<b>PITCHER</b> <b>Camilo Pascual, R</b> ERA: 2.68 (1, 1)	IP: 5.0 WLS: W BF: 16 H: 1 R: 0 ER: 0 SO: 4 BB: 0 IBB: 0 HBP: 0 BLK: 0 WP: 0 HR: 0 S: 24 P: 24 ERA: 0.00 WHIP: 0.200															<b>PITCHER</b>			

Batter	1	2	3	4	5	6	7	8	9	AB	R	H	RBI	BB	SO	LOB	BOTTOM		
<b>Ken Aspromonte, R</b> OBP: 0.331, SLG: 0.314 (1, 4)										2	1	1	0	0	1	0	<b>Detroit Tigers @ Washington Senators</b> Griffith Stadium, Washington, DC Wed Jul 15 1959, 7:05 PM EDT Att: 7,715 - Unknown <a href="http://livebaseballscorecards.com">livebaseballscorecards.com</a>		
<b>Bob Allison, R</b> OBP: 0.345, SLG: 0.581 (1, 8)										3	0	2	2	0	1	0			
<b>Harmon Killebrew, R</b> OBP: 0.397, SLG: 0.634 (1, 5)										2	1	1	1	0	1	1			
<b>Roy Sievers, R</b> OBP: 0.317, SLG: 0.452 (1, 3)										2	0	1	0	1	0	1			
<b>Jim Lemon, R</b> OBP: 0.335, SLG: 0.532 (1, 7)										3	0	0	0	0	1	3			
<b>Faye Throneberry, L</b> OBP: 0.370, SLG: 0.424 (1, 9)										2	0	0	0	0	0	0			
<b>Hal Naragon, L</b> OBP: 0.292, SLG: 0.336 (1, 2)										2	0	1	0	0	0	0			
<b>Billy Consolo, R</b> OBP: 0.294, SLG: 0.276 (1, 6)										2	0	0	0	0	1	1			
<b>Camilo Pascual, R</b> OBP: 0.291, SLG: 0.315 (1, 1)										2	1	1	0	0	0	0			
<b>Inning Stats</b>	R: 1 E: 0 K: 2 S: 9	H: 2 LOB: 1 BB: 0 P: 9	R: 0 E: 0 K: 0 S: 3	H: 0 LOB: 0 BB: 0 P: 3	R: 1 E: 0 K: 0 S: 4	H: 2 LOB: 1 BB: 0 P: 5	R: 0 E: 0 K: 2 S: 8	H: 1 LOB: 1 BB: 0 P: 8	R: 1 E: 0 K: 1 S: 7	H: 2 LOB: 2 BB: 1 P: 11							1B: 3 2B: 3 3B: 0 HR: 1	SF: 0 SAC: 1 DP: 0 HBP: 1	WP: 0 PA: 23 PB: 0 SB: 0 CS: 0
<b>PITCHER</b> <b>Jim Bunning, R</b> ERA: 4.55 (1, 1)	IP: 5.0 WLS: L BF: 23 H: 7 R: 3 ER: 3 SO: 5 BB: 1 IBB: 0 HBP: 1 BLK: 0 WP: 0 HR: 1 S: 31 P: 36 ERA: 5.40 WHIP: 1.600															<b>PITCHER</b>			

Batter	1	2	3	4	5	6	7	8	9	AB	R	H	RBI	BB	SO	LOB	TOP											
<b>Eddie Yost, R</b> OBP: 0.413, SLG: 0.419 (1, 5)	0-0 5-3		0-0 F7		0-0 3B 1B		0-0 1B		0-0 5-3	5	1	2	0	0	0	1	<b>Detroit Tigers @ Washington Senators</b> Griffith Stadium, Washington, DC Thu Jul 16 1959, 7:05 PM EDT Att: 10,407 - Unknown											
<b>Harvey Kuenn, R</b> OBP: 0.409, SLG: 0.500 (1, 9)	0-0 5-3		0-0 FC5		0-0 1B 3B		0-0 G3			4	1	1	1	0	0	2												
<b>Charlie Maxwell, L</b> OBP: 0.343, SLG: 0.498 (1, 7)	1-0 1B HBP		0-3 K		0-0 FC6-4 1B			0-0 FC4-6 1B		3	0	2	1	0	1	2												
<b>Johnny Groth, R</b> OBP: 0.389, SLG: 0.515 (1, 8)	0-0 1B		0-0 4-3		0-0 FC6-4 1-2			0-0 FC4-6 1B		4	0	1	0	0	0	4												
<b>Lou Berberet, L</b> OBP: 0.304, SLG: 0.370 (1, 2)	0-0 F8			0-0 F9				0-0 1-2 1B		4	0	1	0	0	0	2												
<b>Gus Zernial, R</b> OBP: 0.253, SLG: 0.434 (1, 3)		0-0 5-3		0-3 K				0-3 1B		4	0	0	0	0	2	2												
<b>Rocky Bridges, R</b> OBP: 0.323, SLG: 0.366 (1, 6)		0-3 K		0-0 6-3				0-0 P4		4	0	0	0	0	1	2												
<b>Ted Lepcio, R</b> OBP: 0.364, SLG: 0.451 (1, 4)		0-0 F5			0-0 1B 1B			0-0 G6-3 1B		4	0	2	0	0	0	0												
<b>Ray Narleski, R</b> ERA: 5.94			0-0 E3		0-0 F8			0-0 G6-3 1-2		0	0	0	0	0	0	0												
<b>Bob Smith, L</b> ERA: 4.21									0-3 K	0	0	0	0	0	0	0												
<b>Inning Stats</b>	R: 0 E: 0 K: 0 S: 4	H: 1 LOB: 2 BB: 0 P: 5	R: 0 E: 0 K: 1 S: 5	H: 0 LOB: 0 BB: 0 P: 5	R: 0 E: 2 K: 1 S: 7	H: 0 LOB: 2 BB: 0 P: 7	R: 0 E: 0 K: 1 S: 5	H: 0 LOB: 0 BB: 0 P: 5	R: 2 E: 0 K: 0 S: 6	H: 4 LOB: 1 BB: 0 P: 6	R: 0 E: 0 K: 0 S: 3	H: 0 LOB: 0 BB: 0 P: 3	R: 0 E: 0 K: 0 S: 4	H: 2 LOB: 1 BB: 0 P: 4	R: 0 E: 0 K: 1 S: 7	H: 2 LOB: 2 BB: 0 P: 7	R: 0 E: 0 K: 1 S: 5	H: 0 LOB: 0 BB: 0 P: 5	1B: 8 2B: 0 3B: 1 HR: 0	SF: 0 SAC: 0 DP: 1 HBP: 1	WP: 0 PA: 37 PB: 0 SB: 0 CS: 0							
<b>PITCHER</b>	IP	WLS	BF	H	R	ER	SO	BB	IBB	HBP	BLK	WP	HR	S	P	ERA	WHIP											
<b>Bill Fischer, R</b> ERA: 3.45	(1, 1)	7.0	W	30	8	2	2	3	0	0	1	0	0	0	35	36	2.57	1.143										
<b>Dick Hyde, R</b> ERA: 5.96	(8, 1)	2.0	S	7	1	0	0	2	0	0	0	0	0	0	11	11	0.00	0.500										

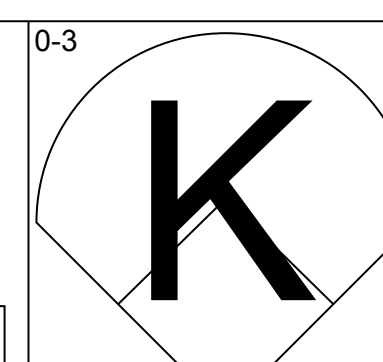
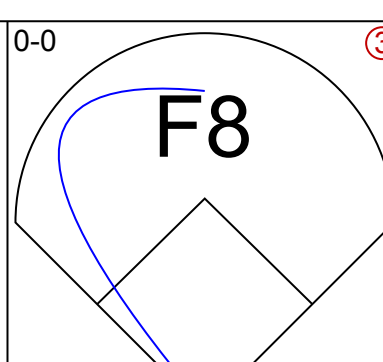
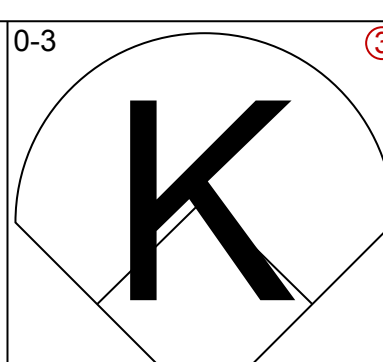
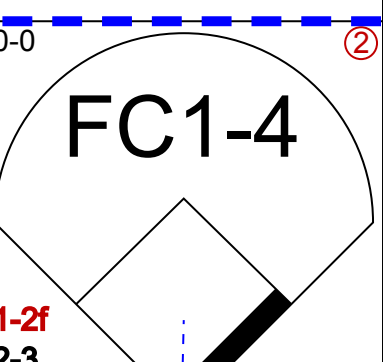
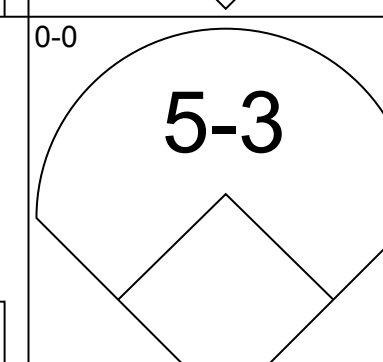
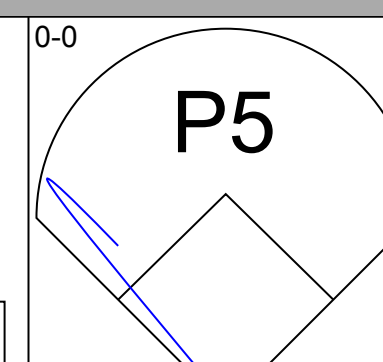
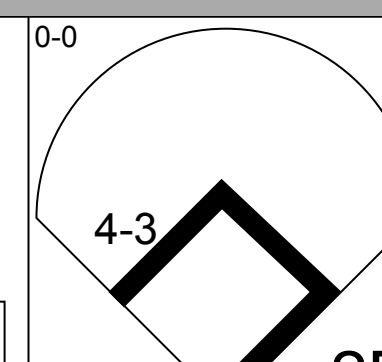
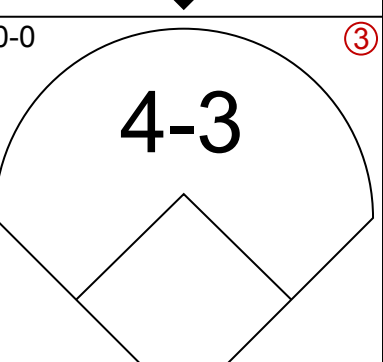
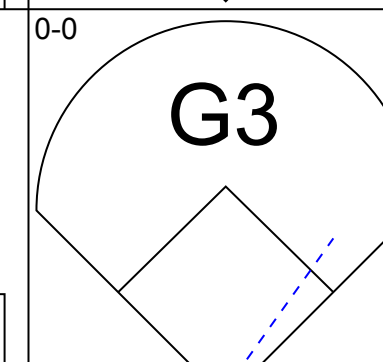
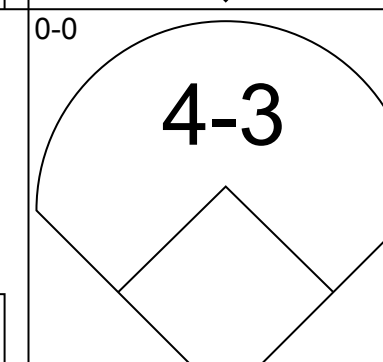
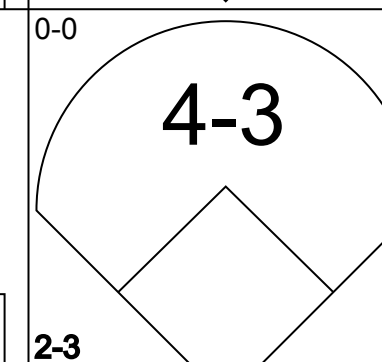
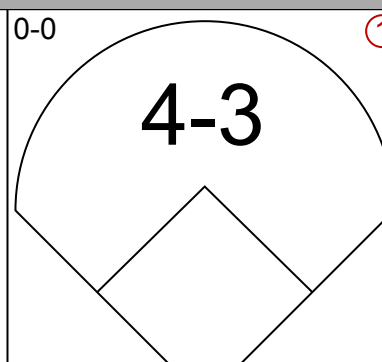
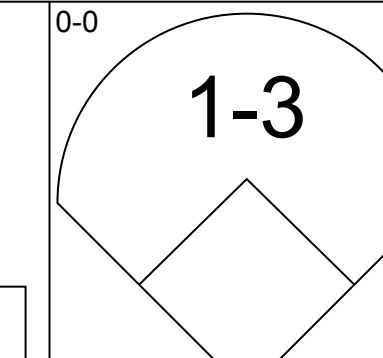
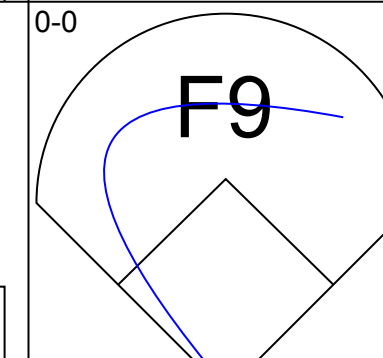
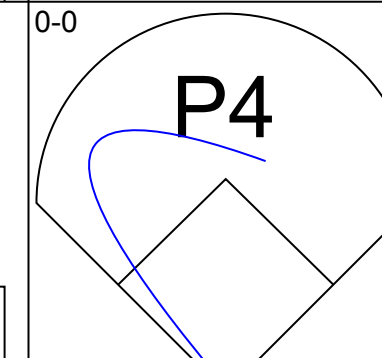
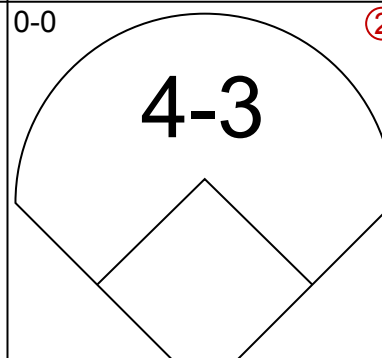
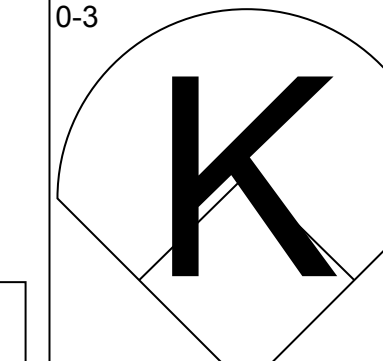
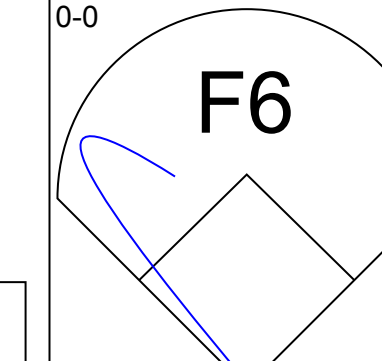
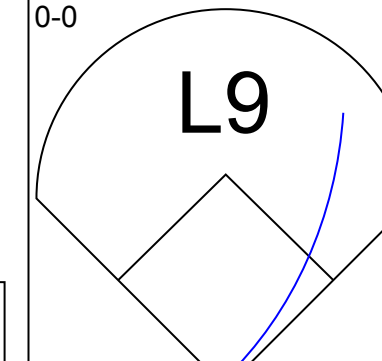
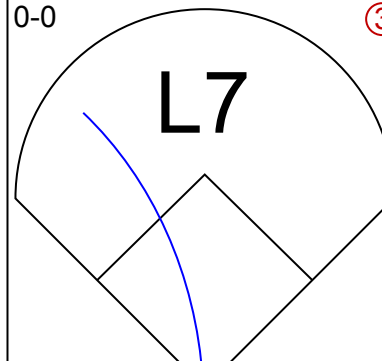
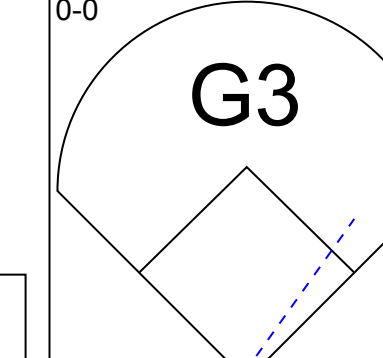
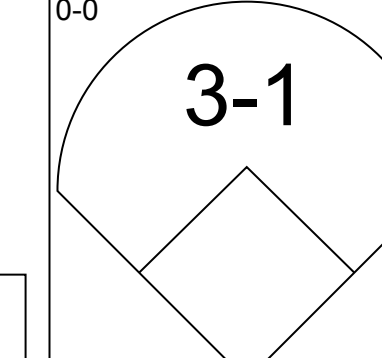
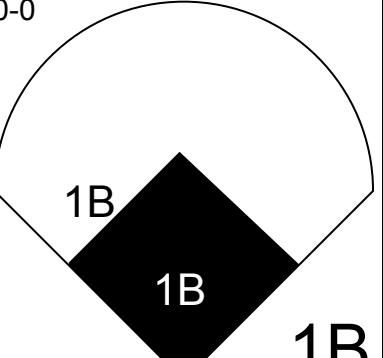
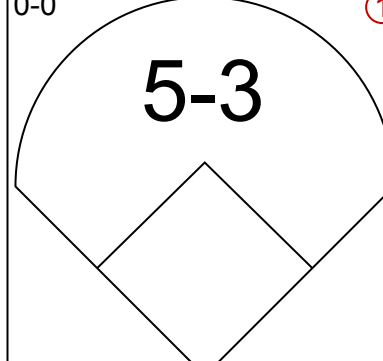
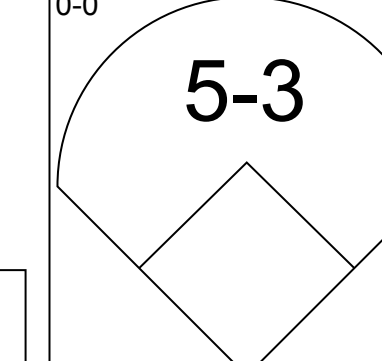
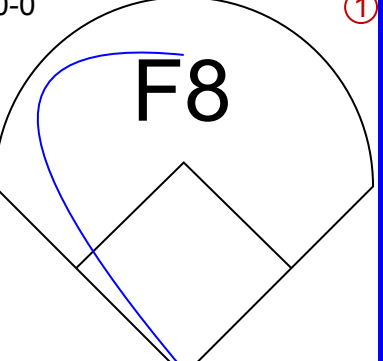
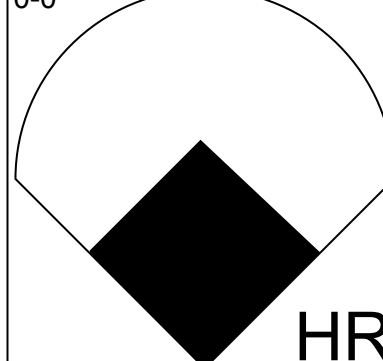
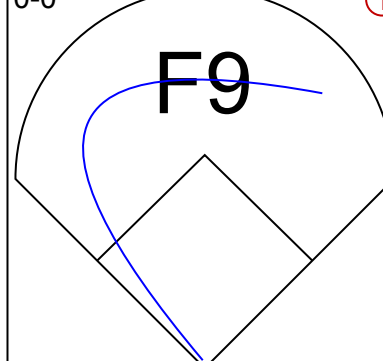
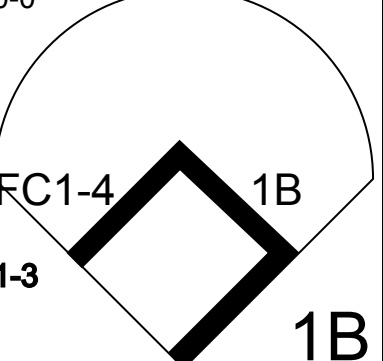
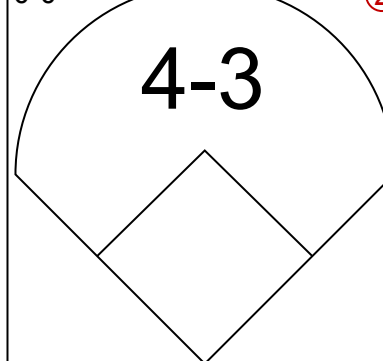
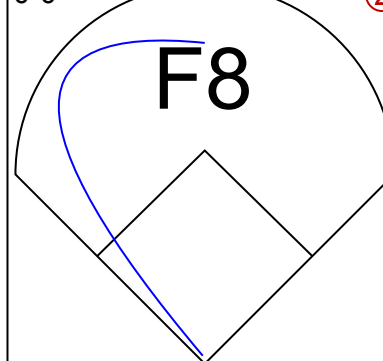
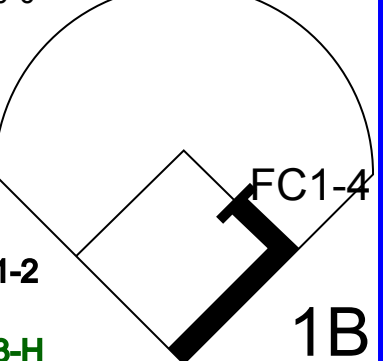
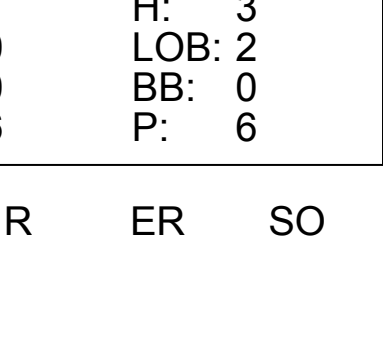
Batter	1	2	3	4	5	6	7	8	9	AB	R	H	RBI	BB	SO	LOB	BOTTOM											
<b>Ken Aspromonte, R</b> OBP: 0.344, SLG: 0.330 (1, 4)	0-0 E6 1B			0-0 E7 SF7 1B			0-0 G6-4-3 1B			4	2	3	1	0	0	0	<b>Detroit Tigers @ Washington Senators</b> Griffith Stadium, Washington, DC Thu Jul 16 1959, 7:05 PM EDT Att: 10,407 - Unknown											
<b>Bob Allison, R</b> OBP: 0.344, SLG: 0.577 (1, 8)	0-0 F8		0-0 G6-4-3 BB		0-0 SF7		0-0 F8			2	0	0	1	1	0	2												
<b>Harmon Killebrew, R</b> OBP: 0.392, SLG: 0.626 (1, 5)	0-3 K		0-0 G6-4-3		0-0 5-3		0-0 G6-4-3			4	0	0	0	0	1	5												
<b>Roy Sievers, R</b> OBP: 0.316, SLG: 0.448 (1, 3)	0-0 1B		0-3 K		0-0 F6			0-0 P5		4	0	1	1	0	1	0												
<b>Jim Lemon, R</b> OBP: 0.331, SLG: 0.525	0-0 F8		0-3 K		0-0 6-3			0-0 F2		4	0	0	0	0	1	1												
<b>Lenny Green, L</b> OBP: 0.275, SLG: 0.327 (9, 7)	0-0 F8							0-0 4-3		0	0	0	0	0	0	0												
<b>Faye Throneberry, L</b> OBP: 0.372, SLG: 0.440 (1, 9)		0-0 HR		0-0 1B						4	1	2	1	0	1	0												
<b>Clint Courtney, L</b> OBP: 0.354, SLG: 0.306 (1, 2)		0-0 1B SF8 BB		0-3 K			0-0 F7			2	1	0	0	1	1	1												
<b>Billy Consolo, R</b> OBP: 0.307, SLG: 0.282 (1, 6)		0-0 BB 1B 1B		0-0 SH2-4 E BB			0-3 K			2	1	1	0	1	1	0												
<b>Bill Fischer, R</b> OBP: 0.158, SLG: 0.114	0-0 SF8		0-0 SH2-4		0-0 K					1	0	0	1	0	1	0												
<b>Dick Hyde, R</b> ERA: 5.35										0	0	0	0	0	0	0												
<b>Inning Stats</b>	R: 1 E: 1 K: 1 S: 7	H: 1 LOB: 1 BB: 0 P: 7	R: 2 E: 0 K: 0 S: 5	H: 3 LOB: 2 BB: 2 P: 13	R: 0 E: 0 K: 3 S: 10	H: 1 LOB: 1 BB: 0 P: 10	R: 2 E: 1 K: 0 S: 4	H: 1 LOB: 0 BB: 1 P: 8	R: 0 E: 0 K: 1 S: 5	H: 0 LOB: 0 BB: 0 P: 5	R: 0 E: 0 K: 2 S: 7	H: 0 LOB: 0 BB: 0 P: 7	R: 0 E: 0 K: 0 S: 3	H: 1 LOB: 0 BB: 0 P: 3	R: 0 E: 0 K: 0 S: 3	H: 0 LOB: 0 BB: 0 P: 3	R: 0 E: 0 K: 0 S: 3	H: 0 LOB: 0 BB: 0 P: 3	1B: 6 2B: 0 3B: 0 HR: 1	SF: 2 SAC: 1 DP: 2 HBP: 0	WP: 0 PA: 33 PB: 0 SB: 1 CS: 0							
<b>PITCHER</b>	IP	WLS	BF	H	R	ER	SO	BB	IBB	HBP	BLK	WP	HR	S	P	ERA	WHIP											
<b>Ray Narleski, R</b> ERA: 5.94	(1, 1)	1.1	L	11	4	3	2	1	0	0	0	0	0	1	11	19	13.50	4.500										
<b>Bob Smith, L</b> ERA: 4.21	(2, 1)	0.2		1	0	0	0	0	0	0	0	0	0	1	1	0.00	0.000											
<b>Pete Burnside, L</b> ERA: 3.6	(3, 1)	2.0		9	2	2	1	3	1	0	0	0	0	0	14	18	4.50	1.500										
<b>Barney Schultz, R</b> ERA: 2.25	(5, 1)	2.0		6	0	0	0	3	0	0	0	0	0	0	12	12	0.00	0.000										
<b>Dave Sisler, R</b> ERA: 5.35	(7, 1)	2.0		6	1	0	0	0	0	0	0	0	0	6	6	0.00	0.500											

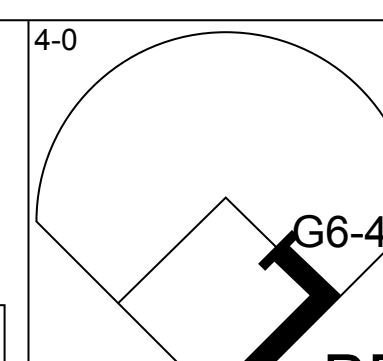
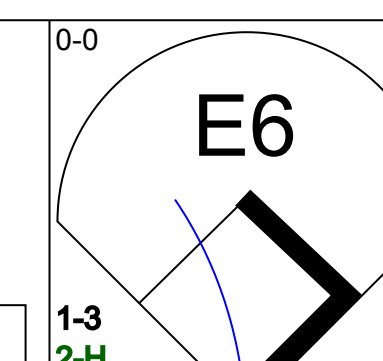
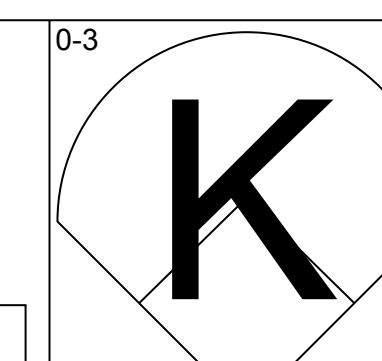
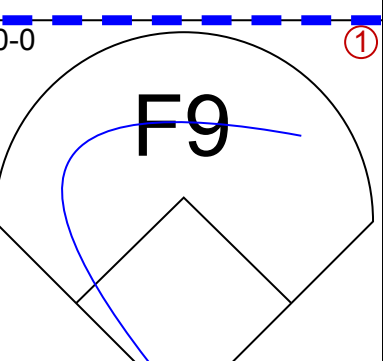
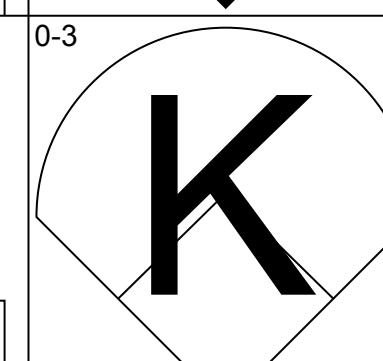
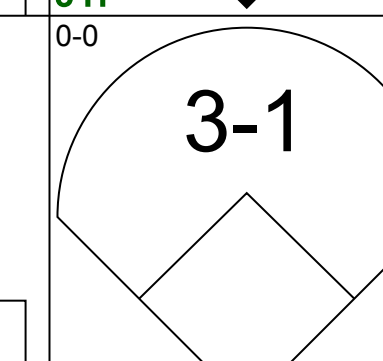
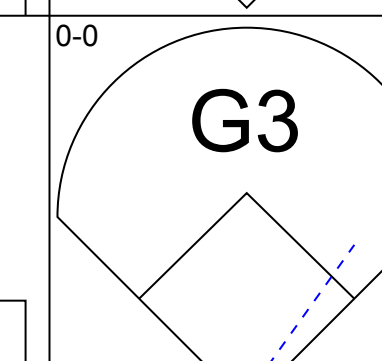
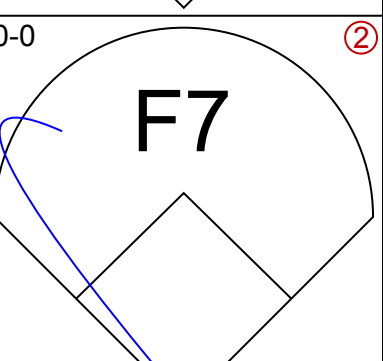
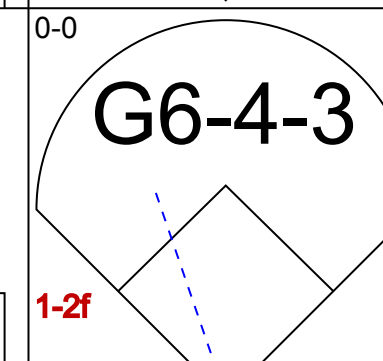
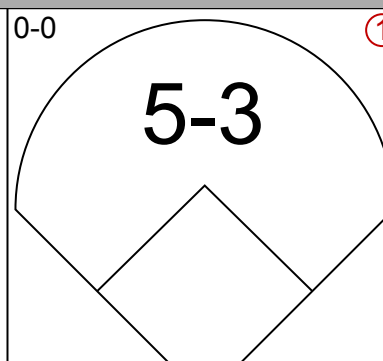
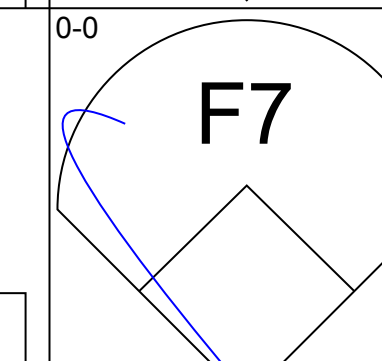
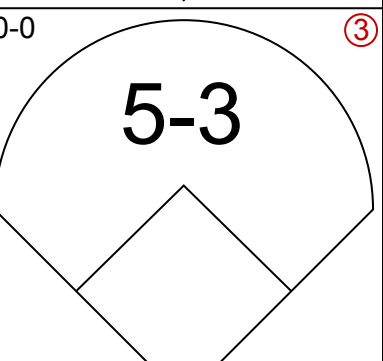
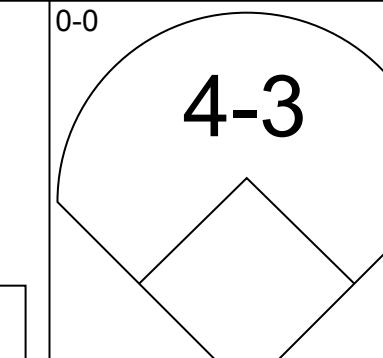
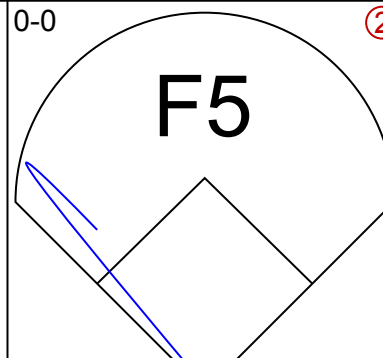
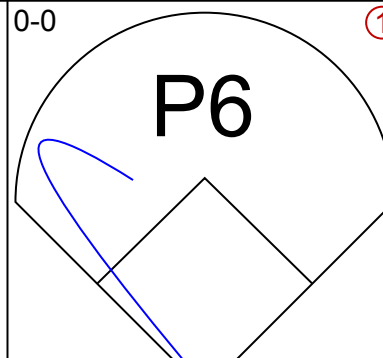
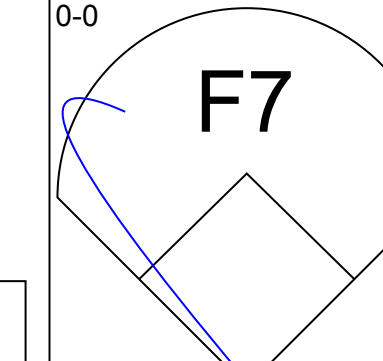
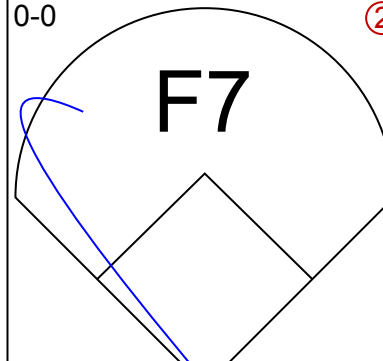
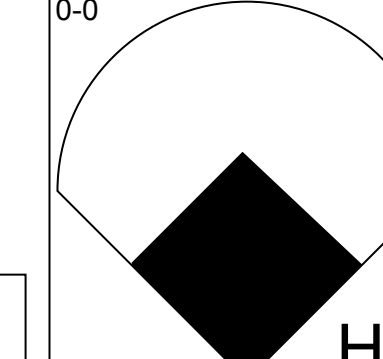
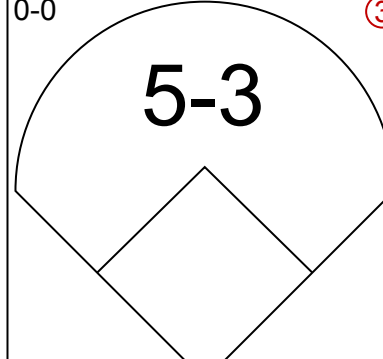
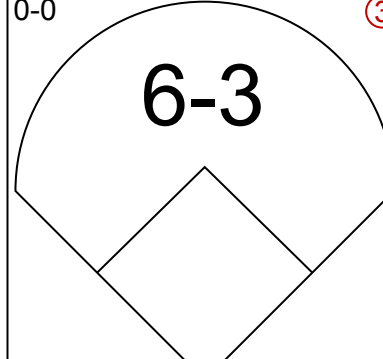
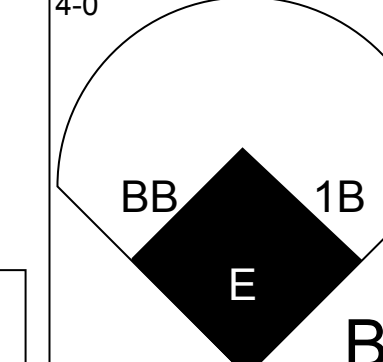
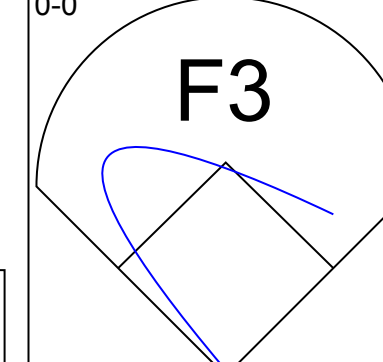
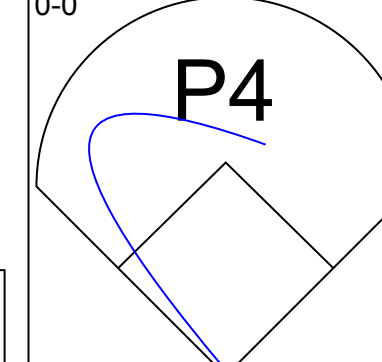
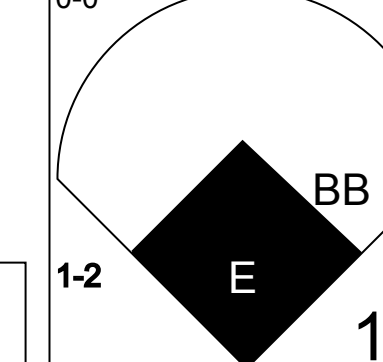
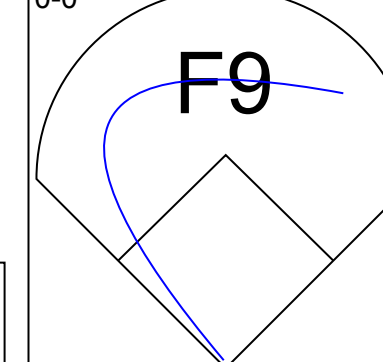
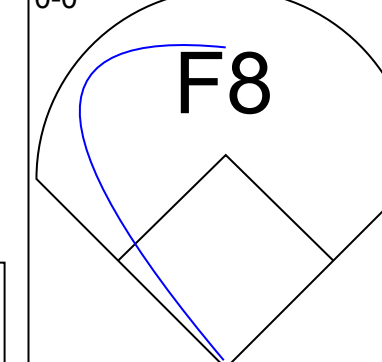
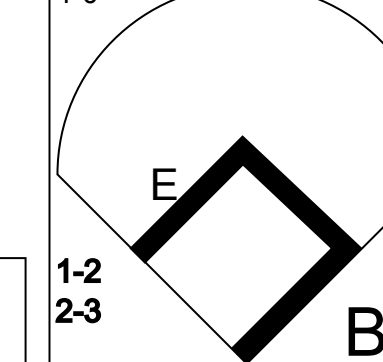
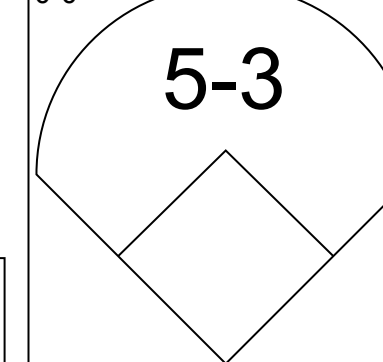
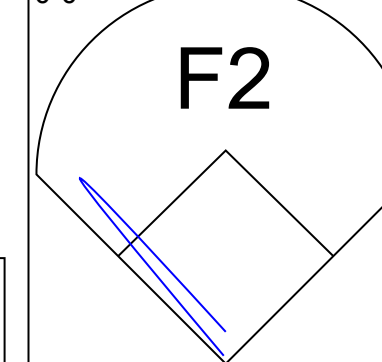
AB	36
R	2
H	9
RBI	2
BB	0
SO	5
LOB	17



AB	27
R	5
H	7
RBI	5
BB	3
SO	7
LOB	9




Batter	1	2	3	4	5	6	7	8	9	AB	R	H	RBI	BB	SO	LOB	TOP		
<b>Ted Lepcio, R</b> OBP: 0.348, SLG: 0.430 (1, 5)										4	0	0	0	0	2	2	<b>Detroit Tigers @ Baltimore Orioles</b> Memorial Stadium, Baltimore, MD Fri Jul 17 1959, 7:05 PM EDT Att: 26,808 - Unknown		
<b>Harvey Kuenn, R</b> OBP: 0.407, SLG: 0.500 (1, 9)										4	0	1	0	0	0	2			
<b>Charlie Maxwell, L</b> OBP: 0.339, SLG: 0.491 (1, 7)										4	0	0	0	0	0	1			
<b>Johnny Groth, R</b> OBP: 0.368, SLG: 0.486 (1, 8)										4	0	0	0	0	0	1			
<b>Lou Berberet, L</b> OBP: 0.299, SLG: 0.363 (1, 2)										4	0	0	0	0	1	1			
<b>Gail Harris, L</b> OBP: 0.222, SLG: 0.316 (1, 3)										3	1	1	0	0	0	0			
<b>Rocky Bridges, R</b> OBP: 0.321, SLG: 0.364 (1, 6)										2	0	0	0	0	0	0			
<b>Neil Christley, L</b> OBP: 0.164, SLG: 0.286 (8, PH)										1	0	0	0	0	0	1			
<b>Coot Veal, R</b> OBP: 0.400, SLG: 0.348 (8, 6)										0	0	0	0	0	0	0			
<b>Frank Bolling, R</b> OBP: 0.327, SLG: 0.372 (1, 4)										3	1	2	1	0	0	0			
<b>Don Mossi, L</b> OBP: 0.143, SLG: 0.150 (1, 1)										2	0	0	0	0	0	0			
<b>Eddie Yost, R</b> OBP: 0.414, SLG: 0.421 (8, PH)										1	0	1	1	0	0	0			
<b>Tom Morgan, R</b> OBP: 0.278, SLG: 0.611 (8, 1)										0	0	0	0	0	0	0			
<b>Inning Stats</b>	R: 0 E: 0 K: 1 S: 5	H: 0 LOB: 0 BB: 0 P: 5	R: 0 E: 0 K: 1 S: 5	H: 0 LOB: 0 BB: 0 P: 5	R: 1 E: 0 K: 0 S: 4	H: 1 LOB: 0 BB: 0 P: 4	R: 0 E: 0 K: 0 S: 3	H: 0 LOB: 0 BB: 0 P: 3	R: 0 E: 0 K: 1 S: 5	H: 0 LOB: 0 BB: 0 P: 5	R: 0 E: 0 K: 0 S: 4	H: 1 LOB: 1 BB: 0 P: 4	R: 0 E: 0 K: 0 S: 6	H: 3 LOB: 2 BB: 0 P: 6	R: 0 E: 0 K: 0 S: 3	H: 0 LOB: 0 BB: 0 P: 3	1B: 3 2B: 1 3B: 0 HR: 1	SF: 0 SAC: 0 DP: 0 HBP: 0	WP: 0 PA: 32 PB: 0 CS: 0
<b>PITCHER</b>	IP	WLS	BF	H	R	ER	SO	BB	IBB	HBP	BLK	WP	HR	S	P	ERA	WHIP		
<b>Hal Brown, R</b> ERA: 3.54 (1, 1)	7.1	W	27	5	2	2	3	0	0	0	0	0	1	33	33	2.46	0.682		
<b>Milt Pappas, R</b> ERA: 3.81 (8, 1)	1.2	S	5	0	0	0	0	0	0	0	0	0	0	5	5	0.00	0.000		

Batter	1	2	3	4	5	6	7	8	9	AB	R	H	RBI	BB	SO	LOB	BOTTOM		
<b>Willie Tasby, R</b> OBP: 0.333, SLG: 0.397 (1, 8)										3	0	0	0	1	1	1	<b>Detroit Tigers @ Baltimore Orioles</b> Memorial Stadium, Baltimore, MD Fri Jul 17 1959, 7:05 PM EDT Att: 26,808 - Unknown		
<b>Gene Woodling, L</b> OBP: 0.399, SLG: 0.512 (1, 7)										4	0	0	0	0	1	3			
<b>Walt Dropo, R</b> OBP: 0.280, SLG: 0.391 (1, 3)										4	0	0	0	0	0	1			
<b>Gus Triandos, R</b> OBP: 0.382, SLG: 0.548 (1, 2)										3	0	0	0	0	0	0			
<b>Joe Taylor, R</b> OBP: 0.385, SLG: 0.310 (1, 9)										3	0	1	0	0	0	0			
<b>Al Pilarcik, L</b> OBP: 0.366, SLG: 0.397 (9, 9)										0	0	0	0	0	0	0			
<b>Brooks Robinson, R</b> OBP: 0.234, SLG: 0.295 (1, 5)										3	1	1	1	0	0	1			
<b>Billy Gardner, R</b> OBP: 0.300, SLG: 0.351 (1, 4)										2	1	0	0	1	0	0			
<b>Willy Miranda, S</b> OBP: 0.209, SLG: 0.200 (1, 6)										3	1	1	0	0	0	0			
<b>Hal Brown, R</b> OBP: 0.192, SLG: 0.136 (1, 1)										2	0	0	0	1	0	0			
<b>Milt Pappas, R</b> OBP: 0.186, SLG: 0.190 (8, 1)										0	0	0	0	0	0	0			
<b>Inning Stats</b>	R: 0 E: 0 K: 1 S: 4	H: 0 LOB: 1 BB: 1 P: 8	R: 3 E: 1 K: 0 S: 6	H: 2 LOB: 2 BB: 2 P: 14	R: 0 E: 0 K: 0 S: 4	H: 1 LOB: 1 BB: 0 P: 4	R: 0 E: 0 K: 0 S: 3	H: 0 LOB: 0 BB: 0 P: 3	R: 0 E: 0 K: 0 S: 3	H: 0 LOB: 0 BB: 0 P: 3	R: 0 E: 0 K: 0 S: 3	H: 0 LOB: 0 BB: 0 P: 3	R: 0 E: 0 K: 0 S: 3	H: 0 LOB: 0 BB: 0 P: 3	R: 0 E: 0 K: 0 S: 3	H: 0 LOB: 0 BB: 0 P: 3	1B: 2 2B: 0 3B: 0 HR: 1	SF: 0 SAC: 0 DP: 1 HBP: 0	WP: 0 PA: 30 PB: 0 CS: 0
<b>PITCHER</b>	IP	WLS	BF	H	R	ER	SO	BB	IBB	HBP	BLK	WP	HR	S	P	ERA	WHIP		
<b>Don Mossi, L</b> ERA: 3.17 (1, 1)	7.0	L	27	3	3	1	2	3	0	0	0	0	1	28	40	1.29	0.857		
<b>Tom Morgan, R</b> ERA: 3.56 (8, 1)	1.0		3	0	0	0	0	0	0	0	0	0	0	3	3	0.00	0.000		


livebaseballscores.com

AB 32  
R 2  
H 5  
RBI 2  
BB 0  
SO 3  
LOB 8



livebaseballscores.com

AB 27  
R 3  
H 3  
RBI 1  
BB 3  
SO 2  
LOB 6



Batter	1	2	3	4	5	6	7	8	9	AB	R	H	RBI	BB	SO	LOB	TOP			
Ted Lepcio, R OBP: 0.333, SLG: 0.411 Barney Schultz, R OBP: 1.000, SLG: 1.000	(1,5) 0-3 K	(1,9) 0-0 P4			(1,5) 0-0 P6		(1,2) 0-0 5-3			4	0	0	0	0	1	2				
Harvey Kuenn, R OBP: 0.405, SLG: 0.497	(1,9) 0-0 1B		(1,9) 0-0 F9		(1,2) 0-0 1-3		(1,3) 0-0 6-3			4	0	1	0	0	0	0				
Johnny Groth, R OBP: 0.350, SLG: 0.459	(1,8) 0-0 F9		(1,2) 0-0 F2		(1,3) 0-0 6-3			(1,1) 0-0 6-3		4	0	0	0	0	0	1				
Charlie Maxwell, L OBP: 0.341, SLG: 0.490	(1,7) 0-0 1B		(1,3) 0-0 P3			(1,2) 4-0 WP 1B FC6-4 BB		(1,2) 0-0 F9		3	1	1	0	1	0	0				
Lou Berberet, L OBP: 0.298, SLG: 0.374	(1,2) 0-3 K					(1,1) 0-3 K		(1,3) 0-0 4-3		4	1	1	1	0	2	3				
Gail Harris, L OBP: 0.233, SLG: 0.322		(1,3) 4-0 BB							(1,1) 0-0 3-1	3	0	2	0	1	0	0				
Frank Bolling, R OBP: 0.326, SLG: 0.370		(1,4) 0-0 L7							(1,2) 0-0 F3	4	0	1	1	0	0	2				
Rocky Bridges, R OBP: 0.319, SLG: 0.361 Gus Zernial, R OBP: 0.250, SLG: 0.429 Coot Veal, R OBP: 0.385, SLG: 0.333	(1,6) 0-0 F9		(1,2) 0-0 P6			(1,3) 0-0 F9		(1,3) 0-0 F8		2	0	0	0	0	0	3				
Paul Foytack, R OBP: 0.136, SLG: 0.073 Neil Chrisley, L OBP: 0.161, SLG: 0.280 Pete Burnside, R OBP: 0.413, SLG: 0.419	(1,1) 4-0 BB		(1,2) 0-0 G4-6-3						(1,1) 0-0 1-3	0	0	0	0	1	0	0				
<b>Inning Stats</b>	R: 0 E: 0 K: 2 S: 9	H: 2 LOB: 2 BB: 0 P: 9	R: 0 E: 0 K: 0 S: 3	H: 0 LOB: 2 BB: 2 P: 11	R: 0 E: 0 K: 0 S: 3	H: 0 LOB: 0 BB: 0 P: 3	R: 1 E: 0 K: 0 S: 5	H: 3 LOB: 1 BB: 0 P: 5	R: 0 E: 0 K: 0 S: 3	H: 0 LOB: 0 BB: 0 P: 3	R: 1 E: 0 K: 1 S: 6	H: 1 LOB: 1 BB: 1 P: 10	R: 0 E: 0 K: 0 S: 3	H: 0 LOB: 0 BB: 0 P: 3	R: 0 E: 0 K: 0 S: 3	H: 0 LOB: 0 BB: 0 P: 3	1B: 5 2B: 0 3B: 0 HR: 1	SF: 0 SAC: 0 DP: 1 HBP: 0	WP: 1 PB: 0 SB: 0 CS: 0	PA: 35
<b>PITCHER</b>	IP WLS BF H R ER SO BB IBB HBP BLK WP HR S P ERA WHIP																			
Amie Portocarrero, R ERA: 9.37 Billy Hoelt, L ERA: 5.27 Jerry Walker, R ERA: 2.7	(1,1) 5.0 W 22 5 2 2 2 3 0 0 0 0 0 1 23 35 3.60 1.600																			
(6,1) 0.2 3 1 0 0 1 0 0 0 0 0 1 0 5 5 0.00 1.500																				
(6,1) 3.1 S 10 0 0 0 0 0 0 0 0 0 0 0 10 10 0.00 0.000																				

**Detroit Tigers @ Baltimore Orioles**  
 Memorial Stadium, Baltimore, MD  
 Sat Jul 18 1959, 3:33 AM EDT  
 Unknown

AB	32
R	2
H	6
RBI	2
BB	3
SO	3
LOB	14

Batter	1	2	3	4	5	6	7	8	9	AB	R	H	RBI	BB	SO	LOB	BOTTOM			
Willie Tasby, R OBP: 0.332, SLG: 0.401	(1,8) 0-0 F8			(1,3) 0-3 K			(1,2) 0-0 5-3			4	0	1	2	0	1	0				
Bob Boyd, L OBP: 0.297, SLG: 0.309 Walt Dropp, R OBP: 0.276, SLG: 0.416	(1,3) 0-0 E8	(1,3) 1-1 3-H 3B								2	1	1	0	0	0	1				
Gene Woodling, L OBP: 0.407, SLG: 0.521	(5,3) 0-0 1B	(1,3) 0-0 F9								2	0	2	0	0	0	0				
Gus Triandos, R OBP: 0.377, SLG: 0.539	(1,7) 0-0 1B		(1,2) 0-0 1B							3	1	3	1	1	0	0				
Albie Pearson, L OBP: 0.302, SLG: 0.246	(1,2) 0-0 F8		(1,1) 0-0 1-3							4	0	0	0	0	1	6				
Brooks Robinson, R OBP: 0.250, SLG: 0.323	(1,9) 0-0 F9		(1,2) 0-0 F8							4	1	1	0	0	0	3				
Billy Klaus, L OBP: 0.366, SLG: 0.293 Bob Nieman, R OBP: 0.342, SLG: 0.480 Willy Miranda, S OBP: 0.209, SLG: 0.200	(1,5) 0-0 F7		(1,1) 0-0 F7							4	0	2	2	0	0	0				
Billy Gardner, R OBP: 0.299, SLG: 0.350	(1,6) 0-0 1B		(1,3) 0-0 F7							2	1	1	0	0	0	1				
Amie Portocarrero, R ERA: 5.37 Pete Burnside, L ERA: 3.32 Barney Schultz, R ERA: 2.5	(1,6) 0-0 3B		(1,7) 0-0 1B							1	0	0	0	0	0	0				
(7,6) 1B										0	0	0	0	0	0	0				
(1,4) 0-0 1B			(1,1) 0-0 P3							4	1	1	0	0	1	1				
(1,1) 0-3 K			(1,2) 0-3 K							2	0	0	0	0	2	2				
(6,1) 0-0 K										0	0	0	0	0	0	0				
(6,1) 0-0 K										2	0	0	0	0	0	1				
<b>Inning Stats</b>	R: 1 E: 1 K: 0 S: 5	H: 2 LOB: 1 BB: 0 P: 5	R: 2 E: 0 K: 1 S: 8	H: 3 LOB: 1 BB: 0 P: 8	R: 1 E: 0 K: 0 S: 5	H: 2 LOB: 1 BB: 0 P: 5	R: 0 E: 0 K: 2 S: 7	H: 0 LOB: 0 BB: 0 P: 7	R: 0 E: 0 K: 0 S: 4	H: 2 LOB: 1 BB: 0 P: 4	R: 0 E: 0 K: 0 S: 3	H: 0 LOB: 0 BB: 0 P: 3	R: 0 E: 0 K: 1 S: 6	H: 1 LOB: 2 BB: 1 P: 10	R: 1 E: 0 K: 1 S: 7	H: 2 LOB: 1 BB: 0 P: 7	1B: 7 2B: 3 3B: 2 HR: 0	SF: 0 SAC: 1 DP: 1 HBP: 0	WP: 0 PB: 1 SB: 0 CS: 0	PA: 36
<b>PITCHER</b>	IP WLS BF H R ER SO BB IBB HBP BLK WP HR S P ERA WHIP																			
Paul Foytack, R ERA: 5.37 Pete Burnside, L ERA: 3.32 Barney Schultz, R ERA: 2.5	(1,1) 3.0 L 16 7 4 3 1 0 0 0 0 0 0 0 14 14 0.00 0.667																			
(4,1) 3.0 10 2 0 0 2 0 0 0 0 0 0 0 14 14 0.00 0.667																				
(7,1) 2.0 10 3 1 1 2 1 0 0 0 0 0 0 13 17 4.50 2.000																				

**Detroit Tigers @ Baltimore Orioles**  
 Memorial Stadium, Baltimore, MD  
 Sat Jul 18 1959, 3:33 AM EDT  
 Unknown

AB	34
R	5
H	12
RBI	5
BB	1
SO	5
LOB	15

Batter	1	2	3	4	5	6	7	8	9	AB R H RBI BB SO LOB	TOP									
<b>Eddie Yost, R</b> OBP: 0.413, SLG: 0.417 (1, 5)	4-0 WP PB 6-3 BB		0-0 5-3		0-3 K		0-0 K		0-0 L9	4 1 1 1 1 1 4	<b>Detroit Tigers @ Baltimore Orioles</b> <b>Memorial Stadium, Baltimore, MD</b> Sat Jul 18 1959, 7:05 PM EDT Att: 23,188 - Unknown									
<b>Harvey Kuenn, R</b> OBP: 0.401, SLG: 0.491 (1, 8)	0-0 6-3		0-0 5-3		0-3 K		0-3 K			4 0 0 1 0 2 3										
<b>Neil Chrisley, L</b> OBP: 0.150, SLG: 0.259 (1, 9)	0-0 3-1		0-0 5-3			0-0 F8		0-0 P6		4 0 0 0 0 0 0										
<b>Charlie Maxwell, L</b> OBP: 0.346, SLG: 0.490 (1, 7)	0-0 1B			4-0 G5-4-3 BB		4-0 PB BB		0-0 F5		2 0 1 0 2 0 0										
<b>Red Wilson, R</b> OBP: 0.336, SLG: 0.447 (1, 2)	0-0 F5			0-0 G5-4-3 1-2		0-0 F9		0-0 5-3		4 0 0 0 0 0 3										
<b>Gail Harris, L</b> OBP: 0.228, SLG: 0.315 (1, 3)		0-0 F7		0-0 F9		0-0 F7			0-0 4-3	4 0 0 0 0 0 1										
<b>Frank Bolling, R</b> OBP: 0.332, SLG: 0.368 (1, 4)		4-0 PB BB			1-0 PB HBP		4-0 4-3 SH3-4 1B BB		0-0 L4	1 1 0 0 2 0 0										
<b>Coot Veal, R</b> OBP: 0.379, SLG: 0.308 (1, 6)		0-3 K			0-3 K		0-0 SH3-4		4-0 BB BB	2 0 0 0 1 2 2										
<b>Frank Lary, R</b> OBP: 0.176, SLG: 0.167 (1, 1)		0-3 K			4-0 BB		0-0 4-3		4-0 1-2 BB	2 0 0 0 2 1 2										
<b>Inning Stats</b>	R: 1 E: 0 K: 0 S: 4	H: 1 LOB: 1 BB: 1 P: 8	R: 0 E: 0 K: 2 S: 7	H: 0 LOB: 0 BB: 1 P: 11	R: 0 E: 0 K: 0 S: 3	H: 0 LOB: 0 BB: 0 P: 3	R: 0 E: 0 K: 0 S: 2	H: 0 LOB: 0 BB: 1 P: 6	R: 0 E: 0 K: 3 S: 9	H: 0 LOB: 2 BB: 1 P: 14	R: 1 E: 0 K: 1 S: 6	H: 1 LOB: 1 BB: 1 P: 10	R: 0 E: 0 K: 0 S: 3	H: 0 LOB: 0 BB: 0 P: 3	R: 0 E: 0 K: 0 S: 3	H: 0 LOB: 2 BB: 2 P: 11	1B: 2 2B: 0 3B: 0 HR: 0	SF: 0 SAC: 1 DP: 1 HBP: 1	WP: 1 PB: 4 SB: 0 CS: 0	PA: 37
<b>PITCHER</b>	IP WLS BF H R ER SO BB IBB HBP BLK WP HR S P ERA WHIP											<b>PITCHER</b>	IP WLS BF H R ER SO BB IBB HBP BLK WP HR S P ERA WHIP							
<b>Hoyt Wilhelm, R</b> ERA: 1.91 <b>Jack Fisher, R</b> ERA: 5.57	(1, 1) 8.0 L 32											(9, 1) 1.0 5 0 0 0 0	6 6 0 0 0 0 0 0 3 11 0.00 2.000							


Batter	1	2	3	4	5	6	7	8	9	AB R H RBI BB SO LOB	BOTTOM									
<b>Albie Pearson, L</b> OBP: 0.301, SLG: 0.247 (1, 9)	0-0 F9		0-0 BB 1B		0-0 G3			0-0 4-3		4 0 1 0 0 0 0	<b>Detroit Tigers @ Baltimore Orioles</b> <b>Memorial Stadium, Baltimore, MD</b> Sat Jul 18 1959, 7:05 PM EDT Att: 23,188 - Unknown									
<b>Billy Klaus, L</b> OBP: 0.376, SLG: 0.304 (1, 6)	0-0 FC6-4 1B		0-3 K			0-0 CS 1B		0-0 1B 1B		4 0 3 0 0 1 2										
<b>Joe Taylor, R</b> OBP: 0.381, SLG: 0.290 <b>Gene Woodling, L</b> OBP: 0.406, SLG: 0.519 (9, PH)	0-0 FC6-4 1-2		4-0 BB			0-3 K		0-0 F8		2 0 0 0 1 1 2 1 0 0 0 0 0 1										
<b>Walt Dropo, R</b> OBP: 0.265, SLG: 0.398 (1, 3)	0-3 K		0-0 F2			0-0 G3		0-3 K		4 0 0 0 0 2 5										
<b>Willie Tasby, R</b> OBP: 0.332, SLG: 0.399 (1, 8)		0-0 6-3		0-0 5-3			0-0 F8		0-0 1B 1B	4 0 1 0 0 0 0										
<b>Brooks Robinson, R</b> OBP: 0.236, SLG: 0.304 (1, 5)		0-3 K		0-3 K			0-0 6-3		0-3 K	4 0 0 0 0 3 2										
<b>Joe Ginsberg, L</b> OBP: 0.268, SLG: 0.233 (1, 2)		0-0 4-3		0-0 4-3			0-0 F7			3 0 0 0 0 0 0										
<b>Billy Gardner, R</b> OBP: 0.301, SLG: 0.351 <b>Bob Boyd, L</b> OBP: 0.296, SLG: 0.308 <b>Willy Miranda, S</b> OBP: 0.209, SLG: 0.200 (9, PH)	0-0 BB 1B 1B		0-0 BB 1B		0-0 P5			0-0 F7		2 0 1 0 0 0 0 1 0 0 0 0 0 0 0 0 0 0 0 0 0										
<b>Hoyt Wilhelm, R</b> OBP: 0.102, SLG: 0.022 <b>Al Pilarcik, L</b> OBP: 0.363, SLG: 0.394 <b>Jack Fisher, R</b> OBP: 0.500, SLG: 0.500 (9, 1)	0-3 K		0-3 K		0-3 K		0-0 1-3			2 0 0 0 0 2 1 1 0 0 0 0 0 0 0 0 0 0 0 0 0										
<b>Inning Stats</b>	R: 0 E: 0 K: 1 S: 6	H: 1 LOB: 0 BB: 0 P: 6	R: 0 E: 0 K: 1 S: 5	H: 0 LOB: 0 BB: 0 P: 5	R: 0 E: 0 K: 2 S: 9	H: 2 LOB: 3 BB: 1 P: 13	R: 0 E: 0 K: 1 S: 5	H: 0 LOB: 0 BB: 0 P: 5	R: 0 E: 0 K: 1 S: 5	H: 1 LOB: 0 BB: 0 P: 5	R: 0 E: 0 K: 0 S: 3	H: 0 LOB: 0 BB: 0 P: 3	R: 0 E: 0 K: 0 S: 3	H: 0 LOB: 0 BB: 0 P: 3	R: 0 E: 0 K: 2 S: 9	H: 2 LOB: 2 BB: 0 P: 9	1B: 6 2B: 1 3B: 0 HR: 0	SF: 0 SAC: 0 DP: 1 HBP: 0	WP: 0 PB: 0 SB: 0 CS: 1	PA: 33
<b>PITCHER</b>	IP WLS BF H R ER SO BB IBB HBP BLK WP HR S P ERA WHIP											<b>PITCHER</b>	IP WLS BF H R ER SO BB IBB HBP BLK WP HR S P ERA WHIP							
<b>Frank Lary, R</b> ERA: 3.37	(1, 1) 9.0 W 33											(1, 1) 9.0 W 33	6 6 0 0 0 0 0 0 50 54 0.00 0.778							



Batter	1	2	3	4	5	6	7	8	9	AB	R	H	RBI	BB	SO	LOB	TOP					
Eddie Yost, R OBP: 0.411, SLG: 0.413 (1, 5)										3	0	0	0	1	1	1						
Harvey Kuenn, R OBP: 0.397, SLG: 0.485 (1, 8)										4	0	0	0	0	0	1						
Charlie Maxwell, L OBP: 0.345, SLG: 0.497 (1, 7)										4	1	1	1	0	0	0						
Johnny Groth, R OBP: 0.341, SLG: 0.447 Neil Chrisley, L OBP: 0.161, SLG: 0.286 (7, PH) (7, 9)										2	0	0	0	0	1	0						
Red Wilson, R OBP: 0.328, SLG: 0.437 Lou Berberet, L OBP: 0.297, SLG: 0.373 (9, PH)										3	0	0	0	0	0	1						
Gus Zernial, R OBP: 0.244, SLG: 0.419 Gail Harris, L OBP: 0.232, SLG: 0.315 (7, PH) (7, 3)										2	0	0	0	0	0	0						
Frank Bolling, R OBP: 0.332, SLG: 0.368 (1, 4)										3	0	1	0	0	0	2						
Coot Veal, R OBP: 0.387, SLG: 0.296 Ted Lepcio, R OBP: 0.330, SLG: 0.407 Rocky Bridges, R OBP: 0.319, SLG: 0.361 (8, PH) (8, 6)										1	0	0	0	1	0	1						
Jim Bunning, R OBP: 0.232, SLG: 0.283 Bobo Osborne, L OBP: 0.262, SLG: 0.310 Ray Narleski, R OBP: 0.125, SLG: 0.250 (8, PH) (8, 1)										2	0	0	0	0	1	2						
<b>Inning Stats</b>	R: 0 E: 0 K: 1 S: 5	H: 0 LOB: 0 BB: 0 P: 5	R: 0 E: 0 K: 1 S: 5	H: 0 LOB: 0 BB: 0 P: 5	R: 0 E: 0 K: 1 S: 6	H: 1 LOB: 1 BB: 0 P: 6	R: 1 E: 0 K: 0 S: 4	H: 1 LOB: 0 BB: 0 P: 4	R: 0 E: 0 K: 0 S: 3	H: 0 LOB: 1 BB: 1 P: 7	R: 0 E: 0 K: 0 S: 3	H: 1 LOB: 1 BB: 1 P: 7	R: 0 E: 0 K: 1 S: 5	H: 0 LOB: 1 BB: 1 P: 9	R: 0 E: 0 K: 0 S: 3	H: 0 LOB: 0 BB: 0 P: 3	1B: 1 2B: 2 3B: 0 HR: 1	SF: 0 SAC: 0 DP: 1 HBP: 0	WP: 0 PB: 0 SB: 0 CS: 0	PA: 32		
<b>PITCHER</b>	IP WLS BF H R ER SO BB IBB HBP BLK WP HR S P ERA WHIP																					
Billy O'Dell, L ERA: 3.43 Billy Loes, R ERA: 2.36	(1, 1) (7, 1)	6.0 W 21 S: 5	H 2 R 1 ER 1 SO 3	BB 1 IBB 0 HBP 0 BLK 0	WP 0 HR 1 S 26 P 30	ERA 1.50 WHIP 0.500																

**Detroit Tigers @ Baltimore Orioles**  
**Memorial Stadium, Baltimore, MD**  
 Sun Jul 19 1959, 3:33 AM EDT  
 Att: 8,856 - Unknown


**AB 29**  
**R 1**  
**H 3**  
**RBI 1**  
**BB 3**  
**SO 4**  
**LOB 8**



Batter	1	2	3	4	5	6	7	8	9	AB	R	H	RBI	BB	SO	LOB	BOTTOM					
Albie Pearson, L OBP: 0.306, SLG: 0.253 (1, 9)										4	1	2	0	0	0	2						
Bob Boyd, L OBP: 0.295, SLG: 0.307 Walt Dropo, R OBP: 0.265, SLG: 0.398 (9, 3)										4	0	1	0	0	0	4						
Willie Tasby, R OBP: 0.328, SLG: 0.395 (1, 8)										4	0	0	0	0	1	2						
Gene Woodling, L OBP: 0.410, SLG: 0.524 (1, 7)										3	1	2	0	1	0	0						
Gus Triandos, R OBP: 0.378, SLG: 0.536 (1, 2)										3	0	1	2	1	0	1						
Billy Klaus, L OBP: 0.371, SLG: 0.299 Billy Loes, R (7, 1)										3	0	0	0	0	2	3						
Brooks Robinson, R OBP: 0.253, SLG: 0.310 (1, 5)										2	0	1	0	1	0	0						
Billy Gardner, R OBP: 0.301, SLG: 0.351 (1, 4)										3	0	1	0	0	0	2						
Billy O'Dell, S OBP: 0.216, SLG: 0.212 Willy Miranda, S OBP: 0.209, SLG: 0.200 Al Pilarcik, L OBP: 0.361, SLG: 0.391 Chico Carrasquel, R OBP: 0.284, SLG: 0.302 (7, PH) (8, 6)										2	0	0	0	0	0	0						
<b>Inning Stats</b>	R: 2 E: 0 K: 2 S: 9	H: 2 LOB: 1 BB: 1 P: 13	R: 0 E: 0 K: 0 S: 3	H: 0 LOB: 0 BB: 0 P: 3	R: 0 E: 0 K: 0 S: 3	H: 1 LOB: 0 BB: 0 P: 3	R: 0 E: 0 K: 0 S: 3	H: 1 LOB: 2 BB: 2 P: 11	R: 0 E: 0 K: 0 S: 4	H: 1 LOB: 1 BB: 0 P: 4	R: 0 E: 0 K: 1 S: 5	H: 0 LOB: 0 BB: 0 P: 5	R: 0 E: 0 K: 0 S: 5	H: 2 LOB: 2 BB: 0 P: 5	R: 0 E: 0 K: 0 S: 4	H: 1 LOB: 1 BB: 0 P: 4	1B: 7 2B: 2 3B: 0 HR: 0	SF: 0 SAC: 0 DP: 2 HBP: 0	WP: 0 PB: 0 SB: 1 CS: 0	PA: 33		
<b>PITCHER</b>	IP WLS BF H R ER SO BB IBB HBP BLK WP HR S P ERA WHIP																					
Jim Bunning, R ERA: 4.46 Ray Narleski, R ERA: 5.65	(1, 1) (8, 1)	7.0 L 29 S: 9	H 7 R 2 ER 2 SO 3	BB 3 IBB 0 HBP 0 BLK 0	WP 0 HR 0 S 32 P 44	ERA 2.57 WHIP 1.429																

**Detroit Tigers @ Baltimore Orioles**  
**Memorial Stadium, Baltimore, MD**  
 Sun Jul 19 1959, 3:33 AM EDT  
 Att: 8,856 - Unknown

**AB 30**  
**R 2**  
**H 8**  
**RBI 2**  
**BB 3**  
**SO 3**  
**LOB 17**



Batter	1	2	3	4	5	6	7	8	9	AB	R	H	RBI	BB	SO	LOB	TOP			
Ken Aspromonte, R OBP: 0.367, SLG: 0.375 John Romonosky, R OBP: 0.200, SLG: 0.400	4-3		P3				6-3			3	0	1	0	0	0	0	Washington Senators @ Detroit Tigers Briggs Stadium, Detroit, MI Tue Jul 21 1959, 7:05 PM EDT Att: 23,075 - Unknown			
Bob Allison, R OBP: 0.338, SLG: 0.573	F7		5-3				6-3			4	0	0	0	0	1	1				
Harmon Killebrew, R OBP: 0.380, SLG: 0.612	5-3		5-3					6-3		4	0	0	0	0	0	1				
Roy Sievers, R OBP: 0.318, SLG: 0.467		HR		1-3			L5		F7	4	1	1	1	0	0	0				
Jim Lemon, R OBP: 0.326, SLG: 0.511	5-3			6-3			FC4-6 1B		P6	4	0	1	0	0	0	0				
Faye Throneberry, L OBP: 0.359, SLG: 0.417			K		1B 1B		FC4-6 BB 1-2		F7	4	0	1	0	0	1	1				
Hal Naragon, L OBP: 0.297, SLG: 0.333 Clint Courtney, L OBP: 0.348, SLG: 0.286					1B 1B				G3	2	0	2	0	0	0	0				
Billy Consolo, R OBP: 0.276, SLG: 0.255					L9				K	3	0	0	0	1	1	4				
Bill Fischer, R OBP: 0.158, SLG: 0.114 Russ Kemmerer, R OBP: 0.256, SLG: 0.162 Ron Sanford, R OBP: 0.284, SLG: 0.376			K						L8	0	0	0	0	0	0	0				
										1	0	0	0	0	1	2				
										2	0	0	0	0	1	0				
<b>Inning Stats</b>	R: 0 E: 0 K: 0 S: 3	H: 0 LOB: 0 BB: 0 P: 3	R: 1 E: 0 K: 2 S: 9	H: 2 LOB: 2 BB: 1 P: 13	R: 0 E: 0 K: 0 S: 3	H: 0 LOB: 0 BB: 0 P: 3	R: 0 E: 0 K: 0 S: 5	H: 2 LOB: 2 BB: 0 P: 5	R: 0 E: 0 K: 2 S: 8	H: 1 LOB: 1 BB: 0 P: 8	R: 0 E: 0 K: 0 S: 4	H: 1 LOB: 2 BB: 1 P: 8	R: 0 E: 0 K: 0 S: 3	H: 0 LOB: 0 BB: 0 P: 3	R: 0 E: 0 K: 1 S: 5	H: 0 LOB: 0 BB: 0 P: 5	1B: 5 2B: 0 3B: 0 HR: 1	SF: 0 SAC: 0 DP: 0 HBP: 0	WP: 0 PB: 0 SB: 0 CS: 0	PA: 35
<b>PITCHER</b> Paul Foytack, R ERA: 5.08	IP: 9.0 WLS: W BF: 35 H: 6 R: 1 ER: 1 SO: 5 BB: 2 IBB: 0 HBP: 0 BLK: 0 WP: 0 HR: 1 S: 43 P: 51 ERA: 1.00 WHIP: 0.889																			

Batter	1	2	3	4	5	6	7	8	9	AB	R	H	RBI	BB	SO	LOB	BOTTOM			
Eddie Yost, R OBP: 0.411, SLG: 0.409	HR S BB	1B 1B BB	F7			G6-4-3 1-2		K 2-3		3	2	0	0	2	1	2	Washington Senators @ Detroit Tigers Briggs Stadium, Detroit, MI Tue Jul 21 1959, 7:05 PM EDT Att: 23,075 - Unknown			
Charlie Maxwell, L OBP: 0.349, SLG: 0.508	P6	1B HR 1B		HR		HBP				3	2	2	1	0	0	1				
Harvey Kuenn, R OBP: 0.395, SLG: 0.491	HR	F9		6-3		6-3				4	1	1	2	0	0	3				
Al Kaline, R OBP: 0.396, SLG: 0.548	HBP BB BB	HR 1B		K		G4-6-3 1B				3	2	2	1	1	1	0				
Lou Berberet, L OBP: 0.296, SLG: 0.384	F8	HR 1B		4-3		G4-6-3 1-2		G3		4	1	1	3	0	0	2				
Gail Harris, L OBP: 0.233, SLG: 0.314	BB HBP 1B	4-3			G3		G3			4	0	1	0	0	0	0				
Frank Bolling, R OBP: 0.331, SLG: 0.364	HBP BB 1B	P4			6-3			5-3		3	0	0	0	0	0	0				
Coot Veal, R OBP: 0.400, SLG: 0.276 Rocky Bridges, R OBP: 0.319, SLG: 0.361			F3		6-3			SH1-4 HBP		2	0	0	1	1	0	0				
										0	0	0	0	0	0	0				
Paul Foytack, R OBP: 0.149, SLG: 0.091	K		F8			G6-4-3 1B		SH1-4		3	0	1	0	0	1	3				
										1B: 5 2B: 0 3B: 0 HR: 3	SF: 0 SAC: 1 DP: 2 HBP: 3	WP: 0 PB: 1 SB: 1 CS: 0	PA: 37							
<b>Inning Stats</b>	R: 3 E: 0 K: 1 S: 7	H: 2 LOB: 3 BB: 3 P: 20	R: 4 E: 0 K: 0 S: 6	H: 3 LOB: 0 BB: 1 P: 10	R: 0 E: 0 K: 0 S: 3	H: 0 LOB: 0 BB: 0 P: 3	R: 1 E: 0 K: 1 S: 6	H: 1 LOB: 0 BB: 0 P: 6	R: 0 E: 0 K: 0 S: 3	H: 0 LOB: 0 BB: 0 P: 3	R: 0 E: 0 K: 0 S: 3	H: 1 LOB: 1 BB: 0 P: 4	R: 0 E: 0 K: 0 S: 3	H: 1 LOB: 0 BB: 0 P: 3	R: 0 E: 0 K: 1 S: 5	H: 0 LOB: 1 BB: 0 P: 6	1B: 5 2B: 0 3B: 0 HR: 3	SF: 0 SAC: 1 DP: 2 HBP: 3	WP: 0 PB: 1 SB: 1 CS: 0	PA: 37
<b>PITCHER</b> Bill Fischer, R ERA: 3.65 Russ Kemmerer, R ERA: 5.02 John Romonosky, R ERA: 2.29	IP: 3.1 WLS: L BF: 15 H: 4 R: 5 ER: 5 SO: 2 BB: 1 IBB: 0 HBP: 0 BLK: 0 WP: 0 HR: 2 S: 18 P: 22 ERA: 13.50 WHIP: 1.500																			

Batter	1	2	3	4	5	6	7	8	9	AB	R	H	RBI	BB	SO	LOB	TOP		
Ken Aspromonte, R (1.4) OBP: 0.358, SLG: 0.364	K			L8			L5		F7	4	0	0	0	0	1	0	<b>Washington Senators @ Detroit Tigers</b> Briggs Stadium, Detroit, MI Wed Jul 22 1959, 4:33 AM EDT Att: 8,211 - Unknown <a href="http://livebaseballscorecards.com">livebaseballscorecards.com</a>		
Bob Allison, R (1.8) OBP: 0.334, SLG: 0.566	K			K			P6		K	4	0	0	0	0	3	0			
Harmon Killebrew, R (1.5) OBP: 0.377, SLG: 0.664	L8			F7			L7		K	4	0	0	0	0	1	0			
Roy Sievers, R (1.3) OBP: 0.318, SLG: 0.479		5-3			P4				HR	3	1	1	1	0	0	0			
Jim Lemon, R (1.7) OBP: 0.329, SLG: 0.510		F7			G1-6-3 BB				2B SF7 BB	1	1	0	0	2	0	0			
Faye Throneberry, L (1.9) OBP: 0.357, SLG: 0.421		F5			G1-6-3 1-2				2B	3	0	1	0	0	0	1			
Hal Naragon, L (1.2) OBP: 0.292, SLG: 0.329				4-3			4-3		SF7	2	0	0	1	0	0	0			
Billy Consolo, R (1.6) OBP: 0.280, SLG: 0.260				6-3					5-3	2	0	1	0	0	0	0			
Clint Courtney, L (8. PH) OBP: 0.344, SLG: 0.282							G5-4-3 1B		5-3	1	0	0	0	0	0	1			
Tex Clevenger, R (8.1) OBP: 0.125, SLG: 0.286							G5-4-3 1B			0	0	0	0	0	0	0			
Chuck Stobbs, L (8.1) OBP: 0.091, SLG: 0.091										0	0	0	0	0	0	0			
Pedro Ramos, S (1.1) OBP: 0.235, SLG: 0.234				K			G5-4-3 1-2		K	2	0	0	0	0	1	1			
Lenny Green, L (8. PH) OBP: 0.344, SLG: 0.433										1	0	0	0	0	1	1			
Jose Valdivielso, R (8.6) OBP: 0.385, SLG: 0.333										0	0	0	0	0	0	0			
<b>Inning Stats</b>	R: 0 H: 0 E: 0 K: 2 S: 7	H: 0 R: 0 ER: 0 LOB: 0 BB: 7 P: 7	R: 0 H: 0 E: 0 K: 0 S: 3	H: 0 R: 0 ER: 0 LOB: 0 BB: 0 P: 3	R: 0 H: 0 E: 0 K: 1 S: 5	H: 0 R: 0 ER: 0 LOB: 0 BB: 0 P: 5	R: 0 H: 0 E: 0 K: 1 S: 5	H: 0 R: 0 ER: 0 LOB: 0 BB: 1 P: 6	R: 0 H: 1 E: 0 K: 0 S: 3	H: 0 R: 0 ER: 0 LOB: 0 BB: 0 P: 3	R: 0 H: 0 E: 0 K: 0 S: 3	H: 0 R: 0 ER: 0 LOB: 0 BB: 0 P: 3	R: 2 H: 2 E: 0 K: 1 S: 7	H: 2 R: 0 ER: 0 LOB: 1 BB: 1 P: 11	R: 0 H: 0 E: 0 K: 2 S: 7	H: 0 R: 0 ER: 0 LOB: 0 BB: 0 P: 7	1B: 1 2B: 1 3B: 0 HR: 1	SF: 1 SAC: 0 DP: 2 HBP: 0	WP: 0 PA: 30 PB: 0 SB: 0 CS: 0
<b>PITCHER</b>	IP WLS BF H R ER SO BB IBB HBP BLK WP HR S P ERA WHIP																		
Frank Lary, R (1.1) ERA: 3.33	7.0 W 24 3 2 2 4 2 0 0 0 0 1 30 38 2.57 0.714																		
Ray Narleski, R (8.1) ERA: 5.68	2.0 S 6 0 0 0 3 0 0 0 0 0 0 0 12 12 0.00 0.000																		

Batter	1	2	3	4	5	6	7	8	9	AB	R	H	RBI	BB	SO	LOB	BOTTOM		
Eddie Yost, R (1.5) OBP: 0.409, SLG: 0.405	K		FC5-4				K			3	0	0	0	1	2	1	<b>Washington Senators @ Detroit Tigers</b> Briggs Stadium, Detroit, MI Wed Jul 22 1959, 4:33 AM EDT Att: 8,211 - Unknown <a href="http://livebaseballscorecards.com">livebaseballscorecards.com</a>		
Charlie Maxwell, L (1.7) OBP: 0.345, SLG: 0.502	K			E4 1B L6-3			L9			4	1	0	0	0	2	1			
Harvey Kuenn, R (1.9) OBP: 0.396, SLG: 0.491	F8			E L6-3 1B			K		2B 1B	4	1	2	0	0	1	0			
Al Kaline, R (1.8) OBP: 0.395, SLG: 0.547		L7		L6-3			L6-3		1B 2B	4	0	1	2	0	0	1			
Lou Berberet, L (1.2) OBP: 0.295, SLG: 0.379		F7		E4 G4-6-3			G3		BB	3	0	0	0	1	0	1			
Gail Harris, L (1.3) OBP: 0.233, SLG: 0.312		F2		G4-6-3 1-2			E9 1B		P1	4	1	1	0	0	0	4			
Frank Bolling, R (1.4) OBP: 0.333, SLG: 0.377				F7			HR		P6 FC1-5 1B	4	1	2	2	0	2	2			
Rocky Bridges, R (1.6) OBP: 0.318, SLG: 0.358				FC5-4 BB			K		FC1-5 HR	3	1	0	0	1	2	3			
Frank Lary, R (1.1) OBP: 0.185, SLG: 0.235				F7			3-1		HR	3	1	1	2	0	0	1			
Ray Narleski, R (8.1) OBP: 0.125, SLG: 0.250										0	0	0	0	0	0	0			
<b>Inning Stats</b>	R: 0 H: 0 E: 0 K: 2 S: 7	H: 0 R: 0 ER: 0 LOB: 0 BB: 0 P: 7	R: 0 H: 0 E: 0 K: 0 S: 3	H: 0 R: 0 ER: 0 LOB: 1 BB: 1 P: 7	R: 0 H: 0 E: 2 K: 0 S: 5	H: 1 R: 0 ER: 0 LOB: 0 BB: 0 P: 5	R: 1 H: 1 E: 0 K: 2 S: 8	H: 1 R: 0 ER: 0 LOB: 1 BB: 1 P: 12	R: 0 H: 0 E: 0 K: 1 S: 5	H: 0 R: 0 ER: 0 LOB: 0 BB: 0 P: 5	R: 3 H: 3 E: 1 K: 1 S: 8	H: 3 R: 0 ER: 0 LOB: 0 BB: 0 P: 8	R: 1 H: 2 E: 0 K: 1 S: 7	H: 2 R: 0 ER: 0 LOB: 2 BB: 1 P: 11	R: 0 H: 0 E: 0 K: 1 S: 7	H: 0 R: 0 ER: 0 LOB: 0 BB: 0 P: 7	1B: 4 2B: 1 3B: 0 HR: 2	SF: 0 SAC: 0 DP: 1 HBP: 0	WP: 0 PA: 35 PB: 0 SB: 0 CS: 0
<b>PITCHER</b>	IP WLS BF H R ER SO BB IBB HBP BLK WP HR S P ERA WHIP																		
Pedro Ramos, R (1.1) ERA: 4.14	7.0 L 29 5 5 4 6 2 0 0 0 0 0 0 2 39 47 5.14 1.000																		
Tex Clevenger, R (8.1) ERA: 5.12	0.0 2 2 1 1 0 0 0 0 0 0 0 0 2 2 ∞ ∞																		
Chuck Stobbs, L (8.1) ERA: 3.31	1.0 4 0 0 0 1 1 0 0 0 0 0 0 5 9 0.00 1.000																		





Batter	1	2	3	4	5	6	7	8	9	AB	R	H	RBI	BB	SO	LOB	TOP	
Ken Aspromonte, R OBP: 0.348, SLG: 0.353	L8		P5			P6		F9		4	0	0	0	0	0	1		
Bob Allison, R OBP: 0.336, SLG: 0.574	F 1B SF7 1B		L8			K			HR	4	2	2	1	0	1	0		
Harmon Killebrew, R OBP: 0.379, SLG: 0.662	E8 1B			4-3					L8	3	0	1	0	1	0	0		
Roy Sievers, R OBP: 0.313, SLG: 0.472	SF7			P6					F2	3	0	0	1	0	0	1		
Faye Throneberry, L OBP: 0.352, SLG: 0.414	L9			4-3					4-3	4	0	0	0	0	1	2		
Jim Lemon, R OBP: 0.326, SLG: 0.505					5-3					3	0	0	0	0	1	1		
Clint Courtney, L OBP: 0.344, SLG: 0.284				4-3		G3				3	0	1	0	0	0	0		
Billy Consolo, R OBP: 0.273, SLG: 0.253				5-3		K			K	3	0	0	0	0	2	1		
Hal Woodeshick, R Reno Bertioia, R Tex Clevenger, R Russ Kemmerer, R			P6			P3		L6		1	0	0	0	0	0	0		
										1	0	0	0	0	0	0		
										0	0	0	0	0	0	0		
										1	0	0	0	0	0	1		
<b>Inning Stats</b>	R: 1 E: 1 K: 0 S: 5	H: 2 LOB: 1 BB: 0 P: 5	R: 0 E: 0 K: 0 S: 3	H: 0 LOB: 0 BB: 0 P: 3	R: 0 E: 0 K: 0 S: 3	H: 0 LOB: 0 BB: 0 P: 3	R: 0 E: 0 K: 1 S: 5	H: 0 LOB: 0 BB: 0 P: 5	R: 0 E: 0 K: 2 S: 7	H: 0 LOB: 1 BB: 1 P: 11	R: 0 E: 0 K: 1 S: 6	H: 1 LOB: 1 BB: 0 P: 6	R: 1 E: 0 K: 0 S: 4	H: 1 LOB: 0 BB: 0 P: 4	1B: 3 2B: 0 3B: 0 HR: 1	SF: 1 SAC: 0 DP: 0 HBP: 0	WP: 0 PB: 0 SB: 0 CS: 0	PA: 32
<b>PITCHER</b> Jim Bunning, R ERA: 4.32	IP: 9.0 WLS: W BF: 32 H: 4 R: 2 ER: 2 SO: 5 BB: 1 IBB: 0 HBP: 0 BLK: 0 WP: 0 HR: 1 S: 41 P: 45 ERA: 2.00 WHIP: 0.556											<b>PITCHER</b>	IP: 9.0 WLS: W BF: 32 H: 4 R: 2 ER: 2 SO: 5 BB: 1 IBB: 0 HBP: 0 BLK: 0 WP: 0 HR: 1 S: 41 P: 45 ERA: 2.00 WHIP: 0.556					

Washington Senators @ Detroit Tigers  
Briggs Stadium, Detroit, MI  
Thu Jul 23 1959, 4:33 AM EDT  
Att: 5,320 - Unknown

AB 30  
R 2  
H 4  
RBI 2  
BB 1  
SO 5  
LOB 7



Batter	1	2	3	4	5	6	7	8	9	AB	R	H	RBI	BB	SO	LOB	BOTTOM			
Eddie Yost, R OBP: 0.409, SLG: 0.405	4-3 1B	F8		6-3		1B		F8		5	2	2	0	0	0	2				
Charlie Maxwell, L OBP: 0.346, SLG: 0.498	4-3		K		F7	1B		WP BB BB		4	1	1	0	1	1	1				
Harvey Kuenn, R OBP: 0.404, SLG: 0.497	1B SH3-4		S 2B		S 1B	2B 1B		WP BB		4	4	4	3	1	0	0				
Al Kaline, R OBP: 0.401, SLG: 0.558	SH3-4 1B		WP SF9		SF8 S PB	2B 1B		K		5	3	4	2	0	1	2				
Red Wilson, R OBP: 0.333, SLG: 0.445	SH3-4		SF9		PB	2B		F9		2	0	1	4	1	0	2				
Gus Zernial, R OBP: 0.234, SLG: 0.404 Gail Harris, L OBP: 0.233, SLG: 0.312	6-3		6-3		SF8	K				3	0	0	1	0	1	1				
										0	0	0	0	0	0	0				
Ted Lepcio, R OBP: 0.317, SLG: 0.389		F9		K	6-3			F7		4	0	0	0	0	1	1				
Rocky Bridges, R OBP: 0.320, SLG: 0.363		SH1-4 1B				5-3		K		4	0	2	0	0	1	0				
Jim Bunning, R OBP: 0.237, SLG: 0.286		SH1-4		K		1B 1B 1B		K		3	1	1	0	0	2	1				
<b>Inning Stats</b>	R: 2 E: 0 K: 0 S: 6	H: 3 LOB: 1 BB: 0 P: 6	R: 0 E: 0 K: 0 S: 4	H: 1 LOB: 1 BB: 0 P: 4	R: 2 E: 0 K: 1 S: 7	H: 2 LOB: 0 BB: 0 P: 7	R: 0 E: 0 K: 2 S: 8	H: 1 LOB: 1 BB: 0 P: 8	R: 2 E: 0 K: 0 S: 5	H: 2 LOB: 1 BB: 1 P: 9	R: 5 E: 0 K: 1 S: 10	H: 6 LOB: 0 BB: 0 P: 10	R: 0 E: 0 K: 2 S: 7	H: 0 LOB: 0 BB: 0 P: 7	R: 0 E: 0 K: 1 S: 5	H: 0 LOB: 2 BB: 2 P: 13	1B: 11 2B: 4 3B: 0 HR: 0	SF: 2 SAC: 2 DP: 0 HBP: 0	WP: 2 PB: 1 SB: 3 CS: 0	PA: 41
<b>PITCHER</b> Hal Woodeshick, L ERA: 6.0 Tex Clevenger, R ERA: 6.07 Russ Kemmerer, R ERA: 4.92	IP: 5.0 WLS: L BF: 25 H: 9 R: 6 ER: 5 SO: 3 BB: 1 IBB: 0 HBP: 0 BLK: 0 WP: 1 HR: 0 S: 30 P: 34 ERA: 9.00 WHIP: 1.800											<b>PITCHER</b>	IP: 5.0 WLS: L BF: 25 H: 9 R: 6 ER: 5 SO: 3 BB: 1 IBB: 0 HBP: 0 BLK: 0 WP: 1 HR: 0 S: 30 P: 34 ERA: 9.00 WHIP: 1.800							

Washington Senators @ Detroit Tigers  
Briggs Stadium, Detroit, MI  
Thu Jul 23 1959, 4:33 AM EDT  
Att: 5,320 - Unknown

AB 34  
R 11  
H 15  
RBI 10  
BB 3  
SO 7  
LOB 10



Batter	1	2	3	4	5	6	7	8	9	AB	R	H	RBI	BB	SO	LOB	TOP					
<b>Bobby Richardson, R</b> OBP: 0.321, SLG: 0.347 (1, 4)	F3		F9			G6-4-3 1-2 1B		4-3		4	0	1	0	0	0	1						
<b>Hank Bauer, R</b> OBP: 0.325, SLG: 0.394 (1, 9)	K			F9		F3			FC6-4 1B	4	0	1	0	0	1	2						
<b>Mickey Mantle, S</b> OBP: 0.409, SLG: 0.547 (1, 8)	L8			K		G6-4-3 1-2			FC6-4 HR	4	1	0	0	0	1	3						
<b>Elston Howard, R</b> OBP: 0.295, SLG: 0.477 (1, 3)		F7					K		HR	4	1	2	2	0	1	0						
<b>Hector Lopez, R</b> OBP: 0.334, SLG: 0.479 (1, 5)	L6			F9			1B		1-3	4	0	1	0	0	0	1						
<b>Yogi Berra, L</b> OBP: 0.352, SLG: 0.451 (1, 2)	5-3				L6		F5		F3	4	0	0	0	0	0	1						
<b>Norm Siebern, L</b> OBP: 0.344, SLG: 0.415 (1, 7)			K		K		K			3	0	0	0	0	3	1						
<b>Fritz Brickell, R</b> OBP: 0.261, SLG: 0.227 (1, 6)			SH3 BB		F6			L8		2	0	0	0	1	0	0						
<b>Don Larsen, R</b> OBP: 0.415, SLG: 0.353 (1, 1)								L4		0	0	0	0	0	0	0						
<b>Eli Grba, R</b> OBP: 0.333, SLG: 0.200 (2, 1)										1	0	1	0	0	0	0						
<b>Enos Slaughter, L</b> OBP: 0.275, SLG: 0.420 (6, PH)										1	0	0	0	0	0	0						
<b>Jim Coates, R</b> (8, 1)										0	0	0	0	0	0	0						
<b>Inning Stats</b>	R: 0 E: 0 K: 1 S: 5	H: 0 LOB: 0 BB: 0 P: 5	R: 0 E: 0 K: 0 S: 3	H: 0 LOB: 0 BB: 0 P: 3	R: 0 E: 0 K: 1 S: 5	H: 0 LOB: 1 BB: 1 P: 9	R: 0 E: 0 K: 1 S: 6	H: 1 LOB: 1 BB: 0 P: 6	R: 0 E: 0 K: 1 S: 5	H: 0 LOB: 0 BB: 0 P: 5	R: 0 E: 0 K: 2 S: 4	H: 2 LOB: 1 BB: 0 P: 4	R: 0 E: 0 K: 2 S: 8	H: 1 LOB: 1 BB: 0 P: 8	R: 0 E: 0 K: 0 S: 3	H: 0 LOB: 0 BB: 0 P: 3	R: 2 E: 0 K: 0 S: 5	H: 2 LOB: 2 BB: 0 P: 5	1B: 5 2B: 0 3B: 0 HR: 1	SF: 0 SAC: 1 DP: 1 HBP: 0	WP: 0 PB: 0 SB: 0 CS: 0	PA: 33
<b>PITCHER</b> <b>Don Mossi, L</b> ERA: 3.09 (1, 1)	IP: 9.0 WLS: W BF: 33 H: 6 R: 2 ER: 2 SO: 6 BB: 1 IBB: 0 HBP: 0 BLK: 0 WP: 0 HR: 1 S: 44 P: 48 ERA: 2.00 WHIP: 0.778															<b>PITCHER</b>						

**New York Yankees @ Detroit Tigers**  
Briggs Stadium, Detroit, MI  
Fri Jul 24, 1959, 7:05 PM EDT  
Att: 50,161 - Unknown

AB 31  
R 2  
H 6  
RBI 2  
BB 1  
SO 6  
LOB 9



Batter	1	2	3	4	5	6	7	8	9	AB	R	H	RBI	BB	SO	LOB	BOTTOM					
<b>Eddie Yost, R</b> OBP: 0.408, SLG: 0.412 (1, 5)	HR	6-3			F7		4-3			4	1	1	1	0	0	1						
<b>Charlie Maxwell, L</b> OBP: 0.342, SLG: 0.492 (1, 7)	F3	4-3			K		F7			4	0	0	0	0	1	1						
<b>Harvey Kuenn, R</b> OBP: 0.405, SLG: 0.496 (7, PR)			4-3		F5					3	1	1	0	1	0	0						
<b>Johnny Groth, R</b> OBP: 0.341, SLG: 0.447 (8, 9)	1B						BB			0	0	0	0	0	0	0						
<b>Al Kaline, R</b> OBP: 0.402, SLG: 0.556 (1, 8)	1B		L4			1B FC4-6 BB	L9			3	1	1	0	1	0	1						
<b>Lou Berberet, L</b> OBP: 0.295, SLG: 0.377 (1, 2)	F5		4-3					F8		4	0	1	0	0	0	2						
<b>Gail Harris, L</b> OBP: 0.238, SLG: 0.326 (1, 3)				4-3						4	1	2	2	0	0	1						
<b>Ted Lepcio, R</b> OBP: 0.314, SLG: 0.384 (1, 4)	K				K			K		4	0	1	0	0	3	3						
<b>Rocky Bridges, R</b> OBP: 0.324, SLG: 0.363 (6, 6)			6-3 BB							0	0	0	0	2	0	0						
<b>Cool Veal, R</b> OBP: 0.378, SLG: 0.258 (6, 6)										2	0	0	0	0	0	2						
<b>Don Mossi, L</b> OBP: 0.133, SLG: 0.140 (1, 1)					K					3	0	0	0	0	2	3						
<b>Inning Stats</b>	R: 2 E: 0 K: 1 S: 9	H: 4 LOB: 2 BB: 0 P: 9	R: 0 E: 0 K: 1 S: 5	H: 0 LOB: 1 BB: 1 P: 9	R: 0 E: 0 K: 0 S: 3	H: 0 LOB: 0 BB: 0 P: 3	R: 0 E: 0 K: 2 S: 7	H: 0 LOB: 1 BB: 1 P: 11	R: 0 E: 0 K: 1 S: 5	H: 0 LOB: 0 BB: 0 P: 5	R: 2 E: 1 K: 0 S: 5	H: 2 LOB: 1 BB: 1 P: 9	R: 0 E: 0 K: 0 S: 3	H: 0 LOB: 1 BB: 1 P: 7	R: 0 E: 0 K: 1 S: 6	H: 1 LOB: 1 BB: 0 P: 6	R: 0 E: 0 K: 1 S: 6	H: 1 LOB: 1 BB: 0 P: 6	1B: 5 2B: 0 3B: 1 HR: 1	SF: 0 SAC: 0 DP: 0 HBP: 0	WP: 0 PB: 0 SB: 0 CS: 0	PA: 35
<b>PITCHER</b> <b>Don Larsen, R</b> ERA: 3.74 (1, 1)	IP: 1.0 WLS: L BF: 7 H: 4 R: 2 ER: 2 SO: 1 BB: 0 IBB: 0 HBP: 0 BLK: 0 WP: 0 HR: 1 S: 9 P: 9 ERA: 18.00 WHIP: 4.000															<b>PITCHER</b>						
<b>Eli Grba, R</b> ERA: 3.31 (2, 1)	IP: 6.0 WLS: 24 BF: 2 H: 2 R: 2 ER: 1 SO: 4 BB: 4 IBB: 0 HBP: 0 BLK: 0 WP: 0 HR: 0 S: 28 P: 44 ERA: 1.50 WHIP: 1.000															<b>PITCHER</b>						
<b>Jim Coates, R</b> ERA: 3.66 (8, 1)	IP: 1.0 WLS: 4 BF: 1 H: 0 R: 0 ER: 0 SO: 1 BB: 0 IBB: 0 HBP: 0 BLK: 0 WP: 0 HR: 0 S: 6 P: 6 ERA: 0.00 WHIP: 1.000															<b>PITCHER</b>						

**New York Yankees @ Detroit Tigers**  
Briggs Stadium, Detroit, MI  
Fri Jul 24, 1959, 7:05 PM EDT  
Att: 50,161 - Unknown

AB 31  
R 4  
H 7  
RBI 3  
BB 4  
SO 6  
LOB 14



Batter	1	2	3	4	5	6	7	8	9	AB	R	H	RBI	BB	SO	LOB	TOP																
<b>Bobby Richardson, R</b> OBP: 0.363, SLG: 0.366 (1, 4)	0-0 HR		0-0 1B		0-0 2B	6-3		0-0 5-3		5	2	3	1	0	0	2																	
<b>Norm Siebern, L</b> OBP: 0.343, SLG: 0.416 <b>Bill Skowron, R</b> OBP: 0.349, SLG: 0.539 (9, PH)	0-0 F6		0-0 F7		0-0 2B			0-0 L9	0-3 K	4	0	1	2	0	0	1																	
<b>Johnny Blanchard, L</b> OBP: 0.243, SLG: 0.264 (9, 7)					1-H 2-H 2B					1	0	0	0	0	1	0																	
<b>Mickey Mantle, S</b> OBP: 0.406, SLG: 0.542 (1, 8)	0-3 K		0-0 F2		0-0 B1			0-0 1-3	0-0 HR	5	1	1	0	0	1	2																	
<b>Yogi Berra, L</b> OBP: 0.359, SLG: 0.470 (1, 2)	0-0 E1				0-0 2B	4-0 G5-4-3 BB		0-0 1B	0-0 HR	4	2	3	2	1	0	0																	
<b>Hector Lopez, R</b> OBP: 0.332, SLG: 0.477 (1, 5)	0-0 F7				0-0 2B	0-0 G5-4-3		0-0 6-3	0-0 6-3	5	0	1	1	0	0	4																	
<b>Elston Howard, R</b> OBP: 0.370, SLG: 0.478 <b>Marv Throneberry, L</b> OBP: 0.258, SLG: 0.287 (8, PR)		0-0 5-3			0-0 1-3			0-0 5-3	0-3 1B SF8 2B	4	0	1	0	0	0	1																	
<b>Hank Bauer, R</b> OBP: 0.324, SLG: 0.396 (1, 9)		0-0 5-3			0-0 L8			0-0 HR	0-0 L8	4	1	1	0	0	0	2																	
<b>Fritz Brickell, R</b> OBP: 0.296, SLG: 0.385 (1, 6)		0-0 6-3			0-0 F5			0-0 HR	0-0 1B	4	1	2	2	0	0	1																	
<b>Whitley Ford, L</b> OBP: 0.270, SLG: 0.400 <b>Bobby Shantz, L</b> OBP: 0.316, SLG: 0.313 <b>Ryne Duren, R</b> OBP: 0.277, SLG: 0.420 <b>Enos Slaughter, L</b> OBP: 0.320, SLG: 0.443 <b>Duke Maas, R</b> OBP: 0.290, SLG: 0.443 <b>Jim Bronstad, R</b> OBP: 0.290, SLG: 0.443 (11, 1)			0-0 L9		4-0 1B 2B BB			0-0 F5	0-0 SF8	0	0	0	0	0	0	0																	
<b>Inning Stats</b>	R: 1 E: 1 K: 1 S: 7	H: 1 LOB: 1 BB: 7 P: 7	R: 0 E: 0 K: 0 S: 3	H: 0 LOB: 0 BB: 0 P: 3	R: 0 E: 0 K: 0 S: 4	H: 1 LOB: 1 BB: 0 P: 4	R: 1 E: 0 K: 0 S: 5	H: 2 LOB: 1 BB: 2 P: 5	R: 2 E: 0 K: 0 S: 4	H: 2 LOB: 0 BB: 0 P: 12	R: 0 E: 0 K: 0 S: 4	H: 1 LOB: 1 BB: 0 P: 4	R: 1 E: 0 K: 0 S: 5	H: 2 LOB: 2 BB: 0 P: 5	R: 2 E: 0 K: 2 S: 9	H: 2 LOB: 0 BB: 9 P: 9	1B: 5 2B: 5 3B: 0 HR: 3	SF: 1 SAC: 0 DP: 1 HBP: 0	WP: 0 PB: 0 SB: 0 CS: 0	PA: 42													
<b>PITCHER</b>	IP WLS BF H R ER SO BB IBB HBP BLK WP HR S P ERA WHIP																																
<b>Paul Foytack, R</b> ERA: 5.19 (1, 1)	4.0	20	6	4	4	1	1	0	0	0	0	0	1	21	25	9.00	1.750																
<b>Tom Morgan, R</b> ERA: 3.73 (5, 1)	2.0	8	2	2	2	0	1	0	0	0	0	0	1	7	11	9.00	1.500																
<b>Pete Burnside, L</b> ERA: 3.23 (7, 1)	1.0	4	1	0	0	0	0	0	0	0	0	0	0	4	4	0.00	1.000																
<b>Ray Narleski, R</b> ERA: 5.73 (8, 1)	1.0	5	2	1	1	0	0	0	0	0	0	0	0	5	5	9.00	2.000																
<b>Bob Smith, L</b> ERA: 4.59 (9, 1)	1.0	L	5	2	2	2	0	0	0	0	0	0	1	9	9	18.00	2.000																

New York Yankees @ Detroit Tigers  
Briggs Stadium, Detroit, MI  
Sat Jul 25 1959, 4:33 AM EDT  
Att: 26,530 - Overcast

AB 39  
R 9  
H 13  
RBI 9  
BB 2  
SO 3  
LOB 13



Batter	1	2	3	4	5	6	7	8	9	AB	R	H	RBI	BB	SO	LOB	BOTTOM																
<b>Eddie Yost, R</b> OBP: 0.409, SLG: 0.410 (1, 5)	0-0 F8 BB 1B	4-0 1B E BB		0-0 6-3		4-0 FC6-4 BB		0-3 K	0-3 K	4	1	1	0	2	2	2																	
<b>Charlie Maxwell, L</b> OBP: 0.348, SLG: 0.491 (1, 7)	4-0 L4-6-3 BB	0-0 E 1B		0-0 F2		0-0 F3		4-0 FC1-5 BB	4-0 FC5 BB	3	0	1	2	3	0	3																	
<b>Harvey Kuenn, R</b> OBP: 0.404, SLG: 0.492 (1, 9)	0-0 F8	0-0 E9 1B				0-0 E6 1B		0-0 F1	0-0 FC6-4 FC1-5 1B	5	2	1	0	1	0	6																	
<b>Al Kaline, R</b> OBP: 0.398, SLG: 0.547 (1, 8)	0-0 L4-6-3	4-0 IBB				0-0 L7		0-0 FC6-4	0-0 FC1-5 FC6-4 1B	5	0	0	0	1	0	11																	
<b>Red Wilson, R</b> OBP: 0.336, SLG: 0.444 (1, 2)		6-3				0-0 1B		0-0 E 1B	0-0 FC6-4 E	5	1	2	1	0	0	5																	
<b>Gus Zernial, R</b> OBP: 0.235, SLG: 0.398 (1, 3)		0-0 1B		0-0 L5		0-0 F3		0-0 F4	0-0 E5 FC5-4	4	1	1	0	0	0	2																	
<b>Ray Narleski, R</b> OBP: 0.125, SLG: 0.250 (8, 1)		0-0 1B				0-0 F3		0-0 F4	0-0 E5 FC5-4	0	0	0	0	0	0	0																	
<b>Bobo Osborne, L</b> OBP: 0.280, SLG: 0.308 (8, PH)		0-0 1B				0-0 F3		0-0 F4	0-0 E5 FC5-4	1	0	0	0	0	0	1																	
<b>Bob Smith, R</b> (9, 1)		0-0 1B				0-0 F3		0-0 F4	0-0 E5 FC5-4	0	0	0	0	0	0	0																	
<b>Ted Lepcio, R</b> OBP: 0.309, SLG: 0.375 (1, 4)		0-0 FC1-5 1B		0-3 K		0-0 2-3		0-3 K	0-0 FC5-4	5	0	1	0	0	2	4																	
<b>Coot Veal, R</b> OBP: 0.381, SLG: 0.278 (1, 6)		0-0 BB FC1-5 1B		0-0 F9		0-0 BB 1B		0-0 E5 1B	0-0 E5	5	2	2	1	0	0	1																	
<b>Paul Foytack, R</b> OBP: 0.143, SLG: 0.087 <b>Tom Morgan, R</b> OBP: 0.316, SLG: 0.632 <b>Don Moore, L</b> OBP: 0.133, SLG: 0.140 <b>Pete Burnside, R</b> OBP: 0.277, SLG: 0.420 <b>Johnny Groth, R</b> OBP: 0.345, SLG: 0.447 <b>Gail Harris, L</b> OBP: 0.340, SLG: 0.330 (11, 1)		0-0 FC1-5 BB		0-0 6-3		0-0 1B		0-0 1B	0-0 1B	2	1	0	0	0	0	2																	
<b>Inning Stats</b>	R: 0 E: 0 K: 0 S: 3	H: 1 LOB: 1 BB: 1 P: 7	R: 4 E: 1 K: 0 S: 8	H: 4 LOB: 3 BB: 2 P: 16	R: 0 E: 0 K: 1 S: 5	H: 0 LOB: 0 BB: 0 P: 5	R: 0 E: 0 K: 0 S: 3	H: 0 LOB: 0 BB: 0 P: 3	R: 1 E: 1 K: 0 S: 5	H: 1 LOB: 1 BB: 0 P: 5	R: 0 E: 0 K: 0 S: 5	H: 2 LOB: 3 BB: 1 P: 9	R: 2 E: 1 K: 2 S: 10	H: 2 LOB: 1 BB: 0 P: 10	R: 1 E: 1 K: 0 S: 5	H: 1 LOB: 2 BB: 1 P: 9	R: 0 E: 1 K: 1 S: 5	H: 0 LOB: 3 BB: 3 P: 17	1B: 11 2B: 0 3B: 0 HR: 0	SF: 0 SAC: 0 DP: 1 HBP: 0	WP: 0 PB: 0 SB: 0 CS: 0	PA: 49											
<b>PITCHER</b>	IP WLS BF H R ER SO BB IBB HBP BLK WP HR S P ERA WHIP																																
<b>Whitey Ford, L</b> ERA: 3.13 (1, 1)	1.2	12	4	3	0	2	1	1	0	0	0	0	0	25	33	0.00	1.000																
<b>Bobby Shantz, L</b> ERA: 2.91 (5, PR)	5.0	23	4	3	0	2	1	1	0	0	0	0	0	25	33	0.00	1.000																
<b>Ryne Duren, R</b> ERA: 1.04 (7, 1)	0.1	2	1	0	0	1	0	0	0	0	0	0	0	4	4	0.00	3.000																
<b>Duke Maas, R</b> ERA: 4.18 (8, 1)	1.2	W	11	1	1	0	1	4	0	0	0	0	0	9	25	0.00	3.000																
<b>Jim Bronstad, R</b> ERA: 5.22 (9, 1)	0.1	S	1	0	0	0	0	0	0	0	0	0	0	1	1	0.00	0.000																

New York Yankees @ Detroit Tigers  
Briggs Stadium, Detroit, MI  
Sat Jul 25 1959, 4:33 AM EDT  
Att: 26,530 - Overcast

AB 41  
R 8  
H 11  
RBI 6  
BB 8  
SO 4  
LOB 37



Batter	1	2	3	4	5	6	7	8	9	10	AB	R	H	RBI	BB	SO	LOB	TOP
<b>Bobby Richardson, R</b> OBP: 0.328, SLG: 0.371 (1.4)	K		F9					SH1-4 1B		F3	5	0	2	0	0	1	0	<b>New York Yankees @ Detroit Tigers</b> Briggs Stadium, Detroit, MI Sun Jul 26 1959, 4:33 AM EDT Att. 36,227 - Sunny - 80 F
<b>Enos Slaughter, L</b> OBP: 0.274, SLG: 0.431 (1.9)	K		FC5 2B		1-3			SH1-4 1-2			3	0	1	0	0	1	1	
<b>Mickey Mantle, S</b> OBP: 0.407, SLG: 0.541 (1.8)	E4 1B		F9					S 1B			4	0	2	0	0	0	1	
<b>Yogi Berra, L</b> OBP: 0.357, SLG: 0.465 (1.2)	K		FC5					L9 1-2			3	0	0	0	1	1	3	
<b>Hector Lopez, R</b> OBP: 0.329, SLG: 0.472 (1.5)		L8			L8			F9		F4	4	0	0	0	0	0	1	
<b>Norm Siebern, L</b> OBP: 0.242, SLG: 0.414 (1.7)		2B 1B			F7			4-3		K G4-6-3	4	0	1	0	0	1	1	
<b>Marv Throneberry, L</b> OBP: 0.257, SLG: 0.297 (1.3)								K		G4-6-3 1-2	4	0	1	0	0	2	1	
<b>Fritz Brickell, R</b> OBP: 0.290, SLG: 0.367 (1.6)		K						F7		E7 L3-6 1B	4	0	1	0	0	1	2	
<b>Art Ditmar, R</b> OBP: 0.130, SLG: 0.156 (1.1)								L8		L3-6 2-3	3	0	0	0	0	0	2	
<b>Johnny Blanchard, L</b> OBP: 0.237, SLG: 0.286 (10, PH)											1	0	0	0	0	0	1	
<b>Ryne Duren, R</b> (10, 1)											0	0	0	0	0	0	0	
<b>Inning Stats</b>	R: 0 E: 1 K: 3 S: 10	H: 1 LOB: 1 BB: 0 P: 10	R: 0 E: 0 K: 1 S: 7	H: 2 LOB: 2 BB: 0 P: 7	R: 0 E: 0 K: 0 S: 4	H: 1 LOB: 1 BB: 0 P: 4	R: 0 E: 0 K: 1 S: 5	H: 0 LOB: 0 BB: 1 P: 7	R: 0 E: 0 K: 0 S: 5	H: 0 LOB: 0 BB: 0 P: 5	R: 0 E: 0 K: 1 S: 5	H: 0 LOB: 0 BB: 0 P: 5	R: 0 E: 1 K: 0 S: 3	H: 1 LOB: 0 BB: 0 P: 3	1B: 5 2B: 4 3B: 0 HR: 0	SF: 0 SAC: 1 DP: 2 HBP: 0	WP: 0 PB: 1 SB: 1 CS: 0	PA: 37
<b>PITCHER</b> <b>Frank Lary, R</b> ERA: 3.12 (1.1)	IP: 10.0 W: 7 L: 3 S: 12	WLS: 37 BF: 8	H: 8 R: 0 ER: 0 SO: 7	BB: 1 IBB: 0 HBP: 0 BLK: 0	WP: 0 HR: 0 S: 50 P: 54	ERA: 0.00 WHIP: 0.900	<b>PITCHER</b> IP WLS BF H R ER SO BB IBB HBP BLK WP HR S P ERA WHIP											


AB	35
R	0
H	8
RBI	0
BB	1
SO	7
LOB	13





Batter	1	2	3	4	5	6	7	8	9	10	AB	R	H	RBI	BB	SO	LOB	BOTTOM		
<b>Eddie Yost, R</b> OBP: 0.408, SLG: 0.408 (1.5)	S 1B		5-3		F5			L7			4	0	1	0	0	0	1	<b>New York Yankees @ Detroit Tigers</b> Briggs Stadium, Detroit, MI Sun Jul 26 1959, 4:33 AM EDT Att. 36,227 - Sunny - 80 F		
<b>Charlie Maxwell, L</b> OBP: 0.349, SLG: 0.491 (1.7)	K							G3			4	0	2	0	0	1	2			
<b>Harvey Kuenn, R</b> OBP: 0.402, SLG: 0.469 (1.9)					1-3			6-3 1-2		5-3	4	0	1	0	0	0	2			
<b>Al Kaline, R</b> OBP: 0.396, SLG: 0.543 (1.8)	L8							L3		L7	4	0	1	0	0	0	2			
<b>Lou Berberet, L</b> OBP: 0.290, SLG: 0.370 (1.2)	F8				F7			K		6-3	4	0	0	0	0	1	3			
<b>Gail Harris, L</b> OBP: 0.245, SLG: 0.328 (1.3)		4-3			4-1			3-1		SH3-4 1B	4	1	1	0	0	0	1			
<b>Ted Lepcio, R</b> OBP: 0.298, SLG: 0.361 (1.4)		L7			5-3			1-3		K	4	0	0	0	0	1	2			
<b>Coot Veal, R</b> OBP: 0.356, SLG: 0.256 (1.6)		6-3						F2		SH3-4 1-2	3	0	0	0	0	0	0			
<b>Frank Lary, R</b> OBP: 0.193, SLG: 0.241 (1.1)					F5			6-3			3	0	1	0	0	0	0			
<b>Neil Christley, L</b> OBP: 0.175, SLG: 0.286 (10, PH)										2-4 1B	1	0	1	1	0	0	0			
<b>Inning Stats</b>	R: 0 E: 0 K: 1 S: 7	H: 2 LOB: 2 BB: 0 P: 7	R: 0 E: 0 K: 0 S: 3	H: 0 LOB: 0 BB: 0 P: 3	R: 0 E: 0 K: 0 S: 4	H: 1 LOB: 1 BB: 0 P: 4	R: 0 E: 0 K: 0 S: 4	H: 1 LOB: 1 BB: 0 P: 3	R: 0 E: 0 K: 0 S: 4	H: 0 LOB: 0 BB: 0 P: 5	R: 0 E: 0 K: 0 S: 4	H: 1 LOB: 1 BB: 0 P: 4	R: 0 E: 0 K: 0 S: 3	H: 0 LOB: 0 BB: 0 P: 3	R: 1 E: 0 K: 1 S: 6	H: 2 LOB: 1 BB: 0 P: 6	1B: 8 2B: 0 3B: 0 HR: 0	SF: 0 SAC: 1 DP: 0 HBP: 0	WP: 0 PB: 0 SB: 1 CS: 1	PA: 36
<b>PITCHER</b> <b>Art Ditmar, R</b> ERA: 3.72 (1.1)	IP: 9.0 W: 4 L: 2 S: 12	WLS: 32 BF: 6	H: 6 R: 0 ER: 0 SO: 2	BB: 0 IBB: 0 HBP: 0 BLK: 0	WP: 0 HR: 0 S: 36 P: 36	ERA: 0.00 WHIP: 0.667	<b>PITCHER</b> IP WLS BF H R ER SO BB IBB HBP BLK WP HR S P ERA WHIP													
<b>Ryne Duren, R</b> ERA: 1.2 (10, 1)	0.2	L	4	2	1	1	1	0	0	0	0	0	0	0	0	0	6	6	13.50	3.000


AB	35
R	1
H	8
RBI	1
BB	0
SO	3
LOB	13



Batter	1	2	3	4	5	6	7	8	9	AB	R	H	RBI	BB	SO	LOB	TOP					
Barry Shetrone, L (1, 8) OBP: 0.500, SLG: 1.000	2-3		1-2 HR 1B		L8			1B 3B		4	2	2	0	0	0	0	<p><b>Baltimore Orioles @ Detroit Tigers</b> Briggs Stadium, Detroit, MI Mon Jul 27 1959, 7:05 PM EDT Att: 7,170 - Unknown</p> <p>livebaseballscores.com</p> <p>AB 33 R 5 H 9 RBI 5 BB 2 SO 1 LOB 10</p> 					
Al Pilarcik, L (1, 9) OBP: 0.346, SLG: 0.364	P5		1-2 HR BB		L3			4-3		3	1	0	0	1	0	1						
Gene Woodling, L (1, 7) OBP: 0.420, SLG: 0.550 Willie Tasby, R (9, 7) OBP: 0.316, SLG: 0.377	4-3		1-2 2-3 HR		1B BB			G6-4-3 1B		3	1	2	5	1	0	0						
Gus Triandos, R (1, 2) OBP: 0.357, SLG: 0.489		L8	F7		G6-4-3 1B			G6-4-3 1B		4	0	1	0	0	0	1						
Walt Dropo, R (1, 3) OBP: 0.258, SLG: 0.398	6-3				G6-4-3 1B			G6-4-3 1-2		4	0	1	0	0	0	2						
Brooks Robinson, R (1, 5) OBP: 0.239, SLG: 0.298	L7				P4			L6		4	0	0	0	0	0	1						
Chico Carrasquel, R (1, 6) OBP: 0.283, SLG: 0.300					G6-4-3 1B			L8		4	0	2	0	0	0	1						
Billy Gardner, R (1, 4) OBP: 0.293, SLG: 0.338			F3		P4			FC6-4 1B		4	0	1	0	0	0	2						
Hal Brown, R (1, 1) OBP: 0.172, SLG: 0.120 Albie Pearson, L (7, PH) OBP: 0.317, SLG: 0.264 Billy Loes, R (7, 1) OBP: 0.316, SLG: 0.377	FC6-4 BB 1B HR				K			6-3		2	1	0	0	0	1	1						
<b>Inning Stats</b>	R: 0 E: 0 K: 0 S: 3	H: 0 LOB: 0 BB: 0 P: 3	R: 0 E: 0 K: 0 S: 3	H: 0 LOB: 0 BB: 0 P: 3	R: 4 E: 0 K: 0 S: 6	H: 3 LOB: 0 BB: 1 P: 10	R: 0 E: 0 K: 0 S: 3	H: 1 LOB: 0 BB: 0 P: 3	R: 0 E: 0 K: 1 S: 5	H: 0 LOB: 0 BB: 0 P: 5	R: 0 E: 0 K: 0 S: 3	H: 1 LOB: 1 BB: 1 P: 7	R: 0 E: 0 K: 0 S: 4	H: 1 LOB: 1 BB: 0 P: 4	R: 1 E: 0 K: 0 S: 4	H: 2 LOB: 0 BB: 0 P: 4		R: 0 E: 0 K: 0 S: 4	H: 1 LOB: 1 BB: 0 P: 4	1B: 6 2B: 1 3B: 1 HR: 1	SF: 0 SAC: 0 DP: 3 HBP: 0	WP: 0 PB: 0 SB: 0 CS: 0
<b>PITCHER</b>	IP WLS BF H R ER SO BB IBB HBP BLK WP HR S P ERA WHIP	6.0 L 23 5 4 4 1 2 0 0 0 0 1 23 31 6.00 1.167	3.0 S 12 4 1 1 0 0 0 0 0 0 0 12 12 3.00 1.333																			

Batter	1	2	3	4	5	6	7	8	9	AB	R	H	RBI	BB	SO	LOB	BOTTOM			
Eddie Yost, R (1, 5) OBP: 0.407, SLG: 0.405	BB BB		5-3		K F8 1B		FC5-4 BB BB		5-3	3	0	0	0	2	1	1	<p><b>Baltimore Orioles @ Detroit Tigers</b> Briggs Stadium, Detroit, MI Mon Jul 27 1959, 7:05 PM EDT Att: 7,170 - Unknown</p> <p>livebaseballscores.com</p> <p>AB 33 R 2 H 6 RBI 2 BB 4 SO 7 LOB 20</p> 			
Charlie Maxwell, L (1, 7) OBP: 0.347, SLG: 0.486	F8		4-3		FC6-4 1-2 1B		K		K	5	0	1	1	0	2	2				
Harvey Kuenn, R (1, 9) OBP: 0.403, SLG: 0.488	F7				F8		FC5-4 BB			3	0	1	0	1	0	3				
Al Kaline, R (1, 8) OBP: 0.394, SLG: 0.538	BB		L7		FC6-4 1-2 1B		FC5-4 BB		FC5-4	3	0	0	0	1	0	5				
Lou Berberet, L (1, 2) OBP: 0.289, SLG: 0.368	4-3				K		1B SF7 1B		4-3	4	1	1	0	0	1	4				
Gail Harris, L (1, 3) OBP: 0.241, SLG: 0.322		L9			P4		K		K	4	0	0	0	0	2	1				
Ted Lepcio, R (1, 4) OBP: 0.305, SLG: 0.375					K				P4	4	0	2	0	0	1	0				
Coot Veal, R (1, 6) OBP: 0.347, SLG: 0.262		6-3			E5 PB 1B 1B		SF7		F3	3	1	1	1	0	0	1				
Jim Bunning, R (1, 1) OBP: 0.230, SLG: 0.276 Bobo Osborne, L (6, PH) OBP: 0.278, SLG: 0.306 Tom Morgan, R (7, 1) OBP: 0.316, SLG: 0.632 Neil Christley, L (9, PH) OBP: 0.172, SLG: 0.293		F9			1-3		F8		6-3	2	0	0	0	0	0	2				
<b>Inning Stats</b>	R: 0 E: 0 K: 0 S: 3	H: 0 LOB: 2 BB: 2 P: 11	R: 0 E: 0 K: 0 S: 4	H: 1 LOB: 1 BB: 0 P: 4	R: 0 E: 0 K: 2 S: 7	H: 0 LOB: 0 BB: 0 P: 7	R: 1 E: 0 K: 1 S: 8	H: 2 LOB: 2 BB: 0 P: 8	R: 1 E: 0 K: 1 S: 7	H: 2 LOB: 1 BB: 0 P: 7	R: 0 E: 0 K: 1 S: 5	H: 0 LOB: 2 BB: 2 P: 13	R: 0 E: 0 K: 1 S: 5	H: 0 LOB: 0 BB: 0 P: 5	R: 0 E: 0 K: 1 S: 5	H: 0 LOB: 0 BB: 0 P: 5		1B: 5 2B: 1 3B: 0 HR: 0	SF: 1 SAC: 0 DP: 0 HBP: 0	WP: 0 PB: 1 SB: 0 CS: 0
<b>PITCHER</b>	IP WLS BF H R ER SO BB IBB HBP BLK WP HR S P ERA WHIP	6.0 W 27 6 2 1 4 2 0 0 0 0 0 33 41 1.50 1.333	3.0 S 11 0 0 0 3 2 0 0 0 0 0 15 23 0.00 0.667																	

Batter	1	2	3	4	5	6	7	8	9	AB	R	H	RBI	BB	SO	LOB	TOP
Chico Carrasquel, R OBP: 0.283, SLG: 0.303 (1, 6)	L8		P4			SH1-3 SF7 2B		K		4	1	1	0	0	1	0	<p><b>Baltimore Orioles @ Detroit Tigers</b> Briggs Stadium, Detroit, MI Tue Jul 28 1959, 7:05 PM EDT Att: 21,446 - Unknown</p> <p>livebaseballscores.com</p> <p>AB 28 R 3 H 3 RBI 3 BB 1 SO 5 LOB 1</p> 
Al Pilarcik, L OBP: 0.346, SLG: 0.359 (1, 9)	HR BB		G3			SH1-3		G3		2	1	0	0	1	0	0	
Willie Tasby, R OBP: 0.317, SLG: 0.384 (1, 8)	HR				F9	SF7		L7		3	1	1	3	0	0	0	
Gene Woodling, L OBP: 0.417, SLG: 0.546 Barry Shetrone, L OBP: 0.333, SLG: 0.667 (1, 7) (4, 7)	P6				F3	L9		4-3		2	0	0	0	0	0	0	
Walt Dropo, R OBP: 0.252, SLG: 0.388 (1, 3)	F9				K			6-3		3	0	0	0	0	1	0	
Gus Triandos, R OBP: 0.354, SLG: 0.484 (1, 2)		6-3				L8		5-3		3	0	0	0	0	0	0	
Brooks Robinson, R OBP: 0.232, SLG: 0.290 (1, 5)		K				F9		6-3		3	0	0	0	0	1	0	
Billy Gardner, R OBP: 0.293, SLG: 0.338 (1, 4)		P3						P5		3	0	1	0	0	0	0	
Hoyt Wilhelm, R OBP: 0.130, SLG: 0.041 Jack Fisher, R OBP: 0.400, SLG: 0.400 Billy Hoelt, L OBP: 0.231, SLG: 0.231 Bob Nieman, R OBP: 0.350, SLG: 0.489 Ernie Johnson, R OBP: 0.250, SLG: 0.250 (1, 1) (3, 1) (3, 1) (8, PH) (8, 1)			K			K		6-3		1	0	0	0	0	1	0	
<b>Inning Stats</b>	R: 2 E: 0 K: 0 S: 4	H: 1 LOB: 0 BB: 1 P: 8	R: 0 E: 0 K: 1 S: 5	H: 0 LOB: 0 BB: 0 P: 5	R: 0 E: 0 K: 1 S: 5	H: 0 LOB: 0 BB: 0 P: 5	R: 0 E: 0 K: 1 S: 6	H: 1 LOB: 1 BB: 0 P: 6	R: 0 E: 0 K: 0 S: 3	H: 0 LOB: 0 BB: 0 P: 3	R: 0 E: 0 K: 1 S: 5	H: 0 LOB: 0 BB: 0 P: 3	R: 0 E: 0 K: 0 S: 3	H: 0 LOB: 0 BB: 0 P: 3	1B: 1 2B: 1 3B: 0 HR: 1	SF: 1 SAC: 1 DP: 0 HBP: 0	
<b>PITCHER</b> Don Mossi, L ERA: 3.09 (1, 1)	IP 9.0 WLS W BF 31 H 3 R 3 ER 3 SO 5 BB 1 IBB 0 HBP 0 BLK 0 WP 0 HR 1 S 40 P 44 ERA 3.00 WHIP 0.444											<b>PITCHER</b>	IP WLS BF H R ER SO BB IBB HBP BLK WP HR S P ERA WHIP				

Batter	1	2	3	4	5	6	7	8	9	AB	R	H	RBI	BB	SO	LOB	BOTTOM
Eddie Yost, R OBP: 0.410, SLG: 0.405 (1, 5)	HR BB		SF7		P4					2	1	1	2	2	0	1	<p><b>Baltimore Orioles @ Detroit Tigers</b> Briggs Stadium, Detroit, MI Tue Jul 28 1959, 7:05 PM EDT Att: 21,446 - Unknown</p> <p>livebaseballscores.com</p> <p>AB 33 R 8 H 11 RBI 7 BB 9 SO 8 LOB 25</p> 
Charlie Maxwell, L OBP: 0.345, SLG: 0.480 (1, 7)	K		P4		K			K		4	0	0	0	1	3	7	
Neil Chrisley, L OBP: 0.174, SLG: 0.333 (1, 9)	HR		L3		K			4-3		5	1	1	2	0	1	1	
Al Kaline, R OBP: 0.400, SLG: 0.538 (1, 8)	G4-6-3 BB		1B BB		S			1B		2	1	1	0	3	1	1	
Lou Berberet, L OBP: 0.288, SLG: 0.365 (1, 2)	G4-6-3		BB 1B		K			F7		5	1	1	0	0	2	4	
Gail Harris, L OBP: 0.253, SLG: 0.333 (1, 3)		2B 1B	BB BB		P4			1B 1-3		5	3	4	1	0	0	1	
Ted Lepcio, R OBP: 0.317, SLG: 0.379 (1, 4)		F8	PB BB		FC6-4 1B			FC5-4		4	1	2	0	1	0	3	
Coot Veal, R OBP: 0.358, SLG: 0.289 (1, 6)		1B	PB BB		FC6-4			P4		3	0	1	1	1	0	3	
Don Mossi, L OBP: 0.143, SLG: 0.130 (1, 1)		1-3	BB		K			1-3		3	0	0	1	1	1	4	
<b>Inning Stats</b>	R: 2 E: 0 K: 1 S: 5	H: 3 LOB: 2 BB: 0 P: 6	R: 4 E: 0 K: 1 S: 7	H: 2 LOB: 4 BB: 23 P: 23	R: 0 E: 0 K: 2 S: 7	H: 0 LOB: 1 BB: 1 P: 11	R: 0 E: 0 K: 2 S: 7	H: 0 LOB: 1 BB: 1 P: 11	R: 1 E: 0 K: 1 S: 7	H: 2 LOB: 2 BB: 1 P: 11	R: 0 E: 0 K: 0 S: 5	H: 2 LOB: 2 BB: 0 P: 5	R: 0 E: 0 K: 0 S: 5	H: 2 LOB: 2 BB: 0 P: 5	1B: 9 2B: 1 3B: 0 HR: 1	SF: 1 SAC: 0 DP: 1 HBP: 0	
<b>PITCHER</b> Hoyt Wilhelm, R ERA: 2.25 Jack Fisher, R ERA: 8.2 Billy Hoelt, L ERA: 4.89 Ernie Johnson, R ERA: 2.91 (1, 1) (3, 1) (3, 1) (8, 1)	IP 2.1 WLS L BF 15 H 6 R 0 ER 0 SO 1 BB 3 IBB 0 HBP 0 BLK 0 WP 0 HR 0 S 14 P 26 ERA 23.14 WHIP 3.857											<b>PITCHER</b>	IP WLS BF H R ER SO BB IBB HBP BLK WP HR S P ERA WHIP				

Batter	1	2	3	4	5	6	7	8	9	AB	R	H	RBI	BB	SO	LOB	TOP			
Chico Carrasquel, R (1, 6) OBP: 0.294, SLG: 0.309										2	2	2	0	2	0	0	<b>Baltimore Orioles @ Detroit Tigers</b> Briggs Stadium, Detroit, MI Wed Jul 29 1959, 4:33 AM EDT Att: 5,812 - Unknown			
Bob Boyd, L (1, 3) OBP: 0.287, SLG: 0.298										4	0	2	1	0	0	2				
Willie Tasby, R (1, 8) OBP: 0.314, SLG: 0.380										4	1	0	1	0	2	5				
Gene Woodling, L (1, 7) OBP: 0.418, SLG: 0.545										4	1	2	1	0	1	0				
Barry Shetrone, L (1, 9) OBP: 0.200, SLG: 0.444										3	0	0	1	0	1	1				
Al Pilarcik, L (8, 9) OBP: 0.346, SLG: 0.359										0	0	0	0	0	0	0				
Gus Triandos, R (1, 2) OBP: 0.353, SLG: 0.481										4	0	1	1	0	0	1				
Brooks Robinson, R (1, 5) OBP: 0.224, SLG: 0.279										4	0	0	0	0	2	1				
Billy Gardner, R (1, 4) OBP: 0.290, SLG: 0.333										4	1	0	0	0	0	2				
Jerry Walker, S (1, 1) OBP: 0.156, SLG: 0.205										3	0	0	0	0	1	1				
Milt Pappas, R (7, 1) OBP: 0.167, SLG: 0.170										1	0	0	0	0	1	0				
<b>Inning Stats</b>	R: 2 E: 1 K: 0 S: 6	H: 2 LOB: 1 BB: 0 P: 6	R: 1 E: 1 K: 1 S: 8	H: 2 LOB: 2 BB: 0 P: 8	R: 0 E: 0 K: 0 S: 3	H: 0 LOB: 0 BB: 0 P: 3	R: 0 E: 0 K: 1 S: 5	H: 0 LOB: 1 BB: 1 P: 8	R: 1 E: 0 K: 1 S: 7	H: 2 LOB: 1 BB: 0 P: 7	R: 1 E: 0 K: 1 S: 5	H: 1 LOB: 0 BB: 1 P: 9	R: 0 E: 0 K: 2 S: 7	H: 0 LOB: 0 BB: 0 P: 7	R: 0 E: 0 K: 1 S: 5	H: 0 LOB: 0 BB: 0 P: 5	1B: 7 2B: 1 3B: 0 HR: 0	SF: 1 SAC: 0 DP: 1 HBP: 0	WP: 1 PB: 0 SB: 0 CS: 2	PA: 37
<b>PITCHER</b>	IP WLS BF H R ER SO BB IBB HBP BLK WP HR S P ERA WHIP																			
Paul Foytack, R (1, 1) ERA: 5.07	7.0 L 30 7 5 2 5 2 0 0 0 0 1 0 38 46 2.57 1.286																			
Pete Burnside, L (8, 1) ERA: 3.07	2.0 6 0 0 0 3 0 0 0 0 0 0 0 12 12 0.00 0.000																			

Batter	1	2	3	4	5	6	7	8	9	AB	R	H	RBI	BB	SO	LOB	BOTTOM					
Eddie Yost, R (1, 5) OBP: 0.411, SLG: 0.408										3	0	1	0	1	0	0	<b>Baltimore Orioles @ Detroit Tigers</b> Briggs Stadium, Detroit, MI Wed Jul 29 1959, 4:33 AM EDT Att: 5,812 - Unknown					
Charlie Maxwell, L (1, 7) OBP: 0.347, SLG: 0.478										2	0	0	0	2	0	0						
Neil Chrisley, L (1, 9) OBP: 0.178, SLG: 0.318										3	0	0	0	1	1	4						
Al Kaline, R (1, 8) OBP: 0.396, SLG: 0.531										4	0	0	0	0	0	3						
Lou Berberet, L (1, 2) OBP: 0.291, SLG: 0.367										4	0	2	0	0	0	0						
Gail Harris, L (1, 3) OBP: 0.253, SLG: 0.332										4	1	1	0	0	0	2						
Ted Lepcio, R (1, 4) OBP: 0.315, SLG: 0.375										4	0	1	0	0	1	2						
Coot Veal, R (1, 6) OBP: 0.345, SLG: 0.277										2	0	0	0	0	0	0						
Steve Demeter, R (7, PH) OBP: 0.500, SLG: 1.000										2	0	1	1	0	0	2						
Paul Foytack, R (1, 1) ERA: 2.64										2	0	0	0	0	1	0						
Bobo Osborne, L (7, PH) OBP: 0.277, SLG: 0.304										1	0	0	0	0	0	1						
Pete Burnside, R (8, 1) ERA: 3.71										0	0	0	0	0	0	0						
<b>Inning Stats</b>	R: 0 E: 0 K: 1 S: 5	H: 0 LOB: 0 BB: 0 P: 5	R: 0 E: 0 K: 1 S: 6	H: 1 LOB: 1 BB: 0 P: 6	R: 0 E: 0 K: 0 S: 3	H: 0 LOB: 2 BB: 2 P: 11	R: 0 E: 0 K: 0 S: 3	H: 0 LOB: 0 BB: 0 P: 3	R: 0 E: 0 K: 1 S: 5	H: 0 LOB: 0 BB: 0 P: 5	R: 0 E: 0 K: 0 S: 3	H: 1 LOB: 1 BB: 1 P: 7	R: 1 E: 0 K: 0 S: 5	H: 2 LOB: 1 BB: 0 P: 5	R: 0 E: 0 K: 0 S: 3	H: 0 LOB: 1 BB: 1 P: 7	R: 0 E: 0 K: 0 S: 4	H: 2 LOB: 1 BB: 0 P: 4	1B: 4 2B: 2 3B: 0 HR: 0	SF: 0 SAC: 0 DP: 2 HBP: 0	WP: 0 PB: 0 SB: 0 CS: 0	PA: 35
<b>PITCHER</b>	IP WLS BF H R ER SO BB IBB HBP BLK WP HR S P ERA WHIP																					
Jerry Walker, R (1, 1) ERA: 2.64	6.2 W 26 4 1 1 3 3 0 0 0 0 0 0 29 41 1.35 1.050																					
Milt Pappas, R (7, 1) ERA: 3.71	2.1 S 9 2 0 0 0 1 0 0 0 1 0 0 8 12 0.00 1.286																					

Batter	1	2	3	4	5	6	7	8	9	AB	R	H	RBI	BB	SO	LOB	TOP
Chico Carrasquel, R (1,6)										4	0	1	0	0	0	2	<p><b>Baltimore Orioles @ Detroit Tigers</b>            Briggs Stadium, Detroit, MI            Thu Jul 30 1959, 4:33 AM EDT            Att: 6,525 - Unknown</p>
Bob Boyd, L (1,3)										4	1	2	1	0	0	1	
Al Pilarcik, L (1,9)										4	0	1	1	0	0	3	
Gene Woodling, L (1,7)										4	0	0	0	0	1	1	
Barry Shetrone, L (1,8)										4	0	0	0	0	0	1	
Joe Ginsberg, L (1,2)										4	0	0	0	0	0	0	
Brooks Robinson, R (1,5)										3	0	0	0	0	1	0	
Billy Gardner, R (1,4)										3	1	2	0	0	0	0	
Billy O'Dell, S (1,1)										1	0	0	0	0	0	0	
Ernie Johnson, R (3,1)										1	0	0	0	0	0	1	
Jack Fisher, R (7,1)										0	0	0	0	0	0	0	
Albie Pearson, L (8, PH)										1	0	1	0	0	0	0	
Billy Hoelt, L (8,1)										0	0	0	0	0	0	0	
<b>Inning Stats</b>	R: 1 E: 0 K: 0 S: 5	H: 2 LOB: 1 BB: 0 P: 5	R: 0 E: 0 K: 0 S: 3	H: 0 LOB: 0 BB: 0 P: 3	R: 0 E: 0 K: 0 S: 4	H: 1 LOB: 1 BB: 0 P: 4	R: 0 E: 0 K: 0 S: 3	H: 0 LOB: 0 BB: 0 P: 3	R: 0 E: 0 K: 0 S: 3	H: 0 LOB: 0 BB: 0 P: 3	R: 1 E: 0 K: 0 S: 6	H: 3 LOB: 2 BB: 0 P: 6	R: 0 E: 0 K: 1 S: 5	H: 0 LOB: 0 BB: 0 P: 5	1B: 5 2B: 1 3B: 1 HR: 0	SF: 0 SAC: 0 DP: 1 HBP: 0	WP: 0 PA: 33 PB: 1 SB: 0 CS: 0
<b>PITCHER</b> Frank Lary, R (1,1) ERA: 3.05	IP: 9.0 WLS: W BF: 33 H: 7 R: 2 ER: 2 SO: 2 BB: 0 IBB: 0 HBP: 0 BLK: 0 WP: 0 HR: 0 S: 37 P: 37 ERA: 2.00 WHIP: 0.778											<b>PITCHER</b>	IP: WLS: BF: H: R: ER: SO: BB: IBB: HBP: BLK: WP: HR: S: P: ERA: WHIP:				

Batter	1	2	3	4	5	6	7	8	9	AB	R	H	RBI	BB	SO	LOB	BOTTOM		
Eddie Yost, R (1,5)										5	2	1	0	0	0	3	<p><b>Baltimore Orioles @ Detroit Tigers</b>            Briggs Stadium, Detroit, MI            Thu Jul 30 1959, 4:33 AM EDT            Att: 6,525 - Unknown</p>		
Charlie Maxwell, L (1,7)										3	1	2	0	2	0	0			
Johnny Groth, R (1,9)										4	0	1	1	0	0	4			
Al Kaline, R (1,8)										4	3	2	1	1	1	2			
Red Wilson, R (1,2)										3	3	2	1	1	1	2			
Gus Zernial, R (1,3)										2	0	1	1	1	0	0			
Gail Harris, L (6,3)										1	2	1	1	1	0	0			
Ted Lepcio, R (1,4)										4	0	2	3	0	0	2			
Coot Veal, R (1,6)										5	0	2	3	0	0	3			
Frank Lary, R (1,1)										5	0	1	0	0	1	3			
<b>Inning Stats</b>	R: 0 E: 0 K: 0 S: 3	H: 0 LOB: 0 BB: 0 P: 3	R: 1 E: 0 K: 0 S: 4	H: 1 LOB: 2 BB: 2 P: 12	R: 3 E: 0 K: 0 S: 7	H: 4 LOB: 2 BB: 1 P: 11	R: 1 E: 0 K: 2 S: 8	H: 1 LOB: 2 BB: 1 P: 13	R: 0 E: 0 K: 0 S: 3	H: 0 LOB: 0 BB: 0 P: 3	R: 0 E: 0 K: 0 S: 3	H: 0 LOB: 1 BB: 1 P: 7	R: 3 E: 0 K: 0 S: 8	H: 5 LOB: 3 BB: 1 P: 12	R: 3 E: 0 K: 1 S: 9	H: 4 LOB: 1 BB: 0 P: 9	1B: 11 2B: 3 3B: 0 HR: 1	SF: 1 SAC: 2 DP: 0 HBP: 1	WP: 0 PA: 46 PB: 0 SB: 0 CS: 0
<b>PITCHER</b> Billy O'Dell, L (1,1) ERA: 3.53	IP: 2.2 WLS: L BF: 16 H: 5 R: 4 ER: 4 SO: 4 BB: 2 IBB: 0 HBP: 1 BLK: 0 WP: 0 HR: 0 S: 13 P: 25 ERA: 13.50 WHIP: 2.625											<b>PITCHER</b>	IP: WLS: BF: H: R: ER: SO: BB: IBB: HBP: BLK: WP: HR: S: P: ERA: WHIP:						
<b>PITCHER</b> Ernie Johnson, R (3,1) ERA: 3.45	IP: 3.2 WLS: L BF: 20 H: 5 R: 4 ER: 4 SO: 2 BB: 3 IBB: 0 HBP: 1 BLK: 0 WP: 0 HR: 1 S: 20 P: 33 ERA: 9.82 WHIP: 2.182											<b>PITCHER</b>	IP: WLS: BF: H: R: ER: SO: BB: IBB: HBP: BLK: WP: HR: S: P: ERA: WHIP:						
<b>PITCHER</b> Jack Fisher, R (7,1) ERA: 6.04	IP: 0.2 WLS: L BF: 3 H: 1 R: 0 ER: 0 SO: 0 BB: 0 IBB: 0 HBP: 0 BLK: 0 WP: 0 HR: 0 S: 3 P: 3 ERA: 0.00 WHIP: 1.500											<b>PITCHER</b>	IP: WLS: BF: H: R: ER: SO: BB: IBB: HBP: BLK: WP: HR: S: P: ERA: WHIP:						
<b>PITCHER</b> Billy Hoelt, L (8,1) ERA: 5.33	IP: 1.0 WLS: L BF: 7 H: 4 R: 3 ER: 3 SO: 1 BB: 0 IBB: 0 HBP: 0 BLK: 0 WP: 0 HR: 0 S: 9 P: 9 ERA: 27.00 WHIP: 4.000											<b>PITCHER</b>	IP: WLS: BF: H: R: ER: SO: BB: IBB: HBP: BLK: WP: HR: S: P: ERA: WHIP:						



Batter	1	2	3	4	5	6	7	8	9	AB	R	H	RBI	BB	SO	LOB	TOP					
<b>Pumpsie Green, S</b> OBP: 0.522, SLG: 0.438 (1, 4)										4	3	3	0	1	0	3	<b>Boston Red Sox @ Detroit Tigers</b> Briggs Stadium, Detroit, MI Fri Jul 31 1959, 7:05 PM EDT Att: 31,916 - Unknown					
<b>Pete Runnels, L</b> OBP: 0.418, SLG: 0.446 (1, 3)										5	0	4	1	0	1	1						
<b>Gary Geiger, L</b> OBP: 0.303, SLG: 0.436 (1, 8) (8, 7)										5	1	1	1	0	0	4						
<b>Ted Williams, L</b> OBP: 0.361, SLG: 0.402 (1, 7)										3	0	1	2	1	0	2						
<b>Jim Busby, R</b> OBP: 0.369, SLG: 0.333 (8, PR)										0	1	0	0	0	0	0						
<b>Pete Daley, R</b> OBP: 0.287, SLG: 0.294 (8, 2)										1	0	0	0	0	1	1						
<b>Jackie Jensen, R</b> OBP: 0.388, SLG: 0.542 (1, 9)										5	0	0	0	0	2	4						
<b>Frank Malzone, R</b> OBP: 0.316, SLG: 0.438 (1, 5)										4	0	0	0	0	1	3						
<b>Sammy White, R</b> OBP: 0.321, SLG: 0.338 (1, 2)										3	1	1	0	0	0	0						
<b>Marty Keough, L</b> OBP: 0.324, SLG: 0.434 (8, PH) (8, 8)										1	0	0	0	0	1	3						
<b>Don Buddin, R</b> OBP: 0.369, SLG: 0.355 (1, 6)										3	0	0	0	1	1	1						
<b>Earl Wilson, R</b> OBP: 0.500, SLG: 1.000 (1, 1)										2	0	1	1	0	0	0						
<b>Frank Sullivan, R</b> OBP: 0.175, SLG: 0.175 (4, 1)										0	0	0	0	0	0	0						
<b>Leo Kiely, L</b> (5, 1)										0	0	0	0	0	0	0						
<b>Ike Delock, R</b> OBP: 0.122, SLG: 0.132 (5, 1)										1	0	0	1	1	1	0						
<b>Mike Fomieleles, R</b> OBP: 0.083, SLG: 0.083 (8, 1)										0	0	0	0	0	0	0						
<b>Inning Stats</b>	R: 2 E: 0 K: 2 S: 10	H: 3 LOB: 1 BB: 0 P: 10	R: 0 E: 0 K: 0 S: 3	H: 0 LOB: 0 BB: 3 P: 3	R: 1 E: 0 K: 1 S: 7	H: 2 LOB: 1 BB: 0 P: 7	R: 1 E: 0 K: 1 S: 7	H: 3 LOB: 2 BB: 1 P: 11	R: 0 E: 1 K: 0 S: 3	H: 0 LOB: 0 BB: 0 P: 3	R: 0 E: 0 K: 0 S: 3	H: 0 LOB: 0 BB: 0 P: 3	R: 1 E: 0 K: 1 S: 6	H: 2 LOB: 0 BB: 0 P: 6	R: 1 E: 0 K: 2 S: 8	H: 0 LOB: 3 BB: 3 P: 20	R: 0 E: 0 K: 1 S: 6	H: 1 LOB: 1 BB: 0 P: 6	1B: 7 2B: 3 3B: 1 HR: 0	SF: 0 SAC: 0 DP: 2 HBP: 0	WP: 1 PB: 0 SB: 0 CS: 0	PA: 41
<b>PITCHER</b>	IP	WLS	BF	H	R	ER	SO	BB	IBB	HBP	BLK	WP	HR	S	P	ERA	WHIP					
<b>Jim Bunning, R</b> ERA: 4.49 (1, 1)	4.0	L	20	8	4	4	4	1	0	0	0	0	0	27	31	9.00	2.250					
<b>Tom Morgan, R</b> ERA: 3.57 (5, 1)	3.0		10	2	1	1	1	0	0	0	0	0	0	12	12	3.00	0.667					
<b>Ray Narleski, R</b> ERA: 5.68 (8, 1)	0.2		6	0	1	0	2	3	0	0	0	1	0	7	19	0.00	4.500					
<b>Pete Burnside, L</b> ERA: 2.98 (8, 1)	1.1		5	1	0	0	1	0	0	0	0	0	0	7	7	0.00	0.750					

Batter	1	2	3	4	5	6	7	8	9	AB	R	H	RBI	BB	SO	LOB	BOTTOM						
<b>Eddie Yost, R</b> OBP: 0.413, SLG: 0.404 (1, 5)										3	1	1	0	3	0	3	<b>Boston Red Sox @ Detroit Tigers</b> Briggs Stadium, Detroit, MI Fri Jul 31 1959, 7:05 PM EDT Att: 31,916 - Unknown						
<b>Charlie Maxwell, L</b> OBP: 0.355, SLG: 0.475 (1, 7)										3	0	0	0	3	1	3							
<b>Neil Chrisley, L</b> OBP: 0.192, SLG: 0.304 (1, 9)										3	0	0	0	2	0	5							
<b>Al Kaline, R</b> OBP: 0.401, SLG: 0.547 (1, 8)										3	1	1	1	2	1	4							
<b>Lou Berberet, L</b> OBP: 0.286, SLG: 0.361 (1, 2)										4	0	0	1	0	1	5							
<b>Gail Harris, L</b> OBP: 0.263, SLG: 0.347 (1, 3)										4	1	1	1	1	0	4							
<b>Ted Lepcio, R</b> OBP: 0.331, SLG: 0.409 (1, 4)										3	2	1	1	2	1	3							
<b>Coot Veal, R</b> OBP: 0.365, SLG: 0.283 (1, 6)										1	0	0	0	2	0	0							
<b>Steve Demeter, R</b> OBP: 0.333, SLG: 0.667 (8, PH)										1	0	0	0	0	0	0							
<b>Jim Bunning, R</b> ERA: 4.49 (1, 1)	4.0		20	8	4	4	4	1	0	0	0	0	0	27	31	9.00		2.250					
<b>Tom Morgan, R</b> ERA: 3.57 (5, 1)	3.0		10	2	1	1	1	0	0	0	0	0	0	12	12	3.00		0.667					
<b>Ray Narleski, R</b> ERA: 5.68 (8, 1)	0.2		6	0	1	0	2	3	0	0	0	1	0	7	19	0.00		4.500					
<b>Pete Burnside, L</b> ERA: 2.98 (8, 1)	1.1		5	1	0	0	1	0	0	0	0	0	0	7	7	0.00		0.750					
<b>Inning Stats</b>	R: 0 E: 0 K: 2 S: 7	H: 0 LOB: 3 BB: 3 P: 19	R: 0 E: 0 K: 1 S: 5	H: 0 LOB: 2 BB: 2 P: 13	R: 0 E: 0 K: 0 S: 3	H: 0 LOB: 1 BB: 1 P: 7	R: 0 E: 0 K: 1 S: 5	H: 0 LOB: 3 BB: 3 P: 17	R: 3 E: 0 K: 0 S: 6	H: 3 LOB: 1 BB: 1 P: 10	R: 0 E: 0 K: 0 S: 3	H: 0 LOB: 1 BB: 1 P: 7	R: 1 E: 0 K: 0 S: 4	H: 1 LOB: 0 BB: 0 P: 4	R: 1 E: 0 K: 0 S: 4	H: 1 LOB: 3 BB: 3 P: 16		R: 0 E: 0 K: 0 S: 3	H: 0 LOB: 1 BB: 1 P: 7	1B: 2 2B: 0 3B: 0 HR: 3	SF: 1 SAC: 2 DP: 0 HBP: 0	WP: 1 PB: 0 SB: 0 CS: 0	PA: 47
<b>PITCHER</b>	IP	WLS	BF	H	R	ER	SO	BB	IBB	HBP	BLK	WP	HR	S	P	ERA		WHIP					
<b>Earl Wilson, R</b> ERA: 4.18 (4, 1)	0.1		1	0	0	0	0	0	0	0	0	0	0	1	1	0.00	0.000						
<b>Leo Kiely, L</b> ERA: 5.14 (5, 1)	0.2		6	3	3	3	0	1	0	0	0	0	1	5	9	40.50	6.000						
<b>Ike Delock, R</b> ERA: 3.5 (5, 1)	3.0		15	2	2	2	0	3	1	0	0	1	1	11	27	6.00	1.667						
<b>Mike Fomieleles, R</b> ERA: 3.34 (8, 1)	1.1	W	5	0	0	0	0	1	0	0	0	0	0	4	8	0.00	0.750						



Batter	1	2	3	4	5	6	7	8	9	AB	R	H	RBI	BB	SO	LOB	TOP			
<b>Pumpsie Green, S</b> (1, 4) OBP: 0.452, SLG: 0.375	0-0 1-3		0-0 1-2 1B		0-0 F7			0-0 4-3		4	0	1	0	0	0	0	<b>Boston Red Sox @ Detroit Tigers</b> Briggs Stadium, Detroit, MI Sun Aug 02 1959, 4:33 AM EDT Att: 16,722 - Unknown			
<b>Pete Runnels, L</b> (1, 3) OBP: 0.413, SLG: 0.438	0-0 F7		0-0 6-3		0-0 1-3			0-0 5-3		4	0	0	0	0	0	2				
<b>Gary Geiger, L</b> (1, 8) OBP: 0.306, SLG: 0.434	0-0 4-3			0-0 4-3		0-0 L8		0-0 BB HR 1B		4	1	1	0	0	0	0				
<b>Ted Williams, L</b> (1, 7) OBP: 0.362, SLG: 0.400		0-0 L8		0-0 P5		4-0 FC6-4 BB		4-0 HR BB		2	0	0	0	2	0	0				
<b>Jim Busby, R</b> (8, PR) OBP: 0.296, SLG: 0.330								1-2 HR BB		0	1	0	0	0	0	0				
<b>Jackie Jensen, R</b> (1, 9) OBP: 0.385, SLG: 0.543		0-0 6-3		0-0 HR 1B		0-3 K		0-0 1-H 2-H HR		4	2	3	0	1	1					
<b>Frank Malzone, R</b> (1, 5) OBP: 0.317, SLG: 0.444	0-0 F7			0-0 1-H HR		0-0 FC6-4 1-2		0-0 E6 CS		4	1	1	2	0	0	2				
<b>Sammy White, R</b> (1, 2) OBP: 0.314, SLG: 0.330			0-0 6-3	0-0 FC5-4 1B		0-0 6-3		0-0 CS 1-2	0-3 K	4	0	1	0	0	1	0				
<b>Don Buddin, R</b> (1, 6) OBP: 0.367, SLG: 0.353			0-0 1B	0-0 FC5-4		0-3 K			0-3 K	2	0	1	0	0	0	1				
<b>Vic Wertz, L</b> (7, PH) OBP: 0.351, SLG: 0.425			0-0 1B	0-0 FC5-4 1-2					0-3 K	1	0	0	0	0	1	0				
<b>Jim Mahoney, R</b> (7, 6) OBP: 0.125, SLG: 0.125			0-0 1B						0-3 K	1	0	0	0	0	1	0				
<b>Bill Monbouquette, R</b> (1, 1) OBP: 0.136, SLG: 0.095			0-3 K			0-3 K			0-3 K	2	0	0	0	0	2	1				
<b>Gene Stephens, L</b> (7, PH) OBP: 0.344, SLG: 0.336										1	0	0	0	0	0	0				
<b>Ike Delock, R</b> (7, 1) OBP: 0.119, SLG: 0.128										1	0	0	0	0	1	0				
<b>Inning Stats</b>	R: 0 E: 0 K: 0 S: 3	H: 0 LOB: 0 BB: 0 P: 3	R: 0 E: 0 K: 0 S: 3	H: 0 LOB: 0 BB: 0 P: 3	R: 0 E: 0 K: 1 S: 7	H: 2 LOB: 2 BB: 0 P: 7	R: 2 E: 0 K: 0 S: 6	H: 3 LOB: 1 BB: 0 P: 6	R: 0 E: 0 K: 1 S: 5	H: 0 LOB: 1 BB: 1 P: 9	R: 0 E: 0 K: 1 S: 5	H: 0 LOB: 0 BB: 0 P: 5	R: 0 E: 1 K: 0 S: 5	H: 2 LOB: 1 BB: 1 P: 9	R: 0 E: 0 K: 3 S: 9	H: 0 LOB: 0 BB: 0 P: 9	1B: 5 2B: 0 3B: 0 HR: 2	SF: 0 SAC: 0 DP: 0 HBP: 0	WP: 0 PB: 0 SB: 0 CS: 1	PA: 37
<b>PITCHER</b>	IP WLS BF H R ER SO BB IBB HBP BLK WP HR S P ERA WHIP	IP WLS BF H R ER SO BB IBB HBP BLK WP HR S P ERA WHIP																		
<b>Paul Foytack, R</b> (1, 1) ERA: 5.1	8.0 L 33 7 5 5 4 2 0 0 0 0 2 39 47 5.62 1.125																			
<b>Jim Bunning, R</b> (9, 1) ERA: 4.46	1.0 3 0 0 0 0 3 0 0 0 0 0 0 9 9 0.00 0.000																			

Batter	1	2	3	4	5	6	7	8	9	AB	R	H	RBI	BB	SO	LOB	BOTTOM			
<b>Eddie Yost, R</b> (1, 5) OBP: 0.416, SLG: 0.403	0-0 FC3-6 1B		4-0 HR BB		1-0 L4-3 HBP		0-0 F9		0-0 6-3	3	1	1	0	1	0	0	<b>Boston Red Sox @ Detroit Tigers</b> Briggs Stadium, Detroit, MI Sun Aug 02 1959, 4:33 AM EDT Att: 16,722 - Unknown			
<b>Neil Christley, L</b> (1, 9) OBP: 0.195, SLG: 0.329	0-0 FC3-6 1-2		0-0 F2		0-0 L4-3 1-2		0-0 F9			4	0	0	0	0	0	3				
<b>Charlie Maxwell, L</b> (1, 7) OBP: 0.358, SLG: 0.483	0-3 K		0-0 1-H HR		4-0 SH1-4 SF8 BB		0-3 K			3	2	1	2	1	2	1				
<b>Al Kaline, R</b> (1, 8) OBP: 0.398, SLG: 0.537	0-0 F2		0-0 L5		4-0 SH1-4 BB		0-0 L6 1B			3	0	0	0	1	0	1				
<b>Red Wilson, R</b> (1, 2) OBP: 0.342, SLG: 0.458		4-0 2B 5-3 BB	0-0 6-3		0-0 SH1-4		0-0 P5			2	1	0	0	1	0	1				
<b>Gail Harris, L</b> (1, 3) OBP: 0.270, SLG: 0.347		0-0 F9		0-0 F9		4-0 IBB		0-0 1-3 1B		3	0	1	0	1	0	1				
<b>Frank Bolling, R</b> (1, 4) OBP: 0.328, SLG: 0.375		0-0 5-3 1-3 2B		0-0 F7		0-0 SF8		0-0 F2		3	0	1	1	0	0	2				
<b>Coot Veal, R</b> (1, 6) OBP: 0.343, SLG: 0.267		0-0 5-3		0-0 4-3		0-3 3-H K			0-0 5-3	3	0	0	1	0	1	3				
<b>Steve Demeter, R</b> (9, PH) OBP: 0.250, SLG: 0.500		0-0 2-3 3-H							0-0 F9	1	0	0	0	0	0	0				
<b>Paul Foytack, R</b> (1, 1) OBP: 0.130, SLG: 0.078		0-0 6-3							0-0 F9	0	0	0	0	0	0	0				
<b>Jim Bunning, R</b> (9, 1) OBP: 0.230, SLG: 0.276										1	0	0	0	0	0	0				
<b>Bobo Osborne, L</b> (9, PH) OBP: 0.274, SLG: 0.301										1	0	0	0	0	0	0				
<b>Inning Stats</b>	R: 0 E: 0 K: 1 S: 6	H: 1 LOB: 1 BB: 0 P: 6	R: 1 E: 0 K: 0 S: 4	H: 1 LOB: 1 BB: 1 P: 8	R: 2 E: 0 K: 0 S: 4	H: 1 LOB: 0 BB: 1 P: 8	R: 0 E: 0 K: 0 S: 3	H: 0 LOB: 0 BB: 0 P: 3	R: 0 E: 0 K: 1 S: 4	H: 0 LOB: 2 BB: 3 P: 17	R: 0 E: 0 K: 0 S: 3	H: 0 LOB: 0 BB: 0 P: 3	R: 0 E: 1 K: 1 S: 7	H: 1 LOB: 2 BB: 0 P: 7	R: 0 E: 0 K: 0 S: 3	H: 0 LOB: 0 BB: 0 P: 3	1B: 2 2B: 2 3B: 0 HR: 1	SF: 1 SAC: 1 DP: 1 HBP: 1	WP: 0 PB: 0 SB: 0 CS: 0	PA: 37
<b>PITCHER</b>	IP WLS BF H R ER SO BB IBB HBP BLK WP HR S P ERA WHIP	IP WLS BF H R ER SO BB IBB HBP BLK WP HR S P ERA WHIP																		
<b>Bill Monbouquette, R</b> (1, 1) ERA: 5.03	6.0 26 11 1 0 0 1 4 1 1 0 0 1 26 47 6.00 1.167																			
<b>Ike Delock, R</b> (7, 1) ERA: 3.4	3.0 W 11 1 0 0 1 0 0 0 0 0 0 13 13 0.00 0.333																			

Batter	1	2	3	4	5	6	7	8	9	AB	R	H	RBI	BB	SO	LOB	TOP								
Eddie Yost, R OBP: 0.416, SLG: 0.399 (1, 5)	1-3	BB	F8	F8		BB		F6		3	0	0	0	2	0	1									
Neil Christley, L OBP: 0.295, SLG: 0.363 (1, 9)	HR	K		BB		1-3			3-1	4	1	1	1	1	1	3									
Charlie Maxwell, L OBP: 0.356, SLG: 0.479 (1, 7)	K			G5-3 1B		L8-4-3 BB		L9	F8	5	0	1	0	0	1	2									
Al Kaline, R OBP: 0.398, SLG: 0.534 (1, 8)	S 2B BB			G5-3 1B		K		K	L8	4	2	1	0	1	2	0									
Red Wilson, R OBP: 0.346, SLG: 0.479 (1, 2)	1-H 1B 2B			G5-3		6-3				4	1	2	1	0	0	2									
Gail Harris, L OBP: 0.276, SLG: 0.348 (1, 3)				1B BB		F9				2	0	1	1	2	0	0									
Frank Bolling, R OBP: 0.327, SLG: 0.373 (1, 4)	L8			FC6-4 1B				4-3	5-3	4	0	1	1	0	0	3									
Coot Veal, R OBP: 0.324, SLG: 0.250 (1, 6)				F9		FC6-4		K2-3	F6	4	0	0	0	0	1	2									
Frank Lary, R OBP: 0.212, SLG: 0.258 (1, 1)	K			BB BB					F7	3	0	1	0	1	1	0									
<b>Inning Stats</b>	R: 3 E: 0 K: 1 S: 8	H: 3 LOB: 1 BB: 1 P: 12	R: 0 E: 0 K: 2 S: 7	H: 0 LOB: 1 BB: 1 P: 11	R: 1 E: 0 K: 0 S: 5	H: 3 LOB: 2 BB: 1 P: 9	R: 0 E: 0 K: 0 S: 2	H: 0 LOB: 1 BB: 2 P: 10	R: 0 E: 0 K: 1 S: 6	H: 1 LOB: 2 BB: 1 P: 10	R: 0 E: 0 K: 1 S: 6	H: 1 LOB: 2 BB: 1 P: 10	R: 0 E: 0 K: 0 S: 3	H: 0 LOB: 0 BB: 0 P: 3	R: 0 E: 0 K: 0 S: 3	H: 0 LOB: 0 BB: 0 P: 3	R: 0 E: 0 K: 0 S: 3	H: 0 LOB: 0 BB: 0 P: 3	1B: 4 2B: 3 3B: 1 HR: 1	SF: 0 SAC: 0 DP: 2 HBP: 0	WP: 0 PB: 0 SB: 1 CS: 0	PA: 40			
<b>PITCHER</b>	IP	WLS	BF	H	R	ER	SO	BB	IBB	HBP	BLK	WP	HR	S	P	ERA	WHIP								
Eli Grba, R ERA: 4.15 (1, 1)	2.2	L	16	6	4	4	3	3	0	0	0	0	1	19	31	13.50	3.375								
Duke Maas, R ERA: 4.09 (3, 1)	1.1		5	0	0	0	0	2	0	0	0	0	0	3	11	0.00	1.500								
Gary Blaylock, R ERA: 5.07 (5, 1)	3.0		13	2	0	0	3	2	0	0	0	0	0	17	25	0.00	1.333								
Bob Turley, R ERA: 4.65 (8, 1)	2.0		6	0	0	0	0	0	0	0	0	0	0	6	6	0.00	0.000								

Detroit Tigers @ New York Yankees  
Yankee Stadium, Bronx, NY  
Tue Aug 04 1959, 7:05 PM EDT  
Att: 33,778 - Overcast

AB	33
R	4
H	8
RBI	4
BB	7
SO	6
LOB	13



Batter	1	2	3	4	5	6	7	8	9	AB	R	H	RBI	BB	SO	LOB	BOTTOM								
Hank Bauer, R OBP: 0.324, SLG: 0.386 (1, 9)	K			BB					4-3	3	0	1	1	2	1	0									
Tony Kubek, L OBP: 0.327, SLG: 0.417 (1, 5)	3-1			BB		BB			1-3	5	0	0	0	0	1	5									
Mickey Mantle, S OBP: 0.403, SLG: 0.530 (1, 8)	HR			FC6-4 BB						3	1	1	1	1	0	1									
Yogi Berra, L OBP: 0.368, SLG: 0.482 (1, 2)	K			K					F6	4	0	0	0	0	2	2									
Elston Howard, R OBP: 0.303, SLG: 0.500 (1, 7)	K			FC6-4					F7	4	1	1	1	0	1	2									
Gil McDougald, R OBP: 0.316, SLG: 0.373 (1, 6)	6-3			FC4-3 WP 1B					L7	4	0	1	0	0	1	0									
Bobby Richardson, R OBP: 0.319, SLG: 0.348 (1, 4)	BB 1B			L8					6-3	4	0	1	0	0	0	1									
Mary Throneberry, L OBP: 0.273, SLG: 0.289 (1, 3)				FC4-3 BB					G3 4-3 2B	2	1	1	0	2	0	0									
Eli Grba, R OBP: 0.333, SLG: 0.250 (3, 1)				FC4-3 BB					G3	1	0	0	0	0	1	2									
Duke Maas, R OBP: 0.194, SLG: 0.136 (4, PH)										0	0	0	0	0	0	0									
Norm Siebern, R OBP: 0.337, SLG: 0.496 (5, 1)										1	0	0	0	0	0	0									
Gary Blaylock, R OBP: 0.116, SLG: 0.294 (7, PH)										1	0	0	0	0	0	0									
Enos Slaughter, R OBP: 0.327, SLG: 0.443 (8, 1)										0	0	0	0	0	0	0									
Bob Turley, R OBP: 0.327, SLG: 0.121 (8, 1)										1	0	0	0	0	0	1									
Johnny Blanchard, L OBP: 0.244, SLG: 0.238 (9, PH)										1	0	0	0	0	0	1									
<b>Inning Stats</b>	R: 1 E: 0 K: 2 S: 8	H: 1 LOB: 0 BB: 0 P: 8	R: 0 E: 0 K: 2 S: 8	H: 1 LOB: 2 BB: 1 P: 12	R: 0 E: 0 K: 2 S: 7	H: 0 LOB: 2 BB: 2 P: 15	R: 0 E: 0 K: 0 S: 4	H: 1 LOB: 3 BB: 2 P: 12	R: 0 E: 0 K: 0 S: 3	H: 0 LOB: 0 BB: 0 P: 3	R: 0 E: 0 K: 1 S: 5	H: 0 LOB: 0 BB: 0 P: 5	R: 0 E: 0 K: 0 S: 4	H: 1 LOB: 1 BB: 0 P: 4	R: 0 E: 0 K: 0 S: 4	H: 1 LOB: 0 BB: 0 P: 4	R: 0 E: 0 K: 0 S: 4	H: 1 LOB: 0 BB: 0 P: 4	R: 1 E: 0 K: 0 S: 4	H: 1 LOB: 0 BB: 0 P: 4	1B: 3 2B: 1 3B: 0 HR: 2	SF: 0 SAC: 0 DP: 0 HBP: 0	WP: 1 PB: 0 SB: 0 CS: 0	PA: 38	
<b>PITCHER</b>	IP	WLS	BF	H	R	ER	SO	BB	IBB	HBP	BLK	WP	HR	S	P	ERA	WHIP								
Frank Lary, R ERA: 3.05 (1, 1)	9.0	W	38	6	3	3	7	5	0	0	0	1	2	47	67	3.00	1.222								

Detroit Tigers @ New York Yankees  
Yankee Stadium, Bronx, NY  
Tue Aug 04 1959, 7:05 PM EDT  
Att: 33,778 - Overcast

AB	33
R	3
H	6
RBI	3
BB	5
SO	7
LOB	16



Batter	1	2	3	4	5	6	7	8	9	AB	R	H	RBI	BB	SO	LOB	TOP			
<b>Eddie Yost, R</b> OBP: 0.414, SLG: 0.396 (1, 5)	F9		K					5-3		3	0	0	0	1	1	0	<b>Detroit Tigers @ New York Yankees</b> Yankee Stadium, Bronx, NY Wed Aug 05 1959, 3:33 AM EDT Att: 10,202 - Overcast - 65 F			
<b>Johnny Groth, R</b> OBP: 0.319, SLG: 0.412 (1, 9)	6-3		4-3				FC6-4 BB	K		4	0	0	0	0	1	1				
<b>Charlie Maxwell, L</b> OBP: 0.360, SLG: 0.480 (1, 7)								4-3		3	0	2	0	1	0	0				
<b>Al Kaline, R</b> OBP: 0.394, SLG: 0.528 (1, 8)	L1-3							4-3		4	0	0	0	0	0	3				
<b>Red Wilson, R</b> OBP: 0.337, SLG: 0.467 (1, 2)		F4		F9				5-3		4	0	0	0	0	1					
<b>Gus Zernial, R</b> OBP: 0.295, SLG: 0.410 (1, 3)		5-3						1B		4	0	2	0	0	1					
<b>Frank Bolling, R</b> OBP: 0.326, SLG: 0.371 (1, 4)		E6		F9				2B		4	0	1	0	0	2					
<b>Coot Veal, R</b> OBP: 0.312, SLG: 0.239 (1, 6)		5-3						1B		3	0	0	0	0	1					
<b>Harvey Kuenn, R</b> OBP: 0.405, SLG: 0.488 (9, PH)								BB		0	0	0	0	1	0					
<b>Bobo Osborne, L</b> OBP: 0.274, SLG: 0.301 (9, FR)								BB		0	0	0	0	0	0					
<b>Don Mossi, L</b> OBP: 0.145, SLG: 0.135 (1, 1)			K					FC5-4 BB		3	0	0	0	1	1					
<b>Ted Lepcio, R</b> OBP: 0.328, SLG: 0.406 (9, PH)								1-2		1	0	0	0	0	3					
<b>Inning Stats</b>	R: 0 E: 0 K: 0 S: 4	H: 1 LOB: 1 BB: 0 P: 4	R: 0 E: 1 K: 0 S: 4	H: 0 LOB: 1 BB: 0 P: 4	R: 0 E: 0 K: 2 S: 7	H: 0 LOB: 0 BB: 0 P: 7	R: 0 E: 0 K: 0 S: 5	H: 2 LOB: 2 BB: 0 P: 5	R: 0 E: 0 K: 0 S: 3	H: 0 LOB: 1 BB: 1 P: 7	R: 0 E: 1 K: 0 S: 3	H: 0 LOB: 0 BB: 0 P: 3	R: 0 E: 0 K: 1 S: 5	H: 0 LOB: 0 BB: 0 P: 5	R: 0 E: 0 K: 0 S: 5	H: 2 LOB: 3 BB: 1 P: 9	1B: 4 2B: 1 3B: 0 HR: 0	SF: 0 SAC: 0 DP: 1 HBP: 0	WP: 0 PB: 0 SB: 0 CS: 0	PA: 36
<b>PITCHER</b> <b>Bobby Shantz, L</b> ERA: 2.4 (1, 1)	IP: 9.0 WLS: W BF: 36 H: 5 R: 0 ER: 0 SO: 3 BB: 3 IBB: 0 HBP: 0 BLK: 0 WP: 0 HR: 0 S: 39 P: 51 ERA: 0.00 WHIP: 0.889															<b>PITCHER</b>				


Batter	1	2	3	4	5	6	7	8	9	AB	R	H	RBI	BB	SO	LOB	BOTTOM			
<b>Bobby Richardson, R</b> OBP: 0.317, SLG: 0.346 (1, 4)	6-3		L8					L8		4	0	1	0	0	0	3	<b>Detroit Tigers @ New York Yankees</b> Yankee Stadium, Bronx, NY Wed Aug 05 1959, 3:33 AM EDT Att: 10,202 - Overcast - 65 F			
<b>Gil McDougald, R</b> OBP: 0.375, SLG: 0.378 (1, 6)	K		F7					HR		4	1	1	0	0	1	2				
<b>Mickey Mantle, S</b> OBP: 0.401, SLG: 0.536 (1, 8)	K							HR		4	1	1	2	0	2	0				
<b>Elston Howard, R</b> OBP: 0.306, SLG: 0.500 (1, 2)		G3						1-3		4	1	2	0	0	0	0				
<b>Hank Bauer, R</b> OBP: 0.323, SLG: 0.382 (1, 9)		FC6-4 BB						5-3		3	0	0	0	1	0	2				
<b>Clete Boyer, R</b> OBP: 0.167, SLG: 0.172 (1, 5)		FC6-4						K		4	0	0	0	0	2	1				
<b>Mary Throneberry, L</b> OBP: 0.267, SLG: 0.262 (1, 3)		K						F3		3	0	0	0	0	2	2				
<b>Tony Kubek, L</b> OBP: 0.327, SLG: 0.417 (1, 7)			F6					1B		3	0	1	0	0	1	0				
<b>Bobby Shantz, R</b> OBP: 0.364, SLG: 0.368 (1, 1)								1-2		3	0	2	0	0	0	0				
<b>Inning Stats</b>	R: 0 E: 0 K: 2 S: 7	H: 0 LOB: 0 BB: 0 P: 7	R: 0 E: 1 K: 1 S: 5	H: 0 LOB: 1 BB: 1 P: 9	R: 0 E: 0 K: 0 S: 4	H: 1 LOB: 1 BB: 0 P: 4	R: 1 E: 2 K: 1 S: 7	H: 1 LOB: 1 BB: 0 P: 7	R: 0 E: 1 K: 1 S: 6	H: 1 LOB: 1 BB: 0 P: 6	R: 0 E: 0 K: 1 S: 5	H: 1 LOB: 0 BB: 0 P: 5	R: 0 E: 0 K: 1 S: 7	H: 2 LOB: 2 BB: 0 P: 7	R: 2 E: 0 K: 1 S: 7	H: 2 LOB: 0 BB: 0 P: 7		1B: 6 2B: 0 3B: 1 HR: 1	SF: 0 SAC: 0 DP: 1 HBP: 0	WP: 0 PB: 0 SB: 0 CS: 0
<b>PITCHER</b> <b>Don Mossi, L</b> ERA: 2.98 (1, 1)	IP: 8.0 WLS: L BF: 33 H: 8 R: 3 ER: 2 SO: 8 BB: 1 IBB: 0 HBP: 0 BLK: 0 WP: 0 HR: 1 S: 48 P: 52 ERA: 2.25 WHIP: 1.125															<b>PITCHER</b>				



Batter	1	2	3	4	5	6	7	8	9	AB	R	H	RBI	BB	SO	LOB	TOP			
<b>Eddie Yost, R</b> OBP: 0.413, SLG: 0.401 (1, 5)	F2		5-3		F7			1B SF9 BB		3	1	0	0	1	0	0	<b>Detroit Tigers @ Boston Red Sox</b> Fenway Park, Boston, MA Fri Aug 07 1959, 7:05 PM EDT Att: 21,099 - Unknown			
<b>Harvey Kuenn, R</b> OBP: 0.406, SLG: 0.491 (1, 9)	1B		1B 2B		F2			K		4	1	2	0	0	1	1				
<b>Charlie Maxwell, L</b> OBP: 0.357, SLG: 0.474 (1, 7)	K		K		1-3			FC5-4 1B		4	0	1	0	0	2	2				
<b>Al Kaline, R</b> OBP: 0.391, SLG: 0.523 (1, 8)	1B		2H 1B		L5			SF9		3	0	2	1	0	0	0				
<b>Red Wilson, R</b> OBP: 0.345, SLG: 0.487 (1, 2)	1-3 2H 1B				G3			FC5-4 1-2		4	0	1	1	0	0	1				
<b>Gus Zernial, R</b> OBP: 0.295, SLG: 0.433 (1, 3)	L6				5-3			F8		4	1	1	1	0	0	2				
<b>Frank Bolling, R</b> OBP: 0.327, SLG: 0.370 (1, 4)					HR			F7		4	0	1	0	0	0	0				
<b>Coot Veal, R</b> OBP: 0.301, SLG: 0.233 (7, PH)					2B			F9		2	0	0	0	0	0	1				
<b>Ted Lepcio, R</b> OBP: 0.324, SLG: 0.400 (7, 6)					5-3			F8		2	0	0	0	0	1	0				
<b>Jim Bunning, R</b> OBP: 0.222, SLG: 0.267 (7, PH)					F7			F8		2	0	0	0	0	0	1				
<b>Steve Demeter, R</b> OBP: 0.200, SLG: 0.400 (7, 1)										1	0	0	0	0	0	0				
<b>Ray Narleski, R</b> OBP: 0.125, SLG: 0.250 (7, 1)										0	0	0	0	0	0	0				
<b>Inning Stats</b>	R: 1 E: 0 K: 1 S: 8	H: 3 LOB: 2 BB: 0 P: 8	R: 0 E: 0 K: 0 S: 3	H: 0 LOB: 0 BB: 0 P: 3	R: 0 E: 0 K: 1 S: 6	H: 2 LOB: 1 BB: 0 P: 6	R: 1 E: 0 K: 0 S: 5	H: 2 LOB: 1 BB: 0 P: 5	R: 0 E: 0 K: 0 S: 3	H: 0 LOB: 0 BB: 0 P: 3	R: 0 E: 0 K: 0 S: 3	H: 0 LOB: 0 BB: 0 P: 3	R: 1 E: 0 K: 1 S: 6	H: 1 LOB: 1 BB: 1 P: 10	R: 0 E: 0 K: 1 S: 5	H: 0 LOB: 0 BB: 0 P: 5	1B: 5 2B: 2 3B: 0 HR: 1	SF: 1 SAC: 0 DP: 0 HBP: 0	WP: 0 PB: 0 SB: 0 CS: 0	PA: 35
<b>PITCHER</b> Bill Monbouquette, R ERA: 4.81 (1, 1)	IP: 9.0 WLS: W BF: 35 H: 8 R: 3 ER: 3 SO: 4 BB: 1 IBB: 0 HBP: 0 BLK: 0 WP: 0 HR: 1 S: 42 P: 46 ERA: 3.00 WHIP: 1.000																			


Batter	1	2	3	4	5	6	7	8	9	AB	R	H	RBI	BB	SO	LOB	BOTTOM			
<b>Pumpsie Green, S</b> OBP: 0.434, SLG: 0.381 (1, 4)	BB 2B 1B		F7		L8		K			4	1	1	0	0	1	1	<b>Detroit Tigers @ Boston Red Sox</b> Fenway Park, Boston, MA Fri Aug 07 1959, 7:05 PM EDT Att: 21,099 - Unknown			
<b>Pete Runnels, L</b> OBP: 0.414, SLG: 0.434 (1, 3)	4-0 1-2 2B BB		6-3		P5			4-3		3	1	0	0	1	0	1				
<b>Gary Geiger, L</b> OBP: 0.314, SLG: 0.455 (1, 8)	3-1 1H 2H SF9 2B		4-3		4-3			S 1B WP BB		3	2	1	2	1	0	1				
<b>Gene Stephens, L</b> OBP: 0.348, SLG: 0.348 (1, 7)	3-1 2-3				E 2B			WP S 1B		4	0	2	0	0	1	1				
<b>Jackie Jensen, R</b> OBP: 0.385, SLG: 0.537 (1, 9)	SF9				F9			4-3		3	0	0	1	0	1	3				
<b>Frank Malzone, R</b> OBP: 0.325, SLG: 0.463 (1, 5)	3H 6-3				E BB			1-2 2-3 K		2	0	0	0	2	1	1				
<b>Don Buddin, R</b> OBP: 0.373, SLG: 0.361 (1, 6)			K		E6 G6-4-3			2-3 3H K		3	0	0	0	0	2	3				
<b>Sammy White, R</b> OBP: 0.310, SLG: 0.315 (1, 2)					F9			G6-4-3		3	0	0	0	0	0	3				
<b>Bill Monbouquette, R</b> OBP: 0.160, SLG: 0.125 (1, 1)			K					6-3		3	0	1	0	0	1	0				
<b>Inning Stats</b>	R: 3 E: 0 K: 0 S: 5	H: 2 LOB: 0 BB: 1 P: 9	R: 0 E: 0 K: 2 S: 7	H: 0 LOB: 0 BB: 0 P: 7	R: 0 E: 0 K: 0 S: 3	H: 0 LOB: 0 BB: 0 P: 3	R: 0 E: 1 K: 0 S: 4	H: 1 LOB: 2 BB: 1 P: 8	R: 0 E: 0 K: 0 S: 4	H: 1 LOB: 1 BB: 0 P: 4	R: 0 E: 0 K: 2 S: 7	H: 0 LOB: 1 BB: 1 P: 11	R: 0 E: 0 K: 1 S: 5	H: 0 LOB: 0 BB: 0 P: 5	R: 1 E: 0 K: 2 S: 8	H: 1 LOB: 1 BB: 1 P: 12		1B: 3 2B: 2 3B: 0 HR: 0	SF: 1 SAC: 0 DP: 1 HBP: 0	WP: 1 PB: 0 SB: 3 CS: 0
<b>PITCHER</b> Jim Bunning, R ERA: 4.46 (1, 1)	IP: 6.0 WLS: L BF: 25 H: 4 R: 3 ER: 3 SO: 4 BB: 3 IBB: 0 HBP: 0 BLK: 0 WP: 0 HR: 0 S: 30 P: 42 ERA: 4.50 WHIP: 1.167																			
<b>PITCHER</b> Ray Narleski, R ERA: 5.65 (7, 1)	IP: 2.0 WLS: L BF: 8 H: 1 R: 1 ER: 1 SO: 3 BB: 1 IBB: 0 HBP: 0 BLK: 0 WP: 1 HR: 0 S: 13 P: 17 ERA: 4.50 WHIP: 1.000																			

Batter	1	2	3	4	5	6	7	8	9	10	AB	R	H	RBI	BB	SO	LOB	TOP									
Eddie Yost, R OBP: 0.418, SLG: 0.402	4-0 1B BB		4-0 G6-3 BB	0-0 2B 1B		4-0 WP BB		0-0 4-3		4-0 SH1-4 BB	2	1	1	1	4	0	0										
Charlie Maxwell, L OBP: 0.357, SLG: 0.476	0-3 K		0-0 G6-3 1-2f	0-0 1H 2B		0-3 K 1-2 2-3		0-0 1B		0-0 SH1-4	5	0	2	1	0	2	4										
Harvey Kuenn, R OBP: 0.407, SLG: 0.491	0-0 F7		0-0 WP 1B	0-0 6-3				0-0 1B 6-3		0-0 3-1	6	1	3	0	0	0	3										
Al Kaline, R OBP: 0.390, SLG: 0.520	0-0 FC6-4 1B		0-0 WP 1B			0-0 L5-3		0-0 L8		0-0 L4	6	0	2	0	0	0	4										
Red Wilson, R OBP: 0.341, SLG: 0.475	0-0 FC6-4 1-2f		4-0 1-2 2-3 BB			0-0 5-3		0-0 6-3		0-3 K	4	0	0	0	1	1	5										
Gus Zornia, R OBP: 0.283, SLG: 0.430		4-0 FC5-4 BB				0-3 K					3	0	1	0	1	2	3										
Bobo Osborne, L OBP: 0.269, SLG: 0.295											1	0	0	0	0	0	0										
Frank Bolling, R OBP: 0.334, SLG: 0.377		0-0 FC5-4 1-2f		0-0 1-3 1B		4-0 WP SH1-4 BB		0-0 1-3 2-3		4-0 BB	3	1	2	1	2	0	1										
Coot Veal, R OBP: 0.299, SLG: 0.224		0-0 F7		0-0 1-3		0-0 SH1-4 3-H		4-0 3-H		0-0 P4	3	0	0	0	1	0	3										
Frank Lary, R OBP: 0.197, SLG: 0.239		0-0 1-3		0-0 4-3		0-0 6-3		0-3 K		0-3 K	5	0	0	0	0	2	7										
Pete Burnside, R ERA: 3.18											0	0	0	0	0	0	0										
<b>Inning Stats</b>	R: 0 E: 0 K: 1 S: 6	H: 1 LOB: 2 BB: 1 P: 10	R: 0 E: 0 K: 0 S: 3	H: 0 LOB: 1 BB: 1 P: 7	R: 0 E: 0 K: 1 S: 6	H: 2 LOB: 3 BB: 2 P: 14	R: 2 E: 0 K: 0 S: 6	H: 3 LOB: 1 BB: 0 P: 6	R: 0 E: 0 K: 1 S: 5	H: 0 LOB: 0 BB: 0 P: 5	R: 0 E: 0 K: 1 S: 5	H: 0 LOB: 2 BB: 2 P: 13	R: 1 E: 0 K: 1 S: 8	H: 3 LOB: 3 BB: 1 P: 12	R: 0 E: 0 K: 1 S: 7	H: 2 LOB: 2 BB: 0 P: 7	R: 0 E: 0 K: 1 S: 5	H: 0 LOB: 1 BB: 1 P: 9	R: 0 E: 0 K: 0 S: 3	H: 0 LOB: 1 BB: 1 P: 7	1B: 9 2B: 2 3B: 0 HR: 0	SF: 0 SAC: 2 DP: 1 HBP: 0	WP: 2 PB: 0 SB: 0 CS: 0	PA: 49			
<b>PITCHER</b>	IP 7.0	WLS 36	H 9	R 3	ER 3	SO 5	BB 6	IBB 1	HBP 0	BLK 0	WP 2	HR 0	S 39	P 67	ERA 3.86	WHIP 2.143											
Al Schroll, R ERA: 4.1	(1, 1)																										
Nelson Chittum, R ERA: 3.18	(8, 1)	2.0	9	2	0	0	2	1	0	0	0	0	0	12	16	0.00	1.500										
Ike Delock, R ERA: 3.18	(10, 1)	1.0	W	4	0	0	0	1	0	0	0	0	0	3	7	0.00	1.000										

**Detroit Tigers @ Boston Red Sox**  
 Fenway Park, Boston, MA  
 Sat Aug 08 1959, 3:33 AM EDT  
 Att: 13,930 - Unknown  
 livebaseballscores.com  


AB	38
R	3
H	11
RBI	3
BB	9
SO	7
LOB	30

Batter	1	2	3	4	5	6	7	8	9	10	AB	R	H	RBI	BB	SO	LOB	BOTTOM									
Pumpsie Green, S OBP: 0.414, SLG: 0.362	0-0 G3		0-0 4-3		0-3 K		0-0 F7		0-0 S 1B		5	0	1	2	0	1	2										
Pete Runnels, L OBP: 0.412, SLG: 0.434	0-0 1B 2B		0-0 6-3		0-0 F7			0-0 L7		0-0 4-3	5	0	1	0	0	0	3										
Gary Geiger, L OBP: 0.316, SLG: 0.469	0-0 2-3 1B			0-0 G3		0-0 P6		0-0 4-3		0-0 HR	5	1	2	1	0	0	0										
Gene Stephens, L OBP: 0.352, SLG: 0.348	0-3 K			0-0 1B 1B		1-0 FC5-4 HBP		0-0 P6			3	0	1	0	0	1	2										
Jackie Jensen, R OBP: 0.302, SLG: 0.532	0-0 L8			0-0 F7		0-0 FC5-4 1-2f		0-0 K		0-3 K	4	0	0	0	0	1	4										
Frank Malzone, R OBP: 0.324, SLG: 0.461		0-0 4-3		0-0 1-2 1B		0-0 F7		0-0 F7		0-0 6-3	4	0	1	0	0	0	1										
Don Buddin, R OBP: 0.374, SLG: 0.361		4-0 G6-4-3 BB		0-0 G3		0-0 G3		0-3 K		0-0 HBP 2B 1B	0	0	0	0	1	0	0										
Ted Williams, L OBP: 0.353, SLG: 0.389											1	0	0	0	0	0	2										
Jim Mahoney, R OBP: 0.125, SLG: 0.125											0	0	0	0	0	0	0										
Vic Wertz, L OBP: 0.349, SLG: 0.421											2	1	1	0	0	1	0										
Sammy White, R OBP: 0.317, SLG: 0.320		0-0 G6-4-3 1-2f				0-0 CS 1B		0-0 1B		1-0 2B 1B HBP	3	1	2	0	0	0	1										
Al Schroll, R OBP: 0.286, SLG: 0.333	(1, 1)										1	0	0	0	1	0	0										
Mary Kennedy, L OBP: 0.272, SLG: 0.419	(7, PH)										1	0	0	0	0	0	1										
Nelson Chittum, R OBP: 0.307, SLG: 0.435	(8, 1)										0	0	0	0	0	0	0										
Dick Gernert, R OBP: 0.272, SLG: 0.435	(8, PH)										1	0	1	1	0	0	0										
Jim Busby, R OBP: 0.272, SLG: 0.330	(8, PH)										0	1	0	0	0	0	0										
Ike Delock, R OBP: 0.316, SLG: 0.140	(10, 1)										0	0	0	0	0	0	0										
<b>Inning Stats</b>	R: 0 E: 0 K: 1 S: 7	H: 2 LOB: 2 BB: 0 P: 7	R: 0 E: 0 K: 0 S: 2	H: 0 LOB: 0 BB: 1 P: 6	R: 0 E: 0 K: 0 S: 3	H: 0 LOB: 0 BB: 0 P: 3	R: 0 E: 0 K: 0 S: 5	H: 2 LOB: 2 BB: 0 P: 5	R: 0 E: 0 K: 1 S: 5	H: 1 LOB: 1 BB: 0 P: 9	R: 0 E: 0 K: 0 S: 3	H: 0 LOB: 0 BB: 0 P: 3	R: 0 E: 0 K: 1 S: 6	H: 1 LOB: 1 BB: 0 P: 6	R: 0 E: 0 K: 0 S: 3	H: 0 LOB: 0 BB: 0 P: 3	R: 3 E: 0 K: 1 S: 8	H: 3 LOB: 1 BB: 0 P: 9	R: 1 E: 0 K: 0 S: 1	H: 1 LOB: 0 BB: 0 P: 1	1B: 7 2B: 2 3B: 0 HR: 1	SF: 0 SAC: 0 DP: 1 HBP: 2	WP: 0 PB: 0 SB: 2 CS: 1	PA: 39			
<b>PITCHER</b>	IP 8.2	WLS 37	H 9	R 3	ER 3	SO 4	BB 2	IBB 0	HBP 2	BLK 0	WP 0	HR 0	S 41	P 51	ERA 3.12	WHIP 1.269											
Frank Lary, R ERA: 3.05	(1, 1)																										
Pete Burnside, L ERA: 3.16	(9, 1)	0.1	L	2	1	1	0	0	0	0	0	0	1	2	2	27.00	3.000										

**Detroit Tigers @ Boston Red Sox**  
 Fenway Park, Boston, MA  
 Sat Aug 08 1959, 3:33 AM EDT  
 Att: 13,930 - Unknown  
 livebaseballscores.com  



AB	35
R	4
H	10
RBI	4
BB	2
SO	4
LOB	16



Batter	1	2	3	4	5	6	7	8	9	AB	R	H	RBI	BB	SO	LOB	TOP								
<b>Eddie Yost, R</b> OBP: 0.418, SLG: 0.402 (1, 5)	6-3		1-3		1-3		FC6-4		IBB	5	1	2	0	0	0	1									
<b>Frank Bolling, R</b> OBP: 0.335, SLG: 0.377 (1, 4)	F8		1-3				WP		F3	5	1	2	0	0	0	3									
<b>Harvey Kuenn, R</b> OBP: 0.405, SLG: 0.487 (1, 9)	6-3		P3				K		FC5	5	1	1	1	0	1	4									
<b>Al Kaline, R</b> OBP: 0.398, SLG: 0.533 (1, 8)		S					WP		FC2-6	4	3	4	1	1	0	0									
<b>Charlie Maxwell, L</b> OBP: 0.356, SLG: 0.472 (1, 7)		P6					WP		IBB	3	0	0	0	1	1	2									
<b>Gus Zernial, R</b> OBP: 0.270, SLG: 0.435 (9, PH)							3-1		FC2-6	1	0	1	2	0	0	0									
<b>Johnny Groth, R</b> OBP: 0.319, SLG: 0.412 (9, PR)							3-1		1B	0	0	0	0	0	0	0									
<b>Gail Harris, L</b> OBP: 0.286, SLG: 0.352 (1, 3)		WP					BB		1B	4	0	2	2	1	0	2									
<b>Red Wilson, R</b> OBP: 0.331, SLG: 0.461 (1, 2)		BB					2-3		1B	5	0	0	0	0	1	8									
<b>Coot Veal, R</b> OBP: 0.292, SLG: 0.218 (1, 6)							3-1		F9	2	0	0	0	0	1	1									
<b>Neil Christley, L</b> OBP: 0.227, SLG: 0.365 (7, PH)							F9		FC1-6	1	0	1	0	0	0	0									
<b>Ted Lepcio, R</b> OBP: 0.329, SLG: 0.405 (7, 6)							1-2		1B	1	1	1	0	0	0	0									
<b>Don Mossi, L</b> OBP: 0.153, SLG: 0.127 (1, 1)							4-3		FC1-6	3	0	0	0	1	1	2									
<b>Paul Foytack, R</b> OBP: 0.138, SLG: 0.091 (9, 1)							1B		FC6-4	0	0	0	0	0	0	0									
<b>Inning Stats</b>	R: 0 E: 0 K: 0 S: 3	H: 0 LOB: 0 BB: 0 P: 3	R: 1 E: 0 K: 2 S: 8	H: 1 LOB: 1 BB: 1 P: 12	R: 0 E: 0 K: 0 S: 3	H: 1 LOB: 1 BB: 1 P: 7	R: 1 E: 0 K: 1 S: 6	H: 1 LOB: 0 BB: 0 P: 6	R: 0 E: 0 K: 0 S: 3	H: 0 LOB: 0 BB: 0 P: 3	R: 1 E: 0 K: 1 S: 7	H: 2 LOB: 2 BB: 1 P: 11	R: 0 E: 0 K: 0 S: 5	H: 2 LOB: 2 BB: 0 P: 5	R: 0 E: 0 K: 0 S: 4	H: 2 LOB: 1 BB: 0 P: 4	R: 4 E: 0 K: 1 S: 10	H: 5 LOB: 2 BB: 1 P: 14	1B: 13 2B: 9 3B: 0 HR: 1	SF: 0 SAC: 0 DP: 1 HBP: 0	WP: 2 PB: 0 SB: 1 CS: 0	PA: 43			
<b>PITCHER</b>	IP	WLS	BF	H	R	ER	SO	BB	IBB	HBP	BLK	WP	HR	S	P	ERA	WHIP								
<b>Tom Brewer, R</b> ERA: 3.45 (1, 1)	8.2	L	40	12	7	7	5	3	1	0	0	2	1	46	62	7.27	1.731								
<b>Leo Kiely, L</b> ERA: 5.19 (9, 1)	0.0		2	2	0	0	0	0	0	0	0	0	0	2	2	∞	∞								
<b>Ike Delock, R</b> ERA: 3.17 (9, 1)	0.1		1	0	0	0	0	0	0	0	0	0	0	1	1	0.00	0.000								

**Detroit Tigers @ Boston Red Sox**  
Fenway Park, Boston, MA  
Sun Aug 09 1959, 3:33 AM EDT  
Att: 12,500 - Unknown


AB 39  
R 7  
H 14  
RBI 6  
BB 4  
SO 5  
LOB 23



Batter	1	2	3	4	5	6	7	8	9	AB	R	H	RBI	BB	SO	LOB	BOTTOM									
<b>Gary Geiger, L</b> OBP: 0.313, SLG: 0.468 (1, 8)	K	F3		K		K			1B	5	0	1	0	0	3	1										
<b>Pete Runnels, L</b> OBP: 0.412, SLG: 0.432 (1, 3)	2B			1-3		4-3			1-3	4	0	1	0	1	0	1										
<b>Pumpsie Green, S</b> OBP: 0.413, SLG: 0.404 (1, 4)	1-3			1B		6-3			F9	5	0	2	0	0	0	3										
<b>Frank Maltzone, R</b> OBP: 0.327, SLG: 0.463 (1, 5)	F3		K			G6-4-3			BB	5	0	3	0	0	1	2										
<b>Jackie Jensen, R</b> OBP: 0.382, SLG: 0.537 (1, 9)	F7		HR			1B			1B	4	1	1	1	1	1	5										
<b>Dick Gemert, R</b> OBP: 0.378, SLG: 0.434 (1, 7)									BB	3	1	1	0	1	1	1										
<b>Gene Stephens, L</b> OBP: 0.350, SLG: 0.345 (8, 7)		2B		1B		G6-4-3			F7	1	0	0	0	0	0	3										
<b>Don Buddin, R</b> OBP: 0.373, SLG: 0.358 (1, 6)		2B		BB					F7	3	1	0	0	1	1	1										
<b>Sammy White, R</b> OBP: 0.324, SLG: 0.332 (1, 2)		BB							P4	4	0	3	2	0	0	0										
<b>Tom Brewer, R</b> OBP: 0.127, SLG: 0.111 (1, 1)									FC6-4	4	0	0	0	0	1	4										
<b>Leo Kiely, L</b> OBP: 0.127, SLG: 0.111 (9, 1)									1B	0	0	0	0	0	0	0										
<b>Ike Delock, R</b> OBP: 0.130, SLG: 0.140 (9, 1)									FC6-4	0	0	0	0	0	0	0										
<b>Inning Stats</b>	R: 0 E: 0 K: 1 S: 7	H: 2 LOB: 2 BB: 0 P: 7	R: 2 E: 0 K: 1 S: 7	H: 2 LOB: 2 BB: 2 P: 15	R: 1 E: 0 K: 1 S: 7	H: 2 LOB: 2 BB: 1 P: 11	R: 0 E: 0 K: 1 S: 7	H: 2 LOB: 2 BB: 0 P: 7	R: 0 E: 0 K: 2 S: 8	H: 1 LOB: 1 BB: 0 P: 8	R: 0 E: 0 K: 1 S: 5	H: 0 LOB: 0 BB: 0 P: 5	R: 0 E: 0 K: 0 S: 3	H: 1 LOB: 0 BB: 0 P: 5	R: 0 E: 0 K: 0 S: 3	H: 0 LOB: 0 BB: 0 P: 3	R: 0 E: 0 K: 0 S: 5	H: 2 LOB: 3 BB: 1 P: 9	1B: 7 2B: 4 3B: 0 HR: 1	SF: 0 SAC: 0 DP: 1 HBP: 0	WP: 0 PB: 0 SB: 0 CS: 0	PA: 42				
<b>PITCHER</b>	IP	WLS	BF	H	R	ER	SO	BB	IBB	HBP	BLK	WP	HR	S	P	ERA	WHIP									
<b>Don Mossi, L</b> ERA: 2.99 (1, 1)	8.2	W	41	12	3	3	8	4	0	0	0	0	0	1	53	69	3.12	1.846								
<b>Paul Foytack, R</b> ERA: 4.8 (9, 1)	0.1	S	1	0	0	0	0	0	0	0	0	0	0	1	1	0.00	0.000									

**Detroit Tigers @ Boston Red Sox**  
Fenway Park, Boston, MA  
Sun Aug 09 1959, 3:33 AM EDT  
Att: 12,500 - Unknown

AB 38  
R 3  
H 12  
RBI 3  
BB 4  
SO 8  
LOB 21



Batter	1	2	3	4	5	6	7	8	9	AB	R	H	RBI	BB	SO	LOB	TOP					
Al Smith, R OBP: 0.332, SLG: 0.390 Harry Simpson, L OBP: 0.281, SLG: 0.420 Ken McBride, R OBP: 0.200, SLG: 0.200 John Romano, R OBP: 0.385, SLG: 0.489	F9		P2				F9		P3	3	0	1	0	0	0	0	Chicago White Sox @ Detroit Tigers Briggs Stadium, Detroit, MI Tue Aug 11 1959, 7:05 PM EDT Att: 34,417 - Unknown					
Nellie Fox, L OBP: 0.396, SLG: 0.415	F5			BB		F7		P4		3	0	0	0	1	0							
Jim Landis, R OBP: 0.363, SLG: 0.355	5-3			L8		4-3		F5		4	0	0	0	0	2							
Earl Torgeson, L OBP: 0.371, SLG: 0.379				E3		L8				4	0	2	0	0	2							
Sherm Lollar, R OBP: 0.333, SLG: 0.421 Earl Battey, R OBP: 0.328, SLG: 0.392		1B		K				L8		2	0	0	0	0	2							
Billy Goodman, L OBP: 0.273, SLG: 0.238		K								2	1	1	0	0	0							
Jim McAnany, R OBP: 0.340, SLG: 0.356				L7						4	0	1	0	0	1							
Sammy Esposito, R OBP: 0.297, SLG: 0.333				L4						4	0	1	0	0	2							
Billy Pierce, L OBP: 0.281, SLG: 0.299 Norm Cash, L OBP: 0.327, SLG: 0.313 Ray Moore, R OBP: 0.159, SLG: 0.167 Rudy Arias, L OBP: 0.384, SLG: 0.390				K						1	0	0	0	0	1							
				K						1	0	0	0	0	0							
<b>Inning Stats</b>	R: 0 E: 0 K: 0 S: 3	H: 0 LOB: 0 BB: 0 P: 3	R: 0 E: 0 K: 2 S: 8	H: 1 LOB: 1 BB: 0 P: 8	R: 0 E: 0 K: 2 S: 7	H: 0 LOB: 0 BB: 0 P: 7	R: 0 E: 1 K: 1 S: 6	H: 0 LOB: 2 BB: 1 P: 10	R: 0 E: 0 K: 1 S: 5	H: 0 LOB: 0 BB: 0 P: 5	R: 0 E: 0 K: 0 S: 4	H: 1 LOB: 1 BB: 0 P: 4	R: 1 E: 0 K: 0 S: 6	H: 3 LOB: 2 BB: 0 P: 6	R: 0 E: 0 K: 0 S: 4	H: 1 LOB: 1 BB: 0 P: 4	R: 0 E: 0 K: 2 S: 9	H: 2 LOB: 2 BB: 0 P: 9	1B: 6 2B: 2 3B: 0 HR: 0	SF: 0 SAC: 0 DP: 0 HBP: 0	WP: 0 PB: 0 CS: 0	PA: 37
<b>PITCHER</b> Jim Bunning, R ERA: 4.29	IP: 9.0 WLS: W BF: 37 H: 8 R: 1 ER: 1 SO: 8 BB: 1 IBB: 0 HBP: 0 BLK: 0 WP: 0 HR: 0 S: 52 P: 56 ERA: 1.00 WHIP: 1.000															<b>PITCHER</b>						

Batter	1	2	3	4	5	6	7	8	9	AB	R	H	RBI	BB	SO	LOB	BOTTOM			
Eddie Yost, R OBP: 0.420, SLG: 0.404	1B	F5			4-3	1B		K2-3		3	2	1	0	2	1	0	Chicago White Sox @ Detroit Tigers Briggs Stadium, Detroit, MI Tue Aug 11 1959, 7:05 PM EDT Att: 34,417 - Unknown			
Frank Bolling, R OBP: 0.340, SLG: 0.380	HR		P4		4-3	1B				3	2	2	0	1	0					
Harvey Kuenn, R OBP: 0.403, SLG: 0.484	HR		F9		4-3	1B		F9		4	1	1	1	0	4					
Al Kaline, R OBP: 0.403, SLG: 0.544	HR		FC5-4		4-3	1B				2	2	2	3	2	0					
Red Wilson, R OBP: 0.324, SLG: 0.450	5-3		FC5-4		4-3			5-3		4	0	0	1	0	4					
Charlie Maxwell, L OBP: 0.355, SLG: 0.469	F8			L4				4-3		4	0	1	2	0	1					
Gus Zernial, R OBP: 0.263, SLG: 0.423 Gail Harris, L OBP: 0.285, SLG: 0.351	6-3			5-3		6-3		4-3		3	0	0	0	0	1					
Coot Veal, R OBP: 0.290, SLG: 0.256		6-3						1-3		4	1	1	1	0	0					
Jim Bunning, R OBP: 0.208, SLG: 0.250	F7			P4		K		K		4	0	0	0	2	0					
										1	0	0	0	0	1					
<b>Inning Stats</b>	R: 4 E: 0 K: 0 S: 6	H: 3 LOB: 0 BB: 1 P: 10	R: 0 E: 0 K: 0 S: 3	H: 0 LOB: 0 BB: 0 P: 3	R: 0 E: 0 K: 0 S: 3	H: 0 LOB: 1 BB: 1 P: 7	R: 1 E: 0 K: 0 S: 4	H: 1 LOB: 0 BB: 0 P: 4	R: 3 E: 0 K: 0 S: 5	H: 2 LOB: 1 BB: 2 P: 13	R: 0 E: 0 K: 1 S: 6	H: 1 LOB: 1 BB: 1 P: 10	R: 0 E: 0 K: 0 S: 4	H: 1 LOB: 1 BB: 0 P: 4	R: 0 E: 0 K: 2 S: 7	H: 0 LOB: 0 BB: 0 P: 7	1B: 5 2B: 1 3B: 0 HR: 2	SF: 0 SAC: 0 DP: 0 HBP: 0	WP: 0 PB: 0 CS: 0	PA: 37
<b>PITCHER</b> Billy Pierce, L ERA: 3.61 Ray Moore, R ERA: 4.29 Rudy Arias, L ERA: 4.43 Ken McBride, R ERA: 2.03	IP: 4.0 WLS: L BF: 18 H: 4 R: 5 ER: 5 SO: 0 BB: 2 IBB: 0 HBP: 0 BLK: 0 WP: 0 HR: 2 S: 16 P: 24 ERA: 11.25 WHIP: 1.500															<b>PITCHER</b>				

AB 36  
R 1  
H 8  
RBI 1  
BB 1  
SO 8  
LOB 22



AB 32  
R 8  
H 8  
RBI 8  
BB 5  
SO 3  
LOB 11



Batter	1	2	3	4	5	6	7	8	9	AB	R	H	RBI	BB	SO	LOB	TOP				
<b>Jim Landis, R</b> <small>OBP: 0.369, SLG: 0.356</small> (1, 8)										1	2	1	0	2	0	0	<b>Chicago White Sox @ Detroit Tigers</b> Briggs Stadium, Detroit, MI Wed Aug 12 1959, 4:33 AM EDT Att: 12,820 - Unknown				
<b>Nellie Fox, L</b> <small>OBP: 0.396, SLG: 0.418</small> (1, 4)										4	3	2	3	1	0	2					
<b>Billy Goodman, L</b> <small>OBP: 0.280, SLG: 0.260</small> <b>Bubba Phillips, R</b> <small>OBP: 0.323, SLG: 0.382</small> (6, PR)										3	1	2	2	0	0	1					
<b>Earl Torgeson, L</b> <small>OBP: 0.372, SLG: 0.377</small> (1, 3)										4	1	1	2	1	0	2					
<b>Sherm Lollar, R</b> <small>OBP: 0.336, SLG: 0.429</small> (1, 2)										4	1	2	3	1	0	1					
<b>Harry Simpson, L</b> <small>OBP: 0.286, SLG: 0.395</small> <b>Jim McNamy, R</b> <small>OBP: 0.340, SLG: 0.356</small> (8, 9)										5	0	0	1	0	2	3					
<b>Jim Rivera, L</b> <small>OBP: 0.272, SLG: 0.371</small> (1, 7)											5	0	0	0	0	2		3			
<b>Sammy Esposito, R</b> <small>OBP: 0.310, SLG: 0.306</small> (1, 6)										3	1	0	0	2	1	0					
<b>Barry Latman, R</b> <small>OBP: 0.229, SLG: 0.219</small> <b>Gerry Staley, R</b> <small>OBP: 0.333, SLG: 0.250</small> <b>John Romano, R</b> <small>OBP: 0.382, SLG: 0.484</small> <b>Turk Lown, R</b> <small>OBP: 0.286, SLG: 0.286</small> (7, PH)										2	0	0	0	0	1	1					
<b>Inning Stats</b>	R: 0 H: 1 E: 0 K: 0 S: 4	H: 1 LOB: 1 BB: 0 P: 4	R: 0 H: 0 E: 0 K: 2 S: 7	LOB: 0 BB: 0 P: 7	R: 3 H: 3 E: 0 K: 1 S: 8	LOB: 1 BB: 1 P: 12	R: 0 H: 0 E: 0 K: 1 S: 5	LOB: 1 BB: 1 P: 9	R: 4 H: 1 E: 0 K: 0 S: 5	LOB: 0 BB: 2 P: 13	R: 4 H: 2 E: 0 K: 0 S: 5	LOB: 3 BB: 4 P: 21	R: 0 H: 0 E: 0 K: 2 S: 7	LOB: 0 BB: 0 P: 8	R: 0 H: 1 E: 0 K: 0 S: 4	LOB: 1 BB: 0 P: 4		R: 0 H: 0 E: 0 K: 1 S: 5	LOB: 0 BB: 0 P: 5	1B: 4 2B: 3 3B: 0 HR: 1	SF: 0 SAC: 2 DP: 0 HBP: 1
<b>PITCHER</b>	IP WLS BF H R ER SO BB IBB HBP BLK WP HR S P ERA WHIP	IP WLS BF H R ER SO BB IBB HBP BLK WP HR S P ERA WHIP																			
<b>Paul Foytack, R</b> <small>ERA: 4.88</small> (1, 1)	3.0	14	4	3	3	3	1	0	0	0	0	0	0	0	19	23	9.00	1.667			
<b>Pete Burnside, L</b> <small>ERA: 3.53</small> (4, 1)	2.0	L	11	1	4	4	1	3	0	0	0	0	0	1	10	22	18.00	2.000			
<b>Barney Schultz, R</b> <small>ERA: 4.42</small> (6, 1)	0.1		7	2	4	4	0	4	0	0	0	0	0	0	3	19	108.00	18.000			
<b>Dave Sisler, R</b> <small>ERA: 4.99</small> (6, 1)	2.2		10	1	0	0	2	0	0	1	0	0	0	0	13	14	0.00	0.375			
<b>Ray Narjeski, R</b> <small>ERA: 5.57</small> (9, 1)	1.0		3	0	0	0	1	0	0	0	0	0	0	0	5	5	0.00	0.000			

Batter	1	2	3	4	5	6	7	8	9	AB	R	H	RBI	BB	SO	LOB	TOP			
<b>Al Smith, R</b> OBP: 0.330, SLG: 0.390 (1, 7)										5	1	1	0	0	0	1				
<b>Nellie Fox, L</b> OBP: 0.400, SLG: 0.420 (1, 4)										5	2	3	0	0	0	0				
<b>Jim Landis, R</b> OBP: 0.369, SLG: 0.363 (1, 8)										4	1	1	3	1	0	2				
<b>Sherm Lollar, R</b> OBP: 0.342, SLG: 0.442 (1, 2)										5	1	4	2	0	0	0				
<b>Bubba Phillips, R</b> OBP: 0.321, SLG: 0.389 (1, 5)										5	1	1	1	0	0	3				
<b>Earl Torgeson, L</b> OBP: 0.370, SLG: 0.387 (1, 3)										4	1	1	1	0	0	0				
<b>Jim McAnany, R</b> OBP: 0.338, SLG: 0.353 (1, 9)										4	1	1	0	0	0	0				
<b>Luis Aparicio, R</b> OBP: 0.322, SLG: 0.348 (1, 6)										4	1	1	0	0	0	1				
<b>Early Wynn, S</b> OBP: 0.324, SLG: 0.369 (1, 1)										4	0	1	1	0	1	1				
<b>Inning Stats</b>	R: 4 E: 0 K: 0 S: 7	H: 4 LOB: 0 BB: 0 P: 7	R: 0 E: 0 K: 0 S: 3	H: 0 LOB: 0 BB: 0 P: 3	R: 0 E: 0 K: 0 S: 3	H: 1 LOB: 1 BB: 1 P: 7	R: 1 E: 0 K: 0 S: 4	H: 1 LOB: 0 BB: 0 P: 4	R: 1 E: 1 K: 0 S: 5	H: 2 LOB: 1 BB: 0 P: 5	R: 0 E: 0 K: 0 S: 3	H: 0 LOB: 0 BB: 0 P: 3	R: 3 E: 2 K: 0 S: 7	H: 3 LOB: 1 BB: 0 P: 7	R: 0 E: 0 K: 0 S: 4	H: 2 LOB: 1 BB: 0 P: 4	1B: 9 2B: 1 3B: 0 HR: 4	SF: 0 SAC: 0 DP: 0 HBP: 0	WP: 0 PB: 0 SB: 0 CS: 1	PA: 41
<b>PITCHER</b>	IP WLS BF H R ER SO BB IBB HBP BLK WP HR S P ERA WHIP																			
<b>Don Mossi, L</b> ERA: 3.17 (1, 1)	2.0 L 10 4 4 4 0 0 0 0 0 0 0 2 10 10 18.00 2.000																			
<b>Ray Narleski, R</b> ERA: 5.33 (3, 1)	5.0 20 5 2 1 1 1 0 0 0 0 0 1 21 25 1.80 1.200																			
<b>Tom Morgan, R</b> ERA: 3.89 (8, 1)	2.0 11 5 3 1 0 0 0 0 0 0 0 1 11 11 4.50 2.500																			

Chicago White Sox @ Detroit Tigers  
Briggs Stadium, Detroit, MI  
Thu Aug 13 1959, 4:33 AM EDT  
Att: 9,894 - Unknown

livebaseballscorecards.com

AB 40  
R 9  
H 14  
RBI 8  
BB 1  
SO 1  
LOB 8

Batter	1	2	3	4	5	6	7	8	9	AB	R	H	RBI	BB	SO	LOB	BOTTOM					
<b>Eddie Yost, R</b> OBP: 0.422, SLG: 0.404 (1, 5)										2	0	1	0	2	0	0						
<b>Frank Bolling, R</b> OBP: 0.337, SLG: 0.385 (1, 4)										4	0	0	0	0	0	3						
<b>Harvey Kuenn, R</b> OBP: 0.404, SLG: 0.491 (1, 9)										4	0	1	0	0	0	1						
<b>Al Kaline, R</b> OBP: 0.400, SLG: 0.544 (1, 8)										4	0	0	0	0	0	3						
<b>Charlie Maxwell, L</b> OBP: 0.348, SLG: 0.459 (1, 7)										4	0	0	0	0	0	0						
<b>Gail Harris, L</b> OBP: 0.292, SLG: 0.350 (1, 3)										2	0	0	0	1	0	0						
<b>Lou Berberet, L</b> OBP: 0.293, SLG: 0.363 (1, 2)										1	0	0	0	3	0	0						
<b>Coot Veal, R</b> OBP: 0.278, SLG: 0.244 (4, PH) <b>Ted Lepoto, R</b> OBP: 0.333, SLG: 0.407 (5, 6)										1	0	0	0	0	0	2						
<b>Don Mossi, L</b> OBP: 0.183, SLG: 0.127 (2, PH) <b>Neil Christley, L</b> OBP: 0.222, SLG: 0.356 (3, 1) <b>Ray Narleski, R</b> OBP: 0.118, SLG: 0.235 (7, PH) <b>Bobo Osborne, R</b> OBP: 0.290, SLG: 0.293 (8, 1) <b>Tom Morgan, R</b> OBP: 0.290, SLG: 0.650 (9, PH) <b>Gus Zernial, R</b> OBP: 0.201, SLG: 0.420										0	0	0	0	0	0	0						
<b>Inning Stats</b>	R: 0 E: 0 K: 0 S: 4	H: 1 LOB: 1 BB: 0 P: 4	R: 0 E: 0 K: 0 S: 3	H: 0 LOB: 2 BB: 2 P: 11	R: 0 E: 0 K: 0 S: 3	H: 0 LOB: 0 BB: 0 P: 3	R: 0 E: 0 K: 0 S: 3	H: 0 LOB: 2 BB: 1 P: 8	R: 0 E: 0 K: 0 S: 4	H: 1 LOB: 2 BB: 1 P: 8	R: 0 E: 0 K: 0 S: 3	H: 0 LOB: 0 BB: 0 P: 3	R: 0 E: 0 K: 1 S: 5	H: 0 LOB: 1 BB: 1 P: 9	R: 0 E: 0 K: 0 S: 3	H: 0 LOB: 0 BB: 0 P: 3	R: 0 E: 0 K: 0 S: 3	H: 1 LOB: 1 BB: 1 P: 7	1B: 3 2B: 0 3B: 0 HR: 0	SF: 0 SAC: 0 DP: 1 HBP: 1	WP: 0 PB: 0 SB: 0 CS: 0	PA: 36
<b>PITCHER</b>	IP WLS BF H R ER SO BB IBB HBP BLK WP HR S P ERA WHIP																					
<b>Early Wynn, R</b> ERA: 3.18 (1, 1)	9.0 W 36 3 0 0 0 1 6 0 0 1 0 0 31 56 0.00 1.000																					

Chicago White Sox @ Detroit Tigers  
Briggs Stadium, Detroit, MI  
Thu Aug 13 1959, 4:33 AM EDT  
Att: 9,894 - Unknown

livebaseballscorecards.com

AB 29  
R 0  
H 3  
RBI 0  
BB 6  
SO 1  
LOB 15

Batter	1	2	3	4	5	6	7	8	9	AB	R	H	RBI	BB	SO	LOB	TOP			
Jim Piersall, R (1, 8) OBP: 0.305, SLG: 0.333	0-0 1-3		0-0 G3			0-0 1-3		0-0 L8		3	0	0	0	0	0	1	<b>Cleveland Indians @ Detroit Tigers</b> Briggs Stadium, Detroit, MI Fri Aug 14 1959, 7:05 PM EDT Att: 28,198 - Unknown			
Jack Harshman, L (8, PH) OBP: 0.355, SLG: 0.304										1	0	0	0	0	0	2				
Billy Moran, R (8, 6)										0	0	0	0	0	0	0				
Vic Power, R (1, 5) OBP: 0.346, SLG: 0.435	0-0 6-3		0-0 6-3			0-0 4-3		0-0 F9		4	0	1	0	0	0	3				
Minnie Minoso, R (1, 7) OBP: 0.380, SLG: 0.475	0-0 6-3			0-0 1B		0-0 L8			0-0 5-3	4	0	1	0	0	0	1				
Tito Francona, L (1, 3) OBP: 0.422, SLG: 0.602	0-0 G3			0-3 K					0-0 HR	4	1	1	1	0	1	2				
Rocky Colavito, R (1, 9) OBP: 0.353, SLG: 0.550		0-0 6-3		0-0 1B		0-0 5-3			0-0 F7	4	0	1	0	0	0	0				
Jim Baxes, R (1, 4) OBP: 0.325, SLG: 0.495		0-0 3-1		0-0 L8		0-0 F2			0-0 P6	4	0	0	0	0	0	1				
Russ Nixon, L (1, 2) OBP: 0.251, SLG: 0.264		0-0 F9				0-0 6-3				3	0	1	0	0	0	0				
Woodie Held, R (1, 6) OBP: 0.311, SLG: 0.443			0-0 E6			0-0 1B				3	0	2	0	0	0	0				
Cal McLish, S (1, 1) OBP: 0.230, SLG: 0.224			0-0 6-3			0-0 G4-3				1	0	0	0	0	0	1				
Bobby Locke, R (3, 1) OBP: 0.364, SLG: 0.524										1	0	0	0	0	0	1				
Elmer Valo, L (8, PH) OBP: 0.429, SLG: 0.231										1	0	0	0	0	0	2				
Bob Smith, L (8, 1)										0	0	0	0	0	0	0				
<b>Inning Stats</b>	R: 0 E: 0 K: 0 S: 4	H: 1 LOB: 1 BB: 0 P: 4	R: 0 E: 0 K: 0 S: 3	H: 0 LOB: 0 BB: 0 P: 3	R: 0 E: 1 K: 0 S: 4	H: 0 LOB: 1 BB: 0 P: 4	R: 0 E: 0 K: 1 S: 6	H: 2 LOB: 1 BB: 0 P: 6	R: 0 E: 0 K: 0 S: 3	H: 1 LOB: 0 BB: 0 P: 3	R: 0 E: 0 K: 0 S: 3	H: 0 LOB: 0 BB: 0 P: 3	R: 0 E: 0 K: 0 S: 5	H: 2 LOB: 2 BB: 0 P: 5	R: 1 E: 0 K: 0 S: 4	H: 1 LOB: 0 BB: 0 P: 4	1B: 5 2B: 1 3B: 0 HR: 1	SF: 0 SAC: 0 DP: 1 HBP: 0	WP: 0 PB: 0 SB: 0 CS: 0	PA: 33
<b>PITCHER</b> Frank Lary, R (1, 1) ERA: 2.96	IP: 9.0 WLS: W BF: 33 H: 7 R: 1 ER: 1 SO: 1 BB: 0 IBB: 0 HBP: 0 BLK: 0 WP: 0 HR: 1 S: 35 P: 35 ERA: 1.00 WHIP: 0.778																			

Batter	1	2	3	4	5	6	7	8	9	AB	R	H	RBI	BB	SO	LOB	BOTTOM			
Eddie Yost, R (1, 5) OBP: 0.428, SLG: 0.412	0-0 4-3			0-0 FC4-6				0-0 1B		5	2	5	2	0	0	0	<b>Cleveland Indians @ Detroit Tigers</b> Briggs Stadium, Detroit, MI Fri Aug 14 1959, 7:05 PM EDT Att: 28,198 - Unknown			
Frank Bolling, R (1, 4) OBP: 0.335, SLG: 0.382	0-0 4-3		0-3 K	0-0 FC4-6		0-0 L9		0-0 1B		5	1	1	1	0	1	3				
Harvey Kuenn, R (1, 9) OBP: 0.406, SLG: 0.503	0-0 2H		0-0 1B	0-3 K		0-0 F9		0-0 1B		5	2	3	2	0	1	2				
Al Kaline, R (1, 8) OBP: 0.400, SLG: 0.541	0-0 L5-3		0-0 1B	0-0 L9		0-3 K		0-0 1B		4	1	1	1	1	1	1				
Gail Harris, L (1, 3) OBP: 0.290, SLG: 0.347	0-0 4-3		0-0 1B	0-0 1B		0-0 4-3		0-0 4-3		5	1	1	0	0	1	2				
Charlie Maxwell, L (1, 7) OBP: 0.351, SLG: 0.458		4-0 SH1-3	0-0 1B	0-0 1B		0-0 F8		0-3 K		3	2	1	1	2	1	2				
Lou Berberet, L (1, 2) OBP: 0.292, SLG: 0.362		0-3 K	0-3 K	0-0 G1				0-0 1B		4	1	1	0	0	2	3				
Rocky Bridges, R (1, 6) OBP: 0.324, SLG: 0.363		0-0 E5	0-0 1B	0-0 1B		0-0 5-3		0-0 F7		3	0	1	1	0	0	2				
Cool Veal, R (8, 6) OBP: 0.276, SLG: 0.241		0-0 SH1-3	0-0 FC6-4	0-0 1B						1	0	0	0	0	0	1				
Frank Lary, R (1, 1) OBP: 0.189, SLG: 0.229		0-0 SH1-3	0-0 FC6-4	0-0 6-3				0-0 E4		3	1	0	0	0	0	2				
<b>Inning Stats</b>	R: 2 E: 0 K: 0 S: 5	H: 2 LOB: 0 BB: 0 P: 5	R: 1 E: 1 K: 1 S: 6	H: 1 LOB: 2 BB: 1 P: 10	R: 4 E: 0 K: 2 S: 12	H: 5 LOB: 1 BB: 0 P: 12	R: 0 E: 0 K: 1 S: 6	H: 1 LOB: 1 BB: 0 P: 6	R: 0 E: 0 K: 0 S: 3	H: 0 LOB: 1 BB: 1 P: 7	R: 0 E: 0 K: 0 S: 4	H: 1 LOB: 0 BB: 0 P: 4	R: 0 E: 0 K: 1 S: 5	H: 0 LOB: 0 BB: 0 P: 5	R: 4 E: 1 K: 2 S: 12	H: 4 LOB: 2 BB: 1 P: 16	1B: 12 2B: 1 3B: 0 HR: 1	SF: 0 SAC: 1 DP: 0 HBP: 0	WP: 5 PB: 0 SB: 0 CS: 0	PA: 42
<b>PITCHER</b> Cal McLish, R (1, 1) ERA: 3.34	IP: 2.1 WLS: L BF: 15 H: 7 R: 3 ER: 3 SO: 3 BB: 1 IBB: 0 HBP: 0 BLK: 0 WP: 2 HR: 0 S: 23 P: 27 ERA: 0.00 WHIP: 0.857																			
Bobby Locke, R (3, 1) ERA: 3.73	IP: 4.2 WLS: 18 BF: 3 H: 0 R: 0 ER: 0 SO: 3 BB: 1 IBB: 0 HBP: 0 BLK: 0 WP: 2 HR: 0 S: 23 P: 27 ERA: 0.00 WHIP: 0.857																			
Bob Smith, L (8, 1) ERA: 7.78	IP: 1.0 WLS: 9 BF: 4 H: 4 R: 4 ER: 3 SO: 2 BB: 1 IBB: 0 HBP: 0 BLK: 0 WP: 1 HR: 0 S: 12 P: 16 ERA: 27.00 WHIP: 5.000																			

Batter	1	2	3	4	5	6	7	8	9	AB	R	H	RBI	BB	SO	LOB	TOP		
Vic Power, R OBP: 0.345, SLG: 0.433 (1, 3)	L5		P6				4-3			4	0	1	0	0	0	0	<b>Cleveland Indians @ Detroit Tigers</b> Briggs Stadium, Detroit, MI Sat Aug 15 1959, 4:33 AM EDT Att: 12,330 - Unknown		
Minnie Minoza, R OBP: 0.381, SLG: 0.480 (1, 7)	HR		HR			FC6-4 1B	F9			3	2	1	2	0	0	2			
Tito Francona, L OBP: 0.426, SLG: 0.629 (1, 8)	HR		HR			SF8				3	2	3	4	0	0	0			
Rocky Colavito, R OBP: 0.350, SLG: 0.545 (1, 9)	K		P4			F2				4	0	0	0	0	1	2			
Jim Baxes, R OBP: 0.320, SLG: 0.486 (1, 4)	K					F7				4	0	0	0	0	1	1			
Russ Nixon, L OBP: 0.251, SLG: 0.264 (1, 2)										4	0	1	0	0	0	0			
Woodie Held, R OBP: 0.309, SLG: 0.439 (1, 5)										4	0	0	0	0	2	1			
George Strickland, R OBP: 0.320, SLG: 0.328 (1, 6)										4	1	1	0	0	1	1			
Herb Score, L OBP: 0.130, SLG: 0.098 (1, 1)										1	0	0	0	0	0	0			
Mudcat Grant, R OBP: 0.205, SLG: 0.256 (3, 1)										0	1	0	0	1	0	0			
Jack Harshman, L OBP: 0.344, SLG: 0.292 (7, PH)										1	0	0	0	0	0	0			
Al Cicotte, R OBP: 0.500, SLG: 0.333 (7, 1)										0	0	0	0	0	0	0			
<b>Inning Stats</b>	R: 2 E: 0 K: 2 S: 9	H: 2 LOB: 0 BB: 0 P: 9	R: 0 E: 0 K: 0 S: 3	H: 0 LOB: 0 BB: 0 P: 3	R: 2 E: 0 K: 0 S: 4	H: 1 LOB: 0 BB: 0 P: 5	R: 0 E: 0 K: 1 S: 5	H: 0 LOB: 0 BB: 0 P: 5	R: 2 E: 0 K: 0 S: 5	H: 2 LOB: 1 BB: 1 P: 9	R: 0 E: 0 K: 1 S: 6	H: 1 LOB: 1 BB: 0 P: 6	R: 0 E: 0 K: 0 S: 3	H: 0 LOB: 0 BB: 0 P: 3	R: 0 E: 0 K: 1 S: 5	H: 0 LOB: 0 BB: 0 P: 5	1B: 4 2B: 0 3B: 0 HR: 3	SF: 1 SAC: 0 DP: 1 HBP: 1	WP: 0 PA: 35 PB: 0 SB: 0 CS: 0
<b>PITCHER</b>	IP WLS BF H R ER SO BB IBB HBP BLK WP HR S P ERA WHIP	IP WLS BF H R ER SO BB IBB HBP BLK WP HR S P ERA WHIP															IP WLS BF H R ER SO BB IBB HBP BLK WP HR S P ERA WHIP		
Jim Bunning, R ERA: 4.44 (1, 1)	6.0 W 26 6 6 6 4 1 0 0 0 0 3 32 37 9.00 1.167																		
Tom Morgan, R ERA: 3.54 (7, 1)	3.0 S 9 1 0 0 1 0 0 0 0 0 0 0 11 11 0.00 0.333																		

Batter	1	2	3	4	5	6	7	8	9	AB	R	H	RBI	BB	SO	LOB	BOTTOM		
Eddie Yost, R OBP: 0.427, SLG: 0.409 (1, 5)	WP BB	E5 1B	2B 1B BB				F9			3	1	0	1	2	0	2	<b>Cleveland Indians @ Detroit Tigers</b> Briggs Stadium, Detroit, MI Sat Aug 15 1959, 4:33 AM EDT Att: 12,330 - Unknown		
Frank Bolling, R OBP: 0.333, SLG: 0.382 (1, 4)	P6	K	1B 2B				K			5	1	1	1	0	2	4			
Harvey Kuenn, R OBP: 0.408, SLG: 0.502 (1, 9)	4-3		E 1B BB				P5			4	1	2	1	1	0	1			
Al Kaline, R OBP: 0.400, SLG: 0.538 (1, 8)		L4-3 1B	E5 1B				K			4	0	1	2	1	1	4			
Charlie Maxwell, L OBP: 0.354, SLG: 0.473 (1, 7)	L9		HR 1-3 2H 3H				HR			4	2	2	2	1	0	4			
Gus Zernial, R OBP: 0.276, SLG: 0.461 (1, 3)		BB E BB	HR							3	2	2	1	1	1	0			
Tom Morgan, R OBP: 0.381, SLG: 0.667 (7, 1)							K			1	0	1	1	0	0	0			
Lou Berberet, L OBP: 0.291, SLG: 0.362 (1, 2)		K	4-3							5	0	1	0	0	1	4			
Rocky Bridges, R OBP: 0.326, SLG: 0.362 (1, 6)		E BB BB	BB 2B 1B				F9			3	2	1	0	1	0	2			
Neil Christley, L OBP: 0.220, SLG: 0.352 (8, PH)		E BB 1B	BB 2B 1B				F8			1	0	0	0	0	0	2			
Coot Veal, R OBP: 0.276, SLG: 0.241 (9, 6)		E BB 1B	BB 2B 1B							0	0	0	0	0	0	0			
Jim Bunning, R OBP: 0.214, SLG: 0.242 (1, 1)		1B E BB	K				F8			2	0	0	0	1	1	2			
Gail Harris, L OBP: 0.289, SLG: 0.346 (7, 3)										1	0	0	0	0	0	0			
<b>Inning Stats</b>	R: 0 E: 0 K: 0 S: 3	H: 0 LOB: 2 BB: 2 P: 11	R: 2 E: 1 K: 2 S: 9	H: 1 LOB: 3 BB: 3 P: 21	R: 5 E: 1 K: 1 S: 10	H: 5 LOB: 2 BB: 2 P: 18	R: 0 E: 0 K: 0 S: 4	H: 1 LOB: 1 BB: 0 P: 4	R: 0 E: 0 K: 1 S: 5	H: 0 LOB: 0 BB: 0 P: 5	R: 1 E: 0 K: 2 S: 9	H: 2 LOB: 1 BB: 0 P: 9	R: 0 E: 0 K: 0 S: 3	H: 0 LOB: 0 BB: 0 P: 3	R: 1 E: 0 K: 0 S: 5	H: 2 LOB: 2 BB: 1 P: 9	1B: 5 2B: 3 3B: 0 HR: 3	SF: 0 SAC: 0 DP: 0 HBP: 0	WP: 1 PA: 44 PB: 1 SB: 0 CS: 0
<b>PITCHER</b>	IP WLS BF H R ER SO BB IBB HBP BLK WP HR S P ERA WHIP	IP WLS BF H R ER SO BB IBB HBP BLK WP HR S P ERA WHIP															IP WLS BF H R ER SO BB IBB HBP BLK WP HR S P ERA WHIP		
Herb Score, L ERA: 4.45 (1, 1)	2.1 L 17 5 3 3 4 2 0 0 0 0 1 24 32 7.36 1.909																		
Mudcat Grant, R ERA: 4.38 (3, 1)	3.2 18 5 3 3 4 2 0 0 0 0 0 1 24 32 7.36 1.909																		
Al Cicotte, R ERA: 3.76 (7, 1)	2.0 9 2 1 1 0 0 1 0 0 0 0 0 8 12 4.50 1.000																		

Batter	1	2	3	4	5	6	7	8	9	AB	R	H	RBI	BB	SO	LOB	TOP		
<b>Vic Power, R</b> (1, 3) OBP: 0.344, SLG: 0.431	0-3 K	0-0 1B			0-0 1-3		0-0 F9			4	0	1	1	0	1	0	<b>Cleveland Indians @ Detroit Tigers</b> Briggs Stadium, Detroit, MI Mon Aug 17 1959, 4:33 AM EDT Att: 4,788 - Unknown		
<b>Minnie Minoza, R</b> (1, 7) OBP: 0.380, SLG: 0.478	0-3 K2-3	0-0 P6			0-0 G4-6-3 1B		0-0 P6			4	0	1	0	0	1	2			
<b>Tito Francona, L</b> (1, 8) OBP: 0.420, SLG: 0.620	0-0 L8		0-0 5-3		0-0 G4-6-3 1-2		0-0 F9			4	0	0	0	0	0	1			
<b>Rocky Colavito, R</b> (1, 9) OBP: 0.349, SLG: 0.549		0-0 HR	0-0 5-3		0-0 F2		0-0 L7			4	1	1	1	0	0	0			
<b>Jim Baxes, R</b> (1, 4) OBP: 0.318, SLG: 0.487		0-0 5-3	0-3 K		0-0 1B 2B		0-0 L8			4	1	1	0	0	1	0			
<b>George Strickland, R</b> (1, 5) OBP: 0.352, SLG: 0.330		0-0 1B E		0-0 1-3	0-0 1B 2H		0-0 F7			4	1	2	1	0	0	0			
<b>Russ Nixon, L</b> (1, 2) OBP: 0.253, SLG: 0.271		0-3 K		0-0 2B	0-3 K		0-3 K		0-3 K	2	0	1	0	0	1	1			
<b>Dick Brown, R</b> (4, PR) OBP: 0.294, SLG: 0.377										1	0	0	0	0	1	1			
<b>Jack Harshman, L</b> (9, PH) OBP: 0.333, SLG: 0.280										1	0	0	0	0	1	0			
<b>Woodie Held, R</b> (1, 6) OBP: 0.308, SLG: 0.437		0-0 1B E	0-3 K		0-0 1-3		0-0 F2			4	1	1	0	0	1	2			
<b>Gary Bell, R</b> (1, 1) OBP: 0.246, SLG: 0.224		0-0 1B		0-0 P4		0-0 F5				2	0	0	0	0	0	2			
<b>Elmer Valo, L</b> (7, PH) OBP: 0.409, SLG: 0.214		0-0 E3								1	0	0	0	0	0	0			
<b>Bobby Locke, R</b> (7, 1) OBP: 0.364, SLG: 0.524		1-2 2H								0	0	0	0	0	0	0			
<b>Inning Stats</b>	R: 0 E: 0 K: 2 S: 7	H: 0 LOB: 0 BB: 0 P: 7	R: 3 E: 1 K: 1 S: 10	H: 4 LOB: 2 BB: 0 P: 10	R: 0 E: 0 K: 1 S: 5	H: 0 LOB: 0 BB: 0 P: 5	R: 0 E: 0 K: 1 S: 6	H: 1 LOB: 1 BB: 0 P: 6	R: 0 E: 0 K: 0 S: 3	H: 1 LOB: 0 BB: 0 P: 3	R: 1 E: 0 K: 1 S: 7	H: 2 LOB: 1 BB: 0 P: 7	R: 0 E: 0 K: 0 S: 3	H: 0 LOB: 0 BB: 0 P: 3	R: 0 E: 0 K: 1 S: 5	H: 0 LOB: 0 BB: 0 P: 5	1B: 5 2B: 2 3B: 0 HR: 1	SF: 0 SAC: 0 DP: 1 HBP: 0	WP: 0 PA: 35 PB: 0 SB: 0 CS: 0
<b>PITCHER</b> <b>Paul Foytack, R</b> (1, 1) ERA: 4.73	IP: 9.0 WLS: W BF: 35 H: 8 R: 4 ER: 2 SO: 7 BB: 0 IBB: 0 HBP: 0 BLK: 0 WP: 0 HR: 1 S: 49 P: 49 ERA: 2.00 WHIP: 0.889															<b>PITCHER</b> <b>Paul Foytack, R</b> (1, 1) ERA: 4.73	IP: 9.0 WLS: W BF: 35 H: 8 R: 4 ER: 2 SO: 7 BB: 0 IBB: 0 HBP: 0 BLK: 0 WP: 0 HR: 1 S: 49 P: 49 ERA: 2.00 WHIP: 0.889		

AB	35
R	4
H	8
RBI	3
BB	0
SO	7
LOB	9



Batter	1	2	3	4	5	6	7	8	9	AB	R	H	RBI	BB	SO	LOB	BOTTOM		
<b>Eddie Yost, R</b> (1, 5) OBP: 0.428, SLG: 0.408	0-0 F8		4-0 WP BB		0-0 1-2 2H 1B		0-0 F2			3	1	1	1	1	0	0	<b>Cleveland Indians @ Detroit Tigers</b> Briggs Stadium, Detroit, MI Mon Aug 17 1959, 4:33 AM EDT Att: 4,788 - Unknown		
<b>Frank Bolling, R</b> (1, 4) OBP: 0.332, SLG: 0.379	4-0 S BB		0-0 1-3		0-0 5-3		0-0 F7			3	0	0	0	1	0	3			
<b>Harvey Kuenn, R</b> (1, 9) OBP: 0.409, SLG: 0.501	0-0 F9		0-0 6-3		0-0 2H 3H 1B		4-0 FC5-4 BB			3	0	1	2	1	0	2			
<b>Al Kaline, R</b> (1, 8) OBP: 0.396, SLG: 0.532	0-3 K			0-0 L3	0-0 L6		0-0 FC5-4			4	0	0	0	0	1	3			
<b>Charlie Maxwell, L</b> (1, 7) OBP: 0.355, SLG: 0.481		0-0 HR		0-0 F7		0-0 1B SF7 1B		0-0 6-3		4	2	2	1	0	0	0			
<b>Gail Harris, L</b> (1, 3) OBP: 0.288, SLG: 0.344		0-0 F9		0-0 F8		0-0 1B		0-0 F2		4	0	1	0	0	0	0			
<b>Lou Berberet, L</b> (1, 2) OBP: 0.290, SLG: 0.362		0-0 F8			0-0 4-3		0-0 SF7			3	0	1	1	0	0	0			
<b>Rocky Bridges, R</b> (1, 6) OBP: 0.328, SLG: 0.367		0-0 5-3			0-0 1B 2B		0-0 F9			4	1	2	0	0	0	1			
<b>Cool Veal, R</b> (9, 6) OBP: 0.276, SLG: 0.241					0-0 1B 2B		0-0 FC4 1B			0	0	0	0	0	0	0			
<b>Paul Foytack, R</b> (1, 1) OBP: 0.145, SLG: 0.086			0-3 K		4-0 1B 1B BB		0-0 F3		0-0 FC4	3	1	0	0	1	1	3			
<b>Inning Stats</b>	R: 0 E: 0 K: 1 S: 5	H: 0 LOB: 1 BB: 1 P: 9	R: 1 E: 0 K: 0 S: 4	H: 1 LOB: 0 BB: 0 P: 4	R: 0 E: 0 K: 1 S: 5	H: 0 LOB: 1 BB: 1 P: 9	R: 0 E: 0 K: 0 S: 3	H: 0 LOB: 0 BB: 0 P: 3	R: 3 E: 0 K: 0 S: 6	H: 3 LOB: 1 BB: 1 P: 10	R: 1 E: 0 K: 0 S: 5	H: 2 LOB: 1 BB: 0 P: 5	R: 0 E: 0 K: 0 S: 3	H: 0 LOB: 1 BB: 1 P: 7	R: 0 E: 0 K: 0 S: 5	H: 2 LOB: 2 BB: 0 P: 5	1B: 6 2B: 1 3B: 0 HR: 1	SF: 1 SAC: 0 DP: 0 HBP: 0	WP: 1 PA: 36 PB: 0 SB: 1 CS: 0
<b>PITCHER</b> <b>Gary Bell, R</b> (1, 1) ERA: 3.84	IP: 6.0 WLS: L BF: 27 H: 6 R: 5 ER: 5 SO: 2 BB: 3 IBB: 0 HBP: 0 BLK: 0 WP: 1 HR: 1 S: 28 P: 40 ERA: 7.50 WHIP: 1.500															<b>PITCHER</b> <b>Bobby Locke, R</b> (7, 1) ERA: 3.62	IP: 2.0 WLS: 9 BF: 2 H: 2 R: 0 ER: 0 SO: 0 BB: 1 IBB: 0 HBP: 0 BLK: 0 WP: 0 HR: 0 S: 8 P: 12 ERA: 0.00 WHIP: 1.500		

AB	31
R	5
H	8
RBI	5
BB	4
SO	2
LOB	12



Batter	1	2	3	4	5	6	7	8	9	AB	R	H	RBI	BB	SO	LOB	TOP				
<b>Clete Boyer, R</b> OBP: 0.157, SLG: 0.143 (1, 5)	F7	F7		BB		L8			4-3	4	0	0	0	1	0	1					
<b>Bobby Richardson, R</b> OBP: 0.309, SLG: 0.338 (1, 4)	1B	F3		E6		F3			F2	5	0	1	0	0	0	2					
<b>Mickey Mantle, S</b> OBP: 0.402, SLG: 0.530 (1, 8)	K			HR		L8			L8	5	1	1	0	0	2	3					
<b>Yogi Berra, L</b> OBP: 0.358, SLG: 0.486 (1, 2)	1B			HR						3	1	2	2	1	0	0					
<b>Elston Howard, R</b> OBP: 0.314, SLG: 0.498 (1, 3)	L8			L9		F3			K2-3	4	0	0	0	0	1	5					
<b>Hector Lopez, R</b> OBP: 0.331, SLG: 0.467 (1, 7)										4	2	2	1	0	0	3					
<b>Hank Bauer, R</b> OBP: 0.310, SLG: 0.376 (9, 7)		3B		HR					1-3	0	0	0	0	0	0	0					
<b>Gil McDougald, R</b> OBP: 0.303, SLG: 0.349 (1, 6)		L7		F6		F3			6-3	4	0	0	0	0	0	1					
<b>Tony Kubek, L</b> OBP: 0.316, SLG: 0.397 (1, 9)		2B							6-3	4	1	3	1	0	0	0					
<b>Art Ditmar, R</b> OBP: 0.175, SLG: 0.232 (1, 1)										4	0	1	1	0	0	2					
<b>Whitey Ford, L</b> OBP: 0.361, SLG: 0.373 (8, 1)				4-3		G4-6-3			4-3	0	0	0	0	0	0	0					
<b>Inning Stats</b>	R: 0 E: 0 K: 1 S: 7	H: 2 LOB: 2 BB: 0 P: 7	R: 2 E: 0 K: 0 S: 6	H: 3 LOB: 1 BB: 0 P: 6	R: 3 E: 0 K: 0 S: 7	H: 4 LOB: 1 BB: 0 P: 7	R: 0 E: 1 K: 1 S: 6	H: 0 LOB: 3 BB: 2 P: 14	R: 0 E: 0 K: 0 S: 3	H: 1 LOB: 0 BB: 0 P: 3	R: 0 E: 0 K: 0 S: 3	H: 0 LOB: 0 BB: 0 P: 3	R: 0 E: 0 K: 1 S: 5	H: 0 LOB: 0 BB: 0 P: 5	R: 0 E: 0 K: 0 S: 3	H: 0 LOB: 0 BB: 0 P: 3	R: 0 E: 0 K: 0 S: 3	1B: 6 2B: 1 3B: 1 HR: 2	SF: 0 SAC: 0 DP: 1 HBP: 0	WP: 0 PB: 0 SB: 0 CS: 0	PA: 39
<b>PITCHER</b>	IP	WLS	BF	H	R	ER	SO	BB	IBB	HBP	BLK	WP	HR	S	P	ERA	WHIP				
<b>Don Mossi, L</b> ERA: 3.38 (1, 1)	3.0	L	18	9	5	5	1	0	0	0	0	0	2	20	20	15.00	3.000				
<b>Dave Sisler, R</b> ERA: 4.75 (4, 1)	2.0		9	1	0	0	1	2	0	0	0	0	0	9	17	0.00	1.500				
<b>Ray Narleski, R</b> ERA: 5.14 (6, 1)	3.0		9	0	0	0	1	0	0	0	0	0	0	11	11	0.00	0.000				
<b>Tom Morgan, R</b> ERA: 3.5 (9, 1)	1.0		3	0	0	0	0	0	0	0	0	0	0	3	3	0.00	0.000				

**New York Yankees @ Detroit Tigers**  
Briggs Stadium, Detroit, MI  
Tue Aug 18 1959, 7:05 PM EDT  
Att: 37,353 - Overcast

AB 37  
R 5  
H 10  
RBI 5  
BB 2  
SO 3  
LOB 17



Batter	1	2	3	4	5	6	7	8	9	AB	R	H	RBI	BB	SO	LOB	BOTTOM					
<b>Eddie Yost, R</b> OBP: 0.427, SLG: 0.405 (1, 5)	5-3			L7						3	0	0	0	0	0	0						
<b>Frank Bolling, R</b> OBP: 0.334, SLG: 0.383 (1, 4)	F5			2B		F5				4	1	2	0	0	0	1						
<b>Harvey Kuenn, R</b> OBP: 0.410, SLG: 0.504 (1, 9)	L7			3-1						4	1	2	1	0	0	1						
<b>Al Kaline, R</b> OBP: 0.399, SLG: 0.534 (1, 8)										3	0	2	1	1	0	2						
<b>Charlie Maxwell, L</b> OBP: 0.352, SLG: 0.476 (1, 7)		K		F6						4	0	0	0	0	2	4						
<b>Gail Harris, L</b> OBP: 0.288, SLG: 0.343 (1, 3)		F5								4	0	1	0	0	1	0						
<b>Lou Berberet, L</b> OBP: 0.293, SLG: 0.375 (1, 2)				F9						4	1	2	1	0	0	1						
<b>Rocky Bridges, R</b> OBP: 0.328, SLG: 0.365 (1, 6)										2	0	0	0	0	1	1						
<b>Ted Lepcio, R</b> OBP: 0.329, SLG: 0.401 (7, PH) (8, 6)				5-3						2	0	0	0	0	0	1						
<b>Don Mossi, L</b> OBP: 0.183, SLG: 0.127 (3, PH) Neil Christley, L OBP: 0.214, SLG: 0.348 (4, 1) Dave Sisler, R OBP: 0.298, SLG: 0.407 Gus Zernial, R OBP: 0.182, SLG: 0.235 Ray Narleski, R OBP: 0.316, SLG: 0.325 Bobo Osborne, L OBP: 0.206, SLG: 0.292 Tom Morgan, R OBP: 0.316, SLG: 0.407 (9, PH) Johnny Croft, R (9, PH)				F8						0	0	0	0	0	0	0						
<b>Inning Stats</b>	R: 0 E: 0 K: 0 S: 3	H: 0 LOB: 0 BB: 0 P: 3	R: 0 E: 0 K: 1 S: 5	H: 1 LOB: 0 BB: 0 P: 5	R: 0 E: 0 K: 0 S: 3	H: 0 LOB: 0 BB: 0 P: 3	R: 0 E: 0 K: 0 S: 4	H: 1 LOB: 2 BB: 1 P: 8	R: 0 E: 0 K: 3 S: 10	H: 1 LOB: 1 BB: 0 P: 10	R: 0 E: 0 K: 0 S: 3	H: 1 LOB: 1 BB: 0 P: 4	R: 0 E: 0 K: 1 S: 6	H: 1 LOB: 1 BB: 0 P: 6	R: 2 E: 1 K: 0 S: 6	H: 3 LOB: 1 BB: 0 P: 6	R: 1 E: 0 K: 1 S: 6	H: 1 LOB: 0 BB: 0 P: 6	1B: 6 2B: 2 3B: 0 HR: 1	SF: 0 SAC: 0 DP: 1 HBP: 1	WP: 0 PB: 0 SB: 0 CS: 1	PA: 36
<b>PITCHER</b>	IP	WLS	BF	H	R	ER	SO	BB	IBB	HBP	BLK	WP	HR	S	P	ERA	WHIP					
<b>Art Ditmar, R</b> ERA: 3.33 (1, 1)	7.2		31	8	2	2	5	1	0	1	0	0	1	7	7	2.35	1.174					
<b>Whitey Ford, L</b> ERA: 3.13 (8, 1)	1.1	S	5	1	1	1	1	0	0	0	0	0	1	7	7	6.75	0.750					

**New York Yankees @ Detroit Tigers**  
Briggs Stadium, Detroit, MI  
Tue Aug 18 1959, 7:05 PM EDT  
Att: 37,353 - Overcast

AB 34  
R 3  
H 9  
RBI 3  
BB 1  
SO 6  
LOB 12






Batter	1	2	3	4	5	6	7	8	9	AB	R	H	RBI	BB	SO	LOB	TOP											
<b>Clete Boyer, R</b> OBP: 0.158, SLG: 0.145 (1, 6)	0-0 6-3		0-0 F2		0-0 FC4-6 1B	0-0 L9		0-3 K	0-3 K	6	0	1	0	0	2	3												
<b>Tony Kubek, L</b> OBP: 0.317, SLG: 0.396 (9, 7)	0-0 4-3			0-0 1B E	0-0 L8	0-0 4-3		4-0 1-2 BB		4	1	1	0	1	0	1												
<b>Mickey Mantle, S</b> OBP: 0.400, SLG: 0.526 (1, 8)	0-3 K			0-0 E 1-2 F7 1B	0-0 FC4-6 2B		0-3 K	0-0 F7		5	2	1	0	0	2	3												
<b>Yogi Berra, L</b> OBP: 0.360, SLG: 0.489 <b>Andy Carey, R</b> OBP: 0.292, SLG: 0.315 (9, 5)		0-3 K		0-0 E5 F7 HR	0-0 2B		4-0 1B BB		0-0 4-3 HR 1B	4	3	2	1	1	1	1												
<b>Elston Howard, R</b> OBP: 0.312, SLG: 0.497 (1, 2)	0-0 L8			0-3 K	0-0 1B 2B		0-0 F7		0-0 4-3	5	1	1	1	0	1	5												
<b>Hector Lopez, R</b> OBP: 0.334, SLG: 0.474 <b>Hank Bauer, R</b> OBP: 0.310, SLG: 0.376 (9, 9)	0-3 K			0-0 F7	4-0 1B BB		0-0 1-3 1B		0-0 HR	4	2	2	3	1	1	2												
<b>Marv Throneberry, L</b> OBP: 0.294, SLG: 0.350 (1, 3)	0-0 F5			2-3 3-H HR	0-0 1B BB		0-3 K		4-0 2-H HR BB	4	1	2	3	1	1	3												
<b>Bobby Richardson, R</b> OBP: 0.313, SLG: 0.342 (1, 4)			0-0 1-3	0-0 1B	0-0 1B				0-0 FC6-4 1B BB	5	0	3	1	0	0	1												
<b>Eli Grba, R</b> OBP: 0.250, SLG: 0.182 <b>Bob Turley, R</b> OBP: 0.227, SLG: 0.105 <b>Enos Slaughter, L</b> OBP: 0.285, SLG: 0.376 <b>Don Larsen, R</b> OBP: 0.404, SLG: 0.359 <b>Whitey Ford, L</b> OBP: 0.375, SLG: 0.377 (4, 1)			0-3 K	0-0 F9		0-3 K		4-0 1-2 BB	0-0 1-3 1B	0	0	0	0	0	0	0												
<b>Inning Stats</b>	R: 0 E: 0 K: 1 S: 5	H: 0 LOB: 0 BB: 0 P: 5	R: 0 E: 0 K: 2 S: 8	H: 0 LOB: 1 BB: 0 P: 8	R: 0 E: 0 K: 1 S: 5	H: 0 LOB: 0 BB: 0 P: 5	R: 4 E: 1 K: 1 S: 10	H: 4 LOB: 1 BB: 0 P: 10	R: 4 E: 0 K: 0 S: 7	H: 5 LOB: 2 BB: 1 P: 11	R: 0 E: 0 K: 2 S: 5	H: 0 LOB: 0 BB: 0 P: 5	R: 0 E: 0 K: 2 S: 8	H: 1 LOB: 2 BB: 1 P: 12	R: 0 E: 0 K: 1 S: 5	H: 1 LOB: 2 BB: 1 P: 13	R: 2 E: 0 K: 1 S: 8	H: 3 LOB: 2 BB: 1 P: 12	1B: 10 2B: 2 3B: 0 HR: 2	SF: 0 SAC: 0 DP: 0 HBP: 0	WP: 0 PB: 1 SB: 0 CS: 1	PA: 46						
<b>PITCHER</b>	IP	WLS	BF	H	R	ER	SO	BB	IBB	HBP	BLK	WP	HR	S	P	ERA	WHIP											
<b>Frank Lary, R</b> ERA: 3.03 <b>Tom Morgan, R</b> ERA: 3.51 <b>Dave Sisler, R</b> ERA: 4.64 <b>Ray Narleski, R</b> ERA: 5.29	(1, 1)	4.2	L	23	7	7	3	5	0	0	0	0	0	1	33	33	5.79	1.500										
	(5, 1)	2.1		11	3	1	1	3	2	0	0	0	0	0	15	23	3.86	2.143										
	(8, 1)	1.0		5	1	0	0	1	2	0	0	0	0	0	5	13	0.00	3.000										
	(9, 1)	1.0		7	3	2	2	1	1	0	0	0	0	1	8	12	18.00	4.000										

New York Yankees @ Detroit Tigers  
Briggs Stadium, Detroit, MI  
Wed Aug 19 1959, 7:05 PM EDT  
Att: 33,517 - Unknown


AB 41  
R 10  
H 14  
RBI 9  
BB 5  
SO 10  
LOB 20



Batter	1	2	3	4	5	6	7	8	9	AB	R	H	RBI	BB	SO	LOB	BOTTOM											
<b>Eddie Yost, R</b> OBP: 0.432, SLG: 0.408 (1, 5)	4-0 1B 5-3 BB	0-0 SH2-3 1B	4-0 BB			0-0 BB 1B		4-0 WP 1B BB		2	1	2	0	3	0	0												
<b>Frank Bolling, R</b> OBP: 0.333, SLG: 0.382 (1, 4)	0-0 BB 5-3 1-3 BB 1B	0-0 SH2-3	0-0 1-3			0-0 L9		0-3 K		4	1	1	0	0	1	4												
<b>Harvey Kuenn, R</b> OBP: 0.408, SLG: 0.500 (1, 9)	0-0 5-3 1-2 3-H	0-0 5-3		0-0 F5		0-0 F7		0-0 WP 1B		5	0	1	1	0	0	3												
<b>Al Kaline, R</b> OBP: 0.401, SLG: 0.531 (1, 8)	4-0 BB BB BB	0-0 L6		4-0 E BB		4-0 1-2 BB		0-0 F5		2	1	0	0	3	0	3												
<b>Charlie Maxwell, L</b> OBP: 0.354, SLG: 0.475 (1, 7)	4-0 BB BB 1-2 2-3 BB		0-0 HR 1B	4-0 G1-6-3 BB		0-0 L4			0-0 1-3	3	1	1	0	2	0	2												
<b>Gail Harris, L</b> OBP: 0.290, SLG: 0.353 (1, 3)	4-0 1-2 2-3 3-H BB BB		0-0 HR	0-0 G1-6-3		0-0 3-1		0-0 F7		4	1	1	3	1	0	2												
<b>Lou Berberet, L</b> OBP: 0.291, SLG: 0.370 (1, 2)	0-3 K		0-0 F9		0-3 K		4-0 PO BB		0-0 5-3	4	0	0	0	1	2	3												
<b>Rocky Bridges, R</b> OBP: 0.329, SLG: 0.368 <b>Ted Lepcio, R</b> OBP: 0.327, SLG: 0.399 (7, PH) (8, 6)	4-0 1-2 2-3 3-H BB		0-0 2B		0-0 F4		0-0 L8			2	0	1	1	1	0	0												
<b>Frank Lary, R</b> OBP: 0.184, SLG: 0.222 <b>Tom Morgan, R</b> OBP: 0.294, SLG: 0.306 <b>Gus Gettel, R</b> OBP: 0.274, SLG: 0.457 <b>Dave Sisler, R</b> OBP: 0.312, SLG: 0.402 <b>Johnny Groth, R</b> OBP: 0.116, SLG: 0.225 (1, 1) (5, 1) (7, PH) (8, 1) (8, PH) (9, 1)	0-3 K		0-0 F6		0-3 K		0-0 1-2 PO		0-3 K	2	0	0	0	0	1	4												
<b>Inning Stats</b>	R: 3 E: 0 K: 2 S: 8	H: 1 LOB: 3 BB: 5 P: 28	R: 0 E: 0 K: 0 S: 4	H: 1 LOB: 1 BB: 0 P: 4	R: 2 E: 0 K: 0 S: 6	H: 3 LOB: 1 BB: 1 P: 10	R: 0 E: 1 K: 0 S: 2	H: 0 LOB: 2 BB: 2 P: 10	R: 0 E: 0 K: 2 S: 7	H: 0 LOB: 0 BB: 0 P: 7	R: 0 E: 0 K: 0 S: 4	H: 1 LOB: 2 BB: 1 P: 8	R: 0 E: 0 K: 0 S: 2	H: 0 LOB: 0 BB: 1 P: 6	R: 0 E: 0 K: 2 S: 8	H: 1 LOB: 2 BB: 1 P: 12	R: 0 E: 0 K: 0 S: 3	H: 0 LOB: 0 BB: 0 P: 3	1B: 5 2B: 1 3B: 0 HR: 1	SF: 0 SAC: 1 DP: 1 HBP: 0	WP: 1 PB: 0 SB: 0 CS: 0	PA: 44						
<b>PITCHER</b>	IP	WLS	BF	H	R	ER	SO	BB	IBB	HBP	BLK	WP	HR	S	P	ERA	WHIP											
<b>Eli Grba, R</b> ERA: 5.4 <b>Bob Turley, R</b> ERA: 4.47 <b>Don Larsen, R</b> ERA: 4.38 <b>Whitey Ford, L</b> ERA: 3.02	(1, 1)	0.1		5	1	3	3	0	3	0	0	0	0	1	16	28	6.75	2.625										
	(1, 1)	2.2		15	4	2	2	2	3	0	0	0	0	1	16	28	6.75	2.625										
	(4, 1)	0.1		3	0	0	0	0	2	0	0	0	0	0	1	9	0.00	6.000										
	(4, 1)	5.2	W	20	2	0	0	4	3	0	0	0	1	0	25	37	0.00	0.882										


New York Yankees @ Detroit Tigers  
Briggs Stadium, Detroit, MI  
Wed Aug 19 1959, 7:05 PM EDT  
Att: 33,517 - Unknown

AB 31  
R 5  
H 7  
RBI 5  
BB 11  
SO 6  
LOB 22



Batter	1	2	3	4	5	6	7	8	9	AB	R	H	RBI	BB	SO	LOB	TOP			
<b>Bobby Richardson, R</b> OBP: 0.315, SLG: 0.344 (1, 4)										4	1	2	1	0	0	0	<b>New York Yankees @ Detroit Tigers</b> Briggs Stadium, Detroit, MI Thu Aug 20 1959, 4:33 AM EDT Att: 17,296 - Sunny			
<b>Tony Kubek, L</b> OBP: 0.315, SLG: 0.392 (1, 5)										3	0	0	1	0	1	1				
<b>Mickey Mantle, S</b> OBP: 0.397, SLG: 0.522 <b>Hank Bauer, R</b> OBP: 0.309, SLG: 0.375 (6, 9)										3	0	0	0	0	1	2				
<b>Yogi Berra, L</b> OBP: 0.360, SLG: 0.488 <b>Norm Siebern, L</b> OBP: 0.336, SLG: 0.401 (6, 8)										3	0	1	0	0	0	0				
<b>Elston Howard, R</b> OBP: 0.311, SLG: 0.494 <b>Johnny Blanchard, L</b> OBP: 0.235, SLG: 0.255 (5, 2)										2	0	0	0	0	0	2				
<b>Hector Lopez, R</b> OBP: 0.333, SLG: 0.472 <b>Enos Slaughter, L</b> OBP: 0.253, SLG: 0.372 (6, 7)										2	0	0	0	0	1	0				
<b>Mary Throneberry, L</b> OBP: 0.301, SLG: 0.352 (1, 3)										2	0	1	0	1	0	0				
<b>Clete Boyer, R</b> OBP: 0.150, SLG: 0.138 (1, 6)										3	0	0	0	0	1	2				
<b>Gary Blaylock, R</b> OBP: 0.139, SLG: 0.333 <b>Eli Grba, R</b> OBP: 0.308, SLG: 0.333 <b>Don Larsen, R</b> OBP: 0.388, SLG: 0.341 (4, 1)										0	0	0	0	0	0	0				
<b>Inning Stats</b>	R: 1 E: 2 K: 1 S: 6	H: 1 LOB: 0 BB: 0 P: 6	R: 0 E: 0 K: 0 S: 3	H: 0 LOB: 1 BB: 1 P: 7	R: 1 E: 0 K: 1 S: 8	H: 3 LOB: 2 BB: 0 P: 8	R: 0 E: 0 K: 2 S: 7	H: 0 LOB: 0 BB: 0 P: 7	R: 0 E: 0 K: 1 S: 5	H: 0 LOB: 0 BB: 0 P: 5	R: 0 E: 0 K: 1 S: 5	H: 1 LOB: 0 BB: 0 P: 5	R: 0 E: 0 K: 1 S: 5	H: 0 LOB: 0 BB: 0 P: 5	R: 0 E: 0 K: 1 S: 5	H: 0 LOB: 0 BB: 0 P: 5		1B: 4 2B: 2 3B: 0 HR: 0	SF: 0 SAC: 1 DP: 1 HBP: 0	WP: 0 PB: 0 SB: 0 CS: 1
<b>PITCHER</b> <b>Jim Bunning, R</b> ERA: 4.28 (1, 1)	IP: 9.0 WLS: W BF: 32	H: 5 R: 2 ER: 1 SO: 9	BB: 1 IBB: 0 HBP: 0 BLK: 0	WP: 0 HR: 0 S: 49 P: 53	ERA: 1.00 WHIP: 0.667	<b>PITCHER</b>										IP: WLS: BF: H: R: ER: SO: BB: IBB: HBP: BLK: WP: HR: S: P: ERA: WHIP				

AB	30
R	2
H	5
RBI	2
BB	1
SO	9
LOB	7



Batter	1	2	3	4	5	6	7	8	9	AB	R	H	RBI	BB	SO	LOB	BOTTOM			
<b>Eddie Yost, R</b> OBP: 0.433, SLG: 0.405 <b>Coot Veal, R</b> OBP: 0.276, SLG: 0.241 (9, 6)										3	2	0	0	3	2	2	<b>New York Yankees @ Detroit Tigers</b> Briggs Stadium, Detroit, MI Thu Aug 20 1959, 4:33 AM EDT Att: 17,296 - Sunny			
<b>Gail Harris, L</b> OBP: 0.288, SLG: 0.369 (1, 3)										5	1	3	5	1	0	2				
<b>Harvey Kuenn, R</b> OBP: 0.403, SLG: 0.493 <b>Neil Christley, L</b> OBP: 0.218, SLG: 0.348 (9, 9)										6	1	0	0	0	0	8				
<b>Al Kaline, R</b> OBP: 0.406, SLG: 0.536 <b>Johnny Groth, R</b> OBP: 0.309, SLG: 0.398 (8, 8)										4	3	3	2	0	0	0				
<b>Charlie Maxwell, L</b> OBP: 0.359, SLG: 0.484 (1, 7)										3	2	2	2	2	1	1				
<b>Frank Bolling, R</b> OBP: 0.337, SLG: 0.403 (1, 4)										5	2	3	5	0	0	1				
<b>Lou Berberet, L</b> OBP: 0.293, SLG: 0.375 (1, 2)										4	1	1	0	1	1	3				
<b>Rocky Bridges, R</b> OBP: 0.334, SLG: 0.375 <b>Ted Lepcio, R</b> OBP: 0.329, SLG: 0.396 (9, 5)										2	2	2	0	1	0	0				
<b>Jim Bunning, R</b> OBP: 0.205, SLG: 0.232 (1, 1)										3	0	0	0	0	1	3				
<b>Inning Stats</b>	R: 2 E: 1 K: 1 S: 8	H: 2 LOB: 2 BB: 1 P: 12	R: 3 E: 0 K: 1 S: 8	H: 3 LOB: 1 BB: 1 P: 12	R: 1 E: 0 K: 1 S: 7	H: 2 LOB: 3 BB: 2 P: 15	R: 5 E: 0 K: 0 S: 7	H: 4 LOB: 1 BB: 2 P: 15	R: 0 E: 0 K: 1 S: 6	H: 1 LOB: 1 BB: 0 P: 6	R: 0 E: 0 K: 0 S: 3	H: 0 LOB: 2 BB: 2 P: 11	R: 3 E: 0 K: 1 S: 6	H: 1 LOB: 0 BB: 1 P: 11	R: 0 E: 0 K: 0 S: 4	H: 1 LOB: 1 BB: 0 P: 4		1B: 6 2B: 3 3B: 2 HR: 3	SF: 0 SAC: 2 DP: 0 HBP: 1	WP: 0 PB: 1 SB: 0 CS: 0
<b>PITCHER</b> <b>Gary Blaylock, R</b> ERA: 4.76 <b>Eli Grba, R</b> ERA: 6.05 <b>Don Larsen, R</b> ERA: 4.61 (4, 1)	IP: 1.1 WLS: L BF: 14	H: 4 R: 5 ER: 4 SO: 2	BB: 2 IBB: 0 HBP: 0 BLK: 0	WP: 0 HR: 0 S: 11 P: 19	ERA: 20.25 WHIP: 4.500	<b>PITCHER</b>										IP: WLS: BF: H: R: ER: SO: BB: IBB: HBP: BLK: WP: HR: S: P: ERA: WHIP				



Batter	1	2	3	4	5	6	7	8	9	AB	R	H	RBI	BB	SO	LOB	TOP			
Marty Keough, L (1, 8) OBP: 0.311, SLG: 0.416	0-0 4-3		0-3 K			0-0 2B		0-0 1-3	0-0 1-3	4	0	1	0	0	1	0	<b>Boston Red Sox @ Detroit Tigers</b> Briggs Stadium, Detroit, MI Fri Aug 21 1959, 7:05 PM EDT Att: 16,781 - Unknown  livebaseballscores.com			
Pete Runnels, L (1, 4) OBP: 0.425, SLG: 0.438 Pumpsie Green, S (3, 4) OBP: 0.419, SLG: 0.403	4-0 1B BB		0-3 K			0-0 F7		0-0 1-3	0-0 1-3	1	0	0	0	1	1	0				
Gene Stephens, L (1, 7) OBP: 0.328, SLG: 0.331	0-0 1-2 1B G4-6-3			0-0 4-3		0-0 F9		0-0 3-1	0-0 3-1	4	0	1	0	0	0	1				
Vic Wertz, L (1, 3) OBP: 0.331, SLG: 0.407	0-0 G4-6-3 1-2			0-0 L8				0-0 L4		3	0	0	0	0	0	2				
Jackie Jensen, R (1, 9) OBP: 0.376, SLG: 0.514		0-0 1B G5-4-3		0-0 F9				0-0 F7		3	0	1	0	0	0	0				
Frank Malzone, R (1, 5) OBP: 0.324, SLG: 0.446		0-0 1-2 G5-4-3			0-0 1-3			0-0 F7		3	0	0	0	0	0	1				
Sammy White, R (1, 2) OBP: 0.349, SLG: 0.365		0-0 1B			0-3 K			0-0 F9		3	0	1	0	0	1	0				
Don Buddin, R (1, 6) OBP: 0.372, SLG: 0.351 Garry Geiger, L (8, PH) OBP: 0.318, SLG: 0.464 Jim Mahoney, R (8, 6) OBP: 0.071, SLG: 0.071		0-0 4-3			0-3 K			0-3 K		2	0	0	0	0	1	1				
Bill Monbouquette, R (1, 1) OBP: 0.125, SLG: 0.097 Ted Williams, L (8, PH) OBP: 0.358, SLG: 0.384 Nelson Chittum, R (8, 1) OBP: 1.000, SLG: 2.000			0-3 K			0-3 K		0-3 K		2	0	0	0	0	2	0				
<b>Inning Stats</b>	R: 0 E: 0 K: 0 S: 3	H: 1 LOB: 1 BB: 1 P: 7	R: 0 E: 0 K: 0 S: 4	H: 2 LOB: 1 BB: 0 P: 4	R: 0 E: 0 K: 3 S: 9	H: 0 LOB: 0 BB: 0 P: 9	R: 0 E: 0 K: 0 S: 3	H: 0 LOB: 0 BB: 0 P: 3	R: 0 E: 0 K: 2 S: 7	H: 0 LOB: 0 BB: 0 P: 7	R: 0 E: 0 K: 0 S: 6	H: 1 LOB: 1 BB: 0 P: 6	R: 0 E: 0 K: 0 S: 3	H: 0 LOB: 0 BB: 0 P: 3	R: 0 E: 0 K: 2 S: 7	H: 0 LOB: 0 BB: 0 P: 7		1B: 3 2B: 1 3B: 0 HR: 0	SF: 0 SAC: 0 DP: 2 HBP: 0	WP: 0 PB: 0 SB: 0 CS: 0
<b>PITCHER</b> Paul Foytack, R (1, 1) ERA: 4.5	IP: 9.0 WLS: W BF: 30 H: 4 R: 0 ER: 0 SO: 8 BB: 1 IBB: 0 HBP: 0 BLK: 0 WP: 0 HR: 0 S: 45 P: 49 ERA: 0.00 WHIP: 0.556															<b>PITCHER</b>				

Batter	1	2	3	4	5	6	7	8	9	AB	R	H	RBI	BB	SO	LOB	BOTTOM			
Eddie Yost, R (1, 5) OBP: 0.430, SLG: 0.401	0-3 K		0-0 F7		0-0 4-3			0-0 4-3		4	0	0	0	0	1	0	<b>Boston Red Sox @ Detroit Tigers</b> Briggs Stadium, Detroit, MI Fri Aug 21 1959, 7:05 PM EDT Att: 16,781 - Unknown  livebaseballscores.com			
Gail Harris, L (1, 3) OBP: 0.297, SLG: 0.367	0-0 4-3		0-0 F3		0-0 L8			0-0 CS 1B		4	0	1	0	0	0	0				
Harvey Kuenn, R (1, 9) OBP: 0.408, SLG: 0.499	0-0 1B		4-0 HR BB			0-0 2B		0-0 1-2 1B		3	1	3	0	1	0	0				
Al Kaline, R (1, 8) OBP: 0.404, SLG: 0.540	0-0 L4-3		0-0 1-1 HR			0-0 L9		0-0 L1-3		4	1	1	2	0	0	3				
Charlie Maxwell, L (1, 7) OBP: 0.359, SLG: 0.482		4-0 1B BB	0-0 F8			0-0 G3		0-0 F2		2	0	0	0	1	0	1				
Frank Bolling, R (1, 4) OBP: 0.334, SLG: 0.399		0-3 K		0-0 5-3		0-0 F2				3	0	0	0	0	1	2				
Lou Berberet, L (1, 2) OBP: 0.290, SLG: 0.371		0-3 K		0-3 K				0-0 4-3		3	0	0	0	0	2	1				
Rocky Bridges, R (1, 6) OBP: 0.334, SLG: 0.375 Cool Veal, R (8, 6) OBP: 0.276, SLG: 0.241		0-0 1-2 1B		0-3 K				0-0 5-3		3	0	1	0	0	1	0				
Paul Foytack, R (1, 1) OBP: 0.138, SLG: 0.082		0-3 K		0-3 K				0-0 L8		3	0	0	0	0	2	2				
<b>Inning Stats</b>	R: 0 E: 0 K: 1 S: 6	H: 1 LOB: 1 BB: 0 P: 6	R: 0 E: 0 K: 3 S: 10	H: 1 LOB: 2 BB: 1 P: 14	R: 2 E: 0 K: 0 S: 4	H: 1 LOB: 0 BB: 1 P: 8	R: 0 E: 0 K: 2 S: 7	H: 0 LOB: 0 BB: 0 P: 7	R: 0 E: 0 K: 1 S: 5	H: 0 LOB: 0 BB: 0 P: 5	R: 0 E: 0 K: 0 S: 4	H: 1 LOB: 1 BB: 0 P: 4	R: 0 E: 0 K: 0 S: 3	H: 0 LOB: 0 BB: 0 P: 3	R: 0 E: 0 K: 0 S: 4	H: 2 LOB: 1 BB: 0 P: 4		1B: 4 2B: 1 3B: 0 HR: 1	SF: 0 SAC: 0 DP: 0 HBP: 0	WP: 0 PB: 0 SB: 0 CS: 1
<b>PITCHER</b> Bill Monbouquette, R (1, 1) ERA: 4.5 Nelson Chittum, R (8, 1) ERA:	IP: 7.0 WLS: L BF: 27 H: 2 R: 2 ER: 2 SO: 7 BB: 2 IBB: 0 HBP: 0 BLK: 0 WP: 0 HR: 1 S: 39 P: 47 ERA: 2.57 WHIP: 0.857															<b>PITCHER</b>				



Batter	1	2	3	4	5	6	7	8	9	AB	R	H	RBI	BB	SO	LOB	TOP		
Albie Pearson, L (1, 8) Gene Woodling, L (8, FH) OBP: 0.418, SLG: 0.496	F9		FC6-4 1B		1B BB		E6 1B	F9		3	0	1	0	1	0	0	<b>Baltimore Orioles @ Detroit Tigers</b> Briggs Stadium, Detroit, MI Sun Aug 23 1959, 4:33 AM EDT Att: 24,031 - Unknown		
Billy Klaus, L (1, 6) OBP: 0.382, SLG: 0.343	L8		FC6-4 G4-6-3 1-2		1B				1B	5	0	3	0	0	0	1			
Al Pilarcik, L (1, 9) OBP: 0.361, SLG: 0.370	1B 2B		G4-6-3 1-2		K		F9		P5	5	1	1	0	0	1	6			
Bob Nieman, R (1, 7) Willie Tasby, R (8, PR) OBP: 0.301, SLG: 0.366	FC5-4 2H 1B			HR		HR		E3 2B BB	F9	4	2	3	3	0	0	0			
Gus Triandos, R (1, 2) Joe Ginsberg, L (6, 2) OBP: 0.260, SLG: 0.211	FC5-4 1-2			F7		4-3		F9	K	3	0	0	0	0	0	1			
Bob Boyd, L (1, 3) OBP: 0.286, SLG: 0.315		K		4-3		4-3		P6		4	0	0	0	0	1	1			
Chico Carrasquel, R (1, 4) OBP: 0.297, SLG: 0.305		L7		F6		P1		2B 1B BB		3	1	0	0	1	0	0			
Brooks Robinson, R (1, 5) OBP: 0.289, SLG: 0.311							1-3	1B 2H 2B		4	0	3	1	0	0	0			
Arnie Portocarrero, R (1, 1) Billy Hoelt, L (2, 1) Bary Shetrone, L (7, FH) Ernie Johnson, R (7, 1) OBP: 0.216, SLG: 0.235	K			G4-6-3 1-2		F7		2-3 3H 1B		1	0	0	0	0	1	1			
<b>Inning Stats</b>	R: 1 E: 0 K: 0 S: 5	H: 2 LOB: 1 BB: 0 P: 5	R: 0 E: 0 K: 2 S: 8	H: 1 LOB: 0 BB: 0 P: 8	R: 0 E: 0 K: 0 S: 3	H: 1 LOB: 0 BB: 0 P: 3	R: 1 E: 0 K: 0 S: 4	H: 1 LOB: 2 BB: 1 P: 4	R: 0 E: 0 K: 1 S: 6	H: 1 LOB: 2 BB: 0 P: 10	R: 0 E: 1 K: 0 S: 5	H: 1 LOB: 2 BB: 1 P: 5	R: 2 E: 1 K: 0 S: 6	H: 2 LOB: 2 BB: 1 P: 10	R: 0 E: 0 K: 1 S: 6	H: 1 LOB: 1 BB: 0 P: 6		1B: 8 2B: 2 3B: 0 HR: 2	SF: 0 SAC: 0 DP: 2 HBP: 0
<b>PITCHER</b>	IP WLS BF H R ER SO BB IBB HBP BLK WP HR S P ERA WHIP	7.2 W 36 11 5 3 3 2 0 0 0 0 2 40 48 3.52 1.696	1.1 S 5 1 0 0 1 0 0 0 0 0 0 7 7 0.00 0.750																

Batter	1	2	3	4	5	6	7	8	9	AB	R	H	RBI	BB	SO	LOB	BOTTOM		
Eddie Yost, R (1, 5) OBP: 0.435, SLG: 0.413	BB 1B	HR		BB		1B 1B				3	2	3	4	1	0	0	<b>Baltimore Orioles @ Detroit Tigers</b> Briggs Stadium, Detroit, MI Sun Aug 23 1959, 4:33 AM EDT Att: 24,031 - Unknown		
Gail Harris, L (1, 3) OBP: 0.292, SLG: 0.358	1B BB	F3		K		F8	F8			4	0	0	0	1	1	4			
Harvey Kuenn, R (1, 9) OBP: 0.413, SLG: 0.507	1B	1B			1B 1B	1B 1B		SF8 3B		5	3	5	0	0	0	0			
Al Kaline, R (1, 8) OBP: 0.403, SLG: 0.535	L9	L8			1B 1B	1B 1B		SF8		3	1	1	1	1	0	3			
Charlie Maxwell, L (1, 7) OBP: 0.358, SLG: 0.480	4-3		F2		F8	1B		F7		5	0	1	2	0	0	4			
Frank Bolling, R (1, 4) OBP: 0.332, SLG: 0.398		1B FC1 2B	F7		1B	F8		F7		5	0	2	1	0	0	2			
Lou Berberet, L (1, 2) OBP: 0.294, SLG: 0.372		SH FC1 HR 1B	K		1B			SH2-4 BB		3	1	2	1	1	1	0			
Rocky Bridges, R (1, 6) Coot Veal, R (8, 6) OBP: 0.276, SLG: 0.241	FC1 HR			5-3	G5-4-3 1-2 2H					4	1	0	0	0	1	5			
Frank Lary, R (1, 1) Tom Morgan, R (8, 1) OBP: 0.364, SLG: 0.636	SH HR			K		K		SH2-4		2	1	0	0	0	2	0			
<b>Inning Stats</b>	R: 0 E: 0 K: 0 S: 4	H: 2 LOB: 2 BB: 1 P: 8	R: 4 E: 1 K: 0 S: 8	H: 4 LOB: 1 BB: 0 P: 8	R: 0 E: 0 K: 1 S: 5	H: 0 LOB: 0 BB: 0 P: 5	R: 0 E: 0 K: 2 S: 7	H: 0 LOB: 1 BB: 1 P: 11	R: 2 E: 0 K: 1 S: 6	H: 3 LOB: 2 BB: 1 P: 12	R: 0 E: 0 K: 1 S: 5	H: 0 LOB: 2 BB: 1 P: 10	R: 1 E: 0 K: 0 S: 4	H: 1 LOB: 0 BB: 0 P: 4	R: 0 E: 0 K: 1 S: 6	H: 1 LOB: 1 BB: 0 P: 6		1B: 11 2B: 1 3B: 1 HR: 1	SF: 1 SAC: 2 DP: 1 HBP: 1
<b>PITCHER</b>	IP WLS BF H R ER SO BB IBB HBP BLK WP HR S P ERA WHIP	1.0 L 7 4 2 2 0 1 0 0 0 0 1 32 40 9.00 2.000	5.0 L 26 9 6 5 4 1 1 0 0 0 1 32 40 9.00 2.000	2.0 L 9 1 1 1 1 1 0 1 0 0 0 9 14 4.50 1.000															

AB	39
R	5
H	12
RBI	5
BB	2
SO	4
LOB	16





Batter	1	2	3	4	5	6	7	8	9	AB	R	H	RBI	BB	SO	LOB	TOP					
Lenny Green, L OBP: 0.315, SLG: 0.344 (1, 9)										4	1	1	0	1	1	0	Washington Senators @ Detroit Tigers Briggs Stadium, Detroit, MI Tue Aug 25 1959, 7:05 PM EDT Att: 18,863 - Unknown					
Bob Allison, R OBP: 0.336, SLG: 0.515 (1, 8)										4	0	0	0	1	0	2						
Julio Becquer, L OBP: 0.293, SLG: 0.372 (1, 3)										4	1	3	1	1	0	1						
Clint Courtney, L OBP: 0.340, SLG: 0.321 (1, 2)										5	0	2	0	0	0	5						
Faye Throneberry, L OBP: 0.327, SLG: 0.401 (1, 7)										4	0	1	1	0	2	2						
Harmon Killebrew, R OBP: 0.356, SLG: 0.545 (1, 5)											4	1	2	0	0	1		2				
Ken Aspromonte, R OBP: 0.328, SLG: 0.335 (1, 4)											4	0	2	1	0	1		2				
Billy Consolo, R OBP: 0.294, SLG: 0.233 (1, 6)										4	0	0	0	0	0	5						
Pedro Ramos, S OBP: 0.191, SLG: 0.188 Chuck Stobbs, L OBP: 0.111, SLG: 0.111 (9, 1)										4	0	0	0	0	3	0						
<b>Inning Stats</b>	R: 1 E: 0 K: 1 S: 7	H: 2 LOB: 1 BB: 0 P: 7	R: 0 E: 0 K: 1 S: 5	H: 0 LOB: 0 BB: 0 P: 5	R: 0 E: 0 K: 2 S: 8	H: 1 LOB: 2 BB: 1 P: 12	R: 1 E: 0 K: 1 S: 6	H: 2 LOB: 0 BB: 0 P: 6	R: 0 E: 0 K: 1 S: 5	H: 0 LOB: 0 BB: 0 P: 5	R: 1 E: 0 K: 1 S: 7	H: 2 LOB: 1 BB: 1 P: 11	R: 0 E: 0 K: 0 S: 3	H: 0 LOB: 1 BB: 1 P: 7	R: 0 E: 1 K: 0 S: 5	H: 3 LOB: 3 BB: 0 P: 5		R: 0 E: 1 K: 1 S: 7	H: 1 LOB: 2 BB: 0 P: 7	1B: 9 2B: 2 3B: 0 HR: 0	SF: 0 SAC: 0 DP: 1 HBP: 0	WP: 0 PB: 0 CS: 0
<b>PITCHER</b>	IP WLS BF H R ER SO BB IBB HBP BLK WP HR S P ERA WHIP	7.0 L 30 7 3 3 7 3 0 0 0 0 0 0 41 53 3.86 1.429	2.0 S 10 4 0 0 1 0 0 0 0 0 0 0 12 12 0.00 2.000																			

Batter	1	2	3	4	5	6	7	8	9	AB	R	H	RBI	BB	SO	LOB	BOTTOM					
Eddie Yost, R OBP: 0.434, SLG: 0.410 (1, 5)										4	0	0	0	0	1	1	Washington Senators @ Detroit Tigers Briggs Stadium, Detroit, MI Tue Aug 25 1959, 7:05 PM EDT Att: 18,863 - Unknown					
Gail Harris, L OBP: 0.285, SLG: 0.348 (1, 3)										4	0	0	0	0	0	0						
Harvey Kuenn, R OBP: 0.410, SLG: 0.502 (1, 9)										4	0	1	0	0	0	0						
Al Kaline, R OBP: 0.403, SLG: 0.534 (1, 8)										4	0	2	0	0	0	1						
Charlie Maxwell, L OBP: 0.355, SLG: 0.473 (1, 7)										4	0	0	0	0	0	3						
Frank Bolling, R OBP: 0.328, SLG: 0.393 (1, 4)										4	0	1	0	0	0	1						
Lou Berberet, L OBP: 0.292, SLG: 0.378 Gus Zernial, R OBP: 0.278, SLG: 0.458 (1, 2)										3	1	1	1	0	0	2						
Rocky Bridges, R OBP: 0.326, SLG: 0.365 Neil Christley, L OBP: 0.223, SLG: 0.344 Ted Lepcio, R OBP: 0.338, SLG: 0.404 (7, PH)										2	0	1	0	0	0	0						
Paul Foytack, R OBP: 0.136, SLG: 0.081 Bobo Osborne, L OBP: 0.269, SLG: 0.290 Tom Morgan, R OBP: 0.364, SLG: 0.636 (7, PH)										1	0	0	0	0	0	0						
<b>Inning Stats</b>	R: 0 E: 0 K: 0 S: 3	H: 0 LOB: 0 BB: 0 P: 3	R: 0 E: 0 K: 0 S: 3	H: 0 LOB: 0 BB: 0 P: 3	R: 0 E: 0 K: 0 S: 4	H: 1 LOB: 1 BB: 0 P: 4	R: 0 E: 0 K: 0 S: 4	H: 1 LOB: 1 BB: 0 P: 4	R: 1 E: 0 K: 0 S: 4	H: 1 LOB: 0 BB: 0 P: 4	R: 0 E: 0 K: 1 S: 5	H: 0 LOB: 0 BB: 0 P: 5	R: 0 E: 0 K: 0 S: 5	H: 2 LOB: 3 BB: 1 P: 9	R: 0 E: 0 K: 0 S: 3	H: 0 LOB: 0 BB: 0 P: 3	R: 0 E: 0 K: 0 S: 4	H: 1 LOB: 1 BB: 0 P: 4	1B: 5 2B: 0 3B: 0 HR: 1	SF: 0 SAC: 1 DP: 0 HBP: 0	WP: 0 PB: 0 CS: 0	PA: 34
<b>PITCHER</b>	IP WLS BF H R ER SO BB IBB HBP BLK WP HR S P ERA WHIP	8.0 W 31 6 1 1 1 1 1 0 0 0 0 0 1 32 36 1.12 0.875	1.0 S 3 0 0 0 0 0 0 0 0 0 0 0 3 3 0.00 0.000																			

AB	37
R	3
H	11
RBI	3
BB	3
SO	8
LOB	19










Batter	1	2	3	4	5	6	7	8	9	AB	R	H	RBI	BB	SO	LOB	TOP										
<b>Eddie Yost, R</b> OBP: 0.432, SLG: 0.419 (1, 5)	F5	2B	F2		FC6-5		K			4	1	0	1	1	1	3	<b>Detroit Tigers @ Kansas City Athletics</b> Municipal Stadium, Kansas City, MO Sat Aug 29 1959, 8:05 PM EDT Att: 16,343 - Unknown										
<b>Bobo Osborne, L</b> OBP: 0.266, SLG: 0.302 (1, 3)	F8	2B			P6			6-3		5	1	1	3	0	1	1											
<b>Harvey Kuenn, R</b> OBP: 0.408, SLG: 0.504 (1, 9)	P4	2B			4-3					5	2	3	1	0	0	0											
<b>Al Kaline, R</b> OBP: 0.406, SLG: 0.536 (1, 8)										4	2	3	1	0	0	0											
<b>Johnny Groth, R</b> OBP: 0.302, SLG: 0.389 (7, 8)										1	0	0	0	0	0	1											
<b>Charlie Maxwell, L</b> OBP: 0.359, SLG: 0.470 (1, 7)										4	1	3	0	1	1	1											
<b>Frank Bolling, R</b> OBP: 0.327, SLG: 0.392 (1, 4)										4	1	1	2	0	0	3											
<b>Lou Berberet, L</b> OBP: 0.287, SLG: 0.379 (1, 2)										5	0	0	0	0	2	3											
<b>Rocky Bridges, R</b> OBP: 0.326, SLG: 0.361 (1, 6)										3	1	1	0	1	0	0											
<b>Coot Veal, R</b> OBP: 0.263, SLG: 0.250 (8, 6)										1	0	1	0	0	0	0											
<b>Paul Foytack, R</b> OBP: 0.157, SLG: 0.092 (1, 1)										3	0	1	0	0	1	4											
<b>Inning Stats</b>	R: 0 E: 0 K: 0 S: 3	H: 0 LOB: 0 BB: 0 P: 3	R: 7 E: 1 K: 1 S: 12	H: 7 LOB: 2 BB: 2 P: 20	R: 0 E: 0 K: 0 S: 4	H: 1 LOB: 1 BB: 0 P: 4	R: 2 E: 0 K: 2 S: 10	H: 3 LOB: 1 BB: 0 P: 10	R: 0 E: 0 K: 0 S: 4	H: 1 LOB: 1 BB: 0 P: 4	R: 0 E: 0 K: 0 S: 3	H: 0 LOB: 1 BB: 0 P: 7	R: 0 E: 0 K: 1 S: 5	H: 0 LOB: 1 BB: 0 P: 6	R: 0 E: 0 K: 1 S: 6	H: 1 LOB: 1 BB: 0 P: 6	R: 0 E: 0 K: 1 S: 6	H: 1 LOB: 1 BB: 0 P: 6	1B: 10 2B: 4 3B: 0 HR: 0	SF: 1 SAC: 1 DP: 0 HBP: 1	WP: 1 PB: 0 SB: 0 CS: 0	PA: 45					
<b>PITCHER</b>	IP	WLS	BF	H	R	ER	SO	BB	IBB	HBP	BLK	WP	HR	S	P	ERA	WHIP										
<b>Ray Herbert, R</b> ERA: 4.66 (1, 1)	1.2	L	11	4	6	6	1	1	1	0	0	0	0	11	19	32.40	3.000										
<b>John Tsitouris, R</b> ERA: 4.45 (2, 1)	5.1		26	8	3	3	3	1	0	1	0	1	0	30	35	5.06	1.688										
<b>Rip Coleman, L</b> ERA: 4.61 (8, 1)	2.0		8	2	0	0	2	0	0	0	0	0	0	12	12	0.00	1.000										

Batter	1	2	3	4	5	6	7	8	9	AB	R	H	RBI	BB	SO	LOB	BOTTOM										
<b>Russ Snyder, L</b> OBP: 0.362, SLG: 0.436 (1, 8)	B1					3-1	G3			4	0	1	0	0	0	2	<b>Detroit Tigers @ Kansas City Athletics</b> Municipal Stadium, Kansas City, MO Sat Aug 29 1959, 8:05 PM EDT Att: 16,343 - Unknown										
<b>Jerry Lumpe, L</b> OBP: 0.311, SLG: 0.304 (1, 4)	L8		4-3			L7		F7		4	0	0	0	0	0	1											
<b>Dick Williams, R</b> OBP: 0.327, SLG: 0.462 (1, 5)						F6				3	0	0	0	0	0	0											
<b>Ray Jablonski, R</b> OBP: 0.294, SLG: 0.370 (8, 5)	L7					F7		K		1	0	0	0	0	1	0											
<b>Bob Cerv, R</b> OBP: 0.343, SLG: 0.489 (1, 7)			1-3			HR		F7	F9	4	1	1	1	0	0	0											
<b>Roger Maris, L</b> OBP: 0.369, SLG: 0.484 (1, 9)			E4			L8			4-3	3	1	0	0	1	0	0											
<b>Kent Hadley, L</b> OBP: 0.310, SLG: 0.427 (1, 3)						G3			1-3	4	1	2	2	0	0	0											
<b>Hal Smith, R</b> OBP: 0.372, SLG: 0.377 (1, 2)			L6-4						K	4	0	1	0	0	1	2											
<b>Joe Demaestri, R</b> OBP: 0.311, SLG: 0.372 (1, 6)										2	0	1	0	1	0	0											
<b>Ray Herbert, R</b> OBP: 0.236, SLG: 0.288 (1, 1)										0	0	0	0	0	0	0											
<b>John Tsitouris, R</b> OBP: 0.143, SLG: 0.143 (2, 1)										2	0	0	0	0	1	1											
<b>Joe Morgan, L</b> OBP: 0.313, SLG: 0.276 (7, PH)										1	0	0	0	0	0	2											
<b>Rip Coleman, L</b> OBP: 0.080, SLG: 0.080 (8, 1)										0	0	0	0	0	0	0											
<b>Inning Stats</b>	R: 0 E: 0 K: 0 S: 3	H: 0 LOB: 0 BB: 0 P: 3	R: 0 E: 1 K: 0 S: 4	H: 1 LOB: 1 BB: 0 P: 4	R: 0 E: 0 K: 0 S: 4	H: 2 LOB: 1 BB: 0 P: 4	R: 1 E: 0 K: 0 S: 4	H: 1 LOB: 0 BB: 0 P: 4	R: 0 E: 0 K: 1 S: 5	H: 0 LOB: 0 BB: 0 P: 5	R: 0 E: 0 K: 0 S: 3	H: 0 LOB: 0 BB: 0 P: 3	R: 2 E: 0 K: 0 S: 5	H: 2 LOB: 2 BB: 2 P: 13	R: 0 E: 0 K: 1 S: 5	H: 0 LOB: 0 BB: 0 P: 5	R: 0 E: 0 K: 1 S: 5	H: 0 LOB: 0 BB: 0 P: 5	1B: 4 2B: 1 3B: 0 HR: 2	SF: 0 SAC: 0 DP: 2 HBP: 0	WP: 0 PB: 0 SB: 0 CS: 0	PA: 34					
<b>PITCHER</b>	IP	WLS	BF	H	R	ER	SO	BB	IBB	HBP	BLK	WP	HR	S	P	ERA	WHIP										
<b>Paul Foytack, R</b> ERA: 4.41 (1, 1)	9.0	W	34	6	3	3	3	2	0	0	0	0	2	38	46	3.00	0.889										

Batter	1	2	3	4	5	6	7	8	9	AB	R	H	RBI	BB	SO	LOB	TOP										
<b>Eddie Yost, R</b> OBP: 0.437, SLG: 0.421 (1, 5) X	0-0 4-3 1B		4-0 FC4-6 BB		4-0 BB		4-0 1B BB		4-0 BB	1	0	1	0	4	0	0	<b>Detroit Tigers @ Kansas City Athletics</b> Municipal Stadium, Kansas City, MO Sun Aug 30 1959, 4:33 AM EDT Att: 9,500 - Unknown										
<b>Bobo Osborne, L</b> OBP: 0.282, SLG: 0.297 <b>Gus Zernial, R</b> OBP: 0.283, SLG: 0.462 <b>Gail Harris, L</b> OBP: 0.283, SLG: 0.345 (1, 3) X (7, PH) (7, 3)	0-0 F9		0-3 K		0-0 BB		0-0 1-3 2-H 1B		0-0 F4	3	0	0	0	0	1	3											
<b>Harvey Kuenn, R</b> OBP: 0.404, SLG: 0.499 (1, 9) X	0-0 4-3 1-2		0-0 FC4-6 1B 1-2		0-0 6-3		0-0 K		0-0 9-3	5	0	0	0	0	1	6											
<b>Al Kaline, R</b> OBP: 0.407, SLG: 0.536 (1, 8) X	0-0 L9		0-0 1-3 1B		0-3 K		0-0 FC4-6 1B			4	0	2	0	0	1	1											
<b>Charlie Maxwell, L</b> OBP: 0.356, SLG: 0.466 (1, 7)		0-3 K	0-3 K		0-0 4-3		0-0 FC4-6 SH5-3 HR			4	1	0	0	0	2	3											
<b>Frank Bolling, R</b> OBP: 0.323, SLG: 0.392 (1, 4)				4-0 BB G5-4-3		0-0 4-3		0-0 SH5-3		2	0	1	0	1	0	0											
<b>Red Wilson, R</b> OBP: 0.332, SLG: 0.472 (1, 2)				0-0 G5-4-3 1-2			0-3 K		0-0 HR	4	1	2	2	0	1	1											
<b>Rocky Bridges, R</b> OBP: 0.323, SLG: 0.358 <b>Coot Veal, R</b> OBP: 0.283, SLG: 0.250 (1, 6) (8, 6)				0-0 6-3			0-0 6-3		0-0 P2	4	0	0	0	0	1	2											
<b>Don Mossi, L</b> OBP: 0.169, SLG: 0.197 (1, 1)					0-3 K		0-0 BB 1B		0-0 HR	4	2	2	1	0	2	2											
<b>Inning Stats</b>	R: 0 E: 0 K: 0 S: 4	H: 1 LOB: 1 BB: 0 P: 4	R: 0 E: 0 K: 3 S: 11	H: 2 LOB: 2 BB: 0 P: 11	R: 0 E: 0 K: 2 S: 8	H: 1 LOB: 2 BB: 1 P: 12	R: 0 E: 0 K: 0 S: 2	H: 0 LOB: 0 BB: 1 P: 6	R: 0 E: 0 K: 1 S: 5	H: 0 LOB: 1 BB: 1 P: 9	R: 0 E: 0 K: 1 S: 5	H: 0 LOB: 0 BB: 0 P: 5	R: 1 E: 0 K: 2 S: 9	H: 2 LOB: 2 BB: 1 P: 13	R: 2 E: 0 K: 0 S: 5	H: 2 LOB: 2 BB: 1 P: 5	R: 1 E: 0 K: 0 S: 3	H: 1 LOB: 0 BB: 1 P: 7	1B: 7 2B: 1 3B: 0 HR: 2	SF: 0 SAC: 1 DP: 2 HBP: 0	WP: 0 PB: 0 SB: 0 CS: 0	PA: 39					
<b>PITCHER</b>	IP	WLS	BF	H	R	ER	SO	BB	IBB	HBP	BLK	WP	HR	S	P	ERA	WHIP										
<b>Bud Daley, L</b> ERA: 3.1 (1, 1)	8.0	L	35	8	3	3	9	4	0	0	0	0	1	49	65	3.38	1.500										
<b>Tom Sturdivant, R</b> ERA: 4.27 (9, 1)	1.0		4	1	1	1	0	1	0	0	0	0	1	3	7	9.00	2.000										

Batter	1	2	3	4	5	6	7	8	9	AB	R	H	RBI	BB	SO	LOB	BOTTOM										
<b>Wayne Terwilliger, R</b> OBP: 0.353, SLG: 0.389 (1, 4) X	0-0 1B		0-0 L8		4-0 BB			0-0 L8		3	0	1	0	1	0	0	<b>Detroit Tigers @ Kansas City Athletics</b> Municipal Stadium, Kansas City, MO Sun Aug 30 1959, 4:33 AM EDT Att: 9,500 - Unknown										
<b>Russ Snyder, L</b> OBP: 0.353, SLG: 0.424 (1, 8) S	0-3 K		0-0 F3		0-3 K			0-3 K		4	0	0	0	0	3	2											
<b>Dick Williams, R</b> OBP: 0.324, SLG: 0.457 (1, 3) X	0-0 F9		0-3 K			0-0 5-3			0-0 F5	4	0	0	0	0	1	1											
<b>Bob Cerv, R</b> OBP: 0.342, SLG: 0.489 (1, 7) S	0-3 K			0-0 2B		0-0 4-3			0-3 K	4	0	1	0	0	2	1											
<b>Ray Jablonski, R</b> OBP: 0.292, SLG: 0.365 (1, 5)				0-0 L8		0-0 G3			0-0 F3	4	0	1	0	0	0	1											
<b>Roger Maris, L</b> OBP: 0.369, SLG: 0.481 (1, 9) B		4-0 1-3 BB		0-0 L4			0-0 L8			2	0	0	0	1	0	1											
<b>Hal Smith, R</b> OBP: 0.368, SLG: 0.372 (1, 2) X		0-0 1-3		0-0 P6			0-0 6-3			3	0	0	0	0	0	3											
<b>Joe Demaestri, R</b> OBP: 0.308, SLG: 0.368 (1, 6) X		0-0 FC5-2-6-2			0-3 K		0-0 6-3			3	0	0	0	0	1	2											
<b>Bud Daley, L</b> OBP: 0.348, SLG: 0.323 <b>Zeke Bella, R</b> OBP: 0.294, SLG: 0.303 <b>Tom Sturdivant, L</b> (1, 1) (8, PH) (9, 1)		0-3 2-3 3-H K		0-3 1-3			0-0 6-3			2	0	0	0	0	1	2											
<b>Inning Stats</b>	R: 0 E: 0 K: 2 S: 8	H: 1 LOB: 1 BB: 0 P: 8	R: 0 E: 0 K: 1 S: 6	H: 1 LOB: 2 BB: 1 P: 10	R: 0 E: 0 K: 1 S: 5	H: 0 LOB: 0 BB: 0 P: 5	R: 0 E: 0 K: 0 S: 4	H: 1 LOB: 1 BB: 0 P: 4	R: 0 E: 0 K: 2 S: 7	H: 0 LOB: 1 BB: 1 P: 11	R: 0 E: 0 K: 0 S: 3	H: 0 LOB: 0 BB: 0 P: 3	R: 0 E: 0 K: 0 S: 3	H: 0 LOB: 0 BB: 0 P: 3	R: 0 E: 0 K: 1 S: 5	H: 0 LOB: 0 BB: 0 P: 5	R: 0 E: 0 K: 1 S: 5	H: 0 LOB: 0 BB: 0 P: 5	1B: 2 2B: 1 3B: 0 HR: 0	SF: 0 SAC: 0 DP: 0 HBP: 0	WP: 0 PB: 0 SB: 0 CS: 0	PA: 32					
<b>PITCHER</b>	IP	WLS	BF	H	R	ER	SO	BB	IBB	HBP	BLK	WP	HR	S	P	ERA	WHIP										
<b>Don Mossi, L</b> ERA: 3.51 (1, 1)	9.0	W	32	3	0	0	8	2	0	0	0	0	0	46	54	0.00	0.556										



Batter	1	2	3	4	5	6	7	8	9	AB	R	H	RBI	BB	SO	LOB	TOP										
<b>Eddie Yost, R</b> OBP: 0.436, SLG: 0.419 (1, 5)	6-3	F9			6-3	BB 1B		1B BB		4	0	1	0	1	0	1	<b>Detroit Tigers @ Chicago White Sox</b> Comiskey Park, Chicago, IL Tue Sep 01 1959, 8:05 PM EDT Att: 27,218 - Unknown										
<b>Bobo Osborne, L</b> OBP: 0.296, SLG: 0.296 (1, 3)	2B SF9		4-3		K			K		4	1	1	0	1	2	1											
<b>Harvey Kuenn, R</b> OBP: 0.408, SLG: 0.504 (1, 9)			1B FC4-6		1B		F5	BB 1B		5	2	4	0	0	0	3											
<b>Al Kaline, R</b> OBP: 0.409, SLG: 0.537 (1, 8)	SF9		FC4-6 1B		1B 1B		L8	BB 1B		3	1	2	1	1	0	3											
<b>Charlie Maxwell, L</b> OBP: 0.358, SLG: 0.466 (1, 7)	FC6-4 BB		FC4-6		1B		FC1-6 1B	4-3		4	0	2	2	1	0	4											
<b>Frank Bolling, R</b> OBP: 0.328, SLG: 0.390 (1, 4)	FC6-4		F4		FC6-4 1B		FC1-6		F3	5	0	1	1	0	0	4											
<b>Red Wilson, R</b> OBP: 0.323, SLG: 0.459 (1, 2)		5-3		6-3	FC6-4		F5		1-3	5	0	0	0	0	0	3											
<b>Rocky Bridges, R</b> OBP: 0.322, SLG: 0.355 (1, 6)		1-3		F8		1B SH1-4 BB	F5		1-3	3	0	0	0	1	0	1											
<b>Coot Veal, R</b> OBP: 0.280, SLG: 0.247 (7, 6)										1	0	0	0	0	0	0											
<b>Jim Bunning, R</b> OBP: 0.228, SLG: 0.243 (1, 1)			F8		SH1-4			K		3	0	1	0	0	1	0											
<b>Inning Stats</b>	R: 1 E: 0 K: 0 S: 5	H: 2 LOB: 2 BB: 1 P: 9	R: 0 E: 0 K: 0 S: 4	H: 1 LOB: 1 BB: 0 P: 4	R: 1 E: 0 K: 0 S: 5	H: 2 LOB: 1 BB: 0 P: 5	R: 0 E: 0 K: 1 S: 3	H: 0 LOB: 0 BB: 0 P: 3	R: 2 E: 0 K: 1 S: 9	H: 4 LOB: 2 BB: 0 P: 9	R: 0 E: 0 K: 0 S: 4	H: 1 LOB: 1 BB: 0 P: 4	R: 0 E: 0 K: 2 S: 8	H: 1 LOB: 3 BB: 2 P: 16	R: 0 E: 0 K: 0 S: 3	H: 0 LOB: 0 BB: 0 P: 3	1B: 11 2B: 1 3B: 0 HR: 0	SF: 1 SAC: 1 DP: 0 HBP: 0	WP: 0 PB: 0 SB: 0 CS: 0	PA: 44							
<b>PITCHER</b>	IP	WLS	BF	H	R	ER	SO	BB	IBB	HBP	BLK	WP	HR	S	P	ERA	WHIP										
<b>Bob Shaw, R</b> ERA: 2.91 (1, 1)	5.0	L	25	9	4	4	1	1	0	0	0	0	0	26	30	7.20	2.000										
<b>Ray Moore, R</b> ERA: 4.09 (6, 1)	2.0		10	2	0	0	0	2	0	0	0	0	0	8	16	0.00	2.000										
<b>Turk Lown, R</b> ERA: 2.44 (8, 1)	2.0		9	1	0	0	2	2	0	0	0	0	0	11	19	0.00	1.500										
Batter	1	2	3	4	5	6	7	8	9	AB	R	H	RBI	BB	SO	LOB	BOTTOM										
<b>Luis Aparicio, R</b> OBP: 0.321, SLG: 0.336 (1, 6)	F9				K			5-3		4	0	1	0	0	1	1	<b>Detroit Tigers @ Chicago White Sox</b> Comiskey Park, Chicago, IL Tue Sep 01 1959, 8:05 PM EDT Att: 27,218 - Unknown										
<b>Nellie Fox, L</b> OBP: 0.386, SLG: 0.398 (1, 4)	BB BB		F9			F2		4-3		3	0	0	0	1	0	1											
<b>Jim Landis, R</b> OBP: 0.374, SLG: 0.373 (1, 8)	BB BB		5-3			E6		1-3		3	0	0	0	1	0	1											
<b>Ted Kluszewski, L</b> OBP: 0.318, SLG: 0.407 (1, 3)	K					F9			L4-3	4	0	2	0	0	1	3											
<b>Sammy Esposito, R</b> OBP: 0.296, SLG: 0.297 (9, PR)									1B	0	0	0	0	0	0	0											
<b>Sherm Lollar, R</b> OBP: 0.347, SLG: 0.462 (1, 2)	F5					K			L8	4	0	0	0	0	2	5											
<b>Billy Goodman, L</b> OBP: 0.300, SLG: 0.296 (1, 5)		F6			F7			F9		4	0	0	0	0	0	1											
<b>Al Smith, R</b> OBP: 0.312, SLG: 0.379 (1, 7)									L4-3	3	0	0	0	0	1	0											
<b>Jim Rivera, L</b> OBP: 0.266, SLG: 0.344 (1, 9)										2	0	0	0	0	1	0											
<b>Bob Shaw, R</b> OBP: 0.194, SLG: 0.140 (1, 1)										1	0	0	0	0	1	0											
<b>Norm Cash, L</b> OBP: 0.378, SLG: 0.361 (5, PH)										0	0	0	0	1	0	0											
<b>Ray Moore, R</b> OBP: 0.136, SLG: 0.143 (6, 1)										0	0	0	0	0	0	0											
<b>Earl Torgeson, L</b> OBP: 0.365, SLG: 0.367 (7, PH)										1	0	0	0	0	1	1											
<b>Turk Lown, R</b> OBP: 0.364, SLG: 0.300 (8, 1)										0	0	0	0	0	0	0											
<b>Inning Stats</b>	R: 0 E: 1 K: 1 S: 5	H: 0 LOB: 2 BB: 2 P: 13	R: 0 E: 0 K: 2 S: 7	H: 0 LOB: 0 BB: 0 P: 7	R: 0 E: 0 K: 1 S: 6	H: 1 LOB: 1 BB: 0 P: 6	R: 0 E: 0 K: 1 S: 5	H: 1 LOB: 0 BB: 0 P: 5	R: 0 E: 0 K: 1 S: 5	H: 0 LOB: 1 BB: 1 P: 9	R: 0 E: 1 K: 1 S: 6	H: 0 LOB: 1 BB: 0 P: 6	R: 0 E: 0 K: 1 S: 5	H: 0 LOB: 1 BB: 0 P: 6	R: 0 E: 0 K: 0 S: 3	H: 0 LOB: 0 BB: 0 P: 3	R: 0 E: 0 K: 0 S: 3	H: 1 LOB: 1 BB: 0 P: 3	1B: 3 2B: 2 3B: 0 HR: 0	SF: 0 SAC: 0 DP: 2 HBP: 1	WP: 0 PB: 0 SB: 0 CS: 1	PA: 33					
<b>PITCHER</b>	IP	WLS	BF	H	R	ER	SO	BB	IBB	HBP	BLK	WP	HR	S	P	ERA	WHIP										
<b>Jim Bunning, R</b> ERA: 4.03 (1, 1)	9.0	W	33	3	0	0	8	3	0	1	0	0	0	45	58	0.00	0.667										



Batter	1	2	3	4	5	6	7	8	9	AB	R	H	RBI	BB	SO	LOB	TOP					
<b>Eddie Yost, R</b> OBP: 0.436, SLG: 0.414 (1, 5)										2	1	0	0	3	1	0						
<b>Bobo Osborne, L</b> OBP: 0.294, SLG: 0.293 (1, 3)										5	1	2	1	0	1	2						
<b>Harvey Kuenn, R</b> OBP: 0.407, SLG: 0.499 (1, 9)										4	1	1	0	1	0	4						
<b>Al Kaline, R</b> OBP: 0.407, SLG: 0.531 (7, 8)										3	0	0	0	0	1	3						
<b>Johnny Groth, R</b> OBP: 0.309, SLG: 0.396 (8, PH)										0	0	0	0	0	0	0						
<b>Gail Harris, L</b> OBP: 0.281, SLG: 0.343 (8, 1)										1	0	0	0	0	0	3						
<b>Pete Burnside, R</b> (8, 1)										0	0	0	0	0	0	0						
<b>Charlie Maxwell, L</b> OBP: 0.362, SLG: 0.472 (1, 7)										3	0	0	0	2	0	1						
<b>Frank Bolling, R</b> OBP: 0.330, SLG: 0.391 (1, 4)										4	0	2	3	1	0	0						
<b>Red Wilson, R</b> OBP: 0.313, SLG: 0.444 (1, 2)										5	0	0	0	0	1	6						
<b>Rocky Bridges, R</b> OBP: 0.322, SLG: 0.351 (8, PH)										2	0	0	0	1	0	2						
<b>Ted Lepcio, R</b> OBP: 0.338, SLG: 0.399 (8, 6)										0	1	0	0	1	0	0						
<b>Paul Foytack, R</b> OBP: 0.151, SLG: 0.088 (5, 1)										3	0	0	0	0	1	3						
<b>Tom Morgan, R</b> OBP: 0.364, SLG: 0.636 (5, 1)										0	0	0	0	0	0	0						
<b>Ray Narleski, R</b> OBP: 0.111, SLG: 0.222 (8, PH)										0	0	0	0	0	0	0						
<b>Neil Chrisley, L</b> OBP: 0.229, SLG: 0.348 (8, 8)										1	0	1	0	0	0	0						
<b>Inning Stats</b>	R: 2 E: 0 K: 2 S: 9	H: 2 LOB: 2 BB: 2 P: 17	R: 0 E: 0 K: 1 S: 6	H: 1 LOB: 2 BB: 1 P: 10	R: 0 E: 0 K: 0 S: 3	H: 0 LOB: 2 BB: 1 P: 8	R: 0 E: 0 K: 0 S: 3	H: 0 LOB: 0 BB: 0 P: 3	R: 1 E: 0 K: 0 S: 5	H: 2 LOB: 3 BB: 2 P: 13	R: 0 E: 0 K: 2 S: 7	H: 0 LOB: 0 BB: 0 P: 7	R: 0 E: 0 K: 0 S: 3	H: 0 LOB: 0 BB: 0 P: 3	R: 1 E: 0 K: 0 S: 4	H: 1 LOB: 3 BB: 3 P: 16	R: 0 E: 0 K: 0 S: 3	H: 0 LOB: 0 BB: 0 P: 3	1B: 5 2B: 1 3B: 0 HR: 0	SF: 0 SAC: 0 DP: 0 HBP: 1	WP: 0 PB: 0 SB: 0 CS: 0	PA: 43
<b>PITCHER</b>	IP	WLS	BF	H	R	ER	SO	BB	IBB	HBP	BLK	WP	HR	S	P	ERA	WHIP					
<b>Barry Latman, R</b> ERA: 3.82	(1, 1)	4.1		24	5	3	3	3	5	0	1	0	0	0	24	45	6.23	2.308				
<b>Joe Stanka, R</b> ERA: 2.7	(5, 1)	3.1	W	15	1	1	1	2	3	1	0	0	0	0	15	31	2.70	1.200				
<b>Gerry Staley, R</b> ERA: 1.89	(8, 1)	1.1	S	4	0	0	0	0	0	0	0	0	0	4	4	0.00	0.000					

**Detroit Tigers @ Chicago White Sox**  
Comiskey Park, Chicago, IL  
Wed Sep 02 1959, 8:05 PM EDT  
Att: 43,237 - Unknown

AB	33
R	4
H	6
RBI	4
BB	9
SO	5
LOB	24



Batter	1	2	3	4	5	6	7	8	9	AB	R	H	RBI	BB	SO	LOB	BOTTOM				
<b>Luis Aparicio, R</b> OBP: 0.324, SLG: 0.337 (1, 6)										4	2	3	0	0	0	0					
<b>Nellie Fox, L</b> OBP: 0.386, SLG: 0.400 (1, 4)										5	1	2	4	0	0	2					
<b>Jim Landis, R</b> OBP: 0.375, SLG: 0.374 (1, 8)										3	1	0	0	2	0	1					
<b>Ted Kluszewski, L</b> OBP: 0.327, SLG: 0.412 (7, 3)										4	1	3	1	0	0	0					
<b>Earl Torgeson, L</b> OBP: 0.364, SLG: 0.366 (1, 2)										3	1	1	1	2	0	2					
<b>Sherm Lollar, R</b> OBP: 0.352, SLG: 0.467 (1, 5)										3	1	1	1	2	0	2					
<b>Billy Goodman, L</b> OBP: 0.305, SLG: 0.299 (6, 5)										3	1	1	1	0	0	3					
<b>Sammy Esposito, R</b> OBP: 0.281, SLG: 0.250 (6, 5)										2	0	0	0	0	1	2					
<b>Al Smith, R</b> OBP: 0.313, SLG: 0.386 (1, 7)										4	2	2	2	0	0	3					
<b>Jim McAnany, R</b> OBP: 0.330, SLG: 0.346 (1, 9)										4	1	1	1	0	0	0					
<b>Barry Latman, R</b> OBP: 0.188, SLG: 0.163 (5, 1)										1	0	0	0	0	0	0					
<b>Joe Stanka, R</b> OBP: 0.333, SLG: 0.333 (8, 1)										3	1	1	1	0	1	0					
<b>Gerry Staley, R</b> OBP: 0.364, SLG: 0.222 (8, 1)										0	0	0	0	0	0	0					
<b>Inning Stats</b>	R: 0 E: 0 K: 0 S: 3	H: 0 LOB: 0 BB: 0 P: 3	R: 0 E: 0 K: 0 S: 3	H: 1 LOB: 1 BB: 1 P: 7	R: 0 E: 0 K: 0 S: 4	H: 1 LOB: 1 BB: 0 P: 4	R: 0 E: 0 K: 0 S: 4	H: 1 LOB: 1 BB: 0 P: 4	R: 11 E: 0 K: 0 S: 13	H: 10 LOB: 1 BB: 1 P: 18	R: 0 E: 0 K: 1 S: 5	H: 0 LOB: 1 BB: 1 P: 9	R: 0 E: 0 K: 1 S: 6	H: 1 LOB: 1 BB: 0 P: 6	R: 0 E: 0 K: 1 S: 5	H: 0 LOB: 1 BB: 1 P: 9	1B: 12 2B: 0 3B: 1 HR: 1	SF: 0 SAC: 0 DP: 1 HBP: 1	WP: 0 PB: 0 SB: 2 CS: 0	PA: 42	
<b>PITCHER</b>	IP	WLS	BF	H	R	ER	SO	BB	IBB	HBP	BLK	WP	HR	S	P	ERA	WHIP				
<b>Paul Foytack, R</b> ERA: 4.57	(1, 1)	4.2	L	23	8	6	6	0	0	0	0	0	0	21	29	11.57	2.143				
<b>Tom Morgan, R</b> ERA: 3.96	(5, 1)	0.0		6	5	5	5	0	0	0	1	0	0	5	6	∞	∞				
<b>Ray Narleski, R</b> ERA: 5.71	(5, 1)	2.1		9	1	0	0	2	1	0	0	0	0	12	16	0.00	0.857				
<b>Pete Burnside, L</b> ERA: 3.84	(8, 1)	1.0		4	0	0	0	1	1	0	0	0	0	5	9	0.00	1.000				


**Detroit Tigers @ Chicago White Sox**  
Comiskey Park, Chicago, IL  
Wed Sep 02 1959, 8:05 PM EDT  
Att: 43,237 - Unknown

AB	37
R	11
H	14
RBI	11
BB	4
SO	3
LOB	14



Batter	1	2	3	4	5	6	7	8	9	AB	R	H	RBI	BB	SO	LOB	TOP					
Wayne Terwilliger, R OBP: 0.358, SLG: 0.372 (1, 4)	0-0 6-3		0-0 1B			0-0 E6		0-0 6-3 1-3 2-H 2B		4	0	2	1	0	0	0	<b>Kansas City Athletics @ Detroit Tigers</b> Briggs Stadium, Detroit, MI Fri Sep 04 1959, 4:33 AM EDT Att.: 4,811 - Unknown					
Roger Maris, L OBP: 0.365, SLG: 0.474 (1, 8) (8, 9)	0-0 F7		0-0 P5			0-0 4-3		0-3 K		4	0	0	0	0	1	5						
Dick Williams, R OBP: 0.322, SLG: 0.459 (1, 3)	0-3 K		0-0 5-3			0-3 K		0-0 6-3		4	0	0	1	0	2	4						
Bob Cerv, R OBP: 0.340, SLG: 0.483 (1, 7)		0-3 K		0-0 L9		0-0 5-3		0-0 F9		4	0	0	0	0	1	2						
Ray Jablonski, R OBP: 0.281, SLG: 0.348 (1, 5)		0-0 P5		0-0 F7			0-0 P4		0-0 E5 1B	4	0	0	0	0	0	0						
Zeké Belta, R OBP: 0.295, SLG: 0.295 (1, 9)		4-0 BB		0-0 6-3			0-3 K		0-0 G6-4-3 1B	2	0	0	0	1	1	0						
Rip Coleman, L OBP: 0.080, SLG: 0.080 (8, 1)										0	0	0	0	0	0	0						
Hal Smith, R OBP: 0.368, SLG: 0.372 (8, PH)										1	0	1	0	0	0	0						
Frank House, L OBP: 0.304, SLG: 0.326 (1, 2)		0-3 K			0-0 P5		0-0 1-3		0-0 P4	4	0	0	0	0	1	3						
Joe Demaestri, R OBP: 0.310, SLG: 0.373 (1, 6)				0-0 1B 2B		0-0 G6-4-3 1B		0-0 BB 2B 1B	4	1	3	0	0	0	2							
Bud Daley, L OBP: 0.348, SLG: 0.323 (1, 1)					0-0 L8		0-0 G6-4-3		4-0 2B 6-3 BB	0	0	0	0	0	0	0						
Murry Dickson, R OBP: 0.198, SLG: 0.198 (5, PH)										1	0	0	0	0	0	1						
Jerry Lundeberg, L OBP: 0.310, SLG: 0.352 (5, 1)										1	0	0	0	0	0	1						
John Tsitouris, R OBP: 0.143, SLG: 0.143 (7, 1)										0	0	0	0	0	0	0						
Tom Sturdivant, L OBP: 0.302, SLG: 0.416 (8, 8)										0	1	0	0	1	0	0						
<b>Inning Stats</b>	R: 0 E: 0 K: 1 S: 5	H: 0 LOB: 0 BB: 0 P: 5	R: 0 E: 0 K: 2 S: 7	H: 0 LOB: 1 BB: 1 P: 11	R: 0 E: 0 K: 0 S: 5	H: 2 LOB: 2 BB: 0 P: 5	R: 0 E: 0 K: 0 S: 3	H: 0 LOB: 0 BB: 0 P: 3	R: 0 E: 0 K: 1 S: 6	H: 1 LOB: 0 BB: 0 P: 3	R: 0 E: 1 K: 1 S: 6	H: 0 LOB: 1 BB: 0 P: 6	R: 0 E: 0 K: 1 S: 5	H: 0 LOB: 0 BB: 0 P: 5	R: 2 E: 0 K: 1 S: 7	H: 2 LOB: 1 BB: 1 P: 11	R: 0 E: 1 K: 0 S: 4	H: 1 LOB: 1 BB: 0 P: 4	1B: 4 2B: 2 3B: 0 HR: 0	SF: 0 SAC: 0 DP: 2 HBP: 0	WP: 0 PB: 0 SB: 0 CS: 0	PA: 35
<b>PITCHER</b> Don Mossi, L ERA: 3.44 (1, 1)	IP: 9.0 WLS: W BF: 35 H: 6 R: 2 ER: 2 SO: 6 BB: 2 IBB: 0 HBP: 0 BLK: 0 WP: 0 HR: 0 S: 45 P: 53 ERA: 2.00 WHIP: 0.889															<b>PITCHER</b>						

AB	33
R	2
H	6
RBI	2
BB	2
SO	6
LOB	18



Batter	1	2	3	4	5	6	7	8	9	AB	R	H	RBI	BB	SO	LOB	BOTTOM	
Eddie Yost, R OBP: 0.436, SLG: 0.423 (1, 5)	0-0 HR	0-0 E6		0-0 6-3			0-0 FC5 2B			5	2	2	2	0	0	4	<b>Kansas City Athletics @ Detroit Tigers</b> Briggs Stadium, Detroit, MI Fri Sep 04 1959, 4:33 AM EDT Att.: 4,811 - Unknown	
Bobo Osborne, L OBP: 0.282, SLG: 0.287 (1, 3)	4-0 2B BB	0-0 G3			0-3 K		0-3 K	0-0 L8		4	1	0	0	1	2	3		
Harvey Kuenn, R OBP: 0.409, SLG: 0.502 (1, 9)	0-0 1B 2B		0-0 5-3		0-0 F8		0-0 WP 1B 2-H	0-0 WP 1B		5	2	3	2	0	0	0		
Al Kaline, R OBP: 0.409, SLG: 0.531 (1, 8)	0-0 G4-6-3 1B		0-0 G3 1B		4-0 BB		0-3 K	0-3 K		4	0	2	1	1	2	2		
Charlie Maxwell, L OBP: 0.362, SLG: 0.470 (1, 7)	0-0 F8		0-0 G3		0-0 P4		1-0 1B 2B HBP	0-0 WP 1B		4	1	1	0	0	0	3		
Frank Bolling, R OBP: 0.329, SLG: 0.388 (1, 4)	0-0 G4-6-3		0-0 G3			0-0 L6	0-0 2B 1B	0-0 F8		5	1	1	1	0	0	4		
Red Wilson, R OBP: 0.312, SLG: 0.445 (1, 2)		0-0 4-3		0-3 K		0-0 5-3	0-0 1B 2B			4	1	1	2	0	1	0		
Ted Lepcio, R OBP: 0.335, SLG: 0.401 (1, 6)		0-0 P4		0-0 2B		0-0 6-3	0-3 K FC5 1B			4	0	1	0	0	1	1		
Don Mossi, L OBP: 0.203, SLG: 0.262 (1, 1)		0-0 E 2B		0-3 K			0-0 2B 1B			4	1	3	1	0	1	1		
<b>Inning Stats</b>	R: 3 E: 0 K: 0 S: 5	H: 3 LOB: 0 BB: 1 P: 9	R: 0 E: 1 K: 0 S: 5	H: 1 LOB: 2 BB: 0 P: 5	R: 0 E: 0 K: 2 S: 8	H: 1 LOB: 1 BB: 0 P: 4	R: 0 E: 0 K: 2 S: 8	H: 1 LOB: 1 BB: 0 P: 8	R: 0 E: 0 K: 1 S: 5	H: 0 LOB: 1 BB: 1 P: 9	R: 6 E: 0 K: 3 S: 16	H: 6 LOB: 2 BB: 0 P: 17	R: 0 E: 0 K: 1 S: 7	H: 2 LOB: 2 BB: 0 P: 7	1B: 7 2B: 6 3B: 0 HR: 1	SF: 0 SAC: 0 DP: 1 HBP: 1		WP: 3 PB: 0 SB: 0 CS: 0
<b>PITCHER</b> Bud Daley, L ERA: 3.25 (1, 1)	IP: 0.0 WLS: L BF: 4 H: 3 R: 3 ER: 3 SO: 3 BB: 1 IBB: 0 HBP: 0 BLK: 0 WP: 0 HR: 1 S: 19 P: 19 ERA: ∞ WHIP: 0.750															<b>PITCHER</b>		
Murry Dickson, R ERA: 4.12 (1, 1)	4.0	15	3	0	0	2	0	0	0	0	0	19	19	0.00	0.750			
John Tsitouris, R ERA: 5.07 (5, 1)	2.2	17	6	6	6	4	1	0	1	0	2	0	23	28	20.25	2.625		
Tom Sturdivant, R ERA: 4.34 (7, 1)	0.1	1	0	0	0	0	0	0	0	0	0	0	1	1	0.00	0.000		
Rip Coleman, L ERA: 4.56 (8, 1)	1.0	5	2	0	0	1	0	0	0	0	1	0	7	7	0.00	2.000		



Batter	1	2	3	4	5	6	7	8	9	AB	R	H	RBI	BB	SO	LOB	TOP					
Wayne Terwilliger, R (1.4)	F7		K		K		F7		L8	5	0	0	0	0	2	1						
Russ Snyder, L (1.8)	L8			L6				K		3	0	0	0	0	1	0						
Roger Maris, L (1.9)	FC6-4 BB			HR	P5			F7		3	1	1	1	1	0	1						
Bob Cerv, R (1.7)	FC6-4			L8				HR	1B	4	1	2	0	0	0	1						
Kent Hadley, L (1.3)		F2		HR	FC3-6			HR	1B	4	2	2	3	0	0	1						
Hal Smith, R (1.5)	K			1B BB	F9			K		3	0	0	0	1	2	1						
Jerry Lumpe, L (1.6)	P5			1B	L8				BB	3	0	1	0	1	0	1						
Frank House, L (1.2)			P4	4-3			F9		K	3	0	0	0	0	0	2						
Dick Williams, R (9, PH)										1	0	0	0	0	1	1						
Johnny Kucks, R (1.1)			L8		K		6-3		L8	3	0	0	0	0	1	0						
Bob Grim, R (7.1)										0	0	0	0	0	0	0						
Ray Jablonski, R (9, PH)										1	0	0	0	0	0	1						
<b>Inning Stats</b>	R: 0 E: 0 K: 0 S: 3	H: 0 LOB: 1 BB: 1 P: 7	R: 0 E: 0 K: 1 S: 5	H: 0 LOB: 0 BB: 0 P: 5	R: 0 E: 0 K: 1 S: 5	H: 0 LOB: 0 BB: 0 P: 5	R: 2 E: 0 K: 0 S: 6	H: 3 LOB: 2 BB: 1 P: 10	R: 0 E: 0 K: 2 S: 7	H: 0 LOB: 1 BB: 0 P: 8	R: 0 E: 0 K: 0 S: 4	H: 1 LOB: 1 BB: 0 P: 4	R: 0 E: 0 K: 0 S: 3	H: 0 LOB: 0 BB: 0 P: 3	R: 2 E: 0 K: 2 S: 9	H: 2 LOB: 0 BB: 0 P: 9	R: 0 E: 0 K: 1 S: 5	H: 0 LOB: 1 BB: 1 P: 9	1B: 3 2B: 0 3B: 0 HR: 3	SF: 0 SAC: 0 DP: 0 HBP: 1	WP: 0 PB: 0 SB: 0 CS: 0	PA: 37
<b>PITCHER</b>	IP	WLS	BF	H	R	ER	SO	BB	IBB	HBP	BLK	WP	HR	S	P	ERA	WHIP					
Jim Bunning, R (1.1)	8.0	W	34	6	4	4	6	3	0	1	0	0	3	42	55	4.50	1.125					
Pete Burnside, L (9.1)	1.0	S	3	0	0	0	1	0	0	0	0	0	0	5	5	0.00	0.000					

Kansas City Athletics @ Detroit Tigers  
Briggs Stadium, Detroit, MI  
Sat Sep 05 1959, 4:33 AM EDT  
Att: 7,612 - Unknown

AB	33
R	4
H	6
RBI	4
BB	3
SO	7
LOB	10



Batter	1	2	3	4	5	6	7	8	9	AB	R	H	RBI	BB	SO	LOB	BOTTOM				
Eddie Yost, R (1.5)	5-3						HR			2	1	1	1	1	0	0					
Gail Harris, L (1.3)			G3-6-3				FC6-4			3	0	2	0	1	0	2					
Harvey Kuenn, R (1.9)	F9		1B		G6-4-3		K			4	0	1	1	0	1	4					
Al Kaline, R (1.8)	L8		1B		F3		FC6-4			4	0	1	0	0	0	3					
Charlie Maxwell, L (1.7)		G3	F7			FC1-5		SH3-4		4	1	2	0	0	0	2					
Frank Bolling, R (1.4)		6-3		FC6		FC1-5		SH3-4		2	0	1	0	1	0	0					
Red Wilson, R (1.2)				1B						3	0	0	0	0	1	3					
Neil Christley, L (6, PH)				K				F7		1	0	0	0	0	0	1					
Lou Berberet, L (9.2)										0	0	0	0	0	0	0					
Ted Lepcio, R (1.6)				1B	FC6		G6-4-3			4	2	2	2	0	0	3					
Jim Bunning, R (1.1)				1B	G3-6-3			HR		4	1	1	0	0	1	2					
Pete Burnside, R (9.1)				1B	G6-4-3			K		0	0	0	0	0	0	0					
<b>Inning Stats</b>	R: 0 E: 0 K: 0 S: 3	H: 0 LOB: 0 BB: 1 P: 7	R: 0 E: 0 K: 0 S: 3	H: 0 LOB: 0 BB: 0 P: 3	R: 2 E: 0 K: 0 S: 6	H: 4 LOB: 2 BB: 0 P: 7	R: 0 E: 0 K: 1 S: 6	H: 1 LOB: 1 BB: 0 P: 6	R: 0 E: 0 K: 0 S: 3	H: 1 LOB: 1 BB: 1 P: 7	R: 1 E: 0 K: 1 S: 7	H: 2 LOB: 1 BB: 0 P: 7	R: 2 E: 0 K: 1 S: 7	H: 2 LOB: 2 BB: 0 P: 7	R: 0 E: 0 K: 1 S: 5	H: 0 LOB: 0 BB: 0 P: 9	1B: 7 2B: 2 3B: 0 HR: 2	SF: 0 SAC: 1 DP: 4 HBP: 1	WP: 0 PB: 0 SB: 1 CS: 0	PA: 36	
<b>PITCHER</b>	IP	WLS	BF	H	R	ER	SO	BB	IBB	HBP	BLK	WP	HR	S	P	ERA	WHIP				
Johnny Kucks, R (1.1)	6.1	L	29	9	3	3	1	3	0	1	0	0	1	27	40	4.26	1.895				
Bob Grim, R (7.1)	1.2	L	7	2	2	2	2	0	0	0	0	0	1	11	11	10.80	1.200				

Kansas City Athletics @ Detroit Tigers  
Briggs Stadium, Detroit, MI  
Sat Sep 05 1959, 4:33 AM EDT  
Att: 7,612 - Unknown


AB	31
R	5
H	11
RBI	4
BB	3
SO	3
LOB	20





Batter	1	2	3	4	5	6	7	8	9	AB	R	H	RBI	BB	SO	LOB	TOP			
Russ Snyder, L (1, 8) OBP: 0.357, SLG: 0.420										5	1	3	0	0	1	0	<b>Kansas City Athletics @ Detroit Tigers</b> Briggs Stadium, Detroit, MI Sun Sep 06 1959, 4:33 AM EDT Att: 13,434 - Unknown			
Jerry Lumpe, L (1, 6) OBP: 0.310, SLG: 0.301										5	1	1	2	0	1	4				
Roger Maris, L (1, 9) OBP: 0.363, SLG: 0.475										4	0	0	0	0	2	2				
Bob Cerv, R (1, 7) OBP: 0.343, SLG: 0.491										4	1	2	2	0	0	0				
Kent Hadley, L (1, 3) OBP: 0.311, SLG: 0.447										4	0	0	0	0	1	2				
Hal Smith, R (1, 5) OBP: 0.369, SLG: 0.367										3	1	1	0	1	0	0				
Frank House, L (1, 2) OBP: 0.300, SLG: 0.322										4	1	1	0	0	0	1				
Wayne Terwilliger, R (1, 4) OBP: 0.346, SLG: 0.358										4	1	1	1	0	1	1				
Ray Herbert, R (1, 1) OBP: 0.241, SLG: 0.291										2	0	1	1	0	0	0				
Murry Dickson, R (5, 1) OBP: 0.168, SLG: 0.168										0	0	0	0	0	0	0				
Zeke Belta, R (6, PH) OBP: 0.292, SLG: 0.291										1	0	0	0	0	1	1				
Tom Sturdivant, L (6, 1) OBP: 0.053, SLG: 0.053										1	0	1	0	0	0	0				
<b>Inning Stats</b>	R: 2 E: 0 K: 1 S: 7	H: 3 LOB: 0 BB: 0 P: 7	R: 0 E: 0 K: 0 S: 3	H: 0 LOB: 0 BB: 0 P: 3	R: 0 E: 0 K: 1 S: 5	H: 0 LOB: 0 BB: 0 P: 5	R: 0 E: 0 K: 0 S: 3	H: 0 LOB: 0 BB: 0 P: 3	R: 4 E: 0 K: 1 S: 11	H: 6 LOB: 2 BB: 0 P: 11	R: 0 E: 0 K: 1 S: 5	H: 0 LOB: 0 BB: 0 P: 9	R: 0 E: 0 K: 0 S: 5	H: 0 LOB: 0 BB: 0 P: 5	R: 0 E: 0 K: 0 S: 3	H: 2 LOB: 2 BB: 0 P: 9	1B: 9 2B: 1 3B: 0 HR: 1	SF: 0 SAC: 0 DP: 0 HBP: 0	WP: 0 PB: 0 SB: 0 CS: 0	PA: 38
<b>PITCHER</b>	IP WLS BF H R ER SO BB IBB HBP BLK WP HR S P ERA WHIP																			
Frank Lary, R (1, 1) ERA: 3.42	4.0	W	19	8	6	6	2	0	0	0	0	0	1	23	23	13.50	2.000			
Pete Burnside, L (5, 1) ERA: 3.23	5.0	L	19	3	0	0	5	1	0	0	0	0	0	28	32	0.00	0.800			

AB	37
R	6
H	11
RBI	6
BB	1
SO	7
LOB	11



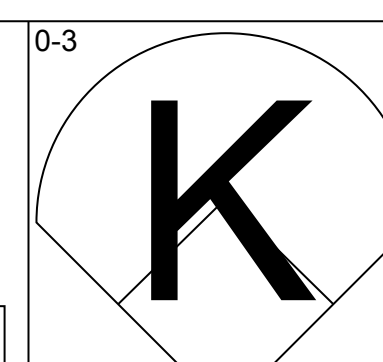
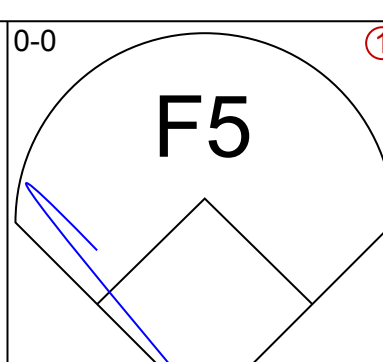
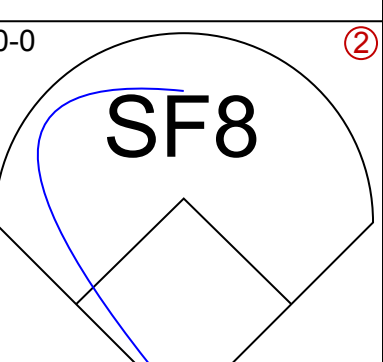
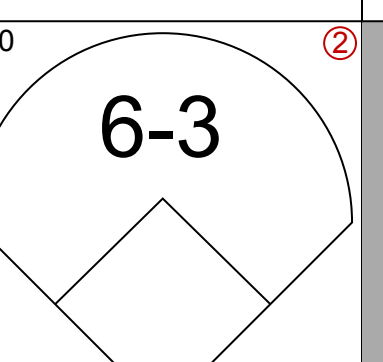
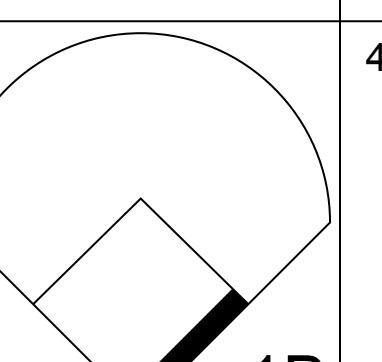

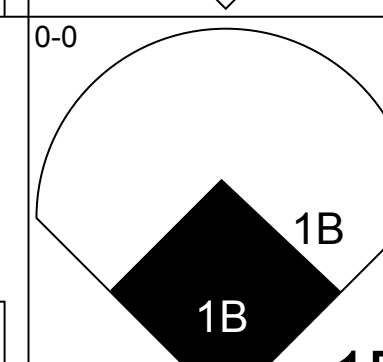
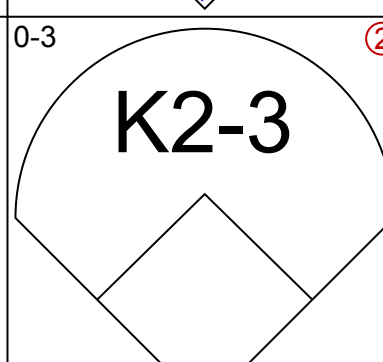
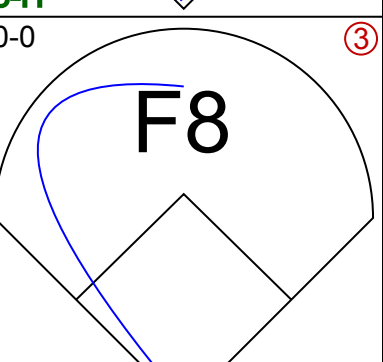
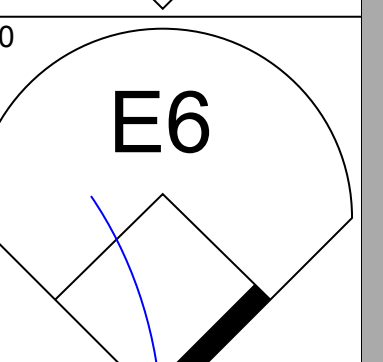
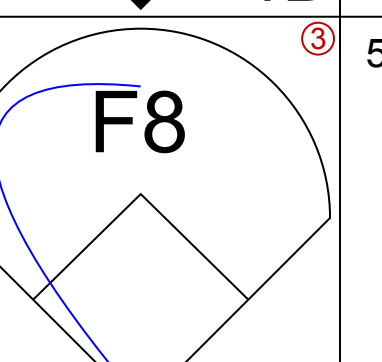
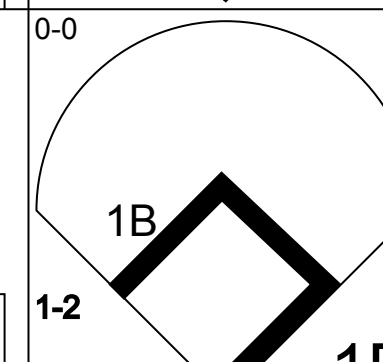
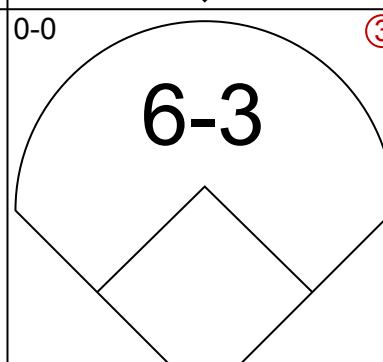
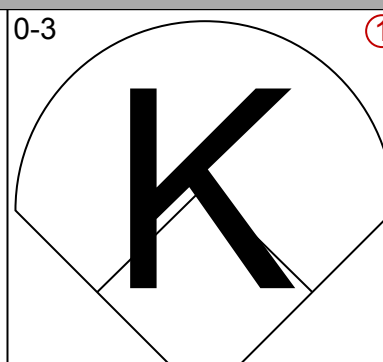
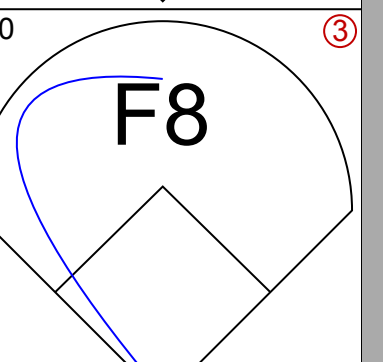
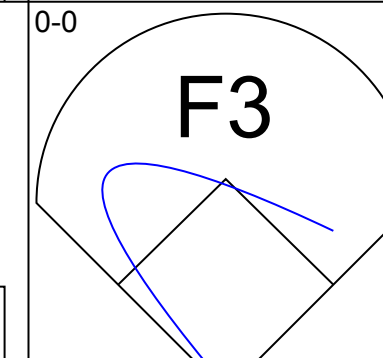
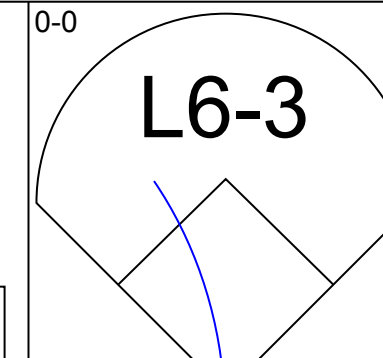
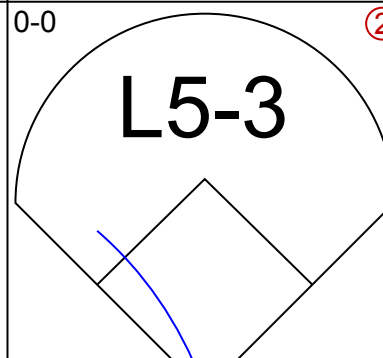
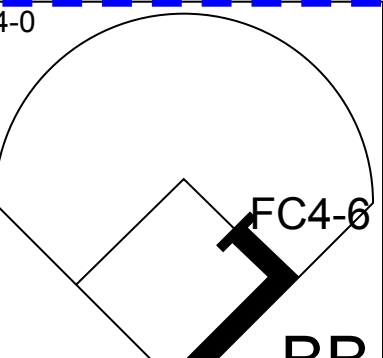

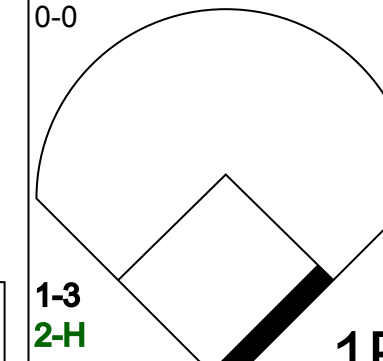
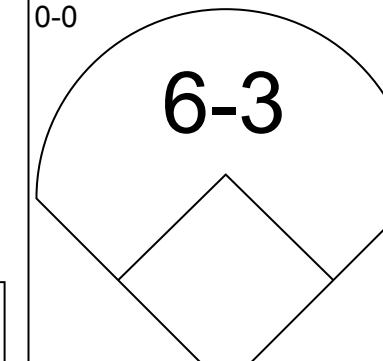
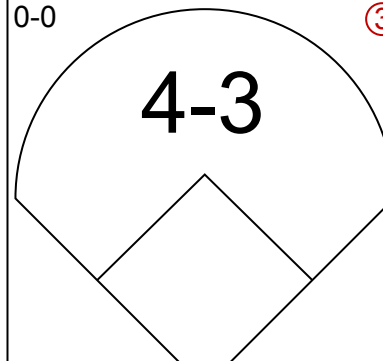
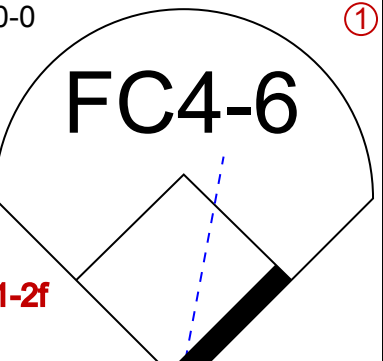
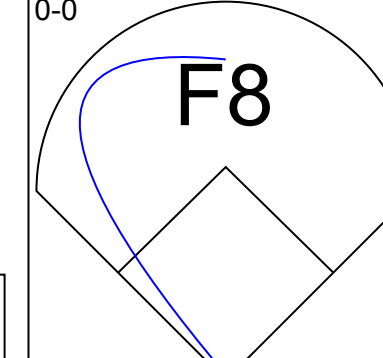
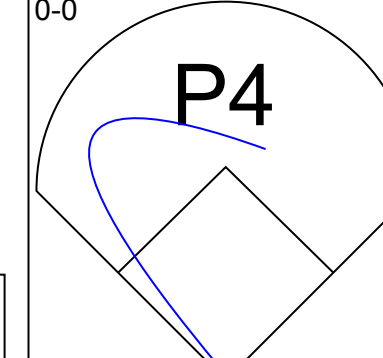
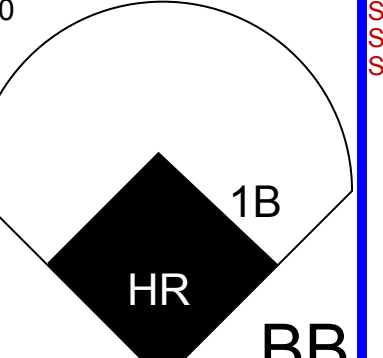
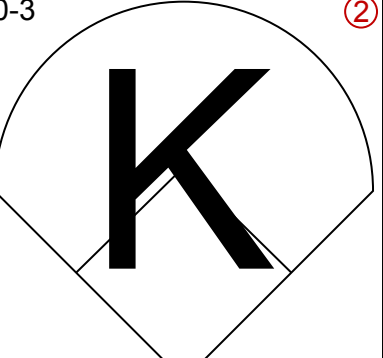
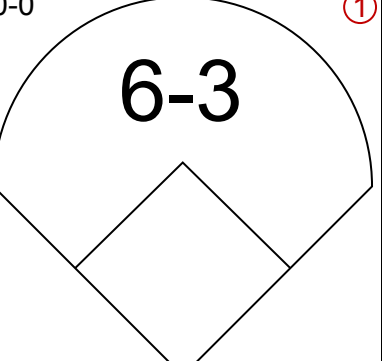
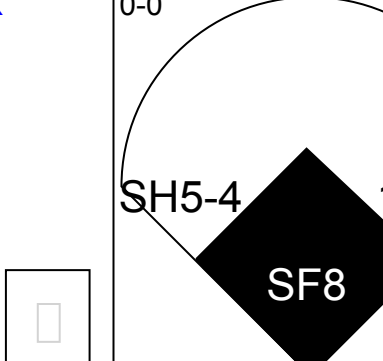
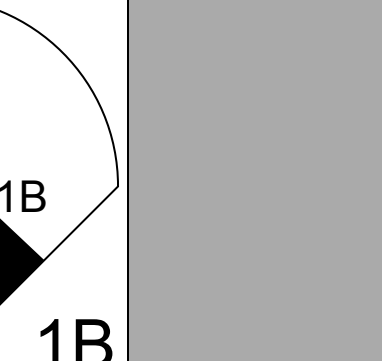
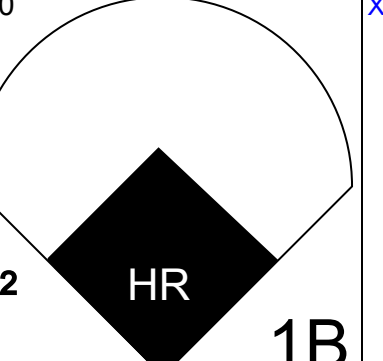
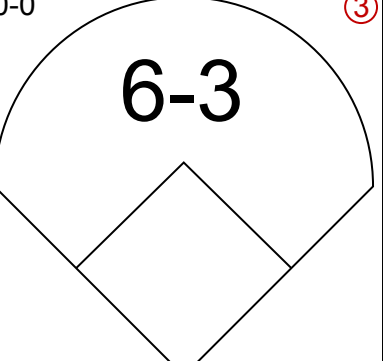
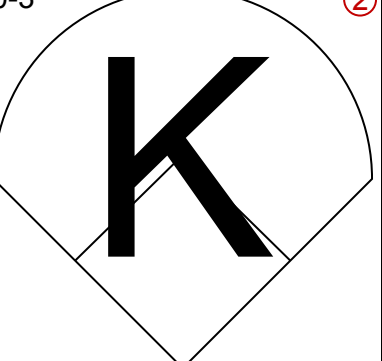
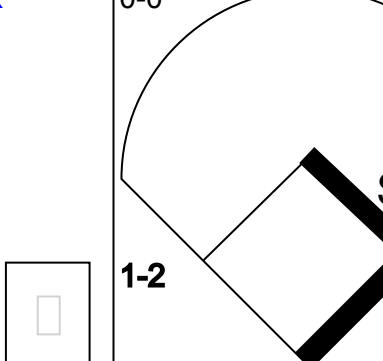
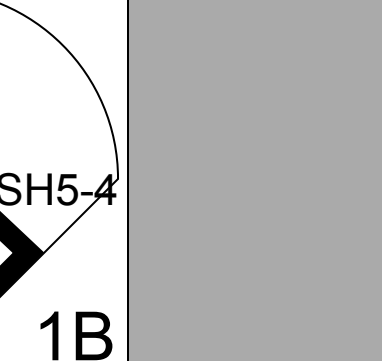
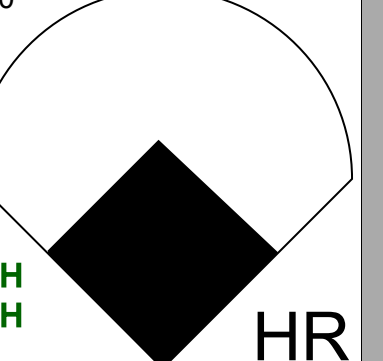
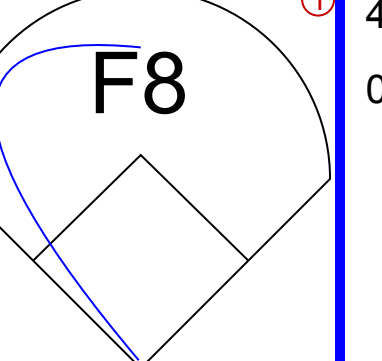
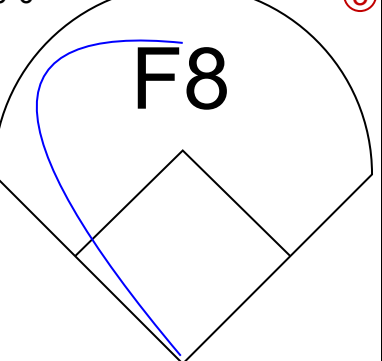
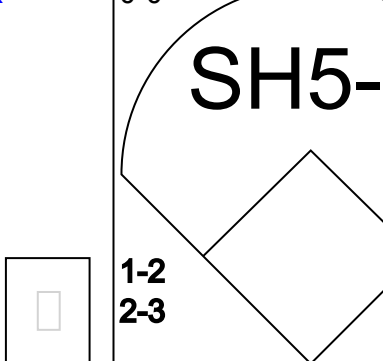
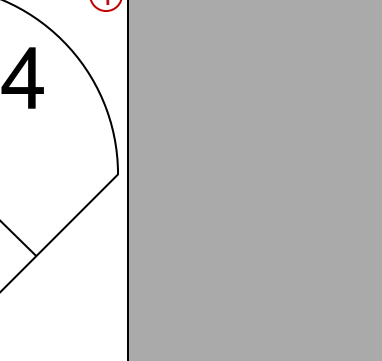
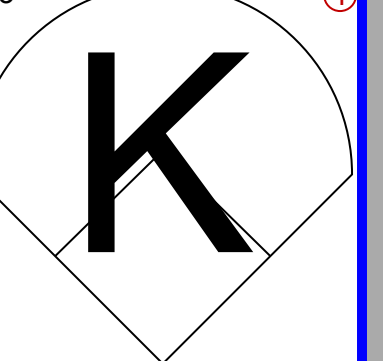
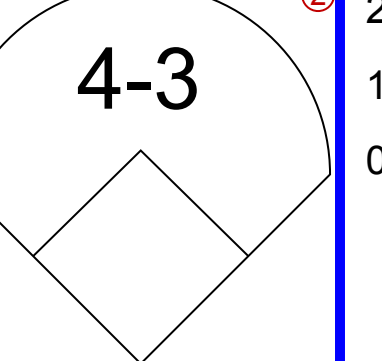
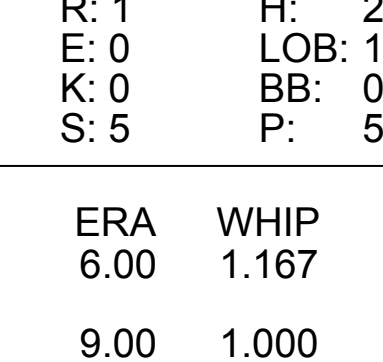
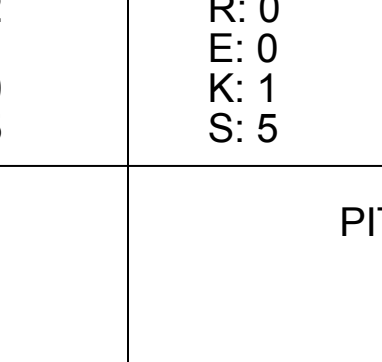
Batter	1	2	3	4	5	6	7	8	9	AB	R	H	RBI	BB	SO	LOB	BOTTOM			
Eddie Yost, R (1, 5) OBP: 0.441, SLG: 0.437										4	1	3	0	1	0	1	<b>Kansas City Athletics @ Detroit Tigers</b> Briggs Stadium, Detroit, MI Sun Sep 06 1959, 4:33 AM EDT Att: 13,434 - Unknown			
Gail Harris, L (1, 3) OBP: 0.283, SLG: 0.340										5	0	0	0	0	1	5				
Harvey Kuenn, R (1, 9) OBP: 0.407, SLG: 0.501										5	2	2	0	0	0	2				
Al Kaline, R (1, 8) OBP: 0.408, SLG: 0.532										4	1	1	3	1	0	1				
Charlie Maxwell, L (1, 7) OBP: 0.367, SLG: 0.475										4	2	3	1	1	1	0				
Frank Bolling, R (1, 4) OBP: 0.335, SLG: 0.400										4	1	3	2	0	0	1				
Red Wilson, R (1, 2) OBP: 0.307, SLG: 0.434										4	0	1	1	0	2	2				
Ted Lepcio, R (1, 6) OBP: 0.343, SLG: 0.432										4	0	2	0	0	0	3				
Frank Lary, R (1, 1) OBP: 0.167, SLG: 0.200										1	0	0	0	0	0	1				
Pete Burnside, R (5, 1) ERA: 4.1										2	0	0	0	0	1	0				
<b>Inning Stats</b>	R: 0 E: 0 K: 0 S: 2	H: 0 LOB: 1 BB: 1 P: 6	R: 2 E: 0 K: 1 S: 7	H: 2 LOB: 1 BB: 1 P: 11	R: 0 E: 0 K: 0 S: 4	H: 1 LOB: 1 BB: 0 P: 4	R: 0 E: 0 K: 0 S: 4	H: 1 LOB: 1 BB: 0 P: 4	R: 4 E: 0 K: 0 S: 9	H: 6 LOB: 2 BB: 0 P: 9	R: 0 E: 0 K: 1 S: 6	H: 1 LOB: 1 BB: 0 P: 6	R: 0 E: 0 K: 2 S: 8	H: 1 LOB: 1 BB: 0 P: 8	R: 0 E: 0 K: 1 S: 6	H: 1 LOB: 2 BB: 0 P: 6	1B: 10 2B: 3 3B: 0 HR: 2	SF: 0 SAC: 1 DP: 1 HBP: 0	WP: 1 PB: 0 SB: 0 CS: 0	PA: 41
<b>PITCHER</b>	IP WLS BF H R ER SO BB IBB HBP BLK WP HR S P ERA WHIP																			
Ray Herbert, R (1, 1) ERA: 4.79	0.1	W	3	2	0	0	0	0	0	0	0	0	0	3	3	0.00	6.000			
Murry Dickson, R (5, 1) ERA: 4.1	0.1	L	3	2	0	0	0	0	0	0	0	0	0	3	3	0.00	6.000			
Tom Sturdivant, R (6, 1) ERA: 4.3	3.0	L	15	5	1	1	4	0	1	0	0	0	1	0	22	26	3.00	1.667		

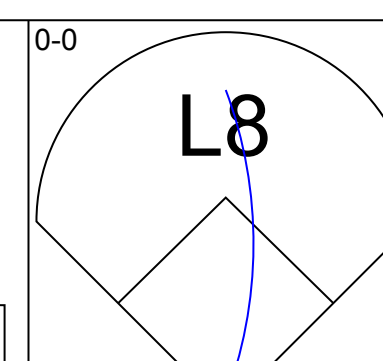
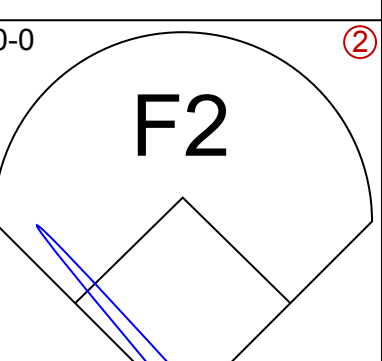
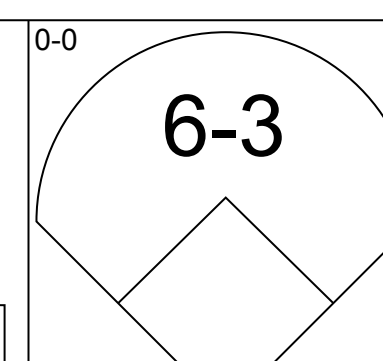
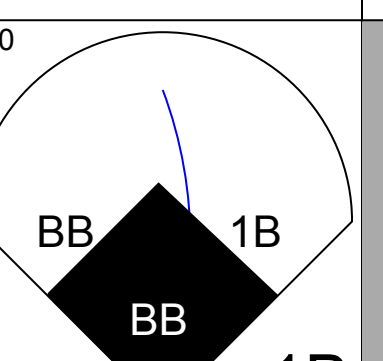

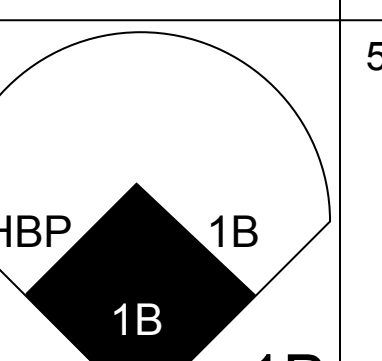

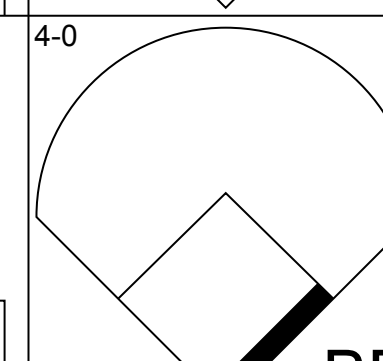
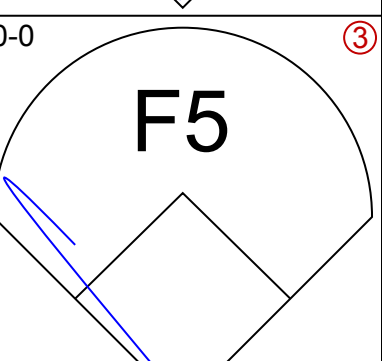
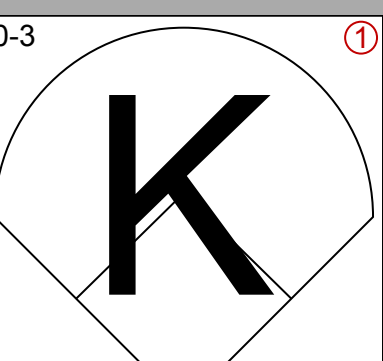
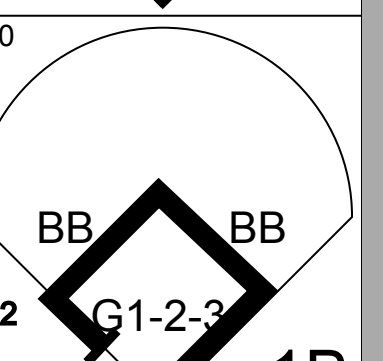

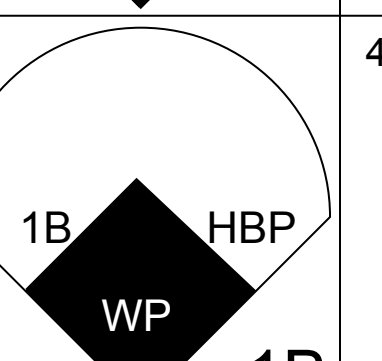
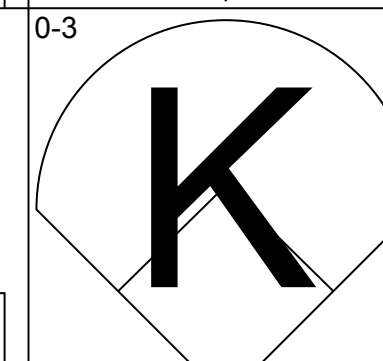
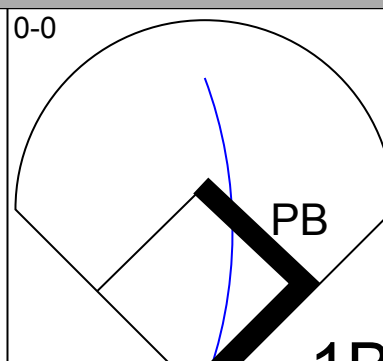

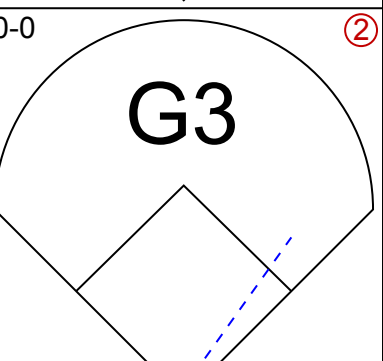
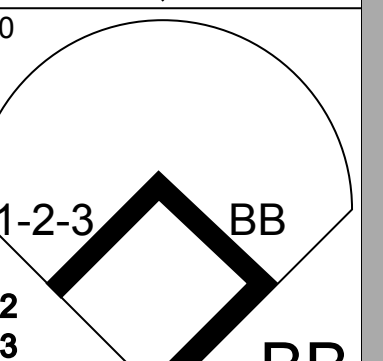

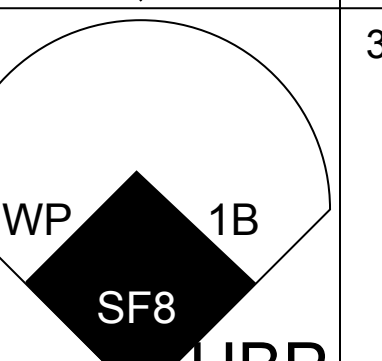
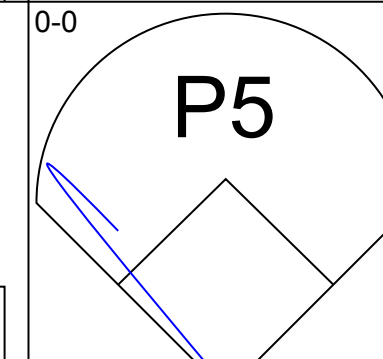
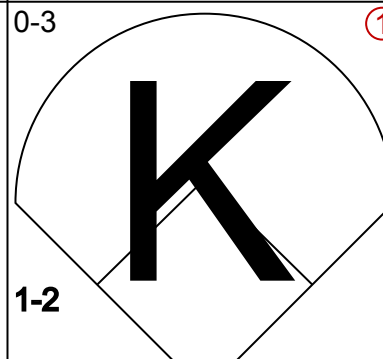
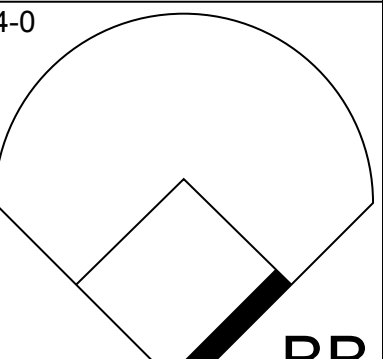
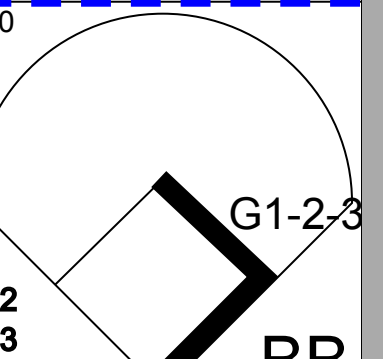

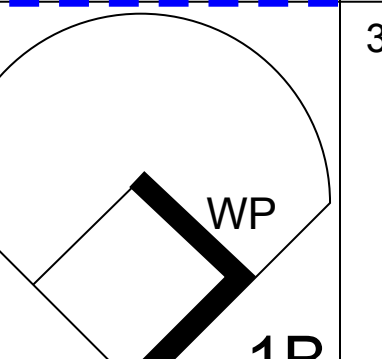
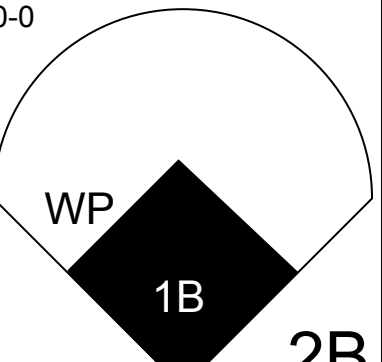
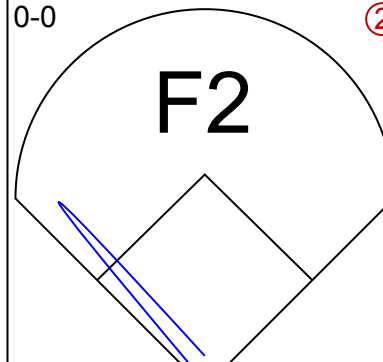
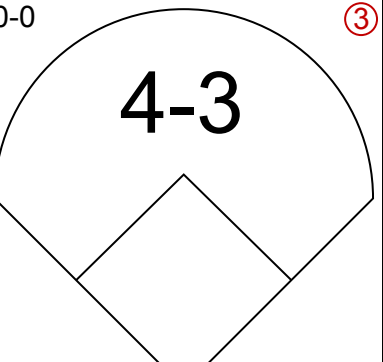
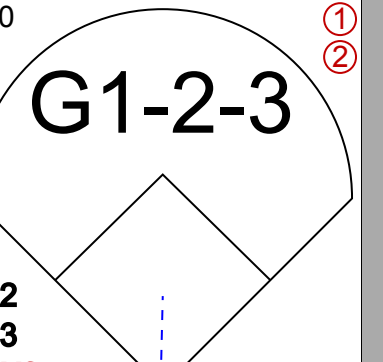


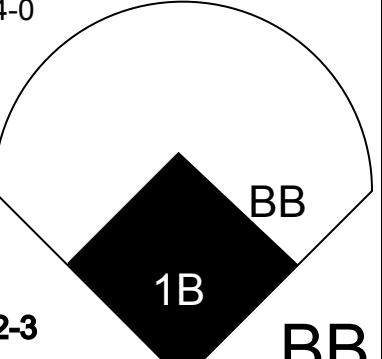
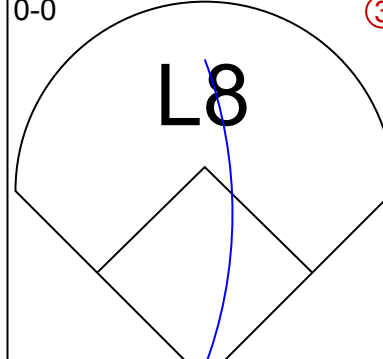

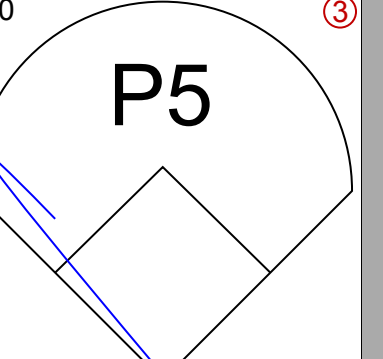

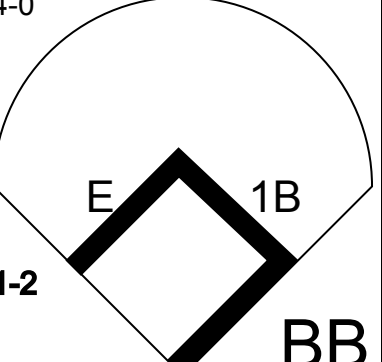
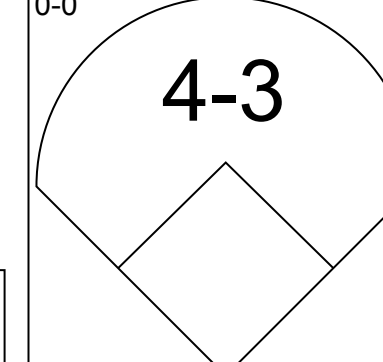
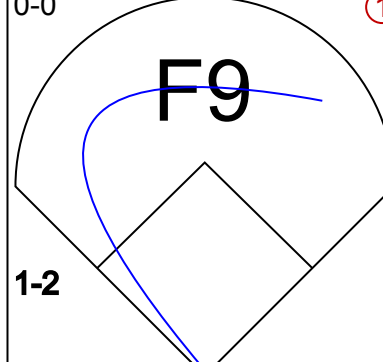
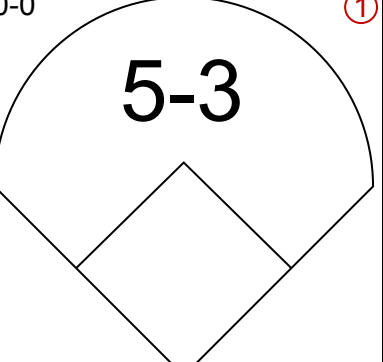
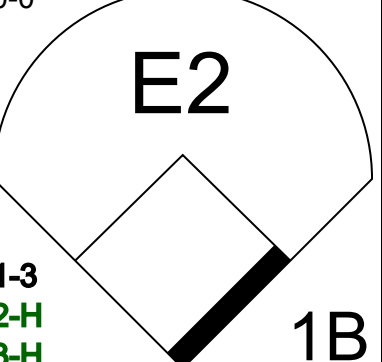

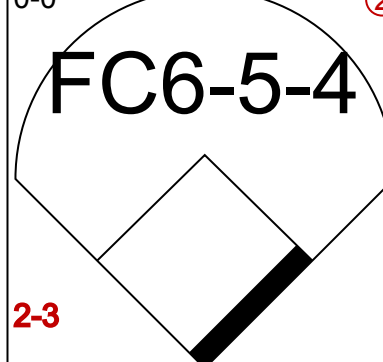
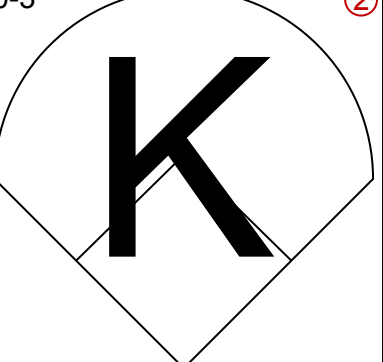
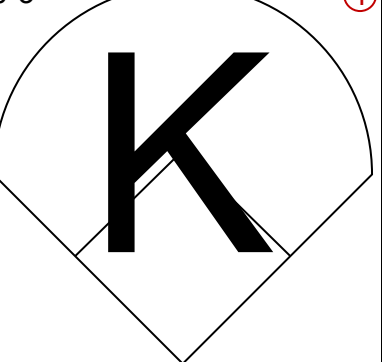
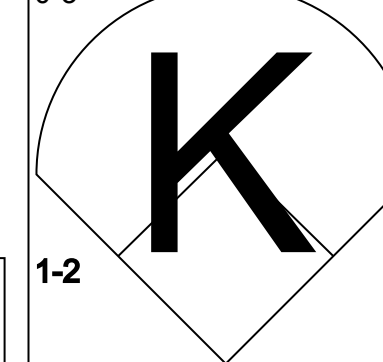
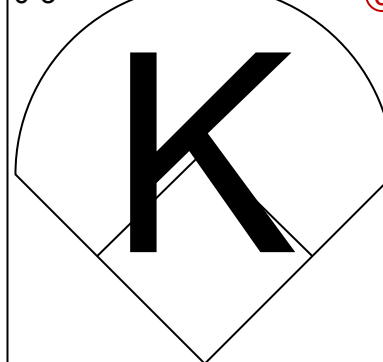
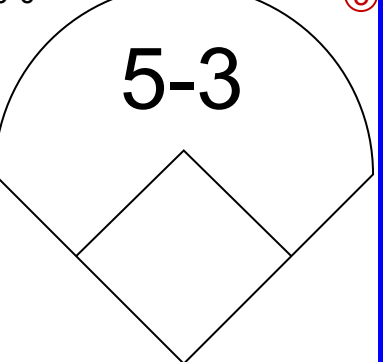
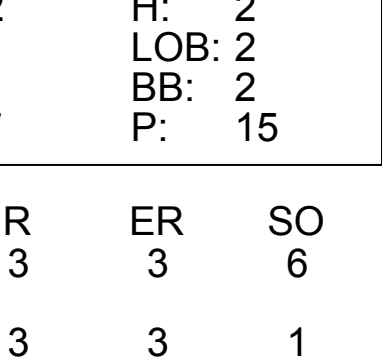
AB	37
R	7
H	15
RBI	7
BB	3
SO	5
LOB	16



Batter	1	2	3	4	5	6	7	8	9	AB	R	H	RBI	BB	SO	LOB	TOP											
<b>Eddie Yost, R</b> OBP: 0.441, SLG: 0.450 (1, 5)										5	2	2	3	0	0	4	<b>Detroit Tigers @ Cleveland Indians</b> Cleveland Municipal Stadium, Cleveland, OH Mon Sep 07 1959, 3:33 AM EDT Unknown											
<b>Gail Harris, L</b> OBP: 0.284, SLG: 0.339 (1, 3)										4	1	1	2	1	0	0												
<b>Harvey Kuenn, R</b> OBP: 0.407, SLG: 0.501 (1, 9)										4	1	1	1	1	0	0												
<b>Al Kaline, R</b> OBP: 0.408, SLG: 0.530 (1, 8)										4	0	1	0	1	0	5												
<b>Charlie Maxwell, L</b> OBP: 0.367, SLG: 0.473 (1, 7)										4	2	1	0	1	0	2												
<b>Frank Bolling, R</b> OBP: 0.338, SLG: 0.410 (1, 4)										5	3	3	3	0	0	2												
<b>Lou Berberet, L</b> OBP: 0.287, SLG: 0.383 (1, 2)										4	2	1	3	1	0	0												
<b>Ted Lepcio, R</b> OBP: 0.339, SLG: 0.421 (1, 6)										4	1	0	1	1	2	0												
<b>Paul Foytack, R</b> OBP: 0.171, SLG: 0.127 (1, 1)										3	1	2	1	0	0	0												
<b>Tom Morgan, R</b> OBP: 0.364, SLG: 0.636 (5, 1)										0	0	0	0	0	0	0												
<b>Dave Sisler, R</b> OBP: 0.286, SLG: 0.286 (6, 1)										2	1	1	0	0	1	0												
<b>Jim Bunning, R</b> OBP: 0.229, SLG: 0.244 (9, 1)										0	0	0	0	0	0	0												
<b>Inning Stats</b>	R: 1 E: 0 K: 0 S: 4	H: 1 LOB: 0 BB: 0 P: 4	R: 4 E: 0 K: 0 S: 6	H: 4 LOB: 2 BB: 3 P: 18	R: 1 E: 0 K: 0 S: 4	H: 1 LOB: 0 BB: 0 P: 4	R: 6 E: 0 K: 1 S: 9	H: 4 LOB: 0 BB: 2 P: 17	R: 0 E: 0 K: 0 S: 3	H: 0 LOB: 0 BB: 0 P: 3	R: 0 E: 0 K: 0 S: 7	H: 2 LOB: 0 BB: 0 P: 7	R: 2 E: 0 K: 1 S: 7	H: 1 LOB: 1 BB: 0 P: 4	R: 0 E: 0 K: 1 S: 5	H: 0 LOB: 0 BB: 0 P: 5	1B: 7 2B: 2 3B: 0 HR: 4	SF: 0 SAC: 0 DP: 1 HBP: 0	WP: 0 PB: 0 SB: 0 CS: 0	PA: 45								
<b>PITCHER</b>	IP	WLS	BF	H	R	ER	SO	BB	IBB	HBP	BLK	WP	HR	S	P	ERA	WHIP											
<b>Mike Garcia, R</b> ERA: 3.95	1.0		7	3	4	4	0	1	0	0	0	0	0	1	6	10	36.00	4.000										
<b>Cal McLish, R</b> ERA: 3.51	0.1		5	2	1	1	0	2	0	0	0	0	0	0	3	11	27.00	12.000										
<b>Jim Perry, R</b> ERA: 2.9	0.2		1	0	0	0	0	0	0	0	0	0	0	1	1	0.00	0.000											
<b>Al Cicotte, R</b> ERA: 5.49	2.0		13	5	7	7	1	1	1	0	0	0	2	13	21	31.50	3.000											
<b>Herb Score, L</b> ERA: 4.54	1.0		3	0	0	0	0	0	0	0	0	0	0	3	3	0.00	0.000											
<b>Don Ferrarese, L</b> ERA: 3.2	6.1		1.0	4	0	0	0	1	0	0	0	0	0	0	3	7	0.00	1.000										
<b>Gary Bell, R</b> ERA: 3.95	7.1		1.0	5	2	2	2	1	0	0	0	0	0	1	7	7	18.00	2.000										
<b>Bobby Locke, R</b> ERA: 3.34	8.1	W	7	1	0	0	1	0	0	0	0	0	0	0	9	9	0.00	0.500										

Batter	1	2	3	4	5	6	7	8	9	AB	R	H	RBI	BB	SO	LOB	BOTTOM										
<b>Jim Piersall, R</b> OBP: 0.300, SLG: 0.330 (1, 8)										5	2	3	4	1	1	2	<b>Detroit Tigers @ Cleveland Indians</b> Cleveland Municipal Stadium, Cleveland, OH Mon Sep 07 1959, 3:33 AM EDT Unknown										
<b>Minnie Minoso, R</b> OBP: 0.375, SLG: 0.460 (1, 7)										5	2	2	2	0	0	1											
<b>Tito Francona, L</b> OBP: 0.425, SLG: 0.618 (1, 3)										5	2	4	3	0	0	1											
<b>Rocky Colavito, R</b> OBP: 0.345, SLG: 0.541 (1, 9)										4	1	1	2	1	1	2											
<b>Woodie Held, R</b> OBP: 0.318, SLG: 0.477 (1, 6)										4	1	2	2	0	2	1											
<b>Vic Power, R</b> OBP: 0.340, SLG: 0.433 (1, 4)										4	2	2	0	1	0	3											
<b>George Shottland, R</b> OBP: 0.271, SLG: 0.271 (1, 1)										1	1	0	0	0	0	1											
<b>Ed Fitz Gerald, R</b> OBP: 0.306, SLG: 0.317 (1, 2)										4	1	1	1	1	0	2											
<b>Ray Webster, R</b> OBP: 0.172, SLG: 0.291 (9, PR)									0	1	0	0	0	0	0	0											
<b>Mike Garcia, R</b> OBP: 0.271, SLG: 0.271 (2, 1)									0	0	0	0	0	0	0	0											
<b>Cal McLish, R</b> OBP: 0.226, SLG: 0.226 (2, 1)									0	0	0	0	0	0	0	0											
<b>Jim Perry, R</b> OBP: 0.226, SLG: 0.226 (2, 1)									1	0	0	0	0	0	0	2											
<b>Al Cicotte, R</b> OBP: 0.316, SLG: 0.333 (3, 1)									0	0	0	0	0	0	0	0											
<b>Jim Bunning, R</b> OBP: 0.308, SLG: 0.473 (4, PR)									2	1	0	0	1	1	2												
<b>Inning Stats</b>	R: 2 E: 0 K: 1 S: 7	H: 2 LOB: 0 BB: 0 P: 7	R: 2 E: 0 K: 0 S: 5	H: 2 LOB: 1 BB: 1 P: 9	R: 0 E: 0 K: 0 S: 3	H: 1 LOB: 1 BB: 1 P: 7	R: 0 E: 0 K: 0 S: 2	H: 0 LOB: 0 BB: 1 P: 6	R: 5 E: 0 K: 1 S: 7	H: 4 LOB: 0 BB: 1 P: 11	R: 3 E: 0 K: 1 S: 8	H: 3 LOB: 1 BB: 1 P: 12	R: 0 E: 0 K: 2 S: 8	H: 1 LOB: 2 BB: 0 P: 8	R: 0 E: 0 K: 1 S: 6	H: 1 LOB: 1 BB: 0 P: 6	R: 3 E: 0 K: 0 S: 3	H: 2 LOB: 1 BB: 2 P: 11	1B: 9 2B: 4 3B: 1 HR: 3	SF: 0 SAC: 2 DP: 2 HBP: 0	WP: 0 PB: 0 SB: 0 CS: 0	PA: 46					
<b>PITCHER</b>	IP	WLS	BF	H	R	ER	SO	BB	IBB	HBP	BLK	WP	HR	S	P	ERA	WHIP										
<b>Paul Foytack, R</b> ERA: 4.79	1.1		21	7	7	7	1	4	0	0	0	0	1	7	11	45.00	5.000										
<b>Tom Morgan, R</b> ERA: 4.35	5.1		8	4	5	5	0	1	0	0	0	0	1	7	11	45.00	5.000										
<b>Dave Sisler, R</b> ERA: 4.25	6.1		14	3	2	2	4	2	0	0	0	0	0	20	28	6.00	1.667										
<b>Jim Bunning, R</b> ERA: 4.08	9.1	L	3	2	1	1	0	0	0	0	0	0	0	3	3	27.00	6.000										


Batter	1	2	3	4	5	6	7	8	9	AB	R	H	RBI	BB	SO	LOB	TOP								
<b>Eddie Yost, R</b> OBP: 0.439, SLG: 0.448 (1, 5)										4	0	1	1	0	1	1	<b>Detroit Tigers @ Cleveland Indians</b> Cleveland Municipal Stadium, Cleveland, OH Mon Sep 07 1959, 3:38 AM EDT Att: 28,041 - Unknown  <b>AB 34</b> <b>R 5</b> <b>H 8</b> <b>RBI 5</b> <b>BB 2</b> <b>SO 6</b> <b>LOB 14</b> 								
<b>Frank Bolling, R</b> OBP: 0.336, SLG: 0.408 (1, 4)										5	1	1	0	0	1	3									
<b>Harvey Kuenn, R</b> OBP: 0.406, SLG: 0.499 (1, 9)										4	0	1	0	0	1	2									
<b>Al Kaline, R</b> OBP: 0.406, SLG: 0.526 (1, 8)										3	0	0	0	1	0	2									
<b>Charlie Maxwell, L</b> OBP: 0.366, SLG: 0.471 (1, 7)										4	0	1	1	0	0	1									
<b>Gus Zernial, R</b> OBP: 0.282, SLG: 0.451 <b>Bobo Osborne, L</b> OBP: 0.261, SLG: 0.286 (7, PR) (7, 3)										2	0	0	0	1	0	2									
<b>Red Wilson, R</b> OBP: 0.310, SLG: 0.436 (1, 2)										4	2	2	0	0	0	1									
<b>Ted Lepcio, R</b> OBP: 0.343, SLG: 0.442 <b>Coot Veal, R</b> OBP: 0.260, SLG: 0.247 (9, 6)										4	1	2	3	0	1	0									
<b>Ray Narleski, R</b> OBP: 0.100, SLG: 0.200 <b>Pete Burnside, R</b> (7, 1)										0	0	0	0	0	0	0									
<b>Dave Sisler, R</b> OBP: 0.286, SLG: 0.286 (9, 1)										2	0	0	0	0	1	1									
<b>Inning Stats</b>	R: 1 E: 0 K: 1 S: 8	H: 3 LOB: 2 BB: 0 P: 8	R: 0 E: 0 K: 1 S: 5	H: 0 LOB: 0 BB: 0 P: 5	R: 0 E: 0 K: 1 S: 5	H: 0 LOB: 0 BB: 0 P: 5	R: 0 E: 0 K: 0 S: 3	H: 0 LOB: 0 BB: 0 P: 3	R: 1 E: 0 K: 0 S: 5	H: 2 LOB: 1 BB: 0 P: 5	R: 0 E: 0 K: 1 S: 5	H: 0 LOB: 0 BB: 0 P: 5	R: 3 E: 1 K: 1 S: 8	H: 2 LOB: 2 BB: 1 P: 12	R: 0 E: 0 K: 1 S: 5	H: 0 LOB: 1 BB: 1 P: 9	R: 0 E: 0 K: 0 S: 4	H: 1 LOB: 1 BB: 0 P: 4	1B: 7 2B: 0 3B: 0 HR: 1	SF: 1 SAC: 1 DP: 0 HBP: 0	WP: 0 PB: 0 SB: 0 CS: 0	PA: 38			
<b>PITCHER</b>	IP	WLS	BF	H	R	ER	SO	BB	IBB	HBP	BLK	WP	HR	S	P	ERA	WHIP								
<b>Bob Smith, L</b> ERA: 7.48 (1, 1)	6.0		25	6	4	4	4	1	0	0	0	0	0	32	36	6.00	1.167								
<b>Mudcat Grant, R</b> ERA: 4.2 (7, 1)	1.0		5	1	1	1	1	0	0	0	0	0	1	7	7	9.00	1.000								
<b>Bobby Locke, R</b> ERA: 3.3 (8, 1)	1.0		4	0	0	0	1	1	0	0	0	0	0	5	9	0.00	1.000								
<b>Mike Garcia, R</b> ERA: 3.89 (9, 1)	1.0	W	4	1	0	0	0	0	0	0	0	0	0	4	4	0.00	1.000								

Batter	1	2	3	4	5	6	7	8	9	AB	R	H	RBI	BB	SO	LOB	BOTTOM								
<b>Jim Piersall, R</b> OBP: 0.301, SLG: 0.331 (1, 8)										5	2	2	0	0	0	3	<b>Detroit Tigers @ Cleveland Indians</b> Cleveland Municipal Stadium, Cleveland, OH Mon Sep 07 1959, 3:38 AM EDT Att: 28,041 - Unknown  <b>AB 34</b> <b>R 6</b> <b>H 9</b> <b>RBI 5</b> <b>BB 6</b> <b>SO 8</b> <b>LOB 25</b> 								
<b>Minnie Minoza, R</b> OBP: 0.377, SLG: 0.461 (1, 7)										4	1	2	0	1	1	2									
<b>Tito Francona, L</b> OBP: 0.428, SLG: 0.615 (1, 3)										3	1	1	0	1	1	1									
<b>Rocky Colavito, R</b> OBP: 0.348, SLG: 0.540 (1, 9)										3	0	1	2	2	1	2									
<b>Woodie Held, R</b> OBP: 0.317, SLG: 0.476 (1, 6)										5	1	1	0	0	1	8									
<b>Vic Power, R</b> OBP: 0.341, SLG: 0.433 (1, 4)										3	1	1	1	1	0	3									
<b>George Strickland, R</b> OBP: 0.307, SLG: 0.305 (1, 5)										3	0	0	0	1	0	1									
<b>Dick Brown, R</b> OBP: 0.288, SLG: 0.386 (1, 2)										4	0	1	2	0	1	1									
<b>Bob Smith, L</b> (1, 1)										3	0	0	0	0	3	4									
<b>Mudcat Grant, R</b> OBP: 0.212, SLG: 0.255 (7, 1)										0	0	0	0	0	0	0									
<b>Bobby Locke, R</b> OBP: 0.360, SLG: 0.500 (8, 1)										0	0	0	0	0	0	0									
<b>Jim Baxes, R</b> OBP: 0.307, SLG: 0.471 (8, PH)										1	0	0	0	0	0	0									
<b>Mike Garcia, R</b> OBP: 0.071, SLG: 0.071 (9, 1)										0	0	0	0	0	0	0									
<b>Inning Stats</b>	R: 0 E: 0 K: 1 S: 5	H: 0 LOB: 1 BB: 1 P: 9	R: 2 E: 1 K: 1 S: 7	H: 2 LOB: 2 BB: 2 P: 15	R: 0 E: 0 K: 1 S: 6	H: 1 LOB: 1 BB: 0 P: 6	R: 0 E: 0 K: 1 S: 6	H: 0 LOB: 1 BB: 0 P: 6	R: 0 E: 0 K: 1 S: 5	H: 1 LOB: 2 BB: 0 P: 6	R: 1 E: 0 K: 0 S: 4	H: 2 LOB: 2 BB: 2 P: 12	R: 0 E: 0 K: 1 S: 5	H: 0 LOB: 0 BB: 0 P: 5	R: 3 E: 0 K: 1 S: 7	H: 3 LOB: 1 BB: 0 P: 8	1B: 8 2B: 1 3B: 0 HR: 0	SF: 1 SAC: 0 DP: 1 HBP: 1	WP: 3 PB: 1 SB: 0 CS: 0	PA: 42					
<b>PITCHER</b>	IP	WLS	BF	H	R	ER	SO	BB	IBB	HBP	BLK	WP	HR	S	P	ERA	WHIP								
<b>Ray Narleski, R</b> ERA: 5.63 (1, 1)	6.0		30	6	3	3	6	5	0	0	0	0	0	37	57	4.50	1.833								
<b>Pete Burnside, L</b> ERA: 3.6 (7, 1)	2.0	L	9	2	3	3	1	1	0	1	0	0	0	9	14	13.50	1.500								
<b>Dave Sisler, R</b> ERA: 4.19 (9, 1)	0.2		3	1	0	0	1	0	0	0	0	1	0	5	5	0.00	1.500								

Batter	1	2	3	4	5	6	7	8	9	AB	R	H	RBI	BB	SO	LOB	TOP										
<b>Eddie Yost, R</b> OBP: 0.437, SLG: 0.446 (1, 5)	0-0 4-3		0-0 P1		0-0 FC6-4 1B		0-3 K		0-0 G4-6-3	5	0	1	0	0	1	1											
<b>Gail Harris, L</b> OBP: 0.287, SLG: 0.339 (1, 3)	1-0 HBP			0-0 5-3 HR 1B	0-0 F4		0-3 K			3	1	1	0	0	1	1											
<b>Harvey Kuenn, R</b> OBP: 0.405, SLG: 0.497 (1, 9)	0-3 K			0-0 5-3 1-2	0-0 FC6-4 FC4		0-0 1B			4	0	1	0	0	1	3											
<b>Al Kaline, R</b> OBP: 0.405, SLG: 0.530 (1, 8)	0-0 L5-3			0-0 2H HR	0-0 FC4		0-0 L1-3			4	1	1	2	0	0	3											
<b>Charlie Maxwell, L</b> OBP: 0.366, SLG: 0.469 (1, 7)		0-3 K		0-0 F7		0-0 1B CS 1B		0-0 F7		4	0	1	0	0	1	0											
<b>Frank Bolling, R</b> OBP: 0.342, SLG: 0.410 (1, 4)	4-0 G6-4-3 BB			4-0 BB 1B		0-0 CS 1B		0-0 CS 1B		2	1	2	0	2	0	0											
<b>Red Wilson, R</b> OBP: 0.314, SLG: 0.434 (1, 2)	0-0 G6-4-3 1-2			4-0 1B BB		0-0 1-2 2-3 1B		0-0 F8		3	0	1	0	1	0	2											
<b>Ted Lepcio, R</b> OBP: 0.346, SLG: 0.443 (1, 6)			0-0 6-3		0-0 1-2 2H 1B		0-0 P4		0-0 CS	4	0	2	1	0	0	3											
<b>Coot Veal, R</b> OBP: 0.260, SLG: 0.247 (9, 6)									0-0 G4-6-3 1B	0	0	0	0	0	0	0											
<b>Jim Bunning, R</b> OBP: 0.218, SLG: 0.232 (1, 1)			0-0 P5		0-0 F8		0-3 K		0-3 K	4	0	0	0	0	2	6											
<b>Inning Stats</b>	R: 0 E: 0 K: 1 S: 5	H: 0 LOB: 1 BB: 0 P: 6	R: 0 E: 0 K: 1 S: 4	H: 0 LOB: 0 BB: 1 P: 8	R: 0 E: 0 K: 0 S: 3	H: 0 LOB: 0 BB: 0 P: 3	R: 3 E: 0 K: 0 S: 6	H: 3 LOB: 2 BB: 2 P: 14	R: 0 E: 0 K: 1 S: 4	H: 1 LOB: 1 BB: 0 P: 4	R: 0 E: 0 K: 0 S: 7	H: 3 LOB: 2 BB: 0 P: 7	R: 0 E: 0 K: 2 S: 8	H: 1 LOB: 1 BB: 0 P: 8	R: 0 E: 0 K: 0 S: 3	H: 1 LOB: 0 BB: 0 P: 3	R: 0 E: 0 K: 1 S: 5	H: 1 LOB: 0 BB: 0 P: 5	1B: 9 2B: 0 3B: 0 HR: 1	SF: 0 SAC: 0 DP: 2 HBP: 1	WP: 0 PB: 0 SB: 0 CS: 3	PA: 38					
<b>PITCHER</b>	IP	WLS	BF	H	R	ER	SO	BB	IBB	HBP	BLK	WP	HR	S	P	ERA	WHIP										
<b>Frank Sullivan, R</b> ERA: 3.91 (1, 1)	8.0	L	34	9	3	3	5	3	0	1	0	0	1	40	53	3.38	1.500										
<b>Nelson Chittum, R</b> ERA: 1.45 (9, 1)	1.0		3	1	0	0	1	0	0	0	0	0	0	5	5	0.00	1.000										

**Detroit Tigers @ Boston Red Sox**  
Fenway Park, Boston, MA  
Wed Sep 09 1959, 7:05 PM EDT  
Att: 13,406 - Unknown


AB	33
R	3
H	10
RBI	3
BB	3
SO	6
LOB	19



Batter	1	2	3	4	5	6	7	8	9	AB	R	H	RBI	BB	SO	LOB	BOTTOM										
<b>Pumpsie Green, S</b> OBP: 0.374, SLG: 0.344 (1, 4)	0-0 F7		0-0 F7			4-0 BB		1-0 HBP		2	0	0	0	1	0	0											
<b>Marty Keough, L</b> OBP: 0.314, SLG: 0.427 (1, 8)	0-0 HR			4-0 BB		0-0 F9		0-0 L8		3	1	1	1	1	0	3											
<b>Pete Runnels, L</b> OBP: 0.418, SLG: 0.430 (1, 3)	0-0 6-3			0-3 K		0-0 F7		0-0 6-3		4	0	0	0	0	1	4											
<b>Gene Stephens, L</b> OBP: 0.337, SLG: 0.364 (1, 7)	0-3 K			0-0 P6		0-0 1-3			0-0 L8	4	0	0	0	0	1	2											
<b>Jackie Jensen, R</b> OBP: 0.371, SLG: 0.499 (1, 9)		0-3 K		0-0 F5			0-0 P6		4-0 S BB BB	3	0	0	0	1	1	1											
<b>Frank Malzone, R</b> OBP: 0.325, SLG: 0.438 (1, 5)		0-0 5-3			0-0 4-3 1B		0-0 F2		4-0 S BB	3	0	1	0	1	0	0											
<b>Sammy White, R</b> OBP: 0.342, SLG: 0.362 (1, 2)		0-3 K			0-0 4-3 1-2		0-0 F7		0-3 K	4	0	0	0	0	2	3											
<b>Don Buddin, R</b> OBP: 0.352, SLG: 0.333 (1, 6)			0-3 K						0-3 K	2	0	0	0	0	2	1											
<b>Dick Gemert, R</b> OBP: 0.263, SLG: 0.432 (8, PH)										1	0	1	0	0	0	0											
<b>Tom Brewer, R</b> OBP: 0.134, SLG: 0.167 (8, FR)										0	0	0	0	0	0	0											
<b>Nelson Chittum, R</b> OBP: 0.333, SLG: 0.667 (9, PH)										0	0	0	0	0	0	0											
<b>Jim Busby, R</b> OBP: 0.269, SLG: 0.337 (9, PH)										1	0	0	0	0	1	2											
<b>Frank Sullivan, R</b> OBP: 0.207, SLG: 0.214 (1, 1)									0-3 K	2	0	0	0	0	0	1											
<b>Vic Wertz, L</b> OBP: 0.331, SLG: 0.402 (8, PH)										1	0	0	0	0	1	1											
<b>Jim Mahoney, R</b> OBP: 0.105, SLG: 0.056 (9, 6)										0	0	0	0	0	0	0											
<b>Inning Stats</b>	R: 1 E: 0 K: 1 S: 6	H: 1 LOB: 0 BB: 0 P: 6	R: 0 E: 0 K: 2 S: 7	H: 0 LOB: 0 BB: 0 P: 7	R: 0 E: 0 K: 1 S: 5	H: 0 LOB: 0 BB: 0 P: 5	R: 0 E: 0 K: 1 S: 5	H: 0 LOB: 1 BB: 1 P: 9	R: 0 E: 0 K: 1 S: 6	H: 1 LOB: 1 BB: 0 P: 6	R: 0 E: 0 K: 0 S: 3	H: 0 LOB: 1 BB: 1 P: 7	R: 0 E: 0 K: 0 S: 3	H: 0 LOB: 0 BB: 0 P: 3	R: 0 E: 0 K: 1 S: 6	H: 1 LOB: 2 BB: 0 P: 7	R: 0 E: 0 K: 2 S: 7	H: 0 LOB: 2 BB: 2 P: 15	1B: 2 2B: 0 3B: 0 HR: 1	SF: 0 SAC: 0 DP: 0 HBP: 1	WP: 0 PB: 0 SB: 2 CS: 0	PA: 35					
<b>PITCHER</b>	IP	WLS	BF	H	R	ER	SO	BB	IBB	HBP	BLK	WP	HR	S	P	ERA	WHIP										
<b>Jim Bunning, R</b> ERA: 3.96 (1, 1)	9.0	W	35	3	1	1	9	4	0	1	0	0	1	48	65	1.00	0.778										

**Detroit Tigers @ Boston Red Sox**  
Fenway Park, Boston, MA  
Wed Sep 09 1959, 7:05 PM EDT  
Att: 13,406 - Unknown

AB	30
R	1
H	3
RBI	1
BB	4
SO	9
LOB	18



Batter	1	2	3	4	5	6	7	8	9	AB	R	H	RBI	BB	SO	LOB	TOP			
<b>Eddie Yost, R</b> OBP: 0.435, SLG: 0.443 (1, 5) X	0-0 1-3		0-0 1B		0-0 5-3	0-0 FC5-4			0-0 F5	5	0	1	0	0	0	1				
<b>Gail Harris, L</b> OBP: 0.290, SLG: 0.341 (1, 3) X	0-0 FC5-4 1B		0-3 K		0-0 BB 1B				0-0 F9	4	1	2	0	0	1	2				
<b>Harvey Kuenn, R</b> OBP: 0.406, SLG: 0.497 (1, 9) X	0-0 FC5-4 1-2		0-0 1B		0-0 BB 1B				0-0 L6	4	1	2	1	0	0	1				
<b>Al Kaline, R</b> OBP: 0.404, SLG: 0.527 (1, 8) X	0-3 K		0-3 K		4-0 1B BB				0-0 L6-3	3	0	0	0	1	2	3				
<b>Charlie Maxwell, L</b> OBP: 0.365, SLG: 0.468 (1, 7) X		0-0 F3	0-0 F7		0-0 1B				0-0 G3	4	0	1	2	0	0	2				
<b>Frank Bolling, R</b> OBP: 0.341, SLG: 0.409 (1, 4) X		0-0 G3 1B		0-0 E6 G6-4-3		0-0 F9			0-0 F9	4	0	1	0	0	0	2				
<b>Red Wilson, R</b> OBP: 0.308, SLG: 0.426 (1, 2) X		0-0 G3 1-2		0-0 G6-4-3 1-2		0-0 4-3			0-0 F9	4	0	0	0	0	0	2				
<b>Ted Lepcio, R</b> OBP: 0.344, SLG: 0.435 (1, 6) X		0-3 K		0-0 6-3		4-0 FC5-4 BB			0-0 F9	3	0	0	0	1	1					
<b>Frank Lary, R</b> OBP: 0.167, SLG: 0.200 (3, PH)			4-0 1B		0-0 5-3				0-3 K	0	0	0	0	0	0	0				
<b>Johnny Crook, R</b> OBP: 0.316, SLG: 0.396 (3, PH)										0	1	0	0	1	0	0				
<b>Dave Sisler, R</b> OBP: 0.286, SLG: 0.286 (5, PH)										0	0	0	0	0	0	0				
<b>Rocky Edge, R</b> OBP: 0.286, SLG: 0.350 (5, PH)										0	0	0	0	0	0	0				
<b>Jim Stump, R</b> OBP: 0.224, SLG: 0.340 (5, PH)										0	0	0	0	0	0	1				
<b>Neil Christley, L</b> OBP: 0.246, SLG: 0.436 (5, PH)										0	0	0	0	0	0	0				
<b>Tom Morgan, R</b> OBP: 0.266, SLG: 0.436 (5, PH)										0	0	0	0	0	0	0				
<b>Gus Zernial, R</b> OBP: 0.266, SLG: 0.447 (5, PH)										1	0	0	0	0	0	0				
<b>Inning Stats</b>	R: 0 E: 0 K: 1 S: 6	H: 1 LOB: 1 BB: 0 P: 6	R: 0 E: 0 K: 1 S: 6	H: 1 LOB: 1 BB: 0 P: 6	R: 1 E: 0 K: 2 S: 9	H: 2 LOB: 2 BB: 1 P: 13	R: 0 E: 1 K: 0 S: 3	H: 0 LOB: 0 BB: 0 P: 3	R: 2 E: 0 K: 0 S: 6	H: 3 LOB: 2 BB: 1 P: 10	R: 0 E: 0 K: 0 S: 3	H: 0 LOB: 0 BB: 0 P: 7	R: 0 E: 0 K: 0 S: 3	H: 0 LOB: 0 BB: 0 P: 3	R: 0 E: 0 K: 1 S: 5	H: 0 LOB: 0 BB: 0 P: 5	1B: 7 2B: 0 3B: 0 HR: 0	SF: 0 SAC: 0 DP: 1 HBP: 0	WP: 0 PB: 0 SB: 0 CS: 0	PA: 37
<b>PITCHER</b>	IP	WLS	BF	H	R	ER	SO	BB	IBB	HBP	BLK	WP	HR	S	P	ERA	WHIP			
<b>Bill Monbouquette, R</b> ERA: 4.2 (1, 1)	9.0	W	37	7	3	3	5	3	0	0	0	0	0	44	56	3.00	1.111			

**Detroit Tigers @ Boston Red Sox**  
Fenway Park, Boston, MA  
Thu Sep 10 1959, 7:05 PM EDT  
Att: 3,294 - Unknown

AB 34  
R 3  
H 7  
RBI 3  
BB 3  
SO 5  
LOB 15



Batter	1	2	3	4	5	6	7	8	9	AB	R	H	RBI	BB	SO	LOB	BOTTOM			
<b>Pumpsie Green, S</b> OBP: 0.381, SLG: 0.363 (1, 4) X	0-0 6-3			0-0 4-3 3B		0-0 F7		4-0 BB		4	2	2	1	1	0	0				
<b>Marty Keough, L</b> OBP: 0.316, SLG: 0.421 (1, 8) X	4-0 2B BB	4-0 1B BB		0-0 FC1 4-3 2B		0-0 4-3		0-0 F7		3	2	0	0	2	0	2				
<b>Pete Runnels, L</b> OBP: 0.418, SLG: 0.431 (1, 3) X	0-0 2B 1-2		0-0 1B	0-0 4-3		0-3 K				4	1	2	3	0	1	1				
<b>Gene Stephens, L</b> OBP: 0.344, SLG: 0.379 (1, 7) X	0-0 2B 1-2 2H	0-0 F3		0-0 1B 2B						4	0	3	3	0	0	2				
<b>Jackie Jensen, R</b> OBP: 0.370, SLG: 0.496 (1, 9) X	0-0 F7		0-0 P5	0-0 1B BB		0-3 K				3	0	0	0	1	1	2				
<b>Frank Malzone, R</b> OBP: 0.327, SLG: 0.438 (1, 5) X	0-0 6-3		4-0 PO BB	0-0 1B		0-0 P4				3	0	1	0	1	0	2				
<b>Sammy White, R</b> OBP: 0.338, SLG: 0.358 (1, 2) X		0-0 4-3	0-0 F4		0-0 5-3					4	0	0	0	0	0	2				
<b>Don Buddin, R</b> OBP: 0.353, SLG: 0.333 (1, 6) X		4-0 BB 1B BB	0-0 PO	0-0 3B 1B		0-0 F7		0-0 P4		3	2	1	0	1	0	0				
<b>Bill Monbouquette, R</b> OBP: 0.098, SLG: 0.075 (1, 1) X		0-3 K		0-3 K		0-0 4-3		0-3 K		4	0	0	0	0	3	2				
<b>Inning Stats</b>	R: 2 E: 0 K: 0 S: 5	H: 2 LOB: 1 BB: 1 P: 9	R: 2 E: 0 K: 1 S: 7	H: 2 LOB: 2 BB: 2 P: 15	R: 0 E: 0 K: 0 S: 2	H: 0 LOB: 0 BB: 1 P: 6	R: 3 E: 0 K: 1 S: 9	H: 4 LOB: 2 BB: 1 P: 13	R: 0 E: 0 K: 0 S: 3	H: 0 LOB: 0 BB: 0 P: 3	R: 0 E: 0 K: 1 S: 5	H: 0 LOB: 0 BB: 0 P: 5	R: 0 E: 0 K: 1 S: 6	H: 1 LOB: 1 BB: 0 P: 6	R: 0 E: 0 K: 1 S: 5	H: 0 LOB: 1 BB: 1 P: 9	1B: 6 2B: 2 3B: 1 HR: 0	SF: 0 SAC: 0 DP: 0 HBP: 0	WP: 0 PB: 0 SB: 0 CS: 0	PA: 39
<b>PITCHER</b>	IP	WLS	BF	H	R	ER	SO	BB	IBB	HBP	BLK	WP	HR	S	P	ERA	WHIP			
<b>Frank Lary, R</b> ERA: 3.55 (3, 1)	2.0	L	13	4	4	4	1	3	0	0	0	0	0	12	24	18.00	3.500			
<b>Dave Sisler, R</b> ERA: 4.53 (5, 1)	2.0		11	4	3	3	1	2	0	0	0	0	0	11	19	13.50	3.000			
<b>Jim Stump, R</b> ERA: 2.57 (6, 1)	1.0		3	0	0	0	0	0	0	0	0	0	0	3	3	0.00	0.000			
<b>Tom Morgan, R</b> ERA: 4.2 (6, 1)	3.0		11	1	0	0	3	1	0	0	0	0	0	16	20	0.00	0.667			

**Detroit Tigers @ Boston Red Sox**  
Fenway Park, Boston, MA  
Thu Sep 10 1959, 7:05 PM EDT  
Att: 3,294 - Unknown

AB 32  
R 7  
H 9  
RBI 7  
BB 6  
SO 5  
LOB 13



Batter	1	2	3	4	5	6	7	8	9	AB	R	H	RBI	BB	SO	LOB	TOP
<b>Eddie Yost, R</b> OBP: 0.436, SLG: 0.444 (1, 5)	4-0 FC4-6 BB		0-0 F4		0-0 F9		0-0 1B		0-0 1B	4	0	2	0	1	0	0	<b>Detroit Tigers @ New York Yankees</b> Yankee Stadium, Bronx, NY Fri Sep 11 1959, 3:33 AM EDT Att: 6,042 - Sunny - 73 F
<b>Gail Harris, L</b> OBP: 0.294, SLG: 0.345 (1, 3)	0-3 K		0-0 1B		0-0 1B		0-0 F9		0-0 1B	5	0	3	0	0	1	2	
<b>Harvey Kuenn, R</b> OBP: 0.402, SLG: 0.492 (1, 9)	0-0 FC4-6 FC6-4 1-2		0-0 G3		0-0 E4		0-0 1-3		0-0 F8	5	0	0	0	0	0	6	
<b>Al Kaline, R</b> OBP: 0.401, SLG: 0.522 <b>Johnny Groth, R</b> OBP: 0.313, SLG: 0.391 (1, 8) (8, 8)	0-0 FC6-4 1-2		0-0 L8		0-0 L1-4-3				0-0 L6-3	4	0	0	0	0	0	4	
<b>Charlie Maxwell, L</b> OBP: 0.366, SLG: 0.480 (1, 7)		0-3 K		0-0 4-3		0-0 HR		0-0 HR		4	2	2	2	0	1	0	
<b>Frank Bolling, R</b> OBP: 0.343, SLG: 0.410 (1, 4)		0-0 2B		0-0 1B		0-0 F6		0-3 K		4	1	2	0	0	1	0	
<b>Red Wilson, R</b> OBP: 0.311, SLG: 0.429 (1, 2)		0-0 6-3 1-H		0-0 F8		0-0 1-3		4-0 FC6-4 BB		3	0	1	1	1	0	1	
<b>Ted Lepcio, R</b> OBP: 0.337, SLG: 0.425 (1, 6)		0-0 6-3		0-3 K		0-0 F7		0-0 FC6-4 1-2		4	0	0	0	0	1	3	
<b>Paul Foytack, R</b> OBP: 0.169, SLG: 0.125 <b>Steve Demeter, R</b> OBP: 0.143, SLG: 0.286 <b>Pete Burnside, R</b> OBP: 0.222, SLG: 0.337 <b>Neil Christley, L</b> OBP: 0.292, SLG: 0.337 <b>Bob Smith, R</b> OBP: 0.291, SLG: 0.294 (1, 1) (5, PH) (5, 1) (7, PH) (7, 1) (8, PH)		0-3 K		0-0 F3		0-3 K		0-0 F6		1	0	0	0	0	1	1	
<b>Inning Stats</b>	R: 0 E: 0 K: 1 S: 5	H: 0 LOB: 1 BB: 1 P: 9	R: 1 E: 0 K: 2 S: 9	H: 2 LOB: 1 BB: 0 P: 9	R: 0 E: 0 K: 0 S: 4	H: 1 LOB: 1 BB: 0 P: 4	R: 0 E: 0 K: 1 S: 6	H: 1 LOB: 2 BB: 0 P: 6	R: 0 E: 1 K: 0 S: 4	H: 1 LOB: 0 BB: 0 P: 4	R: 0 E: 0 K: 1 S: 6	H: 1 LOB: 1 BB: 1 P: 10	R: 1 E: 0 K: 1 S: 7	H: 2 LOB: 2 BB: 0 P: 7	1B: 7 2B: 1 3B: 0 HR: 2	SF: 0 SAC: 0 DP: 0 HBP: 0	
<b>PITCHER</b> <b>Jim Coates, R</b> ERA: 3.31 (1, 1)	IP: 9.0 WLS: W BF: 40 H: 10 R: 3 ER: 3 SO: 7 BB: 2 IBB: 0 HBP: 0 BLK: 0 WP: 0 HR: 2 S: 52 P: 60 ERA: 3.00 WHIP: 1.333															<b>PITCHER</b> <b>Jim Coates, R</b> ERA: 3.31 (1, 1)	IP: 9.0 WLS: W BF: 40 H: 10 R: 3 ER: 3 SO: 7 BB: 2 IBB: 0 HBP: 0 BLK: 0 WP: 0 HR: 2 S: 52 P: 60 ERA: 3.00 WHIP: 1.333

Batter	1	2	3	4	5	6	7	8	9	AB	R	H	RBI	BB	SO	LOB	BOTTOM		
<b>Bobby Richardson, R</b> OBP: 0.326, SLG: 0.364 (1, 4)	0-0 SF8 1B		0-0 6-3		0-0 1-H HR		0-0 FC4-6 1B		0-0 1-2 2-H 1B	5	2	4	4	0	0	0	<b>Detroit Tigers @ New York Yankees</b> Yankee Stadium, Bronx, NY Fri Sep 11 1959, 3:33 AM EDT Att: 6,042 - Sunny - 73 F		
<b>Tony Kubek, L</b> OBP: 0.325, SLG: 0.406 (1, 6)	0-0 E3 1B		0-0 L8		4-0 1B BB		0-0 FC4-6 1B		0-3 K	4	1	0	0	1	1	4			
<b>Mickey Mantle, S</b> OBP: 0.398, SLG: 0.519 (1, 8)	4-0 1B IBB		4-0 1B BB		0-0 L8		0-0 1B		0-0 6-3	3	1	1	0	2	0	1			
<b>Yogi Berra, L</b> OBP: 0.349, SLG: 0.475 (1, 2)	0-0 F3		0-0 2B FC4-2 1B		0-3 K		0-3 K		0-3 K	5	0	1	0	0	3	6			
<b>Hector Lopez, R</b> OBP: 0.339, SLG: 0.477 (1, 7)	0-0 SF8		0-0 FC4-2 1B 2B		0-0 L8		0-0 E4 SH1-4 1B		0-3 K	4	2	1	2	0	1	0			
<b>Mary Thronberry, L</b> OBP: 0.309, SLG: 0.374 (1, 3)	0-0 3-H 1B		0-0 FC4-2 1B		0-0 F3		0-0 SH1-4			3	0	1	1	0	0	2			
<b>Hank Bauer, R</b> OBP: 0.309, SLG: 0.387 <b>Norm Siebern, L</b> OBP: 0.344, SLG: 0.414 <b>Ken Hunt, R</b> (1, 9) (3, PH) (4, 9)	0-3 K		0-0 FC4-2 1B		0-3 K		0-0 K		0-0 L8	1	0	0	0	0	1	2			
<b>Gil McDougald, R</b> OBP: 0.307, SLG: 0.355 (1, 5)		0-0 4-3		0-0 HR 1B		0-0 1B 3B		0-0 2-H 1B 1B		4	3	3	1	0	0	0			
<b>Jim Coates, R</b> OBP: 0.158, SLG: 0.111 (1, 1)		0-3 K		0-3 K		0-3 K		0-0 1B		4	0	1	0	0	3	2			
<b>Inning Stats</b>	R: 2 E: 1 K: 1 S: 8	H: 2 LOB: 2 BB: 1 P: 12	R: 0 E: 0 K: 1 S: 5	H: 0 LOB: 0 BB: 0 P: 5	R: 2 E: 0 K: 0 S: 5	H: 3 LOB: 1 BB: 1 P: 9	R: 2 E: 0 K: 2 S: 9	H: 2 LOB: 1 BB: 1 P: 13	R: 0 E: 0 K: 1 S: 5	H: 0 LOB: 0 BB: 0 P: 5	R: 1 E: 0 K: 2 S: 10	H: 3 LOB: 2 BB: 0 P: 10	R: 2 E: 1 K: 1 S: 9	H: 3 LOB: 2 BB: 0 P: 9	R: 0 E: 0 K: 2 S: 7	H: 0 LOB: 0 BB: 0 P: 7		1B: 10 2B: 1 3B: 1 HR: 1	SF: 1 SAC: 1 DP: 0 HBP: 0
<b>PITCHER</b> <b>Paul Foytack, R</b> ERA: 4.87 <b>Pete Burnside, L</b> ERA: 3.63 <b>Bob Smith, L</b> ERA: 4.35 (1, 1) (5, 1) (7, 1)	IP: 4.0 WLS: L BF: 22 H: 7 R: 6 ER: 4 SO: 4 BB: 2 IBB: 1 HBP: 0 BLK: 0 WP: 0 HR: 1 S: 27 P: 39 ERA: 9.00 WHIP: 2.250															<b>PITCHER</b> <b>Paul Foytack, R</b> ERA: 4.87 <b>Pete Burnside, L</b> ERA: 3.63 <b>Bob Smith, L</b> ERA: 4.35 (1, 1) (5, 1) (7, 1)	IP: 4.0 WLS: L BF: 22 H: 7 R: 6 ER: 4 SO: 4 BB: 2 IBB: 1 HBP: 0 BLK: 0 WP: 0 HR: 1 S: 27 P: 39 ERA: 9.00 WHIP: 2.250		

Batter	1	2	3	4	5	6	7	8	9	AB	R	H	RBI	BB	SO	LOB	TOP									
<b>Eddie Yost, R</b> OBP: 0.435, SLG: 0.441 (1, 5)	0-0 1-3		0-0 L1-4	0-0 F8		0-0 1-2 1B		0-0 F2		5	0	1	0	0	0	2	<b>Detroit Tigers @ New York Yankees</b> Yankee Stadium, Bronx, NY Sat Sep 12 1959, 3:33 AM EDT Att: 22,321 - Sunny - 68 F									
<b>Frank Bolling, R</b> OBP: 0.345, SLG: 0.414 (1, 4)	0-0 5-3		0-0 2B 1B	0-0 2B		0-0 F3		0-0 CS 1B		5	1	3	1	0	0	2										
<b>Harvey Kuenn, R</b> OBP: 0.402, SLG: 0.493 (1, 9)	0-0 L9		0-0 BB 1-3 2B	0-0 6-3				0-0 BB E 1B 1B	0-0 F9	5	1	2	0	0	0	1										
<b>Al Kaline, R</b> OBP: 0.405, SLG: 0.523 (1, 8)		4-0 F9 BB BB	4-0 BB IBB		0-0 L5-3			0-0 E BB 1B	0-0 F5-3 1B	3	0	2	0	2	0	0										
<b>Charlie Maxwell, L</b> OBP: 0.368, SLG: 0.478 (1, 7)		4-0 FC5-4 BB	4-0 BB		0-0 3-1			4-0 E BB	0-0 F5-3	2	0	0	1	3	0	1										
<b>Gus Zernial, R</b> OBP: 0.272, SLG: 0.433 (1, 3)		0-0 F9	0-0 6-3		0-0 L6			0-3 K		4	0	0	0	0	1	8										
<b>Gail Harris, L</b> OBP: 0.294, SLG: 0.345 (7, 3)		2-3								0	0	0	0	0	0	0										
<b>Red Wilson, R</b> OBP: 0.306, SLG: 0.421 (1, 2)		0-3 K		0-0 5-3		0-0 6-3		0-0 E6 G6-4-3		4	0	0	0	0	1	4										
<b>Ted Lepcio, R</b> OBP: 0.340, SLG: 0.427 (1, 6)		0-0 FC5-4		0-0 1B E 1B		0-0 1B 1B		0-0 G6-4-3		4	1	2	0	0	0	5										
<b>Don Mossi, L</b> OBP: 0.219, SLG: 0.290 (1, 1)			0-0 L1-4 2B	0-0 E9 2B 1B		0-3 K		0-0 4-3		4	1	2	0	0	1	1										
<b>Inning Stats</b>	R: 0 E: 0 K: 0 S: 3	H: 0 LOB: 0 BB: 0 P: 3	R: 0 E: 0 K: 1 S: 5	H: 0 LOB: 2 BB: 2 P: 13	R: 1 E: 0 K: 0 S: 5	H: 3 LOB: 3 BB: 2 P: 13	R: 2 E: 1 K: 0 S: 6	H: 3 LOB: 1 BB: 0 P: 6	R: 0 E: 0 K: 0 S: 3	H: 0 LOB: 0 BB: 0 P: 3	R: 0 E: 0 K: 1 S: 7	H: 2 LOB: 2 BB: 0 P: 7	R: 1 E: 1 K: 1 S: 7	H: 2 LOB: 2 BB: 1 P: 11	R: 0 E: 0 K: 0 S: 3	H: 1 LOB: 0 BB: 0 P: 3	R: 0 E: 0 K: 0 S: 3	H: 1 LOB: 0 BB: 0 P: 3	1B: 9 2B: 5 3B: 0 HR: 0	SF: 0 SAC: 0 DP: 3 HBP: 0	WP: 0 PB: 0 SB: 0 CS: 1	PA: 42				
<b>PITCHER</b>	IP	WLS	BF	H	R	ER	SO	BB	IBB	HBP	BLK	WP	HR	S	P	ERA	WHIP	<b>PITCHER</b>								
<b>Whitey Ford, L</b> ERA: 3.2 (1, 1)	8.0	L	38	11	4	3	3	4	1	0	0	0	0	0	39	59	3.38	1.875								
<b>Gary Blaylock, R</b> ERA: 4.71 (9, 1)	1.0		3	1	0	0	0	0	0	0	0	0	0	3	3	0.00	1.000									

Batter	1	2	3	4	5	6	7	8	9	AB	R	H	RBI	BB	SO	LOB	BOTTOM									
<b>Bobby Richardson, R</b> OBP: 0.325, SLG: 0.366 (1, 4)	0-0 F7		0-3 K2-3			0-0 2B		0-0 FC6-4		4	0	1	0	0	1	1	<b>Detroit Tigers @ New York Yankees</b> Yankee Stadium, Bronx, NY Sat Sep 12 1959, 3:33 AM EDT Att: 22,321 - Sunny - 68 F									
<b>Tony Kubek, L</b> OBP: 0.322, SLG: 0.402 (1, 6)	0-0 L7		0-0 F2			0-0 L8		0-0 6-3		4	0	0	0	0	0	1										
<b>Mickey Mantle, S</b> OBP: 0.395, SLG: 0.515 (1, 8)	0-0 F4		0-3 K			0-0 6-3		0-0 L8		4	0	0	0	0	1	1										
<b>Hector Lopez, R</b> OBP: 0.336, SLG: 0.473 (1, 7)		0-0 5-3		0-3 K		0-3 K		0-0 5-3		4	0	0	0	0	2	0										
<b>Elston Howard, R</b> OBP: 0.312, SLG: 0.485 (9, 3)		0-0 L8		0-0 L8		0-0 6-3				3	0	0	0	0	0	0										
<b>Hank Bauer, R</b> OBP: 0.310, SLG: 0.386 (1, 9)		0-0 L8		0-0 1B 1B		0-0 F4				3	0	1	0	0	0	0										
<b>Gil McDougald, R</b> OBP: 0.307, SLG: 0.354 (1, 5)			0-0 L7		0-0 1-2 1B			0-0 6-3		3	0	1	0	0	0	0										
<b>Mary Throneberry, L</b> OBP: 0.306, SLG: 0.369 (1, 3)			0-0 L6		0-0 F9			0-3 K		2	0	0	0	0	0	2										
<b>Gordie Windhom, R</b> OBP: 0.333, SLG: 0.333 (8, PH)										1	0	0	0	0	1	0										
<b>Johnny Blanchard, L</b> OBP: 0.219, SLG: 0.235 (9, 2)										0	0	0	0	0	0	0										
<b>Whitey Ford, L</b> OBP: 0.380, SLG: 0.373 (1, 1)			0-3 K			0-0 G3		0-0 FC6-4 1B		2	0	0	0	0	1	0										
<b>Ken Hunt, R</b> OBP: 0.333, SLG: 0.333 (8, PH)										1	0	1	0	0	0	0										
<b>Gary Blaylock, R</b> OBP: 0.139, SLG: 0.333 (9, 1)										0	0	0	0	0	0	0										
<b>Inning Stats</b>	R: 0 E: 0 K: 0 S: 3	H: 0 LOB: 0 BB: 0 P: 3	R: 0 E: 0 K: 0 S: 3	H: 0 LOB: 0 BB: 0 P: 3	R: 0 E: 0 K: 1 S: 5	H: 0 LOB: 0 BB: 0 P: 5	R: 0 E: 0 K: 2 S: 7	H: 0 LOB: 0 BB: 0 P: 7	R: 0 E: 0 K: 1 S: 7	H: 2 LOB: 2 BB: 0 P: 7	R: 0 E: 0 K: 0 S: 4	H: 1 LOB: 1 BB: 0 P: 4	R: 0 E: 0 K: 1 S: 5	H: 0 LOB: 0 BB: 0 P: 5	R: 0 E: 0 K: 1 S: 6	H: 1 LOB: 1 BB: 0 P: 6	R: 0 E: 0 K: 0 S: 3	H: 0 LOB: 0 BB: 0 P: 3	1B: 3 2B: 1 3B: 0 HR: 0	SF: 0 SAC: 0 DP: 0 HBP: 0	WP: 0 PB: 0 SB: 0 CS: 0	PA: 31				
<b>PITCHER</b>	IP	WLS	BF	H	R	ER	SO	BB	IBB	HBP	BLK	WP	HR	S	P	ERA	WHIP	<b>PITCHER</b>								
<b>Don Mossi, L</b> ERA: 3.29 (1, 1)	9.0	W	31	4	0	0	6	0	0	0	0	0	0	0	43	43	0.00	0.444								

Batter	1	2	3	4	5	6	7	8	9	AB	R	H	RBI	BB	SO	LOB	TOP								
<b>Eddie Yost, R</b> OBP: 0.433, SLG: 0.439 (1, 5)										4	1	1	0	0	0	1	<b>Detroit Tigers @ Washington Senators</b> Griffith Stadium, Washington, DC Sun Sep 13 1959, 3:33 AM EDT Att: 4,940 - Unknown								
<b>Gail Harris, L</b> OBP: 0.299, SLG: 0.348 (1, 3)										3	0	2	0	1	0	1									
<b>Harvey Kuenn, R</b> OBP: 0.401, SLG: 0.491 (1, 9)										4	0	1	0	0	0	3									
<b>Al Kaline, R</b> OBP: 0.406, SLG: 0.522 (1, 8)										3	0	1	1	1	0	2									
<b>Charlie Maxwell, L</b> OBP: 0.365, SLG: 0.474 (1, 7)										4	0	0	0	0	1	8									
<b>Frank Bolling, R</b> OBP: 0.345, SLG: 0.413 (1, 4)										4	0	1	0	0	1	1									
<b>Red Wilson, R</b> OBP: 0.301, SLG: 0.414 (1, 2)										4	0	0	0	0	0	1									
<b>Ted Lepcio, R</b> OBP: 0.333, SLG: 0.418 (1, 6)										4	0	0	0	0	2	1									
<b>Jim Bunning, R</b> OBP: 0.222, SLG: 0.235 (1, 1)										3	0	1	0	0	0	0									
<b>Tom Morgan, R</b> OBP: 0.364, SLG: 0.636 (8, 1)										0	0	0	0	0	0	0									
<b>Steve Demeter, R</b> OBP: 0.125, SLG: 0.250 (9, PH)										1	0	0	0	0	0	1									
<b>Inning Stats</b>	R: 1 E: 0 K: 0 S: 5	H: 2 LOB: 1 BB: 0 P: 5	R: 0 E: 0 K: 1 S: 5	H: 0 LOB: 0 BB: 0 P: 5	R: 0 E: 0 K: 0 S: 3	H: 1 LOB: 0 BB: 0 P: 3	R: 0 E: 0 K: 0 S: 4	H: 1 LOB: 1 BB: 0 P: 4	R: 0 E: 0 K: 0 S: 3	H: 0 LOB: 0 BB: 0 P: 3	R: 0 E: 1 K: 0 S: 5	H: 1 LOB: 2 BB: 0 P: 5	R: 0 E: 0 K: 1 S: 5	H: 0 LOB: 0 BB: 0 P: 5	R: 0 E: 0 K: 1 S: 6	H: 1 LOB: 3 BB: 2 P: 14	R: 0 E: 0 K: 1 S: 6	H: 1 LOB: 1 BB: 0 P: 6	1B: 7 2B: 0 3B: 0 HR: 0	SF: 0 SAC: 0 DP: 2 HBP: 0	WP: 0 PB: 1 SB: 0 CS: 0	PA: 36			
<b>PITCHER</b>	IP	WLS	BF	H	R	ER	SO	BB	IBB	HBP	BLK	WP	HR	S	P	ERA	WHIP								
<b>Bill Fischer, R</b> ERA: 4.29 (1, 1)	7.0		26	5	1	1	2	0	0	0	0	0	0	30	30	1.29	0.714								
<b>Dick Hyde, R</b> ERA: 4.85 (8, 1)	0.2		5	1	0	0	0	2	0	0	0	0	0	3	11	0.00	4.500								
<b>Hal Woodeshick, L</b> ERA: 3.95 (8, 1)	1.1	W	5	1	0	0	2	0	0	0	0	0	0	9	9	0.00	0.750								


Batter	1	2	3	4	5	6	7	8	9	AB	R	H	RBI	BB	SO	LOB	BOTTOM								
<b>Johnny Schaive, R</b> OBP: 0.263, SLG: 0.278 (1, 4)										4	0	1	0	0	1	4	<b>Detroit Tigers @ Washington Senators</b> Griffith Stadium, Washington, DC Sun Sep 13 1959, 3:33 AM EDT Att: 4,940 - Unknown								
<b>Lenny Green, L</b> OBP: 0.314, SLG: 0.327 (1, 8)										5	0	1	1	0	1	3									
<b>Harmon Killebrew, R</b> OBP: 0.354, SLG: 0.523 (1, 5)										4	0	0	0	0	0	2									
<b>Jim Lemon, R</b> OBP: 0.333, SLG: 0.515 (1, 7)										4	1	2	1	0	2	1									
<b>Julio Becquer, L</b> OBP: 0.299, SLG: 0.382 (1, 3)										4	1	2	0	0	0	0									
<b>Clint Courtney, L</b> OBP: 0.313, SLG: 0.313 (1, 2)										4	0	1	1	0	0	2									
<b>Pedro Ramos, S</b> OBP: 0.197, SLG: 0.236 (8, FR)										0	1	0	0	0	0	0									
<b>Steve Korcheck, R</b> OBP: 0.212, SLG: 0.138 (9, 2)										0	0	0	0	0	0	0									
<b>Dan Dobbek, L</b> OBP: 0.167, SLG: 0.278 (1, 9)										4	1	2	1	0	2	2									
<b>Billy Consolo, R</b> OBP: 0.321, SLG: 0.245 (1, 6)										2	0	1	0	0	1	0									
<b>Roy Stevens, R</b> OBP: 0.321, SLG: 0.446 (7, PH)										1	0	0	0	0	1	0									
<b>Zoilo Versalles, R</b> OBP: 0.217, SLG: 0.214 (8, 6)										0	0	0	0	0	0	0									
<b>Bob Allison, R</b> OBP: 0.332, SLG: 0.493 (8, PH)										1	0	0	1	0	1	0									
<b>Ron Samford, R</b> OBP: 0.262, SLG: 0.342 (9, 6)										0	0	0	0	0	0	0									
<b>Bill Fischer, R</b> OBP: 0.160, SLG: 0.109 (1, 1)										1	0	1	0	1	0	0									
<b>Faye Throneberry, L</b> OBP: 0.339, SLG: 0.364 (7, PH)										1	1	1	0	0	0	0									
<b>Dick Hyde, R</b> (8, 1)										0	0	0	0	0	0	0									
<b>Hal Woodeshick, R</b> (8, 1)										1	0	0	0	0	1	1									
<b>Inning Stats</b>	R: 0 E: 0 K: 2 S: 8	H: 1 LOB: 1 BB: 0 P: 8	R: 0 E: 0 K: 0 S: 5	H: 2 LOB: 3 BB: 1 P: 9	R: 0 E: 0 K: 1 S: 5	H: 0 LOB: 0 BB: 0 P: 5	R: 0 E: 0 K: 1 S: 5	H: 0 LOB: 0 BB: 0 P: 5	R: 0 E: 0 K: 2 S: 8	H: 1 LOB: 1 BB: 0 P: 8	R: 0 E: 0 K: 1 S: 7	H: 2 LOB: 2 BB: 0 P: 7	R: 1 E: 0 K: 1 S: 7	H: 2 LOB: 1 BB: 0 P: 7	R: 4 E: 0 K: 1 S: 9	H: 4 LOB: 1 BB: 0 P: 10	1B: 9 2B: 0 3B: 2 HR: 1	SF: 0 SAC: 0 DP: 0 HBP: 1	WP: 0 PB: 0 SB: 2 CS: 0	PA: 38					
<b>PITCHER</b>	IP	WLS	BF	H	R	ER	SO	BB	IBB	HBP	BLK	WP	HR	S	P	ERA	WHIP								
<b>Jim Bunning, R</b> ERA: 4.0 (1, 1)	7.0	L	33	11	4	4	8	1	0	0	0	0	0	6	7	9.00	1.714								
<b>Tom Morgan, R</b> ERA: 4.26 (8, 1)	1.0		5	1	1	1	1	0	0	1	0	0	0	6	7	9.00	1.000								



Batter	1	2	3	4	5	6	7	8	9	AB	R	H	RBI	BB	SO	LOB	TOP								
Eddie Yost, R OBP: 0.434, SLG: 0.439 Bob Bruce, R (8, 1)	0-0 4-3			0-0 1-3		4-0 BB		0-0 2-3 1B		3	0	1	0	1	0	0									
Gail Harris, L OBP: 0.296, SLG: 0.344 (1, 3)	0-3 K			0-0 F7		0-0 4-3		0-0 F3		4	0	0	0	0	0	1									
Harvey Kuenn, R OBP: 0.402, SLG: 0.490 (1, 9)	0-0 1-3			0-0 1B			4-0 1-3 BB		0-0 6-3	3	0	1	0	1	0	0									
Al Kaline, R OBP: 0.404, SLG: 0.520 (1, 8)		0-0 L1-3		0-3 K			0-0 L9		0-0 1B	4	0	1	0	0	1	2									
Charlie Maxwell, L OBP: 0.363, SLG: 0.471 (1, 7)		0-0 P6			0-0 F5		0-0 1-3		0-0 F8	4	0	0	0	0	0	2									
Frank Bolling, R OBP: 0.342, SLG: 0.409 (1, 4)		0-0 1-3			0-0 P4		0-0 6-3		0-0 4-3	4	0	0	0	0	0	2									
Lou Berberet, L OBP: 0.290, SLG: 0.384 (1, 2)			4-0 G6-4-3 BB		0-3 K			0-0 1B 4-3 1B		2	0	1	0	1	1	0									
Ted Lepcio, R OBP: 0.328, SLG: 0.411 (1, 6)			0-3 K		0-0 F8			0-0 F5		3	0	0	0	0	1	2									
Ray Narleski, R OBP: 0.095, SLG: 0.190 (6, PH) Neil Chrisley, L OBP: 0.220, SLG: 0.333 Jim Proctor, R (6, 1) Steve Demeter, R OBP: 0.111, SLG: 0.222 (8, PH) (8, 5)			0-0 G6-4-3		0-0 G3			0-0 4-3		1	0	0	0	0	0	1									
<b>Inning Stats</b>	R: 0 E: 0 K: 1 S: 5	H: 0 LOB: 0 BB: 0 P: 5	R: 0 E: 0 K: 0 S: 3	H: 0 LOB: 0 BB: 0 P: 3	R: 0 E: 0 K: 1 S: 4	H: 0 LOB: 0 BB: 1 P: 8	R: 0 E: 0 K: 1 S: 6	H: 1 LOB: 1 BB: 0 P: 6	R: 0 E: 0 K: 1 S: 5	H: 0 LOB: 0 BB: 0 P: 5	R: 0 E: 0 K: 0 S: 3	H: 0 LOB: 1 BB: 1 P: 7	R: 0 E: 0 K: 0 S: 3	H: 0 LOB: 1 BB: 1 P: 7	R: 0 E: 0 K: 0 S: 5	H: 2 LOB: 2 BB: 0 P: 5	R: 0 E: 0 K: 0 S: 4	H: 1 LOB: 1 BB: 0 P: 4	1B: 4 2B: 0 3B: 0 HR: 0	SF: 0 SAC: 0 DP: 1 HBP: 0	WP: 0 PB: 0 SB: 0 CS: 0	PA: 33			
<b>PITCHER</b> Tex Clevenger, R ERA: 3.62 (1, 1)	IP 9.0	WLS W	BF 33	H 4	R 0	ER 0	SO 4	BB 3	IBB 0	HBP 0	BLK 0	WP 0	HR 0	S 38	P 50	ERA 0.00	WHIP 0.778								

**Detroit Tigers @ Washington Senators**  
Griffith Stadium, Washington, DC  
Mon Sep 14 1959, 7:05 PM EDT  
Att: 2,151 - Unknown


AB	30
R	0
H	4
RBI	0
BB	3
SO	4
LOB	13



Batter	1	2	3	4	5	6	7	8	9	AB	R	H	RBI	BB	SO	LOB	BOTTOM								
Johnny Schaive, R OBP: 0.304, SLG: 0.318 (1, 4)	0-0 FC4-6 1B		0-3 K	0-0 P4		0-0 BB 1B		0-0 SH3-4		4	0	2	1	0	1	2									
Dan Dobbek, L OBP: 0.304, SLG: 0.455 (1, 9)	0-0 FC4-6 1-2 BB		0-0 1B 3B		0-0 HR 1B	0-0 1-2 BB 1B		4-0 BB BB		4	2	3	1	1	0	1									
Harmon Killebrew, R OBP: 0.353, SLG: 0.519 (1, 5)	0-0 F9		0-0 L6		0-3 K	4-0 1-2 2-3 BB		0-0 L5-4 2-3		4	0	0	0	1	1	5									
Jim Lemon, R OBP: 0.336, SLG: 0.521 (1, 7)	4-0 1-2 BB		4-0 1B BB		0-0 HR	0-0 F7				2	1	1	2	2	0	3									
Julio Becquer, L OBP: 0.303, SLG: 0.394 (1, 3)	0-0 1-3		0-0 1-2 3H 1B		0-3 K		0-0 3B			4	0	2	1	0	1	2									
Bob Allison, R OBP: 0.330, SLG: 0.490 (1, 8)		0-0 6-3	0-0 P4		0-0 5-3		0-0 F7			4	0	0	0	0	0	3									
Clint Courtney, L OBP: 0.312, SLG: 0.311 (1, 2)		0-0 L8		0-0 4-3		0-0 SH1-3 1B 1B		0-0 4-3		4	1	1	0	0	0	1									
Billy Consolo, R OBP: 0.317, SLG: 0.241 (1, 6)		0-0 F9		0-0 6-3		0-0 SH1-3		0-0 P4		3	0	0	0	0	0	1									
Tex Clevenger, R OBP: 0.308, SLG: 0.238 (1, 1)			4-0 3B BB		4-0 BB		0-0 G3		4-0 L5-4 SH3-4 BB	1	1	0	0	3	0	1									
<b>Inning Stats</b>	R: 0 E: 0 K: 0 S: 4	H: 1 LOB: 2 BB: 1 P: 8	R: 0 E: 0 K: 0 S: 3	H: 0 LOB: 0 BB: 0 P: 3	R: 2 E: 0 K: 1 S: 7	H: 2 LOB: 2 BB: 2 P: 15	R: 0 E: 0 K: 0 S: 3	H: 0 LOB: 1 BB: 1 P: 7	R: 2 E: 0 K: 2 S: 9	H: 2 LOB: 0 BB: 0 P: 9	R: 1 E: 0 K: 0 S: 6	H: 3 LOB: 3 BB: 1 P: 10	R: 0 E: 0 K: 0 S: 4	H: 1 LOB: 1 BB: 0 P: 4	R: 0 E: 0 K: 0 S: 2	H: 0 LOB: 1 BB: 2 P: 10	1B: 6 2B: 1 3B: 2 HR: 1	SF: 0 SAC: 2 DP: 1 HBP: 0	WP: 0 PB: 0 SB: 0 CS: 0	PA: 39					
<b>PITCHER</b> Ray Narleski, R ERA: 5.71 Jim Proctor, R ERA: 4.5 Bob Bruce, R ERA: (1, 1) (6, 1) (8, 1)	IP 5.0	WLS L	BF 24	H 5	R 4	ER 4	SO 3	BB 4	IBB 0	HBP 0	BLK 0	WP 0	HR 1	S 26	P 42	ERA 7.20	WHIP 1.800								

**Detroit Tigers @ Washington Senators**  
Griffith Stadium, Washington, DC  
Mon Sep 14 1959, 7:05 PM EDT  
Att: 2,151 - Unknown

AB	30
R	5
H	9
RBI	5
BB	7
SO	3
LOB	19



Batter	1	2	3	4	5	6	7	8	9	10	11	AB	R	H	RBI	BB	SO	LOB	TOP			
Eddie Yost, R OBP: 0.433, SLG: 0.436 (1, 5)	F9		K							F8		3	0	0	0	2	1	1				
Gail Harris, L OBP: 0.295, SLG: 0.342 (1, 3)	PB 1B		1-3							6-3		5	1	1	0	0	0	4				
Harvey Kuenn, R OBP: 0.400, SLG: 0.488 (1, 9)	K		1-3							K		5	0	1	0	0	3	2				
Al Kaline, R OBP: 0.406, SLG: 0.520 (1, 8)	1B									K		4	0	2	1	1	1	0				
Charlie Maxwell, L OBP: 0.361, SLG: 0.467 (1, 7)	F7									FC2-6 1B		4	0	0	0	1	0	4				
Frank Bolling, R OBP: 0.240, SLG: 0.405 (1, 4)												4	0	0	0	0	1	2				
Lou Berberet, L OBP: 0.286, SLG: 0.378 (1, 2)												5	0	0	0	0	1	4				
Ted Lepcio, R OBP: 0.327, SLG: 0.404 (1, 6)												3	0	0	0	1	0	0				
Paul Foytack, R OBP: 0.175, SLG: 0.122 (1, 1)												2	0	0	0	1	0	0				
<b>Inning Stats</b>	R: 1 E: 0 K: 1 S: 7	H: 2 LOB: 1 BB: 0 P: 7	R: 0 E: 0 K: 2 S: 7	H: 0 LOB: 0 BB: 0 P: 7	R: 0 E: 0 K: 1 S: 5	H: 0 LOB: 1 BB: 1 P: 9	R: 0 E: 0 K: 0 S: 3	H: 0 LOB: 0 BB: 0 P: 3	R: 0 E: 0 K: 0 S: 3	H: 1 LOB: 2 BB: 2 P: 11	R: 0 E: 0 K: 0 S: 3	H: 0 LOB: 1 BB: 1 P: 7	R: 0 E: 0 K: 2 S: 7	H: 0 LOB: 0 BB: 0 P: 3	R: 0 E: 0 K: 1 S: 5	H: 0 LOB: 0 BB: 0 P: 5	R: 0 E: 0 K: 0 S: 4	H: 1 LOB: 2 BB: 1 P: 4	1B: 4 2B: 0 3B: 0 HR: 0	SF: 0 SAC: 1 DP: 1 HBP: 1	WP: 0 PB: 1 SB: 0 CS: 0	PA: 43
<b>PITCHER</b> Hoyt Wilhelm, R ERA: 2.17 (1, 1)	IP: 11.0 WLS: 7 BF: 43 H: 4 R: 1 ER: 0 SO: 7 BB: 6 IBB: 0 HBP: 1 BLK: 0 WP: 0 HR: 0 S: 50 P: 75 ERA: 0.00 WHIP: 0.909																					

Detroit Tigers @ Baltimore Orioles  
Memorial Stadium, Baltimore, MD  
Tue Sep 15 1959, 7:05 PM EDT  
Att: 12,907 - Unknown


AB 35  
R 1  
H 4  
RBI 1  
BB 6  
SO 7  
LOB 17



Batter	1	2	3	4	5	6	7	8	9	10	11	AB	R	H	RBI	BB	SO	LOB	BOTTOM			
Billy Klaus, L OBP: 0.358, SLG: 0.323 (1, 6)	G3 4-3 2B		1-3									4	1	1	0	1	0	1				
Albie Pearson, L OBP: 0.309, SLG: 0.264 (11, PR)												0	1	0	0	0	0	0				
Gene Woodling, L OBP: 0.404, SLG: 0.466 (1, 9)	G3											4	0	2	0	1	0	1				
Bob Nieman, R OBP: 0.371, SLG: 0.547 (1, 7)	4-3											4	0	1	1	0	0	3				
Gus Triandos, R OBP: 0.336, SLG: 0.445 (1, 2)	K											5	0	0	0	0	1	3				
Bob Boyd, L OBP: 0.303, SLG: 0.344 (1, 3)												4	0	0	0	0	0	0				
Brooks Robinson, R OBP: 0.312, SLG: 0.370 (1, 5)												4	0	1	0	0	0	0				
Willie Tasby, R OBP: 0.301, SLG: 0.376 (1, 8)												2	0	0	0	0	1	0				
Bob Hale, L OBP: 0.222, SLG: 0.233 (7, PH)												1	0	0	0	0	0	1				
Barry Shetrone, L OBP: 0.239, SLG: 0.231 (8, 8)												1	0	0	0	0	0	0				
Jerry Adair, R OBP: 0.556, SLG: 0.500 (1, 4)												4	0	2	0	0	1	0				
Hoyt Wilhelm, R OBP: 0.114, SLG: 0.054 (1, 1)												4	0	0	0	0	0	3				
<b>Inning Stats</b>	R: 1 E: 0 K: 1 S: 6	H: 1 LOB: 0 BB: 0 P: 6	R: 0 E: 0 K: 0 S: 3	H: 0 LOB: 0 BB: 0 P: 3	R: 0 E: 0 K: 0 S: 4	H: 1 LOB: 2 BB: 1 P: 8	R: 0 E: 0 K: 0 S: 3	H: 0 LOB: 0 BB: 0 P: 3	R: 0 E: 0 K: 1 S: 5	H: 0 LOB: 0 BB: 0 P: 5	R: 0 E: 0 K: 0 S: 4	H: 1 LOB: 2 BB: 2 P: 4	R: 0 E: 0 K: 0 S: 3	H: 0 LOB: 0 BB: 0 P: 3	R: 0 E: 0 K: 1 S: 5	H: 0 LOB: 0 BB: 0 P: 5	R: 1 E: 1 K: 0 S: 3	H: 1 LOB: 2 BB: 1 P: 7	1B: 5 2B: 2 3B: 0 HR: 0	SF: 0 SAC: 1 DP: 1 HBP: 0	WP: 0 PB: 0 SB: 0 CS: 0	PA: 40
<b>PITCHER</b> Paul Foytack, R ERA: 4.68 (1, 1)	IP: 10.1 WLS: 7 BF: 40 H: 7 R: 2 ER: 1 SO: 3 BB: 2 IBB: 0 HBP: 0 BLK: 0 WP: 0 HR: 0 S: 44 P: 52 ERA: 0.87 WHIP: 0.871																					

Detroit Tigers @ Baltimore Orioles  
Memorial Stadium, Baltimore, MD  
Tue Sep 15 1959, 7:05 PM EDT  
Att: 12,907 - Unknown

AB 37  
R 2  
H 7  
RBI 1  
BB 2  
SO 3  
LOB 12



Batter	1	2	3	4	5	6	7	8	9	AB	R	H	RBI	BB	SO	LOB	TOP			
<b>Eddie Yost, R</b> OBP: 0.435, SLG: 0.439 (1, 5)										4	1	2	0	1	0	0	<b>Detroit Tigers @ Baltimore Orioles</b> <b>Memorial Stadium, Baltimore, MD</b> Wed Sep 16 1959, 7:05 PM EDT Att: 7,246 - Unknown			
<b>Gail Harris, L</b> OBP: 0.291, SLG: 0.336 (1, 3)										5	0	0	0	0	2	3				
<b>Harvey Kuenn, R</b> OBP: 0.402, SLG: 0.491 (1, 9)										3	0	3	1	0	0	0				
<b>Al Kaline, R</b> OBP: 0.405, SLG: 0.517 (1, 8)										3	1	0	0	1	1	3				
<b>Charlie Maxwell, L</b> OBP: 0.361, SLG: 0.465 (1, 7)										4	1	1	0	0	1	1				
<b>Frank Bolling, R</b> OBP: 0.344, SLG: 0.407 (1, 4)										3	0	2	1	1	0	0				
<b>Lou Berberet, L</b> OBP: 0.285, SLG: 0.377 (1, 2)										4	0	1	0	0	2	3				
<b>Ted Lepcio, R</b> OBP: 0.320, SLG: 0.396 (1, 6)									4	0	0	0	0	1	4					
<b>Coot Veal, R</b> OBP: 0.260, SLG: 0.247 (9, 6)									0	0	0	0	0	0	0					
<b>Don Mossi, L</b> OBP: 0.208, SLG: 0.274 (1, 1)									4	0	0	0	0	2	1					
<b>Tom Morgan, R</b> OBP: 0.364, SLG: 0.636 (9, 1)									0	0	0	0	0	0	0					
<b>Inning Stats</b>	R: 0 E: 0 K: 1 S: 6	H: 1 LOB: 1 BB: 0 P: 6	R: 0 E: 0 K: 2 S: 7	H: 0 LOB: 1 BB: 1 P: 11	R: 0 E: 0 K: 1 S: 6	H: 1 LOB: 2 BB: 1 P: 10	R: 1 E: 0 K: 1 S: 7	H: 3 LOB: 1 BB: 0 P: 7	R: 1 E: 0 K: 0 S: 4	H: 1 LOB: 0 BB: 0 P: 4	R: 0 E: 0 K: 1 S: 5	H: 0 LOB: 0 BB: 0 P: 5	R: 1 E: 0 K: 1 S: 6	H: 2 LOB: 1 BB: 0 P: 10	R: 0 E: 0 K: 1 S: 6	H: 1 LOB: 1 BB: 0 P: 6	1B: 8 2B: 1 3B: 0 HR: 0	SF: 1 SAC: 0 DP: 1 HBP: 0	WP: 0 PB: 0 SB: 0 CS: 0	PA: 38
<b>PITCHER</b>	IP WLS BF H R ER SO BB IBB HBP BLK WP HR S P ERA WHIP																			
<b>Jack Fisher, R</b> ERA: 3.04 (1, 1)	8.0 L 34 8 3 3 8 3 0 0 0 0 0 0 47 59 3.38 1.375																			
<b>Billy Loes, R</b> ERA: 3.52 (9, 1)	1.0 4 1 0 0 1 0 0 0 0 0 0 0 6 6 0.00 1.000																			

Batter	1	2	3	4	5	6	7	8	9	AB	R	H	RBI	BB	SO	LOB	BOTTOM			
<b>Jerry Adair, R</b> OBP: 0.462, SLG: 0.417 (1, 6)										4	0	1	0	0	1	0	<b>Detroit Tigers @ Baltimore Orioles</b> <b>Memorial Stadium, Baltimore, MD</b> Wed Sep 16 1959, 7:05 PM EDT Att: 7,246 - Unknown			
<b>Gene Woodling, L</b> OBP: 0.401, SLG: 0.461 (1, 9)										4	0	0	0	0	1	2				
<b>Bob Nieman, R</b> OBP: 0.375, SLG: 0.551 (1, 7)										3	0	2	1	1	0	0				
<b>Gus Triandos, R</b> OBP: 0.333, SLG: 0.441 (1, 2)										4	0	0	0	0	1	4				
<b>Brooks Robinson, R</b> OBP: 0.318, SLG: 0.379 (1, 5)										4	0	3	0	0	1	0				
<b>Walt Dropo, R</b> OBP: 0.305, SLG: 0.411 (1, 3)										4	0	1	0	0	0	2				
<b>Willie Tasby, R</b> OBP: 0.299, SLG: 0.373 (1, 8)										3	0	0	0	0	1	1				
<b>Billy Gardner, R</b> OBP: 0.282, SLG: 0.299 (1, 4)										1	0	0	0	0	0	0				
<b>Leo Burke, R</b> OBP: 0.167, SLG: 0.167 (6, PH)										2	0	0	0	0	2	2				
<b>Bob Hale, L</b> OBP: 0.217, SLG: 0.227 (9, PH)										1	0	0	0	0	0	1				
<b>Jack Fisher, R</b> OBP: 0.182, SLG: 0.190 (1, 1)										2	0	0	0	0	0	2				
<b>Bob Boyd, L</b> OBP: 0.305, SLG: 0.344 (8, PH)										0	1	0	0	1	0	0				
<b>Billy Loes, R</b> OBP: 0.125, SLG: 0.125 (9, 1)										0	0	0	0	0	0	0				
<b>Inning Stats</b>	R: 0 E: 0 K: 1 S: 5	H: 0 LOB: 0 BB: 0 P: 5	R: 0 E: 0 K: 1 S: 5	H: 0 LOB: 0 BB: 0 P: 5	R: 0 E: 0 K: 1 S: 6	H: 1 LOB: 1 BB: 0 P: 6	R: 0 E: 0 K: 1 S: 7	H: 2 LOB: 2 BB: 0 P: 7	R: 0 E: 0 K: 1 S: 5	H: 0 LOB: 1 BB: 1 P: 9	R: 0 E: 0 K: 0 S: 3	H: 1 LOB: 0 BB: 0 P: 3	R: 1 E: 0 K: 1 S: 7	H: 2 LOB: 2 BB: 1 P: 11	R: 0 E: 0 K: 0 S: 4	H: 1 LOB: 1 BB: 0 P: 4	1B: 5 2B: 2 3B: 0 HR: 0	SF: 0 SAC: 1 DP: 1 HBP: 0	WP: 0 PB: 0 SB: 0 CS: 0	PA: 35
<b>PITCHER</b>	IP WLS BF H R ER SO BB IBB HBP BLK WP HR S P ERA WHIP																			
<b>Don Mossi, L</b> ERA: 3.21 (1, 1)	8.0 W 32 7 1 1 7 2 0 0 0 0 0 0 44 52 1.12 1.125																			
<b>Tom Morgan, R</b> ERA: 4.21 (9, 1)	1.0 S 3 0 0 0 0 0 0 0 0 0 0 0 3 3 0.00 0.000																			

Batter	1	2	3	4	5	6	7	8	9	AB	R	H	RBI	BB	SO	LOB	TOP			
Eddie Yost, R OBP: 0.434, SLG: 0.437 (1, 5)										4	0	1	0	0	0	0				
Gail Harris, L OBP: 0.290, SLG: 0.335 (1, 3)										4	0	1	0	0	0	1				
Harvey Kuenn, R OBP: 0.401, SLG: 0.488 (1, 9)										3	0	0	0	1	0	1				
Al Kaline, R OBP: 0.406, SLG: 0.516 (1, 8)										4	0	2	0	0	0	1				
Charlie Maxwell, L OBP: 0.360, SLG: 0.463 (1, 7)										4	0	1	0	0	0	2				
Frank Bolling, R OBP: 0.341, SLG: 0.403 (1, 4)										4	0	0	0	0	0	4				
Lou Berberet, L OBP: 0.283, SLG: 0.373 (1, 2)										3	0	0	0	0	1	2				
Ted Lepcio, R OBP: 0.317, SLG: 0.392 (8, PH)										2	0	0	0	0	0	0				
Neil Chrissy, L OBP: 0.216, SLG: 0.330 (8, PH)										1	0	0	0	0	0	0				
Coot Veal, R OBP: 0.280, SLG: 0.247 (8, 6)										0	0	0	0	0	0	0				
Jim Bunning, R OBP: 0.217, SLG: 0.230 (1, 1)										2	0	0	0	0	1	0				
Bobo Osborne, L OBP: 0.259, SLG: 0.283 (8, PH)										1	0	0	0	0	0	0				
Dave Sisler, R OBP: 0.286, SLG: 0.286 (8, 1)										0	0	0	0	0	0	0				
<b>Inning Stats</b>	R: 0 E: 0 K: 0 S: 3	H: 0 LOB: 0 BB: 0 P: 3	R: 0 E: 0 K: 1 S: 6	H: 1 LOB: 1 BB: 0 P: 6	R: 0 E: 0 K: 1 S: 6	H: 1 LOB: 1 BB: 0 P: 6	R: 0 E: 0 K: 0 S: 3	H: 0 LOB: 0 BB: 0 P: 3	R: 0 E: 0 K: 0 S: 4	H: 1 LOB: 1 BB: 0 P: 4	R: 0 E: 0 K: 0 S: 4	H: 1 LOB: 1 BB: 0 P: 4	R: 0 E: 0 K: 0 S: 3	H: 0 LOB: 0 BB: 0 P: 3	R: 0 E: 0 K: 0 S: 4	H: 1 LOB: 2 BB: 1 P: 8	1B: 5 2B: 0 3B: 0 HR: 0	SF: 0 SAC: 0 DP: 0 HBP: 0	WP: 0 PB: 0 CS: 0	PA: 33
<b>PITCHER</b> Bob Shaw, R ERA: 2.76 (1, 1)	IP: 9.0 WLS: W BF: 33 H: 5 R: 0 ER: 0 SO: 2 BB: 1 IBB: 0 HBP: 0 BLK: 0 WP: 0 HR: 0 S: 36 P: 40 ERA: 0.00 WHIP: 0.667															<b>PITCHER</b>				

Detroit Tigers @ Chicago White Sox  
Comiskey Park, Chicago, IL  
Fri Sep 18 1959, 8:05 PM EDT  
Att: 37,352 - Unknown

AB 32  
R 0  
H 5  
RBI 0  
BB 1  
SO 2  
LOB 11



Batter	1	2	3	4	5	6	7	8	9	AB	R	H	RBI	BB	SO	LOB	BOTTOM			
Luis Aparicio, R OBP: 0.316, SLG: 0.332 (1, 6)										3	0	0	0	1	0	0				
Nellie Fox, L OBP: 0.380, SLG: 0.388 (1, 4)										3	0	2	0	1	0	0				
Billy Goodman, L OBP: 0.295, SLG: 0.311 (1, 5)										3	0	0	0	0	0	2				
Sammy Esposito, R OBP: 0.277, SLG: 0.250 (7, 5)										1	0	0	0	0	0	1				
Ted Kluszewski, L OBP: 0.324, SLG: 0.414 (1, 3)										2	0	0	0	1	2	1				
Sherm Lollar, R OBP: 0.345, SLG: 0.450 (1, 2)										3	1	1	1	0	1	2				
Al Smith, R OBP: 0.308, SLG: 0.381 (1, 7)										3	0	0	0	0	1	0				
Joe Hicks, L (1, 9)										3	0	0	0	0	1	0				
Jim Rivera, L (8, 9)										0	0	0	0	0	0	0				
Bubba Phillips, R (1, 8)										3	0	1	0	0	2	0				
Bob Shaw, R (1, 1)										3	0	0	0	0	3	1				
<b>Inning Stats</b>	R: 0 E: 0 K: 0 S: 3	H: 0 LOB: 0 BB: 0 P: 3	R: 0 E: 0 K: 3 S: 9	H: 0 LOB: 0 BB: 0 P: 9	R: 0 E: 0 K: 2 S: 7	H: 0 LOB: 0 BB: 0 P: 7	R: 0 E: 0 K: 1 S: 6	H: 1 LOB: 1 BB: 0 P: 6	R: 1 E: 0 K: 1 S: 7	H: 2 LOB: 1 BB: 0 P: 7	R: 0 E: 0 K: 0 S: 3	H: 1 LOB: 2 BB: 2 P: 11	R: 0 E: 0 K: 2 S: 7	H: 0 LOB: 0 BB: 0 P: 7	R: 0 E: 0 K: 1 S: 5	H: 0 LOB: 1 BB: 1 P: 9	1B: 2 2B: 1 3B: 0 HR: 1	SF: 0 SAC: 0 DP: 0 HBP: 0	WP: 0 PB: 0 CS: 1	PA: 30
<b>PITCHER</b> Jim Bunning, R ERA: 3.92 (1, 1)	IP: 7.0 WLS: L BF: 26 H: 4 R: 1 ER: 1 SO: 9 BB: 2 IBB: 0 HBP: 0 BLK: 0 WP: 0 HR: 1 S: 42 P: 50 ERA: 1.29 WHIP: 0.857															<b>PITCHER</b>				
Dave Sisler, R (8, 1)	IP: 1.0 WLS: L BF: 4 H: 0 R: 0 ER: 0 SO: 1 BB: 1 IBB: 0 HBP: 0 BLK: 0 WP: 0 HR: 0 S: 5 P: 9 ERA: 0.00 WHIP: 1.000															<b>PITCHER</b>				

Detroit Tigers @ Chicago White Sox  
Comiskey Park, Chicago, IL  
Fri Sep 18 1959, 8:05 PM EDT  
Att: 37,352 - Unknown

AB 27  
R 1  
H 4  
RBI 1  
BB 3  
SO 10  
LOB 7



Batter	1	2	3	4	5	6	7	8	9	AB	R	H	RBI	BB	SO	LOB	TOP			
<b>Eddie Yost, R</b> OBP: 0.436, SLG: 0.440 (1, 5)										4	2	3	0	0	0	1				
<b>Gail Harris, L</b> OBP: 0.294, SLG: 0.335 (1, 3)										3	0	1	0	1	1	3				
<b>Harvey Kuenn, R</b> OBP: 0.401, SLG: 0.489 (1, 9)										5	1	2	2	0	0	5				
<b>Al Kaline, R</b> OBP: 0.404, SLG: 0.514 (1, 8)										4	1	1	1	0	0	5				
<b>Charlie Maxwell, L</b> OBP: 0.360, SLG: 0.462 (1, 7)											4	0	1	0	1	0	0			
<b>Frank Bolling, R</b> OBP: 0.335, SLG: 0.400 (1, 4)											4	0	0	1	1	0	2			
<b>Lou Berberet, L</b> OBP: 0.285, SLG: 0.373 (1, 2)											3	0	1	1	1	0	0			
<b>Ted Lepcio, R</b> OBP: 0.313, SLG: 0.386 (1, 6)										3	0	0	0	0	1	4				
<b>Neil Chrissy, L</b> OBP: 0.216, SLG: 0.327 (8, PH)										1	0	0	0	0	0	0				
<b>Coot Veal, R</b> OBP: 0.280, SLG: 0.247 (8, 6)										0	0	0	0	0	0	0				
<b>Paul Foytack, R</b> OBP: 0.179, SLG: 0.128 (1, 1)										4	1	1	0	0	0	1				
<b>Ray Narleski, R</b> OBP: 0.095, SLG: 0.190 (9, 1)										0	0	0	0	0	0	0				
<b>Inning Stats</b>	R: 1 E: 0 K: 0 S: 6	H: 3 LOB: 2 BB: 0 P: 6	R: 0 E: 0 K: 0 S: 4	H: 1 LOB: 1 BB: 0 P: 4	R: 2 E: 1 K: 1 S: 6	H: 1 LOB: 2 BB: 1 P: 15	R: 0 E: 0 K: 0 S: 3	H: 0 LOB: 2 BB: 1 P: 8	R: 0 E: 0 K: 1 S: 7	H: 2 LOB: 2 BB: 0 P: 7	R: 0 E: 0 K: 0 S: 3	H: 0 LOB: 0 BB: 0 P: 3	R: 2 E: 0 K: 0 S: 6	H: 3 LOB: 1 BB: 0 P: 6	R: 0 E: 0 K: 0 S: 3	H: 0 LOB: 0 BB: 0 P: 3	1B: 9 2B: 1 3B: 0 HR: 0	SF: 2 SAC: 0 DP: 0 HBP: 2	WP: 0 PB: 0 SB: 0 CS: 0	PA: 43
<b>PITCHER</b>	IP WLS BF H R ER SO BB IBB HBP BLK WP HR S P ERA WHIP																			
<b>Dick Donovan, R</b> ERA: 3.79 (1, 1)	2.0 L 12 4 3 1 0 0 0 0 1 0 0 0 0 11 12 4.50 2.000																			
<b>Barry Latman, R</b> ERA: 3.71 (3, 1)	0.1 3 1 0 0 0 2 0 0 0 0 0 0 0 1 9 0.00 9.000																			
<b>Ray Moore, R</b> ERA: 4.12 (3, 1)	1.2 7 0 0 0 1 1 0 0 1 0 0 0 0 7 12 0.00 0.600																			
<b>Gerry Staley, R</b> ERA: 2.15 (5, 1)	5.0 21 5 2 2 1 1 0 0 0 0 0 0 0 22 26 3.60 1.200																			

Detroit Tigers @ Chicago White Sox  
 Comiskey Park, Chicago, IL  
 Sat Sep 19 1959, 4:33 AM EDT  
 Att: 17,287 - Unknown

AB 35  
 R 5  
 H 10  
 RBI 5  
 BB 4  
 SO 2  
 LOB 21



Batter	1	2	3	4	5	6	7	8	9	AB	R	H	RBI	BB	SO	LOB	BOTTOM			
<b>Luis Aparicio, R</b> OBP: 0.315, SLG: 0.331 (1, 6)											5	0	1	0	0	3				
<b>Nellie Fox, L</b> OBP: 0.380, SLG: 0.390 (1, 4)											5	2	2	0	0	2				
<b>Billy Goodman, L</b> OBP: 0.295, SLG: 0.310 (1, 5)											4	1	1	0	0	2				
<b>Sammy Esposito, R</b> OBP: 0.277, SLG: 0.250 (7, PR) (8, 5)											0	0	0	0	0	0				
<b>Norm Cash, L</b> OBP: 0.365, SLG: 0.379 (9, PH)											1	1	1	2	0	0				
<b>Ted Kluszewski, L</b> OBP: 0.330, SLG: 0.418 (1, 3)											5	0	3	0	0	1				
<b>Sherm Lollar, R</b> OBP: 0.344, SLG: 0.447 (1, 2)											3	0	0	1	1	0	3			
<b>Al Smith, R</b> OBP: 0.310, SLG: 0.384 (1, 7)											4	0	2	0	0	3				
<b>Jim Rivera, L</b> OBP: 0.265, SLG: 0.355 (1, 9)										4	0	1	0	0	0	2				
<b>Bubba Phillips, R</b> OBP: 0.316, SLG: 0.376 (1, 8)										4	0	0	0	0	0	2				
<b>Dick Donovan, L</b> OBP: 0.208, SLG: 0.250 (1, 1)										1	0	0	0	0	1	1				
<b>Barry Latman, R</b> OBP: 0.187, SLG: 0.152 (1, 1)										0	0	0	0	0	0	0				
<b>Ray Moore, R</b> OBP: 0.179, SLG: 0.130 (1, 1)										0	0	0	0	0	0	0				
<b>Joe Hicks, L</b> OBP: 0.247, SLG: 0.290 (4, PH)										0	1	1	0	0	0	0				
<b>Gerry Staley, R</b> OBP: 0.313, SLG: 0.154 (1, 1)										1	0	0	0	1	0	0				
<b>Earl Torgerson, L</b> OBP: 0.309, SLG: 0.320 (8, PH)										1	0	0	0	0	0	0				
<b>Inning Stats</b>	R: 0 E: 0 K: 0 S: 5	H: 2 LOB: 3 BB: 1 P: 9	R: 0 E: 1 K: 1 S: 6	H: 0 LOB: 1 BB: 0 P: 6	R: 2 E: 1 K: 0 S: 7	H: 4 LOB: 2 BB: 0 P: 7	R: 0 E: 0 K: 0 S: 3	H: 1 LOB: 0 BB: 0 P: 3	R: 0 E: 0 K: 0 S: 2	H: 0 LOB: 2 BB: 1 P: 6	R: 0 E: 0 K: 0 S: 4	H: 1 LOB: 1 BB: 0 P: 4	R: 0 E: 0 K: 0 S: 3	H: 0 LOB: 0 BB: 0 P: 3	R: 2 E: 0 K: 0 S: 5	H: 2 LOB: 0 BB: 0 P: 5	1B: 9 2B: 2 3B: 0 HR: 1	SF: 0 SAC: 0 DP: 1 HBP: 0	WP: 2 PB: 0 SB: 1 CS: 1	PA: 40
<b>PITCHER</b>	IP WLS BF H R ER SO BB IBB HBP BLK WP HR S P ERA WHIP																			
<b>Paul Foytack, R</b> ERA: 4.62 (1, 1)	8.2 W 39 12 4 3 1 0 0 0 0 0 0 1 39 47 3.12 1.615																			
<b>Ray Narleski, R</b> ERA: 5.69 (9, 1)	0.1 S 1 0 0 0 0 0 0 0 0 0 0 0 1 1 1 0.00 0.000																			

Detroit Tigers @ Chicago White Sox  
 Comiskey Park, Chicago, IL  
 Sat Sep 19 1959, 4:33 AM EDT  
 Att: 17,287 - Unknown

AB 38  
 R 4  
 H 12  
 RBI 3  
 BB 2  
 SO 1  
 LOB 19




Batter	1	2	3	4	5	6	7	8	9	AB	R	H	RBI	BB	SO	LOB	TOP					
<b>Eddie Yost, R</b> OBP: 0.435, SLG: 0.437 (1, 5)										3	1	0	0	1	2	1	<b>Detroit Tigers @ Chicago White Sox</b> Comiskey Park, Chicago, IL Sun Sep 20 1959, 4:33 AM EDT Att: 27,784 - Unknown					
<b>Frank Bolling, R</b> OBP: 0.337, SLG: 0.396 (1, 4)										4	0	0	0	0	0	1						
<b>Harvey Kuenn, R</b> OBP: 0.405, SLG: 0.500 (1, 9)										4	3	4	1	0	0	0						
<b>Al Kaline, R</b> OBP: 0.405, SLG: 0.519 (1, 8)										3	1	1	2	1	0	1						
<b>Charlie Maxwell, L</b> OBP: 0.360, SLG: 0.461 (3, PH)										1	0	0	1	0	0	1						
<b>Johnny Groth, R</b> OBP: 0.304, SLG: 0.379 (3, 7)										3	0	0	0	0	0	0						
<b>Gus Zernial, R</b> OBP: 0.288, SLG: 0.426 (1, 3)										2	0	0	0	0	0	1						
<b>Bobo Osborne, L</b> OBP: 0.257, SLG: 0.280 (5, 3)										2	0	0	0	0	1	0						
<b>Red Wilson, R</b> OBP: 0.296, SLG: 0.406 (1, 2)										4	0	0	0	0	0	0						
<b>Ted Lepcio, R</b> OBP: 0.321, SLG: 0.393 (1, 6)										4	0	3	0	0	0	0						
<b>Coot Veal, R</b> OBP: 0.260, SLG: 0.247 (9, 6)										0	0	0	0	0	0	0						
<b>Don Mossi, L</b> OBP: 0.203, SLG: 0.267 (7, PH)										2	0	0	0	0	1	2						
<b>Steve Demeter, R</b> OBP: 0.180, SLG: 0.200 (7, 1)										1	0	0	0	0	1	0						
<b>Ray Narveski, R</b> OBP: 0.220, SLG: 0.190 (8, 1)										0	0	0	0	0	0	0						
<b>Dave Sisler, R</b> OBP: 0.200, SLG: 0.200 (8, 1)										0	0	0	0	0	0	0						
<b>Neil Christley, L</b> OBP: 0.224, SLG: 0.323 (9, PH)										1	0	0	0	0	1	0						
<b>Jim Bunning, R</b> OBP: 0.271, SLG: 0.220 (9, 1)										0	0	0	0	0	0	0						
<b>Inning Stats</b>	R: 2 E: 1 K: 0 S: 4	H: 1 LOB: 1 BB: 2 P: 12	R: 0 E: 0 K: 0 S: 4	H: 1 LOB: 1 BB: 0 P: 4	R: 1 E: 0 K: 0 S: 4	H: 1 LOB: 0 BB: 0 P: 4	R: 0 E: 0 K: 1 S: 6	H: 1 LOB: 1 BB: 0 P: 6	R: 2 E: 0 K: 1 S: 7	H: 2 LOB: 0 BB: 0 P: 7	R: 0 E: 0 K: 1 S: 5	H: 0 LOB: 0 BB: 0 P: 5	R: 0 E: 0 K: 2 S: 7	H: 0 LOB: 0 BB: 0 P: 7	R: 0 E: 0 K: 0 S: 3	H: 1 LOB: 0 BB: 0 P: 3	R: 0 E: 0 K: 0 S: 4	H: 1 LOB: 1 BB: 0 P: 4	1B: 5 2B: 1 3B: 0 HR: 2	SF: 0 SAC: 0 DP: 1 HBP: 0	WP: 0 PB: 0 SB: 0 CS: 0	PA: 36
<b>PITCHER</b>	IP WLS BF H R ER SO BB IBB HBP BLK WP HR S P ERA WHIP																					
<b>Billy Pierce, L</b> ERA: 3.53 (1, 1)	4.2 L 22 6 6 5 4 2 1 1 0 0 0 0 2 24 32 7.71 1.500																					
<b>Dick Donovan, R</b> ERA: 3.75 (5, 1)	1.1 4 0 0 0 1 0 0 0 0 0 0 0 0 6 6 0.00 0.000																					
<b>Turk Lown, R</b> ERA: 2.59 (7, 1)	2.0 6 1 0 0 2 0 0 0 0 0 0 0 0 10 10 0.00 0.500																					
<b>Bob Shaw, R</b> ERA: 2.74 (9, 1)	1.0 4 1 0 0 0 0 0 0 0 0 0 0 0 4 4 0.00 1.000																					
<b>Batter</b>	<b>1</b>	<b>2</b>	<b>3</b>	<b>4</b>	<b>5</b>	<b>6</b>	<b>7</b>	<b>8</b>	<b>9</b>	<b>AB</b>	<b>R</b>	<b>H</b>	<b>RBI</b>	<b>BB</b>	<b>SO</b>	<b>LOB</b>	<b>BOTTOM</b>					
<b>Luis Aparicio, R</b> OBP: 0.316, SLG: 0.331 (1, 6)										4	1	1	0	1	0	5	<b>Detroit Tigers @ Chicago White Sox</b> Comiskey Park, Chicago, IL Sun Sep 20 1959, 4:33 AM EDT Att: 27,784 - Unknown					
<b>Nellie Fox, L</b> OBP: 0.380, SLG: 0.392 (1, 4)										5	1	2	0	0	0	4						
<b>Al Smith, R</b> OBP: 0.311, SLG: 0.385 (1, 7)											4	0	2	2	0	0						
<b>Sherm Lollar, R</b> OBP: 0.346, SLG: 0.452 (1, 2)											3	1	1	1	0	0						
<b>Joe Hicks, L</b> OBP: 0.250, SLG: 0.250 (9, PR)											0	0	0	0	0	0						
<b>Ted Kluszewski, L</b> OBP: 0.323, SLG: 0.408 (1, 3)											5	0	0	0	0	0						
<b>Johnny Callison, L</b> OBP: 0.268, SLG: 0.245 (9, PR)										0	0	0	0	0	0	0						
<b>Bubba Phillips, R</b> OBP: 0.320, SLG: 0.381 (1, 8)										3	1	2	0	0	1	0						
<b>Earl Torgeson, L</b> OBP: 0.356, SLG: 0.356 (9, PH)										1	0	0	0	0	0	1						
<b>Jim McAnany, R</b> OBP: 0.339, SLG: 0.346 (1, 9)										2	0	1	1	1	0	2						
<b>Sammy Esposito, R</b> OBP: 0.265, SLG: 0.237 (1, 5)										3	0	0	0	0	1	2						
<b>Billy Goodman, L</b> OBP: 0.297, SLG: 0.310 (8, PH)										0	0	0	0	1	0	0						
<b>Jim Rivera, L</b> OBP: 0.265, SLG: 0.355 (8, PR)										0	0	0	0	0	0	0						
<b>Billy Pierce, L</b> OBP: 0.270, SLG: 0.260 (5, 1)										1	0	0	0	1	1	0						
<b>Dick Donovan, R</b> OBP: 0.200, SLG: 0.200 (5, PH)										0	0	0	0	0	0	0						
<b>Ron Jackson, R</b> OBP: 0.333, SLG: 0.300 (6, PH)										1	0	0	0	0	0	0						
<b>Turk Lown, R</b> OBP: 0.333, SLG: 0.630 (7, 1)										0	0	0	0	0	0	0						
<b>Norm Cash, L</b> OBP: 0.370, SLG: 0.370 (8, PH)										0	0	0	0	0	0	0						
<b>Bob Shaw, R</b> OBP: 0.107, SLG: 0.143 (9, 1)										0	0	0	0	0	0	0						
<b>Inning Stats</b>	R: 1 E: 0 K: 0 S: 5	H: 2 LOB: 1 BB: 0 P: 5	R: 0 E: 0 K: 1 S: 5	H: 0 LOB: 2 BB: 2 P: 13	R: 1 E: 0 K: 0 S: 5	H: 2 LOB: 0 BB: 0 P: 6	R: 0 E: 0 K: 2 S: 7	H: 0 LOB: 0 BB: 0 P: 7	R: 1 E: 0 K: 0 S: 4	H: 1 LOB: 0 BB: 0 P: 4	R: 1 E: 0 K: 0 S: 4	H: 2 LOB: 0 BB: 0 P: 4	R: 0 E: 0 K: 0 S: 4	H: 1 LOB: 2 BB: 1 P: 8	R: 0 E: 0 K: 0 S: 4	H: 1 LOB: 3 BB: 1 P: 9	R: 0 E: 0 K: 0 S: 3	H: 0 LOB: 1 BB: 0 P: 4	1B: 6 2B: 2 3B: 0 HR: 1	SF: 0 SAC: 3 DP: 1 HBP: 3	WP: 0 PB: 0 SB: 1 CS: 0	PA: 42
<b>PITCHER</b>	IP WLS BF H R ER SO BB IBB HBP BLK WP HR S P ERA WHIP																					
<b>Don Mossi, L</b> ERA: 3.29 (1, 1)	6.0 W 27 7 4 4 4 3 2 0 1 0 0 0 0 1 30 39 6.00 1.500																					
<b>Ray Narveski, R</b> ERA: 5.62 (7, 1)	1.1 9 2 0 0 0 2 0 1 0 0 0 0 6 15 0.00 3.000																					
<b>Dave Sisler, R</b> ERA: 4.4 (8, 1)	0.2 2 0 0 0 0 0 0 0 0 0 0 0 2 2 0.00 0.000																					
<b>Jim Bunning, R</b> ERA: 3.9 (9, 1)	1.0 S 4 0 0 0 0 0 0 0 1 0 0 0 0 3 4 0.00 0.000																					

Batter	1	2	3	4	5	6	7	8	9	AB	R	H	RBI	BB	SO	LOB	TOP		
Russ Snyder, L OBP: 0.356, SLG: 0.413 (1, 8)	L8		HR		4-3		K		K	5	1	1	1	0	2	1	<b>Kansas City Athletics @ Detroit Tigers</b> Briggs Stadium, Detroit, MI Tue Sep 22 1959, 4:33 AM EDT Att: 2,413 - Unknown		
Roger Maris, L OBP: 0.350, SLG: 0.458 (1, 9)	2B 3B		1B		L8		G3		L8	5	1	2	0	0	0	1			
Joe Morgan, L OBP: 0.284, SLG: 0.300 Ray Jablonski, R OBP: 0.301, SLG: 0.386 (8, PH) (8, 5)	K		E6		P6			BB 2B		3	0	0	0	0	1	2			
Bob Cerv, R OBP: 0.340, SLG: 0.488 (1, 7)			K					BB 2B		3	1	2	1	1	1	2			
Kent Hadley, L OBP: 0.308, SLG: 0.415 Dick Williams, R OBP: 0.311, SLG: 0.438 (8, PH) (8, 3)	K		K					BB	K	2	0	0	0	1	2	3			
Jerry Lumpe, L OBP: 0.314, SLG: 0.305 (1, 6)		6-3			L8			F7		4	0	0	0	0	0	4			
Frank House, L OBP: 0.284, SLG: 0.303 Hal Smith, R OBP: 0.365, SLG: 0.366 (8, PH) (8, 2)			G3-6-3 BB		L8			F9		2	0	0	0	1	0	2			
Lou Klimchok, L OBP: 0.205, SLG: 0.349 (1, 4)			G3-6-3					F7		4	0	1	0	0	0	2			
Ken Johnson, R Zeke Bella, R Ray Herbert, R Wayne Ford, R Marty Kutyna, R Al Grunwald, L (1, 1) (5, PH) (5, 1) (7, PH) (7, 1) (8, PH)			K		5-3			K		1	0	0	0	0	1	0			
<b>Inning Stats</b>	R: 1 E: 0 K: 2 S: 9	H: 2 LOB: 1 BB: 0 P: 9	R: 0 E: 0 K: 0 S: 2	H: 0 LOB: 0 BB: 1 P: 6	R: 1 E: 1 K: 3 S: 12	H: 2 LOB: 2 BB: 0 P: 12	R: 0 E: 0 K: 0 S: 3	H: 0 LOB: 0 BB: 0 P: 3	R: 0 E: 0 K: 0 S: 3	H: 1 LOB: 2 BB: 1 P: 8	R: 0 E: 0 K: 2 S: 8	H: 1 LOB: 1 BB: 2 P: 8	R: 2 E: 0 K: 1 S: 6	H: 1 LOB: 1 BB: 2 P: 14	R: 0 E: 0 K: 2 S: 7	H: 0 LOB: 0 BB: 0 P: 7		1B: 2 2B: 3 3B: 1 HR: 1	SF: 0 SAC: 0 DP: 1 HBP: 0
<b>PITCHER</b>	IP WLS BF H R ER SO BB IBB HBP BLK WP HR S P ERA WHIP																		
Jim Bunning, R ERA: 3.89 (1, 1)	5.1 W 22 5 2 2 5 1 0 0 0 0 1 31 35 3.38 1.125																		
Pete Burnside, L ERA: 3.77 (6, 1)	2.2 S 13 2 2 2 3 3 0 0 0 0 0 16 28 6.75 1.875																		
Tom Morgan, R ERA: 4.16 (9, 1)	1.0 S 3 0 0 0 2 0 0 0 0 0 0 7 7 0.00 0.000																		
Batter	1	2	3	4	5	6	7	8	9	AB	R	H	RBI	BB	SO	LOB	BOTTOM		
Eddie Yost, R OBP: 0.434, SLG: 0.436 (1, 5)	K		K	FC1-4						4	0	1	1	0	2	2	<b>Kansas City Athletics @ Detroit Tigers</b> Briggs Stadium, Detroit, MI Tue Sep 22 1959, 4:33 AM EDT Att: 2,413 - Unknown		
Gail Harris, L OBP: 0.296, SLG: 0.333 (1, 3)	BB BB		HR BB			1B		4-3		2	1	0	0	2	0	2			
Harvey Kuenn, R OBP: 0.406, SLG: 0.506 (1, 9)	F8		HR		6-3			SH1-3 1B		4	1	2	3	0	0	1			
Al Kaline, R OBP: 0.406, SLG: 0.523 (1, 8)			L6-3			SF8 3B		SH1-3		2	1	1	0	1	0	0			
Lou Berberet, L OBP: 0.284, SLG: 0.370 (1, 2)	K2-3		2B BB		SF8		F5			2	0	0	1	1	1	3			
Frank Bolling, R OBP: 0.336, SLG: 0.397 (1, 4)		F7		2B	6-3		F8			4	0	1	0	0	0	1			
Johnny Groth, R OBP: 0.292, SLG: 0.364 (1, 7)		G3		5-3		K		K		4	0	0	0	0	2	0			
Ted Lepcio, R OBP: 0.324, SLG: 0.405 (1, 6)		5-3		E8 1B 2B		4-3 1B 2B		F8		4	2	2	0	0	0	0			
Jim Bunning, R OBP: 0.234, SLG: 0.247 Pete Burnside, R Neil Chrissy, L Tom Morgan, R (1, 1) (6, 1) (8, PH) (9, 1)			HR 1B		FC1-4 1B		4-3	F3		2	1	2	1	0	0	0			
<b>Inning Stats</b>	R: 0 E: 0 K: 2 S: 7	H: 0 LOB: 2 BB: 2 P: 15	R: 0 E: 0 K: 0 S: 3	H: 0 LOB: 0 BB: 0 P: 3	R: 3 E: 1 K: 1 S: 7	H: 3 LOB: 2 BB: 2 P: 15	R: 1 E: 1 K: 0 S: 5	H: 2 LOB: 1 BB: 0 P: 5	R: 1 E: 0 K: 1 S: 4	H: 2 LOB: 1 BB: 0 P: 7	R: 0 E: 0 K: 0 S: 4	H: 1 LOB: 1 BB: 0 P: 4	R: 0 E: 0 K: 1 S: 5	H: 0 LOB: 0 BB: 0 P: 5	R: 0 E: 0 K: 1 S: 5	H: 0 LOB: 0 BB: 0 P: 5		1B: 4 2B: 3 3B: 1 HR: 1	SF: 1 SAC: 1 DP: 0 HBP: 0
<b>PITCHER</b>	IP WLS BF H R ER SO BB IBB HBP BLK WP HR S P ERA WHIP																		
Ken Johnson, R ERA: 6.75 (5, 1)	4.0 L 20 5 4 3 3 4 0 0 0 0 0 11 11 9.00 1.500																		
Ray Herbert, R ERA: 4.77 (7, 1)	2.0 S 9 3 2 2 1 0 0 0 0 0 0 11 11 9.00 1.500																		
Marty Kutyna, R ERA: (7, 1)	2.0 S 7 1 0 0 1 0 0 0 0 0 0 9 9 0.00 0.500																		

Batter	1	2	3	4	5	6	7	8	9	AB	R	H	RBI	BB	SO	LOB	TOP						
Russ Snyder, L (1,8) OBP: 0.361, SLG: 0.419										4	1	2	0	1	0	0							
Roger Maris, L (1,9) OBP: 0.353, SLG: 0.464										3	1	1	3	2	0	2							
Joe Morgan, L (1,5) OBP: 0.292, SLG: 0.279										3	0	0	0	0	0	2							
Ray Jablonski, R (7, PH) OBP: 0.306, SLG: 0.397										1	0	1	0	0	0	0							
Bob Grim, R (7, 1) OBP: 0.147, SLG: 0.194											1	0	0	0	0	1	1						
Bob Cerv, R (1,7) OBP: 0.341, SLG: 0.493										3	1	1	1	1	1	1							
Kent Hadley, L (1,3) OBP: 0.310, SLG: 0.414										3	1	1	0	1	0	2							
Jerry Lumpe, L (1,6) OBP: 0.313, SLG: 0.307										4	1	1	0	0	0	1							
Frank House, L (1,2) OBP: 0.303, SLG: 0.303										0	0	0	0	0	0	0							
Hal Smith, R (2, PH) OBP: 0.360, SLG: 0.361										4	0	0	1	0	0	1							
Lou Klimchok, L (1,4) OBP: 0.208, SLG: 0.404										4	1	1	1	0	1	1							
John Tsitouris, R (1,1) OBP: 0.150, SLG: 0.150										1	0	0	0	0	1	0							
Al Grunwald, L (4, 1)										0	0	0	0	0	0	0							
Tom Sturdivant, L (4, 1) OBP: 0.043, SLG: 0.043										1	0	0	0	0	0	0							
Dick Williams, R (7, PH) OBP: 0.312, SLG: 0.438										2	1	1	1	0	0	0							
<b>Inning Stats</b>	R: 0 E: 0 K: 0 S: 3	H: 1 LOB: 0 BB: 0 P: 3	R: 1 E: 0 K: 0 S: 4	H: 2 LOB: 0 BB: 0 P: 4	R: 0 E: 0 K: 1 S: 6	H: 1 LOB: 1 BB: 0 P: 6	R: 0 E: 0 K: 1 S: 5	H: 0 LOB: 0 BB: 0 P: 5	R: 1 E: 0 K: 0 S: 4	H: 1 LOB: 0 BB: 0 P: 4	R: 0 E: 0 K: 0 S: 3	H: 0 LOB: 1 BB: 1 P: 7	R: 5 E: 0 K: 1 S: 9	H: 4 LOB: 2 BB: 3 P: 21	R: 0 E: 0 K: 0 S: 3	H: 0 LOB: 0 BB: 0 P: 3	R: 0 E: 0 K: 1 S: 5	H: 0 LOB: 1 BB: 1 P: 9	1B: 3 2B: 3 3B: 0 HR: 3	SF: 0 SAC: 0 DP: 2 HBP: 0	WP: 0 PB: 0 SB: 0 CS: 0	PA: 39	
<b>PITCHER</b>	IP WLS BF H R ER SO BB IBB HBP BLK WP HR S P ERA WHIP																						
Paul Foytack, R (1, 1) ERA: 4.88	6.2		27	7	5	5	3	2	0	0	0	0	0	0	2	31	39	6.75	1.350				
Bob Smith, L (7, 1) ERA: 4.81	0.0	L	4	2	2	2	0	1	1	0	0	0	0	1	2	10							
Pete Burnside, L (7, 1) ERA: 3.75	0.1		1	0	0	0	0	0	0	0	0	0	0	1	1	0.00	0.000						
Ray Narleski, R (8, 1) ERA: 5.51	2.0		7	0	0	0	1	1	0	0	0	0	0	0	8	12	0.00	0.500					

Kansas City Athletics @ Detroit Tigers  
Briggs Stadium, Detroit, MI  
Wed Sep 23 1959, 4:33 AM EDT  
Att: 2,289 - Unknown

AB 34  
R 7  
H 9  
RBI 7  
BB 5  
SO 4  
LOB 11



Batter	1	2	3	4	5	6	7	8	9	AB	R	H	RBI	BB	SO	LOB	BOTTOM					
Eddie Yost, R (1,5) OBP: 0.432, SLG: 0.433										5	1	1	0	0	2	1						
Gail Harris, L (1,3) OBP: 0.301, SLG: 0.337										5	2	3	0	0	0	0						
Harvey Kuenn, R (1,9) OBP: 0.406, SLG: 0.505										4	1	1	0	1	0	1						
Al Kaline, R (1,8) OBP: 0.408, SLG: 0.529										4	1	2	3	1	1	2						
Lou Berberet, L (1,2) OBP: 0.283, SLG: 0.368										5	0	1	2	0	0	4						
Frank Bolling, R (1,4) OBP: 0.341, SLG: 0.397										2	1	1	0	3	0	0						
Neil Chrisley, L (1,7) OBP: 0.217, SLG: 0.333										2	0	1	0	0	0	2						
Gus Zernial, R (4, PH) OBP: 0.286, SLG: 0.423										1	0	0	0	0	1	3						
Johnny Groth, R (5, 7) OBP: 0.287, SLG: 0.356										2	0	0	0	0	1	1						
Ted Lepcio, R (1,6) OBP: 0.327, SLG: 0.409										3	0	1	1	1	1	0						
Paul Foytack, R (1, 1) OBP: 0.172, SLG: 0.123										3	0	0	0	0	1	3						
Bob Smith, R (7, 1)										0	0	0	0	0	0	0						
Pete Burnside, R (7, 1)										0	0	0	0	0	0	0						
Bobo Osborne, L (7, PH) OBP: 0.296, SLG: 0.279										1	0	0	0	0	1	1						
Ray Narleski, R (8, 1) OBP: 0.285, SLG: 0.190										0	0	0	0	0	0	0						
<b>Inning Stats</b>	R: 2 E: 0 K: 1 S: 9	H: 4 LOB: 2 BB: 0 P: 9	R: 0 E: 0 K: 1 S: 5	H: 0 LOB: 0 BB: 0 P: 5	R: 2 E: 0 K: 1 S: 8	H: 3 LOB: 3 BB: 2 P: 16	R: 1 E: 0 K: 1 S: 7	H: 3 LOB: 3 BB: 2 P: 15	R: 0 E: 0 K: 1 S: 5	H: 0 LOB: 0 BB: 0 P: 5	R: 0 E: 0 K: 0 S: 3	H: 0 LOB: 1 BB: 1 P: 7	R: 1 E: 0 K: 3 S: 10	H: 1 LOB: 1 BB: 1 P: 14	R: 0 E: 0 K: 0 S: 3	H: 0 LOB: 0 BB: 0 P: 3	R: 0 E: 0 K: 0 S: 3	H: 0 LOB: 0 BB: 0 P: 3	1B: 7 2B: 3 3B: 0 HR: 1	SF: 0 SAC: 0 DP: 1 HBP: 0	WP: 0 PB: 0 SB: 0 CS: 0	PA: 43
<b>PITCHER</b>	IP WLS BF H R ER SO BB IBB HBP BLK WP HR S P ERA WHIP																					
John Tsitouris, R (1, 1) ERA: 4.99	3.0		18	7	4	4	3	1	1	0	0	0	0	0	4	12	13.50	6.000				
Al Grunwald, L (4, 1) ERA: 8.64	0.2		6	3	1	1	0	1	1	0	0	0	0	0	4	12	13.50	6.000				
Tom Sturdivant, R (4, 1) ERA: 4.78	2.1	W	8	0	0	0	2	1	0	0	0	0	0	0	11	15	0.00	0.429				
Bob Grim, R (7, 1) ERA: 4.12	3.0	S	11	1	1	1	3	1	0	0	0	0	0	0	16	20	3.00	0.667				

Kansas City Athletics @ Detroit Tigers  
Briggs Stadium, Detroit, MI  
Wed Sep 23 1959, 4:33 AM EDT  
Att: 2,289 - Unknown

AB 37  
R 6  
H 11  
RBI 6  
BB 6  
SO 8  
LOB 18





Batter	1	2	3	4	5	6	7	8	9	AB	R	H	RBI	BB	SO	LOB	TOP			
Luis Aparicio, R (1, 6) Sammy Esposito, R (4, 6) OBP: 0.315, SLG: 0.332 OBP: 0.271, SLG: 0.233	P6		L8		F7			BB		2	0	0	0	0	0	0				
Nelle Fox, L (1, 4) Billy Goodman, L (4, 4) OBP: 0.377, SLG: 0.388 OBP: 0.298, SLG: 0.314	1-3		5-3		L8			L8		2	0	0	0	0	0	0				
Jim Landis, R (1, 8) J.C. Martin, L (6, 5) OBP: 0.370, SLG: 0.378	K		L8		4-3			F9		3	0	0	0	0	1	0				
Ted Kluszewski, L (1, 3) Earl Torgeson, L (6, 3) Norm Cash, L (9, 3) OBP: 0.322, SLG: 0.411 OBP: 0.360, SLG: 0.359 OBP: 0.370, SLG: 0.379		1B		K		1-3		4-3	1B	3	1	1	0	0	1	0				
John Romano, R (1, 2) OBP: 0.415, SLG: 0.480		HR						1B	1B	3	2	2	1	1	1	0				
Al Smith, R (1, 7) Joe Hicks, L (7, 7) OBP: 0.311, SLG: 0.397 OBP: 0.200, SLG: 0.200		3H			F9			4-3	1B	3	1	1	2	0	0	1				
Bubba Phillips, R (1, 5) OBP: 0.321, SLG: 0.381		HR						4-3	1B	1	0	0	0	0	0	2				
Jim McAnany, R (1, 9) OBP: 0.333, SLG: 0.340		5-3			L8			FC3-6	1B	4	0	1	2	0	0	1				
Jim McAnany, R (1, 9) OBP: 0.333, SLG: 0.340		F7			G3			5-3	FC3-6	4	0	0	0	0	0	1				
Billy Pierce, L (1, 1) Dick Donovan, L (3, 1) Ron Jackson, R (6, PH) Gerry Staley, R (8, 1) OBP: 0.267, SLG: 0.265 OBP: 0.197, SLG: 0.246 OBP: 0.308, SLG: 0.583 OBP: 0.313, SLG: 0.154		F7			G3			1-3		1	0	0	0	0	0	0				
<b>Inning Stats</b>	R: 0 E: 0 K: 1 S: 5	H: 0 LOB: 0 BB: 0 P: 5	R: 3 E: 0 K: 0 S: 6	H: 3 LOB: 0 BB: 0 P: 6	R: 0 E: 0 K: 0 S: 3	H: 0 LOB: 0 BB: 0 P: 3	R: 0 E: 0 K: 1 S: 5	H: 0 LOB: 1 BB: 1 P: 9	R: 0 E: 0 K: 0 S: 3	H: 0 LOB: 0 BB: 0 P: 3	R: 0 E: 0 K: 0 S: 3	H: 0 LOB: 0 BB: 0 P: 5	R: 0 E: 0 K: 1 S: 5	H: 0 LOB: 1 BB: 0 P: 7	R: 2 E: 0 K: 0 S: 6	H: 3 LOB: 1 BB: 0 P: 6	1B: 4 2B: 0 3B: 1 HR: 1	SF: 0 SAC: 0 DP: 0 HBP: 0	WP: 0 PB: 0 SB: 0 CS: 0	PA: 35
<b>PITCHER</b> Don Mossi, L (1, 1) ERA: 3.36	IP: 9.0 WLS: W BF: 35 H: 6 R: 5 ER: 5 SO: 3 BB: 2 IBB: 0 HBP: 0 BLK: 0 WP: 0 HR: 1 S: 39 P: 47 ERA: 5.00 WHIP: 0.889																			

Chicago White Sox @ Detroit Tigers  
Briggs Stadium, Detroit, MI  
Fri Sep 25 1959, 4:33 AM EDT  
Att: 3,386 - Unknown

AB	33
R	5
H	6
RBI	5
BB	2
SO	3
LOB	6



Batter	1	2	3	4	5	6	7	8	9	AB	R	H	RBI	BB	SO	LOB	BOTTOM			
Eddie Yost, R (1, 5) OBP: 0.435, SLG: 0.436	L5-4	F7		BB	4-0					4	1	3	0	1	0	2				
Frank Bolling, R (1, 4) OBP: 0.341, SLG: 0.397	HR	FC5			F7					3	1	1	0	0	0	4				
Harvey Kuenn, R (1, 9) OBP: 0.404, SLG: 0.505	L5-4				F9					5	0	1	2	0	0	3				
Al Kaline, R (1, 8) OBP: 0.409, SLG: 0.534	HR				1-3					3	2	1	2	2	1	1				
Gus Zernial, R (1, 3) Gail Harris, L (4, 3) OBP: 0.284, SLG: 0.417 OBP: 0.298, SLG: 0.334	K				1-3					2	0	0	0	0	1	1				
Red Wilson, R (1, 2) Lou Berberet, L (9, PH) OBP: 0.295, SLG: 0.408 OBP: 0.282, SLG: 0.367		1B			F8					4	1	1	0	0	0	1				
Johnny Groth, R (1, 7) Neil Christley, L (4, PH) OBP: 0.224, SLG: 0.353 OBP: 0.220, SLG: 0.327		L8			L9					1	0	0	0	0	0	1				
Ted Lepcio, R (1, 6) OBP: 0.335, SLG: 0.410		FC5								2	0	1	1	2	1	1				
Don Mossi, L (1, 1) Charlie Maxwell, L (9, PH) OBP: 0.198, SLG: 0.260 OBP: 0.361, SLG: 0.461		SH			F5					2	0	0	0	0	0	2				
<b>Inning Stats</b>	R: 2 E: 0 K: 1 S: 7	H: 3 LOB: 0 BB: 0 P: 7	R: 1 E: 0 K: 0 S: 6	H: 2 LOB: 2 BB: 0 P: 6	R: 0 E: 0 K: 0 S: 3	H: 0 LOB: 1 BB: 1 P: 7	R: 0 E: 0 K: 0 S: 3	H: 0 LOB: 2 BB: 2 P: 11	R: 0 E: 0 K: 1 S: 5	H: 0 LOB: 0 BB: 0 P: 5	R: 0 E: 0 K: 1 S: 5	H: 1 LOB: 1 BB: 0 P: 4	R: 0 E: 0 K: 1 S: 5	H: 0 LOB: 1 BB: 1 P: 9	R: 3 E: 1 K: 0 S: 5	H: 2 LOB: 3 BB: 2 P: 13	1B: 5 2B: 3 3B: 0 HR: 1	SF: 0 SAC: 3 DP: 1 HBP: 0	WP: 0 PB: 0 SB: 1 CS: 0	PA: 42
<b>PITCHER</b> Billy Pierce, L (1, 1) ERA: 3.62 Dick Donovan, R (3, 1) ERA: 3.66 Gerry Staley, R (8, 1) ERA: 2.26	IP: 2.0 WLS: L BF: 11 H: 5 R: 3 ER: 3 SO: 1 BB: 0 IBB: 0 HBP: 0 BLK: 0 WP: 0 HR: 1 S: 13 P: 13 ERA: 13.50 WHIP: 2.500																			

Chicago White Sox @ Detroit Tigers  
Briggs Stadium, Detroit, MI  
Fri Sep 25 1959, 4:33 AM EDT  
Att: 3,386 - Unknown

AB	32
R	6
H	8
RBI	5
BB	7
SO	4
LOB	20





Batter	1	2	3	4	5	6	7	8	9	AB	R	H	RBI	BB	SO	LOB	TOP			
Luis Aparicio, R OBP: 0.316, SLG: 0.332 Sammy Esposito, R OBP: 0.282, SLG: 0.227										3	1	1	0	0	1	0				
Nelle Fox, L OBP: 0.380, SLG: 0.389 Billy Goodman, L OBP: 0.304, SLG: 0.321										1	1	1	0	2	0	0				
Jim Landis, R OBP: 0.379, SLG: 0.379 Joe Hicks, L OBP: 0.500, SLG: 0.429										3	1	0	1	0	0	3				
Ted Kluszewski, L OBP: 0.319, SLG: 0.404 Earl Torgeson, L OBP: 0.359, SLG: 0.357										3	0	0	1	0	0	2				
John Romano, R OBP: 0.407, SLG: 0.468 Cam Carreon, R										3	1	0	0	0	0	0				
Al Smith, R OBP: 0.311, SLG: 0.396 Johnny Callison, L OBP: 0.271, SLG: 0.288										3	0	1	0	0	1	1				
Jim Rivera, L OBP: 0.390 Jim McNamany, R OBP: 0.339, SLG: 0.348										3	1	1	2	0	0	1				
Bubba Phillips, R OBP: 0.319, SLG: 0.377 J.C. Martin, L OBP: 0.250, SLG: 0.250										2	0	0	0	0	0	0				
Bob Shaw, R OBP: 0.179, SLG: 0.137 Barry Latman, R OBP: 0.189, SLG: 0.149 Ron Jackson, R OBP: 0.313, SLG: 0.500 Ken McBride, R OBP: 0.167, SLG: 0.167										2	0	0	0	0	0	0				
<b>Inning Stats</b>	R: 5 E: 2 K: 1 S: 9	H: 2 LOB: 0 BB: 1 P: 13	R: 0 E: 0 K: 0 S: 3	H: 0 LOB: 1 BB: 1 P: 7	R: 0 E: 0 K: 0 S: 4	H: 1 LOB: 1 BB: 0 P: 4	R: 0 E: 0 K: 1 S: 5	H: 0 LOB: 0 BB: 0 P: 5	R: 0 E: 0 K: 0 S: 3	H: 0 LOB: 0 BB: 0 P: 3	R: 0 E: 0 K: 0 S: 4	H: 1 LOB: 1 BB: 0 P: 4	R: 0 E: 0 K: 1 S: 6	H: 1 LOB: 1 BB: 1 P: 6	R: 1 E: 0 K: 0 S: 4	H: 2 LOB: 1 BB: 1 P: 8	1B: 6 2B: 1 3B: 0 HR: 1	SF: 0 SAC: 0 DP: 2 HBP: 0	WP: 2 PB: 0 SB: 2 CS: 0	PA: 38
<b>PITCHER</b>	IP WLS BF H R ER SO BB IBB HBP BLK WP HR S P ERA WHIP																			
Bob Bruce, R ERA: 9.0	1.0 L 8 2 2 5 2 1 1 0 0 0 0 1 1 9 13 18.00 3.000																			
Tom Morgan, R ERA: 3.99	4.0 14 2 0 0 1 1 0 0 0 0 0 0 15 19 0.00 0.750																			
Paul Foytack, R ERA: 4.64	2.0 7 1 0 0 0 0 0 0 0 0 0 0 7 7 0.00 0.500																			
Pete Burnside, L ERA: 3.77	2.0 9 3 1 1 1 1 0 0 0 0 1 0 10 14 4.50 2.000																			

Chicago White Sox @ Detroit Tigers  
Briggs Stadium, Detroit, MI  
Sun Sep 27 1959, 4:33 AM EDT  
Att: 13,985 - Unknown

livebaseballscores.com

AB 35  
R 6  
H 8  
RBI 5  
BB 3  
SO 3  
LOB 14

Batter	1	2	3	4	5	6	7	8	9	AB	R	H	RBI	BB	SO	LOB	BOTTOM			
Harvey Kuenn, R OBP: 0.402, SLG: 0.501										4	0	1	1	0	0	0				
Gail Harris, L OBP: 0.292, SLG: 0.327										4	0	0	0	0	1	2				
Ted Lepcio, R OBP: 0.332, SLG: 0.417										4	1	1	0	0	0	1				
Al Kaline, R OBP: 0.409, SLG: 0.530										3	0	1	0	1	1	1				
Charlie Maxwell, L OBP: 0.357, SLG: 0.461										4	1	1	2	0	1	3				
Frank Bolling, R OBP: 0.339, SLG: 0.403										4	0	0	0	0	2					
Steve Demeter, R OBP: 0.111, SLG: 0.167										4	1	1	0	0	3					
Ron Shoop, R OBP: 0.143, SLG: 0.143										4	1	1	0	0	1					
Bob Bruce, R Tom Morgan, R Neil Christley Paul Foytack, R Rocky Bridges, R Pete Burnside, R										0	0	0	0	0	0	0				
<b>Inning Stats</b>	R: 0 E: 0 K: 0 S: 3	H: 0 LOB: 0 BB: 0 P: 3	R: 0 E: 0 K: 1 S: 5	H: 0 LOB: 0 BB: 0 P: 5	R: 2 E: 1 K: 0 S: 5	H: 4 LOB: 0 BB: 0 P: 5	R: 0 E: 1 K: 0 S: 5	H: 1 LOB: 2 BB: 0 P: 5	R: 0 E: 0 K: 2 S: 9	H: 2 LOB: 0 BB: 0 P: 9	R: 0 E: 0 K: 1 S: 5	H: 0 LOB: 0 BB: 0 P: 5	R: 0 E: 1 K: 0 S: 4	H: 0 LOB: 2 BB: 1 P: 8	R: 0 E: 1 K: 0 S: 3	H: 0 LOB: 0 BB: 0 P: 3	1B: 6 2B: 0 3B: 1 HR: 1	SF: 0 SAC: 0 DP: 1 HBP: 0	WP: 0 PB: 0 SB: 0 CS: 0	PA: 35
<b>PITCHER</b>	IP WLS BF H R ER SO BB IBB HBP BLK WP HR S P ERA WHIP																			
Bob Shaw, R ERA: 2.69	5.0 W 19 5 2 1 1 0 0 0 0 0 0 21 21 1.80 1.000																			
Barry Latman, R ERA: 3.75	3.0 13 2 2 2 3 1 0 0 0 0 0 1 18 22 6.00 1.000																			
Ken McBride, R ERA: 3.18	1.0 S 3 0 0 0 0 0 0 0 0 0 0 0 3 3 0.00 0.000																			

Chicago White Sox @ Detroit Tigers  
Briggs Stadium, Detroit, MI  
Sun Sep 27 1959, 4:33 AM EDT  
Att: 13,985 - Unknown

livebaseballscores.com

AB 34  
R 4  
H 7  
RBI 3  
BB 1  
SO 4  
LOB 13