

Detroit Tigers - 1960

Batter	1	2	3	4	5	6	7	8	9	10	11	12	13	14	15	AB R H RBI BB SO LOB	TOP	
Eddie Yost, R OBP: 0.286, SLG: 0.167 (1, 5)	0-0 F8		0-3 K			0-0 F7			0-0 CS 1B		4-0 1B BB	0-0 3-1			0-0 F8	6 0 1 0 1 1 4		
Frank Bolling, R (1, 4)	0-0 5-3			0-0 F5		0-0 F9			0-3 K		0-0 1B		0-3 K		0-0 1B 2B	4 0 0 0 0 1 1 1 0 1 2 0 0 0 2 1 1 0 0 1 0		
Neil Christley, L (11, PH) Red Wilson, R (11, 2) OBP: 1.000, SLG: 1.000 OBP: 0.500, SLG: 1.000				0-0 1B		0-0 F9			0-3 K		0-0 F7		0-0 4-3		4-0 1B BB	6 0 1 0 1 2 2		
Charlie Maxwell, L (1, 7) OBP: 0.286, SLG: 0.167	0-3 K2-3			0-0 1B		0-0 F9			0-3 K		0-0 F7		0-0 4-3		0-0 1B BB	4 0 1 2 3 0 3		
Al Kaline, R (1, 8) OBP: 0.571, SLG: 0.250		4-0 BB		0-0 L5-4-3		4-0 BB			0-0 L9		0-0 L7		4-0 BB		0-0 1B	4 0 1 2 3 0 3		
Rocky Colavito, R (1, 9)		0-3 K		0-0 F7		0-3 K			4-0 CS BB				0-3 K		0-0 G5-4-3 1B	6 0 0 0 1 4 5		
Steve Bilko, R (1, 3) Gail Harris, L (11, 3)		0-3 K		0-0 F7		0-3 K			0-3 K				4-0 BB E BB		0-0 F9	4 0 0 0 0 3 3 1 0 0 0 1 0 0		
Chico Fernandez, R (1, 6) OBP: 0.167, SLG: 0.167		0-0 FC1-6-4		0-0 1B		0-0 F7			0-0 6-3		0-0 1-3		0-0 E4 BB		0-0 F9	6 0 1 0 0 0 2		
Lou Berberet, L (1, 2) Johnny Groth, R (11, PR) Casey Wise, S (11, 4)			0-3 K		0-0 F7				0-0 F8		4-0 1B BB		0-0 F7		0-0 F7	3 0 0 0 1 1 1 0 1 0 0 0 0 0 2 0 0 0 0 0 2		
Frank Lary, R (1, 1) Jim Bunning, R (11, 1) Norm Cash, L (12, PH) Pete Burnside, R (12, 1)			0-0 6-3		0-0 F7				0-3 K		0-0 K				4-0 2B 1B	4 1 1 0 0 2 0 0 0 0 0 0 0 0 0 0 0 0 1 0 0 0 1 0 0 1 0 0		
Inning Stats	R: 0 H: 0 E: 0 LOB: 0 K: 1 BB: 0 S: 5 P: 5	R: 0 H: 0 E: 0 LOB: 1 K: 2 BB: 1 S: 7 P: 11	R: 0 H: 0 E: 0 LOB: 0 K: 2 BB: 0 S: 7 P: 7	R: 0 H: 1 E: 0 LOB: 0 K: 0 BB: 0 S: 3 P: 3	R: 0 H: 1 E: 0 LOB: 1 K: 0 BB: 0 S: 4 P: 4	R: 0 H: 0 E: 0 LOB: 0 K: 1 BB: 0 S: 5 P: 5	R: 0 H: 0 E: 0 LOB: 1 K: 2 BB: 1 S: 7 P: 11	R: 0 H: 0 E: 0 LOB: 0 K: 1 BB: 0 S: 5 P: 5	R: 0 H: 1 E: 0 LOB: 0 K: 2 BB: 0 S: 7 P: 7	R: 0 H: 0 E: 0 LOB: 0 K: 1 BB: 1 S: 4 P: 8	R: 2 H: 2 E: 0 LOB: 2 K: 0 BB: 2 S: 5 P: 13	R: 0 H: 0 E: 1 LOB: 3 K: 1 BB: 2 S: 6 P: 14	R: 0 H: 0 E: 0 LOB: 1 K: 2 BB: 1 S: 7 P: 11	R: 0 H: 0 E: 0 LOB: 0 K: 0 BB: 0 S: 3 P: 3	R: 2 H: 2 E: 0 LOB: 1 K: 0 BB: 2 S: 4 P: 12	1B: 6 SF: 0 2B: 3 SAC: 0 3B: 0 DP: 4 HR: 0 HBP: 0	WP: 0 PA: 59 PB: 0 SB: 1 CS: 2	
PITCHER	IP WLS BF H R ER SO BB IBB HBP BLK WP HR S P ERA WHIP																	
Gary Bell, R (1, 1) ERA: 1.74	10.1																	
Bob Grim, R (11, 1) ERA:	0.2																	
Mudcat Grant, R (12, 1) ERA: 5.4	3.1	L	16	1	2	2	3	4	0	0	0	0	0	0	18	34	5.40	1.500
Johnny Klippstein, R (15, 1) ERA:	0.0		1	0	0	0	0	1	0	0	0	0	0	0	4			
Bobby Tiefenauer, R (15, 1) ERA:	0.2		2	1	0	0	0	0	0	0	0	0	0	2	2	0.00	1.500	

Detroit Tigers @ Cleveland Indians
Cleveland Municipal Stadium, Cleveland, OH
Tue Apr 19 1960, 3:33 AM EST
Att: 52,756 - Unknown

livebaseballscores.com

AB 49
R 4
H 7
RBI 4
BB 10
SO 15
LOB 23



Batter	1	2	3	4	5	6	7	8	9	AB R H RBI BB SO LOB	TOP									
Eddie Yost, R (1, 5) OBP: 0.273, SLG: 0.111	0-0 F2			H 1-0 FC6-4 HBP	0-0 G5-4-3			0-3 K		3 0 0 0 0 1 1										
Casey Wise, S (1, 4) OBP: 0.167, SLG: 0.167	0-0 F8			1-2f FC6-4 1B HR			0-0 F8	0-0 1B		4 1 1 0 0 0 1										
Charlie Maxwell, L (1, 7) OBP: 0.182, SLG: 0.100	0-0 L4			0-0 F9			0-0 4-3	0-0 F9		4 0 0 0 0 0 2										
Al Kaline, R (1, 8) OBP: 0.545, SLG: 0.750		0-0 L2-3		0-0 HR 1B	0-0 L6-3			0-0 HR		4 2 2 1 0 0 0										
Rocky Colavito, R (1, 9) OBP: 0.273, SLG: 0.444		0-0 P5		0-0 HR			0-0 6-3	4-0 3B BB		3 2 1 3 1 0 0										
Steve Bilko, R (1, 3) OBP: 0.375, SLG: 0.625		0-0 P4		0-0 1B			0-0 G1-6-3 1B	0-0 3B		4 0 3 1 0 0 0										
Johnny Groth, R (9, PR)										0 0 0 0 0 0 0										
Gail Harris, L (9, 3)										0 0 0 0 0 0 0										
Chico Fernandez, R (1, 6) OBP: 0.100, SLG: 0.100			0-0 F8	0-0 4-3			0-0 G1-6-3	0-0 L5		4 0 0 0 0 0 3										
Lou Berberet, L (1, 2)			0-3 K		0-0 1-3		0-3 K	4-0 L4-3 BB		3 0 0 0 1 2 0										
Don Mossi, L (1, 1)			0-3 K		4-0 G5-4-3 BB		0-0 HR	0-0 L4-3		1 0 0 0 1 1 0										
Norm Cash, L (8, PH) OBP: 1.000, SLG: 4.000										1 1 1 1 0 0 0										
Tom Morgan, R (8, 1)										0 0 0 0 0 0 0										
Neil Christley, L (9, PH) OBP: 0.500, SLG: 0.500										1 0 0 0 0 0 2										
Paul Foytack, R (9, 1)										0 0 0 0 0 0 0										
Inning Stats	R: 0 E: 0 K: 0 S: 3	H: 0 LOB: 0 BB: 0 P: 3	R: 0 E: 0 K: 0 S: 3	H: 0 LOB: 0 BB: 0 P: 3	R: 0 E: 0 K: 2 S: 7	H: 0 LOB: 0 BB: 0 P: 7	R: 3 E: 0 K: 0 S: 6	H: 3 LOB: 1 BB: 0 P: 7	R: 0 E: 0 K: 0 S: 2	H: 0 LOB: 0 BB: 1 P: 6	R: 0 E: 0 K: 0 S: 3	H: 1 LOB: 0 BB: 0 P: 3	R: 0 E: 0 K: 2 S: 9	H: 2 LOB: 1 BB: 0 P: 9	R: 1 E: 0 K: 2 S: 4	H: 2 LOB: 1 BB: 2 P: 12	1B: 4 2B: 1 3B: 1 HR: 3	SF: 0 SAC: 0 DP: 3 HBP: 1	WP: 0 PB: 0 SB: 0 CS: 0	PA: 36
PITCHER	IP WLS BF H R ER SO BB IBB HBP BLK WP HR S P ERA WHIP																			
Jim Perry, R (1, 1) ERA: 6.75	8.0 L 32 7 6 6 4 2 0 1 0 0 0 3 37 46 6.75 1.125																			
Carl Thomas, R (9, 1) ERA:	1.0 4 1 0 0 0 1 0 0 0 0 0 0 3 7 0.00 2.000																			

Detroit Tigers @ Cleveland Indians
Cleveland Municipal Stadium, Cleveland, OH

Wed Apr 20 1960, 3:33 AM EST
Att. 4,836 - Unknown

livebaseballscorecards.com

AB	32
R	6
H	8
RBI	6
BB	3
SO	4
LOB	9



Batter	1	2	3	4	5	6	7	8	9	AB R H RBI BB SO LOB
Johnny Temple, R (1, 4) OBP: 0.182, SLG: 0.100	0-0 6-3		0-0 SH5-3		0-0 E5 SF9		0-0 F9		0-0 FC6	4 1 0 0 0 0 1
Jim Piersall, R (1, 8) OBP: 0.400, SLG: 0.250	0-0 L8		4-0 BB 2B BB		0-0 E5		0-0 L8			3 1 0 0 1 0 1
Walt Bond, L (1, 9) OBP: 0.364, SLG: 0.143	4-0 BB		4-0 BB 1-2 2-3 3-H		0-0 SF9		0-0 P6			1 0 0 2 2 0 0
Tito Francona, L (1, 7) OBP: 0.182, SLG: 0.182	0-0 G3		0-0 P6		0-0 F7		0-0 4-3			4 0 0 0 0 0 5
Vic Power, R (1, 3) OBP: 0.364, SLG: 0.700		0-0 6-3	0-0 2B 1-3 2-H 3-H		0-0 4-3		0-0 6-3			4 0 1 2 0 0 1
John Romano, R (1, 2) OBP: 0.500, SLG: 0.500		0-3 K	0-0 F7			0-0 1B G5-4-3		0-0 4-3		3 0 1 0 0 1 2
Russ Nixon, L (8, PH) OBP: 0.400, SLG: 0.600										1 0 0 0 0 0 0
Woodie Held, R (1, 6) OBP: 0.125, SLG: 0.125		0-0 5-3		0-0 G3		0-0 1B G5-4-3		0-0 L8		4 0 1 0 0 0 0
Bubba Phillips, R (1, 5) Don Dillard, L (9, PH)			4-0 BB SH5-3 1B BB	0-0 P5		0-0 G5-4-3		0-0 4-3		2 1 0 0 1 0 2
Jim Perry, S (1, 1) OBP: 0.333, SLG: 0.333			0-0 BB SH5-3 1B	0-0 6-3		0-0 6-3		4-0 FC6 BB		3 1 1 0 0 0 1
Carl Thomas, R (9, 1)			1-2 2B							0 0 0 0 0 0 0
Bob Hale, L (9, PH)										0 0 0 0 1 0 0
Carroll Hardy, R (9, PR)										0 0 0 0 0 0 0

Inning Stats	R: 0 E: 0 K: 0 S: 3	H: 0 LOB: 1 BB: 1 P: 7	R: 0 E: 0 K: 1 S: 5	H: 0 LOB: 0 BB: 0 P: 5	R: 3 E: 0 K: 0 S: 5	H: 2 LOB: 2 BB: 3 P: 17	R: 0 E: 0 K: 0 S: 3	H: 0 LOB: 0 BB: 0 P: 3	R: 1 E: 2 K: 0 S: 5	H: 0 LOB: 1 BB: 0 P: 5	R: 0 E: 0 K: 0 S: 4	H: 2 LOB: 1 BB: 0 P: 4	R: 0 E: 0 K: 0 S: 3	H: 0 LOB: 0 BB: 0 P: 3	R: 0 E: 0 K: 0 S: 3	H: 0 LOB: 0 BB: 0 P: 3	R: 0 E: 0 K: 0 S: 3	H: 0 LOB: 1 BB: 1 P: 7	1B: 3 2B: 1 3B: 0 HR: 0	SF: 1 SAC: 1 DP: 1 HBP: 0
--------------	------------------------------	---------------------------------	------------------------------	---------------------------------	------------------------------	----------------------------------	------------------------------	---------------------------------	------------------------------	---------------------------------	------------------------------	---------------------------------	------------------------------	---------------------------------	------------------------------	---------------------------------	------------------------------	---------------------------------	----------------------------------	------------------------------------


PITCHER	IP	WLS	BF	H	R	ER	SO	BB	IBB	HBP	BLK	WP	HR	S	P	ERA	WHIP
Don Mossi, L (1, 1) ERA: 3.86	7.0		30	4	4	3	1	4	0	0	0	0	0	28	44	3.86	1.143
Tom Morgan, R (8, 1) ERA:	1.0	W	3	0	0	0	0	0	0	0	0	0	0	3	3	0.00	0.000
Paul Foytack, R (9, 1) ERA:	1.0	S	4	0	0	0	0	1	0	0	0	0	0	3	7	0.00	1.000

BOTTOM

Detroit Tigers @ Cleveland Indians
Cleveland Municipal Stadium, Cleveland, OH

Wed Apr 20 1960, 3:33 AM EST
Att. 4,836 - Unknown

AB	30
R	4
H	4
RBI	4
BB	5
SO	1
LOB	13



WP	PA	ERA	WHIP
0	37		

BOTTOM

Chicago White Sox @ Detroit Tigers
Briggs Stadium, Detroit, MI

livebaseballscores.com

AB	33
R	6
H	10
RBI	6
BB	9
SO	5
LOB	20



WP:	0	PA:	44
PB:	0		
SB:	0		
CS:	0		

Fri Apr 22 1960, 3:33 AM EST
Att. 53,563 - Unknown

AB R H RBI BB SO LOB

4	1	1	2	1	2	0
5	0	1	0	0	0	3
2	0	1	0	3	0	1
4	2	2	0	1	0	2
5	1	2	2	0	1	4
3	1	1	1	1	0	2
0	0	0	0	0	0	0
0	0	0	0	1	0	0
3	0	0	0	0	0	2
1	0	0	0	0	0	3
4	1	2	1	1	0	2
1	0	0	0	0	1	0
0	0	0	0	0	0	0
0	0	0	0	1	0	0
0	0	0	0	0	0	0
0	0	0	0	0	0	0
1	0	0	0	0	1	0
0	0	0	0	0	0	0
0	0	0	0	0	0	0
0	0	0	0	0	0	0
0	0	0	0	0	0	0
0	0	0	0	0	0	0
1B:	6	SF:	0			
2B:	1	SAC:	2			
3B:	0	DP:	1			
HR:	3	HBP:	0			

Batter	1	2	3	4	5	6	7	8	9
Eddie Yost, R OBP: 0.313, SLG: 0.385 (1, 5)	0-0 5-3 K		0-3 K		0-0 HR		0-3 K	4-0 BB	
Casey Wise, S OBP: 0.182, SLG: 0.182 (1, 4)	0-0 1B		0-0 6-3		0-0 F8		0-0 F8	0-0 F7	
Charlie Maxwell, L OBP: 0.375, SLG: 0.167 (1, 7)	0-0 G4-6-3 1-2f			4-0 2B BB	0-0 1B		4-0 1B BB		4-0 FC5-4 BB
Al Kaline, R OBP: 0.563, SLG: 0.750 (1, 8)		4-0 HR BB		0-0 2B	0-0 L7		0-0 1B		0-0 FC5-4 1B
Rocky Colavito, R OBP: 0.313, SLG: 0.643 (1, 9)			0-0 HR	0-3 K		0-0 F4	0-0 6-3		0-0 1B IBB 1B
Steve Bilko, R OBP: 0.417, SLG: 0.818 (1, 3)		0-0 6-3		0-0 L6		0-0 HR		4-0 BB SH1-4 BB	4-0 1B
Johnny Groth, R (8, PR)									1-2 IBB
Gail Harris, L (9, 3)									
Chico Fernandez, R OBP: 0.077, SLG: 0.077 (1, 6)		0-0 1-3		0-0 F9		0-0 F4		0-0 SH1-4	0-0 F5
Norm Cash, L (9, PH)								1-2	
Lou Berberet, L OBP: 0.385, SLG: 0.200 (1, 2)		0-0 F8			0-0 SH1-4 HR 1B	4-0 BB		0-0 F7	0-0 1B
Jim Bunning, R (1, 1)			0-3 K		0-0 SH1-4	0-3 K		4-0 BB	
Hank Aguirre, R (5, 1)									
Neil Chrisley, L (6, PH)									
Dave Sisler, R (7, 1)									
Em Lindbeck, L (8, PH)									
Bob Bruce, R (9, 1)									
Tom Morgan, R (9, 1)									

Inning Stats	R: 0	H: 1	E: 0	LOB: 0	K: 0	P: 3	R: 2	H: 1	E: 0	LOB: 0	K: 0	P: 8	R: 0	H: 0	E: 0	LOB: 0	K: 2	P: 7	R: 0	H: 1	E: 0	LOB: 2	K: 1	P: 10	R: 2	H: 3	E: 0	LOB: 1	K: 0	P: 6	R: 1	H: 1	E: 0	LOB: 1	K: 1	P: 10	R: 0	H: 1	E: 0	LOB: 2	K: 1	P: 10	R: 0	H: 0	E: 0	LOB: 3	K: 0	P: 15	R: 1	H: 2	E: 0	LOB: 3	K: 0	P: 12
--------------	------	------	------	--------	------	------	------	------	------	--------	------	------	------	------	------	--------	------	------	------	------	------	--------	------	-------	------	------	------	--------	------	------	------	------	------	--------	------	-------	------	------	------	--------	------	-------	------	------	------	--------	------	-------	------	------	------	--------	------	-------

PITCHER	IP	WLS	BF	H	R	ER	SO	BB	IBB	HBP	BLK	WP	HR	S	P	ERA	WHIP
Dick Donovan, R (1, 1) ERA: 7.2	5.0		22	6	4	4	3	2	0	0	0	0	2	26	34	7.20	1.600
Mike Garcia, R (6, 1) ERA: 13.5	0.2		4	1	1	1	0	1	0	0	0	0	1	3	7	13.50	3.000
Frank Baumann, L (6, 1) ERA:	1.1		6	1	0	0	2	1	0	0	0	0	0	9	13	0.00	1.500
Bob Shaw, R (8, 1) ERA: 12.27	1.2	L	12	2	1	1	0	4	1	0	0	0	0	7	27	5.40	3.600

PITCHER	IP	WLS	BF	H	R	ER	SO	BB	IBB	HBP	BLK	WP	HR	S	P	ERA	WHIP
---------	----	-----	----	---	---	----	----	----	-----	-----	-----	----	----	---	---	-----	------

Batter	1	2	3	4	5	6	7	8	9	AB R H RBI BB SO LOB	TOP											
Luis Aparicio, R (1, 6) OBP: 0.263, SLG: 0.278	0-0 5-3		0-3 K		0-0 6-3			0-3 K		4 0 0 0 0 2 2												
Nellie Fox, L (1, 4) OBP: 0.550, SLG: 0.417	4-0 BB		4-0 FC6-4 BB			0-0 6-3		0-0 G3		2 0 0 0 2 0 1												
Minnie Minoso, R (1, 7) OBP: 0.316, SLG: 0.824	0-0 L8		0-0 FC6-4			0-0 F6		0-0 HR		4 1 1 2 0 0 3												
Ted Kluszewski, L (1, 3) OBP: 0.368, SLG: 0.250	0-0 4-3			0-3 K		0-0 F4		0-0 1-3		4 0 0 0 0 1 1												
Gene Freese, R (1, 5) OBP: 0.176, SLG: 0.125		0-3 K		0-0 E6			0-0 4-3		0-0 1-3	4 0 0 0 0 1 0												
Sherm Lollar, R (1, 2) OBP: 0.375, SLG: 0.500		0-0 5-3		0-0 L8			0-0 L7		0-0 2B	4 0 1 0 0 0 1												
Al Smith, R (1, 9) OBP: 0.235, SLG: 0.267		0-3 K		0-0 F5			0-0 2B		0-3 K	4 0 1 0 0 2 2												
Jim Landis, R (1, 8) OBP: 0.412, SLG: 0.357			0-0 F3		0-0 L8		0-3 K		0-0 F2	4 0 0 0 0 1 2												
Billy Pierce, L (1, 1) OBP: 1.000, SLG: 1.000 Joe Hicks, L (5, PH) OBP: 0.333, SLG: 0.333 Ray Moore, R (5, 1) Turk Lown, R (6, 1) Earl Torgeson, L (8, PH) OBP: 1.000, SLG: 1.000 Jake Sinker, L (8, 1)			0-0 1B		0-0 F7			4-0 WP G3 HR BB		1 0 1 0 0 0 0 1 0 1 0 0 1 0 0 0 0 0 0 0 0 0												
Inning Stats	R: 0 E: 0 K: 0 S: 3	H: 0 LOB: 1 BB: 1 P: 7	R: 0 E: 0 K: 2 S: 7	H: 0 LOB: 0 BB: 0 P: 7	R: 0 E: 0 K: 1 S: 6	H: 1 LOB: 2 BB: 1 P: 10	R: 0 E: 1 K: 1 S: 6	H: 0 LOB: 1 BB: 0 P: 6	R: 0 E: 0 K: 0 S: 3	H: 0 LOB: 0 BB: 0 P: 3	R: 0 E: 0 K: 1 S: 6	H: 1 LOB: 1 BB: 0 P: 6	R: 2 E: 0 K: 1 S: 6	H: 1 LOB: 0 BB: 1 P: 10	R: 0 E: 0 K: 1 S: 6	H: 1 LOB: 1 BB: 0 P: 6	1B: 1 2B: 2 3B: 0 HR: 1	SF: 0 SAC: 0 DP: 0 HBP: 0	WP: 1 PB: 0 SB: 1 CS: 0	PA: 35		
PITCHER Frank Lary, R (1, 1) ERA: 1.89	IP: 9.0 WLS: W BF: 35 H: 4 R: 2 ER: 2 SO: 7 BB: 3 IBB: 0 HBP: 0 BLK: 0 WP: 1 HR: 1 S: 46 P: 58 ERA: 2.00 WHIP: 0.778																					

Chicago White Sox @ Detroit Tigers
 Briggs Stadium, Detroit, MI
 Sat Apr 23 1960, 3:33 AM EST
 Att. 14,816 - Unknown

livebaseballscorecards.com

AB	32
R	2
H	4
RBI	2
BB	3
SO	7
LOB	12




Batter	1	2	3	4	5	6	7	8	9	AB	R	H	RBI	BB	SO	LOB
Eddie Yost, R OBP: 0.300, SLG: 0.313 (1, 5)	4-0 BB BB		0-0 6-3	0-0 F9		0-3 K				3	0	0	0	1	1	1
Casey Wise, S OBP: 0.133, SLG: 0.133 (1, 4)	0-0 F8		0-3 K		0-0 F6		0-0 1-3			4	0	0	0	0	1	1
Charlie Maxwell, L OBP: 0.350, SLG: 0.188 (1, 7)	0-0 F4		0-0 F8		0-0 BB HR 1B		0-0 F8			4	1	1	0	0	0	1
Al Kaline, R OBP: 0.550, SLG: 0.643 (1, 8)	4-0 1-2 BB			0-0 L6-3	4-0 1-2 HR BB		0-0 L8			2	1	0	0	2	0	0
Rocky Colavito, R OBP: 0.350, SLG: 0.778 (1, 9)	0-0 1-3			0-0 HR 1B	0-0 1-H 2-H HR		0-3 K			4	2	2	3	0	1	2
Steve Bilko, R OBP: 0.375, SLG: 0.867 (1, 3)		0-3 K		0-0 1-H HR	0-0 F8		0-0 6-3			4	1	1	2	0	1	0
Gail Harris, L (9, 3)										0	0	0	0	0	0	0
Chico Fernandez, R OBP: 0.235, SLG: 0.294 (1, 6)		0-0 1B		0-0 1B 2B	0-0 5-3		0-0 1B			4	1	3	0	0	0	0
Red Wilson, R OBP: 0.333, SLG: 0.500 (1, 2)		0-0 F7		0-0 2-H 1B		0-0 F5		0-0 F6		4	0	1	1	0	0	2
Frank Lary, R OBP: 0.143, SLG: 0.143 (1, 1)		0-0 5-3		0-3 K		0-3 K				3	0	0	0	0	2	2

Inning Stats	R: 0	H: 0	E: 0	K: 3	S: 3	R: 0	H: 1	E: 0	K: 1	S: 6	R: 0	H: 0	E: 0	K: 1	S: 5	R: 3	H: 4	E: 0	K: 1	S: 9	R: 3	H: 2	E: 0	K: 0	S: 5	R: 0	H: 0	E: 0	K: 2	S: 7	R: 0	H: 0	E: 0	K: 0	S: 3	R: 0	H: 1	E: 0	K: 1	S: 6
	LOB: 2	BB: 2	P: 11			LOB: 1	BB: 0	P: 6			LOB: 1	BB: 0	P: 5			LOB: 1	BB: 0	P: 9			LOB: 0	BB: 1	P: 9			LOB: 0	BB: 0	P: 7			LOB: 0	BB: 0	P: 3			LOB: 1	BB: 0	P: 6		
PITCHER	IP	WLS	BF	H	R	ER	SO	BB	IBB	HBP	BLK	WP	HR	S	P	ERA	WHIP																							
Billy Pierce, L ERA: 6.75 (1, 1)	4.0	L	19	5	3	3	3	2	0	0	0	0	1	23	31	6.75	1.750																							
Ray Moore, R ERA: 6.35 (5, 1)	1.0		6	2	3	3	0	1	0	0	0	0	1	5	9	27.00	3.000																							
Turk Lown, R ERA: 4.15 (6, 1)	2.0		6	0	0	0	2	0	0	0	0	0	0	10	10	0.00	0.000																							
Jake Striker, L ERA: (8, 1)	1.0		4	1	0	0	1	0	0	0	0	0	0	6	6	0.00	1.000																							

BOTTOM

Chicago White Sox @ Detroit Tigers
Briggs Stadium, Detroit, MI
Sat Apr 23 1960, 3:33 AM EST
Att. 14,816 - Unknown

AB	32
R	6
H	8
RBI	6
BB	3
SO	6
LOB	9



1B: 5	SF: 0	WP: 0	PA: 35
2B: 1	SAC: 0	PB: 0	
3B: 0	DP: 0	SB: 0	
HR: 2	HBP: 0	CS: 0	

livebaseballscorecards.com

Batter	1	2	3	4	5	6	7	8	9	AB R H RBI BB SO LOB	TOP											
Luis Aparicio, R (1, 6) OBP: 0.304, SLG: 0.318	0-0 F7			0-0 6-3	0-0 1B			0-0 G6-3 1B		4 0 2 0 0 0 0	Chicago White Sox @ Detroit Tigers Briggs Stadium, Detroit, MI Sun Apr 24 1960, 4:33 AM EDT Att. 35,680 - Unknown											
Nellie Fox, L (1, 4) OBP: 0.458, SLG: 0.313	0-0 F5			0-0 4-3	0-0 G3			0-0 G6-3 1-2f 2-3		4 0 0 0 0 0 3												
Jim Landis, R (1, 8) OBP: 0.429, SLG: 0.444	0-3 K			0-0 1B 2B			0-0 F7	0-0 1B		4 1 2 1 0 1 0												
Roy Sievers, R (1, 3) OBP: 0.250, SLG: 0.250		0-0 5-3		0-0 1B 2B 1B		0-3 K		0-0 F7		4 1 1 1 0 1 1												
Minnie Minoso, R (1, 7) OBP: 0.304, SLG: 0.714		0-0 F9		0-0 1-3 2B 1B		0-0 L8		0-0 6-3		4 1 1 0 0 0 0												
Sherm Lollar, R (1, 2) OBP: 0.400, SLG: 0.556 Jim McAnany, R (9, PR)		0-0 5-3		0-0 1-H 3-H 2B		0-3 K		0-0 WP 1B		4 0 2 2 0 1 0 0 0 0 0 0 0 0												
Gene Freese, R (1, 5) OBP: 0.190, SLG: 0.150			0-0 5-3	0-0 1-3		0-0 G6-4-3 1B		0-0 F8		4 0 1 0 0 0 2												
Al Smith, R (1, 9) OBP: 0.190, SLG: 0.211			0-0 1-3		0-0 6-3		0-0 G6-4-3 1-2f	0-0 6-3		4 0 0 0 0 0 3												
Early Wynn, S (1, 1) OBP: 0.500, SLG: 0.500 Frank Baumann, L (2, 1) Joe Hicks, L (5, PH) Don Ferrarese, R (5, 1) Jake Striker, L (5, 1) Earl Torgeson, L (8, PH) Ray Moore, R (8, 1)			0-3 K		0-0 4-3			4-0 G6-3 1B BB		0 0 0 0 0 0 0 1 0 0 0 0 0 1 0 1 0 1 0 0 1 0 0 0 0 0 0 0 0 0 0 0												
Inning Stats	R: 0 E: 0 K: 1 S: 5	H: 0 LOB: 0 BB: 0 P: 5	R: 0 E: 0 K: 0 S: 3	H: 0 LOB: 0 BB: 0 P: 3	R: 0 E: 0 K: 1 S: 5	H: 0 LOB: 0 BB: 0 P: 5	R: 3 E: 0 K: 0 S: 7	H: 4 LOB: 1 BB: 0 P: 7	R: 0 E: 0 K: 0 S: 4	H: 1 LOB: 1 BB: 0 P: 4		R: 0 E: 0 K: 1 S: 5	H: 0 LOB: 0 BB: 0 P: 5	R: 0 E: 0 K: 1 S: 5	H: 1 LOB: 0 BB: 0 P: 5	R: 1 E: 0 K: 0 S: 4	H: 2 LOB: 1 BB: 1 P: 8	R: 0 E: 0 K: 0 S: 4	H: 1 LOB: 2 BB: 0 P: 4	1B: 7 2B: 2 3B: 0 HR: 0	SF: 0 SAC: 0 DP: 2 HBP: 0	WP: 1 PB: 0 SB: 0 CS: 0
PITCHER Paul Foytack, R (1, 1) ERA: 3.6	IP 9.0 WLS W BF 35 H 9 R 4 ER 4 SO 4 BB 1 IBB 0 HBP 0 BLK 0 WP 1 HR 0 S 42 P 46 ERA 4.00 WHIP 1.111											PITCHER	IP WLS BF H R ER SO BB IBB HBP BLK WP HR S P ERA WHIP									

livebaseballscorecards.com

AB	34
R	4
H	9
RBI	4
BB	1
SO	4
LOB	9



Batter	1	2	3	4	5	6	7	8	9	AB	R	H	RBI	BB	SO	LOB
Eddie Yost, R OBP: 0.320, SLG: 0.300 (1, 5)	0-0 3B 1B	0-0 6-3		0-0 F2	0-0 G5-3		1-0 1B E HBP			4	2	1	0	0	0	4
Casey Wise, S OBP: 0.300, SLG: 0.700 (1, 4)	0-0 E 3B	0-0 F7		0-0 HR		0-0 HR	0-0 E8 1B			5	3	4	5	0	0	0
Charlie Maxwell, L OBP: 0.360, SLG: 0.158 (1, 7)	0-0 E6 1B HR	4-0 FC4-6 BB		0-0 3-1		4-0 L6-4-3 BB	0-0 F9			3	1	0	1	2	0	1
Al Kaline, R OBP: 0.500, SLG: 0.556 (1, 8) Johnny Groth, R (8, 8)	0-0 HR 1B	0-0 FC4-6		0-0 L4-3		0-0 L6-4-3		0-0 6-3		4	1	1	0	0	0	2
Rocky Colavito, R OBP: 0.400, SLG: 0.773 (1, 9)	0-3 K 1-2		4-0 G4-3 BB		0-0 F9	0-0 FC5-4 1B		0-0 2B		4	0	2	0	1	1	2
Steve Bilko, R OBP: 0.350, SLG: 0.722 (1, 3) Gail Harris, L (8, 3)	0-3 K		0-0 G4-3		4-0 BB BB BB	0-0 FC5-4		0-0 F6		3	1	0	0	1	1	4
Chico Fernandez, R OBP: 0.318, SLG: 0.263 (1, 6)	4-0 HR BB		4-0 BB BB		4-0 BB BB BB		0-0 4-3	0-0 F7		2	1	0	0	3	0	1
Lou Berberet, L OBP: 0.412, SLG: 0.462 (1, 2)	0-0 HR		0-0 4-3		4-0 G5-3 BB 1-2 2-3		0-0 F7			3	1	1	4	1	0	1
Paul Foytack, R OBP: 0.750, SLG: 0.667 (1, 1)	0-0 6-3			0-0 HR 1B	4-0 BB 1-2 2-3 3-H		0-0 HBP 1B 1B			3	2	2	1	1	0	0


Inning Stats	R: 6	H: 4	LOB: 0	E: 1	K: 2	S: 12	P: 16	R: 0	H: 0	LOB: 1	E: 0	K: 0	S: 3	R: 0	H: 0	LOB: 1	E: 0	K: 0	S: 2	P: 10	R: 2	H: 2	LOB: 0	E: 0	K: 0	S: 5	R: 1	H: 2	LOB: 1	E: 0	K: 0	S: 4	P: 8	R: 2	H: 2	LOB: 1	E: 1	K: 0	S: 5	P: 6	R: 0	H: 1	LOB: 1	E: 0	K: 0	S: 4	P: 4
--------------	------	------	--------	------	------	-------	-------	------	------	--------	------	------	------	------	------	--------	------	------	------	-------	------	------	--------	------	------	------	------	------	--------	------	------	------	------	------	------	--------	------	------	------	------	------	------	--------	------	------	------	------

PITCHER	IP	WLS	BF	H	R	ER	SO	BB	IBB	HBP	BLK	WP	HR	S	P	ERA	WHIP
Early Wynn, R ERA: 10.13 (1, 1)	1.0	L	9	4	6	2	2	1	0	0	0	0	1	12	16	18.00	5.000
Frank Baumann, L ERA: 4.15 (2, 1)	3.0		13	2	2	2	0	3	0	0	0	0	1	10	22	6.00	1.667
Don Ferrarese, L ERA: 27.0 (5, 1)	0.1		5	0	1	1	0	4	0	0	0	0	0	1	17	27.00	12.000
Jake Striker, L ERA: 4.91 (5, 1)	2.2		12	4	3	2	0	1	0	1	0	0	1	10	15	6.75	1.875
Ray Moore, R ERA: 5.4 (8, 1)	1.0		4	1	0	0	0	0	0	0	0	0	0	4	4	0.00	1.000

BOTTOM

Chicago White Sox @ Detroit Tigers
 Briggs Stadium, Detroit, MI
 Sun Apr 24 1960, 4:33 AM EDT
 Att. 35,680 - Unknown

AB	33
R	12
H	11
RBI	11
BB	9
SO	2
LOB	16



WP	HR	S	P	ERA	WHIP
0	0	0	0	0	0

Batter	1	2	3	4	5	6	7	8	9	10	11	12	AB R H RBI BB SO LOB
Eddie Yost, R OBP: 0.419, SLG: 0.318 (1, 5) X	0-0 1B 1B	4-0 BB			4-0 BB BB		4-0 3-1 E 4-3 BB		0-0 F8		4-0 BB		2 1 1 0 4 0 1
Casey Wise, S OBP: 0.269, SLG: 0.577 (1, 4) X	0-0 1B S	0-0 6-3			0-0 F2		0-0 4-3		0-0 P6		0-0 F8		6 0 1 0 0 0 6
Charlie Maxwell, L OBP: 0.290, SLG: 0.120 (1, 7) S	0-3 K				0-0 P4		0-0 3-1		0-0 F9			0-3 K	6 0 0 0 0 2 5
Al Kaline, R OBP: 0.467, SLG: 0.455 (1, 8) S	4-0 IBB				4-0 FC5-4 BB		0-0 L5			0-0 L7		0-0 L7	4 0 0 0 2 0 0
Rocky Colavito, R OBP: 0.387, SLG: 0.654 (1, 9) X	0-0 P4				0-0 FC5-4 1-2f		0-3 K			4-0 BB		4-0 BB	4 0 0 0 2 1 6
Steve Bilko, R OBP: 0.269, SLG: 0.542 (1, 3) S	0-3 K				0-0 6-3		0-0 5-3		0-0 6-3		0-0 F9	0-3 K	6 0 0 0 0 2 5
Chico Fernandez, R OBP: 0.333, SLG: 0.292 (1, 6) S					0-0 6-3		0-0 5-3		0-0 5-3		0-0 P4		5 0 2 0 0 0 1
Lou Berberet, L OBP: 0.364, SLG: 0.353 (1, 2) S					0-3 K		0-3 K		0-0 1-3		0-0 4-3		4 0 0 0 1 2 2
Jim Bunning, R OBP: 0.250, SLG: 0.250 (1, 1) S					0-0 F8		0-0 FC6-4				0-3 K		3 0 1 0 0 0 2
Dave Sisler, R (11, 1) S													1 0 0 0 0 1 0
Tom Morgan, R (12, 1) S													0 0 0 0 0 0 0

Inning Stats	R: 0	H: 2	E: 0	K: 2	S: 9	LOB: 3	BB: 1	P: 13	R: 0	H: 0	E: 0	K: 0	S: 3	LOB: 2	BB: 2	P: 11	R: 0	H: 0	E: 0	K: 0	S: 3	LOB: 0	BB: 0	P: 3	R: 0	H: 1	E: 0	K: 1	S: 6	LOB: 1	BB: 0	P: 6	R: 0	H: 0	E: 0	K: 0	S: 3	LOB: 2	BB: 2	P: 11	R: 0	H: 1	E: 1	K: 1	S: 6	LOB: 1	BB: 1	P: 10	R: 0	H: 0	E: 0	K: 0	S: 3	LOB: 0	BB: 0	P: 3	R: 0	H: 1	E: 0	K: 0	S: 4	LOB: 1	BB: 0	P: 4	R: 0	H: 0	E: 0	K: 0	S: 3	LOB: 1	BB: 1	P: 7	R: 0	H: 0	E: 0	K: 1	S: 5	LOB: 1	BB: 1	P: 9	R: 0	H: 0	E: 0	K: 2	S: 7	LOB: 1	BB: 1	P: 11	1B: 5	2B: 0	3B: 0	HR: 0	SF: 0	SAC: 1	DP: 0	HBP: 0	WP: 0	PB: 0	SB: 1	CS: 0	PA: 51
--------------	------	------	------	------	------	--------	-------	-------	------	------	------	------	------	--------	-------	-------	------	------	------	------	------	--------	-------	------	------	------	------	------	------	--------	-------	------	------	------	------	------	------	--------	-------	-------	------	------	------	------	------	--------	-------	-------	------	------	------	------	------	--------	-------	------	------	------	------	------	------	--------	-------	------	------	------	------	------	------	--------	-------	------	------	------	------	------	------	--------	-------	------	------	------	------	------	------	--------	-------	-------	-------	-------	-------	-------	-------	--------	-------	--------	-------	-------	-------	-------	--------


PITCHER	IP	WLS	BF	H	R	ER	SO	BB	IBB	HBP	BLK	WP	HR	S	P	ERA	WHIP
Wynn Hawkins, R ERA: 2.63 (1, 1) S	11.0	W	47	5	1	0	6	7	1	0	0	0	0	51	83	0.00	1.091
Jim Perry, R ERA: 6.0 (12, 1) S	1.0	S	4	0	0	0	2	1	0	0	0	0	0	7	11	0.00	1.000

BOTTOM

Cleveland Indians @ Detroit Tigers
Briggs Stadium, Detroit, MI

Tue Apr 26 1960, 4:33 AM EDT
Att: 10,325 - Unknown

AB 41
R 1
H 5
RBI 0
BB 9
SO 8
LOB 28



PITCHER	IP	WLS	BF	H	R	ER	SO	BB	IBB	HBP	BLK	WP	HR	S	P	ERA	WHIP
---------	----	-----	----	---	---	----	----	----	-----	-----	-----	----	----	---	---	-----	------

Batter	1	2	3	4	5	6	7	8	9	AB R H RBI BB SO LOB	TOP											
Eddie Yost, R (1, 5) OBP: 0.400, SLG: 0.385	0-0 5-3		0-0 3B		0-0 F8			0-0 F5		4 0 1 0 0 0 0												
Casey Wise, S (1, 4) OBP: 0.267, SLG: 0.517	0-3 K		0-3 K		0-3 K			4-0 BB		3 0 0 0 1 3 1												
Charlie Maxwell, L (1, 7) OBP: 0.265, SLG: 0.107 Neil Chrisley, L (8, PH) OBP: 0.250, SLG: 0.250	0-0 F9		0-3 K		0-0 5-3			0-0 F8		3 0 0 0 0 1 1 1 0 0 0 0 0 1												
Al Kaline, R (1, 8) OBP: 0.441, SLG: 0.400		0-0 L6-3	4-0 BB		0-0 L8			0-0 L7		3 0 0 0 1 0 1												
Rocky Colavito, R (1, 9) OBP: 0.371, SLG: 0.600		0-0 1B 6-3 1B	0-0 F7		0-0 6-3			0-0 P6		4 1 1 0 0 0 2												
Steve Bilko, R (1, 3) OBP: 0.233, SLG: 0.464		0-0 6-3		0-0 6-3		0-0 F3		0-0 F3		4 0 0 0 0 0 1												
Chico Fernandez, R (1, 6) OBP: 0.355, SLG: 0.321		0-0 1B	0-0 F7		0-0 F7		0-0 L3 1B	0-0 L7		4 0 2 0 0 0 0												
Lou Berberet, L (1, 2) OBP: 0.400, SLG: 0.400		0-0 1B	0-0 FC4-6 1B		0-0 L3		0-0 1-2			3 0 2 1 0 0 1												
Hank Aguirre, R (1, 1) Norm Cash, L (7, PH) OBP: 0.500, SLG: 1.333 Bob Bruce, R (7, 1)		0-3 K	0-0 FC4-6		0-0 F2					2 0 0 0 0 1 3 1 0 0 0 0 0 0 0 0 0 0 0 0 0												
Inning Stats	R: 0 E: 0 K: 1 S: 5	H: 0 LOB: 0 BB: 0 P: 5	R: 1 E: 0 K: 1 S: 8	H: 3 LOB: 2 BB: 0 P: 8	R: 0 E: 0 K: 2 S: 8	H: 1 LOB: 1 BB: 0 P: 4	R: 0 E: 0 K: 0 S: 4	H: 1 LOB: 1 BB: 0 P: 4	R: 0 E: 0 K: 1 S: 5	H: 0 LOB: 0 BB: 0 P: 5	R: 0 E: 0 K: 0 S: 3	H: 0 LOB: 0 BB: 0 P: 3	R: 0 E: 0 K: 0 S: 3	H: 1 LOB: 0 BB: 0 P: 3	R: 0 E: 0 K: 0 S: 3	H: 0 LOB: 1 BB: 1 P: 7	R: 0 E: 0 K: 0 S: 3	H: 0 LOB: 0 BB: 0 P: 3	1B: 5 2B: 1 3B: 1 HR: 0	SF: 0 SAC: 0 DP: 1 HBP: 0	WP: 0 PB: 0 SB: 0 CS: 0	PA: 34
PITCHER Ray Herbert, R (1, 1) ERA: 1.0	IP: 9.0 WLS: W BF: 34 H: 6 R: 1 ER: 1 SO: 5 BB: 2 IBB: 0 HBP: 0 BLK: 0 WP: 0 HR: 0 S: 42 P: 50 ERA: 1.00 WHIP: 0.889											PITCHER	IP: 9.0 WLS: W BF: 34 H: 6 R: 1 ER: 1 SO: 5 BB: 2 IBB: 0 HBP: 0 BLK: 0 WP: 0 HR: 0 S: 42 P: 50 ERA: 1.00 WHIP: 0.889									

Detroit Tigers @ Kansas City Athletics
 Municipal Stadium, Kansas City, MO
 Wed Apr 27 1960, 8:05 PM EDT
 Att. 7,991 - Unknown

livebaseballscorecards.com

AB	32
R	1
H	6
RBI	1
BB	2
SO	5
LOB	11



Batter	1	2	3	4	5	6	7	8	9
Bill Tuttle, R OBP: 0.289, SLG: 0.250 (1, 8)	0-0 F5		0-3 K	0-0 FC5			0-0 L6	0-0 1-3	
Jerry Lumpe, L OBP: 0.486, SLG: 0.500 (1, 4)	0-0 G3		0-0 1B		0-0 4-3		0-0 1B		
Hank Bauer, R OBP: 0.257, SLG: 0.323 (1, 9)	0-0 6-3		0-3 K		4-0 BB		0-0 F2		
Norm Siebern, L OBP: 0.400, SLG: 0.500 (1, 3)		0-0 1B		0-0 4-3	0-0 L8		0-3 K		
Mary Throneberry, L OBP: 0.429, SLG: 0.200 (9, 3)									
Bob Cerv, R OBP: 0.379, SLG: 0.615 (1, 7)		0-3 K		0-0 2B	0-0 4-3			0-0 HR	
Russ Snyder, L (9, 7)				1B					
Dick Williams, R OBP: 0.389, SLG: 0.471 (1, 5)		0-0 P4		0-0 1B		0-0 PB		0-0 5-3	
Harry Chiti, R OBP: 0.452, SLG: 0.571 (1, 2)		0-0 1B		0-0 2B		0-3 K		0-0 5-3	
Ken Hamlin, R OBP: 0.207, SLG: 0.231 (1, 6)		0-0 F9		0-0 1B		0-0 FC3-6		1-0 S	
Ray Herbert, R (1, 1)			0-0 6-3	0-0 BB	4-0 BB	0-0 F2		4-0 BB	

Inning Stats	R: 0	H: 0	E: 0	K: 0	S: 3	P: 3	R: 0	H: 2	E: 0	K: 1	S: 7	R: 0	H: 1	E: 0	K: 2	S: 8	R: 2	H: 3	E: 0	K: 0	S: 6	R: 0	H: 0	E: 0	K: 0	S: 3	R: 0	H: 1	E: 0	K: 1	S: 6	R: 0	H: 1	E: 0	K: 1	S: 6	R: 1	H: 1	E: 0	K: 0	S: 4	
	LOB: 0	BB: 0		LOB: 2	BB: 0		LOB: 2	BB: 0		LOB: 2	BB: 0	LOB: 3	BB: 1		LOB: 1	BB: 1	LOB: 2	BB: 1		LOB: 1	BB: 0		LOB: 1	BB: 0		LOB: 1	BB: 0		LOB: 1	BB: 0		LOB: 1	BB: 0		LOB: 2	BB: 1		LOB: 2	BB: 1		LOB: 1	BB: 1


PITCHER	IP	WLS	BF	H	R	ER	SO	BB	IBB	HBP	BLK	WP	HR	S	P	ERA	WHIP
Hank Aguirre, L ERA: 3.38 (1, 1)	6.0	L	27	7	2	2	4	2	0	0	0	0	0	33	41	3.00	1.500
Bob Bruce, R ERA: 4.5 (7, 1)	2.0		10	2	1	1	1	1	0	1	0	0	1	10	15	4.50	1.500

BOTTOM

AB R H RBI BB SO LOB

5	0	0	0	0	1	4
4	0	2	0	0	0	0
3	0	0	0	1	1	2
4	0	1	0	0	1	2
0	0	0	0	0	0	0
4	2	2	1	0	1	2
0	0	0	0	0	0	0
4	1	2	0	0	0	1
4	0	2	2	0	1	1
3	0	0	0	0	0	4
2	0	0	0	2	0	1

AB 33
R 3
H 9
RBI 3
BB 3
SO 5
LOB 17



WP: 0 PA: 37
PB: 1
SB: 1
CS: 0

Detroit Tigers @ Kansas City Athletics
Municipal Stadium, Kansas City, MO
Wed Apr 27 1960, 8:05 PM EDT
Att. 7,991 - Unknown

livebaseballscorecards.com

Batter	1	2	3	4	5	6	7	8	9	AB R H RBI BB SO LOB	TOP	
Eddie Yost, R (1, 5) OBP: 0.385, SLG: 0.345	0-0 F7		4-0 G6-3 BB			0-0 F7		0-0 P2		3 0 0 0 1 0 0		
Casey Wise, S (1, 4) OBP: 0.242, SLG: 0.469 Gail Harris, L (9, PH)	0-0 5-3		0-0 G6-3			0-0 F8		0-3 K		3 0 0 0 0 0 2 1 0 0 0 0 1 0		
Neil Chrisley, L (1, 7) OBP: 0.250, SLG: 0.500	0-0 3B			0-0 L3		0-0 1-3		0-0 P4		4 0 1 0 0 0 0		
Al Kaline, R (1, 8) OBP: 0.421, SLG: 0.414	0-0 L8			0-0 2B			0-0 L4-3		0-0 L3	4 0 1 0 0 0 1		
Rocky Colavito, R (1, 9) OBP: 0.342, SLG: 0.545		0-0 F9		0-0 5-3			0-0 5-3			3 0 0 0 0 0 1		
Steve Bilko, R (1, 3) OBP: 0.212, SLG: 0.419		0-3 K		0-3 K			0-0 5-3			3 0 0 0 0 2 1		
Chico Fernandez, R (1, 6) OBP: 0.324, SLG: 0.290		0-0 1-3			0-0 F3			0-0 1-3		3 0 0 0 0 0 0		
Lou Berberet, L (1, 2) OBP: 0.429, SLG: 0.565			0-0 FC1-5 1B		0-0 F5			0-0 HR		3 1 2 1 0 0 0		
Don Mossi, L (1, 1) Norm Cash, L (8, PH) OBP: 0.400, SLG: 1.000 Ray Semproch, R (8, 1)			0-0 FC1-5 BB		0-3 K			0-3 K		2 0 0 0 0 1 1 1 0 0 0 0 1 0 0 0 0 0 0 0 0		
Inning Stats	R: 0 H: 1 E: 0 LOB: 1 K: 0 BB: 0 S: 4 P: 4	R: 0 H: 0 E: 0 LOB: 0 K: 1 BB: 0 S: 5 P: 5	R: 0 H: 1 E: 0 LOB: 1 K: 0 BB: 1 S: 3 P: 7	R: 0 H: 1 E: 0 LOB: 1 K: 1 BB: 0 S: 6 P: 6	R: 0 H: 0 E: 0 LOB: 0 K: 1 BB: 0 S: 5 P: 5	R: 0 H: 0 E: 0 LOB: 0 K: 0 BB: 0 S: 3 P: 3	R: 0 H: 0 E: 0 LOB: 0 K: 0 BB: 0 S: 3 P: 3	R: 1 H: 1 E: 0 LOB: 0 K: 1 BB: 0 S: 6 P: 6	R: 0 H: 0 E: 0 LOB: 0 K: 1 BB: 0 S: 5 P: 5	1B: 1 SF: 0 2B: 1 SAC: 0 3B: 1 DP: 1 HR: 1 HBP: 0	WP: 0 PA: 31 PB: 0 SB: 0 CS: 0	
PITCHER Dick Hall, R (1, 1) ERA: 2.0	IP WLS BF H R ER SO BB IBB HBP BLK WP HR S P ERA WHIP	9.0 W 31 4 1 1 5 1 0 0 0 0 1 40 44 1.00 0.556										

Detroit Tigers @ Kansas City Athletics
 Municipal Stadium, Kansas City, MO
 Thu Apr 28 1960, 4:33 AM EDT
 Att. 6,364 - Unknown

livebaseballscorecards.com

AB	30
R	1
H	4
RBI	1
BB	1
SO	5
LOB	6




Batter	1	2	3	4	5	6	7	8	9	AB	R	H	RBI	BB	SO	LOB
Bill Tuttle, R OBP: 0.310, SLG: 0.300 (1, 8)	0-0 L8 ①		0-0 6-3 ①			0-0 1B 2B		0-0 1B 1B		4	1	2	0	0	0	0
Jerry Lumpe, L OBP: 0.487, SLG: 0.500 (1, 4)	0-0 F7 ②		0-0 1-3 ②			0-0 2-H 1B G6-4-3		0-0 1-2 1B		4	0	2	1	0	0	0
Hank Bauer, R OBP: 0.256, SLG: 0.314 (1, 9)	0-0 1B 1B		0-0 6-3 ③			0-0 1-2f G6-4-3 ① ②		0-3 K ③		4	1	1	0	0	1	3
Norm Siebern, L OBP: 0.394, SLG: 0.481 (1, 3)	0-0 1B 1B			0-0 1-3 ①		0-0 4-3 ③				3	0	1	0	0	0	0
Mary Throneberry, L OBP: 0.429, SLG: 0.200 (9, 3)	1-3 1B 1B									0	0	0	0	0	0	0
Bob Cerv, R OBP: 0.375, SLG: 0.586 (1, 7)	0-0 1-2 1B			0-0 L8 ②				0-0 L8 ①		3	0	1	1	0	0	0
Russ Snyder, L (9, 7)	0-0 3-H 1B ③			0-0 5-3 ③				0-0 L8 ②		0	0	0	0	0	0	0
Dick Williams, R OBP: 0.333, SLG: 0.400 (1, 5)	0-0 L7 ③							0-0 L8 ②		3	0	0	0	0	0	2
Harry Chiti, R OBP: 0.412, SLG: 0.516 (1, 2)		0-0 1-3 ①				0-0 F3 ①		0-0 6-3 ③		3	0	0	0	0	0	0
Ken Hamlin, R OBP: 0.188, SLG: 0.207 (1, 6)		0-0 F7 ②				0-0 5-3 ②		0-0 6-3 ①		3	0	0	0	0	0	0
Dick Hall, R (1, 1)		0-3 K ③				0-3 K ③		0-0 5-3 ②		3	0	0	0	0	2	0
Inning Stats	R: 1 H: 3 E: 0 K: 0 S: 6	H: 3 LOB: 2 BB: 0 P: 6	R: 0 H: 0 E: 0 K: 1 S: 5	H: 0 LOB: 0 BB: 0 P: 5	R: 0 H: 0 E: 0 K: 0 S: 3	H: 0 LOB: 0 BB: 0 P: 3	R: 0 H: 0 E: 0 K: 1 S: 5	H: 0 LOB: 0 BB: 0 P: 5	R: 1 H: 2 E: 0 K: 0 S: 4	H: 2 LOB: 0 BB: 0 P: 4	R: 0 H: 0 E: 0 K: 0 S: 3	H: 0 LOB: 0 BB: 0 P: 3	R: 0 H: 2 E: 0 K: 1 S: 7	H: 2 LOB: 2 BB: 0 P: 7	1B: 6 2B: 1 3B: 0 HR: 0	SF: 0 SAC: 0 DP: 1 HBP: 0
PITCHER	IP WLS BF H R ER SO BB IBB HBP BLK WP HR S P ERA WHIP															
Don Mossi, L ERA: 3.21 (1, 1)	7.0 L 25 5 2 2 2 0 0 0 0 0 0 0 0 29 29 2.57 0.714															
Ray Semproch, R ERA: (8, 1)	1.0 5 2 0 0 1 0 0 0 0 0 0 0 7 7 0.00 2.000															

BOTTOM

Detroit Tigers @ Kansas City Athletics
Municipal Stadium, Kansas City, MO
Thu Apr 28 1960, 4:33 AM EDT
Att. 6,364 - Unknown

livebaseballscorecards.com

AB	30
R	2
H	7
RBI	2
BB	0
SO	3
LOB	5



WP: 0	PA: 30
PB: 0	
SB: 0	
CS: 0	

Batter	1	2	3	4	5	6	7	8	9	AB R H RBI BB SO LOB	TOP																									
Eddie Yost, R OBP: 0.349, SLG: 0.303 (1, 5) X	0-0 5-3 ①			0-3 K ① X	0-0 G4-6-3 ② ③			0-0 1-3 ①		4 0 0 0 0 1 1																										
Frank Bolling, R OBP: 0.250, SLG: 0.143 (1, 4) X	0-0 L5 ②			4-0 BB BB BB BB		0-0 1B 1B		0-0 F9 ②		3 1 1 0 1 0 0																										
Neil Chrisley, L OBP: 0.250, SLG: 0.364 (1, 7) X	0-0 F8 ③			4-0 BB BB BB BB		0-0 F8 ①		0-0 L9 ③		3 0 0 0 1 0 1																										
Al Kaline, R OBP: 0.429, SLG: 0.406 (1, 8)		4-0 BB BB BB BB		0-0 L9 ②		0-0 1B 1B		0-0 L9 ①		3 0 1 0 1 0 2																										
Rocky Colavito, R OBP: 0.333, SLG: 0.500 (1, 9)		0-0 F8 ① ②		4-0 BB BB BB BB		0-0 F5 ②		0-0 F9 ②		3 0 0 0 1 0 3																										
Lou Berberet, L OBP: 0.438, SLG: 0.538 (1, 2)		0-0 F6 ③		4-0 BB BB BB BB		0-0 F8 ③		0-0 1B 1B		3 0 1 1 1 0 2																										
Jim Bunning, R OBP: 0.250, SLG: 0.250 (9, PR)				1-2 2-3 3-H BB						0 0 0 0 0 0 0																										
Steve Bilko, R OBP: 0.194, SLG: 0.382 (1, 3)			0-0 6-3 ①	0-3 K ③			0-0 5-3 ①		0-0 1B 1B	3 0 0 0 0 1 3																										
Norm Cash, L OBP: 0.500, SLG: 1.000 (7, 3)										1 0 1 0 0 0 0																										
Chico Fernandez, R OBP: 0.297, SLG: 0.265 (1, 6)			0-0 F6 ②		0-0 F9 ①		0-0 F9 ②		0-0 F3 ③	3 0 0 0 0 0 0																										
Gail Harris, L (9, PH)										1 0 0 0 0 0 2																										
Frank Lary, R OBP: 0.200, SLG: 0.111 (1, 1)			0-3 K ③		4-0 G4-6-3 BB		0-0 F4 ③			2 0 0 0 1 1 0																										
Inning Stats	R: 0 E: 0 K: 0 S: 3	H: 0 LOB: 0 BB: 0 P: 3	R: 0 E: 0 K: 0 S: 2	H: 0 LOB: 0 BB: 1 P: 6	R: 0 E: 0 K: 1 S: 5	H: 0 LOB: 0 BB: 0 P: 5	R: 1 E: 0 K: 2 S: 7	H: 0 LOB: 3 BB: 4 P: 23	R: 0 E: 0 K: 0 S: 2	H: 0 LOB: 0 BB: 1 P: 6	R: 0 E: 0 K: 0 S: 5	H: 2 LOB: 2 BB: 0 P: 5	R: 0 E: 0 K: 0 S: 3	H: 0 LOB: 0 BB: 0 P: 3	R: 0 E: 0 K: 0 S: 3	H: 0 LOB: 0 BB: 0 P: 3	R: 0 E: 0 K: 0 S: 5	H: 2 LOB: 2 BB: 0 P: 5	1B: 4 2B: 0 3B: 0 HR: 0	SF: 0 SAC: 0 DP: 1 HBP: 0	WP: 0 PB: 0 SB: 0 CS: 1	PA: 35														
PITCHER	IP WLS BF H R ER SO BB IBB HBP BLK WP HR S P ERA WHIP																																			
Early Wynn, R ERA: 7.0 (1, 1)	3.2	15	0	1	1	2	5	0	0	0	0	0	0	14	34	2.46	1.364																			
Turk Lown, R ERA: 1.42 (4, 1)	5.1	20	4	0	0	1	1	0	0	0	0	0	21	25	0.00	0.938																				

Detroit Tigers @ Chicago White Sox
 Comiskey Park, Chicago, IL
 Fri Apr 29 1960, 8:05 PM EDT
 Att. 20,408 - Unknown

livebaseballscorecards.com

AB	29
R	1
H	4
RBI	1
BB	6
SO	3
LOB	14



Batter	1	2	3	4	5	6	7	8	9	AB R H RBI BB SO LOB	TOP																	
Eddie Yost, R (1, 5) OBP: 0.362, SLG: 0.306	0-0 F7		4-0 FC6-4 BB		0-0 F4		0-0 1B			3 0 1 0 1 0 1																		
Frank Bolling, R (1, 4) OBP: 0.250, SLG: 0.364	0-0 F6		0-0 FC6-4		0-0 CS	0-0 1B 3B	0-0 1-3			4 1 1 0 0 0 2																		
Neil Chrisley, L (1, 7) OBP: 0.313, SLG: 0.400	0-0 FC6-4 1B			0-3 K		0-0 F8 1B G3 1B		0-0 E4 G5-4-3		4 1 2 1 0 1 0																		
Al Kaline, R (1, 8) OBP: 0.435, SLG: 0.500	0-0 FC6-4			0-0 HR		0-0 1-2 G3 1B		0-0 L8		4 1 2 1 0 0 2																		
Rocky Colavito, R (1, 9) OBP: 0.304, SLG: 0.450		0-0 6-3		0-0 5-3		0-0 F8		0-0 G5-4-3		4 0 0 0 0 0 3																		
Lou Berberet, L (1, 2) OBP: 0.417, SLG: 0.483		0-3 K		4-0 BB		0-0 G3		0-0 F8		3 0 0 1 1 1 1																		
Steve Bilko, R (1, 3) OBP: 0.179, SLG: 0.351		0-0 F9		0-0 F9		0-0 6-3				3 0 0 0 0 0 2																		
Charlie Maxwell, L (9, PH) OBP: 0.257, SLG: 0.103								0-0 4-3		1 0 0 0 0 0 0																		
Chico Fernandez, R (1, 6) OBP: 0.317, SLG: 0.297			0-0 CS 2B		4-0 FC1-6 BB		0-0 5-3		0-0 6-3	3 0 1 0 1 0 0																		
Jim Bunning, R (1, 1) OBP: 0.167, SLG: 0.167			0-3 K		0-0 FC1-6 CS		0-0 3-1			2 0 0 0 0 1 2																		
Ray Semproch, R (6, 1)										0 0 0 0 0 0 0																		
Em Lindbeck, L (7, PH)										1 0 0 0 0 0 0																		
Tom Morgan, R (7, 1)										0 0 0 0 0 0 0																		
Inning Stats	R: 0 E: 0 K: 0 S: 4	H: 1 LOB: 1 BB: 0 P: 4	R: 0 E: 0 K: 1 S: 5	H: 0 LOB: 0 BB: 0 P: 5	R: 0 E: 0 K: 1 S: 5	H: 1 LOB: 1 BB: 1 P: 9	R: 1 E: 0 K: 1 S: 6	H: 1 LOB: 1 BB: 1 P: 10	R: 0 E: 0 K: 0 S: 2	H: 0 LOB: 0 BB: 1 P: 6	R: 2 E: 0 K: 0 S: 6	H: 3 LOB: 1 BB: 0 P: 6	R: 0 E: 0 K: 0 S: 4	H: 1 LOB: 1 BB: 0 P: 4	R: 0 E: 1 K: 0 S: 3	H: 0 LOB: 0 BB: 0 P: 3	R: 0 E: 0 K: 0 S: 3	H: 0 LOB: 0 BB: 0 P: 3	1B: 4 2B: 1 3B: 1 HR: 1	SF: 0 SAC: 0 DP: 1 HBP: 0	WP: 0 PB: 0 SB: 0 CS: 2	PA: 36						
PITCHER	IP WLS BF H R ER SO BB IBB HBP BLK WP HR S P ERA WHIP																											
Bob Shaw, R (1, 1) ERA: 4.08	5.0	22	6	3	3	3	3	3	0	0	0	0	0	1	25	37	5.40	1.800										
Gerry Staley, R (6, 1) ERA:	4.0	W	13	1	0	0	0	0	0	0	0	0	0	0	13	13	0.00	0.250										

Detroit Tigers @ Chicago White Sox
 Comiskey Park, Chicago, IL
 Sun May 01 1960, 4:33 AM EDT
 Unknown

livebaseballscorecards.com

AB	32
R	3
H	7
RBI	3
BB	3
SO	3
LOB	13



Batter	1	2	3	4	5	6	7	8	9
Al Smith, R OBP: 0.341, SLG: 0.538 (1, 9)	0-0 F9		0-0 HR		0-0 1B	0-0 L8			
Nellie Fox, L OBP: 0.409, SLG: 0.472 (1, 4)	0-0 4-3		0-0 1B		0-0 1B		0-0 4-3		
Minnie Minoso, R OBP: 0.326, SLG: 0.575 (1, 7)	0-0 F3		0-0 1B		0-0 FC6-4		0-0 F4		
Roy Sievers, R OBP: 0.292, SLG: 0.150 (1, 3)		4-0 BB	0-3 K			0-0 2B	0-0 5-3		
Sherm Lollar, R OBP: 0.385, SLG: 0.515 (1, 2)		0-3 K		0-0 5-3		0-0 2B	0-3 K		
Billy Goodman, L OBP: 0.400, SLG: 0.600 (1, 5)		0-0 G4-6-3		0-0 3-1		0-0 2B	0-0 5-3		
Sammy Esposito, R OBP: 0.167, SLG: 0.333 (6, PR) (7, 5)		0-0 G4-6-3		0-0 3-1		0-0 2B	0-0 5-3		
Jim Landis, R OBP: 0.361, SLG: 0.355 (1, 8)			0-0 HR	0-0 F7		0-0 4-3	4-0 BB		
Luis Aparicio, R OBP: 0.220, SLG: 0.225 (1, 6)			0-3 K		0-0 5-3	0-0 E6	0-0 3-1		
Bob Shaw, R OBP: 0.333, SLG: 0.200 (1, 1)			0-0 SH3-4		0-0 F3	0-0 BB			
Gerry Staley, R (6, 1)			0-0 SH3-4		0-0 F3	0-0 BB			

AB	R	H	RBI	BB	SO	LOB
4	2	2	2	0	0	2
4	0	2	1	0	0	0
4	0	1	0	0	0	1
3	1	1	0	1	1	2
4	1	1	1	0	2	1
3	0	1	1	0	0	1
1	1	0	0	0	0	0
3	1	1	0	1	0	1
4	0	1	1	0	1	2
1	0	0	0	0	0	0
0	0	0	0	1	0	0

WP	HR	S	P	ERA	WHIP
0	0	3	35	10.12	2.062
0	0	1	5	0.00	1.500
0	0	8	12	0.00	0.500

1B	2B	3B	HR	SF	SAC	DP	HBP
7	2	0	1	0	1	1	0
0	0	0	0	0	0	0	0
0	0	0	0	0	0	0	0

WP	PA
0	35

DETROIT TIGERS @ CHICAGO WHITE SOX
Comiskey Park, Chicago, IL
 Sun May 01 1960, 4:33 AM EDT
 Unknown


AB	R	H	RBI	BB	SO	LOB
31	6	10	6	3	4	10



INNING STATS														
R	H	E	K	S	R	H	E	K	S	R	H	E	K	S
0	0	0	0	3	0	0	0	0	3	0	0	0	0	3
0	0	0	0	3	0	0	0	0	3	0	0	0	0	3
0	0	0	0	3	0	0	0	0	3	0	0	0	0	3
0	0	0	0	3	0	0	0	0	3	0	0	0	0	3
0	0	0	0	3	0	0	0	0	3	0	0	0	0	3
0	0	0	0	3	0	0	0	0	3	0	0	0	0	3
0	0	0	0	3	0	0	0	0	3	0	0	0	0	3
0	0	0	0	3	0	0	0	0	3	0	0	0	0	3
0	0	0	0	3	0	0	0	0	3	0	0	0	0	3
0	0	0	0	3	0	0	0	0	3	0	0	0	0	3

PITCHER														
IP	WLS	BF	H	R	ER	SO	BB	IBB	HBP	BLK	WP	HR	S	P
5.1	L	26	10	6	6	3	1	0	0	0	0	1	31	35
0.2		2	0	0	0	0	1	0	0	0	0	0	1	5
2.0		7	0	0	0	1	1	0	0	0	0	0	8	12

IP	WLS	BF	H	R	ER	SO	BB	IBB	HBP	BLK	WP	HR	S	P	ERA	WHIP
5.1	L	26	10	6	6	3	1	0	0	0	0	1	31	35	10.12	2.062
0.2		2	0	0	0	0	1	0	0	0	0	0	1	5	0.00	1.500
2.0		7	0	0	0	1	1	0	0	0	0	0	8	12	0.00	0.500

Batter	1	2	3	4	5	6	7	8	9	AB R H RBI BB SO LOB	TOP																	
Eddie Yost, R OBP: 0.373, SLG: 0.308 (1, 5) X	0-0 SH5-4 L4-3 1B	4-0 BB			0-0 5-3		0-0 L3			3 1 1 0 1 0 0																		
Frank Bolling, R OBP: 0.300, SLG: 0.368 (1, 4) X	0-0 L4-3 1-2 1B	0-3 K			0-0 1B		0-0 6-3			4 1 2 0 0 1 1																		
Neil Chrisley, L OBP: 0.304, SLG: 0.350 (1, 7) X	0-0 SH5-4 1-2 2-3		0-3 K		0-0 F9		0-0 4-3			3 0 0 0 0 1 1																		
Al Kaline, R OBP: 0.407, SLG: 0.455 Johnny Groth, R (1, 8) X (8, 8)	0-0 L4-3 2-3 3-H		0-0 L9		0-0 5-3 WP 1B		0-0 L9			4 1 1 1 0 0 1 0 0 0 0 0 0 0																		
Rocky Colavito, R OBP: 0.296, SLG: 0.417 (1, 9) X	0-0 1B 3-H		0-0 5-3		0-3 K 1-2		0-3 K			4 0 1 1 0 2 1																		
Red Wilson, R OBP: 0.462, SLG: 0.400 Lou Berberet, L OBP: 0.405, SLG: 0.467 (1, 2) X (8, PH) (8, 2)	0-0 1-2 1B		4-0 G6-4-3 BB		0-0 5-3 2-3		0-0 F9			2 0 1 0 1 0 1 1 0 0 0 0 0 0																		
Steve Bilko, R OBP: 0.167, SLG: 0.325 Norm Cash, L OBP: 0.417, SLG: 0.636 (1, 3) X (6, PH) (6, 3)	0-0 G3		0-0 F2		0-0 1B 3-H		0-3 K			2 0 0 0 0 0 3 2 0 1 1 0 1 0	AB 33 R 3 H 9 RBI 3 BB 2 SO 6 LOB 12																	
Chico Fernandez, R OBP: 0.327, SLG: 0.295 (1, 6) X		0-0 G4-6-3 1B		0-0 G6-4-3 1-2f		0-0 1B		0-0 4-3		4 0 2 0 0 0 1																		
Don Mossi, L Pete Burnside, R Charlie Maxwell, L Bob Bruce, R Dave Sisler, R Gail Harris, L (1, 1) (5, 1) (6, PH) (6, 1) (7, 1) (9, PH)		0-0 G4-6-3 1-2f		0-0 6-3		0-3 K		0-0 1-3		2 0 0 0 0 0 1 0 0 0 0 0 0 0 1 0 0 0 0 0 1 2 0 0 0 0 0 0 0 0 0 0 0 0 0 0 0 0 1 0 0 0 0 0 0 0																		
Inning Stats	R: 2 E: 0 K: 0 S: 7 H: 4 LOB: 2 BB: 0 P: 7	R: 0 E: 0 K: 1 S: 5 H: 1 LOB: 1 BB: 1 P: 9	R: 0 E: 0 K: 1 S: 5 H: 0 LOB: 0 BB: 0 P: 5	R: 0 E: 0 K: 0 S: 2 H: 0 LOB: 0 BB: 1 P: 6	R: 0 E: 0 K: 0 S: 4 H: 1 LOB: 1 BB: 0 P: 4	R: 1 E: 0 K: 2 S: 10 H: 3 LOB: 2 BB: 0 P: 10	R: 0 E: 0 K: 0 S: 3 H: 0 LOB: 0 BB: 0 P: 3	R: 0 E: 0 K: 1 S: 5 H: 0 LOB: 0 BB: 0 P: 5	R: 0 E: 0 K: 1 S: 5 H: 0 LOB: 0 BB: 0 P: 5	1B: 9 2B: 0 3B: 0 HR: 0 SF: 0 SAC: 1 DP: 2 HBP: 0	WP: 1 PB: 0 SB: 0 CS: 0 PA: 36																	
PITCHER	IP WLS BF H R ER SO BB IBB HBP BLK WP HR S P ERA WHIP												PITCHER	IP WLS BF H R ER SO BB IBB HBP BLK WP HR S P ERA WHIP														
Whitey Ford, L ERA: 4.11 (1, 1)	1.0	7	4	2	2	0	0	0	0	0	0	0	7	7	18.00	4.000												
Art Ditmar, R ERA: 2.92 (2, 1)	5.0	W	20	5	1	1	4	2	0	0	0	1	0	26	34	1.80	1.400											
Ryne Duren, R ERA: (7, 1)	3.0	S	9	0	0	0	2	0	0	0	0	0	0	13	13	0.00	0.000											

Detroit Tigers @ New York Yankees
 Yankee Stadium, Bronx, NY
 Tue May 03 1960, 3:33 AM EDT
 Att. 13,374 - Unknown - 70 F

livebaseballscorecards.com


Batter	1	2	3	4	5	6	7	8	9
Tony Kubek, L OBP: 0.314, SLG: 0.520 (1, 6)	0-0 L8		0-0 F4		0-0 F5	0-0 FC6-4 1B		0-0 3B 1B	
Gil McDougald, R OBP: 0.333, SLG: 0.439 (1, 5)	0-0 4-3			0-0 L8	0-0 1B 1B	0-0 FC6-4 1-2f		0-0 SF8 3B	
Mickey Mantle, S OBP: 0.491, SLG: 0.564 (1, 8)	0-3 K			0-0 1-3	0-0 1B 1B		0-3 K	0-0 SF8	
Roger Maris, L OBP: 0.450, SLG: 0.886 (1, 9)		0-0 F5		4-0 HR BB	0-0 1-2 1B		0-0 HR	0-3 K	
Bill Skowron, R OBP: 0.442, SLG: 0.820 (1, 3)		0-0 F9		0-0 1-H HR	0-0 L7		0-0 E CS 2B		
Yogi Berra, L OBP: 0.387, SLG: 0.500 (1, 2)		0-0 1B		0-0 F7		0-0 3-1	0-0 E3 WP CS		
Ken Hunt, R OBP: 0.444, SLG: 0.500 (1, 7)		0-3 K			0-0 2B 2B	0-0 FC6-4 1B	4-0 1-3 3-H BB		
Bobby Richardson, R OBP: 0.235, SLG: 0.277 (1, 4)			0-0 5-3		0-3 K	0-0 FC6-4 HR	0-0 F6		
Whitey Ford, L OBP: 0.250, SLG: 0.250 (1, 1)			0-0 5-3		0-0 1B 2B	0-0 HR		0-3 K	
Art Ditmar, R OBP: 0.333, SLG: 0.667 (2, 1)									
Kent Hadley, L OBP: 0.250, SLG: 1.000 (6, PH)									
Ryne Duren, R (7, 1)									

Inning Stats	R: 0 E: 0 K: 1 S: 5	H: 0 LOB: 0 BB: 0 P: 5	R: 0 E: 0 K: 1 S: 6	H: 1 LOB: 1 BB: 0 P: 6	R: 0 E: 0 K: 0 S: 3	H: 0 LOB: 0 BB: 0 P: 3	R: 2 E: 0 K: 0 S: 4	H: 1 LOB: 0 BB: 1 P: 8	R: 3 E: 0 K: 1 S: 10	H: 5 LOB: 2 BB: 0 P: 10	R: 2 E: 0 K: 0 S: 6	H: 3 LOB: 1 BB: 0 P: 6	R: 1 E: 1 K: 1 S: 7	H: 2 LOB: 2 BB: 1 P: 11	R: 2 E: 0 K: 2 S: 9	H: 2 LOB: 0 BB: 0 P: 9
1B: 7 2B: 3 3B: 1 HR: 3	SF: 1 SAC: 0 DP: 0 HBP: 0	WP: 1 PB: 0 SB: 0 CS: 2	1B: 7 2B: 3 3B: 1 HR: 3	SF: 1 SAC: 0 DP: 0 HBP: 0	WP: 1 PB: 0 SB: 0 CS: 2	1B: 7 2B: 3 3B: 1 HR: 3	SF: 1 SAC: 0 DP: 0 HBP: 0	WP: 1 PB: 0 SB: 0 CS: 2	1B: 7 2B: 3 3B: 1 HR: 3	SF: 1 SAC: 0 DP: 0 HBP: 0	WP: 1 PB: 0 SB: 0 CS: 2	1B: 7 2B: 3 3B: 1 HR: 3	SF: 1 SAC: 0 DP: 0 HBP: 0	WP: 1 PB: 0 SB: 0 CS: 2	1B: 7 2B: 3 3B: 1 HR: 3	SF: 1 SAC: 0 DP: 0 HBP: 0

PITCHER	IP	WLS	BF	H	R	ER	SO	BB	IBB	HBP	BLK	WP	HR	S	P	ERA	WHIP
Don Mossi, L ERA: 4.82 (1, 1)	4.2	L	21	6	5	5	3	1	0	0	0	0	1	26	30	9.64	1.500
Pete Burnside, L ERA: (5, 1)	0.1		2	1	0	0	0	0	0	0	0	0	0	2	2	0.00	3.000
Bob Bruce, R ERA: 10.8 (6, 1)	1.1		9	5	3	3	1	0	0	0	0	0	2	11	11	20.25	3.750
Dave Sisler, R ERA: 5.4 (7, 1)	1.2		8	2	2	2	2	1	0	0	0	1	0	11	15	10.80	1.800

DETROIT TIGERS @ NEW YORK YANKEES
 Yankee Stadium, Bronx, NY
 Tue May 03 1960, 3:33 AM EDT
 Att: 13,374 - Unknown - 70 F

AB	37
R	10
H	14
RBI	10
BB	2
SO	6
LOB	10



Batter	1	2	3	4	5	6	7	8	9	AB R H RBI BB SO LOB	TOP
Eddie Yost, R (1, 5) OBP: 0.393, SLG: 0.310	4-0 L6-3 BB		4-0 BB		0-0 6-3		0-0 FC1-4 1-2f		0-0 FC6 1B	3 0 1 0 2 0 1	
Frank Bolling, R (1, 4) OBP: 0.240, SLG: 0.292	0-0 L6-3 1-2		0-0 L9		0-0 F5		0-0 4-3		0-0 FC6 1-2f	5 0 0 0 0 0 5	
Neil Chrisley, L (1, 7) OBP: 0.296, SLG: 0.333	0-0 4-3				0-0 F7		0-0 4-3		0-0 6-3 1B	4 1 1 0 0 0 0	
Rocky Colavito, R (1, 9) OBP: 0.293, SLG: 0.392					4-0 BB 1B		0-3 K		0-0 6-3 1-2	3 1 0 0 1 1 1	
Red Wilson, R (1, 2) OBP: 0.471, SLG: 0.385					4-0 5-3 1B 1-2 BB		0-0 L7		0-0 FC6-4 1B 2-H	3 0 1 1 1 1 0	
Steve Bilko, R (1, 3) OBP: 0.196, SLG: 0.341					0-0 5-3 1B 1-2 2-H		0-0 1B		0-0 FC6-4 1-2f	4 0 2 1 0 0 1	
Johnny Groth, R (1, 8)					4-0 4-3 SH5-3 BB 1-2 2-3		0-0 F9		0-0 F1	3 0 0 0 1 0 4	
Chico Fernandez, R (1, 6) OBP: 0.346, SLG: 0.304					0-0 SH5-3 1-2 IBB		0-0 FC1-4 1B		0-0 F4	2 0 1 0 1 0 0	
Frank Lary, R (1, 1) OBP: 0.167, SLG: 0.091					0-0 4-3		0-0 F8		0-0 F3	2 0 0 0 0 0 4	
Casey Wise, S (7, PH) OBP: 0.235, SLG: 0.455					0-0 4-3					1 0 0 0 0 0 1	
Tom Morgan, R (7, 1)										0 0 0 0 0 0 0	
Norm Cash, L (9, PH) OBP: 0.385, SLG: 0.583					2-3					1 0 0 0 0 0 0	
Inning Stats	R: 0 E: 0 K: 0 S: 2 H: 0 LOB: 0 BB: 1 P: 6	R: 0 E: 0 K: 1 S: 5 H: 0 LOB: 0 BB: 0 P: 5	R: 0 E: 0 K: 0 S: 3 H: 0 LOB: 2 BB: 2 P: 11	R: 1 E: 0 K: 0 S: 4 H: 1 LOB: 3 BB: 3 P: 16	R: 0 E: 0 K: 1 S: 3 H: 0 LOB: 0 BB: 0 P: 3	R: 0 E: 0 K: 1 S: 6 H: 1 LOB: 1 BB: 0 P: 6	R: 0 E: 0 K: 0 S: 4 H: 1 LOB: 1 BB: 0 P: 4	R: 1 E: 0 K: 0 S: 5 H: 2 LOB: 1 BB: 0 P: 5	R: 0 E: 0 K: 0 S: 4 H: 1 LOB: 1 BB: 0 P: 4	1B: 6 2B: 1 3B: 0 HR: 0 SF: 0 SAC: 1 DP: 1 HBP: 0	WP: 0 PB: 0 SB: 0 CS: 0 PA: 38
PITCHER Bill Short, L (1, 1) ERA: 2.31	IP: 9.0 WLS: W BF: 38 H: 6 R: 2 ER: 2 SO: 2 BB: 5 IBB: 1 HBP: 0 BLK: 0 WP: 0 HR: 0 S: 36 P: 60 ERA: 2.00 WHIP: 1.222										

Detroit Tigers @ New York Yankees
 Yankee Stadium, Bronx, NY
 Wed May 04 1960, 3:33 AM EDT
 Att: 9,416 - Unknown - 70 F

livebaseballscorecards.com

AB	31
R	2
H	6
RBI	2
BB	6
SO	2
LOB	17




Batter	1	2	3	4	5	6	7	8	9	AB	R	H	RBI	BB	SO	LOB
Tony Kubek, L OBP: 0.327, SLG: 0.509 (1, 6)	0-0 F8 1B		4-0 G3 PB 2B BB		0-0 6-3		0-0 1-3			3	2	1	0	1	0	0
Gil McDougald, R OBP: 0.327, SLG: 0.422 (1, 5)	0-0 F8 1-2		0-0 L6 1-2		0-0 F6		0-0 1B			4	0	1	0	0	0	2
Mickey Mantle, S OBP: 0.474, SLG: 0.535 (1, 8)	0-0 FC3-6 2-H 1B		0-0 G3 2-3		0-3 K2-3		0-0 F7			4	0	1	1	0	1	2
Roger Maris, L OBP: 0.477, SLG: 0.923 (1, 9)	0-0 FC3-6 FC6-4 1-2f		0-0 2B 3-H		0-0 HR 1B		0-0 2B			4	1	3	1	0	0	1
Bill Skowron, R OBP: 0.411, SLG: 0.759 (1, 3)	0-0 FC6-4 1-2f		0-0 6-3		0-0 F8 1-2		0-3 K			4	0	0	0	0	1	3
Yogi Berra, L OBP: 0.375, SLG: 0.484 (1, 2)		0-0 F8		0-0 4-3		0-0 HR		0-0 F7		1	0	0	0	0	0	0
Elston Howard, R OBP: 0.240, SLG: 0.511 (4, 2)										3	1	1	2	0	0	0
Ken Hunt, R OBP: 0.417, SLG: 0.400 (1, 7)		4-0 FC5-4 BB		0-0 F6		0-0 L7		0-0 L5		2	0	0	0	1	0	0
Bobby Richardson, R OBP: 0.241, SLG: 0.280 (1, 4)		0-0 FC5-4 1-2f		0-0 1B		0-0 L5				3	0	1	0	0	0	1
Bill Short, L OBP: 0.250, SLG: 0.250 (1, 1)		0-3 K		0-3 K		0-0 4-3				3	0	0	0	0	2	2

Inning Stats	R: 1	H: 2	E: 0	K: 0	S: 5	LOB: 1	BB: 0	P: 5	R: 0	H: 0	E: 0	K: 1	S: 5	LOB: 1	BB: 1	P: 9	R: 1	H: 1	E: 0	K: 0	S: 4	LOB: 1	BB: 1	P: 8	R: 0	H: 1	E: 0	K: 1	S: 6	LOB: 0	BB: 0	P: 5	R: 2	H: 2	E: 0	K: 0	S: 5	LOB: 0	BB: 0	P: 5	R: 0	H: 1	E: 0	K: 0	S: 4	LOB: 1	BB: 0	P: 4	R: 0	H: 1	E: 0	K: 1	S: 5	LOB: 0	BB: 0	P: 5
1B: 5	SF: 0	2B: 2	SAC: 0	3B: 0	DP: 0	HR: 1	HBP: 0	WP: 0	PA: 33	ERA: 6.00	WHIP: 1.333	ERA: 0.00	WHIP: 1.000	ERA: 0.00	WHIP: 1.000	ERA: 0.00	WHIP: 1.000	ERA: 0.00	WHIP: 1.000	ERA: 0.00	WHIP: 1.000	ERA: 0.00	WHIP: 1.000	ERA: 0.00	WHIP: 1.000	ERA: 0.00	WHIP: 1.000	ERA: 0.00	WHIP: 1.000	ERA: 0.00	WHIP: 1.000	ERA: 0.00	WHIP: 1.000	ERA: 0.00	WHIP: 1.000	ERA: 0.00	WHIP: 1.000	ERA: 0.00	WHIP: 1.000	ERA: 0.00	WHIP: 1.000	ERA: 0.00	WHIP: 1.000	ERA: 0.00	WHIP: 1.000	ERA: 0.00	WHIP: 1.000	ERA: 0.00	WHIP: 1.000	ERA: 0.00	WHIP: 1.000	ERA: 0.00	WHIP: 1.000			

DETROIT TIGERS @ NEW YORK YANKEES
 Yankee Stadium, Bronx, NY
 Wed May 04 1960, 3:33 AM EDT
 Att. 9,416 - Unknown - 70 F

AB	31
R	4
H	8
RBI	4
BB	2
SO	4
LOB	11



Batter	1	2	3	4	5	6	7	8	9	AB R H RBI BB SO LOB	TOP		
Eddie Yost, R OBP: 0.393, SLG: 0.340 (1, 5) X	0-0 F9 SF7 2B	0-0 4-3			0-0 1B 1-3 1B		0-0 F7		0-3 K	5 1 2 0 0 1 3			
Frank Bolling, R OBP: 0.276, SLG: 0.296 (1, 4) X	0-0 F9 2-3		0-0 F8		0-0 1B 1-3 3-H		4-0 BB 1-2			3 0 1 1 1 0 1			
Neil Chrisley, L OBP: 0.258, SLG: 0.296 (1, 7) X	0-0 SF7 3-H		0-0 L9		0-0 F8		0-0 L3			3 0 0 1 0 0 4			
Al Kaline, R OBP: 0.414, SLG: 0.435 (1, 8) B B B B	4-0 E 1B BB		0-0 L7		0-0 L9			4-0 BB G4-3		2 0 0 0 2 0 2			
Rocky Colavito, R OBP: 0.290, SLG: 0.382 (1, 9) X	0-0 E4 1-3 1B			0-0 E5 G6-4-3		0-0 F8		0-0 G4-3 1-2f		4 0 1 0 0 0 1			
Steve Bilko, R OBP: 0.194, SLG: 0.319 (1, 3) X	0-0 P4			0-0 G6-4-3 1-2f		0-0 P4		0-0 G3		3 0 0 0 0 0 3			
Norm Cash, L OBP: 0.357, SLG: 0.538 (7, 3)										1 0 0 0 0 0 0			
Red Wilson, R OBP: 0.381, SLG: 0.294 (1, 2) X		0-0 L8		0-0 F7		0-0 6-3			0-0 6-3	4 0 0 0 0 0 0			
Chico Fernandez, R OBP: 0.357, SLG: 0.306 (1, 6) B B B B		4-0 SH2-4 BB			0-0 1B 1B		0-0 5-3		0-0 6-3	3 1 1 0 1 0 0			
Jim Bunning, R OBP: 0.222, SLG: 0.333 (1, 1) X		0-0 SH2-4 1-2			0-3 K		0-0 E5 BB		0-0 2B	3 0 1 0 0 1 1			
Inning Stats	R: 1 E: 1 K: 0 S: 5 H: 2 LOB: 2 BB: 1 P: 9	R: 0 E: 0 K: 0 S: 3 H: 0 LOB: 1 BB: 1 P: 7	R: 0 E: 0 K: 0 S: 3 H: 0 LOB: 0 BB: 0 P: 3	R: 0 E: 1 K: 0 S: 3 H: 0 LOB: 0 BB: 0 P: 3	R: 1 E: 0 K: 1 S: 8 H: 3 LOB: 2 BB: 0 P: 8	R: 0 E: 0 K: 0 S: 3 H: 0 LOB: 0 BB: 0 P: 3	R: 0 E: 1 K: 0 S: 4 H: 0 LOB: 2 BB: 1 P: 8	R: 0 E: 0 K: 0 S: 2 H: 0 LOB: 0 BB: 1 P: 6	R: 0 E: 0 K: 1 S: 6 H: 1 LOB: 1 BB: 0 P: 6	1B: 4 2B: 2 3B: 0 HR: 0 SF: 1 SAC: 1 DP: 2 HBP: 0	WP: 0 PB: 0 SB: 0 CS: 0	PA: 37	
PITCHER	IP WLS BF H R ER SO BB IBB HBP BLK WP HR S P ERA WHIP											PITCHER	IP WLS BF H R ER SO BB IBB HBP BLK WP HR S P ERA WHIP
Frank Sullivan, R ERA: 5.4 (1, 1)	7.0 0 30 5 2 2 1 3 0 0 0 0 0 0 29 41 2.57 1.143												
Tom Brewer, R ERA: 4.43 (8, 1)	2.0 W 7 1 0 0 1 1 0 0 0 0 0 0 8 12 0.00 1.000												

Detroit Tigers @ Boston Red Sox
Fenway Park, Boston, MA
 Fri May 06 1960, 3:33 AM EDT
 Att. 3,987 - Unknown

livebaseballscorecards.com

AB	31
R	2
H	6
RBI	2
BB	4
SO	2
LOB	15




Batter	1	2	3	4	5	6	7	8	9	AB R H RBI BB SO LOB
Don Buddin, R (1, 6) OBP: 0.379, SLG: 0.421	0-3 K ①		0-0 1B		0-0 P4 ③			0-3 K ①	0-3 K ②	5 0 1 0 0 3 3
Pete Runnels, L (1, 4) OBP: 0.436, SLG: 0.500	0-0 L7 ②		0-0 L8 ③			0-0 1B 1B		0-0 1-3 1B	0-0 E6 1B 1-2 2-3 3-H	5 0 2 0 0 0 3
Frank Malzone, R (1, 5) OBP: 0.306, SLG: 0.364	0-3 K ③			0-3 K ①		0-0 P6 ①		0-0 1-3 ②	0-0 1-2 2-3 3-H 1B	5 0 1 1 0 2 2
Vic Wertz, L (1, 3) OBP: 0.357, SLG: 0.560		0-0 P6 ①		4-0 FC5 1B BB		0-0 1-2 G6-4-3 1B		0-3 K ③		3 0 1 0 1 1 1
Bobby Thomson, R (1, 8) OBP: 0.340, SLG: 0.458		0-0 1B		0-0 L7 ②		0-0 G6-4-3 ② ③			0-0 1B 1B	4 1 2 0 0 0 3
Gene Stephens, L (1, 7) OBP: 0.289, SLG: 0.212		0-3 K ②		0-0 1-2 1B			0-0 L8 ①		0-0 SH1-4 1B E 1B	4 1 2 0 0 1 1
Lou Clinton, R (1, 9) OBP: 0.333, SLG: 0.529		0-3 K ③		0-0 FC5 2-3f ③			0-0 2B		0-0 E SH1-4 1B 1B 1-2 3-H	4 1 2 1 0 1 3
Haywood Sullivan, R (1, 2) OBP: 0.208, SLG: 0.217			0-3 K ①		0-3 K ①		0-3 K ②		0-0 SH1-4 ①	2 0 0 0 0 2 0
Gary Geiger, L (7, PH) OBP: 0.278, SLG: 0.303									1-2 2-3	1 0 0 0 0 1 1
Don Gle, R (8, 2) OBP: 0.200, SLG: 0.200										0 0 0 0 0 0 0
Frank Sullivan, R (1, 1) OBP: 0.385, SLG: 0.800			0-0 F9 ②		0-3 K ②		0-3 K ③		4-0 1B E IBB	2 0 0 0 0 1 0
Ted Williams, L (7, PH) OBP: 0.400, SLG: 0.600										1 0 0 0 0 1 1
Tom Brewer, R (8, 1) OBP: 0.400, SLG: 0.600										0 0 0 0 0 0 0
Marty Keough, L (9, PH) OBP: 0.353, SLG: 0.286										0 0 0 0 1 0 0

Inning Stats	R: 0	H: 0	E: 0	K: 2	S: 7	R: 0	H: 1	E: 0	K: 2	S: 8	R: 0	H: 1	E: 0	K: 1	S: 6	R: 0	H: 0	E: 0	K: 2	S: 7	R: 0	H: 2	E: 0	K: 0	S: 4	R: 0	H: 1	E: 0	K: 2	S: 8	R: 0	H: 1	E: 1	K: 1	S: 9	1B: 10	2B: 1	3B: 0	HR: 0	SF: 0	SAC: 1	DP: 1	HBP: 0	WP: 0	PB: 0	SB: 0	CS: 0	PA: 39
PITCHER Jim Bunning, R (1, 1) ERA: 3.72	IP: 8.2	WLS: L	BF: 39	H: 11	R: 3	ER: 1	SO: 13	BB: 1	IBB: 1	HBP: 0	BLK: 0	WP: 0	HR: 0	S: 63	P: 71	ERA: 1.04	WHIP: 1.385																															

DETROIT TIGERS @ BOSTON RED SOX
Fenway Park, Boston, MA
 Fri May 06 1960, 3:33 AM EDT
 Att. 3,987 - Unknown

AB	36
R	3
H	11
RBI	2
BB	2
SO	13
LOB	18



Batter	1	2	3	4	5	6	7	8	9	AB R H RBI BB SO LOB	TOP											
Eddie Yost, R (1, 5) OBP: 0.385, SLG: 0.320	0-3 K		0-3 K			4-0 BB			0-0 L8	3 0 0 0 1 2 1												
Neil Chrisley, L (1, 7) OBP: 0.257, SLG: 0.323	0-0 2B		0-0 4-3			0-0 F2			0-0 4-3	4 0 1 0 0 0 2												
Frank Bolling, R (1, 4) OBP: 0.242, SLG: 0.258	0-0 5-3				0-0 L4				0-0 F8	4 0 0 0 0 0 2												
Al Kaline, R (1, 8) OBP: 0.393, SLG: 0.408	0-0 L6-3				0-0 L9				0-0 L6-3	3 0 0 0 0 0 1												
Rocky Colavito, R (1, 9) OBP: 0.277, SLG: 0.362		0-3 K			0-0 5-3				0-0 4-3	3 0 0 0 0 1 0												
Norm Cash, L (1, 3) OBP: 0.294, SLG: 0.438		0-0 F7			0-0 4-3				0-0 G3	3 0 0 0 0 0 0												
Lou Berberet, L (1, 2) OBP: 0.375, SLG: 0.424		0-0 6-3			0-0 F8				0-0 L1	3 0 0 0 0 0 0												
Chico Fernandez, R (1, 6) OBP: 0.356, SLG: 0.294			4-0 S BB		0-3 K				0-0 6-3	2 0 0 0 1 1 0												
Paul Foytack, R (1, 1) OBP: 0.500, SLG: 0.400 Hank Aguirre, R (2, 1) Charlie Maxwell, L (6, PH) Pete Burnside, R (6, 1) Sandy Amoros, L (8, PH) Ray Semproch, R (8, 1)			0-3 K			0-0 3-1			0-0 L4	0 0 0 0 0 0 0 1 0 0 0 0 1 1 1 0 0 0 0 0 0 0 0 0 0 0 0 0 1 0 0 0 0 0 0 0 0 0 0 0 0 0												
Inning Stats	R: 0 E: 0 K: 1 S: 6	H: 1 LOB: 1 BB: 0 P: 6	R: 0 E: 0 K: 1 S: 5	H: 0 LOB: 0 BB: 0 P: 5	R: 0 E: 0 K: 2 S: 7	H: 0 LOB: 1 BB: 1 P: 11	R: 0 E: 0 K: 0 S: 3	H: 0 LOB: 0 BB: 0 P: 3	R: 0 E: 0 K: 1 S: 5	H: 0 LOB: 0 BB: 0 P: 5	R: 0 E: 0 K: 0 S: 3	H: 0 LOB: 1 BB: 1 P: 7	R: 0 E: 0 K: 0 S: 3	H: 0 LOB: 0 BB: 0 P: 3	R: 0 E: 0 K: 0 S: 3	H: 0 LOB: 0 BB: 0 P: 3	R: 0 E: 0 K: 0 S: 3	H: 0 LOB: 0 BB: 0 P: 3	1B: 0 2B: 1 3B: 0 HR: 0	SF: 0 SAC: 0 DP: 0 HBP: 0	WP: 0 PB: 0 SB: 1 CS: 0	PA: 30
PITCHER Bill Monbouquette, R (1, 1) ERA: 3.65	IP: 9.0 WLS: W BF: 30 H: 1 R: 0 ER: 0 SO: 5 BB: 2 IBB: 0 HBP: 0 BLK: 0 WP: 0 HR: 0 S: 38 P: 46 ERA: 0.00 WHIP: 0.333											PITCHER IP: WLS: BF: H: R: ER: SO: BB: IBB: HBP: BLK: WP: HR: S: P: ERA: WHIP:										

Detroit Tigers @ Boston Red Sox
 Fenway Park, Boston, MA
 Sat May 07 1960, 3:33 AM EDT
 Att: 11,619 - Unknown

livebaseballscorecards.com

AB	28
R	0
H	1
RBI	0
BB	2
SO	5
LOB	7



Batter	1	2	3	4	5	6	7	8	9
Don Buddin, R OBP: 0.380, SLG: 0.417 (1, 6)	0-0 BB 1B	0-0 SF9 3-H		0-0 G3		4-0 1B BB FC5-4-3-2		0-0 E6 2B	
Pete Runnels, L OBP: 0.467, SLG: 0.509 (1, 4) (8, 3)	4-0 FC6-4 1-2 BB	4-0 1B 1-2 2-3 BB		0-0 BB 1B		0-0 1B FC5-4-3-2		0-0 1-3	
Frank Malzone, R OBP: 0.328, SLG: 0.390 (1, 5)	0-0 P4	0-0 1B 1-2 2-H 3-H		4-0 1-2 BB		0-0 FC5-4-3-2 1-2 2-H		0-0 2B	
Vic Wertz, L OBP: 0.344, SLG: 0.621 Pumpsie Green, S OBP: 0.353, SLG: 0.500 (1, 3) (8, 4)	0-0 L8	0-0 F7 3		0-0 F7 3			0-0 HR	0-3 K 3	
Bobby Thomson, R OBP: 0.333, SLG: 0.462 (1, 8)	0-0 FC6-4 1-2f		0-0 F9 2B		0-0 P6		0-3 K 1		
Gene Stephens, L OBP: 0.310, SLG: 0.222 (1, 7)		0-0 BB SF9 1B 1B	0-0 F9 2-3		0-0 F9 2		4-0 FC5-4 BB		
Lou Clinton, R OBP: 0.350, SLG: 0.514 (1, 9)		0-0 BB BB 1B 1B	4-0 G6-4-3 BB		0-0 E6		0-3 K 2		
Haywood Sullivan, R OBP: 0.179, SLG: 0.185 (1, 2)		0-3 K 1	0-0 G6-4-3 1-2f 2		0-0 L8 3		0-0 FC5-4 1-2f 3		
Bill Monbouquette, R (1, 1)		4-0 BB 1B BB		0-3 K 1		0-3 K 1		0-0 G3 1	

Inning Stats	R: 0	H: 1	E: 0	K: 0	S: 4	LOB: 2	BB: 1	P: 8
	R: 3	H: 3	E: 0	K: 1	S: 8	LOB: 2	BB: 2	P: 16
	R: 0	H: 1	E: 0	K: 0	S: 3	LOB: 1	BB: 1	P: 7
	R: 0	H: 1	E: 0	K: 1	S: 6	LOB: 2	BB: 1	P: 10
	R: 0	H: 0	E: 1	K: 0	S: 4	LOB: 1	BB: 0	P: 4
	R: 0	H: 1	E: 0	K: 1	S: 5	LOB: 1	BB: 1	P: 9
	R: 1	H: 1	E: 0	K: 2	S: 8	LOB: 1	BB: 1	P: 12
	R: 1	H: 1	E: 1	K: 1	S: 7	LOB: 1	BB: 0	P: 7

PITCHER										PITCHER																							
IP	WLS	BF	H	R	ER	SO	BB	IBB	HBP	BLK	WP	HR	S	P	ERA	WHIP	IP	WLS	BF	H	R	ER	SO	BB	IBB	HBP	BLK	WP	HR	S	P	ERA	WHIP
1.2	L	12	4	3	3	1	3	0	0	0	0	0	11	23	16.20	4.200	3.1		14	2	0	0	1	2	0	0	0	0	14	22	0.00	1.200	
2.0		9	2	1	1	3	2	0	0	0	0	0	1	13	4.50	2.000	6.1		9	2	1	1	3	2	0	0	0	0	1	13	21	4.50	2.000
1.0		5	1	1	0	1	0	0	0	0	0	0	0	7	0.00	1.000	8.1		5	1	1	0	1	0	0	0	0	0	7	7	0.00	1.000	

AB	R	H	RBI	BB	SO	LOB	BOTTOM	
3	1	1	1	1	0	0		
3	0	2	0	2	0	1		
4	0	2	3	1	0	4		
4	1	1	1	0	0	6		
1	0	0	0	0	1	1		
4	0	1	0	0	1	2		
3	1	1	0	1	0	1		
3	1	1	0	1	1	1		
4	0	0	0	0	1	6		
3	1	0	0	1	2	0		

AB	32
R	5
H	9
RBI	5
BB	7
SO	6
LOB	22
WP: 0	PA: 40
PB: 0	SB: 0
CS: 0	

Detroit Tigers @ Boston Red Sox
 Fenway Park, Boston, MA
 Sat May 07 1960, 3:33 AM EDT
 Att. 11,619 - Unknown

livebaseballscorecards.com



Batter	1	2	3	4	5	6	7	8	9	AB R H RBI BB SO LOB	TOP																								
Eddie Yost, R OBP: 0.391, SLG: 0.321 (1, 5) X	0-0 6-3 ①		4-0 BB BB BB			0-3 K SS		0-0 1B		3 0 1 0 1 1 0																									
Casey Wise, S OBP: 0.211, SLG: 0.405 (1, 4) X	0-0 4-3 ②		0-0 F6 ③			0-0 4-3 ②		0-0 F7 ③		4 0 0 0 0 0 2																									
Charlie Maxwell, L OBP: 0.244, SLG: 0.114 (1, 7) X	0-0 1B			0-0 F8 ①		0-0 4-3 ③			0-0 F6 ①	4 0 1 0 0 0 0																									
Al Kaline, R OBP: 0.369, SLG: 0.377 (1, 8) SSS	0-3 K ③			0-3 K ②			0-0 L6-3 ①		0-0 L4 ②	4 0 0 0 0 2 1																									
Rocky Colavito, R OBP: 0.275, SLG: 0.403 (1, 9) X		0-0 6-3 ①		0-3 K ③			0-0 F2 ②		0-0 HR	4 1 1 1 0 1 0																									
Norm Cash, L OBP: 0.333, SLG: 0.450 (1, 3) X		0-0 4-3 ②			0-0 F4 ①		0-0 1B		0-0 E7 1B	4 0 2 0 0 0 0																									
Lou Berberet, L OBP: 0.364, SLG: 0.389 (1, 2) X		0-0 G3 ③			4-0 FC6-4 BB		0-0 F8 ③		0-0 F7 ③	3 0 0 0 1 0 2																									
Chico Fernandez, R OBP: 0.339, SLG: 0.278 (1, 6) SSS			0-3 K ①			0-0 F7 ②		0-0 F8 ①		3 0 0 0 0 1 1																									
Don Mossi, L (1, 1) SSS			0-3 K ②			0-0 FC6-4 1-2f		0-0 4-3 ②		3 0 0 0 0 1 1																									
Inning Stats	R: 0 E: 0 K: 1 S: 6 H: 1 LOB: 1 BB: 0 P: 6	R: 0 E: 0 K: 0 S: 3 H: 0 LOB: 0 BB: 0 P: 3	R: 0 E: 0 K: 2 S: 7 H: 0 LOB: 1 BB: 1 P: 11	R: 0 E: 0 K: 2 S: 7 H: 0 LOB: 0 BB: 0 P: 7	R: 0 E: 0 K: 2 S: 3 H: 0 LOB: 1 BB: 1 P: 7	R: 0 E: 0 K: 1 S: 5 H: 0 LOB: 0 BB: 0 P: 5	R: 0 E: 0 K: 0 S: 4 H: 1 LOB: 1 BB: 0 P: 4	R: 0 E: 0 K: 0 S: 4 H: 1 LOB: 1 BB: 0 P: 4	R: 1 E: 1 K: 0 S: 5 H: 2 LOB: 1 BB: 0 P: 5	1B: 4 2B: 0 3B: 0 HR: 1 SF: 0 SAC: 0 DP: 0 HBP: 0	WP: 0 PB: 0 SB: 0 CS: 0 PA: 34																								
PITCHER Tex Clevenger, R ERA: 1.83 (1, 1)	IP 9.0	WLS L	BF 34	H 5	R 1	ER 1	SO 6	BB 2	IBB 0	HBP 0	BLK 0	WP 0	HR 1	S 44	P 52	ERA 1.00	WHIP 0.778	PITCHER	IP 9.0	WLS L	BF 34	H 5	R 1	ER 1	SO 6	BB 2	IBB 0	HBP 0	BLK 0	WP 0	HR 1	S 44	P 52	ERA 1.00	WHIP 0.778

Detroit Tigers @ Washington Senators
Griffith Stadium, Washington, DC
Tue May 10 1960, 7:05 PM EDT
Att. 4,460 - Unknown

livebaseballscorecards.com

AB 32
R 1
H 5
RBI 1
BB 2
SO 6
LOB 7



Batter	1	2	3	4	5	6	7	8	9	10	11	AB R H RBI BB SO LOB	TOP									
Eddie Yost, R OBP: 0.405, SLG: 0.333 (1, 5) X	0-0 F2 ①		X 0-0 1B			X 0-0 F9 ①		B 4-0 G4-6-3 BB		X 0-0 CS 1B		4 0 2 0 1 0 0	Detroit Tigers @ Washington Senators Griffith Stadium, Washington, DC Wed May 11 1960, 7:05 PM EDT Att: 3,287 - Unknown									
Casey Wise, S OBP: 0.186, SLG: 0.357 (1, 4) X	0-0 F5 ②		X 0-0 F7 ③			X 0-0 4-3 ②		X 0-0 G4-6-3 ① ②		X 0-0 CS ③ X	0-0 4-3 ①	5 0 0 0 0 0 2										
Charlie Maxwell, L OBP: 0.261, SLG: 0.128 (1, 7) B B B	4-0 FC6-4 BB				X 0-0 F2 ①		X 0-0 1B		X 0-0 1-3 ③		X 0-0 F3 ②	4 0 1 0 1 0 0										
Al Kaline, R OBP: 0.357, SLG: 0.414 (1, 8) X	0-0 FC6-4 ③				X 0-0 L8 ②		X 0-3 K ③		X 0-0 L9 ①		X 0-0 HR	5 1 1 1 0 1 2										
Rocky Colavito, R OBP: 0.284, SLG: 0.385 (1, 9) S S S		0-3 K ①			B 4-0 BB		X 0-3 K ①		B 4-0 G3 BB ②		X 0-0 F5 ③	3 0 0 0 2 2 0										
Norm Cash, L OBP: 0.320, SLG: 0.417 (1, 3) X		0-0 4-3 ②			X 0-0 F9 ③		X 0-0 PB 1B		X 0-0 G3 ②			4 0 1 0 0 0 2										
Lou Berberet, L OBP: 0.333, SLG: 0.350 (1, 2) X		0-0 F8 ③			X 0-0 L6 ①		X 0-0 F8 ②		S 0-3 K ③			4 0 0 0 0 1 2										
Chico Fernandez, R OBP: 0.333, SLG: 0.263 (1, 6) X			X 0-0 F7 ①		X 0-0 6-3 ②		B 4-0 BB ②		S 0-3 K ①			3 0 0 0 1 1 0										
Frank Lary, R OBP: 0.125, SLG: 0.067 (1, 1) X			X 0-0 4-3 ②		S 0-3 K ③		X 0-0 3-1 ③		X 0-0 4-3 ②			4 0 0 0 0 1 2										
Inning Stats	R: 0 H: 0 E: 0 K: 0 S: 3	H: 0 LOB: 1 BB: 1 P: 7	R: 0 H: 0 E: 0 K: 1 S: 5	H: 0 LOB: 0 BB: 0 P: 5	R: 0 H: 1 E: 0 K: 0 S: 4	H: 1 LOB: 1 BB: 0 P: 4	R: 0 H: 0 E: 0 K: 0 S: 3	H: 0 LOB: 1 BB: 1 P: 7	R: 0 H: 0 E: 0 K: 1 S: 5	H: 0 LOB: 0 BB: 0 P: 5	R: 0 H: 1 E: 0 K: 1 S: 6	H: 1 LOB: 2 BB: 1 P: 10		R: 0 H: 0 E: 0 K: 1 S: 2	H: 0 LOB: 0 BB: 1 P: 6	R: 0 H: 0 E: 0 K: 1 S: 5	H: 0 LOB: 1 BB: 1 P: 9	R: 0 H: 1 E: 0 K: 1 S: 5	H: 1 LOB: 0 BB: 0 P: 5	R: 1 H: 1 E: 0 K: 0 S: 4	H: 1 LOB: 0 BB: 0 P: 4	1B: 4 SF: 0 2B: 0 SAC: 0 3B: 0 DP: 1 HR: 1
PITCHER Pedro Ramos, R ERA: 3.07 (1, 1)	IP 11.0 WLS L BF 41 H 5 R 1 ER 1 SO 6 BB 5 IBB 0 HBP 0 BLK 0 WP 0 HR 1 S 48 P 68 ERA 0.82 WHIP 0.909																					

livebaseballscorecards.com

AB	36
R	1
H	5
RBI	1
BB	5
SO	6
LOB	10




Batter	1	2	3	4	5	6	7	8	9	AB R H RBI BB SO LOB	TOP																										
Ken Hamlin, R (1, 6) OBP: 0.229, SLG: 0.224	0-0 3-1 HR 2B	4-0 2B BB		5-3 1-2 2-3		0-3 K		0-0 P6		4 1 1 0 1 1 2																											
Russ Snyder, L (1, 7) OBP: 0.310, SLG: 0.400 Hank Bauer, R (9, PH) OBP: 0.286, SLG: 0.304	0-0 P6	0-0 1-3 2-H 2B		4-0 WP FC1-2 BB		0-0 4-3		0-0 6-3		3 0 1 1 1 0 1 1 0 0 0 0 0 0																											
Jerry Lumpe, L (1, 4) OBP: 0.404, SLG: 0.370	0-0 3-1 2-3	0-3 K		0-0 FC1-2 WP 1-2 2-3 3-H		4-0 BB		0-0 FC4-6 1B		4 0 1 0 1 1 6																											
Norm Siebern, L (1, 3) OBP: 0.433, SLG: 0.613	4-0 HR BB		0-0 P6	4-0 1-2 2-3 3-H BB		0-0 4-1		0-0 FC4-6 1B		3 1 1 0 2 0 1																											
Whitey Herzog, L (1, 9) OBP: 0.512, SLG: 0.677	0-0 1-H 3-H HR		0-0 L8	0-0 4-3		4-0 G6-4-3 BB		0-0 FC4-6 1-2f 2-3		4 1 1 3 1 0 5																											
Bill Tuttle, R (1, 8) OBP: 0.265, SLG: 0.271	0-3 K		0-0 6-3		0-0 L8		0-0 G6-4-3 1-2f		0-0 4-3	5 0 0 0 0 1 3																											
Dick Williams, R (1, 5) OBP: 0.316, SLG: 0.371		0-0 2B 2B		4-0 SH E 1B BB		0-0 L8		0-0 F2		3 2 1 0 1 0 0																											
Hank Foiles, R (1, 2) OBP: 0.750, SLG: 0.500 Pete Daley, R (5, PH) OBP: 0.313, SLG: 0.500		0-3 K		0-0 5-3 E FC1-2 1B		0-0 E6		0-0 F7		2 0 1 0 0 1 1 2 0 1 0 0 0 0																											
Johnny Kucks, R (1, 1) Ken Johnson, R (4, 1) OBP: 0.250, SLG: 0.250 Bob Cerv, R (8, PH) OBP: 0.319, SLG: 0.424 Bob Trowbridge, R (8, 1)		0-0 L8		0-0 SH FC1-2 5-3 WP		0-3 K		0-0 P4		1 1 0 0 0 0 1 1 0 0 0 0 1 1 1 0 0 0 0 0 0 0 0 0 0 0 0 0																											
Inning Stats	R: 3 E: 0 K: 1 S: 7	H: 2 LOB: 0 BB: 1 P: 11	R: 1 E: 0 K: 2 S: 9	H: 2 LOB: 2 BB: 1 P: 13	R: 0 E: 0 K: 0 S: 3	H: 0 LOB: 0 BB: 0 P: 3	R: 2 E: 1 K: 0 S: 5	H: 1 LOB: 3 BB: 3 P: 17	R: 0 E: 1 K: 1 S: 6	H: 1 LOB: 1 BB: 0 P: 6	R: 0 E: 0 K: 1 S: 5	H: 0 LOB: 1 BB: 1 P: 9	R: 0 E: 0 K: 0 S: 2	H: 0 LOB: 0 BB: 1 P: 6	R: 0 E: 0 K: 0 S: 3	H: 0 LOB: 0 BB: 0 P: 3	R: 0 E: 0 K: 0 S: 5	H: 2 LOB: 2 BB: 0 P: 5	1B: 4 2B: 3 3B: 0 HR: 1	SF: 0 SAC: 1 DP: 1 HBP: 0	WP: 1 PB: 0 SB: 0 CS: 0	PA: 42															
PITCHER	IP WLS BF H R ER SO BB IBB HBP BLK WP HR S P ERA WHIP																																				
Paul Foytack, R (1, 1) ERA: 6.98	1.2		11	4	4	4	2	2	0	0	0	0	0	1	13	21	21.60	3.600																			
Ray Semproch, R (2, 1) ERA:	2.1		12	1	2	0	1	3	0	0	0	1	0	11	23	0.00	1.714																				
Dave Sisler, R (5, 1) ERA: 3.38	4.0	W	14	1	0	0	2	2	0	0	0	0	0	16	24	0.00	0.750																				
Hank Aguirre, L (9, 1) ERA: 1.5	1.0	S	5	2	0	0	0	0	0	0	0	0	0	5	5	0.00	2.000																				

Kansas City Athletics @ Detroit Tigers
 Briggs Stadium, Detroit, MI
 Sat May 14 1960, 4:33 AM EDT
 Att. 7,027 - Unknown

livebaseballscorecards.com

AB	34
R	6
H	8
RBI	4
BB	7
SO	5
LOB	21



Batter	1	2	3	4	5	6	7	8	9
Eddie Yost, R OBP: 0.372, SLG: 0.304 (1, 5)	0-3 K		0-0 5-3	0-0 L9		0-3 K		0-3 K	
Neil Chrisley, L OBP: 0.275, SLG: 0.500 (1, 7)	0-0 F8		0-0 HR	0-0 HR		0-3 K			
Al Kaline, R OBP: 0.364, SLG: 0.444 (1, 8)	0-0 HR		0-3 K	4-0 BB			0-0 L5-3		
Rocky Colavito, R OBP: 0.286, SLG: 0.365 (1, 9)	0-3 K		0-0 1B	4-0 BB			0-0 F8		
Norm Cash, L OBP: 0.343, SLG: 0.515 (1, 3)		0-0 FC5-4 1B	0-0 F2	0-0 F5			0-0 HR		
Frank Bolling, R OBP: 0.256, SLG: 0.351 (1, 4)		0-0 FC5-4 1B		0-0 HR	0-0 F7		0-3 K		
Lou Berberet, L OBP: 0.345, SLG: 0.340 (1, 2)		0-0 1B		4-0 FC5-4 BB	0-0 G3			0-0 F3 S 1B	
Johnny Groth, R OBP: 0.250, SLG: 0.143 (8, PR)		1-2 1B		0-0 FC5-4 HR	0-0 5-3			0-0 F3	
Red Wilson, R OBP: 0.381, SLG: 0.294 (9, 2)		0-0 F9		0-0 FC5-4 HR				1-3 F3	
Chico Fernandez, R OBP: 0.333, SLG: 0.250 (1, 6)		0-0 6-3		0-1 CI HR				0-0 6-3	
Paul Foytack, R OBP: 0.500, SLG: 0.400 (2, 1)						0-0 1-3			
Sandy Amoros, L OBP: 0.263, SLG: 0.125 (4, PH)									
Dave Sisler, R OBP: 0.190, SLG: 0.313 (5, 1)									
Steve Bilko, R OBP: 0.190, SLG: 0.313 (8, PH)									
Hank Aguirre, R (9, 1)									

Inning Stats	R: 1	H: 1	E: 0	K: 2	S: 8	LOB: 0	BB: 0	P: 8
	R: 0	H: 2	E: 0	K: 0	S: 5	LOB: 2	BB: 0	P: 5
	R: 1	H: 2	E: 0	K: 1	S: 7	LOB: 1	BB: 0	P: 7
	R: 4	H: 2	E: 1	K: 0	S: 6	LOB: 2	BB: 3	P: 18
	R: 0	H: 0	E: 0	K: 0	S: 3	LOB: 0	BB: 0	P: 3
	R: 0	H: 0	E: 0	K: 2	S: 7	LOB: 0	BB: 0	P: 7
	R: 1	H: 1	E: 0	K: 1	S: 6	LOB: 0	BB: 0	P: 6
	R: 0	H: 1	E: 0	K: 1	S: 6	LOB: 1	BB: 0	P: 6


PITCHER	IP	WLS	BF	H	R	ER	SO	BB	IBB	HBP	BLK	WP	HR	S	P	ERA	WHIP
Johnny Kucks, R ERA: 4.67 (1, 1)	3.2		20	7	6	3	3	1	0	0	0	0	4	25	29	7.36	2.182
Ken Johnson, R ERA: 2.11 (4, 1)	3.1	L	13	1	1	1	3	2	0	0	0	0	1	17	25	2.70	0.900
Bob Trowbridge, R ERA: 5.4 (8, 1)	1.0		4	1	0	0	1	0	0	0	0	0	0	6	6	0.00	1.000

BOTTOM

Kansas City Athletics @ Detroit Tigers
 Briggs Stadium, Detroit, MI
 Sat May 14 1960, 4:33 AM EDT
 Att. 7,027 - Unknown

AB	R	H	RBI	BB	SO	LOB
5	0	0	0	0	3	3
4	2	2	4	0	1	0
3	1	1	1	1	1	0
3	0	1	0	1	1	0
4	1	2	1	0	0	3
4	1	1	1	0	1	1
3	0	2	0	1	0	0
0	0	0	0	0	0	0
0	0	0	0	0	0	0
4	1	0	0	0	0	4
0	0	0	0	0	0	0
1	0	0	0	0	0	2
0	1	0	0	0	0	0
1	0	0	0	0	0	0
1	0	0	0	0	0	1
0	0	0	0	0	0	0

AB	33
R	7
H	9
RBI	7
BB	3
SO	7
LOB	14



1B	2B	3B	HR	SF	SAC	DP	HBP
4	0	0	5	0	0	0	0

WP	PA
0	37


WP	HR	S	P	ERA	WHIP
0	0	0	0	0	0

Batter	1	2	3	4	5	6	7	8	9	AB R H RBI BB SO LOB	TOP											
Ken Hamlin, R (1, 6) OBP: 0.227, SLG: 0.222	0-0 F6		0-0 G4-6-3 1B			0-0 L8	0-0 P5		0-0 1-3	5 0 1 0 0 0 2												
Jerry Lumpe, L (1, 4) OBP: 0.398, SLG: 0.365	0-0 1-3		0-0 G4-6-3 1-2f			0-0 1B 1B		0-0 L3		4 0 1 0 0 0 1												
Hank Bauer, R (1, 9) OBP: 0.284, SLG: 0.300	0-0 F7			0-0 6-3		0-0 1-2 1B		0-0 6-3		4 0 1 0 0 0 0												
Norm Siebern, L (1, 3) OBP: 0.415, SLG: 0.582		0-0 L8		0-3 K		0-0 F2		0-3 K		4 0 0 0 0 2 2												
Mary Throneberry, L (8, 3) OBP: 0.294, SLG: 0.143										0 0 0 0 0 0 0												
Bob Cerv, R (1, 7) OBP: 0.342, SLG: 0.540		0-0 HR		0-0 L3			0-0 2B 1B		0-0 HR	4 3 3 2 0 0 0												
Russ Snyder, L (9, 7) OBP: 0.310, SLG: 0.400										0 0 0 0 0 0 0												
Dick Williams, R (1, 5) OBP: 0.338, SLG: 0.389		4-0 BB			0-0 F9		0-0 1B 2B		4-0 1B BB	2 2 1 1 2 0 0												
Bill Tuttle, R (1, 8) OBP: 0.255, SLG: 0.260		0-0 F2			0-0 4-3		0-0 5-3		0-0 1-3	4 0 0 0 0 0 3												
Harry Chiti, R (1, 2) OBP: 0.346, SLG: 0.348		0-3 K			0-0 F3		0-0 L4		0-0 1B	4 0 1 1 0 1 2												
Bud Daley, L (1, 1) OBP: 0.118, SLG: 0.118			0-3 K			0-0 1-3	0-0 2-H 1B		0-0 L8	4 0 1 1 0 1 1												
Inning Stats	R: 0 E: 0 K: 0 S: 3	H: 0 LOB: 0 BB: 0 P: 3	R: 1 E: 0 K: 1 S: 6	H: 1 LOB: 1 BB: 1 P: 10	R: 0 E: 0 K: 1 S: 5	H: 1 LOB: 0 BB: 0 P: 5	R: 0 E: 0 K: 1 S: 5	H: 0 LOB: 0 BB: 0 P: 5	R: 0 E: 0 K: 0 S: 3	H: 0 LOB: 0 BB: 0 P: 3	R: 0 E: 0 K: 0 S: 5	H: 2 LOB: 2 BB: 0 P: 5	R: 2 E: 0 K: 0 S: 6	H: 3 LOB: 1 BB: 0 P: 6	R: 0 E: 0 K: 1 S: 5	H: 0 LOB: 0 BB: 0 P: 5	R: 2 E: 0 K: 0 S: 5	H: 2 LOB: 1 BB: 1 P: 9	1B: 6 2B: 1 3B: 0 HR: 2	SF: 0 SAC: 0 DP: 1 HBP: 0	WP: 0 PB: 0 SB: 0 CS: 0	PA: 37
PITCHER	IP WLS BF H R ER SO BB IBB HBP BLK WP HR S P ERA WHIP																					
Don Mossi, L (1, 1) ERA: 3.75	8.1 L 35 9 5 5 4 2 0 0 0 0 0 2 41 49 5.40 1.320																					
Ray Semproch, R (9, 1) ERA:	0.2 2 0 0 0 0 0 0 0 0 0 0 0 2 2 0.00 0.000																					

Kansas City Athletics @ Detroit Tigers
 Briggs Stadium, Detroit, MI
 Sun May 15 1960, 4:33 AM EDT
 Unknown

livebaseballscorecards.com

AB 35
R 5
H 9
RBI 5
BB 2
SO 4
LOB 11



Batter	1	2	3	4	5	6	7	8	9	AB R H RBI BB SO LOB
Eddie Yost, R OBP: 0.378, SLG: 0.306 (1, 5)	0-0 FC2-6 1B		0-0 6-3			4-0 BB			0-0 G5-4-3 1-2f	3 0 1 0 1 0 1
Neil Chrisley, L OBP: 0.273, SLG: 0.462 (1, 7)	0-0 FC2-6 1-2f			0-0 P4		0-0 G3-4-1-3 1-2f			4-0 1B BB	3 0 0 0 1 0 2
Al Kaline, R OBP: 0.358, SLG: 0.433 (1, 8)	0-0 L8			0-0 L5-3			0-0 L6-3		0-0 1-2 1B	4 0 1 0 0 0 1
Rocky Colavito, R OBP: 0.284, SLG: 0.351 (1, 9)	0-0 P2 1-2			0-0 F7			4-0 G3-4-1 BB		0-0 F2	3 0 0 0 1 0 3
Steve Bilko, R OBP: 0.185, SLG: 0.294 (1, 3)		0-0 F2			0-0 5-3		0-0 G3-4-1 1-2f			3 0 0 0 0 0 1
Frank Bolling, R OBP: 0.286, SLG: 0.342 (1, 4)		4-0 G6-4-3 BB			4-0 BB			0-0 6-3		1 0 0 0 2 0 0
Red Wilson, R OBP: 0.333, SLG: 0.250 (1, 2)		0-0 G6-4-3 1-2f			0-3 K			0-0 L9		3 0 0 0 0 1 2
Chico Fernandez, R OBP: 0.321, SLG: 0.239 (1, 6)			0-3 K		0-0 5-3			0-0 1-3		3 0 0 0 0 1 1
Don Mossi, L (1, 1)			0-0 L3			0-0 4-3			0-0 G5-4-3 1B	2 0 0 0 0 0 0
Ray Semproch, R (9, 1)										0 0 0 0 0 0 0
Johnny Groth, R (9, PH)										1 0 1 0 0 0 0


Inning Stats	R: 0	H: 1	E: 0	K: 0	S: 4	LOB: 1	BB: 0	P: 4	R: 0	H: 0	E: 0	K: 0	S: 2	LOB: 0	BB: 1	P: 6	R: 0	H: 0	E: 0	K: 1	S: 5	LOB: 0	BB: 0	P: 5	R: 0	H: 0	E: 0	K: 0	S: 3	LOB: 0	BB: 0	P: 3	R: 0	H: 0	E: 0	K: 1	S: 5	LOB: 1	BB: 1	P: 9	R: 0	H: 0	E: 0	K: 0	S: 2	LOB: 0	BB: 1	P: 6	R: 0	H: 0	E: 0	K: 0	S: 3	LOB: 0	BB: 0	P: 3	R: 0	H: 2	E: 0	K: 0	S: 4	LOB: 2	BB: 1	P: 8	1B: 3	SF: 0	2B: 0	SAC: 0	3B: 0	DP: 4	HR: 0	HBP: 0	WP: 0	PA: 31
PITCHER Bud Daley, L ERA: 2.23 (1, 1)	IP	WLS	BF	H	R	ER	SO	BB	IBB	HBP	BLK	WP	HR	S	P	ERA	WHIP	IP	WLS	BF	H	R	ER	SO	BB	IBB	HBP	BLK	WP	HR	S	P	ERA	WHIP																																								

BOTTOM

Kansas City Athletics @ Detroit Tigers
 Briggs Stadium, Detroit, MI
 Sun May 15 1960, 4:33 AM EDT
 Unknown

livebaseballscorecards.com


AB	26
R	0
H	3
RBI	0
BB	5
SO	2
LOB	11



Batter	1	2	3	4	5	6	7	8	9	10	AB R H RBI BB SO LOB	TOP												
Ken Hamlin, R (1, 6) OBP: 0.247, SLG: 0.235	0-0 FC5-4 1B		0-3 K		0-0 CS 1B		4-0 BB		0-0 P4		4 0 2 0 1 1 0	Kansas City Athletics @ Detroit Tigers Briggs Stadium, Detroit, MI Sun May 15 1960, 4:38 AM EDT Att. 35,206 - Unknown												
Jerry Lumpe, L (1, 4) OBP: 0.380, SLG: 0.347	0-0 P4		0-0 4-3		0-3 K		0-0 F7		0-0 3-1		5 0 0 0 0 1 3													
Hank Bauer, R (1, 9) OBP: 0.282, SLG: 0.286	0-0 FC5-4		4-0 BB		0-0 L8		0-3 K		0-0 L8		3 0 0 0 1 1 2													
Whitey Herzog, L (9, PH) OBP: 0.500, SLG: 0.656	1-2f										1 0 0 0 0 0 0													
Norm Siebern, L (1, 3) OBP: 0.408, SLG: 0.566	0-0 4-3		0-0 F9				0-0 BB 1B		0-0 L7		4 0 1 0 0 0 2													
Mary Throneberry, L (9, 3) OBP: 0.278, SLG: 0.133											1 0 0 0 0 0 0													
Bob Cerv, R (1, 7) OBP: 0.338, SLG: 0.567		0-0 E5 G1-4-3		0-0 HR		0-0 P6		0-0 E5 1B 2B		0-0 4-3	4 2 1 1 0 0 1													
Russ Snyder, L (9, 7) OBP: 0.300, SLG: 0.385											1 0 0 0 0 0 0													
Dick Williams, R (1, 5) OBP: 0.353, SLG: 0.400		0-0 G1-4-3		0-0 3-4-1 2B		4-0 BB		0-0 F5		4-0 1B BB	3 1 1 0 2 0 2													
Bill Tuttle, R (1, 8) OBP: 0.270, SLG: 0.286		0-0 HR 2B		0-0 3-4-1 2-3		0-0 F9		0-0 2B 1B		0-0 1B 1B	5 1 3 0 0 0 3													
Harry Chiti, R (1, 2) OBP: 0.361, SLG: 0.419		0-0 HR		0-0 6-3		0-3 K		0-0 2B		0-0 1-3 2-H 1B	5 1 3 4 0 1 3													
Dick Hall, R (1, 1) OBP: 0.154, SLG: 0.083		0-0 2-3		0-0 1-3			0-3 K		0-0 4-3		2 0 0 0 0 0 1													
Don Larsen, R (7, PH)											1 0 0 0 0 1 0													
Marty Kutyna, R (7, 1)											1 0 0 0 0 0 2													
Ray Herbert, R (8, 1) OBP: 0.286, SLG: 0.091											0 0 0 0 0 0 0													
Bob Trowbridge, R (9, 1)											1 0 0 0 0 1 2													
Inning Stats	R: 0 E: 0 K: 0 S: 4	H: 1 LOB: 1 BB: 0 P: 4	R: 2 E: 1 K: 0 S: 5	H: 2 LOB: 0 BB: 0 P: 5	R: 0 E: 0 K: 1 S: 5	H: 0 LOB: 1 BB: 1 P: 9	R: 1 E: 0 K: 0 S: 5	H: 2 LOB: 1 BB: 0 P: 5	R: 0 E: 0 K: 1 S: 5	H: 1 LOB: 0 BB: 0 P: 5	R: 0 E: 0 K: 1 S: 6	H: 1 LOB: 2 BB: 1 P: 10	R: 0 E: 0 K: 2 S: 7	H: 0 LOB: 1 BB: 1 P: 11	R: 1 E: 1 K: 0 S: 6	H: 2 LOB: 2 BB: 0 P: 6	R: 0 E: 0 K: 0 S: 3	H: 0 LOB: 0 BB: 0 P: 3	R: 1 E: 0 K: 1 S: 7	H: 2 LOB: 2 BB: 1 P: 11	1B: 6 2B: 4 3B: 0 HR: 2	SF: 0 SAC: 0 DP: 2 HBP: 0	WP: 0 PB: 0 SB: 0 CS: 1	PA: 45
PITCHER	IP WLS BF H R ER SO BB IBB HBP BLK WP HR S P ERA WHIP																							
Pete Burnside, L (1, 1) ERA: 2.7	7.0																							
Tom Morgan, R (8, 1) ERA: 0.87	2.0																							
Paul Foytack, R (10, 1) ERA: 7.08	1.0	L																						

livebaseballscorecards.com

AB	41
R	5
H	11
RBI	5
BB	4
SO	6
LOB	21



Kansas City Athletics @ Detroit Tigers
 Briggs Stadium, Detroit, MI
 Sun May 15 1960, 4:38 AM EDT
 Att: 35,206 - Unknown

livebaseballscorecards.com



Batter	1	2	3	4	5	6	7	8	9	10	AB	R	H	RBI	BB	SO	LOB
Eddie Yost, R (1, 5) OBP: 0.379, SLG: 0.338	0-0 1B 3B	0-0 F7			0-0 1-3			0-0 F7	0-0 1B SF8		5	1	2	0	0	0	1
Neil Chrisley, L (1, 7) OBP: 0.265, SLG: 0.512	0-0 P4		0-0 HR		0-0 P5			0-0 F7	0-0 SF8		4	1	1	2	0	0	1
Al Kaline, R (1, 8) OBP: 0.360, SLG: 0.431	0-0 L3		0-3 K			0-3 K		0-0 1B BB	0-0 2-3 1B		5	1	2	0	0	2	1
Rocky Colavito, R (1, 9) OBP: 0.290, SLG: 0.338	4-0 1B BB		0-0 F2		0-0 P6			4-0 BB 1B	0-0 P4		3	0	0	0	2	0	2
Norm Cash, L (1, 3) OBP: 0.350, SLG: 0.500	0-0 FC6-4 1B		0-0 F7		0-0 L1-4			0-0 BB 1B		0-0 6-3	5	0	2	1	0	0	0
Frank Bolling, R (1, 4) OBP: 0.298, SLG: 0.357	0-0 FC6-4		0-0 F3			0-0 4-3 2B		4-0 1-2 2-3 3-H BB		0-0 F7	4	0	1	1	1	0	2
Lou Berberet, L (1, 2) OBP: 0.333, SLG: 0.327		0-0 F8		0-3 K		0-0 F7		0-0 1-3		0-0 FC6-4 1B	5	0	1	0	0	1	4
Jim Bunning, R (10, PR) OBP: 0.300, SLG: 0.400											0	0	0	0	0	0	0
Chico Fernandez, R (1, 6) OBP: 0.313, SLG: 0.232		0-0 E5 SH3		0-0 F8		0-0 4-3			0-0 1B SH1-4 SF8 1B	0-0 FC6-4	2	0	0	0	0	0	0
Sandy Amoros, L (7, PH) OBP: 0.250, SLG: 0.118											1	0	0	0	0	0	1
Casey Wise, S (8, 6) OBP: 0.191, SLG: 0.348											2	1	1	0	0	0	1
Pete Burnside, R (1, 1) OBP: 0.269, SLG: 0.178		0-0 SH3			0-0 2-3			0-3 K		0-0 SH1-4	1	0	0	0	0	0	0
Charlie Maxwell, L (7, PH) OBP: 0.269, SLG: 0.178											1	0	0	0	0	1	1
Tom Morgan, R (8, 1) OBP: 0.333, SLG: 0.250											0	0	0	0	0	0	0
Johnny Groth, R (9, PH) OBP: 0.333, SLG: 0.250											0	0	0	0	0	0	0
Paul Foytack, R (10, 1) OBP: 0.500, SLG: 0.400											0	0	0	0	0	0	0

Inning Stats	R: 1	H: 2	E: 0	K: 0	S: 5	WLS	BF	H	R	ER	SO	BB	IBB	HBP	BLK	WP	HR	S	P	ERA	WHIP
	1	2	0	0	5		23	3	2	2	3	1	0	0	0	0	1	28	32	3.00	0.667
	0	2	0	1	9		9	3	1	1	1	1	0	0	0	0	0	10	14	5.40	2.400
	0	1	0	0	4		3	1	1	1	0	1	0	0	0	0	0	2	6	27.00	6.000
	0	0	0	0	4		9	0	0	0	0	0	0	0	0	0	0	9	9	0.00	1.500

PITCHER	IP	WLS	BF	H	R	ER	SO	BB	IBB	HBP	BLK	WP	HR	S	P	ERA	WHIP
Dick Hall, R (1, 1) ERA: 1.72	6.0		23	3	2	2	3	1	0	0	0	0	1	28	32	3.00	0.667
Marty Kutyna, R (7, 1) ERA: 4.0	1.2		9	3	1	1	1	1	0	0	0	0	0	10	14	5.40	2.400
Ray Herbert, R (8, 1) ERA: 3.18	0.1		3	1	1	1	0	1	0	0	0	0	0	2	6	27.00	6.000
Bob Trowbridge, R (9, 1) ERA: 4.7	2.0	W	9	3	0	0	0	0	0	0	0	0	0	9	9	0.00	1.500

AB	R	H	RBI	BB	SO	LOB
38	4	10	4	3	4	14

WP	PA
0	44

Batter	1	2	3	4	5	6	7	8	9	AB R H RBI BB SO LOB	TOP
Billy Gardner, R (1, 4) OBP: 0.339, SLG: 0.375	0-0 CS 1B		0-0 F9		0-0 F3		0-0 F7			4 0 1 0 0 0 0	
Faye Throneberry, L (1, 9) OBP: 0.419, SLG: 0.385	0-3 K		0-0 2B F3 1B		0-0 1B		0-0 1-3			4 1 2 0 0 1 1	
Bob Allison, R (1, 8) OBP: 0.449, SLG: 0.556	0-0 L8 1-2		0-0 2B		0-0 P6		0-3 K			4 0 1 0 0 1 2	
Jim Lemon, R (1, 7) OBP: 0.333, SLG: 0.561		0-0 BB 1B 1B	0-0 F3		0-0 3-1 1B		0-0 P6			4 0 2 1 0 0 1	
Julio Becquer, L (1, 3) OBP: 0.240, SLG: 0.400		0-0 F7	0-0 L8		0-0 3-1 1-2		0-0 F9			4 0 0 0 0 0 3	
Reno Bertoia, R (1, 5) OBP: 0.298, SLG: 0.245		0-0 BB 1-2 1B		0-0 F3		0-3 K		0-0 1-3		4 0 1 0 0 1 1	
Earl Battey, R (1, 2) OBP: 0.372, SLG: 0.472		4-0 BB 1-2 2-3 BB		0-0 4-3		0-0 P4		0-3 K		3 0 0 0 1 1 1	
Billy Consolo, R (1, 6) OBP: 0.360, SLG: 0.352 Dan Dobbek, L (7, PH) OBP: 0.338, SLG: 0.368 Jose Valdivielso, R (7, 6)		0-3 K		0-0 L8		0-0 P4				2 0 0 0 0 1 3 1 0 0 0 0 0 0 0 0 0 0 0 0 0	
Pedro Ramos, S (1, 1) OBP: 0.133, SLG: 0.133		0-3 K		0-0 P6		0-0 P6				3 0 0 0 0 1 3	
Inning Stats	R: 0 E: 0 K: 1 S: 5 H: 1 LOB: 0 BB: 0 P: 5	R: 0 E: 0 K: 2 S: 9 H: 2 LOB: 3 BB: 1 P: 13	R: 1 E: 0 K: 0 S: 5 H: 2 LOB: 1 BB: 0 P: 5	R: 0 E: 0 K: 0 S: 3 H: 0 LOB: 0 BB: 0 P: 3	R: 0 E: 0 K: 0 S: 4 H: 1 LOB: 1 BB: 0 P: 4	R: 0 E: 0 K: 1 S: 6 H: 1 LOB: 1 BB: 0 P: 6	R: 0 E: 0 K: 0 S: 3 H: 0 LOB: 0 BB: 0 P: 3	R: 0 E: 0 K: 1 S: 5 H: 0 LOB: 0 BB: 0 P: 5	R: 0 E: 0 K: 1 S: 5 H: 0 LOB: 0 BB: 0 P: 5	1B: 6 2B: 1 3B: 0 HR: 0 SF: 0 SAC: 0 DP: 0 HBP: 0	WP: 0 PB: 0 SB: 0 CS: 1 PA: 34
PITCHER Frank Lary, R (1, 1) ERA: 1.87	IP 9.0 WLS W BF 34 H 7 R 1 ER 1 SO 6 BB 1 IBB 0 HBP 0 BLK 0 WP 0 HR 0 S 45 P 49 ERA 1.00 WHIP 0.889										

Washington Senators @ Detroit Tigers
 Briggs Stadium, Detroit, MI
 Tue May 17 1960, 7:05 PM EDT
 Att. 7,669 - Unknown

AB	33
R	1
H	7
RBI	1
BB	1
SO	6
LOB	15



livebaseballscorecards.com

Batter	1	2	3	4	5	6	7	8	9	AB	R	H	RBI	BB	SO	LOB
Eddie Yost, R OBP: 0.384, SLG: 0.338 (1, 5)	0-0 1B L6-4-3 1B		4-0 1B BB		0-0 P3	0-0 F2				3	1	1	0	1	0	0
Neil Chrissy, L OBP: 0.283, SLG: 0.511 (1, 7)	0-0 1-3 1B L6-4-3		0-0 F8		0-0 BB 1B			0-0 5-3		4	1	2	0	0	0	1
Al Kaline, R OBP: 0.356, SLG: 0.413 (1, 8)	0-0 1-2 3-H L6-4-3		0-0 L8		4-0 1-2 1B BB			0-0 L6-3		3	0	0	0	1	0	2
Rocky Colavito, R OBP: 0.289, SLG: 0.333 (1, 9)	0-0 F9		0-0 1-2 1B		0-0 F5			0-0 P3		4	0	1	0	0	0	2
Norm Cash, L OBP: 0.364, SLG: 0.524 (1, 3)		0-0 3B 2B	0-0 F8		0-0 1-3 2-H BB 1B			0-0 F8		4	1	2	1	0	0	2
Frank Bolling, R OBP: 0.294, SLG: 0.333 (1, 4)		0-0 1-3		0-0 5-3		4-0 1-2 BB		0-0 P6		3	0	0	0	1	0	1
Lou Berberet, L OBP: 0.328, SLG: 0.309 (1, 2)		0-0 P5		0-0 4-3		0-0 4-3		4-0 BB BB		3	0	0	0	1	0	4
Chico Fernandez, R OBP: 0.333, SLG: 0.278 (1, 6)		0-0 2-H 3B		0-0 1B		0-3 K		4-0 1-2 BB		3	0	2	1	1	1	0
Frank Lary, R OBP: 0.100, SLG: 0.053 (1, 1)		0-3 K		0-3 K		0-3 K		0-0 F8		4	0	0	0	0	3	4


Inning Stats	R: 1	H: 2	E: 0	LOB: 0	K: 0	BB: 0	S: 4	P: 4	R: 1	H: 2	E: 0	LOB: 1	K: 1	BB: 0	S: 7	P: 7	R: 0	H: 1	E: 0	LOB: 2	K: 0	BB: 1	S: 4	P: 8	R: 0	H: 1	E: 0	LOB: 1	K: 1	BB: 0	S: 6	P: 6	R: 1	H: 2	E: 0	LOB: 3	K: 0	BB: 2	S: 5	P: 13	R: 0	H: 0	E: 0	LOB: 0	K: 2	BB: 0	S: 7	P: 7	R: 0	H: 0	E: 0	LOB: 0	K: 0	BB: 0	S: 3	P: 3	R: 0	H: 0	E: 0	LOB: 2	K: 0	BB: 2	S: 3	P: 11
PITCHER Pedro Ramos, R ERA: 3.12 (1, 1)	IP	WLS	BF	H	R	ER	SO	BB	IBB	HBP	BLK	WP	HR	S	P	ERA	WHIP	IP	WLS	BF	H	R	ER	SO	BB	IBB	HBP	BLK	WP	HR	S	P	ERA	WHIP	IP	WLS	BF	H	R	ER	SO	BB	IBB	HBP	BLK	WP	HR	S	P	ERA	WHIP													

BOTTOM

Washington Senators @ Detroit Tigers
 Briggs Stadium, Detroit, MI
 Tue May 17 1960, 7:05 PM EDT
 Att. 7,669 - Unknown

livebaseballscorecards.com

AB	31
R	3
H	8
RBI	2
BB	5
SO	4
LOB	16



WP: 0	PA: 36
PB: 0	SB: 0
CS: 0	

Batter	1	2	3	4	5	6	7	8	9	10	11	AB R H RBI BB SO LOB	TOP
Billy Gardner, R OBP: 0.322, SLG: 0.355 (1, 4) X	0-0 F9		X 0-0 F9		X 0-0 6-3			X 0-3 K		X 0-3 K	X 0-3 K	6 0 0 0 0 3 5	
Lenny Green, L OBP: 0.289, SLG: 0.237 (1, 8) B B B B	4-0 S BB		X 0-0 6-3			X 0-0 SH1-4 1B		X 0-0 F5		X 0-0 4-3		4 0 1 0 1 0 1	
Bob Allison, R OBP: 0.450, SLG: 0.548 (1, 3) S S S	0-3 K					X 0-0 SH1-4 1-2		X 0-0 FC6-4 1B			B B B B	3 1 1 0 1 2 1	
Jim Lemon, R OBP: 0.327, SLG: 0.575 (1, 7) S S S	0-3 K2-3				X 0-0 P6			X 0-0 FC6-4 1-2f			X 0-0 1-H	5 1 1 2 0 2 3	
Faye Throneberry, L OBP: 0.361, SLG: 0.323 (1, 9) S S S		X 0-0 1-3			X 0-3 K			X 0-0 4-3			X 0-3	5 0 0 0 0 2 1	
Reno Bertoia, R OBP: 0.323, SLG: 0.263 (1, 5) S S S							X 0-0 FC6-4 1B			X 0-0 1-3	B B B B	4 1 2 0 1 1 0	
Earl Battey, R OBP: 0.378, SLG: 0.467 (1, 2) B B B B							X 0-0 F3			X 0-3 K		3 0 1 0 1 1 1	
Jose Valdivielso, R (1, 6) X							X 0-0 FC6-4 1B				X 0-0	2 0 0 0 0 0 2	
Julio Becquer, L OBP: 0.231, SLG: 0.385 (7, PH)											X 0-0	1 0 0 0 0 0 1	
Billy Consolo, R OBP: 0.375, SLG: 0.370 (7, 6)											X 0-0	2 0 2 1 0 0 0	
Camilo Pascual, R OBP: 0.158, SLG: 0.167 (1, 1) X							X 0-0 E8 1-3 1B				X 0-0 3-H	5 0 1 0 0 1 4	
Inning Stats	R: 0 H: 0 E: 0 K: 2 S: 7	R: 0 H: 0 E: 0 K: 1 S: 5	R: 0 H: 0 E: 0 K: 0 S: 3	R: 0 H: 0 E: 0 K: 2 S: 7	R: 0 H: 2 E: 1 K: 0 S: 5	R: 0 H: 1 E: 0 K: 1 S: 6	R: 0 H: 1 E: 0 K: 0 S: 4	R: 0 H: 1 E: 0 K: 1 S: 6	R: 0 H: 0 E: 0 K: 1 S: 5	R: 0 H: 1 E: 0 K: 2 S: 8	R: 3 H: 3 E: 0 K: 2 S: 10	1B: 8 SF: 0 2B: 0 SAC: 2 3B: 0 DP: 0 HR: 1 HBP: 0	WP: 0 PA: 46 PB: 0 SB: 1 CS: 0
PITCHER	IP WLS BF H R ER SO BB IBB HBP BLK WP HR S P ERA WHIP												
Jim Bunning, R ERA: 2.74 (1, 1)	10.0 38 6 0 0 10 2 0 0 0 0 0 0 56 64 0.00 0.800												
Dave Sisler, R ERA: 5.06 (11, 1)	0.0 L 2 1 2 2 0 1 0 0 0 0 0 1 1 5 ∞ ∞												
Ray Semproch, R ERA: 1.35 (11, 1)	1.0 6 2 1 1 2 1 0 0 0 0 0 0 9 13 9.00 3.000												

Washington Senators @ Detroit Tigers
 Briggs Stadium, Detroit, MI
 Wed May 18 1960, 4:33 AM EDT
 Att: 4,904 - Unknown

AB	40
R	3
H	9
RBI	3
BB	4
SO	12
LOB	19



Batter	1	2	3	4	5	6	7	8	9	10	11	AB R H RBI BB SO LOB
Eddie Yost, R OBP: 0.385, SLG: 0.341 (1, 5)	0-0 CS 1B		0-0 F9		0-0 5-3			0-0 F9			0-0 FC3-6 1B	5 0 2 0 0 0 0
Neil Chrisley, L OBP: 0.293, SLG: 0.490 (1, 7)	0-3 K 1-2		0-0 1B			4-0 F7 BB		0-0 F7			0-0 FC3-6 FC6-4 1B 1-2f	4 0 1 0 1 1 2
Al Kaline, R OBP: 0.358, SLG: 0.413 (1, 8)	0-0 L1-3		0-3 K			0-0 F7 1-2			0-0 G5-4-3 1B		0-0 FC6-4 1B 1-2	5 0 2 0 0 1 2
Rocky Colavito, R OBP: 0.284, SLG: 0.318 (1, 9)		4-0 BB BB		0-0 F5		0-3 K			0-0 G5-4-3 1-2f		0-0 FC6-4 1-2f 2-3	4 0 0 0 1 1 4
Norm Cash, L OBP: 0.327, SLG: 0.468 (1, 3)		0-0 F8		0-0 5-3		0-0 F7			0-0 1-3		0-0 F7	5 0 0 0 0 0 4
Frank Bolling, R OBP: 0.309, SLG: 0.319 (1, 4)		0-0 F3		4-0 BB		0-0 5-3				4-0 FC5-4 BB		2 0 0 0 2 0 1
Lou Berberet, L OBP: 0.329, SLG: 0.298 Casey Wise, S OBP: 0.188, SLG: 0.340 (1, 2) (10, PH) (11, 6)		4-0 BB 1-2		0-3 K		0-0 F9				0-3 K		2 0 0 0 1 1 1 1 0 0 0 0 1 1
Chico Fernandez, R OBP: 0.322, SLG: 0.267 Sandy Amoros, L OBP: 0.238, SLG: 0.111 Red Wilson, R OBP: 0.333, SLG: 0.250 (1, 6) (10, PH) (11, 2)		0-0 L5		0-3 K		0-0 5-3				0-0 F8		3 0 0 0 0 1 2 1 0 0 0 0 0 1 0 0 0 0 0 0 0
Jim Bunning, R OBP: 0.231, SLG: 0.308 Steve Bilko, R OBP: 0.182, SLG: 0.288 Dave Sisler, R Ray Semproch, R (1, 1) (10, PH) (11, 1) (11, 1)			0-3 K		0-0 F2			0-3 K		0-0 FC5-4 1-2f		3 0 0 0 0 2 0 1 0 0 0 0 0 1 0 0 0 0 0 0 0 0 0 0 0 0 0 0

Inning Stats	R: 0	H: 1	E: 0	LOB: 0	K: 1	BB: 0	S: 5	P: 5	R: 0	H: 0	E: 0	LOB: 2	K: 0	BB: 2	S: 3	P: 11	R: 0	H: 1	E: 0	LOB: 1	K: 2	BB: 0	S: 8	P: 8	R: 0	H: 0	E: 0	LOB: 0	K: 1	BB: 0	S: 5	P: 5	R: 0	H: 0	E: 0	LOB: 1	K: 1	BB: 1	S: 5	P: 9	R: 0	H: 0	E: 0	LOB: 0	K: 0	BB: 0	S: 3	P: 3	R: 0	H: 0	E: 0	LOB: 0	K: 1	BB: 0	S: 5	P: 5	R: 0	H: 1	E: 0	LOB: 0	K: 0	BB: 0	S: 3	P: 3	R: 0	H: 0	E: 0	LOB: 1	K: 1	BB: 1	S: 5	P: 9	R: 0	H: 2	E: 0	LOB: 2	K: 0	BB: 0	S: 5	P: 5	1B: 5	SF: 0	2B: 0	SAC: 0	3B: 0	DP: 1	HR: 0	HBP: 0	WP: 0	PA: 41
PITCHER Camilo Pascual, R ERA: 1.87 (1, 1)	IP	WLS	BF	H	R	ER	SO	BB	IBB	HBP	BLK	WP	HR	S	P	ERA	WHIP																																																																									
																		PITCHER	IP	WLS	BF	H	R	ER	SO	BB	IBB	HBP	BLK	WP	HR	S	P	ERA	WHIP																																																							

Washington Senators @ Detroit Tigers
 Briggs Stadium, Detroit, MI
 Wed May 18 1960, 4:33 AM EDT
 Att: 4,904 - Unknown

AB	36
R	0
H	5
RBI	0
BB	5
SO	8
LOB	19



Batter	1	2	3	4	5	6	7	8	9	AB R H RBI BB SO LOB	TOP
Mary Breeding, R (1, 4) OBP: 0.346, SLG: 0.362	0-0 2B SF7 1B		0-0 L8		0-0 FC3-6 1B		0-3 K		4-0 BB	4 1 2 0 1 1 0	
Gene Woodling, L (1, 7) OBP: 0.475, SLG: 0.444	0-0 2B		0-0 L8		0-0 FC3-6 1B			0-0 4-3	0-0 3-1	4 1 1 0 0 0 2 1 0 0 0 0 0 3	
Al Pilarcik, L (8, 9) OBP: 0.351, SLG: 0.396	1-3 2B		0-0 L8		1-2 2-3 1B						
Jackie Brandt, R (1, 8) OBP: 0.429, SLG: 0.512	0-0 SF7		0-0 L8		0-0 1B			0-0 6-3		3 0 1 2 0 0 0	
Walt Dropo, R (1, 3) OBP: 0.294, SLG: 0.367	0-0 2B			0-0 5-3	0-0 L8			4-0 BB		3 0 1 1 1 0 2	
Willie Tasby, R (1, 9) OBP: 0.328, SLG: 0.291	0-0 L8			0-0 P6		0-0 G1-4-3 1B		0-0 F9		4 0 1 0 0 0 2	
Brooks Robinson, R (1, 5) OBP: 0.275, SLG: 0.303	0-0 L8			0-0 1B		0-0 L8			0-0 P4	4 0 1 0 0 0 2	
Ron Hansen, R (1, 6) OBP: 0.385, SLG: 0.454		0-0 2-3		0-0 P4		0-0 G1-4-3			4-0 BB	3 0 0 0 1 0 2	
Valmy Thomas, R (1, 2)		0-0 P3			0-0 6-3		0-0 6-3		0-0 FC6-4 BB	4 0 0 0 0 0 1	
Jerry Walker, S (1, 1) OBP: 0.143, SLG: 0.143		0-0 1-3			0-0 FC3-6 1B		0-0 F2		4-0 BB	2 1 1 0 0 0 0	
Hoyt Wilhelm, R (6, 1)					1B				BB	1 0 0 0 1 0 0	
Milt Pappas, R (9, 1)					1B				BB	0 0 0 0 0 0 0	
Inning Stats	R: 2 H: 3 E: 0 LOB: 1 K: 0 BB: 0 S: 6 P: 6	R: 0 H: 0 E: 0 LOB: 0 K: 0 BB: 0 S: 3 P: 3	R: 0 H: 0 E: 0 LOB: 0 K: 0 BB: 0 S: 3 P: 3	R: 0 H: 1 E: 0 LOB: 1 K: 0 BB: 0 S: 4 P: 4	R: 1 H: 3 E: 0 LOB: 2 K: 0 BB: 0 S: 6 P: 6	R: 0 H: 1 E: 0 LOB: 0 K: 0 BB: 0 S: 3 P: 3	R: 0 H: 0 E: 0 LOB: 0 K: 1 BB: 0 S: 5 P: 5	R: 0 H: 0 E: 0 LOB: 1 K: 0 BB: 1 S: 3 P: 7	R: 0 H: 0 E: 0 LOB: 3 K: 0 BB: 3 S: 3 P: 15	1B: 6 SF: 1 2B: 2 SAC: 0 3B: 0 DP: 1 HR: 0 HBP: 0	WP: 0 PA: 38 PB: 0 SB: 0 CS: 0
PITCHER Don Mossi, L (1, 1) ERA: 3.68	IP WLS BF H R ER SO BB IBB HBP BLK WP HR S P ERA WHIP	8.0 32 8 3 3 1 1 0 0 0 0 0 0 33 37 3.38 1.125									
Tom Morgan, R (9, 1) ERA: 0.79	IP WLS BF H R ER SO BB IBB HBP BLK WP HR S P ERA WHIP	1.0 W 6 0 0 0 0 3 0 0 0 0 0 0 3 15 0.00 3.000									

Baltimore Orioles @ Detroit Tigers
 Briggs Stadium, Detroit, MI
 Fri May 20 1960, 7:05 PM EDT
 Att: 17,159 - Unknown

livebaseballscorecards.com

AB 33
 R 3
 H 8
 RBI 3
 BB 4
 SO 1
 LOB 14



BOTTOM

Baltimore Orioles @ Detroit Tigers
Briggs Stadium, Detroit, MI
Fri May 20 1960, 7:05 PM EDT
Att. 17,159 - Unknown

livebaseballscorecards.com

AB 27
R 4
H 4
RBI 3
BB 7
SO 2
LOB 16



WP: 1 PA: 36
PB: 0
SB: 0
CS: 0

AB R H RBI BB SO LOB

3 0 0 0 1 0 1

3 0 0 0 0 0 1

4 0 0 0 0 1 3

4 1 2 0 0 0 2

3 1 1 0 1 0 1

3 1 0 0 1 0 2

2 1 0 1 2 0 2

4 0 1 1 0 0 4

1 0 0 0 1 1 0

0 0 0 0 1 0 0

0 0 0 0 0 0 0

0 0 0 1 0 0 0

1B: 3 SF: 1
2B: 1 SAC: 1
3B: 0 DP: 0
HR: 0 HBP: 0

Batter	1	2	3	4	5	6	7	8	9
Eddie Yost, R OBP: 0.380, SLG: 0.330 (1, 5)	0-0 F8		0-0 F8			4-0 SH5-4 BB		0-0 F8	
Neil Chrisley, L OBP: 0.279, SLG: 0.463 (1, 7)	0-0 F7			0-0 F7		0-0 SH5-4		0-0 L8	
Al Kaline, R OBP: 0.343, SLG: 0.393 (1, 8)	0-0 L8			0-0 L6		0-3 K		0-0 L3	
Norm Cash, L OBP: 0.340, SLG: 0.471 (1, 3)		0-0 1B		0-0 F3		0-0 4-3			0-0 WP 1B BB 1B
Frank Bolling, R OBP: 0.322, SLG: 0.320 (1, 4)		0-0 P6			4-0 2B BB				0-0 BB WP FC6-2 1B
Red Wilson, R OBP: 0.321, SLG: 0.217 (1, 2)		0-0 F7		0-0 4-3		0-0 5-3			4-0 FC6-2 BB SF9 BB
Rocky Colavito, R OBP: 0.292, SLG: 0.311 (1, 9)		0-0 F8		0-0 F9		4-0 FC5-4 BB			4-0 FC6-2 E BB
Chico Fernandez, R OBP: 0.319, SLG: 0.278 (1, 6)			0-0 P4		0-0 2B		0-0 FC5-4		0-0 FC6-2 E
Don Mossi, L (1, 1)			0-3 K			4-0 SH5-4 BB BB			0-0 SF9
Sandy Amoros, L OBP: 0.273, SLG: 0.111 (8, PH)									1-2 2-3 3-H
Tom Morgan, R (9, 1)									
Charlie Maxwell, L OBP: 0.264, SLG: 0.178 (9, PH)									

Inning Stats	R: 0	H: 0	E: 0	K: 0	S: 3	R: 0	H: 1	E: 0	K: 0	S: 4	R: 0	H: 0	E: 0	K: 1	S: 5	R: 0	H: 0	E: 0	K: 0	S: 3	R: 1	H: 1	E: 0	K: 0	S: 3	R: 0	H: 0	E: 0	K: 1	S: 5	R: 0	H: 0	E: 0	K: 0	S: 5	R: 0	H: 0	E: 0	K: 0	S: 3	R: 0	H: 0	E: 0	K: 0	S: 3	R: 0	H: 0	E: 0	K: 0	S: 3	R: 3	H: 2	E: 1	K: 0	S: 4	1B: 3	2B: 1	3B: 0	HR: 0	SF: 1	SAC: 1	DP: 0	HBP: 0	WP: 1	PA: 36
--------------	------	------	------	------	------	------	------	------	------	------	------	------	------	------	------	------	------	------	------	------	------	------	------	------	------	------	------	------	------	------	------	------	------	------	------	------	------	------	------	------	------	------	------	------	------	------	------	------	------	------	------	------	------	------	------	-------	-------	-------	-------	-------	--------	-------	--------	-------	--------

PITCHER	IP	WLS	BF	H	R	ER	SO	BB	IBB	HBP	BLK	WP	HR	S	P	ERA	WHIP
Jerry Walker, R ERA: 4.44 (1, 1)	5.1		20	2	1	1	1	3	0	0	0	0	0	19	31	1.69	0.938
Hoyt Wilhelm, R ERA: 6.28 (6, 1)	2.2		12	2	2	2	1	2	0	0	0	0	0	12	20	6.75	1.500
Milt Pappas, R ERA: 6.6 (9, 1)	0.2	L	4	0	1	0	0	2	0	0	0	1	0	2	10	0.00	3.000

PITCHER	IP	WLS	BF	H	R	ER	SO	BB	IBB	HBP	BLK	WP	HR	S	P	ERA	WHIP
---------	----	-----	----	---	---	----	----	----	-----	-----	-----	----	----	---	---	-----	------

Batter	1	2	3	4	5	6	7	8	9	AB R H RBI BB SO LOB	TOP		
Mary Breeding, R (1, 4) OBP: 0.341, SLG: 0.356 Billy Klaus, L (4, 4) OBP: 0.429, SLG: 0.833	0-0 1-3			0-0 5-3	0-0 G3 1B	0-0 F7			0-0 SH5-4	2 0 0 0 0 0 0 2 0 1 0 0 0 1			
Al Pilarcik, L (1, 9) OBP: 0.323, SLG: 0.362	0-0 F7			0-0 4-3	0-0 G3			0-0 F7	0-0 F5	5 0 0 0 0 0 3			
Jackie Brandt, R (1, 8) OBP: 0.409, SLG: 0.483	0-0 4-3			0-0 6-3	0-3 K			0-3 K	0-0 6-3	5 0 0 0 0 2 3			
Gene Woodling, L (1, 7) OBP: 0.475, SLG: 0.441			0-0 F7		0-0 E3 1B 1B 2B	4-0 HR		0-0 1B		3 2 1 0 1 0 0			
Jim Gentile, L (1, 3) OBP: 0.416, SLG: 0.521			0-0 3-1		0-0 1B 2B 1B	0-0 F7		0-0 L8		4 1 1 0 0 0 2			
Clint Courtney, L (1, 2) OBP: 0.297, SLG: 0.323			0-3 K		0-0 1B 2B 1B	0-0 HR		0-0 1-3		4 2 2 2 0 1 0			
Brooks Robinson, R (1, 5) OBP: 0.266, SLG: 0.292			0-0 G3		0-0 F9	0-0 F7		0-0 F7		4 0 0 0 0 0 3			
Ron Hansen, R (1, 6) OBP: 0.389, SLG: 0.475			0-3 K		0-0 1B 2B	0-0 1B 2B		0-0 F2		4 2 2 3 0 1 0			
Arnie Portocarrero, R (1, 1) Bob Boyd, L (5, PH) Gordon Jones, R (5, 1) OBP: 0.294, SLG: 0.353 OBP: 1.000, SLG: 1.000			0-0 P4		0-0 1B 1B	0-0 1B		0-0 SH5-4 1B		1 0 0 0 0 0 0 1 0 1 1 0 0 0 2 0 2 1 0 0 0			
Inning Stats	R: 0 H: 0 E: 0 LOB: 0 K: 0 BB: 0 S: 3 P: 3	R: 0 H: 0 E: 0 LOB: 0 K: 1 BB: 0 S: 5 P: 5	R: 0 H: 0 E: 0 LOB: 0 K: 1 BB: 0 S: 5 P: 5	R: 0 H: 0 E: 0 LOB: 0 K: 0 BB: 0 S: 3 P: 3	R: 4 H: 5 E: 1 LOB: 2 K: 1 BB: 0 S: 11 P: 11	R: 3 H: 3 E: 0 LOB: 1 K: 0 BB: 1 S: 6 P: 10	R: 0 H: 1 E: 0 LOB: 1 K: 1 BB: 0 S: 6 P: 6	R: 0 H: 0 E: 0 LOB: 0 K: 0 BB: 0 S: 3 P: 3	R: 0 H: 1 E: 0 LOB: 1 K: 0 BB: 0 S: 4 P: 4	1B: 7 SF: 0 2B: 2 SAC: 1 3B: 0 DP: 0 HR: 1 HBP: 0	WP: 0 PA: 39 PB: 0 SB: 0 CS: 0		
PITCHER	IP WLS BF H R ER SO BB IBB HBP BLK WP HR S P ERA WHIP											PITCHER	IP WLS BF H R ER SO BB IBB HBP BLK WP HR S P ERA WHIP
Frank Lary, R (1, 1) ERA: 2.2	4.1 L 18 4 4 3 2 0 0 0 0 0 0 0 22 22 6.23 0.923												
Ray Semproch, R (5, 1) ERA: 4.5	1.1 9 4 3 3 1 1 0 0 0 0 0 1 10 14 20.25 3.750												
Pete Burnside, L (6, 1) ERA: 2.63	0.1 1 0 0 0 0 0 0 0 0 0 0 0 1 1 0.00 0.000												
Bob Bruce, R (7, 1) ERA: 5.68	3.0 11 2 0 0 1 0 0 0 0 0 0 0 13 13 0.00 0.667												

Baltimore Orioles @ Detroit Tigers
 Briggs Stadium, Detroit, MI
 Sat May 21 1960, 4:33 AM EDT
 Att. 7,230 - Unknown

livebaseballscorecards.com

AB 37
 R 7
 H 10
 RBI 7
 BB 1
 SO 4
 LOB 12



Batter	1	2	3	4	5	6	7	8	9	AB	R	H	RBI	BB	SO	LOB
Eddie Yost, R OBP: 0.372, SLG: 0.323 (1, 5)	0-0 G3		0-0 L6-3 2B 1B	0-0 CS	0-0 P5	0-3 K			0-0 6-3	5	1	1	0	0	1	1
Neil Chrisley, L OBP: 0.292, SLG: 0.483 (1, 7)	0-0 F8		0-0 1B 1-3 2B		0-0 1B 1B				0-0 G3	4	1	2	0	0	0	0
Al Kaline, R OBP: 0.330, SLG: 0.375 (1, 8)	0-0 L5-3		0-0 L6-3		0-0 L7				0-0 L5	4	0	0	1	0	0	2
Norm Cash, L OBP: 0.351, SLG: 0.473 (1, 3)		0-0 F9	0-0 1B 2-H		0-0 FC5-4 1-3 1B				0-0 3-1	4	0	2	1	0	0	0
Frank Bolling, R OBP: 0.317, SLG: 0.352 (1, 4)		0-0 1B 3B	0-0 5-3		0-0 FC5-4 1-2f				0-0 6-3	4	1	1	0	0	0	3
Red Wilson, R OBP: 0.313, SLG: 0.222 (1, 2)		0-0 1B 3-H 1B	0-0 F7			0-0 5-3			0-0 F3	4	0	1	1	0	0	1
Rocky Colavito, R OBP: 0.291, SLG: 0.301 (1, 9)		0-0 L8		0-0 F7		0-0 FC6-4 BB			0-3 K	3	0	0	0	1	1	1
Chico Fernandez, R OBP: 0.326, SLG: 0.301 (1, 6)		0-0 FC6-4 1-2 1B		0-0 6-3 CS 2B		0-0 FC6-4 1B			0-3 K	4	1	2	0	0	1	1
Frank Lary, R OBP: 0.041, SLG: 0.048 (1, 1)		0-0 FC6-4 1-2f		0-0 6-3		0-0 1B 2-H			0-0 F8	2	0	0	0	0	0	3
Ray Semproch, R (5, 1)										0	0	0	0	0	0	0
Pete Burnside, R (6, 1)										0	0	0	0	0	0	0
Sandy Amoros, L OBP: 0.304, SLG: 0.158 (6, PH)										1	0	1	1	0	0	0
Bob Bruce, R (7, 1)										0	0	0	0	0	0	0
Charlie Maxwell, L OBP: 0.259, SLG: 0.174 (9, PH)										1	0	0	0	0	0	0

Inning Stats	R: 0	H: 0	E: 0	K: 0	S: 3	LOB: 0	BB: 0	P: 3	R: 1	H: 3	E: 0	K: 0	S: 6	LOB: 2	BB: 0	P: 6	R: 2	H: 3	E: 0	K: 0	S: 6	LOB: 1	BB: 0	P: 6	R: 0	H: 1	E: 0	K: 0	S: 3	LOB: 0	BB: 0	P: 3	R: 0	H: 2	E: 0	K: 0	S: 5	LOB: 2	BB: 0	P: 5	R: 1	H: 1	E: 1	K: 1	S: 6	LOB: 1	BB: 1	P: 10	R: 0	H: 0	E: 0	K: 0	S: 3	LOB: 0	BB: 0	P: 3	R: 0	H: 0	E: 0	K: 1	S: 5	LOB: 0	BB: 0	P: 5	R: 0	H: 0	E: 0	K: 1	S: 5	LOB: 0	BB: 0	P: 5	R: 0	H: 0	E: 0	K: 1	S: 5	LOB: 0	BB: 0	P: 5
1B: 7	2B: 2	3B: 1	SF: 0	SAC: 0	DP: 0	HBP: 0	WP: 0	PA: 38	WP: 0	PA: 38	ERA	WHIP	ERA	WHIP																																																																		


PITCHER	IP	WLS	BF	H	R	ER	SO	BB	IBB	HBP	BLK	WP	HR	S	P	ERA	WHIP
Amie Portocarrero, R ERA: 2.93 (1, 1)	4.0		18	7	3	3	0	0	0	0	0	0	0	18	18	6.75	1.750
Gordon Jones, R ERA: 5.28 (5, 1)	5.0	W	19	3	1	0	3	1	0	0	0	0	0	24	28	0.00	0.800

BOTTOM

Baltimore Orioles @ Detroit Tigers
 Briggs Stadium, Detroit, MI
 Sat May 21 1960, 4:33 AM EDT
 Att. 7,230 - Unknown

livebaseballscores.com

AB	36
R	4
H	10
RBI	4
BB	1
SO	3
LOB	12



Batter	1	2	3	4	5	6	7	8	9	AB R H RBI BB SO LOB	TOP									
Marty Keough, L (1, 8) OBP: 0.278, SLG: 0.219	0-0 4-3		0-0 F5		0-0 4-3		0-0 F6			4 0 0 0 0 0 0										
Pete Runnels, L (1, 4) OBP: 0.442, SLG: 0.473	0-0 6-3		0-3 K		0-0 1B			0-0 HR		4 1 2 1 0 1 0										
Ted Williams, L (1, 7) OBP: 0.423, SLG: 0.632	0-0 2B		4-0 BB		0-0 P4			0-0 L8		3 0 1 0 1 0 1										
Vic Wertz, L (1, 3) OBP: 0.388, SLG: 0.526	4-0 BB		0-3 K			0-0 F9		0-0 P6		3 0 0 0 1 1 1										
Gene Stephens, L (1, 9) OBP: 0.270, SLG: 0.242	0-0 P4			0-0 L8		0-0 P5		0-0 F3		4 0 0 0 0 0 2										
Frank Malzone, R (1, 5) OBP: 0.309, SLG: 0.375		4-0 BB		0-0 HR		0-0 1B		0-0 5-3		3 1 2 1 1 0 0										
Don Buddin, R (1, 6) OBP: 0.351, SLG: 0.340		0-3 K		0-0 5-3		0-0 F7		0-3 K		4 0 0 0 0 2 2										
Haywood Sullivan, R (1, 2) OBP: 0.245, SLG: 0.250 Pumpsie Green, S (7, PH) OBP: 0.360, SLG: 0.409 Don Gile, R (7, 2) OBP: 0.250, SLG: 0.250		0-0 L8		0-3 K			0-3 K		0-0 1B	2 0 0 0 0 1 1 1 0 0 0 0 1 0 1 0 1 0 0 0 0										
Tom Brewer, R (1, 1) OBP: 0.333, SLG: 0.364 Tom Sturdivant, L (4, 1) OBP: 0.143, SLG: 0.167 Ted Bowsfield, R (8, 1) Gary Geiger, L (9, PH) OBP: 0.273, SLG: 0.275		0-0 4-3			0-0 L8		0-0 4-3		0-0 G3	1 0 0 0 0 0 1 2 0 0 0 0 0 0 0 0 0 0 0 0 0 1 0 0 0 0 0 1										
Inning Stats	R: 0 E: 0 K: 0 S: 4	H: 1 LOB: 2 BB: 1 P: 8	R: 0 E: 0 K: 1 S: 5	H: 0 LOB: 1 BB: 1 P: 9	R: 0 E: 0 K: 2 S: 7	H: 0 LOB: 1 BB: 1 P: 11	R: 1 E: 0 K: 1 S: 6	H: 1 LOB: 0 BB: 0 P: 6	R: 0 E: 0 K: 0 S: 4	H: 1 LOB: 1 BB: 0 P: 4	R: 0 E: 0 K: 1 S: 5	H: 0 LOB: 0 BB: 0 P: 5	R: 1 E: 0 K: 0 S: 4	H: 1 LOB: 0 BB: 0 P: 4	R: 0 E: 0 K: 1 S: 6	H: 1 LOB: 1 BB: 0 P: 6	1B: 3 2B: 1 3B: 0 HR: 2	SF: 0 SAC: 0 DP: 0 HBP: 0	WP: 0 PB: 0 SB: 0 CS: 0	PA: 36
PITCHER Jim Bunning, R (1, 1) ERA: 2.62	IP: 9.0 WLS: W BF: 36 H: 6 R: 2 ER: 2 SO: 6 BB: 3 IBB: 0 HBP: 0 BLK: 0 WP: 0 HR: 2 S: 45 P: 57 ERA: 2.00 WHIP: 1.000																			

Boston Red Sox @ Detroit Tigers
 Briggs Stadium, Detroit, MI
 Sun May 22 1960, 4:33 AM EDT
 Unknown

livebaseballscorecards.com

AB 33
R 2
H 6
RBI 2
BB 3
SO 6
LOB 9



Batter	1	2	3	4	5	6	7	8	9	AB R H RBI BB SO LOB	TOP											
Don Buddin, R (1, 6) OBP: 0.361, SLG: 0.340	4-0 BB 1B BB	4-0 BB FC6-4 BB		X 0-0 1B		0-3 K		0-3 K		3 1 1 0 2 2 4												
Pete Runnels, L (1, 4) OBP: 0.440, SLG: 0.463	4-0 BB 1B BB	0-3 K		X 0-0 1B		0-0 L8		0-0 1-3		4 1 1 0 1 1 5												
Frank Malzone, R (1, 5) OBP: 0.304, SLG: 0.366	0-0 L8	0-0 FC6-4		X 0-0 L8			X 0-0 P6		X 0-0 E 1B 1B	5 0 1 0 0 0 5												
Rip Repulski, R (1, 7) OBP: 0.440, SLG: 0.550	0-3 K		X 0-0 E4		X 0-0 5-3		X 0-0 L8		X 0-0 E 1B	5 0 1 0 0 1 2												
Ray Boone, R (1, 3) OBP: 0.391, SLG: 0.235	4-0 E 1B BB		X 0-0 P6		0-3 K		X 0-0 L8		0-3 K	4 0 0 0 1 2 3												
Bobby Thomson, R (1, 8) OBP: 0.294, SLG: 0.380	0-0 E 1B		X 0-0 L8		X 0-0 E5 1B			X 0-0 1B BB 2B	X 0-0 E5 FC6-4	5 0 3 2 0 0 3												
Lou Clinton, R (1, 9) OBP: 0.292, SLG: 0.415	0-0 E1 1B 2-3		0-3 K		0-3 K			X 0-0 1B BB 1B	0-3 K	5 0 1 0 0 3 7												
Don Gile, R (1, 2) OBP: 0.273, SLG: 0.200	0-3 K			0-3 K		4-0 SH1-4 BB		4-0 1B BB	0-0 FC6-4	2 0 0 0 1 2 3												
Pumpsie Green, S (8, PH) OBP: 0.385, SLG: 0.409								1-2 3-H 1B	1-2 FC6-4	0 0 0 0 1 0 0												
Haywood Sullivan, R (8, 2) OBP: 0.241, SLG: 0.245								1-2 2-3 1B	1-2 FC6-4	1 0 0 0 0 0 3												
Frank Sullivan, R (1, 1)		X 0-0 P6		X 0-0 6-3		X 0-0 SH1-4		X 0-0 1B		2 0 0 0 0 0 0												
Mike Fornieles, R (7, 1)										0 0 0 0 0 0 0												
Ted Williams, L (8, PH) OBP: 0.444, SLG: 0.650										1 0 1 0 0 0 0												
Tom Brewer, R (8, PR) OBP: 0.333, SLG: 0.364										0 0 0 0 0 0 0												
Tom Borland, L (8, 1)										0 0 0 0 0 0 0												
Inning Stats	R: 2 E: 1 K: 2 S: 9	H: 1 LOB: 3 BB: 3 P: 21	R: 0 E: 0 K: 1 S: 5	H: 0 LOB: 1 BB: 1 P: 9	R: 0 E: 1 K: 1 S: 6	H: 0 LOB: 1 BB: 0 P: 6	R: 0 E: 0 K: 1 S: 7	H: 2 LOB: 2 BB: 0 P: 7	R: 0 E: 1 K: 2 S: 8	H: 1 LOB: 1 BB: 0 P: 8	R: 0 E: 0 K: 1 S: 5	H: 0 LOB: 1 BB: 1 P: 9	R: 0 E: 0 K: 0 S: 3	H: 0 LOB: 0 BB: 0 P: 3	R: 0 E: 0 K: 1 S: 7	H: 3 LOB: 3 BB: 1 P: 11	R: 0 E: 1 K: 2 S: 10	H: 2 LOB: 3 BB: 0 P: 10	1B: 8 2B: 1 3B: 0 HR: 0	SF: 0 SAC: 1 DP: 0 HBP: 0	WP: 0 PB: 0 SB: 0 CS: 0	PA: 44
PITCHER	IP WLS BF H R ER SO BB IBB HBP BLK WP HR S P ERA WHIP																					
Hank Aguirre, L (1, 1) ERA: 1.8	7.0 W 34 6 2 2 8 5 0 0 0 0 0 0 45 65 2.57 1.571																					
Pete Burnside, L (8, 1) ERA: 2.3	2.0 S 10 3 0 0 3 1 0 0 0 0 0 0 15 19 0.00 2.000																					

Boston Red Sox @ Detroit Tigers
 Briggs Stadium, Detroit, MI
 Sun May 22 1960, 4:38 AM EDT
 Att. 23,317 - Unknown

livebaseballscorecards.com

AB 37
R 2
H 9
RBI 2
BB 6
SO 11
LOB 35



BOTTOM

Boston Red Sox @ Detroit Tigers
Briggs Stadium, Detroit, MI
Sun May 22 1960, 4:38 AM EDT
Att. 23,317 - Unknown

livebaseballscorecards.com

AB 32
R 5
H 10
RBI 4
BB 3
SO 5
LOB 15



WP: 0 PA: 35
PB: 0
SB: 3
CS: 0

AB R H RBI BB SO LOB

3	1	0	0	1	2	0
4	0	1	0	0	0	1
4	1	2	2	0	0	1
4	0	1	0	0	0	1
3	2	2	0	1	0	2
4	0	2	1	0	0	2
4	1	1	1	0	1	3
3	0	1	0	1	0	2
3	0	0	0	0	2	3
0	0	0	0	0	0	0

1B: 7	SF: 0
2B: 2	SAC: 0
3B: 0	DP: 2
HR: 1	HBP: 0

WP	HR	S	P	ERA	WHIP
----	----	---	---	-----	------

Batter	1	2	3	4	5	6	7	8	9
Eddie Yost, R OBP: 0.369, SLG: 0.317 (1, 5)	0-0 4-3 ①		4-0 HR BB		0-3 K ①		0-3 K ①		
Neil Chrisley, L OBP: 0.311, SLG: 0.485 (1, 9)	0-0 1-3 ②		0-0 F8 ②		0-0 P5 ②		0-0 1B 1B ②		
Charlie Maxwell, L OBP: 0.286, SLG: 0.278 (1, 7)	0-0 1B ③		0-0 1-H HR ③		0-0 P6 ③		0-0 L8 ③		
Norm Cash, L OBP: 0.364, SLG: 0.500 (1, 3)	0-0 P6 ③		0-0 6-3 ③			0-0 F7 ①	0-0 1-3 1B ③		
Al Kaline, R OBP: 0.357, SLG: 0.436 (1, 8)		0-0 1B 2B		0-0 4-3 2B		4-0 1B 1-3 BB	0-0 L9 ③		
Red Wilson, R OBP: 0.333, SLG: 0.258 (1, 2)		0-0 2-H 1B G6-4-3		0-0 4-3 ①		0-0 1-3 ②	0-0 FC3-6 1B		
Frank Bolling, R OBP: 0.310, SLG: 0.339 (1, 4)		0-3 K ①		0-0 P3 ②		0-0 1B E 1B 2-H	0-0 FC3-6 G4-6-3 1-2f		
Chico Fernandez, R OBP: 0.359, SLG: 0.360 (1, 6)		0-0 G6-4-3 1-2f ② ③		4-0 S IBB ③		0-0 S 1B 1-3	0-0 G4-6-3 1-2f ② ③		
Hank Aguirre, R Pete Burnside, R (1, 1) (8, 1)			0-3 K ①	0-3 K 1-2 ③		0-0 5-3 ③			

Inning Stats	R: 0	H: 1	E: 0	K: 0	S: 4	R: 1	H: 2	E: 0	K: 1	S: 6	R: 2	H: 1	E: 0	K: 1	S: 6	R: 0	H: 1	E: 0	K: 1	S: 6	R: 0	H: 0	E: 0	K: 1	S: 5	R: 2	H: 2	E: 0	K: 0	S: 9	R: 0	H: 2	E: 0	K: 1	S: 7
	LOB: 1	BB: 0	P: 4	LOB: 0	BB: 6	LOB: 0	BB: 10	LOB: 2	BB: 1	P: 10	LOB: 0	BB: 0	P: 5	LOB: 1	BB: 1	P: 9	LOB: 2	BB: 0	P: 7	LOB: 0	BB: 0	P: 3													

PITCHER	IP	WLS	BF	H	R	ER	SO	BB	IBB	HBP	BLK	WP	HR	S	P	ERA	WHIP
Frank Sullivan, R ERA: 7.24 (1, 1)	6.2	L	31	9	5	4	5	2	1	0	0	0	1	38	50	5.40	1.650
Mike Fornieles, R ERA: 1.72 (7, 1)	0.1		1	0	0	0	0	0	0	0	0	0	0	1	1	0.00	0.000
Tom Borland, L ERA: 2.16 (8, 1)	1.0		3	1	0	0	0	0	0	0	0	0	0	3	3	0.00	1.000

Batter	1	2	3	4	5	6	7	8	9	AB R H RBI BB SO LOB	TOP									
Tony Kubek, L (1, 6) OBP: 0.333, SLG: 0.479	0-0 F9		0-0 F5			0-0 F9		0-0 4-3		4 0 0 0 0 0 1										
Mickey Mantle, S (1, 8) OBP: 0.429, SLG: 0.484	0-0 L8			0-0 1-3		4-0 BB BB			0-3 K	3 0 0 0 1 1 0										
Bob Cerv, R (1, 7) OBP: 0.357, SLG: 0.551	0-0 1-3			0-3 K		4-0 FC5-4 BB 1-2 2-3			0-0 F9	3 0 0 0 1 1 0										
Bill Skowron, R (1, 3) OBP: 0.319, SLG: 0.518		0-0 6-3		0-0 3-1		0-0 FC5-4 1-2f			0-0 1B 1B	4 0 1 0 0 0 3										
Elston Howard, R (1, 2) OBP: 0.304, SLG: 0.522		0-0 G3 2B			0-3 K		0-0 L8		0-0 1B 1-2	4 0 2 0 0 1 0										
Roger Maris, L (1, 9) OBP: 0.376, SLG: 0.649		0-0 G3 2-3			0-0 L3		0-3 K		0-0 4-3	4 0 0 0 0 1 3										
Gil McDougald, R (1, 5) OBP: 0.304, SLG: 0.412		0-0 F7			0-0 F9		0-0 F9			3 0 0 0 0 0 1										
Bobby Richardson, R (1, 4) OBP: 0.294, SLG: 0.294			0-0 L5			0-0 BB SH1-3 1B			0-0 L8	3 0 1 0 0 0 0										
Bill Short, L (1, 1) OBP: 0.200, SLG: 0.200 Duke Maas, R (5, 1) Hector Lopez, R (6, PH) Johnny James, L (6, 1) Clete Boyer, R (8, PH) Bobby Shantz, R (8, 1)			0-3 K			0-0 SH1-3			0-0 L8	1 0 0 0 0 0 1 0 1 0 0 0 0 0 0 0 0 0 0 0 0 0 0 0										
Inning Stats	R: 0 E: 0 K: 0 S: 3	H: 0 LOB: 0 BB: 0 P: 3	R: 0 E: 0 K: 0 S: 4	H: 1 LOB: 1 BB: 0 P: 4	R: 0 E: 0 K: 1 S: 5	H: 0 LOB: 0 BB: 0 P: 5	R: 0 E: 0 K: 1 S: 5	H: 0 LOB: 0 BB: 0 P: 5	R: 0 E: 0 K: 1 S: 4	H: 1 LOB: 3 BB: 2 P: 12	R: 0 E: 0 K: 1 S: 5	H: 0 LOB: 0 BB: 0 P: 5	R: 0 E: 0 K: 0 S: 3	H: 0 LOB: 0 BB: 0 P: 3	R: 0 E: 0 K: 1 S: 7	H: 2 LOB: 2 BB: 0 P: 7	1B: 3 2B: 1 3B: 0 HR: 0	SF: 0 SAC: 1 DP: 0 HBP: 0	WP: 0 PB: 0 SB: 0 CS: 0	PA: 33
PITCHER Don Mossi, L (1, 1) ERA: 3.06	IP: 9.0 WLS: W BF: 33 H: 4 R: 0 ER: 0 SO: 5 BB: 2 IBB: 0 HBP: 0 BLK: 0 WP: 0 HR: 0 S: 41 P: 49 ERA: 0.00 WHIP: 0.667											PITCHER	IP: 9.0 WLS: W BF: 33 H: 4 R: 0 ER: 0 SO: 5 BB: 2 IBB: 0 HBP: 0 BLK: 0 WP: 0 HR: 0 S: 41 P: 49 ERA: 0.00 WHIP: 0.667							

New York Yankees @ Detroit Tigers
 Briggs Stadium, Detroit, MI
 Tue May 24 1960, 7:05 PM EDT
 Att. 34,489 - Unknown - 50 F

livebaseballscorecards.com

AB	30
R	0
H	4
RBI	0
BB	2
SO	5
LOB	8



BOTTOM

New York Yankees @ Detroit Tigers
Briggs Stadium, Detroit, MI
Tue May 24 1960, 7:05 PM EDT
Att. 34,489 - Unknown - 50 F

livebaseballscorecards.com

AB 28
R 4
H 7
RBI 4
BB 5
SO 4
LOB 14



WP: 1 PA: 35
PB: 0
SB: 1
CS: 1

AB R H RBI BB SO LOB

2 1 1 0 2 0 1

3 1 0 0 1 1 3

3 1 1 3 1 1 1

4 0 1 1 0 0 2

3 0 1 0 1 2 1

4 0 0 0 0 0 2

4 0 1 0 0 0 2

3 1 2 0 0 0 1

2 0 0 0 0 0 1

1B: 4 SF: 0
2B: 2 SAC: 1
3B: 0 DP: 1
HR: 1 HBP: 0

Batter	1	2	3	4	5	6	7	8	9
Eddie Yost, R OBP: 0.381, SLG: 0.330 (1, 5)	4-0 WP 1B BB		4-0 G4-6-3 BB		0-0 F3		0-0 2B		
Neil Chrisley, L OBP: 0.308, SLG: 0.464 (1, 9)	0-0 F6 1-2		0-0 G4-6-3 1-2f		4-0 HR BB		0-3 K		
Charlie Maxwell, L OBP: 0.299, SLG: 0.333 (1, 7)	0-3 K		0-0 F7		0-0 HR 1-H 2-H		4-0 BB		
Al Kaline, R OBP: 0.353, SLG: 0.429 (1, 8)	0-0 2-H 1B			0-0 L6-3	0-0 L6		0-0 L5		
Norm Cash, L OBP: 0.371, SLG: 0.507 (1, 3)	0-3 K			0-0 2B		4-0 6-3 1-3 BB		0-3 K	
Red Wilson, R OBP: 0.300, SLG: 0.229 (1, 2)		0-0 5-3		0-0 6-3		0-0 1-3		0-0 6-3	
Frank Bolling, R OBP: 0.307, SLG: 0.333 (1, 4)		0-0 5-3		0-0 1-3		0-0 6-3		0-0 CS 1B	
Chico Fernandez, R OBP: 0.368, SLG: 0.370 (1, 6)		0-0 S 1B			0-0 SH1-4 HR 1B		0-0 F6		0-0 CS 1-2
Don Mossi, L (1, 1)		0-0 L6 1-2			0-0 SH1-4 1-2		0-0 4-3		

Inning Stats	R: 1	H: 1	E: 0	LOB: 1	K: 2	P: 12	R: 0	H: 1	E: 0	LOB: 1	K: 0	P: 4	R: 0	H: 0	E: 0	LOB: 0	K: 0	P: 6	R: 0	H: 1	E: 0	LOB: 1	K: 0	P: 4	R: 3	H: 2	E: 0	LOB: 0	K: 0	P: 9	R: 0	H: 0	E: 0	LOB: 1	K: 1	P: 7	R: 0	H: 1	E: 0	LOB: 2	K: 1	P: 10	R: 0	H: 1	E: 0	LOB: 0	K: 1	P: 5
--------------	------	------	------	--------	------	-------	------	------	------	--------	------	------	------	------	------	--------	------	------	------	------	------	--------	------	------	------	------	------	--------	------	------	------	------	------	--------	------	------	------	------	------	--------	------	-------	------	------	------	--------	------	------

PITCHER	IP	WLS	BF	H	R	ER	SO	BB	IBB	HBP	BLK	WP	HR	S	P	ERA	WHIP
Bill Short, L ERA: 3.78 (1, 1)	4.1	L	18	4	2	2	2	2	2	0	0	1	0	20	28	4.15	1.385
Duke Maas, R ERA: 8.1 (5, 1)	0.2		4	1	2	2	0	1	0	0	0	0	1	3	7	27.00	3.000
Johnny James, R ERA: 4.09 (6, 1)	2.0		9	1	0	0	1	2	0	0	0	0	0	9	17	0.00	1.500
Bobby Shantz, L ERA: 7.45 (8, 1)	1.0		3	1	0	0	1	0	0	0	0	0	0	5	5	0.00	1.000

PITCHER	IP	WLS	BF	H	R	ER	SO	BB	IBB	HBP	BLK	WP	HR	S	P	ERA	WHIP
---------	----	-----	----	---	---	----	----	----	-----	-----	-----	----	----	---	---	-----	------

Batter	1	2	3	4	5	6	7	8	9	AB R H RBI BB SO LOB	TOP									
Tony Kubek, L (1, 6) OBP: 0.331, SLG: 0.472	0-0 L8		0-0 4-3			0-0 F7		0-0 E7		4 0 1 1 0 0 0										
Mickey Mantle, S (1, 8) OBP: 0.423, SLG: 0.469	0-0 L9				0-0 F6	0-0 4-3		4-0 FC6-4 BB		3 0 0 0 1 0 0										
Bob Cerv, R (1, 7) OBP: 0.353, SLG: 0.539	0-0 6-3				0-0 E5		0-3 K2-3	0-0 FC6-4		4 0 1 0 0 1 3										
Yogi Berra, L (1, 2) OBP: 0.417, SLG: 0.507		0-0 G6-4-3 1B			4-0 G4-6-3 BB		0-3 K		0-0 L8	3 0 1 0 1 1 0										
Bill Skowron, R (1, 3) OBP: 0.309, SLG: 0.500		0-0 G6-4-3 1-2f			0-0 G4-6-3 1-2f		0-0 F4		0-0 G2	4 0 0 0 0 0 3										
Roger Maris, L (1, 9) OBP: 0.381, SLG: 0.704		0-0 HR			0-0 4-3			0-0 F9	0-0 HR	4 2 2 2 0 0 0										
Gil McDougald, R (1, 5) OBP: 0.310, SLG: 0.415		0-0 4-3			0-0 F9			0-0 1B 1B	0-0 1B	4 1 2 0 0 0 0										
Bobby Richardson, R (1, 4) OBP: 0.292, SLG: 0.292			0-0 5-3		0-0 L8			0-0 E 1B 1B	0-0 F6	4 0 1 0 0 0 1										
Ralph Terry, R (1, 1)			0-3 K			0-0 G3		0-0 L8		1 0 0 0 0 1 0										
John Gabler, S (3, 1) OBP: 0.286, SLG: 0.167										1 0 0 0 0 0 0										
Johnny James, L (6, 1)										0 0 0 0 0 0 0										
Elston Howard, R (8, PH) OBP: 0.301, SLG: 0.516										1 0 0 0 0 0 2										
Duke Maas, R (8, 1)										0 0 0 0 0 0 0										
Inning Stats	R: 0 E: 0 K: 0 S: 3	H: 0 LOB: 0 BB: 0 P: 3	R: 1 E: 0 K: 0 S: 4	H: 2 LOB: 0 BB: 0 P: 4	R: 0 E: 0 K: 1 S: 5	H: 0 LOB: 0 BB: 0 P: 5	R: 0 E: 1 K: 0 S: 3	H: 1 LOB: 1 BB: 1 P: 7	R: 0 E: 0 K: 0 S: 3	H: 0 LOB: 0 BB: 0 P: 3	R: 0 E: 0 K: 2 S: 7	H: 0 LOB: 0 BB: 0 P: 7	R: 1 E: 1 K: 0 S: 6	H: 3 LOB: 3 BB: 1 P: 10	R: 1 E: 0 K: 0 S: 5	H: 2 LOB: 1 BB: 0 P: 5	1B: 6 2B: 0 3B: 0 HR: 2	SF: 0 SAC: 0 DP: 2 HBP: 0	WP: 0 PB: 0 SB: 0 CS: 0	PA: 35
PITCHER Frank Lary, R (1, 1) ERA: 2.31	IP: 9.0 WLS: W BF: 35 H: 8 R: 3 ER: 3 SO: 3 BB: 2 IBB: 0 HBP: 0 BLK: 0 WP: 0 HR: 2 S: 39 P: 47 ERA: 3.00 WHIP: 1.111																			
PITCHER	IP	WLS	BF	H	R	ER	SO	BB	IBB	HBP	BLK	WP	HR	S	P	ERA	WHIP			

New York Yankees @ Detroit Tigers
 Briggs Stadium, Detroit, MI
 Wed May 25 1960, 4:33 AM EDT
 Att. 12,363 - Unknown - 63 F

livebaseballscorecards.com

AB	33
R	3
H	8
RBI	3
BB	2
SO	3
LOB	9



Batter	1	2	3	4	5	6	7	8	9
Eddie Yost, R OBP: 0.382, SLG: 0.321 (1, 5)	4-0 BB 1B 2B BB	0-0 F4		0-0 5-3		4-0 1-2 2B BB		0-0 F7	
Neil Chrissy, L OBP: 0.313, SLG: 0.452 (1, 9)	0-0 1-2 2B 1B	0-0 4-3		0-0 F7		4-0 1-2 2-3 2B BB		0-0 F6	
Charlie Maxwell, L OBP: 0.319, SLG: 0.350 (1, 7)	0-0 F5		4-0 BB 1B 2B BB	0-3 K		0-0 1-3 2-H 3-H 2B		4-0 BB	
Al Kaline, R OBP: 0.355, SLG: 0.422 (1, 8)	0-0 L9		0-0 1-2 2B 1B		0-0 L9	4-0 BB		0-0 L5-3	
Norm Cash, L OBP: 0.378, SLG: 0.493 (1, 3)	4-0 1-2 2-3 2B 1B BB		4-0 1-2 2-3 2B BB G5-2-3		0-0 4-3	0-3 K			
Red Wilson, R OBP: 0.295, SLG: 0.256 (1, 2)	0-0 1-3 2-H 3-H 1B 2B		0-3 K		0-0 4-3		0-0 5-3		
Frank Bolling, R OBP: 0.316, SLG: 0.357 (1, 4)	0-0 2-H 2-H 3-H 1B		0-0 1-3 2-H 3-H 2B			0-0 6-3	0-3 K		
Chico Fernandez, R OBP: 0.373, SLG: 0.368 (1, 6)	0-0 L1		0-0 4-0 IBB			0-0 6-3	0-0 2B 1B		
Frank Lary, R OBP: 0.154, SLG: 0.125 (1, 1)		0-3 K	0-0 3-H G5-2-3			4-0 BB 2B BB	0-0 1-H 2B		

AB	R	H	RBI	BB	SO	LOB
3	2	0	0	2	0	0
4	1	1	0	1	0	0
3	1	1	2	2	1	2
4	1	1	0	1	0	3
2	1	0	0	2	1	3
4	1	1	2	0	1	3
4	0	2	4	0	1	0
3	1	1	0	1	0	1
3	1	1	1	1	1	3

BOTTOM

New York Yankees @ Detroit Tigers
 Briggs Stadium, Detroit, MI
 Wed May 25 1960, 4:33 AM EDT
 Att: 12,363 - Unknown - 63 F

AB	30
R	9
H	8
RBI	9
BB	10
SO	5
LOB	15



1B:	4	SF:	0
2B:	4	SAC:	0
3B:	0	DP:	1
HR:	0	HBP:	0

WP:	0	PA:	40
PB:	0		
SB:	0		
CS:	0		

Inning Stats		R	H	E	K	S	R	H	E	K	S	R	H	E	K	S	R	H	E	K	S	R	H	E	K	S	R	H	E	K	S	R	H	E	K	S
Ralph Terry, R ERA: 3.18 (1, 1)		2	1	0	1	16	5	6	5	2	4	0	0	0	0	16	32	19.29	3.857																	
John Gabler, R ERA: 5.18 (3, 1)		3	1	0	1	15	2	2	1	4	1	0	0	0	12	32	5.40	1.500																		
Johnny James, R ERA: 4.38 (6, 1)		1	1	0	1	5	2	1	2	0	0	0	0	0	9	9	6.75	1.500																		
Duke Maas, R ERA: 7.04 (8, 1)		1	0	0	0	4	0	0	0	1	0	0	0	0	3	7	0.00	1.000																		

PITCHER	IP	WLS	BF	H	R	ER	SO	BB	IBB	HBP	BLK	WP	HR	S	P	ERA	WHIP
Ralph Terry, R	2.1	L	16	5	6	5	2	4	0	0	0	0	0	16	32	19.29	3.857
John Gabler, R	3.1		15	2	2	1	4	1	0	0	0	0	0	12	32	5.40	1.500
Johnny James, R	1.1		5	2	1	2	0	0	0	0	0	0	0	9	9	6.75	1.500
Duke Maas, R	1.0		4	0	0	0	1	0	0	0	0	0	0	3	7	0.00	1.000

BOTTOM

Cleveland Indians @ Detroit Tigers
Briggs Stadium, Detroit, MI
Sat May 28 1960, 4:33 AM EDT
Att: 12,399 - Unknown

livebaseballscorecards.com

AB 29
R 4
H 8
RBI 4
BB 9
SO 4
LOB 17



WP: 0 PA: 40
PB: 0
SB: 0
CS: 0

AB R H RBI BB SO LOB

1 1 0 0 4 1 0
4 1 1 0 0 0 2
1 0 0 0 0 0 3

3 1 1 1 2 1 2

3 1 1 3 1 0 1

3 0 0 0 1 0 3

4 0 2 0 0 1 3

3 0 1 0 1 0 1

3 0 1 0 0 1 1

3 0 0 0 0 0 1

0 0 0 0 0 0 0

1 0 1 0 0 0 0

0 0 0 0 0 0 0

0 0 0 0 0 0 0

1B: 6 SF: 0
2B: 0 SAC: 1
3B: 0 DP: 3
HR: 2 HBP: 0

Batter	1	2	3	4	5	6	7	8	9	10
Eddie Yost, R OBP: 0.397, SLG: 0.318 (1, 5)	4-0 BB BB BB		4-0 1B HR BB		0-3 K		4-0 BB		4-0 1-2 G6-4-3 IBB	
Neil Chrisley, L OBP: 0.310, SLG: 0.442 (1, 9)	0-0 F7		0-0 1-3 HR 1B		0-0 1-3		0-0 P6		0-0 G6-4-3 1-2f	
Rocky Colavito, R OBP: 0.288, SLG: 0.298 (9, PH)										
Charlie Maxwell, L OBP: 0.338, SLG: 0.397 (1, 7)	4-0 1-2 BB BB		0-0 F2		0-3 K		4-0 BB 1B BB		0-0 HR	
Al Kaline, R OBP: 0.360, SLG: 0.448 (1, 8)	4-0 1-2 2-3 BB		0-0 2-H 3-H HR		0-0 L3		0-0 L8			
Norm Cash, L OBP: 0.372, SLG: 0.472 (1, 3)	0-0 F5		0-0 P5		0-0 G3		4-0 1B 1-2 BB			
Red Wilson, R OBP: 0.313, SLG: 0.279 (1, 2)	0-0 P4		0-3 K		0-0 1B		0-0 1-3 2-H 1B			
Frank Bolling, R OBP: 0.325, SLG: 0.356 (1, 4)		0-0 F7		0-0 G6-4-3 1B		0-0 F7		0-0 PO 1-2	4-0 1B SH1-4 BB	
Chico Fernandez, R OBP: 0.372, SLG: 0.367 (1, 6)		0-0 G6-4-3 1B		0-0 G6-4-3 1-2f		0-3 K		0-0 SH1-4 1-2		
Jim Bunning, R OBP: 0.158, SLG: 0.211 (1, 1)		0-0 G6-4-3		0-0 F9		0-0 P5		0-0 1B 2-3		
Tom Morgan, R OBP: 0.196, SLG: 0.302 (9, PH)										
Steve Bilko, R OBP: 0.333, SLG: 0.250 (9, PR)										
Johnny Groth, R OBP: 0.333, SLG: 0.250 (9, PR)										
Pete Burnside, R OBP: 0.333, SLG: 0.250 (10, 1)										

Inning Stats	R: 0	H: 0	E: 0	K: 0	S: 3	R: 0	H: 1	E: 0	K: 0	S: 3	R: 3	H: 2	E: 0	K: 1	S: 7	R: 0	H: 1	E: 0	K: 2	S: 7	R: 0	H: 1	E: 0	K: 0	S: 4	R: 0	H: 0	E: 0	K: 1	S: 5	R: 0	H: 1	E: 0	K: 0	S: 2	R: 0	H: 1	E: 0	K: 0	S: 3	R: 1	H: 1	E: 0	K: 0	S: 1
	LOB: 3	BB: 3	P: 15	LOB: 0	BB: 0	P: 3	LOB: 0	BB: 1	P: 11	LOB: 0	BB: 0	P: 3	LOB: 0	BB: 0	P: 7	LOB: 1	BB: 0	P: 4	LOB: 1	BB: 1	P: 9	LOB: 1	BB: 2	P: 10	LOB: 3	BB: 2	P: 11	LOB: 0	BB: 0	P: 1	LOB: 1	BB: 0	P: 1	LOB: 0	BB: 0	P: 1	LOB: 0	BB: 0	P: 1	LOB: 0	BB: 0	P: 1			

PITCHER	IP	WLS	BF	H	R	ER	SO	BB	IBB	HBP	BLK	WP	HR	S	P	ERA	WHIP
Gary Bell, R ERA: 2.63 (1, 1)	7.0		29	5	3	3	4	5	0	0	0	0	1	32	52	3.86	1.429
Dick Stigman, L ERA: 3.29 (8, 1)	1.1		8	2	0	0	0	3	1	0	0	0	0	4	20	0.00	3.750
Johnny Klippstein, R ERA: 1.2 (9, 1)	0.2	L	2	1	1	1	0	0	0	0	0	0	1	2	2	13.50	1.500

Batter	1	2	3	4	5	6	7	8	9	AB R H RBI BB SO LOB	TOP																									
Jim Piersall, R (1, 8) OBP: 0.364, SLG: 0.516	0-0 F9		0-0 HR	0-0 SH1-3		0-0 L8			0-0 G5-4-3	4 1 1 3 0 0 2																										
Ken Aspromonte, R (1, 4) OBP: 0.364, SLG: 0.276	0-0 1B		0-0 F9	4-0 FC6-4 BB			0-0 L8			3 0 1 0 1 0 0																										
Harvey Kuenn, R (1, 9) OBP: 0.382, SLG: 0.371	0-3 K		0-0 1B	0-0 FC6-4			0-0 6-3			4 0 1 0 0 1 3																										
John Romano, R (1, 2) OBP: 0.321, SLG: 0.340	0-0 6-3		0-3 K		0-0 6-3		0-0 L5			4 0 0 0 0 1 2																										
Vic Power, R (1, 3) OBP: 0.368, SLG: 0.457		0-0 6-3		0-0 HR 1B	0-0 F7		0-0 L8			4 1 1 0 0 0 0																										
Tito Francona, L (1, 7) OBP: 0.367, SLG: 0.413		0-3 K		0-0 HR	0-0 1-3		0-0 4-3			4 1 1 2 0 1 0																										
Woodie Held, R (1, 6) OBP: 0.349, SLG: 0.509		0-0 6-3		4-0 FC5-4 SH1-3 1B BB		0-0 L8		0-0 F7		3 1 0 0 1 0 0																										
Bubba Phillips, R (1, 5) OBP: 0.267, SLG: 0.317			0-0 5-3	0-0 FC5-4 1B		0-0 4-3 2B			0-0 L8	3 0 2 0 0 0 0																										
Walt Bond, L (9, PH) OBP: 0.292, SLG: 0.371				1-2 1B					0-0 L8	1 0 0 0 0 0 0																										
Wynn Hawkins, R (1, 1) OBP: 0.133, SLG: 0.200			0-0 HR 2B	0-0 FC5-4 SH1-3		0-0 4-3			0-0 G5-4-3 1B	2 1 1 0 0 0 2																										
Dick Stigman, R (4, 1) OBP: 0.333, SLG: 0.200				1-2f 2-3						0 0 0 0 0 0 0																										
John Powers, L (6, PH) OBP: 0.259, SLG: 0.259										1 0 0 0 0 0 1																										
John Briggs, R (6, 1)										0 0 0 0 0 0 0																										
Bob Hale, L (9, PH) OBP: 0.400, SLG: 0.308										1 0 1 0 0 0 0																										
Carroll Hardy, R (9, PR) OBP: 0.167, SLG: 0.091										0 0 0 0 0 0 0																										
Inning Stats	R: 0 E: 0 K: 1 S: 6	H: 1 LOB: 1 BB: 0 P: 6	R: 0 E: 0 K: 1 S: 5	H: 0 LOB: 0 BB: 0 P: 5	R: 2 E: 0 K: 1 S: 8	H: 3 LOB: 1 BB: 0 P: 8	R: 3 E: 0 K: 0 S: 6	H: 3 LOB: 2 BB: 2 P: 14	R: 0 E: 0 K: 0 S: 3	H: 0 LOB: 0 BB: 0 P: 3	R: 0 E: 0 K: 0 S: 4	H: 1 LOB: 1 BB: 0 P: 4	R: 0 E: 0 K: 0 S: 3	H: 0 LOB: 0 BB: 0 P: 3	R: 0 E: 0 K: 0 S: 3	H: 0 LOB: 0 BB: 0 P: 3	R: 0 E: 0 K: 0 S: 3	H: 1 LOB: 1 BB: 0 P: 3	1B: 5 2B: 2 3B: 0 HR: 2	SF: 0 SAC: 1 DP: 1 HBP: 0	WP: 0 PB: 0 SB: 1 CS: 0	PA: 37														
PITCHER	IP WLS BF H R ER SO BB IBB HBP BLK WP HR S P ERA WHIP																				ERA WHIP															
Don Mossi, L (1, 1) ERA: 3.65	3.2		20	7	5	5	3	2	0	0	0	0	2	24	32	12.27	2.455																			
Bob Bruce, R (4, 1) ERA: 5.4	0.1		1	0	0	0	0	0	0	0	0	0	0	1	1	0.00	0.000																			
Ray Semproch, R (5, 1) ERA: 2.77	5.0	W	16	2	0	0	0	0	0	0	0	0	0	16	16	0.00	0.400																			

Cleveland Indians @ Detroit Tigers
 Briggs Stadium, Detroit, MI
 Sun May 29 1960, 4:33 AM EDT
 Unknown

livebaseballscorecards.com

AB	34
R	5
H	9
RBI	5
BB	2
SO	3
LOB	10



Batter	1	2	3	4	5	6	7	8	9	AB R H RBI BB SO LOB	TOP											
Jim Piersall, R (1, 8) OBP: 0.356, SLG: 0.531	0-3 K		0-0 L8			0-0 P6		0-0 L6	0-0 HR	5 1 1 3 0 1 1	Cleveland Indians @ Detroit Tigers Briggs Stadium, Detroit, MI Sun May 29 1960, 4:38 AM EDT Att: 42,670 - Unknown											
Ken Aspromonte, R (1, 4) OBP: 0.316, SLG: 0.235	0-0 6-3		0-0 5-3			0-0 4-3		0-0 6-3	0-0 F9	5 0 0 0 0 0 2												
Harvey Kuenn, R (1, 9) OBP: 0.383, SLG: 0.367	0-0 BLK 1B				0-0 F9	0-0 L8		1-0 1B HBP	0-0 6-3	4 1 1 0 0 0 1												
Tito Francona, L (1, 7) OBP: 0.371, SLG: 0.416	0-3 K 1-2				0-0 P3		0-0 E 1B	0-0 1B 1-2		4 1 2 0 0 1 1												
Vic Power, R (1, 3) OBP: 0.364, SLG: 0.450 (7, 6) (9, 3)		0-0 1-6-3		0-0 1-3		0-0 P6		0-0 1-3 2-H 1B		4 0 1 1 0 0 1												
Russ Nixon, L (1, 2) OBP: 0.313, SLG: 0.338		0-0 L6			0-3 K		0-0 E6 G3 1B	0-0 4-3		4 1 1 0 0 1 2												
George Strickland, R (1, 6) OBP: 0.222, SLG: 0.125		0-0 L8			0-0 6-3		0-0 G3		0-0 SH3-4 1B HR	2 0 0 0 0 0 0 2 0 1 1 0 0 0												
Bob Hale, L (7, PH) OBP: 0.412, SLG: 0.333 (7, 3)										0 1 0 0 0 0 0 0 0 0 0 0 0 0												
Carroll Hardy, R (9, PR) OBP: 0.091																						
Woodie Held, R (9, 6) OBP: 0.349, SLG: 0.509																						
Bubba Phillips, R (1, 5) OBP: 0.287, SLG: 0.329			0-3 K		0-0 1B		1-0 HBP		0-0 SH3-4 HR	3 1 2 0 0 1 0												
Mudcat Grant, R (1, 1) OBP: 0.182, SLG: 0.182			0-0 E6		0-0 5-3		0-0 F9		0-0 SH3-4	2 0 0 0 0 0 1 1 0 0 0 0 0 1 0												
John Powers, L (7, PH) OBP: 0.250, SLG: 0.250																						
Bobby Tiefenauer, R (7, 1) OBP: 0.250, SLG: 0.250																						
Johnny Klippstein, R (7, 1) OBP: 0.250, SLG: 0.250																						
John Briggs, R (7, 1) OBP: 0.250, SLG: 0.250																						
Johnny Temple, R (9, PH) OBP: 0.309, SLG: 0.283																						
Dick Stigman, R (9, 1) OBP: 0.333, SLG: 0.200																						
Inning Stats	R: 0 E: 0 K: 2 S: 8	H: 1 LOB: 1 BB: 0 P: 8	R: 0 E: 0 K: 0 S: 3	H: 0 LOB: 0 BB: 0 P: 3	R: 0 E: 1 K: 1 S: 6	H: 0 LOB: 1 BB: 0 P: 6	R: 0 E: 0 K: 0 S: 3	H: 0 LOB: 0 BB: 0 P: 3	R: 0 E: 0 K: 1 S: 6	H: 1 LOB: 1 BB: 0 P: 6	R: 0 E: 0 K: 0 S: 3	H: 0 LOB: 0 BB: 0 P: 3	R: 2 E: 1 K: 0 S: 5	H: 2 LOB: 1 BB: 0 P: 6	R: 1 E: 0 K: 0 S: 5	H: 2 LOB: 2 BB: 0 P: 6	R: 3 E: 0 K: 0 S: 6	H: 3 LOB: 1 BB: 0 P: 6	1B: 8 2B: 0 3B: 0 HR: 1	SF: 0 SAC: 1 DP: 0 HBP: 2	WP: 0 PB: 0 SB: 0 CS: 0	PA: 39
PITCHER	IP WLS BF H R ER SO BB IBB HBP BLK WP HR S P ERA WHIP												IP WLS BF H R ER SO BB IBB HBP BLK WP HR S P ERA WHIP									
Frank Lary, R (1, 1) ERA: 2.42	8.0 L 35 8 5 3 4 0 0 2 1 0 0 41 43 3.38 1.000																					
Tom Morgan, R (9, 1) ERA: 1.42	1.0 4 1 1 1 0 0 0 0 0 0 1 4 4 9.00 1.000																					

livebaseballscorecards.com

AB	36
R	6
H	9
RBI	5
BB	0
SO	4
LOB	10



BOTTOM

Cleveland Indians @ Detroit Tigers

Briggs Stadium, Detroit, MI

Sun May 29 1960, 4:38 AM EDT
Att. 42,670 - Unknown

livebaseballscores.com

AB 33
R 4
H 7
RBI 4
BB 8
SO 5
LOB 24



WP: 1 PA: 43
PB: 0
SB: 0
CS: 0

AB	R	H	RBI	BB	SO	LOB
4	0	2	2	1	0	5
5	0	1	0	0	0	4
3	1	0	0	2	0	2
4	1	1	0	1	0	2
3	0	0	1	1	2	3
3	1	0	0	1	0	3
1	0	0	0	0	1	0
5	1	2	0	0	0	1
3	0	1	0	1	1	2
2	0	0	1	1	1	2
0	0	0	0	0	0	0

Batter	1	2	3	4	5	6	7	8	9
Eddie Yost, R OBP: 0.414, SLG: 0.351 (1, 5)	4-0 BB BB	0-0 2B		0-0 F8		0-0 1B 1B	0-0 5-3		
Neil Chrisley, L OBP: 0.323, SLG: 0.435 (1, 9)	0-0 F2	0-0 F8		0-0 F8		0-0 1B WP 1B		0-0 4-3	
Charlie Maxwell, L OBP: 0.337, SLG: 0.414 (1, 7)	4-0 1-2 BB		0-0 F9		4-0 1B SF8 BB	0-0 1-2 P4		0-0 P6	
Al Kaline, R OBP: 0.358, SLG: 0.429 (1, 8)	0-0 L4		0-0 L8		0-0 SF8 FC4-2 1B		4-0 2B BB BB	0-0 L8	
Norm Cash, L OBP: 0.356, SLG: 0.481 (1, 3)	0-3 K		4-0 BB		0-0 SF8		0-0 F7	0-3 K	
Lou Berberet, L OBP: 0.316, SLG: 0.270 (1, 2)		4-0 E 1B 2B BB		0-0 P6		0-0 FC4-2 FC6-4	0-0 F7	0-3 K	
Steve Bilko, R OBP: 0.193, SLG: 0.296 (9, PH)									
Frank Bolling, R OBP: 0.326, SLG: 0.358 (1, 4)		0-0 E5 2B 1B		0-0 F8		0-0 FC6-4	0-0 BB 2B	0-0 F8	
Chico Fernandez, R OBP: 0.380, SLG: 0.371 (1, 6)		0-3 K		0-0 SH 1B			0-0 F7	4-0 BB IBB	
Frank Lary, R OBP: 0.172, SLG: 0.115 (1, 1)		0-3 K		0-0 SH			0-0 F3	4-0 BB	
Tom Morgan, R (9, 1)				1-2				1-2 2-3 3-H	

Inning	R	H	E	K	S	P	BB	IBB	HBP	BLK	WP	HR	S	P	ERA	WHIP
1	0	0	0	1	5	31	5	0	0	0	1	0	3	7	4.50	1.833
2	2	2	1	2	9	13	2	0	0	0	0	0	0	0	13.50	3.000
3	0	0	0	0	3	7	0	0	0	0	0	0	4	4	0.00	0.000
4	0	0	0	0	7	7	0	0	0	0	0	0	7	7	0.00	0.000

PITCHER	IP	WLS	BF	H	R	ER	SO	BB	IBB	HBP	BLK	WP	HR	S	P	ERA	WHIP
Mudcat Grant, R ERA: 2.01 (1, 1)	6.0		30	6	3	3	3	5	0	0	0	1	0	31	51	4.50	1.833
Bobby Tiefenauer, R ERA: 2.57 (7, 1)	0.2		4	1	1	1	0	1	0	0	0	0	0	3	7	13.50	3.000
Johnny Klippstein, R ERA: 1.2 (7, 1)	0.0		2	0	0	0	0	1	1	0	0	0	0	0	8	∞	∞
John Briggs, R ERA: 2.38 (7, 1)	1.1	W	4	0	0	0	0	0	0	0	0	0	0	4	4	0.00	0.000
Dick Stigman, L ERA: 3.34 (9, 1)	1.0	S	3	0	0	0	2	0	0	0	0	0	0	7	7	0.00	0.000

Batter	1	2	3	4	5	6	7	8	9	10	11	AB R H RBI BB SO LOB	TOP										
Eddie Yost, R OBP: 0.424, SLG: 0.345 (1, 5)	4-0 HR BB	1-0 2B 2B HBP		4-0 G3 BB		4-0 BB		0-0 F9		0-3 K		2 2 0 0 3 1 2	Detroit Tigers @ Kansas City Athletics Municipal Stadium, Kansas City, MO Mon May 30 1960, 4:33 AM EDT Unknown										
Neil Chrisley, L OBP: 0.333, SLG: 0.473 (1, 9)	0-0 HR 1-H	0-0 F7		0-0 P4		0-0 F8		0-0 1B		0-0 1B		6 1 3 2 0 0 3											
Charlie Maxwell, L OBP: 0.337, SLG: 0.421 (1, 7)	0-0 1B SF8 1B	0-0 2B 2B		0-0 G3		0-0 4-3		0-3 K		0-3 K		6 2 2 0 0 2 6											
Al Kaline, R OBP: 0.357, SLG: 0.432 (1, 8)	0-0 SF8 SH1-3 1B	0-0 2B		0-0 L9		0-0 L6-3		0-3 K				6 1 2 2 0 1 3											
Norm Cash, L OBP: 0.344, SLG: 0.452 (1, 3)	4-0 SH1-3 SF8 BB	0-0 F2			0-0 E3 FC6-4		0-3 K		0-3 K			5 0 0 0 1 3 1											
Red Wilson, R OBP: 0.310, SLG: 0.245 (1, 2)	0-0 SF8 1-2 2-3 3-H	0-0 F8		0-0 FC6-4 S		4-0 1B BB		0-0 6-3		4-0 BB		3 0 0 1 2 0 2											
Frank Bolling, R OBP: 0.327, SLG: 0.349 (1, 4)	4-0 SH1-3 IBB			0-0 F8		0-0 5-3		0-0 P1		0-3 K		5 0 1 0 1 1 2											
Chico Fernandez, R OBP: 0.374, SLG: 0.364 (1, 6)	0-0 SH1-3			0-3 K		0-0 6-3		0-0 FC6-4 1B		0-0 5-3		2 0 0 1 0 1 1											
Steve Bilko, R OBP: 0.190, SLG: 0.291 (7, PH)	1-2 2-3 3-H							1-2				1 0 0 0 0 0 2											
Casey Wise, S OBP: 0.184, SLG: 0.333 (7, 6)	0-3 K											1 0 0 0 0 0 0											
Hank Aguirre, R (1, 1)												3 0 0 0 0 3 2											
Bob Bruce, R OBP: 1.000, SLG: 1.000 (6, 1)												1 0 1 0 1 0 0											
Inning Stats	R: 4 E: 0 K: 1 S: 8	H: 3 LOB: 2 BB: 3 P: 20	R: 2 E: 0 K: 0 S: 5	H: 2 LOB: 1 BB: 0 P: 6	R: 0 E: 0 K: 2 S: 7	H: 0 LOB: 0 BB: 0 P: 7	R: 0 E: 1 K: 0 S: 4	H: 0 LOB: 1 BB: 0 P: 4	R: 0 E: 0 K: 1 S: 5	H: 0 LOB: 1 BB: 1 P: 9	R: 0 E: 0 K: 2 S: 9	H: 2 LOB: 2 BB: 0 P: 9	R: 0 E: 0 K: 1 S: 5	H: 0 LOB: 0 BB: 0 P: 5	R: 0 E: 0 K: 2 S: 8	H: 1 LOB: 2 BB: 1 P: 12	R: 0 E: 0 K: 2 S: 7	H: 0 LOB: 1 BB: 1 P: 11	1B: 6 2B: 2 3B: 0 HR: 1	SF: 1 SAC: 1 DP: 0 HBP: 1	WP: 0 PB: 0 SB: 1 CS: 0	PA: 52	
PITCHER	IP WLS BF H R ER SO BB IBB HBP BLK WP HR S P ERA WHIP																				IP WLS BF H R ER SO BB IBB HBP BLK WP HR S P ERA WHIP		
Johnny Kucks, R ERA: 7.17 (1, 1)	0.0 4 3 4 4 0 1 0 0 0 0 0 1 3 7 ∞ ∞																				Bud Daley, L ERA: 2.5 (8, 1)		
Ned Garver, R ERA: 8.55 (1, 1)	1.1 9 2 2 2 1 1 1 1 0 0 0 0 8 17 13.50 2.250																						
Bob Trowbridge, R ERA: 3.6 (2, 1)	4.2 17 0 0 0 3 2 0 0 0 0 0 0 21 29 0.00 0.429																						
Leo Kiely, L ERA: 0.73 (7, 1)	0.2 4 1 0 0 1 1 0 0 0 0 0 0 5 9 0.00 3.000																						
Marty Kutyna, R ERA: 2.65 (7, 1)	0.1 1 0 0 0 0 0 0 0 0 0 0 0 1 1 0.00 0.000																						

AB	41
R	6
H	9
RBI	6
BB	8
SO	12
LOB	24



Batter	1	2	3	4	5	6	7	8	9	10	11	AB R H RBI BB SO LOB	BOTTOM																						
Bill Tuttle, R OBP: 0.306, SLG: 0.314 (1, 8)	0-0 6-3		0-0 L8		0-0 4-3 1B 2B	0-0 E4 1B		0-0 6-3		0-0 FC4-6 1B		6 1 2 0 0 0 1	Detroit Tigers @ Kansas City Athletics Municipal Stadium, Kansas City, MO Mon May 30 1960, 4:33 AM EDT Unknown																						
Jerry Lumpe, L OBP: 0.367, SLG: 0.394 (1, 4)	0-0 G5-4-3 1B		0-0 4-3		0-0 4-3	0-0 1-2 3-H 1B		0-0 FC3-6 1B		0-0 FC4-6 1B		6 0 3 2 0 0 3																							
Andy Carey, R OBP: 0.292, SLG: 0.444 (1, 5)	0-0 G5-4-3			0-0 2B 1B	0-0 BLK 1B	0-0 L8		0-0 FC3-6 1-2f		0-0 4-3		6 0 2 1 0 0 6																							
Norm Siebern, L OBP: 0.377, SLG: 0.484 (1, 3)		4-0 BB BB		0-0 1-H 2B 2B	0-0 L3		0-0 1B SH1-4 1B	0-3 K			4-0 6-3 SH3-4 1B BB	4 2 2 0 2 1 2																							
Harry Chiti, R OBP: 0.338, SLG: 0.405 (1, 2)		4-0 BB BB		0-0 2-H 2B		0-0 L8	0-0 SH1-4		0-0 P1		0-0 SH3-4	3 0 1 1 1 0 0																							
Dick Williams, R OBP: 0.345, SLG: 0.374 (1, 7)		0-0 P4		0-3 K		0-0 1B 2B	0-0 2-3 1B		0-3 K		0-0 6-3	6 1 2 0 0 2 4																							
Hank Bauer, R OBP: 0.296, SLG: 0.291 (1, 9)		0-3 K		0-0 F5		0-0 4-3 1B 2-3 E 1B	0-0 L8		0-0 5-3		0-0 1B	3 1 1 0 0 0 1 3 0 0 0 0 0 0 0 0 0 0 0 0 0 0 0 0 1 0 0 0 0 0 0 2 1 0 0 0 0 0 0 0 1 0 0 1 1 0 0 0																							
Leo Kiehl, L (7, 1)																																			
Marty Kutyna, R (7, 1)																																			
Mary Throneberry, L (7, PH)																																			
Bud Daley, L (8, 1)																																			
Hank Folles, R (11, PH)																																			
Ken Hamlin, R OBP: 0.283, SLG: 0.264 (1, 6)		0-0 F9			0-0 2B 4-3 1B	0-0 E 4-3 1B	4-0 IBB			4-0 FC4-6 1B BB		2 1 1 0 0 0 2 1 1 1 1 2 0 0																							
Whitey Herzog, L OBP: 0.455, SLG: 0.554 (6, PH) (7, 9)																																			
Johnny Kucks, R (1, 1)			0-3 K		0-3 K	0-0 4-3	0-0 L8			0-0 F3		0 0 0 0 0 0 0 0 0 0 0 0 0 0 0 0 2 0 0 0 0 2 1 1 0 0 0 0 0 2 2 0 0 0 0 0 4																							
Ned Garver, R OBP: 0.200, SLG: 0.400 (1, 1)																																			
Bob Trowbridge, R (2, 1)																																			
Russ Snyder, L OBP: 0.270, SLG: 0.362 (6, PH)																																			
Bob Johnson, R OBP: 0.348, SLG: 0.063 (7, 6)																																			
Inning Stats	R: 0 E: 0 K: 0 S: 3	H: 1 LOB: 0 BB: 0 P: 3	R: 0 E: 0 K: 1 S: 5	H: 0 LOB: 2 BB: 2 P: 13	R: 0 E: 0 K: 1 S: 5	H: 0 LOB: 0 BB: 0 P: 5	R: 1 E: 0 K: 1 S: 7	H: 3 LOB: 1 BB: 0 P: 7	R: 2 E: 0 K: 1 S: 8	H: 3 LOB: 1 BB: 0 P: 8	R: 3 E: 1 K: 0 S: 8	H: 4 LOB: 2 BB: 0 P: 8	R: 0 E: 0 K: 1 S: 6	H: 1 LOB: 1 BB: 0 P: 6	R: 0 E: 0 K: 1 S: 5	H: 0 LOB: 0 BB: 0 P: 5	R: 0 E: 0 K: 0 S: 4	H: 1 LOB: 2 BB: 1 P: 8	R: 1 E: 0 K: 0 S: 3	H: 1 LOB: 1 BB: 1 P: 7	1B: 12 2B: 4 3B: 0 HR: 0	SF: 0 SAC: 2 DP: 1 HBP: 0	WP: 0 PB: 0 SB: 0 CS: 0	PA: 52											
PITCHER	IP WLS BF H R ER SO BB IBB HBP BLK WP HR S P ERA WHIP																																		
Hank Aguirre, L ERA: 2.67 (1, 1)	5.1	25	9	5	4	4	2	0	0	1	0	0	31	39	6.75	2.062																			
Bob Bruce, R ERA: 3.75 (6, 1)	5.1	L 27	7	2	1	2	2	1	0	0	0	0	28	40	1.69	1.688																			

livebaseballscores.com

AB	45
R	7
H	16
RBI	6
BB	5
SO	6
LOB	30



Batter	1	2	3	4	5	6	7	8	9	AB R H RBI BB SO LOB	TOP																
Eddie Yost, R OBP: 0.429, SLG: 0.350 (1, 5) X	0-0 E4 4-3		0-0 4-3			0-0 BB 3B 1B	4-0 BB		0-0 1-2 1B	4 1 2 0 1 0 0																	
Neil Chrisley, L OBP: 0.318, SLG: 0.448 (1, 9) X	0-0 4-3 1-2			0-0 F8		0-0 F8	0-0 F9		0-0 F8	5 0 0 0 0 0 6																	
Charlie Maxwell, L OBP: 0.344, SLG: 0.418 (1, 7) X	0-0 F8			0-0 L6		4-0 BB 3B		0-0 FC6-4 1B		3 1 1 0 1 0 1																	
Al Kaline, R OBP: 0.361, SLG: 0.451 (1, 8) X	0-0 L4-3			0-0 1B		0-0 1-H 2-H 3B		0-0 L8		4 0 2 2 0 0 2																	
Norm Cash, L OBP: 0.330, SLG: 0.432 (1, 3)		0-3 K		0-0 4-3		0-0 6-3		0-0 P4		4 0 0 0 0 1 3																	
Frank Bolling, R OBP: 0.314, SLG: 0.333 (1, 4)		0-0 F7			0-0 F9	0-0 P6		0-0 FC6-4 1-2f		4 0 0 0 0 0 2																	
Lou Berberet, L OBP: 0.317, SLG: 0.262 (1, 2)		0-3 K			0-0 F9		4-0 SH1-4 BB		0-3 K	2 0 0 0 1 1 0																	
Johnny Groth, R OBP: 0.333, SLG: 0.250 (7, PR)										0 0 0 0 0 0 0																	
Red Wilson, R OBP: 0.310, SLG: 0.245 (7, 2)										0 0 0 0 0 0 0																	
Rocky Colavito, R OBP: 0.286, SLG: 0.295 (9, PH)										1 0 0 0 0 1 0																	
Chico Fernandez, R OBP: 0.370, SLG: 0.360 (1, 6)			0-0 F7		0-0 1B		0-0 F9		0-0 6-3	4 0 1 0 0 0 1																	
Paul Foytack, R OBP: 0.375, SLG: 0.286 (1, 1)		0-3 K		0-3 K		0-0 SH1-4		0-0 1B 1B		2 0 0 0 0 2 1																	
Dave Sisler, R (8, 1)										0 0 0 0 0 0 0																	
Sandy Amoros, L OBP: 0.320, SLG: 0.190 (9, PH)										1 0 1 0 0 0 0																	
Inning Stats	R: 0 E: 1 K: 0 S: 4 H: 0 LOB: 1 BB: 0 P: 4	R: 0 E: 0 K: 2 S: 7 H: 0 LOB: 0 BB: 0 P: 7	R: 0 E: 0 K: 1 S: 5 H: 0 LOB: 0 BB: 0 P: 5	R: 0 E: 0 K: 0 S: 4 H: 1 LOB: 1 BB: 0 P: 4	R: 0 E: 0 K: 1 S: 6 H: 1 LOB: 1 BB: 0 P: 6	R: 2 E: 0 K: 0 S: 5 H: 2 LOB: 1 BB: 1 P: 9	R: 0 E: 0 K: 0 S: 3 H: 0 LOB: 2 BB: 2 P: 11	R: 0 E: 0 K: 0 S: 4 H: 1 LOB: 1 BB: 0 P: 4	R: 0 E: 0 K: 1 S: 7 H: 2 LOB: 2 BB: 0 P: 7	1B: 6 2B: 0 3B: 1 HR: 0 SF: 0 SAC: 1 DP: 0 HBP: 0	WP: 0 PB: 0 SB: 0 CS: 0 PA: 38																
PITCHER	IP WLS BF H R ER SO BB IBB HBP BLK WP HR S P ERA WHIP											PITCHER	IP WLS BF H R ER SO BB IBB HBP BLK WP HR S P ERA WHIP														
Don Larsen, R ERA: 3.34 (1, 1)	5.1	20	3	1	1	4	0	0	0	0	0	0	0	28	28	1.69	0.562										
Bob Giggie, R ERA: 4.63 (6, 1)	1.1	W	8	1	1	0	3	0	0	0	0	0	0	5	17	6.75	3.000										
Marty Kutyna, R ERA: 2.33 (7, 1)	2.1	S	10	3	0	0	1	0	0	0	0	0	0	12	12	0.00	1.286										

Detroit Tigers @ Kansas City Athletics
 Municipal Stadium, Kansas City, MO
 Mon May 30 1960, 4:38 AM EDT
 Att: 15,371 - Unknown

livebaseballscorecards.com

AB	34
R	2
H	7
RBI	2
BB	3
SO	5
LOB	16



Batter	1	2	3	4	5	6	7	8	9
Bill Tuttle, R OBP: 0.309, SLG: 0.313 (1, 8)	0-0 4-3		0-0 FC6-4			0-0 SH3-4 HR 1B	0-0 L8	4-0 1-2 BB	
Jerry Lumpe, L OBP: 0.368, SLG: 0.390 (1, 4)	0-0 3-1			0-0 F4		4-0 1-2 HR BB		0-0 1B SH3-4 HR 1B	
Andy Carey, R OBP: 0.260, SLG: 0.426 (1, 5)	0-3 K			0-0 F7		0-0 SH3-4		0-0 SH3-4	
Norm Siebern, L OBP: 0.373, SLG: 0.477 (1, 7)		0-0 G3		0-0 F3		0-0 P6		0-0 2-3 HR 1B	
Whitey Herzog, L OBP: 0.457, SLG: 0.584 (1, 9)		0-0 E4 CS			0-0 4-3	0-0 HR		4-0 1-2 HR BB	
Mary Throneberry, L OBP: 0.357, SLG: 0.541 (1, 3)		0-0 F7		0-0 3-1		0-3 K		0-0 1-H 2-H 3-H HR	
Hank Foiles, R OBP: 0.700, SLG: 0.571 (1, 2)		0-0 CS	0-0 FC6-4 1B		0-0 1B 1B		0-0 F9	4-0 WP E BB	
Ken Hamlin, R OBP: 0.282, SLG: 0.263 (1, 6)			0-0 F3		0-0 1B		0-3 K	0-0 4-3	
Don Larsen, R OBP: 0.071, SLG: 0.071 (1, 1)			0-3 K		0-0 L8		0-0 1B	0-0 E4 BB	
Bob Giggie, R (6, 1)									
Marty Kutyna, R OBP: 0.333, SLG: 0.333 (7, 1)									


Inning Stats	R: 0	H: 0	E: 0	K: 1	S: 5	LOB: 0	BB: 0	P: 5	R: 0	H: 0	E: 1	K: 0	S: 3	LOB: 0	BB: 0	P: 3	R: 0	H: 1	E: 0	K: 1	S: 6	LOB: 1	BB: 0	P: 6	R: 0	H: 0	E: 0	K: 0	S: 3	LOB: 0	BB: 0	P: 3	R: 0	H: 2	E: 0	K: 0	S: 5	LOB: 2	BB: 0	P: 5	R: 3	H: 2	E: 0	K: 1	S: 7	LOB: 0	BB: 1	P: 11	R: 0	H: 1	E: 0	K: 1	S: 6	LOB: 1	BB: 0	P: 6	R: 5	H: 3	E: 1	K: 0	S: 7	LOB: 2	BB: 3	P: 19
	1B: 7	2B: 0	3B: 0	HR: 2	SF: 0	SAC: 2	DP: 0	HBP: 0	WP: 2	PB: 0	SB: 0	CS: 1	PA: 39																																																			

PITCHER	IP	WLS	BF	H	R	ER	SO	BB	IBB	HBP	BLK	WP	HR	S	P	ERA	WHIP
Paul Foytack, R ERA: 7.48 (1, 1)	7.1	L	34	9	8	7	4	3	0	0	0	0	2	39	51	8.59	1.636
Dave Sisler, R ERA: 4.76 (8, 1)	0.2		4	0	0	0	0	1	0	0	0	2	0	3	7	0.00	1.500

DETROIT TIGERS @ KANSAS CITY ATHLETICS
Municipal Stadium, Kansas City, MO
 Mon May 30 1960, 4:38 AM EDT
 Att. 15,371 - Unknown

AB	R	H	RBI	BB	SO	LOB
4	1	1	0	1	0	2
4	2	1	0	1	0	2
2	0	0	0	0	1	0
4	1	1	0	0	0	2
3	2	1	3	1	0	0
4	1	1	4	0	1	1
3	1	2	0	1	0	0
4	0	1	0	0	1	2
2	0	0	0	0	1	3
0	0	0	0	0	0	0
2	0	1	0	0	0	0

AB	32
R	8
H	9
RBI	7
BB	4
SO	4
LOB	12



Batter	1	2	3	4	5	6	7	8	9	AB R H RBI BB SO LOB	TOP	
Eddie Yost, R (1, 5) OBP: 0.431, SLG: 0.350	0-0 1B		4-0 BB		0-0 F8			0-0 6-3		3 0 1 0 1 0 2		
Neil Chrisley, L (1, 9) OBP: 0.315, SLG: 0.434	0-0 F4		0-0 G4-6-3		0-0 F7			4-0 BB		3 0 0 0 1 0 2		
Charlie Maxwell, L (1, 7) OBP: 0.330, SLG: 0.398	0-0 F5			0-0 L5		0-0 F8		0-0 5-3		4 0 0 0 0 0 2		
Al Kaline, R (1, 8) OBP: 0.351, SLG: 0.437	0-0 L8			0-0 L7		0-0 L6-3		0-0 L8		4 0 0 0 0 0 1		
Norm Cash, L (1, 3) OBP: 0.327, SLG: 0.418		4-0 BB		0-0 P6		0-3 K		0-0 5-3		3 0 0 0 1 1 0		
Frank Bolling, R (1, 4) OBP: 0.302, SLG: 0.319		0-0 F8		0-0 F5		0-0 5-3		0-0 F8		4 0 0 0 0 0 1		
Lou Berberet, L (1, 2) OBP: 0.318, SLG: 0.279		0-0 F8		0-0 2B		0-0 F8				3 0 1 0 0 0 1		
Chico Fernandez, R (1, 6) OBP: 0.362, SLG: 0.351		0-0 5-3		0-0 F7		0-3 K				3 0 0 0 0 1 2		
Pete Burnside, R (1, 1) Sandy Amoros, L (8, PH) Ray Semproch, R (8, 1)			0-0 1-3	4-0 BB		0-0 HR				1 0 0 0 1 0 0 1 1 1 1 0 0 0 0 0 0 0 0 0 0		
Inning Stats	R: 0 H: 1 E: 0 LOB: 1 K: 0 BB: 0 S: 4 P: 4	R: 0 H: 0 E: 0 LOB: 1 K: 0 BB: 1 S: 3 P: 7	R: 0 H: 0 E: 0 LOB: 0 K: 0 BB: 1 S: 2 P: 6	R: 0 H: 0 E: 0 LOB: 0 K: 0 BB: 0 S: 3 P: 3	R: 0 H: 1 E: 0 LOB: 2 K: 0 BB: 1 S: 4 P: 8	R: 0 H: 0 E: 0 LOB: 0 K: 0 BB: 0 S: 3 P: 3	R: 0 H: 0 E: 0 LOB: 0 K: 1 BB: 0 S: 5 P: 5	R: 1 H: 1 E: 0 LOB: 1 K: 1 BB: 1 S: 6 P: 10	R: 0 H: 0 E: 0 LOB: 0 K: 0 BB: 0 S: 3 P: 3	1B: 1 SF: 0 2B: 1 SAC: 0 3B: 0 DP: 1 HR: 1 HBP: 0	WP: 0 PA: 33 PB: 0 SB: 0 CS: 0	
PITCHER Dick Hall, R (1, 1) ERA: 1.76	IP WLS BF H R ER SO BB IBB HBP BLK WP HR S P ERA WHIP	9.0 W 33 3 1 1 2 4 0 0 0 0 1 33 49 1.00 0.778										

Detroit Tigers @ Kansas City Athletics
 Municipal Stadium, Kansas City, MO
 Tue May 31 1960, 8:05 PM EDT
 Att. 8,027 - Unknown

livebaseballscorecards.com

AB 29
R 1
H 3
RBI 1
BB 4
SO 2
LOB 11



Batter	1	2	3	4	5	6	7	8	9	AB	R	H	RBI	BB	SO	LOB
Bill Tuttle, R OBP: 0.301, SLG: 0.304 (1, 8)	0-3 K		0-0 F9		0-0 6-3		0-0 FC6			4	0	0	0	0	1	1
Jerry Lumpe, L OBP: 0.360, SLG: 0.380 (1, 4)	0-3 K		0-0 F7		0-0 4-3		0-0 FC4-6			4	0	0	1	0	1	1
Andy Carey, R OBP: 0.296, SLG: 0.480 (1, 5)	0-0 F9		4-0 WP BB			0-0 HR	0-0 FC6-4			3	1	1	1	1	0	1
Dick Williams, R OBP: 0.333, SLG: 0.359 (1, 3)		0-0 P4	0-3 K			0-0 1-3		0-0 F7		4	0	0	0	0	1	1
Harry Chiti, R OBP: 0.343, SLG: 0.398 (1, 2)		0-0 P5		4-0 G5-4-3 BB		4-0 FC4-6 BB		0-0 1-3		2	0	0	0	2	0	0
Whitey Herzog, L OBP: 0.458, SLG: 0.570 (1, 7)		4-0 2B BB		4-0 G5-4-3 BB		0-0 FC4-6 FC6-4 1-2f		0-0 E6 1B		2	0	0	0	2	0	1
Hank Bauer, R OBP: 0.304, SLG: 0.313 (1, 9)		0-0 2B		0-0 G5-4-3 1-2f 2-3		0-0 FC6-4 1-2f		0-0 FC6-4 1B		4	0	2	0	0	0	3
Ken Hamlin, R OBP: 0.288, SLG: 0.259 (1, 6)		4-0 BB		0-0 L8		4-0 FC6 SH1-4 FC4-6 BB		0-0 FC6-4 1-2f		2	1	0	0	2	0	3
Dick Hall, R OBP: 0.100, SLG: 0.053 (1, 1)		0-0 F2			0-0 5-3		0-0 SH1-4			2	0	0	0	0	0	3

Inning Stats	R: 0	H: 0	E: 0	K: 2	S: 7	R: 0	H: 1	E: 0	K: 0	S: 4	R: 0	H: 0	E: 0	K: 1	S: 5	R: 0	H: 0	E: 0	K: 0	S: 2	R: 0	H: 0	E: 0	K: 0	S: 3	R: 1	H: 1	E: 0	K: 0	S: 4	R: 1	H: 0	E: 0	K: 0	S: 4	R: 0	H: 1	E: 1	K: 0	S: 5
	0	0	0	2	7	0	1	0	0	4	0	0	0	1	5	0	0	0	0	0	2	0	1	0	0	3	1	1	0	0	4	0	0	0	4	0	1	1	0	5
	0	0	0	2	7	0	1	0	0	4	0	0	0	1	5	0	0	0	0	0	2	0	1	0	0	3	1	1	0	0	4	0	0	4	0	1	1	0	5	
	0	0	0	2	7	0	1	0	0	4	0	0	0	1	5	0	0	0	0	0	2	0	1	0	0	3	1	1	0	0	4	0	0	4	0	1	1	0	5	
	0	0	0	2	7	0	1	0	0	4	0	0	0	1	5	0	0	0	0	0	2	0	1	0	0	3	1	1	0	0	4	0	0	4	0	1	1	0	5	
	0	0	0	2	7	0	1	0	0	4	0	0	0	1	5	0	0	0	0	0	2	0	1	0	0	3	1	1	0	0	4	0	0	4	0	1	1	0	5	
	0	0	0	2	7	0	1	0	0	4	0	0	0	1	5	0	0	0	0	0	2	0	1	0	0	3	1	1	0	0	4	0	0	4	0	1	1	0	5	
	0	0	0	2	7	0	1	0	0	4	0	0	0	1	5	0	0	0	0	0	2	0	1	0	0	3	1	1	0	0	4	0	0	4	0	1	1	0	5	
	0	0	0	2	7	0	1	0	0	4	0	0	0	1	5	0	0	0	0	0	2	0	1	0	0	3	1	1	0	0	4	0	0	4	0	1	1	0	5	
	0	0	0	2	7	0	1	0	0	4	0	0	0	1	5	0	0	0	0	0	2	0	1	0	0	3	1	1	0	0	4	0	0	4	0	1	1	0	5	
	0	0	0	2	7	0	1	0	0	4	0	0	0	1	5	0	0	0	0	0	2	0	1	0	0	3	1	1	0	0	4	0	0	4	0	1	1	0	5	
	0	0	0	2	7	0	1	0	0	4	0	0	0	1	5	0	0	0	0	0	2	0	1	0	0	3	1	1	0	0	4	0	0	4	0	1	1	0	5	
	0	0	0	2	7	0	1	0	0	4	0	0	0	1	5	0	0	0	0	0	2	0	1	0	0	3	1	1	0	0	4	0	0	4	0	1	1	0	5	
	0	0	0	2	7	0	1	0	0	4	0	0	0	1	5	0	0	0	0	0	2	0	1	0	0	3	1	1	0	0	4	0	0	4	0	1	1	0	5	
	0	0	0	2	7	0	1	0	0	4	0	0	0	1	5	0	0	0	0	0	2	0	1	0	0	3	1	1	0	0	4	0	0	4	0	1	1	0	5	
	0	0	0	2	7	0	1	0	0	4	0	0	0	1	5	0	0	0	0	0	2	0	1	0	0	3	1	1	0	0	4	0	0	4	0	1	1	0	5	
	0	0	0	2	7	0	1	0	0	4	0	0	0	1	5	0	0	0	0	0	2	0	1	0	0	3	1	1	0	0	4	0	0	4	0	1	1	0	5	
	0	0	0	2	7	0	1	0	0	4	0	0	0	1	5	0	0	0	0	0	2	0	1	0	0	3	1	1	0	0	4	0	0	4	0	1	1	0	5	
	0	0	0	2	7	0	1	0	0	4	0	0	0	1	5	0	0	0	0	0	2	0	1	0	0	3	1	1	0	0	4	0	0	4	0	1	1	0	5	
	0	0	0	2	7	0	1	0	0	4	0	0	0	1	5	0	0	0	0	0	2	0	1	0	0	3	1	1	0	0	4	0	0	4	0	1	1	0	5	
	0	0	0	2	7	0	1	0	0	4	0	0	0	1	5	0	0	0	0	0	2	0	1	0	0	3	1	1	0	0	4	0	0	4	0	1	1	0	5	
	0	0	0	2	7	0	1	0	0	4	0	0	0	1	5	0	0	0	0	0	2	0	1	0	0	3	1	1	0	0	4	0	0	4	0	1	1	0	5	
	0	0	0	2	7	0	1	0	0	4	0	0	0	1	5	0	0	0	0	0	2	0	1	0	0	3	1	1	0	0	4	0	0	4	0	1	1	0	5	
	0	0	0	2	7	0	1	0	0	4	0	0	0	1	5	0	0	0	0	0	2	0	1	0	0	3	1	1	0	0	4	0	0	4	0	1	1	0	5	
	0	0	0	2	7	0	1	0	0	4	0	0	0	1	5	0	0	0	0	0	2	0	1	0	0	3	1	1	0	0	4	0	0	4	0	1	1	0	5	
	0	0	0	2	7	0	1	0	0	4	0	0	0	1	5	0	0	0	0	0	2	0	1	0	0	3	1	1	0	0	4	0	0	4	0	1	1	0	5	
	0	0	0	2	7	0	1	0	0	4	0	0	0	1	5	0	0	0	0	0	2	0	1	0	0	3	1	1	0	0	4	0	0	4	0	1	1	0	5	
	0	0	0	2	7	0	1	0	0	4	0	0	0	1	5	0	0	0	0	0	2	0	1	0	0	3	1	1	0	0	4	0	0	4	0	1	1	0	5	
	0	0	0	2	7	0	1	0	0	4	0	0	0	1	5	0	0	0	0	0	2	0	1	0	0	3	1	1	0	0	4	0	0	4	0	1	1	0	5	
	0	0	0	2	7	0	1	0	0	4	0	0	0	1	5	0	0	0	0	0	2	0	1	0	0	3	1	1	0	0	4	0	0	4	0	1	1	0	5	
	0	0	0	2	7	0	1	0	0	4	0	0	0	1	5	0	0	0	0	0	2	0	1	0	0	3	1	1	0	0	4	0	0	4	0	1	1	0	5	
	0	0	0	2	7	0	1	0	0	4	0	0	0	1	5	0	0	0	0	0	2	0	1	0	0	3	1	1	0	0	4	0	0	4	0	1	1	0	5	
	0	0	0	2	7	0	1	0	0	4	0	0	0	1	5	0	0	0	0	0	2	0	1	0	0	3	1	1	0	0	4	0	0	4	0	1	1	0	5	
	0	0	0	2	7	0	1	0	0	4	0	0	0	1	5	0	0	0	0	0	2	0	1	0	0	3	1	1	0	0	4	0	0	4	0	1	1	0	5	
	0	0	0	2	7	0	1	0	0	4	0	0	0	1	5	0	0	0	0	0	2	0	1	0	0	3	1	1	0	0	4	0	0	4	0	1	1	0	5	
	0	0	0	2	7	0	1	0	0	4	0	0	0	1	5	0	0	0	0	0	2	0	1	0	0	3	1	1	0	0	4	0	0	4	0	1	1	0	5	
	0	0	0	2	7	0	1	0	0	4	0	0	0	1	5	0	0	0	0	0	2	0	1	0	0	3</														

Batter	1	2	3	4	5	6	7	8	9	AB R H RBI BB SO LOB	TOP
Luis Aparicio, R (1, 6) OBP: 0.273, SLG: 0.285	0-0 F9			0-0 6-3	0-0 F9			0-0 6-3		4 0 0 0 0 0 2	
Nellie Fox, L (1, 4) OBP: 0.354, SLG: 0.357	0-0 F7			4-0 CS BB		0-0 F9			0-0 6-3	3 0 0 0 1 0 0	
Earl Torgeson, L (1, 3) OBP: 0.667, SLG: 0.929	0-3 K			0-0 G3		0-0 G3			0-0 HR	4 1 1 1 0 1 1	
Minnie Minoso, R (1, 7) OBP: 0.383, SLG: 0.516		0-0 F3			0-0 2B 1B	1-0 CS HBP			0-0 HR BB 1B	3 2 2 0 0 0 0	
Sherm Lollar, R (1, 2) OBP: 0.377, SLG: 0.468		0-0 L8			0-0 1B 2B	0-0 CS	0-0 F2		4-0 HR BB	3 2 1 1 1 0 0	
Al Smith, R (1, 9) OBP: 0.357, SLG: 0.474		0-0 5-3			0-0 L8		4-0 CS BB		0-3 K	3 0 0 0 1 1 3	
Gene Freese, R (1, 5) OBP: 0.243, SLG: 0.397			0-0 1-3		0-0 S 1B		0-3 K		0-0 HR	4 1 2 4 0 1 1	
Jim Landis, R (1, 8) OBP: 0.409, SLG: 0.297			0-3 K		4-0 BB			0-3 K	0-0 F7	3 0 0 0 1 2 0	
Frank Baumann, L (1, 1) OBP: 0.273, SLG: 0.285			0-3 K		0-3 K			0-3 K		3 0 0 0 0 3 2	
Inning Stats	R: 0 H: 0 E: 0 LOB: 0 K: 1 BB: 0 S: 5 P: 5	R: 0 H: 0 E: 0 LOB: 0 K: 0 BB: 0 S: 3 P: 3	R: 0 H: 0 E: 0 LOB: 0 K: 2 BB: 0 S: 7 P: 7	R: 0 H: 0 E: 0 LOB: 0 K: 0 BB: 1 S: 2 P: 6	R: 2 H: 3 E: 0 LOB: 2 K: 1 BB: 1 S: 8 P: 12	R: 0 H: 0 E: 0 LOB: 0 K: 0 BB: 0 S: 2 P: 3	R: 0 H: 0 E: 0 LOB: 0 K: 1 BB: 1 S: 4 P: 8	R: 0 H: 0 E: 0 LOB: 0 K: 2 BB: 0 S: 7 P: 7	R: 4 H: 3 E: 0 LOB: 0 K: 1 BB: 1 S: 8 P: 12	1B: 3 SF: 0 2B: 1 SAC: 0 3B: 0 DP: 0 HR: 2 HBP: 1	WP: 0 PA: 36 PB: 0 SB: 1 CS: 3
PITCHER Jim Bunning, R (1, 1) ERA: 2.51 Tom Morgan, R (9, 1) ERA: 3.95	IP WLS BF H R ER SO BB IBB HBP BLK WP HR S P ERA WHIP										
	8.0 L 28 3 2 2 7 3 0 1 0 0 0 0 38 51 2.25 0.750										
	1.0 7 3 4 4 1 1 0 0 0 0 0 2 8 12 36.00 4.000										

Chicago White Sox @ Detroit Tigers
 Briggs Stadium, Detroit, MI
 Wed Jun 01 1960, 7:05 PM EDT
 Att. 20,772 - Unknown

livebaseballscorecards.com

AB	30
R	6
H	6
RBI	6
BB	4
SO	8
LOB	9



Batter	1	2	3	4	5	6	7	8	9	AB R H RBI BB SO LOB	TOP
Luis Aparicio, R (1, 6) OBP: 0.267, SLG: 0.278 Ted Kluszewski, L (9, PH) OBP: 0.379, SLG: 0.441	0-0 F3		0-0 G3		0-0 6-3		0-0 6-3		0-0 F9	4 0 0 0 0 0 2 1 0 0 0 0 0 1	
Nellie Fox, L (1, 4) OBP: 0.349, SLG: 0.364	0-0 1-3		0-0 5-3		0-0 L3		0-0 2-H 3B		0-0 4-3	5 0 1 1 0 0 2	
Minnie Minoso, R (1, 7) OBP: 0.378, SLG: 0.506	0-0 1B			0-0 F4		0-0 F9		0-0 5-3	0-0 6-3	5 0 1 0 0 0 2	
Roy Sievers, R (1, 3) OBP: 0.304, SLG: 0.383	0-0 L5			0-0 1B 1B		0-0 1B 1B		0-0 G6-4-3 1B		4 2 3 0 0 0 1	
Sherm Lollar, R (1, 2) OBP: 0.373, SLG: 0.460		0-0 F3		0-0 F2		0-0 1B 1B		0-0 G6-4-3 1-2f		4 0 1 0 0 0 2	
Al Smith, R (1, 9) OBP: 0.366, SLG: 0.481		0-0 F4		0-0 1B 1B		0-0 G5-4-3 1B		0-0 1B 1B		4 0 3 1 0 0 0	
Gene Freese, R (1, 5) OBP: 0.256, SLG: 0.403		0-0 5-3		0-0 1-3 2-H 1B		0-0 G5-4-3 1-2f		0-0 1-2 1B		4 0 2 1 0 0 2	
Jim Landis, R (1, 8) OBP: 0.404, SLG: 0.295			0-0 G3 1B		0-0 F7		0-0 E6 SH1-4 3B		0-0 1-3	4 1 1 0 0 0 4	
Dick Donovan, L (1, 1) OBP: 0.083, SLG: 0.083 Ray Moore, R (3, 1)			0-3 K		0-3 K		0-0 SH1-4		4-0 PB 4-3 BB	1 0 0 0 0 1 1 0 0 0 0 0 0 0 1 0 0 0 0 1 0 0 0 0 0 0 0 0 0 0 0 0 1 0 0	
Sammy Esposito, R (5, PH) OBP: 0.295, SLG: 0.222 Russ Kemmerer, R (5, 1) Earl Torgeson, L (9, PH) OBP: 0.680, SLG: 0.929											
Inning Stats	R: 0 H: 1 E: 0 LOB: 1 K: 0 BB: 0 S: 4 P: 4	R: 0 H: 0 E: 0 LOB: 0 K: 0 BB: 0 S: 3 P: 3	R: 0 H: 1 E: 0 LOB: 1 K: 1 BB: 0 S: 6 P: 6	R: 1 H: 3 E: 0 LOB: 2 K: 0 BB: 0 S: 6 P: 6	R: 0 H: 0 E: 0 LOB: 0 K: 1 BB: 0 S: 5 P: 5	R: 1 H: 3 E: 0 LOB: 1 K: 0 BB: 0 S: 5 P: 5	R: 1 H: 1 E: 1 LOB: 1 K: 0 BB: 0 S: 5 P: 5	R: 0 H: 3 E: 0 LOB: 2 K: 0 BB: 0 S: 5 P: 5	R: 0 H: 0 E: 0 LOB: 1 K: 0 BB: 1 S: 3 P: 7	1B: 11 SF: 0 2B: 0 SAC: 1 3B: 1 DP: 2 HR: 0 HBP: 0	WP: 0 PA: 39 PB: 1 SB: 0 CS: 0
PITCHER Don Mossi, L (1, 1) ERA: 3.5 Ray Semproch, R (8, 1) ERA: 2.35	IP WLS BF H R ER SO BB IBB HBP BLK WP HR S P ERA WHIP	7.2 34 12 3 2 2 0 0 0 0 0 0 0 38 38 2.35 1.565	1.1 5 0 0 0 0 1 0 0 0 0 0 0 4 8 0.00 0.750								

Chicago White Sox @ Detroit Tigers
 Briggs Stadium, Detroit, MI
 Thu Jun 02 1960, 7:05 PM EDT
 Att. 18,139 - Unknown

livebaseballscorecards.com

AB 37
 R 3
 H 12
 RBI 3
 BB 1
 SO 2
 LOB 17




Batter	1	2	3	4	5	6	7	8	9
Eddie Yost, R OBP: 0.417, SLG: 0.336 (1, 5)	0-0 6-3		0-0 4-3	0-0 5-3			0-0 6-3		
Frank Bolling, R OBP: 0.289, SLG: 0.304 (1, 4)	0-0 F4		0-0 2B 1B			0-0 L6	0-3 K		
Charlie Maxwell, L OBP: 0.333, SLG: 0.473 (1, 7)	0-0 HR		0-0 2B			0-0 F9	0-0 HR		
Al Kaline, R OBP: 0.346, SLG: 0.425 (1, 8)	0-0 1B		0-0 L1			0-0 L9	0-0 L9		
Steve Bilko, R OBP: 0.215, SLG: 0.328 (1, 3)	0-0 5-3		0-0 2B			0-0 5-3	0-0 F8		
Lou Berberet, L OBP: 0.304, SLG: 0.267 (1, 2)		0-0 4-6-3	0-0 6-3			0-0 F8	0-3 K		
Rocky Colavito, R OBP: 0.288, SLG: 0.307 (1, 9)		0-0 FC4-6 1B			0-0 6-3	0-0 2B			
Chico Fernandez, R OBP: 0.346, SLG: 0.333 (1, 6)		0-0 F8			0-0 F9	0-0 F5			
Don Mossi, L (1, 1) Ray Semproch, R (8, 1)		0-0 FC4-6		4-0 BB			0-0 F7		

AB	R	H	RBI	BB	SO	LOB
4	0	0	0	0	0	1
4	1	1	0	0	1	0
4	3	3	3	0	0	0
4	0	1	0	0	0	1
4	0	1	1	0	0	1
4	0	0	0	0	1	1
3	0	2	0	0	0	0
3	0	0	0	0	0	2
2	0	0	0	1	0	1
0	0	0	0	0	0	0

BOTTOM

Chicago White Sox @ Detroit Tigers
 Briggs Stadium, Detroit, MI
 Thu Jun 02 1960, 7:05 PM EDT
 Att. 18,139 - Unknown

AB	32
R	4
H	8
RBI	4
BB	1
SO	2
LOB	7



Inning Stats		R: 1	H: 2	E: 0	K: 0	S: 5	LOB: 1	BB: 0	P: 5
R: 0	H: 1	E: 0	K: 0	S: 4	LOB: 1	BB: 0	P: 4		
R: 2	H: 3	E: 0	K: 0	S: 6	LOB: 1	BB: 0	P: 6		
R: 0	H: 0	E: 0	K: 0	S: 3	LOB: 1	BB: 1	P: 7		
R: 0	H: 0	E: 0	K: 0	S: 3	LOB: 0	BB: 0	P: 3		
R: 0	H: 1	E: 0	K: 0	S: 4	LOB: 1	BB: 0	P: 4		
R: 0	H: 0	E: 0	K: 1	S: 5	LOB: 0	BB: 0	P: 5		
R: 1	H: 1	E: 0	K: 1	S: 6	LOB: 0	BB: 0	P: 6		

PITCHER		IP	WLS	BF	H	R	ER	SO	BB	IBB	HBP	BLK	WP	HR	S	P	ERA	WHIP
Dick Donovan, R (1, 1)	ERA: 6.75	2.2		14	6	3	3	0	0	0	0	0	0	1	14	14	10.12	2.250
Ray Moore, R (3, 1)	ERA: 4.42	1.1		5	0	0	0	0	1	0	0	0	0	4	8	0.00	0.750	
Russ Kemmerer, R (5, 1)	ERA: 4.71	4.0	L	14	2	1	1	2	0	0	0	0	0	1	18	18	2.25	0.500

WP	PA	3B	SF	SAC	DP	HBP
0	33	0	0	0	0	0

Batter	1	2	3	4	5	6	7	8	9	AB R H RBI BB SO LOB	TOP											
Eddie Yost, R (1, 5) OBP: 0.410, SLG: 0.331	0-0 4-3		0-0 F9		0-0 G5-4-3		0-0 BB BB 1B		0-0 6-3	5 0 1 1 0 0 2	Detroit Tigers @ Cleveland Indians Cleveland Municipal Stadium, Cleveland, OH Fri Jun 03 1960, 7:05 PM EDT Att. 21,881 - Unknown											
Frank Bolling, R (1, 4) OBP: 0.288, SLG: 0.295 Sandy Amoros, L (7, PR) OBP: 0.346, SLG: 0.364 Casey Wise, S (7, 4) OBP: 0.184, SLG: 0.333	0-0 F8		0-0 E6			0-0 F7	4-0 BB BB			3 0 0 0 1 0 1 0 0 0 0 0 0 0 0 0 0 0 0 0 0												
Charlie Maxwell, L (1, 7) OBP: 0.330, SLG: 0.457	0-0 F9		0-0 F9			0-3 K	4-0 BB BB			3 0 0 1 1 1 2												
Al Kaline, R (1, 8) OBP: 0.350, SLG: 0.428		0-0 FC6-4 1B		0-0 F3		0-0 FC6-4 1B	0-3 K			4 0 2 0 0 1 3												
Steve Bilko, R (1, 3) OBP: 0.203, SLG: 0.308		0-0 F9		0-0 L6		0-0 FC6-4		0-0 F2		4 0 0 0 0 0 2												
Lou Berberet, L (1, 2) OBP: 0.313, SLG: 0.269		0-0 F7		0-0 1B			4-0 BB BB 1B	0-0 3-1		3 1 1 0 1 0 1												
Rocky Colavito, R (1, 9) OBP: 0.279, SLG: 0.295		0-0 FC6-4		0-0 G3			0-0 F8	0-3 K		4 0 0 0 0 1 3												
Chico Fernandez, R (1, 6) OBP: 0.338, SLG: 0.325 Norm Cash, L (9, PH) OBP: 0.324, SLG: 0.413			0-3 K		0-0 4-3		0-3 K		0-0 F7	3 0 0 0 0 2 1 1 0 0 0 0 0 0												
Frank Lary, R (1, 1) OBP: 0.200, SLG: 0.148 Bob Bruce, R (4, 1) OBP: 1.000, SLG: 1.000 Neil Christley, L (9, PH) OBP: 0.313, SLG: 0.430			0-0 E 1B		4-0 G5-4-3 BB		0-0 BB BB 1B		0-0 6-3	1 0 1 0 0 0 0 1 1 1 0 1 0 0 1 0 0 0 0 0 0												
Inning Stats	R: 0 E: 0 K: 0 S: 3	H: 0 LOB: 0 BB: 0 P: 3	R: 0 E: 0 K: 0 S: 4	H: 1 LOB: 1 BB: 0 P: 4	R: 0 E: 1 K: 1 S: 7	H: 1 LOB: 2 BB: 0 P: 7	R: 0 E: 0 K: 0 S: 4	H: 1 LOB: 1 BB: 0 P: 4	R: 0 E: 0 K: 0 S: 2	H: 0 LOB: 0 BB: 1 P: 6		R: 0 E: 0 K: 1 S: 6	H: 1 LOB: 1 BB: 0 P: 6	R: 2 E: 0 K: 2 S: 9	H: 2 LOB: 3 BB: 3 P: 21	R: 0 E: 0 K: 1 S: 5	H: 0 LOB: 0 BB: 0 P: 5	R: 0 E: 0 K: 0 S: 3	H: 0 LOB: 0 BB: 0 P: 3	1B: 6 2B: 0 3B: 0 HR: 0	SF: 0 SAC: 0 DP: 1 HBP: 0	WP: 0 PB: 0 SB: 0 CS: 0
PITCHER	IP WLS BF H R ER SO BB IBB HBP BLK WP HR S P ERA WHIP												IP WLS BF H R ER SO BB IBB HBP BLK WP HR S P ERA WHIP									
Jim Perry, R (1, 1) ERA: 2.67	6.2 W 30 6 2 2 3 4 0 0 0 0 0 0 32 48 2.70 1.500																					
Johnny Klippstein, R (7, 1) ERA: 1.04	2.1 S 7 0 0 0 2 0 0 0 0 0 0 0 0 11 11 0.00 0.000																					

livebaseballscorecards.com

AB	33
R	2
H	6
RBI	2
BB	4
SO	5
LOB	15



Batter	1	2	3	4	5	6	7	8	9
Jim Piersall, R <small>OBP: 0.336, SLG: 0.513</small> (1, 8)	0-0 		0-0 		0-0 			0-0 	
Ken Aspromonte, R <small>OBP: 0.323, SLG: 0.316</small> (1, 4)	0-3 		0-0 		0-0 			0-0 	
Harvey Kuenn, R <small>OBP: 0.360, SLG: 0.346</small> (1, 9)	0-0 		0-0 		0-0 			0-0 	
Tito Francona, L <small>OBP: 0.392, SLG: 0.458</small> (1, 3)		0-0 	0-0 		0-0 			0-0 	
John Romano, R <small>OBP: 0.333, SLG: 0.413</small> (1, 2)		0-0 		0-0 		0-0 			
Walt Bond, L <small>OBP: 0.263, SLG: 0.329</small> (1, 7)		0-0 		0-0 		0-0 			
Woodie Held, R <small>OBP: 0.347, SLG: 0.535</small> (1, 6)			0-0 	0-0 			0-0 		
Bubba Phillips, R <small>OBP: 0.265, SLG: 0.298</small> (1, 5)			0-0 		0-0 		0-3 		
Jim Perry, S <small>OBP: 0.364, SLG: 0.409</small> (1, 1)			0-0 		0-0 		0-3 		
Johnny Klippstein, R (7, 1)									

Inning Stats	R: 0	H: 0	E: 0	LOB: 0	K: 1	BB: 0	S: 5	P: 5
	0	0	0	0	0	0	3	3
	0	0	0	0	0	0	3	3
	4	5	0	1	0	0	7	7
	0	0	0	0	0	0	3	3
	0	0	0	0	0	0	3	3
	2	2	0	0	0	0	5	5
	0	0	0	0	0	0	7	7
	0	0	0	0	0	0	3	3
	0	0	0	0	0	0	7	7
	0	0	0	0	0	0	3	3
	0	0	0	0	0	0	7	7

PITCHER	IP	WLS	BF	H	R	ER	SO	BB	IBB	HBP	BLK	WP	HR	S	P	ERA	WHIP
Frank Lary, R	3.0	L	13	5	4	4	1	0	0	0	0	0	0	15	15	12.00	1.667
Bob Bruce, R	5.0		18	3	2	2	2	0	0	0	0	1	1	22	22	3.60	0.600

DETROIT TIGERS @ CLEVELAND INDIANS
 CLEVELAND MUNICIPAL STADIUM, CLEVELAND, OH

Fri Jun 03 1960, 7:05 PM EDT
 Att. 21,881 - Unknown

AB	31
R	6
H	8
RBI	6
BB	0
SO	3
LOB	5

1B: 7	SF: 0	WP: 1	PA: 31
2B: 0	SAC: 0	PB: 0	
3B: 0	DP: 0	SB: 1	
HR: 1	HBP: 0	CS: 0	

Batter	1	2	3	4	5	6	7	8	9	AB R H RBI BB SO LOB	TOP											
Eddie Yost, R OBP: 0.415, SLG: 0.324 (1, 5) X	0-0 F9		0-0 F6	4-0 BB		0-0 2-H 1B		0-0 4-3		4 0 1 1 1 0 2	Detroit Tigers @ Cleveland Indians Cleveland Municipal Stadium, Cleveland, OH Sun Jun 05 1960, 3:33 AM EDT Unknown											
Frank Bolling, R OBP: 0.283, SLG: 0.298 (1, 4) X	0-0 F8		0-0 1B	0-0 F6		0-0 F9		0-0 F8		5 0 1 2 0 0 3												
Charlie Maxwell, L OBP: 0.344, SLG: 0.485 (1, 7) X	0-0 4-3		0-0 BB	2-3 1B		0-0 3-1		0-0 S 1B	4-0 L6-4-3 BB	4 1 2 0 1 0 0												
Al Kaline, R OBP: 0.341, SLG: 0.411 (1, 8)		0-0 L1-3	4-0 1-2 BB		0-0 L9		0-3 K		0-0 L6-4-3	4 0 0 0 1 1 2												
Steve Bilko, R OBP: 0.203, SLG: 0.324 (1, 3) X		0-0 1-3	0-0 1-3		0-0 4-3		4-0 1B		0-0 HR	4 1 1 1 1 0 3												
Red Wilson, R OBP: 0.328, SLG: 0.273 (1, 2) X		0-0 F8		0-0 2B		0-0 F8		0-3 K		5 1 2 0 0 1 2												
Rocky Colavito, R OBP: 0.318, SLG: 0.416 (1, 9) X			4-0 E 2B	0-0 FC6-5-4 1-H 2B		0-0 HR		0-0 FC6-4 1B		4 2 3 3 1 0 1												
Chico Fernandez, R OBP: 0.358, SLG: 0.366 (1, 6) X			0-0 E8	0-0 1-3		0-0 1B		0-0 FC6-4		4 2 2 0 0 0 3												
Casey Wise, S OBP: 0.184, SLG: 0.333 (8, 6) X			1-3 2B	0-0 1B		0-0 2B		1-2		0 0 0 0 0 0 0												
Jim Bunning, R OBP: 0.120, SLG: 0.160 (1, 1) X			0-3 K	0-0 FC6-5-4 BB		0-3 K		0-0 F8		4 0 0 0 0 2 4												
Inning Stats	R: 0 E: 0 K: 0 S: 3	H: 0 LOB: 0 BB: 0 P: 3	R: 0 E: 0 K: 0 S: 3	H: 0 LOB: 0 BB: 0 P: 3	R: 2 E: 1 K: 1 S: 8	H: 3 LOB: 3 BB: 2 P: 16	R: 1 E: 0 K: 0 S: 5	H: 2 LOB: 2 BB: 1 P: 9	R: 0 E: 0 K: 0 S: 3	H: 0 LOB: 0 BB: 0 P: 3	R: 2 E: 0 K: 1 S: 8	H: 3 LOB: 1 BB: 0 P: 8	R: 1 E: 0 K: 2 S: 9	H: 2 LOB: 2 BB: 1 P: 13	R: 0 E: 0 K: 0 S: 3	H: 0 LOB: 0 BB: 0 P: 3	R: 1 E: 0 K: 0 S: 4	H: 2 LOB: 1 BB: 1 P: 8	1B: 7 2B: 3 3B: 0 HR: 2	SF: 0 SAC: 0 DP: 1 HBP: 0	WP: 0 PB: 0 SB: 1 CS: 0	PA: 43
PITCHER	IP WLS BF H R ER SO BB IBB HBP BLK WP HR S P ERA WHIP																					
Gary Bell, R ERA: 3.41 (1, 1)	5.2 L 28 8 5 5 2 3 0 0 0 0 1 29 41 7.94 1.941																					
Wynn Hawkins, R ERA: 4.56 (6, 1)	2.1 10 2 1 1 2 1 0 0 0 0 0 13 17 3.86 1.286																					
Mike Lee, L ERA: 6.0 (9, 1)	1.0 5 2 1 1 0 1 0 0 0 0 1 4 8 9.00 3.000																					

livebaseballscorecards.com

AB	38
R	7
H	12
RBI	7
BB	5
SO	4
LOB	20



Batter	1	2	3	4	5	6	7	8	9	AB R H RBI BB SO LOB	TOP																			
Eddie Yost, R OBP: 0.417, SLG: 0.324 (1, 5) X	0-0 6-3 ①		0-3 K ②			0-0 G3 1B 1B X		4-0 FC5-4 BB B B B B		3 0 1 0 1 1 1	Detroit Tigers @ Cleveland Indians Cleveland Municipal Stadium, Cleveland, OH Sun Jun 05 1960, 3:38 AM EDT Att: 26,437 - Unknown																			
Frank Bolling, R OBP: 0.282, SLG: 0.297 (1, 4) X	0-0 F7 ②		0-0 1-3 ③			0-0 G3 1B 1-2 X		0-0 FC5-4 1-2f		4 0 1 0 0 0 2																				
Charlie Maxwell, L OBP: 0.333, SLG: 0.467 (1, 7) X	0-0 F7 ③			0-0 1-3 ①		0-0 G3 1-2 2-3 X		0-0 F2		4 0 0 0 0 0 3																				
Al Kaline, R OBP: 0.345, SLG: 0.409 (1, 8)		0-0 L6-3 ①		0-3 K ②		4-0 BB B B B B		0-0 5-3 1B X		3 0 1 0 1 1 0																				
Steve Bilko, R OBP: 0.193, SLG: 0.308 (1, 3)		0-0 4-3 ②		0-0 6-3 ③		0-0 F4 X		0-0 F7 ①		4 0 0 0 0 0 4																				
Red Wilson, R OBP: 0.324, SLG: 0.288 (1, 2)		0-0 1B 2B X			0-0 F6 ①		0-0 F7 ①		0-0 5-3 1-2 X			4 0 1 0 0 0 1																		
Rocky Colavito, R OBP: 0.316, SLG: 0.410 (1, 9)		0-0 1B 2-H X			0-0 6-3 ②		0-3 K ②		0-0 F8 ③			4 0 1 0 0 1 1																		
Chico Fernandez, R OBP: 0.358, SLG: 0.366 (1, 6)			0-0 FC1-6 1B X			0-0 F3 ③		0-3 K ③		3 0 1 0 0 1 0																				
Pete Burnside, R (1, 1)			0-0 FC1-6 1-2f X			0-0 4-3 ①		0-0 F6 ①		2 0 0 0 0 0 1																				
Norm Cash, L OBP: 0.320, SLG: 0.409 (8, PH)										1 0 0 0 0 0 0																				
Ray Semproch, R (8, 1)										0 0 0 0 0 0 0																				
Tom Morgan, R (8, 1)										0 0 0 0 0 0 0																				
Inning Stats	R: 0 E: 0 K: 0 S: 3	H: 0 LOB: 0 BB: 0 P: 3	R: 0 E: 0 K: 0 S: 4	H: 2 LOB: 2 BB: 0 P: 4	R: 0 E: 0 K: 1 S: 6	H: 1 LOB: 1 BB: 0 P: 6	R: 0 E: 0 K: 1 S: 5	H: 0 LOB: 0 BB: 0 P: 5	R: 0 E: 0 K: 0 S: 3	H: 0 LOB: 0 BB: 0 P: 3	R: 0 E: 0 K: 2 S: 7	H: 0 LOB: 0 BB: 0 P: 7	R: 0 E: 0 K: 0 S: 3	H: 0 LOB: 1 BB: 1 P: 7	R: 0 E: 0 K: 0 S: 4	H: 1 LOB: 1 BB: 0 P: 4	1B: 5 2B: 1 3B: 0 HR: 0	SF: 0 SAC: 0 DP: 0 HBP: 0	WP: 0 PB: 0 SB: 0 CS: 0	PA: 34										
PITCHER Bobby Locke, R ERA: (1, 1)	IP 9.0	WLS W	BF 34	H 6	R 0	ER 0	SO 4	BB 2	IBB 0	HBP 0	BLK 0	WP 0	HR 0	S 40	P 48	ERA 0.00	WHIP 0.889													
											PITCHER	IP	WLS	BF	H	R	ER	SO	BB	IBB	HBP	BLK	WP	HR	S	P	ERA	WHIP		

livebaseballscorecards.com

AB	32
R	0
H	6
RBI	0
BB	2
SO	4
LOB	13



Batter	1	2	3	4	5	6	7	8	9	AB R H RBI BB SO LOB
Jim Piersall, R (1, 8) <small>OBP: 0.343, SLG: 0.527</small> Walt Bond, L (7, 7) <small>OBP: 0.264, SLG: 0.313</small>	0-3 K		0-0 HR		0-0 L8		0-0 1B 1B	0-0 FC4-6 1B		3 1 1 2 0 1 0 2 1 1 0 0 0 1
Ken Aspromonte, R (1, 4) <small>OBP: 0.342, SLG: 0.377</small>	0-0 F7		0-0 2B			0-0 F7	0-0 FC6-4 1B	0-0 FC6 1B		5 0 3 2 0 0 0
Harvey Kuenn, R (1, 9) <small>OBP: 0.348, SLG: 0.333</small>	0-0 4-3		0-0 F9			0-0 5-3 1B	0-0 FC6-4 1-2f	0-0 FC6 1-2f		5 1 1 0 0 0 4
Hank Foiles, R (1, 2) <small>OBP: 0.571, SLG: 0.727</small>		0-0 6-3	0-0 F3			0-0 5-3 1-2		0-0 HR		4 1 1 1 0 0 2
Woodie Held, R (1, 6) <small>OBP: 0.331, SLG: 0.500</small>		0-0 F5		0-0 6-3		0-0 2-H 1B		0-0 G3		4 0 1 1 0 0 0
Tito Francona, L (1, 3) <small>OBP: 0.404, SLG: 0.469</small>		0-0 1B		0-0 F4		0-3 K		0-0 1B 2B 2B		4 1 2 0 0 1 1
Bubba Phillips, R (1, 5) <small>OBP: 0.280, SLG: 0.319</small>		0-0 F4		0-0 6-3			0-0 L8	0-0 2B 1B 1B		4 1 1 0 0 0 1
Carroll Hardy, R (1, 7) <small>OBP: 0.200, SLG: 0.167</small> (7, 8)			0-0 4-3		0-0 6-3		0-3 K	0-0 1B 2B		4 1 1 1 0 1 0
Bobby Locke, R (1, 1) <small>OBP: 0.750, SLG: 0.500</small>			4-0 HR BB		0-0 4-3		4-0 1B 1B BB	0-0 FC4-6 1B		2 2 1 2 2 0 0

Inning Stats	R: 0	H: 0	E: 0	K: 1	S: 5	R: 0	H: 1	E: 0	K: 0	S: 4	R: 2	H: 2	E: 0	K: 0	S: 5	R: 0	H: 0	E: 0	K: 0	S: 3	R: 0	H: 0	E: 0	K: 0	S: 3	R: 1	H: 2	E: 0	K: 1	S: 7	R: 1	H: 2	E: 0	K: 1	S: 7	R: 5	H: 6	E: 1	K: 0	S: 9
	LOB: 0	BB: 0	P: 5	LOB: 1	BB: 0	P: 4	LOB: 1	BB: 0	P: 4	LOB: 1	BB: 1	P: 9	LOB: 0	BB: 0	P: 3	LOB: 0	BB: 0	P: 3	LOB: 1	BB: 0	P: 3	LOB: 2	BB: 1	P: 11	LOB: 2	BB: 1	P: 7	LOB: 2	BB: 1	P: 11	LOB: 2	BB: 1	P: 9	LOB: 1	BB: 0	P: 9				

											PITCHER											PITCHER																												
											IP	WLS	BF	H	R	ER	SO	BB	IBB	HBP	BLK	WP	HR	S	P	ERA	WHIP	IP	WLS	BF	H	R	ER	SO	BB	IBB	HBP	BLK	WP	HR	S	P	ERA	WHIP						
											7.0	L	30	7	4	4	3	2	0	0	0	0	0	1	34	42	5.14	1.286	0.1		6	5	5	4	0	0	0	0	0	0	0	0	0	0	0	0	0	0	0	0
											8.1																	0.2		3	1	0	0	0	0	0	0	0	0	0	0	0	0	0	0	0	0	0	0	0
											8.1																																							

BOTTOM

Detroit Tigers @ Cleveland Indians Cleveland Municipal Stadium, Cleveland, OH Sun Jun 05 1960, 3:38 AM EDT Att. 26,437 - Unknown

AB 37 R 9 H 13 RBI 9 BB 2 SO 3 LOB 9



WP: 0 PA: 39 PB: 0 SB: 0 CS: 0
--

Batter	1	2	3	4	5	6	7	8	9	AB R H RBI BB SO LOB	TOP
Eddie Yost, R OBP: 0.419, SLG: 0.336 (1, 5) X	0-0 4-3 1B		0-0 HR 2B	0-0 F6			0-0 F8			4 2 2 0 0 0 2	
Frank Bolling, R OBP: 0.274, SLG: 0.287 (1, 4) X	0-0 F7		0-3 K		0-0 5-3		0-0 1-3			4 0 0 0 0 1 3	
Charlie Maxwell, L OBP: 0.331, SLG: 0.486 (1, 7) X	0-0 4-3 1-2		0-0 HR 2-H		0-0 4-3			0-0 F7		4 1 1 2 0 0 1	
Al Kaline, R OBP: 0.343, SLG: 0.405 (1, 8) X	0-0 CS 2-H 1B		0-0 L8		0-0 L9			0-0 L9		4 0 1 1 0 0 0	
Steve Bilko, R OBP: 0.195, SLG: 0.341 (1, 3) X	0-0 L 1-2	0-0 HR	0-0 1-3			0-0 F9		0-0 F7		5 1 1 1 0 0 1	
Red Wilson, R OBP: 0.319, SLG: 0.286 (1, 2)		0-0 F4		0-0 S 1B		0-0 F9		0-0 6-3		4 1 1 0 0 0 0	
Rocky Colavito, R OBP: 0.321, SLG: 0.421 (1, 9)		0-0 2B		0-0 1-2 1B		0-0 L6		0-0 1B		4 0 2 0 0 0 1	
Chico Fernandez, R OBP: 0.355, SLG: 0.362 (1, 6)		0-3 K		0-0 F2			0-0 SH1-4 1B		0-0 1-3	4 0 1 0 0 1 2	
Don Mossi, L OBP: 0.190, SLG: 0.056 (1, 1)		0-0 F2		0-0 2-H 1B			0-0 SH1-4			2 0 1 1 0 0 1	
Inning Stats	R: 1 E: 0 K: 0 S: 4 H: 2 LOB: 0 BB: 0 P: 4	R: 1 E: 0 K: 1 S: 7 H: 2 LOB: 1 BB: 0 P: 7	R: 2 E: 0 K: 1 S: 7 H: 2 LOB: 0 BB: 0 P: 7	R: 1 E: 0 K: 0 S: 5 H: 2 LOB: 1 BB: 0 P: 5	R: 0 E: 0 K: 0 S: 3 H: 0 LOB: 0 BB: 0 P: 3	R: 0 E: 0 K: 0 S: 3 H: 0 LOB: 0 BB: 0 P: 3	R: 0 E: 0 K: 0 S: 4 H: 1 LOB: 1 BB: 0 P: 4	R: 0 E: 0 K: 0 S: 3 H: 0 LOB: 0 BB: 0 P: 3	R: 0 E: 0 K: 0 S: 3 H: 1 LOB: 0 BB: 0 P: 3	1B: 6 2B: 2 3B: 0 HR: 2 SF: 0 SAC: 1 DP: 0 HBP: 0	WP: 0 PB: 0 SB: 1 CS: 1 PA: 36
PITCHER	IP WLS BF H R ER SO BB IBB HBP BLK WP HR S P ERA WHIP										
Hoyt Wilhelm, R ERA: 5.58 (1, 1)	3.0 L 16 7 5 5 2 0 0 0 0 0 0 2 19 19 15.00 2.333										
Arnie Portocarrero, R ERA: 3.72 (4, 1)	1.0 4 1 0 0 0 0 0 0 0 0 0 0 4 4 0.00 1.000										
Gordon Jones, R ERA: 6.04 (5, 1)	3.0 10 1 0 0 0 0 0 0 0 0 0 0 10 10 0.00 0.333										
Jerry Walker, R ERA: 3.43 (8, 1)	2.0 6 1 0 0 0 0 0 0 0 0 0 0 6 6 0.00 0.500										

Detroit Tigers @ Baltimore Orioles
 Memorial Stadium, Baltimore, MD
 Tue Jun 07 1960, 7:05 PM EDT
 Att: 30,579 - Unknown

livebaseballscorecards.com

AB	35
R	5
H	10
RBI	5
BB	0
SO	2
LOB	11



Batter	1	2	3	4	5	6	7	8	9	AB R H RBI BB SO LOB	TOP	
Eddie Yost, R (1, 5) OBP: 0.421, SLG: 0.331	4-0 CS BB		x 0-0 F9			x 0-0 4-3			BBB 4-0 1B BB	2 1 0 0 2 0 1		
Frank Bolling, R (1, 4) OBP: 0.268, SLG: 0.280	0-3 K		x 0-0 F4			x 0-0 6-3			x 0-0 4-3	3 0 0 0 0 1 1		
Sandy Amoros, L (9, PH) OBP: 0.321, SLG: 0.333	1-2 K								1-2 2-3	1 0 0 0 0 0 2		
Casey Wise, S (9, 4) OBP: 0.184, SLG: 0.333										0 0 0 0 0 0 0		
Charlie Maxwell, L (1, 7) OBP: 0.328, SLG: 0.478	0-3 K		x 0-0 F9			x 0-0 4-3			x 0-0 1B	4 0 1 2 0 1 0		
Al Kaline, R (1, 8) OBP: 0.335, SLG: 0.395		x 0-0 L9		x 0-0 L6-3		x 0-0 L9			x 0-0 L7	4 0 0 0 0 0 1		
Steve Bilko, R (1, 3) OBP: 0.189, SLG: 0.329		x 0-0 F8			x 0-0 5-3			x 0-0 F9		3 0 0 0 0 0 0		
Red Wilson, R (1, 2) OBP: 0.307, SLG: 0.273		x 0-0 5-3			x 0-0 5-3			S 0-3 K		3 0 0 0 0 1 0		
Rocky Colavito, R (1, 9) OBP: 0.322, SLG: 0.419			x 0-0 F8 1-3 1B		x 0-0 F4			x 0-0 F8		3 0 1 0 0 0 0		
Chico Fernandez, R (1, 6) OBP: 0.354, SLG: 0.362			x 0-0 1-3 1-2		x 0-0 F8			x 0-0 4-3 SH1-4 1B		3 1 1 0 0 0 1		
Frank Lary, R (1, 1) OBP: 0.188, SLG: 0.138			x 0-0 F8 2-3		x 0-0 L8			x 0-0 SH1-4		2 0 0 0 0 0 1		
Inning Stats	R: 0 E: 0 K: 2 S: 6 H: 0 LOB: 0 BB: 1 P: 10	R: 0 E: 0 K: 0 S: 3 H: 0 LOB: 0 BB: 0 P: 3	R: 0 E: 0 K: 0 S: 4 H: 1 LOB: 1 BB: 0 P: 4	R: 0 E: 0 K: 0 S: 3 H: 0 LOB: 0 BB: 0 P: 3	R: 0 E: 0 K: 0 S: 3 H: 0 LOB: 0 BB: 0 P: 3	R: 0 E: 0 K: 0 S: 3 H: 0 LOB: 0 BB: 0 P: 3	R: 0 E: 0 K: 0 S: 3 H: 0 LOB: 0 BB: 0 P: 3	R: 0 E: 0 K: 0 S: 5 H: 0 LOB: 0 BB: 0 P: 5	R: 0 E: 0 K: 0 S: 5 H: 0 LOB: 0 BB: 0 P: 5	R: 2 E: 0 K: 0 S: 5 H: 2 LOB: 1 BB: 1 P: 9	1B: 3 2B: 1 3B: 0 HR: 0 SF: 0 SAC: 1 DP: 1 HBP: 0	WP: 0 PB: 0 SB: 0 CS: 1 PA: 31
PITCHER Jack Fisher, R (1, 1) ERA: 4.5	IP: 9.0 WLS: L BF: 31 H: 3 R: 2 ER: 2 SO: 3 BB: 2 IBB: 0 HBP: 0 BLK: 0 WP: 0 HR: 0 S: 35 P: 43 ERA: 2.00 WHIP: 0.556											PITCHER IP: WLS: BF: H: R: ER: SO: BB: IBB: HBP: BLK: WP: HR: S: P: ERA: WHIP:

Detroit Tigers @ Baltimore Orioles
Memorial Stadium, Baltimore, MD
 Wed Jun 08 1960, 7:05 PM EDT
 Att: 12,984 - Unknown

livebaseballscorecards.com

AB	28
R	2
H	3
RBI	2
BB	2
SO	3
LOB	7



Batter	1	2	3	4	5	6	7	8	9	AB R H RBI BB SO LOB
Marv Breeding, R <small>OBP: 0.345, SLG: 0.360</small> (1, 4)	0-0 		0-3 		0-3 			0-0 		4 0 0 0 0 2 1
Jackie Brandt, R <small>OBP: 0.390, SLG: 0.479</small> (1, 8)	4-0 		0-0 		0-0 			0-0 		3 0 0 0 1 0 1
Gene Woodling, L <small>OBP: 0.433, SLG: 0.393</small> (1, 7)	0-0 		0-0 			0-0 		0-0 		4 0 0 0 0 0 1
Jim Gentile, L <small>OBP: 0.468, SLG: 0.596</small> (1, 3)	0-0 			0-3 		0-0 		0-3 		4 0 1 0 0 2 0
Clint Courtney, L <small>OBP: 0.313, SLG: 0.250</small> (1, 2)	0-0 			0-0 		0-0 		0-0 		4 0 0 0 0 0 2
Brooks Robinson, R <small>OBP: 0.297, SLG: 0.364</small> (1, 5)		0-0 		4-0 			0-0 	0-0 		3 0 1 0 1 0 0
Ron Hansen, R <small>OBP: 0.363, SLG: 0.481</small> (1, 6)		0-0 		0-3 			0-0 			3 0 1 0 0 1 2
Willie Tasby, R <small>OBP: 0.293, SLG: 0.265</small> Al Pilarcik, L <small>OBP: 0.312, SLG: 0.333</small> (7, PH) (8, 9)		0-0 			0-0 		0-0 			2 0 0 0 0 0 1 1 0 0 0 0 0 1
Jack Fisher, R <small>OBP: 0.231, SLG: 0.182</small> (1, 1)		0-3 			4-0 		0-3 			2 0 0 0 1 2 2

Inning Stats	R: 0	H: 1	E: 0	LOB: 2	K: 0	BB: 1	S: 4	P: 8	R: 0	H: 1	E: 0	LOB: 1	K: 1	BB: 0	S: 6	P: 6	R: 0	H: 0	E: 0	LOB: 0	K: 1	BB: 0	S: 5	P: 5	R: 0	H: 0	E: 0	LOB: 1	K: 2	BB: 1	S: 7	P: 11	R: 0	H: 0	E: 0	LOB: 0	K: 1	BB: 1	S: 5	P: 9	R: 0	H: 0	E: 0	LOB: 0	K: 0	BB: 0	S: 3	P: 3	R: 0	H: 1	E: 0	LOB: 1	K: 1	BB: 0	S: 6	P: 6	R: 0	H: 0	E: 0	LOB: 0	K: 0	BB: 0	S: 3	P: 3	R: 0	H: 0	E: 0	LOB: 0	K: 1	BB: 0	S: 5	P: 5	1B: 2	SF: 0	2B: 1	SAC: 0	3B: 0	DP: 0	HR: 0	HBP: 0	WP: 0	PA: 33
PITCHER Frank Lary, R <small>ERA: 2.5</small> (1, 1)	IP	WLS	BF	H	R	ER	SO	BB	IBB	HBP	BLK	WP	HR	S	P	ERA	WHIP	IP	WLS	BF	H	R	ER	SO	BB	IBB	HBP	BLK	WP	HR	S	P	ERA	WHIP	IP	WLS	BF	H	R	ER	SO	BB	IBB	HBP	BLK	WP	HR	S	P	ERA	WHIP																															

BOTTOM


Detroit Tigers @ Baltimore Orioles
 Memorial Stadium, Baltimore, MD

Wed Jun 08 1960, 7:05 PM EDT
 Att. 12,984 - Unknown

livebaseballscorecards.com

AB	30
R	0
H	3
RBI	0
BB	3
SO	7
LOB	11



Batter	1	2	3	4	5	6	7	8	9	AB R H RBI BB SO LOB	TOP																									
Eddie Yost, R (1, 5) OBP: 0.425, SLG: 0.342	0-0 F2		0-0 1B		0-0 1B 2B		4-0 HR BB		0-3 K2-3	4 2 2 0 1 1 0																										
Frank Bolling, R (1, 4) OBP: 0.273, SLG: 0.302	0-3 K		0-0 F8		4-0 BB		0-0 HR		0-0 F9	4 1 1 2 1 1 2																										
Charlie Maxwell, L (1, 7) OBP: 0.331, SLG: 0.466	0-0 F4			4-0 1B BB	0-0 FC3-6 2B		0-0 F7		1-0 FC6-4 HBP	3 2 0 0 1 0 2																										
Al Kaline, R (1, 8) OBP: 0.337, SLG: 0.395		0-0 L5-3		0-0 BB 1B	0-0 G1-4-3 1B		0-0 L1-3		0-0 FC6-4	5 1 2 1 0 0 1																										
Steve Bilko, R (1, 3) OBP: 0.213, SLG: 0.360		0-0 L8		0-0 G1-4-3 BB	0-0 1B		0-0 1B			4 0 3 1 0 0 0																										
Red Wilson, R (1, 2) OBP: 0.316, SLG: 0.265		0-0 F3		4-0 G1-4-3 BB		4-0 4-3 5-3 2B BB		0-0 F9		2 1 0 1 2 0 1																										
Rocky Colavito, R (1, 9) OBP: 0.320, SLG: 0.409			4-0 1B BB	0-0 G1-4-3		0-0 5-3		0-3 K		3 0 0 0 1 1 3	AB 33 R 7 H 9 RBI 6 BB 6 SO 6 LOB 13																									
Chico Fernandez, R (1, 6) OBP: 0.346, SLG: 0.352			0-3 K	0-3 K		0-0 4-3		0-0 5-3		4 0 0 0 0 2 3																										
Paul Foytack, R (1, 1) OBP: 0.308, SLG: 0.333			0-3 K		0-0 F9		0-0 2B		0-0 6-3	3 0 1 1 0 1 1																										
Dave Sisler, R (6, 1)										1 0 0 0 0 0 0																										
Inning Stats	R: 0 E: 0 K: 1 S: 5	H: 0 LOB: 0 BB: 0 P: 5	R: 0 E: 0 K: 0 S: 3	H: 0 LOB: 0 BB: 0 P: 3	R: 0 E: 0 K: 2 S: 8	H: 1 LOB: 2 BB: 1 P: 12	R: 2 E: 0 K: 1 S: 6	H: 2 LOB: 1 BB: 2 P: 14	R: 2 E: 0 K: 0 S: 5	H: 3 LOB: 2 BB: 1 P: 9	R: 1 E: 0 K: 0 S: 3	H: 1 LOB: 1 BB: 1 P: 7	R: 2 E: 0 K: 0 S: 5	H: 2 LOB: 1 BB: 1 P: 9	R: 0 E: 0 K: 1 S: 5	H: 0 LOB: 0 BB: 0 P: 5	R: 0 E: 0 K: 1 S: 5	H: 0 LOB: 1 BB: 0 P: 6	1B: 5 2B: 3 3B: 0 HR: 1	SF: 0 SAC: 0 DP: 1 HBP: 1	WP: 0 PB: 0 SB: 0 CS: 0	PA: 40														
PITCHER	IP WLS BF H R ER SO BB IBB HBP BLK WP HR S P ERA WHIP																																			
Milt Pappas, R (1, 1) ERA: 6.34	6.0		27	7	5	5	4	5	0	0	0	0	0	30	50	7.50	2.000																			
Arnie Portocarrero, R (7, 1) ERA: 4.19	0.0	L	2	1	2	2	0	1	0	0	0	0	1	1	5	∞	∞																			
Hoyt Wilhelm, R (7, 1) ERA: 5.26	3.0		11	1	0	0	2	0	0	1	0	0	0	14	15	0.00	0.333																			

Detroit Tigers @ Baltimore Orioles
 Memorial Stadium, Baltimore, MD
 Thu Jun 09 1960, 7:05 PM EDT
 Unknown

livebaseballscorecards.com

Batter	1	2	3	4	5	6	7	8	9	AB	R	H	RBI	BB	SO	LOB
Marv Breeding, R <small>(1, 4) OBP: 0.341, SLG: 0.356</small>										5	0	1	0	0	0	0
Albie Pearson, L <small>(1, 9) OBP: 0.358, SLG: 0.303</small>										4	1	1	0	0	1	1
Gene Woodling, L <small>(1, 7) OBP: 0.440, SLG: 0.401</small>										2	1	1	0	2	0	0
Jim Gentile, L <small>(1, 3) OBP: 0.469, SLG: 0.586</small>										2	1	0	0	2	0	1
Clint Courtney, L <small>(1, 2) OBP: 0.310, SLG: 0.250</small>										4	1	1	1	0	0	3
Jackie Brandt, R <small>(1, 8) OBP: 0.387, SLG: 0.470</small>										3	1	0	1	0	0	0
Brooks Robinson, R <small>(1, 5) OBP: 0.291, SLG: 0.356</small>										4	0	0	1	0	1	2
Ron Hansen, R <small>(1, 6) OBP: 0.366, SLG: 0.482</small>										4	0	2	2	0	0	0
Milt Pappas, R <small>(1, 1) OBP: 0.250, SLG: 0.292</small> Bob Boyd, L <small>(6, PH)</small> Arnie Portocarrero, R <small>(7, 1)</small> Hoyt Wilhelm, R <small>(7, 1)</small> Al Pilarcik, L <small>(9, PH) OBP: 0.308, SLG: 0.329</small>										2	0	0	0	0	0	1

Inning Stats	R: 0	H: 1	E: 0	K: 3	S: 3	LOB: 2	BB: 2	P: 11	R: 0	H: 0	E: 0	K: 0	S: 3	LOB: 0	BB: 0	P: 3	R: 0	H: 0	E: 0	K: 0	S: 3	LOB: 0	BB: 0	P: 3	R: 0	H: 0	E: 0	K: 0	S: 3	LOB: 0	BB: 0	P: 3	R: 0	H: 1	E: 0	K: 0	S: 4	LOB: 1	BB: 0	P: 4	R: 5	H: 3	E: 0	K: 0	S: 6	LOB: 1	BB: 2	P: 15	R: 0	H: 1	E: 0	K: 1	S: 6	LOB: 1	BB: 0	P: 6	R: 0	H: 0	E: 0	K: 1	S: 5	LOB: 0	BB: 0	P: 5	R: 0	H: 0	E: 0	K: 1	S: 5	LOB: 0	BB: 0	P: 5	R: 0	H: 0	E: 0	K: 1	S: 5	LOB: 0	BB: 0	P: 5
Paul Foytack, R <small>(1, 1) ERA: 7.03</small> Dave Sisler, R <small>(6, 1) ERA: 3.78</small>	IP	WLS	BF	H	R	ER	SO	BB	IBB	HBP	BLK	WP	HR	S	P	ERA	WHIP																																																															
	5.1		23	4	4	4	0	4	0	0	0	0	0	19	35	6.75	1.500																																																															
	3.2	W	14	2	1	1	3	0	0	1	0	0	0	19	20	2.46	0.545																																																															

DETROIT TIGERS @ BALTIMORE ORIOLES
Memorial Stadium, Baltimore, MD
 Thu Jun 09 1960, 7:05 PM EDT
 Unknown

AB	32
R	5
H	6
RBI	5
BB	4
SO	3
LOB	9

WP: 0	PA: 37
PB: 0	
SB: 1	
CS: 0	
1B: 5	SF: 0
2B: 1	SAC: 0
3B: 0	DP: 1
HR: 0	HBP: 1

livebaseballscorecards.com

Batter	1	2	3	4	5	6	7	8	9	AB R H RBI BB SO LOB	TOP											
Eddie Yost, R (1, 5) OBP: 0.424, SLG: 0.342	0-3 K		0-0 SF7		0-0 HR 1B		4-0 2B BB		0-0 F2	3 2 1 1 1 1 0												
Frank Bolling, R (1, 4) OBP: 0.279, SLG: 0.338	0-0 6-3		0-0 L8		0-0 HR		0-0 3-1 2B			4 1 2 3 0 0 0												
Charlie Maxwell, L (1, 7) OBP: 0.329, SLG: 0.475	0-0 4-3			0-0 G3	0-0 2B 3B		0-0 3-1			4 1 1 0 0 0 1												
Al Kaline, R (1, 8) OBP: 0.340, SLG: 0.404		0-0 8-6 1B		0-0 L5-3	0-0 2B		0-0 F3			4 0 2 1 0 0 1												
Steve Bilko, R (1, 3) OBP: 0.204, SLG: 0.344		0-0 8-6 1-2f		0-0 6-3	0-0 F7			0-3 K		4 0 0 0 0 1 2												
Red Wilson, R (1, 2) OBP: 0.313, SLG: 0.264		0-0 FC5-4 1B		0-0 6-3	0-0 F7	0-0 F7		0-0 F9		4 0 1 0 0 0 0												
Rocky Colavito, R (1, 9) OBP: 0.318, SLG: 0.405		0-0 FC5-4 1-2f		0-0 3B 1B	0-0 F5	0-0 F5		0-0 F7		4 1 1 0 0 0 1												
Chico Fernandez, R (1, 6) OBP: 0.349, SLG: 0.369			0-0 E6 SF7 1B		0-0 1B 3B	0-0 6-3		0-0 F8		4 2 2 1 0 0 0												
Pete Burnside, R (1, 1) OBP: 0.375, SLG: 0.167			0-0 F4		0-0 1B 1B		0-0 F7		0-0 F9	2 0 1 1 0 0 1												
Norm Cash, L (7, PH) OBP: 0.317, SLG: 0.404										1 0 0 0 0 0 0												
Bob Bruce, R (7, 1) OBP: 0.800, SLG: 0.667										1 0 0 0 0 0 0												
Hank Aguirre, R (9, 1)										0 0 0 0 0 0 0												
Inning Stats	R: 0 E: 0 K: 1 S: 5	H: 0 LOB: 0 BB: 0 P: 5	R: 0 E: 0 K: 0 S: 4	H: 2 LOB: 1 BB: 0 P: 4	R: 1 E: 1 K: 0 S: 4	H: 1 LOB: 0 BB: 0 P: 4	R: 0 E: 0 K: 0 S: 3	H: 0 LOB: 0 BB: 0 P: 3	R: 5 E: 0 K: 0 S: 9	H: 7 LOB: 1 BB: 0 P: 9	R: 0 E: 0 K: 0 S: 3	H: 0 LOB: 0 BB: 0 P: 3	R: 1 E: 0 K: 0 S: 4	H: 1 LOB: 1 BB: 1 P: 8	R: 0 E: 0 K: 1 S: 5	H: 0 LOB: 0 BB: 0 P: 5	R: 0 E: 0 K: 0 S: 3	H: 0 LOB: 0 BB: 0 P: 3	1B: 6 2B: 3 3B: 2 HR: 1	SF: 1 SAC: 0 DP: 1 HBP: 0	WP: 0 PB: 0 SB: 1 CS: 0	PA: 37
PITCHER	IP WLS BF H R ER SO BB IBB HBP BLK WP HR S P ERA WHIP																					
Hal Brown, R (1, 1) ERA: 3.6	6.0 L 26 10 6 5 1 0 0 0 0 0 0 1 28 28 7.50 1.667																					
Gordon Jones, R (7, 1) ERA: 5.68	3.0 11 1 1 1 1 1 0 0 0 0 0 0 12 16 3.00 0.667																					

Detroit Tigers @ Baltimore Orioles
 Memorial Stadium, Baltimore, MD
 Thu Jun 09 1960, 7:05 PM EDT
 Att. 17,489 - Unknown

livebaseballscorecards.com

AB 35
 R 7
 H 11
 RBI 7
 BB 1
 SO 2
 LOB 6



BOTTOM

Detroit Tigers @ Baltimore Orioles
Memorial Stadium, Baltimore, MD

Thu Jun 09 1960, 7:05 PM EDT
Att. 17,489 - Unknown

livebaseballscorecards.com

AB	33
R	4
H	9
RBI	4
BB	6
SO	5
LOB	25



WP	1	PA	41
PB	0		
SB	0		
CS	0		

AB R H RBI BB SO LOB

4 1 1 0 1 1 5

4 1 2 1 0 1 0

5 0 2 1 0 0 3

3 0 1 1 0 1 1

2 0 1 1 0 0 1

4 0 0 0 1 0 4

4 0 1 0 0 0 3

2 0 0 0 1 0 2

2 0 0 0 2 1 3

0 1 0 0 0 0 0

2 0 1 0 0 0 0

1 0 0 0 0 1 3

0 0 0 0 0 0 0

0 1 0 0 1 0 0

1B: 9 SF: 1

2B: 1 SAC: 0

3B: 0 DP: 3

HR: 0 HBP: 1

1B: 9 SF: 1

2B: 1 SAC: 0

3B: 0 DP: 3

HR: 0 HBP: 1

1B: 9 SF: 1

2B: 1 SAC: 0

3B: 0 DP: 3

HR: 0 HBP: 1

1B: 9 SF: 1

2B: 1 SAC: 0

3B: 0 DP: 3

HR: 0 HBP: 1

1B: 9 SF: 1

2B: 1 SAC: 0

3B: 0 DP: 3

HR: 0 HBP: 1

1B: 9 SF: 1

2B: 1 SAC: 0

3B: 0 DP: 3

HR: 0 HBP: 1

1B: 9 SF: 1

2B: 1 SAC: 0

3B: 0 DP: 3

HR: 0 HBP: 1

1B: 9 SF: 1

2B: 1 SAC: 0

3B: 0 DP: 3

HR: 0 HBP: 1

1B: 9 SF: 1

2B: 1 SAC: 0

3B: 0 DP: 3

HR: 0 HBP: 1

1B: 9 SF: 1

2B: 1 SAC: 0

3B: 0 DP: 3

HR: 0 HBP: 1

1B: 9 SF: 1

2B: 1 SAC: 0

3B: 0 DP: 3

HR: 0 HBP: 1

1B: 9 SF: 1

2B: 1 SAC: 0

3B: 0 DP: 3

HR: 0 HBP: 1

1B: 9 SF: 1

2B: 1 SAC: 0

3B: 0 DP: 3

HR: 0 HBP: 1

1B: 9 SF: 1

2B: 1 SAC: 0

3B: 0 DP: 3

HR: 0 HBP: 1

1B: 9 SF: 1

2B: 1 SAC: 0

3B: 0 DP: 3

HR: 0 HBP: 1

1B: 9 SF: 1

2B: 1 SAC: 0

3B: 0 DP: 3

HR: 0 HBP: 1

1B: 9 SF: 1

2B: 1 SAC: 0

3B: 0 DP: 3

HR: 0 HBP: 1

1B: 9 SF: 1

2B: 1 SAC: 0

3B: 0 DP: 3

HR: 0 HBP: 1

1B: 9 SF: 1

2B: 1 SAC: 0

3B: 0 DP: 3

HR: 0 HBP: 1

1B: 9 SF: 1

2B: 1 SAC: 0

3B: 0 DP: 3

HR: 0 HBP: 1

1B: 9 SF: 1

2B: 1 SAC: 0

3B: 0 DP: 3

HR: 0 HBP: 1

1B: 9 SF: 1

2B: 1 SAC: 0

3B: 0 DP: 3

HR: 0 HBP: 1

1B: 9 SF: 1

2B: 1 SAC: 0

3B: 0 DP: 3

HR: 0 HBP: 1

1B: 9 SF: 1

2B: 1 SAC: 0

3B: 0 DP: 3

HR: 0 HBP: 1

1B: 9 SF: 1

2B: 1 SAC: 0

3B: 0 DP: 3

HR: 0 HBP: 1

1B: 9 SF: 1

2B: 1 SAC: 0

3B: 0 DP: 3

HR: 0 HBP: 1

1B: 9 SF: 1

2B: 1 SAC: 0

3B: 0 DP: 3

HR: 0 HBP: 1

1B: 9 SF: 1

2B: 1 SAC: 0

3B: 0 DP: 3

HR: 0 HBP: 1

1B: 9 SF: 1

2B: 1 SAC: 0

3B: 0 DP: 3

HR: 0 HBP: 1

1B: 9 SF: 1

2B: 1 SAC: 0

3B: 0 DP: 3

HR: 0 HBP: 1

1B: 9 SF: 1

2B: 1 SAC: 0

3B: 0 DP: 3

HR: 0 HBP: 1

1B: 9 SF: 1

2B: 1 SAC: 0

3B: 0 DP: 3

HR: 0 HBP: 1

1B: 9 SF: 1

2B: 1 SAC: 0

3B: 0 DP: 3

HR: 0 HBP: 1

1B: 9 SF: 1

2B: 1 SAC: 0

3B: 0 DP: 3

HR: 0 HBP: 1

1B: 9 SF: 1

2B: 1 SAC: 0

3B: 0 DP: 3

HR: 0 HBP: 1

1B: 9 SF: 1

2B: 1 SAC: 0

3B: 0 DP: 3

HR: 0 HBP: 1

1B: 9 SF: 1

2B: 1 SAC: 0

3B: 0 DP: 3

HR: 0 HBP: 1

1B: 9 SF: 1

2B: 1 SAC: 0

3B: 0 DP: 3

HR: 0 HBP: 1

1B: 9 SF: 1

2B: 1 SAC: 0

3B: 0 DP: 3

HR: 0 HBP: 1

1B: 9 SF: 1

2B: 1 SAC: 0

3B: 0 DP: 3

HR: 0 HBP: 1

1B: 9 SF: 1

2B: 1 SAC: 0

3B: 0 DP: 3

HR: 0 HBP: 1

1B: 9 SF: 1

2B: 1 SAC: 0

3B: 0 DP: 3

HR: 0 HBP: 1

1B: 9 SF: 1

2B: 1 SAC: 0

3B: 0 DP: 3

HR: 0 HBP: 1

1B: 9 SF: 1

2B: 1 SAC: 0

3B: 0 DP: 3

HR: 0 HBP: 1

1B: 9 SF: 1

2B: 1 SAC: 0

3B: 0 DP: 3

HR: 0 HBP: 1

1B: 9 SF: 1

2B: 1 SAC: 0

3B: 0 DP: 3

HR: 0 HBP: 1

1B: 9 SF: 1

2B: 1 SAC: 0

3B: 0 DP: 3

HR: 0 HBP: 1

1B: 9 SF: 1

2B: 1 SAC: 0

3B: 0 DP: 3

HR: 0 HBP: 1

1B: 9 SF: 1

2B: 1 SAC: 0

3B: 0 DP: 3

HR: 0 HBP: 1

1B: 9 SF: 1

2B: 1 SAC: 0

3B: 0 DP: 3

HR: 0 HBP: 1

1B: 9 SF: 1

2B: 1 SAC: 0

3B: 0 DP: 3

HR: 0 HBP: 1

1B: 9 SF: 1

2B: 1 SAC: 0

3B: 0 DP: 3

HR: 0 HBP: 1

1B: 9 SF: 1

2B: 1 SAC: 0

3B: 0 DP: 3

HR: 0 HBP: 1

1B: 9 SF: 1

2B: 1 SAC: 0

3B: 0 DP: 3

HR: 0 HBP: 1

1B: 9 SF: 1

2B: 1 SAC: 0

3B: 0 DP: 3

HR: 0 HBP: 1

1B: 9 SF: 1

2B: 1 SAC: 0

3B: 0 DP: 3

HR: 0 HBP: 1

1B: 9 SF: 1

2B: 1 SAC: 0

3B: 0 DP: 3

HR: 0 HBP: 1

1B: 9 SF: 1

2B: 1 SAC: 0

3B: 0 DP: 3

HR: 0 HBP: 1

1B: 9 SF: 1

2B: 1 SAC: 0

3B: 0 DP: 3

HR: 0 HBP: 1

1B: 9 SF: 1

2B: 1 SAC: 0

3B: 0 DP: 3

HR: 0 HBP: 1

1B: 9 SF: 1

2B: 1 SAC: 0

3B: 0 DP: 3

HR: 0 HBP: 1

1B: 9 SF: 1

2B: 1 SAC: 0

3B: 0 DP: 3

Batter	1	2	3	4	5	6	7	8	9	AB R H RBI BB SO LOB	TOP																
Eddie Yost, R OBP: 0.429, SLG: 0.346 (1, 5) X	0-0 1B 1B	0-0 1B		4-0 1B BB	0-0 CS 1-2	0-0 F8			0-0 2-3	4 2 2 0 1 0 0																	
Frank Bolling, R OBP: 0.276, SLG: 0.333 (1, 4) S S	0-3 K	0-0 F8		0-0 1B E 1B		0-0 5-3			0-0 6-3	5 1 1 0 0 1 2																	
Charlie Maxwell, L OBP: 0.331, SLG: 0.472 (1, 7) X	0-0 1B HR 1B	0-0 F8		0-0 BB E 1B 1-3 2-H		0-0 F7			0-3 K	5 1 2 1 0 1 1																	
Al Kaline, R OBP: 0.344, SLG: 0.406 (1, 8) X	0-0 1-2 2-H HR 1B		0-0 1B FC4 1B	0-0 L5 BB 1-2 3-H					0-0 L9	4 2 2 2 0 0 1																	
Steve Bilko, R OBP: 0.225, SLG: 0.385 (1, 3) X	0-0 1-H 2-H HR		0-0 FC4 1B	4-0 G6-4-3 BB 1-2 2-3					0-0 F8	3 1 2 3 1 0 0																	
Rocky Colavito, R OBP: 0.310, SLG: 0.393 (1, 9) X	0-0 F7		0-3 K	0-0 G6-4-3 1-2f					0-0 F7	4 0 0 0 0 1 5																	
Red Wilson, R OBP: 0.310, SLG: 0.253 (1, 2) B B B	4-0 BB		0-0 FC4 G6-3 1-2 3-H						0-0 5-3	3 0 0 1 1 0 1																	
Chico Fernandez, R OBP: 0.347, SLG: 0.367 Casey Wise, S OBP: 0.173, SLG: 0.314 (1, 6) X (2, 6)	0-0 1-3		0-0 G6-3 1-2f						0-0 4-3	1 0 0 0 0 0 1 3 0 0 0 0 0 2																	
Jim Bunning, R OBP: 0.138, SLG: 0.172 Hank Aguirre, R (8, 1)		0-0 6-3		0-3 K					0-0 F8	4 0 1 0 0 1 0 0 0 0 0 0 0 0																	
Inning Stats	R: 4 E: 0 K: 1 S: 9	H: 4 LOB: 1 BB: 1 P: 13	R: 0 E: 0 K: 0 S: 4	H: 1 LOB: 1 BB: 0 P: 4	R: 1 E: 0 K: 1 S: 7	H: 2 LOB: 1 BB: 0 P: 7	R: 2 E: 1 K: 1 S: 7	H: 2 LOB: 2 BB: 2 P: 15	R: 0 E: 0 K: 0 S: 3	H: 1 LOB: 0 BB: 0 P: 3	R: 0 E: 0 K: 0 S: 3	H: 0 LOB: 0 BB: 0 P: 3	R: 0 E: 0 K: 0 S: 3	H: 0 LOB: 0 BB: 0 P: 3	R: 0 E: 0 K: 1 S: 5	H: 0 LOB: 0 BB: 0 P: 5	1B: 9 2B: 0 3B: 0 HR: 1	SF: 0 SAC: 0 DP: 2 HBP: 0	WP: 0 PB: 0 SB: 0 CS: 1	PA: 40							
PITCHER	IP	WLS	BF	H	R	ER	SO	BB	IBB	HBP	BLK	WP	HR	S	P	ERA	WHIP										
Chuck Stobbs, L ERA: 2.39 (1, 1)	0.2	L	7	4	4	4	1	1	0	0	0	0	1	8	12	54.00	7.500										
Don Lee, R ERA: 5.08 (1, 1)	2.1		10	3	1	1	1	0	0	0	0	0	0	12	12	3.86	1.286										
Jack Kralick, L ERA: 4.7 (4, 1)	2.0		10	3	2	2	1	2	0	0	0	0	0	10	18	9.00	2.500										
Jim Kaat, L ERA: 5.76 (6, 1)	2.0		6	0	0	0	0	0	0	0	0	0	0	6	6	0.00	0.000										
Tex Clevenger, R ERA: 2.7 (8, 1)	2.0		6	0	0	0	1	0	0	0	0	0	0	8	8	0.00	0.000										

Detroit Tigers @ Washington Senators
 Griffith Stadium, Washington, DC
 Fri Jun 10 1960, 7:05 PM EDT
 Att. 9,392 - Unknown

livebaseballscorecards.com

AB	36
R	7
H	10
RBI	7
BB	3
SO	4
LOB	13



Batter	1	2	3	4	5	6	7	8	9
Pete Whisenant, R OBP: 0.400, SLG: 0.273 (1, 8) (8, 7)	0-0 L6		0-0 2B	4-0 FC6-4 BB		4-0 FC5 1B BB		4-0 BB	
Billy Gardner, R OBP: 0.379, SLG: 0.423 (1, 4)	0-0 6-3		0-0 F9 HR 2B	0-0 FC6-4 E 2B		0-0 1-2 1B		0-0 F2	
Bob Allison, R OBP: 0.438, SLG: 0.556 (1, 9)	0-3 K		0-0 F9	0-0 1-2f 2-3 2B		0-0 FC5			
Jim Lemon, R OBP: 0.323, SLG: 0.491 Lenny Green, L OBP: 0.333, SLG: 0.386 (1, 7) (8, 8)		0-0 E5 1B	0-0 HR	0-0 1-3			0-0 5-3		
Harmon Killebrew, R OBP: 0.366, SLG: 0.418 (1, 5)		0-3 K	4-0 HR BB		0-0 6-3		0-0 F7		
Earl Battey, R OBP: 0.342, SLG: 0.423 (1, 2)		0-0 1B 1B	0-0 1-H HR		0-0 G4-6-3 1B		0-0 E5		
Julio Becquer, L OBP: 0.275, SLG: 0.407 (1, 3)		0-0 1-3 1B	0-0 F4		0-0 G4-6-3		0-0 L8		
Jose Valdivielso, R OBP: 0.254, SLG: 0.241 (1, 6)		0-0 9-3		0-0 1-3		0-0 6-3		0-0 6-3	
Bill Fischer, R OBP: 0.273, SLG: 0.111 Pedro Ramos, S OBP: 0.107, SLG: 0.074 Dan Dobbek, L OBP: 0.298, SLG: 0.300 Tex Clevenger, R OBP: 0.286, SLG: 0.286 (1, 1) (6, 1) (8, PH) (9, 1)			0-0 G3	4-0 FC6-4 BB WP BB		0-0 1-6-3		0-0 4-3	

Inning Stats	R: 0	H: 0	E: 0	K: 1	S: 5	L: 0	LOB: 0	BB: 0	P: 5	R: 1	H: 2	E: 1	K: 1	S: 7	L: 1	LOB: 1	BB: 0	P: 7	R: 5	H: 4	E: 0	K: 0	S: 7	L: 0	LOB: 0	BB: 1	P: 11	R: 2	H: 1	E: 0	K: 0	S: 4	L: 1	LOB: 0	BB: 0	P: 3	R: 0	H: 1	E: 0	K: 0	S: 4	L: 1	LOB: 2	BB: 1	P: 8	R: 0	H: 0	E: 1	K: 0	S: 4	L: 0	LOB: 1	BB: 0	P: 4	R: 0	H: 0	E: 0	K: 0	S: 3	L: 0	LOB: 1	BB: 1	P: 7
--------------	------	------	------	------	------	------	--------	-------	------	------	------	------	------	------	------	--------	-------	------	------	------	------	------	------	------	--------	-------	-------	------	------	------	------	------	------	--------	-------	------	------	------	------	------	------	------	--------	-------	------	------	------	------	------	------	------	--------	-------	------	------	------	------	------	------	------	--------	-------	------

PITCHER	IP	WLS	BF	H	R	ER	SO	BB	IBB	HBP	BLK	WP	HR	S	P	ERA	WHIP
Don Mossi, L ERA: 3.77 (1, 1)	3.0	L	16	6	6	5	2	1	0	0	0	0	2	19	23	15.00	2.333
Ray Semproch, R ERA: 4.43 (4, 1)	3.0		14	3	2	2	0	3	0	0	0	1	0	11	23	6.00	2.000
Bob Bruce, R ERA: 4.05 (7, 1)	1.0		4	0	0	0	0	0	0	0	0	0	0	4	4	0.00	0.000
Paul Foytack, R ERA: 6.86 (8, 1)	1.0		4	0	0	0	0	1	0	0	0	0	0	3	7	0.00	1.000


AB R H RBI BB SO LOB

BOTTOM

Detroit Tigers @ Washington Senators
Griffith Stadium, Washington, DC

Sat Jun 11 1960, 3:33 AM EDT
Att. 4,793 - Unknown

AB 33
R 8
H 9
RBI 7
BB 5
SO 2
LOB 12



WP: 1 **PA: 38**
PB: 0
SB: 0
CS: 0

1B: 4 **SF: 0**
2B: 4 **SAC: 0**
3B: 0 **DP: 2**
HR: 2 **HBP: 0**

ERA **WHIP**

livebaseballscorecards.com

Batter	1	2	3	4	5	6	7	8	9
Pete Whisenant, R OBP: 0.457, SLG: 0.320 (1, 8) BBB (8, 7)	4-0 G5-4-3 BB		4-0 FC3-6 BB	0-0 2-H 1B			0-0 E BB 1B	0-0 F9	
Billy Gardner, R OBP: 0.376, SLG: 0.415 (1, 4) X	0-0 G5-4-3 1-2f		0-0 FC3-6 WP 1-2f	0-0 F7			4-0 E BB 1B 1-2	0-3 K	
Bob Allison, R OBP: 0.437, SLG: 0.551 (1, 9) X	0-0 HR 1B		0-0 F7		0-3 K		0-0 E5 1B SF8 1-2 2-3	0-0 1B 1-2 2-3	
Jim Lemon, R OBP: 0.332, SLG: 0.512 (1, 7) X Lenny Green, L OBP: 0.329, SLG: 0.380 (7, PR) (8, 8)	0-0 HR		0-0 F8 1-2		4-0 BB		0-0 SF8 BB 1B 1-3 2-H 3-H	0-0 F3	
Harmon Killebrew, R OBP: 0.369, SLG: 0.416 (1, 5) X	0-0 L5			0-0 HR 1B			4-0 G6-3 BB 1-2		
Earl Battey, R OBP: 0.333, SLG: 0.414 (1, 2) X		0-0 L8		0-0 F9		0-0 1-3	0-0 SF8 2-3 3-H		
Julio Becquer, L OBP: 0.266, SLG: 0.393 (1, 3) X		0-0 F7		0-0 F8		0-0 4-3	0-0 G6-3 1-2f		
Jose Valdivielso, R OBP: 0.286, SLG: 0.304 (1, 6) H		1-0 HBP		0-0 HR		0-0 1-4-3		4-0 1B BB BB	
Camilo Pascual, R OBP: 0.200, SLG: 0.250 (1, 1) X Don Lee, R OBP: 0.286, SLG: 0.091 (6, 1)		0-0 4-3		0-0 1B 2B		0-3 K		4-0 1B BB 1-2	

AB	R	H	RBI	BB	SO	LOB
3	1	2	1	2	0	2
4	1	0	0	1	1	5
5	2	2	0	0	1	3
3	1	2	4	1	0	1
1	0	0	0	0	0	3
3	1	1	0	1	0	1
3	0	0	1	0	0	2
4	0	0	0	0	0	3
2	1	1	2	1	0	0
2	1	1	0	0	0	1
1	0	0	0	1	1	0

BOTTOM	
AB	31
R	8
H	9
RBI	8
BB	7
SO	3
LOB	21
1B: 6	SF: 1
2B: 1	SAC: 0
3B: 0	DP: 2
HR: 2	HBP: 1
WP: 1	PA: 40
PB: 0	
SB: 0	
CS: 0	

Detroit Tigers @ Washington Senators
 Griffith Stadium, Washington, DC
 Sun Jun 12 1960, 3:33 AM EDT
 Unknown

livebaseballscorecards.com



INNING STATS															PITCHER																
R	H	E	K	S	R	H	E	K	S	R	H	E	K	S	IP	WLS	BF	H	R	ER	SO	BB	IBB	HBP	BLK	WP	HR	S	P	ERA	WHIP
2	2	0	4	8	0	0	0	3	4	0	0	0	0	7	4.0	L	20	6	5	5	0	2	2	1	0	0	1	5	26	11.25	2.000
0	0	0	0	0	0	0	0	0	0	0	0	0	0	0	1.0		4	0	0	0	1	1	0	0	0	0	0	5	9	0.00	1.000
0	0	0	0	0	0	0	0	0	0	0	0	0	0	0	1.0		7	2	3	2	1	1	0	0	0	0	0	8	12	18.00	3.000
0	0	0	0	0	0	0	0	0	0	0	0	0	0	0	1.0		3	0	0	0	0	1	0	0	0	0	0	2	6	0.00	1.000
0	0	0	0	0	0	0	0	0	0	0	0	0	0	0	1.0		6	1	0	0	1	2	0	0	0	0	0	6	14	0.00	3.000

PITCHER																
IP	WLS	BF	H	R	ER	SO	BB	IBB	HBP	BLK	WP	HR	S	P	ERA	WHIP
4.0	L	20	6	5	5	0	2	2	1	0	0	1	5	26	11.25	2.000
1.0		4	0	0	0	1	1	0	0	0	0	0	5	9	0.00	1.000
1.0		7	2	3	2	1	1	0	0	0	0	0	8	12	18.00	3.000
1.0		3	0	0	0	0	1	0	0	0	0	0	2	6	0.00	1.000
1.0		6	1	0	0	1	2	0	0	0	0	0	6	14	0.00	3.000

PITCHER																
IP	WLS	BF	H	R	ER	SO	BB	IBB	HBP	BLK	WP	HR	S	P	ERA	WHIP
4.0	L	20	6	5	5	0	2	2	1	0	0	1	5	26	11.25	2.000
1.0		4	0	0	0	1	1	0	0	0	0	0	5	9	0.00	1.000
1.0		7	2	3	2	1	1	0	0	0	0	0	8	12	18.00	3.000
1.0		3	0	0	0	0	1	0	0	0	0	0	2	6	0.00	1.000
1.0		6	1	0	0	1	2	0	0	0	0	0	6	14	0.00	3.000

Batter	1	2	3	4	5	6	7	8	9	AB R H RBI BB SO LOB	TOP																
Eddie Yost, R (1, 5) OBP: 0.436, SLG: 0.370 Rocky Bridges, R (8, PR) (8, 5)	0-0 S 1B	4-0 HR BB		4-0 BB 1-2 BB		4-0 BB G6-4-3 BB		4-0 BB E BB	0-0 F2	1 1 1 0 4 0 0 1 0 0 0 0 0 1																	
Frank Bolling, R (1, 4) OBP: 0.263, SLG: 0.333 Paul Foytack, R (8, PR) Tom Morgan, R (8, 1)	0-3 K 1-2	0-0 HR 1-H 2-H		0-0 F8		0-0 G6-4-3		0-0 E7 1-3		5 1 1 3 0 1 5 0 0 0 0 0 0 0 0 0 0 0 0 0 0																	
Charlie Maxwell, L (1, 7) OBP: 0.331, SLG: 0.453	4-0 L6-3 BB	0-0 F8			0-3 K			0-0 F8		4 0 1 0 1 1 3																	
Al Kaline, R (1, 8) OBP: 0.329, SLG: 0.381	0-0 L6-3 1-2			0-0 F3		0-0 L8		0-0 L9		5 0 0 0 0 0 6																	
Steve Bilko, R (1, 3) OBP: 0.243, SLG: 0.394		0-0 F9		0-0 F6		0-0 L5		0-0 F3		5 0 0 0 0 0 3																	
Rocky Colavito, R (1, 9) OBP: 0.339, SLG: 0.479		0-0 1B SF8 2B		0-0 6-3		4-0 1B BB 1B				4 4 3 2 1 0 0																	
Red Wilson, R (1, 2) OBP: 0.333, SLG: 0.277		0-0 2B 1B		0-0 F4		0-0 1B HR 1B		0-3 K		4 2 2 0 1 1 0																	
Chico Fernandez, R (1, 6) OBP: 0.354, SLG: 0.390		0-0 SF8		0-0 G3		0-0 HR 1B		0-0 HR		4 2 2 3 0 0 1																	
Frank Lary, R (1, 1) OBP: 0.250, SLG: 0.313 Casey Wise, S (8, 4) OBP: 0.167, SLG: 0.302		0-0 HR 2B		4-0 BB BB		0-0 HR		0-0 F3		3 2 2 4 1 0 0 1 0 0 0 0 1 1																	
Inning Stats	R: 0 E: 0 K: 1 S: 5	H: 1 LOB: 1 BB: 1 P: 9	R: 5 E: 0 K: 0 S: 7	H: 4 LOB: 0 BB: 1 P: 11	R: 0 E: 0 K: 0 S: 3	H: 0 LOB: 0 BB: 0 P: 3	R: 0 E: 0 K: 0 S: 3	H: 0 LOB: 2 BB: 2 P: 11	R: 0 E: 0 K: 1 S: 5	H: 0 LOB: 0 BB: 0 P: 5	R: 4 E: 0 K: 0 S: 6	H: 4 LOB: 1 BB: 2 P: 14	R: 2 E: 0 K: 1 S: 7	H: 2 LOB: 0 BB: 0 P: 7	R: 0 E: 1 K: 0 S: 4	H: 0 LOB: 3 BB: 1 P: 8	R: 1 E: 0 K: 1 S: 6	H: 1 LOB: 1 BB: 1 P: 10	1B: 5 2B: 2 3B: 0 HR: 5	SF: 1 SAC: 0 DP: 2 HBP: 0	WP: 0 PB: 0 SB: 1 CS: 0	PA: 46					
PITCHER	IP	WLS	BF	H	R	ER	SO	BB	IBB	HBP	BLK	WP	HR	S	P	ERA	WHIP										
Hal Woodeshick, L (1, 1) ERA: 5.04	1.2	L	10	4	4	4	1	2	0	0	0	0	0	10	18	21.60	3.600										
Jack Kralick, L (2, 1) ERA: 4.34	3.1		13	1	1	1	1	2	0	0	0	0	1	13	21	2.70	0.900										
Bill Fischer, R (6, 1) ERA: 4.95	0.0		5	3	4	4	0	2	0	0	0	0	1	3	11	∞	∞										
Jim Kaat, L (6, 1) ERA: 5.89	2.0		8	3	2	2	1	0	0	0	0	0	2	10	10	9.00	1.500										
Chuck Stobbs, L (8, 1) ERA: 2.54	2.0		10	1	1	1	1	2	0	0	0	0	1	10	18	4.50	1.500										

Detroit Tigers @ Washington Senators
Griffith Stadium, Washington, DC

Sun Jun 12 1960, 3:38 AM EDT
Att. 15,225 - Unknown

livebaseballscorecards.com

AB	37
R	12
H	12
RBI	12
BB	8
SO	4
LOB	20




Batter	1	2	3	4	5	6	7	8	9	AB	R	H	RBI	BB	SO	LOB
Billy Gardner, R (1, 4) OBP: 0.368, SLG: 0.405	0-3 K			0-0 F7		0-0 F9	0-3 K		0-0 6-3	5	0	0	0	0	2	1
Lenny Green, L (1, 8) OBP: 0.326, SLG: 0.373	0-0 G3			0-0 G3		0-0 6-3	0-0 FC5-4 1-3 1B			4	0	1	0	0	0	0
Bob Allison, R (1, 9) OBP: 0.434, SLG: 0.561 Chuck Stobbs, L (8, 1)	0-0 1-3			0-0 F4		0-0 HR	0-0 FC5-4 1-2f			4	1	1	1	0	0	2
Jim Lemon, R (1, 7) OBP: 0.340, SLG: 0.551		0-0 F2			0-0 HR	0-0 1B		0-0 HR		4	2	3	2	0	0	0
Julio Becquer, L (1, 3) OBP: 0.258, SLG: 0.381		0-0 F7			0-0 F5	0-3 K		0-3 K		4	0	0	0	0	2	1
Harmon Killebrew, R (1, 5) OBP: 0.375, SLG: 0.430 Reno Bertoia, R (8, PH) (9, 5)		0-0 L6			0-0 1B 1B		0-0 1B 2B	0-0 4-3		3	1	2	0	0	0	0
Hal Naragon, L (1, 2) OBP: 0.333, SLG: 0.200			0-0 L8		0-0 1B 1B		0-0 1B WP 1B	0-0 4-3		4	1	2	1	0	0	0
Jose Valdivielso, R (1, 6) OBP: 0.269, SLG: 0.283			0-0 F9		0-0 F4		0-0 F9		0-0 5-3	4	0	0	0	0	0	3
Hal Woodeshick, R (1, 1) OBP: 0.222, SLG: 0.125 Jack Kralick, L (2, 1) OBP: 0.333, SLG: 0.333 Faye Throneberry, L (5, PH) OBP: 0.316, SLG: 0.328 Bill Fischer, R (6, 1) OBP: 0.273, SLG: 0.111 Jim Kaat, L (6, 1) OBP: 0.143, SLG: 0.143 Dan Dobbek, L (7, PH) OBP: 0.302, SLG: 0.304 (8, 9)			0-0 F9		0-0 2-3		0-0 1B 2-H 1B		0-0 4-3	0	0	0	0	0	0	0

Inning Stats	R: 0	H: 0	E: 0	LOB: 0	K: 1	BB: 0	S: 5	P: 5	R: 0	H: 0	E: 0	LOB: 0	K: 0	BB: 0	S: 3	P: 3	R: 0	H: 0	E: 0	LOB: 0	K: 0	BB: 0	S: 3	P: 3	R: 1	H: 3	E: 0	LOB: 2	K: 0	BB: 0	S: 6	P: 6	R: 1	H: 2	E: 0	LOB: 1	K: 1	BB: 0	S: 7	P: 7	R: 2	H: 4	E: 0	LOB: 2	K: 1	BB: 0	S: 9	P: 9	R: 1	H: 1	E: 0	LOB: 0	K: 1	BB: 0	S: 6	P: 6	R: 0	H: 0	E: 0	LOB: 0	K: 0	BB: 0	S: 3	P: 3	1B: 6	SF: 0	2B: 1	SAC: 0	3B: 0	DP: 0	HR: 3	HBP: 0	WP: 1	PA: 37
Frank Lary, R (1, 1) ERA: 2.7	IP	WLS	BF	H	R	ER	SO	BB	IBB	HBP	BLK	WP	HR	S	P	ERA	WHIP																																																									
Tom Morgan, R (8, 1) ERA: 3.63	2.0	S	7	1	1	1	1	0	0	0	0	0	1	9	9	4.50	0.500																																																									

DETROIT TIGERS @ WASHINGTON SENATORS
Griffith Stadium, Washington, DC
 Sun Jun 12 1960, 3:38 AM EDT
 Att. 15,225 - Unknown

AB 37
R 5
H 10
RBI 5
BB 0
SO 4
LOB 9



Batter	1	2	3	4	5	6	7	8	9	AB R H RBI BB SO LOB	TOP									
Don Buddin, R (1, 6) OBP: 0.337, SLG: 0.367	0-3 K		0-3 K		4-0 BB		0-3 K			3 0 0 0 1 3 1	Boston Red Sox @ Detroit Tigers Briggs Stadium, Detroit, MI Tue Jun 14 1960, 4:33 AM EDT Att. 7,019 - Unknown									
Pete Runnels, L (1, 4) OBP: 0.449, SLG: 0.492	0-3 K			0-3 K	0-3 K			0-0 1-3		4 0 0 0 0 3 2										
Ted Williams, L (1, 7) OBP: 0.446, SLG: 0.714	4-0 BB			0-0 1B		0-0 HR		0-3 K		3 1 2 1 1 1 0										
Vic Wertz, L (1, 3) OBP: 0.319, SLG: 0.426	0-0 F7			0-0 L8		0-3 K		0-3 K		4 0 0 0 0 2 2										
Frank Malzone, R (1, 5) OBP: 0.308, SLG: 0.363		0-3 K		0-0 1B		0-0 6-3		0-0 P4		4 0 1 0 0 1 0										
Russ Nixon, L (1, 2) OBP: 0.298, SLG: 0.329		0-3 K		0-3 K		0-0 L8		0-0 6-3		3 0 0 0 0 2 2										
Rip Repulski, R (9, PH) OBP: 0.365, SLG: 0.488										1 0 0 0 0 0 0										
Gary Geiger, L (1, 9) OBP: 0.293, SLG: 0.319					0-0 SH2-3 1B		0-0 P6		0-0 6-3	3 0 1 0 0 0 0										
Ray Boone, R (9, PH) OBP: 0.297, SLG: 0.138										1 0 0 0 0 0 0										
Willie Tasby, R (1, 8) OBP: 0.317, SLG: 0.256			0-0 L8		0-0 SH2-3		0-3 K2-3			2 0 0 0 0 1 0										
Bill Monbouquette, R (1, 1) OBP: 0.192, SLG: 0.045			0-3 K		0-3 K		4-0 BB			2 0 0 0 1 2 1										
Inning Stats	R: 0 E: 0 K: 2 S: 7	H: 0 LOB: 1 BB: 1 P: 11	R: 0 E: 0 K: 2 S: 7	H: 0 LOB: 0 BB: 0 P: 7	R: 0 E: 0 K: 2 S: 7	H: 0 LOB: 0 BB: 0 P: 7	R: 0 E: 0 K: 2 S: 8	H: 2 LOB: 2 BB: 1 P: 12	R: 1 E: 0 K: 1 S: 6	H: 1 LOB: 0 BB: 0 P: 6	R: 0 E: 0 K: 2 S: 7	H: 0 LOB: 1 BB: 1 P: 11	R: 0 E: 0 K: 2 S: 7	H: 0 LOB: 0 BB: 0 P: 7	R: 0 E: 0 K: 0 S: 3	H: 0 LOB: 0 BB: 0 P: 3	1B: 3 2B: 0 3B: 0 HR: 1	SF: 0 SAC: 1 DP: 0 HBP: 0	WP: 0 PB: 0 SB: 0 CS: 0	PA: 34
PITCHER	IP WLS BF H R ER SO BB IBB HBP BLK WP HR S P ERA WHIP																			
Jim Bunning, R (1, 1) ERA: 2.57	7.0 W 28 4 1 1 13 3 0 0 0 0 1 51 63 1.29 1.000																			
Pete Burnside, L (8, 1) ERA: 2.79	2.0 S 6 0 0 0 2 0 0 0 0 0 0 0 10 10 0.00 0.000																			

livebaseballscorecards.com

AB	30
R	1
H	4
RBI	1
BB	3
SO	15
LOB	8



Batter	1	2	3	4	5	6	7	8	9
Eddie Yost, R OBP: 0.432, SLG: 0.367 (1, 5)	0-0 FC5-4 1B		0-3 K			0-0 6-3	0-3 K		
Frank Bolling, R OBP: 0.263, SLG: 0.331 (1, 4)	0-0 FC5-4 FC3-6 1-2f		0-0 P6			0-0 BB 1B		0-0 F9	
Charlie Maxwell, L OBP: 0.323, SLG: 0.441 (1, 7)	0-0 FC3-6 1B 1-2f		0-0 F5			0-3 K		0-3 K	
Steve Bilko, R OBP: 0.252, SLG: 0.393 (1, 3)	0-0 1-3 1B			0-0 P4		4-0 BB 1-2		0-0 F8	
Rocky Colavito, R OBP: 0.333, SLG: 0.470 (1, 9)	0-0 F7			0-0 F9		0-0 F8			
Al Kaline, R OBP: 0.329, SLG: 0.380 (1, 8)		0-0 1-3 1B		0-0 L6-3			0-0 L9		
Red Wilson, R OBP: 0.323, SLG: 0.267 (1, 2)		0-0 1-3 1-2			0-0 4-3		0-0 F7		
Chico Fernandez, R OBP: 0.354, SLG: 0.389 (1, 6)		0-0 F9			0-0 P6		0-0 HR 1B		
Jim Bunning, R OBP: 0.129, SLG: 0.161 (1, 1)		0-3 K			0-0 F7		0-0 HR 1-H		
Norm Cash, L OBP: 0.327, SLG: 0.454 (7, PH)									
Pete Burnside, R OBP: 0.375, SLG: 0.167 (8, 1)									


Inning Stats	R: 0	H: 2	E: 0	LOB: 2	K: 0	BB: 0	S: 5	P: 5
	R: 0	H: 1	E: 0	LOB: 1	K: 1	BB: 0	S: 6	P: 6
	R: 0	H: 0	E: 0	LOB: 0	K: 1	BB: 0	S: 5	P: 5
	R: 0	H: 0	E: 0	LOB: 0	K: 0	BB: 0	S: 3	P: 3
	R: 0	H: 0	E: 0	LOB: 0	K: 0	BB: 0	S: 3	P: 3
	R: 0	H: 1	E: 0	LOB: 2	K: 1	BB: 1	S: 6	P: 10
	R: 2	H: 2	E: 0	LOB: 0	K: 1	BB: 0	S: 7	P: 7
	R: 0	H: 0	E: 0	LOB: 0	K: 1	BB: 0	S: 5	P: 5

PITCHER	IP	WLS	BF	H	R	ER	SO	BB	IBB	HBP	BLK	WP	HR	S	P	ERA	WHIP
Bill Monbouquette, R ERA: 3.3 (1, 1)	8.0	L	31	6	2	2	5	1	0	0	0	0	1	40	44	2.25	0.875

BOTTOM

Boston Red Sox @ Detroit Tigers
 Briggs Stadium, Detroit, MI
 Tue Jun 14 1960, 4:33 AM EDT
 Att. 7,019 - Unknown

AB	30
R	2
H	6
RBI	2
BB	1
SO	5
LOB	10



WP	PA
0	31

Batter	1	2	3	4	5	6	7	8	9	10	AB R H RBI BB SO LOB	TOP												
Don Buddin, R (1, 6) OBP: 0.333, SLG: 0.362	0-0 F5			0-0 P5		0-0 FC1-6 1B	0-0 6-3		0-0 L8		5 0 1 0 0 0 3	<p>Boston Red Sox @ Detroit Tigers Briggs Stadium, Detroit, MI Wed Jun 15 1960, 4:33 AM EDT Att: 6,018 - Unknown</p>												
Pete Runnels, L (1, 4) OBP: 0.448, SLG: 0.487	0-3 K			4-0 G4-6-3 BB		0-0 FC1-6 2B		0-0 6-3		0-0 1B 1B	4 2 1 0 1 1 1													
Ted Williams, L (1, 7) OBP: 0.443, SLG: 0.679	0-0 3-1			0-0 G4-6-3		0-0 P5		4-0 G1-4-3 BB		0-0 G6-4-3 1B 1-3 1B	4 0 1 0 1 0 2 0 0 0 0 0 0 0													
Rip Repulski, R (10, PR) OBP: 0.365, SLG: 0.488																								
Frank Malzone, R (1, 5) OBP: 0.316, SLG: 0.375				0-0 L7		0-0 SH3-4 1B		0-0 G1-4-3		0-0 G6-4-3 1B	5 1 3 2 0 0 1													
Ray Boone, R (1, 3) OBP: 0.310, SLG: 0.265				0-0 6-3		0-0 SH3-4 1B				0-0 G6-4-3	5 1 2 2 0 0 2													
Willie Tasby, R (1, 8) OBP: 0.324, SLG: 0.266				0-0 L7		0-0 SH3-4 1B				0-0 6-3	4 0 2 0 0 0 2													
Carroll Hardy, R (1, 9) OBP: 0.174, SLG: 0.143						0-0 K				4-0 G3 BB	3 0 0 0 0 1 3													
Vic Wertz, L (9, PH) OBP: 0.324, SLG: 0.426				0-0 E6		0-0 FC5-4				0-0 G3	0 0 0 0 1 0 0													
Lou Clinton, R (9, PR) OBP: 0.306, SLG: 0.386										1-2 BB	0 0 0 0 0 0 0													
Mike Fornieles, R (9, 1) OBP: 0.333, SLG: 0.333											0 0 0 0 0 0 0													
Ed Sadowski, R (1, 2) OBP: 0.293, SLG: 0.368				0-0 P5		4-0 IBB		0-0 5-3		0-0 G3	2 0 0 0 1 0 1													
Gary Geiger, L (9, PH) OBP: 0.290, SLG: 0.316										1-2 2-3 IBB	1 0 0 0 0 0 2													
Tom Brewer, R (1, 1) OBP: 0.280, SLG: 0.292				0-0 G5-4-3		0-0 F7		0-0 P4		4-0 IBB	3 0 0 0 0 0 4													
Dave Hillman, R (7, 1) OBP: 0.305, SLG: 0.329											0 0 0 0 0 0 0													
Russ Nixon, L (9, PH) OBP: 0.305, SLG: 0.329											0 0 0 0 1 0 0													
Inning Stats	R: 0 E: 0 K: 1 S: 5	H: 0 LOB: 0 BB: 0 P: 5	R: 0 E: 0 K: 0 S: 3	H: 0 LOB: 0 BB: 0 P: 3	R: 0 E: 1 K: 0 S: 3	H: 0 LOB: 0 BB: 0 P: 3	R: 0 E: 0 K: 0 S: 2	H: 0 LOB: 0 BB: 1 P: 6	R: 0 E: 0 K: 1 S: 7	H: 2 LOB: 3 BB: 1 P: 11	R: 3 E: 0 K: 0 S: 7	H: 4 LOB: 1 BB: 0 P: 7	R: 0 E: 0 K: 0 S: 3	H: 0 LOB: 0 BB: 0 P: 3	R: 0 E: 0 K: 0 S: 2	H: 0 LOB: 0 BB: 1 P: 6	R: 0 E: 0 K: 0 S: 4	H: 1 LOB: 3 BB: 2 P: 12	R: 1 E: 0 K: 0 S: 5	H: 3 LOB: 2 BB: 0 P: 5	1B: 8 2B: 1 3B: 0 HR: 1	SF: 0 SAC: 1 DP: 4 HBP: 0	WP: 0 PB: 0 SB: 0 CS: 0	PA: 42
PITCHER	IP WLS BF H R ER SO BB IBB HBP BLK WP HR S P ERA WHIP																							
Don Mossi, L (1, 1) ERA: 3.78	7.0																							
Ray Semproch, R (8, 1) ERA: 4.76	1.1																							
Tom Morgan, R (9, 1) ERA: 3.79	1.2	L																						

AB	36
R	4
H	10
RBI	4
BB	5
SO	2
LOB	21



BOTTOM

Boston Red Sox @ Detroit Tigers
Briggs Stadium, Detroit, MI
Thu Jun 16 1960, 4:33 AM EDT
Att. 6,018 - Unknown

livebaseballscorecards.com

AB 37
R 6
H 11
RBI 5
BB 8
SO 6
LOB 17



WP: 0 PA: 47
PB: 0
SB: 0
CS: 0

AB R H RBI BB SO LOB

4 0 2 1 1 0 0

6 0 3 2 0 1 1

2 0 0 0 3 1 2

4 0 1 0 1 1 4

5 0 1 0 0 0 6

5 2 2 0 0 0 2

4 1 0 0 1 1 2

3 1 0 0 1 0 0

1 1 1 2 0 0 0
0 0 0 0 1 0 0
2 0 0 0 0 2 0
0 0 0 0 0 0 0
1 1 1 0 0 0 0

1B: 9 SF: 1
2B: 2 SAC: 1
3B: 0 DP: 0
HR: 0 HBP: 0

Batter	1	2	3	4	5	6	7	8	9	10
Eddie Yost, R OBP: 0.436, SLG: 0.373 (1, 5)	F8	E BB	SF8		2B			F8		1B
Frank Bolling, R OBP: 0.272, SLG: 0.337 (1, 4)	K	E7 1B	F9		F9			F7		1B
Charlie Maxwell, L OBP: 0.339, SLG: 0.432 (1, 7)	BB	IBB	FC5		K			FC6-4 BB		
Steve Bilko, R OBP: 0.271, SLG: 0.395 (1, 3)	BB	F9		2B	K			FC6-4		
Rocky Colavito, R OBP: 0.322, SLG: 0.449 (1, 9)	F8	P3		P1	1B			P5		
Lou Berberet, L OBP: 0.310, SLG: 0.266 (1, 2)		SH1-3 BB 1B	BB SF8 1B	4-3	G3			F8		
Al Kaline, R OBP: 0.318, SLG: 0.363 (1, 8)		SH1-3 BB 1B	L8	L7			K	L9		
Chico Fernandez, R OBP: 0.349, SLG: 0.379 (1, 6)		SH1-3	BB 1B		F2		F2	F5		
Paul Foytack, R OBP: 0.357, SLG: 0.385 (1, 1)		BB 1B	FC5 1B		K		K	1B		
Neil Chrisley, L OBP: 0.325, SLG: 0.442 (3, PH)										
Hank Aguirre, R (4, 1)										
Dave Sisler, R (9, 1)										
Sandy Amoros, L OBP: 0.294, SLG: 0.300 (10, PH)										

Inning Stats	R: 0	H: 0	E: 0	K: 1	S: 5	P: 13	R: 3	H: 3	E: 1	K: 0	S: 6	P: 18	R: 2	H: 2	E: 0	K: 0	S: 5	R: 0	H: 1	E: 0	K: 1	S: 6	P: 6	R: 0	H: 1	E: 0	K: 2	S: 7	P: 7	R: 0	H: 0	E: 0	K: 0	S: 3	P: 7	R: 0	H: 0	E: 0	K: 0	S: 3	P: 3	R: 1	H: 3	E: 0	K: 0	S: 4	P: 4	1B: 9	SF: 1	2B: 2	SAC: 1	3B: 0	DP: 0	HR: 0	HBP: 0	WP: 0	PA: 47
--------------	------	------	------	------	------	-------	------	------	------	------	------	-------	------	------	------	------	------	------	------	------	------	------	------	------	------	------	------	------	------	------	------	------	------	------	------	------	------	------	------	------	------	------	------	------	------	------	------	-------	-------	-------	--------	-------	-------	-------	--------	-------	--------

PITCHER	IP	WLS	BF	H	R	ER	SO	BB	IBB	HBP	BLK	WP	HR	S	P	ERA	WHIP
Jerry Casale, R ERA: 5.72 (1, 1)	1.1		12	3	3	3	1	4	1	0	0	0	0	9	29	20.25	5.250
Tom Sturdivant, R ERA: 5.26 (2, 1)	1.1		8	2	2	2	0	2	0	0	0	0	0	6	14	13.50	3.000
Tom Borland, L ERA: 3.66 (3, 1)	4.1		16	3	0	0	5	0	0	0	0	0	0	26	26	0.00	0.692
Mike Fornieles, R ERA: 2.38 (8, 1)	2.0		7	0	0	0	0	1	0	0	0	0	0	6	10	0.00	0.500
Dave Hillman, R ERA: 3.64 (10, 1)	0.1	L	4	3	1	1	0	0	0	0	0	0	0	4	4	27.00	9.000

Batter	1	2	3	4	5	6	7	8	9	AB R H RBI BB SO LOB	TOP	
Mary Breeding, R (1, 4) OBP: 0.341, SLG: 0.356	4-0 BB S BB	0-0 FC6-4 1-2f			0-3 K		0-0 1B 2B		0-0 F5	4 1 1 0 1 1 2		
Al Pilarcik, L (1, 9) OBP: 0.312, SLG: 0.363	0-0 P4 1-2		0-0 G4-6-3 1B		0-0 F9		4-0 1B BB		0-3 K	4 0 1 0 1 1 2		
Gene Woodling, L (1, 7) OBP: 0.429, SLG: 0.385	0-0 F5		0-0 G4-6-3 1-2f		0-0 4-3		0-0 F9		0-0 G3	5 0 0 0 0 0 5 0 0 0 0 0 0 0		
Jackie Brandt, R (9, 8) OBP: 0.380, SLG: 0.475												
Jim Gentile, L (1, 3) OBP: 0.468, SLG: 0.564	1-0 BB HBP		0-3 K		0-0 E 1B		0-0 1-3 2-H 1B			3 0 2 1 0 1 0 0 0 0 0 0 0 0		
Gordon Jones, R (7, 1) OBP: 0.667, SLG: 0.667												
Clint Courtney, L (1, 2) OBP: 0.319, SLG: 0.228	4-0 1-2 2-3 BB			0-3 K		0-0 E3 G4-6-3 1-2		0-0 F3		3 0 0 0 1 1 3		
Ron Hansen, R (1, 6) OBP: 0.343, SLG: 0.450	0-0 L8			0-3 K		0-0 G4-6-3 1-2f		0-3 K		4 0 0 0 0 2 5		
Brooks Robinson, R (1, 5) OBP: 0.320, SLG: 0.384		0-0 6-3		0-0 1B			0-0 HR 3B	0-0 F9		4 1 2 0 0 0 0		
Jim Busby, R (1, 8) OBP: 0.529, SLG: 0.643			0-3 K		0-0 6-3			0-0 G3		2 0 0 0 0 1 1		
Bob Boyd, L (7, PH) OBP: 0.308, SLG: 0.359								0-0 F9		2 0 0 0 0 0 1		
Jerry Walker, S (1, 1) OBP: 0.222, SLG: 0.176		4-0 FC6-4 BB			0-0 5-3		0-0 3-H HR		0-0 1B	1 0 0 0 1 0 0 2 1 2 2 0 0 0		
Gene Stephens, L (7, PH) OBP: 0.312, SLG: 0.339												
Inning Stats	R: 0 E: 0 K: 0 S: 3 H: 0 LOB: 3 BB: 2 P: 12	R: 0 E: 0 K: 1 S: 5 H: 0 LOB: 1 BB: 1 P: 9	R: 0 E: 0 K: 1 S: 5 H: 1 LOB: 0 BB: 0 P: 5	R: 0 E: 0 K: 2 S: 8 H: 1 LOB: 1 BB: 0 P: 8	R: 0 E: 0 K: 1 S: 5 H: 0 LOB: 0 BB: 0 P: 5	R: 0 E: 1 K: 0 S: 4 H: 1 LOB: 1 BB: 0 P: 4	R: 3 E: 0 K: 0 S: 7 H: 4 LOB: 2 BB: 1 P: 11	R: 0 E: 0 K: 1 S: 5 H: 0 LOB: 0 BB: 0 P: 5	R: 0 E: 0 K: 1 S: 6 H: 1 LOB: 1 BB: 0 P: 6	1B: 5 2B: 1 3B: 1 HR: 1 SF: 0 SAC: 0 DP: 2 HBP: 1	WP: 0 PB: 0 SB: 1 CS: 0 PA: 39	
PITCHER	IP WLS BF H R ER SO BB IBB HBP BLK WP HR S P ERA WHIP											
Frank Lary, R (1, 1) ERA: 2.79	6.2 L 31 7 3 3 5 4 0 1 0 0 1 36 53 4.05 1.650											
Ray Semproch, R (7, 1) ERA: 4.7	0.1 1 0 0 0 0 0 0 0 0 0 0 1 1 0.00 0.000											
Tom Morgan, R (8, 1) ERA: 3.43	2.0 7 1 0 0 2 0 0 0 0 0 0 11 11 0.00 0.500											

Baltimore Orioles @ Detroit Tigers
 Briggs Stadium, Detroit, MI
 Fri Jun 17 1960, 7:05 PM EDT
 Att. 29,079 - Unknown

livebaseballscorecards.com

AB 34
R 3
H 8
RBI 3
BB 4
SO 7
LOB 19



Batter	1	2	3	4	5	6	7	8	9	AB R H RBI BB SO LOB	TOP																	
Mary Breeding, R OBP: 0.342, SLG: 0.357 (1, 4) X	0-0 F7		0-0 F8		0-0 1B	0-3 K2-3			0-0 G6-4-3 1B	5 1 2 1 0 1 1																		
Jim Busby, R OBP: 0.524, SLG: 0.667 (1, 8) X	0-0 6-3		0-0 2B		0-0 2-H 1B		0-0 P4		0-0 G6-4-3 1-2f	4 0 2 1 0 0 0																		
Ron Hansen, R OBP: 0.345, SLG: 0.460 (1, 6) X	0-0 HR		0-0 F9		4-0 FC5 1-2 BB		0-0 F2		0-0 P4	4 1 1 1 1 0 1																		
Gus Triandos, R OBP: 0.321, SLG: 0.278 (1, 2) X	0-0 F8		0-0 G3		0-0 F8		4-0 BB BB			3 0 0 0 1 0 3																		
Walt Dropo, R OBP: 0.314, SLG: 0.355 Jim Gentile, L OBP: 0.474, SLG: 0.564 (5, PH) (5, 3)		4-0 FC5 1B BB		0-0 6-3	4-0 1-2 2-3 BB		4-0 1-2 BB			1 0 0 0 1 0 0 0 0 0 0 2 0 0																		
Brooks Robinson, R OBP: 0.314, SLG: 0.377 (1, 5) X		0-0 P4		0-3 K	0-0 FC5 2-3f		0-3 K			4 0 0 0 0 2 6																		
Jackie Brandt, R OBP: 0.379, SLG: 0.472 Gene Woodling, L OBP: 0.427, SLG: 0.383 (8, PH) (8, 7)		0-0 1-2 1B		0-0 5-3		0-0 4-3		0-0 F7		3 0 1 0 0 0 0 1 0 0 0 0 0 0																		
Dave Nicholson, R OBP: 0.250, SLG: 0.154 Bob Boyd, L OBP: 0.300, SLG: 0.350 Al Pilarcik, L OBP: 0.312, SLG: 0.363 (8, 9)		0-0 P4		4-0 SH1-4 1B BB		0-0 3B		0-0 L6		2 1 1 0 1 0 2 1 0 0 0 0 0 0 0 0 0 0 0 0 0																		
Chuck Estrada, R OBP: 0.143, SLG: 0.238 Billy Hoelt, L Hal Brown, R OBP: 0.318, SLG: 0.263 Gene Stephens, L OBP: 0.310, SLG: 0.336 Clint Courtney, L OBP: 0.316, SLG: 0.226 (9, PH)		0-0 FC5 2-3f		0-0 SH1-4 1-2		0-0 4-3		0-0 F9		2 0 0 0 0 0 3 0 0 0 0 0 0 0 0 0 0 0 0 0 0 1 0 0 0 0 0 0 1 0 0 0 0 0 1																		
Inning Stats	R: 1 E: 0 K: 0 S: 4	H: 1 LOB: 0 BB: 0 P: 4	R: 0 E: 0 K: 0 S: 4	H: 1 LOB: 2 BB: 1 P: 8	R: 0 E: 0 K: 0 S: 4	H: 1 LOB: 1 BB: 0 P: 4	R: 0 E: 0 K: 1 S: 5	H: 0 LOB: 0 BB: 0 P: 5	R: 2 E: 0 K: 0 S: 5	H: 2 LOB: 3 BB: 3 P: 17	R: 0 E: 0 K: 1 S: 6	H: 1 LOB: 1 BB: 0 P: 6	R: 0 E: 0 K: 1 S: 5	H: 0 LOB: 2 BB: 2 P: 13	R: 0 E: 0 K: 0 S: 3	H: 0 LOB: 0 BB: 0 P: 3	R: 0 E: 0 K: 0 S: 3	H: 1 LOB: 0 BB: 0 P: 3	1B: 4 2B: 1 3B: 1 HR: 1	SF: 0 SAC: 1 DP: 1 HBP: 0	WP: 0 PB: 0 SB: 0 CS: 0	PA: 39						
PITCHER	IP WLS BF H R ER SO BB IBB HBP BLK WP HR S P ERA WHIP																											
Pete Burnside, L ERA: 3.14 (1, 1)	4.1		21	5	3	3	1	3	0	0	0	0	0	1	20	32	6.23	1.846										
Bob Bruce, R ERA: 3.74 (5, 1)	0.2		3	0	0	0	0	1	0	0	0	0	0	2	6	0.00	1.500											
Ray Semproch, R ERA: 4.0 (6, 1)	4.0	W	15	2	0	0	2	2	0	0	0	0	0	17	25	0.00	1.000											

Baltimore Orioles @ Detroit Tigers
 Briggs Stadium, Detroit, MI
 Sat Jun 18 1960, 4:33 AM EDT
 Att. 16,274 - Unknown

livebaseballscorecards.com

AB	32
R	3
H	7
RBI	3
BB	6
SO	3
LOB	17



Batter	1	2	3	4	5	6	7	8	9
Eddie Yost, R (1, 5) OBP: 0.434, SLG: 0.366	0-3 K		0-0 P6			4-0 HR BB	4-0 BB		
Casey Wise, S (1, 6) OBP: 0.186, SLG: 0.333 Norm Cash, L (7, PH) OBP: 0.330, SLG: 0.449 Rocky Bridges, R (8, 6)	0-0 F7			0-0 4-3		4-0 HR BB	0-3 K		
Charlie Maxwell, L (1, 7) OBP: 0.341, SLG: 0.468	0-0 HR			0-0 F3		0-0 HR 1-H 2-H	0-0 F9		
Steve Bilko, R (1, 3) OBP: 0.270, SLG: 0.405	0-0 P6			0-0 4-3		0-0 5-3		0-0 HR	
Sandy Amoros, L (1, 8) OBP: 0.286, SLG: 0.250		0-0 F9			0-0 4-3	0-0 L3		0-3 K	
Lou Berberet, L (1, 2) OBP: 0.306, SLG: 0.265		0-3 K			0-0 FC6-4 1B	0-3 K		0-0 F8	
Rocky Colavito, R (1, 9) OBP: 0.319, SLG: 0.436		0-0 F9			0-0 FC6-4 1B		4-0 BB BB	0-0 F8	
Frank Bolling, R (1, 4) OBP: 0.273, SLG: 0.327			0-0 5-3		0-0 FC6-4		4-0 BB BB		
Pete Burnside, R (1, 1) OBP: 0.333, SLG: 0.143 Bob Bruce, R (5, 1) OBP: 0.800, SLG: 0.667 Neil Chrisley, L (5, PH) OBP: 0.319, SLG: 0.434 Ray Semproch, R (6, 1)			0-3 K		0-0 4-3		0-3 K		

Inning Stats	R: 1	H: 1	E: 0	K: 1	S: 6	LOB: 0	BB: 0	P: 6	R: 0	H: 0	E: 0	K: 1	S: 5	LOB: 0	BB: 0	P: 5	R: 0	H: 0	E: 0	K: 1	S: 5	LOB: 0	BB: 0	P: 5	R: 0	H: 2	E: 0	K: 0	S: 5	LOB: 2	BB: 0	P: 5	R: 3	H: 1	E: 0	K: 1	S: 6	LOB: 0	BB: 2	P: 14	R: 0	H: 0	E: 0	K: 2	S: 7	LOB: 3	BB: 3	P: 19	R: 1	H: 1	E: 0	K: 1	S: 6	LOB: 0	BB: 0	P: 6
--------------	------	------	------	------	------	--------	-------	------	------	------	------	------	------	--------	-------	------	------	------	------	------	------	--------	-------	------	------	------	------	------	------	--------	-------	------	------	------	------	------	------	--------	-------	-------	------	------	------	------	------	--------	-------	-------	------	------	------	------	------	--------	-------	------


PITCHER																	PITCHER																
IP	WLS	BF	H	R	ER	SO	BB	IBB	HBP	BLK	WP	HR	S	P	ERA	WHIP	IP	WLS	BF	H	R	ER	SO	BB	IBB	HBP	BLK	WP	HR	S	P	ERA	WHIP
5.0		20	3	3	3	3	2	0	0	0	0	1	24	32	5.40	1.000	5.0		20	3	3	3	3	2	0	0	0	0	1	6	14	9.00	3.000
1.0	L	6	1	1	1	1	2	0	0	0	0	1	6	14	9.00	3.000	1.0		6	1	1	1	1	2	0	0	0	0	1	6	14	9.00	3.000
2.0		8	1	1	1	3	1	0	0	0	0	1	13	17	4.50	1.000	2.0		8	1	1	1	3	1	0	0	0	0	1	13	17	4.50	1.000

BOTTOM

Baltimore Orioles @ Detroit Tigers
Briggs Stadium, Detroit, MI
Sat Jun 18 1960, 4:33 AM EDT
Att. 16,274 - Unknown

AB	R	H	RBI	BB	SO	LOB
2	1	0	0	2	1	0
2	1	0	0	1	0	0
1	0	0	0	0	1	3
0	0	0	0	0	0	0
4	2	2	4	0	0	3
4	1	1	1	0	0	0
4	0	0	0	0	1	0
4	0	1	0	0	2	0
3	0	1	0	1	0	0
2	0	0	0	1	0	2
1	0	0	0	0	1	0
0	0	0	0	0	0	0
1	0	0	0	0	0	2
1	0	0	0	0	1	2

AB	29
R	5
H	5
RBI	5
BB	5
SO	7
LOB	12



WP	PA
0	34

livebaseballscorecards.com

Batter	1	2	3	4	5	6	7	8	9	AB	R	H	RBI	BB	SO	LOB
Eddie Yost, R OBP: 0.427, SLG: 0.359 (1, 5) X	0-0 E1		0-3 K		0-0 G1-6-3		0-3 K			4	0	0	0	0	2	2
Casey Wise, S OBP: 0.190, SLG: 0.317 (1, 6) S S S	0-3 K			0-0 1-3		4-0 CI BB		0-0 4-3		3	0	0	0	1	1	1
Charlie Maxwell, L OBP: 0.333, SLG: 0.456 (1, 7) S S S	0-3 K			0-0 G3		0-0 F8		0-0 F9		4	0	0	0	0	1	2
Steve Bilko, R OBP: 0.271, SLG: 0.398 (1, 3) X	0-0 F7			4-0 PB CI BB		0-1 CI		0-0 6-3		2	0	0	0	1	0	1
Sandy Amoros, L OBP: 0.267, SLG: 0.231 (1, 8) X		0-0 4-3		0-1 CI PB		0-0 F9			0-0 4-3	3	0	0	0	0	0	2
Red Wilson, R OBP: 0.324, SLG: 0.261 (1, 2) X		0-0 6-3		4-0 BB BB BB		0-0 5-3			4-0 BB BB BB	2	0	0	0	1	0	2
Norm Cash, L OBP: 0.336, SLG: 0.449 (9, PH)				1-2 2-3 BB						0	0	0	0	1	0	0
Rocky Colavito, R OBP: 0.318, SLG: 0.429 (1, 9) X		0-0 5-3		0-3 K					4-0 BB BB BB	3	0	0	0	1	1	3
Johnny Groth, R OBP: 0.300, SLG: 0.222 (9, PR)									1-2 BB	0	0	0	0	0	0	0
Frank Bolling, R OBP: 0.272, SLG: 0.326 (1, 4) X			0-0 P6		0-0 G3		0-0 S 1B		0-0 FC6-4	4	0	1	0	0	0	2
Jim Bunning, R OBP: 0.152, SLG: 0.182 (1, 1) X			0-0 4-3		0-0 G1-6-3 1B				0-0 FC6-4	2	0	1	0	0	0	0
Neil Chrisley, L OBP: 0.317, SLG: 0.430 (7, PH) X									1-2 BB	1	0	0	0	0	1	1
Tom Morgan, R (8, 1) X										0	0	0	0	0	0	0
Lou Berberet, L OBP: 0.303, SLG: 0.262 (9, PH) X									0-0 4-3	1	0	0	0	0	0	2


Inning Stats	R: 0	H: 0	E: 1	K: 2	S: 8	LOB: 1	BB: 0	P: 8
	R: 0	H: 0	E: 0	K: 0	S: 3	LOB: 0	BB: 0	P: 3
	R: 0	H: 0	E: 0	K: 1	S: 5	LOB: 0	BB: 0	P: 5
	R: 0	H: 0	E: 1	K: 1	S: 6	LOB: 3	BB: 2	P: 14
	R: 0	H: 1	E: 0	K: 0	S: 3	LOB: 0	BB: 0	P: 3
	R: 0	H: 0	E: 1	K: 0	S: 4	LOB: 2	BB: 1	P: 8
	R: 0	H: 1	E: 0	K: 2	S: 8	LOB: 1	BB: 0	P: 8
	R: 0	H: 0	E: 0	K: 0	S: 3	LOB: 0	BB: 0	P: 3
	R: 0	H: 0	E: 0	K: 0	S: 3	LOB: 2	BB: 2	P: 11
	1B: 2	2B: 0	3B: 0	HR: 0	SF: 0	SAC: 0	DP: 1	HBP: 0

PITCHER	IP	WLS	BF	H	R	ER	SO	BB	IBB	HBP	BLK	WP	HR	S	P	ERA	WHIP
Hoyt Wilhelm, R ERA: 4.14 (1, 1)	9.0	W	36	2	0	0	6	5	0	0	0	0	0	43	63	0.00	0.778

BOTTOM

Baltimore Orioles @ Detroit Tigers
Briggs Stadium, Detroit, MI
Sun Jun 19 1960, 4:33 AM EDT
Unknown

AB	29
R	0
H	2
RBI	0
BB	5
SO	6
LOB	18



WP	PA
0	36

Batter	1	2	3	4	5	6	7	8	9	AB R H RBI BB SO LOB	TOP	
Mary Breeding, R (1, 4) OBP: 0.336, SLG: 0.347	4-0 BB G5-4-3		0-0 1-3			0-0 P6		0-0 P5		3 0 0 0 1 0 0		
Jim Busby, R (1, 8) OBP: 0.440, SLG: 0.545	0-0 G5-4-3 1-2f		0-0 F9			0-0 1-3		0-0 P6		4 0 0 0 0 0 1		
Ron Hansen, R (1, 6) OBP: 0.341, SLG: 0.466	0-3 K				0-0 F7		0-0 1B		0-0 F7	4 0 1 0 0 1 0		
Walt Dropo, R (1, 3) OBP: 0.351, SLG: 0.385 Gene Stephens, L (9, PR) OBP: 0.308, SLG: 0.341 (9, 7)		0-0 G6-4-3 1B			0-0 1B		0-0 1B		4-0 1B SF7 BB	3 0 3 0 1 0 0 0 1 0 0 0 0 0		
Gus Triandos, R (1, 2) OBP: 0.318, SLG: 0.276		0-0 G6-4-3 1-2f			0-0 F7		0-0 P6		0-0 1B	4 0 1 0 0 0 4		
Brooks Robinson, R (1, 5) OBP: 0.316, SLG: 0.376		4-0 1B BB			0-0 F9		0-3 K		0-0 SF7	2 0 0 1 1 1 1		
Jackie Brandt, R (1, 9) OBP: 0.377, SLG: 0.467		0-0 1-3 1B			0-0 6-3		0-0 6-3		0-0 F9	4 0 1 0 0 0 1		
Dave Nicholson, R (1, 7) OBP: 0.229, SLG: 0.138 Jim Gentile, L (9, 3) OBP: 0.469, SLG: 0.577		0-3 K			0-0 F8		0-3 K			3 0 0 0 0 2 2 0 0 0 0 0 0 0		
Milt Pappas, R (1, 1)			0-3 K		0-0 F8			0-0 6-3		3 0 0 0 0 1 0		
Inning Stats	R: 0 E: 0 K: 1 S: 4 H: 0 LOB: 0 BB: 1 P: 8	R: 0 E: 0 K: 1 S: 6 H: 2 LOB: 2 BB: 1 P: 10	R: 0 E: 0 K: 1 S: 5 H: 0 LOB: 0 BB: 0 P: 5	R: 0 E: 0 K: 0 S: 4 H: 1 LOB: 1 BB: 0 P: 4	R: 0 E: 0 K: 0 S: 3 H: 0 LOB: 0 BB: 0 P: 3	R: 0 E: 0 K: 0 S: 5 H: 2 LOB: 2 BB: 0 P: 5	R: 0 E: 0 K: 2 S: 7 H: 0 LOB: 0 BB: 0 P: 7	R: 0 E: 0 K: 0 S: 3 H: 0 LOB: 0 BB: 0 P: 3	R: 1 E: 0 K: 0 S: 4 H: 1 LOB: 1 BB: 1 P: 8	1B: 6 2B: 0 3B: 0 HR: 0 SF: 1 SAC: 0 DP: 2 HBP: 0	WP: 0 PB: 0 SB: 0 CS: 0 PA: 34	
PITCHER Don Mossi, L (1, 1) ERA: 3.51	IP 9.0 WLS L BF 34 H 6 R 1 ER 1 SO 5 BB 3 IBB 0 HBP 0 BLK 0 WP 0 HR 0 S 41 P 53 ERA 1.00 WHIP 1.000											PITCHER IP WLS BF H R ER SO BB IBB HBP BLK WP HR S P ERA WHIP

Baltimore Orioles @ Detroit Tigers
 Briggs Stadium, Detroit, MI
 Sun Jun 19 1960, 4:38 AM EDT
 Att. 38,109 - Unknown

livebaseballscorecards.com

AB	30
R	1
H	6
RBI	1
BB	3
SO	5
LOB	9




Batter	1	2	3	4	5	6	7	8	9	AB	R	H	RBI	BB	SO	LOB
Eddie Yost, R OBP: 0.428, SLG: 0.355 (1, 5) BB	4-0 BB		4-0 1B BB		0-0 FC1-6 BB 1-2f		0-3 K2-3			2	0	0	0	2	1	1
Neil Chrisley, L OBP: 0.315, SLG: 0.423 (1, 9) SS	0-3 K		0-0 1-3 BB 1B		0-0 F7		0-3 K			4	0	1	0	0	2	2
Charlie Maxwell, L OBP: 0.332, SLG: 0.448 (1, 7) X	0-0 L8		0-3 K		4-0 1-2 BB		0-3 K			3	0	0	0	1	2	3
Steve Bilko, R OBP: 0.278, SLG: 0.392 (1, 3) X	0-0 P6		4-0 1-2 BB		0-0 F8		4-0 FC3-6 BB			2	0	0	0	2	0	3
Sandy Amoroy, L OBP: 0.245, SLG: 0.209 (1, 8) X		0-0 F8	0-3 K		0-0 4-3		0-0 FC3-6 1-2f			4	0	0	0	0	1	4
Lou Berberet, L OBP: 0.294, SLG: 0.252 (1, 2) X		0-0 6-3		0-0 F7		0-0 F7		0-0 4-3		4	0	0	0	0	0	1
Frank Bolling, R OBP: 0.277, SLG: 0.326 (1, 4) X		0-0 1B		0-3 K		4-0 S BB			0-0 P6	3	0	1	0	1	1	0
Casey Wise, S OBP: 0.182, SLG: 0.302 (1, 6) Norm Cash, L (9, PH) OBP: 0.333, SLG: 0.444		0-0 6-3		0-0 4-3		0-3 K			0-0 4-3	3	0	0	0	0	1	2
Don Mossi, L OBP: 0.185, SLG: 0.083 (1, 1) Al Kaline, R (9, PH) OBP: 0.317, SLG: 0.361			0-0 5-3		0-0 FC1-6 1B		0-0 F8		0-0 L5-3	1	0	0	0	0	0	0

Inning Stats	R: 0 E: 0 K: 1 S: 5	H: 0 LOB: 1 BB: 1 P: 9	R: 0 E: 0 K: 0 S: 4	H: 1 LOB: 1 BB: 0 P: 4	R: 0 E: 0 K: 2 S: 8	H: 1 LOB: 3 BB: 2 P: 16	R: 0 E: 0 K: 1 S: 5	H: 0 LOB: 0 BB: 0 P: 5	R: 0 E: 0 K: 0 S: 4	H: 1 LOB: 2 BB: 1 P: 8	R: 0 E: 0 K: 1 S: 5	H: 0 LOB: 1 BB: 1 P: 9	R: 0 E: 0 K: 2 S: 7	H: 0 LOB: 0 BB: 0 P: 7	R: 0 E: 0 K: 1 S: 5	H: 0 LOB: 1 BB: 1 P: 9	R: 0 E: 0 K: 0 S: 3	H: 0 LOB: 0 BB: 0 P: 3	1B: 3 2B: 0 3B: 0 HR: 0	SF: 0 SAC: 0 DP: 0 HBP: 0	
PITCHER Milt Pappas, R ERA: 5.19 (1, 1)	IP 9.0	WLS W	BF 36	H 3	R 0	ER 0	SO 8	BB 6	IBB 0	HBP 0	BLK 0	WP 0	HR 0	S 46	P 70	ERA 0.00	WHIP 1.000				
PITCHER	IP	WLS	BF	H	R	ER	SO	BB	IBB	HBP	BLK	WP	HR	S	P	ERA	WHIP				

BOTTOM

Baltimore Orioles @ Detroit Tigers
Briggs Stadium, Detroit, MI
Sun Jun 19 1960, 4:38 AM EDT
Att. 38,109 - Unknown

AB	30
R	0
H	3
RBI	0
BB	6
SO	8
LOB	16



WP: 0 PA: 36
PB: 0
SB: 1
CS: 0

livebaseballscorecards.com

Batter	1	2	3	4	5	6	7	8	9	AB R H RBI BB SO LOB	TOP	
Tony Kubek, L (1, 6) OBP: 0.313, SLG: 0.414	0-0 1B WP 1B		0-0 G3		0-0 G4-3 1B		0-0 SH1-4	0-0 4-3		4 0 2 0 0 0 2		
Bob Cerv, R (1, 7) OBP: 0.331, SLG: 0.438	0-3 K 1-2		0-0 6-3		0-0 G4-3 1-2f		0-0 L9		0-0 FC4-6 1B	5 0 1 0 0 1 4		
Mickey Mantle, S (1, 8) OBP: 0.441, SLG: 0.619	0-0 S 2-3 1B			0-3 K S		0-0 HR	0-0 HR 2-H		0-0 FC4-6 1B 1-2f	5 3 3 3 0 1 1		
Roger Maris, L (1, 9) OBP: 0.409, SLG: 0.728	0-3 K 1-2			0-0 WP 3B		0-0 4-3	4-0 BB		0-0 FC4-6 1B 1-2	4 1 2 0 1 1 2		
Yogi Berra, L (1, 2) OBP: 0.381, SLG: 0.493 Elston Howard, R (7, 2) OBP: 0.296, SLG: 0.445	0-0 3-1			0-0 L8 3-H		0-0 1B FC6-4 1B	0-0 1-3		0-0 FC4-6 1-2f 2-H	4 1 1 0 0 0 3 1 0 0 0 0 0 1		
Bill Skowron, R (1, 3) OBP: 0.329, SLG: 0.502 Kent Hadley, L (7, 3) OBP: 0.280, SLG: 0.348		0-0 F4		0-0 1B		0-0 FC6-4 1B 1-3		0-0 L8	0-3 K S	3 0 2 0 0 0 0 2 0 0 0 0 1 1		
Clete Boyer, R (1, 5) OBP: 0.303, SLG: 0.426		0-0 5-3		0-0 6-3		0-0 FC6-4 1-2f 3-H		0-0 E6 1B		4 0 0 1 0 0 2		
Bobby Richardson, R (1, 4) OBP: 0.286, SLG: 0.275		0-0 6-3			0-0 FC3-6 1B		0-0 L8		0-0 1B 1-2	4 0 2 0 0 0 1		
Whitey Ford, L (1, 1) OBP: 0.292, SLG: 0.105			0-0 G3		0-0 FC3-6 1B 1-2f		0-0 SH1-4 HR 1B	0-3 K		4 1 1 0 0 1 3		
Inning Stats	R: 0 E: 0 K: 2 S: 9 H: 2 LOB: 2 BB: 0 P: 9	R: 0 E: 0 K: 0 S: 3 H: 0 LOB: 0 BB: 0 P: 3	R: 0 E: 0 K: 0 S: 3 H: 0 LOB: 0 BB: 0 P: 3	R: 1 E: 0 K: 1 S: 7 H: 2 LOB: 1 BB: 0 P: 7	R: 0 E: 0 K: 0 S: 4 H: 2 LOB: 1 BB: 0 P: 4	R: 2 E: 0 K: 0 S: 6 H: 3 LOB: 1 BB: 0 P: 6	R: 2 E: 0 K: 0 S: 5 H: 2 LOB: 1 BB: 1 P: 9	R: 0 E: 1 K: 1 S: 7 H: 1 LOB: 2 BB: 0 P: 7	R: 1 E: 1 K: 1 S: 7 H: 2 LOB: 1 BB: 0 P: 7	1B: 11 2B: 0 3B: 1 HR: 2 SF: 0 SAC: 1 DP: 1 HBP: 0	WP: 2 PB: 0 SB: 1 CS: 0 PA: 42	
PITCHER	IP WLS BF H R ER SO BB IBB HBP BLK WP HR S P ERA WHIP											
Frank Lary, R (1, 1) ERA: 3.04	6.2 L 31 11 5 5 3 1 0 0 0 0 2 2 36 40 6.75 1.800											
Dave Sisler, R (7, 1) ERA: 3.1	1.1 6 1 0 0 1 0 0 0 0 0 0 0 8 8 0.00 0.750											
Tom Morgan, R (9, 1) ERA: 3.38	1.0 5 2 1 0 1 0 0 0 0 0 0 0 7 7 0.00 2.000											

New York Yankees @ Detroit Tigers
 Briggs Stadium, Detroit, MI
 Tue Jun 21 1960, 7:05 PM EDT
 Att: 39,311 - Unknown

livebaseballscorecards.com

AB	40
R	6
H	14
RBI	4
BB	1
SO	5
LOB	20



Batter	1	2	3	4	5	6	7	8	9	AB	R	H	RBI	BB	SO	LOB
Eddie Yost, R OBP: 0.425, SLG: 0.350 (1, 5)	0-0 5-3		4-0 1-2 BB		0-0 1-3			0-0 4-3		3	0	0	0	1	0	0
Chico Fernandez, R OBP: 0.345, SLG: 0.379 (1, 6)	0-0 1B		0-0 F4			0-0 6-3			0-0 F7	4	0	1	0	0	0	2
Charlie Maxwell, L OBP: 0.325, SLG: 0.437 (1, 7)	0-0 F7		0-0 F6			0-0 4-3			0-3 K	4	0	0	0	0	1	3
Steve Bilko, R OBP: 0.277, SLG: 0.388 (1, 3)	0-0 1-3 FC4-6 1B		0-0 6-3			0-0 5-3			0-0 F9	4	0	1	0	0	0	2
Al Kaline, R OBP: 0.317, SLG: 0.360 (1, 8)	0-0 FC4-6 1-2f			0-0 G1-6-3 1B				0-0 L7		3	0	1	0	0	0	2
Rocky Colavito, R OBP: 0.313, SLG: 0.421 (1, 9)		0-0 L7		0-0 F7				0-0 1-3		3	0	0	0	0	0	1
Red Wilson, R OBP: 0.324, SLG: 0.261 (1, 2)		0-0 E3		0-0 G1-6-3 1-2f				0-0 F5		0	0	0	0	0	0	0
Lou Berberet, L OBP: 0.287, SLG: 0.245 (1, 2)		0-0 G1-4-3								3	0	0	0	0	0	1
Frank Bolling, R OBP: 0.273, SLG: 0.320 (1, 4)		0-0 G1-4-3 1-2f				0-0 F8			0-0 F6	3	0	0	0	0	0	1
Frank Lary, R OBP: 0.256, SLG: 0.314 (1, 1)			0-0 BB						0-0 6-3	2	0	1	0	0	0	0
Dave Sisler, R (7, 1)										0	0	0	0	0	0	0
Johnny Groth, R (8, PH)										1	0	0	0	0	0	0
Tom Morgan, R (9, 1)										0	0	0	0	0	0	0

Inning Stats	R: 0	H: 2	E: 0	K: 0	S: 5	R: 0	H: 0	E: 1	K: 0	S: 3	R: 0	H: 1	E: 0	K: 0	S: 4	R: 0	H: 0	E: 0	K: 0	S: 3	R: 0	H: 0	E: 0	K: 0	S: 3	R: 0	H: 0	E: 0	K: 0	S: 3	R: 0	H: 0	E: 0	K: 1	S: 5
	0	2	0	0	5	0	0	1	0	3	0	1	0	0	4	0	0	0	0	3	0	0	0	0	0	0	0	0	0	0	0	0	0	0	5
	0	2	0	0	5	0	0	1	0	3	0	1	0	0	4	0	0	0	0	3	0	0	0	0	0	0	0	0	0	0	0	0	0	0	5
	0	2	0	0	5	0	0	1	0	3	0	1	0	0	4	0	0	0	0	3	0	0	0	0	0	0	0	0	0	0	0	0	0	0	5
	0	2	0	0	5	0	0	1	0	3	0	1	0	0	4	0	0	0	0	3	0	0	0	0	0	0	0	0	0	0	0	0	0	0	5
	0	2	0	0	5	0	0	1	0	3	0	1	0	0	4	0	0	0	0	3	0	0	0	0	0	0	0	0	0	0	0	0	0	0	5
	0	2	0	0	5	0	0	1	0	3	0	1	0	0	4	0	0	0	0	3	0	0	0	0	0	0	0	0	0	0	0	0	0	0	5
	0	2	0	0	5	0	0	1	0	3	0	1	0	0	4	0	0	0	0	3	0	0	0	0	0	0	0	0	0	0	0	0	0	0	5
	0	2	0	0	5	0	0	1	0	3	0	1	0	0	4	0	0	0	0	3	0	0	0	0	0	0	0	0	0	0	0	0	0	0	5
	0	2	0	0	5	0	0	1	0	3	0	1	0	0	4	0	0	0	0	3	0	0	0	0	0	0	0	0	0	0	0	0	0	0	5
	0	2	0	0	5	0	0	1	0	3	0	1	0	0	4	0	0	0	0	3	0	0	0	0	0	0	0	0	0	0	0	0	0	0	5
	0	2	0	0	5	0	0	1	0	3	0	1	0	0	4	0	0	0	0	3	0	0	0	0	0	0	0	0	0	0	0	0	0	0	5
	0	2	0	0	5	0	0	1	0	3	0	1	0	0	4	0	0	0	0	3	0	0	0	0	0	0	0	0	0	0	0	0	0	0	5
	0	2	0	0	5	0	0	1	0	3	0	1	0	0	4	0	0	0	0	3	0	0	0	0	0	0	0	0	0	0	0	0	0	0	5
	0	2	0	0	5	0	0	1	0	3	0	1	0	0	4	0	0	0	0	3	0	0	0	0	0	0	0	0	0	0	0	0	0	0	5
	0	2	0	0	5	0	0	1	0	3	0	1	0	0	4	0	0	0	0	3	0	0	0	0	0	0	0	0	0	0	0	0	0	0	5
	0	2	0	0	5	0	0	1	0	3	0	1	0	0	4	0	0	0	0	3	0	0	0	0	0	0	0	0	0	0	0	0	0	0	5
	0	2	0	0	5	0	0	1	0	3	0	1	0	0	4	0	0	0	0	3	0	0	0	0	0	0	0	0	0	0	0	0	0	0	5
	0	2	0	0	5	0	0	1	0	3	0	1	0	0	4	0	0	0	0	3	0	0	0	0	0	0	0	0	0	0	0	0	0	0	5
	0	2	0	0	5	0	0	1	0	3	0	1	0	0	4	0	0	0	0	3	0	0	0	0	0	0	0	0	0	0	0	0	0	0	5
	0	2	0	0	5	0	0	1	0	3	0	1	0	0	4	0	0	0	0	3	0	0	0	0	0	0	0	0	0	0	0	0	0	0	5
	0	2	0	0	5	0	0	1	0	3	0	1	0	0	4	0	0	0	0	3	0	0	0	0	0	0	0	0	0	0	0	0	0	0	5
	0	2	0	0	5	0	0	1	0	3	0	1	0	0	4	0	0	0	0	3	0	0	0	0	0	0	0	0	0	0	0	0	0	0	5
	0	2	0	0	5	0	0	1	0	3	0	1	0	0	4	0	0	0	0	3	0	0	0	0	0	0	0	0	0	0	0	0	0	0	5
	0	2	0	0	5	0	0	1	0	3	0	1	0	0	4	0	0	0	0	3	0	0	0	0	0	0	0	0	0	0	0	0	0	0	5
	0	2	0	0	5	0	0	1	0	3	0	1	0	0	4	0	0	0	0	3	0	0	0	0	0	0	0	0	0	0	0	0	0	0	5
	0	2	0	0	5	0	0	1	0	3	0	1	0	0	4	0	0	0	0	3	0	0	0	0	0	0	0	0	0	0	0	0	0	0	5
	0	2	0	0	5	0	0	1	0	3	0	1	0	0	4	0	0	0	0	3	0	0	0	0	0	0	0	0	0	0	0	0	0	0	5
	0	2	0	0	5	0	0	1	0	3	0	1	0	0	4	0	0	0	0	3	0	0	0	0	0	0	0	0	0	0	0	0	0	0	5
	0	2	0	0	5	0	0	1	0	3	0	1	0	0	4	0	0	0	0	3	0	0	0	0	0	0	0	0	0	0	0	0	0	0	5
	0	2	0	0	5	0	0	1	0	3	0	1	0	0	4	0	0	0	0	3	0	0	0	0	0	0	0	0	0	0	0	0	0	0	5
	0	2	0	0	5	0	0	1	0	3	0	1	0	0	4	0	0	0	0	3	0	0	0	0	0	0	0	0	0	0	0	0	0	0	5
	0	2	0	0	5	0	0	1	0	3	0	1	0	0	4	0	0	0	0	3	0	0	0	0	0	0	0	0	0	0	0	0	0	0	5
	0	2	0	0	5	0	0	1	0	3	0	1	0	0	4	0	0	0	0	3	0	0	0	0	0	0	0	0	0	0	0	0	0	0	5
	0	2	0	0	5	0	0	1	0	3	0	1	0	0	4	0	0	0	0	3	0	0	0	0	0	0	0	0	0	0	0	0	0	0	5
	0	2	0	0	5	0	0	1	0	3	0	1	0	0	4	0	0	0	0	3	0	0	0	0	0	0	0	0	0	0	0	0	0	0	5
	0	2	0	0	5	0	0	1	0	3	0	1	0	0	4	0	0	0	0	3	0	0	0	0	0	0	0	0	0	0	0	0	0	0	5
	0	2	0	0	5	0	0	1	0	3	0	1	0	0	4	0	0	0	0	3	0	0	0	0	0	0	0	0	0	0	0	0	0	0	5
	0	2	0	0	5	0	0	1	0	3	0	1	0	0	4	0	0	0	0	3	0	0	0	0	0	0	0	0	0	0	0	0	0	0	5
	0	2	0																																

BOTTOM

New York Yankees @ Detroit Tigers
Briggs Stadium, Detroit, MI
Wed Jun 22 1960, 7:05 PM EDT
Att. 30,394 - Unknown

livebaseballscorecards.com

AB 34
R 3
H 8
RBI 3
BB 3
SO 1
LOB 14



WP: 0 PA: 37
PB: 0
SB: 0
CS: 0

AB R H RBI BB SO LOB

5 0 0 0 0 0 4

4 1 2 0 0 0 0

4 0 1 1 0 0 1

4 1 1 1 0 0 2

4 0 1 0 0 0 1

4 1 2 1 0 0 1

2 0 0 0 2 0 1

0 0 0 0 0 0 0

2 0 0 0 0 0 1

1B: 3 SF: 0
2B: 3 SAC: 0
3B: 0 DP: 1
HR: 2 HBP: 0

Batter	1	2	3	4	5	6	7	8	9
Eddie Yost, R (1, 5) OBP: 0.417, SLG: 0.341	0-0 4-3		0-0 4-3			0-0 L9	0-0 G3		0-0 F9
Chico Fernandez, R (1, 6) OBP: 0.348, SLG: 0.387	0-0 FC1-6 1B		0-0 6-3			0-0 1B 2B		0-0 5-3	
Charlie Maxwell, L (1, 7) OBP: 0.323, SLG: 0.433	0-0 FC1-6 1-2f			0-0 F8		0-0 1B		0-0 F7	
Al Kaline, R (1, 8) OBP: 0.316, SLG: 0.373	0-0 L8			0-0 L8		0-0 L7		0-0 HR	
Norm Cash, L (1, 3) OBP: 0.330, SLG: 0.447		0-0 G3		0-0 2B		0-0 F7		0-0 F5	
Rocky Colavito, R (1, 9) OBP: 0.317, SLG: 0.446		0-0 HR		0-0 F4			0-0 4-3 2B		0-0 6-3
Lou Berberet, L (1, 2) OBP: 0.293, SLG: 0.241		4-0 BB BB			0-0 6-3		0-0 4-3		4-0 BB BB
Johnny Groth, R (9, PR) OBP: 0.273, SLG: 0.200		0-0 G5-4-3 BB					0-0 2-3		
Frank Bolling, R (1, 4) OBP: 0.270, SLG: 0.317		0-0 G5-4-3			0-0 F7		0-0 F5		0-0 1B
Neil Chrisley, L (7, PH) OBP: 0.312, SLG: 0.420		1-2f							1-2
Casey Wise, S (8, 4) OBP: 0.194, SLG: 0.313									
Paul Foytack, R (1, 1) OBP: 0.313, SLG: 0.333			0-3 K			0-0 5-3			0-0 F9
Sandy Amoros, L (7, PH) OBP: 0.260, SLG: 0.209									
Hank Aguirre, R (8, 1)									
Bob Bruce, R (8, 1) OBP: 0.800, SLG: 0.667									
Steve Bilko, R (9, PH) OBP: 0.275, SLG: 0.385									

Inning Stats	R: 0	H: 1	E: 0	K: 0	S: 4	H: 1	LOB: 1	BB: 0	P: 4	R: 1	H: 1	E: 0	K: 0	S: 3	H: 0	LOB: 0	BB: 1	P: 7	R: 0	H: 0	E: 0	K: 1	S: 5	H: 1	LOB: 1	BB: 0	P: 4	R: 0	H: 0	E: 0	K: 0	S: 3	R: 1	H: 2	E: 0	K: 0	S: 5	H: 1	LOB: 1	BB: 0	P: 5	R: 0	H: 1	E: 0	K: 0	S: 4	H: 1	LOB: 2	BB: 1	P: 8	R: 1	H: 1	E: 0	K: 0	S: 4	H: 1	LOB: 0	BB: 0	P: 4	R: 0	H: 1	E: 0	K: 0	S: 4	H: 1	LOB: 2	BB: 1	P: 8	1B: 3	SF: 0	2B: 3	SAC: 0	3B: 0	DP: 1	HR: 2	HBP: 0	WP: 0	PA: 37
--------------	------	------	------	------	------	------	--------	-------	------	------	------	------	------	------	------	--------	-------	------	------	------	------	------	------	------	--------	-------	------	------	------	------	------	------	------	------	------	------	------	------	--------	-------	------	------	------	------	------	------	------	--------	-------	------	------	------	------	------	------	------	--------	-------	------	------	------	------	------	------	------	--------	-------	------	-------	-------	-------	--------	-------	-------	-------	--------	-------	--------

PITCHER	IP	WLS	BF	H	R	ER	SO	BB	IBB	HBP	BLK	WP	HR	S	P	ERA	WHIP
Art Ditmar, R (1, 1) ERA: 2.7	8.1	W	35	8	3	3	1	3	0	0	0	0	2	34	46	3.24	1.320
Ryne Duren, R (9, 1) ERA: 5.68	0.2	S	2	0	0	0	0	0	0	0	0	0	0	2	2	0.00	0.000

Batter	1	2	3	4	5	6	7	8	9	AB R H RBI BB SO LOB	TOP
Bobby Richardson, R OBP: 0.284, SLG: 0.274 (1, 4) X	0-0 F9		0-0 6-3			0-0 L8		0-0 SH5-3	0-0 FC5-4	4 0 0 0 0 0 1	
Hector Lopez, R OBP: 0.362, SLG: 0.430 (1, 7) X	0-0 PB 1B		0-3 K			0-0 1B		0-0 4-3 1B		4 0 3 1 0 1 0	
Mickey Mantle, S OBP: 0.445, SLG: 0.619 (1, 8) S S S	0-3 K 1-2			0-0 CS 1B		0-0 L4		0-0 4-3 1B		4 0 2 0 0 1 2	
Roger Maris, L OBP: 0.403, SLG: 0.722 (1, 9) B B B	4-0 BB			0-0 F4 1-2			0-0 F3	0-0 4-3		3 0 0 0 1 0 3	
Bob Cerv, R OBP: 0.335, SLG: 0.436 (1, 3) X	0-0 L8			0-0 L8			0-0 1B 1B	4-0 IBB		3 0 1 0 1 0 2	
Elston Howard, R OBP: 0.269, SLG: 0.434 (1, 2) X		0-0 5-3			0-0 4-3		0-3 K	0-0 L6		4 0 0 0 0 1 4	
Clete Boyer, R OBP: 0.296, SLG: 0.408 (1, 5) X		0-0 5-3			0-0 6-3		0-0 1B 1-2		0-3 K	4 0 1 0 0 1 0	
Tony Kubek, L OBP: 0.307, SLG: 0.402 (1, 6) X		0-0 1-3			0-3 K		0-0 4-3		0-0 FC3-6 1B	4 0 1 0 0 1 2	
Bob Turley, R OBP: 0.200, SLG: 0.250 (1, 1) X			0-0 F3			0-0 F9		0-0 SH5-3 1B	0-0 FC3-6 FC5-4	2 0 0 0 0 0 0	
Gil McDougald, R OBP: 0.301, SLG: 0.391 (8, PH)										1 1 1 0 0 0 0	
Eli Grba, R OBP: 0.333, SLG: 0.333 (8, 1)										0 0 0 0 0 0 0	
Yogi Berra, L OBP: 0.375, SLG: 0.479 (9, PH)										1 0 0 0 0 0 1	
Ryne Duren, R (9, 1)										0 0 0 0 0 0 0	
Inning Stats	R: 0 E: 0 K: 1 S: 6 H: 1 LOB: 2 BB: 1 P: 10	R: 0 E: 0 K: 0 S: 3 H: 0 LOB: 0 BB: 0 P: 3	R: 0 E: 0 K: 1 S: 5 H: 0 LOB: 0 BB: 0 P: 5	R: 0 E: 0 K: 0 S: 3 H: 1 LOB: 0 BB: 0 P: 3	R: 0 E: 0 K: 1 S: 5 H: 0 LOB: 0 BB: 0 P: 5	R: 0 E: 0 K: 0 S: 4 H: 1 LOB: 1 BB: 0 P: 4	R: 0 E: 0 K: 1 S: 7 H: 2 LOB: 2 BB: 0 P: 7	R: 1 E: 0 K: 0 S: 6 H: 3 LOB: 3 BB: 1 P: 10	R: 0 E: 0 K: 1 S: 6 H: 1 LOB: 1 BB: 0 P: 6	1B: 8 2B: 1 3B: 0 HR: 0 SF: 0 SAC: 1 DP: 0 HBP: 0	WP: 0 PB: 1 SB: 0 CS: 1 PA: 37
PITCHER Don Mossi, L ERA: 3.29 (1, 1)	IP 9.0 WLS W BF 37 H 9 R 1 ER 1 SO 5 BB 1 IBB 1 HBP 0 BLK 0 WP 0 HR 0 S 45 P 53 ERA 1.00 WHIP 1.111										

New York Yankees @ Detroit Tigers
 Briggs Stadium, Detroit, MI
 Thu Jun 23 1960, 4:33 AM EDT
 Att. 14,825 - Unknown

livebaseballscorecards.com

AB	34
R	1
H	9
RBI	1
BB	2
SO	5
LOB	15



BOTTOM

New York Yankees @ Detroit Tigers
Briggs Stadium, Detroit, MI
Thu Jun 23 1960, 4:33 AM EDT
Att. 14,825 - Unknown

livebaseballscorecards.com

AB 27
R 2
H 6
RBI 2
BB 2
SO 1
LOB 9



WP: 0 PA: 30
PB: 0
SB: 0
CS: 0

AB R H RBI BB SO LOB

3 0 1 1 1 1 0

4 0 0 0 0 0 3

3 1 1 1 1 0 0

3 0 1 0 0 0 2

3 0 0 0 0 0 1

3 0 1 0 0 0 1

3 0 0 0 0 0 1

3 1 2 0 0 0 0

2 0 0 0 0 0 1

1B: 3 SF: 0
2B: 2 SAC: 0
3B: 0 DP: 1
HR: 1 HBP: 1

Batter	1	2	3	4	5	6	7	8	9
Eddie Yost, R OBP: 0.419, SLG: 0.341 (1, 5) SS	0-3 K			0-0 5-3		0-0 6-3 1B		4-0 BB	
Chico Fernandez, R OBP: 0.341, SLG: 0.378 (1, 6) X	0-0 5-3			0-0 F9		0-0 6-3 1-2		0-0 G6-4-3 1-2f	
Charlie Maxwell, L OBP: 0.327, SLG: 0.448 (1, 7) X	0-0 3-1			0-0 G3		4-0 IBB		0-0 HR	
Al Kaline, R OBP: 0.316, SLG: 0.377 (1, 8)		0-0 L5-3			0-0 5-3 2B	0-0 L5			
Norm Cash, L OBP: 0.322, SLG: 0.434 (1, 3)		0-0 F9			0-0 F4		0-0 6-3		
Rocky Colavito, R OBP: 0.317, SLG: 0.444 (1, 9)		0-0 F5			0-0 5-3 2-3		0-0 1B		
Lou Berberet, L OBP: 0.287, SLG: 0.235 (1, 2)			0-0 F6		0-0 3-1		0-0 F9		
Frank Bolling, R OBP: 0.276, SLG: 0.328 (1, 4)			0-0 F6			0-0 1B 2B		0-0 BB 1B	
Don Mossi, L OBP: 0.200, SLG: 0.077 (1, 1)			0-0 1-3			1-0 1B HBP		0-0 F2	

Inning Stats	R: 0	H: 0	E: 0	K: 1	S: 5	LOB: 0	BB: 0	P: 5	R: 0	H: 0	E: 0	K: 0	S: 3	LOB: 0	BB: 0	P: 3	R: 0	H: 0	E: 0	K: 0	S: 3	LOB: 0	BB: 0	P: 3	R: 0	H: 1	E: 0	K: 0	S: 4	LOB: 1	BB: 0	P: 4	R: 1	H: 2	E: 0	K: 0	S: 4	LOB: 2	BB: 1	P: 9	R: 0	H: 1	E: 0	K: 0	S: 3	LOB: 0	BB: 0	P: 3	R: 0	H: 1	E: 0	K: 0	S: 3	LOB: 1	BB: 1	P: 7	R: 1	H: 1	E: 0	K: 0	S: 1	LOB: 0	BB: 0	P: 1
--------------	------	------	------	------	------	--------	-------	------	------	------	------	------	------	--------	-------	------	------	------	------	------	------	--------	-------	------	------	------	------	------	------	--------	-------	------	------	------	------	------	------	--------	-------	------	------	------	------	------	------	--------	-------	------	------	------	------	------	------	--------	-------	------	------	------	------	------	------	--------	-------	------

PITCHER	IP	WLS	BF	H	R	ER	SO	BB	IBB	HBP	BLK	WP	HR	S	P	ERA	WHIP
Bob Turley, R ERA: 2.6 (1, 1)	7.0		25	4	1	1	1	0	1	1	0	0	0	25	30	1.29	0.571
Eli Grba, R ERA: 2.57 (8, 1)	1.0		4	1	0	0	0	1	0	0	0	0	0	3	7	0.00	2.000
Ryne Duren, R ERA: 6.16 (9, 1)	0.0	L	1	1	1	1	0	0	0	0	0	0	1	1	1	∞	∞

PITCHER	IP	WLS	BF	H	R	ER	SO	BB	IBB	HBP	BLK	WP	HR	S	P	ERA	WHIP
---------	----	-----	----	---	---	----	----	----	-----	-----	-----	----	----	---	---	-----	------

Batter	1	2	3	4	5	6	7	8	9	AB R H RBI BB SO LOB	TOP	
Reno Bertoia, R (1, 5) OBP: 0.330, SLG: 0.298 Faye Throneberry, L (9, PH) OBP: 0.325, SLG: 0.338	0-0 E5 1B		0-0 6-3			0-0 6-3			0-0 G3	3 0 1 0 0 0 0 1 0 0 0 0 0 0		
Bob Allison, R (1, 9) OBP: 0.402, SLG: 0.514	0-0 P6		0-0 L5			0-0 1B			0-0 F7	4 0 1 0 0 0 1		
Dan Dobbek, L (1, 8) OBP: 0.331, SLG: 0.416	0-0 P6			0-3 K		0-3 K			0-0 4-3	4 0 0 0 0 2 2		
Jim Lemon, R (1, 7) OBP: 0.370, SLG: 0.568	0-0 P5			0-0 F7			0-0 5-3			3 0 0 0 0 0 1		
Julio Becquer, L (1, 3) OBP: 0.238, SLG: 0.338		0-3 K		0-3 K			0-0 4-3			3 0 0 0 0 2 0		
Billy Gardner, R (1, 4) OBP: 0.354, SLG: 0.394		0-0 P4			0-0 L4		0-0 F7			3 0 0 0 0 0 0		
Hal Naragon, L (1, 2) OBP: 0.277, SLG: 0.171		0-0 1B			0-0 F9			0-0 G3		3 0 1 0 0 0 0		
Jose Valdivielso, R (1, 6) OBP: 0.255, SLG: 0.291 Elmer Valo, L (8, PH) OBP: 0.455, SLG: 0.250 Billy Consolo, R (8, 6) OBP: 0.319, SLG: 0.292		0-3 K			0-0 G3			0-3 K		2 0 0 0 0 1 1 1 0 0 0 0 1 0 0 0 0 0 0 0 0		
Don Lee, R (1, 1) OBP: 0.294, SLG: 0.214 Jack Kralick, L (2, 1) OBP: 0.200, SLG: 0.200 Lenny Green, L (8, PH) OBP: 0.313, SLG: 0.365 Ray Moore, R (8, 1)			0-0 P3			0-0 P4			0-0 P4	0 0 0 0 0 0 0 2 0 0 0 0 0 0 1 0 0 0 0 0 0 0 0 0 0 0 0 0		
Inning Stats	R: 0 H: 1 E: 1 LOB: 1 K: 0 BB: 0 S: 4 P: 4	R: 0 H: 1 E: 0 LOB: 1 K: 2 BB: 0 S: 8 P: 8	R: 0 H: 0 E: 0 LOB: 0 K: 0 BB: 0 S: 3 P: 3	R: 0 H: 0 E: 0 LOB: 0 K: 2 BB: 0 S: 7 P: 7	R: 0 H: 0 E: 0 LOB: 0 K: 0 BB: 0 S: 3 P: 3	R: 0 H: 1 E: 0 LOB: 1 K: 1 BB: 0 S: 6 P: 6	R: 0 H: 0 E: 0 LOB: 0 K: 0 BB: 0 S: 3 P: 3	R: 0 H: 0 E: 0 LOB: 0 K: 1 BB: 0 S: 5 P: 5	R: 0 H: 0 E: 0 LOB: 0 K: 0 BB: 0 S: 3 P: 3	1B: 3 SF: 0 2B: 0 SAC: 0 3B: 0 DP: 0 HR: 0 HBP: 0	WP: 0 PA: 30 PB: 0 SB: 0 CS: 0	
PITCHER Jim Bunning, R (1, 1) ERA: 2.28	IP WLS BF H R ER SO BB IBB HBP BLK WP HR S P ERA WHIP											PITCHER IP WLS BF H R ER SO BB IBB HBP BLK WP HR S P ERA WHIP
	9.0 W 30 3 0 0 6 0 0 0 0 0 0 0 42 42 0.00 0.333											

Washington Senators @ Detroit Tigers
 Briggs Stadium, Detroit, MI
 Fri Jun 24 1960, 7:05 PM EDT
 Att. 15,343 - Unknown

livebaseballscorecards.com

AB	30
R	0
H	3
RBI	0
BB	0
SO	6
LOB	5



Batter	1	2	3	4	5	6	7	8	9	AB	R	H	RBI	BB	SO	LOB
Eddie Yost, R OBP: 0.422, SLG: 0.344 (1, 5) X	0-0 1B 1B	0-3 K		0-0 G4-6-3 1-2f		0-0 E 4-1 1B	4-0 BB BB BB			4	1	2	0	1	1	1
Chico Fernandez, R OBP: 0.348, SLG: 0.378 (1, 6) X	0-0 1B 1-2 L5-3 1B	4-0 BB BB BB		1-0 HBP		0-0 4-1	0-0 5-3			3	1	1	0	1	0	4
Charlie Maxwell, L OBP: 0.329, SLG: 0.444 (1, 7) X	0-0 3-1 1-3 2-H 1B 1B	4-0 BB 1-2 BB		0-0 F9		0-0 E3 2-3		0-0 4-3		4	1	1	1	1	0	2
Al Kaline, R OBP: 0.314, SLG: 0.370 (1, 8) X	0-0 L5-3 3-H	4-0 1-2 2-3 BB			0-0 L9	0-0 L9		0-0 L6-3		4	0	0	1	1	0	3
Norm Cash, L OBP: 0.325, SLG: 0.441 (1, 3) X	0-0 3-1 2-3	0-0 F7			0-0 2B		0-0 F9	0-0 2B 1B		5	0	2	0	0	0	4
Rocky Colavito, R OBP: 0.319, SLG: 0.448 (1, 9) X	0-0 1B 3-H 1B		0-3 K		0-0 F7		0-0 F7	0-0 1-3 2B		5	0	2	1	0	1	1
Frank Bolling, R OBP: 0.284, SLG: 0.337 (1, 4) X	0-0 1-2 1B		0-0 5-3		4-0 BB		0-0 1B 2B	0-0 5-3		4	1	2	0	1	0	2
Lou Berberet, L OBP: 0.286, SLG: 0.229 (1, 2) X	0-0 G3		0-3 K		0-0 1-3		4-0 BB 1B BB			3	0	0	0	1	1	4
Jim Bunning, R OBP: 0.162, SLG: 0.189 (1, 1) X		0-3 K		0-0 E6 G4-6-3		0-0 4-3	0-0 1-2 2-H BB 1B			4	0	1	1	0	1	0

Inning Stats	R: 3	H: 5	E: 0	LOB: 2	K: 0	BB: 0	S: 8	P: 8	R: 0	H: 0	E: 0	LOB: 3	K: 2	BB: 3	S: 7	P: 19	R: 0	H: 0	E: 0	LOB: 0	K: 2	BB: 0	S: 7	P: 7	R: 0	H: 1	E: 0	LOB: 2	K: 0	BB: 1	S: 4	P: 8	R: 0	H: 1	E: 1	LOB: 2	K: 0	BB: 0	S: 5	P: 5	R: 1	H: 2	E: 0	LOB: 3	K: 0	BB: 2	S: 5	P: 13	R: 0	H: 2	E: 0	LOB: 2	K: 0	BB: 0	S: 5	P: 5
--------------	------	------	------	--------	------	-------	------	------	------	------	------	--------	------	-------	------	-------	------	------	------	--------	------	-------	------	------	------	------	------	--------	------	-------	------	------	------	------	------	--------	------	-------	------	------	------	------	------	--------	------	-------	------	-------	------	------	------	--------	------	-------	------	------

PITCHER	IP	WLS	BF	H	R	ER	SO	BB	IBB	HBP	BLK	WP	HR	S	P	ERA	WHIP
Don Lee, R ERA: 4.95 (1, 1)	1.2	L	13	5	3	3	2	3	0	0	0	0	0	14	26	16.20	4.800
Jack Kralick, L ERA: 3.96 (2, 1)	5.1		25	4	1	1	2	3	0	1	0	0	0	25	38	1.69	1.312
Ray Moore, R ERA: 6.35 (8, 1)	1.0		5	2	0	0	0	0	0	0	0	0	0	5	5	0.00	2.000

BOTTOM

Washington Senators @ Detroit Tigers
 Briggs Stadium, Detroit, MI
 Fri Jun 24 1960, 7:05 PM EDT
 Att. 15,343 - Unknown

AB	36
R	4
H	11
RBI	4
BB	6
SO	4
LOB	21



WP: 0	PA: 43
PB: 0	SB: 0
CS: 0	

livebaseballscores.com

Batter	1	2	3	4	5	6	7	8	9	10	11	12	13	14	AB R H RBI BB SO LOB	TOP
Reno Bertoia, R (1, 5) OBP: 0.336, SLG: 0.299 Elmer Valo, L (9, PH) OBP: 0.435, SLG: 0.235 Harmon Killebrew, R (9, 5) OBP: 0.379, SLG: 0.414 Billy Conzolo, R (14, PH) OBP: 0.325, SLG: 0.309	1-0 WP BB HBP		x 0-0 G6-3-6 1B			x 0-0 L8		x 0-0 F5	x 0-0 6-3			0-3 K		x 0-0 F9 1B 2B	3 0 1 0 0 0 0 1 0 0 0 0 0 1 1 0 0 0 0 1 0 1 1 1 1 0 0 0	
Dan Dobbek, L (1, 8) OBP: 0.336, SLG: 0.420	x 0-0 L8		x 0-0 G6-3-6 1-2f			BBB 4-0 E S BB		x 0-0 S 1B 2B		x 0-0 G3		x 0-0 1B		x 0-0 F9 2-3	6 1 2 0 1 0 3	
Bob Allison, R (1, 9) OBP: 0.406, SLG: 0.509	BBB 4-0 WP 1-2 BB			BBB 4-0 CS BB		SSS 0-3 K		BBB 4-0 1B BB 2-3 BB		x 0-0 6-3		x 0-0 L8		x 0-0 CS 1B	4 0 1 1 3 1 2	
Jim Lemon, R (1, 7) OBP: 0.368, SLG: 0.560 Lenny Green, L (8, PR) OBP: 0.309, SLG: 0.360	SSS 0-3 K			SSS 0-3 K		SSS 0-3 K		BBB 4-0 1B 1-2 BB		x 0-0 4-3		x 0-0 4-3		x 0-0 CS 1-2	3 0 0 0 1 3 3 1 0 0 0 0 0 0 1 0 0 0 0 0 1	
Pete Whisenant, R (12, PH) OBP: 0.395, SLG: 0.273	1-2 2-3							x 0-0 HR 1B		x 0-0 1B 1-2 2-3 3-H				x 0-0 L8	6 1 2 1 0 0 3	
Billy Gardner, R (1, 4) OBP: 0.354, SLG: 0.392	x 0-0 3-1					x 0-0 L3		x 0-0 HR 1B		x 0-0 1B 1-2 2-3 3-H				x 0-0 1-3		
Julio Becquer, L (1, 3) OBP: 0.241, SLG: 0.356		x 0-0 G3		x 0-0 CS 1-2		x 0-0 L8		x 0-0 HR 1H		x 0-0 F7		x 0-0 2B 1B		x 0-0 L8	6 2 2 2 0 0 3	
Hal Naragon, L (1, 2) OBP: 0.275, SLG: 0.178 Earl Battey, R (11, PH) OBP: 0.319, SLG: 0.426		x 0-0 G6-4-3 1B				x 0-0 G3		x 0-0 F9		x 0-0 4-3		x 0-0 2B 1-H		x 0-0 F2	4 0 1 0 0 0 0 2 0 1 1 0 0 0	
Jose Valdivielso, R (1, 6) OBP: 0.260, SLG: 0.286		x 0-0 G6-4-3 1-2f				x 0-0 L4		x 0-0 F7		BBB 4-0 SH3-4 BB		x 0-0 L9		x 0-0 SH3-4 2B 1B	5 1 1 0 1 0 2	
Hal Woodeshick, R (1, 1) OBP: 0.143, SLG: 0.077 Tex Clevenger, R (8, 1) OBP: 0.286, SLG: 0.286 Chuck Stobbs, L (10, 1) Camilo Pascual, R (14, PH) OBP: 0.194, SLG: 0.241 Ray Moore, R (14, 1)			x 0-0 4-3			SSS 0-3 K		x 0-0 6-3	x 0-0 SH3-4		x 0-0 P3			x 0-0 SH3-4 1-2	3 0 0 0 0 1 0 0 0 0 0 0 0 0 1 0 0 0 0 0 1 0 0 0 0 0 0 0 0 0 0 0 0 0 0	
Inning Stats	R: 0 H: 0 E: 0 LOB: 2 K: 1 BB: 1 S: 5 P: 10	R: 0 H: 1 E: 0 LOB: 0 K: 0 BB: 0 S: 3 P: 3	R: 0 H: 1 E: 0 LOB: 0 K: 0 BB: 0 S: 3 P: 3	R: 0 H: 0 E: 0 LOB: 0 K: 1 BB: 1 S: 4 P: 8	R: 0 H: 0 E: 0 LOB: 0 K: 0 BB: 0 S: 3 P: 3	R: 0 H: 0 E: 0 LOB: 1 K: 2 BB: 1 S: 7 P: 11	R: 2 H: 2 E: 0 LOB: 0 K: 0 BB: 2 S: 7 P: 7	R: 1 H: 2 E: 0 LOB: 3 K: 0 BB: 2 S: 5 P: 13	R: 0 H: 0 E: 0 LOB: 1 K: 0 BB: 1 S: 3 P: 7	R: 0 H: 0 E: 0 LOB: 0 K: 0 BB: 0 S: 3 P: 3	R: 1 H: 2 E: 0 LOB: 1 K: 0 BB: 0 S: 5 P: 5	R: 0 H: 1 E: 0 LOB: 1 K: 1 BB: 0 S: 6 P: 6	R: 0 H: 0 E: 0 LOB: 0 K: 0 BB: 0 S: 3 P: 3	R: 2 H: 3 E: 0 LOB: 0 K: 0 BB: 0 S: 5 P: 5	1B: 8 SF: 0 2B: 3 SAC: 2 3B: 0 DP: 2 HR: 1 HBP: 1	WP: 1 PA: 59 FB: 0 SB: 2 CS: 2
PITCHER	IP WLS BF H R ER SO BB IBB HBP BLK WP HR S P ERA WHIP															
Bob Bruce, R (1, 1) ERA: 3.45	7.2 31 5 3 3 5 5 0 1 0 1 1 35 56 3.52 1.304															
Dave Sisler, R (8, 1) ERA: 3.05	0.1 2 1 0 0 0 0 0 0 0 0 0 0 2 2 0.00 3.000															
Clem Labine, R (9, 1) ERA: 5.21	2.0 7 0 0 0 0 1 0 0 0 0 0 0 6 10 0.00 0.500															
Pete Burnside, L (11, 1) ERA: 3.45	4.0 L 17 6 3 3 1 0 0 0 0 0 0 0 19 6.75 1.500															

Washington Senators @ Detroit Tigers
 Briggs Stadium, Detroit, MI
 Sat Jun 25 1960, 4:33 AM EDT
 Att: 9,071 - Unknown

livebaseballscorecards.com

AB 48
 R 6
 H 12
 RBI 6
 BB 6
 SO 6
 LOB 19



Batter	1	2	3	4	5	6	7	8	9	AB	R	H	RBI	BB	SO	LOB
Eddie Yost, R OBP: 0.426, SLG: 0.338 (1, 5)	0-0 F8		4-0 E BB		4-0 1B BB		0-0 1-3		4-0 BB BB	2	0	0	0	3	0	1
Chico Fernandez, R OBP: 0.344, SLG: 0.369 (1, 6)	0-0 E S 1B		0-0 F8		0-0 FC6-4 1B		4-0 BB		0-0 P5	4	0	2	0	1	0	2
Charlie Maxwell, L OBP: 0.333, SLG: 0.463 (1, 7)	0-0 F8		0-3 K		0-0 P5		0-0 P6		0-0 P3	5	0	0	0	0	1	7
Al Kaline, R OBP: 0.308, SLG: 0.367 (1, 8)	0-3 K		0-0 F2		0-0 FC6-4		0-0 L4			4	0	0	0	0	1	6
Norm Cash, L OBP: 0.326, SLG: 0.435 (1, 3)		4-0 3B BB		0-3 K		0-0 FC6-4 1B		0-0 4-3		3	1	1	0	1	1	0
Rocky Colavito, R OBP: 0.326, SLG: 0.450 (1, 9)		0-0 1-H 3B		0-0 G3		0-0 FC6-4		0-0 5-3		4	0	1	1	0	0	1
Frank Bolling, R OBP: 0.289, SLG: 0.355 (1, 4)		0-0 F3		0-0 1B		0-0 F9		0-0 E8 3B		4	1	2	0	0	0	2
Red Wilson, R OBP: 0.309, SLG: 0.242 (1, 2)		0-3 K		0-0 5-3		0-0 F5		0-0 6-3		4	0	0	0	0	1	3
Frank Lary, R OBP: 0.244, SLG: 0.297 (1, 1)		0-0 1-3			0-3 K				0-0 F7	2	0	0	0	0	1	1
Sandy Amoros, L OBP: 0.288, SLG: 0.227 (7, PH)										1	0	1	0	0	0	0
Tom Morgan, R (8, 1)										0	0	0	0	0	0	0
Neil Chrisley, L OBP: 0.307, SLG: 0.412 (9, PH)										1	0	0	0	0	0	0

Inning Stats	R: 0	H: 1	E: 0	K: 1	S: 6	R: 1	H: 1	E: 0	K: 1	S: 6	R: 0	H: 0	E: 1	K: 1	S: 5	R: 0	H: 1	E: 0	K: 1	S: 6	R: 0	H: 1	E: 0	K: 0	S: 4	R: 0	H: 1	E: 1	K: 0	S: 4	R: 1	H: 1	E: 1	K: 0	S: 4	R: 0	H: 0	E: 0	K: 0	S: 3	1B: 5	2B: 0	3B: 2	HR: 0	SF: 0	SAC: 0	DP: 0	HBP: 0	WP: 0	PB: 0	SB: 1	CS: 0	PA: 39
--------------	------	------	------	------	------	------	------	------	------	------	------	------	------	------	------	------	------	------	------	------	------	------	------	------	------	------	------	------	------	------	------	------	------	------	------	------	------	------	------	------	-------	-------	-------	-------	-------	--------	-------	--------	-------	-------	-------	-------	--------

PITCHER	IP	WLS	BF	H	R	ER	SO	BB	IBB	HBP	BLK	WP	HR	S	P	ERA	WHIP
Pedro Ramos, R ERA: 3.75 (1, 1)	5.0	W	22	4	1	1	5	3	0	0	0	0	0	29	41	1.80	1.400
Don Lee, R ERA: 4.62 (6, 1)	4.0	S	17	3	1	0	0	2	0	0	0	0	0	15	23	0.00	1.250

BOTTOM

Washington Senators @ Detroit Tigers
Briggs Stadium, Detroit, MI
Sun Jun 26 1960, 4:33 AM EDT
Unknown

livebaseballscorecards.com

AB	34
R	2
H	7
RBI	1
BB	5
SO	5
LOB	23



Batter	1	2	3	4	5	6	7	8	9	AB R H RBI BB SO LOB	TOP											
Jose Valdivielso, R OBP: 0.294, SLG: 0.316 (1, 6)	0-0 E 1B	1-0 HBP		0-0 6-3			0-0 6-3		0-0 BB 1B	4 1 2 0 0 0 0												
Dan Dobbek, L OBP: 0.327, SLG: 0.398 (1, 8)	0-0 F7	0-3 K			0-0 F7		0-0 F9		4-0 BB 1-2 BB	4 0 0 0 1 1 2												
Bob Allison, R OBP: 0.400, SLG: 0.496 (1, 9)	0-0 E3 1B 2B 1-H	0-0 F3			0-0 P3			0-0 6-3	0-0 L5	5 1 1 0 0 0 3												
Jim Lemon, R OBP: 0.364, SLG: 0.548 (1, 7)	0-0 2B 1B 1-2	0-0 P6			0-0 FC6-4 1B			0-0 6-3		4 1 2 0 0 0 1												
Lenny Green, L OBP: 0.309, SLG: 0.360 (8, 7)										0 0 0 0 0 0 0												
Julio Becquer, L OBP: 0.253, SLG: 0.365 (1, 3)	0-0 1B 2B 1-3 2-H		0-0 L6		0-0 FC6-4 1-2f			4-0 HR BB		3 2 1 1 1 0 1												
Reno Bertoia, R OBP: 0.348, SLG: 0.352 (1, 5)	0-0 1B 2-H 3-H		0-0 F9			0-0 P3		0-0 HR		4 1 2 4 0 0 0												
Earl Battey, R OBP: 0.313, SLG: 0.416 (1, 2)	0-0 F9		0-0 6-3			0-0 F9		0-0 G3		4 0 0 0 0 0 1												
Billy Consolo, R OBP: 0.311, SLG: 0.294 (1, 4)	0-0 4-3			0-0 L8		0-0 6-3			0-0 L8	4 0 0 0 0 0 1												
Bill Fischer, R OBP: 0.278, SLG: 0.375 (1, 1)		0-0 HR		0-3 K			0-3 K		0-0 F5	3 1 1 1 0 2 0												
Ray Moore, R (7, 1)										1 0 0 0 0 0 0												
Inning Stats	R: 4 E: 1 K: 0 S: 8	H: 5 LOB: 1 BB: 0 P: 8	R: 1 E: 0 K: 1 S: 6	H: 1 LOB: 1 BB: 0 P: 7	R: 0 E: 0 K: 0 S: 3	H: 0 LOB: 0 BB: 0 P: 3	R: 0 E: 0 K: 1 S: 5	H: 0 LOB: 0 BB: 0 P: 5	R: 0 E: 0 K: 0 S: 4	H: 1 LOB: 1 BB: 0 P: 4	R: 0 E: 0 K: 0 S: 3	H: 0 LOB: 0 BB: 0 P: 3	R: 0 E: 0 K: 1 S: 5	H: 0 LOB: 0 BB: 0 P: 5	R: 2 E: 0 K: 0 S: 4	H: 1 LOB: 0 BB: 1 P: 8	R: 0 E: 0 K: 0 S: 4	H: 1 LOB: 2 BB: 1 P: 8	1B: 6 2B: 1 3B: 0 HR: 2	SF: 0 SAC: 0 DP: 0 HBP: 1	WP: 0 PB: 0 SB: 0 CS: 0	PA: 39
PITCHER	IP WLS BF H R ER SO BB IBB HBP BLK WP HR S P ERA WHIP																					
Paul Foytack, R ERA: 7.06 (1, 1)	0.1 L 6 5 4 4 0 0 0 0 0 0 0 0 6 6 108.00 15.000																					
Hank Aguirre, L ERA: 3.62 (1, 1)	6.2 23 2 1 1 3 0 0 1 0 0 0 1 28 29 1.35 0.300																					
Dave Sisler, R ERA: 3.57 (8, 1)	2.0 10 2 2 2 0 2 0 0 0 0 0 1 8 16 9.00 2.000																					

Washington Senators @ Detroit Tigers
 Briggs Stadium, Detroit, MI
 Sun Jun 26 1960, 4:38 AM EDT
 Att. 21,873 - Unknown

livebaseballscorecards.com

AB	36
R	7
H	9
RBI	6
BB	2
SO	3
LOB	9



Batter	1	2	3	4	5	6	7	8	9	AB	R	H	RBI	BB	SO	LOB
--------	---	---	---	---	---	---	---	---	---	----	---	---	-----	----	----	-----

Eddie Yost, R OBP: 0.419, SLG: 0.330 (1, 5)	0-0 F2		0-0 F9		0-3 K		0-3 K		0-0 F8	5	0	0	0	0	2	2
Chico Fernandez, R OBP: 0.338, SLG: 0.361 (1, 6)	0-0 6-3		0-0 4-3			0-0 F7	0-0 P6			4	0	0	0	0	0	1
Charlie Maxwell, L OBP: 0.332, SLG: 0.458 (1, 7)	0-0 1-3		0-0 E8 1B			0-0 F8		0-0 E3		4	0	1	0	0	0	0
Norm Cash, L OBP: 0.318, SLG: 0.420 (1, 3)		0-3 K	0-0 G3			0-0 4-3		0-0 F7		4	0	0	0	0	1	2
Rocky Colavito, R OBP: 0.320, SLG: 0.441 (1, 9)		0-0 6-3		0-0 6-3			0-3 K	0-0 L9		4	0	0	0	0	1	1
Al Kaline, R OBP: 0.311, SLG: 0.374 (1, 8)		0-0 1B 2B		0-0 L8			0-0 1B HR 1B	0-0 L8		4	2	2	0	0	0	1
Frank Bolling, R OBP: 0.293, SLG: 0.358 (1, 4)		0-0 1B 1B		0-0 P4			0-0 1B HR 1B		0-0 L6	4	1	2	1	0	0	0
Lou Berberet, L OBP: 0.290, SLG: 0.260 (1, 2)		0-0 1B			0-0 F9		0-0 HR		0-0 F7	4	1	2	3	0	0	0
Paul Foytack, R OBP: 0.313, SLG: 0.333 (1, 1)		0-0 F7			0-3 K		0-0 WP 1B		4-0 BB	0	0	0	0	0	0	0
Hank Aguirre, R (1, 1)										2	0	0	0	0	1	2
Neil Chrisley, L OBP: 0.313, SLG: 0.417 (7, PH)										1	0	1	0	0	0	0
Dave Sisler, R (8, 1)										0	0	0	0	0	0	0
Sandy Amoros, L OBP: 0.302, SLG: 0.227 (9, PH)										0	0	0	0	0	1	0

Inning Stats	R: 0	H: 0	E: 0	K: 0	S: 3	LOB: 0	BB: 0	P: 3	R: 1	H: 3	E: 0	K: 1	S: 8	LOB: 2	BB: 0	P: 8	R: 0	H: 1	E: 1	K: 0	S: 4	LOB: 1	BB: 0	P: 4	R: 0	H: 0	E: 0	K: 0	S: 3	LOB: 0	BB: 0	P: 3	R: 0	H: 0	E: 0	K: 2	S: 7	LOB: 0	BB: 0	P: 7	R: 0	H: 0	E: 1	K: 0	S: 3	LOB: 0	BB: 0	P: 3	R: 3	H: 4	E: 0	K: 2	S: 11	LOB: 1	BB: 0	P: 11	R: 0	H: 0	E: 1	K: 0	S: 4	LOB: 1	BB: 0	P: 4	R: 0	H: 0	E: 0	K: 0	S: 3	LOB: 1	BB: 1	P: 7	1B: 6	SF: 0	2B: 1	SAC: 0	3B: 0	DP: 0	HR: 1	HBP: 0	WP: 1	PA: 37
--------------	------	------	------	------	------	--------	-------	------	------	------	------	------	------	--------	-------	------	------	------	------	------	------	--------	-------	------	------	------	------	------	------	--------	-------	------	------	------	------	------	------	--------	-------	------	------	------	------	------	------	--------	-------	------	------	------	------	------	-------	--------	-------	-------	------	------	------	------	------	--------	-------	------	------	------	------	------	------	--------	-------	------	-------	-------	-------	--------	-------	-------	-------	--------	-------	--------

PITCHER	IP	WLS	BF	H	R	ER	SO	BB	IBB	HBP	BLK	WP	HR	S	P	ERA	WHIP
Bill Fischer, R ERA: 4.16 (1, 1)	6.1	W	27	8	4	4	4	0	0	0	0	0	1	35	35	5.68	1.263
Ray Moore, R ERA: 5.63 (7, 1)	2.2	S	10	0	0	0	1	1	0	0	0	1	0	11	15	0.00	0.375

BOTTOM

Washington Senators @ Detroit Tigers
 Briggs Stadium, Detroit, MI
 Sun Jun 26 1960, 4:38 AM EDT
 Att. 21,873 - Unknown

AB	36
R	4
H	8
RBI	4
BB	1
SO	5
LOB	9



WP	1	PA	37
PB	0	SB	0
CS	0		

Batter	1	2	3	4	5	6	7	8	9	AB R H RBI BB SO LOB	TOP
Eddie Yost, R (1, 5) OBP: 0.424, SLG: 0.330 Rocky Bridges, R (8, 5)	0-0 F8	0-3 K		1-0 FC5-4 HBP	4-0 BB 1B BB		0-0 S 1B	4-0 1B BB		3 0 1 0 2 1 2 0 0 0 0 0 0 0	
Chico Fernandez, R (1, 6) OBP: 0.342, SLG: 0.362	0-0 F7	4-0 BB BB 1-2 2-3 BB		0-0 FC5-4 2B FC2 1-2f	0-0 BB 1B		0-0 P6 1-2	0-0 CS 1B 1-2 2-H 3-H		5 0 2 3 1 0 2	
Charlie Maxwell, L (1, 7) OBP: 0.336, SLG: 0.459	0-0 F7	4-0 BB 1-2 2-3 3-H BB		0-0 FC2 1-3 2B	4-0 BB 1-2 2-3 BB		0-0 6-3	0-0 CS 1-2	0-0 1-3	4 0 1 1 2 0 1	
Norm Cash, L (1, 3) OBP: 0.333, SLG: 0.455		HR F7		4-0 FC2 BB	0-3 K			0-0 1B 2B	4-0 BB	4 2 2 1 2 1 6	
Rocky Colavito, R (1, 9) OBP: 0.320, SLG: 0.438		0-0 F9	0-0 1B 1B	0-0 FC2 1-2 2-3 3-Hf		0-3 K		0-0 E 1B 1B 2-H	0-0 F8	6 1 2 1 0 1 4	
Al Kaline, R (1, 8) OBP: 0.311, SLG: 0.377		0-0 2B	0-0 L8	0-0 L6		0-0 FC6-4 1B		0-0 FC5 1B 2-3	0-3 K	6 2 2 0 0 1 6	
Frank Bolling, R (1, 4) OBP: 0.295, SLG: 0.364		0-0 1B 2B 2-H	0-0 P2		0-0 6-3	0-0 F7		0-0 2B 1B 2-H 3-H		5 2 2 3 0 0 2	
Red Wilson, R (1, 2) OBP: 0.322, SLG: 0.270		0-0 BB BB BB 1B 2-H	0-0 1B	0-0 1B	0-0 E6 4-3 1B	0-0 FC6-4 1-2f		0-0 1B 2B 1-3		5 3 3 1 0 0 1	
Don Mossi, L (1, 1) OBP: 0.200, SLG: 0.067		4-0 BB BB 1-2 BB	0-3 K		0-0 4-3		0-3 K	0-3 K		4 0 0 0 1 3 5	
Inning Stats	R: 0 E: 0 K: 0 S: 3 H: 0 LOB: 0 P: 3	R: 4 E: 0 K: 1 S: 9 H: 4 LOB: 3 BB: 3 P: 21	R: 0 E: 0 K: 1 S: 7 H: 2 LOB: 2 BB: 0 P: 7	R: 0 E: 0 K: 0 S: 4 H: 1 LOB: 3 BB: 1 P: 9	R: 1 E: 1 K: 1 S: 7 H: 1 LOB: 3 BB: 2 P: 15	R: 0 E: 0 K: 1 S: 6 H: 1 LOB: 1 BB: 0 P: 6	R: 0 E: 0 K: 1 S: 6 H: 1 LOB: 1 BB: 0 P: 6	R: 5 E: 1 K: 1 S: 9 H: 5 LOB: 0 BB: 1 P: 13	R: 0 E: 0 K: 1 S: 5 H: 0 LOB: 1 BB: 1 P: 9	1B: 9 2B: 5 3B: 0 HR: 1 SF: 0 SAC: 0 DP: 0 HBP: 1	WP: 0 PB: 0 SB: 1 CS: 1 PA: 52
PITCHER	IP WLS BF H R ER SO BB IBB HBP BLK WP HR S P ERA WHIP	IP WLS BF H R ER SO BB IBB HBP BLK WP HR S P ERA WHIP									
Ike Delock, R (1, 1) ERA: 6.49	1.1 L 9 4 4 4 0 1 0 0 0 0 1 8 12 27.00 3.750										
Billy Muffett, R (2, 1) ERA: 7.45	3.1 20 4 1 0 2 4 0 1 0 0 0 0 19 36 0.00 2.400										
Ted Wills, L (5, 1) ERA:	0.1 2 0 0 0 1 1 0 0 0 0 0 0 3 7 0.00 3.000										
Tom Sturdivant, R (6, 1) ERA: 5.19	2.0 8 2 0 0 2 0 0 0 0 0 0 0 12 12 0.00 1.000										
Mike Fornieles, R (8, 1) ERA: 2.98	0.0 5 4 5 4 0 0 0 0 0 0 0 0 5 5 ∞ ∞										
PITCHER	IP WLS BF H R ER SO BB IBB HBP BLK WP HR S P ERA WHIP	IP WLS BF H R ER SO BB IBB HBP BLK WP HR S P ERA WHIP									
Tom Borland, L (8, 1) ERA: 5.18	2.0 7 1 0 0 2 2 0 0 0 0 0 0 9 17 0.00 1.500										

Detroit Tigers @ Boston Red Sox
Fenway Park, Boston, MA
 Tue Jun 28 1960, 7:05 PM EDT
 Att. 20,366 - Unknown

livebaseballscorecards.com

AB 42
R 10
H 15
RBI 10
BB 8
SO 7
LOB 29



Batter	1	2	3	4	5	6	7	8	9	AB R H RBI BB SO LOB	TOP	
Eddie Yost, R OBP: 0.417, SLG: 0.323 (1, 5) X	0-0 F8 ①		0-0 F8 ②		0-0 2-3 ②			0-0 4-3 ① X	0-0 F7 ③	5 0 0 0 0 0 4		
Chico Fernandez, R OBP: 0.336, SLG: 0.355 (1, 6) X	0-0 L8 ②		0-0 P6 ③		0-0 P3 ③			0-0 F8 ②		4 0 0 0 0 0 1		
Charlie Maxwell, L OBP: 0.331, SLG: 0.450 (1, 7) X	0-0 4-3 ③			0-0 5-3 ①		0-0 P4 ①		0-0 F8 ③		4 0 0 0 0 0 0		
Norm Cash, L OBP: 0.338, SLG: 0.452 (1, 3)		0-0 3-1 ①		4-0 1B BB		0-3 K ②			0-0 1B 2B 1B	3 1 1 0 1 1 0		
Rocky Colavito, R OBP: 0.323, SLG: 0.444 (1, 9)		0-0 L4-3 2B		0-0 L8 ②		0-0 4-3 ③			0-0 2B FC5-2 1B	4 0 2 0 0 0 1		
Al Kaline, R OBP: 0.310, SLG: 0.375 (1, 8)		0-0 L4-3 ②		0-0 1-2 1B			0-0 L5-3 ①		0-3 K ①	4 0 1 0 0 1 3		
Frank Bolling, R OBP: 0.299, SLG: 0.371 (1, 4)		0-0 2-3		0-0 F7 ③			0-0 1B		0-0 FC5-2 2B	4 0 2 1 0 0 3		
Red Wilson, R OBP: 0.336, SLG: 0.311 (1, 2)			0-0 SH1-3 1B		0-0 HR		0-0 L8 ②		4-0 FC5-2 BB	3 1 2 1 1 0 1		
Jim Bunning, R OBP: 0.158, SLG: 0.184 Dave Sisler, R (6, 1)			0-0 SH1-3 ①		0-0 5-3 ①		0-0 F8 ③		0-0 FC5-2 ②	1 0 0 0 0 0 0		
Neil Christley, L OBP: 0.310, SLG: 0.414 Clem Labine, R OBP: 0.500, SLG: 1.000 Sandy Amoros, L OBP: 0.296, SLG: 0.222 (9, PH)			1-2						1-2 2-3 3-H	0 0 0 0 0 0 0		
										1 0 0 0 0 0 1		
										0 0 0 0 0 0 0		
										1 0 0 0 0 0 3		
Inning Stats	R: 0 H: 0 E: 0 LOB: 0 K: 0 BB: 0 S: 3 P: 3	R: 0 H: 1 E: 0 LOB: 1 K: 0 BB: 0 S: 4 P: 4	R: 0 H: 1 E: 0 LOB: 1 K: 0 BB: 0 S: 4 P: 4	R: 0 H: 1 E: 0 LOB: 2 K: 0 BB: 1 S: 4 P: 8	R: 1 H: 1 E: 0 LOB: 0 K: 0 BB: 0 S: 4 P: 4	R: 0 H: 0 E: 0 LOB: 0 K: 1 BB: 0 S: 5 P: 5	R: 0 H: 1 E: 0 LOB: 1 K: 0 BB: 0 S: 4 P: 4	R: 0 H: 0 E: 0 LOB: 0 K: 0 BB: 0 S: 3 P: 3	R: 1 H: 3 E: 0 LOB: 3 K: 1 BB: 1 S: 8 P: 12	1B: 5 SF: 0 2B: 2 SAC: 1 3B: 0 DP: 0 HR: 1 HBP: 0	WP: 0 PA: 37 PB: 0 SB: 0 CS: 0	
PITCHER Bill Monbouquette, R ERA: 2.91 (1, 1)	IP WLS BF H R ER SO BB IBB HBP BLK WP HR S P ERA WHIP	9.0 W 37 8 2 2 2 2 2 0 0 0 0 1 39 47 2.00 1.111										

Detroit Tigers @ Boston Red Sox
 Fenway Park, Boston, MA
 Wed Jun 29 1960, 3:33 AM EDT
 Att. 5,829 - Unknown

livebaseballscorecards.com

AB 34
R 2
H 8
RBI 2
BB 2
SO 2
LOB 17



Batter	1	2	3	4	5	6	7	8	9	AB R H RBI BB SO LOB	TOP																									
Eddie Yost, R (1, 5) OBP: 0.420, SLG: 0.343	0-0 HR 2B	0-3 K			4-0 BB		0-0 HR		0-0 F7	4 2 2 2 1 1 1																										
Chico Fernandez, R (1, 6) OBP: 0.331, SLG: 0.349	0-0 1-3		0-0 F9		0-0 P1		0-0 5-3			4 0 0 0 0 0 2																										
Charlie Maxwell, L (1, 7) OBP: 0.325, SLG: 0.441	0-0 F7		0-0 4-3		0-0 F8		0-3 K			4 0 0 0 0 1 2																										
Norm Cash, L (1, 3) OBP: 0.349, SLG: 0.453	4-0 HR BB		4-0 HR BB		0-3 K			0-0 1B		2 2 1 0 2 1 1																										
Rocky Colavito, R (1, 9) OBP: 0.326, SLG: 0.474	0-0 HR		0-0 HR			0-0 F2		0-0 F9		4 2 2 5 0 0 1																										
Al Kaline, R (1, 8) OBP: 0.309, SLG: 0.373	0-0 L6-3		0-0 L9			0-0 1B		0-0 L8		4 0 1 0 0 0 1																										
Frank Bolling, R (1, 4) OBP: 0.294, SLG: 0.364		0-0 L6		0-0 P4		0-0 G4-6-3		0-0 5-3		4 0 0 0 0 0 2																										
Red Wilson, R (1, 2) OBP: 0.328, SLG: 0.302		0-3 K		0-3 K			0-0 1-4-3		0-0 3-1	3 0 0 0 0 0 2 0																										
Lou Berberet, L (8, 2) OBP: 0.288, SLG: 0.258										1 0 0 0 0 0 0																										
Bob Bruce, R (1, 1) OBP: 0.500, SLG: 0.375		0-0 1B		0-0 F8			4-0 HR BB		0-3 K	2 0 1 0 0 0 0																										
Paul Foytack, R (4, 1) OBP: 0.353, SLG: 0.333										0 1 0 0 1 0 0																										
Clem Labine, R (8, 1) OBP: 0.500, SLG: 1.000										0 0 0 0 0 0 0																										
Sandy Amoros, L (9, PH) OBP: 0.291, SLG: 0.217										1 0 0 0 0 1 0																										
Inning Stats	R: 3 E: 0 K: 0 S: 5	H: 2 LOB: 0 BB: 1 P: 9	R: 0 E: 0 K: 2 S: 8	H: 1 LOB: 1 BB: 0 P: 8	R: 2 E: 0 K: 0 S: 4	H: 1 LOB: 0 BB: 1 P: 8	R: 0 E: 0 K: 1 S: 5	H: 0 LOB: 0 BB: 0 P: 5	R: 0 E: 0 K: 1 S: 5	H: 1 LOB: 0 BB: 0 P: 3	R: 2 E: 0 K: 1 S: 6	H: 1 LOB: 0 BB: 1 P: 10	R: 0 E: 0 K: 0 S: 4	H: 1 LOB: 1 BB: 0 P: 4	R: 0 E: 0 K: 1 S: 5	H: 0 LOB: 0 BB: 0 P: 5	1B: 3 2B: 1 3B: 0 HR: 3	SF: 0 SAC: 0 DP: 1 HBP: 0	WP: 0 PB: 0 SB: 0 CS: 0	PA: 37																
PITCHER	IP WLS BF H R ER SO BB IBB HBP BLK WP HR S P ERA WHIP																																			
Tom Brewer, R (1, 1) ERA: 5.02	3.0	W	15	4	5	5	2	2	0	0	0	0	2	17	25	15.00	2.000																			
Tom Sturdivant, R (4, 1) ERA: 5.04	5.0	W	19	3	2	2	3	2	0	0	0	0	1	23	31	3.60	1.000																			
Mike Fornieles, R (9, 1) ERA: 2.91	1.0	S	3	0	0	0	1	0	0	0	0	0	0	5	5	0.00	0.000																			

Detroit Tigers @ Boston Red Sox
Fenway Park, Boston, MA
 Thu Jun 30 1960, 3:33 AM EDT
 Att. 4,170 - Unknown

livebaseballscorecards.com

AB	33
R	7
H	7
RBI	7
BB	4
SO	6
LOB	10



Batter	1	2	3	4	5	6	7	8	9
Willie Tasby, R (1, 8) OBP: 0.361, SLG: 0.306	0-0 5-3		0-0 5-3		0-0 1B 2B	4-0 G6-4-3 BB		0-0 SH1-4	
Pete Runnels, L (1, 4) OBP: 0.398, SLG: 0.426	0-0 6-3		0-0 4-3		0-0 1B BB FC4-6 1B	0-0 G6-4-3		0-0 FC6 1B	
Ted Williams, L (1, 7) OBP: 0.455, SLG: 0.771	0-3 K			0-0 HR	0-3 K		0-0 P2	4-0 1B WP IBB	
Ed Sadowski, R (8, PR) OBP: 0.292, SLG: 0.338									
Mike Fornieles, R (9, 1) OBP: 0.333, SLG: 0.333									
Vic Wertz, L (1, 3) OBP: 0.319, SLG: 0.409		0-0 4-3		0-0 L8	4-0 FC4-6 1B BB		0-0 4-3	0-0 WP 1B	
Frank Malzone, R (1, 5) OBP: 0.325, SLG: 0.398		0-3 K		0-0 6-3	0-0 FC4-6 1B		0-0 6-3	0-3 K	
Russ Nixon, L (1, 2) OBP: 0.333, SLG: 0.397		0-0 PB 1B		0-0 2B 1B	0-0 FC4-6			0-0 K	
Gary Geiger, L (1, 9) OBP: 0.331, SLG: 0.440		0-0 L8		0-0 1B 2B	0-0 F3			0-0 1B 1B	
Don Buddin, R (1, 6) OBP: 0.343, SLG: 0.390			0-3 K	0-0 1B		0-0 SH1-4 2B		0-0 SH1-4 1B FC6 1B	
Tom Brewer, R (1, 1) OBP: 0.281, SLG: 0.290			0-0 5-3	0-0 P4		0-0 SH1-4		0-0 FC6 SH1-4 1B 1B	
Pumpsie Green, S (3, PH) OBP: 0.331, SLG: 0.324									
Tom Sturdivant, L (4, 1) OBP: 0.214, SLG: 0.231									
Rip Repulski, R (8, PH) OBP: 0.301, SLG: 0.387									
Carroll Hardy, R (8, PR) OBP: 0.152, SLG: 0.161									

Inning Stats	R: 0 E: 0 K: 1 S: 5	H: 0 LOB: 0 BB: 0 P: 5	R: 0 E: 0 K: 1 S: 6	H: 1 LOB: 1 BB: 0 P: 6	R: 0 E: 0 K: 1 S: 6	H: 1 LOB: 1 BB: 0 P: 6	R: 3 E: 0 K: 0 S: 7	H: 4 LOB: 1 BB: 0 P: 7	R: 2 E: 0 K: 1 S: 8	H: 3 LOB: 2 BB: 1 P: 12	R: 0 E: 0 K: 0 S: 3	H: 0 LOB: 0 BB: 0 P: 3	R: 6 E: 0 K: 2 S: 12	H: 4 LOB: 2 BB: 2 P: 20
--------------	------------------------------	---------------------------------	------------------------------	---------------------------------	------------------------------	---------------------------------	------------------------------	---------------------------------	------------------------------	----------------------------------	------------------------------	---------------------------------	-------------------------------	----------------------------------

PITCHER	IP	WLS	BF	H	R	ER	SO	BB	IBB	HBP	BLK	WP	HR	S	P	ERA	WHIP
Bob Bruce, R (1, 1) ERA: 3.86	3.2		17	6	3	3	3	0	0	0	0	0	1	23	23	7.36	1.636
Paul Foytack, R (4, 1) ERA: 7.45	3.1	L	18	6	5	5	1	3	0	0	0	0	0	17	29	13.50	2.700
Clem Labine, R (8, 1) ERA: 5.73	1.0		7	2	3	3	2	0	1	0	0	1	0	10	14	27.00	2.000

BOTTOM


Detroit Tigers @ Boston Red Sox
Fenway Park, Boston, MA

Thu Jun 30 1960, 3:33 AM EDT
Att. 4,170 - Unknown

AB	R	H	RBI	BB	SO	LOB
3	1	1	0	1	0	1
5	2	1	1	0	0	5
4	1	1	1	1	2	2
0	1	0	0	0	0	0
0	0	0	0	0	0	0
4	0	1	2	1	0	0
5	0	1	1	0	2	1
4	2	2	1	1	1	4
4	2	2	0	0	0	3
4	1	3	3	0	1	0
0	0	0	0	0	0	0
1	0	1	0	0	0	0
1	0	0	0	0	0	1
1	0	1	1	0	0	0
0	1	0	0	0	0	0

livebaseballscorecards.com

AB	36
R	11
H	14
RBI	10
BB	4
SO	6
LOB	17



WP	PA
1	42
PB	1
SB	0
CS	0

Batter	1	2	3	4	5	6	7	8	9	AB R H RBI BB SO LOB	TOP																
Eddie Yost, R (1, 5) OBP: 0.421, SLG: 0.339 Rocky Bridges, R (9, 5)	0-0 6-3		4-0 SF7 BB	4-0 BB		4-0 1B BB		0-0 F2	0-0 FC6-4 1-2f	3 1 0 0 3 0 3 0 0 0 0 0 0 0																	
Frank Bolling, R (1, 4) OBP: 0.300, SLG: 0.369	0-0 1-3		0-0 BB 1B 1-3	0-0 F8		0-0 1B		0-0 1B		5 1 3 0 0 0 1																	
Neil Chrisley, L (1, 7) OBP: 0.306, SLG: 0.417	0-3 K		0-0 SF7		0-0 1B 2B		0-0 F9	0-0 3-1		4 1 1 1 0 1 3																	
Rocky Colavito, R (1, 9) OBP: 0.336, SLG: 0.486		0-0 6-3 1B BB	0-0 BB 1B 1-2		0-0 K2-5-4-2 1B 2-H		0-0 F6	0-0 FC2-5 2B		5 1 4 1 0 0 0																	
Steve Bilko, R (1, 3) OBP: 0.275, SLG: 0.372 Norm Cash, L (9, PH) OBP: 0.354, SLG: 0.453	0-0 L9		4-0 G5-3 BB 1-2 2-3		0-0 1B 1-2		0-0 6-3	4-0 FC2-5 1B BB		3 0 1 0 1 0 1 0 1 0 0 1 0 0																	
Al Kaline, R (1, 8) OBP: 0.315, SLG: 0.372	4-0 1B BB 1-2		4-0 1-2 3-H		0-3 K2-5-4-2 2-2		0-0 1B	0-0 FC2-5 BB 1B 1-2 2-3f		3 1 1 1 2 1 4																	
Chico Fernandez, R (1, 6) OBP: 0.328, SLG: 0.345	0-0 6-3		0-0 G5-3		0-0 F8		0-0 1B	0-0 F9		5 0 1 0 0 0 8																	
Red Wilson, R (1, 2) OBP: 0.331, SLG: 0.306	0-0 FC5-4 1B 2-H 3-H		0-0 F9		0-0 G3		0-0 5-3	0-0 BB 1B 1-2 2-H		5 0 2 3 0 0 2																	
Frank Lary, R (1, 1) OBP: 0.222, SLG: 0.288 Hank Aguirre, R (8, 1) Dave Sisler, R (8, 1) Sandy Amoros, L (9, PH) OBP: 0.394, SLG: 0.217 Clem Labine, R (9, 1) OBP: 0.500, SLG: 1.000 Tom Morgan, R (9, 1)	0-0 FC5-4		0-3 K		0-0 F8		0-0 F9	4-0 FC6-4 BB 1-2 2-3		4 0 0 0 0 0 1 1 0 1 0 0 0 0 0 0 0 0 0 0 0 0 0 0 0 0 0 0																	
Inning Stats	R: 0 E: 0 K: 1 S: 5	H: 0 LOB: 0 BB: 0 P: 5	R: 2 E: 0 K: 0 S: 5	H: 2 LOB: 1 BB: 1 P: 9	R: 2 E: 0 K: 0 S: 4	H: 2 LOB: 2 BB: 3 P: 16	R: 0 E: 0 K: 1 S: 5	H: 0 LOB: 1 BB: 1 P: 9	R: 1 E: 0 K: 1 S: 7	H: 3 LOB: 1 BB: 0 P: 7	R: 0 E: 0 K: 0 S: 4	H: 1 LOB: 2 BB: 1 P: 8	R: 0 E: 0 K: 0 S: 5	H: 2 LOB: 2 BB: 0 P: 5	R: 0 E: 0 K: 0 S: 4	H: 1 LOB: 1 BB: 0 P: 4	R: 1 E: 0 K: 0 S: 5	H: 2 LOB: 3 BB: 2 P: 13	1B: 11 2B: 3 3B: 0 HR: 0	SF: 1 SAC: 0 DP: 2 HBP: 0	WP: 0 PB: 0 SB: 0 CS: 0	PA: 46					
PITCHER	IP WLS BF H R ER SO BB IBB HBP BLK WP HR S P ERA WHIP																										
Whitey Ford, L (1, 1) ERA: 3.04	2.1		14	4	4	4	1	3	0	0	0	0	0	13	25	15.43	3.000										
Eli Grba, R (3, 1) ERA: 2.76	3.2		16	4	1	1	2	3	0	0	0	0	0	17	29	2.46	1.909										
John Gabler, R (7, 1) ERA: 3.89	2.0		9	3	0	0	0	0	0	0	0	0	0	9	9	0.00	1.500										
Johnny James, R (9, 1) ERA: 3.41	1.0	W	7	2	1	1	0	2	0	0	0	0	0	5	13	9.00	4.000										

Detroit Tigers @ New York Yankees
 Yankee Stadium, Bronx, NY
 Sat Jul 02 1960, 3:33 AM EDT
 Att. 27,916 - Unknown - 81 F

livebaseballscorecards.com

AB	37
R	6
H	13
RBI	6
BB	8
SO	3
LOB	23



Batter	1	2	3	4	5	6	7	8	9	AB R H RBI BB SO LOB	TOP																
Eddie Yost, R (1, 5) OBP: 0.425, SLG: 0.360 Neil Chrisley, L (9, PH) OBP: 0.311, SLG: 0.421	0-3 K		0-0 HR		4-0 HR BB		0-0 2B		0-0 BB 1-2 2-H 1B	3 2 2 1 1 1 0 1 0 1 0 0 0 0																	
Frank Bolling, R (1, 4) OBP: 0.302, SLG: 0.381	0-3 K		0-0 5-3		0-0 HR 1-H 2-H		0-0 5-3		4-0 BB 1-2 2-3	4 1 1 3 1 1 1																	
Charlie Maxwell, L (1, 7) OBP: 0.327, SLG: 0.447	4-0 BB			0-0 3-1	0-0 F6			0-0 6-3 3B	0-3 K	4 1 1 0 1 1 3																	
Norm Cash, L (1, 3) OBP: 0.360, SLG: 0.462 Steve Bilko, R (8, PH) OBP: 0.273, SLG: 0.370 (8, 3)	0-3 K			4-0 WP 1B BB		0-0 BLK 2B		0-3 K		2 1 1 0 1 1 1 1 0 0 0 0 1 1																	
Rocky Colavito, R (1, 9) OBP: 0.331, SLG: 0.477		0-0 4-3		0-0 F4 1-2	0-0 F4		0-0 6-3			4 0 0 1 0 0 2																	
Al Kaline, R (1, 8) OBP: 0.314, SLG: 0.370		0-0 L6-3		0-0 2-H 1B		0-0 L7		0-0 L5-3		4 0 1 1 0 0 1																	
Chico Fernandez, R (1, 6) OBP: 0.331, SLG: 0.348 Casey Wise, S (9, PR) OBP: 0.188, SLG: 0.303			0-0 6-3		0-0 SH3 HR 1B		0-0 L8		0-0 BB 1B 1B	4 1 2 0 0 0 1 0 0 0 0 0 0 0																	
Red Wilson, R (1, 2) OBP: 0.321, SLG: 0.296			0-0 6-3		0-0 F5		0-0 F4		0-0 F9	4 0 0 0 0 0 2																	
Don Mossi, L (1, 1) OBP: 0.189, SLG: 0.063 Johnny Groth, R (9, PH) OBP: 0.385, SLG: 0.273			0-0 6-3		0-0 SH3 1-2		0-0 F7		4-0 BB 1B BB 1-2 BB	2 0 0 0 0 0 0 0 0 0 0 1 0 0																	
Inning Stats	R: 0 E: 0 K: 3 S: 9	H: 0 LOB: 1 BB: 1 P: 13	R: 0 E: 0 K: 0 S: 3	H: 0 LOB: 0 BB: 0 P: 3	R: 1 E: 0 K: 0 S: 4	H: 1 LOB: 0 BB: 0 P: 4	R: 1 E: 0 K: 0 S: 3	H: 1 LOB: 1 BB: 1 P: 7	R: 3 E: 0 K: 0 S: 5	H: 2 LOB: 0 BB: 1 P: 9	R: 0 E: 0 K: 0 S: 4	H: 1 LOB: 1 BB: 0 P: 4	R: 0 E: 0 K: 0 S: 4	H: 1 LOB: 1 BB: 0 P: 4	R: 1 E: 0 K: 1 S: 6	H: 1 LOB: 0 BB: 0 P: 6	R: 0 E: 0 K: 1 S: 6	H: 2 LOB: 3 BB: 2 P: 14	1B: 4 2B: 2 3B: 1 HR: 2	SF: 0 SAC: 1 DP: 0 HBP: 0	WP: 1 PB: 0 SB: 0 CS: 0	PA: 39					
PITCHER	IP WLS BF H R ER SO BB IBB HBP BLK WP HR S P ERA WHIP																										
Bob Turley, R (1, 1) ERA: 2.95	6.0		25	5	5	5	3	3	0	0	1	1	2	28	40	7.50	1.333										
John Gabler, R (7, 1) ERA: 3.79	1.0	W	4	1	0	0	0	0	0	0	0	0	0	4	4	0.00	1.000										
Bobby Shantz, L (8, 1) ERA: 3.25	1.1		7	2	1	1	1	1	0	0	0	0	0	8	12	6.75	2.250										
Johnny James, R (9, 1) ERA: 3.38	0.1		1	1	0	0	0	0	0	0	0	0	0	1	1	0.00	3.000										
Ryne Duren, R (9, 1) ERA: 5.75	0.1	S	2	0	0	0	1	1	0	0	0	0	0	3	7	0.00	3.000										

Detroit Tigers @ New York Yankees
 Yankee Stadium, Bronx, NY
 Sun Jul 03 1960, 3:33 AM EDT
 Unknown - 83 F

livebaseballscorecards.com

AB	33
R	6
H	9
RBI	6
BB	5
SO	5
LOB	12



Batter	1	2	3	4	5	6	7	8	9	AB	R	H	RBI	BB	SO	LOB
Bobby Richardson, R OBP: 0.298, SLG: 0.293 (1, 4)	0-0 F3	0-0 SH3-4 1B		0-0 L8		0-0 SF7		0-0 5-3		4	0	1	1	0	0	0
Hector Lopez, R OBP: 0.379, SLG: 0.433 (1, 7)	4-0 1B BB	0-0 SH3-4 1-2		0-0 FC4-6 1B		0-0 1B		0-0 1B		3	1	3	0	1	0	0
Roger Maris, L OBP: 0.393, SLG: 0.718 (1, 9)	0-0 F4	0-0 F2		0-0 FC4-6 1-2f		0-0 F4		0-3 K		5	0	0	0	0	1	5
Mickey Mantle, S OBP: 0.427, SLG: 0.585 (1, 8)	0-0 1B 1-2 2B 1B	0-0 1B		0-3 K		0-0 E6 SH5-3 HR		0-0 F2		5	2	2	0	0	1	2
Bill Skowron, R OBP: 0.341, SLG: 0.540 (1, 3)	0-0 2B 1-3 2-H E 1B	0-0 F9		0-0 L7		0-0 F4				4	1	1	1	0	0	3
Gil McDougald, R OBP: 0.312, SLG: 0.424 (1, 5)	0-0 E 1-3 3-H 2B		0-0 1B	0-3 K		0-0 SH5-3				3	0	2	1	0	1	0
Elston Howard, R OBP: 0.300, SLG: 0.406 (1, 2)	4-0 E IBB		0-0 L7	0-0 L8		4-0 HR BB				2	1	0	0	2	0	1
Clete Boyer, R OBP: 0.288, SLG: 0.419 (1, 6)	0-0 E5 1-2 2-3 3-H		0-0 F9	0-0 F9		0-0 E S SF7 1B		0-0 HR		4	2	2	3	0	0	3
Bob Turley, R OBP: 0.182, SLG: 0.200 Bob Cerv, R OBP: 0.344, SLG: 0.436 John Gabriel, S OBP: 0.222, SLG: 0.125 Joe Demaestri, R OBP: 0.250, SLG: 0.250 Bobby Shantz, R Johnny James, L Ryne Duren, R	0-0 F7		0-0 F4			0-0 F3		0-3 K		2	0	0	0	0	0	4

BOTTOM

Detroit Tigers @ New York Yankees
 Yankee Stadium, Bronx, NY
 Sun Jul 03 1960, 3:33 AM EDT
 Unknown - 83 F

AB	34
R	7
H	11
RBI	6
BB	3
SO	4
LOB	19



Inning Stats	R	H	E	K	S	IP	WLS	BF	H	R	ER	SO	BB	IBB	HBP	BLK	WP	HR	S	P	ERA	WHIP
	3	3	1	7	5	8.0	L	40	11	7	3	4	2	1	0	0	0	1	45	57	3.38	1.625

WP:	0	PA:	40
PB:	0	SB:	1
CS:	0		

Batter	1	2	3	4	5	6	7	8	9	AB R H RBI BB SO LOB	TOP											
Al Smith, R OBP: 0.361, SLG: 0.451 (1, 9) X	0-0 F5		0-3 K			0-0 1B		0-3 K		4 0 1 0 0 2 0	Chicago White Sox @ Detroit Tigers Briggs Stadium, Detroit, MI Mon Jul 04 1960, 4:33 AM EDT Unknown											
Nellie Fox, L OBP: 0.332, SLG: 0.354 (1, 4) X	0-0 G3 HBP 1B		0-0 1B			0-0 F4		0-0 F9		4 0 2 0 0 0 1												
Minnie Minoso, R OBP: 0.401, SLG: 0.502 Joe Hicks, L OBP: 0.263, SLG: 0.235 (1, 7) H (1, PR) (1, 7)	1-0 G3 1-2 HBP		0-0 4-3			0-0 L8			1-0 HBP	0 0 0 0 0 0 0 2 0 0 0 0 0 2												
Ted Kluszewski, L OBP: 0.338, SLG: 0.374 (1, 3) X	0-0 G3 1-2 2-3			0-3 K		0-0 3-1			0-0 L9	4 0 0 0 0 1 4												
Billy Goodman, L OBP: 0.328, SLG: 0.300 (1, 5) S S S	0-3 K			0-0 L8			0-0 F7		0-0 F7	4 0 0 0 0 1 4												
Joe Ginsberg, L OBP: 0.406, SLG: 0.351 (1, 2) X		0-0 L9		0-0 L8			0-0 F5		0-0 4-3	4 0 0 0 0 0 1												
Jim Landis, R OBP: 0.372, SLG: 0.357 (1, 8) X		0-0 4-3			0-3 K2-3		4-0 S BB			2 0 0 0 0 1 1 0												
Luis Aparicio, R OBP: 0.280, SLG: 0.320 Earl Torgeson, L OBP: 0.500, SLG: 0.545 Bob Rush, R OBP: 0.600, SLG: 0.500 (1, 6) (7, PH) (7, 1)		0-0 6-3			0-0 L8		0-0 F2 1-2			2 0 0 0 0 0 0 1 0 0 0 0 0 1 0 0 0 0 0 0 0												
Frank Baumann, L OBP: 0.286, SLG: 0.118 Gene Freese, R OBP: 0.291, SLG: 0.438 Dick Donovan, L OBP: 0.118, SLG: 0.063 Sammy Esposito, R OBP: 0.286, SLG: 0.220 (1, 1) (3, PH) (3, 1) (7, 6)			0-0 L8			0-0 F5		0-3 K		0 0 0 0 0 0 0 1 0 0 0 0 0 0 1 0 0 0 0 0 0 1 0 0 0 0 1 0												
Inning Stats	R: 0 E: 0 K: 1 S: 6	H: 1 LOB: 3 BB: 0 P: 7	R: 0 E: 0 K: 0 S: 3	H: 0 LOB: 0 BB: 0 P: 3	R: 0 E: 0 K: 1 S: 6	H: 1 LOB: 1 BB: 0 P: 6	R: 0 E: 0 K: 1 S: 5	H: 0 LOB: 0 BB: 0 P: 5	R: 0 E: 0 K: 0 S: 4	H: 1 LOB: 1 BB: 0 P: 4		R: 0 E: 0 K: 0 S: 3	H: 0 LOB: 1 BB: 1 P: 7	R: 0 E: 0 K: 2 S: 7	H: 0 LOB: 0 BB: 0 P: 7	R: 0 E: 0 K: 0 S: 3	H: 0 LOB: 1 BB: 0 P: 4	1B: 3 2B: 0 3B: 0 HR: 0	SF: 0 SAC: 0 DP: 0 HBP: 2	WP: 0 PB: 0 SB: 1 CS: 0	PA: 33	
PITCHER Jim Bunning, R ERA: 2.3 (1, 1)	IP 9.0	WLS W	BF 33	H 3	R 0	ER 0	SO 6	BB 1	IBB 0	HBP 2	BLK 0	WP 0	HR 0	S 42	P 48	ERA 0.00	WHIP 0.444					PITCHER IP WLS BF H R ER SO BB IBB HBP BLK WP HR S P ERA WHIP

livebaseballscorecards.com

AB	30
R	0
H	3
RBI	0
BB	1
SO	6
LOB	13



Batter	1	2	3	4	5	6	7	8	9	AB R H RBI BB SO LOB	TOP															
Al Smith, R (1, 9) OBP: 0.365, SLG: 0.451	0-0 4-3		4-0 FC3-6 BB		0-0 1B 1B		0-0 5-3		0-0 G1-6-3 1B	4 1 2 0 1 0 0																
Nellie Fox, L (1, 4) OBP: 0.330, SLG: 0.349	0-0 6-3		0-0 FC3-6 FC5-4 1-2f		4-0 1B BB		0-0 F9		0-0 G1-6-3 1-2f	4 0 0 0 1 0 3																
Minnie Minoso, R (1, 7) OBP: 0.403, SLG: 0.500	0-3 K		0-0 FC5-4 1-2f		0-0 L4-6 1-3 2-H 1B		4-0 BB BB			3 0 1 1 1 1 1																
Roy Sievers, R (1, 3) OBP: 0.363, SLG: 0.468		0-0 6-3		0-0 HR	4-0 1-2 BB		0-0 L4			3 1 1 1 1 0 1																
Gene Freese, R (1, 5) OBP: 0.290, SLG: 0.434		0-0 BB 1B		0-3 K	0-0 L4-6 2-3		0-0 F5			4 0 1 0 0 1 3																
Sherm Lollar, R (1, 2) OBP: 0.333, SLG: 0.369		4-0 1-2 BB		0-3 K	0-0 F3		0-0 L8			3 0 0 0 1 1 2																
Jim Landis, R (1, 8) OBP: 0.370, SLG: 0.352		0-0 L8		4-0 1B BB		0-0 L8		0-0 F5		3 0 0 0 1 0 2																
Luis Aparicio, R (1, 6) OBP: 0.281, SLG: 0.321		0-0 6-3		0-0 1-2 1B		0-0 F9			0-3 K	3 0 1 0 0 0 2																
Earl Torgeson, L (9, PH) OBP: 0.489, SLG: 0.529										1 0 0 0 0 1 0																
Bob Shaw, R (1, 1) OBP: 0.111, SLG: 0.061			0-0 F3		0-3 K		0-3 K		4-0 1B BB	3 0 0 0 0 2 2																
Ted Kluszewski, L (9, PH) OBP: 0.343, SLG: 0.374										0 0 0 0 1 0 0																
Jim Rivera, L (9, PR) OBP: 0.400, SLG: 0.667										0 0 0 0 0 0 0																
Inning Stats	R: 0 E: 0 K: 1 S: 5	H: 0 LOB: 0 BB: 0 P: 5	R: 0 E: 0 K: 0 S: 4	H: 1 LOB: 2 BB: 1 P: 8	R: 0 E: 0 K: 0 S: 3	H: 0 LOB: 1 BB: 1 P: 7	R: 1 E: 0 K: 3 S: 11	H: 2 LOB: 2 BB: 1 P: 15	R: 1 E: 0 K: 0 S: 4	H: 2 LOB: 2 BB: 2 P: 12	R: 0 E: 0 K: 1 S: 5	H: 0 LOB: 0 BB: 0 P: 5	R: 0 E: 0 K: 0 S: 3	H: 0 LOB: 1 BB: 1 P: 7	R: 0 E: 0 K: 0 S: 3	H: 0 LOB: 0 BB: 0 P: 3	R: 0 E: 0 K: 1 S: 5	H: 1 LOB: 2 BB: 1 P: 9	1B: 5 2B: 1 3B: 0 HR: 1	SF: 0 SAC: 0 DP: 2 HBP: 0	WP: 0 PB: 0 SB: 1 CS: 0	PA: 38				
PITCHER	IP WLS BF H R ER SO BB IBB HBP BLK WP HR S P ERA WHIP																									
Bob Bruce, R (1, 1) ERA: 3.92	4.0	22	5	2	2	4	5	0	0	0	0	1	25	45	4.50	2.500										
Dave Sisler, R (5, 1) ERA: 2.86	5.0	W	16	1	0	0	2	2	0	0	0	0	18	26	0.00	0.600										

Chicago White Sox @ Detroit Tigers
 Briggs Stadium, Detroit, MI
 Mon Jul 04 1960, 4:38 AM EDT
 Att. 26,951 - Unknown

livebaseballscorecards.com

AB	31
R	2
H	6
RBI	2
BB	7
SO	6
LOB	16




Batter	1	2	3	4	5	6	7	8	9	AB R H RBI BB SO LOB	TOP																													
Bill Tuttle, R OBP: 0.326, SLG: 0.315 (1, 8) X	0-0 F9		0-0 5-3		0-0 1B 1B		0-0 4-3		0-0 6-3	5 0 1 1 0 0 2																														
Hank Bauer, R OBP: 0.329, SLG: 0.414 (1, 9) X	0-0 L9		0-0 6-3		0-0 1B 2-H			0-0 HR		4 1 2 2 0 0 0																														
Andy Carey, R OBP: 0.291, SLG: 0.459 (1, 5) X	0-0 1B			0-0 6-3	0-0 F9			0-0 6-3		4 0 1 0 0 0 2																														
Dick Williams, R OBP: 0.335, SLG: 0.385 (1, 3) S S S	0-3 K			0-0 F7		0-0 L8		0-0 FC6-4 1B		4 0 1 0 0 1 1																														
Norm Siebern, L OBP: 0.383, SLG: 0.496 (1, 7) X		0-0 L8		0-0 F7		0-0 1-3		0-3 K		4 0 0 0 0 1 1																														
Pete Daley, R OBP: 0.278, SLG: 0.472 (1, 2) X		0-0 1B			0-0 1B 1B		0-3 K	0-0 FC6-4 1-2f		4 1 2 0 0 1 1																														
Jerry Lumpe, L OBP: 0.322, SLG: 0.372 (1, 4) X		0-0 F7			0-0 F5		0-0 1B		0-0 F9	4 0 1 0 0 0 2																														
Ken Hamlin, R OBP: 0.276, SLG: 0.243 (1, 6) X		0-0 5-3			0-0 F4		0-0 P6		0-0 L8	4 0 0 0 0 0 3																														
Don Larsen, R OBP: 0.118, SLG: 0.176 (3, 1) X			0-3 K		0-0 1B 1B		0-3 K		0-0 1B	1 0 0 0 0 0 1 0 0 0 0 0 0 0 0 0 1 0 1 0 0 0 0 0 0 1 0 0 0 0 0 0 1 0 0 0 0 1 1 1 0 1 0 0 0 0 0																														
Bob Trowbridge, R OBP: 0.059, SLG: 0.118 (5, PH)																																								
Lou Kimchok, L OBP: 0.057, SLG: 0.067 (5, PR)																																								
Dick Hall, R OBP: 0.138, SLG: 0.074 (5, 1)																																								
Ned Garver, R OBP: 0.128, SLG: 0.250 (9, PH)																																								
Harry Chitt, R OBP: 0.295, SLG: 0.346																																								
Inning Stats	R: 0 E: 0 K: 1 S: 6	H: 1 LOB: 1 BB: 0 P: 6	R: 0 E: 0 K: 0 S: 4	H: 1 LOB: 1 BB: 0 P: 4	R: 0 E: 0 K: 1 S: 5	H: 0 LOB: 0 BB: 0 P: 5	R: 0 E: 0 K: 0 S: 3	H: 0 LOB: 0 BB: 0 P: 3	R: 2 E: 0 K: 0 S: 7	H: 4 LOB: 2 BB: 0 P: 7	R: 0 E: 0 K: 1 S: 5	H: 0 LOB: 0 BB: 0 P: 5	R: 0 E: 0 K: 1 S: 6	H: 1 LOB: 1 BB: 0 P: 6	R: 1 E: 0 K: 1 S: 7	H: 2 LOB: 1 BB: 0 P: 7	R: 0 E: 0 K: 0 S: 4	H: 1 LOB: 1 BB: 0 P: 4	1B: 9 2B: 0 3B: 0 HR: 1	SF: 0 SAC: 0 DP: 0 HBP: 0	WP: 0 PB: 0 SB: 0 CS: 0	PA: 37																		
PITCHER Don Mossi, L ERA: 3.11 (1, 1)	IP 9.0	WLS W	BF 37	H 10	R 3	ER 3	SO 5	BB 0	IBB 0	HBP 0	BLK 0	WP 0	HR 1	S 47	P 47	ERA 3.00	WHIP 1.111						PITCHER	IP 9.0	WLS W	BF 37	H 10	R 3	ER 3	SO 5	BB 0	IBB 0	HBP 0	BLK 0	WP 0	HR 1	S 47	P 47	ERA 3.00	WHIP 1.111

Kansas City Athletics @ Detroit Tigers
 Briggs Stadium, Detroit, MI
 Thu Jul 07 1960, 4:33 AM EDT
 Att. 6,998 - Unknown

livebaseballscorecards.com

AB 37
R 3
H 10
RBI 3
BB 0
SO 5
LOB 13



Batter	1	2	3	4	5	6	7	8	9
Eddie Yost, R OBP: 0.418, SLG: 0.346 (1, 5)	4-0 BB S BB	0-0 F5	0-0 FC4-6 1B 1-2 2-H 3-H		0-0 F5		0-0 6-3		
Frank Bolling, R OBP: 0.296, SLG: 0.357 (1, 4)	0-0 5-3 1-2		0-0 BB FC4-6		0-0 P4		0-0 6-3		
Charlie Maxwell, L OBP: 0.322, SLG: 0.439 (1, 7)	0-0 G3		0-0 FC5-4 3B 1-H	0-3 K		0-0 G3	0-0 1B 2B		
Norm Cash, L OBP: 0.374, SLG: 0.478 (1, 3)	0-0 F2		4-0 FC5-4 BB	0-0 1B 2B		4-0 FC5-4 BB	4-0 1B BB		
Al Kaline, R OBP: 0.322, SLG: 0.385 (1, 8)		0-0 L7	0-0 FC5-4 BB S BB 1-2f 3-H	0-0 S 1B 2-3		0-0 FC5-4 1-2f	0-0 1B 1B 1-H 2-H		
Rocky Colavito, R OBP: 0.327, SLG: 0.470 (1, 9)	4-0 BB 1B BB	0-0 BB 1B	0-0 6-3 1-2 1B IBB	4-0 L4-3 BB 1-2		0-0 F3	0-3 K		
Lou Berberet, L OBP: 0.293, SLG: 0.269 (1, 2)	0-0 BB 1B	0-0 BB 1B	4-0 BB 1B IBB	0-0 L4-3 1-2		0-0 6-3			
Chico Fernandez, R OBP: 0.330, SLG: 0.340 Ozzie Virgil, R (4, 6)	0-0 F8	0-0 BB 1B BB	4-0 BB 1B BB		0-0 1-3		0-0 F9		
Don Mossi, L OBP: 0.268, SLG: 0.118 (1, 1)	4-0 BB 1-2 2-3	4-0 BB 1B	4-0 BB 1B		0-0 1B		0-0 1B		

Inning Stats	R: 0	H: 0	E: 0	K: 0	S: 3	R: 0	H: 1	E: 0	K: 0	S: 4	R: 5	H: 2	E: 0	K: 1	S: 5	R: 0	H: 2	E: 0	K: 1	S: 6	R: 0	H: 1	E: 0	K: 0	S: 4	R: 0	H: 0	E: 0	K: 0	S: 3	R: 0	H: 1	E: 0	K: 0	S: 4	R: 1	H: 2	E: 0	K: 1	S: 6
	LOB: 1	BB: 1	P: 7	LOB: 3	BB: 2	P: 12	LOB: 2	BB: 5	P: 25	LOB: 1	BB: 1	LOB: 1	BB: 1	P: 7	LOB: 1	BB: 0	LOB: 1	BB: 1	P: 4	LOB: 1	BB: 1	LOB: 1	BB: 1	P: 10	LOB: 1	BB: 0	LOB: 1	BB: 1	P: 7	LOB: 1	BB: 1	P: 10	SF: 0	SAC: 0	DP: 1	HBP: 0	WP: 0	PA: 42		

PITCHER	IP	WLS	BF	H	R	ER	SO	BB	IBB	HBP	BLK	WP	HR	S	P	ERA	WHIP
Don Larsen, R ERA: 4.72 (1, 1)	2.2	L	17	2	5	5	0	6	1	0	0	0	0	10	38	16.88	3.000
Bob Trowbridge, R ERA: 4.43 (3, 1)	1.1		8	3	0	0	1	2	0	0	0	0	0	8	16	0.00	3.750
Ned Garver, R ERA: 7.15 (5, 1)	4.0		17	4	1	1	1	2	0	0	0	0	0	17	25	2.25	1.500

BOTTOM

Kansas City Athletics @ Detroit Tigers
 Briggs Stadium, Detroit, MI
 Thu Jul 07 1960, 4:33 AM EDT
 Att. 6,998 - Unknown

AB	R	H	RBI	BB	SO	LOB
4	0	1	2	1	0	5
4	1	0	0	1	0	4
5	2	2	1	0	1	1
2	0	1	0	3	0	1
5	1	2	2	0	0	2
3	0	0	0	2	1	3
3	1	1	0	1	0	3
1	1	0	0	1	0	2
2	0	0	0	0	0	0
2	0	2	1	2	0	0

AB 31
 R 6
 H 9
 RBI 6
 BB 11
 SO 2
 LOB 21



PITCHER	IP	WLS	BF	H	R	ER	SO	BB	IBB	HBP	BLK	WP	HR	S	P	ERA	WHIP
Don Larsen, R ERA: 4.72 (1, 1)	2.2	L	17	2	5	5	0	6	1	0	0	0	0	10	38	16.88	3.000
Bob Trowbridge, R ERA: 4.43 (3, 1)	1.1		8	3	0	0	1	2	0	0	0	0	0	8	16	0.00	3.750
Ned Garver, R ERA: 7.15 (5, 1)	4.0		17	4	1	1	1	2	0	0	0	0	0	17	25	2.25	1.500

Batter	1	2	3	4	5	6	7	8	9	10	11	12	13	AB R H RBI BB SO LOB	TOP									
Eddie Yost, R OBP: 0.411, SLG: 0.340 (1, 5)	P4		SF7			5-3		5-3		FC1-6		6-3		5 0 0 1 0 0 2	Detroit Tigers @ Kansas City Athletics Municipal Stadium, Kansas City, MO Fri Jul 08 1960, 8:05 PM EDT Att: 7,023 - Unknown livebaseballscorecards.com									
Frank Bolling, R OBP: 0.289, SLG: 0.348 (1, 4)	6-3		4-3			F8		4-3		F7		F2		6 0 0 0 0 0 3										
Charlie Maxwell, L OBP: 0.319, SLG: 0.444 (1, 7)	F8					K		G3		F7			HR	6 1 1 1 0 1 1										
Norm Cash, L OBP: 0.379, SLG: 0.479 (1, 3)		4-3				FC5-4 1B		HR 1B		K		G3		6 1 3 0 0 1 0										
Al Kaline, R OBP: 0.326, SLG: 0.403 (1, 8)		F2				FC5-4 1-2f		HR				L4		6 1 3 2 0 0 1										
Rocky Colavito, R OBP: 0.327, SLG: 0.471 (1, 9)		5-3				L5		F9 2B		K				6 0 2 0 0 2 4										
Lou Berberet, L OBP: 0.294, SLG: 0.266 (1, 2)						S SF7 1B		F9 2-3				F8		5 1 1 0 1 0 4										
Ozzie Virgil, R OBP: 0.167, SLG: 0.167 (1, 6)														3 0 1 0 0 0 1										
Sandy Amoros, L OBP: 0.293, SLG: 0.208 (9, PH)														1 0 0 0 0 0 2										
Rocky Bridges, R OBP: 0.200, SLG: 0.200 (9, 6)						S 1B		1-3		G3				1 0 1 0 0 0 0										
Jim Bunning, R OBP: 0.166, SLG: 0.214 (5, PH)														1 0 0 0 0 0 2										
Johnny Griggs, R OBP: 0.400, SLG: 0.308 (5, 1)														1 0 0 0 0 0 0										
Hank Aguirre, R OBP: 0.309, SLG: 0.418 (7, PH)														1 0 0 0 0 0 1										
Neil Christley, L OBP: 0.143, SLG: 0.143 (7, 1)														1 0 1 0 0 0 0										
Dave Sisler, R OBP: 0.500, SLG: 1.000 (13, 1)														0 0 0 0 0 0 0										
Clem Labine, R OBP: 0.500, SLG: 1.000 (13, 1)														0 0 0 0 0 0 0										
Inning Stats	R: 0 E: 0 K: 0 S: 3	H: 0 LOB: 0 BB: 0 P: 3	R: 0 E: 0 K: 0 S: 3	H: 0 LOB: 0 BB: 0 P: 3	R: 1 E: 0 K: 0 S: 5	H: 2 LOB: 1 BB: 0 P: 5	R: 0 E: 0 K: 0 S: 4	H: 1 LOB: 1 BB: 0 P: 4	R: 0 E: 0 K: 1 S: 5	H: 0 LOB: 0 BB: 0 P: 5	R: 0 E: 0 K: 1 S: 5	H: 0 LOB: 0 BB: 0 P: 3	R: 0 E: 0 K: 2 S: 8	H: 1 LOB: 2 BB: 1 P: 12	R: 0 E: 0 K: 0 S: 4	H: 1 LOB: 1 BB: 0 P: 4	R: 0 E: 0 K: 0 S: 4	H: 1 LOB: 1 BB: 0 P: 4	R: 0 E: 0 K: 1 S: 7	H: 3 LOB: 1 BB: 0 P: 7	1B: 9 2B: 2 3B: 0 HR: 2	SF: 1 SAC: 1 DP: 1 HBP: 0	WP: 0 PB: 0 SB: 2 CS: 0	PA: 52
PITCHER	IP WLS BF H R ER SO BB IBB HBP BLK WP HR S P ERA WHIP														IP WLS BF H R ER SO BB IBB HBP BLK WP HR S P ERA WHIP									
Ray Herbert, R ERA: 3.8 (1, 1)	12.0	47	10	3	3	3	0	0	0	0	0	0	0	0	1	3	3	∞	∞					
Marty Kutyna, R ERA: 3.38 (13, 1)	0.0	3	3	1	1	0	0	0	0	0	0	0	0	0	0	0	0	0	0					
Johnny Kucks, R ERA: 7.75 (13, 1)	1.0	W	2	0	0	0	1	0	0	0	0	0	0	0	0	4	4	0.00	0.000					



Batter	1	2	3	4	5	6	7	8	9	10	11	12	13	AB R H RBI BB SO LOB
Russ Snyder, L (1, 8) OBP: 0.331, SLG: 0.421 (13, 9)	0-0 6-3		0-0 2B 1B		0-0 G4-6-3 1B			0-0 6-3			0-0 4-3		0-0 SH5-3 1B 1B	6 2 3 0 0 0 0
Jerry Lumpe, L (1, 4) OBP: 0.325, SLG: 0.378	0-0 1B 1B		0-0 1-H 2B		0-0 G4-6-3 1-2f			0-0 6-3			0-0 F9		0-0 1-2 SH5-3 1B 1B	6 1 3 1 0 0 1
Whitey Herzog, L (1, 7) OBP: 0.376, SLG: 0.432	0-0 G3-6 1-3 1B		0-0 L5		0-0 L8			0-0 F7			4-0 BB		0-0 SH5-3 1-2 2-3	4 0 1 0 1 0 1
Norm Siebern, L (1, 3) OBP: 0.379, SLG: 0.486	0-0 G3-6 1-2f		0-3 K				0-0 L8		0-0 F7		0-3 K		4-0 1B IBB	5 0 0 0 1 2 4
Hank Bauer, R (1, 9) OBP: 0.338, SLG: 0.412		4-0 BB BB BB	0-0 S 1B BB		4-0 CS BB		0-3 K		0-3 K			0-0 4-3 WP FC5-2 1B	0-0 1-2 2-H 3-H 1B	3 1 1 0 2 2 0 1 0 1 2 0 0 0
Bill Tuttle, R (12, PR) OBP: 0.328, SLG: 0.318 (13, 8)														
Andy Carey, R (1, 5) OBP: 0.294, SLG: 0.464		0-0 1-H G4-3 1B		0-0 1-2 1B 2B		0-3 K		0-0 F2				0-0 4-3		5 1 2 1 0 1 1
Harry Chiti, R (1, 2) OBP: 0.296, SLG: 0.346		0-0 G4-3		0-0 2B P5 1B		0-3 K		0-0 6-3				4-0 FC5-2 IBB		3 0 1 0 0 1 1 1 0 0 0 1 0 0
Danny Kravitz, L (10, PH) OBP: 0.304, SLG: 0.419 (11, 2)		0-0 1-2f G4-3		0-0 2-3 2B P5 1B		0-3 K		0-0 F5				0-0 FC5-2		3 0 1 1 0 1 0 1 0 0 0 0 0 0 1 0 0 0 0 0 2
Ken Hamlin, R (1, 6) OBP: 0.277, SLG: 0.249		0-0 5-3		0-0 1-3 3-H 2B		0-3 K		0-3 K				0-0 FC5-2		4 0 0 0 0 1 2 1 0 0 0 0 0 2 0 0 0 0 0 0 0 0 0 0 0 0 0 0
Lou Kilmchock, L (10, PH) OBP: 0.500, SLG: 0.500														
Bob Johnson, R (11, 6) OBP: 0.347, SLG: 0.250														
Marty Kutyna, R (13, 1) OBP: 0.250, SLG: 0.250														
Johnny Kucks, R (13, 1)														
Ray Herbert, R (1, 1) OBP: 0.237, SLG: 0.121														
Dick Williams, R (12, PH) OBP: 0.333, SLG: 0.383														
Jim Bunning, R (1, 1) ERA: 2.44														
Hank Aguirre, L (5, 1) ERA: 3.44														
Dave Sisler, R (7, 1) ERA: 2.88														
Clem Labine, R (13, 1) ERA: 6.46														

Inning Stats	R: 0	H: 2	E: 0	LOB: 1	K: 0	BB: 0	S: 4	P: 4
	R: 1	H: 1	E: 0	LOB: 0	K: 0	BB: 1	S: 3	P: 7
	R: 1	H: 2	E: 0	LOB: 1	K: 1	BB: 0	S: 7	P: 7
	R: 1	H: 3	E: 0	LOB: 1	K: 0	BB: 1	S: 4	P: 8
	R: 0	H: 1	E: 0	LOB: 0	K: 0	BB: 0	S: 3	P: 3
	R: 0	H: 0	E: 0	LOB: 0	K: 2	BB: 0	S: 7	P: 7
	R: 0	H: 0	E: 0	LOB: 0	K: 2	BB: 0	S: 7	P: 7
	R: 0	H: 0	E: 0	LOB: 0	K: 1	BB: 0	S: 5	P: 5
	R: 0	H: 0	E: 0	LOB: 1	K: 1	BB: 1	S: 5	P: 9
	R: 2	H: 3	E: 0	LOB: 2	K: 0	BB: 1	S: 4	P: 8
	R: 2	H: 3	E: 0	LOB: 2	K: 0	BB: 1	S: 4	P: 8

PITCHER	IP	WLS	BF	H	R	ER	SO	BB	IBB	HBP	BLK	WP	HR	S	P	ERA	WHIP
Jim Bunning, R (1, 1)	4.0		18	8	3	3	1	2	0	0	0	0	0	18	26	6.75	2.500
Hank Aguirre, L (5, 1)	2.0		6	1	0	0	2	0	0	0	0	0	0	10	10	0.00	0.500
Dave Sisler, R (7, 1)	6.0	L	23	3	2	2	5	1	1	0	0	1	0	31	39	3.00	0.667
Clem Labine, R (13, 1)	0.1		3	1	0	0	0	0	1	0	0	0	0	2	6	0.00	3.000


BOTTOM

Detroit Tigers @ Kansas City Athletics
Municipal Stadium, Kansas City, MO

Fri Jul 08 1960, 8:05 PM EDT
Att. 7,023 - Unknown

AB	R	H	RBI	BB	SO	LOB
44	5	13	5	5	8	14

livebaseballscorecards.com



WP	PA
1	50

Batter	1	2	3	4	5	6	7	8	9	AB R H RBI BB SO LOB	TOP		
Eddie Yost, R (1, 5) OBP: 0.414, SLG: 0.340	4-0 FC1-5 BB BB	4-0 FC6-4 BB		0-3 K		0-0 FC6-4 1-2f			0-0 1B SH1-3 1B	3 0 1 0 2 1 2			
Frank Bolling, R (1, 4) OBP: 0.292, SLG: 0.348	4-0 FC1-5 BB 1-2 3B	0-0 FC6-4 1-2f			0-0 S 1B 4-3 1B		0-0 F9		0-0 SH1-3 1-2	3 2 1 0 1 0 2			
Charlie Maxwell, L (1, 7) OBP: 0.320, SLG: 0.444	0-0 FC1-5 BB 1-2 2-3f 3B	0-0 4-3			0-0 4-3 S 1-2 SF8 1B		0-0 F8		0-0 FC6-4 2-3 1B	5 2 2 0 0 0 4			
Norm Cash, L (1, 3) OBP: 0.379, SLG: 0.486	0-0 1-H 2-H SF7 3B		0-0 F8		0-0 4-3 1-3 2-H		4-0 HBP BB		0-0 P4	4 1 1 3 1 0 3			
Al Kaline, R (1, 8) OBP: 0.324, SLG: 0.400	0-0 SF7 3-H		0-0 L6-3		0-0 SF8 3-H		1-0 1-2 HBP		0-0 FC6-4 1-2f	2 0 0 2 0 0 2			
Rocky Colavito, R (1, 9) OBP: 0.326, SLG: 0.480	0-0 HR		0-0 P4		0-0 P6		0-0 4-3			4 1 1 1 0 0 2			
Lou Berberet, L (1, 2) OBP: 0.293, SLG: 0.261	0-0 4-3			0-0 F8		4-0 G6-4-3 BB		0-0 F8		3 0 0 0 1 0 0			
Ozzie Virgil, R (1, 6) OBP: 0.300, SLG: 0.400		0-0 2B		0-0 SH1-3 1B		0-0 G6-4-3 1-2f		0-0 P4		4 0 2 0 0 0 1			
Pete Burnside, R (1, 1) OBP: 0.267, SLG: 0.154		0-3 K		0-0 SH1-3 1-2		0-0 FC6-4 1B		0-3 K		3 0 1 0 0 2 1			
Inning Stats	R: 4 H: 2 E: 0 LOB: 0 K: 0 BB: 2 S: 5 P: 13	R: 0 H: 1 E: 0 LOB: 2 K: 1 BB: 1 S: 6 P: 10	R: 0 H: 0 E: 0 LOB: 0 K: 0 BB: 0 S: 3 P: 3	R: 0 H: 1 E: 0 LOB: 1 K: 1 BB: 0 S: 6 P: 6	R: 2 H: 2 E: 0 LOB: 0 K: 0 BB: 0 S: 5 P: 5	R: 0 H: 1 E: 0 LOB: 1 K: 0 BB: 1 S: 3 P: 7	R: 0 H: 0 E: 0 LOB: 2 K: 0 BB: 1 S: 3 P: 8	R: 0 H: 0 E: 0 LOB: 0 K: 1 BB: 0 S: 5 P: 5	R: 0 H: 2 E: 0 LOB: 2 K: 0 BB: 0 S: 5 P: 5	1B: 6 SF: 2 2B: 1 SAC: 2 3B: 1 DP: 1 HR: 1 HBP: 1	WP: 0 PA: 41 PB: 0 SB: 2 CS: 0		
PITCHER	IP WLS BF H R ER SO BB IBB HBP BLK WP HR S P ERA WHIP											PITCHER	IP WLS BF H R ER SO BB IBB HBP BLK WP HR S P ERA WHIP
Dick Hall, R (1, 1) ERA: 3.62	0.2 L 6 2 4 4 0 2 0 0 0 0 0 1 4 12 54.00 6.000												
Bob Trowbridge, R (1, 1) ERA: 4.34	5.1 22 5 2 2 2 2 0 0 0 0 0 0 24 32 3.38 1.312												
John Tsitouris, R (7, 1) ERA: 2.25	2.0 8 0 0 0 1 1 0 1 0 0 0 0 8 13 0.00 0.500												
Ken Johnson, R (9, 1) ERA: 4.46	1.0 5 2 0 0 0 0 0 0 0 0 0 0 5 5 0.00 2.000												

Detroit Tigers @ Kansas City Athletics
 Municipal Stadium, Kansas City, MO
 Sat Jul 09 1960, 4:33 AM EDT
 Att. 9,337 - Unknown

livebaseballscorecards.com

AB 31
R 6
H 9
RBI 6
BB 5
SO 3
LOB 17



Batter	1	2	3	4	5	6	7	8	9	AB R H RBI BB SO LOB	TOP																									
Eddie Yost, R OBP: 0.420, SLG: 0.362 (1, 5)	4-0 G4-6-3		0-0 1-H		0-0 2-3	0-0 1-2		0-0 1-2		3 2 3 2 1 0 0																										
Frank Bolling, R OBP: 0.291, SLG: 0.345 (1, 4)	0-0 		0-0 		0-0 1-2	0-0 		0-0 		5 1 1 0 0 0 3																										
Charlie Maxwell, L OBP: 0.318, SLG: 0.436 (1, 7)	0-0 1-2f			0-3 1-2 2-3 3-H	4-0 1-2		0-3 	0-0 		4 1 0 1 1 2 2																										
Al Kaline, R OBP: 0.325, SLG: 0.401 (1, 8)		0-0 		0-0 2B	0-0 		4-0 S BB		0-0 	4 2 1 0 1 0 3																										
Steve Bilko, R OBP: 0.269, SLG: 0.361 (1, 3)		4-0 BB		0-0 	0-0 1-H 2-H 3-H		4-0 S BB		4-0 	1 0 0 0 1 0 1 1 2 1 3 2 0 0																										
Norm Cash, L OBP: 0.390, SLG: 0.497 (5, PH) (5, 3)		0-0 1-2		0-0 2-H	0-0 		0-0 1-H 2-H		0-3 	5 2 3 6 0 1 2																										
Rocky Colavito, R OBP: 0.331, SLG: 0.506 (1, 9)				0-0 2-H	0-0 		0-0 1-H 2-H		0-3 																											
Ozzie Virgil, R OBP: 0.200, SLG: 0.267 (1, 6)			0-0 	0-0 	0-3 		0-0 		0-0 	5 0 0 0 0 1 2																										
Red Wilson, R OBP: 0.310, SLG: 0.280 (1, 2)			0-0 		0-0 1B BB 1-3	0-0 	0-0 			4 1 1 0 0 0 0 0 0 0 0 0 0 0																										
Lou Berberet, L OBP: 0.293, SLG: 0.261 (7, 2)																																				
Frank Lary, R OBP: 0.229, SLG: 0.256 (1, 1)			4-0 BB		0-0 	0-3 		0-0 1B		0 0 0 0 0 0 0 0 0 0 0 0 0 0 2 1 0 0 1 1 1 1 0 1 0 0 0 0																										
Hank Aguirre, R (2, 1)																																				
Bob Bruce, R OBP: 0.500, SLG: 0.300 (3, PH) (3, 1)																																				
Don Mossi, L OBP: 0.286, SLG: 0.143 (6, 1)																																				
Inning Stats	R: 0 E: 0 K: 0 S: 2	H: 0 LOB: 0 BB: 1 P: 6	R: 0 E: 0 K: 0 S: 2	H: 0 LOB: 0 BB: 1 P: 6	R: 2 E: 0 K: 0 S: 4	H: 1 LOB: 0 BB: 1 P: 8	R: 2 E: 0 K: 1 S: 7	H: 2 LOB: 0 BB: 0 P: 7	R: 5 E: 0 K: 1 S: 10	H: 5 LOB: 1 BB: 1 P: 14	R: 0 E: 0 K: 1 S: 6	H: 1 LOB: 1 BB: 0 P: 6	R: 3 E: 0 K: 1 S: 6	H: 1 LOB: 0 BB: 2 P: 14	R: 0 E: 0 K: 0 S: 4	H: 1 LOB: 1 BB: 0 P: 4	R: 0 E: 0 K: 1 S: 5	H: 0 LOB: 1 BB: 1 P: 9	1B: 5 2B: 3 3B: 0 HR: 3	SF: 0 SAC: 1 DP: 1 HBP: 0	WP: 0 PB: 0 SB: 2 CS: 0	PA: 43														
PITCHER	IP WLS BF H R ER SO BB IBB HBP BLK WP HR S P ERA WHIP																																			
Bud Daley, L ERA: 3.97 (1, 1)	4.1		19	5	6	6	1	3	0	0	0	0	2	18	30	12.46	1.846																			
Johnny Kucks, R ERA: 8.27 (5, 1)	0.2		6	3	3	3	1	1	0	0	0	0	0	7	11	40.50	6.000																			
Dick Hall, R ERA: 3.83 (6, 1)	2.0	L	10	2	3	3	2	2	0	0	0	0	1	12	20	13.50	2.000																			
Ken Johnson, R ERA: 4.33 (8, 1)	2.0		8	1	0	0	1	1	0	0	0	0	0	9	13	0.00	1.000																			

Detroit Tigers @ Kansas City Athletics
 Municipal Stadium, Kansas City, MO
 Sun Jul 10 1960, 4:33 AM EDT
 Att: 10,127 - Unknown

livebaseballscorecards.com

AB	35
R	12
H	11
RBI	12
BB	7
SO	5
LOB	14




BOTTOM

Detroit Tigers @ Kansas City Athletics
Municipal Stadium, Kansas City, MO
Sun Jul 10 1960, 4:33 AM EDT
Att. 10,127 - Unknown

livebaseballscores.com

AB 41
R 10
H 12
RBI 10
BB 3
SO 2
LOB 18



WP: 1 PA: 44
PB: 1
SB: 0
CS: 0

AB R H RBI BB SO LOB

5 2 1 0 0 1 4

4 2 1 1 1 0 0

4 2 1 2 1 0 0

5 1 4 3 0 1 0

5 1 1 3 0 0 3

3 0 0 0 1 0 3

1 0 0 0 0 0 0

5 1 1 0 0 0 2

5 0 2 0 0 0 2

2 1 1 1 0 0 1

0 0 0 0 0 0 0

1 0 0 0 0 0 2

0 0 0 0 0 0 0

1 0 0 0 0 0 1

0 0 0 0 0 0 0

1B: 9 SF: 0

2B: 2 SAC: 0

3B: 0 DP: 1

HR: 1 HBP: 0

WP: 1 PA: 44

PB: 1

SB: 0

CS: 0

1B: 9 SF: 0

2B: 2 SAC: 0

3B: 0 DP: 1

HR: 1 HBP: 0

WP: 1 PA: 44

PB: 1

SB: 0

CS: 0

1B: 9 SF: 0

2B: 2 SAC: 0

3B: 0 DP: 1

HR: 1 HBP: 0

WP: 1 PA: 44

PB: 1

SB: 0

CS: 0

1B: 9 SF: 0

2B: 2 SAC: 0

3B: 0 DP: 1

HR: 1 HBP: 0

WP: 1 PA: 44

PB: 1

SB: 0

CS: 0

1B: 9 SF: 0

2B: 2 SAC: 0

3B: 0 DP: 1

HR: 1 HBP: 0

WP: 1 PA: 44

PB: 1

SB: 0

CS: 0

1B: 9 SF: 0

2B: 2 SAC: 0

3B: 0 DP: 1

HR: 1 HBP: 0

WP: 1 PA: 44

PB: 1

SB: 0

CS: 0

1B: 9 SF: 0

2B: 2 SAC: 0

3B: 0 DP: 1

HR: 1 HBP: 0

WP: 1 PA: 44

PB: 1

SB: 0

CS: 0

1B: 9 SF: 0

2B: 2 SAC: 0

3B: 0 DP: 1

HR: 1 HBP: 0

WP: 1 PA: 44

PB: 1

SB: 0

CS: 0

1B: 9 SF: 0

2B: 2 SAC: 0

3B: 0 DP: 1

HR: 1 HBP: 0

WP: 1 PA: 44

PB: 1

SB: 0

CS: 0

1B: 9 SF: 0

2B: 2 SAC: 0

3B: 0 DP: 1

HR: 1 HBP: 0

WP: 1 PA: 44

PB: 1

SB: 0

CS: 0

1B: 9 SF: 0

2B: 2 SAC: 0

3B: 0 DP: 1

HR: 1 HBP: 0

WP: 1 PA: 44

PB: 1

SB: 0

CS: 0

1B: 9 SF: 0

2B: 2 SAC: 0

3B: 0 DP: 1

HR: 1 HBP: 0

WP: 1 PA: 44

PB: 1

SB: 0

CS: 0

1B: 9 SF: 0

2B: 2 SAC: 0

3B: 0 DP: 1

HR: 1 HBP: 0

WP: 1 PA: 44

PB: 1

SB: 0

CS: 0

1B: 9 SF: 0

2B: 2 SAC: 0

3B: 0 DP: 1

HR: 1 HBP: 0

WP: 1 PA: 44

PB: 1

SB: 0

CS: 0

1B: 9 SF: 0

2B: 2 SAC: 0

3B: 0 DP: 1

HR: 1 HBP: 0

WP: 1 PA: 44

PB: 1

SB: 0

CS: 0

1B: 9 SF: 0

2B: 2 SAC: 0

3B: 0 DP: 1

HR: 1 HBP: 0

WP: 1 PA: 44

PB: 1

SB: 0

CS: 0

1B: 9 SF: 0

2B: 2 SAC: 0

3B: 0 DP: 1

HR: 1 HBP: 0

WP: 1 PA: 44

PB: 1

SB: 0

CS: 0

1B: 9 SF: 0

2B: 2 SAC: 0

3B: 0 DP: 1

HR: 1 HBP: 0

WP: 1 PA: 44

PB: 1

SB: 0

CS: 0

1B: 9 SF: 0

2B: 2 SAC: 0

3B: 0 DP: 1

HR: 1 HBP: 0

WP: 1 PA: 44

PB: 1

SB: 0

CS: 0

1B: 9 SF: 0

2B: 2 SAC: 0

3B: 0 DP: 1

HR: 1 HBP: 0

WP: 1 PA: 44

PB: 1

SB: 0

CS: 0

1B: 9 SF: 0

2B: 2 SAC: 0

3B: 0 DP: 1

HR: 1 HBP: 0

WP: 1 PA: 44

PB: 1

SB: 0

CS: 0

1B: 9 SF: 0

2B: 2 SAC: 0

3B: 0 DP: 1

HR: 1 HBP: 0

WP: 1 PA: 44

PB: 1

SB: 0

CS: 0

1B: 9 SF: 0

2B: 2 SAC: 0

3B: 0 DP: 1

HR: 1 HBP: 0

WP: 1 PA: 44

PB: 1

SB: 0

CS: 0

1B: 9 SF: 0

2B: 2 SAC: 0

3B: 0 DP: 1

HR: 1 HBP: 0

WP: 1 PA: 44

PB: 1

SB: 0

CS: 0

1B: 9 SF: 0

2B: 2 SAC: 0

3B: 0 DP: 1

HR: 1 HBP: 0

WP: 1 PA: 44

PB: 1

SB: 0

CS: 0

1B: 9 SF: 0

2B: 2 SAC: 0

3B: 0 DP: 1

HR: 1 HBP: 0

WP: 1 PA: 44

PB: 1

SB: 0

CS: 0

1B: 9 SF: 0

2B: 2 SAC: 0

3B: 0 DP: 1

HR: 1 HBP: 0

WP: 1 PA: 44

PB: 1

SB: 0

CS: 0

1B: 9 SF: 0

2B: 2 SAC: 0

3B: 0 DP: 1

HR: 1 HBP: 0

WP: 1 PA: 44

PB: 1

SB: 0

CS: 0

1B: 9 SF: 0

2B: 2 SAC: 0

3B: 0 DP: 1

HR: 1 HBP: 0

WP: 1 PA: 44

PB: 1

SB: 0

CS: 0

1B: 9 SF: 0

2B: 2 SAC: 0

3B: 0 DP: 1

HR: 1 HBP: 0

WP: 1 PA: 44

PB: 1

SB: 0

CS: 0

1B: 9 SF: 0

2B: 2 SAC: 0

3B: 0 DP: 1

HR: 1 HBP: 0

WP: 1 PA: 44

PB: 1

SB: 0

CS: 0

1B: 9 SF: 0

2B: 2 SAC: 0

3B: 0 DP: 1

HR: 1 HBP: 0

WP: 1 PA: 44

PB: 1

SB: 0

CS: 0

1B: 9 SF: 0

2B: 2 SAC: 0

3B: 0 DP: 1

HR: 1 HBP: 0

WP: 1 PA: 44

PB: 1

Batter	1	2	3	4	5	6	7	8	9	AB R H RBI BB SO LOB	TOP											
Clete Boyer, R OBP: 0.290, SLG: 0.447 (1, 6) X	0-0 HR 3B	0-0 F7			0-0 6-3 1-2			0-0 F9		4 1 1 0 0 0 2												
Hector Lopez, R OBP: 0.372, SLG: 0.410 (1, 9) S S S	0-3 K		0-0 F3		0-0 L8			0-0 F5		4 0 0 0 0 1 2												
Bob Cerv, R OBP: 0.342, SLG: 0.444 (1, 7) H	1-0 HR HBP		0-0 2-3			0-0 F7		0-0 4-3		3 1 0 0 0 0 0												
Mickey Mantle, S OBP: 0.421, SLG: 0.592 (1, 8) X	0-0 1-H 3-H HR		0-0 F5			0-0 L8			4-0 1B SF8 BB	3 2 1 3 1 0 0												
Bill Skowron, R OBP: 0.343, SLG: 0.547 (1, 3) S S S	0-3 K			0-0 L8		0-0 1-3			0-0 1-3 E 1B	4 0 1 0 0 1 0												
Elston Howard, R OBP: 0.296, SLG: 0.395 (1, 2) X	0-0 L8			0-0 F6			0-0 L8		0-0 SF8	3 0 0 1 0 0 0												
Gil McDougald, R OBP: 0.311, SLG: 0.422 (1, 5) X		0-0 L9		0-0 F4			0-0 F3		3-H 0-3 K	4 0 0 0 0 1 1												
Bobby Richardson, R OBP: 0.309, SLG: 0.311 (1, 4) X		0-0 F4			0-0 6-3 1B		0-0 1B		0-0 E4 1-2	4 0 2 0 0 0 1												
Art Ditmar, R OBP: 0.265, SLG: 0.281 (3, 1) Johnny James, L		4-0 BB			0-3 K		0-0 F9		0-3 K	0 0 0 0 0 1 0 0 0 0 0 0 0 0 0 0 1 0 0 0 0 0 1 1 0 0 0 0 0 0 0 0 1 0 0 0 0 0 0 1 0 1 0 0 0 0 0 1 2												
Tony Kubek, L OBP: 0.321, SLG: 0.435 (5, PH) John Gabler, S																						
Yogi Berra, L OBP: 0.290, SLG: 0.111 (7, PH) Ryne Duren, R																						
Duke Maas, R (8, 1) Roger Maris, L																						
Roger Maris, L OBP: 0.397, SLG: 0.700 (9, PH)																						
Inning Stats	R: 3 E: 0 K: 2 S: 9	H: 2 LOB: 0 BB: 0 P: 10	R: 0 E: 0 K: 0 S: 3	H: 0 LOB: 1 BB: 1 P: 7	R: 0 E: 0 K: 0 S: 3	H: 0 LOB: 0 BB: 0 P: 3	R: 0 E: 0 K: 0 S: 3	H: 0 LOB: 0 BB: 0 P: 3	R: 0 E: 0 K: 0 S: 4	H: 1 LOB: 1 BB: 0 P: 4	R: 0 E: 0 K: 0 S: 3	H: 0 LOB: 0 BB: 0 P: 3	R: 0 E: 0 K: 0 S: 3	H: 0 LOB: 0 BB: 0 P: 3	R: 0 E: 0 K: 0 S: 9	H: 0 LOB: 0 BB: 0 P: 13	R: 1 E: 1 K: 2 S: 9	H: 1 LOB: 2 BB: 1 P: 13	1B: 3 2B: 0 3B: 1 HR: 1	SF: 1 SAC: 0 DP: 0 HBP: 1	WP: 0 PB: 0 SB: 0 CS: 0	PA: 36
PITCHER Don Mossi, L ERA: 3.08 (1, 1)	IP: 9.0 WLS: W BF: 36 H: 5 R: 4 ER: 4 SO: 5 BB: 2 IBB: 0 HBP: 1 BLK: 0 WP: 0 HR: 1 S: 43 P: 52 ERA: 4.00 WHIP: 0.778											PITCHER	IP: 9.0 WLS: W BF: 36 H: 5 R: 4 ER: 4 SO: 5 BB: 2 IBB: 0 HBP: 1 BLK: 0 WP: 0 HR: 1 S: 43 P: 52 ERA: 4.00 WHIP: 0.778									

New York Yankees @ Detroit Tigers
 Briggs Stadium, Detroit, MI
 Fri Jul 15 1960, 7:05 PM EDT
 Att: 45,714 - Unknown

livebaseballscorecards.com

AB 32
R 4
H 5
RBI 4
BB 2
SO 5
LOB 10



BOTTOM

New York Yankees @ Detroit Tigers
Briggs Stadium, Detroit, MI
Fri Jul 15 1960, 7:05 PM EDT
Att. 45,714 - Unknown

livebaseballscorecards.com

AB 30
R 8
H 7
RBI 8
BB 8
SO 3
LOB 14



WP: 0 PA: 38
PB: 0
SB: 0
CS: 0

AB R H RBI BB SO LOB

4 2 1 1 1 0 2

3 2 2 1 2 0 0

4 1 1 0 0 1 3

4 0 1 2 0 0 2

3 1 0 0 1 1 3

3 1 0 0 1 0 4

4 0 1 1 0 1 0

3 0 0 0 1 0 0

1B: 3 SF: 0
2B: 1 SAC: 0
3B: 0 DP: 1
HR: 3 HBP: 0


WP: 0 PA: 38
PB: 0
SB: 0
CS: 0

Batter	1	2	3	4	5	6	7	8	9
Eddie Yost, R OBP: 0.420, SLG: 0.371 (1, 5)	4-0 F8 BB 4-3 BB		0-0 HR		0-0 5-3			0-0 3-1	
Frank Bolling, R OBP: 0.300, SLG: 0.360 (1, 4)	4-0 1-2 BB		0-0 1B 4-3 1B	4-0 BB 1B BB		0-0 HR		0-0 L5	
Charlie Maxwell, L OBP: 0.317, SLG: 0.433 (1, 7)	0-0 F8 2-3		0-0 1-3 HR 1B	0-3 K		0-0 4-3		0-0 4-3	
Norm Cash, L OBP: 0.387, SLG: 0.490 (1, 3)	0-0 4-3 1-2		0-0 4-3 1-2	0-0 BB 1B		0-0 F8		0-0 F8	
Al Kaline, R OBP: 0.324, SLG: 0.397 (1, 8)	0-0 L6-3		0-0 HR BB	0-3 K		0-0 L6-3		0-0 L6-3	
Rocky Colavito, R OBP: 0.337, SLG: 0.518 (1, 9)		4-0 BB BB BB BB	0-0 1-H 2-H HR	4-0 1-2 2-3 BB		0-0 L7		0-0 L7	
Lou Berberet, L OBP: 0.292, SLG: 0.255 (1, 2)		0-0 G3-6-3 1-2f	4-0 2B BB	0-0 4-3		0-0 1-3		0-0 1-3	
Chico Fernandez, R OBP: 0.328, SLG: 0.343 (1, 6)		0-3 K	0-0 1-H 2B		0-0 5-3		0-0 F9		0-0 F9
Don Mossi, L OBP: 0.283, SLG: 0.132 (1, 1)			0-0 F6 BB		0-0 6-3			0-0 6-3	

Inning Stats	R: 1	H: 0	E: 0	K: 0	S: 3	H: 0	LOB: 1	BB: 2	P: 11	R: 0	H: 0	E: 0	K: 1	S: 4	H: 0	LOB: 0	BB: 1	P: 8	R: 6	H: 5	E: 0	K: 0	S: 8	H: 1	LOB: 3	BB: 2	P: 16	R: 0	H: 0	E: 0	K: 0	S: 3	R: 1	H: 1	E: 0	K: 0	S: 4	R: 0	H: 0	E: 0	K: 0	S: 3	R: 0	H: 0	E: 0	K: 0	S: 3	R: 0	H: 0	E: 0	K: 0	S: 3	R: 0	H: 0	E: 0	K: 0	S: 3
--------------	------	------	------	------	------	------	--------	-------	-------	------	------	------	------	------	------	--------	-------	------	------	------	------	------	------	------	--------	-------	-------	------	------	------	------	------	------	------	------	------	------	------	------	------	------	------	------	------	------	------	------	------	------	------	------	------	------	------	------	------	------

PITCHER	IP	WLS	BF	H	R	ER	SO	BB	IBB	HBP	BLK	WP	HR	S	P	ERA	WHIP
Art Ditmar, R ERA: 3.55 (1, 1)	2.2	L	15	4	6	6	1	4	0	0	0	0	2	13	29	20.25	3.000
Johnny James, R ERA: 3.72 (3, 1)	1.1		10	2	1	1	2	4	0	0	0	0	0	10	26	6.75	4.500
John Gabler, R ERA: 3.94 (5, 1)	2.0		7	1	1	1	0	0	0	0	0	0	1	7	7	4.50	0.500
Ryne Duren, R ERA: 5.56 (7, 1)	1.0		3	0	0	0	0	0	0	0	0	0	0	3	3	0.00	0.000
Duke Maas, R ERA: 4.26 (8, 1)	1.0		3	0	0	0	0	0	0	0	0	0	0	3	3	0.00	0.000

PITCHER	IP	WLS	BF	H	R	ER	SO	BB	IBB	HBP	BLK	WP	HR	S	P	ERA	WHIP
---------	----	-----	----	---	---	----	----	----	-----	-----	-----	----	----	---	---	-----	------

Batter	1	2	3	4	5	6	7	8	9	AB R H RBI BB SO LOB	TOP	
Gil McDougald, R (1, 5) OBP: 0.320, SLG: 0.440	0-0 L8			0-0 1B 2B		0-0 1B 2B	0-0 SH3-4		0-0 1B SF7 2B	4 3 3 1 0 0 0		
Bob Cerv, R (1, 7) OBP: 0.345, SLG: 0.444	1-0 G3-6-3 HBP			0-3 K		0-0 2B HR 1B	0-0 L8		0-0 HR 1B	0 0 0 0 0 0 0 4 2 2 1 0 1 2		
Elston Howard, R (2, 2) OBP: 0.300, SLG: 0.397												
Mickey Mantle, S (1, 8) OBP: 0.418, SLG: 0.591	0-0 G3-6-3 1-2f			0-3 K		0-0 HR 2B	0-0 4-3		0-0 SF7	4 1 1 2 0 1 3		
Roger Maris, L (1, 9) OBP: 0.404, SLG: 0.710		4-0 L8-4 BB		4-0 1B BB		4-0 HR IBB		0-0 4-3	0-0 HR	2 2 1 2 3 0 0		
Yogi Berra, L (1, 2) OBP: 0.359, SLG: 0.476		0-0 L8		0-0 1B		0-0 HR		0-0 F4	0-0 L8	5 1 2 5 0 0 1		
Bill Skowron, R (1, 3) OBP: 0.338, SLG: 0.539		0-0 L8-4 1-2		0-3 K		0-0 1-3		0-3 K		4 0 0 0 0 2 3		
Clete Boyer, R (1, 6) OBP: 0.289, SLG: 0.441			0-3 K		0-0 F9	0-0 F5			0-0 FC1-5 1B	4 0 1 0 0 1 0	AB 34 R 11 H 11 RBI 11 BB 4 SO 7 LOB 11	
Bobby Richardson, R (1, 4) OBP: 0.308, SLG: 0.310			0-3 K		0-0 6-3	0-0 F9			0-0 FC1-5 2B 1B	4 1 1 0 0 1 0		
Bob Turley, R (1, 1) OBP: 0.167, SLG: 0.172			0-0 F4		0-3 K		4-0 SH3-4 BB		0-0 FC1-5 2B 1B	3 1 0 0 1 1 2		
Inning Stats	R: 0 E: 0 K: 0 S: 2 H: 0 LOB: 0 BB: 0 P: 3	R: 0 E: 0 K: 0 S: 2 H: 0 LOB: 0 BB: 1 P: 6	R: 0 E: 0 K: 2 S: 7 H: 0 LOB: 0 BB: 0 P: 7	R: 1 E: 0 K: 3 S: 11 H: 2 LOB: 2 BB: 1 P: 15	R: 0 E: 0 K: 1 S: 5 H: 0 LOB: 0 BB: 0 P: 5	R: 5 E: 0 K: 0 S: 7 H: 4 LOB: 0 BB: 1 P: 11	R: 0 E: 0 K: 0 S: 3 H: 0 LOB: 1 BB: 1 P: 7	R: 0 E: 0 K: 1 S: 5 H: 0 LOB: 0 BB: 0 P: 5	R: 5 E: 0 K: 0 S: 8 H: 5 LOB: 0 BB: 0 P: 8	1B: 6 2B: 4 3B: 0 HR: 2 SF: 1 SAC: 1 DP: 2 HBP: 1	WP: 0 PB: 0 SB: 0 CS: 0 PA: 41	
PITCHER	IP WLS BF H R ER SO BB IBB HBP BLK WP HR S P ERA WHIP											
Jim Bunning, R (1, 1) ERA: 2.75	5.0 L 23 6 6 6 6 2 1 1 0 0 1 31 44 10.80 1.600											
Dave Sisler, R (6, 1) ERA: 2.72	2.0 7 0 0 0 0 1 0 0 0 0 0 6 10 0.00 0.500											
Tom Morgan, R (8, 1) ERA: 4.82	2.0 11 5 5 5 1 0 0 0 0 0 1 13 13 22.50 2.500											

New York Yankees @ Detroit Tigers
 Briggs Stadium, Detroit, MI
 Sat Jul 16 1960, 4:33 AM EDT
 Att. 22,710 - Unknown - 82 F

livebaseballscorecards.com

BOTTOM

New York Yankees @ Detroit Tigers

Briggs Stadium, Detroit, MI

Sat Jul 16 1960, 4:33 AM EDT

Att: 22,710 - Unknown - 82 F

livebaseballscorecards.com

AB	29
R	2
H	4
RBI	2
BB	6
SO	3
LOB	15



WP:	0	PA:	36
PB:	0	SB:	0
CS:	0		

AB R H RBI BB SO LOB

2 1 0 0 2 0 1

4 0 1 0 0 0 4

4 1 1 2 0 0 2

2 0 0 0 1 0 0

3 0 0 0 1 2 3

4 0 0 0 0 0 1

3 0 1 0 1 0 0

4 0 1 0 0 0 2

1 0 0 0 1 0 1

0 0 0 0 0 0 0

1 0 0 0 0 1 1

0 0 0 0 0 0 0

1 0 0 0 0 0 0

1B: 3 SF: 0
2B: 0 SAC: 0
3B: 0 DP: 2
HR: 1 HBP: 1

Batter	1	2	3	4	5	6	7	8	9
Eddie Yost, R OBP: 0.421, SLG: 0.369 (1, 5)	4-0 HR BB		0-0 3-1		0-0 B2		4-0 1-2 BB		
Frank Bolling, R OBP: 0.299, SLG: 0.358 (1, 4)	0-0 F2		0-0 FC3-6 1B		0-0 FC5-4 1-2f		0-0 6-3		
Charlie Maxwell, L OBP: 0.316, SLG: 0.442 (1, 7)	0-0 1-H HR		0-0 FC3-6 HBP 1-2f		0-0 G3		0-0 F9		
Norm Cash, L OBP: 0.389, SLG: 0.484 (1, 3)	0-0 F8		1-0 1-2 HBP		4-0 L5-4-3 BB		0-0 G3		
Al Kaline, R OBP: 0.323, SLG: 0.393 (1, 8)	0-3 K		0-3 K		0-0 L5-4-3 1-2		4-0 FC6-4 BB		
Rocky Colavito, R OBP: 0.332, SLG: 0.510 (1, 9)		0-0 F6		0-0 6-3		0-0 F7		0-0 FC6-4 1-2f	
Lou Berberet, L OBP: 0.297, SLG: 0.257 (1, 2)		0-0 1-3 1B		4-0 G6-4-3 BB		0-0 F7		0-0 L8	
Chico Fernandez, R OBP: 0.327, SLG: 0.342 (1, 6)		0-0 1-3		0-0 G6-4-3 1-2f		0-0 BB 1B		0-0 6-3	
Jim Bunning, R OBP: 0.205, SLG: 0.209 (1, 1)		0-0 L8			4-0 FC5-4 BB		0-3 K		0-0 F9
Dave Sisler, R OBP: 0.143, SLG: 0.143 (6, 1)									
Sandy Amoros, L OBP: 0.288, SLG: 0.204 (7, PH)									
Tom Morgan, R (8, 1)									
Ozzie Virgil, R OBP: 0.188, SLG: 0.250 (9, PH)									

Inning Stats	R: 2	H: 1	E: 0	K: 1	S: 6	R: 0	H: 1	E: 0	K: 0	S: 4	R: 0	H: 1	E: 0	K: 1	S: 6	R: 0	H: 0	E: 0	K: 0	S: 2	R: 0	H: 0	E: 0	K: 0	S: 3	R: 0	H: 0	E: 0	K: 0	S: 2	R: 0	H: 1	E: 0	K: 1	S: 6	R: 0	H: 0	E: 0	K: 0	S: 3	R: 0	H: 0	E: 0	K: 0	S: 3	R: 0	H: 0	E: 0	K: 0	S: 3
--------------	------	------	------	------	------	------	------	------	------	------	------	------	------	------	------	------	------	------	------	------	------	------	------	------	------	------	------	------	------	------	------	------	------	------	------	------	------	------	------	------	------	------	------	------	------	------	------	------	------	------

PITCHER	IP	WLS	BF	H	R	ER	SO	BB	IBB	HBP	BLK	WP	HR	S	P	ERA	WHIP
Bob Turley, R ERA: 2.9 (1, 1)	9.0	W	36	4	2	2	3	6	0	1	0	0	1	35	60	2.00	1.111

Batter	1	2	3	4	5	6	7	8	9	AB R H RBI BB SO LOB	TOP	
Tony Kubek, L (1, 6) OBP: 0.317, SLG: 0.430	0-3 K2-3		0-0 FC6-4 PB 1B 1-2f		0-0 F2		0-0 G3			4 0 0 0 0 1 2		
Elston Howard, R (1, 2) OBP: 0.302, SLG: 0.398 Johnny Blanchard, L (3, 2) OBP: 0.250, SLG: 0.143	0-0 F3		0-0 PB 1B 1-2		0-0 1B			0-0 F7		2 0 1 0 0 0 0 2 0 1 0 0 0 0		
Mickey Mantle, S (1, 8) OBP: 0.413, SLG: 0.582 Duke Maas, R (8, 1)	0-0 3-1		0-0 F6 1-2 2-3		0-3 K			0-3 K		4 0 0 0 0 2 3 0 0 0 0 0 0 0		
Roger Maris, L (1, 9) OBP: 0.399, SLG: 0.699 (8, 8)		0-0 F7	0-0 4-3			0-0 F9		0-0 F9		4 0 0 0 0 0 2		
Yogi Berra, L (1, 7) OBP: 0.357, SLG: 0.471		0-0 4-3		0-0 G3		0-0 F5			0-0 G4-6-3 1B	4 0 1 0 0 0 0		
Bill Skowron, R (1, 3) OBP: 0.339, SLG: 0.538 Kent Hadley, L (4, 3) OBP: 0.260, SLG: 0.457		0-0 BB 1B		0-3 K		0-3 K			0-0 G4-6-3 1-2f	2 0 1 0 0 1 0 2 0 0 0 0 1 1		
Clete Boyer, R (1, 5) OBP: 0.294, SLG: 0.459		4-0 BB		0-0 6-3			0-0 F6		0-0 HR	3 1 1 1 1 0 0		
Bobby Richardson, R (1, 4) OBP: 0.311, SLG: 0.320		0-0 L7			0-0 4-3 3B		0-0 1B		0-0 6-3	4 1 2 0 0 0 2		
Ralph Terry, R (1, 1) OBP: 0.094, SLG: 0.065 Joe Demaestri, R (3, PH) OBP: 0.333, SLG: 0.333 John Gabler, S (3, 1) OBP: 0.167, SLG: 0.091 Hector Lopez, R (8, 9) OBP: 0.372, SLG: 0.410			0-0 FC6-4 1B		0-0 4-3 3-H		0-0 F7			0 0 0 0 0 0 0 1 0 1 0 0 0 0 2 0 0 1 0 0 1 0 0 0 0 0 0 0		
Inning Stats	R: 0 H: 0 E: 0 LOB: 0 K: 1 BB: 0 S: 5 P: 5	R: 0 H: 1 E: 0 LOB: 2 K: 0 BB: 1 S: 4 P: 8	R: 0 H: 2 E: 0 LOB: 2 K: 0 BB: 0 S: 5 P: 5	R: 0 H: 0 E: 0 LOB: 0 K: 1 BB: 0 S: 5 P: 5	R: 1 H: 2 E: 0 LOB: 1 K: 1 BB: 0 S: 7 P: 7	R: 0 H: 0 E: 0 LOB: 0 K: 1 BB: 0 S: 5 P: 5	R: 0 H: 1 E: 0 LOB: 1 K: 0 BB: 0 S: 4 P: 4	R: 0 H: 0 E: 0 LOB: 0 K: 1 BB: 0 S: 5 P: 5	R: 1 H: 2 E: 0 LOB: 0 K: 0 BB: 0 S: 4 P: 4	1B: 6 SF: 0 2B: 0 SAC: 0 3B: 1 DP: 1 HR: 1 HBP: 0	WP: 0 PA: 35 PB: 1 SB: 0 CS: 0	
PITCHER Frank Lary, R (1, 1) ERA: 3.48	IP WLS BF H R ER SO BB IBB HBP BLK WP HR S P ERA WHIP	9.0 W 35 8 2 2 5 1 0 0 0 0 0 1 44 48 2.00 1.000										

New York Yankees @ Detroit Tigers
 Briggs Stadium, Detroit, MI
 Sun Jul 17 1960, 4:33 AM EDT
 Unknown

livebaseballscorecards.com

AB 34
R 2
H 8
RBI 2
BB 1
SO 5
LOB 11



Batter	1	2	3	4	5	6	7	8	9
Eddie Yost, R (1, 5) OBP: 0.421, SLG: 0.367 Rocky Bridges, R (9, 5) OBP: 0.200, SLG: 0.200	0-0 1B	4-0 1B HR 1B BB		0-0 5-3		0-3 K		0-3 K	
Frank Bolling, R (1, 4) OBP: 0.301, SLG: 0.359 Ozzie Virgil, R (9, 4) OBP: 0.188, SLG: 0.250	0-0 F3	0-0 1B HR 1B		0-0 6-3			0-3 K	0-0 E 1B PB 1B	
Charlie Maxwell, L (1, 7) OBP: 0.321, SLG: 0.453	0-0 F3	0-0 1B HR 1B		0-0 6-3			0-0 BB 3B	0-0 E9 PB 1B	
Norm Cash, L (1, 3) OBP: 0.395, SLG: 0.503	0-0 4-3	0-0 1B HR			0-0 BB 1B		4-0 BB 2B BB	0-0 F7	
Al Kaline, R (1, 8) OBP: 0.331, SLG: 0.393		4-0 HR BB			4-0 BB 1B		4-0 BB 2B BB		
Rocky Colavito, R (1, 9) OBP: 0.334, SLG: 0.519		0-0 HR			0-0 F4		4-0 BB 2B BB		
Lou Berberet, L (1, 2) OBP: 0.296, SLG: 0.257		0-0 1B CS 1B 1B	0-0 F8		0-0 G4-6-3		0-0 F7		
Chico Fernandez, R (1, 6) OBP: 0.326, SLG: 0.344		0-0 6-3	0-0 5-3			0-0 6-3	0-0 2B		
Frank Lary, R (1, 1) OBP: 0.212, SLG: 0.234		0-3 K	0-3 K			0-0 F2		0-3 K	

Inning Stats	R: 0 E: 0 K: 0 S: 4	H: 1 LOB: 1 BB: 0 P: 4	R: 7 E: 0 K: 1 S: 10	H: 5 LOB: 1 BB: 3 P: 22	R: 0 E: 0 K: 1 S: 5	H: 0 LOB: 0 BB: 0 P: 5	R: 0 E: 0 K: 0 S: 3	H: 0 LOB: 0 BB: 0 P: 3	R: 0 E: 0 K: 0 S: 3	H: 1 LOB: 1 BB: 1 P: 7	R: 0 E: 0 K: 1 S: 5	H: 0 LOB: 0 BB: 0 P: 5	R: 4 E: 0 K: 1 S: 6	H: 2 LOB: 1 BB: 3 P: 18	R: 1 E: 1 K: 2 S: 9	H: 2 LOB: 1 BB: 0 P: 9
1B: 7 2B: 1 3B: 1 HR: 2	SF: 0 SAC: 0 DP: 1 HBP: 0	WP: 0 PA: 40														

PITCHER	IP	WLS	BF	H	R	ER	SO	BB	IBB	HBP	BLK	WP	HR	S	P	ERA	WHIP
Ralph Terry, R (1, 1) ERA: 3.66	2.0	L	15	6	7	2	1	3	0	0	0	0	2	14	26	9.00	4.500
John Gabler, R (3, 1) ERA: 4.26	5.0		20	3	4	4	3	4	0	0	0	0	0	22	38	7.20	1.400
Duke Maas, R (8, 1) ERA: 4.1	1.0		5	2	1	0	2	0	0	0	0	0	0	9	9	0.00	2.000

BOTTOM

New York Yankees @ Detroit Tigers
Briggs Stadium, Detroit, MI
Sun Jul 17 1960, 4:33 AM EDT
Unknown

livebaseballscorecards.com

AB	33
R	12
H	11
RBI	11
BB	7
SO	6
LOB	14



Batter	1	2	3	4	5	6	7	8	9	AB R H RBI BB SO LOB	TOP										
Gil McDougald, R (1, 5) OBP: 0.317, SLG: 0.434	0-0 F2	0-0 F5			0-0 SH1-4 1B		0-0 5-3		0-0 F9	5 0 1 0 0 0 2											
Hector Lopez, R (1, 7) OBP: 0.370, SLG: 0.407	0-0 BB 1B		0-0 G3		0-0 SH1-4		0-3 K		0-0 6-3	4 0 1 0 0 1 0											
Mickey Mantle, S (1, 8) OBP: 0.414, SLG: 0.579	4-0 1-2 BB		0-0 FC6-4 1B		0-3 K		0-0 5-3			3 0 1 0 1 1 2											
Roger Maris, L (1, 9) OBP: 0.397, SLG: 0.693	0-0 L9		0-3 K		0-0 F5			0-0 HR 1B		4 1 1 0 0 1 5											
Bill Skowron, R (1, 3) OBP: 0.338, SLG: 0.545	0-0 F5		0-0 FC6-4		0-0 1-3			0-0 HR 1B		4 1 1 2 0 0 3											
Elston Howard, R (1, 2) OBP: 0.310, SLG: 0.399		4-0 BB 1B		0-0 G5-4-3 1B		4-0 BB 1B		0-0 F2		2 0 1 0 2 0 0											
Clete Boyer, R (1, 6) OBP: 0.293, SLG: 0.454		0-0 L8		0-0 G5-4-3		0-0 1-2 1B		0-0 F7		4 0 1 0 0 0 2											
Bobby Richardson, R (1, 4) OBP: 0.307, SLG: 0.316		0-0 F3		0-0 5-3		0-0 F7		0-0 F7		4 0 0 0 0 0 3											
Eli Grba, R (1, 1) OBP: 0.333, SLG: 0.250		0-0		4-0 SH1-4 1B		0-3 K			0-0 5-3	1 0 1 0 1 0 0											
Yogi Berra, L (6, PH) OBP: 0.355, SLG: 0.468										1 0 0 0 0 1 2											
Bobby Shantz, R (6, 1)										0 0 0 0 0 0 0											
Joe Demaestri, R (9, PH) OBP: 0.286, SLG: 0.286		1-2 1B								1 0 0 0 0 0 0											
Inning Stats	R: 0 E: 0 K: 0 S: 4	H: 1 LOB: 2 BB: 1 P: 8	R: 0 E: 0 K: 0 S: 4	H: 1 LOB: 2 BB: 1 P: 8	R: 0 E: 0 K: 1 S: 6	H: 1 LOB: 1 BB: 0 P: 6	R: 0 E: 0 K: 0 S: 3	H: 1 LOB: 0 BB: 0 P: 3	R: 0 E: 0 K: 1 S: 6	H: 1 LOB: 2 BB: 1 P: 10	R: 0 E: 0 K: 1 S: 5	H: 0 LOB: 0 BB: 0 P: 5	R: 2 E: 0 K: 0 S: 5	H: 2 LOB: 0 BB: 0 P: 5	R: 0 E: 0 K: 0 S: 3	H: 0 LOB: 0 BB: 0 P: 3	1B: 7 2B: 0 3B: 0 HR: 1	SF: 0 SAC: 1 DP: 1 HBP: 0	WP: 0 PB: 0 SB: 0 CS: 0	PA: 38	
PITCHER Pete Burnside, L (1, 1) ERA: 3.17	IP 9.0	WLS W	BF 38	H 8	R 2	ER 2	SO 4	BB 4	IBB 0	HBP 0	BLK 0	WP 0	HR 1	S 42	P 58	ERA 2.00	WHIP 1.333				
PITCHER	IP	WLS	BF	H	R	ER	SO	BB	IBB	HBP	BLK	WP	HR	S	P	ERA	WHIP				

New York Yankees @ Detroit Tigers
 Briggs Stadium, Detroit, MI
 Sun Jul 17 1960, 4:38 AM EDT
 Att: 42,596 - Unknown

livebaseballscorecards.com

AB	33
R	2
H	8
RBI	2
BB	4
SO	4
LOB	19



Batter	1	2	3	4	5	6	7	8	9	AB R H RBI BB SO LOB	TOP											
Pete Whisenant, R OBP: 0.354, SLG: 0.386 (1, 8) (8, 7)	0-0 F3		0-0 F9	0-0 G6-4-3			0-0 6-3			4 0 0 0 0 0 3												
Reno Bertoia, R OBP: 0.351, SLG: 0.395 (1, 5)	0-0 4-3		0-0 1B 2B		0-0 F7		0-0 F7			4 1 1 0 0 0 0												
Bob Allison, R OBP: 0.393, SLG: 0.458 (1, 9)	0-0 5-3		0-0 1B 1B		0-0 L8			0-3 K		4 0 1 2 0 1 0												
Jim Lemon, R OBP: 0.376, SLG: 0.541 Dan Dobbek, L OBP: 0.316, SLG: 0.392 (8, PR) (8, 7) (8, 8)		0-0 F7	0-0 1B		0-0 P4			0-0 CS 1B		4 0 2 0 0 0 0 0 0 0 0 0 0 0												
Billy Gardner, R OBP: 0.346, SLG: 0.409 (1, 4)		0-0 HR	0-0 4-3		0-0 F9			0-0 L4		4 1 1 1 0 0 3												
Harmon Killebrew, R OBP: 0.355, SLG: 0.429 (1, 3)		0-3 K		0-0 2B FC 1B		0-0 HR		0-0 CS 1-2	0-0 P4	4 2 2 1 0 1 0												
Earl Battey, R OBP: 0.323, SLG: 0.397 (1, 2)		0-0 4-3		0-0 1-3 2B		0-0 L8			0-0 4-3	4 0 1 0 0 0 0												
Jose Valdivielso, R OBP: 0.297, SLG: 0.276 (1, 6)			0-0 2B 1B 1B	0-0 FC G6-4-3		0-0 L8			0-0 4-3	4 1 1 1 0 0 1												
Pedro Ramos, S OBP: 0.128, SLG: 0.217 (1, 1)			0-0 F3	0-3 K			0-3 K			3 0 0 0 0 2 3												
Inning Stats	R: 0 E: 0 K: 0 S: 3	H: 0 LOB: 0 BB: 0 P: 3	R: 1 E: 0 K: 1 S: 6	H: 1 LOB: 0 BB: 0 P: 6	R: 2 E: 0 K: 0 S: 7	H: 4 LOB: 2 BB: 0 P: 7	R: 1 E: 0 K: 1 S: 7	H: 2 LOB: 1 BB: 0 P: 7	R: 0 E: 0 K: 0 S: 3	H: 0 LOB: 0 BB: 0 P: 3	R: 1 E: 0 K: 0 S: 4	H: 1 LOB: 0 BB: 0 P: 4	R: 0 E: 0 K: 1 S: 5	H: 0 LOB: 0 BB: 0 P: 5	R: 0 E: 0 K: 1 S: 5	H: 1 LOB: 1 BB: 0 P: 5	R: 0 E: 0 K: 0 S: 3	H: 0 LOB: 0 BB: 0 P: 3	1B: 5 2B: 2 3B: 0 HR: 2	SF: 0 SAC: 0 DP: 1 HBP: 0	WP: 0 PB: 0 SB: 0 CS: 1	PA: 36
PITCHER	IP WLS BF H R ER SO BB IBB HBP BLK WP HR S P ERA WHIP																					
Don Mossi, L ERA: 3.27 (1, 1)	3.0 L 16 7 4 4 1 0 0 0 0 0 0 1 18 18 12.00 2.333																					
Phil Regan, R ERA: 1.8 (4, 1)	5.0 16 2 1 1 3 0 0 0 0 0 0 1 22 22 1.80 0.400																					
Clem Labine, R ERA: 6.2 (9, 1)	1.0 3 0 0 0 0 0 0 0 0 0 0 0 3 3 0.00 0.000																					

Washington Senators @ Detroit Tigers
 Briggs Stadium, Detroit, MI
 Tue Jul 19 1960, 7:05 PM EDT
 Att. 29,022 - Unknown

AB	35
R	5
H	9
RBI	5
BB	0
SO	4
LOB	10



Batter	1	2	3	4	5	6	7	8	9	AB R H RBI BB SO LOB
Eddie Yost, R OBP: 0.417, SLG: 0.372 (1, 5)	0-3 K			0-0 F9		0-3 K		0-0 P5		4 0 0 0 0 2 3
Frank Bolling, R OBP: 0.299, SLG: 0.351 (1, 4)	4-0 CS BB			0-0 6-3			0-0 P4		0-3 K	3 0 0 0 1 1 0
Charlie Maxwell, L OBP: 0.326, SLG: 0.450 (1, 7)	0-0 P6 1-2			0-0 4-3			4-0 FC4-6 BB		0-0 G3	3 0 0 0 1 0 1
Norm Cash, L OBP: 0.384, SLG: 0.482 (1, 3)		0-0 L8			0-3 K		0-0 FC4-6 1-2f		0-0 F9	4 0 0 0 0 1 1
Al Kaline, R OBP: 0.327, SLG: 0.387 (1, 8)		0-3 K			0-0 L4		0-3 K			3 0 0 0 0 2 1
Rocky Colavito, R OBP: 0.337, SLG: 0.515 (1, 9)		0-0 F7			0-3 K			0-0 F8 BB 1B		3 0 1 0 0 1 0
Lou Berberet, L OBP: 0.302, SLG: 0.255 (1, 2)			1-0 G6-4-3 HBP			0-0 4-3		4-0 BB 1-2		1 0 0 0 1 0 0
Chico Fernandez, R OBP: 0.321, SLG: 0.339 (1, 6)			0-0 G6-4-3 1-2f			0-3 K		0-0 F8		3 0 0 0 0 1 3
Don Mossi, L OBP: 0.277, SLG: 0.128 Phil Regan, R Neil Chrisley, L OBP: 0.307, SLG: 0.415 Clem Labine, R OBP: 0.500, SLG: 1.000 (1, 1) (4, 1) (8, PH) (9, 1)			0-3 K			4-0 BB		0-0 F8 2-3		1 0 0 0 0 1 0 0 0 0 0 1 0 0 1 0 0 0 0 0 2 0 0 0 0 0 0 0

Inning Stats	R: 0	H: 0	E: 0	K: 1	S: 4	R: 0	H: 0	E: 0	K: 1	S: 5	R: 0	H: 0	E: 0	K: 1	S: 4	R: 0	H: 0	E: 0	K: 0	S: 3	R: 0	H: 0	E: 0	K: 2	S: 7	R: 0	H: 0	E: 0	K: 1	S: 5	R: 0	H: 1	E: 0	K: 0	S: 4	R: 0	H: 0	E: 0	K: 1	S: 5	1B: 1	2B: 0	3B: 0	HR: 0	SF: 0	SAC: 0	DP: 1	HBP: 1	WP: 0	PB: 0	SB: 0	CS: 1	PA: 31
PITCHER Pedro Ramos, R ERA: 3.38 (1, 1)	IP	WLS	BF	H	R	ER	SO	BB	IBB	HBP	BLK	WP	HR	S	P	ERA	WHIP																			IP	WLS	BF	H	R	ER	SO	BB	IBB	HBP	BLK	WP	HR	S	P	ERA	WHIP	

Washington Senators @ Detroit Tigers
 Briggs Stadium, Detroit, MI
 Tue Jul 19 1960, 7:05 PM EDT
 Att. 29,022 - Unknown

AB	26
R	0
H	1
RBI	0
BB	4
SO	9
LOB	11

BOTTOM

Washington Senators @ Detroit Tigers
Briggs Stadium, Detroit, MI
Wed Jul 20 1960, 4:33 AM EDT
Att. 7,584 - Unknown

livebaseballscorecards.com

AB 35
R 6
H 9
RBI 5
BB 2
SO 6
LOB 14



WP: 0 PA: 38
PB: 0
SB: 0
CS: 0

AB R H RBI BB SO LOB

5 2 2 1 0 0 2

5 0 1 0 0 1 2

4 1 2 2 0 1 1

3 1 1 0 0 0 1

4 0 0 0 0 0 3

2 1 1 1 1 1 0

1 0 0 0 0 0 0

4 1 1 0 0 0 1

3 0 0 0 0 2 3

0 0 0 0 1 0 0

2 0 1 1 0 0 0

0 0 0 0 0 0 0

1 0 0 0 0 0 0

0 0 0 0 0 0 0

1 0 0 0 0 1 1

1B: 4 SF: 0
2B: 2 SAC: 0
3B: 1 DP: 1
HR: 2 HBP: 1

Batter	1	2	3	4	5	6	7	8	9
Eddie Yost, R (1, 5) OBP: 0.417, SLG: 0.386	0-0 F7		0-0 1B 2B	0-0 FC6			0-0 HR		0-0 F7
Frank Bolling, R (1, 4) OBP: 0.298, SLG: 0.349	0-0 6-3		0-0 F8		0-0 E9		0-3 K		0-0 F7
Charlie Maxwell, L (1, 7) OBP: 0.328, SLG: 0.462	0-3 K		0-0 1B		0-0 F7		0-0 HR		
Rocky Colavito, R (1, 9) OBP: 0.339, SLG: 0.513		0-0 3B 1B	0-0 1-3		1-0 L6-4-3 HBP		0-0 P6		
Al Kaline, R (1, 8) OBP: 0.323, SLG: 0.381		0-0 L9		0-0 L6-3	0-0 L6-4-3			0-0 L8	
Steve Bilko, R (1, 3) OBP: 0.276, SLG: 0.376		0-0 3B		4-0 2B 1B BB		0-3 K		0-0 P5	
Norm Cash, L (8, PH) OBP: 0.382, SLG: 0.479		1-H 3B							
Chico Fernandez, R (1, 6) OBP: 0.320, SLG: 0.341		0-0 6-3		0-0 1-3 E 2B		0-0 5-3		0-0 F2	
Red Wilson, R (1, 2) OBP: 0.304, SLG: 0.275		0-0 5-3		0-3 K		0-3 K		4-0 BB	
Lou Berberet, L (9, PH) OBP: 0.306, SLG: 0.255									
Jim Bunning, R (1, 1) OBP: 0.217, SLG: 0.222			0-0 1-3	0-0 E3			0-0 F5		0-3 K
Tom Morgan, R (7, 1)									
Sandy Amoros, L (7, PH) OBP: 0.283, SLG: 0.200				2-H 3-H 1B					
Bob Bruce, R (8, 1) OBP: 0.500, SLG: 0.300									
Neil Chrisley, L (9, PH) OBP: 0.304, SLG: 0.411									

Inning Stats	R: 0	H: 0	E: 0	K: 1	S: 5	R: 1	H: 2	E: 0	K: 0	S: 5	R: 1	H: 2	E: 0	K: 0	S: 5	R: 2	H: 2	E: 1	K: 1	S: 7	R: 0	H: 1	E: 1	K: 0	S: 3	R: 0	H: 0	E: 0	K: 2	S: 7	R: 2	H: 2	E: 0	K: 1	S: 7	R: 0	H: 0	E: 0	K: 0	S: 3	R: 0	H: 0	E: 0	K: 1	S: 5	R: 0	H: 0	E: 0	K: 1	S: 5	1B: 4	SF: 0	2B: 2	SAC: 0	3B: 1	DP: 1	HR: 2	HBP: 1	WP: 0	PA: 38
--------------	------	------	------	------	------	------	------	------	------	------	------	------	------	------	------	------	------	------	------	------	------	------	------	------	------	------	------	------	------	------	------	------	------	------	------	------	------	------	------	------	------	------	------	------	------	------	------	------	------	------	-------	-------	-------	--------	-------	-------	-------	--------	-------	--------

PITCHER	IP	WLS	BF	H	R	ER	SO	BB	IBB	HBP	BLK	WP	HR	S	P	ERA	WHIP
Hal Woodeshick, L (1, 1) ERA: 4.7	3.0		13	4	2	2	1	0	0	0	0	0	0	15	15	6.00	1.333
Don Lee, R (4, 1) ERA: 4.95	3.2	W	17	5	4	3	4	1	0	1	0	0	2	23	28	7.36	1.636
Ray Moore, R (7, 1) ERA: 4.28	2.1	S	8	0	0	0	1	1	0	0	0	0	0	9	13	0.00	0.429

Batter	1	2	3	4	5	6	7	8	9	AB	R	H	RBI	BB	SO	LOB	TOP					
Reno Bertoia, R OBP: 0.355, SLG: 0.387 Rudy Hernandez, R (7, PR) Faye Throneberry, L OBP: 0.347, SLG: 0.356 Chuck Stobbs, L (8, 1)	0-0 F3		0-0 F3		1-0 HBP		1-0 HBP	0-0 3-1		2	0	0	0	0	0	1						
Dan Dobbek, L OBP: 0.320, SLG: 0.397 (1, 8)	0-0 4-3		0-0 FC4-6		0-0 P4		0-0 4-3		0-0 1B	5	0	1	1	0	0	4						
Bob Allison, R OBP: 0.391, SLG: 0.454 Billy Consolo, R OBP: 0.314, SLG: 0.308 Lenny Green, L OBP: 0.338, SLG: 0.375 (9, PH)	1-0 HBP			0-0 6-3		0-3 K	0-0 4-3		0-0 1B	3	0	0	0	0	1	3						
Jim Lemon, R OBP: 0.376, SLG: 0.560 (1, 7)	0-0 P4			0-3 K		0-0 HR		0-0 HR	0-0 F8	5	2	2	2	0	1	3						
Billy Gardner, R OBP: 0.345, SLG: 0.405 (1, 4)		0-0 F7		0-0 1B		0-0 1-3		0-0 HR	0-0 G6-4-3	5	1	2	0	0	0	2						
Harmon Killebrew, R OBP: 0.358, SLG: 0.446 (7, 5)		0-0 P3		0-0 1B		0-3 K		0-0 HR		4	1	2	2	0	1	0						
Earl Battey, R OBP: 0.317, SLG: 0.385 (1, 2)		0-0 5-3		0-0 P3		0-0 5-3		4-0 FC6-4 BB		3	0	0	0	1	0	2						
Jose Valdivielso, R OBP: 0.293, SLG: 0.272 Elmer Valo, L OBP: 0.390, SLG: 0.290 (7, 9)			0-0 FC1-6 1B		0-0 L4		0-0 E4 HBP 4-3 HBP	0-0 FC6-4 FC4-6		2	0	1	0	0	0	0						
Tex Clevenger, R OBP: 0.200, SLG: 0.200 Bill Fischer, R OBP: 0.238, SLG: 0.316 Julio Becquer, L OBP: 0.259, SLG: 0.369 (7, 3)			0-0 FC1-6 FC4-6		0-0 1-3		1-0 4-3 HBP HBP	0-0 FC4-6		1	0	0	0	0	0	1						
Inning Stats	R: 0 E: 0 K: 0 S: 3	H: 0 LOB: 1 BB: 0 P: 4	R: 0 E: 0 K: 0 S: 3	H: 0 LOB: 0 BB: 0 P: 3	R: 0 E: 0 K: 0 S: 4	H: 1 LOB: 1 BB: 0 P: 4	R: 0 E: 0 K: 1 S: 7	H: 2 LOB: 2 BB: 0 P: 7	R: 0 E: 0 K: 0 S: 3	H: 0 LOB: 1 BB: 0 P: 4	R: 1 E: 0 K: 2 S: 8	H: 1 LOB: 0 BB: 0 P: 8	R: 1 E: 1 K: 0 S: 4	H: 0 LOB: 3 BB: 0 P: 6	R: 3 E: 0 K: 0 S: 6	H: 3 LOB: 1 BB: 1 P: 10	R: 0 E: 0 K: 0 S: 4	H: 2 LOB: 1 BB: 0 P: 4	1B: 6 2B: 0 3B: 0 HR: 3	SF: 0 SAC: 0 DP: 1 HBP: 4	WP: 0 PB: 0 SB: 1 CS: 0	PA: 41
PITCHER Frank Lary, R ERA: 3.56 Dave Sisler, R ERA: 2.58	IP: 7.0 WLS: W BF: 33 H: 7 R: 5 ER: 4 SO: 3 BB: 0 IBB: 0 HBP: 4 BLK: 0 WP: 0 HR: 3 S: 35 P: 39 ERA: 5.14 WHIP: 1.000	IP: 2.0 WLS: S BF: 8 H: 2 R: 0 ER: 0 SO: 0 BB: 1 IBB: 0 HBP: 0 BLK: 0 WP: 0 HR: 0 S: 7 P: 11 ERA: 0.00 WHIP: 1.500	PITCHER IP WLS BF H R ER SO BB IBB HBP BLK WP HR S P ERA WHIP																			

Washington Senators @ Detroit Tigers
Briggs Stadium, Detroit, MI
Thu Jul 21 1960, 4:33 AM EDT
Att. 6,251 - Unknown

livebaseballscorecards.com

AB	36
R	5
H	9
RBI	5
BB	1
SO	3
LOB	19



Batter	1	2	3	4	5	6	7	8	9	AB R H RBI BB SO LOB	TOP																
Eddie Yost, R (1, 5) OBP: 0.421, SLG: 0.392	4-0 L6-4-3 BB		0-0 F8		0-0 2B		0-0 1B			3 0 2 0 1 0 0																	
Al Kaline, R (1, 8) OBP: 0.327, SLG: 0.380	0-0 L6-4-3 1-2		4-0 BB		0-0 1B		0-0 L9			3 0 1 0 1 0 2																	
Charlie Maxwell, L (1, 7) OBP: 0.326, SLG: 0.456	0-0 4-3		0-0 L8		0-0 G4-6-3 1-2f			0-0 4-3		4 0 0 0 0 0 3																	
Rocky Colavito, R (1, 9) OBP: 0.343, SLG: 0.522		0-0 FC5-6 SF7 1B		0-0 G6-4-3 1B		0-0 F5		0-3 K		4 1 2 0 0 1 0																	
Steve Bilko, R (1, 3) OBP: 0.279, SLG: 0.373		4-0 FC5-6 1-2 BB		0-0 G6-4-3 1-2f		0-0 F3		0-0 1B		3 0 1 0 1 0 1																	
Frank Bolling, R (1, 4) OBP: 0.303, SLG: 0.354		0-0 FC5-6 SF7 1-2f 2-3		4-0 BB BB		0-0 1B		0-0 F2		3 0 1 0 1 0 3																	
Chico Fernandez, R (1, 6) OBP: 0.318, SLG: 0.335		0-0 SF7 1-2 3-H		4-0 1-2 BB		0-0 F7		0-3 K		2 0 0 1 1 1 1																	
Red Wilson, R (1, 2) OBP: 0.300, SLG: 0.271		0-0 F2		0-0 F7		0-3 K		0-0 2-3		2 0 0 0 0 0 3																	
Sandy Amoros, L (7, PH) OBP: 0.279, SLG: 0.196										1 0 0 0 0 1 0																	
Lou Berberet, L (7, 2) OBP: 0.298, SLG: 0.247										1 0 0 0 0 0 0																	
Pete Burnside, R (1, 1) OBP: 0.211, SLG: 0.118										2 0 0 0 0 0 0																	
Neil Chrisley, L (7, PH) OBP: 0.302, SLG: 0.408										1 0 0 0 0 0 0																	
Clem Labine, R (7, 1) OBP: 0.500, SLG: 1.000										0 0 0 0 0 0 0																	
Norm Cash, L (9, PH) OBP: 0.392, SLG: 0.482										1 0 0 0 0 1 0																	
Inning Stats	R: 0 E: 0 K: 0 S: 2	H: 0 LOB: 0 BB: 1 P: 6	R: 1 E: 0 K: 0 S: 4	H: 1 LOB: 1 BB: 1 P: 8	R: 0 E: 0 K: 0 S: 3	H: 0 LOB: 1 BB: 1 P: 7	R: 0 E: 0 K: 0 S: 3	H: 1 LOB: 2 BB: 2 P: 11	R: 0 E: 0 K: 0 S: 4	H: 2 LOB: 1 BB: 0 P: 4	R: 0 E: 0 K: 1 S: 6	H: 1 LOB: 1 BB: 0 P: 6	R: 0 E: 0 K: 1 S: 6	H: 1 LOB: 1 BB: 0 P: 6	R: 0 E: 0 K: 2 S: 7	H: 0 LOB: 0 BB: 0 P: 7	1B: 6 2B: 1 3B: 0 HR: 0	SF: 1 SAC: 0 DP: 3 HBP: 0	WP: 0 PB: 0 SB: 0 CS: 0	PA: 36							
PITCHER	IP	WLS	BF	H	R	ER	SO	BB	IBB	HBP	BLK	WP	HR	S	P	ERA	WHIP										
Steve Barber, L (1, 1) ERA: 3.36	2.0		8	1	1	1	0	2	0	0	0	0	0	6	14	4.50	1.500										
Jack Fisher, R (3, 1) ERA: 3.5	7.0	W	28	6	0	0	4	3	0	0	0	0	0	33	45	0.00	1.286										


Detroit Tigers @ Baltimore Orioles
Memorial Stadium, Baltimore, MD

Fri Jul 22 1960, 7:05 PM EDT
Att. 24,892 - Unknown

livebaseballscorecards.com

AB	30
R	1
H	7
RBI	1
BB	5
SO	4
LOB	13



Batter	1	2	3	4	5	6	7	8	9	AB R H RBI BB SO LOB	TOP											
Eddie Yost, R (1, 5) OBP: 0.419, SLG: 0.400	0-0 F5		0-0 L7		0-0 F8		0-0 HR			4 1 1 1 0 0 0												
Charlie Maxwell, L (1, 7) OBP: 0.322, SLG: 0.450	0-0 F6		0-0 F7		0-0 L4		0-0 6-3			4 0 0 0 0 0 0												
Al Kaline, R (1, 8) OBP: 0.327, SLG: 0.382	0-0 L6-3		0-0 2B		0-0 L4			0-0 L4-3		4 0 1 0 0 0 0												
Norm Cash, L (1, 3) OBP: 0.394, SLG: 0.477		4-0 HR BB	4-0 BB		0-0 F3			0-0 4-3		2 1 0 0 2 0 0												
Rocky Colavito, R (1, 9) OBP: 0.342, SLG: 0.518		0-0 L8	0-0 6-3		0-0 F4			0-0 FC6-4 1B		4 0 1 0 0 0 3												
Frank Bolling, R (1, 4) OBP: 0.308, SLG: 0.368		0-0 HR		4-0 1B G6-4-3 BB		0-0 1B		0-0 FC6-4 1-2f		3 2 2 2 1 0 1												
Lou Berberet, L (1, 2) OBP: 0.302, SLG: 0.259		0-0 2B		0-0 1-3 1B		0-0 F6			0-0 F4	4 0 2 0 0 0 1	AB 33 R 4 H 8 RBI 3 BB 3 SO 2 LOB 9											
Chico Fernandez, R (1, 6) OBP: 0.318, SLG: 0.333		0-0 F6		0-0 G6-4-3 1-2f 3-H			0-0 CS 1B		0-0 F7	4 0 1 0 0 0 2												
Hank Aguirre, R (1, 1) OBP: 0.318, SLG: 0.333		0-0 F6		0-0 1-3			0-3 K		0-3 K	4 0 0 0 0 2 2												
Inning Stats	R: 0 E: 0 K: 0 S: 3	H: 0 LOB: 0 BB: 0 P: 3	R: 2 E: 0 K: 0 S: 5	H: 2 LOB: 1 BB: 1 P: 9	R: 0 E: 0 K: 0 S: 4	H: 1 LOB: 2 BB: 1 P: 8	R: 1 E: 0 K: 0 S: 3	H: 1 LOB: 0 BB: 1 P: 7	R: 0 E: 0 K: 0 S: 3	H: 0 LOB: 0 BB: 0 P: 3	R: 0 E: 0 K: 1 S: 6	H: 1 LOB: 1 BB: 0 P: 4	R: 1 E: 0 K: 1 S: 6	H: 2 LOB: 0 BB: 0 P: 6	R: 0 E: 0 K: 0 S: 4	H: 1 LOB: 1 BB: 0 P: 4	R: 0 E: 0 K: 1 S: 5	H: 0 LOB: 0 BB: 0 P: 5	1B: 4 2B: 2 3B: 0 HR: 2	SF: 0 SAC: 0 DP: 1 HBP: 0	WP: 0 PB: 0 SB: 0 CS: 1	PA: 36
PITCHER	IP WLS BF H R ER SO BB IBB HBP BLK WP HR S P ERA WHIP																					
Jerry Walker, R (1, 1) ERA: 3.63	6.0 L 25 5 3 3 0 3 0 0 0 0 0 1 22 34 4.50 1.333																					
Wes Stock, R (7, 1) ERA: 4.5	2.0 8 3 1 1 1 0 0 0 0 0 0 1 10 10 4.50 1.500																					
Billy Hoelt, L (9, 1) ERA: 5.02	1.0 3 0 0 0 0 1 0 0 0 0 0 0 5 5 0.00 0.000																					

Detroit Tigers @ Baltimore Orioles
 Memorial Stadium, Baltimore, MD
 Sat Jul 23 1960, 7:05 PM EDT
 Unknown

livebaseballscorecards.com

Batter	1	2	3	4	5	6	7	8	9	AB R H RBI BB SO LOB	TOP
Eddie Yost, R OBP: 0.420, SLG: 0.399 (1, 5) X	0-0 FC4-6 1B		0-0 L7		0-0 F8		4-0 BB			3 0 1 0 1 0 0	
Neil Chrisley, L OBP: 0.301, SLG: 0.419 (1, 8) X	0-0 FC4-6 S 1B 1-2f		0-0 2B 3B		0-0 4-3		0-0 F9			4 1 1 0 0 0 2	
Charlie Maxwell, L OBP: 0.324, SLG: 0.454 (1, 7) X	0-0 S 1B 1-2		0-0 2B		0-0 E9 F8 1B		0-0 G3			4 1 2 1 0 0 0	
Norm Cash, L OBP: 0.387, SLG: 0.466 (1, 3) S S S	0-3 K 1-2 2-3		0-0 G3		0-0 F8 2-3		0-3 K			4 0 0 0 0 2 4	
Rocky Colavito, R OBP: 0.341, SLG: 0.514 (1, 9) X	0-0 6-3			0-0 5-3		0-0 CS 1B 3-H		0-3 K		4 0 1 1 0 1 2	
Frank Bolling, R OBP: 0.308, SLG: 0.366 (1, 4) X		0-0 F7		0-0 5-3		0-0 1B 1-2		0-0 F9		4 0 1 0 0 0 0	
Lou Berberet, L OBP: 0.296, SLG: 0.253 (1, 2) X		0-0 3-1		0-0 3-1		0-0 F8		0-3 K2-3		4 0 0 0 0 1 1	
Chico Fernandez, R OBP: 0.317, SLG: 0.343 (1, 6) S S S S		0-3 K			0-0 HR		0-3 K		0-0 F5	4 1 1 1 0 2 0	
Phil Regan, R Clem Labine, R OBP: 0.500, SLG: 1.000 (9, 1) S S S S			0-3 K		0-0 4-3		0-0 5-3			3 0 0 0 0 1 0 0 0 0 0 0 0 0	
Inning Stats	R: 0 H: 2 E: 0 LOB: 2 K: 1 BB: 0 S: 7 P: 7	R: 0 H: 0 E: 0 LOB: 0 K: 1 BB: 0 S: 5 P: 5	R: 1 H: 2 E: 0 LOB: 1 K: 1 BB: 0 S: 7 P: 7	R: 0 H: 0 E: 0 LOB: 0 K: 0 BB: 0 S: 3 P: 3	R: 1 H: 1 E: 0 LOB: 0 K: 0 BB: 0 S: 4 P: 4	R: 1 H: 2 E: 1 LOB: 1 K: 0 BB: 0 S: 5 P: 5	R: 0 H: 0 E: 0 LOB: 1 K: 1 BB: 1 S: 5 P: 9	R: 0 H: 0 E: 0 LOB: 0 K: 1 BB: 0 S: 5 P: 7	R: 0 H: 0 E: 0 LOB: 0 K: 1 BB: 0 S: 5 P: 5	1B: 4 SF: 0 2B: 1 SAC: 0 3B: 1 DP: 0 HR: 1 HBP: 0	WP: 0 PA: 35 PB: 0 SB: 2 CS: 1
PITCHER	IP WLS BF H R ER SO BB IBB HBP BLK WP HR S P ERA WHIP										
Hal Brown, R ERA: 3.62 (1, 1)	6.0 25 7 3 2 3 0 0 0 0 0 1 31 31 3.00 1.167										
Hoyt Wilhelm, R ERA: 3.59 (7, 1)	3.0 10 0 0 0 4 1 0 0 0 0 0 0 17 21 0.00 0.333										

Detroit Tigers @ Baltimore Orioles
 Memorial Stadium, Baltimore, MD
 Sat Jul 23 1960, 7:05 PM EDT
 Att: 25,276 - Unknown

livebaseballscorecards.com

AB 34
 R 3
 H 7
 RBI 3
 BB 1
 SO 7
 LOB 9



Batter	1	2	3	4	5	6	7	8	9	10	11	AB R H RBI BB SO LOB	TOP			
Eddie Yost, R OBP: 0.416, SLG: 0.396 (1, 5) X	0-0 F8 ①		X 0-0 F2 ②		S 0-3 K ③		X 0-0 2-H 3-H 1B ③		X 0-0 6-3 ③			5 0 1 1 0 1 2	Detroit Tigers @ Baltimore Orioles Memorial Stadium, Baltimore, MD Sun Jul 24 1960, 3:33 AM EDT Att: 7,177 - Unknown			
Al Kaline, R OBP: 0.322, SLG: 0.376 (1, 8) X	0-0 L6-3 ②		X 0-0 L8 ③		S 0-3 K ①		S 0-3 K ①		X 0-0 L9 ①			5 0 0 0 0 2 1				
Charlie Maxwell, L OBP: 0.325, SLG: 0.451 (1, 7) S	0-3 K ③			X 0-0 F9 ①		B 4-0 FC6-4 BB ②		X 0-0 L3 ② ③		X 0-0 F9 ②		4 0 1 0 1 1 0				
Norm Cash, L OBP: 0.378, SLG: 0.453 (1, 3) X		X 0-0 F5 ①		X 0-0 4-3 ②		X 0-0 F2 ②		X 0-0 L3 ② ③		X 0-0 F7 ③		5 0 0 0 0 0 2				
Rocky Colavito, R OBP: 0.340, SLG: 0.510 (1, 9) X		X 0-0 L7 ②		X 0-0 1B ③		X 0-0 FC6-4 ③		X 0-0 L9 ①				4 0 1 0 0 0 1				
Frank Bolling, R OBP: 0.310, SLG: 0.369 (1, 4) B		B 4-0 S BB ③		X 0-0 F8 ③			X 0-0 SH3 1B 2B ③		X 0-0 F8 ②			3 1 1 0 1 0 1				
Lou Berberet, L OBP: 0.302, SLG: 0.251 (1, 2) S		S 0-3 K ③			B 4-0 BB ①		B 4-0 SH3 1B BB ①		X 0-0 4-3 ③			1 0 0 0 2 1 1				
Johnny Groth, R OBP: 0.400, SLG: 0.308 (7, PR) S		S 0-3 K ③			B 0-0 F8 ①		B 0-0 SH3 ①					0 0 0 0 0 0 0				
Red Wilson, R OBP: 0.298, SLG: 0.269 (7, 2) S		S 0-3 K ③			B 0-0 F8 ①		B 0-0 SH3 ①					1 0 0 0 0 0 0				
Chico Fernandez, R OBP: 0.317, SLG: 0.343 (1, 6) X			X 0-0 S SH3-4 1B ①		X 0-0 F8 ①		X 0-0 1-2 2-3 ①		X 0-0 F7 ①			3 0 1 0 0 0 1				
Jim Bunning, R OBP: 0.213, SLG: 0.217 (1, 1) X			X 0-0 SH3-4 ①		X 0-0 K ②		S 0-3 K ②					1 0 0 0 0 1 1				
Neil Chrisley, L OBP: 0.299, SLG: 0.415 (7, PH) S			S 0-0 1-2 ①									1 0 0 0 0 1 3				
Dave Sisler, R OBP: 0.111, SLG: 0.111 (7, 1) S			S 0-0 1-2 ①									1 0 0 0 0 1 0				
Inning Stats	R: 0 H: 0 E: 0 K: 1 S: 5	H: 0 LOB: 0 BB: 0 P: 5	R: 0 H: 0 E: 0 K: 1 S: 5	H: 0 LOB: 1 BB: 1 P: 9	R: 0 H: 1 E: 0 K: 0 S: 4	H: 1 LOB: 1 BB: 0 P: 4	R: 0 H: 0 E: 0 K: 2 S: 7	H: 0 LOB: 1 BB: 1 P: 11	R: 0 H: 0 E: 0 K: 1 S: 5	H: 0 LOB: 0 BB: 0 P: 5	R: 0 H: 0 E: 0 K: 0 S: 3	H: 0 LOB: 0 BB: 0 P: 3	R: 0 H: 0 E: 0 K: 0 S: 3	H: 0 LOB: 0 BB: 0 P: 3	1B: 4 SF: 0 2B: 2 SAC: 2 3B: 0 DP: 1 HR: 0 HBP: 0	WP: 0 PA: 40 PB: 0 SB: 2 CS: 0
PITCHER Chuck Estrada, R ERA: 3.9 (1, 1) S	IP 11.0 WLS W BF 40 H 5 R 1 ER 1 SO 8 BB 4 IBB 0 HBP 0 BLK 0 WP 0 HR 0 S 52 P 68 ERA 0.82 WHIP 0.818															

livebaseballscorecards.com

AB	34
R	1
H	5
RBI	1
BB	4
SO	8
LOB	13



Batter	1	2	3	4	5	6	7	8	9	10	11	AB R H RBI BB SO LOB	BOTTOM														
Jackie Brandt, R OBP: 0.340, SLG: 0.419 (1, 8)												6 0 4 2 0 1 2	<p>Detroit Tigers @ Baltimore Orioles Memorial Stadium, Baltimore, MD Sun Jul 24 1960, 3:33 AM EDT Att: 7,177 - Unknown</p> <p>livebaseballscorecards.com</p> <table border="0"> <tr><td>AB</td><td>40</td></tr> <tr><td>R</td><td>2</td></tr> <tr><td>H</td><td>10</td></tr> <tr><td>RBI</td><td>2</td></tr> <tr><td>BB</td><td>5</td></tr> <tr><td>SO</td><td>11</td></tr> <tr><td>LOB</td><td>20</td></tr> </table>	AB	40	R	2	H	10	RBI	2	BB	5	SO	11	LOB	20
AB	40																										
R	2																										
H	10																										
RBI	2																										
BB	5																										
SO	11																										
LOB	20																										
Gene Stephens, L OBP: 0.304, SLG: 0.364 (1, 9)												5 0 0 0 0 2 3															
Gene Woodling, L OBP: 0.410, SLG: 0.388 (1, 7)												5 0 0 0 0 2 1															
Jim Gentile, L OBP: 0.447, SLG: 0.543 (1, 3)												5 0 3 0 0 1 0															
Brooks Robinson, R OBP: 0.342, SLG: 0.440 (1, 5)												4 0 0 0 1 1 2															
Clint Courtney, L OBP: 0.367, SLG: 0.281 Jerry Walker, S OBP: 0.355, SLG: 0.345 Gus Triandos, R OBP: 0.337, SLG: 0.356 (1, 2) (7, PR) (8, 2)												2 0 1 0 1 0 1 0 0 0 0 0 0 0 1 0 0 0 1 0 0															
Billy Klaus, L OBP: 0.313, SLG: 0.429 (1, 6) (8, 4)												4 1 1 0 1 0 4															
Mary Breeding, R OBP: 0.322, SLG: 0.342 Bob Boyd, L OBP: 0.383, SLG: 0.418 Ron Hansen, R OBP: 0.321, SLG: 0.405 (1, 4) (7, PH) (8, 6)												2 1 1 0 0 0 3 0 0 0 0 1 0 0 2 0 0 0 0 2 1															
Chuck Estrada, R OBP: 0.206, SLG: 0.219 (1, 1)												4 0 0 0 0 2 3															
Inning Stats	R: 0 H: 1 E: 0 LOB: 1 K: 1 BB: 0 S: 5 P: 5	R: 0 H: 1 E: 0 LOB: 0 K: 1 BB: 0 S: 5 P: 5	R: 1 H: 2 E: 0 LOB: 1 K: 1 BB: 0 S: 7 P: 7	R: 0 H: 1 E: 0 LOB: 3 K: 1 BB: 2 S: 6 P: 14	R: 0 H: 0 E: 0 LOB: 0 K: 2 BB: 0 S: 7 P: 7	R: 0 H: 0 E: 0 LOB: 0 K: 1 BB: 0 S: 5 P: 5	R: 0 H: 1 E: 0 LOB: 2 K: 1 BB: 1 S: 6 P: 10	R: 0 H: 1 E: 0 LOB: 3 K: 1 BB: 2 S: 6 P: 14	R: 0 H: 1 E: 1 LOB: 1 K: 1 BB: 0 S: 6 P: 6	R: 0 H: 0 E: 0 LOB: 0 K: 0 BB: 0 S: 3 P: 3	R: 1 H: 2 E: 1 LOB: 2 K: 1 BB: 0 S: 7 P: 7	1B: 8 SF: 0 2B: 3 SAC: 1 3B: 0 DP: 2 HR: 0 HBP: 0	WP: 0 PA: 46 PB: 0 SB: 0 CS: 1														
PITCHER	IP WLS BF H R ER SO BB IBB HBP BLK WP HR S P ERA WHIP																										
Jim Bunning, R ERA: 3.01 Dave Sisler, R ERA: 2.3	(1, 1) 6.0 23 5 1 1 7 2 0 0 0 0 0 35 43 1.50 1.167																										

Batter	1	2	3	4	5	6	7	8	9	AB	R	H	RBI	BB	SO	LOB
Reno Bertoia, R OBP: 0.353, SLG: 0.395 (1, 5)	0-0 SF7 3B	0-0 F3			0-0 F9			0-3 K		4	1	1	0	0	1	1
Lenny Green, L OBP: 0.354, SLG: 0.395 (1, 8)	0-0 SF7 3-H		0-0 4-3			0-0 5-3		0-0 F7		3	0	0	1	0	0	1
Bob Allison, R OBP: 0.394, SLG: 0.458 Hal Woodeshick, R OBP: 0.091, SLG: 0.048 (1, 9) (9, 1)	0-0 E6 HR		0-3 K			0-3 K		0-0 6-3		4	1	0	0	0	2	1
Jim Lemon, R OBP: 0.376, SLG: 0.559 (1, 7)	0-0 F5		0-3 K			0-0 F2			0-0 4-3 1B 1B	4	0	1	0	0	1	1
Billy Gardner, R OBP: 0.348, SLG: 0.411 (1, 4)	0-0 1-H HR			0-0 6-3			4-0 G6-4-3 BB		0-0 1-2 4-3 1B	3	1	2	2	1	0	0
Harmon Killebrew, R OBP: 0.364, SLG: 0.463 (1, 3)	4-0 BB			0-0 G6-4-3 1B			0-0 G6-4-3 1-2f		0-3 K	3	0	1	0	1	1	3
Earl Battey, R OBP: 0.324, SLG: 0.389 Julio Becquer, L OBP: 0.264, SLG: 0.391 (1, 2) (9, PH)	0-0 4-3			0-0 G6-4-3 1-2f			0-0 1B		0-0 4-3 1-2 2-3	3	0	1	0	0	0	2
Jose Valdivielso, R OBP: 0.284, SLG: 0.263 Dan Dobbek, L OBP: 0.305, SLG: 0.375 Billy Consolo, R OBP: 0.314, SLG: 0.308 Elmer Valo, L OBP: 0.400, SLG: 0.294 (1, 6) (7, PH) (8, 6) (9, PH)		0-0 5-3			0-3 K			0-0 F5		0-0 4-3	2	0	0	0	0	1
Pedro Ramos, S OBP: 0.120, SLG: 0.204 Don Lee, R OBP: 0.238, SLG: 0.167 Faye Throneberry, L OBP: 0.337, SLG: 0.344 (1, 1) (8, 1) (8, PH) (9, 9)		0-0 P4			0-3 K2-3				0-0 1B	2	0	0	0	0	1	0

Inning Stats	R: 3	H: 2	E: 1	K: 0	S: 6	LOB: 1	BB: 1	P: 10	R: 0	H: 0	E: 0	K: 0	S: 3	R: 0	H: 0	E: 0	K: 2	S: 7	R: 0	H: 1	E: 0	K: 0	S: 3	R: 0	H: 0	E: 0	K: 2	S: 7	R: 0	H: 0	E: 0	K: 1	S: 5	R: 0	H: 1	E: 0	K: 0	S: 3	R: 0	H: 1	E: 0	K: 1	S: 6	R: 0	H: 2	E: 0	K: 1	S: 7	LOB: 2	BB: 0	P: 7	1B: 5	2B: 0	3B: 1	SF: 1	SAC: 0	DP: 2	HBP: 0	WP: 0	PB: 0	SB: 0	CS: 0	PA: 35
--------------	------	------	------	------	------	--------	-------	-------	------	------	------	------	------	------	------	------	------	------	------	------	------	------	------	------	------	------	------	------	------	------	------	------	------	------	------	------	------	------	------	------	------	------	------	------	------	------	------	------	--------	-------	------	-------	-------	-------	-------	--------	-------	--------	-------	-------	-------	-------	--------

PITCHER	IP	WLS	BF	H	R	ER	SO	BB	IBB	HBP	BLK	WP	HR	S	P	ERA	WHIP
Frank Lary, R ERA: 3.43 (1, 1)	8.0	W	32	7	3	1	6	2	0	0	0	0	1	42	50	1.12	1.125
Clem Labine, R ERA: 5.53 (9, 1)	1.0	S	3	0	0	0	1	0	0	0	0	0	0	5	5	0.00	0.000

BOTTOM

Detroit Tigers @ Washington Senators
Griffith Stadium, Washington, DC
Tue Jul 26 1960, 7:05 PM EDT
Att. 11,613 - Unknown

livebaseballscores.com

AB	32
R	3
H	7
RBI	3
BB	2
SO	7
LOB	14



Batter	1	2	3	4	5	6	7	8	9	10	11	12	13	14	15	AB	R	H	RBI	BB	SO	LOB	BOTTOM											
Pete Whisenant, R OBP: 0.358, SLG: 0.400 (1, 8) (10, 7)	K	L5			HR	4-3			BB		6-3	BB			E 1B 1B	6	2	2	1	2	1	2												
Reno Bertoia, R OBP: 0.359, SLG: 0.409 (1, 5) (13, 4)	E 3B		F7		2B FC5 1B		6-3		K		FC4-6 BB 1B	F9			E7 1B 1B	8	2	4	0	0	1	4												
Bob Allison, R OBP: 0.398, SLG: 0.463 (1, 9)	FC6 CS		1B		FC5 2B		1B		F7		FC4-6 BB		P6		1B	7	0	4	1	1	0	1												
Jim Lemon, R OBP: 0.380, SLG: 0.570 (1, 7) (9, PH)	HR		1B		PB FC5 IBB		K		F8		FC4-6 1-2 2-3		4-3		1B	3	1	2	1	1	1	1												
Dan Dobbek, L OBP: 0.301, SLG: 0.369 (10, 8)	HR		1B				K									3	0	0	0	0	0	3												
Billy Gardner, R OBP: 0.344, SLG: 0.406 (1, 4) (13, 6)	K		F4		FC5 PB		K				F9		5-3			7	0	1	1	0	2	7												
Harmon Killebrew, R OBP: 0.362, SLG: 0.455 (1, 3) (13, 5)		SH1-4 1B BB	K		K		K			F7		BB SH5-4 1B		6-3		6	0	1	0	1	3	5												
Earl Battey, R OBP: 0.317, SLG: 0.379 (1, 2)		K		F2	L8		E5 4-3		K		SH5-4		F9			6	0	0	0	0	2	4												
Jose Valdivielso, R OBP: 0.283, SLG: 0.263 (1, 6) (10, PH)				F3		4-3		4-3					G3			4	0	1	0	0	0	1												
Faye Throneberry, L OBP: 0.343, SLG: 0.344 (10, PH)																0	0	0	0	1	0	0												
Hal Woodeshick, R OBP: 0.091, SLG: 0.048 (11, 1)		SH1-4 1B														0	0	0	0	0	0	0												
Lenny Green, L OBP: 0.359, SLG: 0.395 (12, PH)																0	0	0	0	1	0	0												
Tom Morgan, R (13, 1)																1	0	0	0	0	0	0												
Jack Krallick, L OBP: 0.176, SLG: 0.067 (8, 1)																2	0	0	0	0	0	0												
Ray Moore, R OBP: 0.091, SLG: 0.091 (9, 1)																1	0	0	0	0	0	1												
Chuck Stobbs, L OBP: 0.200, SLG: 0.059 (9, 1)																0	0	0	0	0	0	0												
Don Lee, R OBP: 0.239, SLG: 0.167 (10, PH)																0	0	0	0	0	0	0												
Elmer Vargo, L OBP: 0.351, SLG: 0.286 (11, 6)																1	0	0	0	0	0	2												
Billy Connors, R OBP: 0.112, SLG: 0.308 (12, PH)																0	0	0	0	0	0	0												
Julio Becouer, L OBP: 0.242, SLG: 0.388 (13, 3)																2	0	0	0	0	0	2												
Inning Stats	R: 2 H: 2 E: 1 LOB: 0 K: 2 BB: 0 S: 9 P: 9	R: 0 H: 1 E: 0 LOB: 2 K: 1 BB: 1 S: 6 P: 10	R: 0 H: 2 E: 0 LOB: 2 K: 1 BB: 0 S: 7 P: 7	R: 0 H: 0 E: 0 LOB: 0 K: 0 BB: 0 S: 3 P: 3	R: 2 H: 3 E: 0 LOB: 2 K: 1 BB: 1 S: 8 P: 12	R: 0 H: 0 E: 0 LOB: 0 K: 0 BB: 0 S: 3 P: 3	R: 0 H: 1 E: 0 LOB: 1 K: 2 BB: 0 S: 8 P: 8	R: 0 H: 0 E: 1 LOB: 1 K: 1 BB: 0 S: 6 P: 6	R: 0 H: 0 E: 0 LOB: 1 K: 1 BB: 1 S: 5 P: 9	R: 0 H: 1 E: 0 LOB: 2 K: 1 BB: 1 S: 6 P: 10	R: 0 H: 1 E: 0 LOB: 2 K: 0 BB: 1 S: 4 P: 8	R: 0 H: 1 E: 0 LOB: 3 K: 0 BB: 2 S: 4 P: 12	R: 0 H: 0 E: 0 LOB: 0 K: 0 BB: 0 S: 3 P: 3	R: 0 H: 0 E: 0 LOB: 0 K: 0 BB: 0 S: 3 P: 3	R: 1 H: 3 E: 1 LOB: 2 K: 0 BB: 0 S: 4 P: 4	1B: 11 SF: 0 2B: 1 SAC: 2 3B: 1 DP: 0 HR: 2 HBP: 0	WP: 0 PA: 66 PB: 1 SB: 0 CS: 1																	
PITCHER	IP WLS BF H R ER SO BB IBB HBP BLK WP HR S P ERA WHIP																																	
Pete Burnside, L ERA: 3.22	4.0	22	8	4	4	4	1	0	0	0	0	0	0	0	0	8	8	0.00	0.000															
Bob Bruce, R ERA: 3.91	2.0	6	0	0	0	1	0	0	0	0	0	0	0	0	0	0	0	0.00	0.500															
Bill Fischer, R ERA: 4.78	7.1	26	8	1	0	3	0	0	0	0	0	0	0	0	0	14	14	0.00	1.000															
Dave Sisler, R ERA: 2.25	9.1	36	4	0	0	1	1	0	0	0	0	0	0	0	0	5	9	0.00	1.000															
Clem Labine, R ERA: 4.91	10.1	40	5	1	1	1	3	1	0	0	0	0	0	0	0	24	40	1.69	1.688															

Detroit Tigers @ Washington Senators
 Griffith Stadium, Washington, DC
 Wed Jul 27 1960, 7:05 PM EDT
 Att. 5,500 - Unknown

AB	57
R	5
H	15
RBI	4
BB	7
SO	10
LOB	33



Batter	1	2	3	4	5	6	7	8	9	AB R H RBI BB SO LOB	TOP				
Eddie Yost, R OBP: 0.405, SLG: 0.380 (1, 5) X	0-0 L7	0-0 P3			0-3 K		X 0-0 6-3		X 0-0 F8	5 0 0 0 0 1 3					
Neil Chrisley, L OBP: 0.288, SLG: 0.390 (1, 7) X	0-0 1-3		X 0-0 F8		X 0-0 F8			X 0-0 P4		4 0 0 0 0 0 0					
Sandy Amoros, L OBP: 0.286, SLG: 0.190 Johnny Groth, R OBP: 0.455, SLG: 0.421 (1, 8) S S S (6, PH) (6, 8)	0-3 K		B B B B 4-0		X 0-0 F8			B B B B 4-0		1 0 0 0 1 1 0 1 1 0 0 1 0 0					
Rocky Colavito, R OBP: 0.344, SLG: 0.520 (1, 9)		B B B B 4-0	X 0-0 F7		X 0-0 6-3			X 0-0 F8		3 1 0 0 1 0 2					
Norm Cash, L OBP: 0.378, SLG: 0.440 (1, 3)		X 0-0	X 0-0 4-3		X 0-0 4-3			B B B B 4-0		3 2 1 0 1 0 1					
Frank Bolling, R OBP: 0.308, SLG: 0.367 (1, 4)		X 0-0	S S S 0-3		X 0-0 K		X 0-0 F7	X 0-0		4 1 2 3 0 1 0					
Hank Foiles, R OBP: 0.417, SLG: 0.419 (1, 2)		X 0-0	X 0-0		X 0-0 6-3		X 0-0	S S S 0-3		4 0 2 1 0 1 1					
Chico Fernandez, R OBP: 0.314, SLG: 0.348 (1, 6)		X 0-0	X 0-0		X 0-0 5-3		X 0-0		X 0-0	4 0 1 0 0 0 2					
Phil Regan, R (1, 1)		X 0-0			X 0-0 6-3		X 0-0		X 0-0	2 0 0 1 0 0 1					
Al Kaline, R OBP: 0.323, SLG: 0.377 (7, PH)										1 0 0 0 0 0 2					
Bob Bruce, R OBP: 0.467, SLG: 0.273 (7, 1)										1 0 0 0 0 0 0					
Bill Fischer, R OBP: 0.238, SLG: 0.316 (9, 1)										0 0 0 0 0 0 0					
Inning Stats	R: 0 H: 0 E: 0 LOB: 0 K: 1 BB: 0 S: 5 P: 5	R: 3 H: 3 E: 1 LOB: 1 K: 0 BB: 1 S: 6 P: 10	R: 0 H: 0 E: 0 LOB: 1 K: 0 BB: 1 S: 3 P: 7	R: 0 H: 0 E: 0 LOB: 0 K: 1 BB: 0 S: 5 P: 5	R: 0 H: 0 E: 0 LOB: 0 K: 1 BB: 0 S: 5 P: 5	R: 0 H: 0 E: 0 LOB: 0 K: 0 BB: 0 S: 3 P: 3	R: 0 H: 2 E: 0 LOB: 2 K: 0 BB: 0 S: 5 P: 5	R: 2 H: 1 E: 0 LOB: 1 K: 1 BB: 2 S: 6 P: 14	R: 0 H: 0 E: 0 LOB: 0 K: 0 BB: 0 S: 3 P: 3	1B: 5 SF: 0 2B: 1 SAC: 0 3B: 0 DP: 0 HR: 0 HBP: 0	WP: 0 PA: 37 PB: 0 SB: 0 CS: 0				
PITCHER	IP WLS BF H R ER SO BB IBB HBP BLK WP HR S P ERA WHIP											PITCHER	IP WLS BF H R ER SO BB IBB HBP BLK WP HR S P ERA WHIP		
Tex Clevenger, R ERA: 3.24 (1, 1)	1.0		7 3 3 2 1 1 0 0 0 0 0 0 0 8 12 18.00 4.000												
Hal Woodeshick, L ERA: 4.32 (2, 1)	6.2		26 3 2 2 2 3 0 0 0 0 0 0 0 27 39 2.70 0.900												
Ray Moore, R ERA: 4.5 (8, 1)	0.1		1 0 0 0 1 0 0 0 0 0 0 0 0 3 3 0.00 0.000												
Chuck Stobbs, L ERA: 3.19 (9, 1)	1.0	W	3 0 0 0 0 0 0 0 0 0 0 0 0 3 3 0.00 0.000												

Detroit Tigers @ Washington Senators
 Griffith Stadium, Washington, DC
 Thu Jul 28 1960, 7:05 PM EDT
 Att. 7,749 - Unknown

livebaseballscorecards.com

AB	33
R	5
H	6
RBI	5
BB	4
SO	4
LOB	12



Batter	1	2	3	4	5	6	7	8	9	AB R H RBI BB SO LOB	TOP									
Eddie Yost, R (1, 5) OBP: 0.404, SLG: 0.376	0-3 K		4-0 FC3-6 BB		0-0 F3			0-0 5-3		3 0 0 0 1 1 0										
Neil Chrissy, L (1, 7) OBP: 0.299, SLG: 0.407	0-0 1B		0-0 FC3-6 1-2f			0-0 FC6-4 1B		0-0 F3-5 2B		4 0 3 0 0 0 1										
Al Kaline, R (1, 8) OBP: 0.319, SLG: 0.372	0-0 L6		0-3 K			0-0 FC6-4 G6-4-3 1-2f		0-0 F3-5 2-3		4 0 0 0 0 1 4										
Rocky Colavito, R (1, 9) OBP: 0.340, SLG: 0.513	0-0 F9			0-0 F9		0-0 G6-4-3 1-2f		0-0 F8		4 0 0 0 0 0 2										
Norm Cash, L (1, 3) OBP: 0.382, SLG: 0.448		0-0 4-3 2B		0-0 FC6-4 1B			0-3 K			3 0 2 0 0 1 0										
Frank Bolling, R (1, 4) OBP: 0.305, SLG: 0.364		0-0 4-3 2-3		0-0 FC6-4 S 1-2f			0-0 4-3			3 0 0 0 0 0 2										
Hank Foiles, R (1, 2) OBP: 0.404, SLG: 0.404		0-0 6-3		0-0 5-3 1-2			0-3 K			3 0 0 0 0 1 2										
Chico Fernandez, R (1, 6) OBP: 0.312, SLG: 0.345		0-3 K			0-0 P4			0-0 L7		3 0 0 0 0 1 1										
Jim Bunning, R (1, 1) OBP: 0.204, SLG: 0.208			0-3 K		0-0 F9			0-0 4-3		2 0 0 0 0 1 0										
Charlie Maxwell, L (8, PH) OBP: 0.324, SLG: 0.449										1 0 0 0 0 0 0										
Pete Burnside, R (8, 1) OBP: 0.200, SLG: 0.111										0 0 0 0 0 0 0										
Inning Stats	R: 0 E: 0 K: 1 S: 6	H: 1 LOB: 1 BB: 0 P: 6	R: 0 E: 0 K: 1 S: 6	H: 1 LOB: 1 BB: 0 P: 6	R: 0 E: 0 K: 2 S: 7	H: 0 LOB: 1 BB: 1 P: 11	R: 0 E: 0 K: 0 S: 4	H: 1 LOB: 1 BB: 0 P: 4	R: 0 E: 0 K: 0 S: 3	H: 0 LOB: 0 BB: 0 P: 3	R: 0 E: 0 K: 2 S: 7	H: 0 LOB: 0 BB: 0 P: 7	R: 0 E: 0 K: 0 S: 3	H: 0 LOB: 0 BB: 0 P: 3	R: 0 E: 0 K: 0 S: 3	H: 1 LOB: 0 BB: 0 P: 3	1B: 3 2B: 3 3B: 0 HR: 0	SF: 0 SAC: 0 DP: 2 HBP: 0	WP: 0 PB: 0 SB: 1 CS: 0	PA: 31
PITCHER Bill Monbouquette, R (1, 1) ERA: 3.12	IP: 9.0 WLS: W BF: 31 H: 5 R: 0 ER: 0 SO: 6 BB: 1 IBB: 0 HBP: 0 BLK: 0 WP: 0 HR: 0 S: 42 P: 46 ERA: 0.00 WHIP: 0.667																			

Detroit Tigers @ Boston Red Sox
 Fenway Park, Boston, MA
 Fri Jul 29 1960, 7:05 PM EDT
 Att. 24,627 - Unknown

livebaseballscorecards.com

AB	30
R	0
H	5
RBI	0
BB	1
SO	6
LOB	12



Batter	1	2	3	4	5	6	7	8	9
Willie Tasby, R OBP: 0.368, SLG: 0.377 (1, 8)	0-0 5-3		0-0 1B 2-3 1B		0-0 3-1		0-0 5-3		
Pete Runnels, L OBP: 0.384, SLG: 0.397 (1, 4) (9, 3)	0-0 L8		0-3 K		0-0 6-3			0-0 F9	
Ted Williams, L OBP: 0.457, SLG: 0.671 (1, 7)	0-0 1B		0-0 1-2 3-H 1B		4-0 BB			0-0 6-3	
Vic Wertz, L OBP: 0.332, SLG: 0.469 (1, 3) Pumpsie Green, S OBP: 0.317, SLG: 0.333 (9, 4)	0-0 L8		0-3 K		0-0 L8			0-0 L6	
Russ Nixon, L OBP: 0.330, SLG: 0.393 (1, 2)		0-0 F5		0-0 FC1-5 1B 1B		0-0 F7			
Frank Malzone, R OBP: 0.328, SLG: 0.406 (1, 5)		0-3 K		0-0 PB FC1-5 1-2 1B		0-0 L8			
Carroll Hardy, R OBP: 0.191, SLG: 0.186 (1, 9)		0-3 K		0-0 FC1-5 PB 1-2 2-3f		0-3 K			
Don Buddin, R OBP: 0.353, SLG: 0.378 (1, 6)			0-0 1B SH2-4 1B		0-3 K		0-0 G3		
Bill Monbouquette, R OBP: 0.163, SLG: 0.047 (1, 1)			0-0 SH2-4		0-3 K		0-0 4-3		

AB	R	H	RBI	BB	SO	LOB
4	0	1	0	0	0	0
4	0	0	0	0	1	2
3	0	2	1	1	0	0
4	0	0	0	0	1	4
0	0	0	0	0	0	0
3	0	1	0	0	0	0
3	0	1	0	0	1	0
3	0	0	0	0	2	2
3	1	1	0	0	1	2
2	0	0	0	0	1	2

BOTTOM

Detroit Tigers @ Boston Red Sox
Fenway Park, Boston, MA
 Fri Jul 29 1960, 7:05 PM EDT
 Att. 24,627 - Unknown

livebaseballscorecards.com

AB	29
R	1
H	6
RBI	1
BB	1
SO	7
LOB	12



Inning Stats		R: 0	H: 1	E: 0	LOB: 1	K: 0	BB: 0	S: 4	P: 4									
R: 0 H: 0 E: 0 LOB: 0 K: 2 BB: 0 S: 7 P: 7		R: 1 H: 3 E: 0 LOB: 2 K: 2 BB: 0 S: 10 P: 10		R: 0 H: 2 E: 0 LOB: 2 K: 2 BB: 0 S: 9 P: 9		R: 0 H: 0 E: 0 LOB: 1 K: 0 BB: 1 S: 3 P: 7		R: 0 H: 0 E: 0 LOB: 0 K: 1 BB: 0 S: 5 P: 5		R: 0 H: 0 E: 0 LOB: 0 K: 0 BB: 0 S: 3 P: 3		R: 0 H: 0 E: 0 LOB: 0 K: 0 BB: 0 S: 3 P: 3						
PITCHER		IP	WLS	BF	H	R	ER	SO	BB	IBB	HBP	BLK	WP	HR	S	P	ERA	WHIP
Jim Bunning, R ERA: 2.93 (1, 1)		7.0	L	28	6	1	1	7	1	0	0	0	0	0	41	45	1.29	1.000
Pete Burnside, L ERA: 3.18 (8, 1)		1.0		3	0	0	0	0	0	0	0	0	0	3	3	0.00	0.000	

WP	PA	31
WP: 0	PA: 31	
PB: 1	CS: 0	

Batter	1	2	3	4	5	6	7	8	9	AB R H RBI BB SO LOB	TOP											
Eddie Yost, R (1, 5) OBP: 0.407, SLG: 0.378 Ozzie Virgil, R (9, PR) OBP: 0.176, SLG: 0.235 (9, 5)	0-0 E 1B 1B	BB 4-0 2B BB	0-0 FC6-4 1-2 1B		0-3 K		0-0 F8		4-0 FC6-4 BB	4 0 2 0 2 1 0 0 0 0 0 0 0 0												
Neil Chrissy, L (1, 7) OBP: 0.300, SLG: 0.410	0-0 F8	0-0 2B	0-3 K		0-0 1B		0-0 F8		0-0 F9 BB	6 0 2 2 0 1 4												
Al Kaline, R (1, 8) OBP: 0.317, SLG: 0.368	0-0 FC5-4 1-2 1B	0-0 L6-3	0-0 FC6-4 1-2f		0-0 L9		0-0 L5-3		0-0 FC6-4 1-2f	6 0 1 0 0 0 6												
Rocky Colavito, R (1, 9) OBP: 0.341, SLG: 0.511	0-0 FC5-4 1-2f 2-3		0-0 FC1-5 1B		0-0 F9		0-0 FC4-6 1B		0-0 6-3	5 0 2 0 0 0 2												
Norm Cash, L (1, 3) OBP: 0.387, SLG: 0.465	0-0 4-3		0-0 BB FC1-5 1B		4-0 1B SF7 BB		0-0 FC4-6 5-3 1B		0-0 HR	4 4 2 1 1 0 3												
Frank Bolling, R (1, 4) OBP: 0.310, SLG: 0.368		0-0 1B 2B 1B	0-0 FC1-5 1B		0-0 1-3 1B		0-0 E5 1B 5-3		0-0 CS 1B	5 2 3 0 0 0 3												
Hank Foiles, R (1, 2) OBP: 0.400, SLG: 0.400 Sandy Amoros, L (3, PH) OBP: 0.296, SLG: 0.190 Harry Chitt, R (3, 2) OBP: 0.269, SLG: 0.335		0-0 F7	4-0 E 1B BB		0-0 SF7		0-0 5-3		4-0 FC4-6 1-2 BB	1 0 0 0 0 0 1 0 1 0 0 1 0 0 1 0 0 1 1 0 2	AB 42 R 9 H 16 RBI 9 BB 5 SO 4 LOB 27											
Chico Fernandez, R (1, 6) OBP: 0.316, SLG: 0.349		0-0 S 2B 1B	0-0 E9 1B		0-0 4-3		0-0 S 1B		0-0 FC4-6 1-2f	5 2 3 3 0 0 2												
Frank Lary, R (1, 1) OBP: 0.210, SLG: 0.246 Clem Labine, R (9, 1) OBP: 0.250, SLG: 0.500		0-0 G3	0-0 2-H 3-H 1B		0-3 K		0-0 6-3		0-3 K	5 0 1 2 0 2 4 0 0 0 0 0 0 0												
Inning Stats	R: 0 E: 1 K: 0 S: 5	H: 2 LOB: 2 BB: 0 P: 5	R: 2 E: 0 K: 0 S: 6	H: 3 LOB: 2 BB: 1 P: 10	R: 4 E: 1 K: 1 S: 10	H: 5 LOB: 2 BB: 1 P: 14	R: 1 E: 0 K: 0 S: 4	H: 1 LOB: 1 BB: 1 P: 8	R: 0 E: 0 K: 2 S: 8	H: 1 LOB: 1 BB: 0 P: 8	R: 1 E: 1 K: 0 S: 6	H: 2 LOB: 2 BB: 0 P: 6	R: 0 E: 0 K: 0 S: 3	H: 0 LOB: 0 BB: 0 P: 3	R: 1 E: 0 K: 0 S: 4	H: 2 LOB: 1 BB: 1 P: 8	R: 0 E: 0 K: 1 S: 5	H: 0 LOB: 1 BB: 1 P: 9	1B: 14 2B: 1 3B: 0 HR: 1	SF: 1 SAC: 0 DP: 0 HBP: 0	WP: 0 PB: 0 SB: 2 CS: 1	PA: 48
PITCHER	IP WLS BF H R ER SO BB IBB HBP BLK WP HR S P ERA WHIP																					
Frank Sullivan, R (1, 1) ERA: 5.73	2.1 L 17 8 6 6 0 2 0 0 0 0 0 0 15 23 23.14 4.286																					
Jerry Casale, R (3, 1) ERA: 6.6	4.2 22 6 2 1 3 1 0 0 0 0 0 0 27 31 1.93 1.500																					
Tom Sturdivant, R (8, 1) ERA: 4.71	2.0 9 2 1 1 1 2 0 0 0 0 0 1 9 17 4.50 2.000																					

Detroit Tigers @ Boston Red Sox
 Fenway Park, Boston, MA
 Sun Jul 31 1960, 3:33 AM EDT
 Unknown

livebaseballscorecards.com



Batter	1	2	3	4	5	6	7	8	9	AB	R	H	RBI	BB	SO	LOB
Willie Tasby, R OBP: 0.365, SLG: 0.377 (1, 8)	0-0 6-3		0-0 5-3		0-0 5-3		0-0 L8		0-0 4-3 HR	5	1	1	2	0	0	2
Pete Runnels, L OBP: 0.387, SLG: 0.400 (1, 4) (9, 3)	0-0 L8		0-0 1B 1B			0-0 4-3 PB 1B		0-0 2B 1B	0-0 4-3	5	1	3	0	0	0	1
Ted Williams, L OBP: 0.456, SLG: 0.680 (1, 7)	0-0 6-3		0-0 1-2 1B			0-0 F7 1-2		0-0 F7	0-0 HR	5	1	2	2	0	0	2
Vic Wertz, L OBP: 0.327, SLG: 0.462 (1, 3) Pumpsie Green, S OBP: 0.315, SLG: 0.331 (9, 4)		0-0 4-3	0-0 P1			0-0 4-3		0-0 F7	0-3 K	4	0	0	0	0	0	4
Russ Nixon, L OBP: 0.326, SLG: 0.395 (1, 2)		0-0 4-3		0-0 G3		0-3 K		0-0 1-H 2B		4	0	1	1	0	1	1
Frank Malzone, R OBP: 0.332, SLG: 0.413 (1, 5)		0-0 3B 1B		0-0 G6-3 1B		0-0 2B		0-0 F7		4	1	3	0	0	0	1
Carroll Hardy, R OBP: 0.216, SLG: 0.255 (1, 9)		0-0 1-H 3B		0-0 G6-3 1-2f		0-3 K			0-0 E 1B 2B 1B	4	1	2	1	0	1	2
Don Buddin, R OBP: 0.355, SLG: 0.378 (1, 6)		0-0 6-3		0-3 K		4-0 BB			0-0 E6 2B 1B	3	1	1	0	1	1	1
Frank Sullivan, R OBP: 0.167, SLG: 0.074 (1, 1) Jerry Casale, R OBP: 0.290, SLG: 0.310 (3, 1) Rip Repulski, R OBP: 0.277, SLG: 0.367 (7, PH) Tom Sturdivant, L OBP: 0.188, SLG: 0.200 (8, 1) Lou Clinton, R OBP: 0.304, SLG: 0.380 (9, PH)			0-3 K		0-0 5-3		0-0 F7		0-3 K	0	0	0	0	0	0	0

Inning Stats	R: 0	H: 0	R: 1	H: 2	R: 0	H: 2	R: 0	H: 1	R: 0	H: 0	R: 1	H: 2	R: 4	H: 4	1B: 8	SF: 0
	E: 0	LOB: 0	E: 0	LOB: 1	E: 0	LOB: 2	E: 0	LOB: 0	E: 0	LOB: 0	E: 0	LOB: 1	E: 1	LOB: 0	2B: 3	SAC: 0
	K: 0	BB: 0	K: 0	BB: 0	K: 1	BB: 0	K: 0	BB: 0	K: 1	BB: 0	K: 1	BB: 1	K: 2	BB: 0	3B: 1	DP: 1
	S: 3	P: 3	S: 5	P: 5	S: 7	P: 7	S: 3	P: 3	S: 5	P: 5	S: 6	P: 6	S: 6	P: 10	HR: 1	HBP: 0

PITCHER	IP	WLS	BF	H	R	ER	SO	BB	IBB	HBP	BLK	WP	HR	S	P	ERA	WHIP
Frank Lary, R ERA: 3.53 (1, 1)	8.1	W	37	12	5	5	5	1	0	0	0	0	0	46	50	5.40	1.560
Clem Labine, R ERA: 5.08 (9, 1)	0.2	S	3	1	1	1	1	0	0	0	0	0	1	5	5	13.50	1.500

BOTTOM

Detroit Tigers @ Boston Red Sox
Fenway Park, Boston, MA
 Sun Jul 31 1960, 3:33 AM EDT
 Unknown

livebaseballscorecards.com

AB	39
R	6
H	13
RBI	6
BB	1
SO	6
LOB	18



WP	PA
0	40
1	
0	
0	


Batter	1	2	3	4	5	6	7	8	9	AB R H RBI BB SO LOB	TOP	
Eddie Yost, R (1, 5) OBP: 0.411, SLG: 0.383 Ozzie Virgil, R (6, PR) OBP: 0.167, SLG: 0.222 (6, 5)	0-0 1B		0-0 2B	0-0 3-1		4-0 1B BB		0-3 K		3 1 2 0 1 0 2 1 1 0 0 0 1 0		
Neil Chrisley, L (1, 7) OBP: 0.314, SLG: 0.447	0-0 P4		0-0 SH3 FC4-2 2B		0-0 FC5-4 1B	0-0 1B 1B		0-0 HR		5 1 4 3 0 0 1		
Frank Bolling, R (1, 4) OBP: 0.309, SLG: 0.366	0-0 F7		0-0 SH3		0-0 FC5-4 BB	0-0 1B 1B		0-3 K		4 0 1 1 0 1 2		
Rocky Colavito, R (1, 9) OBP: 0.339, SLG: 0.506	0-3 K		0-0 FC4-2		0-0 F3	0-3 K		0-0 1B		5 0 1 0 0 2 5		
Norm Cash, L (1, 3) OBP: 0.391, SLG: 0.468		4-0 BB 4-3 BB	0-0 F9		4-0 BB 1-2 BB		0-0 4-3		0-0 2B	3 0 1 0 2 0 1		
Harry Chiti, R (1, 2) OBP: 0.282, SLG: 0.327		0-0 4-3 1-2		0-0 P6	0-0 2-3		0-0 5-3		0-0 5-3	5 0 0 0 0 0 4		
Al Kaline, R (1, 8) OBP: 0.321, SLG: 0.371		4-0 BB BB		0-0 L6 E		0-3 K	0-0 2B		4-0 FC6-4 BB	3 0 1 0 2 1 0		
Chico Fernandez, R (1, 6) OBP: 0.311, SLG: 0.343		0-3 K		0-0 F7		0-0 P6	0-0 1-3		0-0 FC6-4	5 0 0 0 0 1 6		
Phil Regan, R (1, 1) Sandy Amoros, L (4, PH) OBP: 0.292, SLG: 0.186 Bob Bruce, R (4, 1) OBP: 0.500, SLG: 0.333 Charlie Maxwell, L (8, PH) OBP: 0.323, SLG: 0.448 Bill Fischer, R (8, 1) OBP: 0.238, SLG: 0.316		0-0 5-3		0-0 E5		0-0 BB 1B 1B		0-0 F8		1 0 0 0 0 0 2 1 0 0 0 0 0 1 1 1 1 0 0 0 0 1 0 0 0 0 0 0 0 0 0 0 0 0 0		
Inning Stats	R: 0 H: 1 E: 0 LOB: 1 K: 1 BB: 0 S: 6 P: 6	R: 0 H: 0 E: 0 LOB: 2 K: 1 BB: 2 S: 5 P: 13	R: 1 H: 2 E: 0 LOB: 1 K: 0 BB: 0 S: 5 P: 5	R: 0 H: 0 E: 2 LOB: 2 K: 0 BB: 0 S: 5 P: 5	R: 0 H: 1 E: 0 LOB: 2 K: 0 BB: 1 S: 4 P: 8	R: 2 H: 3 E: 0 LOB: 2 K: 2 BB: 1 S: 10 P: 14	R: 0 H: 1 E: 0 LOB: 1 K: 0 BB: 0 S: 4 P: 4	R: 1 H: 1 E: 0 LOB: 0 K: 2 BB: 0 S: 8 P: 8	R: 0 H: 2 E: 0 LOB: 2 K: 0 BB: 1 S: 4 P: 8	1B: 6 SF: 0 2B: 4 SAC: 1 3B: 0 DP: 0 HR: 1 HBP: 0	WP: 0 PA: 44 PB: 0 SB: 0 CS: 0	
PITCHER Billy Muffett, R (1, 1) ERA: 5.23 Mike Fornieles, R (9, 1) ERA: 3.34	IP WLS BF H R ER SO BB IBB HBP BLK WP HR S P ERA WHIP	8.1 W 41 11 4 4 6 4 0 0 0 0 0 1 49 65 4.32 1.800	0.2 S 3 0 0 0 0 1 0 0 0 0 0 0 2 6 0.00 1.500									ERA WHIP

Detroit Tigers @ Boston Red Sox
Fenway Park, Boston, MA
Sun Jul 31 1960, 3:38 AM EDT
Att: 30,334 - Unknown

livebaseballscorecards.com

AB 38
R 4
H 11
RBI 4
BB 5
SO 6
LOB 24



Batter	1	2	3	4	5	6	7	8	9	AB R H RBI BB SO LOB	TOP											
Eddie Yost, R OBP: 0.411, SLG: 0.381 (1, 5) X	0-0 F3		4-0 BB		4-0 FC3-6 BB		0-0 G6-4-3 1-2f			2 0 0 0 2 0 1												
Neil Chrisley, L OBP: 0.307, SLG: 0.436 (1, 7) X	0-0 F7		0-3 K		0-0 FC3-6			0-0 4-3		4 0 0 1 0 1 3												
Frank Bolling, R OBP: 0.308, SLG: 0.365 (1, 4) S S S	0-3 K			0-0 6-3	0-0 F2			0-0 1B		4 0 1 0 0 1 2												
Rocky Colavito, R OBP: 0.338, SLG: 0.503 (1, 9) X		0-0 6-3		0-0 FC3-6 1B		0-0 F7		0-3 K		4 0 1 0 0 1 1												
Norm Cash, L OBP: 0.385, SLG: 0.459 (1, 3) S S S		0-3 K		0-0 FC3-6 1-2f		0-0 F6		0-3 K		4 0 0 0 0 2 2												
Al Kaline, R OBP: 0.320, SLG: 0.378 (1, 8) X		0-0 HR		0-0 L1-3		0-0 L6		0-0 L7		4 1 1 1 0 0 1												
Lou Berberet, L OBP: 0.309, SLG: 0.254 Harry Chiti, R OBP: 0.281, SLG: 0.325 (9, PH)		0-3 K			4-0 BB FC3-6 1B BB	0-0 F8		0-3 K		2 1 0 0 1 1 1 1 0 0 0 0 1 0	AB 32 R 2 H 5 RBI 2 BB 3 SO 8 LOB 12											
Chico Fernandez, R OBP: 0.307, SLG: 0.339 (1, 6) X			0-0 L9		0-0 L9		0-0 6-3		0-3 K	4 0 0 0 0 1 1												
Pete Burnside, R OBP: 0.227, SLG: 0.150 Ozzie Virgil, R OBP: 0.211, SLG: 0.263 Bill Fischer, R OBP: 0.238, SLG: 0.316 (7, 1)	0-0 L4				0-0 FC3-6 BB 1-2 1B		0-0 G6-4-3 1B			2 0 1 0 0 0 0 1 0 1 0 0 0 0 0 0 0 0 0 0 0												
Inning Stats	R: 0 E: 0 K: 1 S: 5	H: 0 LOB: 0 BB: 0 P: 5	R: 1 E: 0 K: 2 S: 8	H: 1 LOB: 0 BB: 0 P: 8	R: 0 E: 0 K: 1 S: 5	H: 0 LOB: 1 BB: 1 P: 9	R: 0 E: 0 K: 0 S: 4	H: 1 LOB: 1 BB: 0 P: 4	R: 1 E: 0 K: 0 S: 4	H: 1 LOB: 2 BB: 2 P: 12	R: 0 E: 1 K: 0 S: 4	H: 0 LOB: 1 BB: 0 P: 4	R: 0 E: 0 K: 0 S: 3	H: 1 LOB: 0 BB: 0 P: 3	R: 0 E: 0 K: 2 S: 8	H: 1 LOB: 1 BB: 0 P: 8	R: 0 E: 0 K: 2 S: 7	H: 0 LOB: 0 BB: 0 P: 7	1B: 4 2B: 0 3B: 0 HR: 1	SF: 0 SAC: 0 DP: 1 HBP: 0	WP: 0 PB: 0 SB: 0 CS: 0	PA: 35
PITCHER	IP WLS BF H R ER SO BB IBB HBP BLK WP HR S P ERA WHIP																					
Ralph Terry, R ERA: 3.86 (1, 1)	6.0 W 25 3 2 2 4 3 0 0 0 0 0 1 30 42 3.00 1.000																					
Luis Arroyo, L ERA: (7, 1)	3.0 S 10 2 0 0 4 0 0 0 0 0 0 0 18 18 0.00 0.667																					

Detroit Tigers @ New York Yankees
 Yankee Stadium, Bronx, NY
 Mon Aug 01 1960, 7:05 PM EDT
 Att. 19,840 - Unknown - 78 F

livebaseballscorecards.com

Batter	1	2	3	4	5	6	7	8	9	AB	R	H	RBI	BB	SO	LOB
Bobby Richardson, R OBP: 0.310, SLG: 0.315 (1, 4)	0-0 L9	0-0 5-3			0-0 L5	0-0 1B		0-0 F2		5	0	1	0	0	0	1
Roger Maris, L OBP: 0.383, SLG: 0.644 (1, 9)	0-0 1B BB 1B		0-0 1B		0-3 K	0-0 5-3				4	1	2	0	0	1	2
Mickey Mantle, S OBP: 0.409, SLG: 0.599 (1, 8)	4-0 1B 1B 1-2 9-2 BB		0-0 L8		0-0 2B		0-0 F7			3	0	1	0	1	0	1
Bill Skowron, R OBP: 0.355, SLG: 0.575 (1, 3)	0-0 1B 1-2 2-3 1B		0-0 F9		0-3 K		0-0 1B			4	0	2	0	0	1	2
Gil McDougald, R OBP: 0.331, SLG: 0.414 (1, 5)	0-0 1B 1-2 2-3 3-H 1B		0-0 1B		4-0 SH1-4 1B BB		0-0 F9			3	1	2	1	1	0	1
Hector Lopez, R OBP: 0.365, SLG: 0.398 Tony Kubek, L OBP: 0.338, SLG: 0.451 (1, 7) (7, PH) (8, 7)	0-0 9-2		0-0 F4		0-0 1B SH1-4 1-2 FC5-4 1B		0-0 1B			3	1	1	0	0	0	5
Clete Boyer, R OBP: 0.294, SLG: 0.428 (1, 6)		1-0 SH5-4 HBP		0-0 5-3		0-0 SH1-4		0-3 K		2	0	0	0	0	1	2
Johnny Blanchard, L OBP: 0.231, SLG: 0.167 (1, 2)		0-3 K		0-3 K		0-0 FC5-4 2-3 3-H 1B		0-0 G3		4	0	1	1	0	2	1
Ralph Terry, R OBP: 0.091, SLG: 0.063 Bob Cerv, R OBP: 0.332, SLG: 0.425 Luis Arroyo, L (1, 1) (6, PH) (7, 1)		0-0 SH5-4		0-0 L5		0-0 FC5-4 1-2 3-H 1B		0-0 4-3		1	0	0	0	0	0	0

Inning Stats	R: 1	H: 3	E: 0	LOB: 2	K: 0	BB: 1	S: 5	P: 9	R: 0	H: 0	E: 0	LOB: 1	K: 1	BB: 0	S: 5	P: 6	R: 0	H: 2	E: 0	LOB: 2	K: 0	BB: 0	S: 5	P: 5	R: 0	H: 0	E: 0	LOB: 0	K: 1	BB: 0	S: 5	P: 5	R: 0	H: 1	E: 0	LOB: 1	K: 2	BB: 0	S: 8	P: 8	R: 2	H: 3	E: 0	LOB: 2	K: 0	BB: 1	S: 6	P: 10	R: 0	H: 2	E: 0	LOB: 2	K: 1	BB: 0	S: 7	P: 7	R: 0	H: 0	E: 0	LOB: 0	K: 0	BB: 0	S: 3	P: 3
--------------	------	------	------	--------	------	-------	------	------	------	------	------	--------	------	-------	------	------	------	------	------	--------	------	-------	------	------	------	------	------	--------	------	-------	------	------	------	------	------	--------	------	-------	------	------	------	------	------	--------	------	-------	------	-------	------	------	------	--------	------	-------	------	------	------	------	------	--------	------	-------	------	------


PITCHER	IP	WLS	BF	H	R	ER	SO	BB	IBB	HBP	BLK	WP	HR	S	P	ERA	WHIP
Pete Burnside, L ERA: 3.27 (1, 1)	6.0	L	29	9	3	3	4	2	0	1	0	0	0	34	43	4.50	1.833
Bill Fischer, R ERA: 4.57 (7, 1)	2.0		8	2	0	0	1	0	0	0	0	0	0	10	10	0.00	1.000

BOTTOM

Detroit Tigers @ New York Yankees
 Yankee Stadium, Bronx, NY
 Mon Aug 01 1960, 7:05 PM EDT
 Att: 19,840 - Unknown - 78 F

AB	32
R	3
H	11
RBI	3
BB	2
SO	5
LOB	16

livebaseballscorecards.com



WP: 0	PA: 37
PB: 0	
SB: 0	
CS: 0	

Batter	1	2	3	4	5	6	7	8	9	10	11	12	13	14	AB R H RBI BB SO LOB	TOP												
Eddie Yost, R OBP: 0.410, SLG: 0.380 (1, 5)	0-0 G4-6-3 1B		0-0 F5			0-0 5-3		0-0 F6		0-0 F8		0-0 1-3 1B			6 0 2 0 0 0 1													
Neil Christley, L OBP: 0.303, SLG: 0.424 (1, 7)	0-0 G4-6-3 1-2		0-3 K			0-0 F7		0-3 K		4-0 BB		0-3 K			5 0 0 0 1 3 4													
Frank Bolling, R OBP: 0.310, SLG: 0.364 Ozzie Virgil, R OBP: 0.190, SLG: 0.238 (1, 4) (9, 4)	0-0 5-3			0-0 F2			0-0 S 1B		1-0 BB 1B HBP		0-0 L9				3 1 1 0 0 0 0 2 0 0 0 0 0 1													
Rocky Colavito, R OBP: 0.335, SLG: 0.500 (1, 9)		0-0 3-1 SF8 2B		0-0 F7			0-0 F6		0-0 L9		0-0 L7		0-0 6-3		6 1 1 0 0 0 2													
Norm Cash, L OBP: 0.379, SLG: 0.448 (1, 3)		0-0 3-1 2-3		0-3 K			0-0 L9		4-0 1B 1-2 BB		0-3 K		0-0 G3		5 0 0 0 1 2 2													
Al Kaline, R OBP: 0.323, SLG: 0.377 (1, 8)		4-0 BB			0-0 L4		4-0 BB		0-0 1-3 2-H 1B		0-0 F3			0-0 L2	4 0 1 1 2 0 0													
Lou Berberet, L OBP: 0.306, SLG: 0.253 Charlie Maxwell, L OBP: 0.322, SLG: 0.446 Harry Chiti, R OBP: 0.277, SLG: 0.320 (1, 2) (7, PH) (7, 2)		0-0 SF8			0-0 4-3		0-3 K		0-0 5-3			0-0 5-3		0-0 F7	1 0 0 1 0 0 0 1 0 0 0 0 1 2 3 0 0 0 0 0 2	AB 45 R 2 H 5 RBI 2 BB 6 SO 9 LOB 17												
Chico Fernandez, R OBP: 0.305, SLG: 0.336 Steve Bilko, R OBP: 0.279, SLG: 0.376 Coot Veal, R (1, 6) (9, PH) (9, 6)		0-0 3-H 0-3 K			0-3 K			0-0 F6	0-0 F7			0-0 5-3		0-0 F9	3 0 0 0 0 2 1 1 0 0 0 0 0 2 2 0 0 0 0 0 0													
Don Mossi, L OBP: 0.265, SLG: 0.122 Sandy Amoros, L OBP: 0.301, SLG: 0.186 Dave Slesler, R OBP: 0.182, SLG: 0.100 Clem Labine, R OBP: 0.250, SLG: 0.500 (1, 1) (8, PH) (8, 1) (13, 1)			0-0 L7			0-3 K		4-0 BB		0-0 6-3		4-0 1B BB			2 0 0 0 0 1 0 0 0 0 0 1 0 0 1 0 0 0 1 0 0 0 0 0 0 0 0 0													
Inning Stats	R: 0 E: 0 K: 0 S: 3	H: 1 LOB: 0 BB: 3 P: 3	R: 1 E: 0 K: 1 S: 6	H: 1 LOB: 1 BB: 1 P: 10	R: 0 E: 0 K: 1 S: 5	H: 0 LOB: 0 BB: 0 P: 5	R: 0 E: 0 K: 1 S: 5	H: 0 LOB: 0 BB: 0 P: 5	R: 0 E: 0 K: 1 S: 5	H: 0 LOB: 0 BB: 0 P: 5	R: 0 E: 0 K: 1 S: 5	H: 0 LOB: 1 BB: 1 P: 9	R: 0 E: 0 K: 0 S: 4	H: 1 LOB: 2 BB: 1 P: 9	R: 0 E: 0 K: 0 S: 3	H: 0 LOB: 1 BB: 1 P: 7	R: 0 E: 0 K: 1 S: 5	H: 1 LOB: 2 BB: 1 P: 10	R: 0 E: 0 K: 0 S: 3	H: 0 LOB: 0 BB: 0 P: 3	R: 0 E: 0 K: 0 S: 3	H: 0 LOB: 0 BB: 0 P: 3	R: 0 E: 0 K: 0 S: 3	H: 0 LOB: 0 BB: 0 P: 3	1B: 4 2B: 1 3B: 0 HR: 0	SF: 1 SAC: 0 DP: 1 HBP: 1	WP: 0 PB: 0 SB: 1 CS: 0	PA: 53
PITCHER	IP WLS BF H R ER SO BB IBB HBP BLK WP HR S P ERA WHIP																											
Bob Turley, R ERA: 3.24 (1, 1)	7.0 25 3 1 1 6 2 0 0 0 0 0 0 35 43 1.29 0.714																											
Ryne Duren, R ERA: 4.8 (8, 1)	1.1 8 1 1 1 1 2 0 1 0 0 0 0 7 16 6.75 2.250																											
Luis Arroyo, L ERA: (9, 1)	0.2 2 0 0 0 0 0 0 0 0 0 0 0 2 2 0.00 0.000																											
Eli Grba, R ERA: 4.32 (10, 1)	4.0 15 1 0 0 2 2 0 0 0 0 0 0 17 25 0.00 0.750																											
Bobby Shantz, L ERA: 2.18 (14, 1)	1.0 W 3 0 0 0 0 0 0 0 0 0 0 0 3 3 0.00 0.000																											

Detroit Tigers @ New York Yankees
 Yankee Stadium, Bronx, NY
 Tue Aug 02 1960, 3:33 AM EDT
 Att. 19,729 - Unknown - 85 F

livebaseballscorecards.com




Batter	1	2	3	4	5	6	7	8	9	10	11	12	13	14	AB	R	H	RBI	BB	SO	LOB
Bobby Richardson, R OBP: 0.304, SLG: 0.309 (1, 4)	L4		F2			6-3	FC6-4			F9			4-3		6	0	0	0	0	0	2
Roger Maris, L OBP: 0.380, SLG: 0.635 (1, 9)	4-3			F6		2B		F9		K			4-3		6	0	1	0	0	1	0
Mickey Mantle, S OBP: 0.408, SLG: 0.596 (1, 8)	L8			L8		1B		FC1-6			4-3			4-3	5	0	1	0	1	0	0
Bill Skowron, R OBP: 0.349, SLG: 0.565 (1, 3)		F3		F7		6-3		FC1-6			F4			F5	6	0	0	0	0	0	3
Gil McDougald, R OBP: 0.331, SLG: 0.412 (1, 5)		1B		F7			5-3	K			F4			1B	6	1	2	0	0	1	1
Hector Lopez, R OBP: 0.361, SLG: 0.394 (1, 7)		F3		L8		6-3			1-3				F9	3	0	0	0	0	0	0	1
Tony Kubek, L OBP: 0.338, SLG: 0.448 (8, 7)					K								1B	2	0	0	0	1	0	0	0
Clete Boyer, R OBP: 0.292, SLG: 0.422 (1, 6)		L9				1B			K				K	5	1	1	0	0	3	1	1
Yogi Berra, L OBP: 0.375, SLG: 0.488 (14, PH)						1B								1B	1	0	1	0	0	0	0
Joe Demaestri, R OBP: 0.200, SLG: 0.200 (14, PR)						1B								1B	0	0	0	0	0	0	0
Johnny Blanchard, L OBP: 0.316, SLG: 0.444 (1, 2)			K			HR			G3				1-3	6	1	3	2	0	1	0	0
Bob Turley, R OBP: 0.138, SLG: 0.143 (7, PH)																					
Bob Cerv, R OBP: 0.336, SLG: 0.428 (7, PH)																					
Ryne Duren, R OBP: 0.337, SLG: 0.250 (8, 11)																					
Luis Arroyo, L OBP: 0.241, SLG: 0.404 (8, 11)																					
Eli Grba, R OBP: 0.241, SLG: 0.404 (10, 11)																					
Kent Haulley, L OBP: 0.241, SLG: 0.404 (13, PH)																					
Bobby Shantz, R OBP: 0.241, SLG: 0.404 (14, 11)																					

Inning Stats	R: 0	H: 0	E: 0	LOB: 0	K: 0	BB: 0	S: 3	P: 3	R: 0	H: 1	E: 0	LOB: 1	K: 0	BB: 0	S: 4	P: 4	R: 0	H: 0	E: 0	LOB: 0	K: 1	BB: 0	S: 5	P: 5	R: 0	H: 0	E: 0	LOB: 0	K: 0	BB: 0	S: 3	P: 3	R: 0	H: 0	E: 0	LOB: 0	K: 1	BB: 0	S: 5	P: 5	R: 1	H: 3	E: 0	LOB: 2	K: 0	BB: 0	S: 6	P: 6	R: 1	H: 3	E: 0	LOB: 2	K: 0	BB: 0	S: 6	P: 6	R: 0	H: 0	E: 0	LOB: 1	K: 1	BB: 1	S: 5	P: 9	R: 0	H: 0	E: 0	LOB: 0	K: 1	BB: 0	S: 5	P: 5	R: 0	H: 0	E: 0	LOB: 0	K: 0	BB: 0	S: 5	P: 5	R: 0	H: 0	E: 0	LOB: 0	K: 0	BB: 0	S: 3	P: 3	R: 0	H: 0	E: 0	LOB: 0	K: 1	BB: 0	S: 5	P: 5	R: 0	H: 0	E: 0	LOB: 0	K: 0	BB: 0	S: 3	P: 3	R: 0	H: 0	E: 0	LOB: 0	K: 0	BB: 0	S: 3	P: 3	R: 0	H: 0	E: 0	LOB: 0	K: 0	BB: 0	S: 3	P: 3	R: 1	H: 3	E: 1	LOB: 3	K: 0	BB: 1	S: 5	P: 9	R: 1	H: 3	E: 0	LOB: 3	K: 0	BB: 1	S: 5	P: 9	1B: 8	SF: 0	2B: 1	SAC: 0	3B: 0	DP: 0	HR: 1	HBP: 0	WP: 0	PA: 53
--------------	------	------	------	--------	------	-------	------	------	------	------	------	--------	------	-------	------	------	------	------	------	--------	------	-------	------	------	------	------	------	--------	------	-------	------	------	------	------	------	--------	------	-------	------	------	------	------	------	--------	------	-------	------	------	------	------	------	--------	------	-------	------	------	------	------	------	--------	------	-------	------	------	------	------	------	--------	------	-------	------	------	------	------	------	--------	------	-------	------	------	------	------	------	--------	------	-------	------	------	------	------	------	--------	------	-------	------	------	------	------	------	--------	------	-------	------	------	------	------	------	--------	------	-------	------	------	------	------	------	--------	------	-------	------	------	------	------	------	--------	------	-------	------	------	------	------	------	--------	------	-------	------	------	-------	-------	-------	--------	-------	-------	-------	--------	-------	--------

PITCHER	IP	WLS	BF	H	R	ER	SO	BB	IBB	HBP	BLK	WP	HR	S	P	ERA	WHIP
Don Mossi, L ERA: 3.23	(1, 1)	7.0	28	7	2	2	2	0	0	0	0	0	1	32	32	2.57	1.000
Dave Sisler, R ERA: 2.02	(8, 1)	5.0	16	0	0	0	4	1	0	0	0	0	0	23	27	0.00	0.200
Clem Labine, R ERA: 5.09	(13, 1)	1.2	9	3	1	1	0	0	1	0	0	0	0	8	12	5.40	1.800

DETROIT TIGERS @ NEW YORK YANKEES
Yankee Stadium, Bronx, NY
 Tue Aug 02 1960, 3:33 AM EDT
 Att. 19,729 - Unknown - 85 F

AB	51
R	3
H	10
RBI	3
BB	2
SO	6
LOB	8



Batter	1	2	3	4	5	6	7	8	9	10	AB R H RBI BB SO LOB	TOP												
Ozzie Virgil, R OBP: 0.160, SLG: 0.208 (1, 5) X	0-0 F9		0-0 F8			0-0 F8		0-0 SF8		0-0 SH2-4	3 0 0 1 0 0 2	Detroit Tigers @ New York Yankees Yankee Stadium, Bronx, NY Tue Aug 02 1960, 7:05 PM EDT Att. 15,054 - Unknown - 84 F												
Chico Fernandez, R OBP: 0.303, SLG: 0.331 (1, 6) B	4-0 WP BB			0-0 5-3		0-0 G6-4-3		0-0 F8		0-0 1-3	4 0 0 0 1 0 3													
Charlie Maxwell, L OBP: 0.326, SLG: 0.445 (1, 7) X	0-0 6-3			0-3 K			0-0 FC1-5 1B	4-0 FC6-4 BB		4-0 PB IBB	3 0 1 0 2 1 1													
Rocky Colavito, R OBP: 0.333, SLG: 0.495 (1, 9)		0-0 F8		0-0 FC5-4 1B			0-0 E6 FC5 FC1-5 1-2	0-0 FC6-4		0-0 6-3	5 0 1 0 0 0 5													
Steve Bilko, R OBP: 0.280, SLG: 0.371 Norm Cash, L OBP: 0.382, SLG: 0.464 (1, 3) (9, PH) (9, 3)		4-0 L5-4-3 BB		0-0 FC5-4			0-0 FC1-5 FC5 1-2 2-3f		0-0 HR		2 0 0 0 1 0 3 1 1 1 1 0 0 0													
Al Kaline, R OBP: 0.319, SLG: 0.372 (1, 8)		0-0 L5-4-3			0-0 L1		0-0 FC5		0-0 L8		4 0 0 0 0 0 3													
Harry Chiti, R OBP: 0.277, SLG: 0.319 (1, 2)			0-0 CS 1B		0-0 E5 G6-3		0-0 5-3		0-0 L8		4 0 1 0 0 0 2													
Coot Veal, R OBP: 0.333, SLG: 0.200 (1, 4)			4-0 SH1-4 BB		0-0 G6-3			0-0 E SF8 1B	0-0 F1		3 1 1 0 1 0 1													
Jim Bunning, R OBP: 0.218, SLG: 0.220 Bill Fischer, R OBP: 0.238, SLG: 0.316 Neil Chrissy, L OBP: 0.308, SLG: 0.427 Bob Bruce, R OBP: 0.500, SLG: 0.333 (1, 1) (9, 1) (10, PH) (10, 1)			0-0 SH1-4			0-0 G6-4-3 1B		0-0 E4		0-0 PB SH2-4 1B	2 0 1 0 0 0 1 0 0 0 0 0 0 0 1 0 1 0 0 0 0 0 0 0 0 0 0 0													
Inning Stats	R: 0 E: 0 K: 0 S: 2	H: 0 LOB: 0 BB: 1 P: 6	R: 0 E: 0 K: 0 S: 2	H: 0 LOB: 0 BB: 1 P: 6	R: 0 E: 0 K: 0 S: 3	H: 1 LOB: 1 BB: 1 P: 7	R: 0 E: 0 K: 1 S: 6	H: 1 LOB: 1 BB: 0 P: 6	R: 0 E: 1 K: 0 S: 3	H: 0 LOB: 0 BB: 0 P: 3	R: 0 E: 0 K: 0 S: 3		H: 1 LOB: 0 BB: 0 P: 3	R: 0 E: 2 K: 0 S: 5	H: 1 LOB: 2 BB: 0 P: 5	R: 1 E: 1 K: 0 S: 5	H: 1 LOB: 2 BB: 1 P: 9	R: 1 E: 0 K: 0 S: 4	H: 1 LOB: 0 BB: 0 P: 4	R: 0 E: 0 K: 0 S: 4	H: 1 LOB: 2 BB: 1 P: 8	1B: 6 2B: 0 3B: 0 HR: 1	SF: 1 SAC: 2 DP: 3 HBP: 0	WP: 1 PB: 1 SB: 0 CS: 1
PITCHER Whitey Ford, L ERA: 2.78 Duke Maas, R ERA: 4.68 (1, 1) (9, 1)	IP 8.0	WLS 31	BF 5	H 1	R 1	ER 0	SO 1	BB 4	IBB 0	HBP 0	BLK 0	WP 1	HR 0	S 29	P 45	ERA 0.00	WHIP 1.125							

livebaseballscorecards.com

AB	32
R	2
H	7
RBI	2
BB	5
SO	1
LOB	21



Batter	1	2	3	4	5	6	7	8	9	10	AB	R	H	RBI	BB	SO	LOB
Gil McDougald, R OBP: 0.333, SLG: 0.408 (1, 5) H	1-0 FC3-6 HBP		4-0 BB		0-0 F9			0-0 6-3			2	0	0	0	1	0	0
Bobby Richardson, R OBP: 0.304, SLG: 0.307 (1, 4) X	0-0 FC3-6 1-2f		0-0 F4			0-0 5-3			4-0 FC4-6 BB		3	0	0	0	1	0	2
Mickey Mantle, S OBP: 0.403, SLG: 0.589 (1, 8) S	0-3 K			0-3 K		0-3 K			0-0 FC4-6 HR		4	1	0	0	0	3	2
Roger Maris, L OBP: 0.379, SLG: 0.640 (1, 9) X	0-0 F9			0-0 F4		0-3 K			0-0 HR		4	1	1	2	0	1	1
Tony Kubek, L OBP: 0.337, SLG: 0.449 (1, 7) (9, 6)		0-3 K		0-0 1B 2B			0-0 L3		0-0 5-3		4	0	1	0	0	1	0
Kent Hadley, L OBP: 0.262, SLG: 0.429 (1, 3)		0-0 F2		0-0 2-3 1B		0-3 K		0-0 K	0-0 2B		4	0	2	0	0	1	0
Johnny Blanchard, L OBP: 0.304, SLG: 0.381 (1, 2)		0-0 F6		0-3 K		0-3 K		0-3 K	4-0 IBB		3	0	0	0	1	2	2
Clete Boyer, R OBP: 0.289, SLG: 0.418 (1, 6) Hector Lopez, R OBP: 0.359, SLG: 0.391 (8, PH) (9, 7)			0-3 K		0-3 K			0-3 K	0-3 K		2	0	0	0	0	2	0
Whitey Ford, L OBP: 0.310, SLG: 0.147 (1, 1) Bill Skowron, R OBP: 0.348, SLG: 0.563 (8, PH) Duke Maas, R (9, 1) Bob Cerv, R OBP: 0.338, SLG: 0.448 (10, PH)			0-0 6-3		0-0 F9			0-0 6-3		0-0 HR	2	0	0	0	0	0	0

Inning Stats	R: 0	H: 0	E: 0	K: 1	S: 5	R: 0	H: 0	E: 0	K: 1	S: 5	R: 0	H: 0	E: 0	K: 1	S: 5	R: 0	H: 0	E: 0	K: 2	S: 9	R: 0	H: 0	E: 0	K: 1	S: 5	R: 0	H: 0	E: 0	K: 2	S: 7	R: 0	H: 0	E: 0	K: 2	S: 7	R: 0	H: 0	E: 0	K: 1	S: 5	R: 2	H: 2	E: 0	K: 1	S: 7	R: 1	H: 1	E: 0	K: 0	S: 1	1B: 1	2B: 2	3B: 0	HR: 2	SF: 0	SAC: 0	DP: 0	HBP: 1	WP: 0	PA: 36
--------------	------	------	------	------	------	------	------	------	------	------	------	------	------	------	------	------	------	------	------	------	------	------	------	------	------	------	------	------	------	------	------	------	------	------	------	------	------	------	------	------	------	------	------	------	------	------	------	------	------	------	-------	-------	-------	-------	-------	--------	-------	--------	-------	--------

PITCHER	IP	WLS	BF	H	R	ER	SO	BB	IBB	HBP	BLK	WP	HR	S	P	ERA	WHIP
Jim Bunning, R ERA: 2.85 (1, 1)	8.0		29	2	1	1	11	2	0	1	0	0	0	48	57	1.12	0.500
Bill Fischer, R ERA: 4.63 (9, 1)	1.0		6	2	1	1	1	0	1	0	0	0	1	7	11	9.00	2.000
Bob Bruce, R ERA: 4.5 (10, 1)	0.0	L	1	1	1	1	0	0	0	0	0	0	1	1	1	∞	∞


BOTTOM

Detroit Tigers @ New York Yankees
Yankee Stadium, Bronx, NY

Tue Aug 02 1960, 7:05 PM EDT
Att. 15,054 - Unknown - 84 F

livebaseballscorecards.com

AB	32
R	3
H	5
RBI	3
BB	3
SO	12
LOB	9



Batter	1	2	3	4	5	6	7	8	9	AB R H RBI BB SO LOB	TOP											
Eddie Yost, R OBP: 0.411, SLG: 0.378 (1, 5)	4-0 HR BB	0-3 K	0-0 E 1B 1-3 3-H 1B		4-0 E 1B BB	0-0 F2	0-3 K		0-0 F8	5 2 1 1 2 2 5												
Norm Cash, L OBP: 0.396, SLG: 0.484 (1, 3)	0-0 HR	1-0 HBP	0-0 E4 1B		4-0 E 1B BB	4-0 BB		4-0 G1-4-3 BB		2 2 2 3 3 0 0												
Charlie Maxwell, L OBP: 0.327, SLG: 0.441 (1, 7)	0-0 FC5 BB 1B	0-0 F7	4-0 FC5-4 BB		0-0 E6 1B 1-2 2-3 1B	0-0 F7		0-0 F6		5 1 1 0 1 0 6												
Rocky Colavito, R OBP: 0.331, SLG: 0.490 (1, 9)	0-0 F8		K		0-0 1B 1B		0-0 L9	0-0 G1-4-3		6 0 1 2 0 1 5												
Al Kaline, R OBP: 0.317, SLG: 0.369 (1, 8)	0-0 L6		0-0 2B 1B 1B	0-0 L8	0-0 F5		0-0 L6-3	0-0 L9		6 1 1 0 0 0 3												
Lou Berberet, L OBP: 0.321, SLG: 0.266 (1, 2)	4-0 1-2 BB		0-0 1B 2B	4-0 BB BB	0-0 F2		4-0 BB 1B 1B BB	0-0 BB 1B 1B		3 2 2 0 3 0 2												
Ozzie Virgil, R OBP: 0.226, SLG: 0.241 (1, 4)	0-0 FC5		4-0 1B 1B IBB	0-0 F9	0-0 FC6 1B		0-0 1-2 1B 1B	0-0 F8		5 2 2 1 1 0 4												
Coot Veal, R OBP: 0.583, SLG: 0.375 (1, 6)		4-0 HBP BB	0-0 1B 1B	4-0 1-2 BB	0-0 FC6		4-0 1-2 2-3 E BB	0-0 BB 1B		3 2 2 2 3 0 2												
Hank Aguirre, R (1, 1)		0-3 K	0-0 B1	0-3 K		0-3 K	0-0 E5 1B	4-0 BB		4 0 0 0 0 3 5												
Sandy Amoros, L OBP: 0.311, SLG: 0.200 (7, PH)								1-2 2-3 BB		1 0 1 2 0 0 0												
Phil Regan, R (7, 1)										0 0 0 0 1 0 0												
Inning Stats	R: 2 E: 0 K: 0 S: 5	H: 2 LOB: 2 BB: 2 P: 13	R: 0 E: 0 K: 2 S: 7	H: 0 LOB: 2 BB: 1 P: 12	R: 4 E: 1 K: 1 S: 10	H: 5 LOB: 3 BB: 2 P: 18	R: 0 E: 0 K: 1 S: 5	H: 0 LOB: 2 BB: 2 P: 13	R: 3 E: 1 K: 0 S: 6	H: 2 LOB: 2 BB: 2 P: 14	R: 0 E: 0 K: 1 S: 5	H: 0 LOB: 1 BB: 1 P: 9	R: 3 E: 1 K: 1 S: 7	H: 2 LOB: 1 BB: 2 P: 15	R: 0 E: 0 K: 0 S: 2	H: 0 LOB: 0 BB: 1 P: 6	R: 0 E: 0 K: 0 S: 5	H: 2 LOB: 3 BB: 1 P: 9	1B: 11 2B: 1 3B: 0 HR: 1	SF: 0 SAC: 0 DP: 1 HBP: 1	WP: 0 PB: 0 SB: 0 CS: 0	PA: 55
PITCHER	IP WLS BF H R ER SO BB IBB HBP BLK WP HR S P ERA WHIP																					
Jim Coates, R ERA: 4.95	(1, 1) 2.2 L 19 6 6 6 3 3 1 1 0 0 1 20 37 20.25 3.375																					
Duke Maas, R ERA: 4.5	(3, 1) 3.1 20 3 3 1 2 6 0 0 0 0 0 18 42 2.70 2.700																					
Ralph Terry, R ERA: 3.96	(7, 1) 2.0 10 2 3 2 1 3 0 0 0 0 0 9 21 9.00 2.500																					
Ryne Duren, R ERA: 4.65	(9, 1) 1.0 6 2 0 0 0 0 1 0 0 0 0 0 5 9 0.00 3.000																					

Detroit Tigers @ New York Yankees
 Yankee Stadium, Bronx, NY
 Wed Aug 03 1960, 7:05 PM EDT
 Att. 23,283 - Unknown - 84 F

livebaseballscorecards.com

AB	40
R	12
H	13
RBI	11
BB	14
SO	6
LOB	32



BOTTOM

Detroit Tigers @ New York Yankees
Yankee Stadium, Bronx, NY
Wed Aug 03 1960, 7:05 PM EDT
Att: 23,283 - Unknown - 84 F

livebaseballscorecards.com

AB	32
R	2
H	5
RBI	2
BB	0
SO	10
LOB	7



WP:	0	PA:	32
PB:	0	SB:	0
CS:	0		

AB R H RBI BB SO LOB

2	0	0	0	0	0	0
2	0	0	0	0	0	1
4	0	1	0	0	1	0
4	0	0	0	0	2	1
3	0	1	0	0	1	0
1	0	0	0	0	1	1
4	0	0	0	0	0	2
3	1	1	0	0	2	0
3	0	0	0	0	1	1
3	1	2	2	0	1	0
0	0	0	0	0	0	0
1	0	0	0	0	1	0
1	0	0	0	0	0	1
0	0	0	0	0	0	0
1	0	0	0	0	0	0
0	0	0	0	0	0	0

1B:	3	SF:	0
2B:	0	SAC:	0
3B:	1	DP:	0
HR:	1	HBP:	0

IP	WLS	BF	H	R	ER	SO	BB	IBB	HBP	BLK	WP	HR	S	P	ERA	WHIP
----	-----	----	---	---	----	----	----	-----	-----	-----	----	----	---	---	-----	------


Hank Aguirre, L	(1, 1)	6.0	W	19	1	0	0	9	0	0	0	0	0	0	0.00	0.167
Phil Regan, R	(7, 1)	3.0	S	13	4	2	2	1	0	0	0	0	1	15	6.00	1.333

Batter	1	2	3	4	5	6	7	8	9
Bobby Richardson, R (1, 4) Joe Demaestri, R (5, 4) OBP: 0.302, SLG: 0.305 OBP: 0.167, SLG: 0.167	0-0 4-3 ①			0-0 F7 ①		0-0 FC6-4 ③		0-0 L8 ③	
Roger Maris, L (1, 9) OBP: 0.378, SLG: 0.635	0-3 K ②			0-0 L7 ②			0-0 F7 ①		0-0 L8 1B ①
Mickey Mantle, S (1, 8) OBP: 0.400, SLG: 0.582	0-3 K ③			0-3 K ③			0-0 F9 ②		0-0 L8 1-2 ①
Bill Skowron, R (1, 3) Kent Hadley, L (8, 3) OBP: 0.348, SLG: 0.567 OBP: 0.258, SLG: 0.421		0-3 K ①			0-0 F9 ①		0-0 3B ③		0-3 K ②
Gil McDougald, R (1, 5) OBP: 0.328, SLG: 0.401		0-0 F9 ②			0-0 F4 ②		0-0 L8 ③		0-0 5-3 ③
Bob Cerv, R (1, 7) OBP: 0.338, SLG: 0.446		0-3 K ③			0-3 K ③			0-0 HR 1B	
Clete Boyer, R (1, 6) OBP: 0.286, SLG: 0.412			0-0 G3 ①			0-3 K ①		0-0 L8 ①	
Johnny Blanchard, L (1, 2) OBP: 0.346, SLG: 0.542			0-3 K ②			0-0 FC6-4 1B		0-0 HR 1-H	
Jim Coates, R (1, 1) Duke Madsen, R (3, 1) Tony Kubek, L (6, PH) Ralph Terry, R (7, 1) Hector Lopez, R (8, PH) Ryne Duren, R (9, 1) OBP: 0.241, SLG: 0.388 OBP: 0.336, SLG: 0.447 OBP: 0.051, SLG: 0.063 OBP: 0.268, SLG: 0.390			0-3 K ③			0-0 L8 ②		0-0 F3 ②	

Inning Stats	R: 0	H: 0	E: 0	K: 2	S: 7	R: 0	H: 0	E: 0	K: 2	S: 7	R: 0	H: 0	E: 0	K: 1	S: 5	R: 0	H: 0	E: 0	K: 1	S: 5	R: 0	H: 1	E: 0	K: 1	S: 6	R: 0	H: 1	E: 0	K: 0	S: 4	R: 2	H: 2	E: 0	K: 0	S: 5	R: 0	H: 1	E: 0	K: 1	S: 6
--------------	------	------	------	------	------	------	------	------	------	------	------	------	------	------	------	------	------	------	------	------	------	------	------	------	------	------	------	------	------	------	------	------	------	------	------	------	------	------	------	------

PITCHER	IP	WLS	BF	H	R	ER	SO	BB	IBB	HBP	BLK	WP	HR	S	P	ERA	WHIP
---------	----	-----	----	---	---	----	----	----	-----	-----	-----	----	----	---	---	-----	------

Hank Aguirre, L (1, 1)	6.0	W	19	1	0	0	9	0	0	0	0	0	0	0	0	0.00	0.167
Phil Regan, R (7, 1)	3.0	S	13	4	2	2	1	0	0	0	0	0	1	15	15	6.00	1.333

Batter	1	2	3	4	5	6	7	8	9	AB R H RBI BB SO LOB	TOP									
Pete Runnels, L (1, 4) <small>OBP: 0.382, SLG: 0.398</small> Jim Pagliaroni, R (7, PH) <small>OBP: 0.333, SLG: 0.400</small> Carroll Hardy, R (7, PR) <small>OBP: 0.214, SLG: 0.235</small>	0-0 6-3		0-3 K			0-0 1B 2B	4-0 BB		0-0 G5-3	3 0 1 0 0 1 0 0 0 0 0 1 0 0 1 0 0 0 0 0 2										
Willie Tasby, R (1, 8) <small>OBP: 0.369, SLG: 0.365</small>	0-3 K		0-3 K			0-3 K	0-3 K			4 0 0 0 0 4 2										
Ted Williams, L (1, 7) <small>OBP: 0.468, SLG: 0.665</small>	4-0 FC4-6 BB			0-0 G3		0-0 2-H 1B		0-0 P4		3 0 1 0 1 0 0										
Vic Wertz, L (1, 3) <small>OBP: 0.339, SLG: 0.515</small>	0-0 FC4-6 1-2f			0-0 L8			0-0 4-3 1B 2B	4-0 FC4-6 BB		3 1 1 0 1 0 1										
Russ Nixon, L (1, 2) <small>OBP: 0.336, SLG: 0.421</small>		0-0 2B		0-0 6-3			0-0 4-3 2-3	0-0 F5		4 0 1 0 0 0 2										
Frank Malzone, R (1, 5) <small>OBP: 0.341, SLG: 0.428</small>		0-0 F3			0-0 P6		0-0 3B 1B	0-0 FC4-6 1-2f		4 1 1 1 0 0 2										
Lou Clinton, R (1, 9) <small>OBP: 0.268, SLG: 0.348</small> Pumpsie Green, S (7, PH) <small>OBP: 0.316, SLG: 0.321</small>		0-3 K			0-0 F5		4-0 3B BB		0-0 1-3	2 0 0 0 0 1 1 1 1 0 0 1 0 0	AB 33 R 4 H 8 RBI 4 BB 4 SO 6 LOB 11									
Don Buddin, R (1, 6) <small>OBP: 0.352, SLG: 0.378</small>		0-0 6-3			0-0 4-3		0-0 1-H 2-H 3B		0-0 G5-3 1B 1B	4 1 2 2 0 0 1										
Ike Delock, R (1, 1) <small>OBP: 0.045, SLG: 0.045</small> Ray Boone, R (7, PH) <small>OBP: 0.337, SLG: 0.286</small> Mike Fornieles, R (7, 1) <small>OBP: 0.500, SLG: 0.500</small>			0-0 F7			0-0 4-3	0-0 1-3		0-0 1B	2 0 0 0 0 0 0 1 0 0 1 0 0 0 1 0 1 0 0 0 0										
Inning Stats	R: 0 E: 0 K: 1 S: 5	H: 0 LOB: 1 BB: 1 P: 9	R: 0 E: 0 K: 1 S: 6	H: 1 LOB: 1 BB: 0 P: 6	R: 0 E: 0 K: 2 S: 7	H: 0 LOB: 0 BB: 0 P: 7	R: 0 E: 0 K: 0 S: 3	H: 0 LOB: 0 BB: 0 P: 3	R: 0 E: 0 K: 1 S: 6	H: 2 LOB: 2 BB: 0 P: 6	R: 4 E: 0 K: 1 S: 8	H: 3 LOB: 1 BB: 2 P: 16	R: 0 E: 0 K: 0 S: 3	H: 0 LOB: 1 BB: 1 P: 7	R: 0 E: 0 K: 0 S: 4	H: 2 LOB: 1 BB: 0 P: 4	1B: 4 2B: 3 3B: 1 HR: 0	SF: 0 SAC: 0 DP: 1 HBP: 0	WP: 0 PA: 37 PB: 0 SB: 0 CS: 0	
PITCHER	IP WLS BF H R ER SO BB IBB HBP BLK WP HR S P ERA WHIP																			
Frank Lary, R (1, 1) <small>ERA: 3.61</small> Dave Sisler, R (7, 1) <small>ERA: 1.99</small> Bill Fischer, R (8, 1) <small>ERA: 4.52</small>	6.1 L 26 6 4 4 5 2 0 0 0 0 0 0 34 42 5.68 1.263	0.2 3 0 0 0 1 1 0 0 0 0 0 4 8 0.00 1.500	2.0 8 2 0 0 0 1 0 0 0 0 0 7 11 0.00 1.500																	

Boston Red Sox @ Detroit Tigers
 Briggs Stadium, Detroit, MI
 Fri Aug 05 1960, 7:05 PM EDT
 Att: 32,040 - Unknown

livebaseballscorecards.com

BOTTOM

Boston Red Sox @ Detroit Tigers
Briggs Stadium, Detroit, MI
Fri Aug 05 1960, 7:05 PM EDT
Att. 32,040 - Unknown

livebaseballscorecards.com

AB 31
R 2
H 5
RBI 2
BB 4
SO 4
LOB 16



WP: 0 PA: 35
PB: 0
SB: 0
CS: 0

AB R H RBI BB SO LOB

2 0 0 0 2 0 0

3 1 1 1 1 1 3

3 0 0 0 1 1 2

4 0 0 0 0 0 3

4 1 1 0 0 1 0

4 0 1 0 0 0 1

4 0 1 0 0 1 3

3 0 1 1 0 0 2

1 0 0 0 0 0 0

2 0 0 0 0 0 2

0 0 0 0 0 0 0

1 0 0 0 0 0 0

0 0 0 0 0 0 0

1B: 4 SF: 0
2B: 0 SAC: 0
3B: 0 DP: 2
HR: 1 HBP: 0

Batter	1	2	3	4	5	6	7	8	9
Eddie Yost, R OBP: 0.412, SLG: 0.375 (1, 5)	4-0 L5-3 BB BB	4-0 1-2 2-3 BB			x 0-0 L9		x 0-0 P6		
Norm Cash, L OBP: 0.398, SLG: 0.495 (1, 3)	4-0 1-2 BB	0-3 K			x 0-0 HR		x 0-0 F8		
Charlie Maxwell, L OBP: 0.326, SLG: 0.437 (1, 7)	x 0-0 P6		x 0-0 F5		B 4-0 FC6-4 BB		S 0-3 K		
Al Kaline, R OBP: 0.314, SLG: 0.364 (1, 8)	x 0-0 L5-3		x 0-0 L7		x 0-0 FC6-4		x 0-0 F9		
Rocky Colavito, R OBP: 0.330, SLG: 0.487 (1, 9)		x 0-0 1B 1B	S 0-3 K		x 0-0 E6 FC6-4		x 0-0 F8		
Ozzie Virgil, R OBP: 0.229, SLG: 0.242 (1, 4)		x 0-0 BB 1B 1B		x 0-0 F3		x 0-0 F8		x 0-0 6-3	
Lou Berberet, L OBP: 0.320, SLG: 0.265 (1, 2)		x 0-0 F7		x 0-0 G4-6-3 1B		x 0-0 FC6-4		S 0-3 K	
Coot Veal, R OBP: 0.533, SLG: 0.364 Neil Christley, L OBP: 0.305, SLG: 0.424 (9, PH)		x 0-0 BB 1B		x 0-0 G4-6-3		x 0-0 FC6-4		x 0-0 F7	
Frank Lary, R OBP: 0.203, SLG: 0.237 Dave Sisler, R OBP: 0.182, SLG: 0.100 Sandy Amoros, L OBP: 0.307, SLG: 0.197 Bill Fischer, R OBP: 0.238, SLG: 0.316 (8, 1)		x 0-0 F2		x 0-0 P3		x 0-0 P6			

Inning Stats	R: 0	H: 0	E: 0	K: 0	S: 2	LOB: 1	BB: 2	P: 10	R: 1	H: 3	E: 0	K: 1	S: 8	LOB: 3	BB: 1	P: 12	R: 0	H: 0	E: 0	K: 1	S: 5	LOB: 0	BB: 0	P: 5	R: 0	H: 1	E: 0	K: 0	S: 3	LOB: 0	BB: 0	P: 3	R: 1	H: 1	E: 0	K: 0	S: 4	LOB: 1	BB: 1	P: 8	R: 0	H: 0	E: 1	K: 0	S: 4	LOB: 1	BB: 0	P: 4	R: 0	H: 0	E: 0	K: 0	S: 3	LOB: 0	BB: 0	P: 3	R: 0	H: 0	E: 0	K: 1	S: 5	LOB: 0	BB: 0	P: 5	R: 0	H: 0	E: 0	K: 1	S: 5	LOB: 0	BB: 0	P: 5
--------------	------	------	------	------	------	--------	-------	-------	------	------	------	------	------	--------	-------	-------	------	------	------	------	------	--------	-------	------	------	------	------	------	------	--------	-------	------	------	------	------	------	------	--------	-------	------	------	------	------	------	------	--------	-------	------	------	------	------	------	------	--------	-------	------	------	------	------	------	------	--------	-------	------	------	------	------	------	------	--------	-------	------

PITCHER	IP	WLS	BF	H	R	ER	SO	BB	IBB	HBP	BLK	WP	HR	S	P	ERA	WHIP
Ike Delock, R ERA: 5.19 (1, 1)	6.0	W	26	5	2	2	2	4	0	0	0	0	1	26	42	3.00	1.500
Mike Fornieles, R ERA: 3.01 (7, 1)	3.0	S	9	0	0	0	2	0	0	0	0	0	0	13	13	0.00	0.000

Batter	1	2	3	4	5	6	7	8	9	AB R H RBI BB SO LOB	TOP																									
Pumpsie Green, S (1, 4) OBP: 0.317, SLG: 0.317	0-0 CS 1B	0-0 L9		0-3 K		4-0 G3 BB 1B BB	0-3 K		0-0 F7	5 1 1 0 1 2 3																										
Willie Tasby, R (1, 8) OBP: 0.375, SLG: 0.366	4-0 1-2 BB		0-0 5-3		0-0 2B SF8 1B	4-0 1-2 G3 BB 1B BB		4-0 3B BB		2 3 1 0 3 0 0																										
Ted Williams, L (1, 7) OBP: 0.466, SLG: 0.654 Lou Clinton, R (8, PR) OBP: 0.266, SLG: 0.348	0-0 L8		1-0 HR HBP		0-0 F9	0-0 G3		4-0 1-2 3B BB		3 1 0 0 1 0 4 0 1 0 0 0 0 0																										
Frank Malzone, R (1, 5) OBP: 0.346, SLG: 0.447	0-0 L8		0-0 HR		0-0 1-3 HR 2B	4-0 1B PB BB		0-0 1-H 2-H 3B		4 3 3 4 1 0 1																										
Ray Boone, R (1, 3) OBP: 0.337, SLG: 0.282 Vic Wertz, L (6, PH) OBP: 0.340, SLG: 0.515		4-0 1B BB 2B BB	0-0 F7		0-0 SF8	0-0 PB BB 1B		0-0 6-3		1 1 0 1 1 0 0 2 0 1 2 0 0 2																										
Jim Pagliaroni, R (1, 2) OBP: 0.364, SLG: 0.667		0-0 F7	0-3 K		0-0 2-H HR	4-0 1-2 PB BB BB		0-0 F5		4 1 1 2 1 1 3																										
Carroll Hardy, R (1, 9) OBP: 0.213, SLG: 0.218		0-0 F3		0-0 6-3		4-0 1-2 2-3 3-H K		0-3 K		4 0 0 0 1 2 5																										
Don Buddin, R (1, 6) OBP: 0.350, SLG: 0.375		0-0 2B 1-2 1B		0-0 5-3		0-0 F9		0-0 P6		5 0 1 0 0 0 1																										
Frank Sullivan, R (1, 1) OBP: 0.167, SLG: 0.074 Rip Repulski, R (2, PH) OBP: 0.290, SLG: 0.385 Tom Sturdivant, L (2, 1) OBP: 0.200, SLG: 0.211 Mike Fornieles, R (9, 1) OBP: 0.500, SLG: 0.500 Tom Borland, L (9, 1)		0-0 1-3 2-H 2B		0-0 1B		0-0 4-3		0-0 L9		0 0 0 0 0 0 0 1 0 1 1 0 0 0 4 0 1 0 0 1 0 0 0 0 0 0 0 0 0 0 0 0 0 0 0																										
Inning Stats	R: 0 E: 0 K: 0 S: 3	H: 1 LOB: 1 BB: 1 P: 7	R: 1 E: 0 K: 0 S: 5	H: 2 LOB: 2 BB: 1 P: 9	R: 2 E: 0 K: 1 S: 6	H: 1 LOB: 0 BB: 0 P: 7	R: 0 E: 0 K: 1 S: 6	H: 1 LOB: 1 BB: 0 P: 6	R: 3 E: 0 K: 0 S: 6	H: 3 LOB: 1 BB: 1 P: 10	R: 3 E: 0 K: 1 S: 6	H: 1 LOB: 2 BB: 4 P: 22	R: 0 E: 0 K: 1 S: 5	H: 0 LOB: 0 BB: 0 P: 5	R: 2 E: 0 K: 1 S: 6	H: 1 LOB: 2 BB: 2 P: 14	R: 0 E: 0 K: 1 S: 5	H: 0 LOB: 0 BB: 0 P: 5	1B: 5 2B: 2 3B: 1 HR: 2	SF: 1 SAC: 0 DP: 0 HBP: 1	WP: 0 PB: 1 SB: 0 CS: 1	PA: 46														
PITCHER	IP WLS BF H R ER SO BB IBB HBP BLK WP HR S P ERA WHIP																																			
Pete Burnside, L (1, 1) ERA: 3.69	4.2		24	8	6	6	2	2	0	1	0	0	2	25	34	11.57	2.143																			
Clem Labine, R (5, 1) ERA: 5.45	1.0	L	7	0	3	2	0	4	0	0	0	0	0	3	19	18.00	4.000																			
Dave Sisler, R (6, 1) ERA: 1.98	0.1		3	1	0	0	1	1	0	0	0	0	0	4	8	0.00	6.000																			
Phil Regan, R (7, 1) ERA: 5.02	3.0		12	1	2	2	3	2	0	0	0	0	0	16	24	6.00	1.000																			

Boston Red Sox @ Detroit Tigers
 Briggs Stadium, Detroit, MI
 Sat Aug 06 1960, 4:33 AM EDT
 Att: 11,190 - Unknown

livebaseballscorecards.com

AB	35
R	11
H	10
RBI	10
BB	9
SO	6
LOB	19



BOTTOM

Boston Red Sox @ Detroit Tigers
Briggs Stadium, Detroit, MI
Sat Aug 06 1960, 4:33 AM EDT
Att. 11,190 - Unknown

livebaseballscorecards.com

AB	37
R	9
H	12
RBI	8
BB	3
SO	6
LOB	12



WP:	0	PA:	43
PB:	2		
SB:	0		
CS:	0		

AB R H RBI BB SO LOB

5	0	0	1	0	1	1
5	2	2	1	0	0	1
4	3	2	1	1	0	0
5	1	3	1	0	1	1
4	1	3	2	0	1	1
0	0	0	0	0	0	0
2	0	0	2	1	0	1
3	0	0	0	0	0	1
1	0	0	0	0	1	1
1	0	0	0	0	0	3
2	1	1	0	1	0	0
1	0	0	0	0	1	1
0	0	0	0	0	0	0
2	1	1	0	0	0	1
0	0	0	0	0	0	0
0	0	0	0	0	0	0
1	0	0	0	0	0	0
0	0	0	0	0	0	0
1	0	0	0	0	1	0

Batter	1	2	3	4	5	6	7	8	9
Eddie Yost, R OBP: 0.407, SLG: 0.370 (1, 5)	0-3 K	0-0 5-3		0-0 F9			0-0 F7		0-0 6-3
Ozzie Virgil, R OBP: 0.250, SLG: 0.395 (1, 4)	0-0 HR	0-0 5-3		0-0 L8			0-0 L7		0-0 1B
Norm Cash, L OBP: 0.401, SLG: 0.495 (1, 3)	0-0 HR	4-0 1B		0-0 F9			0-0 F7		0-0 2B
Al Kaline, R OBP: 0.317, SLG: 0.371 (1, 8)	0-3 K	0-0 1B		0-0 L7			0-0 1B		0-0 BB
Rocky Colavito, R OBP: 0.336, SLG: 0.499 Frank Lary, R OBP: 0.203, SLG: 0.237 (1, 9)	0-0 HR	0-3 K		0-0 L3			0-0 1B		1-0 BB
Charlie Maxwell, L OBP: 0.327, SLG: 0.434 (1, 7)	1-0 FC5-4		0-0 3-1	0-0 L3			0-0 SF4		4-0 BB
Harry Chitt, R OBP: 0.273, SLG: 0.314 Neil Chrisley, L OBP: 0.303, SLG: 0.422 Lou Berberet, L OBP: 0.320, SLG: 0.265 Hank Foiles, R OBP: 0.396, SLG: 0.396 (1, 2)	0-0 FC5-4		0-0 F2	0-0 F7			0-0 K		0-0 P3
Coot Veal, R OBP: 0.556, SLG: 0.462 Steve Bilko, R OBP: 0.278, SLG: 0.369 Chico Fernandez, R OBP: 0.303, SLG: 0.331 (1, 6)		0-0 1B	4-0 BB	0-0 P6			0-3 K		
Pete Burnside, R OBP: 0.260, SLG: 0.182 Clem Labine, R OBP: 0.260, SLG: 0.500 Dave Sisler, R OBP: 0.182, SLG: 0.100 Sandy Amoros, L OBP: 0.263, SLG: 0.194 Phil Regan, R OBP: 0.310, SLG: 0.363 (1, 1)		0-0 5-3	0-0 FC6	0-0 F8					0-3 K
		0-0 PB	0-0 1B						

Inning Stats	R: 3 E: 0 K: 2 S: 10	H: 3 LOB: 1 BB: 0 P: 11	R: 3 E: 0 K: 1 S: 8	H: 3 LOB: 1 BB: 1 P: 12	R: 0 E: 0 K: 0 S: 3	H: 0 LOB: 1 BB: 1 P: 7	R: 0 E: 0 K: 0 S: 3	H: 1 LOB: 0 BB: 0 P: 3	R: 0 E: 0 K: 0 S: 3	H: 0 LOB: 0 BB: 0 P: 3	R: 0 E: 0 K: 0 S: 3	H: 0 LOB: 0 BB: 0 P: 3	R: 1 E: 0 K: 2 S: 9	H: 2 LOB: 1 BB: 0 P: 9	R: 2 E: 0 K: 1 S: 8	H: 3 LOB: 3 BB: 1 P: 13	1B: 7 2B: 3 3B: 1 HR: 2	SF: 1 SAC: 0 DP: 1 HBP: 2	WP: 0 PB: 2 SB: 0 CS: 0	PA: 43
---------------------	-------------------------------	----------------------------------	------------------------------	----------------------------------	------------------------------	---------------------------------	------------------------------	---------------------------------	------------------------------	---------------------------------	------------------------------	---------------------------------	------------------------------	---------------------------------	------------------------------	----------------------------------	----------------------------------	------------------------------------	----------------------------------	--------

PITCHER	IP	WLS	BF	H	R	ER	SO	BB	IBB	HBP	BLK	WP	HR	S	P	ERA	WHIP
Frank Sullivan, R ERA: 5.93 (1, 1)	1.0		7	3	3	3	2	0	0	0	0	0	0	10	11	27.00	3.000
Tom Sturdivant, R ERA: 4.98 (2, 1)	7.2	W	32	8	6	5	4	2	0	0	0	0	0	38	46	5.87	1.304
Mike Fornieles, R ERA: 3.01 (9, 1)	0.0		2	1	0	0	0	0	0	1	0	0	0	1	2	∞	∞
Tom Borland, L ERA: 6.42 (9, 1)	0.1	S	2	0	0	0	0	1	0	0	0	0	0	1	5	0.00	3.000

Batter	1	2	3	4	5	6	7	8	9	AB R H RBI BB SO LOB	TOP																				
Pete Runnels, L OBP: 0.381, SLG: 0.397 (1, 4) X	0-0 E6 BB 1B	0-0 L8			0-0 F7			0-0 G5-4-3 1B		4 1 1 0 0 0 0	Boston Red Sox @ Detroit Tigers Briggs Stadium, Detroit, MI Sun Aug 07 1960, 4:33 AM EDT Unknown																				
Willie Tasby, R OBP: 0.376, SLG: 0.366 (1, 8) B B B	4-0 1-2 BB 1B		0-3 K			0-0 FC1-6 1B		0-0 G5-4-3 1-2f		3 1 1 0 1 1 1																					
Ted Williams, L OBP: 0.459, SLG: 0.640 (1, 7) X	0-0 F9		0-3 K			0-0 FC1-6 1-2f		0-0 L9		4 0 0 0 0 1 3																					
Vic Wertz, L OBP: 0.339, SLG: 0.509 (1, 3) B B B	4-0 1-2 2-3 1B BB		0-3 K			0-0 G4-6-3 1-2f			0-3 K	3 0 0 0 1 2 1																					
Russ Nixon, L OBP: 0.339, SLG: 0.433 (1, 2) S S S	0-3 K				0-0 F7				0-0 2B	4 0 2 0 0 1 3																					
Frank Malzone, R OBP: 0.345, SLG: 0.445 (1, 5) X	0-0 1-2 2-H 3-H 1B				0-0 L6				0-3 K	4 0 1 2 0 1 2																					
Carroll Hardy, R OBP: 0.206, SLG: 0.211 (1, 9) X Pumpsie Green, S OBP: 0.315, SLG: 0.314 (7, PH) Lou Clinton, R OBP: 0.266, SLG: 0.345 (7, 9)	0-0 P5				0-3 K				0-3 K	2 0 0 0 0 1 2 1 0 0 0 0 0 1 1 0 0 0 0 1 1																					
Don Buddin, R OBP: 0.350, SLG: 0.373 (1, 6) X		0-0 L8			0-3 K				4-0 BB	2 0 0 0 1 1 0																					
Tom Brewer, R OBP: 0.250, SLG: 0.326 (1, 1) Jerry Casale, R OBP: 0.281, SLG: 0.300 (5, 1) Ray Boone, R OBP: 0.333, SLG: 0.279 (7, PH) Ted Wills, L OBP: 0.600, SLG: 0.750 (7, 1)		0-3 K			0-0 F5				0-3 K	2 0 0 0 0 1 0 0 0 0 0 0 0 0 1 0 0 0 0 1 2 0 0 0 0 0 0 0																					
Inning Stats	R: 2 E: 1 K: 1 S: 7	H: 1 LOB: 2 BB: 2 P: 15	R: 0 E: 0 K: 1 S: 5	H: 0 LOB: 0 BB: 0 P: 5	R: 0 E: 0 K: 3 S: 9	H: 0 LOB: 0 BB: 0 P: 9	R: 0 E: 0 K: 1 S: 5	H: 0 LOB: 0 BB: 0 P: 5	R: 0 E: 0 K: 1 S: 3	H: 1 LOB: 0 BB: 0 P: 3		R: 0 E: 0 K: 1 S: 6	H: 1 LOB: 2 BB: 1 P: 10	R: 0 E: 0 K: 0 S: 3	H: 1 LOB: 0 BB: 0 P: 3	R: 0 E: 0 K: 3 S: 10	H: 1 LOB: 1 BB: 0 P: 10	1B: 3 2B: 2 3B: 0 HR: 0	SF: 0 SAC: 0 DP: 2 HBP: 0	WP: 0 PB: 0 SB: 0 CS: 0	PA: 34										
PITCHER Jim Bunning, R ERA: 2.69 (1, 1)	IP 9.0	WLS W	BF 34	H 5	R 2	ER 0	SO 11	BB 3	IBB 0	HBP 0	BLK 0	WP 0	HR 0	S 53	P 65	ERA 0.00	WHIP 0.889														
											PITCHER	IP	WLS	BF	H	R	ER	SO	BB	IBB	HBP	BLK	WP	HR	S	P	ERA	WHIP			

livebaseballscorecards.com

AB	31
R	2
H	5
RBI	2
BB	3
SO	11
LOB	16



Batter	1	2	3	4	5	6	7	8	9	AB	R	H	RBI	BB	SO	LOB
Ozzie Virgil, R OBP: 0.267, SLG: 0.395 (1, 5)	0-0 P3		0-0 5-3	0-0 1B		0-0 F7		0-0 1B 1B		5	1	2	1	0	0	1
Neil Chrisley, L OBP: 0.311, SLG: 0.432 (1, 7)	0-0 SF8 3B		4-0 BB	0-0 4-3		4-0 BB BB		0-0 G3		3	1	1	0	2	0	2
Norm Cash, L OBP: 0.405, SLG: 0.493 (1, 3)	0-0 SF8		0-0 F9		4-0 HBP 1B	4-0 BB BB		4-0 1B 1B		1	1	0	1	3	0	1
Al Kaline, R OBP: 0.318, SLG: 0.369 (1, 8)	0-0 L6		0-0 L4-3		0-0 1B	4-0 BB		0-0 L9		4	0	1	1	1	0	3
Rocky Colavito, R OBP: 0.342, SLG: 0.501 (1, 9)		0-0 1B 1B		0-0 SH 2B 1B	1-0 HBP	0-3 K		0-0 1B 1B		4	1	3	1	0	1	3
Frank Bolling, R OBP: 0.312, SLG: 0.368 (1, 4)		0-0 F9		0-0 SH 2B	0-0 P4		0-0 SH1-4 2B	0-0 1B		4	1	2	1	0	0	4
Hank Foiles, R OBP: 0.390, SLG: 0.389 (1, 2)		0-0 S 1B		0-0 F3	0-0 G4-6-3		0-0 SH1-4	0-0 P4		4	0	1	0	0	0	7
Coot Veal, R OBP: 0.500, SLG: 0.471 (1, 6)		0-3 K		0-0 2B		0-0 F5	0-0 F5			4	1	1	2	0	1	3
Jim Bunning, R OBP: 0.218, SLG: 0.208 (1, 1)		0-0 4-3		0-0 2-3		4-0 BB BB	0-3 K			3	1	0	0	1	1	4


Inning Stats	R: 1	H: 1	E: 0	K: 0	S: 4	LOB: 0	BB: 0	P: 4	R: 0	H: 2	E: 0	K: 1	S: 7	LOB: 2	BB: 0	P: 7	R: 0	H: 0	E: 0	K: 0	S: 3	LOB: 1	BB: 1	P: 7	R: 3	H: 3	E: 1	K: 0	S: 7	LOB: 1	BB: 0	P: 7	R: 0	H: 1	E: 0	K: 0	S: 3	LOB: 2	BB: 1	P: 8	R: 1	H: 0	E: 0	K: 1	S: 5	LOB: 3	BB: 4	P: 21	R: 0	H: 1	E: 0	K: 1	S: 6	LOB: 1	BB: 0	P: 6	R: 2	H: 3	E: 0	K: 0	S: 6	LOB: 2	BB: 1	P: 10
--------------	------	------	------	------	------	--------	-------	------	------	------	------	------	------	--------	-------	------	------	------	------	------	------	--------	-------	------	------	------	------	------	------	--------	-------	------	------	------	------	------	------	--------	-------	------	------	------	------	------	------	--------	-------	-------	------	------	------	------	------	--------	-------	------	------	------	------	------	------	--------	-------	-------

PITCHER	IP	WLS	BF	H	R	ER	SO	BB	IBB	HBP	BLK	WP	HR	S	P	ERA	WHIP
Tom Brewer, R ERA: 4.91 (1, 1)	4.0	L	23	7	4	2	1	2	0	1	0	0	0	22	31	4.50	2.250
Jerry Casale, R ERA: 6.55 (5, 1)	2.0		9	0	1	1	1	4	0	0	0	0	0	7	23	4.50	2.000
Ted Wills, L ERA: 6.35 (7, 1)	2.0		11	4	2	2	1	1	0	0	0	0	0	12	16	9.00	2.500

BOTTOM

Boston Red Sox @ Detroit Tigers
 Briggs Stadium, Detroit, MI
 Sun Aug 07 1960, 4:33 AM EDT
 Unknown

AB	32
R	7
H	11
RBI	7
BB	7
SO	3
LOB	28



WP: 0	PA: 43
PB: 0	SB: 1
CS: 0	

livebaseballscorecards.com

Batter	1	2	3	4	5	6	7	8	9	AB R H RBI BB SO LOB	TOP											
Pete Runnels, L (1, 4) OBP: 0.379, SLG: 0.398	0-0 L7		0-0 FC4-6			0-0 F7		0-0 2B		4 0 1 1 0 0 2	Boston Red Sox @ Detroit Tigers Briggs Stadium, Detroit, MI Sun Aug 07 1960, 4:38 AM EDT Att: 18,163 - Unknown											
Willie Tasby, R (1, 8) OBP: 0.376, SLG: 0.365	0-0 1B		0-0 G1-4-3			4-0 BB		0-3 K		3 0 1 0 1 1 2												
Vic Wertz, L (1, 3) OBP: 0.338, SLG: 0.505	0-0 1B				0-0 F7		0-0 F7		0-0 L8	4 0 1 0 0 0 3												
Frank Malzone, R (1, 5) OBP: 0.344, SLG: 0.443	0-0 G4-6-3				0-0 6-3		0-0 FC5		0-0 1B	4 0 1 0 0 0 4												
Russ Nixon, L (1, 2) OBP: 0.333, SLG: 0.424		0-0 4-3			0-3 K		0-0 P5		0-0 G4-6-3	4 0 0 0 0 1 1												
Rip Repulski, R (1, 7) OBP: 0.288, SLG: 0.380		0-0 1B			0-3 K		0-0 5-3		0-0 F2	4 0 1 0 0 1 0												
Lou Clinton, R (1, 9) OBP: 0.268, SLG: 0.345		0-0 1B					0-0 L8			3 0 1 0 0 0 0												
Don Buddin, R (1, 6) OBP: 0.347, SLG: 0.369		0-0 G4-3					0-0 5-3		0-0 P5	3 0 0 0 0 0 2												
Billy Muffett, R (1, 1) OBP: 0.316, SLG: 0.278			0-0 1B			0-0 1B		0-0 2B		3 1 3 0 0 0 0												
Inning Stats	R: 0 E: 0 K: 0 S: 4	H: 2 LOB: 1 BB: 0 P: 4	R: 0 E: 0 K: 0 S: 4	H: 2 LOB: 1 BB: 0 P: 4	R: 0 E: 0 K: 0 S: 3	H: 1 LOB: 0 BB: 0 P: 3	R: 0 E: 0 K: 1 S: 5	H: 0 LOB: 0 BB: 0 P: 5	R: 0 E: 0 K: 1 S: 5	H: 0 LOB: 0 BB: 0 P: 5	R: 0 E: 0 K: 0 S: 4	H: 1 LOB: 2 BB: 1 P: 8	R: 0 E: 0 K: 0 S: 3	H: 0 LOB: 0 BB: 0 P: 3	R: 1 E: 0 K: 1 S: 7	H: 2 LOB: 1 BB: 0 P: 7	R: 0 E: 0 K: 0 S: 3	H: 1 LOB: 0 BB: 0 P: 3	1B: 8 2B: 1 3B: 0 HR: 0	SF: 0 SAC: 0 DP: 4 HBP: 0	WP: 0 PB: 0 SB: 0 CS: 0	PA: 33
PITCHER	IP WLS BF H R ER SO BB IBB HBP BLK WP HR S P ERA WHIP																					
Bob Bruce, R (1, 1) ERA: 4.05	8.0 L 30 8 1 1 3 1 0 0 0 0 0 0 35 39 1.12 1.125																					
Frank Lary, R (9, 1) ERA: 3.59	1.0 3 1 0 0 0 0 0 0 0 0 0 0 3 3 0.00 1.000																					

livebaseballscorecards.com

AB	32
R	1
H	9
RBI	1
BB	1
SO	3
LOB	14



Batter	1	2	3	4	5	6	7	8	9	AB R H RBI BB SO LOB	TOP											
Al Pilarcik, L (1, 9) OBP: 0.325, SLG: 0.360	0-3 K			4-0 G3 HR BB		0-0 4-3		0-0 1B		3 1 1 0 1 1 0	<p>Baltimore Orioles @ Detroit Tigers Briggs Stadium, Detroit, MI Tue Aug 09 1960, 7:05 PM EDT Att: 22,007 - Unknown</p>											
Gene Stephens, L (1, 8) OBP: 0.315, SLG: 0.367 Jim Busby, R (8, 8) OBP: 0.336, SLG: 0.319	0-0 F9			0-0 L8		0-0 6-3		0-0 4-3		4 0 0 0 0 0 2 0 0 0 0 0 0 0												
Gene Woodling, L (1, 7) OBP: 0.403, SLG: 0.411	0-0 4-3			0-0 G3 1-2		0-0 F7		0-0 SH1-4 1B		4 0 1 0 0 0 1												
Jim Gentile, L (1, 3) OBP: 0.435, SLG: 0.531		0-0 3-1		4-0 HR BB		0-0 G5-4-3 1B		0-0 SH1-4 1B		3 1 2 0 1 0 0												
Brooks Robinson, R (1, 5) OBP: 0.345, SLG: 0.457		0-0 P3		0-0 HR 1-H 2-H		0-0 G5-4-3 1-2f		0-0 SH1-4		3 1 1 3 0 0 1												
Clint Courtney, L (1, 2) OBP: 0.372, SLG: 0.265		0-0 F9		0-0 3-1		1-0 HBP		4-0 G6-4-3 IBB		2 0 0 0 1 0 0												
Ron Hansen, R (1, 6) OBP: 0.330, SLG: 0.420			0-0 F2		0-0 F9		0-0 L8		0-0 G6-4-3	4 0 0 0 0 0 4												
Billy Klaus, L (1, 4) OBP: 0.355, SLG: 0.444			0-0 5-3		0-0 1-3			0-0 F7		3 0 0 0 0 0 0												
Chuck Estrada, R (1, 1) OBP: 0.159, SLG: 0.167			0-0 4-3		0-0 F3			0-0 4-3		3 0 0 0 0 0 0												
Inning Stats	R: 0 E: 0 K: 1 S: 5	H: 0 LOB: 0 BB: 0 P: 5	R: 0 E: 0 K: 0 S: 3	H: 0 LOB: 0 BB: 0 P: 3	R: 0 E: 0 K: 0 S: 3	H: 0 LOB: 0 BB: 0 P: 3	R: 3 E: 0 K: 0 S: 4	H: 1 LOB: 0 BB: 2 P: 12	R: 0 E: 0 K: 0 S: 3	H: 0 LOB: 0 BB: 0 P: 3	R: 0 E: 0 K: 0 S: 3	H: 0 LOB: 0 BB: 0 P: 3	R: 0 E: 0 K: 0 S: 3	H: 1 LOB: 1 BB: 0 P: 4	R: 0 E: 0 K: 0 S: 4	H: 1 LOB: 1 BB: 0 P: 4	R: 0 E: 0 K: 0 S: 4	H: 2 LOB: 2 BB: 1 P: 8	1B: 4 2B: 0 3B: 0 HR: 1	SF: 0 SAC: 1 DP: 2 HBP: 1	WP: 0 PB: 0 SB: 0 CS: 0	PA: 34
PITCHER	IP WLS BF H R ER SO BB IBB HBP BLK WP HR S P ERA WHIP																					
Frank Lary, R (1, 1) ERA: 3.58	8.0 L 29 3 3 3 1 2 0 1 0 0 0 1 28 37 3.38 0.625																					
Bill Fischer, R (9, 1) ERA: 4.47	1.0 5 2 0 0 0 0 0 1 0 0 0 0 4 8 0.00 2.000																					

AB	29
R	3
H	5
RBI	3
BB	3
SO	1
LOB	8



Batter	1	2	3	4	5	6	7	8	9
Ozzie Virgil, R (1, 5) OBP: 0.250, SLG: 0.360 Steve Bilko, R (8, PH) OBP: 0.277, SLG: 0.367 Bill Fischer, R (9, 1) OBP: 0.238, SLG: 0.316	0-0 F9		0-0 P3			0-0 G5-4-3		0-0 F2	
Neil Chrisley, L (1, 7) OBP: 0.303, SLG: 0.415	0-0 4-3			0-0 P6		0-0 P6			0-3 K
Norm Cash, L (1, 3) OBP: 0.397, SLG: 0.480	0-0 1B			0-0 F7			0-0 F3		0-0 F8
Al Kaline, R (1, 8) OBP: 0.312, SLG: 0.361	0-0 L7			0-0 L8			0-0 L7		0-0 L6
Rocky Colavito, R (1, 9) OBP: 0.338, SLG: 0.494		0-0 F7			0-0 6-3				0-0 6-3
Frank Bolling, R (1, 4) OBP: 0.317, SLG: 0.377		0-0 1B			0-0 P1			0-0 F2	
Harry Chiti, R (1, 2) OBP: 0.275, SLG: 0.313 Eddie Yost, R (8, PH) OBP: 0.406, SLG: 0.369		0-0 G4-6-3			4-0 BB			0-0 F7	
Chico Fernandez, R (1, 6) OBP: 0.301, SLG: 0.328			0-0 F7		0-0 F8			0-0 1B	
Frank Lary, R (1, 1) OBP: 0.212, SLG: 0.233 Charlie Maxwell, L (8, PH) OBP: 0.328, SLG: 0.434 Hank Foiles, R (9, 2) OBP: 0.390, SLG: 0.389			0-3 K			4-0 BB		0-0 1B	

AB	R	H	RBI	BB	SO	LOB
3	0	0	0	0	0	1
1	0	0	0	0	0	2
0	0	0	0	0	0	0

4	0	0	0	0	1	0
---	---	---	---	---	---	---

4	0	1	0	0	0	0
---	---	---	---	---	---	---

4	0	0	0	0	0	1
---	---	---	---	---	---	---

3	0	0	0	0	0	0
---	---	---	---	---	---	---

3	0	1	0	0	0	0
---	---	---	---	---	---	---

1	0	0	0	1	0	1
1	0	0	0	0	0	0

3	0	1	0	0	0	1
---	---	---	---	---	---	---

1	0	0	0	1	1	0
1	0	1	0	0	0	0
0	0	0	0	0	0	0

BOTTOM

Baltimore Orioles @ Detroit Tigers
Briggs Stadium, Detroit, MI
Tue Aug 09 1960, 7:05 PM EDT
Att. 22,007 - Unknown

livebaseballscorecards.com

AB	29
R	0
H	4
RBI	0
BB	2
SO	2
LOB	6



Inning Stats	R: 0	H: 1	E: 0	LOB: 1	K: 0	BB: 0	S: 4	P: 4
	R: 0	H: 1	E: 0	LOB: 0	K: 0	BB: 0	S: 3	P: 3
	R: 0	H: 0	E: 0	LOB: 0	K: 1	BB: 0	S: 5	P: 5
	R: 0	H: 0	E: 0	LOB: 0	K: 0	BB: 0	S: 3	P: 3
	R: 0	H: 0	E: 0	LOB: 1	K: 0	BB: 1	S: 3	P: 7
	R: 0	H: 0	E: 0	LOB: 0	K: 0	BB: 1	S: 2	P: 6
	R: 0	H: 0	E: 0	LOB: 0	K: 0	BB: 0	S: 3	P: 3
	R: 0	H: 2	E: 0	LOB: 2	K: 0	BB: 0	S: 5	P: 5
	R: 0	H: 0	E: 0	LOB: 0	K: 1	BB: 0	S: 5	P: 5

PITCHER	IP	WLS	BF	H	R	ER	SO	BB	IBB	HBP	BLK	WP	HR	S	P	ERA	WHIP
Chuck Estrada, R (1, 1) ERA: 3.59	9.0	W	31	4	0	0	2	2	0	0	0	0	0	33	41	0.00	0.667

WP	PA
0	31

Batter	1	2	3	4	5	6	7	8	9	AB R H RBI BB SO LOB	TOP		
Jackie Brandt, R (1, 9) OBP: 0.332, SLG: 0.429	0-0 F2		0-0 HR	0-0 L7			0-0 6-3		0-0 6-3	5 1 1 2 0 0 2			
Jim Busby, R (1, 8) OBP: 0.331, SLG: 0.309	0-0 6-3		0-0 5-3			0-0 L8	4-0 BB		0-0 4-3	4 0 0 0 1 0 0			
Brooks Robinson, R (1, 5) OBP: 0.347, SLG: 0.464	0-0 1B		0-0 1B			0-0 P6	0-0 F7		0-0 3B	5 0 3 0 0 0 1			
Walt Dropo, R (1, 3) OBP: 0.338, SLG: 0.348 Jim Gentile, L (5, PH) OBP: 0.437, SLG: 0.543 (5, 3)	0-0 5-3		0-0 L5		1-0 HBP			0-0 HR	0-0 P4	2 0 0 0 0 0 2 2 1 1 1 0 0 1			
Gus Triandos, R (1, 2) OBP: 0.332, SLG: 0.373		0-0 6-3		0-3 K		0-0 F7		0-0 2B		4 0 1 0 0 1 1			
Ron Hansen, R (1, 6) OBP: 0.327, SLG: 0.415		0-0 L8		0-0 6-3		0-0 P6		0-0 F5		4 0 0 0 0 0 1			
Dave Nicholson, R (1, 7) OBP: 0.323, SLG: 0.390 Gene Woodling, L (8, PH) OBP: 0.405, SLG: 0.411 Gene Stephens, L (8, PR) OBP: 0.315, SLG: 0.367 (8, 7)		0-3 K		0-0 HR		0-3 K		4-0 IBB		3 1 1 1 0 2 0 0 0 0 0 1 0 0 0 0 0 0 0 0 0			
Mary Breeding, R (1, 4) OBP: 0.318, SLG: 0.339 Bob Boyd, L (8, PH) OBP: 0.397, SLG: 0.419 Billy Klaus, L (8, 4) OBP: 0.355, SLG: 0.444			0-0 6-3	0-0 2B 1B		0-0 6-3		0-0 F7		3 0 1 0 0 0 0 1 0 0 0 0 0 2 0 0 0 0 0 0 0			
Jerry Walker, S (1, 1) OBP: 0.400, SLG: 0.424 Hoyt Wilhelm, R (7, 1) OBP: 0.111, SLG: 0.088			0-0 HR 1B	0-0 2B			0-3 K	0-3 K		3 1 2 0 0 1 0 1 0 0 0 0 1 2			
Inning Stats	R: 0 H: 1 E: 0 LOB: 1 K: 0 BB: 0 S: 4 P: 4	R: 0 H: 0 E: 0 LOB: 0 K: 1 BB: 0 S: 5 P: 5	R: 2 H: 3 E: 0 LOB: 1 K: 0 BB: 0 S: 6 P: 6	R: 1 H: 3 E: 0 LOB: 2 K: 1 BB: 0 S: 8 P: 8	R: 0 H: 0 E: 0 LOB: 1 K: 0 BB: 0 S: 3 P: 4	R: 0 H: 0 E: 0 LOB: 0 K: 1 BB: 0 S: 5 P: 5	R: 0 H: 0 E: 0 LOB: 1 K: 1 BB: 1 S: 5 P: 9	R: 1 H: 2 E: 0 LOB: 2 K: 1 BB: 1 S: 7 P: 11	R: 0 H: 1 E: 0 LOB: 1 K: 0 BB: 0 S: 4 P: 4	1B: 4 SF: 0 2B: 2 SAC: 0 3B: 1 DP: 0 HR: 3 HBP: 1	WP: 0 PA: 40 PB: 0 SB: 0 CS: 0		
PITCHER	IP WLS BF H R ER SO BB IBB HBP BLK WP HR S P ERA WHIP											PITCHER	IP WLS BF H R ER SO BB IBB HBP BLK WP HR S P ERA WHIP
Pete Burnside, L (1, 1) ERA: 3.83	3.2 L 18 7 3 3 2 0 0 0 0 0 0 2 22 22 7.36 1.909												
Bill Fischer, R (4, 1) ERA: 4.45	0.1 1 0 0 0 0 0 0 0 0 0 0 0 1 1 0.00 0.000												
Phil Regan, R (5, 1) ERA: 4.78	3.1 15 2 1 1 2 1 1 1 0 0 1 16 25 2.70 0.900												
Jim Bunning, R (8, 1) ERA: 2.67	1.2 6 1 0 0 1 0 0 0 0 0 0 8 8 0.00 0.600												

Baltimore Orioles @ Detroit Tigers
 Briggs Stadium, Detroit, MI
 Wed Aug 10 1960, 4:33 AM EDT
 Att. 7,984 - Unknown

livebaseballscorecards.com

AB	37
R	4
H	10
RBI	4
BB	2
SO	5
LOB	12



BOTTOM

Baltimore Orioles @ Detroit Tigers
Briggs Stadium, Detroit, MI
Wed Aug 10 1960, 4:33 AM EDT
Att. 7,984 - Unknown

livebaseballscorecards.com

AB 33
R 2
H 6
RBI 2
BB 5
SO 4
LOB 19



WP: 0 PA: 39
PB: 0
SB: 0
CS: 0

AB R H RBI BB SO LOB

3 0 0 0 1 0 3

4 1 1 0 1 0 2

5 1 3 2 0 1 2

3 0 0 0 1 0 3

4 0 0 0 0 0 4

4 0 1 0 0 1 2

1 0 0 0 1 0 0

1 0 0 0 0 0 0

0 0 0 0 0 0 0

1 0 0 0 0 0 0

0 0 0 0 0 0 0

0 0 0 0 0 0 0

1 0 0 0 0 1 1

0 0 0 0 0 0 0

0 0 0 0 1 0 0

1 0 0 0 0 0 0

0 0 0 0 0 0 0

1 0 0 0 0 1 0

1B: 4 SF: 0
2B: 1 SAC: 0
3B: 0 DP: 0
HR: 1 HBP: 1

4-0 BB

0-0 BB

0-3

0-0

0-0

0-3

0-0

0-0

0-3

1-0 FC4-6 HBP

0-0 FC4-6 HR

0-0 HR

0-0 P6

0-0 G3

0-3

0-0

0-0

0-3

H 1-0

X 0-0

X 0-0

X 0-0

X 0-0

0-0

X 0-0

X 0-0

X 0-0

0-0

X 0-0

X 0-0

X 0-0

X 0-0

X 0-0

X 0-0

X 0-0

X 0-0

0-0 F9

0-0 1B

0-0 1B

0-0 P6

0-0 P4

0-0 5-3

0-0 L4

0-0 F7

0-0 4-3

0-0 1-3

0-0 L8

0-0

0-0 F8

0-0 F7

0-0

0-0

0-0

0-0

0-0

X 0-0

X 0-0

X 0-0

X 0-0

X 0-0

X 0-0

X 0-0

0-3

0-0 P4

4-0 BB

0-0 4-3

4-0 BB

0-0 F2

0-0 P5

0-0 1-3

0-0

0-3 K

0-0

X 0-0

X 0-0

X 0-0

X 0-0

X 0-0

X 0-0

X 0-0

0-3

Batter

1 2 3 4 5 6 7 8 9

(1, 5) X

OBP: 0.406, SLG: 0.366

(1, 8) BBB

OBP: 0.313, SLG: 0.360

(1, 3) X

OBP: 0.401, SLG: 0.500

(1, 9) BBB

OBP: 0.338, SLG: 0.490

(1, 7) X

OBP: 0.324, SLG: 0.429

(1, 4) X

OBP: 0.317, SLG: 0.376

(1, 2) X

OBP: 0.277, SLG: 0.311

(6, PH) X

OBP: 0.245, SLG: 0.353

(7, 2) X

OBP: 0.390, SLG: 0.389

(8, PH) X

OBP: 0.299, SLG: 0.190

(9, 2) X

OBP: 0.315, SLG: 0.261

(1, 6) X

OBP: 0.300, SLG: 0.327

(1, 1) SSS

OBP: 0.240, SLG: 0.174

(4, 1) SSS

OBP: 0.238, SLG: 0.316

(4, PH) SSS

OBP: 0.307, SLG: 0.415

(5, 1) SSS

OBP: 0.307, SLG: 0.415

(8, 1) SSS

OBP: 0.278, SLG: 0.208

(9, PH) SSS

OBP: 0.478, SLG: 0.444

Inning Stats

R: 0 H: 0 E: 0 K: 3

H: 0 LOB: 2 BB: 2 P: 11

R: 0 H: 1 E: 0 K: 1 S: 6

H: 1 LOB: 1 BB: 0 P: 6

R: 0 H: 1 E: 0 K: 4 S: 4

H: 1 LOB: 1 BB: 0 P: 4

R: 0 H: 2 E: 0 K: 5 S: 5

H: 2 LOB: 2 BB: 0 P: 5

R: 2 H: 1 E: 0 K: 4 S: 4

H: 1 LOB: 0 BB: 0 P: 5

R: 0 H: 0 E: 0 K: 3 S: 3

H: 0 LOB: 0 BB: 0 P: 3

R: 0 H: 0 E: 0 K: 5 S: 5

H: 0 LOB: 0 BB: 0 P: 5

R: 0 H: 0 E: 0 K: 7 S: 7

H: 0 LOB: 1 BB: 1 P: 11

1B: 4 SF: 0 2B: 1 SAC: 0 3B: 0 DP: 0 HR: 1 HBP: 1

WP: 0 PA: 39 PB: 0 SB: 0 CS: 0

PITCHER

Jerry Walker, R (1, 1) ERA: 3.46

Hoyt Wilhelm, R (7, 1) ERA: 3.48

PITCHER IP WLS BF H R ER SO BB IBB HBP BLK WP HR S P ERA WHIP

6.1 W 30 6 2 2 1 4 0 1 0 0 0 1 27 44 2.84 1.579

2.2 S 9 0 0 0 3 1 0 0 0 0 0 0 14 18 0.00 0.375

Batter	1	2	3	4	5	6	7	8	9	AB R H RBI BB SO LOB	TOP										
Jackie Brandt, R OBP: 0.330, SLG: 0.426 (1, 9) (7, 8)	0-0 P6	0-0 L7		0-0 1B			0-0 F3		0-0 2-3	5 0 1 0 0 0 1											
Jim Busby, R OBP: 0.331, SLG: 0.304 Gene Woodling, L OBP: 0.405, SLG: 0.410 (1, 8) (7, PH) (7, 9) (8, 7)	4-0 1B BB		0-0 P6	0-0 6-3			4-0 G4-6-3 BB		0-0 L8	2 0 0 0 1 0 0 1 0 0 0 1 0 0											
Brooks Robinson, R OBP: 0.347, SLG: 0.462 (1, 5)	0-0 1-2 1B		0-0 F9			0-3 K	0-0 G4-6-3 1-2f			4 0 1 0 0 1 1											
Walt Dropo, R OBP: 0.340, SLG: 0.371 Jim Gentile, L OBP: 0.438, SLG: 0.555 (1, 3) (5, PH) (5, 3)	0-0 P4		0-0 HR			0-0 F9		0-0 HR		2 1 1 1 0 0 2 2 1 1 1 0 0 0											
Gus Triandos, R OBP: 0.335, SLG: 0.375 (1, 2)	0-0 P3		0-0 1B HR			0-0 F2		0-0 1B		4 1 2 0 0 0 2											
Ron Hansen, R OBP: 0.329, SLG: 0.424 (1, 6)		0-0 HR	0-0 1-2 HR 1B			0-0 P4		0-0 L8		4 2 2 1 0 0 1											
Dave Nicholson, R OBP: 0.330, SLG: 0.424 Al Pilarcik, L OBP: 0.325, SLG: 0.360 (1, 7) (8, 9)		4-0 FC6-4 BB	0-0 1-2 HR 1B			0-3 K		0-3 K		3 1 1 3 1 2 1 0 0 0 0 0 0 0											
Mary Breeding, R OBP: 0.317, SLG: 0.338 (1, 4)		0-0 FC6-4 SH1-4 1-2f	0-0 6-3			0-0 FC5-4 1B		0-0 F2		4 0 1 0 0 0 2											
Jack Fisher, R OBP: 0.293, SLG: 0.324 (1, 1)		0-0 SH1-4 1-2		0-3 K		0-0 FC5-4 1-2f		0-3 K		3 0 0 0 0 2 1											
Inning Stats	R: 0 E: 0 K: 0 S: 4	H: 1 LOB: 2 BB: 1 P: 8	R: 1 E: 0 K: 0 S: 4	H: 1 LOB: 1 BB: 1 P: 8	R: 4 E: 0 K: 0 S: 7	H: 4 LOB: 0 BB: 0 P: 7	R: 0 E: 0 K: 1 S: 5	H: 1 LOB: 0 BB: 0 P: 5	R: 0 E: 0 K: 1 S: 6	H: 1 LOB: 1 BB: 0 P: 6	R: 0 E: 0 K: 0 S: 2	H: 0 LOB: 0 BB: 1 P: 6	R: 1 E: 0 K: 1 S: 7	H: 2 LOB: 1 BB: 0 P: 7	R: 0 E: 0 K: 1 S: 5	H: 0 LOB: 0 BB: 0 P: 5	1B: 6 2B: 0 3B: 0 HR: 4	SF: 0 SAC: 1 DP: 1 HBP: 0	WP: 0 PB: 0 SB: 0 CS: 0	PA: 38	
PITCHER	IP WLS BF H R ER SO BB IBB HBP BLK WP HR S P ERA WHIP																			PITCHER	IP WLS BF H R ER SO BB IBB HBP BLK WP HR S P ERA WHIP
Don Mossi, L ERA: 3.46 (1, 1)	3.0 L 17 6 5 5 0 2 0 0 0 0 3 15 23 15.00 2.667																				
Bob Bruce, R ERA: 3.92 (4, 1)	2.0 6 1 0 0 2 0 0 0 0 0 0 0 10 10 0.00 0.500																				
Paul Foytack, R ERA: 7.29 (6, 1)	2.0 7 1 0 0 1 1 0 0 0 0 0 0 8 12 0.00 1.000																				
Hank Aguirre, L ERA: 3.09 (8, 1)	2.0 8 2 1 1 2 0 0 0 0 0 0 1 12 12 4.50 1.000																				

Baltimore Orioles @ Detroit Tigers
 Briggs Stadium, Detroit, MI
 Thu Aug 11 1960, 4:33 AM EDT
 Att. 8,193 - Unknown

livebaseballscorecards.com

AB 34
R 6
H 10
RBI 6
BB 3
SO 5
LOB 11




Batter	1	2	3	4	5	6	7	8	9	AB	R	H	RBI	BB	SO	LOB
Eddie Yost, R (1, 5) OBP: 0.407, SLG: 0.366 Hank Aguirre, R (8, 1)	0-0 1B		4-0 BB		0-0 L8		0-0 4-3			3	0	1	0	1	0	4
Al Kaline, R (1, 8) OBP: 0.310, SLG: 0.356	0-0 L9		0-0 L9		0-0 L9		0-0 L8			4	0	0	0	0	0	6
Norm Cash, L (1, 3) OBP: 0.395, SLG: 0.492	0-3 K			0-0 F5	0-0 L5			0-0 5-3		4	0	0	0	0	1	4
Rocky Colavito, R (1, 9) OBP: 0.334, SLG: 0.485	0-0 1-3			0-0 F7		0-3 K		0-0 F8		4	0	0	0	0	1	1
Charlie Maxwell, L (1, 7) OBP: 0.326, SLG: 0.433		0-0 G6-4-3 1B		0-0 2B		0-0 P6		0-0 G3		4	0	2	0	0	0	0
Frank Bolling, R (1, 4) OBP: 0.313, SLG: 0.371		0-0 F5		0-0 P6		0-0 L4		0-3 K		4	0	0	0	0	1	2
Hank Foiles, R (1, 2) OBP: 0.385, SLG: 0.384		0-0 G6-4-3 1-2f			0-0 E 1B 1B		0-0 P6		0-0 5-3	4	0	1	0	0	0	1
Chico Fernandez, R (1, 6) OBP: 0.303, SLG: 0.329			0-0 F9		0-0 E 1B 1B		0-0 2B 1B		0-3 K	4	1	2	0	0	1	0
Don Mossi, L (1, 1) OBP: 0.285, SLG: 0.122 Sandy Amoros, L (3, PH) OBP: 0.269, SLG: 0.188 Bob Bruce, R (4, 1) OBP: 0.444, SLG: 0.286 Neil Chrstley, L (5, PH) OBP: 0.369, SLG: 0.413 Paul Foytack, R (6, 1) OBP: 0.393, SLG: 0.333 Ozzie Virgil, R (7, PH) OBP: 0.299, SLG: 0.385			0-0 4-3		0-0 E8		0-0 4-3 1-H 2B			0	0	0	0	0	0	0

Inning Stats	R: 0	H: 1	E: 0	LOB: 1	K: 1	BB: 0	S: 6	P: 6	R: 0	H: 1	E: 0	LOB: 1	K: 0	BB: 0	S: 3	P: 3	R: 0	H: 0	E: 0	LOB: 0	K: 0	BB: 0	S: 3	P: 3	R: 0	H: 1	E: 0	LOB: 1	K: 0	BB: 1	S: 3	P: 7	R: 0	H: 2	E: 1	LOB: 3	K: 0	BB: 0	S: 6	P: 6	R: 0	H: 0	E: 0	LOB: 0	K: 1	BB: 0	S: 5	P: 5	R: 1	H: 2	E: 0	LOB: 1	K: 0	BB: 0	S: 5	P: 5	R: 0	H: 0	E: 0	LOB: 0	K: 0	BB: 0	S: 3	P: 3	R: 0	H: 0	E: 0	LOB: 0	K: 2	BB: 0	S: 7	P: 7	1B: 5	SF: 0	2B: 2	SAC: 0	3B: 0	DP: 1	HR: 0	HBP: 0	WP: 0	PA: 35
PITCHER Jack Fisher, R (1, 1) ERA: 3.36	IP: 9.0	WLS: W	BF: 35	H: 7	R: 1	ER: 1	SO: 4	BB: 1	IBB: 0	HBP: 0	BLK: 0	WP: 0	HR: 0	S: 42	P: 46	ERA: 1.00	WHIP: 0.889																																																																	
																	PITCHER	IP	WLS	BF	H	R	ER	SO	BB	IBB	HBP	BLK	WP	HR	S	P	ERA	WHIP																																																

BOTTOM

Baltimore Orioles @ Detroit Tigers
 Briggs Stadium, Detroit, MI
 Thu Aug 11 1960, 4:33 AM EDT
 Att. 8,193 - Unknown

AB	34
R	1
H	7
RBI	1
BB	1
SO	4
LOB	20



livebaseballscores.com

Batter	1	2	3	4	5	6	7	8	9	10	AB R H RBI BB SO LOB	TOP																	
Eddie Yost, R (1, 5) OBP: 0.411, SLG: 0.368	0-0 FC6-4 FC5 1B		4-0 1B 5-3 BB	0-0 F4			0-0 E 1B 1B		4-0 G6-4-3 BB		3 1 2 0 2 0 0	Detroit Tigers @ Cleveland Indians Cleveland Municipal Stadium, Cleveland, OH Fri Aug 12 1960, 7:05 PM EDT Att. 18,559 - Unknown																	
Chico Fernandez, R (1, 6) OBP: 0.301, SLG: 0.327	0-0 FC5 FC6-4 1-2		0-3 K	0-0 F6			0-0 E9 PB 1B		0-0 G6-4-3 1-2f		5 0 1 0 0 1 4																		
Norm Cash, L (1, 3) OBP: 0.399, SLG: 0.492	0-0 F2		0-0 5-3 HR 1B		0-0 F7		4-0 1-2 IBB		0-0 SH1-4 HR 1B		4 2 2 1 1 0 2																		
Rocky Colavito, R (1, 9) OBP: 0.331, SLG: 0.480	0-0 FC6-4 1-2f 2-3		0-0 5-3		0-3 K		0-0 F5		0-0 SH1-4		4 0 0 1 0 1 6																		
Charlie Maxwell, L (1, 7) OBP: 0.327, SLG: 0.451	0-0 F6		0-0 HR		0-0 F5		0-0 4-3		0-0 HR		5 2 2 4 0 0 5																		
Al Kaline, R (1, 8) OBP: 0.311, SLG: 0.355		0-3 K	4-0 S BB		0-0 L4-3		0-0 L1-3		0-0 S 1B		4 0 1 0 1 1 0																		
Frank Bolling, R (1, 4) OBP: 0.312, SLG: 0.367		0-0 F9	4-0 1-2 BB		0-0 5-3		0-0 1-3		0-3 K		4 0 0 0 1 1 1																		
Hank Foiles, R (1, 2) OBP: 0.368, SLG: 0.365		0-0 F8	0-0 F9		0-0 F2		0-0 6-3		0-0 L6		5 0 0 0 0 0 3																		
Jim Bunning, R (1, 1) OBP: 0.224, SLG: 0.200			4-0 BB 1B BB		0-0 4-3		0-3 K2-3		0-0 6-3		2 1 0 0 1 1 0																		
Ozzie Virgil, R (9, PH) OBP: 0.255, SLG: 0.377											1 0 0 0 0 0 0																		
Dave Sisler, R (9, 1) OBP: 0.182, SLG: 0.100											0 0 0 0 0 0 0																		
Inning Stats	R: 0 E: 0 K: 0 S: 5	H: 1 LOB: 2 BB: 0 P: 5	R: 0 E: 0 K: 1 S: 5	H: 0 LOB: 0 BB: 0 P: 5	R: 4 E: 0 K: 1 S: 7	H: 2 LOB: 2 BB: 4 P: 23	R: 0 E: 0 K: 0 S: 3	H: 0 LOB: 0 BB: 0 P: 3	R: 0 E: 0 K: 1 S: 5	H: 0 LOB: 0 BB: 0 P: 5	R: 0 E: 0 K: 0 S: 3	H: 0 LOB: 0 BB: 0 P: 3	R: 0 E: 1 K: 1 S: 7	H: 2 LOB: 3 BB: 1 P: 11	R: 0 E: 0 K: 0 S: 3	H: 0 LOB: 0 BB: 0 P: 3	R: 0 E: 0 K: 0 S: 2	H: 0 LOB: 0 BB: 1 P: 6	R: 2 E: 0 K: 1 S: 8	H: 3 LOB: 1 BB: 0 P: 8	1B: 6 2B: 0 3B: 0 HR: 2	SF: 0 SAC: 1 DP: 1 HBP: 0	WP: 0 PB: 1 SB: 2 CS: 0	PA: 44					
PITCHER	IP WLS BF H R ER SO BB IBB HBP BLK WP HR S P ERA WHIP												IP WLS BF H R ER SO BB IBB HBP BLK WP HR S P ERA WHIP																
Mudcat Grant, R (1, 1) ERA: 4.69	2.2	16	3	4	4	2	4	0	0	0	0	0	0	1	16	32	13.50	2.625											
Bobby Locke, R (3, 1) ERA: 3.28	5.1	19	2	0	0	2	0	1	0	0	0	0	0	22	26	0.00	0.375												
Johnny Klippstein, R (9, 1) ERA: 2.62	2.0	L 9	3	2	2	1	1	0	0	0	0	0	1	10	14	9.00	2.000												

livebaseballscorecards.com

AB 37
R 6
H 8
RBI 6
BB 6
SO 5
LOB 21



BOTTOM

Detroit Tigers @ Cleveland Indians
 Cleveland Municipal Stadium, Cleveland, OH

Fri Aug 12 1960, 7:05 PM EDT
 Att: 18,559 - Unknown

livebaseballscorecards.com

AB	40
R	4
H	13
RBI	3
BB	4
SO	3
LOB	16



AB	6	0	1	0	0	0	4
----	---	---	---	---	---	---	---

4	1	1	0	1	1	2
---	---	---	---	---	---	---

4	1	2	0	0	0	0
---	---	---	---	---	---	---

5	1	2	2	0	1	1
---	---	---	---	---	---	---

2	0	1	0	0	0	2
---	---	---	---	---	---	---

3	0	1	0	0	0	1
---	---	---	---	---	---	---

3	1	0	0	2	0	0
---	---	---	---	---	---	---

5	0	1	0	0	1	2
---	---	---	---	---	---	---

4	0	3	1	0	0	2
---	---	---	---	---	---	---

1	0	0	0	0	0	1
2	0	0	0	0	0	1
1	0	1	0	0	0	0
0	0	0	0	0	0	0
0	0	0	0	0	0	0
0	0	0	0	0	0	0
0	0	0	0	1	0	0

1B:	11	SF:	1
2B:	2	SAC:	1
3B:	0	DP:	0
HR:	0	HBP:	0

WP:	0	PA:	46
PB:	0		
SB:	0		
CS:	0		

Batter	1	2	3	4	5	6	7	8	9	10	AB	R	H	RBI	BB	SO	LOB
Johnny Temple, R (1, 4) OBP: 0.335, SLG: 0.332	L8	1-3 1B			F7	F4		F9		FC6-4	6	0	1	0	0	0	4
Ken Aspromonte, R (1, 5) OBP: 0.370, SLG: 0.393	L8	K			2B 1B	F2			SH1-4 BB		4	1	1	0	1	1	2
Harvey Kuenn, R (1, 9) OBP: 0.379, SLG: 0.415	1B 1B				F2	1-3 1B 2B		1-4-3	SH1-4		4	1	2	0	0	0	0
Vic Power, R (1, 3) OBP: 0.337, SLG: 0.411	FC5-4 1B				F9	1B E 1B		K	L8		5	1	2	2	0	1	1
Jim Piersall, R (1, 8) Marty Keough, L (4, 8) OBP: 0.320, SLG: 0.457 OBP: 0.306, SLG: 0.351	FC5-4				E9 1B			4-3	G3		2	0	1	0	0	0	2
Tito Francona, L (1, 7) OBP: 0.367, SLG: 0.411		4-0 1B SF9 BB			F7	IBB		F5		6-3	3	1	0	0	2	0	0
Miguel de la Hoz, R (1, 6) OBP: 0.333, SLG: 0.485		1B 1-3 1B			K	F3		F7		6-3	5	0	1	0	0	1	2
Red Wilson, R (1, 2) OBP: 0.303, SLG: 0.282		SF9			1B	L8		2B 1B		BB 1B	4	0	3	1	0	0	2
Mudcat Grant, R (1, 1) Bobby Locke, R (3, 1) Bob Hall, L (8, PH) Bubba Phillips, R (8, PR) Johnny Kippstein, R (9, 1) Joe Morgan, L (10, PH) OBP: 0.291, SLG: 0.256 OBP: 0.390, SLG: 0.294 OBP: 0.250, SLG: 0.333 OBP: 0.251, SLG: 0.291 OBP: 0.154, SLG: 0.083 OBP: 0.200, SLG: 0.205		3-H F4			F6			F3		FC6-4 BB	1	0	0	0	0	0	1

Inning Stats	R: 0	H: 2	E: 0	K: 0	S: 5	R: 1	H: 2	E: 0	K: 1	S: 7	R: 0	H: 1	E: 0	K: 0	S: 3	R: 0	H: 1	E: 0	K: 1	S: 6	R: 3	H: 4	E: 1	K: 0	S: 7	R: 0	H: 0	E: 0	K: 0	S: 3	R: 0	H: 0	E: 0	K: 1	S: 5	R: 0	H: 2	E: 0	K: 0	S: 5	R: 0	H: 0	E: 0	K: 0	S: 3	R: 0	H: 1	E: 0	K: 0	S: 4	1B: 11	SF: 1	2B: 2	3B: 0	HR: 0	WP: 0	PA: 46
--------------	------	------	------	------	------	------	------	------	------	------	------	------	------	------	------	------	------	------	------	------	------	------	------	------	------	------	------	------	------	------	------	------	------	------	------	------	------	------	------	------	------	------	------	------	------	------	------	------	------	------	--------	-------	-------	-------	-------	-------	--------

PITCHER	IP	WLS	BF	H	R	ER	SO	BB	IBB	HBP	BLK	WP	HR	S	P	ERA	WHIP
Jim Bunning, R (1, 1) ERA: 2.7	8.0		37	12	4	3	3	1	1	0	0	0	0	41	49	3.38	1.625
Dave Sisler, R (9, 1) ERA: 1.9	2.0	W	9	1	0	0	0	2	0	0	0	0	0	7	15	0.00	1.500

Batter	1	2	3	4	5	6	7	8	9	AB R H RBI BB SO LOB	TOP
Ozzie Virgil, R OBP: 0.254, SLG: 0.368 (1, 5) X	0-0 SH1-3 1B		0-0 E5 1B		0-0 F4			0-3 K		4 1 1 0 0 1 0	
Chico Fernandez, R OBP: 0.304, SLG: 0.330 (1, 6) X	0-0 SH1-3 1-2		0-0 F3			0-0 CS 1B		0-0 FC3-6 1B		3 0 2 0 0 0 1	
Norm Cash, L OBP: 0.397, SLG: 0.488 (1, 3) X	0-0 F7		0-0 PO 1B			0-0 F7		0-0 FC3-6 1B 1-2f		4 0 1 1 0 0 3	
Rocky Colavito, R OBP: 0.328, SLG: 0.474 (1, 9) X	0-0 F4		0-0 PO 1-2	0-0 6-3		0-0 F7		0-0 F5		4 0 0 0 0 0 3	
Charlie Maxwell, L OBP: 0.326, SLG: 0.449 Sandy Amoros, L OBP: 0.295, SLG: 0.188 (9, PR)		0-0 F3		0-0 3-1		0-0 CS 1-2	0-0 G3	0-0 1B		4 0 1 0 0 0 0 0 0 0 0 0 0 0	
Al Kaline, R OBP: 0.313, SLG: 0.355 (1, 8) X		0-0 1B L6-5 1B		4-0 BB		0-0 L6		0-0 L9		3 0 1 0 1 0 2	
Frank Bolling, R OBP: 0.312, SLG: 0.367 (1, 4) X		0-0 1-3 1B		0-0 F9		0-0 F3				3 0 1 0 0 0 1	
Hank Foiles, R OBP: 0.359, SLG: 0.355 (1, 2) X		0-0 L6-5 3-H			0-3 K			0-0 F8		3 0 0 0 0 1 2	
Frank Lary, R OBP: 0.203, SLG: 0.222 (1, 1) X			0-3 K		0-3 K			0-3 K		3 0 0 0 0 3 0	
Inning Stats	R: 0 H: 1 E: 0 LOB: 1 K: 0 BB: 0 S: 4 P: 4	R: 0 H: 2 E: 0 LOB: 1 K: 0 BB: 0 S: 4 P: 4	R: 1 H: 1 E: 1 LOB: 0 K: 1 BB: 0 S: 6 P: 6	R: 0 H: 0 E: 0 LOB: 1 K: 0 BB: 1 S: 3 P: 7	R: 0 H: 0 E: 0 LOB: 0 K: 2 BB: 0 S: 7 P: 7	R: 0 H: 1 E: 0 LOB: 0 K: 0 BB: 0 S: 3 P: 3	R: 0 H: 0 E: 0 LOB: 0 K: 0 BB: 0 S: 3 P: 3	R: 0 H: 0 E: 0 LOB: 0 K: 2 BB: 0 S: 7 P: 7	R: 0 H: 2 E: 0 LOB: 2 K: 0 BB: 0 S: 5 P: 5	1B: 7 SF: 0 2B: 1 SAC: 1 3B: 0 DP: 1 HR: 0 HBP: 0	WP: 0 PA: 35 PB: 0 SB: 0 CS: 1
PITCHER Jim Perry, R ERA: 2.98 (1, 1)	IP WLS BF H R ER SO BB IBB HBP BLK WP HR S P ERA WHIP										
	9.0 W 33 7 1 0 5 1 0 0 0 0 0 0 42 46 0.00 0.889										

Detroit Tigers @ Cleveland Indians
 Cleveland Municipal Stadium, Cleveland, OH
 Sat Aug 13 1960, 3:33 AM EDT
 Att. 8,117 - Unknown

livebaseballscorecards.com

AB	31
R	1
H	7
RBI	1
BB	1
SO	5
LOB	12



Batter	1	2	3	4	5	6	7	8	9	AB R H RBI BB SO LOB	TOP		
Eddie Yost, R (1, 5) OBP: 0.412, SLG: 0.371 Ozzie Virgil, R (6, 5) OBP: 0.250, SLG: 0.362	4-0 FC6 1B SF8 BB		0-3 K	0-0 1-3 2B		0-0 5-3-5 2-3f			0-0 5-3	3 1 1 1 1 1 2 1 0 0 0 0 0 0			
Chico Fernandez, R (1, 6) OBP: 0.305, SLG: 0.329	0-0 FC6 1B		4-0 E BB	0-0 F5					0-0 6-3	4 1 1 0 1 1 2			
Al Kaline, R (1, 8) OBP: 0.310, SLG: 0.351	0-0 FC6 1-2f 2-3		0-3 K		0-0 L5				0-3 K	4 0 0 0 0 2 4			
Steve Bilko, R (1, 3) OBP: 0.276, SLG: 0.384	0-0 SF8 3-H		0-0 E9 1-H 2-H		0-0 HR				0-0 F8	3 1 1 2 0 0 0			
Rocky Colavito, R (1, 9) OBP: 0.329, SLG: 0.481	0-0 1-3 2-3		0-0 2-3		0-0 HR				4-0 FC3-6 BB	3 1 1 1 1 0 2			
Charlie Maxwell, L (1, 7) OBP: 0.323, SLG: 0.443		0-0 F4		0-0 1-3	0-0 3-1				0-0 FC3-6 1-2f	4 0 0 0 0 0 1			
Frank Bolling, R (1, 4) OBP: 0.309, SLG: 0.363		0-0 F8		0-0 F5	0-0 F5				0-0 F6	4 0 0 0 0 0 1			
Harry Chiti, R (1, 2) OBP: 0.281, SLG: 0.311		0-0 F9		4-0 1B 2B BB		0-0 5-3-5 SH1-4 1B			0-3 K	3 1 1 0 1 1 1			
Bill Fischer, R (1, 1) OBP: 0.292, SLG: 0.333			4-0 BB E BB	0-0 2B 1-3 1B		0-0 SH1-4 1-2			0-0 4-3	2 1 1 0 1 0 0			
Inning Stats	R: 1 H: 1 E: 1 LOB: 1 K: 0 BB: 1 S: 4 P: 8	R: 0 H: 0 E: 0 LOB: 0 K: 0 BB: 0 S: 3 P: 3	R: 2 H: 0 E: 1 LOB: 1 K: 2 BB: 2 S: 8 P: 16	R: 1 H: 2 E: 0 LOB: 2 K: 0 BB: 1 S: 5 P: 9	R: 2 H: 2 E: 0 LOB: 0 K: 0 BB: 0 S: 5 P: 5	R: 0 H: 1 E: 0 LOB: 0 K: 0 BB: 0 S: 3 P: 3	R: 0 H: 0 E: 0 LOB: 0 K: 1 BB: 0 S: 5 P: 5	R: 0 H: 0 E: 0 LOB: 1 K: 1 BB: 1 S: 5 P: 9	R: 0 H: 0 E: 0 LOB: 0 K: 1 BB: 0 S: 5 P: 5	1B: 3 SF: 1 2B: 2 SAC: 1 3B: 0 DP: 1 HR: 2 HBP: 0	WP: 0 PA: 38 PB: 0 SB: 1 CS: 0		
PITCHER	IP WLS BF H R ER SO BB IBB HBP BLK WP HR S P ERA WHIP											PITCHER	IP WLS BF H R ER SO BB IBB HBP BLK WP HR S P ERA WHIP
Dick Stigman, L (1, 1) ERA: 4.04	5.0 L 25 5 6 3 2 4 0 0 0 0 0 2 25 41 5.40 1.800												
Mudcat Grant, R (6, 1) ERA: 4.53	4.0 13 1 0 0 3 1 0 0 0 0 0 0 18 22 0.00 0.500												

Detroit Tigers @ Cleveland Indians
 Cleveland Municipal Stadium, Cleveland, OH
 Sun Aug 14 1960, 3:33 AM EDT
 Unknown

livebaseballscorecards.com

AB 31
R 6
H 6
RBI 4
BB 5
SO 5
LOB 13



Batter	1	2	3	4	5	6	7	8	9	AB R H RBI BB SO LOB	TOP										
Eddie Yost, R (1, 5) OBP: 0.413, SLG: 0.372 Ozzie Virgil, R (7, 5) OBP: 0.246, SLG: 0.356	0-0 SH5-3 1B	0-0 1-2 1B		0-0 5-3			0-0 F5		0-0 4-3	4 1 2 0 0 0 0 1 0 0 0 0 0 0											
Chico Fernandez, R (1, 6) OBP: 0.303, SLG: 0.326	0-0 SH5-3 1-2	0-3 K			0-0 5-3		0-0 6-3			3 0 0 0 0 1 2											
Norm Cash, L (1, 3) OBP: 0.391, SLG: 0.480	0-0 F6		0-0 F8		0-3 K		0-3 K			4 0 0 0 0 2 1											
Charlie Maxwell, L (1, 7) OBP: 0.325, SLG: 0.453	0-0 1B 2-H		0-0 3-1		0-0 HR		0-0 F3			4 1 2 2 0 0 0											
Rocky Colavito, R (1, 9) OBP: 0.333, SLG: 0.492	0-0 1-2 1B		0-0 HR		0-0 1B		0-0 F8			4 1 3 1 0 0 0											
Al Kaline, R (1, 8) OBP: 0.312, SLG: 0.352	0-3 K		0-0 FC6-4 1B		0-0 L5-3		0-0 1B			4 0 2 0 0 1 3											
Frank Bolling, R (1, 4) OBP: 0.306, SLG: 0.359		0-0 F7	0-0 FC6-4		0-0 F8		0-0 5-3			4 0 0 0 0 0 2											
Lou Berberet, L (1, 2) OBP: 0.310, SLG: 0.255		0-0 F9		0-0 3-1		0-0 F6		0-3 K		4 0 0 0 0 1 0											
Paul Foytack, R (1, 1) OBP: 0.350, SLG: 0.294 Hank Aguirre, R (8, 1)		4-0 1B BB	0-3 K		0-3 K		0-0 5-3			2 0 0 0 1 2 0 1 0 0 0 0 0 0											
Inning Stats	R: 1 E: 0 K: 1 S: 8	H: 3 LOB: 2 BB: 0 P: 8	R: 0 E: 0 K: 1 S: 6	H: 1 LOB: 2 BB: 1 P: 10	R: 1 E: 0 K: 0 S: 5	H: 2 LOB: 1 BB: 0 P: 5	R: 0 E: 0 K: 1 S: 5	H: 0 LOB: 0 BB: 0 P: 5	R: 1 E: 0 K: 1 S: 7	H: 2 LOB: 1 BB: 0 P: 7	R: 0 E: 0 K: 1 S: 5	H: 0 LOB: 0 BB: 0 P: 5	R: 0 E: 0 K: 1 S: 5	H: 1 LOB: 1 BB: 0 P: 4	R: 0 E: 0 K: 1 S: 5	H: 0 LOB: 0 BB: 0 P: 5	1B: 7 2B: 0 3B: 0 HR: 2	SF: 0 SAC: 1 DP: 0 HBP: 0	WP: 0 PB: 0 SB: 0 CS: 0	PA: 37	
PITCHER Barry Latman, R (1, 1) ERA: 4.56 Don Newcombe, R (7, 1) ERA: 4.61	IP 6.0 3.0	WLS L	BF 27 10	H 8 1	R 3 0	ER 3 0	SO 5 2	BB 1 0	IBB 0 0	HBP 0 0	BLK 0 0	WP 0 0	HR 2 0	S 36 14	P 40 14	ERA 4.50 0.00	WHIP 1.500 0.333				

Detroit Tigers @ Cleveland Indians
Cleveland Municipal Stadium, Cleveland, OH

Sun Aug 14 1960, 3:38 AM EDT
Att: 18,564 - Unknown

livebaseballscorecards.com

AB	35
R	3
H	9
RBI	3
BB	1
SO	7
LOB	8



BOTTOM

Detroit Tigers @ Cleveland Indians
Cleveland Municipal Stadium, Cleveland, OH

Sun Aug 14 1960, 3:38 AM EDT
Att. 18,564 - Unknown

livebaseballscorecards.com

AB	30
R	2
H	3
RBI	2
BB	0
SO	4
LOB	3



WP:	0	PA:	30
PB:	0	SB:	0
CS:	0		

AB R H RBI BB SO LOB

4	0	0	0	0	0	1
3	0	0	0	0	0	0
1	0	0	0	0	1	0
4	0	0	0	0	0	0
3	0	0	0	0	0	0
3	1	1	0	0	0	0
3	1	1	2	0	1	0
3	0	1	0	0	0	0
3	0	0	0	0	1	1
1	0	0	0	0	0	1
1	0	0	0	0	0	0
1	0	0	0	0	1	0

Batter	1	2	3	4	5	6	7	8	9
Ken Aspromonte, R (1, 4) OBP: 0.375, SLG: 0.391	0-0 L8 ①		0-0 F9 ③			0-0 G2 ③			0-0 6-3 ①
Joe Morgan, L (1, 5) OBP: 0.202, SLG: 0.198 John Romano, R (9, PH) OBP: 0.304, SLG: 0.439	0-0 L8 ②			0-0 L8 ①			0-0 F5 ①		0-3 K ②
Harvey Kuenn, R (1, 9) OBP: 0.373, SLG: 0.410	0-0 L8 ③			0-0 F9 ②			0-0 F7 ②		0-0 F7 ③
Vic Power, R (1, 3) OBP: 0.330, SLG: 0.403		0-0 F9 ①		0-0 6-3 ③			0-0 F9 ③		
Jim Piersall, R (1, 8) OBP: 0.322, SLG: 0.454		0-0 F3 ②			0-0 F3 ①			0-0 HR 1B	
Tito Francona, L (1, 7) OBP: 0.365, SLG: 0.414		0-0 F5 ③			0-3 K ②			0-0 HR 1-H	
Miguel de la Hoz, R (1, 6) OBP: 0.300, SLG: 0.429			0-0 1B		0-0 1-3 ③			0-0 F5 ①	
Red Wilson, R (1, 2) OBP: 0.299, SLG: 0.280			0-3 K ①			0-0 F7 ①		0-0 F7 ②	
Barry Latman, R (1, 1) OBP: 0.211, SLG: 0.167 Marty Keough, L (6, PH) OBP: 0.305, SLG: 0.350 Don Newcombe, L (7, 1) OBP: 0.200, SLG: 0.167			0-0 L8 ②			0-0 G1 ②		0-3 K ③	

Inning Stats	R: 0	H: 0	E: 0	LOB: 0	K: 0	S: 3	P: 3	R: 0	H: 0	E: 0	LOB: 0	K: 0	S: 3	P: 3	R: 0	H: 1	E: 0	LOB: 1	K: 1	S: 6	P: 6	R: 0	H: 0	E: 0	LOB: 0	K: 0	S: 3	P: 3	R: 0	H: 0	E: 0	LOB: 0	K: 1	S: 5	P: 5	R: 0	H: 0	E: 0	LOB: 0	K: 0	S: 3	P: 3	R: 2	H: 2	E: 0	LOB: 0	K: 1	S: 7	P: 7	R: 0	H: 0	E: 0	LOB: 0	K: 1	S: 5	P: 5	1B: 2	SF: 0	2B: 0	SAC: 0	3B: 0	DP: 0	HR: 1	HBP: 0	WP: 0	PA: 30
--------------	------	------	------	--------	------	------	------	------	------	------	--------	------	------	------	------	------	------	--------	------	------	------	------	------	------	--------	------	------	------	------	------	------	--------	------	------	------	------	------	------	--------	------	------	------	------	------	------	--------	------	------	------	------	------	------	--------	------	------	------	-------	-------	-------	--------	-------	-------	-------	--------	-------	--------

PITCHER	IP	WLS	BF	H	R	ER	SO	BB	IBB	HBP	BLK	WP	HR	S	P	ERA	WHIP
Paul Foytack, R (1, 1) ERA: 6.78	7.0	W	24	3	2	2	2	0	0	0	0	0	1	28	28	2.57	0.429
Hank Aguirre, L (8, 1) ERA: 3.0	2.0	S	6	0	0	0	2	0	0	0	0	0	0	10	10	0.00	0.000

Batter	1	2	3	4	5	6	7	8	9	AB R H RBI BB SO LOB	TOP																								
Eddie Yost, R OBP: 0.411, SLG: 0.366 (1, 5) X	0-0 5-3 ①		0-0 6-3 ②			4-0 BB BB BB G5-4-3		0-0 L8 ②		3 0 0 0 1 0 0																									
Chico Fernandez, R OBP: 0.307, SLG: 0.327 (1, 6) X	0-0 2B 1B		0-0 1B			0-0 G5-4-3 ① ② 1-2f		0-0 5-3 ③		4 1 2 0 0 0 1																									
Al Kaline, R OBP: 0.317, SLG: 0.367 (1, 8) X	0-0 1-H 2B		0-0 L8 ③			0-0 L8 ③			0-0 DI 4-3 2B	4 1 2 1 0 0 1																									
Steve Bilko, R OBP: 0.270, SLG: 0.372 Norm Cash, L OBP: 0.390, SLG: 0.478 (1, 3) X (7, PR) (7, 3)	0-0 5-3 ③			0-0 F9 ①			0-0 1B 1B		0-0 4-3 ① 2-H	3 0 1 0 0 0 0 1 0 0 1 0 0 0																									
Rocky Colavito, R OBP: 0.336, SLG: 0.490 (1, 9) X		0-0 4-3 1B		0-0 4-3 ②			0-0 F8 ①		0-0 F8 ②	4 0 1 0 0 0 1																									
Charlie Maxwell, L OBP: 0.326, SLG: 0.449 (1, 7) X		0-0 F8 ①		0-0 F8 ③			0-0 1-2 1B		0-0 4-3 ③	4 0 1 0 0 0 1																									
Ozzie Virgil, R OBP: 0.234, SLG: 0.339 (1, 4) X		0-0 4-3 ② 1-2			0-0 6-3 ①		0-0 F3 ②			3 0 0 0 0 0 3																									
Harry Chiti, R OBP: 0.273, SLG: 0.301 (1, 2) X		0-0 6-3 ③			0-0 F3 ②		0-0 P4 ③			3 0 0 0 0 0 3																									
Jim Bunning, R OBP: 0.213, SLG: 0.190 (1, 1) X			0-0 F9 ①		0-3 K ③			0-0 F3 ①		3 0 0 0 0 1 0																									
Inning Stats	R: 1 E: 0 K: 0 S: 4	H: 2 LOB: 0 BB: 0 P: 4	R: 0 E: 0 K: 0 S: 4	H: 1 LOB: 1 BB: 0 P: 4	R: 0 E: 0 K: 0 S: 4	H: 1 LOB: 1 BB: 0 P: 4	R: 0 E: 0 K: 0 S: 3	H: 0 LOB: 0 BB: 0 P: 3	R: 0 E: 0 K: 1 S: 5	H: 0 LOB: 0 BB: 0 P: 5	R: 0 E: 0 K: 0 S: 2	H: 0 LOB: 0 BB: 1 P: 6	R: 0 E: 0 K: 0 S: 5	H: 2 LOB: 2 BB: 0 P: 5	R: 0 E: 0 K: 0 S: 3	H: 0 LOB: 0 BB: 0 P: 3	R: 1 E: 0 K: 0 S: 4	H: 1 LOB: 0 BB: 0 P: 4	1B: 5 2B: 2 3B: 0 HR: 0	SF: 0 SAC: 0 DP: 1 HBP: 0	WP: 0 PB: 0 SB: 0 CS: 0	PA: 33													
PITCHER Frank Baumann, L ERA: 2.45 (1, 1)	IP 9.0	WLS W	BF 33	H 7	R 2	ER 2	SO 1	BB 1	IBB 0	HBP 0	BLK 0	WP 0	HR 0	S 34	P 38	ERA 2.00	WHIP 0.889	PITCHER	IP 9.0	WLS W	BF 33	H 7	R 2	ER 2	SO 1	BB 1	IBB 0	HBP 0	BLK 0	WP 0	HR 0	S 34	P 38	ERA 2.00	WHIP 0.889

Detroit Tigers @ Chicago White Sox
 Comiskey Park, Chicago, IL
 Tue Aug 16 1960, 8:05 PM EDT
 Att: 39,462 - Unknown

AB	32
R	2
H	7
RBI	2
BB	1
SO	1
LOB	10



WP: 0	PA: 33
PB: 0	
SB: 0	
CS: 0	

livebaseballscorecards.com

Batter	1	2	3	4	5	6	7	8	9
Jim Landis, R <small>OBP: 0.366, SLG: 0.371</small> (1, 8) X	0-0 		0-0 5-3 		0-3 K 			0-0 	
Nellie Fox, L <small>OBP: 0.340, SLG: 0.363</small> (1, 4) X	0-0 G6-3 		0-0 		0-0 F9 			0-0 	
Roy Sievers, R <small>OBP: 0.420, SLG: 0.572</small> (1, 3) X	0-0 6-3 		0-0 L8 			0-0 F7 		0-3 K 	
Minnie Minoza, R <small>OBP: 0.379, SLG: 0.465</small> (1, 7) X		0-0 F9 	0-0 F7 			0-3 K 		0-3 K 	
Gene Freese, R <small>OBP: 0.319, SLG: 0.503</small> (1, 5) X		0-3 K 		0-3 K 		0-0 5-3 			
Al Smith, R <small>OBP: 0.378, SLG: 0.467</small> (1, 9) X		0-0 		0-0 5-3 			0-0 F5 		
Luis Aparicio, R <small>OBP: 0.323, SLG: 0.344</small> (1, 6) X		4-0 		0-0 			0-0 L8 		
Sherm Lollar, R <small>OBP: 0.338, SLG: 0.382</small> (1, 2) X		0-0 		0-0 P4 			0-0 6-3 		
Frank Baumann, L <small>OBP: 0.244, SLG: 0.114</small> (1, 1) X		0-0 1-3 			0-3 K 			0-0 B5-3 	

Inning Stats	R: 0	H: 1	E: 0	LOB: 0	K: 0	BB: 0	S: 3	P: 3
	R: 1	H: 2	E: 0	LOB: 2	K: 1	BB: 1	S: 7	P: 11
	R: 0	H: 1	E: 0	LOB: 1	K: 0	BB: 0	S: 4	P: 4
	R: 0	H: 1	E: 0	LOB: 1	K: 1	BB: 0	S: 6	P: 6
	R: 0	H: 0	E: 0	LOB: 0	K: 2	BB: 0	S: 7	P: 7
	R: 0	H: 0	E: 0	LOB: 0	K: 1	BB: 0	S: 5	P: 5
	R: 0	H: 0	E: 0	LOB: 0	K: 0	BB: 0	S: 3	P: 3
	R: 2	H: 2	E: 0	LOB: 0	K: 2	BB: 0	S: 9	P: 9

PITCHER	IP	WLS	BF	H	R	ER	SO	BB	IBB	HBP	BLK	WP	HR	S	P	ERA	WHIP
Jim Bunning, R <small>ERA: 2.63</small> (1, 1)	8.0	L	31	7	3	1	7	1	0	0	0	0	1	44	48	1.12	1.000

BOTTOM

AB R H RBI BB SO LOB

4 1 2 0 0 1 0

4 1 2 0 0 0 1

4 0 0 0 0 1 1

4 0 0 0 0 2 1

3 0 0 0 0 2 0

3 1 1 1 0 0 0

2 0 1 0 1 0 0

3 0 1 0 0 0 1

3 0 0 0 0 1 2

AB 30

R 3

H 7

RBI 1

BB 1

SO 7

LOB 6

WP: 0 PA: 31

PB: 0 SB: 4 CS: 0

SF: 0 SAC: 0 DP: 1 HBP: 0

1B: 6 2B: 0 3B: 0 HR: 1

Detroit Tigers @ Chicago White Sox

Comiskey Park, Chicago, IL

Tue Aug 16 1960, 8:05 PM EDT

Att. 39,462 - Unknown


livebaseballscorecards.com

Batter	1	2	3	4	5	6	7	8	9	AB R H RBI BB SO LOB	TOP											
Bill Tuttle, R (1, 8) OBP: 0.315, SLG: 0.319	0-0 1-6-3		0-0 E 1B		0-0 6-3			0-0 L7		4 1 1 1 0 0 0												
Jerry Lumpe, L (1, 4) OBP: 0.323, SLG: 0.364	0-0 4-3		0-0 E9 L8 1B			0-0 FC3-6 1B		0-0 P3		4 0 2 0 0 0 0												
Whitey Herzog, L (1, 9) OBP: 0.364, SLG: 0.417	0-0 F7		0-0 L8			0-0 FC3-6 G5-3 1B 1-2f		4-0 BB		3 0 0 0 1 0 2												
Norm Siebern, L (1, 7) OBP: 0.380, SLG: 0.518		0-0 4-3	0-0 4-3			0-0 1-2 1B		0-0 L8		4 0 1 0 0 0 2												
Dick Williams, R (1, 3) OBP: 0.349, SLG: 0.443				0-0 F6 4-3 1B		0-0 G5-3 2-3f			0-0 F7	4 0 1 0 0 0 2												
Andy Carey, R (1, 5) OBP: 0.277, SLG: 0.441		0-0 4-3 1-2		0-3 K		4-0 FC4-6 BB			0-0 P4	3 0 0 0 1 1 1												
Danny Kravitz, L (1, 2) OBP: 0.291, SLG: 0.419				0-0 F9		0-0 F7			0-0 4-3	4 0 0 0 0 0 2												
Ken Hamlin, R (1, 6) OBP: 0.300, SLG: 0.257			0-0 SH3-4 1B		0-3 K		0-0 FC4-6 1-2f			2 1 1 0 0 1 0												
Russ Snyder, L (7, PH) OBP: 0.303, SLG: 0.362										1 0 0 0 0 0 1												
Bob Johnson, R (7, 6) OBP: 0.310, SLG: 0.221										0 0 0 0 0 0 0												
Ray Herbert, R (1, 1) OBP: 0.246, SLG: 0.196			0-0 SH3-4		0-0 6-3		0-0 P4			1 0 0 0 0 0 0												
Hank Bauer, R (7, PH) OBP: 0.339, SLG: 0.386										1 0 0 0 0 0 1												
Marty Kutyna, R (7, 1) OBP: 0.200, SLG: 0.200										0 0 0 0 0 0 0												
John Tsitouris, R (7, 1)										0 0 0 0 0 0 0												
Inning Stats	R: 0 E: 0 K: 0 S: 3	H: 0 LOB: 0 BB: 0 P: 3	R: 0 E: 0 K: 0 S: 4	H: 1 LOB: 1 BB: 0 P: 4	R: 2 E: 1 K: 0 S: 6	H: 3 LOB: 1 BB: 0 P: 6	R: 0 E: 0 K: 1 S: 5	H: 0 LOB: 0 BB: 0 P: 5	R: 0 E: 0 K: 1 S: 5	H: 0 LOB: 0 BB: 0 P: 5	R: 0 E: 0 K: 0 S: 4	H: 2 LOB: 1 BB: 0 P: 4	R: 0 E: 0 K: 0 S: 3	H: 0 LOB: 1 BB: 1 P: 7	R: 0 E: 0 K: 0 S: 3	H: 0 LOB: 1 BB: 1 P: 7	R: 0 E: 0 K: 0 S: 3	H: 0 LOB: 0 BB: 0 P: 3	1B: 6 2B: 0 3B: 0 HR: 0	SF: 0 SAC: 1 DP: 1 HBP: 0	WP: 0 PB: 0 SB: 0 CS: 0	PA: 34
PITCHER Frank Lary, R (1, 1) ERA: 3.46	IP: 9.0 WLS: W BF: 34 H: 6 R: 2 ER: 2 SO: 2 BB: 2 IBB: 0 HBP: 0 BLK: 0 WP: 0 HR: 0 S: 36 P: 44 ERA: 2.00 WHIP: 0.889																					

Kansas City Athletics @ Detroit Tigers
 Briggs Stadium, Detroit, MI
 Wed Aug 17 1960, 7:05 PM EDT
 Att: 14,364 - Unknown

livebaseballscorecards.com

AB	31
R	2
H	6
RBI	1
BB	2
SO	2
LOB	11



Batter	1	2	3	4	5	6	7	8	9	AB	R	H	RBI	BB	SO	LOB
Eddie Yost, R OBP: 0.412, SLG: 0.366 Neil Chrissy, L OBP: 0.304, SLG: 0.411 Coot Veal, R OBP: 0.478, SLG: 0.444	0-3 K	0-0 F9		4-0 BB		0-0 HBP 5-3 1B	0-0 FC4-6 BB			3	0	1	0	1	1	1
Chico Fernandez, R OBP: 0.311, SLG: 0.329	0-0 HR 1B		0-0 S BB 1B	0-0 G5-3		0-0 5-3	4-0 BB			4	1	2	0	1	0	3
Norm Cash, L OBP: 0.390, SLG: 0.486	0-0 HR		0-0 P3		0-0 F8	4-0 HBP BB	0-0 3-1			4	1	1	2	1	0	3
Charlie Maxwell, L OBP: 0.332, SLG: 0.450	0-0 FC5-4 1B		4-0 S BB		1-0 1B HBP	1-0 HBP		0-0 P3		2	1	1	0	1	0	0
Rocky Colavito, R OBP: 0.335, SLG: 0.486	0-0 L7		0-3 K		0-0 1B 1B	0-0 L7		0-0 6-3		5	0	1	0	0	1	6
Al Kaline, R OBP: 0.320, SLG: 0.369	0-0 FC5-4		4-0 IBB		0-0 L7		0-0 SH3 1B 2B	4-0 BB		3	1	1	0	2	0	3
Ozzie Virgil, R OBP: 0.250, SLG: 0.348		0-0 SH1-3 1B		0-0 1-3		0-0 1B		0-0 SH3 5-3		4	0	2	1	0	0	4
Harry Chiti, R OBP: 0.272, SLG: 0.300		0-0 L8		0-0 6-3		0-0 F8		0-0 1B FC4-6 1B		4	1	1	1	0	0	3
Frank Lary, R OBP: 0.222, SLG: 0.242		0-0 SH1-3		0-0 G5-3 BB 1B		0-0 P4		0-0 FC4-6 1B		3	0	2	0	0	0	0

Inning Stats	R: 2	H: 3	E: 0	K: 1	S: 8	L: 32	P: 8	R: 0	H: 1	E: 0	K: 0	S: 4	R: 0	H: 1	E: 0	K: 1	S: 6	R: 1	H: 2	E: 0	K: 0	S: 5	R: 0	H: 1	E: 0	K: 0	S: 4	R: 2	H: 3	E: 0	K: 0	S: 6	R: 0	H: 0	E: 0	K: 0	S: 3	1B: 10	SF: 0	2B: 1	SAC: 2	3B: 0	DP: 1	HR: 1	HBP: 2	WP: 0	PA: 43
Ray Herbert, R ERA: 3.47	(1, 1)	6.0	WLS	BF	H	R	ER	SO	BB	IBB	HBP	BLK	WP	HR	S	P	ERA	WHIP																													
Marty Kutyna, R ERA: 3.5	(7, 1)	0.1		4	3	2	2	0	0	0	0	0	0	0	4	4	54.00	9.000																													
John Tsitouris, R ERA: 5.25	(7, 1)	1.2		7	0	0	0	0	2	0	0	0	0	0	5	13	0.00	1.200																													

BOTTOM

Kansas City Athletics @ Detroit Tigers
Briggs Stadium, Detroit, MI
Wed Aug 17 1960, 7:05 PM EDT
Att. 14,364 - Unknown

livebaseballscores.com

AB	33
R	5
H	12
RBI	5
BB	6
SO	2
LOB	24



Batter	1	2	3	4	5	6	7	8	9	AB	R	H	RBI	BB	SO	LOB
Ozzie Virgil, R OBP: 0.247, SLG: 0.366 (1, 4)	0-0 F3		0-0 1B 3B		0-3 K	0-0 4-3		0-0 4-3		5	1	1	0	0	1	2
Chico Fernandez, R OBP: 0.315, SLG: 0.332 (1, 6)	0-0 1B SF8 1B		0-0 HR 1B		0-0 1B		0-3 K	0-0 1-3		5	2	3	1	0	1	0
Al Kaline, R OBP: 0.325, SLG: 0.384 (1, 8)	0-0 1-3 1B		0-0 L3		0-0 HR		0-0 2B	0-0 2B E 1B		5	3	4	1	0	0	1
Rocky Colavito, R OBP: 0.337, SLG: 0.495 Neil Chrisley, L OBP: 0.306, SLG: 0.417 (1, 9) (5, PR) (6, 9)	0-0 SF8		0-0 HR		1-0 FC4-6 HBP		0-0 F9	0-0 E9 HR 2B		1	1	1	3	0	0	0
Steve Bilko, R OBP: 0.270, SLG: 0.375 Norm Cash, L OBP: 0.392, SLG: 0.500 (1, 3) (7, PR) (8, 3)	0-0 1-3		0-0 F8		0-0 FC4-6		0-0 2B	0-0 HR 2B		4	0	1	1	0	0	2
Charlie Maxwell, L OBP: 0.332, SLG: 0.446 (1, 7)		0-0 F7		4-0 G6-4-3 BB		0-3 K	4-0 BB 2B IBB	0-0 F7		3	1	0	0	2	1	0
Harry Chiti, R OBP: 0.276, SLG: 0.301 (1, 2)		0-0 6-3		0-0 G6-4-3		0-0 1B	4-0 2B BB			3	0	1	0	1	0	1
Coot Veal, R OBP: 0.519, SLG: 0.524 (1, 5)		0-0 F7		4-0 BB		0-0 1B	0-0 2B			3	0	2	2	1	0	0
Pete Burnside, R OBP: 0.222, SLG: 0.160 Dave Sisler, R OBP: 0.154, SLG: 0.083 (1, 1) (6, 1)			0-3 K		0-0 F2		0-3 K	0-0 L1		2	0	0	0	0	1	1
										2	0	0	0	0	1	4

Inning Stats	R: 1	H: 2	R: 0	H: 0	R: 3	H: 3	R: 0	H: 0	R: 1	H: 2	R: 0	H: 2	R: 3	H: 3	R: 3	H: 3
	E: 0	LOB: 1	E: 0	LOB: 0	E: 0	LOB: 0	E: 0	LOB: 1	E: 0	LOB: 2	E: 0	LOB: 2	E: 0	LOB: 2	E: 1	LOB: 0
	K: 0	BB: 0	K: 0	BB: 0	K: 1	BB: 0	K: 0	BB: 2	K: 2	BB: 0	K: 1	BB: 0	K: 1	BB: 2	K: 0	BB: 0
	S: 5	P: 5	S: 3	P: 3	S: 8	P: 8	S: 2	P: 10	S: 6	P: 7	S: 9	P: 9	S: 8	P: 16	S: 6	P: 6

PITCHER	IP	WLS	BF	H	R	ER	SO	BB	IBB	HBP	BLK	WP	HR	S	P	ERA	WHIP
Bud Daley, L ERA: 4.55 (1, 1)	5.0	L	23	7	5	5	2	2	0	1	0	0	2	24	33	9.00	1.800
Ned Garver, R ERA: 5.73 (6, 1)	2.0		13	5	3	3	3	1	1	0	0	0	0	17	25	13.50	3.000
Ken Johnson, R ERA: 4.21 (8, 1)	1.0		6	3	3	3	0	0	0	0	0	0	1	6	6	27.00	3.000

BOTTOM

Kansas City Athletics @ Detroit Tigers
 Briggs Stadium, Detroit, MI
 Thu Aug 18 1960, 4:33 AM EDT
 Att. 7,238 - Unknown

AB	36
R	11
H	15
RBI	10
BB	4
SO	5
LOB	12



WP	HR	S	P	ERA	WHIP
0	0	1	42		

Batter	1	2	3	4	5	6	7	8	9	AB R H RBI BB SO LOB	TOP											
Ken Aspromonte, R (1, 5) OBP: 0.369, SLG: 0.390	0-0 5-3		0-3 K		0-0 F5			4-0 BB G6-4-3	0-0 FC6-4	4 0 0 0 1 1 3	<p>Cleveland Indians @ Detroit Tigers</p> <p>Briggs Stadium, Detroit, MI</p> <p>Fri Aug 19 1960, 7:05 PM EDT</p> <p>Att: 33,065 - Unknown</p>											
Johnny Temple, R (1, 4) OBP: 0.332, SLG: 0.330	0-0 4-3		0-0 4-3			0-0 L8		0-0 G6-4-3		4 0 0 0 0 0 2												
Harvey Kuenn, R (1, 9) OBP: 0.380, SLG: 0.421	0-0 6-3		0-0 5-3			0-0 F7		0-0 1B		4 0 1 1 0 0 0												
Vic Power, R (1, 3) OBP: 0.329, SLG: 0.398		0-0 E 1B		0-0 6-3		0-0 FC6-4 1B		0-0 L4		4 1 2 0 0 0 1												
Jim Piersall, R (1, 8) OBP: 0.325, SLG: 0.452		0-0 E5 1B SF8		0-0 4-3		0-0 FC6-4		0-0 1B 1B		4 1 1 0 0 0 2												
Tito Francona, L (1, 7) OBP: 0.367, SLG: 0.421		0-0 5-3 1B		4-0 BB		0-0 4-3		0-0 1B 1B		3 0 2 1 1 0 0												
Miguel de la Hoz, R (1, 6) OBP: 0.284, SLG: 0.393		0-0 SF8		0-0 F9		0-0 1-3		0-0 F9		3 0 0 1 0 0 3												
Red Wilson, R (1, 2) OBP: 0.295, SLG: 0.269		0-0 5-3		0-0 1-3		0-3 K		0-0 FC6-4 1B		3 0 0 0 0 0 1 1												
Bob Hale, L (9, PH) OBP: 0.288, SLG: 0.370		1-2						1-2 2-3		1 0 1 0 0 0 0												
Mudcat Grant, R (9, PR) OBP: 0.250, SLG: 0.244		1-2						0 0 0 0 0 0 0		0 0 0 0 0 0 0												
Bobby Locke, R (1, 1) OBP: 0.318, SLG: 0.263		0-0 5-3		0-3 K				0-0 G6-4-3 BB 1B		2 0 0 0 0 0 1 1												
Don Newcombe, L (7, 1) OBP: 0.213, SLG: 0.182		0-0 5-3								1 1 1 0 0 0 0												
Marty Keough, L (9, PH) OBP: 0.308, SLG: 0.353										0 0 0 0 0 0 0												
John Romano, R (9, PH) OBP: 0.303, SLG: 0.437										1 0 0 0 0 0 1 3												
Inning Stats	R: 0 E: 0 K: 0 S: 3	H: 0 LOB: 0 BB: 0 P: 3	R: 2 E: 1 K: 0 S: 6	H: 2 LOB: 1 BB: 0 P: 6	R: 0 E: 0 K: 1 S: 5	H: 0 LOB: 0 BB: 1 P: 5	R: 0 E: 0 K: 0 S: 3	H: 0 LOB: 1 BB: 1 P: 7	R: 0 E: 0 K: 1 S: 5	H: 0 LOB: 0 BB: 0 P: 5	R: 0 E: 0 K: 0 S: 4	H: 1 LOB: 1 BB: 0 P: 4	R: 0 E: 0 K: 1 S: 5	H: 0 LOB: 0 BB: 0 P: 5	R: 1 E: 0 K: 0 S: 4	H: 2 LOB: 1 BB: 1 P: 8	R: 0 E: 0 K: 1 S: 8	H: 3 LOB: 3 BB: 0 P: 8	1B: 8 2B: 0 3B: 0 HR: 0	SF: 1 SAC: 0 DP: 1 HBP: 0	WP: 0 PB: 0 SB: 0 CS: 0	PA: 37
PITCHER	IP WLS BF H R ER SO BB IBB HBP BLK WP HR S P ERA WHIP																					
Bill Fischer, R (1, 1) ERA: 3.97	8.1 W 35 8 3 2 3 2 0 0 0 0 0 0 39 47 2.16 1.200																					
Hank Aguirre, L (9, 1) ERA: 2.97	0.2 S 2 0 0 0 1 0 0 0 0 0 0 0 4 4 0.00 0.000																					

livebaseballscorecards.com

AB	34
R	3
H	8
RBI	3
BB	2
SO	4
LOB	16




Batter	1	2	3	4	5	6	7	8	9	AB	R	H	RBI	BB	SO	LOB
Eddie Yost, R OBP: 0.410, SLG: 0.363 Ozzie Virgil, R OBP: 0.247, SLG: 0.366	4-0 5-3 1B BB		0-0 F5		0-0 P3	0-0 5-3				3	1	0	0	1	0	1
Chico Fernandez, R OBP: 0.314, SLG: 0.330	0-0 5-3 1-2		0-0 5-3		4-0 1B BB		0-0 F7			3	0	0	0	1	0	1
Norm Cash, L OBP: 0.397, SLG: 0.504	0-0 1B 2-H			0-0 SH1-3 1B G5-2-3	0-0 1-2 2-H 1B		0-0 L3			4	0	3	2	0	0	0
Charlie Maxwell, L OBP: 0.332, SLG: 0.443	0-0 P4			0-0 SH1-3 1-2 1B	0-0 P5		0-3 K			4	0	1	0	0	1	3
Al Kaline, R OBP: 0.325, SLG: 0.384	0-0 L4			0-0 SH1-3 1-2 2-3		0-0 1B HR 1B		0-0 L8		3	1	1	0	0	0	1
Rocky Colavito, R OBP: 0.339, SLG: 0.494		0-0 6-3		4-0 1B IBB		0-0 1-2 HR 1B		0-0 P4		3	1	1	0	1	0	0
Frank Bolling, R OBP: 0.302, SLG: 0.362		0-0 F8		0-0 G5-2-3 3-H		0-0 1-2 2-H HR		0-0 6-3		4	1	1	3	0	0	3
Harry Chiti, R OBP: 0.277, SLG: 0.301		0-0 F9			0-0 SH1-4 1B		0-0 F7			3	1	1	0	0	0	0
Bill Fischer, R OBP: 0.269, SLG: 0.304 Hank Aguirre, R			0-0 F9		0-0 SH1-4 1-2		0-0 6-3			2	0	0	0	0	0	0
										0	0	0	0	0	0	0

Inning Stats		R: 1	H: 1	R: 0	H: 0	R: 0	H: 0	R: 0	H: 2	R: 1	H: 2	R: 3	H: 3	R: 0	H: 0	R: 0	H: 0	R: 0	H: 0
E: 0		E: 0	LOB: 1	E: 0	LOB: 0	E: 0	LOB: 0	E: 0	LOB: 2	E: 0	LOB: 2	E: 0	LOB: 0	E: 0	LOB: 0	E: 0	LOB: 0	E: 0	LOB: 0
K: 0		K: 0	BB: 1	K: 0	BB: 0	K: 0	BB: 0	K: 0	BB: 1	K: 0	BB: 1	K: 0	BB: 0	K: 1	BB: 0	K: 0	BB: 0	K: 0	BB: 0
S: 4		S: 4	P: 8	S: 3	P: 3	S: 3	P: 3	S: 4	P: 8	S: 5	P: 9	S: 6	P: 6	S: 5	P: 5	S: 3	P: 3	S: 3	P: 3

BOTTOM

Cleveland Indians @ Detroit Tigers
Briggs Stadium, Detroit, MI
Fri Aug 19 1960, 7:05 PM EDT
Att. 33,065 - Unknown

AB	29
R	5
H	8
RBI	5
BB	3
SO	1
LOB	9



1B:	7	SF:	0	WP:	0	PA:	34
2B:	0	SAC:	2	PB:	0		
3B:	0	DP:	1	SB:	0		
HR:	1	HBP:	0	CS:	0		

PITCHER		IP	WLS	BF	H	R	ER	SO	BB	IBB	HBP	BLK	WP	HR	S	P	ERA	WHIP
Bobby Locke, R	(1, 1)	6.0	L	28	8	5	5	0	2	1	0	0	0	1	25	37	7.50	1.667
Don Newcombe, R	(7, 1)	2.0		6	0	0	0	1	0	0	0	0	0	0	8	8	0.00	0.000

Batter	1	2	3	4	5	6	7	8	9	AB R H RBI BB SO LOB	TOP		
Johnny Temple, R (1, 4) OBP: 0.331, SLG: 0.329	0-0 1-3		0-0 FC6-4		0-0 CS 1B			0-0 F5		4 0 1 0 0 0 1			
Ken Aspromonte, R (1, 5) OBP: 0.369, SLG: 0.390 Bubba Phillips, R (5, 5) OBP: 0.249, SLG: 0.288	0-0 G1		0-0 FC4-6		0-0 CS 1B			0-0 5-3		3 0 1 0 0 0 1 1 0 0 0 0 0 0			
Harvey Kuenn, R (1, 9) OBP: 0.379, SLG: 0.420	0-3 K		0-0 F9		0-0 CS	0-0 4-3		0-0 E 1B		4 0 1 0 0 1 1			
Vic Power, R (1, 3) OBP: 0.326, SLG: 0.394		0-0 E5 1B		0-0 F5		0-0 F7		0-0 E6 1B		4 1 0 0 0 0 1			
Jim Piersall, R (1, 8) OBP: 0.321, SLG: 0.447		0-0 5-3		0-0 P5		0-0 5-3		0-0 P3		4 0 0 0 0 0 3			
Tito Francona, L (1, 7) OBP: 0.372, SLG: 0.432		0-0 1B		4-0 FC5-4 BB		4-0 BB		0-0 HR		2 1 2 2 2 0 0			
Miguel de la Hoz, R (1, 6) OBP: 0.283, SLG: 0.387		0-3 K		0-0 FC5-4		0-0 L8		0-0 G6-4-3 1B		4 0 1 0 0 1 3			
Red Wilson, R (1, 2) OBP: 0.290, SLG: 0.264		0-0 4-3		0-0 L8		0-0 F3		0-0 G6-4-3		4 0 0 0 0 0 3			
Barry Latman, R (1, 1) OBP: 0.238, SLG: 0.200 Marty Keough, L (7, PH) OBP: 0.307, SLG: 0.351 Mudcat Grant, R (7, 1) OBP: 0.250, SLG: 0.244 John Romano, R (9, PH) OBP: 0.301, SLG: 0.434			0-0 FC6-4 1B		0-0 L8		0-0 4-3		0-3 K	2 0 1 0 0 0 0 1 0 0 0 0 0 1 0 0 0 0 0 0 0 1 0 0 0 0 1 0			
Inning Stats	R: 0 H: 0 E: 0 LOB: 0 K: 1 BB: 0 S: 5 P: 5	R: 1 H: 1 E: 1 LOB: 1 K: 1 BB: 0 S: 7 P: 7	R: 0 H: 1 E: 0 LOB: 1 K: 0 BB: 0 S: 4 P: 4	R: 0 H: 0 E: 0 LOB: 1 K: 0 BB: 1 S: 3 P: 7	R: 0 H: 2 E: 0 LOB: 1 K: 0 BB: 0 S: 4 P: 4	R: 0 H: 0 E: 0 LOB: 0 K: 0 BB: 0 S: 3 P: 3	R: 0 H: 0 E: 0 LOB: 1 K: 0 BB: 1 S: 3 P: 7	R: 0 H: 1 E: 1 LOB: 2 K: 0 BB: 0 S: 5 P: 5	R: 1 H: 2 E: 0 LOB: 0 K: 1 BB: 0 S: 6 P: 6	1B: 6 SF: 0 2B: 0 SAC: 0 3B: 0 DP: 1 HR: 1 HBP: 0	WP: 0 PA: 37 PB: 0 SB: 1 CS: 2		
PITCHER	IP WLS BF H R ER SO BB IBB HBP BLK WP HR S P ERA WHIP											PITCHER	IP WLS BF H R ER SO BB IBB HBP BLK WP HR S P ERA WHIP
Bob Bruce, R (1, 1) ERA: 3.3	8.0 W 33 6 2 1 2 2 0 0 0 0 0 1 35 43 1.12 1.000												
Hank Aguirre, L (9, 1) ERA: 2.93	1.0 S 3 1 0 0 1 0 0 0 0 0 0 0 5 5 0.00 1.000												

Cleveland Indians @ Detroit Tigers
 Briggs Stadium, Detroit, MI
 Sat Aug 20 1960, 4:33 AM EDT
 Att: 14,619 - Unknown

livebaseballscorecards.com

AB 34
 R 2
 H 7
 RBI 2
 BB 2
 SO 3
 LOB 14




Batter	1	2	3	4	5	6	7	8	9	AB	R	H	RBI	BB	SO	LOB
Ozzie Virgil, R OBP: 0.247, SLG: 0.360 (1, 5)	0-0 SH5-3 1B		0-0 F2	0-0 E6		0-0 6-3				4	0	1	0	0	0	1
Chico Fernandez, R OBP: 0.312, SLG: 0.327 (1, 6)	0-0 SH5-3 1-2		0-3 K	0-3 K			0-0 5-3			3	0	0	0	0	2	1
Norm Cash, L OBP: 0.401, SLG: 0.517 (1, 3)	0-0 F2		0-0 E 1B		0-0 HR		4-0 BB			3	2	2	1	1	0	1
Charlie Maxwell, L OBP: 0.328, SLG: 0.438 (1, 7)	0-0 G3		0-0 E6 1B		0-0 4-3		0-0 F3			4	0	0	0	0	0	3
Al Kaline, R OBP: 0.329, SLG: 0.385 (1, 8)		4-0 S 1B BB	0-0	1-2 3-H 1B		4-0 G5-4-3 BB		0-0 L3		2	1	1	1	2	0	1
Rocky Colavito, R OBP: 0.338, SLG: 0.491 (1, 9)		0-3 K	0-0 3-1		0-0 G5-4-3			0-0 CS 1B		4	0	1	0	0	1	4
Frank Bolling, R OBP: 0.302, SLG: 0.361 (1, 4)		0-0 1-3		0-0 P6		0-0 5-3		0-0 1-2 1B		4	0	1	0	0	0	1
Harry Chiti, R OBP: 0.284, SLG: 0.322 (1, 2)		0-0	0-0	0-0 HR		0-0 SH1 1B		0-0 F7		4	1	3	2	0	0	1
Bob Bruce, R OBP: 0.320, SLG: 0.190 (1, 1) Hank Aguirre, R (9, 1)		0-3 K	0-0 F3		0-0 SH1		0-0 4-3			3	0	0	0	0	1	2
										0	0	0	0	0	0	0

Inning Stats		R: 0	H: 1	R: 1	H: 1	R: 1	H: 2	R: 1	H: 1	R: 1	H: 1	R: 0	H: 0	R: 0	H: 2	R: 0	H: 2	
Pitcher		IP	WLS	BF	H	R	ER	SO	BB	IBB	HBP	BLK	WP	HR	S	P	ERA	WHIP
Barry Latman, R ERA: 4.5 (1, 1)	6.0	L	28	7	4	3	3	4	2	0	0	0	0	2	34	42	4.50	1.500
Mudcat Grant, R ERA: 4.56 (7, 1)	2.0		8	2	0	0	0	0	1	0	0	0	0	0	7	11	0.00	1.500

BOTTOM


Cleveland Indians @ Detroit Tigers
 Briggs Stadium, Detroit, MI
 Sat Aug 20 1960, 4:33 AM EDT
 Att. 14,619 - Unknown

AB	31
R	4
H	9
RBI	4
BB	3
SO	4
LOB	15



1B:	7	SF:	0	WP:	0	PA:	36
2B:	0	SAC:	2	PB:	0		
3B:	0	DP:	1	SB:	1		
HR:	2	HBP:	0	CS:	1		

livebaseballscorecards.com

Batter	1	2	3	4	5	6	7	8	9	AB R H RBI BB SO LOB	TOP											
Johnny Temple, R (1, 4) OBP: 0.327, SLG: 0.325	0-3 K		0-0 SH1-3		0-0 6-3		0-0 P3		0-0 L8	4 0 0 0 0 1 1	Cleveland Indians @ Detroit Tigers Briggs Stadium, Detroit, MI Sun Aug 21 1960, 4:33 AM EDT Unknown											
Ken Aspromonte, R (1, 5) OBP: 0.370, SLG: 0.401	0-3 K		0-0 HR		0-0 1B		0-0 6-3			4 1 2 2 0 1 0												
Harvey Kuenn, R (1, 9) OBP: 0.377, SLG: 0.418	0-0 L8		0-0 F9		0-0 1B			0-0 F7		4 0 1 0 0 0 0												
Vic Power, R (1, 3) OBP: 0.323, SLG: 0.390		0-0 6-3	0-0 L8		0-0 P3			0-0 L8		4 0 0 0 0 0 2												
Tito Francona, L (1, 7) OBP: 0.376, SLG: 0.437		0-0 1B		0-0 P6		0-0 1B		0-0 BB		3 1 2 0 1 0 0												
Jim Piersall, R (1, 8) OBP: 0.323, SLG: 0.455		0-0 1B		0-0 HR		0-0 P6		0-0 F3		4 1 2 2 0 0 2												
Miguel de la Hoz, R (1, 6) OBP: 0.275, SLG: 0.375		0-0 FC5-4		0-0 4-3		0-0 F9		0-0 F9	3 0 0 0 0 0 2	AB 35 R 4 H 9 RBI 4 BB 1 SO 2 LOB 9												
Marty Keough, L (9, PH) OBP: 0.305, SLG: 0.350		0-0 FC6-4		0-0 L4		0-0 L8		0-0 F5	1 0 0 0 0 0 0													
Red Wilson, R (1, 2) OBP: 0.286, SLG: 0.260		0-0 FC6-4		0-0 L8		0-0 F7		0-0 1B	2 1 1 0 0 0 0													
Joe Morgan, L (9, PH) OBP: 0.200, SLG: 0.195			0-0 SH1-3							1 0 0 0 0 0 0												
Jack Harshman, L (5, 1) OBP: 0.143, SLG: 0.286										1 0 1 0 0 0 0												
Bob Hale, L (9, PH) OBP: 0.300, SLG: 0.382										0 0 0 0 0 0 0												
Bubba Phillips, R (9, PR) OBP: 0.249, SLG: 0.288										0 0 0 0 0 0 0												
Inning Stats	R: 0 E: 0 K: 2 S: 7	H: 0 LOB: 0 BB: 0 P: 7	R: 1 E: 0 K: 0 S: 5	H: 2 LOB: 1 BB: 0 P: 5	R: 2 E: 0 K: 0 S: 5	H: 2 LOB: 0 BB: 0 P: 5	R: 1 E: 0 K: 0 S: 4	H: 1 LOB: 0 BB: 0 P: 4	R: 0 E: 0 K: 0 S: 5	H: 2 LOB: 2 BB: 0 P: 5	R: 0 E: 0 K: 0 S: 4	H: 1 LOB: 1 BB: 0 P: 4	R: 0 E: 0 K: 0 S: 3	H: 0 LOB: 0 BB: 0 P: 3	R: 0 E: 0 K: 0 S: 3	H: 0 LOB: 1 BB: 1 P: 7	R: 0 E: 0 K: 0 S: 4	H: 1 LOB: 1 BB: 0 P: 4	1B: 5 2B: 2 3B: 0 HR: 2	SF: 0 SAC: 1 DP: 0 HBP: 0	WP: 0 PB: 0 SB: 0 CS: 0	PA: 37
PITCHER	IP WLS BF H R ER SO BB IBB HBP BLK WP HR S P ERA WHIP																					
Jim Bunning, R (1, 1) ERA: 2.75	5.0 W 22 7 4 4 2 0 0 0 0 0 0 2 26 26 7.20 1.400																					
Paul Foytack, R (6, 1) ERA: 6.39	4.0 S 15 2 0 0 0 1 0 0 0 0 0 0 14 18 0.00 0.750																					

Batter	1	2	3	4	5	6	7	8	9	AB	R	H	RBI	BB	SO	LOB
Eddie Yost, R OBP: 0.412, SLG: 0.365 Ozzie Virgil, R OBP: 0.244, SLG: 0.355	0-0 SH3 1B	0-0 F8			0-0 1B 1B	0-0 F3				3	2	2	0	0	0	2
Chico Fernandez, R OBP: 0.312, SLG: 0.327	0-0 SH3 1-2	0-0 F7			0-0 1B 1B	0-0 F8				3	1	1	0	0	0	2
Norm Cash, L OBP: 0.406, SLG: 0.521	0-0 S 1B 2-H		0-0 FC6-4 1B		0-0 1B FC1-6 1B		0-3 K			4	2	3	1	0	1	0
Charlie Maxwell, L OBP: 0.328, SLG: 0.436	0-3 K 1-2		0-0 F5		0-0 FC1-6 1B		0-0 F8			4	0	1	2	0	1	2
Al Kaline, R OBP: 0.328, SLG: 0.383	0-0 1B 2-H		0-0 L8		0-0 FC1-6 3B 1-2f 3-H		0-0 F5			4	1	1	2	0	0	2
Rocky Colavito, R OBP: 0.335, SLG: 0.486	0-3 K		0-0 FC6-4 1-2f		0-0 F5			0-3 K		4	0	0	0	0	2	3
Frank Bolling, R OBP: 0.306, SLG: 0.370		0-0 WP BB 1B		0-0 F8	0-0 1B 3B 1-H		0-0 1B			4	0	3	1	0	0	0
Harry Chiti, R OBP: 0.284, SLG: 0.318		4-0 WP BB 1-2		0-0 F7	0-0 6-3		0-0 F8			3	0	0	0	1	0	2
Jim Bunning, R OBP: 0.206, SLG: 0.183 Paul Foytack, R OBP: 0.318, SLG: 0.263		0-0 4-3 1-2 2-3		0-0 6-3		0-3 K		0-0 F9		2	0	0	0	0	0	2
										2	0	0	0	0	1	1


Inning Stats	R: 2	H: 3	E: 0	LOB: 1	K: 2	S: 10	P: 10	R: 0	H: 1	E: 0	LOB: 2	K: 0	BB: 1	S: 4	R: 0	H: 1	E: 0	LOB: 1	K: 0	BB: 0	S: 4	R: 0	H: 0	E: 0	LOB: 0	K: 0	BB: 0	S: 3	R: 4	H: 5	E: 0	LOB: 1	K: 0	BB: 0	S: 8	R: 0	H: 0	E: 0	LOB: 0	K: 1	BB: 0	S: 5	R: 0	H: 0	E: 0	LOB: 0	K: 1	BB: 0	S: 6	R: 0	H: 1	E: 0	LOB: 1	K: 1	BB: 0	S: 6
--------------	------	------	------	--------	------	-------	-------	------	------	------	--------	------	-------	------	------	------	------	--------	------	-------	------	------	------	------	--------	------	-------	------	------	------	------	--------	------	-------	------	------	------	------	--------	------	-------	------	------	------	------	--------	------	-------	------	------	------	------	--------	------	-------	------

PITCHER	IP	WLS	BF	H	R	ER	SO	BB	IBB	HBP	BLK	WP	HR	S	P	ERA	WHIP
Jim Perry, R ERA: 3.17	(1, 1)	4.2	L	25	10	6	6	2	1	0	0	1	0	28	32	11.57	2.357
Jack Harshman, L ERA: 3.34	(5, 1)	3.1		11	1	0	3	0	0	0	0	0	0	17	17	0.00	0.300

BOTTOM

Cleveland Indians @ Detroit Tigers
 Briggs Stadium, Detroit, MI
 Sun Aug 21 1960, 4:33 AM EDT
 Unknown

AB	34
R	6
H	11
RBI	6
BB	1
SO	5
LOB	16



PITCHER	IP	WLS	BF	H	R	ER	SO	BB	IBB	HBP	BLK	WP	HR	S	P	ERA	WHIP
---------	----	-----	----	---	---	----	----	----	-----	-----	-----	----	----	---	---	-----	------

Batter	1	2	3	4	5	6	7	8	9	AB R H RBI BB SO LOB	TOP																
Johnny Temple, R (1, 4) OBP: 0.330, SLG: 0.324	4-0 1B BB		4-0 E BB	0-3 K		0-0 1B 1B	0-0 6-3		0-0 G5-4-3 1-2f	4 1 1 0 2 1 7																	
Ken Aspromonte, R (1, 5) OBP: 0.376, SLG: 0.408	0-0 L5		0-0 E9 1B	0-0 1B 1-2 2-H		0-0 G6-3 1B 1B		0-0 SH5-4 1B 1B		5 0 4 1 0 0 1																	
Harvey Kuenn, R (1, 9) OBP: 0.380, SLG: 0.420	0-0 FC6 1B		0-0 F3	0-0 1B		0-0 P6		0-0 SH5-4 1B		5 0 3 0 0 0 4																	
Tito Francona, L (1, 3) OBP: 0.375, SLG: 0.433	0-0 P6		4-0 E IBB	0-0 4-3		0-0 G6-3 1-2f		0-0 SH5-4 1-2 2-3		3 0 0 0 1 0 6																	
Jim Piersall, R (1, 8) OBP: 0.325, SLG: 0.461	0-0 FC6 1-2f		0-3 K			0-0 1B SF7 1B		0-0 F9		4 1 2 0 0 1 5																	
Bubba Phillips, R (7, 8) OBP: 0.247, SLG: 0.286										1 0 0 0 0 0 2																	
Marty Keough, L (1, 7) OBP: 0.303, SLG: 0.346		0-0 6-3	0-0 E6 1-2 2-3 3-H			0-0 FC5-4 1B		0-0 P4	0-0 L8	5 0 1 0 0 0 5																	
John Romano, R (1, 2) OBP: 0.304, SLG: 0.446		0-0 HR	0-0 L8			0-0 P6		4-0 BB BB	0-0 F9	4 1 1 1 1 0 5																	
Miguel de la Hoz, R (1, 6) OBP: 0.280, SLG: 0.374		0-0 L8		0-0 SH 1B 1B		0-0 SF7 3-H		0-0 F3	4-0 1B BB	3 1 1 1 1 0 2																	
Gary Bell, R (1, 1) OBP: 0.200, SLG: 0.170		0-0 F7		0-0 SH 1B		0-0 FC5-4 1-2f		4-0 BB	0-0 G5-4-3 1B	2 0 0 0 0 0 1																	
Don Newcombe, L (5, 1) OBP: 0.229, SLG: 0.182										0 0 0 0 1 0 0																	
Johnny Klippstein, R (8, 1) OBP: 0.154, SLG: 0.083										0 0 0 0 0 0 0																	
Red Wilson, R (9, PH) OBP: 0.289, SLG: 0.264										1 0 1 0 0 0 0																	
Inning Stats	R: 0 E: 0 K: 0 S: 4	H: 1 LOB: 2 BB: 1 P: 8	R: 1 E: 0 K: 0 S: 4	H: 1 LOB: 0 BB: 0 P: 4	R: 1 E: 2 K: 1 S: 7	H: 1 LOB: 3 BB: 2 P: 15	R: 1 E: 1 K: 1 S: 8	H: 3 LOB: 2 BB: 0 P: 8	R: 1 E: 0 K: 0 S: 5	H: 2 LOB: 1 BB: 0 P: 5	R: 0 E: 0 K: 0 S: 4	H: 2 LOB: 1 BB: 0 P: 4	R: 0 E: 0 K: 0 S: 4	H: 1 LOB: 3 BB: 2 P: 12	R: 0 E: 0 K: 0 S: 5	H: 2 LOB: 2 BB: 0 P: 5	R: 0 E: 0 K: 0 S: 3	H: 1 LOB: 1 BB: 1 P: 7	1B: 12 2B: 0 3B: 1 HR: 1	SF: 1 SAC: 2 DP: 2 HBP: 0	WP: 0 PB: 0 SB: 0 CS: 0	PA: 46					
PITCHER	IP WLS BF H R ER SO BB IBB HBP BLK WP HR S P ERA WHIP																										
Frank Lary, R (1, 1) ERA: 3.5	5.0		29	10	4	3	2	2	1	0	0	0	1	30	42	5.40	2.400										
Dave Sisler, R (6, 1) ERA: 2.2	2.0		8	1	0	0	0	2	0	0	0	0	0	6	14	0.00	1.500										
Phil Regan, R (8, 1) ERA: 4.78	0.0		2	2	0	0	0	0	0	0	0	0	0	2	2	∞	∞										
Pete Burnside, L (8, 1) ERA: 3.81	2.0	W	7	1	0	0	0	1	0	0	0	0	0	6	10	0.00	1.000										

Cleveland Indians @ Detroit Tigers
 Briggs Stadium, Detroit, MI
 Sun Aug 21 1960, 4:38 AM EDT
 Att: 28,891 - Unknown

livebaseballscorecards.com

AB	37
R	4
H	14
RBI	3
BB	6
SO	2
LOB	38



Batter	1	2	3	4	5	6	7	8	9
Eddie Yost, R OBP: 0.412, SLG: 0.368 Ozzie Virgil, R OBP: 0.244, SLG: 0.355 (1, 5) X (8, PR) (9, 5)	0-0 1B 2B		0-3 K		0-0 E5 2B BB	0-0 F7		0-0 1B 2-H 3-H	
Chico Fernandez, R OBP: 0.310, SLG: 0.323 (1, 6) X	0-0 1-3		0-0 F9		4-0 2B BB		0-0 F3	0-0 6-3	
Norm Cash, L OBP: 0.405, SLG: 0.520 (1, 3) S S	0-3 K			0-0 HR 2B	0-0 F8		4-0 1B BB	0-0 3-1	
Charlie Maxwell, L OBP: 0.332, SLG: 0.451 (1, 7) X	0-0 FC6-4 1B 2-H			0-0 HR	0-0 PB 2B 1-H 2-H		0-3 K		
Al Kaline, R OBP: 0.330, SLG: 0.384 (1, 8) X	0-0 FC6-4 1-2f			0-0 FC6-5 1B	0-0 L7		0-0 1-3 1B		
Rocky Colavito, R OBP: 0.334, SLG: 0.483 (1, 9)		4-0 G6-3 BB		0-0 FC6-5 1B 1-2f		0-3 K	0-0 F7		
Frank Bolling, R OBP: 0.310, SLG: 0.374 (1, 4) X		0-0 F8		0-0 1-3 1B		0-0 BB 1B		0-0 1B 1B	
Harry Chiti, R OBP: 0.280, SLG: 0.314 Neil Chrisley, L OBP: 0.309, SLG: 0.420 Hank Foiles, R OBP: 0.359, SLG: 0.355 (1, 2) (8, PH) (9, 2)		0-0 G6-3 1-2f		0-3 K		0-0 P4		0-0 SH3 1B	
Frank Lary, R OBP: 0.216, SLG: 0.235 Dave Sisler, R OBP: 0.214, SLG: 0.083 Phil Regan, R Pete Burnside, R OBP: 0.222, SLG: 0.160 (1, 1) (6, 1) (8, 1) (8, 1)			0-0 P5	0-0 F2		4-0 BB		0-0 SH3	

Inning Stats	R: 1	H: 2	E: 0	K: 1	S: 7	LOB: 1	BB: 0	P: 7	R: 0	H: 0	E: 0	K: 0	S: 2	LOB: 0	BB: 1	P: 6	R: 0	H: 0	E: 0	K: 1	S: 5	LOB: 0	BB: 0	P: 5	R: 2	H: 4	E: 0	K: 1	S: 9	LOB: 2	BB: 0	P: 9	R: 1	H: 1	E: 1	K: 0	S: 4	LOB: 1	BB: 1	P: 8	R: 0	H: 1	E: 0	K: 1	S: 6	LOB: 2	BB: 1	P: 10	R: 0	H: 1	E: 0	K: 1	S: 6	LOB: 2	BB: 1	P: 10	R: 2	H: 3	E: 0	K: 0	S: 6	LOB: 1	BB: 0	P: 6
--------------	------	------	------	------	------	--------	-------	------	------	------	------	------	------	--------	-------	------	------	------	------	------	------	--------	-------	------	------	------	------	------	------	--------	-------	------	------	------	------	------	------	--------	-------	------	------	------	------	------	------	--------	-------	-------	------	------	------	------	------	--------	-------	-------	------	------	------	------	------	--------	-------	------

PITCHER	IP	WLS	BF	H	R	ER	SO	BB	IBB	HBP	BLK	WP	HR	S	P	ERA	WHIP
Gary Bell, R ERA: 4.1 (1, 1)	4.0		20	6	4	3	3	2	0	0	0	0	1	24	32	6.75	2.000
Don Newcombe, R ERA: 4.5 (5, 1)	3.1	L	16	5	2	2	2	2	0	0	0	0	0	18	26	5.40	2.100
Johnny Klippstein, R ERA: 2.51 (8, 1)	0.2		3	1	0	0	0	0	0	0	0	0	0	3	3	0.00	1.500


BOTTOM

AB	R	H	RBI	BB	SO	LOB
5	2	2	2	0	1	2
0	0	0	0	0	0	0
4	0	0	0	1	0	2
4	1	1	0	1	1	4
4	1	3	4	0	1	1
4	0	2	0	0	0	2
3	0	0	0	1	1	3
4	1	3	0	0	0	1
3	0	0	0	0	1	4
1	1	1	0	0	0	0
0	0	0	0	0	0	0
2	0	0	0	0	0	2
0	0	0	0	1	0	0
0	0	0	0	0	0	0
0	0	0	0	0	0	0

AB 34
R 6
H 12
RBI 6
BB 4
SO 5
LOB 21

WP: 0 **PA: 39**
PB: 1
SB: 0
CS: 0

Cleveland Indians @ Detroit Tigers
Briggs Stadium, Detroit, MI
Sun Aug 21 1960, 4:38 AM EDT
Att. 28,891 - Unknown



PITCHER	IP	WLS	BF	H	R	ER	SO	BB	IBB	HBP	BLK	WP	HR	S	P	ERA	WHIP
---------	----	-----	----	---	---	----	----	----	-----	-----	-----	----	----	---	---	-----	------

Batter	1	2	3	4	5	6	7	8	9	10	11	AB R H RBI BB SO LOB	TOP										
Eddie Yost, R OBP: 0.406, SLG: 0.364 (1, 5)	0-3 K		0-0 F7			0-3 K		0-0 G3		0-0 F8		5 0 0 0 0 2 2											
Chico Fernandez, R OBP: 0.307, SLG: 0.319 (1, 6)	0-0 F7		0-3 K			0-0 F8		0-0 1-3		0-3 K		5 0 0 0 0 2 2											
Norm Cash, L OBP: 0.405, SLG: 0.516 (1, 3)	0-0 1B		0-3 K			0-0 F9			0-0 F9		4-0 HR	4 2 1 0 1 1 0											
Charlie Maxwell, L OBP: 0.337, SLG: 0.463 (1, 7)	0-0 1B			4-0 L6-4-3 BB		0-0 F5			0-0 WP		0-0 HR	4 2 3 2 1 0 0											
Al Kaline, R OBP: 0.331, SLG: 0.387 (1, 8)	0-0 1B			0-0 L6-4-3		0-0 L6			0-0 WP		0-3 K	5 1 2 2 0 1 1											
Rocky Colavito, R OBP: 0.335, SLG: 0.484 (1, 9)	0-0 F9			0-0 5-3		0-0 2B			0-0 CS		0-0 L4	5 0 2 1 0 0 2											
Frank Bolling, R OBP: 0.309, SLG: 0.370 (1, 4)		0-3 K			0-0 F9		0-0 6-3		0-0 4-3		4-0 BB	4 0 0 0 1 1 2											
Harry Chiti, R OBP: 0.278, SLG: 0.311 (1, 2)		0-0 F7			0-0 5-3			0-0 4-3		0-0 F8	0-0 F9	2 0 0 0 0 0 0											
Sandy Amoros, L OBP: 0.291, SLG: 0.185 (8, PH)												1 0 0 0 0 0 0											
Hank Foiles, R OBP: 0.353, SLG: 0.349 (8, 2)												2 0 0 0 0 0 1											
Phil Regan, R (1, 1)		0-3 K			0-0 6-3			4-0 G3		0-0 1B		2 0 0 0 0 1 0											
Neil Chrisley, L OBP: 0.313, SLG: 0.420 (8, PH)												0 0 0 0 1 0 0											
Dave Sisler, R OBP: 0.214, SLG: 0.083 (8, 1)												0 0 0 0 0 0 0											
Bill Fischer, R OBP: 0.296, SLG: 0.333 (9, 1)												1 0 1 0 0 0 0											
Inning Stats	R: 1 E: 0 K: 1 S: 8	H: 3 LOB: 2 BB: 0 P: 8	R: 0 E: 0 K: 2 S: 7	H: 0 LOB: 0 BB: 0 P: 7	R: 0 E: 0 K: 2 S: 7	H: 0 LOB: 0 BB: 1 P: 6	R: 0 E: 0 K: 0 S: 3	H: 0 LOB: 0 BB: 0 P: 3	R: 0 E: 0 K: 1 S: 5	H: 0 LOB: 0 BB: 0 P: 5	R: 0 E: 0 K: 0 S: 4	H: 1 LOB: 1 BB: 0 P: 4	R: 0 E: 0 K: 0 S: 3	H: 0 LOB: 1 BB: 1 P: 7	R: 2 E: 0 K: 0 S: 5	H: 3 LOB: 0 BB: 0 P: 5	R: 0 E: 0 K: 1 S: 6	H: 1 LOB: 1 BB: 0 P: 6	R: 2 E: 0 K: 1 S: 6	H: 1 LOB: 1 BB: 2 P: 14	1B: 6 2B: 2 3B: 0 HR: 1	SF: 0 SAC: 0 DP: 1 HBP: 0	WP: 2 PA: 44
PITCHER	IP WLS BF H R ER SO BB IBB HBP BLK WP HR S P ERA WHIP																						
Milt Pappas, R ERA: 3.98 (1, 1)	8.1 32 6 3 3 6 2 0 0 0 1 0 42 50 3.24 0.960																						
Hoyt Wilhelm, R ERA: 3.46 (9, 1)	0.0 1 1 0 0 0 0 0 0 0 1 0 1 1 ∞ ∞																						
Wes Stock, R ERA: 3.58 (9, 1)	2.2 L 11 2 2 2 2 0 0 0 0 1 13 21 6.75 1.500																						

Detroit Tigers @ Baltimore Orioles
 Memorial Stadium, Baltimore, MD
 Tue Aug 23 1960, 7:05 PM EDT
 Att. 16,665 - Unknown

AB	40
R	5
H	9
RBI	5
BB	4
SO	8
LOB	10



livebaseballscores.com

BOTTOM

Detroit Tigers @ Baltimore Orioles
Memorial Stadium, Baltimore, MD
Tue Aug 23 1960, 7:05 PM EDT
Att. 16,665 - Unknown

livebaseballscores.com

AB 41
R 3
H 10
RBI 3
BB 4
SO 10
LOB 22



WP: 0 PA: 46
PB: 0
SB: 0
CS: 0

AB R H RBI BB SO LOB

6 0 0 0 0 1 5

4 1 2 0 0 0 1
1 0 0 0 0 1 1

3 1 1 0 1 0 1

4 0 1 1 0 1 3
0 0 0 0 0 0 0
1 0 0 0 0 0 0

4 1 1 1 1 2 2

5 0 1 1 0 3 2

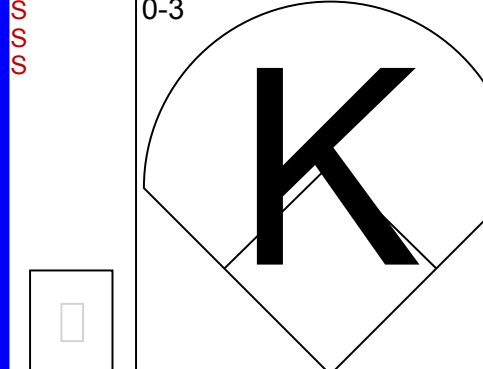
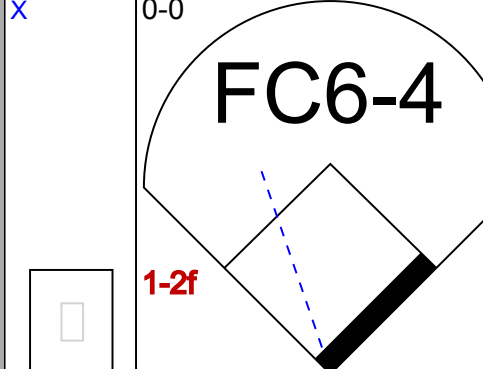
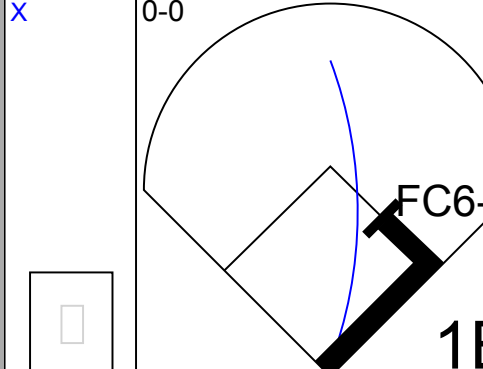
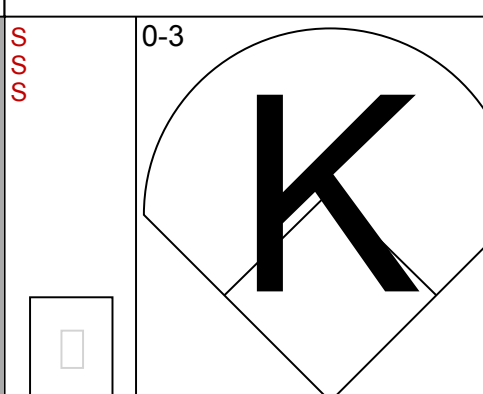
3 0 0 0 1 0 1

3 0 2 0 0 0 0
1 0 0 0 0 0 3
1 0 0 0 0 0 1

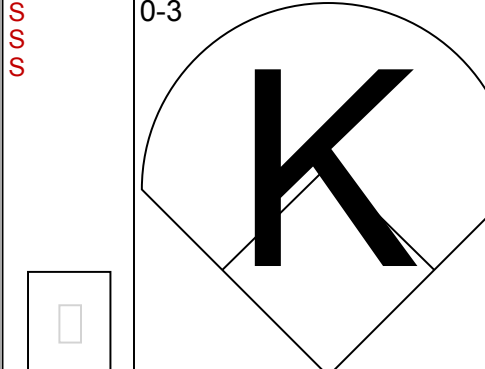
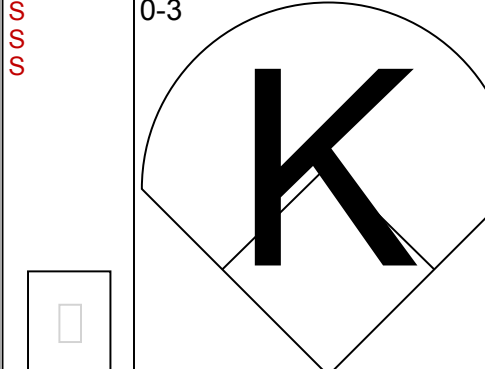
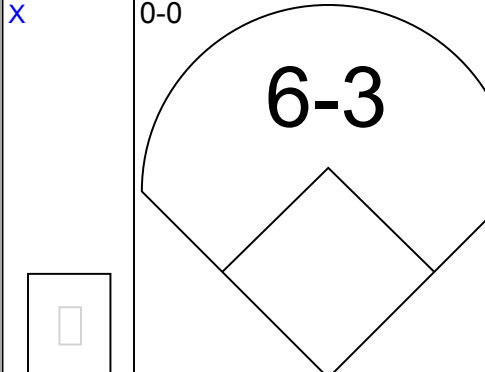


3 0 1 0 0 1 1
0 0 0 0 0 0 0
0 0 0 0 0 0 0
1 0 0 0 1 1 1
1 0 1 0 0 0 0
0 0 0 0 0 0 0

1B: 8 SF: 0
2B: 1 SAC: 1
3B: 1 DP: 1
HR: 0 HBP: 0

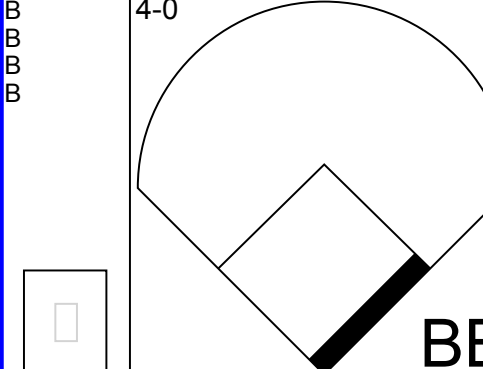
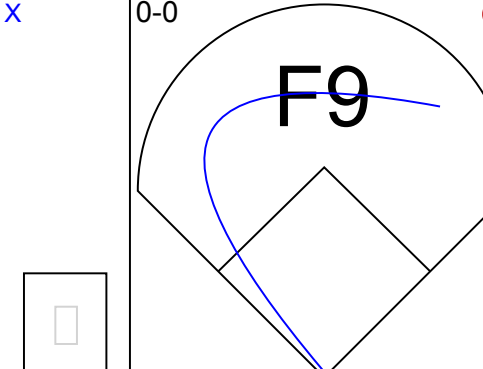
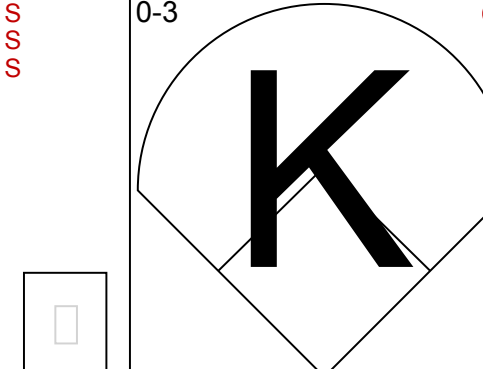
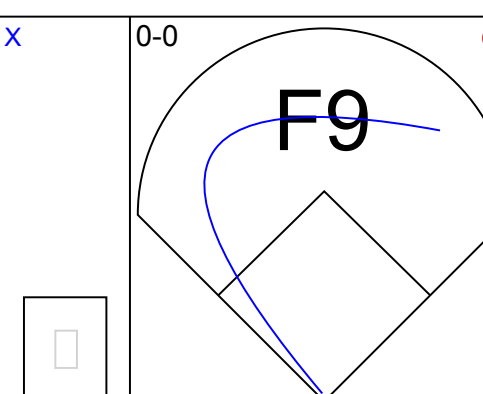
11



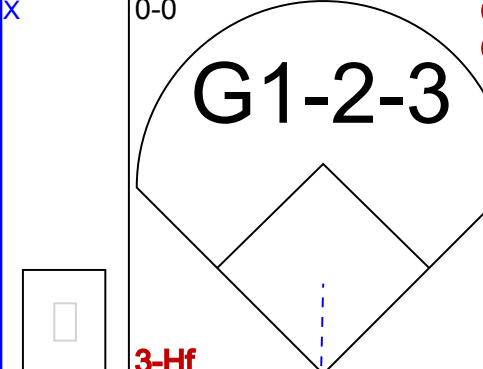
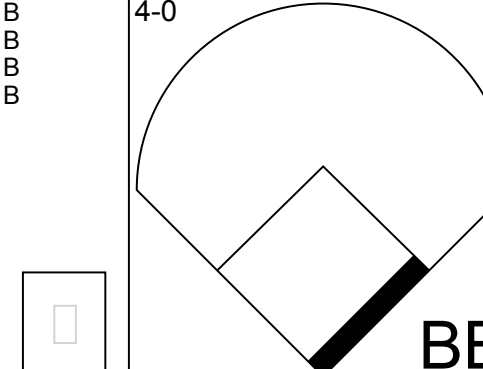
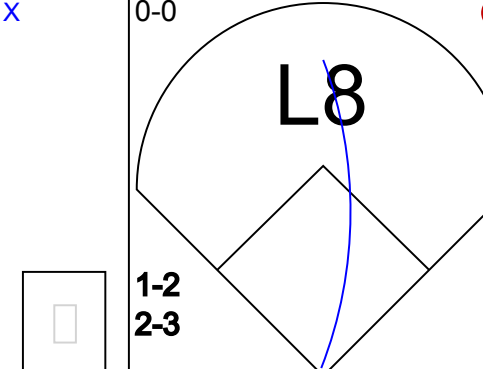
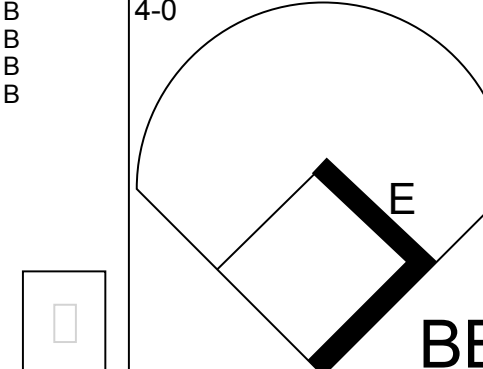
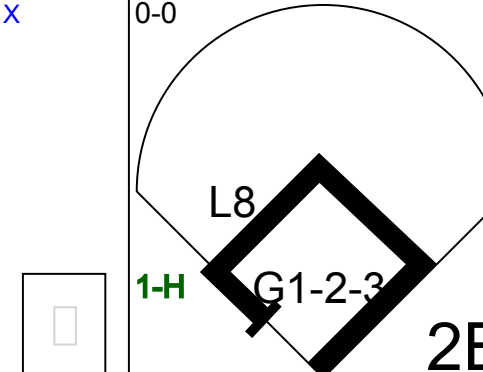
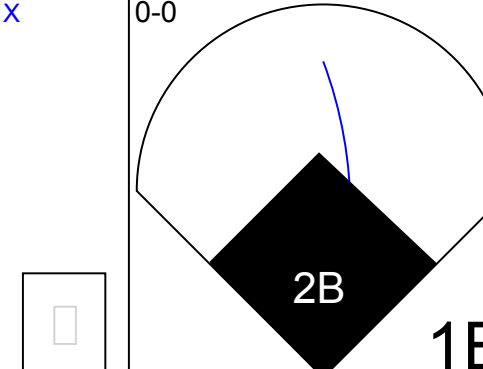

10



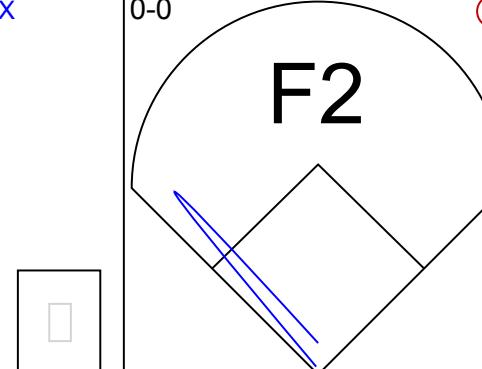
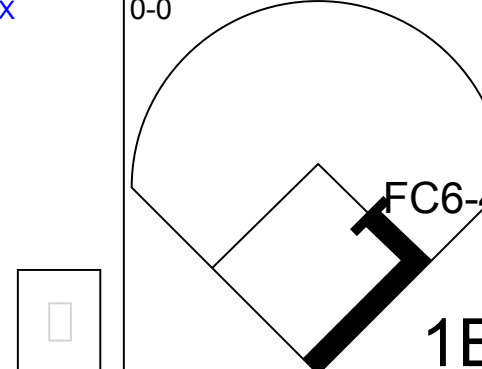
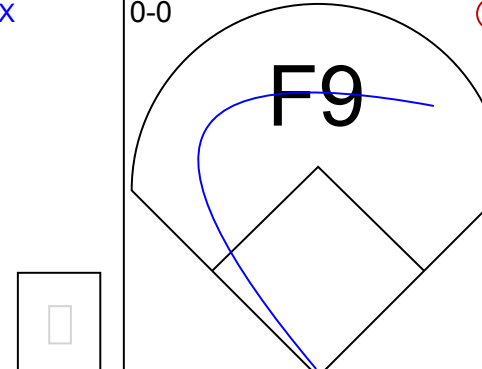
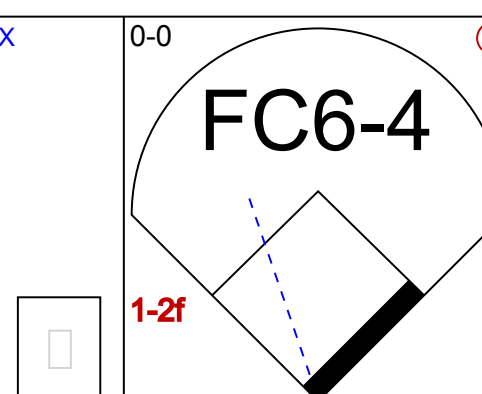
9



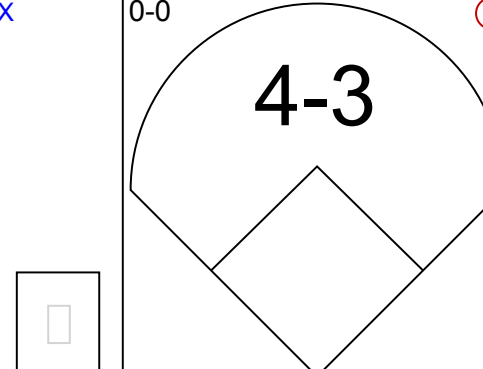
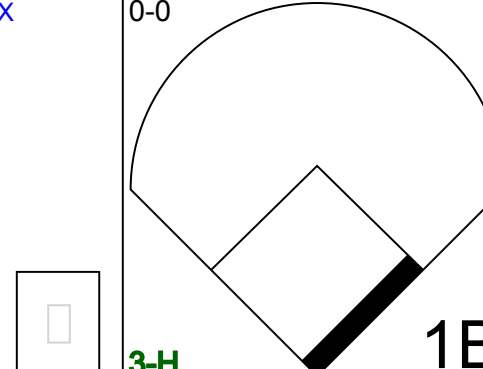
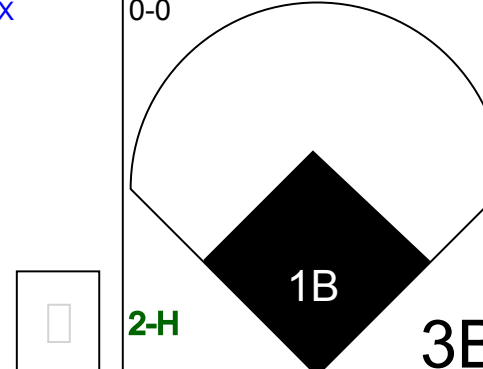
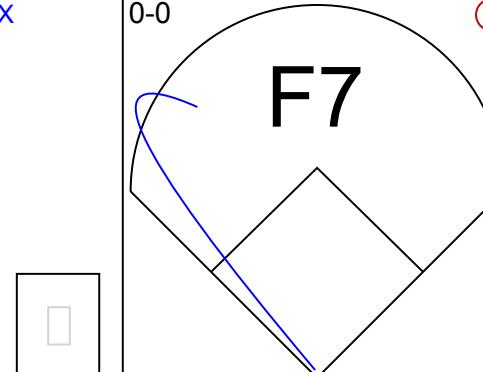
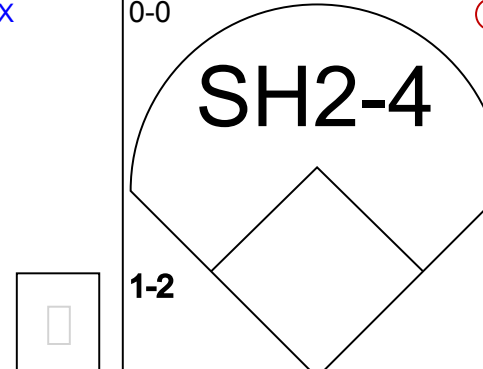
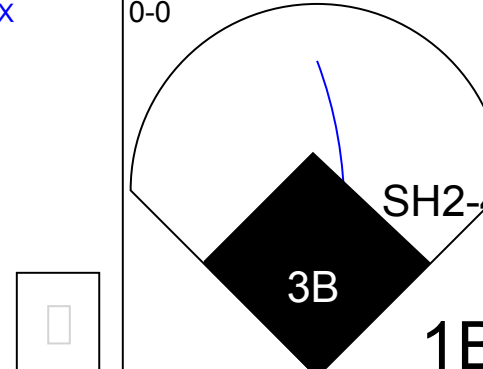

8



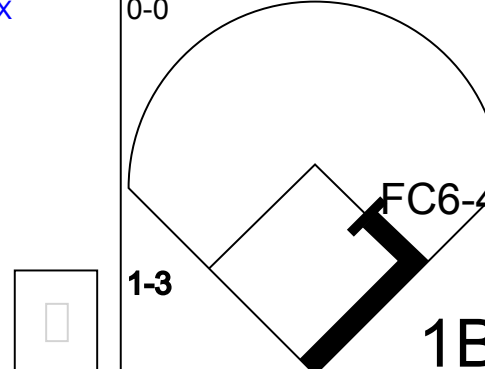
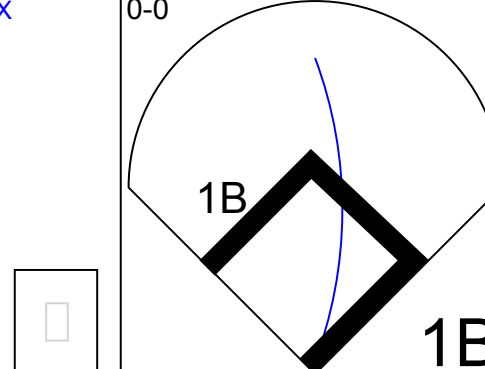
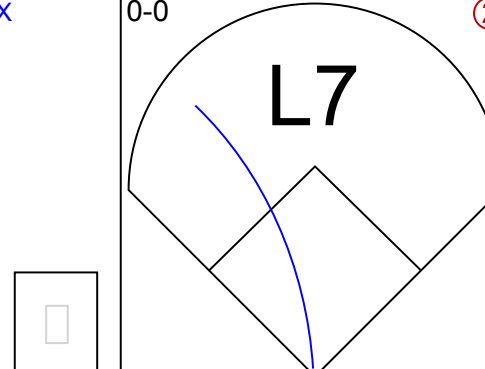
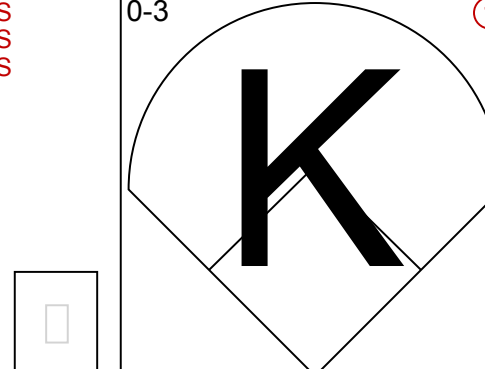
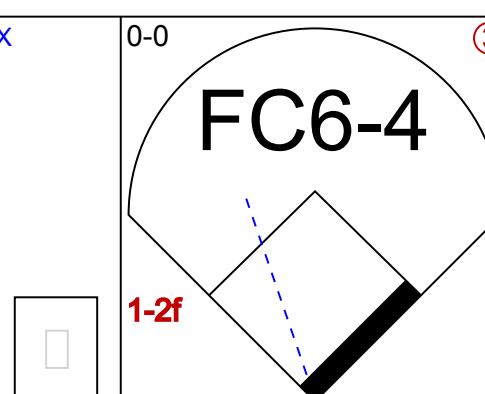
7



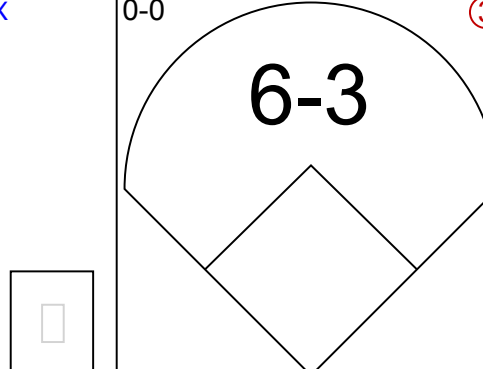
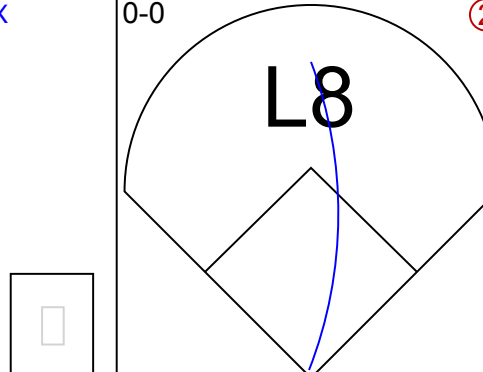
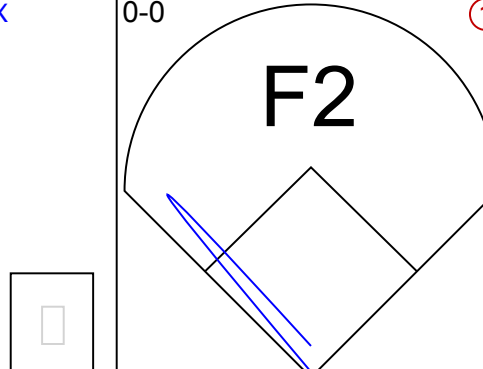

6



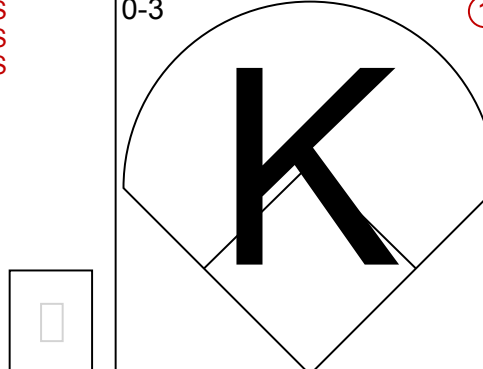
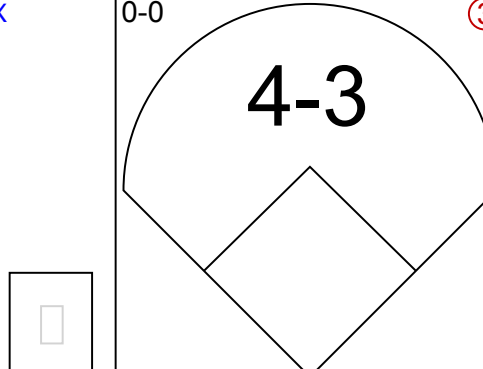
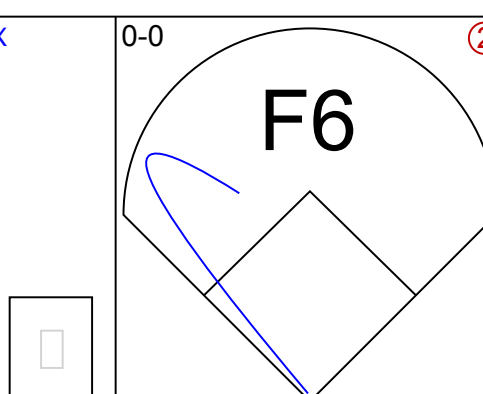
5



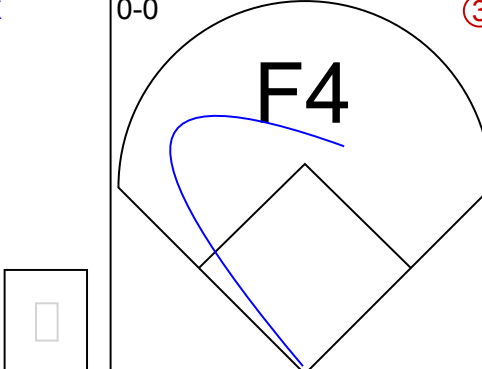
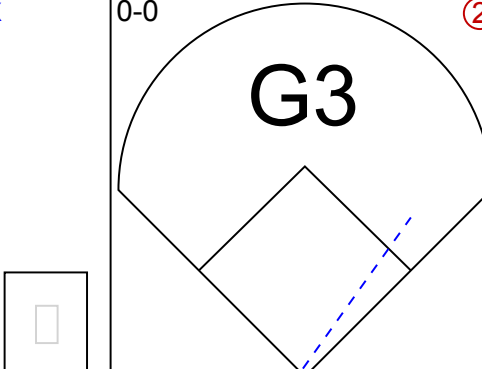
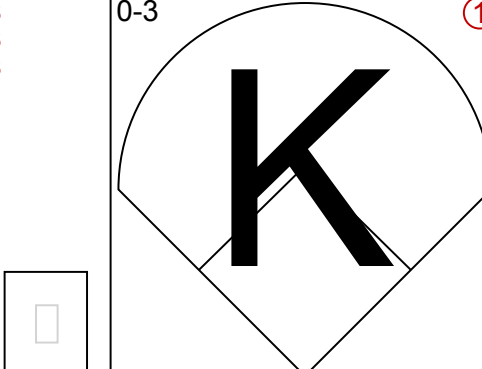

4



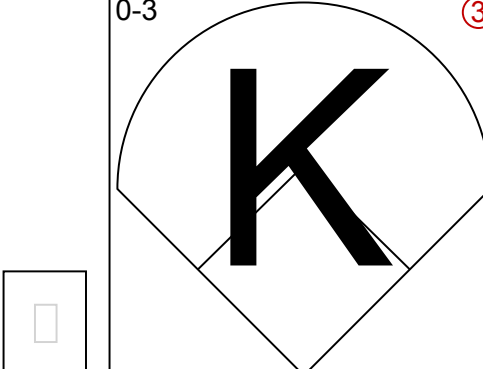
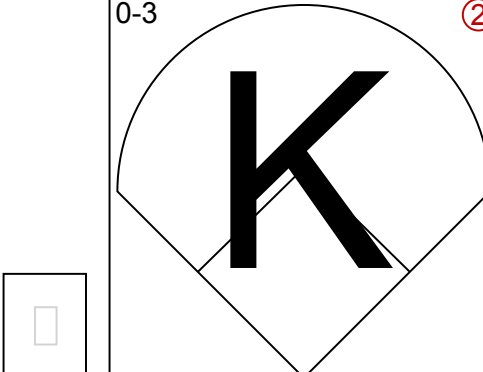
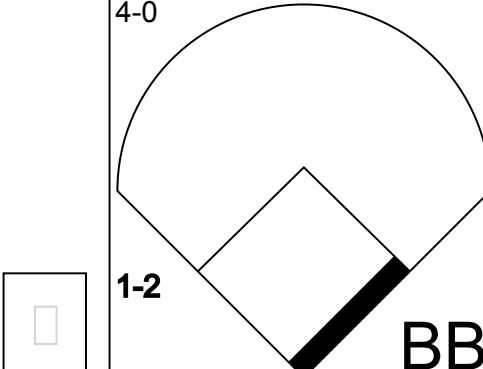
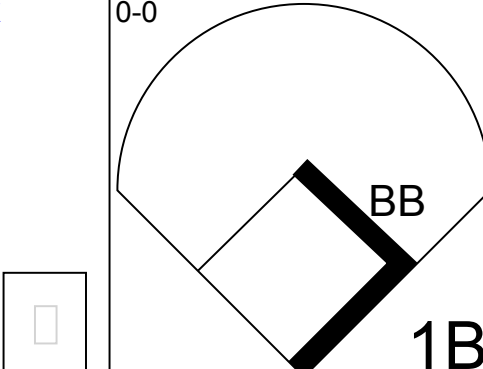
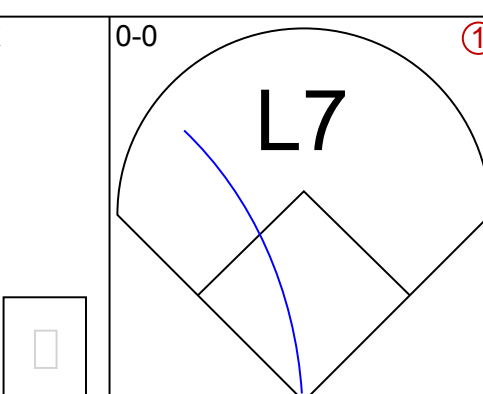
3



2



1



Batter

Jackie Brandt, R (1, 8)
OBP: 0.326, SLG: 0.429

Gene Woodling, L (1, 7)
OBP: 0.393, SLG: 0.401

Jim Busby, R (8, 8)
OBP: 0.317, SLG: 0.290

Brooks Robinson, R (1, 5)
OBP: 0.343, SLG: 0.446

Jim Gentile, L (1, 3)
OBP: 0.416, SLG: 0.530

Al Pilarcik, L (8, PR)
OBP: 0.321, SLG: 0.368




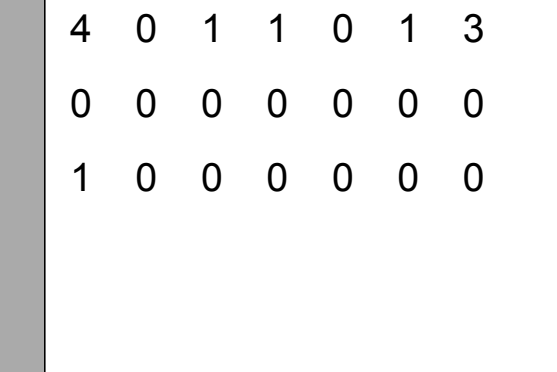



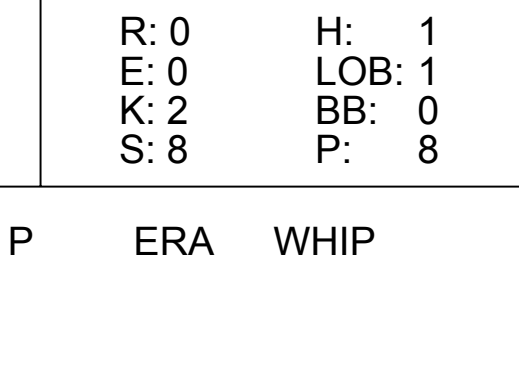
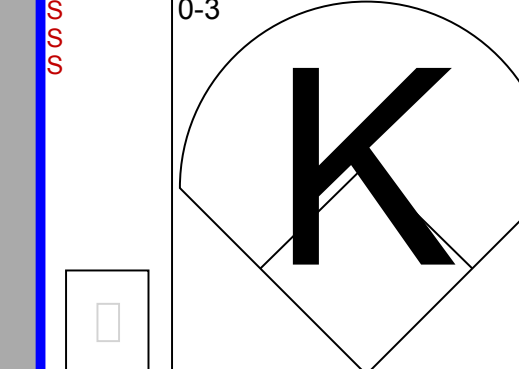
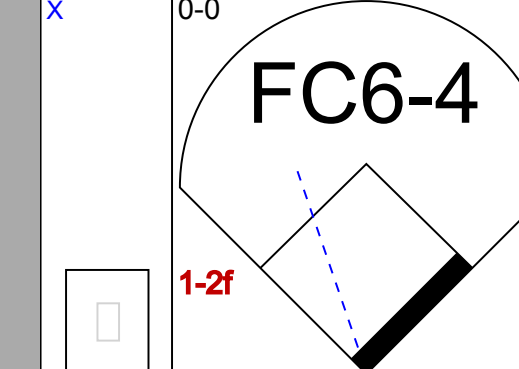
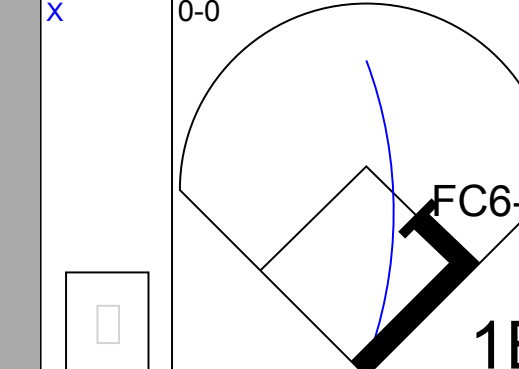
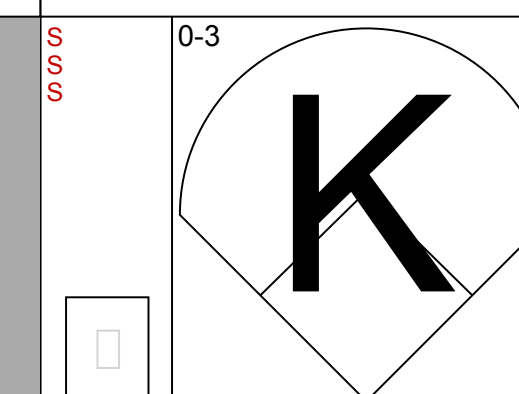
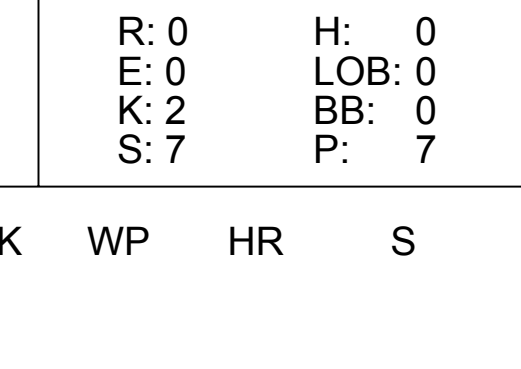
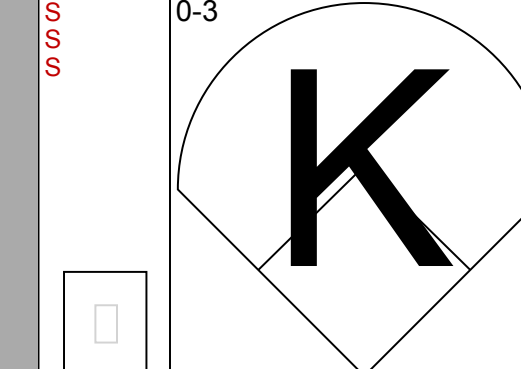
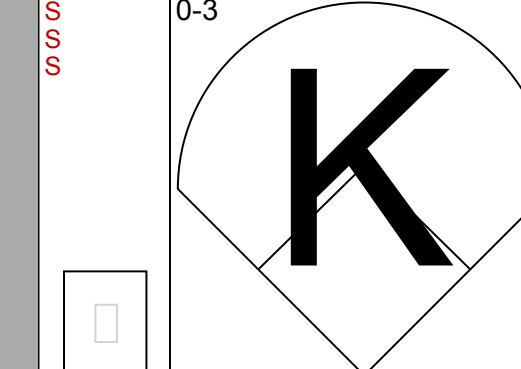
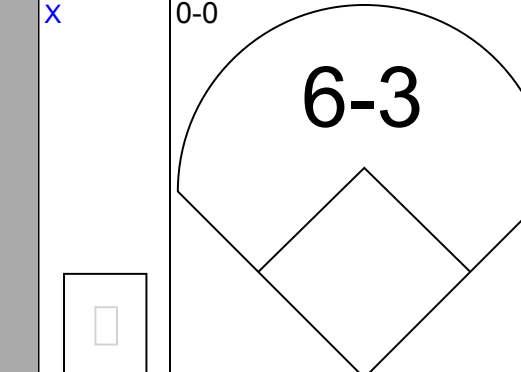

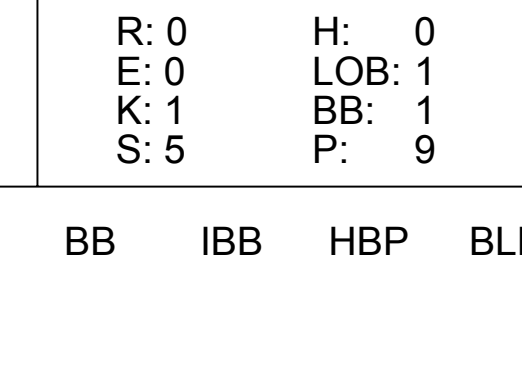
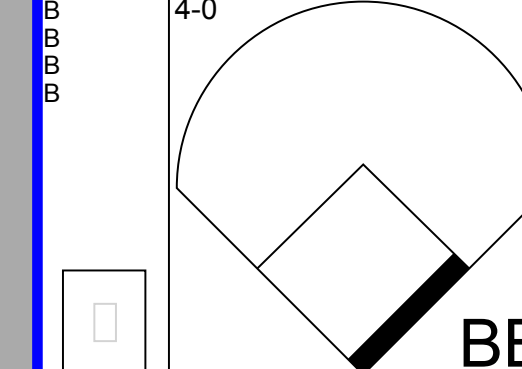

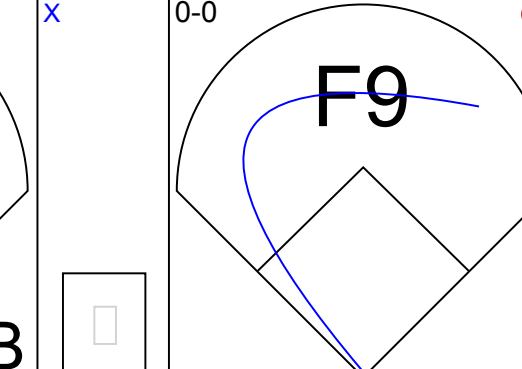
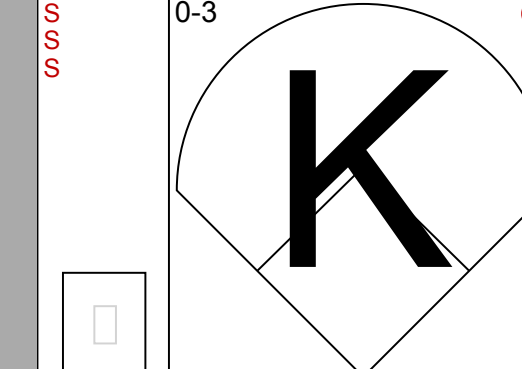
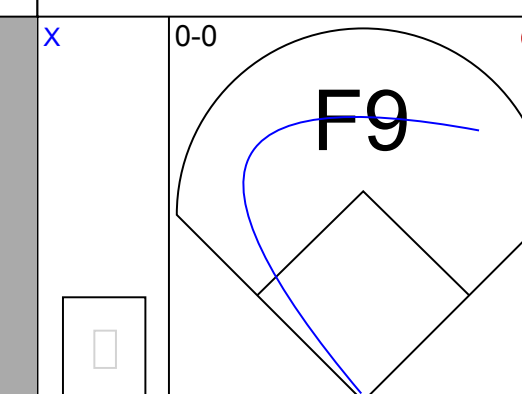
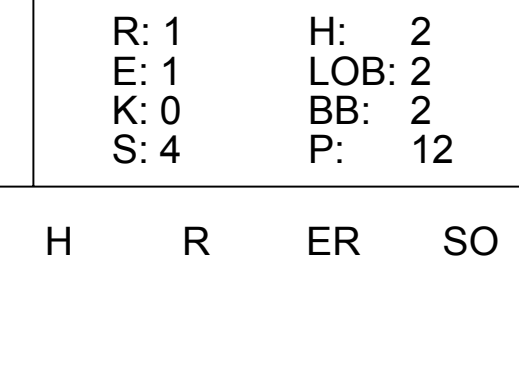
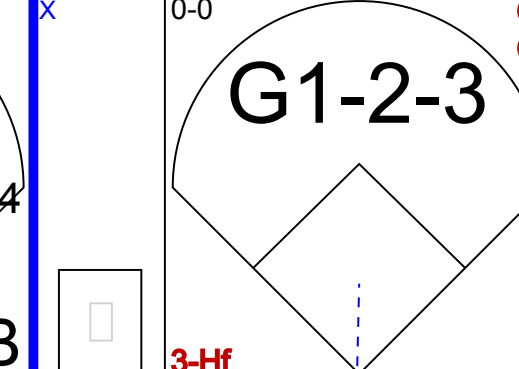
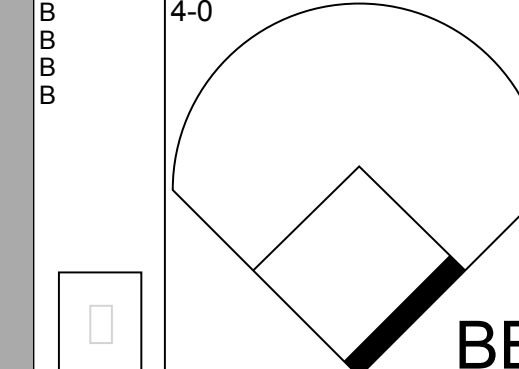
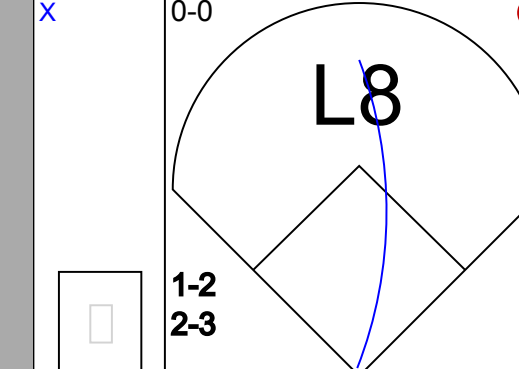
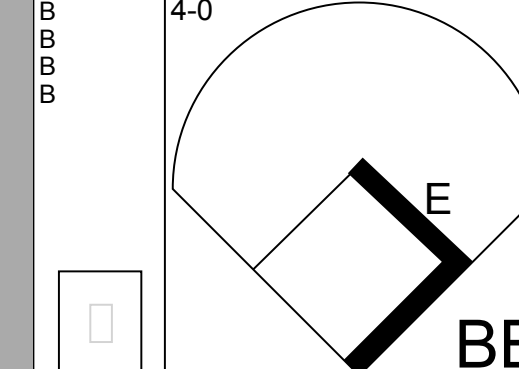
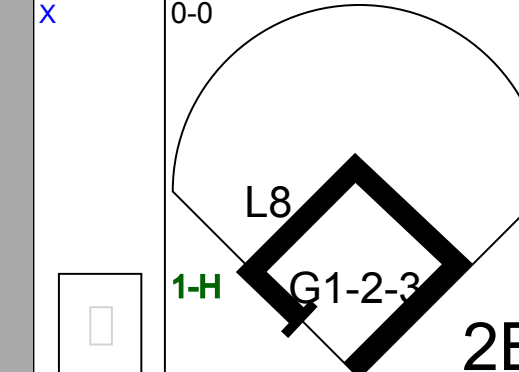
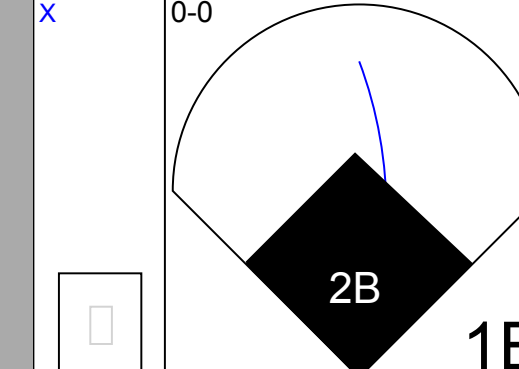
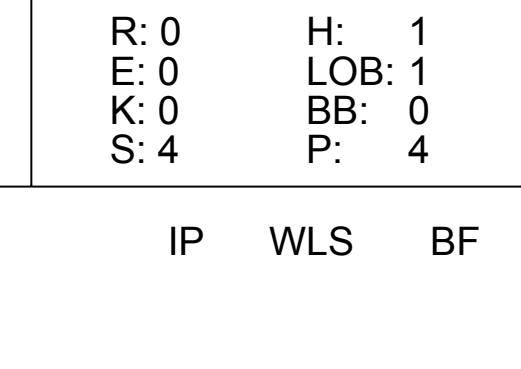
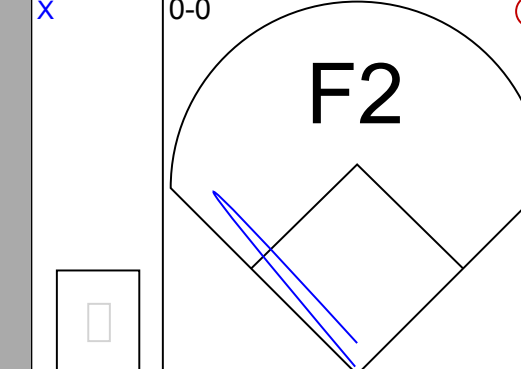
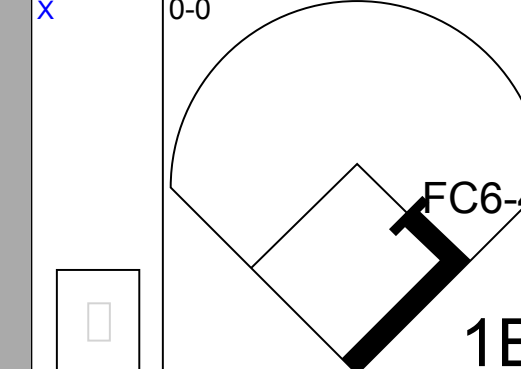
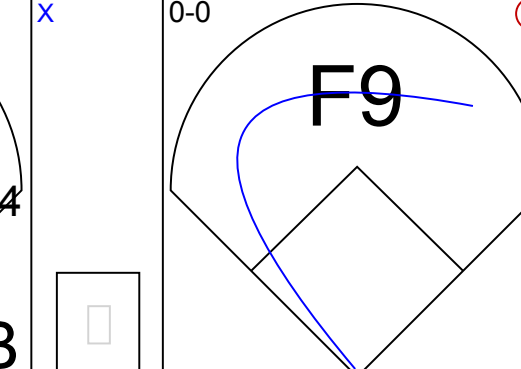
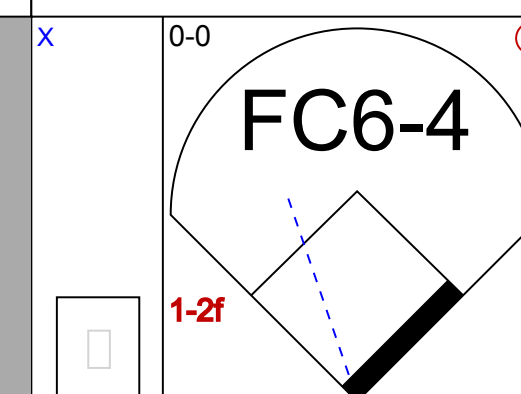
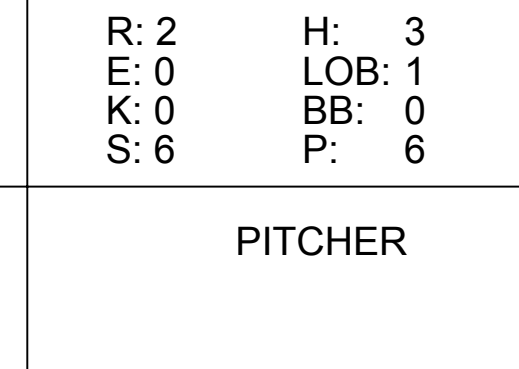
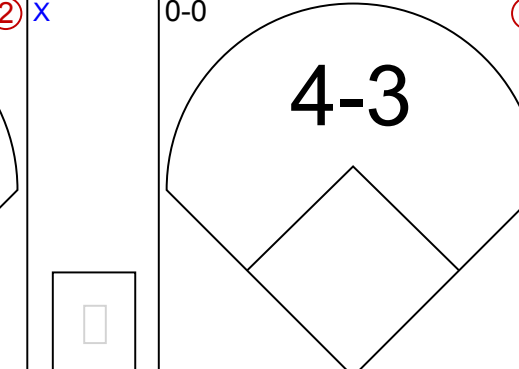
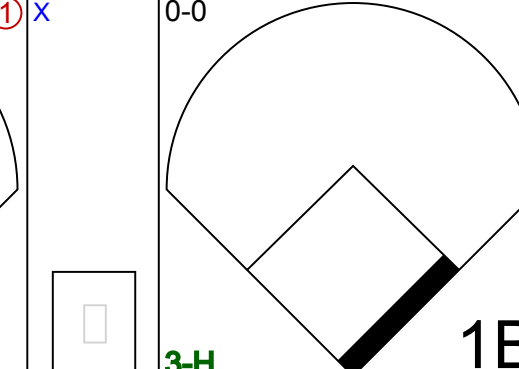
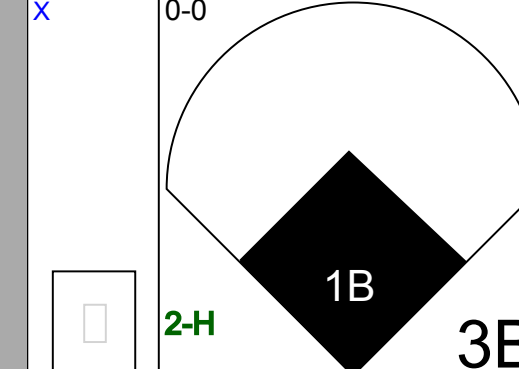
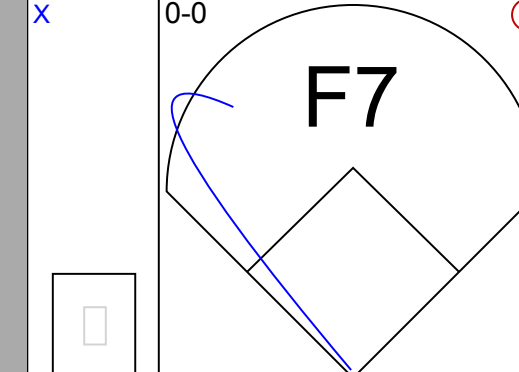
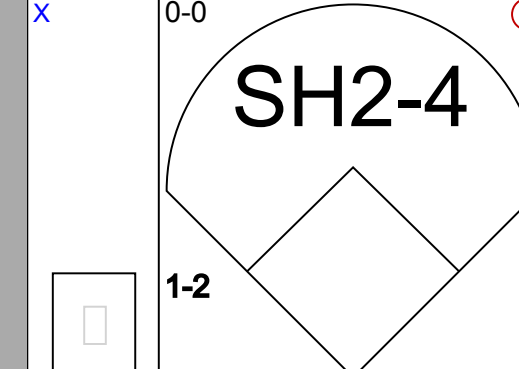
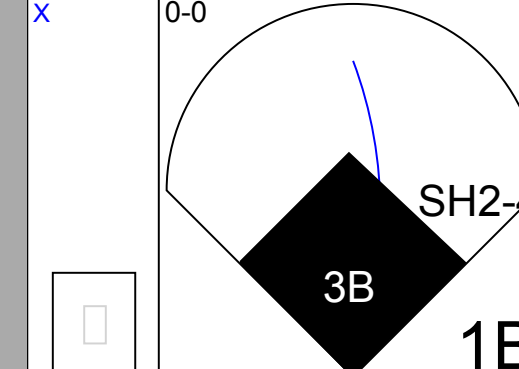

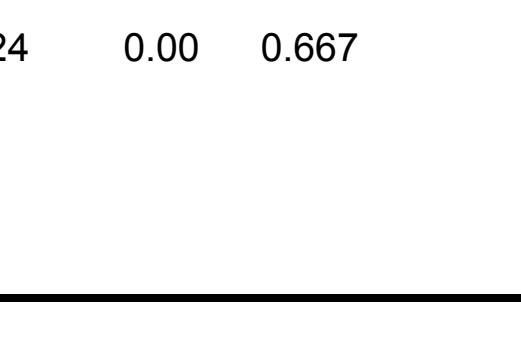
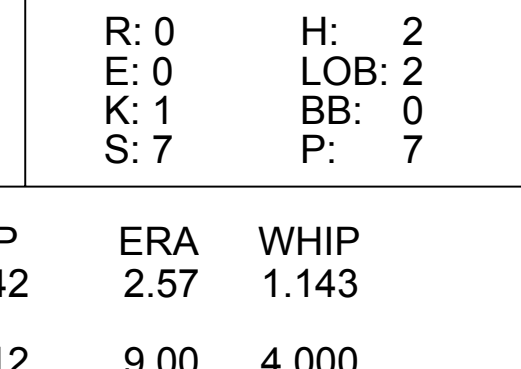
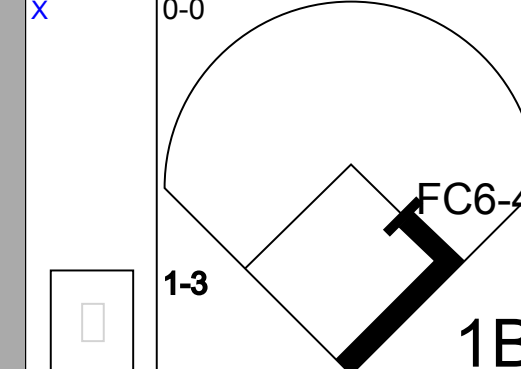
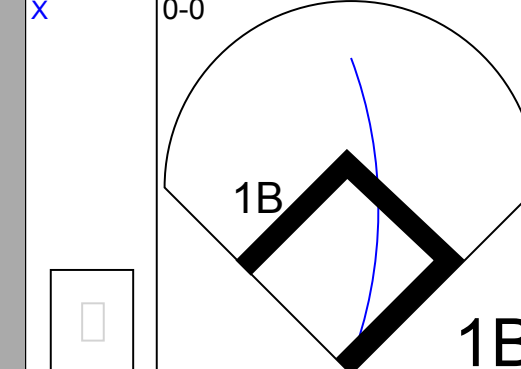
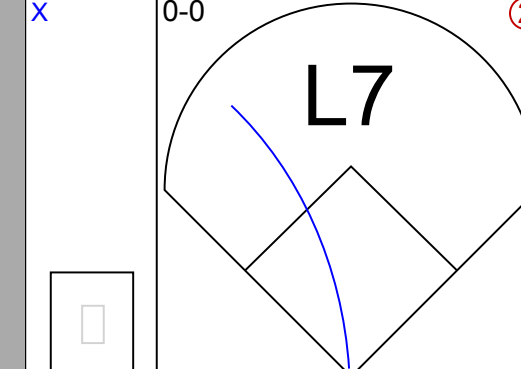
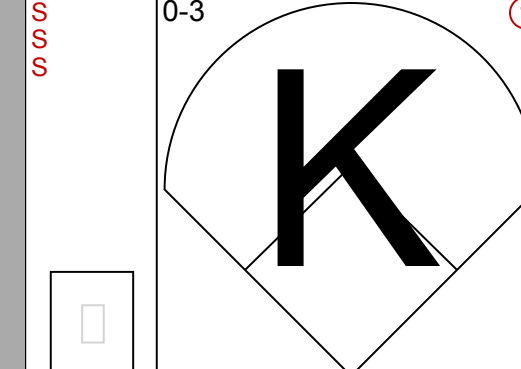
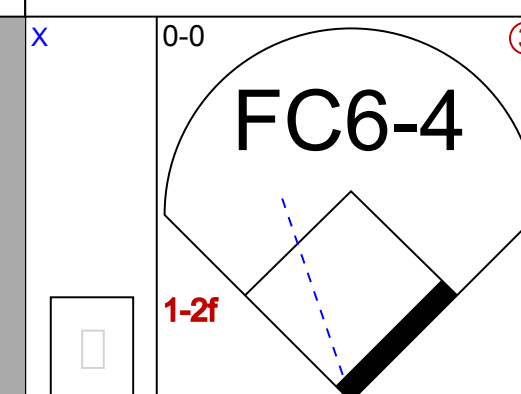
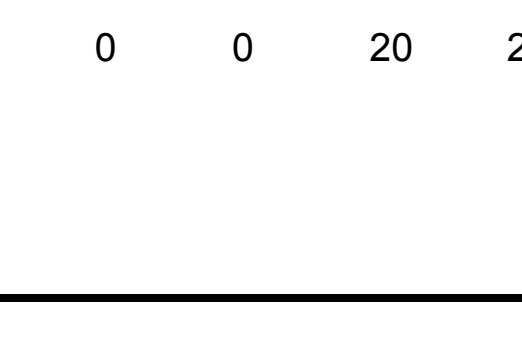
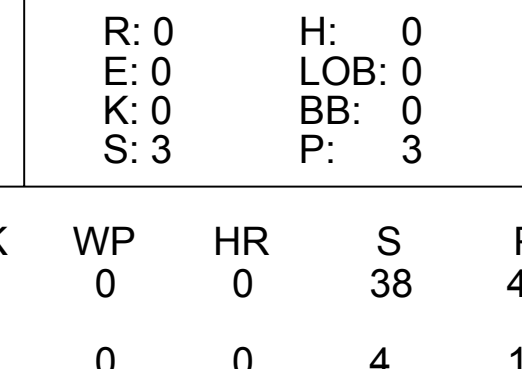
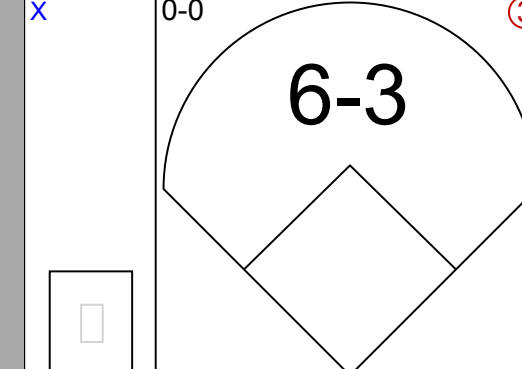
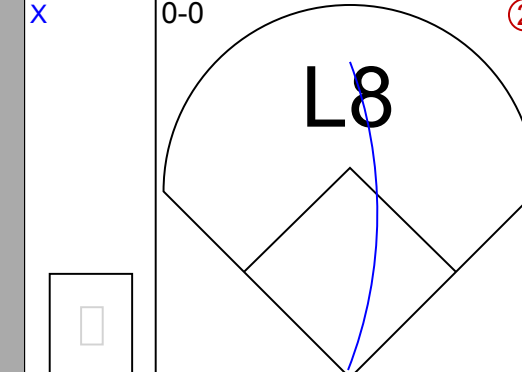
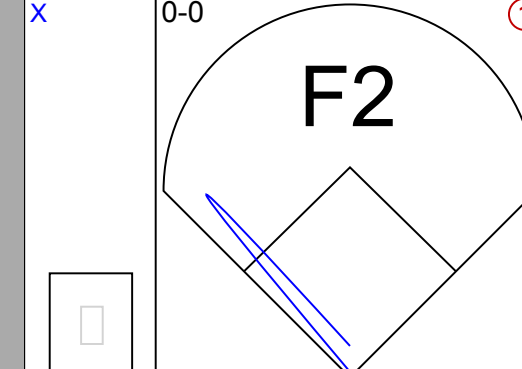

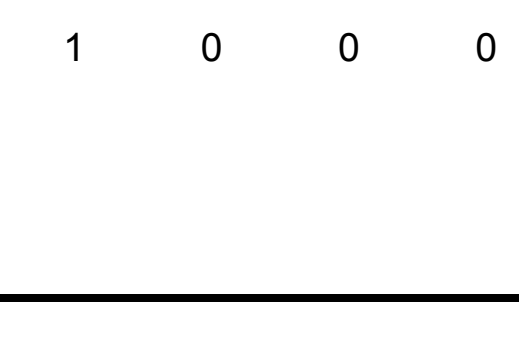
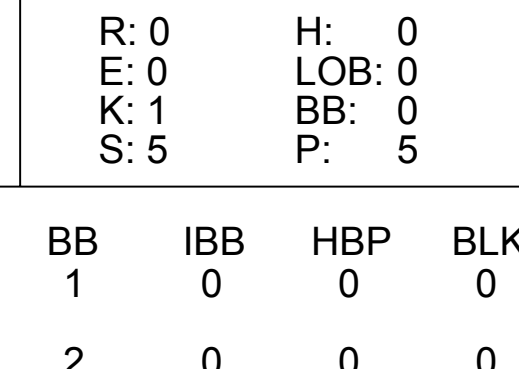
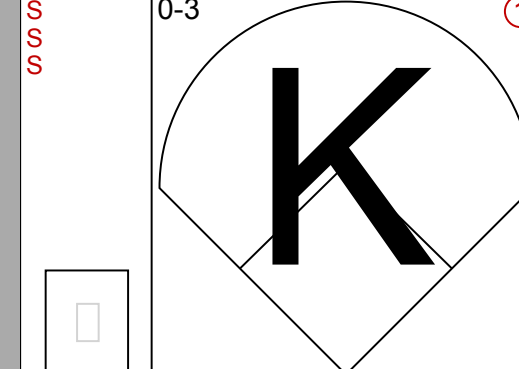
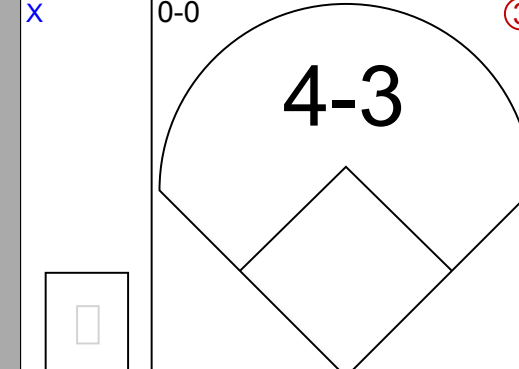
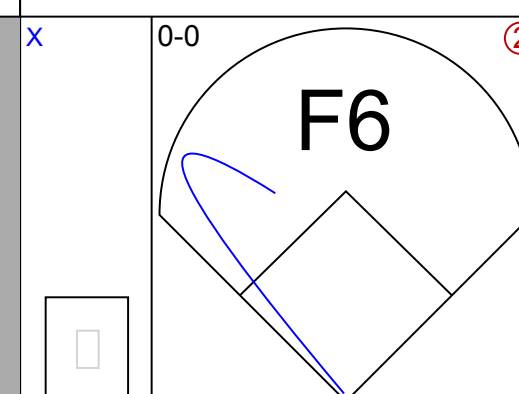
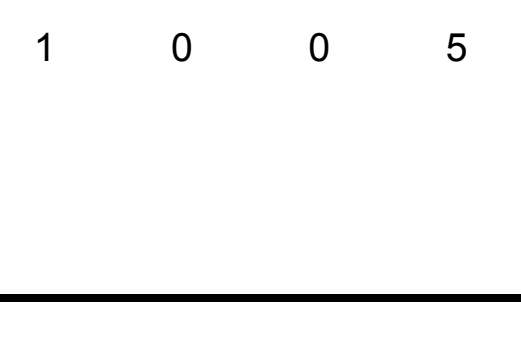
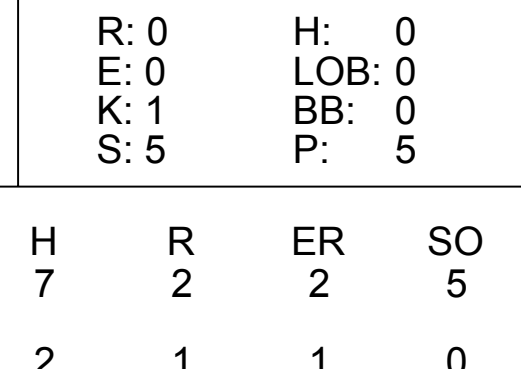
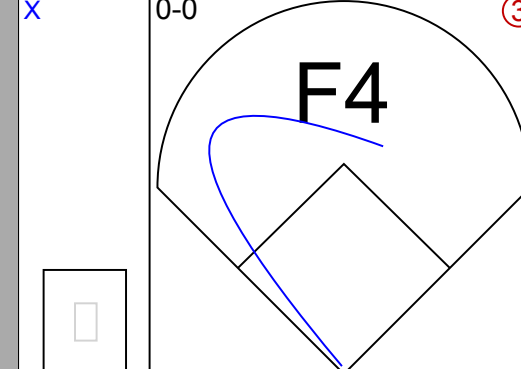
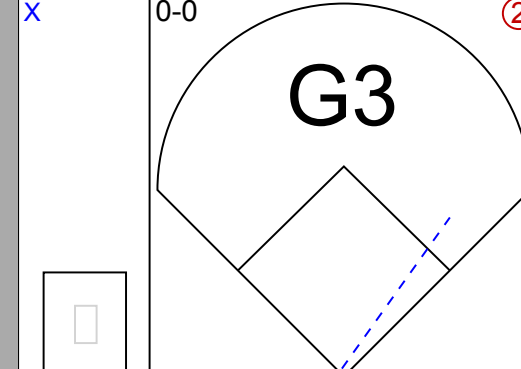
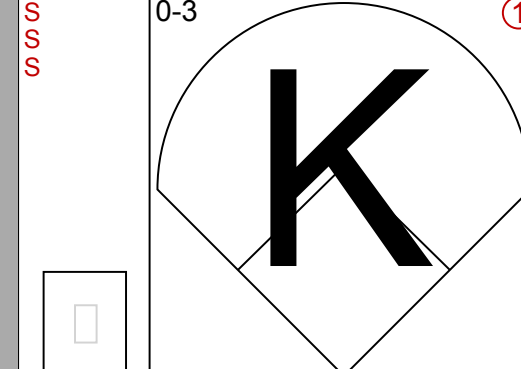

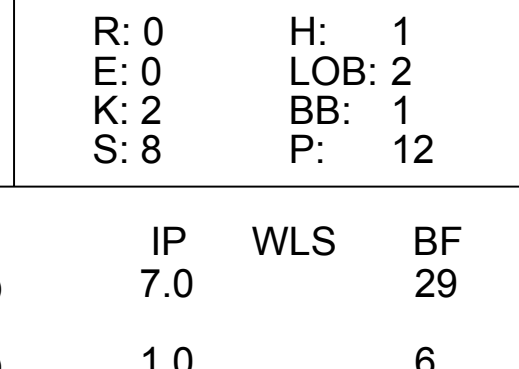
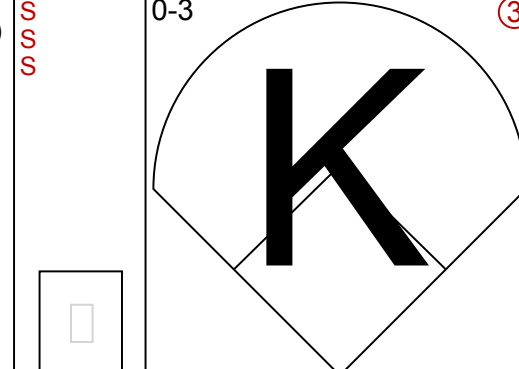
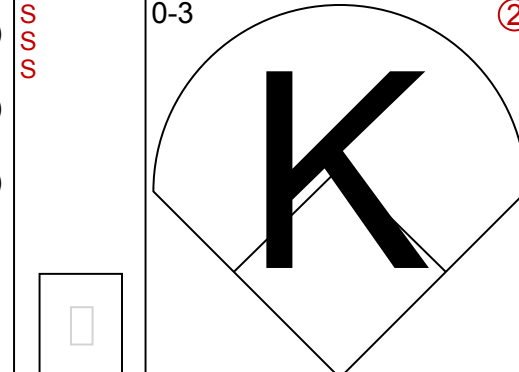
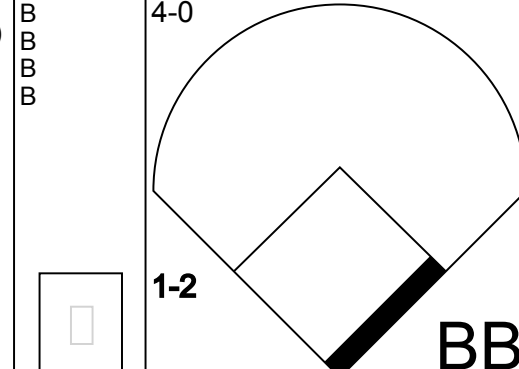
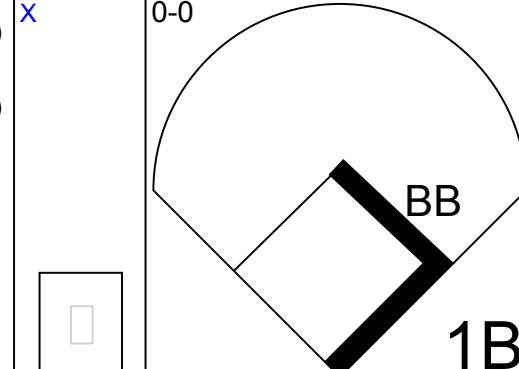
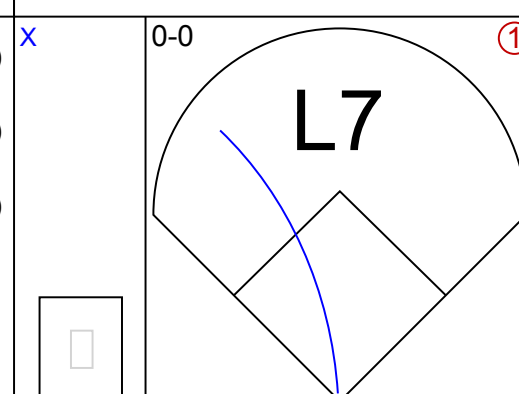
Walt Dropo, R (9, 3)
OBP: 0.337, SLG: 0.375

Ron Hansen, R (1, 6)
OBP: 0.340, SLG: 0.474

Gus Triandos, R (1, 2)
OBP: 0.335, SLG: 0.390

Gene Stephens, L (1, 9)
OBP: 0.310, SLG: 0.358

Mary Breeding, R (1, 4)
OBP: 0.324, SLG: 0.347



Batter	1	2	3	4	5	6	7	8	9	AB R H RBI BB SO LOB	TOP
Eddie Yost, R (1, 5) OBP: 0.411, SLG: 0.365 Ozzie Virgil, R (5, PR) OBP: 0.238, SLG: 0.346	4-0 SH1-3 BB		0-0 BB 1B		4-0 CS 6-3 BB			0-0 F8	0-3 K	1 0 1 0 2 0 0 2 0 0 0 0 1 2	
Coot Veal, R (1, 6) OBP: 0.483, SLG: 0.478 Neil Christley, L (8, PH) OBP: 0.316, SLG: 0.423 Chico Fernandez, R (8, 6) OBP: 0.307, SLG: 0.319	0-0 SH1-3 1-2		0-0 F5		0-0 6-3			0-0 1B		2 0 0 0 0 0 2 1 0 1 0 0 0 0 0 0 0 0 0 0 0	
Norm Cash, L (1, 3) OBP: 0.404, SLG: 0.511	0-0 F8		4-0 FC6-4 BB		0-0 CS 2-3	0-0 4-3		0-0 G3		3 0 0 0 1 0 2	
Charlie Maxwell, L (1, 7) OBP: 0.334, SLG: 0.458	0-0 4-3		0-0 FC6-4 1-2f			0-0 F7			0-0 5-3	4 0 0 0 0 0 3	
Al Kaline, R (1, 8) OBP: 0.332, SLG: 0.387		0-0 L6		0-0 1B		0-0 L7			4-0 2B BB	3 1 1 0 1 0 0	
Rocky Colavito, R (1, 9) OBP: 0.334, SLG: 0.484		0-0 F7			0-3 K		0-3 K		0-0 1B 2B	4 1 1 1 0 2 1	
Frank Bolling, R (1, 4) OBP: 0.313, SLG: 0.375		0-0 2B			0-3 K		0-0 1B G6-4-3		4-0 1B BB	3 0 2 0 1 1 1	
Harry Chiti, R (1, 2) OBP: 0.275, SLG: 0.307 Steve Bilko, R (9, PH) OBP: 0.268, SLG: 0.373		0-0 5-3			0-3 K		0-0 G6-4-3 1-2f		0-3 K	3 0 0 0 0 1 3 1 0 0 0 0 1 2	
Bob Bruce, R (1, 1) OBP: 0.320, SLG: 0.190 Pete Burnside, R (2, 1) OBP: 0.207, SLG: 0.148 Sandy Amoros, L (8, PH) OBP: 0.288, SLG: 0.182 Paul Foytack, R (8, 1) OBP: 0.318, SLG: 0.263 Lou Berberet, L (9, PH) OBP: 0.313, SLG: 0.259			0-0 F4		0-0 6-3			0-0 6-3	0-0 1B 1-3 2-H	0 0 0 0 0 0 0 2 0 0 0 0 0 0 1 0 0 0 0 0 0 0 0 0 0 0 0 0 1 0 1 1 0 0 0	
Inning Stats	R: 0 H: 0 E: 0 LOB: 1 K: 0 BB: 1 S: 3 P: 7	R: 0 H: 1 E: 0 LOB: 1 K: 0 BB: 0 S: 4 P: 4	R: 0 H: 1 E: 0 LOB: 2 K: 0 BB: 1 S: 4 P: 8	R: 0 H: 1 E: 0 LOB: 1 K: 3 BB: 0 S: 10 P: 10	R: 0 H: 0 E: 0 LOB: 1 K: 0 BB: 1 S: 2 P: 6	R: 0 H: 0 E: 0 LOB: 0 K: 0 BB: 0 S: 3 P: 3	R: 0 H: 1 E: 0 LOB: 0 K: 1 BB: 0 S: 5 P: 5	R: 0 H: 1 E: 0 LOB: 1 K: 0 BB: 0 S: 4 P: 4	R: 2 H: 2 E: 0 LOB: 2 K: 2 BB: 2 S: 9 P: 17	1B: 5 SF: 0 2B: 2 SAC: 1 3B: 0 DP: 1 HR: 0 HBP: 0	WP: 0 PA: 38 PB: 0 SB: 0 CS: 1
PITCHER Jack Fisher, R (1, 1) ERA: 3.5	IP WLS BF H R ER SO BB IBB HBP BLK WP HR S P ERA WHIP										
	9.0 W 37 7 2 2 6 5 0 0 0 0 0 0 44 64 2.00 1.333										

Detroit Tigers @ Baltimore Orioles
 Memorial Stadium, Baltimore, MD
 Wed Aug 24 1960, 7:05 PM EDT
 Att: 15,147 - Unknown

livebaseballscorecards.com

AB	31
R	2
H	7
RBI	2
BB	5
SO	6
LOB	16



BOTTOM

Detroit Tigers @ Baltimore Orioles
Memorial Stadium, Baltimore, MD

Wed Aug 24 1960, 7:05 PM EDT
Att. 15,147 - Unknown

livebaseballscorecards.com

AB	38
R	9
H	13
RBI	8
BB	5
SO	5
LOB	18



WP:	1	PA:	44
PB:	0		
SB:	1		
CS:	0		

AB R H RBI BB SO LOB

5 1 1 1 0 1 2
4 1 3 1 1 0 0
0 0 0 0 0 0 0

5 1 3 3 0 0 2

4 0 0 0 0 0 3

3 0 1 0 2 1 1

4 1 0 0 1 1 5

2 0 1 0 0 0 0
1 0 0 0 0 1 0
1 1 1 0 1 0 0

5 2 1 1 0 1 3

4 2 2 2 0 0 2

1B:	11	SF:	0
2B:	1	SAC:	0
3B:	1	DP:	0
HR:	0	HBP:	1

Batter	1	2	3	4	5	6	7	8	9
Jackie Brandt, R OBP: 0.324, SLG: 0.426 (1, 8) (8, 7)	0-0 F7	0-0 BB E 1B	0-0 FC6-4			0-3 K	0-0 5-3		
Gene Woodling, L OBP: 0.398, SLG: 0.405 Jim Busby, R OBP: 0.317, SLG: 0.290 (7, PR) (8, 8)	0-0 F7	4-0 BB E BB		0-0 G3 E 1B		0-0 1B 1B	0-0 2-H 1B		
Brooks Robinson, R OBP: 0.345, SLG: 0.452 (1, 5)	0-0 BB S 1B	0-0 E9 3B		0-0 F3		0-0 1B	0-0 F7		
Jim Gentile, L OBP: 0.413, SLG: 0.522 (1, 3)	1-0 BB HBP	0-0 4-3		0-0 G3		0-0 4-3		0-0 L8	
Ron Hansen, R OBP: 0.343, SLG: 0.473 (1, 6)	4-0 1-2 2-3 BB	4-0 BB		0-3 K			0-0 F9	0-0 BB 1B	
Gus Triandos, R OBP: 0.332, SLG: 0.384 (1, 2)	0-0 F9	0-0 F7			0-0 5-3		4-0 2B BB	0-3 K	
Gene Stephens, L OBP: 0.312, SLG: 0.359 Dave Nicholson, R OBP: 0.310, SLG: 0.374 Al Pilarcik, L OBP: 0.329, SLG: 0.373 (6, 9)		0-0 FC2-5 E 1B	0-0 5-3		0-3 K		0-0 2B 1B	4-0 1-2 BB	
Mary Breeding, R OBP: 0.323, SLG: 0.348 (1, 4)		0-0 FC5 FC2-5 1B	0-3 K		0-0 L8		0-0 1-3 2-H 1B 2B	0-0 F9	
Jack Fisher, R OBP: 0.298, SLG: 0.326 (1, 1)		0-0 FC2-5 BB E 1B	0-0 FC6-4 1B			0-0 F2	0-0 2-H 3-H 1B 1B		

Inning Stats	R: 0	H: 1	E: 0	K: 0	S: 4	R: 5	H: 3	E: 2	K: 0	S: 7	R: 0	H: 1	E: 0	K: 1	S: 6	R: 0	H: 1	E: 1	K: 1	S: 6	R: 0	H: 2	E: 0	K: 1	S: 7	R: 4	H: 4	E: 0	K: 0	S: 7	R: 0	H: 1	E: 0	K: 1	S: 6
	LOB: 3	BB: 1	P: 9			LOB: 1	BB: 2	P: 15			LOB: 1	BB: 0	P: 6			LOB: 2	BB: 0	P: 7			LOB: 1	BB: 1	P: 11			LOB: 2	BB: 1	P: 10							

PITCHER	IP	WLS	BF	H	R	ER	SO	BB	IBB	HBP	BLK	WP	HR	S	P	ERA	WHIP
Bob Bruce, R ERA: 3.59 (1, 1)	1.1	L	12	4	5	3	0	2	0	0	0	0	0	9	18	20.25	4.500
Pete Burnside, L ERA: 3.94 (2, 1)	5.2		27	8	4	4	4	2	0	0	0	1	0	33	41	6.35	1.765
Paul Foytack, R ERA: 6.3 (8, 1)	1.0		5	1	0	0	1	1	0	0	0	0	0	6	10	0.00	2.000

Batter	1	2	3	4	5	6	7	8	9	AB R H RBI BB SO LOB	TOP
Eddie Yost, R (1, 5) OBP: 0.411, SLG: 0.363 Ozzie Virgil, R (5, 5) OBP: 0.235, SLG: 0.342	0-3 K		0-0 F3		1-0 HBP		0-3 K			2 0 0 0 0 1 0 1 0 0 0 0 1 0	
Norm Cash, L (1, 3) OBP: 0.402, SLG: 0.507	0-3 K			4-0 FC5-4 BB	0-0 SF9			0-3 K		2 0 0 1 1 2 0	
Al Kaline, R (1, 8) OBP: 0.331, SLG: 0.385	0-0 S 1B			0-0 FC5-4 HR	0-0 L7			0-3 K		4 1 1 0 0 1 2	
Charlie Maxwell, L (1, 7) OBP: 0.333, SLG: 0.463	0-3 K 1-2			0-0 HR	0-0 3-1			0-0 F4		4 1 1 2 0 1 1	
Frank Bolling, R (1, 4) OBP: 0.315, SLG: 0.376		0-0 G6-4-3 1B		0-0 L6	0-0 F6			0-0 G6-3 1B		4 0 2 0 0 0 0	
Rocky Colavito, R (1, 9) OBP: 0.335, SLG: 0.482		0-0 G6-4-3 1-2f		4-0 BB	4-0 BB			0-0 G6-3 1-2f		2 0 0 0 2 0 2	
Lou Berberet, L (1, 2) OBP: 0.312, SLG: 0.255		0-3 K		0-0 F5	0-3 K			4-0 BB		3 0 0 0 1 2 2	
Coot Veal, R (1, 6) OBP: 0.469, SLG: 0.538 Neil Christley, L (9, PH) OBP: 0.314, SLG: 0.421			0-0 F5		0-0 SF9 3B		0-0 F9	0-3 K		3 1 1 0 0 0 0 1 0 0 0 0 1 1	
Frank Lary, R (1, 1) OBP: 0.208, SLG: 0.225			0-3 K		0-3 K		0-3 K			3 0 0 0 0 3 1	
Inning Stats	R: 0 H: 1 E: 0 LOB: 1 K: 3 BB: 0 S: 10 P: 10	R: 0 H: 1 E: 0 LOB: 0 K: 1 BB: 0 S: 5 P: 5	R: 0 H: 0 E: 0 LOB: 0 K: 1 BB: 0 S: 5 P: 5	R: 2 H: 1 E: 0 LOB: 1 K: 0 BB: 2 S: 4 P: 12	R: 1 H: 1 E: 0 LOB: 1 K: 1 BB: 0 S: 6 P: 7	R: 0 H: 0 E: 0 LOB: 1 K: 1 BB: 1 S: 5 P: 9	R: 0 H: 0 E: 0 LOB: 0 K: 2 BB: 0 S: 7 P: 7	R: 0 H: 0 E: 0 LOB: 0 K: 2 BB: 0 S: 7 P: 7	R: 0 H: 1 E: 0 LOB: 1 K: 1 BB: 1 S: 5 P: 9	1B: 3 SF: 1 2B: 0 SAC: 0 3B: 1 DP: 2 HR: 1 HBP: 1	WP: 0 PA: 35 PB: 0 SB: 1 CS: 0
PITCHER Chuck Estrada, R (1, 1) ERA: 3.63	IP WLS BF H R ER SO BB IBB HBP BLK WP HR S P ERA WHIP										
	9.0 W 35 5 3 3 12 4 0 1 0 0 1 54 71 3.00 1.000										

Detroit Tigers @ Baltimore Orioles
 Memorial Stadium, Baltimore, MD
 Thu Aug 25 1960, 7:05 PM EDT
 Att. 14,941 - Unknown

livebaseballscorecards.com

AB 29
 R 3
 H 5
 RBI 3
 BB 4
 SO 12
 LOB 9



Batter	1	2	3	4	5	6	7	8	9	AB R H RBI BB SO LOB	TOP																													
Ozzie Virgil, R OBP: 0.256, SLG: 0.361 (1, 5) X	0-0 1B 2B	4-0 3B BB		0-0 L6-4-3 1B		0-0 FC1-6 WP 1-2f		0-0 5-3		4 2 2 0 1 0 1																														
Norm Cash, L OBP: 0.402, SLG: 0.511 (1, 3) X	0-0 P3	0-0 2B 3B		0-0 P5		4-0 BB		0-0 F8		4 1 1 1 1 0 2																														
Al Kaline, R OBP: 0.330, SLG: 0.382 (1, 8) BBB	4-0 1B BB	0-3 K		0-0 L6-4-3 1-2		0-3 K		0-0 L8		4 1 0 0 1 2 4																														
Charlie Maxwell, L OBP: 0.336, SLG: 0.468 (1, 7) X	0-0 BB 1B 1-3 2-H	0-0 2B				0-0 1B		0-0 3-1		5 0 3 2 0 0 0																														
Frank Bolling, R OBP: 0.317, SLG: 0.380 (1, 4) X	0-0 BB 1B 1-2 3-H	0-0 4-3				0-0 F7		0-0 2B		4 0 2 1 0 0 2																														
Rocky Colavito, R OBP: 0.335, SLG: 0.480 (1, 9) X	0-0 L8			0-0 1-3 1B		0-0 F8		0-0 F8		4 0 1 0 0 0 4																														
Lou Berberet, L OBP: 0.311, SLG: 0.251 (1, 2) BBB	4-0 1-2 2-3 BB			0-0 1-3		0-0 F9		0-0 F9		3 0 0 0 1 0 3																														
Coot Veal, R OBP: 0.429, SLG: 0.483 (1, 6) X	0-0 4-3			0-0 1-3		0-3 K		0-0 P4		3 0 0 0 0 1 4																														
Sandy Amoros, L OBP: 0.284, SLG: 0.179 (8, PH)										1 0 0 0 0 0 0																														
Chico Fernandez, R OBP: 0.307, SLG: 0.319 (8, 6)										0 0 0 0 0 0 0																														
Jim Bunning, R OBP: 0.212, SLG: 0.190 (1, 1)										3 0 1 0 0 1 1																														
Neil Christley, L OBP: 0.313, SLG: 0.419 (8, PH)										1 0 0 0 0 0 0																														
Dave Sisler, R OBP: 0.214, SLG: 0.083 (8, 1)										0 0 0 0 0 0 0																														
Inning Stats	R: 2 E: 0 K: 0 S: 6	H: 3 LOB: 3 BB: 2 P: 14	R: 2 E: 0 K: 1 S: 7	H: 2 LOB: 1 BB: 1 P: 11	R: 0 E: 0 K: 1 S: 6	H: 1 LOB: 1 BB: 0 P: 6	R: 0 E: 0 K: 0 S: 3	H: 1 LOB: 0 BB: 0 P: 3	R: 0 E: 0 K: 0 S: 4	H: 1 LOB: 1 BB: 0 P: 4	R: 0 E: 0 K: 2 S: 8	H: 1 LOB: 2 BB: 1 P: 12	R: 0 E: 0 K: 0 S: 4	H: 1 LOB: 1 BB: 0 P: 4	R: 0 E: 0 K: 0 S: 3	H: 0 LOB: 0 BB: 0 P: 3	R: 0 E: 0 K: 0 S: 3	H: 0 LOB: 0 BB: 0 P: 3	1B: 6 2B: 3 3B: 1 HR: 0	SF: 0 SAC: 0 DP: 1 HBP: 0	WP: 1 PB: 0 SB: 0 CS: 0	PA: 40																		
PITCHER Pedro Ramos, R ERA: 3.71 (1, 1)	IP 9.0	WLS W	BF 40	H 10	R 4	ER 4	SO 4	BB 4	IBB 0	HBP 0	BLK 0	WP 1	HR 0	S 44	P 60	ERA 4.00	WHIP 1.556						PITCHER	IP 9.0	WLS W	BF 40	H 10	R 4	ER 4	SO 4	BB 4	IBB 0	HBP 0	BLK 0	WP 1	HR 0	S 44	P 60	ERA 4.00	WHIP 1.556

Detroit Tigers @ Washington Senators
 Griffith Stadium, Washington, DC
 Fri Aug 26 1960, 7:05 PM EDT
 Att: 11,626 - Unknown

livebaseballscorecards.com

AB	36
R	4
H	10
RBI	4
BB	4
SO	4
LOB	21



Batter	1	2	3	4	5	6	7	8	9	AB	R	H	RBI	BB	SO	LOB	
Billy Gardner, R OBP: 0.331, SLG: 0.382 (1, 4)	0-0 E SF9 1B	0-0 P5			0-0 4-3		0-0 G5-4-3 1-2f			4	1	1	0	0	0	3	
Lenny Green, L OBP: 0.357, SLG: 0.391 (1, 8) (9, 7)	0-0 E3 BB E 1-3	0-0 L8			0-0 CS 1B			0-0 L8		4	1	1	1	0	0	2	
Harmon Killebrew, R OBP: 0.376, SLG: 0.531 (1, 3)	0-0 SF9		0-0 F3		0-3 K 1-2			0-3 K		3	0	0	1	0	2	1	
Jim Lemon, R OBP: 0.370, SLG: 0.528 (1, 7) Bob Allison, R OBP: 0.371, SLG: 0.423 (8, PR) (9, 9)	4-0 E BB 1-2		0-3 K		0-0 HR			1-0 S HBP		2	2	1	1	1	1	0	
Reno Bertoia, R OBP: 0.326, SLG: 0.368 (1, 5)	0-3 K		0-0 5-3		0-3 K			0-0 3-1		4	0	0	0	0	2	3	
Dan Dobbek, L OBP: 0.310, SLG: 0.375 (1, 9) (9, 8)	0-0 E9 1-H 2-H 2B		0-3 K		0-0 4-3					3	0	1	2	0	1	0	
Earl Battey, R OBP: 0.344, SLG: 0.408 (1, 2)	0-0 P4		0-0 G5-4-3 1B		0-3 K					3	0	1	0	0	1	1	
Jose Valdivielso, R OBP: 0.289, SLG: 0.258 (1, 6)		0-0 SH3-4 1B		0-0 G5-4-3 1-2f			0-0 G5-4-3 1B			3	0	2	0	0	0	1	
Pedro Ramos, S OBP: 0.154, SLG: 0.281 (1, 1)		0-0 SH3-4 1-2		0-0 4-3 1B 2B			0-0 P3			2	1	1	0	0	0	1	
Inning Stats	R: 3 E: 2 K: 1 S: 8	H: 2 LOB: 1 BB: 1 P: 12	R: 0 E: 0 K: 0 S: 4	H: 1 LOB: 1 BB: 0 P: 4	R: 0 E: 0 K: 1 S: 5	H: 0 LOB: 0 BB: 0 P: 5	R: 0 E: 0 K: 1 S: 5	H: 1 LOB: 0 BB: 0 P: 5	R: 1 E: 0 K: 1 S: 6	H: 1 LOB: 0 BB: 0 P: 6	R: 0 E: 0 K: 0 S: 3	H: 0 LOB: 2 BB: 0 P: 6	R: 0 E: 0 K: 1 S: 5	H: 0 LOB: 0 BB: 0 P: 6	R: 0 E: 0 K: 1 S: 5	H: 0 LOB: 2 BB: 0 P: 6	
PITCHER Jim Bunning, R ERA: 2.75 (1, 1) Dave Sisler, R ERA: 2.28 (8, 1)	IP 7.0 1.0	WLS L	BF 28	H 8	R 5	ER 2	SO 6	BB 1	IBB 0	HBP 0	BLK 0	WP 0	HR 1	S 39	P 43	ERA 2.57 0.00	WHIP 1.286 0.000

BOTTOM

Detroit Tigers @ Washington Senators
Griffith Stadium, Washington, DC
Fri Aug 26 1960, 7:05 PM EDT
Att. 11,626 - Unknown

livebaseballscorecards.com

AB	28
R	5
H	8
RBI	5
BB	1
SO	7
LOB	12



WP: 0	PA: 32
PB: 0	
SB: 1	
CS: 1	

Batter	1	2	3	4	5	6	7	8	9	AB R H RBI BB SO LOB	TOP											
Ozzie Virgil, R (1, 5) OBP: 0.267, SLG: 0.360	0-0 F3		4-0 F8 1B BB		0-0 L4-3 1B			0-0 5-3		3 0 1 1 1 0 0												
Al Kaline, R (1, 8) OBP: 0.331, SLG: 0.383	0-0 CS 1B		0-0 F8 1B		0-0 L4-3 1-2			0-3 K		4 0 2 0 0 1 1												
Norm Cash, L (1, 3) OBP: 0.400, SLG: 0.507	0-3 K 1-2		0-0 F8 1-2 2-3					0-0 P5 1B		4 0 1 0 0 1 3												
Charlie Maxwell, L (1, 7) OBP: 0.336, SLG: 0.466		0-0 P6	0-0 L6					0-0 F8 1B		4 0 1 0 0 0 2												
Frank Bolling, R (1, 4) OBP: 0.316, SLG: 0.381				0-3 K				0-0 F8		4 0 1 0 0 2 2												
Rocky Colavito, R (1, 9) OBP: 0.332, SLG: 0.475		0-0 6-3		0-0 F7				0-3 K		4 0 0 0 0 1 1												
Lou Berberet, L (1, 2) OBP: 0.315, SLG: 0.250		4-0 BB		0-3 K				4-0 BB		1 0 0 0 2 1 0												
Hank Foiles, R (7, PR) OBP: 0.350, SLG: 0.345								4-3 BB		1 0 0 0 0 0 0												
Chico Fernandez, R (1, 6) OBP: 0.308, SLG: 0.323		0-0 1-3						0-0 4-3		2 1 1 0 0 0 2												
Neil Chrisley, L (7, PH) OBP: 0.311, SLG: 0.417								0-0 F8		1 0 0 0 0 0 1												
Coot Veal, R (7, 6) OBP: 0.429, SLG: 0.483								1-2 SH1-4 1B 2B		0 0 0 0 0 0 0												
Steve Bilko, R (9, PH) OBP: 0.267, SLG: 0.371								0-0 F8		1 0 0 0 0 0 0												
Bob Bruce, R (1, 1) OBP: 0.308, SLG: 0.182			0-0 L4					0-0 SH1-4 2-3		1 0 0 0 0 0 2												
Sandy Amoros, L (7, PH) OBP: 0.280, SLG: 0.176										0 0 0 0 0 0 0												
Paul Foytack, R (7, 1) OBP: 0.318, SLG: 0.263										0 0 0 0 0 0 0												
Inning Stats	R: 0 E: 0 K: 1 S: 5	H: 1 LOB: 0 BB: 0 P: 5	R: 0 E: 0 K: 0 S: 4	H: 1 LOB: 2 BB: 1 P: 8	R: 0 E: 0 K: 0 S: 4	H: 1 LOB: 2 BB: 1 P: 8	R: 0 E: 0 K: 2 S: 7	H: 0 LOB: 0 BB: 0 P: 7	R: 1 E: 0 K: 0 S: 4	H: 2 LOB: 0 BB: 0 P: 4	R: 0 E: 0 K: 0 S: 3	H: 0 LOB: 0 BB: 0 P: 3	R: 0 E: 0 K: 1 S: 5	H: 0 LOB: 2 BB: 1 P: 9	R: 0 E: 0 K: 2 S: 9	H: 2 LOB: 2 BB: 0 P: 9	R: 0 E: 0 K: 0 S: 3	H: 0 LOB: 0 BB: 0 P: 3	1B: 5 2B: 2 3B: 0 HR: 0	SF: 0 SAC: 1 DP: 1 HBP: 0	WP: 0 PB: 0 SB: 0 CS: 1	PA: 35
PITCHER	IP WLS BF H R ER SO BB IBB HBP BLK WP HR S P ERA WHIP																					
Don Lee, R (1, 1) ERA: 3.72	6.1 W 25 5 1 1 4 3 0 0 0 0 0 0 30 42 1.42 1.263																					
Ray Moore, R (7, 1) ERA: 3.47	2.2 S 10 2 0 0 2 0 0 0 0 0 0 0 0 14 14 0.00 0.750																					

Detroit Tigers @ Washington Senators
 Griffith Stadium, Washington, DC
 Sat Aug 27 1960, 3:33 AM EDT
 Att. 6,686 - Unknown

livebaseballscorecards.com

AB	31
R	1
H	7
RBI	1
BB	3
SO	6
LOB	14



Batter	1	2	3	4	5	6	7	8	9
Billy Gardner, R OBP: 0.331, SLG: 0.381 (1, 4)	0-0 F9		0-3 K		0-0 FC5-4		0-0 1B		
Lenny Green, L OBP: 0.359, SLG: 0.393 (1, 8) (9, 7)	0-0 F7			0-0 1B G2 2B 1B		0-0 F9 BB 1B	0-0 L9		
Harmon Killebrew, R OBP: 0.377, SLG: 0.538 (1, 3)	0-0 HR			0-0 G2		4-0 G6-4-3 BB		0-3 K	
Jim Lemon, R OBP: 0.371, SLG: 0.526 (1, 7) Dan Dobbek, L OBP: 0.310, SLG: 0.375 (8, PR) (9, 8)	0-0 4-3			0-0 2B 2-3 1B		0-0 F9		4-0 BB	
Reno Bertoia, R OBP: 0.325, SLG: 0.370 (1, 5)		0-0 6-3		0-0 2B		0-0 G6-4-3		0-0 9-4-3	
Bob Allison, R OBP: 0.371, SLG: 0.422 (1, 9)		0-3 K		0-0 4-3			0-0 1B SF9 1B		
Earl Battey, R OBP: 0.344, SLG: 0.407 (1, 2)		0-0 F9			0-0 P5		0-0 1B SF9 1B		
Billy Consolo, R OBP: 0.335, SLG: 0.329 (1, 6) Elmer Valo, L OBP: 0.400, SLG: 0.294 (7, PH) Jose Valdivielso, R OBP: 0.289, SLG: 0.258 (8, 6)			0-3 K		0-3 K		0-0 SF9		
Don Lee, R OBP: 0.200, SLG: 0.226 (1, 1) Ray Moore, R OBP: 0.063, SLG: 0.063 (7, 1)			0-3 K		0-0 E6 FC5-4		0-3 K		

Inning Stats	R: 1	H: 1	E: 0	K: 0	S: 4	LOB: 0	BB: 0	P: 4	R: 0	H: 0	E: 0	K: 1	S: 5	LOB: 0	BB: 0	P: 5	R: 0	H: 0	E: 0	K: 3	S: 9	LOB: 0	BB: 0	P: 9	R: 0	H: 0	E: 1	K: 1	S: 6	LOB: 1	BB: 0	P: 6	R: 0	H: 1	E: 0	K: 0	S: 3	LOB: 1	BB: 1	P: 7	R: 2	H: 3	E: 0	K: 1	S: 8	LOB: 1	BB: 0	P: 8	R: 0	H: 0	E: 0	K: 1	S: 4	LOB: 1	BB: 1	P: 8
Bob Bruce, R ERA: 3.54 (1, 1)	6.0	WLS: L	BF: 23	H: 5	R: 2	ER: 2	SO: 5	BB: 1	IBB: 0	HBP: 0	BLK: 0	WP: 0	HR: 1	S: 32	P: 36	ERA: 3.00	WHIP: 1.000																																							
Paul Foytack, R ERA: 6.38 (7, 1)	2.0		BF: 9	H: 3	R: 2	ER: 2	SO: 2	BB: 1	IBB: 0	HBP: 0	BLK: 0	WP: 0	HR: 0	S: 12	P: 16	ERA: 9.00	WHIP: 2.000																																							
PITCHER	IP	WLS	BF	H	R	ER	SO	BB	IBB	HBP	BLK	WP	HR	S	P	ERA	WHIP	PITCHER	IP	WLS	BF	H	R	ER	SO	BB	IBB	HBP	BLK	WP	HR	S	P	ERA	WHIP																					


BOTTOM

Detroit Tigers @ Washington Senators
Griffith Stadium, Washington, DC

Sat Aug 27 1960, 3:33 AM EDT
Att. 6,686 - Unknown

AB	29
R	4
H	8
RBI	4
BB	2
SO	7
LOB	10

livebaseballscorecards.com



1B: 6	SF: 1	WP: 0	PA: 32
2B: 2	SAC: 0	PB: 0	
3B: 0	DP: 2	SB: 0	
HR: 1	HBP: 0	CS: 0	

Batter	1	2	3	4	5	6	7	8	9	AB R H RBI BB SO LOB	TOP		
Ozzie Virgil, R OBP: 0.255, SLG: 0.344 (1, 5) X	0-0 E6 F9 SH 1B	0-0 F6		X 0-0 F2		X 0-0 F6		X 0-0 SH1-4	0-0 SH1-4 1-2	4 1 0 0 0 0 0			
Al Kaline, R OBP: 0.337, SLG: 0.387 (1, 8) X	0-0 SH PB 1B 1-2 HR	0-0 BB 2B 1B		X 0-0 CS 1B		X 0-0 3-1 3-1 1B		X 0-0 3-1 3-1 1B	4-0 1B BB	3 2 3 0 1 0 0			
Norm Cash, L OBP: 0.397, SLG: 0.500 (1, 3) X	0-0 F9 2-3	4-0 2B BB		0-3 K		0-0 3-1 1-2		0-0 3-1 1-2	0-3 K	4 0 0 0 1 2 6			
Charlie Maxwell, L OBP: 0.339, SLG: 0.470 (1, 7) X	0-0 PB 1-2 HR 3-H 1B	0-0 1-H 2-H 2B		0-0 L 1-2	0-0 E4 SH1-3		0-0 3-1 2-3	0-0 3-1 2-3	0-0 1-H 2-3 1B	6 1 3 2 0 0 2			
Frank Bolling, R OBP: 0.316, SLG: 0.388 (1, 4) X	0-0 1-H 2-H HR	0-0 F5		0-0 SH1-3 2-3		0-0 6-3		0-0 6-3		3 1 1 3 0 0 2			
Rocky Colavito, R OBP: 0.331, SLG: 0.480 (1, 9) X	0-0 HR		0-0 F7		0-0 5-3		0-3 K	0-3 K		4 1 1 1 0 1 1			
Harry Chitt, R OBP: 0.278, SLG: 0.305 (1, 2) B B B	4-0 SH1-3 BB		4-0 5-3 BB		0-0 5-3		0-3 K	0-3 K		2 0 0 0 2 1 1			
Chico Fernandez, R OBP: 0.305, SLG: 0.320 (1, 6) X	0-0 SH1-3 1-2		0-0 5-3		0-0 F2		0-0 F2			3 0 0 0 0 0 1			
Don Mossi, L OBP: 0.255, SLG: 0.116 Sandy Amoros, L OBP: 0.277, SLG: 0.174 Dave Sisler, R OBP: 0.214, SLG: 0.083 Hank Aguirre, R OBP: 0.038, SLG: 0.038 (1, 1) X (6, PH) (6, 1) (8, 1)	0-0 F9		0-3 K		0-3 K		0-0 1B SH1-4 1B			2 0 0 0 0 1 2 1 0 0 0 0 1 0 0 0 0 0 0 0 0 1 0 1 0 0 0 0			
Inning Stats	R: 5 E: 2 K: 0 S: 8 H: 3 LOB: 1 BB: 1 P: 12	R: 1 E: 0 K: 0 S: 4 H: 2 LOB: 1 BB: 1 P: 8	R: 0 E: 0 K: 1 S: 5 H: 0 LOB: 1 BB: 1 P: 9	R: 0 E: 0 K: 1 S: 5 H: 1 LOB: 0 BB: 0 P: 5	R: 0 E: 1 K: 0 S: 4 H: 0 LOB: 1 BB: 0 P: 4	R: 0 E: 0 K: 1 S: 5 H: 0 LOB: 0 BB: 0 P: 5	R: 0 E: 0 K: 2 S: 7 H: 1 LOB: 1 BB: 0 P: 7	R: 0 E: 0 K: 1 S: 6 H: 2 LOB: 3 BB: 1 P: 10	1B: 6 2B: 1 3B: 0 HR: 2 SF: 0 SAC: 4 DP: 0 HBP: 0	WP: 0 PB: 1 SB: 0 CS: 1 PA: 41			
PITCHER	IP WLS BF H R ER SO BB IBB HBP BLK WP HR S P ERA WHIP											PITCHER	IP WLS BF H R ER SO BB IBB HBP BLK WP HR S P ERA WHIP
Eli Grba, R ERA: 3.76 (1, 1)	1.1 L 12 4 6 1 0 2 2 0 0 0 0 2 10 18 6.75 4.500												
Jim Coates, R ERA: 4.93 (2, 1)	2.2 10 2 0 0 2 1 0 0 0 0 0 0 12 16 0.00 1.125												
Duke Maas, R ERA: 3.98 (5, 1)	3.0 11 1 0 0 1 0 0 0 0 0 0 0 13 13 0.00 0.333												
Ryne Duren, R ERA: 4.81 (8, 1)	1.0 3 0 0 0 2 0 0 0 0 0 0 0 7 7 0.00 0.000												
Whitey Ford, L ERA: 2.79 (9, 1)	1.0 5 2 0 0 1 1 0 0 0 0 0 0 6 10 0.00 3.000												

Detroit Tigers @ New York Yankees
 Yankee Stadium, Bronx, NY
 Sun Aug 28 1960, 3:33 AM EDT
 Unknown - 84 F

livebaseballscorecards.com

AB	33
R	6
H	9
RBI	6
BB	4
SO	6
LOB	15




Batter	1	2	3	4	5	6	7	8	9	AB	R	H	RBI	BB	SO	LOB
Bobby Richardson, R (1, 4) Gil McDougald, R (8, PH) (9, 5) OBP: 0.303, SLG: 0.293 OBP: 0.336, SLG: 0.390	0-0 F7		0-0 1B		0-0 L8		4-0 BB	0-3 K		3	0	1	0	1	0	0
Hector Lopez, R (1, 9) OBP: 0.360, SLG: 0.382	0-0 5-3		0-0 1B		0-0 1B		0-3 K		0-0 4-3	5	1	2	1	0	1	2
Bob Cerv, R (1, 7) OBP: 0.348, SLG: 0.468	0-0 1B		0-0 F2		0-0 1B		0-0 L7		0-3 K	5	0	2	0	0	1	4
Mickey Mantle, S (1, 8) OBP: 0.404, SLG: 0.553	0-0 F4		0-0 L9		0-0 1B		0-3 K		0-3 K	5	0	1	1	0	2	5
Bill Skowron, R (1, 3) OBP: 0.347, SLG: 0.561		0-0 L8		0-0 1B	0-0 G6-4-3			0-0 1B		4	0	2	0	0	0	2
Elston Howard, R (1, 2) OBP: 0.305, SLG: 0.382		0-0 5-3		0-3 K		0-3 K		0-0 1B		4	0	1	0	0	2	1
Clete Boyer, R (1, 5) Johnny Blanchard, L (8, PH) (9, 4) Joe DeMaestri, R (9, 4) OBP: 0.300, SLG: 0.424 OBP: 0.313, SLG: 0.406 OBP: 0.200, SLG: 0.240		0-0 6-3		0-3 K		0-3 K		0-0 F4		3	0	0	0	0	2	1
Tony Kubek, L (1, 6) OBP: 0.325, SLG: 0.415			0-0 FC1-6	0-0 1B	0-0 1B	0-0 L8		0-0 1B		4	0	3	0	0	0	0
Eli Grba, R (1, 1) Jim Coates, R (2, 1) Yogi Berra, L (4, PH) (5, 1) Duke Maas, R (7, PH) (8, 1) Roger Maris, L (8, PH) (9, 1) Whitney Ford, L (9, 1) OBP: 0.318, SLG: 0.400 OBP: 0.311, SLG: 0.333 OBP: 0.367, SLG: 0.487 OBP: 0.281, SLG: 0.327 OBP: 0.375, SLG: 0.634 OBP: 0.289, SLG: 0.159			0-0 FC1-6	0-0 F3			4-0 WP	0-3 K		0	0	0	0	0	0	0

Inning Stats	R: 0	H: 1	E: 0	LOB: 1	K: 0	BB: 0	S: 4	R: 0	H: 0	E: 0	LOB: 0	K: 0	BB: 0	S: 3	R: 1	H: 3	E: 0	LOB: 2	K: 0	BB: 0	S: 6	R: 0	H: 2	E: 0	LOB: 2	K: 2	BB: 0	S: 9	R: 1	H: 3	E: 0	LOB: 1	K: 2	BB: 0	S: 5	R: 0	H: 0	E: 0	LOB: 0	K: 2	BB: 0	S: 7	R: 0	H: 0	E: 0	LOB: 2	K: 2	BB: 2	S: 7	R: 0	H: 3	E: 0	LOB: 3	K: 2	BB: 0	S: 10	R: 0	H: 0	E: 0	LOB: 0	K: 2	BB: 0	S: 7	R: 0	H: 0	E: 0	LOB: 0	K: 2	BB: 0	S: 7	R: 0	H: 0	E: 0	LOB: 0	K: 2	BB: 0	S: 7	R: 0	H: 0	E: 0	LOB: 0	K: 2	BB: 0	S: 7
--------------	------	------	------	--------	------	-------	------	------	------	------	--------	------	-------	------	------	------	------	--------	------	-------	------	------	------	------	--------	------	-------	------	------	------	------	--------	------	-------	------	------	------	------	--------	------	-------	------	------	------	------	--------	------	-------	------	------	------	------	--------	------	-------	-------	------	------	------	--------	------	-------	------	------	------	------	--------	------	-------	------	------	------	------	--------	------	-------	------	------	------	------	--------	------	-------	------

PITCHER	IP	WLS	BF	H	R	ER	SO	BB	IBB	HBP	BLK	WP	HR	S	P	ERA	WHIP
Don Mossi, L (1, 1) ERA: 3.47	5.0	W	23	9	2	2	2	0	0	0	0	0	0	27	27	3.60	1.800
Dave Sisler, R (6, 1) ERA: 2.19	2.1		12	3	0	0	4	2	0	0	0	1	0	18	26	0.00	2.143
Hank Aguirre, L (8, 1) ERA: 2.87	1.2	S	5	0	0	0	4	0	0	0	0	0	0	13	13	0.00	0.000

DETROIT TIGERS @ NEW YORK YANKEES
Yankee Stadium, Bronx, NY
 Sun Aug 28 1960, 3:33 AM EDT
 Unknown - 84 F

AB	38
R	2
H	12
RBI	2
BB	2
SO	10
LOB	26



WP	PA	ERA	WHIP
1	40		

Batter	1	2	3	4	5	6	7	8	9	AB R H RBI BB SO LOB	TOP											
Ozzie Virgil, R (1, 5) OBP: 0.253, SLG: 0.368	0-0 HR	0-3 K			0-0 5-3		0-0 6-3		0-0 4-3	5 1 1 1 0 1 0												
Al Kaline, R (1, 8) OBP: 0.340, SLG: 0.395	0-0 L9		0-0 4-3 3B		0-0 1B		0-0 1B			4 1 3 0 0 0 0												
Norm Cash, L (1, 3) OBP: 0.393, SLG: 0.493	0-0 E3 1B		0-3 K		0-0 F3		0-3 K			4 1 0 0 0 2 3												
Paul Foytack, R (7, 1) OBP: 0.318, SLG: 0.263										0 0 0 0 0 0 0												
Charlie Maxwell, L (1, 7) OBP: 0.336, SLG: 0.465	0-3 K 1-2		0-0 4-3		0-0 F8			0-0 F9		4 0 0 1 0 1 2												
Frank Bolling, R (1, 4) OBP: 0.315, SLG: 0.387	0-0 1B 2-H 1B		0-0 6-3		0-0 5-3			0-0 F8		4 0 1 1 0 0 0												
Rocky Colavito, R (1, 9) OBP: 0.331, SLG: 0.478	0-0 1-3 1B			0-0 6-3		0-0 F6		0-0 3-1		4 0 1 0 0 0 0												
Lou Berberet, L (1, 2) OBP: 0.315, SLG: 0.266	0-0 F8			0-0 G3		0-0 HR			0-0 1-3	3 1 1 1 0 0 2												
Hank Foiles, R (9, PH) OBP: 0.347, SLG: 0.342										1 0 0 0 0 0 0												
Coot Veal, R (1, 6) OBP: 0.410, SLG: 0.455		0-0 L8		0-0 1B 1B		0-0 F8			0-3 K	4 0 1 0 0 1 0												
Phil Regan, R (1, 1) OBP: 0.231, SLG: 0.091				0-0 1-3 1B					0-0 K	2 0 1 0 0 0 0												
Pete Burnside, R (5, 1) OBP: 0.207, SLG: 0.148										0 0 0 0 0 0 0												
Bill Fischer, R (6, 1) OBP: 0.236, SLG: 0.333										0 0 0 0 0 0 0												
Hank Aguirre, R (6, 1) OBP: 0.036, SLG: 0.038										0 0 0 0 0 0 0												
Steve Bilko, R (7, PH) OBP: 0.269, SLG: 0.388										2 1 1 1 0 1 0												
Steve Bilko, R (7, 3) OBP: 0.269, SLG: 0.388																						
Inning Stats	R: 2 E: 1 K: 1 S: 9	H: 3 LOB: 2 BB: 0 P: 9	R: 0 E: 0 K: 1 S: 5	H: 0 LOB: 0 BB: 0 P: 5	R: 1 E: 0 K: 1 S: 6	H: 1 LOB: 0 BB: 0 P: 6	R: 0 E: 0 K: 1 S: 4	H: 2 LOB: 2 BB: 0 P: 4	R: 0 E: 0 K: 0 S: 4	H: 1 LOB: 1 BB: 0 P: 4	R: 1 E: 0 K: 0 S: 4	H: 1 LOB: 0 BB: 0 P: 4	R: 0 E: 0 K: 2 S: 8	H: 1 LOB: 1 BB: 0 P: 8	R: 0 E: 0 K: 0 S: 3	H: 0 LOB: 0 BB: 0 P: 3	R: 1 E: 0 K: 1 S: 6	H: 1 LOB: 0 BB: 0 P: 6	1B: 6 2B: 0 3B: 1 HR: 3	SF: 0 SAC: 0 DP: 0 HBP: 0	WP: 0 PB: 0 SB: 1 CS: 0	PA: 37
PITCHER	IP WLS BF H R ER SO BB IBB HBP BLK WP HR S P ERA WHIP																					
Art Ditmar, R (1, 1) ERA: 3.05	6.0 W 26 8 4 3 3 0 0 0 0 0 2 32 32 4.50 1.333																					
Bobby Shantz, L (7, 1) ERA: 2.47	3.0 S 11 2 1 1 3 0 0 0 0 0 1 17 17 3.00 0.667																					

Detroit Tigers @ New York Yankees
 Yankee Stadium, Bronx, NY

Sun Aug 28 1960, 7:05 PM EDT
 Att. 47,971 - Unknown - 84 F

livebaseballscorecards.com

AB	37
R	5
H	10
RBI	5
BB	0
SO	6
LOB	7



Batter	1	2	3	4	5	6	7	8	9	10	11	12	13	14	15	AB	R	H	RBI	BB	SO	LOB	BOTTOM					
Don Buddin, R OBP: 0.346, SLG: 0.377 (1, 6)	0-0 WP 1-3 1B	0-0 1B 2B		0-0 2-3			0-3 K		0-3 K		0-0 P4		0-0 F7			7	1	2	2	0	2	3						
Carroll Hardy, R OBP: 0.280, SLG: 0.278 (1, 8) (8, 7)	0-3 K	0-0 BB 1B		0-3 K			0-0 S 1B		0-0 FC5-4 SH1-4 1B		4-0 1B BB		0-3 K			6	0	3	2	1	3	1						
Ted Williams, L OBP: 0.455, SLG: 0.656 Willie Tasby, R OBP: 0.361, SLG: 0.355 (1, 7) (8, 8)	0-0 1-3	4-0 BB BB BB BB		0-0 L8			0-0 F7		0-0 SH1-4		0-0 SH1-4		0-3 K		0-0 L9	3	0	0	0	1	0	2						
Vic Wertz, L OBP: 0.333, SLG: 0.483 Pumpsie Green, S OBP: 0.347, SLG: 0.327 (1, 3) (9, 4)	0-0 4-3	0-0 L8		0-0 BB BB			0-0 L8		0-3 K		4-0 FC5-4 IBB		0-0 1B		0-0 4-3	4	0	1	0	0	1	3						
Russ Nixon, L OBP: 0.330, SLG: 0.411 Rip Repulski, R OBP: 0.277, SLG: 0.373 Haywood Sullivan, R OBP: 0.281, SLG: 0.254 (1, 2) (10, PH) (11, 2)		0-0 E FC1-2 1B		0-0 F7			0-0 G6-4-3 1B		0-0 4-3		0-0 FC5-4 FC6-4		0-0 P4		0-0 L8	4	0	1	0	0	0	1						
Frank Malzone, R OBP: 0.331, SLG: 0.421 (1, 5)		0-0 F7		0-0 F7			0-0 G6-4-3 1B		0-0 4-3		1-2 F7		0-0 F7		0-0 2B 1B	7	1	1	0	0	0	5						
Pete Runnels, L OBP: 0.394, SLG: 0.396 (1, 4) (9, 3)		0-0 FC1-2 E 2B 1B		0-0 S 1B			0-0 L8		0-0 FC1-6 1B		0-0 1B		0-0 1B		0-0 2B	7	1	6	1	0	0	0						
Lou Clinton, R OBP: 0.277, SLG: 0.398 (1, 9)		0-0 E6 FC1-2 2B		0-3 K			0-3 K2-3		0-0 FC1-6 1-2		0-3 K		0-0 P4		0-0 2B	6	1	0	0	0	3	6						
Bill Monbouquette, R OBP: 0.177, SLG: 0.073 Mike Fornieles, R OBP: 0.462, SLG: 0.462 Jim Pagliaroni, R OBP: 0.390, SLG: 0.529 Frank Sullivan, R OBP: 0.300, SLG: 0.111 Ted Willis, L OBP: 0.375, SLG: 0.429 (1, 1) (8, 1) (9, PH) (10, 1) (11, 1)		0-0 FC1-2 2B 1B		0-0 F9			0-0 6-3		0-3 K		0-0 F7		0-3 K		0-0 2B	3	1	0	0	0	0	3						
Inning Stats	R: 0 E: 0 K: 1 S: 6	H: 1 LOB: 1 BB: 0 P: 6	R: 4 E: 0 K: 1 S: 8	H: 4 LOB: 2 BB: 1 P: 12	R: 0 E: 0 K: 1 S: 5	H: 1 LOB: 1 BB: 0 P: 6	R: 0 E: 0 K: 1 S: 5	H: 0 LOB: 0 BB: 0 P: 5	R: 0 E: 0 K: 1 S: 6	H: 1 LOB: 1 BB: 0 P: 6	R: 0 E: 0 K: 1 S: 5	H: 0 LOB: 0 BB: 0 P: 5	R: 0 E: 0 K: 2 S: 8	H: 1 LOB: 1 BB: 0 P: 8	R: 0 E: 0 K: 1 S: 6	H: 1 LOB: 1 BB: 0 P: 6	R: 0 E: 0 K: 1 S: 6	H: 1 LOB: 2 BB: 1 P: 10	R: 0 E: 0 K: 1 S: 6	H: 1 LOB: 1 BB: 0 P: 6	R: 0 E: 0 K: 1 S: 5	H: 0 LOB: 0 BB: 0 P: 5	R: 1 E: 0 K: 0 S: 3	H: 2 LOB: 1 BB: 0 P: 3	1B: 13 2B: 2 3B: 0 HR: 0	SF: 0 SAC: 1 DP: 1 HBP: 0	WP: 1 PB: 0 SB: 2 CS: 0	PA: 61

PITCHER	IP	WLS	BF	H	R	ER	SO	BB	IBB	HBP	BLK	WP	HR	S	P	ERA	WHIP
Frank Lary, R ERA: 3.65	6.0		26	7	4	0	4	0	0	0	0	0	0	33	37	0.00	1.333
Bill Fischer, R ERA: 3.82	7.1	1.0	4	1	0	0	1	0	0	0	0	0	0	6	6	0.00	1.000
Hank Aguirre, L ERA: 2.76	8.1	2.1	10	2	0	0	3	0	1	0	0	0	0	15	19	0.00	0.857
Dave Sieler, R ERA: 2.13	10.1	1.2	6	1	0	0	1	0	0	0	0	0	0	8	8	0.00	0.600
Phil Regan, R ERA: 5.11	12.1	0.1	3	1	0	0	1	1	0	0	0	0	0	4	8	0.00	6.000

PITCHER	IP	WLS	BF	H	R	ER	SO	BB	IBB	HBP	BLK	WP	HR	S	P	ERA	WHIP
Paul Foytack, R ERA: 6.08	12.1	3.0	L	12	3	1	1	2	0	0	0	0	0	16	16	3.00	1.000

Detroit Tigers @ Boston Red Sox
Fenway Park, Boston, MA
Tue Aug 30 1960, 7:05 PM EDT
Unknown

AB	57
R	5
H	15
RBI	5
BB	3
SO	12
LOB	32



1B	13	SF	0
2B	2	SAC	1
3B	0	DP	1
HR	0	HBP	0

BOTTOM

Detroit Tigers @ Boston Red Sox
Fenway Park, Boston, MA
Tue Aug 30 1960, 7:05 PM EDT
Att: 27,176 - Unknown

livebaseballscorecards.com

AB	36
R	3
H	10
RBI	2
BB	3
SO	10
LOB	22



WP	0	PA	42
PB	0		
SB	0		
CS	1		

AB	3	R	0	H	1	RBI	0	BB	0	SO	0	LOB	1
	1	0	0	0	0	0	0	0	0	0	0	0	0

5	0	2	1	0	2	1							
---	---	---	---	---	---	---	--	--	--	--	--	--	--

2	0	0	0	3	1	3							
0	1	0	0	0	0	0							

4	0	0	0	0	3	5							
---	---	---	---	---	---	---	--	--	--	--	--	--	--

5	0	1	0	0	0	4							
---	---	---	---	---	---	---	--	--	--	--	--	--	--

4	1	3	0	0	0	1							
---	---	---	---	---	---	---	--	--	--	--	--	--	--

4	0	1	0	0	2	3							
---	---	---	---	---	---	---	--	--	--	--	--	--	--

4	0	0	0	0	2	4							
---	---	---	---	---	---	---	--	--	--	--	--	--	--

3	1	2	1	0	0	0							
0	0	0	0	0	0	0							
1	0	0	0	0	0	0							
0	0	0	0	0	0	0							

1B	4	SF	0	WP	0	PA	42
2B	6	SAC	1	PB	0		
3B	0	DP	1	SB	0		
HR	0	HBP	1	CS	1		

Batter	1	2	3	4	5	6	7	8	9	10	AB	R	H	RBI	BB	SO	LOB							
Don Buddin, R (1, 6) OBP: 0.347, SLG: 0.377 Pumpsie Green, S (7, PR) OBP: 0.345, SLG: 0.325	0-0 BB 1B		0-0 6-3			0-0 F2	1-0 2B HBP		0-0 F9		3	0	1	0	0	0	1							
Carroll Hardy, R (1, 7) OBP: 0.287, SLG: 0.312	0-3 K			0-3 K		0-0 2B	0-0 2B		0-0 P5		5	0	2	1	0	2	1							
Vic Wertz, L (1, 3) OBP: 0.337, SLG: 0.480 Tom Brewer, R (10, PR) OBP: 0.216, SLG: 0.280	4-0 G6-3 1-2 BB			0-3 K		4-0 IBB	0-0 F9			4-0 SH5-4 E BB	2	0	0	0	3	1	3							
Russ Nixon, L (1, 2) OBP: 0.325, SLG: 0.405	0-0 G6-3 1-2f			0-3 K		0-3 K				0-0 SH5-4 1-2	4	0	0	0	0	3	5							
Frank Malzone, R (1, 5) OBP: 0.330, SLG: 0.419		0-0 CS 1B			0-0 1-3	0-0 P6			0-0 P4		5	0	1	0	0	0	4							
Pete Runnels, L (1, 4) OBP: 0.397, SLG: 0.404		0-0 P5			0-0 4-3 2B		0-0 2B		0-0 2B 1B		4	1	3	0	0	0	1							
Willie Tasby, R (1, 8) OBP: 0.360, SLG: 0.357		0-3 K			0-0 4-3 2-3		0-3 K		0-0 1-3 2B		4	0	1	0	0	2	3							
Lou Clinton, R (1, 9) OBP: 0.272, SLG: 0.390		0-0 CS 1-2	0-3 K		0-0 P4		0-3 K		0-0 L8		4	0	0	0	0	2	4							
Earl Wilson, R (1, 1) OBP: 0.222, SLG: 0.235 Billy Muffett, R (9, 1) OBP: 0.321, SLG: 0.333 Ted Williams, L (9, PH) OBP: 0.454, SLG: 0.653 Tom Sturdivant, L (10, 1) OBP: 0.182, SLG: 0.190			0-0 6-3			0-0 2B 1B	0-0 2B		0-0 L8		3	1	2	1	0	0	0							
											0	0	0	0	0	0	0							
											1	0	0	0	0	0	0							
											0	0	0	0	0	0	0							
Inning Stats	R: 0 E: 0 K: 1 S: 5	H: 1 LOB: 1 BB: 1 P: 9	R: 0 E: 0 K: 1 S: 5	H: 1 LOB: 0 BB: 0 P: 5	R: 0 E: 0 K: 1 S: 5	H: 0 LOB: 0 BB: 0 P: 5	R: 0 E: 0 K: 3 S: 9	H: 0 LOB: 0 BB: 0 P: 9	R: 0 E: 0 K: 0 S: 4	H: 1 LOB: 1 BB: 0 P: 4	R: 0 E: 0 K: 1 S: 7	H: 2 LOB: 3 BB: 1 P: 11	R: 2 E: 0 K: 2 S: 10	H: 3 LOB: 3 BB: 0 P: 11	R: 0 E: 0 K: 1 S: 7	H: 2 LOB: 2 BB: 0 P: 7	R: 0 E: 0 K: 0 S: 3	H: 0 LOB: 0 BB: 0 P: 3	R: 1 E: 0 K: 0 S: 2	H: 0 LOB: 1 BB: 1 P: 6	1B: 4 2B: 6 3B: 0 HR: 0	SF: 0 SAC: 1 DP: 1 HBP: 1	WP: 0 PB: 0 SB: 0 CS: 1	PA: 42
PITCHER Jim Bunning, R (1, 1) ERA: 2.71	IP 9.1	WLS L	BF 41	H 10	R 3	ER 2	SO 10	BB 2	IBB 1	HBP 1	BLK 0	WP 0	HR 0	S 57	P 70	ERA 1.93	WHIP 1.286							

Batter	1	2	3	4	5	6	7	8	9	AB R H RBI BB SO LOB	TOP											
Eddie Yost, R (1, 5) OBP: 0.413, SLG: 0.371 Ozzie Virgil, R (8, PR) OBP: 0.266, SLG: 0.365 (8, 5)	0-0 F7	0-0 E8 1-3 2-H 1B		4-0 SH1-3 1B BB		0-0 F9		4-0 BB BB		3 0 1 1 2 0 2 0 0 0 0 0 0 0												
Chico Fernandez, R (1, 6) OBP: 0.303, SLG: 0.315	0-0 5-3	0-0 4-3		0-0 SH1-3		0-0 FC4-6 1-2f		4-0 FC4-6 BB		3 0 0 1 1 0 4												
Norm Cash, L (1, 3) OBP: 0.396, SLG: 0.487	4-0 BB			4-0 FC6-4 BB		0-0 1B		0-0 FC4-6 1-2f		3 0 1 1 2 0 2												
Charlie Maxwell, L (1, 7) OBP: 0.330, SLG: 0.455	0-0 6-3		0-0 F5		0-3 K		0-3 K		0-3 K	5 0 0 0 0 3 2												
Al Kaline, R (1, 8) OBP: 0.345, SLG: 0.400		0-0 1B 2B	0-0 FC6-4 1-2f		0-0 L9		0-0 E5 1B		0-0 L9	5 1 2 0 0 0 1												
Rocky Colavito, R (1, 9) OBP: 0.327, SLG: 0.473		0-0 F8	0-0 5-3		0-0 6-3		4-0 BB		0-0 5-3	4 0 0 0 1 0 2												
Frank Bolling, R (1, 4) OBP: 0.313, SLG: 0.380		0-0 1B E 1B		0-0 BB SH1-3 1B		4-0 1B BB		0-0 L8		3 2 2 1 1 0 2												
Harry Chiti, R (1, 2) OBP: 0.277, SLG: 0.302		0-0 F8		0-0 SH1-3 BB 1B 1B		0-0 FC4-6 1B		0-0 F9		4 1 2 0 0 0 1												
Bob Bruce, R (1, 1) OBP: 0.310, SLG: 0.200 Neil Christley, L (8, PH) OBP: 0.308, SLG: 0.412 Hank Aguirre, R (8, 1) OBP: 0.038, SLG: 0.038		0-0 E 1B		0-3 K		0-0 B3		0-0 P6		3 0 1 0 0 1 4 1 0 0 0 0 0 0 0 0 0 0 0 0 0												
Inning Stats	R: 0 E: 0 K: 0 S: 3	H: 0 LOB: 1 BB: 1 P: 7	R: 2 E: 1 K: 0 S: 7	H: 4 LOB: 2 BB: 0 P: 7	R: 0 E: 0 K: 0 S: 3	H: 0 LOB: 1 BB: 1 P: 7	R: 2 E: 0 K: 1 S: 7	H: 3 LOB: 2 BB: 1 P: 11	R: 0 E: 0 K: 1 S: 5	H: 0 LOB: 0 BB: 0 P: 5	R: 0 E: 1 K: 0 S: 4	H: 1 LOB: 2 BB: 1 P: 8	R: 0 E: 1 K: 1 S: 6	H: 1 LOB: 2 BB: 1 P: 10	R: 0 E: 0 K: 0 S: 3	H: 0 LOB: 2 BB: 2 P: 11	R: 0 E: 0 K: 1 S: 5	H: 0 LOB: 0 BB: 0 P: 5	1B: 8 2B: 1 3B: 0 HR: 0	SF: 0 SAC: 1 DP: 0 HBP: 0	WP: 0 PB: 0 SB: 1 CS: 0	PA: 42
PITCHER	IP WLS BF H R ER SO BB IBB HBP BLK WP HR S P ERA WHIP																					
Ike Delock, R (1, 1) ERA: 5.53	4.0 L 21 7 4 4 1 3 0 0 0 0 0 0 20 32 9.00 2.500																					
Jerry Casale, R (5, 1) ERA: 6.54	4.0 18 2 0 0 2 4 0 0 0 0 0 0 18 34 0.00 1.500																					
Mike Fornieles, R (9, 1) ERA: 2.54	1.0 3 0 0 0 1 0 0 0 0 0 0 0 5 5 0.00 0.000																					

Detroit Tigers @ Boston Red Sox
Fenway Park, Boston, MA
 Wed Aug 31 1960, 7:05 PM EDT
 Att: 14,562 - Unknown

livebaseballscorecards.com

AB 34
R 4
H 9
RBI 4
BB 7
SO 4
LOB 20




Batter	1	2	3	4	5	6	7	8	9	AB	R	H	RBI	BB	SO	LOB
Pumpsie Green, S OBP: 0.342, SLG: 0.317 (1, 6)	0-3 K	0-0 L8		4-0 1-2 BB		0-0 1-3		0-0 FC1-4 FC4-8 1-2f		4	0	0	0	1	1	4
Carroll Hardy, R OBP: 0.283, SLG: 0.305 (1, 8)	0-3 K		0-0 P6	0-3 K		0-0 FC4-6 1B		0-0 FC4-6 1-2f		5	0	1	0	0	2	3
Ted Williams, L OBP: 0.453, SLG: 0.647 (1, 7)	4-0 BB		0-0 1B 1B	0-0 3-1		0-0 FC4-6 1-2f		0-3 K		4	1	1	0	1	1	4
Vic Wertz, L OBP: 0.338, SLG: 0.478 (1, 3)	0-0 F9		0-0 1B 1B		4-0 BB 1B BB	0-0 F7		0-3 K		4	1	1	0	1	1	2
Russ Nixon, L OBP: 0.324, SLG: 0.403 Jim Pagliaroni, R OBP: 0.381, SLG: 0.514 (9, PH)		0-3 K	0-0 F7		0-0 F9		0-0 4-3 WP 1B		0-0 F7	4	0	1	0	0	1	3
Frank Malzone, R OBP: 0.330, SLG: 0.420 (1, 5)		0-0 E 2B	0-0 1-2 2-H 1B		0-0 F7		0-0 1-3		0-0 P4	1	0	0	0	0	0	0
Pete Runnels, L OBP: 0.396, SLG: 0.401 (1, 4)		0-0 E5 BB 2-3	0-0 1-3		4-0 1-2 BB		0-0 4-3			3	0	0	0	1	0	4
Lou Clinton, R OBP: 0.276, SLG: 0.389 (1, 9)		4-0 1-2 BB		0-0 6-3		0-0 1-2 2-H 1B		0-3 K		3	0	1	1	1	1	1
Ike Delock, R OBP: 0.094, SLG: 0.094 Willie Tasby, R OBP: 0.361, SLG: 0.357 Jerry Casale, R OBP: 0.294, SLG: 0.344 Rip Repulski, R OBP: 0.283, SLG: 0.378 Mike Fornieles, R OBP: 0.462, SLG: 0.462 (9, 1)		0-3 K		1-0 BB HBP		0-3 K		0-0 FC1-4 1B		1	0	0	0	0	1	3

Inning Stats	R: 0	H: 0	E: 0	K: 2	S: 7	H: 0	LOB: 1	BB: 1	P: 11	R: 0	H: 1	E: 1	K: 2	S: 9	H: 3	LOB: 2	BB: 0	P: 6	R: 1	H: 1	E: 0	K: 1	S: 5	H: 0	LOB: 2	BB: 1	P: 10	R: 1	H: 1	E: 0	K: 1	S: 6	H: 1	LOB: 1	BB: 0	P: 4	R: 0	H: 1	E: 0	K: 1	S: 6	H: 1	LOB: 1	BB: 0	P: 6	R: 0	H: 1	E: 0	K: 1	S: 6	H: 1	LOB: 1	BB: 0	P: 6	R: 0	H: 1	E: 0	K: 1	S: 6	H: 0	LOB: 0	BB: 0	P: 5	1B: 7	2B: 1	3B: 0	HR: 0	SF: 0	SAC: 0	DP: 0	HBP: 1	WP: 1	PB: 0	SB: 0	CS: 0	PA: 42
--------------	------	------	------	------	------	------	--------	-------	-------	------	------	------	------	------	------	--------	-------	------	------	------	------	------	------	------	--------	-------	-------	------	------	------	------	------	------	--------	-------	------	------	------	------	------	------	------	--------	-------	------	------	------	------	------	------	------	--------	-------	------	------	------	------	------	------	------	--------	-------	------	-------	-------	-------	-------	-------	--------	-------	--------	-------	-------	-------	-------	--------

PITCHER	IP	WLS	BF	H	R	ER	SO	BB	IBB	HBP	BLK	WP	HR	S	P	ERA	WHIP
Bob Bruce, R ERA: 3.47 (1, 1)	7.0	W	35	7	2	2	7	5	0	1	0	1	0	43	64	2.57	1.714
Hank Aguirre, L ERA: 2.69 (8, 1)	2.0	S	7	1	0	0	2	0	0	0	0	0	0	11	11	0.00	0.500

DETROIT TIGERS @ BOSTON RED SOX
Fenway Park, Boston, MA
 Wed Aug 31 1960, 7:05 PM EDT
 Att. 14,562 - Unknown

AB	36
R	2
H	8
RBI	2
BB	5
SO	9
LOB	28



Batter	1	2	3	4	5	6	7	8	9	AB R H RBI BB SO LOB	TOP																									
Eddie Yost, R (1, 5) OBP: 0.415, SLG: 0.374	4-0 SH5-3 1B BB	0-3 K			0-0 G3-6-3 1B	0-0 2B		0-0 G1-4-3 1-2f		4 1 2 2 1 1 2																										
Chico Fernandez, R (1, 6) OBP: 0.302, SLG: 0.313	0-0 SH5-3 1-2	0-0 F7			0-0 G3-6-3 1-2f	0-0 P3			4-0 FC6-4 BB	3 0 0 0 1 0 2																										
Al Kaline, R (1, 8) OBP: 0.347, SLG: 0.401	0-0 FC1-6 BB 2-H 1B		0-0 L5-3		4-0 BB		0-0 FC4-6 1B		0-0 FC6-4 1B 1-2f	4 1 2 1 1 0 1																										
Rocky Colavito, R (1, 9) OBP: 0.328, SLG: 0.471	4-0 FC1-6 1-2 BB		0-0 L7		0-0 P4		0-0 FC4-6 4-3 1-2f		0-0 G6-4-3 1B	4 0 1 0 1 0 2																										
Frank Bolling, R (1, 4) OBP: 0.312, SLG: 0.378	0-0 FC1-6 BB 1-2f 2-3		0-0 1B			0-0 5-3	0-0 4-3 1-2		0-0 G6-4-3 1-2f	5 0 1 0 0 0 5																										
Steve Bilko, R (1, 3) OBP: 0.272, SLG: 0.388	4-0 BB 1-2 BB		0-0 F8			0-0 1B 1B	0-0 6-3			3 1 1 0 1 0 2																										
Dick Gernert, R (1, 7) OBP: 0.321, SLG: 0.281	4-0 BB			0-3 K		0-0 1B 2B 1B		0-0 G3		0 0 0 0 0 0 0 3 1 1 1 1 1 0	AB 34 R 5 H 10 RBI 5 BB 6 SO 4 LOB 19																									
Charlie Maxwell, L (1, PH) OBP: 0.332, SLG: 0.454	1-2 2-3 3-H BB																																			
Harry Chiti, R (1, 2) OBP: 0.275, SLG: 0.300	0-0 6-3			0-0 F8		0-0 2B 1B		0-0 E5 1B		2 0 0 0 0 0 3 1 1 1 1 0 0 0 1 0 0 0 0 0 0																										
Neil Chrisley, L (6, PH) OBP: 0.312, SLG: 0.415																																				
Hank Foiles, R (6, 2) OBP: 0.344, SLG: 0.339																																				
Phil Regan, R (1, 1) OBP: 0.188, SLG: 0.071		0-3 K2-3		0-3 K		0-0 F3		0-0 G1-4-3 1B		3 0 0 0 0 2 2 0 0 0 0 0 0 0 1 0 1 0 0 0 0 0 0 0 0 0 0 0 0 0 0 0 0 0 0																										
Bill Fischer, R (6, 1) OBP: 0.296, SLG: 0.333																																				
Sandy Amoros, L (8, PH) OBP: 0.279, SLG: 0.181																																				
Paul Foytack, R (8, 1) OBP: 0.304, SLG: 0.250																																				
Hank Aguirre, R (8, 1) OBP: 0.038, SLG: 0.038																																				
Inning Stats	R: 2 E: 0 K: 0 S: 4	H: 1 LOB: 3 BB: 4 P: 20	R: 0 E: 0 K: 2 S: 7	H: 0 LOB: 0 BB: 0 P: 7	R: 0 E: 0 K: 0 S: 4	H: 1 LOB: 1 BB: 0 P: 4	R: 0 E: 0 K: 2 S: 7	H: 0 LOB: 0 BB: 0 P: 7	R: 0 E: 0 K: 0 S: 3	H: 1 LOB: 1 BB: 1 P: 7	R: 0 E: 0 K: 0 S: 4	H: 1 LOB: 1 BB: 0 P: 4	R: 0 E: 1 K: 0 S: 4	H: 1 LOB: 1 BB: 0 P: 4	R: 0 E: 0 K: 0 S: 3	H: 1 LOB: 1 BB: 1 P: 7	1B: 9 2B: 1 3B: 0 HR: 0	SF: 0 SAC: 1 DP: 3 HBP: 0	WP: 0 PB: 0 SB: 0 CS: 0	PA: 41																
PITCHER	IP WLS BF H R ER SO BB IBB HBP BLK WP HR S P ERA WHIP																																			
Herb Score, L (1, 1) ERA: 3.87	0.2		7	1	2	2	0	4	0	0	0	0	0	3	19	27.00	7.500																			
Russ Kemmerer, R (1, 1) ERA: 3.77	5.1		22	6	3	3	4	1	0	0	0	0	0	29	33	5.06	1.312																			
Gerry Staley, R (7, 1) ERA: 2.21	3.0	W	12	3	0	0	0	1	0	0	0	0	0	11	15	0.00	1.333																			

Detroit Tigers @ Chicago White Sox
 Comiskey Park, Chicago, IL
 Fri Sep 02 1960, 8:05 PM EDT
 Att. 33,617 - Unknown

livebaseballscorecards.com



Batter	1	2	3	4	5	6	7	8	9
Luis Aparicio, R OBP: 0.323, SLG: 0.348 (1, 6)	0-0 L8		0-0 4-3		0-0 E4 1B		0-0 5-3	0-0 F4	
Nellie Fox, L OBP: 0.339, SLG: 0.363 (1, 4)	0-0 F7		0-0 4-3		4-0 BB		0-0 F7		
Roy Sievers, R OBP: 0.419, SLG: 0.577 (1, 3)	0-3 K			0-0 F7	0-0 G3		0-3 K		
Al Smith, R OBP: 0.382, SLG: 0.466 (1, 9)		0-0 L4		0-0 L5		4-0 SH1-4 SF7 BB		0-0 2B 1B	
Minnie Minoso, R OBP: 0.374, SLG: 0.459 (1, 7)		0-0 1B		0-0 L8		0-0 SH1-4 E 1B		0-0 1B 2B	
Gene Freese, R OBP: 0.304, SLG: 0.471 Floyd Robinson, L (9, 8)		0-0 L8			0-0 F9	0-0 SH1-4		0-0 6-3	
Sherm Lollar, R OBP: 0.337, SLG: 0.374 (1, 2)		0-3 K			0-0 BB 1B	0-0 SF7		4-0 1B IBB	
Jim Landis, R OBP: 0.372, SLG: 0.388 Earl Torgeson, L OBP: 0.478, SLG: 0.460 (8, PH) Earl Averill, R OBP: 0.314, SLG: 0.308 Sammy Esposito, R OBP: 0.286, SLG: 0.196 (8, PR) (9, 5)			4-0 SH3-4 S 4-3 BB		4-0 E BB	0-0 E6		0-0 1B	
Herb Score, L OBP: 0.185, SLG: 0.200 Russ Kemmerer, R (1, 1) Ted Kluszewski, L OBP: 0.344, SLG: 0.379 (6, PH) Gerry Staley, R OBP: 0.350, SLG: 0.250 (7, 1)			0-0 SH3-4		0-3 K	0-0 4-3		0-0 L8	

Inning Stats	R: 0 E: 0 K: 1 S: 5	H: 0 LOB: 0 BB: 0 P: 5	R: 0 E: 0 K: 1 S: 6	H: 1 LOB: 1 BB: 0 P: 6	R: 1 E: 0 K: 0 S: 3	H: 0 LOB: 0 BB: 1 P: 7	R: 0 E: 0 K: 0 S: 3	H: 0 LOB: 0 BB: 0 P: 3	R: 2 E: 1 K: 1 S: 7	H: 2 LOB: 2 BB: 2 P: 15	R: 2 E: 1 K: 0 S: 5	H: 1 LOB: 1 BB: 1 P: 9	R: 0 E: 0 K: 1 S: 5	H: 0 LOB: 0 BB: 0 P: 5	R: 2 E: 0 K: 0 S: 6	H: 3 LOB: 2 BB: 1 P: 10
--------------	------------------------------	---------------------------------	------------------------------	---------------------------------	------------------------------	---------------------------------	------------------------------	---------------------------------	------------------------------	----------------------------------	------------------------------	---------------------------------	------------------------------	---------------------------------	------------------------------	----------------------------------

PITCHER	IP	WLS	BF	H	R	ER	SO	BB	IBB	HBP	BLK	WP	HR	S	P	ERA	WHIP
Phil Regan, R ERA: 5.14 (1, 1)	5.0		23	4	5	3	3	4	0	0	0	0	0	25	41	5.40	1.600
Bill Fischer, R ERA: 3.75 (6, 1)	2.0		7	0	0	0	1	0	0	0	0	0	0	9	9	0.00	0.000
Paul Foytack, R ERA: 6.28 (8, 1)	0.1	L	4	2	2	2	0	0	1	0	0	0	0	3	7	54.00	6.000
Hank Aguirre, L ERA: 2.67 (8, 1)	0.2		3	1	0	0	0	0	0	0	0	0	0	3	3	0.00	1.500

AB R H RBI BB SO LOB

5 0 1 2 0 0 2

3 0 0 0 1 0 0

4 0 0 0 0 2 2

3 2 1 0 1 0 0

4 2 3 0 0 0 0

3 0 0 0 0 0 3

0 0 0 0 0 0 0

2 1 1 1 1 1 1

1 2 0 0 2 0 0

0 0 0 0 0 0 0

1 0 1 2 0 0 0

0 0 0 0 0 0 0

0 0 0 0 0 0 0

1 0 0 0 0 1 2

1 0 0 0 0 0 1

1 0 0 0 0 0 2

1B: 6 SF: 1

2B: 1 SAC: 2

3B: 0 DP: 0

HR: 0 HBP: 0

WP: 0 PA: 37

PB: 0

SB: 1

CS: 0

ERA

WHIP

DETROIT TIGERS @ CHICAGO WHITE SOX

Comiskey Park, Chicago, IL

Fri Sep 02 1960, 8:05 PM EDT

Att. 33,617 - Unknown



livebaseballscorecards.com

Batter	1	2	3	4	5	6	7	8	9	AB	R	H	RBI	BB	SO	LOB
Luis Aparicio, R OBP: 0.325, SLG: 0.349 (1, 6)	0-0 1B S 1B	0-0 5-3		0-0 1-3 1B		0-0 2-3				4	1	2	0	0	0	1
Nellie Fox, L OBP: 0.338, SLG: 0.362 (1, 4)	0-0 1-3 1B	0-0 L8		0-0 F5			0-0 4-3			4	1	1	0	0	0	2
Roy Sievers, R OBP: 0.417, SLG: 0.573 (1, 3)	0-0 1-2 3B 3-H		0-0 5-3		0-0 F9		0-0 L7			4	1	1	1	0	0	0
Al Smith, R OBP: 0.383, SLG: 0.466 (1, 9)	0-0 1-3 2-H 3B		0-0 FC4-6 1B		0-0 F7		0-0 F7			4	1	2	1	0	0	0
Minnie Minoso, R OBP: 0.375, SLG: 0.463 (1, 7)	0-0 1-H 3-H 3B		0-0 FC4-6		0-0 E S 1B			0-0 L5		4	0	2	2	0	0	1
Gene Freese, R OBP: 0.302, SLG: 0.466 (1, 5)	0-3 K		0-0 L8		0-3 K			0-0 6-3		4	0	0	0	0	2	3
Sammy Esposito, R OBP: 0.286, SLG: 0.196 (9, 5)					1-3 K					0	0	0	0	0	0	0
Sherm Lollar, R OBP: 0.337, SLG: 0.370 (1, 2)	0-0 P4			0-0 L7		4-0 BB FC1-4 BB		0-0 6-3		3	0	0	0	1	0	1
Jim Landis, R OBP: 0.371, SLG: 0.386 (1, 8)	0-0 6-3			1-0 1B HBP		0-0 FC1-4 S				2	0	0	0	0	0	2
Early Wynn, S OBP: 0.303, SLG: 0.266 (1, 1)		0-0 F7		0-3 K		0-0 6-3				3	0	0	0	0	1	2

Inning Stats	R: 4 E: 0 K: 1 S: 10	H: 5 LOB: 1 BB: 0 P: 10	R: 0 E: 0 K: 0 S: 3	H: 0 LOB: 0 BB: 0 P: 3	R: 0 E: 1 K: 0 S: 4	H: 1 LOB: 1 BB: 0 P: 4	R: 0 E: 0 K: 1 S: 6	H: 1 LOB: 2 BB: 0 P: 7	R: 0 E: 0 K: 1 S: 6	H: 1 LOB: 1 BB: 0 P: 6	R: 0 E: 0 K: 0 S: 3	H: 0 LOB: 0 BB: 0 P: 3	R: 0 E: 0 K: 0 S: 3	H: 0 LOB: 0 BB: 0 P: 3	R: 0 E: 0 K: 0 S: 3	H: 0 LOB: 0 BB: 0 P: 3	1B: 7 2B: 0 3B: 1 HR: 0	SF: 0 SAC: 0 DP: 0 HBP: 1	WP: 0 PB: 0 SB: 3 CS: 0	PA: 34												
PITCHER Frank Lary, R ERA: 3.68 (1, 1)	IP 8.0	WLS L	BF 34	H 8	R 4	ER 4	SO 3	BB 1	IBB 0	HBP 1	BLK 0	WP 0	HR 0	S 38	P 43	ERA 4.50	WHIP 1.125															
											PITCHER	IP 8.0	WLS L	BF 34	H 8	R 4	ER 4	SO 3	BB 1	IBB 0	HBP 1	BLK 0	WP 0	HR 0	S 38	P 43	ERA 4.50	WHIP 1.125				

BOTTOM

Detroit Tigers @ Chicago White Sox
Comiskey Park, Chicago, IL

Sat Sep 03 1960, 4:33 AM EDT
Att. 16,429 - Unknown

livebaseballscorecards.com

AB	32
R	4
H	8
RBI	4
BB	1
SO	3
LOB	12



Batter	1	2	3	4	5	6	7	8	9	AB R H RBI BB SO LOB	TOP									
Eddie Yost, R (1, 5) OBP: 0.413, SLG: 0.379 Ozzie Virgil, R (7, 5) OBP: 0.254, SLG: 0.349	0-0 HR		0-0 6-3	0-0 F8			0-0 F8		0-3 K	4 1 1 1 0 0 1 1 0 0 0 0 1 1										
Coot Veal, R (1, 6) OBP: 0.447, SLG: 0.500	0-0 6-3		0-0 P3			0-0 F7		0-0 2B		4 0 1 1 0 0 0										
Al Kaline, R (1, 8) OBP: 0.346, SLG: 0.399	0-0 L8		0-0 1B 1B			0-0 L5-3		0-0 L1-3		4 1 1 0 0 0 1										
Rocky Colavito, R (1, 9) OBP: 0.329, SLG: 0.468	0-0 1-3		0-0 1B 1B			0-0 6-3		0-0 F9		4 1 1 0 0 0 0										
Frank Bolling, R (1, 4) OBP: 0.311, SLG: 0.376		0-0 F8	0-0 HR 1B			0-0 6-3		0-0 5-3		4 1 1 2 0 0 0										
Steve Bilko, R (1, 3) OBP: 0.276, SLG: 0.405		0-0 FC6-4 1B	0-0 HR			0-0 F9		0-3 K		4 1 2 2 0 1 0										
Dick Gernert, R (1, 7) OBP: 0.312, SLG: 0.273 Neil Christley, L (7, 7) OBP: 0.313, SLG: 0.416		0-0 FC6-4 1B	0-0 F7			0-3 K			0-0 SH1-4 1B	3 0 0 0 0 1 1 1 0 1 0 0 0 0										
Hank Foiles, R (1, 2) OBP: 0.344, SLG: 0.339		0-0 1B		0-0 F8			0-0 E1 2B		0-0 SH1-4	3 1 1 0 0 0 0										
Jim Bunning, R (1, 1) OBP: 0.194, SLG: 0.174 Dave Sisler, R (6, 1) OBP: 0.188, SLG: 0.071		0-0 F8		0-0 F7			0-3 K		0-3 K	2 0 0 0 0 0 2 2 0 0 0 0 2 2										
Inning Stats	R: 1 E: 0 K: 0 S: 4	H: 1 LOB: 0 BB: 0 P: 4	R: 0 E: 0 K: 0 S: 5	H: 2 LOB: 2 BB: 0 P: 5	R: 4 E: 0 K: 0 S: 7	H: 4 LOB: 0 BB: 0 P: 7	R: 0 E: 0 K: 0 S: 3	H: 0 LOB: 0 BB: 0 P: 3	R: 0 E: 0 K: 1 S: 5	H: 0 LOB: 0 BB: 0 P: 5	R: 1 E: 1 K: 1 S: 7	H: 1 LOB: 1 BB: 0 P: 7	R: 0 E: 0 K: 1 S: 5	H: 0 LOB: 0 BB: 0 P: 5	R: 0 E: 0 K: 2 S: 8	H: 1 LOB: 1 BB: 0 P: 8	1B: 6 2B: 1 3B: 0 HR: 2	SF: 0 SAC: 1 DP: 0 HBP: 0	WP: 0 PB: 0 SB: 0 CS: 0	PA: 37
PITCHER	IP WLS BF H R ER SO BB IBB HBP BLK WP HR S P ERA WHIP																			
Frank Baumann, L (1, 1) ERA: 2.73	3.0 L 16 7 5 5 0 0 0 0 0 0 0 2 16 16 15.00 2.333																			
Al Worthington, R (4, 1) ERA: 6.59	2.0 6 0 0 0 0 0 0 0 0 0 0 0 6 6 0.00 0.000																			
Mike Garcia, R (6, 1) ERA: 10.8	1.0 3 0 0 0 1 0 0 0 0 0 0 0 5 5 0.00 0.000																			
Turk Lown, R (7, 1) ERA: 3.39	1.0 5 1 1 0 1 0 0 0 0 0 0 0 7 7 0.00 1.000																			
Dick Donovan, R (8, 1) ERA: 5.31	1.0 3 0 0 0 1 0 0 0 0 0 0 0 5 5 0.00 0.000																			
PITCHER	IP WLS BF H R ER SO BB IBB HBP BLK WP HR S P ERA WHIP																			
Gerry Staley, R (9, 1) ERA: 2.18	1.0 4 1 0 0 2 0 0 0 0 0 0 0 8 8 0.00 1.000																			

Detroit Tigers @ Chicago White Sox
 Comiskey Park, Chicago, IL
 Sun Sep 04 1960, 4:33 AM EDT
 Unknown

livebaseballscorecards.com

AB 36
R 6
H 9
RBI 6
BB 0
SO 5
LOB 8



Batter	1	2	3	4	5	6	7	8	9	AB R H RBI BB SO LOB	TOP																										
Eddie Yost, R (1, 5) OBP: 0.411, SLG: 0.377 Ozzie Virgil, R (5, 5) OBP: 0.252, SLG: 0.345 Norm Cash, L (9, PH) OBP: 0.396, SLG: 0.484 (9, 3)	0-0 F8		0-0 F8		0-0 5-3	0-0 4-3			0-0 SH3-4 1-2 1B	3 0 0 0 0 0 0 1 0 0 0 0 0 0 1 0 1 0 0 0 0																											
Coot Veal, R (1, 6) OBP: 0.451, SLG: 0.523 (9, 5)	0-0 FC5-4 1B		0-0 FC6 2B		0-0 B1	0-0 F8			0-0 SH3-4 1-2 2-3	4 0 2 0 0 0 0																											
Al Kaline, R (1, 8) OBP: 0.348, SLG: 0.407	0-0 FC5-4 1-2 1B		4-0 FC6 BB		0-0 HR			0-0 F2	0-0 SF8 3-H 4-0	3 1 2 2 1 0 0																											
Steve Bilko, R (1, 3) OBP: 0.279, SLG: 0.407 George Spencer, R (9, 1)	0-0 FC5-4 1-2f 2-3		0-0 FC6 1-2f 2-3		0-0 1B 2B			0-0 4-3	0-0 BB	4 1 1 0 1 0 4 0 0 0 0 0 0 0																											
Frank Bolling, R (1, 4) OBP: 0.310, SLG: 0.374	0-0 F9		0-0 F7		0-0 1B 1B			0-0 F9	0-0 F2	5 1 1 0 0 0 6																											
Rocky Colavito, R (1, 9) OBP: 0.328, SLG: 0.466		0-0 F9		0-0 6-3	0-0 1B 1-2 2-H			0-3 K		4 0 1 1 0 1 0																											
Dick Gernert, R (1, 7) OBP: 0.321, SLG: 0.284 Neil Christley, L (7, 7) OBP: 0.312, SLG: 0.414		0-0 FC6-4 1B		0-0 P6	0-0 1-2 2-H 1B			0-0 1-3		3 0 2 1 0 0 0 1 0 0 0 0 0 0																											
Lou Berberet, L (1, 2) OBP: 0.307, SLG: 0.260		0-0 F2		0-0 1B	0-0 4-3			0-0 3-1		4 0 1 0 0 0 3																											
Bob Bruce, R (1, 1) OBP: 0.281, SLG: 0.179 Hank Aguirre, R (7, 1) OBP: 0.038, SLG: 0.038 Sandy Amoros, L (9, PH) OBP: 0.284, SLG: 0.189 Chico Fernandez, R (9, 6) OBP: 0.302, SLG: 0.313		0-0 FC6-4 1-2f		0-0 6-3	0-3 K			0-0 SH3-4 1B SF8 1B		3 0 0 0 0 1 2 0 0 0 0 0 0 0 1 1 1 0 0 0 0 0 0 0 0 0 0 0																											
Inning Stats	R: 0 E: 0 K: 0 S: 5	H: 2 LOB: 2 BB: 0 P: 5	R: 0 E: 0 K: 0 S: 4	H: 1 LOB: 1 BB: 0 P: 4	R: 0 E: 0 K: 0 S: 4	H: 1 LOB: 2 BB: 1 P: 8	R: 3 E: 0 K: 0 S: 8	H: 5 LOB: 2 BB: 0 P: 8	R: 0 E: 0 K: 1 S: 5	H: 0 LOB: 0 BB: 0 P: 5	R: 0 E: 0 K: 0 S: 3	H: 0 LOB: 0 BB: 0 P: 3	R: 0 E: 0 K: 1 S: 5	H: 0 LOB: 0 BB: 0 P: 5	R: 1 E: 0 K: 0 S: 5	H: 2 LOB: 2 BB: 1 P: 9	1B: 9 2B: 2 3B: 0 HR: 1	SF: 1 SAC: 1 DP: 0 HBP: 0	WP: 0 PB: 0 SB: 0 CS: 0	PA: 41																	
PITCHER	IP WLS BF H R ER SO BB IBB HBP BLK WP HR S P ERA WHIP																																				
Billy Pierce, L (1, 1) ERA: 3.46	5.0		26	10	3	3	0	1	0	0	0	0	0	1	25	29	5.40	2.200																			
Russ Kemmerer, R (6, 1) ERA: 3.7	2.0		6	0	0	0	1	0	0	0	0	0	0	8	8	0.00	0.000																				
Gerry Staley, R (8, 1) ERA: 2.25	1.0		5	2	1	1	1	0	0	0	0	0	0	7	7	9.00	2.000																				
Frank Baumann, L (9, 1) ERA: 2.72	0.1		1	0	0	0	0	0	0	0	0	0	0	1	1	0.00	0.000																				
Al Worthington, R (9, 1) ERA: 6.28	0.2	W	3	0	0	0	0	1	0	0	0	0	0	2	6	0.00	1.500																				

Detroit Tigers @ Chicago White Sox
Comiskey Park, Chicago, IL
Sun Sep 04 1960, 4:38 AM EDT
Att: 33,032 - Unknown

livebaseballscorecards.com

AB	37
R	4
H	12
RBI	4
BB	2
SO	2
LOB	15



Batter	1	2	3	4	5	6	7	8	9	AB	R	H	RBI	BB	SO	LOB
Luis Aparicio, R OBP: 0.322, SLG: 0.346 (1, 6)	0-0 1-3		0-0 F7			0-0 CS 1B		0-0 F9	0-0 F9	5	0	1	0	0	0	2
Billy Goodman, L OBP: 0.342, SLG: 0.303 Sammy Esposito, R OBP: 0.298, SLG: 0.213 (8, PR) (9, 4)	0-3 K		4-0 BB			0-0 1-2		0-0 BB 2B 1B	0-0 1-2 2-H 1B	3	0	1	0	1	1	1
Roy Sievers, R OBP: 0.411, SLG: 0.563 (1, 3)	0-0 L8		0-0 6-3			0-0 L8		4-0 BB 2B 1-2		3	1	0	0	1	0	1
Al Smith, R OBP: 0.378, SLG: 0.458 (1, 9)		0-0 F2		0-0 3-1		0-0 F9		0-0 P4		4	0	0	0	0	0	2
Minnie Minoso, R OBP: 0.376, SLG: 0.467 Floyd Robinson, L (8, PR) (9, 7)		0-0 1B 2B		0-3 K		0-0 F7		0-0 1-H 2-H 2B		4	1	2	2	0	1	0
Gene Freese, R OBP: 0.303, SLG: 0.466 (1, 5)		0-0 S E G3 1B 2-H		0-0 L6		4-0 BB 1B BB		0-3 K		3	1	1	1	1	1	2
Joe Ginsberg, L OBP: 0.345, SLG: 0.293 Jim Rivera, L OBP: 0.417, SLG: 0.636 Gerry Staley, R OBP: 0.350, SLG: 0.250 Frank Baumann, L OBP: 0.234, SLG: 0.122 Al Worthington, R OBP: 0.500, SLG: 0.500 (8, 1) (9, 1) (9, 1)		0-0 G3				0-0 L8		0-0 BB 1B		3	0	1	0	0	0	1
Jim Landis, R OBP: 0.372, SLG: 0.385 (1, 8)		0-0 6-3 2-H				0-0 CS 1B		4-0 1-2 2-3 BB		2	0	1	0	1	0	0
Billy Pierce, L OBP: 0.284, SLG: 0.207 Earl Forderson, L OBP: 0.478, SLG: 0.451 Russ Kemmerer, R OBP: 0.346, SLG: 0.380 Earl Averill, R OBP: 0.309, SLG: 0.303 Sherm Lollar, R OBP: 0.340, SLG: 0.372 (5, PH) (6, 1) (7, PH) (7, PH) (8, 2) (9, 2)		0-3 K				0-0 1-2		0-3 K		1	0	0	0	0	1	0
										0	0	0	0	0	0	0
										0	0	0	0	0	0	0
										0	0	0	0	0	0	0
										0	0	0	0	0	0	0
										1	0	0	0	0	1	3
										0	0	0	0	1	0	0

Inning Stats	R: 0	H: 0	E: 0	K: 1	S: 5	R: 2	H: 2	E: 0	K: 0	S: 5	R: 0	H: 0	E: 0	K: 1	S: 5	R: 0	H: 1	E: 0	K: 0	S: 3	R: 0	H: 1	E: 0	K: 0	S: 3	R: 2	H: 2	E: 0	K: 1	S: 7	R: 1	H: 2	E: 0	K: 0	S: 4	1B: 7	2B: 2	3B: 0	SF: 0	SAC: 1	DP: 0	HBP: 0	WP: 0	PA: 38
PITCHER	IP	WLS	BF	H	R	ER	SO	BB	IBB	HBP	BLK	WP	HR	S	P	ERA	WHIP													ERA	WHIP													
Bob Bruce, R ERA: 3.33 (1, 1)	6.2		26	5	2	1	3	3	0	0	0	0	0	29	41	1.35	1.200																											
Hank Aguirre, L ERA: 2.84 (7, 1)	1.1		7	2	2	2	2	1	0	0	0	0	0	10	14	13.50	2.250																											
George Spencer, R ERA: 13.5 (9, 1)	0.2	L	5	2	1	1	0	0	1	0	0	0	0	4	8	13.50	3.000																											

DETROIT TIGERS @ CHICAGO WHITE SOX
 Comiskey Park, Chicago, IL
 Sun Sep 04 1960, 4:38 AM EDT
 Att. 33,032 - Unknown

AB	32
R	5
H	9
RBI	4
BB	5
SO	5
LOB	13



WP	PA
0	38

Batter	1	2	3	4	5	6	7	8	9	AB R H RBI BB SO LOB	TOP											
Ken Aspromonte, R (1, 4) OBP: 0.368, SLG: 0.403	0-0 L8		0-0 4-3			0-0 6-3		0-0 F7		4 0 0 0 0 0 1	Cleveland Indians @ Detroit Tigers Briggs Stadium, Detroit, MI Mon Sep 05 1960, 4:33 AM EDT Unknown											
Tito Francona, L (1, 7) OBP: 0.381, SLG: 0.463	0-0 1B		0-0 L8			0-0 2B		0-0 HR		4 1 3 2 0 0 0												
Harvey Kuenn, R (1, 9) OBP: 0.384, SLG: 0.421	0-0 F7				0-0 1B	0-0 6-3		0-0 6-3		4 0 1 0 0 0 2												
Vic Power, R (1, 3) OBP: 0.316, SLG: 0.394	0-0 F3				0-0 L6-3	0-0 4-3		0-3 K		4 0 0 0 0 1 3												
Woodie Held, R (1, 6) OBP: 0.336, SLG: 0.493		4-0 BB			0-0 L8		4-0 BB	0-0 F7		2 0 0 0 2 0 0												
Jim Piersall, R (1, 8) OBP: 0.324, SLG: 0.455		0-0 1B			0-0 L1-3		0-0 1-3	0-0 P6		4 0 1 0 0 0 2												
Bubba Phillips, R (1, 5) OBP: 0.257, SLG: 0.310		0-0 HR			0-0 L1-3		0-0 1-4-3			3 1 1 1 0 0 2												
John Romano, R (1, 2) OBP: 0.341, SLG: 0.486		0-0 L8			0-0 6-3		0-0 P4			3 0 0 0 0 0 1												
Mudcat Grant, R (1, 1) OBP: 0.293, SLG: 0.327			0-0 5-3			0-0 2B		0-0 F9		2 1 1 0 0 0 0												
Bob Hale, L (8, PH) OBP: 0.294, SLG: 0.381										1 0 0 0 0 0 0												
Don Newcombe, L (8, 1) OBP: 0.245, SLG: 0.224										0 0 0 0 0 0 0												
Inning Stats	R: 0 E: 0 K: 0 S: 4	H: 1 LOB: 1 BB: 0 P: 4	R: 1 E: 0 K: 0 S: 3	H: 1 LOB: 0 BB: 1 P: 7	R: 0 E: 0 K: 0 S: 3	H: 0 LOB: 0 BB: 0 P: 3	R: 0 E: 0 K: 0 S: 3	H: 1 LOB: 0 BB: 0 P: 3	R: 0 E: 0 K: 0 S: 3	H: 0 LOB: 1 BB: 1 P: 7	R: 1 E: 0 K: 0 S: 5	H: 2 LOB: 1 BB: 0 P: 5	R: 0 E: 0 K: 0 S: 3	H: 0 LOB: 1 BB: 1 P: 7	R: 1 E: 0 K: 0 S: 4	H: 1 LOB: 0 BB: 0 P: 4	R: 0 E: 0 K: 1 S: 5	H: 0 LOB: 0 BB: 0 P: 5	1B: 3 2B: 5 3B: 0 HR: 2	SF: 0 SAC: 0 DP: 3 HBP: 0	WP: 0 PB: 0 SB: 0 CS: 0	PA: 33
PITCHER	IP WLS BF H R ER SO BB IBB HBP BLK WP HR S P ERA WHIP																					
Bill Fischer, R (1, 1) ERA: 3.73	8.0 W 30 7 3 3 0 2 0 0 0 0 0 2 28 36 3.38 1.125																					
Frank Lary, R (9, 1) ERA: 3.67	1.0 S 3 0 0 0 1 0 0 0 0 0 0 0 5 5 0.00 0.000																					

livebaseballscorecards.com

AB	31
R	3
H	7
RBI	3
BB	2
SO	1
LOB	11



Batter	1	2	3	4	5	6	7	8	9	AB	R	H	RBI	BB	SO	LOB
--------	---	---	---	---	---	---	---	---	---	----	---	---	-----	----	----	-----

Eddie Yost, R <small>OBP: 0.411, SLG: 0.375</small> Ozzie Virgil, R <small>OBP: 0.252, SLG: 0.345</small>	4-0 SH3-4 1B BB	0-0 4-3 4-3		4-0 1-2 BB		0-0 F9				2	1	0	0	2	0	3
Coot Veal, R <small>OBP: 0.444, SLG: 0.500</small>	0-0 SH3-4 1-2		4-0 HR BB	0-3 K			0-0 L5			2	1	0	0	1	1	2
Norm Cash, L <small>OBP: 0.397, SLG: 0.492</small>	1-0 1B HBP		0-3 K		0-0 3-1		0-0 HR			3	1	1	1	0	1	1
Charlie Maxwell, L <small>OBP: 0.330, SLG: 0.457</small>	0-3 K		0-0 1-H HR		0-3 K		0-0 F3			4	1	1	2	0	2	2
Al Kaline, R <small>OBP: 0.348, SLG: 0.406</small>	0-0 1-2 2-H 1B		0-3 K		0-0 L6-3		0-0 L3-1			4	0	1	1	0	1	0
Frank Bolling, R <small>OBP: 0.307, SLG: 0.371</small>	0-3 K		0-3 K		0-0 E5 SH5-4 FC6-2 BB		0-0 F9			4	0	0	0	0	2	2
Rocky Colavito, R <small>OBP: 0.328, SLG: 0.463</small>		0-3 K		0-0 F7	4-0 FC6-2 SH5-4 BB		0-3 K			3	0	0	0	1	2	0
Hank Foiles, R <small>OBP: 0.336, SLG: 0.331</small>		0-3 K		0-3 K	0-0 SH5-4 1-2 2-3		0-3 K			3	0	0	0	0	3	0
Bill Fischer, R <small>OBP: 0.333, SLG: 0.346</small> Frank Lary, R <small>OBP: 0.256, SLG: 0.320</small>		0-0 1B		4-0 BB BB	0-0 FC6-2 2-3 3-H					2	0	1	0	1	0	2
										0	0	0	0	0	0	0

Inning Stats	R: 1	H: 1	E: 0	LOB: 2	K: 2	P: 13	R: 0	H: 1	E: 0	LOB: 1	K: 2	P: 8	R: 2	H: 1	E: 0	LOB: 0	K: 3	P: 14	R: 0	H: 0	E: 0	LOB: 2	K: 2	P: 15	R: 0	H: 0	E: 0	LOB: 0	K: 1	P: 5	R: 1	H: 1	E: 0	LOB: 0	K: 0	P: 4	R: 0	H: 0	E: 0	LOB: 0	K: 2	P: 7
--------------	------	------	------	--------	------	-------	------	------	------	--------	------	------	------	------	------	--------	------	-------	------	------	------	--------	------	-------	------	------	------	--------	------	------	------	------	------	--------	------	------	------	------	------	--------	------	------

PITCHER	IP	WLS	BF	H	R	ER	SO	BB	IBB	HBP	BLK	WP	HR	S	P	ERA	WHIP
Mudcat Grant, R <small>ERA: 4.33</small>	(1, 1)	7.0	L	32	4	4	4	10	5	0	1	0	0	2	67	5.14	1.286
Don Newcombe, R <small>ERA: 4.71</small>	(8, 1)	1.0		3	0	0	2	0	0	0	0	0	0	7	7	0.00	0.000

BOTTOM

Cleveland Indians @ Detroit Tigers
 Briggs Stadium, Detroit, MI
 Mon Sep 05 1960, 4:33 AM EDT
 Unknown

AB	27
R	4
H	4
RBI	4
BB	5
SO	12
LOB	12



WP	PA	3B	DP	CS
0	35	0	0	0

PITCHER	IP	WLS	BF	H	R	ER	SO	BB	IBB	HBP	BLK	WP	HR	S	P	ERA	WHIP
---------	----	-----	----	---	---	----	----	----	-----	-----	-----	----	----	---	---	-----	------

Batter	1	2	3	4	5	6	7	8	9	AB R H RBI BB SO LOB	TOP		
Ken Aspromonte, R (1, 4) OBP: 0.366, SLG: 0.401	0-0 F8	0-0 1B			0-0 3-1		0-3 K		0-3 K	5 0 1 1 0 2 0			
Tito Francona, L (1, 7) OBP: 0.380, SLG: 0.460	0-0 F8	0-3 K			4-0 1B BB		0-0 F8			3 0 0 0 1 1 2			
Harvey Kuenn, R (1, 9) OBP: 0.385, SLG: 0.422	0-0 HR 1B			0-3 K	0-0 F9		0-0 1B			4 1 2 0 0 1 1			
Woodie Held, R (1, 6) OBP: 0.341, SLG: 0.507	0-0 1-H HR			0-0 5-3 1B	0-0 FC6-4 1B		0-0 F8			4 2 3 2 0 0 1			
Jim Piersall, R (1, 8) OBP: 0.322, SLG: 0.451	0-0 6-3			0-0 5-3 1-2	0-0 FC6-4 1-2f			0-0 F9		4 0 0 0 0 0 3			
Vic Power, R (1, 3) OBP: 0.315, SLG: 0.393		0-0 4-3		0-0 CS 1B		0-0 L4		0-0 6-3		4 0 1 1 0 0 0			
Bubba Phillips, R (1, 5) OBP: 0.253, SLG: 0.305		0-0 F7		0-0 CS 1-2	0-0 P4		0-0 6-3			4 0 0 0 0 0 0			
Red Wilson, R (1, 2) OBP: 0.285, SLG: 0.262		0-0 1B 2B			0-0 1-3		0-0 1B		0-0 F8	4 1 2 0 0 0 0			
Barry Latman, R (1, 1) OBP: 0.250, SLG: 0.200		4-0 1B BB			0-3 K		0-0 F9		0-0 F9	3 0 0 0 1 1 1			
Inning Stats	R: 2 E: 0 K: 0 S: 5 H: 2 LOB: 0 P: 5	R: 1 E: 0 K: 1 S: 7 H: 2 LOB: 2 P: 11	R: 1 E: 0 K: 1 S: 6 H: 2 LOB: 0 P: 6	R: 0 E: 0 K: 1 S: 5 H: 0 LOB: 0 P: 5	R: 0 E: 0 K: 1 S: 4 H: 1 LOB: 2 P: 8	R: 0 E: 0 K: 0 S: 4 H: 1 LOB: 1 P: 4	R: 0 E: 0 K: 1 S: 6 H: 1 LOB: 1 P: 6	R: 0 E: 0 K: 0 S: 3 H: 0 LOB: 0 P: 3	R: 0 E: 0 K: 1 S: 5 H: 0 LOB: 0 P: 5	1B: 7 2B: 1 3B: 0 HR: 1 SF: 0 SAC: 0 DP: 0 HBP: 0	WP: 0 PB: 0 SB: 0 CS: 1 PA: 38		
PITCHER	IP WLS BF H R ER SO BB IBB HBP BLK WP HR S P ERA WHIP											PITCHER	IP WLS BF H R ER SO BB IBB HBP BLK WP HR S P ERA WHIP
Paul Foytack, R (1, 1) ERA: 6.19	7.0 L 31 9 4 4 4 2 0 0 0 0 1 37 45 5.14 1.571											Phil Regan, R (8, 1) ERA: 4.94	2.0 6 0 0 0 1 0 0 0 0 0 0 8 8 0.00 0.000

Cleveland Indians @ Detroit Tigers
 Briggs Stadium, Detroit, MI
 Mon Sep 05 1960, 4:38 AM EDT
 Att: 22,475 - Unknown

livebaseballscorecards.com

AB 35
R 4
H 9
RBI 4
BB 2
SO 5
LOB 8



Batter	1	2	3	4	5	6	7	8	9	10	AB	R	H	RBI	BB	SO	LOB	TOP																
Ken Aspromonte, R (1, 4) OBP: 0.373, SLG: 0.412	4-0 BLK 1B BB	0-0 2B 1B		0-0 F7	0-0 1B			4-0 G4-6-3 BB		0-0 HR	4	3	3	2	2	0	0																	
Tito Francona, L (1, 7) OBP: 0.381, SLG: 0.465	0-0 1H 2B 1B	0-0 CS 2B		0-0 HR 2B	0-0 P4			0-0 G4-6-3		0-0 F7	6	2	3	4	0	0	4																	
Harvey Kuenn, R (1, 9) OBP: 0.383, SLG: 0.421	0-0 4-3 1H 1B 2B	0-3 K		0-0 6-3				0-0 6-3		0-0 F9	6	1	1	1	0	1	3																	
Woodie Held, R (1, 6) OBP: 0.339, SLG: 0.512	0-0 P3	0-0 F3		0-0 HR				0-0 5-3		0-0 P3	5	1	1	2	0	0	1																	
Jim Piersall, R (1, 8) OBP: 0.322, SLG: 0.450	0-0 4-3 2-3 1B			0-0 6-3 1B				0-3 K		0-0 1-5-3 1B	5	0	2	0	0	1	1																	
Vic Power, R (1, 3) OBP: 0.316, SLG: 0.393	0-0 2-5-4 3-H BB 1B			0-0 FC1-6 1B				0-0 P3		0-0 1-5-3	5	0	2	1	0	1	2																	
Bubba Phillips, R (1, 5) OBP: 0.252, SLG: 0.300	4-0 1-2 BB			0-0 FC1-6 1B FC5				0-0 F2		0-0 L8	4	0	0	0	1	1	2																	
John Romano, R (1, 2) OBP: 0.342, SLG: 0.484	0-0 2-5-4	0-0 1B 2B 1B		0-0 FC5 1B				0-0 L5		0-0 F9	5	1	2	0	0	0	0																	
Bobby Locke, R (1, 1) OBP: 0.344, SLG: 0.286								4-0 1B BB			2	1	1	0	1	0	2																	
Don Newcombe, L (5, 1) OBP: 0.245, SLG: 0.224											0	0	0	0	0	0	0																	
Frank Funk, R (7, 1) OBP: 1.000, SLG: 1.000		1-2 2B 1B		1-2 FC5				0-0 G4-6-3 BB 1B		4-0 HR BB	1	1	1	0	1	0	0																	
Inning Stats	R: 3 E: 0 K: 0 S: 5	H: 3 LOB: 2 BB: 2 P: 13	R: 3 E: 0 K: 1 S: 8	H: 4 LOB: 0 BB: 0 P: 8	R: 0 E: 0 K: 0 S: 5	H: 2 LOB: 2 BB: 0 P: 5	R: 2 E: 0 K: 1 S: 8	H: 3 LOB: 1 BB: 0 P: 8	R: 0 E: 0 K: 1 S: 6	H: 1 LOB: 2 BB: 1 P: 10	R: 0 E: 0 K: 1 S: 5	H: 0 LOB: 0 BB: 0 P: 5	R: 0 E: 0 K: 0 S: 3	H: 0 LOB: 0 BB: 0 P: 3	R: 0 E: 0 K: 0 S: 3	H: 1 LOB: 1 BB: 1 P: 7	R: 0 E: 0 K: 0 S: 4	H: 1 LOB: 1 BB: 0 P: 4	R: 2 E: 0 K: 0 S: 4	H: 1 LOB: 0 BB: 1 P: 8	1B: 11 2B: 3 3B: 0 HR: 2	SF: 0 SAC: 0 DP: 1 HBP: 0	WP: 0 PB: 0 SB: 0 CS: 1	PA: 48										
PITCHER	IP WLS BF H R ER SO BB IBB HBP BLK WP HR S P ERA WHIP																		PITCHER	IP WLS BF H R ER SO BB IBB HBP BLK WP HR S P ERA WHIP														
Pete Burnside, L (1, 1) ERA: 4.32	0.0	3	2	3	3	0	1	0	0	0	0	0	0	11	15	13.50	3.000																	
Phil Regan, R (1, 1) ERA: 5.26	2.0	11	5	3	3	1	1	0	0	0	0	0	0	11	15	6.00	2.333																	
George Spencer, R (3, 1) ERA: 7.36	3.0	16	6	2	2	2	1	0	0	0	0	1	19	23	6.00	2.333																		
Dave Sisler, R (6, 1) ERA: 2.36	5.0	L 19	3	2	2	1	2	0	0	0	0	1	19	27	3.60	1.000																		

Cleveland Indians @ Detroit Tigers
 Briggs Stadium, Detroit, MI
 Tue Sep 06 1960, 4:33 AM EDT
 Att: 9,257 - Unknown

livebaseballscorecards.com

AB 43
 R 10
 H 16
 RBI 10
 BB 5
 SO 4
 LOB 15



BOTTOM

Cleveland Indians @ Detroit Tigers
Briggs Stadium, Detroit, MI
Tue Sep 06 1960, 4:33 AM EDT
Att. 9,257 - Unknown

livebaseballscorecards.com

AB 44
R 8
H 15
RBI 8
BB 2
SO 4
LOB 19



WP: 0 PA: 46
PB: 0
SB: 0
CS: 0

AB R H RBI BB SO LOB
5 1 1 0 0 0 4
1 0 0 0 0 0 0

4 1 1 0 1 1 1

5 1 2 3 0 0 0

5 0 1 2 0 1 3

5 1 2 0 0 0 1

5 0 2 0 0 0 3

4 2 2 1 1 1 1

5 2 2 1 0 0 2

0 0 0 0 0 0 0
0 0 0 0 0 0 0
1 0 0 0 0 1 2
1 0 0 0 0 0 2
1 0 1 1 0 0 0
1 0 1 0 0 0 0
1 0 0 0 0 0 0

1B: 11 SF: 0
2B: 4 SAC: 0
3B: 0 DP: 2
HR: 0 HBP: 0

Batter	1	2	3	4	5	6	7	8	9	10
Eddie Yost, R OBP: 0.409, SLG: 0.374 Ozzie Virgil, R OBP: 0.244, SLG: 0.333	0-0 4-3 E 2B	0-0 F7		0-0 4-3	0-0 6-3		0-0 G6-4-3 1-2f			0-0 5-3
Coot Veal, R OBP: 0.452, SLG: 0.481	0-0 4-3 2-3	4-0 1B BB		0-3 K		0-0 2B 1B		0-0 P4		
Norm Cash, L OBP: 0.393, SLG: 0.488	0-0 E6 FC5-6	0-0		0-0 3-1		0-0 1B 2B		0-0 F3		
Charlie Maxwell, L OBP: 0.328, SLG: 0.453	0-0 FC5-6 1-2f	0-0 P6			0-3 K	0-0 L6-4-3 1B		0-0 F2		
Al Kaline, R OBP: 0.349, SLG: 0.408	0-0 FC4-6 1B		0-0 L6-3		0-0 1B 2B	0-0 L6-4-3		0-0 L5-3		
Rocky Colavito, R OBP: 0.328, SLG: 0.467	0-0 FC4-6 1-2f		0-0	0-0 1B 1B	0-0 6-3	0-0 1B		0-0 F7		
Frank Bolling, R OBP: 0.308, SLG: 0.368		4-0 BB 1B BB	0-0 FC4 1B	0-0 1B 2B 1B	0-0 F8		0-3 K			
Hank Foiles, R OBP: 0.338, SLG: 0.341		0-0 BB 1B 1B	0-0 P5	0-0 1B 2B		0-0 5-3			0-0 5-3	
Pete Burnside, R OBP: 0.207, SLG: 0.148 Phil Regan, R OBP: 0.188, SLG: 0.071 Sandy Amoros, L OBP: 0.291, SLG: 0.187 George Spencer, R OBP: 0.309, SLG: 0.409 Neil Chrissy, L OBP: 0.225, SLG: 0.133 Dave Sisler, R OBP: 0.277, SLG: 0.402		0-3 K	0-0 FC4	0-0 1B	0-0 1B	0-0 G6-4-3 1B			0-0 1-3	

Inning Stats	R: 1	H: 2	E: 1	LOB: 2	K: 0	S: 6	P: 6	R: 2	H: 2	E: 0	LOB: 2	K: 1	S: 7	P: 15	R: 0	H: 2	E: 0	LOB: 2	K: 0	S: 5	P: 5	R: 0	H: 0	E: 0	LOB: 0	K: 1	S: 5	P: 5	R: 3	H: 4	E: 0	LOB: 1	K: 1	S: 9	P: 9	R: 2	H: 4	E: 0	LOB: 1	K: 0	S: 6	P: 6	R: 0	H: 1	E: 0	LOB: 0	K: 0	S: 3	P: 3	R: 0	H: 0	E: 0	LOB: 0	K: 0	S: 3	P: 3	R: 0	H: 0	E: 0	LOB: 0	K: 1	S: 5	P: 5	R: 0	H: 0	E: 0	LOB: 0	K: 0	S: 3	P: 3
--------------	------	------	------	--------	------	------	------	------	------	------	--------	------	------	-------	------	------	------	--------	------	------	------	------	------	------	--------	------	------	------	------	------	------	--------	------	------	------	------	------	------	--------	------	------	------	------	------	------	--------	------	------	------	------	------	------	--------	------	------	------	------	------	------	--------	------	------	------	------	------	------	--------	------	------	------

PITCHER	IP	WLS	BF	H	R	ER	SO	BB	IBB	HBP	BLK	WP	HR	S	P	ERA	WHIP
Bobby Locke, R ERA: 3.8	(1.1)	4.2	27	10	6	6	3	2	0	0	0	0	0	31	39	11.57	2.571
Don Newcombe, R ERA: 4.81	(5.1)	1.1	7	4	2	2	0	0	0	0	0	0	0	7	7	13.50	3.000
Frank Funk, R ERA:	(7.1)	4.0	W	12	1	0	1	0	0	0	0	0	0	14	14	0.00	0.250

Batter	1	2	3	4	5	6	7	8	9	AB R H RBI BB SO LOB	TOP											
Pumpsie Green, S (1, 6) OBP: 0.336, SLG: 0.332	0-0 6-3		0-0 4-3		0-0 4-3			0-3 K		4 0 0 0 0 1 3												
Carroll Hardy, R (1, 8) OBP: 0.283, SLG: 0.319	0-3 K		0-3 K			4-0 1B G3-6 BB		0-0 2B 1B		3 2 1 0 1 2 0												
Ted Williams, L (1, 7) OBP: 0.452, SLG: 0.647	0-0 6-3			0-3 K		0-0 1-3 1B G3-6		0-0 2B 2B		4 1 2 2 0 1 0 0 0 0 0 0 0 0												
Mike Fornieles, R (8, 1) OBP: 0.429, SLG: 0.429								1-H 2-H														
Vic Wertz, L (1, 3) OBP: 0.336, SLG: 0.469		0-0 4-3		0-0 L7		0-0 G3-6		4-0 2B BB		3 0 0 0 1 0 1 0 1 0 0 0 0 0												
Martan Coughtry, L (8, PR) OBP: 0.323, SLG: 0.401						1-2f 3-H																
Jim Pagliaroni, R (1, 2) OBP: 0.423, SLG: 0.636		0-0 1B FC3-2 1B		0-0 4-3		0-0 L7		0-0 2B		1 0 1 0 0 0 0 3 0 1 2 0 0 0												
Russ Nixon, L (2, 2) OBP: 0.323, SLG: 0.401								1-H 2-H														
Frank Malzone, R (1, 5) OBP: 0.324, SLG: 0.413		0-0 1-3 1B FC3-2			0-0 L8		0-0 6-3	0-0 5-3		4 0 1 0 0 0 1												
Pete Runnels, L (1, 4) OBP: 0.400, SLG: 0.400		0-0 FC3-2		0-0 K			0-0 G1-6-3 1B		0-0 4-3	4 0 1 0 0 1 2												
Lou Clinton, R (1, 9) OBP: 0.283, SLG: 0.391		0-0 1-2 3-H P6		0-0 E 1B 1B			0-0 G1-6-3		0-0 5-3	4 0 1 0 0 0 3												
Frank Sullivan, R (1, 1) OBP: 0.209, SLG: 0.128			0-0 F9		0-0 E8 1B			0-0 1B 2B 1B		2 0 1 0 0 0 0 2 1 1 0 0 0 0												
Willie Tasby, R (8, PH) OBP: 0.359, SLG: 0.360									0-0 P3													
Inning Stats	R: 0 E: 0 K: 1 S: 5	H: 0 LOB: 0 BB: 0 P: 5	R: 0 E: 0 K: 0 S: 5	H: 2 LOB: 2 BB: 0 P: 5	R: 0 E: 0 K: 1 S: 5	H: 0 LOB: 0 BB: 0 P: 5	R: 0 E: 1 K: 1 S: 7	H: 2 LOB: 2 BB: 0 P: 7	R: 1 E: 0 K: 0 S: 3	H: 1 LOB: 0 BB: 1 P: 7	R: 0 E: 0 K: 0 S: 3	H: 1 LOB: 0 BB: 0 P: 3	R: 4 E: 0 K: 1 S: 8	H: 4 LOB: 1 BB: 1 P: 12	R: 0 E: 0 K: 0 S: 3	H: 0 LOB: 0 BB: 0 P: 3	1B: 8 2B: 2 3B: 0 HR: 0	SF: 0 SAC: 0 DP: 2 HBP: 0	WP: 0 PB: 0 SB: 0 CS: 0	PA: 36		
PITCHER Frank Lary, R (1, 1) ERA: 3.72	IP: 9.0 WLS: L BF: 36 H: 10 R: 5 ER: 5 SO: 5 BB: 2 IBB: 0 HBP: 0 BLK: 0 WP: 0 HR: 0 S: 44 P: 52 ERA: 5.00 WHIP: 1.333																					

Boston Red Sox @ Detroit Tigers
Briggs Stadium, Detroit, MI
 Wed Sep 07 1960, 7:05 PM EDT
 Att: 11,868 - Unknown

livebaseballscorecards.com

AB 34
R 5
H 10
RBI 4
BB 2
SO 5
LOB 10



BOTTOM

Boston Red Sox @ Detroit Tigers
Briggs Stadium, Detroit, MI
Wed Sep 07 1960, 7:05 PM EDT
Att. 11,868 - Unknown

livebaseballscorecards.com

AB 33
R 4
H 8
RBI 4
BB 2
SO 3
LOB 21



WP: 0 PA: 38
PB: 1
SB: 1
CS: 0

AB	R	H	RBI	BB	SO	LOB
4	1	2	0	0	0	2
0	1	0	0	0	0	0
1	0	0	0	0	0	0
4	1	1	0	1	1	2
4	1	1	0	0	0	5
3	0	2	2	1	0	0
4	0	0	0	0	2	7
3	0	0	2	0	0	1
4	0	0	0	0	0	4
4	0	2	0	0	0	0
1	0	0	0	0	0	0
1	0	0	0	0	0	0

1B	SF	2B	SAC	3B	DP	HR	HBP
8	0	0	2	0	0	0	1

Batter	1	2	3	4	5	6	7	8	9
Eddie Yost, R OBP: 0.409, SLG: 0.376 Ozzie Virgil, R OBP: 0.244, SLG: 0.333 Neil Chrissy, L OBP: 0.308, SLG: 0.407	0-0 BB BB HBP 1B	0-0 4-3 2-3		0-0 5-3			0-0 1B PB E 1B		0-0 L9
Norm Cash, L OBP: 0.393, SLG: 0.485	4-0 HBP BB 1-2 BB	0-0 P5		0-3 K			0-0 1-3 E 1B		0-0 4-3
Charlie Maxwell, L OBP: 0.328, SLG: 0.451	0-0 P5		0-0 FC6-4 1B FC6-5 1B			0-0 F2	0-0 P5		
Al Kaline, R OBP: 0.352, SLG: 0.409	4-0 HBP 1-2 2-3 BB		0-0 FC6-4 1-2 1B			0-0 L8	0-0 E8 2-H 3-H 1B		
Rocky Colavito, R OBP: 0.325, SLG: 0.463	0-3 K		0-0 FC6-4 FC6-5 1-2f 2-3			0-3 K	0-0 5-3		
Frank Bolling, R OBP: 0.307, SLG: 0.366	1-0 HBP		0-0 FC6-5			0-0 F7		0-0 P4	
Lou Berberet, L OBP: 0.302, SLG: 0.256	0-0 G3		0-0 G3			0-0 G3		0-0 P6	
Chico Fernandez, R OBP: 0.304, SLG: 0.315		0-0 4-3 SH1-4 1B		0-0 SH1-4 1B		0-0 5-3		0-0 5-3	
Frank Lary, R OBP: 0.253, SLG: 0.316 Sandy Amoros, L OBP: 0.278, SLG: 0.184		0-0 SH1-4		0-0 SH1-4			0-0 6-3		0-0 4-3

Inning	R	H	E	K	S	WLS	BF	H	R	ER	SO	BB	IBB	HBP	BLK	WP	HR	S	P	ERA	WHIP
1	1	1	0	1	6		32	8	4	3	3	2	0	1	0	0	0	35	44	3.86	1.429
2	0	1	0	0	4		6	0	0	0	0	0	0	0	0	0	0	6	6	0.00	0.000

PITCHER	IP	WLS	BF	H	R	ER	SO	BB	IBB	HBP	BLK	WP	HR	S	P	ERA	WHIP
Frank Sullivan, R ERA: 5.12	7.0	W	32	8	4	3	3	2	0	1	0	0	0	35	44	3.86	1.429
Mike Fornieles, R ERA: 2.64	2.0	S	6	0	0	0	0	0	0	0	0	0	0	6	6	0.00	0.000

Batter	1	2	3	4	5	6	7	8	9	AB R H RBI BB SO LOB	TOP										
Pumpsie Green, S (1, 6) OBP: 0.333, SLG: 0.327	0-0 F7		0-0 F7		0-0 SF8		0-0 F7		4-0 1B BB	3 0 0 1 1 0 0											
Carroll Hardy, R (1, 8) OBP: 0.288, SLG: 0.322	0-3 K		0-0 F3		0-0 L8		0-0 1B 2B 1B		0-0 1-2 1B	5 1 2 0 0 1 2											
Ted Williams, L (1, 7) OBP: 0.458, SLG: 0.665	0-0 2B			0-0 HR	4-0 BB		0-0 1-3 2B 1B		0-3 K	3 1 3 1 1 0 0											
Willie Tasby, R (7, PR) OBP: 0.356, SLG: 0.359					1-2 2-3 BB				0-3 K	1 1 0 0 0 1 2											
Vic Wertz, L (1, 3) OBP: 0.336, SLG: 0.469	0-0 L8			0-3 K	0-0 P6		0-0 1-H 3-H 2B		0-3 K	4 0 1 2 0 1 4											
Marlan Coughtry, L (7, PR)									0-3 K	1 0 0 0 0 1 2											
Russ Nixon, L (1, 2) OBP: 0.324, SLG: 0.411		0-0 CS 1B		0-0 L4		0-0 HR	0-0 4-3		0-0 F5	5 1 2 1 0 0 4											
Frank Malzone, R (1, 5) OBP: 0.323, SLG: 0.410		0-3 K		0-0 F9			0-0 6-3	1-0 SH5-3 3B HBP		3 1 0 0 0 1 1											
Pete Runnels, L (1, 4) OBP: 0.402, SLG: 0.402		0-0 1-2 2B		0-0 2B	4-0 SH HBP SF8 BB		0-0 F7	0-0 SH5-3	0-0 1-2 SH5-3	2 1 1 0 1 0 0											
Lou Clinton, R (1, 9) OBP: 0.286, SLG: 0.399		0-3 K			H 1-0 BB SH HBP		0-0 6-3	0-0 2-H CS 3B	0-0 CS 3B	3 0 1 1 0 1 1											
Tom Brewer, R (1, 1) OBP: 0.228, SLG: 0.286			0-0 P4		0-0 SH BB		0-0 L4	0-3 K	0-3 K	3 0 0 0 0 1 1											
Inning Stats	R: 0 E: 0 K: 1 S: 6	H: 1 LOB: 1 BB: 0 P: 6	R: 0 E: 0 K: 2 S: 8	H: 2 LOB: 1 BB: 0 P: 8	R: 0 E: 0 K: 0 S: 3	H: 0 LOB: 0 BB: 0 P: 3	R: 1 E: 0 K: 1 S: 6	H: 1 LOB: 0 BB: 0 P: 6	R: 1 E: 1 K: 0 S: 4	H: 1 LOB: 3 BB: 2 P: 13	R: 1 E: 0 K: 0 S: 4	H: 1 LOB: 0 BB: 0 P: 4	R: 2 E: 0 K: 0 S: 6	H: 3 LOB: 2 BB: 0 P: 6	R: 1 E: 0 K: 1 S: 5	H: 1 LOB: 0 BB: 0 P: 6	R: 0 E: 0 K: 2 S: 8	H: 1 LOB: 2 BB: 1 P: 12	1B: 4 2B: 3 3B: 1 HR: 2	SF: 1 SAC: 2 DP: 0 HBP: 2	WP: 0 PA: 41
PITCHER	IP WLS BF H R ER SO BB IBB HBP BLK WP HR S P ERA WHIP																				
Jim Bunning, R (1, 1) ERA: 2.81	7.0 L 32 8 5 5 4 2 0 1 0 0 2 37 46 6.43 1.429																				
Pete Burnside, L (8, 1) ERA: 4.37	1.0 4 1 1 1 1 0 0 1 0 0 0 5 6 9.00 1.000																				
George Spencer, R (9, 1) ERA: 5.79	1.0 5 1 0 0 0 2 1 0 0 0 0 0 8 12 0.00 2.000																				

Boston Red Sox @ Detroit Tigers
Briggs Stadium, Detroit, MI
 Thu Sep 08 1960, 4:33 AM EDT
 Att. 2,276 - Unknown

livebaseballscorecards.com

AB	33
R	6
H	10
RBI	6
BB	3
SO	7
LOB	17



Batter	1	2	3	4	5	6	7	8	9	AB R H RBI BB SO LOB	TOP	
Tony Kubek, L (1, 6) OBP: 0.326, SLG: 0.418	0-0 3-1	0-0 L8		0-3 K			4-0 BB BB		0-3 K	4 0 0 0 1 2 3		
Hector Lopez, R (1, 7) OBP: 0.361, SLG: 0.395 Jim Pisoni, R (7, 7)	0-0 L9		0-0 HR		0-0 F9		0-0 F9		0-3 K	4 1 1 1 0 0 1 1 0 0 0 0 1 0		
Roger Maris, L (1, 9) OBP: 0.368, SLG: 0.609	4-0 BB		0-0 HR		4-0 1B FC4-6 BB		0-0 L7			2 2 1 1 2 0 1		
Mickey Mantle, S (1, 8) OBP: 0.406, SLG: 0.550	0-3 K		0-0 F4		0-0 FC4-6 1B		4-0 1-2 BB			3 0 1 0 1 1 1		
Yogi Berra, L (1, 2) OBP: 0.353, SLG: 0.462		0-0 4-3	0-0 4-3		0-0 FC4-6		0-3 K			4 0 0 1 0 1 3		
Bill Skowron, R (1, 3) OBP: 0.343, SLG: 0.532		4-0 1B 4-3 1B BB	0-0 1-3		0-3 K		0-3 K			3 1 0 0 1 2 1		
Gil McDougald, R (1, 4) OBP: 0.322, SLG: 0.367		0-0 4-3		0-0 S 1B		0-0 F9		0-0 F9		4 0 1 0 0 0 1		
Clete Boyer, R (1, 5) OBP: 0.291, SLG: 0.405		0-0 1B 1B		0-3 K		0-3 K		0-3 K		4 0 1 0 0 3 1		
Bill Stafford, R (1, 1) OBP: 0.071, SLG: 0.071		0-0 1B		0-3 K		0-3 K			0-0 6-3	4 0 1 1 0 2 1		
Inning Stats	R: 0 E: 0 K: 1 S: 5 H: 0 LOB: 1 BB: 1 P: 9	R: 1 E: 0 K: 0 S: 5 H: 2 LOB: 2 BB: 1 P: 9	R: 2 E: 0 K: 0 S: 5 H: 2 LOB: 0 BB: 0 P: 5	R: 0 E: 0 K: 3 S: 10 H: 1 LOB: 1 BB: 0 P: 10	R: 1 E: 0 K: 1 S: 6 H: 1 LOB: 1 BB: 1 P: 10	R: 0 E: 0 K: 2 S: 7 H: 0 LOB: 0 BB: 0 P: 7	R: 0 E: 0 K: 1 S: 5 H: 0 LOB: 2 BB: 2 P: 13	R: 0 E: 0 K: 2 S: 7 H: 0 LOB: 0 BB: 0 P: 7	R: 0 E: 0 K: 2 S: 7 H: 0 LOB: 0 BB: 0 P: 7	1B: 4 2B: 0 3B: 0 HR: 2 SF: 0 SAC: 0 DP: 0 HBP: 0	WP: 0 PB: 0 SB: 1 CS: 0 PA: 38	
PITCHER	IP WLS BF H R ER SO BB IBB HBP BLK WP HR S P ERA WHIP											
Bob Bruce, R (1, 1) ERA: 3.51	5.0 L 24 6 4 4 5 3 0 0 0 0 0 2 31 43 7.20 1.800											
Dave Sisler, R (6, 1) ERA: 2.3	2.0 8 0 0 0 3 2 0 0 0 0 0 0 12 20 0.00 1.000											
Hank Aguirre, L (8, 1) ERA: 2.77	2.0 6 0 0 0 4 0 0 0 0 0 0 0 14 14 0.00 0.000											

New York Yankees @ Detroit Tigers
 Briggs Stadium, Detroit, MI
 Fri Sep 09 1960, 7:05 PM EDT
 Att. 22,397 - Unknown

AB	33
R	4
H	6
RBI	4
BB	5
SO	12
LOB	13



BOTTOM

New York Yankees @ Detroit Tigers
Briggs Stadium, Detroit, MI
Fri Sep 09 1960, 7:05 PM EDT
Att. 22,397 - Unknown

livebaseballscorecards.com

AB	32
R	1
H	6
RBI	1
BB	4
SO	3
LOB	14



WP:	0	PA:	37
PB:	0		
SB:	0		
CS:	0		

AB R H RBI BB SO LOB

4	0	0	0	1	2	2
4	0	0	0	0	0	3
3	1	2	1	1	0	0
3	0	0	0	1	1	2
4	0	2	0	0	0	1
4	0	0	0	0	0	3
4	0	1	0	0	0	1
3	0	1	0	0	0	0
1	0	0	0	0	0	2
1	0	0	0	0	0	0
0	0	0	0	0	0	0
0	0	0	0	1	0	0
0	0	0	0	0	0	0
1	0	0	0	0	0	0

Batter	1	2	3	4	5	6	7	8	9
Eddie Yost, R OBP: 0.407, SLG: 0.371 (1, 5)	0-3 K		0-0 F7		4-0 BB		0-3 K		0-0 L7
Chico Fernandez, R OBP: 0.301, SLG: 0.311 (1, 6)	0-0 4-3		0-0 1-3		0-0 F6		0-0 F7		
Norm Cash, L OBP: 0.396, SLG: 0.491 (1, 3)	4-0 BB		0-0 1B			0-0 F8		0-0 HR	
Charlie Maxwell, L OBP: 0.326, SLG: 0.447 (1, 7)	0-0 4-3		0-0 F6			4-0 BB		0-3 K	
Al Kaline, R OBP: 0.353, SLG: 0.411 (1, 8)		0-0 1B		0-0 L8		0-0 L9		0-0 2B	
Rocky Colavito, R OBP: 0.322, SLG: 0.460 (1, 9)		0-0 G5-4-3		0-0 5-3		0-0 6-3		0-0 L6	
Frank Bolling, R OBP: 0.308, SLG: 0.365 (1, 4)		0-0 1B		0-0 6-3			0-0 SH5-3 1B	0-0 5-3	
Hank Foiles, R OBP: 0.336, SLG: 0.339 (1, 2)		0-0 1B			0-0 L7		0-0 SH5-3		0-0 F5
Bob Bruce, R OBP: 0.273, SLG: 0.172 (5, PH)		0-0 L9			0-0 L1		4-0 BB		0-0 F5

Inning Stats	R: 0 E: 0 K: 1 S: 5	H: 0 LOB: 1 BB: 1 P: 9	R: 0 E: 1 K: 0 S: 5	H: 2 LOB: 2 BB: 0 P: 5	R: 0 E: 0 K: 0 S: 4	H: 1 LOB: 1 BB: 0 P: 4	R: 0 E: 0 K: 0 S: 3	H: 0 LOB: 0 BB: 0 P: 3	R: 0 E: 0 K: 0 S: 3	H: 0 LOB: 1 BB: 1 P: 7	R: 0 E: 1 K: 0 S: 3	H: 0 LOB: 1 BB: 1 P: 7	R: 0 E: 0 K: 1 S: 6	H: 1 LOB: 2 BB: 1 P: 10	R: 1 E: 0 K: 1 S: 7	H: 2 LOB: 1 BB: 0 P: 7	R: 0 E: 0 K: 0 S: 3	H: 0 LOB: 0 BB: 0 P: 3	1B: 4 2B: 1 3B: 0 HR: 1	SF: 0 SAC: 1 DP: 1 HBP: 0	WP: 0 PB: 0 SB: 0 CS: 0	PA: 37
---------------------	------------------------------	---------------------------------	------------------------------	---------------------------------	------------------------------	---------------------------------	------------------------------	---------------------------------	------------------------------	---------------------------------	------------------------------	---------------------------------	------------------------------	----------------------------------	------------------------------	---------------------------------	------------------------------	---------------------------------	----------------------------------	------------------------------------	----------------------------------	--------

PITCHER	IP	WLS	BF	H	R	ER	SO	BB	IBB	HBP	BLK	WP	HR	S	P	ERA	WHIP
Bill Stafford, R ERA: 2.15 (1, 1)	9.0	W	37	6	1	1	3	4	0	0	0	0	1	39	55	1.00	1.111

Batter	1	2	3	4	5	6	7	8	9	AB R H RBI BB SO LOB	TOP											
Tony Kubek, L (1, 6) OBP: 0.323, SLG: 0.414	0-0 F5		0-0 F9	0-0 L6			0-3 K2-3	0-3 K		5 0 0 0 0 2 0												
Hector Lopez, R (1, 7) OBP: 0.360, SLG: 0.394 Jim Pisoni, R (7, 7)	0-0 1-3		0-0 F9		0-0 L7		0-0 BB HR 1B	4-0 BB		4 1 1 0 0 0 0 0 0 0 0 1 0 0												
Roger Maris, L (1, 9) OBP: 0.371, SLG: 0.606	4-0 1B BB		4-0 BB BB BB		0-0 4-3		4-0 1-2 HR BB	0-0 4-3		2 1 0 0 3 0 1												
Mickey Mantle, S (1, 8) OBP: 0.407, SLG: 0.556	0-0 1-2 1B		4-0 FC5 BB 1-2 BB		0-0 F7		0-0 1-H 2-H HR	0-0 F4		4 1 2 3 1 0 0												
Yogi Berra, L (1, 2) OBP: 0.354, SLG: 0.459	0-0 4-3		4-0 1-2 2-3 BB		0-0 1B		0-0 E4 1B	0-3 K		4 0 1 0 1 1 2												
Bill Skowron, R (1, 3) OBP: 0.344, SLG: 0.533		0-0 F9	0-0 FC5 2-3f		0-3 K		0-0 BB 1-3 1B	0-0 2B		5 0 2 0 0 1 4												
Gil McDougald, R (1, 4) OBP: 0.329, SLG: 0.390		0-0 HR		0-0 HR		0-0 L8	4-0 1-2 BB	4-0 BB		3 2 2 2 2 0 1												
Clete Boyer, R (1, 5) OBP: 0.287, SLG: 0.399		0-0 F3		0-3 K		0-0 L8	0-0 L8	0-0 F9		5 0 0 0 0 1 6												
Bob Turley, R (1, 1) OBP: 0.098, SLG: 0.100		0-0 6-3		0-0 5-3		0-0 F7	0-3 K			4 0 0 0 0 1 0												
Inning Stats	R: 0 E: 0 K: 0 S: 4	H: 1 LOB: 2 BB: 1 P: 8	R: 1 E: 0 K: 0 S: 4	H: 1 LOB: 0 BB: 0 P: 4	R: 0 E: 0 K: 0 S: 3	H: 0 LOB: 3 BB: 3 P: 15	R: 1 E: 0 K: 1 S: 6	H: 1 LOB: 0 BB: 0 P: 6	R: 0 E: 0 K: 0 S: 3	H: 0 LOB: 0 BB: 0 P: 3	R: 0 E: 0 K: 1 S: 6	H: 1 LOB: 1 BB: 0 P: 6	R: 3 E: 1 K: 1 S: 9	H: 3 LOB: 3 BB: 2 P: 17	R: 0 E: 0 K: 2 S: 7	H: 0 LOB: 1 BB: 1 P: 11	R: 0 E: 0 K: 1 S: 6	H: 1 LOB: 2 BB: 1 P: 10	1B: 4 2B: 1 3B: 0 HR: 3	SF: 0 SAC: 0 DP: 0 HBP: 0	WP: 0 PB: 0 SB: 0 CS: 0	PA: 44
PITCHER	IP WLS BF H R ER SO BB IBB HBP BLK WP HR S P ERA WHIP																					
Paul Foytack, R (1, 1) ERA: 6.21	7.0 L 35 7 5 5 3 6 0 0 0 0 0 3 35 59 6.43 1.857																					
Hank Aguirre, L (8, 1) ERA: 2.71	2.0 9 1 0 0 3 2 0 0 0 0 0 0 13 21 0.00 1.500																					

New York Yankees @ Detroit Tigers
 Briggs Stadium, Detroit, MI
 Sat Sep 10 1960, 4:33 AM EDT
 Att: 10,815 - Unknown

livebaseballscorecards.com

AB	36
R	5
H	8
RBI	5
BB	8
SO	6
LOB	14



BOTTOM

New York Yankees @ Detroit Tigers
Briggs Stadium, Detroit, MI
Sat Sep 10 1960, 4:33 AM EDT
Att. 10,815 - Unknown

livebaseballscorecards.com

AB	29
R	1
H	4
RBI	1
BB	2
SO	2
LOB	12



WP:	0	PA:	32
PB:	0		
SB:	0		
CS:	0		

AB R H RBI BB SO LOB

3 0 0 0 0 0 1

4 1 2 0 0 0 1

4 0 0 0 0 0 3

3 0 1 1 1 0 1

4 0 0 0 0 0 3

3 0 0 0 0 0 1

0 0 0 0 0 0 0

2 0 0 0 1 0 0

2 0 1 0 0 0 0

1 0 0 0 0 1 1

1B:	3	SF:	0
2B:	1	SAC:	1
3B:	0	DP:	1
HR:	0	HBP:	0

WP:	0	PA:	32
PB:	0		
SB:	0		
CS:	0		

1B:	3	SF:	0
2B:	1	SAC:	1
3B:	0	DP:	1
HR:	0	HBP:	0

WP:	0	PA:	32
PB:	0		
SB:	0		
CS:	0		

WP:	0	PA:	32
PB:	0		
SB:	0		
CS:	0		

WP:	0	PA:	32
PB:	0		
SB:	0		
CS:	0		

WP:	0	PA:	32
PB:	0		
SB:	0		
CS:	0		

WP:	0	PA:	32
PB:	0		
SB:	0		
CS:	0		

WP:	0	PA:	32
PB:	0		
SB:	0		
CS:	0		

WP:	0	PA:	32
PB:	0		
SB:	0		
CS:	0		

WP:	0	PA:	32
PB:	0		
SB:	0		
CS:	0		

WP:	0	PA:	32
PB:	0		
SB:	0		
CS:	0		

WP:	0	PA:	32
PB:	0		
SB:	0		
CS:	0		

WP:	0	PA:	32
PB:	0		
SB:	0		
CS:	0		

WP:	0	PA:	32
PB:	0		
SB:	0		
CS:	0		

WP:	0	PA:	32
PB:	0		
SB:	0		
CS:	0		

WP:	0	PA:	32
PB:	0		
SB:	0		
CS:	0		

WP:	0	PA:	32
PB:	0		
SB:	0		
CS:	0		

WP:	0	PA:	32
PB:	0		
SB:	0		
CS:	0		

WP:	0	PA:	32
PB:	0		
SB:	0		
CS:	0		

WP:	0	PA:	32
PB:	0		
SB:	0		
CS:	0		

WP:	0	PA:	32
PB:	0		
SB:	0		
CS:	0		

WP:	0	PA:	32
PB:	0		
SB:	0		
CS:	0		

WP:	0	PA:	32
PB:	0		
SB:	0		
CS:	0		

WP:	0	PA:	32
PB:	0		
SB:	0		
CS:	0		

WP:	0	PA:	32
PB:	0		
SB:	0		
CS:	0		

WP:	0	PA:	32
PB:	0		
SB:	0		
CS:	0		

WP:	0	PA:	32
PB:	0		
SB:	0		
CS:	0		

WP:	0	PA:	32
PB:	0		
SB:	0		
CS:	0		

WP:	0	PA:	32
PB:	0		
SB:	0		
CS:	0		

WP:	0	PA:	32
PB:	0		
SB:	0		
CS:	0		

WP:	0	PA:	32
PB:	0		
SB:	0		
CS:	0		

WP:	0	PA:	32
PB:	0		
SB:	0		
CS:	0		

WP:	0	PA:	32
PB:	0		
SB:	0		
CS:	0		

WP:	0	PA:	32
PB:	0		
SB:	0		
CS:	0		

WP:	0	PA:	32
PB:	0		
SB:	0		
CS:	0		

WP:	0	PA:	32
PB:	0		
SB:	0		
CS:	0		

WP:	0	PA:	32
PB:	0		
SB:	0		
CS:	0		

WP:	0	PA:	32
PB:	0		
SB:	0		
CS:	0		

WP:	0	PA:	32
PB:	0		
SB:	0		
CS:	0		

WP:	0	PA:	32
PB:	0		
SB:	0		
CS:	0		

WP:	0	PA:	32
PB:	0		
SB:	0		
CS:	0		

WP:	0	PA:	32
PB:	0		
SB:	0		
CS:	0		

WP:	0	PA:	32
PB:	0		
SB:	0		
CS:	0		

WP:	0	PA:	32
PB:	0		
SB:	0		
CS:	0		

WP:	0	PA:	32
PB:	0		
SB:	0		
CS:	0		

WP:	0	PA:	32
PB:	0		
SB:	0		
CS:	0		

WP:	0	PA:	32
PB:	0		
SB:	0		
CS:	0		

WP:	0	PA:	32
PB:	0		
SB:	0		
CS:	0		

WP:	0	PA:	32
PB:	0		
SB:	0		
CS:	0		

WP:	0	PA:	32
PB:	0		
SB:	0		
CS:	0		

WP:	0	PA:	32
PB:	0		
SB:	0		
CS:	0		

WP:	0	PA:	32
PB:	0		
SB:	0		
CS:	0		

WP:	0	PA:	32
PB:	0		
SB:	0		
CS:	0		

WP:	0	PA:	32
PB:	0		
SB:	0		
CS:	0		

WP:	0	PA:	32
PB:	0		
SB:	0		
CS:	0		

WP:	0	PA:	32
PB:	0		
SB:	0		
CS:	0		

WP:	0	PA:	32
PB:	0		
SB:	0		
CS:	0		

WP:	0	PA:	32
PB:	0		
SB:	0		
CS:	0		

WP:	0	PA:	32
PB:	0		
SB:	0		
CS:	0		

WP:	0	PA:	32
PB:	0		
SB:	0		
CS:	0		

WP:	0	PA:	32
PB:	0		
SB:	0		
CS:	0		

WP:	0	PA:	32
PB:	0		
SB:	0		
CS:	0		

WP:	0	PA:	32
PB:	0		
SB:	0		
CS:	0		

WP:	0	PA:	32
PB:	0		
SB:	0		
CS:	0		

WP:	0	PA:	32
PB:	0		
SB:	0		
CS:	0		

WP:	0	PA:	32
PB:	0		
SB:	0		
CS:	0		

WP:	0	PA:	32
PB:	0		
SB:	0		
CS:	0		

WP:	0	PA:	32
PB:	0		
SB:	0		
CS:	0		

WP:	0	PA:	32
PB:	0		
SB:	0		
CS:	0		

WP:	0	PA:	32
PB:	0		
SB:	0		
CS:	0		

WP:	0	PA:	32
PB:	0		
SB:	0		
CS:	0		

WP:	0	PA:	32
PB:	0		
SB:	0		
CS:	0		

WP:	0	PA:	32
PB:	0		
SB:	0		
CS:	0		

WP:	0	PA:	32
PB:	0		
SB:	0		
CS:	0		

WP:	0	PA:	32
PB:	0		
SB:	0		
CS:	0		

WP:	0	PA:	32
PB:	0		
SB:	0		
CS:	0		

WP:	0	PA:	32
PB:	0		
SB:	0		

Batter	1	2	3	4	5	6	7	8	9	AB R H RBI BB SO LOB	TOP											
Billy Gardner, R OBP: 0.312, SLG: 0.363 (1, 4) (8, 6)	0-3 K	0-3 K		0-0 F7			0-0 F9		0-3 K	5 0 0 0 0 3 1												
Lenny Green, L OBP: 0.388, SLG: 0.454 (1, 8)	0-0 HR	0-0 6-3			0-0 G3		1-0 6-3 HBP		0-0 2B 1B	4 1 2 1 0 0 1												
Harmon Killebrew, R OBP: 0.380, SLG: 0.546 (1, 3) (8, 5)	0-0 1B 1B		0-0 1-3		0-0 HR		0-0 6-3		0-0 1-2 2B	5 2 3 1 0 0 1												
Jim Lemon, R OBP: 0.362, SLG: 0.537 (1, 7)	0-0 1B 1-2 1B		0-0 F7		0-0 5-3		0-0 6-3		0-0 5-3	5 0 1 0 0 0 3												
Reno Bertoia, R OBP: 0.327, SLG: 0.378 (1, 5) (8, 4)	0-0 F9		0-0 BB 1B		0-0 5-3		0-0 F9			4 0 1 0 0 0 2												
Earl Battey, R OBP: 0.345, SLG: 0.412 (1, 2)	0-0 1-3 2-H 1B		4-0 1-2 BB		0-3 K		0-0 1B			3 0 2 1 1 1 0												
Bob Allison, R OBP: 0.369, SLG: 0.412 (1, 9)	0-0 L8		0-0 L9		0-0 1B		0-0 F7			4 0 1 0 0 0 5												
Billy Consolo, R OBP: 0.316, SLG: 0.299 (1, 6)		0-0 SH1-4 1B		0-0 5-3		0-3 K		0-0 F9		2 0 1 0 0 0 0												
Elmer Valo, L OBP: 0.407, SLG: 0.300 (6, PH)										1 0 0 0 0 1 1												
Jose Valdivielso, R OBP: 0.277, SLG: 0.248 (6, 6)										0 0 0 0 0 0 0												
Julio Becquer, L OBP: 0.287, SLG: 0.406 (8, PH) (8, 3)										1 0 0 0 0 0 1												
Chuck Stobbs, L OBP: 0.167, SLG: 0.074 (1, 1)		0-0 SH1-4		0-0 5-3		0-3 K			0-0 3-1	1 0 0 0 0 0 0												
Faye Throneberry, L OBP: 0.325, SLG: 0.327 (6, PH)										1 0 0 0 0 1 1												
Hal Woodeshick, R OBP: 0.129, SLG: 0.069 (6, 1)										0 0 0 0 0 0 0												
Dan Dobbek, L OBP: 0.319, SLG: 0.395 (9, PH)		1-2								1 0 0 0 0 0 0												
Inning Stats	R: 2 E: 0 K: 1 S: 9	H: 4 LOB: 2 BB: 0 P: 9	R: 0 E: 0 K: 1 S: 6	H: 1 LOB: 1 BB: 0 P: 6	R: 0 E: 0 K: 0 S: 4	H: 1 LOB: 2 BB: 1 P: 8	R: 0 E: 0 K: 0 S: 3	H: 0 LOB: 0 BB: 0 P: 3	R: 1 E: 0 K: 0 S: 4	H: 1 LOB: 0 BB: 0 P: 4	R: 0 E: 0 K: 3 S: 10	H: 1 LOB: 1 BB: 0 P: 10	R: 0 E: 0 K: 0 S: 3	H: 0 LOB: 1 BB: 0 P: 4	R: 0 E: 0 K: 0 S: 4	H: 1 LOB: 1 BB: 0 P: 4	R: 0 E: 0 K: 1 S: 7	H: 2 LOB: 2 BB: 0 P: 7	1B: 8 2B: 1 3B: 0 HR: 2	SF: 0 SAC: 1 DP: 0 HBP: 1	WP: 0 PB: 0 SB: 0 CS: 0	PA: 40
PITCHER Frank Lary, R ERA: 3.69 (1, 1)	IP 9.0	WLS W	BF 40	H 11	R 3	ER 3	SO 6	BB 1	IBB 0	HBP 1	BLK 0	WP 0	HR 2	S 50	P 55	ERA 3.00	WHIP 1.333					

Washington Senators @ Detroit Tigers
Briggs Stadium, Detroit, MI
Sun Sep 11 1960, 4:33 AM EDT
Unknown

livebaseballscorecards.com

AB	37
R	3
H	11
RBI	3
BB	1
SO	6
LOB	16



Batter	1	2	3	4	5	6	7	8	9
Eddie Yost, R OBP: 0.404, SLG: 0.376 Ozzie Virgil, R OBP: 0.244, SLG: 0.356	0-0 5-3	0-0 1B 2B		0-0 F3			0-0 HR	0-0 L4	
Chico Fernandez, R OBP: 0.308, SLG: 0.316	0-0 F7	0-0 1B		0-0 1B			0-0 E 1B HR 1B	0-0 6-3	
Norm Cash, L OBP: 0.396, SLG: 0.491 Dick Gernert, R OBP: 0.328, SLG: 0.294	4-0 1B BB	0-0 F8			0-3 K		0-0 1-2 HR 1B		
Charlie Maxwell, L OBP: 0.333, SLG: 0.446	0-0 1-3 1B		4-0 BB BB FC5-4 BB		4-0 BB BB L6-4-3 BB		4-0 1-2 2-3 HR IBB		
Al Kaline, R OBP: 0.350, SLG: 0.416	0-0 L9		0-0 FC5-4		0-0 L6-4-3		0-0 1-2 2-3 HR		
Frank Bolling, R OBP: 0.308, SLG: 0.363		0-0 E6 2B	0-0 P4			0-0 F9	0-0 FC6-4 1B		
Rocky Colavito, R OBP: 0.315, SLG: 0.449		0-3 K	0-0 P6			0-0 F9	0-0 FC6-4		
Harry Chiti, R OBP: 0.266, SLG: 0.289		0-3 K		0-0 P4		0-3 K	0-0 F8		
Bill Fischer, R OBP: 0.353, SLG: 0.379 Hank Aguirre, R OBP: 0.038, SLG: 0.038		0-0 2B 2B		4-0 1B BB			0-0 1-3	0-0 1-3	

Inning Stats	R: 0 E: 0 K: 0 S: 4	H: 1 LOB: 2 BB: 1 P: 8	R: 3 E: 1 K: 2 S: 11	H: 3 LOB: 1 BB: 0 P: 11	R: 0 E: 0 K: 0 S: 3	H: 0 LOB: 1 BB: 1 P: 7	R: 0 E: 0 K: 0 S: 3	H: 1 LOB: 2 BB: 1 P: 7	R: 0 E: 0 K: 1 S: 4	H: 0 LOB: 0 BB: 1 P: 8	R: 0 E: 0 K: 1 S: 5	H: 0 LOB: 0 BB: 0 P: 5	R: 5 E: 2 K: 0 S: 8	H: 5 LOB: 1 BB: 1 P: 12	R: 0 E: 0 K: 0 S: 3	H: 0 LOB: 0 BB: 0 P: 3
1B: 6 2B: 2 3B: 0 HR: 2	SF: 0 SAC: 0 DP: 1 HBP: 0	WP: 0 PA: 38														

PITCHER	IP	WLS	BF	H	R	ER	SO	BB	IBB	HBP	BLK	WP	HR	S	P	ERA	WHIP
Don Lee, R ERA: 3.3	(1, 1)	5.0	23	5	3	3	3	4	0	0	0	0	0	25	41	0.00	1.800
Tex Clevenger, R ERA: 4.4	(6, 1)	2.0	L 12	5	5	5	1	0	1	0	0	0	2	13	17	22.50	2.500
Rudy Hernandez, R ERA: 3.89	(8, 1)	1.0	3	0	0	0	0	0	0	0	0	0	0	3	3	0.00	0.000


BOTTOM

Washington Senators @ Detroit Tigers
Briggs Stadium, Detroit, MI
Sun Sep 11 1960, 4:38 AM EDT
Att. 9,270 - Unknown

livebaseballscorecards.com

AB	33
R	8
H	10
RBI	8
BB	5
SO	4
LOB	12



Batter	1	2	3	4	5	6	7	8	9	AB R H RBI BB SO LOB	TOP														
Jackie Brandt, R (1, 8) OBP: 0.330, SLG: 0.425	0-3 K		0-3 K			0-0 6-3		0-0 1-3		4 0 0 0 0 2 0	<p>Baltimore Orioles @ Detroit Tigers Briggs Stadium, Detroit, MI Tue Sep 13 1960, 7:05 PM EDT Att. 7,827 - Unknown</p> <p>livebaseballscorecards.com</p> <table> <tr><td>AB</td><td>32</td></tr> <tr><td>R</td><td>1</td></tr> <tr><td>H</td><td>3</td></tr> <tr><td>RBI</td><td>1</td></tr> <tr><td>BB</td><td>0</td></tr> <tr><td>SO</td><td>6</td></tr> <tr><td>LOB</td><td>8</td></tr> </table> 	AB	32	R	1	H	3	RBI	1	BB	0	SO	6	LOB	8
AB	32																								
R	1																								
H	3																								
RBI	1																								
BB	0																								
SO	6																								
LOB	8																								
Dave Philley, S (1, 9) OBP: 0.308, SLG: 0.333	0-0 G3			0-0 E6 FC6-4 1B		0-0 L8		0-0 F9		4 0 0 0 0 0 0															
Gene Woodling, L (1, 7) OBP: 0.398, SLG: 0.423	0-0 E6			0-0 FC6-4 1-2 1B		0-0 F7		0-0 F9		4 0 1 0 0 0 0															
Jim Gentile, L (1, 3) OBP: 0.400, SLG: 0.501	0-3 K		0-3 K			0-3 K		0-0 L9		4 0 0 0 0 3 3															
Brooks Robinson, R (1, 5) OBP: 0.333, SLG: 0.434		0-0 L8		0-0 FC6-4 1-2f 2-3		0-0 P6		0-0 P4		4 0 0 0 0 0 2															
Ron Hansen, R (1, 6) OBP: 0.344, SLG: 0.450		0-0 F3		0-0 F2		HR				3 1 1 1 0 0 2															
Gus Triandos, R (1, 2) OBP: 0.341, SLG: 0.390		0-0 F7			0-0 L8		0-0 2B			3 0 1 0 0 0 0															
Al Pilarcik, L (7, PR) OBP: 0.333, SLG: 0.365										0 0 0 0 0 0 0															
Clint Courtney, L (7, 2) OBP: 0.371, SLG: 0.261										0 0 0 0 0 0 0															
Mary Breeding, R (1, 4) OBP: 0.317, SLG: 0.341			0-0 F9		0-0 P6		0-0 4-3			2 0 0 0 0 0 0															
Ray Barker, L (7, PH)										1 0 0 0 0 0 1															
Billy Klaus, L (7, 4) OBP: 0.333, SLG: 0.361										0 0 0 0 0 0 0															
Milt Pappas, R (1, 1) OBP: 0.104, SLG: 0.095		0-0 2-3			0-3 K			0-0 6-3		2 0 0 0 0 1 0															
Bob Boyd, L (8, PH) OBP: 0.383, SLG: 0.427										1 0 0 0 0 0 0															
Billy Hoelt, L (8, 1)										0 0 0 0 0 0 0															
Wes Stock, R (8, 1)										0 0 0 0 0 0 0															
Inning Stats	R: 0 E: 1 K: 2 S: 8	H: 0 LOB: 1 BB: 0 P: 8	R: 0 E: 0 K: 0 S: 3	H: 0 LOB: 0 BB: 0 P: 3	R: 0 E: 0 K: 1 S: 5	H: 0 LOB: 0 BB: 0 P: 5	R: 0 E: 1 K: 1 S: 7	H: 1 LOB: 2 BB: 0 P: 7	R: 0 E: 0 K: 1 S: 5	H: 0 LOB: 0 BB: 0 P: 5	R: 0 E: 0 K: 0 S: 3	H: 0 LOB: 0 BB: 0 P: 3	R: 1 E: 0 K: 1 S: 7	H: 2 LOB: 1 BB: 0 P: 7	R: 0 E: 0 K: 0 S: 3	H: 0 LOB: 0 BB: 0 P: 3	R: 0 E: 0 K: 0 S: 3	H: 0 LOB: 0 BB: 0 P: 3	1B: 1 2B: 1 3B: 0 HR: 1	SF: 0 SAC: 0 DP: 0 HBP: 0	WP: 0 PB: 0 SB: 0 CS: 0	PA: 32			
PITCHER Jim Bunning, R (1, 1) ERA: 2.74	IP: 9.0 WLS: W BF: 32 H: 3 R: 1 ER: 1 SO: 6 BB: 0 IBB: 0 HBP: 0 BLK: 0 WP: 0 HR: 1 S: 44 P: 44 ERA: 1.00 WHIP: 0.333											PITCHER	IP: WLS: BF: H: R: ER: SO: BB: IBB: HBP: BLK: WP: HR: S: P: ERA: WHIP:												

Batter	1	2	3	4	5	6	7	8	9
Eddie Yost, R OBP: 0.405, SLG: 0.376 Ozzie Virgil, R OBP: 0.244, SLG: 0.356 (1, 5) (7, PR) (8, 5)	0-0 5-3 ①		H 1-0 G3 1B HBP	X 0-0 F8 ③			X 0-0 1B		
Chico Fernandez, R OBP: 0.307, SLG: 0.315 (1, 6)	0-0 F8 ②		X 0-0 G3 1B 1-2		S S 0-3 K ①		S S 0-3 K ③		
Norm Cash, L OBP: 0.396, SLG: 0.499 Dick Gernert, R OBP: 0.333, SLG: 0.300 (1, 3) (8, PH) (9, 3)	0-0 HR		S S 0-3 K ①		X 0-0 F8 ②		X 0-0 FC1-6 1B ①		
Charlie Maxwell, L OBP: 0.332, SLG: 0.446 (1, 7)	0-0 2B		X 0-0 G3 1-2 2-3 ②		X 0-0 F9 ③		X 0-0 FC1-6 1-2f ①		
Al Kaline, R OBP: 0.351, SLG: 0.416 (1, 8)	4-0 BB		X 0-0 L9 ③		X 0-0 G6-4-3 1B ① ②		X 0-0 L7 ②		
Frank Bolling, R OBP: 0.308, SLG: 0.363 (1, 4)	0-0 L6 ③		X 0-0 HR 1B		X 0-0 G6-4-3 1-2f ① ②		X 0-0 5-3 ③		
Rocky Colavito, R OBP: 0.315, SLG: 0.454 (1, 9)		X 0-0 F9 ①	X 0-0 HR 1-H		X 0-0 1-3 ③		X 0-0 F7 ①		
Harry Chiti, R OBP: 0.264, SLG: 0.286 (1, 2)		X 0-0 1-3 ②	S S 0-3 K ①		X 0-0 1-3 ②		X 0-0 6-3 ②		
Jim Bunning, R OBP: 0.182, SLG: 0.162 (1, 1)		X 0-0 6-3 ③	X 0-0 1-3 ②						

AB	R	H	RBI	BB	SO	LOB
3	0	1	0	0	0	0
0	0	0	0	0	0	0
4	0	1	0	0	2	1
3	1	1	1	0	1	2
1	0	1	0	0	0	0
4	0	1	0	0	0	3
3	0	1	0	1	0	3
4	1	1	0	0	0	4
3	1	1	2	0	0	0
3	0	0	0	0	1	0
3	0	0	0	0	0	0

BOTTOM

Baltimore Orioles @ Detroit Tigers
 Briggs Stadium, Detroit, MI
 Tue Sep 13 1960, 7:05 PM EDT
 Att. 7,827 - Unknown

AB	31
R	3
H	8
RBI	3
BB	1
SO	4
LOB	13



1B:	5	SF:	0
2B:	1	SAC:	0
3B:	0	DP:	1
HR:	2	HBP:	1

WP:	0	PA:	33
PB:	0		
SB:	0		
CS:	0		

Inning Stats		R: 1	H: 2	E: 0	K: 0	S: 5	R: 0	H: 0	E: 0	K: 0	S: 3	R: 0	H: 1	E: 0	K: 1	S: 6	R: 2	H: 2	E: 0	K: 1	S: 7	R: 0	H: 0	E: 0	K: 1	S: 5	R: 0	H: 1	E: 0	K: 0	S: 3	R: 0	H: 1	E: 0	K: 1	S: 6	R: 0	H: 1	E: 0	K: 0	S: 4
PITCHER		IP	WLS	BF	H	R	ER	SO	BB	IBB	HBP	BLK	WP	HR	S	P	ERA	WHIP	PITCHER		IP	WLS	BF	H	R	ER	SO	BB	IBB	HBP	BLK	WP	HR	S	P	ERA	WHIP				
Milt Pappas, R ERA: 3.62	(1, 1)	7.0	L	29	7	3	3	4	1	0	1	0	0	2	35	40	3.86	1.143	Milt Pappas, R ERA: 3.62		7.0	L	29	7	3	3	4	1	0	1	0	0	2	35	40	3.86	1.143				
Billy Hoelt, L ERA: 4.08	(8, 1)	0.1		2	1	0	0	0	0	0	0	0	0	0	2	2	0.00	3.000	Billy Hoelt, L ERA: 4.08		0.1		2	1	0	0	0	0	0	0	0	2	2	0.00	3.000						
Wes Stock, R ERA: 3.3	(8, 1)	0.2		2	0	0	0	0	0	0	0	0	0	0	2	2	0.00	0.000	Wes Stock, R ERA: 3.3		0.2		2	0	0	0	0	0	0	0	2	2	0.00	0.000							

BOTTOM

Baltimore Orioles @ Detroit Tigers
Briggs Stadium, Detroit, MI
Wed Sep 14 1960, 4:33 AM EDT
Att. 3,182 - Unknown

livebaseballscorecards.com

AB 39
R 10
H 14
RBI 8
BB 4
SO 5
LOB 14



WP: 0 PA: 44
PB: 1
SB: 0
CS: 0

AB R H RBI BB SO LOB

4	1	0	1	1	1	2
5	1	1	0	0	1	2
5	1	3	2	0	0	0
4	2	2	2	1	0	2
4	0	2	0	0	1	2
5	2	2	1	0	0	2
4	1	2	0	1	0	0
1	0	0	0	0	0	2
0	1	0	0	1	0	0
2	0	0	0	0	0	0
1	0	0	0	0	1	2
1	0	0	0	0	0	0
1	1	1	2	0	0	0
1	0	1	0	0	0	0
1	0	0	0	0	1	0
0	0	0	0	0	0	0

Batter	1	2	3	4	5	6	7	8	9
Eddie Yost, R (1, 5) OBP: 0.403, SLG: 0.373	0-3 K		4-0 1B BB	0-0 F9		0-0 F7		0-0 6-3	
Chico Fernandez, R (1, 6) OBP: 0.306, SLG: 0.314	0-0 F7		0-0 1B BB	0-0 5-3		0-3 K2-3		0-0 F8	
Norm Cash, L (1, 3) OBP: 0.398, SLG: 0.500	0-0 E4		0-0 L5-4 1B	0-0 1B		0-0 SH1-4 BB 1B		0-0 F8	
Charlie Maxwell, L (1, 7) OBP: 0.335, SLG: 0.454	0-0 G3		0-0 1B	0-0 F8		0-0 SH1-4 E BB		0-0 HR	
Al Kaline, R (1, 8) OBP: 0.352, SLG: 0.416		0-0 1B 1B	0-0 L5-4		0-3 K		0-0 SH1-4	0-0 1-3 1B	
Frank Bolling, R (1, 4) OBP: 0.309, SLG: 0.363		0-0 P6		0-0 BB 1B 1B	0-0 5-3		0-0 E2 PB 1B	0-0 1-3	
Rocky Colavito, R (1, 9) OBP: 0.318, SLG: 0.454		0-0 G6-3 1B		0-0 BB 1B 1B	0-0 5-3		0-0 F7	0-0 BB	
Harry Chiti, R (1, 2) OBP: 0.263, SLG: 0.285		0-0 G6-3		0-0 1B BB		0-0 4-3	0-0 6-3	0-3 K	
Neil Chrisley, L (4, PH) OBP: 0.316, SLG: 0.405				0-0 1B BB					
Lou Berberet, L (5, 2) OBP: 0.300, SLG: 0.253				0-0 1B BB					
Dick Gernert, R (9, PH) OBP: 0.331, SLG: 0.297				0-0 1B BB					
Bob Bruce, R (1, 1) OBP: 0.265, SLG: 0.167				0-0 1B					
Sandy Amoros, L (4, PH) OBP: 0.283, SLG: 0.192				0-0 1B					
Paul Foytack, R (5, 1) OBP: 0.357, SLG: 0.320				0-0 1B					
Hank Aguirre, R (7, 1) OBP: 0.037, SLG: 0.037				0-0 1B					
Dave Sisler, R (9, 1) OBP: 0.235, SLG: 0.133				0-0 1B					

Inning Stats	R: 0	H: 0	E: 1	K: 1	S: 6	LOB: 1	BB: 0	P: 6
	R: 0	H: 2	E: 0	K: 0	S: 4	LOB: 1	BB: 0	P: 4
	R: 2	H: 3	E: 0	K: 0	S: 5	LOB: 1	BB: 1	P: 9
	R: 4	H: 4	E: 0	K: 0	S: 7	LOB: 1	BB: 1	P: 11
	R: 0	H: 0	E: 0	K: 1	S: 5	LOB: 0	BB: 0	P: 5
	R: 0	H: 1	E: 0	K: 1	S: 6	LOB: 1	BB: 0	P: 6
	R: 3	H: 2	E: 1	K: 0	S: 5	LOB: 0	BB: 1	P: 9
	R: 0	H: 0	E: 0	K: 1	S: 5	LOB: 0	BB: 0	P: 5
	R: 1	H: 2	E: 0	K: 1	S: 7	LOB: 2	BB: 1	P: 11

PITCHER	IP	WLS	BF	H	R	ER	SO	BB	IBB	HBP	BLK	WP	HR	S	P	ERA	WHIP
Jack Fisher, R (1, 1) ERA: 3.17	3.0		17	7	5	5	1	2	0	0	0	0	0	17	25	15.00	3.000
Hoyt Wilhelm, R (4, 1) ERA: 3.27	3.0		12	3	1	1	2	0	0	0	0	0	0	16	16	3.00	1.000
Billy Hoefl, L (7, 1) ERA: 4.58	0.0		2	1	2	1	0	1	0	0	0	0	0	1	5	∞	∞
Hal Brown, R (7, 1) ERA: 3.13	0.1		1	0	0	0	0	0	0	0	0	0	0	1	1	0.00	0.000
Chuck Estrada, R (7, 1) ERA: 3.49	1.2	W	6	1	1	0	1	0	0	0	0	0	0	8	8	0.00	0.600

PITCHER	IP	WLS	BF	H	R	ER	SO	BB	IBB	HBP	BLK	WP	HR	S	P	ERA	WHIP
Gordon Jones, R (9, 1) ERA: 4.25	0.1		3	2	1	1	0	0	0	0	0	0	0	1	3	27.00	6.000
Wes Stock, R (9, 1) ERA: 3.26	0.1		2	0	0	0	0	1	0	0	0	0	0	1	5	0.00	3.000
Steve Barber, L (9, 1) ERA: 3.04	0.1	S	1	0	0	0	1	0	0	0	0	0	0	3	3	0.00	0.000

Batter	1	2	3	4	5	6	7	8	9	AB R H RBI BB SO LOB	TOP	
Luis Aparicio, R (1, 6) OBP: 0.321, SLG: 0.347	0-0 4-3		0-0 5-3		0-0 SH5-4		0-0 SH SF8 1B		0-0 L8	3 0 0 0 0 0 1		
Nellie Fox, L (1, 4) OBP: 0.351, SLG: 0.378	0-0 F7		0-0 BB		0-0 L8 1B		0-0 1B			3 0 2 1 1 0 0		
J.C. Martin, L (1, 5) Ted Kluszewski, L (7, PH) Sammy Esposito, R (7, 5) OBP: 0.350, SLG: 0.388 OBP: 0.280, SLG: 0.296	0-3 K2-3		0-0 4-3		0-0 L8 1-2		0-0 SF8 2-3 3-H			3 0 0 0 0 1 4 0 0 0 1 0 0 0 0 0 0 0 0 0 0		
Roy Sievers, R (1, 3) OBP: 0.411, SLG: 0.558		0-0 F7		0-3 K		0-0 F9		0-0 F7		4 0 0 0 0 1 4		
Al Smith, R (1, 9) OBP: 0.374, SLG: 0.449		0-0 1-3		0-0 FC6-4 BB		0-3 K		0-3 K		3 0 0 0 1 2 0		
Minnie Minoso, R (1, 7) OBP: 0.369, SLG: 0.461		0-0 HR		0-0 FC6-4 1-2f		1-0 HBP G6-4-3		0-0 1B G4-6-3		3 1 2 1 0 0 1		
Sherm Lollar, R (1, 2) OBP: 0.327, SLG: 0.361		0-0 5-3		0-0 FC6-4 1-2f		0-0 G6-4-3 1-2f		0-0 G4-6-3 1-2f		4 0 0 0 0 0 3		
Jim Landis, R (1, 8) OBP: 0.364, SLG: 0.389			0-3 K		0-0 SH5-4 1B 2B		0-0 F3		0-0 6-3	4 1 1 0 0 1 0		
Early Wynn, S (1, 1) Gerry Staley, R (7, 1) Earl Torgeson, L (9, PH) OBP: 0.341, SLG: 0.290 OBP: 0.350, SLG: 0.250 OBP: 0.473, SLG: 0.426		0-0 BB	0-0 5-3 BB		0-0 1B SH5-4 BB		0-0 1B SH SF8 BB		0-0 L8	0 1 0 0 3 0 0 0 0 0 0 0 0 0 1 0 0 0 0 0 0		
Inning Stats	R: 0 H: 0 E: 0 LOB: 0 K: 1 BB: 0 S: 5 P: 5	R: 1 H: 1 E: 0 LOB: 0 K: 0 BB: 0 S: 4 P: 4	R: 0 H: 0 E: 0 LOB: 2 K: 1 BB: 2 S: 5 P: 13	R: 0 H: 0 E: 0 LOB: 1 K: 1 BB: 1 S: 5 P: 9	R: 1 H: 2 E: 0 LOB: 2 K: 0 BB: 1 S: 5 P: 9	R: 0 H: 0 E: 0 LOB: 0 K: 1 BB: 0 S: 4 P: 5	R: 1 H: 1 E: 1 LOB: 2 K: 0 BB: 1 S: 5 P: 9	R: 0 H: 1 E: 0 LOB: 0 K: 1 BB: 0 S: 5 P: 5	R: 0 H: 0 E: 0 LOB: 0 K: 0 BB: 0 S: 3 P: 3	1B: 3 SF: 1 2B: 1 SAC: 2 3B: 0 DP: 2 HR: 1 HBP: 1	WP: 0 PA: 37 PB: 0 SB: 0 CS: 0	
PITCHER Frank Lary, R (1, 1) ERA: 3.63	IP WLS BF H R ER SO BB IBB HBP BLK WP HR S P ERA WHIP	9.0 W 37 5 3 2 5 5 0 1 0 0 0 1 41 62 2.00 1.111										

Chicago White Sox @ Detroit Tigers
 Briggs Stadium, Detroit, MI
 Fri Sep 16 1960, 7:05 PM EDT
 Att. 11,641 - Unknown

livebaseballscorecards.com

AB 28
 R 3
 H 5
 RBI 3
 BB 5
 SO 5
 LOB 13



Batter	1	2	3	4	5	6	7	8	9
Eddie Yost, R OBP: 0.406, SLG: 0.375 Ozzie Virgil, R OBP: 0.244, SLG: 0.356	0-0 BB 1B	0-0 2-H 3-H 1B		4-0 1-2 2-3 BB		4-0 BB		0-0 4-3	
Chico Fernandez, R OBP: 0.303, SLG: 0.311	0-0 F2	0-0 F6		0-0 6-3		0-3 K			
Norm Cash, L OBP: 0.399, SLG: 0.499 Dick Gernert, R OBP: 0.331, SLG: 0.297	4-0 1-2 BB		0-3 K		0-0 F8		0-0 L6-3 1B		
Charlie Maxwell, L OBP: 0.334, SLG: 0.452	0-3 K		0-3 K		0-0 SH1-3 1B		0-3 K		
Al Kaline, R OBP: 0.350, SLG: 0.414	0-0 L5-3		0-0 L8		0-0 SH1-3		0-0 L6-3		
Frank Bolling, R OBP: 0.310, SLG: 0.364		0-0 SH2-3 FC5-2 1B		0-0 F7		0-0 2-H 1B		0-3 K	
Rocky Colavito, R OBP: 0.317, SLG: 0.453		0-0 FC5-2 SH2-3 1-2 1B		0-3 K		0-3 K		0-0 5-3	
Harry Chiti, R OBP: 0.267, SLG: 0.300		0-0 SH2-3		0-0 BB 1B		0-0 F7		0-0 HR	
Frank Lary, R OBP: 0.253, SLG: 0.333		0-0 FC5-2 1B		0-0 BB 1-2 1B		0-0 6-3		0-3 K	

AB	R	H	RBI	BB	SO	LOB
3	0	2	2	2	0	0
0	0	0	0	0	0	0
4	0	0	0	0	1	6
3	0	1	0	1	1	0
0	0	0	0	0	0	0
4	1	1	0	0	3	3
3	0	0	0	0	0	3
4	0	2	1	0	1	1
4	1	1	0	0	2	1
3	1	2	1	0	0	0
4	1	1	0	0	1	2

BOTTOM

Chicago White Sox @ Detroit Tigers
Briggs Stadium, Detroit, MI
Fri Sep 16 1960, 7:05 PM EDT
Att. 11,641 - Unknown

livebaseballscorecards.com

AB	32
R	4
H	10
RBI	4
BB	3
SO	9
LOB	16



Inning Stats	R: 0	H: 1	E: 0	K: 1	S: 6	H: 1	LOB: 2	BB: 1	P: 10	R: 2	H: 3	E: 0	K: 0	S: 6	H: 0	LOB: 0	BB: 0	P: 7	R: 0	H: 2	E: 0	K: 1	S: 7	H: 2	LOB: 3	BB: 1	P: 11	R: 1	H: 2	E: 0	K: 1	S: 7	H: 0	LOB: 1	BB: 1	P: 9	R: 0	H: 1	E: 0	K: 2	S: 8	H: 1	LOB: 1	BB: 0	P: 8	R: 1	H: 1	E: 0	K: 1	S: 6	H: 1	LOB: 0	BB: 0	P: 6
--------------	------	------	------	------	------	------	--------	-------	-------	------	------	------	------	------	------	--------	-------	------	------	------	------	------	------	------	--------	-------	-------	------	------	------	------	------	------	--------	-------	------	------	------	------	------	------	------	--------	-------	------	------	------	------	------	------	------	--------	-------	------

PITCHER	IP	WLS	BF	H	R	ER	SO	BB	IBB	HBP	BLK	WP	HR	S	P	ERA	WHIP
Early Wynn, R ERA: 3.75	(1, 1)	6.0	29	8	3	3	6	3	0	0	0	0	0	38	50	4.50	1.833
Gerry Staley, R ERA: 2.3	(7, 1)	2.0	8	2	1	1	3	0	0	0	0	0	1	14	14	4.50	1.000

WP	PA	ERA	WHIP
0	37		

Batter	1	2	3	4	5	6	7	8	9	AB R H RBI BB SO LOB	TOP											
Luis Aparicio, R OBP: 0.319, SLG: 0.344 (1, 6)										5 1 0 0 1 0 6												
Nellie Fox, L OBP: 0.353, SLG: 0.379 (1, 4)										4 1 2 0 1 0 1												
Jim Landis, R OBP: 0.366, SLG: 0.391 (1, 8)										3 0 1 0 2 1 3												
Roy Sievers, R OBP: 0.407, SLG: 0.552 (1, 3)										5 0 0 0 0 1 8												
Minnie Minoso, R OBP: 0.369, SLG: 0.465 (1, 7)										4 2 1 1 1 0 3												
Gene Freese, R OBP: 0.306, SLG: 0.475 (1, 5)										5 2 3 3 0 0 2												
Al Smith, R OBP: 0.375, SLG: 0.451 Jim Rivera, L OBP: 0.429, SLG: 0.583 (9, PR) (9, 9)										4 1 2 2 1 0 0 0 1 0 0 0 0 0												
Sherm Lollar, R OBP: 0.326, SLG: 0.362 (1, 2)										5 0 1 1 0 0 3												
Billy Pierce, L OBP: 0.261, SLG: 0.206 Mike Garcia, R OBP: 0.333, SLG: 0.333 (8, 1) (8, 1)										3 0 1 0 1 1 2 1 0 1 1 0 0 0												
Inning Stats	R: 5 E: 1 K: 1 S: 10	H: 5 LOB: 2 BB: 2 P: 18	R: 0 E: 0 K: 0 S: 4	H: 1 LOB: 2 BB: 1 P: 8	R: 0 E: 0 K: 0 S: 3	H: 0 LOB: 0 BB: 0 P: 3	R: 0 E: 0 K: 1 S: 5	H: 0 LOB: 1 BB: 1 P: 9	R: 1 E: 0 K: 1 S: 8	H: 3 LOB: 2 BB: 0 P: 8	R: 0 E: 0 K: 0 S: 3	H: 0 LOB: 1 BB: 1 P: 7	R: 0 E: 0 K: 0 S: 3	H: 0 LOB: 0 BB: 0 P: 3	R: 0 E: 0 K: 0 S: 4	H: 1 LOB: 2 BB: 1 P: 8	R: 2 E: 0 K: 0 S: 5	H: 2 LOB: 1 BB: 1 P: 9	1B: 7 2B: 3 3B: 0 HR: 2	SF: 0 SAC: 0 DP: 0 HBP: 0	WP: 1 PB: 0 SB: 1 CS: 0	PA: 46
PITCHER	IP WLS BF H R ER SO BB IBB HBP BLK WP HR S P ERA WHIP																					
Bill Fischer, R ERA: 4.18 (1, 1)	0.2 L 8 4 5 5 1 2 0 0 0 1 0 8 16 67.50 9.000																					
Phil Regan, R ERA: 5.02 (1, 1)	4.1 20 5 1 1 2 2 0 0 0 0 1 22 30 2.08 1.615																					
George Spencer, R ERA: 4.05 (6, 1)	2.0 7 0 0 0 0 1 0 0 0 0 0 6 10 0.00 0.500																					
Paul Foytack, R ERA: 6.21 (8, 1)	2.0 11 3 2 2 0 2 0 0 0 0 1 9 17 9.00 2.500																					

Chicago White Sox @ Detroit Tigers
 Briggs Stadium, Detroit, MI
 Sat Sep 17 1960, 4:33 AM EDT
 Att. 5,849 - Unknown

livebaseballscorecards.com

AB	39
R	8
H	12
RBI	8
BB	7
SO	3
LOB	28



Batter	1	2	3	4	5	6	7	8	9	AB R H RBI BB SO LOB
Eddie Yost, R (1, 5) OBP: 0.409, SLG: 0.378 Paul Foytack, R (8, 1) OBP: 0.357, SLG: 0.320 Dick McAuliffe, L (9, PH)	0-0 F9		0-0 1B 1B		0-0 G5-4-3 1B		0-0 1B		4-0 L6-3 BB	4 1 3 0 0 0 0 0 0 0 0 0 0 0 0 0 0 0 1 0 0
Coot Veal, R (1, 6) OBP: 0.433, SLG: 0.456	0-0 F7		0-0 1B 1B		0-0 G5-4-3 1-2		0-0 F7		0-0 L6-3 1-2	5 0 1 0 0 0 3
Al Kaline, R (1, 8) OBP: 0.351, SLG: 0.414	0-0 L6-3		0-0 BB 1B							4 1 2 1 0 0 0
Steve Bilko, R (1, 3) OBP: 0.290, SLG: 0.401		0-0 1B	4-0 1B				0-0 F8		4-0 G3 BB WP BB	2 1 1 0 2 0 0
Frank Bolling, R (1, 4) OBP: 0.311, SLG: 0.364		0-0 F4	0-3 K				0-0 WP BB 1B		4-0 WP G3 BB	3 0 1 0 1 1 4
Dick Gernert, R (1, 7) OBP: 0.339, SLG: 0.295 Charlie Maxwell, L (8, PH) OBP: 0.333, SLG: 0.451 (9, 7)		0-0 G1-6-4-3 1-2f		4-0 G5-4-3 BB			4-0 WP BB		0-0 G3 1-2 2-3 3-H	1 0 0 0 2 0 1 1 0 0 1 0 0 2
Rocky Colavito, R (1, 9) OBP: 0.317, SLG: 0.457			0-0 HR		0-0 G5-4-3 1-2f		0-3 K 1-2 2-3		0-0 1-3 2-3 3-H	4 1 1 1 0 1 4
Harry Chitt, R (1, 2) OBP: 0.264, SLG: 0.297 Neil Chrisley, L (8, PH) OBP: 0.314, SLG: 0.403 Lou Berberet, L (9, 2) OBP: 0.300, SLG: 0.253			0-3 K		0-0 5-3		0-0 6-3		0-0 6-3	3 0 0 0 0 1 0 1 0 0 0 0 0 1 0 0 0 0 0 0 0
Bill Fischer, R (1, 1) OBP: 0.353, SLG: 0.379 Phil Regan, R (1, 1) OBP: 0.176, SLG: 0.067 Chico Fernandez, R (5, PH) OBP: 0.303, SLG: 0.310 George Spencer, R (8, 1) Ozzie Virgil, R (7, PH) OBP: 0.240, SLG: 0.350 (8, 5)			0-3 K		0-3 K		0-0 F9		0-0 1-3	0 0 0 0 0 0 0 1 0 0 0 0 1 0 1 0 0 0 0 1 0 0 0 0 0 0 0 0 2 0 0 0 0 0 0


Inning Stats	R: 0	H: 0	E: 0	K: 0	S: 3	WLS	BF	H	R	ER	SO	BB	IBB	HBP	BLK	WP	HR	S	P	ERA	WHIP
	0	0	0	0	3		31	9	4	4	5	4	0	0	0	1	1	37	53	5.14	1.857
	0	1	0	0	3		7	0	0	0	0	2	0	0	0	1	0	5	13	0.00	1.000

PITCHER	IP	WLS	BF	H	R	ER	SO	BB	IBB	HBP	BLK	WP	HR	S	P	ERA	WHIP
Billy Pierce, L (1, 1) ERA: 3.57	7.0	W	31	9	4	4	5	4	0	0	0	1	1	37	53	5.14	1.857
Mike Garcia, R (8, 1) ERA: 5.54	2.0	S	7	0	0	0	0	2	0	0	0	1	0	5	13	0.00	1.000

BOTTOM

Chicago White Sox @ Detroit Tigers
Briggs Stadium, Detroit, MI
Sat Sep 17 1960, 4:33 AM EDT
Att. 5,849 - Unknown

AB	32
R	4
H	9
RBI	3
BB	6
SO	5
LOB	15



WP	PA	3B	SF	SAC	DP	HBP
2	38	0	0	0	4	0

livebaseballscorecards.com


Batter	1	2	3	4	5	6	7	8	9	AB R H RBI BB SO LOB
Eddie Yost, R OBP: 0.409, SLG: 0.379 (1, 5)	0-0 6-3		0-0 5-3	4-0 1-2 BB			0-0 L4 2B		0-0 F8	4 0 1 0 1 0 0
Coot Veal, R OBP: 0.408, SLG: 0.426 (1, 6)	0-0 F9		0-0 5-3	0-0 F2			0-0 L4 2-3			4 0 0 0 0 0 3
Al Kaline, R OBP: 0.350, SLG: 0.413 (1, 8)	0-0 FC6 1B		0-0 L5 1B		0-0 L7		0-0 L6-3			4 1 1 0 0 0 0
Steve Bilko, R OBP: 0.293, SLG: 0.400 (1, 3)	0-0 FC6 1-2f		0-0 1B 1B		0-0 F9			4-0 FC4-6 BB		3 0 1 1 1 0 1
Frank Bolling, R OBP: 0.311, SLG: 0.363 (1, 4)		0-0 F9	0-0 1B 1B		0-0 5-3			0-3 K		4 0 1 0 0 1 1
Charlie Maxwell, L OBP: 0.335, SLG: 0.457 (1, 7)		4-0 HR BB	0-0 F2			0-0 HR		0-0 FC4-6 1-2f		3 2 1 1 1 0 3
Rocky Colavito, R OBP: 0.316, SLG: 0.461 (1, 9)		0-0 HR		0-0 F8		0-3 K		0-0 F7		4 1 1 2 0 1 1
Harry Chiti, R OBP: 0.261, SLG: 0.293 (1, 2)		0-0 F8		0-3 K		0-0 6-3		0-0 F7		4 0 0 0 0 1 0
Jim Bunning, R OBP: 0.190, SLG: 0.171 (1, 1)		0-0 F9		0-0 BB 1B		0-0 1-3		0-3 K		2 0 1 0 0 0 0
Dave Sisler, R OBP: 0.222, SLG: 0.125 (6, 1)										1 0 0 0 0 0 0
Bill Fischer, R OBP: 0.353, SLG: 0.379 (8, 1)										0 0 0 0 0 0 0
Ozzie Virgil, R OBP: 0.238, SLG: 0.347 (9, PH)										1 0 0 0 0 1 0

Inning Stats	R: 0 E: 0 K: 0 S: 4	H: 1 LOB: 1 BB: 0 P: 4	R: 2 E: 0 K: 0 S: 4	H: 1 LOB: 0 BB: 1 P: 8	R: 1 E: 1 K: 0 S: 6	H: 2 LOB: 2 BB: 0 P: 6	R: 0 E: 0 K: 1 S: 6	H: 1 LOB: 2 BB: 1 P: 10	R: 0 E: 0 K: 0 S: 3	H: 0 LOB: 0 BB: 0 P: 3	R: 1 E: 0 K: 1 S: 6	H: 1 LOB: 0 BB: 0 P: 6	R: 0 E: 0 K: 0 S: 3	H: 1 LOB: 0 BB: 0 P: 3	R: 0 E: 0 K: 1 S: 5	H: 0 LOB: 1 BB: 1 P: 9	R: 0 E: 0 K: 1 S: 5	H: 0 LOB: 0 BB: 0 P: 5	1B: 4 2B: 2 3B: 0 HR: 2	SF: 0 SAC: 0 DP: 1 HBP: 0	WP: 0 PB: 0 SB: 1 CS: 0	PA: 37
PITCHER Frank Baumann, L ERA: 2.57 (1, 1)	IP: 9.0 WLS: W BF: 37 H: 7 R: 4 ER: 3 SO: 4 BB: 3 IBB: 0 HBP: 0 BLK: 0 WP: 0 HR: 2 S: 42 P: 54 ERA: 3.00 WHIP: 1.111																					

BOTTOM

Chicago White Sox @ Detroit Tigers
Briggs Stadium, Detroit, MI
Sun Sep 18 1960, 4:33 AM EDT
Unknown

AB	34
R	4
H	7
RBI	4
BB	3
SO	4
LOB	9



livebaseballscorecards.com

Batter	1	2	3	4	5	6	7	8	9	AB R H RBI BB SO LOB	TOP																
Luis Aparicio, R (1, 6) OBP: 0.321, SLG: 0.346	0-0 F5		0-0 E 1B	0-3 K		0-0 HBP 1B		0-0 1-2 1B		5 1 3 1 0 1 0																	
Nellie Fox, L (1, 4) OBP: 0.355, SLG: 0.380	0-0 6-3		0-0 E5 1B		0-0 F3	1-0 HBP 1B		0-0 L6		4 1 1 0 0 0 2																	
Jim Landis, R (1, 8) OBP: 0.369, SLG: 0.394	0-0 HR 2B		4-0 FC5-4 1B BB		0-0 4-3	0-0 P3		0-3 K		4 1 1 0 1 1 5																	
Ted Kluszewski, L (1, 3) OBP: 0.363, SLG: 0.411 J.C. Martin, L (9, PR)	0-0 HR		0-0 FC5-4 1B		0-0 4-1		0-0 F6		0-0 FC1-5 1B	5 1 3 3 0 0 0 0 0 0 0 0 0 0																	
Minnie Minoso, R (1, 7) OBP: 0.368, SLG: 0.463	0-3 K		0-0 FC5-4 1B			0-0 L8	0-3 K		0-0 4-3 FC1-5 1B	5 0 1 0 0 2 2																	
Gene Freese, R (1, 5) OBP: 0.308, SLG: 0.474		0-0 5-3	4-0 1-2 BB			4-0 E 1B BB	0-0 1B		0-0 FC1-5 4-3	3 1 1 0 2 0 2																	
Floyd Robinson, L (1, 9) OBP: 0.320, SLG: 0.150 Roy Sievers, R (7, PH) OBP: 0.406, SLG: 0.550 Jim Rivera, L (7, 9) OBP: 0.438, SLG: 0.538		0-3 K	0-0 F7			0-0 E 1B	0-3 K		0-0 4-3	3 1 1 0 0 1 2 1 0 0 0 0 1 1 1 0 0 0 0 0 2																	
Cam Carreon, R (1, 2) OBP: 0.250, SLG: 0.250 Sherm Lollar, R (6, 2) OBP: 0.323, SLG: 0.358		0-0 1B		0-0 4-3		0-0 F9		0-3 K	0-0 5-3	3 0 1 0 0 0 2 2 0 0 0 0 1 3																	
Russ Kemmerer, R Stan Johnson, L Bob Shaw, R Ken McBride, R Earl Fogelson, L Turk Lott, R Gerry Stieglitz, R Earl Averill, R Joe Hicks, L Mike Garcia, R		0-3 K		0-3 K		0-0 HBP 1B		4-0 1B BB		1 0 0 0 0 0 1 1 1 0 0 0 0 0 1 0																	
Inning Stats	R: 2 E: 0 K: 1 S: 7	H: 2 LOB: 0 BB: 0 P: 7	R: 0 E: 0 K: 2 S: 8	H: 1 LOB: 1 BB: 0 P: 8	R: 2 E: 1 K: 0 S: 5	H: 3 LOB: 2 BB: 2 P: 13	R: 0 E: 0 K: 2 S: 7	H: 0 LOB: 0 BB: 0 P: 7	R: 0 E: 0 K: 0 S: 3	H: 0 LOB: 0 BB: 0 P: 3	R: 2 E: 1 K: 0 S: 6	H: 2 LOB: 3 BB: 1 P: 11	R: 0 E: 0 K: 2 S: 8	H: 1 LOB: 1 BB: 0 P: 8	R: 0 E: 0 K: 2 S: 8	H: 1 LOB: 2 BB: 1 P: 12	R: 0 E: 0 K: 0 S: 5	H: 2 LOB: 3 BB: 0 P: 5	1B: 10 2B: 1 3B: 0 HR: 1	SF: 0 SAC: 0 DP: 1 HBP: 1	WP: 0 PB: 0 SB: 1 CS: 0	PA: 44					
PITCHER	IP WLS BF H R ER SO BB IBB HBP BLK WP HR S P ERA WHIP																										
Bob Bruce, R (1, 1) ERA: 3.92	5.2		28	8	6	4	5	3	0	0	0	0	1	35	47	6.35	1.941										
Hank Aguirre, L (6, 1) ERA: 2.87	1.1	W	6	1	0	0	2	0	0	1	0	0	0	9	10	0.00	0.750										
Pete Burnside, L (8, 1) ERA: 4.33	1.0		6	2	0	0	2	1	0	0	0	0	0	9	13	0.00	3.000										
Dave Sisler, R (9, 1) ERA: 2.44	1.0	S	4	1	0	0	0	0	0	0	0	0	0	4	4	0.00	1.000										

Chicago White Sox @ Detroit Tigers
 Briggs Stadium, Detroit, MI
 Sun Sep 18 1960, 4:38 AM EDT
 Att: 14,260 - Unknown

livebaseballscorecards.com

AB	39
R	6
H	12
RBI	4
BB	4
SO	9
LOB	23



Batter	1	2	3	4	5	6	7	8	9	AB R H RBI BB SO LOB	TOP	
Eddie Yost, R (1, 5) OBP: 0.414, SLG: 0.383 Ozzie Virgil, R (7, 5) OBP: 0.244, SLG: 0.357	0-0 1B	4-0 1B BB			BB			0-0 6-3		2 1 2 2 2 0 0 1 0 0 0 0 0 0		
Dick McAuliffe, L (1, 6) OBP: 0.667, SLG: 1.000	0-0 1B	0-0 1B			BB			0-0 L8		5 1 3 1 0 0 2		
Al Kaline, R (1, 8) OBP: 0.349, SLG: 0.417	0-0 L5	0-0 L9			BB			0-0 HR		5 2 2 2 0 0 4		
Charlie Maxwell, L (1, 7) OBP: 0.334, SLG: 0.452	0-3 K		0-0 F9		BB			0-0 F5		5 1 1 0 0 1 2		
Frank Bolling, R (1, 4) OBP: 0.311, SLG: 0.364	0-0 L8		0-0 F2		BB			0-0 F7		5 0 1 0 0 0 2		
Rocky Colavito, R (1, 9) OBP: 0.316, SLG: 0.461		0-0 L8	0-0 F5		BB			0-0 1B		4 0 1 1 0 0 0		
Dick Gernert, R (1, 3) OBP: 0.346, SLG: 0.325		0-0 HR		0-0 6-3	BB			0-0 F7		4 2 2 1 1 0 0		
Lou Berberet, L (1, 2) OBP: 0.313, SLG: 0.278		0-0 HR		0-0 F9	BB			0-0 G4-6-3		4 2 2 2 1 0 2		
Frank Lary, R (1, 1) OBP: 0.242, SLG: 0.318		0-0 5-3		0-0 K	BB			0-0 F2		4 0 0 0 0 1 4		
Inning Stats	R: 0 E: 0 K: 1 S: 7 H: 2 LOB: 2 BB: 0 P: 7	R: 2 E: 0 K: 0 S: 6 H: 3 LOB: 2 BB: 1 P: 10	R: 0 E: 0 K: 0 S: 3 H: 0 LOB: 0 BB: 0 P: 3	R: 0 E: 0 K: 1 S: 5 H: 0 LOB: 0 BB: 0 P: 5	R: 6 E: 0 K: 0 S: 8 H: 5 LOB: 2 BB: 3 P: 20	R: 0 E: 0 K: 0 S: 3 H: 0 LOB: 0 BB: 0 P: 3	R: 0 E: 0 K: 0 S: 4 H: 1 LOB: 1 BB: 0 P: 4	R: 1 E: 0 K: 0 S: 4 H: 1 LOB: 0 BB: 0 P: 4	R: 0 E: 0 K: 0 S: 4 H: 2 LOB: 1 BB: 0 P: 4	1B: 10 2B: 0 3B: 1 HR: 3 SF: 1 SAC: 0 DP: 1 HBP: 0	WP: 0 PB: 0 SB: 0 CS: 0 PA: 44	
PITCHER	IP WLS BF H R ER SO BB IBB HBP BLK WP HR S P ERA WHIP											
Jim Perry, R (1, 1) ERA: 3.69	4.1 L 25 9 8 8 2 3 0 0 0 0 0 2 26 38 16.61 2.769											
Dick Stigman, L (5, 1) ERA: 4.28	0.2 4 1 0 0 0 1 0 0 0 0 0 0 3 7 0.00 3.000											
Don Newcombe, R (6, 1) ERA: 4.52	4.0 15 4 1 1 0 0 0 0 0 0 0 1 15 15 2.25 1.000											

Detroit Tigers @ Cleveland Indians
 Cleveland Municipal Stadium, Cleveland, OH
 Tue Sep 20 1960, 7:05 PM EDT
 Att. 4,308 - Unknown

livebaseballscorecards.com

AB	39
R	9
H	14
RBI	9
BB	4
SO	2
LOB	16




Batter	1	2	3	4	5	6	7	8	9	AB R H RBI BB SO LOB	TOP							
Bill Tuttle, R (1, 8) OBP: 0.332, SLG: 0.344	0-3 K		0-0 P4		0-0 2-H 3B		0-0 6-3		0-0 2-H 1B	5 0 2 2 0 1 1								
Jerry Lumpe, L (1, 6) OBP: 0.320, SLG: 0.346	0-0 BB 1B		0-0 L8		0-0 6-3			0-0 1B 2B 1B	0-3 K	5 1 2 0 0 1 1								
Leo Posada, R (1, 9) OBP: 0.200, SLG: 0.200	0-3 K			0-0 G4-6-3 1B		0-0 L8		0-3 K		4 0 1 0 0 2 2								
Norm Siebern, L (1, 3) OBP: 0.366, SLG: 0.471	4-0 1-2 BB			0-0 G4-6-3 1-2f		0-0 6-3		0-0 2B 1-2 1B		3 0 1 0 1 0 1								
Dick Williams, R (1, 7) OBP: 0.343, SLG: 0.446	0-0 P5			0-0 FC6-4 1B		0-0 HR		0-0 1-3 2-H 2B		4 1 3 2 0 0 2								
Andy Carey, R (1, 5) OBP: 0.293, SLG: 0.418		0-0 P4		0-0 FC6-4 1-2f		0-0 F7		0-0 1-3 2-H BB G5-4-3		3 0 0 0 1 0 1								
Bob Johnson, R (1, 4) OBP: 0.320, SLG: 0.248		0-0 P6			0-0 F7		0-0 F7	0-0 1-2f G5-4-3		3 0 0 0 0 0 0								
Russ Snyder, L (8, PH) OBP: 0.307, SLG: 0.366										0 0 0 0 0 0 0								
Hank Bauer, R (8, PH) OBP: 0.329, SLG: 0.372										1 0 0 0 0 0 3								
Ken Hamlin, R (8, 6) OBP: 0.296, SLG: 0.270										0 0 0 0 0 0 0								
Pete Daley, R (1, 2) OBP: 0.305, SLG: 0.373		0-3 K			0-0 SH2-4 3B 1B		0-0 SH2-4 1B		0-0 SH3-4 1B 1B	4 2 3 0 0 1 0								
Ned Garver, R (1, 1) OBP: 0.148, SLG: 0.120			0-0 6-3		0-0 SH2-4 1-2		0-0 SH2-4 1-2		0-0 SH3-4 1-2	1 0 0 0 0 0 0								
Inning Stats	R: 0 E: 0 K: 2 S: 8	H: 1 LOB: 2 BB: 1 P: 12	R: 0 E: 0 K: 1 S: 5	H: 0 LOB: 0 BB: 0 P: 5	R: 0 E: 0 K: 0 S: 3	H: 2 LOB: 1 BB: 0 P: 4	R: 1 E: 0 K: 0 S: 4	H: 1 LOB: 0 BB: 0 P: 4	R: 0 E: 0 K: 0 S: 4	H: 1 LOB: 1 BB: 0 P: 4	R: 1 E: 0 K: 1 S: 7	H: 3 LOB: 2 BB: 1 P: 11	R: 1 E: 0 K: 1 S: 6	H: 2 LOB: 0 BB: 0 P: 6	1B: 9 2B: 1 3B: 1 HR: 1	SF: 0 SAC: 3 DP: 2 HBP: 0	WP: 0 PB: 0 SB: 0 CS: 0	PA: 38
PITCHER	IP WLS BF H R ER SO BB IBB HBP BLK WP HR S P ERA WHIP																	
Jim Bunning, R (1, 1) ERA: 2.89	7.0 L 28 7 2 2 3 1 0 0 0 0 0 1 33 37 2.57 1.143																	
Dave Sisler, R (8, 1) ERA: 2.55	0.1 4 3 1 1 1 0 0 0 0 0 0 0 6 6 27.00 9.000																	
Bill Fischer, R (8, 1) ERA: 4.13	0.0 1 0 0 0 0 1 0 0 0 0 0 0 0 4 ∞ ∞																	
Hank Aguirre, L (8, 1) ERA: 2.91	1.2 5 2 1 1 1 0 0 0 0 0 0 0 7 7 5.40 1.200																	

Kansas City Athletics @ Detroit Tigers
 Briggs Stadium, Detroit, MI
 Fri Sep 23 1960, 4:33 AM EDT
 Att. 1,050 - Unknown

livebaseballscorecards.com

AB	33
R	4
H	12
RBI	4
BB	2
SO	5
LOB	11



Batter	1	2	3	4	5	6	7	8	9
Eddie Yost, R OBP: 0.414, SLG: 0.381 (1, 5) x	0-0 6-3 ①		4-0 BB BBB			4-0 BB FC4 BB		0-0 6-3 ①	
Coot Veal, R OBP: 0.400, SLG: 0.406 (1, 6) x Sandy Amoros, L OBP: 0.277, SLG: 0.190 (6, PH) Chico Fernandez, R OBP: 0.301, SLG: 0.308 (7, 6)	0-0 F8 ②		0-3 K2-3 ③			0-0 FC4 FC5 1B 1-2f		0-0 6-3 ②	
Al Kaline, R OBP: 0.350, SLG: 0.417 (1, 8) x	0-0 L9 ③			0-0 L6 S		0-0 1-2 1B		0-0 1B	
Charlie Maxwell, L OBP: 0.331, SLG: 0.448 (1, 7)		0-0 L8 ①		0-0 P6 ①		0-0 F3 ②		0-0 4-3 ③	
Frank Bolling, R OBP: 0.309, SLG: 0.361 (1, 4) x		0-0 5-3 ②		0-0 6-3 ②		0-0 FC5 2-3f		0-3 K ①	
Rocky Colavito, R OBP: 0.316, SLG: 0.465 (1, 9) x		0-0 F9 ③		0-0 3-1 ③			0-0 HR	0-0 F8 ②	
Dick Gernert, R OBP: 0.336, SLG: 0.314 (1, 3) x			0-0 5-3 ①		0-0 6-3 ①		0-0 6-3 ①	0-3 K ③	
Lou Berberet, L OBP: 0.314, SLG: 0.279 (1, 2) x			0-0 5-3 1B ②		0-0 4-3 ②		0-0 F7 ②		
Jim Bunning, R OBP: 0.185, SLG: 0.167 (1, 1) Neil Chrisley, L OBP: 0.316, SLG: 0.403 (7, PH) Dave Sisler, R OBP: 0.222, SLG: 0.125 (8, 1) Bill Fischer, R OBP: 0.353, SLG: 0.379 (8, 1) Hank Aguirre, R OBP: 0.037, SLG: 0.037 (8, 1)			0-0 5-3 ②		0-3 K ③		0-3 K ③		


AB	R	H	RBI	BB	SO	LOB
2	0	0	0	2	0	0
2	0	0	0	0	1	2
1	0	0	0	0	0	1
1	0	0	0	0	0	0
4	0	2	0	0	0	0
4	0	0	0	0	0	4
4	0	0	0	0	1	3
4	1	1	1	0	0	1
4	0	0	0	0	1	0
3	0	1	0	0	0	0
2	0	0	0	0	1	1
1	0	0	0	0	1	0
0	0	0	0	0	0	0
0	0	0	0	0	0	0
0	0	0	0	0	0	0

BOTTOM

Kansas City Athletics @ Detroit Tigers
Briggs Stadium, Detroit, MI

Fri Sep 23 1960, 4:33 AM EDT
Att. 1,050 - Unknown

AB	32
R	1
H	4
RBI	1
BB	2
SO	5
LOB	12



Inning Stats	R: 0	H: 0	E: 0	LOB: 0	K: 0	BB: 0	S: 3	P: 3
Inning Stats	R: 0	H: 0	E: 0	LOB: 0	K: 0	BB: 0	S: 3	P: 3
Inning Stats	R: 0	H: 0	E: 1	LOB: 1	K: 0	BB: 0	S: 4	P: 4
Inning Stats	R: 0	H: 0	E: 0	LOB: 0	K: 1	BB: 0	S: 5	P: 5
Inning Stats	R: 0	H: 1	E: 0	LOB: 2	K: 0	BB: 1	S: 4	P: 8
Inning Stats	R: 1	H: 1	E: 0	LOB: 0	K: 1	BB: 0	S: 6	P: 6
Inning Stats	R: 0	H: 1	E: 0	LOB: 1	K: 0	BB: 0	S: 4	P: 4
Inning Stats	R: 0	H: 0	E: 0	LOB: 0	K: 2	BB: 0	S: 7	P: 7
Inning Stats	R: 0	H: 0	E: 0	LOB: 0	K: 0	BB: 0	S: 7	P: 7
Inning Stats	R: 0	H: 0	E: 0	LOB: 0	K: 0	BB: 0	S: 7	P: 7
Inning Stats	R: 0	H: 0	E: 0	LOB: 0	K: 0	BB: 0	S: 7	P: 7
Inning Stats	R: 0	H: 0	E: 0	LOB: 0	K: 0	BB: 0	S: 7	P: 7

PITCHER	IP	WLS	BF	H	R	ER	SO	BB	IBB	HBP	BLK	WP	HR	S	P	ERA	WHIP
Ned Garver, R ERA: 4.13 (1, 1)	9.0	W	34	4	1	1	5	2	0	0	0	0	1	42	50	1.00	0.667

WP	PA	ERA	WHIP
0	34		
0			
1			
0			


Batter	1	2	3	4	5	6	7	8	9	AB	R	H	RBI	BB	SO	LOB
Eddie Yost, R OBP: 0.411, SLG: 0.378 (1, 5) x	0-0 6-3 ①		0-3 K ②			0-0 4-3 ①		0-0 F8 ③		4	0	0	0	0	1	0
Dick McAuliffe, L OBP: 0.500, SLG: 0.667 (1, 6) x	0-0 6-3 ②		0-0 1B ②			0-0 F7 ②			0-0 5-3 ①	4	0	1	0	0	0	0
Neil Chrisley, L OBP: 0.315, SLG: 0.405 (1, 8) x	0-0 F8 ③		0-0 P4 ③			0-0 L3 ③			0-0 1B FC6-4 2B	4	1	1	0	0	0	1
Charlie Maxwell, L OBP: 0.331, SLG: 0.446 (1, 7) x		0-0 F3 ①		0-0 F9 ①		0-0 F9 ①			0-0 FC6-4 1B	4	0	1	0	0	0	0
Frank Bolling, R OBP: 0.307, SLG: 0.359 (1, 4) x		0-0 F7 ②		0-0 F7 ②		0-0 5-3 ②			0-0 FC6-4 ②	4	0	0	1	0	0	1
Rocky Colavito, R OBP: 0.317, SLG: 0.477 (1, 9) x		0-0 HR		0-0 6-3 ③		0-0 HR			0-0 F9 ③	4	2	2	2	0	0	1
Dick Gernert, R OBP: 0.336, SLG: 0.323 (1, 3) x		0-0 2B			0-0 F7 ①		0-0 P5 ③			3	0	1	0	0	0	0
Lou Berberet, L OBP: 0.310, SLG: 0.275 (1, 2) x		0-0 F8 ③			0-0 4-3 ②			0-0 F7 ①		3	0	0	0	0	0	1
Bob Bruce, R OBP: 0.256, SLG: 0.171 (1, 1) x			0-3 K ①					0-0 4-3 ②		2	0	0	0	0	1	0
Pete Burnside, R OBP: 0.207, SLG: 0.148 (8, 1)						0-0 F3 ③				0	0	0	0	0	0	0
Sandy Amoros, L OBP: 0.274, SLG: 0.188 (8, PH)										1	0	0	0	0	0	0
Paul Foytack, R OBP: 0.357, SLG: 0.320 (9, 1) x										0	0	0	0	0	0	0

Inning Stats	R: 0	H: 0	E: 0	K: 0	S: 3	R: 1	H: 2	E: 0	K: 0	S: 5	R: 0	H: 1	E: 0	K: 2	S: 8	R: 0	H: 0	E: 0	K: 0	S: 3	R: 0	H: 0	E: 0	K: 0	S: 3	R: 1	H: 1	E: 0	K: 0	S: 4	R: 0	H: 0	E: 0	K: 0	S: 3	R: 0	H: 0	E: 0	K: 0	S: 3	R: 1	H: 2	E: 0	K: 0	S: 5	R: 1	H: 2	E: 0	K: 0	S: 5	1B: 2	SF: 0	2B: 2	SAC: 0	3B: 0	DP: 0	HR: 2	HBP: 0	WP: 0	PA: 33
PITCHER Dick Hall, R ERA: 4.09 (1, 1)	IP	WLS	BF	H	R	ER	SO	BB	IBB	HBP	BLK	WP	HR	S	P	ERA	WHIP	IP	WLS	BF	H	R	ER	SO	BB	IBB	HBP	BLK	WP	HR	S	P	ERA	WHIP																										

BOTTOM

Kansas City Athletics @ Detroit Tigers
 Briggs Stadium, Detroit, MI
 Sat Sep 24 1960, 4:33 AM EDT
 Att. 3,139 - Unknown

AB	33
R	3
H	6
RBI	3
BB	0
SO	2
LOB	4




Batter	1	2	3	4	5	6	7	8	9	AB R H RBI BB SO LOB	TOP															
Bill Tuttle, R (1, 8) OBP: 0.335, SLG: 0.345	0-0 F8		0-0 6-3		4-0 L5-3 BB		0-0 6-3			3 0 0 0 1 0 0																
Jerry Lumpe, L (1, 6) OBP: 0.321, SLG: 0.346	0-0 4-3		0-0 6-3		0-0 L5-3 1-2			0-0 9-3 1B		4 0 1 0 0 0 1																
Leo Posada, R (1, 9) OBP: 0.357, SLG: 0.500	0-0 1B			0-0 4-3 3B		0-0 F8 S SF7 1B		0-0 9-3 1-2f		4 2 3 0 0 0 1																
Mary Throneberry, L (1, 3) OBP: 0.295, SLG: 0.426	0-0 1-3 1B		0-0 4-3	0-0 4-3 3-H		0-0 F8 1-3		0-0 FC4 1B		4 0 2 1 0 0 1																
Dick Williams, R (1, 7) OBP: 0.341, SLG: 0.445	0-0 F3		0-3 K	0-3 K		0-0 SF7		0-0 FC4 1-2f		3 0 0 1 0 1 3																
Russ Snyder, L (9, 7) OBP: 0.307, SLG: 0.366										0 0 0 0 0 0 0																
Andy Carey, R (1, 5) OBP: 0.266, SLG: 0.407		0-0 F2	0-0 E6 HR	0-0 E6 HR		0-3 K		0-0 F9		4 1 0 0 0 1 0																
Pete Daley, R (1, 2) OBP: 0.308, SLG: 0.385		0-0 P4	0-0 P4	0-0 1-H HR		0-0 6-3		0-0 G6-4-3 1B		4 1 2 2 0 0 0																
Bob Johnson, R (1, 4) OBP: 0.314, SLG: 0.266		0-0 6-3	0-0 6-3	0-3 K2-3		0-0 HR		0-0 G6-4-3 1-2f		4 1 1 1 0 1 1																
Johnny Kucks, R (1, 1) OBP: 0.161, SLG: 0.133			0-0 P6		0-0 G3		0-0 6-3			1 0 0 0 0 0 0																
Jim McManus, L (5, PH)										1 0 0 0 0 0 0																
Ken Johnson, R (5, 1) OBP: 0.172, SLG: 0.207										1 0 0 0 0 0 0																
Bob Davis, R (9, 1) OBP: 0.250, SLG: 0.250										0 0 0 0 0 0 0																
Inning Stats	R: 0 E: 0 K: 0 S: 5	H: 2 LOB: 2 BB: 0 P: 5	R: 0 E: 0 K: 0 S: 3	H: 0 LOB: 0 BB: 0 P: 3	R: 0 E: 0 K: 0 S: 3	H: 0 LOB: 0 BB: 0 P: 3	R: 3 E: 1 K: 2 S: 10	H: 2 LOB: 0 BB: 0 P: 10	R: 0 E: 0 K: 0 S: 2	H: 0 LOB: 0 BB: 1 P: 6	R: 1 E: 0 K: 1 S: 6	H: 1 LOB: 0 BB: 0 P: 6	R: 1 E: 0 K: 0 S: 4	H: 1 LOB: 0 BB: 0 P: 4	R: 0 E: 0 K: 0 S: 4	H: 2 LOB: 1 BB: 0 P: 4	R: 0 E: 0 K: 0 S: 3	H: 1 LOB: 0 BB: 0 P: 3	1B: 6 2B: 2 3B: 1 HR: 2	SF: 1 SAC: 0 DP: 3 HBP: 0	WP: 0 PB: 0 SB: 1 CS: 0	PA: 35				
PITCHER	IP WLS BF H R ER SO BB IBB HBP BLK WP HR S P ERA WHIP																									
Frank Lary, R (1, 1) ERA: 3.53	8.0	32	8	5	3	3	1	0	0	0	0	2	37	41	3.38	1.125										
Dave Sisler, R (9, 1) ERA: 2.52	1.0	W	3	1	0	0	0	0	0	0	0	0	3	3	0.00	1.000										

Kansas City Athletics @ Detroit Tigers
 Briggs Stadium, Detroit, MI
 Sun Sep 25 1960, 4:33 AM EDT
 Att. 6,200 - Unknown

livebaseballscorecards.com

AB	33
R	5
H	9
RBI	5
BB	1
SO	3
LOB	7




Batter	1	2	3	4	5	6	7	8	9	AB	R	H	RBI	BB	SO	LOB
Eddie Yost, R (1, 5) OBP: 0.414, SLG: 0.392 Ozzie Virgil, R (8, PR) OBP: 0.244, SLG: 0.357 (9, 5)	0-0 HR		0-0 HR		0-0 5-3			1-0 1B HBP		3	2	2	2	0	0	0
Dick McAuliffe, L (1, 6) OBP: 0.429, SLG: 0.538	0-3 K		0-0 4-3		0-0 1-3			0-0 1B 1-H		4	0	1	0	0	1	0
Neil Chrisley, L (1, 8) OBP: 0.314, SLG: 0.399	0-0 F8		0-0 L8				0-0 F9	4-0 BB		3	0	0	0	1	0	0
Charlie Maxwell, L (1, 7) OBP: 0.328, SLG: 0.443	0-0 3-1			0-0 F5			0-0 4-3	0-0 L9		4	0	0	0	0	0	2
Frank Bolling, R (1, 4) OBP: 0.308, SLG: 0.360		0-0 F7		0-0 HR			0-0 P6		0-0 SH1-4 1B 2B	4	2	2	0	0	0	0
Rocky Colavito, R (1, 9) OBP: 0.318, SLG: 0.482		0-0 F8		0-0 HR			0-3 K		0-0 SH1-4 2B 1B	4	2	2	2	0	1	0
Dick Gernert, R (1, 3) OBP: 0.336, SLG: 0.331 Chico Fernandez, R (9, PH) OBP: 0.301, SLG: 0.308		0-0 2B		0-0 G3			0-0 4-3		0-0 SH1-4	3	0	1	0	0	0	0
Lou Berberet, L (1, 2) OBP: 0.313, SLG: 0.276 Hank Foiles, R (9, PR) OBP: 0.338, SLG: 0.336		0-0 F7		0-0 1B			0-0 F7		4-0 2B IBB	3	0	1	0	1	0	1
Frank Lary, R (1, 1) OBP: 0.237, SLG: 0.311 Sandy Amoros, L (8, PH) OBP: 0.271, SLG: 0.185 Dave Sisler, R (9, 1) OBP: 0.222, SLG: 0.125 Al Kaline, R (9, PH) OBP: 0.352, SLG: 0.420			0-0 L4		0-0 4-3			0-0 F8	0-0 2B	2	0	0	0	0	0	0

Inning Stats	R: 1	H: 1	E: 0	K: 1	S: 6	LOB: 0	BB: 0	P: 6	R: 0	H: 1	E: 0	K: 0	S: 4	LOB: 1	BB: 0	P: 4	R: 1	H: 1	E: 0	K: 0	S: 4	LOB: 0	BB: 0	P: 4	R: 2	H: 3	E: 0	K: 0	S: 5	LOB: 1	BB: 0	P: 5	R: 0	H: 0	E: 0	K: 0	S: 3	LOB: 0	BB: 0	P: 3	R: 0	H: 0	E: 0	K: 1	S: 5	LOB: 0	BB: 0	P: 5	R: 0	H: 1	E: 0	K: 0	S: 3	LOB: 2	BB: 1	P: 8	R: 2	H: 3	E: 0	K: 0	S: 4	LOB: 3	BB: 1	P: 8	1B: 5	SF: 0	2B: 2	SAC: 1	3B: 0	DP: 0	HR: 3	HBP: 1	WP: 0	PA: 36
PITCHER	IP	WLS	BF	H	R	ER	SO	BB	IBB	HBP	BLK	WP	HR	S	P	ERA	WHIP																																																									
Johnny Kucks, R (1, 1) ERA: 6.0	4.0		17	6	4	4	1	0	0	0	0	0	0	19	19	9.00	1.500																																																									
Ken Johnson, R (5, 1) ERA: 4.41	4.0	L	16	3	2	2	1	1	0	1	0	0	0	16	21	4.50	1.000																																																									
Bob Davis, R (9, 1) ERA: 3.66	0.1		3	1	0	0	0	0	1	0	0	0	0	2	6	0.00	3.000																																																									

BOTTOM

Kansas City Athletics @ Detroit Tigers
 Briggs Stadium, Detroit, MI
 Sun Sep 25 1960, 4:33 AM EDT
 Att. 6,200 - Unknown

AB	32
R	6
H	10
RBI	6
BB	2
SO	2
LOB	3



Batter	1	2	3	4	5	6	7	8	9	AB R H RBI BB SO LOB	TOP																													
Eddie Yost, R (1, 5) OBP: 0.413, SLG: 0.392 Ozzie Virgil, R (6, PR) OBP: 0.242, SLG: 0.354 (6, 5)	0-0 F8		0-0 P4			0-0 FC5-4 1B		0-0 6-3		3 0 1 0 0 0 0 1 0 0 0 0 0 0																														
Dick McAuliffe, L (1, 6) OBP: 0.333, SLG: 0.412	0-0 3-1			0-0 6-3		0-0 FC5-4 BB 1B		0-3 K		4 1 0 0 0 1 1																														
Al Kaline, R (1, 8) OBP: 0.353, SLG: 0.419	0-0 L8			4-0 BB BB		4-0 1B 1-2 BB			0-0 L8	2 0 0 0 2 0 0																														
Rocky Colavito, R (1, 9) OBP: 0.321, SLG: 0.485		0-0 G6-4-3 2B		4-0 1-2 BB		0-0 G5-4-3 1B			0-0 F8	3 0 2 1 1 0 0																														
Frank Bolling, R (1, 4) OBP: 0.310, SLG: 0.361		0-0 G6-4-3 1B		0-3 K		0-0 G5-4-3 1-2f			0-0 2B 1B	4 1 2 0 0 1 4																														
Steve Bilko, R (1, 3) OBP: 0.293, SLG: 0.402		0-0 G6-4-3 1-2f 2-3		0-0 3-1			0-0 1-3		0-0 2B 2B	4 1 1 1 0 0 4																														
Dick Gernert, R (1, 7) OBP: 0.340, SLG: 0.344		0-0 F9			0-0 G5-4-3 1B		0-0 P4		0-0 2B 2B	4 0 2 1 0 0 1																														
Harry Chiti, R (1, 2) OBP: 0.257, SLG: 0.289			0-0 L7		0-0 G5-4-3 1-2f		0-0 F7		0-0 6-3 2-3	4 0 0 0 0 0 2																														
Bill Fischer, R (1, 1) OBP: 0.343, SLG: 0.367 Phil Regan, R (4, 1) OBP: 0.167, SLG: 0.063 Chico Fernandez, R (8, PH) OBP: 0.300, SLG: 0.307 George Spencer, R (8, 1)			0-0 5-3		0-3 K			0-0 6-3		1 0 0 0 0 0 0 1 0 0 0 0 1 0 1 0 0 0 0 0 0 0 0 0 0 0 0 0																														
Inning Stats	R: 0 E: 0 K: 0 S: 3	H: 0 LOB: 0 BB: 0 P: 3	R: 0 E: 0 K: 0 S: 4	H: 2 LOB: 1 BB: 0 P: 4	R: 0 E: 0 K: 0 S: 3	H: 0 LOB: 0 BB: 0 P: 3	R: 0 E: 0 K: 1 S: 5	H: 0 LOB: 2 BB: 2 P: 13	R: 0 E: 0 K: 1 S: 5	H: 1 LOB: 0 BB: 0 P: 5	R: 1 E: 0 K: 0 S: 4	H: 2 LOB: 2 BB: 1 P: 8	R: 0 E: 0 K: 0 S: 3	H: 0 LOB: 0 BB: 0 P: 3	R: 0 E: 0 K: 1 S: 5	H: 0 LOB: 0 BB: 0 P: 5	R: 2 E: 0 K: 0 S: 6	H: 3 LOB: 1 BB: 0 P: 6	1B: 5 2B: 3 3B: 0 HR: 0	SF: 0 SAC: 0 DP: 3 HBP: 0	WP: 0 PB: 0 SB: 0 CS: 0	PA: 35																		
PITCHER Frank Baumann, L (1, 1) ERA: 2.67	IP 9.0	WLS W	BF 35	H 8	R 3	ER 3	SO 3	BB 3	IBB 0	HBP 0	BLK 0	WP 0	HR 0	S 38	P 50	ERA 3.00	WHIP 1.222						PITCHER	IP	WLS	BF	H	R	ER	SO	BB	IBB	HBP	BLK	WP	HR	S	P	ERA	WHIP

Detroit Tigers @ Chicago White Sox
 Comiskey Park, Chicago, IL
 Mon Sep 26 1960, 8:05 PM EDT
 Att. 5,454 - Unknown

livebaseballscorecards.com

AB 32
R 3
H 8
RBI 3
BB 3
SO 3
LOB 12



Batter	1	2	3	4	5	6	7	8	9	AB	R	H	RBI	BB	SO	LOB
Luis Aparicio, R OBP: 0.324, SLG: 0.346 (1, 6)	4-0 1-3 S BB	0-0 1-2 3-H 1B		0-0 FC4-2 1-3 3-H		0-0 WP 1-2 1B		4-0 G5-3 BB		3	0	2	2	2	0	1
Nellie Fox, L OBP: 0.352, SLG: 0.374 (1, 4)	0-0 1-3	0-0 G3		0-0 FC4-2 2-3 3-H		4-0 1-2 2-3 BB		0-0 G5-3 1-2 2-3f		4	0	0	0	1	0	7
Jim Landis, R OBP: 0.369, SLG: 0.398 (1, 8)	0-0 1-3 2-3		0-0 L6	0-3 K		0-0 P5		0-0 6-3		5	0	0	0	0	1	7
Roy Sievers, R OBP: 0.398, SLG: 0.536 (1, 3)	0-0 6-3		0-0 L8		0-0 L8 SF9	0-3 K				4	1	0	0	0	1	4
Minnie Minoso, R OBP: 0.370, SLG: 0.477 (1, 7)		0-0 4-3 2B	0-0 HR		0-0 SF9		0-0 1B G1-4-3			3	3	3	2	0	0	0
Floyd Robinson, L OBP: 0.419, SLG: 0.219 (1, 9)		0-0 4-3 2-3	0-0 4-3		0-0 CS 1B		0-0 1-3 1B G1-4-3			4	0	2	0	0	0	1
Gene Freese, R OBP: 0.307, SLG: 0.473 (1, 5)		0-0 E FC6-2 2B		0-0 P4	0-0 4-3		0-0 G1-4-3			4	0	1	1	0	0	2
Cam Carreon, R OBP: 0.308, SLG: 0.250 (1, 2)		0-0 E2 FC6-2 1B		0-0 1B E BB		0-0 L8	0-0 P4			3	2	1	0	1	0	0
Frank Baumann, L OBP: 0.288, SLG: 0.184 (1, 1)		0-0 FC6-2 1B		0-0 E FC4-2 1B		4-0 WP 1B BB		0-0 G5-3 2B		3	0	2	0	1	0	2

Inning Stats	R: 0	H: 0	E: 0	K: 0	S: 3	LOB: 1	BB: 1	P: 7	R: 2	H: 4	E: 1	K: 0	S: 7	LOB: 2	BB: 0	P: 7	R: 1	H: 1	E: 0	K: 0	S: 4	LOB: 0	BB: 0	P: 4	R: 1	H: 1	E: 1	K: 0	S: 4	LOB: 0	BB: 0	P: 4	R: 0	H: 1	E: 0	K: 1	S: 6	LOB: 3	BB: 2	P: 14	R: 1	H: 2	E: 0	K: 0	S: 4	LOB: 0	BB: 0	P: 4	R: 0	H: 1	E: 0	K: 0	S: 3	LOB: 1	BB: 1	P: 7
--------------	------	------	------	------	------	--------	-------	------	------	------	------	------	------	--------	-------	------	------	------	------	------	------	--------	-------	------	------	------	------	------	------	--------	-------	------	------	------	------	------	------	--------	-------	-------	------	------	------	------	------	--------	-------	------	------	------	------	------	------	--------	-------	------

PITCHER																	1B: 7	SF: 1	WP: 1	PA: 39
IP	WLS	BF	H	R	ER	SO	BB	IBB	HBP	BLK	WP	HR	S	P	ERA	WHIP	2B: 3	SAC: 0	PB: 0	
Bill Fischer, R (1, 1)	3.1	L	19	6	4	4	0	2	0	0	0	1	17	25	10.80	2.400	3B: 0	DP: 2	SB: 1	
Phil Regan, R (4, 1)	3.2		16	4	2	1	2	2	0	0	0	0	18	26	2.46	1.636	HR: 1	HBP: 0	CS: 1	
George Spencer, R (8, 1)	1.0		4	1	0	0	0	1	0	0	0	0	3	7	0.00	2.000				

DETROIT TIGERS @ CHICAGO WHITE SOX
 Comiskey Park, Chicago, IL
 Mon Sep 26 1960, 8:05 PM EDT
 Att. 5,454 - Unknown

AB	33
R	6
H	11
RBI	5
BB	5
SO	2
LOB	24



Batter	1	2	3	4	5	6	7	8	9	AB R H RBI BB SO LOB	TOP											
Eddie Yost, R (1, 5) OBP: 0.412, SLG: 0.390 Ozzie Virgil, R (8, 5) OBP: 0.241, SLG: 0.352	0-0 F7		4-0 FC6-4 BB		0-3 K			0-0 5-3	0-0 5-3	3 0 0 0 1 1 0 1 0 0 0 0 0 2												
Dick McAuliffe, L (1, 6) OBP: 0.364, SLG: 0.400	0-3 K		0-3 K			4-0 FC3-6 BB		0-0 FC5-4 1B		3 0 1 0 1 2 3												
Al Kaline, R (1, 8) OBP: 0.350, SLG: 0.416	0-0 L9		0-0 FC6-4 1-2f			0-0 L7		0-0 FC5-4 1-2f		4 0 0 0 0 0 5												
Charlie Maxwell, L (1, 7) OBP: 0.326, SLG: 0.439		0-0 F8		0-0 F5		0-0 FC3-6 1B 1-2f WP		0-0 4-3		4 1 0 0 0 0 2												
Rocky Colavito, R (1, 9) OBP: 0.322, SLG: 0.484		0-0 F2		4-0 F2 S BB		0-0 WP 1B			0-0 6-3	3 0 1 0 1 0 0												
Frank Bolling, R (1, 4) OBP: 0.309, SLG: 0.359		0-0 F9		0-0 F2 1-3		0-0 P6 1-2 3-H			4-0 2B SF7 BB	3 1 0 0 1 0 2												
Dick Gernert, R (1, 3) OBP: 0.345, SLG: 0.351			4-0 1B BB		0-0 F8		0-0 6-3		0-0 1-3 2B	3 0 1 0 1 0 1	AB 29 R 2 H 5 RBI 1 BB 7 SO 6 LOB 18											
Harry Chiti, R (1, 2) OBP: 0.263, SLG: 0.290			0-3 K		0-0 CS 1B		4-0 CS BB		4-0 IBB	2 0 1 0 2 1 1												
Jim Bunning, R (1, 1) OBP: 0.188, SLG: 0.173			0-0 BB 1B		0-3 K 1-2		0-3 K 1-2		0-0 SF7 3-H	3 0 1 1 0 2 2												
Inning Stats	R: 0 E: 0 K: 1 S: 5	H: 0 LOB: 0 BB: 0 P: 5	R: 0 E: 0 K: 0 S: 3	H: 0 LOB: 0 BB: 0 P: 3	R: 0 E: 0 K: 2 S: 8	H: 1 LOB: 3 BB: 2 P: 16	R: 0 E: 0 K: 0 S: 3	H: 0 LOB: 1 BB: 1 P: 7	R: 0 E: 0 K: 2 S: 7	H: 1 LOB: 0 BB: 0 P: 7	R: 1 E: 0 K: 0 S: 4	H: 1 LOB: 1 BB: 1 P: 8	R: 0 E: 0 K: 1 S: 4	H: 0 LOB: 0 BB: 1 P: 8	R: 0 E: 0 K: 0 S: 4	H: 1 LOB: 1 BB: 0 P: 4	R: 1 E: 0 K: 0 S: 4	H: 1 LOB: 2 BB: 2 P: 12	1B: 4 2B: 1 3B: 0 HR: 0	SF: 1 SAC: 0 DP: 0 HBP: 0	WP: 1 PB: 0 SB: 1 CS: 2	PA: 37
PITCHER	IP WLS BF H R ER SO BB IBB HBP BLK WP HR S P ERA WHIP																					
Early Wynn, R (1, 1) ERA: 3.51	8.0 L 31 4 1 1 6 5 0 0 0 1 0 38 58 1.12 1.125																					
Russ Kemmerer, R (9, 1) ERA: 3.56	1.0 6 1 1 1 0 1 1 0 0 0 0 4 12 9.00 2.000																					

Detroit Tigers @ Chicago White Sox
 Comiskey Park, Chicago, IL
 Tue Sep 27 1960, 8:05 PM EDT
 Att: 10,096 - Unknown

livebaseballscorecards.com



Batter	1	2	3	4	5	6	7	8	9	AB	R	H	RBI	BB	SO	LOB
Luis Aparicio, R OBP: 0.322, SLG: 0.344 (1, 6)	0-0 F9		0-0 6-3		0-0 L8			0-0 1-3		4	0	0	0	0	0	3
Nellie Fox, L OBP: 0.350, SLG: 0.372 (1, 4)	0-0 3-1		0-0 1-3			0-0 4-3		0-0 F9		4	0	0	0	0	0	1
Jim Landis, R OBP: 0.366, SLG: 0.395 (1, 8)	0-0 L8			0-0 F3		0-0 P6		0-0 P4		4	0	0	0	0	0	0
Roy Sievers, R OBP: 0.397, SLG: 0.532 (1, 3)		0-0 F7		1-0 HBP		0-0 L8		0-3 K		3	0	0	0	0	1	0
Minnie Minoso, R OBP: 0.369, SLG: 0.476 (1, 7)		0-0 F9		0-0 G3-6-3			0-0 SH5-3		0-0 5-3	4	0	1	0	0	0	1
Floyd Robinson, L OBP: 0.422, SLG: 0.212 (1, 9)		1-0 HBP			0-0 F5		0-0 SH5-3			1	0	0	0	0	0	0
J.C. Martin, L OBP: 0.125, SLG: 0.188 (1, 5)		0-0 L8			0-3 K		0-0 L8			3	0	0	0	0	1	2
Sherm Lollar, R OBP: 0.326, SLG: 0.357 (1, 2)			0-0 6-3		0-0 BB		0-0 F9			3	0	2	0	0	0	1
Early Wynn, S OBP: 0.344, SLG: 0.301 (1, 1)			0-0 SH5-3		4-0 BB			0-0 5-3		0	0	0	0	1	0	0
Earl Torgeson, L OBP: 0.455, SLG: 0.404 (8, PH)										1	0	0	0	0	0	0
Russ Kemmerer, R (9, 1)										0	0	0	0	0	0	0

Inning Stats	R: 0	H: 0	E: 0	LOB: 0	K: 0	BB: 0	S: 3	P: 3	R: 0	H: 0	E: 0	LOB: 0	K: 0	BB: 0	S: 2	P: 3	R: 0	H: 1	E: 0	LOB: 2	K: 1	BB: 1	S: 6	P: 10	R: 0	H: 0	E: 0	LOB: 0	K: 0	BB: 0	S: 3	P: 3	R: 0	H: 1	E: 0	LOB: 1	K: 0	BB: 0	S: 4	P: 4	R: 0	H: 0	E: 0	LOB: 0	K: 1	BB: 0	S: 5	P: 5			
PITCHER Jim Bunning, R ERA: 2.79 (1, 1)	IP	WLS	BF	H	R	ER	SO	BB	IBB	HBP	BLK	WP	HR	S	P	ERA	WHIP	IP	WLS	BF	H	R	ER	SO	BB	IBB	HBP	BLK	WP	HR	S	P	ERA	WHIP	IP	WLS	BF	H	R	ER	SO	BB	IBB	HBP	BLK	WP	HR	S	P	ERA	WHIP


BOTTOM

Detroit Tigers @ Chicago White Sox
Comiskey Park, Chicago, IL

Tue Sep 27 1960, 8:05 PM EDT
Att. 10,096 - Unknown

livebaseballscorecards.com

AB	27
R	0
H	3
RBI	0
BB	1
SO	2
LOB	8



WP: 0	PA: 32
PB: 0	
SB: 0	
CS: 0	

Batter	1	2	3	4	5	6	7	8	9	AB R H RBI BB SO LOB	TOP											
Eddie Yost, R (1, 5) OBP: 0.413, SLG: 0.396 Ozzie Virgil, R (6, 5) OBP: 0.246, SLG: 0.357	0-0 G3		0-0 1B 2B		0-0 1B FC5-2 1B	0-0 P6		0-0 2B 1B		4 1 2 0 0 0 2 1 1 1 1 0 0 0												
Chico Fernandez, R (1, 6) OBP: 0.303, SLG: 0.313	0-0 P2		0-0 L6-3 1B		0-0 FC5-2 1B		0-0 6-3	0-0 2B 2B		5 1 3 4 0 0 0												
Al Kaline, R (1, 8) OBP: 0.355, SLG: 0.424	0-0 2B		0-0 L6-3		0-0 FC5-2 1B		0-0 1B	0-0 2B		5 0 4 1 0 0 1												
Rocky Colavito, R (1, 9) OBP: 0.319, SLG: 0.477	0-0 F8		0-0 5-3		0-0 FC5-2		0-0 P6	0-3 K		5 0 0 0 0 1 7												
Steve Bilko, R (1, 3) OBP: 0.292, SLG: 0.396 Neil Chrisley, L (8, 7) OBP: 0.313, SLG: 0.397		0-0 6-3		4-0 FC5-4 BB	0-0 5-3		0-0 L7	0-0 F8	0-0 F8	3 0 0 0 1 0 3 1 0 0 0 0 0 0												
Dick Gernert, R (1, 7) OBP: 0.331, SLG: 0.336		0-0 5-3		0-0 FC5-4 1B		0-0 F5		0-0 F8	0-0 6-3	5 0 0 0 0 0 1												
Frank Bolling, R (1, 4) OBP: 0.310, SLG: 0.357		0-0 F9		0-0 F2		0-0 1B 1B		4-0 1B BB	0-0 4-3	4 1 1 0 1 0 1												
Harry Chiti, R (1, 2) OBP: 0.269, SLG: 0.296			0-0 1-3	0-0 1-2 1B		0-0 1B		0-0 2B 1B		4 1 3 0 0 0 0												
Bob Bruce, R (1, 1) OBP: 0.256, SLG: 0.179 Dave Sisler, R (8, 1) OBP: 0.222, SLG: 0.125			0-0 2B 1B	0-0 1-3		0-3 K		0-3 K		4 1 1 0 0 2 6 0 0 0 0 0 0 0												
Inning Stats	R: 0 E: 0 K: 0 S: 4	H: 1 LOB: 1 BB: 0 P: 4	R: 0 E: 0 K: 0 S: 3	H: 0 LOB: 0 BB: 0 P: 3	R: 2 E: 0 K: 0 S: 6	H: 3 LOB: 1 BB: 0 P: 6	R: 0 E: 0 K: 0 S: 4	H: 1 LOB: 2 BB: 1 P: 8	R: 0 E: 0 K: 0 S: 5	H: 3 LOB: 2 BB: 0 P: 5	R: 0 E: 0 K: 1 S: 7	H: 2 LOB: 2 BB: 0 P: 7	R: 0 E: 0 K: 0 S: 4	H: 1 LOB: 1 BB: 0 P: 4	R: 4 E: 0 K: 2 S: 11	H: 4 LOB: 1 BB: 1 P: 15	R: 0 E: 0 K: 0 S: 3	H: 0 LOB: 0 BB: 0 P: 3	1B: 11 2B: 4 3B: 0 HR: 0	SF: 0 SAC: 0 DP: 1 HBP: 0	WP: 0 PB: 0 SB: 0 CS: 0	PA: 43
PITCHER	IP WLS BF H R ER SO BB IBB HBP BLK WP HR S P ERA WHIP																					
Bud Daley, L (1, 1) ERA: 4.52	7.2 L 38 14 6 6 2 2 0 0 0 0 0 0 40 48 7.04 2.087																					
Bob Davis, R (8, 1) ERA: 3.62	0.1 2 1 0 0 1 0 0 0 0 0 0 0 4 4 0.00 3.000																					
Dave Wickersham, R (9, 1) ERA: 1.23	1.0 3 0 0 0 0 0 0 0 0 0 0 0 3 3 0.00 0.000																					

Detroit Tigers @ Kansas City Athletics
 Municipal Stadium, Kansas City, MO
 Sat Oct 01 1960, 8:05 PM EDT
 Att. 4,691 - Unknown

livebaseballscorecards.com

AB	41
R	6
H	15
RBI	6
BB	2
SO	3
LOB	21



Batter	1	2	3	4	5	6	7	8	9	AB R H RBI BB SO LOB	TOP		
Eddie Yost, R (1, 5) OBP: 0.414, SLG: 0.398	0-0 G4-6-3 1B		0-0 L5			0-0 P4		0-0 1-3 2B		4 0 2 0 0 0 1			
Dick McAuliffe, L (1, 6) OBP: 0.310, SLG: 0.333 Neil Chrisley, L (8, PH) OBP: 0.311, SLG: 0.395 Coot Veal, R (8, 6) OBP: 0.400, SLG: 0.406	0-0 G4-6-3 1-2f			0-0 FC4 1B		0-0 6-3		0-0 F7		3 0 1 0 0 0 1 1 0 0 0 0 0 2 0 0 0 0 0 0 0			
Al Kaline, R (1, 8) OBP: 0.354, SLG: 0.426	0-0 L6-3			0-3 K		0-0 L5-3			0-0 2B 3B	4 1 1 0 0 1 1			
Charlie Maxwell, L (1, 7) OBP: 0.325, SLG: 0.440 Sandy Amoros, L (9, PR) OBP: 0.271, SLG: 0.185		0-3 K		0-3 K			0-0 4-3		0-0 L6-4 2B	4 0 1 1 0 2 1 0 0 0 0 0 0 0			
Rocky Colavito, R (1, 9) OBP: 0.317, SLG: 0.474		0-0 4-3		0-0 FC4 1-2f			0-0 6-3		0-0 P2	4 0 0 0 0 0 2			
Frank Bolling, R (1, 4) OBP: 0.309, SLG: 0.356		0-0 1-3			0-0 1B K 1B		0-0 F8		0-0 L6-4 2-3	4 0 1 0 0 0 1			
Dick Gernert, R (1, 3) OBP: 0.331, SLG: 0.336			0-0 F7		0-0 1-3 1B			0-0 F7		3 0 1 0 0 0 0			
Ozzie Virgil, R (1, 2) OBP: 0.248, SLG: 0.356			0-0 SH3-4 1B		0-0 P6			0-0 1-3		3 0 1 0 0 0 2			
Phil Regan, R (1, 1) OBP: 0.158, SLG: 0.059 Norm Cash, L (8, PH) OBP: 0.402, SLG: 0.501 Pete Burnside, R (8, 1) OBP: 0.207, SLG: 0.148			0-0 SH3-4		0-3 K			0-0 2B 1B		1 0 0 0 0 1 2 1 0 1 0 0 0 0 0 0 0 0 0 0 0			
Inning Stats	R: 0 H: 1 E: 0 LOB: 0 K: 0 BB: 0 S: 3 P: 3	R: 0 H: 0 E: 0 LOB: 0 K: 1 BB: 0 S: 5 P: 5	R: 0 H: 1 E: 0 LOB: 1 K: 0 BB: 0 S: 4 P: 4	R: 0 H: 1 E: 0 LOB: 1 K: 2 BB: 0 S: 8 P: 8	R: 0 H: 2 E: 0 LOB: 1 K: 1 BB: 0 S: 6 P: 6	R: 0 H: 0 E: 0 LOB: 0 K: 0 BB: 0 S: 3 P: 3	R: 0 H: 0 E: 0 LOB: 0 K: 0 BB: 0 S: 3 P: 3	R: 0 H: 2 E: 0 LOB: 2 K: 0 BB: 0 S: 5 P: 5	R: 1 H: 2 E: 0 LOB: 1 K: 0 BB: 0 S: 4 P: 4	1B: 6 SF: 0 2B: 3 SAC: 1 3B: 1 DP: 2 HR: 0 HBP: 0	WP: 0 PA: 33 PB: 0 SB: 0 CS: 0		
PITCHER	IP WLS BF H R ER SO BB IBB HBP BLK WP HR S P ERA WHIP											PITCHER	IP WLS BF H R ER SO BB IBB HBP BLK WP HR S P ERA WHIP
Ray Herbert, R (1, 1) ERA: 3.28	8.0 W 31 9 1 1 4 0 0 0 0 0 0 0 39 39 1.12 1.125												
Dave Wickersham, R (9, 1) ERA: 1.08	1.0 S 2 0 0 0 0 0 0 0 0 0 0 0 2 2 0.00 0.000												

Detroit Tigers @ Kansas City Athletics
 Municipal Stadium, Kansas City, MO
 Sun Oct 02 1960, 4:33 AM EDT
 Att. 9,630 - Unknown

livebaseballscorecards.com

AB 32
R 1
H 9
RBI 1
BB 0
SO 4
LOB 13



Batter	1	2	3	4	5	6	7	8	9
Bill Tuttle, R OBP: 0.336, SLG: 0.347 (1, 8)	0-0 E6 ①		0-0 4-3 ③			0-0 P3 ①		0-0 1B	
Jerry Lumpe, L OBP: 0.326, SLG: 0.357 (1, 6)	0-3 K ②			0-0 6-3 ①		0-0 1B 1-2		0-0 F2 ②	
Leo Posada, R OBP: 0.410, SLG: 0.556 (1, 9) (9, 7)	0-0 E6			0-0 5-3 ②		0-0 L6-4 ② ③		0-0 L8 ③	
Dick Williams, R OBP: 0.346, SLG: 0.448 Russ Snyder, L OBP: 0.306, SLG: 0.365 (1, 7) (9, 9)	0-0 L8 ③			0-0 P5 ③			0-0 F9 ①		
Jim McManus, L OBP: 0.357, SLG: 0.538 (1, 3)		0-0 P6 ①			0-0 SH1-4 1B ①		0-0 E4 2B		
Andy Carey, R OBP: 0.287, SLG: 0.402 (1, 5)		0-0 4-3 ②			0-0 SH1-4 1-2		0-0 L8 ②		
Pete Daley, R OBP: 0.306, SLG: 0.390 (1, 2)		0-0 5-3 ③			0-0 G6-4-3 2-H 1B		0-0 1-H 2B		
Bob Johnson, R OBP: 0.301, SLG: 0.253 (1, 4)			0-0 F9 ①		0-0 G6-4-3 1-2f ② ③		0-0 1-3 ③		
Ray Herbert, R OBP: 0.241, SLG: 0.211 Dave Wickersham, R (1, 1) (9, 1)			0-0 L6 ②			0-0 L6-4 1B 1B		0-0 F7 ①	

Inning Stats	R: 0	H: 0	E: 2	LOB: 1	K: 1	BB: 0	S: 6	P: 6
	R: 0	H: 0	E: 0	LOB: 0	K: 0	BB: 0	S: 3	P: 3
	R: 0	H: 0	E: 0	LOB: 0	K: 0	BB: 0	S: 3	P: 3
	R: 1	H: 2	E: 0	LOB: 0	K: 0	BB: 0	S: 4	P: 4
	R: 0	H: 2	E: 0	LOB: 1	K: 0	BB: 0	S: 4	P: 4
	R: 1	H: 1	E: 1	LOB: 1	K: 0	BB: 0	S: 5	P: 5
	R: 0	H: 1	E: 0	LOB: 1	K: 0	BB: 0	S: 4	P: 4


PITCHER	IP	WLS	BF	H	R	ER	SO	BB	IBB	HBP	BLK	WP	HR	S	P	ERA	WHIP
Phil Regan, R ERA: 4.5 (1, 1)	7.0	L	26	5	2	1	1	0	0	0	0	0	0	28	28	1.29	0.714
Pete Burnside, L ERA: 4.28 (8, 1)	1.0		4	1	0	0	0	0	0	0	0	0	0	4	4	0.00	1.000

AB R H RBI BB SO LOB

4	0	1	0	0	0	1
4	0	1	0	0	1	1
4	0	0	0	0	0	3
3	0	0	0	0	0	1
0	0	0	0	0	0	0
3	2	1	0	0	0	0
2	0	0	0	0	0	1
3	0	2	2	0	0	0
3	0	0	0	0	0	2
3	0	1	0	0	0	0
0	0	0	0	0	0	0

1B: 5	SF: 0	WP: 0	PA: 30
2B: 2	SAC: 1	PB: 0	
3B: 0	DP: 2	SB: 0	
HR: 0	HBP: 0	CS: 0	

AB	29
R	2
H	6
RBI	2
BB	0
SO	1
LOB	9



Detroit Tigers @ Kansas City Athletics
Municipal Stadium, Kansas City, MO
Sun Oct 02 1960, 4:33 AM EDT
Att. 9,630 - Unknown

livebaseballscorecards.com